

PUGET SOUND ENERGY, INC.
Electric Tariff G

SCHEDULE 26
LARGE DEMAND GENERAL SERVICE

(Secondary Voltage or at available Primary distribution Voltage)
(Single phase or three phase where available)(Demand Greater than 350 kW)

1. AVAILABILITY:

1. This schedule is available to any Customer for general electric energy requirements other than Residential Service (as defined in Paragraph 1 of Schedule 7) and whose estimated or actual Demand is greater than 350 kW.
2. Customers taking service at Secondary Voltage and whose Billing Demand is 350 kW or below for eleven (11) of the most recent 12 consecutive months are not eligible for service under this schedule.
3. Deliveries at Secondary voltage at more than one point will be separately metered and billed. Deliveries at Primary voltage to a Customer will be at one Point of Delivery for all service to that Customer on contiguous property.
4. Single-phase motors rated greater than 7-1/2 HP shall not be served under this schedule except by the express written approval of the Company.
5. Highly intermittent loads, such as welders, X-ray machines, elevators, and similar loads that may cause undue lighting fluctuation, shall not be served under this schedule unless approved by the Company.
6. For service at Primary voltage, all necessary wiring, transformers, switches, cut-outs and protection equipment beyond the Point of Delivery shall be provided, installed and maintained by the Customer, and such service facilities shall be of types and characteristics acceptable to the Company. The entire service installation, protection coordination, and the balance of the load between phases shall be approved by Company engineers.

2. MONTHLY RATE – SECONDARY VOLTAGE:

Basic Charge:	\$104.46			
Demand Charge:	<u>OCT-MAR</u>	<u>APR-SEP</u>		
	\$11.65	\$7.76	per kW of Billing Demand	(I) (I)
Energy Charge:	\$0.056733 per kWh			(R)
Reactive Power Charge:	\$0.00124 per reactive kilovolt ampere-hour (kvarh)			

3. ADJUSTMENTS TO SECONDARY VOLTAGE RATES FOR DELIVERY AT PRIMARY VOLTAGE:

Basic Charge:	\$235.05 in addition to Secondary voltage rate	
Demand Charge:	\$0.35 credit per kW to all Demand rates	(I)
Energy Charge:	3.45% reduction to all Energy and Reactive Power Charges	


- 4. ADJUSTMENTS:** Rates in this schedule are subject to adjustment by such other schedules in this tariff as may apply.

Issued: December 19, 2013
Advice No.: 2013-42

Effective: January 1, 2014

By Authority of the Washington Utilities and Transportation Commission by Orders 09 & 08 in Docket No. UE-121697 et al
Issued By Puget Sound Energy, Inc.

By:



Ken Johnson

Title: Director, State Regulatory Affairs

PUGET SOUND ENERGY, INC.
Electric Tariff G

SCHEDULE 31
PRIMARY GENERAL SERVICE

(Single phase or three phase at the available Primary distribution voltage)

1. **AVAILABILITY:** This schedule applies to all service to contiguous property supplied through one meter where:
 1. The customer requires primary voltage to operate equipment other than transformers; or
 2. The customer requires distribution facilities and multiple transformers due to loads being separated by distances that preclude delivery of service at secondary voltage; or
 3. The load is at a remote or inaccessible location that is not feasible to be served at secondary voltage from Company facilities.
 4. All necessary wiring, transformers, switches, cut-outs and protection equipment beyond the point of delivery shall be provided, installed and maintained by the Customer, and such service facilities shall be of types and characteristics acceptable to the Company. The entire service installation, protection coordination, and the balance of the load between phases shall be approved by Company engineers.
 5. Facilities that are being served under this schedule as of May 13, 1985, may, at the customer's option, retain service under this schedule.

2. **MONTHLY RATE:**

Basic Charge:	\$339.51			
Demand Charge:	<u>OCT-MAR</u>	<u>APR-SEP</u>		
	\$11.32	\$7.55	per KW of Billing Demand	(I) (I)
Energy Charge:	\$0.054347 per kWh			(R)
Reactive Power Charge:	\$0.00106 per reactive kilovolt ampere-hour (kvarh)			

Issued: December 19, 2013
Advice No.: 2013-42

Effective: January 1, 2014

By Authority of the Washington Utilities and Transportation Commission by Orders 09 & 08 in Docket No. UE-121697 et al
Issued By Puget Sound Energy, Inc.

By:



Ken Johnson

Title: Director, State Regulatory Affairs

PUGET SOUND ENERGY, INC.
Electric Tariff G

SCHEDULE 141
EXPEDITED RATE FILING RATE ADJUSTMENT (Continued)

MONTHLY RATE: The surcharge rate shown below and on the following sheets shall be added to the rate(s) shown on each schedule for electric service.

SCHEDULE 7

Basic Charge: \$0.38 per month single phase or \$0.90 per month three phase
Energy Charge: First 600 kWh \$0.001114 per kWh All kWh over 600 kWh \$0.001357 per kWh

SCHEDULE 7A & SCHEDULE 25

Basic Charge: \$2.60 per month
Demand Charge: \$0.01 per kW of Billing Demand Apr-Sep
Demand Charge: \$0.01 per kW of Billing Demand Oct-Mar
Energy Charge first 20,000 kWh: \$0.001260 per kWh Apr-Sep \$0.001394 per kWh Oct-Mar
Energy Charge all over 20,000 kWh: \$0.000991
Reactive Power Charge: \$0.000000 per reactive kilovolt ampere-hour (kvarh)

SCHEDULE 24*

Basic Charge: \$0.50 per month single phase or \$1.26 per month three phase
Energy Charge: \$0.001154 per kWh Apr-Sep \$0.001197 per kWh Oct-Mar

SCHEDULE 26*

Basic Charge: \$6.00 per month
Demand Charge: \$0.49 per kW of Billing Demand Apr-Sep (I)
Demand Charge: \$0.33 per kW of Billing Demand Oct-Mar (I)
Energy Charge: \$0.000000 per kWh (R)
Reactive Power Charge: \$0.00003 per reactive kilovolt ampere-hour (kvarh)

Adjustments for delivery at Primary Voltage: Basic Charge: \$11.40 per month
Demand Charge: \$0.00 per kW to all Demand rates
Energy Charge: 0.00% reduction to all Energy and Reactive Power Charges

*Rate applies to the schedule(s) as well as equivalent schedules such as Residential and Farm Schedules.

Issued: December 19, 2013
Advice No.: 2013-42

Effective: January 1, 2014

By Authority of the Washington Utilities and Transportation Commission by Orders 09 & 08 in Docket No. UE-121697 et al

Issued By Puget Sound Energy, Inc.

By:



Ken Johnson

Title: Director, State Regulatory Affairs

PUGET SOUND ENERGY, INC.
Electric Tariff G

SCHEDULE 141
EXPEDITED RATE FILING RATE ADJUSTMENT (Continued)

MONTHLY RATE:

SCHEDULE 29

Basic Charge: \$0.48 per month single phase or \$1.22 per month three phase
Demand Charge: \$0.00 per kW of Billing Demand Apr-Sep
Demand Charge: \$0.00 per kW of Billing Demand Oct-Mar
Energy Charge Apr-Sep: first 20,000 kWh \$0.000894, all over 20,000 kWh \$0.000766 per kWh
Energy Charge Oct-Mar: first 20,000 kWh \$0.001291, all over 20,000 kWh \$0.000980 per kWh
Reactive Power Charge: \$0.000000 per reactive kilovolt ampere-hour (kvarh)

SCHEDULE 31*

Basic Charge: \$17.40 per month
Demand Charge: \$0.45 per kW of Billing Demand Apr-Sep (I)
Demand Charge: \$0.30 per kW of Billing Demand Oct-Mar (I)
Energy Charge: \$0.000000 per kWh (R)
Reactive Power Charge: \$0.000003 per reactive kilovolt ampere-hour (kvarh) (I)

SCHEDULE 35

Basic Charge: \$17.40 per month
Demand Charge: \$0.00 per kW of Billing Demand Apr-Sep
Demand Charge: \$0.00 per kW of Billing Demand Oct-Mar
Energy Charge: \$(0.000052) (credit) per kWh
Reactive Power Charge: \$0.000000 per reactive kilovolt ampere-hour (kvarh)

SCHEDULE 40

Basic Charge:
Primary Voltage Metering Point: \$17.40 per month
Secondary Voltage Metering Points with annual peak Demand <= 350 kW: \$2.60 per month
Secondary Voltage Metering Points with annual peak Demand >350 kW: \$6.00 per month
Production and Transmission Charges:
(a) Demand Charge: JAN-DEC
High Voltage Metering Point - \$0.00 per kW of Coincident Billing Demand
Primary Voltage Metering Point - \$0.00 per kW of Coincident Billing Demand
Secondary Voltage Metering Point - \$0.00 per kW of Coincident Billing Demand

* Rate applies to the schedule(s) as well as equivalent schedules such as Residential and Farm Schedules.

Issued: December 19, 2013

Effective: January 1, 2014

Advice No.: 2013-42

By Authority of the Washington Utilities and Transportation Commission by Orders 09 & 08 in Docket No. UE-121697 et al
Issued By Puget Sound Energy, Inc.

By:



Ken Johnson

Title: Director, State Regulatory Affairs

PUGET SOUND ENERGY, INC.
Electric Tariff G

SCHEDULE 142
REVENUE DECOUPLING ADJUSTMENT MECHANISM

1. APPLICABILITY:

This rate schedule is applicable to all Customers of the Company that receive service under Schedules 7, 7A, 24, 25, 26, 29, 31, 35, 40, 43, 46, 49, 50 through 59, 448, 449, 458 and 459, as well as equivalent schedules such as Residential and Farm Schedules. Rates in this schedule will be applied to all bills of applicable Customers with Energy usage during a month when this schedule is effective.

2. PURPOSE:

The purpose of this schedule is to establish balancing accounts and implement a rate adjustment mechanism that decouples the Company's revenues recovered from certain customers that are intended to recover delivery costs from sales of electricity. Its purpose is to also implement a rate plan for all other applicable customers.

3. RATE GROUPS:

- a. Decoupled Residential Customers: Customers served under Schedules 7 and 7A.
- b. Decoupled Large General Service Customers: Customers served under Schedules 12 and 26. (N)
- c. Decoupled Primary General Service Customers: Customers served under Schedules 10, and 31. (N)
- d. Decoupled Other Non-Residential Customers: Customers served under Schedules 8, 11, 24, 25, 29, 35, 40, 43, 46, and 49. (C)
- e. Rate Plan Customers: Customers served under Schedules 50 through 59, 448, 449, 458 and 459. (T)

4. DECOUPLING MECHANISM:

- a. Decoupling Calculation:
 - i. The Revenue Decoupling Adjustment (RDA) reconciles on a monthly basis, separately for Decoupled Residential Customers and Decoupled Other Non-Residential Customers, differences between (i) the monthly Actual Delivery Revenue resulting from applying a Delivery Revenue per Unit of 2.7555 cents per kWh for Decoupled Residential Customers and 2.1661 cents per kWh for Decoupled Other Non-Residential Customers to their Energy sales, and (ii) the Allowed Delivery Revenue that would be collected by applying the Monthly Allowed Delivery Revenue Per Customer (see iv below) by the active number of Customers in each group for each month. (N)
 - ii. The RDA reconciles on a monthly basis, and separately for Decoupled Large General Service Customers and Decoupled Primary General Service Customers, differences between (i) the monthly Actual Delivery Revenue resulting from applying the following Delivery Revenue per Unit for Customers serviced under each Schedule in each season to their seasonally differentiated kW demands, and (ii) the Allowed Delivery Revenue that would be collected by applying the Monthly Allowed Delivery Revenue Per Customer (see iv below) by the active number of Customers in each group for each month. (N)

Issued: December 19, 2013
Advice No.: 2013-42

Effective: January 1, 2014

By Authority of the Washington Utilities and Transportation Commission by Orders 09 & 08 in Docket No. UE-121697 et al
Issued By Puget Sound Energy, Inc.

By:



Ken Johnson

Title: Director, State Regulatory Affairs

PUGET SOUND ENERGY, INC.
Electric Tariff G

SCHEDULE 142

REVENUE DECOUPLING ADJUSTMENT MECHANISM (Continued)

a. Decoupling Calculation (Continued):

Delivery Revenue Per Unit (\$/kW-month)		
Schedules	Season	
	Winter	Summer
12 & 26	\$8.92	\$5.90
26-Primary Voltage	\$8.57	\$5.55
10 & 31	\$9.01	\$5.95

(N)
|
|
|
|
(N)

iii. The difference resulting when the Actual Delivery Revenue is subtracted from the Allowed Delivery Revenue is accrued monthly in the RDA Balancing Account. The monthly amount accrued will be divided into sub-accounts so that net accruals for Decoupled Residential Customers, Decoupled Large General Service Customers, Decoupled Large Primary Service Customers and Decoupled Non-Residential Customers ("Decoupled Customers") can be tracked separately. The sub-accounts will accrue interest at a rate equal to that determined by the Federal Energy Regulatory Commission pursuant to 18 CFR 35.19a.

(T)

(N)
(N)

iv. Monthly Allowed Delivery Revenue Per Customer: For each group of Decoupled Customers the Monthly Allowed Delivery Revenue Per Customer will be as follows:

(T)(C)
(C)

Residential Customers

Month	2013	2014	2015	2016	2017
January		\$35.83	\$37.23	\$38.68	\$40.17
February		\$34.29	\$35.64	\$37.02	\$38.45
March		\$31.58	\$32.82	\$34.10	\$35.41
April		\$28.18	\$29.28	\$30.42	
May		\$22.77	\$23.67	\$24.59	
June		\$21.14	\$21.96	\$22.82	
July	\$18.97	\$19.72	\$20.50	\$21.30	
August	\$18.67	\$19.40	\$20.17	\$20.95	
September	\$18.85	\$19.60	\$20.37	\$21.16	
October	\$19.70	\$20.48	\$21.28	\$22.11	
November	\$26.28	\$27.32	\$28.39	\$29.49	
December	\$33.11	\$34.42	\$35.77	\$37.16	

Issued: December 19, 2013
Advice No.: 2013-42

Effective: January 1, 2014

By Authority of the Washington Utilities and Transportation Commission by Orders 09 & 08 in Docket No. UE-121697 et al

Issued By Puget Sound Energy, Inc.

By: 

Ken Johnson

Title: Director, State Regulatory Affairs

PUGET SOUND ENERGY, INC.
Electric Tariff G

SCHEDULE 142
REVENUE DECOUPLING ADJUSTMENT MECHANISM (Continued)

(K)

iv. Monthly Allowed Delivery Revenue Per Customer (Continued):

(N)

Large General Service Schedule 26 and 26P Customers

Month	2013	2014	2015	2016	2017
January		\$4,624.72	\$4,767.45	\$4,914.46	\$5,065.88
February		\$4,577.54	\$4,718.81	\$4,864.33	\$5,014.20
March		\$4,616.70	\$4,759.18	\$4,905.94	\$5,057.10
April		\$3,004.68	\$3,097.41	\$3,192.93	
May		\$3,181.42	\$3,279.60	\$3,380.73	
June		\$3,109.56	\$3,205.52	\$3,304.37	
July		\$3,218.61	\$3,317.94	\$3,420.26	
August		\$3,220.42	\$3,319.81	\$3,422.18	
September		\$3,351.93	\$3,455.38	\$3,561.93	
October		\$4,946.69	\$5,099.35	\$5,256.60	
November		\$4,802.91	\$4,951.14	\$5,103.81	
December		\$4,816.11	\$4,964.75	\$5,117.84	

Large Primary Service Schedule 31 Customers

Month	2013	2014	2015	2016	2017
January		\$5,504.23	\$5,682.22	\$5,865.54	\$6,054.37
February		\$5,586.41	\$5,767.05	\$5,953.11	\$6,144.76
March		\$5,554.46	\$5,734.07	\$5,919.07	\$6,109.61
April		\$3,654.07	\$3,772.22	\$3,893.93	
May		\$3,732.12	\$3,852.80	\$3,977.11	
June		\$3,687.71	\$3,806.95	\$3,929.78	
July		\$3,821.66	\$3,945.24	\$4,072.52	
August		\$3,835.01	\$3,959.02	\$4,086.74	
September		\$3,975.25	\$4,103.79	\$4,236.19	
October		\$5,896.05	\$6,086.70	\$6,283.08	
November		\$5,736.98	\$5,922.49	\$6,113.57	
December		\$5,612.72	\$5,794.21	\$5,981.15	

(N)

(K) Transferred to Sheet No. 142-C

(K)

Issued: December 19, 2013
Advice No.: 2013-42

Effective: January 1, 2014

By Authority of the Washington Utilities and Transportation Commission by Orders 09 & 08 in Docket No. UE-121697 et al
Issued By Puget Sound Energy, Inc.

By:



Ken Johnson

Title: Director, State Regulatory Affairs

PUGET SOUND ENERGY, INC.
Electric Tariff G

SCHEDULE 142
REVENUE DECOUPLING ADJUSTMENT MECHANISM (Continued)

iv. Monthly Allowed Delivery Revenue Per Customer (Continued):
Other Non-Residential Customers

(T) (M) (K)

Month	2013	2014	2015	2016	2017
January		\$ 120.83	\$ 125.08	\$ 129.46	\$ 133.97
February		\$ 116.57	\$ 120.67	\$ 124.90	\$ 129.25
March		\$ 117.34	\$ 121.47	\$ 125.73	\$ 130.11
April		\$ 108.74	\$ 112.57	\$ 116.51	
May		\$ 101.50	\$ 105.07	\$ 108.75	
June		\$ 105.06	\$ 108.76	\$ 112.57	
July		\$ 104.31	\$ 107.98	\$ 111.76	
August		\$ 108.10	\$ 111.91	\$ 115.83	
September		\$ 109.92	\$ 113.79	\$ 117.77	
October		\$ 105.41	\$ 109.12	\$ 112.94	
November		\$ 112.21	\$ 116.16	\$ 120.23	
December		\$ 120.29	\$ 124.53	\$ 128.89	

(R)

(R)

b. Process:

- i. The amounts accrued in the RDA Balancing Account, including interest, for Decoupled Residential Customers, Decoupled Large General Service Customers, Decoupled Primary General Service Customers and Decoupled Other Non-Residential Customers (each a "Decoupled Customer Group") through the end of the calendar year will be surcharged or refunded to the same Decoupled Customer Group during the subsequent May 1 through April 30 rate year. Except the amounts in the RDA Balancing Account, including interest, related to Customers who are changing to a different Decoupled Customer Group or to a rate plan will be allocated to those Customers.

(C)

(C)

(C)

(N)

(N)

- ii. No later than April 1 of each year following the initial effective date of this schedule, the Company will make a filing to set new decoupling rates under this Schedule 142 to be effective May 1 of the same year.

5. **TERM:**

Accruals under this mechanism shall continue until the effective date of rates approved in the Company's next general rate case, but may be continued beyond that general rate case, subject to approval by the Commission. If this mechanism is discontinued, amounts remaining in the RDA balancing account at that time will continue to be amortized through the rates charged under this schedule until the balance is cleared.

(M) Transferred from Sheet No. 142-b (K) Transferred to Sheet No. 142-E

(M) (K)

Issued: December 19, 2013

Effective: January 1, 2014

Advice No.: 2013-42

By Authority of the Washington Utilities and Transportation Commission by Orders 09 & 08 in Docket No. UE-121697 et al

Issued By Puget Sound Energy, Inc.

By:



Ken Johnson

Title: Director, State Regulatory Affairs

PUGET SOUND ENERGY, INC.
Electric Tariff G

SCHEDULE 142
REVENUE DECOUPLING ADJUSTMENT MECHANISM (Continued)

- | | |
|---|------------|
| | (K) |
| 6. MONTHLY DECOUPLING SURCHARGE RATE: The rate shown below for each schedule shall be added to the monthly rate(s) for each schedule identified thereby changing the rate charged for electric service. Customer bills shall reflect the sum of this Schedule 142 rate and the rate(s) otherwise charged for electric service. | (M) |
|
<u>SCHEDULES 7 & 7A</u>
Energy Charge: \$0.001628 per kWh | |
|
<u>SCHEDULES 24*, 25*, 29, 35, 40, 43, 46, 49</u>
Energy Charge: \$0.000337 per kWh | (C) |
|
<u>SCHEDULE 26*</u>
Demand Charge (Credit): (\$0.12) per KW | (N)
(N) |
|
<u>SCHEDULE 31*</u>
Demand Charge (Credit): (\$0.19) per KW | (N)
(N) |
|
*Rate applies to the schedule(s) as well as equivalent schedules such as Residential and Farm Schedules. | (M) |

(M) Transferred from Sheet No. 142-c (K) Transferred to Sheet No. 142-F

Issued: December 19, 2013
Advice No.: 2013-42

Effective: January 1, 2014

By Authority of the Washington Utilities and Transportation Commission by Orders 09 & 08 in Docket No. UE-121697 et al
Issued By Puget Sound Energy, Inc.

By: 

Ken Johnson

Title: Director, State Regulatory Affairs

**PUGET SOUND ENERGY, INC.
Electric Tariff G**

SCHEDULE 142

REVENUE DECOUPLING ADJUSTMENT MECHANISM (Continued)

(K)

7. **MONTHLY SURCHARGE FOR RATE PLAN CUSTOMERS:** The surcharge rates shown below for each schedule shall be added to the monthly rate(s) for each schedule identified thereby changing the rate charged for electric service. Surcharge rates shall be revised each January 1. Customer bills shall reflect the sum of this Schedule 142 rate and the rate(s) otherwise charged for electric service.

(M)

Schedules 448, 449, 458 & 459

	2013	2014	2015	2016	2017
Distribution Service \$ / kVA					
- Primary Voltage	\$0.039	\$0.079	\$0.120	\$0.163	\$0.207
- High Voltage	\$0.004	\$0.008	\$0.012	\$0.016	\$0.020
Customer Charge \$ / month					
- Primary Voltage	\$ 55.95	\$113.58	\$172.94	\$234.08	\$ 297.05
- High Voltage	\$ 55.95	\$113.58	\$172.94	\$234.08	\$ 297.05

(M)

(K) Transferred to Sheet No. 142-G (M) Transferred from Sheet No. 142-c

(K)

Issued: December 19, 2013

Effective: January 1, 2014

Advice No.: 2013-42

By Authority of the Washington Utilities and Transportation Commission by Orders 09 & 08 in Docket No. UE-121697 et al

Issued By Puget Sound Energy, Inc.

By:



Ken Johnson

Title: Director, State Regulatory Affairs

**PUGET SOUND ENERGY, INC.
Electric Tariff G**

**SCHEDULE 142
REVENUE DECOUPLING ADJUSTMENT MECHANISM (Continued)**

(K) (M)

MONTHLY SURCHARGE:

Schedule 50 – Customer-Owned Incandescent Lighting Service

	2013	2014	2015	2016	2017
327 Watts	\$ 0.26	\$ 0.52	\$ 0.79	\$ 1.06	\$ 1.34

Schedule 50 – Customer-Owned Mercury Vapor Lighting Service

	2013	2014	2015	2016	2017
100 Watts	\$ 0.13	\$ 0.26	\$ 0.39	\$ 0.53	\$ 0.67
175 Watts	\$ 0.19	\$ 0.38	\$ 0.58	\$ 0.78	\$ 0.99
400 Watts	\$ 0.37	\$ 0.75	\$ 1.14	\$ 1.53	\$ 1.93

Schedule 50 – Customer-Owned Energy Only Mercury Vapor Lighting Service

	2013	2014	2015	2016	2017
100 Watts	\$ 0.09	\$ 0.18	\$ 0.27	\$ 0.36	\$ 0.46
175 Watts	\$ 0.15	\$ 0.30	\$ 0.45	\$ 0.61	\$ 0.77
400 Watts	\$ 0.33	\$ 0.66	\$ 1.00	\$ 1.35	\$ 1.71
700 Watts	\$ 0.62	\$ 1.25	\$ 1.89	\$ 2.55	\$ 3.22
1000 Watts	\$ 0.83	\$ 1.68	\$ 2.55	\$ 3.44	\$ 4.35

Schedule 51 – LED (Light Emitting Diode) Lighting Service

	2013	2014	2015	2016	2017
30-35 Watt	\$ 0.02	\$ 0.04	\$ 0.07	\$ 0.10	\$ 0.13
35.01-40 Watt	\$ 0.03	\$ 0.06	\$ 0.09	\$ 0.12	\$ 0.15
40.01-45 Watt	\$ 0.03	\$ 0.06	\$ 0.09	\$ 0.12	\$ 0.15
45.01-50 Watt	\$ 0.04	\$ 0.08	\$ 0.12	\$ 0.16	\$ 0.20
50.01-55 Watt	\$ 0.04	\$ 0.08	\$ 0.12	\$ 0.16	\$ 0.20
55.01-60 Watt	\$ 0.04	\$ 0.08	\$ 0.13	\$ 0.18	\$ 0.23
60.01-65 Watt	\$ 0.05	\$ 0.10	\$ 0.15	\$ 0.20	\$ 0.25
65.01-70 Watt	\$ 0.05	\$ 0.10	\$ 0.15	\$ 0.20	\$ 0.26
70.01-75 Watt	\$ 0.06	\$ 0.12	\$ 0.18	\$ 0.24	\$ 0.30
75.01-80 Watt	\$ 0.06	\$ 0.12	\$ 0.18	\$ 0.24	\$ 0.30

(K) Transferred to Sheet No. 142-H (M) Transferred from Sheet No. 142-d

(K) (M)

Issued: December 19, 2013

Effective: January 1, 2014

Advice No.: 2013-42

By Authority of the Washington Utilities and Transportation Commission by Orders 09 & 08 in Docket No. UE-121697 et al
Issued By Puget Sound Energy, Inc.

By:



Ken Johnson

Title: Director, State Regulatory Affairs

**PUGET SOUND ENERGY, INC.
Electric Tariff G**

SCHEDULE 142

(K) (M)

REVENUE DECOUPLING ADJUSTMENT MECHANISM (Continued)

MONTHLY SURCHARGE:

Schedule 51 – LED (Light Emitting Diode) Lighting Service (Continued)

	2013	2014	2015	2016	2017
80.01-85 Watt	\$ 0.06	\$ 0.12	\$ 0.19	\$ 0.26	\$ 0.33
85.01-90 Watt	\$ 0.07	\$ 0.14	\$ 0.21	\$ 0.28	\$ 0.35
90.01-95 Watt	\$ 0.07	\$ 0.14	\$ 0.21	\$ 0.28	\$ 0.36
95.01-100 Watt	\$ 0.07	\$ 0.15	\$ 0.23	\$ 0.31	\$ 0.39
100.01-105 Watt	\$ 0.08	\$ 0.16	\$ 0.24	\$ 0.32	\$ 0.40
105.01-110 Watt	\$ 0.08	\$ 0.16	\$ 0.25	\$ 0.34	\$ 0.43
110.01-115 Watt	\$ 0.09	\$ 0.18	\$ 0.27	\$ 0.36	\$ 0.45
115.01-120 Watt	\$ 0.09	\$ 0.18	\$ 0.27	\$ 0.36	\$ 0.46
120.01-125 Watt	\$ 0.09	\$ 0.18	\$ 0.28	\$ 0.38	\$ 0.48
125.01-130 Watt	\$ 0.10	\$ 0.20	\$ 0.30	\$ 0.40	\$ 0.51
130.01-135 Watt	\$ 0.10	\$ 0.20	\$ 0.31	\$ 0.42	\$ 0.53
135.01-140 Watt	\$ 0.10	\$ 0.21	\$ 0.32	\$ 0.43	\$ 0.54
140.01-145 Watt	\$ 0.11	\$ 0.22	\$ 0.33	\$ 0.45	\$ 0.57
145.01-150 Watt	\$ 0.11	\$ 0.22	\$ 0.34	\$ 0.46	\$ 0.58
150.01-155 Watt	\$ 0.12	\$ 0.24	\$ 0.36	\$ 0.48	\$ 0.61
155.01-160 Watt	\$ 0.12	\$ 0.24	\$ 0.36	\$ 0.49	\$ 0.62
160.01-165 Watt	\$ 0.12	\$ 0.25	\$ 0.38	\$ 0.51	\$ 0.64
165.01-170 Watt	\$ 0.13	\$ 0.26	\$ 0.39	\$ 0.53	\$ 0.67
170.01-175 Watt	\$ 0.13	\$ 0.26	\$ 0.40	\$ 0.54	\$ 0.68
175.01-180 Watt	\$ 0.14	\$ 0.28	\$ 0.42	\$ 0.56	\$ 0.71
180.01-185 Watt	\$ 0.14	\$ 0.28	\$ 0.42	\$ 0.57	\$ 0.72
185.01-190 Watt	\$ 0.14	\$ 0.29	\$ 0.44	\$ 0.59	\$ 0.74
190.01-195 Watt	\$ 0.15	\$ 0.30	\$ 0.45	\$ 0.61	\$ 0.77
195.01-200 Watt	\$ 0.15	\$ 0.30	\$ 0.46	\$ 0.62	\$ 0.78
200.01-205 Watt	\$ 0.15	\$ 0.31	\$ 0.47	\$ 0.63	\$ 0.80
205.01-210 Watt	\$ 0.16	\$ 0.32	\$ 0.48	\$ 0.65	\$ 0.82
210.01-215 Watt	\$ 0.16	\$ 0.33	\$ 0.50	\$ 0.67	\$ 0.85
215.01-220 Watt	\$ 0.17	\$ 0.34	\$ 0.51	\$ 0.69	\$ 0.87
220.01-225 Watt	\$ 0.17	\$ 0.34	\$ 0.52	\$ 0.70	\$ 0.88

(K) (M)

(K) Transferred to Sheet No. 142-I (M) Transferred from Sheet No. 142-e

Issued: December 19, 2013

Effective: January 1, 2014

Advice No.: 2013-42

By Authority of the Washington Utilities and Transportation Commission by Orders 09 & 08 in Docket No. UE-121697 et al
Issued By Puget Sound Energy, Inc.

By:



Ken Johnson

Title: Director, State Regulatory Affairs

**PUGET SOUND ENERGY, INC.
Electric Tariff G**

SCHEDULE 142

REVENUE DECOUPLING ADJUSTMENT MECHANISM (Continued)

(K) (M)

MONTHLY SURCHARGE:

Schedule 51 – LED (Light Emitting Diode) Lighting Service (Continued)

	2013	2014	2015	2016	2017
225.01-230 Watt	\$ 0.17	\$ 0.35	\$ 0.53	\$ 0.71	\$ 0.90
230.01-235 Watt	\$ 0.18	\$ 0.36	\$ 0.54	\$ 0.73	\$ 0.92
235.01-240 Watt	\$ 0.18	\$ 0.36	\$ 0.55	\$ 0.74	\$ 0.94
240.01-245 Watt	\$ 0.18	\$ 0.37	\$ 0.56	\$ 0.76	\$ 0.96
245.01-250 Watt	\$ 0.19	\$ 0.38	\$ 0.58	\$ 0.78	\$ 0.98
250.01-255 Watt	\$ 0.19	\$ 0.39	\$ 0.59	\$ 0.79	\$ 1.00
255.01-260 Watt	\$ 0.20	\$ 0.40	\$ 0.60	\$ 0.81	\$ 1.02
260.01-265 Watt	\$ 0.20	\$ 0.40	\$ 0.61	\$ 0.82	\$ 1.04
265.01-270 Watt	\$ 0.20	\$ 0.41	\$ 0.62	\$ 0.84	\$ 1.06
270.01-275 Watt	\$ 0.21	\$ 0.42	\$ 0.64	\$ 0.86	\$ 1.09
275.01-280 Watt	\$ 0.21	\$ 0.43	\$ 0.65	\$ 0.87	\$ 1.10
280.01-285 Watt	\$ 0.21	\$ 0.43	\$ 0.65	\$ 0.88	\$ 1.11
285.01-290 Watt	\$ 0.22	\$ 0.44	\$ 0.67	\$ 0.90	\$ 1.14
290.01-295 Watt	\$ 0.22	\$ 0.45	\$ 0.68	\$ 0.92	\$ 1.16
295.01-300 Watt	\$ 0.23	\$ 0.46	\$ 0.70	\$ 0.94	\$ 1.19

Schedule 52 – Customer- Sodium Vapor Lighting Service

	2013	2014	2015	2016	2017
50 Watt	\$ 0.04	\$ 0.08	\$ 0.13	\$ 0.18	\$ 0.23
70 Watt	\$ 0.06	\$ 0.12	\$ 0.19	\$ 0.26	\$ 0.33
100 Watt	\$ 0.09	\$ 0.18	\$ 0.27	\$ 0.37	\$ 0.47
150 Watt	\$ 0.13	\$ 0.26	\$ 0.40	\$ 0.54	\$ 0.68
200 Watt	\$ 0.17	\$ 0.35	\$ 0.53	\$ 0.71	\$ 0.90
250 Watt	\$ 0.21	\$ 0.43	\$ 0.65	\$ 0.88	\$ 1.11
310 Watt	\$ 0.29	\$ 0.59	\$ 0.89	\$ 1.20	\$ 1.52
400 Watt	\$ 0.33	\$ 0.67	\$ 1.02	\$ 1.38	\$ 1.74

(K) (M)


(K) Transferred to Sheet No. 142-J (M) Transferred from Sheet No. 142-f

Issued: December 19, 2013
Advice No.: 2013-42

Effective: January 1, 2014

By Authority of the Washington Utilities and Transportation Commission by Orders 09 & 08 in Docket No. UE-121697 et al
Issued By Puget Sound Energy, Inc.

By:



Ken Johnson

Title: Director, State Regulatory Affairs

PUGET SOUND ENERGY, INC.
Electric Tariff G

SCHEDULE 142
REVENUE DECOUPLING ADJUSTMENT MECHANISM (Continued)

(K) (M)

MONTHLY SURCHARGE:

Schedule 52 – Metal Halide Lighting Service

	2013	2014	2015	2016	2017
70 Watt	\$ 0.07	\$ 0.14	\$ 0.21	\$ 0.28	\$ 0.35
100 Watt	\$ 0.09	\$ 0.18	\$ 0.27	\$ 0.36	\$ 0.46
150 Watt	\$ 0.13	\$ 0.26	\$ 0.39	\$ 0.52	\$ 0.66
175 Watt	\$ 0.15	\$ 0.30	\$ 0.46	\$ 0.62	\$ 0.78
250 Watt	\$ 0.20	\$ 0.41	\$ 0.62	\$ 0.84	\$ 1.06
400 Watt	\$ 0.32	\$ 0.65	\$ 0.98	\$ 1.32	\$ 1.67
1000 Watt	\$ 0.76	\$ 1.54	\$ 2.34	\$ 3.15	\$ 3.98

Schedule 53 – Sodium Vapor Lighting Service – Company-Owned

	2013	2014	2015	2016	2017
50 Watt	\$ 0.20	\$ 0.40	\$ 0.60	\$ 0.81	\$ 1.02
70 Watt	\$ 0.22	\$ 0.45	\$ 0.68	\$ 0.92	\$ 1.16
100 Watt	\$ 0.25	\$ 0.51	\$ 0.77	\$ 1.04	\$ 1.31
150 Watt	\$ 0.30	\$ 0.60	\$ 0.91	\$ 1.23	\$ 1.55
200 Watt	\$ 0.36	\$ 0.73	\$ 1.10	\$ 1.48	\$ 1.87
250 Watt	\$ 0.40	\$ 0.81	\$ 1.23	\$ 1.66	\$ 2.10
310 Watt	\$ 0.47	\$ 0.95	\$ 1.44	\$ 1.94	\$ 2.45
400 Watt	\$ 0.54	\$ 1.10	\$ 1.67	\$ 2.25	\$ 2.84
1000 Watt	\$ 1.20	\$ 2.44	\$ 3.70	\$ 4.99	\$ 6.30

(M)

(K) Transferred to Sheet No. 142-K (M) Transferred from Sheet No. 142-g

(K)

Issued: December 19, 2013
Advice No.: 2013-42

Effective: January 1, 2014

By Authority of the Washington Utilities and Transportation Commission by Orders 09 & 08 in Docket No. UE-121697 et al

Issued By Puget Sound Energy, Inc.

By:



Ken Johnson

Title: Director, State Regulatory Affairs

PUGET SOUND ENERGY, INC.
Electric Tariff G

SCHEDULE 142
REVENUE DECOUPLING ADJUSTMENT MECHANISM (Continued)

(K) (M)

MONTHLY SURCHARGE:

Schedule 53 – Sodium Vapor Lighting Service – Customer-Owned

	2013	2014	2015	2016	2017
50 Watt	\$ 0.09	\$ 0.18	\$ 0.27	\$ 0.36	\$ 0.46
70 Watt	\$ 0.11	\$ 0.22	\$ 0.34	\$ 0.46	\$ 0.58
100 Watt	\$ 0.14	\$ 0.28	\$ 0.42	\$ 0.56	\$ 0.71
150 Watt	\$ 0.18	\$ 0.36	\$ 0.55	\$ 0.74	\$ 0.93
200 Watt	\$ 0.22	\$ 0.44	\$ 0.67	\$ 0.90	\$ 1.14
250 Watt	\$ 0.26	\$ 0.53	\$ 0.80	\$ 1.08	\$ 1.36
310 Watt	\$ 0.32	\$ 0.64	\$ 0.97	\$ 1.31	\$ 1.65
400 Watt	\$ 0.38	\$ 0.77	\$ 1.17	\$ 1.58	\$ 2.00
1000 Watt	\$ 0.92	\$ 1.86	\$ 2.82	\$ 3.80	\$ 4.80

Schedule 53 – Metal Halide Lighting Service – Company Owned

	2013	2014	2015	2016	2017
70 Watt	\$ 0.31	\$ 0.62	\$ 0.94	\$ 1.27	\$ 1.60
100 Watt	\$ 0.33	\$ 0.66	\$ 1.00	\$ 1.35	\$ 1.70
150 Watt	\$ 0.38	\$ 0.76	\$ 1.15	\$ 1.55	\$ 1.96
250 Watt	\$ 0.48	\$ 0.97	\$ 1.48	\$ 2.00	\$ 2.53
400 Watt	\$ 0.55	\$ 1.11	\$ 1.68	\$ 2.26	\$ 2.86

Schedule 53 – Metal Halide Lighting Service – Customer Owned

	2013	2014	2015	2016	2017
70 Watt	\$ 0.20	\$ 0.40	\$ 0.61	\$ 0.82	\$ 1.03
100 Watt	\$ 0.22	\$ 0.44	\$ 0.66	\$ 0.89	\$ 1.12
150 Watt	\$ 0.26	\$ 0.53	\$ 0.80	\$ 1.08	\$ 1.36
175 Watt	\$ 0.34	\$ 0.68	\$ 1.03	\$ 1.39	\$ 1.76
250 Watt	\$ 0.35	\$ 0.70	\$ 1.06	\$ 1.43	\$ 1.81
400 Watt	\$ 0.39	\$ 0.79	\$ 1.20	\$ 1.62	\$ 2.04

(K) (M)

(K) Transferred to Sheet No. 142-L (M) Transferred from Sheet No. 142-h

Issued: December 19, 2013
Advice No.: 2013-42

Effective: January 1, 2014

By Authority of the Washington Utilities and Transportation Commission by Orders 09 & 08 in Docket No. UE-121697 et al
Issued By Puget Sound Energy, Inc.

By:



Ken Johnson

Title: Director, State Regulatory Affairs

PUGET SOUND ENERGY, INC.
Electric Tariff G

SCHEDULE 142
REVENUE DECOUPLING ADJUSTMENT MECHANISM (Continued)

(K) (M)

MONTHLY SURCHARGE:

Schedule 53 – Company Owned LED (Light Emitting Diode) Lighting Service

	2013	2014	2015	2016	2017
30-35 Watt	\$ 0.16	\$ 0.32	\$ 0.49	\$ 0.66	\$ 0.83
35.01-40 Watt	\$ 0.16	\$ 0.33	\$ 0.50	\$ 0.67	\$ 0.85
40.01-45 Watt	\$ 0.17	\$ 0.34	\$ 0.52	\$ 0.70	\$ 0.88
45.01-50 Watt	\$ 0.17	\$ 0.35	\$ 0.53	\$ 0.71	\$ 0.90
50.01-55 Watt	\$ 0.18	\$ 0.36	\$ 0.54	\$ 0.73	\$ 0.92
55.01-60 Watt	\$ 0.18	\$ 0.36	\$ 0.55	\$ 0.74	\$ 0.94
60.01-65 Watt	\$ 0.19	\$ 0.38	\$ 0.58	\$ 0.78	\$ 0.99
65.01-70 Watt	\$ 0.19	\$ 0.39	\$ 0.59	\$ 0.80	\$ 1.01
70.01-75 Watt	\$ 0.20	\$ 0.40	\$ 0.61	\$ 0.82	\$ 1.03
75.01-80 Watt	\$ 0.20	\$ 0.41	\$ 0.62	\$ 0.83	\$ 1.05
80.01-85 Watt	\$ 0.20	\$ 0.41	\$ 0.62	\$ 0.84	\$ 1.06
85.01-90 Watt	\$ 0.21	\$ 0.43	\$ 0.65	\$ 0.88	\$ 1.11
90.01-95 Watt	\$ 0.22	\$ 0.44	\$ 0.66	\$ 0.89	\$ 1.12
95.01-100 Watt	\$ 0.22	\$ 0.44	\$ 0.67	\$ 0.90	\$ 1.14
100.01-105 Watt	\$ 0.22	\$ 0.45	\$ 0.68	\$ 0.92	\$ 1.16
105.01-110 Watt	\$ 0.23	\$ 0.46	\$ 0.70	\$ 0.94	\$ 1.19
110.01-115 Watt	\$ 0.23	\$ 0.47	\$ 0.71	\$ 0.96	\$ 1.21
115.01-120 Watt	\$ 0.23	\$ 0.47	\$ 0.71	\$ 0.96	\$ 1.21
120.01-125 Watt	\$ 0.24	\$ 0.48	\$ 0.73	\$ 0.98	\$ 1.24
125.01-130 Watt	\$ 0.25	\$ 0.50	\$ 0.76	\$ 1.02	\$ 1.29
130.01-135 Watt	\$ 0.25	\$ 0.51	\$ 0.77	\$ 1.04	\$ 1.31
135.01-140 Watt	\$ 0.25	\$ 0.51	\$ 0.77	\$ 1.04	\$ 1.32
140.01-145 Watt	\$ 0.26	\$ 0.52	\$ 0.79	\$ 1.06	\$ 1.34
145.01-150 Watt	\$ 0.26	\$ 0.53	\$ 0.80	\$ 1.08	\$ 1.36
150.01-155 Watt	\$ 0.27	\$ 0.54	\$ 0.82	\$ 1.10	\$ 1.39
155.01-160 Watt	\$ 0.27	\$ 0.54	\$ 0.82	\$ 1.11	\$ 1.40
160.01-165 Watt	\$ 0.27	\$ 0.55	\$ 0.83	\$ 1.12	\$ 1.42
165.01-170 Watt	\$ 0.28	\$ 0.56	\$ 0.85	\$ 1.14	\$ 1.44

(K) (M)

(K) Transferred to Sheet No. 142-M (M) Transferred from Sheet No. 142-i

Issued: December 19, 2013

Effective: January 1, 2014

Advice No.: 2013-42

By Authority of the Washington Utilities and Transportation Commission by Orders 09 & 08 in Docket No. UE-121697 et al
Issued By Puget Sound Energy, Inc.

By:



Ken Johnson

Title: Director, State Regulatory Affairs

PUGET SOUND ENERGY, INC.
Electric Tariff G

SCHEDULE 142
REVENUE DECOUPLING ADJUSTMENT MECHANISM (Continued)

(K) (M)

MONTHLY SURCHARGE:

Schedule 53 – Company Owned LED (Light Emitting Diode) Lighting Service (Continued)

	2013	2014	2015	2016	2017
170.01-175 Watt	\$ 0.28	\$ 0.57	\$ 0.86	\$ 1.16	\$ 1.46
175.01-180 Watt	\$ 0.30	\$ 0.61	\$ 0.93	\$ 1.25	\$ 1.58
180.01-185 Watt	\$ 0.31	\$ 0.62	\$ 0.94	\$ 1.27	\$ 1.60
185.01-190 Watt	\$ 0.31	\$ 0.63	\$ 0.95	\$ 1.28	\$ 1.62
190.01-195 Watt	\$ 0.31	\$ 0.63	\$ 0.96	\$ 1.29	\$ 1.63
195.01-200 Watt	\$ 0.32	\$ 0.65	\$ 0.98	\$ 1.32	\$ 1.67
200.01-205 Watt	\$ 0.32	\$ 0.65	\$ 0.99	\$ 1.33	\$ 1.68
205.01-210 Watt	\$ 0.33	\$ 0.66	\$ 1.00	\$ 1.35	\$ 1.70
210.01-215 Watt	\$ 0.33	\$ 0.67	\$ 1.01	\$ 1.36	\$ 1.72
215.01-220 Watt	\$ 0.33	\$ 0.67	\$ 1.02	\$ 1.37	\$ 1.73
220.01-225 Watt	\$ 0.34	\$ 0.68	\$ 1.03	\$ 1.39	\$ 1.76
225.01-230 Watt	\$ 0.34	\$ 0.69	\$ 1.05	\$ 1.41	\$ 1.78
230.01-235 Watt	\$ 0.35	\$ 0.70	\$ 1.06	\$ 1.43	\$ 1.81
235.01-240 Watt	\$ 0.35	\$ 0.71	\$ 1.08	\$ 1.45	\$ 1.83
240.01-245 Watt	\$ 0.35	\$ 0.71	\$ 1.08	\$ 1.46	\$ 1.84
245.01-250 Watt	\$ 0.36	\$ 0.73	\$ 1.10	\$ 1.48	\$ 1.87
250.01-255 Watt	\$ 0.36	\$ 0.73	\$ 1.11	\$ 1.50	\$ 1.89
255.01-260 Watt	\$ 0.37	\$ 0.74	\$ 1.12	\$ 1.51	\$ 1.91
260.01-265 Watt	\$ 0.37	\$ 0.75	\$ 1.14	\$ 1.53	\$ 1.93
265.01-270 Watt	\$ 0.37	\$ 0.75	\$ 1.14	\$ 1.54	\$ 1.95
270.01-275 Watt	\$ 0.38	\$ 0.77	\$ 1.16	\$ 1.56	\$ 1.97
275.01-280 Watt	\$ 0.38	\$ 0.77	\$ 1.17	\$ 1.58	\$ 1.99
280.01-285 Watt	\$ 0.39	\$ 0.79	\$ 1.20	\$ 1.62	\$ 2.05
285.01-290 Watt	\$ 0.40	\$ 0.81	\$ 1.22	\$ 1.64	\$ 2.07
290.01-295 Watt	\$ 0.40	\$ 0.81	\$ 1.23	\$ 1.66	\$ 2.10
295.01-300 Watt	\$ 0.41	\$ 0.82	\$ 1.24	\$ 1.67	\$ 2.11

(K) (M)

(K) Transferred to Sheet No. 142-N (M) Transferred from Sheet No. 142-j

Issued: December 19, 2013
Advice No.: 2013-42

Effective: January 1, 2014

By Authority of the Washington Utilities and Transportation Commission by Orders 09 & 08 in Docket No. UE-121697 et al

Issued By Puget Sound Energy, Inc.

By:



Ken Johnson

Title: Director, State Regulatory Affairs

PUGET SOUND ENERGY, INC.
Electric Tariff G

SCHEDULE 142
REVENUE DECOUPLING ADJUSTMENT MECHANISM (Continued)

(K) (M)

MONTHLY SURCHARGE:

Schedule 53 – Customer Owned LED (Light Emitting Diode) Lighting Service

	2013	2014	2015	2016	2017
30-35 Watt	\$ 0.05	\$ 0.10	\$ 0.16	\$ 0.22	\$ 0.28
35.01-40 Watt	\$ 0.06	\$ 0.12	\$ 0.18	\$ 0.24	\$ 0.30
40.01-45 Watt	\$ 0.06	\$ 0.12	\$ 0.18	\$ 0.25	\$ 0.32
45.01-50 Watt	\$ 0.07	\$ 0.14	\$ 0.21	\$ 0.28	\$ 0.35
50.01-55 Watt	\$ 0.07	\$ 0.14	\$ 0.21	\$ 0.28	\$ 0.35
55.01-60 Watt	\$ 0.07	\$ 0.14	\$ 0.22	\$ 0.30	\$ 0.38
60.01-65 Watt	\$ 0.08	\$ 0.16	\$ 0.24	\$ 0.32	\$ 0.40
65.01-70 Watt	\$ 0.08	\$ 0.16	\$ 0.24	\$ 0.33	\$ 0.42
70.01-75 Watt	\$ 0.08	\$ 0.17	\$ 0.26	\$ 0.35	\$ 0.44
75.01-80 Watt	\$ 0.09	\$ 0.18	\$ 0.27	\$ 0.36	\$ 0.46
80.01-85 Watt	\$ 0.09	\$ 0.18	\$ 0.28	\$ 0.38	\$ 0.48
85.01-90 Watt	\$ 0.10	\$ 0.20	\$ 0.30	\$ 0.40	\$ 0.50
90.01-95 Watt	\$ 0.10	\$ 0.20	\$ 0.30	\$ 0.41	\$ 0.52
95.01-100 Watt	\$ 0.10	\$ 0.21	\$ 0.32	\$ 0.43	\$ 0.54
100.01-105 Watt	\$ 0.11	\$ 0.22	\$ 0.33	\$ 0.44	\$ 0.56
105.01-110 Watt	\$ 0.11	\$ 0.22	\$ 0.34	\$ 0.46	\$ 0.58
110.01-115 Watt	\$ 0.11	\$ 0.23	\$ 0.35	\$ 0.47	\$ 0.59
115.01-120 Watt	\$ 0.12	\$ 0.24	\$ 0.36	\$ 0.49	\$ 0.62
120.01-125 Watt	\$ 0.12	\$ 0.24	\$ 0.37	\$ 0.50	\$ 0.63
125.01-130 Watt	\$ 0.13	\$ 0.26	\$ 0.39	\$ 0.52	\$ 0.66
130.01-135 Watt	\$ 0.13	\$ 0.26	\$ 0.40	\$ 0.54	\$ 0.68
135.01-140 Watt	\$ 0.13	\$ 0.27	\$ 0.41	\$ 0.55	\$ 0.70
140.01-145 Watt	\$ 0.14	\$ 0.28	\$ 0.42	\$ 0.57	\$ 0.72
145.01-150 Watt	\$ 0.14	\$ 0.28	\$ 0.43	\$ 0.58	\$ 0.73
150.01-155 Watt	\$ 0.14	\$ 0.29	\$ 0.44	\$ 0.59	\$ 0.75
155.01-160 Watt	\$ 0.15	\$ 0.30	\$ 0.46	\$ 0.62	\$ 0.78
160.01-165 Watt	\$ 0.15	\$ 0.31	\$ 0.47	\$ 0.63	\$ 0.80
165.01-170 Watt	\$ 0.16	\$ 0.32	\$ 0.48	\$ 0.65	\$ 0.82


(K) (M)

(K) Transferred to Sheet No. 142-O (M) Transferred from Sheet No. 142-k

Issued: December 19, 2013
Advice No.: 2013-42

Effective: January 1, 2014

By Authority of the Washington Utilities and Transportation Commission by Orders 09 & 08 in Docket No. UE-121697 et al
Issued By Puget Sound Energy, Inc.

By: 

Ken Johnson

Title: Director, State Regulatory Affairs

PUGET SOUND ENERGY, INC.
Electric Tariff G

SCHEDULE 142
REVENUE DECOUPLING ADJUSTMENT MECHANISM (Continued)

(K) (M)

MONTHLY SURCHARGE:

Schedule 53 – Customer Owned LED (Light Emitting Diode) Lighting Service (Continued)

	2013	2014	2015	2016	2017
170.01-175 Watt	\$ 0.16	\$ 0.32	\$ 0.49	\$ 0.66	\$ 0.83
175.01-180 Watt	\$ 0.16	\$ 0.33	\$ 0.50	\$ 0.67	\$ 0.85
180.01-185 Watt	\$ 0.17	\$ 0.34	\$ 0.52	\$ 0.70	\$ 0.88
185.01-190 Watt	\$ 0.17	\$ 0.35	\$ 0.53	\$ 0.71	\$ 0.90
190.01-195 Watt	\$ 0.18	\$ 0.36	\$ 0.54	\$ 0.73	\$ 0.92
195.01-200 Watt	\$ 0.18	\$ 0.36	\$ 0.55	\$ 0.74	\$ 0.93
200.01-205 Watt	\$ 0.18	\$ 0.37	\$ 0.56	\$ 0.76	\$ 0.96
205.01-210 Watt	\$ 0.19	\$ 0.38	\$ 0.57	\$ 0.77	\$ 0.97
210.01-215 Watt	\$ 0.19	\$ 0.38	\$ 0.58	\$ 0.78	\$ 0.99
215.01-220 Watt	\$ 0.19	\$ 0.39	\$ 0.59	\$ 0.80	\$ 1.01
220.01-225 Watt	\$ 0.20	\$ 0.40	\$ 0.61	\$ 0.82	\$ 1.04
225.01-230 Watt	\$ 0.20	\$ 0.41	\$ 0.62	\$ 0.84	\$ 1.06
230.01-235 Watt	\$ 0.21	\$ 0.42	\$ 0.63	\$ 0.85	\$ 1.07
235.01-240 Watt	\$ 0.21	\$ 0.42	\$ 0.64	\$ 0.86	\$ 1.09
240.01-245 Watt	\$ 0.21	\$ 0.43	\$ 0.65	\$ 0.88	\$ 1.11
245.01-250 Watt	\$ 0.22	\$ 0.44	\$ 0.67	\$ 0.90	\$ 1.14
250.01-255 Watt	\$ 0.22	\$ 0.45	\$ 0.68	\$ 0.92	\$ 1.16
255.01-260 Watt	\$ 0.22	\$ 0.45	\$ 0.68	\$ 0.92	\$ 1.16
260.01-265 Watt	\$ 0.23	\$ 0.46	\$ 0.70	\$ 0.94	\$ 1.19
265.01-270 Watt	\$ 0.23	\$ 0.47	\$ 0.71	\$ 0.96	\$ 1.21
270.01-275 Watt	\$ 0.24	\$ 0.48	\$ 0.73	\$ 0.98	\$ 1.24
275.01-280 Watt	\$ 0.24	\$ 0.49	\$ 0.74	\$ 1.00	\$ 1.26
280.01-285 Watt	\$ 0.24	\$ 0.49	\$ 0.74	\$ 1.00	\$ 1.27
285.01-290 Watt	\$ 0.25	\$ 0.50	\$ 0.76	\$ 1.02	\$ 1.29
290.01-295 Watt	\$ 0.25	\$ 0.51	\$ 0.77	\$ 1.04	\$ 1.31
295.01-300 Watt	\$ 0.26	\$ 0.52	\$ 0.79	\$ 1.06	\$ 1.34

(K) Transferred to Sheet No. 142-P (M) Transferred from Sheet No. 142-I

(K) (M)

Issued: December 19, 2013
Advice No.: 2013-42

Effective: January 1, 2014

By Authority of the Washington Utilities and Transportation Commission by Orders 09 & 08 in Docket No. UE-121697 et al
Issued By Puget Sound Energy, Inc.

By:



Ken Johnson

Title: Director, State Regulatory Affairs

PUGET SOUND ENERGY, INC.
Electric Tariff G

SCHEDULE 142

REVENUE DECOUPLING ADJUSTMENT MECHANISM (Continued)

(K) (M)

MONTHLY SURCHARGE:

Schedule 54 – Sodium Vapor Lighting Energy Service

	2013	2014	2015	2016	2017
50 Watt	\$ 0.04	\$ 0.08	\$ 0.13	\$ 0.18	\$ 0.23
70 Watt	\$ 0.06	\$ 0.12	\$ 0.19	\$ 0.26	\$ 0.33
100 Watt	\$ 0.09	\$ 0.18	\$ 0.27	\$ 0.37	\$ 0.47
150 Watt	\$ 0.13	\$ 0.26	\$ 0.40	\$ 0.54	\$ 0.68
200 Watt	\$ 0.17	\$ 0.35	\$ 0.53	\$ 0.71	\$ 0.90
250 Watt	\$ 0.21	\$ 0.43	\$ 0.65	\$ 0.88	\$ 1.11
310 Watt	\$ 0.29	\$ 0.59	\$ 0.89	\$ 1.20	\$ 1.52
400 Watt	\$ 0.33	\$ 0.67	\$ 1.02	\$ 1.37	\$ 1.73
1000 Watt	\$ 0.84	\$ 1.70	\$ 2.58	\$ 3.47	\$ 4.38

Schedule 54 – Customer-Owned LED (Light Emitting Diode) Lighting Service

	2013	2014	2015	2016	2017
30-35 Watt	\$ 0.02	\$ 0.04	\$ 0.07	\$ 0.10	\$ 0.13
35.01-40 Watt	\$ 0.03	\$ 0.06	\$ 0.09	\$ 0.12	\$ 0.15
40.01-45 Watt	\$ 0.03	\$ 0.06	\$ 0.09	\$ 0.12	\$ 0.15
45.01-50 Watt	\$ 0.04	\$ 0.08	\$ 0.12	\$ 0.16	\$ 0.20
50.01-55 Watt	\$ 0.04	\$ 0.08	\$ 0.12	\$ 0.16	\$ 0.20
55.01-60 Watt	\$ 0.04	\$ 0.08	\$ 0.13	\$ 0.18	\$ 0.23
60.01-65 Watt	\$ 0.05	\$ 0.10	\$ 0.15	\$ 0.20	\$ 0.25
65.01-70 Watt	\$ 0.05	\$ 0.10	\$ 0.15	\$ 0.20	\$ 0.26
70.01-75 Watt	\$ 0.06	\$ 0.12	\$ 0.18	\$ 0.24	\$ 0.30
75.01-80 Watt	\$ 0.06	\$ 0.12	\$ 0.18	\$ 0.24	\$ 0.30
80.01-85 Watt	\$ 0.06	\$ 0.12	\$ 0.19	\$ 0.26	\$ 0.33
85.01-90 Watt	\$ 0.07	\$ 0.14	\$ 0.21	\$ 0.28	\$ 0.35
90.01-95 Watt	\$ 0.07	\$ 0.14	\$ 0.21	\$ 0.28	\$ 0.36
95.01-100 Watt	\$ 0.07	\$ 0.15	\$ 0.23	\$ 0.31	\$ 0.39
100.01-105 Watt	\$ 0.08	\$ 0.16	\$ 0.24	\$ 0.32	\$ 0.40
105.01-110 Watt	\$ 0.08	\$ 0.16	\$ 0.25	\$ 0.34	\$ 0.43

(K) Transferred to Sheet No. 142-Q (M) Transferred from Sheet No. 142-m

(K) (M)

Issued: December 19, 2013
Advice No.: 2013-42

Effective: January 1, 2014

By Authority of the Washington Utilities and Transportation Commission by Orders 09 & 08 in Docket No. UE-121697 et al
Issued By Puget Sound Energy, Inc.

By:



Ken Johnson

Title: Director, State Regulatory Affairs

PUGET SOUND ENERGY, INC.
Electric Tariff G

SCHEDULE 142

(K) (M)

REVENUE DECOUPLING ADJUSTMENT MECHANISM (Continued)

MONTHLY SURCHARGE:

Schedule 54 – Customer-Owned LED (Light Emitting Diode) Lighting Service (Continued)

	2013	2014	2015	2016	2017
110.01-115 Watt	\$ 0.09	\$ 0.18	\$ 0.27	\$ 0.36	\$ 0.45
115.01-120 Watt	\$ 0.09	\$ 0.18	\$ 0.27	\$ 0.36	\$ 0.46
120.01-125 Watt	\$ 0.09	\$ 0.18	\$ 0.28	\$ 0.38	\$ 0.48
125.01-130 Watt	\$ 0.10	\$ 0.20	\$ 0.30	\$ 0.40	\$ 0.51
130.01-135 Watt	\$ 0.10	\$ 0.20	\$ 0.31	\$ 0.42	\$ 0.53
135.01-140 Watt	\$ 0.10	\$ 0.21	\$ 0.32	\$ 0.43	\$ 0.54
140.01-145 Watt	\$ 0.11	\$ 0.22	\$ 0.33	\$ 0.45	\$ 0.57
145.01-150 Watt	\$ 0.11	\$ 0.22	\$ 0.34	\$ 0.46	\$ 0.58
150.01-155 Watt	\$ 0.12	\$ 0.24	\$ 0.36	\$ 0.48	\$ 0.61
155.01-160 Watt	\$ 0.12	\$ 0.24	\$ 0.36	\$ 0.49	\$ 0.62
160.01-165 Watt	\$ 0.12	\$ 0.25	\$ 0.38	\$ 0.51	\$ 0.64
165.01-170 Watt	\$ 0.13	\$ 0.26	\$ 0.39	\$ 0.53	\$ 0.67
170.01-175 Watt	\$ 0.13	\$ 0.26	\$ 0.40	\$ 0.54	\$ 0.68
175.01-180 Watt	\$ 0.14	\$ 0.28	\$ 0.42	\$ 0.56	\$ 0.71
180.01-185 Watt	\$ 0.14	\$ 0.28	\$ 0.42	\$ 0.57	\$ 0.72
185.01-190 Watt	\$ 0.14	\$ 0.29	\$ 0.44	\$ 0.59	\$ 0.74
190.01-195 Watt	\$ 0.15	\$ 0.30	\$ 0.45	\$ 0.61	\$ 0.77
195.01-200 Watt	\$ 0.15	\$ 0.30	\$ 0.46	\$ 0.62	\$ 0.78
200.01-205 Watt	\$ 0.15	\$ 0.31	\$ 0.47	\$ 0.63	\$ 0.80
205.01-210 Watt	\$ 0.16	\$ 0.32	\$ 0.48	\$ 0.65	\$ 0.82
210.01-215 Watt	\$ 0.16	\$ 0.33	\$ 0.50	\$ 0.67	\$ 0.85
215.01-220 Watt	\$ 0.17	\$ 0.34	\$ 0.51	\$ 0.69	\$ 0.87
220.01-225 Watt	\$ 0.17	\$ 0.34	\$ 0.52	\$ 0.70	\$ 0.88
225.01-230 Watt	\$ 0.17	\$ 0.35	\$ 0.53	\$ 0.71	\$ 0.90
230.01-235 Watt	\$ 0.18	\$ 0.36	\$ 0.54	\$ 0.73	\$ 0.92
235.01-240 Watt	\$ 0.18	\$ 0.36	\$ 0.55	\$ 0.74	\$ 0.94
240.01-245 Watt	\$ 0.18	\$ 0.37	\$ 0.56	\$ 0.76	\$ 0.96
245.01-250 Watt	\$ 0.19	\$ 0.38	\$ 0.58	\$ 0.78	\$ 0.98
250.01-255 Watt	\$ 0.19	\$ 0.39	\$ 0.59	\$ 0.79	\$ 1.00

(K) (M)

(K) Transferred to Sheet No. 142-R (M) Transferred from Sheet No. 142-n

Issued: December 19, 2013

Effective: January 1, 2014

Advice No.: 2013-42

By Authority of the Washington Utilities and Transportation Commission by Orders 09 & 08 in Docket No. UE-121697 et al

Issued By Puget Sound Energy, Inc.

By:



Ken Johnson

Title: Director, State Regulatory Affairs

PUGET SOUND ENERGY, INC.
Electric Tariff G

SCHEDULE 142
REVENUE DECOUPLING ADJUSTMENT MECHANISM (Continued)

(K) (M)

MONTHLY SURCHARGE:

Schedule 54 – Customer-Owned LED (Light Emitting Diode) Lighting Service (Continued)

	2013	2014	2015	2016	2017
255.01-260 Watt	\$ 0.20	\$ 0.40	\$ 0.60	\$ 0.81	\$ 1.02
260.01-265 Watt	\$ 0.20	\$ 0.40	\$ 0.61	\$ 0.82	\$ 1.04
265.01-270 Watt	\$ 0.20	\$ 0.41	\$ 0.62	\$ 0.84	\$ 1.06
270.01-275 Watt	\$ 0.21	\$ 0.42	\$ 0.64	\$ 0.86	\$ 1.09
275.01-280 Watt	\$ 0.21	\$ 0.43	\$ 0.65	\$ 0.87	\$ 1.10
280.01-285 Watt	\$ 0.21	\$ 0.43	\$ 0.65	\$ 0.88	\$ 1.11
285.01-290 Watt	\$ 0.22	\$ 0.44	\$ 0.67	\$ 0.90	\$ 1.14
290.01-295 Watt	\$ 0.22	\$ 0.45	\$ 0.68	\$ 0.92	\$ 1.16
295.01-300 Watt	\$ 0.23	\$ 0.46	\$ 0.70	\$ 0.94	\$ 1.19

Schedule 55 –Sodium Vapor Area Lighting Service *

	2013	2014	2015	2016	2017
70 Watt	\$ 0.23	\$ 0.46	\$ 0.69	\$ 0.93	\$ 1.17
100 Watt	\$ 0.25	\$ 0.51	\$ 0.77	\$ 1.04	\$ 1.32
150 Watt	\$ 0.30	\$ 0.61	\$ 0.92	\$ 1.24	\$ 1.57
200 Watt	\$ 0.36	\$ 0.73	\$ 1.11	\$ 1.50	\$ 1.89
250 Watt	\$ 0.41	\$ 0.83	\$ 1.26	\$ 1.69	\$ 2.13
400 Watt	\$ 0.55	\$ 1.11	\$ 1.68	\$ 2.27	\$ 2.87

Schedule 55 – Metal Halide Area Lighting Service *

	2013	2014	2015	2016	2017
250 Watt	\$ 0.47	\$ 0.95	\$ 1.44	\$ 1.94	\$ 2.45

* Rate applies to the schedule(s) as well as equivalent schedules such as Residential and Farm Schedules.

(K) Transferred to Sheet No. 142-S (M) Transferred from Sheet No. 142-o

(K) (M)

Issued: December 19, 2013
Advice No.: 2013-42

Effective: January 1, 2014

By Authority of the Washington Utilities and Transportation Commission by Orders 09 & 08 in Docket No. UE-121697 et al
Issued By Puget Sound Energy, Inc.

By:



Ken Johnson

Title: Director, State Regulatory Affairs

**PUGET SOUND ENERGY, INC.
Electric Tariff G**

**SCHEDULE 142
REVENUE DECOUPLING ADJUSTMENT MECHANISM (Continued)**

(M)

MONTHLY SURCHARGE:**Schedule 55 – Facilities Charge**

	2013	2014	2015	2016	2017
Installed prior to November 20, 1975	\$0.04	\$0.09	\$0.14	\$0.19	\$0.24
Installed after November 1, 1999	\$0.18	\$0.36	\$0.54	\$0.73	\$0.92

Schedule 57 – Customer-Owned Incandescent Lighting Service

	2013	2014	2015	2016	2017
Monthly Rate per Watt of Connected Load	\$0.054	\$0.109	\$0.165	\$0.222	\$0.281
Minimum Charge	\$0.09	\$ 0.18	\$ 0.27	\$ 0.37	\$ 0.47

Schedule 58 – Directional Sodium Vapor Flood Lighting Service *

	2013	2014	2015	2016	2017
70 Watt	\$ 0.27	\$ 0.54	\$ 0.82	\$ 1.11	\$ 1.40
100 Watt	\$ 0.30	\$ 0.60	\$ 0.91	\$ 1.22	\$ 1.54
150 Watt	\$ 0.34	\$ 0.68	\$ 1.03	\$ 1.39	\$ 1.76
200 Watt	\$ 0.39	\$ 0.79	\$ 1.20	\$ 1.62	\$ 2.05
250 Watt	\$ 0.44	\$ 0.89	\$ 1.35	\$ 1.82	\$ 2.30
400 Watt	\$ 0.56	\$ 1.13	\$ 1.71	\$ 2.30	\$ 2.90

Schedule 58 – Directional Metal Halide Flood Lighting Service *

	2013	2014	2015	2016	2017
175 Watt	\$ 0.38	\$ 0.77	\$ 1.17	\$ 1.58	\$ 2.00
250 Watt	\$ 0.45	\$ 0.91	\$ 1.38	\$ 1.86	\$ 2.35
400 Watt	\$ 0.56	\$ 1.13	\$ 1.71	\$ 2.31	\$ 2.92
1000 Watt	\$ 1.04	\$ 2.10	\$ 3.18	\$ 4.28	\$ 5.41

* Rate applies to the schedule(s) as well as equivalent schedules such as Residential and Farm Schedules.

(M) Transferred from Sheet No. 142-p

(M)

Issued: December 19, 2013**Effective:** January 1, 2014**Advice No.:** 2013-42

By Authority of the Washington Utilities and Transportation Commission by Orders 09 & 08 in Docket No. UE-121697 et al
Issued By Puget Sound Energy, Inc.

By:



Ken Johnson

Title: Director, State Regulatory Affairs

PUGET SOUND ENERGY, INC.
Electric Tariff G

SCHEDULE 142
REVENUE DECOUPLING ADJUSTMENT MECHANISM (Continued)

(M)

MONTHLY SURCHARGE:**Schedule 58 – Horizontal Sodium Vapor Flood Lighting Service ***

	2013	2014	2015	2016	2017
100 Watt	\$ 0.34	\$ 0.68	\$ 1.03	\$ 1.39	\$ 1.76
150 Watt	\$ 0.38	\$ 0.76	\$ 1.15	\$ 1.55	\$ 1.96
200 Watt	\$ 0.44	\$ 0.89	\$ 1.35	\$ 1.82	\$ 2.30
250 Watt	\$ 0.46	\$ 0.93	\$ 1.41	\$ 1.90	\$ 2.40
400 Watt	\$ 0.60	\$ 1.21	\$ 1.83	\$ 2.46	\$ 3.11

Schedule 58 – Horizontal Metal Halide Flood Lighting Service *

	2013	2014	2015	2016	2017
250 Watt	\$ 0.53	\$ 1.08	\$ 1.64	\$ 2.21	\$ 2.79
400 Watt	\$ 0.68	\$ 1.37	\$ 2.07	\$ 2.79	\$ 3.52

* Rate applies to the schedule(s) as well as equivalent schedules such as Residential and Farm Schedules.

Schedule 58 – Facilities Charge

	2013	2014	2015	2016	2017
Installed after November 1, 1999	\$ 0.18	\$ 0.36	\$ 0.54	\$ 0.73	\$ 0.92

8. **ADJUSTMENTS:** Rates in this schedule and those rates reflected in the schedules for electric service to which this mechanism applies, as listed in the Applicability section above, are subject to adjustment by such other schedules in this tariff as may apply.
9. **GENERAL RULES AND PROVISIONS:** Service under this schedule is subject to the General Rules and Provisions in this tariff (Schedule 80) as they may be modified from time to time and other schedules of such tariff that may apply as they may be modified from time to time.

(M) Transferred from Sheet No. 142-q

(M)

Issued: December 19, 2013
Advice No.: 2013-42

Effective: January 1, 2014

By Authority of the Washington Utilities and Transportation Commission by Orders 09 & 08 in Docket No. UE-121697 et al
Issued By Puget Sound Energy, Inc.

By:



Ken Johnson

Title: Director, State Regulatory Affairs