



## ***Performance Results***

### ***Washington November 2003 - October 2004***

#### ***Qwest's Performance Assurance Plans (PAPs)***

*PAP specific statistical parameters are unique in some cases. For example, some PAPs apply a range of critical values dependent on the type of product and volume of orders. Accordingly, the critical z-values and resulting parity scores reflected in this report may differ from critical z-values and resulting parity values used to calculate PAP payments. For CLECs who have opted into a QPAP, the critical z-values and parity values applicable under the PAP will be applied and reflected in the CLEC payment summaries provided with any payments made.*

*The numerator and denominator of each performance result will be the same in both instances.*

**November 21, 2004**

## Table of Contents

<b>Section</b>	<b>Page Number</b>
GA-1 - Gateway Availability - IMA-GUI	22
<i>Gateway Availability - IMA-GUI (Percent) All (GA-1 A) (Benchmark)</i>	22
<i>Gateway Availability - IMA-GUI (Percent) SIA (GA-1 D) (Benchmark)</i>	22
GA-2 - Gateway Availability - IMA-EDI	23
<i>Gateway Availability - IMA-EDI (Percent) (GA-2) (Benchmark)</i>	23
GA-3 - Gateway Availability - EB-TA	24
<i>Gateway Availability - EB-TA (Percent) (GA-3) (Benchmark)</i>	24
GA-4 - System Availability - EXACT	25
<i>System Availability - EXACT (Percent) (GA-4) (Benchmark)</i>	25
GA-6 - Gateway Availability - GUI - Repair	26
<i>Gateway Availability - GUI - Repair (Percent) (GA-6) (Benchmark)</i>	26
GA-7 - Timely Outage Resolution following Software Releases	27
<i>Timely Outage Resolution following Software Releases (Percent) (GA-7) (Benchmark)</i>	27
PO-1 - Pre-Order/Order Response Times	28
<i>Pre-Order Response Times (Appt. Scheduler) (Avg Sec) IMA Request (PO-1 A-1(a)) (Diagnostic)</i>	28
<i>Pre-Order Response Times (Appt. Scheduler) (Avg Sec) IMA Response/Accept (PO-1 A-1(b,c)) (Diagnostic)</i>	28
<i>Pre-Order Response Times (Appt. Scheduler) (Avg Sec) IMA Aggregate (PO-1 A-1 Total) (Benchmark)</i>	28
<i>Pre-Order Response Times (Service Availability) (Avg Sec) IMA Request (PO-1 A-2(a)) (Diagnostic)</i>	28
<i>Pre-Order Response Times (Service Availability) (Avg Sec) IMA Response (PO-1 A-2(b)) (Diagnostic)</i>	29
<i>Pre-Order Response Times (Service Availability) (Avg Sec) IMA Aggregate (PO-1 A-2 Total) (Benchmark)</i>	29
<i>Pre-Order Response Times (Facility Check) (Avg Sec) IMA Request (PO-1 A-3(a)) (Diagnostic)</i>	29
<i>Pre-Order Response Times (Facility Check) (Avg Sec) IMA Response (PO-1 A-3(b)) (Diagnostic)</i>	29
<i>Pre-Order Response Times (Facility Check) (Avg Sec) IMA Aggregate (PO-1 A-3 Total) (Benchmark)</i>	30
<i>Pre-Order Response Times (Address Validation) (Avg Sec) IMA Request (PO-1 A-4(a)) (Diagnostic)</i>	30
<i>Pre-Order Response Times (Address Validation) (Avg Sec) IMA Response (PO-1 A-4(b)) (Diagnostic)</i>	30
<i>Pre-Order Response Times (Address Validation) (Avg Sec) IMA Aggregate (PO-1 A-4 Total) (Benchmark)</i>	30
<i>Pre-Order Response Times (Get CSR) (Avg Sec) IMA Request (PO-1 A-5(a)) (Diagnostic)</i>	31
<i>Pre-Order Response Times (Get CSR) (Avg Sec) IMA Response (PO-1 A-5(b)) (Diagnostic)</i>	31
<i>Pre-Order Response Times (Get CSR) (Avg Sec) IMA Aggregate (PO-1 A-5 Total) (Benchmark)</i>	31
<i>Pre-Order Response Times (TN Reservation) (Avg Sec) IMA Request (PO-1 A-6(a)) (Diagnostic)</i>	31
<i>Pre-Order Response Times (TN Reservation) (Avg Sec) IMA Response (PO-1 A-6(b)) (Diagnostic)</i>	32
<i>Pre-Order Response Times (TN Reservation) (Avg Sec) IMA Accept (PO-1 A-6(c)) (Diagnostic)</i>	32
<i>Pre-Order Response Times (TN Reservation) (Avg Sec) IMA Aggregate (PO-1 A-6 Total) (Benchmark)</i>	32
<i>Pre-Order Response Times (Loop Qualification Tools) (Avg Sec) IMA Request (PO-1 A-7(a)) (Diagnostic)</i>	32
<i>Pre-Order Response Times (Loop Qualification Tools) (Avg Sec) IMA Response (PO-1 A-7(b)) (Benchmark)</i>	33
<i>Pre-Order Response Times (Loop Qualification Tools) (Avg Sec) IMA Aggregate (PO-1 A-7 Total) (Diagnostic)</i>	33
<i>Pre-Order Response Times (Resale of Qwest DSL Qualification) (Avg Sec) IMA Request (PO-1 A-8(a)) (Diagnostic)</i>	33
<i>Pre-Order Response Times (Resale of Qwest DSL Qualification) (Avg Sec) IMA Response (PO-1 A-8(b)) (Benchmark)</i>	33
<i>Pre-Order Response Times (Resale of Qwest DSL Qualification) (Avg Sec) IMA Aggregate (PO-1 A-8 Total) (Diagnostic)</i>	34
<i>Pre-Order Response Times (Connecting Facility Assignment) (Avg Sec) IMA Request (PO-1 A-9(a)) (Diagnostic)</i>	34
<i>Pre-Order Response Times (Connecting Facility Assignment) (Avg Sec) IMA Response (PO-1 A-9(b)) (Diagnostic)</i>	34
<i>Pre-Order Response Times (Connecting Facility Assignment) (Avg Sec) IMA Aggregate (PO-1 A-9 Total) (Benchmark)</i>	34
<i>Pre-Order Response Times (Meet Point Inquiry) (Avg Sec) IMA Request (PO-1 A-10(a)) (Diagnostic)</i>	35
<i>Pre-Order Response Times (Meet Point Inquiry) (Avg Sec) IMA Response (PO-1 A-10(b)) (Diagnostic)</i>	35
<i>Pre-Order Response Times (Meet Point Inquiry) (Avg Sec) IMA Aggregate (PO-1 A-10 Total) (Benchmark)</i>	35

## Table of Contents

<b>Section</b>	<b>Page Number</b>
<i>Pre-Order Response Times (Appt. Scheduler) (Avg Sec) EDI Request/Response (PO-1 B-1) (Benchmark)</i>	36
<i>Pre-Order Response Times (Service Availability) (Avg Sec) EDI Request/Response (PO-1 B-2) (Benchmark)</i>	36
<i>Pre-Order Response Times (Facility Check) (Avg Sec) EDI Request/Response (PO-1 B-3) (Benchmark)</i>	36
<i>Pre-Order Response Times (Address Validation) (Avg Sec) EDI Request/Response (PO-1 B-4) (Benchmark)</i>	36
<i>Pre-Order Response Times (Get CSR) (Avg Sec) EDI Request/Response (PO-1 B-5) (Benchmark)</i>	37
<i>Pre-Order Response Times (TN Reservation) (Avg Sec) EDI Request/Response (PO-1 B-6) (Benchmark)</i>	37
<i>Pre-Order Response Times (Loop Qualification Tools) (Avg Sec) EDI Request/Response (PO-1 B-7) (Benchmark)</i>	37
<i>Pre-Order Response Times (Resale of Qwest DSL Qualification) (Avg Sec) EDI Request/Response (PO-1 B-8) (Benchmark)</i>	37
<i>Pre-Order Response Times (Connecting Facility Assignment) (Avg Sec) EDI Request/Response (PO-1 B-9) (Benchmark)</i>	38
<i>Pre-Order Response Times (Meet Point Inquiry) (Avg Sec) EDI Request/Response (PO-1 B-10) (Benchmark)</i>	38
<i>Pre-Order Response Times (Timeout) (Percent) IMA Total (PO-1C -1) (Benchmark)</i>	38
<i>Pre-Order Response Times (Timeout) (Percent) EDI Total (PO-1C -2) (Benchmark)</i>	38
<i>Pre-Order Response Times (Rejected Query) (Avg Sec) IMA Total (PO-1D -1) (Diagnostic)</i>	39
<i>Pre-Order Response Times (Rejected Query) (Avg Sec) EDI Total (PO-1D -2) (Diagnostic)</i>	39
<b>PO-2A-1 - Electronic Flow-through for LSRs received via IMA GUI (Percent)</b>	<b>40</b>
<i>Resale Aggregate W/O UNE-P-POTS (Diagnostic)</i>	40
<i>Unbundled Loop Aggregate (Diagnostic)</i>	40
<i>LNP (Diagnostic)</i>	40
<i>UNE - P (POTS) (Diagnostic)</i>	40
<i>UNE P (POTS AGG) (Diagnostic)</i>	41
<i>Line Sharing (Diagnostic)</i>	41
<b>PO-2A-2 - Electronic Flow-through for LSRs received via IMA EDI (Percent)</b>	<b>42</b>
<i>Resale Aggregate W/O UNE-P-POTS (Diagnostic)</i>	42
<i>Unbundled Loop Aggregate (Diagnostic)</i>	42
<i>LNP (Diagnostic)</i>	42
<i>UNE - P (POTS) (Diagnostic)</i>	42
<i>UNE P (POTS AGG) (Diagnostic)</i>	43
<i>Line Sharing (Diagnostic)</i>	43
<b>PO-2B-1 - Electronic Flow-through for All Eligible LSRs received via IMA GUI (Percent)</b>	<b>44</b>
<i>Resale Aggregate W/O UNE-P-POTS (Benchmark)</i>	44
<i>Unbundled Loop Aggregate (Benchmark)</i>	44
<i>LNP (Benchmark)</i>	44
<i>UNE - P (POTS) (Benchmark)</i>	44
<i>UNE P (POTS AGG) (Benchmark)</i>	45
<i>Line Sharing (Diagnostic)</i>	45
<b>PO-2B-2 - Electronic Flow-through for All Eligible LSRs received via IMA EDI (Percent)</b>	<b>46</b>
<i>Resale Aggregate W/O UNE-P-POTS (Benchmark)</i>	46
<i>Unbundled Loop Aggregate (Benchmark)</i>	46
<i>LNP (Benchmark)</i>	46
<i>UNE - P (POTS) (Benchmark)</i>	46
<i>UNE P (POTS AGG) (Benchmark)</i>	47
<i>Line Sharing (Diagnostic)</i>	47
<b>PO-3 - LSR Rejection Notice Interval</b>	<b>48</b>
<i>LSR Rejection Notice Interval for IMA - Rejected Manually (Hours:Minutes) (PO-3A-1 ) (Benchmark)</i>	48
<i>LSR Rejection Notice Interval for IMA - Auto-Rejected (Minutes:Seconds) (PO-3A-2 ) (Benchmark)</i>	48
<i>LSR Rejection Notice Interval for EDI - Rejected Manually (Hours:Minutes) (PO-3B-1 ) (Benchmark)</i>	48

## Table of Contents

<b>Section</b>	<b>Page Number</b>
<i>LSR Rejection Notice Interval for EDI - Auto-Rejected (Minutes:Seconds) (PO-3B-2 ) (Benchmark)</i>	48
<i>LSR Rejection Notice Interval for Manual and IIS (Hours:Minutes) (PO-3C ) (Benchmark)</i>	49
<b>PO-4 - LSRs Rejected</b>	<b>50</b>
<i>LSRs Rejected for IMA - Rejected Manually (Percent) (PO-4A-1 ) (Diagnostic)</i>	50
<i>LSRs Rejected for IMA - Auto-Rejected (Percent) (PO-4A-2 ) (Diagnostic)</i>	50
<i>LSRs Rejected for EDI - Rejected Manually (Percent) (PO-4B-1 ) (Diagnostic)</i>	50
<i>LSRs Rejected for EDI - Auto-Rejected (Percent) (PO-4B-2 ) (Diagnostic)</i>	50
<i>LSRs Received via Facsimile (Percent) (PO-4C ) (Diagnostic)</i>	51
<b>PO-5A-1 - FOCs On Time for Fully Electronic LSRs Received via IMA GUI (Percent)</b>	<b>52</b>
<i>Resale Aggregate (PO-5A-1 (a)) (Benchmark)</i>	52
<i>Unbundled Loop Aggregate (PO-5A-1 (b)) (Benchmark)</i>	52
<i>LNP (PO-5A-1 (c)) (Benchmark)</i>	52
<b>PO-5A-2 - FOCs On Time for Fully Electronic LSRs Received via IMA EDI (Percent)</b>	<b>53</b>
<i>Resale Aggregate (PO-5A-2 (a)) (Benchmark)</i>	53
<i>Unbundled Loop Aggregate (PO-5A-2 (b)) (Benchmark)</i>	53
<i>LNP (PO-5A-2 (c)) (Benchmark)</i>	53
<b>PO-5B-1 - FOCs On Time for Electronic/Manual LSRs Received via IMA GUI (Percent)</b>	<b>54</b>
<i>Resale Aggregate (PO-5B-1 (a)) (Benchmark)</i>	54
<i>Unbundled Loop Aggregate (PO-5B-1 (b)) (Benchmark)</i>	54
<i>Unbundled Loop AGG-EELs (PO-5B-1 (b)) (Benchmark)</i>	54
<i>LNP (PO-5B-1 (c)) (Benchmark)</i>	54
<b>PO-5B-2 - FOCs On Time for Electronic/Manual LSRs Received via IMA EDI (Percent)</b>	<b>55</b>
<i>Resale Aggregate (PO-5B-2 (a)) (Benchmark)</i>	55
<i>Unbundled Loop Aggregate (PO-5B-2 (b)) (Benchmark)</i>	55
<i>Unbundled Loop AGG-EELs (PO-5B-2 (b)) (Benchmark)</i>	55
<i>LNP (PO-5B-2 (c)) (Benchmark)</i>	55
<b>PO-5C - FOCs on Time for Manual (Percent)</b>	<b>56</b>
<i>Resale Aggregate (PO-5C -(a)) (Benchmark)</i>	56
<i>Unbundled Loop Aggregate (PO-5C -(b)) (Benchmark)</i>	56
<i>Unbundled Loop AGG-EELs (PO-5C -(b)) (Benchmark)</i>	56
<i>LNP (PO-5C -(c)) (Benchmark)</i>	56
<b>PO-5D - FOCs on Time (Percent)</b>	<b>57</b>
<i>LIS Trunk (PO-5D ) (Benchmark)</i>	57
<b>PO-6 - Work Completion Notification Timeliness</b>	<b>58</b>
<i>Notices Made Available via IMA - GUI All (Hours:Minutes) (PO-6A ) (Benchmark)</i>	58
<i>Notices Transmitted via IMA - EDI All (Hours:Minutes) (PO-6B ) (Benchmark)</i>	58
<b>PO-7 - Billing Completion Notification Timeliness</b>	<b>59</b>
<i>Notices Made Available via IMA - GUI / Billing System Posting Completions All (Percent) (PO-7A ,C) (Parity)</i>	59
<i>Notices Transmitted via IMA - EDI / Billing System Posting Completions All (Percent) (PO-7B ,C) (Parity)</i>	59
<b>PO-8 - Jeopardy Notice Interval</b>	<b>60</b>
<i>Non-Designed Services (Average Days) (PO-8 A) (Parity)</i>	60

## Table of Contents

<b>Section</b>	<b>Page Number</b>
<i>Unbundled Loops and Number Portability (Average Days) (PO-8 B) (Parity)</i>	60
<i>UNE - P (POTS) (Average Days) (PO-8 D) (Parity)</i>	60
<b>PO-9 - Timely Jeopardy Notices</b>	<b>61</b>
<i>Non-Designed Services (PO-9 A) (Parity)</i>	61
<i>Unbundled Loops and Number Portability (PO-9 B) (Parity)</i>	61
<i>LIS Trunk (PO-9 C) (Parity)</i>	61
<i>UNE - P (POTS) (PO-9 D) (Parity)</i>	61
<b>PO-15 - Number of Due Date Changes per Order</b>	<b>62</b>
<i>All (PO-15 ) (Diagnostic)</i>	62
<b>PO-16 - Timely Release Notifications</b>	<b>63</b>
<i>(PO-16 ) (Percent) (Benchmark)</i>	63
<b>PO-19 - Stand-Alone Test Environment (SATE) Accuracy</b>	<b>64</b>
<i>(PO-19 ) (Percent) (Benchmark)</i>	64
<i>(PO-19 A) Rel. 12.0 (Percent) (Benchmark)</i>	64
<i>(PO-19 A) Rel. 13.0 (Percent) (Benchmark)</i>	64
<i>(PO-19 A) Rel. 14.0 (Percent) (Benchmark)</i>	64
<i>(PO-19 A) Rel. 15.0 (Percent) (Benchmark)</i>	65
<i>(PO-19 ) Rel. 16.0 (Percent) (Benchmark)</i>	65
<i>(PO-19 A) Rel. VICKI (Percent) (Benchmark)</i>	65
<i>(PO-19 B) (Percent) (Benchmark)</i>	65
<b>PO-20 Manual Service Order Accuracy</b>	<b>66</b>
<i>Resale POTS and UNE-P (POTS) (Benchmark)</i>	66
<i>Unbundled Loops (Analog &amp; NL 2-wire) (Benchmark)</i>	66
<b>PO-20 (Expanded) Manual Service Order Accuracy (Phase 1)</b>	<b>67</b>
<i>Unbundled Loops (Benchmark)</i>	67
<i>Resale &amp; UNE-P (POTS) (Benchmark)</i>	67
<b>PO-20 (Expanded) Manual Service Order Accuracy (Phase 2)</b>	<b>68</b>
<i>Unbundled Loops (Benchmark)</i>	68
<i>Resale &amp; UNE-P (POTS) (Benchmark)</i>	68
<b>OP-2 - Calls Answered within Twenty Seconds - Interconnect Provisioning Center</b>	<b>69</b>
<i>Calls Answered within Twenty Seconds - Interconnect Provisioning Center (Percent) (OP-2 ) (Parity)</i>	69
<b>OP-3A - Installation Commitments Met (Percent) - Dispatches within MSAs</b>	<b>70</b>
<i>Residence (Parity)</i>	70
<i>Business (Parity)</i>	70
<i>Centrex (Parity)</i>	70
<i>Qwest DSL (Parity)</i>	70
<i>UNE - P (POTS) (Parity)</i>	71
<i>UNE P (Centrex) (Parity)</i>	71
<i>UNE P (Centrex 21) (Parity)</i>	71
<i>Line Sharing (Benchmark)</i>	72
<i>Line Splitting</i>	73

## Table of Contents

<b>Section</b>	<b>Page Number</b>
OP-3B - Installation Commitments Met (Percent) - Dispatches outside MSAs	74
<i>Residence (Parity)</i>	74
<i>Business (Parity)</i>	74
<i>Qwest DSL (Parity)</i>	74
<i>UNE - P (POTS) (Parity)</i>	74
<i>UNE P (Centrex) (Parity)</i>	75
<i>Line Sharing (Benchmark)</i>	76
<i>Sub-Loop Unbundling (Diagnostic)</i>	76
OP-3C - Installation Commitments Met (Percent) - No dispatches	77
<i>Residence (Parity)</i>	77
<i>Business (Parity)</i>	77
<i>Centrex 21 (Parity)</i>	77
<i>Qwest DSL (Parity)</i>	77
<i>UNE - P (POTS) (Parity)</i>	78
<i>UNE P (Centrex) (Parity)</i>	78
<i>UNE P (Centrex 21) (Parity)</i>	78
<i>Line Sharing (Benchmark)</i>	79
<i>Sub-Loop Unbundling (Diagnostic)</i>	79
<i>Line Splitting</i>	80
OP-3D - Installation Commitments Met (Percent) - Interval Zone One	81
<i>ISDN Primary (Parity)</i>	81
<i>PBX (Parity)</i>	81
<i>LIS Trunk (Parity)</i>	81
<i>UDIT DS1 (Parity)</i>	82
<i>UDIT Above DS1 Level (Parity)</i>	82
<i>Dark Fiber - IOF (Diagnostic)</i>	82
<i>Unbundled Loop - 4 Wire Non-Loaded (Parity)</i>	82
<i>Unbundled Loop - DS1 Capable (Parity)</i>	83
<i>Unbundled Loop ISDN Capable (Parity)</i>	83
<i>Unbundled Loop - ADSL Qualified (Benchmark)</i>	83
<i>Unbundled Loop - DS3 Capable (Parity)</i>	83
<i>Qwest DSL (Parity)</i>	84
<i>Dark Fiber - Loop (Diagnostic)</i>	84
<i>E911 (Parity)</i>	84
<i>Unbundled Loop Analog (Benchmark)</i>	85
<i>Unbundled Loop - 2 Wire Non-Loaded (Benchmark)</i>	85
<i>Unbundled Loop - XDSL<sub>i</sub> (Benchmark)</i>	85
<i>Unbundled Loop Conditioned (Benchmark)</i>	85
<i>Enhanced Extended Loops - DS0 Capable (Diagnostic)</i>	86
<i>Enhanced Extended Loops - DS3 Capable (Diagnostic)</i>	86
<i>Enhanced Extended Loops - DS1 Capable (Benchmark)</i>	87
OP-3E - Installation Commitments Met (Percent) - Interval Zone Two	88
<i>ISDN Primary (Parity)</i>	88
<i>DS1 (Parity)</i>	88
<i>LIS Trunk (Parity)</i>	88
<i>UDIT DS1 (Parity)</i>	89
<i>UDIT Above DS1 Level (Parity)</i>	89
<i>Unbundled Loop - DS1 Capable (Parity)</i>	89

## Table of Contents

<b>Section</b>	<b>Page Number</b>
<i>Unbundled Loop ISDN Capable (Parity)</i>	89
<i>Unbundled Loop - ADSL Qualified (Benchmark)</i>	90
<i>Dark Fiber - Loop (Diagnostic)</i>	90
<i>E911 (Parity)</i>	90
<i>Unbundled Loop Analog (Benchmark)</i>	91
<i>Unbundled Loop - 2 Wire Non-Loaded (Benchmark)</i>	91
<i>Unbundled Loop Conditioned (Benchmark)</i>	91
<i>Enhanced Extended Loops - DS3 Capable (Diagnostic)</i>	91
<i>Enhanced Extended Loops - DS1 Capable (Benchmark)</i>	92
<b>OP-4A - Installation Interval (Average Days) - Dispatches within MSAs</b>	<b>93</b>
<i>Residence (Parity)</i>	93
<i>Business (Parity)</i>	93
<i>Centrex (Parity)</i>	93
<i>Qwest DSL (Parity)</i>	93
<i>UNE - P (POTS) (Parity)</i>	94
<i>UNE P (Centrex) (Parity)</i>	94
<i>UNE P (Centrex 21) (Parity)</i>	94
<i>Line Sharing (Benchmark)</i>	95
<i>Line Splitting</i>	96
<b>OP-4B - Installation Interval (Average Days) - Dispatches outside MSAs</b>	<b>97</b>
<i>Residence (Parity)</i>	97
<i>Business (Parity)</i>	97
<i>Qwest DSL (Parity)</i>	97
<i>UNE - P (POTS) (Parity)</i>	97
<i>UNE P (Centrex) (Parity)</i>	98
<i>Line Sharing (Benchmark)</i>	99
<i>Sub-Loop Unbundling (Diagnostic)</i>	99
<b>OP-4C - Installation Interval (Average Days) - No dispatches</b>	<b>100</b>
<i>Residence (Parity)</i>	100
<i>Business (Parity)</i>	100
<i>Centrex 21 (Parity)</i>	100
<i>Qwest DSL (Parity)</i>	100
<i>UNE - P (POTS) (Parity)</i>	101
<i>UNE P (Centrex) (Parity)</i>	101
<i>UNE P (Centrex 21) (Parity)</i>	101
<i>Line Sharing (Benchmark)</i>	102
<i>Sub-Loop Unbundling (Diagnostic)</i>	102
<i>Line Splitting</i>	103
<b>OP-4D - Installation Interval (Average Days) - Interval Zone One</b>	<b>104</b>
<i>ISDN Primary (Parity)</i>	104
<i>PBX (Parity)</i>	104
<i>LIS Trunk (Parity)</i>	104
<i>UDIT DS1 (Parity)</i>	105
<i>UDIT Above DS1 Level (Parity)</i>	105
<i>Dark Fiber - IOF (Diagnostic)</i>	105
<i>Unbundled Loop - 4 Wire Non-Loaded (Parity)</i>	105
<i>Unbundled Loop - DS1 Capable (Parity)</i>	106

## Table of Contents

<b>Section</b>	<b>Page Number</b>
<i>Unbundled Loop ISDN Capable (Parity)</i>	106
<i>Unbundled Loop - ADSL Qualified (Benchmark)</i>	106
<i>Unbundled Loop - DS3 Capable (Parity)</i>	106
<i>Qwest DSL (Parity)</i>	107
<i>Dark Fiber - Loop (Diagnostic)</i>	107
<i>E911 (Parity)</i>	107
<i>Unbundled Loop Analog (Benchmark)</i>	108
<i>Unbundled Loop - 2 Wire Non-Loaded (Benchmark)</i>	108
<i>Unbundled Loop - XDSLi (Benchmark)</i>	108
<i>Unbundled Loop Conditioned (Benchmark)</i>	108
<i>Enhanced Extended Loops - DS0 Capable (Diagnostic)</i>	109
<i>Enhanced Extended Loops - DS3 Capable (Diagnostic)</i>	109
<i>Enhanced Extended Loops - DS1 Capable (Benchmark)</i>	110
<b>OP-4E - Installation Interval (Average Days) - Interval Zone Two</b>	<b>111</b>
<i>ISDN Primary (Parity)</i>	111
<i>DS1 (Parity)</i>	111
<i>LIS Trunk (Parity)</i>	111
<i>UDIT DS1 (Parity)</i>	112
<i>UDIT Above DS1 Level (Parity)</i>	112
<i>Dark Fiber - IOF (Diagnostic)</i>	112
<i>Unbundled Loop - DS1 Capable (Parity)</i>	112
<i>Unbundled Loop ISDN Capable (Parity)</i>	113
<i>Unbundled Loop - ADSL Qualified (Benchmark)</i>	113
<i>Dark Fiber - Loop (Diagnostic)</i>	113
<i>E911 (Parity)</i>	113
<i>Unbundled Loop Analog (Benchmark)</i>	114
<i>Unbundled Loop - 2 Wire Non-Loaded (Benchmark)</i>	114
<i>Unbundled Loop Conditioned (Benchmark)</i>	114
<i>Enhanced Extended Loops - DS3 Capable (Diagnostic)</i>	114
<i>Enhanced Extended Loops - DS1 Capable (Benchmark)</i>	115
<b>OP-5A - New Service Installation Quality Reported to Repair (Percent)</b>	<b>116</b>
<i>Residence (Parity)</i>	116
<i>Business (Parity)</i>	116
<i>Centrex (Parity)</i>	116
<i>Centrex 21 (Parity)</i>	116
<i>PBX (Parity)</i>	117
<i>Qwest DSL (Parity)</i>	117
<i>UNE - P (POTS) (Parity)</i>	117
<i>UNE P (Centrex) (Parity)</i>	117
<i>UNE P (Centrex 21) (Parity)</i>	118
<i>ISDN Primary (Parity)</i>	118
<i>DS1 (Parity)</i>	118
<i>Line Sharing (Parity)</i>	118
<i>Line Splitting (Parity)</i>	119
<i>Sub-Loop Unbundling (Diagnostic)</i>	120
<i>UDIT DS1 (Parity)</i>	121
<i>UDIT Above DS1 Level (Parity)</i>	121
<i>Dark Fiber - IOF (Diagnostic)</i>	121
<i>Unbundled Loop Analog (Parity)</i>	121



## Table of Contents

<b>Section</b>	<b>Page Number</b>
<i>Unbundled Loop - 2 Wire Non-Loaded (Parity)</i>	122
<i>Unbundled Loop - 4 Wire Non-Loaded (Parity)</i>	122
<i>Unbundled Loop - DS1 Capable (Parity)</i>	122
<i>Unbundled Loop - XDSLi (Parity)</i>	122
<i>Unbundled Loop ISDN Capable (Parity)</i>	123
<i>Unbundled Loop - ADSL Qualified (Parity)</i>	123
<i>Unbundled Loop - DS3 Capable (Parity)</i>	123
<i>LIS Trunk (Parity)</i>	123
<i>Dark Fiber - Loop (Diagnostic)</i>	124
<i>E911 (Parity)</i>	124
<i>Enhanced Extended Loops - DS1 Capable (Parity)</i>	124
<i>Enhanced Extended Loops - DS0 Capable (Diagnostic)</i>	125
<i>Enhanced Extended Loops - DS3 Capable (Diagnostic)</i>	125
<b>OP-5B - New Service Provisioning Quality (Percent)</b>	<b>126</b>
<i>Residence (Diagnostic)</i>	126
<i>Business (Diagnostic)</i>	126
<i>Centrex (Diagnostic)</i>	126
<i>Centrex 21 (Diagnostic)</i>	126
<i>PBX (Diagnostic)</i>	127
<i>Qwest DSL (Diagnostic)</i>	127
<i>UNE - P (POTS) (Diagnostic)</i>	127
<i>UNE P (Centrex) (Diagnostic)</i>	127
<i>UNE P (Centrex 21) (Diagnostic)</i>	128
<i>ISDN Primary (Diagnostic)</i>	128
<i>DS1 (Diagnostic)</i>	128
<i>Line Sharing (Diagnostic)</i>	129
<i>Line Splitting (Diagnostic)</i>	129
<i>Sub-Loop Unbundling (Diagnostic)</i>	129
<i>Unbundled Loop Analog (Diagnostic)</i>	130
<i>Unbundled Loop - 2 Wire Non-Loaded (Diagnostic)</i>	130
<i>Unbundled Loop - 4 Wire Non-Loaded (Diagnostic)</i>	130
<i>Unbundled Loop - DS1 Capable (Diagnostic)</i>	130
<i>Unbundled Loop - XDSLi (Diagnostic)</i>	131
<i>Unbundled Loop ISDN Capable (Diagnostic)</i>	131
<i>Unbundled Loop - ADSL Qualified (Diagnostic)</i>	131
<i>Unbundled Loop - DS3 Capable (Diagnostic)</i>	131
<i>Dark Fiber - Loop (Diagnostic)</i>	132
<i>Enhanced Extended Loops - DS0 Capable (Diagnostic)</i>	133
<i>Enhanced Extended Loops - DS1 Capable (Diagnostic)</i>	133
<i>Enhanced Extended Loops - DS3 Capable (Diagnostic)</i>	133
<b>OP-5T - New Service Installation Quality Total (Percent)</b>	<b>134</b>
<i>Residence (Diagnostic)</i>	134
<i>Business (Diagnostic)</i>	134
<i>Centrex (Diagnostic)</i>	134
<i>Centrex 21 (Diagnostic)</i>	134
<i>PBX (Diagnostic)</i>	135
<i>Qwest DSL (Diagnostic)</i>	135
<i>UNE - P (POTS) (Diagnostic)</i>	135
<i>UNE P (Centrex) (Diagnostic)</i>	135

## Table of Contents

<b>Section</b>	<b>Page Number</b>
<i>UNE P (Centrex 21) (Diagnostic)</i>	136
<i>ISDN Primary (Diagnostic)</i>	136
<i>DS1 (Diagnostic)</i>	136
<i>Line Sharing (Diagnostic)</i>	137
<i>Line Splitting (Diagnostic)</i>	137
<i>Sub-Loop Unbundling (Diagnostic)</i>	137
<i>Unbundled Loop Analog (Diagnostic)</i>	138
<i>Unbundled Loop - 2 Wire Non-Loaded (Diagnostic)</i>	138
<i>Unbundled Loop - 4 Wire Non-Loaded (Diagnostic)</i>	138
<i>Unbundled Loop - DS1 Capable (Diagnostic)</i>	138
<i>Unbundled Loop - XDSL<sub>i</sub> (Diagnostic)</i>	139
<i>Unbundled Loop ISDN Capable (Diagnostic)</i>	139
<i>Unbundled Loop - ADSL Qualified (Diagnostic)</i>	139
<i>Unbundled Loop - DS3 Capable (Diagnostic)</i>	139
<i>Dark Fiber - Loop (Diagnostic)</i>	140
<i>Enhanced Extended Loops - DS0 Capable (Diagnostic)</i>	141
<i>Enhanced Extended Loops - DS1 Capable (Diagnostic)</i>	141
<i>Enhanced Extended Loops - DS3 Capable (Diagnostic)</i>	141
<b>OP-5R - New Service Quality Multiple Report Rate (Percent)</b>	<b>142</b>
<i>Residence (Diagnostic)</i>	142
<i>Business (Diagnostic)</i>	142
<i>Centrex 21 (Diagnostic)</i>	142
<i>Qwest DSL (Diagnostic)</i>	142
<i>UNE - P (POTS) (Diagnostic)</i>	143
<i>UNE P (Centrex) (Diagnostic)</i>	143
<i>UNE P (Centrex 21) (Diagnostic)</i>	143
<i>Line Sharing (Diagnostic)</i>	144
<i>Line Splitting (Diagnostic)</i>	144
<i>Unbundled Loop Analog (Diagnostic)</i>	145
<i>Unbundled Loop - 2 Wire Non-Loaded (Diagnostic)</i>	145
<i>Unbundled Loop - DS1 Capable (Diagnostic)</i>	145
<i>Unbundled Loop - XDSL<sub>i</sub> (Diagnostic)</i>	145
<i>Unbundled Loop ISDN Capable (Diagnostic)</i>	146
<i>Unbundled Loop - ADSL Qualified (Diagnostic)</i>	146
<i>LIS Trunk (Diagnostic)</i>	146
<b>OP-5R - New Service Quality Multiple Report Rate (Percent)</b>	<b>147</b>
<i>Enhanced Extended Loops - DS0 Capable (Diagnostic)</i>	147
<i>Enhanced Extended Loops - DS1 Capable (Diagnostic)</i>	147
<b>OP-6A-1 - Delayed Days for Non-Facility Reasons (Average Days) - Dispatches within MSAs</b>	<b>148</b>
<i>Residence (Parity)</i>	148
<i>Business (Parity)</i>	148
<i>Qwest DSL (Parity)</i>	148
<i>UNE - P (POTS) (Parity)</i>	148
<i>UNE P (Centrex) (Parity)</i>	149
<i>UNE P (Centrex 21) (Parity)</i>	149
<i>Line Sharing (Parity)</i>	149
<i>Line Splitting (Parity)</i>	149

## Table of Contents

<b>Section</b>	<b>Page Number</b>
OP-6A-2 - Delayed Days for Non-Facility Reasons (Average Days) - Dispatches outside MSAs	150
<i>Business (Parity)</i>	150
<i>Qwest DSL (Parity)</i>	150
<i>UNE - P (POTS) (Parity)</i>	150
OP-6A-3 - Delayed Days for Non-Facility Reasons (Average Days) - No dispatches	151
<i>Residence (Parity)</i>	151
<i>Business (Parity)</i>	151
<i>Qwest DSL (Parity)</i>	151
<i>UNE - P (POTS) (Parity)</i>	151
<i>Line Sharing (Parity)</i>	152
<i>Line Splitting (Parity)</i>	152
OP-6A-4 - Delayed Days for Non-Facility Reasons (Average Days) - Interval Zone One	153
<i>LIS Trunk (Parity)</i>	153
<i>UDIT Above DS1 Level (Parity)</i>	154
<i>Unbundled Loop Analog (Parity)</i>	154
<i>Unbundled Loop - 2 Wire Non-Loaded (Parity)</i>	154
<i>Unbundled Loop - DS1 Capable (Parity)</i>	154
<i>Unbundled Loop ISDN Capable (Parity)</i>	155
<i>Unbundled Loop - ADSL Qualified (Parity)</i>	155
<i>Unbundled Loop - DS3 Capable (Parity)</i>	155
<i>Enhanced Extended Loops - DS3 Capable (Diagnostic)</i>	156
<i>Enhanced Extended Loops - DS1 Capable (Parity)</i>	157
OP-6A-5 - Delayed Days for Non-Facility Reasons (Average Days) - Interval Zone Two	158
<i>LIS Trunk (Parity)</i>	158
<i>UDIT DS1 (Parity)</i>	159
<i>UDIT Above DS1 Level (Parity)</i>	159
<i>Unbundled Loop Analog (Parity)</i>	159
<i>Unbundled Loop - 2 Wire Non-Loaded (Parity)</i>	159
<i>Unbundled Loop - DS1 Capable (Parity)</i>	160
<i>Unbundled Loop ISDN Capable (Parity)</i>	160
<i>Unbundled Loop - ADSL Qualified (Parity)</i>	160
<i>Enhanced Extended Loops - DS1 Capable (Parity)</i>	161
OP-6B-1 - Delayed Days for Facility Reasons (Average Days) - Dispatches within MSAs	162
<i>Residence (Parity)</i>	162
<i>Qwest DSL (Parity)</i>	162
<i>UNE - P (POTS) (Parity)</i>	162
OP-6B-2 - Delayed Days for Facility Reasons (Average Days) - Dispatches outside MSAs	163
<i>Residence (Parity)</i>	163
<i>UNE - P (POTS) (Parity)</i>	163
OP-6B-4 - Delayed Days for Facility Reasons (Average Days) - Interval Zone One	164
<i>Unbundled Loop Analog (Parity)</i>	164
<i>Unbundled Loop - 2 Wire Non-Loaded (Parity)</i>	164
<i>Unbundled Loop - DS1 Capable (Parity)</i>	164
<i>Unbundled Loop ISDN Capable (Parity)</i>	164
<i>Unbundled Loop - ADSL Qualified (Parity)</i>	165

## Table of Contents

<b>Section</b>	<b>Page Number</b>
OP-6B-5 - Delayed Days for Facility Reasons (Average Days) - Interval Zone Two	166
<i>Unbundled Loop Analog (Parity)</i>	166
<i>Unbundled Loop - 2 Wire Non-Loaded (Parity)</i>	166
<i>Unbundled Loop - DS1 Capable (Parity)</i>	166
<i>Unbundled Loop ISDN Capable (Parity)</i>	166
<i>Unbundled Loop - ADSL Qualified (Parity)</i>	167
<i>Dark Fiber - Loop (Diagnostic)</i>	167
OP-7 - Coordinated "Hot Cut" Interval (Hours:Minutes)	168
<i>Unbundled Loop - Analog (Diagnostic)</i>	168
<i>Unbundled Loop Other (Diagnostic)</i>	168
OP-8 - Number Portability Timeliness (Percent)	169
<i>Number Portability Timeliness (Percent) (OP-8 B) (Benchmark)</i>	169
<i>Percentage of LNP Triggers Set Prior to the Frame Due Time (Percent) (OP-8C) (Benchmark)</i>	169
OP-13 - Coordinated Cuts on Time (Percent)	170
<i>Coordinated Cuts Completed on Time (Percent) Unbundled Loop - Analog (OP-13A) (Benchmark)</i>	170
<i>Coordinated Cuts Completed on Time (Percent) Unbundled Loop Other (OP-13A) (Benchmark)</i>	170
<i>Coordinated Cuts Started Without CLEC Approval (Percent) Unbundled Loop - Analog (OP-13B) (Diagnostic)</i>	170
<i>Coordinated Cuts Started Without CLEC Approval (Percent) Unbundled Loop Other (OP-13B) (Diagnostic)</i>	170
OP-15A - Interval for Pending Orders Delayed Past Due Date	171
<i>Residence (Diagnostic)</i>	171
<i>Business (Diagnostic)</i>	171
<i>UNE - P (POTS) (Diagnostic)</i>	171
<i>Line Sharing (Diagnostic)</i>	171
<i>Line Splitting (Diagnostic)</i>	172
OP-15A - Interval for Pending Orders Delayed Past Due Date	173
<i>DS0 (Diagnostic)</i>	173
OP-15A - Interval for Pending Orders Delayed Past Due Date	174
<i>LIS Trunk (Diagnostic)</i>	174
<i>Dark Fiber - IOF (Diagnostic)</i>	174
<i>Unbundled Loop Analog (Diagnostic)</i>	174
<i>Unbundled Loop - 2 Wire Non-Loaded (Diagnostic)</i>	174
<i>Unbundled Loop - DS1 Capable (Diagnostic)</i>	175
<i>Unbundled Loop ISDN Capable (Diagnostic)</i>	175
<i>Unbundled Loop - DS3 Capable (Diagnostic)</i>	175
<i>Qwest DSL (Diagnostic)</i>	175
<i>Enhanced Extended Loops (EELs) (Diagnostic)</i>	176
OP-15B - Count of Pending Orders Delayed for Facilities Reasons	177
<i>Residence (Diagnostic)</i>	177
<i>Business (Diagnostic)</i>	177
<i>UNE - P (POTS) (Diagnostic)</i>	177
<i>Line Sharing (Diagnostic)</i>	177
<i>Line Splitting (Diagnostic)</i>	178
<i>DS0 (Diagnostic)</i>	179

## Table of Contents

<b>Section</b>	<b>Page Number</b>
<i>LIS Trunk (Diagnostic)</i>	180
<i>Dark Fiber - IOF (Diagnostic)</i>	180
<i>Unbundled Loop Analog (Diagnostic)</i>	180
<i>Unbundled Loop - 2 Wire Non-Loaded (Diagnostic)</i>	180
<i>Unbundled Loop - DS1 Capable (Diagnostic)</i>	181
<i>Unbundled Loop ISDN Capable (Diagnostic)</i>	181
<i>Unbundled Loop - DS3 Capable (Diagnostic)</i>	181
<i>Qwest DSL (Diagnostic)</i>	181
<i>Enhanced Extended Loops (EELs) (Diagnostic)</i>	182
<b>OP-17 - Timeliness of Disconnects associated with LNP Orders</b>	<b>183</b>
<i>Timeliness of Disconnects associated with LNP Orders (Percent) (OP-17A ) (Benchmark)</i>	183
<i>Timeliness of Disconnects associated with LNP Orders (Percent) (OP-17B ) (Diagnostic)</i>	183
<b>MR-2 - Calls Answered within 20 Seconds - Interconnect Repair Center (Percent)</b>	<b>184</b>
<i>Calls Answered within 20 seconds - Interconnect Repair Center (Percent) (MR-2 ) (Parity)</i>	184
<b>MR-3A - Out of Service Cleared within 24 Hours (Percent) - Dispatches within MSAs</b>	<b>185</b>
<i>Residence (Parity)</i>	185
<i>Business (Parity)</i>	185
<i>Centrex (Parity)</i>	185
<i>Centrex 21 (Parity)</i>	185
<i>PBX (Parity)</i>	186
<i>UNE - P (POTS) (Parity)</i>	186
<i>UNE P (Centrex) (Parity)</i>	186
<i>UNE P (Centrex 21) (Parity)</i>	186
<i>Line Sharing (Parity)</i>	187
<i>Line Splitting (Parity)</i>	187
<b>MR-3B - Out of Service Cleared within 24 Hours (Percent) - Dispatches outside MSAs</b>	<b>188</b>
<i>Residence (Parity)</i>	188
<i>Business (Parity)</i>	188
<i>Centrex 21 (Parity)</i>	188
<i>PBX (Parity)</i>	188
<i>UNE - P (POTS) (Parity)</i>	189
<i>UNE P (Centrex) (Parity)</i>	189
<i>UNE P (Centrex 21) (Parity)</i>	189
<i>Line Sharing (Parity)</i>	189
<b>MR-3C - Out of Service Cleared within 24 Hours (Percent) - No dispatches</b>	<b>190</b>
<i>Residence (Parity)</i>	190
<i>Business (Parity)</i>	190
<i>Centrex (Parity)</i>	190
<i>Centrex 21 (Parity)</i>	190
<i>PBX (Parity)</i>	191
<i>UNE - P (POTS) (Parity)</i>	191
<i>UNE P (Centrex) (Parity)</i>	191
<i>UNE P (Centrex 21) (Parity)</i>	191
<i>Line Sharing (Parity)</i>	192
<i>Line Splitting (Parity)</i>	192
<i>Sub-Loop Unbundling (Diagnostic)</i>	193

## Table of Contents

<b>Section</b>	<b>Page Number</b>
MR-3D - Out of Service Cleared within 24 Hours (Percent) - Interval Zone One	194
<i>Unbundled Loop Analog (Parity)</i>	194
<i>Unbundled Loop - 2 Wire Non-Loaded (Parity)</i>	194
<i>Unbundled Loop - ADSL Qualified (Parity)</i>	194
<i>Unbundled Loop - XDSL<sub>i</sub> (Parity)</i>	194
<i>Unbundled Loop ISDN Capable (Parity)</i>	195
MR-3E - Out of Service Cleared within 24 Hours (Percent) - Interval Zone Two	196
<i>Unbundled Loop Analog (Parity)</i>	196
<i>Unbundled Loop - 2 Wire Non-Loaded (Parity)</i>	196
<i>Unbundled Loop - ADSL Qualified (Parity)</i>	196
<i>Unbundled Loop ISDN Capable (Parity)</i>	196
MR-4A - All Troubles Cleared within 48 Hours (Percent) - Dispatches within MSAs	197
<i>Residence (Parity)</i>	197
<i>Business (Parity)</i>	197
<i>Centrex (Parity)</i>	197
<i>Centrex 21 (Parity)</i>	197
<i>PBX (Parity)</i>	198
<i>UNE - P (POTS) (Parity)</i>	198
<i>UNE P (Centrex) (Parity)</i>	198
<i>UNE P (Centrex 21) (Parity)</i>	198
<i>Line Sharing (Parity)</i>	199
<i>Line Splitting (Parity)</i>	199
MR-4B - All Troubles Cleared within 48 Hours (Percent) - Dispatches outside MSAs	200
<i>Residence (Parity)</i>	200
<i>Business (Parity)</i>	200
<i>Centrex 21 (Parity)</i>	200
<i>PBX (Parity)</i>	200
<i>UNE - P (POTS) (Parity)</i>	201
<i>UNE P (Centrex) (Parity)</i>	201
<i>UNE P (Centrex 21) (Parity)</i>	201
<i>Line Sharing (Parity)</i>	201
MR-4C - All Troubles Cleared within 48 Hours (Percent) - No dispatches	202
<i>Residence (Parity)</i>	202
<i>Business (Parity)</i>	202
<i>Centrex (Parity)</i>	202
<i>Centrex 21 (Parity)</i>	202
<i>PBX (Parity)</i>	203
<i>UNE - P (POTS) (Parity)</i>	203
<i>UNE P (Centrex) (Parity)</i>	203
<i>UNE P (Centrex 21) (Parity)</i>	203
<i>Line Sharing (Parity)</i>	204
<i>Line Splitting (Parity)</i>	204
<i>Sub-Loop Unbundling (Diagnostic)</i>	205
MR-4D - All Troubles Cleared within 48 Hours (Percent) - Interval Zone One	206
<i>Qwest DSL (Parity)</i>	206

## Table of Contents

<b>Section</b>	<b>Page Number</b>
<i>Unbundled Loop Analog (Parity)</i>	206
<i>Unbundled Loop - 2 Wire Non-Loaded (Parity)</i>	206
<i>Unbundled Loop - ADSL Qualified (Parity)</i>	206
<i>Unbundled Loop - XDSL<sub>i</sub> (Parity)</i>	207
<i>Unbundled Loop ISDN Capable (Parity)</i>	207
<b>MR-4E - All Troubles Cleared within 48 Hours (Percent) - Interval Zone Two</b>	<b>208</b>
<i>Qwest DSL (Parity)</i>	208
<i>Unbundled Loop Analog (Parity)</i>	208
<i>Unbundled Loop - 2 Wire Non-Loaded (Parity)</i>	208
<i>Unbundled Loop - ADSL Qualified (Parity)</i>	208
<i>Unbundled Loop ISDN Capable (Parity)</i>	209
<b>MR-5A - All Troubles Cleared within 4 Hours (Percent) - Interval Zone One</b>	<b>210</b>
<i>ISDN Primary (Parity)</i>	210
<i>DS0 (Parity)</i>	210
<i>DS1 (Parity)</i>	210
<i>Frame Relay (Parity)</i>	210
<i>LIS Trunk (Parity)</i>	211
<i>UDIT DS1 (Parity)</i>	212
<i>UDIT Above DS1 Level (Parity)</i>	212
<i>Unbundled Loop - 4 Wire Non-Loaded (Parity)</i>	212
<i>Unbundled Loop - DS1 Capable (Parity)</i>	212
<i>E911 (Parity)</i>	213
<i>Enhanced Extended Loops - DS0 Capable (Diagnostic)</i>	214
<i>Enhanced Extended Loops - DS3 Capable (Diagnostic)</i>	214
<i>Enhanced Extended Loops - DS1 Capable (Parity)</i>	215
<b>MR-5B - All Troubles Cleared within 4 Hours (Percent) - Interval Zone Two</b>	<b>216</b>
<i>DS0 (Parity)</i>	216
<i>DS1 (Parity)</i>	216
<i>LIS Trunk (Parity)</i>	216
<i>UDIT DS1 (Parity)</i>	217
<i>UDIT Above DS1 Level (Parity)</i>	217
<i>Unbundled Loop - DS1 Capable (Parity)</i>	217
<i>Enhanced Extended Loops - DS1 Capable (Parity)</i>	218
<b>MR-6A - Mean Time to Restore (Hours:Minutes) - Dispatches within MSAs</b>	<b>219</b>
<i>Residence (Parity)</i>	219
<i>Business (Parity)</i>	219
<i>Centrex (Parity)</i>	219
<i>Centrex 21 (Parity)</i>	219
<i>PBX (Parity)</i>	220
<i>UNE - P (POTS) (Parity)</i>	220
<i>UNE P (Centrex) (Parity)</i>	220
<i>UNE P (Centrex 21) (Parity)</i>	220
<i>Line Sharing (Parity)</i>	221
<i>Line Splitting (Parity)</i>	221
<b>MR-6B - Mean Time to Restore (Hours:Minutes) - Dispatches outside MSAs</b>	<b>222</b>
<i>Residence (Parity)</i>	222

## Table of Contents

<b>Section</b>	<b>Page Number</b>
<i>Business (Parity)</i>	222
<i>Centrex 21 (Parity)</i>	222
<i>PBX (Parity)</i>	222
<i>UNE - P (POTS) (Parity)</i>	223
<i>UNE P (Centrex) (Parity)</i>	223
<i>UNE P (Centrex 21) (Parity)</i>	223
<i>Line Sharing (Parity)</i>	223
<b>MR-6C - Mean Time to Restore (Hours:Minutes) - No dispatches</b>	<b>224</b>
<i>Residence (Parity)</i>	224
<i>Business (Parity)</i>	224
<i>Centrex (Parity)</i>	224
<i>Centrex 21 (Parity)</i>	224
<i>PBX (Parity)</i>	225
<i>UNE - P (POTS) (Parity)</i>	225
<i>UNE P (Centrex) (Parity)</i>	225
<i>UNE P (Centrex 21) (Parity)</i>	225
<i>Line Sharing (Parity)</i>	226
<i>Line Splitting (Parity)</i>	226
<i>Sub-Loop Unbundling (Diagnostic)</i>	227
<b>MR-6D - Mean Time to Restore (Hours:Minutes) - Interval Zone One</b>	<b>228</b>
<i>ISDN Primary (Parity)</i>	228
<i>DS0 (Parity)</i>	228
<i>DS1 (Parity)</i>	228
<i>Frame Relay (Parity)</i>	228
<i>LIS Trunk (Parity)</i>	229
<i>UDIT DS1 (Parity)</i>	230
<i>UDIT Above DS1 Level (Parity)</i>	230
<i>Dark Fiber - IOF (Diagnostic)</i>	230
<i>Unbundled Loop Analog (Parity)</i>	230
<i>Unbundled Loop - 2 Wire Non-Loaded (Parity)</i>	231
<i>Unbundled Loop - 4 Wire Non-Loaded (Parity)</i>	231
<i>Unbundled Loop - DS1 Capable (Parity)</i>	231
<i>Unbundled Loop - XDSLi (Parity)</i>	231
<i>Unbundled Loop ISDN Capable (Parity)</i>	232
<i>Unbundled Loop - ADSL Qualified (Parity)</i>	232
<i>Qwest DSL (Parity)</i>	232
<i>E911 (Parity)</i>	232
<i>Enhanced Extended Loops - DS0 Capable (Diagnostic)</i>	233
<i>Enhanced Extended Loops - DS3 Capable (Diagnostic)</i>	233
<i>Enhanced Extended Loops - DS1 Capable (Parity)</i>	234
<b>MR-6E - Mean Time to Restore (Hours:Minutes) - Interval Zone Two</b>	<b>235</b>
<i>DS0 (Parity)</i>	235
<i>DS1 (Parity)</i>	235
<i>LIS Trunk (Parity)</i>	235
<i>UDIT DS1 (Parity)</i>	236
<i>UDIT Above DS1 Level (Parity)</i>	236
<i>Unbundled Loop Analog (Parity)</i>	236
<i>Unbundled Loop - 2 Wire Non-Loaded (Parity)</i>	236



## Table of Contents

<b>Section</b>	<b>Page Number</b>
<i>Unbundled Loop - DS1 Capable (Parity)</i>	237
<i>Unbundled Loop ISDN Capable (Parity)</i>	237
<i>Unbundled Loop - ADSL Qualified (Parity)</i>	237
<i>Qwest DSL (Parity)</i>	237
<i>Enhanced Extended Loops - DS1 Capable (Parity)</i>	238
<b>MR-7A - Repair Repeat Report Rate (Percent) - Dispatches within MSAs</b>	<b>239</b>
<i>Residence (Parity)</i>	239
<i>Business (Parity)</i>	239
<i>Centrex (Parity)</i>	239
<i>Centrex 21 (Parity)</i>	239
<i>UNE - P (POTS) (Parity)</i>	240
<i>UNE P (Centrex) (Parity)</i>	240
<i>UNE P (Centrex 21) (Parity)</i>	240
<i>Line Sharing (Diagnostic)</i>	240
<i>Line Splitting (Parity)</i>	241
<b>MR-7B - Repair Repeat Report Rate (Percent) - Dispatches outside MSAs</b>	<b>242</b>
<i>Residence (Parity)</i>	242
<i>Business (Parity)</i>	242
<i>UNE - P (POTS) (Parity)</i>	242
<b>MR-7C - Repair Repeat Report Rate (Percent) - No dispatches</b>	<b>243</b>
<i>Residence (Parity)</i>	243
<i>Business (Parity)</i>	243
<i>Centrex (Parity)</i>	243
<i>Centrex 21 (Parity)</i>	243
<i>UNE - P (POTS) (Parity)</i>	244
<i>UNE P (Centrex) (Parity)</i>	244
<i>UNE P (Centrex 21) (Parity)</i>	244
<i>Line Sharing (Diagnostic)</i>	244
<i>Line Splitting (Parity)</i>	245
<b>MR-7D - Repair Repeat Report Rate (Percent) - Interval Zone One</b>	<b>246</b>
<i>ISDN Primary (Parity)</i>	246
<i>DS0 (Parity)</i>	246
<i>DS1 (Parity)</i>	246
<i>Frame Relay (Parity)</i>	246
<i>LIS Trunk (Parity)</i>	247
<i>UDIT Above DS1 Level (Parity)</i>	248
<i>Unbundled Loop Analog (Parity)</i>	248
<i>Unbundled Loop - 2 Wire Non-Loaded (Parity)</i>	248
<i>Unbundled Loop - 4 Wire Non-Loaded (Parity)</i>	248
<i>Unbundled Loop - DS1 Capable (Parity)</i>	249
<i>Unbundled Loop - XDSL<sub>i</sub> (Parity)</i>	249
<i>Unbundled Loop ISDN Capable (Parity)</i>	249
<i>Unbundled Loop - ADSL Qualified (Parity)</i>	249
<i>Qwest DSL (Parity)</i>	250
<i>E911 (Parity)</i>	250
<i>Enhanced Extended Loops - DS0 Capable (Diagnostic)</i>	251
<i>Enhanced Extended Loops - DS3 Capable (Diagnostic)</i>	251

## Table of Contents

<b>Section</b>	<b>Page Number</b>
<i>Enhanced Extended Loops - DS1 Capable (Parity)</i>	252
<b>MR-7E - Repair Repeat Report Rate (Percent) - Interval Zone Two</b>	<b>253</b>
<i>DS0 (Parity)</i>	253
<i>DS1 (Parity)</i>	253
<i>LIS Trunk (Parity)</i>	253
<i>UDIT Above DS1 Level (Parity)</i>	254
<i>Unbundled Loop Analog (Parity)</i>	254
<i>Unbundled Loop - 2 Wire Non-Loaded (Parity)</i>	254
<i>Unbundled Loop - DS1 Capable (Parity)</i>	254
<i>Unbundled Loop ISDN Capable (Parity)</i>	255
<i>Enhanced Extended Loops - DS1 Capable (Parity)</i>	256
<b>MR-8 - Trouble Rate (Percent)</b>	<b>257</b>
<i>Residence (Parity)</i>	257
<i>Business (Parity)</i>	257
<i>Centrex (Parity)</i>	257
<i>Centrex 21 (Parity)</i>	257
<i>PBX (Parity)</i>	258
<i>Basic Rate ISDN (Parity)</i>	258
<i>Qwest DSL (Parity)</i>	258
<i>ISDN Primary (Parity)</i>	258
<i>DS0 (Parity)</i>	259
<i>DS1 (Parity)</i>	259
<i>DS3 (Parity)</i>	259
<i>Frame Relay (Parity)</i>	259
<i>LIS Trunk (Parity)</i>	260
<i>UNE - P (POTS) (Parity)</i>	260
<i>UNE P (Centrex) (Parity)</i>	260
<i>UNE P (Centrex 21) (Parity)</i>	260
<i>Line Sharing (Parity)</i>	261
<i>Line Splitting (Parity)</i>	261
<i>Sub-Loop Unbundling (Diagnostic)</i>	262
<i>UDIT DS1 (Parity)</i>	263
<i>UDIT Above DS1 Level (Parity)</i>	263
<i>Dark Fiber - IOF (Diagnostic)</i>	263
<i>Unbundled Loop Analog (Parity)</i>	263
<i>Unbundled Loop - 2 Wire Non-Loaded (Parity)</i>	264
<i>Unbundled Loop - 4 Wire Non-Loaded (Parity)</i>	264
<i>Unbundled Loop - DS1 Capable (Parity)</i>	264
<i>Unbundled Loop - XDSLi (Parity)</i>	264
<i>Unbundled Loop ISDN Capable (Parity)</i>	265
<i>Unbundled Loop - ADSL Qualified (Parity)</i>	265
<i>Dark Fiber - Loop (Diagnostic)</i>	265
<i>E911 (Parity)</i>	265
<i>Enhanced Extended Loops - DS0 Capable (Diagnostic)</i>	266
<i>Enhanced Extended Loops - DS3 Capable (Diagnostic)</i>	266
<i>Enhanced Extended Loops - DS1 Capable (Parity)</i>	267
<b>MR-9A - Repair Appointments Met (Percent) - Dispatches within MSAs</b>	<b>268</b>
<i>Residence (Parity)</i>	268

## Table of Contents

<b>Section</b>	<b>Page Number</b>
<i>Business (Parity)</i>	268
<i>Centrex (Parity)</i>	268
<i>Centrex 21 (Parity)</i>	268
<i>PBX (Parity)</i>	269
<i>UNE - P (POTS) (Parity)</i>	269
<b>MR-9B - Repair Appointments Met (Percent) - Dispatches outside MSAs</b>	<b>270</b>
<i>Residence (Parity)</i>	270
<i>Business (Parity)</i>	270
<i>Centrex 21 (Parity)</i>	270
<i>PBX (Parity)</i>	270
<i>UNE - P (POTS) (Parity)</i>	271
<b>MR-9C - Repair Appointments Met (Percent) - No dispatches</b>	<b>272</b>
<i>Residence (Parity)</i>	272
<i>Business (Parity)</i>	272
<i>Centrex (Parity)</i>	272
<i>Centrex 21 (Parity)</i>	272
<i>PBX (Parity)</i>	273
<i>UNE - P (POTS) (Parity)</i>	273
<b>MR-10 - Customer-Related Trouble Reports (Percent)</b>	<b>274</b>
<i>Residence (Diagnostic)</i>	274
<i>Business (Diagnostic)</i>	274
<i>Centrex (Diagnostic)</i>	274
<i>Centrex 21 (Diagnostic)</i>	274
<i>PBX (Diagnostic)</i>	275
<i>Qwest DSL (Diagnostic)</i>	275
<i>ISDN Primary (Diagnostic)</i>	275
<i>DS0 (Diagnostic)</i>	275
<i>DS1 (Diagnostic)</i>	276
<i>Frame Relay (Diagnostic)</i>	276
<i>LIS Trunk (Diagnostic)</i>	276
<i>UNE - P (POTS) (Diagnostic)</i>	276
<i>UNE P (Centrex) (Diagnostic)</i>	277
<i>UNE P (Centrex 21) (Diagnostic)</i>	277
<i>UDIT DS1 (Diagnostic)</i>	278
<i>UDIT Above DS1 Level (Diagnostic)</i>	278
<i>Unbundled Loop Analog (Diagnostic)</i>	278
<i>Unbundled Loop - 2 Wire Non-Loaded (Diagnostic)</i>	278
<i>Unbundled Loop - 4 Wire Non-Loaded (Diagnostic)</i>	279
<i>Unbundled Loop - DS1 Capable (Diagnostic)</i>	279
<i>Unbundled Loop - XDSLi (Diagnostic)</i>	279
<i>Unbundled Loop ISDN Capable (Diagnostic)</i>	279
<i>Unbundled Loop - ADSL Qualified (Diagnostic)</i>	280
<i>E911 (Diagnostic)</i>	280
<b>MR-11 - LNP Trouble Reports Cleared</b>	<b>281</b>
<i>LNP Trouble Reports Cleared within 4 Hours (Percent) (MR-11A ) (Benchmark)</i>	281
<i>LNP Trouble Reports Cleared within 48 Hours - All Volumes (Percent) (MR-11B ) (Benchmark)</i>	281

## Table of Contents

<b>Section</b>	<b>Page Number</b>
BI-1 - Time to Provide Recorded Usage Records	282
<i>Time to Provide Usage Records (Average Days) UNEs and Resale Aggregate (BI-1A ) (Parity)</i>	282
<i>Time to Provide Usage Records (Percent) Jointly-provided Switched Access (BI-1B ) (Benchmark)</i>	283
BI-1 - Time to Provide Recorded Usage Reports	284
<i>Time to Provide Usage Records [CAT11] (Average Days) UNEs and Resale Aggregate (BI-1C-1 ) (Diagnostic)</i>	284
<i>Time to Provide Usage Records [CAT10] (Average Days) UNEs and Resale Aggregate (BI-1C-2 ) (Diagnostic)</i>	285
BI-2 - Invoices Delivered within 10 Days	286
<i>Invoices Delivered within 10 Days (Percent) All (BI-2 ) (Parity)</i>	286
BI-3 - Billing Accuracy - Adjustments for Errors	287
<i>Billing Accuracy - Adjustments for Errors (Percent) UNEs and Resale Aggregate (BI-3A ) (Parity)</i>	287
<i>Billing Accuracy - Adjustments for Errors (Percent) Reciprocal Compensation (BI-3B ) (Benchmark)</i>	288
BI-4 - Billing Completeness	289
<i>Billing Completeness (Percent) UNEs and Resale Aggregate (BI-4A ) (Parity)</i>	289
<i>Billing Completeness (Percent) Reciprocal Compensation (BI-4B ) (Benchmark)</i>	290
BI-5 - Billing Accuracy & Claims Processing	291
<i>Billing Accuracy &amp; Claims Processing - Acknowledgment (Percent) All (BI-5A ) (Benchmark)</i>	291
<i>Billing Accuracy &amp; Claims Processing - Resolution (Percent) All (BI-5B ) (Benchmark)</i>	291
DB-1 - Time to Update Databases	292
<i>Time to Update Databases (Hours:Minutes) E911 (DB-1 A ) (Parity)</i>	292
<i>Time to Update Databases (Avg Sec) LIDB (DB-1 B ) (Parity)</i>	292
<i>Time to Update Databases (Avg Sec) Directory Listing (DB-1 C-1 ) (Parity)</i>	292
DB-2 - Accurate Database Updates	293
<i>Accurate Database Updates (Percent) Directory Listing (DB-2 C-1 ) (Parity)</i>	293
DA-1 - Speed of Answer - Directory Assistance	294
<i>Speed of Answer - Directory Assistance (Avg Sec) (DA-1 ) (Parity)</i>	294
OS-1 - Speed of Answer - Operator Services	295
<i>Speed of Answer - Operator Services (Avg Sec) (OS-1 ) (Parity)</i>	295
NI-1 - Trunk Blocking	296
<i>Trunk Blockage to Qwest Tandem Offices (NI-1A ) (Benchmark)</i>	296
<i>Trunk Blockage to Qwest End Offices (NI-1B ) (Benchmark)</i>	296
<i>Trunk Blockage to Qwest Tandem Offices (Percent) (NI-1C ) (Diagnostic)</i>	297
<i>Trunk Blockage to Qwest End Offices (Percent) (NI-1D ) (Diagnostic)</i>	297
NP-1 - NXX Code Activation	298
<i>NXX Code Activation (Percent) (NP-1A ) (Parity)</i>	298
<i>NXX Code Activation - Facility Delays (Percent) (NP-1B ) (Diagnostic)</i>	298
CP-1 - Collocation Completion Interval (Average Days)	299
<i>Scheduled Interval 90 Calendar Days or Less (CP-1A ) (Benchmark)</i>	299
<i>Scheduled Interval 91 to 120 Calendar Days (CP-1B ) (Benchmark)</i>	299
<i>Scheduled Interval 121 to 150 Calendar Days (CP-1C ) (Benchmark)</i>	299

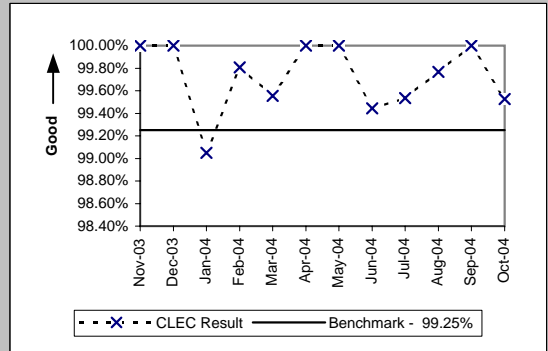
## ***Table of Contents***

<b><i>Section</i></b>	<b><i>Page Number</i></b>
CP-2 - Collocations Completed within Scheduled Intervals (Percent)	300
<i>Non-Forecasted &amp; Late Forecasted Collocations (CP-2B ) (Benchmark)</i>	300
<i>Collocations with Intervals Longer than 120 Days (CP-2C ) (Benchmark)</i>	300
CP-3 - Collocation Feasibility Study Interval (Average Days)	301
<i>Collocation Feasibility Study Interval (CP-3 ) (Benchmark)</i>	301
CP-4 - Collocation Feasibility Study Commitments Met (Percent)	302
<i>Collocation Feasibility Study Commitments Met (CP-4 ) (Benchmark)</i>	302

GA-1 - Gateway Availability - IMA-GUI

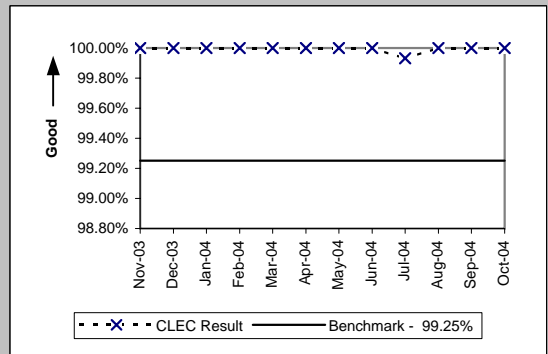
Gateway Availability - IMA-GUI (Percent) All (GA-1 A) (Benchmark)

Date	Numerator	Denominator	CLEC Result
Nov-03	27900	27900	100.00%
Dec-03	29340	29340	100.00%
Jan-04	29418	29700	99.05%
Feb-04	26948	27000	99.81%
Mar-04	29747	29880	99.55%
Apr-04	28440	28440	100.00%
May-04	28980	28980	100.00%
Jun-04	28640	28800	99.44%
Jul-04	29562	29700	99.54%
Aug-04	29092	29160	99.77%
Sep-04	28800	28800	100.00%
Oct-04	28365	28500	99.53%



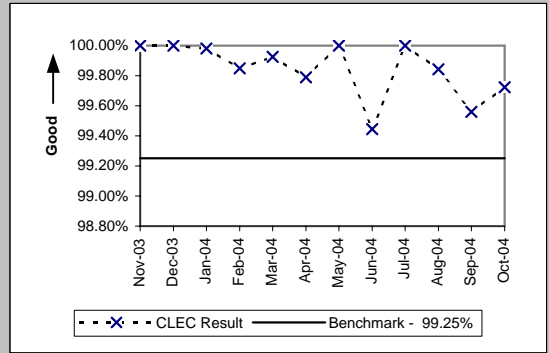
Gateway Availability - IMA-GUI (Percent) SIA (GA-1 D) (Benchmark)

Date	Numerator	Denominator	CLEC Result
Nov-03	27900	27900	100.00%
Dec-03	29880	29880	100.00%
Jan-04	29700	29700	100.00%
Feb-04	27000	27000	100.00%
Mar-04	29880	29880	100.00%
Apr-04	28800	28800	100.00%
May-04	28980	28980	100.00%
Jun-04	28800	28800	100.00%
Jul-04	29680	29700	99.93%
Aug-04	29160	29160	100.00%
Sep-04	28800	28800	100.00%
Oct-04	28980	28980	100.00%



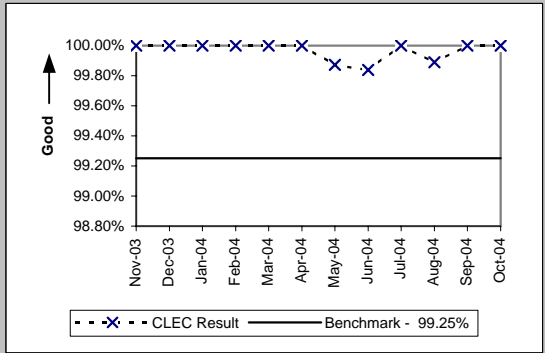
GA-2 - Gateway Availability - IMA-EDI

Gateway Availability - IMA-EDI (Percent) (GA-2) (Benchmark)				
Date	Numerator	Denominator	CLEC Result	
Nov-03	27900	27900	100.00%	
Dec-03	29340	29340	100.00%	
Jan-04	29694	29700	99.98%	
Feb-04	26959	27000	99.85%	
Mar-04	29858	29880	99.93%	
Apr-04	28380	28440	99.79%	
May-04	28980	28980	100.00%	
Jun-04	28640	28800	99.44%	
Jul-04	29700	29700	100.00%	
Aug-04	29114	29160	99.84%	
Sep-04	28673	28800	99.56%	
Oct-04	28421	28500	99.72%	



GA-3 - Gateway Availability - EB-TA

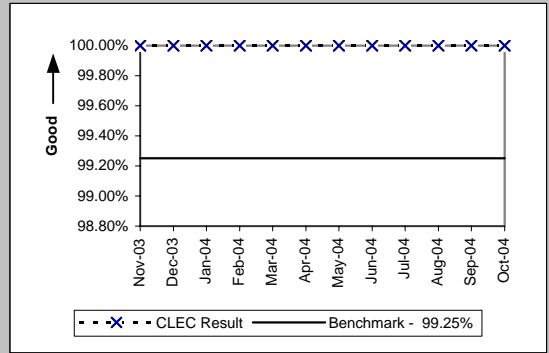
Gateway Availability - EB-TA (Percent) (GA-3) (Benchmark)				
Date	Numerator	Denominator	CLEC Result	
Nov-03	41400	41400	100.00%	
Dec-03	43200	43200	100.00%	
Jan-04	43140	43140	100.00%	
Feb-04	40020	40020	100.00%	
Mar-04	43200	43200	100.00%	
Apr-04	41340	41340	100.00%	
May-04	42785	42840	99.87%	
Jun-04	41273	41340	99.84%	
Jul-04	43140	43140	100.00%	
Aug-04	42853	42900	99.89%	
Sep-04	41760	41760	100.00%	
Oct-04	42720	42720	100.00%	





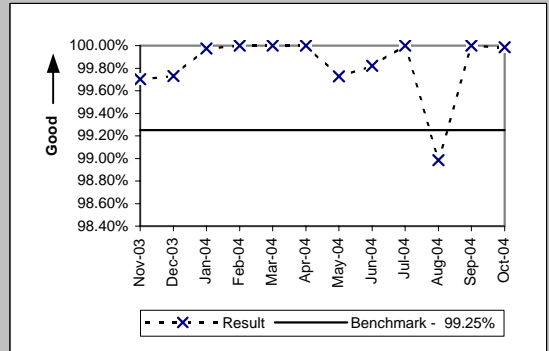
GA-4 - System Availability - EXACT

System Availability - EXACT (Percent) (GA-4) (Benchmark)				
Date	Numerator	Denominator	CLEC Result	
Nov-03	20700	20700	100.00%	
Dec-03	22860	22860	100.00%	
Jan-04	22500	22500	100.00%	
Feb-04	20160	20160	100.00%	
Mar-04	22860	22860	100.00%	
Apr-04	21960	21960	100.00%	
May-04	21600	21600	100.00%	
Jun-04	21960	21960	100.00%	
Jul-04	22500	22500	100.00%	
Aug-04	21960	21960	100.00%	
Sep-04	21960	21960	100.00%	
Oct-04	21600	21600	100.00%	



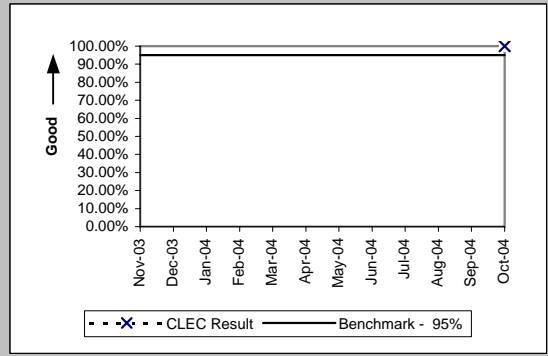
GA-6 - Gateway Availability - GUI - Repair

Gateway Availability - GUI - Repair (Percent) (GA-6) (Benchmark)				
Date	Numerator	Denominator	Result	
Nov-03	37314	37425	99.70%	
Dec-03	38970	39075	99.73%	
Jan-04	38945	38955	99.97%	
Feb-04	35880	35880	100.00%	
Mar-04	39075	39075	100.00%	
Apr-04	37410	37410	100.00%	
May-04	38624	38730	99.73%	
Jun-04	37343	37410	99.82%	
Jul-04	38955	38955	100.00%	
Aug-04	38455	38850	98.98%	
Sep-04	37770	37770	100.00%	
Oct-04	38604	38610	99.98%	



GA-7 - Timely Outage Resolution following Software Releases

Timely Outage Resolution following Software Releases (Percent) (GA-7) (Benchmark)			
Date	CLEC Num	CLEC Denom	CLEC Result
Nov-03	0	0	
Dec-03	0	0	
Jan-04	0	0	
Feb-04	0	0	
Mar-04	0	0	
Apr-04	0	0	
May-04	0	0	
Jun-04	0	0	
Jul-04	0	0	
Aug-04	0	0	
Sep-04	0	0	
Oct-04	1	1	100.00%

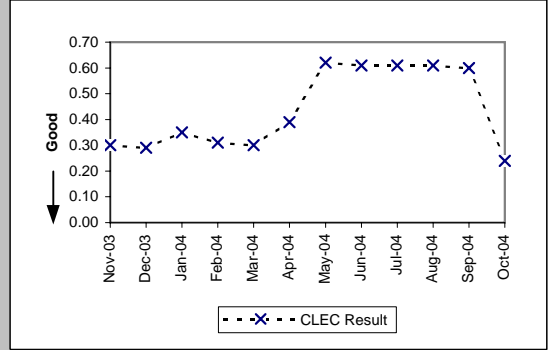


If the outage volume is less than 20 in the reporting month, the standard is 1 miss

PO-1 - Pre-Order/Order Response Times

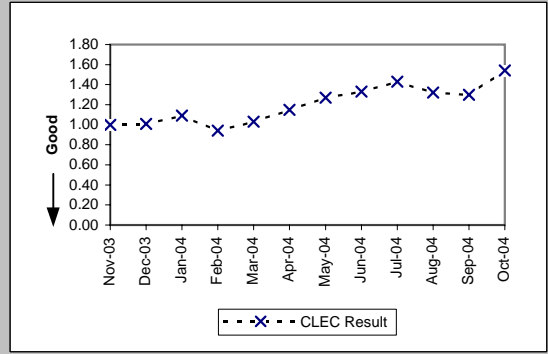
Pre-Order Response Times (Appt. Scheduler) (Avg Sec) IMA Request (PO-1 A-1(a)) (Diagnostic)

Date	Numerator	Denominator	CLEC Result	Standard Dev
Nov-03	798.9	2663	0.30	0.03
Dec-03	793.44	2736	0.29	0.04
Jan-04	936.95	2677	0.35	0.04
Feb-04	753.61	2431	0.31	0.04
Mar-04	861.3	2871	0.30	0.02
Apr-04	942.24	2416	0.39	0.99
May-04	1507.22	2431	0.62	1.88
Jun-04	1498.16	2456	0.61	1.81
Jul-04	1376.77	2257	0.61	1.96
Aug-04	1540.86	2526	0.61	1.93
Sep-04	1481.4	2469	0.60	1.75
Oct-04	614.16	2559	0.24	0.88



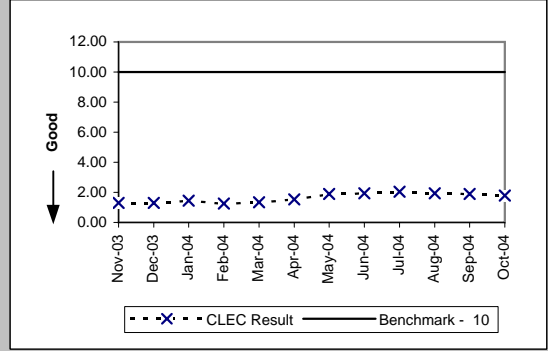
Pre-Order Response Times (Appt. Scheduler) (Avg Sec) IMA Response/Accept (PO-1 A-1(b,c)) (Diagnostic)

Date	Numerator	Denominator	CLEC Result	Standard Dev
Nov-03	2663	2663	1.00	0.41
Dec-03	2763.36	2736	1.01	0.50
Jan-04	2917.93	2677	1.09	0.78
Feb-04	2285.14	2431	0.94	0.56
Mar-04	2957.13	2871	1.03	0.41
Apr-04	2778.4	2416	1.15	0.74
May-04	3087.37	2431	1.27	0.63
Jun-04	3266.48	2456	1.33	0.72
Jul-04	3227.51	2257	1.43	0.83
Aug-04	3334.32	2526	1.32	0.77
Sep-04	3209.7	2469	1.30	0.70
Oct-04	3940.86	2559	1.54	0.56



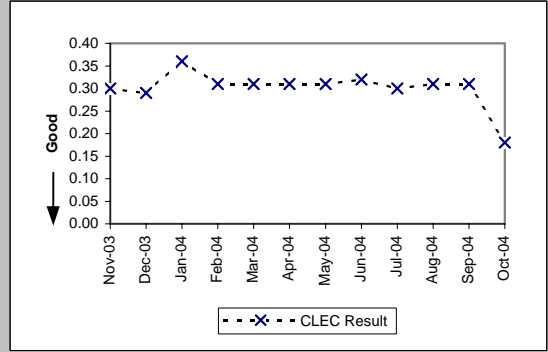
Pre-Order Response Times (Appt. Scheduler) (Avg Sec) IMA Aggregate (PO-1 A-1 Total) (Benchmark)

Date	Numerator	Denominator	CLEC Result	Standard Dev
Nov-03	3461.9	2663	1.30	
Dec-03	3556.8	2736	1.30	
Jan-04	3854.88	2677	1.44	
Feb-04	3038.75	2431	1.25	
Mar-04	3818.43	2871	1.33	
Apr-04	3720.64	2416	1.54	
May-04	4594.59	2431	1.89	
Jun-04	4764.64	2456	1.94	
Jul-04	4604.28	2257	2.04	
Aug-04	4875.18	2526	1.93	
Sep-04	4691.1	2469	1.90	
Oct-04	4555.02	2559	1.78	



Pre-Order Response Times (Service Availability) (Avg Sec) IMA Request (PO-1 A-2(a)) (Diagnostic)

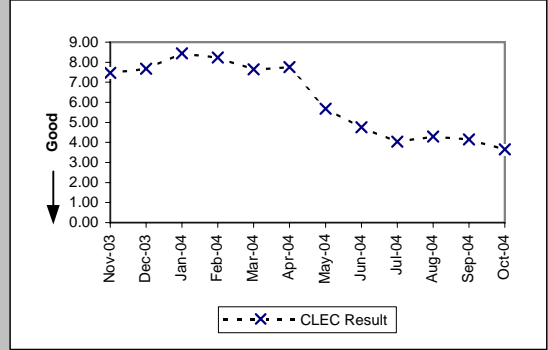
Date	Numerator	Denominator	CLEC Result	Standard Dev
Nov-03	1541.87	5092	0.30	0.16
Dec-03	1564.95	5313	0.29	0.15
Jan-04	1881.01	5215	0.36	0.18
Feb-04	1465.54	4658	0.31	0.13
Mar-04	1673.06	5468	0.31	0.13
Apr-04	1436.95	4600	0.31	0.13
May-04	1432.42	4618	0.31	0.18
Jun-04	1527.07	4819	0.32	0.31
Jul-04	1354.28	4501	0.30	0.07
Aug-04	1477.21	4831	0.31	0.24
Sep-04	1482.44	4801	0.31	0.29
Oct-04	888.99	4875	0.18	0.11



PO-1 - Pre-Order/Order Response Times

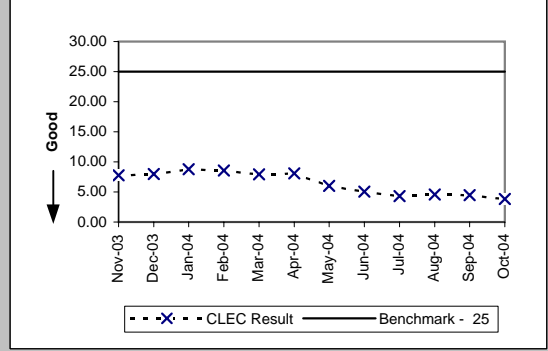
Pre-Order Response Times (Service Availability) (Avg Sec) IMA Response (PO-1 A-2(b)) (Diagnostic)

Date	Numerator	Denominator	CLEC Result	Standard Dev
Nov-03	38044.32	5092	7.47	7.77
Dec-03	40755.55	5313	7.67	7.84
Jan-04	44011.12	5215	8.44	7.54
Feb-04	38327.14	4658	8.23	7.70
Mar-04	41754.32	5468	7.64	7.32
Apr-04	35680.17	4600	7.76	7.88
May-04	26207.31	4618	5.68	5.98
Jun-04	22913.26	4819	4.75	4.25
Jul-04	18136.63	4502	4.03	4.22
Aug-04	20732.58	4831	4.29	4.53
Sep-04	19913.35	4801	4.15	4.63
Oct-04	17862.78	4875	3.66	4.29



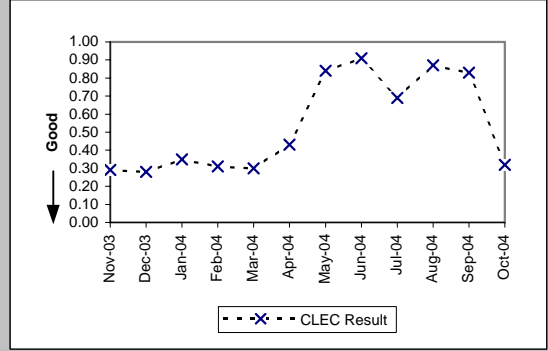
Pre-Order Response Times (Service Availability) (Avg Sec) IMA Aggregate (PO-1 A-2 Total) (Benchmark)

Date	Numerator	Denominator	CLEC Result	Standard Dev
Nov-03	39586.19	5092	7.77	
Dec-03	42320.5	5313	7.97	
Jan-04	45892.13	5215	8.80	
Feb-04	39792.68	4658	8.54	
Mar-04	43427.38	5468	7.94	
Apr-04	37117.12	4600	8.07	
May-04	27639.73	4618	5.99	
Jun-04	24440.33	4819	5.07	
Jul-04	19490.91	4501	4.33	
Aug-04	22209.79	4831	4.60	
Sep-04	21395.79	4801	4.46	
Oct-04	18751.77	4875	3.85	



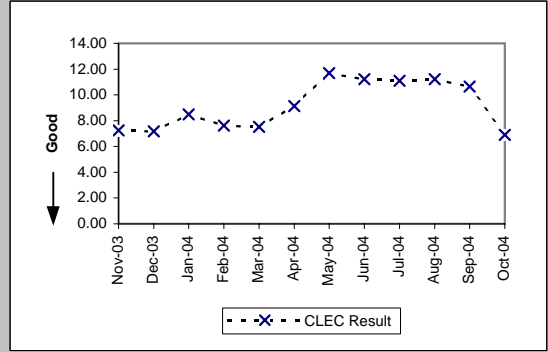
Pre-Order Response Times (Facility Check) (Avg Sec) IMA Request (PO-1 A-3(a)) (Diagnostic)

Date	Numerator	Denominator	CLEC Result	Standard Dev
Nov-03	346.26	1194	0.29	0.03
Dec-03	337.4	1205	0.28	0.04
Jan-04	398.65	1139	0.35	0.05
Feb-04	331.7	1070	0.31	0.05
Mar-04	374.7	1249	0.30	0.03
Apr-04	459.67	1069	0.43	1.45
May-04	918.12	1093	0.84	2.52
Jun-04	1037.4	1140	0.91	2.49
Jul-04	714.84	1036	0.69	2.31
Aug-04	896.97	1031	0.87	2.52
Sep-04	880.63	1061	0.83	2.42
Oct-04	324.48	1014	0.32	1.29



Pre-Order Response Times (Facility Check) (Avg Sec) IMA Response (PO-1 A-3(b)) (Diagnostic)

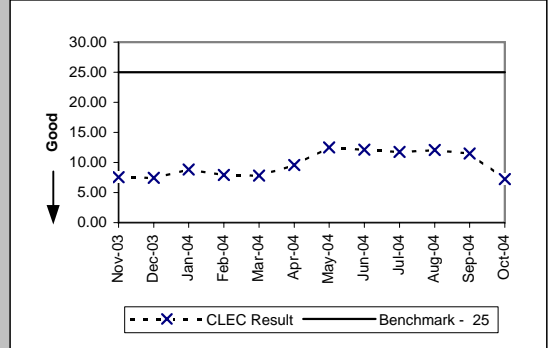
Date	Numerator	Denominator	CLEC Result	Standard Dev
Nov-03	8656.5	1194	7.25	3.64
Dec-03	8651.9	1205	7.18	3.61
Jan-04	9658.72	1139	8.48	4.47
Feb-04	8142.7	1070	7.61	4.22
Mar-04	9379.99	1249	7.51	3.82
Apr-04	9759.97	1069	9.13	5.15
May-04	12766.24	1093	11.68	4.51
Jun-04	12790.8	1140	11.22	3.23
Jul-04	11489.24	1036	11.09	4.52
Aug-04	11557.51	1031	11.21	4.19
Sep-04	11289.04	1061	10.64	2.33
Oct-04	6986.46	1014	6.89	3.34



PO-1 - Pre-Order/Order Response Times

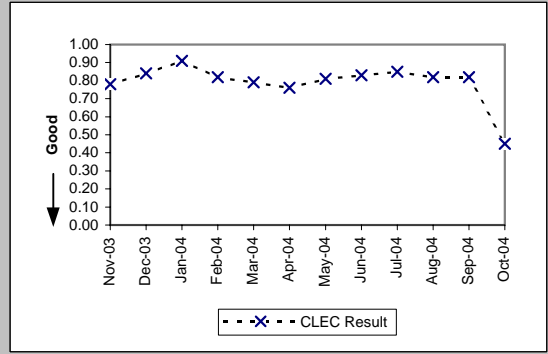
Pre-Order Response Times (Facility Check) (Avg Sec) IMA Aggregate (PO-1 A-3 Total) (Benchmark)

Date	Numerator	Denominator	CLEC Result	Standard Dev
Nov-03	9002.76	1194	7.54	
Dec-03	8989.3	1205	7.46	
Jan-04	10057.37	1139	8.83	
Feb-04	8474.4	1070	7.92	
Mar-04	9754.69	1249	7.81	
Apr-04	10219.64	1069	9.56	
May-04	13684.36	1093	12.52	
Jun-04	13828.2	1140	12.13	
Jul-04	12204.08	1036	11.78	
Aug-04	12454.48	1031	12.08	
Sep-04	12169.67	1061	11.47	
Oct-04	7310.94	1014	7.21	



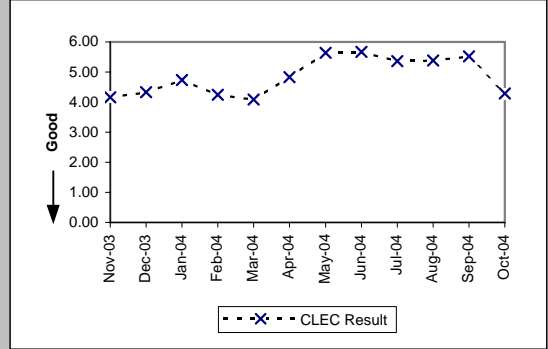
Pre-Order Response Times (Address Validation) (Avg Sec) IMA Request (PO-1 A-4(a)) (Diagnostic)

Date	Numerator	Denominator	CLEC Result	Standard Dev
Nov-03	6870.45	8756	0.78	0.43
Dec-03	7507.51	8989	0.84	0.72
Jan-04	9141.87	10001	0.91	0.49
Feb-04	7424.22	9107	0.82	0.44
Mar-04	8163.92	10292	0.79	0.46
Apr-04	6809.45	8906	0.76	1.55
May-04	6805.15	8381	0.81	2.85
Jun-04	7427.02	8990	0.83	2.76
Jul-04	6753.07	7988	0.85	2.98
Aug-04	6954.17	8458	0.82	2.94
Sep-04	6818.33	8347	0.82	2.78
Oct-04	3765.88	8298	0.45	1.67



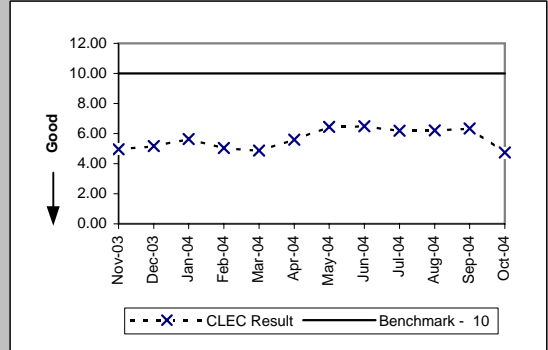
Pre-Order Response Times (Address Validation) (Avg Sec) IMA Response (PO-1 A-4(b)) (Diagnostic)

Date	Numerator	Denominator	CLEC Result	Standard Dev
Nov-03	36445.2	8756	4.16	1.64
Dec-03	38966.17	8989	4.33	2.46
Jan-04	47287.46	10001	4.73	1.82
Feb-04	38608.17	9107	4.24	1.64
Mar-04	41947.67	10292	4.08	1.57
Apr-04	43001.87	8906	4.83	2.80
May-04	47283.83	8381	5.64	3.64
Jun-04	50947.25	8990	5.67	3.79
Jul-04	42780.19	7988	5.36	3.53
Aug-04	45536.31	8458	5.38	3.38
Sep-04	46098.63	8347	5.52	3.41
Oct-04	35638.15	8298	4.29	2.64



Pre-Order Response Times (Address Validation) (Avg Sec) IMA Aggregate (PO-1 A-4 Total) (Benchmark)

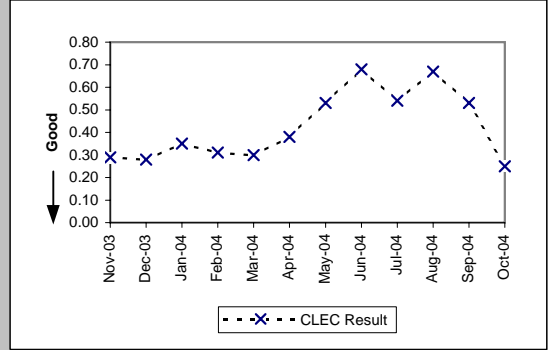
Date	Numerator	Denominator	CLEC Result	Standard Dev
Nov-03	43315.65	8756	4.95	
Dec-03	46473.68	8989	5.17	
Jan-04	56429.33	10001	5.64	
Feb-04	46032.39	9107	5.05	
Mar-04	50111.59	10292	4.87	
Apr-04	49811.32	8906	5.59	
May-04	54088.98	8381	6.45	
Jun-04	58374.27	8990	6.49	
Jul-04	49533.26	7988	6.20	
Aug-04	52490.48	8458	6.21	
Sep-04	52916.96	8347	6.34	
Oct-04	39404.03	8298	4.75	



PO-1 - Pre-Order/Order Response Times

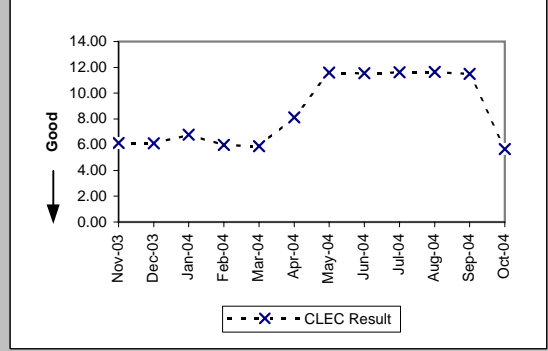
Pre-Order Response Times (Get CSR) (Avg Sec) IMA Request (PO-1 A-5(a)) (Diagnostic)

Date	Numerator	Denominator	CLEC Result	Standard Dev
Nov-03	356.6	1213	0.29	0.03
Dec-03	340.96	1201	0.28	0.04
Jan-04	395.17	1142	0.35	0.05
Feb-04	331.27	1075	0.31	0.05
Mar-04	377.03	1257	0.30	0.02
Apr-04	403.66	1072	0.38	1.08
May-04	585.49	1096	0.53	1.46
Jun-04	783.5	1151	0.68	1.82
Jul-04	578.79	1075	0.54	1.81
Aug-04	720.93	1070	0.67	2.01
Sep-04	585.32	1097	0.53	1.67
Oct-04	270.28	1072	0.25	0.95



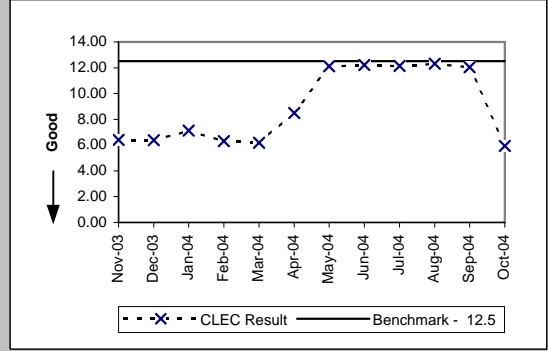
Pre-Order Response Times (Get CSR) (Avg Sec) IMA Response (PO-1 A-5(b)) (Diagnostic)

Date	Numerator	Denominator	CLEC Result	Standard Dev
Nov-03	7423.91	1213	6.12	1.02
Dec-03	7332.68	1201	6.11	1.54
Jan-04	7747.73	1142	6.78	0.68
Feb-04	6444.08	1075	5.99	0.78
Mar-04	7389.5	1257	5.88	1.01
Apr-04	8691.89	1072	8.11	3.14
May-04	12688.43	1096	11.58	2.31
Jun-04	13285.41	1150	11.55	1.97
Jul-04	12478.65	1075	11.61	1.04
Aug-04	12457.21	1070	11.64	1.64
Sep-04	12611.59	1097	11.50	1.64
Oct-04	6081.52	1072	5.67	4.17



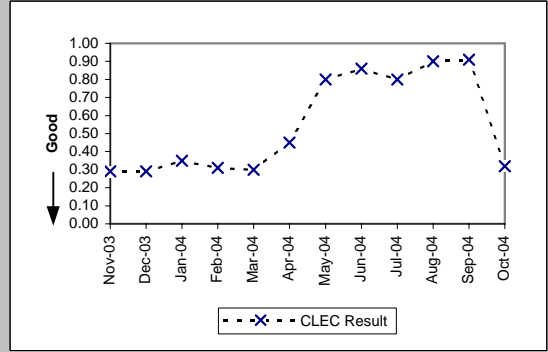
Pre-Order Response Times (Get CSR) (Avg Sec) IMA Aggregate (PO-1 A-5 Total) (Benchmark)

Date	Numerator	Denominator	CLEC Result	Standard Dev
Nov-03	7780.51	1213	6.41	
Dec-03	7673.64	1201	6.39	
Jan-04	8142.9	1142	7.13	
Feb-04	6775.35	1075	6.30	
Mar-04	7766.53	1257	6.18	
Apr-04	9095.55	1072	8.48	
May-04	13273.92	1096	12.11	
Jun-04	14068.91	1151	12.22	
Jul-04	13057.44	1075	12.15	
Aug-04	13178.14	1070	12.32	
Sep-04	13196.91	1097	12.03	
Oct-04	6351.8	1072	5.93	



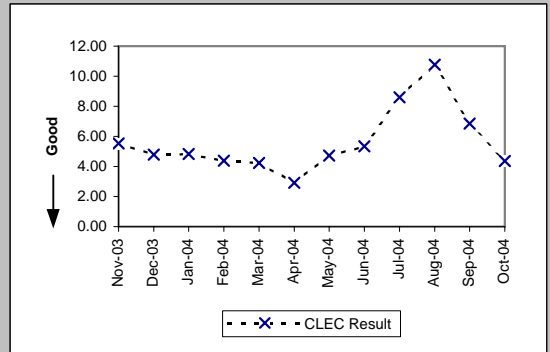
Pre-Order Response Times (TN Reservation) (Avg Sec) IMA Request (PO-1 A-6(a)) (Diagnostic)

Date	Numerator	Denominator	CLEC Result	Standard Dev
Nov-03	543.53	1852	0.29	0.03
Dec-03	537.85	1885	0.29	0.09
Jan-04	630.18	1814	0.35	0.07
Feb-04	516.9	1666	0.31	0.06
Mar-04	593.01	1975	0.30	0.04
Apr-04	734.42	1633	0.45	1.32
May-04	1309.97	1641	0.80	2.27
Jun-04	1489.72	1732	0.86	2.34
Jul-04	1265	1587	0.80	2.43
Aug-04	1512.39	1687	0.90	2.58
Sep-04	1544.12	1695	0.91	2.50
Oct-04	529.21	1678	0.32	1.30

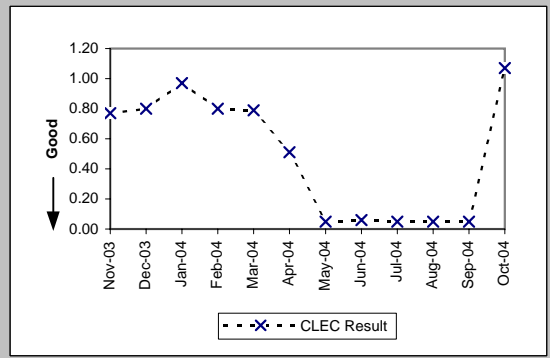


PO-1 - Pre-Order/Order Response Times

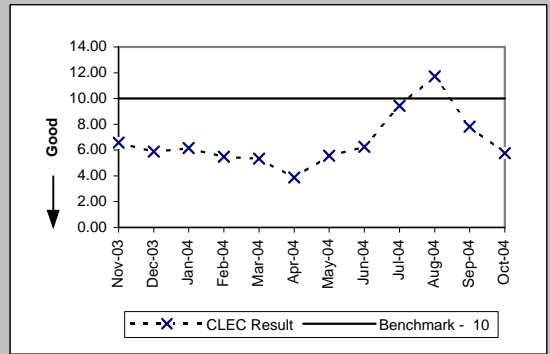
Pre-Order Response Times (TN Reservation) (Avg Sec) IMA Response (PO-1 A-6(b)) (Diagnostic)				
Date	Numerator	Denominator	CLEC Result	Standard Dev
Nov-03	10234.39	1852	5.53	2.99
Dec-03	9032.33	1885	4.79	2.19
Jan-04	8775.82	1814	4.84	1.97
Feb-04	7301.66	1666	4.38	1.32
Mar-04	8383.57	1975	4.24	1.24
Apr-04	4758.74	1633	2.91	3.07
May-04	7745.23	1641	4.72	5.16
Jun-04	9229.51	1732	5.33	5.24
Jul-04	13626.55	1587	8.59	4.35
Aug-04	18161.14	1687	10.77	2.10
Sep-04	11603.9	1695	6.85	5.25
Oct-04	7318.12	1678	4.36	3.77



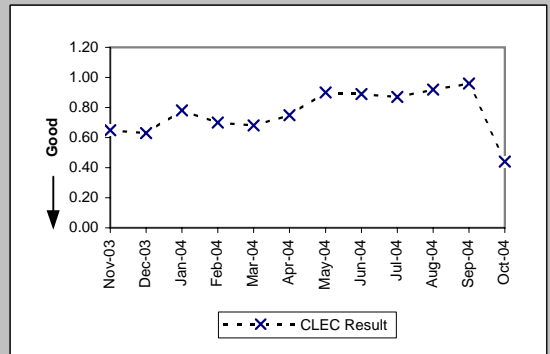
Pre-Order Response Times (TN Reservation) (Avg Sec) IMA Accept (PO-1 A-6(c)) (Diagnostic)				
Date	Numerator	Denominator	CLEC Result	Standard Dev
Nov-03	1421.39	1852	0.77	0.13
Dec-03	1514.59	1885	0.80	0.24
Jan-04	1751.65	1814	0.97	0.53
Feb-04	1326.86	1666	0.80	0.11
Mar-04	1553.74	1975	0.79	0.13
Apr-04	833.33	1633	0.51	0.47
May-04	89.93	1641	0.05	0.23
Jun-04	97.79	1732	0.06	0.20
Jul-04	75.54	1587	0.05	0.20
Aug-04	86.28	1687	0.05	0.22
Sep-04	88.13	1695	0.05	0.18
Oct-04	1799.88	1678	1.07	0.97



Pre-Order Response Times (TN Reservation) (Avg Sec) IMA Aggregate (PO-1 A-6 Total) (Benchmark)				
Date	Numerator	Denominator	CLEC Result	Standard Dev
Nov-03	12199.31	1852	6.59	
Dec-03	11084.77	1885	5.88	
Jan-04	11157.65	1814	6.15	
Feb-04	9145.42	1666	5.49	
Mar-04	10530.32	1975	5.33	
Apr-04	6326.49	1633	3.87	
May-04	9145.13	1641	5.57	
Jun-04	10817.02	1732	6.25	
Jul-04	14967.09	1587	9.43	
Aug-04	19759.81	1687	11.71	
Sep-04	13236.15	1695	7.81	
Oct-04	9647.21	1678	5.75	



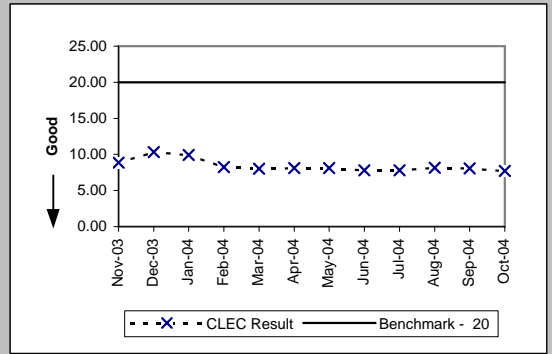
Pre-Order Response Times (Loop Qualification Tools) (Avg Sec) IMA Request (PO-1 A-7(a)) (Diagnostic)				
Date	Numerator	Denominator	CLEC Result	Standard Dev
Nov-03	2444.35	3735	0.65	0.29
Dec-03	2529.88	4028	0.63	0.30
Jan-04	3944.78	5062	0.78	0.26
Feb-04	4162.63	5970	0.70	0.23
Mar-04	4709.88	6910	0.68	0.23
Apr-04	4459.19	5957	0.75	0.76
May-04	5018.18	5605	0.90	1.32
Jun-04	5228.64	5844	0.89	1.30
Jul-04	5321.58	6120	0.87	1.29
Aug-04	6002.01	6518	0.92	1.50
Sep-04	5834.28	6066	0.96	1.58
Oct-04	2854.38	6452	0.44	0.90



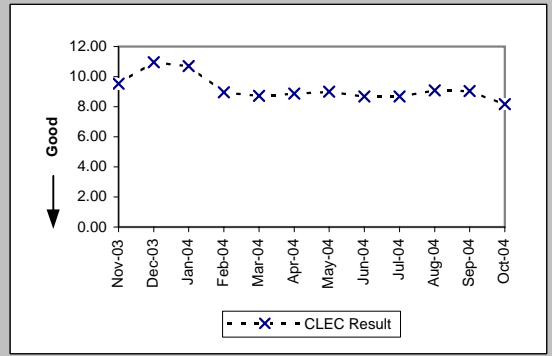


PO-1 - Pre-Order/Order Response Times

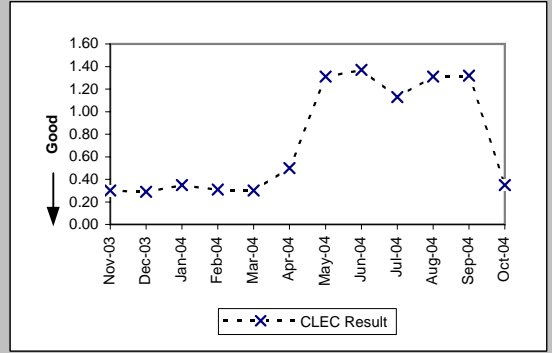
Pre-Order Response Times (Loop Qualification Tools) (Avg Sec) IMA Response (PO-1 A-7(b)) (Benchmark)					
Date	Numerator	Denominator	CLEC Result	Standard Dev	
Nov-03	33169.11	3735	8.88	11.51	
Dec-03	41589	4028	10.32	12.09	
Jan-04	50237.09	5062	9.92	10.87	
Feb-04	49257.16	5970	8.25	9.79	
Mar-04	55568.15	6910	8.04	9.20	
Apr-04	48418.22	5957	8.13	9.34	
May-04	45431.32	5605	8.11	9.37	
Jun-04	45546.26	5844	7.79	8.80	
Jul-04	47786.88	6120	7.81	7.73	
Aug-04	53265.3	6518	8.17	7.95	
Sep-04	49040.98	6066	8.08	8.28	
Oct-04	49860.67	6452	7.73	7.80	



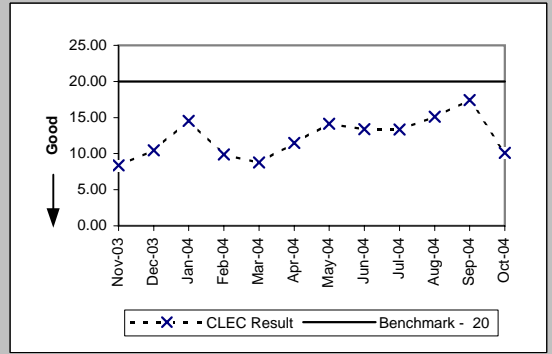
Pre-Order Response Times (Loop Qualification Tools) (Avg Sec) IMA Aggregate (PO-1 A-7 Total) (Diagnostic)				
Date	Numerator	Denominator	CLEC Result	Standard Dev
Nov-03	35613.46	3735	9.54	
Dec-03	44118.88	4028	10.95	
Jan-04	54181.87	5062	10.70	
Feb-04	53419.79	5970	8.95	
Mar-04	60278.03	6910	8.72	
Apr-04	52877.41	5957	8.88	
May-04	50449.5	5605	9.00	
Jun-04	50774.9	5844	8.69	
Jul-04	53108.46	6120	8.68	
Aug-04	59267.31	6518	9.09	
Sep-04	54875.26	6066	9.05	
Oct-04	52715.05	6452	8.17	



Pre-Order Response Times (Resale of Qwest DSL Qualification) (Avg Sec) IMA Request (PO-1 A-8(a)) (Diagnostic)					
Date	Numerator	Denominator	CLEC Result	Standard Dev	
Nov-03	178.2	594	0.30	0.03	
Dec-03	181.83	627	0.29	0.06	
Jan-04	215.6	616	0.35	0.10	
Feb-04	167.71	541	0.31	0.04	
Mar-04	185.7	619	0.30	0.04	
Apr-04	273.5	547	0.50	1.71	
May-04	741.46	566	1.31	3.24	
Jun-04	757.61	553	1.37	3.22	
Jul-04	655.4	580	1.13	3.15	
Aug-04	772.9	590	1.31	3.26	
Sep-04	724.68	549	1.32	3.11	
Oct-04	192.5	550	0.35	1.45	

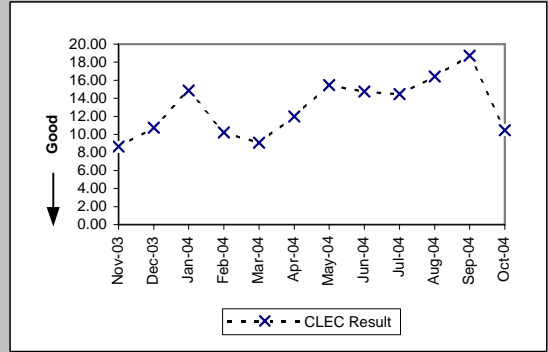


Pre-Order Response Times (Resale of Qwest DSL Qualification) (Avg Sec) IMA Response (PO-1 A-8(b)) (Benchmark)					
Date	Numerator	Denominator	CLEC Result	Standard Dev	
Nov-03	4971.78	594	8.37	14.88	
Dec-03	6552.15	627	10.45	12.42	
Jan-04	8944.32	616	14.52	16.16	
Feb-04	5350.49	541	9.89	13.33	
Mar-04	5434.82	619	8.78	9.07	
Apr-04	6285.03	547	11.49	11.62	
May-04	8008.9	566	14.15	13.25	
Jun-04	7399.14	553	13.38	11.45	
Jul-04	7743	580	13.35	12.49	
Aug-04	8914.9	590	15.11	15.31	
Sep-04	9563.58	549	17.42	18.97	
Oct-04	5555	550	10.10	12.29	

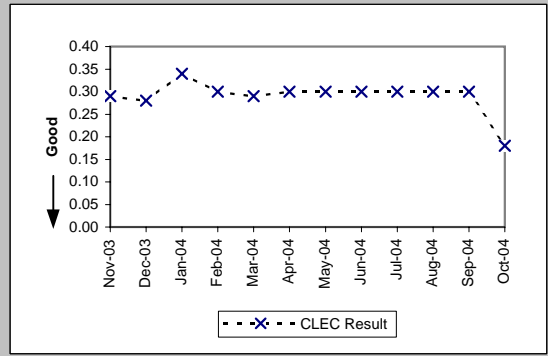


PO-1 - Pre-Order/Order Response Times

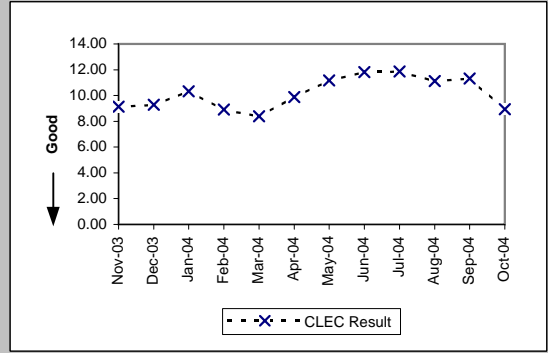
Pre-Order Response Times (Resale of Qwest DSL Qualification) (Avg Sec) IMA Aggregate (PO-1 A-8 Total) (Diagnostic)				
Date	Numerator	Denominator	CLEC Result	Standard Dev
Nov-03	5149.98	594	8.67	
Dec-03	6733.98	627	10.74	
Jan-04	9159.92	616	14.87	
Feb-04	5518.2	541	10.20	
Mar-04	5620.52	619	9.08	
Apr-04	6558.53	547	11.99	
May-04	8750.36	566	15.46	
Jun-04	8156.75	553	14.75	
Jul-04	8398.4	580	14.48	
Aug-04	9687.8	590	16.42	
Sep-04	10288.26	549	18.74	
Oct-04	5747.5	550	10.45	



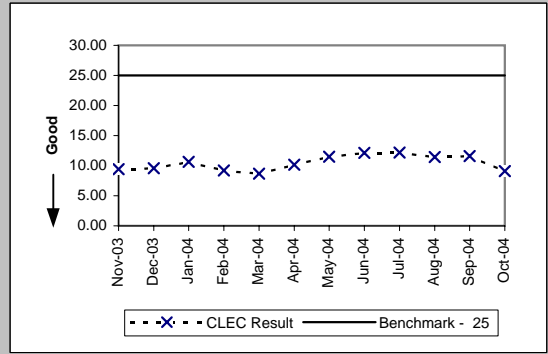
Pre-Order Response Times (Connecting Facility Assignment) (Avg Sec) IMA Request (PO-1 A-9(a)) (Diagnostic)				
Date	Numerator	Denominator	CLEC Result	Standard Dev
Nov-03	226.81	777	0.29	0.03
Dec-03	241.67	868	0.28	0.04
Jan-04	287.56	843	0.34	0.05
Feb-04	224.86	751	0.30	0.04
Mar-04	259.27	882	0.29	0.03
Apr-04	227.61	756	0.30	0.01
May-04	221.45	729	0.30	0.03
Jun-04	227.31	751	0.30	0.01
Jul-04	177.48	593	0.30	0.02
Aug-04	231.65	769	0.30	0.02
Sep-04	237.43	783	0.30	0.01
Oct-04	148.17	803	0.18	0.10



Pre-Order Response Times (Connecting Facility Assignment) (Avg Sec) IMA Response (PO-1 A-9(b)) (Diagnostic)				
Date	Numerator	Denominator	CLEC Result	Standard Dev
Nov-03	7100.95	777	9.14	7.29
Dec-03	8062.22	868	9.29	6.58
Jan-04	8700.14	843	10.32	6.71
Feb-04	6692.48	751	8.91	4.41
Mar-04	7404.63	882	8.40	5.23
Apr-04	7458.57	756	9.87	5.78
May-04	8145.63	729	11.17	5.03
Jun-04	8868.02	751	11.81	5.86
Jul-04	7030.67	593	11.86	5.92
Aug-04	8549.8	769	11.12	4.74
Sep-04	8854.08	783	11.31	5.66
Oct-04	7169.64	803	8.93	5.65

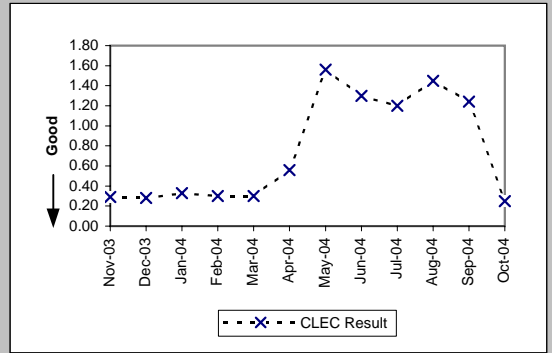


Pre-Order Response Times (Connecting Facility Assignment) (Avg Sec) IMA Aggregate (PO-1 A-9 Total) (Benchmark)				
Date	Numerator	Denominator	CLEC Result	Standard Dev
Nov-03	7327.76	777	9.43	
Dec-03	8303.89	868	9.57	
Jan-04	8987.7	843	10.66	
Feb-04	6917.34	751	9.21	
Mar-04	7663.9	882	8.69	
Apr-04	7686.18	756	10.17	
May-04	8367.08	729	11.48	
Jun-04	9095.33	751	12.11	
Jul-04	7208.15	593	12.16	
Aug-04	8781.45	769	11.42	
Sep-04	9091.51	783	11.61	
Oct-04	7317.81	803	9.11	

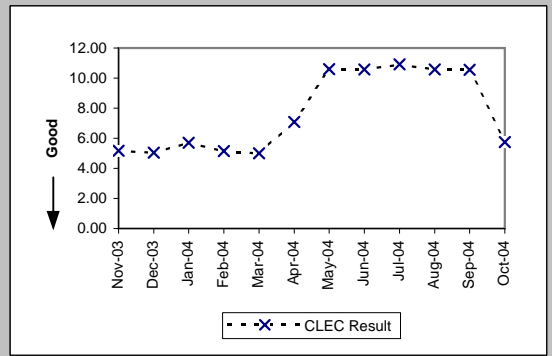


PO-1 - Pre-Order/Order Response Times

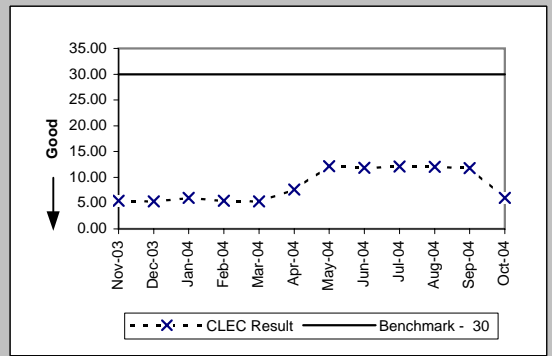
Pre-Order Response Times (Meet Point Inquiry) (Avg Sec) IMA Request (PO-1 A-10(a)) (Diagnostic)					
Date	Numerator	Denominator	CLEC Result	Standard Dev	
Nov-03	176.19	604	0.29	0.03	
Dec-03	182.05	639	0.28	0.04	
Jan-04	209.11	626	0.33	0.03	
Feb-04	159.72	533	0.30	0.03	
Mar-04	188.37	635	0.30	0.02	
Apr-04	297.87	534	0.56	1.85	
May-04	639.33	409	1.56	3.48	
Jun-04	567.53	435	1.30	3.09	
Jul-04	480.76	402	1.20	3.20	
Aug-04	631.65	437	1.45	3.54	
Sep-04	525.6	424	1.24	3.09	
Oct-04	131.68	535	0.25	1.00	



Pre-Order Response Times (Meet Point Inquiry) (Avg Sec) IMA Response (PO-1 A-10(b)) (Diagnostic)					
Date	Numerator	Denominator	CLEC Result	Standard Dev	
Nov-03	3129.45	604	5.18	3.15	
Dec-03	3218.39	639	5.04	1.46	
Jan-04	3570.55	626	5.70	0.71	
Feb-04	2742.84	533	5.15	0.99	
Mar-04	3184.48	635	5.01	1.30	
Apr-04	3782.33	534	7.08	3.10	
May-04	4335.03	409	10.60	0.50	
Jun-04	4596.32	435	10.57	0.49	
Jul-04	4386.11	402	10.91	2.53	
Aug-04	4624.74	437	10.58	0.68	
Sep-04	4475.58	424	10.56	0.10	
Oct-04	3072.86	535	5.74	2.95	



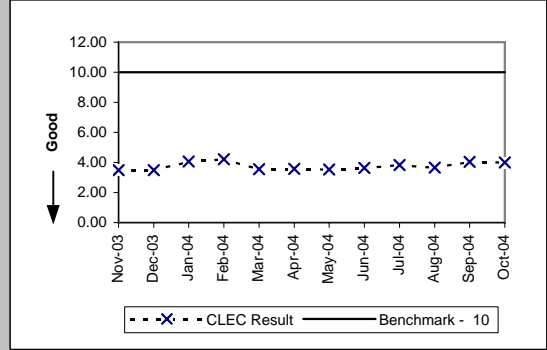
Pre-Order Response Times (Meet Point Inquiry) (Avg Sec) IMA Aggregate (PO-1 A-10 Total) (Benchmark)					
Date	Numerator	Denominator	CLEC Result	Standard Dev	
Nov-03	3305.64	604	5.47		
Dec-03	3400.44	639	5.32		
Jan-04	3779.66	626	6.04		
Feb-04	2902.56	533	5.45		
Mar-04	3372.85	635	5.31		
Apr-04	4080.2	534	7.64		
May-04	4974.36	409	12.16		
Jun-04	5163.85	435	11.87		
Jul-04	4866.87	402	12.11		
Aug-04	5256.39	437	12.03		
Sep-04	5001.18	424	11.80		
Oct-04	3204.54	535	5.99		



PO-1 - Pre-Order/Order Response Times

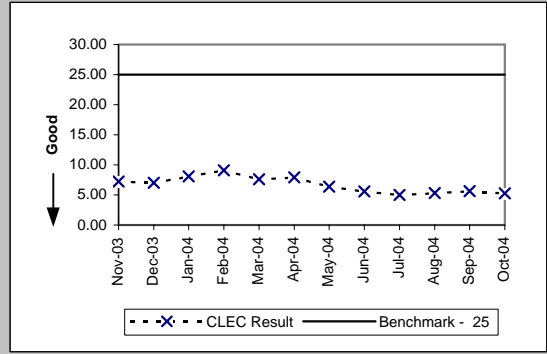
Pre-Order Response Times (Appt. Scheduler) (Avg Sec) EDI Request/Response (PO-1 B-1) (Benchmark)

Date	Numerator	Denominator	CLEC Result	Standard Dev
Nov-03	19957	5702	3.50	1.68
Dec-03	19432.32	5584	3.48	0.80
Jan-04	26564.58	6543	4.06	1.24
Feb-04	22898.19	5439	4.21	0.84
Mar-04	20132.05	5671	3.55	0.89
Apr-04	19421.5	5425	3.58	1.02
May-04	18003	5100	3.53	0.93
Jun-04	18676.84	5131	3.64	1.19
Jul-04	19958.13	5211	3.83	1.46
Aug-04	19028.95	5185	3.67	1.63
Sep-04	19929.32	4933	4.04	3.14
Oct-04	17439.49	4349	4.01	10.35



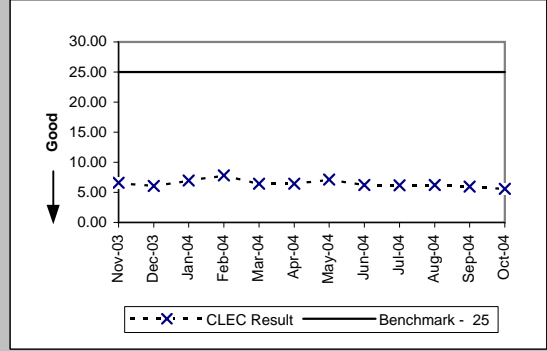
Pre-Order Response Times (Service Availability) (Avg Sec) EDI Request/Response (PO-1 B-2) (Benchmark)

Date	Numerator	Denominator	CLEC Result	Standard Dev
Nov-03	43050.67	5967	7.21	8.20
Dec-03	41670.63	5929	7.03	8.00
Jan-04	57710.44	7136	8.09	7.77
Feb-04	52643.99	5789	9.09	8.59
Mar-04	46628.05	6150	7.58	8.32
Apr-04	46872.38	5905	7.94	8.81
May-04	36261.07	5673	6.39	7.08
Jun-04	32548.64	5828	5.58	5.30
Jul-04	30313.26	6050	5.01	5.33
Aug-04	31648.58	5923	5.34	6.34
Sep-04	31344.26	5562	5.64	6.56
Oct-04	24461.56	4666	5.24	10.73



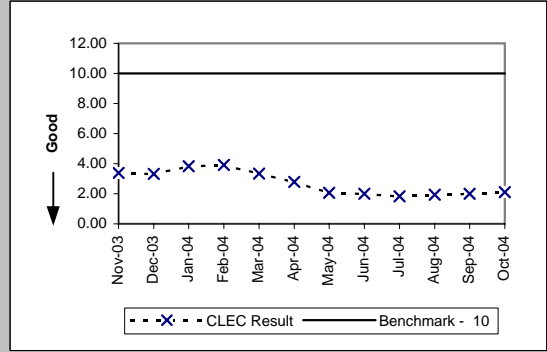
Pre-Order Response Times (Facility Check) (Avg Sec) EDI Request/Response (PO-1 B-3) (Benchmark)

Date	Numerator	Denominator	CLEC Result	Standard Dev
Nov-03	3041.91	463	6.57	6.55
Dec-03	2830.02	467	6.06	1.42
Jan-04	3411.12	488	6.99	1.67
Feb-04	3537.93	453	7.81	5.30
Mar-04	3049.12	472	6.46	4.13
Apr-04	2887.07	449	6.43	1.61
May-04	3251.28	456	7.13	5.34
Jun-04	2962.5	474	6.25	1.87
Jul-04	3023.3	490	6.17	3.71
Aug-04	2901.6	468	6.20	2.58
Sep-04	2667.06	449	5.94	1.84
Oct-04	1706.92	307	5.56	1.00



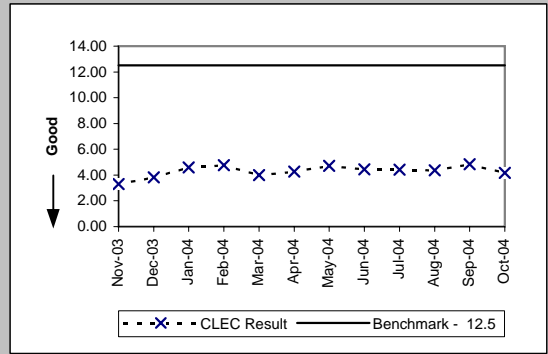
Pre-Order Response Times (Address Validation) (Avg Sec) EDI Request/Response (PO-1 B-4) (Benchmark)

Date	Numerator	Denominator	CLEC Result	Standard Dev
Nov-03	26824.06	7906	3.39	1.22
Dec-03	26455.31	7962	3.32	0.85
Jan-04	38256.41	9991	3.83	1.76
Feb-04	31594.81	8084	3.91	2.07
Mar-04	28129.37	8443	3.33	1.06
Apr-04	22558.24	8126	2.78	1.31
May-04	15826.95	7688	2.06	1.48
Jun-04	16126.56	8045	2.00	1.24
Jul-04	14317.19	7792	1.84	1.66
Aug-04	14758.4	7650	1.93	2.24
Sep-04	14446.29	7243	1.99	2.21
Oct-04	12873.91	6089	2.11	3.23

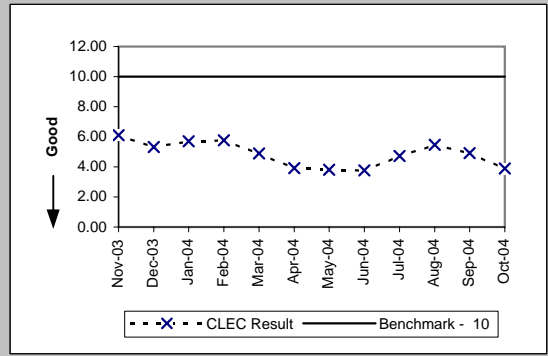


PO-1 - Pre-Order/Order Response Times

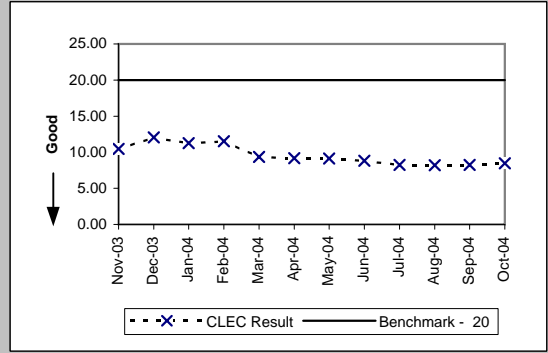
Pre-Order Response Times (Get CSR) (Avg Sec) EDI Request/Response (PO-1 B-5) (Benchmark)				
Date	Numerator	Denominator	CLEC Result	Standard Dev
Nov-03	6125	1851	3.31	0.79
Dec-03	7100.62	1860	3.82	1.37
Jan-04	8923.88	1941	4.60	1.45
Feb-04	8657.69	1818	4.76	3.03
Mar-04	7550.21	1894	3.99	1.23
Apr-04	7618.34	1787	4.26	1.91
May-04	8726.66	1850	4.72	3.01
Jun-04	8503.52	1912	4.45	2.49
Jul-04	8673.86	1966	4.41	2.28
Aug-04	8476.29	1935	4.38	3.52
Sep-04	8855.73	1832	4.83	3.50
Oct-04	5280.86	1262	4.18	3.31



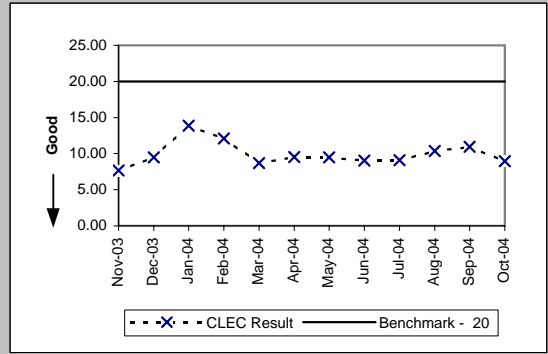
Pre-Order Response Times (TN Reservation) (Avg Sec) EDI Request/Response (PO-1 B-6) (Benchmark)				
Date	Numerator	Denominator	CLEC Result	Standard Dev
Nov-03	17538.79	2870	6.11	3.04
Dec-03	14956.04	2811	5.32	2.24
Jan-04	20037.66	3507	5.71	2.54
Feb-04	15557.84	2703	5.76	1.32
Mar-04	14057.92	2872	4.89	1.36
Apr-04	11067.57	2824	3.92	1.37
May-04	9713.04	2557	3.80	0.76
Jun-04	10417.68	2764	3.77	0.88
Jul-04	12983.39	2751	4.72	2.41
Aug-04	14959.29	2740	5.46	2.93
Sep-04	12794.64	2598	4.92	3.35
Oct-04	8677.91	2226	3.90	10.48



Pre-Order Response Times (Loop Qualification Tools) (Avg Sec) EDI Request/Response (PO-1 B-7) (Benchmark)				
Date	Numerator	Denominator	CLEC Result	Standard Dev
Nov-03	29394.89	2808	10.47	18.32
Dec-03	34857.06	2895	12.04	20.88
Jan-04	57269.72	5096	11.24	17.37
Feb-04	189010.6	16396	11.53	11.19
Mar-04	174211.8	18621	9.36	9.88
Apr-04	144162.4	15738	9.16	9.63
May-04	160913	17663	9.11	9.81
Jun-04	168903.9	19149	8.82	8.78
Jul-04	171548.8	20855	8.23	7.27
Aug-04	164797.5	20154	8.18	8.26
Sep-04	166109.5	20194	8.23	7.52
Oct-04	140542.5	16607	8.46	23.85

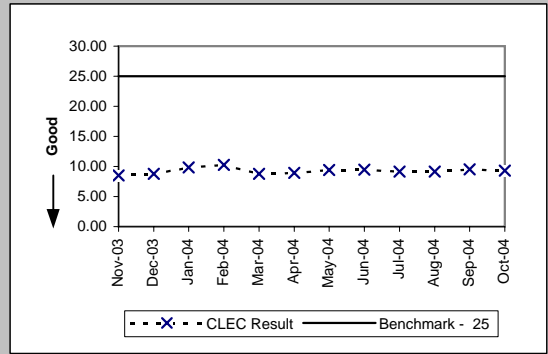


Pre-Order Response Times (Resale of Qwest DSL Qualification) (Avg Sec) EDI Request/Response (PO-1 B-8) (Benchmark)				
Date	Numerator	Denominator	CLEC Result	Standard Dev
Nov-03	6953.85	909	7.65	12.99
Dec-03	8788.16	928	9.47	11.75
Jan-04	13638.24	984	13.86	16.83
Feb-04	10956.48	904	12.12	13.54
Mar-04	8245.17	951	8.67	9.01
Apr-04	8539.98	898	9.51	11.47
May-04	8807.1	930	9.47	11.76
Jun-04	8688	960	9.05	10.48
Jul-04	8999.9	989	9.10	11.80
Aug-04	10069.92	972	10.36	15.10
Sep-04	10053.86	919	10.94	16.40
Oct-04	5651.1	630	8.97	11.69

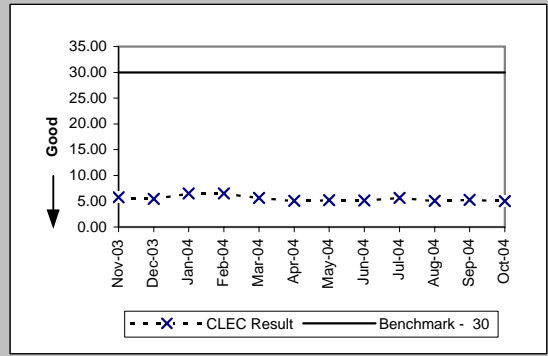


PO-1 - Pre-Order/Order Response Times

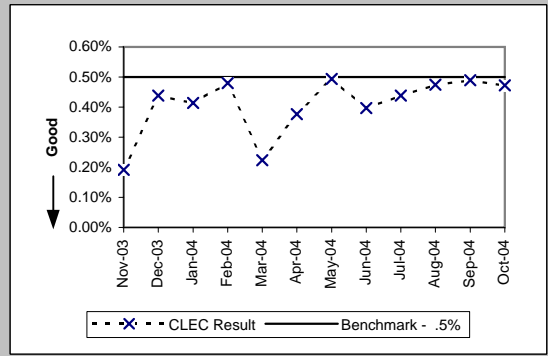
Pre-Order Response Times (Connecting Facility Assignment) (Avg Sec) EDI Request/Response (PO-1 B-9) (Benchmark)				
Date	Numerator	Denominator	CLEC Result	Standard Dev
Nov-03	7553.25	887	8.52	4.53
Dec-03	8173.23	932	8.77	6.79
Jan-04	9580.22	976	9.82	4.38
Feb-04	9207.96	896	10.28	5.99
Mar-04	8301.8	944	8.79	5.24
Apr-04	7924.19	885	8.95	5.41
May-04	8621.77	918	9.39	6.64
Jun-04	8997.39	952	9.45	7.23
Jul-04	8952.52	981	9.13	3.52
Aug-04	8821.76	962	9.17	6.06
Sep-04	8697.15	914	9.52	6.90
Oct-04	5741.46	618	9.29	6.99



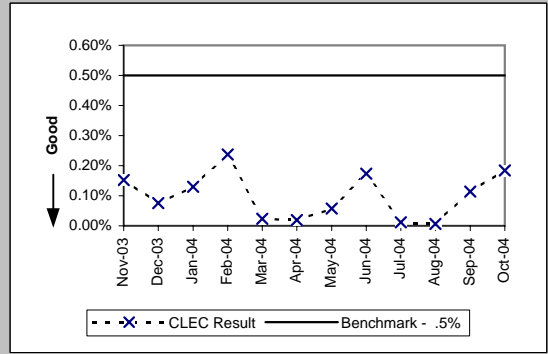
Pre-Order Response Times (Meet Point Inquiry) (Avg Sec) EDI Request/Response (PO-1 B-10) (Benchmark)				
Date	Numerator	Denominator	CLEC Result	Standard Dev
Nov-03	5327.6	925	5.76	2.74
Dec-03	5012.82	913	5.49	1.39
Jan-04	6233.76	958	6.51	2.98
Feb-04	5824.31	898	6.49	0.98
Mar-04	5383.97	949	5.67	1.10
Apr-04	4531.26	894	5.07	1.75
May-04	4864.79	929	5.24	1.37
Jun-04	4915.8	957	5.14	1.06
Jul-04	5538.77	979	5.66	2.36
Aug-04	4933.12	972	5.08	2.36
Sep-04	4850.63	921	5.27	3.06
Oct-04	3164.32	629	5.03	3.92



Pre-Order Response Times (Timeout) (Percent) IMA Total (PO-1C -1) (Benchmark)				
Date	Numerator	Denominator	CLEC Result	Standard Dev
Nov-03	51	26531	0.19%	4.38%
Dec-03	121	27612	0.44%	6.61%
Jan-04	121	29256	0.41%	6.42%
Feb-04	134	27936	0.48%	6.91%
Mar-04	72	32230	0.22%	4.72%
Apr-04	104	27594	0.38%	6.13%
May-04	132	26701	0.49%	7.01%
Jun-04	111	27982	0.40%	6.29%
Jul-04	115	26254	0.44%	6.60%
Aug-04	133	28050	0.47%	6.87%
Sep-04	134	27430	0.49%	6.97%
Oct-04	132	27970	0.47%	6.85%

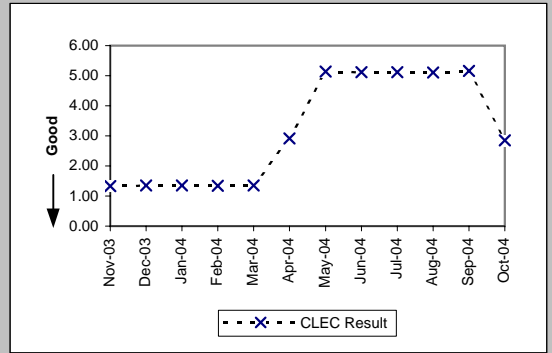


Pre-Order Response Times (Timeout) (Percent) EDI Total (PO-1C -2) (Benchmark)				
Date	Numerator	Denominator	CLEC Result	Standard Dev
Nov-03	46	30334	0.15%	3.89%
Dec-03	23	30304	0.08%	2.75%
Jan-04	49	37669	0.13%	3.60%
Feb-04	103	43483	0.24%	4.86%
Mar-04	11	46978	0.02%	1.53%
Apr-04	8	42939	0.02%	1.37%
May-04	25	43789	0.06%	2.39%
Jun-04	80	46252	0.17%	4.16%
Jul-04	6	48070	0.01%	1.12%
Aug-04	3	46964	0.01%	0.80%
Sep-04	52	45617	0.11%	3.37%
Oct-04	69	37452	0.18%	4.29%

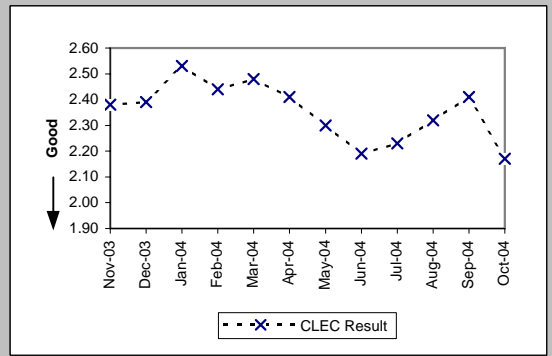


PO-1 - Pre-Order/Order Response Times

Pre-Order Response Times (Rejected Query) (Avg Sec) IMA Total (PO-1D -1) (Diagnostic)					
Date	Numerator	Denominator	CLEC Result	Standard Dev	
Nov-03	12186.79	9163	1.33	1.25	
Dec-03	12237.75	9065	1.35	1.24	
Jan-04	13086.9	9694	1.35	1.29	
Feb-04	11975.58	8937	1.34	1.21	
Mar-04	13104.45	9707	1.35	1.26	
Apr-04	24746.64	8504	2.91	3.86	
May-04	36231.86	7049	5.14	5.04	
Jun-04	41415.68	8089	5.12	5.06	
Jul-04	42004.48	8204	5.12	5.04	
Aug-04	40690.93	7963	5.11	5.04	
Sep-04	43106.64	8354	5.16	5.04	
Oct-04	22113.15	7759	2.85	4.18	

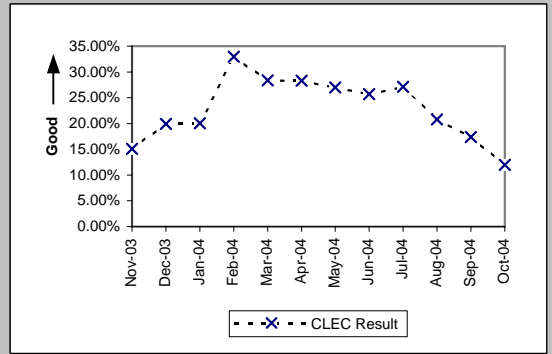


Pre-Order Response Times (Rejected Query) (Avg Sec) EDI Total (PO-1D -2) (Diagnostic)					
Date	Numerator	Denominator	CLEC Result	Standard Dev	
Nov-03	19075.7	8015	2.38	3.47	
Dec-03	19289.69	8071	2.39	3.32	
Jan-04	21401.27	8459	2.53	3.95	
Feb-04	18961.24	7771	2.44	3.46	
Mar-04	20405.44	8228	2.48	3.34	
Apr-04	18720.88	7768	2.41	3.03	
May-04	18466.7	8029	2.30	3.65	
Jun-04	18159.48	8292	2.19	3.00	
Jul-04	19010.75	8525	2.23	3.50	
Aug-04	19432.32	8376	2.32	4.68	
Sep-04	19019.72	7892	2.41	4.86	
Oct-04	15539.37	7161	2.17	4.52	

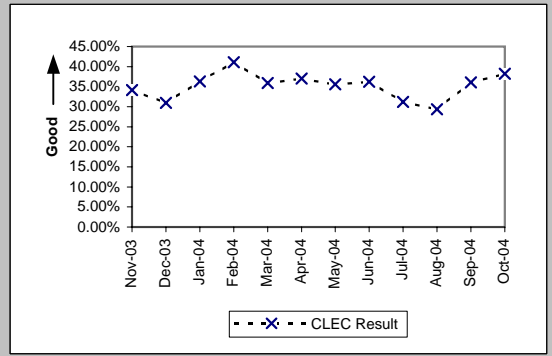


PO-2A-1 - Electronic Flow-through for LSRs received via IMA GUI (Percent)

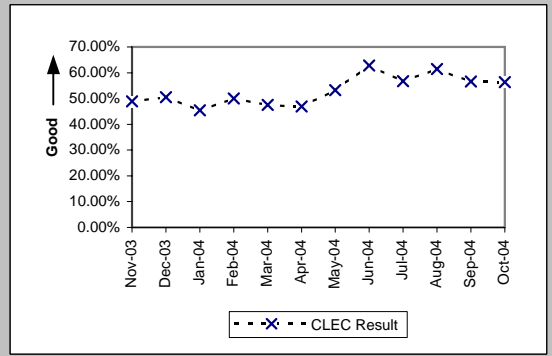
Resale Aggregate W/O UNE-P-POTS (Diagnostic)				
Date	CLEC Num	CLEC Denom	CLEC Result	CLEC Std Dev
Nov-03	252	1670	15.09%	35.80%
Dec-03	420	2109	19.91%	39.94%
Jan-04	522	2605	20.04%	40.03%
Feb-04	626	1899	32.96%	47.01%
Mar-04	568	2003	28.36%	45.07%
Apr-04	447	1580	28.29%	45.04%
May-04	468	1733	27.01%	44.40%
Jun-04	465	1811	25.68%	43.68%
Jul-04	466	1717	27.14%	44.47%
Aug-04	358	1721	20.80%	40.59%
Sep-04	390	2244	17.38%	37.89%
Oct-04	336	2799	12.00%	32.50%



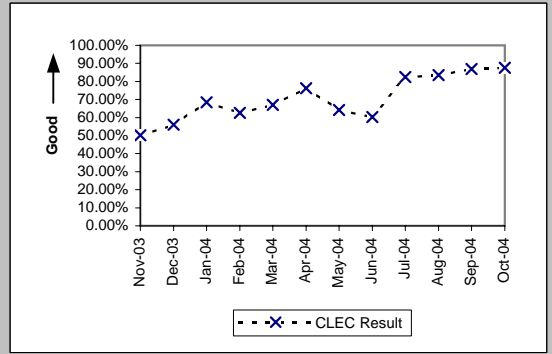
Unbundled Loop Aggregate (Diagnostic)				
Date	CLEC Num	CLEC Denom	CLEC Result	CLEC Std Dev
Nov-03	308	902	34.15%	47.42%
Dec-03	300	968	30.99%	46.25%
Jan-04	382	1052	36.31%	48.09%
Feb-04	406	989	41.05%	49.19%
Mar-04	373	1038	35.93%	47.98%
Apr-04	413	1115	37.04%	48.29%
May-04	342	961	35.59%	47.88%
Jun-04	372	1028	36.19%	48.05%
Jul-04	369	1182	31.22%	46.34%
Aug-04	398	1357	29.33%	45.53%
Sep-04	496	1376	36.05%	48.01%
Oct-04	501	1311	38.22%	48.59%



LNP (Diagnostic)				
Date	CLEC Num	CLEC Denom	CLEC Result	CLEC Std Dev
Nov-03	139	284	48.94%	49.99%
Dec-03	193	382	50.52%	50.00%
Jan-04	166	365	45.48%	49.80%
Feb-04	172	344	50.00%	50.00%
Mar-04	231	486	47.53%	49.94%
Apr-04	188	401	46.88%	49.90%
May-04	226	424	53.30%	49.89%
Jun-04	351	559	62.79%	48.34%
Jul-04	260	458	56.77%	49.54%
Aug-04	400	651	61.44%	48.67%
Sep-04	349	617	56.56%	49.57%
Oct-04	289	513	56.34%	49.60%



UNE - P (POTS) (Diagnostic)				
Date	CLEC Num	CLEC Denom	CLEC Result	CLEC Std Dev
Nov-03	2032	4048	50.20%	50.00%
Dec-03	2041	3641	56.06%	49.63%
Jan-04	5324	7781	68.42%	46.48%
Feb-04	3868	6175	62.64%	48.38%
Mar-04	5018	7491	66.99%	47.03%
Apr-04	5822	7642	76.18%	42.60%
May-04	5765	8991	64.12%	47.96%
Jun-04	4412	7315	60.31%	48.92%
Jul-04	4455	5404	82.44%	38.05%
Aug-04	4874	5839	83.47%	37.14%
Sep-04	4933	5674	86.94%	33.70%
Oct-04	5622	6420	87.57%	32.99%



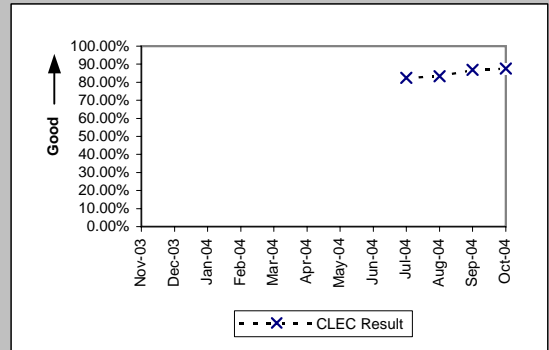
PO-2 UNE-P(POTS) will display two graphs. The first graph is UNE-P (POTS) without Centrex21 and the second graph is UNE-P (POTS AGG) with Centrex21.



PO-2A-1 - Electronic Flow-through for LSRs received via IMA GUI (Percent)

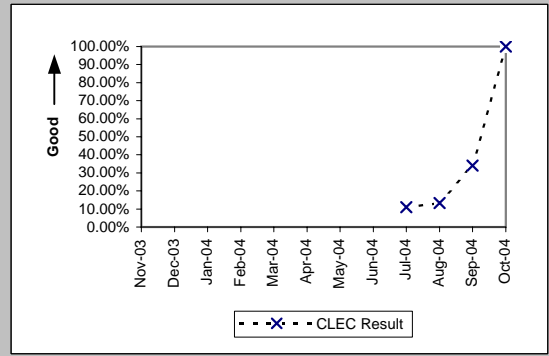
UNE P (POTS AGG) (Diagnostic)

Date	CLEC Num	CLEC Denom	CLEC Result	CLEC Std Dev
Nov-03				
Dec-03				
Jan-04				
Feb-04				
Mar-04				
Apr-04				
May-04				
Jun-04				
Jul-04	4465	5420	82.38%	38.10%
Aug-04	4882	5856	83.37%	37.24%
Sep-04	4938	5681	86.92%	33.72%
Oct-04	5638	6442	87.52%	33.05%



Line Sharing (Diagnostic)

Date	CLEC Num	CLEC Denom	CLEC Result	CLEC Std Dev
Nov-03				
Dec-03				
Jan-04				
Feb-04				
Mar-04				
Apr-04				
May-04				
Jun-04				
Jul-04	9	82	10.98%	31.26%
Aug-04	11	83	13.25%	33.91%
Sep-04	31	91	34.07%	47.39%
Oct-04	8	8	100.00%	0.00%

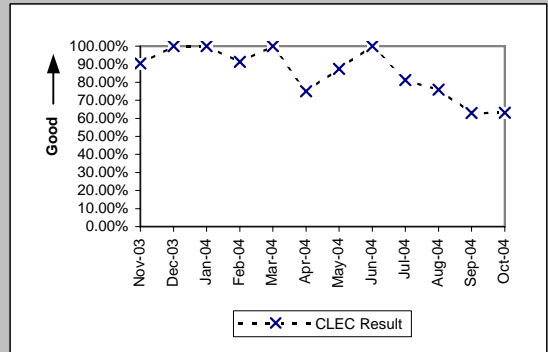


PO-2 UNE-P(POTS) will display two graphs. The first graph is UNE-P (POTS) without Centrex21 and the second graph is UNE-P (POTS AGG) with Centrex21.

PO-2A-2 - Electronic Flow-through for LSRs received via IMA EDI (Percent)

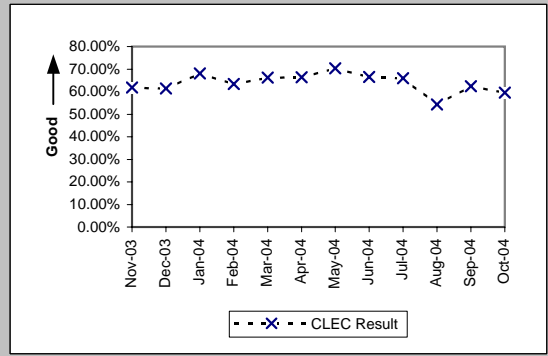
Resale Aggregate W/O UNE-P-POTS (Diagnostic)

Date	CLEC Num	CLEC Denom	CLEC Result	CLEC Std Dev
Nov-03	19	21	90.48%	29.35%
Dec-03	11	11	100.00%	0.00%
Jan-04	17	17	100.00%	0.00%
Feb-04	21	23	91.30%	28.18%
Mar-04	7	7	100.00%	0.00%
Apr-04	9	12	75.00%	43.30%
May-04	7	8	87.50%	33.07%
Jun-04	5	5	100.00%	0.00%
Jul-04	13	16	81.25%	39.03%
Aug-04	22	29	75.86%	42.79%
Sep-04	22	35	62.86%	48.32%
Oct-04	12	19	63.16%	48.24%



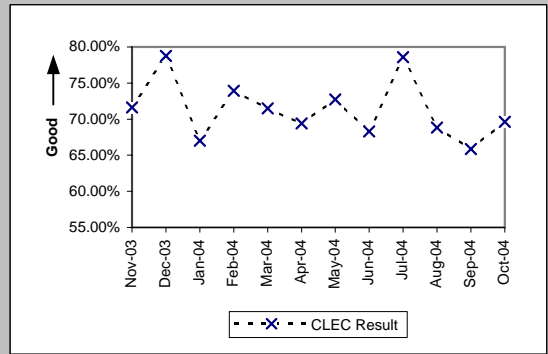
Unbundled Loop Aggregate (Diagnostic)

Date	CLEC Num	CLEC Denom	CLEC Result	CLEC Std Dev
Nov-03	643	1040	61.83%	48.58%
Dec-03	610	994	61.37%	48.69%
Jan-04	580	852	68.08%	46.62%
Feb-04	592	933	63.45%	48.16%
Mar-04	730	1102	66.24%	47.29%
Apr-04	641	965	66.42%	47.23%
May-04	745	1059	70.35%	45.67%
Jun-04	745	1119	66.58%	47.17%
Jul-04	894	1356	65.93%	47.39%
Aug-04	625	1149	54.40%	49.81%
Sep-04	847	1357	62.42%	48.43%
Oct-04	924	1551	59.57%	49.07%



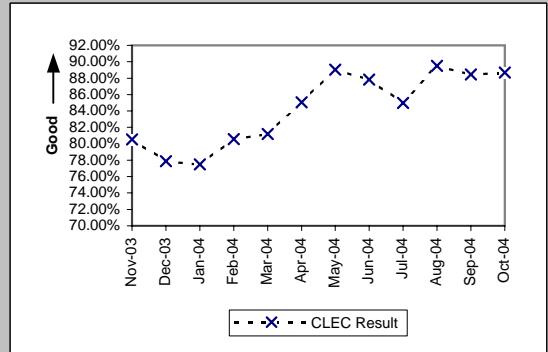
LNP (Diagnostic)

Date	CLEC Num	CLEC Denom	CLEC Result	CLEC Std Dev
Nov-03	217	303	71.62%	45.09%
Dec-03	489	621	78.74%	40.91%
Jan-04	246	367	67.03%	47.01%
Feb-04	383	518	73.94%	43.90%
Mar-04	564	789	71.48%	45.15%
Apr-04	361	520	69.42%	46.07%
May-04	264	363	72.73%	44.54%
Jun-04	394	577	68.28%	46.54%
Jul-04	426	542	78.60%	41.01%
Aug-04	362	526	68.82%	46.32%
Sep-04	372	565	65.84%	47.42%
Oct-04	390	560	69.64%	45.98%



UNE - P (POTS) (Diagnostic)

Date	CLEC Num	CLEC Denom	CLEC Result	CLEC Std Dev
Nov-03	8944	11107	80.53%	39.60%
Dec-03	7293	9363	77.89%	41.50%
Jan-04	8601	11097	77.51%	41.75%
Feb-04	11555	14338	80.59%	39.55%
Mar-04	17048	20992	81.21%	39.06%
Apr-04	18567	21826	85.07%	35.64%
May-04	19711	22134	89.05%	31.22%
Jun-04	19133	21782	87.84%	32.68%
Jul-04	13825	16268	84.98%	35.72%
Aug-04	7984	8919	89.52%	30.63%
Sep-04	5794	6552	88.43%	31.99%
Oct-04	6162	6947	88.70%	31.66%

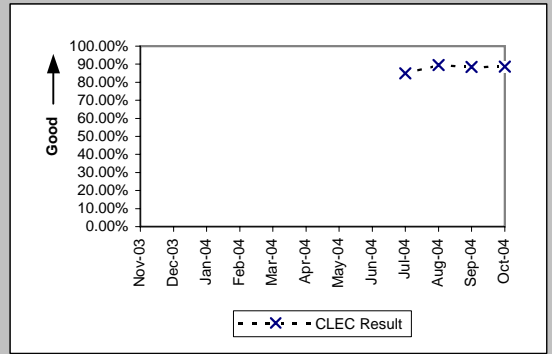


PO-2 UNE-P(POTS) will display two graphs. The first graph is UNE-P (POTS) without Centrex21 and the second graph is UNE-P (POTS AGG) with Centrex21.

PO-2A-2 - Electronic Flow-through for LSRs received via IMA EDI (Percent)

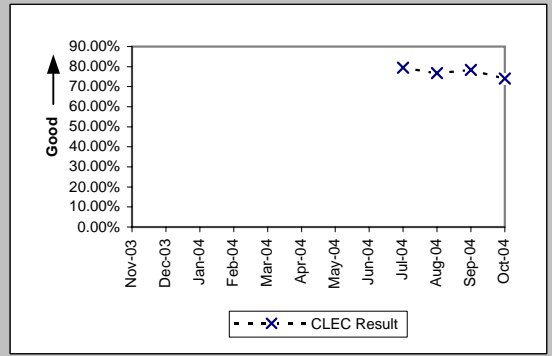
UNE P (POTS AGG) (Diagnostic)

Date	CLEC Num	CLEC Denom	CLEC Result	CLEC Std Dev
Nov-03				
Dec-03				
Jan-04				
Feb-04				
Mar-04				
Apr-04				
May-04				
Jun-04				
Jul-04	13825	16268	84.98%	35.72%
Aug-04	7984	8919	89.52%	30.63%
Sep-04	5794	6552	88.43%	31.99%
Oct-04	6162	6947	88.70%	31.66%



Line Sharing (Diagnostic)

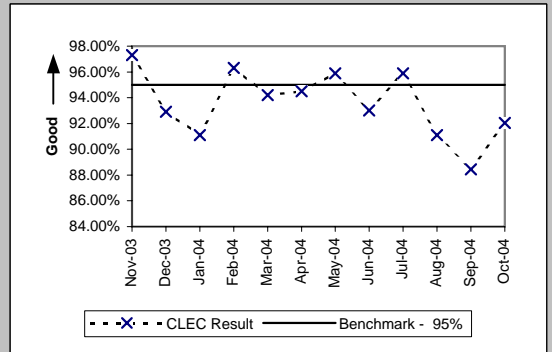
Date	CLEC Num	CLEC Denom	CLEC Result	CLEC Std Dev
Nov-03				
Dec-03				
Jan-04				
Feb-04				
Mar-04				
Apr-04				
May-04				
Jun-04				
Jul-04	530	667	79.46%	40.40%
Aug-04	581	757	76.75%	42.24%
Sep-04	678	865	78.38%	41.16%
Oct-04	40	54	74.07%	43.82%



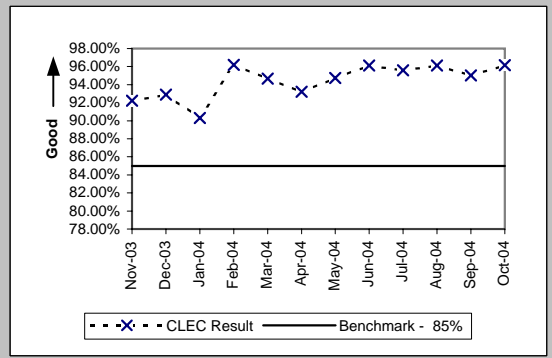
PO-2 UNE-P(POTS) will display two graphs. The first graph is UNE-P (POTS) without Centrex21 and the second graph is UNE-P (POTS AGG) with Centrex21.

PO-2B-1 - Electronic Flow-through for All Eligible LSRs received via IMA GUI (Percent)

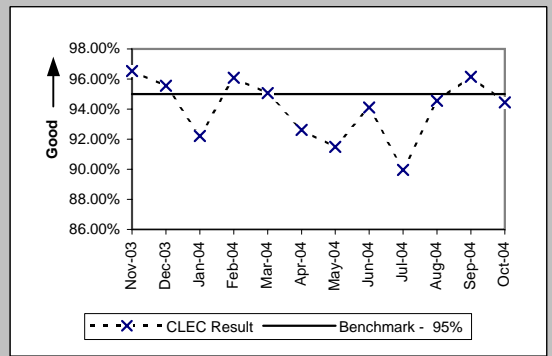
Resale Aggregate W/O UNE-P-POTS (Benchmark)				
Date	CLEC Num	CLEC Denom	CLEC Result	CLEC Std Dev
Nov-03	252	259	97.30%	16.22%
Dec-03	420	452	92.92%	25.65%
Jan-04	522	573	91.10%	28.48%
Feb-04	626	650	96.31%	18.86%
Mar-04	568	603	94.20%	23.38%
Apr-04	447	473	94.50%	22.79%
May-04	468	488	95.90%	19.83%
Jun-04	465	500	93.00%	25.51%
Jul-04	466	486	95.88%	19.86%
Aug-04	358	393	91.09%	28.48%
Sep-04	390	441	88.44%	31.98%
Oct-04	336	365	92.05%	27.04%



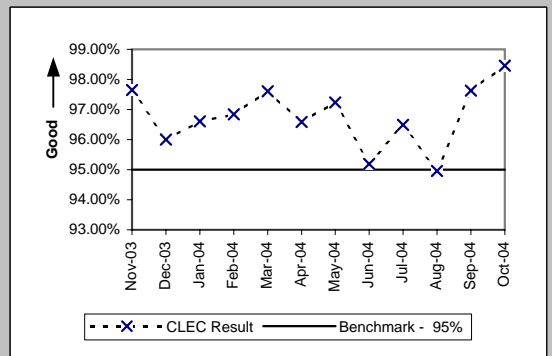
Unbundled Loop Aggregate (Benchmark)				
Date	CLEC Num	CLEC Denom	CLEC Result	CLEC Std Dev
Nov-03	308	334	92.22%	26.79%
Dec-03	300	323	92.88%	25.72%
Jan-04	382	423	90.31%	29.59%
Feb-04	406	422	96.21%	19.10%
Mar-04	373	394	94.67%	22.46%
Apr-04	413	443	93.23%	25.13%
May-04	342	361	94.74%	22.33%
Jun-04	372	387	96.12%	19.30%
Jul-04	369	386	95.60%	20.52%
Aug-04	398	414	96.14%	19.28%
Sep-04	496	522	95.02%	21.75%
Oct-04	501	521	96.16%	19.21%



LNP (Benchmark)				
Date	CLEC Num	CLEC Denom	CLEC Result	CLEC Std Dev
Nov-03	139	144	96.53%	18.31%
Dec-03	193	202	95.54%	20.63%
Jan-04	166	180	92.22%	26.78%
Feb-04	172	179	96.09%	19.38%
Mar-04	231	243	95.06%	21.67%
Apr-04	188	203	92.61%	26.16%
May-04	226	247	91.50%	27.89%
Jun-04	351	373	94.10%	23.56%
Jul-04	260	289	89.97%	30.05%
Aug-04	400	423	94.56%	22.68%
Sep-04	349	363	96.14%	19.26%
Oct-04	289	306	94.44%	22.91%



UNE - P (POTS) (Benchmark)				
Date	CLEC Num	CLEC Denom	CLEC Result	CLEC Std Dev
Nov-03	2032	2081	97.65%	15.16%
Dec-03	2041	2126	96.00%	19.59%
Jan-04	5324	5511	96.61%	18.11%
Feb-04	3868	3994	96.85%	17.48%
Mar-04	5018	5141	97.61%	15.28%
Apr-04	5822	6028	96.58%	18.17%
May-04	5765	5929	97.23%	16.40%
Jun-04	4412	4635	95.19%	21.40%
Jul-04	4455	4617	96.49%	18.40%
Aug-04	4874	5133	94.95%	21.89%
Sep-04	4933	5053	97.63%	15.23%
Oct-04	5622	5710	98.46%	12.32%

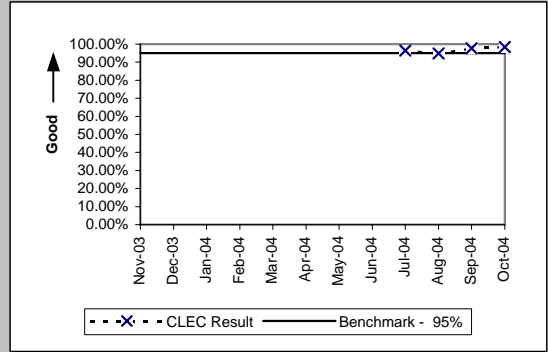


PO-2 UNE-P(POTS) will display two graphs. The first graph is UNE-P (POTS) without Centrex21 and the second graph is UNE-P (POTS AGG) with Centrex21.

PO-2B-1 - Electronic Flow-through for All Eligible LSRs received via IMA GUI (Percent)

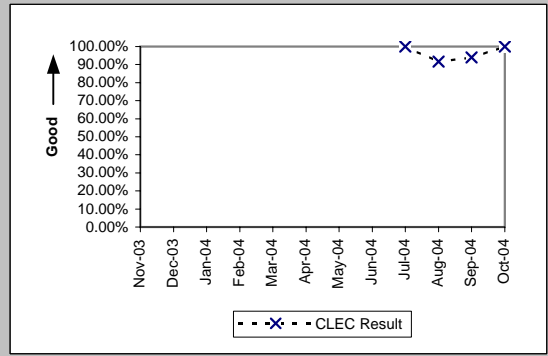
UNE P (POTS AGG) (Benchmark)

Date	CLEC Num	CLEC Denom	CLEC Result	CLEC Std Dev
Nov-03				
Dec-03				
Jan-04				
Feb-04				
Mar-04				
Apr-04				
May-04				
Jun-04				
Jul-04	4466	4629	96.48%	18.43%
Aug-04	4882	5144	94.91%	21.99%
Sep-04	4938	5059	97.61%	15.28%
Oct-04	5638	5728	98.43%	12.44%



Line Sharing (Diagnostic)

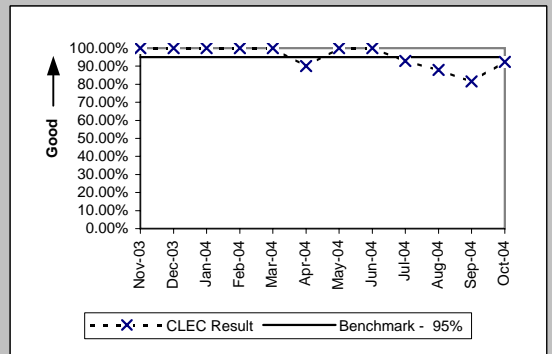
Date	CLEC Num	CLEC Denom	CLEC Result	CLEC Std Dev
Nov-03				
Dec-03				
Jan-04				
Feb-04				
Mar-04				
Apr-04				
May-04				
Jun-04				
Jul-04	9	9	100.00%	0.00%
Aug-04	11	12	91.67%	27.64%
Sep-04	31	33	93.94%	23.86%
Oct-04	8	8	100.00%	0.00%



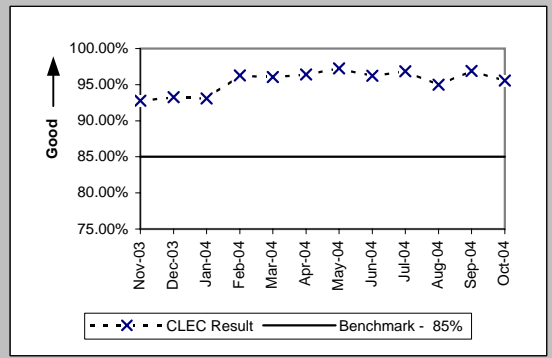
PO-2 UNE-P(POTS) will display two graphs. The first graph is UNE-P (POTS) without Centrex21 and the second graph is UNE-P (POTS AGG) with Centrex21.

PO-2B-2 - Electronic Flow-through for All Eligible LSRs received via IMA EDI (Percent)

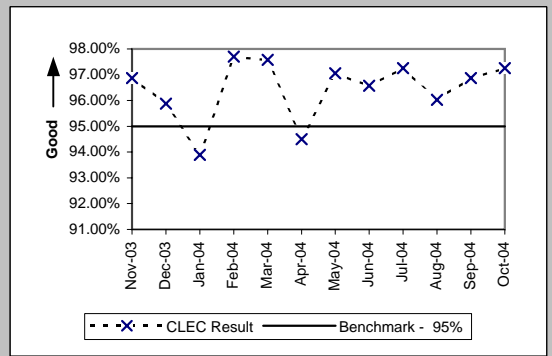
Resale Aggregate W/O UNE-P-POTS (Benchmark)				
Date	CLEC Num	CLEC Denom	CLEC Result	CLEC Std Dev
Nov-03	19	19	100.00%	0.00%
Dec-03	11	11	100.00%	0.00%
Jan-04	17	17	100.00%	0.00%
Feb-04	21	21	100.00%	0.00%
Mar-04	7	7	100.00%	0.00%
Apr-04	9	10	90.00%	30.00%
May-04	7	7	100.00%	0.00%
Jun-04	5	5	100.00%	0.00%
Jul-04	13	14	92.86%	25.75%
Aug-04	22	25	88.00%	32.50%
Sep-04	22	27	81.48%	38.84%
Oct-04	12	13	92.31%	26.65%



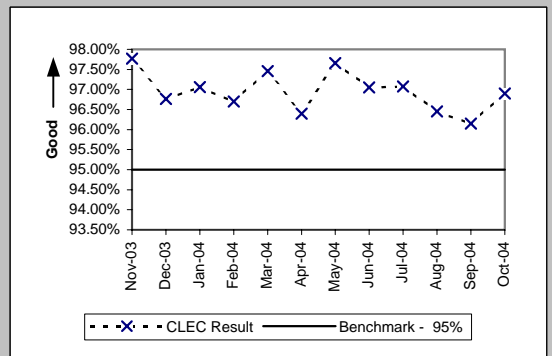
Unbundled Loop Aggregate (Benchmark)				
Date	CLEC Num	CLEC Denom	CLEC Result	CLEC Std Dev
Nov-03	643	693	92.79%	25.87%
Dec-03	610	654	93.27%	25.05%
Jan-04	580	623	93.10%	25.35%
Feb-04	592	615	96.26%	18.97%
Mar-04	730	760	96.05%	19.47%
Apr-04	641	665	96.39%	18.65%
May-04	745	766	97.26%	16.33%
Jun-04	745	774	96.25%	18.99%
Jul-04	894	923	96.86%	17.44%
Aug-04	625	658	94.98%	21.83%
Sep-04	847	874	96.91%	17.30%
Oct-04	924	967	95.55%	20.61%



LNP (Benchmark)				
Date	CLEC Num	CLEC Denom	CLEC Result	CLEC Std Dev
Nov-03	217	224	96.88%	17.40%
Dec-03	489	510	95.88%	19.87%
Jan-04	246	262	93.89%	23.95%
Feb-04	383	392	97.70%	14.98%
Mar-04	564	578	97.58%	15.37%
Apr-04	361	382	94.50%	22.79%
May-04	264	272	97.06%	16.90%
Jun-04	394	408	96.57%	18.20%
Jul-04	426	438	97.26%	16.32%
Aug-04	362	377	96.02%	19.55%
Sep-04	372	384	96.88%	17.40%
Oct-04	390	401	97.26%	16.33%



UNE - P (POTS) (Benchmark)				
Date	CLEC Num	CLEC Denom	CLEC Result	CLEC Std Dev
Nov-03	8944	9148	97.77%	14.77%
Dec-03	7293	7537	96.76%	17.70%
Jan-04	8601	8862	97.05%	16.91%
Feb-04	11555	11949	96.70%	17.86%
Mar-04	17048	17493	97.46%	15.75%
Apr-04	18567	19261	96.40%	18.64%
May-04	19711	20184	97.66%	15.13%
Jun-04	19133	19714	97.05%	16.91%
Jul-04	13825	14242	97.07%	16.86%
Aug-04	7984	8278	96.45%	18.51%
Sep-04	5794	6026	96.15%	19.24%
Oct-04	6162	6359	96.90%	17.33%

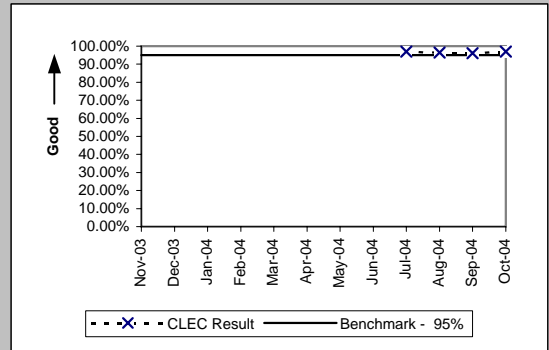


PO-2 UNE-P(POTS) will display two graphs. The first graph is UNE-P (POTS) without Centrex21 and the second graph is UNE-P (POTS AGG) with Centrex21.

PO-2B-2 - Electronic Flow-through for All Eligible LSRs received via IMA EDI (Percent)

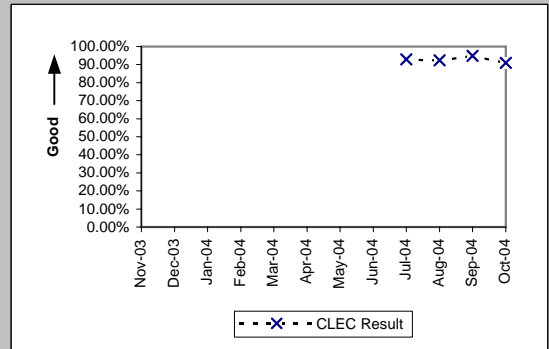
UNE P (POTS AGG) (Benchmark)

Date	CLEC Num	CLEC Denom	CLEC Result	CLEC Std Dev
Nov-03				
Dec-03				
Jan-04				
Feb-04				
Mar-04				
Apr-04				
May-04				
Jun-04				
Jul-04	13825	14242	97.07%	16.86%
Aug-04	7984	8278	96.45%	18.51%
Sep-04	5794	6026	96.15%	19.24%
Oct-04	6162	6359	96.90%	17.33%



Line Sharing (Diagnostic)

Date	CLEC Num	CLEC Denom	CLEC Result	CLEC Std Dev
Nov-03				
Dec-03				
Jan-04				
Feb-04				
Mar-04				
Apr-04				
May-04				
Jun-04				
Jul-04	530	570	92.98%	25.54%
Aug-04	581	629	92.37%	26.55%
Sep-04	678	715	94.83%	22.15%
Oct-04	40	44	90.91%	28.75%

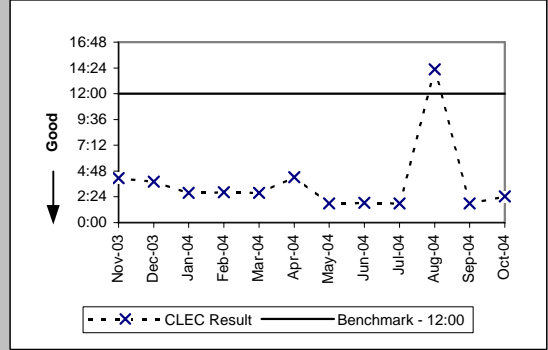


PO-2 UNE-P(POTS) will display two graphs. The first graph is UNE-P (POTS) without Centrex21 and the second graph is UNE-P (POTS AGG) with Centrex21.

PO-3 - LSR Rejection Notice Interval

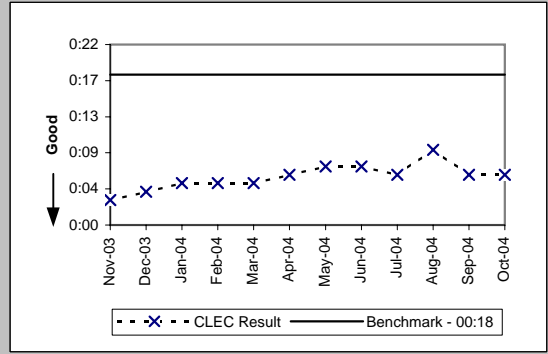
LSR Rejection Notice Interval for IMA - Rejected Manually (Hours:Minutes) (PO-3A-1) (Benchmark)

Date	Numerator	Denominator	CLEC Result	Standard Dev
Nov-03	1058:01	256	4:08	4:19
Dec-03	885:17	232	3:49	4:17
Jan-04	1002:51	362	2:46	4:13
Feb-04	653:17	231	2:50	4:18
Mar-04	899:45	323	2:47	2:48
Apr-04	1492:16	354	4:13	33:30
May-04	698:32	390	1:47	5:09
Jun-04	602:28	329	1:50	2:32
Jul-04	443:16	246	1:48	2:19
Aug-04	3465:36	243	14:16	140:07
Sep-04	423:44	238	1:47	1:57
Oct-04	505:56	208	2:26	3:42



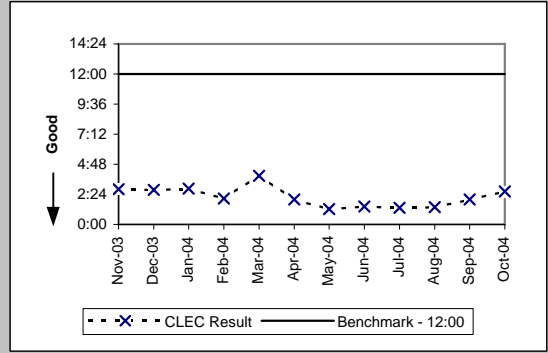
LSR Rejection Notice Interval for IMA - Auto-Rejected (Minutes:Seconds) (PO-3A-2) (Benchmark)

Date	Numerator	Denominator	CLEC Result	Standard Dev
Nov-03	1297:02	24418	0:03	0:07
Dec-03	2140:56	30669	0:04	0:06
Jan-04	2339:24	29665	0:05	0:08
Feb-04	2584:56	28964	0:05	0:20
Mar-04	2479:29	32605	0:05	0:07
Apr-04	2900:12	31611	0:06	0:11
May-04	3351:46	28450	0:07	0:13
Jun-04	3393:46	30184	0:07	0:13
Jul-04	2775:16	26334	0:06	0:17
Aug-04	3905:44	27270	0:09	0:46
Sep-04	2657:30	25710	0:06	0:12
Oct-04	1975:21	19892	0:06	0:13



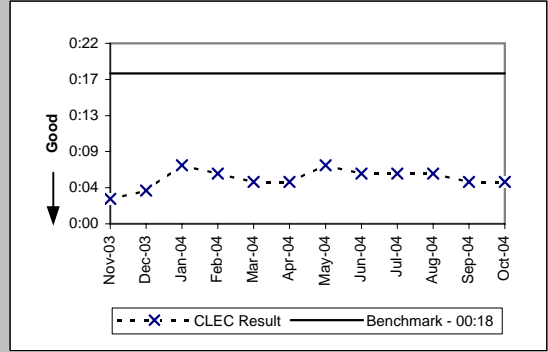
LSR Rejection Notice Interval for EDI - Rejected Manually (Hours:Minutes) (PO-3B-1) (Benchmark)

Date	Numerator	Denominator	CLEC Result	Standard Dev
Nov-03	1272:30	453	2:49	2:26
Dec-03	1002:51	365	2:45	2:45
Jan-04	1106:54	386	2:52	19:48
Feb-04	876:41	424	2:04	1:49
Mar-04	1863:07	479	3:53	36:35
Apr-04	837:40	424	1:59	1:48
May-04	559:08	462	1:13	1:53
Jun-04	880:41	613	1:26	1:57
Jul-04	575:17	438	1:19	1:27
Aug-04	481:59	352	1:22	1:15
Sep-04	557:54	282	1:59	1:56
Oct-04	709:51	269	2:38	2:36



LSR Rejection Notice Interval for EDI - Auto-Rejected (Minutes:Seconds) (PO-3B-2) (Benchmark)

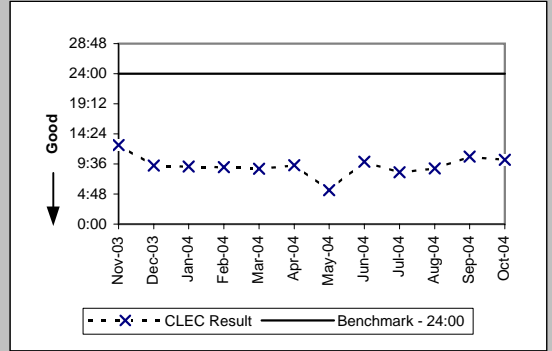
Date	Numerator	Denominator	CLEC Result	Standard Dev
Nov-03	2719:38	49423	0:03	0:06
Dec-03	3022:28	45226	0:04	0:06
Jan-04	5822:36	51314	0:07	0:15
Feb-04	4061:30	43100	0:06	0:10
Mar-04	4289:20	49566	0:05	0:07
Apr-04	3818:35	42385	0:05	0:06
May-04	4148:57	37952	0:07	0:12
Jun-04	4586:02	43471	0:06	0:10
Jul-04	3469:16	34129	0:06	0:08
Aug-04	2955:15	32022	0:06	0:14
Sep-04	2434:18	27122	0:05	0:07
Oct-04	1817:45	23462	0:05	0:06





PO-3 - LSR Rejection Notice Interval

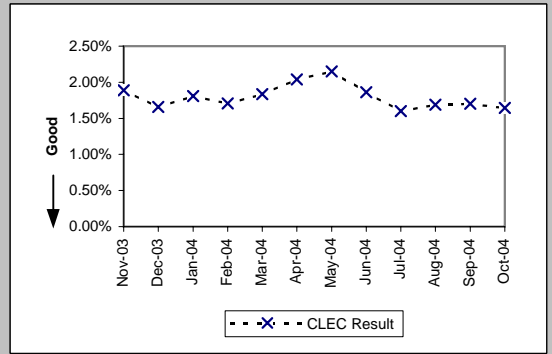
LSR Rejection Notice Interval for Manual and IIS (Hours:Minutes) (PO-3C) (Benchmark)					
Date	Numerator	Denominator	CLEC Result	Standard Dev	
Nov-03	252:18	20	12:37	12:34	
Dec-03	1131:50	121	9:21	7:26	
Jan-04	596:32	65	9:11	7:49	
Feb-04	617:27	68	9:05	8:19	
Mar-04	601:57	68	8:51	7:34	
Apr-04	301:32	32	9:25	6:47	
May-04	204:59	38	5:24	6:07	
Jun-04	1422:45	143	9:57	10:00	
Jul-04	653:45	79	8:17	11:08	
Aug-04	914:06	103	8:52	9:46	
Sep-04	538:39	50	10:46	13:55	
Oct-04	452:18	44	10:17	8:20	



PO-4 - LSRs Rejected

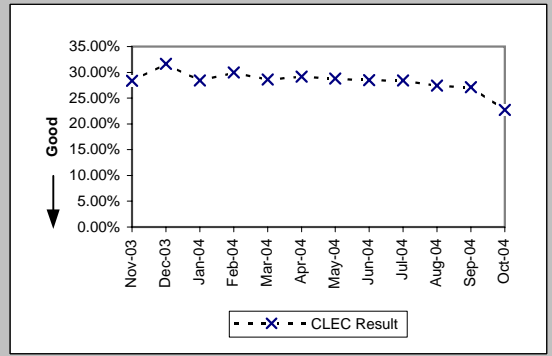
LSRs Rejected for IMA - Rejected Manually (Percent) (PO-4A-1) (Diagnostic)

Date	Numerator	Denominator	CLEC Result	Standard Dev
Nov-03	1628	86133	1.89%	13.62%
Dec-03	1604	96809	1.66%	12.76%
Jan-04	1887	104419	1.81%	13.32%
Feb-04	1649	96638	1.71%	12.95%
Mar-04	2091	113985	1.83%	13.42%
Apr-04	2208	108339	2.04%	14.13%
May-04	2123	98826	2.15%	14.50%
Jun-04	1972	105986	1.86%	13.51%
Jul-04	1482	92607	1.60%	12.55%
Aug-04	1682	99501	1.69%	12.89%
Sep-04	1612	94752	1.70%	12.93%
Oct-04	1437	87491	1.64%	12.71%



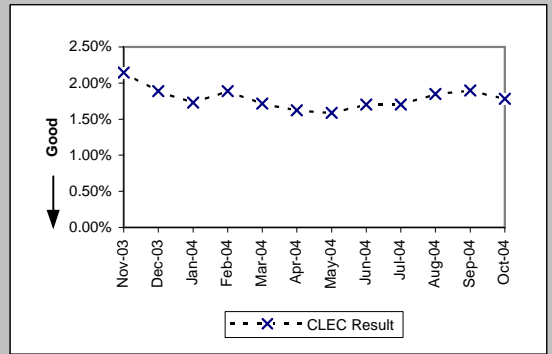
LSRs Rejected for IMA - Auto-Rejected (Percent) (PO-4A-2) (Diagnostic)

Date	Numerator	Denominator	CLEC Result	Standard Dev
Nov-03	24418	86133	28.35%	45.07%
Dec-03	30669	96809	31.68%	46.52%
Jan-04	29665	104419	28.41%	45.10%
Feb-04	28964	96638	29.97%	45.81%
Mar-04	32605	113985	28.60%	45.19%
Apr-04	31611	108339	29.18%	45.46%
May-04	28450	98826	28.79%	45.28%
Jun-04	30184	105986	28.48%	45.13%
Jul-04	26334	92607	28.44%	45.11%
Aug-04	27270	99501	27.41%	44.60%
Sep-04	25710	94752	27.13%	44.47%
Oct-04	19892	87491	22.74%	41.91%



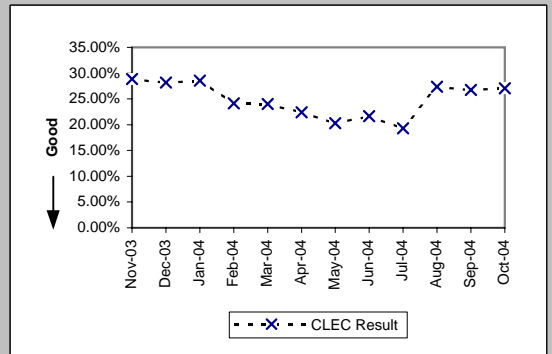
LSRs Rejected for EDI - Rejected Manually (Percent) (PO-4B-1) (Diagnostic)

Date	Numerator	Denominator	CLEC Result	Standard Dev
Nov-03	3679	171330	2.15%	14.50%
Dec-03	3031	160353	1.89%	13.62%
Jan-04	3113	179855	1.73%	13.04%
Feb-04	3369	178425	1.89%	13.61%
Mar-04	3543	206492	1.72%	12.99%
Apr-04	3069	189247	1.62%	12.63%
May-04	2969	187306	1.59%	12.49%
Jun-04	3419	200759	1.70%	12.94%
Jul-04	3015	177061	1.70%	12.94%
Aug-04	2165	117080	1.85%	13.47%
Sep-04	1924	101346	1.90%	13.65%
Oct-04	1546	86723	1.78%	13.23%



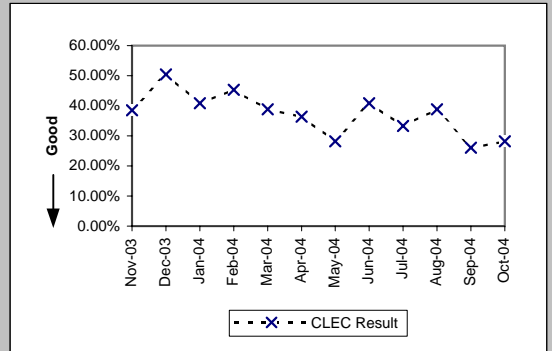
LSRs Rejected for EDI - Auto-Rejected (Percent) (PO-4B-2) (Diagnostic)

Date	Numerator	Denominator	CLEC Result	Standard Dev
Nov-03	49423	171330	28.85%	45.30%
Dec-03	45226	160353	28.20%	45.00%
Jan-04	51314	179855	28.53%	45.16%
Feb-04	43100	178425	24.16%	42.80%
Mar-04	49566	206492	24.00%	42.71%
Apr-04	42385	189247	22.40%	41.69%
May-04	37952	187306	20.26%	40.20%
Jun-04	43471	200759	21.65%	41.19%
Jul-04	34129	177061	19.28%	39.45%
Aug-04	32022	117080	27.35%	44.58%
Sep-04	27122	101346	26.76%	44.27%
Oct-04	23462	86723	27.05%	44.42%



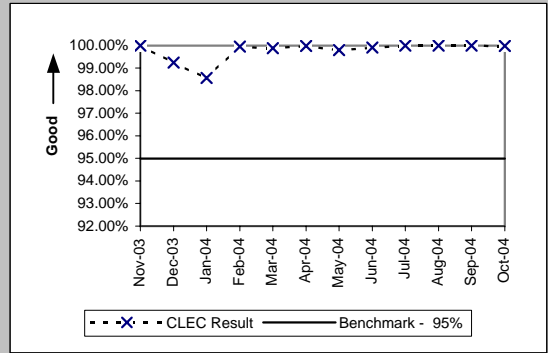
PO-4 - LSRs Rejected

LSRs Received via Facsimile (Percent) (PO-4C) (Diagnostic)					
Date	Numerator	Denominator	CLEC Result	Standard Dev	
Nov-03	20	52	38.46%	48.65%	
Dec-03	121	240	50.42%	50.00%	
Jan-04	65	159	40.88%	49.16%	
Feb-04	68	150	45.33%	49.78%	
Mar-04	68	175	38.86%	48.74%	
Apr-04	32	88	36.36%	48.10%	
May-04	38	135	28.15%	44.97%	
Jun-04	143	350	40.86%	49.16%	
Jul-04	79	237	33.33%	47.14%	
Aug-04	103	265	38.87%	48.75%	
Sep-04	50	192	26.04%	43.89%	
Oct-04	44	156	28.21%	45.00%	

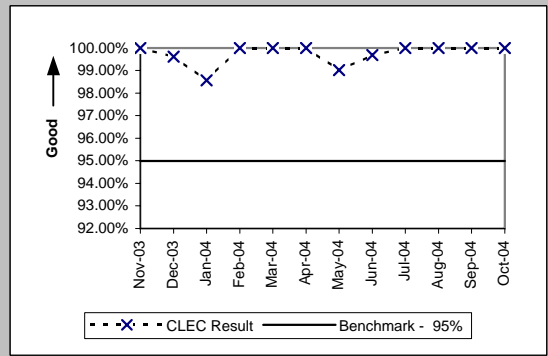


PO-5A-1 - FOCs On Time for Fully Electronic LSRs Received via IMA GUI (Percent)

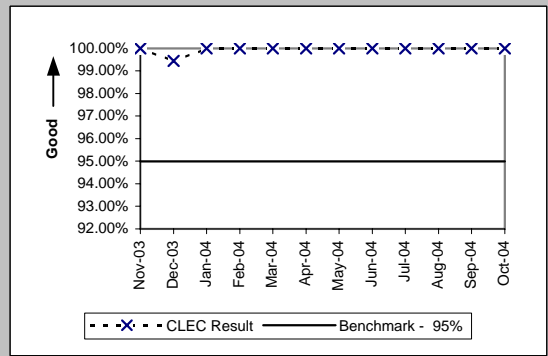
Resale Aggregate (PO-5A-1 (a)) (Benchmark)					
Date	Numerator	Denominator	CLEC Result	Standard Dev	
Nov-03	2235	2235	100.00%	0.00%	
Dec-03	2371	2389	99.25%	8.65%	
Jan-04	5314	5391	98.57%	11.87%	
Feb-04	4181	4183	99.95%	2.19%	
Mar-04	5343	5349	99.89%	3.35%	
Apr-04	5928	5929	99.98%	1.30%	
May-04	6044	6056	99.80%	4.45%	
Jun-04	4587	4591	99.91%	2.95%	
Jul-04	4808	4808	100.00%	0.00%	
Aug-04	5071	5071	100.00%	0.00%	
Sep-04	5190	5190	100.00%	0.00%	
Oct-04	5770	5771	99.98%	1.32%	



Unbundled Loop Aggregate (PO-5A-1 (b)) (Benchmark)					
Date	Numerator	Denominator	CLEC Result	Standard Dev	
Nov-03	265	265	100.00%	0.00%	
Dec-03	263	264	99.62%	6.14%	
Jan-04	343	348	98.56%	11.90%	
Feb-04	366	366	100.00%	0.00%	
Mar-04	331	331	100.00%	0.00%	
Apr-04	386	386	100.00%	0.00%	
May-04	303	306	99.02%	9.85%	
Jun-04	320	321	99.69%	5.57%	
Jul-04	327	327	100.00%	0.00%	
Aug-04	350	350	100.00%	0.00%	
Sep-04	384	384	100.00%	0.00%	
Oct-04	452	452	100.00%	0.00%	



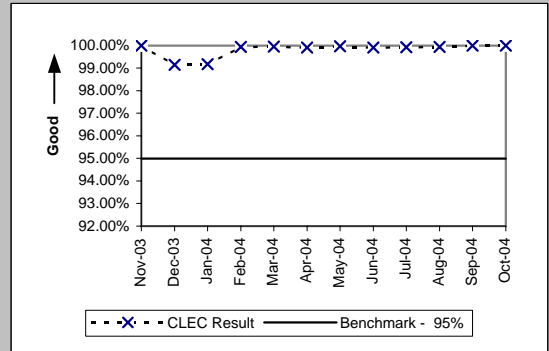
LNP (PO-5A-1 (c)) (Benchmark)					
Date	Numerator	Denominator	CLEC Result	Standard Dev	
Nov-03	127	127	100.00%	0.00%	
Dec-03	181	182	99.45%	7.39%	
Jan-04	151	151	100.00%	0.00%	
Feb-04	168	168	100.00%	0.00%	
Mar-04	215	215	100.00%	0.00%	
Apr-04	177	177	100.00%	0.00%	
May-04	219	219	100.00%	0.00%	
Jun-04	335	335	100.00%	0.00%	
Jul-04	250	250	100.00%	0.00%	
Aug-04	390	390	100.00%	0.00%	
Sep-04	333	333	100.00%	0.00%	
Oct-04	278	278	100.00%	0.00%	



PO-5A-2 - FOCs On Time for Fully Electronic LSRs Received via IMA EDI (Percent)

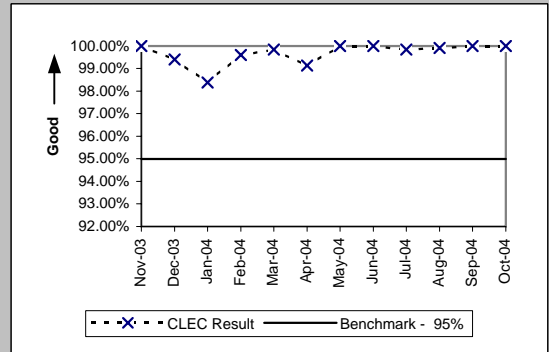
Resale Aggregate (PO-5A-2 (a)) (Benchmark)

Date	Numerator	Denominator	CLEC Result	Standard Dev
Nov-03	8845	8845	100.00%	0.00%
Dec-03	7172	7234	99.14%	9.22%
Jan-04	8488	8558	99.18%	9.01%
Feb-04	11476	11483	99.94%	2.47%
Mar-04	16903	16911	99.95%	2.17%
Apr-04	18424	18439	99.92%	2.85%
May-04	19558	19563	99.97%	1.60%
Jun-04	18944	18961	99.91%	2.99%
Jul-04	13690	13699	99.93%	2.56%
Aug-04	7909	7914	99.94%	2.51%
Sep-04	5745	5745	100.00%	0.00%
Oct-04	6084	6084	100.00%	0.00%



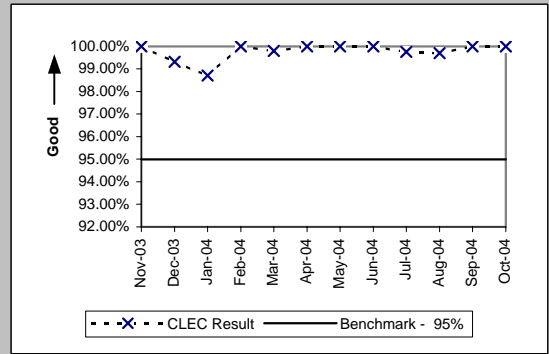
Unbundled Loop Aggregate (PO-5A-2 (b)) (Benchmark)

Date	Numerator	Denominator	CLEC Result	Standard Dev
Nov-03	569	569	100.00%	0.00%
Dec-03	500	503	99.40%	7.70%
Jan-04	487	495	98.38%	12.61%
Feb-04	502	504	99.60%	6.29%
Mar-04	630	631	99.84%	3.98%
Apr-04	573	578	99.13%	9.26%
May-04	686	686	100.00%	0.00%
Jun-04	662	662	100.00%	0.00%
Jul-04	1327	1329	99.85%	3.88%
Aug-04	1128	1129	99.91%	2.97%
Sep-04	1292	1292	100.00%	0.00%
Oct-04	642	642	100.00%	0.00%



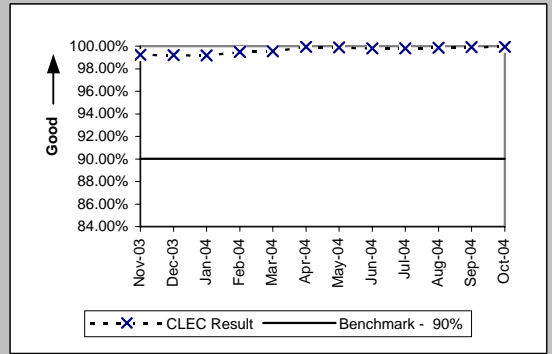
LNP (PO-5A-2 (c)) (Benchmark)

Date	Numerator	Denominator	CLEC Result	Standard Dev
Nov-03	197	197	100.00%	0.00%
Dec-03	435	438	99.32%	8.25%
Jan-04	230	233	98.71%	11.27%
Feb-04	364	364	100.00%	0.00%
Mar-04	486	487	99.79%	4.53%
Apr-04	308	308	100.00%	0.00%
May-04	239	239	100.00%	0.00%
Jun-04	363	363	100.00%	0.00%
Jul-04	405	406	99.75%	4.96%
Aug-04	341	342	99.71%	5.40%
Sep-04	348	348	100.00%	0.00%
Oct-04	357	357	100.00%	0.00%

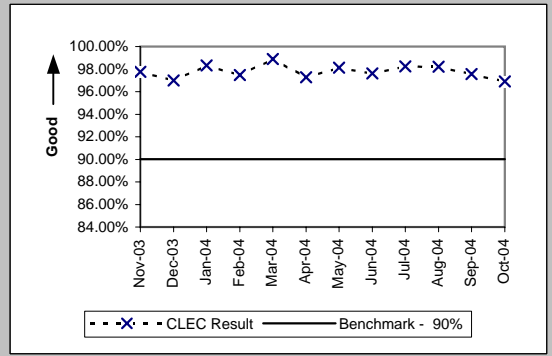


PO-5B-1 - FOCs On Time for Electronic/Manual LSRs Received via IMA GUI (Percent)

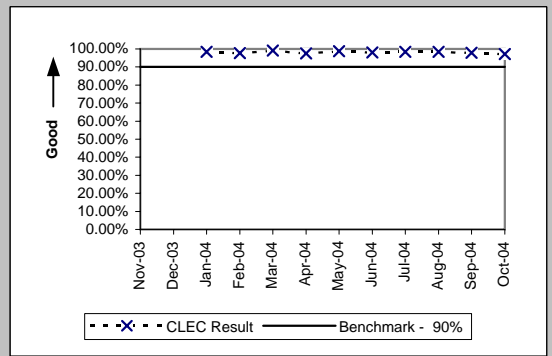
Resale Aggregate (PO-5B-1 (a)) (Benchmark)				
Date	Numerator	Denominator	CLEC Result	Standard Dev
Nov-03	3289	3314	99.25%	8.65%
Dec-03	3030	3054	99.21%	8.83%
Jan-04	4218	4253	99.18%	9.03%
Feb-04	3324	3341	99.49%	7.12%
Mar-04	3826	3843	99.56%	6.64%
Apr-04	2827	2829	99.93%	2.66%
May-04	3563	3567	99.89%	3.35%
Jun-04	3745	3752	99.81%	4.32%
Jul-04	2052	2056	99.81%	4.41%
Aug-04	2201	2204	99.86%	3.69%
Sep-04	2446	2448	99.92%	2.86%
Oct-04	3095	3097	99.94%	2.54%



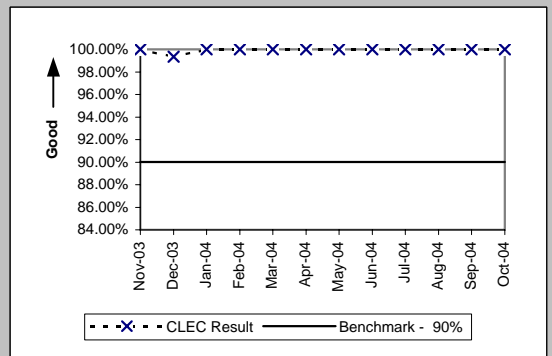
Unbundled Loop Aggregate (PO-5B-1 (b)) (Benchmark)				
Date	Numerator	Denominator	CLEC Result	Standard Dev
Nov-03	567	580	97.76%	14.80%
Dec-03	675	696	96.98%	17.11%
Jan-04	710	722	98.34%	12.78%
Feb-04	660	677	97.49%	15.65%
Mar-04	720	728	98.90%	10.43%
Apr-04	717	737	97.29%	16.25%
May-04	626	638	98.12%	13.58%
Jun-04	694	711	97.61%	15.28%
Jul-04	839	854	98.24%	13.14%
Aug-04	990	1008	98.21%	13.24%
Sep-04	959	983	97.56%	15.43%
Oct-04	755	779	96.92%	17.28%



Unbundled Loop AGG-EELS (PO-5B-1 (b)) (Benchmark)				
Date	Numerator	Denominator	CLEC Result	Standard Dev
Nov-03				
Dec-03				
Jan-04	710	722	98.34%	12.78%
Feb-04	728	745	97.72%	14.93%
Mar-04	818	826	99.03%	9.79%
Apr-04	854	876	97.49%	15.65%
May-04	1033	1046	98.76%	11.08%
Jun-04	819	836	97.97%	14.11%
Jul-04	925	940	98.40%	12.53%
Aug-04	1067	1085	98.34%	12.77%
Sep-04	1072	1096	97.81%	14.64%
Oct-04	847	871	97.24%	16.37%



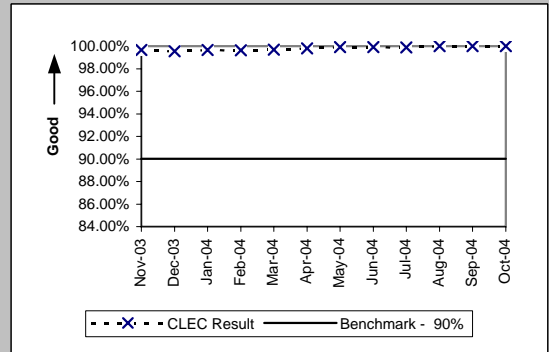
LNP (PO-5B-1 (c)) (Benchmark)				
Date	Numerator	Denominator	CLEC Result	Standard Dev
Nov-03	120	120	100.00%	0.00%
Dec-03	151	152	99.34%	8.08%
Jan-04	167	167	100.00%	0.00%
Feb-04	145	145	100.00%	0.00%
Mar-04	216	216	100.00%	0.00%
Apr-04	189	189	100.00%	0.00%
May-04	170	170	100.00%	0.00%
Jun-04	177	177	100.00%	0.00%
Jul-04	169	169	100.00%	0.00%
Aug-04	235	235	100.00%	0.00%
Sep-04	238	238	100.00%	0.00%
Oct-04	201	201	100.00%	0.00%



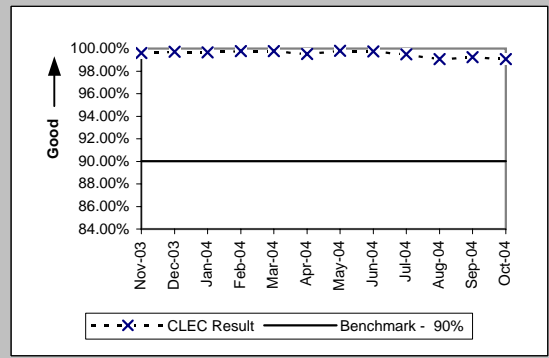
PO-5B-1(b) has the potential to display two graphs. The first graph is UBL loops without EELS and the second graph is UBL loops with EELS.

PO-5B-2 - FOCs On Time for Electronic/Manual LSRs Received via IMA EDI (Percent)

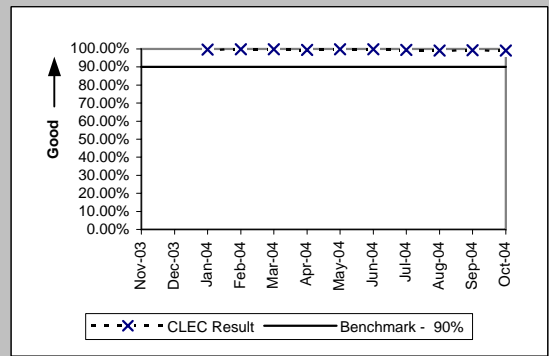
Resale Aggregate (PO-5B-2 (a)) (Benchmark)				
Date	Numerator	Denominator	CLEC Result	Standard Dev
Nov-03	2040	2047	99.66%	5.84%
Dec-03	1982	1991	99.55%	6.71%
Jan-04	2335	2343	99.66%	5.83%
Feb-04	2676	2686	99.63%	6.09%
Mar-04	3853	3865	99.69%	5.56%
Apr-04	3101	3107	99.81%	4.39%
May-04	2329	2331	99.91%	2.93%
Jun-04	2596	2598	99.92%	2.77%
Jul-04	2349	2352	99.87%	3.57%
Aug-04	896	896	100.00%	0.00%
Sep-04	722	722	100.00%	0.00%
Oct-04	746	746	100.00%	0.00%



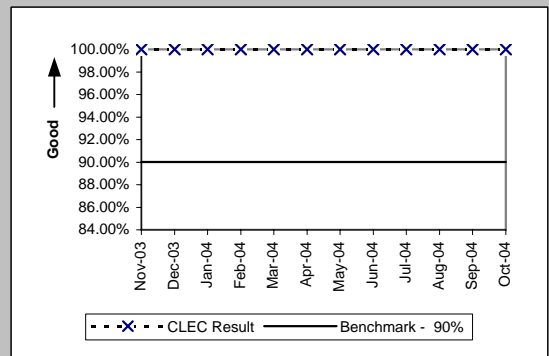
Unbundled Loop Aggregate (PO-5B-2 (b)) (Benchmark)				
Date	Numerator	Denominator	CLEC Result	Standard Dev
Nov-03	1533	1539	99.61%	6.23%
Dec-03	1687	1692	99.70%	5.43%
Jan-04	1424	1429	99.65%	5.90%
Feb-04	1242	1245	99.76%	4.90%
Mar-04	1252	1255	99.76%	4.88%
Apr-04	1012	1017	99.51%	6.99%
May-04	1050	1052	99.81%	4.36%
Jun-04	1187	1190	99.75%	5.01%
Jul-04	586	589	99.49%	7.12%
Aug-04	631	637	99.06%	9.66%
Sep-04	778	784	99.23%	8.71%
Oct-04	747	754	99.07%	9.59%



Unbundled Loop AGG-EELS (PO-5B-2 (b)) (Benchmark)				
Date	Numerator	Denominator	CLEC Result	Standard Dev
Nov-03				
Dec-03				
Jan-04	1424	1429	99.65%	5.90%
Feb-04	1242	1245	99.76%	4.90%
Mar-04	1252	1255	99.76%	4.88%
Apr-04	1012	1017	99.51%	6.99%
May-04	1050	1052	99.81%	4.36%
Jun-04	1189	1192	99.75%	5.01%
Jul-04	619	622	99.52%	6.93%
Aug-04	668	674	99.11%	9.39%
Sep-04	842	848	99.29%	8.38%
Oct-04	799	806	99.13%	9.28%



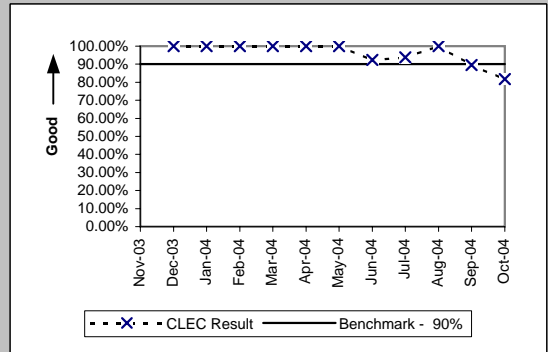
LNP (PO-5B-2 (c)) (Benchmark)				
Date	Numerator	Denominator	CLEC Result	Standard Dev
Nov-03	73	73	100.00%	0.00%
Dec-03	111	111	100.00%	0.00%
Jan-04	109	109	100.00%	0.00%
Feb-04	122	122	100.00%	0.00%
Mar-04	204	204	100.00%	0.00%
Apr-04	143	143	100.00%	0.00%
May-04	93	93	100.00%	0.00%
Jun-04	173	173	100.00%	0.00%
Jul-04	105	105	100.00%	0.00%
Aug-04	146	146	100.00%	0.00%
Sep-04	181	181	100.00%	0.00%
Oct-04	160	160	100.00%	0.00%



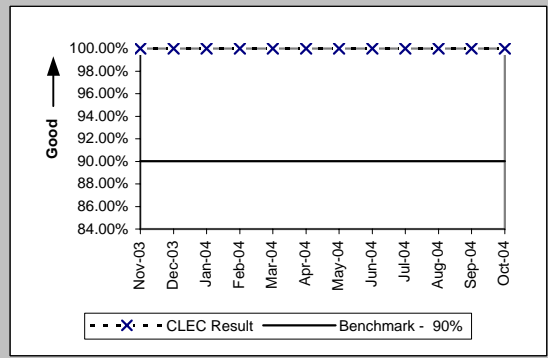
PO-5B-2(b) has the potential to display two graphs. The first graph is UBL loops without EELS and the second graph is UBL loops with EELS.

PO-5C - FOCs on Time for Manual (Percent)

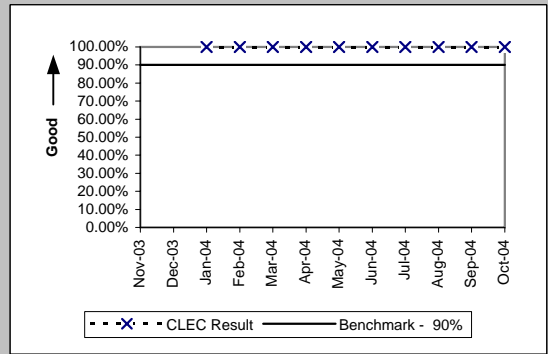
Resale Aggregate (PO-5C -(a)) (Benchmark)				
Date	Numerator	Denominator	CLEC Result	Standard Dev
Nov-03				
Dec-03	17	17	100.00%	0.00%
Jan-04	12	12	100.00%	0.00%
Feb-04	6	6	100.00%	0.00%
Mar-04	11	11	100.00%	0.00%
Apr-04	11	11	100.00%	0.00%
May-04	4	4	100.00%	0.00%
Jun-04	12	13	92.31%	26.65%
Jul-04	15	16	93.75%	24.21%
Aug-04	24	24	100.00%	0.00%
Sep-04	17	19	89.47%	30.69%
Oct-04	9	11	81.82%	38.57%



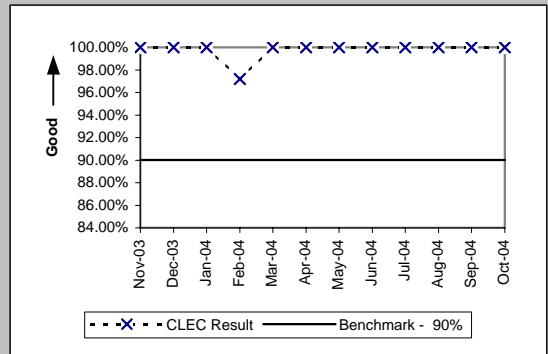
Unbundled Loop Aggregate (PO-5C -(b)) (Benchmark)				
Date	Numerator	Denominator	CLEC Result	Standard Dev
Nov-03				
Dec-03	17	17	100.00%	0.00%
Jan-04	25	25	100.00%	0.00%
Feb-04	26	26	100.00%	0.00%
Mar-04	2	2	100.00%	0.00%
Apr-04	11	11	100.00%	0.00%
May-04	9	9	100.00%	0.00%
Jun-04	7	7	100.00%	0.00%
Jul-04	5	5	100.00%	0.00%
Aug-04	5	5	100.00%	0.00%
Sep-04	4	4	100.00%	0.00%
Oct-04	1	1	100.00%	0.00%
Oct-04	3	3	100.00%	0.00%



Unbundled Loop AGG-EELs (PO-5C -(b)) (Benchmark)				
Date	Numerator	Denominator	CLEC Result	Standard Dev
Nov-03				
Dec-03				
Jan-04	26	26	100.00%	0.00%
Feb-04	2	2	100.00%	0.00%
Mar-04	11	11	100.00%	0.00%
Apr-04	9	9	100.00%	0.00%
May-04	7	7	100.00%	0.00%
Jun-04	5	5	100.00%	0.00%
Jul-04	5	5	100.00%	0.00%
Aug-04	4	4	100.00%	0.00%
Sep-04	1	1	100.00%	0.00%
Oct-04	3	3	100.00%	0.00%



LNP (PO-5C -(c)) (Benchmark)				
Date	Numerator	Denominator	CLEC Result	Standard Dev
Nov-03				
Dec-03	14	14	100.00%	0.00%
Jan-04	74	74	100.00%	0.00%
Jan-04	52	52	100.00%	0.00%
Feb-04	69	71	97.18%	16.55%
Mar-04	72	72	100.00%	0.00%
Apr-04	36	36	100.00%	0.00%
May-04	66	66	100.00%	0.00%
Jun-04	164	164	100.00%	0.00%
Jul-04	130	130	100.00%	0.00%
Aug-04	133	133	100.00%	0.00%
Sep-04	122	122	100.00%	0.00%
Oct-04	96	96	100.00%	0.00%



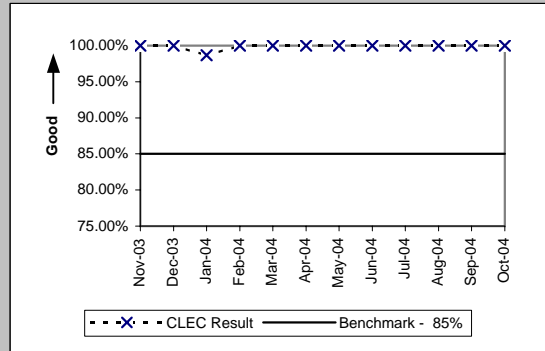
PO-5C(b) has the potential to display two graphs. The first graph is UBL loops without EELS and the second graph is UBL loops with EELS.



PO-5D - FOCs on Time (Percent)

LIS Trunk (PO-5D ) (Benchmark)

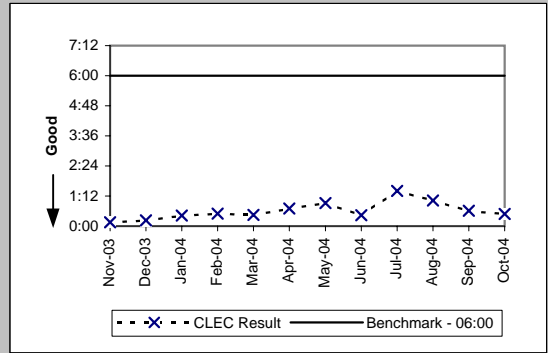
Date	Numerator	Denominator	CLEC Result	Standard Dev
Nov-03	57	57	100.00%	0.00%
Dec-03	77	77	100.00%	0.00%
Jan-04	74	75	98.67%	11.47%
Feb-04	49	49	100.00%	0.00%
Mar-04	116	116	100.00%	0.00%
Apr-04	89	89	100.00%	0.00%
May-04	90	90	100.00%	0.00%
Jun-04	76	76	100.00%	0.00%
Jul-04	100	100	100.00%	0.00%
Aug-04	92	92	100.00%	0.00%
Sep-04	41	41	100.00%	0.00%
Oct-04	58	58	100.00%	0.00%



PO-6 - Work Completion Notification Timeliness

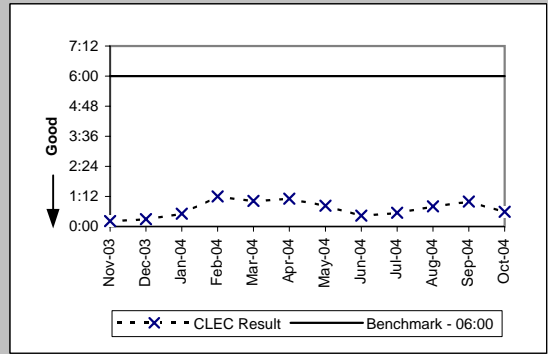
Notices Made Available via IMA - GUI All (Hours:Minutes) (PO-6A ) (Benchmark)

Date	Numerator	Denominator	CLEC Result
Nov-03	778:38	5170	0:09
Dec-03	1351:32	5773	0:14
Jan-04	3884:48	9236	0:25
Feb-04	3821:23	7557	0:30
Mar-04	3812:41	8592	0:27
Apr-04	6138:17	8849	0:42
May-04	7515:59	8182	0:55
Jun-04	3623:52	8376	0:26
Jul-04	10091:54	7189	1:24
Aug-04	7688:39	7580	1:01
Sep-04	4886:15	7914	0:37
Oct-04	4093:27	8609	0:29



Notices Transmitted via IMA - EDI All (Hours:Minutes) (PO-6B ) (Benchmark)

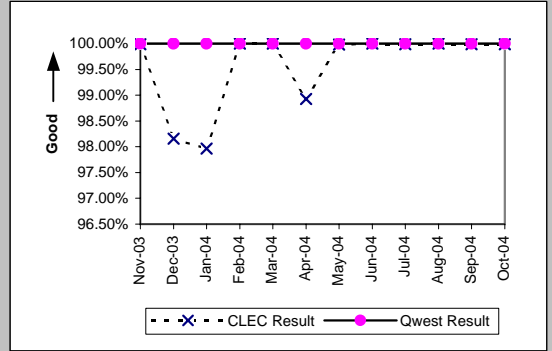
Date	Numerator	Denominator	CLEC Result
Nov-03	1878:34	8996	0:13
Dec-03	3115:31	10487	0:18
Jan-04	5421:54	10639	0:31
Feb-04	15903:54	13268	1:12
Mar-04	20891:23	20709	1:01
Apr-04	23436:16	21105	1:07
May-04	17087:04	20496	0:50
Jun-04	9581:35	21900	0:26
Jul-04	8958:44	16491	0:33
Aug-04	8163:33	10235	0:48
Sep-04	7730:05	7745	1:00
Oct-04	3587:00	6127	0:35



PO-7 - Billing Completion Notification Timeliness

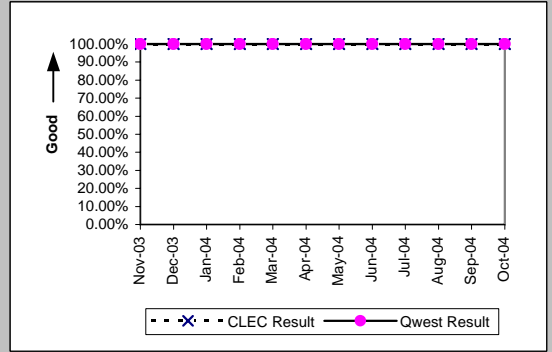
Notices Made Available via IMA - GUI / Billing System Posting Completions All (Percent) (PO-7A .C) (Parity)

Date	Numerator	Denominator	CLEC Resu	CLEC Std	Qwest Num	Qwest Den	Qwest Resu	Mod Z Scr	Parity Scr
Nov-03	7016	7017	99.99%	1.19%	245828	245828	100.00%	N/A	
Dec-03	7786	7932	98.16%	13.44%	283480	283480	100.00%	N/A	
Jan-04	10969	11197	97.96%	14.12%	328482	328482	100.00%	N/A	
Feb-04	9540	9540	100.00%	0.00%	336861	336861	100.00%	N/A	N/A
Mar-04	10834	10834	100.00%	0.00%	366542	366542	100.00%	N/A	N/A
Apr-04	10842	10960	98.92%	10.32%	334133	334133	100.00%	N/A	
May-04	10010	10012	99.98%	1.41%	317219	317219	100.00%	N/A	
Jun-04	10452	10452	100.00%	0.00%	317799	317799	100.00%	N/A	N/A
Jul-04	9123	9124	99.99%	1.05%	317838	317838	100.00%	N/A	
Aug-04	9488	9488	100.00%	0.00%	304445	304445	100.00%	N/A	N/A
Sep-04	9998	9999	99.99%	1.00%	328288	328288	100.00%	N/A	
Oct-04	9469	9470	99.99%	1.03%	279103	279103	100.00%	N/A	



Notices Transmitted via IMA - EDI / Billing System Posting Completions All (Percent) (PO-7B .C) (Parity)

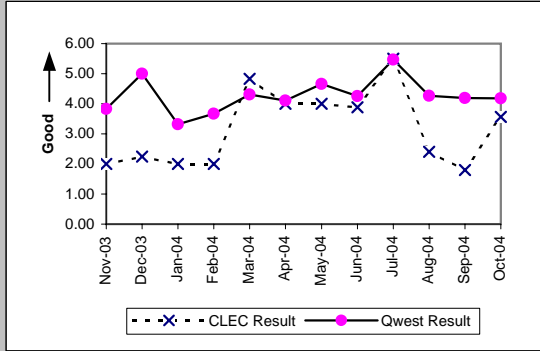
Date	Numerator	Denominator	CLEC Resu	CLEC Std	Qwest Num	Qwest Den	Qwest Resu	Mod Z Scr	Parity Scr
Nov-03	271	271	100.00%	0.00%	245828	245828	100.00%	N/A	N/A
Dec-03	488	488	100.00%	0.00%	283480	283480	100.00%	N/A	N/A
Jan-04	519	519	100.00%	0.00%	328482	328482	100.00%	N/A	N/A
Feb-04	867	867	100.00%	0.00%	336861	336861	100.00%	N/A	N/A
Mar-04	6080	6080	100.00%	0.00%	366542	366542	100.00%	N/A	N/A
Apr-04	3886	3886	100.00%	0.00%	334133	334133	100.00%	N/A	N/A
May-04	338	338	100.00%	0.00%	317219	317219	100.00%	N/A	N/A
Jun-04	326	326	100.00%	0.00%	317799	317799	100.00%	N/A	N/A
Jul-04	387	387	100.00%	0.00%	317838	317838	100.00%	N/A	N/A
Aug-04	427	427	100.00%	0.00%	304445	304445	100.00%	N/A	N/A
Sep-04	408	408	100.00%	0.00%	328288	328288	100.00%	N/A	N/A
Oct-04	265	265	100.00%	0.00%	279103	279103	100.00%	N/A	N/A



PO-8 - Jeopardy Notice Interval

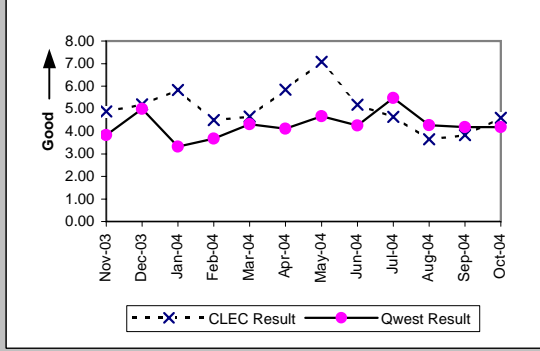
Non-Designed Services (Average Days) (PO-8 A) (Parity)

Date	CLEC Num	CLEC Denc	CLEC Resu	CLEC Std	Qwest Num	Qwest Denc	Qwest Resu	Mod Z Scr	Parity Score
Nov-03	8	4	2.00	0.82	295	77	3.83	1.21	-0.26
Dec-03	18	8	2.25	1.58	330	66	5.00	1.35	-0.18
Jan-04	16	8	2.00	1.07	189	57	3.32	1.09	-0.33
Feb-04	12	6	2.00	1.10	209	57	3.67	0.86	-0.48
Mar-04	29	6	4.83	4.54	224	52	4.31	-0.3	-1.18
Apr-04	36	9	4.00	2.35	156	38	4.11	-0.13	-1.08
May-04	20	5	4.00	2.74	191	41	4.66	-0.12	-1.07
Jun-04	31	8	3.88	2.70	290	68	4.26	0.03	-0.98
Jul-04	33	6	5.50	3.51	301	55	5.47	-0.01	-1.01
Aug-04	12	5	2.40	1.82	252	59	4.27	0.98	-0.41
Sep-04	9	5	1.80	1.10	243	58	4.19	1.25	-0.24
Oct-04	32	9	3.56	2.46	272	65	4.18	0.25	-0.85



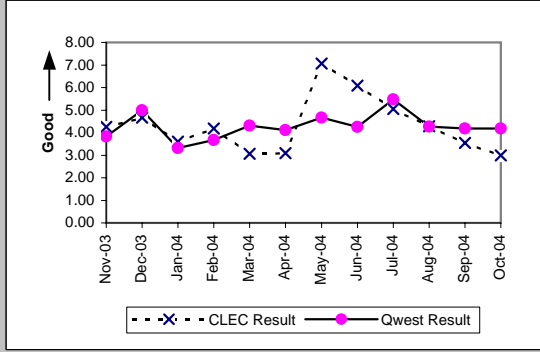
Unbundled Loops and Number Portability (Average Days) (PO-8 B) (Parity)

Date	CLEC Num	CLEC Denc	CLEC Resu	CLEC Std	Qwest Num	Qwest Denc	Qwest Resu	Mod Z Scr	Parity Score
Nov-03	327	67	4.88	2.05	295	77	3.83	-1.66	-2.01
Dec-03	348	67	5.19	3.50	330	66	5.00	-0.16	-1.1
Jan-04	560	96	5.83	4.56	189	57	3.32	-3.69	-3.24
Feb-04	333	74	4.50	1.64	209	57	3.67	-0.88	-1.54
Mar-04	344	74	4.65	2.76	224	52	4.31	-0.46	-1.28
Apr-04	456	78	5.85	5.25	156	38	4.11	-2.03	-2.23
May-04	524	74	7.08	8.20	191	41	4.66	-1.81	-2.1
Jun-04	368	71	5.18	3.93	290	68	4.26	-1.17	-1.71
Jul-04	297	64	4.64	5.79	301	55	5.47	0.8	-0.51
Aug-04	379	104	3.64	1.64	252	59	4.27	0.87	-0.47
Sep-04	337	88	3.83	1.95	243	58	4.19	0.44	-0.73
Oct-04	578	126	4.59	4.01	272	65	4.18	-0.51	-1.31



UNE - P (POTS) (Average Days) (PO-8 D) (Parity)

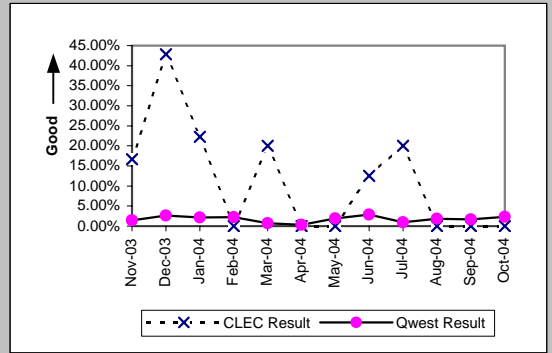
Date	CLEC Num	CLEC Denc	CLEC Resu	CLEC Std	Qwest Num	Qwest Denc	Qwest Resu	Mod Z Scr	Parity Score
Nov-03	17	4	4.25	1.89	295	77	3.83	-0.22	-1.13
Dec-03	14	3	4.67	2.08	330	66	5.00	-0.3	-1.18
Jan-04	36	10	3.60	2.37	189	57	3.32	-0.2	-1.12
Feb-04	46	11	4.18	3.03	209	57	3.67	-0.29	-1.18
Mar-04	52	17	3.06	1.82	224	52	4.31	1.1	-0.33
Apr-04	34	11	3.09	1.51	156	38	4.11	0.74	-0.55
May-04	106	15	7.07	14.01	191	41	4.66	-1.16	-1.7
Jun-04	146	24	6.08	5.50	290	68	4.26	-1.66	-2.01
Jul-04	101	20	5.05	3.78	301	55	5.47	0.19	-0.88
Aug-04	73	17	4.29	2.02	252	59	4.27	-0.02	-1.01
Sep-04	110	31	3.55	3.35	243	58	4.19	0.68	-0.58
Oct-04	45	15	3.00	1.31	272	65	4.18	0.82	-0.5



PO-9 - Timely Jeopardy Notices

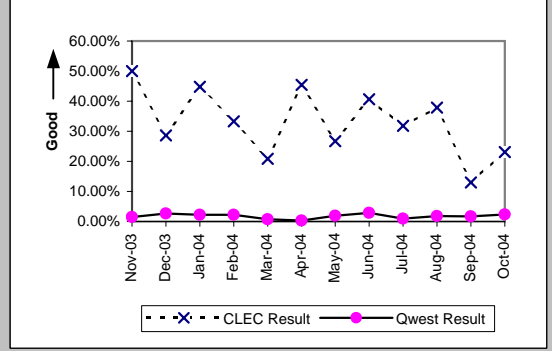
Non-Designed Services (PO-9 A) (Parity)

Date	CLEC Num	CLEC Denc	CLEC Resu	CLEC Std	Qwest Num	Qwest Denc	Qwest Resu	Mod Z Scr	Parity Score
Nov-03	1	6	16.67%	37.27%	5	343	1.46%	-3.08	-2.87
Dec-03	3	7	42.86%	49.49%	13	493	2.64%	-6.59	-5.01
Jan-04	2	9	22.22%	41.57%	12	548	2.19%	-4.07	-3.48
Feb-04	0	4	0.00%	0.00%	12	540	2.22%	0.04	-0.98
Mar-04	1	5	20.00%	40.00%	5	679	0.74%	-5.02	-4.05
Apr-04	0	4	0.00%	0.00%	2	606	0.33%	-0.21	-1.13
May-04	0	6	0.00%	0.00%	10	527	1.90%	0.07	-0.96
Jun-04	1	8	12.50%	33.07%	17	584	2.91%	-1.6	-1.97
Jul-04	1	5	20.00%	40.00%	6	622	0.96%	-4.34	-3.64
Aug-04	0	22	0.00%	0.00%	12	658	1.82%	0.43	-0.74
Sep-04	0	8	0.00%	0.00%	12	720	1.67%	0.1	-0.94
Oct-04	0	11	0.00%	0.00%	12	520	2.31%	0.26	-0.84



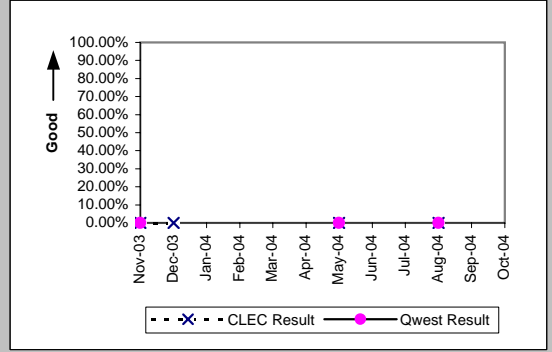
Unbundled Loops and Number Portability (PO-9 B) (Parity)

Date	CLEC Num	CLEC Denc	CLEC Resu	CLEC Std	Qwest Num	Qwest Denc	Qwest Resu	Mod Z Scr	Parity Score
Nov-03	4	8	50.00%	50.00%	5	343	1.46%	-11.32	-7.88
Dec-03	6	21	28.57%	45.18%	13	493	2.64%	-7.26	-5.42
Jan-04	13	29	44.83%	49.73%	12	548	2.19%	-15.29	-10.3
Feb-04	8	24	33.33%	47.14%	12	540	2.22%	-10.12	-7.15
Mar-04	5	24	20.83%	40.61%	5	679	0.74%	-11.32	-7.88
Apr-04	10	22	45.45%	49.79%	2	606	0.33%	-36.25	-23.04
May-04	8	30	26.67%	44.22%	10	527	1.90%	-9.67	-6.88
Jun-04	13	32	40.63%	49.11%	17	584	2.91%	-12.36	-8.51
Jul-04	14	44	31.82%	46.58%	6	622	0.96%	-20.24	-13.3
Aug-04	25	66	37.88%	48.51%	12	658	1.82%	-20.87	-13.69
Sep-04	14	108	12.96%	33.59%	12	720	1.67%	-8.55	-6.2
Oct-04	15	65	23.08%	42.13%	12	520	2.31%	-10.51	-7.39



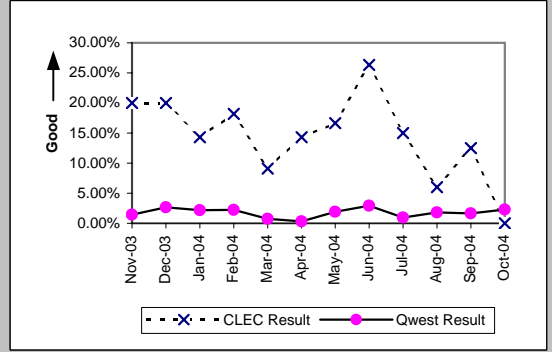
LIS Trunk (PO-9 C) (Parity)

Date	CLEC Num	CLEC Denc	CLEC Resu	CLEC Std	Qwest Num	Qwest Denc	Qwest Resu	Mod Z Scr	Parity Score
Nov-03	0	3	0.00%	0.00%	0	2	0.00%	N/A	N/A
Dec-03	0	1	0.00%	0.00%					
Jan-04									
Feb-04									
Mar-04									
Apr-04									
May-04	0	1	0.00%	0.00%	0	8	0.00%	N/A	N/A
Jun-04									
Jul-04									
Aug-04	0	1	0.00%	0.00%	0	6	0.00%	N/A	N/A
Sep-04									
Oct-04									



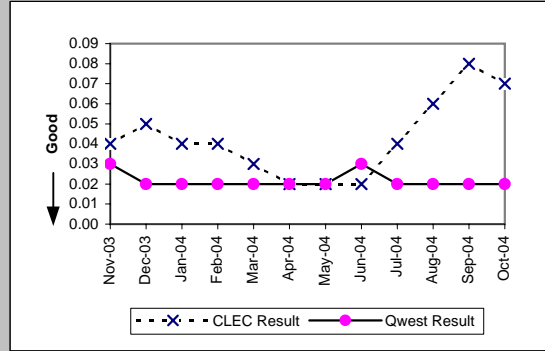
UNE - P (POTS) (PO-9 D) (Parity)

Date	CLEC Num	CLEC Denc	CLEC Resu	CLEC Std	Qwest Num	Qwest Denc	Qwest Resu	Mod Z Scr	Parity Score
Nov-03	1	5	20.00%	40.00%	5	343	1.46%	-3.43	-3.09
Dec-03	1	5	20.00%	40.00%	13	493	2.64%	-2.41	-2.47
Jan-04	1	7	14.29%	34.99%	12	548	2.19%	-2.17	-2.32
Feb-04	2	11	18.18%	38.57%	12	540	2.22%	-3.55	-3.16
Mar-04	1	11	9.09%	28.75%	5	679	0.74%	-3.22	-2.95
Apr-04	1	7	14.29%	34.99%	2	606	0.33%	-6.4	-4.89
May-04	2	12	16.67%	37.27%	10	527	1.90%	-3.71	-3.25
Jun-04	5	19	26.32%	44.03%	17	584	2.91%	-5.97	-4.63
Jul-04	3	20	15.00%	35.71%	6	622	0.96%	-6.32	-4.84
Aug-04	3	50	6.00%	23.75%	12	658	1.82%	-2.13	-2.29
Sep-04	4	32	12.50%	33.07%	12	720	1.67%	-4.68	-3.85
Oct-04	0	7	0.00%	0.00%	12	520	2.31%	0.14	-0.91



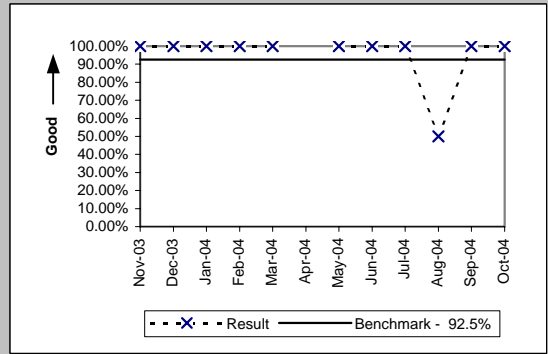
PO-15 - Number of Due Date Changes per Order

All (PO-15) (Diagnostic)									
Date	CLEC Num	CLEC Dend	CLEC Resu	CLEC Std	Qwest Num	Qwest Dend	Qwest Res	Mod Z Scr	Parity Score
Nov-03	499	13225	0.04	0.20	1181	46715	0.03	7.07	3.3
Dec-03	593	12230	0.05	0.23	1167	48006	0.02	13.62	7.28
Jan-04	505	11750	0.04	0.22	1135	48688	0.02	10.61	5.45
Feb-04	509	13801	0.04	0.20	1196	50425	0.02	7.93	3.82
Mar-04	565	20021	0.03	0.18	1300	55465	0.02	3.32	1.02
Apr-04	484	21322	0.02	0.15	1114	54688	0.02	1.79	0.09
May-04	402	20280	0.02	0.15	1071	50306	0.02	-1.09	-1.66
Jun-04	460	19731	0.02	0.16	1653	58488	0.03	-2.92	-2.77
Jul-04	518	13937	0.04	0.20	1263	59861	0.02	10.17	5.18
Aug-04	583	10280	0.06	0.24	978	59847	0.02	26.64	15.19
Sep-04	747	9170	0.08	0.30	1037	60424	0.02	36.59	21.25
Oct-04	751	11382	0.07	0.26	985	55810	0.02	31.46	18.12



PO-16 - Timely Release Notifications

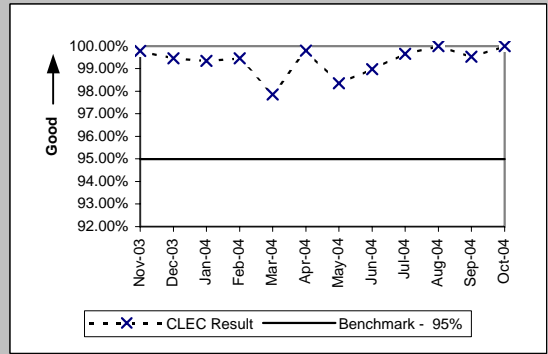
(PO-16 ) (Percent) (Benchmark)			
Date	Numerator	Denominator	Result
Nov-03	3	3	100.00%
Dec-03	1	1	100.00%
Jan-04	1	1	100.00%
Feb-04	4	4	100.00%
Mar-04	7	7	100.00%
Apr-04	0	0	
May-04	2	2	100.00%
Jun-04	2	2	100.00%
Jul-04	0	0	100.00%
Aug-04	1	2	50.00%
Sep-04	7	7	100.00%
Oct-04	1	1	100.00%



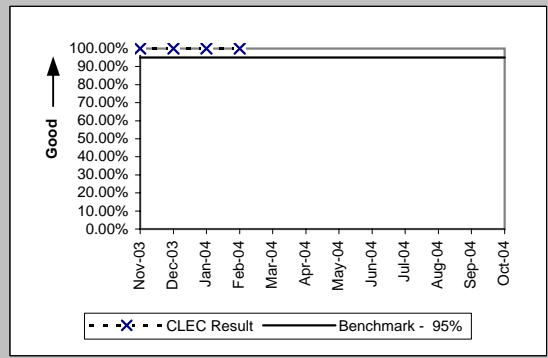
If the release notifications are less than 10 in the reporting month, the standard is 1 miss

PO-19 - Stand-Alone Test Environment (SATE) Accuracy

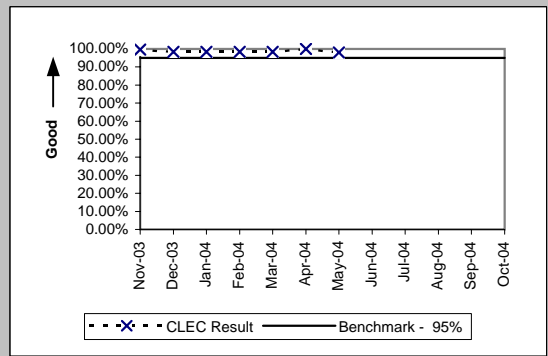
(PO-19 ) (Percent) (Benchmark)			
Date	CLEC Num	CLEC Denom	CLEC Result
Nov-03	920	922	99.78%
Dec-03	917	922	99.46%
Jan-04	916	922	99.35%
Feb-04	917	922	99.46%
Mar-04	959	980	97.86%
Apr-04	978	980	99.80%
May-04	836	850	98.35%
Jun-04	579	585	98.97%
Jul-04	583	585	99.66%
Aug-04	585	585	100.00%
Sep-04	860	864	99.54%
Oct-04	861	861	100.00%



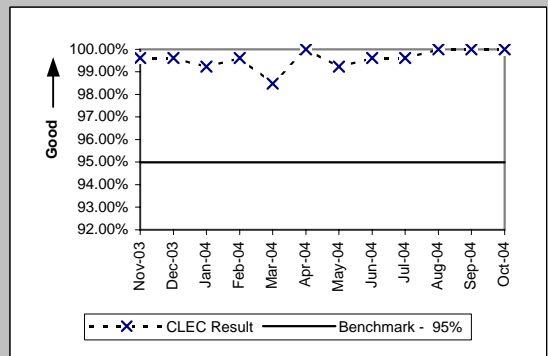
(PO-19 A) Rel. 12.0 (Percent) (Benchmark)			
Date	CLEC Num	CLEC Denom	CLEC Result
Nov-03	240	240	100.00%
Dec-03	240	240	100.00%
Jan-04	240	240	100.00%
Feb-04	240	240	100.00%
Mar-04			
Apr-04			
May-04			
Jun-04			
Jul-04			
Aug-04			
Sep-04			
Oct-04			



(PO-19 A) Rel. 13.0 (Percent) (Benchmark)			
Date	CLEC Num	CLEC Denom	CLEC Result
Nov-03	264	265	99.62%
Dec-03	261	265	98.49%
Jan-04	261	265	98.49%
Feb-04	261	265	98.49%
Mar-04	261	265	98.49%
Apr-04	265	265	100.00%
May-04	260	265	98.11%
Jun-04			
Jul-04			
Aug-04			
Sep-04			
Oct-04			



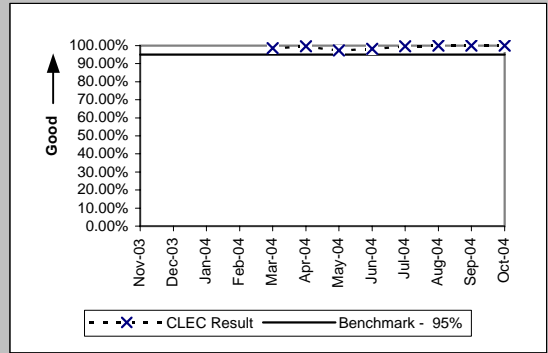
(PO-19 A) Rel. 14.0 (Percent) (Benchmark)			
Date	CLEC Num	CLEC Denom	CLEC Result
Nov-03	261	262	99.62%
Dec-03	261	262	99.62%
Jan-04	260	262	99.24%
Feb-04	261	262	99.62%
Mar-04	259	263	98.48%
Apr-04	263	263	100.00%
May-04	261	263	99.24%
Jun-04	262	263	99.62%
Jul-04	262	263	99.62%
Aug-04	263	263	100.00%
Sep-04	263	263	100.00%
Oct-04	263	263	100.00%



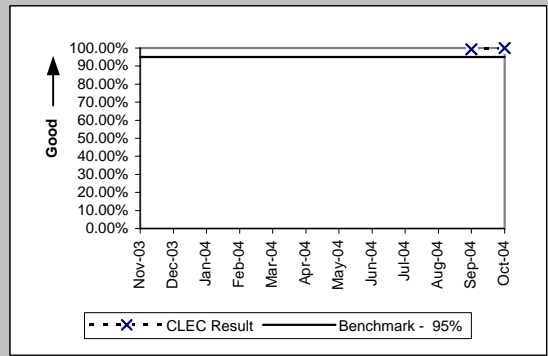


PO-19 - Stand-Alone Test Environment (SATE) Accuracy

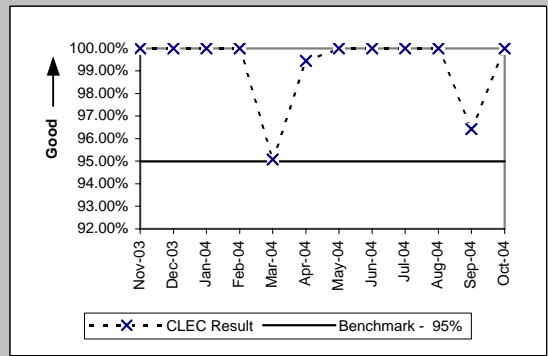
(PO-19 A) Rel. 15.0 (Percent) (Benchmark)				
Date	CLEC Num	CLEC Denom	CLEC Result	
Nov-03				
Dec-03				
Jan-04				
Feb-04				
Mar-04	265	269	98.51%	
Apr-04	268	269	99.63%	
May-04	262	269	97.40%	
Jun-04	264	269	98.14%	
Jul-04	268	269	99.63%	
Aug-04	269	269	100.00%	
Sep-04	269	269	100.00%	
Oct-04	269	269	100.00%	



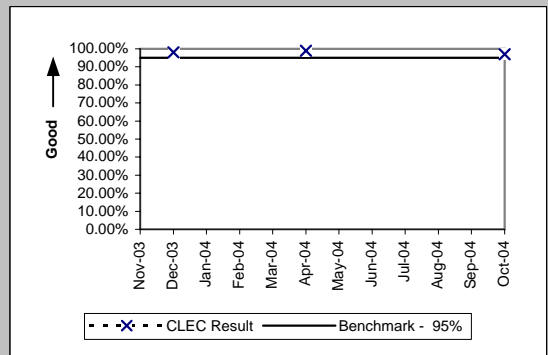
(PO-19) Rel. 16.0 (Percent) (Benchmark)				
Date	CLEC Num	CLEC Denom	CLEC Result	
Nov-03				
Dec-03				
Jan-04				
Feb-04				
Mar-04				
Apr-04				
May-04				
Jun-04				
Jul-04				
Aug-04				
Sep-04	274	276	99.28%	
Oct-04	276	276	100.00%	



(PO-19 A) Rel. VICKI (Percent) (Benchmark)				
Date	CLEC Num	CLEC Denom	CLEC Result	
Nov-03	155	155	100.00%	
Dec-03	155	155	100.00%	
Jan-04	155	155	100.00%	
Feb-04	155	155	100.00%	
Mar-04	174	183	95.08%	
Apr-04	182	183	99.45%	
May-04	53	53	100.00%	
Jun-04	53	53	100.00%	
Jul-04	53	53	100.00%	
Aug-04	53	53	100.00%	
Sep-04	54	56	96.43%	
Oct-04	53	53	100.00%	

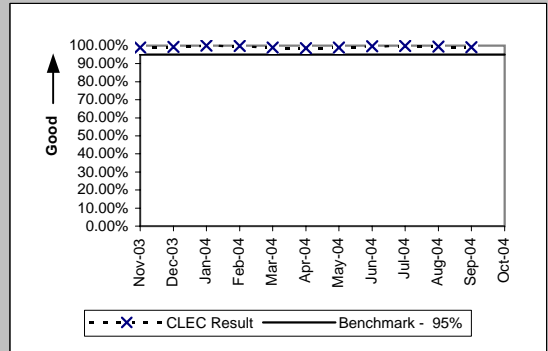


(PO-19 B) (Percent) (Benchmark)				
Date	CLEC Num	CLEC Denom	CLEC Result	
Nov-03				
Dec-03	193	197	97.97%	
Jan-04				
Feb-04				
Mar-04				
Apr-04	198	200	99.00%	
May-04				
Jun-04				
Jul-04				
Aug-04				
Sep-04				
Oct-04	194	200	97.00%	

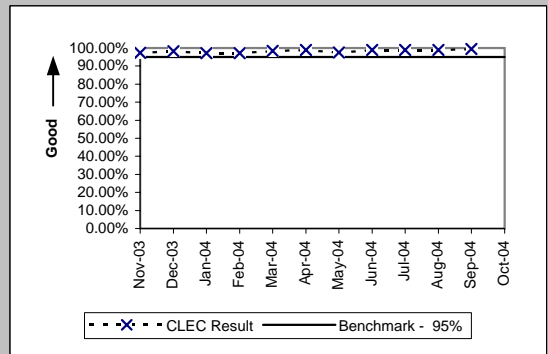


PO-20 Manual Service Order Accuracy

Resale POTS and UNE-P (POTS) (Benchmark)				
Date	CLEC Num	CLEC Denom	CLEC Result	
Nov-03	475	480	98.96%	
Dec-03	516	520	99.23%	
Jan-04	520	520	100.00%	
Feb-04	479	480	99.79%	
Mar-04	534	540	98.89%	
Apr-04	513	520	98.65%	
May-04	495	500	99.00%	
Jun-04	518	520	99.62%	
Jul-04	539	540	99.81%	
Aug-04	517	520	99.42%	
Sep-04	496	500	99.20%	
Oct-04				

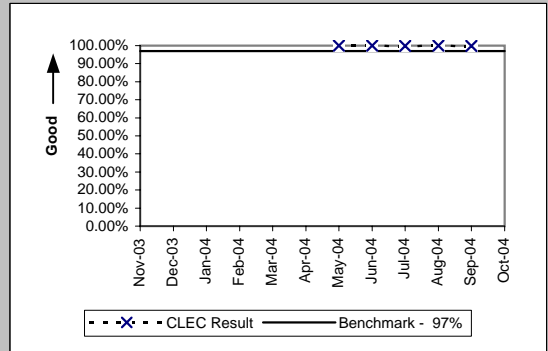


Unbundled Loops (Analog & NL 2-wire) (Benchmark)				
Date	CLEC Num	CLEC Denom	CLEC Result	
Nov-03	362	372	97.31%	
Dec-03	432	440	98.18%	
Jan-04	408	420	97.14%	
Feb-04	389	400	97.25%	
Mar-04	453	460	98.48%	
Apr-04	435	440	98.86%	
May-04	390	400	97.50%	
Jun-04	435	440	98.86%	
Jul-04	435	440	98.86%	
Aug-04	435	440	98.86%	
Sep-04	418	420	99.52%	
Oct-04				

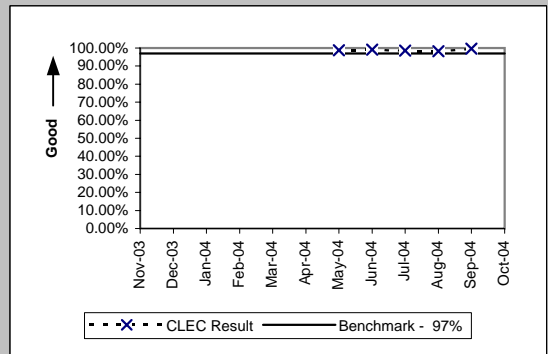


PO-20 (Expanded) Manual Service Order Accuracy (Phase 1)

Unbundled Loops (Benchmark)			
Date	CLEC Num	CLEC Denom	CLEC Result
Nov-03			
Dec-03			
Jan-04			
Feb-04			
Mar-04			
Apr-04			
May-04	576	576	100.00%
Jun-04	689	689	100.00%
Jul-04	812	813	99.88%
Aug-04	983	983	100.00%
Sep-04	913	914	99.89%
Oct-04			

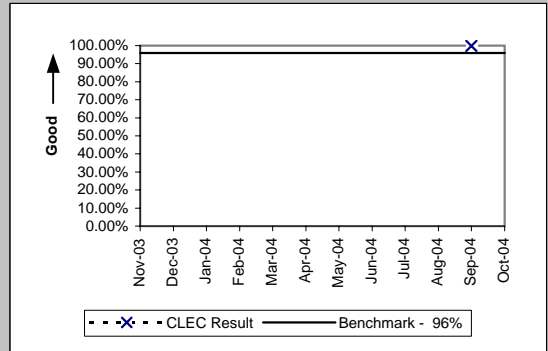


Resale & UNE-P (POTS) (Benchmark)			
Date	CLEC Num	CLEC Denom	CLEC Result
Nov-03			
Dec-03			
Jan-04			
Feb-04			
Mar-04			
Apr-04			
May-04	1499	1519	98.68%
Jun-04	1926	1942	99.18%
Jul-04	2015	2043	98.63%
Aug-04	1980	2014	98.31%
Sep-04	2266	2275	99.60%
Oct-04			

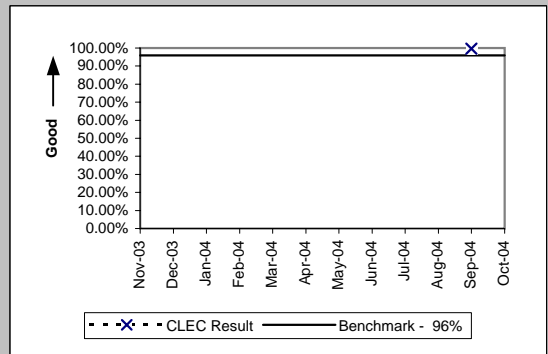


PO-20 (Expanded) Manual Service Order Accuracy (Phase 2)

Unbundled Loops (Benchmark)			
Date	CLEC Num	CLEC Denom	CLEC Result
Nov-03			
Dec-03			
Jan-04			
Feb-04			
Mar-04			
Apr-04			
May-04			
Jun-04			
Jul-04			
Aug-04			
Sep-04	913	914	99.89%
Oct-04			

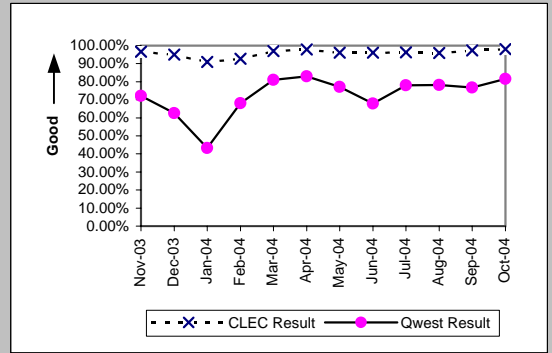


Resale & UNE-P (POTS) (Benchmark)			
Date	CLEC Num	CLEC Denom	CLEC Result
Nov-03			
Dec-03			
Jan-04			
Feb-04			
Mar-04			
Apr-04			
May-04			
Jun-04			
Jul-04			
Aug-04			
Sep-04	2266	2275	99.60%
Oct-04			



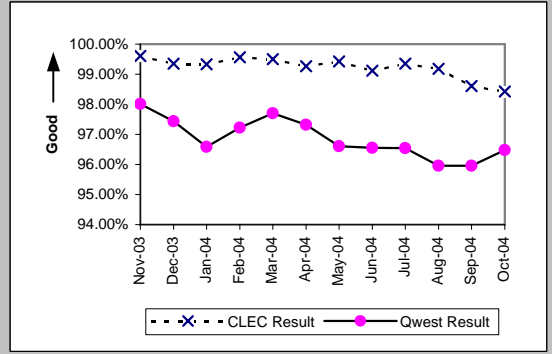
OP-2 - Calls Answered within Twenty Seconds - Interconnect Provisioning Center

Calls Answered within Twenty Seconds - Interconnect Provisioning Center (Percent) (OP-2) (Parity)						
Date	CLEC Num	CLEC Denom	CLEC Result	Qwest Num	Qwest Denom	Qwest Result
Nov-03	22703	23482	96.68%	1770391	2453680	72.15%
Dec-03	25828	27186	95.00%	1789584	2858297	62.61%
Jan-04	25305	27805	91.01%	1479598	3423076	43.22%
Feb-04	27163	29265	92.82%	2102532	3087161	68.11%
Mar-04	31509	32481	97.01%	2595707	3201149	81.09%
Apr-04	26634	27225	97.83%	2418419	2913320	83.01%
May-04	24129	25119	96.06%	2093771	2711980	77.20%
Jun-04	26447	27500	96.17%	2095478	3087970	67.86%
Jul-04	23766	24692	96.25%	2271706	2908955	78.09%
Aug-04	23357	24370	95.84%	2208178	2825014	78.17%
Sep-04	22116	22726	97.32%	2121022	2764870	76.71%
Oct-04	22199	22648	98.02%	2070335	2540565	81.49%

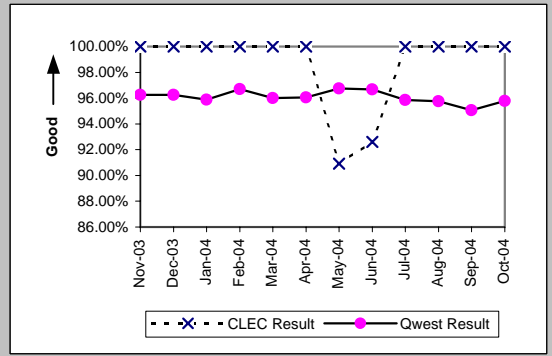


OP-3A - Installation Commitments Met (Percent) - Dispatches within MSAs

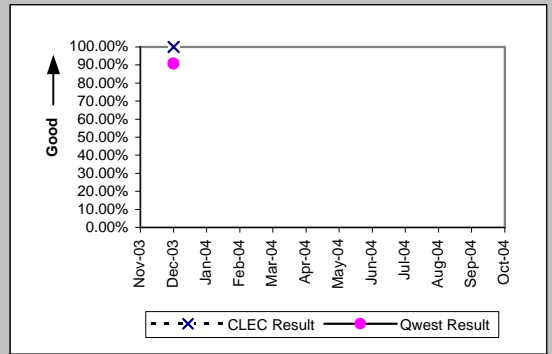
Residence (Parity)									
Date	CLEC Num	CLEC Denc	CLEC Resu	CLEC Std E	Qwest Num	Qwest Denc	Qwest Resu	Mod Z Scr	Parity Scr
Nov-03	765	768	99.61%	6.24%	7339	7488	98.01%	-3.02	-2.84
Dec-03	764	769	99.35%	8.04%	9819	10077	97.44%	-3.23	-2.97
Jan-04	746	751	99.33%	8.13%	7102	7353	96.59%	-3.95	-3.4
Feb-04	680	683	99.56%	6.61%	7676	7895	97.23%	-3.56	-3.17
Mar-04	789	793	99.50%	7.08%	8885	9094	97.70%	-3.23	-2.97
Apr-04	538	542	99.26%	8.56%	8210	8436	97.32%	-2.71	-2.65
May-04	517	520	99.42%	7.57%	7572	7838	96.61%	-3.44	-3.09
Jun-04	447	451	99.11%	9.38%	8383	8682	96.56%	-2.9	-2.77
Jul-04	458	461	99.35%	8.04%	9740	10089	96.54%	-3.23	-2.96
Aug-04	484	488	99.18%	9.02%	9659	10066	95.96%	-3.53	-3.15
Sep-04	495	502	98.61%	11.73%	9689	10097	95.96%	-2.94	-2.79
Oct-04	561	570	98.42%	12.47%	8311	8614	96.48%	-2.43	-2.48



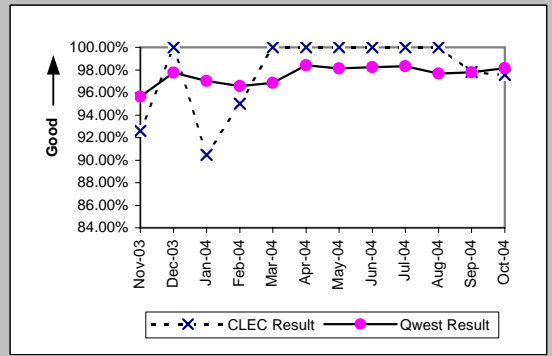
Business (Parity)									
Date	CLEC Num	CLEC Denc	CLEC Resu	CLEC Std E	Qwest Num	Qwest Denc	Qwest Resu	Mod Z Scr	Parity Scr
Nov-03	16	16	100.00%	0.00%	2002	2080	96.25%	-0.79	-1.48
Dec-03	7	7	100.00%	0.00%	1930	2005	96.26%	-0.52	-1.32
Jan-04	5	5	100.00%	0.00%	1949	2033	95.87%	-0.46	-1.28
Feb-04	4	4	100.00%	0.00%	2079	2150	96.70%	-0.37	-1.22
Mar-04	3	3	100.00%	0.00%	2613	2722	96.00%	-0.35	-1.21
Apr-04	10	10	100.00%	0.00%	2270	2363	96.06%	-0.64	-1.39
May-04	10	11	90.91%	28.75%	2173	2246	96.75%	0.92	-0.44
Jun-04	25	27	92.59%	26.19%	2384	2466	96.67%	1.07	-0.35
Jul-04	6	6	100.00%	0.00%	2192	2287	95.85%	-0.51	-1.31
Aug-04	9	9	100.00%	0.00%	2126	2220	95.77%	-0.63	-1.38
Sep-04	4	4	100.00%	0.00%	2137	2248	95.06%	-0.46	-1.28
Oct-04	1	1	100.00%	0.00%	2241	2340	95.77%	-0.21	-1.13



Centrex (Parity)									
Date	CLEC Num	CLEC Denc	CLEC Resu	CLEC Std E	Qwest Num	Qwest Denc	Qwest Resu	Mod Z Scr	Parity Scr
Nov-03									
Dec-03	1	1	100.00%	0.00%	286	315	90.79%	-0.32	-1.19
Jan-04									
Feb-04									
Mar-04									
Apr-04									
May-04									
Jun-04									
Jul-04									
Aug-04									
Sep-04									
Oct-04									

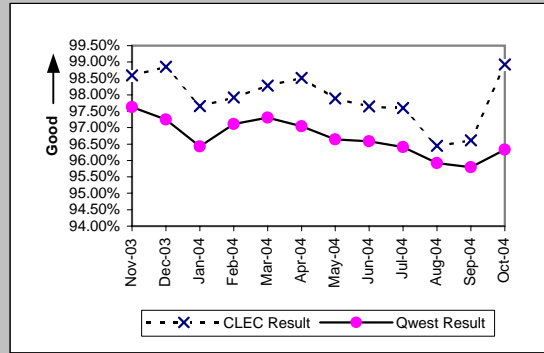


Qwest DSL (Parity)									
Date	CLEC Num	CLEC Denc	CLEC Resu	CLEC Std E	Qwest Num	Qwest Denc	Qwest Resu	Mod Z Scr	Parity Scr
Nov-03	25	27	92.59%	26.19%	679	710	95.63%	0.75	-0.55
Dec-03	22	22	100.00%	0.00%	1089	1114	97.76%	-0.7	-1.43
Jan-04	19	21	90.48%	29.35%	1429	1473	97.01%	1.43	-0.13
Feb-04	19	20	95.00%	21.79%	1569	1625	96.55%	0.43	-0.74
Mar-04	17	17	100.00%	0.00%	1483	1531	96.86%	-0.74	-1.45
Apr-04	23	23	100.00%	0.00%	2688	2731	98.43%	-0.6	-1.37
May-04	41	41	100.00%	0.00%	2784	2837	98.13%	-0.88	-1.53
Jun-04	38	38	100.00%	0.00%	3344	3404	98.24%	-0.82	-1.5
Jul-04	33	33	100.00%	0.00%	3253	3308	98.34%	-0.74	-1.45
Aug-04	33	33	100.00%	0.00%	3111	3185	97.68%	-0.88	-1.54
Sep-04	45	46	97.83%	14.58%	3367	3443	97.79%	-0.02	-1.01
Oct-04	40	41	97.56%	15.43%	3085	3143	98.15%	0.35	-0.79

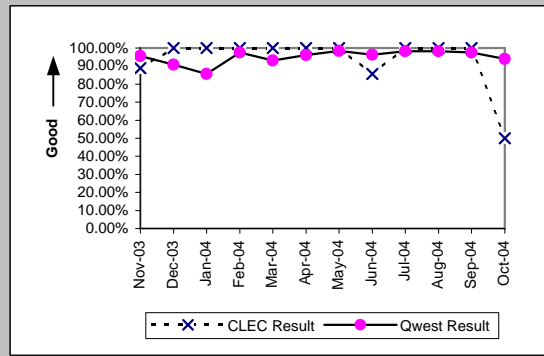


OP-3A - Installation Commitments Met (Percent) - Dispatches within MSAs

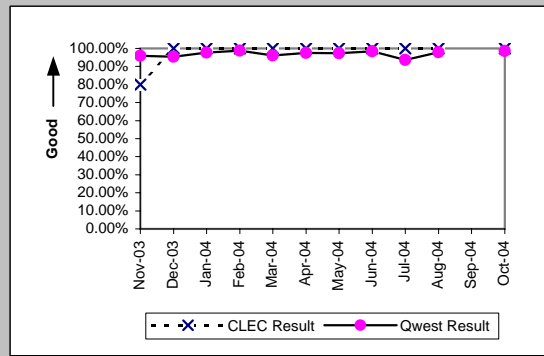
UNE - P (POTS) (Parity)										
Date	CLEC Num	CLEC Denc	CLEC Resu	CLEC Std	Qwest Num	Qwest Denc	Qwest Resu	Mod Z Scr	Parity Scr	
Nov-03	210	213	98.59%	11.78%	9341	9568	97.63%	-0.91	-1.56	
Dec-03	345	349	98.85%	10.64%	11749	12082	97.24%	-1.81	-2.1	
Jan-04	208	213	97.65%	15.14%	9051	9386	96.43%	-0.95	-1.58	
Feb-04	235	240	97.92%	14.28%	9755	10045	97.11%	-0.73	-1.45	
Mar-04	400	407	98.28%	13.00%	11498	11816	97.31%	-1.19	-1.72	
Apr-04	530	538	98.51%	12.10%	10480	10799	97.05%	-1.96	-2.19	
May-04	602	615	97.89%	14.38%	9745	10084	96.64%	-1.67	-2.01	
Jun-04	747	765	97.65%	15.16%	10767	11148	96.58%	-1.57	-1.95	
Jul-04	773	792	97.60%	15.30%	11932	12376	96.41%	-1.74	-2.06	
Aug-04	733	760	96.45%	18.51%	11785	12286	95.92%	-0.71	-1.43	
Sep-04	685	709	96.62%	18.08%	11826	12345	95.80%	-1.06	-1.64	
Oct-04	551	557	98.92%	10.32%	10552	10954	96.33%	-3.17	-2.93	



UNE P (Centrex) (Parity)										
Date	CLEC Num	CLEC Denc	CLEC Resu	CLEC Std	Qwest Num	Qwest Denc	Qwest Resu	Mod Z Scr	Parity Scr	
Nov-03	8	9	88.89%	31.43%	257	269	95.54%	0.81	-0.51	
Dec-03	8	8	100.00%	0.00%	286	315	90.79%	-0.89	-1.54	
Jan-04	5	5	100.00%	0.00%	222	259	85.71%	-0.9	-1.55	
Feb-04	4	4	100.00%	0.00%	201	206	97.57%	-0.31	-1.19	
Mar-04	8	8	100.00%	0.00%	269	289	93.08%	-0.76	-1.46	
Apr-04	5	5	100.00%	0.00%	267	278	96.04%	-0.45	-1.27	
May-04	4	4	100.00%	0.00%	186	189	98.41%	-0.25	-1.15	
Jun-04	6	7	85.71%	34.99%	285	296	96.28%	1.1	-0.33	
Jul-04	4	4	100.00%	0.00%	284	289	98.27%	-0.26	-1.16	
Aug-04	4	4	100.00%	0.00%	229	233	98.28%	-0.26	-1.16	
Sep-04	4	4	100.00%	0.00%	314	322	97.52%	-0.32	-1.19	
Oct-04	1	2	50.00%	50.00%	285	303	94.06%	1.56	-0.05	

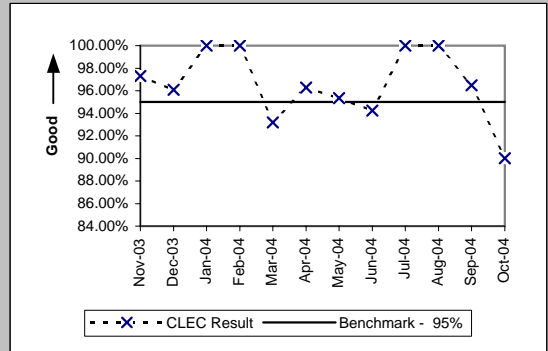


UNE P (Centrex 21) (Parity)										
Date	CLEC Num	CLEC Denc	CLEC Resu	CLEC Std	Qwest Num	Qwest Denc	Qwest Resu	Mod Z Scr	Parity Scr	
Nov-03	4	5	80.00%	40.00%	94	98	95.92%	1.19	-0.28	
Dec-03	2	2	100.00%	0.00%	83	87	95.40%	-0.31	-1.19	
Jan-04	1	1	100.00%	0.00%	84	86	97.67%	-0.15	-1.09	
Feb-04	1	1	100.00%	0.00%	77	78	98.72%	-0.11	-1.07	
Mar-04	1	1	100.00%	0.00%	100	104	96.15%	-0.2	-1.12	
Apr-04	2	2	100.00%	0.00%	117	120	97.50%	-0.22	-1.14	
May-04	6	6	100.00%	0.00%	73	75	97.33%	-0.39	-1.24	
Jun-04	4	4	100.00%	0.00%	119	121	98.35%	-0.26	-1.16	
Jul-04	1	1	100.00%	0.00%	102	109	93.58%	-0.26	-1.16	
Aug-04	2	2	100.00%	0.00%	93	95	97.89%	-0.21	-1.12	
Sep-04										
Oct-04	2	2	100.00%	0.00%	66	67	98.51%	-0.17	-1.1	



OP-3A - Installation Commitments Met (Percent) - Dispatches within MSAs

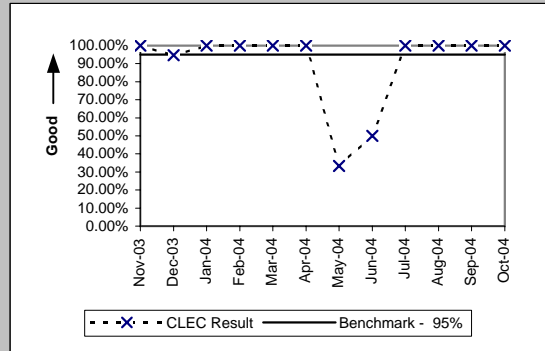
Line Sharing (Benchmark)					
Date	Numerator	Denominator	CLEC Result	Standard Dev	
Nov-03	36	37	97.30%	16.22%	
Dec-03	49	51	96.08%	19.41%	
Jan-04	54	54	100.00%	0.00%	
Feb-04	50	50	100.00%	0.00%	
Mar-04	41	44	93.18%	25.21%	
Apr-04	26	27	96.30%	18.89%	
May-04	41	43	95.35%	21.06%	
Jun-04	49	52	94.23%	23.32%	
Jul-04	43	43	100.00%	0.00%	
Aug-04	60	60	100.00%	0.00%	
Sep-04	55	57	96.49%	18.40%	
Oct-04	9	10	90.00%	30.00%	





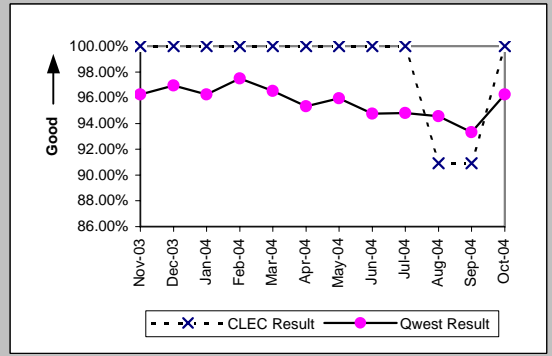
OP-3A - Installation Commitments Met (Percent) - Dispatches within MSAs

Date	Line Splitting		CLEC Result	Standard Dev
	Numerator	Denominator		
Nov-03	5	5	100.00%	0.00%
Dec-03	18	19	94.74%	22.33%
Jan-04	10	10	100.00%	0.00%
Feb-04	1	1	100.00%	0.00%
Mar-04	8	8	100.00%	0.00%
Apr-04	1	1	100.00%	0.00%
May-04	1	3	33.33%	47.14%
Jun-04	1	2	50.00%	50.00%
Jul-04	3	3	100.00%	0.00%
Aug-04	7	7	100.00%	0.00%
Sep-04	4	4	100.00%	0.00%
Oct-04	4	4	100.00%	0.00%

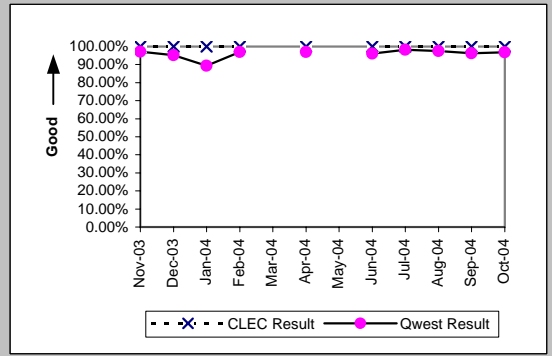


OP-3B - Installation Commitments Met (Percent) - Dispatches outside MSAs

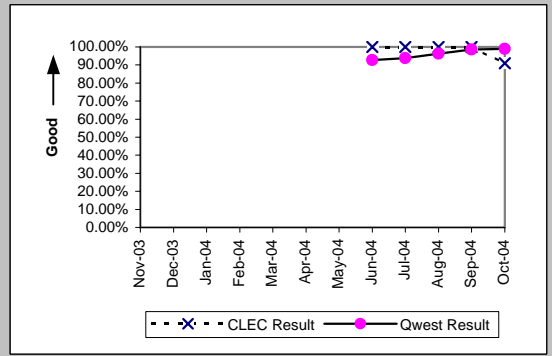
Residence (Parity)									
Date	CLEC Num	CLEC Denc	CLEC Resu	CLEC Std E	Qwest Num	Qwest Denc	Qwest Resu	Mod Z Scr	Parity Scr
Nov-03	52	52	100.00%	0.00%	1159	1204	96.26%	-1.39	-1.85
Dec-03	58	58	100.00%	0.00%	1458	1504	96.94%	-1.33	-1.81
Jan-04	25	25	100.00%	0.00%	1154	1199	96.25%	-0.98	-1.59
Feb-04	17	17	100.00%	0.00%	1400	1436	97.49%	-0.66	-1.4
Mar-04	18	18	100.00%	0.00%	1469	1522	96.52%	-0.8	-1.49
Apr-04	11	11	100.00%	0.00%	1406	1475	95.32%	-0.73	-1.45
May-04	13	13	100.00%	0.00%	1283	1337	95.96%	-0.74	-1.45
Jun-04	14	14	100.00%	0.00%	1377	1453	94.77%	-0.87	-1.53
Jul-04	9	9	100.00%	0.00%	1465	1545	94.82%	-0.7	-1.42
Aug-04	10	11	90.91%	28.75%	1407	1488	94.56%	0.54	-0.67
Sep-04	10	11	90.91%	28.75%	1396	1496	93.32%	0.37	-0.77
Oct-04	57	57	100.00%	0.00%	1363	1416	96.26%	-1.46	-1.89



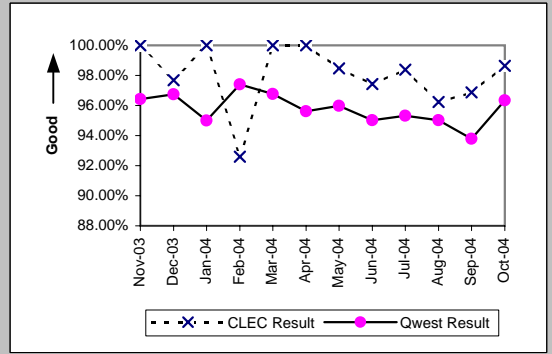
Business (Parity)									
Date	CLEC Num	CLEC Denc	CLEC Resu	CLEC Std E	Qwest Num	Qwest Denc	Qwest Resu	Mod Z Scr	Parity Scr
Nov-03	2	2	100.00%	0.00%	242	249	97.19%	-0.24	-1.15
Dec-03	2	2	100.00%	0.00%	202	212	95.28%	-0.31	-1.19
Jan-04	4	4	100.00%	0.00%	236	264	89.39%	-0.68	-1.42
Feb-04	1	1	100.00%	0.00%	287	296	96.96%	-0.18	-1.11
Mar-04									
Apr-04	3	3	100.00%	0.00%	296	305	97.05%	-0.3	-1.18
May-04									
Jun-04	5	5	100.00%	0.00%	301	313	96.17%	-0.44	-1.27
Jul-04	1	1	100.00%	0.00%	266	271	98.16%	-0.14	-1.08
Aug-04	1	1	100.00%	0.00%	275	282	97.52%	-0.16	-1.1
Sep-04	1	1	100.00%	0.00%	282	293	96.25%	-0.2	-1.12
Oct-04	1	1	100.00%	0.00%	296	306	96.73%	-0.18	-1.11



Qwest DSL (Parity)									
Date	CLEC Num	CLEC Denc	CLEC Resu	CLEC Std E	Qwest Num	Qwest Denc	Qwest Resu	Mod Z Scr	Parity Scr
Nov-03									
Dec-03									
Jan-04									
Feb-04									
Mar-04									
Apr-04									
May-04									
Jun-04	1	1	100.00%	0.00%	409	441	92.74%	-0.28	-1.17
Jul-04	1	1	100.00%	0.00%	433	462	93.72%	-0.26	-1.16
Aug-04	1	1	100.00%	0.00%	387	402	96.27%	-0.2	-1.12
Sep-04	2	2	100.00%	0.00%	369	374	98.66%	-0.16	-1.1
Oct-04	10	11	90.91%	28.75%	379	383	98.96%	1.51	-0.08

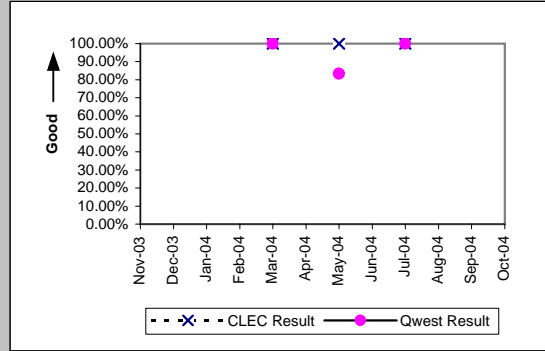


UNE - P (POTS) (Parity)									
Date	CLEC Num	CLEC Denc	CLEC Resu	CLEC Std E	Qwest Num	Qwest Denc	Qwest Resu	Mod Z Scr	Parity Scr
Nov-03	30	30	100.00%	0.00%	1401	1453	96.42%	-1.04	-1.64
Dec-03	42	43	97.67%	15.07%	1660	1716	96.74%	-0.34	-1.21
Jan-04	24	24	100.00%	0.00%	1390	1463	95.01%	-1.11	-1.68
Feb-04	25	27	92.59%	26.19%	1687	1732	97.40%	1.32	-0.2
Mar-04	51	51	100.00%	0.00%	1764	1823	96.76%	-1.29	-1.78
Apr-04	46	46	100.00%	0.00%	1702	1780	95.62%	-1.43	-1.87
May-04	64	65	98.46%	12.31%	1526	1590	95.97%	-1	-1.61
Jun-04	76	78	97.44%	15.81%	1678	1766	95.02%	-0.96	-1.58
Jul-04	122	124	98.39%	12.60%	1731	1816	95.32%	-1.56	-1.95
Aug-04	102	106	96.23%	19.06%	1682	1770	95.03%	-0.55	-1.34
Sep-04	93	96	96.88%	17.40%	1678	1789	93.80%	-1.22	-1.74
Oct-04	72	73	98.63%	11.62%	1659	1722	96.34%	-1.02	-1.62



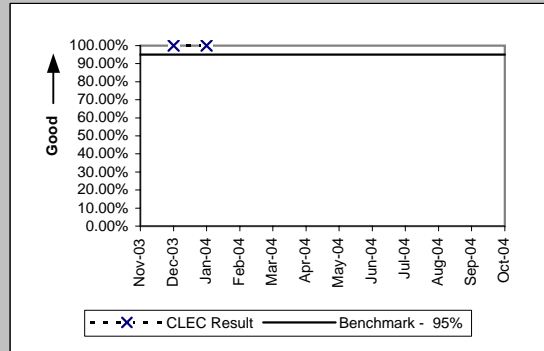
OP-3B - Installation Commitments Met (Percent) - Dispatches outside MSAs

Date	UNE P (Centrex) (Parity)								
	CLEC Num	CLEC Dend	CLEC Resu	CLEC Std	Qwest Num	Qwest Dend	Qwest Resu	Mod Z Scr	Parity Scr
Nov-03									
Dec-03									
Jan-04									
Feb-04									
Mar-04	1	1	100.00%	0.00%	6	6	100.00%	N/A	N/A
Apr-04									
May-04	1	1	100.00%	0.00%	5	6	83.33%	-0.41	-1.25
Jun-04									
Jul-04	1	1	100.00%	0.00%	5	5	100.00%	N/A	N/A
Aug-04									
Sep-04									
Oct-04									

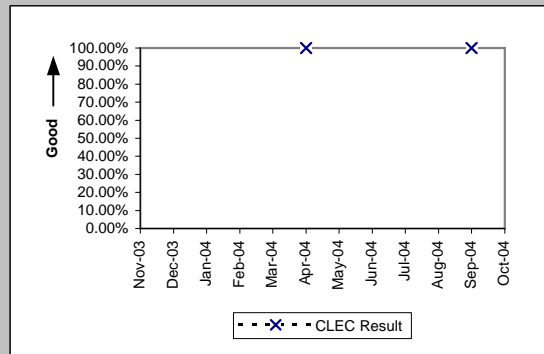


OP-3B - Installation Commitments Met (Percent) - Dispatches outside MSAs

Line Sharing (Benchmark)				
Date	Numerator	Denominator	CLEC Result	Standard Dev
Nov-03				
Dec-03	1	1	100.00%	0.00%
Jan-04	1	1	100.00%	0.00%
Feb-04				
Mar-04				
Apr-04				
May-04				
Jun-04				
Jul-04				
Aug-04				
Sep-04				
Oct-04				

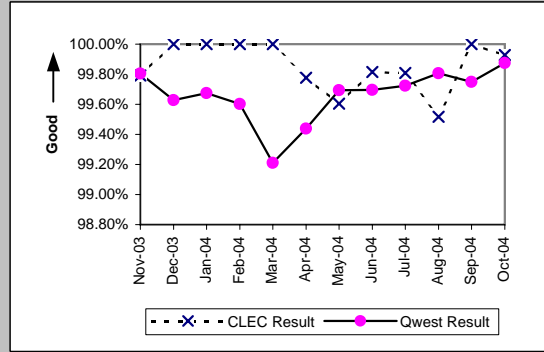


Sub-Loop Unbundling (Diagnostic)				
Date	Numerator	Denominator	CLEC Result	Standard Dev
Nov-03				
Dec-03				
Jan-04				
Feb-04				
Mar-04				
Apr-04	1	1	100.00%	0.00%
May-04				
Jun-04				
Jul-04				
Aug-04				
Sep-04	1	1	100.00%	0.00%
Oct-04				

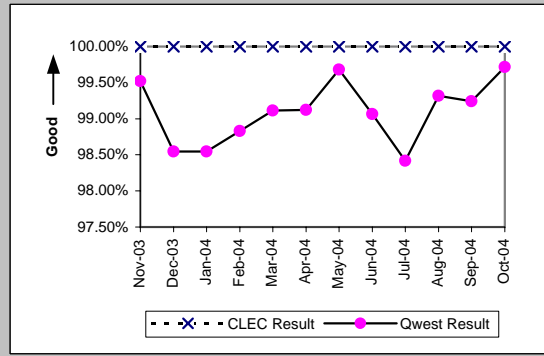


OP-3C - Installation Commitments Met (Percent) - No dispatches

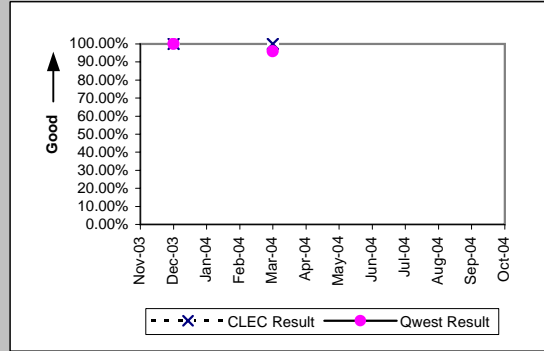
Residence (Parity)									
Date	CLEC Num	CLEC Denc	CLEC Resu	CLEC Std E	Qwest Num	Qwest Denc	Qwest Resu	Mod Z Scr	Parity Scr
Nov-03	480	481	99.79%	4.55%	21013	21054	99.81%	0.15	-0.91
Dec-03	670	670	100.00%	0.00%	18460	18529	99.63%	-1.55	-1.95
Jan-04	907	907	100.00%	0.00%	22323	22396	99.67%	-1.69	-2.03
Feb-04	482	482	100.00%	0.00%	22584	22674	99.60%	-1.37	-1.83
Mar-04	356	356	100.00%	0.00%	25892	26098	99.21%	-1.67	-2.02
Apr-04	447	448	99.78%	4.72%	26023	26170	99.44%	-0.95	-1.58
May-04	502	504	99.60%	6.29%	22846	22916	99.69%	0.37	-0.78
Jun-04	539	540	99.81%	4.30%	26551	26632	99.70%	-0.5	-1.3
Jul-04	522	523	99.81%	4.37%	24831	24900	99.72%	-0.37	-1.22
Aug-04	619	622	99.52%	6.93%	25384	25433	99.81%	1.63	-0.01
Sep-04	898	898	100.00%	0.00%	25860	25925	99.75%	-1.48	-1.9
Oct-04	1371	1372	99.93%	2.70%	22999	23028	99.87%	-0.54	-1.33



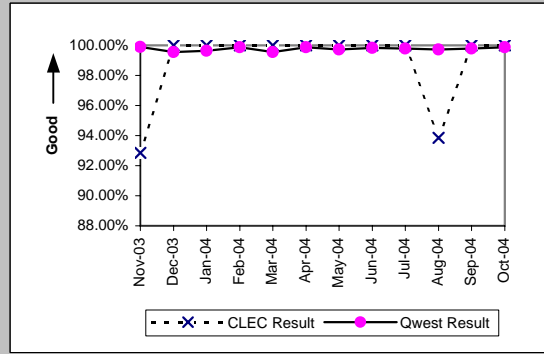
Business (Parity)									
Date	CLEC Num	CLEC Denc	CLEC Resu	CLEC Std E	Qwest Num	Qwest Denc	Qwest Resu	Mod Z Scr	Parity Scr
Nov-03	7	7	100.00%	0.00%	829	833	99.52%	-0.18	-1.11
Dec-03	22	22	100.00%	0.00%	610	619	98.55%	-0.56	-1.34
Jan-04	5	5	100.00%	0.00%	746	757	98.55%	-0.27	-1.16
Feb-04	6	6	100.00%	0.00%	675	683	98.83%	-0.27	-1.16
Mar-04	30	30	100.00%	0.00%	783	790	99.11%	-0.51	-1.31
Apr-04	8	8	100.00%	0.00%	677	683	99.12%	-0.26	-1.16
May-04	10	10	100.00%	0.00%	623	625	99.68%	-0.18	-1.11
Jun-04	9	9	100.00%	0.00%	743	750	99.07%	-0.29	-1.18
Jul-04	13	13	100.00%	0.00%	746	758	98.42%	-0.45	-1.28
Aug-04	11	11	100.00%	0.00%	726	731	99.32%	-0.27	-1.17
Sep-04	5	5	100.00%	0.00%	653	658	99.24%	-0.19	-1.12
Oct-04	6	6	100.00%	0.00%	706	708	99.72%	-0.13	-1.08



Centrex 21 (Parity)									
Date	CLEC Num	CLEC Denc	CLEC Resu	CLEC Std E	Qwest Num	Qwest Denc	Qwest Resu	Mod Z Scr	Parity Scr
Nov-03									
Dec-03	1	1	100.00%	0.00%	43	43	100.00%	N/A	N/A
Jan-04									
Feb-04									
Mar-04	1	1	100.00%	0.00%	48	50	96.00%	-0.2	-1.12
Apr-04									
May-04									
Jun-04									
Jul-04									
Aug-04									
Sep-04									
Oct-04									

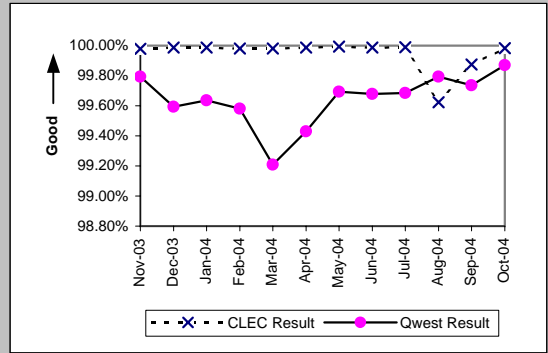


Qwest DSL (Parity)									
Date	CLEC Num	CLEC Denc	CLEC Resu	CLEC Std E	Qwest Num	Qwest Denc	Qwest Resu	Mod Z Scr	Parity Scr
Nov-03	13	14	92.86%	25.75%	7393	7401	99.89%	2.42	0.47
Dec-03	26	26	100.00%	0.00%	7724	7758	99.56%	-0.34	-1.21
Jan-04	11	11	100.00%	0.00%	8132	8162	99.63%	-0.2	-1.12
Feb-04	12	12	100.00%	0.00%	7631	7640	99.88%	-0.12	-1.07
Mar-04	24	24	100.00%	0.00%	7239	7271	99.56%	-0.33	-1.2
Apr-04	22	22	100.00%	0.00%	9156	9167	99.88%	-0.16	-1.1
May-04	87	87	100.00%	0.00%	9047	9073	99.71%	-0.5	-1.3
Jun-04	173	173	100.00%	0.00%	10037	10055	99.82%	-0.55	-1.34
Jul-04	43	43	100.00%	0.00%	9301	9320	99.80%	-0.3	-1.18
Aug-04	61	65	93.85%	24.03%	9625	9651	99.73%	4.16	1.53
Sep-04	5	5	100.00%	0.00%	9457	9478	99.78%	-0.11	-1.06
Oct-04	18	18	100.00%	0.00%	9755	9767	99.88%	-0.15	-1.09

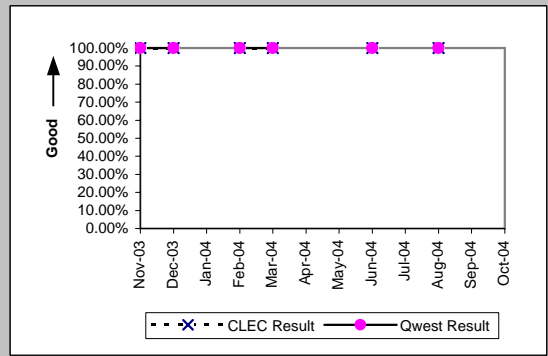


OP-3C - Installation Commitments Met (Percent) - No dispatches

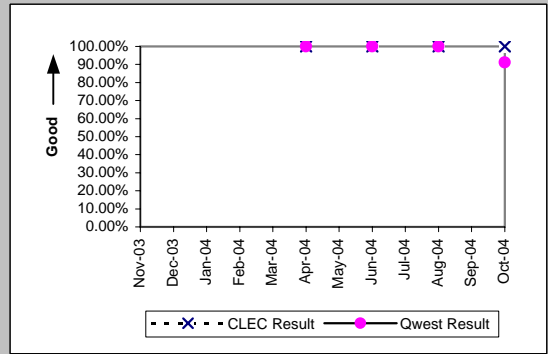
UNE - P (POTS) (Parity)										
Date	CLEC Num	CLEC Dend	CLEC Resu	CLEC Std	Qwest Num	Qwest Dend	Qwest Resu	Mod Z Scr	Parity Scr	
Nov-03	9094	9096	99.98%	1.48%	21842	21887	99.79%	-3.25	-2.98	
Dec-03	7360	7361	99.99%	1.17%	19070	19148	99.59%	-4.51	-3.74	
Jan-04	7482	7483	99.99%	1.16%	23069	23153	99.64%	-4.37	-3.66	
Feb-04	10140	10142	99.98%	1.40%	23259	23357	99.58%	-5.2	-4.16	
Mar-04	15845	15848	99.98%	1.38%	26675	26888	99.21%	-8.71	-6.3	
Apr-04	16992	16994	99.99%	1.08%	26700	26853	99.43%	-7.56	-5.6	
May-04	15813	15814	99.99%	0.80%	23469	23541	99.69%	-5.28	-4.21	
Jun-04	15047	15049	99.99%	1.15%	27294	27382	99.68%	-5.36	-4.26	
Jul-04	9154	9155	99.99%	1.05%	25577	25658	99.68%	-4.46	-3.71	
Aug-04	5295	5315	99.62%	6.12%	26110	26164	99.79%	2.49	0.51	
Sep-04	3963	3968	99.87%	3.55%	26513	26583	99.74%	-1.57	-1.96	
Oct-04	5753	5754	99.98%	1.32%	23705	23736	99.87%	-2.13	-2.3	



UNE P (Centrex) (Parity)										
Date	CLEC Num	CLEC Dend	CLEC Resu	CLEC Std	Qwest Num	Qwest Dend	Qwest Resu	Mod Z Scr	Parity Scr	
Nov-03	3	3	100.00%	0.00%	12	12	100.00%	N/A	N/A	
Dec-03	1	1	100.00%	0.00%	21	21	100.00%	N/A	N/A	
Jan-04										
Feb-04	4	4	100.00%	0.00%	4	4	100.00%	N/A	N/A	
Mar-04	1	1	100.00%	0.00%	9	9	100.00%	N/A	N/A	
Apr-04										
May-04										
Jun-04	1	1	100.00%	0.00%	5	5	100.00%	N/A	N/A	
Jul-04										
Aug-04	4	4	100.00%	0.00%	4	4	100.00%	N/A	N/A	
Sep-04										
Oct-04										

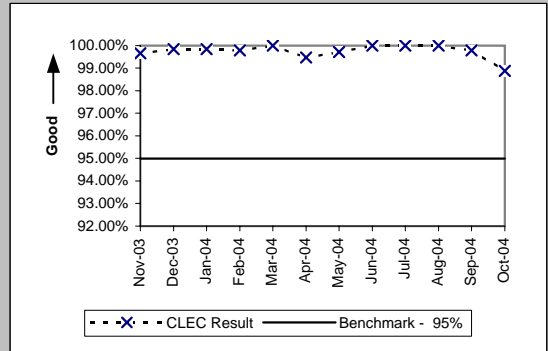


UNE P (Centrex 21) (Parity)										
Date	CLEC Num	CLEC Dend	CLEC Resu	CLEC Std	Qwest Num	Qwest Dend	Qwest Resu	Mod Z Scr	Parity Scr	
Nov-03										
Dec-03										
Jan-04										
Feb-04										
Mar-04										
Apr-04	1	1	100.00%	0.00%	35	35	100.00%	N/A	N/A	
May-04										
Jun-04	7	7	100.00%	0.00%	41	41	100.00%	N/A	N/A	
Jul-04										
Aug-04	1	1	100.00%	0.00%	43	43	100.00%	N/A	N/A	
Sep-04										
Oct-04	8	8	100.00%	0.00%	31	34	91.18%	-0.79	-1.48	

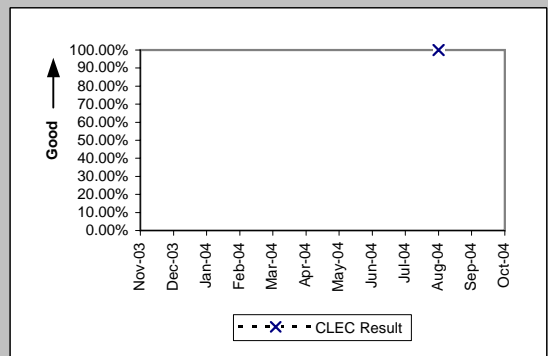


OP-3C - Installation Commitments Met (Percent) - No dispatches

Line Sharing (Benchmark)					
Date	Numerator	Denominator	CLEC Result	Standard Dev	
Nov-03	593	595	99.66%	5.79%	
Dec-03	612	613	99.84%	4.04%	
Jan-04	654	655	99.85%	3.90%	
Feb-04	463	464	99.78%	4.64%	
Mar-04	417	417	100.00%	0.00%	
Apr-04	377	379	99.47%	7.25%	
May-04	360	361	99.72%	5.26%	
Jun-04	416	416	100.00%	0.00%	
Jul-04	348	348	100.00%	0.00%	
Aug-04	434	434	100.00%	0.00%	
Sep-04	474	475	99.79%	4.58%	
Oct-04	88	89	98.88%	10.54%	

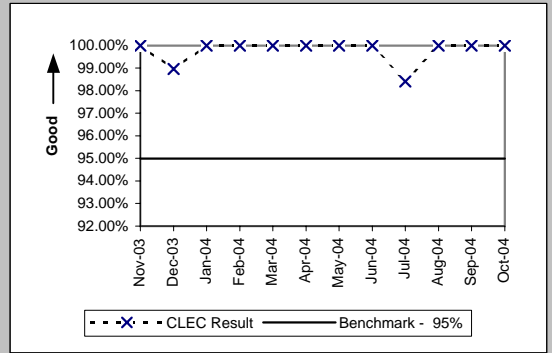


Sub-Loop Unbundling (Diagnostic)				
Date	Numerator	Denominator	CLEC Result	Standard Dev
Nov-03				
Dec-03				
Jan-04				
Feb-04				
Mar-04				
Apr-04				
May-04				
Jun-04				
Jul-04				
Aug-04	2	2	100.00%	0.00%
Sep-04				
Oct-04				



OP-3C - Installation Commitments Met (Percent) - No dispatches

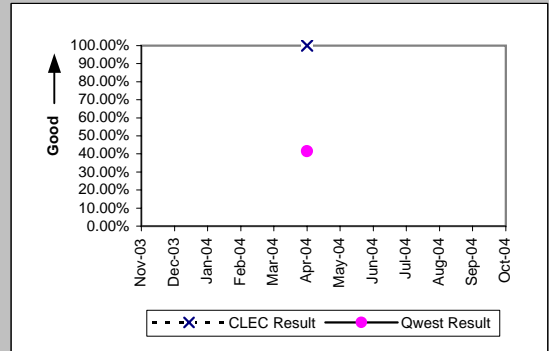
Date	Line Splitting		CLEC Result	Standard Dev
	Numerator	Denominator		
Nov-03	90	90	100.00%	0.00%
Dec-03	96	97	98.97%	10.10%
Jan-04	90	90	100.00%	0.00%
Feb-04	46	46	100.00%	0.00%
Mar-04	40	40	100.00%	0.00%
Apr-04	26	26	100.00%	0.00%
May-04	21	21	100.00%	0.00%
Jun-04	33	33	100.00%	0.00%
Jul-04	62	63	98.41%	12.50%
Aug-04	51	51	100.00%	0.00%
Sep-04	60	60	100.00%	0.00%
Oct-04	51	51	100.00%	0.00%



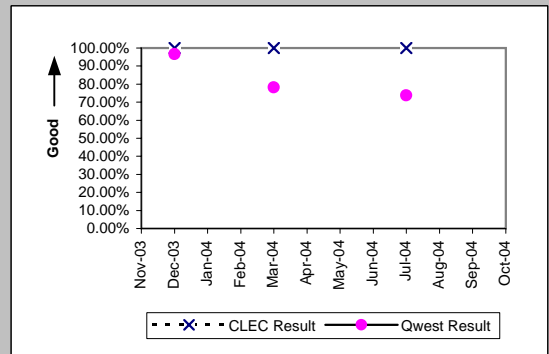


OP-3D - Installation Commitments Met (Percent) - Interval Zone One

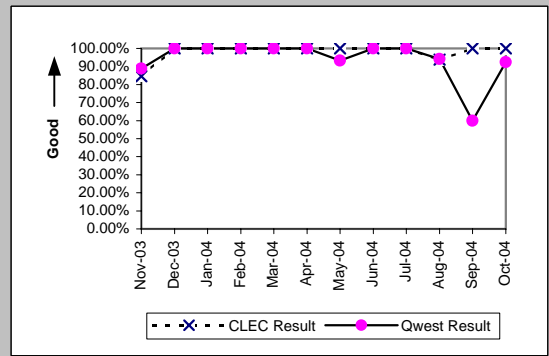
ISDN Primary (Parity)									
Date	CLEC Num	CLEC Dend	CLEC Resu	CLEC Std	Qwest Num	Qwest Dend	Qwest Resu	Mod Z Scr	Parity Scr
Nov-03									
Dec-03									
Jan-04									
Feb-04									
Mar-04									
Apr-04	3	3	100.00%	0.00%	34	82	41.46%	-2.02	-2.23
May-04									
Jun-04									
Jul-04									
Aug-04									
Sep-04									
Oct-04									



PBX (Parity)									
Date	CLEC Num	CLEC Dend	CLEC Resu	CLEC Std	Qwest Num	Qwest Dend	Qwest Resu	Mod Z Scr	Parity Scr
Nov-03									
Dec-03	1	1	100.00%	0.00%	29	30	96.67%	-0.18	-1.11
Jan-04									
Feb-04									
Mar-04	1	1	100.00%	0.00%	25	32	78.13%	-0.52	-1.32
Apr-04									
May-04									
Jun-04									
Jul-04	1	1	100.00%	0.00%	14	19	73.68%	-0.58	-1.35
Aug-04									
Sep-04									
Oct-04									

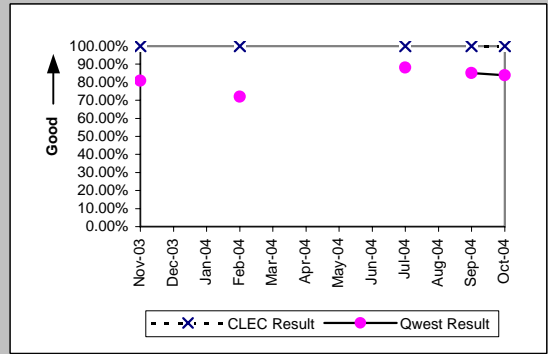


LIS Trunk (Parity)									
Date	CLEC Num	CLEC Dend	CLEC Resu	CLEC Std	Qwest Num	Qwest Dend	Qwest Resu	Mod Z Scr	Parity Scr
Nov-03	11	13	84.62%	36.08%	8	9	88.89%	0.1	-0.94
Dec-03	27	27	100.00%	0.00%	8	8	100.00%	N/A	N/A
Jan-04	19	19	100.00%	0.00%	15	15	100.00%	N/A	N/A
Feb-04	14	14	100.00%	0.00%	18	18	100.00%	N/A	N/A
Mar-04	28	28	100.00%	0.00%	23	23	100.00%	N/A	N/A
Apr-04	19	19	100.00%	0.00%	16	16	100.00%	N/A	N/A
May-04	14	14	100.00%	0.00%	14	15	93.33%	-0.72	-1.44
Jun-04	17	17	100.00%	0.00%	41	41	100.00%	N/A	N/A
Jul-04	18	18	100.00%	0.00%	10	10	100.00%	N/A	N/A
Aug-04	15	16	93.75%	24.21%	16	17	94.12%	-0.03	-1.02
Sep-04	10	10	100.00%	0.00%	9	15	60.00%	-2	-2.22
Oct-04	11	11	100.00%	0.00%	12	13	92.31%	-0.7	-1.43

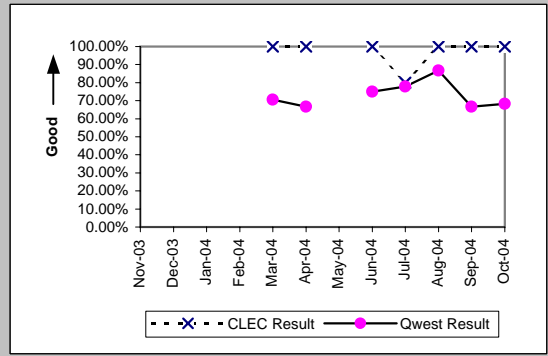


OP-3D - Installation Commitments Met (Percent) - Interval Zone One

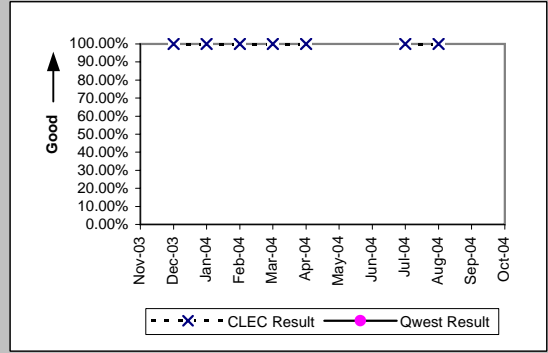
UDIT DS1 (Parity)									
Date	CLEC Num	CLEC Denc	CLEC Resu	CLEC Std	Qwest Num	Qwest Denc	Qwest Resu	Mod Z Scr	Parity Scr
Nov-03	1	1	100.00%	0.00%	63	78	80.77%	-0.48	-1.29
Dec-03									
Jan-04									
Feb-04	2	2	100.00%	0.00%	67	93	72.04%	-0.87	-1.53
Mar-04									
Apr-04									
May-04									
Jun-04									
Jul-04	2	2	100.00%	0.00%	119	135	88.15%	-0.51	-1.31
Aug-04									
Sep-04	2	2	100.00%	0.00%	91	107	85.05%	-0.59	-1.36
Oct-04	2	2	100.00%	0.00%	94	112	83.93%	-0.61	-1.37



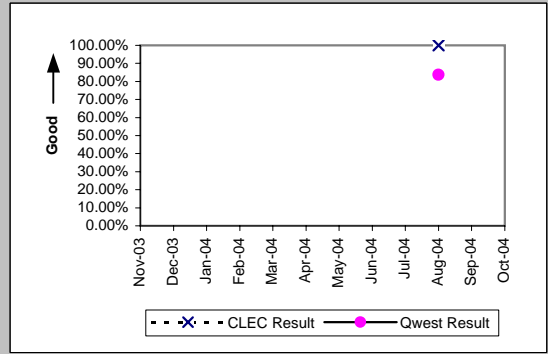
UDIT Above DS1 Level (Parity)									
Date	CLEC Num	CLEC Denc	CLEC Resu	CLEC Std	Qwest Num	Qwest Denc	Qwest Resu	Mod Z Scr	Parity Scr
Nov-03									
Dec-03									
Jan-04									
Feb-04									
Mar-04	1	1	100.00%	0.00%	24	34	70.59%	-0.64	-1.39
Apr-04	1	1	100.00%	0.00%	10	15	66.67%	-0.68	-1.42
May-04									
Jun-04	9	9	100.00%	0.00%	15	20	75.00%	-1.44	-1.87
Jul-04	4	5	80.00%	40.00%	14	18	77.78%	-0.11	-1.06
Aug-04	3	3	100.00%	0.00%	13	15	86.67%	-0.62	-1.38
Sep-04	5	5	100.00%	0.00%	12	18	66.67%	-1.4	-1.85
Oct-04	1	1	100.00%	0.00%	15	22	68.18%	-0.67	-1.41



Dark Fiber - IOF (Diagnostic)									
Date	CLEC Num	CLEC Denc	CLEC Resu	CLEC Std	Qwest Num	Qwest Denc	Qwest Resu	Mod Z Scr	Parity Scr
Nov-03									
Dec-03	3	3	100.00%	0.00%					
Jan-04	1	1	100.00%	0.00%					
Feb-04	1	1	100.00%	0.00%					
Mar-04	2	2	100.00%	0.00%					
Apr-04	1	1	100.00%	0.00%					
May-04									
Jun-04									
Jul-04	7	7	100.00%	0.00%					
Aug-04	3	3	100.00%	0.00%					
Sep-04									
Oct-04									

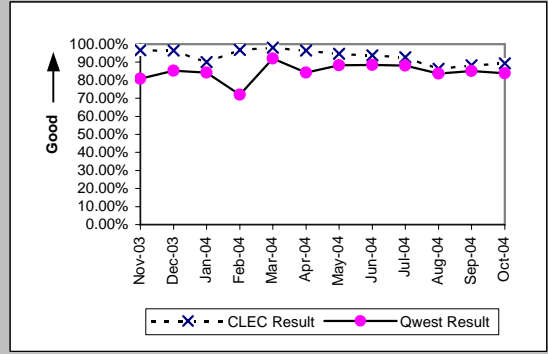


Unbundled Loop - 4 Wire Non-Loaded (Parity)									
Date	CLEC Num	CLEC Denc	CLEC Resu	CLEC Std	Qwest Num	Qwest Denc	Qwest Resu	Mod Z Scr	Parity Scr
Nov-03									
Dec-03									
Jan-04									
Feb-04									
Mar-04									
Apr-04									
May-04									
Jun-04									
Jul-04									
Aug-04	1	1	100.00%	0.00%	72	86	83.72%	-0.44	-1.27
Sep-04									
Oct-04									

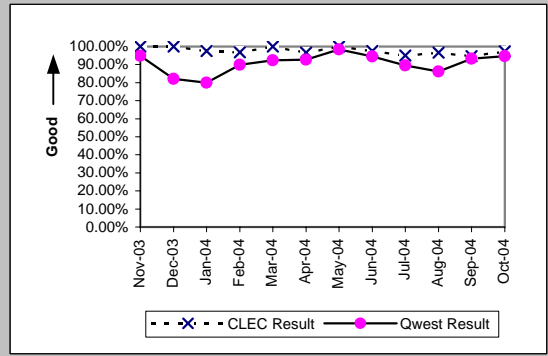


OP-3D - Installation Commitments Met (Percent) - Interval Zone One

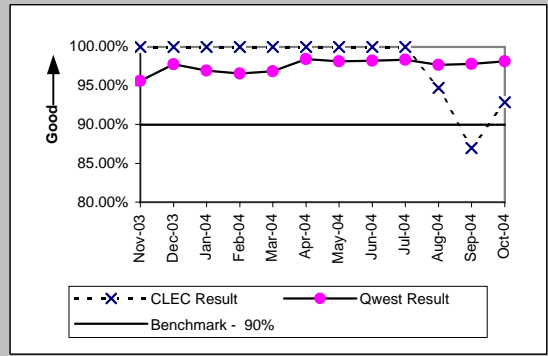
Unbundled Loop - DS1 Capable (Parity)									
Date	CLEC Num	CLEC Denc	CLEC Resu	CLEC Std E	Qwest Num	Qwest Denc	Qwest Resu	Mod Z Scr	Parity Scr
Nov-03	115	119	96.64%	18.02%	63	78	80.77%	-2.76	-2.68
Dec-03	133	138	96.38%	18.69%	93	109	85.32%	-2.44	-2.48
Jan-04	128	142	90.14%	29.81%	118	140	84.29%	-1.35	-1.82
Feb-04	92	95	96.84%	17.49%	67	93	72.04%	-3.79	-3.3
Mar-04	154	157	98.09%	13.69%	105	114	92.11%	-1.8	-2.1
Apr-04	109	113	96.46%	18.48%	102	121	84.30%	-2.56	-2.55
May-04	105	111	94.59%	22.61%	68	77	88.31%	-1.32	-1.8
Jun-04	105	112	93.75%	24.21%	137	155	88.39%	-1.35	-1.82
Jul-04	114	123	92.68%	26.04%	119	135	88.15%	-1.13	-1.68
Aug-04	126	146	86.30%	34.38%	72	86	83.72%	-0.51	-1.31
Sep-04	128	145	88.28%	32.17%	91	107	85.05%	-0.71	-1.43
Oct-04	110	123	89.43%	30.74%	94	112	83.93%	-1.15	-1.7



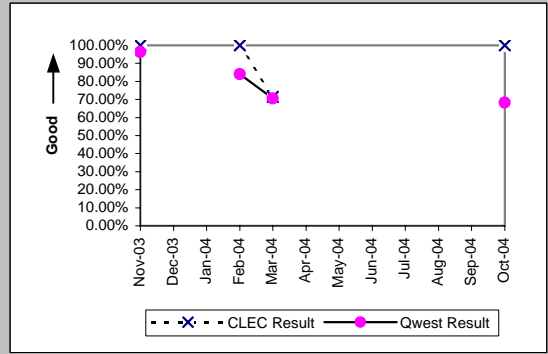
Unbundled Loop ISDN Capable (Parity)									
Date	CLEC Num	CLEC Denc	CLEC Resu	CLEC Std E	Qwest Num	Qwest Denc	Qwest Resu	Mod Z Scr	Parity Scr
Nov-03	48	48	100.00%	0.00%	73	77	94.81%	-1.27	-1.77
Dec-03	43	43	100.00%	0.00%	46	56	82.14%	-2.3	-2.4
Jan-04	38	39	97.44%	15.81%	48	60	80.00%	-2.12	-2.29
Feb-04	30	31	96.77%	17.67%	53	59	89.83%	-1.04	-1.63
Mar-04	33	33	100.00%	0.00%	61	66	92.42%	-1.34	-1.82
Apr-04	28	29	96.55%	18.25%	101	109	92.66%	-0.71	-1.43
May-04	38	38	100.00%	0.00%	62	63	98.41%	-0.62	-1.38
Jun-04	39	40	97.50%	15.61%	51	54	94.44%	-0.64	-1.39
Jul-04	19	20	95.00%	21.79%	68	76	89.47%	-0.72	-1.44
Aug-04	28	29	96.55%	18.25%	62	72	86.11%	-1.37	-1.83
Sep-04	35	37	94.59%	22.61%	41	44	93.18%	-0.25	-1.15
Oct-04	37	38	97.37%	16.01%	53	56	94.64%	-0.58	-1.35



Unbundled Loop - ADSL Qualified (Benchmark)									
Date	CLEC Num	CLEC Denc	CLEC Resu	CLEC Std E	Qwest Num	Qwest Denc	Qwest Resu	Mod Z Scr	Parity Scr
Nov-03	10	10	100.00%	0.00%	680	711	95.64%	-0.67	-1.41
Dec-03	19	19	100.00%	0.00%	1090	1115	97.76%	-0.65	-1.4
Jan-04	15	15	100.00%	0.00%	1431	1476	96.95%	-0.68	-1.42
Feb-04	9	9	100.00%	0.00%	1574	1630	96.56%	-0.56	-1.34
Mar-04	11	11	100.00%	0.00%	1485	1533	96.87%	-0.59	-1.36
Apr-04	15	15	100.00%	0.00%	2689	2732	98.43%	-0.49	-1.3
May-04	21	21	100.00%	0.00%	2784	2837	98.13%	-0.63	-1.38
Jun-04	15	15	100.00%	0.00%	3348	3408	98.24%	-0.52	-1.31
Jul-04	19	19	100.00%	0.00%	3255	3310	98.34%	-0.56	-1.34
Aug-04	18	19	94.74%	22.33%	3115	3189	97.68%	0.78	-0.53
Sep-04	20	23	86.96%	33.68%	3372	3448	97.80%	2.45	0.49
Oct-04	26	28	92.86%	25.75%	3086	3144	98.16%	1.61	-0.02

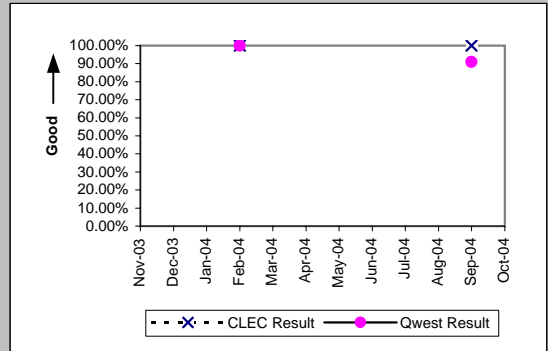


Unbundled Loop - DS3 Capable (Parity)									
Date	CLEC Num	CLEC Denc	CLEC Resu	CLEC Std E	Qwest Num	Qwest Denc	Qwest Resu	Mod Z Scr	Parity Scr
Nov-03	1	1	100.00%	0.00%	26	27	96.30%	-0.19	-1.12
Dec-03									
Jan-04									
Feb-04	5	5	100.00%	0.00%	21	25	84.00%	-0.89	-1.54
Mar-04	5	7	71.43%	45.18%	24	34	70.59%	-0.04	-1.03
Apr-04									
May-04									
Jun-04									
Jul-04									
Aug-04									
Sep-04									
Oct-04	1	1	100.00%	0.00%	15	22	68.18%	-0.67	-1.41

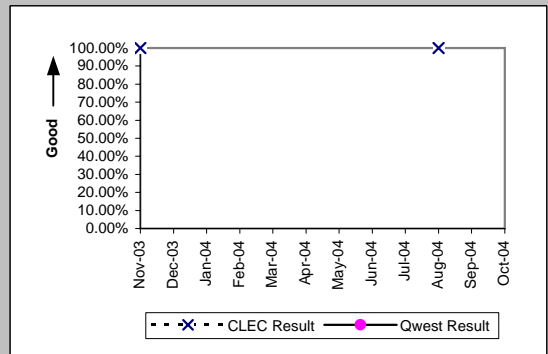


OP-3D - Installation Commitments Met (Percent) - Interval Zone One

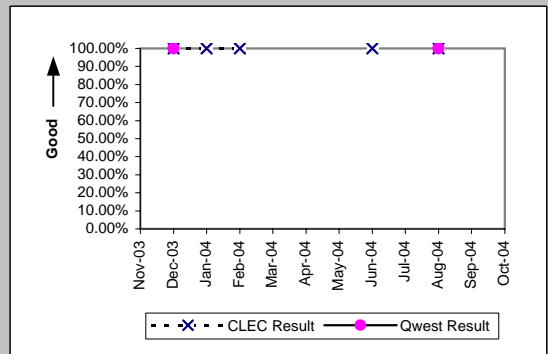
Qwest DSL (Parity)									
Date	CLEC Num	CLEC Denc	CLEC Resu	CLEC Std	Qwest Num	Qwest Denc	Qwest Resu	Mod Z Scr	Parity Scr
Nov-03									
Dec-03									
Jan-04									
Feb-04	3	3	100.00%	0.00%	9	9	100.00%	N/A	N/A
Mar-04									
Apr-04									
May-04									
Jun-04									
Jul-04									
Aug-04									
Sep-04	2	2	100.00%	0.00%	10	11	90.91%	-0.41	-1.25
Oct-04									



Dark Fiber - Loop (Diagnostic)									
Date	CLEC Num	CLEC Denc	CLEC Resu	CLEC Std	Qwest Num	Qwest Denc	Qwest Resu	Mod Z Scr	Parity Scr
Nov-03	1	1	100.00%	0.00%					
Dec-03									
Jan-04									
Feb-04									
Mar-04									
Apr-04									
May-04									
Jun-04									
Jul-04									
Aug-04	1	1	100.00%	0.00%					
Sep-04									
Oct-04									



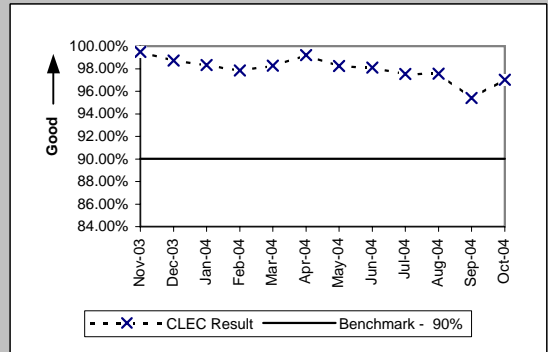
E911 (Parity)									
Date	CLEC Num	CLEC Denc	CLEC Resu	CLEC Std	Qwest Num	Qwest Denc	Qwest Resu	Mod Z Scr	Parity Scr
Nov-03	30	30	100.00%	0.00%	4	4	100.00%	N/A	N/A
Dec-03	1	1	100.00%	0.00%					
Jan-04	1	1	100.00%	0.00%					
Feb-04									
Mar-04									
Apr-04									
May-04									
Jun-04	1	1	100.00%	0.00%					
Jul-04									
Aug-04	4	4	100.00%	0.00%	2	2	100.00%	N/A	N/A
Sep-04									
Oct-04									



OP-3D - Installation Commitments Met (Percent) - Interval Zone One

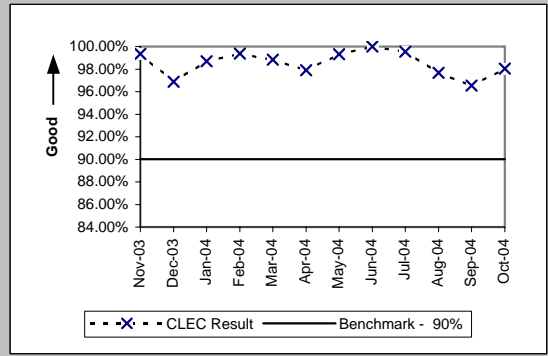
Unbundled Loop Analog (Benchmark)

Date	Num	Denom	CLEC Result	Standard Dev
Nov-03	1150	1156	99.48%	7.19%
Dec-03	1381	1399	98.71%	11.27%
Jan-04	1065	1083	98.34%	12.78%
Feb-04	1044	1067	97.84%	14.52%
Mar-04	1202	1223	98.28%	12.99%
Apr-04	1261	1271	99.21%	8.84%
May-04	1179	1200	98.25%	13.11%
Jun-04	1248	1272	98.11%	13.61%
Jul-04	1431	1467	97.55%	15.47%
Aug-04	1282	1314	97.56%	15.41%
Sep-04	1207	1265	95.42%	20.92%
Oct-04	1268	1307	97.02%	17.01%



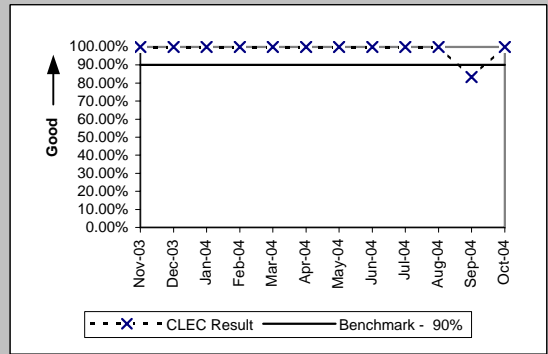
Unbundled Loop - 2 Wire Non-Loaded (Benchmark)

Date	Num	Denom	CLEC Result	Standard Dev
Nov-03	154	155	99.35%	8.01%
Dec-03	155	160	96.88%	17.40%
Jan-04	151	153	98.69%	11.36%
Feb-04	158	159	99.37%	7.91%
Mar-04	170	172	98.84%	10.72%
Apr-04	139	142	97.89%	14.38%
May-04	145	146	99.32%	8.25%
Jun-04	136	136	100.00%	0.00%
Jul-04	223	224	99.55%	6.67%
Aug-04	294	301	97.67%	15.07%
Sep-04	363	376	96.54%	18.27%
Oct-04	402	410	98.05%	13.83%



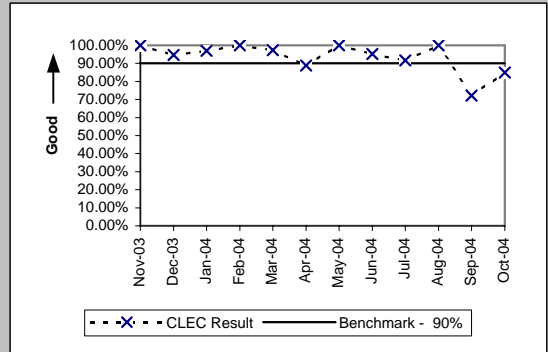
Unbundled Loop - XDSLi (Benchmark)

Date	Num	Denom	CLEC Result	Standard Dev
Nov-03	6	6	100.00%	0.00%
Dec-03	6	6	100.00%	0.00%
Jan-04	4	4	100.00%	0.00%
Feb-04	4	4	100.00%	0.00%
Mar-04	5	5	100.00%	0.00%
Apr-04	4	4	100.00%	0.00%
May-04	11	11	100.00%	0.00%
Jun-04	4	4	100.00%	0.00%
Jul-04	5	5	100.00%	0.00%
Aug-04	4	4	100.00%	0.00%
Sep-04	5	6	83.33%	37.27%
Oct-04	9	9	100.00%	0.00%



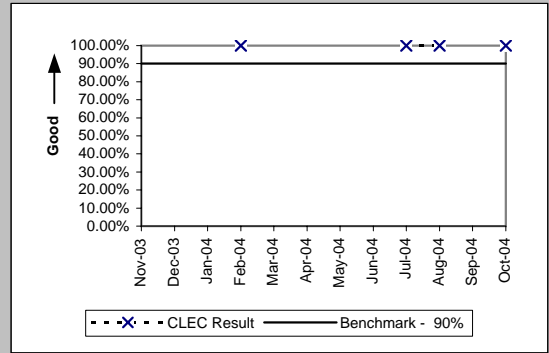
Unbundled Loop Conditioned (Benchmark)

Date	Num	Denom	CLEC Result	Standard Dev
Nov-03	29	29	100.00%	0.00%
Dec-03	36	38	94.74%	22.33%
Jan-04	33	34	97.06%	16.90%
Feb-04	14	14	100.00%	0.00%
Mar-04	37	38	97.37%	16.01%
Apr-04	8	9	88.89%	31.43%
May-04	12	12	100.00%	0.00%
Jun-04	20	21	95.24%	21.30%
Jul-04	11	12	91.67%	27.64%
Aug-04	17	17	100.00%	0.00%
Sep-04	13	18	72.22%	44.79%
Oct-04	17	20	85.00%	35.71%

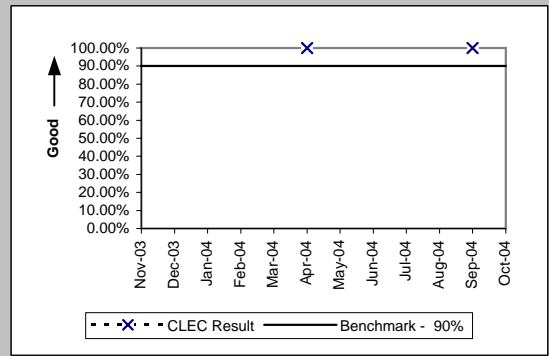


OP-3D - Installation Commitments Met (Percent) - Interval Zone One

Enhanced Extended Loops - DS0 Capable (Diagnostic)				
Date	Num	Denom	CLEC Result	Standard Dev
Nov-03				
Dec-03				
Jan-04				
Feb-04	5	5	100.00%	0.00%
Mar-04				
Apr-04				
May-04				
Jun-04				
Jul-04	2	2	100.00%	0.00%
Aug-04	2	2	100.00%	0.00%
Sep-04				
Oct-04	8	8	100.00%	0.00%

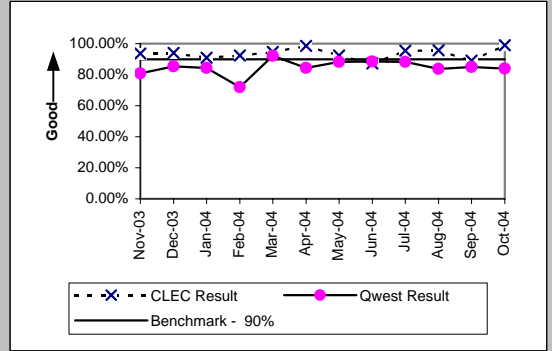


Enhanced Extended Loops - DS3 Capable (Diagnostic)				
Date	Num	Denom	CLEC Result	Standard Dev
Nov-03				
Dec-03				
Jan-04				
Feb-04				
Mar-04				
Apr-04	1	1	100.00%	0.00%
May-04				
Jun-04				
Jul-04				
Aug-04				
Sep-04	1	1	100.00%	0.00%
Oct-04				



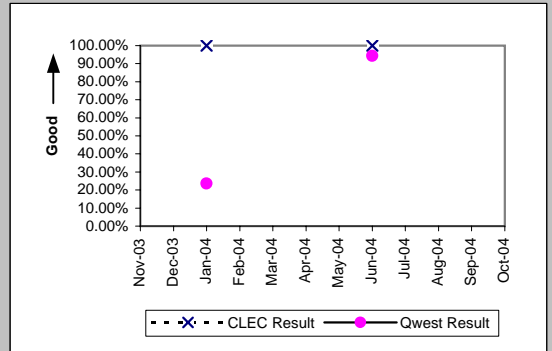
OP-3D - Installation Commitments Met (Percent) - Interval Zone One

Enhanced Extended Loops - DS1 Capable (Benchmark)									
Date	CLEC Num	CLEC Dens	CLEC Resu	CLEC Std	Qwest Num	Qwest Dens	Qwest Resu	Mod Z Scr	Parity Scr
Nov-03	29	31	93.55%	24.57%	63	78	80.77%	-1.53	-1.93
Dec-03	32	34	94.12%	23.53%	93	109	85.32%	-1.27	-1.77
Jan-04	30	33	90.91%	28.75%	118	140	84.29%	-0.94	-1.57
Feb-04	36	39	92.31%	26.65%	67	93	72.04%	-2.37	-2.44
Mar-04	52	55	94.55%	22.71%	105	114	92.11%	-0.55	-1.34
Apr-04	67	68	98.53%	12.04%	102	121	84.30%	-2.58	-2.57
May-04	49	53	92.45%	26.42%	68	77	88.31%	-0.72	-1.44
Jun-04	61	70	87.14%	33.47%	137	155	88.39%	0.27	-0.84
Jul-04	43	45	95.56%	20.61%	119	135	88.15%	-1.33	-1.81
Aug-04	45	47	95.74%	20.18%	72	86	83.72%	-1.8	-2.09
Sep-04	74	83	89.16%	31.09%	91	107	85.05%	-0.79	-1.48
Oct-04	95	96	98.96%	10.15%	94	112	83.93%	-2.94	-2.79

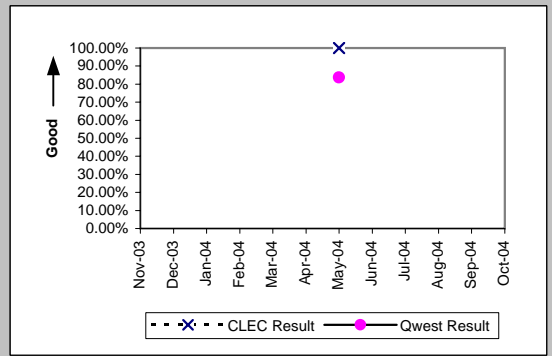


OP-3E - Installation Commitments Met (Percent) - Interval Zone Two

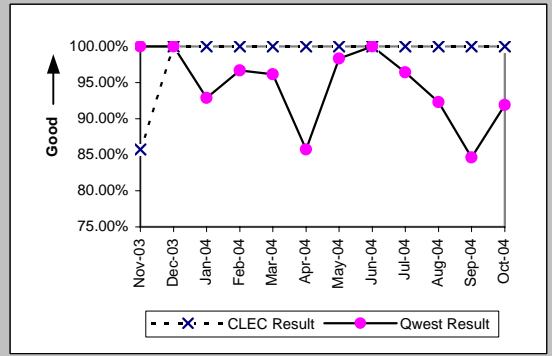
ISDN Primary (Parity)									
Date	CLEC Num	CLEC Dend	CLEC Resu	CLEC Std	Qwest Num	Qwest Dend	Qwest Resu	Mod Z Scr	Parity Scr
Nov-03									
Dec-03									
Jan-04	1	1	100.00%	0.00%	4	17	23.53%	-1.75	-2.07
Feb-04									
Mar-04									
Apr-04									
May-04									
Jun-04	2	2	100.00%	0.00%	249	264	94.32%	-0.35	-1.21
Jul-04									
Aug-04									
Sep-04									
Oct-04									



DS1 (Parity)									
Date	CLEC Num	CLEC Dend	CLEC Resu	CLEC Std	Qwest Num	Qwest Dend	Qwest Resu	Mod Z Scr	Parity Scr
Nov-03									
Dec-03									
Jan-04									
Feb-04									
Mar-04									
Apr-04									
May-04	1	1	100.00%	0.00%	103	123	83.74%	-0.44	-1.27
Jun-04									
Jul-04									
Aug-04									
Sep-04									
Oct-04									



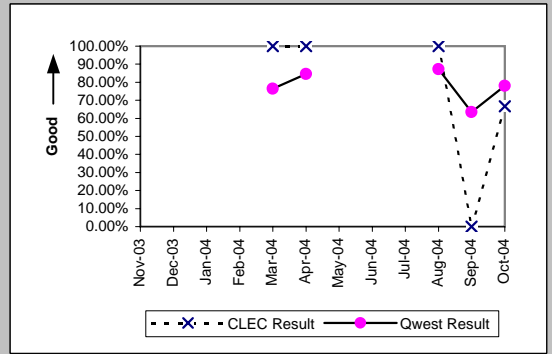
LIS Trunk (Parity)									
Date	CLEC Num	CLEC Dend	CLEC Resu	CLEC Std	Qwest Num	Qwest Dend	Qwest Resu	Mod Z Scr	Parity Scr
Nov-03	6	7	85.71%	34.99%	19	19	100.00%	N/A	-0.31
Dec-03	6	6	100.00%	0.00%	9	9	100.00%	N/A	N/A
Jan-04	11	11	100.00%	0.00%	13	14	92.86%	-0.69	-1.42
Feb-04	4	4	100.00%	0.00%	29	30	96.67%	-0.35	-1.21
Mar-04	11	11	100.00%	0.00%	25	26	96.15%	-0.56	-1.34
Apr-04	10	10	100.00%	0.00%	18	21	85.71%	-1.06	-1.65
May-04	5	5	100.00%	0.00%	59	60	98.33%	-0.28	-1.17
Jun-04	8	8	100.00%	0.00%	36	36	100.00%	N/A	N/A
Jul-04	13	13	100.00%	0.00%	27	28	96.43%	-0.57	-1.35
Aug-04	7	7	100.00%	0.00%	12	13	92.31%	-0.62	-1.37
Sep-04	8	8	100.00%	0.00%	22	26	84.62%	-1.05	-1.64
Oct-04	1	1	100.00%	0.00%	34	37	91.89%	-0.29	-1.18



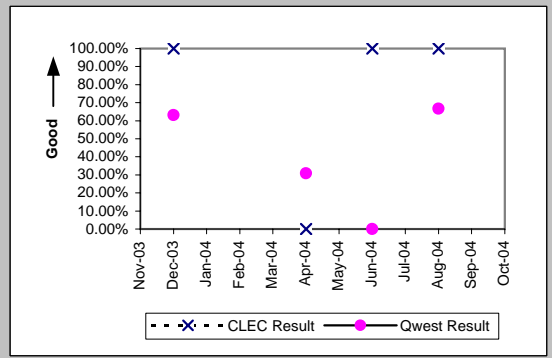


OP-3E - Installation Commitments Met (Percent) - Interval Zone Two

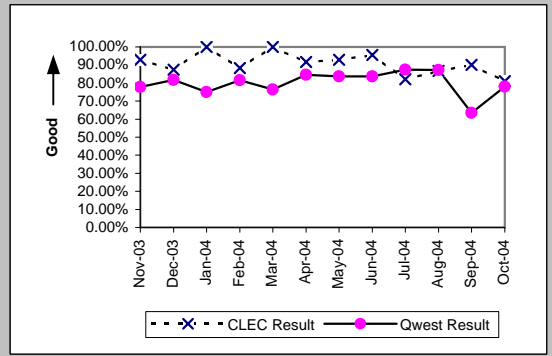
UDIT DS1 (Parity)									
Date	CLEC Num	CLEC Denc	CLEC Resu	CLEC Std E	Qwest Num	Qwest Denc	Qwest Resu	Mod Z Scr	Parity Scr
Nov-03									
Dec-03									
Jan-04									
Feb-04									
Mar-04	1	1	100.00%	0.00%	123	161	76.40%	-0.55	-1.34
Apr-04	2	2	100.00%	0.00%	181	214	84.58%	-0.6	-1.37
May-04									
Jun-04									
Jul-04									
Aug-04	1	1	100.00%	0.00%	75	86	87.21%	-0.38	-1.23
Sep-04	0	1	0.00%	0.00%	85	134	63.43%	0.9	-0.45
Oct-04	2	3	66.67%	47.14%	139	178	78.09%	0.43	-0.74



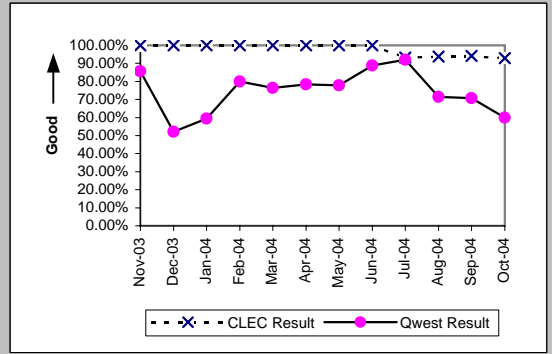
UDIT Above DS1 Level (Parity)									
Date	CLEC Num	CLEC Denc	CLEC Resu	CLEC Std E	Qwest Num	Qwest Denc	Qwest Resu	Mod Z Scr	Parity Scr
Nov-03									
Dec-03	1	1	100.00%	0.00%	12	19	63.16%	-0.74	-1.45
Jan-04									
Feb-04									
Mar-04									
Apr-04	0	1	0.00%	0.00%	4	13	30.77%	0.3	-0.82
May-04									
Jun-04	1	1	100.00%	0.00%	0	3	0.00%	N/A	
Jul-04									
Aug-04	1	1	100.00%	0.00%	6	9	66.67%	-0.67	-1.41
Sep-04									
Oct-04									



Unbundled Loop - DS1 Capable (Parity)									
Date	CLEC Num	CLEC Denc	CLEC Resu	CLEC Std E	Qwest Num	Qwest Denc	Qwest Resu	Mod Z Scr	Parity Scr
Nov-03	13	14	92.86%	25.75%	112	144	77.78%	-1.3	-1.79
Dec-03	14	16	87.50%	33.07%	170	208	81.73%	-0.58	-1.35
Jan-04	9	9	100.00%	0.00%	147	196	75.00%	-1.69	-2.03
Feb-04	15	17	88.24%	32.22%	142	174	81.61%	-0.67	-1.41
Mar-04	11	11	100.00%	0.00%	123	161	76.40%	-1.78	-2.08
Apr-04	11	12	91.67%	27.64%	181	214	84.58%	-0.66	-1.4
May-04	13	14	92.86%	25.75%	103	123	83.74%	-0.88	-1.53
Jun-04	22	23	95.65%	20.39%	133	159	83.65%	-1.45	-1.88
Jul-04	23	28	82.14%	38.30%	153	175	87.43%	0.76	-0.54
Aug-04	13	15	86.67%	33.99%	75	86	87.21%	0.08	-0.95
Sep-04	9	10	90.00%	30.00%	85	134	63.43%	-1.68	-2.02
Oct-04	17	21	80.95%	39.27%	139	178	78.09%	-0.3	-1.18

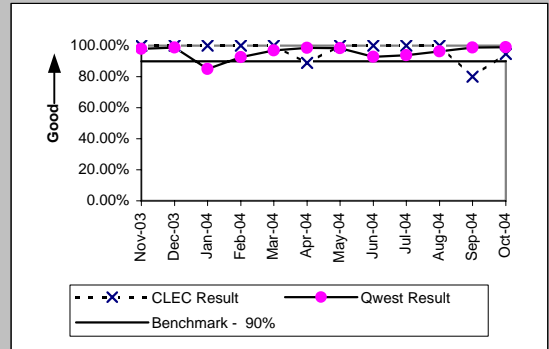


Unbundled Loop ISDN Capable (Parity)									
Date	CLEC Num	CLEC Denc	CLEC Resu	CLEC Std E	Qwest Num	Qwest Denc	Qwest Resu	Mod Z Scr	Parity Scr
Nov-03	8	8	100.00%	0.00%	24	28	85.71%	-1.02	-1.62
Dec-03	14	14	100.00%	0.00%	24	46	52.17%	-3.14	-2.91
Jan-04	18	18	100.00%	0.00%	19	32	59.38%	-2.81	-2.71
Feb-04	16	16	100.00%	0.00%	12	15	80.00%	-1.39	-1.85
Mar-04	13	13	100.00%	0.00%	13	17	76.47%	-1.51	-1.92
Apr-04	10	10	100.00%	0.00%	40	51	78.43%	-1.52	-1.92
May-04	16	16	100.00%	0.00%	21	27	77.78%	-1.69	-2.03
Jun-04	15	15	100.00%	0.00%	24	27	88.89%	-1.1	-1.67
Jul-04	14	15	93.33%	24.94%	23	25	92.00%	-0.15	-1.09
Aug-04	15	16	93.75%	24.21%	15	21	71.43%	-1.49	-1.91
Sep-04	16	17	94.12%	23.53%	17	24	70.83%	-1.62	-1.98
Oct-04	13	14	92.86%	25.75%	6	10	60.00%	-1.62	-1.98

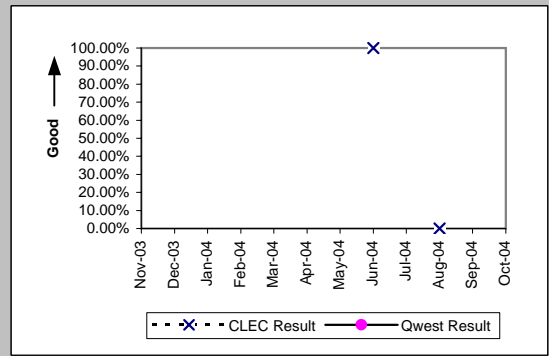


OP-3E - Installation Commitments Met (Percent) - Interval Zone Two

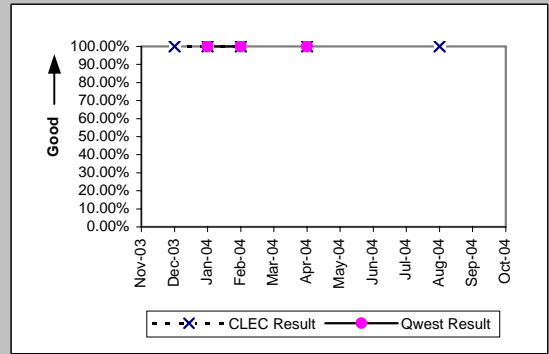
Unbundled Loop - ADSL Qualified (Benchmark)										
Date	CLEC Num	CLEC Denc	CLEC Resu	CLEC Std	Qwest Num	Qwest Denc	Qwest Resu	Mod Z Scr	Parity Scr	
Nov-03	2	2	100.00%	0.00%	46	47	97.87%	-0.2	-1.12	
Dec-03	6	6	100.00%	0.00%	169	171	98.83%	-0.26	-1.16	
Jan-04	3	3	100.00%	0.00%	187	220	85.00%	-0.72	-1.44	
Feb-04	6	6	100.00%	0.00%	162	175	92.57%	-0.68	-1.41	
Mar-04	12	12	100.00%	0.00%	162	167	97.01%	-0.59	-1.36	
Apr-04	8	9	88.89%	31.43%	347	352	98.58%	1.47	-0.11	
May-04	8	8	100.00%	0.00%	363	369	98.37%	-0.36	-1.22	
Jun-04	7	7	100.00%	0.00%	410	442	92.76%	-0.73	-1.45	
Jul-04	6	6	100.00%	0.00%	433	462	93.72%	-0.63	-1.38	
Aug-04	4	4	100.00%	0.00%	387	402	96.27%	-0.39	-1.24	
Sep-04	12	15	80.00%	40.00%	369	374	98.66%	3.13	0.9	
Oct-04	18	19	94.74%	22.33%	379	383	98.96%	1.21	-0.27	



Dark Fiber - Loop (Diagnostic)										
Date	CLEC Num	CLEC Denc	CLEC Resu	CLEC Std	Qwest Num	Qwest Denc	Qwest Resu	Mod Z Scr	Parity Scr	
Nov-03										
Dec-03										
Jan-04										
Feb-04										
Mar-04										
Apr-04										
May-04										
Jun-04	1	1	100.00%	0.00%						
Jul-04										
Aug-04	0	1	0.00%	0.00%						
Sep-04										
Oct-04										

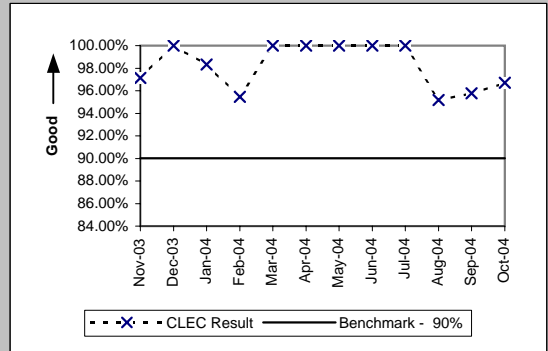


E911 (Parity)										
Date	CLEC Num	CLEC Denc	CLEC Resu	CLEC Std	Qwest Num	Qwest Denc	Qwest Resu	Mod Z Scr	Parity Scr	
Nov-03										
Dec-03										
Jan-04	3	3	100.00%	0.00%	1	1	100.00%	N/A	N/A	
Feb-04	1	1	100.00%	0.00%	1	1	100.00%	N/A	N/A	
Mar-04										
Apr-04	1	1	100.00%	0.00%	5	5	100.00%	N/A	N/A	
May-04										
Jun-04										
Jul-04										
Aug-04	3	3	100.00%	0.00%						
Sep-04										
Oct-04										

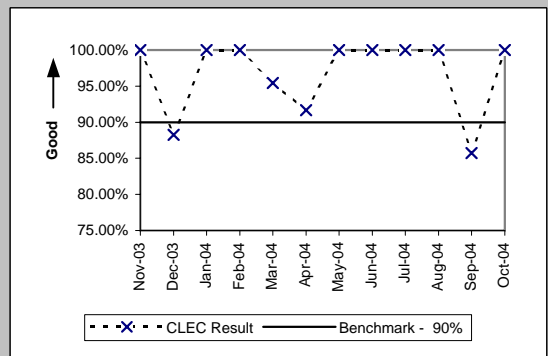


OP-3E - Installation Commitments Met (Percent) - Interval Zone Two

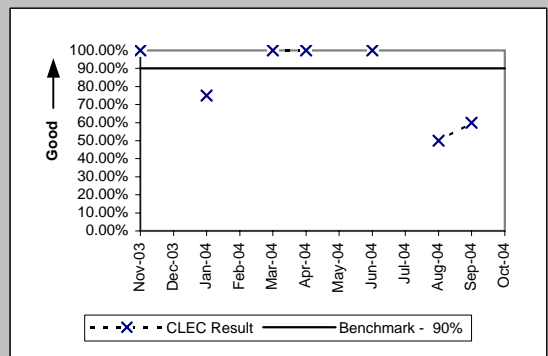
Unbundled Loop Analog (Benchmark)					
Date	Num	Denom	CLEC Result	Standard Dev	
Nov-03	136	140	97.14%	16.66%	
Dec-03	81	81	100.00%	0.00%	
Jan-04	59	60	98.33%	12.80%	
Feb-04	42	44	95.45%	20.83%	
Mar-04	92	92	100.00%	0.00%	
Apr-04	68	68	100.00%	0.00%	
May-04	94	94	100.00%	0.00%	
Jun-04	60	60	100.00%	0.00%	
Jul-04	66	66	100.00%	0.00%	
Aug-04	79	83	95.18%	21.42%	
Sep-04	68	71	95.77%	20.12%	
Oct-04	88	91	96.70%	17.86%	



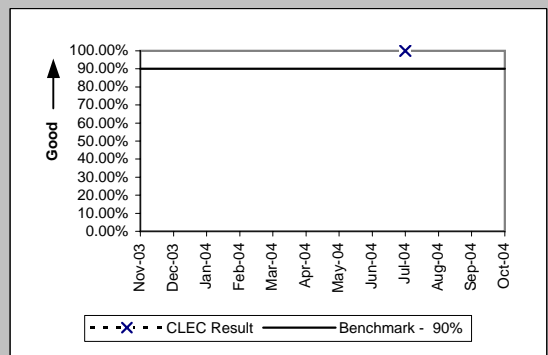
Unbundled Loop - 2 Wire Non-Loaded (Benchmark)					
Date	Num	Denom	CLEC Result	Standard Dev	
Nov-03	27	27	100.00%	0.00%	
Dec-03	15	17	88.24%	32.22%	
Jan-04	19	19	100.00%	0.00%	
Feb-04	18	18	100.00%	0.00%	
Mar-04	21	22	95.45%	20.83%	
Apr-04	11	12	91.67%	27.64%	
May-04	8	8	100.00%	0.00%	
Jun-04	20	20	100.00%	0.00%	
Jul-04	28	28	100.00%	0.00%	
Aug-04	21	21	100.00%	0.00%	
Sep-04	18	21	85.71%	34.99%	
Oct-04	26	26	100.00%	0.00%	



Unbundled Loop Conditioned (Benchmark)					
Date	Num	Denom	CLEC Result	Standard Dev	
Nov-03	2	2	100.00%	0.00%	
Dec-03					
Jan-04	3	4	75.00%	43.30%	
Feb-04					
Mar-04	3	3	100.00%	0.00%	
Apr-04	1	1	100.00%	0.00%	
May-04					
Jun-04	2	2	100.00%	0.00%	
Jul-04					
Aug-04	1	2	50.00%	50.00%	
Sep-04	3	5	60.00%	48.99%	
Oct-04					

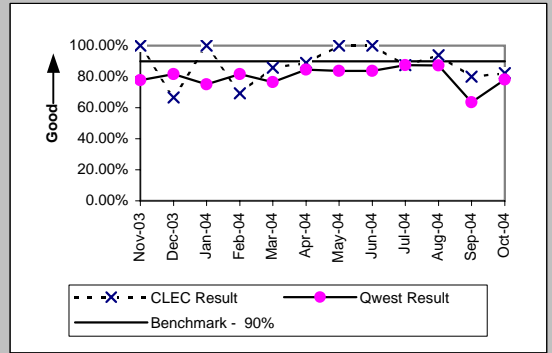


Enhanced Extended Loops - DS3 Capable (Diagnostic)					
Date	Num	Denom	CLEC Result	Standard Dev	
Nov-03					
Dec-03					
Jan-04					
Feb-04					
Mar-04					
Apr-04					
May-04					
Jun-04					
Jul-04	1	1	100.00%	0.00%	
Aug-04					
Sep-04					
Oct-04					



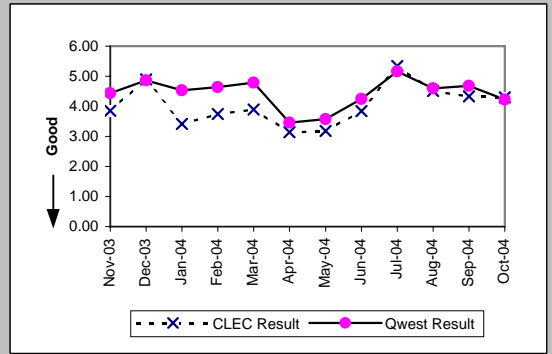
OP-3E - Installation Commitments Met (Percent) - Interval Zone Two

Enhanced Extended Loops - DS1 Capable (Benchmark)									
Date	CLEC Num	CLEC Dens	CLEC Resu	CLEC Std	Qwest Num	Qwest Dens	Qwest Resu	Mod Z Scr	Parity Scr
Nov-03	4	4	100.00%	0.00%	112	144	77.78%	-1.05	-1.64
Dec-03	4	6	66.67%	47.14%	170	208	81.73%	0.86	-0.47
Jan-04	13	13	100.00%	0.00%	147	196	75.00%	-2.02	-2.23
Feb-04	9	13	69.23%	46.15%	142	174	81.61%	1.04	-0.36
Mar-04	12	14	85.71%	34.99%	123	161	76.40%	-0.79	-1.48
Apr-04	8	9	88.89%	31.43%	181	214	84.58%	-0.35	-1.21
May-04	12	12	100.00%	0.00%	103	123	83.74%	-1.46	-1.89
Jun-04	14	14	100.00%	0.00%	133	159	83.65%	-1.59	-1.96
Jul-04	7	8	87.50%	33.07%	153	175	87.43%	-0.01	-1
Aug-04	15	16	93.75%	24.21%	75	86	87.21%	-0.72	-1.44
Sep-04	12	15	80.00%	40.00%	85	134	63.43%	-1.26	-1.77
Oct-04	14	17	82.35%	38.12%	139	178	78.09%	-0.41	-1.25

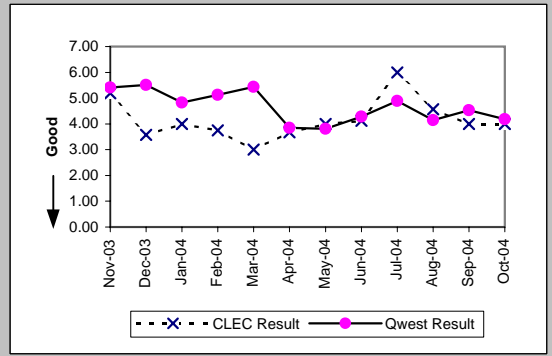


OP-4A - Installation Interval (Average Days) - Dispatches within MSAs

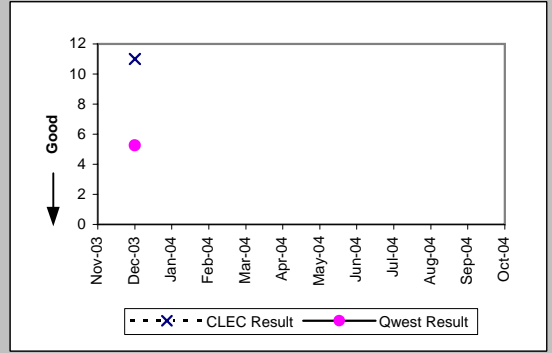
Residence (Parity)									
Date	CLEC Num	CLEC Denc	CLEC Resu	CLEC Std I	Qwest Num	Qwest Denc	Qwest Resu	Mod Z Scr	Parity Scr
Nov-03	2957	768	3.85	2.12	33308	7505	4.44	-4	-3.43
Dec-03	3764	769	4.89	2.13	49073	10102	4.86	0.29	-0.82
Jan-04	2565	752	3.41	1.75	33432	7375	4.53	-7.56	-5.59
Feb-04	2556	683	3.74	2.10	36751	7927	4.64	-5.92	-4.6
Mar-04	3081	793	3.89	2.27	43692	9131	4.79	-6.28	-4.82
Apr-04	1490	475	3.14	0.72	18009	5211	3.46	-2.92	-2.78
May-04	1423	447	3.18	0.63	17864	5009	3.57	-3.37	-3.05
Jun-04	1551	404	3.84	1.07	24605	5787	4.25	-2.78	-2.69
Jul-04	2226	417	5.34	1.92	38556	7476	5.16	1.17	-0.29
Aug-04	1962	435	4.51	1.86	32739	7117	4.60	-0.66	-1.4
Sep-04	1996	461	4.33	1.49	36366	7777	4.68	-2.55	-2.55
Oct-04	2084	485	4.30	1.59	27014	6396	4.22	0.6	-0.63



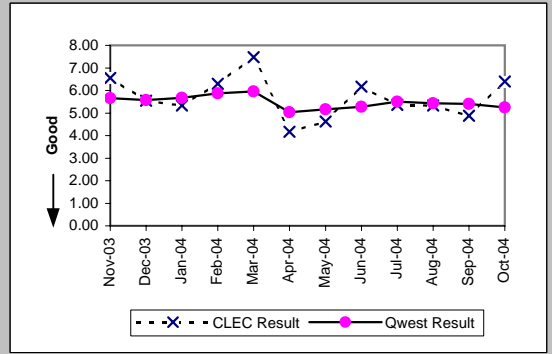
Business (Parity)									
Date	CLEC Num	CLEC Denc	CLEC Resu	CLEC Std I	Qwest Num	Qwest Denc	Qwest Resu	Mod Z Scr	Parity Scr
Nov-03	83	16	5.19	2.74	11321	2093	5.41	-0.14	-1.08
Dec-03	25	7	3.57	1.13	11193	2032	5.51	-0.82	-1.5
Jan-04	20	5	4.00	2.35	9898	2048	4.83	-0.31	-1.19
Feb-04	15	4	3.75	0.96	11043	2158	5.12	-0.55	-1.33
Mar-04	9	3	3.00	0.00	14908	2742	5.44	-0.83	-1.51
Apr-04	22	6	3.67	1.63	6023	1564	3.85	-0.09	-1.06
May-04	20	5	4.00	2.24	5996	1572	3.81	0.68	-0.59
Jun-04	103	25	4.12	3.46	7521	1756	4.28	-0.2	-1.12
Jul-04	18	3	6.00	3.61	7673	1570	4.89	0.74	-0.55
Aug-04	32	7	4.57	3.10	6551	1582	4.14	0.59	-0.64
Sep-04	16	4	4.00	1.41	7626	1685	4.53	-0.24	-1.15
Oct-04	4	1	4.00		6698	1603	4.18	-0.03	-1.02



Centrex (Parity)									
Date	CLEC Num	CLEC Denc	CLEC Resu	CLEC Std I	Qwest Num	Qwest Denc	Qwest Resu	Mod Z Scr	Parity Scr
Nov-03									
Dec-03	11	1	11.00		1734	330	5.25	1.8	0.09
Jan-04									
Feb-04									
Mar-04									
Apr-04									
May-04									
Jun-04									
Jul-04									
Aug-04									
Sep-04									
Oct-04									

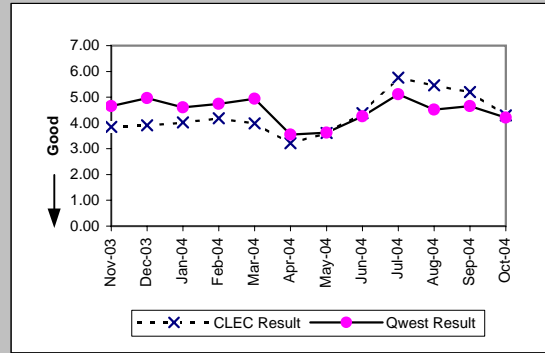


Qwest DSL (Parity)									
Date	CLEC Num	CLEC Denc	CLEC Resu	CLEC Std I	Qwest Num	Qwest Denc	Qwest Resu	Mod Z Scr	Parity Scr
Nov-03	177	27	6.56	2.93	4038	714	5.66	1.24	-0.25
Dec-03	122	22	5.55	1.65	6244	1121	5.57	-0.05	-1.03
Jan-04	112	21	5.33	1.80	8416	1485	5.67	-0.51	-1.31
Feb-04	126	20	6.30	2.15	9581	1633	5.87	0.77	-0.53
Mar-04	127	17	7.47	2.40	9149	1535	5.96	1.55	-0.05
Apr-04	25	6	4.17	0.41	8161	1619	5.04	-1.43	-1.87
May-04	60	13	4.62	1.26	9535	1848	5.16	-0.97	-1.59
Jun-04	74	12	6.17	3.30	12237	2316	5.28	1.51	-0.08
Jul-04	59	11	5.36	2.58	12434	2262	5.50	-0.17	-1.1
Aug-04	64	12	5.33	1.50	11622	2139	5.43	-0.16	-1.09
Sep-04	122	25	4.88	1.24	12192	2257	5.40	-1.32	-1.8
Oct-04	64	10	6.40	4.88	10666	2032	5.25	1.62	-0.02

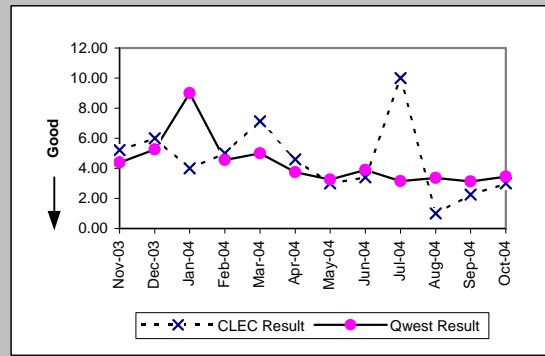


OP-4A - Installation Interval (Average Days) - Dispatches within MSAs

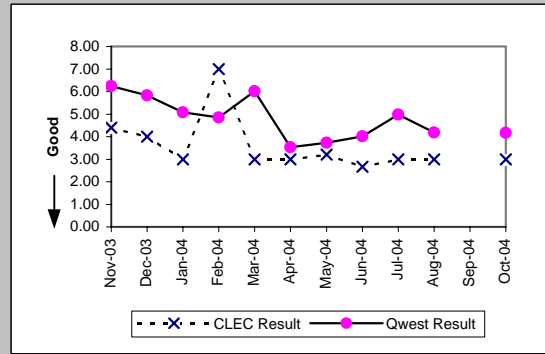
UNE - P (POTS) (Parity)										
Date	CLEC Num	CLEC Denc	CLEC Resu	CLEC Std	Qwest Num	Qwest Denc	Qwest Resu	Mod Z Scr	Parity Scr	
Nov-03	823	214	3.85	1.98	44629	9598	4.65	-2.54	-2.54	
Dec-03	1364	349	3.91	2.49	60266	12134	4.97	-4.86	-3.96	
Jan-04	861	214	4.02	3.16	43330	9423	4.60	-1.89	-2.15	
Feb-04	1004	240	4.18	3.33	47794	10085	4.74	-2.09	-2.27	
Mar-04	1619	407	3.98	2.11	58600	11873	4.94	-4.54	-3.76	
Apr-04	1268	394	3.22	1.20	24032	6775	3.55	-2.09	-2.27	
May-04	1528	423	3.61	2.60	23860	6581	3.63	-0.1	-1.06	
Jun-04	2218	506	4.38	2.18	32126	7543	4.26	0.85	-0.48	
Jul-04	3094	537	5.76	2.96	46229	9046	5.11	4.22	1.56	
Aug-04	2572	471	5.46	3.32	39290	8699	4.52	6.82	3.15	
Sep-04	2591	498	5.20	2.85	43992	9462	4.65	3.81	1.32	
Oct-04	1519	354	4.29	1.93	33712	7999	4.21	0.39	-0.76	



UNE P (Centrex) (Parity)										
Date	CLEC Num	CLEC Denc	CLEC Resu	CLEC Std	Qwest Num	Qwest Denc	Qwest Resu	Mod Z Scr	Parity Scr	
Nov-03	47	9	5.22	5.95	1195	272	4.39	0.94	-0.43	
Dec-03	48	8	6.00	3.30	1734	330	5.25	0.79	-0.52	
Jan-04	20	5	4.00	2.83	2333	259	9.01	-0.64	-1.39	
Feb-04	20	4	5.00	2.71	937	206	4.55	0.75	-0.54	
Mar-04	57	8	7.12	7.43	1449	290	5.00	1.35	-0.18	
Apr-04	23	5	4.60	3.05	708	189	3.75	1.08	-0.35	
May-04	9	3	3.00	0.00	507	156	3.25	-0.35	-1.21	
Jun-04	17	5	3.40	1.14	832	214	3.89	-0.38	-1.23	
Jul-04	20	2	10.00	2.83	736	234	3.15	2.23	0.35	
Aug-04	4	4	1.00	1.15	498	148	3.36	-3.19	-2.94	
Sep-04	9	4	2.25	1.50	785	252	3.12	-0.95	-1.58	
Oct-04	6	2	3.00	0.00	715	208	3.44	-0.34	-1.21	

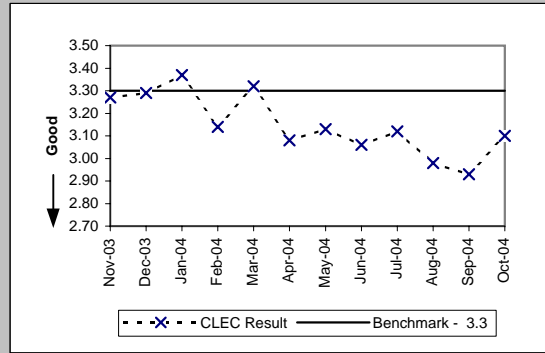


UNE P (Centrex 21) (Parity)										
Date	CLEC Num	CLEC Denc	CLEC Resu	CLEC Std	Qwest Num	Qwest Denc	Qwest Resu	Mod Z Scr	Parity Scr	
Nov-03	22	5	4.40	1.14	618	99	6.24	-0.68	-1.41	
Dec-03	8	2	4.00	2.83	513	88	5.83	-0.49	-1.3	
Jan-04	3	1	3.00		442	87	5.08	-0.39	-1.24	
Feb-04	7	1	7.00		383	79	4.85	1.02	-0.38	
Mar-04	3	1	3.00		625	104	6.01	-0.52	-1.32	
Apr-04	6	2	3.00	0.00	279	79	3.53	-0.27	-1.16	
May-04	16	5	3.20	2.49	183	49	3.73	-0.53	-1.32	
Jun-04	8	3	2.67	0.58	337	84	4.01	-1.34	-1.82	
Jul-04	3	1	3.00		269	54	4.98	-0.4	-1.24	
Aug-04	6	2	3.00	0.00	285	68	4.19	-0.62	-1.38	
Oct-04	3	1	3.00		225	54	4.17	-0.28	-1.17	



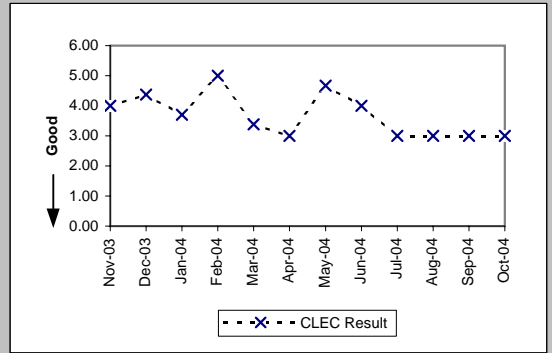
OP-4A - Installation Interval (Average Days) - Dispatches within MSAs

Line Sharing (Benchmark)					
Date	Numerator	Denominator	CLEC Result	Standard Dev	
Nov-03	121	37	3.27	0.65	
Dec-03	168	51	3.29	0.97	
Jan-04	182	54	3.37	0.76	
Feb-04	157	50	3.14	0.57	
Mar-04	146	44	3.32	1.05	
Apr-04	74	24	3.08	0.41	
May-04	119	38	3.13	0.58	
Jun-04	153	50	3.06	0.37	
Jul-04	128	41	3.12	0.95	
Aug-04	173	58	2.98	0.13	
Sep-04	161	55	2.93	0.60	
Oct-04	31	10	3.10	0.32	



OP-4A - Installation Interval (Average Days) - Dispatches within MSAs

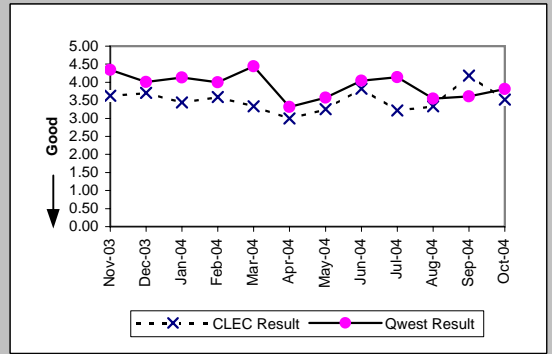
Date	Line Splitting		CLEC Result	Standard Dev
	Numerator	Denominator		
Nov-03	20	5	4.00	1.41
Dec-03	83	19	4.37	1.42
Jan-04	37	10	3.70	1.16
Feb-04	5	1	5.00	
Mar-04	27	8	3.38	1.06
Apr-04	3	1	3.00	
May-04	14	3	4.67	1.53
Jun-04	8	2	4.00	1.41
Jul-04	9	3	3.00	0.00
Aug-04	18	6	3.00	0.00
Sep-04	9	3	3.00	0.00
Oct-04	12	4	3.00	0.00



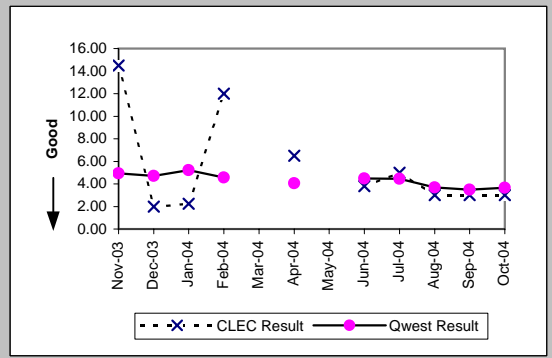


OP-4B - Installation Interval (Average Days) - Dispatches outside MSAs

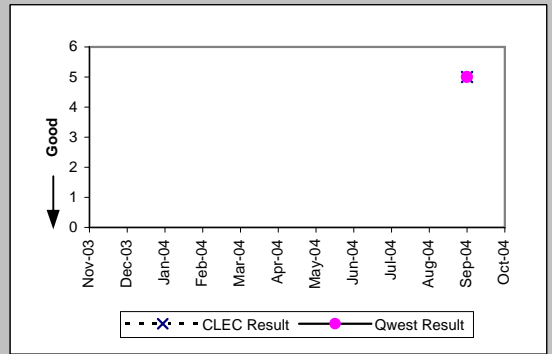
Residence (Parity)									
Date	CLEC Num	CLEC Denc	CLEC Resu	CLEC Std I	Qwest Num	Qwest Denc	Qwest Resu	Mod Z Scr	Parity Scr
Nov-03	189	52	3.63	1.46	5251	1210	4.34	-0.83	-1.5
Dec-03	215	58	3.71	2.16	6048	1508	4.01	-0.64	-1.39
Jan-04	86	25	3.44	2.08	4977	1206	4.13	-0.99	-1.6
Feb-04	61	17	3.59	2.24	5753	1439	4.00	-0.57	-1.35
Mar-04	60	18	3.33	1.53	6797	1531	4.44	-0.93	-1.57
Apr-04	27	9	3.00	1.00	3331	1003	3.32	-0.51	-1.31
May-04	39	12	3.25	0.97	3231	905	3.57	-0.53	-1.32
Jun-04	42	11	3.82	1.17	3976	984	4.04	-0.29	-1.18
Jul-04	29	9	3.22	0.67	4819	1165	4.14	-0.95	-1.58
Aug-04	30	9	3.33	0.50	3892	1096	3.55	-0.25	-1.15
Sep-04	46	11	4.18	1.40	4158	1153	3.61	0.95	-0.42
Oct-04	176	50	3.52	1.05	4271	1122	3.81	-0.53	-1.32



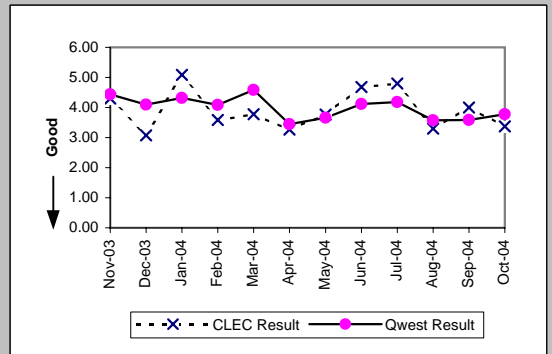
Business (Parity)									
Date	CLEC Num	CLEC Denc	CLEC Resu	CLEC Std I	Qwest Num	Qwest Denc	Qwest Resu	Mod Z Scr	Parity Scr
Nov-03	29	2	14.50	6.36	1229	249	4.94	1.91	0.16
Dec-03	4	2	2.00	1.41	1010	215	4.70	-0.86	-1.52
Jan-04	9	4	2.25	0.96	1377	264	5.22	-1.16	-1.71
Feb-04	24	2	12.00	12.73	1353	297	4.56	1.74	0.06
Mar-04									
Apr-04	13	2	6.50	0.71	833	205	4.06	1.45	-0.12
May-04									
Jun-04	19	5	3.80	1.30	996	222	4.49	-0.56	-1.34
Jul-04	5	1	5.00		910	205	4.44	0.53	-0.68
Aug-04	3	1	3.00		711	193	3.68	-0.15	-1.09
Sep-04	3	1	3.00		757	216	3.50	-0.26	-1.16
Oct-04	3	1	3.00		832	228	3.65	-0.25	-1.15



Qwest DSL (Parity)									
Date	CLEC Num	CLEC Denc	CLEC Resu	CLEC Std I	Qwest Num	Qwest Denc	Qwest Resu	Mod Z Scr	Parity Scr
Nov-03									
Dec-03									
Jan-04									
Feb-04									
Mar-04									
Apr-04									
May-04									
Jun-04									
Jul-04									
Aug-04									
Sep-04	5	1	5.00		1384	277	5.00	-1.45	-1.88
Oct-04									

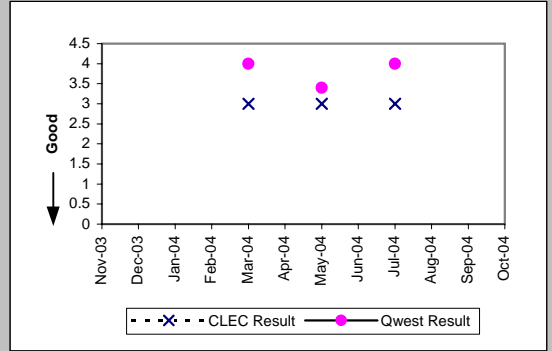


UNE - P (POTS) (Parity)									
Date	CLEC Num	CLEC Denc	CLEC Resu	CLEC Std I	Qwest Num	Qwest Denc	Qwest Resu	Mod Z Scr	Parity Scr
Nov-03	129	30	4.30	2.87	6480	1459	4.44	-0.13	-1.08
Dec-03	132	43	3.07	1.39	7058	1723	4.10	-1.81	-2.1
Jan-04	122	24	5.08	3.97	6354	1470	4.32	1.03	-0.37
Feb-04	97	27	3.59	1.37	7106	1736	4.09	-0.77	-1.47
Mar-04	193	51	3.78	2.11	8401	1833	4.58	-1.11	-1.67
Apr-04	121	37	3.27	1.19	4164	1208	3.45	-0.37	-1.23
May-04	166	44	3.77	1.75	4037	1102	3.66	0.43	-0.74
Jun-04	206	44	4.68	6.21	4972	1206	4.12	1.44	-0.12
Jul-04	245	51	4.80	2.89	5729	1370	4.18	1.36	-0.17
Aug-04	122	37	3.30	1.22	4603	1289	3.57	-0.55	-1.33
Sep-04	148	37	4.00	1.55	4915	1369	3.59	0.95	-0.42
Oct-04	118	35	3.37	1.17	5103	1350	3.78	-0.67	-1.41



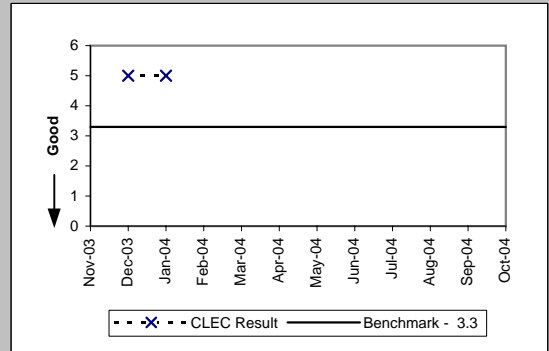
OP-4B - Installation Interval (Average Days) - Dispatches outside MSAs

Date	UNE P (Centrex) (Parity)								
	CLEC Num	CLEC Dens	CLEC Resu	CLEC Std	Qwest Num	Qwest Dens	Qwest Resu	Mod Z Scr	Parity Scr
Nov-03									
Dec-03									
Jan-04									
Feb-04									
Mar-04	3	1	3.00		24	6	4.00	-0.55	-1.34
Apr-04									
May-04	3	1	3.00		17	5	3.40	-0.24	-1.15
Jun-04									
Jul-04	3	1	3.00		8	2	4.00	-0.58	-1.35
Aug-04									
Sep-04									
Oct-04									

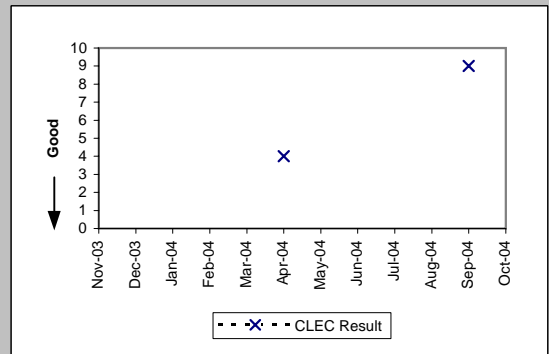


OP-4B - Installation Interval (Average Days) - Dispatches outside MSAs

Line Sharing (Benchmark)				
Date	Numerator	Denominator	CLEC Result	Standard Dev
Nov-03				
Dec-03	5	1	5.00	
Jan-04	5	1	5.00	
Feb-04				
Mar-04				
Apr-04				
May-04				
Jun-04				
Jul-04				
Aug-04				
Sep-04				
Oct-04				

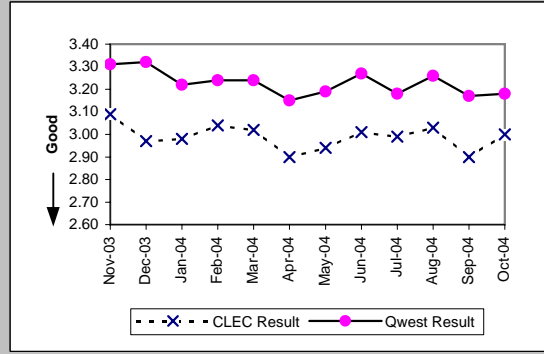


Sub-Loop Unbundling (Diagnostic)				
Date	Numerator	Denominator	CLEC Result	Standard Dev
Nov-03				
Dec-03				
Jan-04				
Feb-04				
Mar-04				
Apr-04	4	1	4.00	
May-04				
Jun-04				
Jul-04				
Aug-04				
Sep-04	9	1	9.00	
Oct-04				

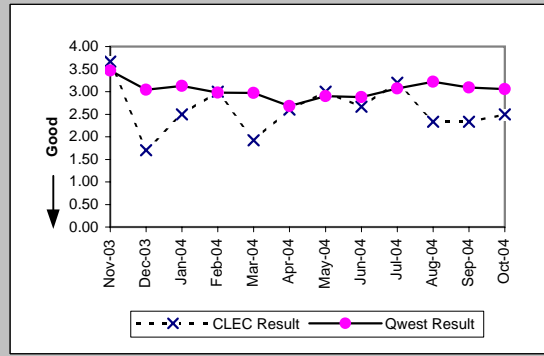


OP-4C - Installation Interval (Average Days) - No dispatches

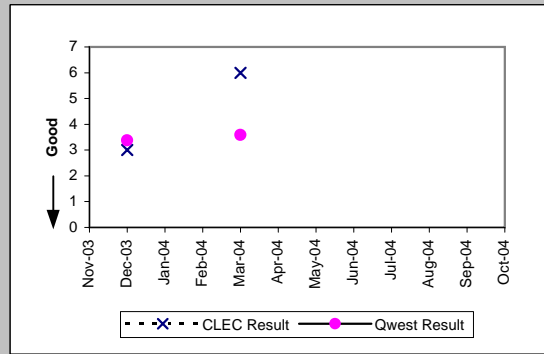
Residence (Parity)									
Date	CLEC Num	CLEC Denc	CLEC Resu	CLEC Std E	Qwest Num	Qwest Denc	Qwest Resu	Mod Z Scr	Parity Scr
Nov-03	983	318	3.09	0.69	53146	16032	3.31	-3.54	-3.15
Dec-03	1404	472	2.97	0.66	43156	13011	3.32	-5.75	-4.49
Jan-04	1898	637	2.98	0.66	54463	16901	3.22	-5.79	-4.52
Feb-04	1036	341	3.04	1.19	53880	16653	3.24	-2.98	-2.81
Mar-04	613	203	3.02	0.59	61541	18965	3.24	-2.6	-2.58
Apr-04	791	273	2.90	0.42	59301	18833	3.15	-3.54	-3.15
May-04	814	277	2.94	0.46	52564	16485	3.19	-3.71	-3.25
Jun-04	768	255	3.01	0.99	62078	18995	3.27	-3.1	-2.89
Jul-04	717	240	2.99	0.81	57514	18074	3.18	-2.65	-2.61
Aug-04	869	287	3.03	1.34	59909	18388	3.26	-3.39	-3.06
Sep-04	1408	485	2.90	0.71	62258	19657	3.17	-4.85	-3.95
Oct-04	1995	666	3.00	0.85	54058	16999	3.18	-4.08	-3.48



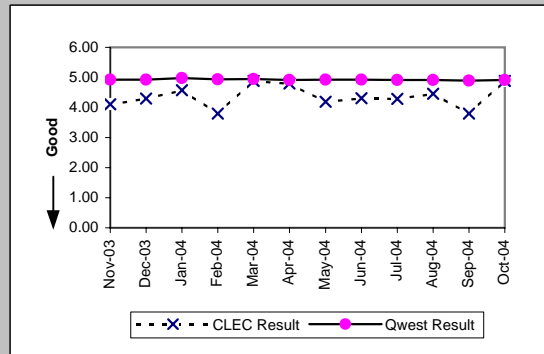
Business (Parity)									
Date	CLEC Num	CLEC Denc	CLEC Resu	CLEC Std E	Qwest Num	Qwest Denc	Qwest Resu	Mod Z Scr	Parity Scr
Nov-03	11	3	3.67	1.15	1439	415	3.47	1.29	-0.21
Dec-03	34	20	1.70	0.92	987	325	3.04	-3.89	-3.36
Jan-04	10	4	2.50	1.29	1282	409	3.13	-0.39	-1.24
Feb-04	15	5	3.00	0.00	1110	372	2.98	-0.24	-1.14
Mar-04	50	26	1.92	0.84	1144	385	2.97	-3.2	-2.94
Apr-04	13	5	2.60	0.89	919	343	2.68	-0.13	-1.08
May-04	9	3	3.00	0.00	972	335	2.90	-0.11	-1.07
Jun-04	16	6	2.67	2.42	1027	356	2.88	-0.37	-1.22
Jul-04	16	5	3.20	1.64	1153	376	3.07	0.33	-0.8
Aug-04	21	9	2.33	1.12	1252	389	3.22	-1.23	-1.75
Sep-04	7	3	2.33	1.15	1278	414	3.09	-0.65	-1.4
Oct-04	10	4	2.50	1.00	1213	397	3.06	-0.72	-1.44



Centrex 21 (Parity)									
Date	CLEC Num	CLEC Denc	CLEC Resu	CLEC Std E	Qwest Num	Qwest Denc	Qwest Resu	Mod Z Scr	Parity Scr
Nov-03									
Dec-03	3	1	3.00		91	27	3.37	-0.17	-1.1
Jan-04									
Feb-04									
Mar-04	6	1	6.00		158	44	3.59	1.59	-0.03
Apr-04									
May-04									
Jun-04									
Jul-04									
Aug-04									
Sep-04									
Oct-04									

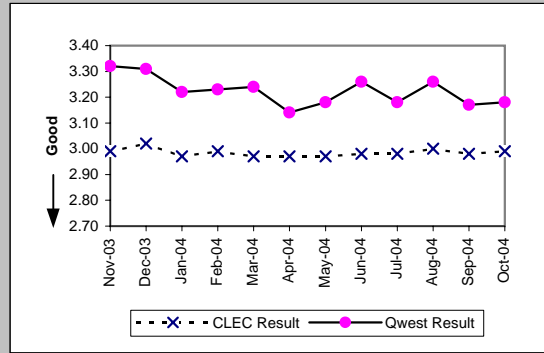


Qwest DSL (Parity)									
Date	CLEC Num	CLEC Denc	CLEC Resu	CLEC Std E	Qwest Num	Qwest Denc	Qwest Resu	Mod Z Scr	Parity Scr
Nov-03	37	9	4.11	1.69	30112	6113	4.93	-2.96	-2.8
Dec-03	86	20	4.30	0.92	28724	5821	4.93	-3.38	-3.05
Jan-04	32	7	4.57	0.53	31861	6402	4.98	-1.17	-1.71
Feb-04	38	10	3.80	1.62	30162	6109	4.94	-6.28	-4.82
Mar-04	78	16	4.88	0.34	28830	5822	4.95	-0.36	-1.22
Apr-04	72	15	4.80	0.56	36452	7428	4.91	-0.66	-1.4
May-04	327	78	4.19	0.97	36524	7408	4.93	-8.51	-6.18
Jun-04	720	167	4.31	0.49	39635	8043	4.93	-9.52	-6.79
Jul-04	176	41	4.29	0.51	36403	7395	4.92	-4.58	-3.79
Aug-04	272	61	4.46	0.56	39361	8003	4.92	-3.93	-3.39
Sep-04	19	5	3.80	1.64	38536	7888	4.89	-2.18	-2.33
Oct-04	39	8	4.88	0.35	40387	8212	4.92	-0.18	-1.11

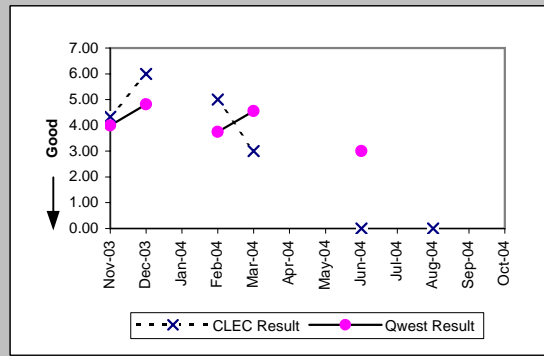


OP-4C - Installation Interval (Average Days) - No dispatches

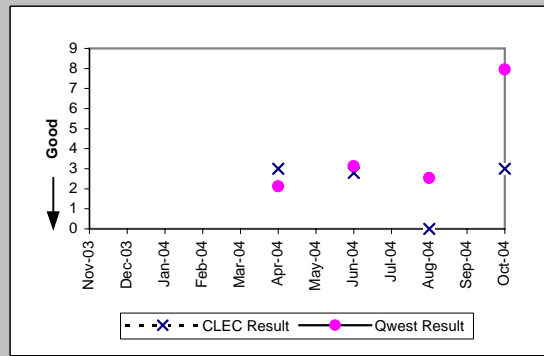
UNE - P (POTS) (Parity)									
Date	CLEC Num	CLEC Dend	CLEC Resu	CLEC Std	Qwest Num	Qwest Dend	Qwest Resu	Mod Z Scr	Parity Scr
Nov-03	15772	5275	2.99	0.39	54585	16447	3.32	-11.87	-8.21
Dec-03	12480	4139	3.02	0.62	44143	13336	3.31	-12.97	-8.88
Jan-04	12725	4284	2.97	0.35	55745	17310	3.22	-12.82	-8.8
Feb-04	18944	6337	2.99	0.44	54990	17025	3.23	-13.42	-9.16
Mar-04	17547	5912	2.97	0.39	62685	19350	3.24	-14.77	-9.98
Apr-04	17853	6016	2.97	0.54	60220	19176	3.14	-9.99	-7.07
May-04	15290	5141	2.97	0.34	53536	16820	3.18	-11.67	-8.09
Jun-04	13331	4469	2.98	0.34	63105	19351	3.26	-12.74	-8.75
Jul-04	14137	4748	2.98	0.40	58667	18450	3.18	-10.91	-7.63
Aug-04	9290	3095	3.00	0.41	61161	18777	3.26	-11.26	-7.85
Sep-04	7331	2458	2.98	0.30	63536	20071	3.17	-7.09	-5.31
Oct-04	10892	3645	2.99	0.27	55271	17396	3.18	-8.98	-6.46



UNE P (Centrex) (Parity)									
Date	CLEC Num	CLEC Dend	CLEC Resu	CLEC Std	Qwest Num	Qwest Dend	Qwest Resu	Mod Z Scr	Parity Scr
Nov-03	13	3	4.33	1.53	48	12	4.00	0.34	-0.79
Dec-03	6	1	6.00		101	21	4.81	1.43	-0.13
Jan-04									
Feb-04	20	4	5.00	0.00	15	4	3.75	-3.72	-3.26
Mar-04	3	1	3.00		41	9	4.56	-1.67	-2.02
Apr-04									
May-04									
Jun-04	0	1	0.00		3	1	3.00		
Jul-04									
Aug-04	0	3	0.00	0.00					
Sep-04									
Oct-04									

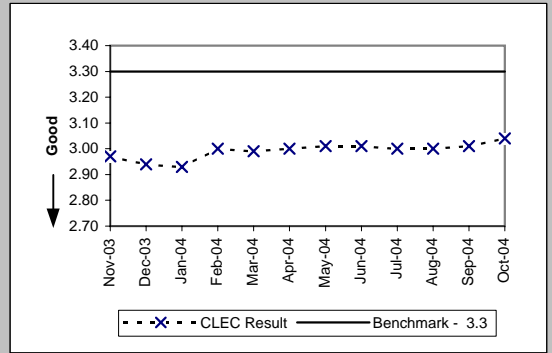


UNE P (Centrex 21) (Parity)									
Date	CLEC Num	CLEC Dend	CLEC Resu	CLEC Std	Qwest Num	Qwest Dend	Qwest Resu	Mod Z Scr	Parity Scr
Nov-03									
Dec-03									
Jan-04									
Feb-04									
Mar-04									
Apr-04	3	1	3.00		51	24	2.12	0.05	-0.97
May-04									
Jun-04	14	5	2.80	0.45	106	34	3.12	-0.54	-1.33
Jul-04									
Aug-04	0	1	0.00		89	35	2.54	-1.74	-2.06
Sep-04									
Oct-04	9	3	3.00	0.00	143	18	7.94	-0.36	-1.22

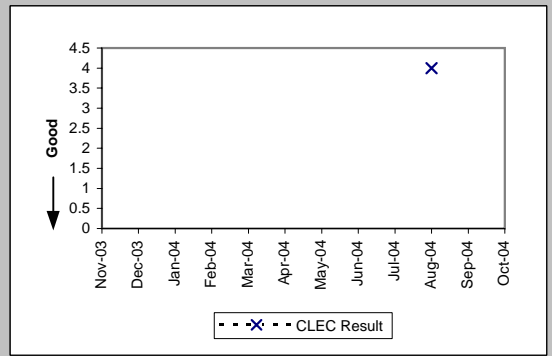


OP-4C - Installation Interval (Average Days) - No dispatches

Line Sharing (Benchmark)					
Date	Numerator	Denominator	CLEC Result	Standard Dev	
Nov-03	1704	573	2.97	0.30	
Dec-03	1593	541	2.94	0.40	
Jan-04	1835	626	2.93	0.52	
Feb-04	1353	451	3.00	0.74	
Mar-04	1225	410	2.99	0.16	
Apr-04	1108	369	3.00	0.42	
May-04	1082	359	3.01	0.26	
Jun-04	1244	413	3.01	0.23	
Jul-04	1014	338	3.00	0.00	
Aug-04	1292	431	3.00	0.08	
Sep-04	1410	468	3.01	0.35	
Oct-04	249	82	3.04	0.25	

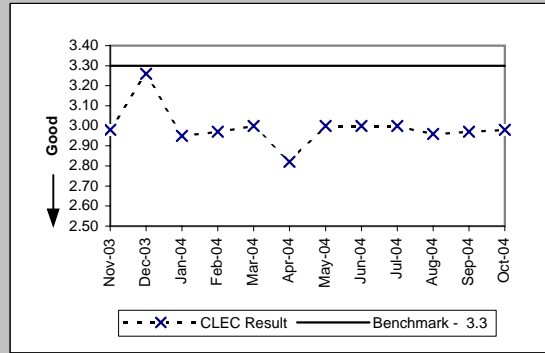


Sub-Loop Unbundling (Diagnostic)				
Date	Numerator	Denominator	CLEC Result	Standard Dev
Nov-03				
Dec-03				
Jan-04				
Feb-04				
Mar-04				
Apr-04				
May-04				
Jun-04				
Jul-04				
Aug-04	8	2	4.00	0.00
Sep-04				
Oct-04				



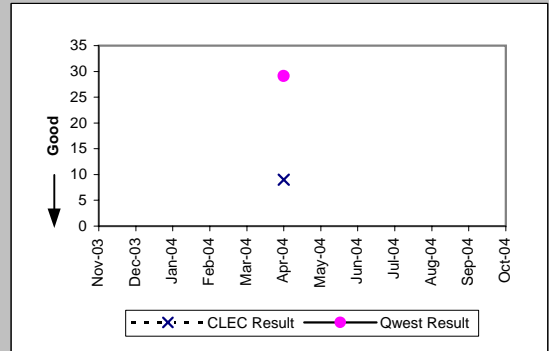
OP-4C - Installation Interval (Average Days) - No dispatches

Date	Line Splitting		CLEC Result	Standard Dev
	Numerator	Denominator		
Nov-03	179	60	2.98	0.47
Dec-03	261	80	3.26	1.04
Jan-04	186	63	2.95	0.38
Feb-04	101	34	2.97	0.17
Mar-04	117	39	3.00	0.00
Apr-04	62	22	2.82	0.66
May-04	60	20	3.00	0.00
Jun-04	96	32	3.00	0.00
Jul-04	180	60	3.00	0.00
Aug-04	151	51	2.96	0.20
Sep-04	175	59	2.97	0.18
Oct-04	149	50	2.98	0.14

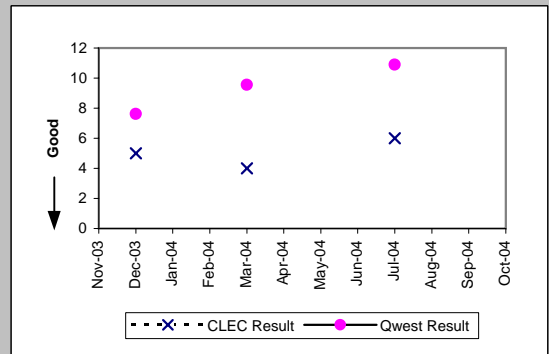


OP-4D - Installation Interval (Average Days) - Interval Zone One

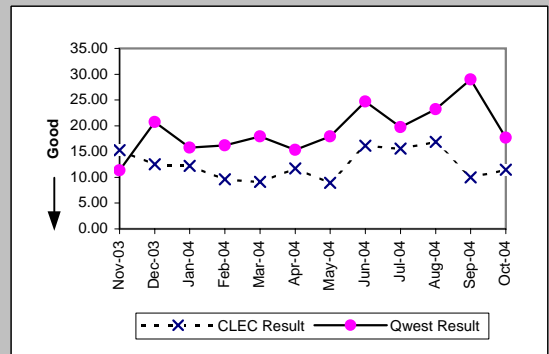
ISDN Primary (Parity)									
Date	CLEC Num	CLEC Denc	CLEC Resu	CLEC Std I	Qwest Num	Qwest Denc	Qwest Resu	Mod Z Scr	Parity Scr
Nov-03									
Dec-03									
Jan-04									
Feb-04									
Mar-04									
Apr-04	27	3	9.00	0.00	1805	62	29.11	-1.52	-1.93
May-04									
Jun-04									
Jul-04									
Aug-04									
Sep-04									
Oct-04									



PBX (Parity)									
Date	CLEC Num	CLEC Denc	CLEC Resu	CLEC Std I	Qwest Num	Qwest Denc	Qwest Resu	Mod Z Scr	Parity Scr
Nov-03									
Dec-03	5	1	5.00		244	32	7.62	-0.55	-1.34
Jan-04									
Feb-04									
Mar-04	4	1	4.00		344	36	9.56	-0.59	-1.36
Apr-04									
May-04									
Jun-04									
Jul-04	6	1	6.00		207	19	10.89	-0.46	-1.28
Aug-04									
Sep-04									
Oct-04									



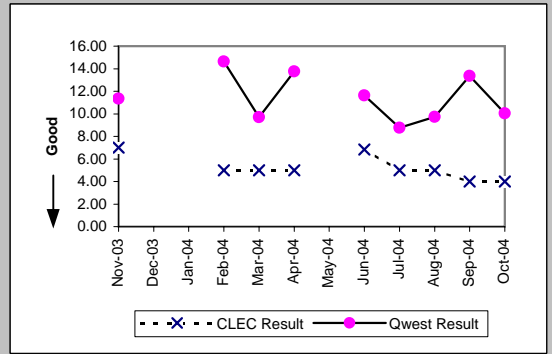
LIS Trunk (Parity)									
Date	CLEC Num	CLEC Denc	CLEC Resu	CLEC Std I	Qwest Num	Qwest Denc	Qwest Resu	Mod Z Scr	Parity Scr
Nov-03	229	15	15.27	6.26	102	9	11.33	1.51	-0.08
Dec-03	364	29	12.55	4.92	207	10	20.70	-3.26	-2.98
Jan-04	257	21	12.24	5.52	268	17	15.76	-1.72	-2.05
Feb-04	135	14	9.64	3.13	292	18	16.22	-3.17	-2.93
Mar-04	273	30	9.10	3.34	448	25	17.92	-5.45	-4.32
Apr-04	199	17	11.71	6.72	230	15	15.33	-1.64	-2
May-04	98	11	8.91	4.44	305	17	17.94	-4.13	-3.51
Jun-04	226	14	16.14	4.47	890	36	24.72	-4.52	-3.75
Jul-04	312	20	15.60	4.31	217	11	19.73	-1.26	-1.77
Aug-04	169	10	16.90	8.01	395	17	23.24	-1.1	-1.67
Sep-04	70	7	10.00	6.14	435	15	29.00	-1.94	-2.18
Oct-04	115	10	11.50	5.48	212	12	17.67	-3.32	-3.02



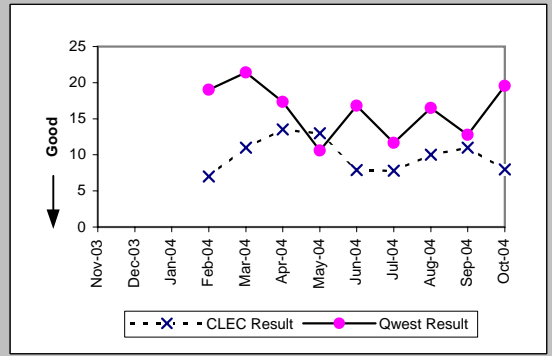


OP-4D - Installation Interval (Average Days) - Interval Zone One

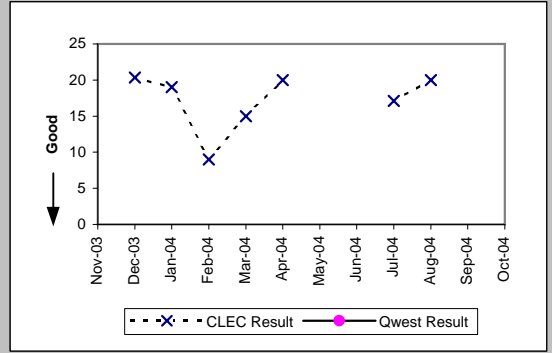
UDIT DS1 (Parity)									
Date	CLEC Num	CLEC Denc	CLEC Resu	CLEC Std	Qwest Num	Qwest Denc	Qwest Resu	Mod Z Scr	Parity Scr
Nov-03	7	1	7.00		874	77	11.35	-0.45	-1.28
Dec-03									
Jan-04									
Feb-04	10	2	5.00	1.41	1376	94	14.64	-1.34	-1.82
Mar-04	10	2	5.00	0.00	1213	125	9.70	-1.1	-1.67
Apr-04	5	1	5.00		1157	84	13.77	-0.83	-1.5
May-04									
Jun-04	41	6	6.83	0.41	1698	146	11.63	-1	-1.61
Jul-04	10	2	5.00	0.00	1219	139	8.77	-0.96	-1.58
Aug-04	5	1	5.00		711	73	9.74	-0.82	-1.5
Sep-04	8	2	4.00	1.41	1457	109	13.37	-0.96	-1.58
Oct-04	4	1	4.00		1074	107	10.04	-0.79	-1.48



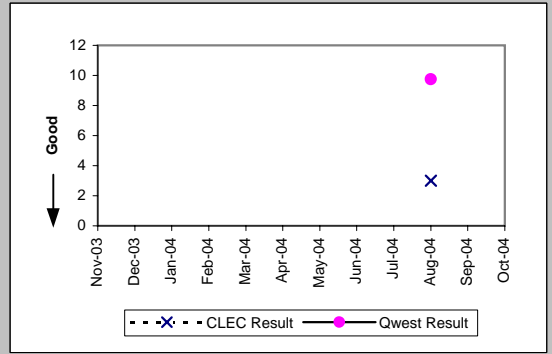
UDIT Above DS1 Level (Parity)									
Date	CLEC Num	CLEC Denc	CLEC Resu	CLEC Std	Qwest Num	Qwest Denc	Qwest Resu	Mod Z Scr	Parity Scr
Nov-03									
Dec-03									
Jan-04									
Feb-04	7	1	7.00		532	28	19.00	-0.57	-1.35
Mar-04	22	2	11.00	5.66	793	37	21.43	-0.55	-1.33
Apr-04	27	2	13.50	9.19	260	15	17.33	-0.26	-1.16
May-04	13	1	13.00		212	20	10.60	1.12	-0.32
Jun-04	71	9	7.89	1.45	336	20	16.80	-1.18	-1.71
Jul-04	39	5	7.80	1.79	233	20	11.65	-1.75	-2.06
Aug-04	10	1	10.00		264	16	16.50	-0.32	-1.19
Sep-04	44	4	11.00	0.82	294	23	12.78	-0.18	-1.11
Oct-04	8	1	8.00		450	23	19.57	-0.39	-1.24



Dark Fiber - IOF (Diagnostic)									
Date	CLEC Num	CLEC Denc	CLEC Resu	CLEC Std	Qwest Num	Qwest Denc	Qwest Resu	Mod Z Scr	Parity Scr
Nov-03									
Dec-03	122	6	20.33	1.63					
Jan-04	19	1	19.00						
Feb-04	9	1	9.00						
Mar-04	30	2	15.00	0.00					
Apr-04	20	1	20.00						
May-04									
Jun-04									
Jul-04	171	10	17.10	3.21					
Aug-04	80	4	20.00	0.00					
Sep-04									
Oct-04									



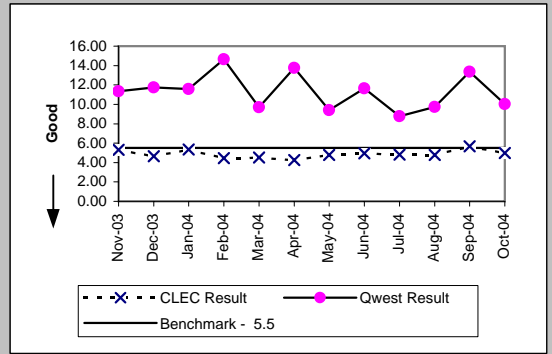
Unbundled Loop - 4 Wire Non-Loaded (Parity)									
Date	CLEC Num	CLEC Denc	CLEC Resu	CLEC Std	Qwest Num	Qwest Denc	Qwest Resu	Mod Z Scr	Parity Scr
Nov-03									
Dec-03									
Jan-04									
Feb-04									
Mar-04									
Apr-04									
May-04									
Jun-04									
Jul-04									
Aug-04	3	1	3.00		711	73	9.74	-1.17	-1.71
Sep-04									
Oct-04									



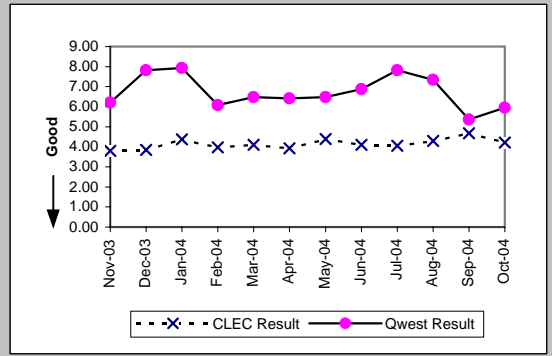
Results provide std and retail parity perf. for all states. The UBL-DS1 std of 5.5 days applies to AZ, CO, MN, NM, SD, UT, WA. The parity std of UBL-DS1 to retail DS1 applies to all other states.

OP-4D - Installation Interval (Average Days) - Interval Zone One

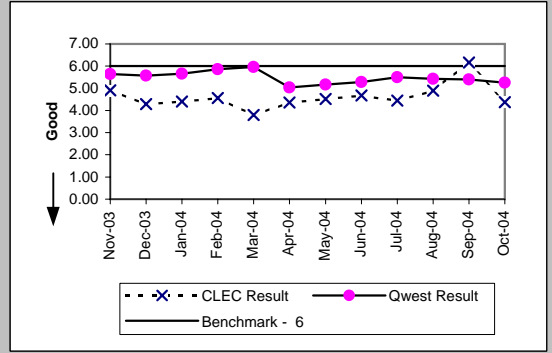
Unbundled Loop - DS1 Capable (Parity)									
Date	CLEC Num	CLEC Denc	CLEC Resu	CLEC Std I	Qwest Num	Qwest Denc	Qwest Resu	Mod Z Scr	Parity Scr
Nov-03	324	61	5.31	4.15	874	77	11.35	-3.7	-3.25
Dec-03	209	45	4.64	0.93	1503	128	11.74	-4.47	-3.72
Jan-04	405	76	5.33	4.67	1819	157	11.59	-6.52	-4.96
Feb-04	330	74	4.46	1.72	1376	94	14.64	-6.52	-4.97
Mar-04	575	127	4.53	0.92	1213	125	9.70	-6.86	-5.17
Apr-04	310	73	4.25	0.92	1157	84	13.77	-5.67	-4.45
May-04	316	66	4.79	1.42	648	69	9.39	-5.65	-4.43
Jun-04	357	72	4.96	1.56	1698	146	11.63	-4	-3.43
Jul-04	405	84	4.82	1.22	1219	139	8.77	-5.16	-4.13
Aug-04	488	102	4.78	1.24	711	73	9.74	-5.66	-4.44
Sep-04	629	111	5.67	3.85	1457	109	13.37	-4.17	-3.53
Oct-04	514	103	4.99	3.01	1074	107	10.04	-4.81	-3.92



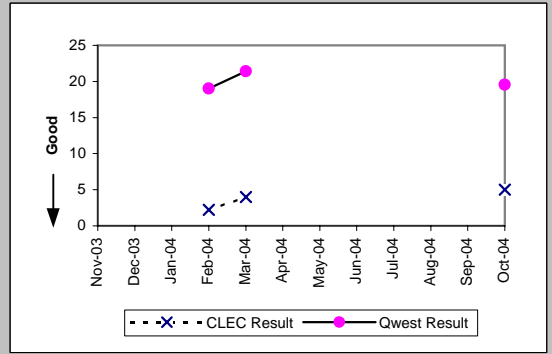
Unbundled Loop ISDN Capable (Parity)									
Date	CLEC Num	CLEC Denc	CLEC Resu	CLEC Std I	Qwest Num	Qwest Denc	Qwest Resu	Mod Z Scr	Parity Scr
Nov-03	163	43	3.79	1.01	471	76	6.20	-2.11	-2.28
Dec-03	146	38	3.84	1.13	446	57	7.82	-2.98	-2.81
Jan-04	162	37	4.38	1.48	476	60	7.93	-2.81	-2.71
Feb-04	115	29	3.97	1.35	359	59	6.08	-2.5	-2.52
Mar-04	127	31	4.10	1.11	408	63	6.48	-1.89	-2.15
Apr-04	114	29	3.93	1.19	705	110	6.41	-2.25	-2.37
May-04	167	38	4.39	0.79	402	62	6.48	-2.27	-2.38
Jun-04	160	39	4.10	1.02	364	53	6.87	-2.58	-2.57
Jul-04	73	18	4.06	1.21	563	72	7.82	-1.8	-2.09
Aug-04	120	28	4.29	0.98	499	68	7.34	-2.22	-2.35
Sep-04	168	36	4.67	2.07	236	44	5.36	-1.63	-1.99
Oct-04	156	37	4.22	1.38	334	56	5.96	-1.49	-1.9



Unbundled Loop - ADSL Qualified (Benchmark)									
Date	CLEC Num	CLEC Denc	CLEC Resu	CLEC Std I	Qwest Num	Qwest Denc	Qwest Resu	Mod Z Scr	Parity Scr
Nov-03	49	10	4.90	0.32	4041	715	5.65	-0.74	-1.45
Dec-03	60	14	4.29	0.91	6247	1122	5.57	-2.15	-2.3
Jan-04	66	15	4.40	0.74	8428	1488	5.66	-1.62	-1.99
Feb-04	41	9	4.56	0.88	9600	1638	5.86	-1.39	-1.85
Mar-04	38	10	3.80	1.23	9159	1537	5.96	-2.13	-2.3
Apr-04	61	14	4.36	0.84	8166	1620	5.04	-1.71	-2.04
May-04	95	21	4.52	1.03	9535	1848	5.16	-1.44	-1.88
Jun-04	70	15	4.67	0.72	12256	2320	5.28	-1.18	-1.72
Jul-04	80	18	4.44	0.86	12447	2264	5.50	-1.67	-2.02
Aug-04	88	18	4.89	0.32	11640	2143	5.43	-1.04	-1.63
Sep-04	142	23	6.17	4.31	12213	2262	5.40	1.74	0.06
Oct-04	118	27	4.37	1.11	10668	2033	5.25	-2.51	-2.53



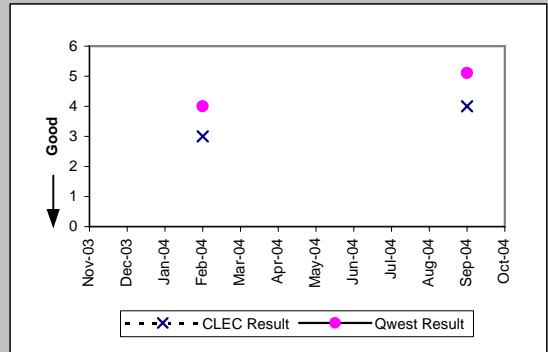
Unbundled Loop - DS3 Capable (Parity)									
Date	CLEC Num	CLEC Denc	CLEC Resu	CLEC Std I	Qwest Num	Qwest Denc	Qwest Resu	Mod Z Scr	Parity Scr
Nov-03									
Dec-03									
Jan-04									
Feb-04	11	5	2.20	1.10	532	28	19.00	-1.67	-2.01
Mar-04	28	7	4.00	1.00	793	37	21.43	-1.61	-1.98
Apr-04									
May-04									
Jun-04									
Jul-04									
Aug-04									
Sep-04									
Oct-04	5	1	5.00		450	23	19.57	-0.49	-1.3



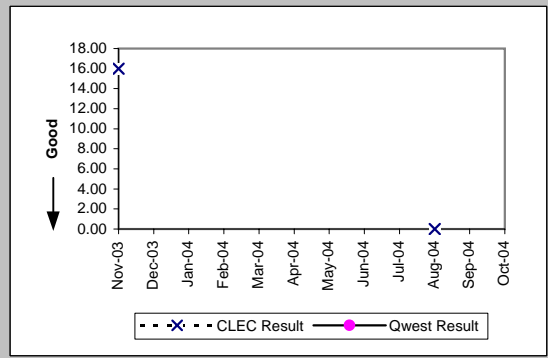
Results provide std and retail parity perf. for all states. The UBL-DS1 std of 5.5 days applies to AZ, CO, MN, NM, SD, UT, WA. The parity std of UBL-DS1 to retail DS1 applies to all other states.

OP-4D - Installation Interval (Average Days) - Interval Zone One

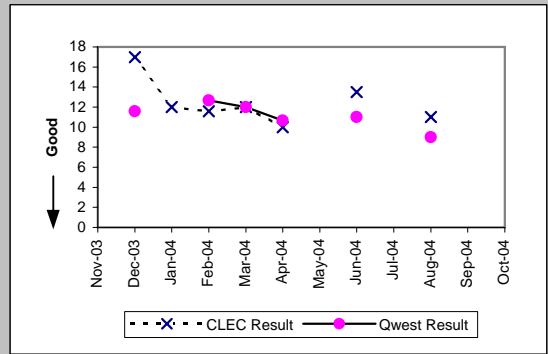
Qwest DSL (Parity)									
Date	CLEC Num	CLEC Denc	CLEC Resu	CLEC Std	Qwest Num	Qwest Denc	Qwest Resu	Mod Z Scr	Parity Scr
Nov-03									
Dec-03									
Jan-04									
Feb-04	9	3	3.00	1.73	32	8	4.00	-0.69	-1.42
Mar-04									
Apr-04									
May-04									
Jun-04									
Jul-04									
Aug-04									
Sep-04	8	2	4.00	1.41	46	9	5.11	-0.81	-1.49
Oct-04									



Dark Fiber - Loop (Diagnostic)									
Date	CLEC Num	CLEC Denc	CLEC Resu	CLEC Std	Qwest Num	Qwest Denc	Qwest Resu	Mod Z Scr	Parity Scr
Nov-03	16	1	16.00						
Dec-03									
Jan-04									
Feb-04									
Mar-04									
Apr-04									
May-04									
Jun-04									
Jul-04									
Aug-04	0	1	0.00						
Sep-04									
Oct-04									



E911 (Parity)									
Date	CLEC Num	CLEC Denc	CLEC Resu	CLEC Std	Qwest Num	Qwest Denc	Qwest Resu	Mod Z Scr	Parity Scr
Nov-03									
Dec-03	509	30	16.97	6.73	58	5	11.60	3.09	0.88
Jan-04	60	5	12.00	0.00					
Feb-04	81	7	11.57	0.53	38	3	12.67	-1.37	-1.84
Mar-04	24	2	12.00	0.00	24	2	12.00		
Apr-04	20	2	10.00	0.00	32	3	10.67	-0.25	-1.15
May-04									
Jun-04	54	4	13.50	3.00	22	2	11.00		
Jul-04									
Aug-04	44	4	11.00	0.00	27	3	9.00	-3.72	-3.26
Sep-04									
Oct-04									

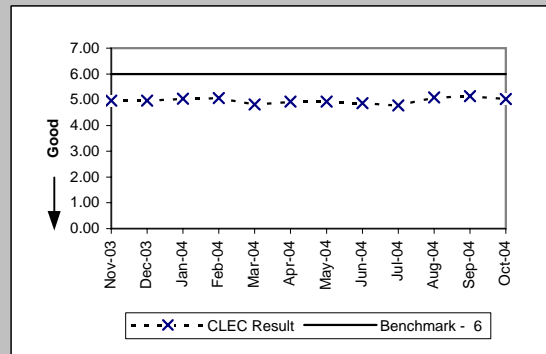


Results provide std and retail parity perf. for all states. The UBL-DS1 std of 5.5 days applies to AZ, CO, MN, NM, SD, UT, WA. The parity std of UBL-DS1 to retail DS1 applies to all other states.

OP-4D - Installation Interval (Average Days) - Interval Zone One

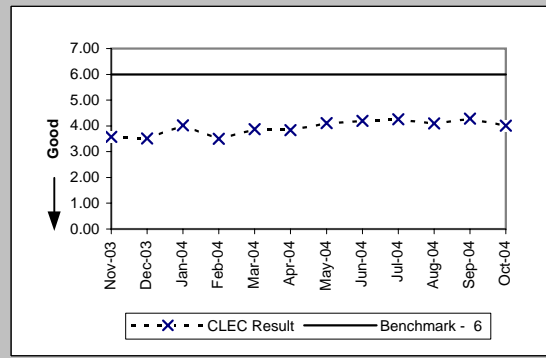
Unbundled Loop Analog (Benchmark)

Date	Num	Denom	CLEC Result	Standard Dev
Nov-03	3186	642	4.96	1.25
Dec-03	3483	702	4.96	1.18
Jan-04	3179	631	5.04	1.53
Feb-04	2967	585	5.07	1.41
Mar-04	3134	652	4.81	1.55
Apr-04	3711	752	4.93	1.78
May-04	3292	668	4.93	1.26
Jun-04	3628	746	4.86	1.48
Jul-04	4392	919	4.78	1.66
Aug-04	4041	794	5.09	1.53
Sep-04	4063	791	5.14	2.03
Oct-04	3527	701	5.03	1.08



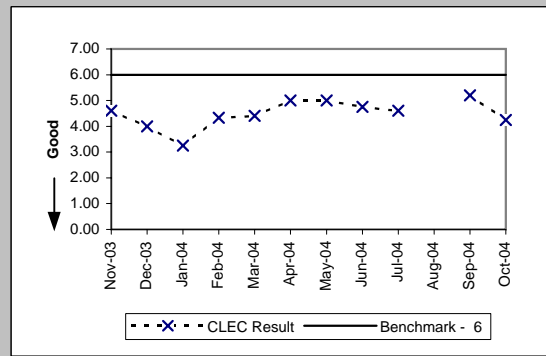
Unbundled Loop - 2 Wire Non-Loaded (Benchmark)

Date	Num	Denom	CLEC Result	Standard Dev
Nov-03	503	141	3.57	1.32
Dec-03	477	136	3.51	1.61
Jan-04	563	140	4.02	1.17
Feb-04	448	128	3.50	1.33
Mar-04	607	157	3.87	1.18
Apr-04	480	125	3.84	1.13
May-04	546	133	4.11	1.09
Jun-04	512	122	4.20	1.73
Jul-04	860	202	4.26	1.16
Aug-04	1127	275	4.10	1.35
Sep-04	1521	355	4.28	1.63
Oct-04	1550	387	4.01	1.42



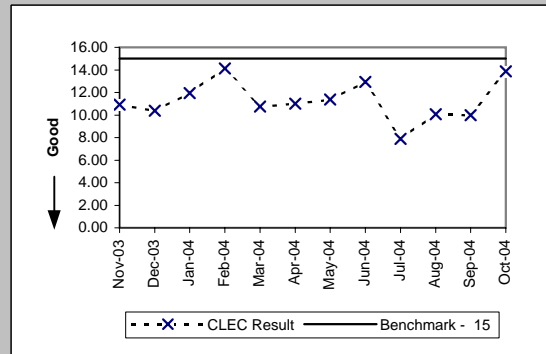
Unbundled Loop - XDSLi (Benchmark)

Date	Num	Denom	CLEC Result	Standard Dev
Nov-03	23	5	4.60	0.55
Dec-03	20	5	4.00	0.71
Jan-04	13	4	3.25	1.50
Feb-04	13	3	4.33	1.15
Mar-04	22	5	4.40	1.34
Apr-04	10	2	5.00	0.00
May-04	30	6	5.00	0.00
Jun-04	19	4	4.75	0.50
Jul-04	23	5	4.60	0.55
Aug-04				
Sep-04	26	5	5.20	2.17
Oct-04	34	8	4.25	0.89



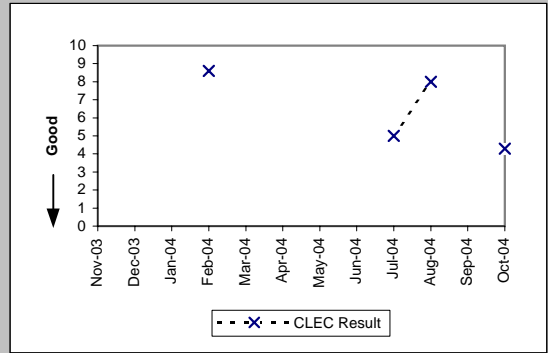
Unbundled Loop Conditioned (Benchmark)

Date	Num	Denom	CLEC Result	Standard Dev
Nov-03	251	23	10.91	5.67
Dec-03	270	26	10.38	5.40
Jan-04	346	29	11.93	6.76
Feb-04	198	14	14.14	4.96
Mar-04	344	32	10.75	5.54
Apr-04	77	7	11.00	6.45
May-04	91	8	11.38	5.97
Jun-04	246	19	12.95	5.15
Jul-04	71	9	7.89	6.25
Aug-04	141	14	10.07	6.60
Sep-04	150	15	10.00	6.34
Oct-04	222	16	13.88	7.82

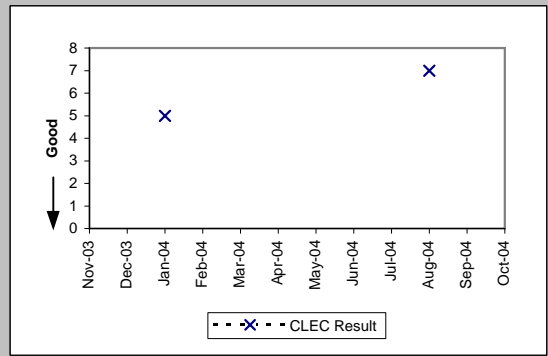


OP-4D - Installation Interval (Average Days) - Interval Zone One

Enhanced Extended Loops - DS0 Capable (Diagnostic)				
Date	Num	Denom	CLEC Result	Standard Dev
Nov-03				
Dec-03				
Jan-04				
Feb-04	43	5	8.60	1.34
Mar-04				
Apr-04				
May-04				
Jun-04				
Jul-04	10	2	5.00	0.00
Aug-04	16	2	8.00	0.00
Sep-04				
Oct-04	30	7	4.29	0.49

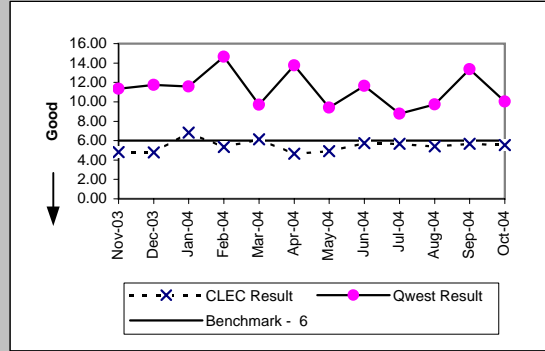


Enhanced Extended Loops - DS3 Capable (Diagnostic)				
Date	Num	Denom	CLEC Result	Standard Dev
Nov-03				
Dec-03				
Jan-04	5	1	5.00	
Feb-04				
Mar-04				
Apr-04				
May-04				
Jun-04				
Jul-04				
Aug-04	7	1	7.00	
Sep-04				
Oct-04				



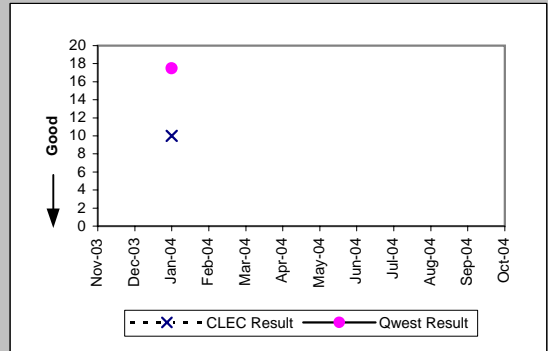
OP-4D - Installation Interval (Average Days) - Interval Zone One

Enhanced Extended Loops - DS1 Capable (Benchmark)									
Date	CLEC Num	CLEC Dens	CLEC Resu	CLEC Std	Qwest Num	Qwest Dens	Qwest Resu	Mod Z Scr	Parity Scr
Nov-03	101	21	4.81	0.98	874	77	11.35	-2.79	-2.7
Dec-03	134	28	4.79	1.23	1503	128	11.74	-3.64	-3.21
Jan-04	198	29	6.83	5.16	1819	157	11.59	-3.43	-3.08
Feb-04	176	33	5.33	2.22	1376	94	14.64	-4.58	-3.79
Mar-04	252	41	6.15	6.43	1213	125	9.70	-3.3	-3.01
Apr-04	260	56	4.64	1.03	1157	84	13.77	-5.04	-4.06
May-04	201	41	4.90	3.58	648	69	9.39	-4.81	-3.92
Jun-04	321	56	5.73	3.50	1698	146	11.63	-3.24	-2.97
Jul-04	182	32	5.69	2.49	1219	139	8.77	-2.84	-2.72
Aug-04	200	37	5.41	1.91	711	73	9.74	-3.76	-3.29
Sep-04	476	84	5.67	3.62	1457	109	13.37	-3.87	-3.35
Oct-04	492	89	5.53	2.95	1074	107	10.04	-4.14	-3.51

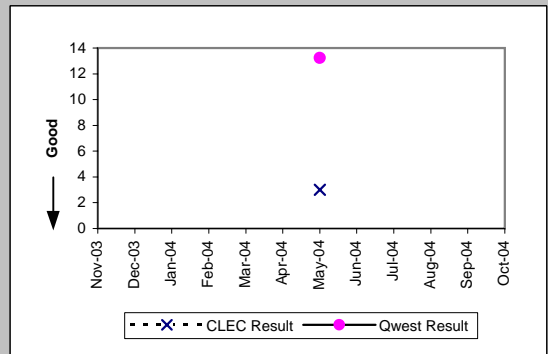


OP-4E - Installation Interval (Average Days) - Interval Zone Two

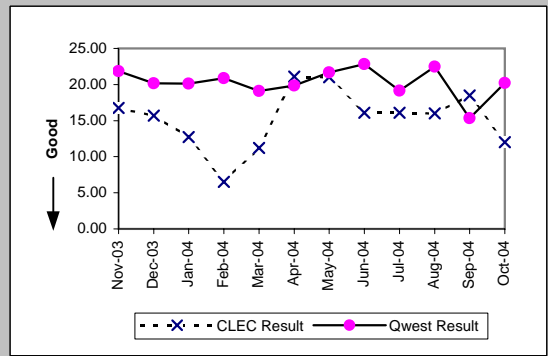
ISDN Primary (Parity)									
Date	CLEC Num	CLEC Denc	CLEC Resu	CLEC Std	Qwest Num	Qwest Denc	Qwest Resu	Mod Z Scr	Parity Scr
Nov-03									
Dec-03									
Jan-04	10	1	10.00		262	15	17.47	-1.03	-1.63
Feb-04									
Mar-04									
Apr-04									
May-04									
Jun-04									
Jul-04									
Aug-04									
Sep-04									
Oct-04									



DS1 (Parity)									
Date	CLEC Num	CLEC Denc	CLEC Resu	CLEC Std	Qwest Num	Qwest Denc	Qwest Resu	Mod Z Scr	Parity Scr
Nov-03									
Dec-03									
Jan-04									
Feb-04									
Mar-04									
Apr-04									
May-04	3	1	3.00		1270	96	13.23	-0.69	-1.42
Jun-04									
Jul-04									
Aug-04									
Sep-04									
Oct-04									

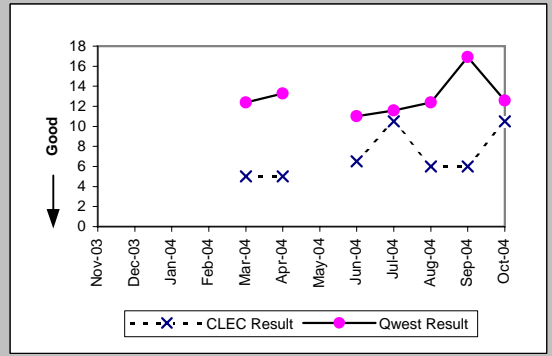


LIS Trunk (Parity)									
Date	CLEC Num	CLEC Denc	CLEC Resu	CLEC Std	Qwest Num	Qwest Denc	Qwest Resu	Mod Z Scr	Parity Scr
Nov-03	134	8	16.75	4.13	459	21	21.86	-2.57	-2.56
Dec-03	141	9	15.67	2.45	242	12	20.17	-3.17	-2.93
Jan-04	140	11	12.73	4.36	342	17	20.12	-4.95	-4.01
Feb-04	26	4	6.50	3.70	668	32	20.88	-5.07	-4.08
Mar-04	112	10	11.20	2.30	516	27	19.11	-4.59	-3.79
Apr-04	232	11	21.09	1.70	457	23	19.87	0.7	-0.57
May-04	126	6	21.00	1.67	1345	62	21.69	-0.45	-1.27
Jun-04	161	10	16.10	7.53	617	27	22.85	-3.9	-3.37
Jul-04	209	13	16.08	3.84	556	29	19.17	-2.29	-2.39
Aug-04	96	6	16.00	5.90	337	15	22.47	-2.39	-2.46
Sep-04	111	6	18.50	1.05	383	25	15.32	0.99	-0.4
Oct-04	12	1	12.00		808	40	20.20	-1.19	-1.72

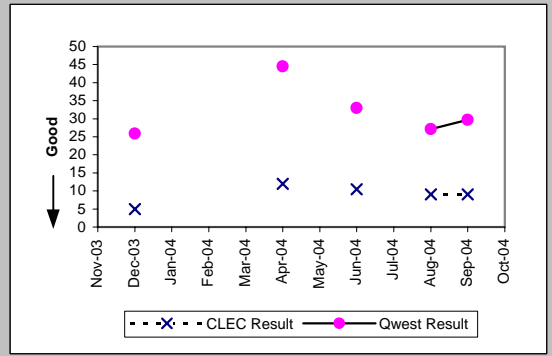


OP-4E - Installation Interval (Average Days) - Interval Zone Two

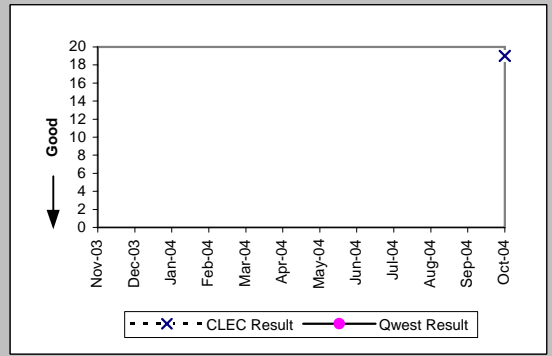
UDIT DS1 (Parity)									
Date	CLEC Num	CLEC Denc	CLEC Resu	Standard D	Qwest Num	Qwest Denc	Qwest Resu	Mod Z Scr	Parity Score
Nov-03									
Dec-03									
Jan-04									
Feb-04									
Mar-04	10	2	5.00	0.00	2131	172	12.39	-0.87	-1.53
Apr-04	10	2	5.00	0.00	1846	139	13.28	-1.14	-1.7
May-04									
Jun-04	13	2	6.50	0.71	1233	112	11.01	-0.57	-1.35
Jul-04	21	2	10.50	0.71	1787	154	11.60	-0.09	-1.05
Aug-04	6	1	6.00		904	73	12.38	-0.82	-1.5
Sep-04	6	1	6.00		1877	111	16.91	-0.65	-1.4
Oct-04	21	2	10.50	4.95	1774	141	12.58	-0.25	-1.15



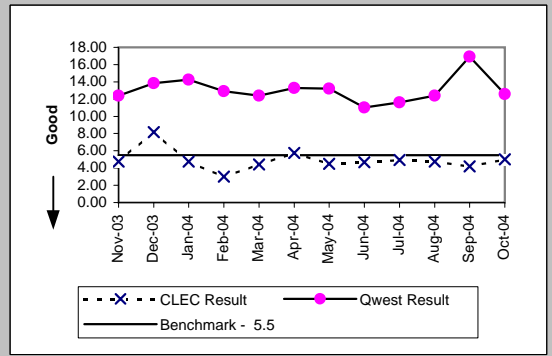
UDIT Above DS1 Level (Parity)									
Date	CLEC Num	CLEC Denc	CLEC Resu	Standard D	Qwest Num	Qwest Denc	Qwest Resu	Mod Z Scr	Parity Score
Nov-03									
Dec-03	5	1	5.00		673	26	25.88	-0.37	-1.23
Jan-04									
Feb-04									
Mar-04									
Apr-04	12	1	12.00		534	12	44.50	-0.96	-1.58
May-04									
Jun-04	21	2	10.50	2.12	66	2	33.00	-0.8	-1.48
Jul-04									
Aug-04	9	1	9.00		217	8	27.12	-0.48	-1.29
Sep-04	9	1	9.00		416	14	29.71	-0.55	-1.33
Oct-04									



Dark Fiber - IOF (Diagnostic)									
Date	CLEC Num	CLEC Denc	CLEC Resu	Standard D	Qwest Num	Qwest Denc	Qwest Resu	Mod Z Scr	Parity Score
Nov-03									
Dec-03									
Jan-04									
Feb-04									
Mar-04									
Apr-04									
May-04									
Jun-04									
Jul-04									
Aug-04									
Sep-04									
Oct-04	19	1	19.00						



Unbundled Loop - DS1 Capable (Parity)									
Date	CLEC Num	CLEC Denc	CLEC Resu	Standard D	Qwest Num	Qwest Denc	Qwest Resu	Mod Z Scr	Parity Score
Nov-03	19	4	4.75	0.50	1833	148	12.39	-1.42	-1.86
Dec-03	49	6	8.17	9.24	3239	234	13.84	-1.08	-1.66
Jan-04	19	4	4.75	0.50	3177	223	14.25	-1.78	-2.08
Feb-04	39	13	3.00	1.29	2377	184	12.92	-4.43	-3.69
Mar-04	22	5	4.40	0.89	2131	172	12.39	-1.47	-1.9
Apr-04	46	8	5.75	2.96	1846	139	13.28	-2.04	-2.24
May-04	9	2	4.50	0.71	1270	96	13.23	-0.83	-1.51
Jun-04	89	19	4.68	1.70	1233	112	11.01	-2.31	-2.4
Jul-04	74	15	4.93	0.80	1787	154	11.60	-1.37	-1.83
Aug-04	38	8	4.75	0.71	904	73	12.38	-2.64	-2.6
Sep-04	21	5	4.20	0.84	1877	111	16.91	-1.67	-2.02
Oct-04	90	18	5.00	1.37	1774	141	12.58	-2.64	-2.6

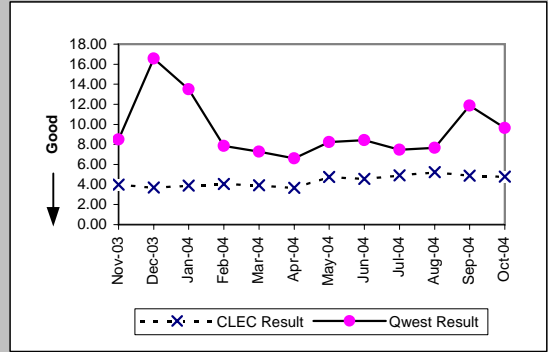


Results provide std and retail parity perf. for all states. The UBL-DS1 std of 5.5 days applies to AZ, CO, MN, NM, SD, UT, WA. The parity std of UBL-DS1 to retail DS1 applies to all other states.

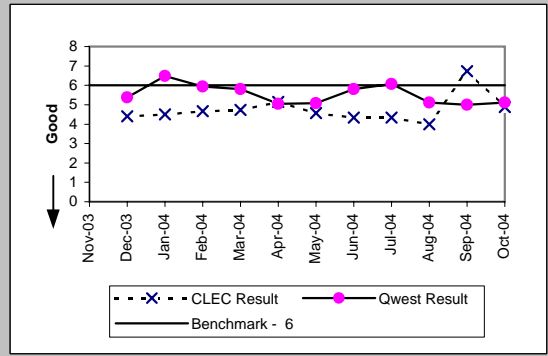


OP-4E - Installation Interval (Average Days) - Interval Zone Two

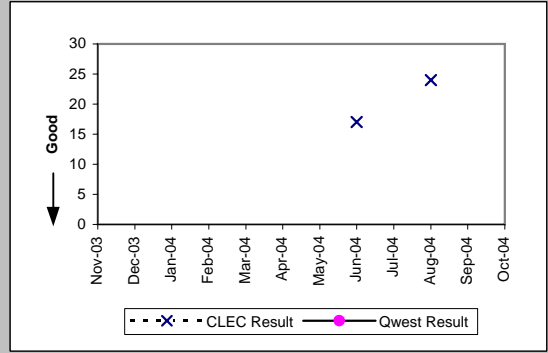
Unbundled Loop ISDN Capable (Parity)									
Date	CLEC Num	CLEC Denc	CLEC Resu	Standard D	Qwest Num	Qwest Denc	Qwest Resu	Mod Z Scr	Parity Score
Nov-03	32	8	4.00	1.07	212	25	8.48	-1.58	-1.96
Dec-03	52	14	3.71	1.20	778	47	16.55	-5.07	-4.08
Jan-04	66	17	3.88	1.17	405	30	13.50	-2.64	-2.6
Feb-04	65	16	4.06	1.29	110	14	7.86	-2.12	-2.29
Mar-04	51	13	3.92	1.04	131	18	7.28	-2.1	-2.28
Apr-04	33	9	3.67	1.00	331	50	6.62	-1.54	-1.94
May-04	76	16	4.75	0.45	206	25	8.24	-1.74	-2.06
Jun-04	64	14	4.57	0.76	227	27	8.41	-1.33	-1.81
Jul-04	74	15	4.93	0.46	179	24	7.46	-1.11	-1.68
Aug-04	84	16	5.25	2.41	161	21	7.67	-1.29	-1.79
Sep-04	83	17	4.88	3.52	273	23	11.87	-1.37	-1.84
Oct-04	67	14	4.79	1.72	106	11	9.64	-2.33	-2.42



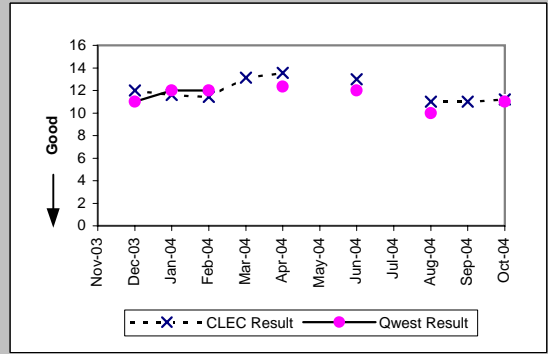
Unbundled Loop - ADSL Qualified (Benchmark)									
Date	CLEC Num	CLEC Denc	CLEC Resu	Standard D	Qwest Num	Qwest Denc	Qwest Resu	Mod Z Scr	Parity Score
Nov-03									
Dec-03	22	5	4.40	0.55	923	172	5.37	-1.26	-1.76
Jan-04	9	2	4.50	0.71	1427	220	6.49	-0.84	-1.51
Feb-04	28	6	4.67	0.82	1037	175	5.93	-1.15	-1.7
Mar-04	52	11	4.73	0.47	970	167	5.81	-1.15	-1.7
Apr-04	36	7	5.14	3.18	1330	264	5.04	1.48	-0.1
May-04	32	7	4.57	0.53	1449	285	5.08	-1.9	-2.15
Jun-04	26	6	4.33	1.21	2050	353	5.81	-1.09	-1.67
Jul-04	26	6	4.33	0.82	2026	334	6.07	-1.08	-1.66
Aug-04	16	4	4.00	1.15	1541	301	5.12	-1.4	-1.85
Sep-04	74	11	6.73	4.58	1384	277	5.00	2.51	0.53
Oct-04	78	16	4.88	0.50	1297	254	5.11	-0.51	-1.31



Dark Fiber - Loop (Diagnostic)									
Date	CLEC Num	CLEC Denc	CLEC Resu	Standard D	Qwest Num	Qwest Denc	Qwest Resu	Mod Z Scr	Parity Score
Nov-03									
Dec-03									
Jan-04									
Feb-04									
Mar-04									
Apr-04									
May-04									
Jun-04	17	1	17.00						
Jul-04									
Aug-04	24	1	24.00						
Sep-04									
Oct-04									



E911 (Parity)									
Date	CLEC Num	CLEC Denc	CLEC Resu	Standard D	Qwest Num	Qwest Denc	Qwest Resu	Mod Z Scr	Parity Score
Nov-03									
Dec-03	36	3	12.00	0.00	11	1	11.00		
Jan-04	58	5	11.60	0.55	12	1	12.00		
Feb-04	160	14	11.43	0.51	12	1	12.00		
Mar-04	92	7	13.14	2.67					
Apr-04	190	14	13.57	2.41	74	6	12.33	0.78	-0.53
May-04									
Jun-04	26	2	13.00	1.41	36	3	12.00	0.22	-0.87
Jul-04									
Aug-04	33	3	11.00	0.00	20	2	10.00		
Sep-04	22	2	11.00	0.00					
Oct-04	56	5	11.20	0.45	55	5	11.00	-0.14	-1.09

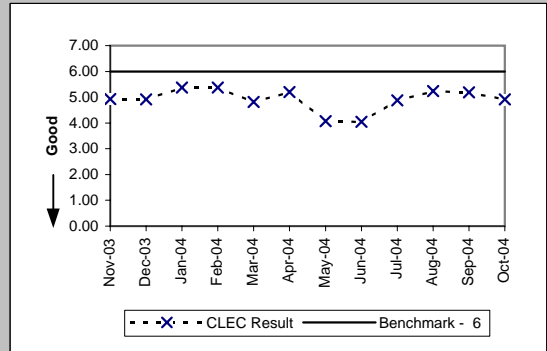


Results provide std and retail parity perf. for all states. The UBL-DS1 std of 5.5 days applies to AZ, CO, MN, NM, SD, UT, WA. The parity std of UBL-DS1 to retail DS1 applies to all other states.

OP-4E - Installation Interval (Average Days) - Interval Zone Two

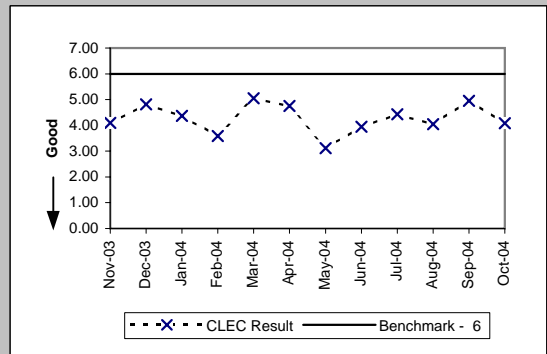
Unbundled Loop Analog (Benchmark)

Date	Num	Denom	CLEC Result	Standard Dev
Nov-03	419	85	4.93	2.05
Dec-03	285	58	4.91	0.86
Jan-04	263	49	5.37	1.97
Feb-04	140	26	5.38	2.02
Mar-04	424	88	4.82	0.60
Apr-04	234	45	5.20	0.76
May-04	273	67	4.07	1.00
Jun-04	150	37	4.05	0.97
Jul-04	239	49	4.88	0.48
Aug-04	346	66	5.24	1.16
Sep-04	322	62	5.19	2.07
Oct-04	418	85	4.92	0.64



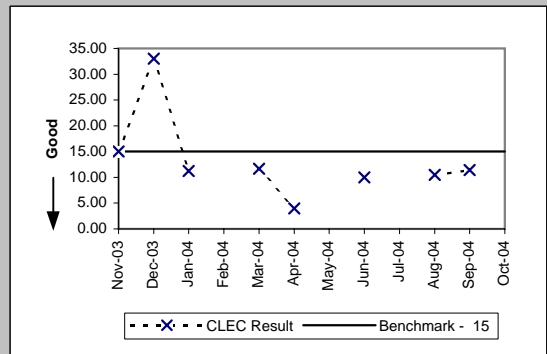
Unbundled Loop - 2 Wire Non-Loaded (Benchmark)

Date	Num	Denom	CLEC Result	Standard Dev
Nov-03	94	23	4.09	1.56
Dec-03	77	16	4.81	1.42
Jan-04	83	19	4.37	0.68
Feb-04	61	17	3.59	1.66
Mar-04	111	22	5.05	5.67
Apr-04	57	12	4.75	1.91
May-04	25	8	3.12	1.64
Jun-04	79	20	3.95	1.10
Jul-04	93	21	4.43	0.81
Aug-04	81	20	4.05	1.10
Sep-04	104	21	4.95	3.69
Oct-04	106	26	4.08	1.16



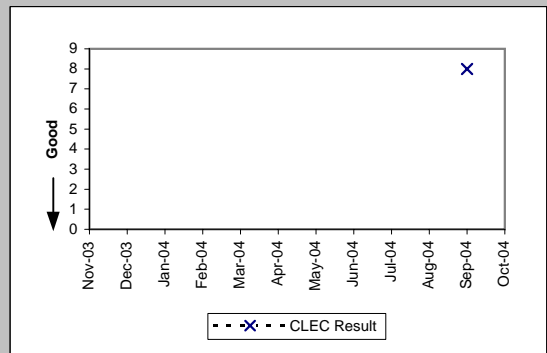
Unbundled Loop Conditioned (Benchmark)

Date	Num	Denom	CLEC Result	Standard Dev
Nov-03	30	2	15.00	0.00
Dec-03	33	1	33.00	
Jan-04	45	4	11.25	5.38
Feb-04				
Mar-04	35	3	11.67	4.93
Apr-04	4	1	4.00	
May-04				
Jun-04	20	2	10.00	7.07
Jul-04				
Aug-04	21	2	10.50	7.78
Sep-04	57	5	11.40	4.98
Oct-04				



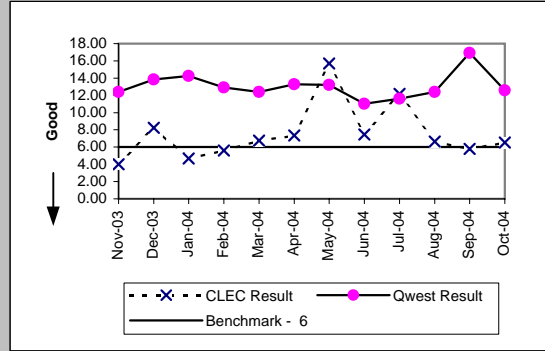
Enhanced Extended Loops - DS3 Capable (Diagnostic)

Date	Num	Denom	CLEC Result	Standard Dev
Nov-03				
Dec-03				
Jan-04				
Feb-04				
Mar-04				
Apr-04				
May-04				
Jun-04				
Jul-04				
Aug-04				
Sep-04	8	1	8.00	
Oct-04				



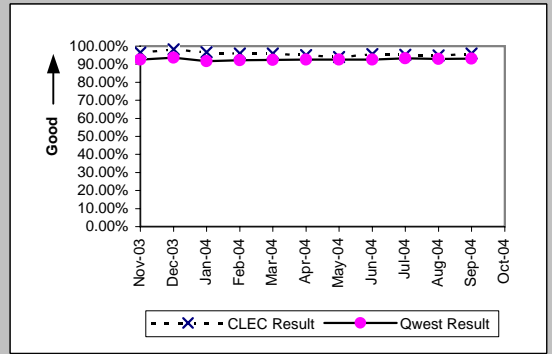
OP-4E - Installation Interval (Average Days) - Interval Zone Two

Enhanced Extended Loops - DS1 Capable (Benchmark)										
Date	CLEC Num	CLEC Dens	CLEC Resu	CLEC Std	Qwest Num	Qwest Dens	Qwest Res	Mod Z Scr	Parity Scr	
Nov-03	8	2	4.00	0.00	1833	148	12.39	-1.11	-1.68	
Dec-03	33	4	8.25	2.99	3239	234	13.84	-0.87	-1.53	
Jan-04	14	3	4.67	0.58	3177	223	14.25	-1.56	-1.95	
Feb-04	56	10	5.60	2.01	2377	184	12.92	-2.89	-2.76	
Mar-04	54	8	6.75	3.20	2131	172	12.39	-1.31	-1.79	
Apr-04	44	6	7.33	6.71	1846	139	13.28	-1.4	-1.85	
May-04	110	7	15.71	12.53	1270	96	13.23	0.84	-0.49	
Jun-04	82	11	7.45	2.81	1233	112	11.01	-1.02	-1.62	
Jul-04	73	6	12.17	13.30	1787	154	11.60	0.8	-0.51	
Aug-04	93	14	6.64	3.37	904	73	12.38	-2.53	-2.54	
Sep-04	87	15	5.80	2.24	1877	111	16.91	-2.43	-2.48	
Oct-04	85	13	6.54	2.11	1774	141	12.58	-1.81	-2.1	

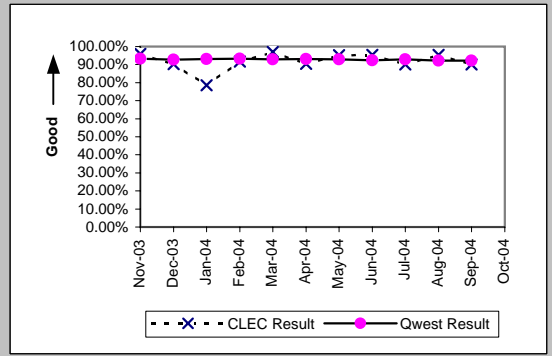


OP-5A - New Service Installation Quality Reported to Repair (Percent)

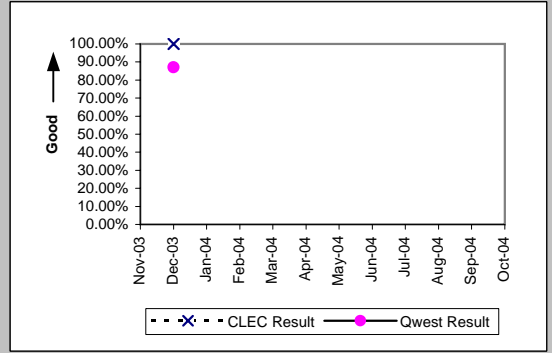
Residence (Parity)									
Date	CLEC Num	CLEC Denc	CLEC Resu	CLEC Std	Qwest Num	Qwest Denc	Qwest Resu	Mod Z Scr	Parity Scr
Nov-03	1256	1302	96.47%	18.46%	27497	29732	92.48%	-5.34	-4.24
Dec-03	1470	1497	98.20%	13.31%	28215	30145	93.60%	-7.09	-5.31
Jan-04	1626	1682	96.67%	17.94%	28342	30917	91.67%	-7.23	-5.39
Feb-04	1133	1182	95.85%	19.93%	29530	32038	92.17%	-4.63	-3.81
Mar-04	1119	1167	95.89%	19.86%	33964	36765	92.38%	-4.44	-3.7
Apr-04	950	1000	95.00%	21.79%	33428	36127	92.53%	-2.93	-2.78
May-04	974	1037	93.92%	23.89%	29713	32134	92.47%	-1.75	-2.07
Jun-04	960	1004	95.62%	20.47%	34061	36818	92.51%	-3.69	-3.24
Jul-04	946	993	95.27%	21.23%	34071	36567	93.17%	-2.58	-2.57
Aug-04	1064	1121	94.92%	21.97%	34426	37045	92.93%	-2.55	-2.55
Sep-04	1352	1410	95.89%	19.86%	35008	37621	93.05%	-4.11	-3.5
Oct-04									



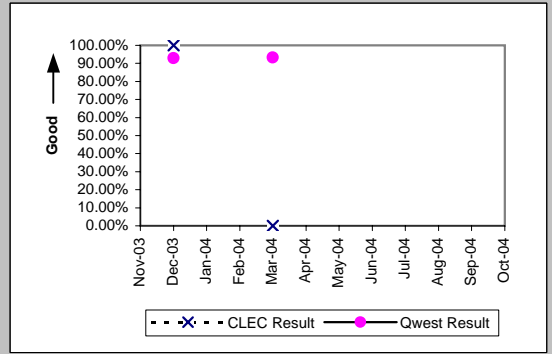
Business (Parity)									
Date	CLEC Num	CLEC Denc	CLEC Resu	CLEC Std	Qwest Num	Qwest Denc	Qwest Resu	Mod Z Scr	Parity Scr
Nov-03	24	25	96.00%	19.60%	2961	3174	93.29%	-0.54	-1.33
Dec-03	28	31	90.32%	29.57%	2661	2867	92.81%	0.57	-0.65
Jan-04	11	14	78.57%	41.03%	2852	3066	93.02%	1.75	0.06
Feb-04	11	12	91.67%	27.64%	2926	3137	93.27%	0.3	-0.82
Mar-04	32	33	96.97%	17.14%	3562	3833	92.93%	-0.9	-1.55
Apr-04	19	21	90.48%	29.35%	3135	3367	93.11%	0.52	-0.69
May-04	20	21	95.24%	21.30%	2916	3139	92.90%	-0.42	-1.25
Jun-04	41	43	95.35%	21.06%	3271	3541	92.38%	-0.73	-1.44
Jul-04	18	20	90.00%	30.00%	3098	3336	92.87%	0.53	-0.68
Aug-04	21	22	95.45%	20.83%	3004	3259	92.18%	-0.57	-1.35
Sep-04	9	10	90.00%	30.00%	2971	3224	92.15%	0.32	-0.81
Oct-04									



Centrex (Parity)									
Date	CLEC Num	CLEC Denc	CLEC Resu	CLEC Std	Qwest Num	Qwest Denc	Qwest Resu	Mod Z Scr	Parity Scr
Nov-03									
Dec-03	1	1	100.00%	0.00%	311	357	87.11%	-0.38	-1.23
Jan-04									
Feb-04									
Mar-04									
Apr-04									
May-04									
Jun-04									
Jul-04									
Aug-04									
Sep-04									
Oct-04									

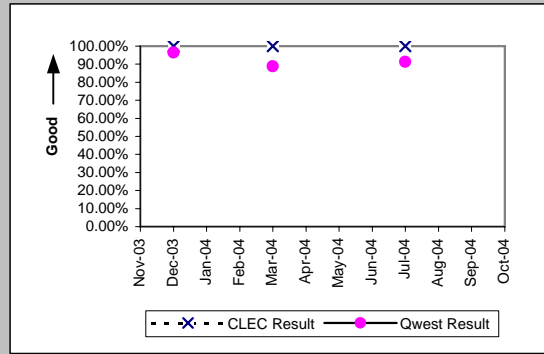


Centrex 21 (Parity)									
Date	CLEC Num	CLEC Denc	CLEC Resu	CLEC Std	Qwest Num	Qwest Denc	Qwest Resu	Mod Z Scr	Parity Scr
Nov-03									
Dec-03	1	1	100.00%	0.00%	130	140	92.86%	-0.28	-1.17
Jan-04									
Feb-04									
Mar-04	0	1	0.00%	0.00%	152	163	93.25%	1.82	0.11
Apr-04									
May-04									
Jun-04									
Jul-04									
Aug-04									
Sep-04									
Oct-04									

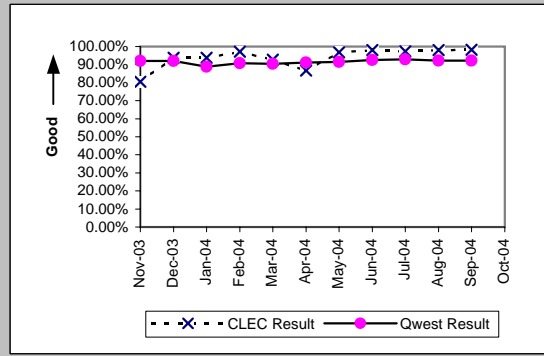


OP-5A - New Service Installation Quality Reported to Repair (Percent)

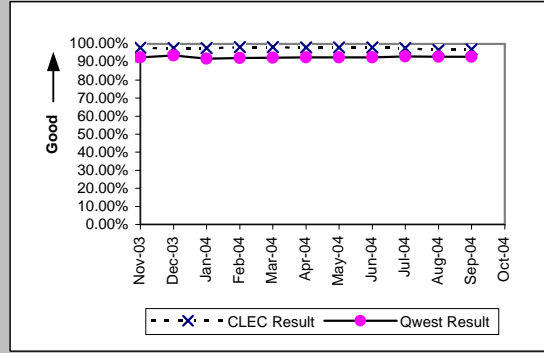
PBX (Parity)									
Date	CLEC Num	CLEC Denc	CLEC Resu	CLEC Std	Qwest Num	Qwest Denc	Qwest Resu	Mod Z Scr	Parity Scr
Nov-03									
Dec-03	1	1	100.00%	0.00%	55	57	96.49%	-0.19	-1.11
Jan-04									
Feb-04									
Mar-04	1	1	100.00%	0.00%	71	80	88.75%	-0.35	-1.22
Apr-04									
May-04									
Jun-04									
Jul-04	1	1	100.00%	0.00%	42	46	91.30%	-0.31	-1.19
Aug-04									
Sep-04									
Oct-04									



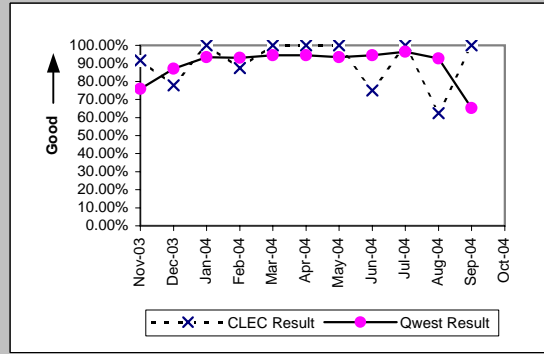
Qwest DSL (Parity)									
Date	CLEC Num	CLEC Denc	CLEC Resu	CLEC Std	Qwest Num	Qwest Denc	Qwest Resu	Mod Z Scr	Parity Scr
Nov-03	33	41	80.49%	39.63%	7517	8167	92.04%	2.37	0.44
Dec-03	45	48	93.75%	24.21%	8346	9068	92.04%	-0.44	-1.27
Jan-04	30	32	93.75%	24.21%	8758	9866	88.77%	-0.89	-1.54
Feb-04	34	35	97.14%	16.66%	8594	9458	90.86%	-1.29	-1.78
Mar-04	38	41	92.68%	26.04%	8116	8981	90.37%	-0.5	-1.3
Apr-04	39	45	86.67%	33.99%	11171	12266	91.07%	1.01	-0.38
May-04	124	128	96.88%	17.40%	11244	12296	91.44%	-2.19	-2.33
Jun-04	208	212	98.11%	13.61%	12879	13921	92.51%	-3.07	-2.87
Jul-04	75	77	97.40%	15.91%	12173	13106	92.88%	-1.54	-1.94
Aug-04	97	99	97.98%	14.07%	12235	13260	92.27%	-2.12	-2.29
Sep-04	54	55	98.18%	13.36%	12282	13322	92.19%	-1.65	-2
Oct-04									



UNE - P (POTS) (Parity)									
Date	CLEC Num	CLEC Denc	CLEC Resu	CLEC Std	Qwest Num	Qwest Denc	Qwest Resu	Mod Z Scr	Parity Scr
Nov-03	9140	9339	97.87%	14.44%	30458	32906	92.56%	-17.25	-11.49
Dec-03	7577	7750	97.77%	14.77%	30876	33012	93.53%	-13.65	-9.3
Jan-04	7544	7719	97.73%	14.89%	31194	33983	91.79%	-17.16	-11.43
Feb-04	10211	10398	98.20%	13.29%	32456	35175	92.27%	-19.9	-13.1
Mar-04	16008	16306	98.17%	13.39%	37526	40598	92.43%	-23.41	-15.23
Apr-04	17232	17577	98.04%	13.87%	36563	39494	92.58%	-22.97	-14.96
May-04	16166	16496	98.00%	14.00%	32629	35273	92.50%	-22.12	-14.45
Jun-04	15582	15894	98.04%	13.87%	37332	40359	92.50%	-22.45	-14.65
Jul-04	9843	10072	97.73%	14.91%	37169	39903	93.15%	-16.25	-10.88
Aug-04	5978	6182	96.70%	17.86%	37430	40304	92.87%	-10.9	-7.63
Sep-04	4630	4777	96.92%	17.27%	37979	40845	92.98%	-10.09	-7.13
Oct-04									

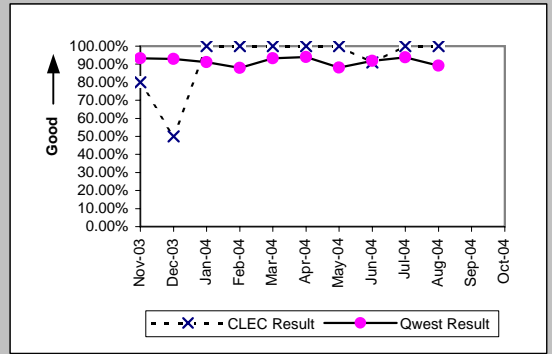


UNE P (Centrex) (Parity)									
Date	CLEC Num	CLEC Denc	CLEC Resu	CLEC Std	Qwest Num	Qwest Denc	Qwest Resu	Mod Z Scr	Parity Scr
Nov-03	11	12	91.67%	27.64%	221	291	75.95%	-1.25	-1.76
Dec-03	7	9	77.78%	41.57%	311	357	87.11%	0.79	-0.52
Jan-04	5	5	100.00%	0.00%	253	271	93.36%	-0.59	-1.36
Feb-04	7	8	87.50%	33.07%	203	218	93.12%	0.58	-0.65
Mar-04	10	10	100.00%	0.00%	290	307	94.46%	-0.75	-1.46
Apr-04	5	5	100.00%	0.00%	277	293	94.54%	-0.53	-1.32
May-04	5	5	100.00%	0.00%	187	200	93.50%	-0.58	-1.35
Jun-04	6	8	75.00%	43.30%	289	306	94.44%	1.76	0.07
Jul-04	5	5	100.00%	0.00%	301	312	96.47%	-0.42	-1.26
Aug-04	5	8	62.50%	48.41%	230	248	92.74%	2.35	0.43
Sep-04	4	4	100.00%	0.00%	219	336	65.18%	-1.45	-1.88
Oct-04									

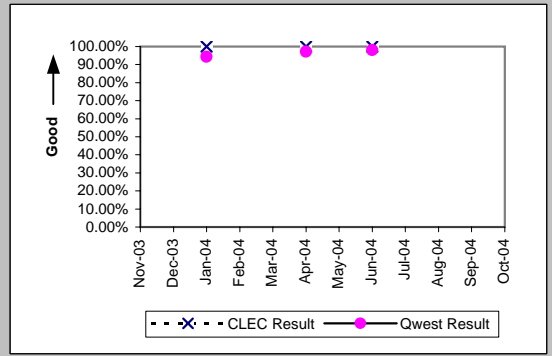


OP-5A - New Service Installation Quality Reported to Repair (Percent)

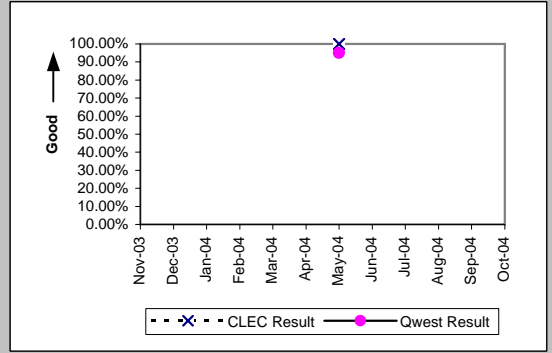
UNE P (Centrex 21) (Parity)									
Date	CLEC Num	CLEC Denc	CLEC Resu	CLEC Std E	Qwest Num	Qwest Denc	Qwest Resu	Mod Z Scr	Parity Scr
Nov-03	4	5	80.00%	40.00%	140	150	93.33%	0.93	-0.43
Dec-03	1	2	50.00%	50.00%	130	140	92.86%	1.45	-0.12
Jan-04	1	1	100.00%	0.00%	135	148	91.22%	-0.31	-1.19
Feb-04	1	1	100.00%	0.00%	116	132	87.88%	-0.37	-1.22
Mar-04	1	1	100.00%	0.00%	152	163	93.25%	-0.27	-1.16
Apr-04	3	3	100.00%	0.00%	154	164	93.90%	-0.44	-1.27
May-04	6	6	100.00%	0.00%	104	118	88.14%	-0.88	-1.53
Jun-04	10	11	90.91%	28.75%	157	171	91.81%	0.14	-0.91
Jul-04	1	1	100.00%	0.00%	149	159	93.71%	-0.26	-1.16
Aug-04	3	3	100.00%	0.00%	131	147	89.12%	-0.6	-1.36
Sep-04									
Oct-04									



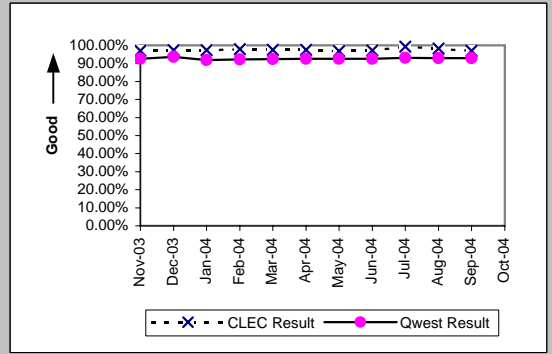
ISDN Primary (Parity)									
Date	CLEC Num	CLEC Denc	CLEC Resu	CLEC Std E	Qwest Num	Qwest Denc	Qwest Resu	Mod Z Scr	Parity Scr
Nov-03									
Dec-03									
Jan-04	1	1	100.00%	0.00%	66	70	94.29%	-0.24	-1.15
Feb-04									
Mar-04									
Apr-04	3	3	100.00%	0.00%	134	138	97.10%	-0.3	-1.18
May-04									
Jun-04	2	2	100.00%	0.00%	353	360	98.06%	-0.2	-1.12
Jul-04									
Aug-04									
Sep-04									
Oct-04									



DS1 (Parity)									
Date	CLEC Num	CLEC Denc	CLEC Resu	CLEC Std E	Qwest Num	Qwest Denc	Qwest Resu	Mod Z Scr	Parity Scr
Nov-03									
Dec-03									
Jan-04									
Feb-04									
Mar-04									
Apr-04									
May-04	1	1	100.00%	0.00%	209	220	95.00%	-0.23	-1.14
Jun-04									
Jul-04									
Aug-04									
Sep-04									
Oct-04									

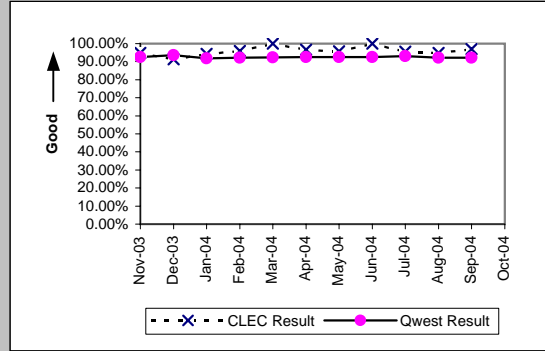


Line Sharing (Parity)									
Date	CLEC Num	CLEC Denc	CLEC Resu	CLEC Std E	Qwest Num	Qwest Denc	Qwest Resu	Mod Z Scr	Parity Scr
Nov-03	630	649	97.07%	16.86%	30458	32906	92.56%	-4.34	-3.64
Dec-03	668	686	97.38%	15.98%	30876	33012	93.53%	-4.05	-3.46
Jan-04	712	731	97.40%	15.91%	31194	33983	91.79%	-5.47	-4.32
Feb-04	511	522	97.89%	14.36%	32456	35175	92.27%	-4.77	-3.9
Mar-04	468	480	97.50%	15.61%	37526	40598	92.43%	-4.17	-3.54
Apr-04	399	409	97.56%	15.44%	36563	39494	92.58%	-3.82	-3.32
May-04	394	407	96.81%	17.58%	32629	35273	92.50%	-3.28	-2.99
Jun-04	466	480	97.08%	16.83%	37332	40359	92.50%	-3.79	-3.3
Jul-04	392	395	99.24%	8.68%	37169	39903	93.15%	-4.77	-3.9
Aug-04	493	502	98.21%	13.27%	37430	40304	92.87%	-4.62	-3.81
Sep-04	524	540	97.04%	16.96%	37979	40845	92.98%	-3.66	-3.23
Oct-04									



OP-5A - New Service Installation Quality Reported to Repair (Percent)

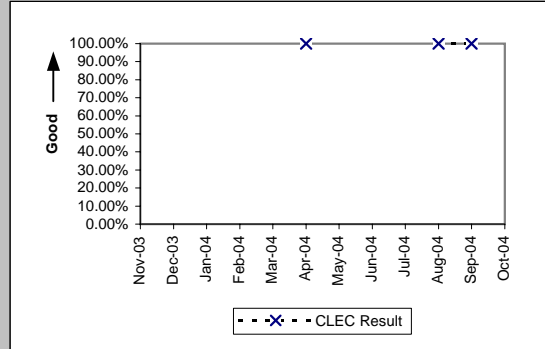
Date	CLEC Num	CLEC Denc	Line Splitting (Parity)				Qwest Res	Mod Z Scr	Parity Scr
			CLEC Resu	CLEC Std	Qwest Num	Qwest Denc			
Nov-03	93	98	94.90%	22.00%	30458	32906	92.56%	-0.88	-1.54
Dec-03	106	116	91.38%	28.07%	30876	33012	93.53%	0.94	-0.43
Jan-04	99	105	94.29%	23.21%	31194	33983	91.79%	-0.93	-1.56
Feb-04	47	49	95.92%	19.79%	32456	35175	92.27%	-0.96	-1.58
Mar-04	48	48	100.00%	0.00%	37526	40598	92.43%	-1.98	-2.2
Apr-04	28	29	96.55%	18.25%	36563	39494	92.58%	-0.82	-1.5
May-04	23	24	95.83%	19.98%	32629	35273	92.50%	-0.62	-1.38
Jun-04	35	35	100.00%	0.00%	37332	40359	92.50%	-1.68	-2.02
Jul-04	64	67	95.52%	20.68%	37169	39903	93.15%	-0.77	-1.47
Aug-04	56	59	94.92%	21.97%	12235	13260	92.27%	-0.76	-1.46
Sep-04	63	65	96.92%	17.27%	12282	13322	92.19%	-1.42	-1.86
Oct-04									



OP-5A - New Service Installation Quality Reported to Repair (Percent)

Sub-Loop Unbundling (Diagnostic)

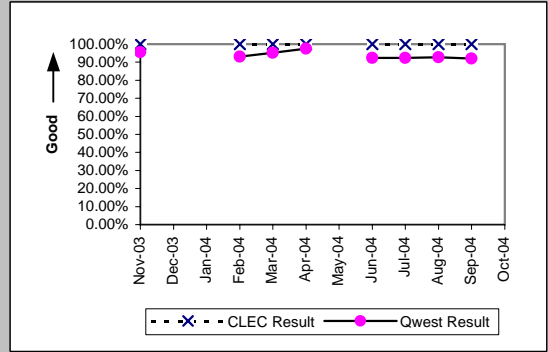
Date	CLEC Num	CLEC Denom	CLEC Result	CLEC Std Dev
Nov-03				
Dec-03				
Jan-04				
Feb-04				
Mar-04				
Apr-04	1	1	100.00%	0.00%
May-04				
Jun-04				
Jul-04				
Aug-04	2	2	100.00%	0.00%
Sep-04	1	1	100.00%	0.00%
Oct-04				



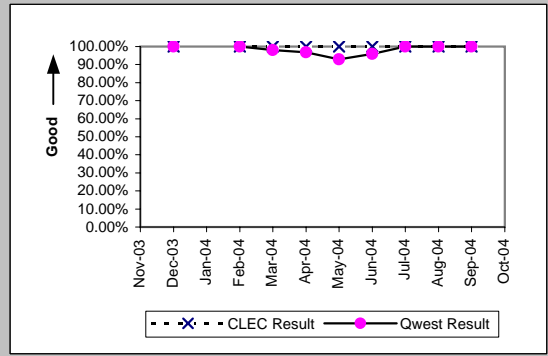


OP-5A - New Service Installation Quality Reported to Repair (Percent)

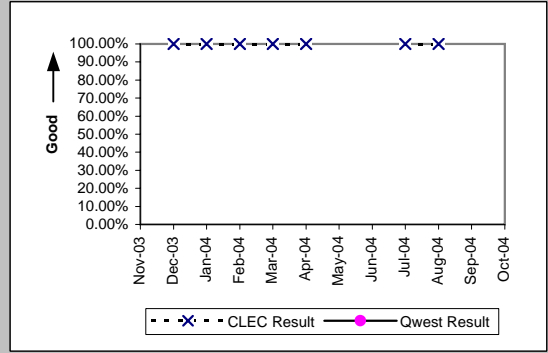
UDIT DS1 (Parity)									
Date	CLEC Num	CLEC Denc	CLEC Resu	Standard D	Qwest Num	Qwest Denc	Qwest Resu	Mod Z Scr	Parity Scr
Nov-03	1	1	100.00%	0.00%	239	250	95.60%	-0.21	-1.13
Dec-03									
Jan-04									
Feb-04	2	2	100.00%	0.00%	294	316	93.04%	-0.39	-1.23
Mar-04	4	4	100.00%	0.00%	293	308	95.13%	-0.45	-1.27
Apr-04	3	3	100.00%	0.00%	353	362	97.51%	-0.28	-1.17
May-04									
Jun-04	9	9	100.00%	0.00%	306	331	92.45%	-0.85	-1.51
Jul-04	4	4	100.00%	0.00%	317	343	92.42%	-0.57	-1.35
Aug-04	3	3	100.00%	0.00%	189	204	92.65%	-0.48	-1.29
Sep-04	3	3	100.00%	0.00%	263	286	91.96%	-0.51	-1.31
Oct-04									



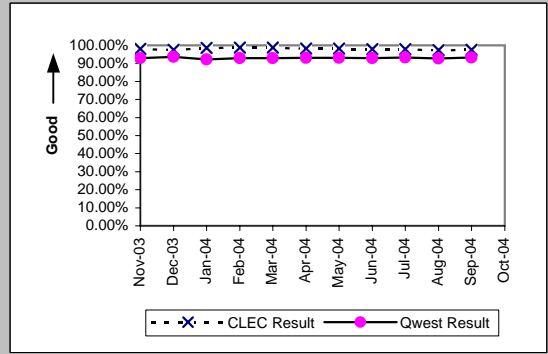
UDIT Above DS1 Level (Parity)									
Date	CLEC Num	CLEC Denc	CLEC Resu	Standard D	Qwest Num	Qwest Denc	Qwest Resu	Mod Z Scr	Parity Scr
Nov-03									
Dec-03	1	1	100.00%	0.00%	68	68	100.00%	N/A	N/A
Jan-04									
Feb-04	1	1	100.00%	0.00%	37	37	100.00%	N/A	N/A
Mar-04	2	2	100.00%	0.00%	51	52	98.08%	-0.19	-1.12
Apr-04	3	3	100.00%	0.00%	30	31	96.77%	-0.3	-1.18
May-04	1	1	100.00%	0.00%	26	28	92.86%	-0.27	-1.17
Jun-04	12	12	100.00%	0.00%	24	25	96.00%	-0.58	-1.35
Jul-04	5	5	100.00%	0.00%	25	25	100.00%	N/A	N/A
Aug-04	4	4	100.00%	0.00%	26	26	100.00%	N/A	N/A
Sep-04	6	6	100.00%	0.00%	44	44	100.00%	N/A	N/A
Oct-04									



Dark Fiber - IOF (Diagnostic)									
Date	CLEC Num	CLEC Denc	CLEC Resu	Standard D	Qwest Num	Qwest Denc	Qwest Resu	Mod Z Scr	Parity Scr
Nov-03									
Dec-03	6	6	100.00%	0.00%					
Jan-04	1	1	100.00%	0.00%					
Feb-04	1	1	100.00%	0.00%					
Mar-04	2	2	100.00%	0.00%					
Apr-04	1	1	100.00%	0.00%					
May-04									
Jun-04									
Jul-04	10	10	100.00%	0.00%					
Aug-04	4	4	100.00%	0.00%					
Sep-04									
Oct-04									

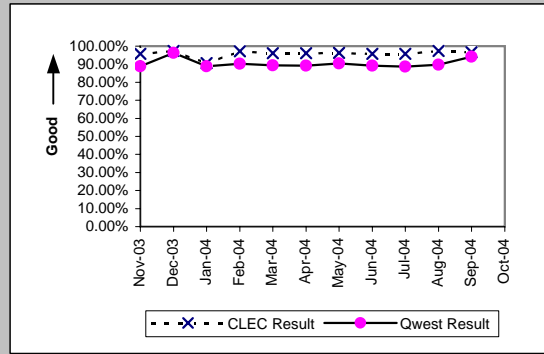


Unbundled Loop Analog (Parity)									
Date	CLEC Num	CLEC Denc	CLEC Resu	Standard D	Qwest Num	Qwest Denc	Qwest Resu	Mod Z Scr	Parity Scr
Nov-03	1271	1296	98.07%	13.75%	10261	11043	92.92%	-6.84	-5.16
Dec-03	1447	1485	97.44%	15.79%	12970	13855	93.61%	-5.73	-4.49
Jan-04	1130	1146	98.60%	11.73%	10034	10879	92.23%	-7.66	-5.66
Feb-04	1095	1109	98.74%	11.16%	10985	11817	92.96%	-7.19	-5.37
Mar-04	1300	1317	98.71%	11.29%	12737	13702	92.96%	-7.79	-5.74
Apr-04	1317	1341	98.21%	13.26%	11771	12635	93.16%	-6.96	-5.23
May-04	1272	1294	98.30%	12.93%	10911	11730	93.02%	-7.08	-5.3
Jun-04	1303	1332	97.82%	14.59%	12048	12965	92.93%	-6.64	-5.03
Jul-04	1500	1533	97.85%	14.51%	13283	14238	93.29%	-6.77	-5.12
Aug-04	1360	1398	97.28%	16.26%	13097	14125	92.72%	-6.26	-4.81
Sep-04	1304	1336	97.60%	15.29%	13267	14218	93.31%	-6.01	-4.65
Oct-04									

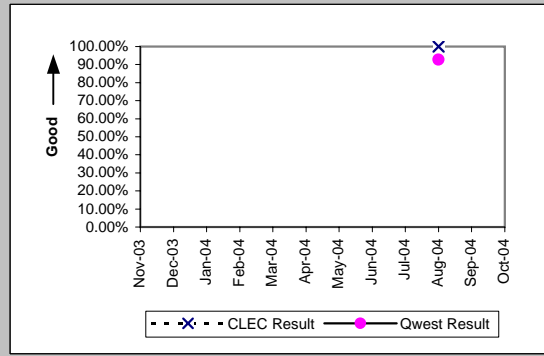


OP-5A - New Service Installation Quality Reported to Repair (Percent)

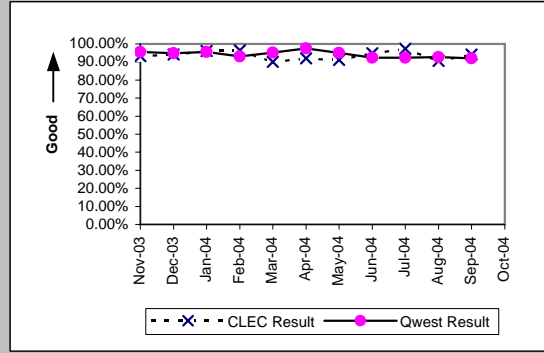
Unbundled Loop - 2 Wire Non-Loaded (Parity)									
Date	CLEC Num	CLEC Denc	CLEC Resu	Standard D	Qwest Num	Qwest Denc	Qwest Resu	Mod Z Scr	Parity Scr
Nov-03	184	192	95.83%	19.98%	96	108	88.89%	-1.84	-2.12
Dec-03	183	188	97.34%	16.09%	102	106	96.23%	-0.48	-1.29
Jan-04	164	181	90.61%	29.17%	88	99	88.89%	-0.44	-1.27
Feb-04	172	177	97.18%	16.57%	74	82	90.24%	-1.75	-2.06
Mar-04	200	208	96.15%	19.23%	75	84	89.29%	-1.72	-2.04
Apr-04	151	157	96.18%	19.17%	157	176	89.20%	-2.05	-2.24
May-04	154	160	96.25%	19.00%	85	94	90.43%	-1.52	-1.93
Jun-04	155	162	95.68%	20.33%	74	83	89.16%	-1.55	-1.94
Jul-04	247	258	95.74%	20.20%	93	105	88.57%	-1.95	-2.18
Aug-04	320	329	97.26%	16.31%	87	97	89.69%	-2.16	-2.31
Sep-04	394	408	96.57%	18.20%	65	69	94.20%	-0.78	-1.47
Oct-04									



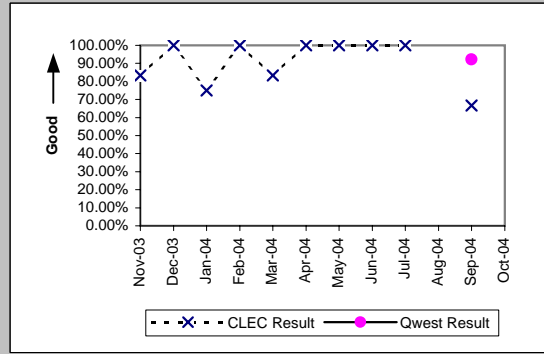
Unbundled Loop - 4 Wire Non-Loaded (Parity)									
Date	CLEC Num	CLEC Denc	CLEC Resu	Standard D	Qwest Num	Qwest Denc	Qwest Resu	Mod Z Scr	Parity Scr
Nov-03									
Dec-03									
Jan-04									
Feb-04									
Mar-04									
Apr-04									
May-04									
Jun-04									
Jul-04									
Aug-04	1	1	100.00%	0.00%	189	204	92.65%	-0.28	-1.17
Sep-04									
Oct-04									



Unbundled Loop - DS1 Capable (Parity)									
Date	CLEC Num	CLEC Denc	CLEC Resu	Standard D	Qwest Num	Qwest Denc	Qwest Resu	Mod Z Scr	Parity Scr
Nov-03	124	133	93.23%	25.12%	239	250	95.60%	0.97	-0.41
Dec-03	145	154	94.16%	23.46%	366	386	94.82%	0.32	-0.81
Jan-04	147	153	96.08%	19.41%	386	404	95.54%	-0.27	-1.17
Feb-04	109	113	96.46%	18.48%	294	316	93.04%	-1.23	-1.75
Mar-04	153	170	90.00%	30.00%	293	308	95.13%	2.08	0.26
Apr-04	116	126	92.06%	27.03%	353	362	97.51%	2.5	0.52
May-04	114	125	91.20%	28.33%	209	220	95.00%	1.35	-0.18
Jun-04	128	135	94.81%	22.17%	306	331	92.45%	-0.88	-1.53
Jul-04	148	152	97.37%	16.01%	317	343	92.42%	-1.92	-2.17
Aug-04	146	161	90.68%	29.07%	189	204	92.65%	0.67	-0.59
Sep-04	146	155	94.19%	23.39%	263	286	91.96%	-0.82	-1.5
Oct-04									

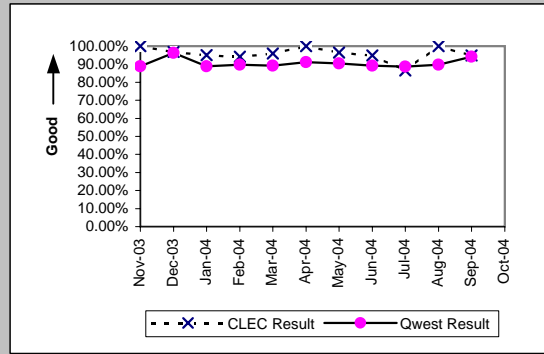


Unbundled Loop - XDSL (Parity)									
Date	CLEC Num	CLEC Denc	CLEC Resu	Standard D	Qwest Num	Qwest Denc	Qwest Resu	Mod Z Scr	Parity Scr
Nov-03	5	6	83.33%	37.27%					
Dec-03	6	6	100.00%	0.00%					
Jan-04	3	4	75.00%	43.30%					
Feb-04	4	4	100.00%	0.00%					
Mar-04	5	6	83.33%	37.27%					
Apr-04	5	5	100.00%	0.00%					
May-04	12	12	100.00%	0.00%					
Jun-04	5	5	100.00%	0.00%					
Jul-04	5	5	100.00%	0.00%					
Aug-04									
Sep-04	4	6	66.67%	47.14%	12282	13322	92.19%	1.75	0.06
Oct-04									

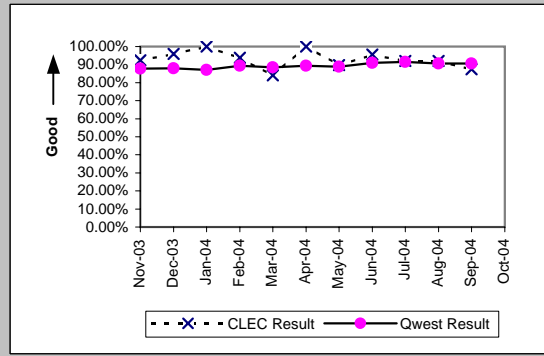


OP-5A - New Service Installation Quality Reported to Repair (Percent)

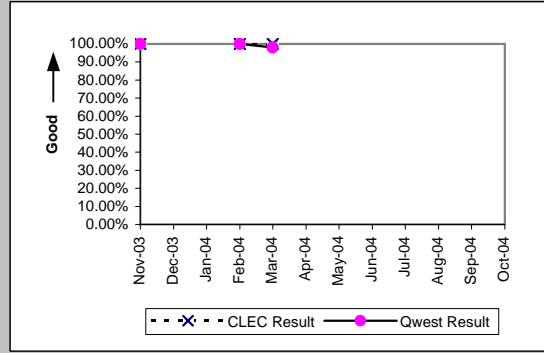
Unbundled Loop ISDN Capable (Parity)									
Date	CLEC Num	CLEC Denc	CLEC Resu	Standard D	Qwest Num	Qwest Denc	Qwest Resu	Mod Z Scr	Parity Scr
Nov-03	59	59	100.00%	0.00%	96	108	88.89%	-2.18	-2.33
Dec-03	59	61	96.72%	17.81%	102	106	96.23%	-0.16	-1.1
Jan-04	58	61	95.08%	21.62%	87	98	88.78%	-1.22	-1.74
Feb-04	49	52	94.23%	23.32%	70	78	89.74%	-0.83	-1.5
Mar-04	47	49	95.92%	19.79%	74	83	89.16%	-1.21	-1.73
Apr-04	40	40	100.00%	0.00%	153	168	91.07%	-1.78	-2.08
May-04	54	56	96.43%	18.56%	85	94	90.43%	-1.21	-1.73
Jun-04	55	58	94.83%	22.15%	74	83	89.16%	-1.07	-1.65
Jul-04	32	37	86.49%	34.19%	93	105	88.57%	0.33	-0.8
Aug-04	46	46	100.00%	0.00%	87	97	89.69%	-1.89	-2.15
Sep-04	55	58	94.83%	22.15%	65	69	94.20%	-0.15	-1.09
Oct-04									



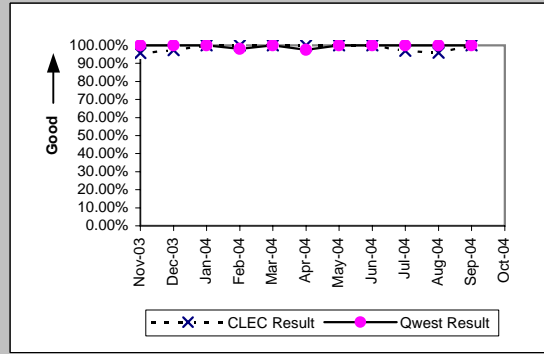
Unbundled Loop - ADSL Qualified (Parity)									
Date	CLEC Num	CLEC Denc	CLEC Resu	Standard D	Qwest Num	Qwest Denc	Qwest Resu	Mod Z Scr	Parity Scr
Nov-03	12	13	92.31%	26.65%	669	762	87.80%	-0.49	-1.3
Dec-03	24	25	96.00%	19.60%	1139	1294	88.02%	-1.22	-1.74
Jan-04	19	19	100.00%	0.00%	1484	1705	87.04%	-1.67	-2.02
Feb-04	15	16	93.75%	24.21%	1621	1813	89.41%	-0.56	-1.34
Mar-04	21	25	84.00%	36.66%	1507	1703	88.49%	0.71	-0.57
Apr-04	25	25	100.00%	0.00%	2760	3091	89.29%	-1.72	-2.05
May-04	26	29	89.66%	30.45%	2852	3212	88.79%	-0.15	-1.09
Jun-04	22	23	95.65%	20.39%	3507	3855	90.97%	-0.78	-1.47
Jul-04	23	25	92.00%	27.13%	3461	3784	91.46%	-0.1	-1.06
Aug-04	23	25	92.00%	27.13%	3260	3597	90.63%	-0.23	-1.14
Sep-04	35	40	87.50%	33.07%	3474	3832	90.66%	0.7	-0.57
Oct-04									



Unbundled Loop - DS3 Capable (Parity)									
Date	CLEC Num	CLEC Denc	CLEC Resu	Standard D	Qwest Num	Qwest Denc	Qwest Resu	Mod Z Scr	Parity Scr
Nov-03	1	1	100.00%	0.00%	46	46	100.00%	N/A	N/A
Dec-03									
Jan-04									
Feb-04	5	5	100.00%	0.00%	37	37	100.00%	N/A	N/A
Mar-04	7	7	100.00%	0.00%	51	52	98.08%	-0.35	-1.21
Apr-04									
May-04									
Jun-04									
Jul-04									
Aug-04									
Sep-04									
Oct-04									

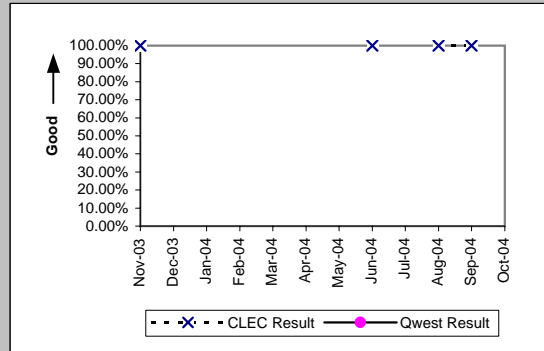


LIS Trunk (Parity)									
Date	CLEC Num	CLEC Denc	CLEC Resu	Standard D	Qwest Num	Qwest Denc	Qwest Resu	Mod Z Scr	Parity Scr
Nov-03	23	24	95.83%	19.98%	30	30	100.00%	N/A	-0.55
Dec-03	37	38	97.37%	16.01%	22	22	100.00%	N/A	-0.74
Jan-04	33	33	100.00%	0.00%	34	34	100.00%	N/A	N/A
Feb-04	19	19	100.00%	0.00%	49	50	98.00%	-0.53	-1.32
Mar-04	43	43	100.00%	0.00%	52	52	100.00%	N/A	N/A
Apr-04	37	37	100.00%	0.00%	40	41	97.56%	-0.7	-1.42
May-04	25	25	100.00%	0.00%	79	79	100.00%	N/A	N/A
Jun-04	28	28	100.00%	0.00%	85	85	100.00%	N/A	N/A
Jul-04	33	34	97.06%	16.90%	41	41	100.00%	N/A	-0.56
Aug-04	24	25	96.00%	19.60%	32	32	100.00%	N/A	-0.54
Sep-04	18	18	100.00%	0.00%	41	41	100.00%	N/A	N/A
Oct-04									

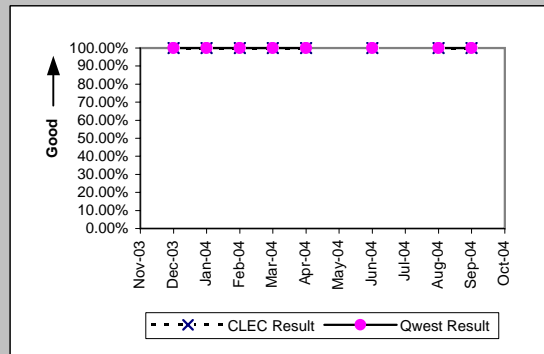


OP-5A - New Service Installation Quality Reported to Repair (Percent)

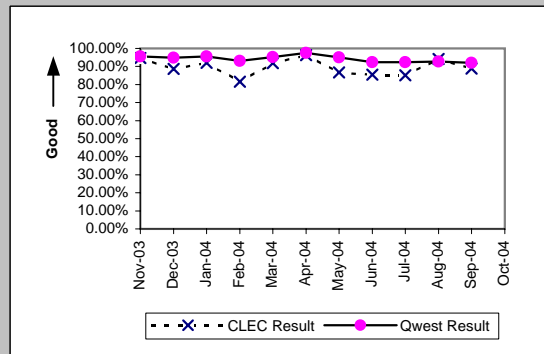
Dark Fiber - Loop (Diagnostic)									
Date	CLEC Num	CLEC Denc	CLEC Resu	Standard D	Qwest Num	Qwest Denc	Qwest Resu	Mod Z Scr	Parity Scr
Nov-03	1	1	100.00%	0.00%					
Dec-03									
Jan-04									
Feb-04									
Mar-04									
Apr-04									
May-04									
Jun-04	1	1	100.00%	0.00%					
Jul-04									
Aug-04	2	2	100.00%	0.00%					
Sep-04	1	1	100.00%	0.00%					
Oct-04									



E911 (Parity)									
Date	CLEC Num	CLEC Denc	CLEC Resu	Standard D	Qwest Num	Qwest Denc	Qwest Resu	Mod Z Scr	Parity Scr
Nov-03									
Dec-03	33	33	100.00%	0.00%	6	6	100.00%	N/A	N/A
Jan-04	10	10	100.00%	0.00%	1	1	100.00%	N/A	N/A
Feb-04	21	21	100.00%	0.00%	4	4	100.00%	N/A	N/A
Mar-04	9	9	100.00%	0.00%	2	2	100.00%	N/A	N/A
Apr-04	16	16	100.00%	0.00%	9	9	100.00%	N/A	N/A
May-04									
Jun-04	6	6	100.00%	0.00%	5	5	100.00%	N/A	N/A
Jul-04									
Aug-04	7	7	100.00%	0.00%	5	5	100.00%	N/A	N/A
Sep-04	2	2	100.00%	0.00%	2	2	100.00%	N/A	N/A
Oct-04									

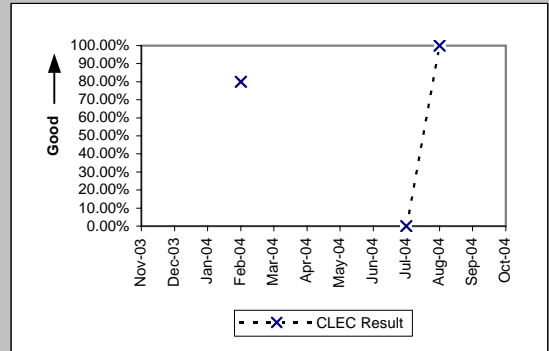


Enhanced Extended Loops - DS1 Capable (Parity)									
Date	CLEC Num	CLEC Denc	CLEC Resu	Standard D	Qwest Num	Qwest Denc	Qwest Resu	Mod Z Scr	Parity Scr
Nov-03	36	38	94.74%	22.33%	239	250	95.60%	0.28	-0.83
Dec-03	39	44	88.64%	31.74%	366	386	94.82%	1.53	-0.07
Jan-04	46	50	92.00%	27.13%	386	404	95.54%	1.06	-0.36
Feb-04	44	54	81.48%	38.84%	294	316	93.04%	2.52	0.53
Mar-04	67	73	91.78%	27.47%	293	308	95.13%	1.09	-0.34
Apr-04	79	82	96.34%	18.77%	353	362	97.51%	0.6	-0.63
May-04	59	68	86.76%	33.89%	209	220	95.00%	2.16	0.31
Jun-04	76	89	85.39%	35.32%	306	331	92.45%	1.95	0.19
Jul-04	46	54	85.19%	35.52%	317	343	92.42%	1.66	0.01
Aug-04	64	68	94.12%	23.53%	189	204	92.65%	-0.4	-1.24
Sep-04	96	108	88.89%	31.43%	263	286	91.96%	0.94	-0.43
Oct-04									

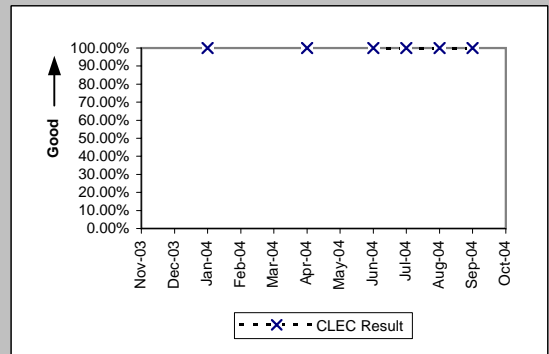


OP-5A - New Service Installation Quality Reported to Repair (Percent)

Enhanced Extended Loops - DS0 Capable (Diagnostic)				
Date	Numerator	Denominator	CLEC Result	Standard Dev
Nov-03				
Dec-03				
Jan-04				
Feb-04	4	5	80.00%	40.00%
Mar-04				
Apr-04				
May-04				
Jun-04				
Jul-04	0	2	0.00%	0.00%
Aug-04	2	2	100.00%	0.00%
Sep-04				
Oct-04				

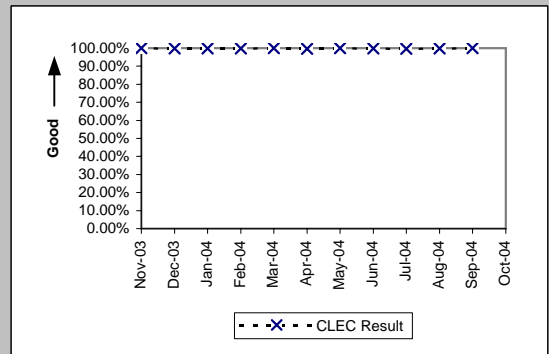


Enhanced Extended Loops - DS3 Capable (Diagnostic)				
Date	Numerator	Denominator	CLEC Result	Standard Dev
Nov-03				
Dec-03				
Jan-04	1	1	100.00%	0.00%
Feb-04				
Mar-04				
Apr-04	1	1	100.00%	0.00%
May-04				
Jun-04	1	1	100.00%	0.00%
Jul-04	1	1	100.00%	0.00%
Aug-04	1	1	100.00%	0.00%
Sep-04	2	2	100.00%	0.00%
Oct-04				

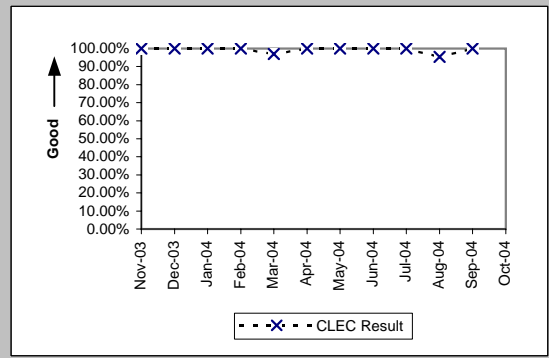


OP-5B - New Service Provisioning Quality (Percent)

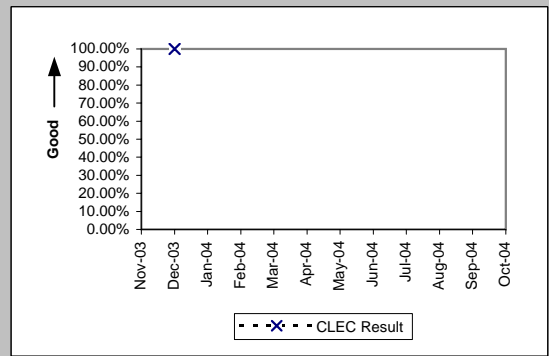
Residence (Diagnostic)				
Date	Numerator	Denominator	CLEC Result	Standard Dev
Nov-03	1301	1302	99.92%	2.77%
Dec-03	1495	1497	99.87%	3.65%
Jan-04	1679	1682	99.82%	4.22%
Feb-04	1180	1182	99.83%	4.11%
Mar-04	1167	1167	100.00%	0.00%
Apr-04	997	1000	99.70%	5.47%
May-04	1037	1037	100.00%	0.00%
Jun-04	1003	1004	99.90%	3.15%
Jul-04	990	993	99.70%	5.49%
Aug-04	1120	1121	99.91%	2.99%
Sep-04	1409	1410	99.93%	2.66%
Oct-04				



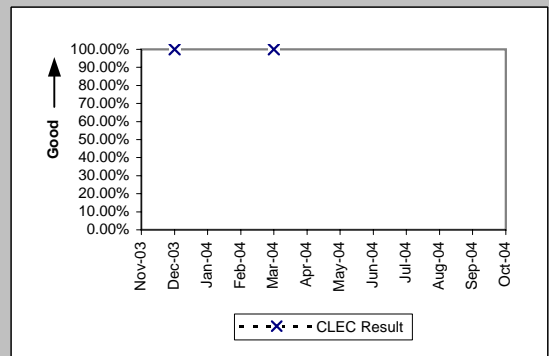
Business (Diagnostic)				
Date	Numerator	Denominator	CLEC Result	Standard Dev
Nov-03	25	25	100.00%	0.00%
Dec-03	31	31	100.00%	0.00%
Jan-04	14	14	100.00%	0.00%
Feb-04	12	12	100.00%	0.00%
Mar-04	32	33	96.97%	17.14%
Apr-04	21	21	100.00%	0.00%
May-04	21	21	100.00%	0.00%
Jun-04	43	43	100.00%	0.00%
Jul-04	20	20	100.00%	0.00%
Aug-04	21	22	95.45%	20.83%
Sep-04	10	10	100.00%	0.00%
Oct-04				



Centrex (Diagnostic)				
Date	Numerator	Denominator	CLEC Result	Standard Dev
Nov-03				
Dec-03	1	1	100.00%	0.00%
Jan-04				
Feb-04				
Mar-04				
Apr-04				
May-04				
Jun-04				
Jul-04				
Aug-04				
Sep-04				
Oct-04				

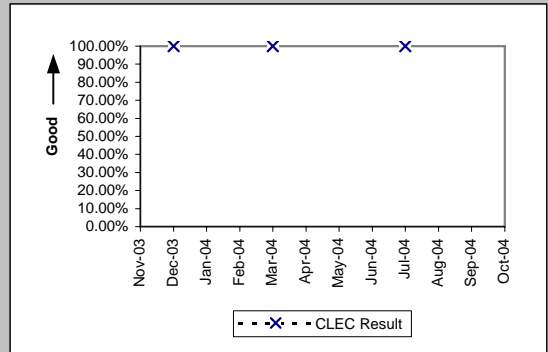


Centrex 21 (Diagnostic)				
Date	Numerator	Denominator	CLEC Result	Standard Dev
Nov-03				
Dec-03	1	1	100.00%	0.00%
Jan-04				
Feb-04				
Mar-04	1	1	100.00%	0.00%
Apr-04				
May-04				
Jun-04				
Jul-04				
Aug-04				
Sep-04				
Oct-04				

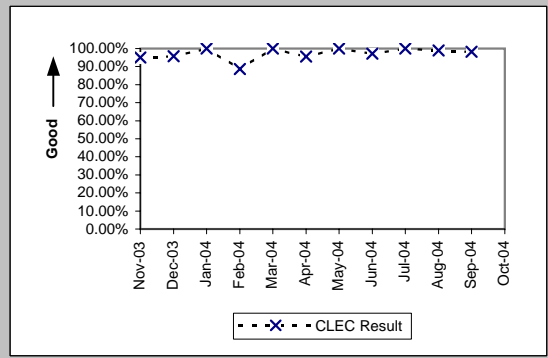


OP-5B - New Service Provisioning Quality (Percent)

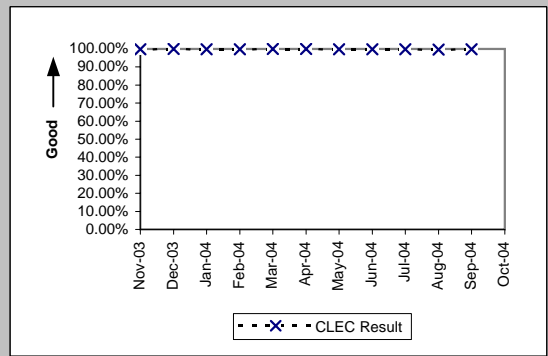
PBX (Diagnostic)				
Date	Numerator	Denominator	CLEC Result	Standard Dev
Nov-03				
Dec-03	1	1	100.00%	0.00%
Jan-04				
Feb-04				
Mar-04	1	1	100.00%	0.00%
Apr-04				
May-04				
Jun-04				
Jul-04	1	1	100.00%	0.00%
Aug-04				
Sep-04				
Oct-04				



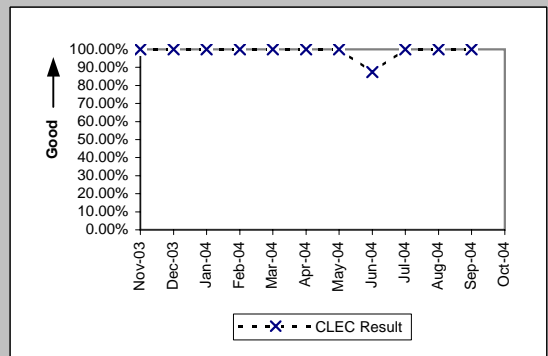
Qwest DSL (Diagnostic)				
Date	Numerator	Denominator	CLEC Result	Standard Dev
Nov-03	39	41	95.12%	21.54%
Dec-03	46	48	95.83%	19.98%
Jan-04	32	32	100.00%	0.00%
Feb-04	31	35	88.57%	31.82%
Mar-04	41	41	100.00%	0.00%
Apr-04	43	45	95.56%	20.61%
May-04	128	128	100.00%	0.00%
Jun-04	206	212	97.17%	16.58%
Jul-04	77	77	100.00%	0.00%
Aug-04	98	99	98.99%	10.00%
Sep-04	54	55	98.18%	13.36%
Oct-04				



UNE - P (POTS) (Diagnostic)				
Date	Numerator	Denominator	CLEC Result	Standard Dev
Nov-03	9321	9339	99.81%	4.39%
Dec-03	7744	7750	99.92%	2.78%
Jan-04	7706	7719	99.83%	4.10%
Feb-04	10384	10398	99.87%	3.67%
Mar-04	16292	16306	99.91%	2.93%
Apr-04	17562	17577	99.91%	2.92%
May-04	16474	16496	99.87%	3.65%
Jun-04	15873	15894	99.87%	3.63%
Jul-04	10050	10072	99.78%	4.67%
Aug-04	6163	6182	99.69%	5.54%
Sep-04	4768	4777	99.81%	4.34%
Oct-04				



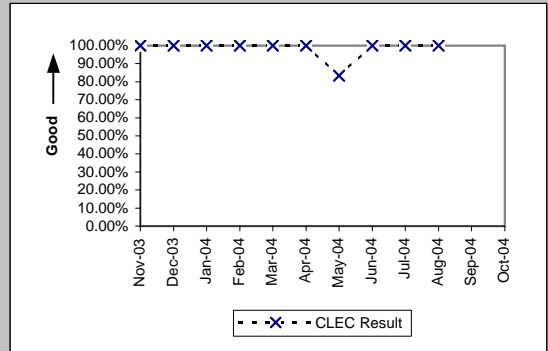
UNE P (Centrex) (Diagnostic)				
Date	Numerator	Denominator	CLEC Result	Standard Dev
Nov-03	12	12	100.00%	0.00%
Dec-03	9	9	100.00%	0.00%
Jan-04	5	5	100.00%	0.00%
Feb-04	8	8	100.00%	0.00%
Mar-04	10	10	100.00%	0.00%
Apr-04	5	5	100.00%	0.00%
May-04	5	5	100.00%	0.00%
Jun-04	7	8	87.50%	33.07%
Jul-04	5	5	100.00%	0.00%
Aug-04	8	8	100.00%	0.00%
Sep-04	4	4	100.00%	0.00%
Oct-04				



OP-5B - New Service Provisioning Quality (Percent)

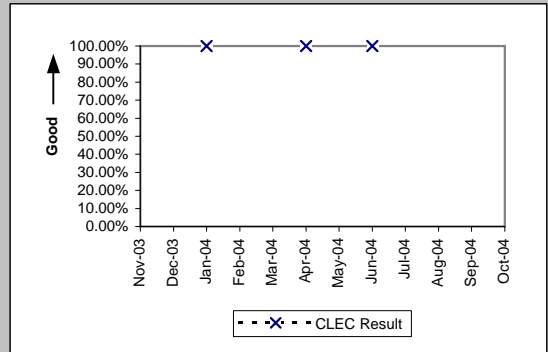
UNE P (Centrex 21) (Diagnostic)

Date	Numerator	Denominator	CLEC Result	Standard Dev
Nov-03	5	5	100.00%	0.00%
Dec-03	2	2	100.00%	0.00%
Jan-04	1	1	100.00%	0.00%
Feb-04	1	1	100.00%	0.00%
Mar-04	1	1	100.00%	0.00%
Apr-04	3	3	100.00%	0.00%
May-04	5	6	83.33%	37.27%
Jun-04	11	11	100.00%	0.00%
Jul-04	1	1	100.00%	0.00%
Aug-04	3	3	100.00%	0.00%
Sep-04				
Oct-04				



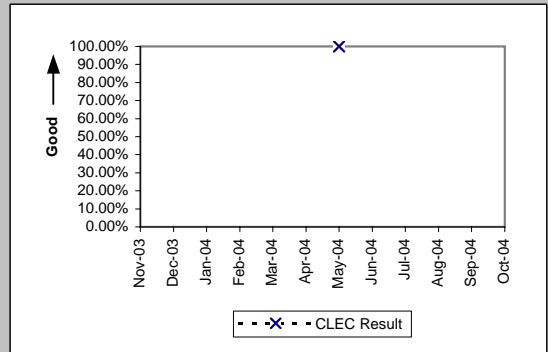
ISDN Primary (Diagnostic)

Date	Numerator	Denominator	CLEC Result	Standard Dev
Nov-03				
Dec-03				
Jan-04	1	1	100.00%	0.00%
Feb-04				
Mar-04				
Apr-04	3	3	100.00%	0.00%
May-04				
Jun-04	2	2	100.00%	0.00%
Jul-04				
Aug-04				
Sep-04				
Oct-04				



DS1 (Diagnostic)

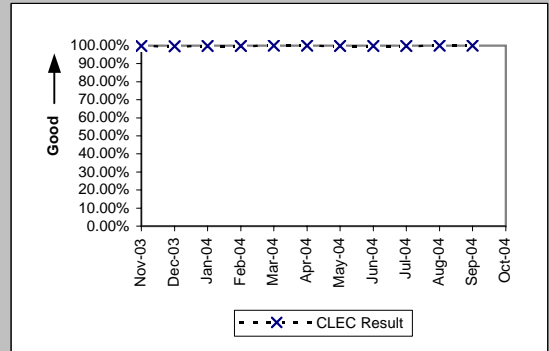
Date	Numerator	Denominator	CLEC Result	Standard Dev
Nov-03				
Dec-03				
Jan-04				
Feb-04				
Mar-04				
Apr-04				
May-04	1	1	100.00%	0.00%
Jun-04				
Jul-04				
Aug-04				
Sep-04				
Oct-04				



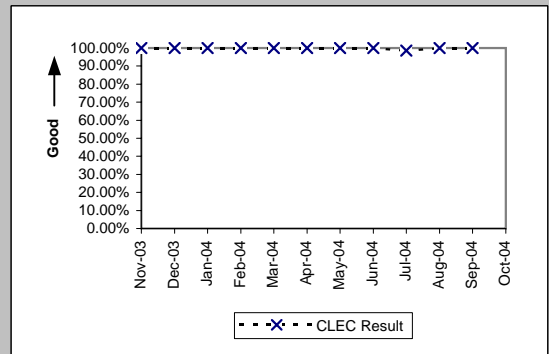


OP-5B - New Service Provisioning Quality (Percent)

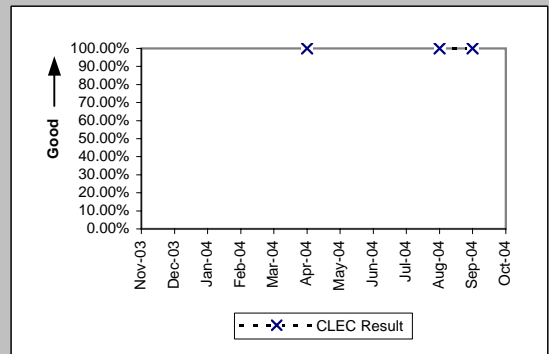
Line Sharing (Diagnostic)					
Date	Numerator	Denominator	CLEC Result	Standard Dev	
Nov-03	648	649	99.85%	3.92%	
Dec-03	684	686	99.71%	5.39%	
Jan-04	730	731	99.86%	3.70%	
Feb-04	521	522	99.81%	4.37%	
Mar-04	480	480	100.00%	0.00%	
Apr-04	409	409	100.00%	0.00%	
May-04	406	407	99.75%	4.95%	
Jun-04	479	480	99.79%	4.56%	
Jul-04	394	395	99.75%	5.03%	
Aug-04	502	502	100.00%	0.00%	
Sep-04	540	540	100.00%	0.00%	
Oct-04					



Line Splitting (Diagnostic)					
Date	Numerator	Denominator	CLEC Result	Standard Dev	
Nov-03	98	98	100.00%	0.00%	
Dec-03	116	116	100.00%	0.00%	
Jan-04	105	105	100.00%	0.00%	
Feb-04	49	49	100.00%	0.00%	
Mar-04	48	48	100.00%	0.00%	
Apr-04	29	29	100.00%	0.00%	
May-04	24	24	100.00%	0.00%	
Jun-04	35	35	100.00%	0.00%	
Jul-04	66	67	98.51%	12.13%	
Aug-04	59	59	100.00%	0.00%	
Sep-04	65	65	100.00%	0.00%	
Oct-04					



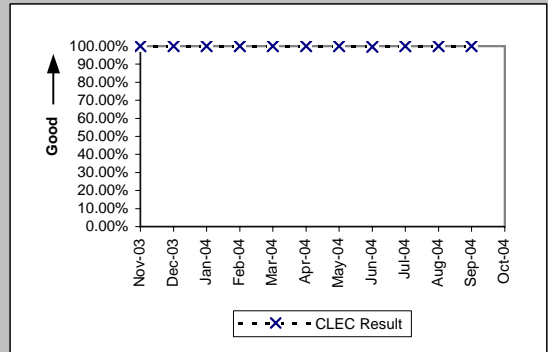
Sub-Loop Unbundling (Diagnostic)					
Date	Numerator	Denominator	CLEC Result	Standard Dev	
Nov-03					
Dec-03					
Jan-04					
Feb-04					
Mar-04					
Apr-04	1	1	100.00%	0.00%	
May-04					
Jun-04					
Jul-04					
Aug-04	2	2	100.00%	0.00%	
Sep-04	1	1	100.00%	0.00%	
Oct-04					



OP-5B - New Service Provisioning Quality (Percent)

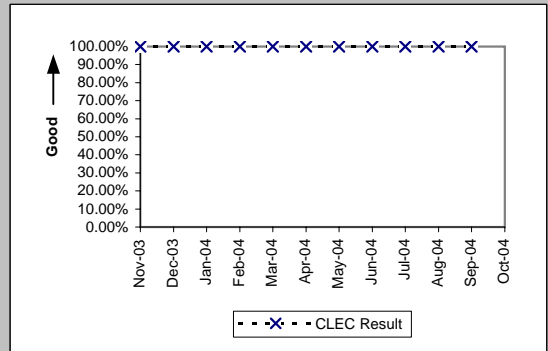
Unbundled Loop Analog (Diagnostic)

Date	Numerator	Denominator	CLEC Result	Standard Dev
Nov-03	1296	1296	100.00%	0.00%
Dec-03	1485	1485	100.00%	0.00%
Jan-04	1146	1146	100.00%	0.00%
Feb-04	1109	1109	100.00%	0.00%
Mar-04	1316	1317	99.92%	2.75%
Apr-04	1341	1341	100.00%	0.00%
May-04	1294	1294	100.00%	0.00%
Jun-04	1328	1332	99.70%	5.47%
Jul-04	1533	1533	100.00%	0.00%
Aug-04	1398	1398	100.00%	0.00%
Sep-04	1336	1336	100.00%	0.00%
Oct-04				



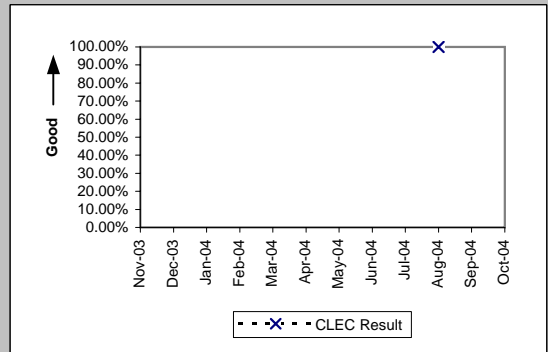
Unbundled Loop - 2 Wire Non-Loaded (Diagnostic)

Date	Numerator	Denominator	CLEC Result	Standard Dev
Nov-03	192	192	100.00%	0.00%
Dec-03	188	188	100.00%	0.00%
Jan-04	181	181	100.00%	0.00%
Feb-04	177	177	100.00%	0.00%
Mar-04	208	208	100.00%	0.00%
Apr-04	157	157	100.00%	0.00%
May-04	160	160	100.00%	0.00%
Jun-04	162	162	100.00%	0.00%
Jul-04	258	258	100.00%	0.00%
Aug-04	329	329	100.00%	0.00%
Sep-04	408	408	100.00%	0.00%
Oct-04				



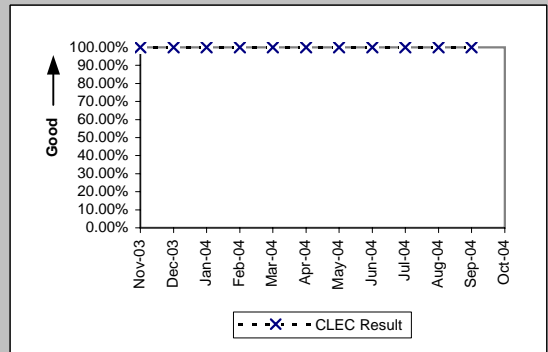
Unbundled Loop - 4 Wire Non-Loaded (Diagnostic)

Date	Numerator	Denominator	CLEC Result	Standard Dev
Nov-03				
Dec-03				
Jan-04				
Feb-04				
Mar-04				
Apr-04				
May-04				
Jun-04				
Jul-04				
Aug-04	1	1	100.00%	0.00%
Sep-04				
Oct-04				



Unbundled Loop - DS1 Capable (Diagnostic)

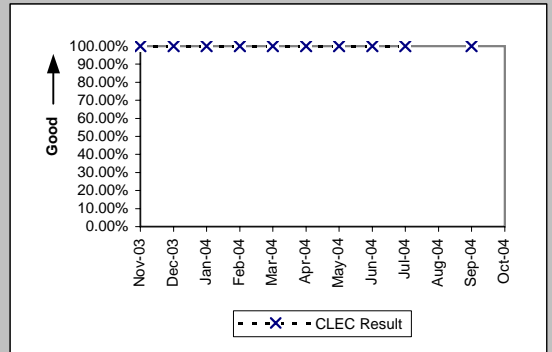
Date	Numerator	Denominator	CLEC Result	Standard Dev
Nov-03	133	133	100.00%	0.00%
Dec-03	154	154	100.00%	0.00%
Jan-04	153	153	100.00%	0.00%
Feb-04	113	113	100.00%	0.00%
Mar-04	170	170	100.00%	0.00%
Apr-04	126	126	100.00%	0.00%
May-04	125	125	100.00%	0.00%
Jun-04	135	135	100.00%	0.00%
Jul-04	152	152	100.00%	0.00%
Aug-04	161	161	100.00%	0.00%
Sep-04	155	155	100.00%	0.00%
Oct-04				



OP-5B - New Service Provisioning Quality (Percent)

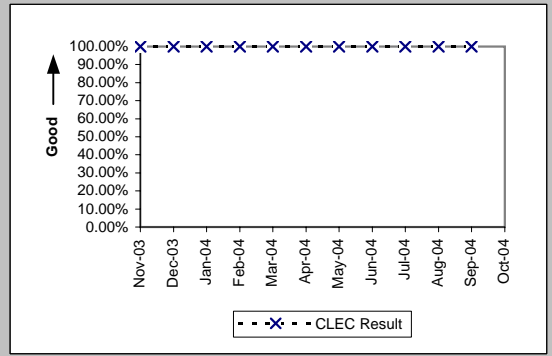
Unbundled Loop - XDSL (Diagnostic)

Date	Numerator	Denominator	CLEC Result	Standard Dev
Nov-03	6	6	100.00%	0.00%
Dec-03	6	6	100.00%	0.00%
Jan-04	4	4	100.00%	0.00%
Feb-04	4	4	100.00%	0.00%
Mar-04	6	6	100.00%	0.00%
Apr-04	5	5	100.00%	0.00%
May-04	12	12	100.00%	0.00%
Jun-04	5	5	100.00%	0.00%
Jul-04	5	5	100.00%	0.00%
Aug-04				
Sep-04	6	6	100.00%	0.00%
Oct-04				



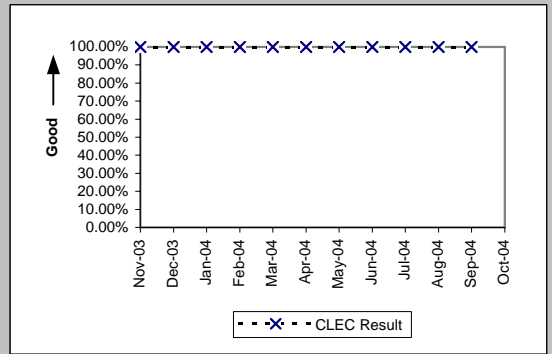
Unbundled Loop ISDN Capable (Diagnostic)

Date	Numerator	Denominator	CLEC Result	Standard Dev
Nov-03	59	59	100.00%	0.00%
Dec-03	61	61	100.00%	0.00%
Jan-04	61	61	100.00%	0.00%
Feb-04	52	52	100.00%	0.00%
Mar-04	49	49	100.00%	0.00%
Apr-04	40	40	100.00%	0.00%
May-04	56	56	100.00%	0.00%
Jun-04	58	58	100.00%	0.00%
Jul-04	37	37	100.00%	0.00%
Aug-04	46	46	100.00%	0.00%
Sep-04	58	58	100.00%	0.00%
Oct-04				



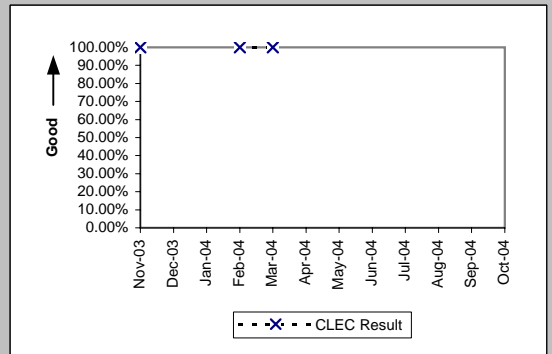
Unbundled Loop - ADSL Qualified (Diagnostic)

Date	Numerator	Denominator	CLEC Result	Standard Dev
Nov-03	13	13	100.00%	0.00%
Dec-03	25	25	100.00%	0.00%
Jan-04	19	19	100.00%	0.00%
Feb-04	16	16	100.00%	0.00%
Mar-04	25	25	100.00%	0.00%
Apr-04	25	25	100.00%	0.00%
May-04	29	29	100.00%	0.00%
Jun-04	23	23	100.00%	0.00%
Jul-04	25	25	100.00%	0.00%
Aug-04	25	25	100.00%	0.00%
Sep-04	40	40	100.00%	0.00%
Oct-04				



Unbundled Loop - DS3 Capable (Diagnostic)

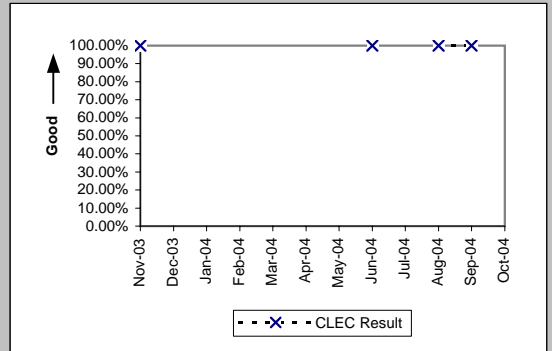
Date	Numerator	Denominator	CLEC Result	Standard Dev
Nov-03	1	1	100.00%	0.00%
Dec-03				
Jan-04				
Feb-04	5	5	100.00%	0.00%
Mar-04	7	7	100.00%	0.00%
Apr-04				
May-04				
Jun-04				
Jul-04				
Aug-04				
Sep-04				
Oct-04				



OP-5B - New Service Provisioning Quality (Percent)

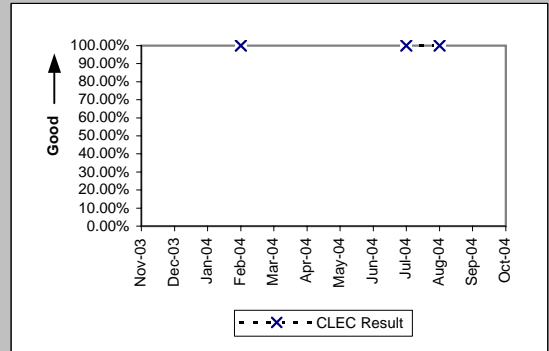
Dark Fiber - Loop (Diagnostic)

Date	Numerator	Denominator	CLEC Result	Standard Dev
Nov-03	1	1	100.00%	0.00%
Dec-03				
Jan-04				
Feb-04				
Mar-04				
Apr-04				
May-04				
Jun-04	1	1	100.00%	0.00%
Jul-04				
Aug-04	2	2	100.00%	0.00%
Sep-04	1	1	100.00%	0.00%
Oct-04				

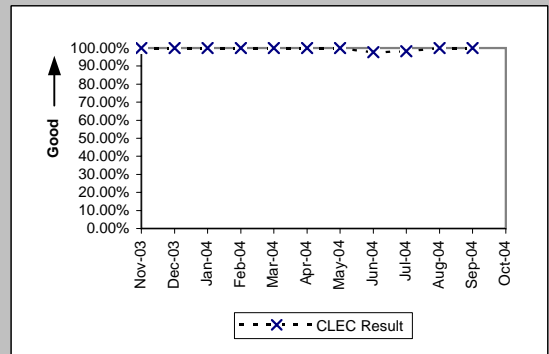


OP-5B - New Service Provisioning Quality (Percent)

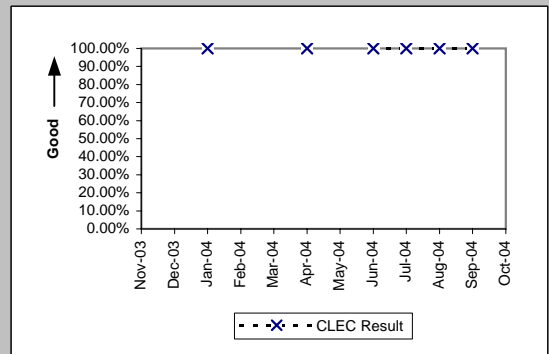
Enhanced Extended Loops - DS0 Capable (Diagnostic)				
Date	Numerator	Denominator	CLEC Result	Standard Dev
Nov-03				
Dec-03				
Jan-04				
Feb-04	5	5	100.00%	0.00%
Mar-04				
Apr-04				
May-04				
Jun-04				
Jul-04	2	2	100.00%	0.00%
Aug-04	2	2	100.00%	0.00%
Sep-04				
Oct-04				



Enhanced Extended Loops - DS1 Capable (Diagnostic)				
Date	Numerator	Denominator	CLEC Result	Standard Dev
Nov-03	38	38	100.00%	0.00%
Dec-03	44	44	100.00%	0.00%
Jan-04	50	50	100.00%	0.00%
Feb-04	54	54	100.00%	0.00%
Mar-04	73	73	100.00%	0.00%
Apr-04	82	82	100.00%	0.00%
May-04	68	68	100.00%	0.00%
Jun-04	87	89	97.75%	14.82%
Jul-04	53	54	98.15%	13.48%
Aug-04	68	68	100.00%	0.00%
Sep-04	108	108	100.00%	0.00%
Oct-04				

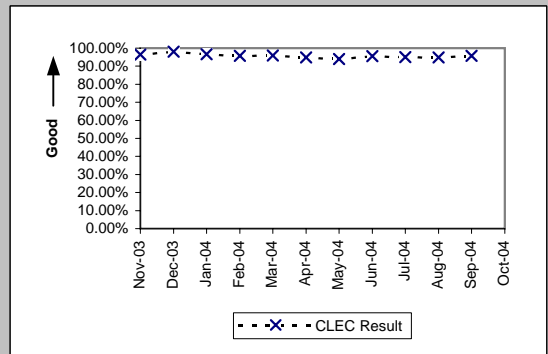


Enhanced Extended Loops - DS3 Capable (Diagnostic)				
Date	Numerator	Denominator	CLEC Result	Standard Dev
Nov-03				
Dec-03				
Jan-04	1	1	100.00%	0.00%
Feb-04				
Mar-04				
Apr-04	1	1	100.00%	0.00%
May-04				
Jun-04	1	1	100.00%	0.00%
Jul-04	1	1	100.00%	0.00%
Aug-04	1	1	100.00%	0.00%
Sep-04	2	2	100.00%	0.00%
Oct-04				

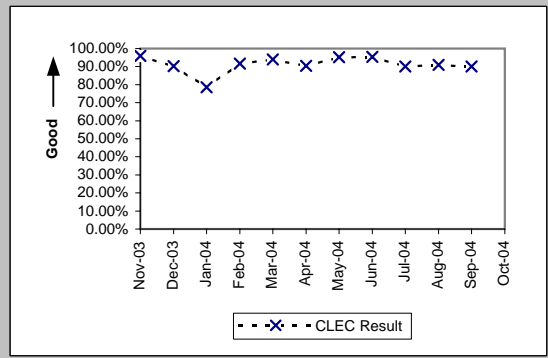


OP-5T - New Service Installation Quality Total (Percent)

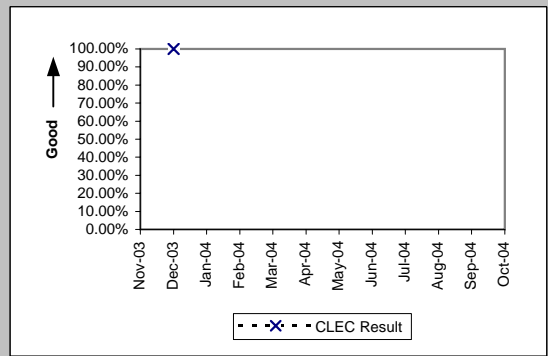
Residence (Diagnostic)				
Date	Numerator	Denominator	CLEC Result	Standard Dev
Nov-03	1255	1302	96.39%	18.65%
Dec-03	1468	1497	98.06%	13.78%
Jan-04	1624	1682	96.55%	18.25%
Feb-04	1132	1182	95.77%	20.13%
Mar-04	1119	1167	95.89%	19.86%
Apr-04	948	1000	94.80%	22.20%
May-04	974	1037	93.92%	23.89%
Jun-04	959	1004	95.52%	20.69%
Jul-04	944	993	95.07%	21.66%
Aug-04	1063	1121	94.83%	22.15%
Sep-04	1351	1410	95.82%	20.02%
Oct-04				



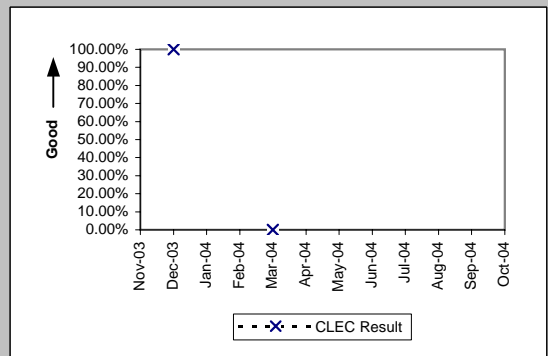
Business (Diagnostic)				
Date	Numerator	Denominator	CLEC Result	Standard Dev
Nov-03	24	25	96.00%	19.60%
Dec-03	28	31	90.32%	29.57%
Jan-04	11	14	78.57%	41.03%
Feb-04	11	12	91.67%	27.64%
Mar-04	31	33	93.94%	23.86%
Apr-04	19	21	90.48%	29.35%
May-04	20	21	95.24%	21.30%
Jun-04	41	43	95.35%	21.06%
Jul-04	18	20	90.00%	30.00%
Aug-04	20	22	90.91%	28.75%
Sep-04	9	10	90.00%	30.00%
Oct-04				



Centrex (Diagnostic)				
Date	Numerator	Denominator	CLEC Result	Standard Dev
Nov-03				
Dec-03	1	1	100.00%	0.00%
Jan-04				
Feb-04				
Mar-04				
Apr-04				
May-04				
Jun-04				
Jul-04				
Aug-04				
Sep-04				
Oct-04				

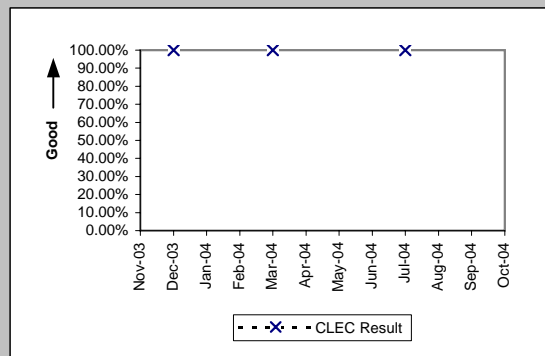


Centrex 21 (Diagnostic)				
Date	Numerator	Denominator	CLEC Result	Standard Dev
Nov-03				
Dec-03	1	1	100.00%	0.00%
Jan-04				
Feb-04				
Mar-04	0	1	0.00%	0.00%
Apr-04				
May-04				
Jun-04				
Jul-04				
Aug-04				
Sep-04				
Oct-04				

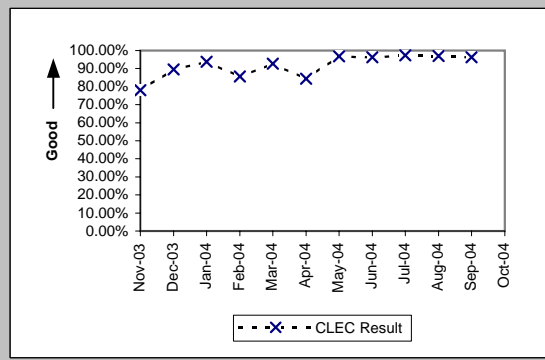


OP-5T - New Service Installation Quality Total (Percent)

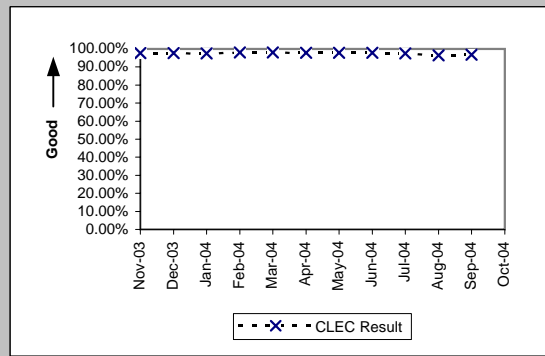
PBX (Diagnostic)				
Date	Numerator	Denominator	CLEC Result	Standard Dev
Nov-03				
Dec-03	1	1	100.00%	0.00%
Jan-04				
Feb-04				
Mar-04	1	1	100.00%	0.00%
Apr-04				
May-04				
Jun-04				
Jul-04	1	1	100.00%	0.00%
Aug-04				
Sep-04				
Oct-04				



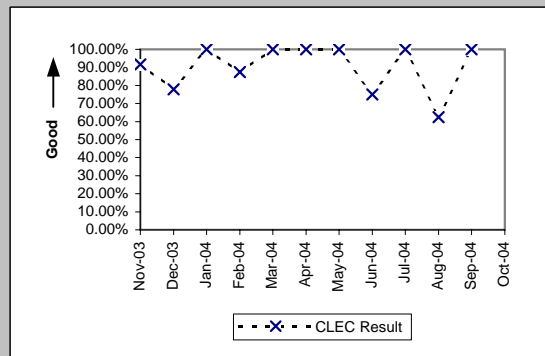
Qwest DSL (Diagnostic)				
Date	Numerator	Denominator	CLEC Result	Standard Dev
Nov-03	32	41	78.05%	41.39%
Dec-03	43	48	89.58%	30.55%
Jan-04	30	32	93.75%	24.21%
Feb-04	30	35	85.71%	34.99%
Mar-04	38	41	92.68%	26.04%
Apr-04	38	45	84.44%	36.24%
May-04	124	128	96.88%	17.40%
Jun-04	204	212	96.23%	19.06%
Jul-04	75	77	97.40%	15.91%
Aug-04	96	99	96.97%	17.14%
Sep-04	53	55	96.36%	18.72%
Oct-04				



UNE - P (POTS) (Diagnostic)				
Date	Numerator	Denominator	CLEC Result	Standard Dev
Nov-03	9125	9339	97.71%	14.96%
Dec-03	7571	7750	97.69%	15.02%
Jan-04	7531	7719	97.56%	15.42%
Feb-04	10201	10398	98.11%	13.63%
Mar-04	15995	16306	98.09%	13.68%
Apr-04	17218	17577	97.96%	14.14%
May-04	16145	16496	97.87%	14.43%
Jun-04	15563	15894	97.92%	14.28%
Jul-04	9826	10072	97.56%	15.44%
Aug-04	5962	6182	96.44%	18.53%
Sep-04	4623	4777	96.78%	17.66%
Oct-04				



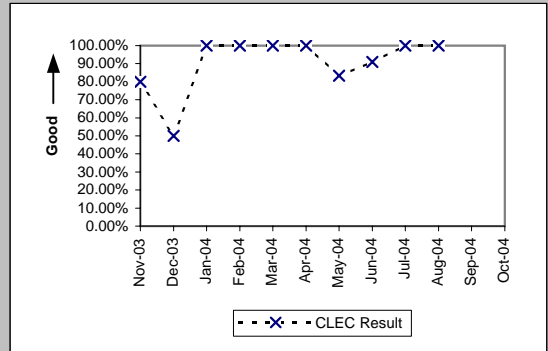
UNE P (Centrex) (Diagnostic)				
Date	Numerator	Denominator	CLEC Result	Standard Dev
Nov-03	11	12	91.67%	27.64%
Dec-03	7	9	77.78%	41.57%
Jan-04	5	5	100.00%	0.00%
Feb-04	7	8	87.50%	33.07%
Mar-04	10	10	100.00%	0.00%
Apr-04	5	5	100.00%	0.00%
May-04	5	5	100.00%	0.00%
Jun-04	6	8	75.00%	43.30%
Jul-04	5	5	100.00%	0.00%
Aug-04	5	8	62.50%	48.41%
Sep-04	4	4	100.00%	0.00%
Oct-04				



OP-5T - New Service Installation Quality Total (Percent)

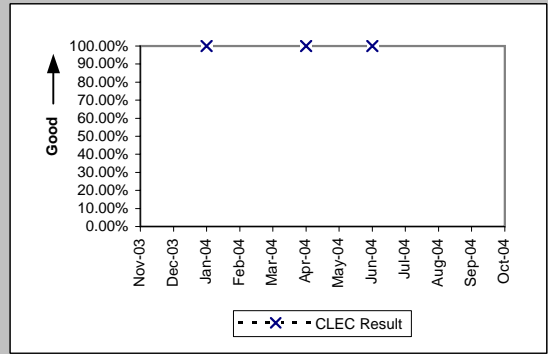
UNE P (Centrex 21) (Diagnostic)

Date	Numerator	Denominator	CLEC Result	Standard Dev
Nov-03	4	5	80.00%	40.00%
Dec-03	1	2	50.00%	50.00%
Jan-04	1	1	100.00%	0.00%
Feb-04	1	1	100.00%	0.00%
Mar-04	1	1	100.00%	0.00%
Apr-04	3	3	100.00%	0.00%
May-04	5	6	83.33%	37.27%
Jun-04	10	11	90.91%	28.75%
Jul-04	1	1	100.00%	0.00%
Aug-04	3	3	100.00%	0.00%
Sep-04				
Oct-04				



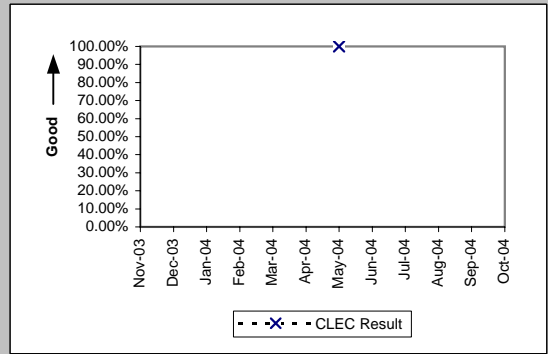
ISDN Primary (Diagnostic)

Date	Numerator	Denominator	CLEC Result	Standard Dev
Nov-03				
Dec-03				
Jan-04	1	1	100.00%	0.00%
Feb-04				
Mar-04				
Apr-04	3	3	100.00%	0.00%
May-04				
Jun-04	2	2	100.00%	0.00%
Jul-04				
Aug-04				
Sep-04				
Oct-04				



DS1 (Diagnostic)

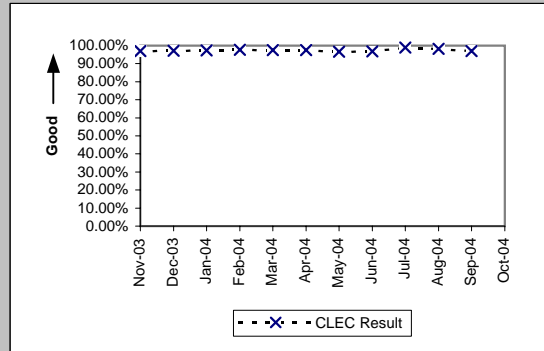
Date	Numerator	Denominator	CLEC Result	Standard Dev
Nov-03				
Dec-03				
Jan-04				
Feb-04				
Mar-04				
Apr-04				
May-04	1	1	100.00%	0.00%
Jun-04				
Jul-04				
Aug-04				
Sep-04				
Oct-04				



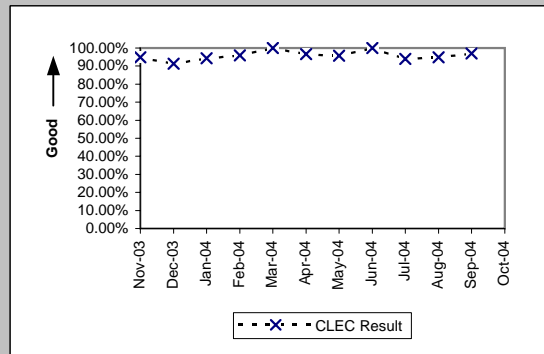


OP-5T - New Service Installation Quality Total (Percent)

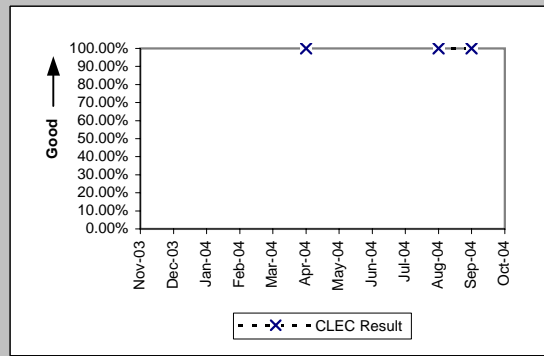
Line Sharing (Diagnostic)					
Date	Numerator	Denominator	CLEC Result	Standard Dev	
Nov-03	629	649	96.92%	17.28%	
Dec-03	666	686	97.08%	16.82%	
Jan-04	711	731	97.26%	16.31%	
Feb-04	510	522	97.70%	14.99%	
Mar-04	468	480	97.50%	15.61%	
Apr-04	399	409	97.56%	15.44%	
May-04	393	407	96.56%	18.22%	
Jun-04	465	480	96.88%	17.40%	
Jul-04	391	395	98.99%	10.01%	
Aug-04	493	502	98.21%	13.27%	
Sep-04	524	540	97.04%	16.96%	
Oct-04					



Line Splitting (Diagnostic)				
Date	Numerator	Denominator	CLEC Result	Standard Dev
Nov-03	93	98	94.90%	22.00%
Dec-03	106	116	91.38%	28.07%
Jan-04	99	105	94.29%	23.21%
Feb-04	47	49	95.92%	19.79%
Mar-04	48	48	100.00%	0.00%
Apr-04	28	29	96.55%	18.25%
May-04	23	24	95.83%	19.98%
Jun-04	35	35	100.00%	0.00%
Jul-04	63	67	94.03%	23.69%
Aug-04	56	59	94.92%	21.97%
Sep-04	63	65	96.92%	17.27%
Oct-04				



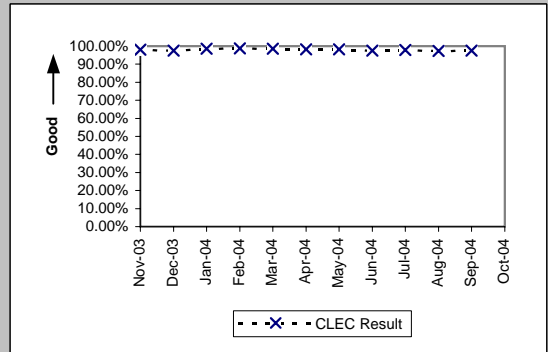
Sub-Loop Unbundling (Diagnostic)				
Date	Numerator	Denominator	CLEC Result	Standard Dev
Nov-03				
Dec-03				
Jan-04				
Feb-04				
Mar-04				
Apr-04	1	1	100.00%	0.00%
May-04				
Jun-04				
Jul-04				
Aug-04	2	2	100.00%	0.00%
Sep-04	1	1	100.00%	0.00%
Oct-04				



OP-5T - New Service Installation Quality Total (Percent)

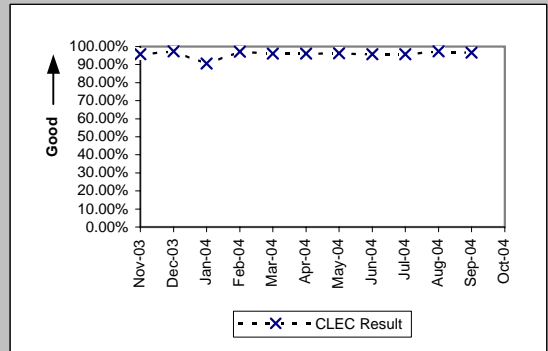
Unbundled Loop Analog (Diagnostic)

Date	Numerator	Denominator	CLEC Result	Standard Dev
Nov-03	1271	1296	98.07%	13.75%
Dec-03	1447	1485	97.44%	15.79%
Jan-04	1130	1146	98.60%	11.73%
Feb-04	1095	1109	98.74%	11.16%
Mar-04	1299	1317	98.63%	11.61%
Apr-04	1317	1341	98.21%	13.26%
May-04	1272	1294	98.30%	12.93%
Jun-04	1299	1332	97.52%	15.54%
Jul-04	1500	1533	97.85%	14.51%
Aug-04	1360	1398	97.28%	16.26%
Sep-04	1304	1336	97.60%	15.29%
Oct-04				



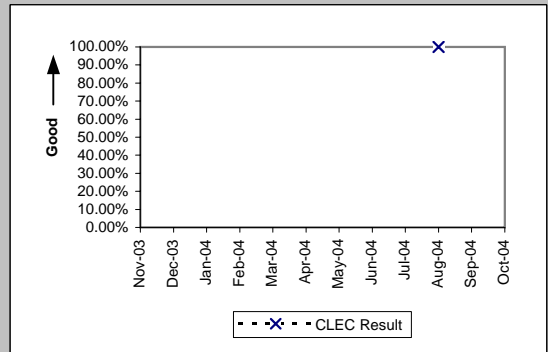
Unbundled Loop - 2 Wire Non-Loaded (Diagnostic)

Date	Numerator	Denominator	CLEC Result	Standard Dev
Nov-03	184	192	95.83%	19.98%
Dec-03	183	188	97.34%	16.09%
Jan-04	164	181	90.61%	29.17%
Feb-04	172	177	97.18%	16.57%
Mar-04	200	208	96.15%	19.23%
Apr-04	151	157	96.18%	19.17%
May-04	154	160	96.25%	19.00%
Jun-04	155	162	95.68%	20.33%
Jul-04	247	258	95.74%	20.20%
Aug-04	320	329	97.26%	16.31%
Sep-04	394	408	96.57%	18.20%
Oct-04				



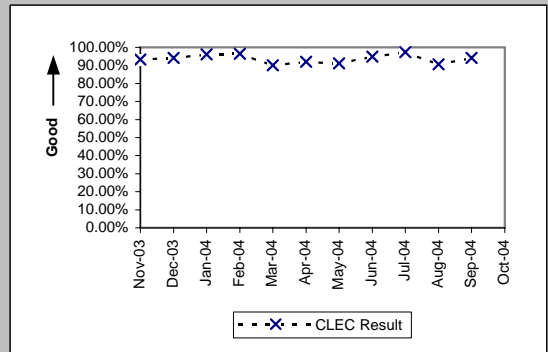
Unbundled Loop - 4 Wire Non-Loaded (Diagnostic)

Date	Numerator	Denominator	CLEC Result	Standard Dev
Nov-03				
Dec-03				
Jan-04				
Feb-04				
Mar-04				
Apr-04				
May-04				
Jun-04				
Jul-04				
Aug-04	1	1	100.00%	0.00%
Sep-04				
Oct-04				



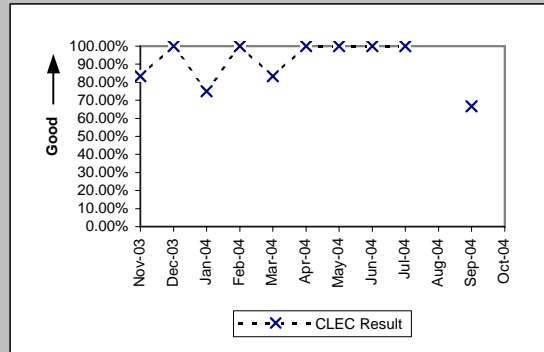
Unbundled Loop - DS1 Capable (Diagnostic)

Date	Numerator	Denominator	CLEC Result	Standard Dev
Nov-03	124	133	93.23%	25.12%
Dec-03	145	154	94.16%	23.46%
Jan-04	147	153	96.08%	19.41%
Feb-04	109	113	96.46%	18.48%
Mar-04	153	170	90.00%	30.00%
Apr-04	116	126	92.06%	27.03%
May-04	114	125	91.20%	28.33%
Jun-04	128	135	94.81%	22.17%
Jul-04	148	152	97.37%	16.01%
Aug-04	146	161	90.68%	29.07%
Sep-04	146	155	94.19%	23.39%
Oct-04				

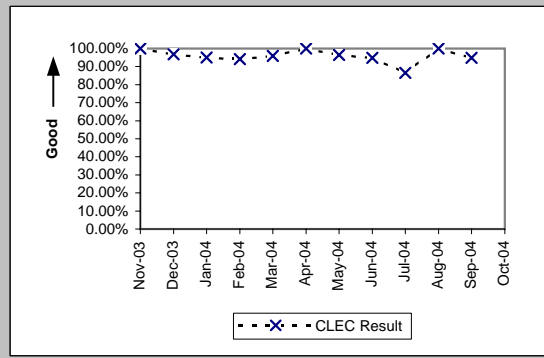


OP-5T - New Service Installation Quality Total (Percent)

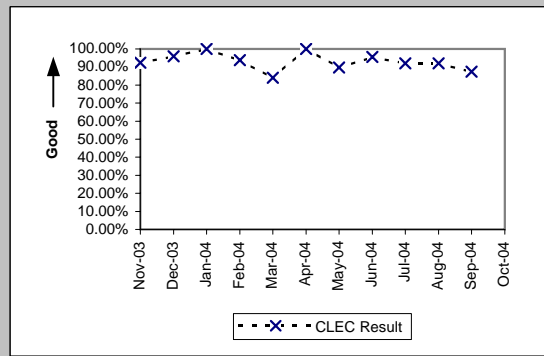
Unbundled Loop - XDSL (Diagnostic)				
Date	Numerator	Denominator	CLEC Result	Standard Dev
Nov-03	5	6	83.33%	37.27%
Dec-03	6	6	100.00%	0.00%
Jan-04	3	4	75.00%	43.30%
Feb-04	4	4	100.00%	0.00%
Mar-04	5	6	83.33%	37.27%
Apr-04	5	5	100.00%	0.00%
May-04	12	12	100.00%	0.00%
Jun-04	5	5	100.00%	0.00%
Jul-04	5	5	100.00%	0.00%
Aug-04				
Sep-04	4	6	66.67%	47.14%
Oct-04				



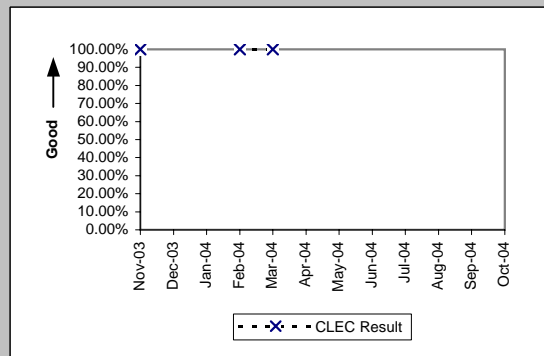
Unbundled Loop ISDN Capable (Diagnostic)				
Date	Numerator	Denominator	CLEC Result	Standard Dev
Nov-03	59	59	100.00%	0.00%
Dec-03	59	61	96.72%	17.81%
Jan-04	58	61	95.08%	21.62%
Feb-04	49	52	94.23%	23.32%
Mar-04	47	49	95.92%	19.79%
Apr-04	40	40	100.00%	0.00%
May-04	54	56	96.43%	18.56%
Jun-04	55	58	94.83%	22.15%
Jul-04	32	37	86.49%	34.19%
Aug-04	46	46	100.00%	0.00%
Sep-04	55	58	94.83%	22.15%
Oct-04				



Unbundled Loop - ADSL Qualified (Diagnostic)				
Date	Numerator	Denominator	CLEC Result	Standard Dev
Nov-03	12	13	92.31%	26.65%
Dec-03	24	25	96.00%	19.60%
Jan-04	19	19	100.00%	0.00%
Feb-04	15	16	93.75%	24.21%
Mar-04	21	25	84.00%	36.66%
Apr-04	25	25	100.00%	0.00%
May-04	26	29	89.66%	30.45%
Jun-04	22	23	95.65%	20.39%
Jul-04	23	25	92.00%	27.13%
Aug-04	23	25	92.00%	27.13%
Sep-04	35	40	87.50%	33.07%
Oct-04				



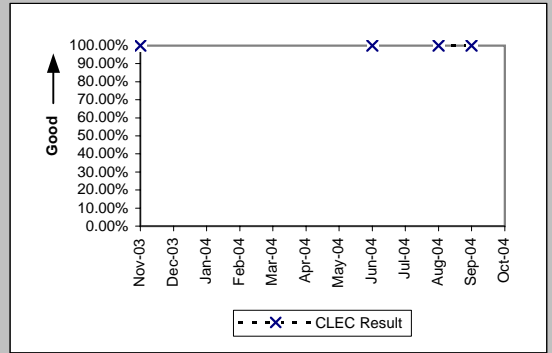
Unbundled Loop - DS3 Capable (Diagnostic)				
Date	Numerator	Denominator	CLEC Result	Standard Dev
Nov-03	1	1	100.00%	0.00%
Dec-03				
Jan-04				
Feb-04	5	5	100.00%	0.00%
Mar-04	7	7	100.00%	0.00%
Apr-04				
May-04				
Jun-04				
Jul-04				
Aug-04				
Sep-04				
Oct-04				



OP-5T - New Service Installation Quality Total (Percent)

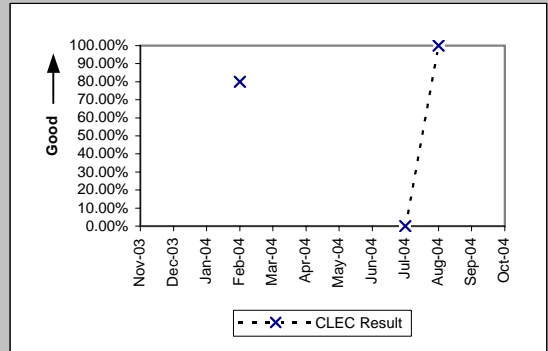
Dark Fiber - Loop (Diagnostic)

Date	Numerator	Denominator	CLEC Result	Standard Dev
Nov-03	1	1	100.00%	0.00%
Dec-03				
Jan-04				
Feb-04				
Mar-04				
Apr-04				
May-04				
Jun-04	1	1	100.00%	0.00%
Jul-04				
Aug-04	2	2	100.00%	0.00%
Sep-04	1	1	100.00%	0.00%
Oct-04				

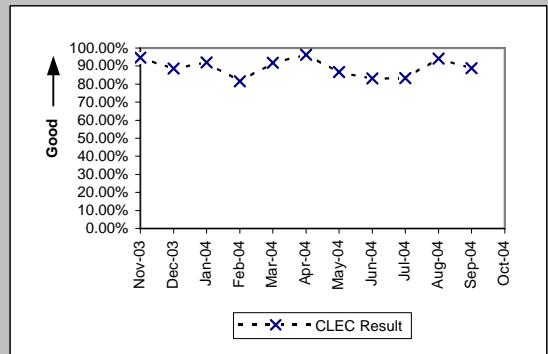


OP-5T - New Service Installation Quality Total (Percent)

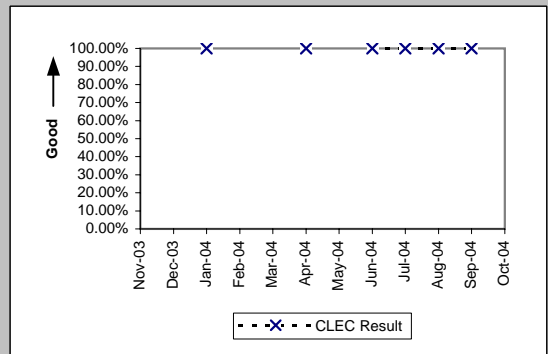
Enhanced Extended Loops - DS0 Capable (Diagnostic)				
Date	Numerator	Denominator	CLEC Result	Standard Dev
Nov-03				
Dec-03				
Jan-04				
Feb-04	4	5	80.00%	40.00%
Mar-04				
Apr-04				
May-04				
Jun-04				
Jul-04	0	2	0.00%	0.00%
Aug-04	2	2	100.00%	0.00%
Sep-04				
Oct-04				



Enhanced Extended Loops - DS1 Capable (Diagnostic)				
Date	Numerator	Denominator	CLEC Result	Standard Dev
Nov-03	36	38	94.74%	22.33%
Dec-03	39	44	88.64%	31.74%
Jan-04	46	50	92.00%	27.13%
Feb-04	44	54	81.48%	38.84%
Mar-04	67	73	91.78%	27.47%
Apr-04	79	82	96.34%	18.77%
May-04	59	68	86.76%	33.89%
Jun-04	74	89	83.15%	37.43%
Jul-04	45	54	83.33%	37.27%
Aug-04	64	68	94.12%	23.53%
Sep-04	96	108	88.89%	31.43%
Oct-04				

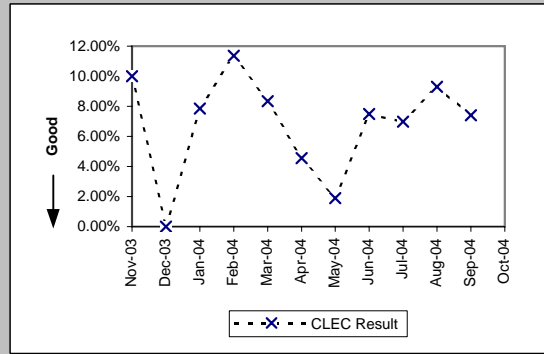


Enhanced Extended Loops - DS3 Capable (Diagnostic)				
Date	Numerator	Denominator	CLEC Result	Standard Dev
Nov-03				
Dec-03				
Jan-04	1	1	100.00%	0.00%
Feb-04				
Mar-04				
Apr-04	1	1	100.00%	0.00%
May-04				
Jun-04	1	1	100.00%	0.00%
Jul-04	1	1	100.00%	0.00%
Aug-04	1	1	100.00%	0.00%
Sep-04	2	2	100.00%	0.00%
Oct-04				

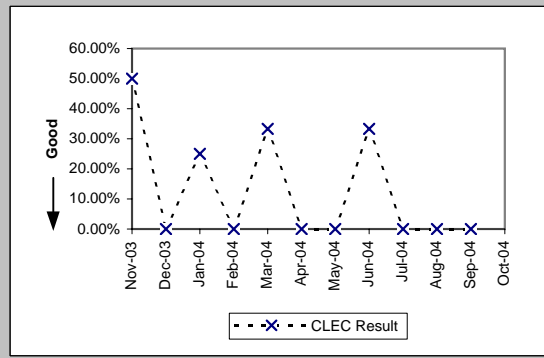


QP-5R - New Service Quality Multiple Report Rate (Percent)

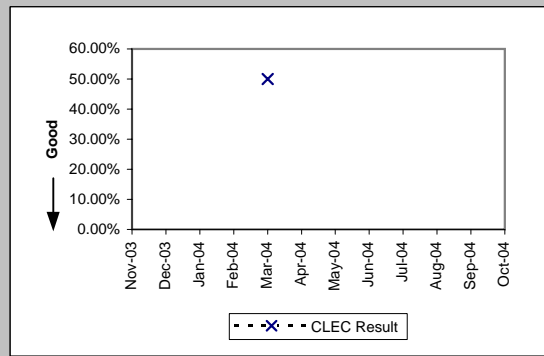
Residence (Diagnostic)				
Date	Numerator	Denominator	CLEC Result	Standard Dev
Nov-03	4	40	10.00%	30.00%
Dec-03	0	28	0.00%	0.00%
Jan-04	4	51	7.84%	26.88%
Feb-04	5	44	11.36%	31.74%
Mar-04	4	48	8.33%	27.64%
Apr-04	2	44	4.55%	20.83%
May-04	1	53	1.89%	13.61%
Jun-04	3	40	7.50%	26.34%
Jul-04	3	43	6.98%	25.48%
Aug-04	4	43	9.30%	29.05%
Sep-04	4	54	7.41%	26.19%
Oct-04				



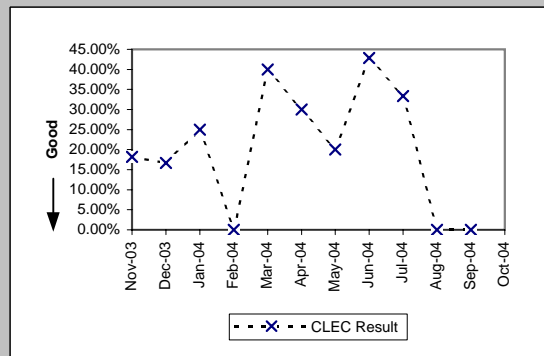
Business (Diagnostic)				
Date	Numerator	Denominator	CLEC Result	Standard Dev
Nov-03	1	2	50.00%	50.00%
Dec-03	0	3	0.00%	0.00%
Jan-04	1	4	25.00%	43.30%
Feb-04	0	1	0.00%	0.00%
Mar-04	1	3	33.33%	47.14%
Apr-04	0	2	0.00%	0.00%
May-04	0	1	0.00%	0.00%
Jun-04	1	3	33.33%	47.14%
Jul-04	0	2	0.00%	0.00%
Aug-04	0	2	0.00%	0.00%
Sep-04	0	1	0.00%	0.00%
Oct-04				



Centrex 21 (Diagnostic)				
Date	Numerator	Denominator	CLEC Result	Standard Dev
Nov-03				
Dec-03				
Jan-04				
Feb-04				
Mar-04	1	2	50.00%	50.00%
Apr-04				
May-04				
Jun-04				
Jul-04				
Aug-04				
Sep-04				
Oct-04				

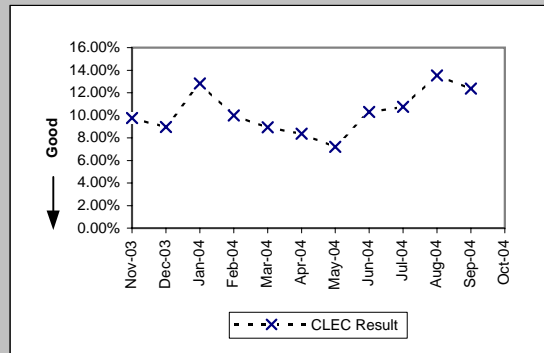


Qwest DSL (Diagnostic)				
Date	Numerator	Denominator	CLEC Result	Standard Dev
Nov-03	2	11	18.18%	38.57%
Dec-03	1	6	16.67%	37.27%
Jan-04	1	4	25.00%	43.30%
Feb-04	0	6	0.00%	0.00%
Mar-04	2	5	40.00%	48.99%
Apr-04	3	10	30.00%	45.83%
May-04	1	5	20.00%	40.00%
Jun-04	6	14	42.86%	49.49%
Jul-04	1	3	33.33%	47.14%
Aug-04	0	3	0.00%	0.00%
Sep-04	0	2	0.00%	0.00%
Oct-04				

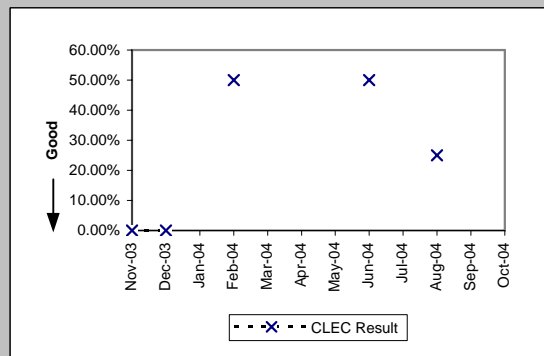


OP-5R - New Service Quality Multiple Report Rate (Percent)

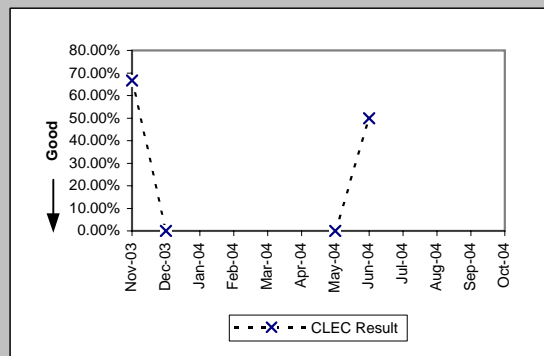
UNE - P (POTS) (Diagnostic)					
Date	Numerator	Denominator	CLEC Result	Standard Dev	
Nov-03	24	246	9.76%	29.67%	
Dec-03	18	201	8.96%	28.55%	
Jan-04	29	226	12.83%	33.44%	
Feb-04	23	230	10.00%	30.00%	
Mar-04	31	347	8.93%	28.52%	
Apr-04	34	406	8.37%	27.70%	
May-04	28	388	7.22%	25.88%	
Jun-04	39	379	10.29%	30.38%	
Jul-04	30	279	10.75%	30.98%	
Aug-04	36	266	13.53%	34.21%	
Sep-04	22	178	12.36%	32.91%	
Oct-04					



UNE P (Centrex) (Diagnostic)					
Date	Numerator	Denominator	CLEC Result	Standard Dev	
Nov-03	0	1	0.00%	0.00%	
Dec-03	0	2	0.00%	0.00%	
Jan-04					
Feb-04	1	2	50.00%	50.00%	
Mar-04					
Apr-04					
May-04					
Jun-04	2	4	50.00%	50.00%	
Jul-04					
Aug-04	1	4	25.00%	43.30%	
Sep-04					
Oct-04					



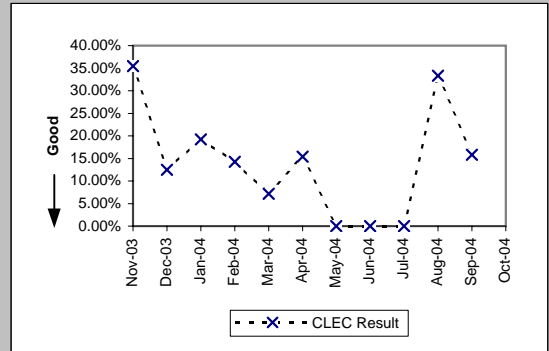
UNE P (Centrex 21) (Diagnostic)					
Date	Numerator	Denominator	CLEC Result	Standard Dev	
Nov-03	2	3	66.67%	47.14%	
Dec-03	0	1	0.00%	0.00%	
Jan-04					
Feb-04					
Mar-04					
Apr-04					
May-04	0	2	0.00%	0.00%	
Jun-04	1	2	50.00%	50.00%	
Jul-04					
Aug-04					
Sep-04					
Oct-04					



OP-5R - New Service Quality Multiple Report Rate (Percent)

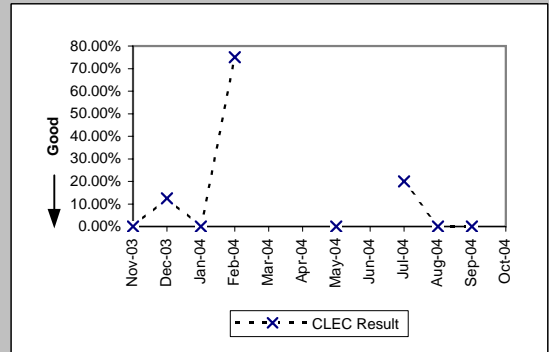
Line Sharing (Diagnostic)

Date	Numerator	Denominator	CLEC Result	Standard Dev
Nov-03	11	31	35.48%	47.85%
Dec-03	3	24	12.50%	33.07%
Jan-04	5	26	19.23%	39.41%
Feb-04	2	14	14.29%	34.99%
Mar-04	1	14	7.14%	25.75%
Apr-04	2	13	15.38%	36.08%
May-04	0	14	0.00%	0.00%
Jun-04	0	15	0.00%	0.00%
Jul-04	0	5	0.00%	0.00%
Aug-04	5	15	33.33%	47.14%
Sep-04	3	19	15.79%	36.46%
Oct-04				



Line Splitting (Diagnostic)

Date	Numerator	Denominator	CLEC Result	Standard Dev
Nov-03	0	4	0.00%	0.00%
Dec-03	1	8	12.50%	33.07%
Jan-04	0	6	0.00%	0.00%
Feb-04	3	4	75.00%	43.30%
Mar-04				
Apr-04				
May-04	0	1	0.00%	0.00%
Jun-04				
Jul-04	1	5	20.00%	40.00%
Aug-04	0	1	0.00%	0.00%
Sep-04	0	2	0.00%	0.00%
Oct-04				

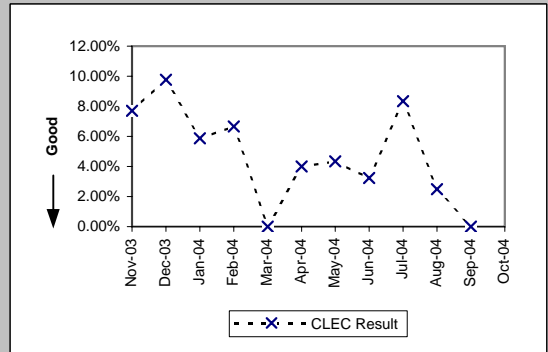




OP-5R - New Service Quality Multiple Report Rate (Percent)

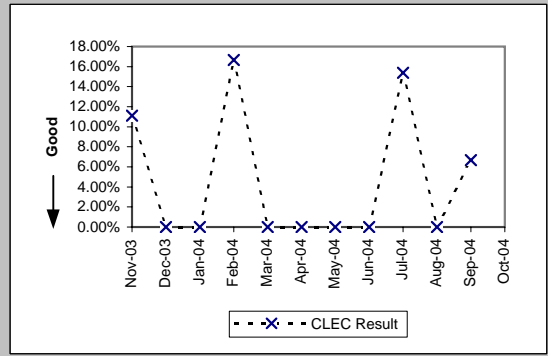
Unbundled Loop Analog (Diagnostic)

Date	Numerator	Denominator	CLEC Result	Standard Dev
Nov-03	2	26	7.69%	26.65%
Dec-03	4	41	9.76%	29.67%
Jan-04	1	17	5.88%	23.53%
Feb-04	1	15	6.67%	24.94%
Mar-04	0	19	0.00%	0.00%
Apr-04	1	25	4.00%	19.60%
May-04	1	23	4.35%	20.39%
Jun-04	1	31	3.23%	17.67%
Jul-04	3	36	8.33%	27.64%
Aug-04	1	40	2.50%	15.61%
Sep-04	0	32	0.00%	0.00%
Oct-04				



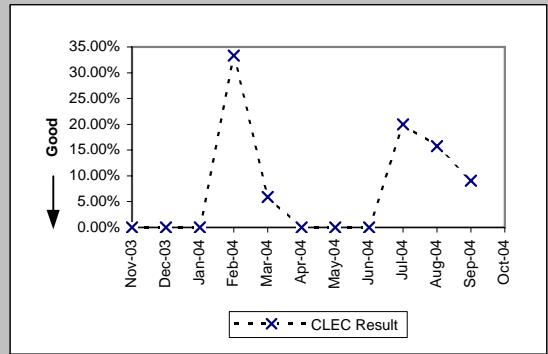
Unbundled Loop - 2 Wire Non-Loaded (Diagnostic)

Date	Numerator	Denominator	CLEC Result	Standard Dev
Nov-03	1	9	11.11%	31.43%
Dec-03	0	5	0.00%	0.00%
Jan-04	0	17	0.00%	0.00%
Feb-04	1	6	16.67%	37.27%
Mar-04	0	8	0.00%	0.00%
Apr-04	0	6	0.00%	0.00%
May-04	0	6	0.00%	0.00%
Jun-04	0	7	0.00%	0.00%
Jul-04	2	13	15.38%	36.08%
Aug-04	0	9	0.00%	0.00%
Sep-04	1	15	6.67%	24.94%
Oct-04				



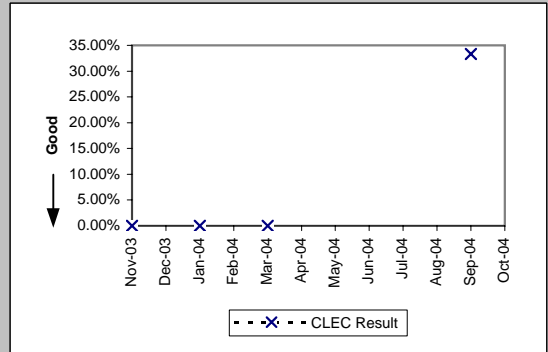
Unbundled Loop - DS1 Capable (Diagnostic)

Date	Numerator	Denominator	CLEC Result	Standard Dev
Nov-03	0	10	0.00%	0.00%
Dec-03	0	9	0.00%	0.00%
Jan-04	0	6	0.00%	0.00%
Feb-04	2	6	33.33%	47.14%
Mar-04	1	17	5.88%	23.53%
Apr-04	0	10	0.00%	0.00%
May-04	0	11	0.00%	0.00%
Jun-04	0	7	0.00%	0.00%
Jul-04	1	5	20.00%	40.00%
Aug-04	3	19	15.79%	36.46%
Sep-04	1	11	9.09%	28.75%
Oct-04				



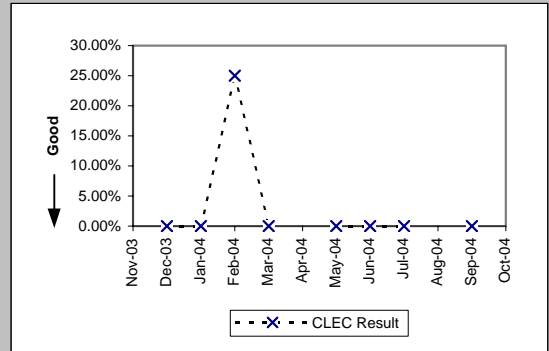
Unbundled Loop - XDSLi (Diagnostic)

Date	Numerator	Denominator	CLEC Result	Standard Dev
Nov-03	0	1	0.00%	0.00%
Dec-03				
Jan-04	0	1	0.00%	0.00%
Feb-04				
Mar-04	0	1	0.00%	0.00%
Apr-04				
May-04				
Jun-04				
Jul-04				
Aug-04				
Sep-04	1	3	33.33%	47.14%
Oct-04				

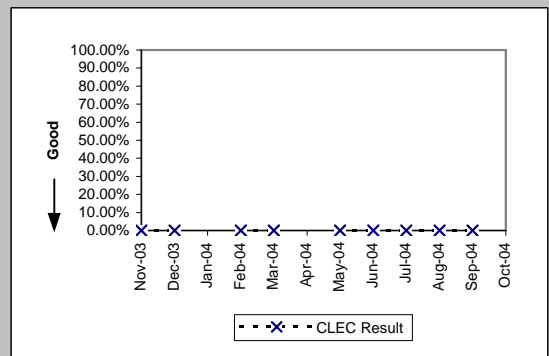


OP-5R - New Service Quality Multiple Report Rate (Percent)

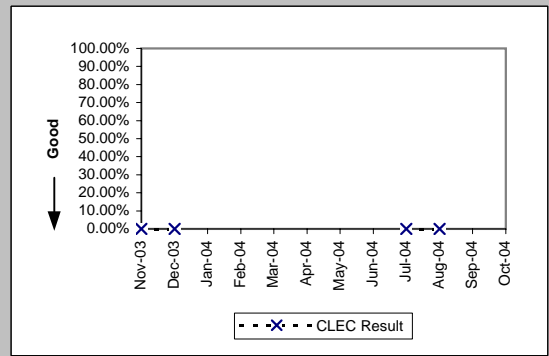
Unbundled Loop ISDN Capable (Diagnostic)				
Date	Numerator	Denominator	CLEC Result	Standard Dev
Nov-03				
Dec-03	0	2	0.00%	0.00%
Jan-04	0	3	0.00%	0.00%
Feb-04	1	4	25.00%	43.30%
Mar-04	0	2	0.00%	0.00%
Apr-04				
May-04	0	2	0.00%	0.00%
Jun-04	0	3	0.00%	0.00%
Jul-04	0	5	0.00%	0.00%
Aug-04				
Sep-04	0	3	0.00%	0.00%
Oct-04				



Unbundled Loop - ADSL Qualified (Diagnostic)				
Date	Numerator	Denominator	CLEC Result	Standard Dev
Nov-03	0	1	0.00%	0.00%
Dec-03	0	1	0.00%	0.00%
Jan-04				
Feb-04	0	1	0.00%	0.00%
Mar-04	0	4	0.00%	0.00%
Apr-04				
May-04	0	3	0.00%	0.00%
Jun-04	0	1	0.00%	0.00%
Jul-04	0	2	0.00%	0.00%
Aug-04	0	2	0.00%	0.00%
Sep-04	0	5	0.00%	0.00%
Oct-04				

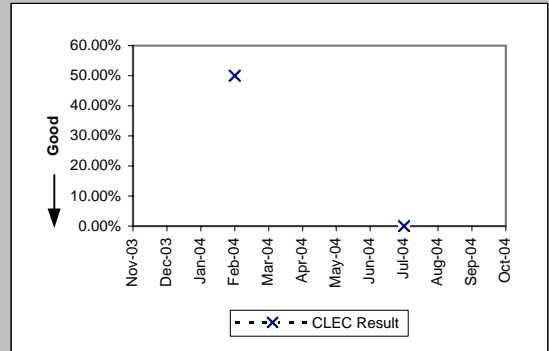


LIS Trunk (Diagnostic)				
Date	Numerator	Denominator	CLEC Result	Standard Dev
Nov-03	0	1	0.00%	0.00%
Dec-03	0	1	0.00%	0.00%
Jan-04				
Feb-04				
Mar-04				
Apr-04				
May-04				
Jun-04				
Jul-04	0	1	0.00%	0.00%
Aug-04	0	1	0.00%	0.00%
Sep-04				
Oct-04				

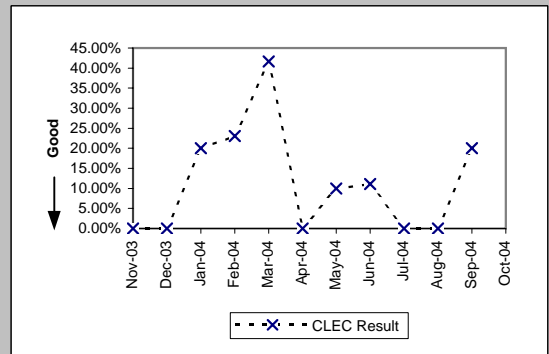


OP-5R - New Service Quality Multiple Report Rate (Percent)

Enhanced Extended Loops - DS0 Capable (Diagnostic)				
Date	Numerator	Denominator	CLEC Result	Standard Dev
Nov-03				
Dec-03				
Jan-04				
Feb-04	1	2	50.00%	50.00%
Mar-04				
Apr-04				
May-04				
Jun-04				
Jul-04	0	2	0.00%	0.00%
Aug-04				
Sep-04				
Oct-04				

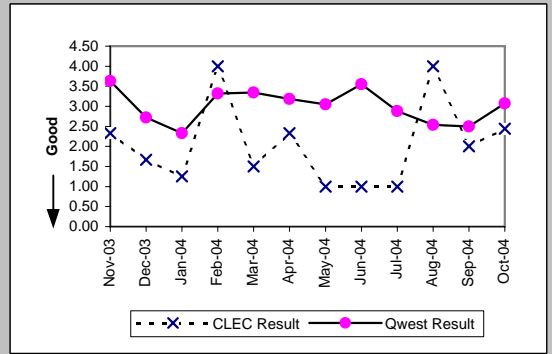


Enhanced Extended Loops - DS1 Capable (Diagnostic)				
Date	Numerator	Denominator	CLEC Result	Standard Dev
Nov-03	0	2	0.00%	0.00%
Dec-03	0	5	0.00%	0.00%
Jan-04	1	5	20.00%	40.00%
Feb-04	3	13	23.08%	42.13%
Mar-04	5	12	41.67%	49.30%
Apr-04	0	3	0.00%	0.00%
May-04	1	10	10.00%	30.00%
Jun-04	2	18	11.11%	31.43%
Jul-04	0	9	0.00%	0.00%
Aug-04	0	4	0.00%	0.00%
Sep-04	3	15	20.00%	40.00%
Oct-04				

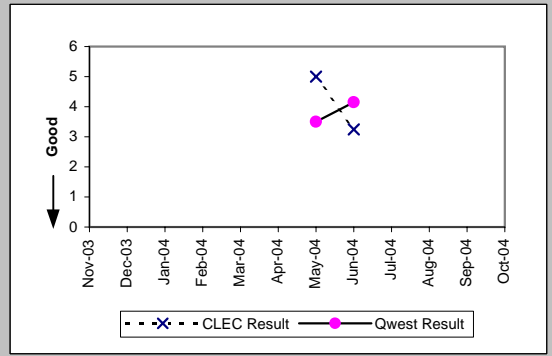


OP-6A-1 - Delayed Days for Non-Facility Reasons (Average Days) - Dispatches within MSAs

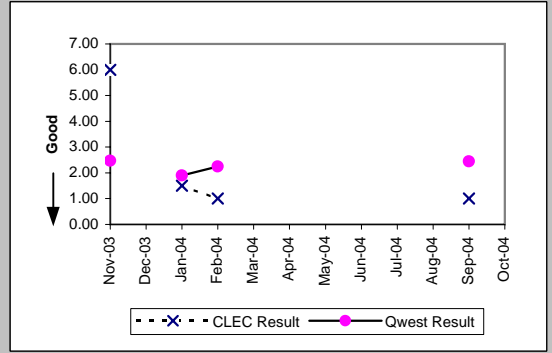
Residence (Parity)									
Date	CLEC Num	CLEC Denc	CLEC Resu	CLEC Std	Qwest Num	Qwest Denc	Qwest Resu	Mod Z Scr	Parity Scr
Nov-03	7	3	2.33	2.31	392	108	3.63	-0.42	-1.26
Dec-03	5	3	1.67	0.58	515	189	2.72	-0.57	-1.35
Jan-04	5	4	1.25	0.50	382	164	2.33	-0.83	-1.5
Feb-04	4	1	4.00		478	144	3.32	0.71	-0.57
Mar-04	3	2	1.50	0.71	498	149	3.34	-0.65	-1.39
Apr-04	7	3	2.33	2.31	486	153	3.18	-0.37	-1.23
May-04	3	3	1.00	0.00	580	190	3.05	-0.72	-1.44
Jun-04	3	3	1.00	0.00	739	208	3.55	-0.67	-1.41
Jul-04	1	1	1.00		662	230	2.88	-0.39	-1.24
Aug-04	12	3	4.00	5.20	733	289	2.54	1.01	-0.39
Sep-04	14	7	2.00	1.41	709	284	2.50	-0.3	-1.19
Oct-04	22	9	2.44	2.51	555	181	3.07	-0.41	-1.25



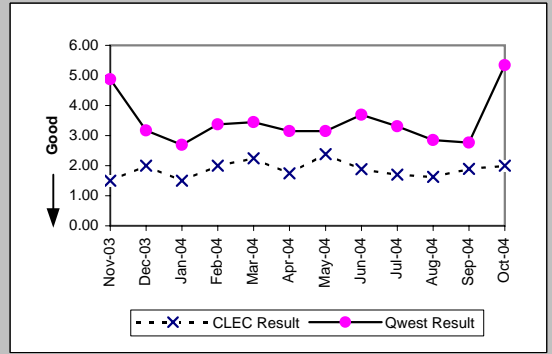
Business (Parity)									
Date	CLEC Num	CLEC Denc	CLEC Resu	CLEC Std	Qwest Num	Qwest Denc	Qwest Resu	Mod Z Scr	Parity Scr
Nov-03									
Dec-03									
Jan-04									
Feb-04									
Mar-04									
Apr-04									
May-04	5	1	5.00		182	52	3.50	0.81	-0.51
Jun-04	13	4	3.25	4.50	253	61	4.15	-0.26	-1.16
Jul-04									
Aug-04									
Sep-04									
Oct-04									



Qwest DSL (Parity)									
Date	CLEC Num	CLEC Denc	CLEC Resu	CLEC Std	Qwest Num	Qwest Denc	Qwest Resu	Mod Z Scr	Parity Scr
Nov-03	6	1	6.00		74	30	2.47	1.58	-0.04
Dec-03									
Jan-04	3	2	1.50	0.71	80	42	1.90	-0.3	-1.18
Feb-04	1	1	1.00		90	40	2.25	-0.4	-1.25
Mar-04									
Apr-04									
May-04									
Jun-04									
Jul-04									
Aug-04									
Sep-04	1	1	1.00		120	49	2.45	-0.52	-1.32
Oct-04									

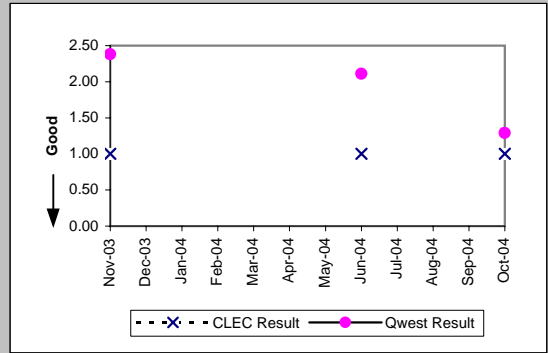


UNE - P (POTS) (Parity)									
Date	CLEC Num	CLEC Denc	CLEC Resu	CLEC Std	Qwest Num	Qwest Denc	Qwest Resu	Mod Z Scr	Parity Scr
Nov-03	3	2	1.50	0.71	823	169	4.87	-0.53	-1.32
Dec-03	4	2	2.00	0.00	790	249	3.17	-0.4	-1.24
Jan-04	6	4	1.50	1.00	626	233	2.69	-0.75	-1.46
Feb-04	6	3	2.00	1.00	663	197	3.37	-0.47	-1.28
Mar-04	9	4	2.25	1.89	779	226	3.45	-0.57	-1.35
Apr-04	7	4	1.75	1.50	653	207	3.15	-0.71	-1.43
May-04	19	8	2.38	1.41	762	242	3.15	-0.45	-1.27
Jun-04	15	8	1.88	1.73	992	269	3.69	-0.77	-1.47
Jul-04	17	10	1.70	1.25	991	299	3.31	-0.73	-1.44
Aug-04	31	19	1.63	2.29	1059	371	2.85	-0.93	-1.56
Sep-04	36	19	1.89	1.10	996	359	2.77	-0.8	-1.48
Oct-04	14	7	2.00	1.53	1336	250	5.34	-0.66	-1.4

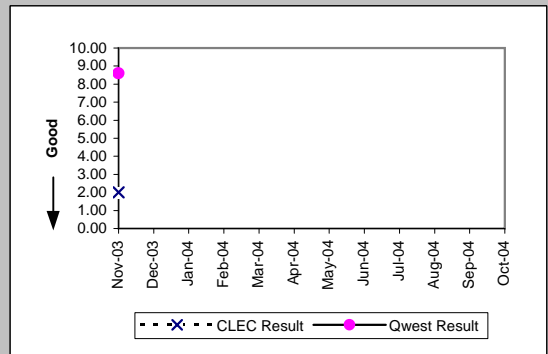


OP-6A-1 - Delayed Days for Non-Facility Reasons (Average Days) - Dispatches within MSAs

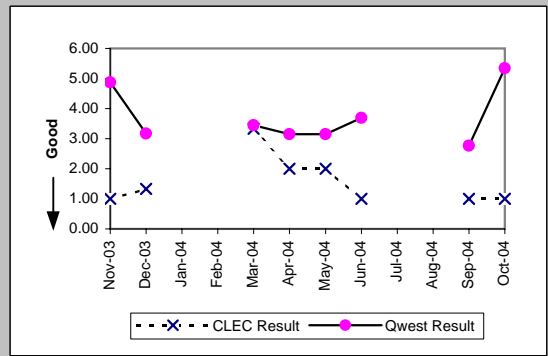
UNE P (Centrex) (Parity)											
Date	CLEC Num	CLEC Denc	CLEC Resu	CLEC Std	Qwest Num	Qwest Denc	Qwest Resu	Mod Z Scr	Parity Scr		
Nov-03		1	1	1.00		31	13	2.38		-0.34	-1.21
Dec-03											
Jan-04											
Feb-04											
Mar-04											
Apr-04											
May-04											
Jun-04	1	1	1.00		19	9	2.11		-0.32	-1.19	
Jul-04											
Aug-04											
Sep-04											
Oct-04	1	1	1.00		22	17	1.29		-0.37	-1.23	



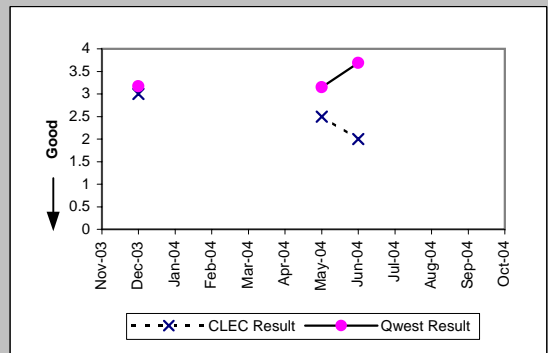
UNE P (Centrex 21) (Parity)											
Date	CLEC Num	CLEC Denc	CLEC Resu	CLEC Std	Qwest Num	Qwest Denc	Qwest Resu	Mod Z Scr	Parity Scr		
Nov-03		2	1	2.00		43	5	8.60		-0.85	-1.52
Dec-03											
Jan-04											
Feb-04											
Mar-04											
Apr-04											
May-04											
Jun-04											
Jul-04											
Aug-04											
Sep-04											
Oct-04											



Line Sharing (Parity)											
Date	CLEC Num	CLEC Denc	CLEC Resu	CLEC Std	Qwest Num	Qwest Denc	Qwest Resu	Mod Z Scr	Parity Scr		
Nov-03		1	1	1.00		823	169	4.87		-0.43	-1.26
Dec-03		4	3	1.33	0.58	790	249	3.17		-0.76	-1.46
Jan-04											
Feb-04											
Mar-04	10	3	3.33	2.31	779	226	3.45		-0.05	-1.03	
Apr-04	2	1	2.00		653	207	3.15		-0.29	-1.18	
May-04	4	2	2.00	0.00	762	242	3.15		-0.34	-1.2	
Jun-04	3	3	1.00	0.00	992	269	3.69		-0.7	-1.43	
Jul-04											
Aug-04											
Sep-04	2	2	1.00	0.00	996	359	2.77		-0.53	-1.32	
Oct-04	1	1	1.00		1336	250	5.34		-0.33	-1.2	

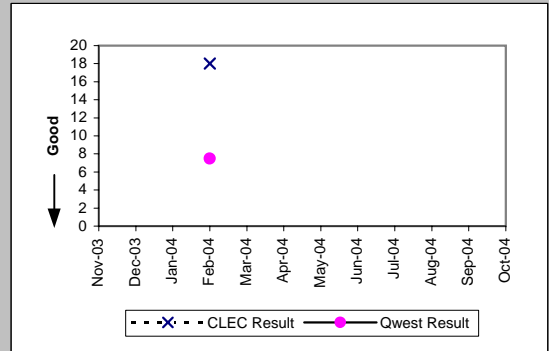


Line Splitting (Parity)											
Date	CLEC Num	CLEC Denc	CLEC Resu	CLEC Std	Qwest Num	Qwest Denc	Qwest Resu	Mod Z Scr	Parity Scr		
Nov-03											
Dec-03		3	1	3.00		790	249	3.17		-0.04	-1.03
Jan-04											
Feb-04											
Mar-04											
Apr-04											
May-04	5	2	2.50	0.71	762	242	3.15		-0.19	-1.12	
Jun-04	2	1	2.00		992	269	3.69		-0.26	-1.16	
Jul-04											
Aug-04											
Sep-04											
Oct-04											

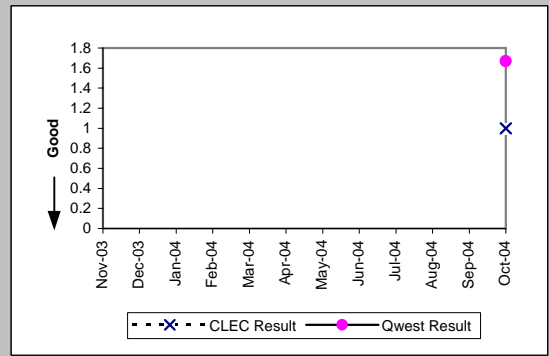


OP-6A-2 - Delayed Days for Non-Facility Reasons (Average Days) - Dispatches outside MSAs

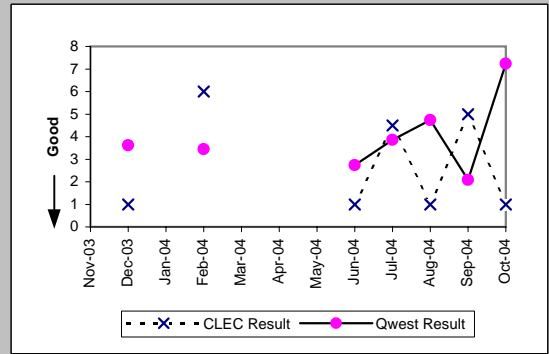
Business (Parity)									
Date	CLEC Num	CLEC Dend	CLEC Resu	CLEC Std	Qwest Num	Qwest Dend	Qwest Resu	Mod Z Scr	Parity Scr
Nov-03									
Dec-03									
Jan-04									
Feb-04	18	1	18.00		30	4	7.50	1.11	-0.33
Mar-04									
Apr-04									
May-04									
Jun-04									
Jul-04									
Aug-04									
Sep-04									
Oct-04									



Qwest DSL (Parity)									
Date	CLEC Num	CLEC Dend	CLEC Resu	CLEC Std	Qwest Num	Qwest Dend	Qwest Resu	Mod Z Scr	Parity Scr
Nov-03									
Dec-03									
Jan-04									
Feb-04									
Mar-04									
Apr-04									
May-04									
Jun-04									
Jul-04									
Aug-04									
Sep-04									
Oct-04	1	1	1.00		5	3	1.67	-1	-1.61

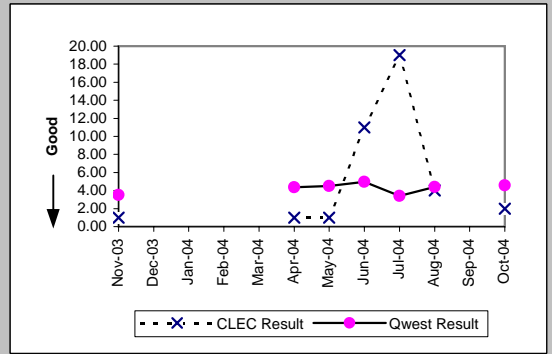


UNE - P (POTS) (Parity)									
Date	CLEC Num	CLEC Dend	CLEC Resu	CLEC Std	Qwest Num	Qwest Dend	Qwest Resu	Mod Z Scr	Parity Scr
Nov-03									
Dec-03	1	1	1.00		119	33	3.61	-0.53	-1.32
Jan-04									
Feb-04	6	1	6.00		86	25	3.44	0.73	-0.55
Mar-04									
Apr-04									
May-04									
Jun-04	1	1	1.00		148	54	2.74	-0.58	-1.35
Jul-04	9	2	4.50	4.95	193	50	3.86	0.82	-0.5
Aug-04	2	2	1.00	0.00	223	47	4.74	-0.6	-1.37
Sep-04	5	1	5.00		131	63	2.08	1.21	-0.26
Oct-04	1	1	1.00		340	47	7.23	-0.5	-1.3

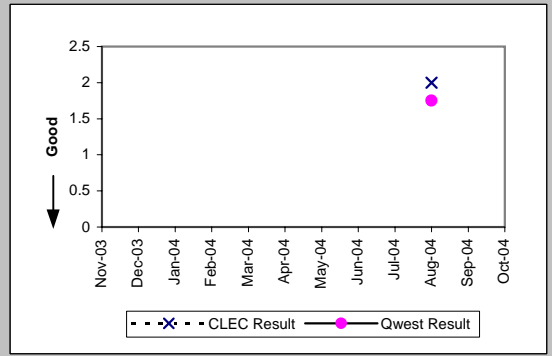


OP-6A-3 - Delayed Days for Non-Facility Reasons (Average Days) - No dispatches

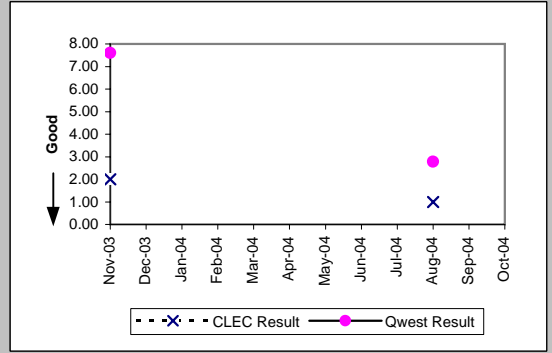
Residence (Parity)									
Date	CLEC Num	CLEC Denc	CLEC Resu	CLEC Std I	Qwest Num	Qwest Denc	Qwest Resu	Mod Z Scr	Parity Scr
Nov-03	1	1	1.00		155	44	3.52	-0.89	-1.54
Dec-03									
Jan-04									
Feb-04									
Mar-04									
Apr-04	1	1	1.00		632	145	4.36	-0.57	-1.35
May-04	2	2	1.00	0.00	294	65	4.52	-0.77	-1.47
Jun-04	11	1	11.00		376	76	4.95	1.29	-0.21
Jul-04	19	1	19.00		217	64	3.39	1.98	0.2
Aug-04	12	3	4.00	0.00	229	52	4.40	-0.08	-1.05
Sep-04									
Oct-04	2	1	2.00		133	29	4.59	-0.34	-1.21



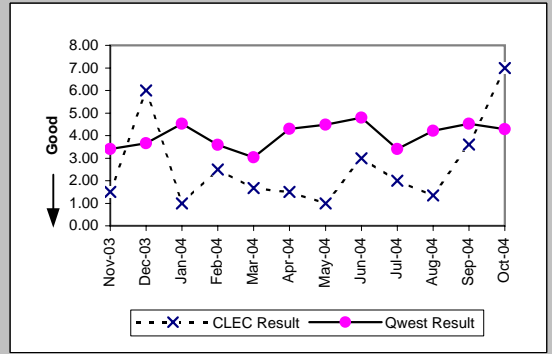
Business (Parity)									
Date	CLEC Num	CLEC Denc	CLEC Resu	CLEC Std I	Qwest Num	Qwest Denc	Qwest Resu	Mod Z Scr	Parity Scr
Nov-03									
Dec-03									
Jan-04									
Feb-04									
Mar-04									
Apr-04									
May-04									
Jun-04									
Jul-04									
Aug-04	2	1	2.00		7	4	1.75	-0.29	-1.18
Sep-04									
Oct-04									



Qwest DSL (Parity)									
Date	CLEC Num	CLEC Denc	CLEC Resu	CLEC Std I	Qwest Num	Qwest Denc	Qwest Resu	Mod Z Scr	Parity Scr
Nov-03	2	1	2.00		76	10	7.60	-0.38	-1.23
Dec-03									
Jan-04									
Feb-04									
Mar-04									
Apr-04									
May-04									
Jun-04									
Jul-04									
Aug-04	4	4	1.00	0.00	25	9	2.78	-1.44	-1.88
Sep-04									
Oct-04									

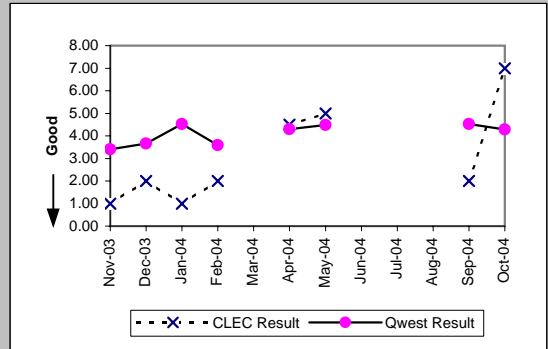


UNE - P (POTS) (Parity)									
Date	CLEC Num	CLEC Denc	CLEC Resu	CLEC Std I	Qwest Num	Qwest Denc	Qwest Resu	Mod Z Scr	Parity Scr
Nov-03	3	2	1.50	0.71	163	48	3.40	-0.97	-1.59
Dec-03	6	1	6.00		289	79	3.66	1.05	-0.36
Jan-04	1	1	1.00		366	81	4.52	-0.5	-1.3
Feb-04	5	2	2.50	2.12	341	95	3.59	-0.32	-1.19
Mar-04	5	3	1.67	1.15	675	222	3.04	-0.56	-1.34
Apr-04	3	2	1.50	0.71	636	148	4.30	-0.68	-1.41
May-04	1	1	1.00		300	67	4.48	-0.55	-1.33
Jun-04	6	2	3.00	1.41	389	81	4.80	-0.28	-1.17
Jul-04	2	1	2.00		255	75	3.40	-0.39	-1.24
Aug-04	27	20	1.35	1.18	236	56	4.21	-1.36	-1.83
Sep-04	18	5	3.60	1.52	294	65	4.52	-0.25	-1.15
Oct-04	7	1	7.00		137	32	4.28	1.05	-0.36

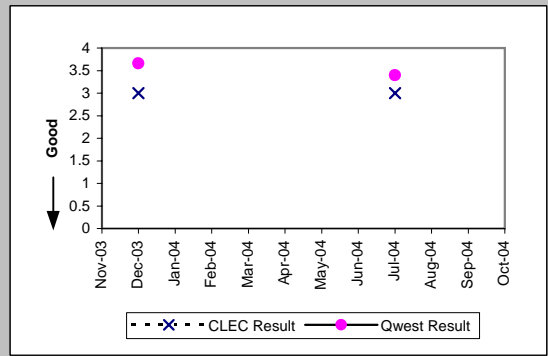


OP-6A-3 - Delayed Days for Non-Facility Reasons (Average Days) - No dispatches

Line Sharing (Parity)										
Date	CLEC Num	CLEC Denc	CLEC Resu	CLEC Std	Qwest Num	Qwest Denc	Qwest Resu	Mod Z Scr	Parity Scr	
Nov-03	2	2	1.00	0.00	163	48	3.40	-1.22	-1.74	
Dec-03	2	1	2.00		289	79	3.66	-0.26	-1.16	
Jan-04	1	1	1.00		366	81	4.52	-0.5	-1.3	
Feb-04	2	1	2.00		341	95	3.59	-0.33	-1.2	
Mar-04										
Apr-04	9	2	4.50	2.12	636	148	4.30	0.57	-0.65	
May-04	5	1	5.00		300	67	4.48	0.74	-0.55	
Jun-04										
Jul-04										
Aug-04										
Sep-04	2	1	2.00		294	65	4.52	-0.31	-1.19	
Oct-04	14	2	7.00	7.07	137	32	4.28	0.87	-0.47	



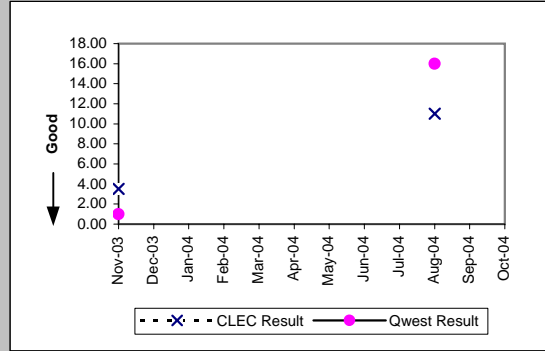
Line Splitting (Parity)										
Date	CLEC Num	CLEC Denc	CLEC Resu	CLEC Std	Qwest Num	Qwest Denc	Qwest Resu	Mod Z Scr	Parity Scr	
Nov-03										
Dec-03	3	1	3.00		289	79	3.66	-0.1	-1.06	
Jan-04										
Feb-04										
Mar-04										
Apr-04										
May-04										
Jun-04										
Jul-04	3	1	3.00		255	75	3.40	-0.11	-1.07	
Aug-04										
Sep-04										
Oct-04										





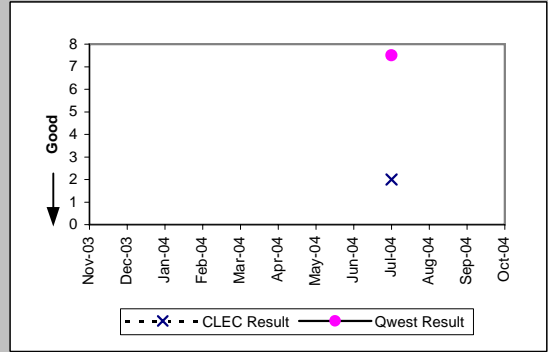
OP-6A-4 - Delayed Days for Non-Facility Reasons (Average Days) - Interval Zone One

Date	LIS Trunk (Parity)								
	CLEC Num	CLEC Denc	CLEC Resu	CLEC Std	Qwest Num	Qwest Denc	Qwest Resu	Mod Z Scr	Parity Scr
Nov-03	7	2	3.50	0.71	1	1	1.00		
Dec-03									
Jan-04									
Feb-04									
Mar-04									
Apr-04									
May-04									
Jun-04									
Jul-04									
Aug-04	11	1	11.00		16	1	16.00		
Sep-04									
Oct-04									

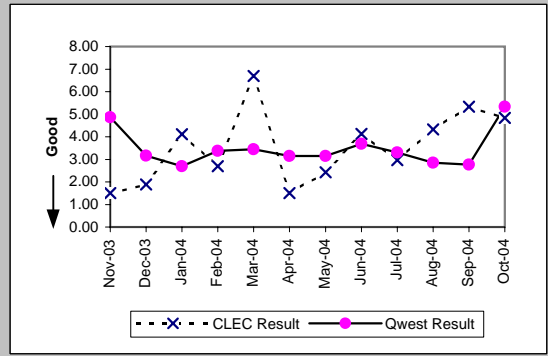


OP-6A-4 - Delayed Days for Non-Facility Reasons (Average Days) - Interval Zone One

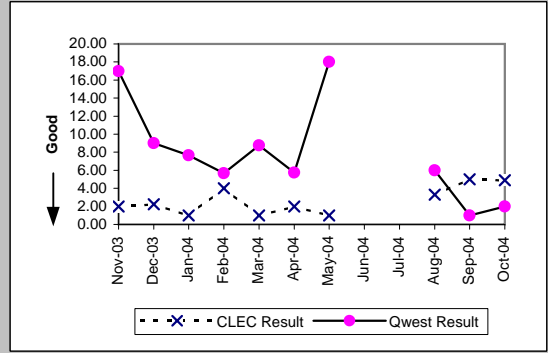
UDIT Above DS1 Level (Parity)									
Date	CLEC Num	CLEC Denc	CLEC Resu	CLEC Std	Qwest Num	Qwest Denc	Qwest Resu	Mod Z Scr	Parity Scr
Nov-03									
Dec-03									
Jan-04									
Feb-04									
Mar-04									
Apr-04									
May-04									
Jun-04									
Jul-04	2	1	2.00		30	4	7.50	-0.68	-1.41
Aug-04									
Sep-04									
Oct-04									



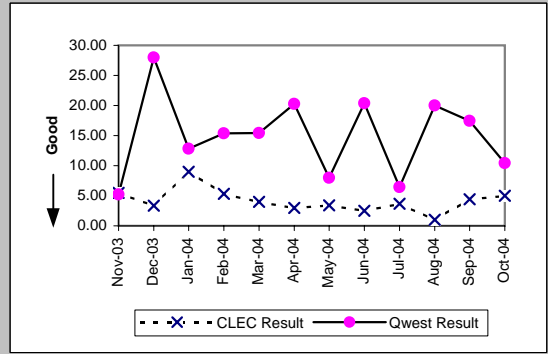
Unbundled Loop Analog (Parity)									
Date	CLEC Num	CLEC Denc	CLEC Resu	CLEC Std	Qwest Num	Qwest Denc	Qwest Resu	Mod Z Scr	Parity Scr
Nov-03	6	4	1.50	1.00	823	169	4.87	-0.75	-1.45
Dec-03	30	16	1.88	2.28	790	249	3.17	-1.21	-1.74
Jan-04	74	18	4.11	5.18	626	233	2.69	1.53	-0.07
Feb-04	62	23	2.70	1.64	663	197	3.37	-0.6	-1.37
Mar-04	134	20	6.70	3.53	779	226	3.45	2.65	0.61
Apr-04	3	2	1.50	0.71	653	207	3.15	-0.6	-1.36
May-04	29	12	2.42	1.98	762	242	3.15	-0.51	-1.31
Jun-04	62	15	4.13	7.40	992	269	3.69	0.48	-0.71
Jul-04	80	27	2.96	3.94	991	299	3.31	-0.25	-1.15
Aug-04	104	24	4.33	3.17	1059	371	2.85	1.21	-0.27
Sep-04	304	57	5.33	4.83	996	359	2.77	3.09	0.88
Oct-04	169	35	4.83	4.05	1336	250	5.34	-0.22	-1.13



Unbundled Loop - 2 Wire Non-Loaded (Parity)									
Date	CLEC Num	CLEC Denc	CLEC Resu	CLEC Std	Qwest Num	Qwest Denc	Qwest Resu	Mod Z Scr	Parity Scr
Nov-03	2	1	2.00		17	1	17.00		
Dec-03	9	4	2.25	0.96	27	3	9.00	-0.85	-1.51
Jan-04	1	1	1.00		46	6	7.67	-0.74	-1.45
Feb-04	4	1	4.00		17	3	5.67	-0.29	-1.17
Mar-04	2	2	1.00	0.00	35	4	8.75	-0.85	-1.52
Apr-04	6	3	2.00	1.73	46	8	5.75	-1	-1.61
May-04	1	1	1.00		18	1	18.00		
Jun-04									
Jul-04									
Aug-04	23	7	3.29	1.80	24	4	6.00	-0.73	-1.44
Sep-04	65	13	5.00	4.32	1	1	1.00		
Oct-04	39	8	4.88	2.70	4	2	2.00	1.77	0.08

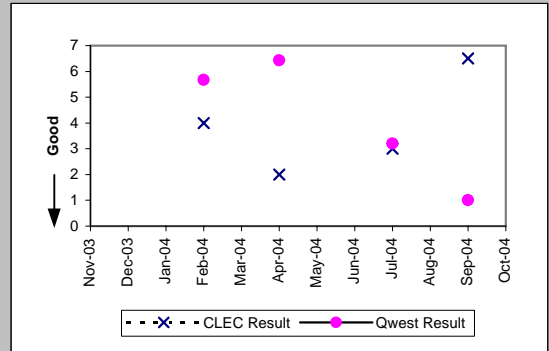


Unbundled Loop - DS1 Capable (Parity)									
Date	CLEC Num	CLEC Denc	CLEC Resu	CLEC Std	Qwest Num	Qwest Denc	Qwest Resu	Mod Z Scr	Parity Scr
Nov-03	11	2	5.50	0.71	47	9	5.22	0.22	-0.86
Dec-03	10	3	3.33	4.04	252	9	28.00	-2.09	-2.27
Jan-04	72	8	9.00	7.65	154	12	12.83	-0.94	-1.57
Feb-04	16	3	5.33	4.51	261	17	15.35	-1.12	-1.68
Mar-04	4	1	4.00		108	7	15.43	-0.91	-1.55
Apr-04	9	3	3.00	2.00	344	17	20.24	-1.99	-2.21
May-04	17	5	3.40	2.88	16	2	8.00	-0.97	-1.59
Jun-04	10	4	2.50	2.38	265	13	20.38	-1.37	-1.84
Jul-04	22	6	3.67	3.88	45	7	6.43	-1.15	-1.7
Aug-04	9	9	1.00	0.00	100	5	20.00	-2.23	-2.36
Sep-04	53	12	4.42	3.15	366	21	17.43	-1.42	-1.86
Oct-04	40	8	5.00	6.82	104	10	10.40	-1.65	-2

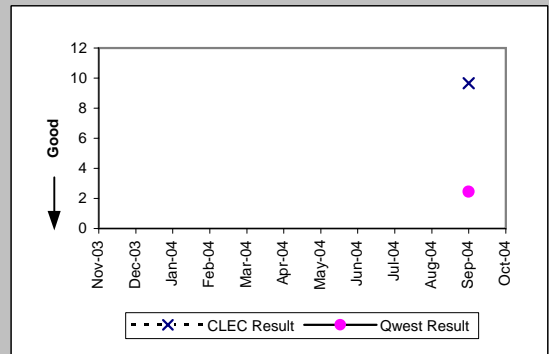


OP-6A-4 - Delayed Days for Non-Facility Reasons (Average Days) - Interval Zone One

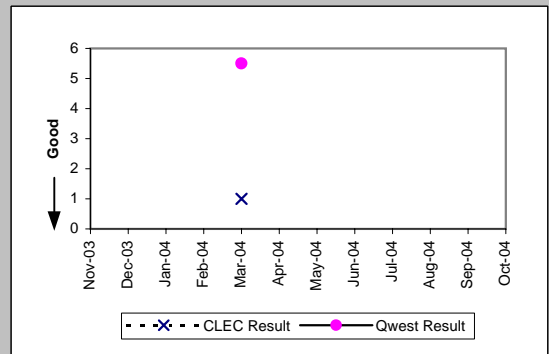
Unbundled Loop ISDN Capable (Parity)									
Date	CLEC Num	CLEC Dend	CLEC Resu	CLEC Std	Qwest Num	Qwest Dend	Qwest Resu	Mod Z Scr	Parity Scr
Nov-03									
Dec-03									
Jan-04									
Feb-04	4	1	4.00		17	3	5.67	-0.29	-1.17
Mar-04									
Apr-04	2	1	2.00		45	7	6.43	-0.74	-1.45
May-04									
Jun-04									
Jul-04	3	1	3.00		16	5	3.20	-0.11	-1.07
Aug-04									
Sep-04	13	2	6.50	2.12	1	1	1.00		
Oct-04									



Unbundled Loop - ADSL Qualified (Parity)									
Date	CLEC Num	CLEC Dend	CLEC Resu	CLEC Std	Qwest Num	Qwest Dend	Qwest Resu	Mod Z Scr	Parity Scr
Nov-03									
Dec-03									
Jan-04									
Feb-04									
Mar-04									
Apr-04									
May-04									
Jun-04									
Jul-04									
Aug-04									
Sep-04	29	3	9.67	8.02	120	49	2.45	2.88	0.75
Oct-04									

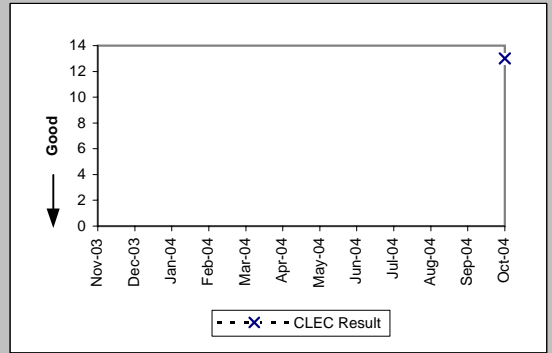


Unbundled Loop - DS3 Capable (Parity)									
Date	CLEC Num	CLEC Dend	CLEC Resu	CLEC Std	Qwest Num	Qwest Dend	Qwest Resu	Mod Z Scr	Parity Scr
Nov-03									
Dec-03									
Jan-04									
Feb-04									
Mar-04	2	2	1.00	0.00	33	6	5.50	-1.96	-2.19
Apr-04									
May-04									
Jun-04									
Jul-04									
Aug-04									
Sep-04									
Oct-04									



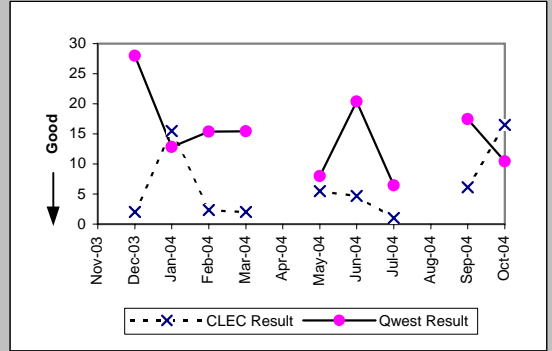
OP-6A-4 - Delayed Days for Non-Facility Reasons (Average Days) - Interval Zone One

Enhanced Extended Loops - DS3 Capable (Diagnostic)				
Date	Num	Denom	CLEC Result	Standard Dev
Nov-03				
Dec-03				
Jan-04				
Feb-04				
Mar-04				
Apr-04				
May-04				
Jun-04				
Jul-04				
Aug-04				
Sep-04				
Oct-04	13	1	13.00	



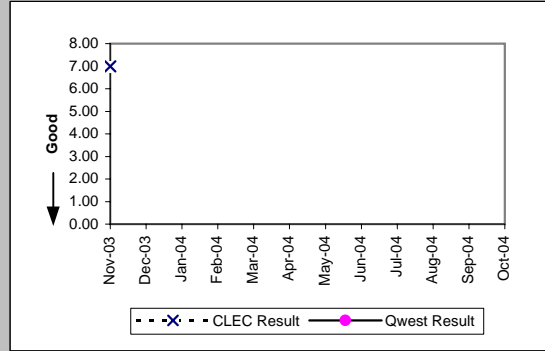
OP-6A-4 - Delayed Days for Non-Facility Reasons (Average Days) - Interval Zone One

Enhanced Extended Loops - DS1 Capable (Parity)									
Date	CLEC Num	CLEC Dens	CLEC Resu	CLEC Std	Qwest Num	Qwest Dens	Qwest Resu	Mod Z Scr	Parity Scr
Nov-03									
Dec-03	2	1	2.00		252	9	28.00	-1.39	-1.85
Jan-04	31	2	15.50	6.36	154	12	12.83	0.69	-0.58
Feb-04	7	3	2.33	1.15	261	17	15.35	-1.45	-1.88
Mar-04	2	1	2.00		108	7	15.43	-1.06	-1.65
Apr-04									
May-04	11	2	5.50	6.36	16	2	8.00	-0.44	-1.27
Jun-04	28	6	4.67	2.88	265	13	20.38	-1.4	-1.85
Jul-04	1	1	1.00		45	7	6.43	-1.18	-1.72
Aug-04									
Sep-04	49	8	6.12	7.18	366	21	17.43	-1.07	-1.65
Oct-04	33	2	16.50	0.71	104	10	10.40	1.01	-0.39



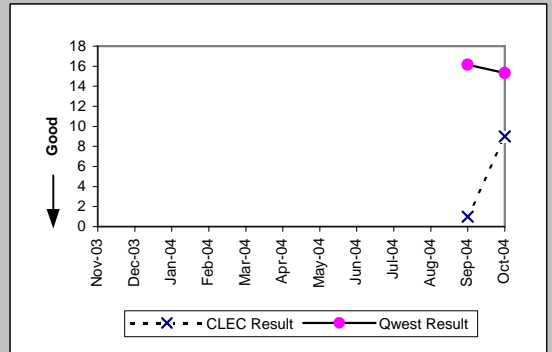
OP-6A-5 - Delayed Days for Non-Facility Reasons (Average Days) - Interval Zone Two

LIS Trunk (Parity)									
Date	CLEC Num	CLEC Denc	CLEC Resu	CLEC Std	Qwest Num	Qwest Denc	Qwest Resu	Mod Z Scr	Parity Scr
Nov-03	7	1	7.00						
Dec-03									
Jan-04									
Feb-04									
Mar-04									
Apr-04									
May-04									
Jun-04									
Jul-04									
Aug-04									
Sep-04									
Oct-04									

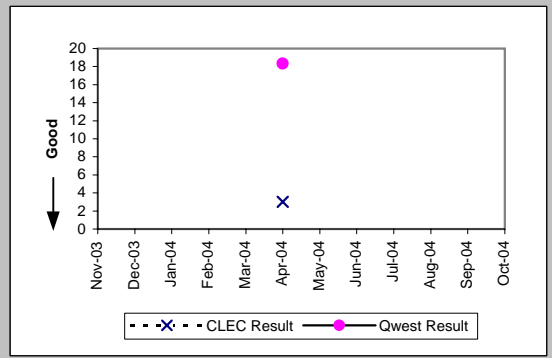


OP-6A-5 - Delayed Days for Non-Facility Reasons (Average Days) - Interval Zone Two

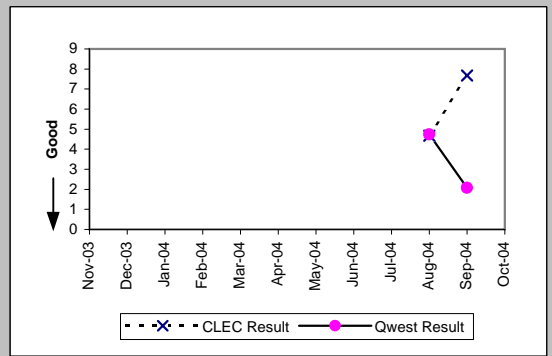
UDIT DS1 (Parity)									
Date	CLEC Num	CLEC Denc	CLEC Resu	CLEC Std	Qwest Num	Qwest Denc	Qwest Resu	Mod Z Scr	Parity Scr
Nov-03									
Dec-03									
Jan-04									
Feb-04									
Mar-04									
Apr-04									
May-04									
Jun-04									
Jul-04									
Aug-04									
Sep-04	1	1	1.00		646	40	16.15	-0.7	-1.43
Oct-04	9	1	9.00		444	29	15.31	-0.4	-1.24



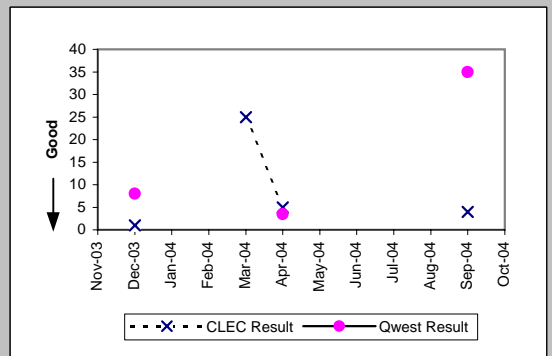
UDIT Above DS1 Level (Parity)									
Date	CLEC Num	CLEC Denc	CLEC Resu	CLEC Std	Qwest Num	Qwest Denc	Qwest Resu	Mod Z Scr	Parity Scr
Nov-03									
Dec-03									
Jan-04									
Feb-04									
Mar-04									
Apr-04	3	1	3.00		110	6	18.33	-1.34	-1.81
May-04									
Jun-04									
Jul-04									
Aug-04									
Sep-04									
Oct-04									



Unbundled Loop Analog (Parity)									
Date	CLEC Num	CLEC Denc	CLEC Resu	CLEC Std	Qwest Num	Qwest Denc	Qwest Resu	Mod Z Scr	Parity Scr
Nov-03									
Dec-03									
Jan-04									
Feb-04									
Mar-04									
Apr-04									
May-04									
Jun-04									
Jul-04									
Aug-04	14	3	4.67	2.89	223	47	4.74	-0.02	-1.01
Sep-04	23	3	7.67	5.77	131	63	2.08	2.17	0.32
Oct-04									

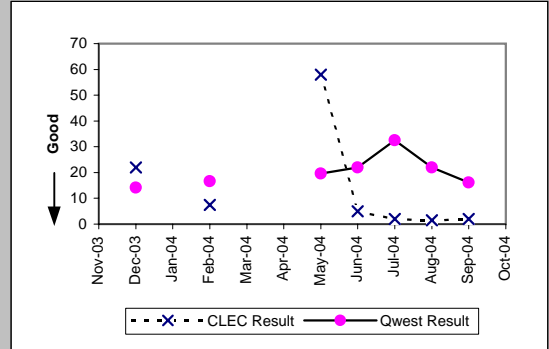


Unbundled Loop - 2 Wire Non-Loaded (Parity)									
Date	CLEC Num	CLEC Denc	CLEC Resu	CLEC Std	Qwest Num	Qwest Denc	Qwest Resu	Mod Z Scr	Parity Scr
Nov-03									
Dec-03	1	1	1.00		8	1	8.00		
Jan-04									
Feb-04									
Mar-04	25	1	25.00						
Apr-04	5	1	5.00		7	2	3.50	-3.72	-3.26
May-04									
Jun-04									
Jul-04									
Aug-04									
Sep-04	4	1	4.00		35	1	35.00		
Oct-04									

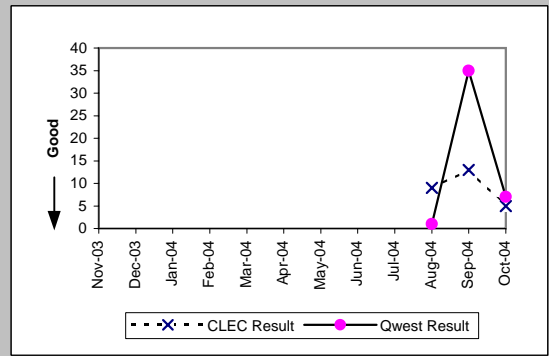


OP-6A-5 - Delayed Days for Non-Facility Reasons (Average Days) - Interval Zone Two

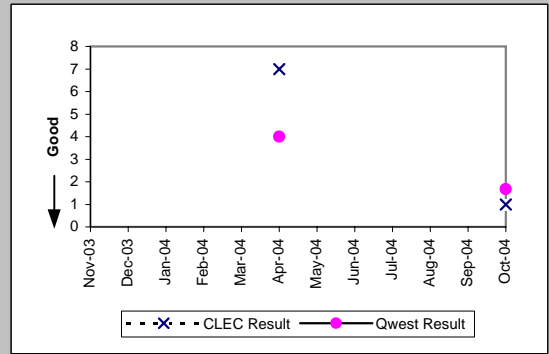
Unbundled Loop - DS1 Capable (Parity)									
Date	CLEC Num	CLEC Dend	CLEC Resu	CLEC Std	Qwest Num	Qwest Dend	Qwest Resu	Mod Z Scr	Parity Scr
Nov-03									
Dec-03	22	1	22.00		324	23	14.09	0.65	-0.61
Jan-04									
Feb-04	15	2	7.50	9.19	466	28	16.64	-0.79	-1.48
Mar-04									
Apr-04									
May-04	58	1	58.00		295	15	19.67	1.13	-0.32
Jun-04	5	1	5.00		220	10	22.00	-0.53	-1.32
Jul-04	2	1	2.00		552	17	32.47	-0.82	-1.5
Aug-04	3	2	1.50	0.71	154	7	22.00	-1.1	-1.67
Sep-04	2	1	2.00		646	40	16.15	-0.65	-1.4
Oct-04									



Unbundled Loop ISDN Capable (Parity)									
Date	CLEC Num	CLEC Dend	CLEC Resu	CLEC Std	Qwest Num	Qwest Dend	Qwest Resu	Mod Z Scr	Parity Scr
Nov-03									
Dec-03									
Jan-04									
Feb-04									
Mar-04									
Apr-04									
May-04									
Jun-04									
Jul-04									
Aug-04	9	1	9.00		1	1	1.00		
Sep-04	13	1	13.00		35	1	35.00		
Oct-04	5	1	5.00		7	1	7.00		



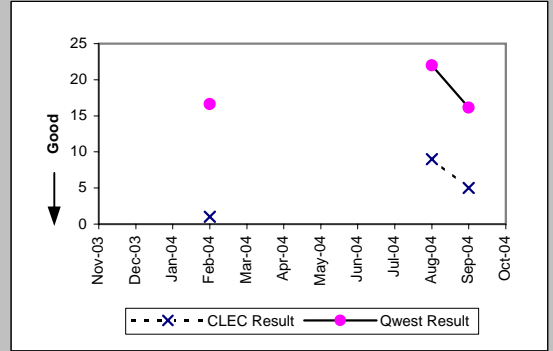
Unbundled Loop - ADSL Qualified (Parity)									
Date	CLEC Num	CLEC Dend	CLEC Resu	CLEC Std	Qwest Num	Qwest Dend	Qwest Resu	Mod Z Scr	Parity Scr
Nov-03									
Dec-03									
Jan-04									
Feb-04									
Mar-04									
Apr-04	7	1	7.00		8	2	4.00	-3.72	-3.26
May-04									
Jun-04									
Jul-04									
Aug-04									
Sep-04									
Oct-04	1	1	1.00		5	3	1.67	-1	-1.61





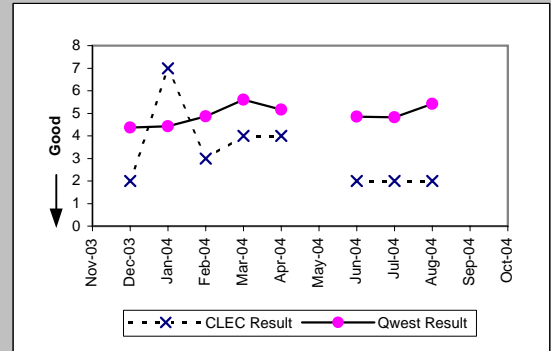
OP-6A-5 - Delayed Days for Non-Facility Reasons (Average Days) - Interval Zone Two

Enhanced Extended Loops - DS1 Capable (Parity)									
Date	CLEC Num	CLEC Dend	CLEC Resu	CLEC Std	Qwest Num	Qwest Dend	Qwest Resu	Mod Z Scr	Parity Scr
Nov-03									
Dec-03									
Jan-04									
Feb-04	2	2	1.00	0.00	466	28	16.64	-1.35	-1.82
Mar-04									
Apr-04									
May-04									
Jun-04									
Jul-04									
Aug-04	9	1	9.00		154	7	22.00	-0.52	-1.32
Sep-04	10	2	5.00	2.83	646	40	16.15	-0.72	-1.44
Oct-04									

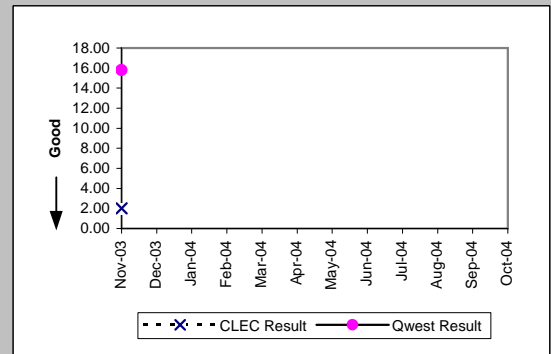


OP-6B-1 - Delayed Days for Facility Reasons (Average Days) - Dispatches within MSAs

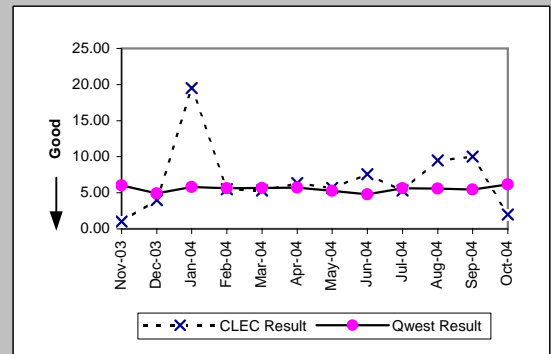
Residence (Parity)									
Date	CLEC Num	CLEC Denc	CLEC Resu	CLEC Std	Qwest Num	Qwest Denc	Qwest Resu	Mod Z Scr	Parity Scr
Nov-03									
Dec-03	4	2	2.00	1.41	380	87	4.37	-0.95	-1.57
Jan-04	7	1	7.00		442	100	4.42	0.76	-0.54
Feb-04	6	2	3.00	2.83	442	91	4.86	-0.41	-1.25
Mar-04	8	2	4.00	1.41	454	81	5.60	-0.17	-1.1
Apr-04	4	1	4.00		480	93	5.16	-0.15	-1.09
May-04									
Jun-04	2	1	2.00		543	112	4.85	-0.45	-1.27
Jul-04	4	2	2.00	0.00	627	130	4.82	-0.71	-1.43
Aug-04	2	1	2.00		742	137	5.42	-0.59	-1.36
Sep-04									
Oct-04									



Qwest DSL (Parity)									
Date	CLEC Num	CLEC Denc	CLEC Resu	CLEC Std	Qwest Num	Qwest Denc	Qwest Resu	Mod Z Scr	Parity Scr
Nov-03	2	1	2.00		79	5	15.80	-0.64	-1.39
Dec-03									
Jan-04									
Feb-04									
Mar-04									
Apr-04									
May-04									
Jun-04									
Jul-04									
Aug-04									
Sep-04									
Oct-04									

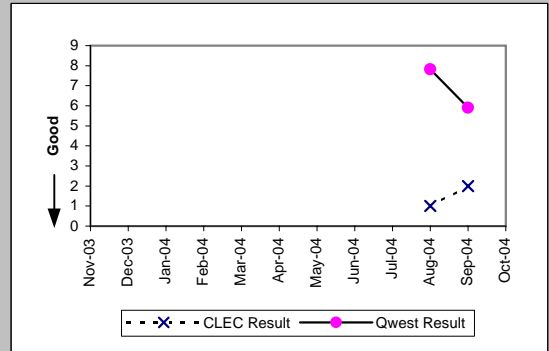


UNE - P (POTS) (Parity)									
Date	CLEC Num	CLEC Denc	CLEC Resu	CLEC Std	Qwest Num	Qwest Denc	Qwest Resu	Mod Z Scr	Parity Scr
Nov-03	1	1	1.00		477	79	6.04	-0.44	-1.27
Dec-03	8	2	4.00	2.83	579	118	4.91	-0.31	-1.19
Jan-04	39	2	19.50	17.68	728	125	5.82	1.64	-0.01
Feb-04	11	2	5.50	0.71	660	117	5.64	-0.03	-1.02
Mar-04	16	3	5.33	1.53	688	121	5.69	-0.05	-1.03
Apr-04	19	3	6.33	6.81	788	138	5.71	0.58	-0.65
May-04	34	6	5.67	5.47	645	122	5.29	0.29	-0.82
Jun-04	76	10	7.60	5.72	672	140	4.80	1.28	-0.22
Jul-04	48	9	5.33	3.24	914	162	5.64	-0.11	-1.07
Aug-04	76	8	9.50	9.97	923	165	5.59	1.59	-0.03
Sep-04	70	7	10.00	6.06	1000	184	5.43	1.83	0.11
Oct-04	2	1	2.00		1196	194	6.16	-0.5	-1.3

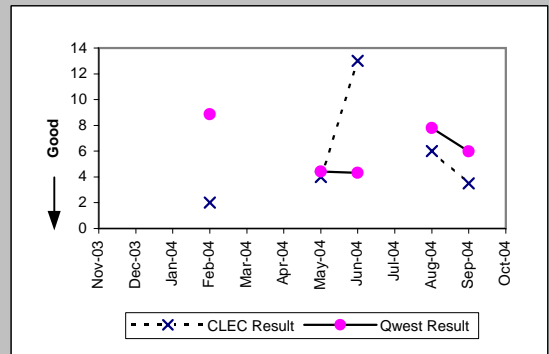


OP-6B-2 - Delayed Days for Facility Reasons (Average Days) - Dispatches outside MSAs

Residence (Parity)									
Date	CLEC Num	CLEC Denc	CLEC Resu	CLEC Std	Qwest Num	Qwest Denc	Qwest Resu	Mod Z Scr	Parity Scr
Nov-03									
Dec-03									
Jan-04									
Feb-04									
Mar-04									
Apr-04									
May-04									
Jun-04									
Jul-04									
Aug-04	1	1	1.00		344	44	7.82	-0.82	-1.5
Sep-04	2	1	2.00		313	53	5.91	-0.63	-1.38
Oct-04									

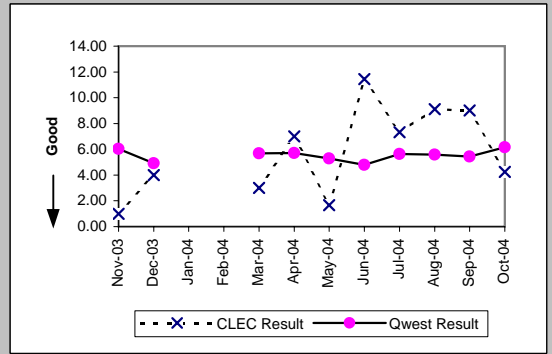


UNE - P (POTS) (Parity)									
Date	CLEC Num	CLEC Denc	CLEC Resu	CLEC Std	Qwest Num	Qwest Denc	Qwest Resu	Mod Z Scr	Parity Scr
Nov-03									
Dec-03									
Jan-04									
Feb-04	2	1	2.00		186	21	8.86	-0.52	-1.32
Mar-04									
Apr-04									
May-04	4	1	4.00		124	28	4.43	-0.14	-1.08
Jun-04	13	1	13.00		164	38	4.32	1.85	0.13
Jul-04									
Aug-04	12	2	6.00	7.07	366	47	7.79	-0.31	-1.19
Sep-04	7	2	3.50	3.54	329	55	5.98	-0.56	-1.34
Oct-04									

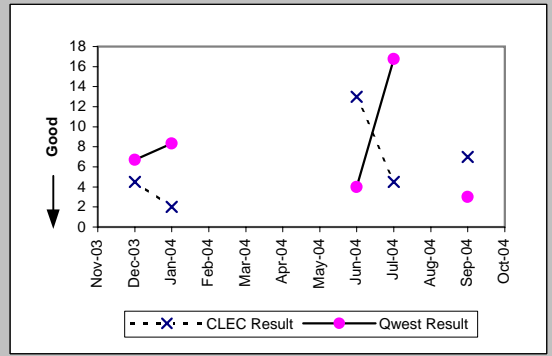


OP-6B-4 - Delayed Days for Facility Reasons (Average Days) - Interval Zone One

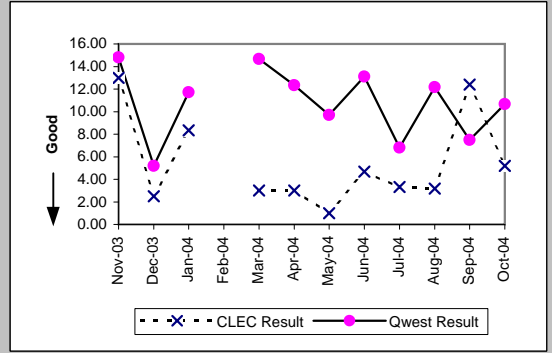
Unbundled Loop Analog (Parity)									
Date	CLEC Num	CLEC Denc	CLEC Resu	CLEC Std I	Qwest Num	Qwest Denc	Qwest Resu	Mod Z Scr	Parity Scr
Nov-03	1	1	1.00		477	79	6.04	-0.44	-1.27
Dec-03	8	2	4.00	0.00	579	118	4.91	-0.31	-1.19
Jan-04									
Feb-04									
Mar-04	6	2	3.00	1.41	688	121	5.69	-0.33	-1.2
Apr-04	56	8	7.00	13.40	788	138	5.71	0.66	-0.6
May-04	15	9	1.67	1.66	645	122	5.29	-1.88	-2.14
Jun-04	103	9	11.44	3.09	672	140	4.80	2	0.21
Jul-04	66	9	7.33	6.10	914	162	5.64	0.85	-0.49
Aug-04	73	8	9.12	4.12	923	165	5.59	1.51	-0.08
Sep-04	9	1	9.00		1000	184	5.43	1.01	-0.39
Oct-04	17	4	4.25	2.22	1196	194	6.16	-0.45	-1.27



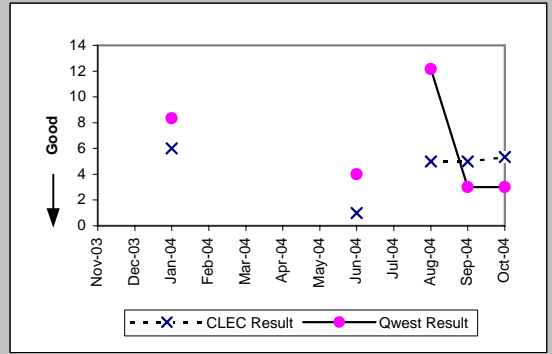
Unbundled Loop - 2 Wire Non-Loaded (Parity)									
Date	CLEC Num	CLEC Denc	CLEC Resu	CLEC Std I	Qwest Num	Qwest Denc	Qwest Resu	Mod Z Scr	Parity Scr
Nov-03									
Dec-03	9	2	4.50	4.95	47	7	6.71	-0.54	-1.33
Jan-04	2	1	2.00		50	6	8.33	-0.76	-1.46
Feb-04									
Mar-04									
Apr-04									
May-04									
Jun-04	13	1	13.00		8	2	4.00		
Jul-04	9	2	4.50	2.12	67	4	16.75	-0.85	-1.52
Aug-04									
Sep-04	21	3	7.00	4.36	6	2	3.00	0.61	-0.63
Oct-04									



Unbundled Loop - DS1 Capable (Parity)									
Date	CLEC Num	CLEC Denc	CLEC Resu	CLEC Std I	Qwest Num	Qwest Denc	Qwest Resu	Mod Z Scr	Parity Scr
Nov-03	26	2	13.00	16.97	148	10	14.80	-0.13	-1.08
Dec-03	5	2	2.50	0.71	52	10	5.20	-0.66	-1.4
Jan-04	50	6	8.33	6.15	199	17	11.71	-0.76	-1.46
Feb-04									
Mar-04	6	2	3.00	1.41	88	6	14.67	-1.05	-1.64
Apr-04	3	1	3.00		37	3	12.33	-0.55	-1.34
May-04	1	1	1.00		68	7	9.71	-1.52	-1.92
Jun-04	14	3	4.67	4.62	105	8	13.12	-0.96	-1.58
Jul-04	10	3	3.33	1.53	75	11	6.82	-0.86	-1.52
Aug-04	35	11	3.18	2.36	134	11	12.18	-3.28	-3
Sep-04	62	5	12.40	10.11	45	6	7.50	0.76	-0.54
Oct-04	26	5	5.20	5.67	128	12	10.67	-1.14	-1.69

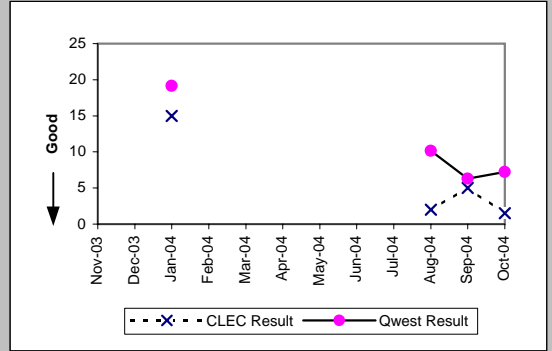


Unbundled Loop ISDN Capable (Parity)									
Date	CLEC Num	CLEC Denc	CLEC Resu	CLEC Std I	Qwest Num	Qwest Denc	Qwest Resu	Mod Z Scr	Parity Scr
Nov-03									
Dec-03									
Jan-04	6	1	6.00		50	6	8.33	-0.28	-1.17
Feb-04									
Mar-04									
Apr-04									
May-04									
Jun-04	1	1	1.00		8	2	4.00		
Jul-04									
Aug-04	5	1	5.00		73	6	12.17	-0.77	-1.47
Sep-04	5	1	5.00		6	2	3.00	0.66	-0.6
Oct-04	16	3	5.33	5.13	3	1	3.00		



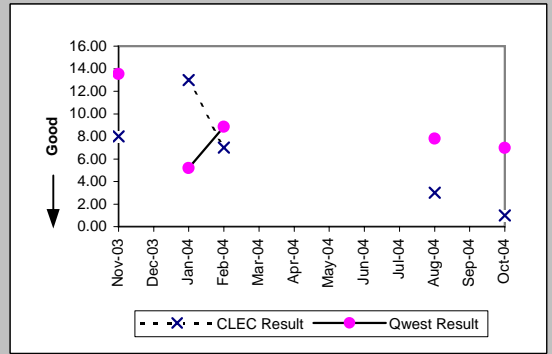
OP-6B-4 - Delayed Days for Facility Reasons (Average Days) - Interval Zone One

Unbundled Loop - ADSL Qualified (Parity)									
Date	CLEC Num	CLEC Dend	CLEC Resu	CLEC Std	Qwest Num	Qwest Dend	Qwest Resu	Mod Z Scr	Parity Scr
Nov-03									
Dec-03									
Jan-04	15	1	15.00		115	6	19.17	-0.19	-1.11
Feb-04									
Mar-04									
Apr-04									
May-04									
Jun-04									
Jul-04									
Aug-04	2	1	2.00		304	30	10.13	-1	-1.61
Sep-04	5	1	5.00		195	31	6.29	-0.24	-1.14
Oct-04	3	2	1.50	0.71	152	21	7.24	-1.55	-1.94

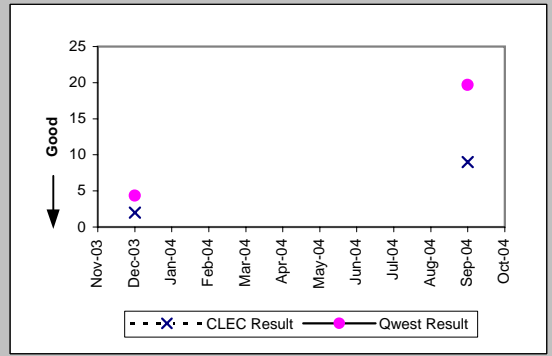


OP-6B-5 - Delayed Days for Facility Reasons (Average Days) - Interval Zone Two

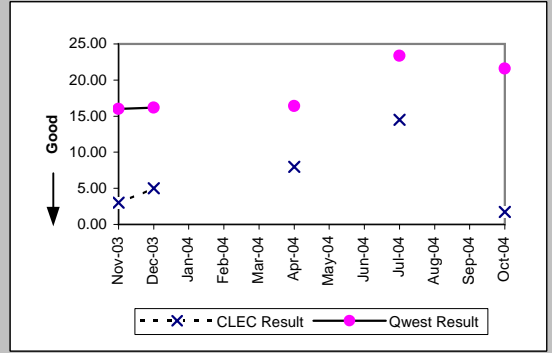
Unbundled Loop Analog (Parity)									
Date	CLEC Num	CLEC Denc	CLEC Resu	CLEC Std E	Qwest Num	Qwest Denc	Qwest Resu	Mod Z Scr	Parity Scr
Nov-03	32	4	8.00	0.00	392	29	13.52	-0.35	-1.21
Dec-03									
Jan-04	26	2	13.00	0.00	140	27	5.19	2.23	0.35
Feb-04	14	2	7.00	0.00	186	21	8.86	-0.2	-1.12
Mar-04									
Apr-04									
May-04									
Jun-04									
Jul-04									
Aug-04	3	1	3.00		366	47	7.79	-0.59	-1.36
Sep-04									
Oct-04	3	3	1.00	0.00	209	30	6.97	-0.95	-1.58



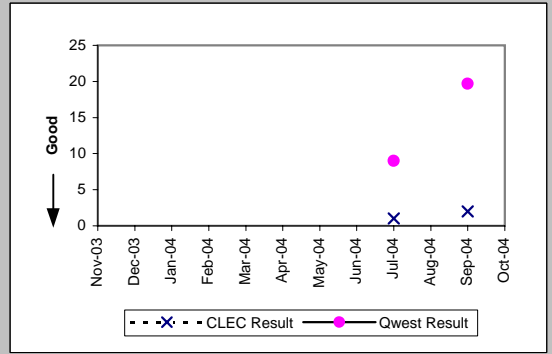
Unbundled Loop - 2 Wire Non-Loaded (Parity)									
Date	CLEC Num	CLEC Denc	CLEC Resu	CLEC Std E	Qwest Num	Qwest Denc	Qwest Resu	Mod Z Scr	Parity Scr
Nov-03									
Dec-03	2	1	2.00		96	22	4.36	-0.38	-1.23
Jan-04									
Feb-04									
Mar-04									
Apr-04									
May-04									
Jun-04									
Jul-04									
Aug-04									
Sep-04	18	2	9.00	7.07	118	6	19.67	-0.51	-1.31
Oct-04									



Unbundled Loop - DS1 Capable (Parity)									
Date	CLEC Num	CLEC Denc	CLEC Resu	CLEC Std E	Qwest Num	Qwest Denc	Qwest Resu	Mod Z Scr	Parity Scr
Nov-03	3	1	3.00		144	9	16.00	-0.7	-1.42
Dec-03	5	1	5.00		437	27	16.19	-0.6	-1.37
Jan-04									
Feb-04									
Mar-04									
Apr-04	8	1	8.00		131	8	16.38	-0.39	-1.24
May-04									
Jun-04									
Jul-04	58	4	14.50	9.11	257	11	23.36	-0.41	-1.25
Aug-04									
Sep-04									
Oct-04	7	4	1.75	1.50	367	17	21.59	-2.22	-2.35



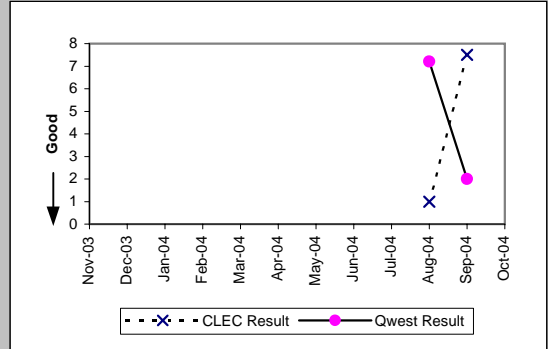
Unbundled Loop ISDN Capable (Parity)									
Date	CLEC Num	CLEC Denc	CLEC Resu	CLEC Std E	Qwest Num	Qwest Denc	Qwest Resu	Mod Z Scr	Parity Scr
Nov-03									
Dec-03									
Jan-04									
Feb-04									
Mar-04									
Apr-04									
May-04									
Jun-04									
Jul-04	1	1	1.00		18	2	9.00	-1.54	-1.94
Aug-04									
Sep-04	2	1	2.00		118	6	19.67	-0.64	-1.39
Oct-04									



OP-6B-5 - Delayed Days for Facility Reasons (Average Days) - Interval Zone Two

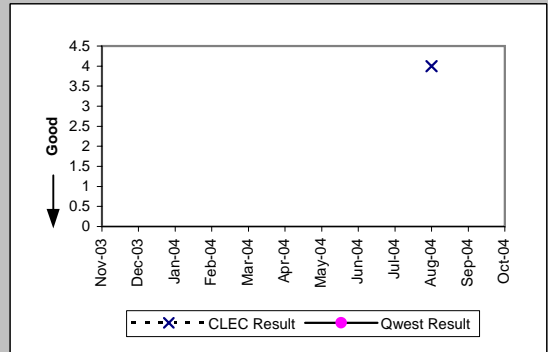
Unbundled Loop - ADSL Qualified (Parity)

Date	CLEC Num	CLEC Dend	CLEC Resu	CLEC Std	Qwest Num	Qwest Dend	Qwest Resu	Mod Z Scr	Parity Scr
Nov-03									
Dec-03									
Jan-04									
Feb-04									
Mar-04									
Apr-04									
May-04									
Jun-04									
Jul-04									
Aug-04	1	1	1.00		72	10	7.20	-1.94	-2.18
Sep-04	30	4	7.50	6.24	8	4	2.00	1.26	-0.23
Oct-04									



Dark Fiber - Loop (Diagnostic)

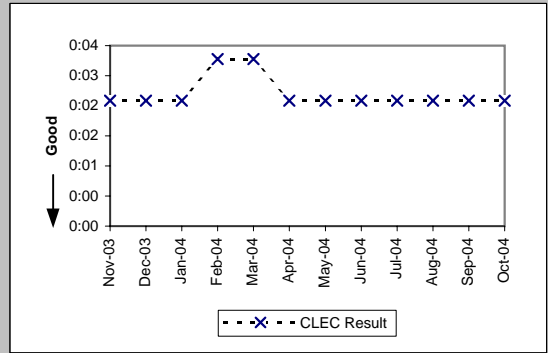
Date	CLEC Num	CLEC Dend	CLEC Resu	CLEC Std	Qwest Num	Qwest Dend	Qwest Resu	Mod Z Scr	Parity Scr
Nov-03									
Dec-03									
Jan-04									
Feb-04									
Mar-04									
Apr-04									
May-04									
Jun-04									
Jul-04									
Aug-04	4	1	4.00						
Sep-04									
Oct-04									



OP-7 - Coordinated "Hot Cut" Interval (Hours:Minutes)

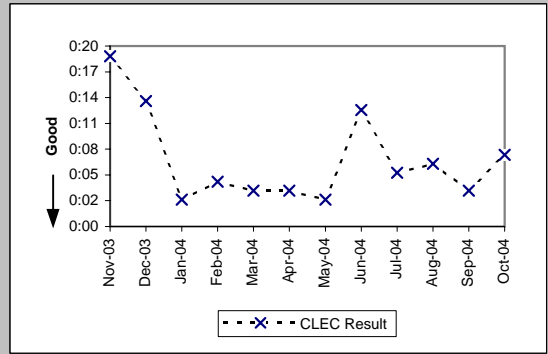
Unbundled Loop - Analog (Diagnostic)

Date	Numerator	Denominator	CLEC Result
Nov-03	35:54	646	0:03
Dec-03	42:38	802	0:03
Jan-04	28:44	605	0:03
Feb-04	40:08	598	0:04
Mar-04	41:18	633	0:04
Apr-04	26:14	589	0:03
May-04	21:04	471	0:03
Jun-04	21:43	461	0:03
Jul-04	28:25	627	0:03
Aug-04	34:41	626	0:03
Sep-04	26:26	593	0:03
Oct-04	34:25	663	0:03



Unbundled Loop Other (Diagnostic)

Date	Numerator	Denominator	CLEC Result
Nov-03	1:16	4	0:19
Dec-03	2:10	9	0:14
Jan-04	0:30	10	0:03
Feb-04	0:55	11	0:05
Mar-04	0:39	9	0:04
Apr-04	0:48	13	0:04
May-04	1:10	23	0:03
Jun-04	3:40	17	0:13
Jul-04	1:45	17	0:06
Aug-04	2:23	20	0:07
Sep-04	0:51	12	0:04
Oct-04	1:18	10	0:08

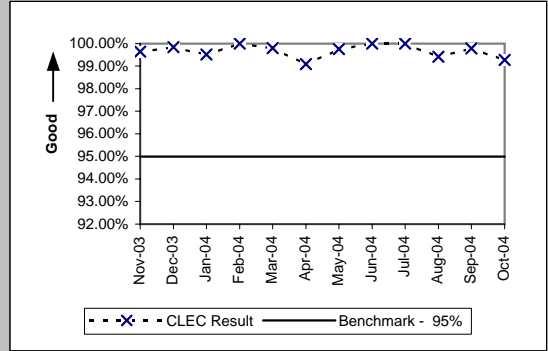




OP-8 - Number Portability Timeliness (Percent)

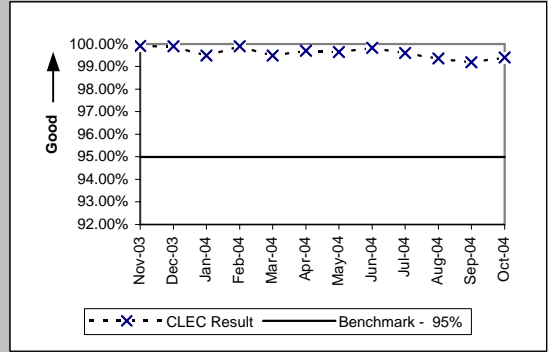
Number Portability Timeliness (Percent) (OP-8 B) (Benchmark)

Date	Numerator	Denominator	CLEC Result
Nov-03	568	570	99.65%
Dec-03	625	626	99.84%
Jan-04	409	411	99.51%
Feb-04	472	472	100.00%
Mar-04	494	495	99.80%
Apr-04	440	444	99.10%
May-04	415	416	99.76%
Jun-04	410	410	100.00%
Jul-04	483	483	100.00%
Aug-04	513	516	99.42%
Sep-04	467	468	99.79%
Oct-04	553	557	99.28%



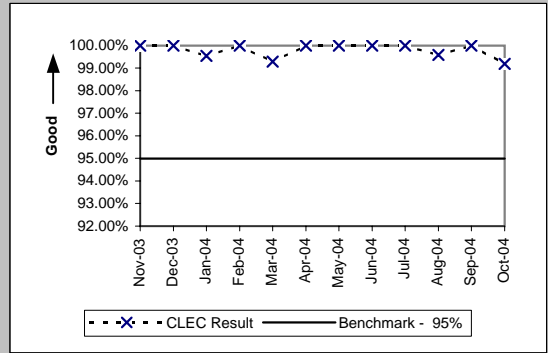
Percentage of LNP Triggers Set Prior to the Frame Due Time (Percent) (OP-8 C) (Benchmark)

Date	Numerator	Denominator	CLEC Result
Nov-03	9135	9143	99.91%
Dec-03	5172	5177	99.90%
Jan-04	1940	1950	99.49%
Feb-04	7570	7577	99.91%
Mar-04	2692	2706	99.48%
Apr-04	3746	3757	99.71%
May-04	3628	3641	99.64%
Jun-04	5185	5194	99.83%
Jul-04	4341	4358	99.61%
Aug-04	4024	4050	99.36%
Sep-04	2345	2364	99.20%
Oct-04	1657	1667	99.40%

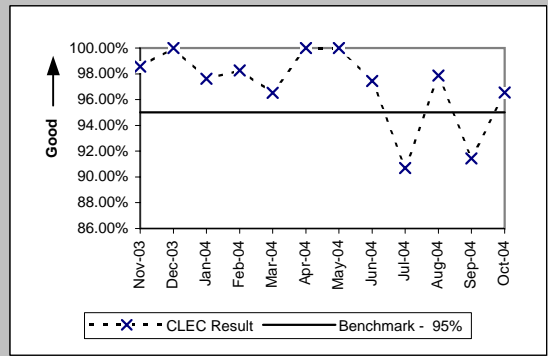


OP-13 - Coordinated Cuts on Time (Percent)

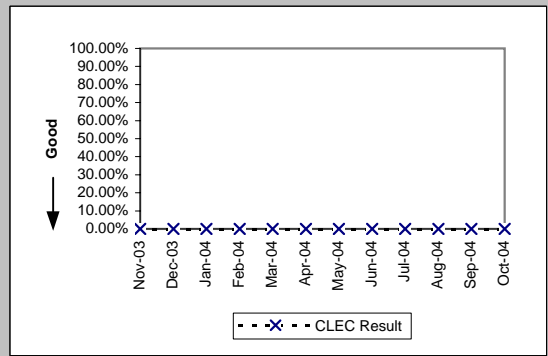
Coordinated Cuts Completed on Time (Percent) Unbundled Loop - Analog (OP-13A ) (Benchmark)				
Date	Numerator	Denominator		CLEC Result
Nov-03	265	265		100.00%
Dec-03	337	337		100.00%
Jan-04	218	219		99.54%
Feb-04	231	231		100.00%
Mar-04	280	282		99.29%
Apr-04	208	208		100.00%
May-04	184	184		100.00%
Jun-04	203	203		100.00%
Jul-04	210	210		100.00%
Aug-04	245	246		99.59%
Sep-04	254	254		100.00%
Oct-04	246	248		99.19%



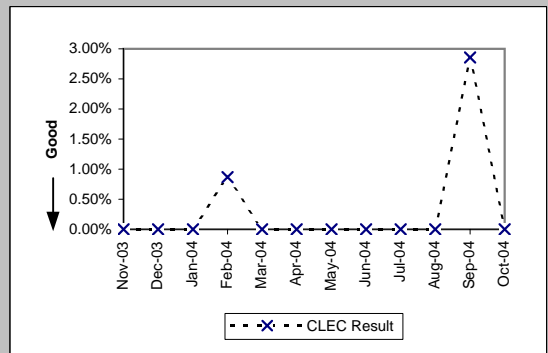
Coordinated Cuts Completed on Time (Percent) Unbundled Loop Other (OP-13A ) (Benchmark)				
Date	Numerator	Denominator		CLEC Result
Nov-03	137	139		98.56%
Dec-03	158	158		100.00%
Jan-04	123	126		97.62%
Feb-04	113	115		98.26%
Mar-04	111	115		96.52%
Apr-04	42	42		100.00%
May-04	39	39		100.00%
Jun-04	38	39		97.44%
Jul-04	39	43		90.70%
Aug-04	46	47		97.87%
Sep-04	32	35		91.43%
Oct-04	28	29		96.55%



Coordinated Cuts Started Without CLEC Approval (Percent) Unbundled Loop - Analog (OP-13B ) (Diagnostic)				
Date	Numerator	Denominator		CLEC Result
Nov-03	0	265		0.00%
Dec-03	0	337		0.00%
Jan-04	0	219		0.00%
Feb-04	0	231		0.00%
Mar-04	0	282		0.00%
Apr-04	0	208		0.00%
May-04	0	184		0.00%
Jun-04	0	203		0.00%
Jul-04	0	210		0.00%
Aug-04	0	246		0.00%
Sep-04	0	254		0.00%
Oct-04	0	248		0.00%

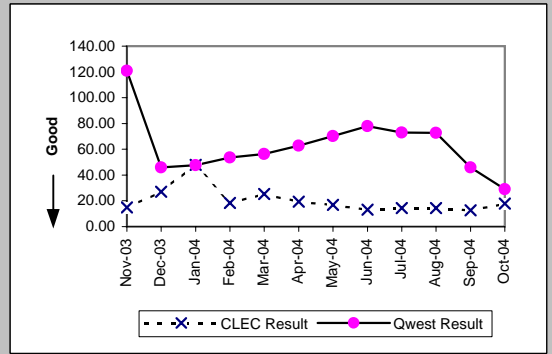


Coordinated Cuts Started Without CLEC Approval (Percent) Unbundled Loop Other (OP-13B ) (Diagnostic)				
Date	Numerator	Denominator		CLEC Result
Nov-03	0	139		0.00%
Dec-03	0	158		0.00%
Jan-04	0	126		0.00%
Feb-04	1	115		0.87%
Mar-04	0	115		0.00%
Apr-04	0	42		0.00%
May-04	0	39		0.00%
Jun-04	0	39		0.00%
Jul-04	0	43		0.00%
Aug-04	0	47		0.00%
Sep-04	1	35		2.86%
Oct-04	0	29		0.00%

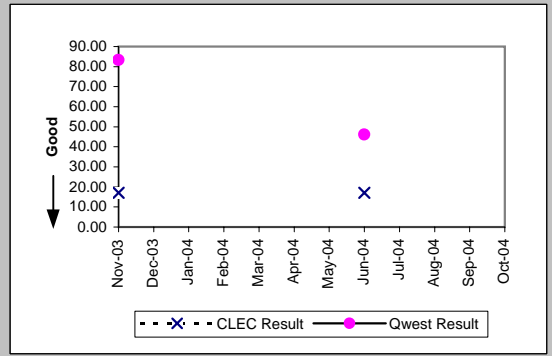


OP-15A - Interval for Pending Orders Delayed Past Due Date

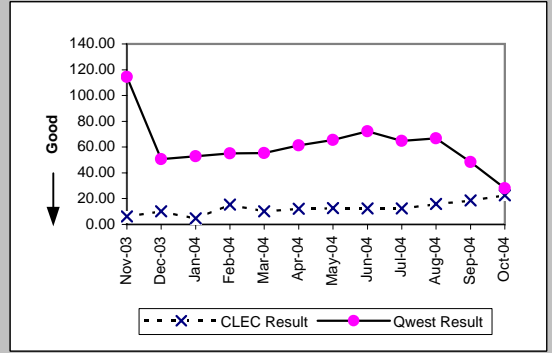
Residence (Diagnostic)									
Date	CLEC Num	CLEC Denc	CLEC Resu	Standard D	Qwest Num	Qwest Denc	Qwest Resu	Mod Z Scr	Parity Scr
Nov-03	60	4	15.00	14.63	62609	518	120.87	-1.47	-1.89
Dec-03	27	1	27.00		11221	245	45.80	-0.24	-1.15
Jan-04	48	1	48.00		14487	304	47.65	0.56	-0.66
Feb-04	92	5	18.40	28.03	18135	339	53.50	-1	-1.61
Mar-04	101	4	25.25	43.90	21307	378	56.37	-0.81	-1.49
Apr-04	214	11	19.45	31.56	26882	428	62.81	-1.78	-2.08
May-04	170	10	17.00	10.60	32128	457	70.30	-1.97	-2.2
Jun-04	132	10	13.20	12.39	36246	465	77.95	-2.41	-2.46
Jul-04	116	8	14.50	8.09	39862	546	73.01	-1.87	-2.14
Aug-04	130	9	14.44	11.73	47705	657	72.61	-1.96	-2.19
Sep-04	127	10	12.70	15.61	17444	379	46.03	-1.37	-1.83
Oct-04	232	13	17.85	19.88	8511	292	29.15	-1.37	-1.83



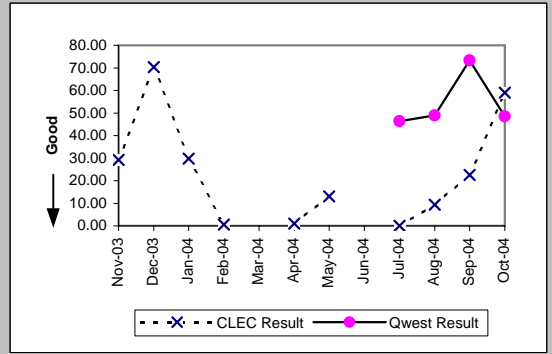
Business (Diagnostic)									
Date	CLEC Num	CLEC Denc	CLEC Resu	Standard D	Qwest Num	Qwest Denc	Qwest Resu	Mod Z Scr	Parity Scr
Nov-03	17	1	17.00		8825	106	83.25	-0.54	-1.33
Dec-03									
Jan-04									
Feb-04									
Mar-04									
Apr-04									
May-04									
Jun-04	17	1	17.00		4559	99	46.05	-0.53	-1.32
Jul-04									
Aug-04									
Sep-04									
Oct-04									



UNE - P (POTS) (Diagnostic)									
Date	CLEC Num	CLEC Denc	CLEC Resu	Standard D	Qwest Num	Qwest Denc	Qwest Resu	Mod Z Scr	Parity Scr
Nov-03	87	14	6.21	8.40	71434	624	114.48	-2.85	-2.73
Dec-03	82	8	10.25	10.95	17635	348	50.68	-1.3	-1.79
Jan-04	72	15	4.80	7.85	21220	401	52.92	-2.1	-2.28
Feb-04	107	7	15.29	17.14	24288	440	55.20	-1.29	-1.78
Mar-04	174	17	10.24	18.31	25838	467	55.33	-2.27	-2.38
Apr-04	416	34	12.24	17.49	32197	525	61.33	-3.31	-3.01
May-04	572	45	12.71	18.41	36737	560	65.60	-4.19	-3.55
Jun-04	977	79	12.37	17.72	40805	564	72.35	-6.19	-4.77
Jul-04	759	61	12.44	11.39	44948	693	64.86	-4.75	-3.89
Aug-04	1685	106	15.90	14.80	54641	817	66.88	-5.92	-4.6
Sep-04	1835	98	18.72	18.09	23805	491	48.48	-3.67	-3.23
Oct-04	1619	72	22.49	22.67	10136	362	28.00	-1.51	-1.92

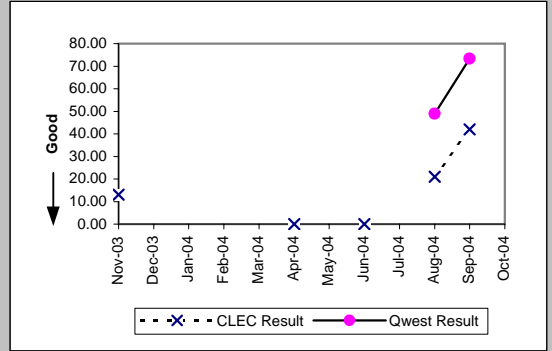


Line Sharing (Diagnostic)									
Date	CLEC Num	CLEC Denc	CLEC Resu	Standard D	Qwest Num	Qwest Denc	Qwest Resu	Mod Z Scr	Parity Scr
Nov-03	175	6	29.17	43.94					
Dec-03	211	3	70.33	58.77					
Jan-04	119	4	29.75	32.29					
Feb-04	1	2	0.50	0.71					
Mar-04									
Apr-04	3	3	1.00	1.73					
May-04	13	1	13.00						
Jun-04									
Jul-04	0	1	0.00		3798	82	46.32	-0.75	-1.46
Aug-04	47	5	9.40	8.20	4351	89	48.89	-1.3	-1.79
Sep-04	45	2	22.50	21.92	4546	62	73.32	-0.87	-1.53
Oct-04	59	1	59.00		2472	51	48.47	0.69	-0.58



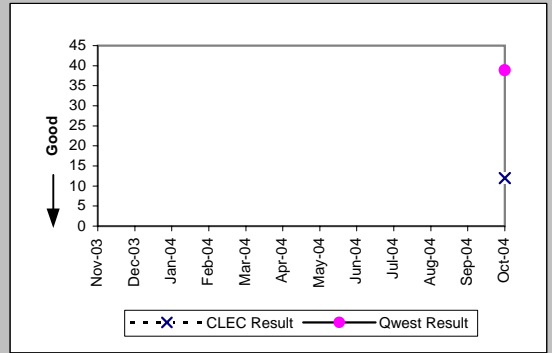
OP-15A - Interval for Pending Orders Delayed Past Due Date

Date	Line Splitting (Diagnostic)				Qwest Num	Qwest Denc	Qwest Resu	Mod Z Scr	Parity Scr
	CLEC Num	CLEC Denc	CLEC Resu	Standard D					
Nov-03	13	1	13.00						
Dec-03									
Jan-04									
Feb-04									
Mar-04									
Apr-04	0	1	0.00						
May-04									
Jun-04	0	1	0.00						
Jul-04									
Aug-04	21	1	21.00		4351	89	48.89	-0.42	-1.25
Sep-04	42	1	42.00		4546	62	73.32	-0.38	-1.23
Oct-04									



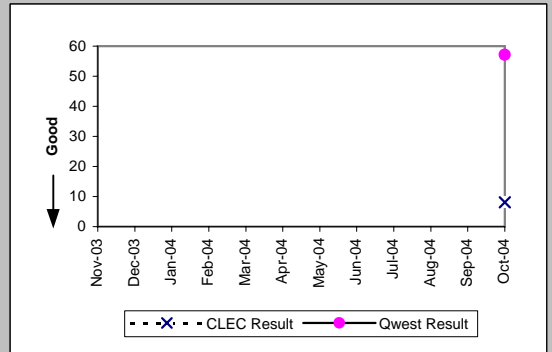
OP-15A - Interval for Pending Orders Delayed Past Due Date

DS0 (Diagnostic)									
Date	CLEC Num	CLEC Denc	CLEC Resu	Standard D	Qwest Num	Qwest Denc	Qwest Resu	Mod Z Scr	Parity Scr
Nov-03									
Dec-03									
Jan-04									
Feb-04									
Mar-04									
Apr-04									
May-04									
Jun-04									
Jul-04									
Aug-04									
Sep-04									
Oct-04	12	1	12.00		505	13	38.85	-0.62	-1.37

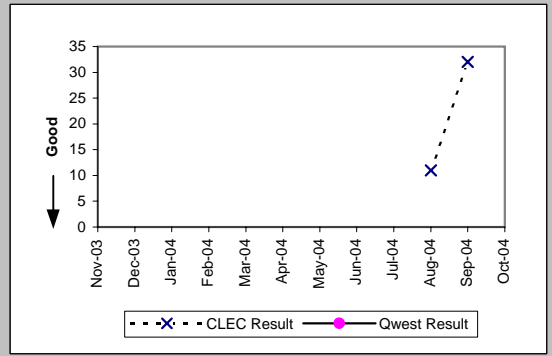


OP-15A - Interval for Pending Orders Delayed Past Due Date

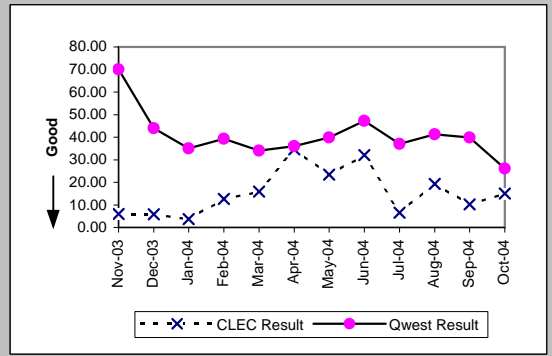
LIS Trunk (Diagnostic)									
Date	CLEC Num	CLEC Denc	CLEC Resu	Standard D	Qwest Num	Qwest Denc	Qwest Resu	Mod Z Scr	Parity Scr
Nov-03									
Dec-03									
Jan-04									
Feb-04									
Mar-04									
Apr-04									
May-04									
Jun-04									
Jul-04									
Aug-04									
Sep-04									
Oct-04	65	8	8.12	6.73	514	9	57.11	-1.9	-2.16



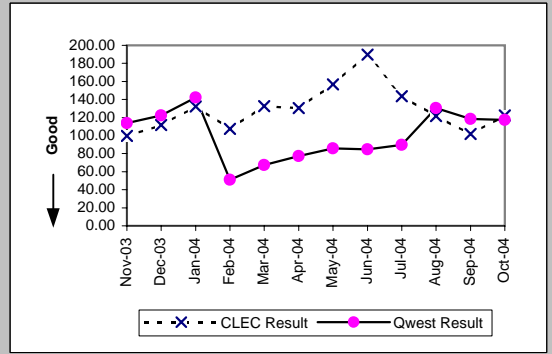
Dark Fiber - IOF (Diagnostic)									
Date	CLEC Num	CLEC Denc	CLEC Resu	Standard D	Qwest Num	Qwest Denc	Qwest Resu	Mod Z Scr	Parity Scr
Nov-03									
Dec-03									
Jan-04									
Feb-04									
Mar-04									
Apr-04									
May-04									
Jun-04									
Jul-04									
Aug-04	11	1	11.00						
Sep-04	32	1	32.00						
Oct-04									



Unbundled Loop Analog (Diagnostic)									
Date	CLEC Num	CLEC Denc	CLEC Resu	Standard D	Qwest Num	Qwest Denc	Qwest Resu	Mod Z Scr	Parity Scr
Nov-03	6	1	6.00		12132	173	70.13	-0.61	-1.37
Dec-03	75	13	5.77	6.72	5412	123	44.00	-1.87	-2.14
Jan-04	47	13	3.62	11.29	6336	181	35.01	-1.66	-2.01
Feb-04	76	6	12.67	23.83	7829	199	39.34	-0.97	-1.59
Mar-04	127	8	15.88	3.18	7110	209	34.02	-0.99	-1.6
Apr-04	277	8	34.62	12.37	9043	251	36.03	-0.07	-1.04
May-04	467	20	23.35	27.16	10928	274	39.88	-1.32	-1.8
Jun-04	32	1	32.00		13539	287	47.17	-0.26	-1.16
Jul-04	137	21	6.52	11.54	15949	430	37.09	-2.54	-2.55
Aug-04	116	6	19.33	29.19	20950	508	41.24	-0.95	-1.58
Sep-04	317	31	10.23	18.97	13430	337	39.85	-2.72	-2.65
Oct-04	346	23	15.04	28.19	6477	248	26.12	-1.97	-2.2

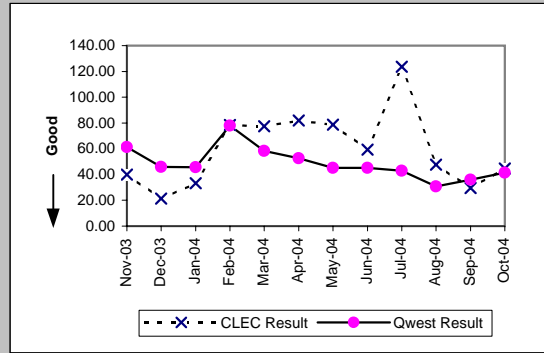


Unbundled Loop - 2 Wire Non-Loaded (Diagnostic)									
Date	CLEC Num	CLEC Denc	CLEC Resu	Standard D	Qwest Num	Qwest Denc	Qwest Resu	Mod Z Scr	Parity Scr
Nov-03	1494	15	99.60	110.68	3875	34	113.97	-0.34	-1.21
Dec-03	1564	14	111.71	118.68	4778	39	122.51	-0.23	-1.14
Jan-04	1321	10	132.10	115.36	4406	31	142.13	-0.19	-1.11
Feb-04	1396	13	107.38	120.57	1024	20	51.20	1.55	-0.05
Mar-04	1591	12	132.58	128.08	1281	19	67.42	1.74	0.06
Apr-04	1825	14	130.36	132.38	1469	19	77.32	1.41	-0.14
May-04	2037	13	156.69	136.48	1799	21	85.67	1.77	0.08
Jun-04	2278	12	189.83	136.58	1693	20	84.65	2.37	0.44
Jul-04	2582	18	143.44	148.26	1976	22	89.82	1.6	-0.03
Aug-04	2797	23	121.61	152.24	2087	16	130.44	-0.29	-1.18
Sep-04	2442	24	101.75	147.40	2134	18	118.56	-0.5	-1.3
Oct-04	2688	22	122.18	158.00	1526	13	117.38	0.18	-0.89

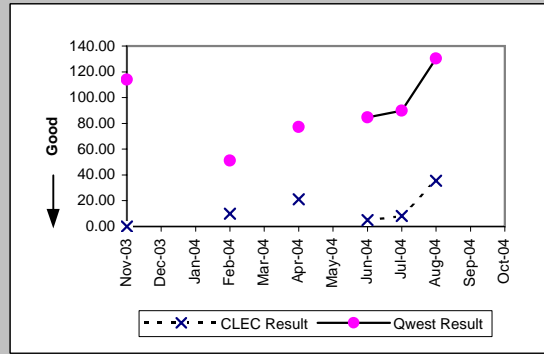


OP-15A - Interval for Pending Orders Delayed Past Due Date

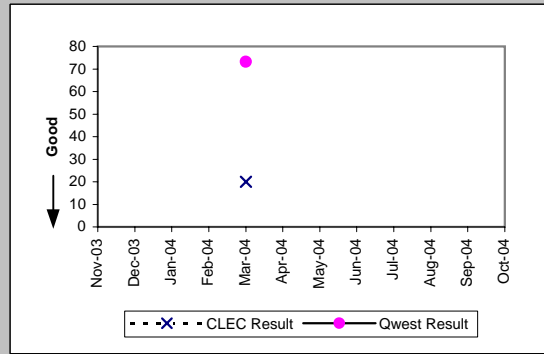
Unbundled Loop - DS1 Capable (Diagnostic)									
Date	CLEC Num	CLEC Denc	CLEC Resu	Standard D	Qwest Num	Qwest Denc	Qwest Resu	Mod Z Scr	Parity Scr
Nov-03	160	4	40.00	74.67	2703	44	61.43	-0.38	-1.23
Dec-03	278	13	21.38	46.37	2982	65	45.88	-0.83	-1.51
Jan-04	266	8	33.25	66.48	2836	62	45.74	-0.33	-1.2
Feb-04	235	3	78.33	118.78	2881	37	77.86	0.36	-0.78
Mar-04	310	4	77.50	108.06	3494	60	58.23	0.62	-0.62
Apr-04	410	5	82.00	101.44	1841	35	52.60	0.89	-0.46
May-04	393	5	78.60	117.29	2028	45	45.07	0.97	-0.41
Jun-04	356	6	59.33	118.94	2121	47	45.13	0.5	-0.7
Jul-04	371	3	123.67	173.62	1808	42	43.05	1.55	-0.06
Aug-04	429	9	47.67	113.02	2068	67	30.87	0.67	-0.59
Sep-04	118	4	29.50	29.10	2413	67	36.01	-0.21	-1.13
Oct-04	134	3	44.67	46.76	1612	39	41.33	0.43	-0.74



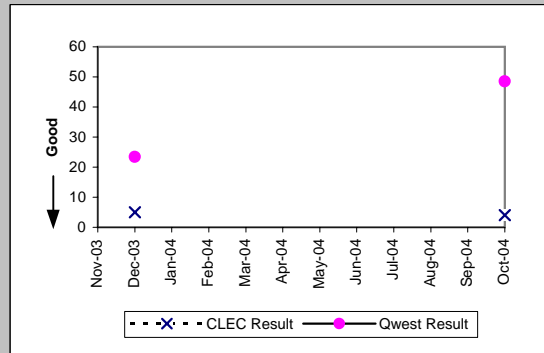
Unbundled Loop ISDN Capable (Diagnostic)									
Date	CLEC Num	CLEC Denc	CLEC Resu	Standard D	Qwest Num	Qwest Denc	Qwest Resu	Mod Z Scr	Parity Scr
Nov-03	0	1	0.00		3875	34	113.97	-0.84	-1.51
Dec-03									
Jan-04									
Feb-04	10	1	10.00		1024	20	51.20	-0.73	-1.44
Mar-04									
Apr-04	21	1	21.00		1469	19	77.32	-0.76	-1.46
May-04									
Jun-04	5	1	5.00		1693	20	84.65	-0.97	-1.59
Jul-04	33	4	8.25	12.58	1976	22	89.82	-1.69	-2.03
Aug-04	71	2	35.50	19.09	2087	16	130.44	-1.35	-1.82
Sep-04									
Oct-04									



Unbundled Loop - DS3 Capable (Diagnostic)									
Date	CLEC Num	CLEC Denc	CLEC Resu	Standard D	Qwest Num	Qwest Denc	Qwest Resu	Mod Z Scr	Parity Scr
Nov-03									
Dec-03									
Jan-04									
Feb-04									
Mar-04	40	2	20.00	0.00	439	6	73.17	-0.78	-1.47
Apr-04									
May-04									
Jun-04									
Jul-04									
Aug-04									
Sep-04									
Oct-04									

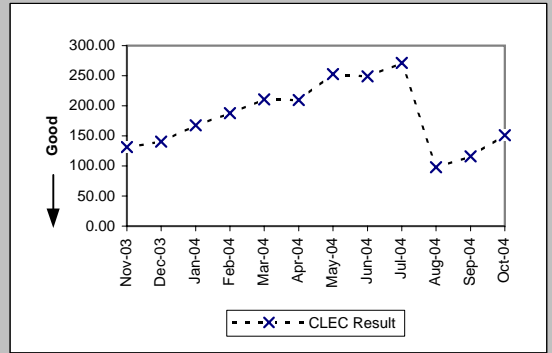


Qwest DSL (Diagnostic)									
Date	CLEC Num	CLEC Denc	CLEC Resu	Standard D	Qwest Num	Qwest Denc	Qwest Resu	Mod Z Scr	Parity Scr
Nov-03									
Dec-03	5	1	5.00		983	42	23.40	-0.71	-1.43
Jan-04									
Feb-04									
Mar-04									
Apr-04									
May-04									
Jun-04									
Jul-04									
Aug-04									
Sep-04									
Oct-04	4	1	4.00		2472	51	48.47	-0.62	-1.38



OP-15A - Interval for Pending Orders Delayed Past Due Date

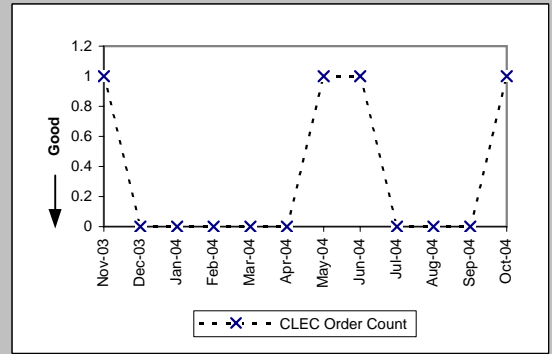
Enhanced Extended Loops (EELs) (Diagnostic)					
Date	Num	Denom	CLEC Result	Standard Dev	
Nov-03		1315	10	131.50	69.45
Dec-03		1546	11	140.55	78.66
Jan-04		1508	9	167.56	69.89
Feb-04		1688	9	187.56	69.89
Mar-04		1895	9	210.56	69.89
Apr-04		2094	10	209.40	98.50
May-04		2273	9	252.56	69.89
Jun-04		1744	7	249.14	48.01
Jul-04		1898	7	271.14	48.01
Aug-04		587	6	97.83	144.48
Sep-04		695	6	115.83	147.08
Oct-04		905	6	150.83	137.90



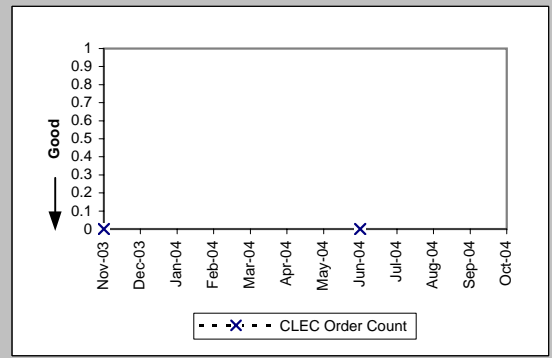


OP-15B - Count of Pending Orders Delayed for Facilities Reasons

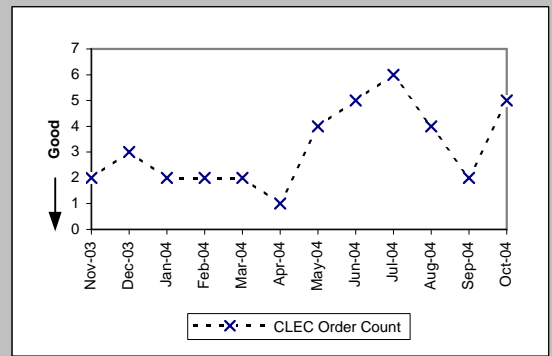
Residence (Diagnostic)	
Date	CLEC Order Count
Nov-03	1
Dec-03	0
Jan-04	0
Feb-04	0
Mar-04	0
Apr-04	0
May-04	1
Jun-04	1
Jul-04	0
Aug-04	0
Sep-04	0
Oct-04	1



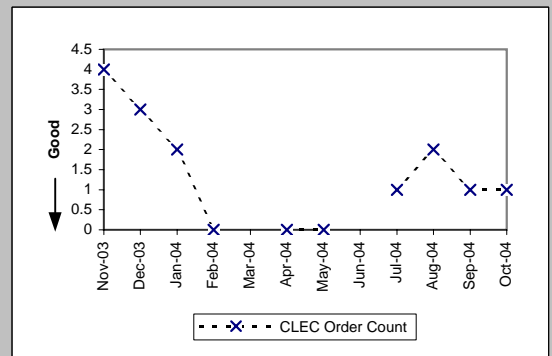
Business (Diagnostic)	
Date	CLEC Order Count
Nov-03	0
Dec-03	0
Jan-04	0
Feb-04	0
Mar-04	0
Apr-04	0
May-04	0
Jun-04	0
Jul-04	0
Aug-04	0
Sep-04	0
Oct-04	0



UNE - P (POTS) (Diagnostic)	
Date	CLEC Order Count
Nov-03	2
Dec-03	3
Jan-04	2
Feb-04	2
Mar-04	2
Apr-04	1
May-04	4
Jun-04	5
Jul-04	6
Aug-04	4
Sep-04	2
Oct-04	5

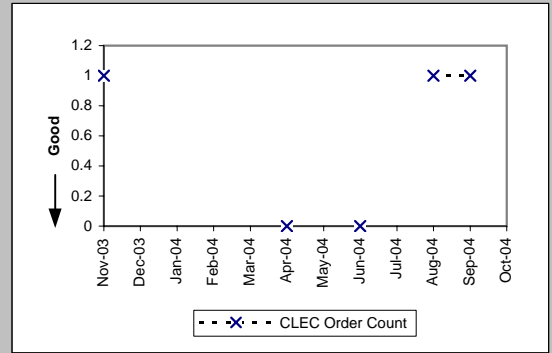


Line Sharing (Diagnostic)	
Date	CLEC Order Count
Nov-03	4
Dec-03	3
Jan-04	2
Feb-04	0
Mar-04	0
Apr-04	0
May-04	0
Jun-04	0
Jul-04	1
Aug-04	2
Sep-04	1
Oct-04	1



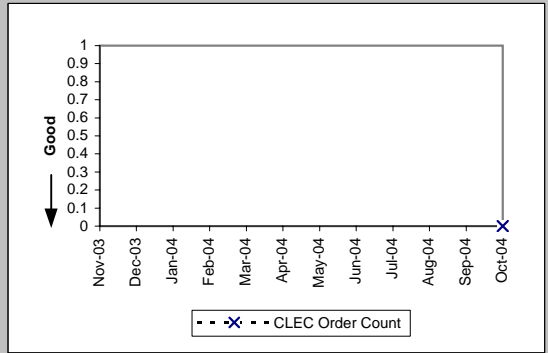
OP-15B - Count of Pending Orders Delayed for Facilities Reasons

Line Splitting (Diagnostic)	
Date	CLEC Order Count
Nov-03	1
Dec-03	
Jan-04	
Feb-04	
Mar-04	
Apr-04	0
May-04	
Jun-04	0
Jul-04	
Aug-04	1
Sep-04	1
Oct-04	



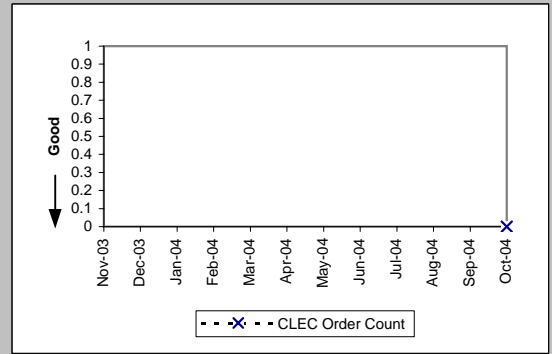
OP-15B - Count of Pending Orders Delayed for Facilities Reasons

DS0 (Diagnostic)	
Date	CLEC Order Count
Nov-03	
Dec-03	
Jan-04	
Feb-04	
Mar-04	
Apr-04	
May-04	
Jun-04	
Jul-04	
Aug-04	
Sep-04	
Oct-04	0

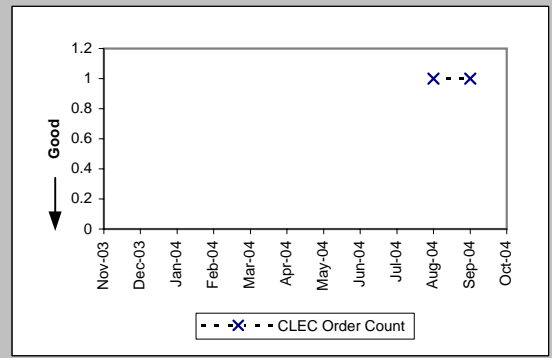


OP-15B - Count of Pending Orders Delayed for Facilities Reasons

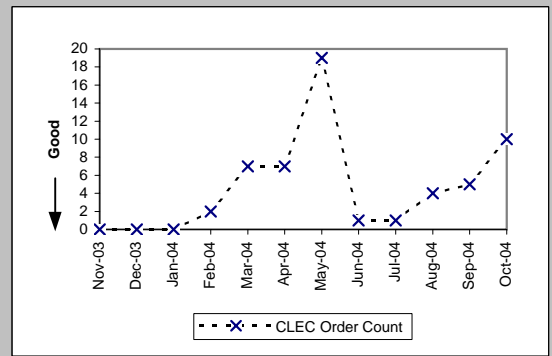
LIS Trunk (Diagnostic)	
Date	CLEC Order Count
Nov-03	
Dec-03	
Jan-04	
Feb-04	
Mar-04	
Apr-04	
May-04	
Jun-04	
Jul-04	
Aug-04	
Sep-04	
Oct-04	0



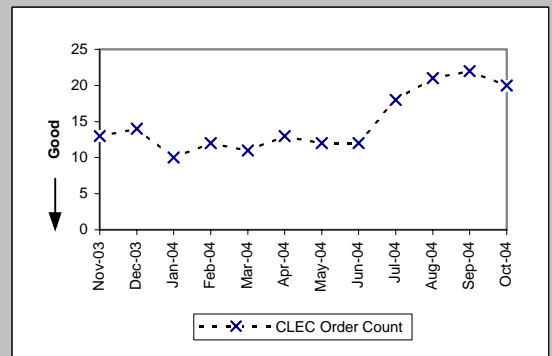
Dark Fiber - IOF (Diagnostic)	
Date	CLEC Order Count
Nov-03	
Dec-03	
Jan-04	
Feb-04	
Mar-04	
Apr-04	
May-04	
Jun-04	
Jul-04	
Aug-04	1
Sep-04	1
Oct-04	



Unbundled Loop Analog (Diagnostic)	
Date	CLEC Order Count
Nov-03	0
Dec-03	0
Jan-04	0
Feb-04	2
Mar-04	7
Apr-04	7
May-04	19
Jun-04	1
Jul-04	1
Aug-04	4
Sep-04	5
Oct-04	10

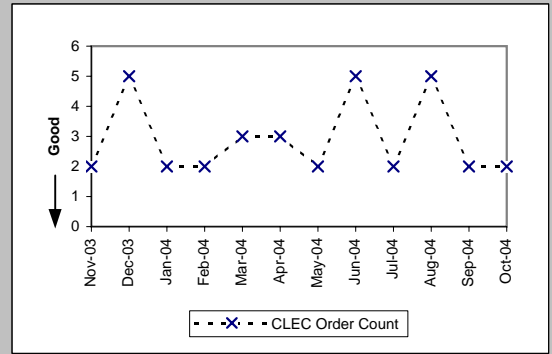


Unbundled Loop - 2 Wire Non-Loaded (Diagnostic)	
Date	CLEC Order Count
Nov-03	13
Dec-03	14
Jan-04	10
Feb-04	12
Mar-04	11
Apr-04	13
May-04	12
Jun-04	12
Jul-04	18
Aug-04	21
Sep-04	22
Oct-04	20

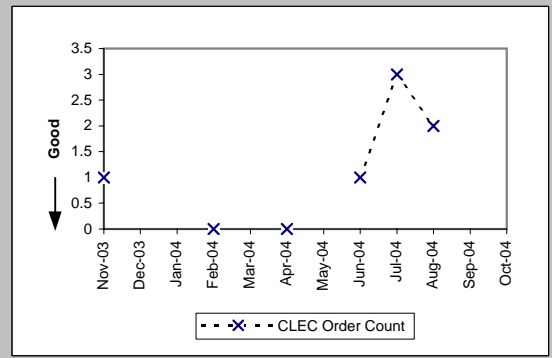


OP-15B - Count of Pending Orders Delayed for Facilities Reasons

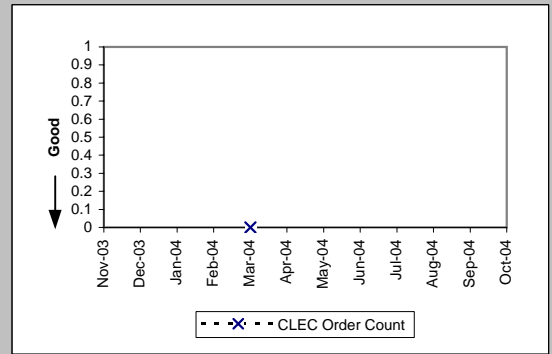
Unbundled Loop - DS1 Capable (Diagnostic)	
Date	CLEC Order Count
Nov-03	2
Dec-03	5
Jan-04	2
Feb-04	2
Mar-04	3
Apr-04	3
May-04	2
Jun-04	5
Jul-04	2
Aug-04	5
Sep-04	2
Oct-04	2



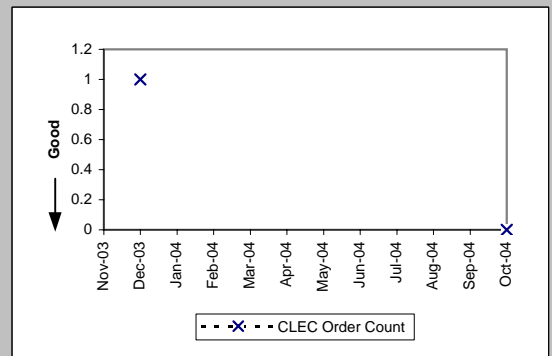
Unbundled Loop ISDN Capable (Diagnostic)	
Date	CLEC Order Count
Nov-03	1
Dec-03	
Jan-04	0
Feb-04	0
Mar-04	0
Apr-04	0
May-04	
Jun-04	1
Jul-04	3
Aug-04	2
Sep-04	
Oct-04	



Unbundled Loop - DS3 Capable (Diagnostic)	
Date	CLEC Order Count
Nov-03	
Dec-03	
Jan-04	
Feb-04	
Mar-04	0
Apr-04	
May-04	
Jun-04	
Jul-04	
Aug-04	
Sep-04	
Oct-04	

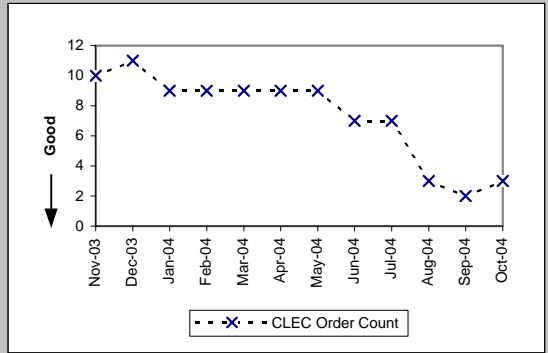


Qwest DSL (Diagnostic)	
Date	CLEC Order Count
Nov-03	
Dec-03	1
Jan-04	
Feb-04	
Mar-04	
Apr-04	
May-04	
Jun-04	
Jul-04	
Aug-04	
Sep-04	
Oct-04	0



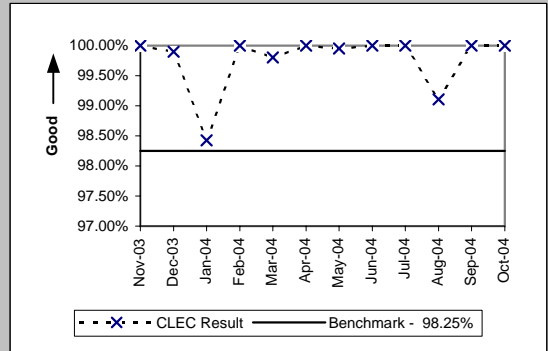
OP-15B - Count of Pending Orders Delayed for Facilities Reasons

Enhanced Extended Loops (EELs) (Diagnostic)	
Date	CLEC Order Count
Nov-03	10
Dec-03	11
Jan-04	9
Feb-04	9
Mar-04	9
Apr-04	9
May-04	9
Jun-04	7
Jul-04	7
Aug-04	3
Sep-04	2
Oct-04	3

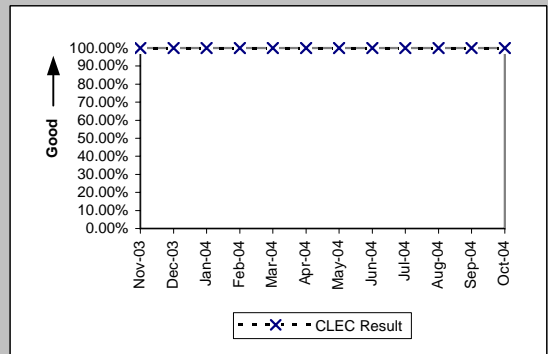


OP-17 - Timeliness of Disconnects associated with LNP Orders

Timeliness of Disconnects associated with LNP Orders (Percent) (OP-17A) (Benchmark)					
Date	CLEC Num	CLEC Denom	CLEC Result	CLEC Std Dev	
Nov-03	10273	10273	100.00%	0.00%	
Dec-03	5995	6001	99.90%	3.16%	
Jan-04	4189	4256	98.43%	12.45%	
Feb-04	8266	8266	100.00%	0.00%	
Mar-04	3525	3532	99.80%	4.45%	
Apr-04	11427	11427	100.00%	0.00%	
May-04	4232	4234	99.95%	2.17%	
Jun-04	5750	5750	100.00%	0.00%	
Jul-04	5212	5212	100.00%	0.00%	
Aug-04	4775	4818	99.11%	9.40%	
Sep-04	3030	3030	100.00%	0.00%	
Oct-04	6792	6792	100.00%	0.00%	

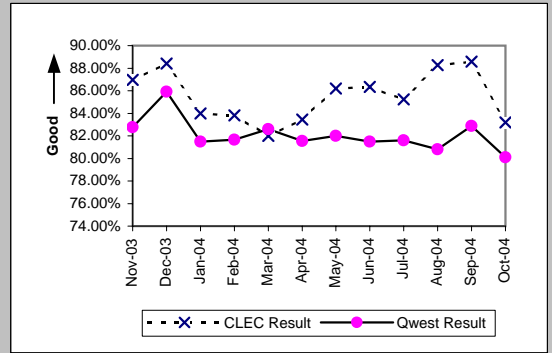


Timeliness of Disconnects associated with LNP Orders (Percent) (OP-17B) (Diagnostic)				
Date	CLEC Num	CLEC Denom	CLEC Result	CLEC Std Dev
Nov-03	10273	10273	100.00%	0.00%
Dec-03	6001	6001	100.00%	0.00%
Jan-04	4256	4256	100.00%	0.00%
Feb-04	8266	8266	100.00%	0.00%
Mar-04	3532	3532	100.00%	0.00%
Apr-04	11427	11427	100.00%	0.00%
May-04	4234	4234	100.00%	0.00%
Jun-04	5750	5750	100.00%	0.00%
Jul-04	5212	5212	100.00%	0.00%
Aug-04	4818	4818	100.00%	0.00%
Sep-04	3030	3030	100.00%	0.00%
Oct-04	6792	6792	100.00%	0.00%



MR-2 - Calls Answered within 20 Seconds - Interconnect Repair Center (Percent)

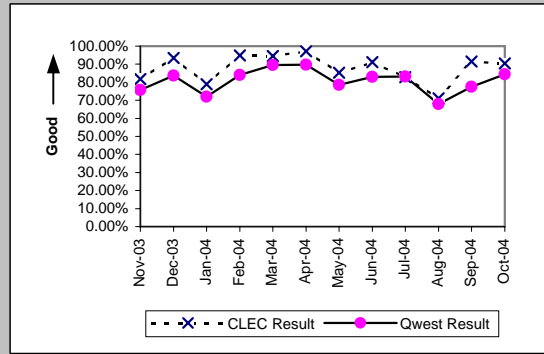
Calls Answered within 20 seconds - Interconnect Repair Center (Percent) (MR-2) (Parity)						
Date	CLEC Num	CLEC Denom	CLEC Result	Qwest Num	Qwest Denom	Qwest Result
Nov-03	10968	12612	86.96%	397500	480265	82.77%
Dec-03	11105	12560	88.42%	382627	445380	85.91%
Jan-04	10155	12093	83.97%	425971	522736	81.49%
Feb-04	10716	12784	83.82%	389929	477458	81.67%
Mar-04	14126	17229	81.99%	446202	540194	82.60%
Apr-04	13439.81	16108	83.44%	428480	525513	81.54%
May-04	11581.08	13434	86.21%	423579	516643	81.99%
Jun-04	13638	15794	86.35%	475982	584044	81.50%
Jul-04	12757	14966	85.24%	483042	591846	81.62%
Aug-04	13531.59	15332	88.26%	509074	629893	80.82%
Sep-04	12190.3	13763	88.57%	456267	550489	82.88%
Oct-04	11356.99	13653	83.18%	421259	525922	80.10%



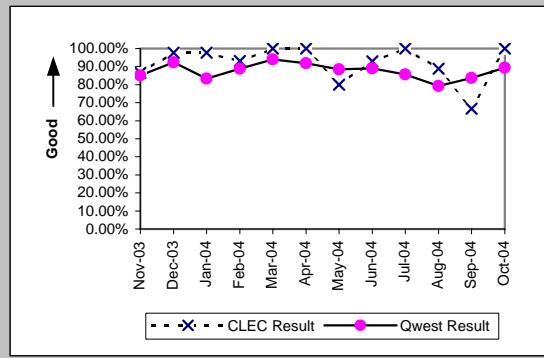


MR-3A - Out of Service Cleared within 24 Hours (Percent) - Dispatches within MSAs

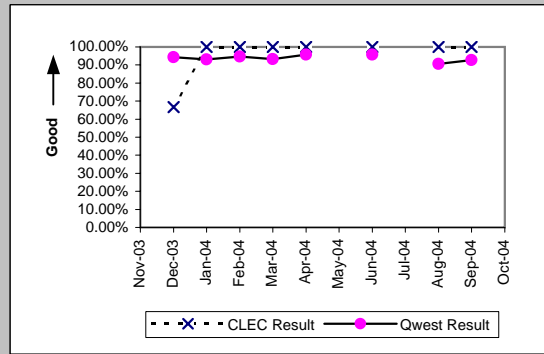
Residence (Parity)									
Date	CLEC Num	CLEC Denc	CLEC Resu	CLEC Std E	Qwest Num	Qwest Denc	Qwest Resu	Mod Z Scr	Parity Scr
Nov-03	89	109	81.65%	38.71%	8754	11570	75.66%	-1.45	-1.88
Dec-03	72	77	93.51%	24.64%	8348	9983	83.62%	-2.33	-2.42
Jan-04	60	76	78.95%	40.77%	9153	12716	71.98%	-1.35	-1.82
Feb-04	37	39	94.87%	22.06%	6725	7995	84.12%	-1.83	-2.11
Mar-04	34	36	94.44%	22.91%	7459	8333	89.51%	-0.96	-1.59
Apr-04	35	36	97.22%	16.43%	7012	7817	89.70%	-1.48	-1.9
May-04	29	34	85.29%	35.42%	7510	9553	78.61%	-0.95	-1.58
Jun-04	31	34	91.18%	28.36%	7591	9148	82.98%	-1.27	-1.77
Jul-04	29	35	82.86%	37.69%	6775	8145	83.18%	0.09	-0.94
Aug-04	27	38	71.05%	45.35%	7536	11108	67.84%	-0.42	-1.26
Sep-04	32	35	91.43%	27.99%	6787	8761	77.47%	-1.97	-2.2
Oct-04	47	52	90.38%	29.48%	7212	8540	84.45%	-1.18	-1.72



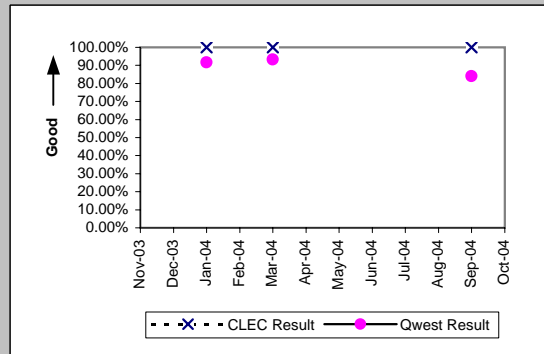
Business (Parity)									
Date	CLEC Num	CLEC Denc	CLEC Resu	CLEC Std E	Qwest Num	Qwest Denc	Qwest Resu	Mod Z Scr	Parity Scr
Nov-03	51	59	86.44%	34.24%	896	1053	85.09%	-0.28	-1.17
Dec-03	42	43	97.67%	15.07%	987	1069	92.33%	-1.29	-1.79
Jan-04	43	44	97.73%	14.90%	1036	1243	83.35%	-2.52	-2.53
Feb-04	27	29	93.10%	25.34%	707	796	88.82%	-0.72	-1.44
Mar-04	4	4	100.00%	0.00%	881	938	93.92%	-0.51	-1.31
Apr-04	5	5	100.00%	0.00%	805	877	91.79%	-0.67	-1.41
May-04	8	10	80.00%	40.00%	858	970	88.45%	0.8	-0.51
Jun-04	13	14	92.86%	25.75%	926	1041	88.95%	-0.46	-1.28
Jul-04	8	8	100.00%	0.00%	766	894	85.68%	-1.15	-1.7
Aug-04	8	9	88.89%	31.43%	897	1132	79.24%	-0.71	-1.43
Sep-04	2	3	66.67%	47.14%	843	1007	83.71%	0.69	-0.58
Oct-04	8	8	100.00%	0.00%	955	1069	89.34%	-0.97	-1.59



Centrex (Parity)									
Date	CLEC Num	CLEC Denc	CLEC Resu	CLEC Std E	Qwest Num	Qwest Denc	Qwest Resu	Mod Z Scr	Parity Scr
Nov-03									
Dec-03	2	3	66.67%	47.14%	66	70	94.29%	1.3	-0.21
Jan-04	4	4	100.00%	0.00%	67	72	93.06%	-0.53	-1.32
Feb-04	1	1	100.00%	0.00%	89	94	94.68%	-0.24	-1.14
Mar-04	2	2	100.00%	0.00%	69	74	93.24%	-0.38	-1.23
Apr-04	1	1	100.00%	0.00%	67	70	95.71%	-0.21	-1.13
May-04									
Jun-04	1	1	100.00%	0.00%	69	72	95.83%	-0.21	-1.13
Jul-04									
Aug-04	1	1	100.00%	0.00%	58	64	90.63%	-0.32	-1.19
Sep-04	1	1	100.00%	0.00%	64	69	92.75%	-0.28	-1.17
Oct-04									

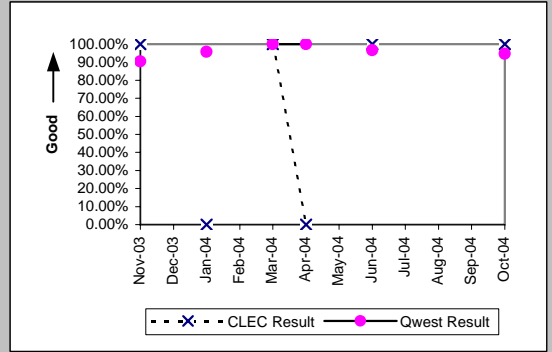


Centrex 21 (Parity)									
Date	CLEC Num	CLEC Denc	CLEC Resu	CLEC Std E	Qwest Num	Qwest Denc	Qwest Resu	Mod Z Scr	Parity Scr
Nov-03									
Dec-03									
Jan-04	1	1	100.00%	0.00%	131	143	91.61%	-0.3	-1.18
Feb-04									
Mar-04	1	1	100.00%	0.00%	112	120	93.33%	-0.27	-1.16
Apr-04									
May-04									
Jun-04									
Jul-04									
Aug-04									
Sep-04	2	2	100.00%	0.00%	74	88	84.09%	-0.61	-1.37
Oct-04									

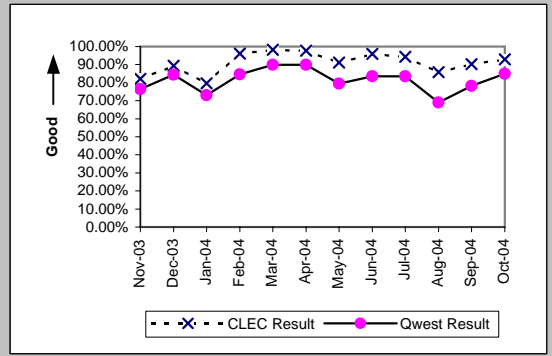


MR-3A - Out of Service Cleared within 24 Hours (Percent) - Dispatches within MSAs

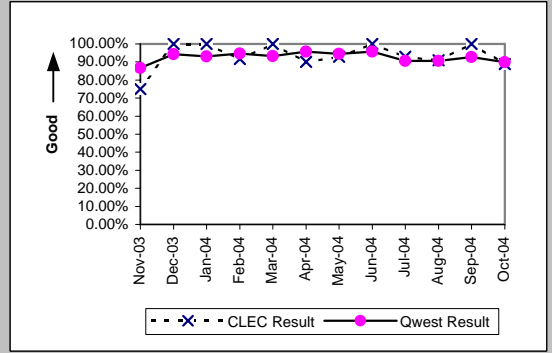
PBX (Parity)									
Date	CLEC Num	CLEC Denc	CLEC Resu	CLEC Std E	Qwest Num	Qwest Denc	Qwest Resu	Mod Z Scr	Parity Scr
Nov-03	1	1	100.00%	0.00%	19	21	90.48%	-0.32	-1.19
Dec-03									
Jan-04	0	1	0.00%	0.00%	23	24	95.83%	1.83	0.11
Feb-04									
Mar-04	2	2	100.00%	0.00%	29	29	100.00%	N/A	N/A
Apr-04	0	1	0.00%	0.00%	21	21	100.00%	N/A	0.29
May-04									
Jun-04	1	1	100.00%	0.00%	28	29	96.55%	-0.19	-1.11
Jul-04									
Aug-04									
Sep-04									
Oct-04	2	2	100.00%	0.00%	18	19	94.74%	-0.32	-1.19



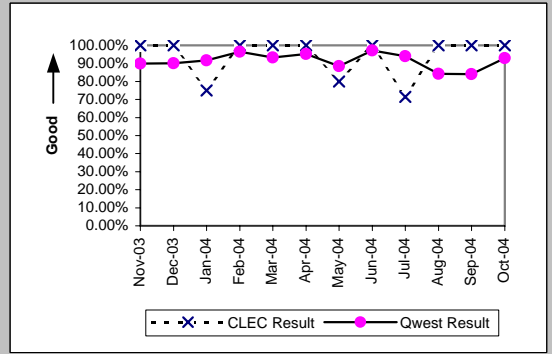
UNE - P (POTS) (Parity)									
Date	CLEC Num	CLEC Denc	CLEC Resu	CLEC Std E	Qwest Num	Qwest Denc	Qwest Resu	Mod Z Scr	Parity Scr
Nov-03	274	334	82.04%	38.39%	9650	12623	76.45%	-2.38	-2.44
Dec-03	295	330	89.39%	30.79%	9335	11052	84.46%	-2.44	-2.48
Jan-04	384	482	79.67%	40.25%	10189	13959	72.99%	-3.25	-2.97
Feb-04	322	335	96.12%	19.31%	7432	8791	84.54%	-5.75	-4.5
Mar-04	389	396	98.23%	13.18%	8340	9271	89.96%	-5.36	-4.26
Apr-04	410	420	97.62%	15.25%	7817	8694	89.91%	-5.12	-4.11
May-04	539	592	91.05%	28.55%	8368	10523	79.52%	-6.76	-5.11
Jun-04	554	578	95.85%	19.95%	8517	10189	83.59%	-7.74	-5.71
Jul-04	549	582	94.33%	23.13%	7541	9039	83.43%	-6.86	-5.17
Aug-04	368	429	85.78%	34.92%	8433	12240	68.90%	-7.43	-5.51
Sep-04	372	412	90.29%	29.61%	7630	9768	78.11%	-5.86	-4.56
Oct-04	362	390	92.82%	25.81%	8167	9609	84.99%	-4.24	-3.58



UNE P (Centrex) (Parity)									
Date	CLEC Num	CLEC Denc	CLEC Resu	CLEC Std E	Qwest Num	Qwest Denc	Qwest Resu	Mod Z Scr	Parity Scr
Nov-03	15	20	75.00%	43.30%	59	68	86.76%	1.2	-0.27
Dec-03	13	13	100.00%	0.00%	66	70	94.29%	-0.82	-1.5
Jan-04	12	12	100.00%	0.00%	67	72	93.06%	-0.88	-1.53
Feb-04	11	12	91.67%	27.64%	89	94	94.68%	0.4	-0.76
Mar-04	8	8	100.00%	0.00%	69	74	93.24%	-0.72	-1.44
Apr-04	9	10	90.00%	30.00%	67	70	95.71%	0.66	-0.6
May-04	13	14	92.86%	25.75%	52	55	94.55%	0.22	-0.87
Jun-04	14	14	100.00%	0.00%	69	72	95.83%	-0.71	-1.43
Jul-04	13	14	92.86%	25.75%	48	53	90.57%	-0.26	-1.16
Aug-04	10	11	90.91%	28.75%	58	64	90.63%	-0.03	-1.02
Sep-04	12	12	100.00%	0.00%	64	69	92.75%	-0.89	-1.54
Oct-04	8	9	88.89%	31.43%	53	59	89.83%	0.09	-0.95

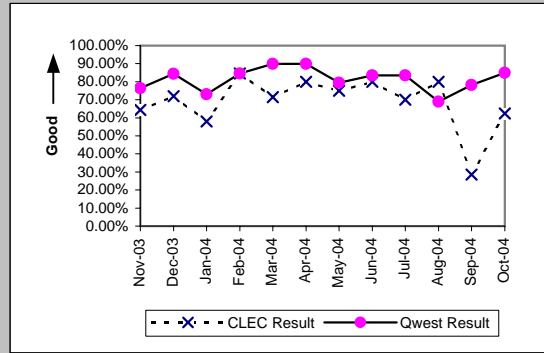


UNE P (Centrex 21) (Parity)									
Date	CLEC Num	CLEC Denc	CLEC Resu	CLEC Std E	Qwest Num	Qwest Denc	Qwest Resu	Mod Z Scr	Parity Scr
Nov-03	4	4	100.00%	0.00%	124	138	89.86%	-0.66	-1.4
Dec-03	5	5	100.00%	0.00%	118	131	90.08%	-0.73	-1.44
Jan-04	3	4	75.00%	43.30%	131	143	91.61%	0.93	-0.43
Feb-04	5	5	100.00%	0.00%	80	83	96.39%	-0.42	-1.26
Mar-04	1	1	100.00%	0.00%	112	120	93.33%	-0.27	-1.16
Apr-04	2	2	100.00%	0.00%	80	84	95.24%	-0.31	-1.19
May-04	4	5	80.00%	40.00%	92	104	88.46%	0.52	-0.68
Jun-04	3	3	100.00%	0.00%	105	108	97.22%	-0.29	-1.18
Jul-04	5	7	71.43%	45.18%	109	116	93.97%	1.75	0.06
Aug-04	3	3	100.00%	0.00%	80	95	84.21%	-0.74	-1.45
Sep-04	1	1	100.00%	0.00%	74	88	84.09%	-0.43	-1.26
Oct-04	2	2	100.00%	0.00%	92	99	92.93%	-0.39	-1.23

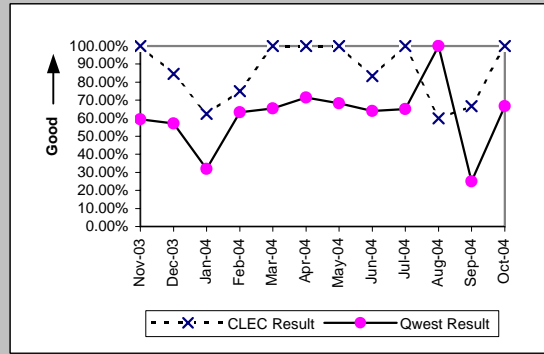


MR-3A - Out of Service Cleared within 24 Hours (Percent) - Dispatches within MSAs

Line Sharing (Parity)										
Date	CLEC Num	CLEC Denc	CLEC Resu	CLEC Std	Qwest Num	Qwest Denc	Qwest Resu	Mod Z Scr	Parity Scr	
Nov-03	9	14	64.29%	47.92%	9650	12623	76.45%	1.03	-0.37	
Dec-03	18	25	72.00%	44.90%	9335	11052	84.46%	1.6	-0.03	
Jan-04	11	19	57.89%	49.37%	10189	13959	72.99%	1.41	-0.14	
Feb-04	11	13	84.62%	36.08%	7432	8791	84.54%	-0.01	-1	
Mar-04	5	7	71.43%	45.18%	8340	9271	89.96%	1.36	-0.18	
Apr-04	8	10	80.00%	40.00%	7817	8694	89.91%	0.96	-0.42	
May-04	6	8	75.00%	43.30%	8368	10523	79.52%	0.35	-0.79	
Jun-04	12	15	80.00%	40.00%	8517	10189	83.59%	0.41	-0.75	
Jul-04	7	10	70.00%	45.83%	7541	9039	83.43%	1.06	-0.36	
Aug-04	4	5	80.00%	40.00%	8433	12240	68.90%	-0.54	-1.33	
Sep-04	4	14	28.57%	45.18%	7630	9768	78.11%	3.88	1.36	
Oct-04	10	16	62.50%	48.41%	8167	9609	84.99%	2.19	0.33	

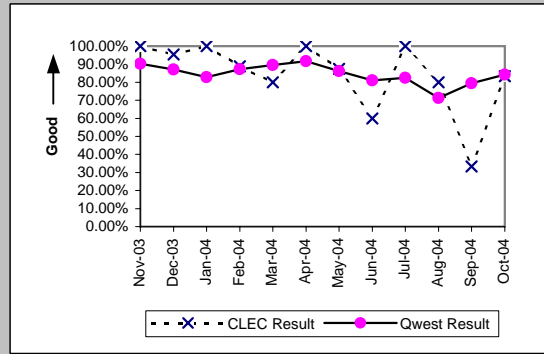


Line Splitting (Parity)										
Date	CLEC Num	CLEC Denc	CLEC Resu	CLEC Std	Qwest Num	Qwest Denc	Qwest Resu	Mod Z Scr	Parity Scr	
Nov-03	2	2	100.00%	0.00%	19	32	59.38%	-1.13	-1.69	
Dec-03	11	13	84.62%	36.08%	16	28	57.14%	-1.65	-2.01	
Jan-04	5	8	62.50%	48.41%	8	25	32.00%	-1.61	-1.98	
Feb-04	3	4	75.00%	43.30%	19	30	63.33%	-0.45	-1.28	
Mar-04	2	2	100.00%	0.00%	34	52	65.38%	-1.01	-1.61	
Apr-04	5	5	100.00%	0.00%	25	35	71.43%	-1.32	-1.8	
May-04	3	3	100.00%	0.00%	15	22	68.18%	-1.11	-1.67	
Jun-04	5	6	83.33%	37.27%	16	25	64.00%	-0.89	-1.54	
Jul-04	5	5	100.00%	0.00%	13	20	65.00%	-1.47	-1.89	
Aug-04	3	5	60.00%	48.99%	3	3	100.00%	N/A	-0.4	
Sep-04	4	6	66.67%	47.14%	3	12	25.00%	-1.92	-2.17	
Oct-04	3	3	100.00%	0.00%	14	21	66.67%	-1.15	-1.7	

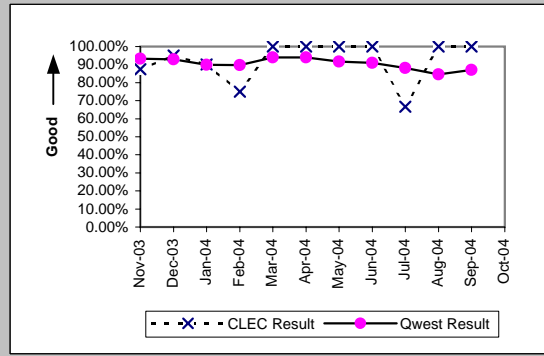


MR-3B - Out of Service Cleared within 24 Hours (Percent) - Dispatches outside MSAs

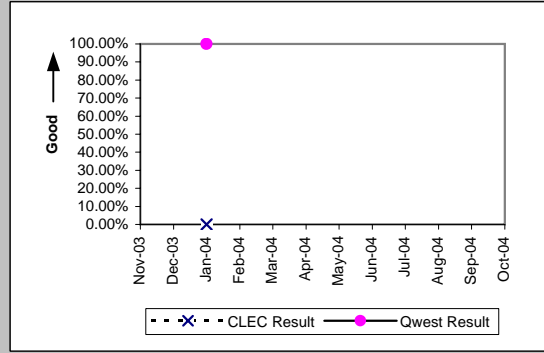
Residence (Parity)									
Date	CLEC Num	CLEC Denc	CLEC Resu	CLEC Std	Qwest Num	Qwest Denc	Qwest Resu	Mod Z Scr	Parity Scr
Nov-03	17	17	100.00%	0.00%	1770	1961	90.26%	-1.35	-1.82
Dec-03	21	22	95.45%	20.83%	1963	2257	86.97%	-1.18	-1.72
Jan-04	17	17	100.00%	0.00%	2072	2502	82.81%	-1.87	-2.14
Feb-04	8	9	88.89%	31.43%	1587	1820	87.20%	-0.15	-1.09
Mar-04	4	5	80.00%	40.00%	1749	1954	89.51%	0.65	-0.61
Apr-04	5	5	100.00%	0.00%	1614	1760	91.70%	-0.67	-1.41
May-04	7	8	87.50%	33.07%	1690	1962	86.14%	-0.11	-1.07
Jun-04	3	5	60.00%	48.99%	1712	2112	81.06%	1.06	-0.36
Jul-04	1	1	100.00%	0.00%	1570	1906	82.37%	-0.46	-1.28
Aug-04	4	5	80.00%	40.00%	1876	2632	71.28%	-0.43	-1.26
Sep-04	1	3	33.33%	47.14%	1556	1958	79.47%	1.58	-0.04
Oct-04	5	6	83.33%	37.27%	1752	2080	84.23%	0.13	-0.92



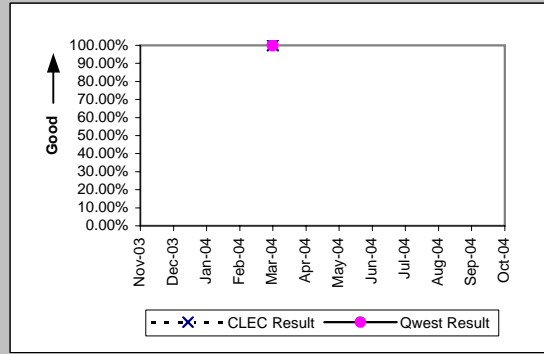
Business (Parity)									
Date	CLEC Num	CLEC Denc	CLEC Resu	CLEC Std	Qwest Num	Qwest Denc	Qwest Resu	Mod Z Scr	Parity Scr
Nov-03	7	8	87.50%	33.07%	208	223	93.27%	0.59	-0.64
Dec-03	19	20	95.00%	21.79%	234	252	92.86%	-0.36	-1.22
Jan-04	9	10	90.00%	30.00%	239	266	89.85%	-0.02	-1.01
Feb-04	3	4	75.00%	43.30%	193	215	89.77%	0.81	-0.51
Mar-04	1	1	100.00%	0.00%	202	215	93.95%	-0.25	-1.15
Apr-04	2	2	100.00%	0.00%	188	200	94.00%	-0.36	-1.22
May-04	2	2	100.00%	0.00%	189	206	91.75%	-0.42	-1.26
Jun-04	1	1	100.00%	0.00%	223	245	91.02%	-0.31	-1.19
Jul-04	2	3	66.67%	47.14%	178	202	88.12%	0.91	-0.45
Aug-04	1	1	100.00%	0.00%	230	272	84.56%	-0.43	-1.26
Sep-04	1	1	100.00%	0.00%	207	238	86.97%	-0.39	-1.23
Oct-04									



Centrex 21 (Parity)									
Date	CLEC Num	CLEC Denc	CLEC Resu	CLEC Std	Qwest Num	Qwest Denc	Qwest Resu	Mod Z Scr	Parity Scr
Nov-03									
Dec-03									
Jan-04	0	1	0.00%	0.00%	9	9	100.00%	N/A	0.07
Feb-04									
Mar-04									
Apr-04									
May-04									
Jun-04									
Jul-04									
Aug-04									
Sep-04									
Oct-04									

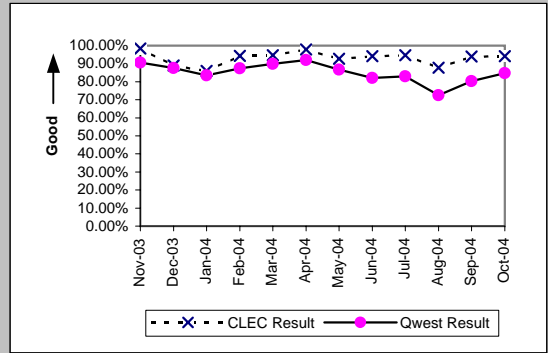


PBX (Parity)									
Date	CLEC Num	CLEC Denc	CLEC Resu	CLEC Std	Qwest Num	Qwest Denc	Qwest Resu	Mod Z Scr	Parity Scr
Nov-03									
Dec-03									
Jan-04									
Feb-04									
Mar-04	4	4	100.00%	0.00%	7	7	100.00%	N/A	N/A
Apr-04									
May-04									
Jun-04									
Jul-04									
Aug-04									
Sep-04									
Oct-04									

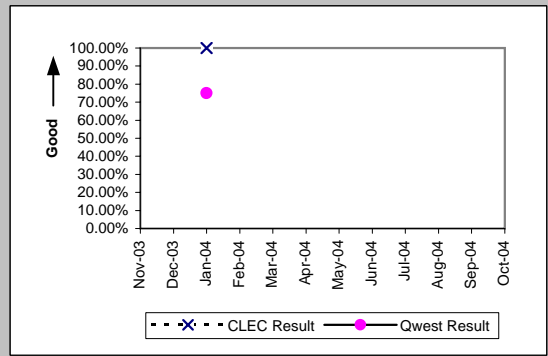


MR-3B - Out of Service Cleared within 24 Hours (Percent) - Dispatches outside MSAs

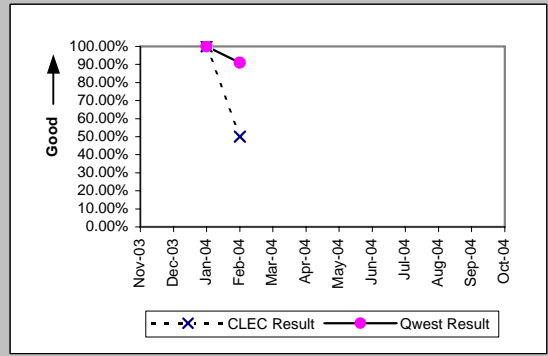
UNE - P (POTS) (Parity)										
Date	CLEC Num	CLEC Dend	CLEC Resu	CLEC Std	Qwest Num	Qwest Dend	Qwest Resu	Mod Z Scr	Parity Scr	
Nov-03	59	60	98.33%	12.80%	1978	2184	90.57%	-2.03	-2.23	
Dec-03	73	82	89.02%	31.26%	2197	2509	87.56%	-0.39	-1.24	
Jan-04	74	86	86.05%	34.65%	2311	2768	83.49%	-0.63	-1.38	
Feb-04	66	70	94.29%	23.21%	1780	2035	87.47%	-1.69	-2.03	
Mar-04	70	74	94.59%	22.61%	1951	2169	89.95%	-1.31	-1.79	
Apr-04	93	95	97.89%	14.36%	1802	1960	91.94%	-2.08	-2.27	
May-04	101	109	92.66%	26.08%	1879	2168	86.67%	-1.8	-2.09	
Jun-04	112	119	94.12%	23.53%	1935	2357	82.10%	-3.34	-3.03	
Jul-04	126	133	94.74%	22.33%	1748	2108	82.92%	-3.51	-3.13	
Aug-04	107	122	87.70%	32.84%	2106	2904	72.52%	-3.68	-3.24	
Sep-04	78	83	93.98%	23.79%	1763	2196	80.28%	-3.08	-2.87	
Oct-04	81	86	94.19%	23.40%	1946	2294	84.83%	-2.37	-2.44	



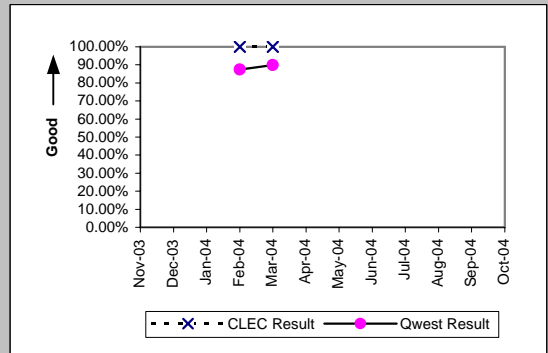
UNE P (Centrex) (Parity)										
Date	CLEC Num	CLEC Dend	CLEC Resu	CLEC Std	Qwest Num	Qwest Dend	Qwest Resu	Mod Z Scr	Parity Scr	
Nov-03										
Dec-03										
Jan-04	1	1	100.00%	0.00%	9	12	75.00%	-0.55	-1.34	
Feb-04										
Mar-04										
Apr-04										
May-04										
Jun-04										
Jul-04										
Aug-04										
Sep-04										
Oct-04										



UNE P (Centrex 21) (Parity)										
Date	CLEC Num	CLEC Dend	CLEC Resu	CLEC Std	Qwest Num	Qwest Dend	Qwest Resu	Mod Z Scr	Parity Scr	
Nov-03										
Dec-03										
Jan-04	4	4	100.00%	0.00%	9	9	100.00%	N/A	N/A	
Feb-04	1	2	50.00%	50.00%	10	11	90.91%	1.05	-0.36	
Mar-04										
Apr-04										
May-04										
Jun-04										
Jul-04										
Aug-04										
Sep-04										
Oct-04										

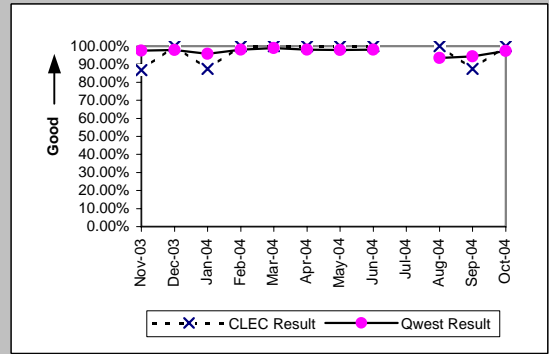


Line Sharing (Parity)										
Date	CLEC Num	CLEC Dend	CLEC Resu	CLEC Std	Qwest Num	Qwest Dend	Qwest Resu	Mod Z Scr	Parity Scr	
Nov-03										
Dec-03										
Jan-04										
Feb-04	1	1	100.00%	0.00%	1780	2035	87.47%	-0.38	-1.23	
Mar-04	1	1	100.00%	0.00%	1951	2169	89.95%	-0.33	-1.2	
Apr-04										
May-04										
Jun-04										
Jul-04										
Aug-04										
Sep-04										
Oct-04										

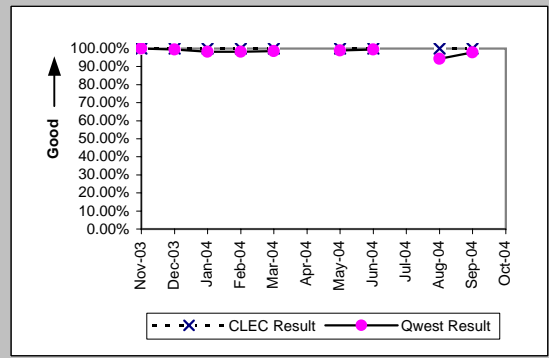


MR-3C - Out of Service Cleared within 24 Hours (Percent) - No dispatches

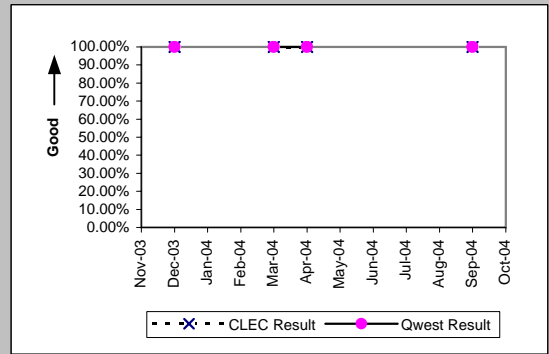
Residence (Parity)									
Date	CLEC Num	CLEC Denc	CLEC Resu	CLEC Std E	Qwest Num	Qwest Denc	Qwest Resu	Mod Z Scr	Parity Scr
Nov-03	13	15	86.67%	33.99%	1352	1387	97.48%	1.89	0.15
Dec-03	12	12	100.00%	0.00%	1385	1414	97.95%	-0.5	-1.3
Jan-04	7	8	87.50%	33.07%	1570	1640	95.73%	0.95	-0.42
Feb-04	9	9	100.00%	0.00%	1400	1427	98.11%	-0.42	-1.25
Mar-04	3	3	100.00%	0.00%	1687	1706	98.89%	-0.18	-1.11
Apr-04	4	4	100.00%	0.00%	1207	1231	98.05%	-0.28	-1.17
May-04	3	3	100.00%	0.00%	1226	1252	97.92%	-0.25	-1.15
Jun-04	4	4	100.00%	0.00%	1511	1542	97.99%	-0.29	-1.17
Jul-04									
Aug-04	8	8	100.00%	0.00%	1687	1806	93.41%	-0.75	-1.46
Sep-04	7	8	87.50%	33.07%	1735	1839	94.34%	0.76	-0.54
Oct-04	4	4	100.00%	0.00%	1444	1484	97.30%	-0.33	-1.2



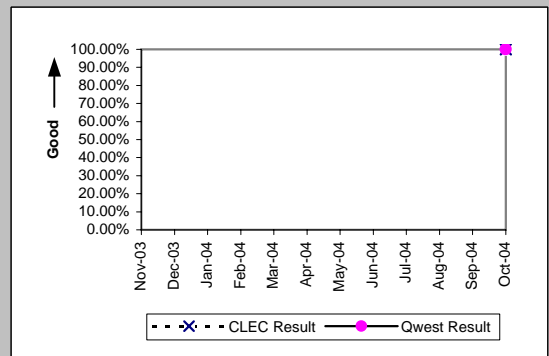
Business (Parity)									
Date	CLEC Num	CLEC Denc	CLEC Resu	CLEC Std E	Qwest Num	Qwest Denc	Qwest Resu	Mod Z Scr	Parity Scr
Nov-03	7	7	100.00%	0.00%	176	176	100.00%	N/A	N/A
Dec-03	12	12	100.00%	0.00%	188	189	99.47%	-0.24	-1.15
Jan-04	6	6	100.00%	0.00%	230	234	98.29%	-0.32	-1.19
Feb-04	6	6	100.00%	0.00%	228	232	98.28%	-0.32	-1.19
Mar-04	1	1	100.00%	0.00%	215	218	98.62%	-0.12	-1.07
Apr-04									
May-04	3	3	100.00%	0.00%	187	189	98.94%	-0.18	-1.11
Jun-04	2	2	100.00%	0.00%	204	205	99.51%	-0.1	-1.06
Jul-04									
Aug-04	2	2	100.00%	0.00%	249	264	94.32%	-0.35	-1.21
Sep-04	1	1	100.00%	0.00%	233	238	97.90%	-0.15	-1.09
Oct-04									



Centrex (Parity)									
Date	CLEC Num	CLEC Denc	CLEC Resu	CLEC Std E	Qwest Num	Qwest Denc	Qwest Resu	Mod Z Scr	Parity Scr
Nov-03									
Dec-03	1	1	100.00%	0.00%	30	30	100.00%	N/A	N/A
Jan-04									
Feb-04									
Mar-04	1	1	100.00%	0.00%	24	24	100.00%	N/A	N/A
Apr-04	3	3	100.00%	0.00%	22	22	100.00%	N/A	N/A
May-04									
Jun-04									
Jul-04									
Aug-04									
Sep-04	1	1	100.00%	0.00%	27	27	100.00%	N/A	N/A
Oct-04									

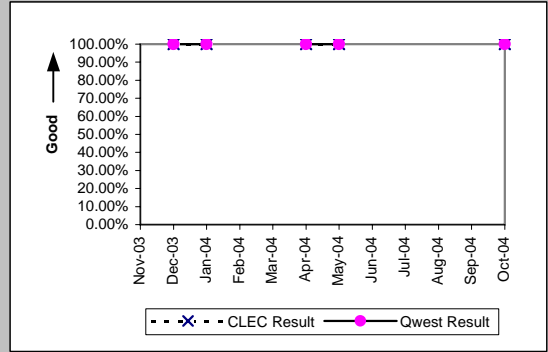


Centrex 21 (Parity)									
Date	CLEC Num	CLEC Denc	CLEC Resu	CLEC Std E	Qwest Num	Qwest Denc	Qwest Resu	Mod Z Scr	Parity Scr
Nov-03									
Dec-03									
Jan-04									
Feb-04									
Mar-04									
Apr-04									
May-04									
Jun-04									
Jul-04									
Aug-04									
Sep-04									
Oct-04	1	1	100.00%	0.00%	25	25	100.00%	N/A	N/A

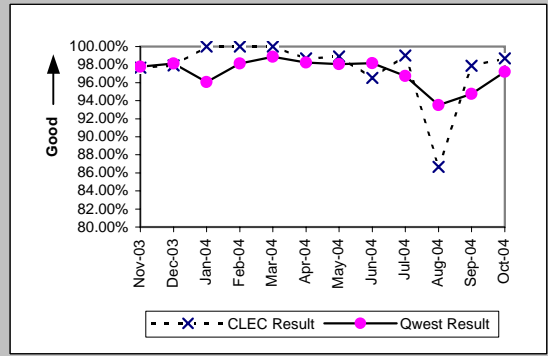


MR-3C - Out of Service Cleared within 24 Hours (Percent) - No dispatches

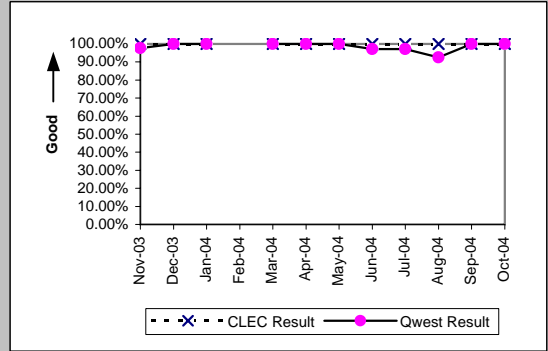
PBX (Parity)									
Date	CLEC Num	CLEC Denc	CLEC Resu	CLEC Std E	Qwest Num	Qwest Denc	Qwest Resu	Mod Z Scr	Parity Scr
Nov-03									
Dec-03	1	1	100.00%	0.00%	44	44	100.00%	N/A	N/A
Jan-04	2	2	100.00%	0.00%	60	60	100.00%	N/A	N/A
Feb-04									
Mar-04									
Apr-04	1	1	100.00%	0.00%	44	44	100.00%	N/A	N/A
May-04	4	4	100.00%	0.00%	38	38	100.00%	N/A	N/A
Jun-04									
Jul-04									
Aug-04									
Sep-04									
Oct-04	1	1	100.00%	0.00%	29	29	100.00%	N/A	N/A



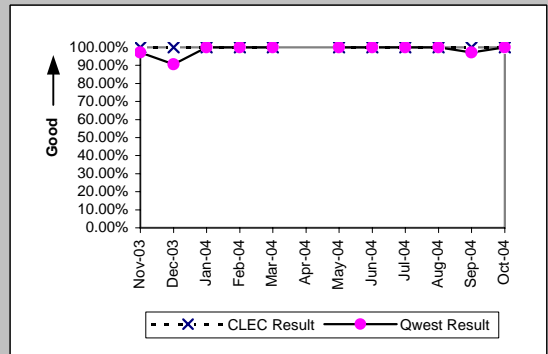
UNE - P (POTS) (Parity)									
Date	CLEC Num	CLEC Denc	CLEC Resu	CLEC Std E	Qwest Num	Qwest Denc	Qwest Resu	Mod Z Scr	Parity Scr
Nov-03	42	43	97.67%	15.07%	1528	1563	97.76%	0.12	-0.93
Dec-03	47	48	97.92%	14.28%	1573	1603	98.13%	0.18	-0.89
Jan-04	58	58	100.00%	0.00%	1800	1874	96.05%	-1.52	-1.92
Feb-04	73	73	100.00%	0.00%	1628	1659	98.13%	-1.15	-1.7
Mar-04	66	66	100.00%	0.00%	1902	1924	98.86%	-0.86	-1.52
Apr-04	76	77	98.70%	11.32%	1388	1413	98.23%	-0.31	-1.19
May-04	90	91	98.90%	10.43%	1413	1441	98.06%	-0.57	-1.34
Jun-04	83	86	96.51%	18.35%	1715	1747	98.17%	1.05	-0.36
Jul-04	100	101	99.01%	9.90%	1622	1677	96.72%	-1.25	-1.76
Aug-04	91	105	86.67%	33.99%	1936	2070	93.53%	2.47	0.5
Sep-04	92	94	97.87%	14.43%	1968	2077	94.75%	-1.33	-1.81
Oct-04	76	77	98.70%	11.32%	1655	1703	97.18%	-0.79	-1.48



UNE P (Centrex) (Parity)									
Date	CLEC Num	CLEC Denc	CLEC Resu	CLEC Std E	Qwest Num	Qwest Denc	Qwest Resu	Mod Z Scr	Parity Scr
Nov-03	5	5	100.00%	0.00%	42	43	97.67%	-0.33	-1.2
Dec-03	4	4	100.00%	0.00%	30	30	100.00%	N/A	N/A
Jan-04	7	7	100.00%	0.00%	45	45	100.00%	N/A	N/A
Feb-04									
Mar-04	4	4	100.00%	0.00%	24	24	100.00%	N/A	N/A
Apr-04	1	1	100.00%	0.00%	22	22	100.00%	N/A	N/A
May-04	4	4	100.00%	0.00%	24	24	100.00%	N/A	N/A
Jun-04	4	4	100.00%	0.00%	34	35	97.14%	-0.32	-1.2
Jul-04	1	1	100.00%	0.00%	35	36	97.22%	-0.17	-1.1
Aug-04	3	3	100.00%	0.00%	37	40	92.50%	-0.48	-1.29
Sep-04	2	2	100.00%	0.00%	27	27	100.00%	N/A	N/A
Oct-04	1	1	100.00%	0.00%	26	26	100.00%	N/A	N/A

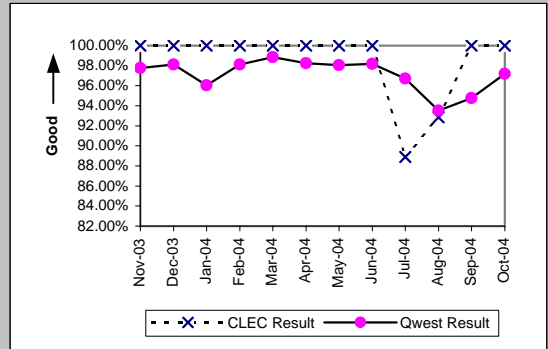


UNE P (Centrex 21) (Parity)									
Date	CLEC Num	CLEC Denc	CLEC Resu	CLEC Std E	Qwest Num	Qwest Denc	Qwest Resu	Mod Z Scr	Parity Scr
Nov-03	2	2	100.00%	0.00%	35	36	97.22%	-0.23	-1.14
Dec-03	2	2	100.00%	0.00%	29	32	90.63%	-0.44	-1.27
Jan-04	4	4	100.00%	0.00%	27	27	100.00%	N/A	N/A
Feb-04	1	1	100.00%	0.00%	24	24	100.00%	N/A	N/A
Mar-04	3	3	100.00%	0.00%	22	22	100.00%	N/A	N/A
Apr-04									
May-04	2	2	100.00%	0.00%	21	21	100.00%	N/A	N/A
Jun-04	1	1	100.00%	0.00%	22	22	100.00%	N/A	N/A
Jul-04	1	1	100.00%	0.00%	12	12	100.00%	N/A	N/A
Aug-04	3	3	100.00%	0.00%	25	25	100.00%	N/A	N/A
Sep-04	2	2	100.00%	0.00%	34	35	97.14%	-0.24	-1.14
Oct-04	1	1	100.00%	0.00%	25	25	100.00%	N/A	N/A

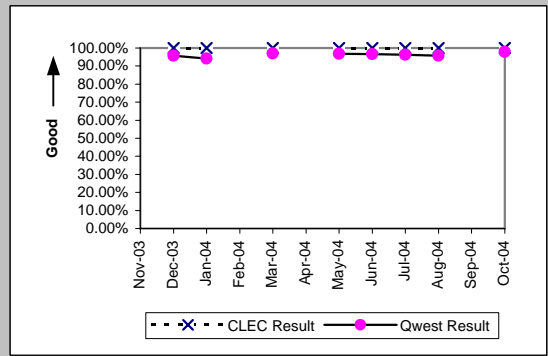


MR-3C - Out of Service Cleared within 24 Hours (Percent) - No dispatches

Line Sharing (Parity)										
Date	CLEC Num	CLEC Denc	CLEC Resu	CLEC Std	Qwest Num	Qwest Denc	Qwest Resu	Mod Z Scr	Parity Scr	
Nov-03	15	15	100.00%	0.00%	1528	1563	97.76%	-0.58	-1.35	
Dec-03	13	13	100.00%	0.00%	1573	1603	98.13%	-0.5	-1.3	
Jan-04	16	16	100.00%	0.00%	1800	1874	96.05%	-0.81	-1.49	
Feb-04	11	11	100.00%	0.00%	1628	1659	98.13%	-0.46	-1.28	
Mar-04	13	13	100.00%	0.00%	1902	1924	98.86%	-0.39	-1.23	
Apr-04	9	9	100.00%	0.00%	1388	1413	98.23%	-0.4	-1.24	
May-04	5	5	100.00%	0.00%	1413	1441	98.06%	-0.31	-1.19	
Jun-04	12	12	100.00%	0.00%	1715	1747	98.17%	-0.47	-1.29	
Jul-04	8	9	88.89%	31.43%	1622	1677	96.72%	1.05	-0.36	
Aug-04	13	14	92.86%	25.75%	1936	2070	93.53%	0.19	-0.89	
Sep-04	10	10	100.00%	0.00%	1968	2077	94.75%	-0.74	-1.45	
Oct-04	8	8	100.00%	0.00%	1655	1703	97.18%	-0.48	-1.29	



Line Splitting (Parity)										
Date	CLEC Num	CLEC Denc	CLEC Resu	CLEC Std	Qwest Num	Qwest Denc	Qwest Resu	Mod Z Scr	Parity Scr	
Nov-03										
Dec-03	1	1	100.00%	0.00%	179	187	95.72%	-0.21	-1.13	
Jan-04	2	2	100.00%	0.00%	162	172	94.19%	-0.35	-1.21	
Feb-04										
Mar-04	1	1	100.00%	0.00%	296	305	97.05%	-0.17	-1.11	
Apr-04										
May-04	1	1	100.00%	0.00%	336	347	96.83%	-0.18	-1.11	
Jun-04	2	2	100.00%	0.00%	340	352	96.59%	-0.26	-1.16	
Jul-04	4	4	100.00%	0.00%	316	328	96.34%	-0.39	-1.24	
Aug-04	2	2	100.00%	0.00%	344	359	95.82%	-0.29	-1.18	
Sep-04										
Oct-04	2	2	100.00%	0.00%	227	232	97.84%	-0.21	-1.13	

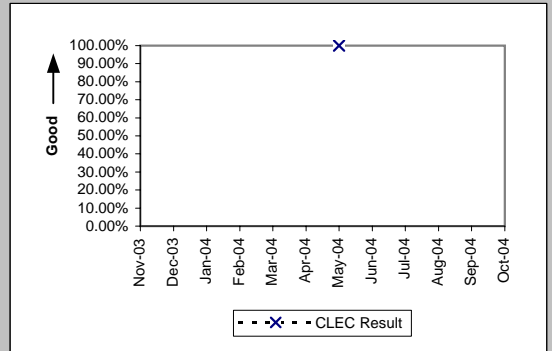




MR-3C - Out of Service Cleared within 24 Hours (Percent) - No dispatches

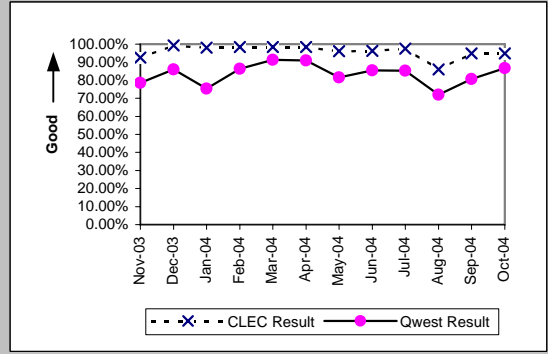
Sub-Loop Unbundling (Diagnostic)

Date	Numerator	Denominator	CLEC Result	Standard Dev
Nov-03				
Dec-03				
Jan-04				
Feb-04				
Mar-04				
Apr-04				
May-04	1	1	100.00%	0.00%
Jun-04				
Jul-04				
Aug-04				
Sep-04				
Oct-04				

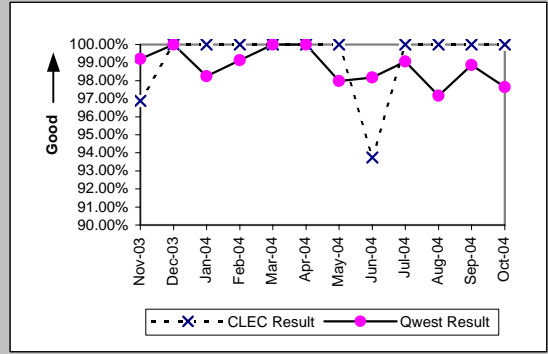


MR-3D - Out of Service Cleared within 24 Hours (Percent) - Interval Zone One

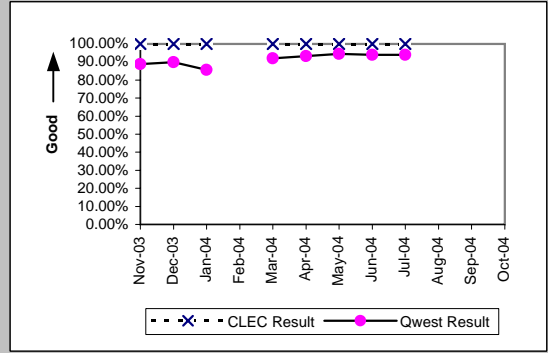
Unbundled Loop Analog (Parity)									
Date	CLEC Num	CLEC Denc	CLEC Resu	CLEC Std E	Qwest Num	Qwest Denc	Qwest Resu	Mod Z Scr	Parity Scr
Nov-03	201	217	92.63%	26.13%	11016	14024	78.55%	-5.01	-4.05
Dec-03	155	156	99.36%	7.98%	10727	12469	86.03%	-4.77	-3.9
Jan-04	158	161	98.14%	13.52%	11707	15547	75.30%	-6.68	-5.06
Feb-04	122	124	98.39%	12.60%	8694	10069	86.34%	-3.88	-3.36
Mar-04	128	130	98.46%	12.31%	10008	10957	91.34%	-2.87	-2.75
Apr-04	118	120	98.33%	12.80%	9047	9946	90.96%	-2.8	-2.7
May-04	98	102	96.08%	19.41%	9636	11818	81.54%	-3.77	-3.29
Jun-04	154	160	96.25%	19.00%	10036	11735	85.52%	-3.83	-3.33
Jul-04	163	167	97.60%	15.29%	8956	10505	85.25%	-4.47	-3.72
Aug-04	171	199	85.93%	34.77%	10099	14024	72.01%	-4.34	-3.64
Sep-04	167	176	94.89%	22.03%	9322	11556	80.67%	-4.74	-3.88
Oct-04	149	157	94.90%	21.99%	9604	11083	86.66%	-3.02	-2.83



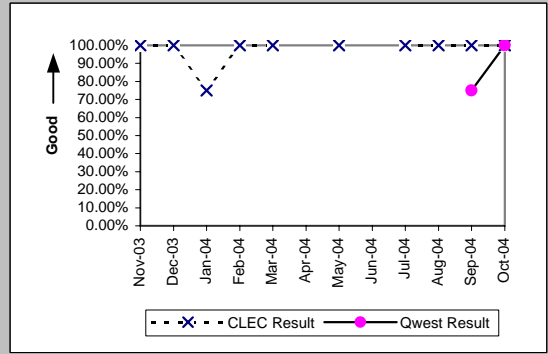
Unbundled Loop - 2 Wire Non-Loaded (Parity)									
Date	CLEC Num	CLEC Denc	CLEC Resu	CLEC Std E	Qwest Num	Qwest Denc	Qwest Resu	Mod Z Scr	Parity Scr
Nov-03	31	32	96.88%	17.40%	124	125	99.20%	0.82	-0.5
Dec-03	18	18	100.00%	0.00%	109	109	100.00%	N/A	N/A
Jan-04	13	13	100.00%	0.00%	112	114	98.25%	-0.46	-1.28
Feb-04	18	18	100.00%	0.00%	113	114	99.12%	-0.37	-1.23
Mar-04	27	27	100.00%	0.00%	105	105	100.00%	N/A	N/A
Apr-04	13	13	100.00%	0.00%	136	136	100.00%	N/A	N/A
May-04	10	10	100.00%	0.00%	97	99	97.98%	-0.43	-1.26
Jun-04	15	16	93.75%	24.21%	107	109	98.17%	0.87	-0.47
Jul-04	21	21	100.00%	0.00%	105	106	99.06%	-0.41	-1.25
Aug-04	21	21	100.00%	0.00%	103	106	97.17%	-0.71	-1.43
Sep-04	25	25	100.00%	0.00%	87	88	98.86%	-0.47	-1.29
Oct-04	20	20	100.00%	0.00%	83	85	97.65%	-0.62	-1.38



Unbundled Loop - ADSL Qualified (Parity)									
Date	CLEC Num	CLEC Denc	CLEC Resu	CLEC Std E	Qwest Num	Qwest Denc	Qwest Resu	Mod Z Scr	Parity Scr
Nov-03	4	4	100.00%	0.00%	221	249	88.76%	-0.71	-1.43
Dec-03	1	1	100.00%	0.00%	178	198	89.90%	-0.33	-1.2
Jan-04	1	1	100.00%	0.00%	155	181	85.64%	-0.41	-1.25
Feb-04									
Mar-04	2	2	100.00%	0.00%	302	328	92.07%	-0.41	-1.25
Apr-04	3	3	100.00%	0.00%	320	343	93.29%	-0.46	-1.28
May-04	1	1	100.00%	0.00%	314	332	94.58%	-0.24	-1.15
Jun-04	2	2	100.00%	0.00%	326	347	93.95%	-0.36	-1.22
Jul-04	2	2	100.00%	0.00%	297	316	93.99%	-0.36	-1.22
Aug-04									
Sep-04									
Oct-04									

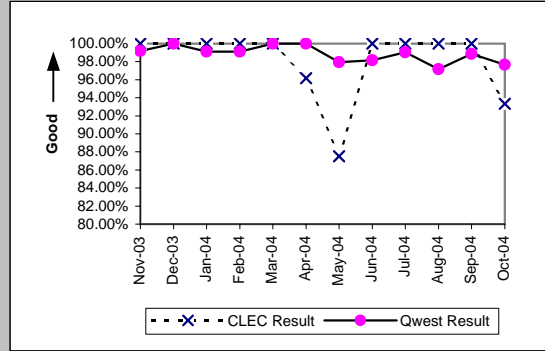


Unbundled Loop - XDSLi (Parity)									
Date	CLEC Num	CLEC Denc	CLEC Resu	CLEC Std E	Qwest Num	Qwest Denc	Qwest Resu	Mod Z Scr	Parity Scr
Nov-03	3	3	100.00%	0.00%					
Dec-03	3	3	100.00%	0.00%					
Jan-04	3	4	75.00%	43.30%					
Feb-04	4	4	100.00%	0.00%					
Mar-04	1	1	100.00%	0.00%					
Apr-04									
May-04	2	2	100.00%	0.00%					
Jun-04									
Jul-04	4	4	100.00%	0.00%					
Aug-04	3	3	100.00%	0.00%					
Sep-04	3	3	100.00%	0.00%	3	4	75.00%	-0.76	-1.46
Oct-04	2	2	100.00%	0.00%	2	2	100.00%	N/A	N/A



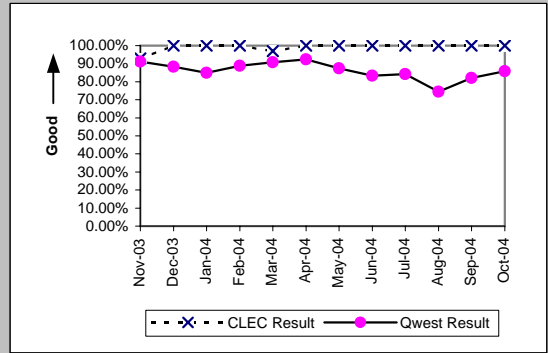
MR-3D - Out of Service Cleared within 24 Hours (Percent) - Interval Zone One

Unbundled Loop ISDN Capable (Parity)										
Date	CLEC Num	CLEC Dend	CLEC Resu	CLEC Std	Qwest Num	Qwest Dend	Qwest Res	Mod Z Scr	Parity Scr	
Nov-03	12	12	100.00%	0.00%	122	123	99.19%	-0.3	-1.18	
Dec-03	11	11	100.00%	0.00%	109	109	100.00%	N/A	N/A	
Jan-04	20	20	100.00%	0.00%	111	112	99.11%	-0.39	-1.24	
Feb-04	11	11	100.00%	0.00%	113	114	99.12%	-0.3	-1.18	
Mar-04	16	16	100.00%	0.00%	105	105	100.00%	N/A	N/A	
Apr-04	25	26	96.15%	19.23%	136	136	100.00%	N/A	-0.1	
May-04	7	8	87.50%	33.07%	96	98	97.96%	1.24	-0.25	
Jun-04	19	19	100.00%	0.00%	106	108	98.15%	-0.55	-1.34	
Jul-04	15	15	100.00%	0.00%	105	106	99.06%	-0.35	-1.22	
Aug-04	8	8	100.00%	0.00%	103	106	97.17%	-0.47	-1.28	
Sep-04	6	6	100.00%	0.00%	87	88	98.86%	-0.25	-1.15	
Oct-04	14	15	93.33%	24.94%	83	85	97.65%	0.75	-0.55	

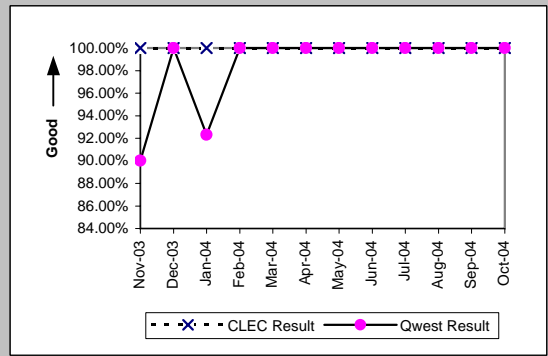


MR-3E - Out of Service Cleared within 24 Hours (Percent) - Interval Zone Two

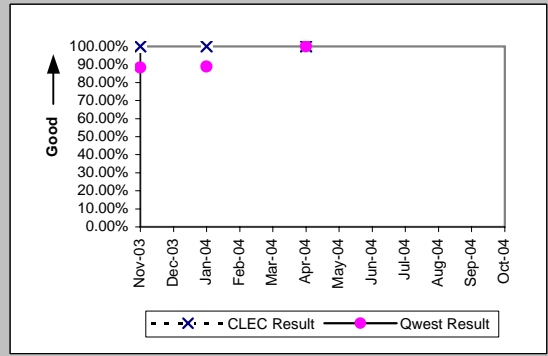
Unbundled Loop Analog (Parity)										
Date	CLEC Num	CLEC Dend	CLEC Resu	CLEC Std	Qwest Num	Qwest Dend	Qwest Resu	Mod Z Scr	Parity Scr	
Nov-03	13	14	92.86%	25.75%	2140	2346	91.22%	-0.22	-1.13	
Dec-03	14	14	100.00%	0.00%	2378	2695	88.24%	-1.36	-1.83	
Jan-04	17	17	100.00%	0.00%	2593	3054	84.91%	-1.73	-2.05	
Feb-04	12	12	100.00%	0.00%	2146	2416	88.82%	-1.23	-1.75	
Mar-04	33	34	97.06%	16.90%	2185	2407	90.78%	-1.26	-1.76	
Apr-04	23	23	100.00%	0.00%	1960	2121	92.41%	-1.37	-1.83	
May-04	20	20	100.00%	0.00%	2024	2314	87.47%	-1.69	-2.02	
Jun-04	18	18	100.00%	0.00%	2131	2558	83.31%	-1.89	-2.15	
Jul-04	15	15	100.00%	0.00%	1955	2319	84.30%	-1.67	-2.01	
Aug-04	9	9	100.00%	0.00%	2376	3190	74.48%	-1.75	-2.07	
Sep-04	12	12	100.00%	0.00%	2039	2485	82.05%	-1.62	-1.98	
Oct-04	19	19	100.00%	0.00%	2164	2523	85.77%	-1.77	-2.08	



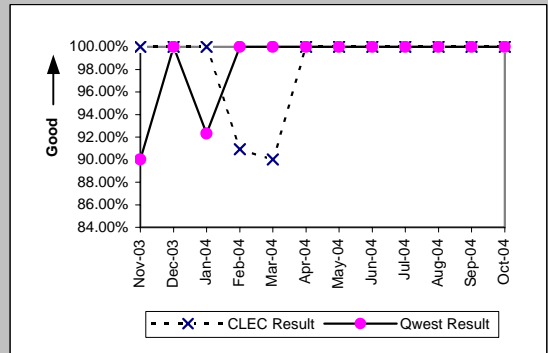
Unbundled Loop - 2 Wire Non-Loaded (Parity)										
Date	CLEC Num	CLEC Dend	CLEC Resu	CLEC Std	Qwest Num	Qwest Dend	Qwest Resu	Mod Z Scr	Parity Scr	
Nov-03	5	5	100.00%	0.00%	9	10	90.00%	-0.61	-1.37	
Dec-03	5	5	100.00%	0.00%	11	11	100.00%	N/A	N/A	
Jan-04	5	5	100.00%	0.00%	12	13	92.31%	-0.55	-1.33	
Feb-04	5	5	100.00%	0.00%	19	19	100.00%	N/A	N/A	
Mar-04	5	5	100.00%	0.00%	11	11	100.00%	N/A	N/A	
Apr-04	7	7	100.00%	0.00%	11	11	100.00%	N/A	N/A	
May-04	1	1	100.00%	0.00%	18	18	100.00%	N/A	N/A	
Jun-04	8	8	100.00%	0.00%	13	13	100.00%	N/A	N/A	
Jul-04	4	4	100.00%	0.00%	17	17	100.00%	N/A	N/A	
Aug-04	4	4	100.00%	0.00%	10	10	100.00%	N/A	N/A	
Sep-04	2	2	100.00%	0.00%	16	16	100.00%	N/A	N/A	
Oct-04	6	6	100.00%	0.00%	11	11	100.00%	N/A	N/A	



Unbundled Loop - ADSL Qualified (Parity)										
Date	CLEC Num	CLEC Dend	CLEC Resu	CLEC Std	Qwest Num	Qwest Dend	Qwest Resu	Mod Z Scr	Parity Scr	
Nov-03	1	1	100.00%	0.00%	15	17	88.24%	-0.35	-1.22	
Dec-03										
Jan-04	2	2	100.00%	0.00%	16	18	88.89%	-0.47	-1.29	
Feb-04										
Mar-04										
Apr-04	1	1	100.00%	0.00%	28	28	100.00%	N/A	N/A	
May-04										
Jun-04										
Jul-04										
Aug-04										
Sep-04										
Oct-04										

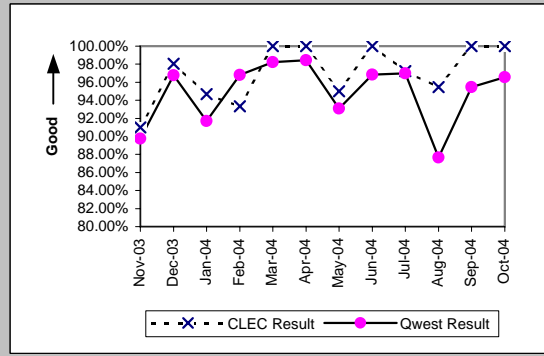


Unbundled Loop ISDN Capable (Parity)										
Date	CLEC Num	CLEC Dend	CLEC Resu	CLEC Std	Qwest Num	Qwest Dend	Qwest Resu	Mod Z Scr	Parity Scr	
Nov-03	11	11	100.00%	0.00%	9	10	90.00%	-0.76	-1.46	
Dec-03	4	4	100.00%	0.00%	10	10	100.00%	N/A	N/A	
Jan-04	9	9	100.00%	0.00%	12	13	92.31%	-0.67	-1.4	
Feb-04	10	11	90.91%	28.75%	19	19	100.00%	N/A	-0.45	
Mar-04	9	10	90.00%	30.00%	11	11	100.00%	N/A	-0.59	
Apr-04	8	8	100.00%	0.00%	11	11	100.00%	N/A	N/A	
May-04	1	1	100.00%	0.00%	18	18	100.00%	N/A	N/A	
Jun-04	11	11	100.00%	0.00%	13	13	100.00%	N/A	N/A	
Jul-04	5	5	100.00%	0.00%	17	17	100.00%	N/A	N/A	
Aug-04	6	6	100.00%	0.00%	10	10	100.00%	N/A	N/A	
Sep-04	6	6	100.00%	0.00%	16	16	100.00%	N/A	N/A	
Oct-04	5	5	100.00%	0.00%	11	11	100.00%	N/A	N/A	

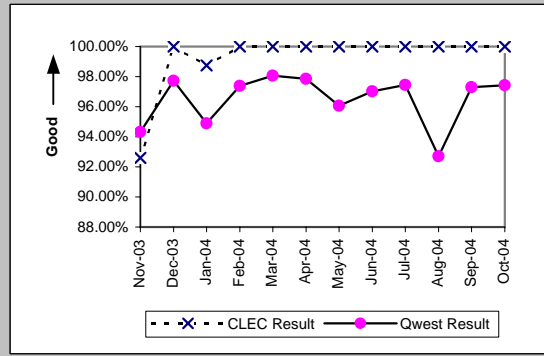


MR-4A - All Troubles Cleared within 48 Hours (Percent) - Dispatches within MSAs

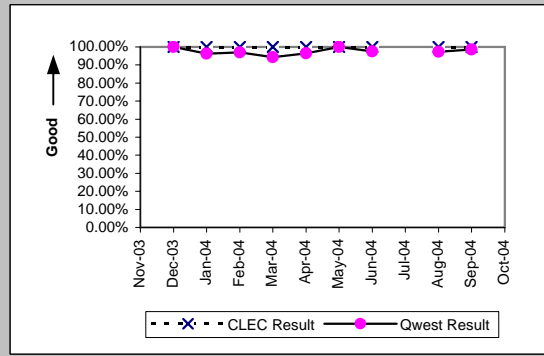
Residence (Parity)									
Date	CLEC Num	CLEC Denc	CLEC Resu	CLEC Std	Qwest Num	Qwest Denc	Qwest Resu	Mod Z Scr	Parity Scr
Nov-03	111	122	90.98%	28.64%	12634	14077	89.75%	-0.45	-1.27
Dec-03	101	103	98.06%	13.80%	12490	12905	96.78%	-0.73	-1.44
Jan-04	89	94	94.68%	22.44%	15176	16551	91.69%	-1.05	-1.64
Feb-04	42	45	93.33%	24.94%	10242	10578	96.82%	1.22	-0.26
Mar-04	41	41	100.00%	0.00%	10834	11029	98.23%	-0.86	-1.52
Apr-04	39	39	100.00%	0.00%	9948	10104	98.46%	-0.78	-1.47
May-04	38	40	95.00%	21.79%	11113	11940	93.07%	-0.48	-1.29
Jun-04	37	37	100.00%	0.00%	11150	11515	96.83%	-1.1	-1.67
Jul-04	35	36	97.22%	16.43%	10185	10503	96.97%	-0.09	-1.05
Aug-04	42	44	95.45%	20.83%	11872	13541	87.67%	-1.57	-1.95
Sep-04	39	39	100.00%	0.00%	10482	10982	95.45%	-1.36	-1.83
Oct-04	56	56	100.00%	0.00%	10289	10655	96.57%	-1.41	-1.86



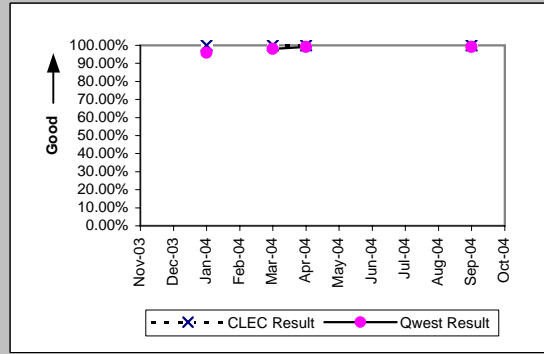
Business (Parity)									
Date	CLEC Num	CLEC Denc	CLEC Resu	CLEC Std	Qwest Num	Qwest Denc	Qwest Resu	Mod Z Scr	Parity Scr
Nov-03	75	81	92.59%	26.19%	1196	1268	94.32%	0.67	-0.59
Dec-03	77	77	100.00%	0.00%	1290	1320	97.73%	-1.3	-1.79
Jan-04	78	79	98.73%	11.18%	1452	1530	94.90%	-1.51	-1.92
Feb-04	34	34	100.00%	0.00%	1044	1072	97.39%	-0.94	-1.57
Mar-04	7	7	100.00%	0.00%	1214	1238	98.06%	-0.37	-1.23
Apr-04	6	6	100.00%	0.00%	1091	1115	97.85%	-0.36	-1.22
May-04	12	12	100.00%	0.00%	1148	1195	96.07%	-0.7	-1.42
Jun-04	17	17	100.00%	0.00%	1272	1311	97.03%	-0.72	-1.44
Jul-04	9	9	100.00%	0.00%	1103	1132	97.44%	-0.48	-1.29
Aug-04	11	11	100.00%	0.00%	1245	1343	92.70%	-0.93	-1.56
Sep-04	4	4	100.00%	0.00%	1191	1224	97.30%	-0.33	-1.2
Oct-04	11	11	100.00%	0.00%	1206	1238	97.42%	-0.54	-1.33



Centrex (Parity)									
Date	CLEC Num	CLEC Denc	CLEC Resu	CLEC Std	Qwest Num	Qwest Denc	Qwest Resu	Mod Z Scr	Parity Scr
Nov-03									
Dec-03	3	3	100.00%	0.00%	76	76	100.00%	N/A	N/A
Jan-04	4	4	100.00%	0.00%	77	80	96.25%	-0.39	-1.23
Feb-04	1	1	100.00%	0.00%	99	102	97.06%	-0.17	-1.11
Mar-04	2	2	100.00%	0.00%	82	87	94.25%	-0.35	-1.21
Apr-04	1	1	100.00%	0.00%	81	84	96.43%	-0.19	-1.12
May-04	1	1	100.00%	0.00%	64	64	100.00%	N/A	N/A
Jun-04	1	1	100.00%	0.00%	78	80	97.50%	-0.16	-1.1
Jul-04									
Aug-04	1	1	100.00%	0.00%	71	73	97.26%	-0.17	-1.1
Sep-04	1	1	100.00%	0.00%	74	75	98.67%	-0.12	-1.07
Oct-04									

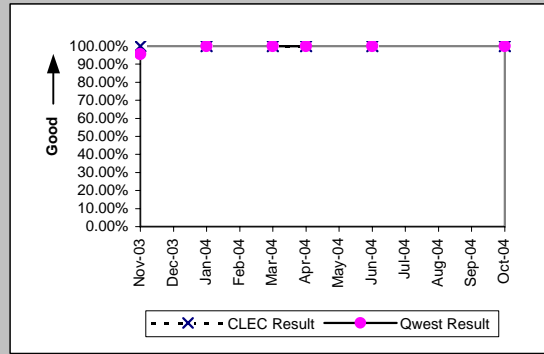


Centrex 21 (Parity)									
Date	CLEC Num	CLEC Denc	CLEC Resu	CLEC Std	Qwest Num	Qwest Denc	Qwest Resu	Mod Z Scr	Parity Scr
Nov-03									
Dec-03									
Jan-04	1	1	100.00%	0.00%	165	172	95.93%	-0.21	-1.12
Feb-04									
Mar-04	1	1	100.00%	0.00%	149	152	98.03%	-0.14	-1.09
Apr-04	1	1	100.00%	0.00%	106	107	99.07%	-0.1	-1.06
May-04									
Jun-04									
Jul-04									
Aug-04									
Sep-04	2	2	100.00%	0.00%	108	109	99.08%	-0.13	-1.08
Oct-04									

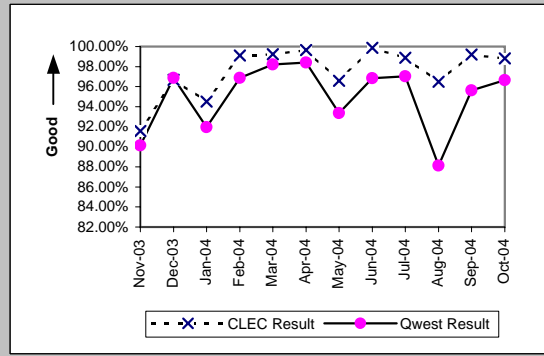


MR-4A - All Troubles Cleared within 48 Hours (Percent) - Dispatches within MSAs

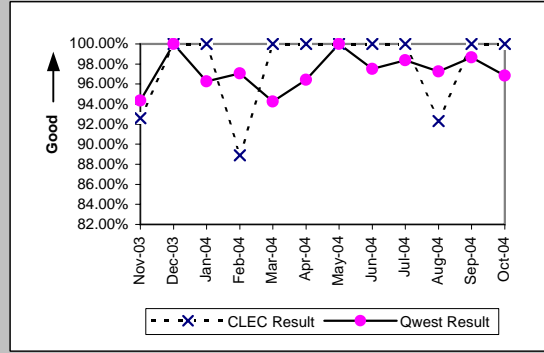
PBX (Parity)									
Date	CLEC Num	CLEC Denc	CLEC Resu	CLEC Std E	Qwest Num	Qwest Denc	Qwest Resu	Mod Z Scr	Parity Scr
Nov-03	1	1	100.00%	0.00%	22	23	95.65%	-0.21	-1.13
Dec-03									
Jan-04	1	1	100.00%	0.00%	25	25	100.00%	N/A	N/A
Feb-04									
Mar-04	2	2	100.00%	0.00%	32	32	100.00%	N/A	N/A
Apr-04	1	1	100.00%	0.00%	23	23	100.00%	N/A	N/A
May-04									
Jun-04	1	1	100.00%	0.00%	32	32	100.00%	N/A	N/A
Jul-04									
Aug-04									
Sep-04									
Oct-04	2	2	100.00%	0.00%	20	20	100.00%	N/A	N/A



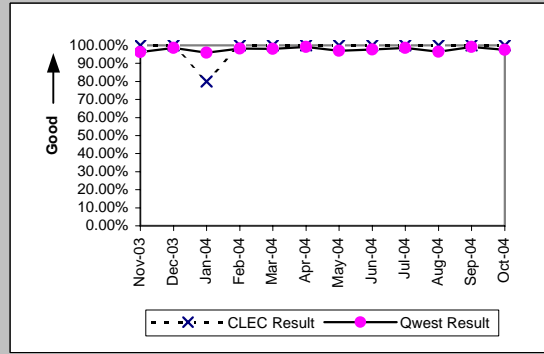
UNE - P (POTS) (Parity)									
Date	CLEC Num	CLEC Denc	CLEC Resu	CLEC Std E	Qwest Num	Qwest Denc	Qwest Resu	Mod Z Scr	Parity Scr
Nov-03	359	392	91.58%	27.77%	13830	15345	90.13%	-0.95	-1.58
Dec-03	406	420	96.67%	17.95%	13780	14225	96.87%	0.27	-0.83
Jan-04	568	601	94.51%	22.78%	16628	18081	91.96%	-2.26	-2.37
Feb-04	444	448	99.11%	9.41%	11286	11650	96.88%	-2.66	-2.62
Mar-04	522	526	99.24%	8.69%	12048	12267	98.21%	-1.74	-2.06
Apr-04	549	551	99.64%	6.01%	11039	11219	98.40%	-2.26	-2.38
May-04	678	702	96.58%	18.17%	12261	13135	93.35%	-3.35	-3.04
Jun-04	735	736	99.86%	3.68%	12422	12826	96.85%	-4.55	-3.77
Jul-04	709	717	98.88%	10.50%	11288	11635	97.02%	-2.85	-2.73
Aug-04	523	542	96.49%	18.39%	13117	14884	88.13%	-5.91	-4.6
Sep-04	506	510	99.22%	8.82%	11673	12206	95.63%	-3.88	-3.36
Oct-04	501	507	98.82%	10.81%	11495	11893	96.65%	-2.65	-2.61



UNE P (Centrex) (Parity)									
Date	CLEC Num	CLEC Denc	CLEC Resu	CLEC Std E	Qwest Num	Qwest Denc	Qwest Resu	Mod Z Scr	Parity Scr
Nov-03	25	27	92.59%	26.19%	67	71	94.37%	0.31	-0.81
Dec-03	15	15	100.00%	0.00%	76	76	100.00%	N/A	N/A
Jan-04	19	19	100.00%	0.00%	77	80	96.25%	-0.77	-1.47
Feb-04	16	18	88.89%	31.43%	99	102	97.06%	1.36	-0.17
Mar-04	12	12	100.00%	0.00%	82	87	94.25%	-0.8	-1.49
Apr-04	12	12	100.00%	0.00%	81	84	96.43%	-0.62	-1.38
May-04	19	19	100.00%	0.00%	64	64	100.00%	N/A	N/A
Jun-04	19	19	100.00%	0.00%	78	80	97.50%	-0.63	-1.38
Jul-04	14	14	100.00%	0.00%	60	61	98.36%	-0.44	-1.26
Aug-04	12	13	92.31%	26.65%	71	73	97.26%	0.74	-0.55
Sep-04	17	17	100.00%	0.00%	74	75	98.67%	-0.43	-1.26
Oct-04	11	11	100.00%	0.00%	61	63	96.83%	-0.55	-1.34

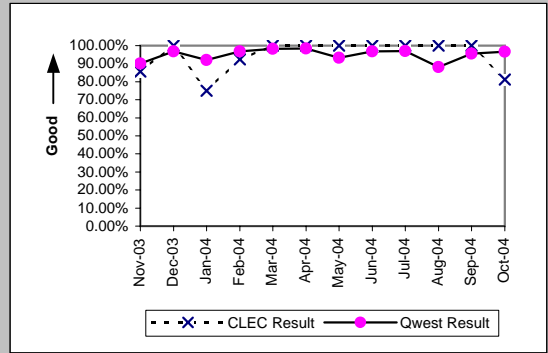


UNE P (Centrex 21) (Parity)									
Date	CLEC Num	CLEC Denc	CLEC Resu	CLEC Std E	Qwest Num	Qwest Denc	Qwest Resu	Mod Z Scr	Parity Scr
Nov-03	7	7	100.00%	0.00%	157	163	96.32%	-0.51	-1.31
Dec-03	5	5	100.00%	0.00%	146	148	98.65%	-0.26	-1.16
Jan-04	4	5	80.00%	40.00%	165	172	95.93%	1.23	-0.25
Feb-04	6	6	100.00%	0.00%	109	111	98.20%	-0.32	-1.2
Mar-04	1	1	100.00%	0.00%	149	152	98.03%	-0.14	-1.09
Apr-04	2	2	100.00%	0.00%	106	107	99.07%	-0.14	-1.08
May-04	5	5	100.00%	0.00%	126	130	96.92%	-0.39	-1.24
Jun-04	5	5	100.00%	0.00%	129	132	97.73%	-0.33	-1.2
Jul-04	8	8	100.00%	0.00%	136	138	98.55%	-0.33	-1.2
Aug-04	3	3	100.00%	0.00%	107	111	96.40%	-0.33	-1.2
Sep-04	1	1	100.00%	0.00%	108	109	99.08%	-0.1	-1.06
Oct-04	3	3	100.00%	0.00%	118	121	97.52%	-0.27	-1.17

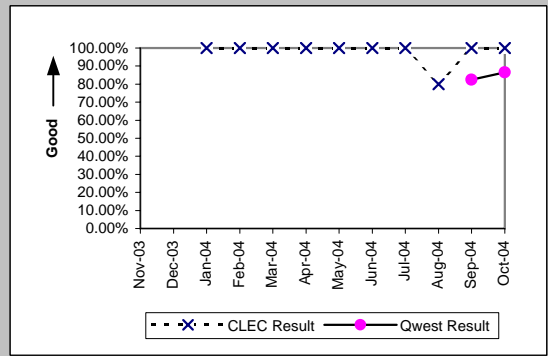


MR-4A - All Troubles Cleared within 48 Hours (Percent) - Dispatches within MSAs

Line Sharing (Parity)										
Date	CLEC Num	CLEC Dend	CLEC Resu	CLEC Std	Qwest Num	Qwest Dend	Qwest Resu	Mod Z Scr	Parity Scr	
Nov-03	12	14	85.71%	34.99%	13830	15345	90.13%	0.58	-0.65	
Dec-03	26	26	100.00%	0.00%	13780	14225	96.87%	-0.92	-1.56	
Jan-04	15	20	75.00%	43.30%	16628	18081	91.96%	2.29	0.39	
Feb-04	12	13	92.31%	26.65%	11286	11650	96.88%	0.84	-0.49	
Mar-04	8	8	100.00%	0.00%	12048	12267	98.21%	-0.38	-1.23	
Apr-04	10	10	100.00%	0.00%	11039	11219	98.40%	-0.4	-1.25	
May-04	8	8	100.00%	0.00%	12261	13135	93.35%	-0.75	-1.46	
Jun-04	15	15	100.00%	0.00%	12422	12826	96.85%	-0.7	-1.42	
Jul-04	10	10	100.00%	0.00%	11288	11635	97.02%	-0.55	-1.34	
Aug-04	5	5	100.00%	0.00%	13117	14884	88.13%	-0.82	-1.5	
Sep-04	14	14	100.00%	0.00%	11673	12206	95.63%	-0.8	-1.49	
Oct-04	13	16	81.25%	39.03%	11495	11893	96.65%	2.41	0.46	

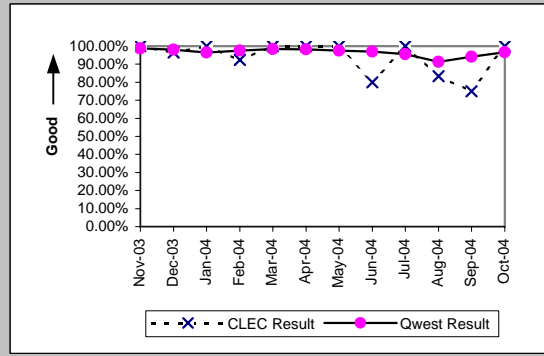


Line Splitting (Parity)										
Date	CLEC Num	CLEC Dend	CLEC Resu	CLEC Std	Qwest Num	Qwest Dend	Qwest Resu	Mod Z Scr	Parity Scr	
Nov-03										
Dec-03										
Jan-04	8	8	100.00%	0.00%						
Feb-04	7	7	100.00%	0.00%						
Mar-04	2	2	100.00%	0.00%						
Apr-04	6	6	100.00%	0.00%						
May-04	3	3	100.00%	0.00%						
Jun-04	7	7	100.00%	0.00%						
Jul-04	7	7	100.00%	0.00%						
Aug-04	4	5	80.00%	40.00%						
Sep-04	8	8	100.00%	0.00%	706	857	82.38%	-1.3	-1.79	
Oct-04	3	3	100.00%	0.00%	774	894	86.58%	-0.68	-1.41	

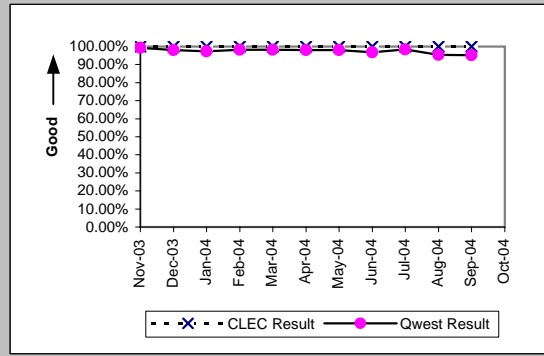


MR-4B - All Troubles Cleared within 48 Hours (Percent) - Dispatches outside MSAs

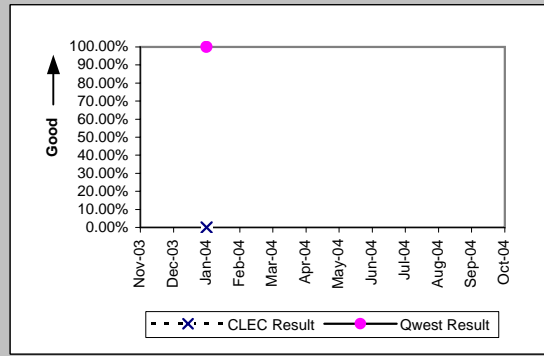
Residence (Parity)									
Date	CLEC Num	CLEC Denc	CLEC Resu	CLEC Std E	Qwest Num	Qwest Denc	Qwest Resu	Mod Z Scr	Parity Scr
Nov-03	22	22	100.00%	0.00%	2529	2560	98.79%	-0.52	-1.31
Dec-03	27	28	96.43%	18.56%	2974	3033	98.05%	0.62	-0.62
Jan-04	25	25	100.00%	0.00%	3265	3384	96.48%	-0.95	-1.58
Feb-04	12	13	92.31%	26.65%	2477	2541	97.48%	0.98	-0.4
Mar-04	6	6	100.00%	0.00%	2574	2614	98.47%	-0.31	-1.19
Apr-04	5	5	100.00%	0.00%	2296	2337	98.25%	-0.3	-1.18
May-04	9	9	100.00%	0.00%	2535	2598	97.58%	-0.47	-1.29
Jun-04	4	5	80.00%	40.00%	2687	2772	96.93%	1.43	-0.13
Jul-04	4	4	100.00%	0.00%	2441	2554	95.58%	-0.43	-1.26
Aug-04	5	6	83.33%	37.27%	3006	3295	91.23%	0.65	-0.61
Sep-04	3	4	75.00%	43.30%	2419	2569	94.16%	1.19	-0.27
Oct-04	6	6	100.00%	0.00%	2573	2663	96.62%	-0.46	-1.28



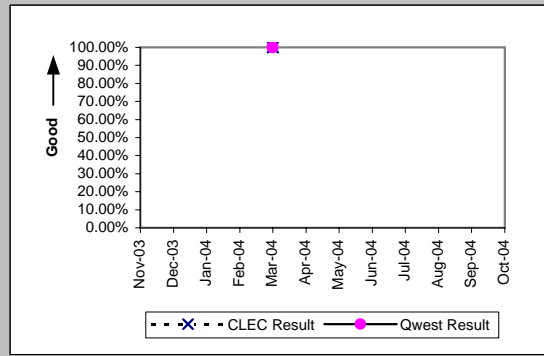
Business (Parity)									
Date	CLEC Num	CLEC Denc	CLEC Resu	CLEC Std E	Qwest Num	Qwest Denc	Qwest Resu	Mod Z Scr	Parity Scr
Nov-03	9	9	100.00%	0.00%	267	269	99.26%	-0.26	-1.16
Dec-03	23	23	100.00%	0.00%	308	314	98.09%	-0.65	-1.39
Jan-04	15	15	100.00%	0.00%	329	338	97.34%	-0.63	-1.38
Feb-04	4	4	100.00%	0.00%	270	275	98.18%	-0.27	-1.16
Mar-04	1	1	100.00%	0.00%	268	273	98.17%	-0.14	-1.08
Apr-04	2	2	100.00%	0.00%	243	248	97.98%	-0.2	-1.12
May-04	3	3	100.00%	0.00%	251	256	98.05%	-0.24	-1.15
Jun-04	1	1	100.00%	0.00%	299	309	96.76%	-0.18	-1.11
Jul-04	3	3	100.00%	0.00%	246	250	98.40%	-0.22	-1.13
Aug-04	1	1	100.00%	0.00%	334	350	95.43%	-0.22	-1.13
Sep-04	2	2	100.00%	0.00%	274	288	95.14%	-0.32	-1.19
Oct-04									



Centrex 21 (Parity)									
Date	CLEC Num	CLEC Denc	CLEC Resu	CLEC Std E	Qwest Num	Qwest Denc	Qwest Resu	Mod Z Scr	Parity Scr
Nov-03									
Dec-03									
Jan-04	0	1	0.00%	0.00%	14	14	100.00%	N/A	0.19
Feb-04									
Mar-04									
Apr-04									
May-04									
Jun-04									
Jul-04									
Aug-04									
Sep-04									
Oct-04									



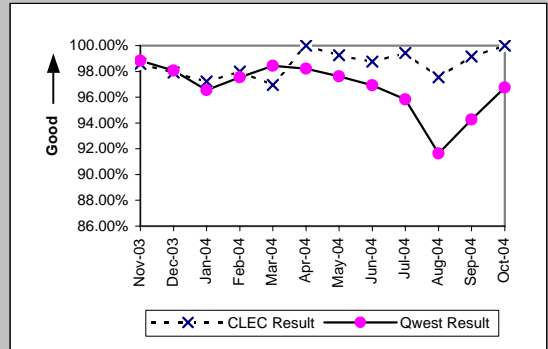
PBX (Parity)									
Date	CLEC Num	CLEC Denc	CLEC Resu	CLEC Std E	Qwest Num	Qwest Denc	Qwest Resu	Mod Z Scr	Parity Scr
Nov-03									
Dec-03									
Jan-04									
Feb-04									
Mar-04	4	4	100.00%	0.00%	12	12	100.00%	N/A	N/A
Apr-04									
May-04									
Jun-04									
Jul-04									
Aug-04									
Sep-04									
Oct-04									



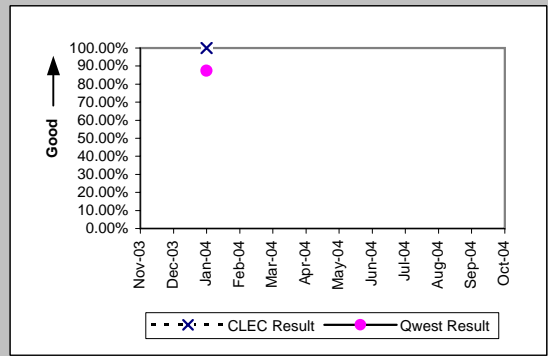


MR-4B - All Troubles Cleared within 48 Hours (Percent) - Dispatches outside MSAs

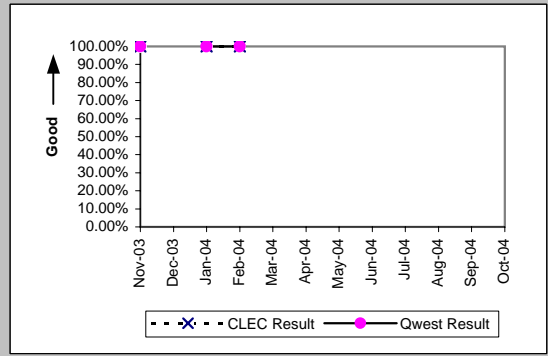
UNE - P (POTS) (Parity)										
Date	CLEC Num	CLEC Dend	CLEC Resu	CLEC Std	Qwest Num	Qwest Dend	Qwest Resu	Mod Z Scr	Parity Scr	
Nov-03	70	71	98.59%	11.78%	2796	2829	98.83%	0.26	-0.84	
Dec-03	94	96	97.92%	14.28%	3282	3347	98.06%	0.17	-0.89	
Jan-04	105	108	97.22%	16.43%	3594	3722	96.56%	-0.37	-1.23	
Feb-04	97	99	97.98%	14.07%	2747	2816	97.55%	-0.27	-1.17	
Mar-04	95	98	96.94%	17.23%	2842	2887	98.44%	1.1	-0.33	
Apr-04	122	122	100.00%	0.00%	2539	2585	98.22%	-1.45	-1.88	
May-04	133	134	99.25%	8.61%	2786	2854	97.62%	-1.21	-1.74	
Jun-04	159	161	98.76%	11.08%	2986	3081	96.92%	-1.32	-1.8	
Jul-04	175	176	99.43%	7.52%	2687	2804	95.83%	-2.32	-2.41	
Aug-04	158	162	97.53%	15.52%	3340	3645	91.63%	-2.65	-2.61	
Sep-04	116	117	99.15%	9.21%	2693	2857	94.26%	-2.23	-2.35	
Oct-04	120	120	100.00%	0.00%	2837	2932	96.76%	-1.96	-2.19	



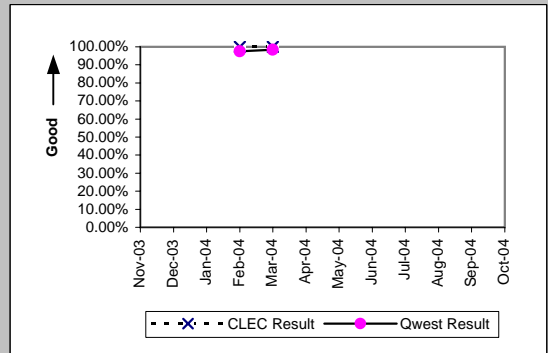
UNE P (Centrex) (Parity)										
Date	CLEC Num	CLEC Dend	CLEC Resu	CLEC Std	Qwest Num	Qwest Dend	Qwest Resu	Mod Z Scr	Parity Scr	
Nov-03										
Dec-03										
Jan-04	1	1	100.00%	0.00%	14	16	87.50%	-0.37	-1.22	
Feb-04										
Mar-04										
Apr-04										
May-04										
Jun-04										
Jul-04										
Aug-04										
Sep-04										
Oct-04										



UNE P (Centrex 21) (Parity)										
Date	CLEC Num	CLEC Dend	CLEC Resu	CLEC Std	Qwest Num	Qwest Dend	Qwest Resu	Mod Z Scr	Parity Scr	
Nov-03	1	1	100.00%	0.00%	12	12	100.00%	N/A	N/A	
Dec-03										
Jan-04	4	4	100.00%	0.00%	14	14	100.00%	N/A	N/A	
Feb-04	2	2	100.00%	0.00%	14	14	100.00%	N/A	N/A	
Mar-04										
Apr-04										
May-04										
Jun-04										
Jul-04										
Aug-04										
Sep-04										
Oct-04										

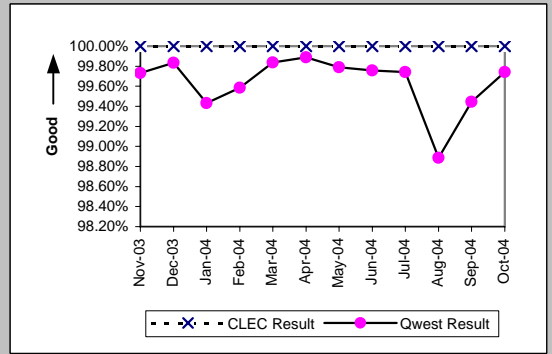


Line Sharing (Parity)										
Date	CLEC Num	CLEC Dend	CLEC Resu	CLEC Std	Qwest Num	Qwest Dend	Qwest Resu	Mod Z Scr	Parity Scr	
Nov-03										
Dec-03										
Jan-04										
Feb-04	1	1	100.00%	0.00%	2747	2816	97.55%	-0.16	-1.1	
Mar-04	1	1	100.00%	0.00%	2842	2887	98.44%	-0.13	-1.08	
Apr-04										
May-04										
Jun-04										
Jul-04										
Aug-04										
Sep-04										
Oct-04										

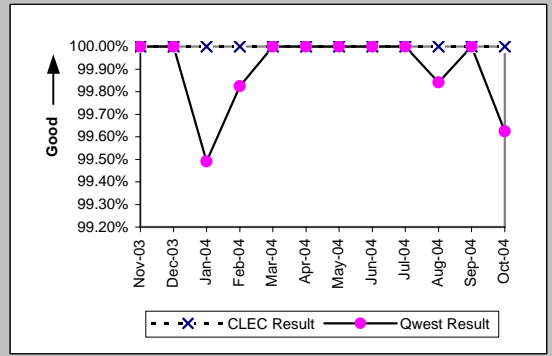


MR-4C - All Troubles Cleared within 48 Hours (Percent) - No dispatches

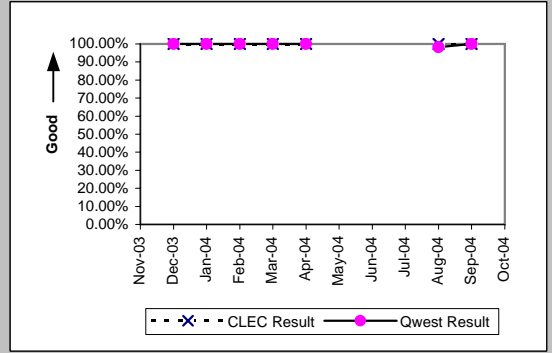
Residence (Parity)									
Date	CLEC Num	CLEC Denc	CLEC Resu	CLEC Std E	Qwest Num	Qwest Denc	Qwest Resu	Mod Z Scr	Parity Scr
Nov-03	31	31	100.00%	0.00%	2989	2997	99.73%	-0.29	-1.17
Dec-03	29	29	100.00%	0.00%	3026	3031	99.84%	-0.22	-1.13
Jan-04	20	20	100.00%	0.00%	3493	3513	99.43%	-0.34	-1.21
Feb-04	16	16	100.00%	0.00%	3130	3143	99.59%	-0.26	-1.16
Mar-04	9	9	100.00%	0.00%	3665	3671	99.84%	-0.12	-1.07
Apr-04	8	8	100.00%	0.00%	2707	2710	99.89%	-0.09	-1.06
May-04	8	8	100.00%	0.00%	2862	2868	99.79%	-0.13	-1.08
Jun-04	9	9	100.00%	0.00%	3301	3309	99.76%	-0.15	-1.09
Jul-04	5	5	100.00%	0.00%	3085	3093	99.74%	-0.11	-1.07
Aug-04	10	10	100.00%	0.00%	3467	3506	98.89%	-0.33	-1.2
Sep-04	10	10	100.00%	0.00%	3583	3603	99.44%	-0.24	-1.14
Oct-04	6	6	100.00%	0.00%	3074	3082	99.74%	-0.12	-1.08



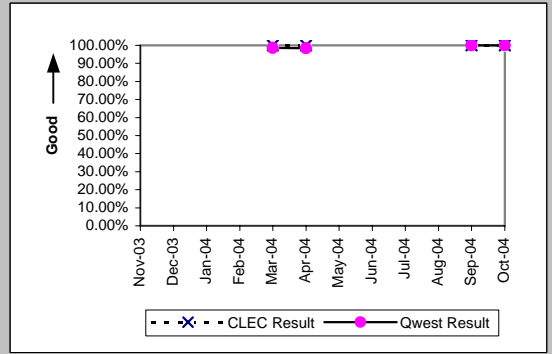
Business (Parity)									
Date	CLEC Num	CLEC Denc	CLEC Resu	CLEC Std E	Qwest Num	Qwest Denc	Qwest Resu	Mod Z Scr	Parity Scr
Nov-03	13	13	100.00%	0.00%	433	433	100.00%	N/A	N/A
Dec-03	23	23	100.00%	0.00%	471	471	100.00%	N/A	N/A
Jan-04	19	19	100.00%	0.00%	586	589	99.49%	-0.31	-1.19
Feb-04	14	14	100.00%	0.00%	568	569	99.82%	-0.16	-1.09
Mar-04	5	5	100.00%	0.00%	565	565	100.00%	N/A	N/A
Apr-04	6	6	100.00%	0.00%	518	518	100.00%	N/A	N/A
May-04	6	6	100.00%	0.00%	542	542	100.00%	N/A	N/A
Jun-04	5	5	100.00%	0.00%	599	599	100.00%	N/A	N/A
Jul-04	6	6	100.00%	0.00%	531	531	100.00%	N/A	N/A
Aug-04	6	6	100.00%	0.00%	626	627	99.84%	-0.1	-1.06
Sep-04	1	1	100.00%	0.00%	593	593	100.00%	N/A	N/A
Oct-04	2	2	100.00%	0.00%	530	532	99.62%	-0.09	-1.05



Centrex (Parity)									
Date	CLEC Num	CLEC Denc	CLEC Resu	CLEC Std E	Qwest Num	Qwest Denc	Qwest Resu	Mod Z Scr	Parity Scr
Nov-03									
Dec-03	1	1	100.00%	0.00%	41	41	100.00%	N/A	N/A
Jan-04	1	1	100.00%	0.00%	66	66	100.00%	N/A	N/A
Feb-04	1	1	100.00%	0.00%	57	57	100.00%	N/A	N/A
Mar-04	2	2	100.00%	0.00%	42	42	100.00%	N/A	N/A
Apr-04	3	3	100.00%	0.00%	36	36	100.00%	N/A	N/A
May-04									
Jun-04									
Jul-04									
Aug-04	1	1	100.00%	0.00%	56	57	98.25%	-0.13	-1.08
Sep-04	1	1	100.00%	0.00%	36	36	100.00%	N/A	N/A
Oct-04									

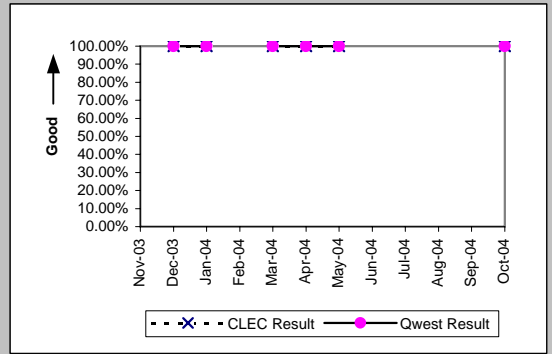


Centrex 21 (Parity)									
Date	CLEC Num	CLEC Denc	CLEC Resu	CLEC Std E	Qwest Num	Qwest Denc	Qwest Resu	Mod Z Scr	Parity Scr
Nov-03									
Dec-03									
Jan-04									
Feb-04									
Mar-04	1	1	100.00%	0.00%	66	67	98.51%	-0.12	-1.07
Apr-04	1	1	100.00%	0.00%	59	60	98.33%	-0.13	-1.08
May-04									
Jun-04									
Jul-04									
Aug-04									
Sep-04	1	1	100.00%	0.00%	62	62	100.00%	N/A	N/A
Oct-04	3	3	100.00%	0.00%	53	53	100.00%	N/A	N/A

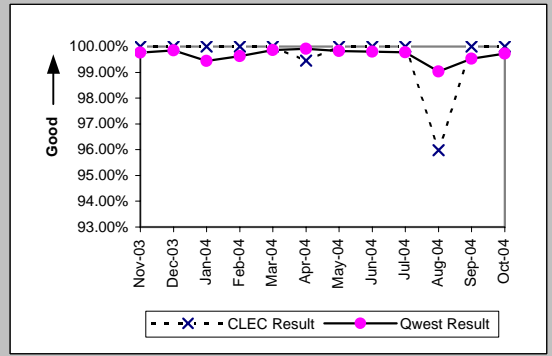


MR-4C - All Troubles Cleared within 48 Hours (Percent) - No dispatches

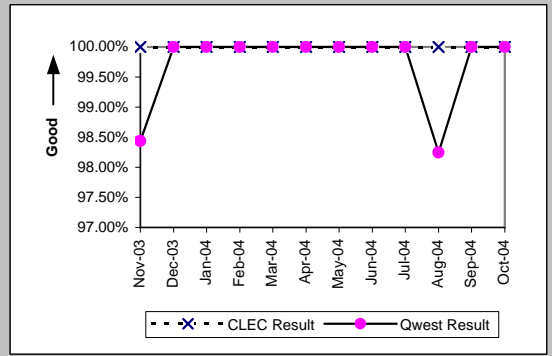
PBX (Parity)									
Date	CLEC Num	CLEC Denc	CLEC Resu	CLEC Std E	Qwest Num	Qwest Denc	Qwest Resu	Mod Z Scr	Parity Scr
Nov-03									
Dec-03	2	2	100.00%	0.00%	50	50	100.00%	N/A	N/A
Jan-04	2	2	100.00%	0.00%	66	66	100.00%	N/A	N/A
Feb-04									
Mar-04	2	2	100.00%	0.00%	70	70	100.00%	N/A	N/A
Apr-04	1	1	100.00%	0.00%	45	45	100.00%	N/A	N/A
May-04	4	4	100.00%	0.00%	43	43	100.00%	N/A	N/A
Jun-04									
Jul-04									
Aug-04									
Sep-04									
Oct-04	1	1	100.00%	0.00%	30	30	100.00%	N/A	N/A



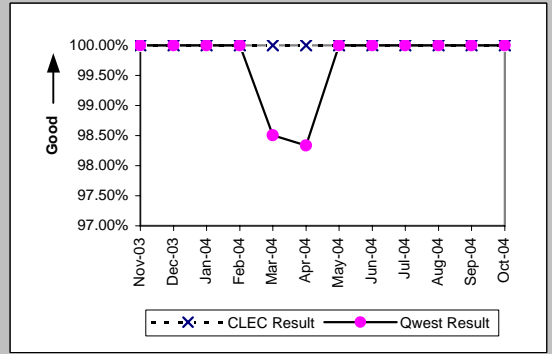
UNE - P (POTS) (Parity)									
Date	CLEC Num	CLEC Denc	CLEC Resu	CLEC Std E	Qwest Num	Qwest Denc	Qwest Resu	Mod Z Scr	Parity Scr
Nov-03	121	121	100.00%	0.00%	3422	3430	99.77%	-0.52	-1.32
Dec-03	150	150	100.00%	0.00%	3497	3502	99.86%	-0.45	-1.28
Jan-04	165	165	100.00%	0.00%	4079	4102	99.44%	-0.95	-1.57
Feb-04	183	183	100.00%	0.00%	3698	3712	99.62%	-0.81	-1.49
Mar-04	196	196	100.00%	0.00%	4230	4236	99.86%	-0.52	-1.31
Apr-04	183	184	99.46%	7.35%	3225	3228	99.91%	1.26	-0.23
May-04	251	251	100.00%	0.00%	3404	3410	99.82%	-0.64	-1.39
Jun-04	240	240	100.00%	0.00%	3900	3908	99.80%	-0.68	-1.41
Jul-04	237	237	100.00%	0.00%	3616	3624	99.78%	-0.7	-1.43
Aug-04	215	224	95.98%	19.64%	4093	4133	99.03%	3.34	1.03
Sep-04	180	180	100.00%	0.00%	4176	4196	99.52%	-0.91	-1.55
Oct-04	158	158	100.00%	0.00%	3604	3614	99.72%	-0.65	-1.39



UNE P (Centrex) (Parity)									
Date	CLEC Num	CLEC Denc	CLEC Resu	CLEC Std E	Qwest Num	Qwest Denc	Qwest Resu	Mod Z Scr	Parity Scr
Nov-03	13	13	100.00%	0.00%	63	64	98.44%	-0.41	-1.25
Dec-03	10	10	100.00%	0.00%	41	41	100.00%	N/A	N/A
Jan-04	13	13	100.00%	0.00%	66	66	100.00%	N/A	N/A
Feb-04	5	5	100.00%	0.00%	57	57	100.00%	N/A	N/A
Mar-04	6	6	100.00%	0.00%	42	42	100.00%	N/A	N/A
Apr-04	7	7	100.00%	0.00%	36	36	100.00%	N/A	N/A
May-04	10	10	100.00%	0.00%	50	50	100.00%	N/A	N/A
Jun-04	8	8	100.00%	0.00%	49	49	100.00%	N/A	N/A
Jul-04	4	4	100.00%	0.00%	53	53	100.00%	N/A	N/A
Aug-04	7	7	100.00%	0.00%	56	57	98.25%	-0.33	-1.2
Sep-04	6	6	100.00%	0.00%	36	36	100.00%	N/A	N/A
Oct-04	4	4	100.00%	0.00%	40	40	100.00%	N/A	N/A

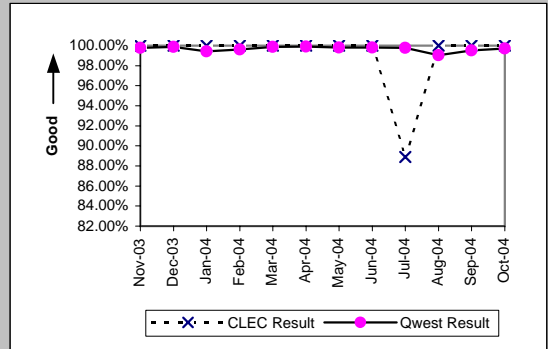


UNE P (Centrex 21) (Parity)									
Date	CLEC Num	CLEC Denc	CLEC Resu	CLEC Std E	Qwest Num	Qwest Denc	Qwest Resu	Mod Z Scr	Parity Scr
Nov-03	3	3	100.00%	0.00%	74	74	100.00%	N/A	N/A
Dec-03	3	3	100.00%	0.00%	59	59	100.00%	N/A	N/A
Jan-04	5	5	100.00%	0.00%	78	78	100.00%	N/A	N/A
Feb-04	3	3	100.00%	0.00%	62	62	100.00%	N/A	N/A
Mar-04	3	3	100.00%	0.00%	66	67	98.51%	-0.21	-1.13
Apr-04	1	1	100.00%	0.00%	59	60	98.33%	-0.13	-1.08
May-04	6	6	100.00%	0.00%	55	55	100.00%	N/A	N/A
Jun-04	3	3	100.00%	0.00%	61	61	100.00%	N/A	N/A
Jul-04	1	1	100.00%	0.00%	50	50	100.00%	N/A	N/A
Aug-04	4	4	100.00%	0.00%	61	61	100.00%	N/A	N/A
Sep-04	3	3	100.00%	0.00%	62	62	100.00%	N/A	N/A
Oct-04	3	3	100.00%	0.00%	53	53	100.00%	N/A	N/A

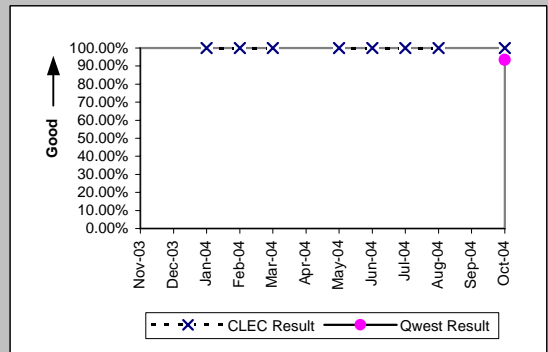


MR-4C - All Troubles Cleared within 48 Hours (Percent) - No dispatches

Line Sharing (Parity)										
Date	CLEC Num	CLEC Dend	CLEC Resu	CLEC Std	Qwest Num	Qwest Dend	Qwest Resu	Mod Z Scr	Parity Scr	
Nov-03	15	15	100.00%	0.00%	3422	3430	99.77%	-0.19	-1.11	
Dec-03	13	13	100.00%	0.00%	3497	3502	99.86%	-0.14	-1.08	
Jan-04	16	16	100.00%	0.00%	4079	4102	99.44%	-0.3	-1.18	
Feb-04	12	12	100.00%	0.00%	3698	3712	99.62%	-0.21	-1.13	
Mar-04	13	13	100.00%	0.00%	4230	4236	99.86%	-0.14	-1.08	
Apr-04	9	9	100.00%	0.00%	3225	3228	99.91%	-0.09	-1.06	
May-04	5	5	100.00%	0.00%	3404	3410	99.82%	-0.09	-1.06	
Jun-04	12	12	100.00%	0.00%	3900	3908	99.80%	-0.16	-1.1	
Jul-04	8	9	88.89%	31.43%	3616	3624	99.78%	2.32	0.41	
Aug-04	15	15	100.00%	0.00%	4093	4133	99.03%	-0.38	-1.23	
Sep-04	10	10	100.00%	0.00%	4176	4196	99.52%	-0.22	-1.13	
Oct-04	8	8	100.00%	0.00%	3604	3614	99.72%	-0.15	-1.09	



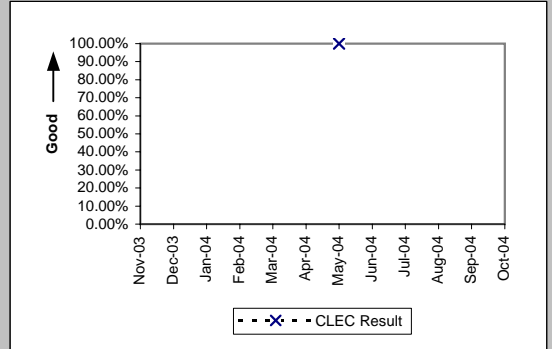
Line Splitting (Parity)										
Date	CLEC Num	CLEC Dend	CLEC Resu	CLEC Std	Qwest Num	Qwest Dend	Qwest Resu	Mod Z Scr	Parity Scr	
Nov-03										
Dec-03										
Jan-04	3	3	100.00%	0.00%						
Feb-04	2	2	100.00%	0.00%						
Mar-04	3	3	100.00%	0.00%						
Apr-04										
May-04	2	2	100.00%	0.00%						
Jun-04	2	2	100.00%	0.00%						
Jul-04	5	5	100.00%	0.00%						
Aug-04	3	3	100.00%	0.00%						
Sep-04										
Oct-04	3	3	100.00%	0.00%	2125	2273	93.49%	-0.46	-1.28	



MR-4C - All Troubles Cleared within 48 Hours (Percent) - No dispatches

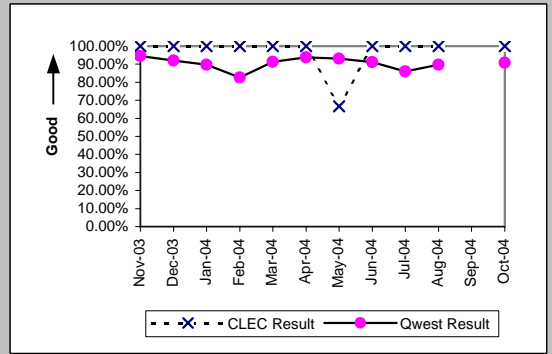
Sub-Loop Unbundling (Diagnostic)

Date	Numerator	Denominator	CLEC Result	Standard Dev
Nov-03				
Dec-03				
Jan-04				
Feb-04				
Mar-04				
Apr-04				
May-04	1	1	100.00%	0.00%
Jun-04				
Jul-04				
Aug-04				
Sep-04				
Oct-04				

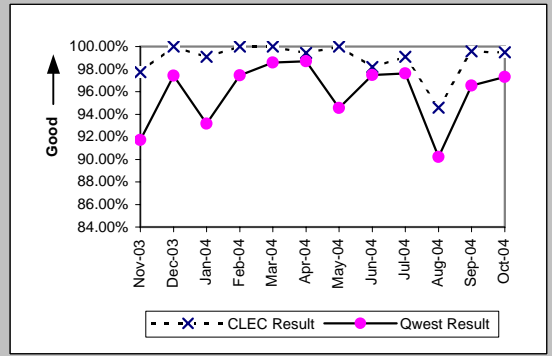


MR-4D - All Troubles Cleared within 48 Hours (Percent) - Interval Zone One

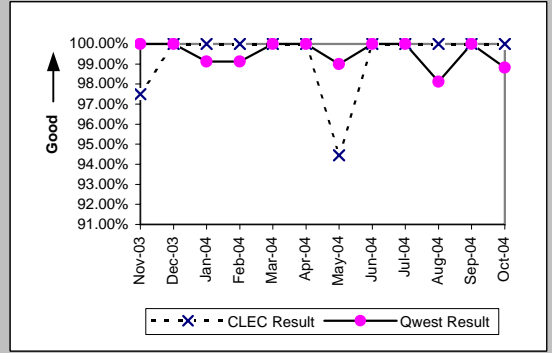
Qwest DSL (Parity)									
Date	CLEC Num	CLEC Denc	CLEC Resu	CLEC Std E	Qwest Num	Qwest Denc	Qwest Resu	Mod Z Scr	Parity Scr
Nov-03	6	6	100.00%	0.00%	1490	1577	94.48%	-0.59	-1.36
Dec-03	2	2	100.00%	0.00%	1390	1510	92.05%	-0.42	-1.25
Jan-04	6	6	100.00%	0.00%	1644	1832	89.74%	-0.83	-1.5
Feb-04	1	1	100.00%	0.00%	1601	1939	82.57%	-0.46	-1.28
Mar-04	3	3	100.00%	0.00%	2380	2606	91.33%	-0.53	-1.32
Apr-04	8	8	100.00%	0.00%	2168	2312	93.77%	-0.73	-1.44
May-04	4	6	66.67%	47.14%	2005	2152	93.17%	1.87	0.14
Jun-04	4	4	100.00%	0.00%	1863	2044	91.14%	-0.62	-1.38
Jul-04	4	4	100.00%	0.00%	2068	2406	85.95%	-0.81	-1.49
Aug-04	1	1	100.00%	0.00%	2291	2552	89.77%	-0.34	-1.21
Sep-04									
Oct-04	5	5	100.00%	0.00%	2186	2409	90.74%	-0.71	-1.43



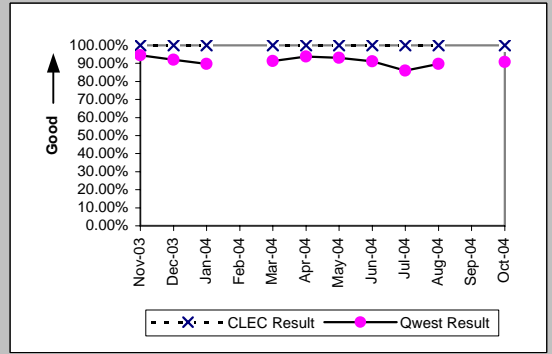
Unbundled Loop Analog (Parity)									
Date	CLEC Num	CLEC Denc	CLEC Resu	CLEC Std E	Qwest Num	Qwest Denc	Qwest Resu	Mod Z Scr	Parity Scr
Nov-03	259	265	97.74%	14.88%	16857	18380	91.71%	-3.53	-3.15
Dec-03	204	204	100.00%	0.00%	16840	17288	97.41%	-2.32	-2.41
Jan-04	221	223	99.10%	9.43%	20113	21586	93.18%	-3.49	-3.12
Feb-04	174	174	100.00%	0.00%	14315	14688	97.46%	-2.12	-2.29
Mar-04	200	200	100.00%	0.00%	15727	15952	98.59%	-1.68	-2.02
Apr-04	174	175	99.43%	7.54%	13828	14011	98.69%	-0.85	-1.52
May-04	144	144	100.00%	0.00%	15284	16163	94.56%	-2.87	-2.74
Jun-04	215	219	98.17%	13.39%	15832	16243	97.47%	-0.66	-1.4
Jul-04	220	222	99.10%	9.45%	14416	14769	97.61%	-1.44	-1.88
Aug-04	244	258	94.57%	22.65%	16632	18435	90.22%	-2.34	-2.42
Sep-04	228	229	99.56%	6.59%	15287	15836	96.53%	-2.49	-2.51
Oct-04	194	195	99.49%	7.14%	14640	15046	97.30%	-1.87	-2.14



Unbundled Loop - 2 Wire Non-Loaded (Parity)									
Date	CLEC Num	CLEC Denc	CLEC Resu	CLEC Std E	Qwest Num	Qwest Denc	Qwest Resu	Mod Z Scr	Parity Scr
Nov-03	39	40	97.50%	15.61%	126	126	100.00%	N/A	-0.26
Dec-03	27	27	100.00%	0.00%	109	109	100.00%	N/A	N/A
Jan-04	20	20	100.00%	0.00%	113	114	99.12%	-0.39	-1.24
Feb-04	26	26	100.00%	0.00%	113	114	99.12%	-0.43	-1.26
Mar-04	41	41	100.00%	0.00%	105	105	100.00%	N/A	N/A
Apr-04	21	21	100.00%	0.00%	137	137	100.00%	N/A	N/A
May-04	17	18	94.44%	22.91%	98	99	98.99%	1.03	-0.37
Jun-04	25	25	100.00%	0.00%	109	109	100.00%	N/A	N/A
Jul-04	30	30	100.00%	0.00%	106	106	100.00%	N/A	N/A
Aug-04	26	26	100.00%	0.00%	104	106	98.11%	-0.63	-1.39
Sep-04	35	35	100.00%	0.00%	88	88	100.00%	N/A	N/A
Oct-04	30	30	100.00%	0.00%	84	85	98.82%	-0.51	-1.31



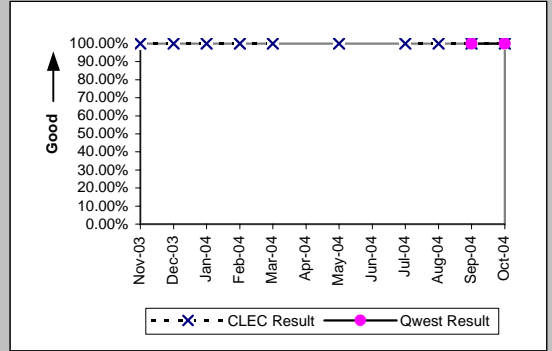
Unbundled Loop - ADSL Qualified (Parity)									
Date	CLEC Num	CLEC Denc	CLEC Resu	CLEC Std E	Qwest Num	Qwest Denc	Qwest Resu	Mod Z Scr	Parity Scr
Nov-03	4	4	100.00%	0.00%	1490	1577	94.48%	-0.48	-1.29
Dec-03	1	1	100.00%	0.00%	1390	1510	92.05%	-0.29	-1.18
Jan-04	1	1	100.00%	0.00%	1644	1832	89.74%	-0.34	-1.21
Feb-04									
Mar-04	2	2	100.00%	0.00%	2380	2606	91.33%	-0.44	-1.26
Apr-04	3	3	100.00%	0.00%	2168	2312	93.77%	-0.45	-1.27
May-04	1	1	100.00%	0.00%	2005	2152	93.17%	-0.27	-1.16
Jun-04	2	2	100.00%	0.00%	1863	2044	91.14%	-0.44	-1.27
Jul-04	2	2	100.00%	0.00%	2069	2407	85.96%	-0.57	-1.35
Aug-04	1	1	100.00%	0.00%	2293	2554	89.78%	-0.34	-1.21
Sep-04									
Oct-04	1	1	100.00%	0.00%	2188	2411	90.75%	-0.32	-1.19



MR-4D - All Troubles Cleared within 48 Hours (Percent) - Interval Zone One

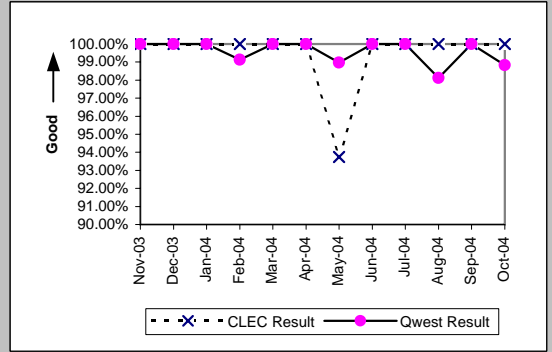
Unbundled Loop - XDSL (Parity)

Date	CLEC Num	CLEC Denc	CLEC Resu	CLEC Std	Qwest Num	Qwest Denc	Qwest Resu	Mod Z Scr	Parity Scr
Nov-03	3	3	100.00%	0.00%					
Dec-03	3	3	100.00%	0.00%					
Jan-04	4	4	100.00%	0.00%					
Feb-04	4	4	100.00%	0.00%					
Mar-04	1	1	100.00%	0.00%					
Apr-04									
May-04	2	2	100.00%	0.00%					
Jun-04									
Jul-04	5	5	100.00%	0.00%					
Aug-04	3	3	100.00%	0.00%					
Sep-04	3	3	100.00%	0.00%	4	4	100.00%	N/A	N/A
Oct-04	3	3	100.00%	0.00%	2	2	100.00%	N/A	N/A



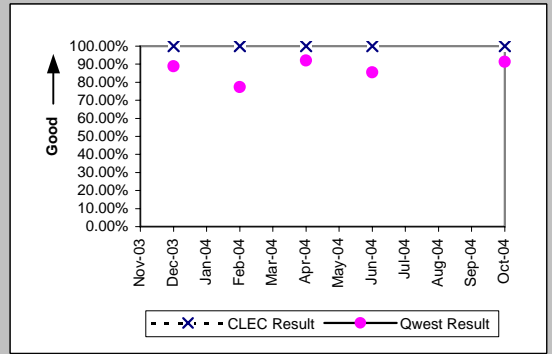
Unbundled Loop ISDN Capable (Parity)

Date	CLEC Num	CLEC Denc	CLEC Resu	CLEC Std	Qwest Num	Qwest Denc	Qwest Resu	Mod Z Scr	Parity Scr
Nov-03	19	19	100.00%	0.00%	123	123	100.00%	N/A	N/A
Dec-03	24	24	100.00%	0.00%	109	109	100.00%	N/A	N/A
Jan-04	25	25	100.00%	0.00%	112	112	100.00%	N/A	N/A
Feb-04	19	19	100.00%	0.00%	113	114	99.12%	-0.38	-1.23
Mar-04	22	22	100.00%	0.00%	105	105	100.00%	N/A	N/A
Apr-04	37	37	100.00%	0.00%	137	137	100.00%	N/A	N/A
May-04	15	16	93.75%	24.21%	97	98	98.98%	1.1	-0.33
Jun-04	26	26	100.00%	0.00%	108	108	100.00%	N/A	N/A
Jul-04	23	23	100.00%	0.00%	106	106	100.00%	N/A	N/A
Aug-04	17	17	100.00%	0.00%	104	106	98.11%	-0.53	-1.32
Sep-04	7	7	100.00%	0.00%	88	88	100.00%	N/A	N/A
Oct-04	17	17	100.00%	0.00%	84	85	98.82%	-0.41	-1.25

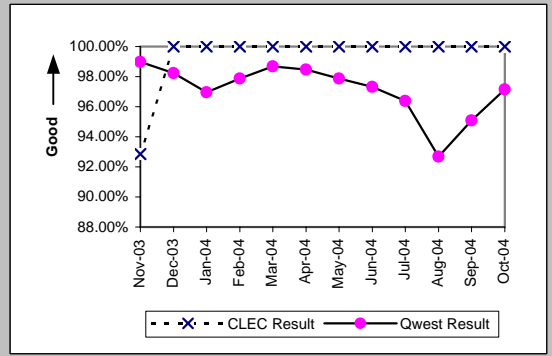


MR-4E - All Troubles Cleared within 48 Hours (Percent) - Interval Zone Two

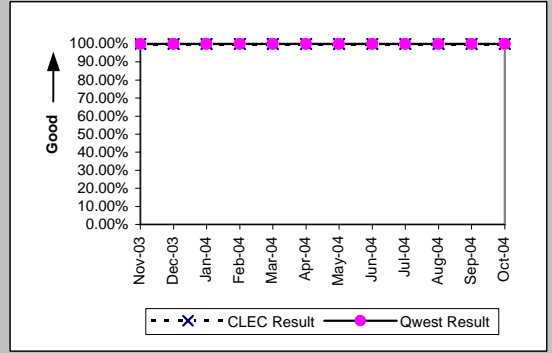
Qwest DSL (Parity)									
Date	CLEC Num	CLEC Denc	CLEC Resu	CLEC Std E	Qwest Num	Qwest Denc	Qwest Resu	Mod Z Scr	Parity Scr
Nov-03									
Dec-03	2	2	100.00%	0.00%	491	553	88.79%	-0.5	-1.3
Jan-04									
Feb-04	2	2	100.00%	0.00%	631	817	77.23%	-0.77	-1.47
Mar-04									
Apr-04	1	1	100.00%	0.00%	909	987	92.10%	-0.29	-1.18
May-04									
Jun-04	1	1	100.00%	0.00%	693	811	85.45%	-0.41	-1.25
Jul-04									
Aug-04									
Sep-04									
Oct-04	1	1	100.00%	0.00%	988	1081	91.40%	-0.31	-1.19



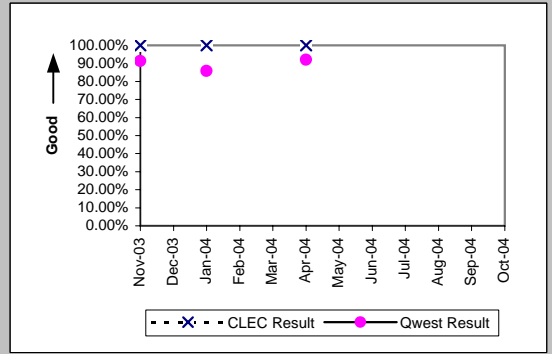
Unbundled Loop Analog (Parity)									
Date	CLEC Num	CLEC Denc	CLEC Resu	CLEC Std E	Qwest Num	Qwest Denc	Qwest Resu	Mod Z Scr	Parity Scr
Nov-03	13	14	92.86%	25.75%	3191	3224	98.98%	1.46	-0.11
Dec-03	16	16	100.00%	0.00%	3719	3786	98.23%	-0.54	-1.33
Jan-04	17	17	100.00%	0.00%	4188	4319	96.97%	-0.73	-1.44
Feb-04	13	13	100.00%	0.00%	3416	3490	97.88%	-0.53	-1.32
Mar-04	34	34	100.00%	0.00%	3393	3438	98.69%	-0.67	-1.41
Apr-04	24	24	100.00%	0.00%	3021	3021	98.48%	-0.61	-1.37
May-04	22	22	100.00%	0.00%	3167	3236	97.87%	-0.69	-1.42
Jun-04	18	18	100.00%	0.00%	3476	3572	97.31%	-0.7	-1.43
Jul-04	19	19	100.00%	0.00%	3175	3294	96.39%	-0.84	-1.51
Aug-04	19	19	100.00%	0.00%	3918	4227	92.69%	-1.22	-1.74
Sep-04	18	18	100.00%	0.00%	3255	3423	95.09%	-0.96	-1.58
Oct-04	22	22	100.00%	0.00%	3296	3393	97.14%	-0.8	-1.49



Unbundled Loop - 2 Wire Non-Loaded (Parity)									
Date	CLEC Num	CLEC Denc	CLEC Resu	CLEC Std E	Qwest Num	Qwest Denc	Qwest Resu	Mod Z Scr	Parity Scr
Nov-03	5	5	100.00%	0.00%	10	10	100.00%	N/A	N/A
Dec-03	5	5	100.00%	0.00%	11	11	100.00%	N/A	N/A
Jan-04	6	6	100.00%	0.00%	13	13	100.00%	N/A	N/A
Feb-04	5	5	100.00%	0.00%	19	19	100.00%	N/A	N/A
Mar-04	5	5	100.00%	0.00%	11	11	100.00%	N/A	N/A
Apr-04	8	8	100.00%	0.00%	11	11	100.00%	N/A	N/A
May-04	1	1	100.00%	0.00%	18	18	100.00%	N/A	N/A
Jun-04	8	8	100.00%	0.00%	13	13	100.00%	N/A	N/A
Jul-04	4	4	100.00%	0.00%	17	17	100.00%	N/A	N/A
Aug-04	4	4	100.00%	0.00%	10	10	100.00%	N/A	N/A
Sep-04	2	2	100.00%	0.00%	16	16	100.00%	N/A	N/A
Oct-04	7	7	100.00%	0.00%	11	11	100.00%	N/A	N/A



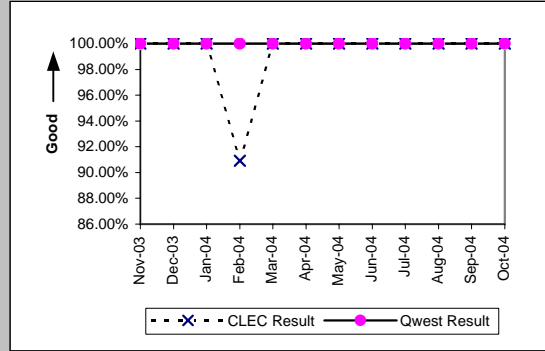
Unbundled Loop - ADSL Qualified (Parity)									
Date	CLEC Num	CLEC Denc	CLEC Resu	CLEC Std E	Qwest Num	Qwest Denc	Qwest Resu	Mod Z Scr	Parity Scr
Nov-03	1	1	100.00%	0.00%	411	450	91.33%	-0.31	-1.19
Dec-03									
Jan-04	2	2	100.00%	0.00%	652	760	85.79%	-0.57	-1.35
Feb-04									
Mar-04									
Apr-04	1	1	100.00%	0.00%	909	987	92.10%	-0.29	-1.18
May-04									
Jun-04									
Jul-04									
Aug-04									
Sep-04									
Oct-04									





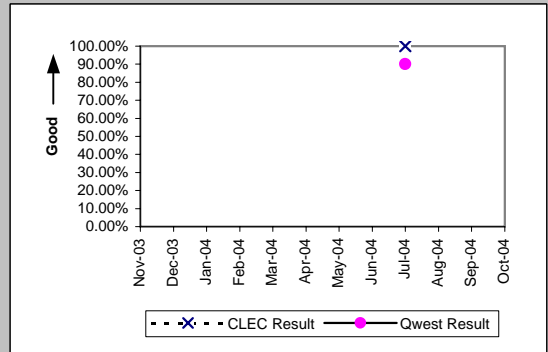
MR-4E - All Troubles Cleared within 48 Hours (Percent) - Interval Zone Two

Unbundled Loop ISDN Capable (Parity)									
Date	CLEC Num	CLEC Dend	CLEC Resu	CLEC Std	Qwest Num	Qwest Dend	Qwest Resu	Mod Z Scr	Parity Scr
Nov-03	11	11	100.00%	0.00%	10	10	100.00%	N/A	N/A
Dec-03	5	5	100.00%	0.00%	10	10	100.00%	N/A	N/A
Jan-04	11	11	100.00%	0.00%	13	13	100.00%	N/A	N/A
Feb-04	10	11	90.91%	28.75%	19	19	100.00%	N/A	-0.45
Mar-04	10	10	100.00%	0.00%	11	11	100.00%	N/A	N/A
Apr-04	9	9	100.00%	0.00%	11	11	100.00%	N/A	N/A
May-04	3	3	100.00%	0.00%	18	18	100.00%	N/A	N/A
Jun-04	13	13	100.00%	0.00%	13	13	100.00%	N/A	N/A
Jul-04	5	5	100.00%	0.00%	17	17	100.00%	N/A	N/A
Aug-04	8	8	100.00%	0.00%	10	10	100.00%	N/A	N/A
Sep-04	7	7	100.00%	0.00%	16	16	100.00%	N/A	N/A
Oct-04	8	8	100.00%	0.00%	11	11	100.00%	N/A	N/A

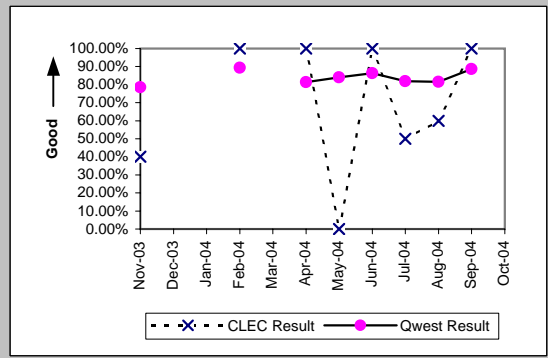


MR-5A - All Troubles Cleared within 4 Hours (Percent) - Interval Zone One

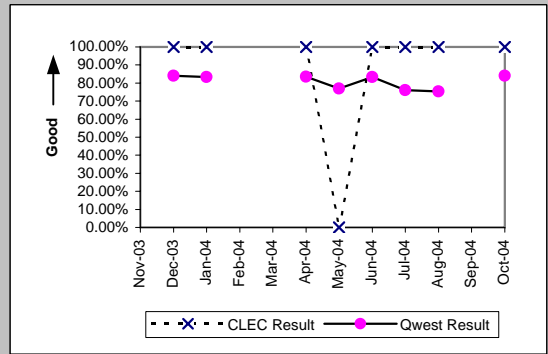
ISDN Primary (Parity)									
Date	CLEC Num	CLEC Denc	CLEC Resu	CLEC Std E	Qwest Num	Qwest Denc	Qwest Resu	Mod Z Scr	Parity Scr
Nov-03									
Dec-03									
Jan-04									
Feb-04									
Mar-04									
Apr-04									
May-04									
Jun-04									
Jul-04	1	1	100.00%	0.00%	18	20	90.00%	-0.33	-1.2
Aug-04									
Sep-04									
Oct-04									



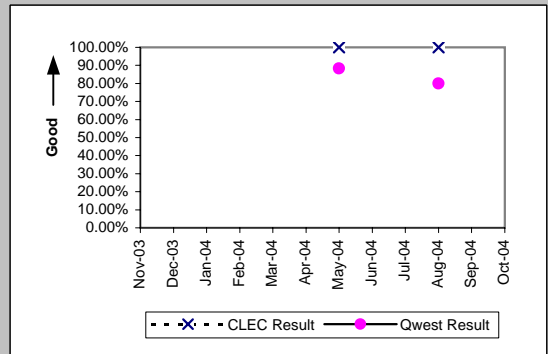
DS0 (Parity)									
Date	CLEC Num	CLEC Denc	CLEC Resu	CLEC Std E	Qwest Num	Qwest Denc	Qwest Resu	Mod Z Scr	Parity Scr
Nov-03	2	5	40.00%	48.99%	220	280	78.57%	1.78	0.08
Dec-03									
Jan-04									
Feb-04	1	1	100.00%	0.00%	142	159	89.31%	-0.34	-1.21
Mar-04									
Apr-04	2	2	100.00%	0.00%	148	182	81.32%	-0.67	-1.41
May-04	0	1	0.00%	0.00%	152	181	83.98%	1.41	-0.14
Jun-04	1	1	100.00%	0.00%	183	212	86.32%	-0.4	-1.24
Jul-04	1	2	50.00%	50.00%	167	204	81.86%	0.9	-0.45
Aug-04	3	5	60.00%	48.99%	177	217	81.57%	1.08	-0.34
Sep-04	2	2	100.00%	0.00%	187	211	88.63%	-0.5	-1.31
Oct-04									



DS1 (Parity)									
Date	CLEC Num	CLEC Denc	CLEC Resu	CLEC Std E	Qwest Num	Qwest Denc	Qwest Resu	Mod Z Scr	Parity Scr
Nov-03									
Dec-03	1	1	100.00%	0.00%	126	150	84.00%	-0.43	-1.26
Jan-04	1	1	100.00%	0.00%	130	156	83.33%	-0.45	-1.27
Feb-04									
Mar-04									
Apr-04	1	1	100.00%	0.00%	111	133	83.46%	-0.44	-1.27
May-04	0	1	0.00%	0.00%	100	130	76.92%	1.2	-0.27
Jun-04	1	1	100.00%	0.00%	150	180	83.33%	-0.45	-1.27
Jul-04	1	1	100.00%	0.00%	111	146	76.03%	-0.56	-1.34
Aug-04	1	1	100.00%	0.00%	129	171	75.44%	-0.57	-1.35
Sep-04									
Oct-04	1	1	100.00%	0.00%	127	151	84.11%	-0.43	-1.26

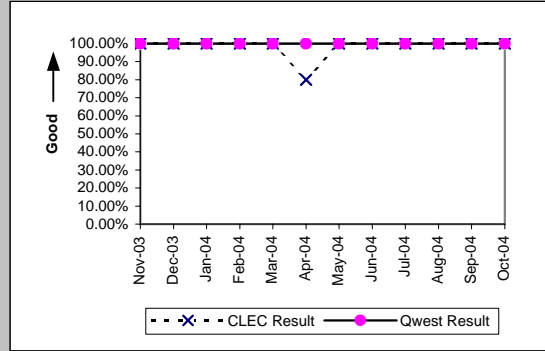


Frame Relay (Parity)									
Date	CLEC Num	CLEC Denc	CLEC Resu	CLEC Std E	Qwest Num	Qwest Denc	Qwest Resu	Mod Z Scr	Parity Scr
Nov-03									
Dec-03									
Jan-04									
Feb-04									
Mar-04									
Apr-04									
May-04	2	2	100.00%	0.00%	45	51	88.24%	-0.51	-1.31
Jun-04									
Jul-04									
Aug-04	1	1	100.00%	0.00%	48	60	80.00%	-0.5	-1.3
Sep-04									
Oct-04									



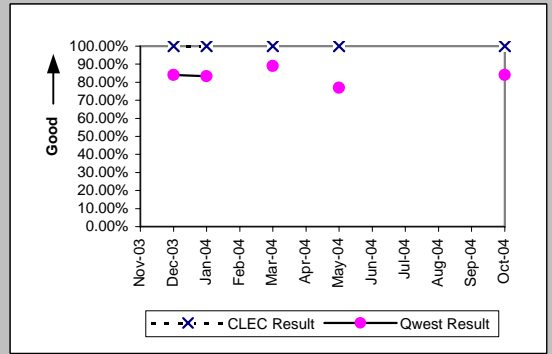
MR-5A - All Troubles Cleared within 4 Hours (Percent) - Interval Zone One

Date	CLEC Num	CLEC Dend	LIS Trunk (Parity)				Qwest Res	Mod Z Scr	Parity Scr
			CLEC Resu	CLEC Std	Qwest Num	Qwest Dend			
Nov-03	9	9	100.00%	0.00%	9	9	100.00%	N/A	N/A
Dec-03	10	10	100.00%	0.00%	4	4	100.00%	N/A	N/A
Jan-04	9	9	100.00%	0.00%	12	12	100.00%	N/A	N/A
Feb-04	8	8	100.00%	0.00%	6	6	100.00%	N/A	N/A
Mar-04	8	8	100.00%	0.00%	6	6	100.00%	N/A	N/A
Apr-04	4	5	80.00%	40.00%	2	2	100.00%	N/A	-0.84
May-04	8	8	100.00%	0.00%	3	3	100.00%	N/A	N/A
Jun-04	9	9	100.00%	0.00%	7	7	100.00%	N/A	N/A
Jul-04	6	6	100.00%	0.00%	2	2	100.00%	N/A	N/A
Aug-04	9	9	100.00%	0.00%	7	7	100.00%	N/A	N/A
Sep-04	8	8	100.00%	0.00%	3	3	100.00%	N/A	N/A
Oct-04	7	7	100.00%	0.00%	4	4	100.00%	N/A	N/A

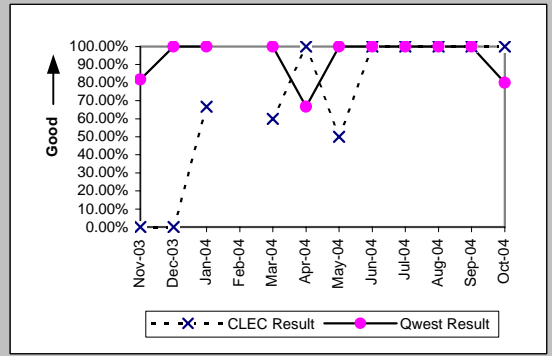


MR-5A - All Troubles Cleared within 4 Hours (Percent) - Interval Zone One

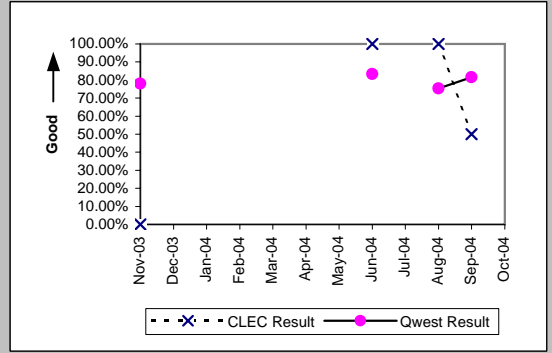
UDIT DS1 (Parity)									
Date	CLEC Num	CLEC Denc	CLEC Resu	CLEC Std E	Qwest Num	Qwest Denc	Qwest Resu	Mod Z Scr	Parity Scr
Nov-03									
Dec-03	1	1	100.00%	0.00%	126	150	84.00%	-0.43	-1.26
Jan-04	1	1	100.00%	0.00%	130	156	83.33%	-0.45	-1.27
Feb-04									
Mar-04	1	1	100.00%	0.00%	185	208	88.94%	-0.35	-1.21
Apr-04									
May-04	3	3	100.00%	0.00%	100	130	76.92%	-0.94	-1.57
Jun-04									
Jul-04									
Aug-04									
Sep-04									
Oct-04	1	1	100.00%	0.00%	127	151	84.11%	-0.43	-1.26



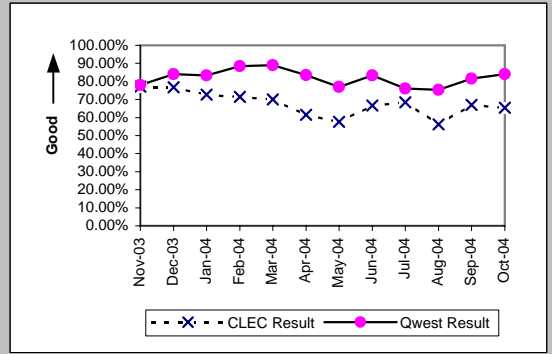
UDIT Above DS1 Level (Parity)									
Date	CLEC Num	CLEC Denc	CLEC Resu	CLEC Std E	Qwest Num	Qwest Denc	Qwest Resu	Mod Z Scr	Parity Scr
Nov-03	0	1	0.00%	0.00%	9	11	81.82%	1.21	-0.27
Dec-03	0	1	0.00%	0.00%	2	2	100.00%	N/A	-0.37
Jan-04	2	3	66.67%	47.14%	2	2	100.00%	N/A	-0.71
Feb-04									
Mar-04	3	5	60.00%	48.99%	6	6	100.00%	N/A	-0.17
Apr-04	1	1	100.00%	0.00%	4	6	66.67%	-0.65	-1.4
May-04	1	2	50.00%	50.00%	2	2	100.00%	N/A	-0.63
Jun-04	1	1	100.00%	0.00%	6	6	100.00%	N/A	N/A
Jul-04	3	3	100.00%	0.00%	5	5	100.00%	N/A	N/A
Aug-04	1	1	100.00%	0.00%	2	2	100.00%	N/A	N/A
Sep-04	1	1	100.00%	0.00%	3	3	100.00%	N/A	N/A
Oct-04	2	2	100.00%	0.00%	4	5	80.00%	-0.6	-1.36



Unbundled Loop - 4 Wire Non-Loaded (Parity)									
Date	CLEC Num	CLEC Denc	CLEC Resu	CLEC Std E	Qwest Num	Qwest Denc	Qwest Resu	Mod Z Scr	Parity Scr
Nov-03	0	1	0.00%	0.00%	138	177	77.97%	1.23	-0.25
Dec-03									
Jan-04									
Feb-04									
Mar-04									
Apr-04									
May-04									
Jun-04	2	2	100.00%	0.00%	150	180	83.33%	-0.63	-1.38
Jul-04									
Aug-04	1	1	100.00%	0.00%	129	171	75.44%	-0.57	-1.35
Sep-04	1	2	50.00%	50.00%	115	141	81.56%	0.88	-0.46
Oct-04									

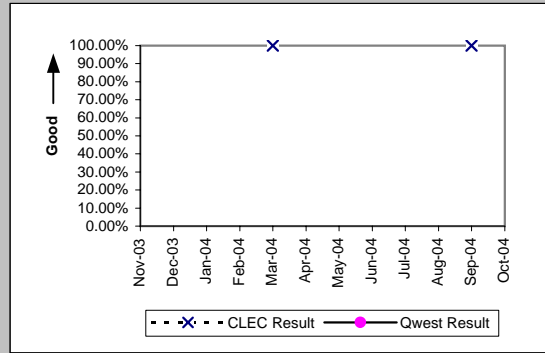


Unbundled Loop - DS1 Capable (Parity)									
Date	CLEC Num	CLEC Denc	CLEC Resu	CLEC Std E	Qwest Num	Qwest Denc	Qwest Resu	Mod Z Scr	Parity Scr
Nov-03	64	83	77.11%	42.01%	138	177	77.97%	0.16	-0.9
Dec-03	63	82	76.83%	42.19%	126	150	84.00%	1.32	-0.2
Jan-04	61	84	72.62%	44.59%	130	156	83.33%	1.93	0.17
Feb-04	30	42	71.43%	45.18%	123	139	88.49%	2.51	0.53
Mar-04	63	90	70.00%	45.83%	185	208	88.94%	3.82	1.32
Apr-04	40	65	61.54%	48.65%	111	133	83.46%	3.28	1
May-04	34	59	57.63%	49.41%	100	130	76.92%	2.65	0.61
Jun-04	68	102	66.67%	47.14%	150	180	83.33%	3.14	0.91
Jul-04	65	95	68.42%	46.48%	111	146	76.03%	1.29	-0.22
Aug-04	55	98	56.12%	49.62%	129	171	75.44%	3.24	0.97
Sep-04	51	76	67.11%	46.98%	115	141	81.56%	2.35	0.43
Oct-04	51	78	65.38%	47.57%	127	151	84.11%	3.14	0.91



MR-5A - All Troubles Cleared within 4 Hours (Percent) - Interval Zone One

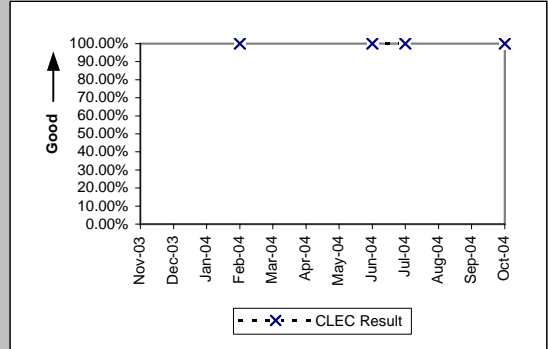
Date	E911 (Parity)				Qwest Num	Qwest Deno	Qwest Resu	Mod Z Scr	Parity Scr
	CLEC Num	CLEC Deno	CLEC Resu	CLEC Std					
Nov-03									
Dec-03									
Jan-04									
Feb-04									
Mar-04	1	1	100.00%	0.00%					
Apr-04									
May-04									
Jun-04									
Jul-04									
Aug-04									
Sep-04	1	1	100.00%	0.00%					
Oct-04									



MR-5A - All Troubles Cleared within 4 Hours (Percent) - Interval Zone One

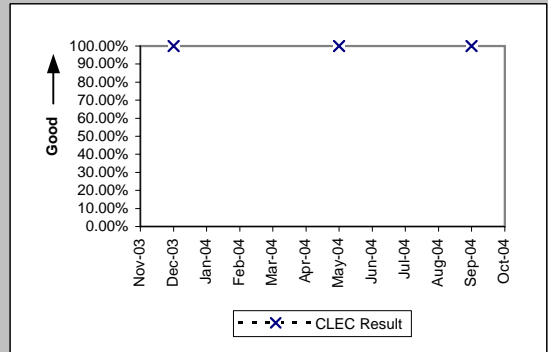
Enhanced Extended Loops - DS0 Capable (Diagnostic)

Date	CLEC Num	CLEC Denom	CLEC Result	CLEC Std Dev
Nov-03				
Dec-03				
Jan-04				
Feb-04	2	2	100.00%	0.00%
Mar-04				
Apr-04				
May-04				
Jun-04	1	1	100.00%	0.00%
Jul-04	1	1	100.00%	0.00%
Aug-04				
Sep-04				
Oct-04	2	2	100.00%	0.00%



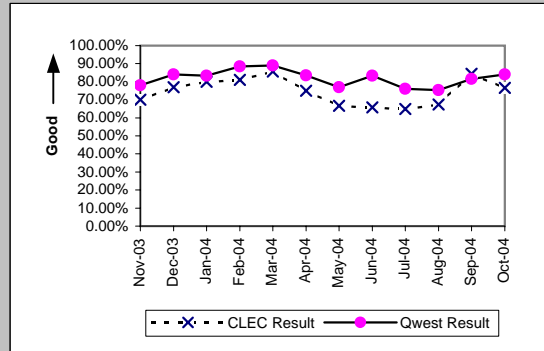
Enhanced Extended Loops - DS3 Capable (Diagnostic)

Date	CLEC Num	CLEC Denom	CLEC Result	CLEC Std Dev
Nov-03				
Dec-03	1	1	100.00%	0.00%
Jan-04				
Feb-04				
Mar-04				
Apr-04				
May-04	1	1	100.00%	0.00%
Jun-04				
Jul-04				
Aug-04				
Sep-04	1	1	100.00%	0.00%
Oct-04				



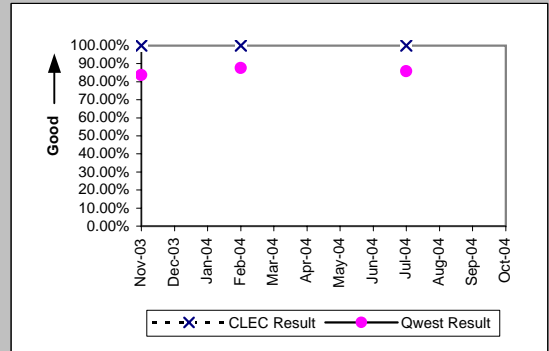
MR-5A - All Troubles Cleared within 4 Hours (Percent) - Interval Zone One

Enhanced Extended Loops - DS1 Capable (Parity)										
Date	CLEC Num	CLEC Dens	CLEC Resu	CLEC Std	Qwest Num	Qwest Dens	Qwest Resu	Mod Z Scr	Parity Scr	
Nov-03	7	10	70.00%	45.83%	138	177	77.97%	0.58	-0.65	
Dec-03	20	26	76.92%	42.13%	126	150	84.00%	0.87	-0.47	
Jan-04	12	15	80.00%	40.00%	130	156	83.33%	0.35	-0.79	
Feb-04	17	21	80.95%	39.27%	123	139	88.49%	0.94	-0.43	
Mar-04	24	28	85.71%	34.99%	185	208	88.94%	0.52	-0.68	
Apr-04	21	28	75.00%	43.30%	111	133	83.46%	1.03	-0.37	
May-04	20	30	66.67%	47.14%	100	130	76.92%	1.14	-0.31	
Jun-04	27	41	65.85%	47.42%	150	180	83.33%	2.4	0.46	
Jul-04	24	37	64.86%	47.74%	111	146	76.03%	1.35	-0.18	
Aug-04	31	46	67.39%	46.88%	129	171	75.44%	1.08	-0.34	
Sep-04	27	32	84.38%	36.31%	115	141	81.56%	-0.37	-1.23	
Oct-04	36	47	76.60%	42.34%	127	151	84.11%	1.15	-0.3	

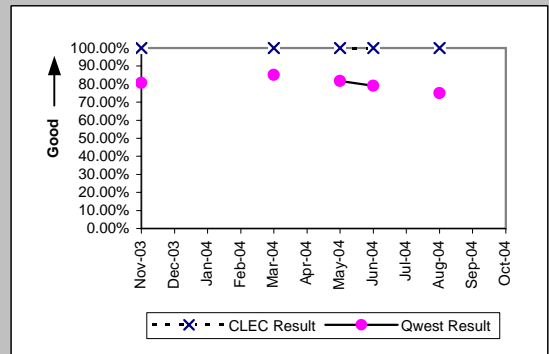


MR-5B - All Troubles Cleared within 4 Hours (Percent) - Interval Zone Two

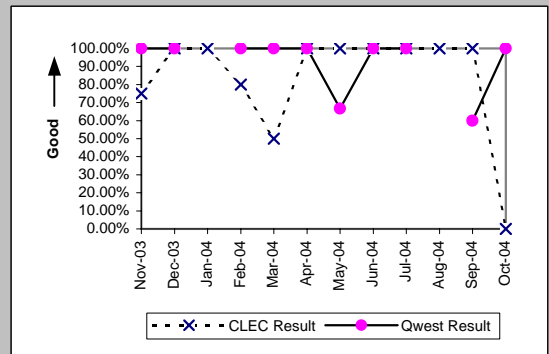
DS0 (Parity)										
Date	CLEC Num	CLEC Denc	CLEC Resu	CLEC Std	Qwest Num	Qwest Denc	Qwest Resu	Mod Z Scr	Parity Scr	
Nov-03	2	2	100.00%	0.00%	138	165	83.64%	-0.62	-1.38	
Dec-03										
Jan-04										
Feb-04	2	2	100.00%	0.00%	99	113	87.61%	-0.53	-1.32	
Mar-04										
Apr-04										
May-04										
Jun-04										
Jul-04	1	1	100.00%	0.00%	127	148	85.81%	-0.41	-1.25	
Aug-04										
Sep-04										
Oct-04										



DS1 (Parity)										
Date	CLEC Num	CLEC Denc	CLEC Resu	CLEC Std	Qwest Num	Qwest Denc	Qwest Resu	Mod Z Scr	Parity Scr	
Nov-03	1	1	100.00%	0.00%	96	119	80.67%	-0.49	-1.3	
Dec-03										
Jan-04										
Feb-04										
Mar-04	3	3	100.00%	0.00%	120	141	85.11%	-0.72	-1.44	
Apr-04										
May-04	1	1	100.00%	0.00%	107	131	81.68%	-0.47	-1.29	
Jun-04	1	1	100.00%	0.00%	136	172	79.07%	-0.51	-1.31	
Jul-04										
Aug-04	1	1	100.00%	0.00%	132	176	75.00%	-0.58	-1.35	
Sep-04										
Oct-04										



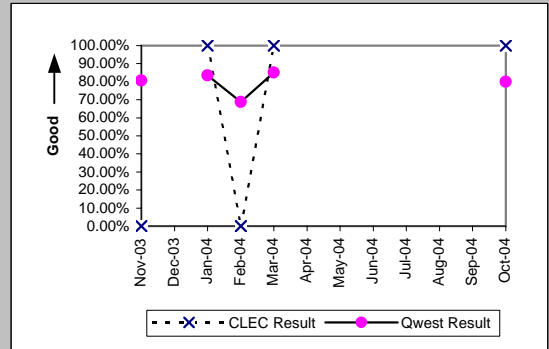
LIS Trunk (Parity)										
Date	CLEC Num	CLEC Denc	CLEC Resu	CLEC Std	Qwest Num	Qwest Denc	Qwest Resu	Mod Z Scr	Parity Scr	
Nov-03	3	4	75.00%	43.30%	7	7	100.00%	N/A	-0.44	
Dec-03	8	8	100.00%	0.00%	2	2	100.00%	N/A	N/A	
Jan-04	1	1	100.00%	0.00%						
Feb-04	4	5	80.00%	40.00%	2	2	100.00%	N/A	-0.84	
Mar-04	1	2	50.00%	50.00%	2	2	100.00%	N/A	-0.63	
Apr-04	3	3	100.00%	0.00%	3	3	100.00%	N/A	N/A	
May-04	3	3	100.00%	0.00%	2	3	66.67%	-0.87	-1.53	
Jun-04	4	4	100.00%	0.00%	2	2	100.00%	N/A	N/A	
Jul-04	3	3	100.00%	0.00%	1	1	100.00%	N/A	N/A	
Aug-04	4	4	100.00%	0.00%						
Sep-04	1	1	100.00%	0.00%	3	5	60.00%	-0.75	-1.45	
Oct-04	0	1	0.00%	0.00%	2	2	100.00%	N/A	-0.37	



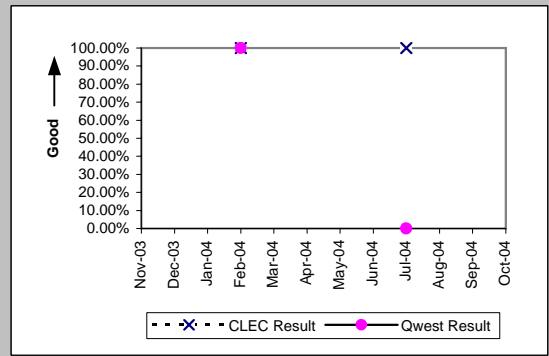


MR-5B - All Troubles Cleared within 4 Hours (Percent) - Interval Zone Two

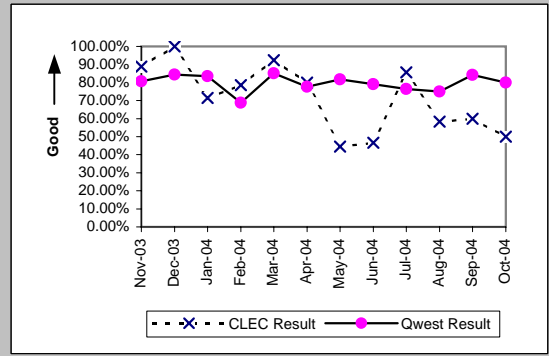
UDIT DS1 (Parity)										
Date	CLEC Num	CLEC Denc	CLEC Resu	CLEC Std E	Qwest Num	Qwest Denc	Qwest Resu	Mod Z Scr	Parity Scr	
Nov-03	0	2	0.00%	0.00%	96	119	80.67%	2.11	0.28	
Dec-03										
Jan-04	1	1	100.00%	0.00%	126	151	83.44%	-0.44	-1.27	
Feb-04	0	2	0.00%	0.00%	110	160	68.75%	1.69	0.02	
Mar-04	1	1	100.00%	0.00%	120	141	85.11%	-0.42	-1.25	
Apr-04										
May-04										
Jun-04										
Jul-04										
Aug-04										
Sep-04										
Oct-04	1	1	100.00%	0.00%	116	145	80.00%	-0.5	-1.3	



UDIT Above DS1 Level (Parity)										
Date	CLEC Num	CLEC Denc	CLEC Resu	CLEC Std E	Qwest Num	Qwest Denc	Qwest Resu	Mod Z Scr	Parity Scr	
Nov-03										
Dec-03										
Jan-04										
Feb-04	1	1	100.00%	0.00%	2	2	100.00%	N/A	N/A	
Mar-04										
Apr-04										
May-04										
Jun-04										
Jul-04	1	1	100.00%	0.00%	0	1	0.00%	N/A	N/A	
Aug-04										
Sep-04										
Oct-04										

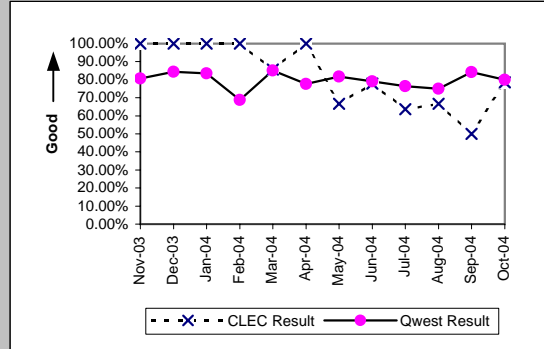


Unbundled Loop - DS1 Capable (Parity)										
Date	CLEC Num	CLEC Denc	CLEC Resu	CLEC Std E	Qwest Num	Qwest Denc	Qwest Resu	Mod Z Scr	Parity Scr	
Nov-03	8	9	88.89%	31.43%	96	119	80.67%	-0.6	-1.37	
Dec-03	16	16	100.00%	0.00%	130	154	84.42%	-1.64	-1.99	
Jan-04	10	14	71.43%	45.18%	126	151	83.44%	1.08	-0.34	
Feb-04	11	14	78.57%	41.03%	110	160	68.75%	-0.76	-1.46	
Mar-04	12	13	92.31%	26.65%	120	141	85.11%	-0.7	-1.42	
Apr-04	12	15	80.00%	40.00%	104	134	77.61%	-0.21	-1.13	
May-04	4	9	44.44%	49.69%	107	131	81.68%	2.36	0.43	
Jun-04	7	15	46.67%	49.89%	136	172	79.07%	2.6	0.58	
Jul-04	12	14	85.71%	34.99%	117	153	76.47%	-0.78	-1.47	
Aug-04	14	24	58.33%	49.30%	132	176	75.00%	1.66	0.01	
Sep-04	6	10	60.00%	48.99%	149	177	84.18%	1.77	0.07	
Oct-04	6	12	50.00%	50.00%	116	145	80.00%	2.18	0.33	



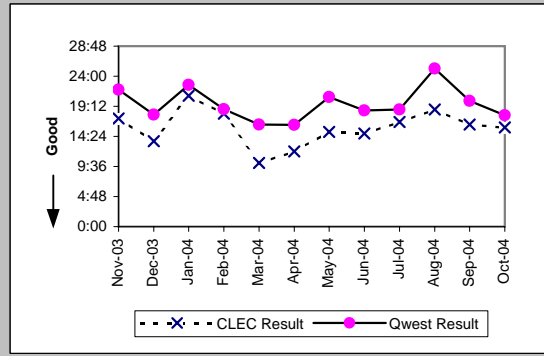
MR-5B - All Troubles Cleared within 4 Hours (Percent) - Interval Zone Two

Enhanced Extended Loops - DS1 Capable (Parity)									
Date	CLEC Num	CLEC Dend	CLEC Resu	CLEC Std	Qwest Num	Qwest Dend	Qwest Res	Mod Z Scr	Parity Scr
Nov-03	4	4	100.00%	0.00%	96	119	80.67%	-0.96	-1.59
Dec-03	5	5	100.00%	0.00%	130	154	84.42%	-0.95	-1.57
Jan-04	1	1	100.00%	0.00%	126	151	83.44%	-0.44	-1.27
Feb-04	2	2	100.00%	0.00%	110	160	68.75%	-0.95	-1.58
Mar-04	6	7	85.71%	34.99%	120	141	85.11%	-0.04	-1.03
Apr-04	9	9	100.00%	0.00%	104	134	77.61%	-1.56	-1.95
May-04	2	3	66.67%	47.14%	107	131	81.68%	0.58	-0.65
Jun-04	14	18	77.78%	41.57%	136	172	79.07%	0.15	-0.91
Jul-04	7	11	63.64%	48.10%	117	153	76.47%	0.92	-0.44
Aug-04	10	15	66.67%	47.14%	132	176	75.00%	0.7	-0.57
Sep-04	6	12	50.00%	50.00%	149	177	84.18%	2.61	0.59
Oct-04	11	14	78.57%	41.03%	116	145	80.00%	0.15	-0.91

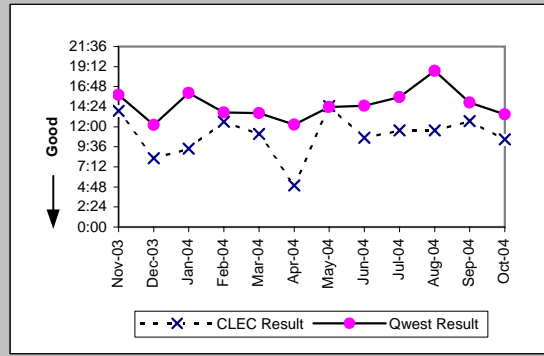


MR-6A - Mean Time to Restore (Hours:Minutes) - Dispatches within MSAs

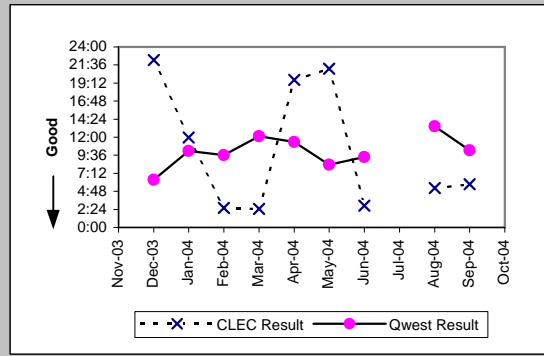
Residence (Parity)									
Date	CLEC Num	CLEC Denc	CLEC Resu	CLEC Std E	Qwest Num	Qwest Denc	Qwest Resu	Mod Z Scr	Parity Scr
Nov-03	2108:29	122	17:17	19:31	307403:02	14077	21:50	-2.27	-2.38
Dec-03	1403:03	103	13:37	12:21	230263:22	12905	17:51	-2.74	-2.67
Jan-04	1961:09	94	20:52	14:59	374008:01	16551	22:36	-0.91	-1.55
Feb-04	812:16	45	18:03	19:25	197915:44	10578	18:43	-0.2	-1.12
Mar-04	416:34	41	10:10	8:43	179818:25	11029	16:18	-2.94	-2.79
Apr-04	467:03	39	11:59	9:11	164251:25	10104	16:15	-2.09	-2.27
May-04	605:23	40	15:08	12:23	247123:44	11940	20:42	-1.78	-2.08
Jun-04	549:50	37	14:52	8:32	213299:48	11515	18:31	-1.42	-1.86
Jul-04	601:35	36	16:43	13:12	195981:15	10503	18:40	-0.72	-1.44
Aug-04	821:22	44	18:40	11:17	341569:48	13541	25:13	-2	-2.21
Sep-04	635:47	39	16:18	9:58	220252:14	10982	20:03	-1.28	-1.78
Oct-04	885:57	56	15:49	9:23	189100:43	10655	17:45	-0.9	-1.55



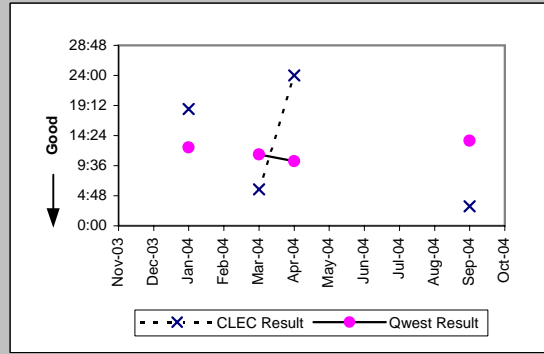
Business (Parity)									
Date	CLEC Num	CLEC Denc	CLEC Resu	CLEC Std E	Qwest Num	Qwest Denc	Qwest Resu	Mod Z Scr	Parity Scr
Nov-03	1125:27	81	13:54	21:28	20030:34	1268	15:48	-0.76	-1.46
Dec-03	634:59	77	8:15	7:22	16104:24	1320	12:12	-2.45	-2.49
Jan-04	740:31	79	9:22	9:56	24546:09	1530	16:03	-3.36	-3.04
Feb-04	428:17	34	12:36	10:58	14691:46	1072	13:42	-0.42	-1.25
Mar-04	78:01	7	11:09	9:07	16891:47	1238	13:39	-0.14	-1.09
Apr-04	29:55	6	4:59	7:25	13670:24	1115	12:16	-1.41	-1.86
May-04	173:36	12	14:28	9:33	17142:13	1195	14:21	0.18	-0.89
Jun-04	181:53	17	10:42	12:19	19052:37	1311	14:32	-1.11	-1.67
Jul-04	104:11	9	11:35	9:36	17616:23	1132	15:34	-0.76	-1.46
Aug-04	127:05	11	11:33	11:05	25089:32	1343	18:41	-1.2	-1.73
Sep-04	50:43	4	12:41	11:30	18253:03	1224	14:55	-0.33	-1.2
Oct-04	115:21	11	10:29	8:18	16700:45	1238	13:29	-0.73	-1.44



Centrex (Parity)									
Date	CLEC Num	CLEC Denc	CLEC Resu	CLEC Std E	Qwest Num	Qwest Denc	Qwest Resu	Mod Z Scr	Parity Scr
Nov-03									
Dec-03	66:45	3	22:15	19:01	482:11	76	6:21	2.58	0.57
Jan-04	47:53	4	11:58	10:22	812:04	80	10:09	0.55	-0.66
Feb-04	2:37	1	2:37		981:45	102	9:38	-0.52	-1.31
Mar-04	4:54	2	2:27	1:28	1053:27	87	12:07	-0.86	-1.52
Apr-04	19:37	1	19:37		953:26	84	11:21	0.57	-0.65
May-04	21:07	1	21:07		533:45	64	8:20	1.47	-0.11
Jun-04	2:53	1	2:53		749:31	80	9:22	-0.46	-1.28
Jul-04									
Aug-04	5:13	1	5:13		980:48	73	13:26	-0.57	-1.35
Sep-04	5:45	1	5:45		770:34	75	10:16	-0.45	-1.27
Oct-04									

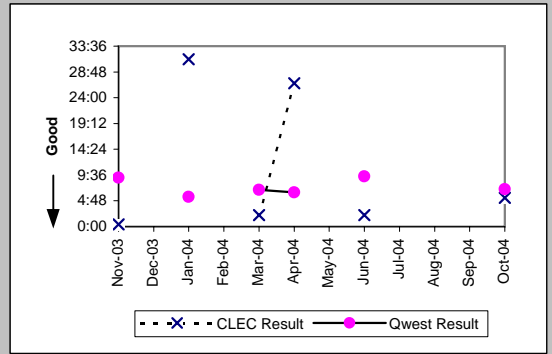


Centrex 21 (Parity)									
Date	CLEC Num	CLEC Denc	CLEC Resu	CLEC Std E	Qwest Num	Qwest Denc	Qwest Resu	Mod Z Scr	Parity Scr
Nov-03									
Dec-03									
Jan-04	18:37	1	18:37		2150:46	172	12:30	0.59	-0.64
Feb-04									
Mar-04	5:50	1	5:50		1732:51	152	11:24	-0.44	-1.27
Apr-04	24:00	1	24:00		1106:18	107	10:20	1.33	-0.19
May-04									
Jun-04									
Jul-04									
Aug-04									
Sep-04	6:12	2	3:06	0:03	1480:58	109	13:35	-1.22	-1.74
Oct-04									

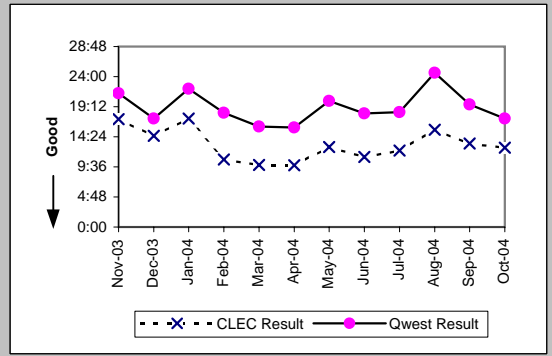


MR-6A - Mean Time to Restore (Hours:Minutes) - Dispatches within MSAs

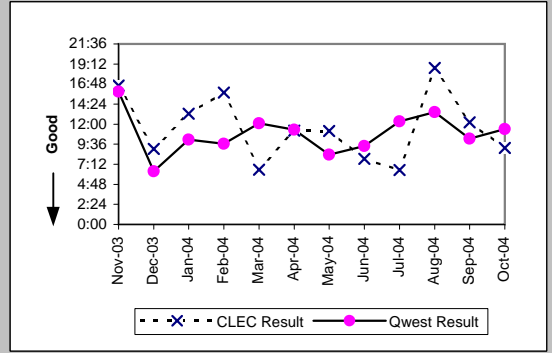
PBX (Parity)									
Date	CLEC Num	CLEC Denc	CLEC Resu	CLEC Std I	Qwest Num	Qwest Denc	Qwest Resu	Mod Z Scr	Parity Scr
Nov-03	0:26	1	0:26		210:10	23	9:08	-0.69	-1.42
Dec-03									
Jan-04	31:09	1	31:09		137:51	25	5:31	3.72	1.26
Feb-04									
Mar-04	4:13	2	2:07	2:02	218:56	32	6:50	-0.88	-1.53
Apr-04	26:43	1	26:43		146:27	23	6:22	2.17	0.32
May-04									
Jun-04	2:08	1	2:08		298:53	32	9:20	-0.82	-1.5
Jul-04									
Aug-04									
Sep-04									
Oct-04	10:47	2	5:23	2:41	140:04	20	7:00	-0.25	-1.15



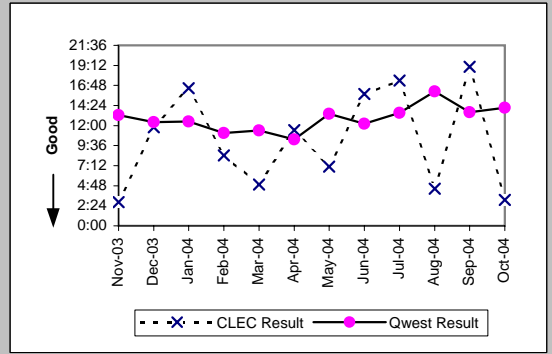
UNE - P (POTS) (Parity)									
Date	CLEC Num	CLEC Denc	CLEC Resu	CLEC Std I	Qwest Num	Qwest Denc	Qwest Resu	Mod Z Scr	Parity Scr
Nov-03	6750:28	392	17:13	20:40	327433:36	15345	21:20	-3.65	-3.22
Dec-03	6114:13	420	14:33	14:37	246367:46	14225	17:19	-3.6	-3.19
Jan-04	10420:44	601	17:20	16:05	398554:10	18081	22:03	-6.16	-4.74
Feb-04	4831:11	448	10:47	16:08	212607:30	11650	18:15	-7.16	-5.35
Mar-04	5217:28	526	9:55	9:54	196710:12	12267	16:02	-7.09	-5.31
Apr-04	5420:34	551	9:50	8:34	177921:49	11219	15:52	-10.78	-7.56
May-04	8966:42	702	12:46	14:49	264265:57	13135	20:07	-9.7	-6.9
Jun-04	8217:11	736	11:10	8:53	232352:25	12826	18:07	-11.78	-8.16
Jul-04	8758:49	717	12:13	11:09	213597:38	11635	18:21	-9.85	-6.99
Aug-04	8408:59	542	15:31	14:27	366659:20	14884	24:38	-9.63	-6.86
Sep-04	6807:40	510	13:21	10:52	238505:17	12206	19:32	-7.66	-5.66
Oct-04	6432:43	507	12:41	10:58	205801:28	11893	17:18	-6.44	-4.92



UNE P (Centrex) (Parity)									
Date	CLEC Num	CLEC Denc	CLEC Resu	CLEC Std I	Qwest Num	Qwest Denc	Qwest Resu	Mod Z Scr	Parity Scr
Nov-03	448:29	27	16:37	25:17	1128:22	71	15:54	0.12	-0.93
Dec-03	135:23	15	9:02	7:39	482:11	76	6:21	1.28	-0.22
Jan-04	251:31	19	13:14	8:42	812:04	80	10:09	0.72	-0.56
Feb-04	283:53	18	15:46	25:06	981:45	102	9:38	1.56	-0.05
Mar-04	78:37	12	6:33	6:10	1053:27	87	12:07	-1.15	-1.7
Apr-04	134:52	12	11:14	12:30	953:26	84	11:21	-0.02	-1.01
May-04	212:45	19	11:12	10:28	533:45	64	8:20	1.07	-0.35
Jun-04	148:43	19	7:50	6:51	749:31	80	9:22	-0.43	-1.26
Jul-04	91:17	14	6:31	7:54	751:06	61	12:19	-1.71	-2.04
Aug-04	243:21	13	18:43	18:56	980:48	73	13:26	1.12	-0.32
Sep-04	207:58	17	12:14	9:22	770:34	75	10:16	0.74	-0.55
Oct-04	100:42	11	9:09	8:57	718:01	63	11:24	-0.45	-1.27

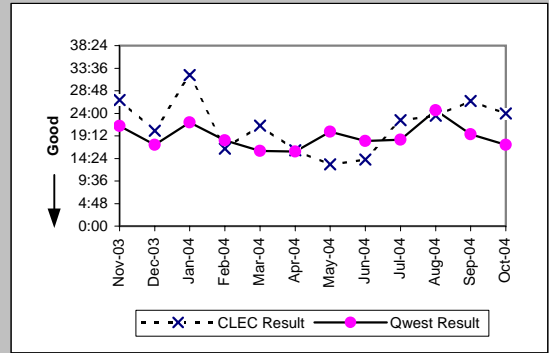


UNE P (Centrex 21) (Parity)									
Date	CLEC Num	CLEC Denc	CLEC Resu	CLEC Std I	Qwest Num	Qwest Denc	Qwest Resu	Mod Z Scr	Parity Scr
Nov-03	19:49	7	2:50	1:02	2157:30	163	13:14	-1.5	-1.91
Dec-03	59:01	5	11:48	8:11	1836:47	148	12:25	-0.1	-1.06
Jan-04	82:27	5	16:29	29:20	2150:46	172	12:30	0.72	-0.56
Feb-04	50:38	6	8:26	8:43	1233:14	111	11:07	-0.53	-1.32
Mar-04	4:57	1	4:57		1732:51	152	11:24	-0.51	-1.31
Apr-04	22:54	2	11:27	13:20	1106:18	107	10:20	0.09	-0.95
May-04	35:19	5	7:04	10:45	1743:57	130	13:25	-0.97	-1.59
Jun-04	78:54	5	15:47	6:59	1612:21	132	12:13	0.9	-0.45
Jul-04	139:06	8	17:23	9:41	1867:35	138	13:32	0.97	-0.41
Aug-04	13:18	3	4:26	0:32	1783:25	111	16:04	-1.17	-1.71
Sep-04	19:03	1	19:03		1480:58	109	13:35	0.27	-0.83
Oct-04	9:20	3	3:07	0:32	1707:27	121	14:07	-1.13	-1.69

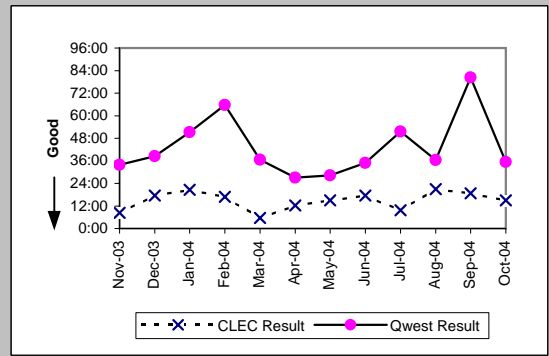


MR-6A - Mean Time to Restore (Hours:Minutes) - Dispatches within MSA's

Line Sharing (Parity)										
Date	CLEC Num	CLEC Denc	CLEC Resu	CLEC Std	Qwest Num	Qwest Denc	Qwest Resu	Mod Z Scr	Parity Scr	
Nov-03	375:14	14	26:48	19:13	327433:36	15345	21:20	0.97	-0.41	
Dec-03	527:23	26	20:17	11:04	246367:46	14225	17:19	1.05	-0.36	
Jan-04	642:19	20	32:07	30:14	398554:10	18081	22:03	2.17	0.32	
Feb-04	214:36	13	16:30	13:35	212607:30	11650	18:15	-0.29	-1.18	
Mar-04	170:55	8	21:22	16:22	196710:12	12267	16:02	1.24	-0.25	
Apr-04	161:30	10	16:09	8:45	177921:49	11219	15:52	0.22	-0.86	
May-04	104:54	8	13:07	10:57	264265:57	13135	20:07	-1.01	-1.62	
Jun-04	212:28	15	14:10	9:42	232352:25	12826	18:07	-0.98	-1.6	
Jul-04	225:41	10	22:34	10:02	213597:38	11635	18:21	1.11	-0.32	
Aug-04	117:32	5	23:30	14:54	366659:20	14884	24:38	-0.12	-1.07	
Sep-04	372:45	14	26:38	8:21	238505:17	12206	19:32	1.64	-0.01	
Oct-04	383:34	16	23:58	18:22	205801:28	11893	17:18	1.62	-0.02	

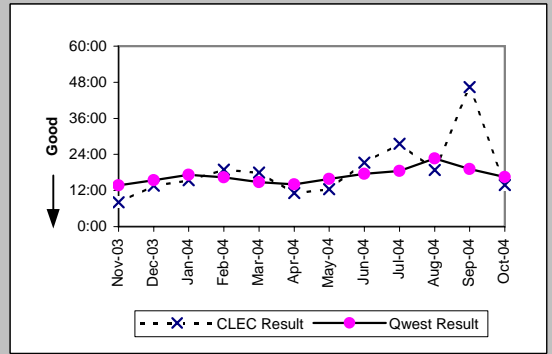


Line Splitting (Parity)										
Date	CLEC Num	CLEC Denc	CLEC Resu	CLEC Std	Qwest Num	Qwest Denc	Qwest Resu	Mod Z Scr	Parity Scr	
Nov-03	24:51	3	8:17	6:47	10522:20	310	33:57	-1.05	-1.64	
Dec-03	246:01	14	17:34	11:35	16199:54	421	38:29	-1.47	-1.9	
Jan-04	164:55	8	20:37	12:53	24525:38	478	51:19	-0.93	-1.57	
Feb-04	118:20	7	16:54	10:36	38132:25	580	65:45	-1.01	-1.62	
Mar-04	11:04	2	5:32	1:53	29460:36	804	36:39	-0.68	-1.42	
Apr-04	74:00	6	12:20	8:00	24453:38	902	27:07	-1.18	-1.72	
May-04	45:09	3	15:03	10:18	23722:15	840	28:14	-0.51	-1.31	
Jun-04	123:08	7	17:35	7:04	26298:21	755	34:50	-0.76	-1.46	
Jul-04	67:36	7	9:39	7:05	41190:25	798	51:37	-0.8	-1.48	
Aug-04	104:50	5	20:58	16:55	29019:06	796	36:27	-0.46	-1.28	
Sep-04	149:50	8	18:44	15:43	68923:07	857	80:25	-0.67	-1.41	
Oct-04	45:03	3	15:01	12:08	31624:17	894	35:22	-0.35	-1.21	

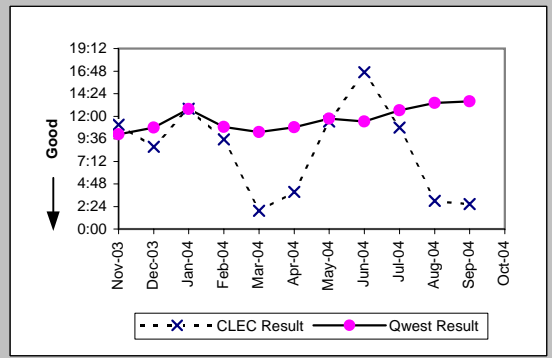


MR-6B - Mean Time to Restore (Hours:Minutes) - Dispatches outside MSAs

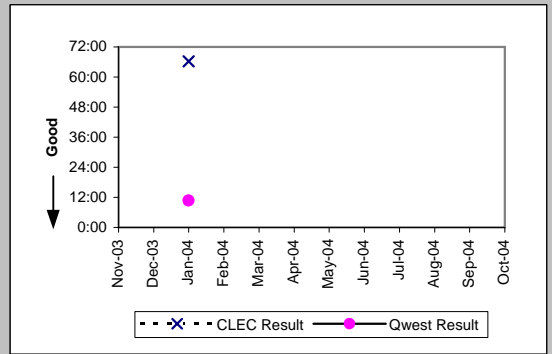
Residence (Parity)									
Date	CLEC Num	CLEC Denc	CLEC Resu	CLEC Std	Qwest Num	Qwest Denc	Qwest Resu	Mod Z Scr	Parity Scr
Nov-03	176:46	22	8:02	7:30	35109:09	2560	13:43	-2.12	-2.29
Dec-03	380:19	28	13:35	11:05	46775:30	3033	15:25	-0.75	-1.46
Jan-04	386:36	25	15:28	8:31	58257:34	3384	17:13	-0.6	-1.37
Feb-04	245:40	13	18:54	14:10	41536:39	2541	16:21	0.8	-0.51
Mar-04	107:50	6	17:58	7:29	38756:51	2614	14:50	0.76	-0.54
Apr-04	55:38	5	11:08	11:06	32756:36	2337	14:01	-0.48	-1.29
May-04	112:16	9	12:28	10:49	41318:09	2598	15:54	-0.81	-1.49
Jun-04	106:29	5	21:18	17:56	48570:13	2772	17:31	0.71	-0.57
Jul-04	110:04	4	27:31	13:08	47204:45	2554	18:29	1.3	-0.21
Aug-04	113:01	6	18:50	19:17	74754:10	3295	22:41	-0.38	-1.23
Sep-04	185:37	4	46:24	48:20	49109:57	2569	19:07	2.33	0.41
Oct-04	82:40	6	13:47	11:00	43823:04	2663	16:27	-0.48	-1.29



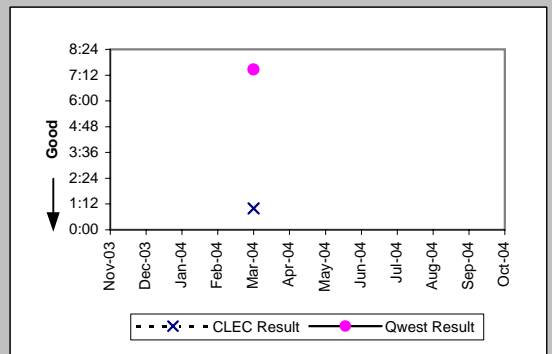
Business (Parity)									
Date	CLEC Num	CLEC Denc	CLEC Resu	CLEC Std	Qwest Num	Qwest Denc	Qwest Resu	Mod Z Scr	Parity Scr
Nov-03	99:50	9	11:06	8:49	2712:00	269	10:05	0.28	-0.83
Dec-03	200:46	23	8:44	9:53	3389:35	314	10:48	-0.68	-1.42
Jan-04	191:48	15	12:47	11:59	4314:27	338	12:46	0.18	-0.89
Feb-04	38:04	4	9:31	11:34	2982:02	275	10:51	-0.24	-1.15
Mar-04	1:56	1	1:56		2811:48	273	10:18	-0.65	-1.4
Apr-04	7:53	2	3:57	1:07	2684:13	248	10:49	-0.79	-1.48
May-04	34:22	3	11:27	12:20	3005:50	256	11:44	-0.04	-1.02
Jun-04	16:40	1	16:40		3536:00	309	11:27	0.51	-0.69
Jul-04	32:22	3	10:47	14:11	3157:05	250	12:38	-0.26	-1.16
Aug-04	2:59	1	2:59		4693:16	350	13:25	-0.69	-1.42
Sep-04	5:19	2	2:39	0:59	3918:15	288	13:36	-0.93	-1.56
Oct-04									



Centrex 21 (Parity)									
Date	CLEC Num	CLEC Denc	CLEC Resu	CLEC Std	Qwest Num	Qwest Denc	Qwest Resu	Mod Z Scr	Parity Scr
Nov-03									
Dec-03									
Jan-04	66:14	1	66:14		150:38	14	10:46	1.83	0.11
Feb-04									
Mar-04									
Apr-04									
May-04									
Jun-04									
Jul-04									
Aug-04									
Sep-04									
Oct-04									

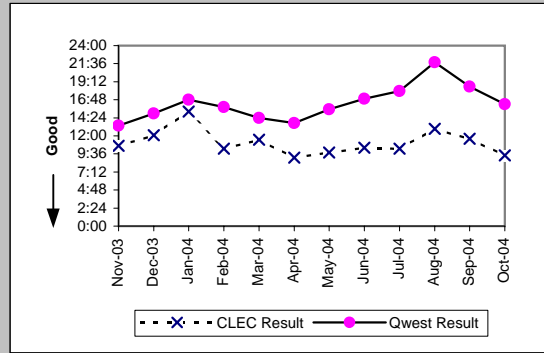


PBX (Parity)									
Date	CLEC Num	CLEC Denc	CLEC Resu	CLEC Std	Qwest Num	Qwest Denc	Qwest Resu	Mod Z Scr	Parity Scr
Nov-03									
Dec-03									
Jan-04									
Feb-04									
Mar-04	4:00	4	1:00	0:43	89:37	12	7:28	-1.37	-1.83
Apr-04									
May-04									
Jun-04									
Jul-04									
Aug-04									
Sep-04									
Oct-04									

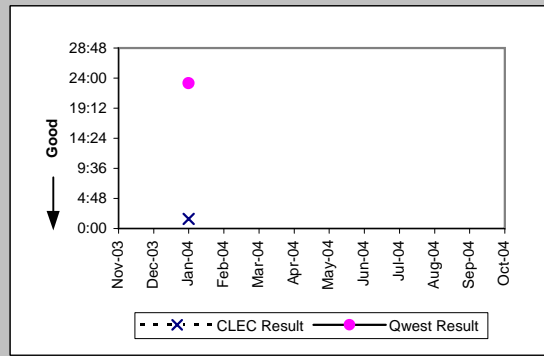


MR-6B - Mean Time to Restore (Hours:Minutes) - Dispatches outside MSA's

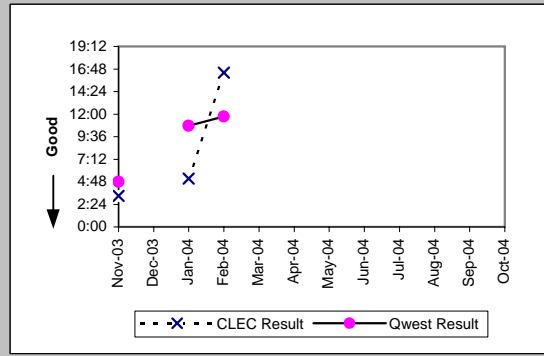
UNE - P (POTS) (Parity)										
Date	CLEC Num	CLEC Dend	CLEC Resu	CLEC Std	Qwest Num	Qwest Dend	Qwest Resu	Mod Z Scr	Parity Scr	
Nov-03	758:07	71	10:41	9:04	37821:09	2829	13:22	-1.81	-2.1	
Dec-03	1160:41	96	12:05	11:44	50165:05	3347	14:59	-2.14	-2.3	
Jan-04	1645:38	108	15:14	14:45	62572:01	3722	16:49	-1.11	-1.67	
Feb-04	1019:40	99	10:18	11:12	44518:41	2816	15:49	-3.85	-3.34	
Mar-04	1127:20	98	11:30	15:38	41568:39	2887	14:24	-2.28	-2.38	
Apr-04	1111:49	122	9:07	8:05	35440:49	2585	13:43	-3.71	-3.25	
May-04	1313:55	134	9:48	9:44	44323:59	2854	15:32	-5.08	-4.09	
Jun-04	1679:00	161	10:26	13:02	52106:13	3081	16:55	-5.31	-4.23	
Jul-04	1810:54	176	10:17	10:36	50361:50	2804	17:58	-6.32	-4.84	
Aug-04	2092:59	162	12:55	13:22	79447:26	3645	21:48	-4.56	-3.77	
Sep-04	1360:27	117	11:38	13:50	53028:12	2857	18:34	-4.25	-3.59	
Oct-04	1128:30	120	9:24	8:24	47587:00	2932	16:14	-3.86	-3.35	



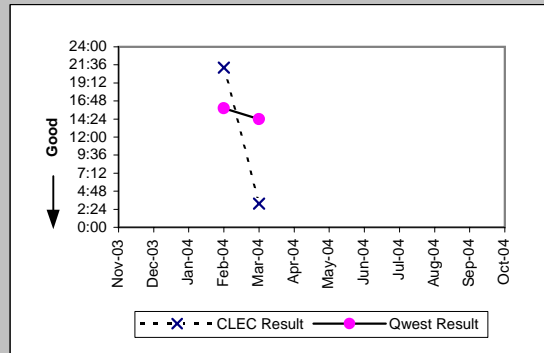
UNE P (Centrex) (Parity)										
Date	CLEC Num	CLEC Dend	CLEC Resu	CLEC Std	Qwest Num	Qwest Dend	Qwest Resu	Mod Z Scr	Parity Scr	
Nov-03										
Dec-03										
Jan-04	1:33	1	1:33		370:38	16	23:10	-0.69	-1.42	
Feb-04										
Mar-04										
Apr-04										
May-04										
Jun-04										
Jul-04										
Aug-04										
Sep-04										
Oct-04										



UNE P (Centrex 21) (Parity)										
Date	CLEC Num	CLEC Dend	CLEC Resu	CLEC Std	Qwest Num	Qwest Dend	Qwest Resu	Mod Z Scr	Parity Scr	
Nov-03	3:19	1	3:19		57:46	12	4:49	-0.26	-1.16	
Dec-03										
Jan-04	20:37	4	5:09	1:00	150:38	14	10:46	-1.03	-1.63	
Feb-04	32:48	2	16:24	14:14	164:34	14	11:45	0.8	-0.51	
Mar-04										
Apr-04										
May-04										
Jun-04										
Jul-04										
Aug-04										
Sep-04										
Oct-04										

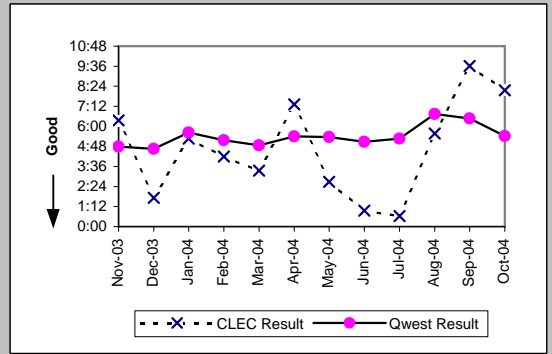


Line Sharing (Parity)										
Date	CLEC Num	CLEC Dend	CLEC Resu	CLEC Std	Qwest Num	Qwest Dend	Qwest Resu	Mod Z Scr	Parity Scr	
Nov-03										
Dec-03										
Jan-04										
Feb-04	21:14	1	21:14		44518:41	2816	15:49	0.54	-0.67	
Mar-04	3:08	1	3:08		41568:39	2887	14:24	-0.91	-1.55	
Apr-04										
May-04										
Jun-04										
Jul-04										
Aug-04										
Sep-04										
Oct-04										

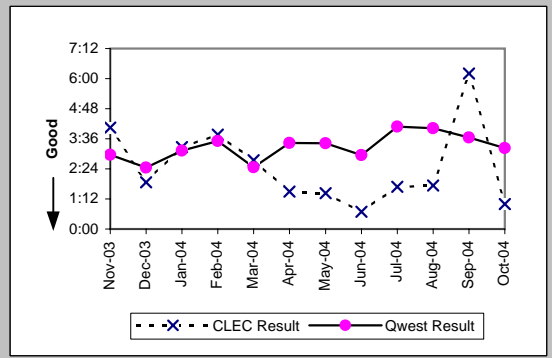


MR-6C - Mean Time to Restore (Hours:Minutes) - No dispatches

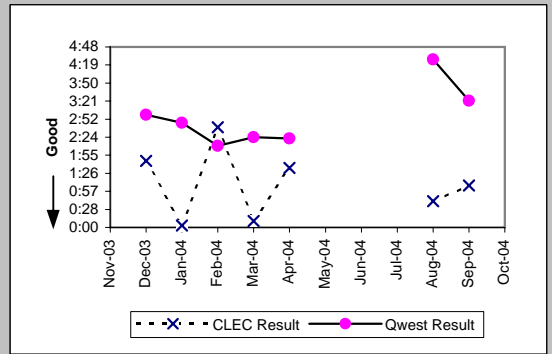
Residence (Parity)									
Date	CLEC Num	CLEC Denc	CLEC Resu	CLEC Std E	Qwest Num	Qwest Denc	Qwest Resu	Mod Z Scr	Parity Scr
Nov-03	197:06	31	6:21	11:48	14336:48	2997	4:47	1.05	-0.36
Dec-03	50:00	29	1:43	3:51	14104:46	3031	4:39	-2.21	-2.34
Jan-04	105:21	20	5:16	9:41	19800:23	3513	5:38	-0.18	-1.11
Feb-04	67:16	16	4:12	6:49	16226:00	3143	5:10	-0.5	-1.3
Mar-04	30:09	9	3:21	6:15	17874:05	3671	4:52	-0.63	-1.38
Apr-04	58:35	8	7:19	9:46	14618:34	2710	5:24	0.85	-0.49
May-04	21:26	8	2:41	7:21	15375:19	2868	5:22	-0.98	-1.59
Jun-04	8:41	9	0:58	1:40	16789:08	3309	5:04	-1.61	-1.98
Jul-04	3:10	5	0:38	1:05	16292:36	3093	5:16	-1.33	-1.81
Aug-04	55:40	10	5:34	6:57	23663:11	3506	6:45	-0.32	-1.2
Sep-04	96:13	10	9:37	9:44	23297:23	3603	6:28	1.1	-0.33
Oct-04	49:01	6	8:10	15:00	16712:16	3082	5:25	0.95	-0.42



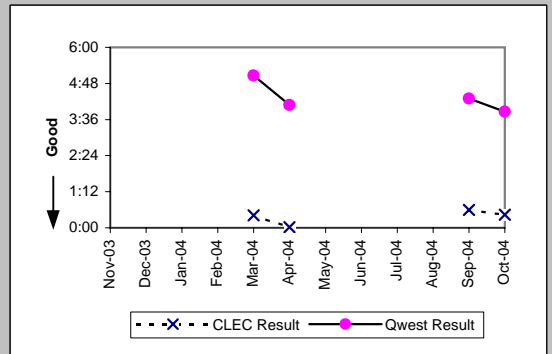
Business (Parity)									
Date	CLEC Num	CLEC Denc	CLEC Resu	CLEC Std E	Qwest Num	Qwest Denc	Qwest Resu	Mod Z Scr	Parity Scr
Nov-03	52:36	13	4:03	6:37	1281:11	433	2:58	0.67	-0.6
Dec-03	43:00	23	1:52	3:55	1151:42	471	2:27	-0.55	-1.33
Jan-04	62:00	19	3:16	4:47	1841:46	589	3:08	0.27	-0.84
Feb-04	52:50	14	3:46	5:10	2001:57	569	3:31	0.21	-0.87
Mar-04	13:47	5	2:45	3:38	1392:05	565	2:28	0.49	-0.7
Apr-04	9:03	6	1:30	1:38	1776:30	518	3:26	-0.78	-1.47
May-04	8:36	6	1:26	1:52	1847:39	542	3:25	-0.8	-1.48
Jun-04	3:25	5	0:41	0:52	1771:57	599	2:57	-0.97	-1.59
Jul-04	10:06	6	1:41	1:32	2169:35	531	4:05	-0.79	-1.48
Aug-04	10:21	6	1:44	2:39	2521:34	627	4:01	-0.74	-1.45
Sep-04	6:12	1	6:12		2168:21	593	3:39	1.08	-0.35
Oct-04	2:01	2	1:00	0:32	1716:55	532	3:14	-0.33	-1.2



Centrex (Parity)									
Date	CLEC Num	CLEC Denc	CLEC Resu	CLEC Std E	Qwest Num	Qwest Denc	Qwest Resu	Mod Z Scr	Parity Scr
Nov-03									
Dec-03	1:46	1	1:46		123:16	41	3:00	-0.29	-1.18
Jan-04	0:03	1	0:03		183:49	66	2:47	-0.72	-1.44
Feb-04	2:40	1	2:40		123:33	57	2:10	0.52	-0.68
Mar-04	0:19	2	0:10	0:08	100:35	42	2:24	-1.74	-2.06
Apr-04	4:45	3	1:35	1:11	85:26	36	2:22	-0.37	-1.22
May-04									
Jun-04									
Jul-04									
Aug-04	0:42	1	0:42		254:42	57	4:28	-0.42	-1.25
Sep-04	1:07	1	1:07		121:09	36	3:22	-0.49	-1.29
Oct-04									



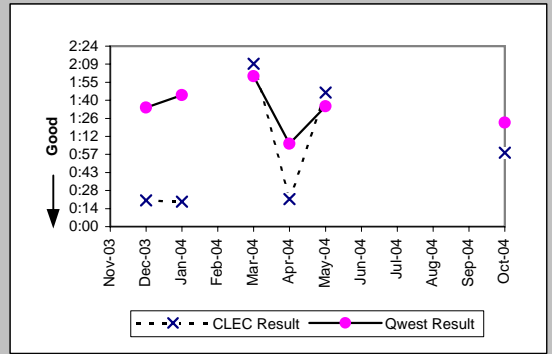
Centrex 21 (Parity)									
Date	CLEC Num	CLEC Denc	CLEC Resu	CLEC Std E	Qwest Num	Qwest Denc	Qwest Resu	Mod Z Scr	Parity Scr
Nov-03									
Dec-03									
Jan-04									
Feb-04									
Mar-04	0:25	1	0:25		339:41	67	5:04	-0.35	-1.21
Apr-04	0:01	1	0:01		245:05	60	4:05	-0.27	-1.16
May-04									
Jun-04									
Jul-04									
Aug-04									
Sep-04	0:36	1	0:36		267:02	62	4:18	-0.59	-1.36
Oct-04	1:17	3	0:26	0:40	205:18	53	3:52	-1.01	-1.61



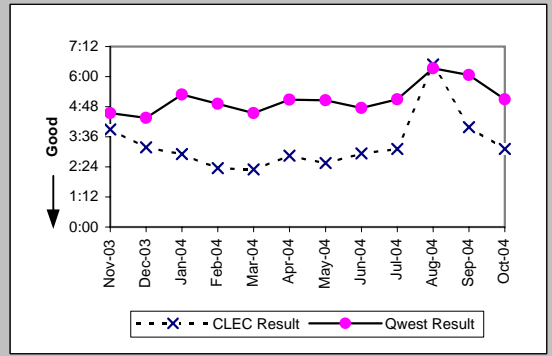


MR-6C - Mean Time to Restore (Hours:Minutes) - No dispatches

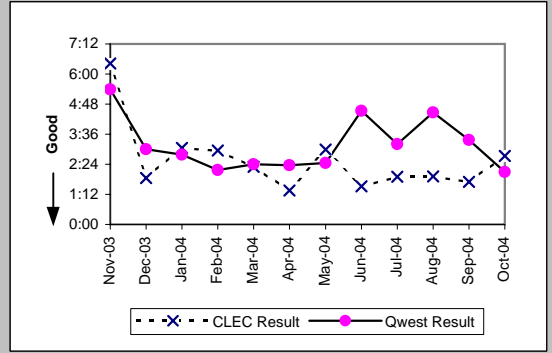
PBX (Parity)									
Date	CLEC Num	CLEC Denc	CLEC Resu	CLEC Std E	Qwest Num	Qwest Denc	Qwest Resu	Mod Z Scr	Parity Scr
Nov-03									
Dec-03	0:42	2	0:21	0:11	79:06	50	1:35	-1.04	-1.63
Jan-04	0:39	2	0:20	0:23	116:01	66	1:45	-0.75	-1.45
Feb-04									
Mar-04	4:20	2	2:10	2:44	139:44	70	2:00	0.85	-0.48
Apr-04	0:22	1	0:22		49:42	45	1:06	-0.52	-1.32
May-04	7:07	4	1:47	1:49	68:45	43	1:36	0.79	-0.52
Jun-04									
Jul-04									
Aug-04									
Sep-04									
Oct-04	0:59	1	0:59		41:33	30	1:23	-0.22	-1.14



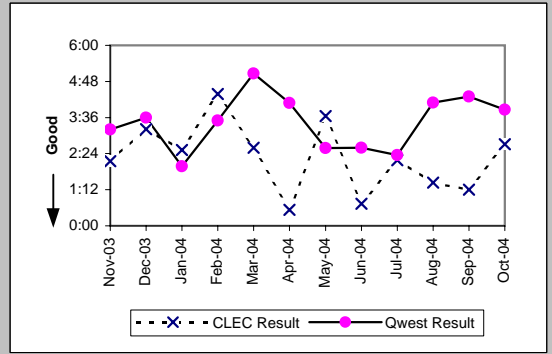
UNE - P (POTS) (Parity)									
Date	CLEC Num	CLEC Denc	CLEC Resu	CLEC Std E	Qwest Num	Qwest Denc	Qwest Resu	Mod Z Scr	Parity Scr
Nov-03	472:14	121	3:54	7:40	15617:59	3430	4:33	-0.84	-1.51
Dec-03	476:32	150	3:11	6:28	15256:28	3502	4:21	-2.05	-2.25
Jan-04	481:08	165	2:55	5:00	21642:09	4102	5:17	-3.45	-3.1
Feb-04	430:43	183	2:21	4:03	18227:57	3712	4:55	-4.46	-3.71
Mar-04	452:15	196	2:18	3:46	19266:10	4236	4:33	-4.4	-3.67
Apr-04	524:27	184	2:51	5:33	16395:04	3228	5:05	-3.55	-3.16
May-04	640:53	251	2:33	4:36	17222:58	3410	5:03	-5.07	-4.08
Jun-04	705:56	240	2:56	5:06	18561:05	3908	4:45	-3.7	-3.25
Jul-04	740:04	237	3:07	5:16	18462:11	3624	5:06	-3.8	-3.31
Aug-04	1451:58	224	6:29	13:32	26184:45	4133	6:20	0.19	-0.88
Sep-04	717:44	180	3:59	6:28	25465:44	4196	6:04	-2.98	-2.81
Oct-04	492:10	158	3:07	5:13	18429:11	3614	5:06	-2.56	-2.55



UNE P (Centrex) (Parity)									
Date	CLEC Num	CLEC Denc	CLEC Resu	CLEC Std E	Qwest Num	Qwest Denc	Qwest Resu	Mod Z Scr	Parity Scr
Nov-03	83:30	13	6:25	11:08	344:37	64	5:23	0.62	-0.62
Dec-03	18:30	10	1:51	1:27	123:16	41	3:00	-0.78	-1.47
Jan-04	39:36	13	3:03	5:47	183:49	66	2:47	0.26	-0.84
Feb-04	14:45	5	2:57	3:12	123:33	57	2:10	0.98	-0.41
Mar-04	13:51	6	2:18	0:57	100:35	42	2:24	-0.11	-1.07
Apr-04	9:27	7	1:21	0:46	85:26	36	2:22	-0.69	-1.42
May-04	29:48	10	2:59	4:47	122:51	50	2:27	0.4	-0.76
Jun-04	12:09	8	1:31	1:17	221:53	49	4:32	-1.16	-1.71
Jul-04	7:35	4	1:54	2:07	169:34	53	3:12	-0.34	-1.21
Aug-04	13:25	7	1:55	1:41	254:42	57	4:28	-0.71	-1.43
Sep-04	10:14	6	1:42	1:39	121:09	36	3:22	-0.82	-1.5
Oct-04	10:55	4	2:44	0:34	84:05	40	2:06	0.58	-0.65

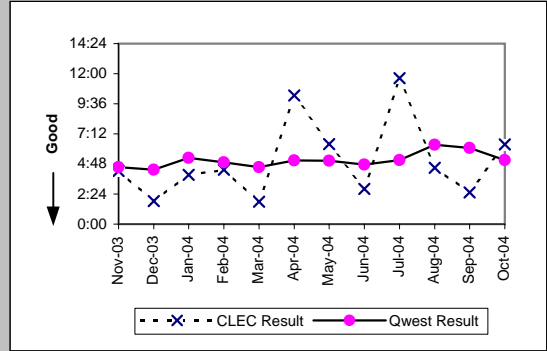


UNE P (Centrex 21) (Parity)									
Date	CLEC Num	CLEC Denc	CLEC Resu	CLEC Std E	Qwest Num	Qwest Denc	Qwest Resu	Mod Z Scr	Parity Scr
Nov-03	6:26	3	2:09	0:56	236:35	74	3:12	-0.32	-1.19
Dec-03	9:39	3	3:13	2:20	212:04	59	3:36	-0.09	-1.05
Jan-04	12:36	5	2:31	2:14	154:59	78	1:59	0.64	-0.61
Feb-04	13:08	3	4:23	7:03	216:32	62	3:30	0.45	-0.73
Mar-04	7:49	3	2:36	1:45	339:41	67	5:04	-0.32	-1.19
Apr-04	0:32	1	0:32		245:05	60	4:05	-0.23	-1.14
May-04	21:54	6	3:39	6:44	141:56	55	2:35	0.62	-0.63
Jun-04	2:11	3	0:44	0:35	158:25	61	2:36	-0.74	-1.45
Jul-04	2:11	1	2:11		117:11	50	2:21	-0.03	-1.02
Aug-04	5:42	4	1:26	1:25	250:34	61	4:06	-0.73	-1.44
Sep-04	3:36	3	1:12	1:15	267:02	62	4:18	-0.84	-1.51
Oct-04	8:08	3	2:43	1:54	205:18	53	3:52	-0.34	-1.21

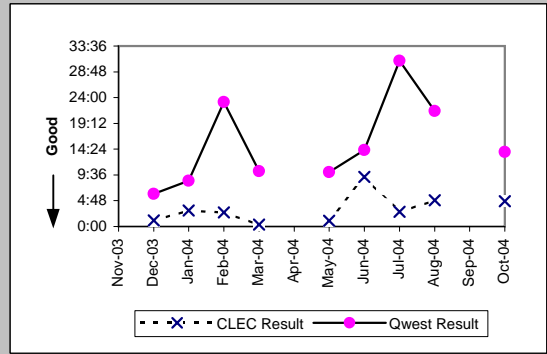


MR-6C - Mean Time to Restore (Hours:Minutes) - No dispatches

Line Sharing (Parity)										
Date	CLEC Num	CLEC Denc	CLEC Resu	CLEC Std	Qwest Num	Qwest Denc	Qwest Resu	Mod Z Scr	Parity Scr	
Nov-03	63:29	15	4:14	5:21	15617:59	3430	4:33	-0.15	-1.09	
Dec-03	23:44	13	1:50	1:19	15256:28	3502	4:21	-1.32	-1.8	
Jan-04	62:52	16	3:56	5:12	21642:09	4102	5:17	-0.62	-1.38	
Feb-04	52:08	12	4:21	4:18	18227:57	3712	4:55	-0.26	-1.16	
Mar-04	23:12	13	1:47	0:59	19266:10	4236	4:33	-1.43	-1.87	
Apr-04	92:28	9	10:16	8:59	16395:04	3228	5:05	1.84	0.12	
May-04	31:56	5	6:23	5:58	17222:58	3410	5:03	0.54	-0.67	
Jun-04	33:32	12	2:48	3:53	18561:05	3908	4:45	-0.92	-1.56	
Jul-04	104:50	9	11:39	22:32	18462:11	3624	5:06	2.26	0.37	
Aug-04	67:24	15	4:30	7:01	26184:45	4133	6:20	-0.64	-1.39	
Sep-04	25:18	10	2:32	2:10	25465:44	4196	6:04	-1.22	-1.74	
Oct-04	50:51	8	6:21	8:00	18429:11	3614	5:06	0.57	-0.65	



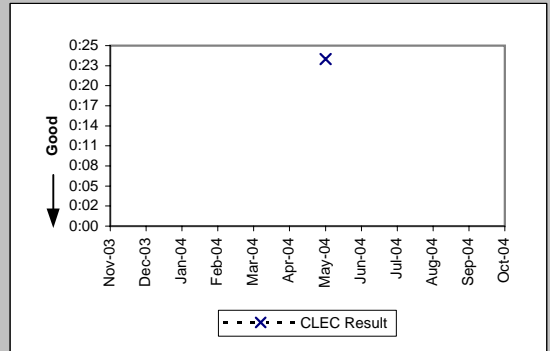
Line Splitting (Parity)										
Date	CLEC Num	CLEC Denc	CLEC Resu	CLEC Std	Qwest Num	Qwest Denc	Qwest Resu	Mod Z Scr	Parity Scr	
Nov-03										
Dec-03	2:17	2	1:08	0:02	8683:02	1432	6:04	-0.37	-1.22	
Jan-04	9:00	3	3:00	2:34	15802:31	1854	8:31	-0.27	-1.17	
Feb-04	5:16	2	2:38	3:41	43777:57	1887	23:12	-0.43	-1.26	
Mar-04	1:03	3	0:21	0:23	24238:34	2352	10:18	-0.55	-1.34	
Apr-04										
May-04	2:06	2	1:03	0:45	18028:16	1783	10:07	-0.46	-1.28	
Jun-04	18:27	2	9:13	5:17	24736:29	1739	14:13	-0.15	-1.09	
Jul-04	13:45	5	2:45	2:07	65387:20	2120	30:51	-0.74	-1.45	
Aug-04	14:36	3	4:52	7:45	54194:18	2517	21:32	-0.44	-1.26	
Sep-04										
Oct-04	14:11	3	4:44	4:44	31527:44	2273	13:52	-0.47	-1.28	



MR-6C - Mean Time to Restore (Hours:Minutes) - No dispatches

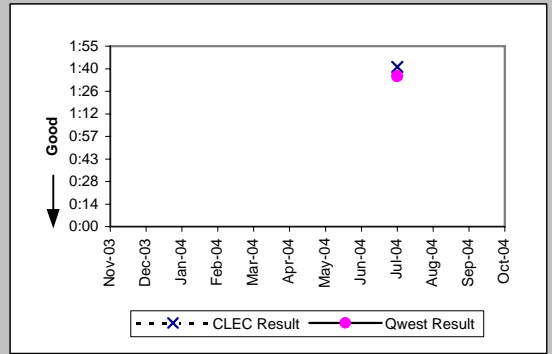
Sub-Loop Unbundling (Diagnostic)

Date	Numerator	Denominator	CLEC Result	Standard Dev
Nov-03				
Dec-03				
Jan-04				
Feb-04				
Mar-04				
Apr-04				
May-04	0:24	1	0:24	
Jun-04				
Jul-04				
Aug-04				
Sep-04				
Oct-04				

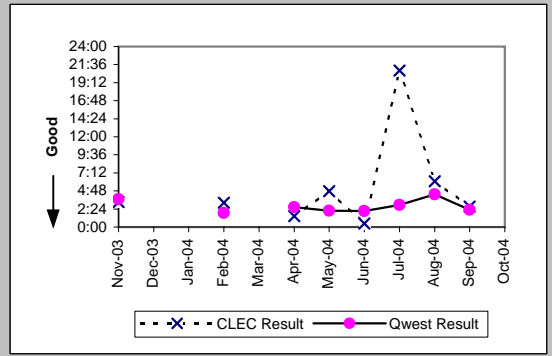


MR-6D - Mean Time to Restore (Hours:Minutes) - Interval Zone One

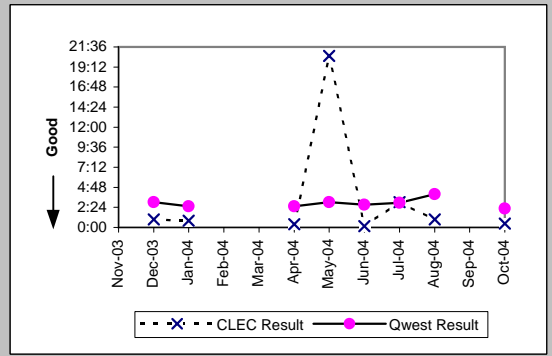
ISDN Primary (Parity)									
Date	CLEC Num	CLEC Denc	CLEC Resu	CLEC Std	Qwest Num	Qwest Denc	Qwest Resu	Mod Z Scr	Parity Scr
Nov-03									
Dec-03									
Jan-04									
Feb-04									
Mar-04									
Apr-04									
May-04									
Jun-04									
Jul-04	1:42	1	1:42		31:59	20	1:36	0.43	-0.74
Aug-04									
Sep-04									
Oct-04									



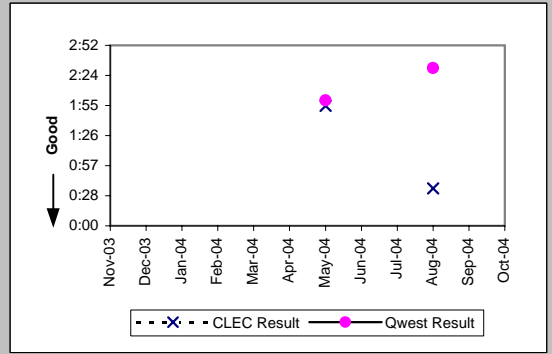
DS0 (Parity)									
Date	CLEC Num	CLEC Denc	CLEC Resu	CLEC Std	Qwest Num	Qwest Denc	Qwest Resu	Mod Z Scr	Parity Scr
Nov-03	16:36	5	3:19	1:53	1035:53	280	3:42	-0.13	-1.08
Dec-03									
Jan-04									
Feb-04	3:13	1	3:13		297:40	159	1:52	0.98	-0.41
Mar-04									
Apr-04	2:52	2	1:26	0:34	482:06	182	2:39	-0.5	-1.3
May-04	4:45	1	4:45		390:28	181	2:09	1.09	-0.33
Jun-04	0:29	1	0:29		453:54	212	2:08	-0.58	-1.35
Jul-04	41:39	2	20:49	26:46	595:22	204	2:55	2.75	0.67
Aug-04	30:26	5	6:05	7:18	941:02	217	4:20	1.14	-0.31
Sep-04	5:26	2	2:43	1:29	490:28	211	2:19	0.69	-0.58
Oct-04									



DS1 (Parity)									
Date	CLEC Num	CLEC Denc	CLEC Resu	CLEC Std	Qwest Num	Qwest Denc	Qwest Resu	Mod Z Scr	Parity Scr
Nov-03									
Dec-03	0:57	1	0:57		456:10	150	3:02	-0.2	-1.12
Jan-04	0:49	1	0:49		393:50	156	2:31	-0.49	-1.3
Feb-04									
Mar-04									
Apr-04	0:24	1	0:24		333:50	133	2:31	-0.78	-1.48
May-04	20:31	1	20:31		392:11	130	3:01	2.07	0.26
Jun-04	0:10	1	0:10		488:48	180	2:43	-0.63	-1.38
Jul-04	3:02	1	3:02		432:37	146	2:58	0.43	-0.74
Aug-04	0:58	1	0:58		681:57	171	3:59	-0.4	-1.24
Sep-04									
Oct-04	0:28	1	0:28		343:21	151	2:16	-0.55	-1.33

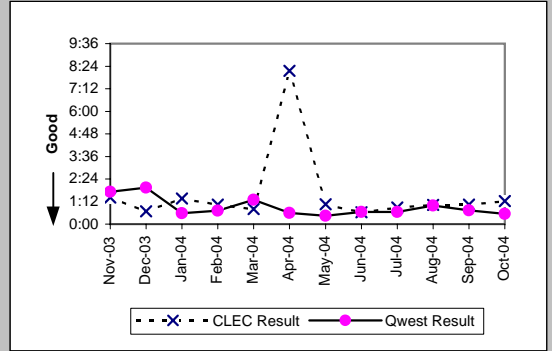


Frame Relay (Parity)									
Date	CLEC Num	CLEC Denc	CLEC Resu	CLEC Std	Qwest Num	Qwest Denc	Qwest Resu	Mod Z Scr	Parity Scr
Nov-03									
Dec-03									
Jan-04									
Feb-04									
Mar-04									
Apr-04									
May-04	3:49	2	1:55	2:29	102:15	51	2:00	-0.06	-1.04
Jun-04									
Jul-04									
Aug-04	0:36	1	0:36		151:07	60	2:31	-0.61	-1.37
Sep-04									
Oct-04									



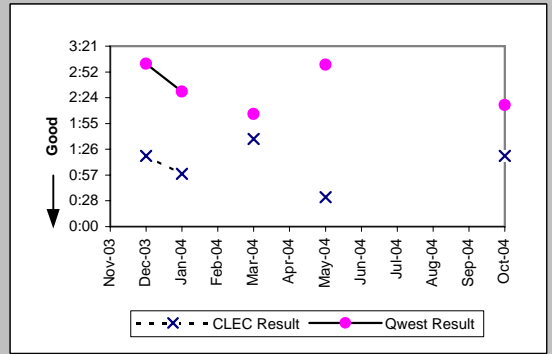
MR-6D - Mean Time to Restore (Hours:Minutes) - Interval Zone One

Date	CLEC Num	CLEC Dens	CLEC Resu	LIS Trunk (Parity)				Mod Z Scr	Parity Scr
				CLEC Std	Qwest Num	Qwest Dens	Qwest Res		
Nov-03	12:43	9	1:25	0:45	15:25	9	1:43	-0.51	-1.31
Dec-03	6:53	10	0:41	0:26	7:45	4	1:56	-1.72	-2.04
Jan-04	12:20	9	1:22	1:06	6:55	12	0:35	2.01	0.22
Feb-04	8:17	8	1:02	0:25	4:20	6	0:43	1.03	-0.38
Mar-04	6:23	8	0:48	0:27	7:45	6	1:18	-1.34	-1.81
Apr-04	40:47	5	8:09	17:04	1:12	2	0:36	1.82	0.11
May-04	8:21	8	1:03	0:53	1:21	3	0:27	1.37	-0.17
Jun-04	5:39	9	0:38	0:25	4:30	7	0:39	-0.13	-1.08
Jul-04	5:17	6	0:53	0:49	1:17	2	0:39	0.15	-0.91
Aug-04	9:09	9	1:01	0:45	6:53	7	0:59	0.21	-0.87
Sep-04	8:14	8	1:02	0:43	2:11	3	0:44	0.33	-0.8
Oct-04	8:40	7	1:14	0:54	2:13	4	0:33	0.99	-0.4

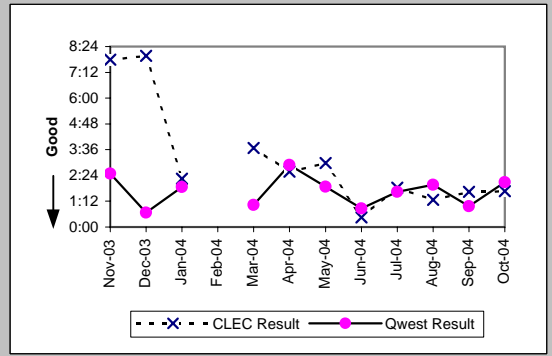


MR-6D - Mean Time to Restore (Hours:Minutes) - Interval Zone One

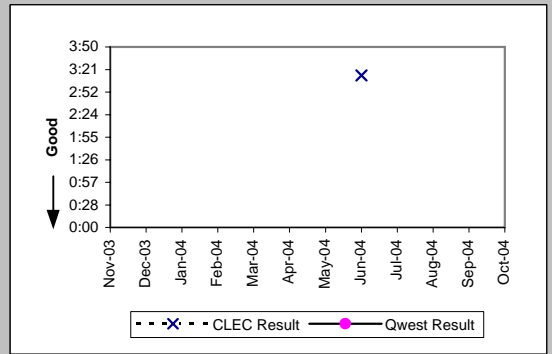
UDIT DS1 (Parity)									
Date	CLEC Num	CLEC Denc	CLEC Resu	CLEC Std E	Qwest Num	Qwest Denc	Qwest Resu	Mod Z Scr	Parity Scr
Nov-03									
Dec-03	1:19	1	1:19		456:10	150	3:02	-0.17	-1.1
Jan-04	0:59	1	0:59		393:50	156	2:31	-0.44	-1.27
Feb-04									
Mar-04	1:38	1	1:38		435:48	208	2:06	-0.16	-1.1
Apr-04									
May-04	1:40	3	0:33	0:16	392:11	130	3:01	-1.03	-1.62
Jun-04									
Jul-04									
Aug-04									
Sep-04									
Oct-04	1:19	1	1:19		343:21	151	2:16	-0.29	-1.18



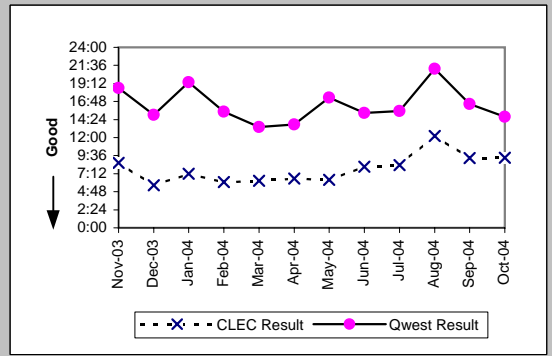
UDIT Above DS1 Level (Parity)									
Date	CLEC Num	CLEC Denc	CLEC Resu	CLEC Std E	Qwest Num	Qwest Denc	Qwest Resu	Mod Z Scr	Parity Scr
Nov-03	7:47	1	7:47		27:23	11	2:29	1.04	-0.37
Dec-03	7:58	1	7:58		1:19	2	0:40	0.65	-0.61
Jan-04	6:44	3	2:15	1:57	3:45	2	1:52	0.19	-0.89
Feb-04									
Mar-04	18:26	5	3:41	1:50	6:15	6	1:02	3.72	1.26
Apr-04	2:35	1	2:35		17:19	6	2:53	-0.09	-1.05
May-04	5:59	2	2:59	2:07	3:46	2	1:53	1.02	-0.38
Jun-04	0:27	1	0:27		5:09	6	0:52	-0.84	-1.51
Jul-04	5:31	3	1:50	1:27	8:12	5	1:38	0.1	-0.94
Aug-04	1:16	1	1:16		3:56	2	1:58	-12.12	-8.37
Sep-04	1:38	1	1:38		2:55	3	0:58	0.37	-0.77
Oct-04	3:20	2	1:40	0:54	10:23	5	2:05	-0.16	-1.1



Dark Fiber - IOF (Diagnostic)									
Date	CLEC Num	CLEC Denc	CLEC Resu	CLEC Std E	Qwest Num	Qwest Denc	Qwest Resu	Mod Z Scr	Parity Scr
Nov-03									
Dec-03									
Jan-04									
Feb-04									
Mar-04									
Apr-04									
May-04									
Jun-04	3:14	1	3:14						
Jul-04									
Aug-04									
Sep-04									
Oct-04									

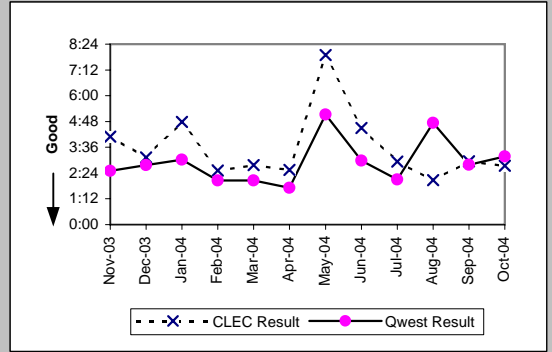


Unbundled Loop Analog (Parity)									
Date	CLEC Num	CLEC Denc	CLEC Resu	CLEC Std E	Qwest Num	Qwest Denc	Qwest Resu	Mod Z Scr	Parity Scr
Nov-03	2288:26	265	8:38	15:46	341671:25	18380	18:35	-7.52	-5.57
Dec-03	1157:09	204	5:40	6:12	259754:26	17288	15:02	-8.76	-6.32
Jan-04	1603:28	223	7:11	8:36	417515:47	21586	19:21	-9.87	-7
Feb-04	1060:15	174	6:06	6:13	226708:29	14688	15:26	-6.02	-4.66
Mar-04	1250:42	200	6:15	7:00	213652:45	15952	13:24	-5.58	-4.39
Apr-04	1142:48	175	6:32	7:28	192320:38	14011	13:44	-7.39	-5.49
May-04	920:08	144	6:23	7:04	279553:19	16163	17:18	-6.91	-5.2
Jun-04	1775:55	219	8:07	11:07	248355:15	16243	15:17	-6.93	-5.21
Jul-04	1853:24	222	8:21	13:09	229433:52	14769	15:32	-6.74	-5.1
Aug-04	3150:01	258	12:13	18:57	389560:29	18435	21:08	-6.68	-5.06
Sep-04	2121:38	229	9:16	8:47	260775:00	15836	16:28	-6.27	-4.81
Oct-04	1814:58	195	9:18	8:54	221909:11	15046	14:45	-4.86	-3.95

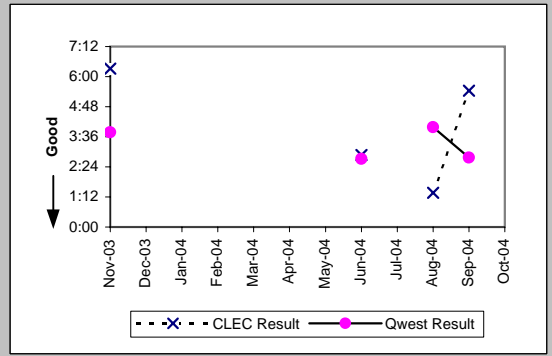


MR-6D - Mean Time to Restore (Hours:Minutes) - Interval Zone One

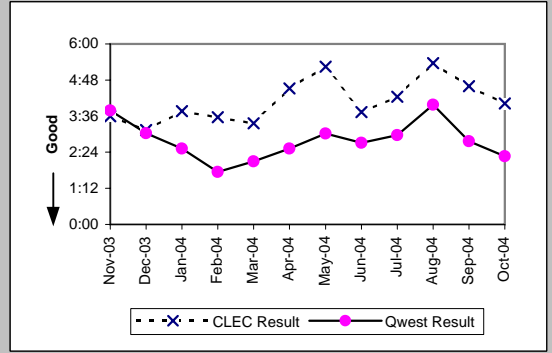
Unbundled Loop - 2 Wire Non-Loaded (Parity)									
Date	CLEC Num	CLEC Denc	CLEC Resu	CLEC Std	Qwest Num	Qwest Denc	Qwest Resu	Mod Z Scr	Parity Scr
Nov-03	163:56	40	4:06	10:39	314:08	126	2:30	1.21	-0.27
Dec-03	84:39	27	3:08	3:07	300:48	109	2:46	0.42	-0.74
Jan-04	95:45	20	4:47	5:24	343:16	114	3:01	1	-0.39
Feb-04	65:30	26	2:31	1:44	233:36	114	2:03	0.93	-0.43
Mar-04	113:12	41	2:46	1:53	215:04	105	2:03	1.31	-0.2
Apr-04	53:40	21	2:33	2:11	235:22	137	1:43	1.62	-0.02
May-04	142:04	18	7:54	12:03	505:59	99	5:07	0.97	-0.41
Jun-04	112:27	25	4:30	5:54	324:54	109	2:59	1.23	-0.25
Jul-04	88:14	30	2:56	3:18	222:37	106	2:06	0.9	-0.45
Aug-04	53:33	26	2:04	2:05	502:10	106	4:44	-0.99	-1.6
Sep-04	103:26	35	2:57	2:15	244:51	88	2:47	0.25	-0.85
Oct-04	82:03	30	2:44	1:55	269:45	85	3:10	-0.29	-1.18



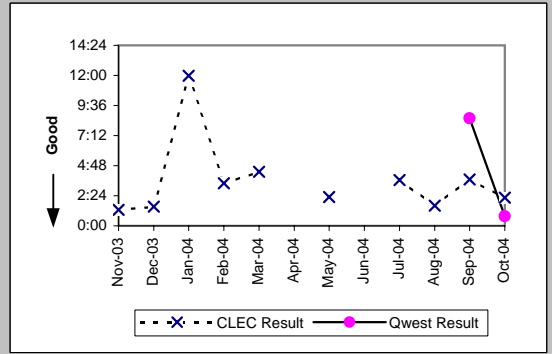
Unbundled Loop - 4 Wire Non-Loaded (Parity)									
Date	CLEC Num	CLEC Denc	CLEC Resu	CLEC Std	Qwest Num	Qwest Denc	Qwest Resu	Mod Z Scr	Parity Scr
Nov-03	6:19	1	6:19		669:10	177	3:47	1.05	-0.36
Dec-03									
Jan-04									
Feb-04									
Mar-04									
Apr-04									
May-04									
Jun-04	5:44	2	2:52	1:14	488:48	180	2:43	0.53	-0.68
Jul-04									
Aug-04	1:22	1	1:22		681:57	171	3:59	-0.35	-1.21
Sep-04	10:52	2	5:26	4:19	390:56	141	2:46	1.25	-0.24
Oct-04									



Unbundled Loop - DS1 Capable (Parity)									
Date	CLEC Num	CLEC Denc	CLEC Resu	CLEC Std	Qwest Num	Qwest Denc	Qwest Resu	Mod Z Scr	Parity Scr
Nov-03	298:51	83	3:36	5:07	669:10	177	3:47	-0.2	-1.12
Dec-03	257:12	82	3:08	3:28	456:10	150	3:02	0.33	-0.8
Jan-04	316:32	84	3:46	4:28	393:50	156	2:31	2.14	0.3
Feb-04	149:33	42	3:34	2:38	244:24	139	1:45	2.88	0.75
Mar-04	302:55	90	3:22	2:54	435:48	208	2:06	2.75	0.67
Apr-04	293:11	65	4:31	5:15	333:50	133	2:31	3.09	0.88
May-04	309:46	59	5:15	6:10	392:11	130	3:01	2.65	0.61
Jun-04	381:06	102	3:44	3:12	488:48	180	2:43	2.04	0.24
Jul-04	403:05	95	4:15	5:28	432:37	146	2:58	2.37	0.44
Aug-04	525:57	98	5:22	9:34	681:57	171	3:59	1.04	-0.37
Sep-04	349:49	76	4:36	6:39	390:56	141	2:46	2.58	0.57
Oct-04	313:20	78	4:01	4:19	343:21	151	2:16	2.88	0.75

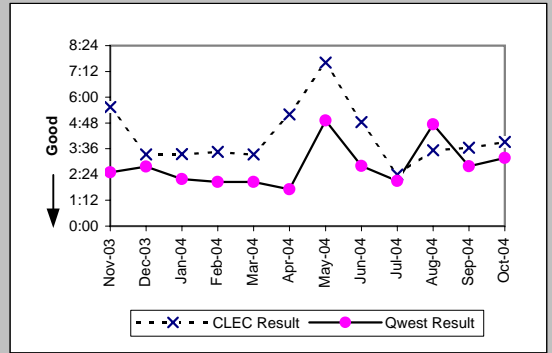


Unbundled Loop - XDSL (Parity)									
Date	CLEC Num	CLEC Denc	CLEC Resu	CLEC Std	Qwest Num	Qwest Denc	Qwest Resu	Mod Z Scr	Parity Scr
Nov-03	3:51	3	1:17	0:14					
Dec-03	4:37	3	1:32	1:46					
Jan-04	47:50	4	11:58	9:41					
Feb-04	13:34	4	3:23	1:48					
Mar-04	4:19	1	4:19						
Apr-04									
May-04	4:36	2	2:18	2:36					
Jun-04									
Jul-04	18:15	5	3:39	1:44					
Aug-04	4:50	3	1:37	0:51					
Sep-04	11:07	3	3:42	1:23	34:21	4	8:35	-0.49	-1.3
Oct-04	6:44	3	2:15	1:33	1:32	2	0:46	0.46	-0.72

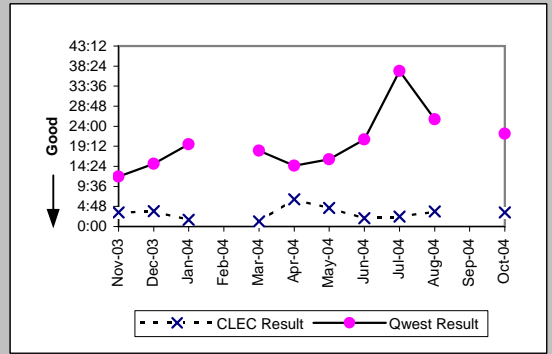


MR-6D - Mean Time to Restore (Hours:Minutes) - Interval Zone One

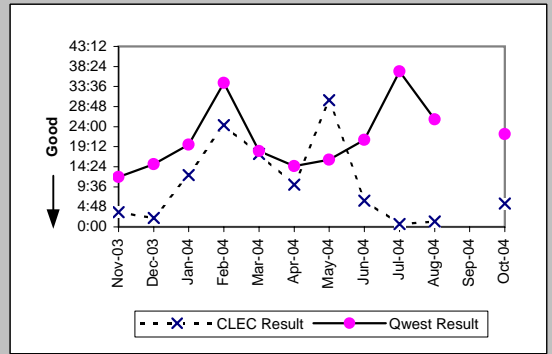
Unbundled Loop ISDN Capable (Parity)									
Date	CLEC Num	CLEC Denc	CLEC Resu	CLEC Std	Qwest Num	Qwest Denc	Qwest Resu	Mod Z Scr	Parity Scr
Nov-03	105:06	19	5:32	5:42	306:37	123	2:30	1.45	-0.12
Dec-03	79:50	24	3:20	2:38	300:48	109	2:46	0.61	-0.63
Jan-04	83:53	25	3:21	2:45	245:01	112	2:11	1.1	-0.33
Feb-04	65:39	19	3:27	2:49	233:36	114	2:03	0.99	-0.4
Mar-04	73:24	22	3:20	2:48	215:04	105	2:03	1.88	0.14
Apr-04	192:17	37	5:12	5:55	235:22	137	1:43	3.72	1.26
May-04	121:51	16	7:37	15:29	482:22	98	4:55	0.92	-0.44
Jun-04	125:39	26	4:50	4:59	303:00	108	2:48	1.34	-0.18
Jul-04	55:16	23	2:24	1:35	222:37	106	2:06	0.53	-0.68
Aug-04	60:01	17	3:32	3:19	502:10	106	4:44	-0.38	-1.23
Sep-04	25:35	7	3:39	1:29	244:51	88	2:47	0.69	-0.58
Oct-04	66:36	17	3:55	5:50	269:45	85	3:10	0.49	-0.7



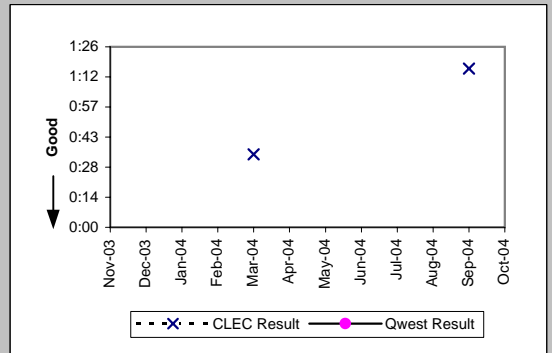
Unbundled Loop - ADSL Qualified (Parity)									
Date	CLEC Num	CLEC Denc	CLEC Resu	CLEC Std	Qwest Num	Qwest Denc	Qwest Resu	Mod Z Scr	Parity Scr
Nov-03	13:36	4	3:24	2:07	18807:18	1577	11:56	-0.52	-1.32
Dec-03	3:41	1	3:41		22686:03	1510	15:01	-0.32	-1.2
Jan-04	1:38	1	1:38		36058:54	1832	19:41	-0.3	-1.18
Feb-04									
Mar-04	2:29	2	1:15	0:28	47313:55	2606	18:09	-0.52	-1.32
Apr-04	19:36	3	6:32	8:04	33624:09	2312	14:33	-0.55	-1.34
May-04	4:28	1	4:28		34666:18	2152	16:07	-0.33	-1.2
Jun-04	4:03	2	2:01	0:09	42501:53	2044	20:48	-0.51	-1.31
Jul-04	4:43	2	2:21	0:11	89640:59	2407	37:15	-0.47	-1.28
Aug-04	3:37	1	3:37		65605:44	2554	25:41	-0.31	-1.19
Sep-04									
Oct-04	3:23	1	3:23		53501:35	2411	22:11	-0.27	-1.17



Qwest DSL (Parity)									
Date	CLEC Num	CLEC Denc	CLEC Resu	CLEC Std	Qwest Num	Qwest Denc	Qwest Resu	Mod Z Scr	Parity Scr
Nov-03	21:00	6	3:30	7:09	18807:18	1577	11:56	-0.63	-1.38
Dec-03	4:17	2	2:09	3:00	22686:03	1510	15:01	-0.52	-1.32
Jan-04	74:35	6	12:26	11:10	36058:54	1832	19:41	-0.3	-1.18
Feb-04	24:23	1	24:23		66761:06	1939	34:26	-0.11	-1.07
Mar-04	52:29	3	17:30	10:51	47313:55	2606	18:09	-0.03	-1.02
Apr-04	80:46	8	10:06	12:04	33624:09	2312	14:33	-0.5	-1.3
May-04	182:04	6	30:21	47:49	34666:18	2152	16:07	1.3	-0.21
Jun-04	25:06	4	6:17	9:07	42501:53	2044	20:48	-0.56	-1.34
Jul-04	2:48	4	0:42	1:06	89639:42	2406	37:15	-0.69	-1.42
Aug-04	1:20	1	1:20		65605:36	2552	25:42	-0.35	-1.21
Sep-04									
Oct-04	28:04	5	5:37	12:30	53501:17	2409	22:13	-0.54	-1.33



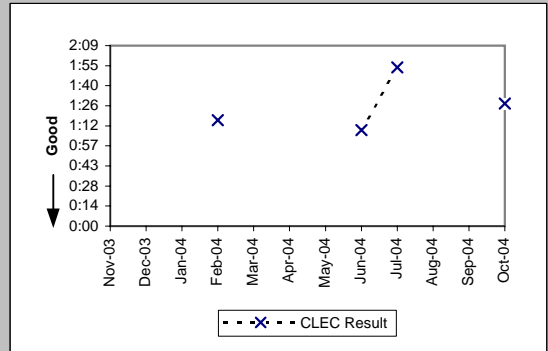
E911 (Parity)									
Date	CLEC Num	CLEC Denc	CLEC Resu	CLEC Std	Qwest Num	Qwest Denc	Qwest Resu	Mod Z Scr	Parity Scr
Nov-03									
Dec-03									
Jan-04									
Feb-04									
Mar-04	0:35	1	0:35						
Apr-04									
May-04									
Jun-04									
Jul-04									
Aug-04									
Sep-04	1:16	1	1:16						
Oct-04									



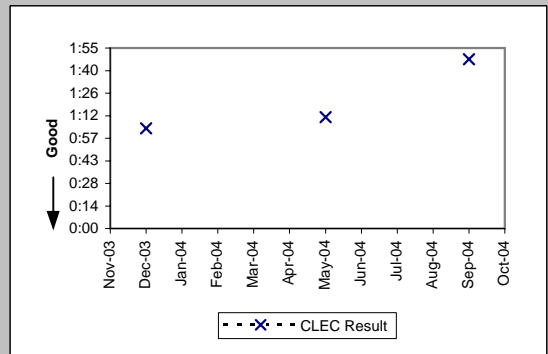


MR-6D - Mean Time to Restore (Hours:Minutes) - Interval Zone One

Enhanced Extended Loops - DS0 Capable (Diagnostic)				
Date	CLEC Num	CLEC Denom	CLEC Result	CLEC Std Dev
Nov-03				
Dec-03				
Jan-04				
Feb-04	2:33	2	1:16	1:28
Mar-04				
Apr-04				
May-04				
Jun-04	1:09	1	1:09	
Jul-04	1:54	1	1:54	
Aug-04				
Sep-04				
Oct-04	2:55	2	1:28	1:21

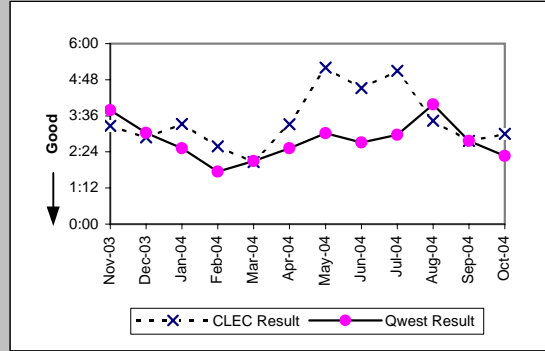


Enhanced Extended Loops - DS3 Capable (Diagnostic)				
Date	CLEC Num	CLEC Denom	CLEC Result	CLEC Std Dev
Nov-03				
Dec-03	1:04	1	1:04	
Jan-04				
Feb-04				
Mar-04				
Apr-04				
May-04	1:11	1	1:11	
Jun-04				
Jul-04				
Aug-04				
Sep-04	1:48	1	1:48	
Oct-04				



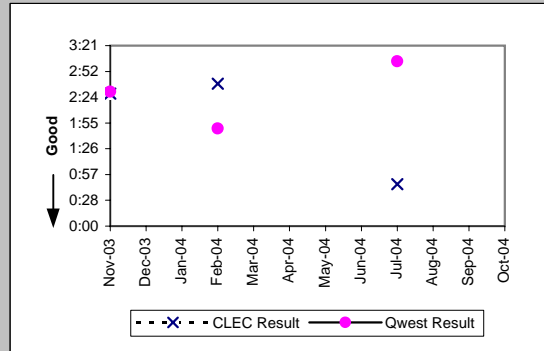
MR-6D - Mean Time to Restore (Hours:Minutes) - Interval Zone One

Enhanced Extended Loops - DS1 Capable (Parity)											
Date	CLEC Num	CLEC Dens	CLEC Resu	CLEC Std	Qwest Num	Qwest Dens	Qwest Res	Mod Z Scr	Parity Scr		
Nov-03	32:35	10	3:16	3:22	669:10	177	3:47	-0.24	-1.15		
Dec-03	75:07	26	2:53	2:35	456:10	150	3:02	-0.07	-1.04		
Jan-04	50:00	15	3:20	2:38	393:50	156	2:31	0.81	-0.51		
Feb-04	54:06	21	2:35	3:25	244:24	139	1:45	1.27	-0.23		
Mar-04	57:49	28	2:04	2:04	435:48	208	2:06	-0.05	-1.03		
Apr-04	92:44	28	3:19	3:34	333:50	133	2:31	1.33	-0.19		
May-04	155:55	30	5:12	7:25	392:11	130	3:01	2.1	0.27		
Jun-04	184:57	41	4:31	4:54	488:48	180	2:43	2.23	0.35		
Jul-04	188:59	37	5:06	5:16	432:37	146	2:58	3.72	1.26		
Aug-04	157:42	46	3:26	4:10	681:57	171	3:59	-0.45	-1.27		
Sep-04	88:18	32	2:46	2:12	390:56	141	2:46	-0.02	-1.01		
Oct-04	141:22	47	3:00	2:33	343:21	151	2:16	1.17	-0.29		

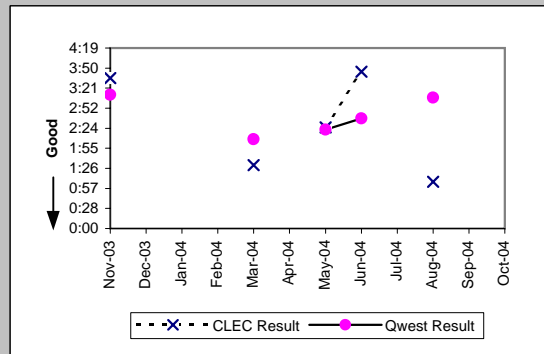


MR-6E - Mean Time to Restore (Hours:Minutes) - Interval Zone Two

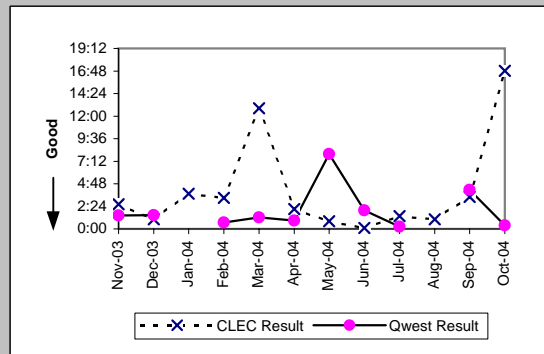
DS0 (Parity)										
Date	CLEC Num	CLEC Denc	CLEC Resu	CLEC Std	Qwest Num	Qwest Denc	Qwest Resu	Mod Z Scr	Parity Scr	
Nov-03	4:56	2	2:28	1:39	412:52	165	2:30	-0.02	-1.01	
Dec-03										
Jan-04										
Feb-04	5:19	2	2:39	0:15	205:28	113	1:49	0.7	-0.58	
Mar-04										
Apr-04										
May-04										
Jun-04										
Jul-04	0:47	1	0:47		453:04	148	3:04	-0.41	-1.25	
Aug-04										
Sep-04										
Oct-04										



DS1 (Parity)										
Date	CLEC Num	CLEC Denc	CLEC Resu	CLEC Std	Qwest Num	Qwest Denc	Qwest Resu	Mod Z Scr	Parity Scr	
Nov-03	3:36	1	3:36		381:25	119	3:12	0.87	-0.47	
Dec-03										
Jan-04										
Feb-04										
Mar-04	4:33	3	1:31	1:34	301:42	141	2:08	-0.49	-1.3	
Apr-04										
May-04	2:25	1	2:25		310:53	131	2:22	0.34	-0.79	
Jun-04	3:45	1	3:45		453:33	172	2:38	0.75	-0.55	
Jul-04										
Aug-04	1:07	1	1:07		551:55	176	3:08	-0.5	-1.3	
Sep-04										
Oct-04										

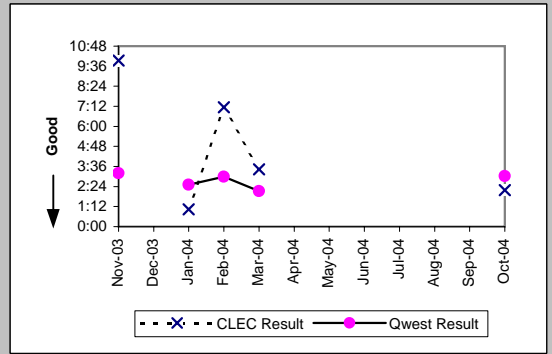


LIS Trunk (Parity)										
Date	CLEC Num	CLEC Denc	CLEC Resu	CLEC Std	Qwest Num	Qwest Denc	Qwest Resu	Mod Z Scr	Parity Scr	
Nov-03	10:26	4	2:37	2:14	9:53	7	1:25	1.02	-0.38	
Dec-03	8:09	8	1:01	0:40	2:54	2	1:27	-0.54	-1.33	
Jan-04	3:45	1	3:45							
Feb-04	16:34	5	3:19	1:30	1:23	2	0:41	1.14	-0.31	
Mar-04	25:42	2	12:51	15:52	2:28	2	1:14	-0.31	-1.19	
Apr-04	6:21	3	2:07	1:21	2:39	3	0:53	1.23	-0.25	
May-04	2:31	3	0:50	0:33	23:54	3	7:58	-0.78	-1.48	
Jun-04	0:26	4	0:06	0:04	3:55	2	1:58	-13.94	-9.48	
Jul-04	4:06	3	1:22	0:28	0:15	1	0:15			
Aug-04	4:09	4	1:02	1:10						
Sep-04	3:24	1	3:24		20:44	5	4:09	-0.16	-1.09	
Oct-04	16:49	1	16:49		0:46	2	0:23			

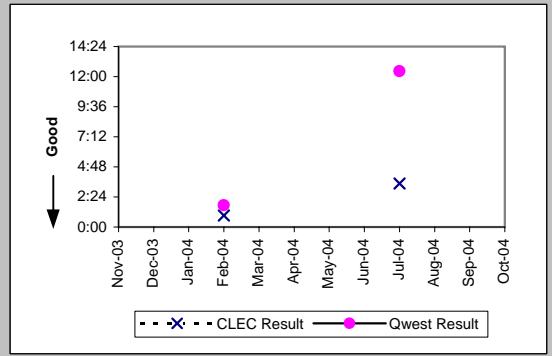


MR-6E - Mean Time to Restore (Hours:Minutes) - Interval Zone Two

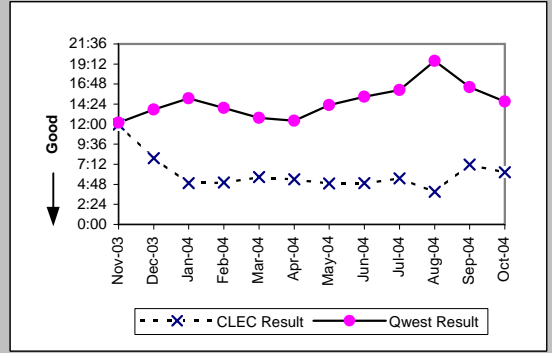
UDIT DS1 (Parity)									
Date	CLEC Num	CLEC Denc	CLEC Resu	CLEC Std E	Qwest Num	Qwest Denc	Qwest Resu	Mod Z Scr	Parity Scr
Nov-03	19:51	2	9:56	0:23	381:25	119	3:12	1.42	-0.14
Dec-03									
Jan-04	1:02	1	1:02		377:47	151	2:30	-0.42	-1.25
Feb-04	14:15	2	7:08	0:06	476:12	160	2:59	1.58	-0.04
Mar-04	3:26	1	3:26		301:42	141	2:08	0.81	-0.51
Apr-04									
May-04									
Jun-04									
Jul-04									
Aug-04									
Sep-04									
Oct-04	2:11	1	2:11		439:09	145	3:02	-0.18	-1.11



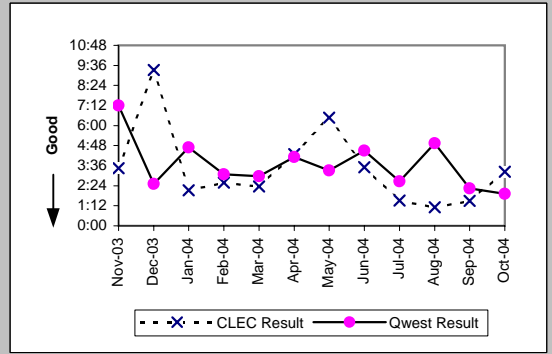
UDIT Above DS1 Level (Parity)									
Date	CLEC Num	CLEC Denc	CLEC Resu	CLEC Std E	Qwest Num	Qwest Denc	Qwest Resu	Mod Z Scr	Parity Scr
Nov-03									
Dec-03									
Jan-04									
Feb-04	0:55	1	0:55		3:27	2	1:44	-0.77	-1.47
Mar-04									
Apr-04									
May-04									
Jun-04									
Jul-04	3:29	1	3:29		12:26	1	12:26		
Aug-04									
Sep-04									
Oct-04									



Unbundled Loop Analog (Parity)									
Date	CLEC Num	CLEC Denc	CLEC Resu	CLEC Std E	Qwest Num	Qwest Denc	Qwest Resu	Mod Z Scr	Parity Scr
Nov-03	167:20	14	11:57	23:06	39201:19	3224	12:10	-0.06	-1.04
Dec-03	126:48	16	7:56	6:45	52034:53	3786	13:45	-1.79	-2.09
Jan-04	84:08	17	4:57	5:53	65252:33	4319	15:06	-2.89	-2.76
Feb-04	65:03	13	5:00	4:22	48645:39	3490	13:56	-2.35	-2.43
Mar-04	192:15	34	5:39	8:06	43892:16	3438	12:46	-3.38	-3.05
Apr-04	129:46	24	5:24	5:26	37437:04	3021	12:24	-2.61	-2.59
May-04	108:04	22	4:55	4:31	46259:35	3236	14:18	-3.46	-3.1
Jun-04	89:11	18	4:57	5:17	54664:28	3572	15:18	-2.94	-2.78
Jul-04	104:46	19	5:31	4:46	52987:47	3294	16:05	-2.98	-2.81
Aug-04	74:28	19	3:55	3:38	82731:02	4227	19:34	-2.9	-2.76
Sep-04	128:33	18	7:09	6:51	56224:13	3423	16:26	-2.32	-2.41
Oct-04	137:34	22	6:15	5:53	49908:28	3393	14:43	-2.16	-2.31

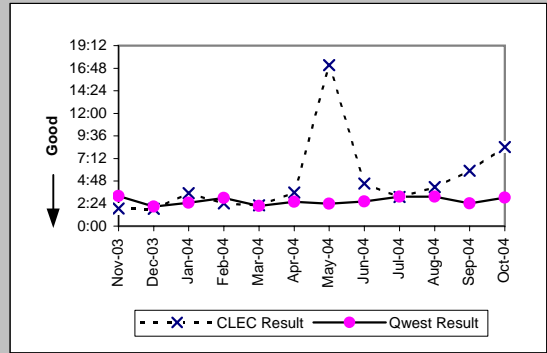


Unbundled Loop - 2 Wire Non-Loaded (Parity)									
Date	CLEC Num	CLEC Denc	CLEC Resu	CLEC Std E	Qwest Num	Qwest Denc	Qwest Resu	Mod Z Scr	Parity Scr
Nov-03	17:13	5	3:27	3:31	72:03	10	7:12	-0.57	-1.35
Dec-03	46:35	5	9:19	8:00	27:25	11	2:30	2.12	0.29
Jan-04	12:50	6	2:08	1:33	60:49	13	4:41	-0.65	-1.39
Feb-04	12:53	5	2:35	2:02	58:29	19	3:05	-0.45	-1.28
Mar-04	11:47	5	2:21	2:40	32:40	11	2:58	-0.55	-1.34
Apr-04	34:18	8	4:17	7:14	45:16	11	4:07	-0.12	-1.07
May-04	6:28	1	6:28		59:37	18	3:19	1.07	-0.35
Jun-04	28:01	8	3:30	1:50	58:24	13	4:30	-0.38	-1.23
Jul-04	6:05	4	1:31	1:17	45:12	17	2:40	-0.6	-1.36
Aug-04	4:28	4	1:07	0:27	49:20	10	4:56	-1.59	-1.97
Sep-04	3:00	2	1:30	0:23	36:06	16	2:15	-0.54	-1.33
Oct-04	22:41	7	3:14	3:09	21:06	11	1:55	0.98	-0.4

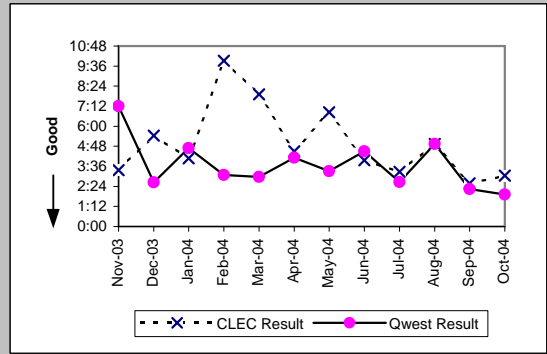


MR-6E - Mean Time to Restore (Hours:Minutes) - Interval Zone Two

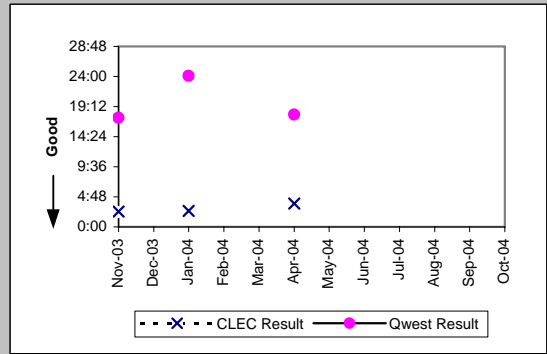
Unbundled Loop - DS1 Capable (Parity)									
Date	CLEC Num	CLEC Denc	CLEC Resu	CLEC Std	Qwest Num	Qwest Denc	Qwest Resu	Mod Z Scr	Parity Scr
Nov-03	16:57	9	1:53	1:34	381:25	119	3:12	-0.76	-1.46
Dec-03	29:19	16	1:50	1:15	319:44	154	2:05	-0.35	-1.21
Jan-04	49:12	14	3:31	5:12	377:47	151	2:30	1	-0.39
Feb-04	33:46	14	2:25	2:54	476:12	160	2:59	-0.72	-1.44
Mar-04	28:43	13	2:13	1:19	301:42	141	2:08	0.14	-0.91
Apr-04	53:33	15	3:34	3:19	349:27	134	2:36	1	-0.39
May-04	154:08	9	17:08	34:25	310:53	131	2:22	3.09	0.88
Jun-04	68:06	15	4:32	3:16	453:33	172	2:38	1.81	0.1
Jul-04	43:24	14	3:06	3:17	476:45	153	3:07	-0.02	-1.01
Aug-04	99:55	24	4:10	2:55	551:55	176	3:08	1.06	-0.36
Sep-04	58:57	10	5:54	6:23	427:31	177	2:25	2.46	0.49
Oct-04	100:47	12	8:24	13:44	439:09	145	3:02	2.07	0.26



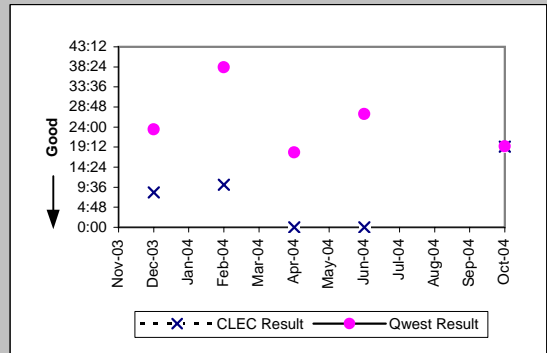
Unbundled Loop ISDN Capable (Parity)									
Date	CLEC Num	CLEC Denc	CLEC Resu	CLEC Std	Qwest Num	Qwest Denc	Qwest Resu	Mod Z Scr	Parity Scr
Nov-03	37:00	11	3:22	3:40	72:03	10	7:12	-0.73	-1.45
Dec-03	27:09	5	5:26	6:39	26:16	10	2:38	0.93	-0.44
Jan-04	44:56	11	4:05	6:07	60:49	13	4:41	-0.18	-1.11
Feb-04	109:07	11	9:55	23:11	58:29	19	3:05	0.43	-0.74
Mar-04	79:06	10	7:55	8:29	32:40	11	2:58	2.37	0.44
Apr-04	40:33	9	4:30	2:44	45:16	11	4:07	0.06	-0.96
May-04	20:29	3	6:50	3:02	59:37	18	3:19	1.59	-0.03
Jun-04	51:37	13	3:58	1:43	58:24	13	4:30	-0.23	-1.14
Jul-04	16:22	5	3:16	3:35	45:12	17	2:40	0.36	-0.78
Aug-04	39:28	8	4:56	2:58	49:20	10	4:56	-0.03	-1.02
Sep-04	18:04	7	2:35	1:20	36:06	16	2:15	0.59	-0.64
Oct-04	24:23	8	3:03	2:42	21:06	11	1:55	0.57	-0.65



Unbundled Loop - ADSL Qualified (Parity)									
Date	CLEC Num	CLEC Denc	CLEC Resu	CLEC Std	Qwest Num	Qwest Denc	Qwest Resu	Mod Z Scr	Parity Scr
Nov-03	2:27	1	2:27		7829:12	450	17:24	-0.41	-1.25
Dec-03									
Jan-04	5:07	2	2:33	0:15	18324:35	760	24:07	-0.57	-1.35
Feb-04									
Mar-04									
Apr-04	3:43	1	3:43		17665:55	987	17:54	-0.48	-1.29
May-04									
Jun-04									
Jul-04									
Aug-04									
Sep-04									
Oct-04									

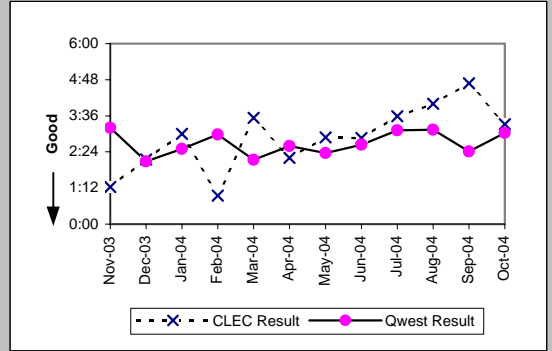


Qwest DSL (Parity)									
Date	CLEC Num	CLEC Denc	CLEC Resu	CLEC Std	Qwest Num	Qwest Denc	Qwest Resu	Mod Z Scr	Parity Scr
Nov-03									
Dec-03	16:39	2	8:19	1:31	12953:50	553	23:25	-0.27	-1.16
Jan-04									
Feb-04	20:27	2	10:13	14:09	31277:58	817	38:17	-0.49	-1.3
Mar-04									
Apr-04	0:01	1	0:01		17665:55	987	17:54	-0.6	-1.36
May-04									
Jun-04	0:01	1	0:01		22023:54	811	27:09	-0.52	-1.32
Jul-04									
Aug-04									
Sep-04									
Oct-04	19:20	1	19:20		20908:45	1081	19:21	0	-1



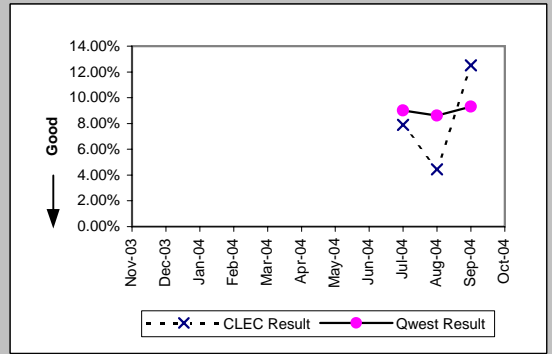
MR-6E - Mean Time to Restore (Hours:Minutes) - Interval Zone Two

Enhanced Extended Loops - DS1 Capable (Parity)											
Date	CLEC Num	CLEC Dend	CLEC Resu	CLEC Std	Qwest Num	Qwest Dend	Qwest Res	Mod Z Scr	Parity Scr		
Nov-03	4:57	4	1:14	1:25	381:25	119	3:12	-0.76	-1.46		
Dec-03	10:45	5	2:09	1:24	319:44	154	2:05	0.28	-0.83		
Jan-04	3:00	1	3:00		377:47	151	2:30	0.59	-0.64		
Feb-04	1:53	2	0:57	0:53	476:12	160	2:59	-1.02	-1.62		
Mar-04	24:43	7	3:32	4:27	301:42	141	2:08	1.44	-0.12		
Apr-04	19:52	9	2:12	1:17	349:27	134	2:36	-0.34	-1.21		
May-04	8:39	3	2:53	2:29	310:53	131	2:22	0.41	-0.75		
Jun-04	51:43	18	2:52	3:31	453:33	172	2:38	0.34	-0.8		
Jul-04	39:25	11	3:35	2:36	476:45	153	3:07	0.55	-0.66		
Aug-04	60:07	15	4:00	4:46	551:55	176	3:08	0.9	-0.45		
Sep-04	56:15	12	4:41	2:32	427:31	177	2:25	1.93	0.17		
Oct-04	46:27	14	3:19	5:12	439:09	145	3:02	0.37	-0.78		

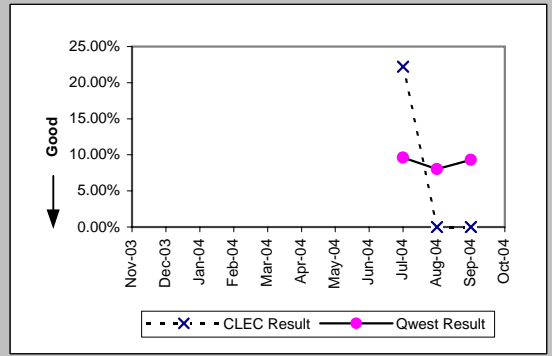


MR-7A - Repair Repeat Report Rate (Percent) - Dispatches within MSAs

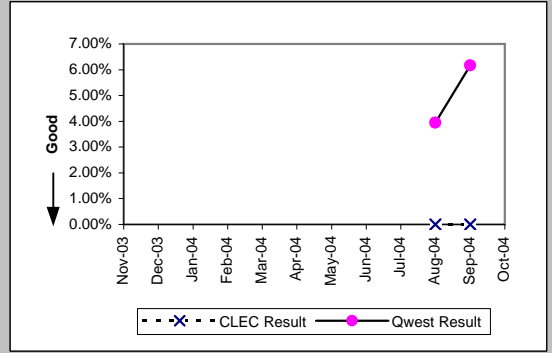
Residence (Parity)									
Date	CLEC Num	CLEC Denc	CLEC Resu	CLEC Std	Qwest Num	Qwest Denc	Qwest Resu	Mod Z Scr	Parity Scr
Nov-03									
Dec-03									
Jan-04									
Feb-04									
Mar-04									
Apr-04									
May-04									
Jun-04									
Jul-04	3	38	7.89%	26.97%	975	10826	9.01%	-0.24	-1.15
Aug-04	2	45	4.44%	20.61%	1198	13893	8.62%	-1	-1.61
Sep-04	5	40	12.50%	33.07%	1053	11326	9.30%	0.71	-0.57
Oct-04									



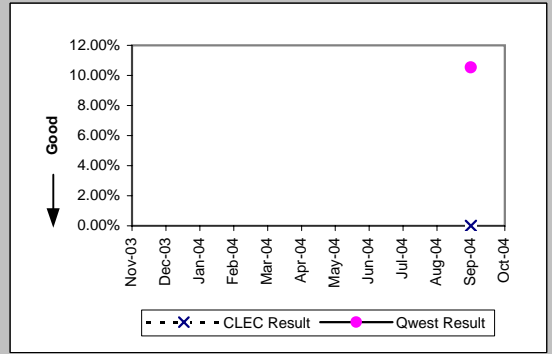
Business (Parity)									
Date	CLEC Num	CLEC Denc	CLEC Resu	CLEC Std	Qwest Num	Qwest Denc	Qwest Resu	Mod Z Scr	Parity Scr
Nov-03									
Dec-03									
Jan-04									
Feb-04									
Mar-04									
Apr-04									
May-04									
Jun-04									
Jul-04	2	9	22.22%	41.57%	113	1173	9.63%	1.13	-0.31
Aug-04	0	11	0.00%	0.00%	113	1412	8.00%	-0.97	-1.59
Sep-04	0	4	0.00%	0.00%	118	1267	9.31%	-0.64	-1.39
Oct-04									



Centrex (Parity)									
Date	CLEC Num	CLEC Denc	CLEC Resu	CLEC Std	Qwest Num	Qwest Denc	Qwest Resu	Mod Z Scr	Parity Scr
Nov-03									
Dec-03									
Jan-04									
Feb-04									
Mar-04									
Apr-04									
May-04									
Jun-04									
Jul-04									
Aug-04	0	1	0.00%	0.00%	3	76	3.95%	-0.2	-1.12
Sep-04	0	1	0.00%	0.00%	5	81	6.17%	-0.25	-1.15
Oct-04									

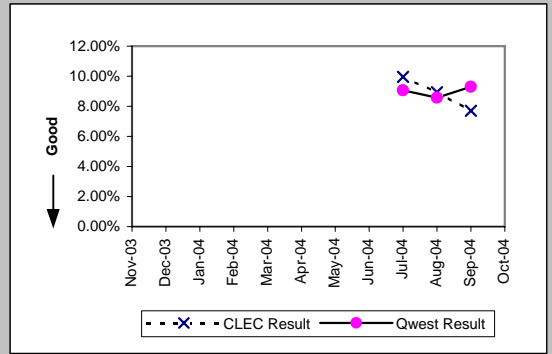


Centrex 21 (Parity)									
Date	CLEC Num	CLEC Denc	CLEC Resu	CLEC Std	Qwest Num	Qwest Denc	Qwest Resu	Mod Z Scr	Parity Scr
Nov-03									
Dec-03									
Jan-04									
Feb-04									
Mar-04									
Apr-04									
May-04									
Jun-04									
Jul-04									
Aug-04									
Sep-04	0	2	0.00%	0.00%	12	114	10.53%	-0.48	-1.29
Oct-04									

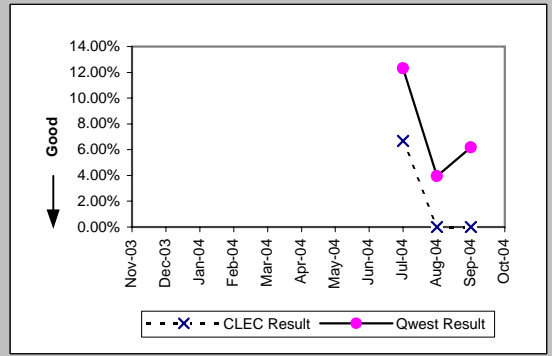


MR-7A - Repair Repeat Report Rate (Percent) - Dispatches within MSAs

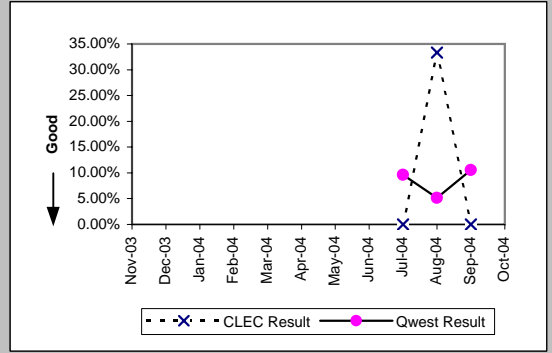
UNE - P (POTS) (Parity)									
Date	CLEC Num	CLEC Denc	CLEC Resu	CLEC Std E	Qwest Num	Qwest Denc	Qwest Resu	Mod Z Scr	Parity Scr
Nov-03									
Dec-03									
Jan-04									
Feb-04									
Mar-04									
Apr-04									
May-04									
Jun-04									
Jul-04	73	733	9.96%	29.95%	1088	11999	9.07%	0.82	-0.5
Aug-04	49	548	8.94%	28.53%	1311	15305	8.57%	0.31	-0.81
Sep-04	40	520	7.69%	26.65%	1171	12593	9.30%	-1.24	-1.75
Oct-04									



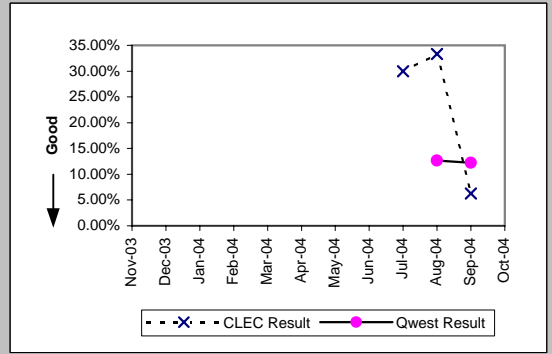
UNE P (Centrex) (Parity)									
Date	CLEC Num	CLEC Denc	CLEC Resu	CLEC Std E	Qwest Num	Qwest Denc	Qwest Resu	Mod Z Scr	Parity Scr
Nov-03									
Dec-03									
Jan-04									
Feb-04									
Mar-04									
Apr-04									
May-04									
Jun-04									
Jul-04	1	15	6.67%	24.94%	8	65	12.31%	-0.6	-1.36
Aug-04	0	14	0.00%	0.00%	3	76	3.95%	-0.7	-1.42
Sep-04	0	18	0.00%	0.00%	5	81	6.17%	-0.98	-1.6
Oct-04									



UNE P (Centrex 21) (Parity)									
Date	CLEC Num	CLEC Denc	CLEC Resu	CLEC Std E	Qwest Num	Qwest Denc	Qwest Resu	Mod Z Scr	Parity Scr
Nov-03									
Dec-03									
Jan-04									
Feb-04									
Mar-04									
Apr-04									
May-04									
Jun-04									
Jul-04	0	8	0.00%	0.00%	14	146	9.59%	-0.9	-1.55
Aug-04	1	3	33.33%	47.14%	6	117	5.13%	1.38	-0.16
Sep-04	0	1	0.00%	0.00%	12	114	10.53%	-0.34	-1.21
Oct-04									



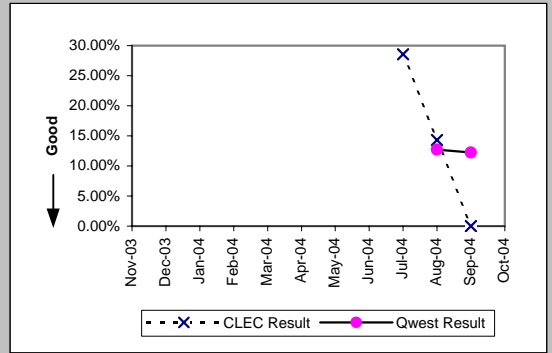
Line Sharing (Diagnostic)									
Date	CLEC Num	CLEC Denc	CLEC Resu	CLEC Std E	Qwest Num	Qwest Denc	Qwest Resu	Mod Z Scr	Parity Scr
Nov-03									
Dec-03									
Jan-04									
Feb-04									
Mar-04									
Apr-04									
May-04									
Jun-04									
Jul-04	3	10	30.00%	45.83%					
Aug-04	2	6	33.33%	47.14%	101	796	12.69%	1.29	-0.22
Sep-04	1	16	6.25%	24.21%	105	857	12.25%	-0.73	-1.44
Oct-04									





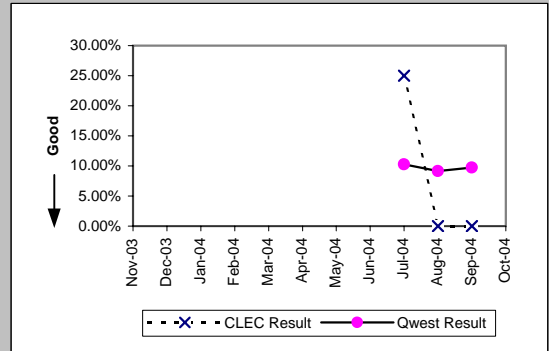
MR-7A - Repair Repeat Report Rate (Percent) - Dispatches within MSAs

Date	Line Splitting (Parity)				Qwest Num	Qwest Deno	Qwest Resu	Mod Z Scr	Parity Scr
	CLEC Num	CLEC Deno	CLEC Resu	CLEC Std					
Nov-03									
Dec-03									
Jan-04									
Feb-04									
Mar-04									
Apr-04									
May-04									
Jun-04									
Jul-04	2	7	28.57%	45.18%					
Aug-04	1	7	14.29%	34.99%	101	796	12.69%	0.19	-0.89
Sep-04	0	8	0.00%	0.00%	105	857	12.25%	-1.05	-1.64
Oct-04									

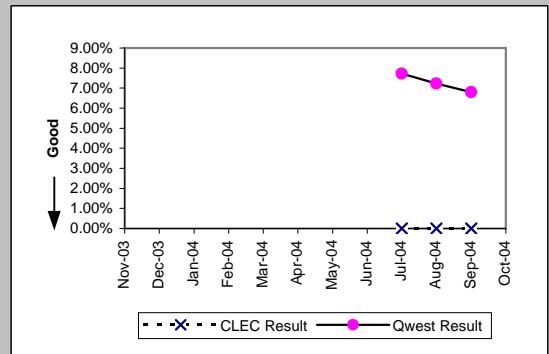


MR-7B - Repair Repeat Report Rate (Percent) - Dispatches outside MSAs

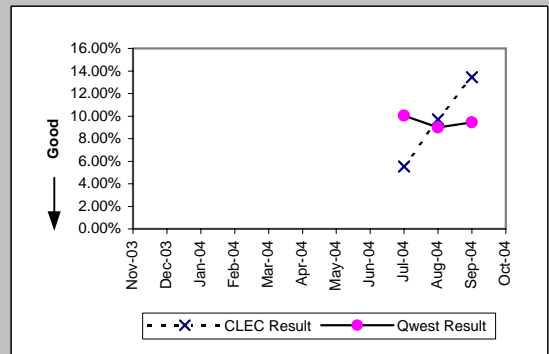
Residence (Parity)									
Date	CLEC Num	CLEC Dend	CLEC Resu	CLEC Std	Qwest Num	Qwest Dend	Qwest Resu	Mod Z Scr	Parity Scr
Nov-03									
Dec-03									
Jan-04									
Feb-04									
Mar-04									
Apr-04									
May-04									
Jun-04									
Jul-04	1	4	25.00%	43.30%	270	2626	10.28%	0.83	-0.5
Aug-04	0	6	0.00%	0.00%	309	3369	9.17%	-0.78	-1.47
Sep-04	0	4	0.00%	0.00%	255	2616	9.75%	-0.66	-1.4
Oct-04									



Business (Parity)									
Date	CLEC Num	CLEC Dend	CLEC Resu	CLEC Std	Qwest Num	Qwest Dend	Qwest Resu	Mod Z Scr	Parity Scr
Nov-03									
Dec-03									
Jan-04									
Feb-04									
Mar-04									
Apr-04									
May-04									
Jun-04									
Jul-04	0	3	0.00%	0.00%	20	259	7.72%	-0.5	-1.3
Aug-04	0	1	0.00%	0.00%	26	360	7.22%	-0.28	-1.17
Sep-04	0	2	0.00%	0.00%	20	294	6.80%	-0.38	-1.23
Oct-04									

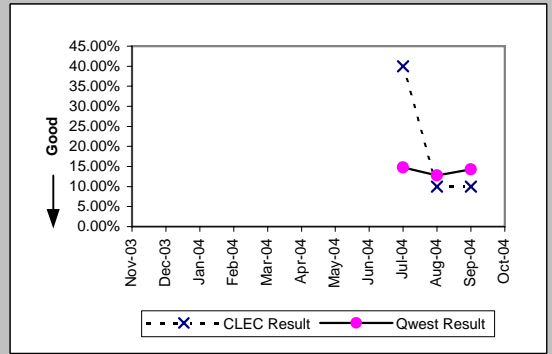


UNE - P (POTS) (Parity)									
Date	CLEC Num	CLEC Dend	CLEC Resu	CLEC Std	Qwest Num	Qwest Dend	Qwest Resu	Mod Z Scr	Parity Scr
Nov-03									
Dec-03									
Jan-04									
Feb-04									
Mar-04									
Apr-04									
May-04									
Jun-04									
Jul-04	10	181	5.52%	22.85%	290	2885	10.05%	-1.96	-2.19
Aug-04	16	165	9.70%	29.59%	335	3729	8.98%	0.34	-0.79
Sep-04	16	119	13.45%	34.11%	275	2910	9.45%	1.41	-0.14
Oct-04									

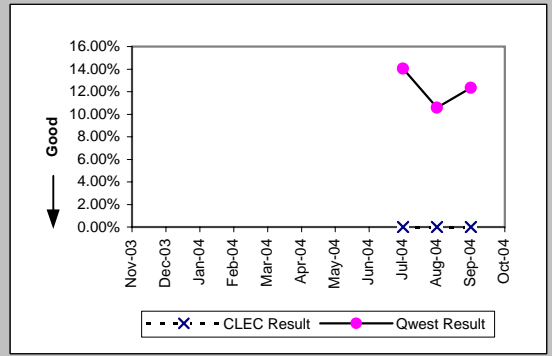


MR-7C - Repair Repeat Report Rate (Percent) - No dispatches

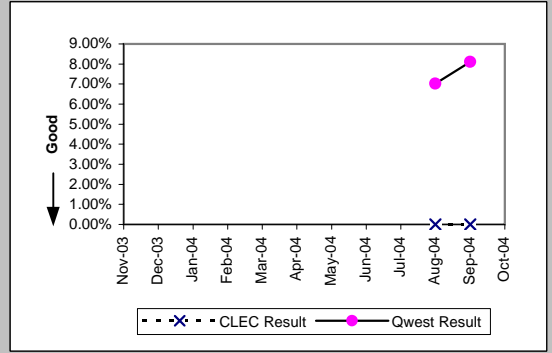
Residence (Parity)									
Date	CLEC Num	CLEC Denc	CLEC Resu	CLEC Std	Qwest Num	Qwest Denc	Qwest Resu	Mod Z Scr	Parity Scr
Nov-03									
Dec-03									
Jan-04									
Feb-04									
Mar-04									
Apr-04									
May-04									
Jun-04									
Jul-04	2	5	40.00%	48.99%	458	3100	14.77%	1.33	-0.19
Aug-04	1	10	10.00%	30.00%	450	3517	12.80%	-0.26	-1.16
Sep-04	1	10	10.00%	30.00%	515	3611	14.26%	-0.38	-1.23
Oct-04									



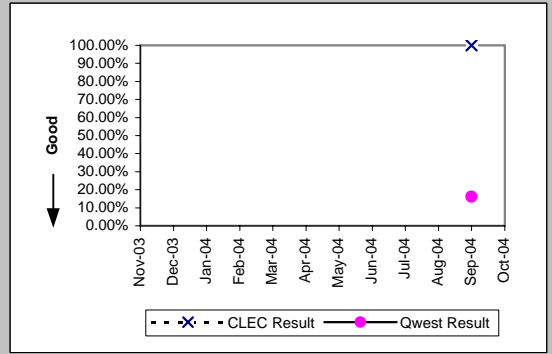
Business (Parity)									
Date	CLEC Num	CLEC Denc	CLEC Resu	CLEC Std	Qwest Num	Qwest Denc	Qwest Resu	Mod Z Scr	Parity Scr
Nov-03									
Dec-03									
Jan-04									
Feb-04									
Mar-04									
Apr-04									
May-04									
Jun-04									
Jul-04	0	6	0.00%	0.00%	75	534	14.04%	-0.98	-1.6
Aug-04	0	6	0.00%	0.00%	67	633	10.58%	-0.84	-1.51
Sep-04	0	1	0.00%	0.00%	74	599	12.35%	-0.38	-1.23
Oct-04									



Centrex (Parity)									
Date	CLEC Num	CLEC Denc	CLEC Resu	CLEC Std	Qwest Num	Qwest Denc	Qwest Resu	Mod Z Scr	Parity Scr
Nov-03									
Dec-03									
Jan-04									
Feb-04									
Mar-04									
Apr-04									
May-04									
Jun-04									
Jul-04									
Aug-04	0	1	0.00%	0.00%	4	57	7.02%	-0.27	-1.17
Sep-04	0	1	0.00%	0.00%	3	37	8.11%	-0.29	-1.18
Oct-04									

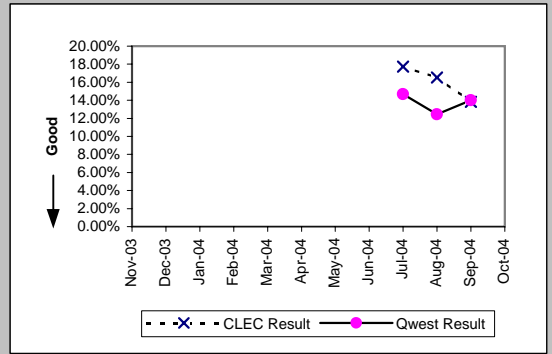


Centrex 21 (Parity)									
Date	CLEC Num	CLEC Denc	CLEC Resu	CLEC Std	Qwest Num	Qwest Denc	Qwest Resu	Mod Z Scr	Parity Scr
Nov-03									
Dec-03									
Jan-04									
Feb-04									
Mar-04									
Apr-04									
May-04									
Jun-04									
Jul-04									
Aug-04									
Sep-04	1	1	100.00%	0.00%	10	62	16.13%	1.39	-0.15
Oct-04									

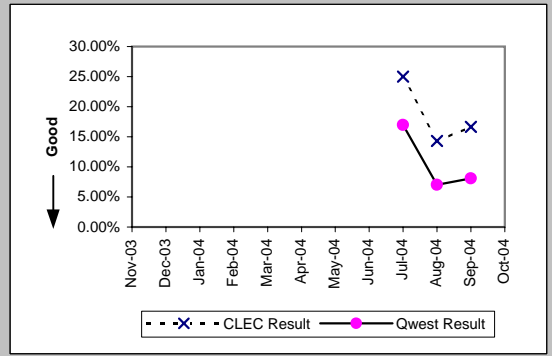


MR-7C - Repair Repeat Report Rate (Percent) - No dispatches

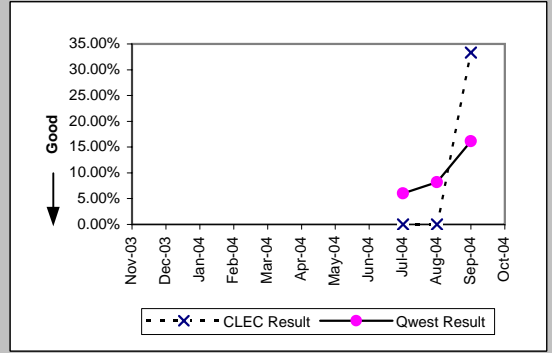
UNE - P (POTS) (Parity)									
Date	CLEC Num	CLEC Denc	CLEC Resu	CLEC Std I	Qwest Num	Qwest Denc	Qwest Resu	Mod Z Scr	Parity Scr
Nov-03									
Dec-03									
Jan-04									
Feb-04									
Mar-04									
Apr-04									
May-04									
Jun-04									
Jul-04	42	237	17.72%	38.19%	533	3634	14.67%	1.27	-0.23
Aug-04	37	224	16.52%	37.13%	517	4150	12.46%	1.73	0.05
Sep-04	25	181	13.81%	34.50%	589	4210	13.99%	-0.07	-1.04
Oct-04									



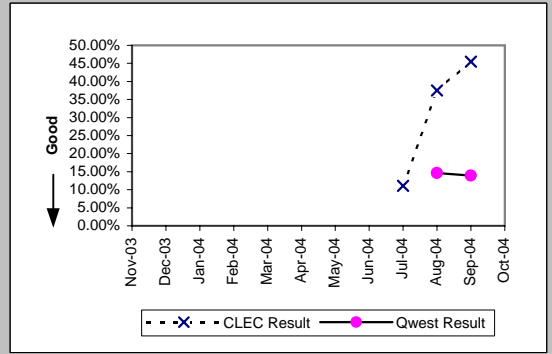
UNE P (Centrex) (Parity)									
Date	CLEC Num	CLEC Denc	CLEC Resu	CLEC Std I	Qwest Num	Qwest Denc	Qwest Resu	Mod Z Scr	Parity Scr
Nov-03									
Dec-03									
Jan-04									
Feb-04									
Mar-04									
Apr-04									
May-04									
Jun-04									
Jul-04	1	4	25.00%	43.30%	9	53	16.98%	0.36	-0.78
Aug-04	1	7	14.29%	34.99%	4	57	7.02%	0.59	-0.64
Sep-04	1	6	16.67%	37.27%	3	37	8.11%	0.56	-0.66
Oct-04									



UNE P (Centrex 21) (Parity)									
Date	CLEC Num	CLEC Denc	CLEC Resu	CLEC Std I	Qwest Num	Qwest Denc	Qwest Resu	Mod Z Scr	Parity Scr
Nov-03									
Dec-03									
Jan-04									
Feb-04									
Mar-04									
Apr-04									
May-04									
Jun-04									
Jul-04	0	1	0.00%	0.00%	3	50	6.00%	-0.25	-1.15
Aug-04	0	4	0.00%	0.00%	5	61	8.20%	-0.58	-1.35
Sep-04	1	3	33.33%	47.14%	10	62	16.13%	0.65	-0.6
Oct-04									

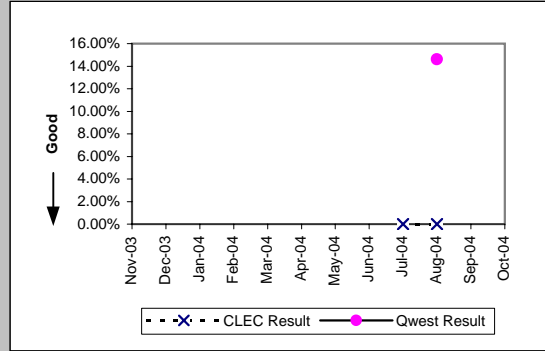


Line Sharing (Diagnostic)									
Date	CLEC Num	CLEC Denc	CLEC Resu	CLEC Std I	Qwest Num	Qwest Denc	Qwest Resu	Mod Z Scr	Parity Scr
Nov-03									
Dec-03									
Jan-04									
Feb-04									
Mar-04									
Apr-04									
May-04									
Jun-04									
Jul-04	1	9	11.11%	31.43%					
Aug-04	6	16	37.50%	48.41%	368	2517	14.62%	2.25	0.37
Sep-04	5	11	45.45%	49.79%	309	2222	13.91%	2.49	0.52
Oct-04									



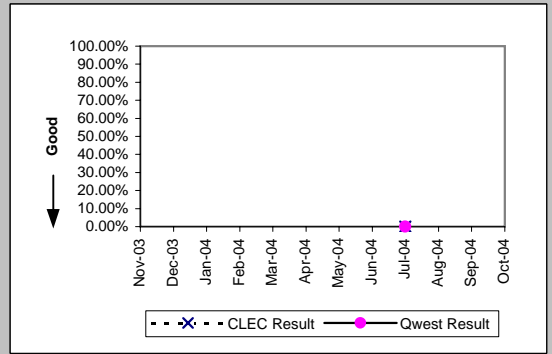
MR-7C - Repair Repeat Report Rate (Percent) - No dispatches

Date	Line Splitting (Parity)				Qwest Num	Qwest Deno	Qwest Resu	Mod Z Scr	Parity Scr
	CLEC Num	CLEC Deno	CLEC Resu	CLEC Std					
Nov-03									
Dec-03									
Jan-04									
Feb-04									
Mar-04									
Apr-04									
May-04									
Jun-04									
Jul-04	0	5	0.00%	0.00%					
Aug-04	0	3	0.00%	0.00%	368	2517	14.62%	-0.72	-1.44
Sep-04									
Oct-04									

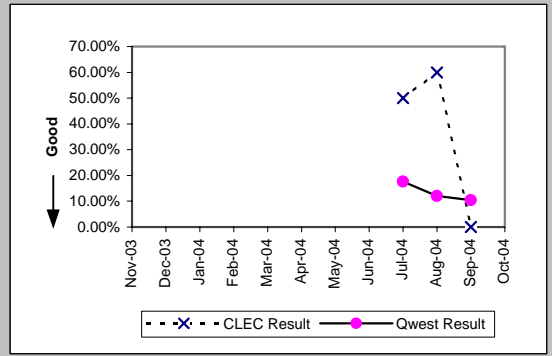


MR-7D - Repair Repeat Report Rate (Percent) - Interval Zone One

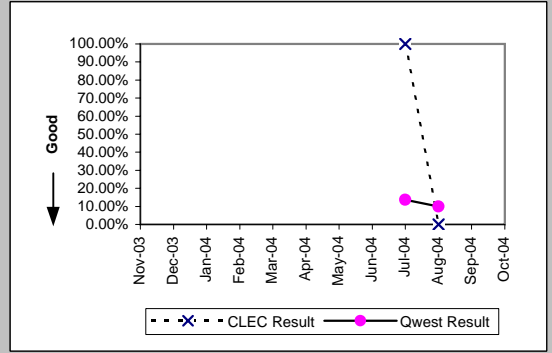
ISDN Primary (Parity)									
Date	CLEC Num	CLEC Denc	CLEC Resu	CLEC Std I	Qwest Num	Qwest Denc	Qwest Resu	Mod Z Scr	Parity Scr
Nov-03									
Dec-03									
Jan-04									
Feb-04									
Mar-04									
Apr-04									
May-04									
Jun-04									
Jul-04	0	1	0.00%	0.00%	0	20	0.00%	N/A	N/A
Aug-04									
Sep-04									
Oct-04									



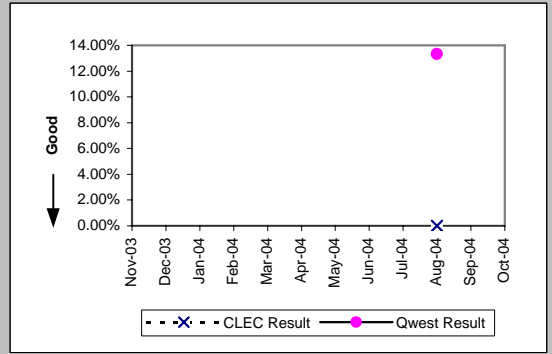
DS0 (Parity)									
Date	CLEC Num	CLEC Denc	CLEC Resu	CLEC Std I	Qwest Num	Qwest Denc	Qwest Resu	Mod Z Scr	Parity Scr
Nov-03									
Dec-03									
Jan-04									
Feb-04									
Mar-04									
Apr-04									
May-04									
Jun-04									
Jul-04	1	2	50.00%	50.00%	36	204	17.65%	0.92	-0.44
Aug-04	3	5	60.00%	48.99%	26	217	11.98%	2.44	0.48
Sep-04	0	2	0.00%	0.00%	22	211	10.43%	-0.48	-1.29
Oct-04									



DS1 (Parity)									
Date	CLEC Num	CLEC Denc	CLEC Resu	CLEC Std I	Qwest Num	Qwest Denc	Qwest Resu	Mod Z Scr	Parity Scr
Nov-03									
Dec-03									
Jan-04									
Feb-04									
Mar-04									
Apr-04									
May-04									
Jun-04									
Jul-04	1	1	100.00%	0.00%	20	146	13.70%	1.49	-0.09
Aug-04	0	1	0.00%	0.00%	17	171	9.94%	-0.33	-1.2
Sep-04									
Oct-04									

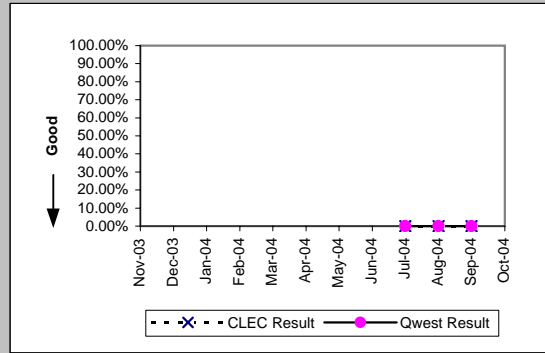


Frame Relay (Parity)									
Date	CLEC Num	CLEC Denc	CLEC Resu	CLEC Std I	Qwest Num	Qwest Denc	Qwest Resu	Mod Z Scr	Parity Scr
Nov-03									
Dec-03									
Jan-04									
Feb-04									
Mar-04									
Apr-04									
May-04									
Jun-04									
Jul-04									
Aug-04	0	1	0.00%	0.00%	8	60	13.33%	-0.39	-1.24
Sep-04									
Oct-04									



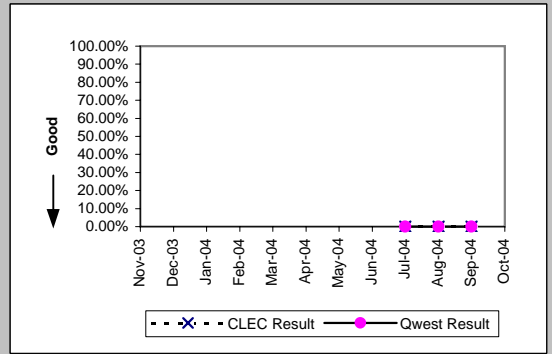
MR-7D - Repair Repeat Report Rate (Percent) - Interval Zone One

Date	LIS Trunk (Parity)								
	CLEC Num	CLEC Denc	CLEC Resu	CLEC Std	Qwest Num	Qwest Denc	Qwest Resu	Mod Z Scr	Parity Scr
Nov-03									
Dec-03									
Jan-04									
Feb-04									
Mar-04									
Apr-04									
May-04									
Jun-04									
Jul-04	0	6	0.00%	0.00%	0	2	0.00%	N/A	N/A
Aug-04	0	9	0.00%	0.00%	0	7	0.00%	N/A	N/A
Sep-04	0	8	0.00%	0.00%	0	3	0.00%	N/A	N/A
Oct-04									

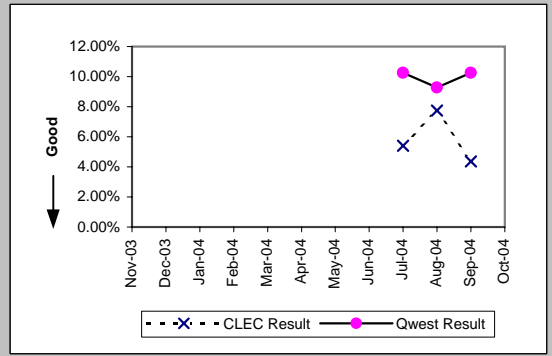


MR-7D - Repair Repeat Report Rate (Percent) - Interval Zone One

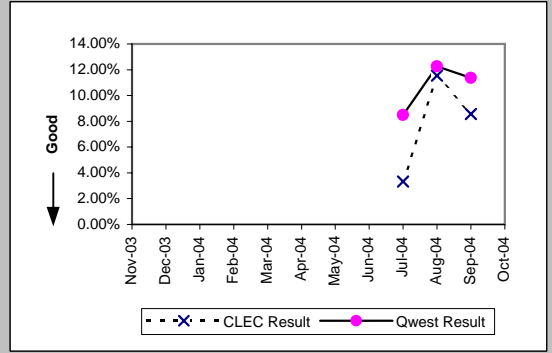
UDIT Above DS1 Level (Parity)									
Date	CLEC Num	CLEC Denc	CLEC Resu	CLEC Std E	Qwest Num	Qwest Denc	Qwest Resu	Mod Z Scr	Parity Scr
Nov-03									
Dec-03									
Jan-04									
Feb-04									
Mar-04									
Apr-04									
May-04									
Jun-04									
Jul-04	0	3	0.00%	0.00%	0	5	0.00%	N/A	N/A
Aug-04	0	1	0.00%	0.00%	0	2	0.00%	N/A	N/A
Sep-04	0	1	0.00%	0.00%	0	3	0.00%	N/A	N/A
Oct-04									



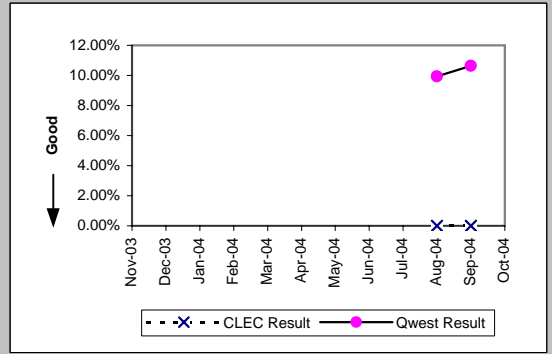
Unbundled Loop Analog (Parity)									
Date	CLEC Num	CLEC Denc	CLEC Resu	CLEC Std E	Qwest Num	Qwest Denc	Qwest Resu	Mod Z Scr	Parity Scr
Nov-03									
Dec-03									
Jan-04									
Feb-04									
Mar-04									
Apr-04									
May-04									
Jun-04									
Jul-04	12	222	5.41%	22.61%	1553	15142	10.26%	-2.37	-2.44
Aug-04	20	258	7.75%	26.74%	1752	18872	9.28%	-0.84	-1.51
Sep-04	10	229	4.37%	20.44%	1664	16236	10.25%	-2.91	-2.77
Oct-04									



Unbundled Loop - 2 Wire Non-Loaded (Parity)									
Date	CLEC Num	CLEC Denc	CLEC Resu	CLEC Std E	Qwest Num	Qwest Denc	Qwest Resu	Mod Z Scr	Parity Scr
Nov-03									
Dec-03									
Jan-04									
Feb-04									
Mar-04									
Apr-04									
May-04									
Jun-04									
Jul-04	1	30	3.33%	17.95%	9	106	8.49%	-0.89	-1.54
Aug-04	3	26	11.54%	31.95%	13	106	12.26%	-0.1	-1.06
Sep-04	3	35	8.57%	27.99%	10	88	11.36%	-0.44	-1.27
Oct-04									



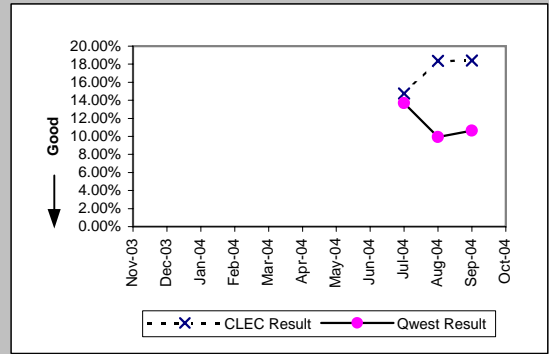
Unbundled Loop - 4 Wire Non-Loaded (Parity)									
Date	CLEC Num	CLEC Denc	CLEC Resu	CLEC Std E	Qwest Num	Qwest Denc	Qwest Resu	Mod Z Scr	Parity Scr
Nov-03									
Dec-03									
Jan-04									
Feb-04									
Mar-04									
Apr-04									
May-04									
Jun-04									
Jul-04									
Aug-04	0	1	0.00%	0.00%	17	171	9.94%	-0.33	-1.2
Sep-04	0	2	0.00%	0.00%	15	141	10.64%	-0.48	-1.29
Oct-04									



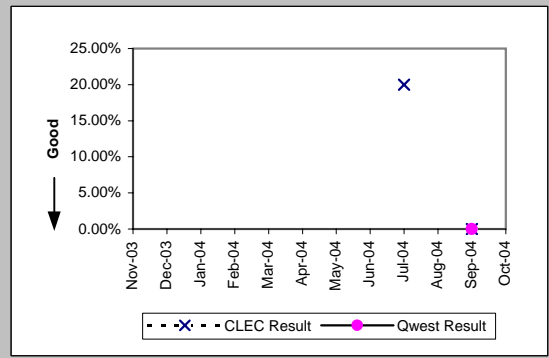


MR-7D - Repair Repeat Report Rate (Percent) - Interval Zone One

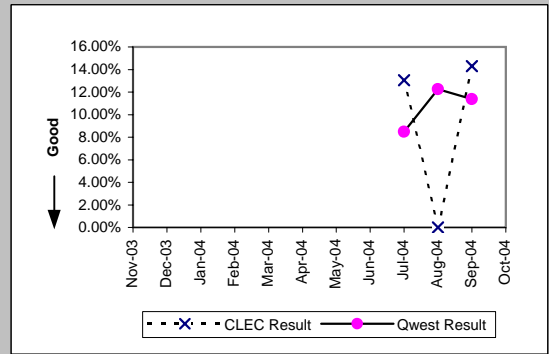
Unbundled Loop - DS1 Capable (Parity)									
Date	CLEC Num	CLEC Denc	CLEC Resu	CLEC Std I	Qwest Num	Qwest Denc	Qwest Resu	Mod Z Scr	Parity Scr
Nov-03									
Dec-03									
Jan-04									
Feb-04									
Mar-04									
Apr-04									
May-04									
Jun-04									
Jul-04	14	95	14.74%	35.45%	20	146	13.70%	0.22	-0.86
Aug-04	18	98	18.37%	38.72%	17	171	9.94%	1.93	0.17
Sep-04	14	76	18.42%	38.77%	15	141	10.64%	1.57	-0.05
Oct-04									



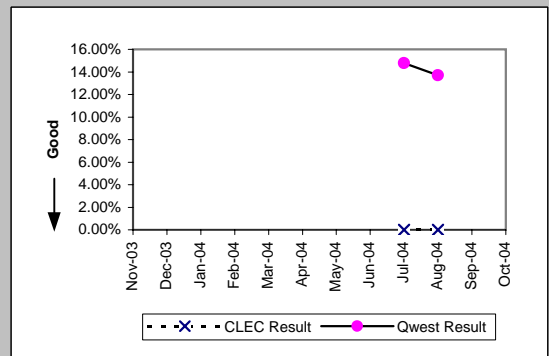
Unbundled Loop - XDSL (Parity)									
Date	CLEC Num	CLEC Denc	CLEC Resu	CLEC Std I	Qwest Num	Qwest Denc	Qwest Resu	Mod Z Scr	Parity Scr
Nov-03									
Dec-03									
Jan-04									
Feb-04									
Mar-04									
Apr-04									
May-04									
Jun-04									
Jul-04	1	5	20.00%	40.00%					
Aug-04									
Sep-04	0	3	0.00%	0.00%	0	4	0.00%	N/A	N/A
Oct-04									



Unbundled Loop ISDN Capable (Parity)									
Date	CLEC Num	CLEC Denc	CLEC Resu	CLEC Std I	Qwest Num	Qwest Denc	Qwest Resu	Mod Z Scr	Parity Scr
Nov-03									
Dec-03									
Jan-04									
Feb-04									
Mar-04									
Apr-04									
May-04									
Jun-04									
Jul-04	3	23	13.04%	33.68%	9	106	8.49%	0.67	-0.59
Aug-04	0	17	0.00%	0.00%	13	106	12.26%	-1.43	-1.87
Sep-04	1	7	14.29%	34.99%	10	88	11.36%	0.24	-0.86
Oct-04									

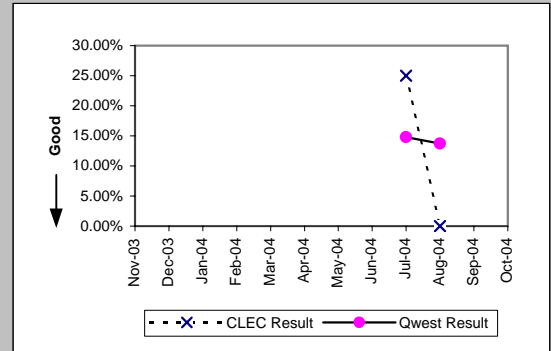


Unbundled Loop - ADSL Qualified (Parity)									
Date	CLEC Num	CLEC Denc	CLEC Resu	CLEC Std I	Qwest Num	Qwest Denc	Qwest Resu	Mod Z Scr	Parity Scr
Nov-03									
Dec-03									
Jan-04									
Feb-04									
Mar-04									
Apr-04									
May-04									
Jun-04									
Jul-04	0	2	0.00%	0.00%	356	2407	14.79%	-0.59	-1.36
Aug-04	0	1	0.00%	0.00%	350	2554	13.70%	-0.4	-1.24
Sep-04									
Oct-04									

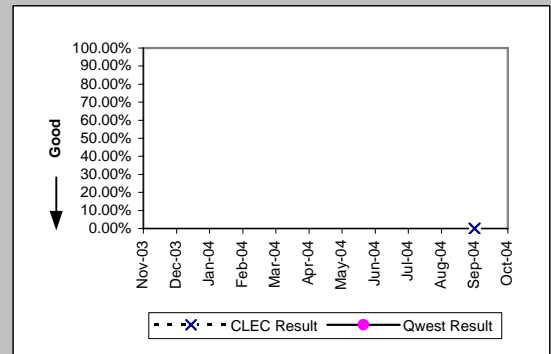


MR-7D - Repair Repeat Report Rate (Percent) - Interval Zone One

Qwest DSL (Parity)									
Date	CLEC Num	CLEC Denc	CLEC Resu	CLEC Std	Qwest Num	Qwest Denc	Qwest Resu	Mod Z Scr	Parity Scr
Nov-03									
Dec-03									
Jan-04									
Feb-04									
Mar-04									
Apr-04									
May-04									
Jun-04									
Jul-04	1	4	25.00%	43.30%	356	2406	14.80%	0.55	-0.67
Aug-04	0	1	0.00%	0.00%	350	2552	13.71%	-0.4	-1.24
Sep-04									
Oct-04									

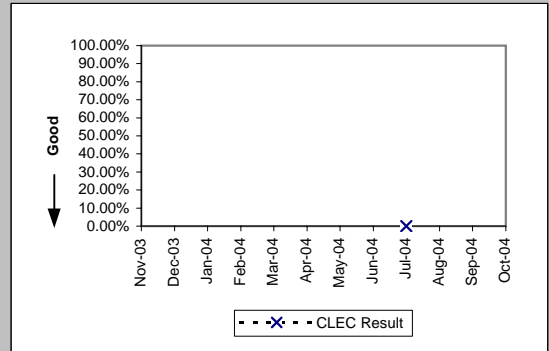


E911 (Parity)									
Date	CLEC Num	CLEC Denc	CLEC Resu	CLEC Std	Qwest Num	Qwest Denc	Qwest Resu	Mod Z Scr	Parity Scr
Nov-03									
Dec-03									
Jan-04									
Feb-04									
Mar-04									
Apr-04									
May-04									
Jun-04									
Jul-04									
Aug-04									
Sep-04	0	1	0.00%	0.00%					
Oct-04									

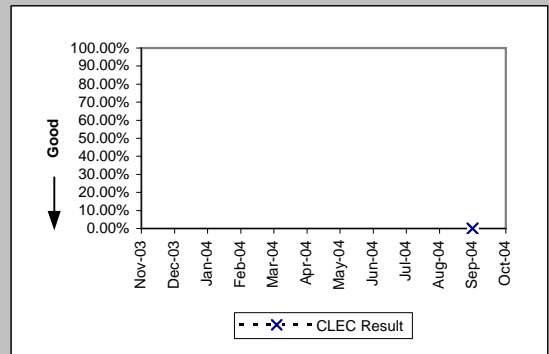


MR-7D - Repair Repeat Report Rate (Percent) - Interval Zone One

Enhanced Extended Loops - DS0 Capable (Diagnostic)				
Date	Numerator	Denominator	CLEC Result	Standard Dev
Nov-03				
Dec-03				
Jan-04				
Feb-04				
Mar-04				
Apr-04				
May-04				
Jun-04				
Jul-04	0	1	0.00%	0.00%
Aug-04				
Sep-04				
Oct-04				

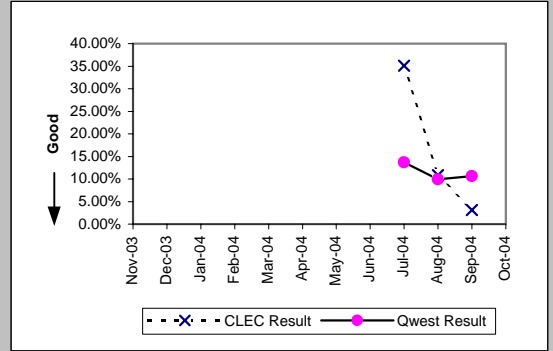


Enhanced Extended Loops - DS3 Capable (Diagnostic)				
Date	Numerator	Denominator	CLEC Result	Standard Dev
Nov-03				
Dec-03				
Jan-04				
Feb-04				
Mar-04				
Apr-04				
May-04				
Jun-04				
Jul-04				
Aug-04				
Sep-04	0	1	0.00%	0.00%
Oct-04				



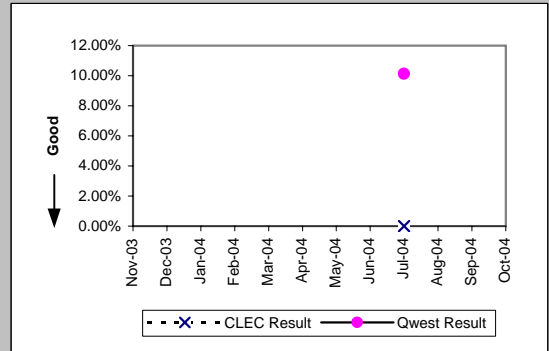
MR-7D - Repair Repeat Report Rate (Percent) - Interval Zone One

Enhanced Extended Loops - DS1 Capable (Parity)									
Date	CLEC Num	CLEC Dens	CLEC Resu	CLEC Std	Qwest Num	Qwest Dens	Qwest Resu	Mod Z Scr	Parity Scr
Nov-03									
Dec-03									
Jan-04									
Feb-04									
Mar-04									
Apr-04									
May-04									
Jun-04									
Jul-04	13	37	35.14%	47.74%	20	146	13.70%	2.83	0.72
Aug-04	5	46	10.87%	31.13%	17	171	9.94%	0.2	-0.88
Sep-04	1	32	3.13%	17.40%	15	141	10.64%	-1.24	-1.76
Oct-04									

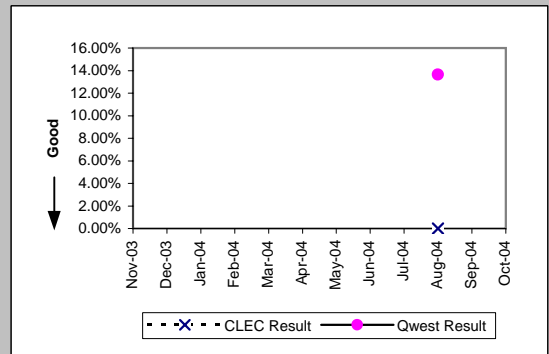


MR-7E - Repair Repeat Report Rate (Percent) - Interval Zone Two

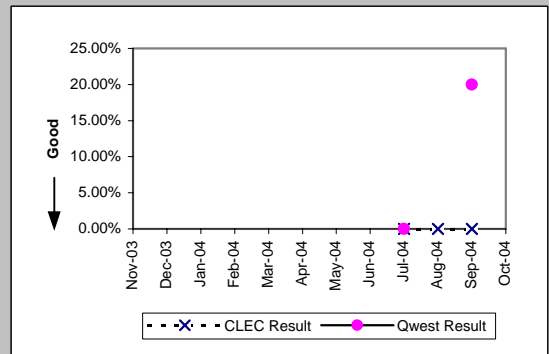
DS0 (Parity)									
Date	CLEC Num	CLEC Denc	CLEC Resu	CLEC Std	Qwest Num	Qwest Denc	Qwest Resu	Mod Z Scr	Parity Scr
Nov-03									
Dec-03									
Jan-04									
Feb-04									
Mar-04									
Apr-04									
May-04									
Jun-04									
Jul-04	0	1	0.00%	0.00%	15	148	10.14%	-0.33	-1.2
Aug-04									
Sep-04									
Oct-04									



DS1 (Parity)									
Date	CLEC Num	CLEC Denc	CLEC Resu	CLEC Std	Qwest Num	Qwest Denc	Qwest Resu	Mod Z Scr	Parity Scr
Nov-03									
Dec-03									
Jan-04									
Feb-04									
Mar-04									
Apr-04									
May-04									
Jun-04									
Jul-04									
Aug-04	0	1	0.00%	0.00%	24	176	13.64%	-0.4	-1.24
Sep-04									
Oct-04									

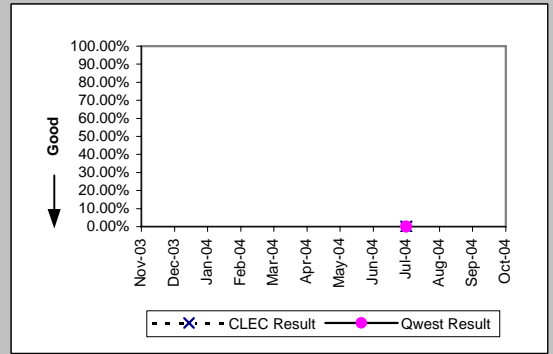


LIS Trunk (Parity)									
Date	CLEC Num	CLEC Denc	CLEC Resu	CLEC Std	Qwest Num	Qwest Denc	Qwest Resu	Mod Z Scr	Parity Scr
Nov-03									
Dec-03									
Jan-04									
Feb-04									
Mar-04									
Apr-04									
May-04									
Jun-04									
Jul-04	0	3	0.00%	0.00%	0	1	0.00%	N/A	N/A
Aug-04	0	4	0.00%	0.00%					
Sep-04	0	1	0.00%	0.00%	1	5	20.00%	-0.46	-1.28
Oct-04									

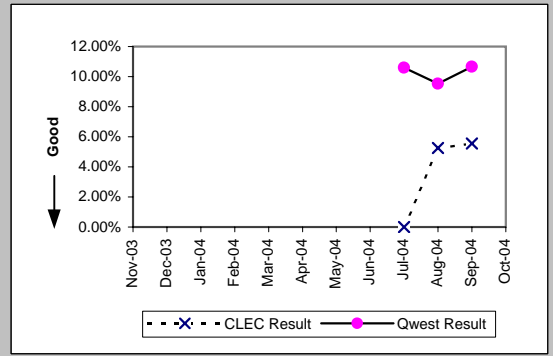


MR-7E - Repair Repeat Report Rate (Percent) - Interval Zone Two

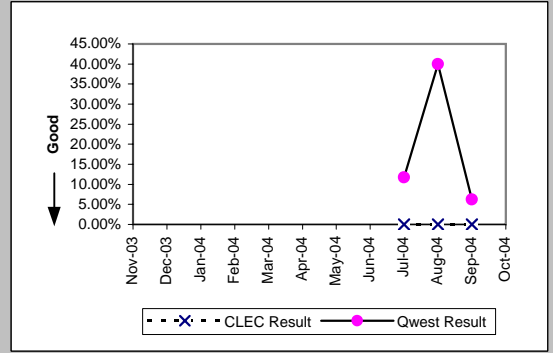
UDIT Above DS1 Level (Parity)									
Date	CLEC Num	CLEC Denc	CLEC Resu	CLEC Std	Qwest Num	Qwest Denc	Qwest Resu	Mod Z Scr	Parity Scr
Nov-03									
Dec-03									
Jan-04									
Feb-04									
Mar-04									
Apr-04									
May-04									
Jun-04									
Jul-04	0	1	0.00%	0.00%	0	1	0.00%	N/A	N/A
Aug-04									
Sep-04									
Oct-04									



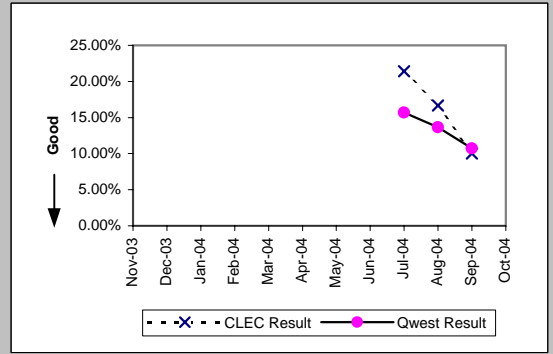
Unbundled Loop Analog (Parity)									
Date	CLEC Num	CLEC Denc	CLEC Resu	CLEC Std	Qwest Num	Qwest Denc	Qwest Resu	Mod Z Scr	Parity Scr
Nov-03									
Dec-03									
Jan-04									
Feb-04									
Mar-04									
Apr-04									
May-04									
Jun-04									
Jul-04	0	19	0.00%	0.00%	358	3376	10.60%	-1.5	-1.91
Aug-04	1	19	5.26%	22.33%	411	4312	9.53%	-0.63	-1.38
Sep-04	1	18	5.56%	22.91%	371	3477	10.67%	-0.7	-1.43
Oct-04									



Unbundled Loop - 2 Wire Non-Loaded (Parity)									
Date	CLEC Num	CLEC Denc	CLEC Resu	CLEC Std	Qwest Num	Qwest Denc	Qwest Resu	Mod Z Scr	Parity Scr
Nov-03									
Dec-03									
Jan-04									
Feb-04									
Mar-04									
Apr-04									
May-04									
Jun-04									
Jul-04	0	4	0.00%	0.00%	2	17	11.76%	-0.66	-1.4
Aug-04	0	4	0.00%	0.00%	4	10	40.00%	-1.38	-1.84
Sep-04	0	2	0.00%	0.00%	1	16	6.25%	-0.34	-1.21
Oct-04									

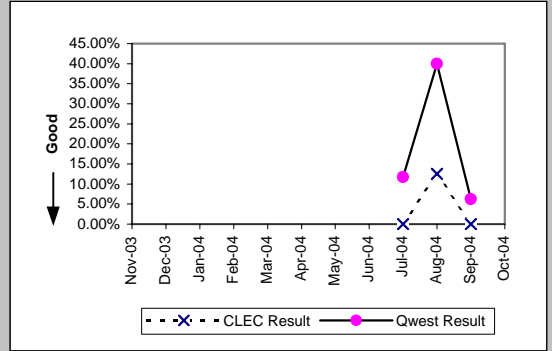


Unbundled Loop - DS1 Capable (Parity)									
Date	CLEC Num	CLEC Denc	CLEC Resu	CLEC Std	Qwest Num	Qwest Denc	Qwest Resu	Mod Z Scr	Parity Scr
Nov-03									
Dec-03									
Jan-04									
Feb-04									
Mar-04									
Apr-04									
May-04									
Jun-04									
Jul-04	3	14	21.43%	41.03%	24	153	15.69%	0.56	-0.66
Aug-04	4	24	16.67%	37.27%	24	176	13.64%	0.42	-0.74
Sep-04	1	10	10.00%	30.00%	19	177	10.73%	-0.07	-1.04
Oct-04									



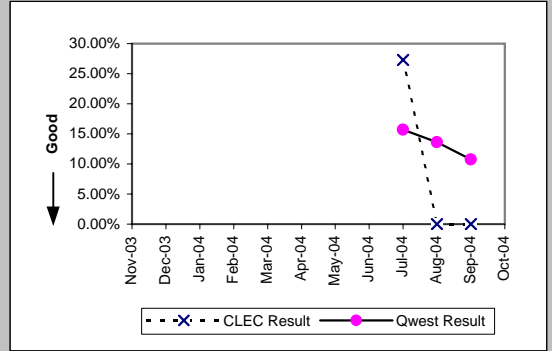
MR-7E - Repair Repeat Report Rate (Percent) - Interval Zone Two

Unbundled Loop ISDN Capable (Parity)									
Date	CLEC Num	CLEC Dend	CLEC Resu	CLEC Std	Qwest Num	Qwest Dend	Qwest Resu	Mod Z Scr	Parity Scr
Nov-03									
Dec-03									
Jan-04									
Feb-04									
Mar-04									
Apr-04									
May-04									
Jun-04									
Jul-04	0	5	0.00%	0.00%	2	17	11.76%	-0.72	-1.44
Aug-04	1	8	12.50%	33.07%	4	10	40.00%	-1.18	-1.72
Sep-04	0	7	0.00%	0.00%	1	16	6.25%	-0.57	-1.35
Oct-04									



MR-7E - Repair Repeat Report Rate (Percent) - Interval Zone Two

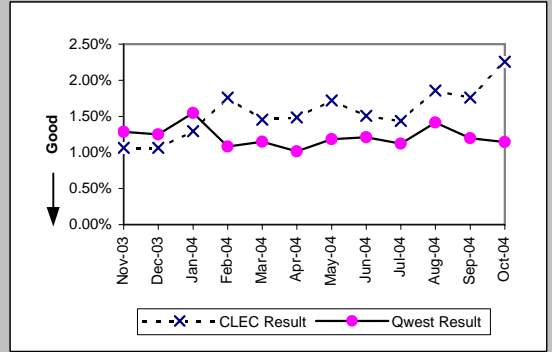
Enhanced Extended Loops - DS1 Capable (Parity)									
Date	CLEC Num	CLEC Dend	CLEC Resu	CLEC Std	Qwest Num	Qwest Dend	Qwest Resu	Mod Z Scr	Parity Scr
Nov-03									
Dec-03									
Jan-04									
Feb-04									
Mar-04									
Apr-04									
May-04									
Jun-04									
Jul-04	3	11	27.27%	44.54%	24	153	15.69%	0.95	-0.42
Aug-04	0	15	0.00%	0.00%	24	176	13.64%	-1.48	-1.9
Sep-04	0	12	0.00%	0.00%	19	177	10.73%	-1.16	-1.71
Oct-04									



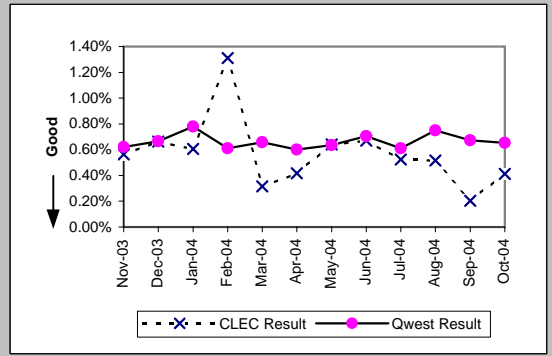


MR-8 - Trouble Rate (Percent)

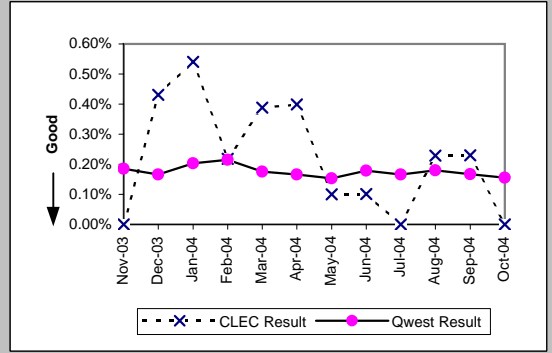
Residence (Parity)									
Date	CLEC Num	CLEC Denc	CLEC Resu	CLEC Std	Qwest Num	Qwest Denc	Qwest Resu	Mod Z Scr	Parity Scr
Nov-03	178	16706	1.07%	10.27%	19964	1552081	1.29%	-2.52	-2.53
Dec-03	160	15068	1.06%	10.25%	19316	1546704	1.25%	-2.06	-2.25
Jan-04	140	10828	1.29%	11.30%	23897	1543683	1.55%	-2.14	-2.3
Feb-04	76	4316	1.76%	13.15%	16642	1540877	1.08%	4.32	1.63
Mar-04	56	3854	1.45%	11.97%	17635	1533992	1.15%	1.76	0.07
Apr-04	52	3506	1.48%	12.09%	15460	1521342	1.02%	2.75	0.67
May-04	60	3490	1.72%	13.00%	17789	1502024	1.18%	2.92	0.77
Jun-04	52	3453	1.51%	12.18%	17988	1488475	1.21%	1.6	-0.03
Jul-04	47	3275	1.44%	11.89%	16552	1477465	1.12%	1.71	0.04
Aug-04	61	3288	1.86%	13.49%	20779	1471647	1.41%	2.15	0.31
Sep-04	54	3068	1.76%	13.15%	17553	1467110	1.20%	2.87	0.74
Oct-04	71	3144	2.26%	14.86%	16796	1466548	1.15%	5.86	2.56



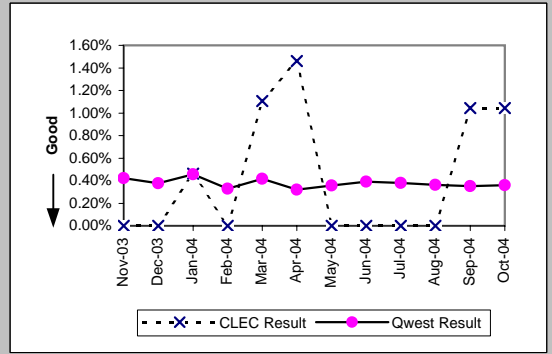
Business (Parity)									
Date	CLEC Num	CLEC Denc	CLEC Resu	CLEC Std	Qwest Num	Qwest Denc	Qwest Resu	Mod Z Scr	Parity Scr
Nov-03	104	18426	0.56%	7.49%	2022	326187	0.62%	-0.93	-1.57
Dec-03	124	18739	0.66%	8.11%	2153	323771	0.67%	-0.05	-1.03
Jan-04	113	18667	0.61%	7.76%	2508	322144	0.78%	-2.62	-2.59
Feb-04	53	4044	1.31%	11.37%	1970	322022	0.61%	5.66	2.44
Mar-04	13	4138	0.31%	5.60%	2118	321614	0.66%	-2.72	-2.65
Apr-04	15	3592	0.42%	6.45%	1937	322080	0.60%	-1.42	-1.86
May-04	23	3586	0.64%	7.98%	2045	321391	0.64%	0.04	-0.98
Jun-04	24	3585	0.67%	8.15%	2275	322149	0.71%	-0.26	-1.16
Jul-04	18	3440	0.52%	7.21%	1966	321834	0.61%	-0.66	-1.4
Aug-04	18	3488	0.52%	7.17%	2405	321276	0.75%	-1.58	-1.96
Sep-04	7	3434	0.20%	4.51%	2160	321346	0.67%	-3.34	-3.03
Oct-04	14	3400	0.41%	6.40%	2103	321993	0.65%	-1.74	-2.06



Centrex (Parity)									
Date	CLEC Num	CLEC Denc	CLEC Resu	CLEC Std	Qwest Num	Qwest Denc	Qwest Resu	Mod Z Scr	Parity Scr
Nov-03	0	936	0.00%	0.00%	149	80548	0.19%	-1.31	-1.8
Dec-03	4	929	0.43%	6.55%	133	80362	0.17%	1.98	0.2
Jan-04	5	925	0.54%	7.33%	163	80141	0.20%	2.26	0.38
Feb-04	2	917	0.22%	4.67%	174	80843	0.22%	0.02	-0.99
Mar-04	4	1030	0.39%	6.22%	141	80366	0.18%	1.62	-0.01
Apr-04	4	1003	0.40%	6.30%	132	79550	0.17%	1.8	0.09
May-04	1	998	0.10%	3.16%	121	79212	0.15%	-0.42	-1.26
Jun-04	1	988	0.10%	3.18%	141	78918	0.18%	-0.57	-1.35
Jul-04	0	889	0.00%	0.00%	129	77916	0.17%	-1.21	-1.73
Aug-04	2	876	0.23%	4.77%	139	77362	0.18%	0.34	-0.79
Sep-04	2	872	0.23%	4.78%	127	75933	0.17%	0.45	-0.73
Oct-04	0	849	0.00%	0.00%	117	75295	0.16%	-1.14	-1.69

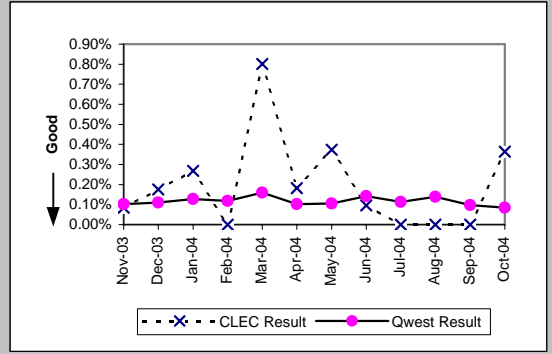


Centrex 21 (Parity)									
Date	CLEC Num	CLEC Denc	CLEC Resu	CLEC Std	Qwest Num	Qwest Denc	Qwest Resu	Mod Z Scr	Parity Scr
Nov-03	0	357	0.00%	0.00%	253	59656	0.42%	-1.23	-1.75
Dec-03	0	409	0.00%	0.00%	224	59419	0.38%	-1.24	-1.75
Jan-04	2	432	0.46%	6.79%	268	58828	0.46%	0.11	-0.93
Feb-04	0	137	0.00%	0.00%	190	57572	0.33%	-0.67	-1.41
Mar-04	2	181	1.11%	10.45%	238	56982	0.42%	1.24	-0.24
Apr-04	2	137	1.46%	11.99%	180	56160	0.32%	1.75	0.06
May-04	0	207	0.00%	0.00%	200	55800	0.36%	-0.86	-1.52
Jun-04	0	233	0.00%	0.00%	217	55441	0.39%	-0.95	-1.58
Jul-04	0	259	0.00%	0.00%	208	54905	0.38%	-0.99	-1.6
Aug-04	0	247	0.00%	0.00%	198	54640	0.36%	-0.95	-1.57
Sep-04	3	287	1.05%	10.17%	190	54032	0.35%	1.65	0
Oct-04	3	287	1.05%	10.17%	193	53468	0.36%	1.62	-0.02

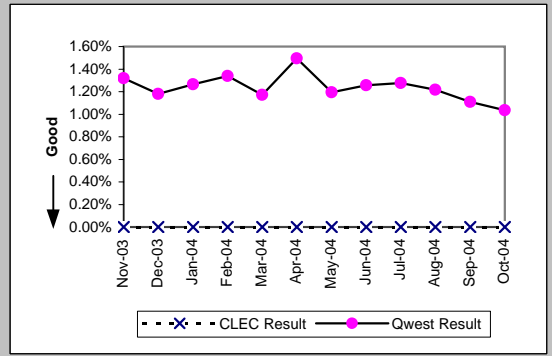


MR-8 - Trouble Rate (Percent)

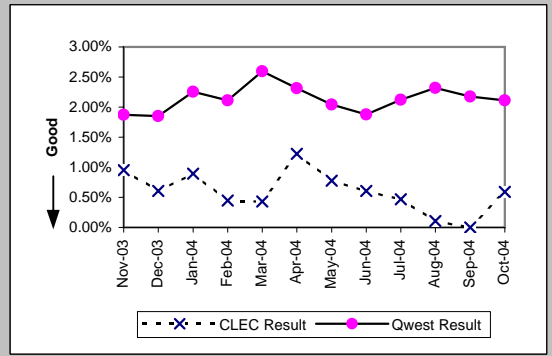
PBX (Parity)									
Date	CLEC Num	CLEC Denc	CLEC Resu	CLEC Std	Qwest Num	Qwest Denc	Qwest Resu	Mod Z Scr	Parity Scr
Nov-03	1	1186	0.08%	2.90%	77	75083	0.10%	-0.19	-1.12
Dec-03	2	1140	0.18%	4.18%	82	74555	0.11%	0.66	-0.6
Jan-04	3	1122	0.27%	5.16%	95	74011	0.13%	1.29	-0.22
Feb-04	0	1084	0.00%	0.00%	86	72836	0.12%	-1.12	-1.68
Mar-04	9	1123	0.80%	8.92%	114	71791	0.16%	5.37	2.26
Apr-04	2	1102	0.18%	4.26%	72	70772	0.10%	0.82	-0.5
May-04	4	1073	0.37%	6.09%	74	70168	0.11%	2.68	0.63
Jun-04	1	1044	0.10%	3.09%	99	69488	0.14%	-0.4	-1.24
Jul-04	0	976	0.00%	0.00%	78	68611	0.11%	-1.05	-1.64
Aug-04	0	868	0.00%	0.00%	94	67758	0.14%	-1.09	-1.66
Sep-04	0	841	0.00%	0.00%	65	66800	0.10%	-0.9	-1.55
Oct-04	3	824	0.36%	6.02%	56	66264	0.08%	2.74	0.67



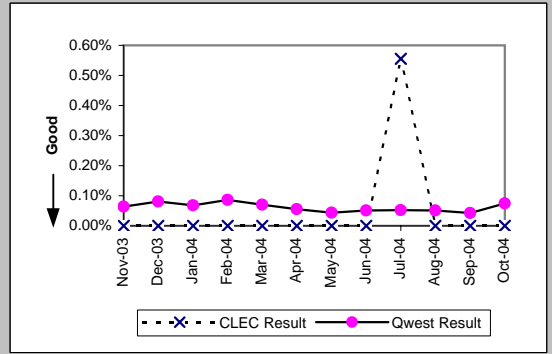
Basic Rate ISDN (Parity)									
Date	CLEC Num	CLEC Denc	CLEC Resu	CLEC Std	Qwest Num	Qwest Denc	Qwest Resu	Mod Z Scr	Parity Scr
Nov-03	0	19	0.00%	0.00%	136	10306	1.32%	-0.5	-1.31
Dec-03	0	19	0.00%	0.00%	120	10176	1.18%	-0.48	-1.29
Jan-04	0	19	0.00%	0.00%	127	10036	1.27%	-0.49	-1.3
Feb-04	0	19	0.00%	0.00%	133	9925	1.34%	-0.51	-1.31
Mar-04	0	19	0.00%	0.00%	116	9894	1.17%	-0.47	-1.29
Apr-04	0	19	0.00%	0.00%	148	9902	1.49%	-0.54	-1.33
May-04	0	20	0.00%	0.00%	117	9790	1.20%	-0.49	-1.3
Jun-04	0	19	0.00%	0.00%	122	9709	1.26%	-0.49	-1.3
Jul-04	0	19	0.00%	0.00%	123	9644	1.28%	-0.49	-1.3
Aug-04	0	19	0.00%	0.00%	116	9533	1.22%	-0.48	-1.29
Sep-04	0	16	0.00%	0.00%	104	9367	1.11%	-0.42	-1.26
Oct-04	0	14	0.00%	0.00%	96	9266	1.04%	-0.38	-1.23



Qwest DSL (Parity)									
Date	CLEC Num	CLEC Denc	CLEC Resu	CLEC Std	Qwest Num	Qwest Denc	Qwest Resu	Mod Z Scr	Parity Scr
Nov-03	6	630	0.95%	9.71%	2027	108278	1.87%	-1.7	-2.03
Dec-03	4	662	0.60%	7.75%	2063	111529	1.85%	-2.37	-2.44
Jan-04	6	673	0.89%	9.40%	2592	114813	2.26%	-2.38	-2.45
Feb-04	3	675	0.44%	6.65%	2756	130406	2.11%	-3.01	-2.83
Mar-04	3	696	0.43%	6.55%	3529	135863	2.60%	-3.58	-3.18
Apr-04	9	735	1.22%	11.00%	3299	142547	2.31%	-1.96	-2.19
May-04	6	775	0.77%	8.76%	3001	147081	2.04%	-2.49	-2.51
Jun-04	5	822	0.61%	7.78%	2855	152160	1.88%	-2.67	-2.62
Jul-04	4	850	0.47%	6.84%	3294	155231	2.12%	-3.33	-3.03
Aug-04	1	933	0.11%	3.27%	3668	158014	2.32%	-4.48	-3.72
Sep-04	0	971	0.00%	0.00%	3498	160818	2.18%	-4.63	-3.82
Oct-04	6	1014	0.59%	7.67%	3490	165080	2.11%	-3.36	-3.04

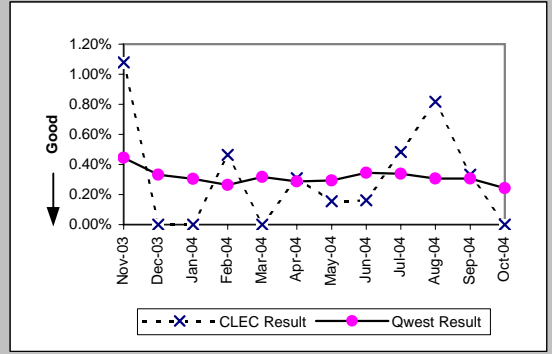


ISDN Primary (Parity)									
Date	CLEC Num	CLEC Denc	CLEC Resu	CLEC Std	Qwest Num	Qwest Denc	Qwest Resu	Mod Z Scr	Parity Scr
Nov-03	0	279	0.00%	0.00%	30	47376	0.06%	-0.42	-1.25
Dec-03	0	260	0.00%	0.00%	39	48105	0.08%	-0.46	-1.28
Jan-04	0	284	0.00%	0.00%	33	48769	0.07%	-0.44	-1.27
Feb-04	0	284	0.00%	0.00%	43	50197	0.09%	-0.49	-1.3
Mar-04	0	236	0.00%	0.00%	36	51255	0.07%	-0.41	-1.25
Apr-04	0	190	0.00%	0.00%	29	52070	0.06%	-0.32	-1.2
May-04	0	190	0.00%	0.00%	22	50954	0.04%	-0.29	-1.17
Jun-04	0	214	0.00%	0.00%	26	51082	0.05%	-0.33	-1.2
Jul-04	1	180	0.56%	7.43%	27	51603	0.05%	1.67	0.02
Aug-04	0	156	0.00%	0.00%	27	53164	0.05%	-0.28	-1.17
Sep-04	0	157	0.00%	0.00%	23	54362	0.04%	-0.26	-1.16
Oct-04	0	133	0.00%	0.00%	41	55178	0.07%	-0.31	-1.19

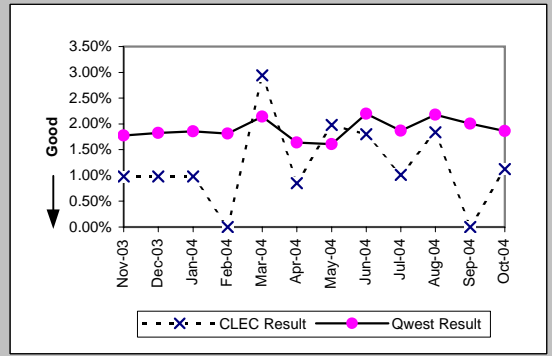


MR-8 - Trouble Rate (Percent)

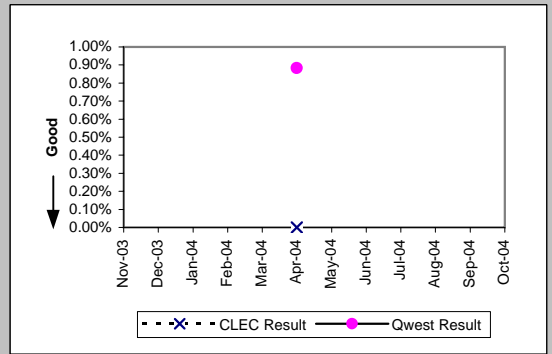
DS0 (Parity)									
Date	CLEC Num	CLEC Denc	CLEC Resu	CLEC Std E	Qwest Num	Qwest Denc	Qwest Resu	Mod Z Scr	Parity Scr
Nov-03	7	649	1.08%	10.33%	445	100292	0.44%	2.43	0.47
Dec-03	0	648	0.00%	0.00%	341	102591	0.33%	-1.47	-1.89
Jan-04	0	646	0.00%	0.00%	315	103236	0.31%	-1.4	-1.85
Feb-04	3	647	0.46%	6.79%	272	103412	0.26%	0.99	-0.4
Mar-04	0	648	0.00%	0.00%	319	100833	0.32%	-1.43	-1.87
Apr-04	2	648	0.31%	5.55%	290	100690	0.29%	0.1	-0.94
May-04	1	641	0.16%	3.95%	301	102282	0.29%	-0.64	-1.39
Jun-04	1	620	0.16%	4.01%	355	103111	0.34%	-0.78	-1.47
Jul-04	3	622	0.48%	6.93%	352	104131	0.34%	0.62	-0.62
Aug-04	5	612	0.82%	9.00%	320	104336	0.31%	2.28	0.38
Sep-04	2	604	0.33%	5.74%	319	103807	0.31%	0.11	-0.94
Oct-04	0	528	0.00%	0.00%	258	106265	0.24%	-1.13	-1.69



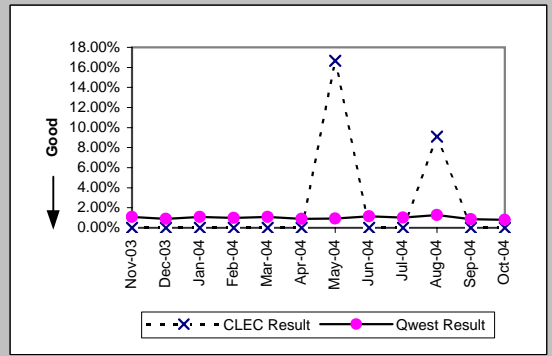
DS1 (Parity)									
Date	CLEC Num	CLEC Denc	CLEC Resu	CLEC Std E	Qwest Num	Qwest Denc	Qwest Resu	Mod Z Scr	Parity Scr
Nov-03	1	102	0.98%	9.85%	296	16663	1.78%	-0.61	-1.37
Dec-03	1	102	0.98%	9.85%	304	16650	1.83%	-0.64	-1.39
Jan-04	1	102	0.98%	9.85%	307	16560	1.85%	-0.65	-1.4
Feb-04	0	103	0.00%	0.00%	299	16477	1.81%	-1.38	-1.84
Mar-04	3	102	2.94%	16.90%	349	16303	2.14%	0.6	-0.64
Apr-04	1	118	0.85%	9.17%	267	16326	1.64%	-0.67	-1.41
May-04	2	101	1.98%	13.93%	261	16217	1.61%	0.37	-0.78
Jun-04	2	111	1.80%	13.30%	352	16037	2.19%	-0.28	-1.17
Jul-04	1	99	1.01%	10.00%	299	15982	1.87%	-0.63	-1.38
Aug-04	2	109	1.83%	13.42%	347	15941	2.18%	-0.24	-1.15
Sep-04	0	113	0.00%	0.00%	318	15888	2.00%	-1.51	-1.92
Oct-04	1	89	1.12%	10.54%	296	15921	1.86%	-0.51	-1.31



DS3 (Parity)									
Date	CLEC Num	CLEC Denc	CLEC Resu	CLEC Std E	Qwest Num	Qwest Denc	Qwest Resu	Mod Z Scr	Parity Scr
Nov-03									
Dec-03									
Jan-04									
Feb-04									
Mar-04									
Apr-04	0	1	0.00%	0.00%	10	1133	0.88%	-0.09	-1.06
May-04									
Jun-04									
Jul-04									
Aug-04									
Sep-04									
Oct-04									

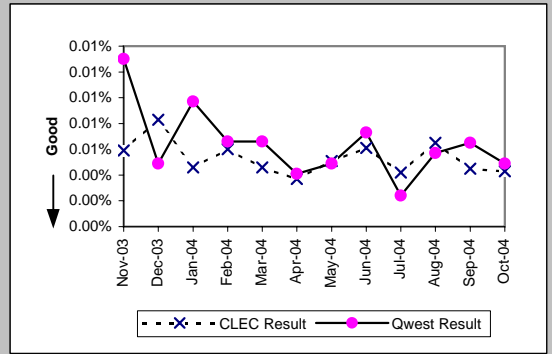


Frame Relay (Parity)									
Date	CLEC Num	CLEC Denc	CLEC Resu	CLEC Std E	Qwest Num	Qwest Denc	Qwest Resu	Mod Z Scr	Parity Scr
Nov-03	0	5	0.00%	0.00%	101	9265	1.09%	-0.23	-1.14
Dec-03	0	5	0.00%	0.00%	82	9077	0.90%	-0.21	-1.13
Jan-04	0	5	0.00%	0.00%	95	8820	1.08%	-0.23	-1.14
Feb-04	0	10	0.00%	0.00%	86	8654	0.99%	-0.32	-1.19
Mar-04	0	12	0.00%	0.00%	92	8531	1.08%	-0.36	-1.22
Apr-04	0	12	0.00%	0.00%	76	8442	0.90%	-0.33	-1.2
May-04	2	12	16.67%	37.27%	78	8356	0.93%	2.79	0.7
Jun-04	0	11	0.00%	0.00%	95	8300	1.14%	-0.36	-1.22
Jul-04	0	11	0.00%	0.00%	85	8229	1.03%	-0.34	-1.21
Aug-04	1	11	9.09%	28.75%	103	8118	1.27%	1.48	-0.1
Sep-04	0	11	0.00%	0.00%	67	7907	0.85%	-0.31	-1.19
Oct-04	0	12	0.00%	0.00%	63	7805	0.81%	-0.31	-1.19

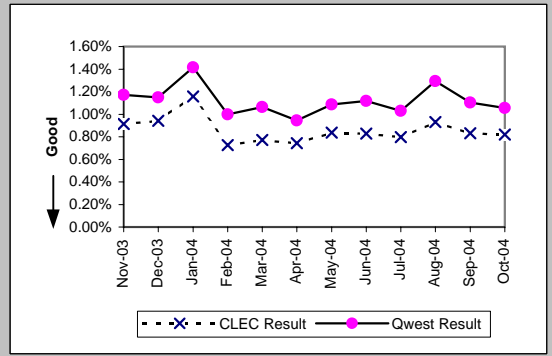


MR-8 - Trouble Rate (Percent)

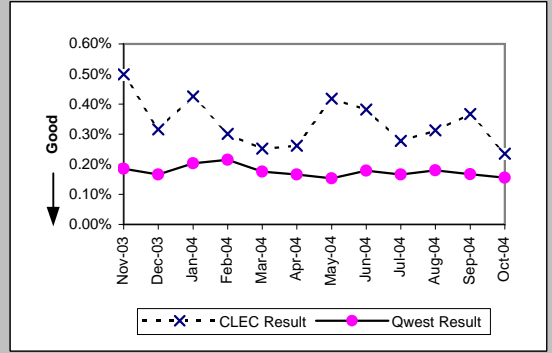
LIS Trunk (Parity)									
Date	CLEC Num	CLEC Denc	CLEC Resu	CLEC Std	Qwest Num	Qwest Denc	Qwest Resu	Mod Z Scr	Parity Scr
Nov-03	13	222219	0.01%	0.76%	16	123317	0.01%	-1.76	-2.07
Dec-03	18	217563	0.01%	0.91%	6	123549	0.00%	1.38	-0.16
Jan-04	10	216530	0.00%	0.68%	12	123933	0.01%	-1.44	-1.88
Feb-04	13	217467	0.01%	0.77%	8	121325	0.01%	-0.21	-1.13
Mar-04	10	217755	0.00%	0.68%	8	121613	0.01%	-0.68	-1.42
Apr-04	8	216363	0.00%	0.61%	5	121037	0.00%	-0.19	-1.11
May-04	11	215091	0.01%	0.72%	6	123050	0.00%	0.1	-0.94
Jun-04	13	213411	0.01%	0.78%	9	124102	0.01%	-0.38	-1.23
Jul-04	9	212259	0.00%	0.65%	3	123646	0.00%	1.03	-0.37
Aug-04	13	199730	0.01%	0.81%	7	123485	0.01%	0.31	-0.81
Sep-04	9	198768	0.00%	0.67%	8	123917	0.01%	-0.66	-1.4
Oct-04	8	186784	0.00%	0.65%	6	123197	0.00%	-0.23	-1.14



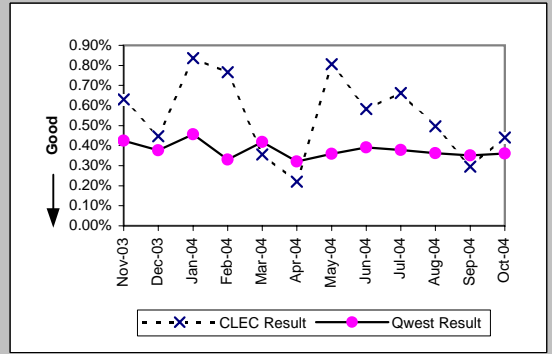
UNE - P (POTS) (Parity)									
Date	CLEC Num	CLEC Denc	CLEC Resu	CLEC Std	Qwest Num	Qwest Denc	Qwest Resu	Mod Z Scr	Parity Scr
Nov-03	595	65143	0.91%	9.51%	21986	1878268	1.17%	-6	-4.65
Dec-03	674	71556	0.94%	9.66%	21469	1870475	1.15%	-5.07	-4.08
Jan-04	889	76770	1.16%	10.70%	26405	1865827	1.42%	-5.91	-4.59
Feb-04	741	102043	0.73%	8.49%	18612	1862899	1.00%	-8.54	-6.19
Mar-04	835	108396	0.77%	8.74%	19753	1855606	1.06%	-9.17	-6.58
Apr-04	875	117809	0.74%	8.59%	17397	1843422	0.94%	-6.92	-5.21
May-04	1105	132003	0.84%	9.11%	19834	1823415	1.09%	-8.48	-6.15
Jun-04	1162	140240	0.83%	9.06%	20263	1810624	1.12%	-9.96	-7.06
Jul-04	1151	144291	0.80%	8.90%	18518	1799299	1.03%	-8.38	-6.1
Aug-04	937	100685	0.93%	9.60%	23184	1792923	1.29%	-9.91	-7.02
Sep-04	820	98624	0.83%	9.08%	19713	1788456	1.10%	-7.93	-5.82
Oct-04	801	97753	0.82%	9.02%	18899	1788541	1.06%	-7.06	-5.29



UNE P (Centrex) (Parity)									
Date	CLEC Num	CLEC Denc	CLEC Resu	CLEC Std	Qwest Num	Qwest Denc	Qwest Resu	Mod Z Scr	Parity Scr
Nov-03	40	8017	0.50%	7.05%	149	80548	0.19%	6.24	2.79
Dec-03	25	7905	0.32%	5.61%	133	80362	0.17%	3.15	0.91
Jan-04	33	7754	0.43%	6.51%	163	80141	0.20%	4.15	1.52
Feb-04	23	7643	0.30%	5.48%	174	80843	0.22%	1.55	-0.06
Mar-04	19	7533	0.25%	5.02%	141	80366	0.18%	1.52	-0.07
Apr-04	19	7265	0.26%	5.11%	132	79550	0.17%	1.92	0.17
May-04	30	7178	0.42%	6.45%	121	79212	0.15%	5.51	2.35
Jun-04	27	7063	0.38%	6.17%	141	78918	0.18%	3.88	1.36
Jul-04	19	6850	0.28%	5.26%	129	77916	0.17%	2.18	0.33
Aug-04	21	6707	0.31%	5.59%	139	77362	0.18%	2.48	0.5
Sep-04	24	6535	0.37%	6.05%	127	75933	0.17%	3.8	1.31
Oct-04	15	6372	0.24%	4.85%	117	75295	0.16%	1.56	-0.05

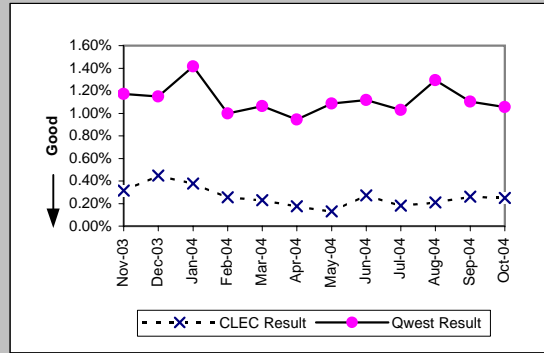


UNE P (Centrex 21) (Parity)									
Date	CLEC Num	CLEC Denc	CLEC Resu	CLEC Std	Qwest Num	Qwest Denc	Qwest Resu	Mod Z Scr	Parity Scr
Nov-03	11	1746	0.63%	7.91%	253	59656	0.42%	1.31	-0.21
Dec-03	8	1791	0.45%	6.67%	224	59419	0.38%	0.47	-0.71
Jan-04	15	1793	0.84%	9.11%	268	58828	0.46%	2.36	0.43
Feb-04	11	1436	0.77%	8.72%	190	57572	0.33%	2.85	0.73
Mar-04	5	1404	0.36%	5.96%	238	56982	0.42%	-0.35	-1.21
Apr-04	3	1361	0.22%	4.69%	180	56160	0.32%	-0.65	-1.39
May-04	11	1364	0.81%	8.94%	200	55800	0.36%	2.74	0.66
Jun-04	8	1374	0.58%	7.61%	217	55441	0.39%	1.12	-0.32
Jul-04	9	1358	0.66%	8.11%	208	54905	0.38%	1.68	0.02
Aug-04	7	1409	0.50%	7.03%	198	54640	0.36%	0.83	-0.5
Sep-04	4	1355	0.30%	5.43%	190	54032	0.35%	-0.35	-1.21
Oct-04	6	1362	0.44%	6.62%	193	53468	0.36%	0.48	-0.71

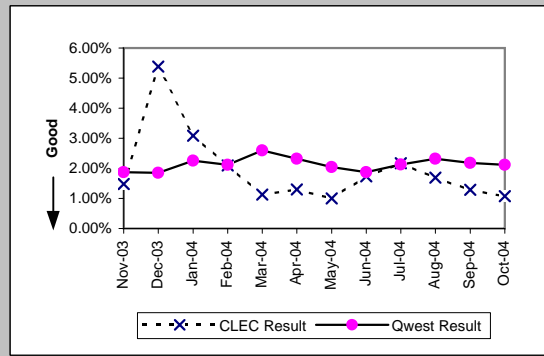


MR-8 - Trouble Rate (Percent)

Line Sharing (Parity)									
Date	CLEC Num	CLEC Denc	CLEC Resu	CLEC Std	Qwest Num	Qwest Denc	Qwest Resu	Mod Z Scr	Parity Scr
Nov-03	33	10518	0.31%	5.59%	21986	1878268	1.17%	-8.15	-5.95
Dec-03	48	10699	0.45%	6.68%	21469	1870475	1.15%	-6.77	-5.12
Jan-04	41	10845	0.38%	6.14%	26405	1865827	1.42%	-9.12	-6.54
Feb-04	28	10953	0.26%	5.05%	18612	1862899	1.00%	-7.8	-5.74
Mar-04	25	10881	0.23%	4.79%	19753	1855606	1.06%	-8.46	-6.14
Apr-04	19	10852	0.18%	4.18%	17397	1843422	0.94%	-8.26	-6.02
May-04	14	10772	0.13%	3.60%	19834	1823415	1.09%	-9.56	-6.81
Jun-04	29	10643	0.27%	5.21%	20263	1810624	1.12%	-8.28	-6.03
Jul-04	19	10511	0.18%	4.25%	18518	1799299	1.03%	-8.59	-6.22
Aug-04	22	10454	0.21%	4.58%	23184	1792923	1.29%	-9.77	-6.94
Sep-04	27	10302	0.26%	5.11%	19713	1788456	1.10%	-8.14	-5.95
Oct-04	25	9987	0.25%	5.00%	18899	1788541	1.06%	-7.86	-5.78



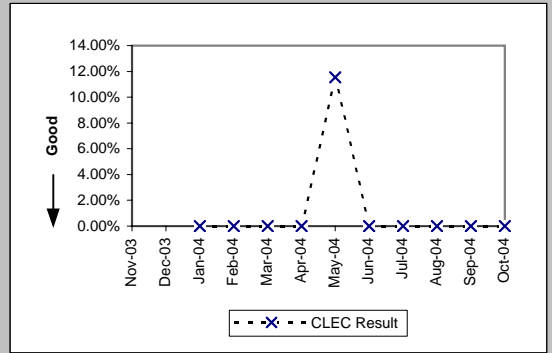
Line Splitting (Parity)									
Date	CLEC Num	CLEC Denc	CLEC Resu	CLEC Std	Qwest Num	Qwest Denc	Qwest Resu	Mod Z Scr	Parity Scr
Nov-03	3	203	1.48%	12.07%	2027	108278	1.87%	-0.41	-1.25
Dec-03	16	297	5.39%	22.58%	2063	111529	1.85%	3.71	1.26
Jan-04	12	389	3.08%	17.29%	2592	114813	2.26%	1.08	-0.34
Feb-04	9	429	2.10%	14.33%	2756	130406	2.11%	-0.02	-1.01
Mar-04	5	445	1.12%	10.54%	3529	135863	2.60%	-1.95	-2.19
Apr-04	6	461	1.30%	11.33%	3299	142547	2.31%	-1.44	-1.88
May-04	5	501	1.00%	9.94%	3001	147081	2.04%	-1.65	-2
Jun-04	9	519	1.73%	13.05%	2855	152160	1.88%	-0.24	-1.14
Jul-04	12	552	2.17%	14.58%	3295	155231	2.12%	0.08	-0.95
Aug-04	10	593	1.69%	12.88%	3670	158014	2.32%	-1.03	-1.62
Sep-04	8	623	1.28%	11.26%	3503	160818	2.18%	-1.53	-1.93
Oct-04	7	654	1.07%	10.29%	3492	165080	2.12%	-1.85	-2.13



MR-8 - Trouble Rate (Percent)

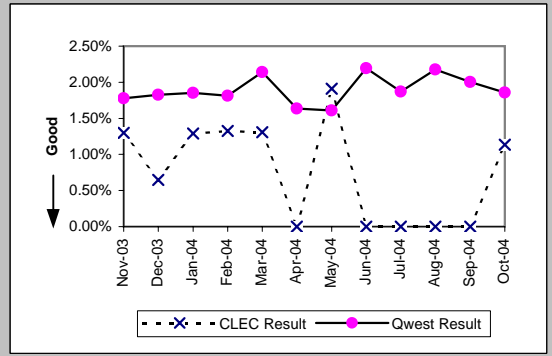
Sub-Loop Unbundling (Diagnostic)

Date	Numerator	Denominator	CLEC Result	Standard Dev
Nov-03				
Dec-03				
Jan-04	0	25	0.00%	0.00%
Feb-04	0	25	0.00%	0.00%
Mar-04	0	24	0.00%	0.00%
Apr-04	0	26	0.00%	0.00%
May-04	3	26	11.54%	31.95%
Jun-04	0	26	0.00%	0.00%
Jul-04	0	26	0.00%	0.00%
Aug-04	0	26	0.00%	0.00%
Sep-04	0	21	0.00%	0.00%
Oct-04	0	22	0.00%	0.00%

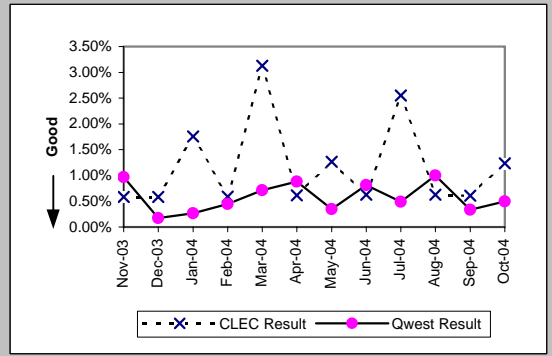


MR-8 - Trouble Rate (Percent)

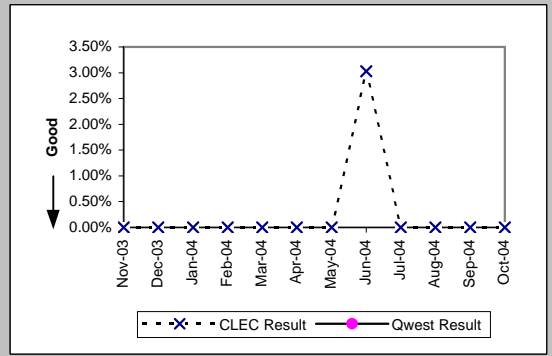
UDIT DS1 (Parity)									
Date	Numerator	Denominator	CLEC Resu	Standard D	Qwest Num	Qwest Deno	Qwest Resu	Mod Z Scr	Parity Scr
Nov-03	2	154	1.30%	11.32%	296	16663	1.78%	-0.45	-1.27
Dec-03	1	155	0.65%	8.01%	304	16650	1.83%	-1.09	-1.66
Jan-04	2	155	1.29%	11.29%	307	16660	1.85%	-0.52	-1.31
Feb-04	2	151	1.32%	11.43%	299	16477	1.81%	-0.45	-1.27
Mar-04	2	153	1.31%	11.36%	349	16303	2.14%	-0.71	-1.43
Apr-04	0	155	0.00%	0.00%	267	16326	1.64%	-1.6	-1.97
May-04	3	157	1.91%	13.69%	261	16217	1.61%	0.36	-0.78
Jun-04	0	166	0.00%	0.00%	352	16037	2.19%	-1.92	-2.17
Jul-04	0	170	0.00%	0.00%	299	15982	1.87%	-1.79	-2.09
Aug-04	0	171	0.00%	0.00%	347	15941	2.18%	-1.94	-2.18
Sep-04	0	173	0.00%	0.00%	318	15888	2.00%	-1.87	-2.14
Oct-04	2	176	1.14%	10.60%	296	15921	1.86%	-0.71	-1.43



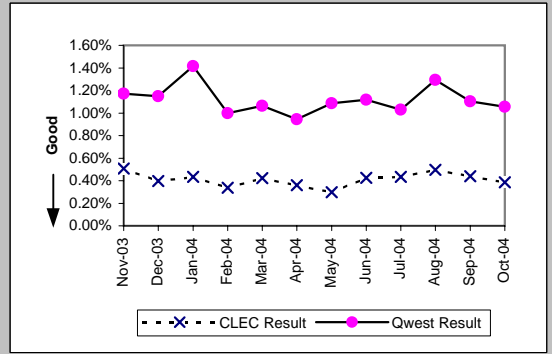
UDIT Above DS1 Level (Parity)									
Date	Numerator	Denominator	CLEC Resu	Standard D	Qwest Num	Qwest Deno	Qwest Resu	Mod Z Scr	Parity Scr
Nov-03	1	171	0.58%	7.62%	11	1137	0.97%	-0.48	-1.29
Dec-03	1	171	0.58%	7.62%	2	1131	0.18%	0.85	-0.48
Jan-04	3	171	1.75%	13.13%	3	1125	0.27%	2.12	0.29
Feb-04	1	170	0.59%	7.65%	5	1118	0.45%	0.26	-0.84
Mar-04	5	160	3.13%	17.40%	8	1119	0.71%	2.37	0.44
Apr-04	1	162	0.62%	7.83%	10	1133	0.88%	-0.34	-1.21
May-04	2	158	1.27%	11.18%	4	1145	0.35%	1.36	-0.17
Jun-04	1	159	0.63%	7.91%	10	1227	0.82%	-0.25	-1.15
Jul-04	4	157	2.55%	15.76%	6	1218	0.49%	2.3	0.4
Aug-04	1	160	0.63%	7.88%	12	1201	1.00%	-0.45	-1.27
Sep-04	1	165	0.61%	7.76%	4	1201	0.33%	0.51	-0.69
Oct-04	2	162	1.23%	11.04%	6	1206	0.50%	1.05	-0.36



Dark Fiber - IOF (Diagnostic)									
Date	Numerator	Denominator	CLEC Resu	Standard D	Qwest Num	Qwest Deno	Qwest Resu	Mod Z Scr	Parity Scr
Nov-03	0	28	0.00%	0.00%					
Dec-03	0	34	0.00%	0.00%					
Jan-04	0	35	0.00%	0.00%					
Feb-04	0	36	0.00%	0.00%					
Mar-04	0	38	0.00%	0.00%					
Apr-04	0	38	0.00%	0.00%					
May-04	0	33	0.00%	0.00%					
Jun-04	1	33	3.03%	17.14%					
Jul-04	0	41	0.00%	0.00%					
Aug-04	0	45	0.00%	0.00%					
Sep-04	0	45	0.00%	0.00%					
Oct-04	0	29	0.00%	0.00%					

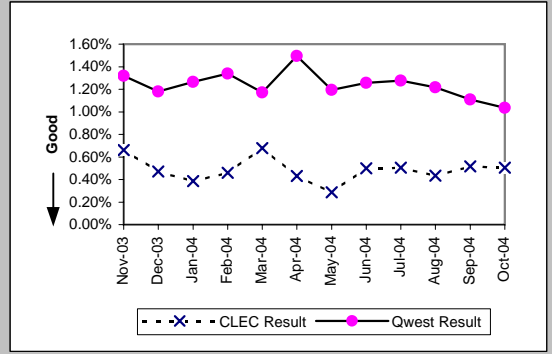


Unbundled Loop Analog (Parity)									
Date	Numerator	Denominator	CLEC Resu	Standard D	Qwest Num	Qwest Deno	Qwest Resu	Mod Z Scr	Parity Scr
Nov-03	279	54860	0.51%	7.11%	21986	1878268	1.17%	-14.21	-9.64
Dec-03	220	55243	0.40%	6.30%	21469	1870475	1.15%	-16.3	-10.91
Jan-04	240	55313	0.43%	6.57%	26405	1865827	1.42%	-19.26	-12.71
Feb-04	187	55517	0.34%	5.79%	18612	1862899	1.00%	-15.46	-10.4
Mar-04	234	55409	0.42%	6.48%	19753	1855606	1.06%	-14.51	-9.82
Apr-04	199	55378	0.36%	5.98%	17397	1843422	0.94%	-14.01	-9.52
May-04	166	55573	0.30%	5.46%	19834	1823415	1.09%	-17.67	-11.74
Jun-04	237	55562	0.43%	6.52%	20263	1810624	1.12%	-15.29	-10.29
Jul-04	241	55665	0.43%	6.57%	18518	1799299	1.03%	-13.73	-9.35
Aug-04	277	55690	0.50%	7.04%	23184	1792923	1.29%	-16.37	-10.95
Sep-04	247	56025	0.44%	6.63%	19713	1788456	1.10%	-14.76	-9.98
Oct-04	217	56233	0.39%	6.20%	18899	1788541	1.06%	-15.32	-10.31

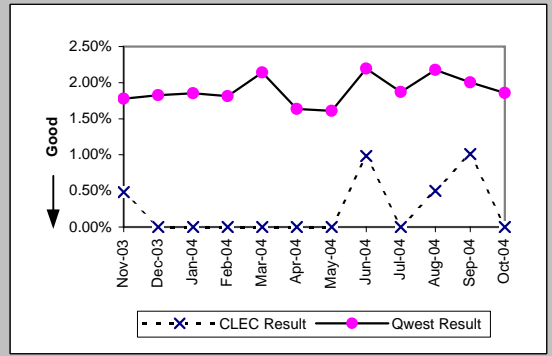


MR-8 - Trouble Rate (Percent)

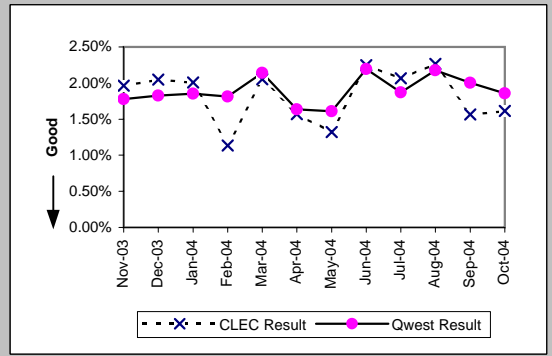
Unbundled Loop - 2 Wire Non-Loaded (Parity)									
Date	Numerator	Denominator	CLEC Resu	Standard D	Qwest Num	Qwest Den	Qwest Resu	Mod Z Scr	Parity Scr
Nov-03	45	6812	0.66%	8.10%	136	10306	1.32%	-3.7	-3.25
Dec-03	32	6804	0.47%	6.84%	120	10176	1.18%	-4.19	-3.55
Jan-04	26	6761	0.38%	6.19%	127	10036	1.27%	-5.01	-4.05
Feb-04	31	6729	0.46%	6.77%	133	9925	1.34%	-4.84	-3.94
Mar-04	46	6783	0.68%	8.21%	116	9894	1.17%	-2.91	-2.77
Apr-04	29	6734	0.43%	6.55%	148	9902	1.49%	-5.55	-4.38
May-04	19	6663	0.29%	5.33%	117	9790	1.20%	-5.27	-4.21
Jun-04	33	6628	0.50%	7.04%	122	9709	1.26%	-4.27	-3.6
Jul-04	34	6722	0.51%	7.09%	123	9644	1.28%	-4.32	-3.62
Aug-04	30	6894	0.44%	6.58%	116	9533	1.22%	-4.51	-3.74
Sep-04	37	7147	0.52%	7.18%	104	9367	1.11%	-3.6	-3.19
Oct-04	37	7330	0.50%	7.09%	96	9266	1.04%	-3.36	-3.04



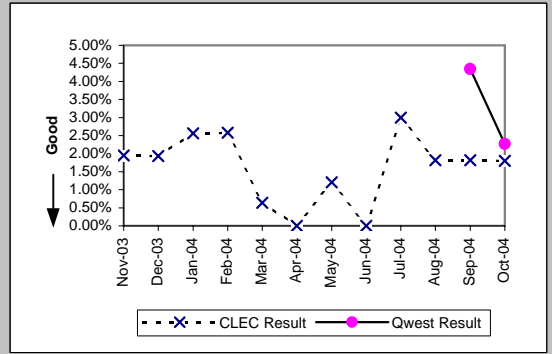
Unbundled Loop - 4 Wire Non-Loaded (Parity)									
Date	Numerator	Denominator	CLEC Resu	Standard D	Qwest Num	Qwest Den	Qwest Resu	Mod Z Scr	Parity Scr
Nov-03	1	207	0.48%	6.93%	296	16663	1.78%	-1.4	-1.85
Dec-03	0	207	0.00%	0.00%	304	16650	1.83%	-1.95	-2.19
Jan-04	0	206	0.00%	0.00%	307	16560	1.85%	-1.96	-2.19
Feb-04	0	206	0.00%	0.00%	299	16477	1.81%	-1.94	-2.18
Mar-04	0	206	0.00%	0.00%	349	16303	2.14%	-2.11	-2.28
Apr-04	0	206	0.00%	0.00%	267	16326	1.64%	-1.84	-2.12
May-04	0	206	0.00%	0.00%	261	16217	1.61%	-1.82	-2.11
Jun-04	2	203	0.99%	9.88%	352	16037	2.19%	-1.17	-1.71
Jul-04	0	199	0.00%	0.00%	299	15982	1.87%	-1.94	-2.18
Aug-04	1	199	0.50%	7.07%	347	15941	2.18%	-1.61	-1.98
Sep-04	2	198	1.01%	10.00%	318	15888	2.00%	-0.99	-1.6
Oct-04	0	198	0.00%	0.00%	296	15921	1.86%	-1.92	-2.17



Unbundled Loop - DS1 Capable (Parity)									
Date	Numerator	Denominator	CLEC Resu	Standard D	Qwest Num	Qwest Den	Qwest Resu	Mod Z Scr	Parity Scr
Nov-03	92	4684	1.96%	13.88%	296	16663	1.78%	0.86	-0.48
Dec-03	98	4781	2.05%	14.17%	304	16650	1.83%	1.02	-0.38
Jan-04	98	4882	2.01%	14.03%	307	16560	1.85%	0.7	-0.58
Feb-04	56	4939	1.13%	10.59%	299	16477	1.81%	-3.14	-2.91
Mar-04	103	5023	2.05%	14.17%	349	16303	2.14%	-0.39	-1.23
Apr-04	80	5094	1.57%	12.43%	267	16326	1.64%	-0.32	-1.19
May-04	68	5155	1.32%	11.41%	261	16217	1.61%	-1.44	-1.88
Jun-04	117	5206	2.25%	14.82%	352	16037	2.19%	0.22	-0.86
Jul-04	109	5275	2.07%	14.23%	299	15982	1.87%	0.91	-0.45
Aug-04	122	5389	2.26%	14.87%	347	15941	2.18%	0.38	-0.77
Sep-04	86	5492	1.57%	12.42%	318	15888	2.00%	-1.99	-2.21
Oct-04	90	5581	1.61%	12.60%	296	15921	1.86%	-1.17	-1.71



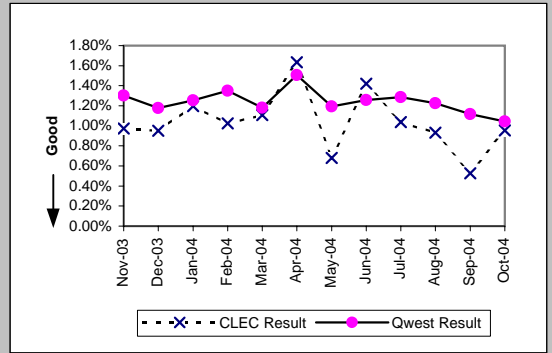
Unbundled Loop - XDSLi (Parity)									
Date	Numerator	Denominator	CLEC Resu	Standard D	Qwest Num	Qwest Den	Qwest Resu	Mod Z Scr	Parity Scr
Nov-03	3	154	1.95%	13.82%					
Dec-03	3	155	1.94%	13.78%					
Jan-04	4	156	2.56%	15.81%					
Feb-04	4	155	2.58%	15.86%					
Mar-04	1	157	0.64%	7.96%					
Apr-04	0	157	0.00%	0.00%					
May-04	2	166	1.20%	10.91%					
Jun-04	0	169	0.00%	0.00%					
Jul-04	5	167	2.99%	17.04%					
Aug-04	3	165	1.82%	13.36%					
Sep-04	3	165	1.82%	13.36%	4	92	4.35%	-0.95	-1.58
Oct-04	3	167	1.80%	13.28%	2	88	2.27%	-0.24	-1.15



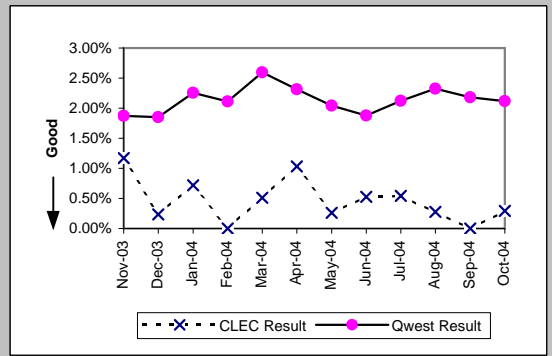


MR-8 - Trouble Rate (Percent)

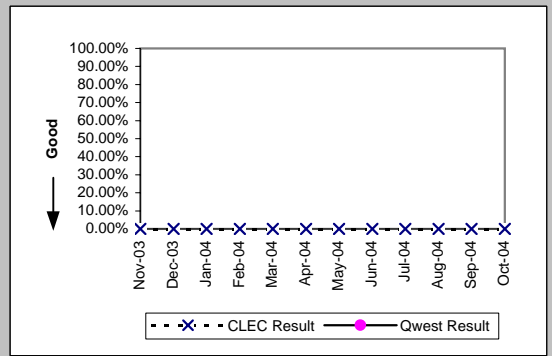
Unbundled Loop ISDN Capable (Parity)										
Date	Numerator	Denominator	CLEC Resu	Standard D	Qwest Num	Qwest Den	Qwest Resu	Mod Z Scr	Parity Scr	
Nov-03	30	3086	0.97%	9.81%	133	10226	1.30%	-1.41	-1.86	
Dec-03	29	3050	0.95%	9.70%	119	10096	1.18%	-1.02	-1.62	
Jan-04	36	3007	1.20%	10.88%	125	9958	1.26%	-0.25	-1.15	
Feb-04	30	2929	1.02%	10.07%	133	9846	1.35%	-1.34	-1.82	
Mar-04	32	2886	1.11%	10.47%	116	9816	1.18%	-0.32	-1.19	
Apr-04	46	2817	1.63%	12.67%	148	9824	1.51%	0.49	-0.7	
May-04	19	2795	0.68%	8.22%	116	9712	1.19%	-2.21	-2.34	
Jun-04	39	2744	1.42%	11.84%	121	9632	1.26%	0.68	-0.58	
Jul-04	28	2697	1.04%	10.14%	123	9571	1.29%	-1.01	-1.61	
Aug-04	25	2682	0.93%	9.61%	116	9460	1.23%	-1.22	-1.74	
Sep-04	14	2659	0.53%	7.24%	104	9297	1.12%	-2.56	-2.56	
Oct-04	25	2620	0.95%	9.72%	96	9198	1.04%	-0.4	-1.24	



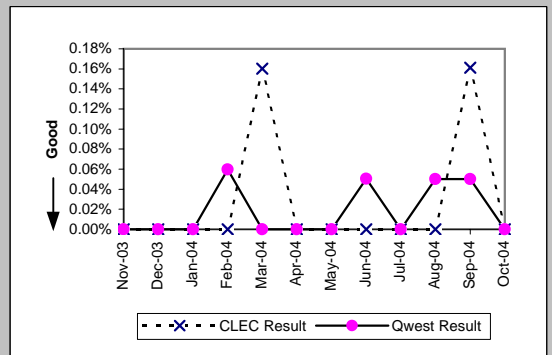
Unbundled Loop - ADSL Qualified (Parity)										
Date	Numerator	Denominator	CLEC Resu	Standard D	Qwest Num	Qwest Den	Qwest Resu	Mod Z Scr	Parity Scr	
Nov-03	5	427	1.17%	10.76%	2027	108278	1.87%	-1.07	-1.65	
Dec-03	1	423	0.24%	4.86%	2063	111529	1.85%	-2.46	-2.49	
Jan-04	3	417	0.72%	8.45%	2592	114813	2.26%	-2.11	-2.28	
Feb-04	0	401	0.00%	0.00%	2756	130406	2.11%	-2.94	-2.79	
Mar-04	2	393	0.51%	7.12%	3529	135863	2.60%	-2.6	-2.58	
Apr-04	4	387	1.03%	10.11%	3299	142547	2.31%	-1.67	-2.02	
May-04	1	383	0.26%	5.10%	3001	147081	2.04%	-2.46	-2.5	
Jun-04	2	380	0.53%	7.24%	2855	152160	1.88%	-1.94	-2.18	
Jul-04	2	369	0.54%	7.34%	3295	155231	2.12%	-2.1	-2.28	
Aug-04	1	362	0.28%	5.25%	3670	158014	2.32%	-2.58	-2.57	
Sep-04	0	355	0.00%	0.00%	3503	160818	2.18%	-2.81	-2.71	
Oct-04	1	344	0.29%	5.38%	3492	165080	2.12%	-2.35	-2.43	



Dark Fiber - Loop (Diagnostic)										
Date	Numerator	Denominator	CLEC Resu	Standard D	Qwest Num	Qwest Den	Qwest Resu	Mod Z Scr	Parity Scr	
Nov-03	0	24	0.00%	0.00%						
Dec-03	0	22	0.00%	0.00%						
Jan-04	0	22	0.00%	0.00%						
Feb-04	0	22	0.00%	0.00%						
Mar-04	0	22	0.00%	0.00%						
Apr-04	0	23	0.00%	0.00%						
May-04	0	23	0.00%	0.00%						
Jun-04	0	23	0.00%	0.00%						
Jul-04	0	25	0.00%	0.00%						
Aug-04	0	27	0.00%	0.00%						
Sep-04	0	28	0.00%	0.00%						
Oct-04	0	28	0.00%	0.00%						



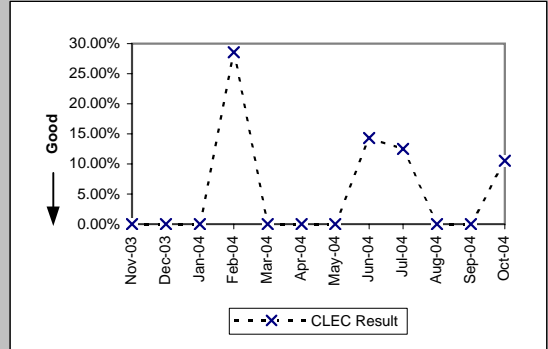
E911 (Parity)										
Date	Numerator	Denominator	CLEC Resu	Standard D	Qwest Num	Qwest Den	Qwest Resu	Mod Z Scr	Parity Scr	
Nov-03	0	530	0.00%	0.00%	0	1708	0.00%	N/A	N/A	
Dec-03	0	556	0.00%	0.00%	0	1855	0.00%	N/A	N/A	
Jan-04	0	584	0.00%	0.00%	0	1755	0.00%	N/A	N/A	
Feb-04	0	623	0.00%	0.00%	1	1675	0.06%	-0.52	-1.32	
Mar-04	1	624	0.16%	4.00%	0	1683	0.00%	N/A	N/A	
Apr-04	0	631	0.00%	0.00%	0	1678	0.00%	N/A	N/A	
May-04	0	615	0.00%	0.00%	0	1680	0.00%	N/A	N/A	
Jun-04	0	622	0.00%	0.00%	1	1990	0.05%	-0.49	-1.3	
Jul-04	0	608	0.00%	0.00%	0	1986	0.00%	N/A	N/A	
Aug-04	0	614	0.00%	0.00%	1	1993	0.05%	-0.49	-1.3	
Sep-04	1	620	0.16%	4.01%	1	1998	0.05%	1.08	-0.34	
Oct-04	0	630	0.00%	0.00%	0	2026	0.00%	N/A	N/A	



MR-8 - Trouble Rate (Percent)

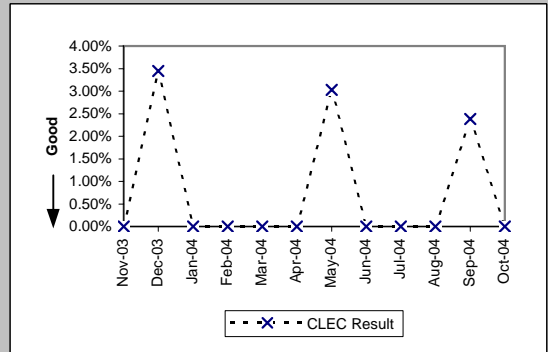
Enhanced Extended Loops - DS0 Capable (Diagnostic)

Date	Numerator	Denominator	CLEC Result	Standard Dev
Nov-03	0	2	0.00%	0.00%
Dec-03	0	2	0.00%	0.00%
Jan-04	0	2	0.00%	0.00%
Feb-04	2	7	28.57%	45.18%
Mar-04	0	7	0.00%	0.00%
Apr-04	0	7	0.00%	0.00%
May-04	0	7	0.00%	0.00%
Jun-04	1	7	14.29%	34.99%
Jul-04	1	8	12.50%	33.07%
Aug-04	0	11	0.00%	0.00%
Sep-04	0	11	0.00%	0.00%
Oct-04	2	19	10.53%	30.69%



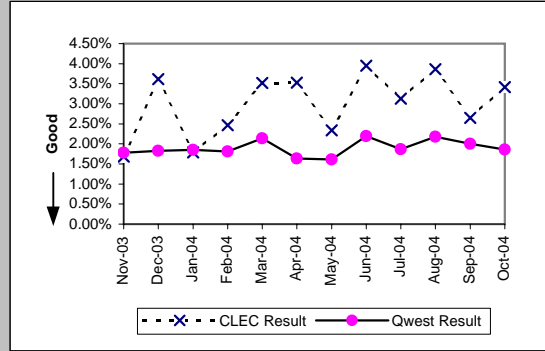
Enhanced Extended Loops - DS3 Capable (Diagnostic)

Date	Numerator	Denominator	CLEC Result	Standard Dev
Nov-03	0	27	0.00%	0.00%
Dec-03	1	29	3.45%	18.25%
Jan-04	0	29	0.00%	0.00%
Feb-04	0	29	0.00%	0.00%
Mar-04	0	30	0.00%	0.00%
Apr-04	0	31	0.00%	0.00%
May-04	1	33	3.03%	17.14%
Jun-04	0	35	0.00%	0.00%
Jul-04	0	37	0.00%	0.00%
Aug-04	0	39	0.00%	0.00%
Sep-04	1	42	2.38%	15.25%
Oct-04	0	44	0.00%	0.00%



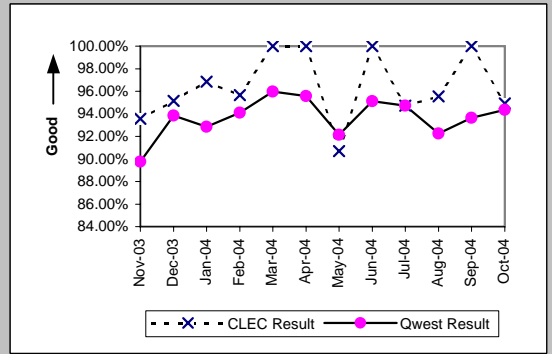
MR-8 - Trouble Rate (Percent)

Enhanced Extended Loops - DS1 Capable (Parity)											
Date	CLEC Num	CLEC Dens	CLEC Resu	CLEC Std	Qwest Num	Qwest Dens	Qwest Resu	Mod Z Scr	Parity Scr		
Nov-03	14	830	1.69%	12.88%	296	16663	1.78%	-0.19	-1.12		
Dec-03	31	857	3.62%	18.67%	304	16650	1.83%	3.82	1.32		
Jan-04	16	897	1.78%	13.24%	307	16560	1.85%	-0.15	-1.09		
Feb-04	23	933	2.47%	15.51%	299	16477	1.81%	1.45	-0.12		
Mar-04	35	994	3.52%	18.43%	349	16303	2.14%	2.92	0.77		
Apr-04	37	1048	3.53%	18.46%	267	16326	1.64%	4.69	1.85		
May-04	33	1410	2.34%	15.12%	261	16217	1.61%	2.09	0.27		
Jun-04	59	1494	3.95%	19.48%	352	16037	2.19%	4.43	1.69		
Jul-04	48	1535	3.13%	17.40%	299	15982	1.87%	3.47	1.11		
Aug-04	61	1579	3.86%	19.27%	347	15941	2.18%	4.38	1.66		
Sep-04	44	1660	2.65%	16.06%	318	15888	2.00%	1.8	0.09		
Oct-04	61	1786	3.42%	18.16%	296	15921	1.86%	4.62	1.81		

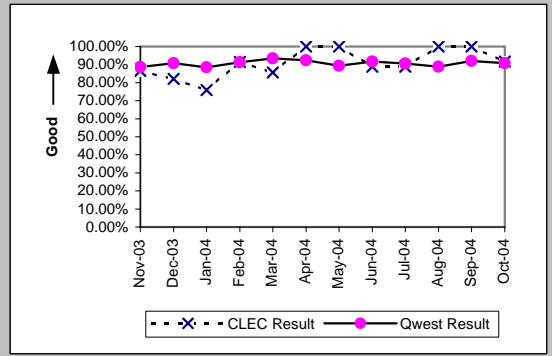


MR-9A - Repair Appointments Met (Percent) - Dispatches within MSAs

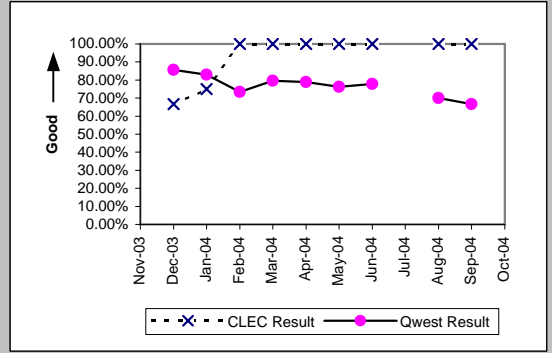
Residence (Parity)									
Date	CLEC Num	CLEC Denc	CLEC Resu	CLEC Std E	Qwest Num	Qwest Denc	Qwest Resu	Mod Z Scr	Parity Scr
Nov-03	116	124	93.55%	24.57%	12883	14355	89.75%	-1.39	-1.84
Dec-03	98	103	95.15%	21.49%	12365	13177	93.84%	-0.55	-1.33
Jan-04	92	95	96.84%	17.49%	15707	16914	92.86%	-1.5	-1.91
Feb-04	44	46	95.65%	20.39%	10242	10885	94.09%	-0.45	-1.27
Mar-04	41	41	100.00%	0.00%	10840	11296	95.96%	-1.31	-1.8
Apr-04	39	39	100.00%	0.00%	9894	10351	95.59%	-1.34	-1.81
May-04	39	43	90.70%	29.05%	11295	12258	92.14%	0.4	-0.76
Jun-04	38	38	100.00%	0.00%	11254	11832	95.11%	-1.39	-1.85
Jul-04	36	38	94.74%	22.33%	10254	10826	94.72%	-0.01	-1
Aug-04	43	45	95.56%	20.61%	12819	13893	92.27%	-0.82	-1.5
Sep-04	40	40	100.00%	0.00%	10607	11326	93.65%	-1.64	-2
Oct-04	56	59	94.92%	21.97%	10364	10985	94.35%	-0.19	-1.11



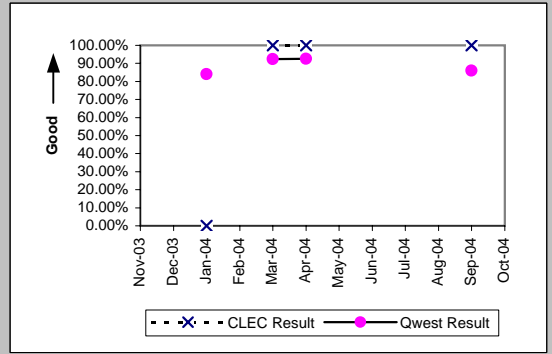
Business (Parity)									
Date	CLEC Num	CLEC Denc	CLEC Resu	CLEC Std E	Qwest Num	Qwest Denc	Qwest Resu	Mod Z Scr	Parity Scr
Nov-03	71	82	86.59%	34.08%	1156	1305	88.58%	0.57	-0.65
Dec-03	64	78	82.05%	38.38%	1237	1363	90.76%	2.32	0.41
Jan-04	60	79	75.95%	42.74%	1388	1569	88.46%	3.02	0.84
Feb-04	32	35	91.43%	27.99%	1017	1113	91.37%	-0.01	-1.01
Mar-04	6	7	85.71%	34.99%	1187	1270	93.46%	0.75	-0.55
Apr-04	7	7	100.00%	0.00%	1070	1159	92.32%	-0.76	-1.46
May-04	14	14	100.00%	0.00%	1106	1237	89.41%	-1.28	-1.78
Jun-04	16	18	88.89%	31.43%	1241	1355	91.59%	0.45	-0.72
Jul-04	8	9	88.89%	31.43%	1063	1173	90.62%	0.24	-0.85
Aug-04	11	11	100.00%	0.00%	1254	1412	88.81%	-1.17	-1.71
Sep-04	4	4	100.00%	0.00%	1166	1267	92.03%	-0.59	-1.36
Oct-04	11	12	91.67%	27.64%	1175	1294	90.80%	-0.1	-1.06



Centrex (Parity)									
Date	CLEC Num	CLEC Denc	CLEC Resu	CLEC Std E	Qwest Num	Qwest Denc	Qwest Resu	Mod Z Scr	Parity Scr
Nov-03									
Dec-03	2	3	66.67%	47.14%	60	70	85.71%	0.75	-0.55
Jan-04	3	4	75.00%	43.30%	63	76	82.89%	0.37	-0.77
Feb-04	1	1	100.00%	0.00%	69	94	73.40%	-0.6	-1.36
Mar-04	2	2	100.00%	0.00%	70	88	79.55%	-0.71	-1.43
Apr-04	1	1	100.00%	0.00%	67	85	78.82%	-0.52	-1.31
May-04	1	1	100.00%	0.00%	45	59	76.27%	-0.55	-1.34
Jun-04	1	1	100.00%	0.00%	63	81	77.78%	-0.53	-1.32
Jul-04									
Aug-04	1	1	100.00%	0.00%	49	70	70.00%	-0.65	-1.4
Sep-04	1	1	100.00%	0.00%	50	75	66.67%	-0.7	-1.43
Oct-04									

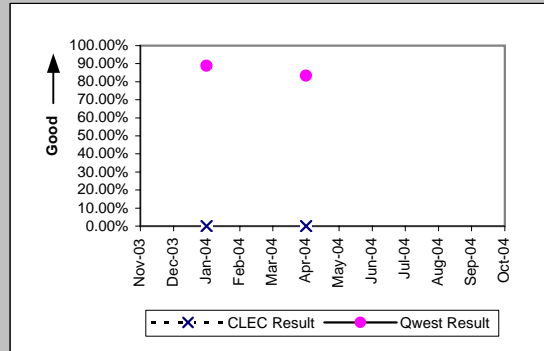


Centrex 21 (Parity)									
Date	CLEC Num	CLEC Denc	CLEC Resu	CLEC Std E	Qwest Num	Qwest Denc	Qwest Resu	Mod Z Scr	Parity Scr
Nov-03									
Dec-03									
Jan-04	0	1	0.00%	0.00%	148	176	84.09%	1.41	-0.14
Feb-04									
Mar-04	1	1	100.00%	0.00%	144	156	92.31%	-0.29	-1.17
Apr-04	1	1	100.00%	0.00%	100	108	92.59%	-0.28	-1.17
May-04									
Jun-04									
Jul-04									
Aug-04									
Sep-04	2	2	100.00%	0.00%	98	114	85.96%	-0.57	-1.34
Oct-04									

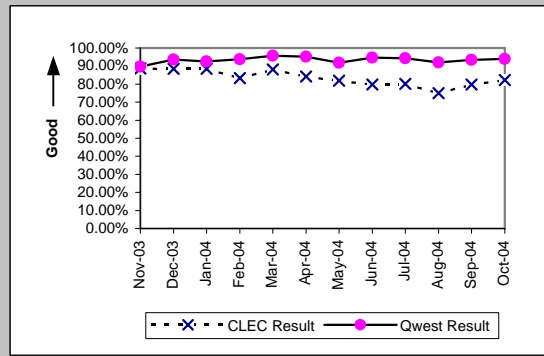


MR-9A - Repair Appointments Met (Percent) - Dispatches within MSAs

PBX (Parity)									
Date	CLEC Num	CLEC Denc	CLEC Resu	CLEC Std	Qwest Num	Qwest Denc	Qwest Resu	Mod Z Scr	Parity Scr
Nov-03									
Dec-03									
Jan-04	0	1	0.00%	0.00%	8	9	88.89%	1.36	-0.17
Feb-04									
Mar-04									
Apr-04	0	1	0.00%	0.00%	10	12	83.33%	1.26	-0.24
May-04									
Jun-04									
Jul-04									
Aug-04									
Sep-04									
Oct-04									

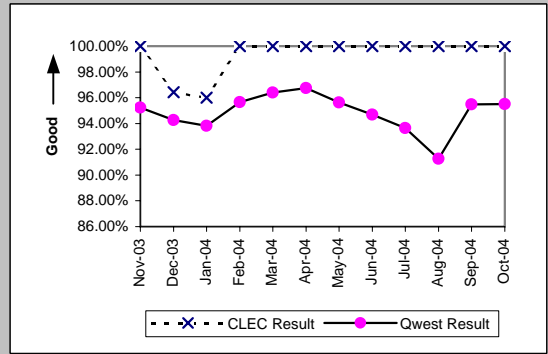


UNE - P (POTS) (Parity)									
Date	CLEC Num	CLEC Denc	CLEC Resu	CLEC Std	Qwest Num	Qwest Denc	Qwest Resu	Mod Z Scr	Parity Scr
Nov-03	357	403	88.59%	31.80%	14039	15660	89.65%	0.7	-0.57
Dec-03	379	428	88.55%	31.84%	13602	14540	93.55%	3.77	1.29
Jan-04	542	612	88.56%	31.83%	17095	18483	92.49%	3.63	1.21
Feb-04	381	457	83.37%	37.24%	11259	11998	93.84%	7.58	3.61
Mar-04	475	539	88.13%	32.35%	12027	12566	95.71%	8.51	4.17
Apr-04	479	569	84.18%	36.49%	10964	11510	95.26%	12.13	6.37
May-04	585	714	81.93%	38.47%	12401	13495	91.89%	9.5	4.78
Jun-04	603	756	79.76%	40.18%	12495	13187	94.75%	17.98	9.93
Jul-04	588	733	80.22%	39.84%	11317	11999	94.32%	16	8.73
Aug-04	411	548	75.00%	43.30%	14073	15305	91.95%	14.33	7.71
Sep-04	415	520	79.81%	40.14%	11773	12593	93.49%	12.39	6.53
Oct-04	428	520	82.31%	38.16%	11539	12279	93.97%	10.95	5.66

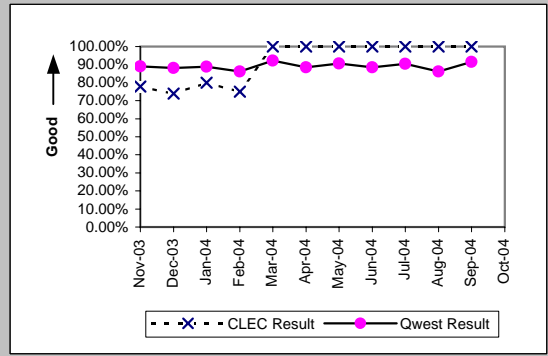


MR-9B - Repair Appointments Met (Percent) - Dispatches outside MSAs

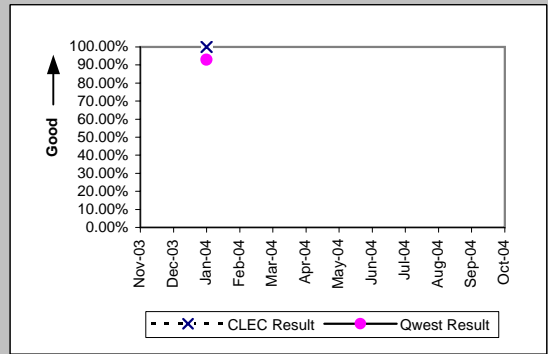
Residence (Parity)									
Date	CLEC Num	CLEC Denc	CLEC Resu	CLEC Std	Qwest Num	Qwest Denc	Qwest Resu	Mod Z Scr	Parity Scr
Nov-03	23	23	100.00%	0.00%	2484	2608	95.25%	-1.07	-1.65
Dec-03	27	28	96.43%	18.56%	2923	3101	94.26%	-0.49	-1.3
Jan-04	24	25	96.00%	19.60%	3251	3465	93.82%	-0.45	-1.27
Feb-04	14	14	100.00%	0.00%	2495	2608	95.67%	-0.79	-1.48
Mar-04	6	6	100.00%	0.00%	2567	2663	96.40%	-0.47	-1.29
Apr-04	5	5	100.00%	0.00%	2318	2396	96.74%	-0.41	-1.25
May-04	9	9	100.00%	0.00%	2543	2659	95.64%	-0.64	-1.39
Jun-04	5	5	100.00%	0.00%	2686	2837	94.68%	-0.53	-1.32
Jul-04	4	4	100.00%	0.00%	2459	2626	93.64%	-0.52	-1.32
Aug-04	6	6	100.00%	0.00%	3075	3369	91.27%	-0.76	-1.46
Sep-04	4	4	100.00%	0.00%	2498	2616	95.49%	-0.43	-1.26
Oct-04	6	6	100.00%	0.00%	2599	2721	95.52%	-0.53	-1.32



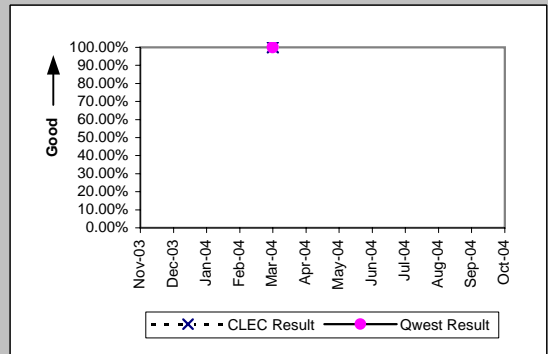
Business (Parity)									
Date	CLEC Num	CLEC Denc	CLEC Resu	CLEC Std	Qwest Num	Qwest Denc	Qwest Resu	Mod Z Scr	Parity Scr
Nov-03	7	9	77.78%	41.57%	250	281	88.97%	0.96	-0.42
Dec-03	17	23	73.91%	43.91%	280	318	88.05%	1.79	0.09
Jan-04	12	15	80.00%	40.00%	309	348	88.79%	0.99	-0.4
Feb-04	3	4	75.00%	43.30%	244	283	86.22%	0.59	-0.64
Mar-04	1	1	100.00%	0.00%	259	281	92.17%	-0.29	-1.18
Apr-04	2	2	100.00%	0.00%	230	260	88.46%	-0.51	-1.31
May-04	3	3	100.00%	0.00%	239	264	90.53%	-0.56	-1.34
Jun-04	1	1	100.00%	0.00%	284	321	88.47%	-0.36	-1.22
Jul-04	3	3	100.00%	0.00%	234	259	90.35%	-0.56	-1.34
Aug-04	1	1	100.00%	0.00%	310	360	86.11%	-0.4	-1.24
Sep-04	2	2	100.00%	0.00%	269	294	91.50%	-0.43	-1.26
Oct-04									



Centrex 21 (Parity)									
Date	CLEC Num	CLEC Denc	CLEC Resu	CLEC Std	Qwest Num	Qwest Denc	Qwest Resu	Mod Z Scr	Parity Scr
Nov-03									
Dec-03									
Jan-04	1	1	100.00%	0.00%	13	14	92.86%	-0.27	-1.16
Feb-04									
Mar-04									
Apr-04									
May-04									
Jun-04									
Jul-04									
Aug-04									
Sep-04									
Oct-04									

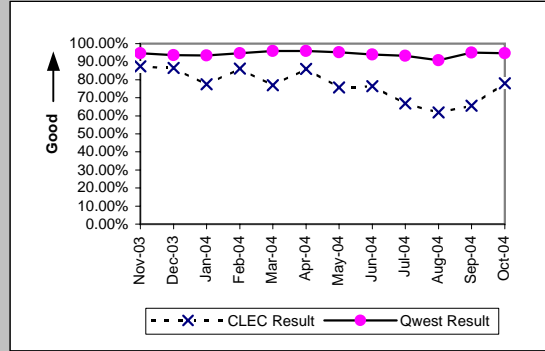


PBX (Parity)									
Date	CLEC Num	CLEC Denc	CLEC Resu	CLEC Std	Qwest Num	Qwest Denc	Qwest Resu	Mod Z Scr	Parity Scr
Nov-03									
Dec-03									
Jan-04									
Feb-04									
Mar-04	1	1	100.00%	0.00%	10	10	100.00%	N/A	N/A
Apr-04									
May-04									
Jun-04									
Jul-04									
Aug-04									
Sep-04									
Oct-04									



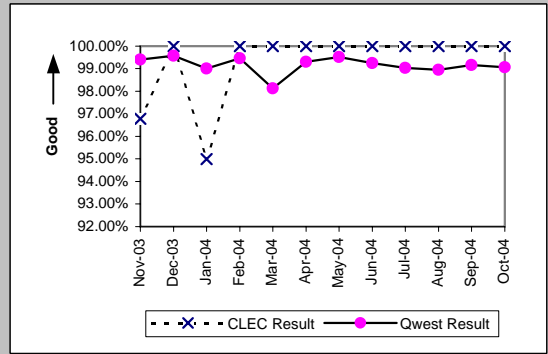
MR-9B - Repair Appointments Met (Percent) - Dispatches outside MSAs

Date	CLEC Num	CLEC Denc	UNE - P (POTS) (Parity)				Qwest Res	Mod Z Scr	Parity Scr
			CLEC Resu	CLEC Std	Qwest Num	Qwest Denc			
Nov-03	62	71	87.32%	33.27%	2734	2889	94.63%	2.35	0.43
Dec-03	83	96	86.46%	34.22%	3203	3419	93.68%	2.54	0.54
Jan-04	86	111	77.48%	41.77%	3560	3813	93.36%	5.27	2.2
Feb-04	87	101	86.14%	34.55%	2739	2891	94.74%	3.2	0.94
Mar-04	77	100	77.00%	42.08%	2826	2944	95.99%	6.55	2.98
Apr-04	105	122	86.07%	34.63%	2548	2656	95.93%	4.22	1.56
May-04	106	140	75.71%	42.88%	2782	2923	95.18%	7.44	3.53
Jun-04	127	166	76.51%	42.40%	2970	3158	94.05%	7.04	3.28
Jul-04	121	181	66.85%	47.07%	2693	2885	93.34%	7.94	3.83
Aug-04	102	165	61.82%	48.58%	3385	3729	90.78%	7.94	3.83
Sep-04	78	119	65.55%	47.52%	2767	2910	95.09%	7.94	3.83
Oct-04	96	123	78.05%	41.39%	2834	2995	94.62%	6.01	2.66

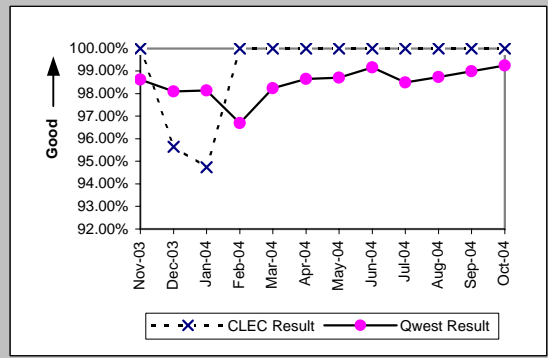


MR-9C - Repair Appointments Met (Percent) - No dispatches

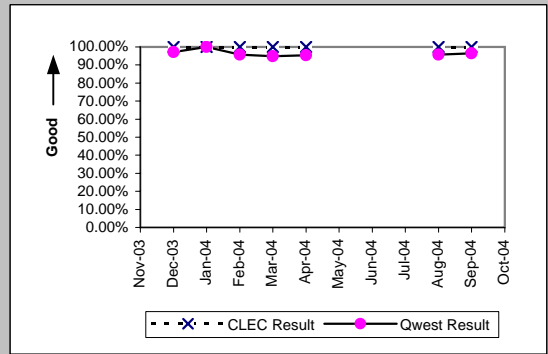
Residence (Parity)									
Date	CLEC Num	CLEC Denc	CLEC Resu	CLEC Std E	Qwest Num	Qwest Denc	Qwest Resu	Mod Z Scr	Parity Scr
Nov-03	30	31	96.77%	17.67%	2983	3001	99.40%	1.31	-0.2
Dec-03	29	29	100.00%	0.00%	3025	3038	99.57%	-0.35	-1.21
Jan-04	19	20	95.00%	21.79%	3483	3518	99.01%	1.28	-0.22
Feb-04	16	16	100.00%	0.00%	3132	3149	99.46%	-0.29	-1.18
Mar-04	9	9	100.00%	0.00%	3607	3676	98.12%	-0.41	-1.25
Apr-04	8	8	100.00%	0.00%	2694	2713	99.30%	-0.24	-1.14
May-04	8	8	100.00%	0.00%	2858	2872	99.51%	-0.2	-1.12
Jun-04	9	9	100.00%	0.00%	3294	3319	99.25%	-0.26	-1.16
Jul-04	5	5	100.00%	0.00%	3070	3100	99.03%	-0.22	-1.13
Aug-04	10	10	100.00%	0.00%	3480	3517	98.95%	-0.33	-1.2
Sep-04	10	10	100.00%	0.00%	3581	3611	99.17%	-0.29	-1.18
Oct-04	6	6	100.00%	0.00%	3061	3090	99.06%	-0.24	-1.14



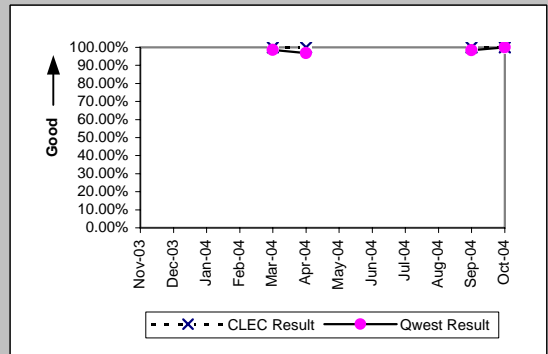
Business (Parity)									
Date	CLEC Num	CLEC Denc	CLEC Resu	CLEC Std E	Qwest Num	Qwest Denc	Qwest Resu	Mod Z Scr	Parity Scr
Nov-03	13	13	100.00%	0.00%	430	436	98.62%	-0.42	-1.26
Dec-03	22	23	95.65%	20.39%	463	472	98.09%	0.73	-0.55
Jan-04	18	19	94.74%	22.33%	580	591	98.14%	0.9	-0.45
Feb-04	14	14	100.00%	0.00%	555	574	96.69%	-0.68	-1.42
Mar-04	5	5	100.00%	0.00%	557	567	98.24%	-0.3	-1.18
Apr-04	6	6	100.00%	0.00%	511	518	98.65%	-0.29	-1.17
May-04	6	6	100.00%	0.00%	537	544	98.71%	-0.28	-1.17
Jun-04	5	5	100.00%	0.00%	594	599	99.17%	-0.2	-1.12
Jul-04	6	6	100.00%	0.00%	526	534	98.50%	-0.3	-1.18
Aug-04	6	6	100.00%	0.00%	625	633	98.74%	-0.28	-1.17
Sep-04	1	1	100.00%	0.00%	593	599	99.00%	-0.1	-1.06
Oct-04	2	2	100.00%	0.00%	531	535	99.25%	-0.12	-1.07



Centrex (Parity)									
Date	CLEC Num	CLEC Denc	CLEC Resu	CLEC Std E	Qwest Num	Qwest Denc	Qwest Resu	Mod Z Scr	Parity Scr
Nov-03									
Dec-03	1	1	100.00%	0.00%	34	35	97.14%	-0.17	-1.1
Jan-04	1	1	100.00%	0.00%	50	50	100.00%	N/A	N/A
Feb-04	1	1	100.00%	0.00%	45	47	95.74%	-0.21	-1.13
Mar-04	2	2	100.00%	0.00%	37	39	94.87%	-0.32	-1.19
Apr-04	1	1	100.00%	0.00%	21	22	95.45%	-0.21	-1.13
May-04									
Jun-04									
Jul-04									
Aug-04	1	1	100.00%	0.00%	45	47	95.74%	-0.21	-1.13
Sep-04	1	1	100.00%	0.00%	27	28	96.43%	-0.19	-1.11
Oct-04									



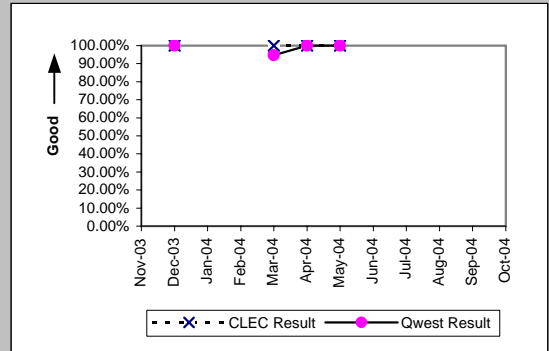
Centrex 21 (Parity)									
Date	CLEC Num	CLEC Denc	CLEC Resu	CLEC Std E	Qwest Num	Qwest Denc	Qwest Resu	Mod Z Scr	Parity Scr
Nov-03									
Dec-03									
Jan-04									
Feb-04									
Mar-04	1	1	100.00%	0.00%	66	67	98.51%	-0.12	-1.07
Apr-04	1	1	100.00%	0.00%	59	61	96.72%	-0.18	-1.11
May-04									
Jun-04									
Jul-04									
Aug-04									
Sep-04	1	1	100.00%	0.00%	61	62	98.39%	-0.13	-1.08
Oct-04	3	3	100.00%	0.00%	54	54	100.00%	N/A	N/A



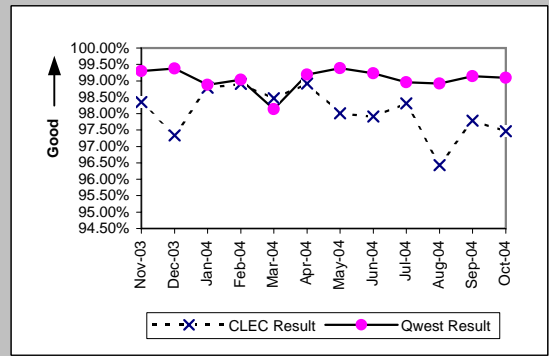


MR-9C - Repair Appointments Met (Percent) - No dispatches

PBX (Parity)									
Date	CLEC Num	CLEC Denc	CLEC Resu	CLEC Std	Qwest Num	Qwest Denc	Qwest Resu	Mod Z Scr	Parity Scr
Nov-03									
Dec-03	1	1	100.00%	0.00%	9	9	100.00%	N/A	N/A
Jan-04									
Feb-04									
Mar-04	2	2	100.00%	0.00%	18	19	94.74%	-0.32	-1.19
Apr-04	1	1	100.00%	0.00%	5	5	100.00%	N/A	N/A
May-04	2	2	100.00%	0.00%	7	7	100.00%	N/A	N/A
Jun-04									
Jul-04									
Aug-04									
Sep-04									
Oct-04									

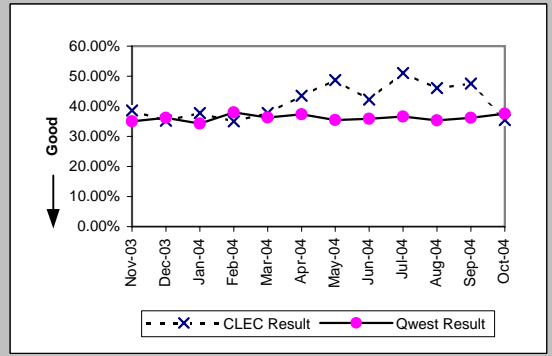


UNE - P (POTS) (Parity)									
Date	CLEC Num	CLEC Denc	CLEC Resu	CLEC Std	Qwest Num	Qwest Denc	Qwest Resu	Mod Z Scr	Parity Scr
Nov-03	119	121	98.35%	12.75%	3413	3437	99.30%	1.1	-0.33
Dec-03	146	150	97.33%	16.11%	3488	3510	99.37%	2.31	0.4
Jan-04	164	166	98.80%	10.91%	4063	4109	98.88%	0.18	-0.89
Feb-04	181	183	98.91%	10.40%	3687	3723	99.03%	0.24	-0.86
Mar-04	193	196	98.47%	12.28%	4164	4243	98.14%	-0.34	-1.2
Apr-04	182	184	98.91%	10.37%	3205	3231	99.20%	0.46	-0.72
May-04	246	251	98.01%	13.97%	3395	3416	99.39%	2.12	0.29
Jun-04	235	240	97.92%	14.28%	3888	3918	99.23%	1.89	0.15
Jul-04	233	237	98.31%	12.88%	3596	3634	98.95%	0.92	-0.44
Aug-04	216	224	96.43%	18.56%	4105	4150	98.92%	2.75	0.67
Sep-04	177	181	97.79%	14.70%	4174	4210	99.14%	1.66	0.01
Oct-04	154	158	97.47%	15.71%	3592	3625	99.09%	1.76	0.07

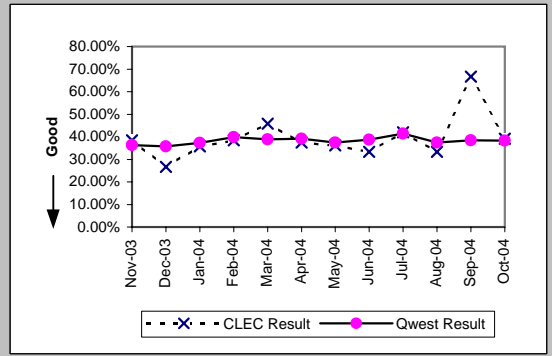


MR-10 - Customer-Related Trouble Reports (Percent)

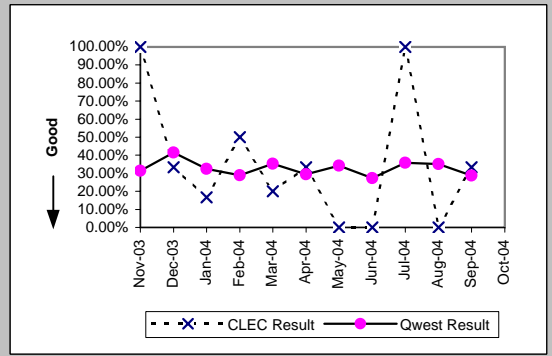
Residence (Diagnostic)									
Date	CLEC Num	CLEC Denc	CLEC Resu	CLEC Std E	Qwest Num	Qwest Denc	Qwest Resu	Mod Z Scr	Parity Scr
Nov-03	112	290	38.62%	48.69%	10728	30692	34.95%	1.3	-0.21
Dec-03	87	247	35.22%	47.77%	10927	30243	36.13%	-0.3	-1.18
Jan-04	85	225	37.78%	48.48%	12478	36375	34.30%	1.09	-0.34
Feb-04	41	117	35.04%	47.71%	10173	26815	37.94%	-0.64	-1.39
Mar-04	34	90	37.78%	48.48%	10051	27686	36.30%	0.3	-0.82
Apr-04	40	92	43.48%	49.57%	9224	24684	37.37%	1.2	-0.27
May-04	57	117	48.72%	49.98%	9741	27530	35.38%	2.95	0.79
Jun-04	38	90	42.22%	49.39%	10056	28044	35.86%	1.25	-0.24
Jul-04	49	96	51.04%	49.99%	9540	26092	36.56%	2.88	0.75
Aug-04	52	113	46.02%	49.84%	11333	32112	35.29%	2.34	0.42
Sep-04	49	103	47.57%	49.94%	9945	27498	36.17%	2.37	0.44
Oct-04	39	110	35.45%	47.84%	10115	26911	37.59%	-0.46	-1.28



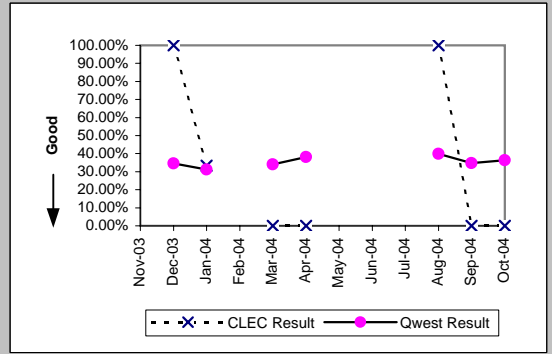
Business (Diagnostic)									
Date	CLEC Num	CLEC Denc	CLEC Resu	CLEC Std E	Qwest Num	Qwest Denc	Qwest Resu	Mod Z Scr	Parity Scr
Nov-03	65	169	38.46%	48.65%	1155	3177	36.36%	0.56	-0.66
Dec-03	45	169	26.63%	44.20%	1197	3350	35.73%	-2.41	-2.47
Jan-04	63	176	35.80%	47.94%	1493	4001	37.32%	-0.41	-1.25
Feb-04	33	86	38.37%	48.63%	1304	3274	39.83%	-0.27	-1.17
Mar-04	11	24	45.83%	49.83%	1349	3467	38.91%	0.69	-0.58
Apr-04	9	24	37.50%	48.41%	1247	3184	39.16%	-0.17	-1.1
May-04	13	36	36.11%	48.03%	1222	3267	37.40%	-0.16	-1.1
Jun-04	12	36	33.33%	47.14%	1436	3711	38.70%	-0.66	-1.4
Jul-04	13	31	41.94%	49.35%	1390	3356	41.42%	0.06	-0.96
Aug-04	9	27	33.33%	47.14%	1442	3847	37.48%	-0.44	-1.27
Sep-04	14	21	66.67%	47.14%	1350	3510	38.46%	2.57	0.56
Oct-04	9	23	39.13%	48.80%	1302	3405	38.24%	0.1	-0.94



Centrex (Diagnostic)									
Date	CLEC Num	CLEC Denc	CLEC Resu	CLEC Std E	Qwest Num	Qwest Denc	Qwest Resu	Mod Z Scr	Parity Scr
Nov-03	2	2	100.00%	0.00%	68	217	31.34%	1.68	0.02
Dec-03	2	6	33.33%	47.14%	94	227	41.41%	-0.4	-1.24
Jan-04	1	6	16.67%	37.27%	78	241	32.37%	-0.81	-1.49
Feb-04	2	4	50.00%	50.00%	71	245	28.98%	0.83	-0.5
Mar-04	1	5	20.00%	40.00%	77	218	35.32%	-0.71	-1.43
Apr-04	2	6	33.33%	47.14%	55	187	29.41%	0.21	-0.87
May-04	0	1	0.00%	0.00%	63	184	34.24%	-0.72	-1.44
Jun-04	0	1	0.00%	0.00%	53	194	27.32%	-0.61	-1.37
Jul-04	1	1	100.00%	0.00%	72	201	35.82%	0.92	-0.44
Aug-04	0	2	0.00%	0.00%	75	214	35.05%	-1.03	-1.63
Sep-04	1	3	33.33%	47.14%	51	178	28.65%	0.17	-0.9
Oct-04									

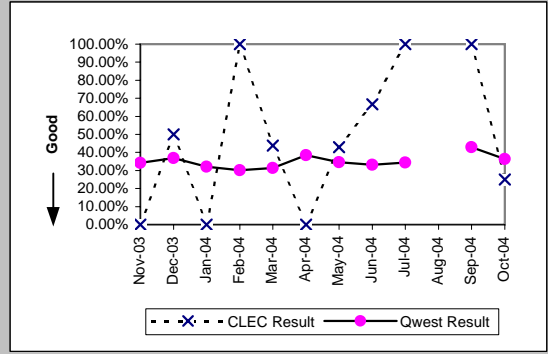


Centrex 21 (Diagnostic)									
Date	CLEC Num	CLEC Denc	CLEC Resu	CLEC Std E	Qwest Num	Qwest Denc	Qwest Resu	Mod Z Scr	Parity Scr
Nov-03									
Dec-03	2	2	100.00%	0.00%	118	342	34.50%	1.58	-0.04
Jan-04	1	3	33.33%	47.14%	122	390	31.28%	0.09	-0.94
Feb-04									
Mar-04	0	2	0.00%	0.00%	123	361	34.07%	-1.01	-1.62
Apr-04	0	2	0.00%	0.00%	111	291	38.14%	-1.11	-1.67
May-04									
Jun-04									
Jul-04									
Aug-04	1	1	100.00%	0.00%	131	329	39.82%	0.85	-0.49
Sep-04	0	3	0.00%	0.00%	101	291	34.71%	-1.26	-1.76
Oct-04	0	3	0.00%	0.00%	110	303	36.30%	-1.3	-1.79

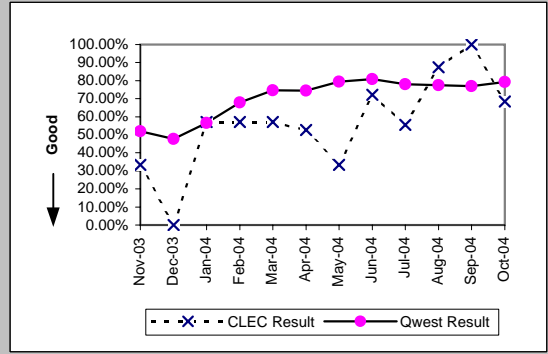


MR-10 - Customer-Related Trouble Reports (Percent)

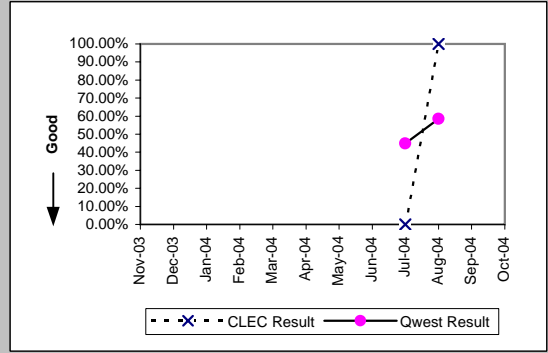
PBX (Diagnostic)									
Date	CLEC Num	CLEC Denc	CLEC Resu	CLEC Std E	Qwest Num	Qwest Denc	Qwest Resu	Mod Z Scr	Parity Scr
Nov-03	0	1	0.00%	0.00%	40	117	34.19%	-0.72	-1.44
Dec-03	2	4	50.00%	50.00%	48	130	36.92%	0.48	-0.71
Jan-04	0	3	0.00%	0.00%	45	140	32.14%	-1.18	-1.72
Feb-04	2	2	100.00%	0.00%	37	123	30.08%	1.72	0.05
Mar-04	7	16	43.75%	49.61%	52	166	31.33%	0.99	-0.4
Apr-04	0	2	0.00%	0.00%	45	117	38.46%	-1.11	-1.67
May-04	3	7	42.86%	49.49%	39	113	34.51%	0.43	-0.74
Jun-04	2	3	66.67%	47.14%	49	148	33.11%	1.06	-0.36
Jul-04	6	6	100.00%	0.00%	41	119	34.45%	3.17	0.93
Aug-04									
Sep-04	1	1	100.00%	0.00%	49	114	42.98%	0.79	-0.52
Oct-04	1	4	25.00%	43.30%	32	88	36.36%	-0.46	-1.28



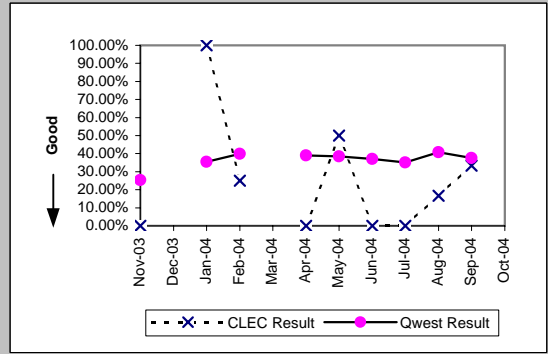
Qwest DSL (Diagnostic)									
Date	CLEC Num	CLEC Denc	CLEC Resu	CLEC Std E	Qwest Num	Qwest Denc	Qwest Resu	Mod Z Scr	Parity Scr
Nov-03	3	9	33.33%	47.14%	2197	4226	51.99%	-1.12	-1.68
Dec-03	0	4	0.00%	0.00%	1879	3943	47.65%	-1.91	-2.16
Jan-04	8	14	57.14%	49.49%	3385	5980	56.61%	0.03	-0.98
Feb-04	4	7	57.14%	49.49%	5841	8599	67.93%	-0.61	-1.37
Mar-04	4	7	57.14%	49.49%	10432	13965	74.70%	-1.07	-1.65
Apr-04	10	19	52.63%	49.93%	9663	12965	74.53%	-2.19	-2.33
May-04	3	9	33.33%	47.14%	11621	14625	79.46%	-3.42	-3.08
Jun-04	13	18	72.22%	44.79%	12042	14904	80.80%	-0.92	-1.56
Jul-04	5	9	55.56%	49.69%	11701	15001	78.00%	-1.63	-1.99
Aug-04	7	8	87.50%	33.07%	12637	16305	77.50%	0.58	-0.65
Sep-04	3	3	100.00%	0.00%	11638	15137	76.88%	0.75	-0.54
Oct-04	13	19	68.42%	46.48%	13383	16876	79.30%	-1.17	-1.71



ISDN Primary (Diagnostic)									
Date	CLEC Num	CLEC Denc	CLEC Resu	CLEC Std E	Qwest Num	Qwest Denc	Qwest Resu	Mod Z Scr	Parity Scr
Nov-03									
Dec-03									
Jan-04									
Feb-04									
Mar-04									
Apr-04									
May-04									
Jun-04									
Jul-04	0	1	0.00%	0.00%	22	49	44.90%	-0.89	-1.54
Aug-04	2	2	100.00%	0.00%	38	65	58.46%	0.97	-0.41
Sep-04									
Oct-04									

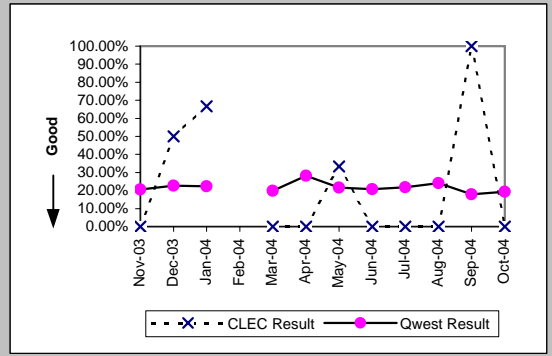


DS0 (Diagnostic)									
Date	CLEC Num	CLEC Denc	CLEC Resu	CLEC Std E	Qwest Num	Qwest Denc	Qwest Resu	Mod Z Scr	Parity Scr
Nov-03	0	7	0.00%	0.00%	151	596	25.34%	-1.53	-1.93
Dec-03									
Jan-04	1	1	100.00%	0.00%	173	488	35.45%	0.93	-0.44
Feb-04	1	4	25.00%	43.30%	180	452	39.82%	-0.6	-1.37
Mar-04									
Apr-04	0	2	0.00%	0.00%	185	475	38.95%	-1.13	-1.69
May-04	1	2	50.00%	50.00%	188	489	38.45%	0.28	-0.83
Jun-04	0	1	0.00%	0.00%	209	564	37.06%	-0.77	-1.47
Jul-04	0	3	0.00%	0.00%	190	542	35.06%	-1.27	-1.77
Aug-04	1	6	16.67%	37.27%	220	540	40.74%	-1.19	-1.73
Sep-04	1	3	33.33%	47.14%	192	511	37.57%	-0.15	-1.09
Oct-04									

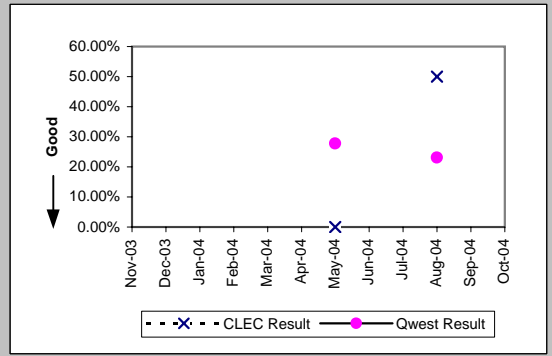


MR-10 - Customer-Related Trouble Reports (Percent)

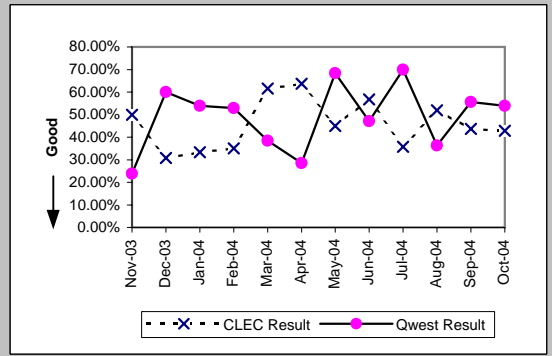
DS1 (Diagnostic)									
Date	CLEC Num	CLEC Denc	CLEC Resu	CLEC Std E	Qwest Num	Qwest Denc	Qwest Resu	Mod Z Scr	Parity Scr
Nov-03	0	1	0.00%	0.00%	77	373	20.64%	-0.51	-1.31
Dec-03	1	2	50.00%	50.00%	89	393	22.65%	0.74	-0.55
Jan-04	2	3	66.67%	47.14%	88	395	22.28%	1.5	-0.09
Feb-04									
Mar-04	0	3	0.00%	0.00%	86	435	19.77%	-0.86	-1.52
Apr-04	0	1	0.00%	0.00%	105	372	28.23%	-0.63	-1.38
May-04	1	3	33.33%	47.14%	72	333	21.62%	0.45	-0.73
Jun-04	0	2	0.00%	0.00%	92	444	20.72%	-0.72	-1.44
Jul-04	0	1	0.00%	0.00%	83	382	21.73%	-0.53	-1.32
Aug-04	0	2	0.00%	0.00%	110	457	24.07%	-0.79	-1.48
Sep-04	1	1	100.00%	0.00%	69	387	17.83%	1.35	-0.18
Oct-04	0	1	0.00%	0.00%	71	367	19.35%	-0.49	-1.3



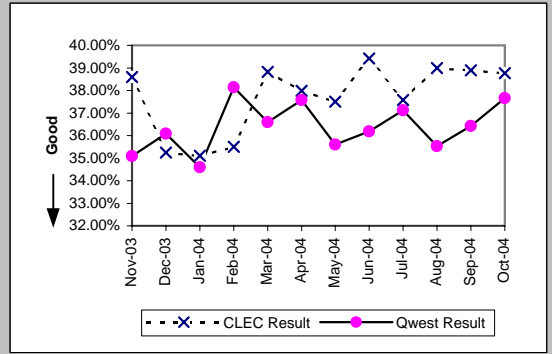
Frame Relay (Diagnostic)									
Date	CLEC Num	CLEC Denc	CLEC Resu	CLEC Std E	Qwest Num	Qwest Denc	Qwest Resu	Mod Z Scr	Parity Scr
Nov-03									
Dec-03									
Jan-04									
Feb-04									
Mar-04									
Apr-04									
May-04	0	2	0.00%	0.00%	30	108	27.78%	-0.87	-1.53
Jun-04									
Jul-04									
Aug-04	1	2	50.00%	50.00%	31	134	23.13%	0.72	-0.56
Sep-04									
Oct-04									



LIS Trunk (Diagnostic)									
Date	CLEC Num	CLEC Denc	CLEC Resu	CLEC Std E	Qwest Num	Qwest Denc	Qwest Resu	Mod Z Scr	Parity Scr
Nov-03	13	26	50.00%	50.00%	5	21	23.81%	1.81	0.1
Dec-03	8	26	30.77%	46.15%	9	15	60.00%	-1.84	-2.12
Jan-04	5	15	33.33%	47.14%	14	26	53.85%	-1.27	-1.77
Feb-04	7	20	35.00%	47.70%	9	17	52.94%	-1.09	-1.66
Mar-04	16	26	61.54%	48.65%	5	13	38.46%	1.24	-0.24
Apr-04	14	22	63.64%	48.10%	2	7	28.57%	1.54	-0.07
May-04	9	20	45.00%	49.75%	13	19	68.42%	-1.57	-1.96
Jun-04	17	30	56.67%	49.55%	8	17	47.06%	0.6	-0.64
Jul-04	5	14	35.71%	47.92%	7	10	70.00%	-1.81	-2.1
Aug-04	14	27	51.85%	49.97%	4	11	36.36%	0.81	-0.51
Sep-04	7	16	43.75%	49.61%	10	18	55.56%	-0.69	-1.42
Oct-04	6	14	42.86%	49.49%	7	13	53.85%	-0.57	-1.35

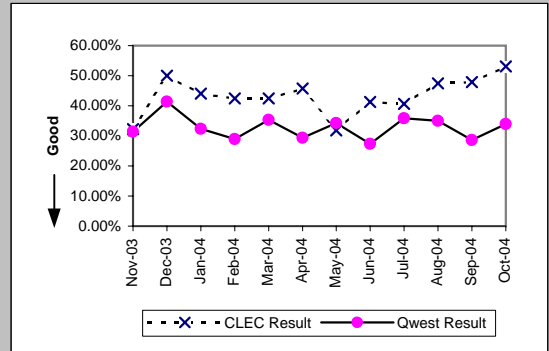


UNE - P (POTS) (Diagnostic)									
Date	CLEC Num	CLEC Denc	CLEC Resu	CLEC Std E	Qwest Num	Qwest Denc	Qwest Resu	Mod Z Scr	Parity Scr
Nov-03	374	969	38.60%	48.68%	11883	33869	35.09%	2.26	0.37
Dec-03	367	1041	35.25%	47.78%	12124	33593	36.09%	-0.55	-1.34
Jan-04	481	1370	35.11%	47.73%	13971	40376	34.60%	0.39	-0.76
Feb-04	408	1149	35.51%	47.85%	11477	30089	38.14%	-1.8	-2.1
Mar-04	530	1365	38.83%	48.74%	11400	31153	36.59%	1.68	0.02
Apr-04	536	1411	37.99%	48.54%	10471	27868	37.57%	0.31	-0.81
May-04	663	1768	37.50%	48.41%	10963	30797	35.60%	1.62	-0.01
Jun-04	756	1918	39.42%	48.87%	11492	31755	36.19%	2.86	0.74
Jul-04	693	1844	37.58%	48.43%	10930	29448	37.12%	0.4	-0.76
Aug-04	599	1536	39.00%	48.77%	12775	35959	35.53%	2.78	0.69
Sep-04	522	1342	38.90%	48.75%	11295	31008	36.43%	1.84	0.12
Oct-04	507	1308	38.76%	48.72%	11417	30316	37.66%	0.8	-0.51

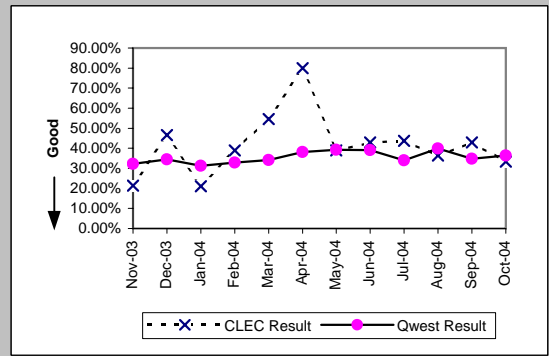


MR-10 - Customer-Related Trouble Reports (Percent)

UNE P (Centrex) (Diagnostic)										
Date	CLEC Num	CLEC Denc	CLEC Resu	CLEC Std	Qwest Num	Qwest Denc	Qwest Resu	Mod Z Scr	Parity Scr	
Nov-03	19	59	32.20%	46.73%	68	217	31.34%	0.13	-0.92	
Dec-03	25	50	50.00%	50.00%	94	227	41.41%	1.1	-0.33	
Jan-04	26	59	44.07%	49.65%	78	241	32.37%	1.67	0.01	
Feb-04	17	40	42.50%	49.43%	71	245	28.98%	1.68	0.02	
Mar-04	14	33	42.42%	49.42%	77	218	35.32%	0.78	-0.52	
Apr-04	16	35	45.71%	49.82%	55	187	29.41%	1.85	0.12	
May-04	14	44	31.82%	46.58%	63	184	34.24%	-0.3	-1.18	
Jun-04	19	46	41.30%	49.24%	53	194	27.32%	1.82	0.1	
Jul-04	13	32	40.63%	49.11%	72	201	35.82%	0.52	-0.68	
Aug-04	19	40	47.50%	49.94%	75	214	35.05%	1.47	-0.1	
Sep-04	22	46	47.83%	49.95%	51	178	28.65%	2.41	0.47	
Oct-04	17	32	53.13%	49.90%	60	177	33.90%	2.03	0.23	

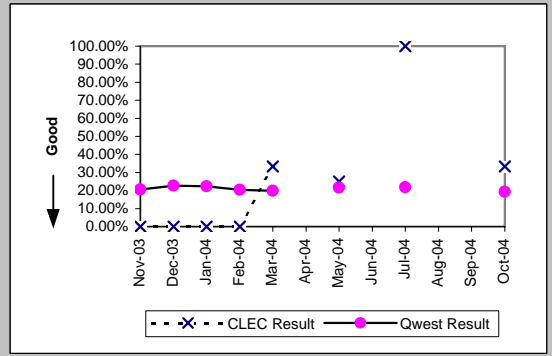


UNE P (Centrex 21) (Diagnostic)										
Date	CLEC Num	CLEC Denc	CLEC Resu	CLEC Std	Qwest Num	Qwest Denc	Qwest Resu	Mod Z Scr	Parity Scr	
Nov-03	3	14	21.43%	41.03%	120	373	32.17%	-0.84	-1.51	
Dec-03	7	15	46.67%	49.89%	118	342	34.50%	0.95	-0.43	
Jan-04	4	19	21.05%	40.77%	122	390	31.28%	-0.94	-1.57	
Feb-04	7	18	38.89%	48.75%	93	283	32.86%	0.53	-0.68	
Mar-04	6	11	54.55%	49.79%	123	361	34.07%	1.35	-0.18	
Apr-04	12	15	80.00%	40.00%	111	291	38.14%	3.18	0.93	
May-04	7	18	38.89%	48.75%	129	329	39.21%	-0.03	-1.02	
Jun-04	6	14	42.86%	49.49%	139	356	39.04%	0.29	-0.83	
Jul-04	7	16	43.75%	49.61%	107	315	33.97%	0.79	-0.52	
Aug-04	4	11	36.36%	48.10%	131	329	39.82%	-0.23	-1.14	
Sep-04	3	7	42.86%	49.49%	101	291	34.71%	0.44	-0.74	
Oct-04	3	9	33.33%	47.14%	110	303	36.30%	-0.18	-1.11	

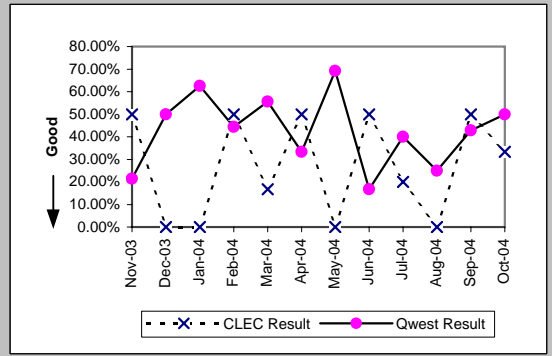


MR-10 - Customer-Related Trouble Reports (Percent)

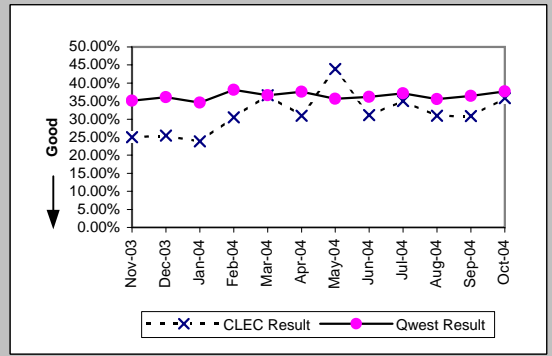
UDIT DS1 (Diagnostic)									
Date	CLEC Num	CLEC Denc	CLEC Resu	CLEC Std E	Qwest Num	Qwest Denc	Qwest Resu	Mod Z Scr	Parity Scr
Nov-03	0	2	0.00%	0.00%	77	373	20.64%	-0.72	-1.44
Dec-03	0	1	0.00%	0.00%	89	393	22.65%	-0.54	-1.33
Jan-04	0	2	0.00%	0.00%	88	395	22.28%	-0.76	-1.46
Feb-04	0	2	0.00%	0.00%	77	376	20.48%	-0.72	-1.44
Mar-04	1	3	33.33%	47.14%	86	435	19.77%	0.53	-0.68
Apr-04									
May-04	1	4	25.00%	43.30%	72	333	21.62%	0.19	-0.89
Jun-04									
Jul-04	3	3	100.00%	0.00%	83	382	21.73%	2.6	0.58
Aug-04									
Sep-04									
Oct-04	1	3	33.33%	47.14%	71	367	19.35%	0.55	-0.67



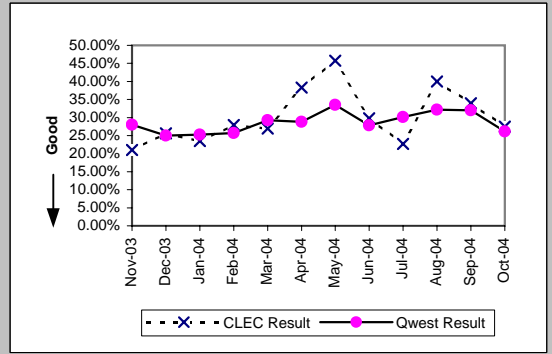
UDIT Above DS1 Level (Diagnostic)									
Date	CLEC Num	CLEC Denc	CLEC Resu	CLEC Std E	Qwest Num	Qwest Denc	Qwest Resu	Mod Z Scr	Parity Scr
Nov-03	1	2	50.00%	50.00%	3	14	21.43%	0.65	-0.61
Dec-03	0	1	0.00%	0.00%	2	4	50.00%	-0.89	-1.54
Jan-04	0	3	0.00%	0.00%	5	8	62.50%	-1.91	-2.16
Feb-04	1	2	50.00%	50.00%	4	9	44.44%	-0.02	-1.01
Mar-04	1	6	16.67%	37.27%	10	18	55.56%	-1.66	-2.01
Apr-04	1	2	50.00%	50.00%	5	15	33.33%	0.31	-0.81
May-04	0	2	0.00%	0.00%	9	13	69.23%	-1.97	-2.2
Jun-04	1	2	50.00%	50.00%	2	12	16.67%	0.78	-0.52
Jul-04	1	5	20.00%	40.00%	4	10	40.00%	-0.75	-1.45
Aug-04	0	1	0.00%	0.00%	4	16	25.00%	-0.56	-1.34
Sep-04	1	2	50.00%	50.00%	3	7	42.86%	-0.01	-1
Oct-04	1	3	33.33%	47.14%	6	12	50.00%	-0.52	-1.31



Unbundled Loop Analog (Diagnostic)									
Date	CLEC Num	CLEC Denc	CLEC Resu	CLEC Std E	Qwest Num	Qwest Denc	Qwest Resu	Mod Z Scr	Parity Scr
Nov-03	93	372	25.00%	43.30%	11883	33869	35.09%	-4.05	-3.46
Dec-03	75	295	25.42%	43.54%	12124	33593	36.09%	-3.8	-3.31
Jan-04	75	315	23.81%	42.59%	13971	40376	34.60%	-4.01	-3.44
Feb-04	82	269	30.48%	46.03%	11477	30089	38.14%	-2.58	-2.57
Mar-04	135	369	36.59%	48.17%	11400	31153	36.59%	0	-1
Apr-04	89	288	30.90%	46.21%	10471	27868	37.57%	-2.33	-2.41
May-04	130	296	43.92%	49.63%	10963	30797	35.60%	2.94	0.78
Jun-04	107	344	31.10%	46.29%	11492	31755	36.19%	-1.95	-2.19
Jul-04	130	371	35.04%	47.71%	10930	29448	37.12%	-0.82	-1.5
Aug-04	124	401	30.92%	46.22%	12775	35959	35.53%	-1.92	-2.16
Sep-04	110	357	30.81%	46.17%	11295	31008	36.43%	-2.19	-2.33
Oct-04	121	338	35.80%	47.94%	11417	30316	37.66%	-0.7	-1.43

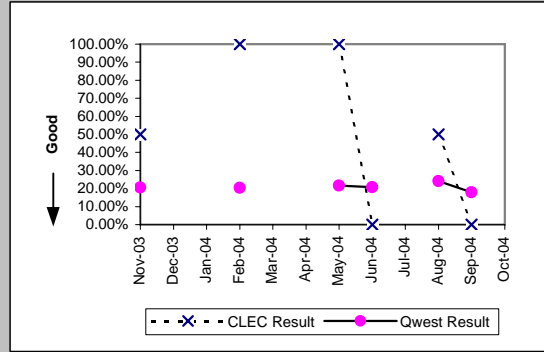


Unbundled Loop - 2 Wire Non-Loaded (Diagnostic)									
Date	CLEC Num	CLEC Denc	CLEC Resu	CLEC Std E	Qwest Num	Qwest Denc	Qwest Resu	Mod Z Scr	Parity Scr
Nov-03	12	57	21.05%	40.77%	53	189	28.04%	-1.03	-1.63
Dec-03	11	43	25.58%	43.63%	40	160	25.00%	0.08	-0.95
Jan-04	8	34	23.53%	42.42%	43	170	25.29%	-0.22	-1.13
Feb-04	12	43	27.91%	44.85%	46	179	25.70%	0.3	-0.82
Mar-04	17	63	26.98%	44.39%	48	164	29.27%	-0.34	-1.21
Apr-04	18	47	38.30%	48.61%	60	208	28.85%	1.25	-0.24
May-04	16	35	45.71%	49.82%	59	176	33.52%	1.35	-0.18
Jun-04	14	47	29.79%	45.73%	47	169	27.81%	0.27	-0.84
Jul-04	10	44	22.73%	41.91%	53	176	30.11%	-0.96	-1.58
Aug-04	20	50	40.00%	48.99%	55	171	32.16%	1.02	-0.38
Sep-04	19	56	33.93%	47.35%	49	153	32.03%	0.26	-0.84
Oct-04	14	51	27.45%	44.63%	34	130	26.15%	0.18	-0.89

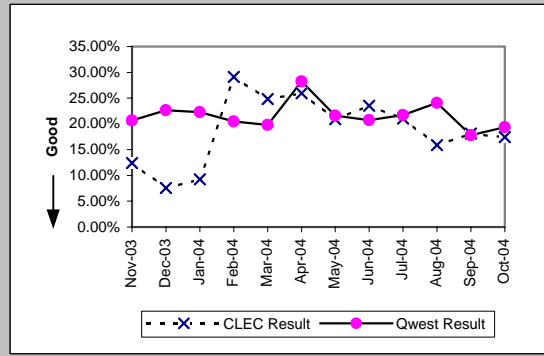


MR-10 - Customer-Related Trouble Reports (Percent)

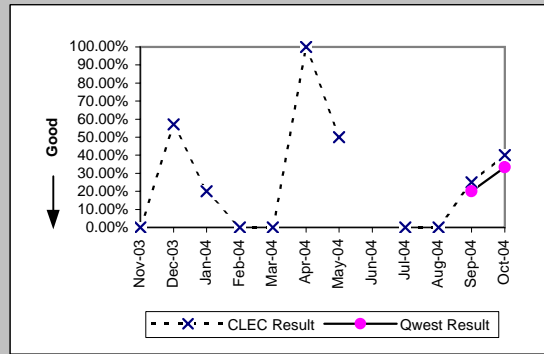
Unbundled Loop - 4 Wire Non-Loaded (Diagnostic)									
Date	CLEC Num	CLEC Denc	CLEC Resu	CLEC Std E	Qwest Num	Qwest Denc	Qwest Resu	Mod Z Scr	Parity Scr
Nov-03	1	2	50.00%	50.00%	77	373	20.64%	0.81	-0.51
Dec-03									
Jan-04									
Feb-04	2	2	100.00%	0.00%	77	376	20.48%	2.06	0.25
Mar-04									
Apr-04									
May-04	4	4	100.00%	0.00%	72	333	21.62%	3.1	0.89
Jun-04	0	2	0.00%	0.00%	92	444	20.72%	-0.72	-1.44
Jul-04									
Aug-04	1	2	50.00%	50.00%	110	457	24.07%	0.7	-0.58
Sep-04	0	2	0.00%	0.00%	69	387	17.83%	-0.66	-1.4
Oct-04									



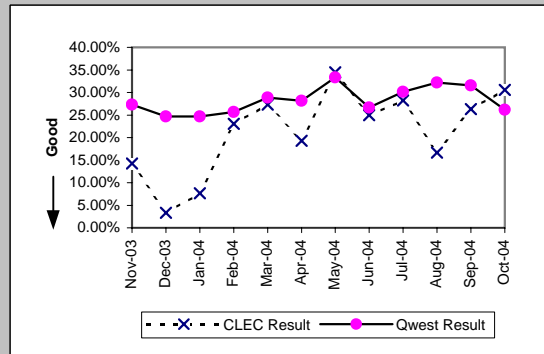
Unbundled Loop - DS1 Capable (Diagnostic)									
Date	CLEC Num	CLEC Denc	CLEC Resu	CLEC Std E	Qwest Num	Qwest Denc	Qwest Resu	Mod Z Scr	Parity Scr
Nov-03	13	105	12.38%	32.94%	77	373	20.64%	-1.85	-2.12
Dec-03	8	106	7.55%	26.42%	89	393	22.65%	-3.3	-3
Jan-04	10	108	9.26%	28.99%	88	395	22.28%	-2.88	-2.75
Feb-04	23	79	29.11%	45.43%	77	376	20.48%	1.65	0
Mar-04	34	137	24.82%	43.20%	86	435	19.77%	1.25	-0.24
Apr-04	28	108	25.93%	43.82%	105	372	28.23%	-0.47	-1.28
May-04	18	86	20.93%	40.68%	72	333	21.62%	-0.14	-1.08
Jun-04	36	153	23.53%	42.42%	92	444	20.72%	0.73	-0.56
Jul-04	29	138	21.01%	40.74%	83	382	21.73%	-0.17	-1.11
Aug-04	23	145	15.86%	36.53%	110	457	24.07%	-2.01	-2.22
Sep-04	19	105	18.10%	38.50%	69	387	17.83%	0.07	-0.96
Oct-04	19	109	17.43%	37.94%	71	367	19.35%	-0.44	-1.27



Unbundled Loop - XDSL (Diagnostic)									
Date	CLEC Num	CLEC Denc	CLEC Resu	CLEC Std E	Qwest Num	Qwest Denc	Qwest Resu	Mod Z Scr	Parity Scr
Nov-03	0	3	0.00%	0.00%					
Dec-03	4	7	57.14%	49.49%					
Jan-04	1	5	20.00%	40.00%					
Feb-04	0	4	0.00%	0.00%					
Mar-04	0	1	0.00%	0.00%					
Apr-04	1	1	100.00%	0.00%					
May-04	2	4	50.00%	50.00%					
Jun-04									
Jul-04	0	5	0.00%	0.00%					
Aug-04	0	3	0.00%	0.00%					
Sep-04	1	4	25.00%	43.30%	1	5	20.00%	0.02	-0.99
Oct-04	2	5	40.00%	48.99%	1	3	33.33%	-0.03	-1.02

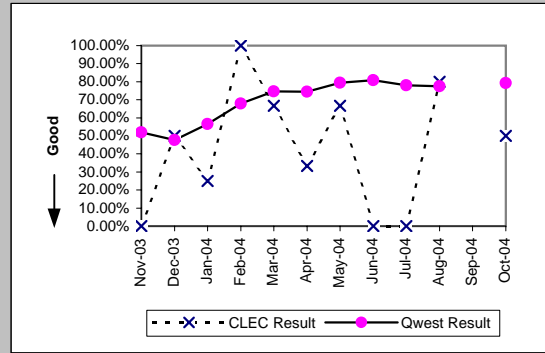


Unbundled Loop ISDN Capable (Diagnostic)									
Date	CLEC Num	CLEC Denc	CLEC Resu	CLEC Std E	Qwest Num	Qwest Denc	Qwest Resu	Mod Z Scr	Parity Scr
Nov-03	5	35	14.29%	34.99%	50	183	27.32%	-1.59	-1.96
Dec-03	1	30	3.33%	17.95%	39	158	24.68%	-2.49	-2.51
Jan-04	3	39	7.69%	26.65%	41	166	24.70%	-2.22	-2.35
Feb-04	9	39	23.08%	42.13%	46	179	25.70%	-0.34	-1.21
Mar-04	12	44	27.27%	44.54%	47	163	28.83%	-0.2	-1.12
Apr-04	11	57	19.30%	39.46%	58	206	28.16%	-1.32	-1.8
May-04	10	29	34.48%	47.53%	58	174	33.33%	0.11	-0.93
Jun-04	13	52	25.00%	43.30%	44	165	26.67%	-0.24	-1.14
Jul-04	11	39	28.21%	45.00%	53	176	30.11%	-0.24	-1.14
Aug-04	5	30	16.67%	37.27%	55	171	32.16%	-1.68	-2.02
Sep-04	5	19	26.32%	44.03%	48	152	31.58%	-0.47	-1.28
Oct-04	11	36	30.56%	46.06%	34	130	26.15%	0.52	-0.68

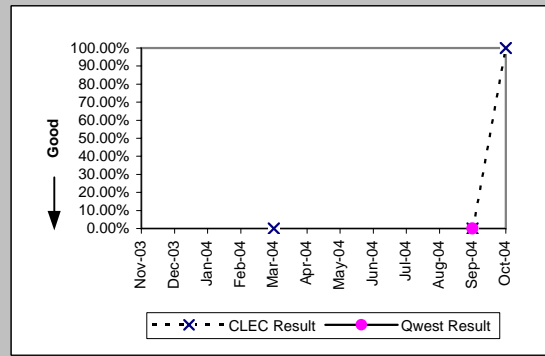


MR-10 - Customer-Related Trouble Reports (Percent)

Unbundled Loop - ADSL Qualified (Diagnostic)										
Date	CLEC Num	CLEC Denc	CLEC Resu	CLEC Std	Qwest Num	Qwest Denc	Qwest Resu	Mod Z Scr	Parity Scr	
Nov-03	0	5	0.00%	0.00%	2197	4226	51.99%	-2.33	-2.41	
Dec-03	1	2	50.00%	50.00%	1879	3943	47.65%	0.05	-0.97	
Jan-04	1	4	25.00%	43.30%	3385	5980	56.61%	-1.27	-1.78	
Feb-04	1	1	100.00%	0.00%	5841	8599	67.93%	0.41	-0.75	
Mar-04	4	6	66.67%	47.14%	10432	13965	74.70%	-0.45	-1.28	
Apr-04	2	6	33.33%	47.14%	9663	12965	74.53%	-2.32	-2.41	
May-04	2	3	66.67%	47.14%	11621	14625	79.46%	-0.55	-1.33	
Jun-04	0	2	0.00%	0.00%	12044	14906	80.80%	-2.9	-2.76	
Jul-04	0	2	0.00%	0.00%	11704	15005	78.00%	-2.66	-2.62	
Aug-04	4	5	80.00%	40.00%	12640	16310	77.50%	0.04	-0.97	
Sep-04										
Oct-04	1	2	50.00%	50.00%	13388	16883	79.30%	-1.02	-1.62	



E911 (Diagnostic)										
Date	CLEC Num	CLEC Denc	CLEC Resu	CLEC Std	Qwest Num	Qwest Denc	Qwest Resu	Mod Z Scr	Parity Scr	
Nov-03										
Dec-03										
Jan-04										
Feb-04										
Mar-04	0	1	0.00%	0.00%						
Apr-04										
May-04										
Jun-04										
Jul-04										
Aug-04										
Sep-04	0	1	0.00%	0.00%	0	1	0.00%	N/A	N/A	
Oct-04	1	1	100.00%	0.00%						

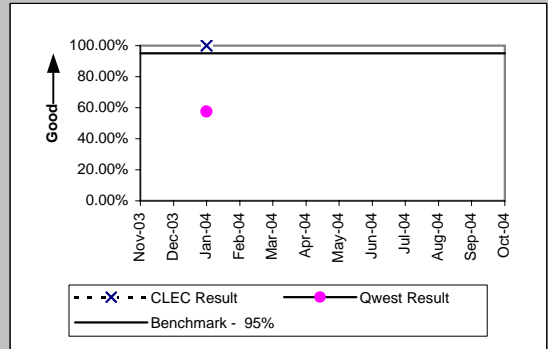




MR-11 - LNP Trouble Reports Cleared

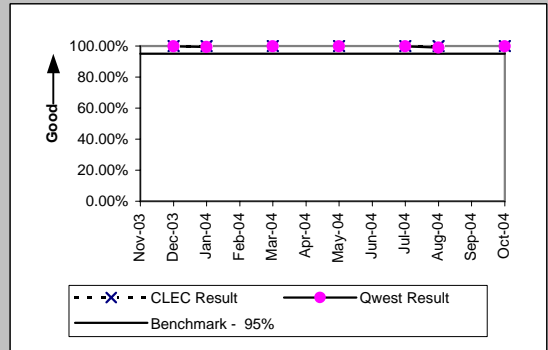
LNP Trouble Reports Cleared within 4 Hours (Percent) (MR-11A ) (Benchmark)

Date	CLEC Num	CLEC Dend	CLEC Resu	CLEC Std	Qwest Num	Qwest Dend	Qwest Resu	Mod Z Scr	Parity Scr
Nov-03									
Dec-03									
Jan-04	1	1	100.00%	0.00%	1078	1874	57.52%	-0.86	-1.52
Feb-04									
Mar-04									
Apr-04									
May-04									
Jun-04									
Jul-04									
Aug-04									
Sep-04									
Oct-04									



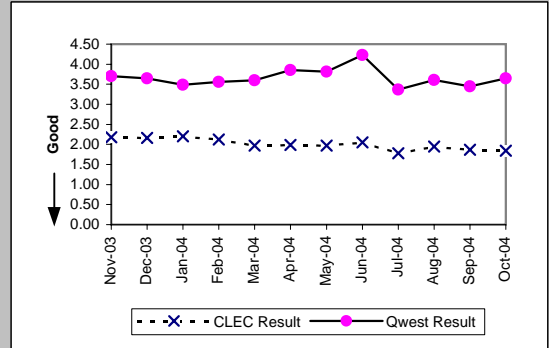
LNP Trouble Reports Cleared within 48 Hours - All Volumes (Percent) (MR-11B ) (Benchmark)

Date	CLEC Num	CLEC Dend	CLEC Resu	CLEC Std	Qwest Num	Qwest Dend	Qwest Resu	Mod Z Scr	Parity Scr
Nov-03									
Dec-03	2	2	100.00%	0.00%	3497	3502	99.86%	-0.05	-1.03
Jan-04	5	5	100.00%	0.00%	4079	4102	99.44%	-0.17	-1.1
Feb-04									
Mar-04	1	1	100.00%	0.00%	4230	4236	99.86%	-0.04	-1.02
Apr-04									
May-04	1	1	100.00%	0.00%	3404	3410	99.82%	-0.04	-1.03
Jun-04									
Jul-04	1	1	100.00%	0.00%	3616	3624	99.78%	-0.05	-1.03
Aug-04	1	1	100.00%	0.00%	4093	4133	99.03%	-0.1	-1.06
Sep-04									
Oct-04	1	1	100.00%	0.00%	3604	3614	99.72%	-0.05	-1.03



BI-1 - Time to Provide Recorded Usage Records

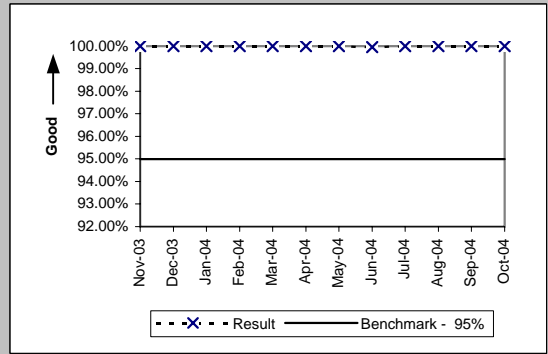
Time to Provide Usage Records (Average Days) UNEs and Resale Aggregate (BI-1A) (Parity)									
Date	CLEC Num	CLEC Dend	CLEC Resu	CLEC Std	Qwest Num	Qwest Dend	Qwest Resu	Mod Z Scr	Parity Scr
Nov-03	46510397	21371190	2.18	0.67	28267672	7632396	3.70	-922.34	-561.74
Dec-03	56805852	26321881	2.16	1.88	36251713	9920301	3.65	-1100.61	-670.12
Jan-04	54808195	24964590	2.20	1.47	34335175	9833047	3.49	-927.82	-565.07
Feb-04	53139933	25016993	2.12	2.30	31816306	8930817	3.56	-876.98	-534.17
Mar-04	87886777	44720443	1.97	0.77	35082688	9753847	3.60	-1033.72	-629.45
Apr-04	88646737	44639175	1.99	0.78	34236382	8891349	3.85	-1048.19	-638.25
May-04	87339820	44397575	1.97	0.73	31367973	8222775	3.81	-1011.79	-616.12
Jun-04	110560955	53892539	2.05	2.55	40904746	9660198	4.23	-1110.22	-675.97
Jul-04	92220048	51937240	1.78	0.77	29251346	8668113	3.37	-965.91	-588.23
Aug-04	102507752	52643667	1.95	1.42	31005335	8599076	3.61	-918.21	-559.23
Sep-04	98272654	52619910	1.87	0.78	27754291	8043295	3.45	-873.71	-532.18
Oct-04	89131775	48329358	1.84	1.05	26755739	7326834	3.65	-890.55	-542.41



Eff 8/04 Wholesale results may include non-251 products provisioned as part of Commercial Agreements. This level of identification/exclusion from 271 Billing results is not available at this time.

BI-1 - Time to Provide Recorded Usage Records

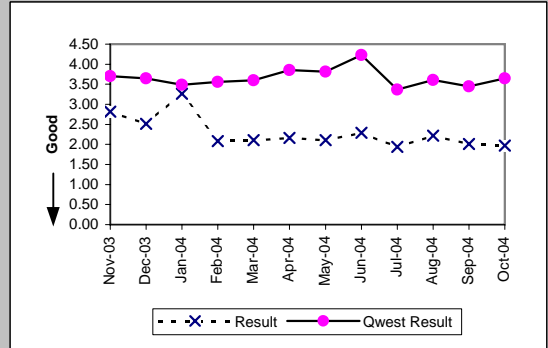
Time to Provide Usage Records (Percent) Jointly-provided Switched Access (BI-1B ) (Benchmark)			
Date	Numerator	Denominator	Result
Nov-03	540207	540207	100.00%
Dec-03	581437	581437	100.00%
Jan-04	628266	628266	100.00%
Feb-04	683582	683582	100.00%
Mar-04	744626	744626	100.00%
Apr-04	662725	662725	100.00%
May-04	608022	608022	100.00%
Jun-04	661721	662015	99.96%
Jul-04	606212	606218	100.00%
Aug-04	1008666	1008676	100.00%
Sep-04	661403	661404	100.00%
Oct-04	636778	636785	100.00%



Eff 8/04 Wholesale results may include non-251 products provisioned as part of Commercial Agreements. This level of identification/exclusion from 271 Billing results is not available at this time.

BI-1 - Time to Provide Recorded Usage Reports

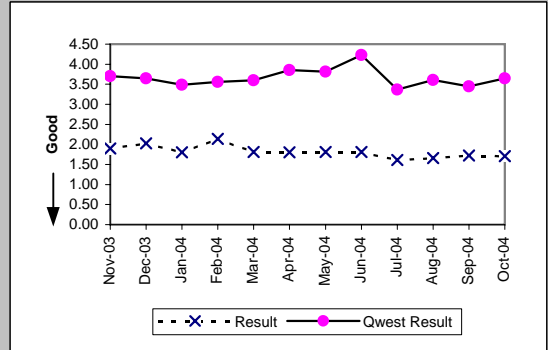
Time to Provide Usage Records [CAT11] (Average Days) UNEs and Resale Aggregate (BI-1C-1) (Diagnostic)									
Date	Numerator	Denominator	Result	CLEC Std	Qwest Num	Qwest Den	Qwest Res	Mod Z Scr	Parity Scr
Nov-03	18066107	6414766	2.82	0.46	28267672	7632396	3.70	-421.83	-257.46
Dec-03	18027453	7183316	2.51	1.62	36251713	9920301	3.65	-640.32	-390.29
Jan-04	21920299	6733284	3.26	2.29	34335175	9833047	3.49	-127.29	-78.39
Feb-04	13540733	6501023	2.08	1.04	31816306	8930817	3.56	-682.11	-415.69
Mar-04	48352979	22886898	2.11	0.78	35082688	9753847	3.60	-869	-529.32
Apr-04	49804825	23071130	2.16	0.90	34236382	8891349	3.85	-884.78	-538.91
May-04	48404979	22894147	2.11	0.81	31367973	8222775	3.81	-869.61	-529.68
Jun-04	61966288	27100389	2.29	3.54	40904746	9660198	4.23	-923.7	-562.57
Jul-04	51213593	26463599	1.94	0.78	29251346	8668113	3.37	-815.17	-496.59
Aug-04	60000760	27046328	2.22	1.84	31005335	8599076	3.61	-721.59	-439.69
Sep-04	53407409	26610019	2.01	0.82	27754291	8043295	3.45	-749.65	-456.75
Oct-04	49064985	24896695	1.97	1.19	26755739	7326834	3.65	-781.24	-475.96



Eff 8/04 Wholesale results may include non-251 products provisioned as part of Commercial Agreements. This level of identification/exclusion from 271 Billing results is not available at this time.

BI-1 - Time to Provide Recorded Usage Reports

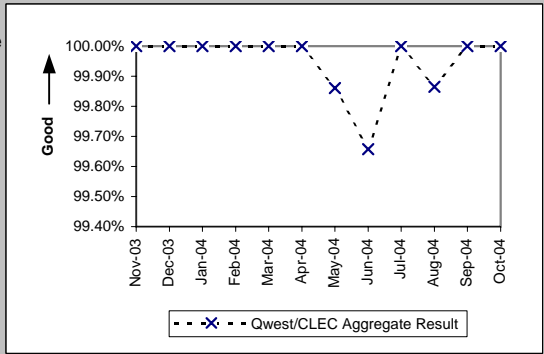
Time to Provide Usage Records [CAT10] (Average Days) UNEs and Resale Aggregate (BI-1C-2) (Diagnostic)									
Date	Numerator	Denominator	Result	CLEC Std	Qwest Num	Qwest Den	Qwest Res	Mod Z Scr	Parity Scr
Nov-03	28444290	14956424	1.90	0.55	28267672	7632396	3.70	-1031.46	-628.08
Dec-03	38778399	19138565	2.03	1.95	36251713	9920301	3.65	-1140.51	-694.38
Jan-04	32887896	18231306	1.80	0.67	34335175	9833047	3.49	-1149.53	-699.86
Feb-04	39599200	18515970	2.14	2.60	31816306	8930817	3.56	-830.63	-505.99
Mar-04	39533798	21833545	1.81	0.74	35082688	9753847	3.60	-1038.38	-632.29
Apr-04	38841912	21568045	1.80	0.59	34236382	8891349	3.85	-1061.69	-646.46
May-04	38934841	21503428	1.81	0.60	31367973	8222775	3.81	-1016.25	-618.84
Jun-04	48594667	26792150	1.81	0.57	40904746	9660198	4.23	-1146.18	-697.83
Jul-04	41006455	25473641	1.61	0.73	29251346	8668113	3.37	-994.75	-605.76
Aug-04	42506992	25597339	1.66	0.66	31005335	8599076	3.61	-1004.92	-611.95
Sep-04	44865245	26009891	1.72	0.72	27754291	8043295	3.45	-893.76	-544.37
Oct-04	40066790	23432663	1.71	0.86	26755739	7326834	3.65	-896.14	-545.81



Eff 8/04 Wholesale results may include non-251 products provisioned as part of Commercial Agreements. This level of identification/exclusion from 271 Billing results is not available at this time.

BI-2 - Invoices Delivered within 10 Days

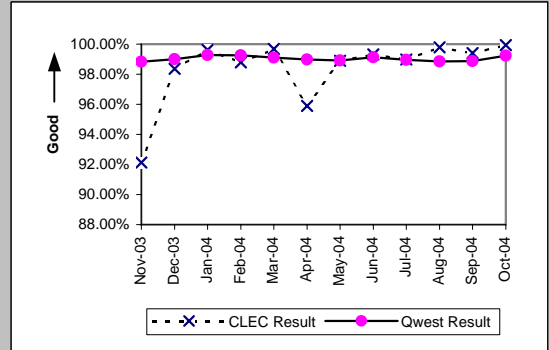
Invoices Delivered within 10 Days (Percent) All (BI-2) (Parity)			
Date	Qwest/CLEC Aggregate	Qwest/CLEC Aggregate	Qwest/CLEC Aggregate
Nov-03	555	555	100.00%
Dec-03	586	586	100.00%
Jan-04	587	587	100.00%
Feb-04	676	676	100.00%
Mar-04	690	690	100.00%
Apr-04	669	669	100.00%
May-04	715	716	99.86%
Jun-04	873	876	99.66%
Jul-04	775	775	100.00%
Aug-04	737	738	99.86%
Sep-04	759	759	100.00%
Oct-04	812	812	100.00%



Eff 8/04 Wholesale results may include non-251 products provisioned as part of Commercial Agreements. This level of identification/exclusion from 271 Billing results is not available at this time.

BI-3 - Billing Accuracy - Adjustments for Errors

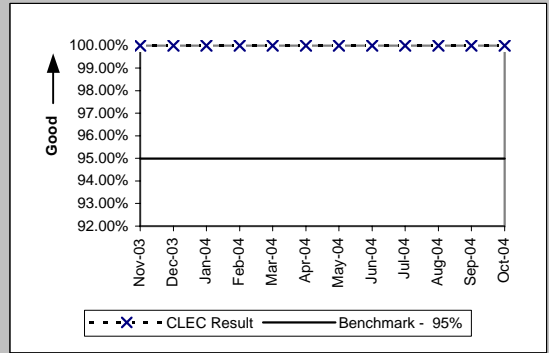
Billing Accuracy - Adjustments for Errors (Percent) UNEs and Resale Aggregate (BI-3A) (Parity)									
Date	CLEC Num	CLEC Dend	CLEC Resu	CLEC Std	Qwest Num	Qwest Dend	Qwest Resu	Mod Z Scr	Parity Scr
Nov-03	4289664.2	4655965.5	92.13%	26.92%	88297072	89345681	98.83%	1307.48	793.89
Dec-03	4281130	4352319.9	98.36%	12.68%	86193342	87062306	99.00%	130.59	78.39
Jan-04	7457861.9	7485928.8	99.63%	6.11%	87809258	88441462	99.29%	-106	-65.44
Feb-04	6656037.8	6737668.9	98.79%	10.94%	88752651	89421782	99.25%	134.56	80.81
Mar-04	4732324.9	4747698.4	99.68%	5.68%	84437995	85192251	99.11%	-127.12	-78.29
Apr-04	4756901.4	4960202	95.90%	19.83%	83695371	84552740	98.99%	666.45	404.17
May-04	5335803.4	5395623.3	98.89%	10.47%	82360024	83254828	98.93%	7.4	3.5
Jun-04	5649393.1	5688639.7	99.31%	8.28%	81811440	82539967	99.12%	-47.53	-29.9
Jul-04	5291479.3	5345945.4	98.98%	10.04%	81240040	82094833	98.96%	-4.94	-4.01
Aug-04	5672605.2	5684831.4	99.78%	4.63%	80734689	81670634	98.85%	-201.64	-123.59
Sep-04	5507007.1	5539684.6	99.41%	7.66%	80269537	81186829	98.87%	-116.34	-71.73
Oct-04	5513971.6	5517554.3	99.94%	2.55%	80818583	81438580	99.24%	-182.12	-111.72



Eff 8/04 Wholesale results may include non-251 products provisioned as part of Commercial Agreements. This level of identification/exclusion from 271 Billing results is not available at this time.

BI-3 - Billing Accuracy - Adjustments for Errors

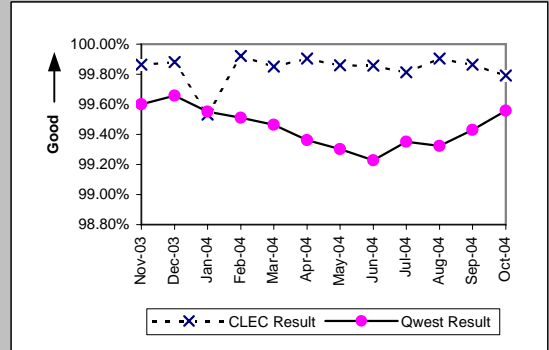
Billing Accuracy - Adjustments for Errors (Percent) Reciprocal Compensation (BI-3B ) (Benchmark)				
Date	Numerator	Denominator	CLEC Result	
Nov-03	44257.65	44257.65	100.00%	
Dec-03	39471.32	39471.32	100.00%	
Jan-04	38755.38	38755.38	100.00%	
Feb-04	43549.6	43549.6	100.00%	
Mar-04	73991.12	73991.12	100.00%	
Apr-04	78466.73	78466.73	100.00%	
May-04	72673.82	72673.82	100.00%	
Jun-04	72436.24	72436.24	100.00%	
Jul-04	66911.13	66911.13	100.00%	
Aug-04	65512.28	65512.28	100.00%	
Sep-04	62946.98	62946.98	100.00%	
Oct-04	62060.42	62061.58	100.00%	





BI-4 - Billing Completeness

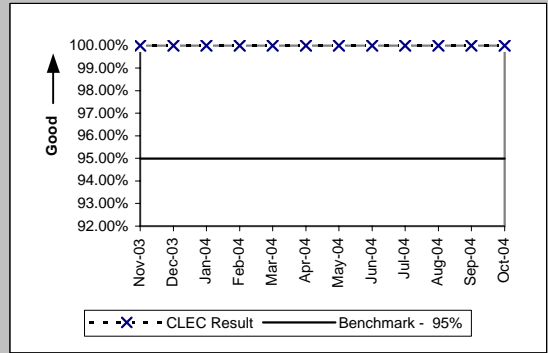
Billing Completeness (Percent) UNEs and Resale Aggregate (BI-4A) (Parity)									
Date	CLEC Num	CLEC Denc	CLEC Resu	CLEC Std	Qwest Num	Qwest Denc	Qwest Resu	Mod Z Scr	Parity Scr
Nov-03	30115	30156	99.86%	3.68%	320341	321629	99.60%	-6.95	-5.23
Dec-03	26082	26113	99.88%	3.44%	268925	269852	99.66%	-5.93	-4.6
Jan-04	22980	23088	99.53%	6.82%	171580	172353	99.55%	0.41	-0.75
Feb-04	28213	28235	99.92%	2.79%	215774	216833	99.51%	-9.31	-6.66
Mar-04	31711	31758	99.85%	3.84%	199687	200763	99.46%	-8.8	-6.35
Apr-04	37786	37822	99.90%	3.08%	204511	205825	99.36%	-12.19	-8.41
May-04	42426	42486	99.86%	3.76%	211284	212767	99.30%	-12.57	-8.64
Jun-04	42481	42542	99.86%	3.78%	197426	198962	99.23%	-13.45	-9.17
Jul-04	37990	38061	99.81%	4.32%	194542	195814	99.35%	-10.29	-7.26
Aug-04	33449	33481	99.90%	3.09%	194394	195719	99.32%	-11.99	-8.29
Sep-04	32935	32980	99.86%	3.69%	195712	196833	99.43%	-9.67	-6.88
Oct-04	38707	38788	99.79%	4.57%	201957	202854	99.56%	-6.35	-4.86



Eff 8/04 Wholesale results may include non-251 products provisioned as part of Commercial Agreements. This level of identification/exclusion from 271 Billing results is not available at this time.

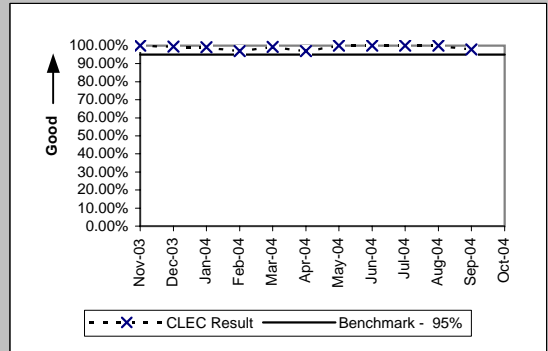
BI-4 - Billing Completeness

Billing Completeness (Percent) Reciprocal Compensation (BI-4B ) (Benchmark)				
Date	Numerator	Denominator	CLEC Result	
Nov-03	44257.65	44257.65	100.00%	
Dec-03	39471.32	39471.32	100.00%	
Jan-04	38755.38	38755.38	100.00%	
Feb-04	43549.6	43549.6	100.00%	
Mar-04	73991.12	73991.12	100.00%	
Apr-04	78466.73	78466.73	100.00%	
May-04	72673.82	72673.82	100.00%	
Jun-04	72436.24	72436.24	100.00%	
Jul-04	66911.13	66911.13	100.00%	
Aug-04	65512.28	65512.28	100.00%	
Sep-04	62946.98	62946.98	100.00%	
Oct-04	62061.58	62061.58	100.00%	

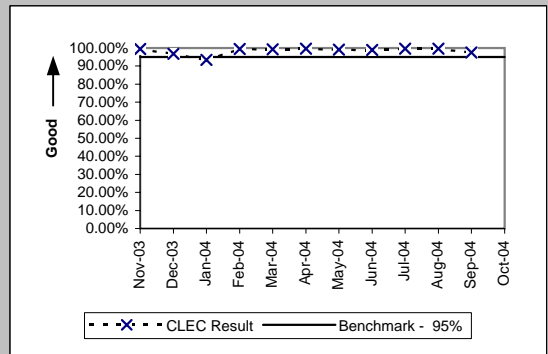


BI-5 - Billing Accuracy & Claims Processing

Billing Accuracy & Claims Processing - Acknowledgment (Percent) All (BI-5A ) (Benchmark)				
Date	Numerator	Denominator	CLEC Result	
Nov-03	276	276	100.00%	
Dec-03	201	202	99.51%	
Jan-04	338	341	99.12%	
Feb-04	231	238	97.06%	
Mar-04	296	298	99.33%	
Apr-04	191	197	96.95%	
May-04	331	331	100.00%	
Jun-04	279	279	100.00%	
Jul-04	194	194	100.00%	
Aug-04	237	237	100.00%	
Sep-04	265	271	97.79%	
Oct-04				

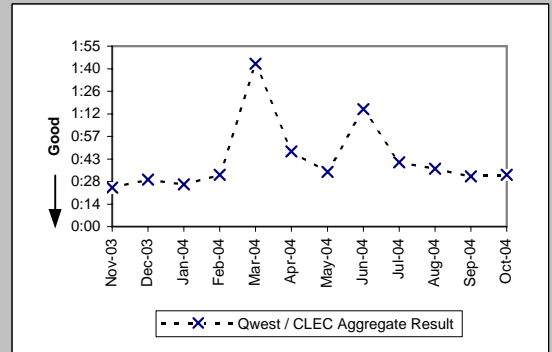


Billing Accuracy & Claims Processing - Resolution (Percent) All (BI-5B ) (Benchmark)				
Date	Numerator	Denominator	CLEC Result	
Nov-03	220	221	99.55%	
Dec-03	238	246	96.75%	
Jan-04	255	273	93.41%	
Feb-04	389	391	99.49%	
Mar-04	283	285	99.30%	
Apr-04	226	227	99.56%	
May-04	360	363	99.17%	
Jun-04	296	299	99.00%	
Jul-04	235	236	99.58%	
Aug-04	234	235	99.57%	
Sep-04	199	204	97.55%	
Oct-04				

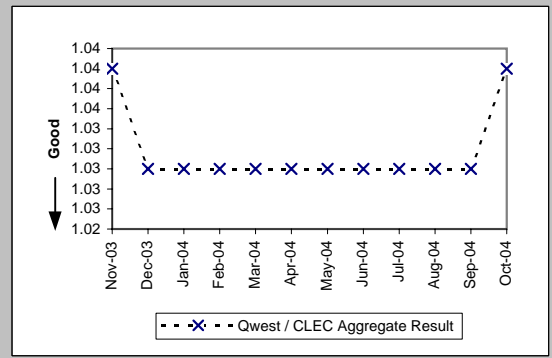


DB-1 - Time to Update Databases

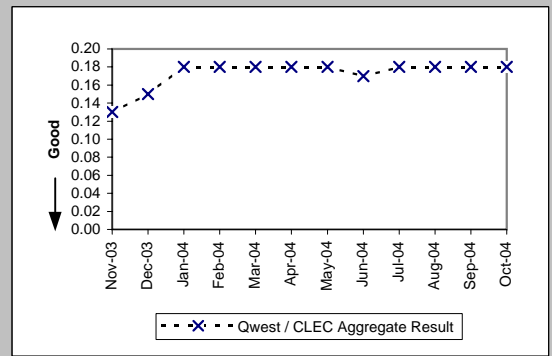
Time to Update Databases (Hours:Minutes) E911 (DB-1 A) (Parity)	
Date	Qwest / CLEC Aggregate Result
Nov-03	0:25
Dec-03	0:30
Jan-04	0:27
Feb-04	0:33
Mar-04	1:44
Apr-04	0:48
May-04	0:35
Jun-04	1:15
Jul-04	0:41
Aug-04	0:37
Sep-04	0:32
Oct-04	0:33



Time to Update Databases (Avg Sec) LIDB (DB-1 B) (Parity)	
Date	Qwest / CLEC Aggregate Result
Nov-03	1.04
Dec-03	1.03
Jan-04	1.03
Feb-04	1.03
Mar-04	1.03
Apr-04	1.03
May-04	1.03
Jun-04	1.03
Jul-04	1.03
Aug-04	1.03
Sep-04	1.03
Oct-04	1.04



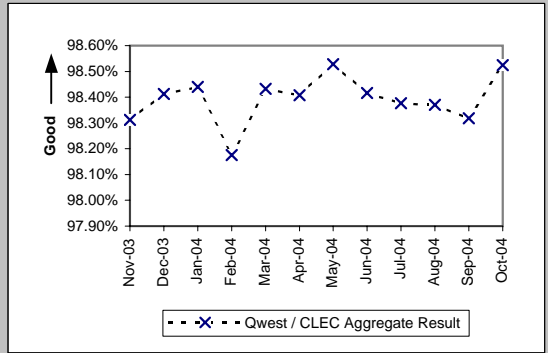
Time to Update Databases (Avg Sec) Directory Listing (DB-1 C-1) (Parity)	
Date	Qwest / CLEC Aggregate Result
Nov-03	0.13
Dec-03	0.15
Jan-04	0.18
Feb-04	0.18
Mar-04	0.18
Apr-04	0.18
May-04	0.18
Jun-04	0.17
Jul-04	0.18
Aug-04	0.18
Sep-04	0.18
Oct-04	0.18



VoIP Listings are included in the batch process and therefore included in performance results effective 8/6/04.

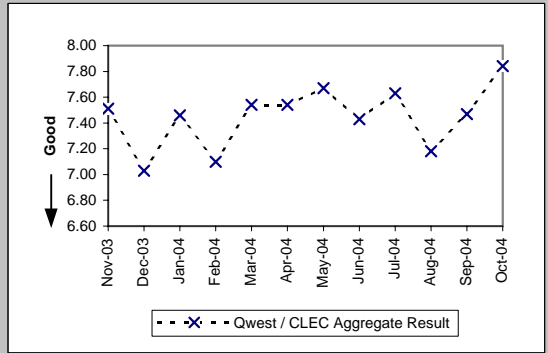
DB-2 - Accurate Database Updates

Accurate Database Updates (Percent) Directory Listing (DB-2 C-1) (Parity)	
Date	Qwest / CLEC Aggregate Result
Nov-03	98.31%
Dec-03	98.41%
Jan-04	98.44%
Feb-04	98.18%
Mar-04	98.43%
Apr-04	98.41%
May-04	98.53%
Jun-04	98.42%
Jul-04	98.38%
Aug-04	98.37%
Sep-04	98.32%
Oct-04	98.52%



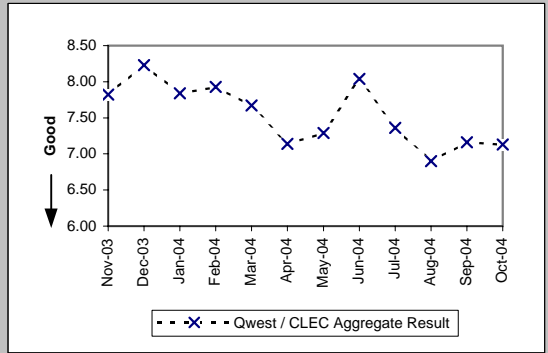
DA-1 - Speed of Answer - Directory Assistance

Speed of Answer - Directory Assistance (Avg Sec) (DA-1) (Parity)	
Date	Qwest / CLEC Aggregate Result
Nov-03	7.51
Dec-03	7.03
Jan-04	7.46
Feb-04	7.10
Mar-04	7.54
Apr-04	7.54
May-04	7.67
Jun-04	7.43
Jul-04	7.63
Aug-04	7.18
Sep-04	7.47
Oct-04	7.84



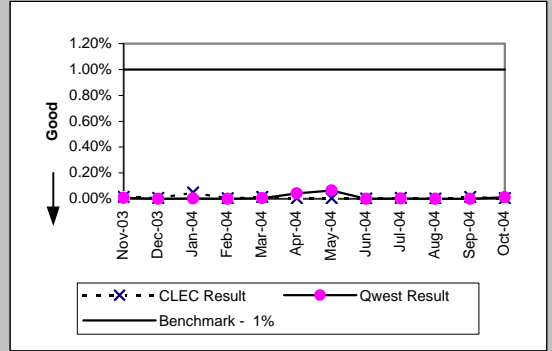
OS-1 - Speed of Answer - Operator Services

Speed of Answer - Operator Services (Avg Sec) (OS-1) (Parity)	
Date	Qwest / CLEC Aggregate Result
Nov-03	7.82
Dec-03	8.23
Jan-04	7.84
Feb-04	7.93
Mar-04	7.67
Apr-04	7.14
May-04	7.29
Jun-04	8.04
Jul-04	7.36
Aug-04	6.90
Sep-04	7.16
Oct-04	7.13

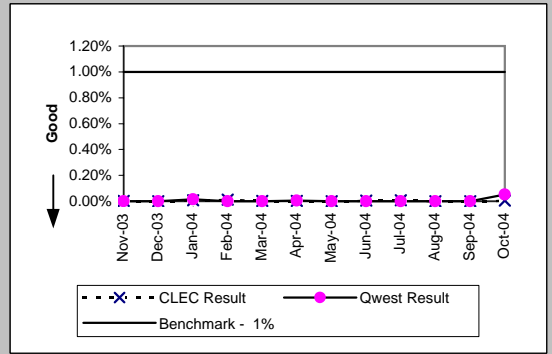


NI-1 - Trunk Blocking

Trunk Blockage to Qwest Tandem Offices (NI-1A ) (Benchmark)										
Date	CLEC Num	CLEC Dens	CLEC Resu	CLEC Std	Qwest Num	Qwest Dens	Qwest Resu	Mod Z Scr	Parity Scr	
Nov-03	4.72	32352	0.01%	0.09%	2.81	33431	0.01%	21.07	11.81	
Dec-03	2.48	32664	0.01%	0.06%	0	33431	0.00%			
Jan-04	15.4	31392	0.05%	0.46%	0.95	33431	0.00%	326.9	197.74	
Feb-04	1.33	32568	0.00%	0.05%	0.36	33431	0.00%	53.59	31.58	
Mar-04	4.9	33120	0.01%	0.09%	1.7	33431	0.01%	39.54	23.04	
Apr-04	1.67	32592	0.01%	0.06%	13.64	33239	0.04%	-20.52	-13.48	
May-04	1.79	31896	0.01%	0.05%	21.18	32593	0.07%	-24.9	-16.14	
Jun-04	0.72	31968	0.00%	0.04%	0	32617	0.00%			
Jul-04	1.99	31608	0.01%	0.05%	1.21	32617	0.00%	11.13	5.77	
Aug-04	1.04	28872	0.00%	0.04%	0	32617	0.00%			
Sep-04	4.72	29592	0.02%	0.08%	0.1	32617	0.00%	420.1	254.4	
Oct-04	1.35	28080	0.00%	0.05%	4.42	32617	0.01%	-10.41	-7.33	



Trunk Blockage to Qwest End Offices (NI-1B ) (Benchmark)										
Date	CLEC Num	CLEC Dens	CLEC Resu	CLEC Std	Qwest Num	Qwest Dens	Qwest Resu	Mod Z Scr	Parity Scr	
Nov-03	0.48	20076	0.00%	0.02%	0.08	31028	0.00%	59.7	35.3	
Dec-03	0.13	19908	0.00%	0.01%	0	30327	0.00%			
Jan-04	1.54	19800	0.01%	0.07%	4.2	29031	0.01%	-5.2	-4.16	
Feb-04	2.39	19764	0.01%	0.08%	0	29031	0.00%			
Mar-04	0.62	20280	0.00%	0.03%	0	29031	0.00%			
Apr-04	0.55	19572	0.00%	0.03%	1.6	29031	0.01%	-4.49	-3.73	
May-04	0.03	19800	0.00%	0.00%	0	28599	0.00%			
Jun-04	0.79	18180	0.00%	0.05%	0	28599	0.00%			
Jul-04	1.27	18228	0.01%	0.06%	0	28599	0.00%			
Aug-04	0.01	18540	0.00%	0.00%	0.06	28623	0.00%	-6.24	-4.79	
Sep-04	0.19	18012	0.00%	0.02%	0	28623	0.00%			
Oct-04	0.71	17148	0.00%	0.06%	30.15	58572	0.05%	-14.19	-9.63	

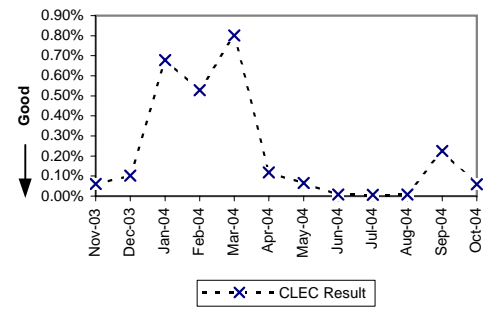




NI-1 - Trunk Blocking

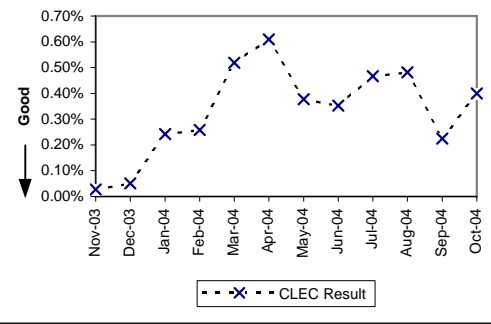
Trunk Blockage to Qwest Tandem Offices (Percent) (NI-1C ) (Diagnostic)

Date	Numerator	Denominator	CLEC Result	Standard Deviation
Nov-03	19.6	32736	0.06%	0.44%
Dec-03	33.8	32976	0.10%	0.97%
Jan-04	228.22	33648	0.68%	4.42%
Feb-04	179.1	33912	0.53%	3.35%
Mar-04	274.08	34224	0.80%	4.54%
Apr-04	39.16	33264	0.12%	0.87%
May-04	21.11	32376	0.07%	0.51%
Jun-04	2.76	32016	0.01%	0.20%
Jul-04	1.99	31608	0.01%	0.05%
Aug-04	2.5	28920	0.01%	0.15%
Sep-04	67.49	29928	0.23%	1.99%
Oct-04	16.66	28416	0.06%	0.50%



Trunk Blockage to Qwest End Offices (Percent) (NI-1D ) (Diagnostic)

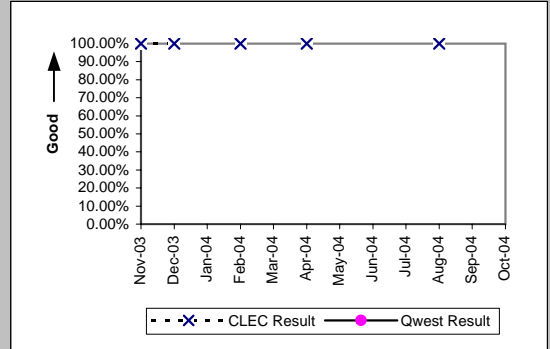
Date	Numerator	Denominator	CLEC Result	Standard Deviation
Nov-03	5.45	20220	0.03%	0.36%
Dec-03	10.22	20220	0.05%	0.48%
Jan-04	48.9	20220	0.24%	1.88%
Feb-04	52.02	20172	0.26%	2.21%
Mar-04	107.17	20652	0.52%	4.81%
Apr-04	124.22	20364	0.61%	5.12%
May-04	76.27	20196	0.38%	3.35%
Jun-04	64.93	18444	0.35%	3.04%
Jul-04	86.18	18468	0.47%	4.07%
Aug-04	91.02	18900	0.48%	3.85%
Sep-04	41.39	18420	0.22%	1.70%
Oct-04	69.85	17484	0.40%	3.03%



NP-1 - NXX Code Activation

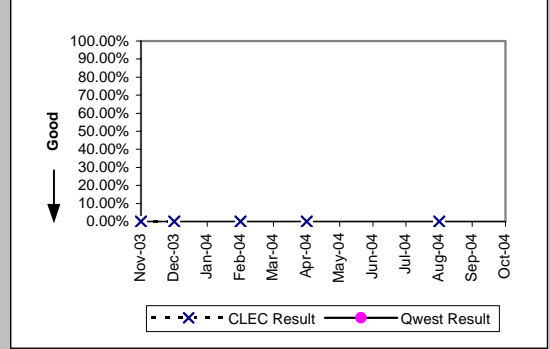
NXX Code Activation (Percent) (NP-1A) (Parity)

Date	CLEC Num	CLEC Denom	CLEC Result	Qwest Num	Qwest Denom	Qwest Result
Nov-03	1	1	100.00%			
Dec-03	1	1	100.00%			
Jan-04						
Feb-04	1	1	100.00%			
Mar-04						
Apr-04	1	1	100.00%			
May-04						
Jun-04						
Jul-04						
Aug-04	1	1	100.00%			
Sep-04						
Oct-04						



NXX Code Activation - Facility Delays (Percent) (NP-1B) (Diagnostic)

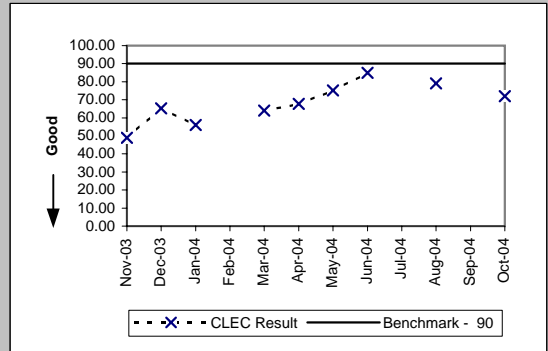
Date	CLEC Num	CLEC Denom	CLEC Result	Qwest Num	Qwest Denom	Qwest Result
Nov-03	0	1	0.00%			
Dec-03	0	1	0.00%			
Jan-04						
Feb-04	0	1	0.00%			
Mar-04						
Apr-04	0	1	0.00%			
May-04						
Jun-04						
Jul-04						
Aug-04	0	1	0.00%			
Sep-04						
Oct-04						



CP-1 - Collocation Completion Interval (Average Days)

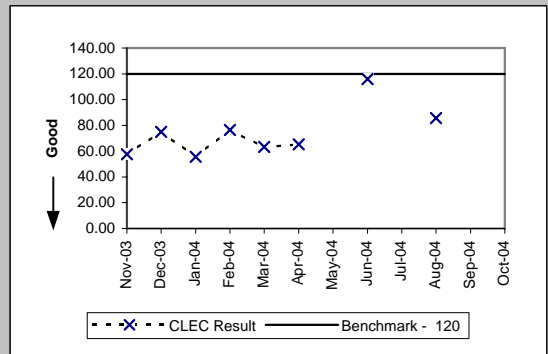
Scheduled Interval 90 Calendar Days or Less (CP-1A ) (Benchmark)

Date	CLEC Num	CLEC Denom	CLEC Result	CLEC Std Dev
Nov-03	49	1	49.00	
Dec-03	587	9	65.22	16.24
Jan-04	56	1	56.00	
Feb-04				
Mar-04	64	1	64.00	
Apr-04	203	3	67.67	6.11
May-04	301	4	75.25	9.36
Jun-04	85	1	85.00	
Jul-04				
Aug-04	316	4	79.00	0.00
Sep-04				
Oct-04	144	2	72.00	16.97



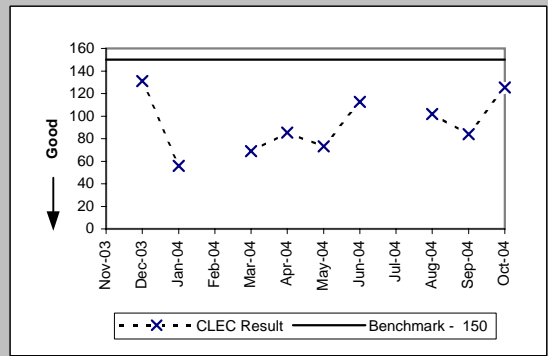
Scheduled Interval 91 to 120 Calendar Days (CP-1B ) (Benchmark)

Date	CLEC Num	CLEC Denom	CLEC Result	CLEC Std Dev
Nov-03	115	2	57.50	4.95
Dec-03	75	1	75.00	
Jan-04	111	2	55.50	0.71
Feb-04	153	2	76.50	24.75
Mar-04	190	3	63.33	15.31
Apr-04	261	4	65.25	4.43
May-04				
Jun-04	116	1	116.00	
Jul-04				
Aug-04	257	3	85.67	1.15
Sep-04				
Oct-04				



Scheduled Interval 121 to 150 Calendar Days (CP-1C ) (Benchmark)

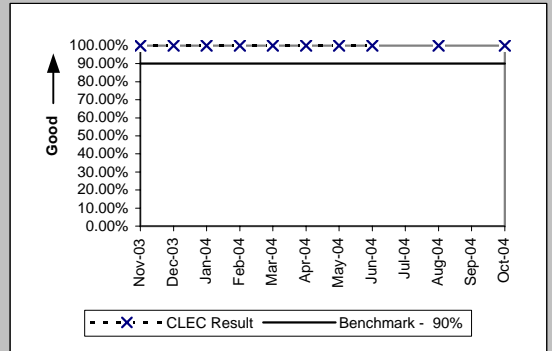
Date	CLEC Num	CLEC Denom	CLEC Result	CLEC Std Dev
Nov-03				
Dec-03	131	1	131.00	
Jan-04	56	1	56.00	
Feb-04				
Mar-04	69	1	69.00	
Apr-04	256	3	85.33	40.08
May-04	220	3	73.33	18.04
Jun-04	225	2	112.50	7.78
Jul-04				
Aug-04	509	5	101.80	6.87
Sep-04	168	2	84.00	0.00
Oct-04	251	2	125.50	2.12



CP-2 - Collocations Completed within Scheduled Intervals (Percent)

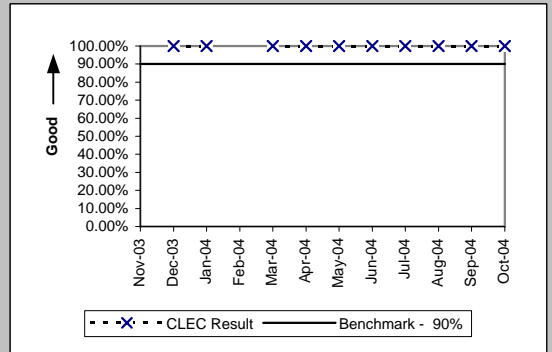
Non-Forecasted & Late Forecasted Collocations (CP-2B ) (Benchmark)

Date	CLEC Num	CLEC Denom	CLEC Result	CLEC Std Dev
Nov-03	3	3	100.00%	0.00%
Dec-03	10	10	100.00%	0.00%
Jan-04	3	3	100.00%	0.00%
Feb-04	2	2	100.00%	0.00%
Mar-04	4	4	100.00%	0.00%
Apr-04	7	7	100.00%	0.00%
May-04	4	4	100.00%	0.00%
Jun-04	2	2	100.00%	0.00%
Jul-04				
Aug-04	7	7	100.00%	0.00%
Sep-04				
Oct-04	2	2	100.00%	0.00%



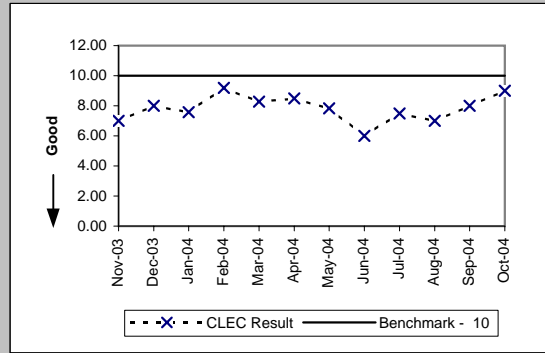
Collocations with Intervals Longer than 120 Days (CP-2C ) (Benchmark)

Date	CLEC Num	CLEC Denom	CLEC Result	CLEC Std Dev
Nov-03				
Dec-03	2	2	100.00%	0.00%
Jan-04	1	1	100.00%	0.00%
Feb-04				
Mar-04	2	2	100.00%	0.00%
Apr-04	5	5	100.00%	0.00%
May-04	3	3	100.00%	0.00%
Jun-04	2	2	100.00%	0.00%
Jul-04	1	1	100.00%	0.00%
Aug-04	5	5	100.00%	0.00%
Sep-04	5	5	100.00%	0.00%
Oct-04	2	2	100.00%	0.00%



CP-3 - Collocation Feasibility Study Interval (Average Days)

Collocation Feasibility Study Interval (CP-3 ) (Benchmark)					
Date	CLEC Num	CLEC Denom	CLEC Result	CLEC Std Dev	
Nov-03	7	1	7.00		
Dec-03	32	4	8.00	2.45	
Jan-04	53	7	7.57	1.90	
Feb-04	138	15	9.20	0.77	
Mar-04	91	11	8.27	1.35	
Apr-04	17	2	8.50	2.12	
May-04	47	6	7.83	0.75	
Jun-04	6	1	6.00		
Jul-04	60	8	7.50	2.39	
Aug-04	21	3	7.00	1.00	
Sep-04	8	1	8.00		
Oct-04	36	4	9.00	1.15	



CP-4 - Collocation Feasibility Study Commitments Met (Percent)

Collocation Feasibility Study Commitments Met (CP-4 ) (Benchmark)

Date	CLEC Num	CLEC Denom	CLEC Result	CLEC Std Dev
Nov-03	5	5	100.00%	0.00%
Dec-03	7	7	100.00%	0.00%
Jan-04	8	8	100.00%	0.00%
Feb-04	15	15	100.00%	0.00%
Mar-04	12	12	100.00%	0.00%
Apr-04	2	2	100.00%	0.00%
May-04	6	6	100.00%	0.00%
Jun-04	8	8	100.00%	0.00%
Jul-04	8	8	100.00%	0.00%
Aug-04	3	3	100.00%	0.00%
Sep-04	1	1	100.00%	0.00%
Oct-04	4	4	100.00%	0.00%

