



Performance Results

Washington October 2003 - September 2004

Qwest's Performance Assurance Plans (PAPs)

PAP specific statistical parameters are unique in some cases. For example, some PAPs apply a range of critical values dependent on the type of product and volume of orders. Accordingly, the critical z-values and resulting parity scores reflected in this report may differ from critical z-values and resulting parity values used to calculate PAP payments. For CLECs who have opted into a QPAP, the critical z-values and parity values applicable under the PAP will be applied and reflected in the CLEC payment summaries provided with any payments made.

The numerator and denominator of each performance result will be the same in both instances.

October 25, 2004

Table of Contents

Section	Page Number
GA-1 - Gateway Availability - IMA-GUI	22
<i>Gateway Availability - IMA-GUI (Percent) All (GA-1 A) (Benchmark)</i>	22
<i>Gateway Availability - IMA-GUI (Percent) Fetch-n-Stuff (GA-1 B) (Benchmark)</i>	22
<i>Gateway Availability - IMA-GUI (Percent) Data Arbiter (GA-1 C) (Benchmark)</i>	22
<i>Gateway Availability - IMA-GUI (Percent) SIA (GA-1 D) (Benchmark)</i>	22
GA-2 - Gateway Availability - IMA-EDI	23
<i>Gateway Availability - IMA-EDI (Percent) (GA-2) (Benchmark)</i>	23
GA-3 - Gateway Availability - EB-TA	24
<i>Gateway Availability - EB-TA (Percent) (GA-3) (Benchmark)</i>	24
GA-4 - System Availability - EXACT	25
<i>System Availability - EXACT (Percent) (GA-4) (Benchmark)</i>	25
GA-6 - Gateway Availability - GUI - Repair	26
<i>Gateway Availability - GUI - Repair (Percent) (GA-6) (Benchmark)</i>	26
GA-7 - Timely Outage Resolution following Software Releases	27
<i>Timely Outage Resolution following Software Releases (Percent) (GA-7) (Benchmark)</i>	27
PO-1 - Pre-Order/Order Response Times	28
<i>Pre-Order Response Times (Appt. Scheduler) (Avg Sec) IMA Request (PO-1 A-1(a)) (Diagnostic)</i>	28
<i>Pre-Order Response Times (Appt. Scheduler) (Avg Sec) IMA Response/Accept (PO-1 A-1(b,c)) (Diagnostic)</i>	28
<i>Pre-Order Response Times (Appt. Scheduler) (Avg Sec) IMA Aggregate (PO-1 A-1 Total) (Benchmark)</i>	28
<i>Pre-Order Response Times (Service Availability) (Avg Sec) IMA Request (PO-1 A-2(a)) (Diagnostic)</i>	28
<i>Pre-Order Response Times (Service Availability) (Avg Sec) IMA Response (PO-1 A-2(b)) (Diagnostic)</i>	29
<i>Pre-Order Response Times (Service Availability) (Avg Sec) IMA Aggregate (PO-1 A-2 Total) (Benchmark)</i>	29
<i>Pre-Order Response Times (Facility Check) (Avg Sec) IMA Request (PO-1 A-3(a)) (Diagnostic)</i>	29
<i>Pre-Order Response Times (Facility Check) (Avg Sec) IMA Response (PO-1 A-3(b)) (Diagnostic)</i>	29
<i>Pre-Order Response Times (Facility Check) (Avg Sec) IMA Aggregate (PO-1 A-3 Total) (Benchmark)</i>	30
<i>Pre-Order Response Times (Address Validation) (Avg Sec) IMA Request (PO-1 A-4(a)) (Diagnostic)</i>	30
<i>Pre-Order Response Times (Address Validation) (Avg Sec) IMA Response (PO-1 A-4(b)) (Diagnostic)</i>	30
<i>Pre-Order Response Times (Address Validation) (Avg Sec) IMA Aggregate (PO-1 A-4 Total) (Benchmark)</i>	30
<i>Pre-Order Response Times (Get CSR) (Avg Sec) IMA Request (PO-1 A-5(a)) (Diagnostic)</i>	31
<i>Pre-Order Response Times (Get CSR) (Avg Sec) IMA Response (PO-1 A-5(b)) (Diagnostic)</i>	31
<i>Pre-Order Response Times (Get CSR) (Avg Sec) IMA Aggregate (PO-1 A-5 Total) (Benchmark)</i>	31
<i>Pre-Order Response Times (TN Reservation) (Avg Sec) IMA Request (PO-1 A-6(a)) (Diagnostic)</i>	31
<i>Pre-Order Response Times (TN Reservation) (Avg Sec) IMA Response (PO-1 A-6(b)) (Diagnostic)</i>	32
<i>Pre-Order Response Times (TN Reservation) (Avg Sec) IMA Accept (PO-1 A-6(c)) (Diagnostic)</i>	32
<i>Pre-Order Response Times (TN Reservation) (Avg Sec) IMA Aggregate (PO-1 A-6 Total) (Benchmark)</i>	32
<i>Pre-Order Response Times (Loop Qualification Tools) (Avg Sec) IMA Request (PO-1 A-7(a)) (Diagnostic)</i>	32
<i>Pre-Order Response Times (Loop Qualification Tools) (Avg Sec) IMA Response (PO-1 A-7(b)) (Benchmark)</i>	33
<i>Pre-Order Response Times (Loop Qualification Tools) (Avg Sec) IMA Aggregate (PO-1 A-7 Total) (Diagnostic)</i>	33
<i>Pre-Order Response Times (Resale of Qwest DSL Qualification) (Avg Sec) IMA Request (PO-1 A-8(a)) (Diagnostic)</i>	33
<i>Pre-Order Response Times (Resale of Qwest DSL Qualification) (Avg Sec) IMA Response (PO-1 A-8(b)) (Benchmark)</i>	33
<i>Pre-Order Response Times (Resale of Qwest DSL Qualification) (Avg Sec) IMA Aggregate (PO-1 A-8 Total) (Diagnostic)</i>	34
<i>Pre-Order Response Times (Connecting Facility Assignment) (Avg Sec) IMA Request (PO-1 A-9(a)) (Diagnostic)</i>	34
<i>Pre-Order Response Times (Connecting Facility Assignment) (Avg Sec) IMA Response (PO-1 A-9(b)) (Diagnostic)</i>	34
<i>Pre-Order Response Times (Connecting Facility Assignment) (Avg Sec) IMA Aggregate (PO-1 A-9 Total) (Benchmark)</i>	34
<i>Pre-Order Response Times (Meet Point Inquiry) (Avg Sec) IMA Request (PO-1 A-10(a)) (Diagnostic)</i>	35

Table of Contents

Section	Page Number
<i>Pre-Order Response Times (Meet Point Inquiry) (Avg Sec) IMA Response (PO-1 A-10(b)) (Diagnostic)</i>	35
<i>Pre-Order Response Times (Meet Point Inquiry) (Avg Sec) IMA Aggregate (PO-1 A-10 Total) (Benchmark)</i>	35
<i>Pre-Order Response Times (Appt. Scheduler) (Avg Sec) EDI Request/Response (PO-1 B-1) (Benchmark)</i>	36
<i>Pre-Order Response Times (Service Availability) (Avg Sec) EDI Request/Response (PO-1 B-2) (Benchmark)</i>	36
<i>Pre-Order Response Times (Facility Check) (Avg Sec) EDI Request/Response (PO-1 B-3) (Benchmark)</i>	36
<i>Pre-Order Response Times (Address Validation) (Avg Sec) EDI Request/Response (PO-1 B-4) (Benchmark)</i>	36
<i>Pre-Order Response Times (Get CSR) (Avg Sec) EDI Request/Response (PO-1 B-5) (Benchmark)</i>	37
<i>Pre-Order Response Times (TN Reservation) (Avg Sec) EDI Request/Response (PO-1 B-6) (Benchmark)</i>	37
<i>Pre-Order Response Times (Loop Qualification Tools) (Avg Sec) EDI Request/Response (PO-1 B-7) (Benchmark)</i>	37
<i>Pre-Order Response Times (Resale of Qwest DSL Qualification) (Avg Sec) EDI Request/Response (PO-1 B-8) (Benchmark)</i>	37
<i>Pre-Order Response Times (Connecting Facility Assignment) (Avg Sec) EDI Request/Response (PO-1 B-9) (Benchmark)</i>	38
<i>Pre-Order Response Times (Meet Point Inquiry) (Avg Sec) EDI Request/Response (PO-1 B-10) (Benchmark)</i>	38
<i>Pre-Order Response Times (Timeout) (Percent) IMA Total (PO-1C -1) (Benchmark)</i>	38
<i>Pre-Order Response Times (Timeout) (Percent) EDI Total (PO-1C -2) (Benchmark)</i>	38
<i>Pre-Order Response Times (Rejected Query) (Avg Sec) IMA Total (PO-1D -1) (Diagnostic)</i>	39
<i>Pre-Order Response Times (Rejected Query) (Avg Sec) EDI Total (PO-1D -2) (Diagnostic)</i>	39
PO-2A-1 - Electronic Flow-through for LSRs received via IMA GUI (Percent)	40
<i>Resale Aggregate W/O UNE-P-POTS (Diagnostic)</i>	40
<i>Unbundled Loop Aggregate (Diagnostic)</i>	40
<i>LNP (Diagnostic)</i>	40
<i>UNE - P (POTS) (Diagnostic)</i>	40
<i>UNE P (POTS AGG) (Diagnostic)</i>	41
<i>Line Sharing (Diagnostic)</i>	41
PO-2A-2 - Electronic Flow-through for LSRs received via IMA EDI (Percent)	42
<i>Resale Aggregate W/O UNE-P-POTS (Diagnostic)</i>	42
<i>Unbundled Loop Aggregate (Diagnostic)</i>	42
<i>LNP (Diagnostic)</i>	42
<i>UNE - P (POTS) (Diagnostic)</i>	42
<i>UNE P (POTS AGG) (Diagnostic)</i>	43
<i>Line Sharing (Diagnostic)</i>	43
PO-2B-1 - Electronic Flow-through for All Eligible LSRs received via IMA GUI (Percent)	44
<i>Resale Aggregate W/O UNE-P-POTS (Benchmark)</i>	44
<i>Unbundled Loop Aggregate (Benchmark)</i>	44
<i>LNP (Benchmark)</i>	44
<i>UNE - P (POTS) (Benchmark)</i>	44
<i>UNE P (POTS AGG) (Benchmark)</i>	45
<i>Line Sharing (Diagnostic)</i>	45
PO-2B-2 - Electronic Flow-through for All Eligible LSRs received via IMA EDI (Percent)	46
<i>Resale Aggregate W/O UNE-P-POTS (Benchmark)</i>	46
<i>Unbundled Loop Aggregate (Benchmark)</i>	46
<i>LNP (Benchmark)</i>	46
<i>UNE - P (POTS) (Benchmark)</i>	46
<i>UNE P (POTS AGG) (Benchmark)</i>	47
<i>Line Sharing (Diagnostic)</i>	47
PO-3 - LSR Rejection Notice Interval	48
<i>LSR Rejection Notice Interval for IMA - Rejected Manually (Hours:Minutes) (PO-3A-1) (Benchmark)</i>	48

Table of Contents

Section	Page Number
<i>LSR Rejection Notice Interval for IMA - Auto-Rejected (Minutes:Seconds) (PO-3A-2) (Benchmark)</i>	48
<i>LSR Rejection Notice Interval for EDI - Rejected Manually (Hours:Minutes) (PO-3B-1) (Benchmark)</i>	48
<i>LSR Rejection Notice Interval for EDI - Auto-Rejected (Minutes:Seconds) (PO-3B-2) (Benchmark)</i>	48
<i>LSR Rejection Notice Interval for Manual and IIS (Hours:Minutes) (PO-3C) (Benchmark)</i>	49
PO-4 - LSRs Rejected	50
<i>LSRs Rejected for IMA - Rejected Manually (Percent) (PO-4A-1) (Diagnostic)</i>	50
<i>LSRs Rejected for IMA - Auto-Rejected (Percent) (PO-4A-2) (Diagnostic)</i>	50
<i>LSRs Rejected for EDI - Rejected Manually (Percent) (PO-4B-1) (Diagnostic)</i>	50
<i>LSRs Rejected for EDI - Auto-Rejected (Percent) (PO-4B-2) (Diagnostic)</i>	50
<i>LSRs Received via Facsimile (Percent) (PO-4C) (Diagnostic)</i>	51
PO-5A-1 - FOCs On Time for Fully Electronic LSRs Received via IMA GUI (Percent)	52
<i>Resale Aggregate (PO-5A-1 (a)) (Benchmark)</i>	52
<i>Unbundled Loop Aggregate (PO-5A-1 (b)) (Benchmark)</i>	52
<i>LNP (PO-5A-1 (c)) (Benchmark)</i>	52
PO-5A-2 - FOCs On Time for Fully Electronic LSRs Received via IMA EDI (Percent)	53
<i>Resale Aggregate (PO-5A-2 (a)) (Benchmark)</i>	53
<i>Unbundled Loop Aggregate (PO-5A-2 (b)) (Benchmark)</i>	53
<i>LNP (PO-5A-2 (c)) (Benchmark)</i>	53
PO-5B-1 - FOCs On Time for Electronic/Manual LSRs Received via IMA GUI (Percent)	54
<i>Resale Aggregate (PO-5B-1 (a)) (Benchmark)</i>	54
<i>Unbundled Loop Aggregate (PO-5B-1 (b)) (Benchmark)</i>	54
<i>Unbundled Loop AGG-EELs (PO-5B-1 (b)) (Benchmark)</i>	54
<i>LNP (PO-5B-1 (c)) (Benchmark)</i>	54
PO-5B-2 - FOCs On Time for Electronic/Manual LSRs Received via IMA EDI (Percent)	55
<i>Resale Aggregate (PO-5B-2 (a)) (Benchmark)</i>	55
<i>Unbundled Loop Aggregate (PO-5B-2 (b)) (Benchmark)</i>	55
<i>Unbundled Loop AGG-EELs (PO-5B-2 (b)) (Benchmark)</i>	55
<i>LNP (PO-5B-2 (c)) (Benchmark)</i>	55
PO-5C - FOCs on Time for Manual (Percent)	56
<i>Resale Aggregate (PO-5C -(a)) (Benchmark)</i>	56
<i>Unbundled Loop Aggregate (PO-5C -(b)) (Benchmark)</i>	56
<i>Unbundled Loop AGG-EELs (PO-5C -(b)) (Benchmark)</i>	56
<i>LNP (PO-5C -(c)) (Benchmark)</i>	56
PO-5D - FOCs on Time (Percent)	57
<i>LIS Trunk (PO-5D) (Benchmark)</i>	57
PO-6 - Work Completion Notification Timeliness	58
<i>Notices Made Available via IMA - GUI All (Hours:Minutes) (PO-6A) (Benchmark)</i>	58
<i>Notices Transmitted via IMA - EDI All (Hours:Minutes) (PO-6B) (Benchmark)</i>	58
PO-7 - Billing Completion Notification Timeliness	59
<i>Notices Made Available via IMA - GUI / Billing System Posting Completions All (Percent) (PO-7A ,C) (Parity)</i>	59
<i>Notices Transmitted via IMA - EDI / Billing System Posting Completions All (Percent) (PO-7B ,C) (Parity)</i>	59

Table of Contents

Section	Page Number
PO-8 - Jeopardy Notice Interval	60
<i>Non-Designed Services (Average Days) (PO-8 A) (Parity)</i>	60
<i>Unbundled Loops and Number Portability (Average Days) (PO-8 B) (Parity)</i>	60
<i>UNE - P (POTS) (Average Days) (PO-8 D) (Parity)</i>	60
PO-9 - Timely Jeopardy Notices	61
<i>Non-Designed Services (PO-9 A) (Parity)</i>	61
<i>Unbundled Loops and Number Portability (PO-9 B) (Parity)</i>	61
<i>LIS Trunk (PO-9 C) (Parity)</i>	61
<i>UNE - P (POTS) (PO-9 D) (Parity)</i>	61
PO-15 - Number of Due Date Changes per Order	62
<i>All (PO-15) (Diagnostic)</i>	62
PO-16 - Timely Release Notifications	63
<i>(PO-16) (Percent) (Benchmark)</i>	63
PO-19 - Stand-Alone Test Environment (SATE) Accuracy	64
<i>(PO-19) (Percent) (Benchmark)</i>	64
<i>(PO-19 A) Rel. 11.0 (Percent) (Benchmark)</i>	64
<i>(PO-19 A) Rel. 12.0 (Percent) (Benchmark)</i>	64
<i>(PO-19 A) Rel. 13.0 (Percent) (Benchmark)</i>	64
<i>(PO-19 A) Rel. 14.0 (Percent) (Benchmark)</i>	65
<i>(PO-19 A) Rel. 15.0 (Percent) (Benchmark)</i>	65
<i>(PO-19) Rel. 16.0 (Percent) (Benchmark)</i>	65
<i>(PO-19 A) Rel. VICKI (Percent) (Benchmark)</i>	65
<i>(PO-19 B) (Percent) (Benchmark)</i>	66
PO-20 Manual Service Order Accuracy	67
<i>Resale POTS and UNE-P (POTS) (Benchmark)</i>	67
<i>Unbundled Loops (Analog & NL 2-wire) (Benchmark)</i>	67
PO-20 (Expanded) Manual Service Order Accuracy (Phase 1)	68
<i>Unbundled Loops (Benchmark)</i>	68
<i>Resale & UNE-P (POTS) (Benchmark)</i>	68
OP-2 - Calls Answered within Twenty Seconds - Interconnect Provisioning Center	69
<i>Calls Answered within Twenty Seconds - Interconnect Provisioning Center (Percent) (OP-2) (Parity)</i>	69
OP-3A - Installation Commitments Met (Percent) - Dispatches within MSAs	70
<i>Residence (Parity)</i>	70
<i>Business (Parity)</i>	70
<i>Centrex (Parity)</i>	70
<i>Qwest DSL (Parity)</i>	70
<i>UNE - P (POTS) (Parity)</i>	71
<i>UNE P (Centrex) (Parity)</i>	71
<i>UNE P (Centrex 21) (Parity)</i>	71
<i>Line Sharing (Benchmark)</i>	72
<i>Line Splitting</i>	73
OP-3B - Installation Commitments Met (Percent) - Dispatches outside MSAs	74

Table of Contents

Section	Page Number
<i>Residence (Parity)</i>	74
<i>Business (Parity)</i>	74
<i>Qwest DSL (Parity)</i>	74
<i>UNE - P (POTS) (Parity)</i>	74
<i>UNE P (Centrex) (Parity)</i>	75
<i>Line Sharing (Benchmark)</i>	76
<i>Sub-Loop Unbundling (Diagnostic)</i>	76
OP-3C - Installation Commitments Met (Percent) - No dispatches	77
<i>Residence (Parity)</i>	77
<i>Business (Parity)</i>	77
<i>Centrex 21 (Parity)</i>	77
<i>Qwest DSL (Parity)</i>	77
<i>UNE - P (POTS) (Parity)</i>	78
<i>UNE P (Centrex) (Parity)</i>	78
<i>UNE P (Centrex 21) (Parity)</i>	78
<i>Line Sharing (Benchmark)</i>	79
<i>Sub-Loop Unbundling (Diagnostic)</i>	79
<i>Line Splitting</i>	80
OP-3D - Installation Commitments Met (Percent) - Interval Zone One	81
<i>ISDN Primary (Parity)</i>	81
<i>PBX (Parity)</i>	81
<i>LIS Trunk (Parity)</i>	81
<i>UDIT DS1 (Parity)</i>	82
<i>UDIT Above DS1 Level (Parity)</i>	82
<i>Dark Fiber - IOF (Diagnostic)</i>	82
<i>Unbundled Loop - 4 Wire Non-Loaded (Parity)</i>	82
<i>Unbundled Loop - DS1 Capable (Parity)</i>	83
<i>Unbundled Loop ISDN Capable (Parity)</i>	83
<i>Unbundled Loop - ADSL Qualified (Benchmark)</i>	83
<i>Unbundled Loop - DS3 Capable (Parity)</i>	83
<i>Qwest DSL (Parity)</i>	84
<i>Dark Fiber - Loop (Diagnostic)</i>	84
<i>E911 (Parity)</i>	84
<i>Unbundled Loop Analog (Benchmark)</i>	85
<i>Unbundled Loop - 2 Wire Non-Loaded (Benchmark)</i>	85
<i>Unbundled Loop - XDSLi (Benchmark)</i>	85
<i>Unbundled Loop Conditioned (Benchmark)</i>	85
<i>Enhanced Extended Loops - DS0 Capable (Diagnostic)</i>	86
<i>Enhanced Extended Loops - DS3 Capable (Diagnostic)</i>	86
<i>Enhanced Extended Loops - DS1 Capable (Benchmark)</i>	87
OP-3E - Installation Commitments Met (Percent) - Interval Zone Two	88
<i>ISDN Primary (Parity)</i>	88
<i>DS1 (Parity)</i>	88
<i>LIS Trunk (Parity)</i>	88
<i>UDIT DS1 (Parity)</i>	89
<i>UDIT Above DS1 Level (Parity)</i>	89
<i>Unbundled Loop - DS1 Capable (Parity)</i>	89
<i>Unbundled Loop ISDN Capable (Parity)</i>	89

Table of Contents

Section	Page Number
<i>Unbundled Loop - ADSL Qualified (Benchmark)</i>	90
<i>Dark Fiber - Loop (Diagnostic)</i>	90
<i>E911 (Parity)</i>	90
<i>Unbundled Loop Analog (Benchmark)</i>	91
<i>Unbundled Loop - 2 Wire Non-Loaded (Benchmark)</i>	91
<i>Unbundled Loop Conditioned (Benchmark)</i>	91
<i>Enhanced Extended Loops - DS3 Capable (Diagnostic)</i>	91
<i>Enhanced Extended Loops - DS1 Capable (Benchmark)</i>	92
OP-4A - Installation Interval (Average Days) - Dispatches within MSAs	93
<i>Residence (Parity)</i>	93
<i>Business (Parity)</i>	93
<i>Centrex (Parity)</i>	93
<i>Qwest DSL (Parity)</i>	93
<i>UNE - P (POTS) (Parity)</i>	94
<i>UNE P (Centrex) (Parity)</i>	94
<i>UNE P (Centrex 21) (Parity)</i>	94
<i>Line Sharing (Benchmark)</i>	95
<i>Line Splitting</i>	96
OP-4B - Installation Interval (Average Days) - Dispatches outside MSAs	97
<i>Residence (Parity)</i>	97
<i>Business (Parity)</i>	97
<i>Qwest DSL (Parity)</i>	97
<i>UNE - P (POTS) (Parity)</i>	97
<i>UNE P (Centrex) (Parity)</i>	98
<i>Line Sharing (Benchmark)</i>	99
<i>Sub-Loop Unbundling (Diagnostic)</i>	99
OP-4C - Installation Interval (Average Days) - No dispatches	100
<i>Residence (Parity)</i>	100
<i>Business (Parity)</i>	100
<i>Centrex 21 (Parity)</i>	100
<i>Qwest DSL (Parity)</i>	100
<i>UNE - P (POTS) (Parity)</i>	101
<i>UNE P (Centrex) (Parity)</i>	101
<i>UNE P (Centrex 21) (Parity)</i>	101
<i>Line Sharing (Benchmark)</i>	102
<i>Sub-Loop Unbundling (Diagnostic)</i>	102
<i>Line Splitting</i>	103
OP-4D - Installation Interval (Average Days) - Interval Zone One	104
<i>ISDN Primary (Parity)</i>	104
<i>PBX (Parity)</i>	104
<i>LIS Trunk (Parity)</i>	104
<i>UDIT DS1 (Parity)</i>	105
<i>UDIT Above DS1 Level (Parity)</i>	105
<i>Dark Fiber - IOF (Diagnostic)</i>	105
<i>Unbundled Loop - 4 Wire Non-Loaded (Parity)</i>	105
<i>Unbundled Loop - DS1 Capable (Parity)</i>	106
<i>Unbundled Loop ISDN Capable (Parity)</i>	106

Table of Contents

Section	Page Number
<i>Unbundled Loop - ADSL Qualified (Benchmark)</i>	106
<i>Unbundled Loop - DS3 Capable (Parity)</i>	106
<i>Qwest DSL (Parity)</i>	107
<i>Dark Fiber - Loop (Diagnostic)</i>	107
<i>E911 (Parity)</i>	107
<i>Unbundled Loop Analog (Benchmark)</i>	108
<i>Unbundled Loop - 2 Wire Non-Loaded (Benchmark)</i>	108
<i>Unbundled Loop - XDSLi (Benchmark)</i>	108
<i>Unbundled Loop Conditioned (Benchmark)</i>	108
<i>Enhanced Extended Loops - DS0 Capable (Diagnostic)</i>	109
<i>Enhanced Extended Loops - DS3 Capable (Diagnostic)</i>	109
<i>Enhanced Extended Loops - DS1 Capable (Benchmark)</i>	110
OP-4E - Installation Interval (Average Days) - Interval Zone Two	111
<i>ISDN Primary (Parity)</i>	111
<i>DS1 (Parity)</i>	111
<i>LIS Trunk (Parity)</i>	111
<i>UDIT DS1 (Parity)</i>	112
<i>UDIT Above DS1 Level (Parity)</i>	112
<i>Unbundled Loop - DS1 Capable (Parity)</i>	112
<i>Unbundled Loop ISDN Capable (Parity)</i>	112
<i>Unbundled Loop - ADSL Qualified (Benchmark)</i>	113
<i>Dark Fiber - Loop (Diagnostic)</i>	113
<i>E911 (Parity)</i>	113
<i>Unbundled Loop Analog (Benchmark)</i>	114
<i>Unbundled Loop - 2 Wire Non-Loaded (Benchmark)</i>	114
<i>Unbundled Loop Conditioned (Benchmark)</i>	114
<i>Enhanced Extended Loops - DS3 Capable (Diagnostic)</i>	114
<i>Enhanced Extended Loops - DS1 Capable (Benchmark)</i>	115
OP-5 - New Service Installation Quality (Percent)	116
<i>Residence (Parity)</i>	116
<i>Business (Parity)</i>	116
<i>PBX (Parity)</i>	116
<i>Qwest DSL (Parity)</i>	116
<i>UNE - P (POTS) (Parity)</i>	117
<i>UNE P (Centrex) (Parity)</i>	117
<i>UNE P (Centrex 21) (Parity)</i>	117
<i>ISDN Primary (Parity)</i>	117
<i>Line Sharing (Parity)</i>	118
<i>UDIT DS1 (Parity)</i>	119
<i>UDIT Above DS1 Level (Parity)</i>	119
<i>Dark Fiber - IOF (Diagnostic)</i>	119
<i>Unbundled Loop Analog (Parity)</i>	119
<i>Unbundled Loop - 2 Wire Non-Loaded (Parity)</i>	120
<i>Unbundled Loop - 4 Wire Non-Loaded (Parity)</i>	120
<i>Unbundled Loop - DS1 Capable (Parity)</i>	120
<i>Unbundled Loop ISDN Capable (Parity)</i>	120
<i>Unbundled Loop - ADSL Qualified (Parity)</i>	121
<i>Unbundled Loop - DS3 Capable (Parity)</i>	121
<i>LIS Trunk (Parity)</i>	121

Table of Contents

Section	Page Number
<i>Dark Fiber - Loop (Diagnostic)</i>	121
<i>E911 (Parity)</i>	122
OP-5A - New Service Installation Quality Reported to Repair (Percent)	123
<i>Residence (Parity)</i>	123
<i>Business (Parity)</i>	123
<i>Centrex (Parity)</i>	123
<i>Centrex 21 (Parity)</i>	123
<i>PBX (Parity)</i>	124
<i>Qwest DSL (Parity)</i>	124
<i>UNE - P (POTS) (Parity)</i>	124
<i>UNE P (Centrex) (Parity)</i>	124
<i>UNE P (Centrex 21) (Parity)</i>	125
<i>ISDN Primary (Parity)</i>	125
<i>DS1 (Parity)</i>	125
<i>Line Sharing (Parity)</i>	125
<i>Line Splitting (Parity)</i>	126
<i>Sub-Loop Unbundling (Diagnostic)</i>	127
<i>UDIT DS1 (Parity)</i>	128
<i>UDIT Above DS1 Level (Parity)</i>	128
<i>Dark Fiber - IOF (Diagnostic)</i>	128
<i>Unbundled Loop Analog (Parity)</i>	128
<i>Unbundled Loop - 2 Wire Non-Loaded (Parity)</i>	129
<i>Unbundled Loop - 4 Wire Non-Loaded (Parity)</i>	129
<i>Unbundled Loop - DS1 Capable (Parity)</i>	129
<i>Unbundled Loop - XDSL_i (Parity)</i>	129
<i>Unbundled Loop ISDN Capable (Parity)</i>	130
<i>Unbundled Loop - ADSL Qualified (Parity)</i>	130
<i>Unbundled Loop - DS3 Capable (Parity)</i>	130
<i>LIS Trunk (Parity)</i>	130
<i>Dark Fiber - Loop (Diagnostic)</i>	131
<i>E911 (Parity)</i>	131
<i>Enhanced Extended Loops - DS1 Capable (Parity)</i>	131
<i>Enhanced Extended Loops - DS0 Capable (Diagnostic)</i>	132
<i>Enhanced Extended Loops - DS3 Capable (Diagnostic)</i>	132
OP-5B - New Service Provisioning Quality (Percent)	133
<i>Residence (Diagnostic)</i>	133
<i>Business (Diagnostic)</i>	133
<i>Centrex (Diagnostic)</i>	133
<i>Centrex 21 (Diagnostic)</i>	133
<i>PBX (Diagnostic)</i>	134
<i>Qwest DSL (Diagnostic)</i>	134
<i>UNE - P (POTS) (Diagnostic)</i>	134
<i>UNE P (Centrex) (Diagnostic)</i>	134
<i>UNE P (Centrex 21) (Diagnostic)</i>	135
<i>ISDN Primary (Diagnostic)</i>	135
<i>DS1 (Diagnostic)</i>	135
<i>Line Sharing (Diagnostic)</i>	136
<i>Line Splitting (Diagnostic)</i>	136
<i>Sub-Loop Unbundling (Diagnostic)</i>	136

Table of Contents

Section	Page Number
<i>Unbundled Loop Analog (Diagnostic)</i>	137
<i>Unbundled Loop - 2 Wire Non-Loaded (Diagnostic)</i>	137
<i>Unbundled Loop - 4 Wire Non-Loaded (Diagnostic)</i>	137
<i>Unbundled Loop - DS1 Capable (Diagnostic)</i>	137
<i>Unbundled Loop - XDSLi (Diagnostic)</i>	138
<i>Unbundled Loop ISDN Capable (Diagnostic)</i>	138
<i>Unbundled Loop - ADSL Qualified (Diagnostic)</i>	138
<i>Unbundled Loop - DS3 Capable (Diagnostic)</i>	138
<i>Dark Fiber - Loop (Diagnostic)</i>	139
<i>Enhanced Extended Loops - DS0 Capable (Diagnostic)</i>	140
<i>Enhanced Extended Loops - DS1 Capable (Diagnostic)</i>	140
<i>Enhanced Extended Loops - DS3 Capable (Diagnostic)</i>	140
OP-5T - New Service Installation Quality Total (Percent)	141
<i>Residence (Diagnostic)</i>	141
<i>Business (Diagnostic)</i>	141
<i>Centrex (Diagnostic)</i>	141
<i>Centrex 21 (Diagnostic)</i>	141
<i>PBX (Diagnostic)</i>	142
<i>Qwest DSL (Diagnostic)</i>	142
<i>UNE - P (POTS) (Diagnostic)</i>	142
<i>UNE P (Centrex) (Diagnostic)</i>	142
<i>UNE P (Centrex 21) (Diagnostic)</i>	143
<i>ISDN Primary (Diagnostic)</i>	143
<i>DS1 (Diagnostic)</i>	143
<i>Line Sharing (Diagnostic)</i>	144
<i>Line Splitting (Diagnostic)</i>	144
<i>Sub-Loop Unbundling (Diagnostic)</i>	144
<i>Unbundled Loop Analog (Diagnostic)</i>	145
<i>Unbundled Loop - 2 Wire Non-Loaded (Diagnostic)</i>	145
<i>Unbundled Loop - 4 Wire Non-Loaded (Diagnostic)</i>	145
<i>Unbundled Loop - DS1 Capable (Diagnostic)</i>	145
<i>Unbundled Loop - XDSLi (Diagnostic)</i>	146
<i>Unbundled Loop ISDN Capable (Diagnostic)</i>	146
<i>Unbundled Loop - ADSL Qualified (Diagnostic)</i>	146
<i>Unbundled Loop - DS3 Capable (Diagnostic)</i>	146
<i>Dark Fiber - Loop (Diagnostic)</i>	147
<i>Enhanced Extended Loops - DS0 Capable (Diagnostic)</i>	148
<i>Enhanced Extended Loops - DS1 Capable (Diagnostic)</i>	148
<i>Enhanced Extended Loops - DS3 Capable (Diagnostic)</i>	148
OP-5R - New Service Quality Multiple Report Rate (Percent)	149
<i>Residence (Diagnostic)</i>	149
<i>Business (Diagnostic)</i>	149
<i>Centrex 21 (Diagnostic)</i>	149
<i>Qwest DSL (Diagnostic)</i>	149
<i>UNE - P (POTS) (Diagnostic)</i>	150
<i>UNE P (Centrex) (Diagnostic)</i>	150
<i>UNE P (Centrex 21) (Diagnostic)</i>	150
<i>Line Sharing (Diagnostic)</i>	151
<i>Line Splitting (Diagnostic)</i>	151

Table of Contents

Section	Page Number
<i>Unbundled Loop Analog (Diagnostic)</i>	152
<i>Unbundled Loop - 2 Wire Non-Loaded (Diagnostic)</i>	152
<i>Unbundled Loop - DS1 Capable (Diagnostic)</i>	152
<i>Unbundled Loop - XDSLi (Diagnostic)</i>	152
<i>Unbundled Loop ISDN Capable (Diagnostic)</i>	153
<i>Unbundled Loop - ADSL Qualified (Diagnostic)</i>	153
<i>LIS Trunk (Diagnostic)</i>	153
OP-5R - New Service Quality Multiple Report Rate (Percent)	154
<i>Enhanced Extended Loops - DS0 Capable (Diagnostic)</i>	154
<i>Enhanced Extended Loops - DS1 Capable (Diagnostic)</i>	154
OP-6A-1 - Delayed Days for Non-Facility Reasons (Average Days) - Dispatches within MSAs	155
<i>Residence (Parity)</i>	155
<i>Business (Parity)</i>	155
<i>Qwest DSL (Parity)</i>	155
<i>UNE - P (POTS) (Parity)</i>	155
<i>UNE P (Centrex) (Parity)</i>	156
<i>UNE P (Centrex 21) (Parity)</i>	156
<i>Line Sharing (Parity)</i>	156
<i>Line Splitting (Parity)</i>	156
OP-6A-2 - Delayed Days for Non-Facility Reasons (Average Days) - Dispatches outside MSAs	157
<i>Business (Parity)</i>	157
<i>UNE - P (POTS) (Parity)</i>	157
OP-6A-3 - Delayed Days for Non-Facility Reasons (Average Days) - No dispatches	158
<i>Residence (Parity)</i>	158
<i>Business (Parity)</i>	158
<i>Qwest DSL (Parity)</i>	158
<i>UNE - P (POTS) (Parity)</i>	158
<i>Line Sharing (Parity)</i>	159
<i>Line Splitting (Parity)</i>	159
OP-6A-4 - Delayed Days for Non-Facility Reasons (Average Days) - Interval Zone One	160
<i>LIS Trunk (Parity)</i>	160
<i>UDIT Above DS1 Level (Parity)</i>	161
<i>Unbundled Loop Analog (Parity)</i>	161
<i>Unbundled Loop - 2 Wire Non-Loaded (Parity)</i>	161
<i>Unbundled Loop - DS1 Capable (Parity)</i>	161
<i>Unbundled Loop ISDN Capable (Parity)</i>	162
<i>Unbundled Loop - ADSL Qualified (Parity)</i>	162
<i>Unbundled Loop - DS3 Capable (Parity)</i>	162
<i>Enhanced Extended Loops - DS1 Capable (Parity)</i>	163
OP-6A-5 - Delayed Days for Non-Facility Reasons (Average Days) - Interval Zone Two	164
<i>LIS Trunk (Parity)</i>	164
<i>UDIT DS1 (Parity)</i>	165
<i>UDIT Above DS1 Level (Parity)</i>	165
<i>Unbundled Loop Analog (Parity)</i>	165
<i>Unbundled Loop - 2 Wire Non-Loaded (Parity)</i>	165

Table of Contents

Section	Page Number
<i>Unbundled Loop - DS1 Capable (Parity)</i>	166
<i>Unbundled Loop ISDN Capable (Parity)</i>	166
<i>Unbundled Loop - ADSL Qualified (Parity)</i>	166
<i>Enhanced Extended Loops - DS1 Capable (Parity)</i>	167
OP-6B-1 - Delayed Days for Facility Reasons (Average Days) - Dispatches within MSAs	168
<i>Residence (Parity)</i>	168
<i>Qwest DSL (Parity)</i>	168
<i>UNE - P (POTS) (Parity)</i>	168
OP-6B-2 - Delayed Days for Facility Reasons (Average Days) - Dispatches outside MSAs	169
<i>Residence (Parity)</i>	169
<i>UNE - P (POTS) (Parity)</i>	169
OP-6B-4 - Delayed Days for Facility Reasons (Average Days) - Interval Zone One	170
<i>Unbundled Loop Analog (Parity)</i>	170
<i>Unbundled Loop - 2 Wire Non-Loaded (Parity)</i>	170
<i>Unbundled Loop - DS1 Capable (Parity)</i>	170
<i>Unbundled Loop ISDN Capable (Parity)</i>	170
<i>Unbundled Loop - ADSL Qualified (Parity)</i>	171
OP-6B-5 - Delayed Days for Facility Reasons (Average Days) - Interval Zone Two	172
<i>Unbundled Loop Analog (Parity)</i>	172
<i>Unbundled Loop - 2 Wire Non-Loaded (Parity)</i>	172
<i>Unbundled Loop - DS1 Capable (Parity)</i>	172
<i>Unbundled Loop ISDN Capable (Parity)</i>	172
<i>Unbundled Loop - ADSL Qualified (Parity)</i>	173
<i>Dark Fiber - Loop (Diagnostic)</i>	173
OP-7 - Coordinated "Hot Cut" Interval (Hours:Minutes)	174
<i>Unbundled Loop - Analog (Diagnostic)</i>	174
<i>Unbundled Loop Other (Diagnostic)</i>	174
OP-8 - Number Portability Timeliness (Percent)	175
<i>Number Portability Timeliness (Percent) (OP-8 B) (Benchmark)</i>	175
<i>Percentage of LNP Triggers Set Prior to the Frame Due Time (Percent) (OP-8C) (Benchmark)</i>	175
OP-13 - Coordinated Cuts on Time (Percent)	176
<i>Coordinated Cuts Completed on Time (Percent) Unbundled Loop - Analog (OP-13A) (Benchmark)</i>	176
<i>Coordinated Cuts Completed on Time (Percent) Unbundled Loop Other (OP-13A) (Benchmark)</i>	176
<i>Coordinated Cuts Started Without CLEC Approval (Percent) Unbundled Loop - Analog (OP-13B) (Diagnostic)</i>	176
<i>Coordinated Cuts Started Without CLEC Approval (Percent) Unbundled Loop Other (OP-13B) (Diagnostic)</i>	176
OP-15A - Interval for Pending Orders Delayed Past Due Date	177
<i>Residence (Diagnostic)</i>	177
<i>Business (Diagnostic)</i>	177
<i>UNE - P (POTS) (Diagnostic)</i>	177
<i>Line Sharing (Diagnostic)</i>	177
<i>Line Splitting (Diagnostic)</i>	178
<i>LIS Trunk (Diagnostic)</i>	179
<i>Dark Fiber - IOF (Diagnostic)</i>	179

Table of Contents

Section	Page Number
<i>Unbundled Loop Analog (Diagnostic)</i>	179
<i>Unbundled Loop - 2 Wire Non-Loaded (Diagnostic)</i>	179
<i>Unbundled Loop - DS1 Capable (Diagnostic)</i>	180
<i>Unbundled Loop ISDN Capable (Diagnostic)</i>	180
<i>Unbundled Loop - DS3 Capable (Diagnostic)</i>	180
<i>Qwest DSL (Diagnostic)</i>	180
<i>Enhanced Extended Loops (EELs) (Diagnostic)</i>	181
OP-15B - Count of Pending Orders Delayed for Facilities Reasons	182
<i>Residence (Diagnostic)</i>	182
<i>Business (Diagnostic)</i>	182
<i>UNE - P (POTS) (Diagnostic)</i>	182
<i>Line Sharing (Diagnostic)</i>	182
<i>Line Splitting (Diagnostic)</i>	183
<i>LIS Trunk (Diagnostic)</i>	184
<i>Dark Fiber - IOF (Diagnostic)</i>	184
<i>Unbundled Loop Analog (Diagnostic)</i>	184
<i>Unbundled Loop - 2 Wire Non-Loaded (Diagnostic)</i>	184
<i>Unbundled Loop - DS1 Capable (Diagnostic)</i>	185
<i>Unbundled Loop ISDN Capable (Diagnostic)</i>	185
<i>Unbundled Loop - DS3 Capable (Diagnostic)</i>	185
<i>Qwest DSL (Diagnostic)</i>	185
<i>Enhanced Extended Loops (EELs) (Diagnostic)</i>	186
OP-17 - Timeliness of Disconnects associated with LNP Orders	187
<i>Timeliness of Disconnects associated with LNP Orders (Percent) (OP-17A) (Benchmark)</i>	187
<i>Timeliness of Disconnects associated with LNP Orders (Percent) (OP-17B) (Diagnostic)</i>	187
MR-2 - Calls Answered within 20 Seconds - Interconnect Repair Center (Percent)	188
<i>Calls Answered within 20 seconds - Interconnect Repair Center (Percent) (MR-2) (Parity)</i>	188
MR-3A - Out of Service Cleared within 24 Hours (Percent) - Dispatches within MSAs	189
<i>Residence (Parity)</i>	189
<i>Business (Parity)</i>	189
<i>Centrex (Parity)</i>	189
<i>Centrex 21 (Parity)</i>	189
<i>PBX (Parity)</i>	190
<i>UNE - P (POTS) (Parity)</i>	190
<i>UNE P (Centrex) (Parity)</i>	190
<i>UNE P (Centrex 21) (Parity)</i>	190
<i>Line Sharing (Parity)</i>	191
<i>Line Splitting (Parity)</i>	191
MR-3B - Out of Service Cleared within 24 Hours (Percent) - Dispatches outside MSAs	192
<i>Residence (Parity)</i>	192
<i>Business (Parity)</i>	192
<i>Centrex 21 (Parity)</i>	192
<i>PBX (Parity)</i>	192
<i>UNE - P (POTS) (Parity)</i>	193
<i>UNE P (Centrex) (Parity)</i>	193
<i>UNE P (Centrex 21) (Parity)</i>	193

Table of Contents

Section	Page Number
<i>Line Sharing (Parity)</i>	193
MR-3C - Out of Service Cleared within 24 Hours (Percent) - No dispatches	194
<i>Residence (Parity)</i>	194
<i>Business (Parity)</i>	194
<i>Centrex (Parity)</i>	194
<i>PBX (Parity)</i>	194
<i>UNE - P (POTS) (Parity)</i>	195
<i>UNE P (Centrex) (Parity)</i>	195
<i>UNE P (Centrex 21) (Parity)</i>	195
<i>Line Sharing (Parity)</i>	195
<i>Line Splitting (Parity)</i>	196
<i>Sub-Loop Unbundling (Diagnostic)</i>	197
MR-3D - Out of Service Cleared within 24 Hours (Percent) - Interval Zone One	198
<i>Unbundled Loop Analog (Parity)</i>	198
<i>Unbundled Loop - 2 Wire Non-Loaded (Parity)</i>	198
<i>Unbundled Loop - ADSL Qualified (Parity)</i>	198
<i>Unbundled Loop - XDSLi (Parity)</i>	198
<i>Unbundled Loop ISDN Capable (Parity)</i>	199
MR-3E - Out of Service Cleared within 24 Hours (Percent) - Interval Zone Two	200
<i>Unbundled Loop Analog (Parity)</i>	200
<i>Unbundled Loop - 2 Wire Non-Loaded (Parity)</i>	200
<i>Unbundled Loop - ADSL Qualified (Parity)</i>	200
<i>Unbundled Loop ISDN Capable (Parity)</i>	200
MR-4A - All Troubles Cleared within 48 Hours (Percent) - Dispatches within MSAs	201
<i>Residence (Parity)</i>	201
<i>Business (Parity)</i>	201
<i>Centrex (Parity)</i>	201
<i>Centrex 21 (Parity)</i>	201
<i>PBX (Parity)</i>	202
<i>UNE - P (POTS) (Parity)</i>	202
<i>UNE P (Centrex) (Parity)</i>	202
<i>UNE P (Centrex 21) (Parity)</i>	202
<i>Line Sharing (Parity)</i>	203
<i>Line Splitting (Parity)</i>	203
MR-4B - All Troubles Cleared within 48 Hours (Percent) - Dispatches outside MSAs	204
<i>Residence (Parity)</i>	204
<i>Business (Parity)</i>	204
<i>Centrex 21 (Parity)</i>	204
<i>PBX (Parity)</i>	204
<i>UNE - P (POTS) (Parity)</i>	205
<i>UNE P (Centrex) (Parity)</i>	205
<i>UNE P (Centrex 21) (Parity)</i>	205
<i>Line Sharing (Parity)</i>	205
MR-4C - All Troubles Cleared within 48 Hours (Percent) - No dispatches	206
<i>Residence (Parity)</i>	206

Table of Contents

Section	Page Number
<i>Business (Parity)</i>	206
<i>Centrex (Parity)</i>	206
<i>Centrex 21 (Parity)</i>	206
<i>PBX (Parity)</i>	207
<i>UNE - P (POTS) (Parity)</i>	207
<i>UNE P (Centrex) (Parity)</i>	207
<i>UNE P (Centrex 21) (Parity)</i>	207
<i>Line Sharing (Parity)</i>	208
<i>Line Splitting (Parity)</i>	208
<i>Sub-Loop Unbundling (Diagnostic)</i>	209
MR-4D - All Troubles Cleared within 48 Hours (Percent) - Interval Zone One	210
<i>Qwest DSL (Parity)</i>	210
<i>Unbundled Loop Analog (Parity)</i>	210
<i>Unbundled Loop - 2 Wire Non-Loaded (Parity)</i>	210
<i>Unbundled Loop - ADSL Qualified (Parity)</i>	210
<i>Unbundled Loop - XDSLi (Parity)</i>	211
<i>Unbundled Loop ISDN Capable (Parity)</i>	211
MR-4E - All Troubles Cleared within 48 Hours (Percent) - Interval Zone Two	212
<i>Qwest DSL (Parity)</i>	212
<i>Unbundled Loop Analog (Parity)</i>	212
<i>Unbundled Loop - 2 Wire Non-Loaded (Parity)</i>	212
<i>Unbundled Loop - ADSL Qualified (Parity)</i>	212
<i>Unbundled Loop ISDN Capable (Parity)</i>	213
MR-5A - All Troubles Cleared within 4 Hours (Percent) - Interval Zone One	214
<i>ISDN Primary (Parity)</i>	214
<i>DS0 (Parity)</i>	214
<i>DS1 (Parity)</i>	214
<i>Frame Relay (Parity)</i>	214
<i>LIS Trunk (Parity)</i>	215
<i>UDIT DS1 (Parity)</i>	216
<i>UDIT Above DS1 Level (Parity)</i>	216
<i>Unbundled Loop - 4 Wire Non-Loaded (Parity)</i>	216
<i>Unbundled Loop - DS1 Capable (Parity)</i>	216
<i>E911 (Parity)</i>	217
<i>Enhanced Extended Loops - DS0 Capable (Diagnostic)</i>	218
<i>Enhanced Extended Loops - DS3 Capable (Diagnostic)</i>	218
<i>Enhanced Extended Loops - DS1 Capable (Parity)</i>	219
MR-5B - All Troubles Cleared within 4 Hours (Percent) - Interval Zone Two	220
<i>DS0 (Parity)</i>	220
<i>DS1 (Parity)</i>	220
<i>LIS Trunk (Parity)</i>	220
<i>UDIT DS1 (Parity)</i>	221
<i>UDIT Above DS1 Level (Parity)</i>	221
<i>Unbundled Loop - DS1 Capable (Parity)</i>	221
<i>Enhanced Extended Loops - DS1 Capable (Parity)</i>	222
MR-6A - Mean Time to Restore (Hours:Minutes) - Dispatches within MSAs	223

Table of Contents

Section	Page Number
<i>Residence (Parity)</i>	223
<i>Business (Parity)</i>	223
<i>Centrex (Parity)</i>	223
<i>Centrex 21 (Parity)</i>	223
<i>PBX (Parity)</i>	224
<i>UNE - P (POTS) (Parity)</i>	224
<i>UNE P (Centrex) (Parity)</i>	224
<i>UNE P (Centrex 21) (Parity)</i>	224
<i>Line Sharing (Parity)</i>	225
<i>Line Splitting (Parity)</i>	225
MR-6B - Mean Time to Restore (Hours:Minutes) - Dispatches outside MSAs	226
<i>Residence (Parity)</i>	226
<i>Business (Parity)</i>	226
<i>Centrex 21 (Parity)</i>	226
<i>PBX (Parity)</i>	226
<i>UNE - P (POTS) (Parity)</i>	227
<i>UNE P (Centrex) (Parity)</i>	227
<i>UNE P (Centrex 21) (Parity)</i>	227
<i>Line Sharing (Parity)</i>	227
MR-6C - Mean Time to Restore (Hours:Minutes) - No dispatches	228
<i>Residence (Parity)</i>	228
<i>Business (Parity)</i>	228
<i>Centrex (Parity)</i>	228
<i>Centrex 21 (Parity)</i>	228
<i>PBX (Parity)</i>	229
<i>UNE - P (POTS) (Parity)</i>	229
<i>UNE P (Centrex) (Parity)</i>	229
<i>UNE P (Centrex 21) (Parity)</i>	229
<i>Line Sharing (Parity)</i>	230
<i>Line Splitting (Parity)</i>	230
<i>Sub-Loop Unbundling (Diagnostic)</i>	231
MR-6D - Mean Time to Restore (Hours:Minutes) - Interval Zone One	232
<i>ISDN Primary (Parity)</i>	232
<i>DS0 (Parity)</i>	232
<i>DS1 (Parity)</i>	232
<i>Frame Relay (Parity)</i>	232
<i>LIS Trunk (Parity)</i>	233
<i>UDIT DS1 (Parity)</i>	234
<i>UDIT Above DS1 Level (Parity)</i>	234
<i>Dark Fiber - IOF (Diagnostic)</i>	234
<i>Unbundled Loop Analog (Parity)</i>	234
<i>Unbundled Loop - 2 Wire Non-Loaded (Parity)</i>	235
<i>Unbundled Loop - 4 Wire Non-Loaded (Parity)</i>	235
<i>Unbundled Loop - DS1 Capable (Parity)</i>	235
<i>Unbundled Loop - XDSL_i (Parity)</i>	235
<i>Unbundled Loop ISDN Capable (Parity)</i>	236
<i>Unbundled Loop - ADSL Qualified (Parity)</i>	236
<i>Qwest DSL (Parity)</i>	236

Table of Contents

Section	Page Number
<i>E911 (Parity)</i>	236
<i>Enhanced Extended Loops - DS0 Capable (Diagnostic)</i>	237
<i>Enhanced Extended Loops - DS3 Capable (Diagnostic)</i>	237
<i>Enhanced Extended Loops - DS1 Capable (Parity)</i>	238
MR-6E - Mean Time to Restore (Hours:Minutes) - Interval Zone Two	239
<i>DS0 (Parity)</i>	239
<i>DS1 (Parity)</i>	239
<i>LIS Trunk (Parity)</i>	239
<i>UDIT DS1 (Parity)</i>	240
<i>UDIT Above DS1 Level (Parity)</i>	240
<i>Unbundled Loop Analog (Parity)</i>	240
<i>Unbundled Loop - 2 Wire Non-Loaded (Parity)</i>	240
<i>Unbundled Loop - DS1 Capable (Parity)</i>	241
<i>Unbundled Loop ISDN Capable (Parity)</i>	241
<i>Unbundled Loop - ADSL Qualified (Parity)</i>	241
<i>Qwest DSL (Parity)</i>	241
<i>Enhanced Extended Loops - DS1 Capable (Parity)</i>	242
MR-7A - Repair Repeat Report Rate (Percent) - Dispatches within MSAs	243
<i>Residence (Parity)</i>	243
<i>Business (Parity)</i>	243
<i>Centrex (Parity)</i>	243
<i>UNE - P (POTS) (Parity)</i>	243
<i>UNE P (Centrex) (Parity)</i>	244
<i>UNE P (Centrex 21) (Parity)</i>	244
<i>Line Sharing (Diagnostic)</i>	244
<i>Line Splitting (Parity)</i>	244
MR-7B - Repair Repeat Report Rate (Percent) - Dispatches outside MSAs	245
<i>Residence (Parity)</i>	245
<i>Business (Parity)</i>	245
<i>UNE - P (POTS) (Parity)</i>	245
MR-7C - Repair Repeat Report Rate (Percent) - No dispatches	246
<i>Residence (Parity)</i>	246
<i>Business (Parity)</i>	246
<i>Centrex (Parity)</i>	246
<i>UNE - P (POTS) (Parity)</i>	246
<i>UNE P (Centrex) (Parity)</i>	247
<i>UNE P (Centrex 21) (Parity)</i>	247
<i>Line Sharing (Diagnostic)</i>	247
<i>Line Splitting (Parity)</i>	247
MR-7D - Repair Repeat Report Rate (Percent) - Interval Zone One	248
<i>ISDN Primary (Parity)</i>	248
<i>DS0 (Parity)</i>	248
<i>DS1 (Parity)</i>	248
<i>Frame Relay (Parity)</i>	248
<i>LIS Trunk (Parity)</i>	249
<i>UDIT Above DS1 Level (Parity)</i>	250

Table of Contents

Section	Page Number
<i>Unbundled Loop Analog (Parity)</i>	250
<i>Unbundled Loop - 2 Wire Non-Loaded (Parity)</i>	250
<i>Unbundled Loop - 4 Wire Non-Loaded (Parity)</i>	250
<i>Unbundled Loop - DS1 Capable (Parity)</i>	251
<i>Unbundled Loop - XDSL_i (Parity)</i>	251
<i>Unbundled Loop ISDN Capable (Parity)</i>	251
<i>Unbundled Loop - ADSL Qualified (Parity)</i>	251
<i>Qwest DSL (Parity)</i>	252
<i>Enhanced Extended Loops - DS0 Capable (Diagnostic)</i>	253
<i>Enhanced Extended Loops - DS1 Capable (Parity)</i>	254
MR-7E - Repair Repeat Report Rate (Percent) - Interval Zone Two	255
<i>DS0 (Parity)</i>	255
<i>DS1 (Parity)</i>	255
<i>LIS Trunk (Parity)</i>	255
<i>UDIT Above DS1 Level (Parity)</i>	256
<i>Unbundled Loop Analog (Parity)</i>	256
<i>Unbundled Loop - 2 Wire Non-Loaded (Parity)</i>	256
<i>Unbundled Loop - DS1 Capable (Parity)</i>	256
<i>Unbundled Loop ISDN Capable (Parity)</i>	257
<i>Enhanced Extended Loops - DS1 Capable (Parity)</i>	258
MR-8 - Trouble Rate (Percent)	259
<i>Residence (Parity)</i>	259
<i>Business (Parity)</i>	259
<i>Centrex (Parity)</i>	259
<i>Centrex 21 (Parity)</i>	259
<i>PBX (Parity)</i>	260
<i>Basic Rate ISDN (Parity)</i>	260
<i>Qwest DSL (Parity)</i>	260
<i>ISDN Primary (Parity)</i>	260
<i>DS0 (Parity)</i>	261
<i>DS1 (Parity)</i>	261
<i>DS3 (Parity)</i>	261
<i>Frame Relay (Parity)</i>	261
<i>LIS Trunk (Parity)</i>	262
<i>UNE - P (POTS) (Parity)</i>	262
<i>UNE P (Centrex) (Parity)</i>	262
<i>UNE P (Centrex 21) (Parity)</i>	262
<i>Line Sharing (Parity)</i>	263
<i>Line Splitting (Parity)</i>	263
<i>Sub-Loop Unbundling (Diagnostic)</i>	264
<i>UDIT DS1 (Parity)</i>	265
<i>UDIT Above DS1 Level (Parity)</i>	265
<i>Dark Fiber - IOF (Diagnostic)</i>	265
<i>Unbundled Loop Analog (Parity)</i>	265
<i>Unbundled Loop - 2 Wire Non-Loaded (Parity)</i>	266
<i>Unbundled Loop - 4 Wire Non-Loaded (Parity)</i>	266
<i>Unbundled Loop - DS1 Capable (Parity)</i>	266
<i>Unbundled Loop - XDSL_i (Parity)</i>	266
<i>Unbundled Loop ISDN Capable (Parity)</i>	267

Table of Contents

Section	Page Number
<i>Unbundled Loop - ADSL Qualified (Parity)</i>	267
<i>Dark Fiber - Loop (Diagnostic)</i>	267
<i>E911 (Parity)</i>	267
<i>Enhanced Extended Loops - DS0 Capable (Diagnostic)</i>	268
<i>Enhanced Extended Loops - DS3 Capable (Diagnostic)</i>	268
<i>Enhanced Extended Loops - DS1 Capable (Parity)</i>	269
MR-9A - Repair Appointments Met (Percent) - Dispatches within MSAs	270
<i>Residence (Parity)</i>	270
<i>Business (Parity)</i>	270
<i>Centrex (Parity)</i>	270
<i>Centrex 21 (Parity)</i>	270
<i>PBX (Parity)</i>	271
<i>UNE - P (POTS) (Parity)</i>	271
MR-9B - Repair Appointments Met (Percent) - Dispatches outside MSAs	272
<i>Residence (Parity)</i>	272
<i>Business (Parity)</i>	272
<i>Centrex 21 (Parity)</i>	272
<i>PBX (Parity)</i>	272
<i>UNE - P (POTS) (Parity)</i>	273
MR-9C - Repair Appointments Met (Percent) - No dispatches	274
<i>Residence (Parity)</i>	274
<i>Business (Parity)</i>	274
<i>Centrex (Parity)</i>	274
<i>Centrex 21 (Parity)</i>	274
<i>PBX (Parity)</i>	275
<i>UNE - P (POTS) (Parity)</i>	275
MR-10 - Customer-Related Trouble Reports (Percent)	276
<i>Residence (Diagnostic)</i>	276
<i>Business (Diagnostic)</i>	276
<i>Centrex (Diagnostic)</i>	276
<i>Centrex 21 (Diagnostic)</i>	276
<i>PBX (Diagnostic)</i>	277
<i>Qwest DSL (Diagnostic)</i>	277
<i>ISDN Primary (Diagnostic)</i>	277
<i>DS0 (Diagnostic)</i>	277
<i>DS1 (Diagnostic)</i>	278
<i>Frame Relay (Diagnostic)</i>	278
<i>LIS Trunk (Diagnostic)</i>	278
<i>UNE - P (POTS) (Diagnostic)</i>	278
<i>UNE P (Centrex) (Diagnostic)</i>	279
<i>UNE P (Centrex 21) (Diagnostic)</i>	279
<i>UDIT DS1 (Diagnostic)</i>	280
<i>UDIT Above DS1 Level (Diagnostic)</i>	280
<i>Unbundled Loop Analog (Diagnostic)</i>	280
<i>Unbundled Loop - 2 Wire Non-Loaded (Diagnostic)</i>	280
<i>Unbundled Loop - 4 Wire Non-Loaded (Diagnostic)</i>	281
<i>Unbundled Loop - DS1 Capable (Diagnostic)</i>	281

Table of Contents

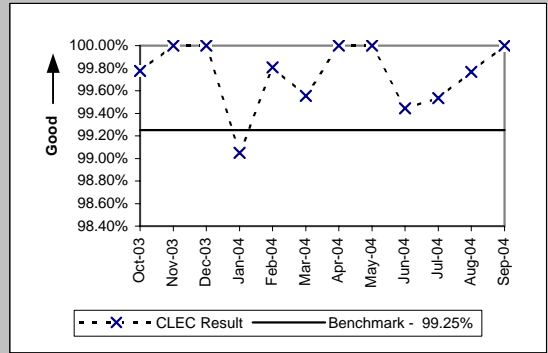
Section	Page Number
<i>Unbundled Loop - XDSL_i (Diagnostic)</i>	281
<i>Unbundled Loop ISDN Capable (Diagnostic)</i>	281
<i>Unbundled Loop - ADSL Qualified (Diagnostic)</i>	282
<i>E911 (Diagnostic)</i>	282
MR-11 - LNP Trouble Reports Cleared	283
<i>LNP Trouble Reports Cleared within 4 Hours (Percent) (MR-11A) (Benchmark)</i>	283
<i>LNP Trouble Reports Cleared within 48 Hours - All Volumes (Percent) (MR-11B) (Benchmark)</i>	283
BI-1 - Time to Provide Recorded Usage Records	284
<i>Time to Provide Usage Records (Average Days) UNEs and Resale Aggregate (BI-1A) (Parity)</i>	284
<i>Time to Provide Usage Records (Percent) Jointly-provided Switched Access (BI-1B) (Benchmark)</i>	285
BI-1 - Time to Provide Recorded Usage Reports	286
<i>Time to Provide Usage Records [CAT11] (Average Days) UNEs and Resale Aggregate (BI-1C-1) (Diagnostic)</i>	286
<i>Time to Provide Usage Records [CAT10] (Average Days) UNEs and Resale Aggregate (BI-1C-2) (Diagnostic)</i>	287
BI-2 - Invoices Delivered within 10 Days	288
<i>Invoices Delivered within 10 Days (Percent) All (BI-2) (Parity)</i>	288
BI-3 - Billing Accuracy - Adjustments for Errors	289
<i>Billing Accuracy - Adjustments for Errors (Percent) UNEs and Resale Aggregate (BI-3A) (Parity)</i>	289
<i>Billing Accuracy - Adjustments for Errors (Percent) Reciprocal Compensation (BI-3B) (Benchmark)</i>	290
BI-4 - Billing Completeness	291
<i>Billing Completeness (Percent) UNEs and Resale Aggregate (BI-4A) (Parity)</i>	291
<i>Billing Completeness (Percent) Reciprocal Compensation (BI-4B) (Benchmark)</i>	292
BI-5 - Billing Accuracy & Claims Processing	293
<i>Billing Accuracy & Claims Processing - Acknowledgment (Percent) All (BI-5A) (Benchmark)</i>	293
<i>Billing Accuracy & Claims Processing - Resolution (Percent) All (BI-5B) (Benchmark)</i>	293
DB-1 - Time to Update Databases	294
<i>Time to Update Databases (Hours:Minutes) E911 (DB-1 A) (Parity)</i>	294
<i>Time to Update Databases (Avg Sec) LIDB (DB-1 B) (Parity)</i>	294
<i>Time to Update Databases (Avg Sec) Directory Listing (DB-1 C-1) (Parity)</i>	294
DB-2 - Accurate Database Updates	295
<i>Accurate Database Updates (Percent) Directory Listing (DB-2 C-1) (Parity)</i>	295
DA-1 - Speed of Answer - Directory Assistance	296
<i>Speed of Answer - Directory Assistance (Avg Sec) (DA-1) (Parity)</i>	296
OS-1 - Speed of Answer - Operator Services	297
<i>Speed of Answer - Operator Services (Avg Sec) (OS-1) (Parity)</i>	297
NI-1 - Trunk Blocking	298
<i>Trunk Blockage to Qwest Tandem Offices (NI-1A) (Benchmark)</i>	298
<i>Trunk Blockage to Qwest End Offices (NI-1B) (Benchmark)</i>	298
<i>Trunk Blockage to Qwest Tandem Offices (Percent) (NI-1C) (Diagnostic)</i>	299
<i>Trunk Blockage to Qwest End Offices (Percent) (NI-1D) (Diagnostic)</i>	299

Table of Contents

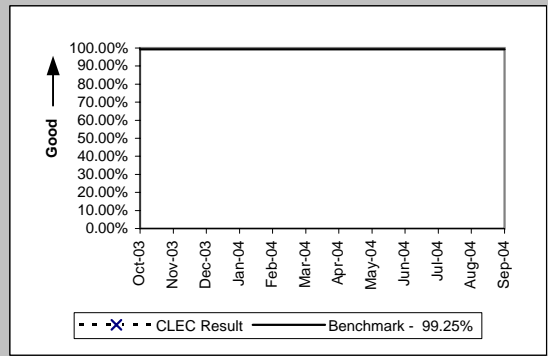
Section	Page Number
NP-1 - NXX Code Activation	300
<i>NXX Code Activation (Percent) (NP-1A) (Parity)</i>	300
<i>NXX Code Activation - Facility Delays (Percent) (NP-1B) (Diagnostic)</i>	300
CP-1 - Collocation Completion Interval (Average Days)	301
<i>Scheduled Interval 90 Calendar Days or Less (CP-1A) (Benchmark)</i>	301
<i>Scheduled Interval 91 to 120 Calendar Days (CP-1B) (Benchmark)</i>	301
<i>Scheduled Interval 121 to 150 Calendar Days (CP-1C) (Benchmark)</i>	301
CP-2 - Collocations Completed within Scheduled Intervals (Percent)	302
<i>Non-Forecasted & Late Forecasted Collocations (CP-2B) (Benchmark)</i>	302
<i>Collocations with Intervals Longer than 120 Days (CP-2C) (Benchmark)</i>	302
CP-3 - Collocation Feasibility Study Interval (Average Days)	303
<i>Collocation Feasibility Study Interval (CP-3) (Benchmark)</i>	303
CP-4 - Collocation Feasibility Study Commitments Met (Percent)	304
<i>Collocation Feasibility Study Commitments Met (CP-4) (Benchmark)</i>	304

GA-1 - Gateway Availability - IMA-GUI

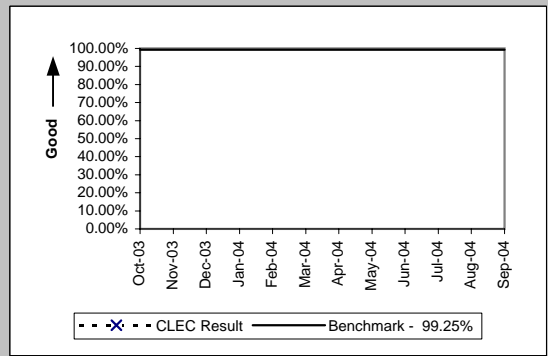
Gateway Availability - IMA-GUI (Percent) All (GA-1 A) (Benchmark)				
Date	Numerator	Denominator	CLEC Result	
Oct-03	29693	29760	99.77%	
Nov-03	27900	27900	100.00%	
Dec-03	29340	29340	100.00%	
Jan-04	29418	29700	99.05%	
Feb-04	26948	27000	99.81%	
Mar-04	29747	29880	99.55%	
Apr-04	28440	28440	100.00%	
May-04	28980	28980	100.00%	
Jun-04	28640	28800	99.44%	
Jul-04	29562	29700	99.54%	
Aug-04	29092	29160	99.77%	
Sep-04	28800	28800	100.00%	



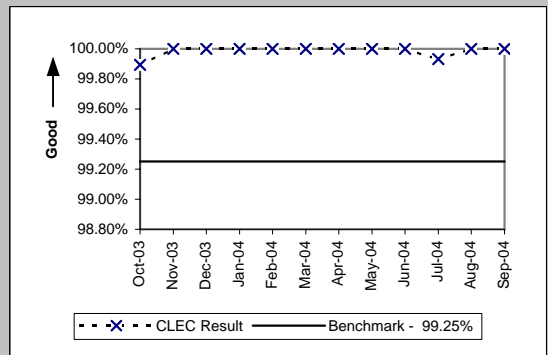
Gateway Availability - IMA-GUI (Percent) Fetch-n-Stuff (GA-1 B) (Benchmark)			
Date	Numerator	Denominator	CLEC Result
Oct-03			
Nov-03			
Dec-03			
Jan-04			
Feb-04			
Mar-04			
Apr-04			
May-04			
Jun-04			
Jul-04			
Aug-04			
Sep-04			



Gateway Availability - IMA-GUI (Percent) Data Arbiter (GA-1 C) (Benchmark)			
Date	Numerator	Denominator	CLEC Result
Oct-03			
Nov-03			
Dec-03			
Jan-04			
Feb-04			
Mar-04			
Apr-04			
May-04			
Jun-04			
Jul-04			
Aug-04			
Sep-04			

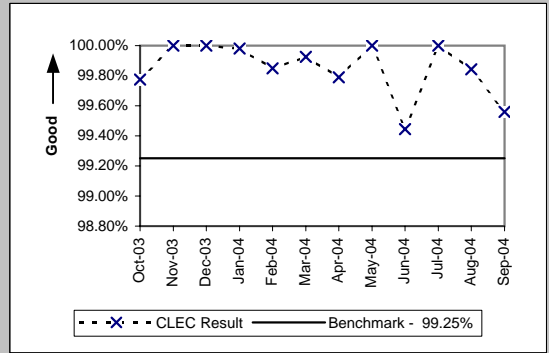


Gateway Availability - IMA-GUI (Percent) SIA (GA-1 D) (Benchmark)				
Date	Numerator	Denominator	CLEC Result	
Oct-03	29848	29880	99.89%	
Nov-03	27900	27900	100.00%	
Dec-03	29880	29880	100.00%	
Jan-04	29700	29700	100.00%	
Feb-04	27000	27000	100.00%	
Mar-04	29880	29880	100.00%	
Apr-04	28800	28800	100.00%	
May-04	28980	28980	100.00%	
Jun-04	28800	28800	100.00%	
Jul-04	29680	29700	99.93%	
Aug-04	29160	29160	100.00%	
Sep-04	28800	28800	100.00%	



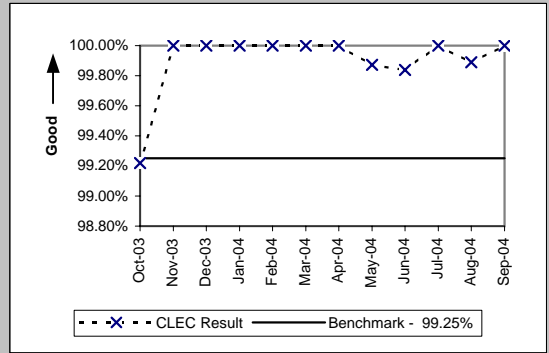
GA-2 - Gateway Availability - IMA-EDI

Gateway Availability - IMA-EDI (Percent) (GA-2) (Benchmark)				
Date	Numerator	Denominator	CLEC Result	
Oct-03	29693	29760	99.77%	
Nov-03	27900	27900	100.00%	
Dec-03	29340	29340	100.00%	
Jan-04	29694	29700	99.98%	
Feb-04	26959	27000	99.85%	
Mar-04	29858	29880	99.93%	
Apr-04	28380	28440	99.79%	
May-04	28980	28980	100.00%	
Jun-04	28640	28800	99.44%	
Jul-04	29700	29700	100.00%	
Aug-04	29114	29160	99.84%	
Sep-04	28673	28800	99.56%	



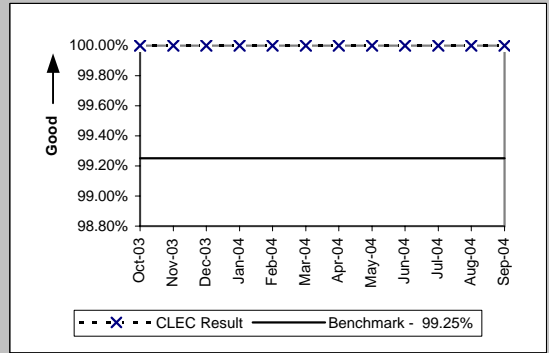
GA-3 - Gateway Availability - EB-TA

Gateway Availability - EB-TA (Percent) (GA-3) (Benchmark)				
Date	Numerator	Denominator	CLEC Result	
Oct-03	42863	43200	99.22%	
Nov-03	41400	41400	100.00%	
Dec-03	43200	43200	100.00%	
Jan-04	43140	43140	100.00%	
Feb-04	40020	40020	100.00%	
Mar-04	43200	43200	100.00%	
Apr-04	41340	41340	100.00%	
May-04	42785	42840	99.87%	
Jun-04	41273	41340	99.84%	
Jul-04	43140	43140	100.00%	
Aug-04	42853	42900	99.89%	
Sep-04	41760	41760	100.00%	



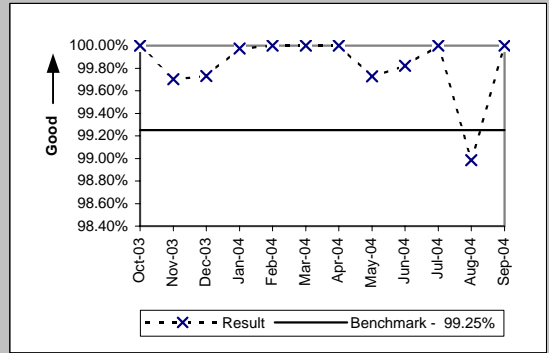
GA-4 - System Availability - EXACT

System Availability - EXACT (Percent) (GA-4) (Benchmark)				
Date	Numerator	Denominator	CLEC Result	
Oct-03	22860	22860	100.00%	
Nov-03	20700	20700	100.00%	
Dec-03	22860	22860	100.00%	
Jan-04	22500	22500	100.00%	
Feb-04	20160	20160	100.00%	
Mar-04	22860	22860	100.00%	
Apr-04	21960	21960	100.00%	
May-04	21600	21600	100.00%	
Jun-04	21960	21960	100.00%	
Jul-04	22500	22500	100.00%	
Aug-04	21960	21960	100.00%	
Sep-04	21960	21960	100.00%	



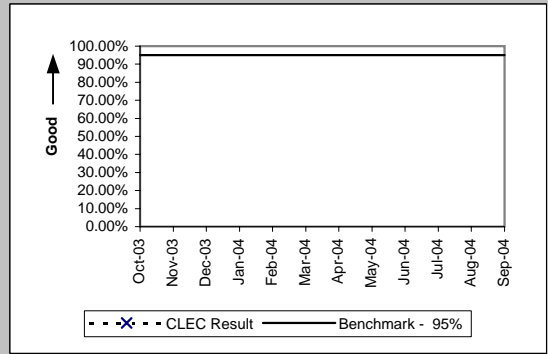
GA-6 - Gateway Availability - GUI - Repair

Gateway Availability - GUI - Repair (Percent) (GA-6) (Benchmark)				
Date	Numerator	Denominator	Result	
Oct-03	39075	39075	100.00%	
Nov-03	37314	37425	99.70%	
Dec-03	38970	39075	99.73%	
Jan-04	38945	38955	99.97%	
Feb-04	35880	35880	100.00%	
Mar-04	39075	39075	100.00%	
Apr-04	37410	37410	100.00%	
May-04	38624	38730	99.73%	
Jun-04	37343	37410	99.82%	
Jul-04	38955	38955	100.00%	
Aug-04	38455	38850	98.98%	
Sep-04	37770	37770	100.00%	



GA-7 - Timely Outage Resolution following Software Releases

Timely Outage Resolution following Software Releases (Percent) (GA-7) (Benchmark)			
Date	CLEC Num	CLEC Denom	CLEC Result
Oct-03	0	0	
Nov-03	0	0	
Dec-03	0	0	
Jan-04	0	0	
Feb-04	0	0	
Mar-04	0	0	
Apr-04	0	0	
May-04	0	0	
Jun-04	0	0	
Jul-04	0	0	
Aug-04	0	0	
Sep-04	0	0	

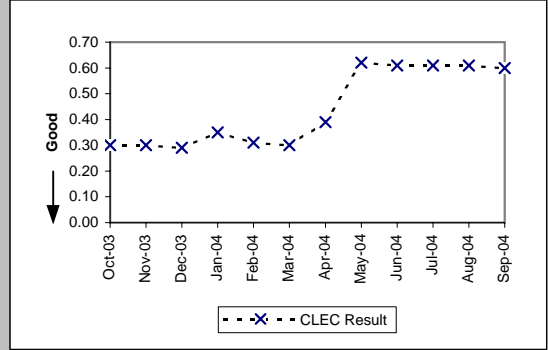


If the outage volume is less than 20 in the reporting month, the standard is 1 miss

PO-1 - Pre-Order/Order Response Times

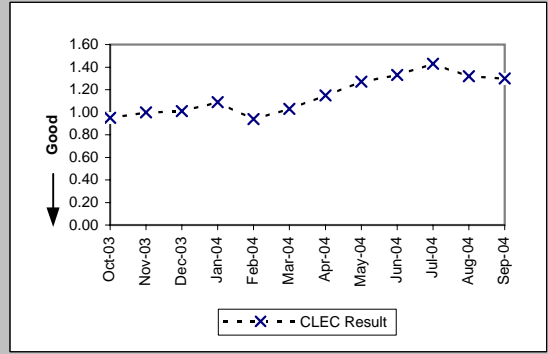
Pre-Order Response Times (Appt. Scheduler) (Avg Sec) IMA Request (PO-1 A-1(a)) (Diagnostic)

Date	Numerator	Denominator	CLEC Result	Standard Dev
Oct-03	866.1	2887	0.30	0.03
Nov-03	798.9	2663	0.30	0.03
Dec-03	793.44	2736	0.29	0.04
Jan-04	936.95	2677	0.35	0.04
Feb-04	753.61	2431	0.31	0.04
Mar-04	861.3	2871	0.30	0.02
Apr-04	942.24	2416	0.39	0.99
May-04	1507.22	2431	0.62	1.88
Jun-04	1498.16	2456	0.61	1.81
Jul-04	1376.77	2257	0.61	1.96
Aug-04	1540.86	2526	0.61	1.93
Sep-04	1481.4	2469	0.60	1.75



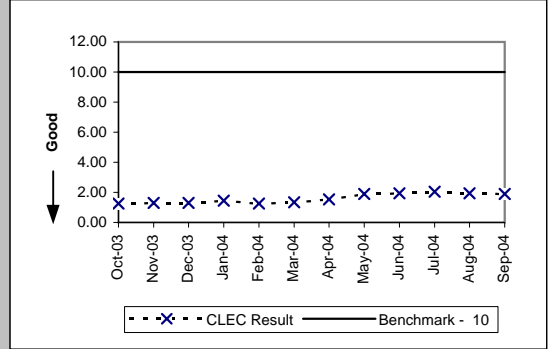
Pre-Order Response Times (Appt. Scheduler) (Avg Sec) IMA Response/Accept (PO-1 A-1(b,c)) (Diagnostic)

Date	Numerator	Denominator	CLEC Result	Standard Dev
Oct-03	2742.65	2887	0.95	0.44
Nov-03	2663	2663	1.00	0.41
Dec-03	2763.36	2736	1.01	0.50
Jan-04	2917.93	2677	1.09	0.78
Feb-04	2285.14	2431	0.94	0.56
Mar-04	2957.13	2871	1.03	0.41
Apr-04	2778.4	2416	1.15	0.74
May-04	3087.37	2431	1.27	0.63
Jun-04	3266.48	2456	1.33	0.72
Jul-04	3227.51	2257	1.43	0.83
Aug-04	3334.32	2526	1.32	0.77
Sep-04	3209.7	2469	1.30	0.70



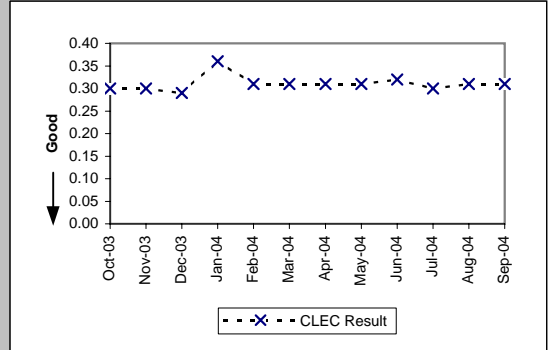
Pre-Order Response Times (Appt. Scheduler) (Avg Sec) IMA Aggregate (PO-1 A-1 Total) (Benchmark)

Date	Numerator	Denominator	CLEC Result	Standard Dev
Oct-03	3608.75	2887	1.25	
Nov-03	3461.9	2663	1.30	
Dec-03	3556.8	2736	1.30	
Jan-04	3854.88	2677	1.44	
Feb-04	3038.75	2431	1.25	
Mar-04	3818.43	2871	1.33	
Apr-04	3720.64	2416	1.54	
May-04	4594.59	2431	1.89	
Jun-04	4764.64	2456	1.94	
Jul-04	4604.28	2257	2.04	
Aug-04	4875.18	2526	1.93	
Sep-04	4691.1	2469	1.90	



Pre-Order Response Times (Service Availability) (Avg Sec) IMA Request (PO-1 A-2(a)) (Diagnostic)

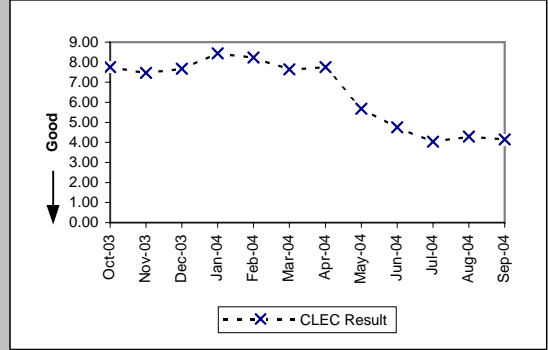
Date	Numerator	Denominator	CLEC Result	Standard Dev
Oct-03	1648.67	5472	0.30	0.13
Nov-03	1541.87	5092	0.30	0.16
Dec-03	1564.95	5313	0.29	0.15
Jan-04	1881.01	5215	0.36	0.18
Feb-04	1465.54	4658	0.31	0.13
Mar-04	1673.06	5468	0.31	0.13
Apr-04	1436.95	4600	0.31	0.13
May-04	1432.42	4618	0.31	0.18
Jun-04	1527.07	4819	0.32	0.31
Jul-04	1354.28	4501	0.30	0.07
Aug-04	1477.21	4831	0.31	0.24
Sep-04	1482.44	4801	0.31	0.29



PO-1 - Pre-Order/Order Response Times

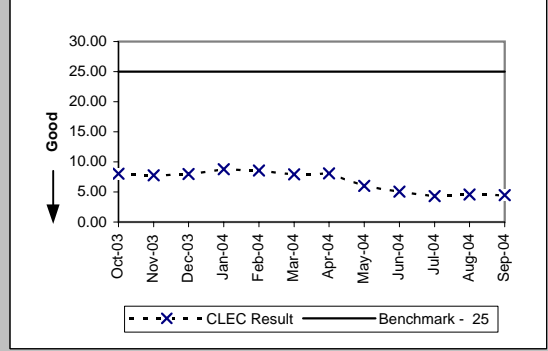
Pre-Order Response Times (Service Availability) (Avg Sec) IMA Response (PO-1 A-2(b)) (Diagnostic)

Date	Numerator	Denominator	CLEC Result	Standard Dev
Oct-03	42424.81	5472	7.75	7.69
Nov-03	38044.32	5092	7.47	7.77
Dec-03	40755.55	5313	7.67	7.84
Jan-04	44011.12	5215	8.44	7.54
Feb-04	38327.14	4658	8.23	7.70
Mar-04	41754.32	5468	7.64	7.32
Apr-04	35680.17	4600	7.76	7.88
May-04	26207.31	4618	5.68	5.98
Jun-04	22913.26	4819	4.75	4.25
Jul-04	18136.63	4502	4.03	4.22
Aug-04	20732.58	4831	4.29	4.53
Sep-04	19913.35	4801	4.15	4.63



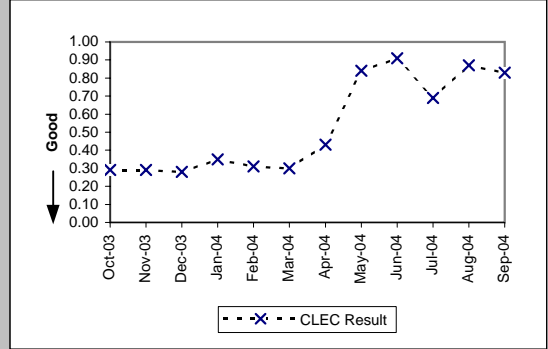
Pre-Order Response Times (Service Availability) (Avg Sec) IMA Aggregate (PO-1 A-2 Total) (Benchmark)

Date	Numerator	Denominator	CLEC Result	Standard Dev
Oct-03	44073.48	5472	8.05	
Nov-03	39586.19	5092	7.77	
Dec-03	42320.5	5313	7.97	
Jan-04	45892.13	5215	8.80	
Feb-04	39792.68	4658	8.54	
Mar-04	43427.38	5468	7.94	
Apr-04	37117.12	4600	8.07	
May-04	27639.73	4618	5.99	
Jun-04	24440.33	4819	5.07	
Jul-04	19490.91	4501	4.33	
Aug-04	22209.79	4831	4.60	
Sep-04	21395.79	4801	4.46	



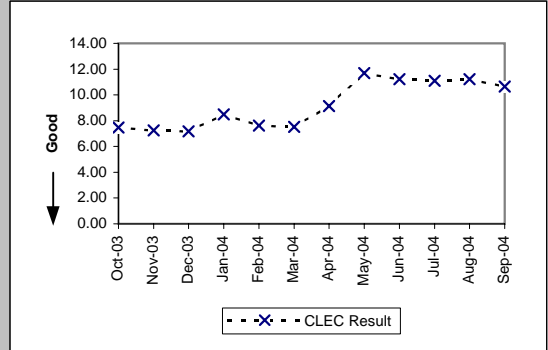
Pre-Order Response Times (Facility Check) (Avg Sec) IMA Request (PO-1 A-3(a)) (Diagnostic)

Date	Numerator	Denominator	CLEC Result	Standard Dev
Oct-03	362.5	1250	0.29	0.03
Nov-03	346.26	1194	0.29	0.03
Dec-03	337.4	1205	0.28	0.04
Jan-04	398.65	1139	0.35	0.05
Feb-04	331.7	1070	0.31	0.05
Mar-04	374.7	1249	0.30	0.03
Apr-04	459.67	1069	0.43	1.45
May-04	918.12	1093	0.84	2.52
Jun-04	1037.4	1140	0.91	2.49
Jul-04	714.84	1036	0.69	2.31
Aug-04	896.97	1031	0.87	2.52
Sep-04	880.63	1061	0.83	2.42



Pre-Order Response Times (Facility Check) (Avg Sec) IMA Response (PO-1 A-3(b)) (Diagnostic)

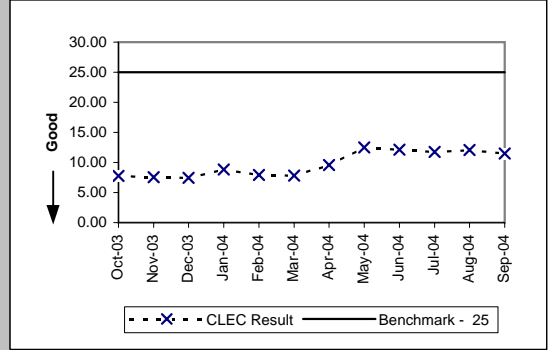
Date	Numerator	Denominator	CLEC Result	Standard Dev
Oct-03	9337.5	1250	7.47	4.41
Nov-03	8656.5	1194	7.25	3.64
Dec-03	8651.9	1205	7.18	3.61
Jan-04	9658.72	1139	8.48	4.47
Feb-04	8142.7	1070	7.61	4.22
Mar-04	9379.99	1249	7.51	3.82
Apr-04	9759.97	1069	9.13	5.15
May-04	12766.24	1093	11.68	4.51
Jun-04	12790.8	1140	11.22	3.23
Jul-04	11489.24	1036	11.09	4.52
Aug-04	11557.51	1031	11.21	4.19
Sep-04	11289.04	1061	10.64	2.33



PO-1 - Pre-Order/Order Response Times

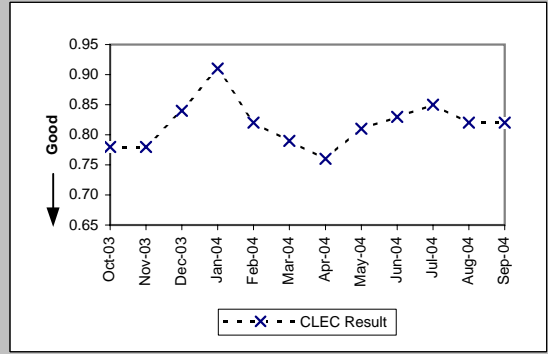
Pre-Order Response Times (Facility Check) (Avg Sec) IMA Aggregate (PO-1 A-3 Total) (Benchmark)

Date	Numerator	Denominator	CLEC Result	Standard Dev
Oct-03	9700	1250	7.76	
Nov-03	9002.76	1194	7.54	
Dec-03	8989.3	1205	7.46	
Jan-04	10057.37	1139	8.83	
Feb-04	8474.4	1070	7.92	
Mar-04	9754.69	1249	7.81	
Apr-04	10219.64	1069	9.56	
May-04	13684.36	1093	12.52	
Jun-04	13828.2	1140	12.13	
Jul-04	12204.08	1036	11.78	
Aug-04	12454.48	1031	12.08	
Sep-04	12169.67	1061	11.47	



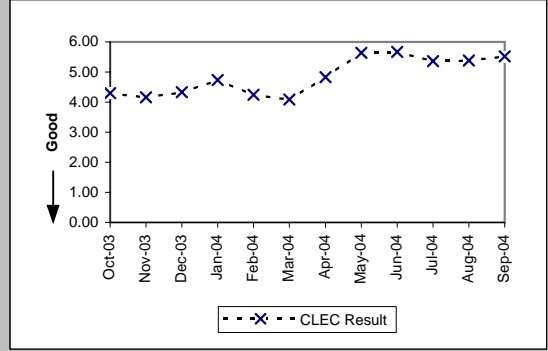
Pre-Order Response Times (Address Validation) (Avg Sec) IMA Request (PO-1 A-4(a)) (Diagnostic)

Date	Numerator	Denominator	CLEC Result	Standard Dev
Oct-03	7082.34	9133	0.78	0.41
Nov-03	6870.45	8756	0.78	0.43
Dec-03	7507.51	8989	0.84	0.72
Jan-04	9141.87	10001	0.91	0.49
Feb-04	7424.22	9107	0.82	0.44
Mar-04	8163.92	10292	0.79	0.46
Apr-04	6809.45	8906	0.76	1.55
May-04	6805.15	8381	0.81	2.85
Jun-04	7427.02	8990	0.83	2.76
Jul-04	6753.07	7988	0.85	2.98
Aug-04	6954.17	8458	0.82	2.94
Sep-04	6818.33	8347	0.82	2.78



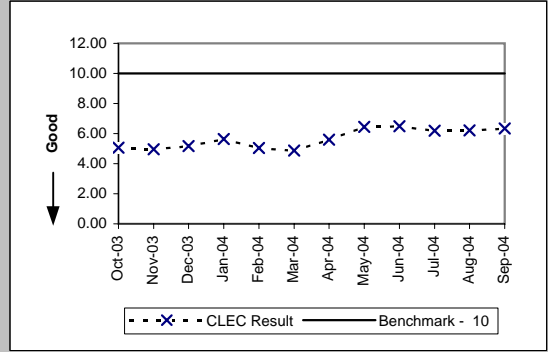
Pre-Order Response Times (Address Validation) (Avg Sec) IMA Response (PO-1 A-4(b)) (Diagnostic)

Date	Numerator	Denominator	CLEC Result	Standard Dev
Oct-03	39259.39	9133	4.30	1.47
Nov-03	36445.2	8756	4.16	1.64
Dec-03	38966.17	8989	4.33	2.46
Jan-04	47287.46	10001	4.73	1.82
Feb-04	38608.17	9107	4.24	1.64
Mar-04	41947.67	10292	4.08	1.57
Apr-04	43001.87	8906	4.83	2.80
May-04	47283.83	8381	5.64	3.64
Jun-04	50947.25	8990	5.67	3.79
Jul-04	42780.19	7988	5.36	3.53
Aug-04	45536.31	8458	5.38	3.38
Sep-04	46098.63	8347	5.52	3.41



Pre-Order Response Times (Address Validation) (Avg Sec) IMA Aggregate (PO-1 A-4 Total) (Benchmark)

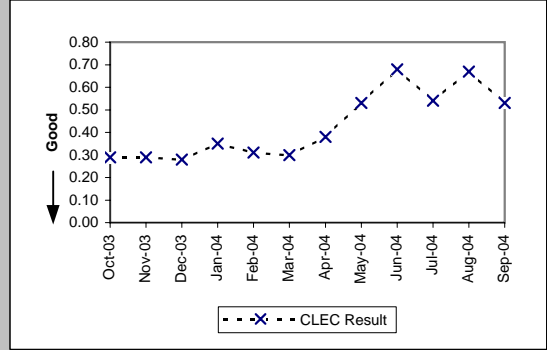
Date	Numerator	Denominator	CLEC Result	Standard Dev
Oct-03	46341.73	9133	5.07	
Nov-03	43315.65	8756	4.95	
Dec-03	46473.68	8989	5.17	
Jan-04	56429.33	10001	5.64	
Feb-04	46032.39	9107	5.05	
Mar-04	50111.59	10292	4.87	
Apr-04	49811.32	8906	5.59	
May-04	54088.98	8381	6.45	
Jun-04	58374.27	8990	6.49	
Jul-04	49533.26	7988	6.20	
Aug-04	52490.48	8458	6.21	
Sep-04	52916.96	8347	6.34	



PO-1 - Pre-Order/Order Response Times

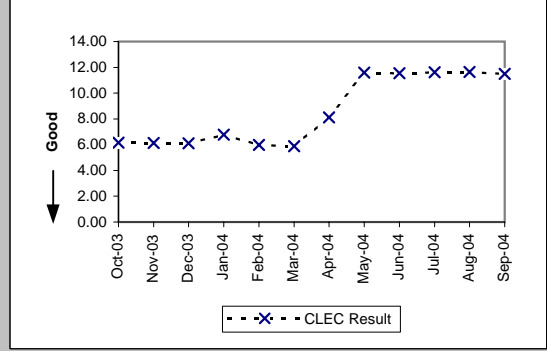
Pre-Order Response Times (Get CSR) (Avg Sec) IMA Request (PO-1 A-5(a)) (Diagnostic)

Date	Numerator	Denominator	CLEC Result	Standard Dev
Oct-03	366.98	1258	0.29	0.03
Nov-03	356.6	1213	0.29	0.03
Dec-03	340.96	1201	0.28	0.04
Jan-04	395.17	1142	0.35	0.05
Feb-04	331.27	1075	0.31	0.05
Mar-04	377.03	1257	0.30	0.02
Apr-04	403.66	1072	0.38	1.08
May-04	585.49	1096	0.53	1.46
Jun-04	783.5	1151	0.68	1.82
Jul-04	578.79	1075	0.54	1.81
Aug-04	720.93	1070	0.67	2.01
Sep-04	585.32	1097	0.53	1.67



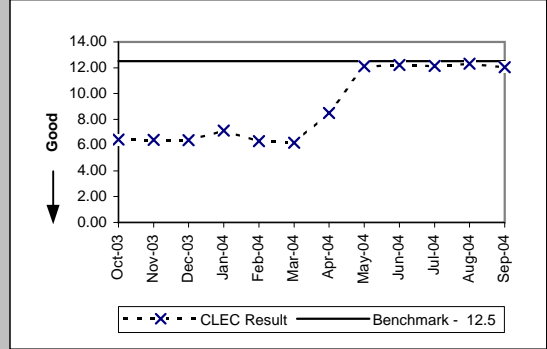
Pre-Order Response Times (Get CSR) (Avg Sec) IMA Response (PO-1 A-5(b)) (Diagnostic)

Date	Numerator	Denominator	CLEC Result	Standard Dev
Oct-03	7732.83	1258	6.15	1.28
Nov-03	7423.91	1213	6.12	1.02
Dec-03	7332.68	1201	6.11	1.54
Jan-04	7747.73	1142	6.78	0.68
Feb-04	6444.08	1075	5.99	0.78
Mar-04	7389.5	1257	5.88	1.01
Apr-04	8691.89	1072	8.11	3.14
May-04	12688.43	1096	11.58	2.31
Jun-04	13285.41	1150	11.55	1.97
Jul-04	12478.65	1075	11.61	1.04
Aug-04	12457.21	1070	11.64	1.64
Sep-04	12611.59	1097	11.50	1.64



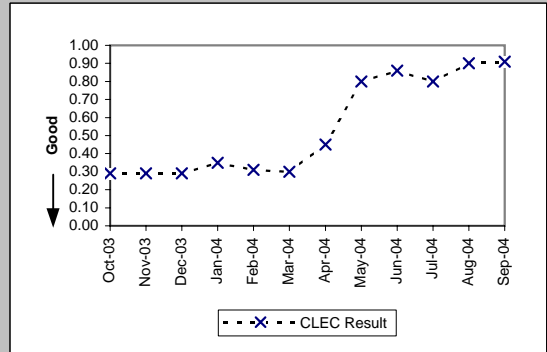
Pre-Order Response Times (Get CSR) (Avg Sec) IMA Aggregate (PO-1 A-5 Total) (Benchmark)

Date	Numerator	Denominator	CLEC Result	Standard Dev
Oct-03	8099.81	1258	6.44	
Nov-03	7780.51	1213	6.41	
Dec-03	7673.64	1201	6.39	
Jan-04	8142.9	1142	7.13	
Feb-04	6775.35	1075	6.30	
Mar-04	7766.53	1257	6.18	
Apr-04	9095.55	1072	8.48	
May-04	13273.92	1096	12.11	
Jun-04	14068.91	1151	12.22	
Jul-04	13057.44	1075	12.15	
Aug-04	13178.14	1070	12.32	
Sep-04	13196.91	1097	12.03	



Pre-Order Response Times (TN Reservation) (Avg Sec) IMA Request (PO-1 A-6(a)) (Diagnostic)

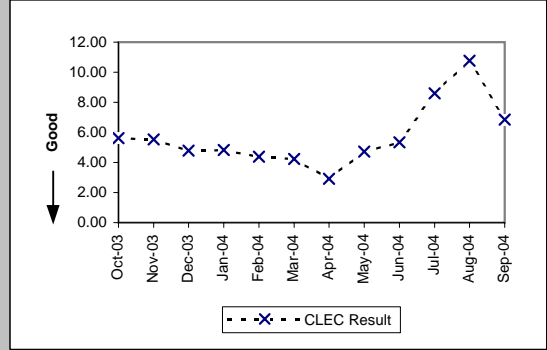
Date	Numerator	Denominator	CLEC Result	Standard Dev
Oct-03	575.73	1965	0.29	0.03
Nov-03	543.53	1852	0.29	0.03
Dec-03	537.85	1885	0.29	0.09
Jan-04	630.18	1814	0.35	0.07
Feb-04	516.9	1666	0.31	0.06
Mar-04	593.01	1975	0.30	0.04
Apr-04	734.42	1633	0.45	1.32
May-04	1309.97	1641	0.80	2.27
Jun-04	1489.72	1732	0.86	2.34
Jul-04	1265	1587	0.80	2.43
Aug-04	1512.39	1687	0.90	2.58
Sep-04	1544.12	1695	0.91	2.50



PO-1 - Pre-Order/Order Response Times

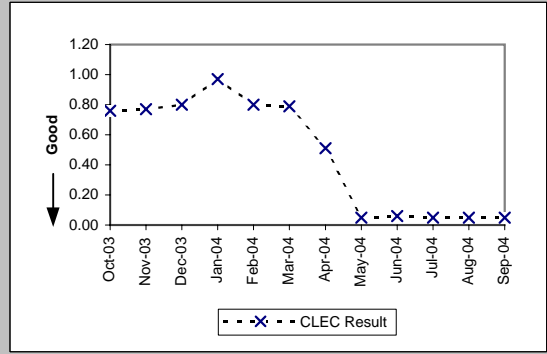
Pre-Order Response Times (TN Reservation) (Avg Sec) IMA Response (PO-1 A-6(b)) (Diagnostic)

Date	Numerator	Denominator	CLEC Result	Standard Dev
Oct-03	11039.27	1965	5.62	3.33
Nov-03	10234.39	1852	5.53	2.99
Dec-03	9032.33	1885	4.79	2.19
Jan-04	8775.82	1814	4.84	1.97
Feb-04	7301.66	1666	4.38	1.32
Mar-04	8383.57	1975	4.24	1.24
Apr-04	4758.74	1633	2.91	3.07
May-04	7745.23	1641	4.72	5.16
Jun-04	9229.51	1732	5.33	5.24
Jul-04	13626.55	1587	8.59	4.35
Aug-04	18161.14	1687	10.77	2.10
Sep-04	11603.9	1695	6.85	5.25



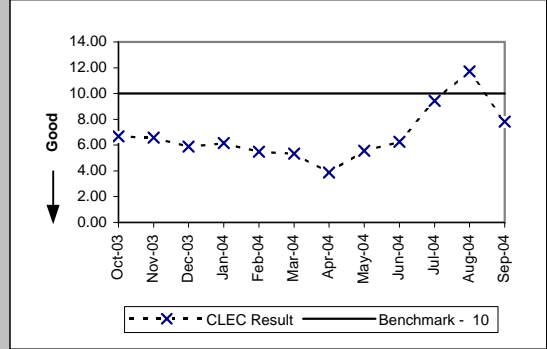
Pre-Order Response Times (TN Reservation) (Avg Sec) IMA Accept (PO-1 A-6(c)) (Diagnostic)

Date	Numerator	Denominator	CLEC Result	Standard Dev
Oct-03	1501.51	1965	0.76	0.14
Nov-03	1421.39	1852	0.77	0.13
Dec-03	1514.59	1885	0.80	0.24
Jan-04	1751.65	1814	0.97	0.53
Feb-04	1326.86	1666	0.80	0.11
Mar-04	1553.74	1975	0.79	0.13
Apr-04	833.33	1633	0.51	0.47
May-04	89.93	1641	0.05	0.23
Jun-04	97.79	1732	0.06	0.20
Jul-04	75.54	1587	0.05	0.20
Aug-04	86.28	1687	0.05	0.22
Sep-04	88.13	1695	0.05	0.18



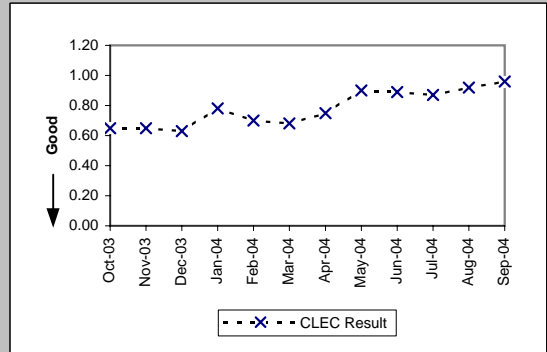
Pre-Order Response Times (TN Reservation) (Avg Sec) IMA Aggregate (PO-1 A-6 Total) (Benchmark)

Date	Numerator	Denominator	CLEC Result	Standard Dev
Oct-03	13116.51	1965	6.68	
Nov-03	12199.31	1852	6.59	
Dec-03	11084.77	1885	5.88	
Jan-04	11157.65	1814	6.15	
Feb-04	9145.42	1666	5.49	
Mar-04	10530.32	1975	5.33	
Apr-04	6326.49	1633	3.87	
May-04	9145.13	1641	5.57	
Jun-04	10817.02	1732	6.25	
Jul-04	14967.09	1587	9.43	
Aug-04	19759.81	1687	11.71	
Sep-04	13236.15	1695	7.81	



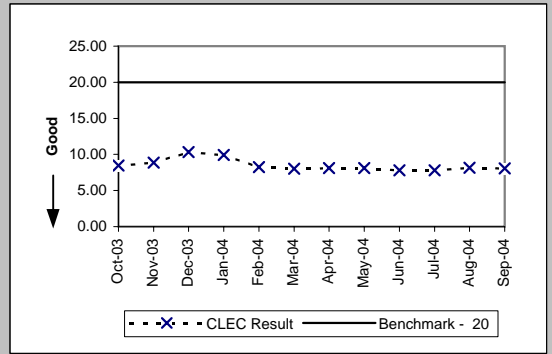
Pre-Order Response Times (Loop Qualification Tools) (Avg Sec) IMA Request (PO-1 A-7(a)) (Diagnostic)

Date	Numerator	Denominator	CLEC Result	Standard Dev
Oct-03	2708.62	4194	0.65	0.29
Nov-03	2444.35	3735	0.65	0.29
Dec-03	2529.88	4028	0.63	0.30
Jan-04	3944.78	5062	0.78	0.26
Feb-04	4162.63	5970	0.70	0.23
Mar-04	4709.88	6910	0.68	0.23
Apr-04	4459.19	5957	0.75	0.76
May-04	5018.18	5605	0.90	1.32
Jun-04	5228.64	5844	0.89	1.30
Jul-04	5321.58	6120	0.87	1.29
Aug-04	6002.01	6518	0.92	1.50
Sep-04	5834.28	6066	0.96	1.58

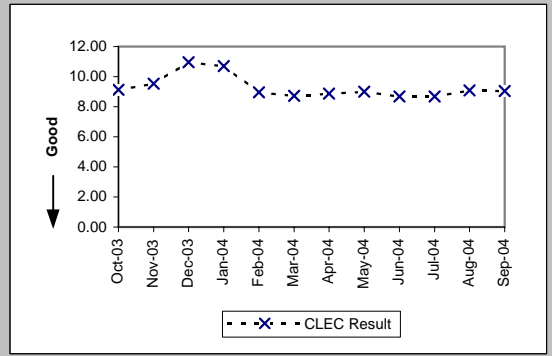


PO-1 - Pre-Order/Order Response Times

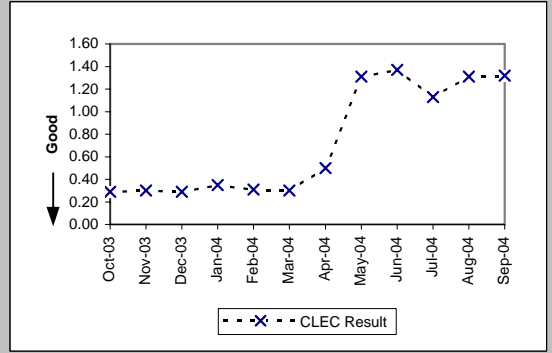
Pre-Order Response Times (Loop Qualification Tools) (Avg Sec) IMA Response (PO-1 A-7(b)) (Benchmark)				
Date	Numerator	Denominator	CLEC Result	Standard Dev
Oct-03	35560.89	4194	8.48	10.48
Nov-03	33169.11	3735	8.88	11.51
Dec-03	41589	4028	10.32	12.09
Jan-04	50237.09	5062	9.92	10.87
Feb-04	49257.16	5970	8.25	9.79
Mar-04	55568.15	6910	8.04	9.20
Apr-04	48418.22	5957	8.13	9.34
May-04	45431.32	5605	8.11	9.37
Jun-04	45546.26	5844	7.79	8.80
Jul-04	47786.88	6120	7.81	7.73
Aug-04	53265.3	6518	8.17	7.95
Sep-04	49040.98	6066	8.08	8.28



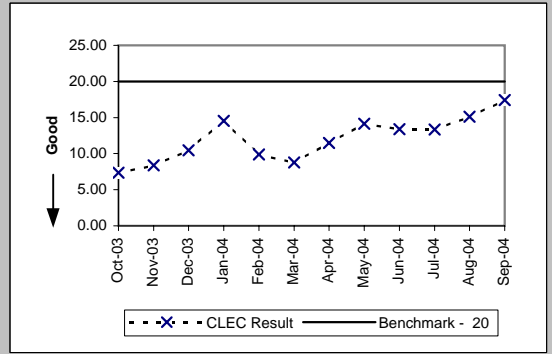
Pre-Order Response Times (Loop Qualification Tools) (Avg Sec) IMA Aggregate (PO-1 A-7 Total) (Diagnostic)				
Date	Numerator	Denominator	CLEC Result	Standard Dev
Oct-03	38269.51	4194	9.12	
Nov-03	35613.46	3735	9.54	
Dec-03	44118.88	4028	10.95	
Jan-04	54181.87	5062	10.70	
Feb-04	53419.79	5970	8.95	
Mar-04	60278.03	6910	8.72	
Apr-04	52877.41	5957	8.88	
May-04	50449.5	5605	9.00	
Jun-04	50774.9	5844	8.69	
Jul-04	53108.46	6120	8.68	
Aug-04	59267.31	6518	9.09	
Sep-04	54875.26	6066	9.05	



Pre-Order Response Times (Resale of Qwest DSL Qualification) (Avg Sec) IMA Request (PO-1 A-8(a)) (Diagnostic)				
Date	Numerator	Denominator	CLEC Result	Standard Dev
Oct-03	194.3	670	0.29	0.03
Nov-03	178.2	594	0.30	0.03
Dec-03	181.83	627	0.29	0.06
Jan-04	215.6	616	0.35	0.10
Feb-04	167.71	541	0.31	0.04
Mar-04	185.7	619	0.30	0.04
Apr-04	273.5	547	0.50	1.71
May-04	741.46	566	1.31	3.24
Jun-04	757.61	553	1.37	3.22
Jul-04	655.4	580	1.13	3.15
Aug-04	772.9	590	1.31	3.26
Sep-04	724.68	549	1.32	3.11

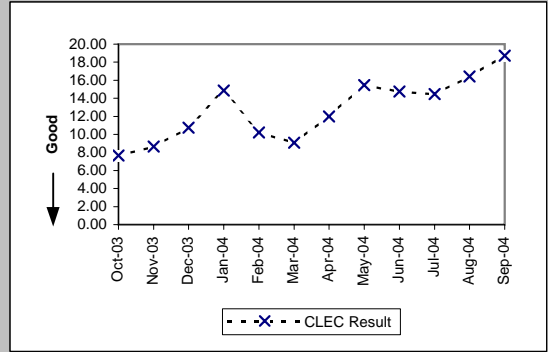


Pre-Order Response Times (Resale of Qwest DSL Qualification) (Avg Sec) IMA Response (PO-1 A-8(b)) (Benchmark)				
Date	Numerator	Denominator	CLEC Result	Standard Dev
Oct-03	4937.9	670	7.37	11.20
Nov-03	4971.78	594	8.37	14.88
Dec-03	6552.15	627	10.45	12.42
Jan-04	8944.32	616	14.52	16.16
Feb-04	5350.49	541	9.89	13.33
Mar-04	5434.82	619	8.78	9.07
Apr-04	6285.03	547	11.49	11.62
May-04	8008.9	566	14.15	13.25
Jun-04	7399.14	553	13.38	11.45
Jul-04	7743	580	13.35	12.49
Aug-04	8914.9	590	15.11	15.31
Sep-04	9563.58	549	17.42	18.97

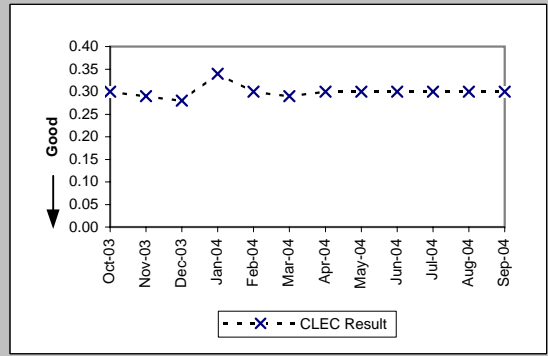


PO-1 - Pre-Order/Order Response Times

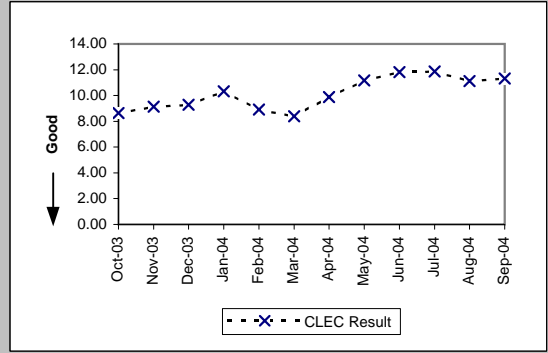
Pre-Order Response Times (Resale of Qwest DSL Qualification) (Avg Sec) IMA Aggregate (PO-1 A-8 Total) (Diagnostic)				
Date	Numerator	Denominator	CLEC Result	Standard Dev
Oct-03	5132.2	670	7.66	
Nov-03	5149.98	594	8.67	
Dec-03	6733.98	627	10.74	
Jan-04	9159.92	616	14.87	
Feb-04	5518.2	541	10.20	
Mar-04	5620.52	619	9.08	
Apr-04	6558.53	547	11.99	
May-04	8750.36	566	15.46	
Jun-04	8156.75	553	14.75	
Jul-04	8398.4	580	14.48	
Aug-04	9687.8	590	16.42	
Sep-04	10288.26	549	18.74	



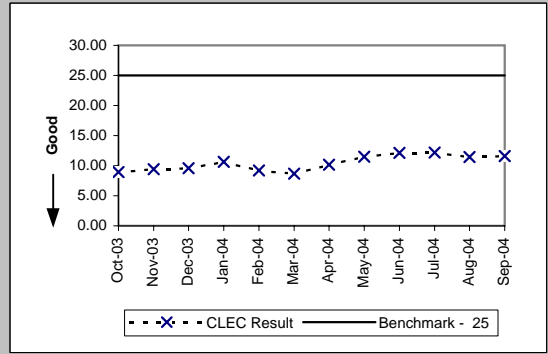
Pre-Order Response Times (Connecting Facility Assignment) (Avg Sec) IMA Request (PO-1 A-9(a)) (Diagnostic)				
Date	Numerator	Denominator	CLEC Result	Standard Dev
Oct-03	236.43	801	0.30	0.02
Nov-03	226.81	777	0.29	0.03
Dec-03	241.67	868	0.28	0.04
Jan-04	287.56	843	0.34	0.05
Feb-04	224.86	751	0.30	0.04
Mar-04	259.27	882	0.29	0.03
Apr-04	227.61	756	0.30	0.01
May-04	221.45	729	0.30	0.03
Jun-04	227.31	751	0.30	0.01
Jul-04	177.48	593	0.30	0.02
Aug-04	231.65	769	0.30	0.02
Sep-04	237.43	783	0.30	0.01



Pre-Order Response Times (Connecting Facility Assignment) (Avg Sec) IMA Response (PO-1 A-9(b)) (Diagnostic)				
Date	Numerator	Denominator	CLEC Result	Standard Dev
Oct-03	6930.89	801	8.65	5.32
Nov-03	7100.95	777	9.14	7.29
Dec-03	8062.22	868	9.29	6.58
Jan-04	8700.14	843	10.32	6.71
Feb-04	6692.48	751	8.91	4.41
Mar-04	7404.63	882	8.40	5.23
Apr-04	7458.57	756	9.87	5.78
May-04	8145.63	729	11.17	5.03
Jun-04	8868.02	751	11.81	5.86
Jul-04	7030.67	593	11.86	5.92
Aug-04	8549.8	769	11.12	4.74
Sep-04	8854.08	783	11.31	5.66

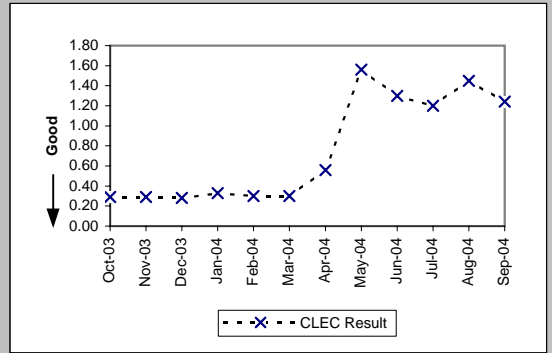


Pre-Order Response Times (Connecting Facility Assignment) (Avg Sec) IMA Aggregate (PO-1 A-9 Total) (Benchmark)				
Date	Numerator	Denominator	CLEC Result	Standard Dev
Oct-03	7167.32	801	8.95	
Nov-03	7327.76	777	9.43	
Dec-03	8303.89	868	9.57	
Jan-04	8987.7	843	10.66	
Feb-04	6917.34	751	9.21	
Mar-04	7663.9	882	8.69	
Apr-04	7686.18	756	10.17	
May-04	8367.08	729	11.48	
Jun-04	9095.33	751	12.11	
Jul-04	7208.15	593	12.16	
Aug-04	8781.45	769	11.42	
Sep-04	9091.51	783	11.61	

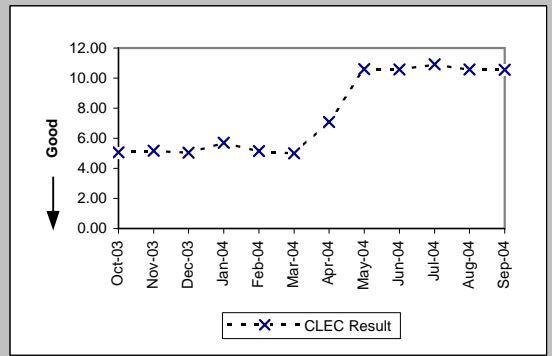


PO-1 - Pre-Order/Order Response Times

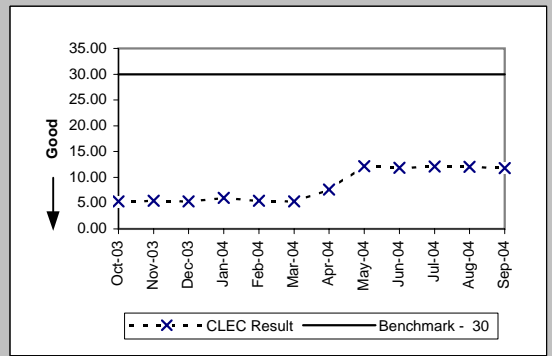
Pre-Order Response Times (Meet Point Inquiry) (Avg Sec) IMA Request (PO-1 A-10(a)) (Diagnostic)					
Date	Numerator	Denominator	CLEC Result	Standard Dev	
Oct-03	184.63	631	0.29	0.03	
Nov-03	176.19	604	0.29	0.03	
Dec-03	182.05	639	0.28	0.04	
Jan-04	209.11	626	0.33	0.03	
Feb-04	159.72	533	0.30	0.03	
Mar-04	188.37	635	0.30	0.02	
Apr-04	297.87	534	0.56	1.85	
May-04	639.33	409	1.56	3.48	
Jun-04	567.53	435	1.30	3.09	
Jul-04	480.76	402	1.20	3.20	
Aug-04	631.65	437	1.45	3.54	
Sep-04	525.6	424	1.24	3.09	



Pre-Order Response Times (Meet Point Inquiry) (Avg Sec) IMA Response (PO-1 A-10(b)) (Diagnostic)					
Date	Numerator	Denominator	CLEC Result	Standard Dev	
Oct-03	3194.09	631	5.06	2.00	
Nov-03	3129.45	604	5.18	3.15	
Dec-03	3218.39	639	5.04	1.46	
Jan-04	3570.55	626	5.70	0.71	
Feb-04	2742.84	533	5.15	0.99	
Mar-04	3184.48	635	5.01	1.30	
Apr-04	3782.33	534	7.08	3.10	
May-04	4335.03	409	10.60	0.50	
Jun-04	4596.32	435	10.57	0.49	
Jul-04	4386.11	402	10.91	2.53	
Aug-04	4624.74	437	10.58	0.68	
Sep-04	4475.58	424	10.56	0.10	



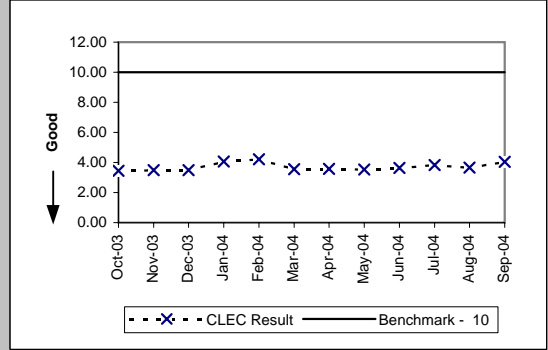
Pre-Order Response Times (Meet Point Inquiry) (Avg Sec) IMA Aggregate (PO-1 A-10 Total) (Benchmark)					
Date	Numerator	Denominator	CLEC Result	Standard Dev	
Oct-03	3378.72	631	5.35		
Nov-03	3305.64	604	5.47		
Dec-03	3400.44	639	5.32		
Jan-04	3779.66	626	6.04		
Feb-04	2902.56	533	5.45		
Mar-04	3372.85	635	5.31		
Apr-04	4080.2	534	7.64		
May-04	4974.36	409	12.16		
Jun-04	5163.85	435	11.87		
Jul-04	4866.87	402	12.11		
Aug-04	5256.39	437	12.03		
Sep-04	5001.18	424	11.80		



PO-1 - Pre-Order/Order Response Times

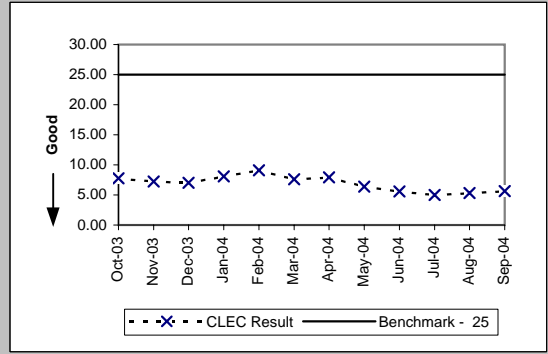
Pre-Order Response Times (Appt. Scheduler) (Avg Sec) EDI Request/Response (PO-1 B-1) (Benchmark)

Date	Numerator	Denominator	CLEC Result	Standard Dev
Oct-03	20571.2	5980	3.44	1.26
Nov-03	19957	5702	3.50	1.68
Dec-03	19432.32	5584	3.48	0.80
Jan-04	26564.58	6543	4.06	1.24
Feb-04	22898.19	5439	4.21	0.84
Mar-04	20132.05	5671	3.55	0.89
Apr-04	19421.5	5425	3.58	1.02
May-04	18003	5100	3.53	0.93
Jun-04	18676.84	5131	3.64	1.19
Jul-04	19958.13	5211	3.83	1.46
Aug-04	19028.95	5185	3.67	1.63
Sep-04	19929.32	4933	4.04	3.14



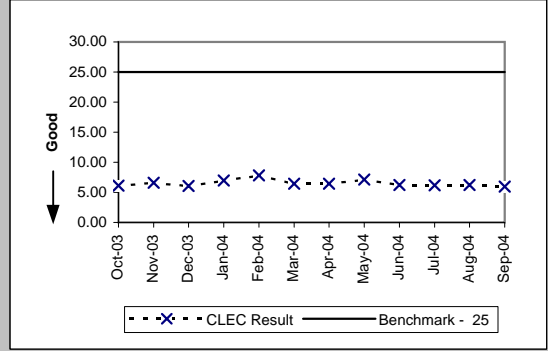
Pre-Order Response Times (Service Availability) (Avg Sec) EDI Request/Response (PO-1 B-2) (Benchmark)

Date	Numerator	Denominator	CLEC Result	Standard Dev
Oct-03	49819.82	6415	7.77	8.56
Nov-03	43050.67	5967	7.21	8.20
Dec-03	41670.63	5929	7.03	8.00
Jan-04	57710.44	7136	8.09	7.77
Feb-04	52643.99	5789	9.09	8.59
Mar-04	46628.05	6150	7.58	8.32
Apr-04	46872.38	5905	7.94	8.81
May-04	36261.07	5673	6.39	7.08
Jun-04	32548.64	5828	5.58	5.30
Jul-04	30313.26	6050	5.01	5.33
Aug-04	31648.58	5923	5.34	6.34
Sep-04	31344.26	5562	5.64	6.56



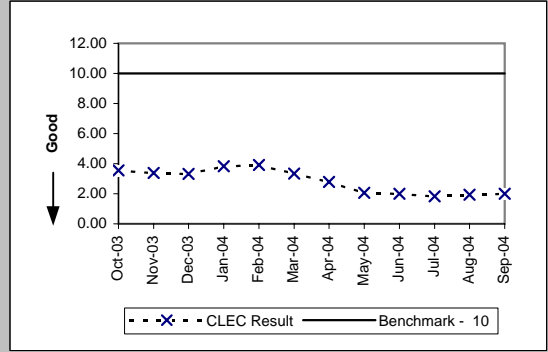
Pre-Order Response Times (Facility Check) (Avg Sec) EDI Request/Response (PO-1 B-3) (Benchmark)

Date	Numerator	Denominator	CLEC Result	Standard Dev
Oct-03	2998.8	490	6.12	1.41
Nov-03	3041.91	463	6.57	6.55
Dec-03	2830.02	467	6.06	1.42
Jan-04	3411.12	488	6.99	1.67
Feb-04	3537.93	453	7.81	5.30
Mar-04	3049.12	472	6.46	4.13
Apr-04	2887.07	449	6.43	1.61
May-04	3251.28	456	7.13	5.34
Jun-04	2962.5	474	6.25	1.87
Jul-04	3023.3	490	6.17	3.71
Aug-04	2901.6	468	6.20	2.58
Sep-04	2667.06	449	5.94	1.84



Pre-Order Response Times (Address Validation) (Avg Sec) EDI Request/Response (PO-1 B-4) (Benchmark)

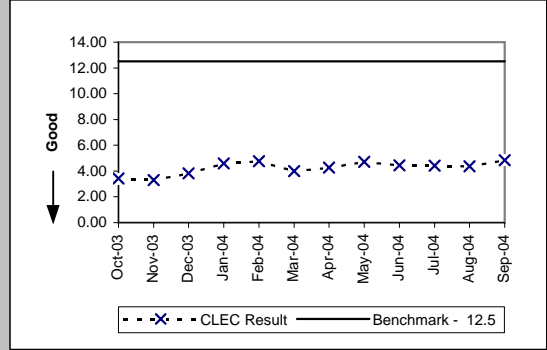
Date	Numerator	Denominator	CLEC Result	Standard Dev
Oct-03	29833.6	8375	3.56	1.45
Nov-03	26824.06	7906	3.39	1.22
Dec-03	26455.31	7962	3.32	0.85
Jan-04	38256.41	9991	3.83	1.76
Feb-04	31594.81	8084	3.91	2.07
Mar-04	28129.37	8443	3.33	1.06
Apr-04	22558.24	8126	2.78	1.31
May-04	15826.95	7688	2.06	1.48
Jun-04	16126.56	8045	2.00	1.24
Jul-04	14317.19	7792	1.84	1.66
Aug-04	14758.4	7650	1.93	2.24
Sep-04	14446.29	7243	1.99	2.21



PO-1 - Pre-Order/Order Response Times

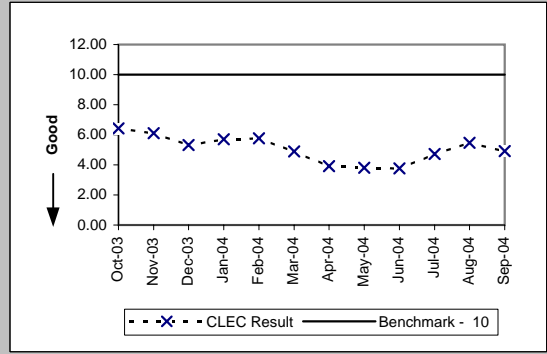
Pre-Order Response Times (Get CSR) (Avg Sec) EDI Request/Response (PO-1 B-5) (Benchmark)

Date	Numerator	Denominator	CLEC Result	Standard Dev
Oct-03	6760.94	1978	3.42	1.36
Nov-03	6125	1851	3.31	0.79
Dec-03	7100.62	1860	3.82	1.37
Jan-04	8923.88	1941	4.60	1.45
Feb-04	8657.69	1818	4.76	3.03
Mar-04	7550.21	1894	3.99	1.23
Apr-04	7618.34	1787	4.26	1.91
May-04	8726.66	1850	4.72	3.01
Jun-04	8503.52	1912	4.45	2.49
Jul-04	8673.86	1966	4.41	2.28
Aug-04	8476.29	1935	4.38	3.52
Sep-04	8855.73	1832	4.83	3.50



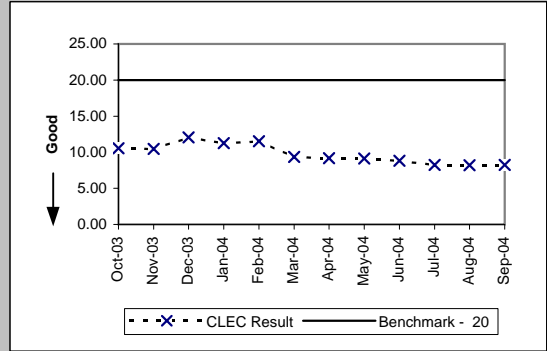
Pre-Order Response Times (TN Reservation) (Avg Sec) EDI Request/Response (PO-1 B-6) (Benchmark)

Date	Numerator	Denominator	CLEC Result	Standard Dev
Oct-03	18895.58	2938	6.43	3.38
Nov-03	17538.79	2870	6.11	3.04
Dec-03	14956.04	2811	5.32	2.24
Jan-04	20037.66	3507	5.71	2.54
Feb-04	15557.84	2703	5.76	1.32
Mar-04	14057.92	2872	4.89	1.36
Apr-04	11067.57	2824	3.92	1.37
May-04	9713.04	2557	3.80	0.76
Jun-04	10417.68	2764	3.77	0.88
Jul-04	12983.39	2751	4.72	2.41
Aug-04	14959.29	2740	5.46	2.93
Sep-04	12794.64	2598	4.92	3.35



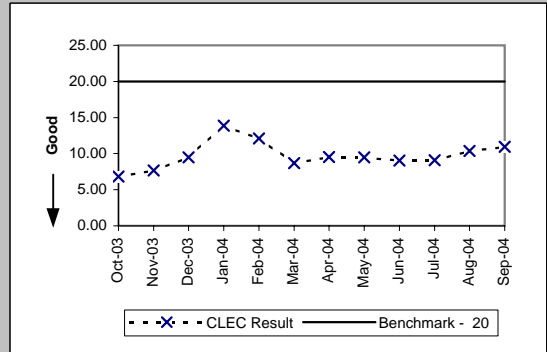
Pre-Order Response Times (Loop Qualification Tools) (Avg Sec) EDI Request/Response (PO-1 B-7) (Benchmark)

Date	Numerator	Denominator	CLEC Result	Standard Dev
Oct-03	32320.86	3068	10.53	18.70
Nov-03	29394.89	2808	10.47	18.32
Dec-03	34857.06	2895	12.04	20.88
Jan-04	57269.72	5096	11.24	17.37
Feb-04	189010.6	16396	11.53	11.19
Mar-04	174211.8	18621	9.36	9.88
Apr-04	144162.4	15738	9.16	9.63
May-04	160913	17663	9.11	9.81
Jun-04	168903.9	19149	8.82	8.78
Jul-04	171548.8	20855	8.23	7.27
Aug-04	164797.5	20154	8.18	8.26
Sep-04	166109.5	20194	8.23	7.52



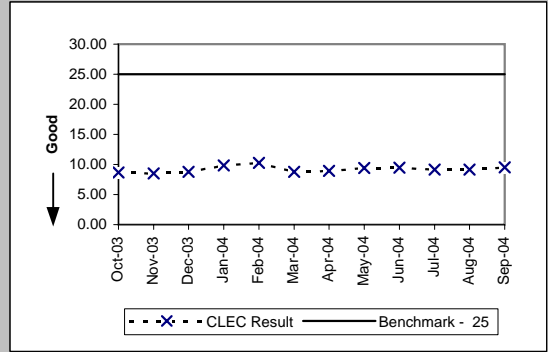
Pre-Order Response Times (Resale of Qwest DSL Qualification) (Avg Sec) EDI Request/Response (PO-1 B-8) (Benchmark)

Date	Numerator	Denominator	CLEC Result	Standard Dev
Oct-03	6744.98	989	6.82	11.39
Nov-03	6953.85	909	7.65	12.99
Dec-03	8788.16	928	9.47	11.75
Jan-04	13638.24	984	13.86	16.83
Feb-04	10956.48	904	12.12	13.54
Mar-04	8245.17	951	8.67	9.01
Apr-04	8539.98	898	9.51	11.47
May-04	8807.1	930	9.47	11.76
Jun-04	8688	960	9.05	10.48
Jul-04	8999.9	989	9.10	11.80
Aug-04	10069.92	972	10.36	15.10
Sep-04	10053.86	919	10.94	16.40

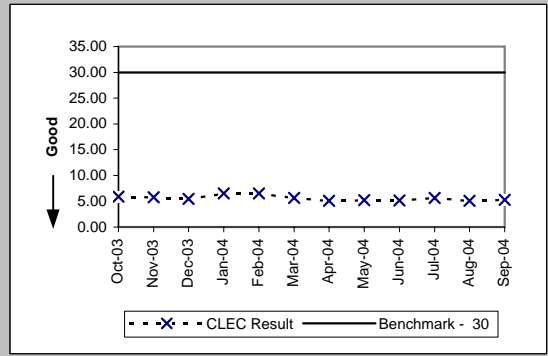


PO-1 - Pre-Order/Order Response Times

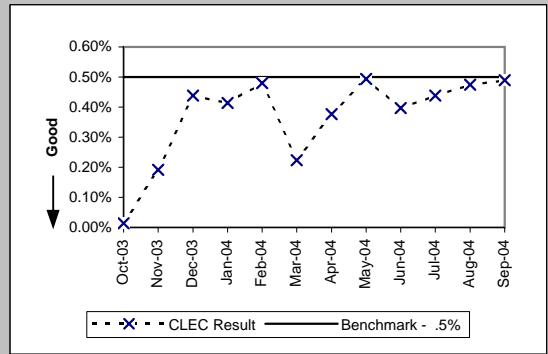
Pre-Order Response Times (Connecting Facility Assignment) (Avg Sec) EDI Request/Response (PO-1 B-9) (Benchmark)				
Date	Numerator	Denominator	CLEC Result	Standard Dev
Oct-03	7756.78	894	8.68	5.13
Nov-03	7553.25	887	8.52	4.53
Dec-03	8173.23	932	8.77	6.79
Jan-04	9580.22	976	9.82	4.38
Feb-04	9207.96	896	10.28	5.99
Mar-04	8301.8	944	8.79	5.24
Apr-04	7924.19	885	8.95	5.41
May-04	8621.77	918	9.39	6.64
Jun-04	8997.39	952	9.45	7.23
Jul-04	8952.52	981	9.13	3.52
Aug-04	8821.76	962	9.17	6.06
Sep-04	8697.15	914	9.52	6.90



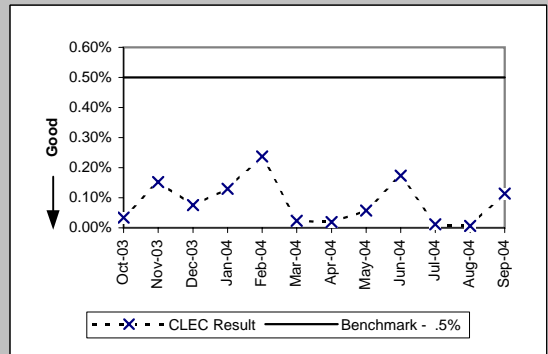
Pre-Order Response Times (Meet Point Inquiry) (Avg Sec) EDI Request/Response (PO-1 B-10) (Benchmark)				
Date	Numerator	Denominator	CLEC Result	Standard Dev
Oct-03	5795.82	987	5.87	2.35
Nov-03	5327.6	925	5.76	2.74
Dec-03	5012.82	913	5.49	1.39
Jan-04	6233.76	958	6.51	2.98
Feb-04	5824.31	898	6.49	0.98
Mar-04	5383.97	949	5.67	1.10
Apr-04	4531.26	894	5.07	1.75
May-04	4864.79	929	5.24	1.37
Jun-04	4915.8	957	5.14	1.06
Jul-04	5538.77	979	5.66	2.36
Aug-04	4933.12	972	5.08	2.36
Sep-04	4850.63	921	5.27	3.06



Pre-Order Response Times (Timeout) (Percent) IMA Total (PO-1C -1) (Benchmark)				
Date	Numerator	Denominator	CLEC Result	Standard Dev
Oct-03	4	28265	0.01%	1.19%
Nov-03	51	26531	0.19%	4.38%
Dec-03	121	27612	0.44%	6.61%
Jan-04	121	29256	0.41%	6.42%
Feb-04	134	27936	0.48%	6.91%
Mar-04	72	32230	0.22%	4.72%
Apr-04	104	27594	0.38%	6.13%
May-04	132	26701	0.49%	7.01%
Jun-04	111	27982	0.40%	6.29%
Jul-04	115	26254	0.44%	6.60%
Aug-04	133	28050	0.47%	6.87%
Sep-04	134	27430	0.49%	6.97%

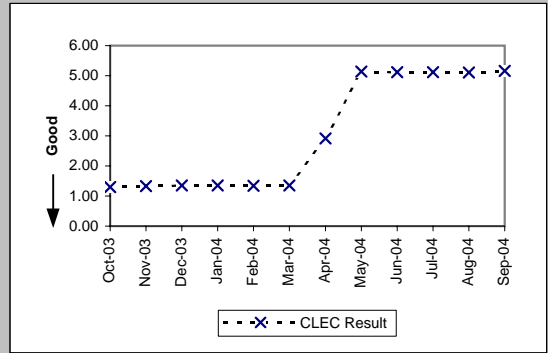


Pre-Order Response Times (Timeout) (Percent) EDI Total (PO-1C -2) (Benchmark)				
Date	Numerator	Denominator	CLEC Result	Standard Dev
Oct-03	11	32125	0.03%	1.85%
Nov-03	46	30334	0.15%	3.89%
Dec-03	23	30304	0.08%	2.75%
Jan-04	49	37669	0.13%	3.60%
Feb-04	103	43483	0.24%	4.86%
Mar-04	11	46978	0.02%	1.53%
Apr-04	8	42939	0.02%	1.37%
May-04	25	43789	0.06%	2.39%
Jun-04	80	46252	0.17%	4.16%
Jul-04	6	48070	0.01%	1.12%
Aug-04	3	46964	0.01%	0.80%
Sep-04	52	45617	0.11%	3.37%

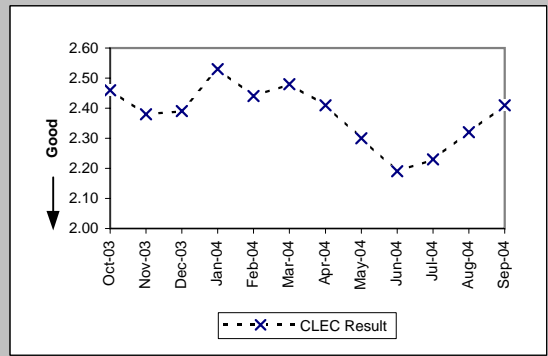


PO-1 - Pre-Order/Order Response Times

Pre-Order Response Times (Rejected Query) (Avg Sec) IMA Total (PO-1D -1) (Diagnostic)					
Date	Numerator	Denominator	CLEC Result	Standard Dev	
Oct-03	12447.5	9575	1.30	1.30	1.25
Nov-03	12186.79	9163	1.33	1.33	1.25
Dec-03	12237.75	9065	1.35	1.35	1.24
Jan-04	13086.9	9694	1.35	1.35	1.29
Feb-04	11975.58	8937	1.34	1.34	1.21
Mar-04	13104.45	9707	1.35	1.35	1.26
Apr-04	24746.64	8504	2.91	2.91	3.86
May-04	36231.86	7049	5.14	5.14	5.04
Jun-04	41415.68	8089	5.12	5.12	5.06
Jul-04	42004.48	8204	5.12	5.12	5.04
Aug-04	40690.93	7963	5.11	5.11	5.04
Sep-04	43106.64	8354	5.16	5.16	5.04



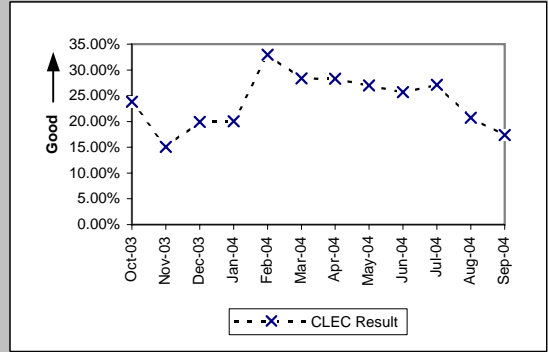
Pre-Order Response Times (Rejected Query) (Avg Sec) EDI Total (PO-1D -2) (Diagnostic)				
Date	Numerator	Denominator	CLEC Result	Standard Dev
Oct-03	21067.44	8564	2.46	2.79
Nov-03	19075.7	8015	2.38	3.47
Dec-03	19289.69	8071	2.39	3.32
Jan-04	21401.27	8459	2.53	3.95
Feb-04	18961.24	7771	2.44	3.46
Mar-04	20405.44	8228	2.48	3.34
Apr-04	18720.88	7768	2.41	3.03
May-04	18466.7	8029	2.30	3.65
Jun-04	18159.48	8292	2.19	3.00
Jul-04	19010.75	8525	2.23	3.50
Aug-04	19432.32	8376	2.32	4.68
Sep-04	19019.72	7892	2.41	4.86



PO-2A-1 - Electronic Flow-through for LSRs received via IMA GUI (Percent)

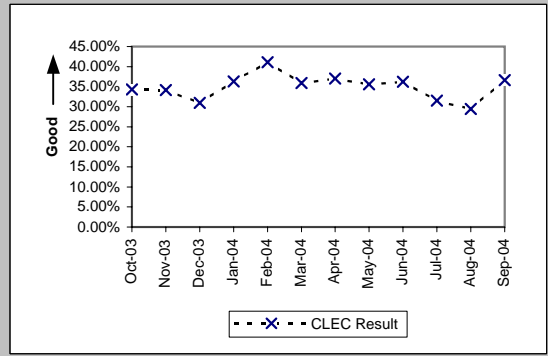
Resale Aggregate W/O UNE-P-POTS (Diagnostic)

Date	CLEC Num	CLEC Denom	CLEC Result	CLEC Std Dev
Oct-03	564	2366	23.84%	42.61%
Nov-03	252	1670	15.09%	35.80%
Dec-03	420	2109	19.91%	39.94%
Jan-04	522	2605	20.04%	40.03%
Feb-04	626	1899	32.96%	47.01%
Mar-04	568	2003	28.36%	45.07%
Apr-04	447	1580	28.29%	45.04%
May-04	468	1733	27.01%	44.40%
Jun-04	465	1811	25.68%	43.68%
Jul-04	465	1716	27.10%	44.45%
Aug-04	356	1719	20.71%	40.52%
Sep-04	390	2244	17.38%	37.89%



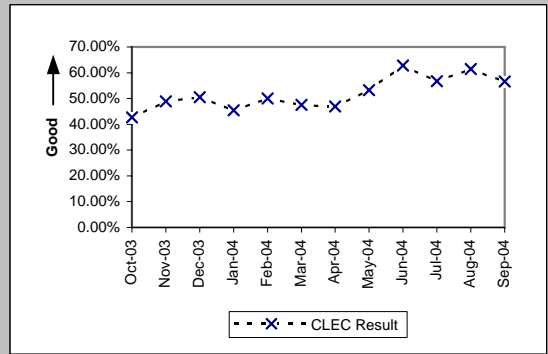
Unbundled Loop Aggregate (Diagnostic)

Date	CLEC Num	CLEC Denom	CLEC Result	CLEC Std Dev
Oct-03	422	1230	34.31%	47.47%
Nov-03	308	902	34.15%	47.42%
Dec-03	300	968	30.99%	46.25%
Jan-04	382	1052	36.31%	48.09%
Feb-04	406	989	41.05%	49.19%
Mar-04	373	1038	35.93%	47.98%
Apr-04	413	1115	37.04%	48.29%
May-04	342	961	35.59%	47.88%
Jun-04	372	1028	36.19%	48.05%
Jul-04	369	1171	31.51%	46.46%
Aug-04	398	1351	29.46%	45.59%
Sep-04	496	1353	36.66%	48.19%



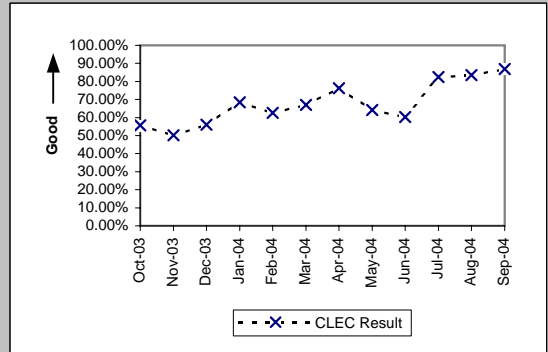
LNP (Diagnostic)

Date	CLEC Num	CLEC Denom	CLEC Result	CLEC Std Dev
Oct-03	212	497	42.66%	49.46%
Nov-03	139	284	48.94%	49.99%
Dec-03	193	382	50.52%	50.00%
Jan-04	166	365	45.48%	49.80%
Feb-04	172	344	50.00%	50.00%
Mar-04	231	486	47.53%	49.94%
Apr-04	188	401	46.88%	49.90%
May-04	226	424	53.30%	49.89%
Jun-04	351	559	62.79%	48.34%
Jul-04	260	458	56.77%	49.54%
Aug-04	400	651	61.44%	48.67%
Sep-04	349	617	56.56%	49.57%



UNE - P (POTS) (Diagnostic)

Date	CLEC Num	CLEC Denom	CLEC Result	CLEC Std Dev
Oct-03	2893	5196	55.68%	49.68%
Nov-03	2032	4048	50.20%	50.00%
Dec-03	2041	3641	56.06%	49.63%
Jan-04	5324	7781	68.42%	46.48%
Feb-04	3868	6175	62.64%	48.38%
Mar-04	5018	7491	66.99%	47.03%
Apr-04	5822	7642	76.18%	42.60%
May-04	5765	8991	64.12%	47.96%
Jun-04	4412	7315	60.31%	48.92%
Jul-04	4456	5405	82.44%	38.05%
Aug-04	4876	5841	83.48%	37.14%
Sep-04	4933	5674	86.94%	33.70%

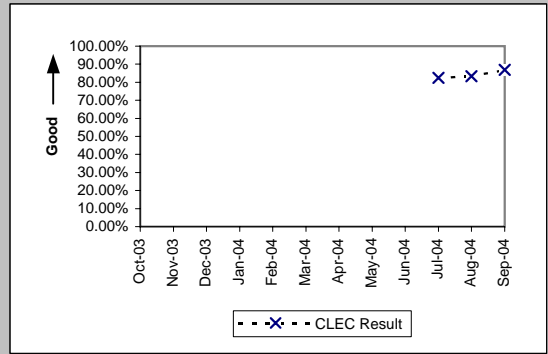


PO-2 UNE-P(POTS) will display two graphs. The first graph is UNE-P (POTS) without Centrex21 and the second graph is UNE-P (POTS AGG) with Centrex21.

PO-2A-1 - Electronic Flow-through for LSRs received via IMA GUI (Percent)

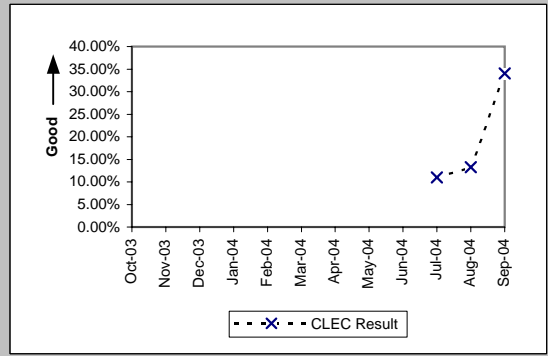
UNE P (POTS AGG) (Diagnostic)

Date	CLEC Num	CLEC Denom	CLEC Result	CLEC Std Dev
Oct-03				
Nov-03				
Dec-03				
Jan-04				
Feb-04				
Mar-04				
Apr-04				
May-04				
Jun-04				
Jul-04	4466	5421	82.38%	38.10%
Aug-04	4884	5858	83.37%	37.23%
Sep-04	4942	5685	86.93%	33.71%



Line Sharing (Diagnostic)

Date	CLEC Num	CLEC Denom	CLEC Result	CLEC Std Dev
Oct-03				
Nov-03				
Dec-03				
Jan-04				
Feb-04				
Mar-04				
Apr-04				
May-04				
Jun-04				
Jul-04	9	82	10.98%	31.26%
Aug-04	11	83	13.25%	33.91%
Sep-04	31	91	34.07%	47.39%

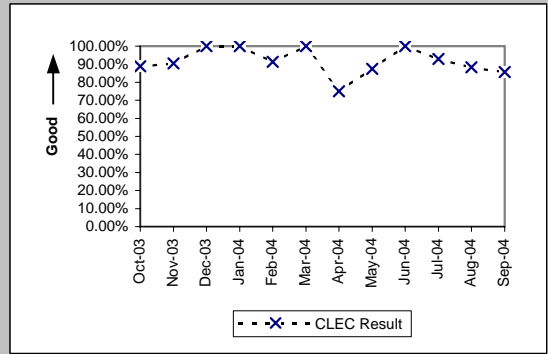


PO-2 UNE-P(POTS) will display two graphs. The first graph is UNE-P (POTS) without Centrex21 and the second graph is UNE-P (POTS AGG) with Centrex21.

PO-2A-2 - Electronic Flow-through for LSRs received via IMA EDI (Percent)

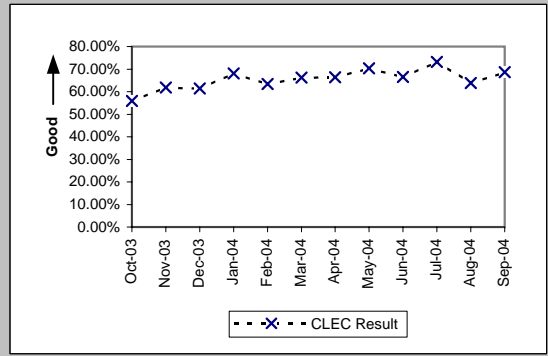
Resale Aggregate W/O UNE-P-POTS (Diagnostic)

Date	CLEC Num	CLEC Denom	CLEC Result	CLEC Std Dev
Oct-03	32	36	88.89%	31.43%
Nov-03	19	21	90.48%	29.35%
Dec-03	11	11	100.00%	0.00%
Jan-04	17	17	100.00%	0.00%
Feb-04	21	23	91.30%	28.18%
Mar-04	7	7	100.00%	0.00%
Apr-04	9	12	75.00%	43.30%
May-04	7	8	87.50%	33.07%
Jun-04	5	5	100.00%	0.00%
Jul-04	13	14	92.86%	25.75%
Aug-04	15	17	88.24%	32.22%
Sep-04	12	14	85.71%	34.99%



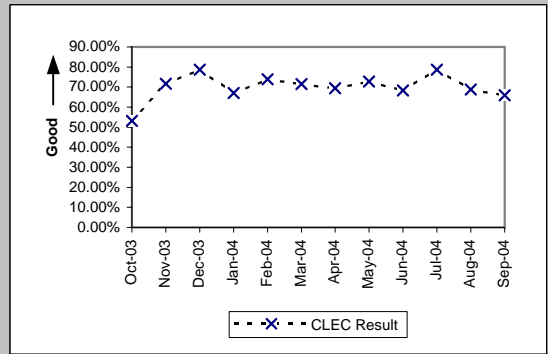
Unbundled Loop Aggregate (Diagnostic)

Date	CLEC Num	CLEC Denom	CLEC Result	CLEC Std Dev
Oct-03	738	1322	55.82%	49.66%
Nov-03	643	1040	61.83%	48.58%
Dec-03	610	994	61.37%	48.69%
Jan-04	580	852	68.08%	46.62%
Feb-04	592	933	63.45%	48.16%
Mar-04	730	1102	66.24%	47.29%
Apr-04	641	965	66.42%	47.23%
May-04	745	1059	70.35%	45.67%
Jun-04	745	1119	66.58%	47.17%
Jul-04	894	1222	73.16%	44.31%
Aug-04	625	979	63.84%	48.05%
Sep-04	847	1234	68.64%	46.40%



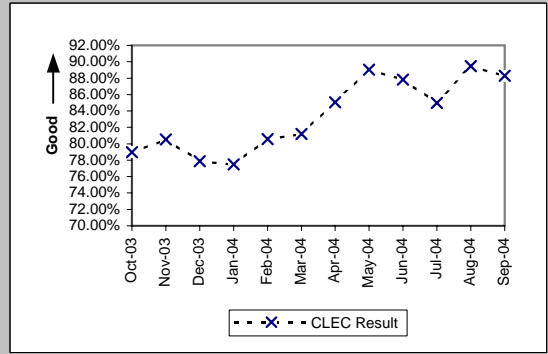
LNP (Diagnostic)

Date	CLEC Num	CLEC Denom	CLEC Result	CLEC Std Dev
Oct-03	141	265	53.21%	49.90%
Nov-03	217	303	71.62%	45.09%
Dec-03	489	621	78.74%	40.91%
Jan-04	246	367	67.03%	47.01%
Feb-04	383	518	73.94%	43.90%
Mar-04	564	789	71.48%	45.15%
Apr-04	361	520	69.42%	46.07%
May-04	264	363	72.73%	44.54%
Jun-04	394	577	68.28%	46.54%
Jul-04	426	542	78.60%	41.01%
Aug-04	362	526	68.82%	46.32%
Sep-04	372	565	65.84%	47.42%



UNE - P (POTS) (Diagnostic)

Date	CLEC Num	CLEC Denom	CLEC Result	CLEC Std Dev
Oct-03	10096	12784	78.97%	40.75%
Nov-03	8944	11107	80.53%	39.60%
Dec-03	7293	9363	77.89%	41.50%
Jan-04	8601	11097	77.51%	41.75%
Feb-04	11555	14338	80.59%	39.55%
Mar-04	17048	20992	81.21%	39.06%
Apr-04	18567	21826	85.07%	35.64%
May-04	19711	22134	89.05%	31.22%
Jun-04	19133	21782	87.84%	32.68%
Jul-04	13825	16270	84.97%	35.73%
Aug-04	7991	8931	89.47%	30.69%
Sep-04	5804	6573	88.30%	32.14%

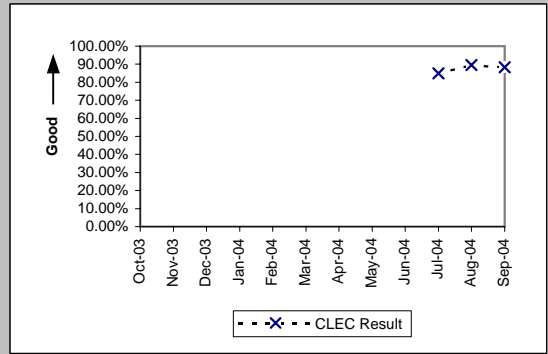


PO-2 UNE-P(POTS) will display two graphs. The first graph is UNE-P (POTS) without Centrex21 and the second graph is UNE-P (POTS AGG) with Centrex21.

PO-2A-2 - Electronic Flow-through for LSRs received via IMA EDI (Percent)

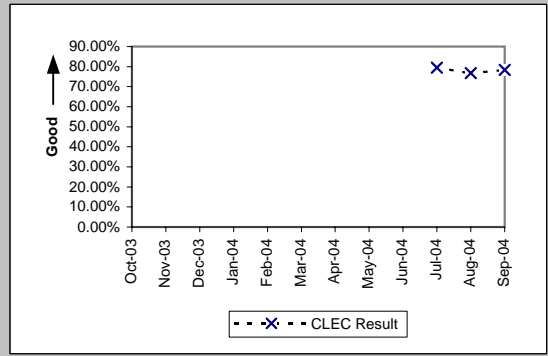
UNE P (POTS AGG) (Diagnostic)

Date	CLEC Num	CLEC Denom	CLEC Result	CLEC Std Dev
Oct-03				
Nov-03				
Dec-03				
Jan-04				
Feb-04				
Mar-04				
Apr-04				
May-04				
Jun-04				
Jul-04	13825	16270	84.97%	35.73%
Aug-04	7991	8931	89.47%	30.69%
Sep-04	5804	6573	88.30%	32.14%



Line Sharing (Diagnostic)

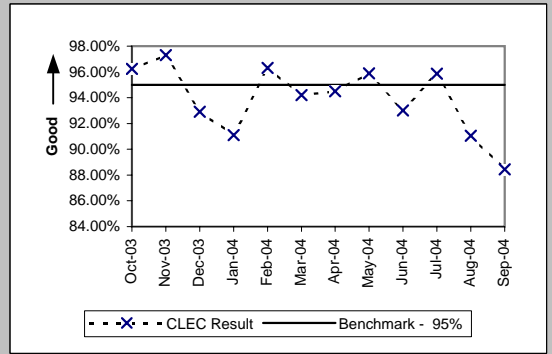
Date	CLEC Num	CLEC Denom	CLEC Result	CLEC Std Dev
Oct-03				
Nov-03				
Dec-03				
Jan-04				
Feb-04				
Mar-04				
Apr-04				
May-04				
Jun-04				
Jul-04	530	667	79.46%	40.40%
Aug-04	581	757	76.75%	42.24%
Sep-04	678	865	78.38%	41.16%



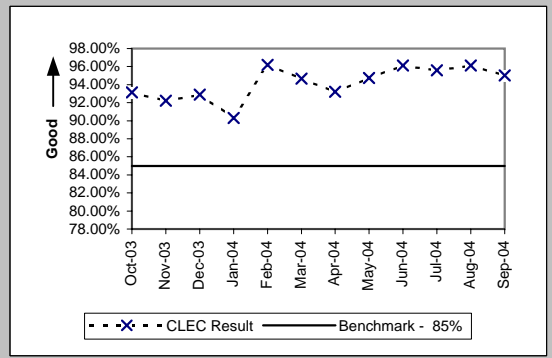
PO-2 UNE-P(POTS) will display two graphs. The first graph is UNE-P (POTS) without Centrex21 and the second graph is UNE-P (POTS AGG) with Centrex21.

PO-2B-1 - Electronic Flow-through for All Eligible LSRs received via IMA GUI (Percent)

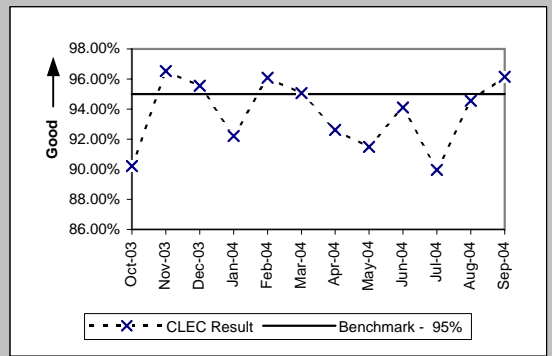
Resale Aggregate W/O UNE-P-POTS (Benchmark)				
Date	CLEC Num	CLEC Denom	CLEC Result	CLEC Std Dev
Oct-03	564	586	96.25%	19.01%
Nov-03	252	259	97.30%	16.22%
Dec-03	420	452	92.92%	25.65%
Jan-04	522	573	91.10%	28.48%
Feb-04	626	650	96.31%	18.86%
Mar-04	568	603	94.20%	23.38%
Apr-04	447	473	94.50%	22.79%
May-04	468	488	95.90%	19.83%
Jun-04	465	500	93.00%	25.51%
Jul-04	465	485	95.88%	19.88%
Aug-04	356	391	91.05%	28.55%
Sep-04	390	441	88.44%	31.98%



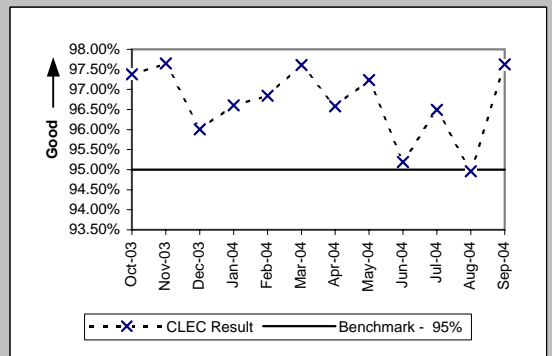
Unbundled Loop Aggregate (Benchmark)				
Date	CLEC Num	CLEC Denom	CLEC Result	CLEC Std Dev
Oct-03	422	453	93.16%	25.25%
Nov-03	308	334	92.22%	26.79%
Dec-03	300	323	92.88%	25.72%
Jan-04	382	423	90.31%	29.59%
Feb-04	406	422	96.21%	19.10%
Mar-04	373	394	94.67%	22.46%
Apr-04	413	443	93.23%	25.13%
May-04	342	361	94.74%	22.33%
Jun-04	372	387	96.12%	19.30%
Jul-04	369	386	95.60%	20.52%
Aug-04	398	414	96.14%	19.28%
Sep-04	496	522	95.02%	21.75%



LNP (Benchmark)				
Date	CLEC Num	CLEC Denom	CLEC Result	CLEC Std Dev
Oct-03	212	235	90.21%	29.71%
Nov-03	139	144	96.53%	18.31%
Dec-03	193	202	95.54%	20.63%
Jan-04	166	180	92.22%	26.78%
Feb-04	172	179	96.09%	19.38%
Mar-04	231	243	95.06%	21.67%
Apr-04	188	203	92.61%	26.16%
May-04	226	247	91.50%	27.89%
Jun-04	351	373	94.10%	23.56%
Jul-04	260	289	89.97%	30.05%
Aug-04	400	423	94.56%	22.68%
Sep-04	349	363	96.14%	19.26%



UNE - P (POTS) (Benchmark)				
Date	CLEC Num	CLEC Denom	CLEC Result	CLEC Std Dev
Oct-03	2893	2971	97.37%	15.99%
Nov-03	2032	2081	97.65%	15.16%
Dec-03	2041	2126	96.00%	19.59%
Jan-04	5324	5511	96.61%	18.11%
Feb-04	3868	3994	96.85%	17.48%
Mar-04	5018	5141	97.61%	15.28%
Apr-04	5822	6028	96.58%	18.17%
May-04	5765	5929	97.23%	16.40%
Jun-04	4412	4635	95.19%	21.40%
Jul-04	4456	4618	96.49%	18.40%
Aug-04	4876	5135	94.96%	21.88%
Sep-04	4933	5053	97.63%	15.23%

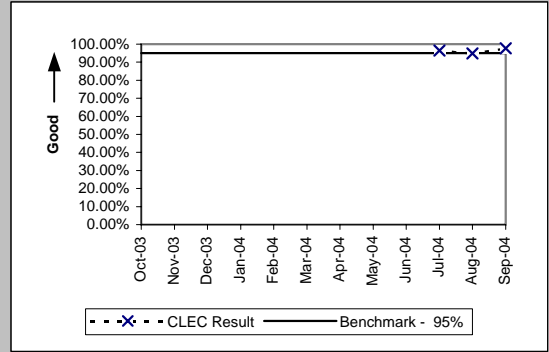


PO-2 UNE-P(POTS) will display two graphs. The first graph is UNE-P (POTS) without Centrex21 and the second graph is UNE-P (POTS AGG) with Centrex21.

PO-2B-1 - Electronic Flow-through for All Eligible LSRs received via IMA GUI (Percent)

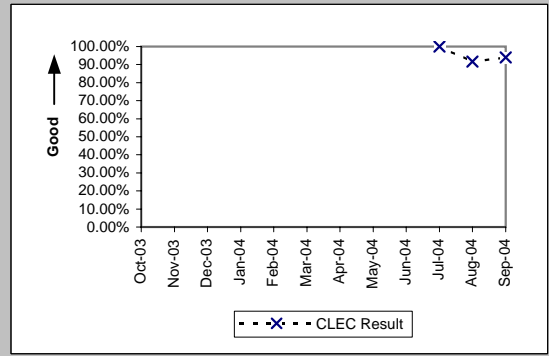
UNE P (POTS AGG) (Benchmark)

Date	CLEC Num	CLEC Denom	CLEC Result	CLEC Std Dev
Oct-03				
Nov-03				
Dec-03				
Jan-04				
Feb-04				
Mar-04				
Apr-04				
May-04				
Jun-04				
Jul-04	4467	4630	96.48%	18.43%
Aug-04	4884	5146	94.91%	21.98%
Sep-04	4942	5063	97.61%	15.27%



Line Sharing (Diagnostic)

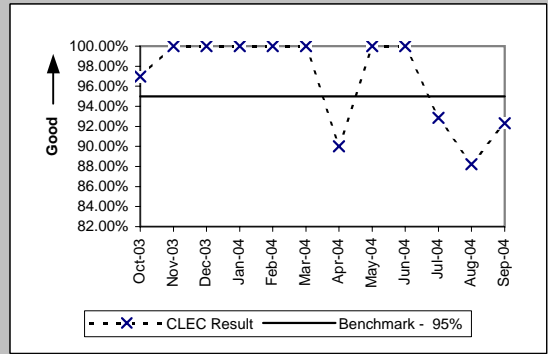
Date	CLEC Num	CLEC Denom	CLEC Result	CLEC Std Dev
Oct-03				
Nov-03				
Dec-03				
Jan-04				
Feb-04				
Mar-04				
Apr-04				
May-04				
Jun-04				
Jul-04	9	9	100.00%	0.00%
Aug-04	11	12	91.67%	27.64%
Sep-04	31	33	93.94%	23.86%



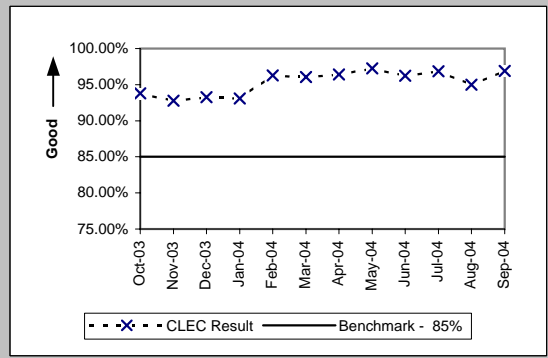
PO-2 UNE-P(POTS) will display two graphs. The first graph is UNE-P (POTS) without Centrex21 and the second graph is UNE-P (POTS AGG) with Centrex21.

PO-2B-2 - Electronic Flow-through for All Eligible LSRs received via IMA EDI (Percent)

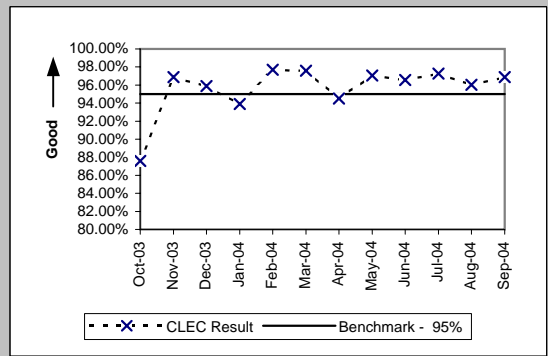
Resale Aggregate W/O UNE-P-POTS (Benchmark)				
Date	CLEC Num	CLEC Denom	CLEC Result	CLEC Std Dev
Oct-03	32	33	96.97%	17.14%
Nov-03	19	19	100.00%	0.00%
Dec-03	11	11	100.00%	0.00%
Jan-04	17	17	100.00%	0.00%
Feb-04	21	21	100.00%	0.00%
Mar-04	7	7	100.00%	0.00%
Apr-04	9	10	90.00%	30.00%
May-04	7	7	100.00%	0.00%
Jun-04	5	5	100.00%	0.00%
Jul-04	13	14	92.86%	25.75%
Aug-04	15	17	88.24%	32.22%
Sep-04	12	13	92.31%	26.65%



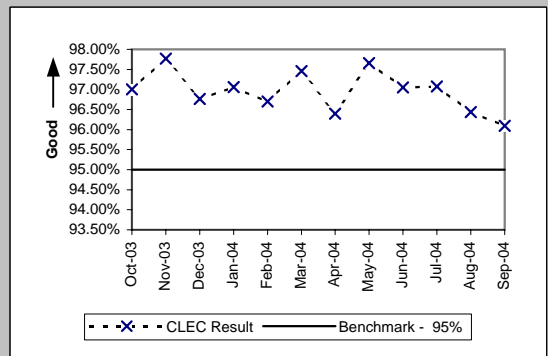
Unbundled Loop Aggregate (Benchmark)				
Date	CLEC Num	CLEC Denom	CLEC Result	CLEC Std Dev
Oct-03	738	787	93.77%	24.16%
Nov-03	643	693	92.79%	25.87%
Dec-03	610	654	93.27%	25.05%
Jan-04	580	623	93.10%	25.35%
Feb-04	592	615	96.26%	18.97%
Mar-04	730	760	96.05%	19.47%
Apr-04	641	665	96.39%	18.65%
May-04	745	766	97.26%	16.33%
Jun-04	745	774	96.25%	18.99%
Jul-04	894	923	96.86%	17.44%
Aug-04	625	658	94.98%	21.83%
Sep-04	847	874	96.91%	17.30%



LNP (Benchmark)				
Date	CLEC Num	CLEC Denom	CLEC Result	CLEC Std Dev
Oct-03	141	161	87.58%	32.98%
Nov-03	217	224	96.88%	17.40%
Dec-03	489	510	95.88%	19.87%
Jan-04	246	262	93.89%	23.95%
Feb-04	383	392	97.70%	14.98%
Mar-04	564	578	97.58%	15.37%
Apr-04	361	382	94.50%	22.79%
May-04	264	272	97.06%	16.90%
Jun-04	394	408	96.57%	18.20%
Jul-04	426	438	97.26%	16.32%
Aug-04	362	377	96.02%	19.55%
Sep-04	372	384	96.88%	17.40%



UNE - P (POTS) (Benchmark)				
Date	CLEC Num	CLEC Denom	CLEC Result	CLEC Std Dev
Oct-03	10096	10408	97.00%	17.05%
Nov-03	8944	9148	97.77%	14.77%
Dec-03	7293	7537	96.76%	17.70%
Jan-04	8601	8862	97.05%	16.91%
Feb-04	11555	11949	96.70%	17.86%
Mar-04	17048	17493	97.46%	15.75%
Apr-04	18567	19261	96.40%	18.64%
May-04	19711	20184	97.66%	15.13%
Jun-04	19133	19714	97.05%	16.91%
Jul-04	13825	14242	97.07%	16.86%
Aug-04	7991	8286	96.44%	18.53%
Sep-04	5804	6040	96.09%	19.38%

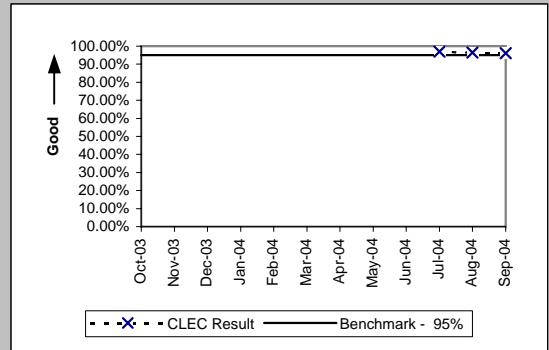


PO-2 UNE-P(POTS) will display two graphs. The first graph is UNE-P (POTS) without Centrex21 and the second graph is UNE-P (POTS AGG) with Centrex21.

PO-2B-2 - Electronic Flow-through for All Eligible LSRs received via IMA EDI (Percent)

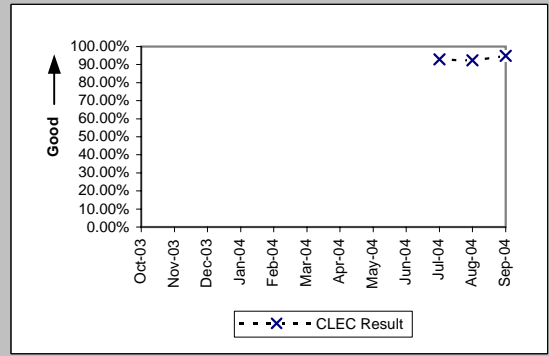
UNE P (POTS AGG) (Benchmark)

Date	CLEC Num	CLEC Denom	CLEC Result	CLEC Std Dev
Oct-03				
Nov-03				
Dec-03				
Jan-04				
Feb-04				
Mar-04				
Apr-04				
May-04				
Jun-04				
Jul-04	13825	14242	97.07%	16.86%
Aug-04	7991	8286	96.44%	18.53%
Sep-04	5804	6040	96.09%	19.38%



Line Sharing (Diagnostic)

Date	CLEC Num	CLEC Denom	CLEC Result	CLEC Std Dev
Oct-03				
Nov-03				
Dec-03				
Jan-04				
Feb-04				
Mar-04				
Apr-04				
May-04				
Jun-04				
Jul-04	530	570	92.98%	25.54%
Aug-04	581	629	92.37%	26.55%
Sep-04	678	715	94.83%	22.15%

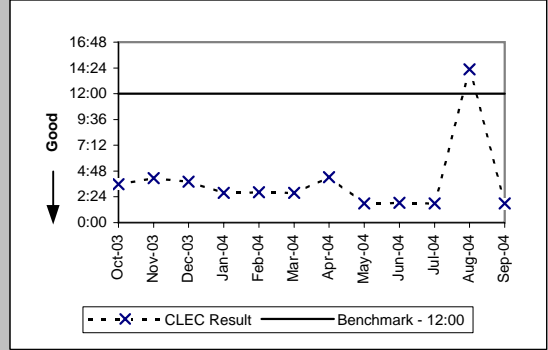


PO-2 UNE-P(POTS) will display two graphs. The first graph is UNE-P (POTS) without Centrex21 and the second graph is UNE-P (POTS AGG) with Centrex21.

PO-3 - LSR Rejection Notice Interval

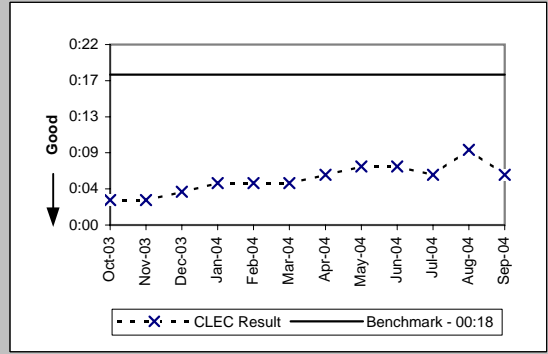
LSR Rejection Notice Interval for IMA - Rejected Manually (Hours:Minutes) (PO-3A-1) (Benchmark)

Date	Numerator	Denominator	CLEC Result	Standard Dev
Oct-03	1076:28	300	3:35	3:10
Nov-03	1058:01	256	4:08	4:19
Dec-03	885:17	232	3:49	4:17
Jan-04	1002:51	362	2:46	4:13
Feb-04	653:17	231	2:50	4:18
Mar-04	899:45	323	2:47	2:48
Apr-04	1492:16	354	4:13	33:30
May-04	698:32	390	1:47	5:09
Jun-04	602:28	329	1:50	2:32
Jul-04	443:16	246	1:48	2:19
Aug-04	3465:36	243	14:16	140:07
Sep-04	423:44	238	1:47	1:57



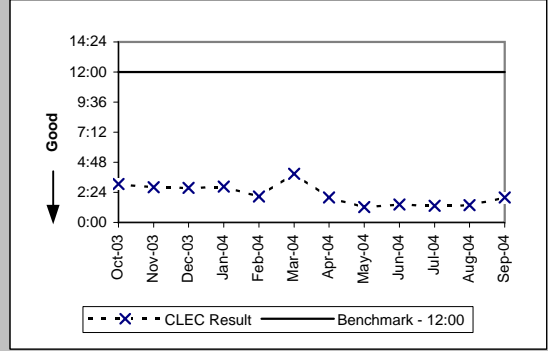
LSR Rejection Notice Interval for IMA - Auto-Rejected (Minutes:Seconds) (PO-3A-2) (Benchmark)

Date	Numerator	Denominator	CLEC Result	Standard Dev
Oct-03	1767:03	31549	0:03	0:07
Nov-03	1297:02	24418	0:03	0:07
Dec-03	2140:56	30669	0:04	0:06
Jan-04	2339:24	29665	0:05	0:08
Feb-04	2584:56	28964	0:05	0:20
Mar-04	2479:29	32605	0:05	0:07
Apr-04	2900:12	31611	0:06	0:11
May-04	3351:46	28450	0:07	0:13
Jun-04	3393:46	30184	0:07	0:13
Jul-04	2775:16	26334	0:06	0:17
Aug-04	3905:44	27270	0:09	0:46
Sep-04	2657:30	25710	0:06	0:12



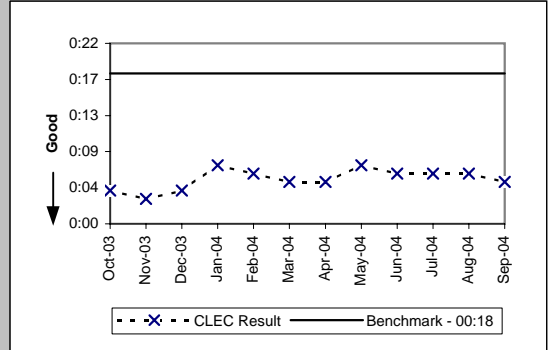
LSR Rejection Notice Interval for EDI - Rejected Manually (Hours:Minutes) (PO-3B-1) (Benchmark)

Date	Numerator	Denominator	CLEC Result	Standard Dev
Oct-03	2197:51	716	3:04	2:47
Nov-03	1272:30	453	2:49	2:26
Dec-03	1002:51	365	2:45	2:45
Jan-04	1106:54	386	2:52	19:48
Feb-04	876:41	424	2:04	1:49
Mar-04	1863:07	479	3:53	36:35
Apr-04	837:40	424	1:59	1:48
May-04	559:08	462	1:13	1:53
Jun-04	880:41	613	1:26	1:57
Jul-04	575:17	438	1:19	1:27
Aug-04	481:59	352	1:22	1:15
Sep-04	557:54	282	1:59	1:56



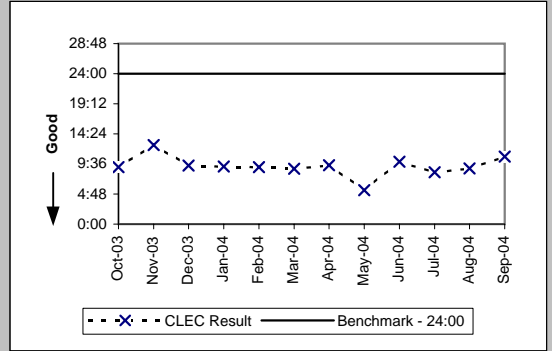
LSR Rejection Notice Interval for EDI - Auto-Rejected (Minutes:Seconds) (PO-3B-2) (Benchmark)

Date	Numerator	Denominator	CLEC Result	Standard Dev
Oct-03	3748:36	63580	0:04	0:05
Nov-03	2719:38	49423	0:03	0:06
Dec-03	3022:28	45226	0:04	0:06
Jan-04	5822:36	51314	0:07	0:15
Feb-04	4061:30	43100	0:06	0:10
Mar-04	4289:20	49566	0:05	0:07
Apr-04	3818:35	42385	0:05	0:06
May-04	4148:57	37952	0:07	0:12
Jun-04	4586:02	43471	0:06	0:10
Jul-04	3469:16	34129	0:06	0:08
Aug-04	2955:15	32022	0:06	0:14
Sep-04	2434:18	27122	0:05	0:07



PO-3 - LSR Rejection Notice Interval

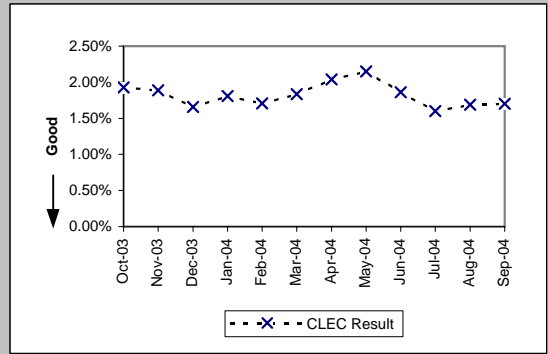
LSR Rejection Notice Interval for Manual and IIS (Hours:Minutes) (PO-3C) (Benchmark)					
Date	Numerator	Denominator	CLEC Result	Standard Dev	
Oct-03	117:56	13	9:04	10:40	
Nov-03	252:18	20	12:37	12:34	
Dec-03	1131:50	121	9:21	7:26	
Jan-04	596:32	65	9:11	7:49	
Feb-04	617:27	68	9:05	8:19	
Mar-04	601:57	68	8:51	7:34	
Apr-04	301:32	32	9:25	6:47	
May-04	204:59	38	5:24	6:07	
Jun-04	1422:45	143	9:57	10:00	
Jul-04	653:45	79	8:17	11:08	
Aug-04	914:06	103	8:52	9:46	
Sep-04	538:39	50	10:46	13:55	



PO-4 - LSRs Rejected

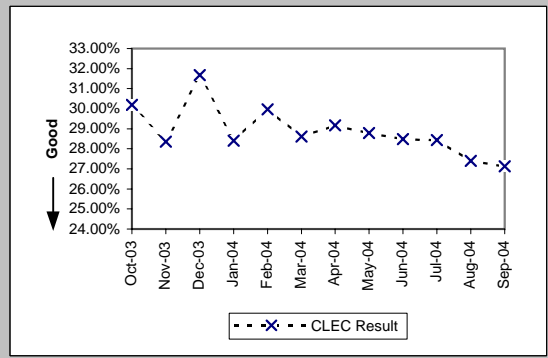
LSRs Rejected for IMA - Rejected Manually (Percent) (PO-4A-1) (Diagnostic)

Date	Numerator	Denominator	CLEC Result	Standard Dev
Oct-03	2016	104515	1.93%	13.75%
Nov-03	1628	86133	1.89%	13.62%
Dec-03	1604	96809	1.66%	12.76%
Jan-04	1887	104419	1.81%	13.32%
Feb-04	1649	96638	1.71%	12.95%
Mar-04	2091	113985	1.83%	13.42%
Apr-04	2208	108339	2.04%	14.13%
May-04	2123	98826	2.15%	14.50%
Jun-04	1972	105986	1.86%	13.51%
Jul-04	1482	92607	1.60%	12.55%
Aug-04	1682	99501	1.69%	12.89%
Sep-04	1612	94752	1.70%	12.93%



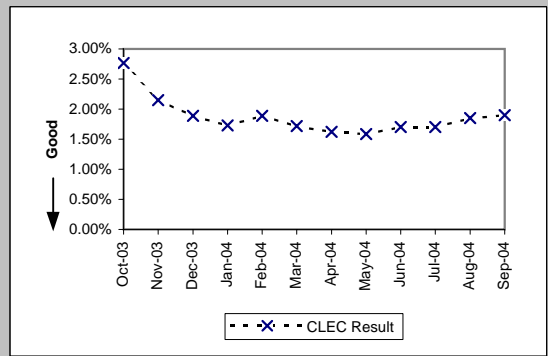
LSRs Rejected for IMA - Auto-Rejected (Percent) (PO-4A-2) (Diagnostic)

Date	Numerator	Denominator	CLEC Result	Standard Dev
Oct-03	31549	104515	30.19%	45.91%
Nov-03	24418	86133	28.35%	45.07%
Dec-03	30669	96809	31.68%	46.52%
Jan-04	29665	104419	28.41%	45.10%
Feb-04	28964	96638	29.97%	45.81%
Mar-04	32605	113985	28.60%	45.19%
Apr-04	31611	108339	29.18%	45.46%
May-04	28450	98826	28.79%	45.28%
Jun-04	30184	105986	28.48%	45.13%
Jul-04	26334	92607	28.44%	45.11%
Aug-04	27270	99501	27.41%	44.60%
Sep-04	25710	94752	27.13%	44.47%



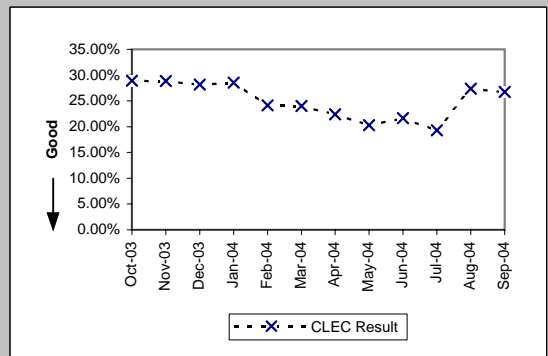
LSRs Rejected for EDI - Rejected Manually (Percent) (PO-4B-1) (Diagnostic)

Date	Numerator	Denominator	CLEC Result	Standard Dev
Oct-03	6086	219882	2.77%	16.41%
Nov-03	3679	171330	2.15%	14.50%
Dec-03	3031	160353	1.89%	13.62%
Jan-04	3113	179855	1.73%	13.04%
Feb-04	3369	178425	1.89%	13.61%
Mar-04	3543	206492	1.72%	12.99%
Apr-04	3069	189247	1.62%	12.63%
May-04	2969	187306	1.59%	12.49%
Jun-04	3419	200759	1.70%	12.94%
Jul-04	3015	177061	1.70%	12.94%
Aug-04	2165	117080	1.85%	13.47%
Sep-04	1924	101346	1.90%	13.65%



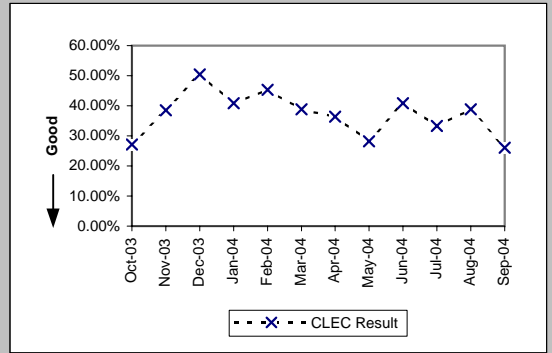
LSRs Rejected for EDI - Auto-Rejected (Percent) (PO-4B-2) (Diagnostic)

Date	Numerator	Denominator	CLEC Result	Standard Dev
Oct-03	63580	219882	28.92%	45.34%
Nov-03	49423	171330	28.85%	45.30%
Dec-03	45226	160353	28.20%	45.00%
Jan-04	51314	179855	28.53%	45.16%
Feb-04	43100	178425	24.16%	42.80%
Mar-04	49566	206492	24.00%	42.71%
Apr-04	42385	189247	22.40%	41.69%
May-04	37952	187306	20.26%	40.20%
Jun-04	43471	200759	21.65%	41.19%
Jul-04	34129	177061	19.28%	39.45%
Aug-04	32022	117080	27.35%	44.58%
Sep-04	27122	101346	26.76%	44.27%



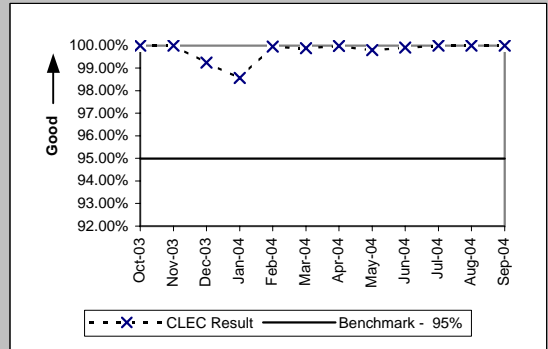
PO-4 - LSRs Rejected

LSRs Received via Facsimile (Percent) (PO-4C) (Diagnostic)					
Date	Numerator	Denominator	CLEC Result	Standard Dev	
Oct-03	13	48	27.08%	44.44%	
Nov-03	20	52	38.46%	48.65%	
Dec-03	121	240	50.42%	50.00%	
Jan-04	65	159	40.88%	49.16%	
Feb-04	68	150	45.33%	49.78%	
Mar-04	68	175	38.86%	48.74%	
Apr-04	32	88	36.36%	48.10%	
May-04	38	135	28.15%	44.97%	
Jun-04	143	350	40.86%	49.16%	
Jul-04	79	237	33.33%	47.14%	
Aug-04	103	265	38.87%	48.75%	
Sep-04	50	192	26.04%	43.89%	

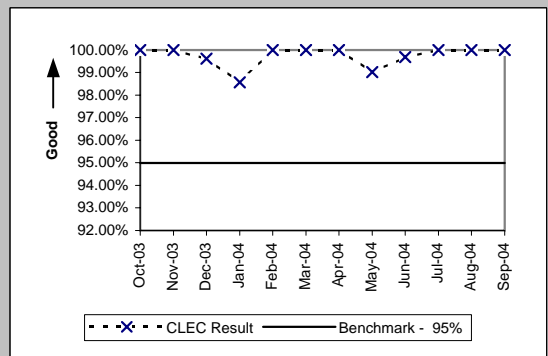


PO-5A-1 - FOCs On Time for Fully Electronic LSRs Received via IMA GUI (Percent)

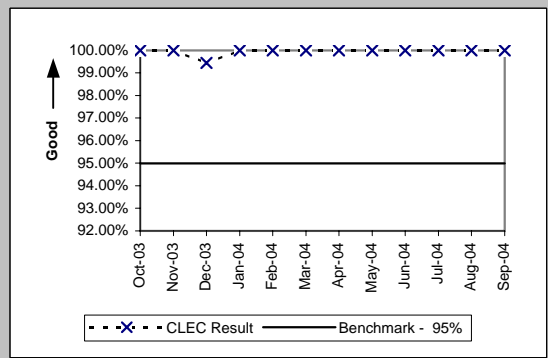
Resale Aggregate (PO-5A-1 (a)) (Benchmark)					
Date	Numerator	Denominator	CLEC Result	Standard Dev	
Oct-03	3403	3403	100.00%	0.00%	
Nov-03	2235	2235	100.00%	0.00%	
Dec-03	2371	2389	99.25%	8.65%	
Jan-04	5314	5391	98.57%	11.87%	
Feb-04	4181	4183	99.95%	2.19%	
Mar-04	5343	5349	99.89%	3.35%	
Apr-04	5928	5929	99.98%	1.30%	
May-04	6044	6056	99.80%	4.45%	
Jun-04	4587	4591	99.91%	2.95%	
Jul-04	4808	4808	100.00%	0.00%	
Aug-04	5071	5071	100.00%	0.00%	
Sep-04	5190	5190	100.00%	0.00%	



Unbundled Loop Aggregate (PO-5A-1 (b)) (Benchmark)					
Date	Numerator	Denominator	CLEC Result	Standard Dev	
Oct-03	369	369	100.00%	0.00%	
Nov-03	265	265	100.00%	0.00%	
Dec-03	263	264	99.62%	6.14%	
Jan-04	343	348	98.56%	11.90%	
Feb-04	366	366	100.00%	0.00%	
Mar-04	331	331	100.00%	0.00%	
Apr-04	386	386	100.00%	0.00%	
May-04	303	306	99.02%	9.85%	
Jun-04	320	321	99.69%	5.57%	
Jul-04	330	330	100.00%	0.00%	
Aug-04	350	350	100.00%	0.00%	
Sep-04	391	391	100.00%	0.00%	



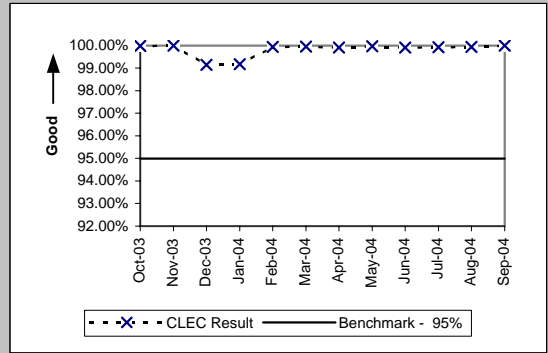
LNP (PO-5A-1 (c)) (Benchmark)					
Date	Numerator	Denominator	CLEC Result	Standard Dev	
Oct-03	199	199	100.00%	0.00%	
Nov-03	127	127	100.00%	0.00%	
Dec-03	181	182	99.45%	7.39%	
Jan-04	151	151	100.00%	0.00%	
Feb-04	168	168	100.00%	0.00%	
Mar-04	215	215	100.00%	0.00%	
Apr-04	177	177	100.00%	0.00%	
May-04	219	219	100.00%	0.00%	
Jun-04	335	335	100.00%	0.00%	
Jul-04	250	250	100.00%	0.00%	
Aug-04	390	390	100.00%	0.00%	
Sep-04	333	333	100.00%	0.00%	



PO-5A-2 - FOCs On Time for Fully Electronic LSRs Received via IMA EDI (Percent)

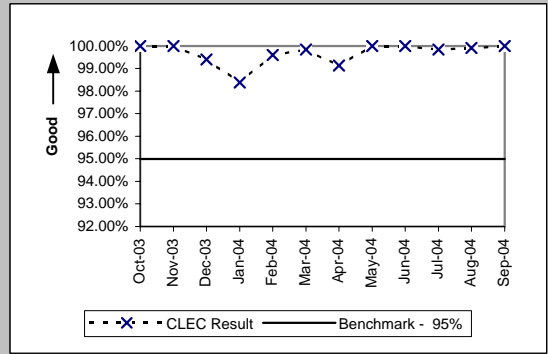
Resale Aggregate (PO-5A-2 (a)) (Benchmark)

Date	Numerator	Denominator	CLEC Result	Standard Dev
Oct-03	9985	9987	99.98%	1.42%
Nov-03	8845	8845	100.00%	0.00%
Dec-03	7172	7234	99.14%	9.22%
Jan-04	8488	8558	99.18%	9.01%
Feb-04	11476	11483	99.94%	2.47%
Mar-04	16903	16911	99.95%	2.17%
Apr-04	18424	18439	99.92%	2.85%
May-04	19558	19563	99.97%	1.60%
Jun-04	18944	18961	99.91%	2.99%
Jul-04	13690	13699	99.93%	2.56%
Aug-04	7909	7914	99.94%	2.51%
Sep-04	5745	5745	100.00%	0.00%



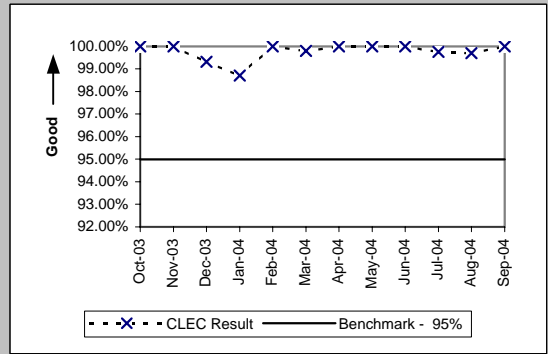
Unbundled Loop Aggregate (PO-5A-2 (b)) (Benchmark)

Date	Numerator	Denominator	CLEC Result	Standard Dev
Oct-03	625	625	100.00%	0.00%
Nov-03	569	569	100.00%	0.00%
Dec-03	500	503	99.40%	7.70%
Jan-04	487	495	98.38%	12.61%
Feb-04	502	504	99.60%	6.29%
Mar-04	630	631	99.84%	3.98%
Apr-04	573	578	99.13%	9.26%
May-04	686	686	100.00%	0.00%
Jun-04	662	662	100.00%	0.00%
Jul-04	1328	1330	99.85%	3.87%
Aug-04	1128	1129	99.91%	2.97%
Sep-04	1292	1292	100.00%	0.00%



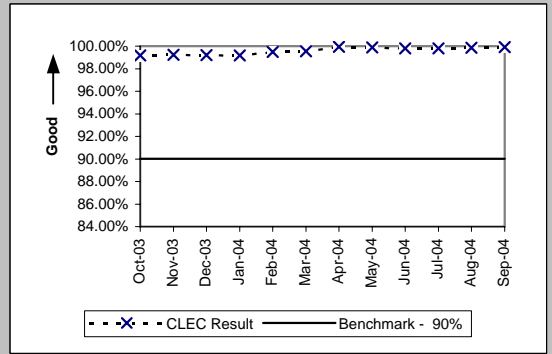
LNP (PO-5A-2 (c)) (Benchmark)

Date	Numerator	Denominator	CLEC Result	Standard Dev
Oct-03	125	125	100.00%	0.00%
Nov-03	197	197	100.00%	0.00%
Dec-03	435	438	99.32%	8.25%
Jan-04	230	233	98.71%	11.27%
Feb-04	364	364	100.00%	0.00%
Mar-04	486	487	99.79%	4.53%
Apr-04	308	308	100.00%	0.00%
May-04	239	239	100.00%	0.00%
Jun-04	363	363	100.00%	0.00%
Jul-04	405	406	99.75%	4.96%
Aug-04	341	342	99.71%	5.40%
Sep-04	348	348	100.00%	0.00%

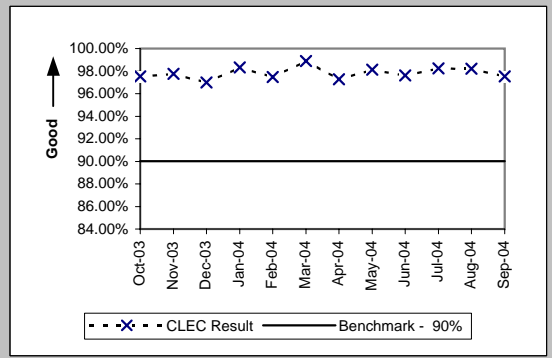


PO-5B-1 - FOCs On Time for Electronic/Manual LSRs Received via IMA GUI (Percent)

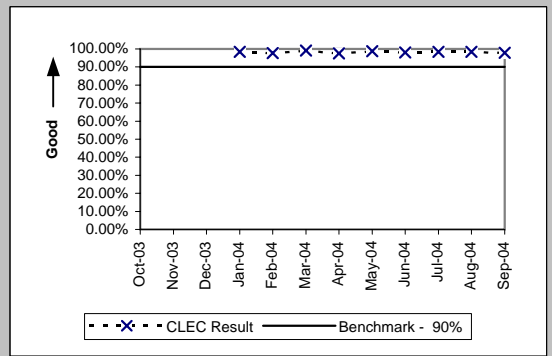
Resale Aggregate (PO-5B-1 (a)) (Benchmark)				
Date	Numerator	Denominator	CLEC Result	Standard Dev
Oct-03	3877	3909	99.18%	9.01%
Nov-03	3289	3314	99.25%	8.65%
Dec-03	3030	3054	99.21%	8.83%
Jan-04	4218	4253	99.18%	9.03%
Feb-04	3324	3341	99.49%	7.12%
Mar-04	3826	3843	99.56%	6.64%
Apr-04	2827	2829	99.93%	2.66%
May-04	3563	3567	99.89%	3.35%
Jun-04	3745	3752	99.81%	4.32%
Jul-04	2052	2056	99.81%	4.41%
Aug-04	2201	2204	99.86%	3.69%
Sep-04	2446	2448	99.92%	2.86%



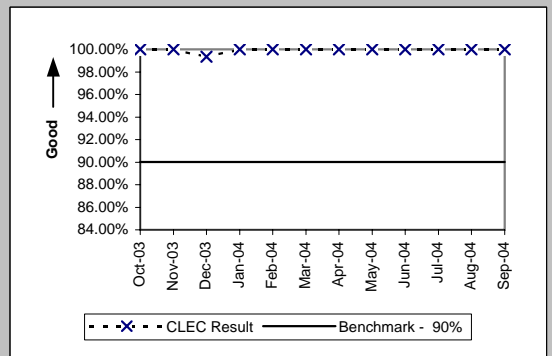
Unbundled Loop Aggregate (PO-5B-1 (b)) (Benchmark)				
Date	Numerator	Denominator	CLEC Result	Standard Dev
Oct-03	827	848	97.52%	15.54%
Nov-03	567	580	97.76%	14.80%
Dec-03	675	696	96.98%	17.11%
Jan-04	710	722	98.34%	12.78%
Feb-04	660	677	97.49%	15.65%
Mar-04	720	728	98.90%	10.43%
Apr-04	717	737	97.29%	16.25%
May-04	626	638	98.12%	13.58%
Jun-04	694	711	97.61%	15.28%
Jul-04	836	851	98.24%	13.16%
Aug-04	990	1008	98.21%	13.24%
Sep-04	952	976	97.54%	15.49%



Unbundled Loop AGG-EELS (PO-5B-1 (b)) (Benchmark)				
Date	Numerator	Denominator	CLEC Result	Standard Dev
Oct-03				
Nov-03				
Dec-03				
Jan-04	710	722	98.34%	12.78%
Feb-04	728	745	97.72%	14.93%
Mar-04	818	826	99.03%	9.79%
Apr-04	854	876	97.49%	15.65%
May-04	1033	1046	98.76%	11.08%
Jun-04	819	836	97.97%	14.11%
Jul-04	922	937	98.40%	12.55%
Aug-04	1067	1085	98.34%	12.77%
Sep-04	1065	1089	97.80%	14.68%



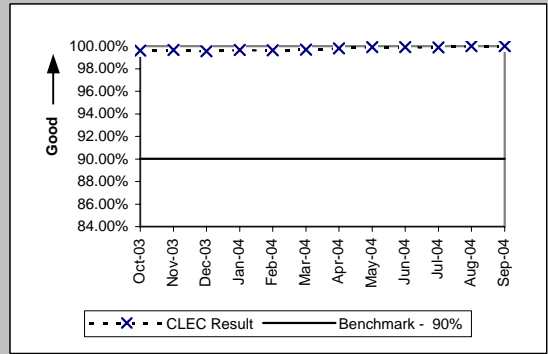
LNP (PO-5B-1 (c)) (Benchmark)				
Date	Numerator	Denominator	CLEC Result	Standard Dev
Oct-03	242	242	100.00%	0.00%
Nov-03	120	120	100.00%	0.00%
Dec-03	151	152	99.34%	8.08%
Jan-04	167	167	100.00%	0.00%
Feb-04	145	145	100.00%	0.00%
Mar-04	216	216	100.00%	0.00%
Apr-04	189	189	100.00%	0.00%
May-04	170	170	100.00%	0.00%
Jun-04	177	177	100.00%	0.00%
Jul-04	169	169	100.00%	0.00%
Aug-04	235	235	100.00%	0.00%
Sep-04	238	238	100.00%	0.00%



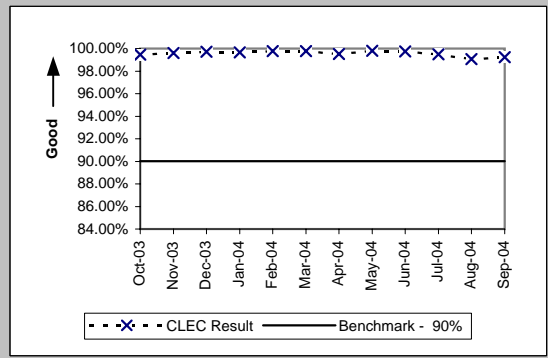
PO-5B-1(b) has the potential to display two graphs. The first graph is UBL loops without EELS and the second graph is UBL loops with EELS.

PO-5B-2 - FOCs On Time for Electronic/Manual LSRs Received via IMA EDI (Percent)

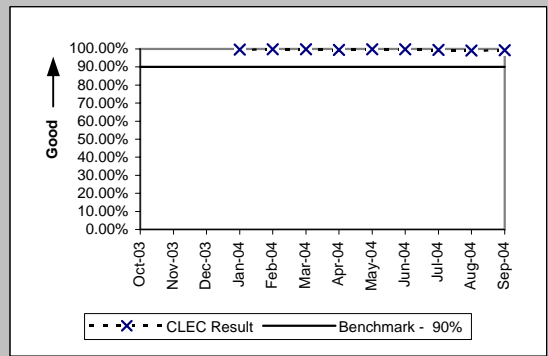
Resale Aggregate (PO-5B-2 (a)) (Benchmark)				
Date	Numerator	Denominator	CLEC Result	Standard Dev
Oct-03	2530	2540	99.61%	6.26%
Nov-03	2040	2047	99.66%	5.84%
Dec-03	1982	1991	99.55%	6.71%
Jan-04	2335	2343	99.66%	5.83%
Feb-04	2676	2686	99.63%	6.09%
Mar-04	3853	3865	99.69%	5.56%
Apr-04	3101	3107	99.81%	4.39%
May-04	2329	2331	99.91%	2.93%
Jun-04	2596	2598	99.92%	2.77%
Jul-04	2349	2352	99.87%	3.57%
Aug-04	896	896	100.00%	0.00%
Sep-04	722	722	100.00%	0.00%



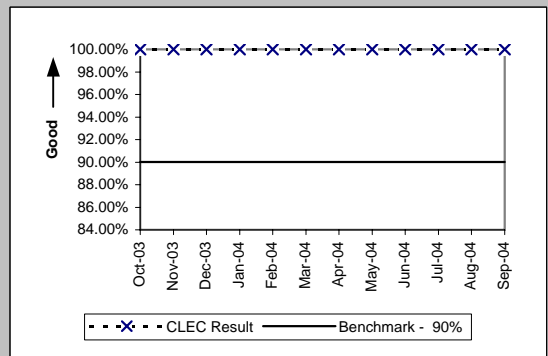
Unbundled Loop Aggregate (PO-5B-2 (b)) (Benchmark)				
Date	Numerator	Denominator	CLEC Result	Standard Dev
Oct-03	2075	2086	99.47%	7.24%
Nov-03	1533	1539	99.61%	6.23%
Dec-03	1687	1692	99.70%	5.43%
Jan-04	1424	1429	99.65%	5.90%
Feb-04	1242	1245	99.76%	4.90%
Mar-04	1252	1255	99.76%	4.88%
Apr-04	1012	1017	99.51%	6.99%
May-04	1050	1052	99.81%	4.36%
Jun-04	1187	1190	99.75%	5.01%
Jul-04	585	588	99.49%	7.12%
Aug-04	631	637	99.06%	9.66%
Sep-04	778	784	99.23%	8.71%



Unbundled Loop AGG-EELS (PO-5B-2 (b)) (Benchmark)				
Date	Numerator	Denominator	CLEC Result	Standard Dev
Oct-03				
Nov-03				
Dec-03				
Jan-04	1424	1429	99.65%	5.90%
Feb-04	1242	1245	99.76%	4.90%
Mar-04	1252	1255	99.76%	4.88%
Apr-04	1012	1017	99.51%	6.99%
May-04	1050	1052	99.81%	4.36%
Jun-04	1189	1192	99.75%	5.01%
Jul-04	618	621	99.52%	6.93%
Aug-04	668	674	99.11%	9.39%
Sep-04	842	848	99.29%	8.38%



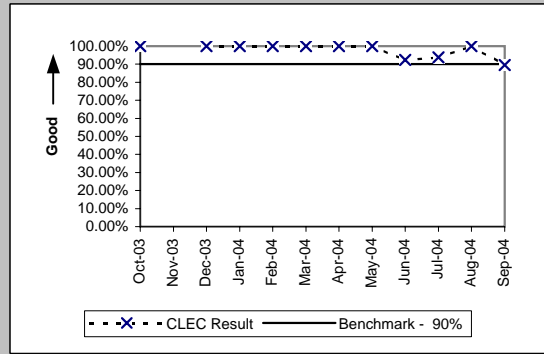
LNP (PO-5B-2 (c)) (Benchmark)				
Date	Numerator	Denominator	CLEC Result	Standard Dev
Oct-03	114	114	100.00%	0.00%
Nov-03	73	73	100.00%	0.00%
Dec-03	111	111	100.00%	0.00%
Jan-04	109	109	100.00%	0.00%
Feb-04	122	122	100.00%	0.00%
Mar-04	204	204	100.00%	0.00%
Apr-04	143	143	100.00%	0.00%
May-04	93	93	100.00%	0.00%
Jun-04	173	173	100.00%	0.00%
Jul-04	105	105	100.00%	0.00%
Aug-04	146	146	100.00%	0.00%
Sep-04	181	181	100.00%	0.00%



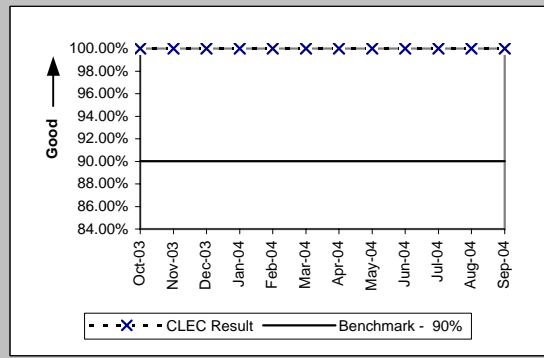
PO-5B-2(b) has the potential to display two graphs. The first graph is UBL loops without EELS and the second graph is UBL loops with EELS.

PO-5C - FOCs on Time for Manual (Percent)

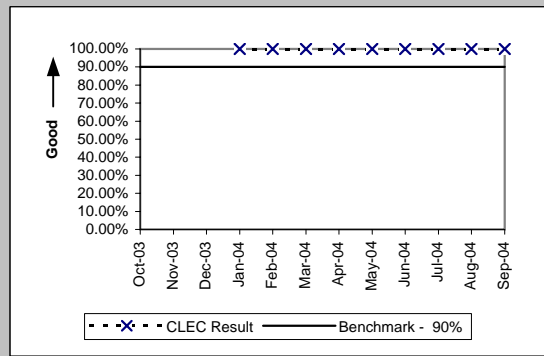
Resale Aggregate (PO-5C -(a)) (Benchmark)				
Date	Numerator	Denominator	CLEC Result	Standard Dev
Oct-03	3	3	100.00%	0.00%
Nov-03				
Dec-03	17	17	100.00%	0.00%
Jan-04	12	12	100.00%	0.00%
Feb-04	6	6	100.00%	0.00%
Mar-04	11	11	100.00%	0.00%
Apr-04	11	11	100.00%	0.00%
May-04	4	4	100.00%	0.00%
Jun-04	12	13	92.31%	26.65%
Jul-04	15	16	93.75%	24.21%
Aug-04	24	24	100.00%	0.00%
Sep-04	17	19	89.47%	30.69%



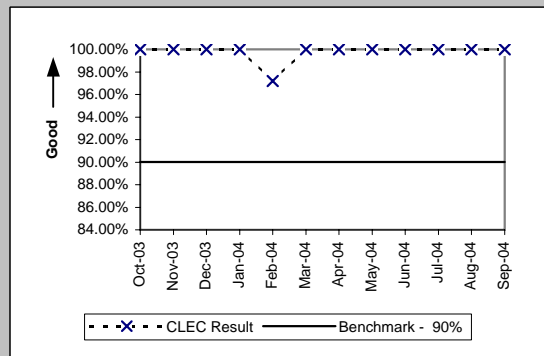
Unbundled Loop Aggregate (PO-5C -(b)) (Benchmark)				
Date	Numerator	Denominator	CLEC Result	Standard Dev
Oct-03	4	4	100.00%	0.00%
Nov-03	17	17	100.00%	0.00%
Dec-03	25	25	100.00%	0.00%
Jan-04	26	26	100.00%	0.00%
Feb-04	2	2	100.00%	0.00%
Mar-04	11	11	100.00%	0.00%
Apr-04	9	9	100.00%	0.00%
May-04	7	7	100.00%	0.00%
Jun-04	5	5	100.00%	0.00%
Jul-04	5	5	100.00%	0.00%
Aug-04	4	4	100.00%	0.00%
Sep-04	1	1	100.00%	0.00%



Unbundled Loop AGG-EELs (PO-5C -(b)) (Benchmark)				
Date	Numerator	Denominator	CLEC Result	Standard Dev
Oct-03				
Nov-03				
Dec-03				
Jan-04	26	26	100.00%	0.00%
Feb-04	2	2	100.00%	0.00%
Mar-04	11	11	100.00%	0.00%
Apr-04	9	9	100.00%	0.00%
May-04	7	7	100.00%	0.00%
Jun-04	5	5	100.00%	0.00%
Jul-04	5	5	100.00%	0.00%
Aug-04	4	4	100.00%	0.00%
Sep-04	1	1	100.00%	0.00%



LNP (PO-5C -(c)) (Benchmark)				
Date	Numerator	Denominator	CLEC Result	Standard Dev
Oct-03	24	24	100.00%	0.00%
Nov-03	14	14	100.00%	0.00%
Dec-03	74	74	100.00%	0.00%
Jan-04	52	52	100.00%	0.00%
Feb-04	69	71	97.18%	16.55%
Mar-04	72	72	100.00%	0.00%
Apr-04	36	36	100.00%	0.00%
May-04	66	66	100.00%	0.00%
Jun-04	164	164	100.00%	0.00%
Jul-04	130	130	100.00%	0.00%
Aug-04	133	133	100.00%	0.00%
Sep-04	122	122	100.00%	0.00%

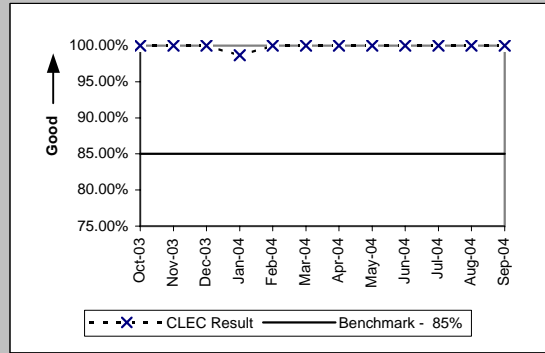


PO-5C(b) has the potential to display two graphs. The first graph is UBL loops without EELS and the second graph is UBL loops with EELS.

PO-5D - FOCs on Time (Percent)

LIS Trunk (PO-5D) (Benchmark)

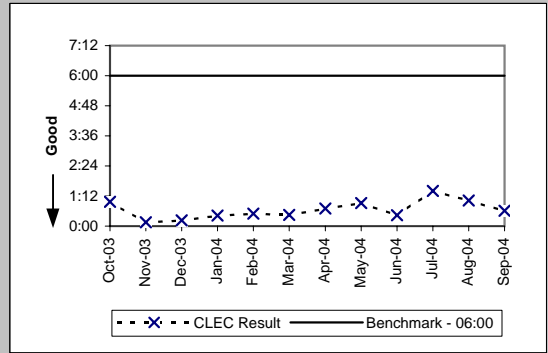
Date	Numerator	Denominator	CLEC Result	Standard Dev
Oct-03	87	87	100.00%	0.00%
Nov-03	57	57	100.00%	0.00%
Dec-03	77	77	100.00%	0.00%
Jan-04	74	75	98.67%	11.47%
Feb-04	49	49	100.00%	0.00%
Mar-04	116	116	100.00%	0.00%
Apr-04	89	89	100.00%	0.00%
May-04	90	90	100.00%	0.00%
Jun-04	76	76	100.00%	0.00%
Jul-04	100	100	100.00%	0.00%
Aug-04	92	92	100.00%	0.00%
Sep-04	41	41	100.00%	0.00%



PO-6 - Work Completion Notification Timeliness

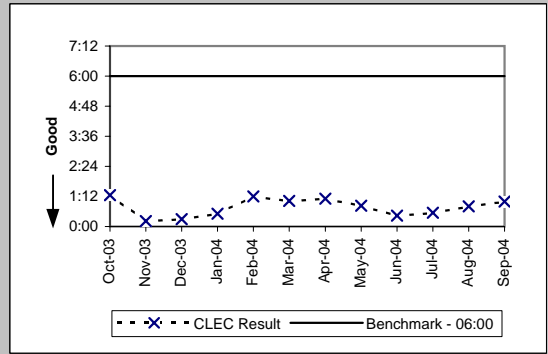
Notices Made Available via IMA - GUI All (Hours:Minutes) (PO-6A) (Benchmark)

Date	Numerator	Denominator	CLEC Result
Oct-03	7506:25	7705	0:58
Nov-03	778:38	5170	0:09
Dec-03	1351:32	5773	0:14
Jan-04	3884:48	9236	0:25
Feb-04	3821:23	7557	0:30
Mar-04	3812:41	8592	0:27
Apr-04	6138:17	8849	0:42
May-04	7515:59	8182	0:55
Jun-04	3623:52	8376	0:26
Jul-04	10091:54	7189	1:24
Aug-04	7688:39	7580	1:01
Sep-04	4886:15	7914	0:37



Notices Transmitted via IMA - EDI All (Hours:Minutes) (PO-6B) (Benchmark)

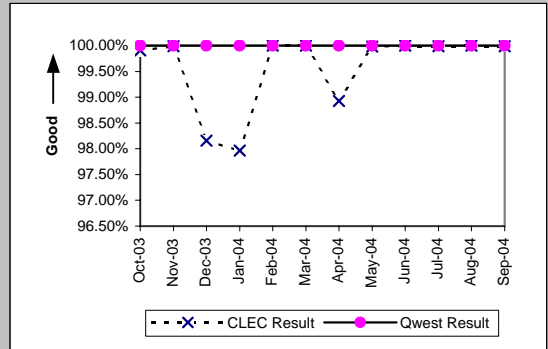
Date	Numerator	Denominator	CLEC Result
Oct-03	9798:41	7803	1:15
Nov-03	1878:34	8996	0:13
Dec-03	3115:31	10487	0:18
Jan-04	5421:54	10639	0:31
Feb-04	15903:54	13268	1:12
Mar-04	20891:23	20709	1:01
Apr-04	23436:16	21105	1:07
May-04	17087:04	20496	0:50
Jun-04	9581:35	21900	0:26
Jul-04	8958:44	16491	0:33
Aug-04	8163:33	10235	0:48
Sep-04	7730:05	7745	1:00



PO-7 - Billing Completion Notification Timeliness

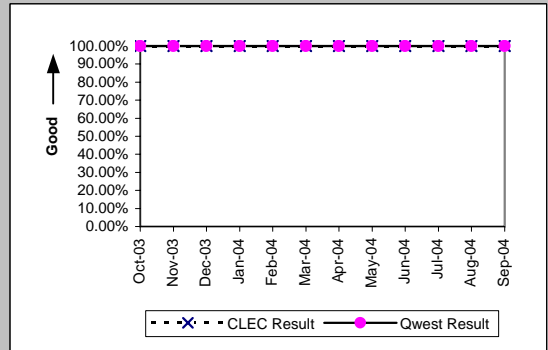
Notices Made Available via IMA - GUI / Billing System Posting Completions All (Percent) (PO-7A .C) (Parity)

Date	Numerator	Denominator	CLEC Resu	CLEC Std	Qwest Num	Qwest Deno	Qwest Resu	Mod Z Scr	Parity Scr
Oct-03	9980	9989	99.91%	3.00%	367754	367754	100.00%	N/A	
Nov-03	7016	7017	99.99%	1.19%	245828	245828	100.00%	N/A	
Dec-03	7786	7932	98.16%	13.44%	283480	283480	100.00%	N/A	
Jan-04	10969	11197	97.96%	14.12%	328482	328482	100.00%	N/A	
Feb-04	9540	9540	100.00%	0.00%	336861	336861	100.00%	N/A	N/A
Mar-04	10834	10834	100.00%	0.00%	366542	366542	100.00%	N/A	N/A
Apr-04	10842	10960	98.92%	10.32%	334133	334133	100.00%	N/A	
May-04	10010	10012	99.98%	1.41%	317219	317219	100.00%	N/A	
Jun-04	10452	10452	100.00%	0.00%	317799	317799	100.00%	N/A	N/A
Jul-04	9123	9124	99.99%	1.05%	317838	317838	100.00%	N/A	
Aug-04	9488	9488	100.00%	0.00%	304445	304445	100.00%	N/A	N/A
Sep-04	9998	9999	99.99%	1.00%	328288	328288	100.00%	N/A	



Notices Transmitted via IMA - EDI / Billing System Posting Completions All (Percent) (PO-7B .C) (Parity)

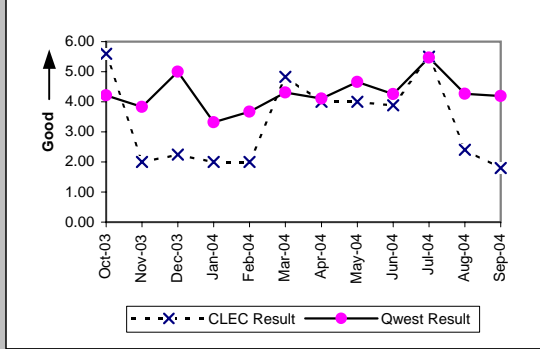
Date	Numerator	Denominator	CLEC Resu	CLEC Std	Qwest Num	Qwest Deno	Qwest Resu	Mod Z Scr	Parity Scr
Oct-03	264	264	100.00%	0.00%	367754	367754	100.00%	N/A	N/A
Nov-03	271	271	100.00%	0.00%	245828	245828	100.00%	N/A	N/A
Dec-03	488	488	100.00%	0.00%	283480	283480	100.00%	N/A	N/A
Jan-04	519	519	100.00%	0.00%	328482	328482	100.00%	N/A	N/A
Feb-04	867	867	100.00%	0.00%	336861	336861	100.00%	N/A	N/A
Mar-04	6080	6080	100.00%	0.00%	366542	366542	100.00%	N/A	N/A
Apr-04	3886	3886	100.00%	0.00%	334133	334133	100.00%	N/A	N/A
May-04	338	338	100.00%	0.00%	317219	317219	100.00%	N/A	N/A
Jun-04	326	326	100.00%	0.00%	317799	317799	100.00%	N/A	N/A
Jul-04	387	387	100.00%	0.00%	317838	317838	100.00%	N/A	N/A
Aug-04	427	427	100.00%	0.00%	304445	304445	100.00%	N/A	N/A
Sep-04	408	408	100.00%	0.00%	328288	328288	100.00%	N/A	N/A



PO-8 - Jeopardy Notice Interval

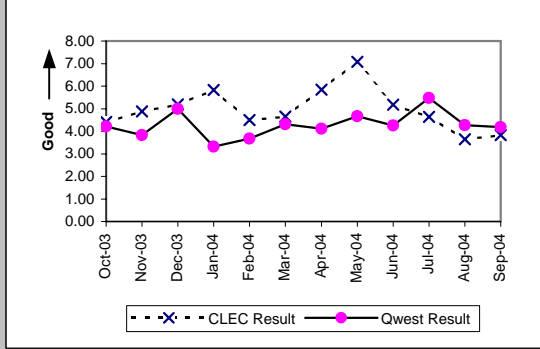
Non-Designed Services (Average Days) (PO-8 A) (Parity)

Date	CLEC Num	CLEC Denc	CLEC Resu	CLEC Std	Qwest Num	Qwest Denc	Qwest Resu	Mod Z Scr	Parity Score
Oct-03	28	5	5.60	4.04	459	109	4.21	-0.47	-1.29
Nov-03	8	4	2.00	0.82	295	77	3.83	1.21	-0.26
Dec-03	18	8	2.25	1.58	330	66	5.00	1.35	-0.18
Jan-04	16	8	2.00	1.07	189	57	3.32	1.09	-0.33
Feb-04	12	6	2.00	1.10	209	57	3.67	0.86	-0.48
Mar-04	29	6	4.83	4.54	224	52	4.31	-0.3	-1.18
Apr-04	36	9	4.00	2.35	156	38	4.11	-0.13	-1.08
May-04	20	5	4.00	2.74	191	41	4.66	-0.12	-1.07
Jun-04	31	8	3.88	2.70	290	68	4.26	0.03	-0.98
Jul-04	33	6	5.50	3.51	301	55	5.47	-0.01	-1.01
Aug-04	12	5	2.40	1.82	252	59	4.27	0.98	-0.41
Sep-04	9	5	1.80	1.10	243	58	4.19	1.25	-0.24



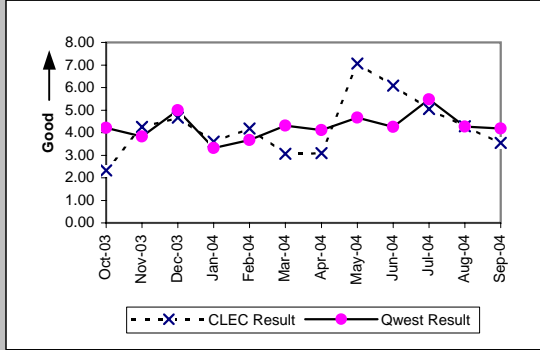
Unbundled Loops and Number Portability (Average Days) (PO-8 B) (Parity)

Date	CLEC Num	CLEC Denc	CLEC Resu	CLEC Std	Qwest Num	Qwest Denc	Qwest Resu	Mod Z Scr	Parity Score
Oct-03	428	97	4.41	2.70	459	109	4.21	-0.22	-1.14
Nov-03	327	67	4.88	2.05	295	77	3.83	-1.66	-2.01
Dec-03	348	67	5.19	3.50	330	66	5.00	-0.16	-1.1
Jan-04	560	96	5.83	4.56	189	57	3.32	-3.69	-3.24
Feb-04	333	74	4.50	1.64	209	57	3.67	-0.88	-1.54
Mar-04	344	74	4.65	2.76	224	52	4.31	-0.46	-1.28
Apr-04	456	78	5.85	5.25	156	38	4.11	-2.03	-2.23
May-04	524	74	7.08	8.20	191	41	4.66	-1.81	-2.1
Jun-04	368	71	5.18	3.93	290	68	4.26	-1.17	-1.71
Jul-04	297	64	4.64	5.79	301	55	5.47	0.8	-0.51
Aug-04	379	104	3.64	1.64	252	59	4.27	0.87	-0.47
Sep-04	337	88	3.83	1.95	243	58	4.19	0.44	-0.73



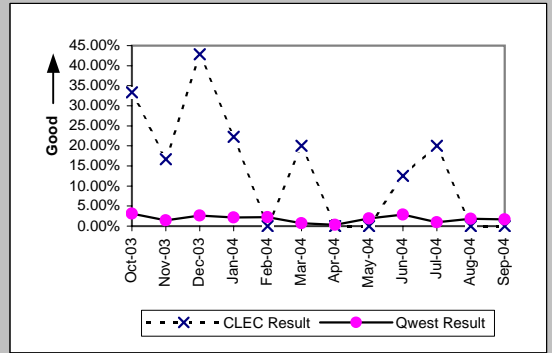
UNE - P (POTS) (Average Days) (PO-8 D) (Parity)

Date	CLEC Num	CLEC Denc	CLEC Resu	CLEC Std	Qwest Num	Qwest Denc	Qwest Resu	Mod Z Scr	Parity Score
Oct-03	28	12	2.33	1.67	459	109	4.21	1.63	-0.01
Nov-03	17	4	4.25	1.89	295	77	3.83	-0.22	-1.13
Dec-03	14	3	4.67	2.08	330	66	5.00	-0.3	-1.18
Jan-04	36	10	3.60	2.37	189	57	3.32	-0.2	-1.12
Feb-04	46	11	4.18	3.03	209	57	3.67	-0.29	-1.18
Mar-04	52	17	3.06	1.82	224	52	4.31	1.1	-0.33
Apr-04	34	11	3.09	1.51	156	38	4.11	0.74	-0.55
May-04	106	15	7.07	14.01	191	41	4.66	-1.16	-1.7
Jun-04	146	24	6.08	5.50	290	68	4.26	-1.66	-2.01
Jul-04	101	20	5.05	3.78	301	55	5.47	0.19	-0.88
Aug-04	73	17	4.29	2.02	252	59	4.27	-0.02	-1.01
Sep-04	110	31	3.55	3.35	243	58	4.19	0.68	-0.58

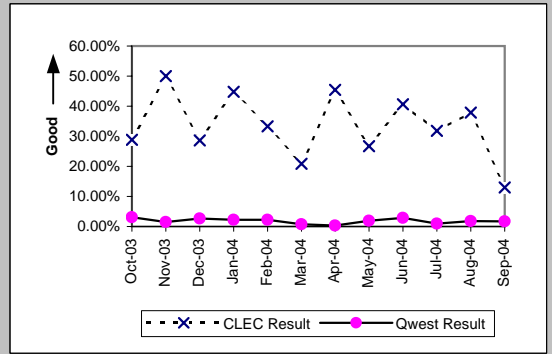


PO-9 - Timely Jeopardy Notices

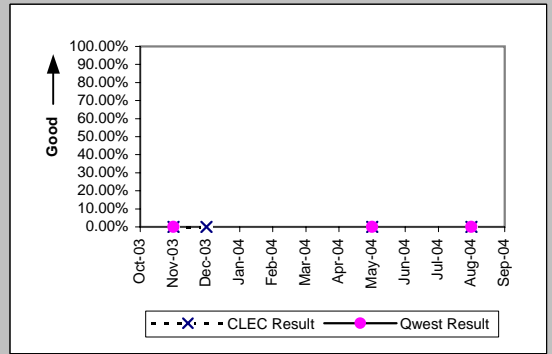
Non-Designed Services (PO-9 A) (Parity)									
Date	CLEC Num	CLEC Dend	CLEC Resu	CLEC Std	Qwest Num	Qwest Dend	Qwest Resu	Mod Z Scr	Parity Score
Oct-03	1	3	33.33%	47.14%	16	516	3.10%	-3.01	-2.83
Nov-03	1	6	16.67%	37.27%	5	343	1.46%	-3.08	-2.87
Dec-03	3	7	42.86%	49.49%	13	493	2.64%	-6.59	-5.01
Jan-04	2	9	22.22%	41.57%	12	548	2.19%	-4.07	-3.48
Feb-04	0	4	0.00%	0.00%	12	540	2.22%	0.04	-0.98
Mar-04	1	5	20.00%	40.00%	5	679	0.74%	-5.02	-4.05
Apr-04	0	4	0.00%	0.00%	2	606	0.33%	-0.21	-1.13
May-04	0	6	0.00%	0.00%	10	527	1.90%	0.07	-0.96
Jun-04	1	8	12.50%	33.07%	17	584	2.91%	-1.6	-1.97
Jul-04	1	5	20.00%	40.00%	6	622	0.96%	-4.34	-3.64
Aug-04	0	22	0.00%	0.00%	12	658	1.82%	0.43	-0.74
Sep-04	0	8	0.00%	0.00%	12	720	1.67%	0.1	-0.94



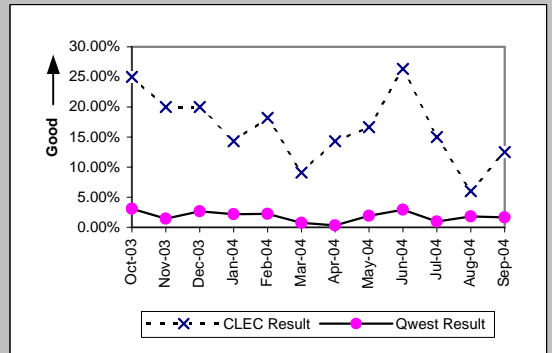
Unbundled Loops and Number Portability (PO-9 B) (Parity)									
Date	CLEC Num	CLEC Dend	CLEC Resu	CLEC Std	Qwest Num	Qwest Dend	Qwest Resu	Mod Z Scr	Parity Score
Oct-03	15	52	28.85%	45.30%	16	516	3.10%	-10.21	-7.21
Nov-03	4	8	50.00%	50.00%	5	343	1.46%	-11.32	-7.88
Dec-03	6	21	28.57%	45.18%	13	493	2.64%	-7.26	-5.42
Jan-04	13	29	44.83%	49.73%	12	548	2.19%	-15.29	-10.3
Feb-04	8	24	33.33%	47.14%	12	540	2.22%	-10.12	-7.15
Mar-04	5	24	20.83%	40.61%	5	679	0.74%	-11.32	-7.88
Apr-04	10	22	45.45%	49.79%	2	606	0.33%	-36.25	-23.04
May-04	8	30	26.67%	44.22%	10	527	1.90%	-9.67	-6.88
Jun-04	13	32	40.63%	49.11%	17	584	2.91%	-12.36	-8.51
Jul-04	14	44	31.82%	46.58%	6	622	0.96%	-20.24	-13.3
Aug-04	25	66	37.88%	48.51%	12	658	1.82%	-20.87	-13.69
Sep-04	14	108	12.96%	33.59%	12	720	1.67%	-8.55	-6.2



LIS Trunk (PO-9 C) (Parity)									
Date	CLEC Num	CLEC Dend	CLEC Resu	CLEC Std	Qwest Num	Qwest Dend	Qwest Resu	Mod Z Scr	Parity Score
Oct-03									
Nov-03	0	3	0.00%	0.00%	0	2	0.00%	N/A	N/A
Dec-03	0	1	0.00%	0.00%					
Jan-04									
Feb-04									
Mar-04									
Apr-04									
May-04	0	1	0.00%	0.00%	0	8	0.00%	N/A	N/A
Jun-04									
Jul-04									
Aug-04	0	1	0.00%	0.00%	0	6	0.00%	N/A	N/A
Sep-04									

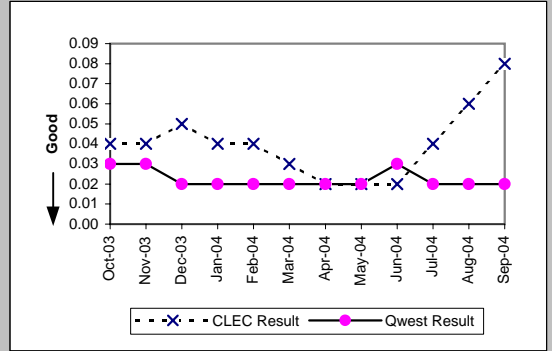


UNE - P (POTS) (PO-9 D) (Parity)									
Date	CLEC Num	CLEC Dend	CLEC Resu	CLEC Std	Qwest Num	Qwest Dend	Qwest Resu	Mod Z Scr	Parity Score
Oct-03	1	4	25.00%	43.30%	16	516	3.10%	-2.52	-2.53
Nov-03	1	5	20.00%	40.00%	5	343	1.46%	-3.43	-3.09
Dec-03	1	5	20.00%	40.00%	13	493	2.64%	-2.41	-2.47
Jan-04	1	7	14.29%	34.99%	12	548	2.19%	-2.17	-2.32
Feb-04	2	11	18.18%	38.57%	12	540	2.22%	-3.55	-3.16
Mar-04	1	11	9.09%	28.75%	5	679	0.74%	-3.22	-2.95
Apr-04	1	7	14.29%	34.99%	2	606	0.33%	-6.4	-4.89
May-04	2	12	16.67%	37.27%	10	527	1.90%	-3.71	-3.25
Jun-04	5	19	26.32%	44.03%	17	584	2.91%	-5.97	-4.63
Jul-04	3	20	15.00%	35.71%	6	622	0.96%	-6.32	-4.84
Aug-04	3	50	6.00%	23.75%	12	658	1.82%	-2.13	-2.29
Sep-04	4	32	12.50%	33.07%	12	720	1.67%	-4.68	-3.85



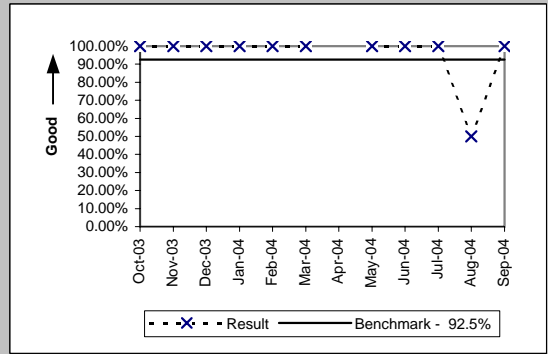
PO-15 - Number of Due Date Changes per Order

All (PO-15) (Diagnostic)										
Date	CLEC Num	CLEC Dend	CLEC Resu	CLEC Std	Qwest Num	Qwest Dend	Qwest Res	Mod Z Scr	Parity Score	
Oct-03	691	15537	0.04	0.22	1550	60981	0.03	11.91	6.24	
Nov-03	499	13225	0.04	0.20	1181	46715	0.03	7.07	3.3	
Dec-03	593	12230	0.05	0.23	1167	48006	0.02	13.62	7.28	
Jan-04	505	11750	0.04	0.22	1135	48688	0.02	10.61	5.45	
Feb-04	509	13801	0.04	0.20	1196	50425	0.02	7.93	3.82	
Mar-04	565	20021	0.03	0.18	1300	55465	0.02	3.32	1.02	
Apr-04	484	21322	0.02	0.15	1114	54688	0.02	1.79	0.09	
May-04	402	20280	0.02	0.15	1071	50306	0.02	-1.09	-1.66	
Jun-04	460	19731	0.02	0.16	1653	58488	0.03	-2.92	-2.77	
Jul-04	518	13937	0.04	0.20	1263	59861	0.02	10.17	5.18	
Aug-04	583	10280	0.06	0.24	978	59847	0.02	26.64	15.19	
Sep-04	747	9170	0.08	0.30	1037	60424	0.02	36.59	21.25	



PO-16 - Timely Release Notifications

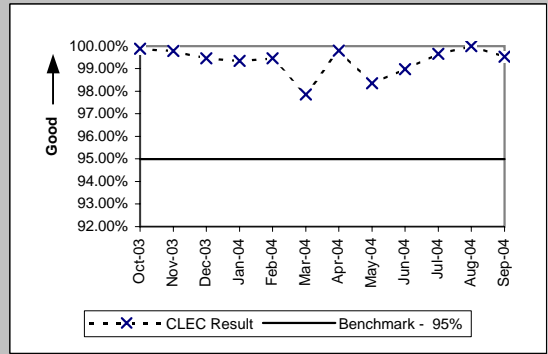
(PO-16) (Percent) (Benchmark)			
Date	Numerator	Denominator	Result
Oct-03	5	5	100.00%
Nov-03	3	3	100.00%
Dec-03	1	1	100.00%
Jan-04	1	1	100.00%
Feb-04	4	4	100.00%
Mar-04	7	7	100.00%
Apr-04	0	0	
May-04	2	2	100.00%
Jun-04	2	2	100.00%
Jul-04	0	0	100.00%
Aug-04	1	2	50.00%
Sep-04	7	7	100.00%



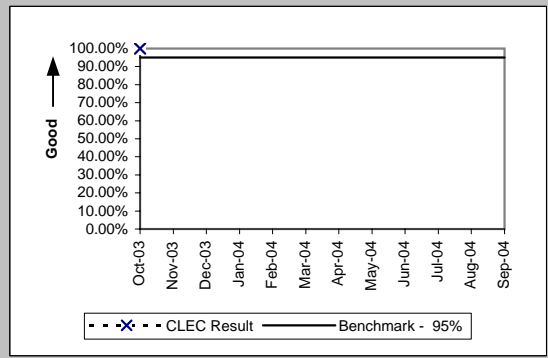
If the release notifications are less than 10 in the reporting month, the standard is 1 miss

PO-19 - Stand-Alone Test Environment (SATE) Accuracy

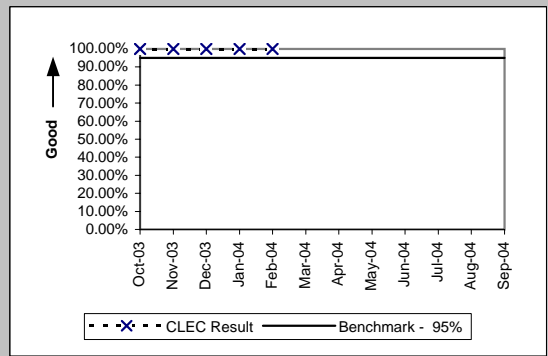
(PO-19) (Percent) (Benchmark)			
Date	CLEC Num	CLEC Denom	CLEC Result
Oct-03	880	881	99.89%
Nov-03	920	922	99.78%
Dec-03	917	922	99.46%
Jan-04	916	922	99.35%
Feb-04	917	922	99.46%
Mar-04	959	980	97.86%
Apr-04	978	980	99.80%
May-04	836	850	98.35%
Jun-04	579	585	98.97%
Jul-04	583	585	99.66%
Aug-04	585	585	100.00%
Sep-04	860	864	99.54%



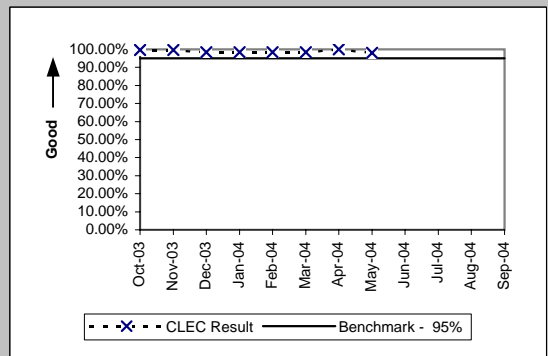
(PO-19 A) Rel. 11.0 (Percent) (Benchmark)			
Date	CLEC Num	CLEC Denom	CLEC Result
Oct-03	221	221	100.00%
Nov-03			
Dec-03			
Jan-04			
Feb-04			
Mar-04			
Apr-04			
May-04			
Jun-04			
Jul-04			
Aug-04			
Sep-04			



(PO-19 A) Rel. 12.0 (Percent) (Benchmark)			
Date	CLEC Num	CLEC Denom	CLEC Result
Oct-03	240	240	100.00%
Nov-03	240	240	100.00%
Dec-03	240	240	100.00%
Jan-04	240	240	100.00%
Feb-04	240	240	100.00%
Mar-04			
Apr-04			
May-04			
Jun-04			
Jul-04			
Aug-04			
Sep-04			



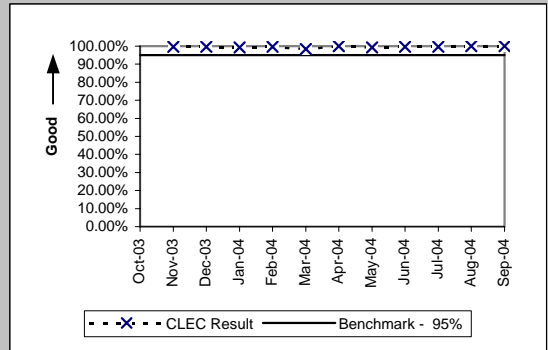
(PO-19 A) Rel. 13.0 (Percent) (Benchmark)			
Date	CLEC Num	CLEC Denom	CLEC Result
Oct-03	264	265	99.62%
Nov-03	264	265	99.62%
Dec-03	261	265	98.49%
Jan-04	261	265	98.49%
Feb-04	261	265	98.49%
Mar-04	261	265	98.49%
Apr-04	265	265	100.00%
May-04	260	265	98.11%
Jun-04			
Jul-04			
Aug-04			
Sep-04			



PO-19 - Stand-Alone Test Environment (SATE) Accuracy

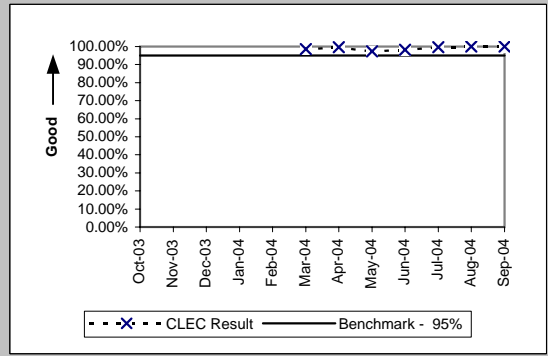
(PO-19 A) Rel. 14.0 (Percent) (Benchmark)

Date	CLEC Num	CLEC Denom	CLEC Result
Oct-03			
Nov-03	261	262	99.62%
Dec-03	261	262	99.62%
Jan-04	260	262	99.24%
Feb-04	261	262	99.62%
Mar-04	259	263	98.48%
Apr-04	263	263	100.00%
May-04	261	263	99.24%
Jun-04	262	263	99.62%
Jul-04	262	263	99.62%
Aug-04	263	263	100.00%
Sep-04	263	263	100.00%



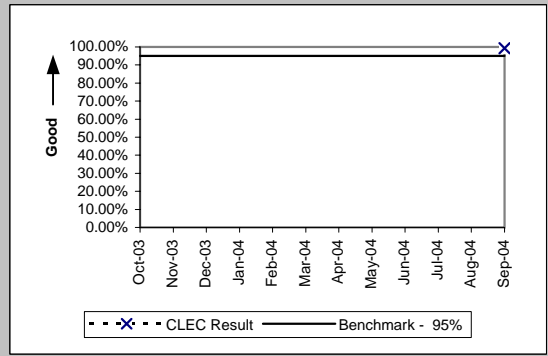
(PO-19 A) Rel. 15.0 (Percent) (Benchmark)

Date	CLEC Num	CLEC Denom	CLEC Result
Oct-03			
Nov-03			
Dec-03			
Jan-04			
Feb-04			
Mar-04	265	269	98.51%
Apr-04	268	269	99.63%
May-04	262	269	97.40%
Jun-04	264	269	98.14%
Jul-04	268	269	99.63%
Aug-04	269	269	100.00%
Sep-04	269	269	100.00%



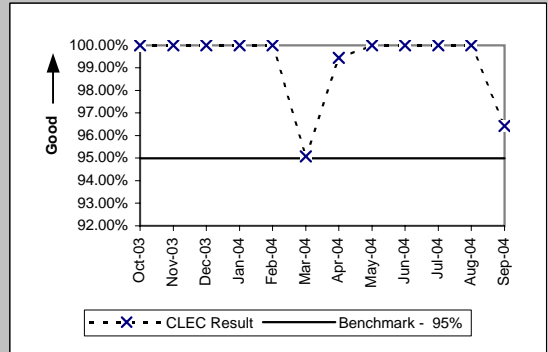
(PO-19) Rel. 16.0 (Percent) (Benchmark)

Date	CLEC Num	CLEC Denom	CLEC Result
Oct-03			
Nov-03			
Dec-03			
Jan-04			
Feb-04			
Mar-04			
Apr-04			
May-04			
Jun-04			
Jul-04			
Aug-04			
Sep-04	274	276	99.28%



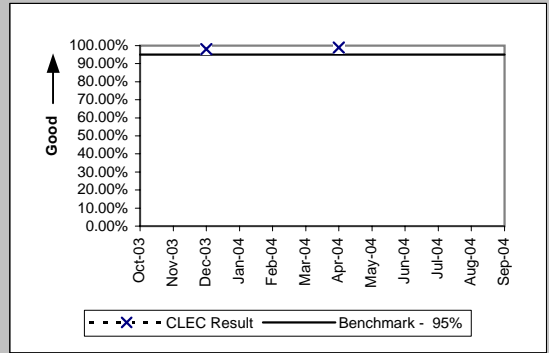
(PO-19 A) Rel. VICKI (Percent) (Benchmark)

Date	CLEC Num	CLEC Denom	CLEC Result
Oct-03			
Nov-03	155	155	100.00%
Dec-03	155	155	100.00%
Jan-04	155	155	100.00%
Feb-04	155	155	100.00%
Mar-04	174	183	95.08%
Apr-04	182	183	99.45%
May-04	53	53	100.00%
Jun-04	53	53	100.00%
Jul-04	53	53	100.00%
Aug-04	53	53	100.00%
Sep-04	54	56	96.43%



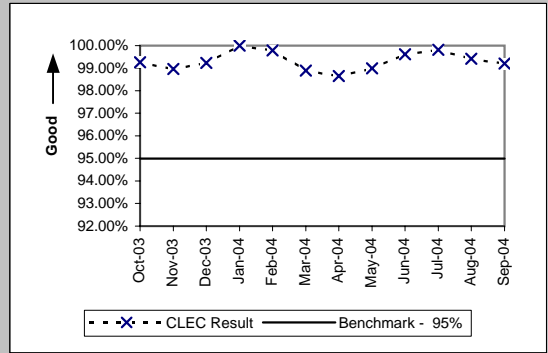
PO-19 - Stand-Alone Test Environment (SATE) Accuracy

(PO-19 B) (Percent) (Benchmark)			
Date	CLEC Num	CLEC Denom	CLEC Result
Oct-03			
Nov-03			
Dec-03	193	197	97.97%
Jan-04			
Feb-04			
Mar-04			
Apr-04	198	200	99.00%
May-04			
Jun-04			
Jul-04			
Aug-04			
Sep-04			

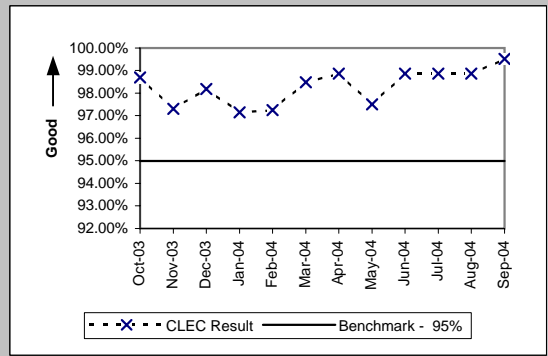


PO-20 Manual Service Order Accuracy

Resale POTS and UNE-P (POTS) (Benchmark)				
Date	CLEC Num	CLEC Denom	CLEC Result	
Oct-03	536	540	99.26%	
Nov-03	475	480	98.96%	
Dec-03	516	520	99.23%	
Jan-04	520	520	100.00%	
Feb-04	479	480	99.79%	
Mar-04	534	540	98.89%	
Apr-04	513	520	98.65%	
May-04	495	500	99.00%	
Jun-04	518	520	99.62%	
Jul-04	539	540	99.81%	
Aug-04	517	520	99.42%	
Sep-04	496	500	99.20%	

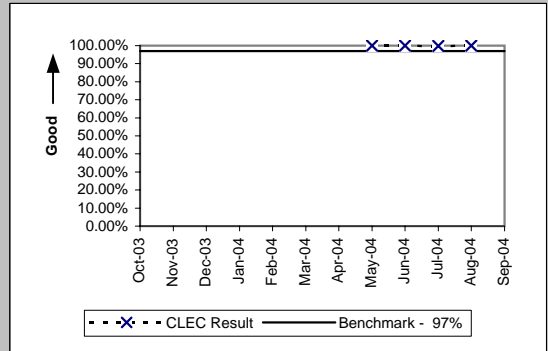


Unbundled Loops (Analog & NL 2-wire) (Benchmark)				
Date	CLEC Num	CLEC Denom	CLEC Result	
Oct-03	454	460	98.70%	
Nov-03	362	372	97.31%	
Dec-03	432	440	98.18%	
Jan-04	408	420	97.14%	
Feb-04	389	400	97.25%	
Mar-04	453	460	98.48%	
Apr-04	435	440	98.86%	
May-04	390	400	97.50%	
Jun-04	435	440	98.86%	
Jul-04	435	440	98.86%	
Aug-04	435	440	98.86%	
Sep-04	418	420	99.52%	

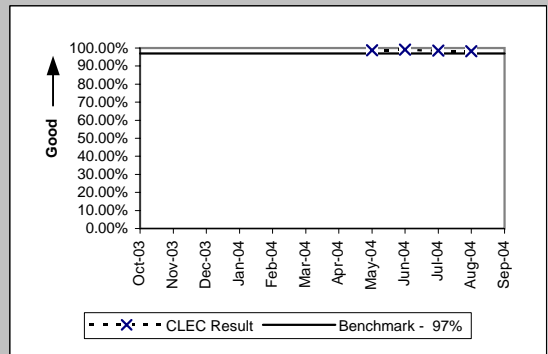


PO-20 (Expanded) Manual Service Order Accuracy (Phase 1)

Unbundled Loops (Benchmark)			
Date	CLEC Num	CLEC Denom	CLEC Result
Oct-03			
Nov-03			
Dec-03			
Jan-04			
Feb-04			
Mar-04			
Apr-04			
May-04	576	576	100.00%
Jun-04	689	689	100.00%
Jul-04	812	813	99.88%
Aug-04	983	983	100.00%
Sep-04			

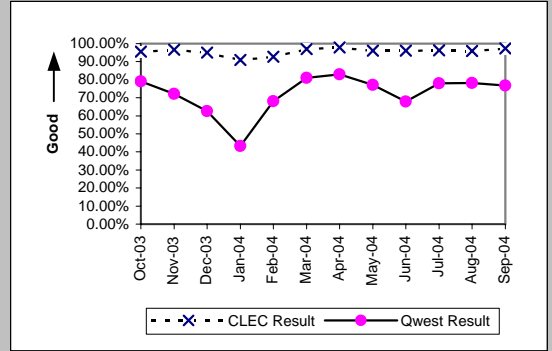


Resale & UNE-P (POTS) (Benchmark)			
Date	CLEC Num	CLEC Denom	CLEC Result
Oct-03			
Nov-03			
Dec-03			
Jan-04			
Feb-04			
Mar-04			
Apr-04			
May-04	1499	1519	98.68%
Jun-04	1926	1942	99.18%
Jul-04	2015	2043	98.63%
Aug-04	1980	2014	98.31%
Sep-04			



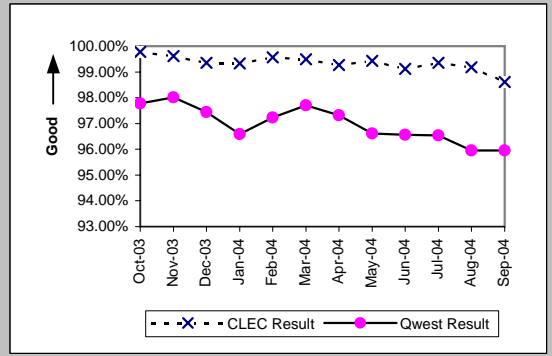
OP-2 - Calls Answered within Twenty Seconds - Interconnect Provisioning Center

Calls Answered within Twenty Seconds - Interconnect Provisioning Center (Percent) (OP-2) (Parity)						
Date	CLEC Num	CLEC Denom	CLEC Result	Qwest Num	Qwest Denom	Qwest Result
Oct-03	29232	30565	95.64%	2276364	2877143	79.12%
Nov-03	22703	23482	96.68%	1770391	2453680	72.15%
Dec-03	25828	27186	95.00%	1789584	2858297	62.61%
Jan-04	25305	27805	91.01%	1479598	3423076	43.22%
Feb-04	27163	29265	92.82%	2102532	3087161	68.11%
Mar-04	31509	32481	97.01%	2595707	3201149	81.09%
Apr-04	26634	27225	97.83%	2418419	2913320	83.01%
May-04	24129	25119	96.06%	2093771	2711980	77.20%
Jun-04	26447	27500	96.17%	2095478	3087970	67.86%
Jul-04	23766	24692	96.25%	2271706	2908955	78.09%
Aug-04	23357	24370	95.84%	2208178	2825014	78.17%
Sep-04	22116	22726	97.32%	2121022	2764870	76.71%

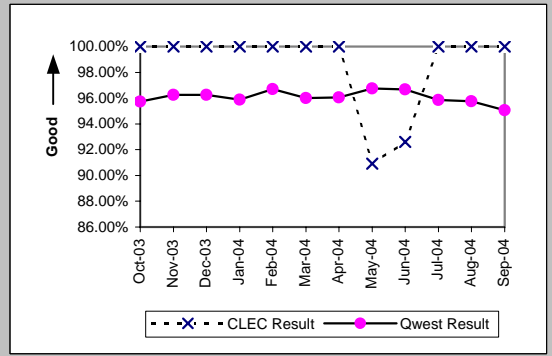


OP-3A - Installation Commitments Met (Percent) - Dispatches within MSAs

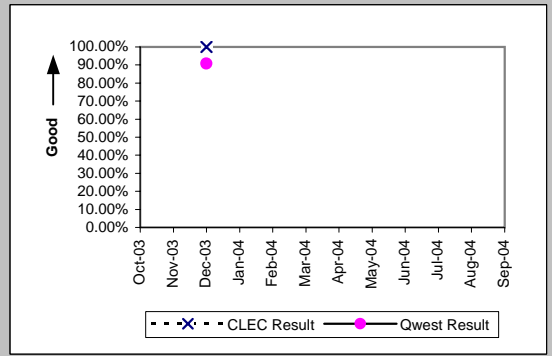
Residence (Parity)									
Date	CLEC Num	CLEC Denc	CLEC Resu	CLEC Std	Qwest Num	Qwest Denc	Qwest Resu	Mod Z Scr	Parity Scr
Oct-03	895	897	99.78%	4.72%	8400	8591	97.78%	-3.87	-3.35
Nov-03	765	768	99.61%	6.24%	7339	7488	98.01%	-3.02	-2.84
Dec-03	764	769	99.35%	8.04%	9819	10077	97.44%	-3.23	-2.97
Jan-04	746	751	99.33%	8.13%	7102	7353	96.59%	-3.95	-3.4
Feb-04	680	683	99.56%	6.61%	7676	7895	97.23%	-3.56	-3.17
Mar-04	789	793	99.50%	7.08%	8885	9094	97.70%	-3.23	-2.97
Apr-04	538	542	99.26%	8.56%	8210	8436	97.32%	-2.71	-2.65
May-04	517	520	99.42%	7.57%	7572	7838	96.61%	-3.44	-3.09
Jun-04	447	451	99.11%	9.38%	8383	8682	96.56%	-2.9	-2.77
Jul-04	458	461	99.35%	8.04%	9740	10089	96.54%	-3.23	-2.96
Aug-04	484	488	99.18%	9.02%	9659	10066	95.96%	-3.53	-3.15
Sep-04	495	502	98.61%	11.73%	9689	10097	95.96%	-2.94	-2.79



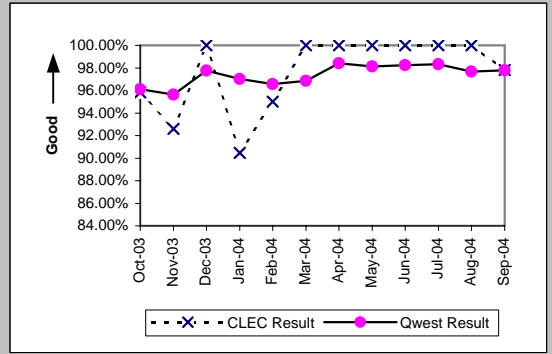
Business (Parity)									
Date	CLEC Num	CLEC Denc	CLEC Resu	CLEC Std	Qwest Num	Qwest Denc	Qwest Resu	Mod Z Scr	Parity Scr
Oct-03	5	5	100.00%	0.00%	2692	2812	95.73%	-0.47	-1.29
Nov-03	16	16	100.00%	0.00%	2002	2080	96.25%	-0.79	-1.48
Dec-03	7	7	100.00%	0.00%	1930	2005	96.26%	-0.52	-1.32
Jan-04	5	5	100.00%	0.00%	1949	2033	95.87%	-0.46	-1.28
Feb-04	4	4	100.00%	0.00%	2079	2150	96.70%	-0.37	-1.22
Mar-04	3	3	100.00%	0.00%	2613	2722	96.00%	-0.35	-1.21
Apr-04	10	10	100.00%	0.00%	2270	2363	96.06%	-0.64	-1.39
May-04	10	11	90.91%	28.75%	2173	2246	96.75%	0.92	-0.44
Jun-04	25	27	92.59%	26.19%	2384	2466	96.67%	1.07	-0.35
Jul-04	6	6	100.00%	0.00%	2192	2287	95.85%	-0.51	-1.31
Aug-04	9	9	100.00%	0.00%	2126	2220	95.77%	-0.63	-1.38
Sep-04	4	4	100.00%	0.00%	2137	2248	95.06%	-0.46	-1.28



Centrex (Parity)									
Date	CLEC Num	CLEC Denc	CLEC Resu	CLEC Std	Qwest Num	Qwest Denc	Qwest Resu	Mod Z Scr	Parity Scr
Oct-03									
Nov-03									
Dec-03	1	1	100.00%	0.00%	286	315	90.79%	-0.32	-1.19
Jan-04									
Feb-04									
Mar-04									
Apr-04									
May-04									
Jun-04									
Jul-04									
Aug-04									
Sep-04									

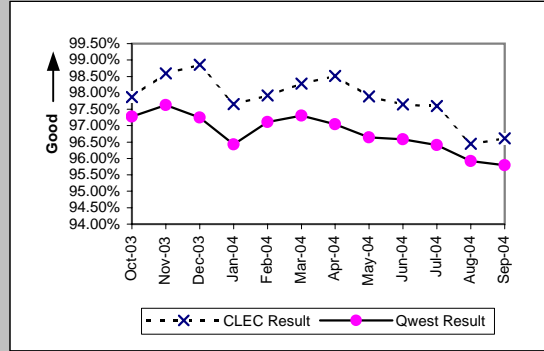


Qwest DSL (Parity)									
Date	CLEC Num	CLEC Denc	CLEC Resu	CLEC Std	Qwest Num	Qwest Denc	Qwest Resu	Mod Z Scr	Parity Scr
Oct-03	23	24	95.83%	19.98%	693	721	96.12%	0.14	-0.91
Nov-03	25	27	92.59%	26.19%	679	710	95.63%	0.75	-0.55
Dec-03	22	22	100.00%	0.00%	1089	1114	97.76%	-0.7	-1.43
Jan-04	19	21	90.48%	29.35%	1429	1473	97.01%	1.43	-0.13
Feb-04	19	20	95.00%	21.79%	1569	1625	96.55%	0.43	-0.74
Mar-04	17	17	100.00%	0.00%	1483	1531	96.86%	-0.74	-1.45
Apr-04	23	23	100.00%	0.00%	2688	2731	98.43%	-0.6	-1.37
May-04	41	41	100.00%	0.00%	2784	2837	98.13%	-0.88	-1.53
Jun-04	38	38	100.00%	0.00%	3344	3404	98.24%	-0.82	-1.5
Jul-04	33	33	100.00%	0.00%	3253	3308	98.34%	-0.74	-1.45
Aug-04	33	33	100.00%	0.00%	3111	3185	97.68%	-0.88	-1.54
Sep-04	45	46	97.83%	14.58%	3367	3443	97.79%	-0.02	-1.01

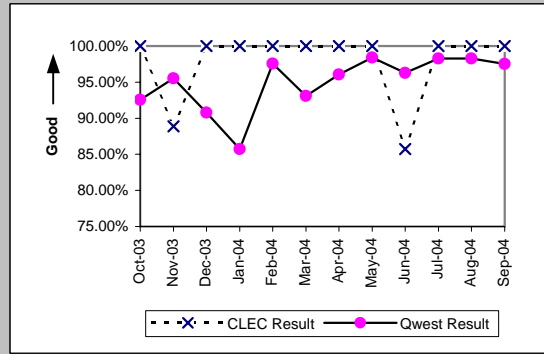


OP-3A - Installation Commitments Met (Percent) - Dispatches within MSA's

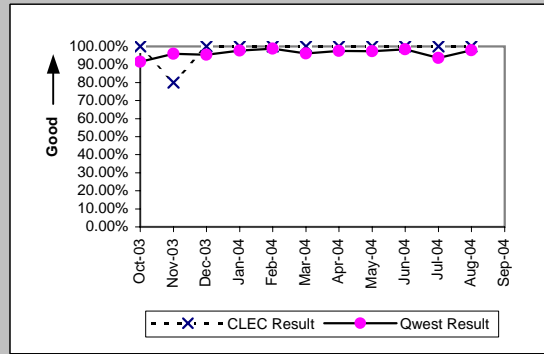
UNE - P (POTS) (Parity)										
Date	CLEC Num	CLEC Denc	CLEC Resu	CLEC Std	Qwest Num	Qwest Denc	Qwest Resu	Mod Z Scr	Parity Scr	
Oct-03	230	235	97.87%	14.43%	11092	11403	97.27%	-0.56	-1.34	
Nov-03	210	213	98.59%	11.78%	9341	9568	97.63%	-0.91	-1.56	
Dec-03	345	349	98.85%	10.64%	11749	12082	97.24%	-1.81	-2.1	
Jan-04	208	213	97.65%	15.14%	9051	9386	96.43%	-0.95	-1.58	
Feb-04	235	240	97.92%	14.28%	9755	10045	97.11%	-0.73	-1.45	
Mar-04	400	407	98.28%	13.00%	11498	11816	97.31%	-1.19	-1.72	
Apr-04	530	538	98.51%	12.10%	10480	10799	97.05%	-1.96	-2.19	
May-04	602	615	97.89%	14.38%	9745	10084	96.64%	-1.67	-2.01	
Jun-04	747	765	97.65%	15.16%	10767	11148	96.58%	-1.57	-1.95	
Jul-04	773	792	97.60%	15.30%	11932	12376	96.41%	-1.74	-2.06	
Aug-04	733	760	96.45%	18.51%	11785	12286	95.92%	-0.71	-1.43	
Sep-04	685	709	96.62%	18.08%	11826	12345	95.80%	-1.06	-1.64	



UNE P (Centrex) (Parity)										
Date	CLEC Num	CLEC Denc	CLEC Resu	CLEC Std	Qwest Num	Qwest Denc	Qwest Resu	Mod Z Scr	Parity Scr	
Oct-03	5	5	100.00%	0.00%	236	255	92.55%	-0.63	-1.38	
Nov-03	8	9	88.89%	31.43%	257	269	95.54%	0.81	-0.51	
Dec-03	8	8	100.00%	0.00%	286	315	90.79%	-0.89	-1.54	
Jan-04	5	5	100.00%	0.00%	222	259	85.71%	-0.9	-1.55	
Feb-04	4	4	100.00%	0.00%	201	206	97.57%	-0.31	-1.19	
Mar-04	8	8	100.00%	0.00%	269	289	93.08%	-0.76	-1.46	
Apr-04	5	5	100.00%	0.00%	267	278	96.04%	-0.45	-1.27	
May-04	4	4	100.00%	0.00%	186	189	98.41%	-0.25	-1.15	
Jun-04	6	7	85.71%	34.99%	285	296	96.28%	1.1	-0.33	
Jul-04	4	4	100.00%	0.00%	284	289	98.27%	-0.26	-1.16	
Aug-04	4	4	100.00%	0.00%	229	233	98.28%	-0.26	-1.16	
Sep-04	4	4	100.00%	0.00%	314	322	97.52%	-0.32	-1.19	

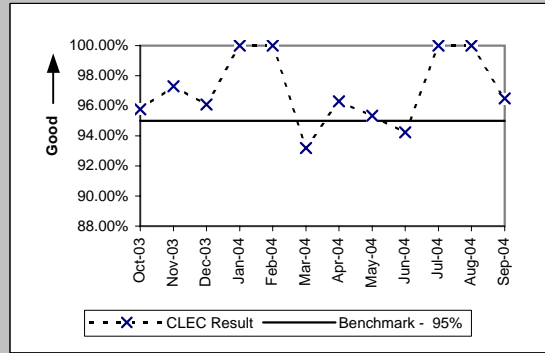


UNE P (Centrex 21) (Parity)										
Date	CLEC Num	CLEC Denc	CLEC Resu	CLEC Std	Qwest Num	Qwest Denc	Qwest Resu	Mod Z Scr	Parity Scr	
Oct-03	2	2	100.00%	0.00%	108	118	91.53%	-0.43	-1.26	
Nov-03	4	5	80.00%	40.00%	94	98	95.92%	1.19	-0.28	
Dec-03	2	2	100.00%	0.00%	83	87	95.40%	-0.31	-1.19	
Jan-04	1	1	100.00%	0.00%	84	86	97.67%	-0.15	-1.09	
Feb-04	1	1	100.00%	0.00%	77	78	98.72%	-0.11	-1.07	
Mar-04	1	1	100.00%	0.00%	100	104	96.15%	-0.2	-1.12	
Apr-04	2	2	100.00%	0.00%	117	120	97.50%	-0.22	-1.14	
May-04	6	6	100.00%	0.00%	73	75	97.33%	-0.39	-1.24	
Jun-04	4	4	100.00%	0.00%	119	121	98.35%	-0.26	-1.16	
Jul-04	1	1	100.00%	0.00%	102	109	93.58%	-0.26	-1.16	
Aug-04	2	2	100.00%	0.00%	93	95	97.89%	-0.21	-1.12	
Sep-04										



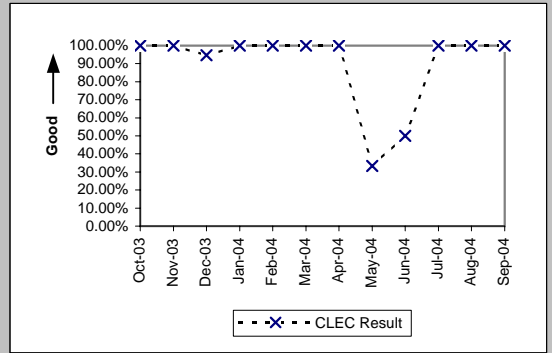
OP-3A - Installation Commitments Met (Percent) - Dispatches within MSAs

Line Sharing (Benchmark)					
Date	Numerator	Denominator	CLEC Result	Standard Dev	
Oct-03	68	71	95.77%	20.12%	
Nov-03	36	37	97.30%	16.22%	
Dec-03	49	51	96.08%	19.41%	
Jan-04	54	54	100.00%	0.00%	
Feb-04	50	50	100.00%	0.00%	
Mar-04	41	44	93.18%	25.21%	
Apr-04	26	27	96.30%	18.89%	
May-04	41	43	95.35%	21.06%	
Jun-04	49	52	94.23%	23.32%	
Jul-04	43	43	100.00%	0.00%	
Aug-04	60	60	100.00%	0.00%	
Sep-04	55	57	96.49%	18.40%	



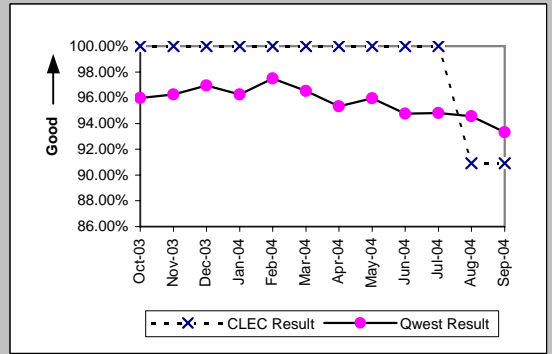
OP-3A - Installation Commitments Met (Percent) - Dispatches within MSAs

Date	Line Splitting		CLEC Result	Standard Dev
	Numerator	Denominator		
Oct-03	6	6	100.00%	0.00%
Nov-03	5	5	100.00%	0.00%
Dec-03	18	19	94.74%	22.33%
Jan-04	10	10	100.00%	0.00%
Feb-04	1	1	100.00%	0.00%
Mar-04	8	8	100.00%	0.00%
Apr-04	1	1	100.00%	0.00%
May-04	1	3	33.33%	47.14%
Jun-04	1	2	50.00%	50.00%
Jul-04	3	3	100.00%	0.00%
Aug-04	7	7	100.00%	0.00%
Sep-04	4	4	100.00%	0.00%

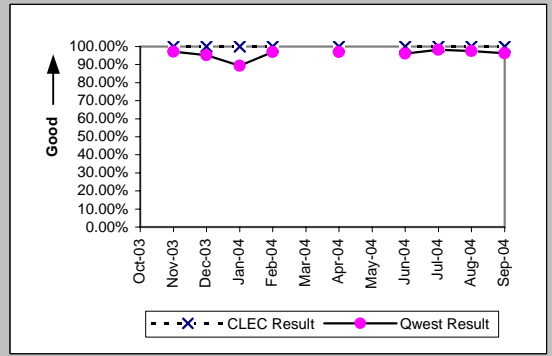


OP-3B - Installation Commitments Met (Percent) - Dispatches outside MSAs

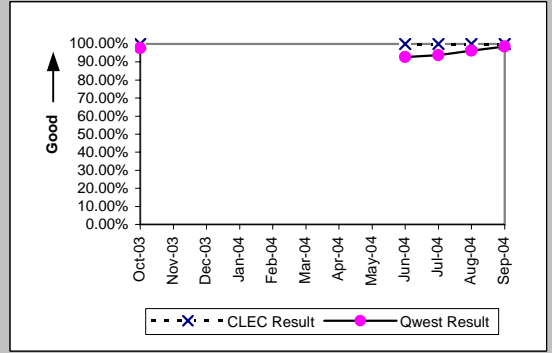
Residence (Parity)									
Date	CLEC Num	CLEC Denc	CLEC Resu	CLEC Std E	Qwest Num	Qwest Denc	Qwest Resu	Mod Z Scr	Parity Scr
Oct-03	31	31	100.00%	0.00%	1459	1520	95.99%	-1.13	-1.69
Nov-03	52	52	100.00%	0.00%	1159	1204	96.26%	-1.39	-1.85
Dec-03	58	58	100.00%	0.00%	1458	1504	96.94%	-1.33	-1.81
Jan-04	25	25	100.00%	0.00%	1154	1199	96.25%	-0.98	-1.59
Feb-04	17	17	100.00%	0.00%	1400	1436	97.49%	-0.66	-1.4
Mar-04	18	18	100.00%	0.00%	1469	1522	96.52%	-0.8	-1.49
Apr-04	11	11	100.00%	0.00%	1406	1475	95.32%	-0.73	-1.45
May-04	13	13	100.00%	0.00%	1283	1337	95.96%	-0.74	-1.45
Jun-04	14	14	100.00%	0.00%	1377	1453	94.77%	-0.87	-1.53
Jul-04	9	9	100.00%	0.00%	1465	1545	94.82%	-0.7	-1.42
Aug-04	10	11	90.91%	28.75%	1407	1488	94.56%	0.54	-0.67
Sep-04	10	11	90.91%	28.75%	1396	1496	93.32%	0.37	-0.77



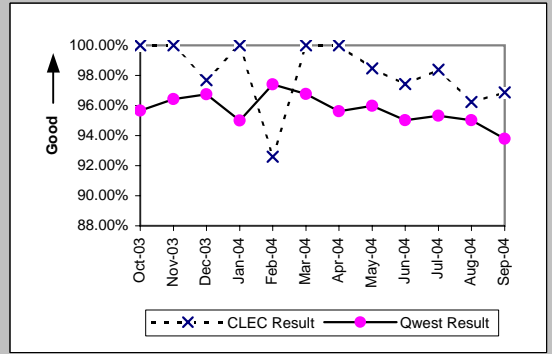
Business (Parity)									
Date	CLEC Num	CLEC Denc	CLEC Resu	CLEC Std E	Qwest Num	Qwest Denc	Qwest Resu	Mod Z Scr	Parity Scr
Oct-03									
Nov-03	2	2	100.00%	0.00%	242	249	97.19%	-0.24	-1.15
Dec-03	2	2	100.00%	0.00%	202	212	95.28%	-0.31	-1.19
Jan-04	4	4	100.00%	0.00%	236	264	89.39%	-0.68	-1.42
Feb-04	1	1	100.00%	0.00%	287	296	96.96%	-0.18	-1.11
Mar-04									
Apr-04	3	3	100.00%	0.00%	296	305	97.05%	-0.3	-1.18
May-04									
Jun-04	5	5	100.00%	0.00%	301	313	96.17%	-0.44	-1.27
Jul-04	1	1	100.00%	0.00%	266	271	98.16%	-0.14	-1.08
Aug-04	1	1	100.00%	0.00%	275	282	97.52%	-0.16	-1.1
Sep-04	1	1	100.00%	0.00%	282	293	96.25%	-0.2	-1.12



Qwest DSL (Parity)									
Date	CLEC Num	CLEC Denc	CLEC Resu	CLEC Std E	Qwest Num	Qwest Denc	Qwest Resu	Mod Z Scr	Parity Scr
Oct-03	1	1	100.00%	0.00%	41	42	97.62%	-0.15	-1.09
Nov-03									
Dec-03									
Jan-04									
Feb-04									
Mar-04									
Apr-04									
May-04									
Jun-04	1	1	100.00%	0.00%	409	441	92.74%	-0.28	-1.17
Jul-04	1	1	100.00%	0.00%	433	462	93.72%	-0.26	-1.16
Aug-04	1	1	100.00%	0.00%	387	402	96.27%	-0.2	-1.12
Sep-04	2	2	100.00%	0.00%	369	374	98.66%	-0.16	-1.1

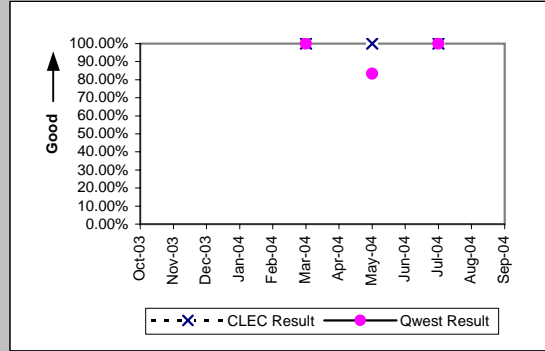


UNE - P (POTS) (Parity)									
Date	CLEC Num	CLEC Denc	CLEC Resu	CLEC Std E	Qwest Num	Qwest Denc	Qwest Resu	Mod Z Scr	Parity Scr
Oct-03	28	28	100.00%	0.00%	1737	1816	95.65%	-1.12	-1.68
Nov-03	30	30	100.00%	0.00%	1401	1453	96.42%	-1.04	-1.64
Dec-03	42	43	97.67%	15.07%	1660	1716	96.74%	-0.34	-1.21
Jan-04	24	24	100.00%	0.00%	1390	1463	95.01%	-1.11	-1.68
Feb-04	25	27	92.59%	26.19%	1687	1732	97.40%	1.32	-0.2
Mar-04	51	51	100.00%	0.00%	1764	1823	96.76%	-1.29	-1.78
Apr-04	46	46	100.00%	0.00%	1702	1780	95.62%	-1.43	-1.87
May-04	64	65	98.46%	12.31%	1526	1590	95.97%	-1	-1.61
Jun-04	76	78	97.44%	15.81%	1678	1766	95.02%	-0.96	-1.58
Jul-04	122	124	98.39%	12.60%	1731	1816	95.32%	-1.56	-1.95
Aug-04	102	106	96.23%	19.06%	1682	1770	95.03%	-0.55	-1.34
Sep-04	93	96	96.88%	17.40%	1678	1789	93.80%	-1.22	-1.74



OP-3B - Installation Commitments Met (Percent) - Dispatches outside MSAs

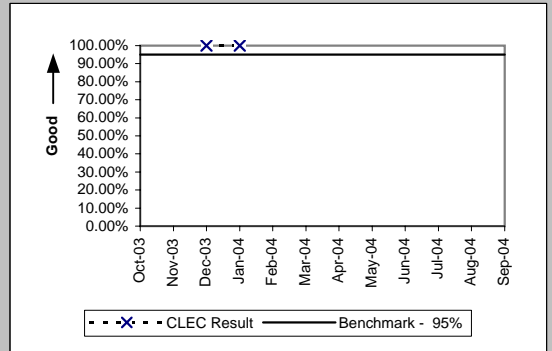
UNE P (Centrex) (Parity)									
Date	CLEC Num	CLEC Dend	CLEC Resu	CLEC Std	Qwest Num	Qwest Dend	Qwest Resu	Mod Z Scr	Parity Scr
Oct-03									
Nov-03									
Dec-03									
Jan-04									
Feb-04									
Mar-04	1	1	100.00%	0.00%	6	6	100.00%	N/A	N/A
Apr-04									
May-04	1	1	100.00%	0.00%	5	6	83.33%	-0.41	-1.25
Jun-04									
Jul-04	1	1	100.00%	0.00%	5	5	100.00%	N/A	N/A
Aug-04									
Sep-04									



OP-3B - Installation Commitments Met (Percent) - Dispatches outside MSAs

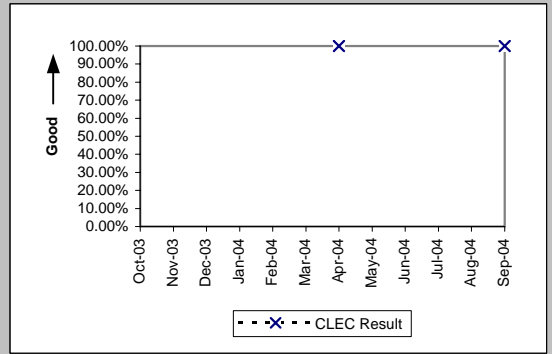
Line Sharing (Benchmark)

Date	Numerator	Denominator	CLEC Result	Standard Dev
Oct-03				
Nov-03				
Dec-03	1	1	100.00%	0.00%
Jan-04	1	1	100.00%	0.00%
Feb-04				
Mar-04				
Apr-04				
May-04				
Jun-04				
Jul-04				
Aug-04				
Sep-04				



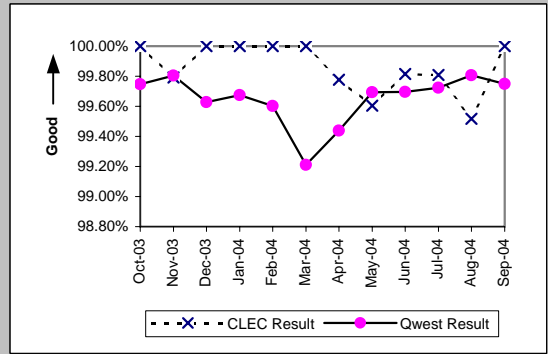
Sub-Loop Unbundling (Diagnostic)

Date	Numerator	Denominator	CLEC Result	Standard Dev
Oct-03				
Nov-03				
Dec-03				
Jan-04				
Feb-04				
Mar-04				
Apr-04	1	1	100.00%	0.00%
May-04				
Jun-04				
Jul-04				
Aug-04				
Sep-04	1	1	100.00%	0.00%

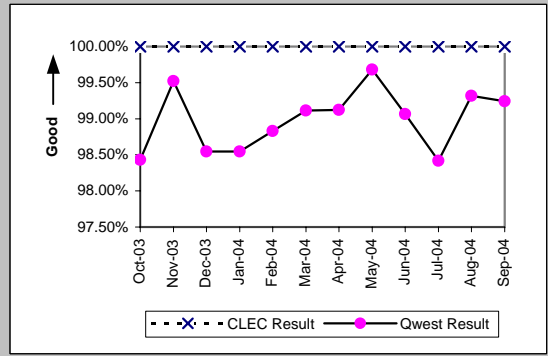


OP-3C - Installation Commitments Met (Percent) - No dispatches

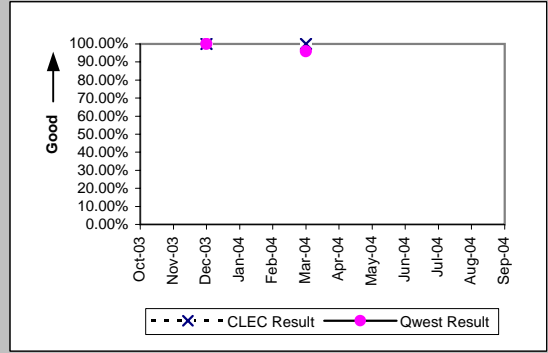
Residence (Parity)									
Date	CLEC Num	CLEC Denc	CLEC Resu	CLEC Std	Qwest Num	Qwest Denc	Qwest Resu	Mod Z Scr	Parity Scr
Oct-03	479	479	100.00%	0.00%	29988	30064	99.75%	-1.09	-1.66
Nov-03	480	481	99.79%	4.55%	21013	21054	99.81%	0.15	-0.91
Dec-03	670	670	100.00%	0.00%	18460	18529	99.63%	-1.55	-1.95
Jan-04	907	907	100.00%	0.00%	22323	22396	99.67%	-1.69	-2.03
Feb-04	482	482	100.00%	0.00%	22584	22674	99.60%	-1.37	-1.83
Mar-04	356	356	100.00%	0.00%	25892	26098	99.21%	-1.67	-2.02
Apr-04	447	448	99.78%	4.72%	26023	26170	99.44%	-0.95	-1.58
May-04	502	504	99.60%	6.29%	22846	22916	99.69%	0.37	-0.78
Jun-04	539	540	99.81%	4.30%	26551	26632	99.70%	-0.5	-1.3
Jul-04	522	523	99.81%	4.37%	24831	24900	99.72%	-0.37	-1.22
Aug-04	619	622	99.52%	6.93%	25384	25433	99.81%	1.63	-0.01
Sep-04	898	898	100.00%	0.00%	25860	25925	99.75%	-1.48	-1.9



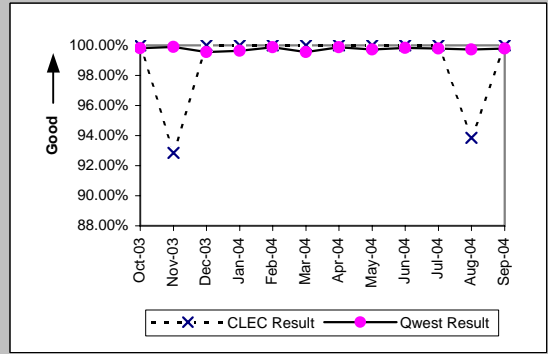
Business (Parity)									
Date	CLEC Num	CLEC Denc	CLEC Resu	CLEC Std	Qwest Num	Qwest Denc	Qwest Resu	Mod Z Scr	Parity Scr
Oct-03	10	10	100.00%	0.00%	816	829	98.43%	-0.4	-1.24
Nov-03	7	7	100.00%	0.00%	829	833	99.52%	-0.18	-1.11
Dec-03	22	22	100.00%	0.00%	610	619	98.55%	-0.56	-1.34
Jan-04	5	5	100.00%	0.00%	746	757	98.55%	-0.27	-1.16
Feb-04	6	6	100.00%	0.00%	675	683	98.83%	-0.27	-1.16
Mar-04	30	30	100.00%	0.00%	783	790	99.11%	-0.51	-1.31
Apr-04	8	8	100.00%	0.00%	677	683	99.12%	-0.26	-1.16
May-04	10	10	100.00%	0.00%	623	625	99.68%	-0.18	-1.11
Jun-04	9	9	100.00%	0.00%	743	750	99.07%	-0.29	-1.18
Jul-04	13	13	100.00%	0.00%	746	758	98.42%	-0.45	-1.28
Aug-04	11	11	100.00%	0.00%	726	731	99.32%	-0.27	-1.17
Sep-04	5	5	100.00%	0.00%	653	658	99.24%	-0.19	-1.12



Centrex 21 (Parity)									
Date	CLEC Num	CLEC Denc	CLEC Resu	CLEC Std	Qwest Num	Qwest Denc	Qwest Resu	Mod Z Scr	Parity Scr
Oct-03									
Nov-03									
Dec-03	1	1	100.00%	0.00%	43	43	100.00%	N/A	N/A
Jan-04									
Feb-04									
Mar-04	1	1	100.00%	0.00%	48	50	96.00%	-0.2	-1.12
Apr-04									
May-04									
Jun-04									
Jul-04									
Aug-04									
Sep-04									

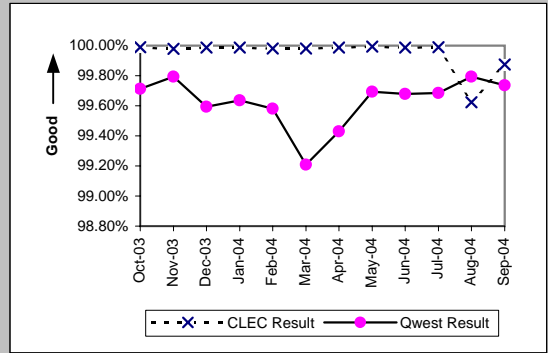


Qwest DSL (Parity)									
Date	CLEC Num	CLEC Denc	CLEC Resu	CLEC Std	Qwest Num	Qwest Denc	Qwest Resu	Mod Z Scr	Parity Scr
Oct-03	35	35	100.00%	0.00%	8612	8629	99.80%	-0.26	-1.16
Nov-03	13	14	92.86%	25.75%	7393	7401	99.89%	2.42	0.47
Dec-03	26	26	100.00%	0.00%	7724	7758	99.56%	-0.34	-1.21
Jan-04	11	11	100.00%	0.00%	8132	8162	99.63%	-0.2	-1.12
Feb-04	12	12	100.00%	0.00%	7631	7640	99.88%	-0.12	-1.07
Mar-04	24	24	100.00%	0.00%	7239	7271	99.56%	-0.33	-1.2
Apr-04	22	22	100.00%	0.00%	9156	9167	99.88%	-0.16	-1.1
May-04	87	87	100.00%	0.00%	9047	9073	99.71%	-0.5	-1.3
Jun-04	173	173	100.00%	0.00%	10037	10055	99.82%	-0.55	-1.34
Jul-04	43	43	100.00%	0.00%	9301	9320	99.80%	-0.3	-1.18
Aug-04	61	65	93.85%	24.03%	9625	9651	99.73%	4.16	1.53
Sep-04	5	5	100.00%	0.00%	9457	9478	99.78%	-0.11	-1.06

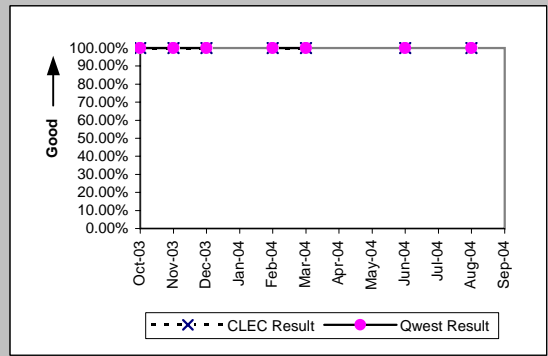


OP-3C - Installation Commitments Met (Percent) - No dispatches

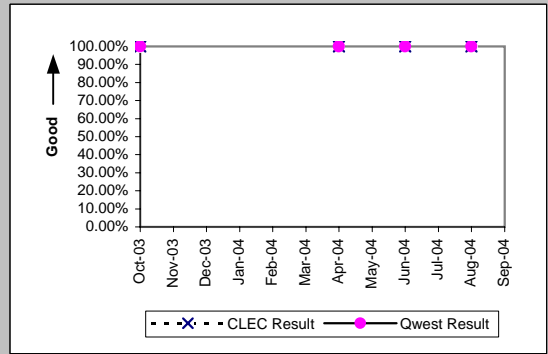
UNE - P (POTS) (Parity)										
Date	CLEC Num	CLEC Dend	CLEC Resu	CLEC Std	Qwest Num	Qwest Dend	Qwest Resu	Mod Z Scr	Parity Scr	
Oct-03	10426	10427	99.99%	0.98%	30804	30893	99.71%	-4.59	-3.79	
Nov-03	9094	9096	99.98%	1.48%	21842	21887	99.79%	-3.25	-2.98	
Dec-03	7360	7361	99.99%	1.17%	19070	19148	99.59%	-4.51	-3.74	
Jan-04	7482	7483	99.99%	1.16%	23069	23153	99.64%	-4.37	-3.66	
Feb-04	10140	10142	99.98%	1.40%	23259	23357	99.58%	-5.2	-4.16	
Mar-04	15845	15848	99.98%	1.38%	26675	26888	99.21%	-8.71	-6.3	
Apr-04	16992	16994	99.99%	1.08%	26700	26853	99.43%	-7.56	-5.6	
May-04	15813	15814	99.99%	0.80%	23469	23541	99.69%	-5.28	-4.21	
Jun-04	15047	15049	99.99%	1.15%	27294	27382	99.68%	-5.36	-4.26	
Jul-04	9154	9155	99.99%	1.05%	25577	25658	99.68%	-4.46	-3.71	
Aug-04	5295	5315	99.62%	6.12%	26110	26164	99.79%	2.49	0.51	
Sep-04	3963	3968	99.87%	3.55%	26513	26583	99.74%	-1.57	-1.96	



UNE P (Centrex) (Parity)										
Date	CLEC Num	CLEC Dend	CLEC Resu	CLEC Std	Qwest Num	Qwest Dend	Qwest Resu	Mod Z Scr	Parity Scr	
Oct-03	4	4	100.00%	0.00%	11	11	100.00%	N/A	N/A	
Nov-03	3	3	100.00%	0.00%	12	12	100.00%	N/A	N/A	
Dec-03	1	1	100.00%	0.00%	21	21	100.00%	N/A	N/A	
Jan-04										
Feb-04	4	4	100.00%	0.00%	4	4	100.00%	N/A	N/A	
Mar-04	1	1	100.00%	0.00%	9	9	100.00%	N/A	N/A	
Apr-04										
May-04										
Jun-04	1	1	100.00%	0.00%	5	5	100.00%	N/A	N/A	
Jul-04										
Aug-04	4	4	100.00%	0.00%	4	4	100.00%	N/A	N/A	
Sep-04										



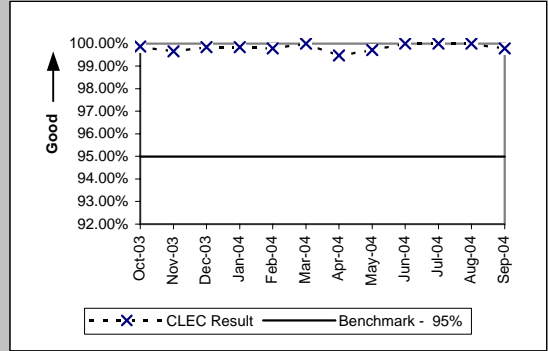
UNE P (Centrex 21) (Parity)										
Date	CLEC Num	CLEC Dend	CLEC Resu	CLEC Std	Qwest Num	Qwest Dend	Qwest Resu	Mod Z Scr	Parity Scr	
Oct-03	4	4	100.00%	0.00%	48	48	100.00%	N/A	N/A	
Nov-03										
Dec-03										
Jan-04										
Feb-04										
Mar-04										
Apr-04	1	1	100.00%	0.00%	35	35	100.00%	N/A	N/A	
May-04										
Jun-04	7	7	100.00%	0.00%	41	41	100.00%	N/A	N/A	
Jul-04										
Aug-04	1	1	100.00%	0.00%	43	43	100.00%	N/A	N/A	
Sep-04										



OP-3C - Installation Commitments Met (Percent) - No dispatches

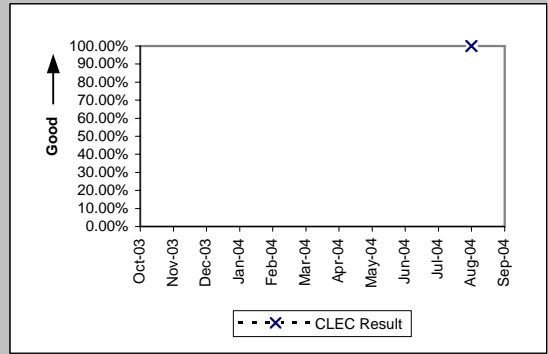
Line Sharing (Benchmark)

Date	Numerator	Denominator	CLEC Result	Standard Dev
Oct-03	828	829	99.88%	3.47%
Nov-03	593	595	99.66%	5.79%
Dec-03	612	613	99.84%	4.04%
Jan-04	654	655	99.85%	3.90%
Feb-04	463	464	99.78%	4.64%
Mar-04	417	417	100.00%	0.00%
Apr-04	377	379	99.47%	7.25%
May-04	360	361	99.72%	5.26%
Jun-04	416	416	100.00%	0.00%
Jul-04	348	348	100.00%	0.00%
Aug-04	434	434	100.00%	0.00%
Sep-04	474	475	99.79%	4.58%



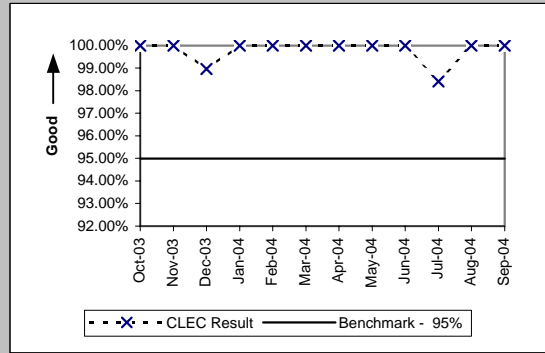
Sub-Loop Unbundling (Diagnostic)

Date	Numerator	Denominator	CLEC Result	Standard Dev
Oct-03				
Nov-03				
Dec-03				
Jan-04				
Feb-04				
Mar-04				
Apr-04				
May-04				
Jun-04				
Jul-04				
Aug-04	2	2	100.00%	0.00%
Sep-04				



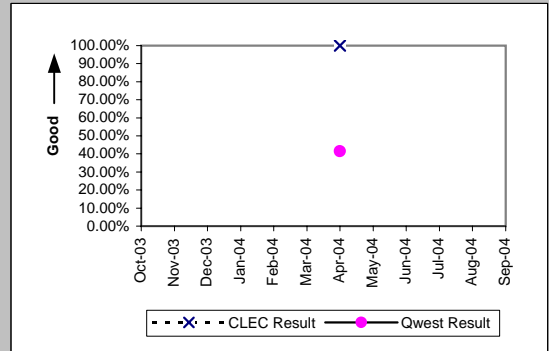
OP-3C - Installation Commitments Met (Percent) - No dispatches

Date	Line Splitting		CLEC Result	Standard Dev
	Numerator	Denominator		
Oct-03	59	59	100.00%	0.00%
Nov-03	90	90	100.00%	0.00%
Dec-03	96	97	98.97%	10.10%
Jan-04	90	90	100.00%	0.00%
Feb-04	46	46	100.00%	0.00%
Mar-04	40	40	100.00%	0.00%
Apr-04	26	26	100.00%	0.00%
May-04	21	21	100.00%	0.00%
Jun-04	33	33	100.00%	0.00%
Jul-04	62	63	98.41%	12.50%
Aug-04	51	51	100.00%	0.00%
Sep-04	60	60	100.00%	0.00%

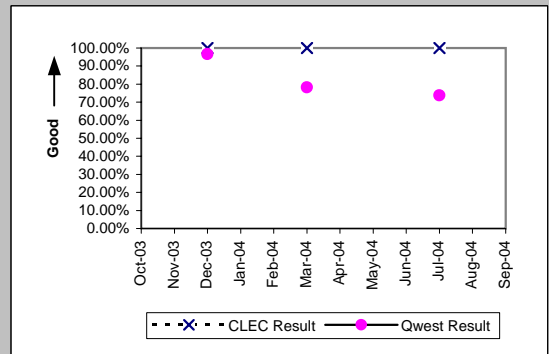


OP-3D - Installation Commitments Met (Percent) - Interval Zone One

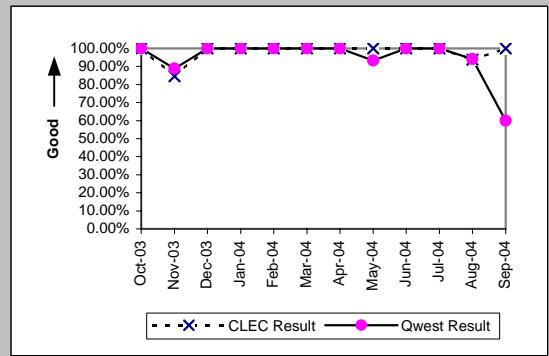
ISDN Primary (Parity)									
Date	CLEC Num	CLEC Dend	CLEC Resu	CLEC Std	Qwest Num	Qwest Dend	Qwest Resu	Mod Z Scr	Parity Scr
Oct-03									
Nov-03									
Dec-03									
Jan-04									
Feb-04									
Mar-04									
Apr-04	3	3	100.00%	0.00%	34	82	41.46%	-2.02	-2.23
May-04									
Jun-04									
Jul-04									
Aug-04									
Sep-04									



PBX (Parity)									
Date	CLEC Num	CLEC Dend	CLEC Resu	CLEC Std	Qwest Num	Qwest Dend	Qwest Resu	Mod Z Scr	Parity Scr
Oct-03									
Nov-03									
Dec-03	1	1	100.00%	0.00%	29	30	96.67%	-0.18	-1.11
Jan-04									
Feb-04									
Mar-04	1	1	100.00%	0.00%	25	32	78.13%	-0.52	-1.32
Apr-04									
May-04									
Jun-04									
Jul-04	1	1	100.00%	0.00%	14	19	73.68%	-0.58	-1.35
Aug-04									
Sep-04									

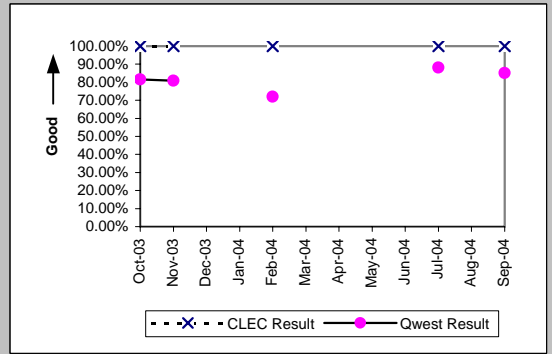


LIS Trunk (Parity)									
Date	CLEC Num	CLEC Dend	CLEC Resu	CLEC Std	Qwest Num	Qwest Dend	Qwest Resu	Mod Z Scr	Parity Scr
Oct-03	15	15	100.00%	0.00%	43	43	100.00%	N/A	N/A
Nov-03	11	13	84.62%	36.08%	8	9	88.89%	0.1	-0.94
Dec-03	27	27	100.00%	0.00%	8	8	100.00%	N/A	N/A
Jan-04	19	19	100.00%	0.00%	15	15	100.00%	N/A	N/A
Feb-04	14	14	100.00%	0.00%	18	18	100.00%	N/A	N/A
Mar-04	28	28	100.00%	0.00%	23	23	100.00%	N/A	N/A
Apr-04	19	19	100.00%	0.00%	16	16	100.00%	N/A	N/A
May-04	14	14	100.00%	0.00%	14	15	93.33%	-0.72	-1.44
Jun-04	17	17	100.00%	0.00%	41	41	100.00%	N/A	N/A
Jul-04	18	18	100.00%	0.00%	10	10	100.00%	N/A	N/A
Aug-04	15	16	93.75%	24.21%	16	17	94.12%	-0.03	-1.02
Sep-04	10	10	100.00%	0.00%	9	15	60.00%	-2	-2.22

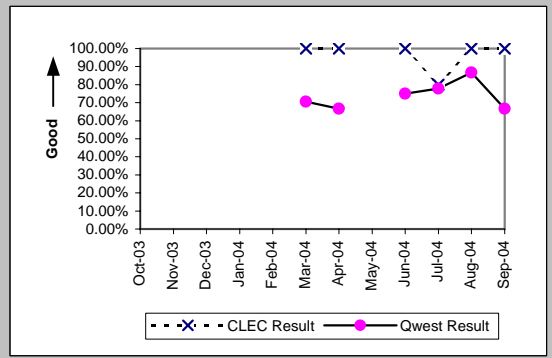


OP-3D - Installation Commitments Met (Percent) - Interval Zone One

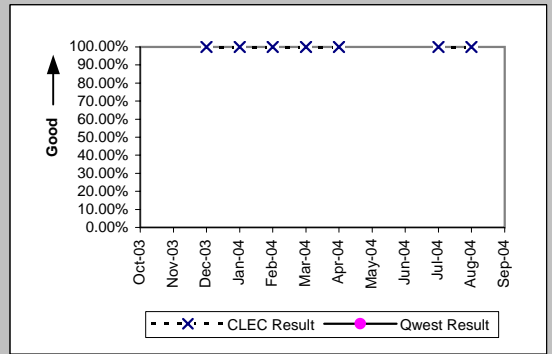
UDIT DS1 (Parity)									
Date	CLEC Num	CLEC Denc	CLEC Resu	CLEC Std	Qwest Num	Qwest Denc	Qwest Resu	Mod Z Scr	Parity Scr
Oct-03	1	1	100.00%	0.00%	62	76	81.58%	-0.47	-1.29
Nov-03	1	1	100.00%	0.00%	63	78	80.77%	-0.48	-1.29
Dec-03									
Jan-04									
Feb-04	2	2	100.00%	0.00%	67	93	72.04%	-0.87	-1.53
Mar-04									
Apr-04									
May-04									
Jun-04									
Jul-04	2	2	100.00%	0.00%	119	135	88.15%	-0.51	-1.31
Aug-04									
Sep-04	2	2	100.00%	0.00%	91	107	85.05%	-0.59	-1.36



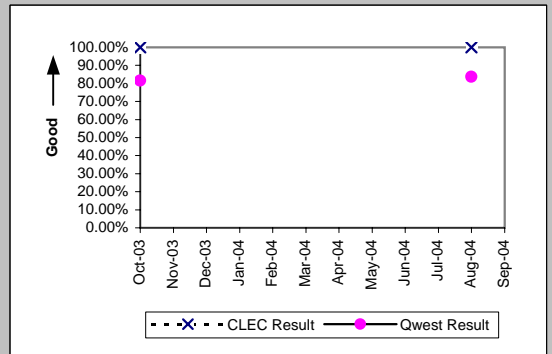
UDIT Above DS1 Level (Parity)									
Date	CLEC Num	CLEC Denc	CLEC Resu	CLEC Std	Qwest Num	Qwest Denc	Qwest Resu	Mod Z Scr	Parity Scr
Oct-03									
Nov-03									
Dec-03									
Jan-04									
Feb-04									
Mar-04	1	1	100.00%	0.00%	24	34	70.59%	-0.64	-1.39
Apr-04	1	1	100.00%	0.00%	10	15	66.67%	-0.68	-1.42
May-04									
Jun-04	9	9	100.00%	0.00%	15	20	75.00%	-1.44	-1.87
Jul-04	4	5	80.00%	40.00%	14	18	77.78%	-0.11	-1.06
Aug-04	3	3	100.00%	0.00%	13	15	86.67%	-0.62	-1.38
Sep-04	5	5	100.00%	0.00%	12	18	66.67%	-1.4	-1.85



Dark Fiber - IOF (Diagnostic)									
Date	CLEC Num	CLEC Denc	CLEC Resu	CLEC Std	Qwest Num	Qwest Denc	Qwest Resu	Mod Z Scr	Parity Scr
Oct-03									
Nov-03									
Dec-03	3	3	100.00%	0.00%					
Jan-04	1	1	100.00%	0.00%					
Feb-04	1	1	100.00%	0.00%					
Mar-04	2	2	100.00%	0.00%					
Apr-04	1	1	100.00%	0.00%					
May-04									
Jun-04									
Jul-04	7	7	100.00%	0.00%					
Aug-04	3	3	100.00%	0.00%					
Sep-04									

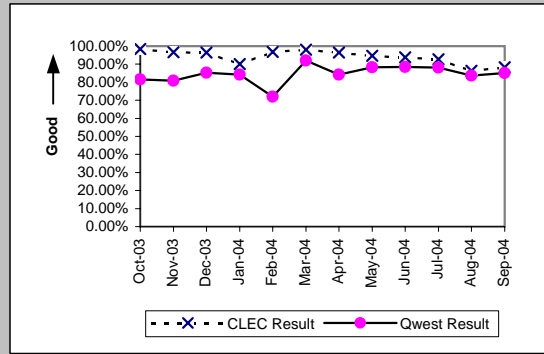


Unbundled Loop - 4 Wire Non-Loaded (Parity)									
Date	CLEC Num	CLEC Denc	CLEC Resu	CLEC Std	Qwest Num	Qwest Denc	Qwest Resu	Mod Z Scr	Parity Scr
Oct-03	1	1	100.00%	0.00%	62	76	81.58%	-0.47	-1.29
Nov-03									
Dec-03									
Jan-04									
Feb-04									
Mar-04									
Apr-04									
May-04									
Jun-04									
Jul-04									
Aug-04	1	1	100.00%	0.00%	72	86	83.72%	-0.44	-1.27
Sep-04									

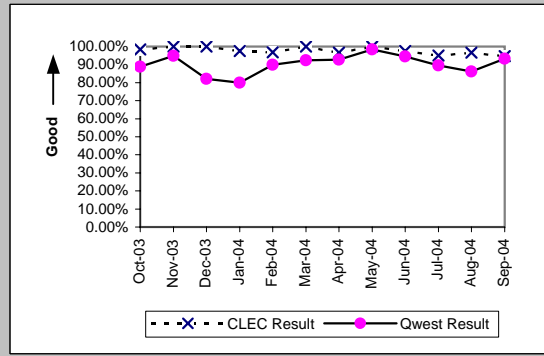


OP-3D - Installation Commitments Met (Percent) - Interval Zone One

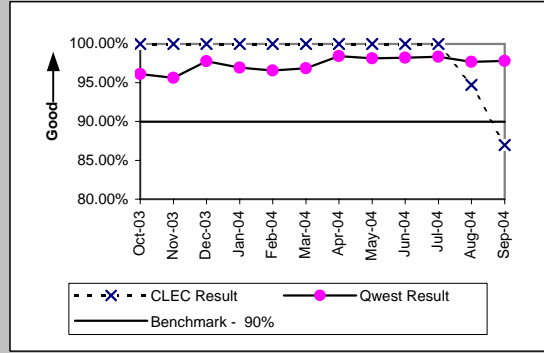
Unbundled Loop - DS1 Capable (Parity)									
Date	CLEC Num	CLEC Denc	CLEC Resu	CLEC Std	Qwest Num	Qwest Denc	Qwest Resu	Mod Z Scr	Parity Scr
Oct-03	184	187	98.40%	12.56%	62	76	81.58%	-3.19	-2.94
Nov-03	115	119	96.64%	18.02%	63	78	80.77%	-2.76	-2.68
Dec-03	133	138	96.38%	18.69%	93	109	85.32%	-2.44	-2.48
Jan-04	128	142	90.14%	29.81%	118	140	84.29%	-1.35	-1.82
Feb-04	92	95	96.84%	17.49%	67	93	72.04%	-3.79	-3.3
Mar-04	154	157	98.09%	13.69%	105	114	92.11%	-1.8	-2.1
Apr-04	109	113	96.46%	18.48%	102	121	84.30%	-2.56	-2.55
May-04	105	111	94.59%	22.61%	68	77	88.31%	-1.32	-1.8
Jun-04	105	112	93.75%	24.21%	137	155	88.39%	-1.35	-1.82
Jul-04	114	123	92.68%	26.04%	119	135	88.15%	-1.13	-1.68
Aug-04	126	146	86.30%	34.38%	72	86	83.72%	-0.51	-1.31
Sep-04	128	145	88.28%	32.17%	91	107	85.05%	-0.71	-1.43



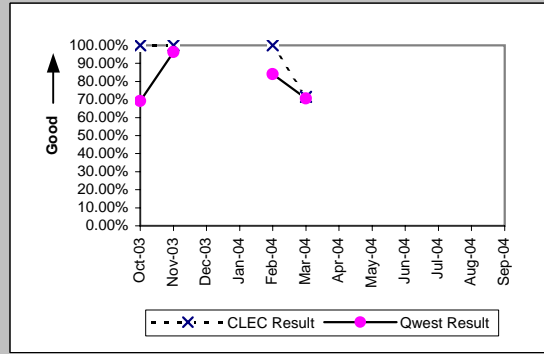
Unbundled Loop ISDN Capable (Parity)									
Date	CLEC Num	CLEC Denc	CLEC Resu	CLEC Std	Qwest Num	Qwest Denc	Qwest Resu	Mod Z Scr	Parity Scr
Oct-03	63	64	98.44%	12.40%	120	135	88.89%	-2	-2.22
Nov-03	48	48	100.00%	0.00%	73	77	94.81%	-1.27	-1.77
Dec-03	43	43	100.00%	0.00%	46	56	82.14%	-2.3	-2.4
Jan-04	38	39	97.44%	15.81%	48	60	80.00%	-2.12	-2.29
Feb-04	30	31	96.77%	17.67%	53	59	89.83%	-1.04	-1.63
Mar-04	33	33	100.00%	0.00%	61	66	92.42%	-1.34	-1.82
Apr-04	28	29	96.55%	18.25%	101	109	92.66%	-0.71	-1.43
May-04	38	38	100.00%	0.00%	62	63	98.41%	-0.62	-1.38
Jun-04	39	40	97.50%	15.61%	51	54	94.44%	-0.64	-1.39
Jul-04	19	20	95.00%	21.79%	68	76	89.47%	-0.72	-1.44
Aug-04	28	29	96.55%	18.25%	62	72	86.11%	-1.37	-1.83
Sep-04	35	37	94.59%	22.61%	41	44	93.18%	-0.25	-1.15



Unbundled Loop - ADSL Qualified (Benchmark)									
Date	CLEC Num	CLEC Denc	CLEC Resu	CLEC Std	Qwest Num	Qwest Denc	Qwest Resu	Mod Z Scr	Parity Scr
Oct-03	11	11	100.00%	0.00%	697	725	96.14%	-0.66	-1.4
Nov-03	10	10	100.00%	0.00%	680	711	95.64%	-0.67	-1.41
Dec-03	19	19	100.00%	0.00%	1090	1115	97.76%	-0.65	-1.4
Jan-04	15	15	100.00%	0.00%	1431	1476	96.95%	-0.68	-1.42
Feb-04	9	9	100.00%	0.00%	1574	1630	96.56%	-0.56	-1.34
Mar-04	11	11	100.00%	0.00%	1485	1533	96.87%	-0.59	-1.36
Apr-04	15	15	100.00%	0.00%	2689	2732	98.43%	-0.49	-1.3
May-04	21	21	100.00%	0.00%	2784	2837	98.13%	-0.63	-1.38
Jun-04	15	15	100.00%	0.00%	3348	3408	98.24%	-0.52	-1.31
Jul-04	19	19	100.00%	0.00%	3255	3310	98.34%	-0.56	-1.34
Aug-04	18	19	94.74%	22.33%	3115	3189	97.68%	0.78	-0.53
Sep-04	20	23	86.96%	33.68%	3372	3448	97.80%	2.45	0.49

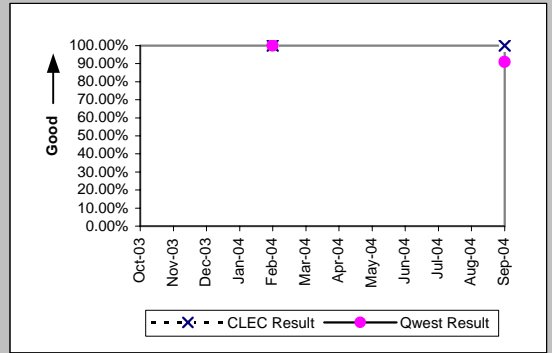


Unbundled Loop - DS3 Capable (Parity)									
Date	CLEC Num	CLEC Denc	CLEC Resu	CLEC Std	Qwest Num	Qwest Denc	Qwest Resu	Mod Z Scr	Parity Scr
Oct-03	1	1	100.00%	0.00%	18	26	69.23%	-0.65	-1.4
Nov-03	1	1	100.00%	0.00%	26	27	96.30%	-0.19	-1.12
Dec-03									
Jan-04									
Feb-04	5	5	100.00%	0.00%	21	25	84.00%	-0.89	-1.54
Mar-04	5	7	71.43%	45.18%	24	34	70.59%	-0.04	-1.03
Apr-04									
May-04									
Jun-04									
Jul-04									
Aug-04									
Sep-04									

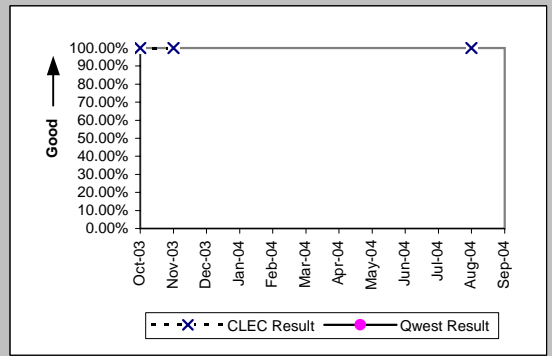


OP-3D - Installation Commitments Met (Percent) - Interval Zone One

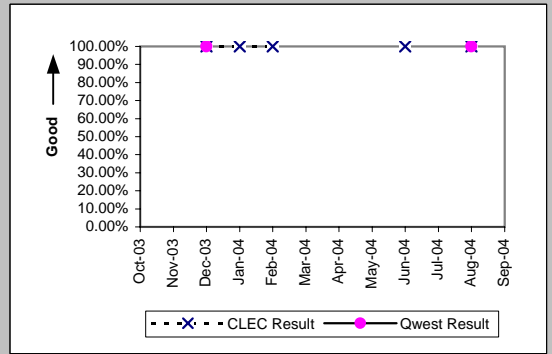
Qwest DSL (Parity)									
Date	CLEC Num	CLEC Denc	CLEC Resu	CLEC Std	Qwest Num	Qwest Denc	Qwest Resu	Mod Z Scr	Parity Scr
Oct-03									
Nov-03									
Dec-03									
Jan-04									
Feb-04	3	3	100.00%	0.00%	9	9	100.00%	N/A	N/A
Mar-04									
Apr-04									
May-04									
Jun-04									
Jul-04									
Aug-04									
Sep-04	2	2	100.00%	0.00%	10	11	90.91%	-0.41	-1.25



Dark Fiber - Loop (Diagnostic)									
Date	CLEC Num	CLEC Denc	CLEC Resu	CLEC Std	Qwest Num	Qwest Denc	Qwest Resu	Mod Z Scr	Parity Scr
Oct-03	1	1	100.00%	0.00%					
Nov-03	1	1	100.00%	0.00%					
Dec-03									
Jan-04									
Feb-04									
Mar-04									
Apr-04									
May-04									
Jun-04									
Jul-04									
Aug-04	1	1	100.00%	0.00%					
Sep-04									



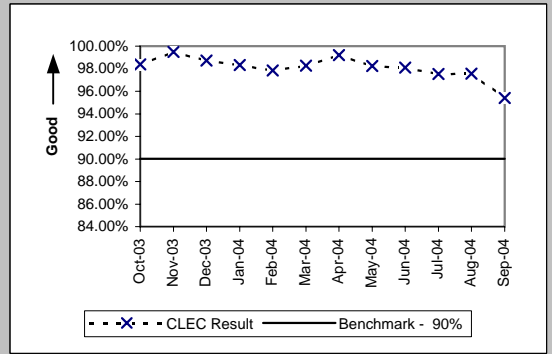
E911 (Parity)									
Date	CLEC Num	CLEC Denc	CLEC Resu	CLEC Std	Qwest Num	Qwest Denc	Qwest Resu	Mod Z Scr	Parity Scr
Oct-03									
Nov-03									
Dec-03	30	30	100.00%	0.00%	4	4	100.00%	N/A	N/A
Jan-04	1	1	100.00%	0.00%					
Feb-04	1	1	100.00%	0.00%					
Mar-04									
Apr-04									
May-04									
Jun-04	1	1	100.00%	0.00%					
Jul-04									
Aug-04	4	4	100.00%	0.00%	2	2	100.00%	N/A	N/A
Sep-04									



OP-3D - Installation Commitments Met (Percent) - Interval Zone One

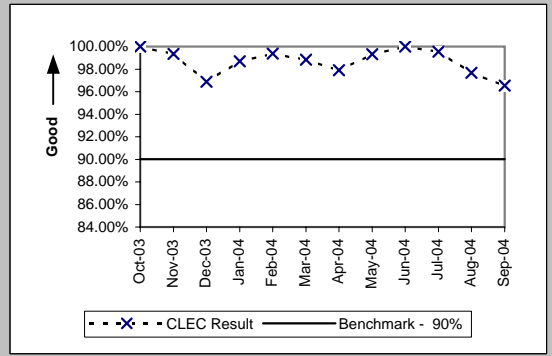
Unbundled Loop Analog (Benchmark)

Date	Num	Denom	CLEC Result	Standard Dev
Oct-03	1458	1482	98.38%	12.62%
Nov-03	1150	1156	99.48%	7.19%
Dec-03	1381	1399	98.71%	11.27%
Jan-04	1065	1083	98.34%	12.78%
Feb-04	1044	1067	97.84%	14.52%
Mar-04	1202	1223	98.28%	12.99%
Apr-04	1261	1271	99.21%	8.84%
May-04	1179	1200	98.25%	13.11%
Jun-04	1248	1272	98.11%	13.61%
Jul-04	1431	1467	97.55%	15.47%
Aug-04	1282	1314	97.56%	15.41%
Sep-04	1207	1265	95.42%	20.92%



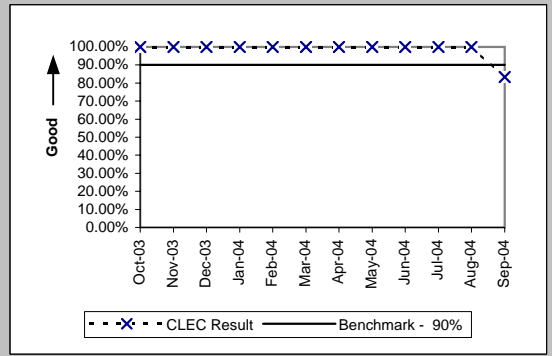
Unbundled Loop - 2 Wire Non-Loaded (Benchmark)

Date	Num	Denom	CLEC Result	Standard Dev
Oct-03	192	192	100.00%	0.00%
Nov-03	154	155	99.35%	8.01%
Dec-03	155	160	96.88%	17.40%
Jan-04	151	153	98.69%	11.36%
Feb-04	158	159	99.37%	7.91%
Mar-04	170	172	98.84%	10.72%
Apr-04	139	142	97.89%	14.38%
May-04	145	146	99.32%	8.25%
Jun-04	136	136	100.00%	0.00%
Jul-04	223	224	99.55%	6.67%
Aug-04	294	301	97.67%	15.07%
Sep-04	363	376	96.54%	18.27%



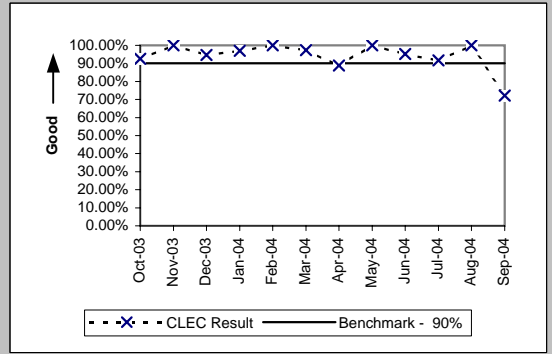
Unbundled Loop - XDSLi (Benchmark)

Date	Num	Denom	CLEC Result	Standard Dev
Oct-03	10	10	100.00%	0.00%
Nov-03	6	6	100.00%	0.00%
Dec-03	6	6	100.00%	0.00%
Jan-04	4	4	100.00%	0.00%
Feb-04	4	4	100.00%	0.00%
Mar-04	5	5	100.00%	0.00%
Apr-04	4	4	100.00%	0.00%
May-04	11	11	100.00%	0.00%
Jun-04	4	4	100.00%	0.00%
Jul-04	5	5	100.00%	0.00%
Aug-04	4	4	100.00%	0.00%
Sep-04	5	6	83.33%	37.27%



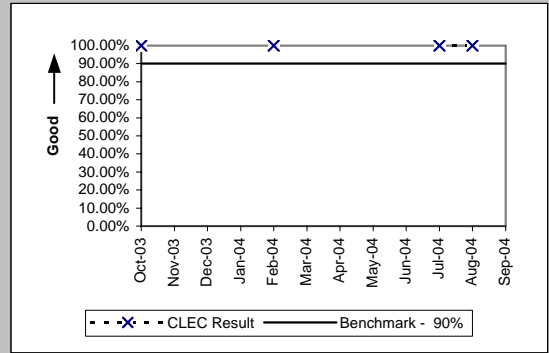
Unbundled Loop Conditioned (Benchmark)

Date	Num	Denom	CLEC Result	Standard Dev
Oct-03	37	40	92.50%	26.34%
Nov-03	29	29	100.00%	0.00%
Dec-03	36	38	94.74%	22.33%
Jan-04	33	34	97.06%	16.90%
Feb-04	14	14	100.00%	0.00%
Mar-04	37	38	97.37%	16.01%
Apr-04	8	9	88.89%	31.43%
May-04	12	12	100.00%	0.00%
Jun-04	20	21	95.24%	21.30%
Jul-04	11	12	91.67%	27.64%
Aug-04	17	17	100.00%	0.00%
Sep-04	13	18	72.22%	44.79%

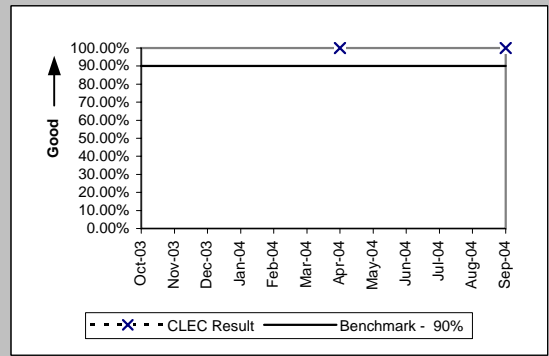


OP-3D - Installation Commitments Met (Percent) - Interval Zone One

Enhanced Extended Loops - DS0 Capable (Diagnostic)					
Date	Num	Denom	CLEC Result	Standard Dev	
Oct-03		2	2	100.00%	0.00%
Nov-03					
Dec-03					
Jan-04					
Feb-04	5	5		100.00%	0.00%
Mar-04					
Apr-04					
May-04					
Jun-04					
Jul-04	2	2		100.00%	0.00%
Aug-04	2	2		100.00%	0.00%
Sep-04					

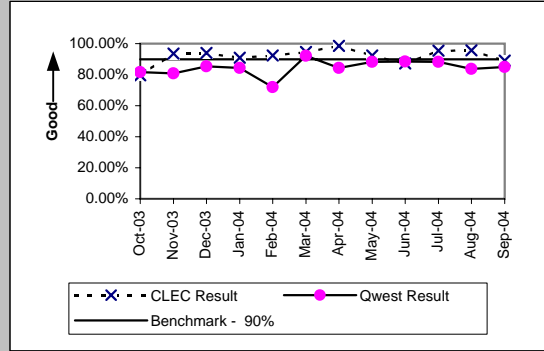


Enhanced Extended Loops - DS3 Capable (Diagnostic)					
Date	Num	Denom	CLEC Result	Standard Dev	
Oct-03					
Nov-03					
Dec-03					
Jan-04					
Feb-04					
Mar-04					
Apr-04	1	1		100.00%	0.00%
May-04					
Jun-04					
Jul-04					
Aug-04					
Sep-04	1	1		100.00%	0.00%



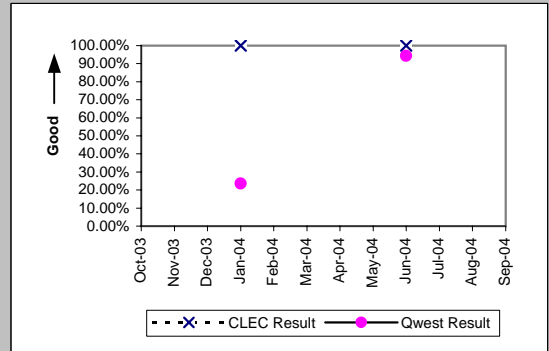
OP-3D - Installation Commitments Met (Percent) - Interval Zone One

Enhanced Extended Loops - DS1 Capable (Benchmark)									
Date	CLEC Num	CLEC Dend	CLEC Resu	CLEC Std	Qwest Num	Qwest Dend	Qwest Resu	Mod Z Scr	Parity Scr
Oct-03	31	39	79.49%	40.38%	62	76	81.58%	0.26	-0.84
Nov-03	29	31	93.55%	24.57%	63	78	80.77%	-1.53	-1.93
Dec-03	32	34	94.12%	23.53%	93	109	85.32%	-1.27	-1.77
Jan-04	30	33	90.91%	28.75%	118	140	84.29%	-0.94	-1.57
Feb-04	36	39	92.31%	26.65%	67	93	72.04%	-2.37	-2.44
Mar-04	52	55	94.55%	22.71%	105	114	92.11%	-0.55	-1.34
Apr-04	67	68	98.53%	12.04%	102	121	84.30%	-2.58	-2.57
May-04	49	53	92.45%	26.42%	68	77	88.31%	-0.72	-1.44
Jun-04	61	70	87.14%	33.47%	137	155	88.39%	0.27	-0.84
Jul-04	43	45	95.56%	20.61%	119	135	88.15%	-1.33	-1.81
Aug-04	45	47	95.74%	20.18%	72	86	83.72%	-1.8	-2.09
Sep-04	74	83	89.16%	31.09%	91	107	85.05%	-0.79	-1.48

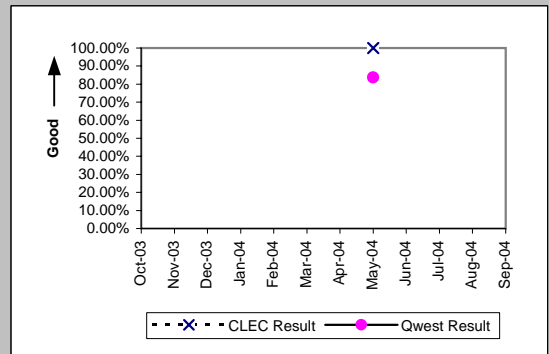


OP-3E - Installation Commitments Met (Percent) - Interval Zone Two

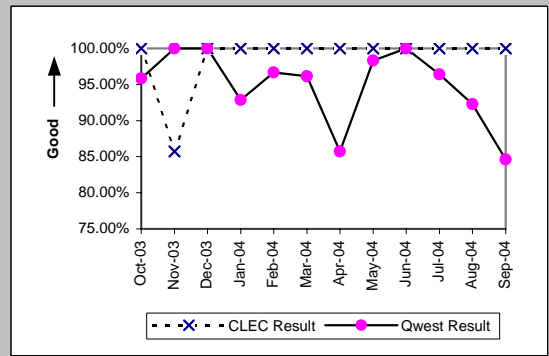
ISDN Primary (Parity)									
Date	CLEC Num	CLEC Dend	CLEC Resu	CLEC Std	Qwest Num	Qwest Dend	Qwest Resu	Mod Z Scr	Parity Scr
Oct-03									
Nov-03									
Dec-03									
Jan-04	1	1	100.00%	0.00%	4	17	23.53%	-1.75	-2.07
Feb-04									
Mar-04									
Apr-04									
May-04									
Jun-04	2	2	100.00%	0.00%	249	264	94.32%	-0.35	-1.21
Jul-04									
Aug-04									
Sep-04									



DS1 (Parity)									
Date	CLEC Num	CLEC Dend	CLEC Resu	CLEC Std	Qwest Num	Qwest Dend	Qwest Resu	Mod Z Scr	Parity Scr
Oct-03									
Nov-03									
Dec-03									
Jan-04									
Feb-04									
Mar-04									
Apr-04									
May-04	1	1	100.00%	0.00%	103	123	83.74%	-0.44	-1.27
Jun-04									
Jul-04									
Aug-04									
Sep-04									

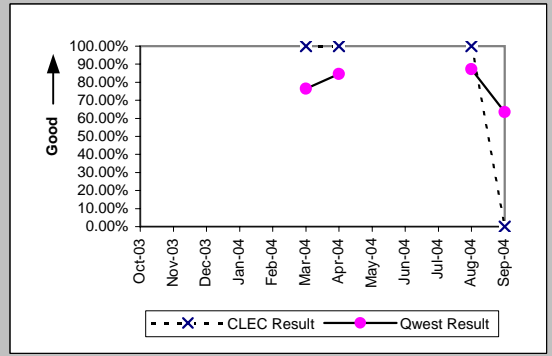


LIS Trunk (Parity)									
Date	CLEC Num	CLEC Dend	CLEC Resu	CLEC Std	Qwest Num	Qwest Dend	Qwest Resu	Mod Z Scr	Parity Scr
Oct-03	8	8	100.00%	0.00%	23	24	95.83%	-0.51	-1.31
Nov-03	6	7	85.71%	34.99%	19	19	100.00%	N/A	-0.31
Dec-03	6	6	100.00%	0.00%	9	9	100.00%	N/A	N/A
Jan-04	11	11	100.00%	0.00%	13	14	92.86%	-0.69	-1.42
Feb-04	4	4	100.00%	0.00%	29	30	96.67%	-0.35	-1.21
Mar-04	11	11	100.00%	0.00%	25	26	96.15%	-0.56	-1.34
Apr-04	10	10	100.00%	0.00%	18	21	85.71%	-1.06	-1.65
May-04	5	5	100.00%	0.00%	59	60	98.33%	-0.28	-1.17
Jun-04	8	8	100.00%	0.00%	36	36	100.00%	N/A	N/A
Jul-04	13	13	100.00%	0.00%	27	28	96.43%	-0.57	-1.35
Aug-04	7	7	100.00%	0.00%	12	13	92.31%	-0.62	-1.37
Sep-04	8	8	100.00%	0.00%	22	26	84.62%	-1.05	-1.64

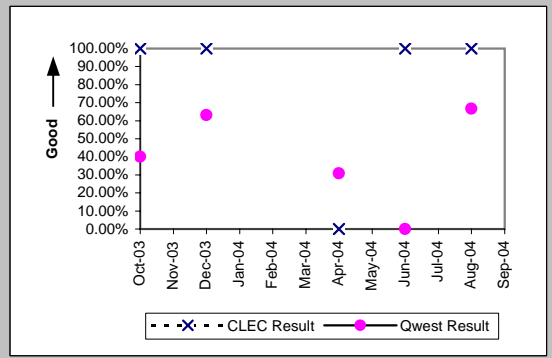


OP-3E - Installation Commitments Met (Percent) - Interval Zone Two

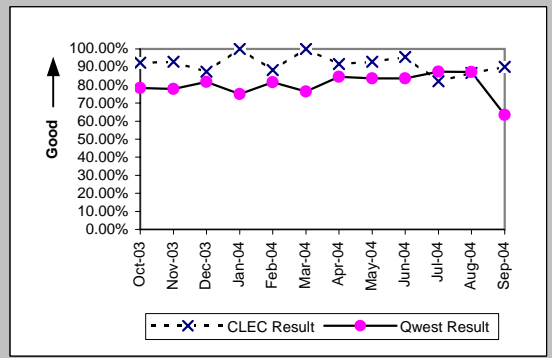
UDIT DS1 (Parity)									
Date	CLEC Num	CLEC Denc	CLEC Resu	CLEC Std	Qwest Num	Qwest Denc	Qwest Resu	Mod Z Scr	Parity Scr
Oct-03									
Nov-03									
Dec-03									
Jan-04									
Feb-04									
Mar-04	1	1	100.00%	0.00%	123	161	76.40%	-0.55	-1.34
Apr-04	2	2	100.00%	0.00%	181	214	84.58%	-0.6	-1.37
May-04									
Jun-04									
Jul-04									
Aug-04	1	1	100.00%	0.00%	75	86	87.21%	-0.38	-1.23
Sep-04	0	1	0.00%	0.00%	85	134	63.43%	0.9	-0.45



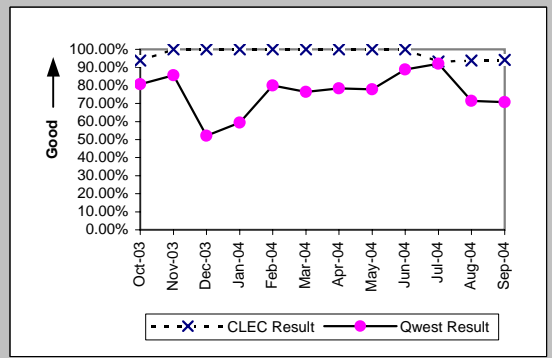
UDIT Above DS1 Level (Parity)									
Date	CLEC Num	CLEC Denc	CLEC Resu	CLEC Std	Qwest Num	Qwest Denc	Qwest Resu	Mod Z Scr	Parity Scr
Oct-03	8	8	100.00%	0.00%	4	10	40.00%	-2.58	-2.57
Nov-03									
Dec-03	1	1	100.00%	0.00%	12	19	63.16%	-0.74	-1.45
Jan-04									
Feb-04									
Mar-04									
Apr-04	0	1	0.00%	0.00%	4	13	30.77%	0.3	-0.82
May-04									
Jun-04	1	1	100.00%	0.00%	0	3	0.00%	N/A	
Jul-04									
Aug-04	1	1	100.00%	0.00%	6	9	66.67%	-0.67	-1.41
Sep-04									



Unbundled Loop - DS1 Capable (Parity)									
Date	CLEC Num	CLEC Denc	CLEC Resu	CLEC Std	Qwest Num	Qwest Denc	Qwest Resu	Mod Z Scr	Parity Scr
Oct-03	36	39	92.31%	26.65%	167	213	78.40%	-1.94	-2.18
Nov-03	13	14	92.86%	25.75%	112	144	77.78%	-1.3	-1.79
Dec-03	14	16	87.50%	33.07%	170	208	81.73%	-0.58	-1.35
Jan-04	9	9	100.00%	0.00%	147	196	75.00%	-1.69	-2.03
Feb-04	15	17	88.24%	32.22%	142	174	81.61%	-0.67	-1.41
Mar-04	11	11	100.00%	0.00%	123	161	76.40%	-1.78	-2.08
Apr-04	11	12	91.67%	27.64%	181	214	84.58%	-0.66	-1.4
May-04	13	14	92.86%	25.75%	103	123	83.74%	-0.88	-1.53
Jun-04	22	23	95.65%	20.39%	133	159	83.65%	-1.45	-1.88
Jul-04	23	28	82.14%	38.30%	153	175	87.43%	0.76	-0.54
Aug-04	13	15	86.67%	33.99%	75	86	87.21%	0.08	-0.95
Sep-04	9	10	90.00%	30.00%	85	134	63.43%	-1.68	-2.02

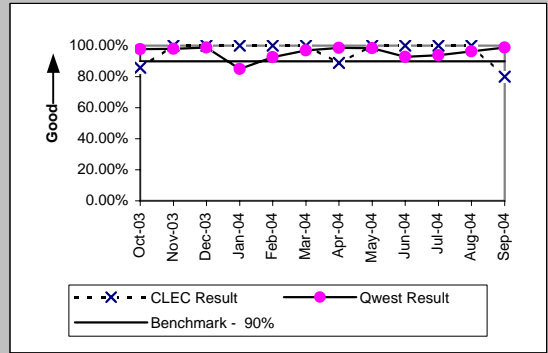


Unbundled Loop ISDN Capable (Parity)									
Date	CLEC Num	CLEC Denc	CLEC Resu	CLEC Std	Qwest Num	Qwest Denc	Qwest Resu	Mod Z Scr	Parity Scr
Oct-03	15	16	93.75%	24.21%	46	57	80.70%	-1.17	-1.71
Nov-03	8	8	100.00%	0.00%	24	28	85.71%	-1.02	-1.62
Dec-03	14	14	100.00%	0.00%	24	46	52.17%	-3.14	-2.91
Jan-04	18	18	100.00%	0.00%	19	32	59.38%	-2.81	-2.71
Feb-04	16	16	100.00%	0.00%	12	15	80.00%	-1.39	-1.85
Mar-04	13	13	100.00%	0.00%	13	17	76.47%	-1.51	-1.92
Apr-04	10	10	100.00%	0.00%	40	51	78.43%	-1.52	-1.92
May-04	16	16	100.00%	0.00%	21	27	77.78%	-1.69	-2.03
Jun-04	15	15	100.00%	0.00%	24	27	88.89%	-1.1	-1.67
Jul-04	14	15	93.33%	24.94%	23	25	92.00%	-0.15	-1.09
Aug-04	15	16	93.75%	24.21%	15	21	71.43%	-1.49	-1.91
Sep-04	16	17	94.12%	23.53%	17	24	70.83%	-1.62	-1.98

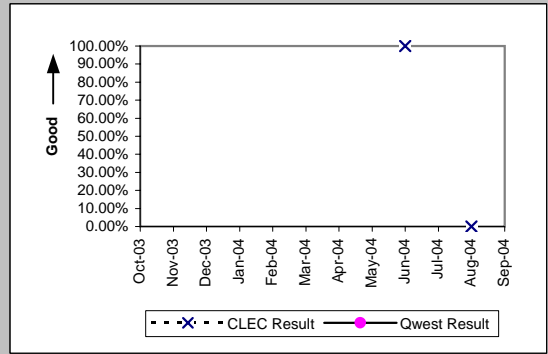


OP-3E - Installation Commitments Met (Percent) - Interval Zone Two

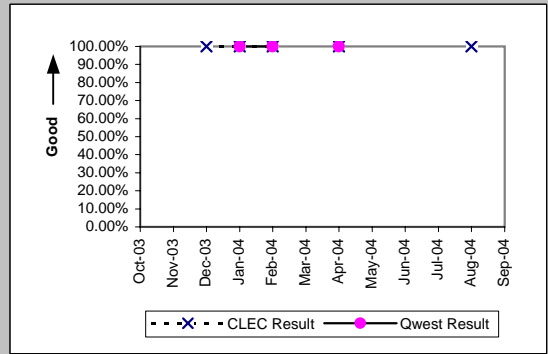
Unbundled Loop - ADSL Qualified (Benchmark)										
Date	CLEC Num	CLEC Dend	CLEC Resu	CLEC Std	Qwest Num	Qwest Dend	Qwest Resu	Mod Z Scr	Parity Scr	
Oct-03	6	7	85.71%	34.99%	43	44	97.73%	1.12	-0.32	
Nov-03	2	2	100.00%	0.00%	46	47	97.87%	-0.2	-1.12	
Dec-03	6	6	100.00%	0.00%	169	171	98.83%	-0.26	-1.16	
Jan-04	3	3	100.00%	0.00%	187	220	85.00%	-0.72	-1.44	
Feb-04	6	6	100.00%	0.00%	162	175	92.57%	-0.68	-1.41	
Mar-04	12	12	100.00%	0.00%	162	167	97.01%	-0.59	-1.36	
Apr-04	8	9	88.89%	31.43%	347	352	98.58%	1.47	-0.11	
May-04	8	8	100.00%	0.00%	363	369	98.37%	-0.36	-1.22	
Jun-04	7	7	100.00%	0.00%	410	442	92.76%	-0.73	-1.45	
Jul-04	6	6	100.00%	0.00%	433	462	93.72%	-0.63	-1.38	
Aug-04	4	4	100.00%	0.00%	387	402	96.27%	-0.39	-1.24	
Sep-04	12	15	80.00%	40.00%	369	374	98.66%	3.13	0.9	



Dark Fiber - Loop (Diagnostic)										
Date	CLEC Num	CLEC Dend	CLEC Resu	CLEC Std	Qwest Num	Qwest Dend	Qwest Resu	Mod Z Scr	Parity Scr	
Oct-03										
Nov-03										
Dec-03										
Jan-04										
Feb-04										
Mar-04										
Apr-04										
May-04										
Jun-04	1	1	100.00%	0.00%						
Jul-04										
Aug-04	0	1	0.00%	0.00%						
Sep-04										

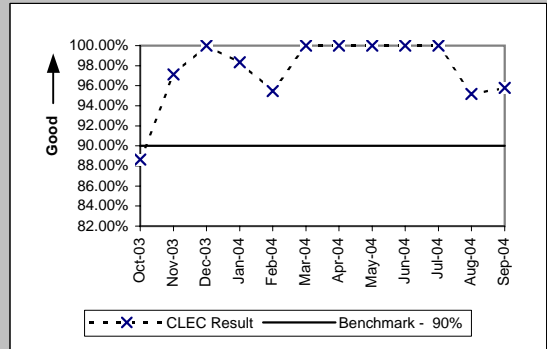


E911 (Parity)										
Date	CLEC Num	CLEC Dend	CLEC Resu	CLEC Std	Qwest Num	Qwest Dend	Qwest Resu	Mod Z Scr	Parity Scr	
Oct-03										
Nov-03										
Dec-03	3	3	100.00%	0.00%						
Jan-04	3	3	100.00%	0.00%	1	1	100.00%	N/A	N/A	
Feb-04	1	1	100.00%	0.00%	1	1	100.00%	N/A	N/A	
Mar-04										
Apr-04	1	1	100.00%	0.00%	5	5	100.00%	N/A	N/A	
May-04										
Jun-04										
Jul-04										
Aug-04	3	3	100.00%	0.00%						
Sep-04										

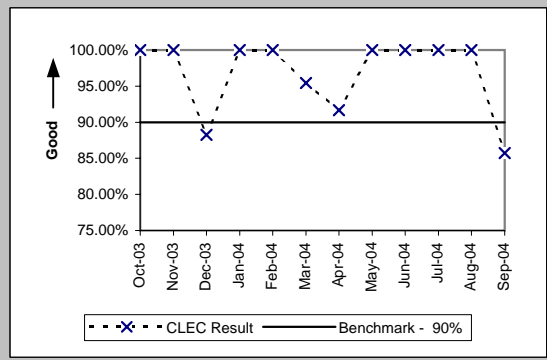


OP-3E - Installation Commitments Met (Percent) - Interval Zone Two

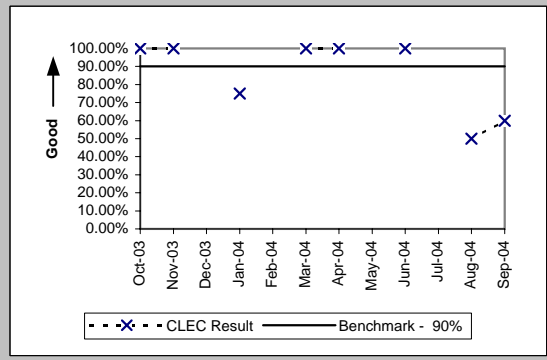
Unbundled Loop Analog (Benchmark)					
Date	Num	Denom	CLEC Result	Standard Dev	
Oct-03	164	185	88.65%	31.72%	
Nov-03	136	140	97.14%	16.66%	
Dec-03	81	81	100.00%	0.00%	
Jan-04	59	60	98.33%	12.80%	
Feb-04	42	44	95.45%	20.83%	
Mar-04	92	92	100.00%	0.00%	
Apr-04	68	68	100.00%	0.00%	
May-04	94	94	100.00%	0.00%	
Jun-04	60	60	100.00%	0.00%	
Jul-04	66	66	100.00%	0.00%	
Aug-04	79	83	95.18%	21.42%	
Sep-04	68	71	95.77%	20.12%	



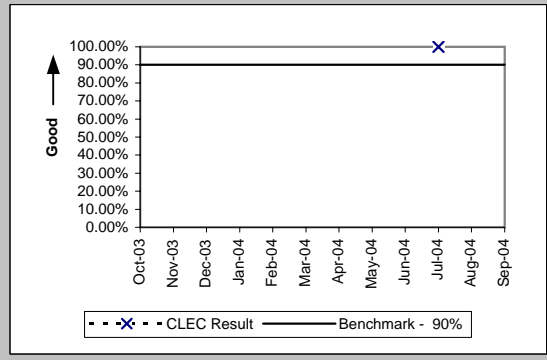
Unbundled Loop - 2 Wire Non-Loaded (Benchmark)					
Date	Num	Denom	CLEC Result	Standard Dev	
Oct-03	28	28	100.00%	0.00%	
Nov-03	27	27	100.00%	0.00%	
Dec-03	15	17	88.24%	32.22%	
Jan-04	19	19	100.00%	0.00%	
Feb-04	18	18	100.00%	0.00%	
Mar-04	21	22	95.45%	20.83%	
Apr-04	11	12	91.67%	27.64%	
May-04	8	8	100.00%	0.00%	
Jun-04	20	20	100.00%	0.00%	
Jul-04	28	28	100.00%	0.00%	
Aug-04	21	21	100.00%	0.00%	
Sep-04	18	21	85.71%	34.99%	



Unbundled Loop Conditioned (Benchmark)					
Date	Num	Denom	CLEC Result	Standard Dev	
Oct-03	3	3	100.00%	0.00%	
Nov-03	2	2	100.00%	0.00%	
Dec-03					
Jan-04	3	4	75.00%	43.30%	
Feb-04					
Mar-04	3	3	100.00%	0.00%	
Apr-04	1	1	100.00%	0.00%	
May-04					
Jun-04	2	2	100.00%	0.00%	
Jul-04					
Aug-04	1	2	50.00%	50.00%	
Sep-04	3	5	60.00%	48.99%	

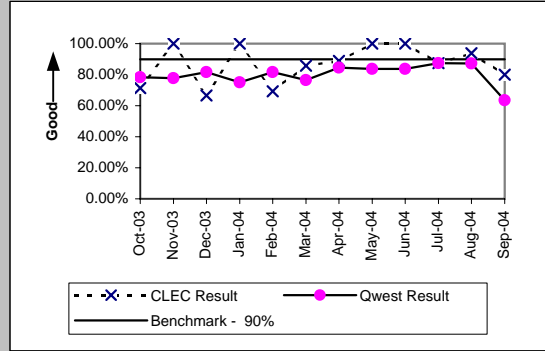


Enhanced Extended Loops - DS3 Capable (Diagnostic)					
Date	Num	Denom	CLEC Result	Standard Dev	
Oct-03					
Nov-03					
Dec-03					
Jan-04					
Feb-04					
Mar-04					
Apr-04					
May-04					
Jun-04					
Jul-04	1	1	100.00%	0.00%	
Aug-04					
Sep-04					



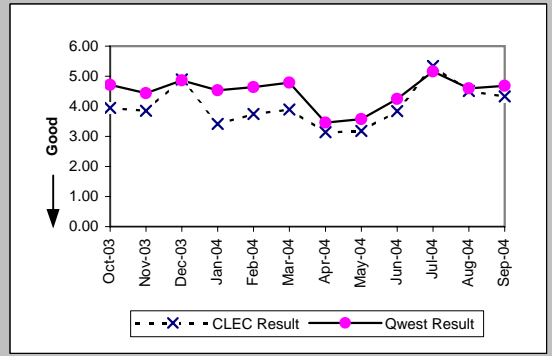
OP-3E - Installation Commitments Met (Percent) - Interval Zone Two

Enhanced Extended Loops - DS1 Capable (Benchmark)									
Date	CLEC Num	CLEC Dend	CLEC Resu	CLEC Std	Qwest Num	Qwest Dend	Qwest Resu	Mod Z Scr	Parity Scr
Oct-03	5	7	71.43%	45.18%	167	213	78.40%	0.44	-0.73
Nov-03	4	4	100.00%	0.00%	112	144	77.78%	-1.05	-1.64
Dec-03	4	6	66.67%	47.14%	170	208	81.73%	0.86	-0.47
Jan-04	13	13	100.00%	0.00%	147	196	75.00%	-2.02	-2.23
Feb-04	9	13	69.23%	46.15%	142	174	81.61%	1.04	-0.36
Mar-04	12	14	85.71%	34.99%	123	161	76.40%	-0.79	-1.48
Apr-04	8	9	88.89%	31.43%	181	214	84.58%	-0.35	-1.21
May-04	12	12	100.00%	0.00%	103	123	83.74%	-1.46	-1.89
Jun-04	14	14	100.00%	0.00%	133	159	83.65%	-1.59	-1.96
Jul-04	7	8	87.50%	33.07%	153	175	87.43%	-0.01	-1
Aug-04	15	16	93.75%	24.21%	75	86	87.21%	-0.72	-1.44
Sep-04	12	15	80.00%	40.00%	85	134	63.43%	-1.26	-1.77

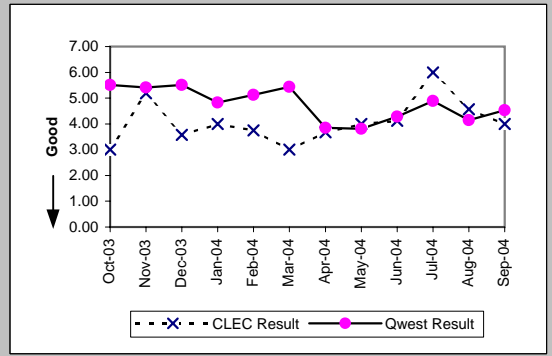


OP-4A - Installation Interval (Average Days) - Dispatches within MSAs

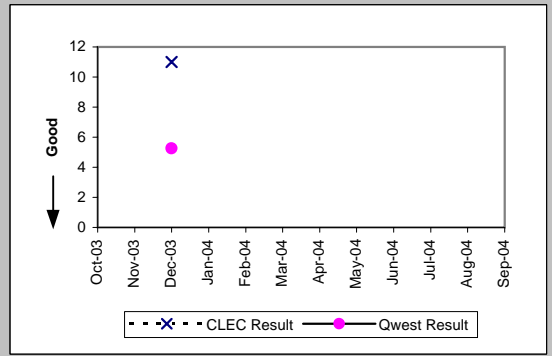
Residence (Parity)									
Date	CLEC Num	CLEC Denc	CLEC Resu	CLEC Std	Qwest Num	Qwest Denc	Qwest Resu	Mod Z Scr	Parity Scr
Oct-03	3542	897	3.95	2.39	40616	8617	4.71	-5.27	-4.2
Nov-03	2957	768	3.85	2.12	33308	7505	4.44	-4	-3.43
Dec-03	3764	769	4.89	2.13	49073	10102	4.86	0.29	-0.82
Jan-04	2565	752	3.41	1.75	33432	7375	4.53	-7.56	-5.59
Feb-04	2556	683	3.74	2.10	36751	7927	4.64	-5.92	-4.6
Mar-04	3081	793	3.89	2.27	43692	9131	4.79	-6.28	-4.82
Apr-04	1490	475	3.14	0.72	18009	5211	3.46	-2.92	-2.78
May-04	1423	447	3.18	0.63	17864	5009	3.57	-3.37	-3.05
Jun-04	1551	404	3.84	1.07	24605	5787	4.25	-2.78	-2.69
Jul-04	2226	417	5.34	1.92	38556	7476	5.16	1.17	-0.29
Aug-04	1962	435	4.51	1.86	32739	7117	4.60	-0.66	-1.4
Sep-04	1996	461	4.33	1.49	36366	7777	4.68	-2.55	-2.55



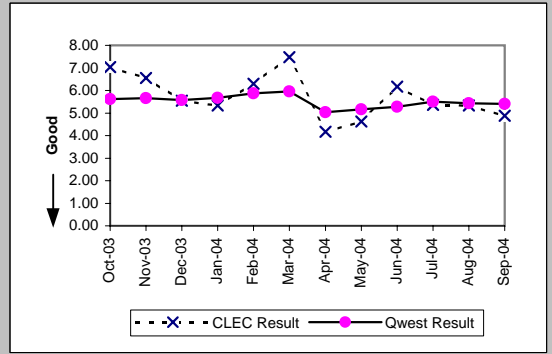
Business (Parity)									
Date	CLEC Num	CLEC Denc	CLEC Resu	CLEC Std	Qwest Num	Qwest Denc	Qwest Resu	Mod Z Scr	Parity Scr
Oct-03	15	5	3.00	0.00	15626	2835	5.51	-0.9	-1.55
Nov-03	83	16	5.19	2.74	11321	2093	5.41	-0.14	-1.08
Dec-03	25	7	3.57	1.13	11193	2032	5.51	-0.82	-1.5
Jan-04	20	5	4.00	2.35	9898	2048	4.83	-0.31	-1.19
Feb-04	15	4	3.75	0.96	11043	2158	5.12	-0.55	-1.33
Mar-04	9	3	3.00	0.00	14908	2742	5.44	-0.83	-1.51
Apr-04	22	6	3.67	1.63	6023	1564	3.85	-0.09	-1.06
May-04	20	5	4.00	2.24	5996	1572	3.81	0.68	-0.59
Jun-04	103	25	4.12	3.46	7521	1756	4.28	-0.2	-1.12
Jul-04	18	3	6.00	3.61	7673	1570	4.89	0.74	-0.55
Aug-04	32	7	4.57	3.10	6551	1582	4.14	0.59	-0.64
Sep-04	16	4	4.00	1.41	7626	1685	4.53	-0.24	-1.15



Centrex (Parity)									
Date	CLEC Num	CLEC Denc	CLEC Resu	CLEC Std	Qwest Num	Qwest Denc	Qwest Resu	Mod Z Scr	Parity Scr
Oct-03									
Nov-03									
Dec-03	11	1	11.00		1734	330	5.25	1.8	0.09
Jan-04									
Feb-04									
Mar-04									
Apr-04									
May-04									
Jun-04									
Jul-04									
Aug-04									
Sep-04									

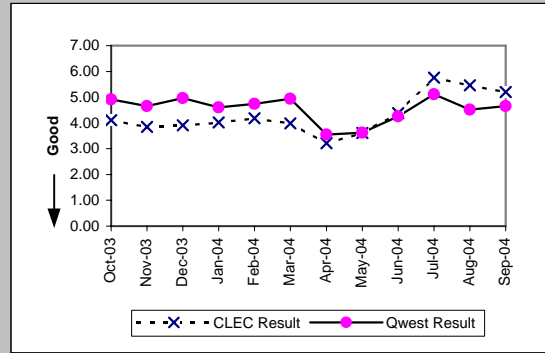


Qwest DSL (Parity)									
Date	CLEC Num	CLEC Denc	CLEC Resu	CLEC Std	Qwest Num	Qwest Denc	Qwest Resu	Mod Z Scr	Parity Scr
Oct-03	169	24	7.04	3.17	4054	723	5.61	1.81	0.1
Nov-03	177	27	6.56	2.93	4038	714	5.66	1.24	-0.25
Dec-03	122	22	5.55	1.65	6244	1121	5.57	-0.05	-1.03
Jan-04	112	21	5.33	1.80	8416	1485	5.67	-0.51	-1.31
Feb-04	126	20	6.30	2.15	9581	1633	5.87	0.77	-0.53
Mar-04	127	17	7.47	2.40	9149	1535	5.96	1.55	-0.05
Apr-04	25	6	4.17	0.41	8161	1619	5.04	-1.43	-1.87
May-04	60	13	4.62	1.26	9535	1848	5.16	-0.97	-1.59
Jun-04	74	12	6.17	3.30	12237	2316	5.28	1.51	-0.08
Jul-04	59	11	5.36	2.58	12434	2262	5.50	-0.17	-1.1
Aug-04	64	12	5.33	1.50	11622	2139	5.43	-0.16	-1.09
Sep-04	122	25	4.88	1.24	12192	2257	5.40	-1.32	-1.8

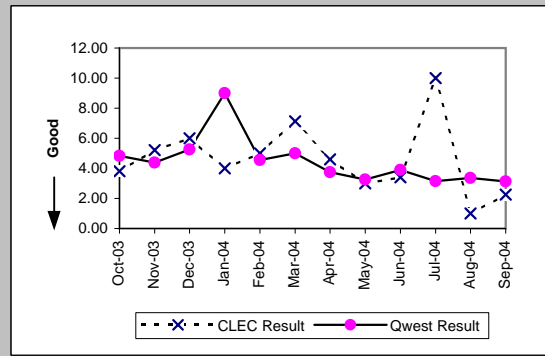


OP-4A - Installation Interval (Average Days) - Dispatches within MSAs

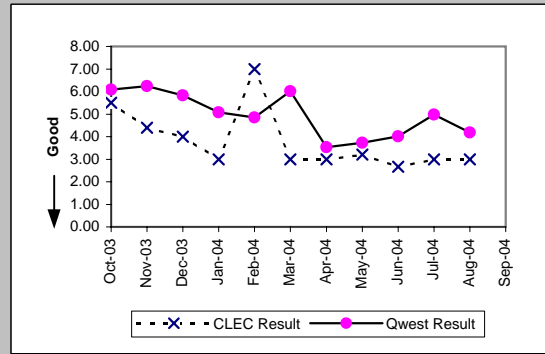
UNE - P (POTS) (Parity)										
Date	CLEC Num	CLEC Denc	CLEC Resu	CLEC Std I	Qwest Num	Qwest Denc	Qwest Resu	Mod Z Scr	Parity Scr	
Oct-03	966	235	4.11	3.14	56242	11452	4.91	-2.56	-2.55	
Nov-03	823	214	3.85	1.98	44629	9598	4.65	-2.54	-2.54	
Dec-03	1364	349	3.91	2.49	60266	12134	4.97	-4.86	-3.96	
Jan-04	861	214	4.02	3.16	43330	9423	4.60	-1.89	-2.15	
Feb-04	1004	240	4.18	3.33	47794	10085	4.74	-2.09	-2.27	
Mar-04	1619	407	3.98	2.11	58600	11873	4.94	-4.54	-3.76	
Apr-04	1268	394	3.22	1.20	24032	6775	3.55	-2.09	-2.27	
May-04	1528	423	3.61	2.60	23860	6581	3.63	-0.1	-1.06	
Jun-04	2218	506	4.38	2.18	32126	7543	4.26	0.85	-0.48	
Jul-04	3094	537	5.76	2.96	46229	9046	5.11	4.22	1.56	
Aug-04	2572	471	5.46	3.32	39290	8699	4.52	6.82	3.15	
Sep-04	2591	498	5.20	2.85	43992	9462	4.65	3.81	1.32	



UNE P (Centrex) (Parity)										
Date	CLEC Num	CLEC Denc	CLEC Resu	CLEC Std I	Qwest Num	Qwest Denc	Qwest Resu	Mod Z Scr	Parity Scr	
Oct-03	19	5	3.80	1.30	1246	258	4.83	-0.67	-1.41	
Nov-03	47	9	5.22	5.95	1195	272	4.39	0.94	-0.43	
Dec-03	48	8	6.00	3.30	1734	330	5.25	0.79	-0.52	
Jan-04	20	5	4.00	2.83	2333	259	9.01	-0.64	-1.39	
Feb-04	20	4	5.00	2.71	937	206	4.55	0.75	-0.54	
Mar-04	57	8	7.12	7.43	1449	290	5.00	1.35	-0.18	
Apr-04	23	5	4.60	3.05	708	189	3.75	1.08	-0.35	
May-04	9	3	3.00	0.00	507	156	3.25	-0.35	-1.21	
Jun-04	17	5	3.40	1.14	832	214	3.89	-0.38	-1.23	
Jul-04	20	2	10.00	2.83	736	234	3.15	2.23	0.35	
Aug-04	4	4	1.00	1.15	498	148	3.36	-3.19	-2.94	
Sep-04	9	4	2.25	1.50	785	252	3.12	-0.95	-1.58	

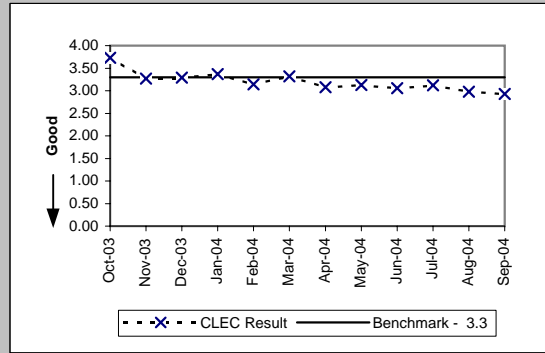


UNE P (Centrex 21) (Parity)										
Date	CLEC Num	CLEC Denc	CLEC Resu	CLEC Std I	Qwest Num	Qwest Denc	Qwest Resu	Mod Z Scr	Parity Scr	
Oct-03	11	2	5.50	0.71	729	120	6.08	-0.13	-1.08	
Nov-03	22	5	4.40	1.14	618	99	6.24	-0.68	-1.41	
Dec-03	8	2	4.00	2.83	513	88	5.83	-0.49	-1.3	
Jan-04	3	1	3.00		442	87	5.08	-0.39	-1.24	
Feb-04	7	1	7.00		383	79	4.85	1.02	-0.38	
Mar-04	3	1	3.00		625	104	6.01	-0.52	-1.32	
Apr-04	6	2	3.00	0.00	279	79	3.53	-0.27	-1.16	
May-04	16	5	3.20	2.49	183	49	3.73	-0.53	-1.32	
Jun-04	8	3	2.67	0.58	337	84	4.01	-1.34	-1.82	
Jul-04	3	1	3.00		269	54	4.98	-0.4	-1.24	
Aug-04	6	2	3.00	0.00	285	68	4.19	-0.62	-1.38	
Sep-04										



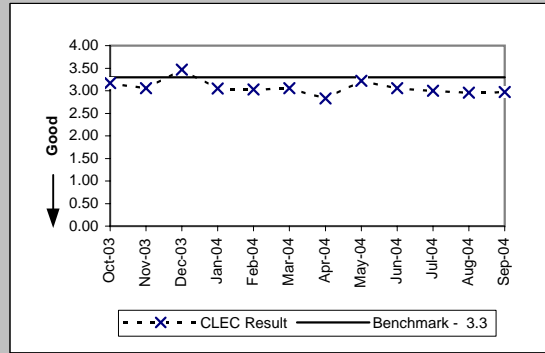
OP-4A - Installation Interval (Average Days) - Dispatches within MSAs

Line Sharing (Benchmark)					
Date	Numerator	Denominator	CLEC Result	Standard Dev	
Oct-03	265	71	3.73	1.44	
Nov-03	121	37	3.27	0.65	
Dec-03	168	51	3.29	0.97	
Jan-04	182	54	3.37	0.76	
Feb-04	157	50	3.14	0.57	
Mar-04	146	44	3.32	1.05	
Apr-04	74	24	3.08	0.41	
May-04	119	38	3.13	0.58	
Jun-04	153	50	3.06	0.37	
Jul-04	128	41	3.12	0.95	
Aug-04	173	58	2.98	0.13	
Sep-04	161	55	2.93	0.60	



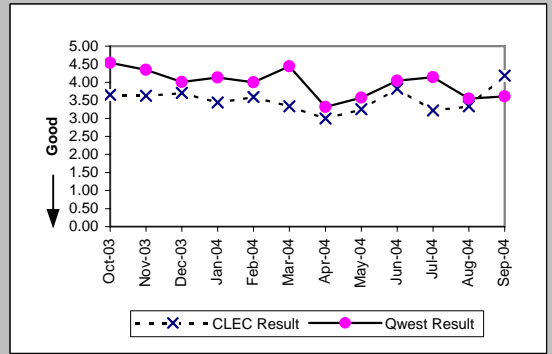
OP-4A - Installation Interval (Average Days) - Dispatches within MSAs

Date	Line Splitting		CLEC Result	Standard Dev
	Numerator	Denominator		
Oct-03	130	41	3.17	0.63
Nov-03	199	65	3.06	0.63
Dec-03	344	99	3.47	1.20
Jan-04	223	73	3.05	0.60
Feb-04	106	35	3.03	0.38
Mar-04	144	47	3.06	0.44
Apr-04	65	23	2.83	0.65
May-04	74	23	3.22	0.74
Jun-04	104	34	3.06	0.34
Jul-04	189	63	3.00	0.00
Aug-04	169	57	2.96	0.19
Sep-04	184	62	2.97	0.18

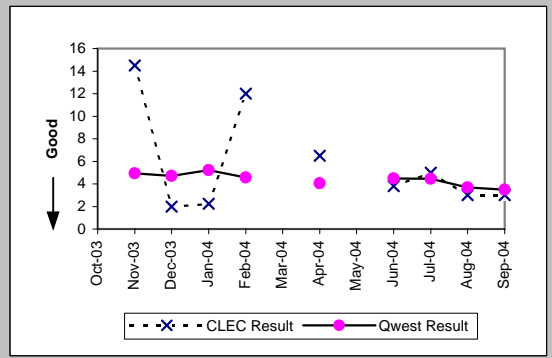


OP-4B - Installation Interval (Average Days) - Dispatches outside MSAs

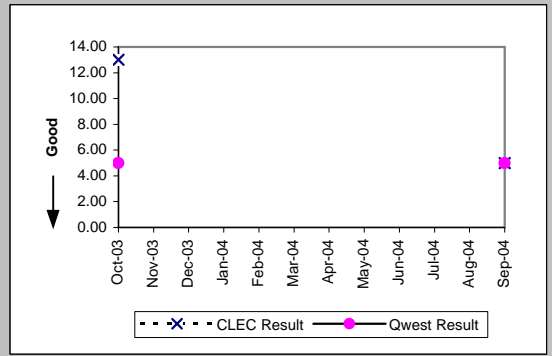
Residence (Parity)									
Date	CLEC Num	CLEC Denc	CLEC Resu	CLEC Std E	Qwest Num	Qwest Denc	Qwest Resu	Mod Z Scr	Parity Scr
Oct-03	113	31	3.65	1.70	6946	1529	4.54	-1.18	-1.71
Nov-03	189	52	3.63	1.46	5251	1210	4.34	-0.83	-1.5
Dec-03	215	58	3.71	2.16	6048	1508	4.01	-0.64	-1.39
Jan-04	86	25	3.44	2.08	4977	1206	4.13	-0.99	-1.6
Feb-04	61	17	3.59	2.24	5753	1439	4.00	-0.57	-1.35
Mar-04	60	18	3.33	1.53	6797	1531	4.44	-0.93	-1.57
Apr-04	27	9	3.00	1.00	3331	1003	3.32	-0.51	-1.31
May-04	39	12	3.25	0.97	3231	905	3.57	-0.53	-1.32
Jun-04	42	11	3.82	1.17	3976	984	4.04	-0.29	-1.18
Jul-04	29	9	3.22	0.67	4819	1165	4.14	-0.95	-1.58
Aug-04	30	9	3.33	0.50	3892	1096	3.55	-0.25	-1.15
Sep-04	46	11	4.18	1.40	4158	1153	3.61	0.95	-0.42



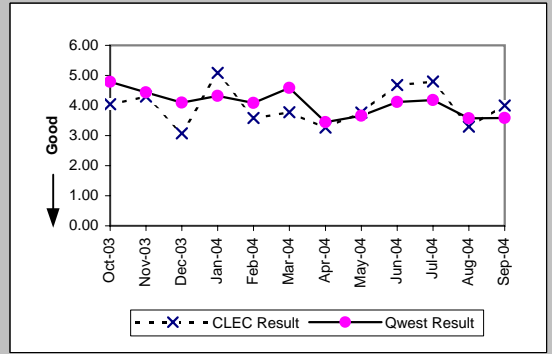
Business (Parity)									
Date	CLEC Num	CLEC Denc	CLEC Resu	CLEC Std E	Qwest Num	Qwest Denc	Qwest Resu	Mod Z Scr	Parity Scr
Oct-03									
Nov-03	29	2	14.50	6.36	1229	249	4.94	1.91	0.16
Dec-03	4	2	2.00	1.41	1010	215	4.70	-0.86	-1.52
Jan-04	9	4	2.25	0.96	1377	264	5.22	-1.16	-1.71
Feb-04	24	2	12.00	12.73	1353	297	4.56	1.74	0.06
Mar-04									
Apr-04	13	2	6.50	0.71	833	205	4.06	1.45	-0.12
May-04									
Jun-04	19	5	3.80	1.30	996	222	4.49	-0.56	-1.34
Jul-04	5	1	5.00		910	205	4.44	0.53	-0.68
Aug-04	3	1	3.00		711	193	3.68	-0.15	-1.09
Sep-04	3	1	3.00		757	216	3.50	-0.26	-1.16



Qwest DSL (Parity)									
Date	CLEC Num	CLEC Denc	CLEC Resu	CLEC Std E	Qwest Num	Qwest Denc	Qwest Resu	Mod Z Scr	Parity Scr
Oct-03	13	1	13.00		209	42	4.98	2.33	0.41
Nov-03									
Dec-03									
Jan-04									
Feb-04									
Mar-04									
Apr-04									
May-04									
Jun-04									
Jul-04									
Aug-04									
Sep-04	5	1	5.00		1384	277	5.00	-1.45	-1.88

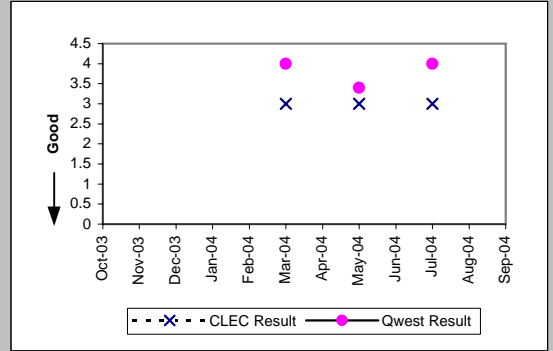


UNE - P (POTS) (Parity)									
Date	CLEC Num	CLEC Denc	CLEC Resu	CLEC Std E	Qwest Num	Qwest Denc	Qwest Resu	Mod Z Scr	Parity Scr
Oct-03	113	28	4.04	1.82	8754	1828	4.79	-0.81	-1.49
Nov-03	129	30	4.30	2.87	6480	1459	4.44	-0.13	-1.08
Dec-03	132	43	3.07	1.39	7058	1723	4.10	-1.81	-2.1
Jan-04	122	24	5.08	3.97	6354	1470	4.32	1.03	-0.37
Feb-04	97	27	3.59	1.37	7106	1736	4.09	-0.77	-1.47
Mar-04	193	51	3.78	2.11	8401	1833	4.58	-1.11	-1.67
Apr-04	121	37	3.27	1.19	4164	1208	3.45	-0.37	-1.23
May-04	166	44	3.77	1.75	4037	1102	3.66	0.43	-0.74
Jun-04	206	44	4.68	6.21	4972	1206	4.12	1.44	-0.12
Jul-04	245	51	4.80	2.89	5729	1370	4.18	1.36	-0.17
Aug-04	122	37	3.30	1.22	4603	1289	3.57	-0.55	-1.33
Sep-04	148	37	4.00	1.55	4915	1369	3.59	0.95	-0.42



OP-4B - Installation Interval (Average Days) - Dispatches outside MSAs

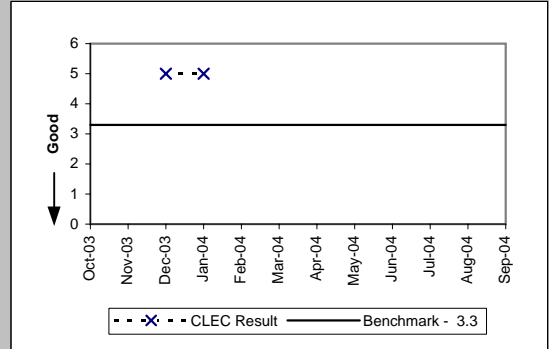
UNE P (Centrex) (Parity)									
Date	CLEC Num	CLEC Dend	CLEC Resu	CLEC Std	Qwest Num	Qwest Dend	Qwest Resu	Mod Z Scr	Parity Scr
Oct-03									
Nov-03									
Dec-03									
Jan-04									
Feb-04									
Mar-04	3	1	3.00		24	6	4.00	-0.55	-1.34
Apr-04									
May-04	3	1	3.00		17	5	3.40	-0.24	-1.15
Jun-04									
Jul-04	3	1	3.00		8	2	4.00	-0.58	-1.35
Aug-04									
Sep-04									



OP-4B - Installation Interval (Average Days) - Dispatches outside MSAs

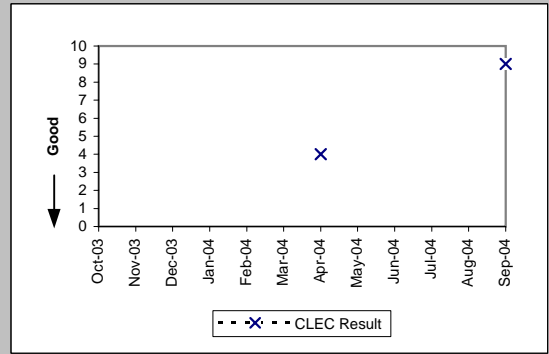
Line Sharing (Benchmark)

Date	Numerator	Denominator	CLEC Result	Standard Dev
Oct-03				
Nov-03				
Dec-03	5	1	5.00	
Jan-04	5	1	5.00	
Feb-04				
Mar-04				
Apr-04				
May-04				
Jun-04				
Jul-04				
Aug-04				
Sep-04				



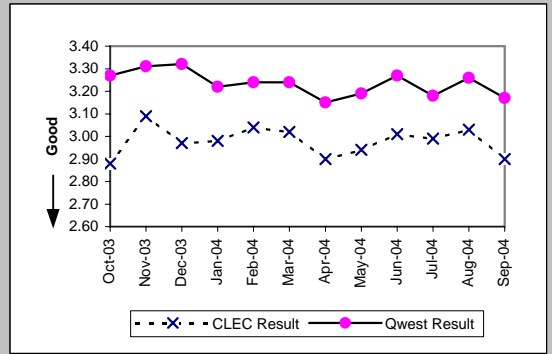
Sub-Loop Unbundling (Diagnostic)

Date	Numerator	Denominator	CLEC Result	Standard Dev
Oct-03				
Nov-03				
Dec-03				
Jan-04				
Feb-04				
Mar-04				
Apr-04	4	1	4.00	
May-04				
Jun-04				
Jul-04				
Aug-04				
Sep-04	9	1	9.00	

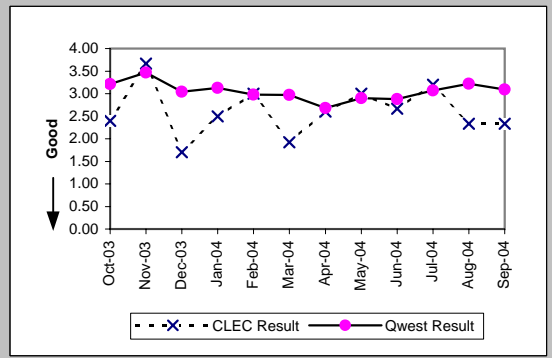


OP-4C - Installation Interval (Average Days) - No dispatches

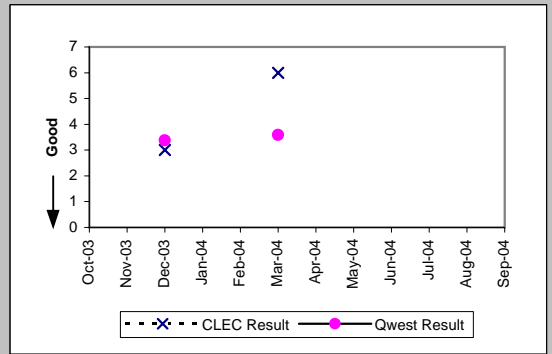
Residence (Parity)									
Date	CLEC Num	CLEC Denc	CLEC Resu	CLEC Std E	Qwest Num	Qwest Denc	Qwest Resu	Mod Z Scr	Parity Scr
Oct-03	1004	349	2.88	0.61	73840	22594	3.27	-6.36	-4.87
Nov-03	983	318	3.09	0.69	53146	16032	3.31	-3.54	-3.15
Dec-03	1404	472	2.97	0.66	43156	13011	3.32	-5.75	-4.49
Jan-04	1898	637	2.98	0.66	54463	16901	3.22	-5.79	-4.52
Feb-04	1036	341	3.04	1.19	53880	16653	3.24	-2.98	-2.81
Mar-04	613	203	3.02	0.59	61541	18965	3.24	-2.6	-2.58
Apr-04	791	273	2.90	0.42	59301	18833	3.15	-3.54	-3.15
May-04	814	277	2.94	0.46	52564	16485	3.19	-3.71	-3.25
Jun-04	768	255	3.01	0.99	62078	18995	3.27	-3.1	-2.89
Jul-04	717	240	2.99	0.81	57514	18074	3.18	-2.65	-2.61
Aug-04	869	287	3.03	1.34	59909	18388	3.26	-3.39	-3.06
Sep-04	1408	485	2.90	0.71	62258	19657	3.17	-4.85	-3.95



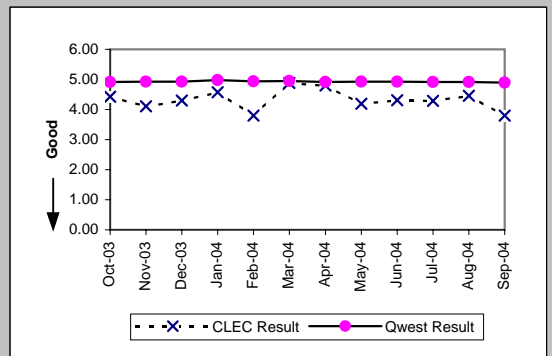
Business (Parity)									
Date	CLEC Num	CLEC Denc	CLEC Resu	CLEC Std E	Qwest Num	Qwest Denc	Qwest Resu	Mod Z Scr	Parity Scr
Oct-03	12	5	2.40	0.89	1296	404	3.21	-0.49	-1.3
Nov-03	11	3	3.67	1.15	1439	415	3.47	1.29	-0.21
Dec-03	34	20	1.70	0.92	987	325	3.04	-3.89	-3.36
Jan-04	10	4	2.50	1.29	1282	409	3.13	-0.39	-1.24
Feb-04	15	5	3.00	0.00	1110	372	2.98	-0.24	-1.14
Mar-04	50	26	1.92	0.84	1144	385	2.97	-3.2	-2.94
Apr-04	13	5	2.60	0.89	919	343	2.68	-0.13	-1.08
May-04	9	3	3.00	0.00	972	335	2.90	-0.11	-1.07
Jun-04	16	6	2.67	2.42	1027	356	2.88	-0.37	-1.22
Jul-04	16	5	3.20	1.64	1153	376	3.07	0.33	-0.8
Aug-04	21	9	2.33	1.12	1252	389	3.22	-1.23	-1.75
Sep-04	7	3	2.33	1.15	1278	414	3.09	-0.65	-1.4



Centrex 21 (Parity)									
Date	CLEC Num	CLEC Denc	CLEC Resu	CLEC Std E	Qwest Num	Qwest Denc	Qwest Resu	Mod Z Scr	Parity Scr
Oct-03									
Nov-03									
Dec-03	3	1	3.00		91	27	3.37	-0.17	-1.1
Jan-04									
Feb-04									
Mar-04	6	1	6.00		158	44	3.59	1.59	-0.03
Apr-04									
May-04									
Jun-04									
Jul-04									
Aug-04									
Sep-04									

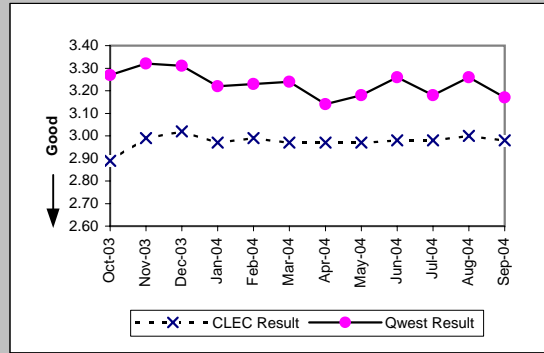


Qwest DSL (Parity)									
Date	CLEC Num	CLEC Denc	CLEC Resu	CLEC Std E	Qwest Num	Qwest Denc	Qwest Resu	Mod Z Scr	Parity Scr
Oct-03	62	14	4.43	1.40	34356	6987	4.92	-2.8	-2.7
Nov-03	37	9	4.11	1.69	30112	6113	4.93	-2.96	-2.8
Dec-03	86	20	4.30	0.92	28724	5821	4.93	-3.38	-3.05
Jan-04	32	7	4.57	0.53	31861	6402	4.98	-1.17	-1.71
Feb-04	38	10	3.80	1.62	30162	6109	4.94	-6.28	-4.82
Mar-04	78	16	4.88	0.34	28830	5822	4.95	-0.36	-1.22
Apr-04	72	15	4.80	0.56	36452	7428	4.91	-0.66	-1.4
May-04	327	78	4.19	0.97	36524	7408	4.93	-8.51	-6.18
Jun-04	720	167	4.31	0.49	39635	8043	4.93	-9.52	-6.79
Jul-04	176	41	4.29	0.51	36403	7395	4.92	-4.58	-3.79
Aug-04	272	61	4.46	0.56	39361	8003	4.92	-3.93	-3.39
Sep-04	19	5	3.80	1.64	38536	7888	4.89	-2.18	-2.33

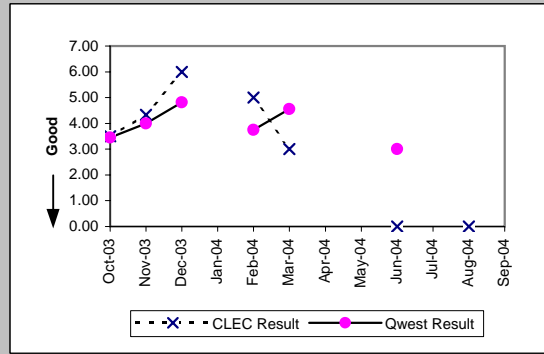


OP-4C - Installation Interval (Average Days) - No dispatches

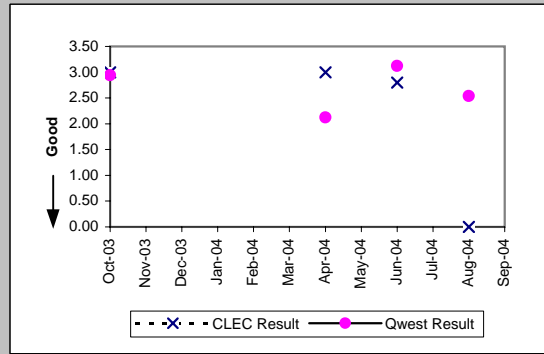
UNE - P (POTS) (Parity)										
Date	CLEC Num	CLEC Dend	CLEC Resu	CLEC Std	Qwest Num	Qwest Dend	Qwest Resu	Mod Z Scr	Parity Scr	
Oct-03	16084	5575	2.89	0.64	75136	22998	3.27	-20.81	-13.65	
Nov-03	15772	5275	2.99	0.39	54585	16447	3.32	-11.87	-8.21	
Dec-03	12480	4139	3.02	0.62	44143	13336	3.31	-12.97	-8.88	
Jan-04	12725	4284	2.97	0.35	55745	17310	3.22	-12.82	-8.8	
Feb-04	18944	6337	2.99	0.44	54990	17025	3.23	-13.42	-9.16	
Mar-04	17547	5912	2.97	0.39	62685	19350	3.24	-14.77	-9.98	
Apr-04	17853	6016	2.97	0.54	60220	19176	3.14	-9.99	-7.07	
May-04	15290	5141	2.97	0.34	53536	16820	3.18	-11.67	-8.09	
Jun-04	13331	4469	2.98	0.34	63105	19351	3.26	-12.74	-8.75	
Jul-04	14137	4748	2.98	0.40	58667	18450	3.18	-10.91	-7.63	
Aug-04	9290	3095	3.00	0.41	61161	18777	3.26	-11.26	-7.85	
Sep-04	7331	2458	2.98	0.30	63536	20071	3.17	-7.09	-5.31	



UNE P (Centrex) (Parity)										
Date	CLEC Num	CLEC Dend	CLEC Resu	CLEC Std	Qwest Num	Qwest Dend	Qwest Resu	Mod Z Scr	Parity Scr	
Oct-03	14	4	3.50	2.52	38	11	3.45	0.05	-0.97	
Nov-03	13	3	4.33	1.53	48	12	4.00	0.34	-0.79	
Dec-03	6	1	6.00		101	21	4.81	1.43	-0.13	
Jan-04										
Feb-04	20	4	5.00	0.00	15	4	3.75	-3.72	-3.26	
Mar-04	3	1	3.00		41	9	4.56	-1.67	-2.02	
Apr-04										
May-04										
Jun-04	0	1	0.00		3	1	3.00			
Jul-04										
Aug-04	0	3	0.00	0.00						
Sep-04										



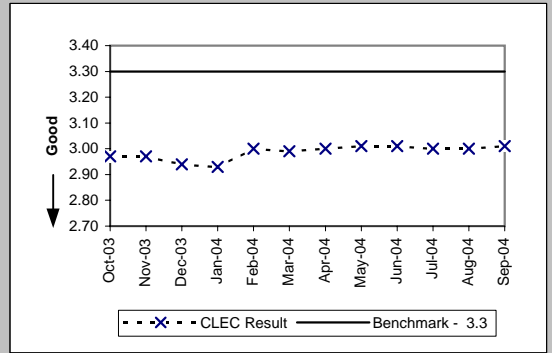
UNE P (Centrex 21) (Parity)										
Date	CLEC Num	CLEC Dend	CLEC Resu	CLEC Std	Qwest Num	Qwest Dend	Qwest Resu	Mod Z Scr	Parity Scr	
Oct-03	3	1	3.00		97	33	2.94	-0.55	-1.34	
Nov-03										
Dec-03										
Jan-04										
Feb-04										
Mar-04										
Apr-04	3	1	3.00		51	24	2.12	0.05	-0.97	
May-04										
Jun-04	14	5	2.80	0.45	106	34	3.12	-0.54	-1.33	
Jul-04										
Aug-04	0	1	0.00		89	35	2.54	-1.74	-2.06	
Sep-04										



OP-4C - Installation Interval (Average Days) - No dispatches

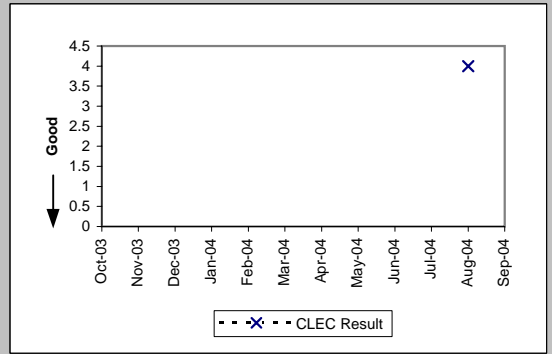
Line Sharing (Benchmark)

Date	Numerator	Denominator	CLEC Result	Standard Dev
Oct-03	2304	775	2.97	0.31
Nov-03	1704	573	2.97	0.30
Dec-03	1593	541	2.94	0.40
Jan-04	1835	626	2.93	0.52
Feb-04	1353	451	3.00	0.74
Mar-04	1225	410	2.99	0.16
Apr-04	1108	369	3.00	0.42
May-04	1082	359	3.01	0.26
Jun-04	1244	413	3.01	0.23
Jul-04	1014	338	3.00	0.00
Aug-04	1292	431	3.00	0.08
Sep-04	1410	468	3.01	0.35



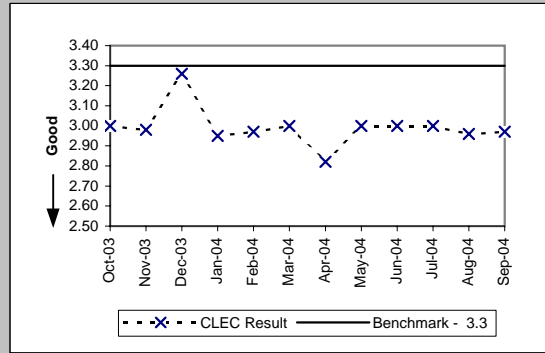
Sub-Loop Unbundling (Diagnostic)

Date	Numerator	Denominator	CLEC Result	Standard Dev
Oct-03				
Nov-03				
Dec-03				
Jan-04				
Feb-04				
Mar-04				
Apr-04				
May-04				
Jun-04				
Jul-04				
Aug-04	8	2	4.00	0.00
Sep-04				



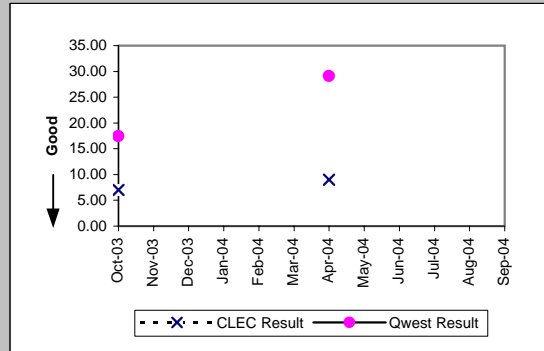
OP-4C - Installation Interval (Average Days) - No dispatches

Date	Line Splitting		CLEC Result	Standard Dev
	Numerator	Denominator		
Oct-03	105	35	3.00	0.00
Nov-03	179	60	2.98	0.47
Dec-03	261	80	3.26	1.04
Jan-04	186	63	2.95	0.38
Feb-04	101	34	2.97	0.17
Mar-04	117	39	3.00	0.00
Apr-04	62	22	2.82	0.66
May-04	60	20	3.00	0.00
Jun-04	96	32	3.00	0.00
Jul-04	180	60	3.00	0.00
Aug-04	151	51	2.96	0.20
Sep-04	175	59	2.97	0.18

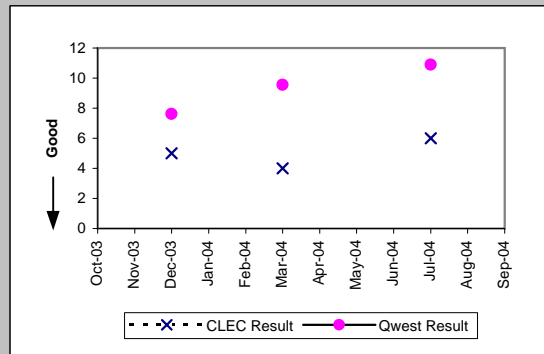


OP-4D - Installation Interval (Average Days) - Interval Zone One

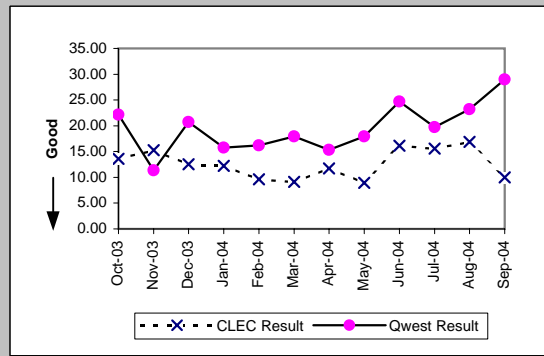
ISDN Primary (Parity)										
Date	CLEC Num	CLEC Denc	CLEC Resu	CLEC Std	Qwest Num	Qwest Denc	Qwest Resu	Mod Z Scr	Parity Scr	
Oct-03	7	1	7.00		803	46	17.46	-1.05	-1.64	
Nov-03										
Dec-03										
Jan-04										
Feb-04										
Mar-04										
Apr-04	27	3	9.00	0.00	1805	62	29.11	-1.52	-1.93	
May-04										
Jun-04										
Jul-04										
Aug-04										
Sep-04										



PBX (Parity)										
Date	CLEC Num	CLEC Denc	CLEC Resu	CLEC Std	Qwest Num	Qwest Denc	Qwest Resu	Mod Z Scr	Parity Scr	
Oct-03										
Nov-03										
Dec-03	5	1	5.00		244	32	7.62	-0.55	-1.34	
Jan-04										
Feb-04										
Mar-04	4	1	4.00		344	36	9.56	-0.59	-1.36	
Apr-04										
May-04										
Jun-04										
Jul-04	6	1	6.00		207	19	10.89	-0.46	-1.28	
Aug-04										
Sep-04										

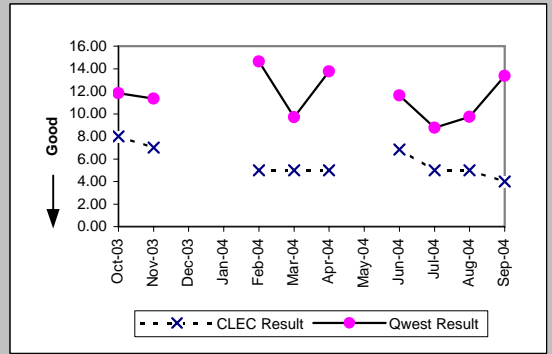


LIS Trunk (Parity)										
Date	CLEC Num	CLEC Denc	CLEC Resu	CLEC Std	Qwest Num	Qwest Denc	Qwest Resu	Mod Z Scr	Parity Scr	
Oct-03	204	15	13.60	7.08	974	44	22.14	-4.54	-3.76	
Nov-03	229	15	15.27	6.26	102	9	11.33	1.51	-0.08	
Dec-03	364	29	12.55	4.92	207	10	20.70	-3.26	-2.98	
Jan-04	257	21	12.24	5.52	268	17	15.76	-1.72	-2.05	
Feb-04	135	14	9.64	3.13	292	18	16.22	-3.17	-2.93	
Mar-04	273	30	9.10	3.34	448	25	17.92	-5.45	-4.32	
Apr-04	199	17	11.71	6.72	230	15	15.33	-1.64	-2	
May-04	98	11	8.91	4.44	305	17	17.94	-4.13	-3.51	
Jun-04	226	14	16.14	4.47	890	36	24.72	-4.52	-3.75	
Jul-04	312	20	15.60	4.31	217	11	19.73	-1.26	-1.77	
Aug-04	169	10	16.90	8.01	395	17	23.24	-1.1	-1.67	
Sep-04	70	7	10.00	6.14	435	15	29.00	-1.94	-2.18	

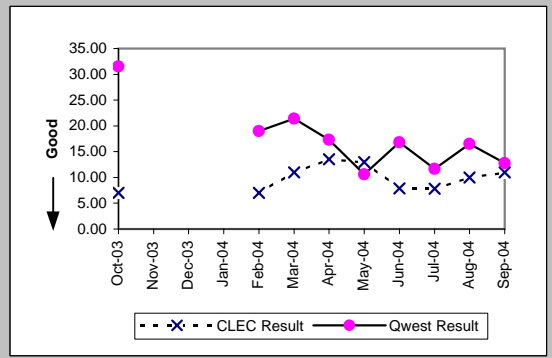


OP-4D - Installation Interval (Average Days) - Interval Zone One

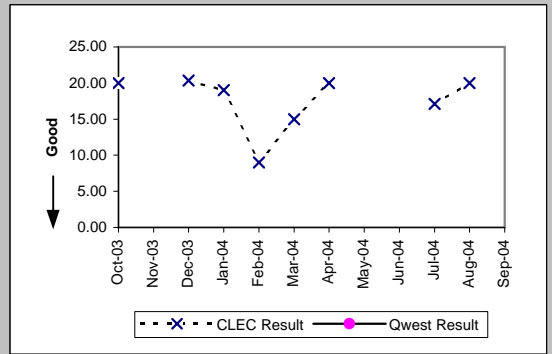
UDIT DS1 (Parity)									
Date	CLEC Num	CLEC Denc	CLEC Resu	CLEC Std	Qwest Num	Qwest Denc	Qwest Resu	Mod Z Scr	Parity Scr
Oct-03	16	2	8.00	1.41	1124	95	11.83	-0.58	-1.35
Nov-03	7	1	7.00		874	77	11.35	-0.45	-1.28
Dec-03									
Jan-04									
Feb-04	10	2	5.00	1.41	1376	94	14.64	-1.34	-1.82
Mar-04	10	2	5.00	0.00	1213	125	9.70	-1.1	-1.67
Apr-04	5	1	5.00		1157	84	13.77	-0.83	-1.5
May-04									
Jun-04	41	6	6.83	0.41	1698	146	11.63	-1	-1.61
Jul-04	10	2	5.00	0.00	1219	139	8.77	-0.96	-1.58
Aug-04	5	1	5.00		711	73	9.74	-0.82	-1.5
Sep-04	8	2	4.00	1.41	1457	109	13.37	-0.96	-1.58



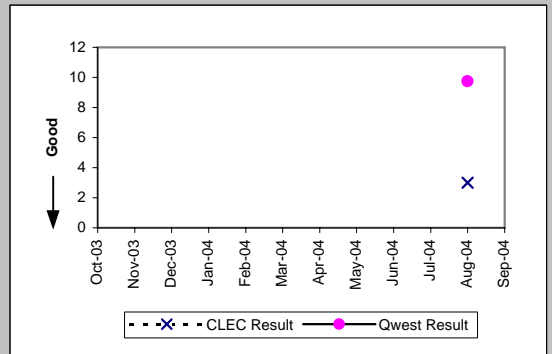
UDIT Above DS1 Level (Parity)									
Date	CLEC Num	CLEC Denc	CLEC Resu	CLEC Std	Qwest Num	Qwest Denc	Qwest Resu	Mod Z Scr	Parity Scr
Oct-03	7	1	7.00		945	30	31.50	-0.68	-1.41
Nov-03									
Dec-03									
Jan-04									
Feb-04	7	1	7.00		532	28	19.00	-0.57	-1.35
Mar-04	22	2	11.00	5.66	793	37	21.43	-0.55	-1.33
Apr-04	27	2	13.50	9.19	260	15	17.33	-0.26	-1.16
May-04	13	1	13.00		212	20	10.60	1.12	-0.32
Jun-04	71	9	7.89	1.45	336	20	16.80	-1.18	-1.71
Jul-04	39	5	7.80	1.79	233	20	11.65	-1.75	-2.06
Aug-04	10	1	10.00		264	16	16.50	-0.32	-1.19
Sep-04	44	4	11.00	0.82	294	23	12.78	-0.18	-1.11



Dark Fiber - IOF (Diagnostic)									
Date	CLEC Num	CLEC Denc	CLEC Resu	CLEC Std	Qwest Num	Qwest Denc	Qwest Resu	Mod Z Scr	Parity Scr
Oct-03	40	2	20.00	0.00					
Nov-03									
Dec-03	122	6	20.33	1.63					
Jan-04	19	1	19.00						
Feb-04	9	1	9.00						
Mar-04	30	2	15.00	0.00					
Apr-04	20	1	20.00						
May-04									
Jun-04									
Jul-04	171	10	17.10	3.21					
Aug-04	80	4	20.00	0.00					
Sep-04									



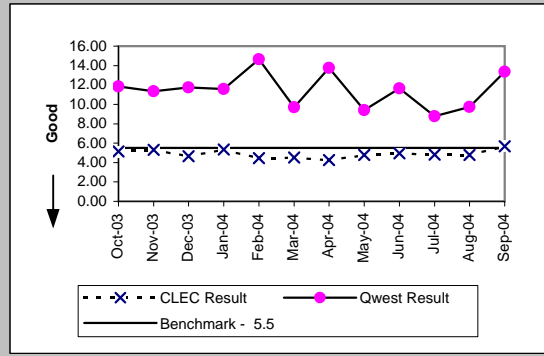
Unbundled Loop - 4 Wire Non-Loaded (Parity)									
Date	CLEC Num	CLEC Denc	CLEC Resu	CLEC Std	Qwest Num	Qwest Denc	Qwest Resu	Mod Z Scr	Parity Scr
Oct-03									
Nov-03									
Dec-03									
Jan-04									
Feb-04									
Mar-04									
Apr-04									
May-04									
Jun-04									
Jul-04									
Aug-04	3	1	3.00		711	73	9.74	-1.17	-1.71
Sep-04									



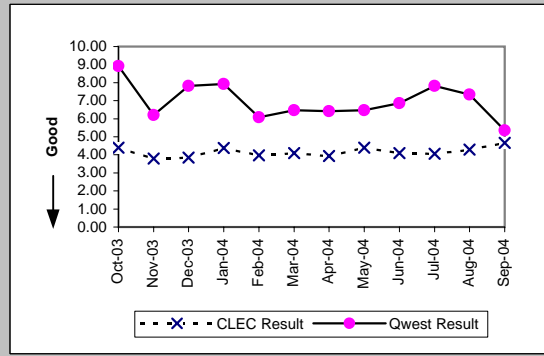
Results provide std and retail parity perf. for all states. The UBL-DS1 std of 5.5 days applies to AZ, CO, MN, NM, SD, UT, WA. The parity std of UBL-DS1 to retail DS1 applies to all other states.

OP-4D - Installation Interval (Average Days) - Interval Zone One

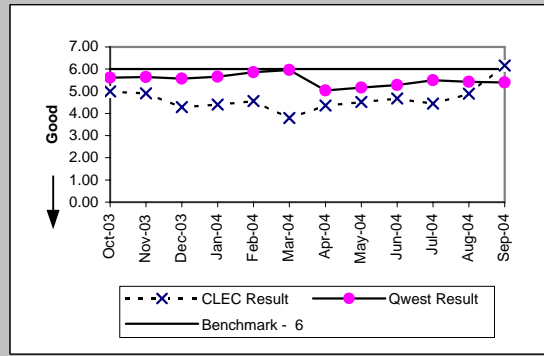
Unbundled Loop - DS1 Capable (Parity)									
Date	CLEC Num	CLEC Denc	CLEC Resu	CLEC Std	Qwest Num	Qwest Denc	Qwest Resu	Mod Z Scr	Parity Scr
Oct-03	581	113	5.14	3.41	1124	95	11.83	-5.19	-4.15
Nov-03	324	61	5.31	4.15	874	77	11.35	-3.7	-3.25
Dec-03	209	45	4.64	0.93	1503	128	11.74	-4.47	-3.72
Jan-04	405	76	5.33	4.67	1819	157	11.59	-6.52	-4.96
Feb-04	330	74	4.46	1.72	1376	94	14.64	-6.52	-4.97
Mar-04	575	127	4.53	0.92	1213	125	9.70	-6.86	-5.17
Apr-04	310	73	4.25	0.92	1157	84	13.77	-5.67	-4.45
May-04	316	66	4.79	1.42	648	69	9.39	-5.65	-4.43
Jun-04	357	72	4.96	1.56	1698	146	11.63	-4	-3.43
Jul-04	405	84	4.82	1.22	1219	139	8.77	-5.16	-4.13
Aug-04	488	102	4.78	1.24	711	73	9.74	-5.66	-4.44
Sep-04	629	111	5.67	3.85	1457	109	13.37	-4.17	-3.53



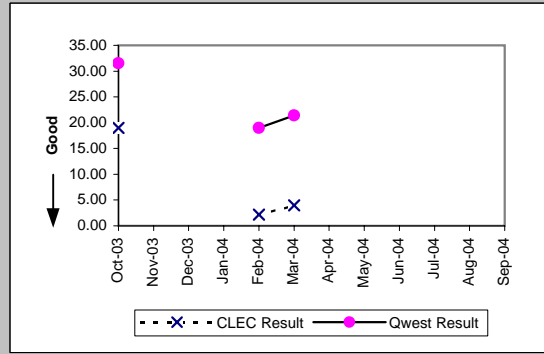
Unbundled Loop ISDN Capable (Parity)									
Date	CLEC Num	CLEC Denc	CLEC Resu	CLEC Std	Qwest Num	Qwest Denc	Qwest Resu	Mod Z Scr	Parity Scr
Oct-03	264	60	4.40	0.87	1105	124	8.91	-3.47	-3.11
Nov-03	163	43	3.79	1.01	471	76	6.20	-2.11	-2.28
Dec-03	146	38	3.84	1.13	446	57	7.82	-2.98	-2.81
Jan-04	162	37	4.38	1.48	476	60	7.93	-2.81	-2.71
Feb-04	115	29	3.97	1.35	359	59	6.08	-2.5	-2.52
Mar-04	127	31	4.10	1.11	408	63	6.48	-1.89	-2.15
Apr-04	114	29	3.93	1.19	705	110	6.41	-2.25	-2.37
May-04	167	38	4.39	0.79	402	62	6.48	-2.27	-2.38
Jun-04	160	39	4.10	1.02	364	53	6.87	-2.58	-2.57
Jul-04	73	18	4.06	1.21	563	72	7.82	-1.8	-2.09
Aug-04	120	18	4.29	0.98	499	68	7.34	-2.22	-2.35
Sep-04	168	36	4.67	2.07	236	44	5.36	-1.63	-1.99



Unbundled Loop - ADSL Qualified (Benchmark)									
Date	CLEC Num	CLEC Denc	CLEC Resu	CLEC Std	Qwest Num	Qwest Denc	Qwest Resu	Mod Z Scr	Parity Scr
Oct-03	55	11	5.00	0.00	4077	727	5.61	-0.67	-1.41
Nov-03	49	10	4.90	0.32	4041	715	5.65	-0.74	-1.45
Dec-03	60	14	4.29	0.91	6247	1122	5.57	-2.15	-2.3
Jan-04	66	15	4.40	0.74	8428	1488	5.66	-1.62	-1.99
Feb-04	41	9	4.56	0.88	9600	1638	5.86	-1.39	-1.85
Mar-04	38	10	3.80	1.23	9159	1537	5.96	-2.13	-2.3
Apr-04	61	14	4.36	0.84	8166	1620	5.04	-1.71	-2.04
May-04	95	21	4.52	1.03	9535	1848	5.16	-1.44	-1.88
Jun-04	70	15	4.67	0.72	12256	2320	5.28	-1.18	-1.72
Jul-04	80	18	4.44	0.86	12447	2264	5.50	-1.67	-2.02
Aug-04	88	18	4.89	0.32	11640	2143	5.43	-1.04	-1.63
Sep-04	142	23	6.17	4.31	12213	2262	5.40	1.74	0.06



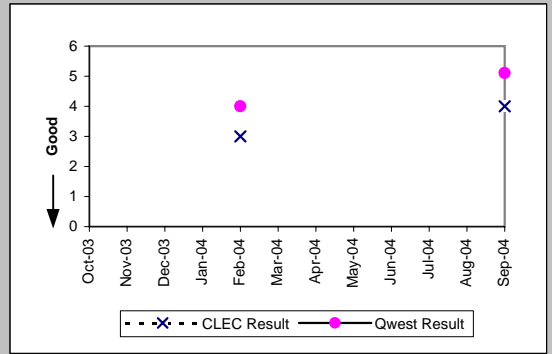
Unbundled Loop - DS3 Capable (Parity)									
Date	CLEC Num	CLEC Denc	CLEC Resu	CLEC Std	Qwest Num	Qwest Denc	Qwest Resu	Mod Z Scr	Parity Scr
Oct-03	19	1	19.00		945	30	31.50	-0.35	-1.21
Nov-03									
Dec-03									
Jan-04									
Feb-04	11	5	2.20	1.10	532	28	19.00	-1.67	-2.01
Mar-04	28	7	4.00	1.00	793	37	21.43	-1.61	-1.98
Apr-04									
May-04									
Jun-04									
Jul-04									
Aug-04									
Sep-04									



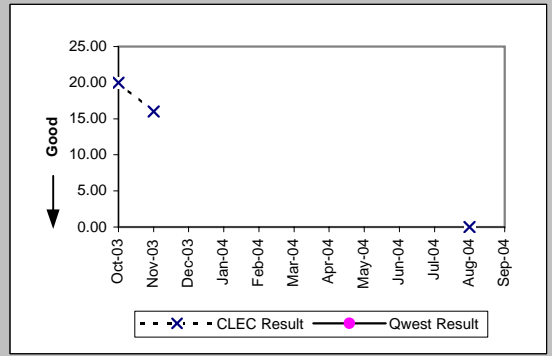
Results provide std and retail parity perf. for all states. The UBL-DS1 std of 5.5 days applies to AZ, CO, MN, NM, SD, UT, WA. The parity std of UBL-DS1 to retail DS1 applies to all other states.

OP-4D - Installation Interval (Average Days) - Interval Zone One

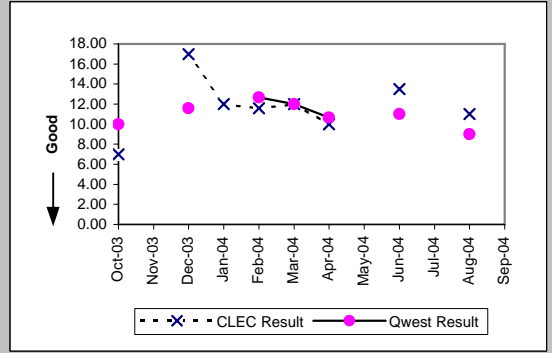
Qwest DSL (Parity)									
Date	CLEC Num	CLEC Denc	CLEC Resu	CLEC Std	Qwest Num	Qwest Denc	Qwest Resu	Mod Z Scr	Parity Scr
Oct-03									
Nov-03									
Dec-03									
Jan-04									
Feb-04	9	3	3.00	1.73	32	8	4.00	-0.69	-1.42
Mar-04									
Apr-04									
May-04									
Jun-04									
Jul-04									
Aug-04									
Sep-04	8	2	4.00	1.41	46	9	5.11	-0.81	-1.49



Dark Fiber - Loop (Diagnostic)									
Date	CLEC Num	CLEC Denc	CLEC Resu	CLEC Std	Qwest Num	Qwest Denc	Qwest Resu	Mod Z Scr	Parity Scr
Oct-03	20	1	20.00						
Nov-03	16	1	16.00						
Dec-03									
Jan-04									
Feb-04									
Mar-04									
Apr-04									
May-04									
Jun-04									
Jul-04									
Aug-04	0	1	0.00						
Sep-04									



E911 (Parity)									
Date	CLEC Num	CLEC Denc	CLEC Resu	CLEC Std	Qwest Num	Qwest Denc	Qwest Resu	Mod Z Scr	Parity Scr
Oct-03	49	7	7.00	0.00	30	3	10.00		
Nov-03									
Dec-03	509	30	16.97	6.73	58	5	11.60	3.09	0.88
Jan-04	60	5	12.00	0.00					
Feb-04	81	7	11.57	0.53	38	3	12.67	-1.37	-1.84
Mar-04	24	2	12.00	0.00	24	2	12.00		
Apr-04	20	2	10.00	0.00	32	3	10.67	-0.25	-1.15
May-04									
Jun-04	54	4	13.50	3.00	22	2	11.00		
Jul-04									
Aug-04	44	4	11.00	0.00	27	3	9.00	-3.72	-3.26
Sep-04									

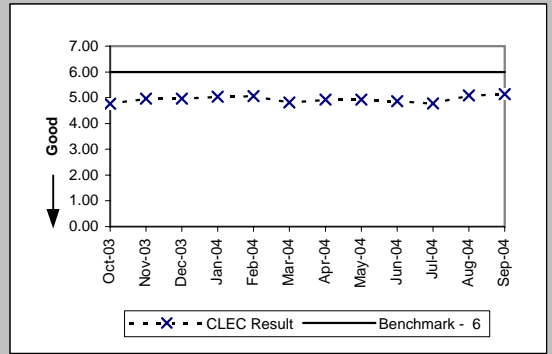


Results provide std and retail parity perf. for all states. The UBL-DS1 std of 5.5 days applies to AZ, CO, MN, NM, SD, UT, WA. The parity std of UBL-DS1 to retail DS1 applies to all other states.

OP-4D - Installation Interval (Average Days) - Interval Zone One

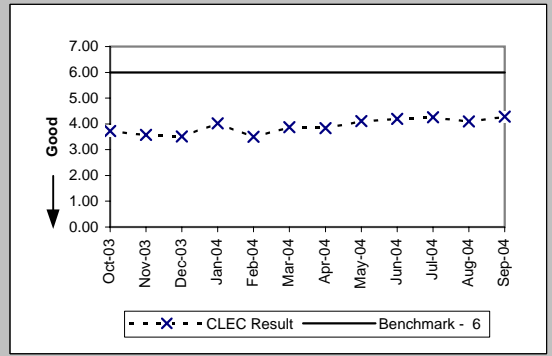
Unbundled Loop Analog (Benchmark)

Date	Num	Denom	CLEC Result	Standard Dev
Oct-03	3556	746	4.77	1.54
Nov-03	3186	642	4.96	1.25
Dec-03	3483	702	4.96	1.18
Jan-04	3179	631	5.04	1.53
Feb-04	2967	585	5.07	1.41
Mar-04	3134	652	4.81	1.55
Apr-04	3711	752	4.93	1.78
May-04	3292	668	4.93	1.26
Jun-04	3628	746	4.86	1.48
Jul-04	4392	919	4.78	1.66
Aug-04	4041	794	5.09	1.53
Sep-04	4063	791	5.14	2.03



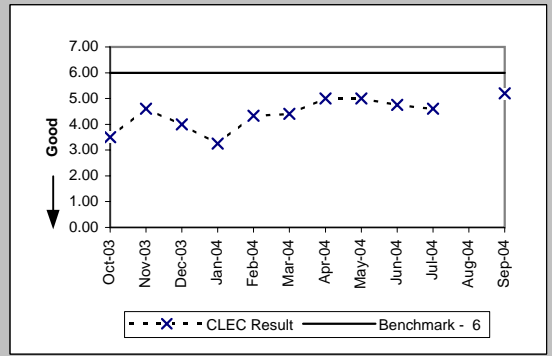
Unbundled Loop - 2 Wire Non-Loaded (Benchmark)

Date	Num	Denom	CLEC Result	Standard Dev
Oct-03	639	172	3.72	1.57
Nov-03	503	141	3.57	1.32
Dec-03	477	136	3.51	1.61
Jan-04	563	140	4.02	1.17
Feb-04	448	128	3.50	1.33
Mar-04	607	157	3.87	1.18
Apr-04	480	125	3.84	1.13
May-04	546	133	4.11	1.09
Jun-04	512	122	4.20	1.73
Jul-04	860	202	4.26	1.16
Aug-04	1127	275	4.10	1.35
Sep-04	1521	355	4.28	1.63



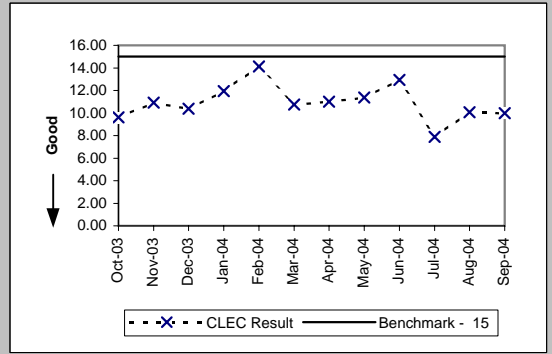
Unbundled Loop - XDSLi (Benchmark)

Date	Num	Denom	CLEC Result	Standard Dev
Oct-03	21	6	3.50	0.84
Nov-03	23	5	4.60	0.55
Dec-03	20	5	4.00	0.71
Jan-04	13	4	3.25	1.50
Feb-04	13	3	4.33	1.15
Mar-04	22	5	4.40	1.34
Apr-04	10	2	5.00	0.00
May-04	30	6	5.00	0.00
Jun-04	19	4	4.75	0.50
Jul-04	23	5	4.60	0.55
Aug-04				
Sep-04	26	5	5.20	2.17



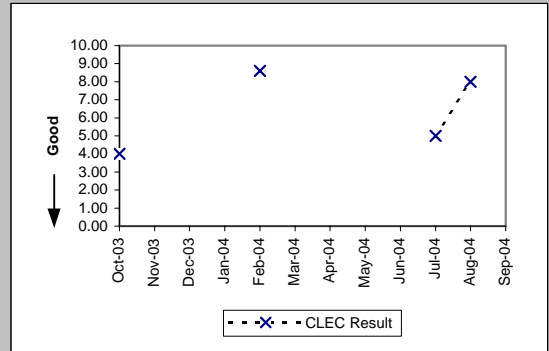
Unbundled Loop Conditioned (Benchmark)

Date	Num	Denom	CLEC Result	Standard Dev
Oct-03	250	26	9.62	4.89
Nov-03	251	23	10.91	5.67
Dec-03	270	26	10.38	5.40
Jan-04	346	29	11.93	6.76
Feb-04	198	14	14.14	4.96
Mar-04	344	32	10.75	5.54
Apr-04	77	7	11.00	6.45
May-04	91	8	11.38	5.97
Jun-04	246	19	12.95	5.15
Jul-04	71	9	7.89	6.25
Aug-04	141	14	10.07	6.60
Sep-04	150	15	10.00	6.34

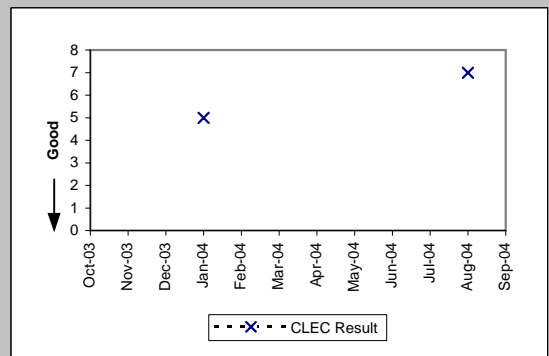


OP-4D - Installation Interval (Average Days) - Interval Zone One

Enhanced Extended Loops - DS0 Capable (Diagnostic)					
Date	Num	Denom	CLEC Result	Standard Dev	
Oct-03		8	2	4.00	0.00
Nov-03					
Dec-03					
Jan-04					
Feb-04	43		5	8.60	1.34
Mar-04					
Apr-04					
May-04					
Jun-04					
Jul-04	10		2	5.00	0.00
Aug-04	16		2	8.00	0.00
Sep-04					

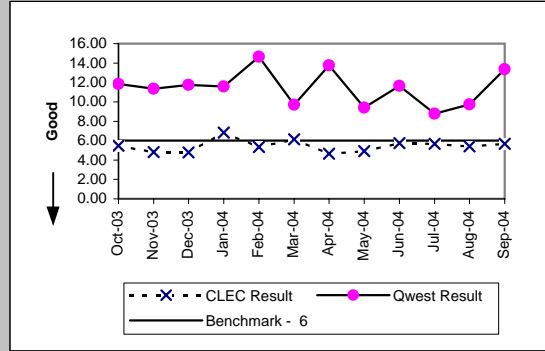


Enhanced Extended Loops - DS3 Capable (Diagnostic)				
Date	Num	Denom	CLEC Result	Standard Dev
Oct-03				
Nov-03				
Dec-03				
Jan-04	5		1	5.00
Feb-04				
Mar-04				
Apr-04				
May-04				
Jun-04				
Jul-04				
Aug-04	7		1	7.00
Sep-04				



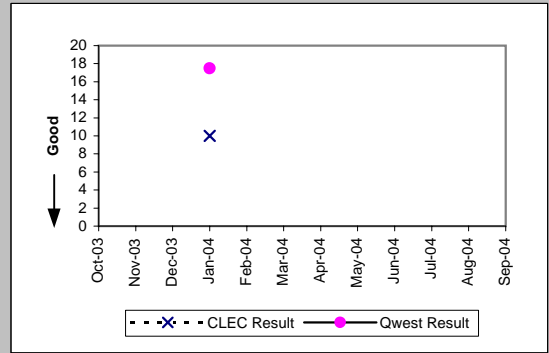
OP-4D - Installation Interval (Average Days) - Interval Zone One

Enhanced Extended Loops - DS1 Capable (Benchmark)										
Date	CLEC Num	CLEC Dens	CLEC Resu	CLEC Std	Qwest Num	Qwest Dens	Qwest Res	Mod Z Scr	Parity Scr	
Oct-03	115	21	5.48	2.02	1124	95	11.83	-2.84	-2.73	
Nov-03	101	21	4.81	0.98	874	77	11.35	-2.79	-2.7	
Dec-03	134	28	4.79	1.23	1503	128	11.74	-3.64	-3.21	
Jan-04	198	29	6.83	5.16	1819	157	11.59	-3.43	-3.08	
Feb-04	176	33	5.33	2.22	1376	94	14.64	-4.58	-3.79	
Mar-04	252	41	6.15	6.43	1213	125	9.70	-3.3	-3.01	
Apr-04	260	56	4.64	1.03	1157	84	13.77	-5.04	-4.06	
May-04	201	41	4.90	3.58	648	69	9.39	-4.81	-3.92	
Jun-04	321	56	5.73	3.50	1698	146	11.63	-3.24	-2.97	
Jul-04	182	32	5.69	2.49	1219	139	8.77	-2.84	-2.72	
Aug-04	200	37	5.41	1.91	711	73	9.74	-3.76	-3.29	
Sep-04	476	84	5.67	3.62	1457	109	13.37	-3.87	-3.35	

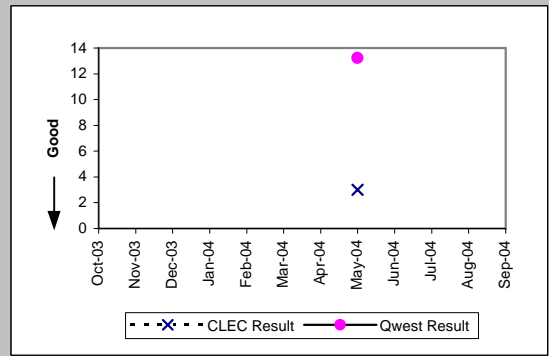


OP-4E - Installation Interval (Average Days) - Interval Zone Two

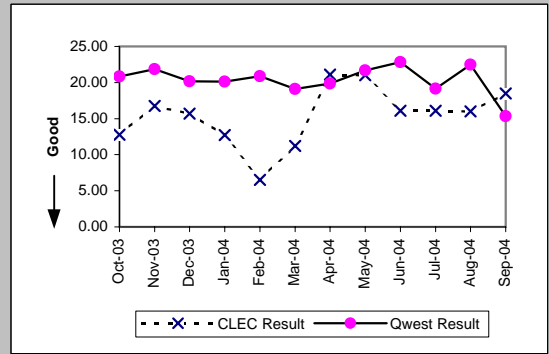
ISDN Primary (Parity)									
Date	CLEC Num	CLEC Denc	CLEC Resu	CLEC Std	Qwest Num	Qwest Denc	Qwest Resu	Mod Z Scr	Parity Scr
Oct-03									
Nov-03									
Dec-03									
Jan-04	10	1	10.00		262	15	17.47	-1.03	-1.63
Feb-04									
Mar-04									
Apr-04									
May-04									
Jun-04									
Jul-04									
Aug-04									
Sep-04									



DS1 (Parity)									
Date	CLEC Num	CLEC Denc	CLEC Resu	CLEC Std	Qwest Num	Qwest Denc	Qwest Resu	Mod Z Scr	Parity Scr
Oct-03									
Nov-03									
Dec-03									
Jan-04									
Feb-04									
Mar-04									
Apr-04									
May-04	3	1	3.00		1270	96	13.23	-0.69	-1.42
Jun-04									
Jul-04									
Aug-04									
Sep-04									

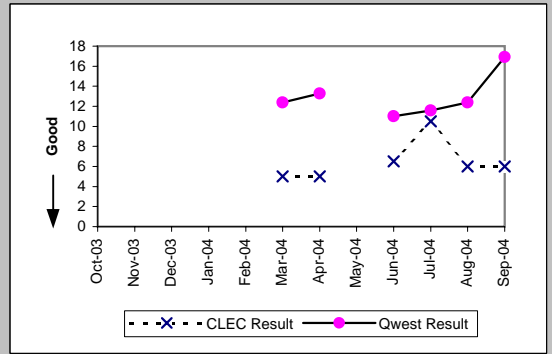


LIS Trunk (Parity)									
Date	CLEC Num	CLEC Denc	CLEC Resu	CLEC Std	Qwest Num	Qwest Denc	Qwest Resu	Mod Z Scr	Parity Scr
Oct-03	102	8	12.75	4.92	687	33	20.82	-3.92	-3.39
Nov-03	134	8	16.75	4.13	459	21	21.86	-2.57	-2.56
Dec-03	141	9	15.67	2.45	242	12	20.17	-3.17	-2.93
Jan-04	140	11	12.73	4.36	342	17	20.12	-4.95	-4.01
Feb-04	26	4	6.50	3.70	668	32	20.88	-5.07	-4.08
Mar-04	112	10	11.20	2.30	516	27	19.11	-4.59	-3.79
Apr-04	232	11	21.09	1.70	457	23	19.87	0.7	-0.57
May-04	126	6	21.00	1.67	1345	62	21.69	-0.45	-1.27
Jun-04	161	10	16.10	7.53	617	27	22.85	-3.9	-3.37
Jul-04	209	13	16.08	3.84	556	29	19.17	-2.29	-2.39
Aug-04	96	6	16.00	5.90	337	15	22.47	-2.39	-2.46
Sep-04	111	6	18.50	1.05	383	25	15.32	0.99	-0.4

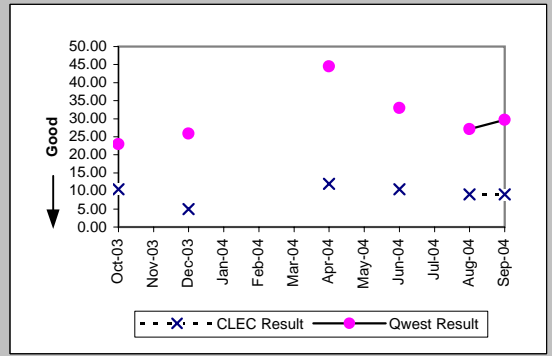


OP-4E - Installation Interval (Average Days) - Interval Zone Two

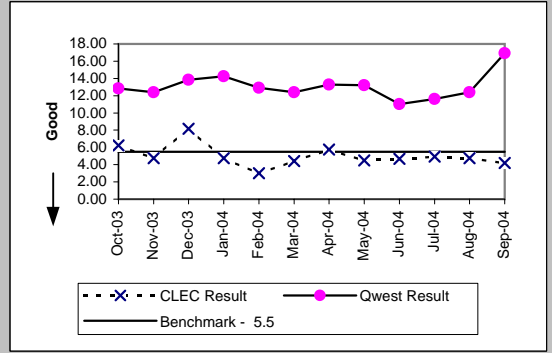
UDIT DS1 (Parity)									
Date	CLEC Num	CLEC Denc	CLEC Resu	Standard D	Qwest Num	Qwest Denc	Qwest Resu	Mod Z Scr	Parity Score
Oct-03									
Nov-03									
Dec-03									
Jan-04									
Feb-04									
Mar-04	10	2	5.00	0.00	2131	172	12.39	-0.87	-1.53
Apr-04	10	2	5.00	0.00	1846	139	13.28	-1.14	-1.7
May-04									
Jun-04	13	2	6.50	0.71	1233	112	11.01	-0.57	-1.35
Jul-04	21	2	10.50	0.71	1787	154	11.60	-0.09	-1.05
Aug-04	6	1	6.00		904	73	12.38	-0.82	-1.5
Sep-04	6	1	6.00		1877	111	16.91	-0.65	-1.4



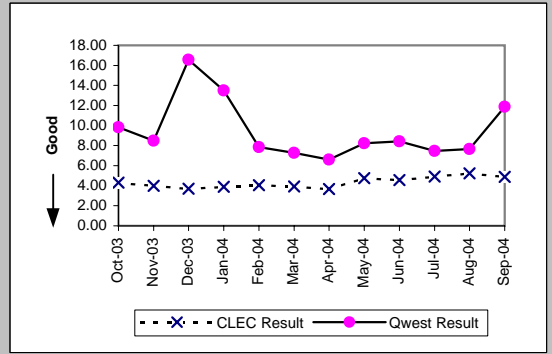
UDIT Above DS1 Level (Parity)									
Date	CLEC Num	CLEC Denc	CLEC Resu	Standard D	Qwest Num	Qwest Denc	Qwest Resu	Mod Z Scr	Parity Score
Oct-03	94	9	10.44	3.09	298	13	22.92	-1.23	-1.75
Nov-03									
Dec-03	5	1	5.00		673	26	25.88	-0.37	-1.23
Jan-04									
Feb-04									
Mar-04									
Apr-04	12	1	12.00		534	12	44.50	-0.96	-1.58
May-04									
Jun-04	21	2	10.50	2.12	66	2	33.00	-0.8	-1.48
Jul-04									
Aug-04	9	1	9.00		217	8	27.12	-0.48	-1.29
Sep-04	9	1	9.00		416	14	29.71	-0.55	-1.33



Unbundled Loop - DS1 Capable (Parity)									
Date	CLEC Num	CLEC Denc	CLEC Resu	Standard D	Qwest Num	Qwest Denc	Qwest Resu	Mod Z Scr	Parity Score
Oct-03	100	16	6.25	6.98	3157	246	12.83	-2.25	-2.37
Nov-03	19	4	4.75	0.50	1833	148	12.39	-1.42	-1.86
Dec-03	49	6	8.17	9.24	3239	234	13.84	-1.08	-1.66
Jan-04	19	4	4.75	0.50	3177	223	14.25	-1.78	-2.08
Feb-04	39	13	3.00	1.29	2377	184	12.92	-4.43	-3.69
Mar-04	22	5	4.40	0.89	2131	172	12.39	-1.47	-1.9
Apr-04	46	8	5.75	2.96	1846	139	13.28	-2.04	-2.24
May-04	9	2	4.50	0.71	1270	96	13.23	-0.83	-1.51
Jun-04	89	19	4.68	1.70	1233	112	11.01	-2.31	-2.4
Jul-04	74	15	4.93	0.80	1787	154	11.60	-1.37	-1.83
Aug-04	38	8	4.75	0.71	904	73	12.38	-2.64	-2.6
Sep-04	21	5	4.20	0.84	1877	111	16.91	-1.67	-2.02



Unbundled Loop ISDN Capable (Parity)									
Date	CLEC Num	CLEC Denc	CLEC Resu	Standard D	Qwest Num	Qwest Denc	Qwest Resu	Mod Z Scr	Parity Score
Oct-03	69	16	4.31	1.30	561	57	9.84	-2.55	-2.55
Nov-03	32	8	4.00	1.07	212	25	8.48	-1.58	-1.96
Dec-03	52	14	3.71	1.20	778	47	16.55	-5.07	-4.08
Jan-04	66	17	3.88	1.17	405	30	13.50	-2.64	-2.6
Feb-04	65	16	4.06	1.29	110	14	7.86	-2.12	-2.29
Mar-04	51	13	3.92	1.04	131	18	7.28	-2.1	-2.28
Apr-04	33	9	3.67	1.00	331	50	6.62	-1.54	-1.94
May-04	76	16	4.75	0.45	206	25	8.24	-1.74	-2.06
Jun-04	64	14	4.57	0.76	227	27	8.41	-1.33	-1.81
Jul-04	74	15	4.93	0.46	179	24	7.46	-1.11	-1.68
Aug-04	84	16	5.25	2.41	161	21	7.67	-1.29	-1.79
Sep-04	83	17	4.88	3.52	273	23	11.87	-1.37	-1.84

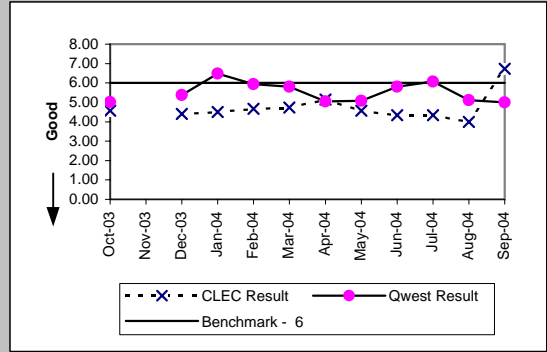


Results provide std and retail parity perf. for all states. The UBL-DS1 std of 5.5 days applies to AZ, CO, MN, NM, SD, UT, WA. The parity std of UBL-DS1 to retail DS1 applies to all other states.

OP-4E - Installation Interval (Average Days) - Interval Zone Two

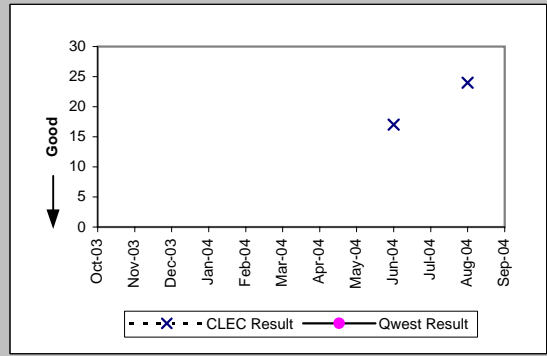
Unbundled Loop - ADSL Qualified (Benchmark)

Date	CLEC Num	CLEC Denc	CLEC Resu	Standard D	Qwest Num	Qwest Denc	Qwest Resu	Mod Z Scr	Parity Score
Oct-03	32	7	4.57	1.62	221	44	5.02	-1.11	-1.67
Nov-03									
Dec-03	22	5	4.40	0.55	923	172	5.37	-1.26	-1.76
Jan-04	9	2	4.50	0.71	1427	220	6.49	-0.84	-1.51
Feb-04	28	6	4.67	0.82	1037	175	5.93	-1.15	-1.7
Mar-04	52	11	4.73	0.47	970	167	5.81	-1.15	-1.7
Apr-04	36	7	5.14	3.18	1330	264	5.04	1.48	-0.1
May-04	32	7	4.57	0.53	1449	285	5.08	-1.9	-2.15
Jun-04	26	6	4.33	1.21	2050	353	5.81	-1.09	-1.67
Jul-04	26	6	4.33	0.82	2026	334	6.07	-1.08	-1.66
Aug-04	16	4	4.00	1.15	1541	301	5.12	-1.4	-1.85
Sep-04	74	11	6.73	4.58	1384	277	5.00	2.51	0.53



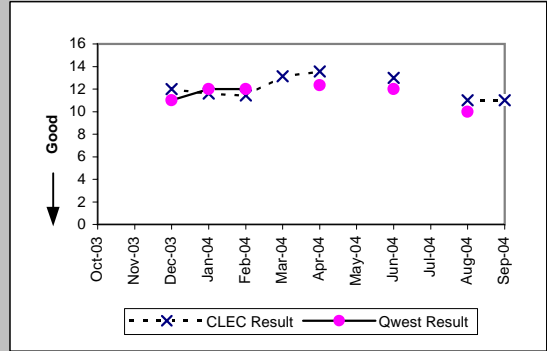
Dark Fiber - Loop (Diagnostic)

Date	CLEC Num	CLEC Denc	CLEC Resu	Standard D	Qwest Num	Qwest Denc	Qwest Resu	Mod Z Scr	Parity Score
Oct-03									
Nov-03									
Dec-03									
Jan-04									
Feb-04									
Mar-04									
Apr-04									
May-04									
Jun-04	17	1	17.00						
Jul-04									
Aug-04	24	1	24.00						
Sep-04									



E911 (Parity)

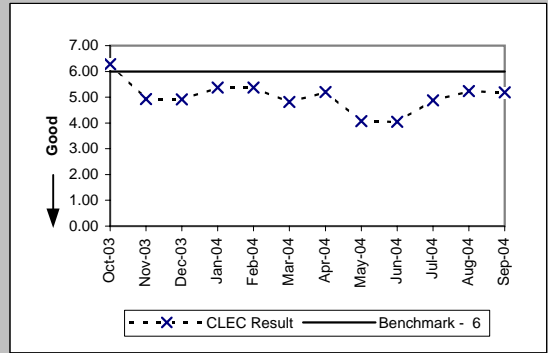
Date	CLEC Num	CLEC Denc	CLEC Resu	Standard D	Qwest Num	Qwest Denc	Qwest Resu	Mod Z Scr	Parity Score
Oct-03									
Nov-03									
Dec-03	36	3	12.00	0.00	11	1	11.00		
Jan-04	58	5	11.60	0.55	12	1	12.00		
Feb-04	160	14	11.43	0.51	12	1	12.00		
Mar-04	92	7	13.14	2.67					
Apr-04	190	14	13.57	2.41	74	6	12.33	0.78	-0.53
May-04									
Jun-04	26	2	13.00	1.41	36	3	12.00	0.22	-0.87
Jul-04									
Aug-04	33	3	11.00	0.00	20	2	10.00		
Sep-04	22	2	11.00	0.00					



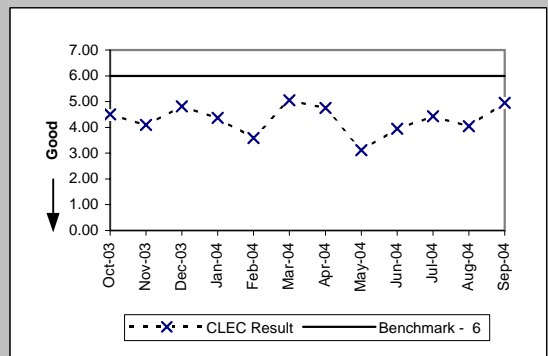
Results provide std and retail parity perf. for all states. The UBL-DS1 std of 5.5 days applies to AZ, CO, MN, NM, SD, UT, WA. The parity std of UBL-DS1 to retail DS1 applies to all other states.

OP-4E - Installation Interval (Average Days) - Interval Zone Two

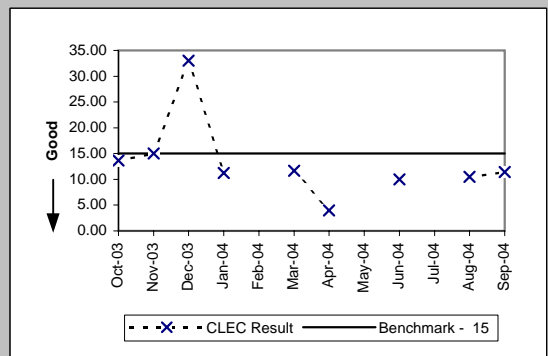
Unbundled Loop Analog (Benchmark)					
Date	Num	Denom	CLEC Result	Standard Dev	
Oct-03		647	103	6.28	3.17
Nov-03		419	85	4.93	2.05
Dec-03		285	58	4.91	0.86
Jan-04		263	49	5.37	1.97
Feb-04		140	26	5.38	2.02
Mar-04		424	88	4.82	0.60
Apr-04		234	45	5.20	0.76
May-04		273	67	4.07	1.00
Jun-04		150	37	4.05	0.97
Jul-04		239	49	4.88	0.48
Aug-04		346	66	5.24	1.16
Sep-04		322	62	5.19	2.07



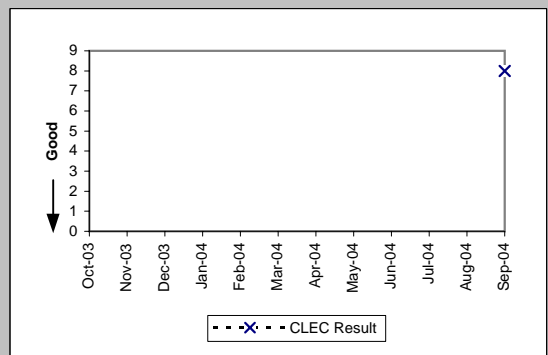
Unbundled Loop - 2 Wire Non-Loaded (Benchmark)					
Date	Num	Denom	CLEC Result	Standard Dev	
Oct-03		126	28	4.50	0.84
Nov-03		94	23	4.09	1.56
Dec-03		77	16	4.81	1.42
Jan-04		83	19	4.37	0.68
Feb-04		61	17	3.59	1.66
Mar-04		111	22	5.05	5.67
Apr-04		57	12	4.75	1.91
May-04		25	8	3.12	1.64
Jun-04		79	20	3.95	1.10
Jul-04		93	21	4.43	0.81
Aug-04		81	20	4.05	1.10
Sep-04		104	21	4.95	3.69



Unbundled Loop Conditioned (Benchmark)					
Date	Num	Denom	CLEC Result	Standard Dev	
Oct-03		41	3	13.67	2.31
Nov-03		30	2	15.00	0.00
Dec-03		33	1	33.00	
Jan-04		45	4	11.25	5.38
Feb-04					
Mar-04		35	3	11.67	4.93
Apr-04		4	1	4.00	
May-04					
Jun-04		20	2	10.00	7.07
Jul-04					
Aug-04		21	2	10.50	7.78
Sep-04		57	5	11.40	4.98

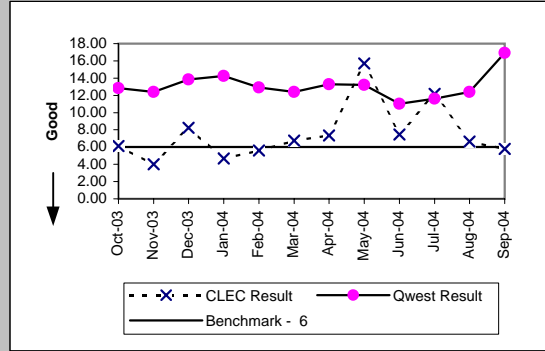


Enhanced Extended Loops - DS3 Capable (Diagnostic)					
Date	Num	Denom	CLEC Result	Standard Dev	
Oct-03					
Nov-03					
Dec-03					
Jan-04					
Feb-04					
Mar-04					
Apr-04					
May-04					
Jun-04					
Jul-04					
Aug-04					
Sep-04		8	1	8.00	



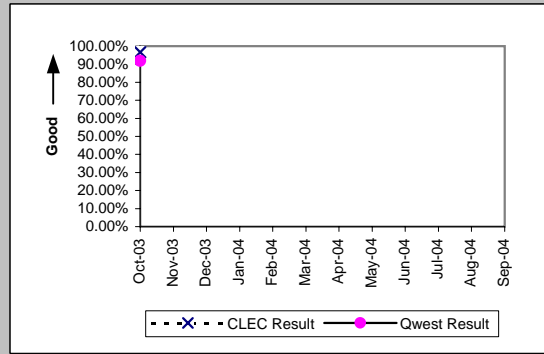
OP-4E - Installation Interval (Average Days) - Interval Zone Two

Enhanced Extended Loops - DS1 Capable (Benchmark)										
Date	CLEC Num	CLEC Dens	CLEC Resu	CLEC Std	Qwest Num	Qwest Dens	Qwest Resu	Mod Z Scr	Parity Scr	
Oct-03	43	7	6.14	2.27	3157	246	12.83	-1.54	-1.94	
Nov-03	8	2	4.00	0.00	1833	148	12.39	-1.11	-1.68	
Dec-03	33	4	8.25	2.99	3239	234	13.84	-0.87	-1.53	
Jan-04	14	3	4.67	0.58	3177	223	14.25	-1.56	-1.95	
Feb-04	56	10	5.60	2.01	2377	184	12.92	-2.89	-2.76	
Mar-04	54	8	6.75	3.20	2131	172	12.39	-1.31	-1.79	
Apr-04	44	6	7.33	6.71	1846	139	13.28	-1.4	-1.85	
May-04	110	7	15.71	12.53	1270	96	13.23	0.84	-0.49	
Jun-04	82	11	7.45	2.81	1233	112	11.01	-1.02	-1.62	
Jul-04	73	6	12.17	13.30	1787	154	11.60	0.8	-0.51	
Aug-04	93	14	6.64	3.37	904	73	12.38	-2.53	-2.54	
Sep-04	87	15	5.80	2.24	1877	111	16.91	-2.43	-2.48	

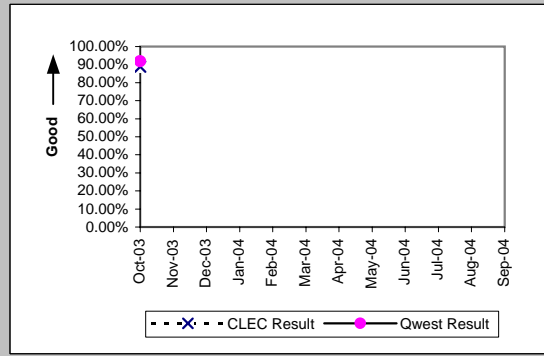


OP-5 - New Service Installation Quality (Percent)

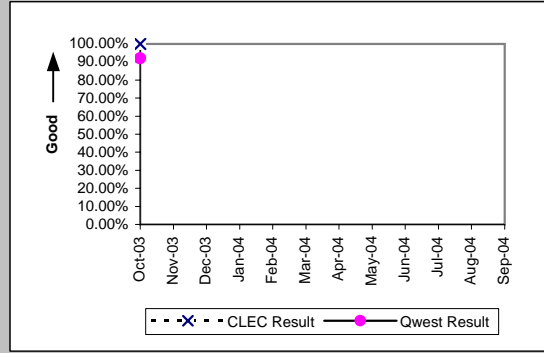
Residence (Parity)									
Date	CLEC Num	CLEC Denc	CLEC Resu	CLEC Std	Qwest Num	Qwest Denc	Qwest Resu	Mod Z Scr	Parity Scr
Oct-03	1234	1277	96.63%	18.04%	37888	41272	91.80%	-6.2	-4.77
Nov-03									
Dec-03									
Jan-04									
Feb-04									
Mar-04									
Apr-04									
May-04									
Jun-04									
Jul-04									
Aug-04									
Sep-04									



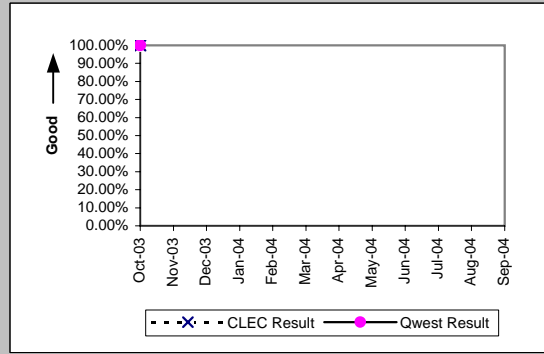
Business (Parity)									
Date	CLEC Num	CLEC Denc	CLEC Resu	CLEC Std	Qwest Num	Qwest Denc	Qwest Resu	Mod Z Scr	Parity Scr
Oct-03	16	18	88.89%	31.43%	3465	3770	91.91%	0.51	-0.69
Nov-03									
Dec-03									
Jan-04									
Feb-04									
Mar-04									
Apr-04									
May-04									
Jun-04									
Jul-04									
Aug-04									
Sep-04									



PBX (Parity)									
Date	CLEC Num	CLEC Denc	CLEC Resu	CLEC Std	Qwest Num	Qwest Denc	Qwest Resu	Mod Z Scr	Parity Scr
Oct-03	1	1	100.00%	0.00%	57	62	91.94%	-0.29	-1.18
Nov-03									
Dec-03									
Jan-04									
Feb-04									
Mar-04									
Apr-04									
May-04									
Jun-04									
Jul-04									
Aug-04									
Sep-04									



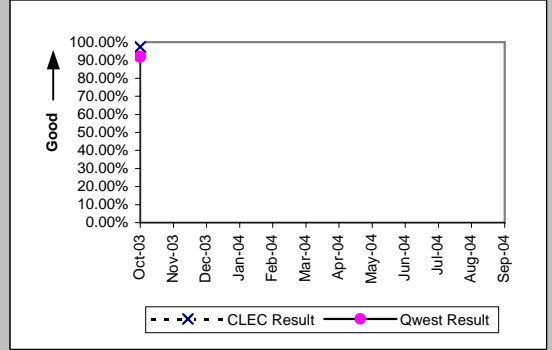
Qwest DSL (Parity)									
Date	CLEC Num	CLEC Denc	CLEC Resu	CLEC Std	Qwest Num	Qwest Denc	Qwest Resu	Mod Z Scr	Parity Scr
Oct-03	54	54	100.00%	0.00%	9210	9210	100.00%	N/A	N/A
Nov-03									
Dec-03									
Jan-04									
Feb-04									
Mar-04									
Apr-04									
May-04									
Jun-04									
Jul-04									
Aug-04									
Sep-04									



OP-5 - New Service Installation Quality (Percent)

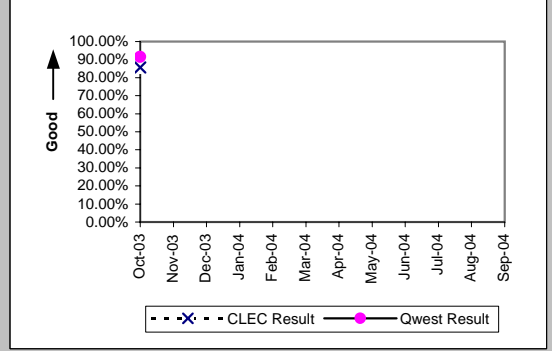
UNE - P (POTS) (Parity)

Date	CLEC Num	CLEC Denc	CLEC Resu	CLEC Std	Qwest Num	Qwest Denc	Qwest Resu	Mod Z Scr	Parity Scr
Oct-03	9808	10078	97.32%	16.15%	41352	45041	91.81%	-18.24	-12.09
Nov-03									
Dec-03									
Jan-04									
Feb-04									
Mar-04									
Apr-04									
May-04									
Jun-04									
Jul-04									
Aug-04									
Sep-04									



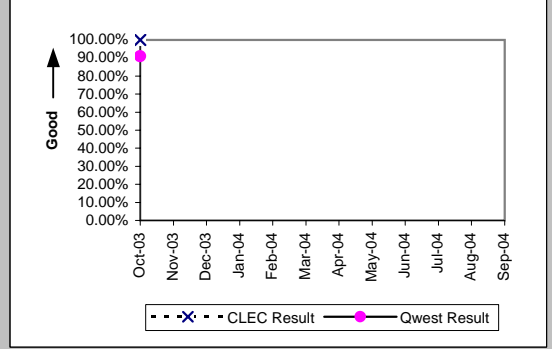
UNE P (Centrex) (Parity)

Date	CLEC Num	CLEC Denc	CLEC Resu	CLEC Std	Qwest Num	Qwest Denc	Qwest Resu	Mod Z Scr	Parity Scr
Oct-03	6	7	85.71%	34.99%	310	339	91.45%	0.52	-0.68
Nov-03									
Dec-03									
Jan-04									
Feb-04									
Mar-04									
Apr-04									
May-04									
Jun-04									
Jul-04									
Aug-04									
Sep-04									



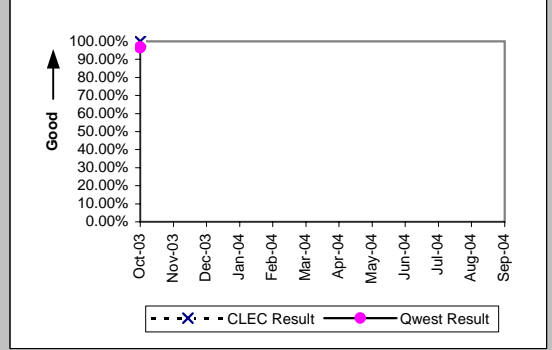
UNE P (Centrex 21) (Parity)

Date	CLEC Num	CLEC Denc	CLEC Resu	CLEC Std	Qwest Num	Qwest Denc	Qwest Resu	Mod Z Scr	Parity Scr
Oct-03	21	21	100.00%	0.00%	200	220	90.91%	-1.38	-1.84
Nov-03									
Dec-03									
Jan-04									
Feb-04									
Mar-04									
Apr-04									
May-04									
Jun-04									
Jul-04									
Aug-04									
Sep-04									



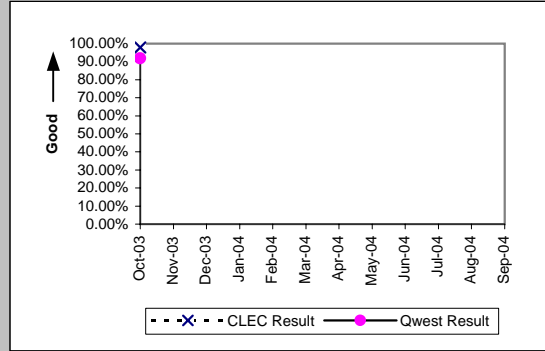
ISDN Primary (Parity)

Date	CLEC Num	CLEC Denc	CLEC Resu	CLEC Std	Qwest Num	Qwest Denc	Qwest Resu	Mod Z Scr	Parity Scr
Oct-03	1	1	100.00%	0.00%	144	149	96.64%	-0.19	-1.11
Nov-03									
Dec-03									
Jan-04									
Feb-04									
Mar-04									
Apr-04									
May-04									
Jun-04									
Jul-04									
Aug-04									
Sep-04									



OP-5 - New Service Installation Quality (Percent)

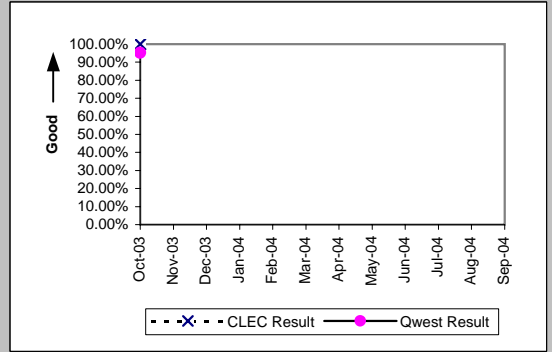
Date	CLEC Num	CLEC Denc	Line Sharing (Parity)				Mod Z Scr	Parity Scr	
			CLEC Resu	CLEC Std	Qwest Num	Qwest Denc			
Oct-03	858	877	97.83%	14.56%	41352	45041	91.81%	-6.44	-4.92
Nov-03									
Dec-03									
Jan-04									
Feb-04									
Mar-04									
Apr-04									
May-04									
Jun-04									
Jul-04									
Aug-04									
Sep-04									



OP-5 - New Service Installation Quality (Percent)

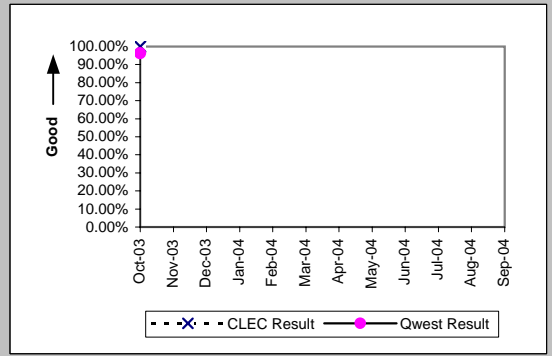
UDIT DS1 (Parity)

Date	CLEC Num	CLEC Denc	CLEC Resu	Standard D	Qwest Num	Qwest Denc	Qwest Resu	Mod Z Scr	Parity Scr
Oct-03	3	3	100.00%	0.00%	1082	1136	95.25%	-0.39	-1.23
Nov-03									
Dec-03									
Jan-04									
Feb-04									
Mar-04									
Apr-04									
May-04									
Jun-04									
Jul-04									
Aug-04									
Sep-04									



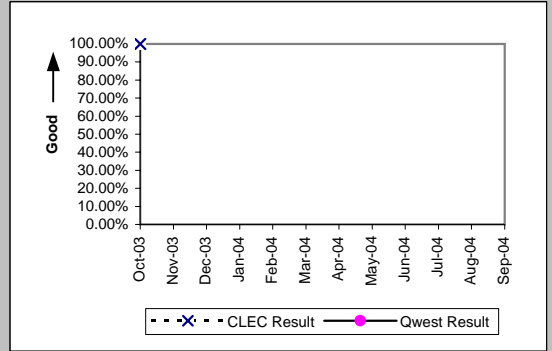
UDIT Above DS1 Level (Parity)

Date	CLEC Num	CLEC Denc	CLEC Resu	Standard D	Qwest Num	Qwest Denc	Qwest Resu	Mod Z Scr	Parity Scr
Oct-03	7	7	100.00%	0.00%	76	79	96.20%	-0.5	-1.31
Nov-03									
Dec-03									
Jan-04									
Feb-04									
Mar-04									
Apr-04									
May-04									
Jun-04									
Jul-04									
Aug-04									
Sep-04									



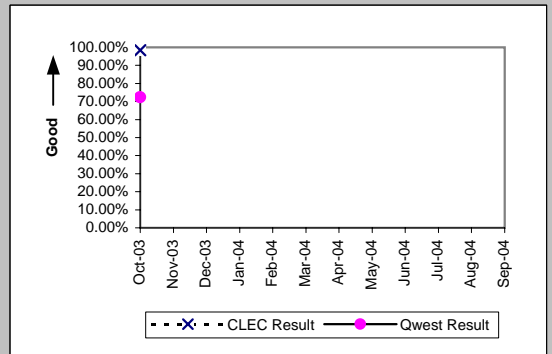
Dark Fiber - IOF (Diagnostic)

Date	CLEC Num	CLEC Denc	CLEC Resu	Standard D	Qwest Num	Qwest Denc	Qwest Resu	Mod Z Scr	Parity Scr
Oct-03	1	1	100.00%	0.00%					
Nov-03									
Dec-03									
Jan-04									
Feb-04									
Mar-04									
Apr-04									
May-04									
Jun-04									
Jul-04									
Aug-04									
Sep-04									



Unbundled Loop Analog (Parity)

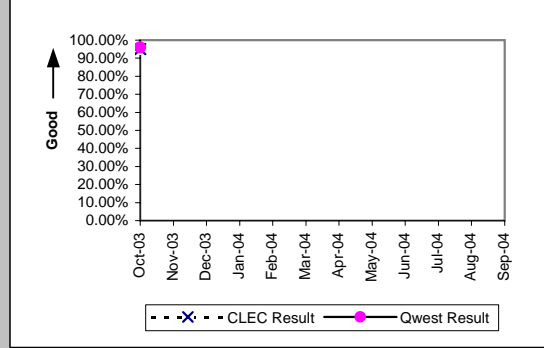
Date	CLEC Num	CLEC Denc	CLEC Resu	Standard D	Qwest Num	Qwest Denc	Qwest Resu	Mod Z Scr	Parity Scr
Oct-03	1641	1667	98.44%	12.39%	9690	13379	72.43%	-22.41	-14.63
Nov-03									
Dec-03									
Jan-04									
Feb-04									
Mar-04									
Apr-04									
May-04									
Jun-04									
Jul-04									
Aug-04									
Sep-04									



OP-5 - New Service Installation Quality (Percent)

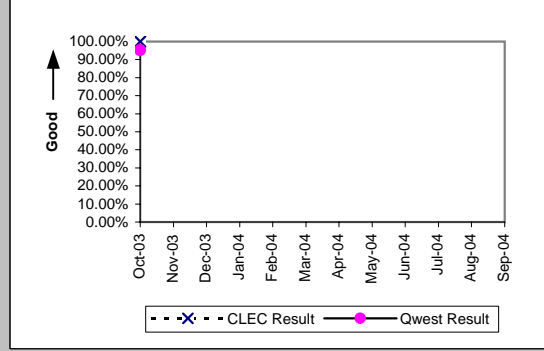
Unbundled Loop - 2 Wire Non-Loaded (Parity)

Date	CLEC Num	CLEC Denc	CLEC Resu	Standard D	Qwest Num	Qwest Denc	Qwest Resu	Mod Z Scr	Parity Scr
Oct-03	233	245	95.10%	21.58%	165	172	95.93%	0.37	-0.78
Nov-03									
Dec-03									
Jan-04									
Feb-04									
Mar-04									
Apr-04									
May-04									
Jun-04									
Jul-04									
Aug-04									
Sep-04									



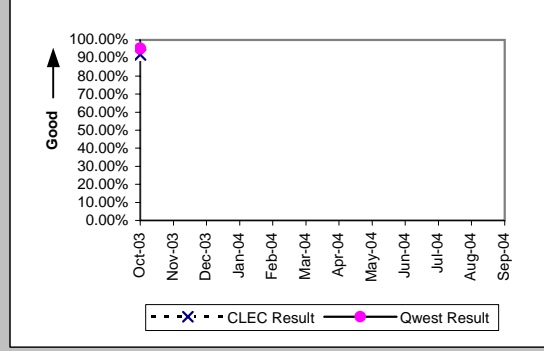
Unbundled Loop - 4 Wire Non-Loaded (Parity)

Date	CLEC Num	CLEC Denc	CLEC Resu	Standard D	Qwest Num	Qwest Denc	Qwest Resu	Mod Z Scr	Parity Scr
Oct-03	1	1	100.00%	0.00%	1082	1136	95.25%	-0.22	-1.14
Nov-03									
Dec-03									
Jan-04									
Feb-04									
Mar-04									
Apr-04									
May-04									
Jun-04									
Jul-04									
Aug-04									
Sep-04									



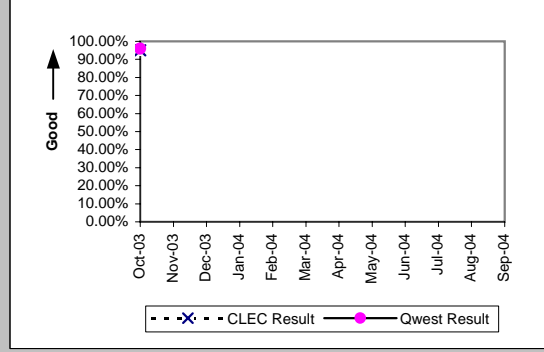
Unbundled Loop - DS1 Capable (Parity)

Date	CLEC Num	CLEC Denc	CLEC Resu	Standard D	Qwest Num	Qwest Denc	Qwest Resu	Mod Z Scr	Parity Scr
Oct-03	168	183	91.80%	27.43%	1082	1136	95.25%	1.84	0.12
Nov-03									
Dec-03									
Jan-04									
Feb-04									
Mar-04									
Apr-04									
May-04									
Jun-04									
Jul-04									
Aug-04									
Sep-04									



Unbundled Loop ISDN Capable (Parity)

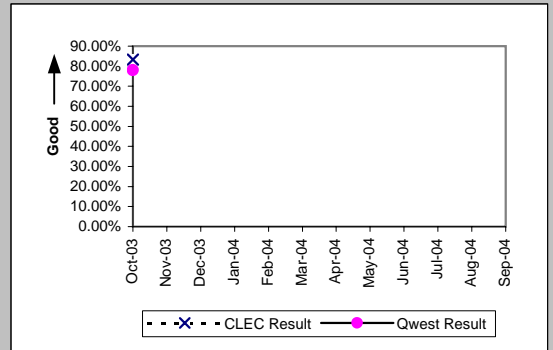
Date	CLEC Num	CLEC Denc	CLEC Resu	Standard D	Qwest Num	Qwest Denc	Qwest Resu	Mod Z Scr	Parity Scr
Oct-03	78	82	95.12%	21.54%	164	171	95.91%	0.29	-0.82
Nov-03									
Dec-03									
Jan-04									
Feb-04									
Mar-04									
Apr-04									
May-04									
Jun-04									
Jul-04									
Aug-04									
Sep-04									



OP-5 - New Service Installation Quality (Percent)

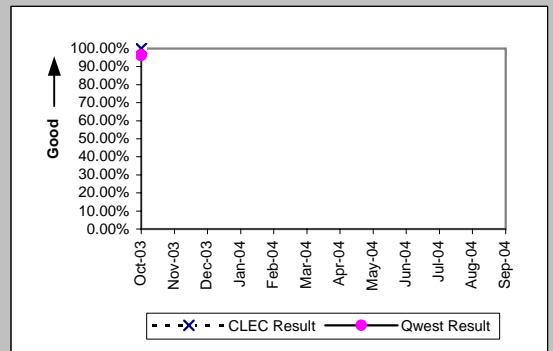
Unbundled Loop - ADSL Qualified (Parity)

Date	CLEC Num	CLEC Denc	CLEC Resu	Standard D	Qwest Num	Qwest Denc	Qwest Resu	Mod Z Scr	Parity Scr
Oct-03	15	18	83.33%	37.27%	541	694	77.95%	-0.54	-1.33
Nov-03									
Dec-03									
Jan-04									
Feb-04									
Mar-04									
Apr-04									
May-04									
Jun-04									
Jul-04									
Aug-04									
Sep-04									



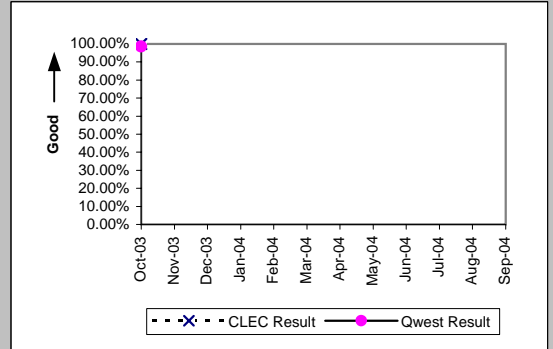
Unbundled Loop - DS3 Capable (Parity)

Date	CLEC Num	CLEC Denc	CLEC Resu	Standard D	Qwest Num	Qwest Denc	Qwest Resu	Mod Z Scr	Parity Scr
Oct-03	1	1	100.00%	0.00%	76	79	96.20%	-0.2	-1.12
Nov-03									
Dec-03									
Jan-04									
Feb-04									
Mar-04									
Apr-04									
May-04									
Jun-04									
Jul-04									
Aug-04									
Sep-04									



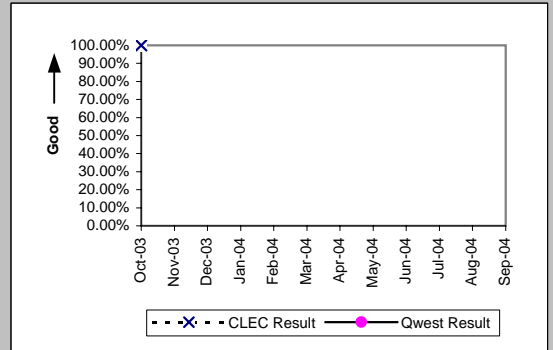
LIS Trunk (Parity)

Date	CLEC Num	CLEC Denc	CLEC Resu	Standard D	Qwest Num	Qwest Denc	Qwest Resu	Mod Z Scr	Parity Scr
Oct-03	28	28	100.00%	0.00%	72	73	98.63%	-0.53	-1.32
Nov-03									
Dec-03									
Jan-04									
Feb-04									
Mar-04									
Apr-04									
May-04									
Jun-04									
Jul-04									
Aug-04									
Sep-04									



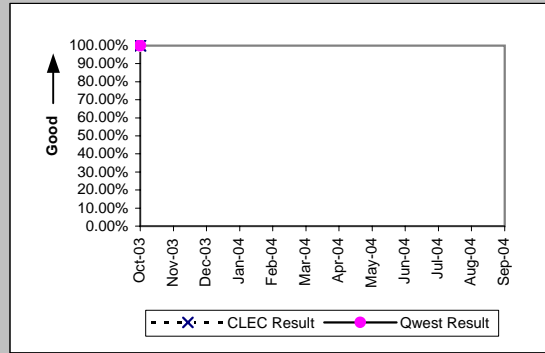
Dark Fiber - Loop (Diagnostic)

Date	CLEC Num	CLEC Denc	CLEC Resu	Standard D	Qwest Num	Qwest Denc	Qwest Resu	Mod Z Scr	Parity Scr
Oct-03	1	1	100.00%	0.00%					
Nov-03									
Dec-03									
Jan-04									
Feb-04									
Mar-04									
Apr-04									
May-04									
Jun-04									
Jul-04									
Aug-04									
Sep-04									



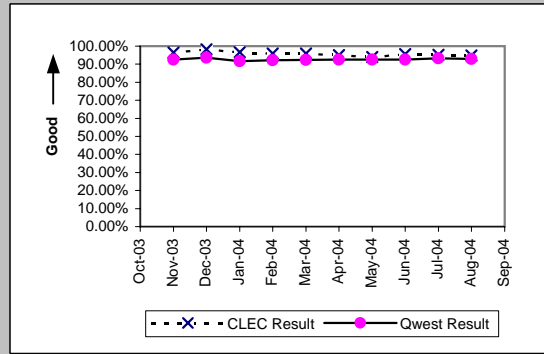
OP-5 - New Service Installation Quality (Percent)

E911 (Parity)										
Date	CLEC Num	CLEC Denc	CLEC Resu	Standard D	Qwest Num	Qwest Denc	Qwest Resu	Mod Z Scr	Parity Scr	
Oct-03	4	4	100.00%	0.00%	10	10	100.00%		N/A	N/A
Nov-03										
Dec-03										
Jan-04										
Feb-04										
Mar-04										
Apr-04										
May-04										
Jun-04										
Jul-04										
Aug-04										
Sep-04										

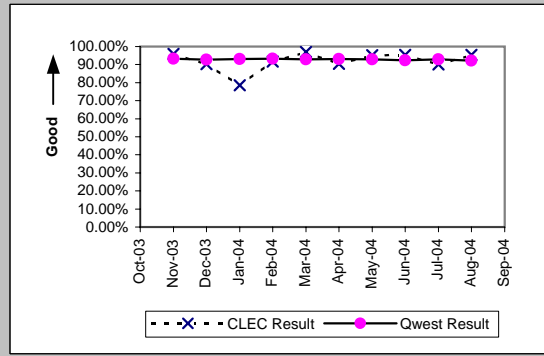


OP-5A - New Service Installation Quality Reported to Repair (Percent)

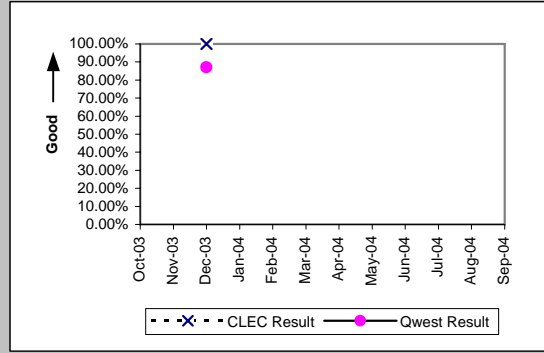
Residence (Parity)									
Date	CLEC Num	CLEC Denc	CLEC Resu	CLEC Std E	Qwest Num	Qwest Denc	Qwest Resu	Mod Z Scr	Parity Scr
Oct-03									
Nov-03	1256	1302	96.47%	18.46%	27497	29732	92.48%	-5.34	-4.24
Dec-03	1470	1497	98.20%	13.31%	28215	30145	93.60%	-7.09	-5.31
Jan-04	1626	1682	96.67%	17.94%	28342	30917	91.67%	-7.23	-5.39
Feb-04	1133	1182	95.85%	19.93%	29530	32038	92.17%	-4.63	-3.81
Mar-04	1119	1167	95.89%	19.86%	33964	36765	92.38%	-4.44	-3.7
Apr-04	950	1000	95.00%	21.79%	33428	36127	92.53%	-2.93	-2.78
May-04	974	1037	93.92%	23.89%	29713	32134	92.47%	-1.75	-2.07
Jun-04	960	1004	95.62%	20.47%	34061	36818	92.51%	-3.69	-3.24
Jul-04	946	993	95.27%	21.23%	34071	36567	93.17%	-2.58	-2.57
Aug-04	1064	1121	94.92%	21.97%	34426	37045	92.93%	-2.55	-2.55
Sep-04									



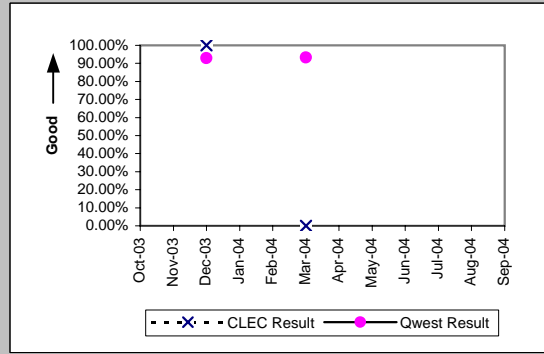
Business (Parity)									
Date	CLEC Num	CLEC Denc	CLEC Resu	CLEC Std E	Qwest Num	Qwest Denc	Qwest Resu	Mod Z Scr	Parity Scr
Oct-03									
Nov-03	24	25	96.00%	19.60%	2961	3174	93.29%	-0.54	-1.33
Dec-03	28	31	90.32%	29.57%	2661	2867	92.81%	0.57	-0.65
Jan-04	11	14	78.57%	41.03%	2852	3066	93.02%	1.75	0.06
Feb-04	11	12	91.67%	27.64%	2926	3137	93.27%	0.3	-0.82
Mar-04	32	33	96.97%	17.14%	3562	3833	92.93%	-0.9	-1.55
Apr-04	19	21	90.48%	29.35%	3135	3367	93.11%	0.52	-0.69
May-04	20	21	95.24%	21.30%	2916	3139	92.90%	-0.42	-1.25
Jun-04	41	43	95.35%	21.06%	3271	3541	92.38%	-0.73	-1.44
Jul-04	18	20	90.00%	30.00%	3098	3336	92.87%	0.53	-0.68
Aug-04	21	22	95.45%	20.83%	3004	3259	92.18%	-0.57	-1.35
Sep-04									



Centrex (Parity)									
Date	CLEC Num	CLEC Denc	CLEC Resu	CLEC Std E	Qwest Num	Qwest Denc	Qwest Resu	Mod Z Scr	Parity Scr
Oct-03									
Nov-03									
Dec-03	1	1	100.00%	0.00%	311	357	87.11%	-0.38	-1.23
Jan-04									
Feb-04									
Mar-04									
Apr-04									
May-04									
Jun-04									
Jul-04									
Aug-04									
Sep-04									

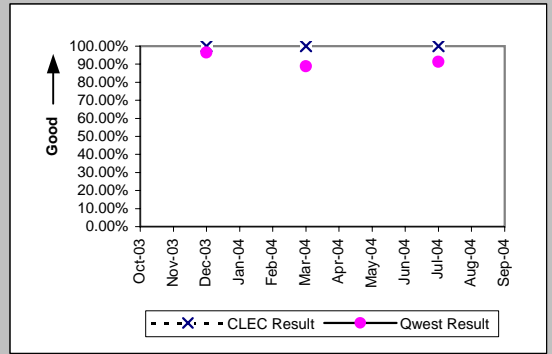


Centrex 21 (Parity)									
Date	CLEC Num	CLEC Denc	CLEC Resu	CLEC Std E	Qwest Num	Qwest Denc	Qwest Resu	Mod Z Scr	Parity Scr
Oct-03									
Nov-03									
Dec-03	1	1	100.00%	0.00%	130	140	92.86%	-0.28	-1.17
Jan-04									
Feb-04									
Mar-04	0	1	0.00%	0.00%	152	163	93.25%	1.82	0.11
Apr-04									
May-04									
Jun-04									
Jul-04									
Aug-04									
Sep-04									

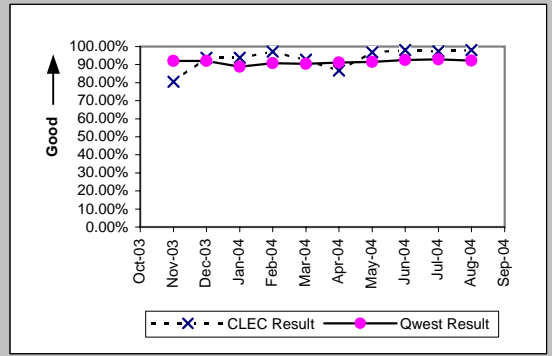


OP-5A - New Service Installation Quality Reported to Repair (Percent)

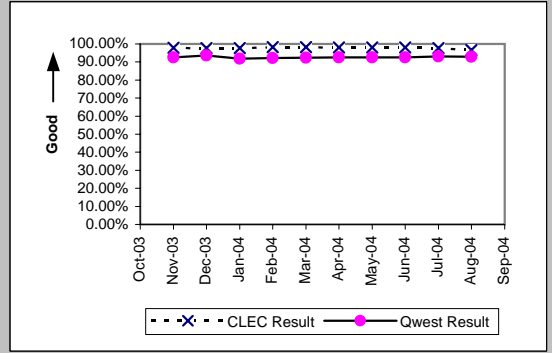
PBX (Parity)									
Date	CLEC Num	CLEC Dend	CLEC Resu	CLEC Std	Qwest Num	Qwest Dend	Qwest Resu	Mod Z Scr	Parity Scr
Oct-03									
Nov-03									
Dec-03	1	1	100.00%	0.00%	55	57	96.49%	-0.19	-1.11
Jan-04									
Feb-04									
Mar-04	1	1	100.00%	0.00%	71	80	88.75%	-0.35	-1.22
Apr-04									
May-04									
Jun-04									
Jul-04	1	1	100.00%	0.00%	42	46	91.30%	-0.31	-1.19
Aug-04									
Sep-04									



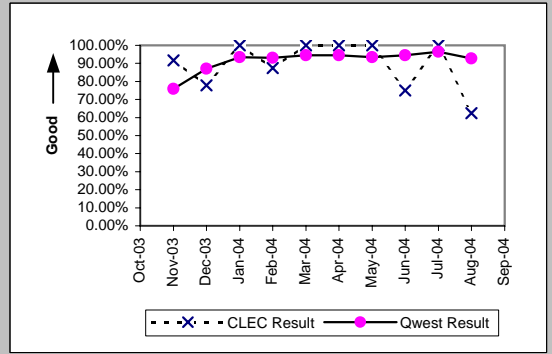
Qwest DSL (Parity)									
Date	CLEC Num	CLEC Dend	CLEC Resu	CLEC Std	Qwest Num	Qwest Dend	Qwest Resu	Mod Z Scr	Parity Scr
Oct-03									
Nov-03	33	41	80.49%	39.63%	7517	8167	92.04%	2.37	0.44
Dec-03	45	48	93.75%	24.21%	8346	9068	92.04%	-0.44	-1.27
Jan-04	30	32	93.75%	24.21%	8758	9866	88.77%	-0.89	-1.54
Feb-04	34	35	97.14%	16.66%	8594	9458	90.86%	-1.29	-1.78
Mar-04	38	41	92.68%	26.04%	8116	8981	90.37%	-0.5	-1.3
Apr-04	39	45	86.67%	33.99%	11171	12266	91.07%	1.01	-0.38
May-04	124	128	96.88%	17.40%	11244	12296	91.44%	-2.19	-2.33
Jun-04	208	212	98.11%	13.61%	12879	13921	92.51%	-3.07	-2.87
Jul-04	75	77	97.40%	15.91%	12173	13106	92.88%	-1.54	-1.94
Aug-04	97	99	97.98%	14.07%	12235	13260	92.27%	-2.12	-2.29
Sep-04									



UNE - P (POTS) (Parity)									
Date	CLEC Num	CLEC Dend	CLEC Resu	CLEC Std	Qwest Num	Qwest Dend	Qwest Resu	Mod Z Scr	Parity Scr
Oct-03									
Nov-03	9140	9339	97.87%	14.44%	30458	32906	92.56%	-17.25	-11.49
Dec-03	7577	7750	97.77%	14.77%	30876	33012	93.53%	-13.65	-9.3
Jan-04	7544	7719	97.73%	14.89%	31194	33983	91.79%	-17.16	-11.43
Feb-04	10211	10398	98.20%	13.29%	32456	35175	92.27%	-19.9	-13.1
Mar-04	16008	16306	98.17%	13.39%	37526	40598	92.43%	-23.41	-15.23
Apr-04	17232	17577	98.04%	13.87%	36563	39494	92.58%	-22.97	-14.96
May-04	16166	16496	98.00%	14.00%	32629	35273	92.50%	-22.12	-14.45
Jun-04	15582	15894	98.04%	13.87%	37332	40359	92.50%	-22.45	-14.65
Jul-04	9843	10072	97.73%	14.91%	37169	39903	93.15%	-16.25	-10.88
Aug-04	5978	6182	96.70%	17.86%	37430	40304	92.87%	-10.9	-7.63
Sep-04									

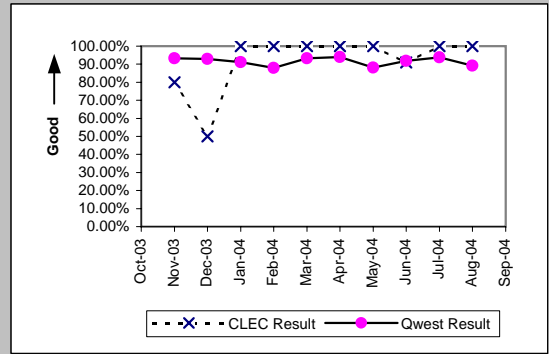


UNE P (Centrex) (Parity)									
Date	CLEC Num	CLEC Dend	CLEC Resu	CLEC Std	Qwest Num	Qwest Dend	Qwest Resu	Mod Z Scr	Parity Scr
Oct-03									
Nov-03	11	12	91.67%	27.64%	221	291	75.95%	-1.25	-1.76
Dec-03	7	9	77.78%	41.57%	311	357	87.11%	0.79	-0.52
Jan-04	5	5	100.00%	0.00%	253	271	93.36%	-0.59	-1.36
Feb-04	7	8	87.50%	33.07%	203	218	93.12%	0.58	-0.65
Mar-04	10	10	100.00%	0.00%	290	307	94.46%	-0.75	-1.46
Apr-04	5	5	100.00%	0.00%	277	293	94.54%	-0.53	-1.32
May-04	5	5	100.00%	0.00%	187	200	93.50%	-0.58	-1.35
Jun-04	6	8	75.00%	43.30%	289	306	94.44%	1.76	0.07
Jul-04	5	5	100.00%	0.00%	301	312	96.47%	-0.42	-1.26
Aug-04	5	8	62.50%	48.41%	230	248	92.74%	2.35	0.43
Sep-04									

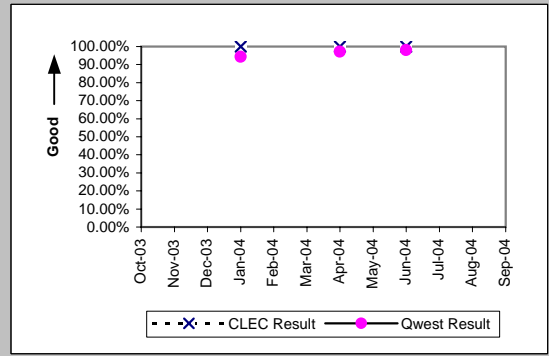


OP-5A - New Service Installation Quality Reported to Repair (Percent)

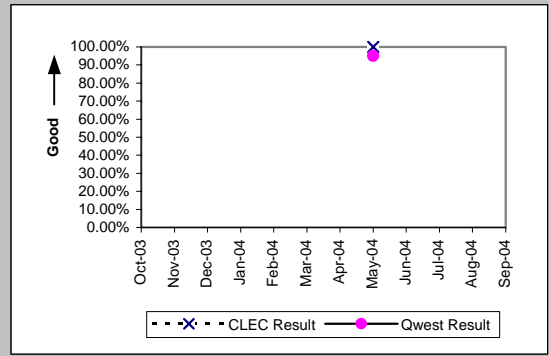
UNE P (Centrex 21) (Parity)									
Date	CLEC Num	CLEC Denc	CLEC Resu	CLEC Std	Qwest Num	Qwest Denc	Qwest Resu	Mod Z Scr	Parity Scr
Oct-03									
Nov-03	4	5	80.00%	40.00%	140	150	93.33%	0.93	-0.43
Dec-03	1	2	50.00%	50.00%	130	140	92.86%	1.45	-0.12
Jan-04	1	1	100.00%	0.00%	135	148	91.22%	-0.31	-1.19
Feb-04	1	1	100.00%	0.00%	116	132	87.88%	-0.37	-1.22
Mar-04	1	1	100.00%	0.00%	152	163	93.25%	-0.27	-1.16
Apr-04	3	3	100.00%	0.00%	154	164	93.90%	-0.44	-1.27
May-04	6	6	100.00%	0.00%	104	118	88.14%	-0.88	-1.53
Jun-04	10	11	90.91%	28.75%	157	171	91.81%	0.14	-0.91
Jul-04	1	1	100.00%	0.00%	149	159	93.71%	-0.26	-1.16
Aug-04	3	3	100.00%	0.00%	131	147	89.12%	-0.6	-1.36
Sep-04									



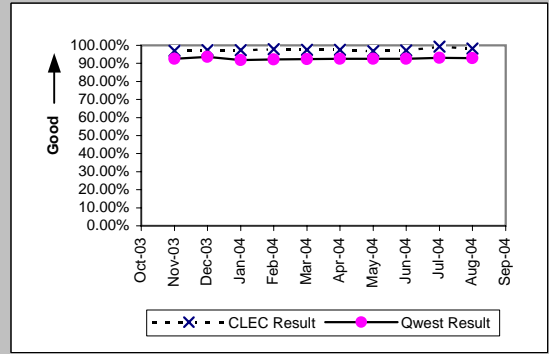
ISDN Primary (Parity)									
Date	CLEC Num	CLEC Denc	CLEC Resu	CLEC Std	Qwest Num	Qwest Denc	Qwest Resu	Mod Z Scr	Parity Scr
Oct-03									
Nov-03									
Dec-03									
Jan-04	1	1	100.00%	0.00%	66	70	94.29%	-0.24	-1.15
Feb-04									
Mar-04									
Apr-04	3	3	100.00%	0.00%	134	138	97.10%	-0.3	-1.18
May-04									
Jun-04	2	2	100.00%	0.00%	353	360	98.06%	-0.2	-1.12
Jul-04									
Aug-04									
Sep-04									



DS1 (Parity)									
Date	CLEC Num	CLEC Denc	CLEC Resu	CLEC Std	Qwest Num	Qwest Denc	Qwest Resu	Mod Z Scr	Parity Scr
Oct-03									
Nov-03									
Dec-03									
Jan-04									
Feb-04									
Mar-04									
Apr-04									
May-04	1	1	100.00%	0.00%	209	220	95.00%	-0.23	-1.14
Jun-04									
Jul-04									
Aug-04									
Sep-04									

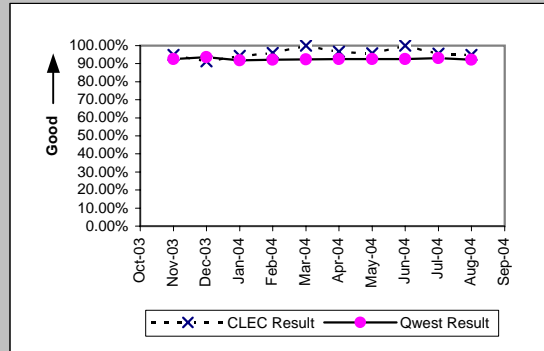


Line Sharing (Parity)									
Date	CLEC Num	CLEC Denc	CLEC Resu	CLEC Std	Qwest Num	Qwest Denc	Qwest Resu	Mod Z Scr	Parity Scr
Oct-03									
Nov-03	630	649	97.07%	16.86%	30458	32906	92.56%	-4.34	-3.64
Dec-03	668	686	97.38%	15.98%	30876	33012	93.53%	-4.05	-3.46
Jan-04	712	731	97.40%	15.91%	31194	33983	91.79%	-5.47	-4.32
Feb-04	511	522	97.89%	14.36%	32456	35175	92.27%	-4.77	-3.9
Mar-04	468	480	97.50%	15.61%	37526	40598	92.43%	-4.17	-3.54
Apr-04	399	409	97.56%	15.44%	36563	39494	92.58%	-3.82	-3.32
May-04	394	407	96.81%	17.58%	32629	35273	92.50%	-3.28	-2.99
Jun-04	466	480	97.08%	16.83%	37332	40359	92.50%	-3.79	-3.3
Jul-04	392	395	99.24%	8.68%	37169	39903	93.15%	-4.77	-3.9
Aug-04	493	502	98.21%	13.27%	37430	40304	92.87%	-4.62	-3.81
Sep-04									



OP-5A - New Service Installation Quality Reported to Repair (Percent)

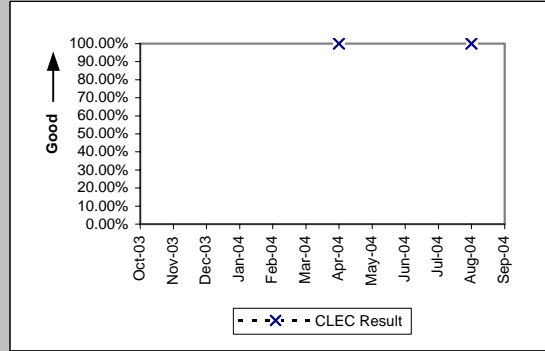
Date	Line Splitting (Parity)								
	CLEC Num	CLEC Dend	CLEC Resu	CLEC Std	Qwest Num	Qwest Dend	Qwest Resu	Mod Z Scr	Parity Scr
Oct-03									
Nov-03	93	98	94.90%	22.00%	30458	32906	92.56%	-0.88	-1.54
Dec-03	106	116	91.38%	28.07%	30876	33012	93.53%	0.94	-0.43
Jan-04	99	105	94.29%	23.21%	31194	33983	91.79%	-0.93	-1.56
Feb-04	47	49	95.92%	19.79%	32456	35175	92.27%	-0.96	-1.58
Mar-04	48	48	100.00%	0.00%	37526	40598	92.43%	-1.98	-2.2
Apr-04	28	29	96.55%	18.25%	36563	39494	92.58%	-0.82	-1.5
May-04	23	24	95.83%	19.98%	32629	35273	92.50%	-0.62	-1.38
Jun-04	35	35	100.00%	0.00%	37332	40359	92.50%	-1.68	-2.02
Jul-04	64	67	95.52%	20.68%	37169	39903	93.15%	-0.77	-1.47
Aug-04	56	59	94.92%	21.97%	12235	13260	92.27%	-0.76	-1.46
Sep-04									



OP-5A - New Service Installation Quality Reported to Repair (Percent)

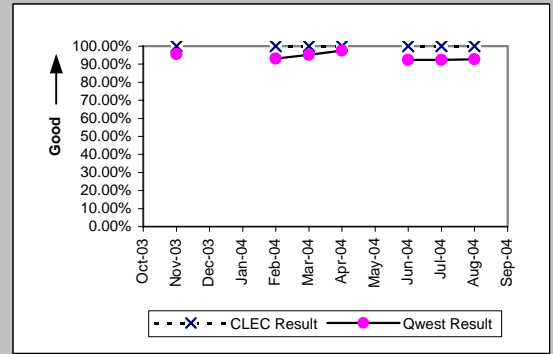
Sub-Loop Unbundling (Diagnostic)

Date	CLEC Num	CLEC Denom	CLEC Result	CLEC Std Dev
Oct-03				
Nov-03				
Dec-03				
Jan-04				
Feb-04				
Mar-04				
Apr-04	1	1	100.00%	0.00%
May-04				
Jun-04				
Jul-04				
Aug-04	2	2	100.00%	0.00%
Sep-04				

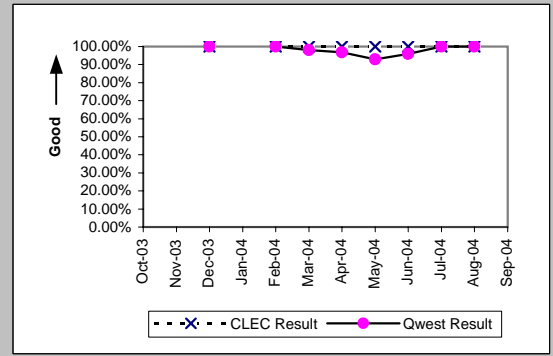


OP-5A - New Service Installation Quality Reported to Repair (Percent)

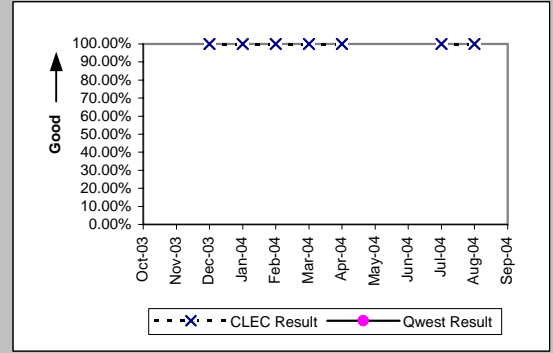
UDIT DS1 (Parity)									
Date	CLEC Num	CLEC Denc	CLEC Resu	Standard D	Qwest Num	Qwest Denc	Qwest Resu	Mod Z Scr	Parity Scr
Oct-03									
Nov-03	1	1	100.00%	0.00%	239	250	95.60%	-0.21	-1.13
Dec-03									
Jan-04									
Feb-04	2	2	100.00%	0.00%	294	316	93.04%	-0.39	-1.23
Mar-04	4	4	100.00%	0.00%	293	308	95.13%	-0.45	-1.27
Apr-04	3	3	100.00%	0.00%	353	362	97.51%	-0.28	-1.17
May-04									
Jun-04	9	9	100.00%	0.00%	306	331	92.45%	-0.85	-1.51
Jul-04	4	4	100.00%	0.00%	317	343	92.42%	-0.57	-1.35
Aug-04	3	3	100.00%	0.00%	189	204	92.65%	-0.48	-1.29
Sep-04									



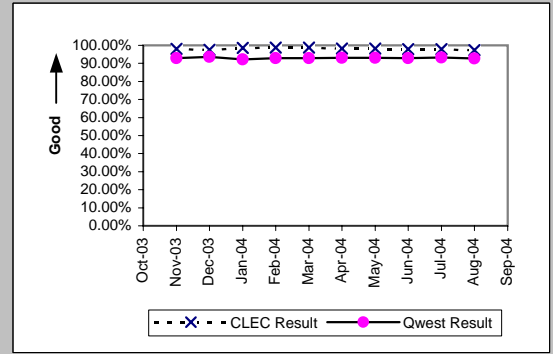
UDIT Above DS1 Level (Parity)									
Date	CLEC Num	CLEC Denc	CLEC Resu	Standard D	Qwest Num	Qwest Denc	Qwest Resu	Mod Z Scr	Parity Scr
Oct-03									
Nov-03									
Dec-03	1	1	100.00%	0.00%	68	68	100.00%	N/A	N/A
Jan-04									
Feb-04	1	1	100.00%	0.00%	37	37	100.00%	N/A	N/A
Mar-04	2	2	100.00%	0.00%	51	52	98.08%	-0.19	-1.12
Apr-04	3	3	100.00%	0.00%	30	31	96.77%	-0.3	-1.18
May-04	1	1	100.00%	0.00%	26	28	92.86%	-0.27	-1.17
Jun-04	12	12	100.00%	0.00%	24	25	96.00%	-0.58	-1.35
Jul-04	5	5	100.00%	0.00%	25	25	100.00%	N/A	N/A
Aug-04	4	4	100.00%	0.00%	26	26	100.00%	N/A	N/A
Sep-04									



Dark Fiber - IOF (Diagnostic)									
Date	CLEC Num	CLEC Denc	CLEC Resu	Standard D	Qwest Num	Qwest Denc	Qwest Resu	Mod Z Scr	Parity Scr
Oct-03									
Nov-03									
Dec-03	6	6	100.00%	0.00%					
Jan-04	1	1	100.00%	0.00%					
Feb-04	1	1	100.00%	0.00%					
Mar-04	2	2	100.00%	0.00%					
Apr-04	1	1	100.00%	0.00%					
May-04									
Jun-04									
Jul-04	10	10	100.00%	0.00%					
Aug-04	4	4	100.00%	0.00%					
Sep-04									

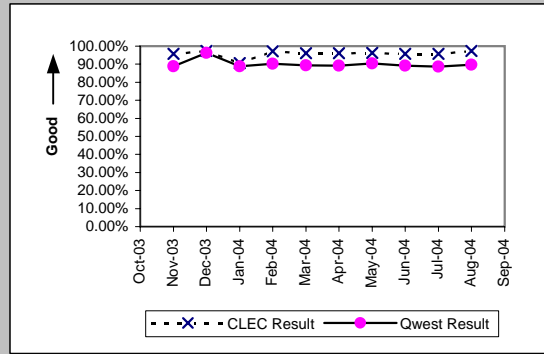


Unbundled Loop Analog (Parity)									
Date	CLEC Num	CLEC Denc	CLEC Resu	Standard D	Qwest Num	Qwest Denc	Qwest Resu	Mod Z Scr	Parity Scr
Oct-03									
Nov-03	1271	1296	98.07%	13.75%	10261	11043	92.92%	-6.84	-5.16
Dec-03	1447	1485	97.44%	15.79%	12970	13855	93.61%	-5.73	-4.49
Jan-04	1130	1146	98.60%	11.73%	10034	10879	92.23%	-7.66	-5.66
Feb-04	1095	1109	98.74%	11.16%	10985	11817	92.96%	-7.19	-5.37
Mar-04	1300	1317	98.71%	11.29%	12737	13702	92.96%	-7.79	-5.74
Apr-04	1317	1341	98.21%	13.26%	11771	12635	93.16%	-6.96	-5.23
May-04	1272	1294	98.30%	12.93%	10911	11730	93.02%	-7.08	-5.3
Jun-04	1303	1332	97.82%	14.59%	12048	12965	92.93%	-6.64	-5.03
Jul-04	1500	1533	97.85%	14.51%	13283	14238	93.29%	-6.77	-5.12
Aug-04	1360	1398	97.28%	16.26%	13097	14125	92.72%	-6.26	-4.81
Sep-04									

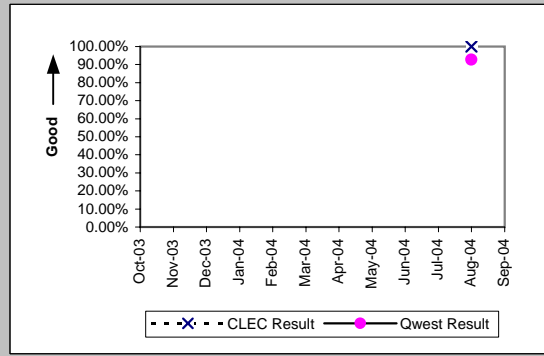


OP-5A - New Service Installation Quality Reported to Repair (Percent)

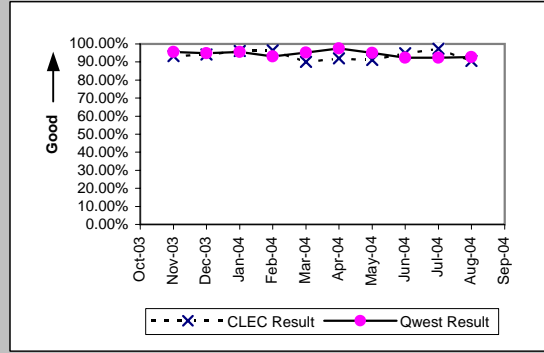
Unbundled Loop - 2 Wire Non-Loaded (Parity)									
Date	CLEC Num	CLEC Denc	CLEC Resu	Standard D	Qwest Num	Qwest Denc	Qwest Resu	Mod Z Scr	Parity Scr
Oct-03									
Nov-03	184	192	95.83%	19.98%	96	108	88.89%	-1.84	-2.12
Dec-03	183	188	97.34%	16.09%	102	106	96.23%	-0.48	-1.29
Jan-04	164	181	90.61%	29.17%	88	99	88.89%	-0.44	-1.27
Feb-04	172	177	97.18%	16.57%	74	82	90.24%	-1.75	-2.06
Mar-04	200	208	96.15%	19.23%	75	84	89.29%	-1.72	-2.04
Apr-04	151	157	96.18%	19.17%	157	176	89.20%	-2.05	-2.24
May-04	154	160	96.25%	19.00%	85	94	90.43%	-1.52	-1.93
Jun-04	155	162	95.68%	20.33%	74	83	89.16%	-1.55	-1.94
Jul-04	247	258	95.74%	20.20%	93	105	88.57%	-1.95	-2.18
Aug-04	320	329	97.26%	16.31%	87	97	89.69%	-2.16	-2.31
Sep-04									



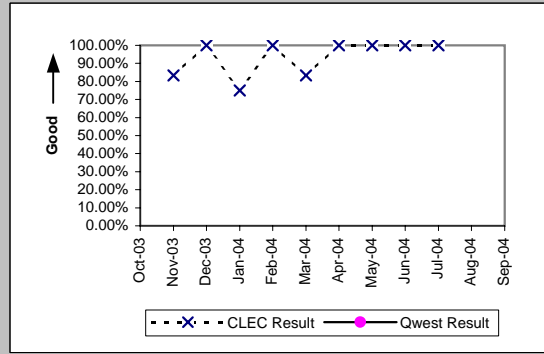
Unbundled Loop - 4 Wire Non-Loaded (Parity)									
Date	CLEC Num	CLEC Denc	CLEC Resu	Standard D	Qwest Num	Qwest Denc	Qwest Resu	Mod Z Scr	Parity Scr
Oct-03									
Nov-03									
Dec-03									
Jan-04									
Feb-04									
Mar-04									
Apr-04									
May-04									
Jun-04									
Jul-04									
Aug-04	1	1	100.00%	0.00%	189	204	92.65%	-0.28	-1.17
Sep-04									



Unbundled Loop - DS1 Capable (Parity)									
Date	CLEC Num	CLEC Denc	CLEC Resu	Standard D	Qwest Num	Qwest Denc	Qwest Resu	Mod Z Scr	Parity Scr
Oct-03									
Nov-03	124	133	93.23%	25.12%	239	250	95.60%	0.97	-0.41
Dec-03	145	154	94.16%	23.46%	366	386	94.82%	0.32	-0.81
Jan-04	147	153	96.08%	19.41%	386	404	95.54%	-0.27	-1.17
Feb-04	109	113	96.46%	18.48%	294	316	93.04%	-1.23	-1.75
Mar-04	153	170	90.00%	30.00%	293	308	95.13%	2.08	0.26
Apr-04	116	126	92.06%	27.03%	353	362	97.51%	2.5	0.52
May-04	114	125	91.20%	28.33%	209	220	95.00%	1.35	-0.18
Jun-04	128	135	94.81%	22.17%	306	331	92.45%	-0.88	-1.53
Jul-04	148	152	97.37%	16.01%	317	343	92.42%	-1.92	-2.17
Aug-04	146	161	90.68%	29.07%	189	204	92.65%	0.67	-0.59
Sep-04									

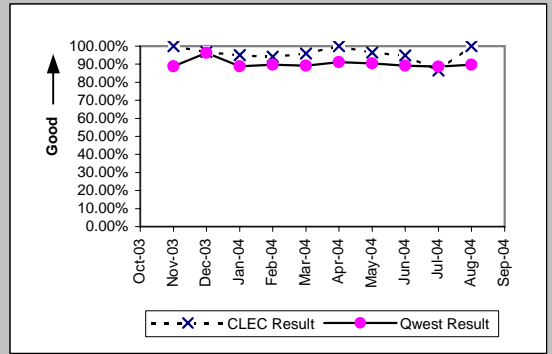


Unbundled Loop - XDSL (Parity)									
Date	CLEC Num	CLEC Denc	CLEC Resu	Standard D	Qwest Num	Qwest Denc	Qwest Resu	Mod Z Scr	Parity Scr
Oct-03									
Nov-03	5	6	83.33%	37.27%					
Dec-03	6	6	100.00%	0.00%					
Jan-04	3	4	75.00%	43.30%					
Feb-04	4	4	100.00%	0.00%					
Mar-04	5	6	83.33%	37.27%					
Apr-04	5	5	100.00%	0.00%					
May-04	12	12	100.00%	0.00%					
Jun-04	5	5	100.00%	0.00%					
Jul-04	5	5	100.00%	0.00%					
Aug-04									
Sep-04									

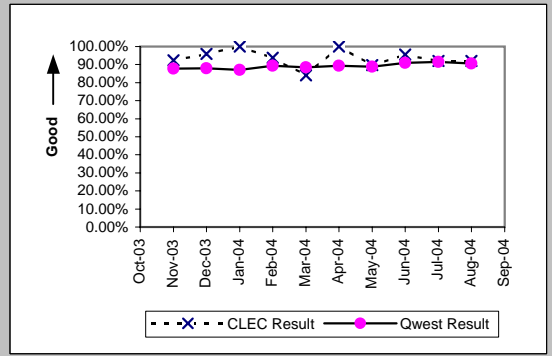


OP-5A - New Service Installation Quality Reported to Repair (Percent)

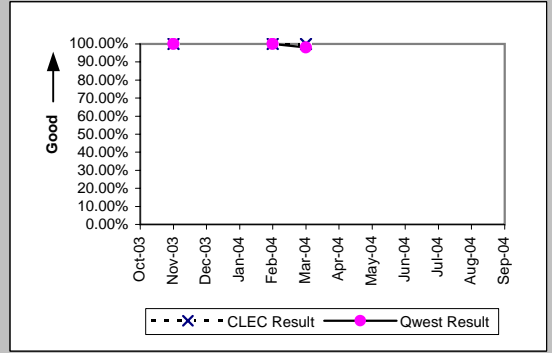
Unbundled Loop ISDN Capable (Parity)									
Date	CLEC Num	CLEC Denc	CLEC Resu	Standard D	Qwest Num	Qwest Denc	Qwest Resu	Mod Z Scr	Parity Scr
Oct-03									
Nov-03	59	59	100.00%	0.00%	96	108	88.89%	-2.18	-2.33
Dec-03	59	61	96.72%	17.81%	102	106	96.23%	-0.16	-1.1
Jan-04	58	61	95.08%	21.62%	87	98	88.78%	-1.22	-1.74
Feb-04	49	52	94.23%	23.32%	70	78	89.74%	-0.83	-1.5
Mar-04	47	49	95.92%	19.79%	74	83	89.16%	-1.21	-1.73
Apr-04	40	40	100.00%	0.00%	153	168	91.07%	-1.78	-2.08
May-04	54	56	96.43%	18.56%	85	94	90.43%	-1.21	-1.73
Jun-04	55	58	94.83%	22.15%	74	83	89.16%	-1.07	-1.65
Jul-04	32	37	86.49%	34.19%	93	105	88.57%	0.33	-0.8
Aug-04	46	46	100.00%	0.00%	87	97	89.69%	-1.89	-2.15
Sep-04									



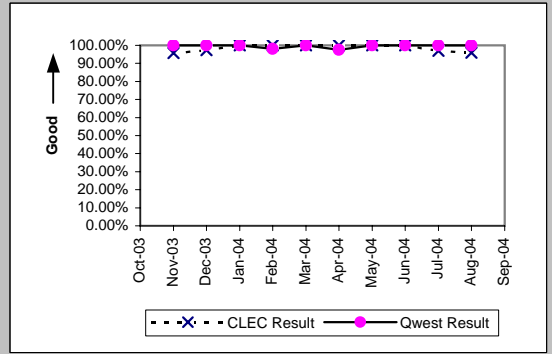
Unbundled Loop - ADSL Qualified (Parity)									
Date	CLEC Num	CLEC Denc	CLEC Resu	Standard D	Qwest Num	Qwest Denc	Qwest Resu	Mod Z Scr	Parity Scr
Oct-03									
Nov-03	12	13	92.31%	26.65%	669	762	87.80%	-0.49	-1.3
Dec-03	24	25	96.00%	19.60%	1139	1294	88.02%	-1.22	-1.74
Jan-04	19	19	100.00%	0.00%	1484	1705	87.04%	-1.67	-2.02
Feb-04	15	16	93.75%	24.21%	1621	1813	89.41%	-0.56	-1.34
Mar-04	21	25	84.00%	36.66%	1507	1703	88.49%	0.71	-0.57
Apr-04	25	25	100.00%	0.00%	2760	3091	89.29%	-1.72	-2.05
May-04	26	29	89.66%	30.45%	2852	3212	88.79%	-0.15	-1.09
Jun-04	22	23	95.65%	20.39%	3507	3855	90.97%	-0.78	-1.47
Jul-04	23	25	92.00%	27.13%	3461	3784	91.46%	-0.1	-1.06
Aug-04	23	25	92.00%	27.13%	3260	3597	90.63%	-0.23	-1.14
Sep-04									



Unbundled Loop - DS3 Capable (Parity)									
Date	CLEC Num	CLEC Denc	CLEC Resu	Standard D	Qwest Num	Qwest Denc	Qwest Resu	Mod Z Scr	Parity Scr
Oct-03									
Nov-03	1	1	100.00%	0.00%	46	46	100.00%	N/A	N/A
Dec-03									
Jan-04									
Feb-04	5	5	100.00%	0.00%	37	37	100.00%	N/A	N/A
Mar-04	7	7	100.00%	0.00%	51	52	98.08%	-0.35	-1.21
Apr-04									
May-04									
Jun-04									
Jul-04									
Aug-04									
Sep-04									

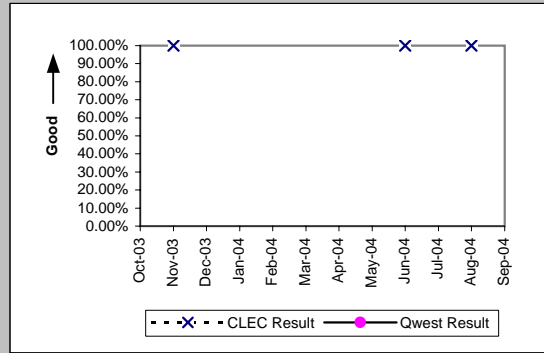


LIS Trunk (Parity)									
Date	CLEC Num	CLEC Denc	CLEC Resu	Standard D	Qwest Num	Qwest Denc	Qwest Resu	Mod Z Scr	Parity Scr
Oct-03									
Nov-03	23	24	95.83%	19.98%	30	30	100.00%	N/A	-0.55
Dec-03	37	38	97.37%	16.01%	22	22	100.00%	N/A	-0.74
Jan-04	33	33	100.00%	0.00%	34	34	100.00%	N/A	N/A
Feb-04	19	19	100.00%	0.00%	49	50	98.00%	-0.53	-1.32
Mar-04	43	43	100.00%	0.00%	52	52	100.00%	N/A	N/A
Apr-04	37	37	100.00%	0.00%	40	41	97.56%	-0.7	-1.42
May-04	25	25	100.00%	0.00%	79	79	100.00%	N/A	N/A
Jun-04	28	28	100.00%	0.00%	85	85	100.00%	N/A	N/A
Jul-04	33	34	97.06%	16.90%	41	41	100.00%	N/A	-0.56
Aug-04	24	25	96.00%	19.60%	32	32	100.00%	N/A	-0.54
Sep-04									

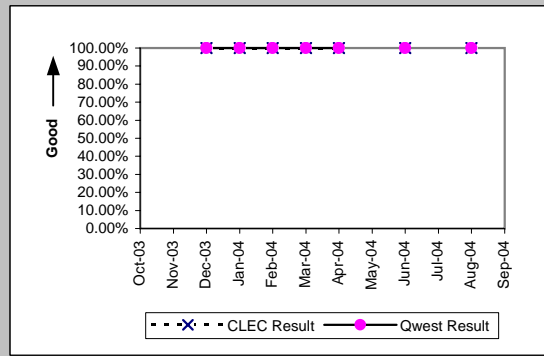


OP-5A - New Service Installation Quality Reported to Repair (Percent)

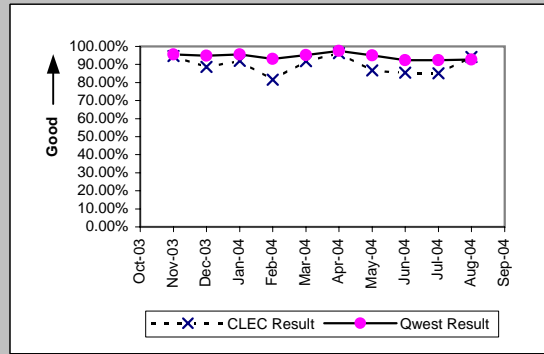
Dark Fiber - Loop (Diagnostic)									
Date	CLEC Num	CLEC Dend	CLEC Resu	Standard D	Qwest Num	Qwest Dend	Qwest Resu	Mod Z Scr	Parity Scr
Oct-03									
Nov-03	1	1	100.00%	0.00%					
Dec-03									
Jan-04									
Feb-04									
Mar-04									
Apr-04									
May-04									
Jun-04	1	1	100.00%	0.00%					
Jul-04									
Aug-04	2	2	100.00%	0.00%					
Sep-04									



E911 (Parity)									
Date	CLEC Num	CLEC Dend	CLEC Resu	Standard D	Qwest Num	Qwest Dend	Qwest Resu	Mod Z Scr	Parity Scr
Oct-03									
Nov-03									
Dec-03	33	33	100.00%	0.00%	6	6	100.00%	N/A	N/A
Jan-04	10	10	100.00%	0.00%	1	1	100.00%	N/A	N/A
Feb-04	21	21	100.00%	0.00%	4	4	100.00%	N/A	N/A
Mar-04	9	9	100.00%	0.00%	2	2	100.00%	N/A	N/A
Apr-04	16	16	100.00%	0.00%	9	9	100.00%	N/A	N/A
May-04									
Jun-04	6	6	100.00%	0.00%	5	5	100.00%	N/A	N/A
Jul-04									
Aug-04	7	7	100.00%	0.00%	5	5	100.00%	N/A	N/A
Sep-04									



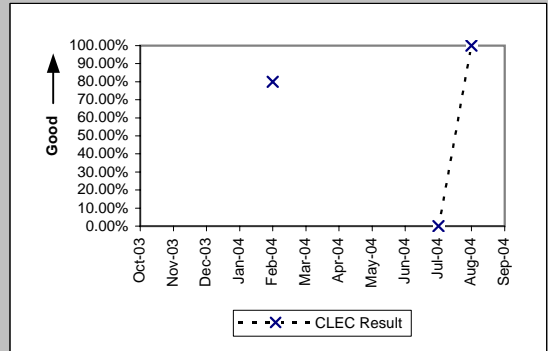
Enhanced Extended Loops - DS1 Capable (Parity)									
Date	CLEC Num	CLEC Dend	CLEC Resu	Standard D	Qwest Num	Qwest Dend	Qwest Resu	Mod Z Scr	Parity Scr
Oct-03									
Nov-03	36	38	94.74%	22.33%	239	250	95.60%	0.28	-0.83
Dec-03	39	44	88.64%	31.74%	366	386	94.82%	1.53	-0.07
Jan-04	46	50	92.00%	27.13%	386	404	95.54%	1.06	-0.36
Feb-04	44	54	81.48%	38.84%	294	316	93.04%	2.52	0.53
Mar-04	67	73	91.78%	27.47%	293	308	95.13%	1.09	-0.34
Apr-04	79	82	96.34%	18.77%	353	362	97.51%	0.6	-0.63
May-04	59	68	86.76%	33.89%	209	220	95.00%	2.16	0.31
Jun-04	76	89	85.39%	35.32%	306	331	92.45%	1.95	0.19
Jul-04	46	54	85.19%	35.52%	317	343	92.42%	1.66	0.01
Aug-04	64	68	94.12%	23.53%	189	204	92.65%	-0.4	-1.24
Sep-04									



OP-5A - New Service Installation Quality Reported to Repair (Percent)

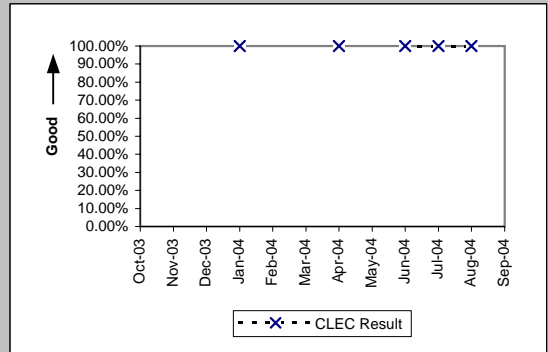
Enhanced Extended Loops - DS0 Capable (Diagnostic)

Date	Numerator	Denominator	CLEC Result	Standard Dev
Oct-03				
Nov-03				
Dec-03				
Jan-04				
Feb-04	4	5	80.00%	40.00%
Mar-04				
Apr-04				
May-04				
Jun-04				
Jul-04	0	2	0.00%	0.00%
Aug-04	2	2	100.00%	0.00%
Sep-04				



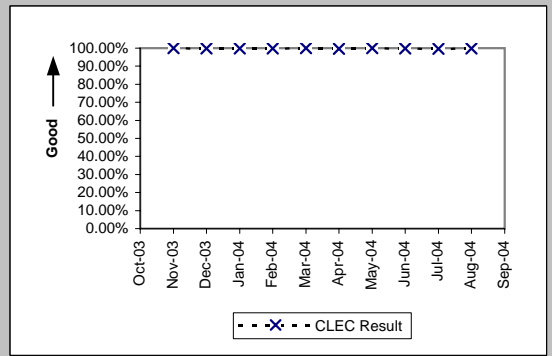
Enhanced Extended Loops - DS3 Capable (Diagnostic)

Date	Numerator	Denominator	CLEC Result	Standard Dev
Oct-03				
Nov-03				
Dec-03				
Jan-04	1	1	100.00%	0.00%
Feb-04				
Mar-04				
Apr-04	1	1	100.00%	0.00%
May-04				
Jun-04	1	1	100.00%	0.00%
Jul-04	1	1	100.00%	0.00%
Aug-04	1	1	100.00%	0.00%
Sep-04				

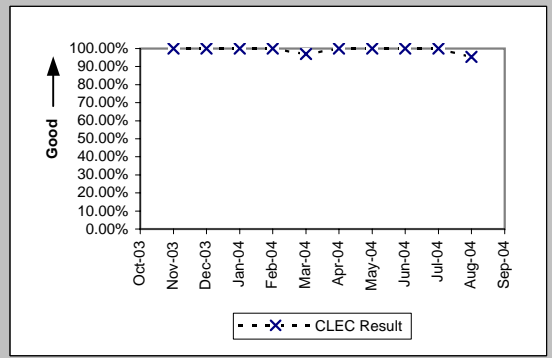


OP-5B - New Service Provisioning Quality (Percent)

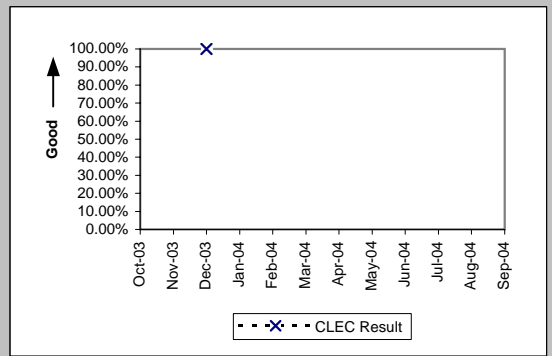
Residence (Diagnostic)				
Date	Numerator	Denominator	CLEC Result	Standard Dev
Oct-03				
Nov-03	1301	1302	99.92%	2.77%
Dec-03	1495	1497	99.87%	3.65%
Jan-04	1679	1682	99.82%	4.22%
Feb-04	1180	1182	99.83%	4.11%
Mar-04	1167	1167	100.00%	0.00%
Apr-04	997	1000	99.70%	5.47%
May-04	1037	1037	100.00%	0.00%
Jun-04	1003	1004	99.90%	3.15%
Jul-04	990	993	99.70%	5.49%
Aug-04	1120	1121	99.91%	2.99%
Sep-04				



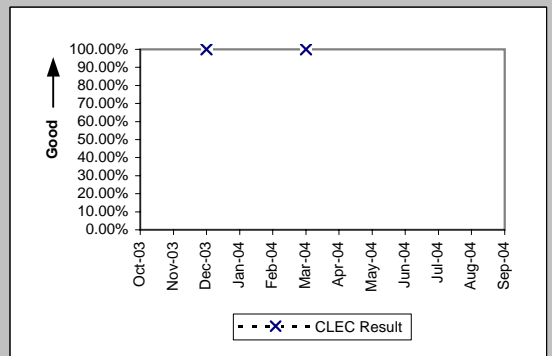
Business (Diagnostic)				
Date	Numerator	Denominator	CLEC Result	Standard Dev
Oct-03				
Nov-03	25	25	100.00%	0.00%
Dec-03	31	31	100.00%	0.00%
Jan-04	14	14	100.00%	0.00%
Feb-04	12	12	100.00%	0.00%
Mar-04	32	33	96.97%	17.14%
Apr-04	21	21	100.00%	0.00%
May-04	21	21	100.00%	0.00%
Jun-04	43	43	100.00%	0.00%
Jul-04	20	20	100.00%	0.00%
Aug-04	21	22	95.45%	20.83%
Sep-04				



Centrex (Diagnostic)				
Date	Numerator	Denominator	CLEC Result	Standard Dev
Oct-03				
Nov-03				
Dec-03	1	1	100.00%	0.00%
Jan-04				
Feb-04				
Mar-04				
Apr-04				
May-04				
Jun-04				
Jul-04				
Aug-04				
Sep-04				

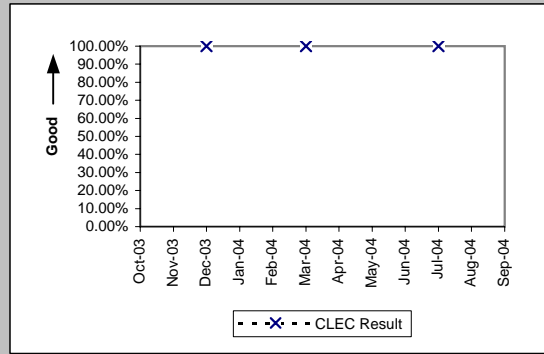


Centrex 21 (Diagnostic)				
Date	Numerator	Denominator	CLEC Result	Standard Dev
Oct-03				
Nov-03				
Dec-03	1	1	100.00%	0.00%
Jan-04				
Feb-04				
Mar-04	1	1	100.00%	0.00%
Apr-04				
May-04				
Jun-04				
Jul-04				
Aug-04				
Sep-04				

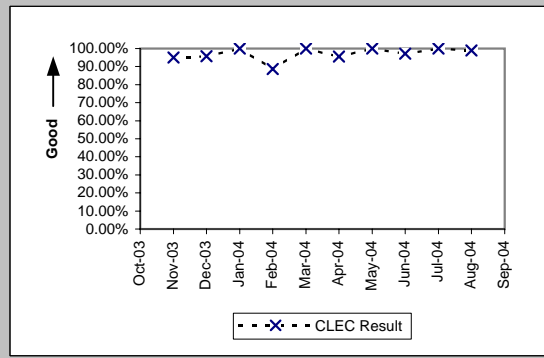


OP-5B - New Service Provisioning Quality (Percent)

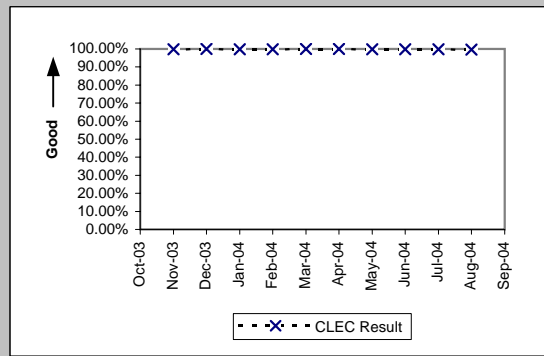
PBX (Diagnostic)				
Date	Numerator	Denominator	CLEC Result	Standard Dev
Oct-03				
Nov-03				
Dec-03	1	1	100.00%	0.00%
Jan-04				
Feb-04				
Mar-04	1	1	100.00%	0.00%
Apr-04				
May-04				
Jun-04				
Jul-04	1	1	100.00%	0.00%
Aug-04				
Sep-04				



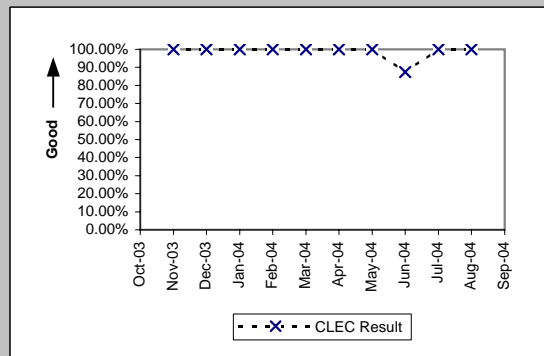
Qwest DSL (Diagnostic)				
Date	Numerator	Denominator	CLEC Result	Standard Dev
Oct-03				
Nov-03	39	41	95.12%	21.54%
Dec-03	46	48	95.83%	19.98%
Jan-04	32	32	100.00%	0.00%
Feb-04	31	35	88.57%	31.82%
Mar-04	41	41	100.00%	0.00%
Apr-04	43	45	95.56%	20.61%
May-04	128	128	100.00%	0.00%
Jun-04	206	212	97.17%	16.58%
Jul-04	77	77	100.00%	0.00%
Aug-04	98	99	98.99%	10.00%
Sep-04				



UNE - P (POTS) (Diagnostic)				
Date	Numerator	Denominator	CLEC Result	Standard Dev
Oct-03				
Nov-03	9321	9339	99.81%	4.39%
Dec-03	7744	7750	99.92%	2.78%
Jan-04	7706	7719	99.83%	4.10%
Feb-04	10384	10398	99.87%	3.67%
Mar-04	16292	16306	99.91%	2.93%
Apr-04	17562	17577	99.91%	2.92%
May-04	16474	16496	99.87%	3.65%
Jun-04	15873	15894	99.87%	3.63%
Jul-04	10050	10072	99.78%	4.67%
Aug-04	6163	6182	99.69%	5.54%
Sep-04				



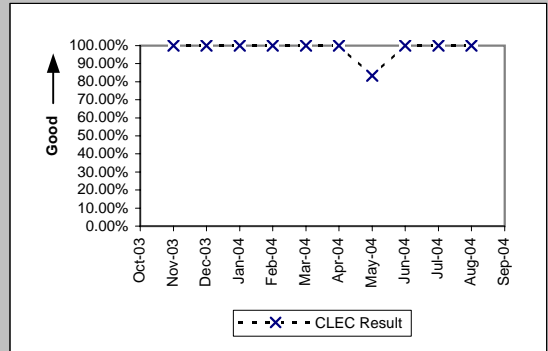
UNE P (Centrex) (Diagnostic)				
Date	Numerator	Denominator	CLEC Result	Standard Dev
Oct-03				
Nov-03	12	12	100.00%	0.00%
Dec-03	9	9	100.00%	0.00%
Jan-04	5	5	100.00%	0.00%
Feb-04	8	8	100.00%	0.00%
Mar-04	10	10	100.00%	0.00%
Apr-04	5	5	100.00%	0.00%
May-04	5	5	100.00%	0.00%
Jun-04	7	8	87.50%	33.07%
Jul-04	5	5	100.00%	0.00%
Aug-04	8	8	100.00%	0.00%
Sep-04				



OP-5B - New Service Provisioning Quality (Percent)

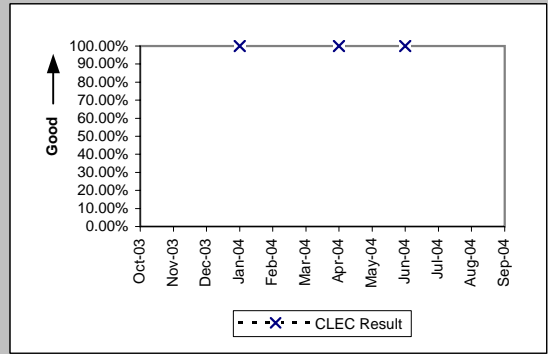
UNE P (Centrex 21) (Diagnostic)

Date	Numerator	Denominator	CLEC Result	Standard Dev
Oct-03				
Nov-03	5	5	100.00%	0.00%
Dec-03	2	2	100.00%	0.00%
Jan-04	1	1	100.00%	0.00%
Feb-04	1	1	100.00%	0.00%
Mar-04	1	1	100.00%	0.00%
Apr-04	3	3	100.00%	0.00%
May-04	5	6	83.33%	37.27%
Jun-04	11	11	100.00%	0.00%
Jul-04	1	1	100.00%	0.00%
Aug-04	3	3	100.00%	0.00%
Sep-04				



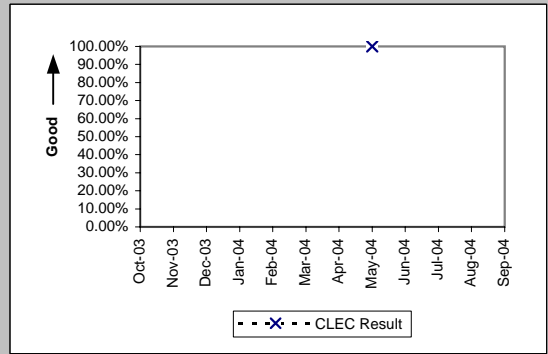
ISDN Primary (Diagnostic)

Date	Numerator	Denominator	CLEC Result	Standard Dev
Oct-03				
Nov-03				
Dec-03				
Jan-04	1	1	100.00%	0.00%
Feb-04				
Mar-04				
Apr-04	3	3	100.00%	0.00%
May-04				
Jun-04	2	2	100.00%	0.00%
Jul-04				
Aug-04				
Sep-04				



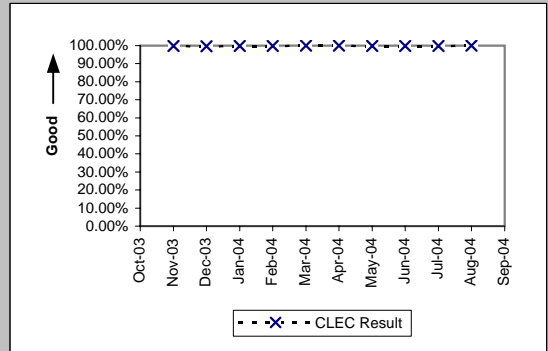
DS1 (Diagnostic)

Date	Numerator	Denominator	CLEC Result	Standard Dev
Oct-03				
Nov-03				
Dec-03				
Jan-04				
Feb-04				
Mar-04				
Apr-04				
May-04	1	1	100.00%	0.00%
Jun-04				
Jul-04				
Aug-04				
Sep-04				

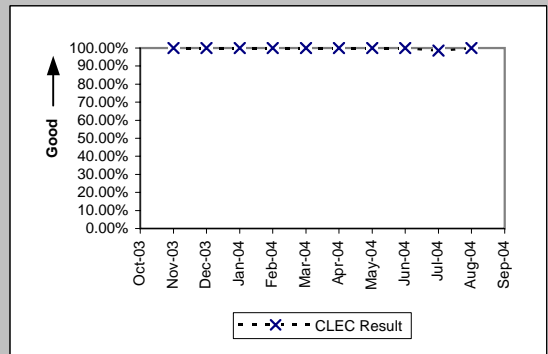


OP-5B - New Service Provisioning Quality (Percent)

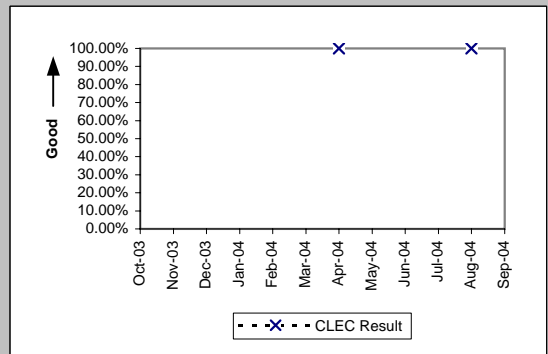
Line Sharing (Diagnostic)				
Date	Numerator	Denominator	CLEC Result	Standard Dev
Oct-03				
Nov-03	648	649	99.85%	3.92%
Dec-03	684	686	99.71%	5.39%
Jan-04	730	731	99.86%	3.70%
Feb-04	521	522	99.81%	4.37%
Mar-04	480	480	100.00%	0.00%
Apr-04	409	409	100.00%	0.00%
May-04	406	407	99.75%	4.95%
Jun-04	479	480	99.79%	4.56%
Jul-04	394	395	99.75%	5.03%
Aug-04	502	502	100.00%	0.00%
Sep-04				



Line Splitting (Diagnostic)				
Date	Numerator	Denominator	CLEC Result	Standard Dev
Oct-03				
Nov-03	98	98	100.00%	0.00%
Dec-03	116	116	100.00%	0.00%
Jan-04	105	105	100.00%	0.00%
Feb-04	49	49	100.00%	0.00%
Mar-04	48	48	100.00%	0.00%
Apr-04	29	29	100.00%	0.00%
May-04	24	24	100.00%	0.00%
Jun-04	35	35	100.00%	0.00%
Jul-04	66	67	98.51%	12.13%
Aug-04	59	59	100.00%	0.00%
Sep-04				

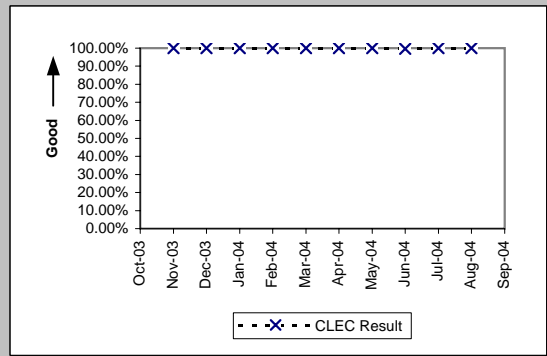


Sub-Loop Unbundling (Diagnostic)				
Date	Numerator	Denominator	CLEC Result	Standard Dev
Oct-03				
Nov-03				
Dec-03				
Jan-04				
Feb-04				
Mar-04				
Apr-04	1	1	100.00%	0.00%
May-04				
Jun-04				
Jul-04				
Aug-04	2	2	100.00%	0.00%
Sep-04				

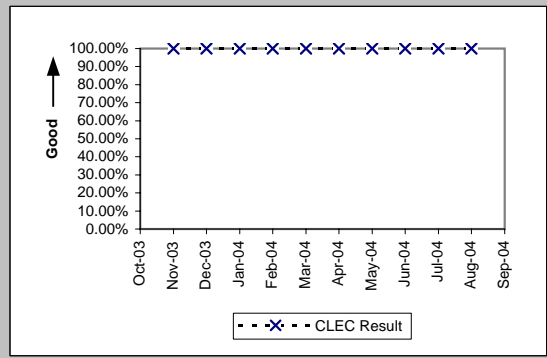


OP-5B - New Service Provisioning Quality (Percent)

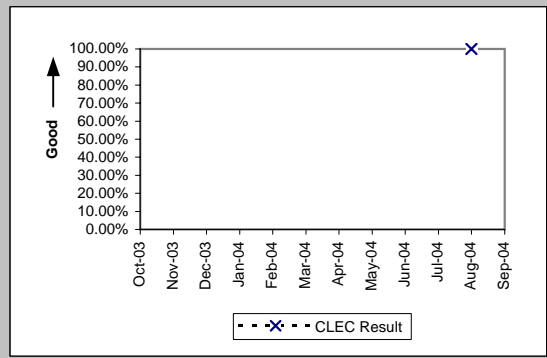
Unbundled Loop Analog (Diagnostic)				
Date	Numerator	Denominator	CLEC Result	Standard Dev
Oct-03				
Nov-03	1296	1296	100.00%	0.00%
Dec-03	1485	1485	100.00%	0.00%
Jan-04	1146	1146	100.00%	0.00%
Feb-04	1109	1109	100.00%	0.00%
Mar-04	1316	1317	99.92%	2.75%
Apr-04	1341	1341	100.00%	0.00%
May-04	1294	1294	100.00%	0.00%
Jun-04	1328	1332	99.70%	5.47%
Jul-04	1533	1533	100.00%	0.00%
Aug-04	1398	1398	100.00%	0.00%
Sep-04				



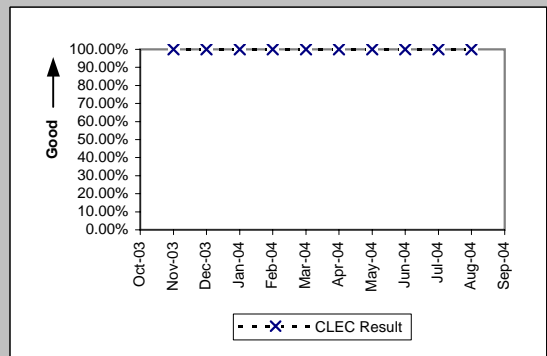
Unbundled Loop - 2 Wire Non-Loaded (Diagnostic)				
Date	Numerator	Denominator	CLEC Result	Standard Dev
Oct-03				
Nov-03	192	192	100.00%	0.00%
Dec-03	188	188	100.00%	0.00%
Jan-04	181	181	100.00%	0.00%
Feb-04	177	177	100.00%	0.00%
Mar-04	208	208	100.00%	0.00%
Apr-04	157	157	100.00%	0.00%
May-04	160	160	100.00%	0.00%
Jun-04	162	162	100.00%	0.00%
Jul-04	258	258	100.00%	0.00%
Aug-04	329	329	100.00%	0.00%
Sep-04				



Unbundled Loop - 4 Wire Non-Loaded (Diagnostic)				
Date	Numerator	Denominator	CLEC Result	Standard Dev
Oct-03				
Nov-03				
Dec-03				
Jan-04				
Feb-04				
Mar-04				
Apr-04				
May-04				
Jun-04				
Jul-04				
Aug-04	1	1	100.00%	0.00%
Sep-04				



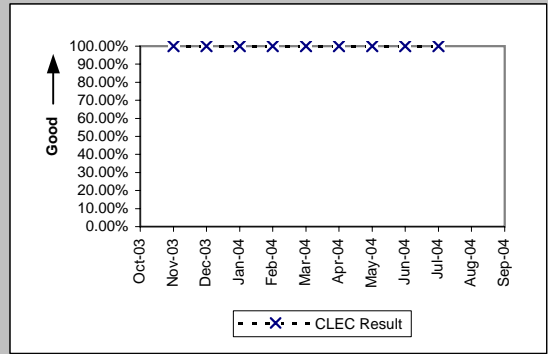
Unbundled Loop - DS1 Capable (Diagnostic)				
Date	Numerator	Denominator	CLEC Result	Standard Dev
Oct-03				
Nov-03	133	133	100.00%	0.00%
Dec-03	154	154	100.00%	0.00%
Jan-04	153	153	100.00%	0.00%
Feb-04	113	113	100.00%	0.00%
Mar-04	170	170	100.00%	0.00%
Apr-04	126	126	100.00%	0.00%
May-04	125	125	100.00%	0.00%
Jun-04	135	135	100.00%	0.00%
Jul-04	152	152	100.00%	0.00%
Aug-04	161	161	100.00%	0.00%
Sep-04				



OP-5B - New Service Provisioning Quality (Percent)

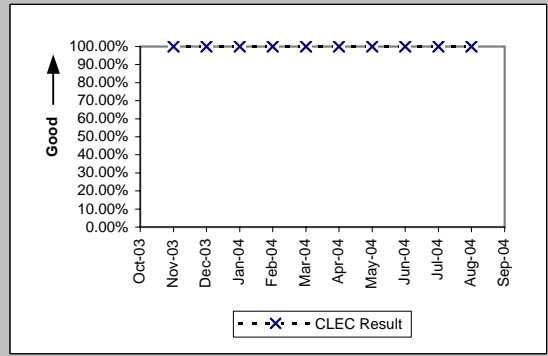
Unbundled Loop - XDSLi (Diagnostic)

Date	Numerator	Denominator	CLEC Result	Standard Dev
Oct-03				
Nov-03	6	6	100.00%	0.00%
Dec-03	6	6	100.00%	0.00%
Jan-04	4	4	100.00%	0.00%
Feb-04	4	4	100.00%	0.00%
Mar-04	6	6	100.00%	0.00%
Apr-04	5	5	100.00%	0.00%
May-04	12	12	100.00%	0.00%
Jun-04	5	5	100.00%	0.00%
Jul-04	5	5	100.00%	0.00%
Aug-04				
Sep-04				



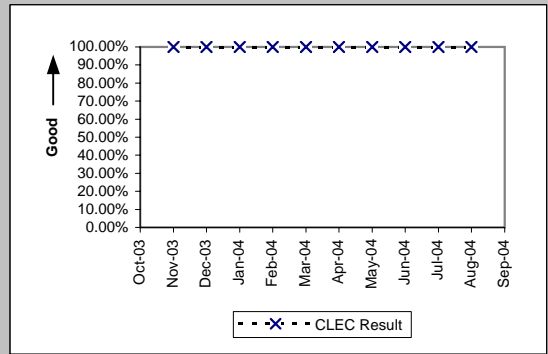
Unbundled Loop ISDN Capable (Diagnostic)

Date	Numerator	Denominator	CLEC Result	Standard Dev
Oct-03				
Nov-03	59	59	100.00%	0.00%
Dec-03	61	61	100.00%	0.00%
Jan-04	61	61	100.00%	0.00%
Feb-04	52	52	100.00%	0.00%
Mar-04	49	49	100.00%	0.00%
Apr-04	40	40	100.00%	0.00%
May-04	56	56	100.00%	0.00%
Jun-04	58	58	100.00%	0.00%
Jul-04	37	37	100.00%	0.00%
Aug-04	46	46	100.00%	0.00%
Sep-04				



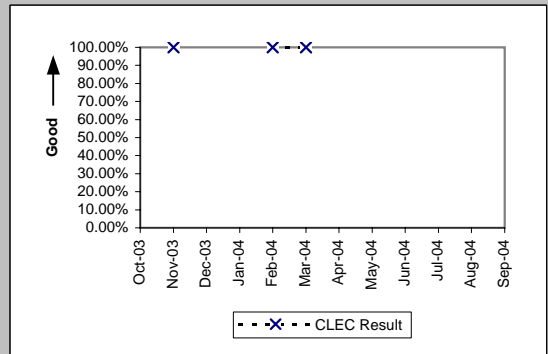
Unbundled Loop - ADSL Qualified (Diagnostic)

Date	Numerator	Denominator	CLEC Result	Standard Dev
Oct-03				
Nov-03	13	13	100.00%	0.00%
Dec-03	25	25	100.00%	0.00%
Jan-04	19	19	100.00%	0.00%
Feb-04	16	16	100.00%	0.00%
Mar-04	25	25	100.00%	0.00%
Apr-04	25	25	100.00%	0.00%
May-04	29	29	100.00%	0.00%
Jun-04	23	23	100.00%	0.00%
Jul-04	25	25	100.00%	0.00%
Aug-04	25	25	100.00%	0.00%
Sep-04				



Unbundled Loop - DS3 Capable (Diagnostic)

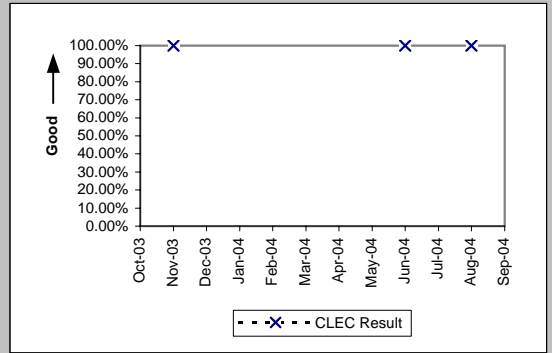
Date	Numerator	Denominator	CLEC Result	Standard Dev
Oct-03				
Nov-03	1	1	100.00%	0.00%
Dec-03				
Jan-04				
Feb-04	5	5	100.00%	0.00%
Mar-04	7	7	100.00%	0.00%
Apr-04				
May-04				
Jun-04				
Jul-04				
Aug-04				
Sep-04				



OP-5B - New Service Provisioning Quality (Percent)

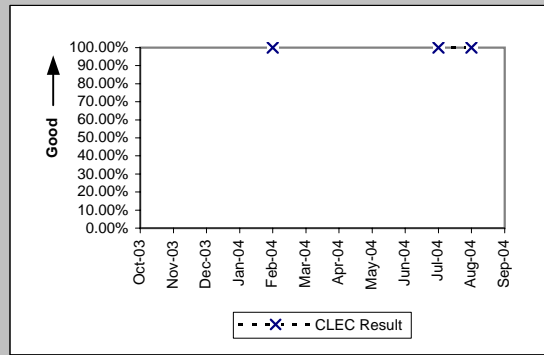
Dark Fiber - Loop (Diagnostic)

Date	Numerator	Denominator	CLEC Result	Standard Dev
Oct-03				
Nov-03	1	1	100.00%	0.00%
Dec-03				
Jan-04				
Feb-04				
Mar-04				
Apr-04				
May-04				
Jun-04	1	1	100.00%	0.00%
Jul-04				
Aug-04	2	2	100.00%	0.00%
Sep-04				

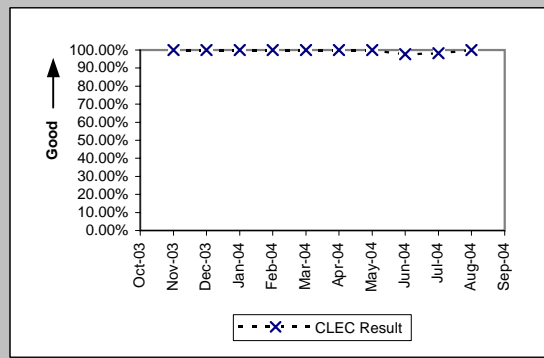


OP-5B - New Service Provisioning Quality (Percent)

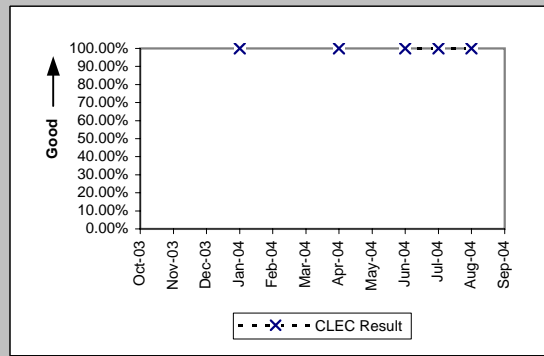
Enhanced Extended Loops - DS0 Capable (Diagnostic)				
Date	Numerator	Denominator	CLEC Result	Standard Dev
Oct-03				
Nov-03				
Dec-03				
Jan-04				
Feb-04	5	5	100.00%	0.00%
Mar-04				
Apr-04				
May-04				
Jun-04				
Jul-04	2	2	100.00%	0.00%
Aug-04	2	2	100.00%	0.00%
Sep-04				



Enhanced Extended Loops - DS1 Capable (Diagnostic)				
Date	Numerator	Denominator	CLEC Result	Standard Dev
Oct-03				
Nov-03	38	38	100.00%	0.00%
Dec-03	44	44	100.00%	0.00%
Jan-04	50	50	100.00%	0.00%
Feb-04	54	54	100.00%	0.00%
Mar-04	73	73	100.00%	0.00%
Apr-04	82	82	100.00%	0.00%
May-04	68	68	100.00%	0.00%
Jun-04	87	89	97.75%	14.82%
Jul-04	53	54	98.15%	13.48%
Aug-04	68	68	100.00%	0.00%
Sep-04				

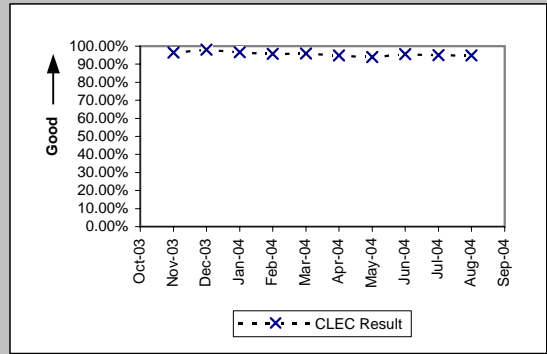


Enhanced Extended Loops - DS3 Capable (Diagnostic)				
Date	Numerator	Denominator	CLEC Result	Standard Dev
Oct-03				
Nov-03				
Dec-03				
Jan-04	1	1	100.00%	0.00%
Feb-04				
Mar-04				
Apr-04	1	1	100.00%	0.00%
May-04				
Jun-04	1	1	100.00%	0.00%
Jul-04	1	1	100.00%	0.00%
Aug-04	1	1	100.00%	0.00%
Sep-04				

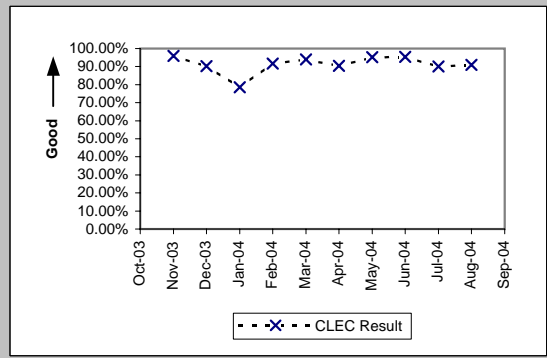


OP-5T - New Service Installation Quality Total (Percent)

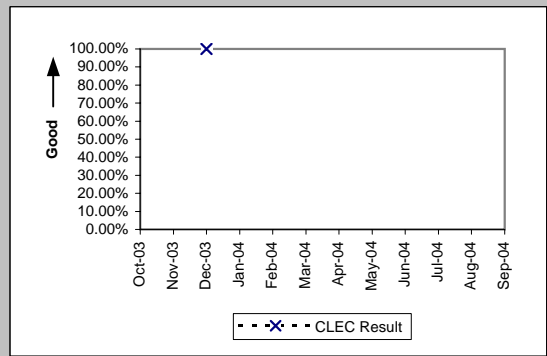
Residence (Diagnostic)				
Date	Numerator	Denominator	CLEC Result	Standard Dev
Oct-03				
Nov-03	1255	1302	96.39%	18.65%
Dec-03	1468	1497	98.06%	13.78%
Jan-04	1624	1682	96.55%	18.25%
Feb-04	1132	1182	95.77%	20.13%
Mar-04	1119	1167	95.89%	19.86%
Apr-04	948	1000	94.80%	22.20%
May-04	974	1037	93.92%	23.89%
Jun-04	959	1004	95.52%	20.69%
Jul-04	944	993	95.07%	21.66%
Aug-04	1063	1121	94.83%	22.15%
Sep-04				



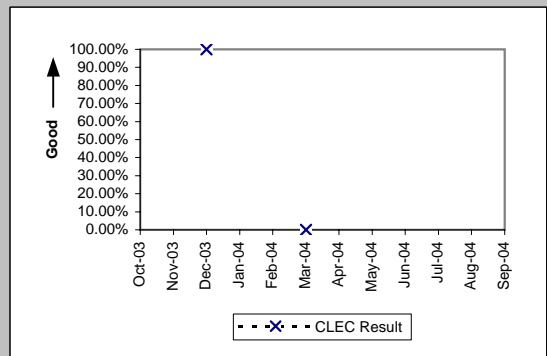
Business (Diagnostic)				
Date	Numerator	Denominator	CLEC Result	Standard Dev
Oct-03				
Nov-03	24	25	96.00%	19.60%
Dec-03	28	31	90.32%	29.57%
Jan-04	11	14	78.57%	41.03%
Feb-04	11	12	91.67%	27.64%
Mar-04	31	33	93.94%	23.86%
Apr-04	19	21	90.48%	29.35%
May-04	20	21	95.24%	21.30%
Jun-04	41	43	95.35%	21.06%
Jul-04	18	20	90.00%	30.00%
Aug-04	20	22	90.91%	28.75%
Sep-04				



Centrex (Diagnostic)				
Date	Numerator	Denominator	CLEC Result	Standard Dev
Oct-03				
Nov-03				
Dec-03	1	1	100.00%	0.00%
Jan-04				
Feb-04				
Mar-04				
Apr-04				
May-04				
Jun-04				
Jul-04				
Aug-04				
Sep-04				

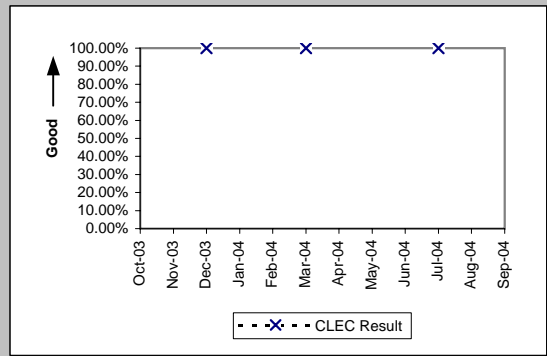


Centrex 21 (Diagnostic)				
Date	Numerator	Denominator	CLEC Result	Standard Dev
Oct-03				
Nov-03				
Dec-03	1	1	100.00%	0.00%
Jan-04				
Feb-04				
Mar-04	0	1	0.00%	0.00%
Apr-04				
May-04				
Jun-04				
Jul-04				
Aug-04				
Sep-04				

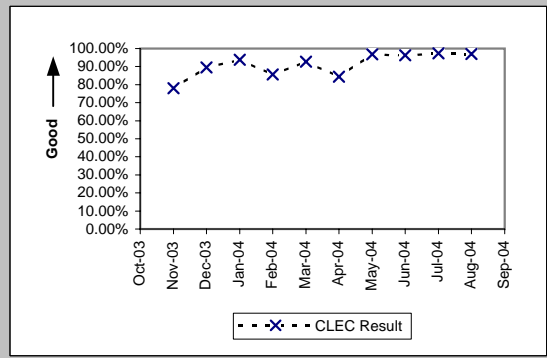


OP-5T - New Service Installation Quality Total (Percent)

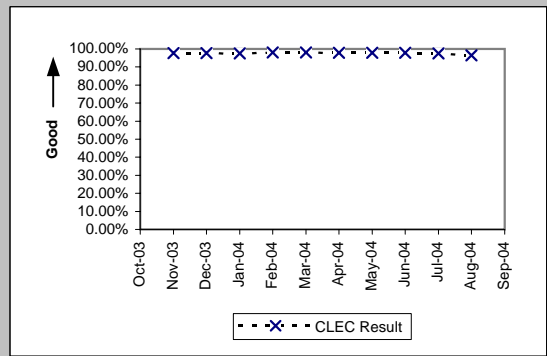
PBX (Diagnostic)				
Date	Numerator	Denominator	CLEC Result	Standard Dev
Oct-03				
Nov-03				
Dec-03	1	1	100.00%	0.00%
Jan-04				
Feb-04				
Mar-04	1	1	100.00%	0.00%
Apr-04				
May-04				
Jun-04				
Jul-04	1	1	100.00%	0.00%
Aug-04				
Sep-04				



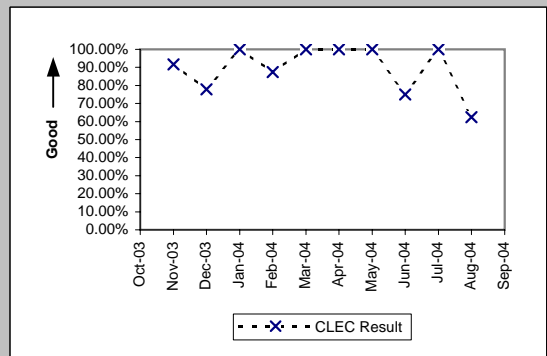
Qwest DSL (Diagnostic)				
Date	Numerator	Denominator	CLEC Result	Standard Dev
Oct-03				
Nov-03	32	41	78.05%	41.39%
Dec-03	43	48	89.58%	30.55%
Jan-04	30	32	93.75%	24.21%
Feb-04	30	35	85.71%	34.99%
Mar-04	38	41	92.68%	26.04%
Apr-04	38	45	84.44%	36.24%
May-04	124	128	96.88%	17.40%
Jun-04	204	212	96.23%	19.06%
Jul-04	75	77	97.40%	15.91%
Aug-04	96	99	96.97%	17.14%
Sep-04				



UNE - P (POTS) (Diagnostic)				
Date	Numerator	Denominator	CLEC Result	Standard Dev
Oct-03				
Nov-03	9125	9339	97.71%	14.96%
Dec-03	7571	7750	97.69%	15.02%
Jan-04	7531	7719	97.56%	15.42%
Feb-04	10201	10398	98.11%	13.63%
Mar-04	15995	16306	98.09%	13.68%
Apr-04	17218	17577	97.96%	14.14%
May-04	16145	16496	97.87%	14.43%
Jun-04	15563	15894	97.92%	14.28%
Jul-04	9826	10072	97.56%	15.44%
Aug-04	5962	6182	96.44%	18.53%
Sep-04				



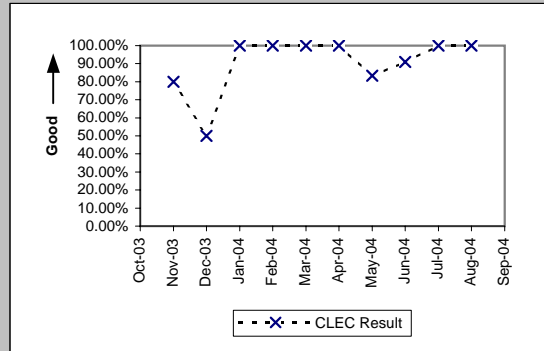
UNE P (Centrex) (Diagnostic)				
Date	Numerator	Denominator	CLEC Result	Standard Dev
Oct-03				
Nov-03	11	12	91.67%	27.64%
Dec-03	7	9	77.78%	41.57%
Jan-04	5	5	100.00%	0.00%
Feb-04	7	8	87.50%	33.07%
Mar-04	10	10	100.00%	0.00%
Apr-04	5	5	100.00%	0.00%
May-04	5	5	100.00%	0.00%
Jun-04	6	8	75.00%	43.30%
Jul-04	5	5	100.00%	0.00%
Aug-04	5	8	62.50%	48.41%
Sep-04				



OP-5T - New Service Installation Quality Total (Percent)

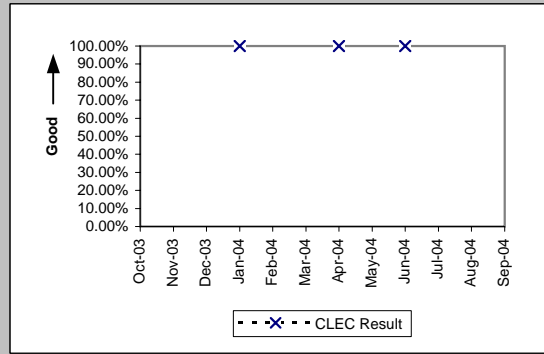
UNE P (Centrex 21) (Diagnostic)

Date	Numerator	Denominator	CLEC Result	Standard Dev
Oct-03				
Nov-03	4	5	80.00%	40.00%
Dec-03	1	2	50.00%	50.00%
Jan-04	1	1	100.00%	0.00%
Feb-04	1	1	100.00%	0.00%
Mar-04	1	1	100.00%	0.00%
Apr-04	3	3	100.00%	0.00%
May-04	5	6	83.33%	37.27%
Jun-04	10	11	90.91%	28.75%
Jul-04	1	1	100.00%	0.00%
Aug-04	3	3	100.00%	0.00%
Sep-04				



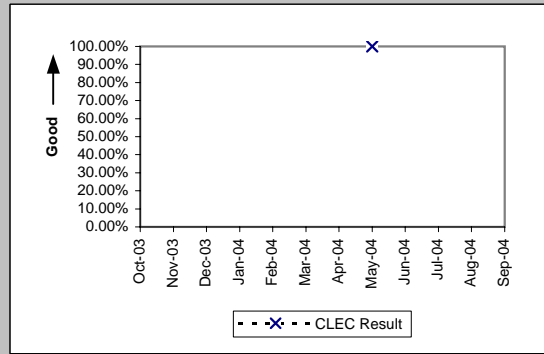
ISDN Primary (Diagnostic)

Date	Numerator	Denominator	CLEC Result	Standard Dev
Oct-03				
Nov-03				
Dec-03				
Jan-04	1	1	100.00%	0.00%
Feb-04				
Mar-04				
Apr-04	3	3	100.00%	0.00%
May-04				
Jun-04	2	2	100.00%	0.00%
Jul-04				
Aug-04				
Sep-04				



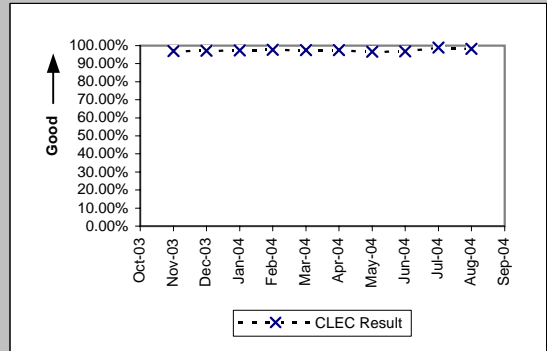
DS1 (Diagnostic)

Date	Numerator	Denominator	CLEC Result	Standard Dev
Oct-03				
Nov-03				
Dec-03				
Jan-04				
Feb-04				
Mar-04				
Apr-04				
May-04	1	1	100.00%	0.00%
Jun-04				
Jul-04				
Aug-04				
Sep-04				

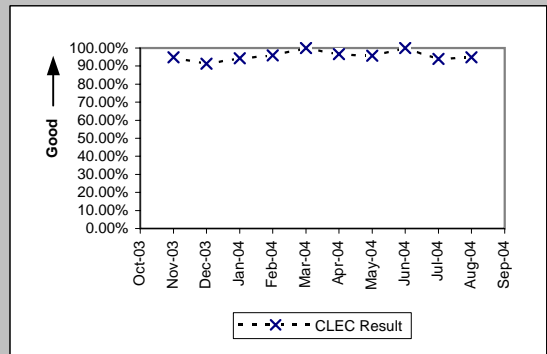


OP-5T - New Service Installation Quality Total (Percent)

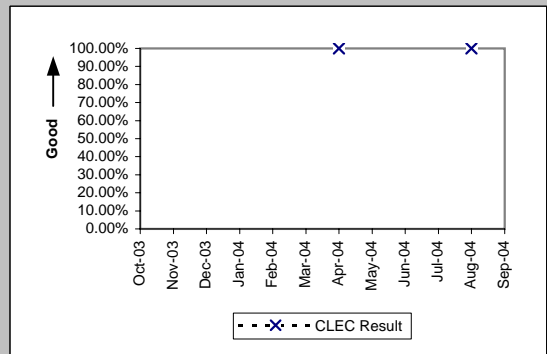
Line Sharing (Diagnostic)				
Date	Numerator	Denominator	CLEC Result	Standard Dev
Oct-03				
Nov-03	629	649	96.92%	17.28%
Dec-03	666	686	97.08%	16.82%
Jan-04	711	731	97.26%	16.31%
Feb-04	510	522	97.70%	14.99%
Mar-04	468	480	97.50%	15.61%
Apr-04	399	409	97.56%	15.44%
May-04	393	407	96.56%	18.22%
Jun-04	465	480	96.88%	17.40%
Jul-04	391	395	98.99%	10.01%
Aug-04	493	502	98.21%	13.27%
Sep-04				



Line Splitting (Diagnostic)				
Date	Numerator	Denominator	CLEC Result	Standard Dev
Oct-03				
Nov-03	93	98	94.90%	22.00%
Dec-03	106	116	91.38%	28.07%
Jan-04	99	105	94.29%	23.21%
Feb-04	47	49	95.92%	19.79%
Mar-04	48	48	100.00%	0.00%
Apr-04	28	29	96.55%	18.25%
May-04	23	24	95.83%	19.98%
Jun-04	35	35	100.00%	0.00%
Jul-04	63	67	94.03%	23.69%
Aug-04	56	59	94.92%	21.97%
Sep-04				

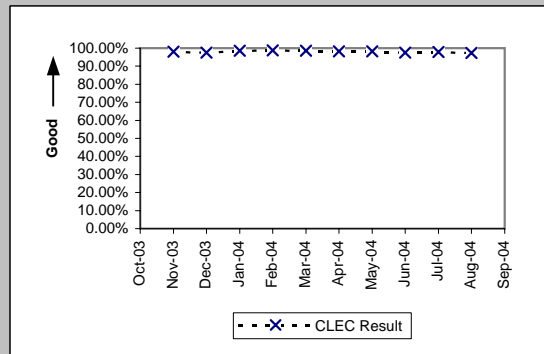


Sub-Loop Unbundling (Diagnostic)				
Date	Numerator	Denominator	CLEC Result	Standard Dev
Oct-03				
Nov-03				
Dec-03				
Jan-04				
Feb-04				
Mar-04				
Apr-04	1	1	100.00%	0.00%
May-04				
Jun-04				
Jul-04				
Aug-04	2	2	100.00%	0.00%
Sep-04				

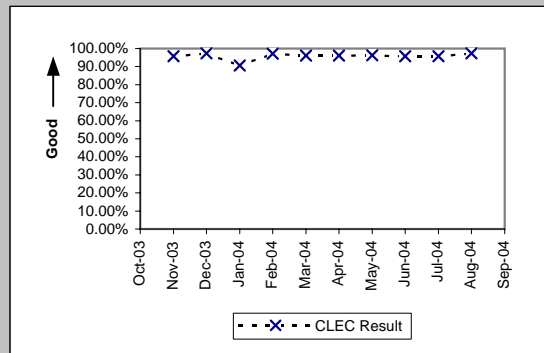


OP-5T - New Service Installation Quality Total (Percent)

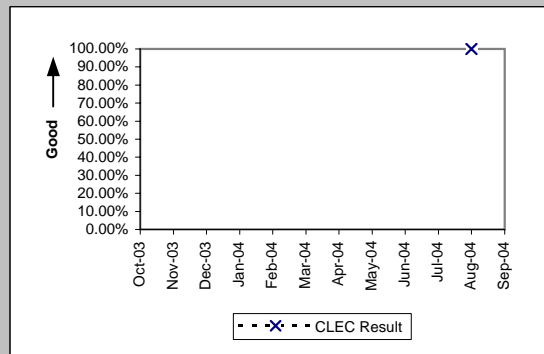
Unbundled Loop Analog (Diagnostic)				
Date	Numerator	Denominator	CLEC Result	Standard Dev
Oct-03				
Nov-03	1271	1296	98.07%	13.75%
Dec-03	1447	1485	97.44%	15.79%
Jan-04	1130	1146	98.60%	11.73%
Feb-04	1095	1109	98.74%	11.16%
Mar-04	1299	1317	98.63%	11.61%
Apr-04	1317	1341	98.21%	13.26%
May-04	1272	1294	98.30%	12.93%
Jun-04	1299	1332	97.52%	15.54%
Jul-04	1500	1533	97.85%	14.51%
Aug-04	1360	1398	97.28%	16.26%
Sep-04				



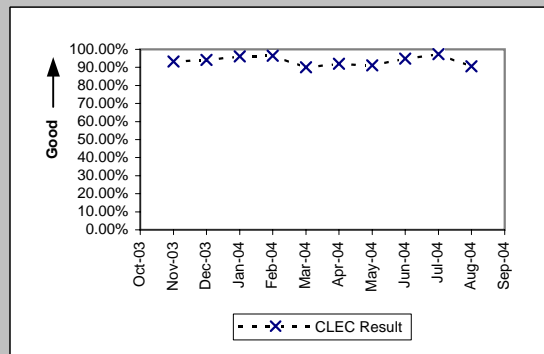
Unbundled Loop - 2 Wire Non-Loaded (Diagnostic)				
Date	Numerator	Denominator	CLEC Result	Standard Dev
Oct-03				
Nov-03	184	192	95.83%	19.98%
Dec-03	183	188	97.34%	16.09%
Jan-04	164	181	90.61%	29.17%
Feb-04	172	177	97.18%	16.57%
Mar-04	200	208	96.15%	19.23%
Apr-04	151	157	96.18%	19.17%
May-04	154	160	96.25%	19.00%
Jun-04	155	162	95.68%	20.33%
Jul-04	247	258	95.74%	20.20%
Aug-04	320	329	97.26%	16.31%
Sep-04				



Unbundled Loop - 4 Wire Non-Loaded (Diagnostic)				
Date	Numerator	Denominator	CLEC Result	Standard Dev
Oct-03				
Nov-03				
Dec-03				
Jan-04				
Feb-04				
Mar-04				
Apr-04				
May-04				
Jun-04				
Jul-04				
Aug-04	1	1	100.00%	0.00%
Sep-04				

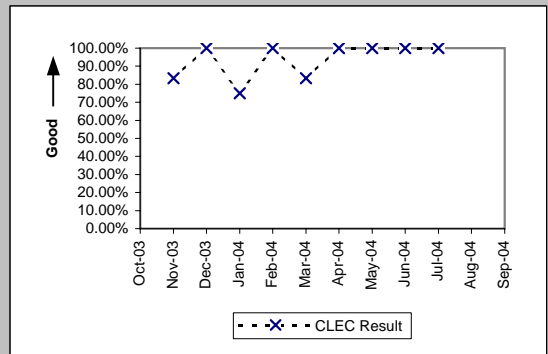


Unbundled Loop - DS1 Capable (Diagnostic)				
Date	Numerator	Denominator	CLEC Result	Standard Dev
Oct-03				
Nov-03	124	133	93.23%	25.12%
Dec-03	145	154	94.16%	23.46%
Jan-04	147	153	96.08%	19.41%
Feb-04	109	113	96.46%	18.48%
Mar-04	153	170	90.00%	30.00%
Apr-04	116	126	92.06%	27.03%
May-04	114	125	91.20%	28.33%
Jun-04	128	135	94.81%	22.17%
Jul-04	148	152	97.37%	16.01%
Aug-04	146	161	90.68%	29.07%
Sep-04				

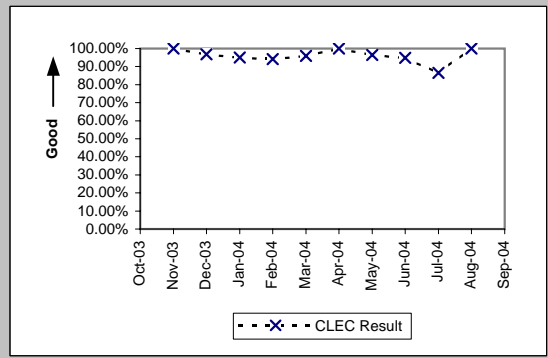


OP-5T - New Service Installation Quality Total (Percent)

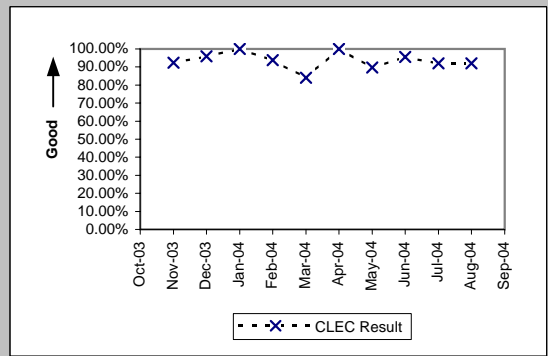
Unbundled Loop - XDSLi (Diagnostic)				
Date	Numerator	Denominator	CLEC Result	Standard Dev
Oct-03				
Nov-03	5	6	83.33%	37.27%
Dec-03	6	6	100.00%	0.00%
Jan-04	3	4	75.00%	43.30%
Feb-04	4	4	100.00%	0.00%
Mar-04	5	6	83.33%	37.27%
Apr-04	5	5	100.00%	0.00%
May-04	12	12	100.00%	0.00%
Jun-04	5	5	100.00%	0.00%
Jul-04	5	5	100.00%	0.00%
Aug-04				
Sep-04				



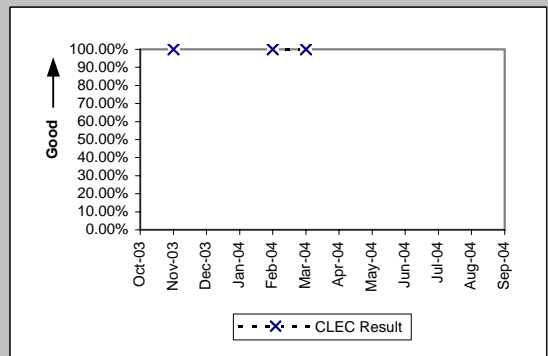
Unbundled Loop ISDN Capable (Diagnostic)				
Date	Numerator	Denominator	CLEC Result	Standard Dev
Oct-03				
Nov-03	59	59	100.00%	0.00%
Dec-03	59	61	96.72%	17.81%
Jan-04	58	61	95.08%	21.62%
Feb-04	49	52	94.23%	23.32%
Mar-04	47	49	95.92%	19.79%
Apr-04	40	40	100.00%	0.00%
May-04	54	56	96.43%	18.56%
Jun-04	55	58	94.83%	22.15%
Jul-04	32	37	86.49%	34.19%
Aug-04	46	46	100.00%	0.00%
Sep-04				



Unbundled Loop - ADSL Qualified (Diagnostic)				
Date	Numerator	Denominator	CLEC Result	Standard Dev
Oct-03				
Nov-03	12	13	92.31%	26.65%
Dec-03	24	25	96.00%	19.60%
Jan-04	19	19	100.00%	0.00%
Feb-04	15	16	93.75%	24.21%
Mar-04	21	25	84.00%	36.66%
Apr-04	25	25	100.00%	0.00%
May-04	26	29	89.66%	30.45%
Jun-04	22	23	95.65%	20.39%
Jul-04	23	25	92.00%	27.13%
Aug-04	23	25	92.00%	27.13%
Sep-04				



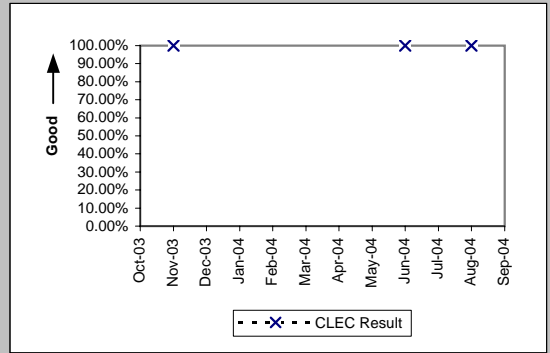
Unbundled Loop - DS3 Capable (Diagnostic)				
Date	Numerator	Denominator	CLEC Result	Standard Dev
Oct-03				
Nov-03	1	1	100.00%	0.00%
Dec-03				
Jan-04				
Feb-04	5	5	100.00%	0.00%
Mar-04	7	7	100.00%	0.00%
Apr-04				
May-04				
Jun-04				
Jul-04				
Aug-04				
Sep-04				



OP-5T - New Service Installation Quality Total (Percent)

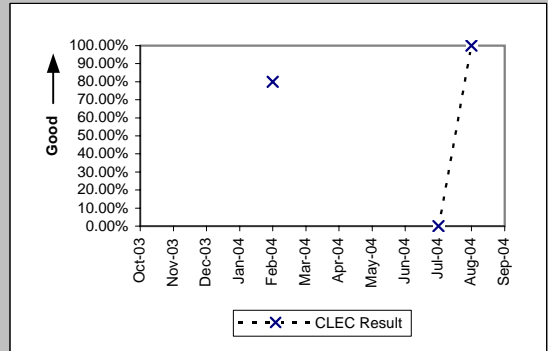
Dark Fiber - Loop (Diagnostic)

Date	Numerator	Denominator	CLEC Result	Standard Dev
Oct-03				
Nov-03	1	1	100.00%	0.00%
Dec-03				
Jan-04				
Feb-04				
Mar-04				
Apr-04				
May-04				
Jun-04	1	1	100.00%	0.00%
Jul-04				
Aug-04	2	2	100.00%	0.00%
Sep-04				

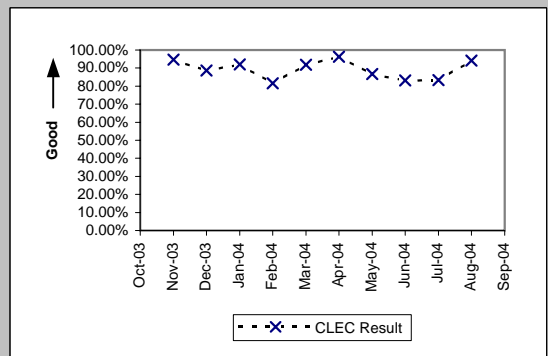


OP-5T - New Service Installation Quality Total (Percent)

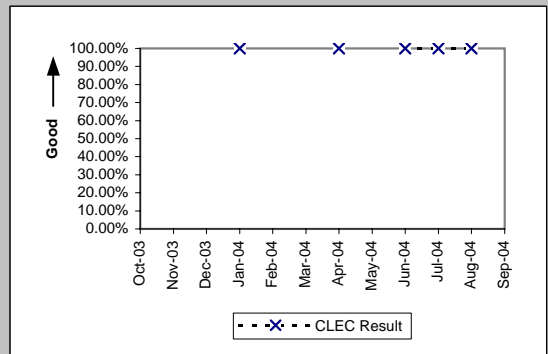
Enhanced Extended Loops - DS0 Capable (Diagnostic)				
Date	Numerator	Denominator	CLEC Result	Standard Dev
Oct-03				
Nov-03				
Dec-03				
Jan-04				
Feb-04	4	5	80.00%	40.00%
Mar-04				
Apr-04				
May-04				
Jun-04				
Jul-04	0	2	0.00%	0.00%
Aug-04	2	2	100.00%	0.00%
Sep-04				



Enhanced Extended Loops - DS1 Capable (Diagnostic)				
Date	Numerator	Denominator	CLEC Result	Standard Dev
Oct-03				
Nov-03	36	38	94.74%	22.33%
Dec-03	39	44	88.64%	31.74%
Jan-04	46	50	92.00%	27.13%
Feb-04	44	54	81.48%	38.84%
Mar-04	67	73	91.78%	27.47%
Apr-04	79	82	96.34%	18.77%
May-04	59	68	86.76%	33.89%
Jun-04	74	89	83.15%	37.43%
Jul-04	45	54	83.33%	37.27%
Aug-04	64	68	94.12%	23.53%
Sep-04				

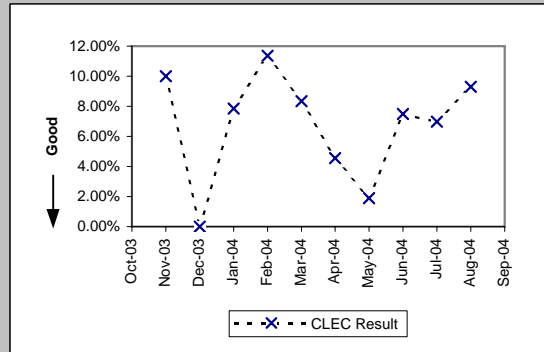


Enhanced Extended Loops - DS3 Capable (Diagnostic)				
Date	Numerator	Denominator	CLEC Result	Standard Dev
Oct-03				
Nov-03				
Dec-03				
Jan-04	1	1	100.00%	0.00%
Feb-04				
Mar-04				
Apr-04	1	1	100.00%	0.00%
May-04				
Jun-04	1	1	100.00%	0.00%
Jul-04	1	1	100.00%	0.00%
Aug-04	1	1	100.00%	0.00%
Sep-04				

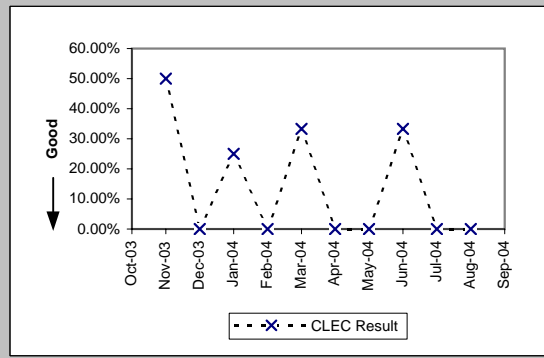


OP-5R - New Service Quality Multiple Report Rate (Percent)

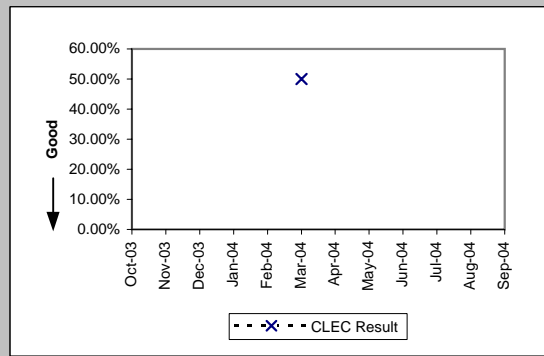
Residence (Diagnostic)				
Date	Numerator	Denominator	CLEC Result	Standard Dev
Oct-03				
Nov-03	4	40	10.00%	30.00%
Dec-03	0	28	0.00%	0.00%
Jan-04	4	51	7.84%	26.88%
Feb-04	5	44	11.36%	31.74%
Mar-04	4	48	8.33%	27.64%
Apr-04	2	44	4.55%	20.83%
May-04	1	53	1.89%	13.61%
Jun-04	3	40	7.50%	26.34%
Jul-04	3	43	6.98%	25.48%
Aug-04	4	43	9.30%	29.05%
Sep-04				



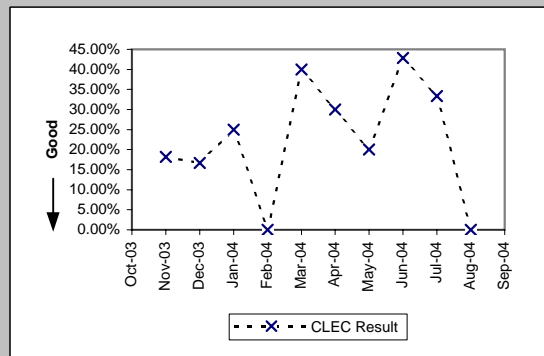
Business (Diagnostic)				
Date	Numerator	Denominator	CLEC Result	Standard Dev
Oct-03				
Nov-03	1	2	50.00%	50.00%
Dec-03	0	3	0.00%	0.00%
Jan-04	1	4	25.00%	43.30%
Feb-04	0	1	0.00%	0.00%
Mar-04	1	3	33.33%	47.14%
Apr-04	0	2	0.00%	0.00%
May-04	0	1	0.00%	0.00%
Jun-04	1	3	33.33%	47.14%
Jul-04	0	2	0.00%	0.00%
Aug-04	0	2	0.00%	0.00%
Sep-04				



Centrex 21 (Diagnostic)				
Date	Numerator	Denominator	CLEC Result	Standard Dev
Oct-03				
Nov-03				
Dec-03				
Jan-04				
Feb-04				
Mar-04	1	2	50.00%	50.00%
Apr-04				
May-04				
Jun-04				
Jul-04				
Aug-04				
Sep-04				



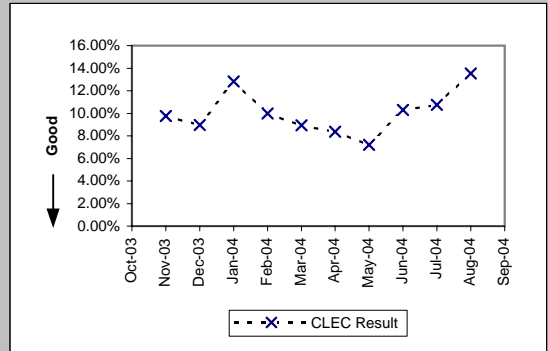
Qwest DSL (Diagnostic)				
Date	Numerator	Denominator	CLEC Result	Standard Dev
Oct-03				
Nov-03	2	11	18.18%	38.57%
Dec-03	1	6	16.67%	37.27%
Jan-04	1	4	25.00%	43.30%
Feb-04	0	6	0.00%	0.00%
Mar-04	2	5	40.00%	48.99%
Apr-04	3	10	30.00%	45.83%
May-04	1	5	20.00%	40.00%
Jun-04	6	14	42.86%	49.49%
Jul-04	1	3	33.33%	47.14%
Aug-04	0	3	0.00%	0.00%
Sep-04				



OP-5R - New Service Quality Multiple Report Rate (Percent)

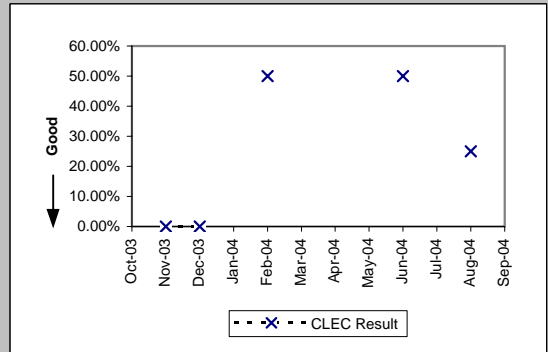
UNE - P (POTS) (Diagnostic)

Date	Numerator	Denominator	CLEC Result	Standard Dev
Oct-03				
Nov-03	24	246	9.76%	29.67%
Dec-03	18	201	8.96%	28.55%
Jan-04	29	226	12.83%	33.44%
Feb-04	23	230	10.00%	30.00%
Mar-04	31	347	8.93%	28.52%
Apr-04	34	406	8.37%	27.70%
May-04	28	388	7.22%	25.88%
Jun-04	39	379	10.29%	30.38%
Jul-04	30	279	10.75%	30.98%
Aug-04	36	266	13.53%	34.21%
Sep-04				



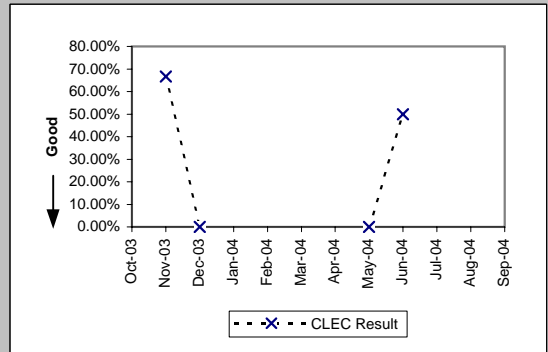
UNE P (Centrex) (Diagnostic)

Date	Numerator	Denominator	CLEC Result	Standard Dev
Oct-03				
Nov-03	0	1	0.00%	0.00%
Dec-03	0	2	0.00%	0.00%
Jan-04				
Feb-04	1	2	50.00%	50.00%
Mar-04				
Apr-04				
May-04				
Jun-04	2	4	50.00%	50.00%
Jul-04				
Aug-04	1	4	25.00%	43.30%
Sep-04				



UNE P (Centrex 21) (Diagnostic)

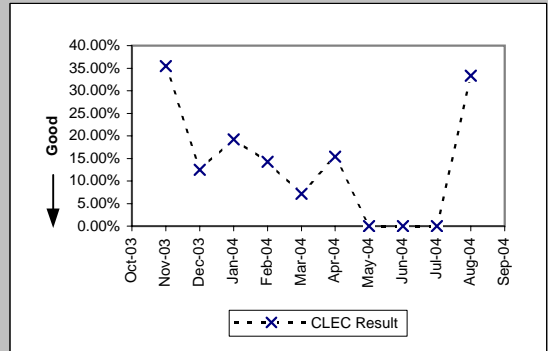
Date	Numerator	Denominator	CLEC Result	Standard Dev
Oct-03				
Nov-03	2	3	66.67%	47.14%
Dec-03	0	1	0.00%	0.00%
Jan-04				
Feb-04				
Mar-04				
Apr-04				
May-04	0	2	0.00%	0.00%
Jun-04	1	2	50.00%	50.00%
Jul-04				
Aug-04				
Sep-04				



OP-5R - New Service Quality Multiple Report Rate (Percent)

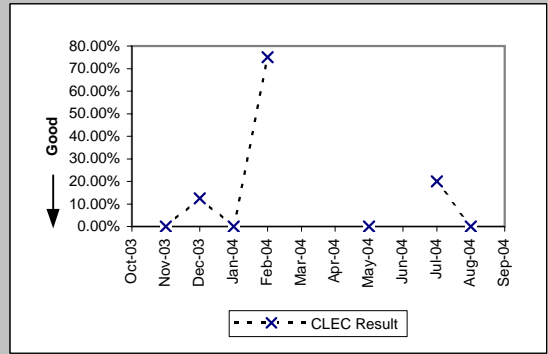
Line Sharing (Diagnostic)

Date	Numerator	Denominator	CLEC Result	Standard Dev
Oct-03				
Nov-03	11	31	35.48%	47.85%
Dec-03	3	24	12.50%	33.07%
Jan-04	5	26	19.23%	39.41%
Feb-04	2	14	14.29%	34.99%
Mar-04	1	14	7.14%	25.75%
Apr-04	2	13	15.38%	36.08%
May-04	0	14	0.00%	0.00%
Jun-04	0	15	0.00%	0.00%
Jul-04	0	5	0.00%	0.00%
Aug-04	5	15	33.33%	47.14%
Sep-04				



Line Splitting (Diagnostic)

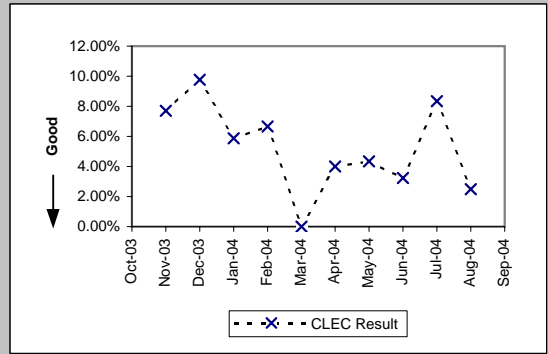
Date	Numerator	Denominator	CLEC Result	Standard Dev
Oct-03				
Nov-03	0	4	0.00%	0.00%
Dec-03	1	8	12.50%	33.07%
Jan-04	0	6	0.00%	0.00%
Feb-04	3	4	75.00%	43.30%
Mar-04				
Apr-04				
May-04	0	1	0.00%	0.00%
Jun-04				
Jul-04	1	5	20.00%	40.00%
Aug-04	0	1	0.00%	0.00%
Sep-04				



OP-5R - New Service Quality Multiple Report Rate (Percent)

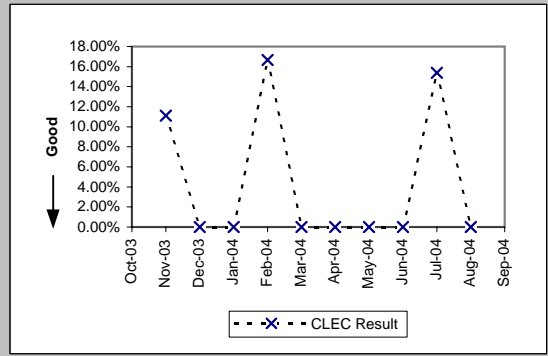
Unbundled Loop Analog (Diagnostic)

Date	Numerator	Denominator	CLEC Result	Standard Dev
Oct-03				
Nov-03	2	26	7.69%	26.65%
Dec-03	4	41	9.76%	29.67%
Jan-04	1	17	5.88%	23.53%
Feb-04	1	15	6.67%	24.94%
Mar-04	0	19	0.00%	0.00%
Apr-04	1	25	4.00%	19.60%
May-04	1	23	4.35%	20.39%
Jun-04	1	31	3.23%	17.67%
Jul-04	3	36	8.33%	27.64%
Aug-04	1	40	2.50%	15.61%
Sep-04				



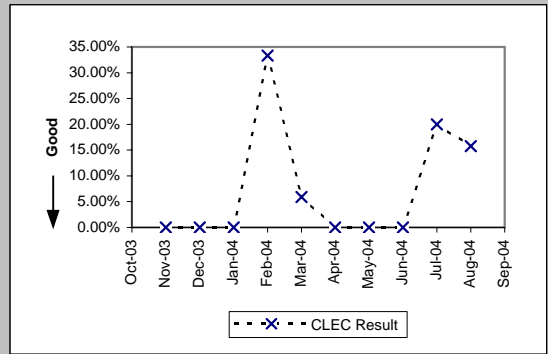
Unbundled Loop - 2 Wire Non-Loaded (Diagnostic)

Date	Numerator	Denominator	CLEC Result	Standard Dev
Oct-03				
Nov-03	1	9	11.11%	31.43%
Dec-03	0	5	0.00%	0.00%
Jan-04	0	17	0.00%	0.00%
Feb-04	1	6	16.67%	37.27%
Mar-04	0	8	0.00%	0.00%
Apr-04	0	6	0.00%	0.00%
May-04	0	6	0.00%	0.00%
Jun-04	0	7	0.00%	0.00%
Jul-04	2	13	15.38%	36.08%
Aug-04	0	9	0.00%	0.00%
Sep-04				



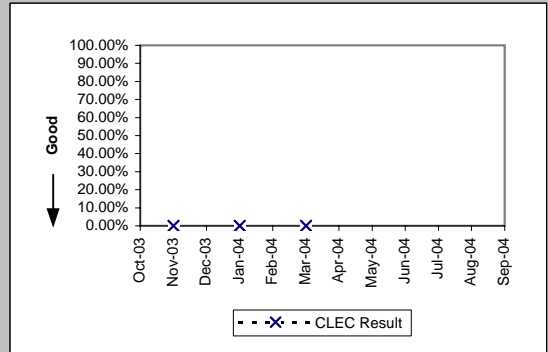
Unbundled Loop - DS1 Capable (Diagnostic)

Date	Numerator	Denominator	CLEC Result	Standard Dev
Oct-03				
Nov-03	0	10	0.00%	0.00%
Dec-03	0	9	0.00%	0.00%
Jan-04	0	6	0.00%	0.00%
Feb-04	2	6	33.33%	47.14%
Mar-04	1	17	5.88%	23.53%
Apr-04	0	10	0.00%	0.00%
May-04	0	11	0.00%	0.00%
Jun-04	0	7	0.00%	0.00%
Jul-04	1	5	20.00%	40.00%
Aug-04	3	19	15.79%	36.46%
Sep-04				



Unbundled Loop - XDSLi (Diagnostic)

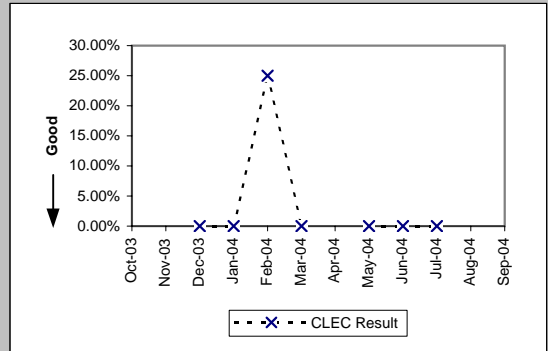
Date	Numerator	Denominator	CLEC Result	Standard Dev
Oct-03				
Nov-03	0	1	0.00%	0.00%
Dec-03				
Jan-04	0	1	0.00%	0.00%
Feb-04				
Mar-04	0	1	0.00%	0.00%
Apr-04				
May-04				
Jun-04				
Jul-04				
Aug-04				
Sep-04				



OP-5R - New Service Quality Multiple Report Rate (Percent)

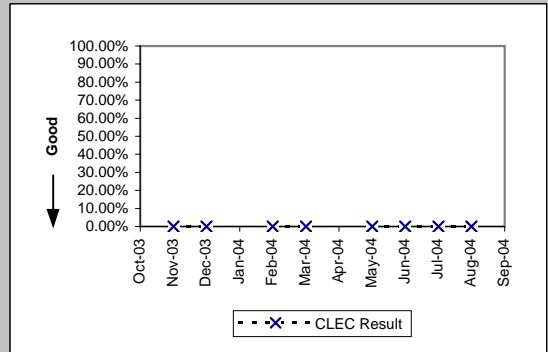
Unbundled Loop ISDN Capable (Diagnostic)

Date	Numerator	Denominator	CLEC Result	Standard Dev
Oct-03				
Nov-03				
Dec-03	0	2	0.00%	0.00%
Jan-04	0	3	0.00%	0.00%
Feb-04	1	4	25.00%	43.30%
Mar-04	0	2	0.00%	0.00%
Apr-04				
May-04	0	2	0.00%	0.00%
Jun-04	0	3	0.00%	0.00%
Jul-04	0	5	0.00%	0.00%
Aug-04				
Sep-04				



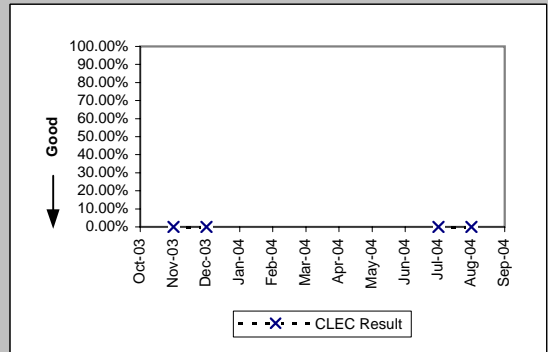
Unbundled Loop - ADSL Qualified (Diagnostic)

Date	Numerator	Denominator	CLEC Result	Standard Dev
Oct-03				
Nov-03	0	1	0.00%	0.00%
Dec-03	0	1	0.00%	0.00%
Jan-04				
Feb-04	0	1	0.00%	0.00%
Mar-04	0	4	0.00%	0.00%
Apr-04				
May-04	0	3	0.00%	0.00%
Jun-04	0	1	0.00%	0.00%
Jul-04	0	2	0.00%	0.00%
Aug-04	0	2	0.00%	0.00%
Sep-04				



LIS Trunk (Diagnostic)

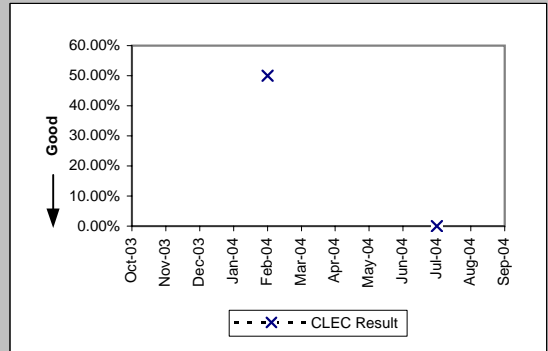
Date	Numerator	Denominator	CLEC Result	Standard Dev
Oct-03				
Nov-03	0	1	0.00%	0.00%
Dec-03	0	1	0.00%	0.00%
Jan-04				
Feb-04				
Mar-04				
Apr-04				
May-04				
Jun-04				
Jul-04	0	1	0.00%	0.00%
Aug-04	0	1	0.00%	0.00%
Sep-04				



OP-5R - New Service Quality Multiple Report Rate (Percent)

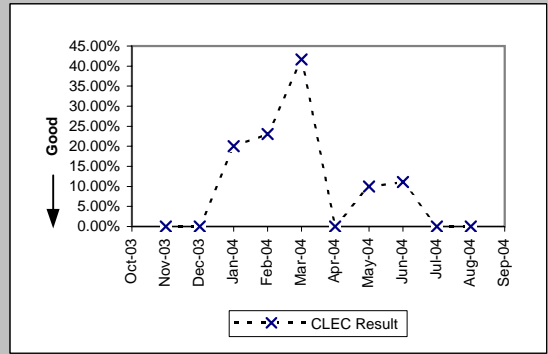
Enhanced Extended Loops - DS0 Capable (Diagnostic)

Date	Numerator	Denominator	CLEC Result	Standard Dev
Oct-03				
Nov-03				
Dec-03				
Jan-04				
Feb-04	1	2	50.00%	50.00%
Mar-04				
Apr-04				
May-04				
Jun-04				
Jul-04	0	2	0.00%	0.00%
Aug-04				
Sep-04				



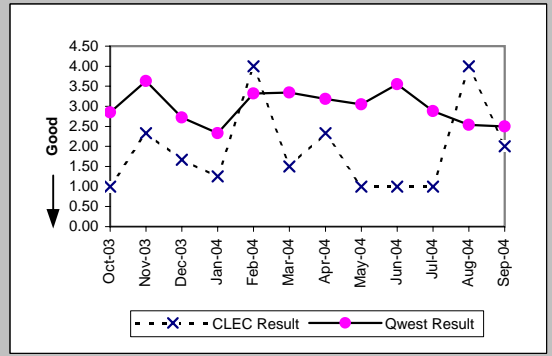
Enhanced Extended Loops - DS1 Capable (Diagnostic)

Date	Numerator	Denominator	CLEC Result	Standard Dev
Oct-03				
Nov-03	0	2	0.00%	0.00%
Dec-03	0	5	0.00%	0.00%
Jan-04	1	5	20.00%	40.00%
Feb-04	3	13	23.08%	42.13%
Mar-04	5	12	41.67%	49.30%
Apr-04	0	3	0.00%	0.00%
May-04	1	10	10.00%	30.00%
Jun-04	2	18	11.11%	31.43%
Jul-04	0	9	0.00%	0.00%
Aug-04	0	4	0.00%	0.00%
Sep-04				

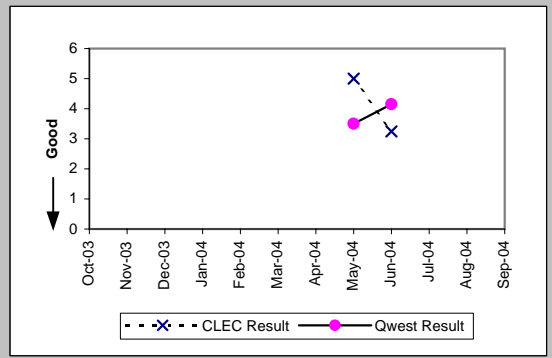


OP-6A-1 - Delayed Days for Non-Facility Reasons (Average Days) - Dispatches within MSAs

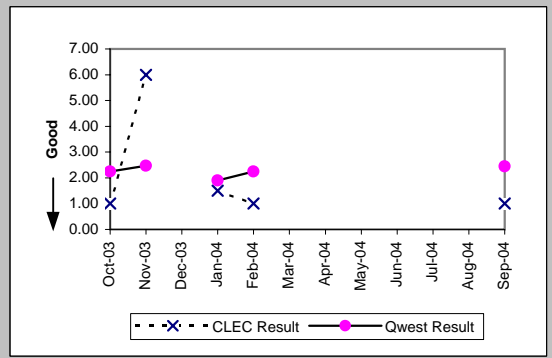
Residence (Parity)									
Date	CLEC Num	CLEC Denc	CLEC Resu	CLEC Std	Qwest Num	Qwest Denc	Qwest Resu	Mod Z Scr	Parity Scr
Oct-03	2	2	1.00	0.00	328	115	2.85	-0.74	-1.45
Nov-03	7	3	2.33	2.31	392	108	3.63	-0.42	-1.26
Dec-03	5	3	1.67	0.58	515	189	2.72	-0.57	-1.35
Jan-04	5	4	1.25	0.50	382	164	2.33	-0.83	-1.5
Feb-04	4	1	4.00		478	144	3.32	0.71	-0.57
Mar-04	3	2	1.50	0.71	498	149	3.34	-0.65	-1.39
Apr-04	7	3	2.33	2.31	486	153	3.18	-0.37	-1.23
May-04	3	3	1.00	0.00	580	190	3.05	-0.72	-1.44
Jun-04	3	3	1.00	0.00	739	208	3.55	-0.67	-1.41
Jul-04	1	1	1.00		662	230	2.88	-0.39	-1.24
Aug-04	12	3	4.00	5.20	733	289	2.54	1.01	-0.39
Sep-04	14	7	2.00	1.41	709	284	2.50	-0.3	-1.19



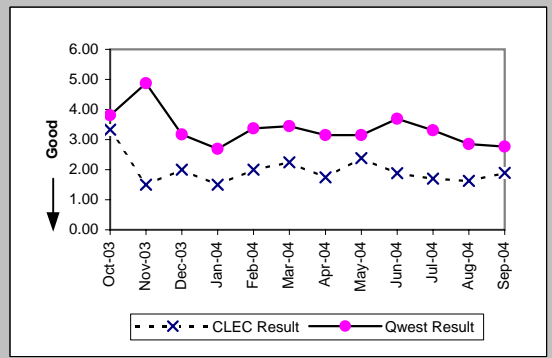
Business (Parity)									
Date	CLEC Num	CLEC Denc	CLEC Resu	CLEC Std	Qwest Num	Qwest Denc	Qwest Resu	Mod Z Scr	Parity Scr
Oct-03									
Nov-03									
Dec-03									
Jan-04									
Feb-04									
Mar-04									
Apr-04									
May-04	5	1	5.00		182	52	3.50	0.81	-0.51
Jun-04	13	4	3.25	4.50	253	61	4.15	-0.26	-1.16
Jul-04									
Aug-04									
Sep-04									



Qwest DSL (Parity)									
Date	CLEC Num	CLEC Denc	CLEC Resu	CLEC Std	Qwest Num	Qwest Denc	Qwest Resu	Mod Z Scr	Parity Scr
Oct-03	1	1	1.00		45	20	2.25	-0.56	-1.34
Nov-03	6	1	6.00		74	30	2.47	1.58	-0.04
Dec-03									
Jan-04	3	2	1.50	0.71	80	42	1.90	-0.3	-1.18
Feb-04	1	1	1.00		90	40	2.25	-0.4	-1.25
Mar-04									
Apr-04									
May-04									
Jun-04									
Jul-04									
Aug-04									
Sep-04	1	1	1.00		120	49	2.45	-0.52	-1.32

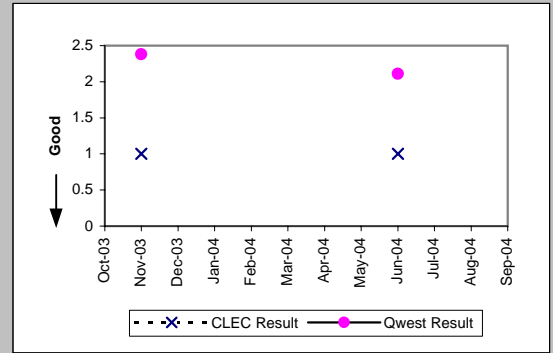


UNE - P (POTS) (Parity)									
Date	CLEC Num	CLEC Denc	CLEC Resu	CLEC Std	Qwest Num	Qwest Denc	Qwest Resu	Mod Z Scr	Parity Scr
Oct-03	10	3	3.33	4.04	762	200	3.81	-0.12	-1.07
Nov-03	3	2	1.50	0.71	823	169	4.87	-0.53	-1.32
Dec-03	4	2	2.00	0.00	790	249	3.17	-0.4	-1.24
Jan-04	6	4	1.50	1.00	626	233	2.69	-0.75	-1.46
Feb-04	6	3	2.00	1.00	663	197	3.37	-0.47	-1.28
Mar-04	9	4	2.25	1.89	779	226	3.45	-0.57	-1.35
Apr-04	7	4	1.75	1.50	653	207	3.15	-0.71	-1.43
May-04	19	8	2.38	1.41	762	242	3.15	-0.45	-1.27
Jun-04	15	8	1.88	1.73	992	269	3.69	-0.77	-1.47
Jul-04	17	10	1.70	1.25	991	299	3.31	-0.73	-1.44
Aug-04	31	19	1.63	2.29	1059	371	2.85	-0.93	-1.56
Sep-04	36	19	1.89	1.10	996	359	2.77	-0.8	-1.48

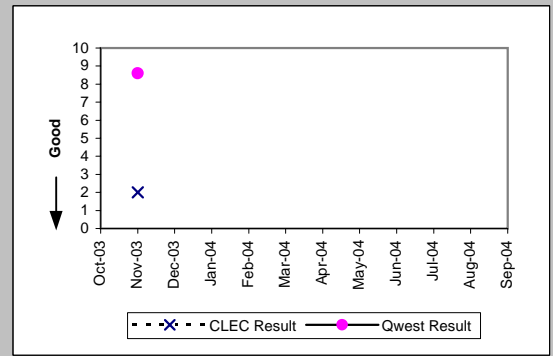


OP-6A-1 - Delayed Days for Non-Facility Reasons (Average Days) - Dispatches within MSAs

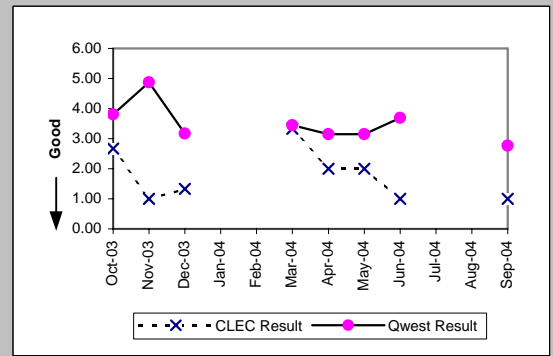
UNE P (Centrex) (Parity)									
Date	CLEC Num	CLEC Dend	CLEC Resu	CLEC Std	Qwest Num	Qwest Dend	Qwest Resu	Mod Z Scr	Parity Scr
Oct-03									
Nov-03	1	1	1.00		31	13	2.38	-0.34	-1.21
Dec-03									
Jan-04									
Feb-04									
Mar-04									
Apr-04									
May-04									
Jun-04	1	1	1.00		19	9	2.11	-0.32	-1.19
Jul-04									
Aug-04									
Sep-04									



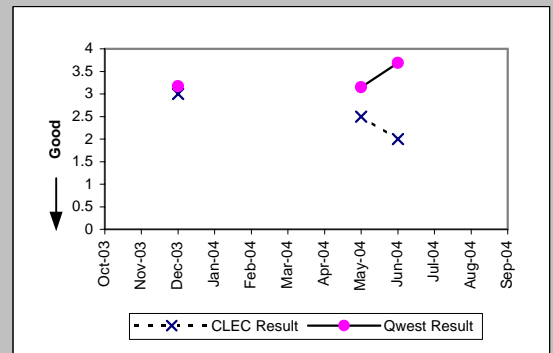
UNE P (Centrex 21) (Parity)									
Date	CLEC Num	CLEC Dend	CLEC Resu	CLEC Std	Qwest Num	Qwest Dend	Qwest Resu	Mod Z Scr	Parity Scr
Oct-03									
Nov-03	2	1	2.00		43	5	8.60	-0.85	-1.52
Dec-03									
Jan-04									
Feb-04									
Mar-04									
Apr-04									
May-04									
Jun-04									
Jul-04									
Aug-04									
Sep-04									



Line Sharing (Parity)									
Date	CLEC Num	CLEC Dend	CLEC Resu	CLEC Std	Qwest Num	Qwest Dend	Qwest Resu	Mod Z Scr	Parity Scr
Oct-03	8	3	2.67	2.08	762	200	3.81	-0.29	-1.18
Nov-03	1	1	1.00		823	169	4.87	-0.43	-1.26
Dec-03	4	3	1.33	0.58	790	249	3.17	-0.76	-1.46
Jan-04									
Feb-04									
Mar-04	10	3	3.33	2.31	779	226	3.45	-0.05	-1.03
Apr-04	2	1	2.00		653	207	3.15	-0.29	-1.18
May-04	4	2	2.00	0.00	762	242	3.15	-0.34	-1.2
Jun-04	3	3	1.00	0.00	992	269	3.69	-0.7	-1.43
Jul-04									
Aug-04									
Sep-04	2	2	1.00	0.00	996	359	2.77	-0.53	-1.32

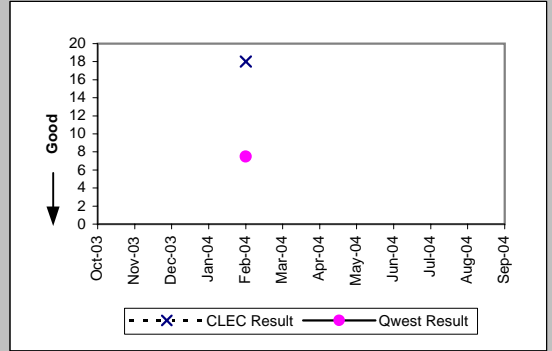


Line Splitting (Parity)									
Date	CLEC Num	CLEC Dend	CLEC Resu	CLEC Std	Qwest Num	Qwest Dend	Qwest Resu	Mod Z Scr	Parity Scr
Oct-03									
Nov-03									
Dec-03	3	1	3.00		790	249	3.17	-0.04	-1.03
Jan-04									
Feb-04									
Mar-04									
Apr-04									
May-04	5	2	2.50	0.71	762	242	3.15	-0.19	-1.12
Jun-04	2	1	2.00		992	269	3.69	-0.26	-1.16
Jul-04									
Aug-04									
Sep-04									

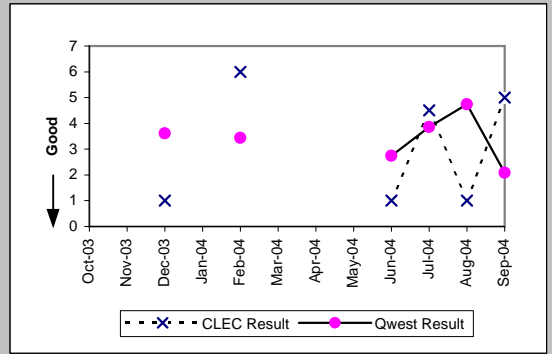


OP-6A-2 - Delayed Days for Non-Facility Reasons (Average Days) - Dispatches outside MSAs

Business (Parity)									
Date	CLEC Num	CLEC Denc	CLEC Resu	CLEC Std	Qwest Num	Qwest Denc	Qwest Resu	Mod Z Scr	Parity Scr
Oct-03									
Nov-03									
Dec-03									
Jan-04									
Feb-04	18	1	18.00		30	4	7.50	1.11	-0.33
Mar-04									
Apr-04									
May-04									
Jun-04									
Jul-04									
Aug-04									
Sep-04									

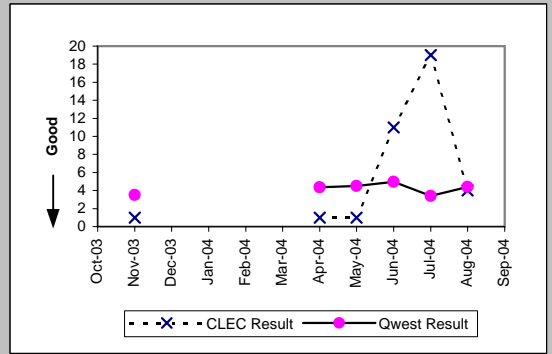


UNE - P (POTS) (Parity)									
Date	CLEC Num	CLEC Denc	CLEC Resu	CLEC Std	Qwest Num	Qwest Denc	Qwest Resu	Mod Z Scr	Parity Scr
Oct-03									
Nov-03									
Dec-03	1	1	1.00		119	33	3.61	-0.53	-1.32
Jan-04									
Feb-04	6	1	6.00		86	25	3.44	0.73	-0.55
Mar-04									
Apr-04									
May-04									
Jun-04	1	1	1.00		148	54	2.74	-0.58	-1.35
Jul-04	9	2	4.50	4.95	193	50	3.86	0.82	-0.5
Aug-04	2	2	1.00	0.00	223	47	4.74	-0.6	-1.37
Sep-04	5	1	5.00		131	63	2.08	1.21	-0.26

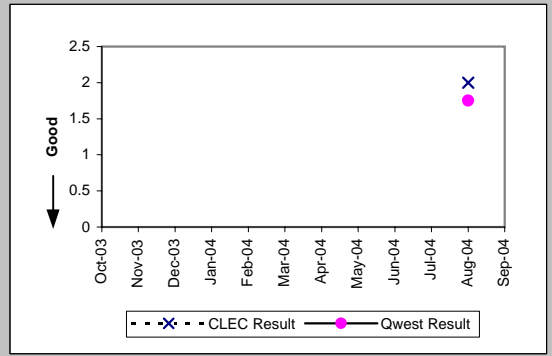


OP-6A-3 - Delayed Days for Non-Facility Reasons (Average Days) - No dispatches

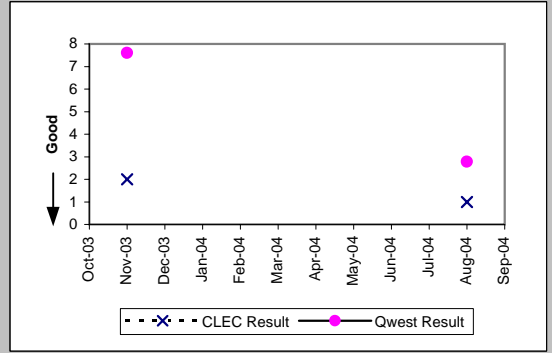
Residence (Parity)									
Date	CLEC Num	CLEC Denc	CLEC Resu	CLEC Std	Qwest Num	Qwest Denc	Qwest Resu	Mod Z Scr	Parity Scr
Oct-03									
Nov-03	1	1	1.00		155	44	3.52	-0.89	-1.54
Dec-03									
Jan-04									
Feb-04									
Mar-04									
Apr-04	1	1	1.00		632	145	4.36	-0.57	-1.35
May-04	2	2	1.00	0.00	294	65	4.52	-0.77	-1.47
Jun-04	11	1	11.00		376	76	4.95	1.29	-0.21
Jul-04	19	1	19.00		217	64	3.39	1.98	0.2
Aug-04	12	3	4.00	0.00	229	52	4.40	-0.08	-1.05
Sep-04									



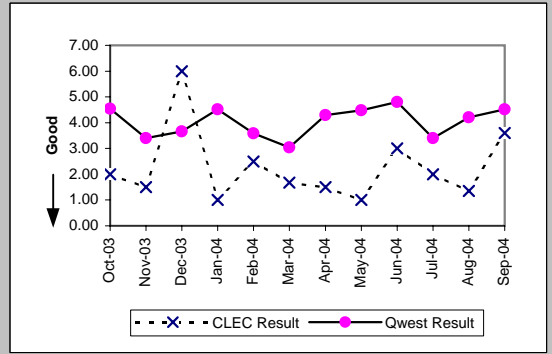
Business (Parity)									
Date	CLEC Num	CLEC Denc	CLEC Resu	CLEC Std	Qwest Num	Qwest Denc	Qwest Resu	Mod Z Scr	Parity Scr
Oct-03									
Nov-03									
Dec-03									
Jan-04									
Feb-04									
Mar-04									
Apr-04									
May-04									
Jun-04									
Jul-04									
Aug-04	2	1	2.00		7	4	1.75	-0.29	-1.18
Sep-04									



Qwest DSL (Parity)									
Date	CLEC Num	CLEC Denc	CLEC Resu	CLEC Std	Qwest Num	Qwest Denc	Qwest Resu	Mod Z Scr	Parity Scr
Oct-03									
Nov-03	2	1	2.00		76	10	7.60	-0.38	-1.23
Dec-03									
Jan-04									
Feb-04									
Mar-04									
Apr-04									
May-04									
Jun-04									
Jul-04									
Aug-04	4	4	1.00	0.00	25	9	2.78	-1.44	-1.88
Sep-04									

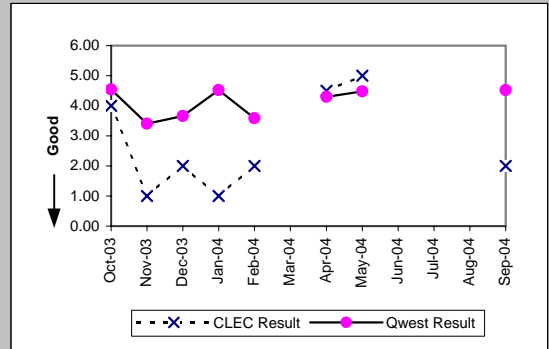


UNE - P (POTS) (Parity)									
Date	CLEC Num	CLEC Denc	CLEC Resu	CLEC Std	Qwest Num	Qwest Denc	Qwest Resu	Mod Z Scr	Parity Scr
Oct-03	2	1	2.00		404	89	4.54	-0.33	-1.2
Nov-03	3	2	1.50	0.71	163	48	3.40	-0.97	-1.59
Dec-03	6	1	6.00		289	79	3.66	1.05	-0.36
Jan-04	1	1	1.00		366	81	4.52	-0.5	-1.3
Feb-04	5	2	2.50	2.12	341	95	3.59	-0.32	-1.19
Mar-04	5	3	1.67	1.15	675	222	3.04	-0.56	-1.34
Apr-04	3	2	1.50	0.71	636	148	4.30	-0.68	-1.41
May-04	1	1	1.00		300	67	4.48	-0.55	-1.33
Jun-04	6	2	3.00	1.41	389	81	4.80	-0.28	-1.17
Jul-04	2	1	2.00		255	75	3.40	-0.39	-1.24
Aug-04	27	20	1.35	1.18	236	56	4.21	-1.36	-1.83
Sep-04	18	5	3.60	1.52	294	65	4.52	-0.25	-1.15

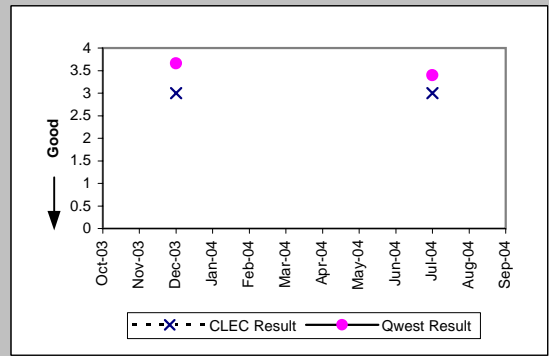


OP-6A-3 - Delayed Days for Non-Facility Reasons (Average Days) - No dispatches

Line Sharing (Parity)										
Date	CLEC Num	CLEC Dend	CLEC Resu	CLEC Std	Qwest Num	Qwest Dend	Qwest Resu	Mod Z Scr	Parity Scr	
Oct-03	4	1	4.00		404	89	4.54	-0.07	-1.04	
Nov-03	2	2	1.00	0.00	163	48	3.40	-1.22	-1.74	
Dec-03	2	1	2.00		289	79	3.66	-0.26	-1.16	
Jan-04	1	1	1.00		366	81	4.52	-0.5	-1.3	
Feb-04	2	1	2.00		341	95	3.59	-0.33	-1.2	
Mar-04										
Apr-04	9	2	4.50	2.12	636	148	4.30	0.57	-0.65	
May-04	5	1	5.00		300	67	4.48	0.74	-0.55	
Jun-04										
Jul-04										
Aug-04										
Sep-04	2	1	2.00		294	65	4.52	-0.31	-1.19	

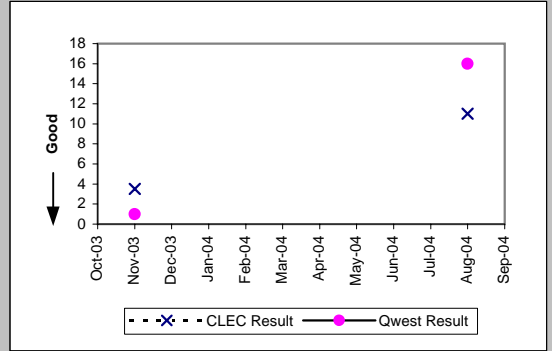


Line Splitting (Parity)										
Date	CLEC Num	CLEC Dend	CLEC Resu	CLEC Std	Qwest Num	Qwest Dend	Qwest Resu	Mod Z Scr	Parity Scr	
Oct-03										
Nov-03										
Dec-03	3	1	3.00		289	79	3.66	-0.1	-1.06	
Jan-04										
Feb-04										
Mar-04										
Apr-04										
May-04										
Jun-04										
Jul-04	3	1	3.00		255	75	3.40	-0.11	-1.07	
Aug-04										
Sep-04										



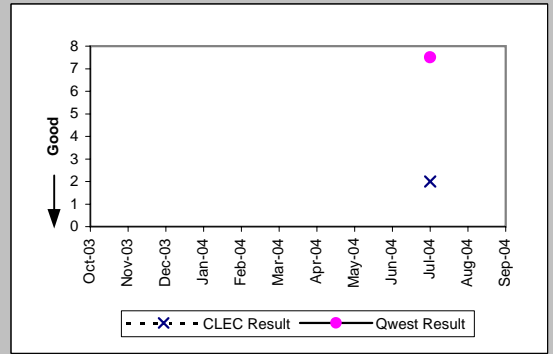
OP-6A-4 - Delayed Days for Non-Facility Reasons (Average Days) - Interval Zone One

LIS Trunk (Parity)									
Date	CLEC Num	CLEC Dend	CLEC Resu	CLEC Std	Qwest Num	Qwest Dend	Qwest Resu	Mod Z Scr	Parity Scr
Oct-03									
Nov-03	7	2	3.50	0.71	1	1	1.00		
Dec-03									
Jan-04									
Feb-04									
Mar-04									
Apr-04									
May-04									
Jun-04									
Jul-04									
Aug-04	11	1	11.00		16	1	16.00		
Sep-04									

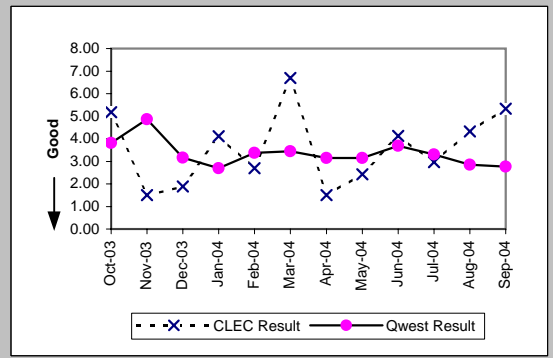


OP-6A-4 - Delayed Days for Non-Facility Reasons (Average Days) - Interval Zone One

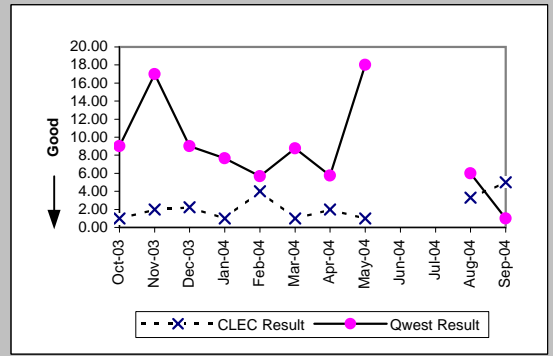
UDIT Above DS1 Level (Parity)									
Date	CLEC Num	CLEC Denc	CLEC Resu	CLEC Std	Qwest Num	Qwest Denc	Qwest Resu	Mod Z Scr	Parity Scr
Oct-03									
Nov-03									
Dec-03									
Jan-04									
Feb-04									
Mar-04									
Apr-04									
May-04									
Jun-04									
Jul-04	2	1	2.00		30	4	7.50	-0.68	-1.41
Aug-04									
Sep-04									



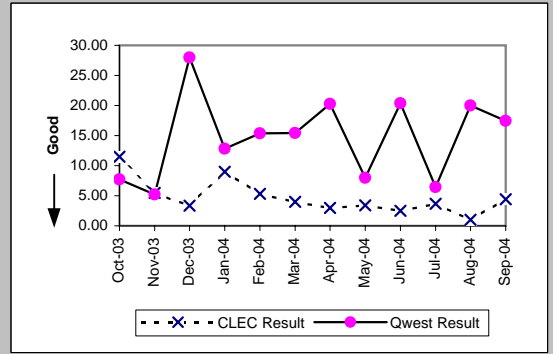
Unbundled Loop Analog (Parity)									
Date	CLEC Num	CLEC Denc	CLEC Resu	CLEC Std	Qwest Num	Qwest Denc	Qwest Resu	Mod Z Scr	Parity Scr
Oct-03	114	22	5.18	2.17	762	200	3.81	0.86	-0.48
Nov-03	6	4	1.50	1.00	823	169	4.87	-0.75	-1.45
Dec-03	30	16	1.88	2.28	790	249	3.17	-1.21	-1.74
Jan-04	74	18	4.11	5.18	626	233	2.69	1.53	-0.07
Feb-04	62	23	2.70	1.64	663	197	3.37	-0.6	-1.37
Mar-04	134	20	6.70	3.53	779	226	3.45	2.65	0.61
Apr-04	3	2	1.50	0.71	653	207	3.15	-0.6	-1.36
May-04	29	12	2.42	1.98	762	242	3.15	-0.51	-1.31
Jun-04	62	15	4.13	7.40	992	269	3.69	0.48	-0.71
Jul-04	80	27	2.96	3.94	991	299	3.31	-0.25	-1.15
Aug-04	104	24	4.33	3.17	1059	371	2.85	1.21	-0.27
Sep-04	304	57	5.33	4.83	996	359	2.77	3.09	0.88



Unbundled Loop - 2 Wire Non-Loaded (Parity)									
Date	CLEC Num	CLEC Denc	CLEC Resu	CLEC Std	Qwest Num	Qwest Denc	Qwest Resu	Mod Z Scr	Parity Scr
Oct-03	1	1	1.00		72	8	9.00	-0.76	-1.46
Nov-03	2	1	2.00		17	1	17.00		
Dec-03	9	4	2.25	0.96	27	3	9.00	-0.85	-1.51
Jan-04	1	1	1.00		46	6	7.67	-0.74	-1.45
Feb-04	4	1	4.00		17	3	5.67	-0.29	-1.17
Mar-04	2	2	1.00	0.00	35	4	8.75	-0.85	-1.52
Apr-04	6	3	2.00	1.73	46	8	5.75	-1	-1.61
May-04	1	1	1.00		18	1	18.00		
Jun-04									
Jul-04									
Aug-04	23	7	3.29	1.80	24	4	6.00	-0.73	-1.44
Sep-04	65	13	5.00	4.32	1	1	1.00		

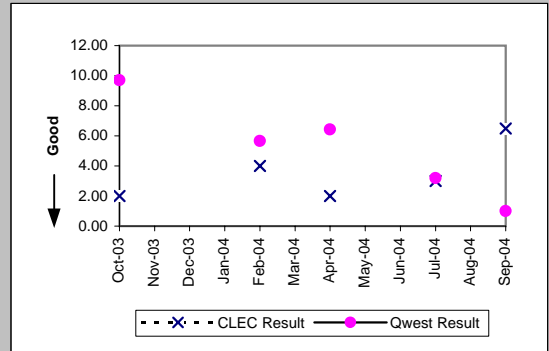


Unbundled Loop - DS1 Capable (Parity)									
Date	CLEC Num	CLEC Denc	CLEC Resu	CLEC Std	Qwest Num	Qwest Denc	Qwest Resu	Mod Z Scr	Parity Scr
Oct-03	23	2	11.50	10.61	77	10	7.70	0.46	-0.72
Nov-03	11	2	5.50	0.71	47	9	5.22	0.22	-0.86
Dec-03	10	3	3.33	4.04	252	9	28.00	-2.09	-2.27
Jan-04	72	8	9.00	7.65	154	12	12.83	-0.94	-1.57
Feb-04	16	3	5.33	4.51	261	17	15.35	-1.12	-1.68
Mar-04	4	1	4.00		108	7	15.43	-0.91	-1.55
Apr-04	9	3	3.00	2.00	344	17	20.24	-1.99	-2.21
May-04	17	5	3.40	2.88	16	2	8.00	-0.97	-1.59
Jun-04	10	4	2.50	2.38	265	13	20.38	-1.37	-1.84
Jul-04	22	6	3.67	3.88	45	7	6.43	-1.15	-1.7
Aug-04	9	9	1.00	0.00	100	5	20.00	-2.23	-2.36
Sep-04	53	12	4.42	3.15	366	21	17.43	-1.42	-1.86

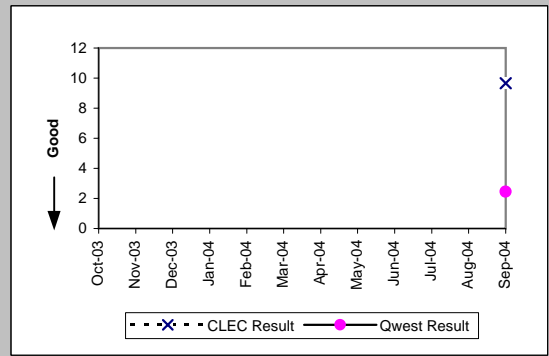


OP-6A-4 - Delayed Days for Non-Facility Reasons (Average Days) - Interval Zone One

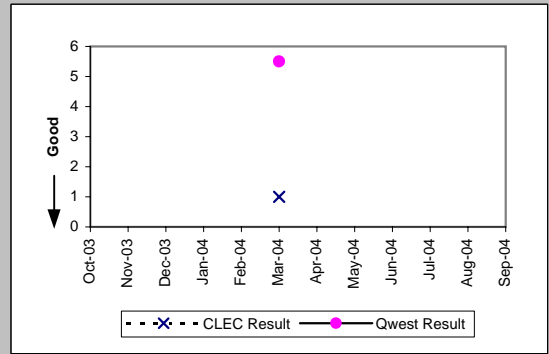
Unbundled Loop ISDN Capable (Parity)										
Date	CLEC Num	CLEC Dend	CLEC Resu	CLEC Std	Qwest Num	Qwest Dend	Qwest Resu	Mod Z Scr	Parity Scr	
Oct-03	2	1	2.00		68	7	9.71	-0.68	-1.42	
Nov-03										
Dec-03										
Jan-04										
Feb-04	4	1	4.00		17	3	5.67	-0.29	-1.17	
Mar-04										
Apr-04	2	1	2.00		45	7	6.43	-0.74	-1.45	
May-04										
Jun-04										
Jul-04	3	1	3.00		16	5	3.20	-0.11	-1.07	
Aug-04										
Sep-04	13	2	6.50	2.12	1	1	1.00			



Unbundled Loop - ADSL Qualified (Parity)										
Date	CLEC Num	CLEC Dend	CLEC Resu	CLEC Std	Qwest Num	Qwest Dend	Qwest Resu	Mod Z Scr	Parity Scr	
Oct-03										
Nov-03										
Dec-03										
Jan-04										
Feb-04										
Mar-04										
Apr-04										
May-04										
Jun-04										
Jul-04										
Aug-04										
Sep-04	29	3	9.67	8.02	120	49	2.45	2.88	0.75	

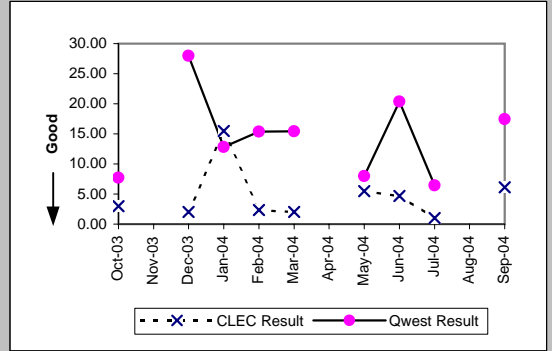


Unbundled Loop - DS3 Capable (Parity)										
Date	CLEC Num	CLEC Dend	CLEC Resu	CLEC Std	Qwest Num	Qwest Dend	Qwest Resu	Mod Z Scr	Parity Scr	
Oct-03										
Nov-03										
Dec-03										
Jan-04										
Feb-04										
Mar-04	2	2	1.00	0.00	33	6	5.50	-1.96	-2.19	
Apr-04										
May-04										
Jun-04										
Jul-04										
Aug-04										
Sep-04										



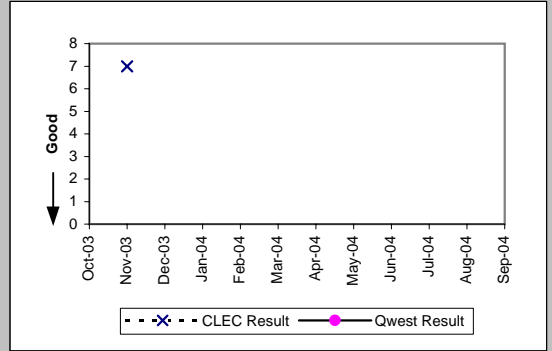
OP-6A-4 - Delayed Days for Non-Facility Reasons (Average Days) - Interval Zone One

Enhanced Extended Loops - DS1 Capable (Parity)											
Date	CLEC Num	CLEC Dend	CLEC Resu	CLEC Std	Qwest Num	Qwest Dend	Qwest Resu	Mod Z Scr	Parity Scr		
Oct-03	3	1	3.00		77	10	7.70	-0.72	-1.44		
Nov-03											
Dec-03	2	1	2.00		252	9	28.00	-1.39	-1.85		
Jan-04	31	2	15.50	6.36	154	12	12.83	0.69	-0.58		
Feb-04	7	3	2.33	1.15	261	17	15.35	-1.45	-1.88		
Mar-04	2	1	2.00		108	7	15.43	-1.06	-1.65		
Apr-04											
May-04	11	2	5.50	6.36	16	2	8.00	-0.44	-1.27		
Jun-04	28	6	4.67	2.88	265	13	20.38	-1.4	-1.85		
Jul-04	1	1	1.00		45	7	6.43	-1.18	-1.72		
Aug-04											
Sep-04	49	8	6.12	7.18	366	21	17.43	-1.07	-1.65		



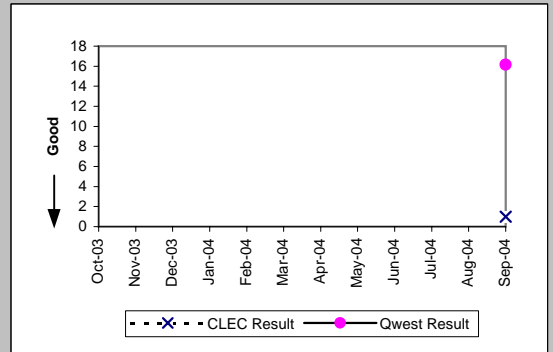
OP-6A-5 - Delayed Days for Non-Facility Reasons (Average Days) - Interval Zone Two

Date	LIS Trunk (Parity)								
	CLEC Num	CLEC Dend	CLEC Resu	CLEC Std	Qwest Num	Qwest Dend	Qwest Resu	Mod Z Scr	Parity Scr
Oct-03									
Nov-03	7	1	7.00						
Dec-03									
Jan-04									
Feb-04									
Mar-04									
Apr-04									
May-04									
Jun-04									
Jul-04									
Aug-04									
Sep-04									

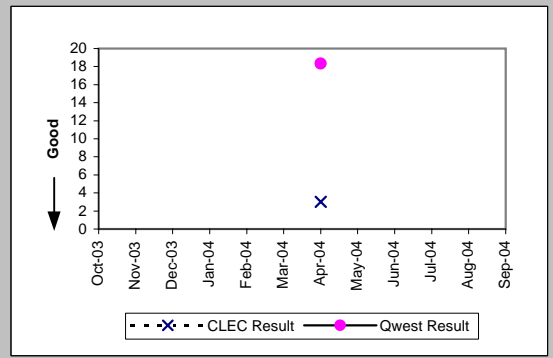


OP-6A-5 - Delayed Days for Non-Facility Reasons (Average Days) - Interval Zone Two

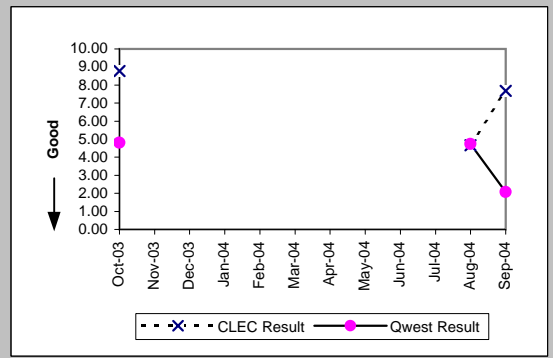
UDIT DS1 (Parity)									
Date	CLEC Num	CLEC Denc	CLEC Resu	CLEC Std	Qwest Num	Qwest Denc	Qwest Resu	Mod Z Scr	Parity Scr
Oct-03									
Nov-03									
Dec-03									
Jan-04									
Feb-04									
Mar-04									
Apr-04									
May-04									
Jun-04									
Jul-04									
Aug-04									
Sep-04	1	1	1.00		646	40	16.15	-0.7	-1.43



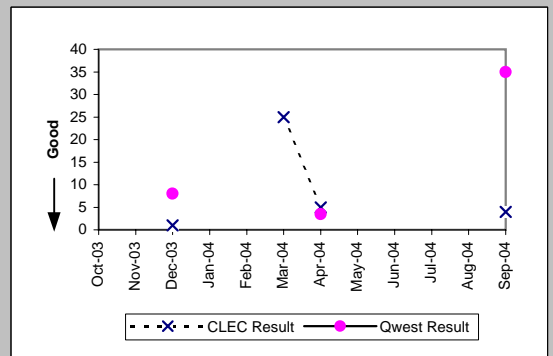
UDIT Above DS1 Level (Parity)									
Date	CLEC Num	CLEC Denc	CLEC Resu	CLEC Std	Qwest Num	Qwest Denc	Qwest Resu	Mod Z Scr	Parity Scr
Oct-03									
Nov-03									
Dec-03									
Jan-04									
Feb-04									
Mar-04									
Apr-04	3	1	3.00		110	6	18.33	-1.34	-1.81
May-04									
Jun-04									
Jul-04									
Aug-04									
Sep-04									



Unbundled Loop Analog (Parity)									
Date	CLEC Num	CLEC Denc	CLEC Resu	CLEC Std	Qwest Num	Qwest Denc	Qwest Resu	Mod Z Scr	Parity Scr
Oct-03	114	13	8.77	1.92	211	44	4.80	0.69	-0.58
Nov-03									
Dec-03									
Jan-04									
Feb-04									
Mar-04									
Apr-04									
May-04									
Jun-04									
Jul-04									
Aug-04	14	3	4.67	2.89	223	47	4.74	-0.02	-1.01
Sep-04	23	3	7.67	5.77	131	63	2.08	2.17	0.32

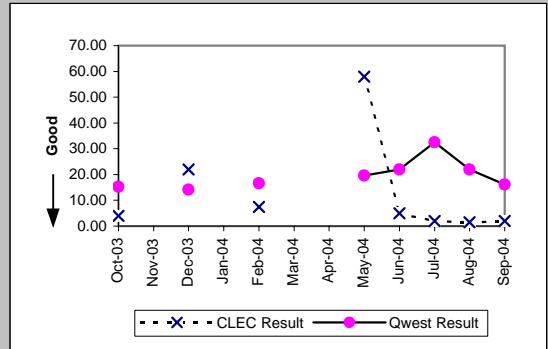


Unbundled Loop - 2 Wire Non-Loaded (Parity)									
Date	CLEC Num	CLEC Denc	CLEC Resu	CLEC Std	Qwest Num	Qwest Denc	Qwest Resu	Mod Z Scr	Parity Scr
Oct-03									
Nov-03									
Dec-03	1	1	1.00		8	1	8.00		
Jan-04									
Feb-04									
Mar-04	25	1	25.00						
Apr-04	5	1	5.00		7	2	3.50	-3.72	-3.26
May-04									
Jun-04									
Jul-04									
Aug-04									
Sep-04	4	1	4.00		35	1	35.00		

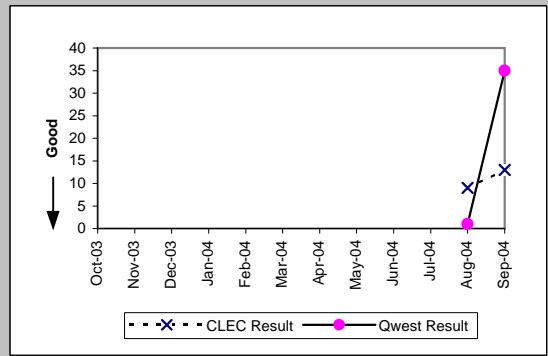


OP-6A-5 - Delayed Days for Non-Facility Reasons (Average Days) - Interval Zone Two

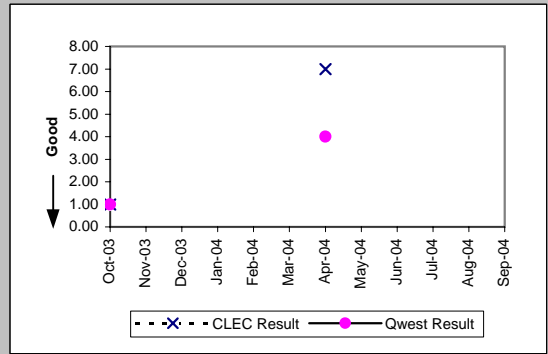
Unbundled Loop - DS1 Capable (Parity)										
Date	CLEC Num	CLEC Dend	CLEC Resu	CLEC Std	Qwest Num	Qwest Dend	Qwest Resu	Mod Z Scr	Parity Scr	
Oct-03	4	1	4.00		413	27	15.30	-0.58	-1.36	
Nov-03										
Dec-03	22	1	22.00		324	23	14.09	0.65	-0.61	
Jan-04										
Feb-04	15	2	7.50	9.19	466	28	16.64	-0.79	-1.48	
Mar-04										
Apr-04										
May-04	58	1	58.00		295	15	19.67	1.13	-0.32	
Jun-04	5	1	5.00		220	10	22.00	-0.53	-1.32	
Jul-04	2	1	2.00		552	17	32.47	-0.82	-1.5	
Aug-04	3	2	1.50	0.71	154	7	22.00	-1.1	-1.67	
Sep-04	2	1	2.00		646	40	16.15	-0.65	-1.4	



Unbundled Loop ISDN Capable (Parity)										
Date	CLEC Num	CLEC Dend	CLEC Resu	CLEC Std	Qwest Num	Qwest Dend	Qwest Resu	Mod Z Scr	Parity Scr	
Oct-03										
Nov-03										
Dec-03										
Jan-04										
Feb-04										
Mar-04										
Apr-04										
May-04										
Jun-04										
Jul-04										
Aug-04	9	1	9.00		1	1	1.00			
Sep-04	13	1	13.00		35	1	35.00			

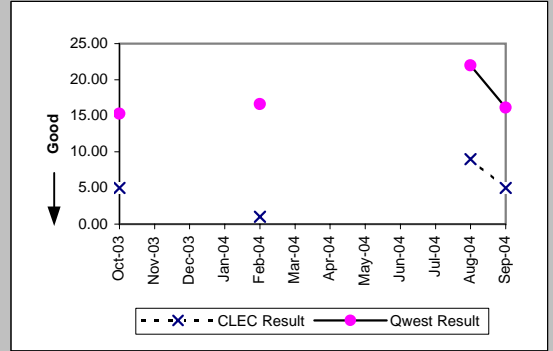


Unbundled Loop - ADSL Qualified (Parity)										
Date	CLEC Num	CLEC Dend	CLEC Resu	CLEC Std	Qwest Num	Qwest Dend	Qwest Resu	Mod Z Scr	Parity Scr	
Oct-03	1	1	1.00		1	1	1.00			
Nov-03										
Dec-03										
Jan-04										
Feb-04										
Mar-04										
Apr-04	7	1	7.00		8	2	4.00	-3.72	-3.26	
May-04										
Jun-04										
Jul-04										
Aug-04										
Sep-04										



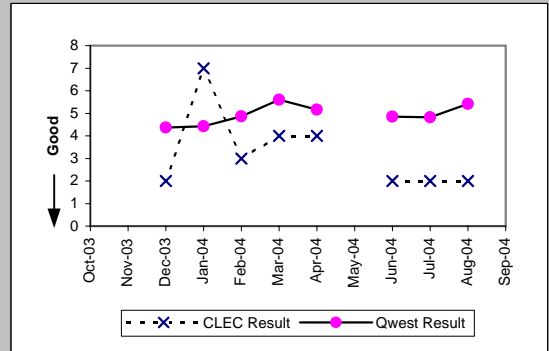
OP-6A-5 - Delayed Days for Non-Facility Reasons (Average Days) - Interval Zone Two

Enhanced Extended Loops - DS1 Capable (Parity)										
Date	CLEC Num	CLEC Denc	CLEC Resu	CLEC Std	Qwest Num	Qwest Denc	Qwest Res	Mod Z Scr	Parity Scr	
Oct-03	5	1	5.00		413	27	15.30	-0.53	-1.32	
Nov-03										
Dec-03										
Jan-04										
Feb-04	2	2	1.00	0.00	466	28	16.64	-1.35	-1.82	
Mar-04										
Apr-04										
May-04										
Jun-04										
Jul-04										
Aug-04	9	1	9.00		154	7	22.00	-0.52	-1.32	
Sep-04	10	2	5.00	2.83	646	40	16.15	-0.72	-1.44	

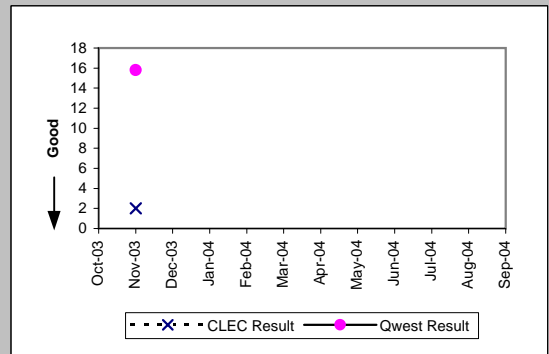


OP-6B-1 - Delayed Days for Facility Reasons (Average Days) - Dispatches within MSAs

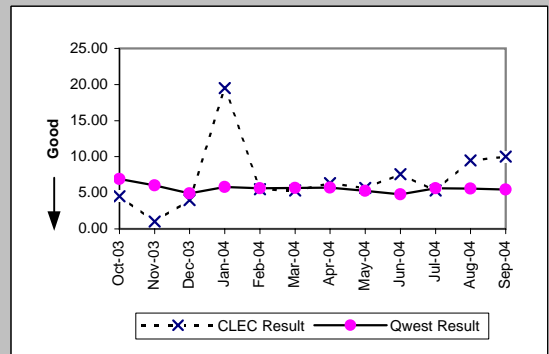
Residence (Parity)									
Date	CLEC Num	CLEC Denc	CLEC Resu	CLEC Std	Qwest Num	Qwest Denc	Qwest Resu	Mod Z Scr	Parity Scr
Oct-03									
Nov-03									
Dec-03	4	2	2.00	1.41	380	87	4.37	-0.95	-1.57
Jan-04	7	1	7.00		442	100	4.42	0.76	-0.54
Feb-04	6	2	3.00	2.83	442	91	4.86	-0.41	-1.25
Mar-04	8	2	4.00	1.41	454	81	5.60	-0.17	-1.1
Apr-04	4	1	4.00		480	93	5.16	-0.15	-1.09
May-04									
Jun-04	2	1	2.00		543	112	4.85	-0.45	-1.27
Jul-04	4	2	2.00	0.00	627	130	4.82	-0.71	-1.43
Aug-04	2	1	2.00		742	137	5.42	-0.59	-1.36
Sep-04									



Qwest DSL (Parity)									
Date	CLEC Num	CLEC Denc	CLEC Resu	CLEC Std	Qwest Num	Qwest Denc	Qwest Resu	Mod Z Scr	Parity Scr
Oct-03									
Nov-03	2	1	2.00		79	5	15.80	-0.64	-1.39
Dec-03									
Jan-04									
Feb-04									
Mar-04									
Apr-04									
May-04									
Jun-04									
Jul-04									
Aug-04									
Sep-04									

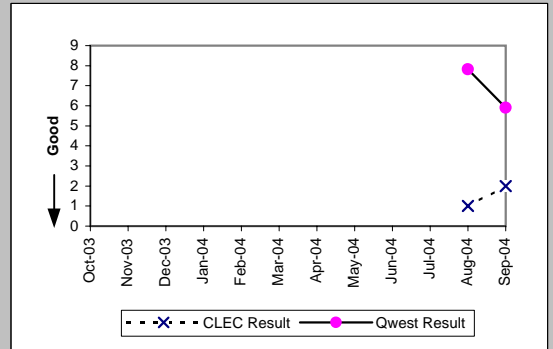


UNE - P (POTS) (Parity)									
Date	CLEC Num	CLEC Denc	CLEC Resu	CLEC Std	Qwest Num	Qwest Denc	Qwest Resu	Mod Z Scr	Parity Scr
Oct-03	9	2	4.50	0.71	914	132	6.92	-0.45	-1.27
Nov-03	1	1	1.00		477	79	6.04	-0.44	-1.27
Dec-03	8	2	4.00	2.83	579	118	4.91	-0.31	-1.19
Jan-04	39	2	19.50	17.68	728	125	5.82	1.64	-0.01
Feb-04	11	2	5.50	0.71	660	117	5.64	-0.03	-1.02
Mar-04	16	3	5.33	1.53	688	121	5.69	-0.05	-1.03
Apr-04	19	3	6.33	6.81	788	138	5.71	0.58	-0.65
May-04	34	6	5.67	5.47	645	122	5.29	0.29	-0.82
Jun-04	76	10	7.60	5.72	672	140	4.80	1.28	-0.22
Jul-04	48	9	5.33	3.24	914	162	5.64	-0.11	-1.07
Aug-04	76	8	9.50	9.97	923	165	5.59	1.59	-0.03
Sep-04	70	7	10.00	6.06	1000	184	5.43	1.83	0.11

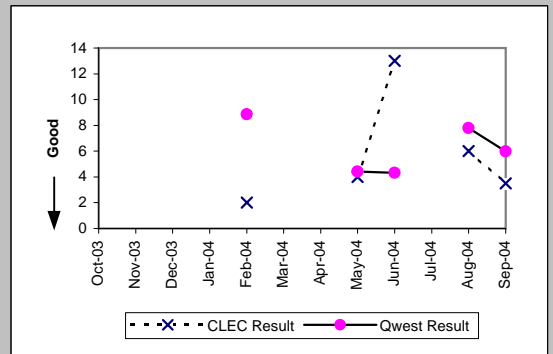


OP-6B-2 - Delayed Days for Facility Reasons (Average Days) - Dispatches outside MSAs

Residence (Parity)									
Date	CLEC Num	CLEC Denc	CLEC Resu	CLEC Std	Qwest Num	Qwest Denc	Qwest Resu	Mod Z Scr	Parity Scr
Oct-03									
Nov-03									
Dec-03									
Jan-04									
Feb-04									
Mar-04									
Apr-04									
May-04									
Jun-04									
Jul-04									
Aug-04	1	1	1.00		344	44	7.82	-0.82	-1.5
Sep-04	2	1	2.00		313	53	5.91	-0.63	-1.38

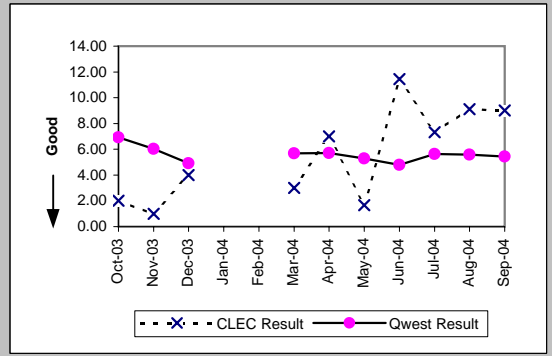


UNE - P (POTS) (Parity)									
Date	CLEC Num	CLEC Denc	CLEC Resu	CLEC Std	Qwest Num	Qwest Denc	Qwest Resu	Mod Z Scr	Parity Scr
Oct-03									
Nov-03									
Dec-03									
Jan-04									
Feb-04	2	1	2.00		186	21	8.86	-0.52	-1.32
Mar-04									
Apr-04									
May-04	4	1	4.00		124	28	4.43	-0.14	-1.08
Jun-04	13	1	13.00		164	38	4.32	1.85	0.13
Jul-04									
Aug-04	12	2	6.00	7.07	366	47	7.79	-0.31	-1.19
Sep-04	7	2	3.50	3.54	329	55	5.98	-0.56	-1.34

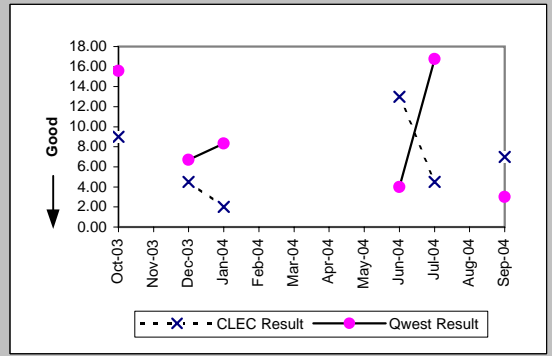


OP-6B-4 - Delayed Days for Facility Reasons (Average Days) - Interval Zone One

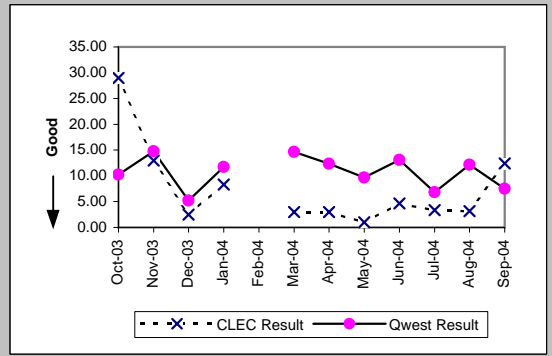
Unbundled Loop Analog (Parity)									
Date	CLEC Num	CLEC Denc	CLEC Resu	CLEC Std	Qwest Num	Qwest Denc	Qwest Resu	Mod Z Scr	Parity Scr
Oct-03	4	2	2.00	0.00	914	132	6.92	-0.91	-1.55
Nov-03	1	1	1.00		477	79	6.04	-0.44	-1.27
Dec-03	8	2	4.00	0.00	579	118	4.91	-0.31	-1.19
Jan-04									
Feb-04									
Mar-04	6	2	3.00	1.41	688	121	5.69	-0.33	-1.2
Apr-04	56	8	7.00	13.40	788	138	5.71	0.66	-0.6
May-04	15	9	1.67	1.66	645	122	5.29	-1.88	-2.14
Jun-04	103	9	11.44	3.09	672	140	4.80	2	0.21
Jul-04	66	9	7.33	6.10	914	162	5.64	0.85	-0.49
Aug-04	73	8	9.12	4.12	923	165	5.59	1.51	-0.08
Sep-04	9	1	9.00		1000	184	5.43	1.01	-0.39



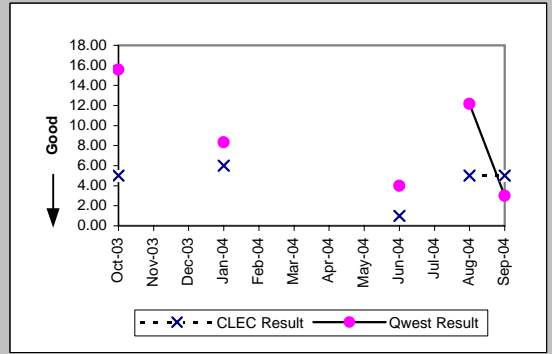
Unbundled Loop - 2 Wire Non-Loaded (Parity)									
Date	CLEC Num	CLEC Denc	CLEC Resu	CLEC Std	Qwest Num	Qwest Denc	Qwest Resu	Mod Z Scr	Parity Scr
Oct-03	9	1	9.00		140	9	15.56	-0.41	-1.25
Nov-03									
Dec-03	9	2	4.50	4.95	47	7	6.71	-0.54	-1.33
Jan-04	2	1	2.00		50	6	8.33	-0.76	-1.46
Feb-04									
Mar-04									
Apr-04									
May-04									
Jun-04	13	1	13.00		8	2	4.00		
Jul-04	9	2	4.50	2.12	67	4	16.75	-0.85	-1.52
Aug-04									
Sep-04	21	3	7.00	4.36	6	2	3.00	0.61	-0.63



Unbundled Loop - DS1 Capable (Parity)									
Date	CLEC Num	CLEC Denc	CLEC Resu	CLEC Std	Qwest Num	Qwest Denc	Qwest Resu	Mod Z Scr	Parity Scr
Oct-03	29	1	29.00		113	11	10.27	1.1	-0.33
Nov-03	26	2	13.00	16.97	148	10	14.80	-0.13	-1.08
Dec-03	5	2	2.50	0.71	52	10	5.20	-0.66	-1.4
Jan-04	50	6	8.33	6.15	199	17	11.71	-0.76	-1.46
Feb-04									
Mar-04	6	2	3.00	1.41	88	6	14.67	-1.05	-1.64
Apr-04	3	1	3.00		37	3	12.33	-0.55	-1.34
May-04	1	1	1.00		68	7	9.71	-1.52	-1.92
Jun-04	14	3	4.67	4.62	105	8	13.12	-0.96	-1.58
Jul-04	10	3	3.33	1.53	75	11	6.82	-0.86	-1.52
Aug-04	35	11	3.18	2.36	134	11	12.18	-3.28	-3
Sep-04	62	5	12.40	10.11	45	6	7.50	0.76	-0.54

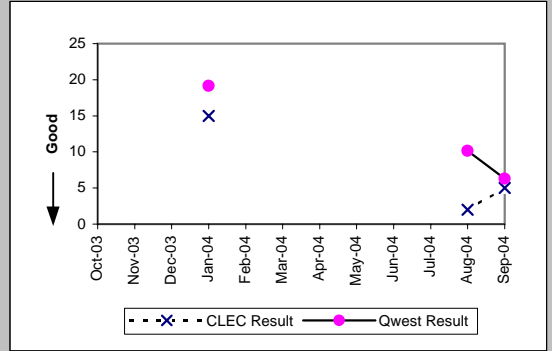


Unbundled Loop ISDN Capable (Parity)									
Date	CLEC Num	CLEC Denc	CLEC Resu	CLEC Std	Qwest Num	Qwest Denc	Qwest Resu	Mod Z Scr	Parity Scr
Oct-03	5	1	5.00		140	9	15.56	-0.66	-1.4
Nov-03									
Dec-03									
Jan-04	6	1	6.00		50	6	8.33	-0.28	-1.17
Feb-04									
Mar-04									
Apr-04									
May-04									
Jun-04	1	1	1.00		8	2	4.00		
Jul-04									
Aug-04	5	1	5.00		73	6	12.17	-0.77	-1.47
Sep-04	5	1	5.00		6	2	3.00	0.66	-0.6



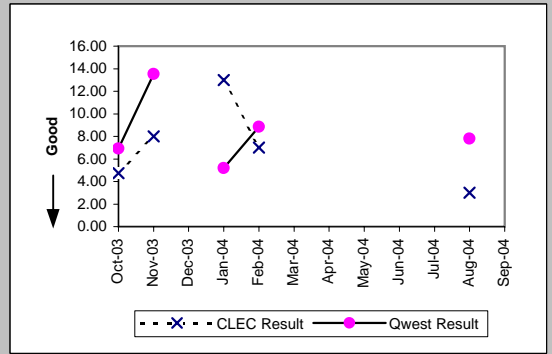
OP-6B-4 - Delayed Days for Facility Reasons (Average Days) - Interval Zone One

Unbundled Loop - ADSL Qualified (Parity)									
Date	CLEC Num	CLEC Dend	CLEC Resu	CLEC Std	Qwest Num	Qwest Dend	Qwest Resu	Mod Z Scr	Parity Scr
Oct-03									
Nov-03									
Dec-03									
Jan-04	15	1	15.00		115	6	19.17	-0.19	-1.11
Feb-04									
Mar-04									
Apr-04									
May-04									
Jun-04									
Jul-04									
Aug-04	2	1	2.00		304	30	10.13	-1	-1.61
Sep-04	5	1	5.00		195	31	6.29	-0.24	-1.14

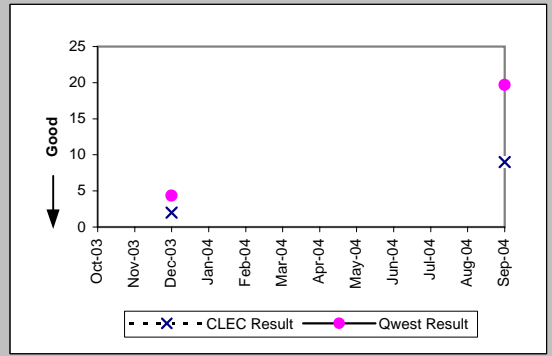


OP-6B-5 - Delayed Days for Facility Reasons (Average Days) - Interval Zone Two

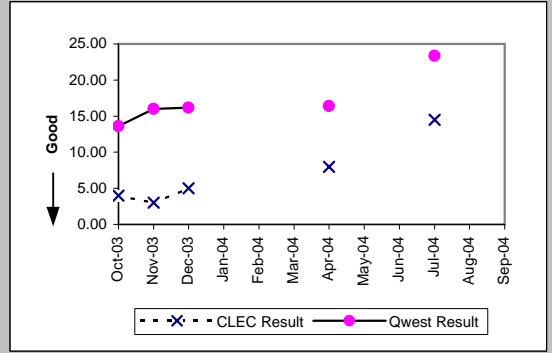
Unbundled Loop Analog (Parity)									
Date	CLEC Num	CLEC Denc	CLEC Resu	CLEC Std	Qwest Num	Qwest Denc	Qwest Resu	Mod Z Scr	Parity Scr
Oct-03	38	8	4.75	2.12	291	42	6.93	-0.91	-1.55
Nov-03	32	4	8.00	0.00	392	29	13.52	-0.35	-1.21
Dec-03									
Jan-04	26	2	13.00	0.00	140	27	5.19	2.23	0.35
Feb-04	14	2	7.00	0.00	186	21	8.86	-0.2	-1.12
Mar-04									
Apr-04									
May-04									
Jun-04									
Jul-04									
Aug-04	3	1	3.00		366	47	7.79	-0.59	-1.36
Sep-04									



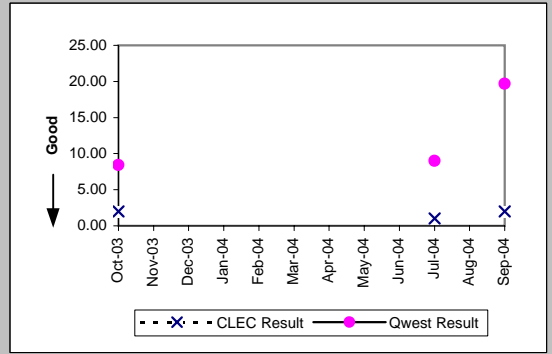
Unbundled Loop - 2 Wire Non-Loaded (Parity)									
Date	CLEC Num	CLEC Denc	CLEC Resu	CLEC Std	Qwest Num	Qwest Denc	Qwest Resu	Mod Z Scr	Parity Scr
Oct-03									
Nov-03									
Dec-03	2	1	2.00		96	22	4.36	-0.38	-1.23
Jan-04									
Feb-04									
Mar-04									
Apr-04									
May-04									
Jun-04									
Jul-04									
Aug-04									
Sep-04	18	2	9.00	7.07	118	6	19.67	-0.51	-1.31



Unbundled Loop - DS1 Capable (Parity)									
Date	CLEC Num	CLEC Denc	CLEC Resu	CLEC Std	Qwest Num	Qwest Denc	Qwest Resu	Mod Z Scr	Parity Scr
Oct-03	8	2	4.00	2.83	368	27	13.63	-1.11	-1.67
Nov-03	3	1	3.00		144	9	16.00	-0.7	-1.42
Dec-03	5	1	5.00		437	27	16.19	-0.6	-1.37
Jan-04									
Feb-04									
Mar-04									
Apr-04	8	1	8.00		131	8	16.38	-0.39	-1.24
May-04									
Jun-04									
Jul-04									
Aug-04	58	4	14.50	9.11	257	11	23.36	-0.41	-1.25
Sep-04									



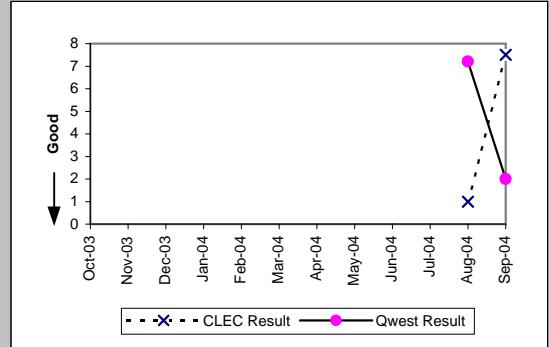
Unbundled Loop ISDN Capable (Parity)									
Date	CLEC Num	CLEC Denc	CLEC Resu	CLEC Std	Qwest Num	Qwest Denc	Qwest Resu	Mod Z Scr	Parity Scr
Oct-03	2	1	2.00		76	9	8.44	-1.05	-1.64
Nov-03									
Dec-03									
Jan-04									
Feb-04									
Mar-04									
Apr-04									
May-04									
Jun-04									
Jul-04	1	1	1.00		18	2	9.00	-1.54	-1.94
Aug-04									
Sep-04	2	1	2.00		118	6	19.67	-0.64	-1.39



OP-6B-5 - Delayed Days for Facility Reasons (Average Days) - Interval Zone Two

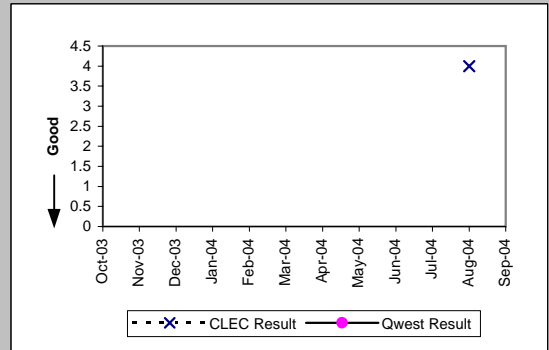
Unbundled Loop - ADSL Qualified (Parity)

Date	CLEC Num	CLEC Denc	CLEC Resu	CLEC Std	Qwest Num	Qwest Denc	Qwest Resu	Mod Z Scr	Parity Scr
Oct-03									
Nov-03									
Dec-03									
Jan-04									
Feb-04									
Mar-04									
Apr-04									
May-04									
Jun-04									
Jul-04									
Aug-04	1	1	1.00		72	10	7.20	-1.94	-2.18
Sep-04	30	4	7.50	6.24	8	4	2.00	1.26	-0.23



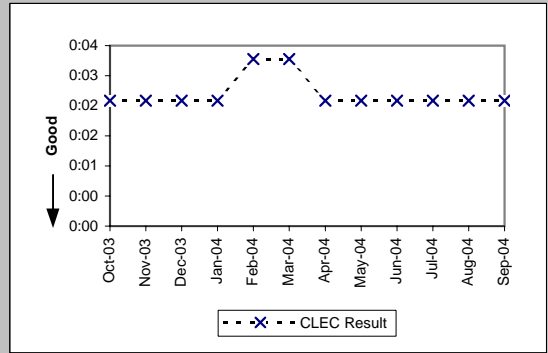
Dark Fiber - Loop (Diagnostic)

Date	CLEC Num	CLEC Denc	CLEC Resu	CLEC Std	Qwest Num	Qwest Denc	Qwest Resu	Mod Z Scr	Parity Scr
Oct-03									
Nov-03									
Dec-03									
Jan-04									
Feb-04									
Mar-04									
Apr-04									
May-04									
Jun-04									
Jul-04									
Aug-04	4	1	4.00						
Sep-04									

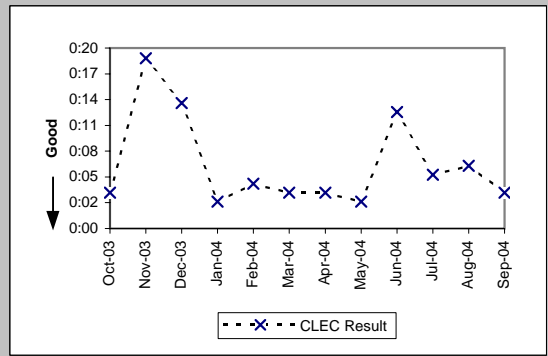


OP-7 - Coordinated "Hot Cut" Interval (Hours:Minutes)

Unbundled Loop - Analog (Diagnostic)				
Date	Numerator	Denominator	CLEC Result	
Oct-03	42:47	760	0:03	
Nov-03	35:54	646	0:03	
Dec-03	42:38	802	0:03	
Jan-04	28:44	605	0:03	
Feb-04	40:08	598	0:04	
Mar-04	41:18	633	0:04	
Apr-04	26:14	589	0:03	
May-04	21:04	471	0:03	
Jun-04	21:43	461	0:03	
Jul-04	28:25	627	0:03	
Aug-04	34:41	626	0:03	
Sep-04	26:26	593	0:03	

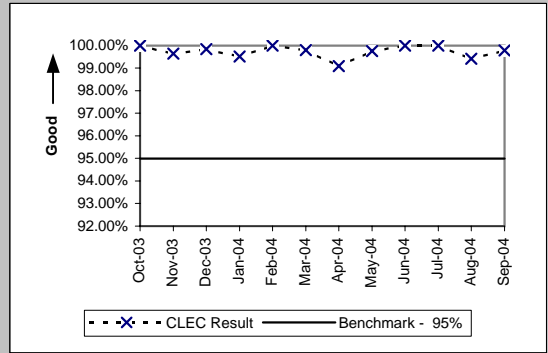


Unbundled Loop Other (Diagnostic)				
Date	Numerator	Denominator	CLEC Result	
Oct-03	0:18	5	0:04	
Nov-03	1:16	4	0:19	
Dec-03	2:10	9	0:14	
Jan-04	0:30	10	0:03	
Feb-04	0:55	11	0:05	
Mar-04	0:39	9	0:04	
Apr-04	0:48	13	0:04	
May-04	1:10	23	0:03	
Jun-04	3:40	17	0:13	
Jul-04	1:45	17	0:06	
Aug-04	2:23	20	0:07	
Sep-04	0:51	12	0:04	

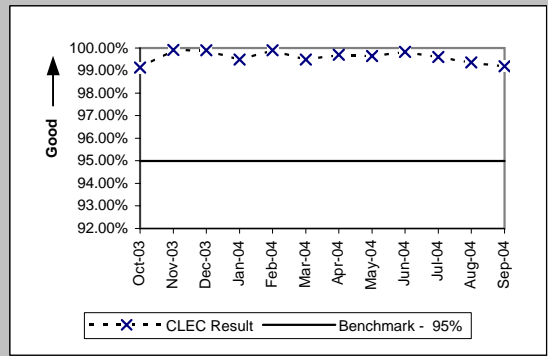


OP-8 - Number Portability Timeliness (Percent)

Number Portability Timeliness (Percent) (OP-8 B) (Benchmark)				
Date	Numerator	Denominator	CLEC Result	
Oct-03	674	674	100.00%	
Nov-03	568	570	99.65%	
Dec-03	625	626	99.84%	
Jan-04	409	411	99.51%	
Feb-04	472	472	100.00%	
Mar-04	494	495	99.80%	
Apr-04	440	444	99.10%	
May-04	415	416	99.76%	
Jun-04	410	410	100.00%	
Jul-04	483	483	100.00%	
Aug-04	513	516	99.42%	
Sep-04	467	468	99.79%	

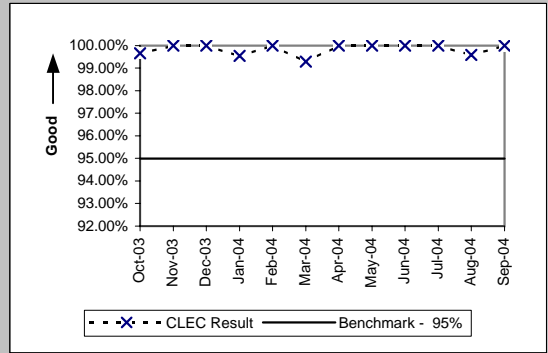


Percentage of LNP Triggers Set Prior to the Frame Due Time (Percent) (OP-8C) (Benchmark)				
Date	Numerator	Denominator	CLEC Result	
Oct-03	3665	3697	99.13%	
Nov-03	9135	9143	99.91%	
Dec-03	5172	5177	99.90%	
Jan-04	1940	1950	99.49%	
Feb-04	7570	7577	99.91%	
Mar-04	2692	2706	99.48%	
Apr-04	3746	3757	99.71%	
May-04	3628	3641	99.64%	
Jun-04	5185	5194	99.83%	
Jul-04	4341	4358	99.61%	
Aug-04	4024	4050	99.36%	
Sep-04	2345	2364	99.20%	

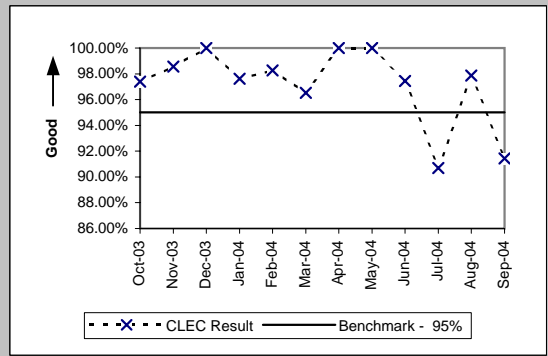


OP-13 - Coordinated Cuts on Time (Percent)

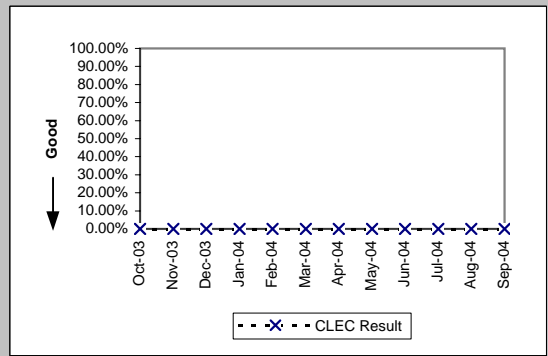
Coordinated Cuts Completed on Time (Percent) Unbundled Loop - Analog (OP-13A) (Benchmark)				
Date	Numerator	Denominator		CLEC Result
Oct-03	287	288		99.65%
Nov-03	265	265		100.00%
Dec-03	337	337		100.00%
Jan-04	218	219		99.54%
Feb-04	231	231		100.00%
Mar-04	280	282		99.29%
Apr-04	208	208		100.00%
May-04	184	184		100.00%
Jun-04	203	203		100.00%
Jul-04	210	210		100.00%
Aug-04	245	246		99.59%
Sep-04	254	254		100.00%



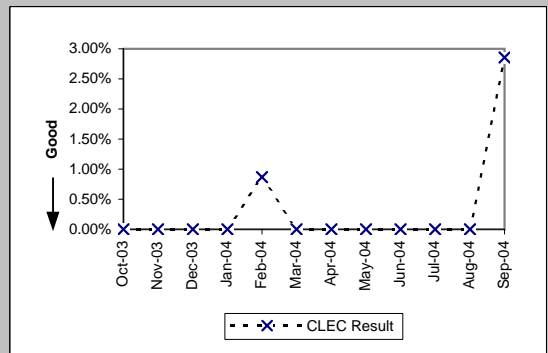
Coordinated Cuts Completed on Time (Percent) Unbundled Loop Other (OP-13A) (Benchmark)				
Date	Numerator	Denominator		CLEC Result
Oct-03	187	192		97.40%
Nov-03	137	139		98.56%
Dec-03	158	158		100.00%
Jan-04	123	126		97.62%
Feb-04	113	115		98.26%
Mar-04	111	115		96.52%
Apr-04	42	42		100.00%
May-04	39	39		100.00%
Jun-04	38	39		97.44%
Jul-04	39	43		90.70%
Aug-04	46	47		97.87%
Sep-04	32	35		91.43%



Coordinated Cuts Started Without CLEC Approval (Percent) Unbundled Loop - Analog (OP-13B) (Diagnostic)				
Date	Numerator	Denominator		CLEC Result
Oct-03	0	288		0.00%
Nov-03	0	265		0.00%
Dec-03	0	337		0.00%
Jan-04	0	219		0.00%
Feb-04	0	231		0.00%
Mar-04	0	282		0.00%
Apr-04	0	208		0.00%
May-04	0	184		0.00%
Jun-04	0	203		0.00%
Jul-04	0	210		0.00%
Aug-04	0	246		0.00%
Sep-04	0	254		0.00%

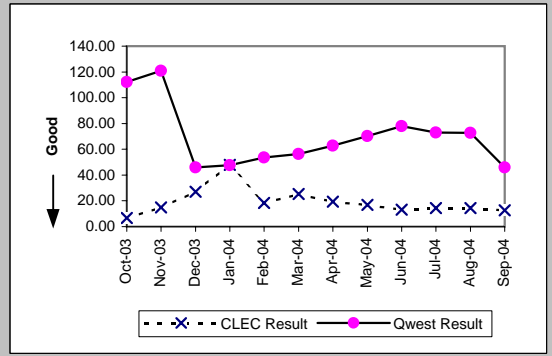


Coordinated Cuts Started Without CLEC Approval (Percent) Unbundled Loop Other (OP-13B) (Diagnostic)				
Date	Numerator	Denominator		CLEC Result
Oct-03	0	192		0.00%
Nov-03	0	139		0.00%
Dec-03	0	158		0.00%
Jan-04	0	126		0.00%
Feb-04	1	115		0.87%
Mar-04	0	115		0.00%
Apr-04	0	42		0.00%
May-04	0	39		0.00%
Jun-04	0	39		0.00%
Jul-04	0	43		0.00%
Aug-04	0	47		0.00%
Sep-04	1	35		2.86%

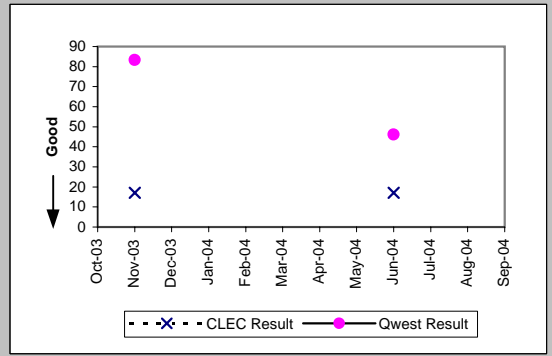


OP-15A - Interval for Pending Orders Delayed Past Due Date

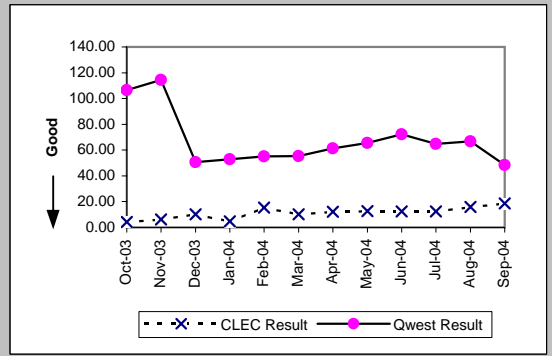
Residence (Diagnostic)									
Date	CLEC Num	CLEC Denc	CLEC Resu	Standard D	Qwest Num	Qwest Denc	Qwest Resu	Mod Z Scr	Parity Scr
Oct-03	20	3	6.67	1.53	57053	508	112.31	-1.3	-1.79
Nov-03	60	4	15.00	14.63	62609	518	120.87	-1.47	-1.89
Dec-03	27	1	27.00		11221	245	45.80	-0.24	-1.15
Jan-04	48	1	48.00		14487	304	47.65	0.56	-0.66
Feb-04	92	5	18.40	28.03	18135	339	53.50	-1	-1.61
Mar-04	101	4	25.25	43.90	21307	378	56.37	-0.81	-1.49
Apr-04	214	11	19.45	31.56	26882	428	62.81	-1.78	-2.08
May-04	170	10	17.00	10.60	32128	457	70.30	-1.97	-2.2
Jun-04	132	10	13.20	12.39	36246	465	77.95	-2.41	-2.46
Jul-04	116	8	14.50	8.09	39862	546	73.01	-1.87	-2.14
Aug-04	130	9	14.44	11.73	47705	657	72.61	-1.96	-2.19
Sep-04	127	10	12.70	15.61	17444	379	46.03	-1.37	-1.83



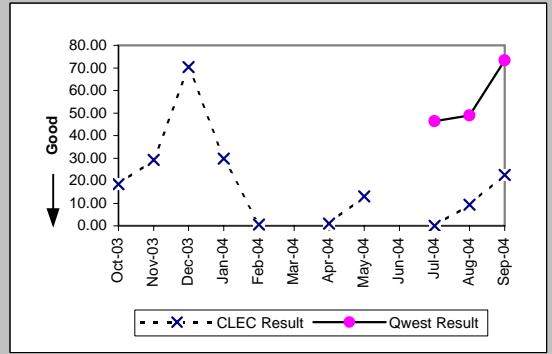
Business (Diagnostic)									
Date	CLEC Num	CLEC Denc	CLEC Resu	Standard D	Qwest Num	Qwest Denc	Qwest Resu	Mod Z Scr	Parity Scr
Oct-03									
Nov-03	17	1	17.00		8825	106	83.25	-0.54	-1.33
Dec-03									
Jan-04									
Feb-04									
Mar-04									
Apr-04									
May-04									
Jun-04	17	1	17.00		4559	99	46.05	-0.53	-1.32
Jul-04									
Aug-04									
Sep-04									



UNE - P (POTS) (Diagnostic)									
Date	CLEC Num	CLEC Denc	CLEC Resu	Standard D	Qwest Num	Qwest Denc	Qwest Resu	Mod Z Scr	Parity Scr
Oct-03	29	7	4.14	4.98	66036	620	106.51	-1.97	-2.2
Nov-03	87	14	6.21	8.40	71434	624	114.48	-2.85	-2.73
Dec-03	82	8	10.25	10.95	17635	348	50.68	-1.3	-1.79
Jan-04	72	15	4.80	7.85	21220	401	52.92	-2.1	-2.28
Feb-04	107	7	15.29	17.14	24288	440	55.20	-1.29	-1.78
Mar-04	174	17	10.24	18.31	25838	467	55.33	-2.27	-2.38
Apr-04	416	34	12.24	17.49	32197	525	61.33	-3.31	-3.01
May-04	572	45	12.71	18.41	36737	560	65.60	-4.19	-3.55
Jun-04	977	79	12.37	17.72	40805	564	72.35	-6.19	-4.77
Jul-04	759	61	12.44	11.39	44948	693	64.86	-4.75	-3.89
Aug-04	1685	106	15.90	14.80	54641	817	66.88	-5.92	-4.6
Sep-04	1835	98	18.72	18.09	23805	491	48.48	-3.67	-3.23

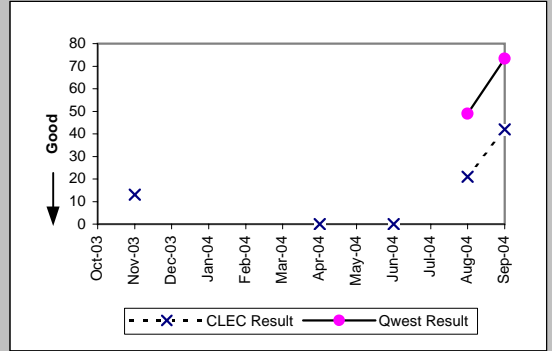


Line Sharing (Diagnostic)									
Date	CLEC Num	CLEC Denc	CLEC Resu	Standard D	Qwest Num	Qwest Denc	Qwest Resu	Mod Z Scr	Parity Scr
Oct-03	111	6	18.50	38.64					
Nov-03	175	6	29.17	43.94					
Dec-03	211	3	70.33	58.77					
Jan-04	119	4	29.75	32.29					
Feb-04	1	2	0.50	0.71					
Mar-04									
Apr-04	3	3	1.00	1.73					
May-04	13	1	13.00						
Jun-04									
Jul-04	0	1	0.00		3798	82	46.32	-0.75	-1.46
Aug-04	47	5	9.40	8.20	4351	89	48.89	-1.3	-1.79
Sep-04	45	2	22.50	21.92	4546	62	73.32	-0.87	-1.53



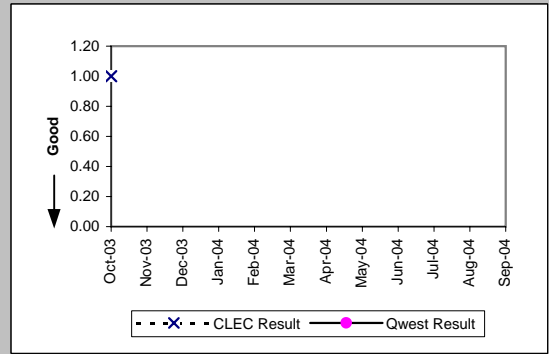
OP-15A - Interval for Pending Orders Delayed Past Due Date

Date	Line Splitting (Diagnostic)								
	CLEC Num	CLEC Denc	CLEC Resu	Standard D	Qwest Num	Qwest Denc	Qwest Resu	Mod Z Scr	Parity Scr
Oct-03									
Nov-03	13	1	13.00						
Dec-03									
Jan-04									
Feb-04									
Mar-04									
Apr-04	0	1	0.00						
May-04									
Jun-04	0	1	0.00						
Jul-04									
Aug-04	21	1	21.00		4351	89	48.89	-0.42	-1.25
Sep-04	42	1	42.00		4546	62	73.32	-0.38	-1.23

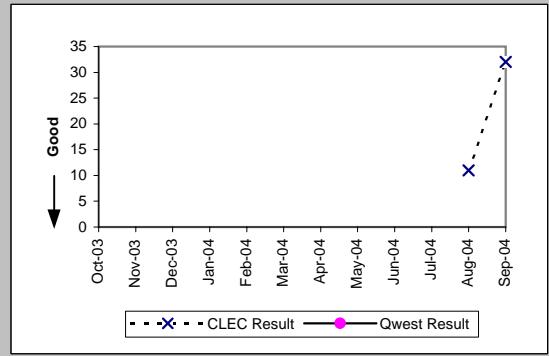


OP-15A - Interval for Pending Orders Delayed Past Due Date

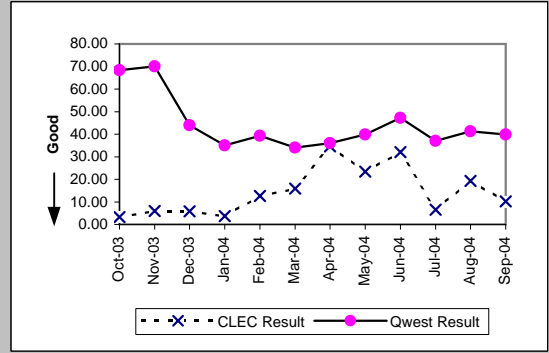
LIS Trunk (Diagnostic)									
Date	CLEC Num	CLEC Denc	CLEC Resu	Standard D	Qwest Num	Qwest Denc	Qwest Resu	Mod Z Scr	Parity Scr
Oct-03	1	1	1.00						
Nov-03									
Dec-03									
Jan-04									
Feb-04									
Mar-04									
Apr-04									
May-04									
Jun-04									
Jul-04									
Aug-04									
Sep-04									



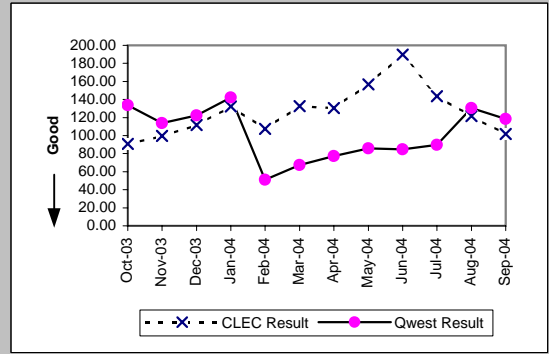
Dark Fiber - IOF (Diagnostic)									
Date	CLEC Num	CLEC Denc	CLEC Resu	Standard D	Qwest Num	Qwest Denc	Qwest Resu	Mod Z Scr	Parity Scr
Oct-03									
Nov-03									
Dec-03									
Jan-04									
Feb-04									
Mar-04									
Apr-04									
May-04									
Jun-04									
Jul-04									
Aug-04	11	1	11.00						
Sep-04	32	1	32.00						



Unbundled Loop Analog (Diagnostic)									
Date	CLEC Num	CLEC Denc	CLEC Resu	Standard D	Qwest Num	Qwest Denc	Qwest Resu	Mod Z Scr	Parity Scr
Oct-03	10	3	3.33	2.89	11420	167	68.38	-1.11	-1.68
Nov-03	6	1	6.00		12132	173	70.13	-0.61	-1.37
Dec-03	75	13	5.77	6.72	5412	123	44.00	-1.87	-2.14
Jan-04	47	13	3.62	11.29	6336	181	35.01	-1.66	-2.01
Feb-04	76	6	12.67	23.83	7829	199	39.34	-0.97	-1.59
Mar-04	127	8	15.88	3.18	7110	209	34.02	-0.99	-1.6
Apr-04	277	8	34.62	12.37	9043	251	36.03	-0.07	-1.04
May-04	467	20	23.35	27.16	10928	274	39.88	-1.32	-1.8
Jun-04	32	1	32.00		13539	287	47.17	-0.26	-1.16
Jul-04	137	21	6.52	11.54	15949	430	37.09	-2.54	-2.55
Aug-04	116	6	19.33	29.19	20950	508	41.24	-0.95	-1.58
Sep-04	317	31	10.23	18.97	13430	337	39.85	-2.72	-2.65

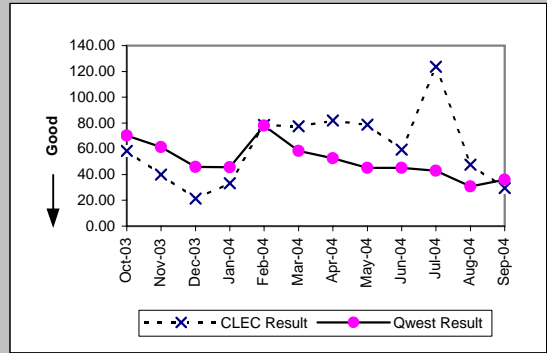


Unbundled Loop - 2 Wire Non-Loaded (Diagnostic)									
Date	CLEC Num	CLEC Denc	CLEC Resu	Standard D	Qwest Num	Qwest Denc	Qwest Resu	Mod Z Scr	Parity Scr
Oct-03	1270	14	90.71	108.60	3611	27	133.74	-0.97	-1.59
Nov-03	1494	15	99.60	110.68	3875	34	113.97	-0.34	-1.21
Dec-03	1564	14	111.71	118.68	4778	39	122.51	-0.23	-1.14
Jan-04	1321	10	132.10	115.36	4406	31	142.13	-0.19	-1.11
Feb-04	1396	13	107.38	120.57	1024	20	51.20	1.55	-0.05
Mar-04	1591	12	132.58	128.08	1281	19	67.42	1.74	0.06
Apr-04	1825	14	130.36	132.38	1469	19	77.32	1.41	-0.14
May-04	2037	13	156.69	136.48	1799	21	85.67	1.77	0.08
Jun-04	2278	12	189.83	136.58	1693	20	84.65	2.37	0.44
Jul-04	2582	18	143.44	148.26	1976	22	89.82	1.6	-0.03
Aug-04	2797	23	121.61	152.24	2087	16	130.44	-0.29	-1.18
Sep-04	2442	24	101.75	147.40	2134	18	118.56	-0.5	-1.3

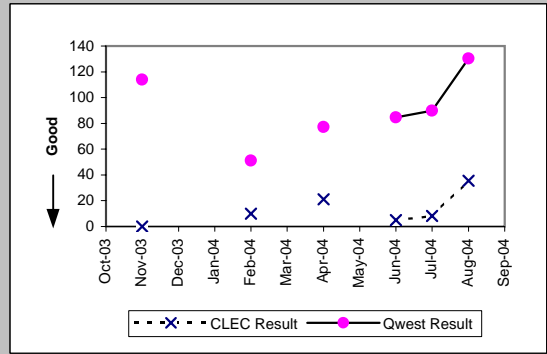


OP-15A - Interval for Pending Orders Delayed Past Due Date

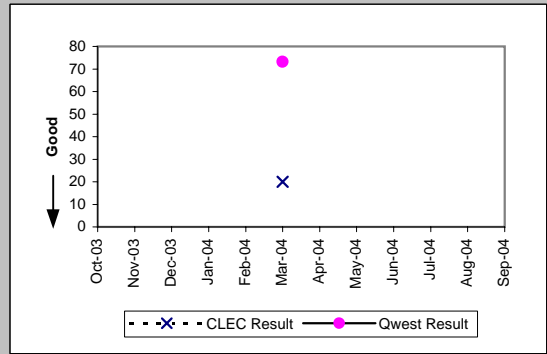
Unbundled Loop - DS1 Capable (Diagnostic)										
Date	CLEC Num	CLEC Dend	CLEC Resu	Standard D	Qwest Num	Qwest Dend	Qwest Resu	Mod Z Scr	Parity Scr	
Oct-03	175	3	58.33	67.69	3443	49	70.27	-0.17	-1.1	
Nov-03	160	4	40.00	74.67	2703	44	61.43	-0.38	-1.23	
Dec-03	278	13	21.38	46.37	2982	65	45.88	-0.83	-1.51	
Jan-04	266	8	33.25	66.48	2836	62	45.74	-0.33	-1.2	
Feb-04	235	3	78.33	118.78	2881	37	77.86	0.36	-0.78	
Mar-04	310	4	77.50	108.06	3494	60	58.23	0.62	-0.62	
Apr-04	410	5	82.00	101.44	1841	35	52.60	0.89	-0.46	
May-04	393	5	78.60	117.29	2028	45	45.07	0.97	-0.41	
Jun-04	356	6	59.33	118.94	2121	47	45.13	0.5	-0.7	
Jul-04	371	3	123.67	173.62	1808	42	43.05	1.55	-0.06	
Aug-04	429	9	47.67	113.02	2068	67	30.87	0.67	-0.59	
Sep-04	118	4	29.50	29.10	2413	67	36.01	-0.21	-1.13	



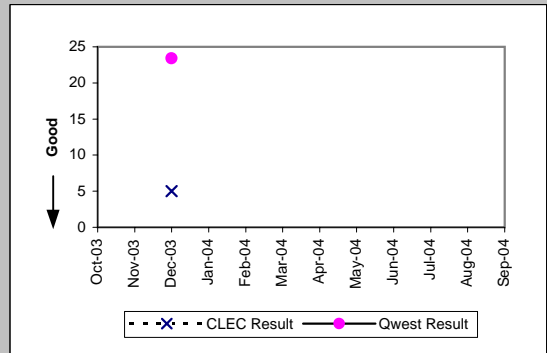
Unbundled Loop ISDN Capable (Diagnostic)										
Date	CLEC Num	CLEC Dend	CLEC Resu	Standard D	Qwest Num	Qwest Dend	Qwest Resu	Mod Z Scr	Parity Scr	
Oct-03										
Nov-03	0	1	0.00		3875	34	113.97	-0.84	-1.51	
Dec-03										
Jan-04										
Feb-04	10	1	10.00		1024	20	51.20	-0.73	-1.44	
Mar-04										
Apr-04	21	1	21.00		1469	19	77.32	-0.76	-1.46	
May-04										
Jun-04	5	1	5.00		1693	20	84.65	-0.97	-1.59	
Jul-04	33	4	8.25	12.58	1976	22	89.82	-1.69	-2.03	
Aug-04	71	2	35.50	19.09	2087	16	130.44	-1.35	-1.82	
Sep-04										



Unbundled Loop - DS3 Capable (Diagnostic)										
Date	CLEC Num	CLEC Dend	CLEC Resu	Standard D	Qwest Num	Qwest Dend	Qwest Resu	Mod Z Scr	Parity Scr	
Oct-03										
Nov-03										
Dec-03										
Jan-04										
Feb-04										
Mar-04	40	2	20.00	0.00	439	6	73.17	-0.78	-1.47	
Apr-04										
May-04										
Jun-04										
Jul-04										
Aug-04										
Sep-04										

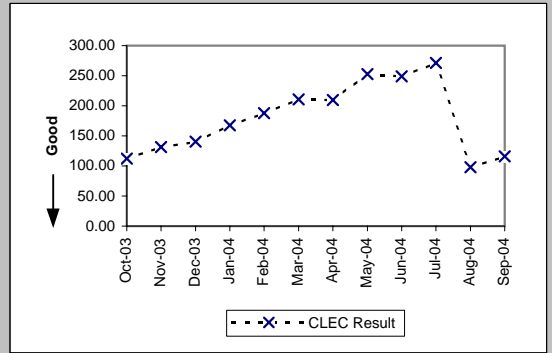


Qwest DSL (Diagnostic)										
Date	CLEC Num	CLEC Dend	CLEC Resu	Standard D	Qwest Num	Qwest Dend	Qwest Resu	Mod Z Scr	Parity Scr	
Oct-03										
Nov-03										
Dec-03	5	1	5.00		983	42	23.40	-0.71	-1.43	
Jan-04										
Feb-04										
Mar-04										
Apr-04										
May-04										
Jun-04										
Jul-04										
Aug-04										
Sep-04										



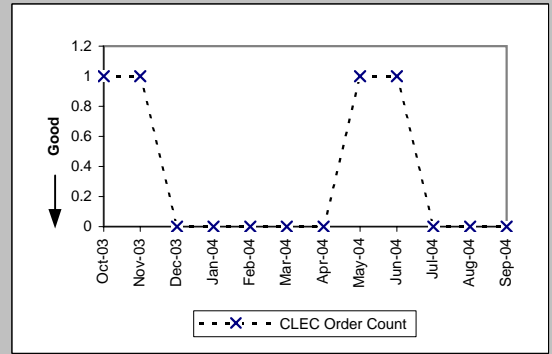
OP-15A - Interval for Pending Orders Delayed Past Due Date

Enhanced Extended Loops (EELs) (Diagnostic)					
Date	Num	Denom	CLEC Result	Standard Dev	
Oct-03	1125	10	112.50	69.45	
Nov-03	1315	10	131.50	69.45	
Dec-03	1546	11	140.55	78.66	
Jan-04	1508	9	167.56	69.89	
Feb-04	1688	9	187.56	69.89	
Mar-04	1895	9	210.56	69.89	
Apr-04	2094	10	209.40	98.50	
May-04	2273	9	252.56	69.89	
Jun-04	1744	7	249.14	48.01	
Jul-04	1898	7	271.14	48.01	
Aug-04	587	6	97.83	144.48	
Sep-04	695	6	115.83	147.08	

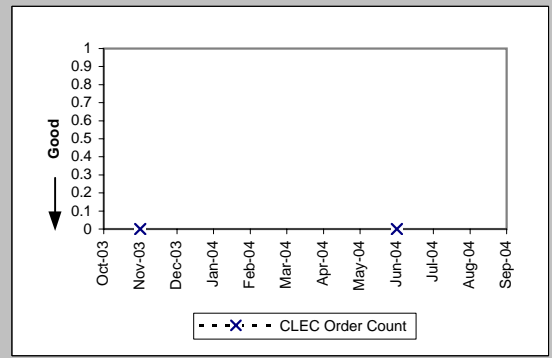


OP-15B - Count of Pending Orders Delayed for Facilities Reasons

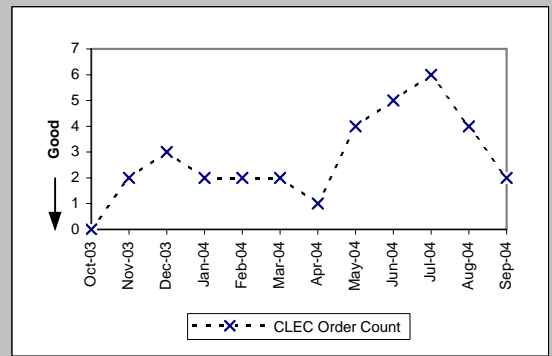
Residence (Diagnostic)	
Date	CLEC Order Count
Oct-03	1
Nov-03	1
Dec-03	0
Jan-04	0
Feb-04	0
Mar-04	0
Apr-04	0
May-04	1
Jun-04	1
Jul-04	0
Aug-04	0
Sep-04	0



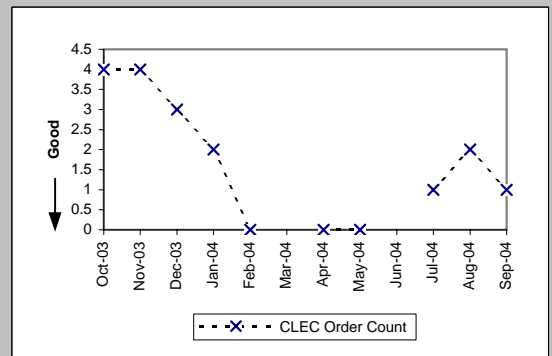
Business (Diagnostic)	
Date	CLEC Order Count
Oct-03	0
Nov-03	0
Dec-03	0
Jan-04	0
Feb-04	0
Mar-04	0
Apr-04	0
May-04	0
Jun-04	0
Jul-04	0
Aug-04	0
Sep-04	0



UNE - P (POTS) (Diagnostic)	
Date	CLEC Order Count
Oct-03	0
Nov-03	2
Dec-03	3
Jan-04	2
Feb-04	2
Mar-04	2
Apr-04	1
May-04	4
Jun-04	5
Jul-04	6
Aug-04	4
Sep-04	2

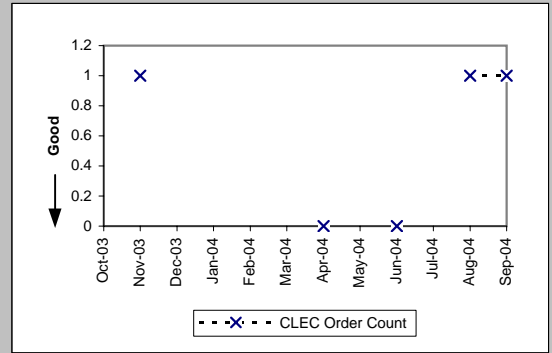


Line Sharing (Diagnostic)	
Date	CLEC Order Count
Oct-03	4
Nov-03	4
Dec-03	3
Jan-04	2
Feb-04	0
Mar-04	0
Apr-04	0
May-04	0
Jun-04	0
Jul-04	1
Aug-04	2
Sep-04	1



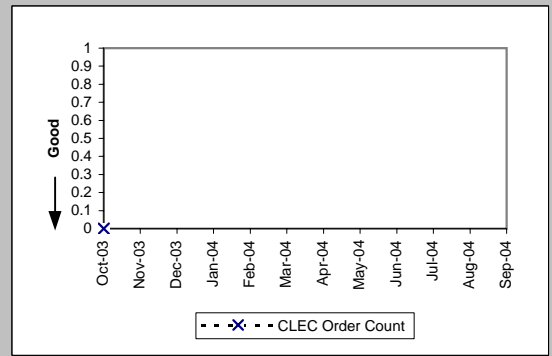
OP-15B - Count of Pending Orders Delayed for Facilities Reasons

Line Splitting (Diagnostic)	
Date	CLEC Order Count
Oct-03	
Nov-03	1
Dec-03	
Jan-04	
Feb-04	
Mar-04	
Apr-04	0
May-04	
Jun-04	0
Jul-04	
Aug-04	1
Sep-04	1

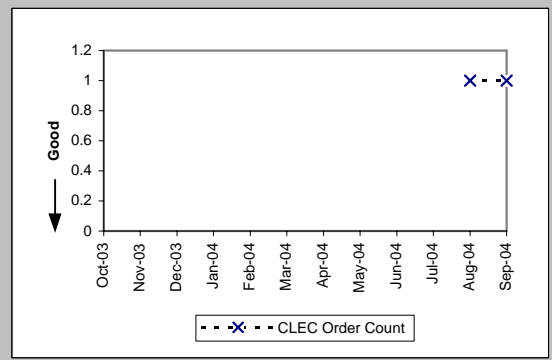


OP-15B - Count of Pending Orders Delayed for Facilities Reasons

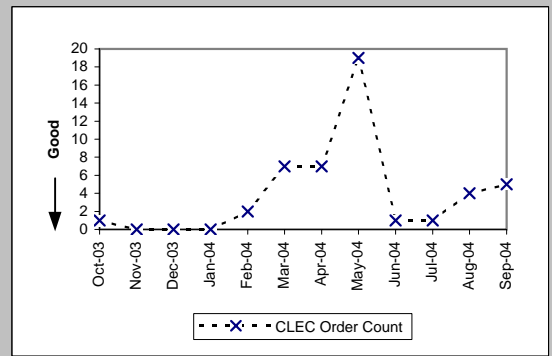
LIS Trunk (Diagnostic)	
Date	CLEC Order Count
Oct-03	0
Nov-03	
Dec-03	
Jan-04	
Feb-04	
Mar-04	
Apr-04	
May-04	
Jun-04	
Jul-04	
Aug-04	
Sep-04	



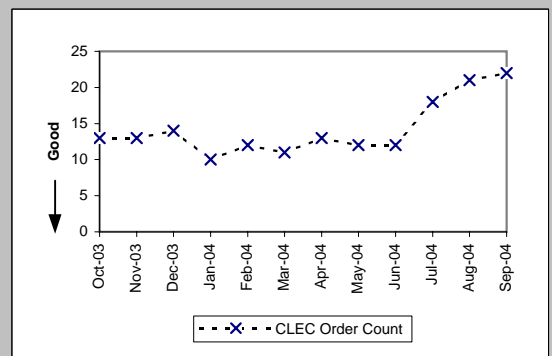
Dark Fiber - IOF (Diagnostic)	
Date	CLEC Order Count
Oct-03	
Nov-03	
Dec-03	
Jan-04	
Feb-04	
Mar-04	
Apr-04	
May-04	
Jun-04	
Jul-04	
Aug-04	1
Sep-04	1



Unbundled Loop Analog (Diagnostic)	
Date	CLEC Order Count
Oct-03	1
Nov-03	0
Dec-03	0
Jan-04	0
Feb-04	2
Mar-04	7
Apr-04	7
May-04	19
Jun-04	1
Jul-04	1
Aug-04	4
Sep-04	5

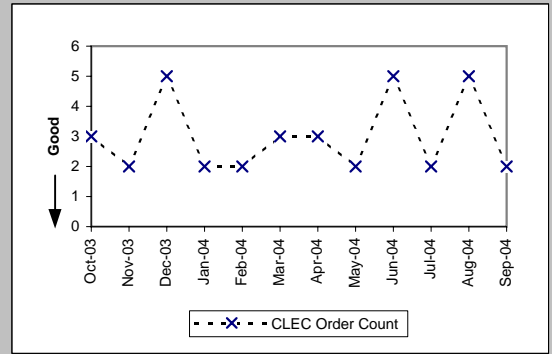


Unbundled Loop - 2 Wire Non-Loaded (Diagnostic)	
Date	CLEC Order Count
Oct-03	13
Nov-03	13
Dec-03	14
Jan-04	10
Feb-04	12
Mar-04	11
Apr-04	13
May-04	12
Jun-04	12
Jul-04	18
Aug-04	21
Sep-04	22

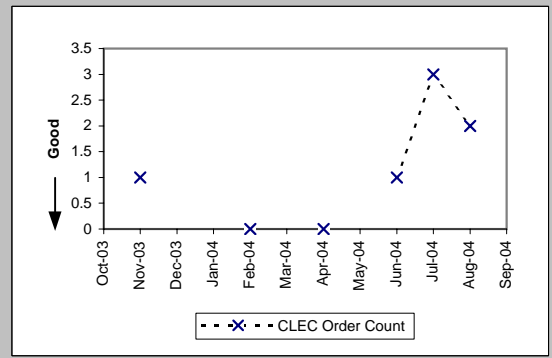


OP-15B - Count of Pending Orders Delayed for Facilities Reasons

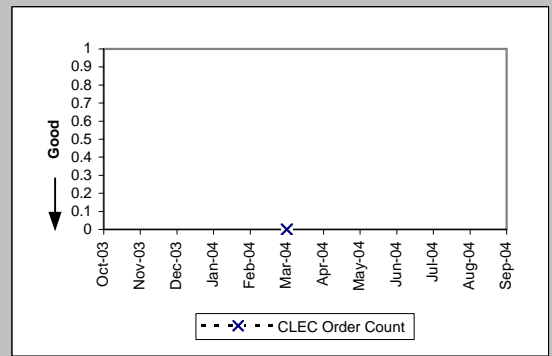
Unbundled Loop - DS1 Capable (Diagnostic)	
Date	CLEC Order Count
Oct-03	3
Nov-03	2
Dec-03	5
Jan-04	2
Feb-04	2
Mar-04	3
Apr-04	3
May-04	2
Jun-04	5
Jul-04	2
Aug-04	5
Sep-04	2



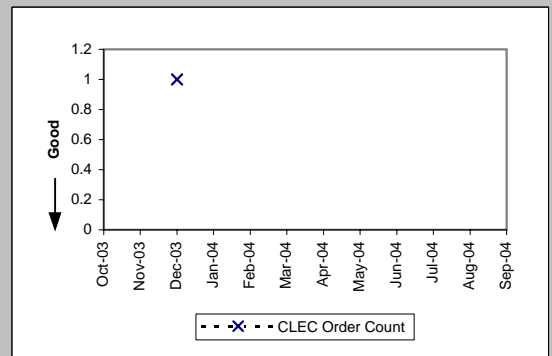
Unbundled Loop ISDN Capable (Diagnostic)	
Date	CLEC Order Count
Oct-03	
Nov-03	1
Dec-03	
Jan-04	
Feb-04	0
Mar-04	
Apr-04	0
May-04	
Jun-04	1
Jul-04	3
Aug-04	
Sep-04	2



Unbundled Loop - DS3 Capable (Diagnostic)	
Date	CLEC Order Count
Oct-03	
Nov-03	
Dec-03	
Jan-04	
Feb-04	
Mar-04	0
Apr-04	
May-04	
Jun-04	
Jul-04	
Aug-04	
Sep-04	

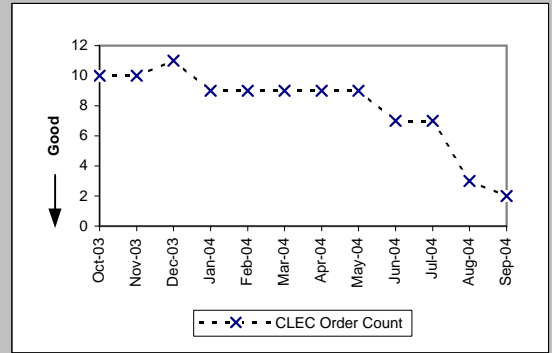


Qwest DSL (Diagnostic)	
Date	CLEC Order Count
Oct-03	
Nov-03	
Dec-03	1
Jan-04	
Feb-04	
Mar-04	
Apr-04	
May-04	
Jun-04	
Jul-04	
Aug-04	
Sep-04	



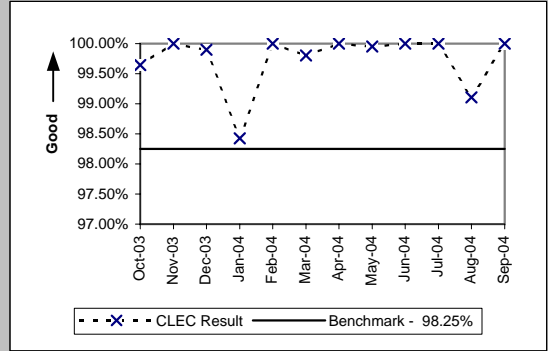
OP-15B - Count of Pending Orders Delayed for Facilities Reasons

Enhanced Extended Loops (EELs) (Diagnostic)	
Date	CLEC Order Count
Oct-03	10
Nov-03	10
Dec-03	11
Jan-04	9
Feb-04	9
Mar-04	9
Apr-04	9
May-04	9
Jun-04	7
Jul-04	7
Aug-04	3
Sep-04	2

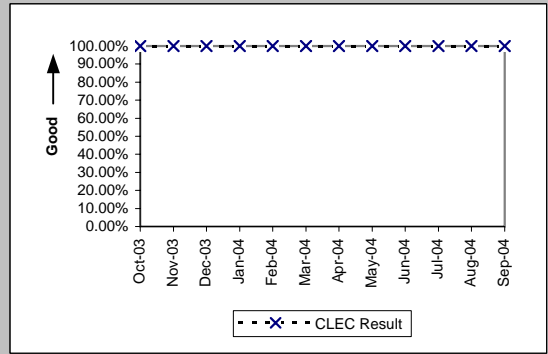


OP-17 - Timeliness of Disconnects associated with LNP Orders

Timeliness of Disconnects associated with LNP Orders (Percent) (OP-17A) (Benchmark)					
Date	CLEC Num	CLEC Denom	CLEC Result	CLEC Std Dev	
Oct-03	4471	4487	99.64%	5.96%	
Nov-03	10273	10273	100.00%	0.00%	
Dec-03	5995	6001	99.90%	3.16%	
Jan-04	4189	4256	98.43%	12.45%	
Feb-04	8266	8266	100.00%	0.00%	
Mar-04	3525	3532	99.80%	4.45%	
Apr-04	11427	11427	100.00%	0.00%	
May-04	4232	4234	99.95%	2.17%	
Jun-04	5750	5750	100.00%	0.00%	
Jul-04	5212	5212	100.00%	0.00%	
Aug-04	4775	4818	99.11%	9.40%	
Sep-04	3030	3030	100.00%	0.00%	

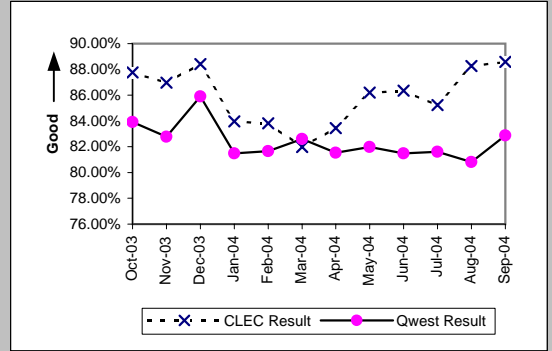


Timeliness of Disconnects associated with LNP Orders (Percent) (OP-17B) (Diagnostic)				
Date	CLEC Num	CLEC Denom	CLEC Result	CLEC Std Dev
Oct-03	4487	4487	100.00%	0.00%
Nov-03	10273	10273	100.00%	0.00%
Dec-03	6001	6001	100.00%	0.00%
Jan-04	4256	4256	100.00%	0.00%
Feb-04	8266	8266	100.00%	0.00%
Mar-04	3532	3532	100.00%	0.00%
Apr-04	11427	11427	100.00%	0.00%
May-04	4234	4234	100.00%	0.00%
Jun-04	5750	5750	100.00%	0.00%
Jul-04	5212	5212	100.00%	0.00%
Aug-04	4818	4818	100.00%	0.00%
Sep-04	3030	3030	100.00%	0.00%



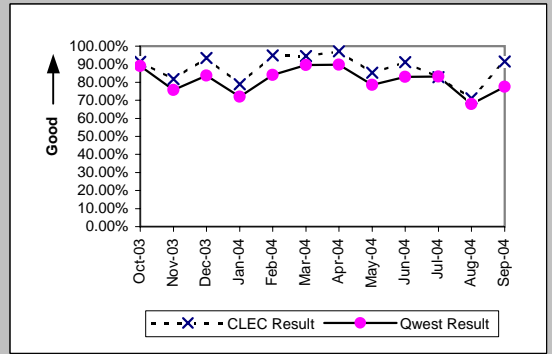
MR-2 - Calls Answered within 20 Seconds - Interconnect Repair Center (Percent)

Calls Answered within 20 seconds - Interconnect Repair Center (Percent) (MR-2) (Parity)						
Date	CLEC Num	CLEC Denom	CLEC Result	Qwest Num	Qwest Denom	Qwest Result
Oct-03	11982	13652	87.77%	435737	519212	83.92%
Nov-03	10968	12612	86.96%	397500	480265	82.77%
Dec-03	11105	12560	88.42%	382627	445380	85.91%
Jan-04	10155	12093	83.97%	425971	522736	81.49%
Feb-04	10716	12784	83.82%	389929	477458	81.67%
Mar-04	14126	17229	81.99%	446202	540194	82.60%
Apr-04	13439.81	16108	83.44%	428480	525513	81.54%
May-04	11581.08	13434	86.21%	423579	516643	81.99%
Jun-04	13638	15794	86.35%	475982	584044	81.50%
Jul-04	12757	14966	85.24%	483042	591846	81.62%
Aug-04	13531.59	15332	88.26%	509074	629893	80.82%
Sep-04	12190.3	13763	88.57%	456267	550489	82.88%

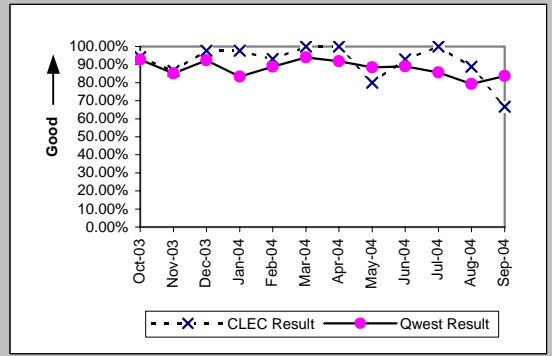


MR-3A - Out of Service Cleared within 24 Hours (Percent) - Dispatches within MSAs

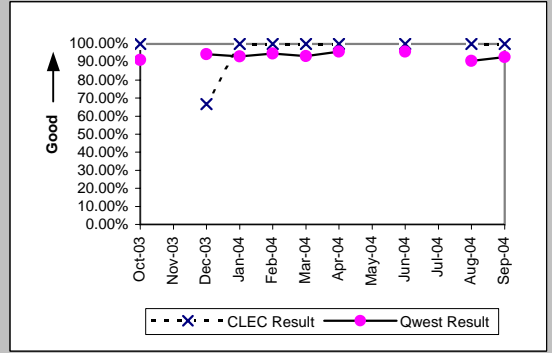
Residence (Parity)									
Date	CLEC Num	CLEC Denc	CLEC Resu	CLEC Std	Qwest Num	Qwest Denc	Qwest Resu	Mod Z Scr	Parity Scr
Oct-03	125	137	91.24%	28.27%	10828	12174	88.94%	-0.85	-1.52
Nov-03	89	109	81.65%	38.71%	8754	11570	75.66%	-1.45	-1.88
Dec-03	72	77	93.51%	24.64%	8348	9983	83.62%	-2.33	-2.42
Jan-04	60	76	78.95%	40.77%	9153	12716	71.98%	-1.35	-1.82
Feb-04	37	39	94.87%	22.06%	6725	7995	84.12%	-1.83	-2.11
Mar-04	34	36	94.44%	22.91%	7459	8333	89.51%	-0.96	-1.59
Apr-04	35	36	97.22%	16.43%	7012	7817	89.70%	-1.48	-1.9
May-04	29	34	85.29%	35.42%	7510	9553	78.61%	-0.95	-1.58
Jun-04	31	34	91.18%	28.36%	7591	9148	82.98%	-1.27	-1.77
Jul-04	29	35	82.86%	37.69%	6775	8145	83.18%	0.09	-0.94
Aug-04	27	38	71.05%	45.35%	7536	11108	67.84%	-0.42	-1.26
Sep-04	32	35	91.43%	27.99%	6787	8761	77.47%	-1.97	-2.2



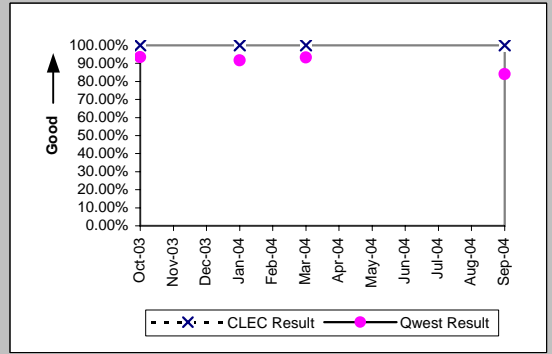
Business (Parity)									
Date	CLEC Num	CLEC Denc	CLEC Resu	CLEC Std	Qwest Num	Qwest Denc	Qwest Resu	Mod Z Scr	Parity Scr
Oct-03	48	51	94.12%	23.53%	1302	1403	92.80%	-0.36	-1.22
Nov-03	51	59	86.44%	34.24%	896	1053	85.09%	-0.28	-1.17
Dec-03	42	43	97.67%	15.07%	987	1069	92.33%	-1.29	-1.79
Jan-04	43	44	97.73%	14.90%	1036	1243	83.35%	-2.52	-2.53
Feb-04	27	29	93.10%	25.34%	707	796	88.82%	-0.72	-1.44
Mar-04	4	4	100.00%	0.00%	881	938	93.92%	-0.51	-1.31
Apr-04	5	5	100.00%	0.00%	805	877	91.79%	-0.67	-1.41
May-04	8	10	80.00%	40.00%	858	970	88.45%	0.8	-0.51
Jun-04	13	14	92.86%	25.75%	926	1041	88.95%	-0.46	-1.28
Jul-04	8	8	100.00%	0.00%	766	894	85.68%	-1.15	-1.7
Aug-04	8	9	88.89%	31.43%	897	1132	79.24%	-0.71	-1.43
Sep-04	2	3	66.67%	47.14%	843	1007	83.71%	0.69	-0.58



Centrex (Parity)									
Date	CLEC Num	CLEC Denc	CLEC Resu	CLEC Std	Qwest Num	Qwest Denc	Qwest Resu	Mod Z Scr	Parity Scr
Oct-03	1	1	100.00%	0.00%	103	113	91.15%	-0.31	-1.19
Nov-03									
Dec-03	2	3	66.67%	47.14%	66	70	94.29%	1.3	-0.21
Jan-04	4	4	100.00%	0.00%	67	72	93.06%	-0.53	-1.32
Feb-04	1	1	100.00%	0.00%	89	94	94.68%	-0.24	-1.14
Mar-04	2	2	100.00%	0.00%	69	74	93.24%	-0.38	-1.23
Apr-04	1	1	100.00%	0.00%	67	70	95.71%	-0.21	-1.13
May-04									
Jun-04	1	1	100.00%	0.00%	69	72	95.83%	-0.21	-1.13
Jul-04									
Aug-04	1	1	100.00%	0.00%	58	64	90.63%	-0.32	-1.19
Sep-04	1	1	100.00%	0.00%	64	69	92.75%	-0.28	-1.17

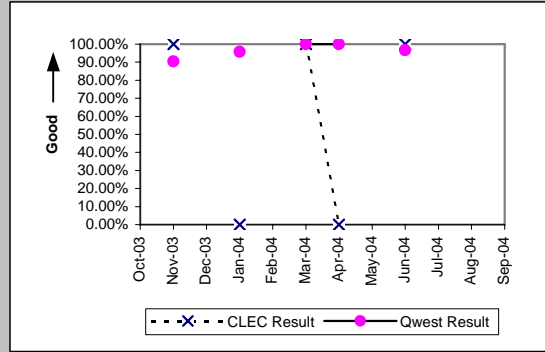


Centrex 21 (Parity)									
Date	CLEC Num	CLEC Denc	CLEC Resu	CLEC Std	Qwest Num	Qwest Denc	Qwest Resu	Mod Z Scr	Parity Scr
Oct-03	1	1	100.00%	0.00%	170	182	93.41%	-0.26	-1.16
Nov-03									
Dec-03									
Jan-04	1	1	100.00%	0.00%	131	143	91.61%	-0.3	-1.18
Feb-04									
Mar-04	1	1	100.00%	0.00%	112	120	93.33%	-0.27	-1.16
Apr-04									
May-04									
Jun-04									
Jul-04									
Aug-04									
Sep-04	2	2	100.00%	0.00%	74	88	84.09%	-0.61	-1.37

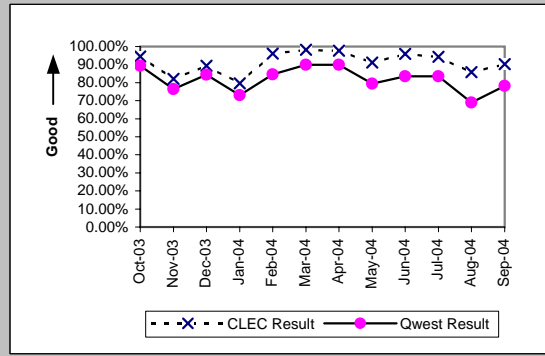


MR-3A - Out of Service Cleared within 24 Hours (Percent) - Dispatches within MSAs

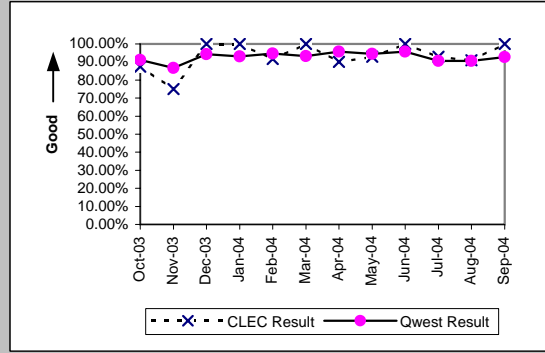
PBX (Parity)									
Date	CLEC Num	CLEC Denc	CLEC Resu	CLEC Std	Qwest Num	Qwest Denc	Qwest Resu	Mod Z Scr	Parity Scr
Oct-03									
Nov-03	1	1	100.00%	0.00%	19	21	90.48%	-0.32	-1.19
Dec-03									
Jan-04	0	1	0.00%	0.00%	23	24	95.83%	1.83	0.11
Feb-04									
Mar-04	2	2	100.00%	0.00%	29	29	100.00%	N/A	N/A
Apr-04	0	1	0.00%	0.00%	21	21	100.00%	N/A	0.29
May-04									
Jun-04	1	1	100.00%	0.00%	28	29	96.55%	-0.19	-1.11
Jul-04									
Aug-04									
Sep-04									



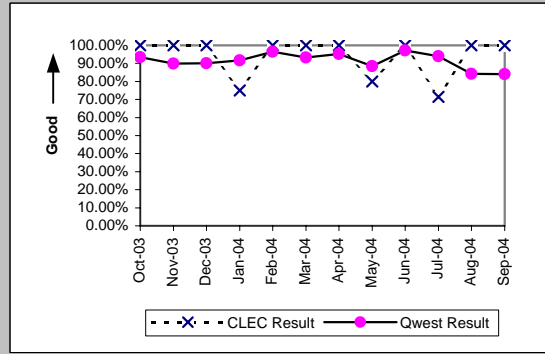
UNE - P (POTS) (Parity)									
Date	CLEC Num	CLEC Denc	CLEC Resu	CLEC Std	Qwest Num	Qwest Denc	Qwest Resu	Mod Z Scr	Parity Scr
Oct-03	309	327	94.50%	22.81%	12130	13577	89.34%	-2.98	-2.81
Nov-03	274	334	82.04%	38.39%	9650	12623	76.45%	-2.38	-2.44
Dec-03	295	330	89.39%	30.79%	9335	11052	84.46%	-2.44	-2.48
Jan-04	384	482	79.67%	40.25%	10189	13959	72.99%	-3.25	-2.97
Feb-04	322	335	96.12%	19.31%	7432	8791	84.54%	-5.75	-4.5
Mar-04	389	396	98.23%	13.18%	8340	9271	89.96%	-5.36	-4.26
Apr-04	410	420	97.62%	15.25%	7817	8694	89.91%	-5.12	-4.11
May-04	539	592	91.05%	28.55%	8368	10523	79.52%	-6.76	-5.11
Jun-04	554	578	95.85%	19.95%	8517	10189	83.59%	-7.74	-5.71
Jul-04	549	582	94.33%	23.13%	7541	9039	83.43%	-6.86	-5.17
Aug-04	368	429	85.78%	34.92%	8433	12240	68.90%	-7.43	-5.51
Sep-04	372	412	90.29%	29.61%	7630	9768	78.11%	-5.86	-4.56



UNE P (Centrex) (Parity)									
Date	CLEC Num	CLEC Denc	CLEC Resu	CLEC Std	Qwest Num	Qwest Denc	Qwest Resu	Mod Z Scr	Parity Scr
Oct-03	14	16	87.50%	33.07%	103	113	91.15%	0.48	-0.71
Nov-03	15	20	75.00%	43.30%	59	68	86.76%	1.2	-0.27
Dec-03	13	13	100.00%	0.00%	66	70	94.29%	-0.82	-1.5
Jan-04	12	12	100.00%	0.00%	67	72	93.06%	-0.88	-1.53
Feb-04	11	12	91.67%	27.64%	89	94	94.68%	0.4	-0.76
Mar-04	8	8	100.00%	0.00%	69	74	93.24%	-0.72	-1.44
Apr-04	9	10	90.00%	30.00%	67	70	95.71%	0.66	-0.6
May-04	13	14	92.86%	25.75%	52	55	94.55%	0.22	-0.87
Jun-04	14	14	100.00%	0.00%	69	72	95.83%	-0.71	-1.43
Jul-04	13	14	92.86%	25.75%	48	53	90.57%	-0.26	-1.16
Aug-04	10	11	90.91%	28.75%	58	64	90.63%	-0.03	-1.02
Sep-04	12	12	100.00%	0.00%	64	69	92.75%	-0.89	-1.54

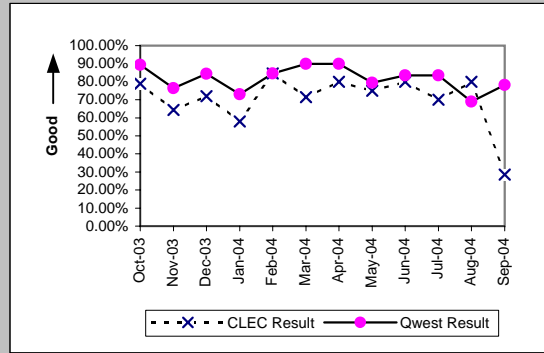


UNE P (Centrex 21) (Parity)									
Date	CLEC Num	CLEC Denc	CLEC Resu	CLEC Std	Qwest Num	Qwest Denc	Qwest Resu	Mod Z Scr	Parity Scr
Oct-03	3	3	100.00%	0.00%	170	182	93.41%	-0.46	-1.28
Nov-03	4	4	100.00%	0.00%	124	138	89.86%	-0.66	-1.4
Dec-03	5	5	100.00%	0.00%	118	131	90.08%	-0.73	-1.44
Jan-04	3	4	75.00%	43.30%	131	143	91.61%	0.93	-0.43
Feb-04	5	5	100.00%	0.00%	80	83	96.39%	-0.42	-1.26
Mar-04	1	1	100.00%	0.00%	112	120	93.33%	-0.27	-1.16
Apr-04	2	2	100.00%	0.00%	80	84	95.24%	-0.31	-1.19
May-04	4	5	80.00%	40.00%	92	104	88.46%	0.52	-0.68
Jun-04	3	3	100.00%	0.00%	105	108	97.22%	-0.29	-1.18
Jul-04	5	7	71.43%	45.18%	109	116	93.97%	1.75	0.06
Aug-04	3	3	100.00%	0.00%	80	95	84.21%	-0.74	-1.45
Sep-04	1	1	100.00%	0.00%	74	88	84.09%	-0.43	-1.26

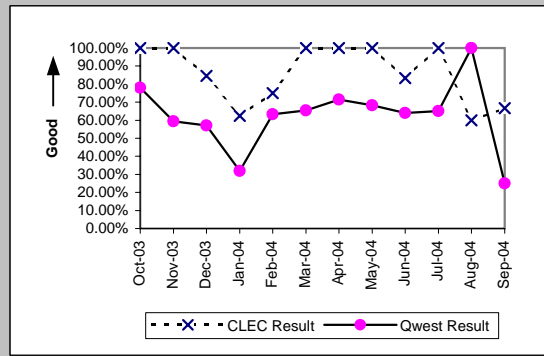


MR-3A - Out of Service Cleared within 24 Hours (Percent) - Dispatches within MSAs

Line Sharing (Parity)										
Date	CLEC Num	CLEC Denc	CLEC Resu	CLEC Std	Qwest Num	Qwest Denc	Qwest Resu	Mod Z Scr	Parity Scr	
Oct-03	15	19	78.95%	40.77%	12130	13577	89.34%	1.34	-0.18	
Nov-03	9	14	64.29%	47.92%	9650	12623	76.45%	1.03	-0.37	
Dec-03	18	25	72.00%	44.90%	9335	11052	84.46%	1.6	-0.03	
Jan-04	11	19	57.89%	49.37%	10189	13959	72.99%	1.41	-0.14	
Feb-04	11	13	84.62%	36.08%	7432	8791	84.54%	-0.01	-1	
Mar-04	5	7	71.43%	45.18%	8340	9271	89.96%	1.36	-0.18	
Apr-04	8	10	80.00%	40.00%	7817	8694	89.91%	0.96	-0.42	
May-04	6	8	75.00%	43.30%	8368	10523	79.52%	0.35	-0.79	
Jun-04	12	15	80.00%	40.00%	8517	10189	83.59%	0.41	-0.75	
Jul-04	7	10	70.00%	45.83%	7541	9039	83.43%	1.06	-0.36	
Aug-04	4	5	80.00%	40.00%	8433	12240	68.90%	-0.54	-1.33	
Sep-04	4	14	28.57%	45.18%	7630	9768	78.11%	3.88	1.36	

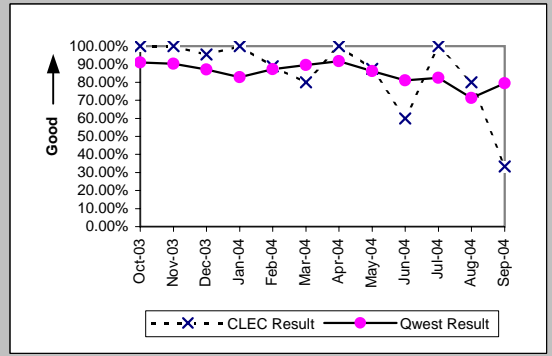


Line Splitting (Parity)										
Date	CLEC Num	CLEC Denc	CLEC Resu	CLEC Std	Qwest Num	Qwest Denc	Qwest Resu	Mod Z Scr	Parity Scr	
Oct-03	1	1	100.00%	0.00%	39	50	78.00%	-0.53	-1.32	
Nov-03	2	2	100.00%	0.00%	19	32	59.38%	-1.13	-1.69	
Dec-03	11	13	84.62%	36.08%	16	28	57.14%	-1.65	-2.01	
Jan-04	5	8	62.50%	48.41%	8	25	32.00%	-1.61	-1.98	
Feb-04	3	4	75.00%	43.30%	19	30	63.33%	-0.45	-1.28	
Mar-04	2	2	100.00%	0.00%	34	52	65.38%	-1.01	-1.61	
Apr-04	5	5	100.00%	0.00%	25	35	71.43%	-1.32	-1.8	
May-04	3	3	100.00%	0.00%	15	22	68.18%	-1.11	-1.67	
Jun-04	5	6	83.33%	37.27%	16	25	64.00%	-0.89	-1.54	
Jul-04	5	5	100.00%	0.00%	13	20	65.00%	-1.47	-1.89	
Aug-04	3	5	60.00%	48.99%	3	3	100.00%	N/A	-0.4	
Sep-04	4	6	66.67%	47.14%	3	12	25.00%	-1.92	-2.17	

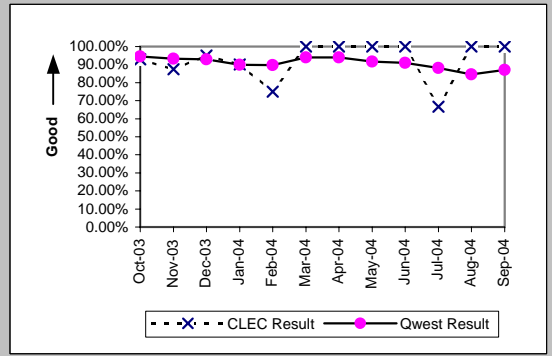


MR-3B - Out of Service Cleared within 24 Hours (Percent) - Dispatches outside MSAs

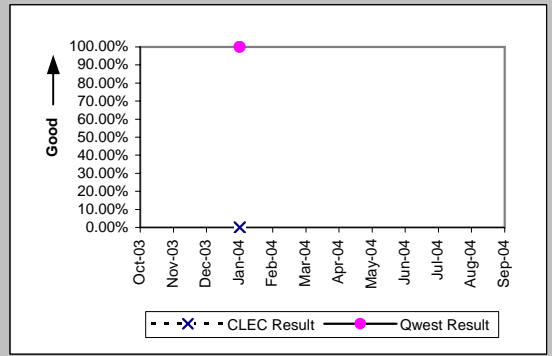
Residence (Parity)									
Date	CLEC Num	CLEC Denc	CLEC Resu	CLEC Std E	Qwest Num	Qwest Denc	Qwest Resu	Mod Z Scr	Parity Scr
Oct-03	27	27	100.00%	0.00%	2112	2323	90.92%	-1.63	-1.99
Nov-03	17	17	100.00%	0.00%	1770	1961	90.26%	-1.35	-1.82
Dec-03	21	22	95.45%	20.83%	1963	2257	86.97%	-1.18	-1.72
Jan-04	17	17	100.00%	0.00%	2072	2502	82.81%	-1.87	-2.14
Feb-04	8	9	88.89%	31.43%	1587	1820	87.20%	-0.15	-1.09
Mar-04	4	5	80.00%	40.00%	1749	1954	89.51%	0.65	-0.61
Apr-04	5	5	100.00%	0.00%	1614	1760	91.70%	-0.67	-1.41
May-04	7	8	87.50%	33.07%	1690	1962	86.14%	-0.11	-1.07
Jun-04	3	5	60.00%	48.99%	1712	2112	81.06%	1.06	-0.36
Jul-04	1	1	100.00%	0.00%	1570	1906	82.37%	-0.46	-1.28
Aug-04	4	5	80.00%	40.00%	1876	2632	71.28%	-0.43	-1.26
Sep-04	1	3	33.33%	47.14%	1556	1958	79.47%	1.58	-0.04



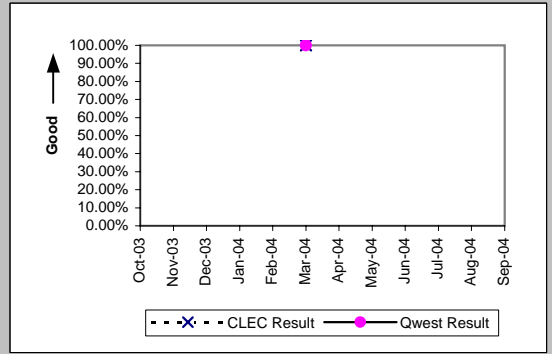
Business (Parity)									
Date	CLEC Num	CLEC Denc	CLEC Resu	CLEC Std E	Qwest Num	Qwest Denc	Qwest Resu	Mod Z Scr	Parity Scr
Oct-03	13	14	92.86%	25.75%	223	236	94.49%	0.29	-0.82
Nov-03	7	8	87.50%	33.07%	208	223	93.27%	0.59	-0.64
Dec-03	19	20	95.00%	21.79%	234	252	92.86%	-0.36	-1.22
Jan-04	9	10	90.00%	30.00%	239	266	89.85%	-0.02	-1.01
Feb-04	3	4	75.00%	43.30%	193	215	89.77%	0.81	-0.51
Mar-04	1	1	100.00%	0.00%	202	215	93.95%	-0.25	-1.15
Apr-04	2	2	100.00%	0.00%	188	200	94.00%	-0.36	-1.22
May-04	2	2	100.00%	0.00%	189	206	91.75%	-0.42	-1.26
Jun-04	1	1	100.00%	0.00%	223	245	91.02%	-0.31	-1.19
Jul-04	2	3	66.67%	47.14%	178	202	88.12%	0.91	-0.45
Aug-04	1	1	100.00%	0.00%	230	272	84.56%	-0.43	-1.26
Sep-04	1	1	100.00%	0.00%	207	238	86.97%	-0.39	-1.23



Centrex 21 (Parity)									
Date	CLEC Num	CLEC Denc	CLEC Resu	CLEC Std E	Qwest Num	Qwest Denc	Qwest Resu	Mod Z Scr	Parity Scr
Oct-03									
Nov-03									
Dec-03									
Jan-04	0	1	0.00%	0.00%	9	9	100.00%	N/A	0.07
Feb-04									
Mar-04									
Apr-04									
May-04									
Jun-04									
Jul-04									
Aug-04									
Sep-04									

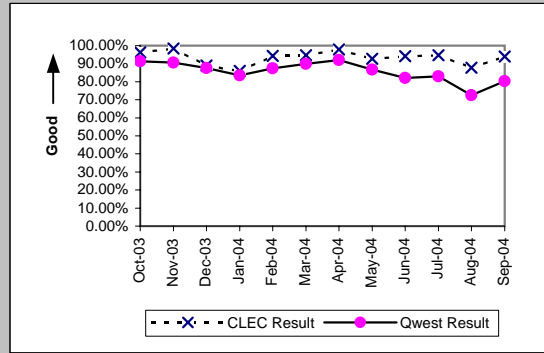


PBX (Parity)									
Date	CLEC Num	CLEC Denc	CLEC Resu	CLEC Std E	Qwest Num	Qwest Denc	Qwest Resu	Mod Z Scr	Parity Scr
Oct-03									
Nov-03									
Dec-03									
Jan-04									
Feb-04									
Mar-04	4	4	100.00%	0.00%	7	7	100.00%	N/A	N/A
Apr-04									
May-04									
Jun-04									
Jul-04									
Aug-04									
Sep-04									

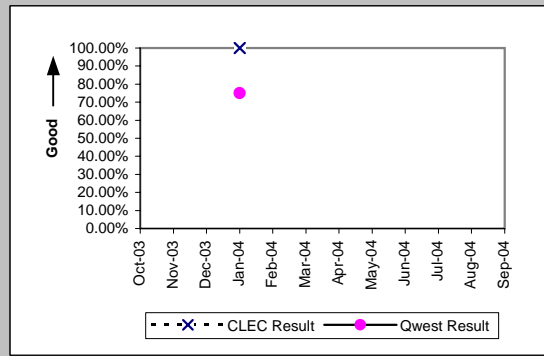


MR-3B - Out of Service Cleared within 24 Hours (Percent) - Dispatches outside MSAs

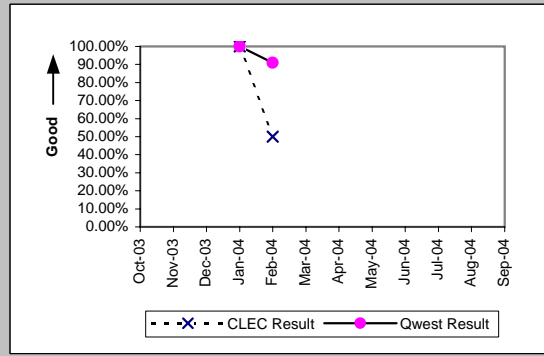
UNE - P (POTS) (Parity)										
Date	CLEC Num	CLEC Dend	CLEC Resu	CLEC Std	Qwest Num	Qwest Dend	Qwest Resu	Mod Z Scr	Parity Scr	
Oct-03	52	54	96.30%	18.89%	2335	2559	91.25%	-1.3	-1.79	
Nov-03	59	60	98.33%	12.80%	1978	2184	90.57%	-2.03	-2.23	
Dec-03	73	82	89.02%	31.26%	2197	2509	87.56%	-0.39	-1.24	
Jan-04	74	86	86.05%	34.65%	2311	2768	83.49%	-0.63	-1.38	
Feb-04	66	70	94.29%	23.21%	1780	2035	87.47%	-1.69	-2.03	
Mar-04	70	74	94.59%	22.61%	1951	2169	89.95%	-1.31	-1.79	
Apr-04	93	95	97.89%	14.36%	1802	1960	91.94%	-2.08	-2.27	
May-04	101	109	92.66%	26.08%	1879	2168	86.67%	-1.8	-2.09	
Jun-04	112	119	94.12%	23.53%	1935	2357	82.10%	-3.34	-3.03	
Jul-04	126	133	94.74%	22.33%	1748	2108	82.92%	-3.51	-3.13	
Aug-04	107	122	87.70%	32.84%	2106	2904	72.52%	-3.68	-3.24	
Sep-04	78	83	93.98%	23.79%	1763	2196	80.28%	-3.08	-2.87	



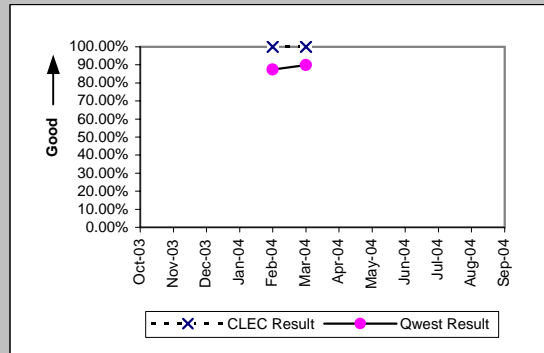
UNE P (Centrex) (Parity)										
Date	CLEC Num	CLEC Dend	CLEC Resu	CLEC Std	Qwest Num	Qwest Dend	Qwest Resu	Mod Z Scr	Parity Scr	
Oct-03										
Nov-03										
Dec-03										
Jan-04	1	1	100.00%	0.00%	9	12	75.00%	-0.55	-1.34	
Feb-04										
Mar-04										
Apr-04										
May-04										
Jun-04										
Jul-04										
Aug-04										
Sep-04										



UNE P (Centrex 21) (Parity)										
Date	CLEC Num	CLEC Dend	CLEC Resu	CLEC Std	Qwest Num	Qwest Dend	Qwest Resu	Mod Z Scr	Parity Scr	
Oct-03										
Nov-03										
Dec-03										
Jan-04	4	4	100.00%	0.00%	9	9	100.00%	N/A	N/A	
Feb-04	1	2	50.00%	50.00%	10	11	90.91%	1.05	-0.36	
Mar-04										
Apr-04										
May-04										
Jun-04										
Jul-04										
Aug-04										
Sep-04										

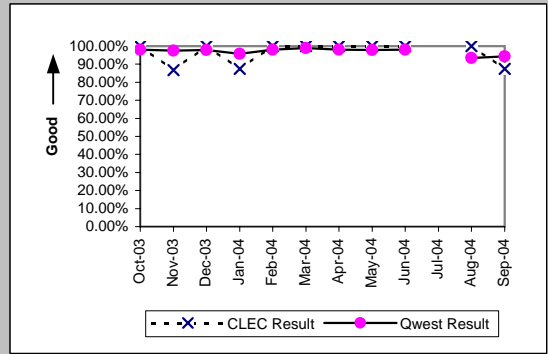


Line Sharing (Parity)										
Date	CLEC Num	CLEC Dend	CLEC Resu	CLEC Std	Qwest Num	Qwest Dend	Qwest Resu	Mod Z Scr	Parity Scr	
Oct-03										
Nov-03										
Dec-03										
Jan-04										
Feb-04	1	1	100.00%	0.00%	1780	2035	87.47%	-0.38	-1.23	
Mar-04	1	1	100.00%	0.00%	1951	2169	89.95%	-0.33	-1.2	
Apr-04										
May-04										
Jun-04										
Jul-04										
Aug-04										
Sep-04										

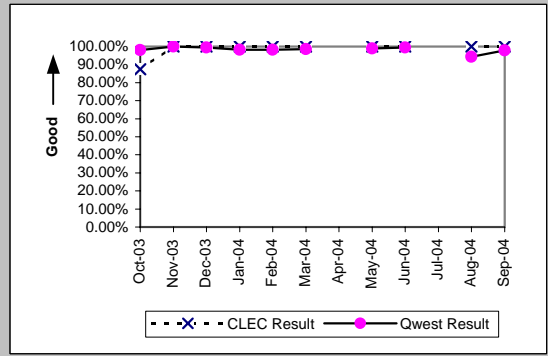


MR-3C - Out of Service Cleared within 24 Hours (Percent) - No dispatches

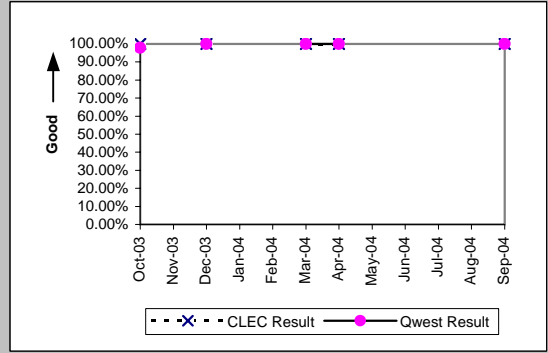
Residence (Parity)									
Date	CLEC Num	CLEC Denc	CLEC Resu	CLEC Std	Qwest Num	Qwest Denc	Qwest Resu	Mod Z Scr	Parity Scr
Oct-03	21	21	100.00%	0.00%	1475	1505	98.01%	-0.65	-1.39
Nov-03	13	15	86.67%	33.99%	1352	1387	97.48%	1.89	0.15
Dec-03	12	12	100.00%	0.00%	1385	1414	97.95%	-0.5	-1.3
Jan-04	7	8	87.50%	33.07%	1570	1640	95.73%	0.95	-0.42
Feb-04	9	9	100.00%	0.00%	1400	1427	98.11%	-0.42	-1.25
Mar-04	3	3	100.00%	0.00%	1687	1706	98.89%	-0.18	-1.11
Apr-04	4	4	100.00%	0.00%	1207	1231	98.05%	-0.28	-1.17
May-04	3	3	100.00%	0.00%	1226	1252	97.92%	-0.25	-1.15
Jun-04	4	4	100.00%	0.00%	1511	1542	97.99%	-0.29	-1.17
Jul-04									
Aug-04	8	8	100.00%	0.00%	1687	1806	93.41%	-0.75	-1.46
Sep-04	7	8	87.50%	33.07%	1735	1839	94.34%	0.76	-0.54



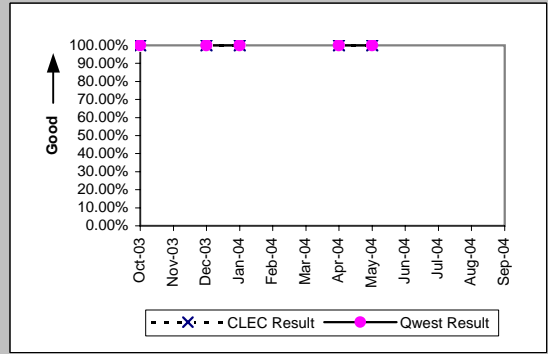
Business (Parity)									
Date	CLEC Num	CLEC Denc	CLEC Resu	CLEC Std	Qwest Num	Qwest Denc	Qwest Resu	Mod Z Scr	Parity Scr
Oct-03	7	8	87.50%	33.07%	249	254	98.03%	1.36	-0.17
Nov-03	7	7	100.00%	0.00%	176	176	100.00%	N/A	N/A
Dec-03	12	12	100.00%	0.00%	188	189	99.47%	-0.24	-1.15
Jan-04	6	6	100.00%	0.00%	230	234	98.29%	-0.32	-1.19
Feb-04	6	6	100.00%	0.00%	228	232	98.28%	-0.32	-1.19
Mar-04	1	1	100.00%	0.00%	215	218	98.62%	-0.12	-1.07
Apr-04									
May-04	3	3	100.00%	0.00%	187	189	98.94%	-0.18	-1.11
Jun-04	2	2	100.00%	0.00%	204	205	99.51%	-0.1	-1.06
Jul-04									
Aug-04	2	2	100.00%	0.00%	249	264	94.32%	-0.35	-1.21
Sep-04	1	1	100.00%	0.00%	233	238	97.90%	-0.15	-1.09



Centrex (Parity)									
Date	CLEC Num	CLEC Denc	CLEC Resu	CLEC Std	Qwest Num	Qwest Denc	Qwest Resu	Mod Z Scr	Parity Scr
Oct-03	1	1	100.00%	0.00%	45	46	97.83%	-0.15	-1.09
Nov-03									
Dec-03	1	1	100.00%	0.00%	30	30	100.00%	N/A	N/A
Jan-04									
Feb-04									
Mar-04	1	1	100.00%	0.00%	24	24	100.00%	N/A	N/A
Apr-04	3	3	100.00%	0.00%	22	22	100.00%	N/A	N/A
May-04									
Jun-04									
Jul-04									
Aug-04									
Sep-04	1	1	100.00%	0.00%	27	27	100.00%	N/A	N/A

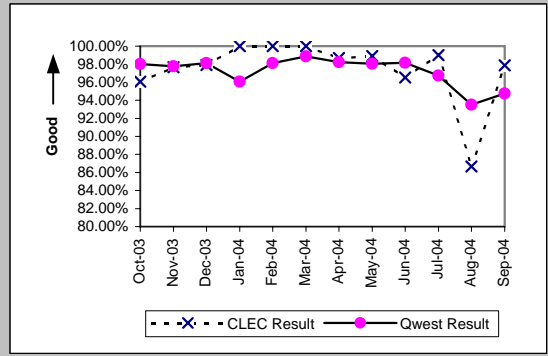


PBX (Parity)									
Date	CLEC Num	CLEC Denc	CLEC Resu	CLEC Std	Qwest Num	Qwest Denc	Qwest Resu	Mod Z Scr	Parity Scr
Oct-03	1	1	100.00%	0.00%	82	82	100.00%	N/A	N/A
Nov-03									
Dec-03	1	1	100.00%	0.00%	44	44	100.00%	N/A	N/A
Jan-04	2	2	100.00%	0.00%	60	60	100.00%	N/A	N/A
Feb-04									
Mar-04									
Apr-04	1	1	100.00%	0.00%	44	44	100.00%	N/A	N/A
May-04	4	4	100.00%	0.00%	38	38	100.00%	N/A	N/A
Jun-04									
Jul-04									
Aug-04									
Sep-04									

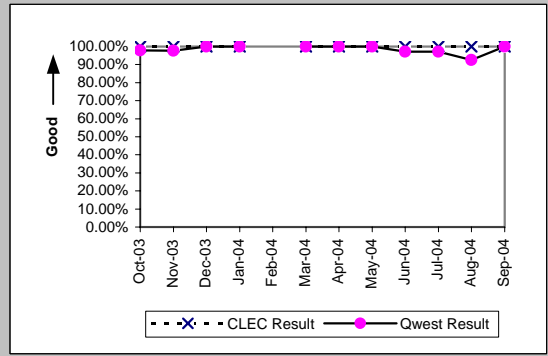


MR-3C - Out of Service Cleared within 24 Hours (Percent) - No dispatches

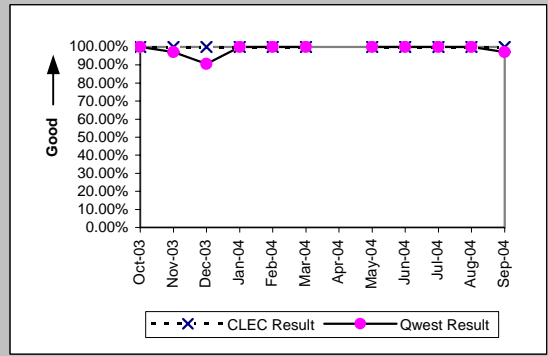
UNE - P (POTS) (Parity)									
Date	CLEC Num	CLEC Denc	CLEC Resu	CLEC Std	Qwest Num	Qwest Denc	Qwest Resu	Mod Z Scr	Parity Scr
Oct-03	49	51	96.08%	19.41%	1724	1759	98.01%	0.92	-0.44
Nov-03	42	43	97.67%	15.07%	1528	1563	97.76%	0.12	-0.93
Dec-03	47	48	97.92%	14.28%	1573	1603	98.13%	0.18	-0.89
Jan-04	58	58	100.00%	0.00%	1800	1874	96.05%	-1.52	-1.92
Feb-04	73	73	100.00%	0.00%	1628	1659	98.13%	-1.15	-1.7
Mar-04	66	66	100.00%	0.00%	1902	1924	98.86%	-0.86	-1.52
Apr-04	76	77	98.70%	11.32%	1388	1413	98.23%	-0.31	-1.19
May-04	90	91	98.90%	10.43%	1413	1441	98.06%	-0.57	-1.34
Jun-04	83	86	96.51%	18.35%	1715	1747	98.17%	1.05	-0.36
Jul-04	100	101	99.01%	9.90%	1622	1677	96.72%	-1.25	-1.76
Aug-04	91	105	86.67%	33.99%	1936	2070	93.53%	2.47	0.5
Sep-04	92	94	97.87%	14.43%	1968	2077	94.75%	-1.33	-1.81



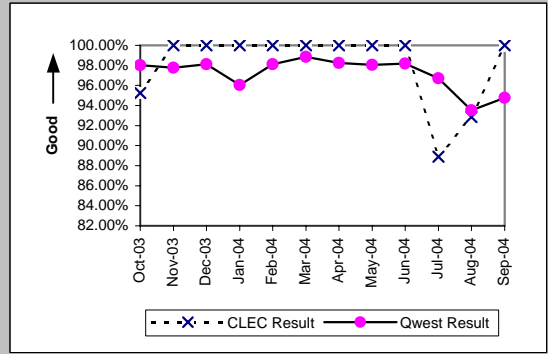
UNE P (Centrex) (Parity)									
Date	CLEC Num	CLEC Denc	CLEC Resu	CLEC Std	Qwest Num	Qwest Denc	Qwest Resu	Mod Z Scr	Parity Scr
Oct-03	3	3	100.00%	0.00%	45	46	97.83%	-0.25	-1.15
Nov-03	5	5	100.00%	0.00%	42	43	97.67%	-0.33	-1.2
Dec-03	4	4	100.00%	0.00%	30	30	100.00%	N/A	N/A
Jan-04	7	7	100.00%	0.00%	45	45	100.00%	N/A	N/A
Feb-04									
Mar-04	4	4	100.00%	0.00%	24	24	100.00%	N/A	N/A
Apr-04	1	1	100.00%	0.00%	22	22	100.00%	N/A	N/A
May-04	4	4	100.00%	0.00%	24	24	100.00%	N/A	N/A
Jun-04	4	4	100.00%	0.00%	34	35	97.14%	-0.32	-1.2
Jul-04	1	1	100.00%	0.00%	35	36	97.22%	-0.17	-1.1
Aug-04	3	3	100.00%	0.00%	37	40	92.50%	-0.48	-1.29
Sep-04	2	2	100.00%	0.00%	27	27	100.00%	N/A	N/A



UNE P (Centrex 21) (Parity)									
Date	CLEC Num	CLEC Denc	CLEC Resu	CLEC Std	Qwest Num	Qwest Denc	Qwest Resu	Mod Z Scr	Parity Scr
Oct-03	2	2	100.00%	0.00%	37	37	100.00%	N/A	N/A
Nov-03	2	2	100.00%	0.00%	35	36	97.22%	-0.23	-1.14
Dec-03	2	2	100.00%	0.00%	29	32	90.63%	-0.44	-1.27
Jan-04	4	4	100.00%	0.00%	27	27	100.00%	N/A	N/A
Feb-04	1	1	100.00%	0.00%	24	24	100.00%	N/A	N/A
Mar-04	3	3	100.00%	0.00%	22	22	100.00%	N/A	N/A
Apr-04									
May-04	2	2	100.00%	0.00%	21	21	100.00%	N/A	N/A
Jun-04	1	1	100.00%	0.00%	22	22	100.00%	N/A	N/A
Jul-04	1	1	100.00%	0.00%	12	12	100.00%	N/A	N/A
Aug-04	3	3	100.00%	0.00%	25	25	100.00%	N/A	N/A
Sep-04	2	2	100.00%	0.00%	34	35	97.14%	-0.24	-1.14

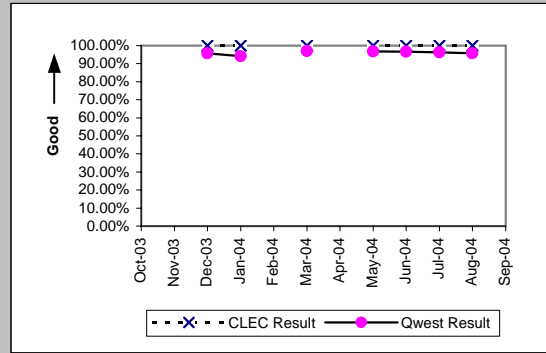


Line Sharing (Parity)									
Date	CLEC Num	CLEC Denc	CLEC Resu	CLEC Std	Qwest Num	Qwest Denc	Qwest Resu	Mod Z Scr	Parity Scr
Oct-03	20	21	95.24%	21.30%	1724	1759	98.01%	0.81	-0.51
Nov-03	15	15	100.00%	0.00%	1528	1563	97.76%	-0.58	-1.35
Dec-03	13	13	100.00%	0.00%	1573	1603	98.13%	-0.5	-1.3
Jan-04	16	16	100.00%	0.00%	1800	1874	96.05%	-0.81	-1.49
Feb-04	11	11	100.00%	0.00%	1628	1659	98.13%	-0.46	-1.28
Mar-04	13	13	100.00%	0.00%	1902	1924	98.86%	-0.39	-1.23
Apr-04	9	9	100.00%	0.00%	1388	1413	98.23%	-0.4	-1.24
May-04	5	5	100.00%	0.00%	1413	1441	98.06%	-0.31	-1.19
Jun-04	12	12	100.00%	0.00%	1715	1747	98.17%	-0.47	-1.29
Jul-04	8	9	88.89%	31.43%	1622	1677	96.72%	1.05	-0.36
Aug-04	13	14	92.86%	25.75%	1936	2070	93.53%	0.19	-0.89
Sep-04	10	10	100.00%	0.00%	1968	2077	94.75%	-0.74	-1.45



MR-3C - Out of Service Cleared within 24 Hours (Percent) - No dispatches

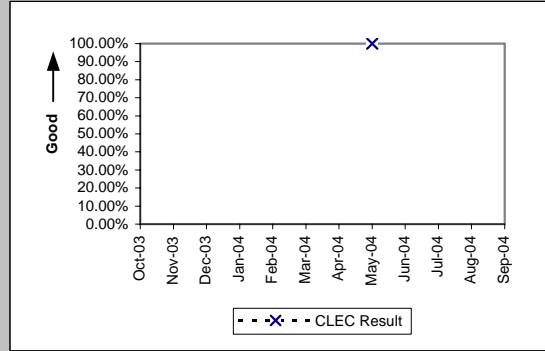
Date	Line Splitting (Parity)				Qwest Num	Qwest Denc	Qwest Resu	Mod Z Scr	Parity Scr
	CLEC Num	CLEC Denc	CLEC Resu	CLEC Std					
Oct-03									
Nov-03									
Dec-03	1	1	100.00%	0.00%	179	187	95.72%	-0.21	-1.13
Jan-04	2	2	100.00%	0.00%	162	172	94.19%	-0.35	-1.21
Feb-04									
Mar-04	1	1	100.00%	0.00%	296	305	97.05%	-0.17	-1.11
Apr-04									
May-04	1	1	100.00%	0.00%	336	347	96.83%	-0.18	-1.11
Jun-04	2	2	100.00%	0.00%	340	352	96.59%	-0.26	-1.16
Jul-04	4	4	100.00%	0.00%	316	328	96.34%	-0.39	-1.24
Aug-04	2	2	100.00%	0.00%	344	359	95.82%	-0.29	-1.18
Sep-04									



MR-3C - Out of Service Cleared within 24 Hours (Percent) - No dispatches

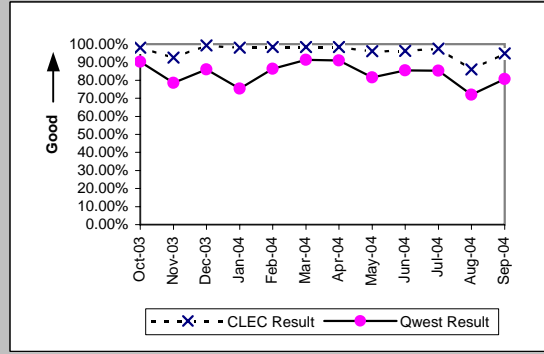
Sub-Loop Unbundling (Diagnostic)

Date	Numerator	Denominator	CLEC Result	Standard Dev
Oct-03				
Nov-03				
Dec-03				
Jan-04				
Feb-04				
Mar-04				
Apr-04				
May-04	1	1	100.00%	0.00%
Jun-04				
Jul-04				
Aug-04				
Sep-04				

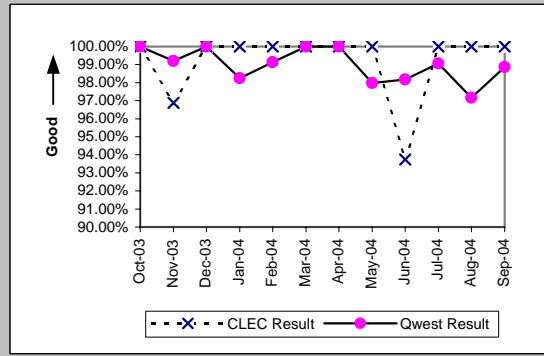


MR-3D - Out of Service Cleared within 24 Hours (Percent) - Interval Zone One

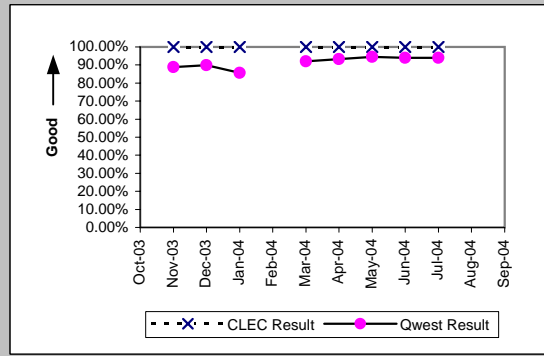
Unbundled Loop Analog (Parity)									
Date	CLEC Num	CLEC Denc	CLEC Resu	CLEC Std	Qwest Num	Qwest Denc	Qwest Resu	Mod Z Scr	Parity Scr
Oct-03	210	214	98.13%	13.54%	13634	15114	90.21%	-3.87	-3.35
Nov-03	201	217	92.63%	26.13%	11016	14024	78.55%	-5.01	-4.05
Dec-03	155	156	99.36%	7.98%	10727	12469	86.03%	-4.77	-3.9
Jan-04	158	161	98.14%	13.52%	11707	15547	75.30%	-6.68	-5.06
Feb-04	122	124	98.39%	12.60%	8694	10069	86.34%	-3.88	-3.36
Mar-04	128	130	98.46%	12.31%	10008	10957	91.34%	-2.87	-2.75
Apr-04	118	120	98.33%	12.80%	9047	9946	90.96%	-2.8	-2.7
May-04	98	102	96.08%	19.41%	9636	11818	81.54%	-3.77	-3.29
Jun-04	154	160	96.25%	19.00%	10036	11735	85.52%	-3.83	-3.33
Jul-04	163	167	97.60%	15.29%	8956	10505	85.25%	-4.47	-3.72
Aug-04	171	199	85.93%	34.77%	10099	14024	72.01%	-4.34	-3.64
Sep-04	167	176	94.89%	22.03%	9322	11556	80.67%	-4.74	-3.88



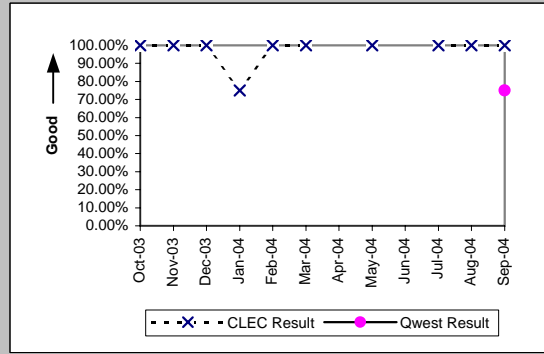
Unbundled Loop - 2 Wire Non-Loaded (Parity)									
Date	CLEC Num	CLEC Denc	CLEC Resu	CLEC Std	Qwest Num	Qwest Denc	Qwest Resu	Mod Z Scr	Parity Scr
Oct-03	26	26	100.00%	0.00%	171	171	100.00%	N/A	N/A
Nov-03	31	32	96.88%	17.40%	124	125	99.20%	0.82	-0.5
Dec-03	18	18	100.00%	0.00%	109	109	100.00%	N/A	N/A
Jan-04	13	13	100.00%	0.00%	112	114	98.25%	-0.46	-1.28
Feb-04	18	18	100.00%	0.00%	113	114	99.12%	-0.37	-1.23
Mar-04	27	27	100.00%	0.00%	105	105	100.00%	N/A	N/A
Apr-04	13	13	100.00%	0.00%	136	136	100.00%	N/A	N/A
May-04	10	10	100.00%	0.00%	97	99	97.98%	-0.43	-1.26
Jun-04	15	16	93.75%	24.21%	107	109	98.17%	0.87	-0.47
Jul-04	21	21	100.00%	0.00%	105	106	99.06%	-0.41	-1.25
Aug-04	21	21	100.00%	0.00%	103	106	97.17%	-0.71	-1.43
Sep-04	25	25	100.00%	0.00%	87	88	98.86%	-0.47	-1.29



Unbundled Loop - ADSL Qualified (Parity)									
Date	CLEC Num	CLEC Denc	CLEC Resu	CLEC Std	Qwest Num	Qwest Denc	Qwest Resu	Mod Z Scr	Parity Scr
Oct-03									
Nov-03	4	4	100.00%	0.00%	221	249	88.76%	-0.71	-1.43
Dec-03	1	1	100.00%	0.00%	178	198	89.90%	-0.33	-1.2
Jan-04	1	1	100.00%	0.00%	155	181	85.64%	-0.41	-1.25
Feb-04									
Mar-04	2	2	100.00%	0.00%	302	328	92.07%	-0.41	-1.25
Apr-04	3	3	100.00%	0.00%	320	343	93.29%	-0.46	-1.28
May-04	1	1	100.00%	0.00%	314	332	94.58%	-0.24	-1.15
Jun-04	2	2	100.00%	0.00%	326	347	93.95%	-0.36	-1.22
Jul-04	2	2	100.00%	0.00%	297	316	93.99%	-0.36	-1.22
Aug-04									
Sep-04									

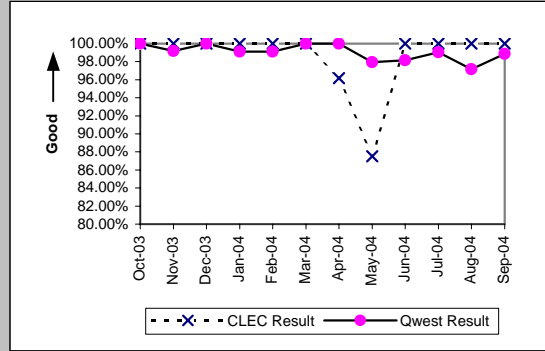


Unbundled Loop - XDSLi (Parity)									
Date	CLEC Num	CLEC Denc	CLEC Resu	CLEC Std	Qwest Num	Qwest Denc	Qwest Resu	Mod Z Scr	Parity Scr
Oct-03	1	1	100.00%	0.00%					
Nov-03	3	3	100.00%	0.00%					
Dec-03	3	3	100.00%	0.00%					
Jan-04	3	4	75.00%	43.30%					
Feb-04	4	4	100.00%	0.00%					
Mar-04	1	1	100.00%	0.00%					
Apr-04									
May-04	2	2	100.00%	0.00%					
Jun-04									
Jul-04	4	4	100.00%	0.00%					
Aug-04	3	3	100.00%	0.00%					
Sep-04	3	3	100.00%	0.00%	3	4	75.00%	-0.76	-1.46



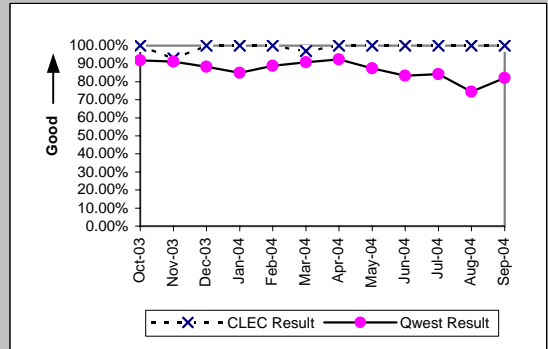
MR-3D - Out of Service Cleared within 24 Hours (Percent) - Interval Zone One

Unbundled Loop ISDN Capable (Parity)											
Date	CLEC Num	CLEC Dend	CLEC Resu	CLEC Std	Qwest Num	Qwest Dend	Qwest Resu	Mod Z Scr	Parity Scr		
Oct-03	19	19	100.00%	0.00%	171	171	100.00%		N/A	N/A	
Nov-03	12	12	100.00%	0.00%	122	123	99.19%	-0.3	-1.18		
Dec-03	11	11	100.00%	0.00%	109	109	100.00%		N/A	N/A	
Jan-04	20	20	100.00%	0.00%	111	112	99.11%	-0.39	-1.24		
Feb-04	11	11	100.00%	0.00%	113	114	99.12%	-0.3	-1.18		
Mar-04	16	16	100.00%	0.00%	105	105	100.00%		N/A	N/A	
Apr-04	25	26	96.15%	19.23%	136	136	100.00%		N/A	-0.1	
May-04	7	8	87.50%	33.07%	96	98	97.96%	1.24	-0.25		
Jun-04	19	19	100.00%	0.00%	106	108	98.15%	-0.55	-1.34		
Jul-04	15	15	100.00%	0.00%	105	106	99.06%	-0.35	-1.22		
Aug-04	8	8	100.00%	0.00%	103	106	97.17%	-0.47	-1.28		
Sep-04	6	6	100.00%	0.00%	87	88	98.86%	-0.25	-1.15		

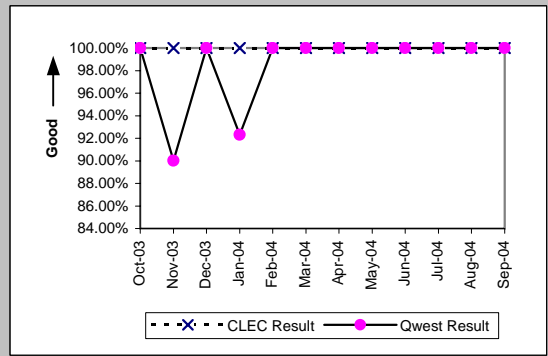


MR-3E - Out of Service Cleared within 24 Hours (Percent) - Interval Zone Two

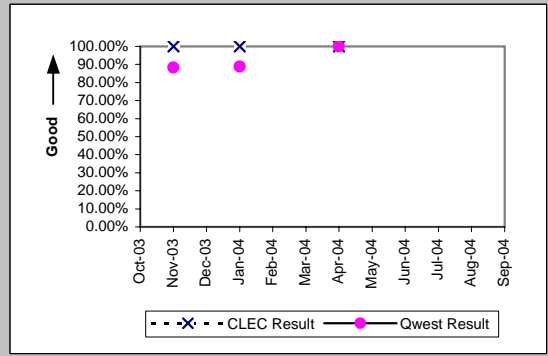
Unbundled Loop Analog (Parity)										
Date	CLEC Num	CLEC Dend	CLEC Resu	CLEC Std	Qwest Num	Qwest Dend	Qwest Resu	Mod Z Scr	Parity Scr	
Oct-03	21	21	100.00%	0.00%	2555	2781	91.87%	-1.36	-1.83	
Nov-03	13	14	92.86%	25.75%	2140	2346	91.22%	-0.22	-1.13	
Dec-03	14	14	100.00%	0.00%	2378	2695	88.24%	-1.36	-1.83	
Jan-04	17	17	100.00%	0.00%	2593	3054	84.91%	-1.73	-2.05	
Feb-04	12	12	100.00%	0.00%	2146	2416	88.82%	-1.23	-1.75	
Mar-04	33	34	97.06%	16.90%	2185	2407	90.78%	-1.26	-1.76	
Apr-04	23	23	100.00%	0.00%	1960	2121	92.41%	-1.37	-1.83	
May-04	20	20	100.00%	0.00%	2024	2314	87.47%	-1.69	-2.02	
Jun-04	18	18	100.00%	0.00%	2131	2558	83.31%	-1.89	-2.15	
Jul-04	15	15	100.00%	0.00%	1955	2319	84.30%	-1.67	-2.01	
Aug-04	9	9	100.00%	0.00%	2376	3190	74.48%	-1.75	-2.07	
Sep-04	12	12	100.00%	0.00%	2039	2485	82.05%	-1.62	-1.98	



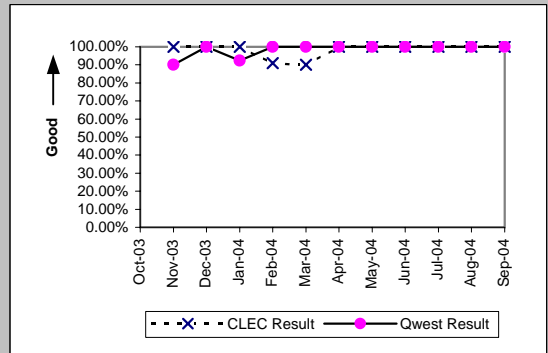
Unbundled Loop - 2 Wire Non-Loaded (Parity)										
Date	CLEC Num	CLEC Dend	CLEC Resu	CLEC Std	Qwest Num	Qwest Dend	Qwest Resu	Mod Z Scr	Parity Scr	
Oct-03	3	3	100.00%	0.00%	9	9	100.00%	N/A	N/A	
Nov-03	5	5	100.00%	0.00%	9	10	90.00%	-0.61	-1.37	
Dec-03	5	5	100.00%	0.00%	11	11	100.00%	N/A	N/A	
Jan-04	5	5	100.00%	0.00%	12	13	92.31%	-0.55	-1.33	
Feb-04	5	5	100.00%	0.00%	19	19	100.00%	N/A	N/A	
Mar-04	5	5	100.00%	0.00%	11	11	100.00%	N/A	N/A	
Apr-04	7	7	100.00%	0.00%	11	11	100.00%	N/A	N/A	
May-04	1	1	100.00%	0.00%	18	18	100.00%	N/A	N/A	
Jun-04	8	8	100.00%	0.00%	13	13	100.00%	N/A	N/A	
Jul-04	4	4	100.00%	0.00%	17	17	100.00%	N/A	N/A	
Aug-04	4	4	100.00%	0.00%	10	10	100.00%	N/A	N/A	
Sep-04	2	2	100.00%	0.00%	16	16	100.00%	N/A	N/A	



Unbundled Loop - ADSL Qualified (Parity)										
Date	CLEC Num	CLEC Dend	CLEC Resu	CLEC Std	Qwest Num	Qwest Dend	Qwest Resu	Mod Z Scr	Parity Scr	
Oct-03										
Nov-03	1	1	100.00%	0.00%	15	17	88.24%	-0.35	-1.22	
Dec-03										
Jan-04	2	2	100.00%	0.00%	16	18	88.89%	-0.47	-1.29	
Feb-04										
Mar-04										
Apr-04	1	1	100.00%	0.00%	28	28	100.00%	N/A	N/A	
May-04										
Jun-04										
Jul-04										
Aug-04										
Sep-04										

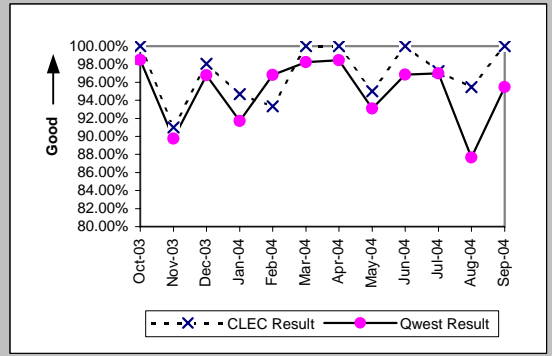


Unbundled Loop ISDN Capable (Parity)										
Date	CLEC Num	CLEC Dend	CLEC Resu	CLEC Std	Qwest Num	Qwest Dend	Qwest Resu	Mod Z Scr	Parity Scr	
Oct-03										
Nov-03	11	11	100.00%	0.00%	9	10	90.00%	-0.76	-1.46	
Dec-03	4	4	100.00%	0.00%	10	10	100.00%	N/A	N/A	
Jan-04	9	9	100.00%	0.00%	12	13	92.31%	-0.67	-1.4	
Feb-04	10	11	90.91%	28.75%	19	19	100.00%	N/A	-0.45	
Mar-04	9	10	90.00%	30.00%	11	11	100.00%	N/A	-0.59	
Apr-04	8	8	100.00%	0.00%	11	11	100.00%	N/A	N/A	
May-04	1	1	100.00%	0.00%	18	18	100.00%	N/A	N/A	
Jun-04	11	11	100.00%	0.00%	13	13	100.00%	N/A	N/A	
Jul-04	5	5	100.00%	0.00%	17	17	100.00%	N/A	N/A	
Aug-04	6	6	100.00%	0.00%	10	10	100.00%	N/A	N/A	
Sep-04	6	6	100.00%	0.00%	16	16	100.00%	N/A	N/A	

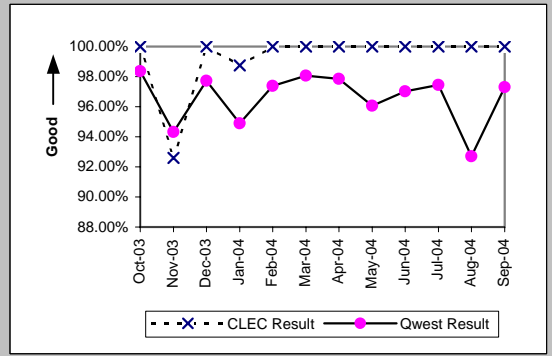


MR-4A - All Troubles Cleared within 48 Hours (Percent) - Dispatches within MSAs

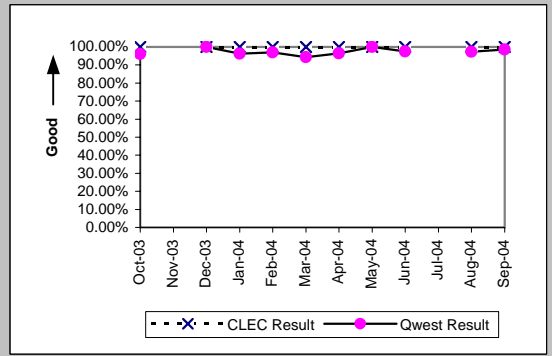
Residence (Parity)									
Date	CLEC Num	CLEC Denc	CLEC Resu	CLEC Std	Qwest Num	Qwest Denc	Qwest Resu	Mod Z Scr	Parity Scr
Oct-03	161	161	100.00%	0.00%	14971	15204	98.47%	-1.57	-1.96
Nov-03	111	122	90.98%	28.64%	12634	14077	89.75%	-0.45	-1.27
Dec-03	101	103	98.06%	13.80%	12490	12905	96.78%	-0.73	-1.44
Jan-04	89	94	94.68%	22.44%	15176	16551	91.69%	-1.05	-1.64
Feb-04	42	45	93.33%	24.94%	10242	10578	96.82%	1.22	-0.26
Mar-04	41	41	100.00%	0.00%	10834	11029	98.23%	-0.86	-1.52
Apr-04	39	39	100.00%	0.00%	9948	10104	98.46%	-0.78	-1.47
May-04	38	40	95.00%	21.79%	11113	11940	93.07%	-0.48	-1.29
Jun-04	37	37	100.00%	0.00%	11150	11515	96.83%	-1.1	-1.67
Jul-04	35	36	97.22%	16.43%	10185	10503	96.97%	-0.09	-1.05
Aug-04	42	44	95.45%	20.83%	11872	13541	87.67%	-1.57	-1.95
Sep-04	39	39	100.00%	0.00%	10482	10982	95.45%	-1.36	-1.83



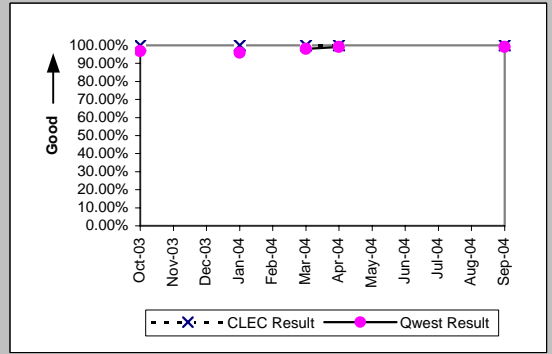
Business (Parity)									
Date	CLEC Num	CLEC Denc	CLEC Resu	CLEC Std	Qwest Num	Qwest Denc	Qwest Resu	Mod Z Scr	Parity Scr
Oct-03	75	75	100.00%	0.00%	1677	1705	98.36%	-1.1	-1.67
Nov-03	75	81	92.59%	26.19%	1196	1268	94.32%	0.67	-0.59
Dec-03	77	77	100.00%	0.00%	1290	1320	97.73%	-1.3	-1.79
Jan-04	78	79	98.73%	11.18%	1452	1530	94.90%	-1.51	-1.92
Feb-04	34	34	100.00%	0.00%	1044	1072	97.39%	-0.94	-1.57
Mar-04	7	7	100.00%	0.00%	1214	1238	98.06%	-0.37	-1.23
Apr-04	6	6	100.00%	0.00%	1091	1115	97.85%	-0.36	-1.22
May-04	12	12	100.00%	0.00%	1148	1195	96.07%	-0.7	-1.42
Jun-04	17	17	100.00%	0.00%	1272	1311	97.03%	-0.72	-1.44
Jul-04	9	9	100.00%	0.00%	1103	1132	97.44%	-0.48	-1.29
Aug-04	11	11	100.00%	0.00%	1245	1343	92.70%	-0.93	-1.56
Sep-04	4	4	100.00%	0.00%	1191	1224	97.30%	-0.33	-1.2



Centrex (Parity)									
Date	CLEC Num	CLEC Denc	CLEC Resu	CLEC Std	Qwest Num	Qwest Denc	Qwest Resu	Mod Z Scr	Parity Scr
Oct-03	2	2	100.00%	0.00%	121	126	96.03%	-0.29	-1.17
Nov-03									
Dec-03	3	3	100.00%	0.00%	76	76	100.00%	N/A	N/A
Jan-04	4	4	100.00%	0.00%	77	80	96.25%	-0.39	-1.23
Feb-04	1	1	100.00%	0.00%	99	102	97.06%	-0.17	-1.11
Mar-04	2	2	100.00%	0.00%	82	87	94.25%	-0.35	-1.21
Apr-04	1	1	100.00%	0.00%	81	84	96.43%	-0.19	-1.12
May-04	1	1	100.00%	0.00%	64	64	100.00%	N/A	N/A
Jun-04	1	1	100.00%	0.00%	78	80	97.50%	-0.16	-1.1
Jul-04									
Aug-04	1	1	100.00%	0.00%	71	73	97.26%	-0.17	-1.1
Sep-04	1	1	100.00%	0.00%	74	75	98.67%	-0.12	-1.07

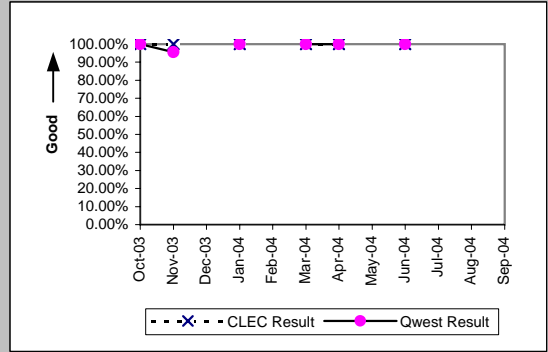


Centrex 21 (Parity)									
Date	CLEC Num	CLEC Denc	CLEC Resu	CLEC Std	Qwest Num	Qwest Denc	Qwest Resu	Mod Z Scr	Parity Scr
Oct-03	1	1	100.00%	0.00%	210	217	96.77%	-0.18	-1.11
Nov-03									
Dec-03									
Jan-04	1	1	100.00%	0.00%	165	172	95.93%	-0.21	-1.12
Feb-04									
Mar-04	1	1	100.00%	0.00%	149	152	98.03%	-0.14	-1.09
Apr-04	1	1	100.00%	0.00%	106	107	99.07%	-0.1	-1.06
May-04									
Jun-04									
Jul-04									
Aug-04									
Sep-04	2	2	100.00%	0.00%	108	109	99.08%	-0.13	-1.08

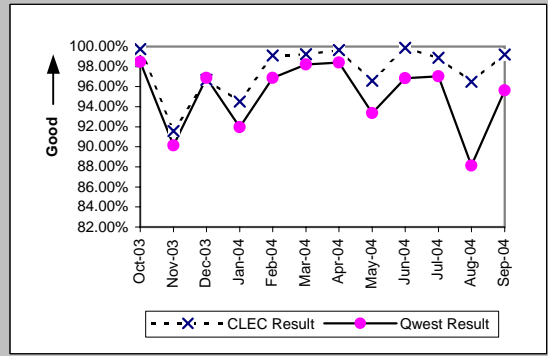


MR-4A - All Troubles Cleared within 48 Hours (Percent) - Dispatches within MSAs

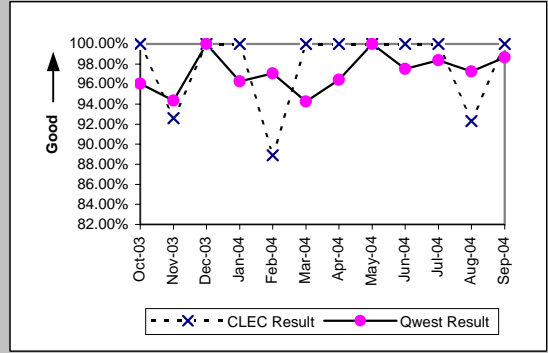
PBX (Parity)									
Date	CLEC Num	CLEC Denc	CLEC Resu	CLEC Std	Qwest Num	Qwest Denc	Qwest Resu	Mod Z Scr	Parity Scr
Oct-03	1	1	100.00%	0.00%	30	30	100.00%	N/A	N/A
Nov-03	1	1	100.00%	0.00%	22	23	95.65%	-0.21	-1.13
Dec-03									
Jan-04	1	1	100.00%	0.00%	25	25	100.00%	N/A	N/A
Feb-04									
Mar-04	2	2	100.00%	0.00%	32	32	100.00%	N/A	N/A
Apr-04	1	1	100.00%	0.00%	23	23	100.00%	N/A	N/A
May-04									
Jun-04	1	1	100.00%	0.00%	32	32	100.00%	N/A	N/A
Jul-04									
Aug-04									
Sep-04									



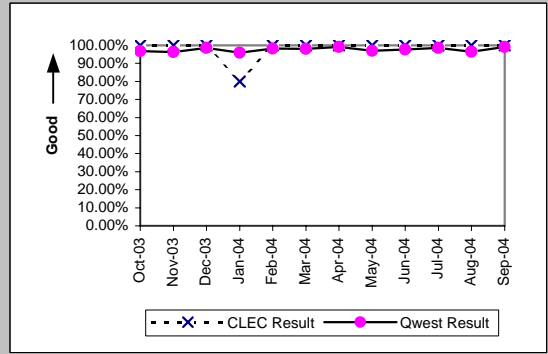
UNE - P (POTS) (Parity)									
Date	CLEC Num	CLEC Denc	CLEC Resu	CLEC Std	Qwest Num	Qwest Denc	Qwest Resu	Mod Z Scr	Parity Scr
Oct-03	402	403	99.75%	4.98%	16648	16909	98.46%	-2.08	-2.27
Nov-03	359	392	91.58%	27.77%	13830	15345	90.13%	-0.95	-1.58
Dec-03	406	420	96.67%	17.95%	13780	14225	96.87%	0.27	-0.83
Jan-04	568	601	94.51%	22.78%	16628	18081	91.96%	-2.26	-2.37
Feb-04	444	448	99.11%	9.41%	11286	11650	96.88%	-2.66	-2.62
Mar-04	522	526	99.24%	8.69%	12048	12267	98.21%	-1.74	-2.06
Apr-04	549	551	99.64%	6.01%	11039	11219	98.40%	-2.26	-2.38
May-04	678	702	96.58%	18.17%	12261	13135	93.35%	-3.35	-3.04
Jun-04	735	736	99.86%	3.68%	12422	12826	96.85%	-4.55	-3.77
Jul-04	709	717	98.88%	10.50%	11288	11635	97.02%	-2.85	-2.73
Aug-04	523	542	96.49%	18.39%	13117	14884	88.13%	-5.91	-4.6
Sep-04	506	510	99.22%	8.82%	11673	12206	95.63%	-3.88	-3.36



UNE P (Centrex) (Parity)									
Date	CLEC Num	CLEC Denc	CLEC Resu	CLEC Std	Qwest Num	Qwest Denc	Qwest Resu	Mod Z Scr	Parity Scr
Oct-03	20	20	100.00%	0.00%	121	126	96.03%	-0.84	-1.51
Nov-03	25	27	92.59%	26.19%	67	71	94.37%	0.31	-0.81
Dec-03	15	15	100.00%	0.00%	76	76	100.00%	N/A	N/A
Jan-04	19	19	100.00%	0.00%	77	80	96.25%	-0.77	-1.47
Feb-04	16	18	88.89%	31.43%	99	102	97.06%	1.36	-0.17
Mar-04	12	12	100.00%	0.00%	82	87	94.25%	-0.8	-1.49
Apr-04	12	12	100.00%	0.00%	81	84	96.43%	-0.62	-1.38
May-04	19	19	100.00%	0.00%	64	64	100.00%	N/A	N/A
Jun-04	19	19	100.00%	0.00%	78	80	97.50%	-0.63	-1.38
Jul-04	14	14	100.00%	0.00%	60	61	98.36%	-0.44	-1.26
Aug-04	12	13	92.31%	26.65%	71	73	97.26%	0.74	-0.55
Sep-04	17	17	100.00%	0.00%	74	75	98.67%	-0.43	-1.26

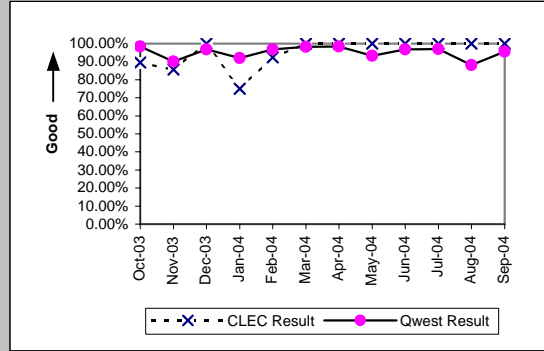


UNE P (Centrex 21) (Parity)									
Date	CLEC Num	CLEC Denc	CLEC Resu	CLEC Std	Qwest Num	Qwest Denc	Qwest Resu	Mod Z Scr	Parity Scr
Oct-03	3	3	100.00%	0.00%	210	217	96.77%	-0.31	-1.19
Nov-03	7	7	100.00%	0.00%	157	163	96.32%	-0.51	-1.31
Dec-03	5	5	100.00%	0.00%	146	148	98.65%	-0.26	-1.16
Jan-04	4	5	80.00%	40.00%	165	172	95.93%	1.23	-0.25
Feb-04	6	6	100.00%	0.00%	109	111	98.20%	-0.32	-1.2
Mar-04	1	1	100.00%	0.00%	149	152	98.03%	-0.14	-1.09
Apr-04	2	2	100.00%	0.00%	106	107	99.07%	-0.14	-1.08
May-04	5	5	100.00%	0.00%	126	130	96.92%	-0.39	-1.24
Jun-04	5	5	100.00%	0.00%	129	132	97.73%	-0.33	-1.2
Jul-04	8	8	100.00%	0.00%	136	138	98.55%	-0.33	-1.2
Aug-04	3	3	100.00%	0.00%	107	111	96.40%	-0.33	-1.2
Sep-04	1	1	100.00%	0.00%	108	109	99.08%	-0.1	-1.06

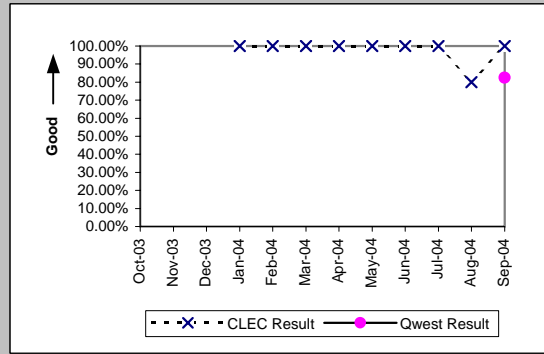


MR-4A - All Troubles Cleared within 48 Hours (Percent) - Dispatches within MSAs

Line Sharing (Parity)									
Date	CLEC Num	CLEC Denc	CLEC Resu	CLEC Std	Qwest Num	Qwest Denc	Qwest Resu	Mod Z Scr	Parity Scr
Oct-03	17	19	89.47%	30.69%	16648	16909	98.46%	2.1	0.27
Nov-03	12	14	85.71%	34.99%	13830	15345	90.13%	0.58	-0.65
Dec-03	26	26	100.00%	0.00%	13780	14225	96.87%	-0.92	-1.56
Jan-04	15	20	75.00%	43.30%	16628	18081	91.96%	2.29	0.39
Feb-04	12	13	92.31%	26.65%	11286	11650	96.88%	0.84	-0.49
Mar-04	8	8	100.00%	0.00%	12048	12267	98.21%	-0.38	-1.23
Apr-04	10	10	100.00%	0.00%	11039	11219	98.40%	-0.4	-1.25
May-04	8	8	100.00%	0.00%	12261	13135	93.35%	-0.75	-1.46
Jun-04	15	15	100.00%	0.00%	12422	12826	96.85%	-0.7	-1.42
Jul-04	10	10	100.00%	0.00%	11288	11635	97.02%	-0.55	-1.34
Aug-04	5	5	100.00%	0.00%	13117	14884	88.13%	-0.82	-1.5
Sep-04	14	14	100.00%	0.00%	11673	12206	95.63%	-0.8	-1.49

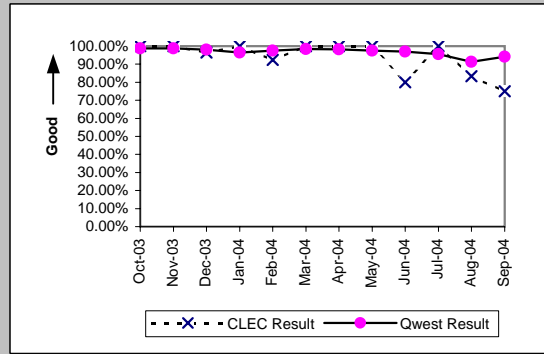


Line Splitting (Parity)									
Date	CLEC Num	CLEC Denc	CLEC Resu	CLEC Std	Qwest Num	Qwest Denc	Qwest Resu	Mod Z Scr	Parity Scr
Oct-03									
Nov-03									
Dec-03									
Jan-04	8	8	100.00%	0.00%					
Feb-04	7	7	100.00%	0.00%					
Mar-04	2	2	100.00%	0.00%					
Apr-04	6	6	100.00%	0.00%					
May-04	3	3	100.00%	0.00%					
Jun-04	7	7	100.00%	0.00%					
Jul-04	7	7	100.00%	0.00%					
Aug-04	4	5	80.00%	40.00%					
Sep-04	8	8	100.00%	0.00%	706	857	82.38%	-1.3	-1.79

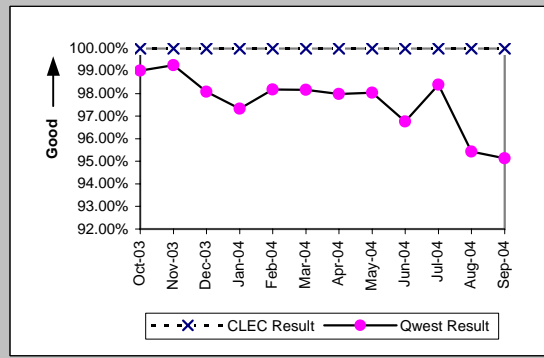


MR-4B - All Troubles Cleared within 48 Hours (Percent) - Dispatches outside MSAs

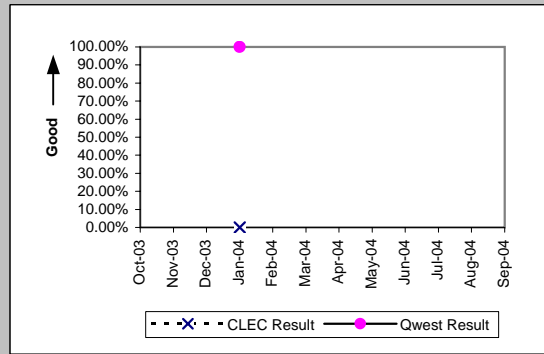
Residence (Parity)									
Date	CLEC Num	CLEC Denc	CLEC Resu	CLEC Std	Qwest Num	Qwest Denc	Qwest Resu	Mod Z Scr	Parity Scr
Oct-03	34	34	100.00%	0.00%	3098	3137	98.76%	-0.65	-1.4
Nov-03	22	22	100.00%	0.00%	2529	2560	98.79%	-0.52	-1.31
Dec-03	27	28	96.43%	18.56%	2974	3033	98.05%	0.62	-0.62
Jan-04	25	25	100.00%	0.00%	3265	3384	96.48%	-0.95	-1.58
Feb-04	12	13	92.31%	26.65%	2477	2541	97.48%	0.98	-0.4
Mar-04	6	6	100.00%	0.00%	2574	2614	98.47%	-0.31	-1.19
Apr-04	5	5	100.00%	0.00%	2296	2337	98.25%	-0.3	-1.18
May-04	9	9	100.00%	0.00%	2535	2598	97.58%	-0.47	-1.29
Jun-04	4	5	80.00%	40.00%	2687	2772	96.93%	1.43	-0.13
Jul-04	4	4	100.00%	0.00%	2441	2554	95.58%	-0.43	-1.26
Aug-04	5	6	83.33%	37.27%	3006	3295	91.23%	0.65	-0.61
Sep-04	3	4	75.00%	43.30%	2419	2569	94.16%	1.19	-0.27



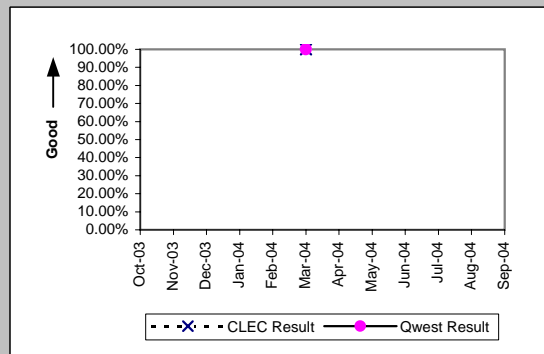
Business (Parity)									
Date	CLEC Num	CLEC Denc	CLEC Resu	CLEC Std	Qwest Num	Qwest Denc	Qwest Resu	Mod Z Scr	Parity Scr
Oct-03	19	19	100.00%	0.00%	305	308	99.03%	-0.42	-1.26
Nov-03	9	9	100.00%	0.00%	267	269	99.26%	-0.26	-1.16
Dec-03	23	23	100.00%	0.00%	308	314	98.09%	-0.65	-1.39
Jan-04	15	15	100.00%	0.00%	329	338	97.34%	-0.63	-1.38
Feb-04	4	4	100.00%	0.00%	270	275	98.18%	-0.27	-1.16
Mar-04	1	1	100.00%	0.00%	268	273	98.17%	-0.14	-1.08
Apr-04	2	2	100.00%	0.00%	243	248	97.98%	-0.2	-1.12
May-04	3	3	100.00%	0.00%	251	256	98.05%	-0.24	-1.15
Jun-04	1	1	100.00%	0.00%	299	309	96.76%	-0.18	-1.11
Jul-04	3	3	100.00%	0.00%	246	250	98.40%	-0.22	-1.13
Aug-04	1	1	100.00%	0.00%	334	350	95.43%	-0.22	-1.13
Sep-04	2	2	100.00%	0.00%	274	288	95.14%	-0.32	-1.19



Centrex 21 (Parity)									
Date	CLEC Num	CLEC Denc	CLEC Resu	CLEC Std	Qwest Num	Qwest Denc	Qwest Resu	Mod Z Scr	Parity Scr
Oct-03									
Nov-03									
Dec-03									
Jan-04	0	1	0.00%	0.00%	14	14	100.00%	N/A	0.19
Feb-04									
Mar-04									
Apr-04									
May-04									
Jun-04									
Jul-04									
Aug-04									
Sep-04									

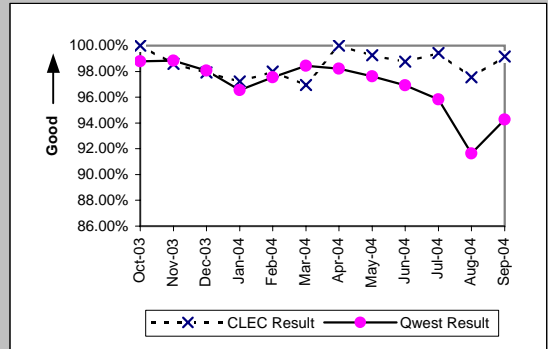


PBX (Parity)									
Date	CLEC Num	CLEC Denc	CLEC Resu	CLEC Std	Qwest Num	Qwest Denc	Qwest Resu	Mod Z Scr	Parity Scr
Oct-03									
Nov-03									
Dec-03									
Jan-04									
Feb-04									
Mar-04	4	4	100.00%	0.00%	12	12	100.00%	N/A	N/A
Apr-04									
May-04									
Jun-04									
Jul-04									
Aug-04									
Sep-04									

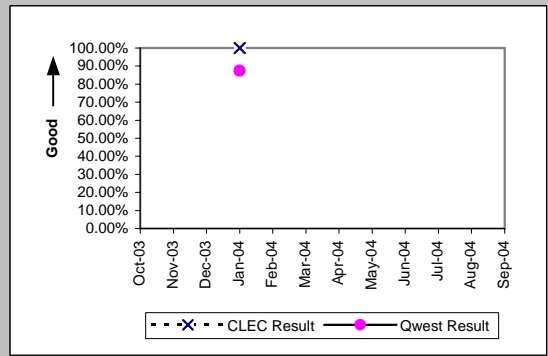


MR-4B - All Troubles Cleared within 48 Hours (Percent) - Dispatches outside MSAs

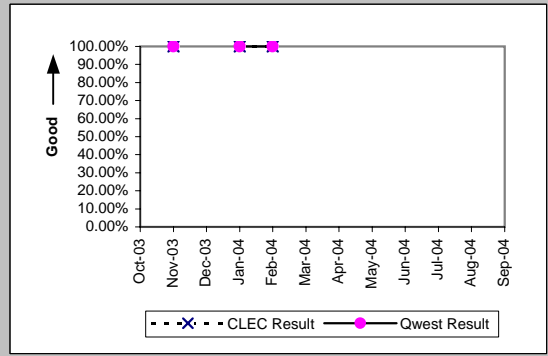
UNE - P (POTS) (Parity)									
Date	CLEC Num	CLEC Dend	CLEC Resu	CLEC Std	Qwest Num	Qwest Dend	Qwest Resu	Mod Z Scr	Parity Scr
Oct-03	83	83	100.00%	0.00%	3403	3445	98.78%	-1	-1.61
Nov-03	70	71	98.59%	11.78%	2796	2829	98.83%	0.26	-0.84
Dec-03	94	96	97.92%	14.28%	3282	3347	98.06%	0.17	-0.89
Jan-04	105	108	97.22%	16.43%	3594	3722	96.56%	-0.37	-1.23
Feb-04	97	99	97.98%	14.07%	2747	2816	97.55%	-0.27	-1.17
Mar-04	95	98	96.94%	17.23%	2842	2887	98.44%	1.1	-0.33
Apr-04	122	122	100.00%	0.00%	2539	2585	98.22%	-1.45	-1.88
May-04	133	134	99.25%	8.61%	2786	2854	97.62%	-1.21	-1.74
Jun-04	159	161	98.76%	11.08%	2986	3081	96.92%	-1.32	-1.8
Jul-04	175	176	99.43%	7.52%	2687	2804	95.83%	-2.32	-2.41
Aug-04	158	162	97.53%	15.52%	3340	3645	91.63%	-2.65	-2.61
Sep-04	116	117	99.15%	9.21%	2693	2857	94.26%	-2.23	-2.35



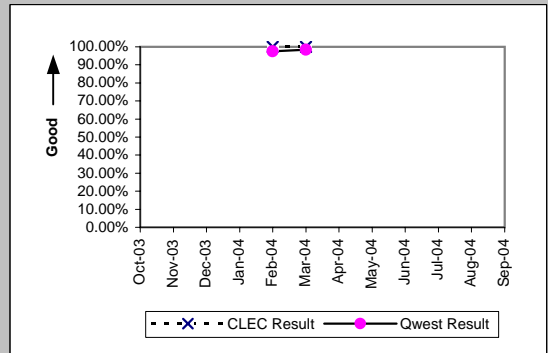
UNE P (Centrex) (Parity)									
Date	CLEC Num	CLEC Dend	CLEC Resu	CLEC Std	Qwest Num	Qwest Dend	Qwest Resu	Mod Z Scr	Parity Scr
Oct-03									
Nov-03									
Dec-03									
Jan-04	1	1	100.00%	0.00%	14	16	87.50%	-0.37	-1.22
Feb-04									
Mar-04									
Apr-04									
May-04									
Jun-04									
Jul-04									
Aug-04									
Sep-04									



UNE P (Centrex 21) (Parity)									
Date	CLEC Num	CLEC Dend	CLEC Resu	CLEC Std	Qwest Num	Qwest Dend	Qwest Resu	Mod Z Scr	Parity Scr
Oct-03									
Nov-03	1	1	100.00%	0.00%	12	12	100.00%	N/A	N/A
Dec-03									
Jan-04	4	4	100.00%	0.00%	14	14	100.00%	N/A	N/A
Feb-04	2	2	100.00%	0.00%	14	14	100.00%	N/A	N/A
Mar-04									
Apr-04									
May-04									
Jun-04									
Jul-04									
Aug-04									
Sep-04									

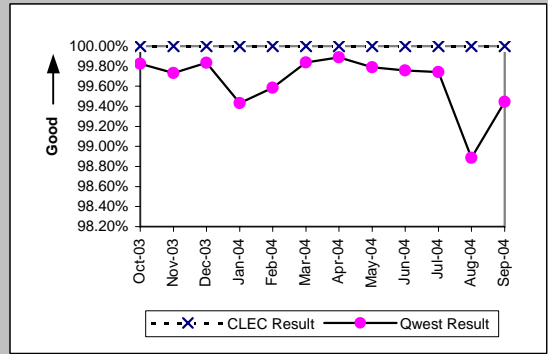


Line Sharing (Parity)									
Date	CLEC Num	CLEC Dend	CLEC Resu	CLEC Std	Qwest Num	Qwest Dend	Qwest Resu	Mod Z Scr	Parity Scr
Oct-03									
Nov-03									
Dec-03									
Jan-04									
Feb-04	1	1	100.00%	0.00%	2747	2816	97.55%	-0.16	-1.1
Mar-04	1	1	100.00%	0.00%	2842	2887	98.44%	-0.13	-1.08
Apr-04									
May-04									
Jun-04									
Jul-04									
Aug-04									
Sep-04									

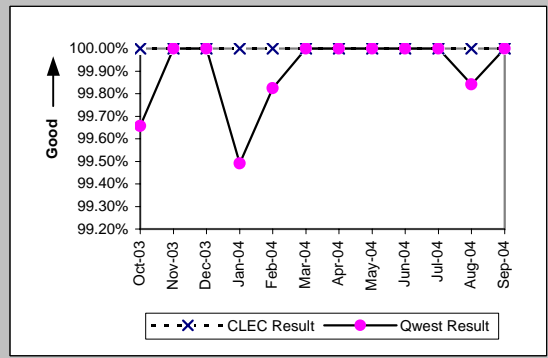


MR-4C - All Troubles Cleared within 48 Hours (Percent) - No dispatches

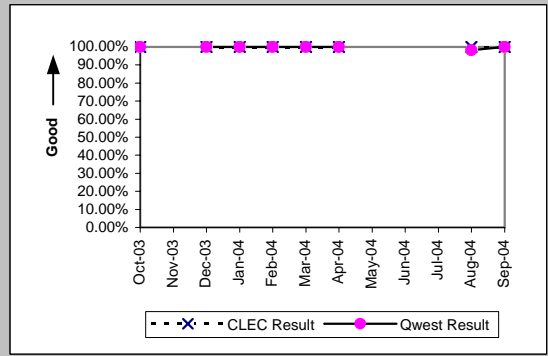
Residence (Parity)									
Date	CLEC Num	CLEC Denc	CLEC Resu	CLEC Std E	Qwest Num	Qwest Denc	Qwest Resu	Mod Z Scr	Parity Scr
Oct-03	46	46	100.00%	0.00%	3430	3436	99.83%	-0.28	-1.17
Nov-03	31	31	100.00%	0.00%	2989	2997	99.73%	-0.29	-1.17
Dec-03	29	29	100.00%	0.00%	3026	3031	99.84%	-0.22	-1.13
Jan-04	20	20	100.00%	0.00%	3493	3513	99.43%	-0.34	-1.21
Feb-04	16	16	100.00%	0.00%	3130	3143	99.59%	-0.26	-1.16
Mar-04	9	9	100.00%	0.00%	3665	3671	99.84%	-0.12	-1.07
Apr-04	8	8	100.00%	0.00%	2707	2710	99.89%	-0.09	-1.06
May-04	8	8	100.00%	0.00%	2862	2868	99.79%	-0.13	-1.08
Jun-04	9	9	100.00%	0.00%	3301	3309	99.76%	-0.15	-1.09
Jul-04	5	5	100.00%	0.00%	3085	3093	99.74%	-0.11	-1.07
Aug-04	10	10	100.00%	0.00%	3467	3506	98.89%	-0.33	-1.2
Sep-04	10	10	100.00%	0.00%	3583	3603	99.44%	-0.24	-1.14



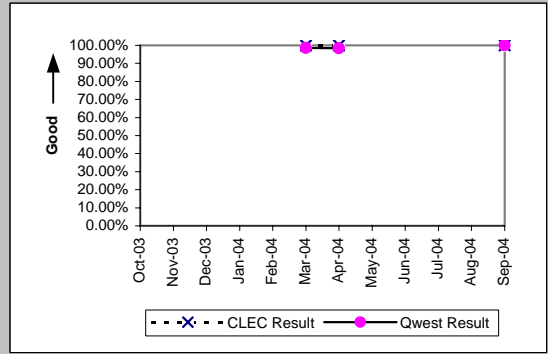
Business (Parity)									
Date	CLEC Num	CLEC Denc	CLEC Resu	CLEC Std E	Qwest Num	Qwest Denc	Qwest Resu	Mod Z Scr	Parity Scr
Oct-03	28	28	100.00%	0.00%	581	583	99.66%	-0.3	-1.18
Nov-03	13	13	100.00%	0.00%	433	433	100.00%	N/A	N/A
Dec-03	23	23	100.00%	0.00%	471	471	100.00%	N/A	N/A
Jan-04	19	19	100.00%	0.00%	586	589	99.49%	-0.31	-1.19
Feb-04	14	14	100.00%	0.00%	568	569	99.82%	-0.16	-1.09
Mar-04	5	5	100.00%	0.00%	565	565	100.00%	N/A	N/A
Apr-04	6	6	100.00%	0.00%	518	518	100.00%	N/A	N/A
May-04	6	6	100.00%	0.00%	542	542	100.00%	N/A	N/A
Jun-04	5	5	100.00%	0.00%	599	599	100.00%	N/A	N/A
Jul-04	6	6	100.00%	0.00%	531	531	100.00%	N/A	N/A
Aug-04	6	6	100.00%	0.00%	626	627	99.84%	-0.1	-1.06
Sep-04	1	1	100.00%	0.00%	593	593	100.00%	N/A	N/A



Centrex (Parity)									
Date	CLEC Num	CLEC Denc	CLEC Resu	CLEC Std E	Qwest Num	Qwest Denc	Qwest Resu	Mod Z Scr	Parity Scr
Oct-03	1	1	100.00%	0.00%	76	76	100.00%	N/A	N/A
Nov-03									
Dec-03	1	1	100.00%	0.00%	41	41	100.00%	N/A	N/A
Jan-04	1	1	100.00%	0.00%	66	66	100.00%	N/A	N/A
Feb-04	1	1	100.00%	0.00%	57	57	100.00%	N/A	N/A
Mar-04	2	2	100.00%	0.00%	42	42	100.00%	N/A	N/A
Apr-04	3	3	100.00%	0.00%	36	36	100.00%	N/A	N/A
May-04									
Jun-04									
Jul-04									
Aug-04	1	1	100.00%	0.00%	56	57	98.25%	-0.13	-1.08
Sep-04	1	1	100.00%	0.00%	36	36	100.00%	N/A	N/A

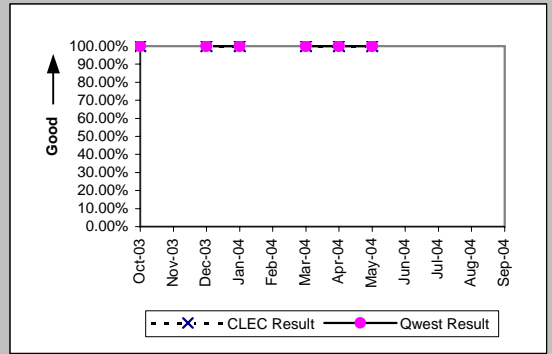


Centrex 21 (Parity)									
Date	CLEC Num	CLEC Denc	CLEC Resu	CLEC Std E	Qwest Num	Qwest Denc	Qwest Resu	Mod Z Scr	Parity Scr
Oct-03									
Nov-03									
Dec-03									
Jan-04									
Feb-04									
Mar-04	1	1	100.00%	0.00%	66	67	98.51%	-0.12	-1.07
Apr-04	1	1	100.00%	0.00%	59	60	98.33%	-0.13	-1.08
May-04									
Jun-04									
Jul-04									
Aug-04									
Sep-04	1	1	100.00%	0.00%	62	62	100.00%	N/A	N/A

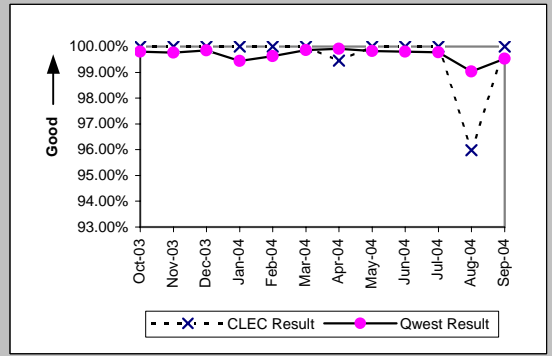


MR-4C - All Troubles Cleared within 48 Hours (Percent) - No dispatches

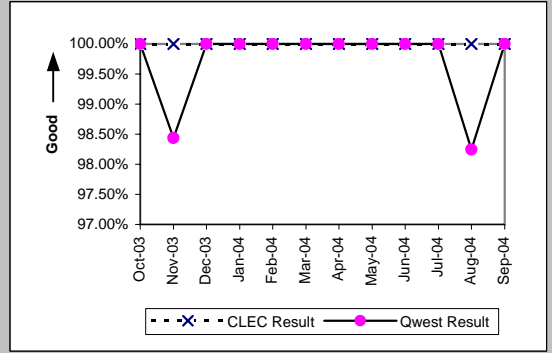
PBX (Parity)									
Date	CLEC Num	CLEC Denc	CLEC Resu	CLEC Std	Qwest Num	Qwest Denc	Qwest Resu	Mod Z Scr	Parity Scr
Oct-03	1	1	100.00%	0.00%	89	89	100.00%	N/A	N/A
Nov-03									
Dec-03	2	2	100.00%	0.00%	50	50	100.00%	N/A	N/A
Jan-04	2	2	100.00%	0.00%	66	66	100.00%	N/A	N/A
Feb-04									
Mar-04	2	2	100.00%	0.00%	70	70	100.00%	N/A	N/A
Apr-04	1	1	100.00%	0.00%	45	45	100.00%	N/A	N/A
May-04	4	4	100.00%	0.00%	43	43	100.00%	N/A	N/A
Jun-04									
Jul-04									
Aug-04									
Sep-04									



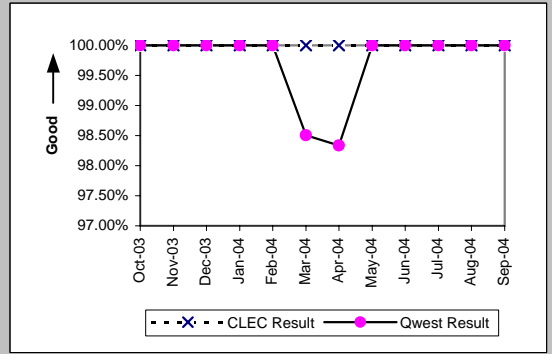
UNE - P (POTS) (Parity)									
Date	CLEC Num	CLEC Denc	CLEC Resu	CLEC Std	Qwest Num	Qwest Denc	Qwest Resu	Mod Z Scr	Parity Scr
Oct-03	146	146	100.00%	0.00%	4011	4019	99.80%	-0.53	-1.32
Nov-03	121	121	100.00%	0.00%	3422	3430	99.77%	-0.52	-1.32
Dec-03	150	150	100.00%	0.00%	3497	3502	99.86%	-0.45	-1.28
Jan-04	165	165	100.00%	0.00%	4079	4102	99.44%	-0.95	-1.57
Feb-04	183	183	100.00%	0.00%	3698	3712	99.62%	-0.81	-1.49
Mar-04	196	196	100.00%	0.00%	4230	4236	99.86%	-0.52	-1.31
Apr-04	183	184	99.46%	7.35%	3225	3228	99.91%	1.26	-0.23
May-04	251	251	100.00%	0.00%	3404	3410	99.82%	-0.64	-1.39
Jun-04	240	240	100.00%	0.00%	3900	3908	99.80%	-0.68	-1.41
Jul-04	237	237	100.00%	0.00%	3616	3624	99.78%	-0.7	-1.43
Aug-04	215	224	95.98%	19.64%	4093	4133	99.03%	3.34	1.03
Sep-04	180	180	100.00%	0.00%	4176	4196	99.52%	-0.91	-1.55



UNE P (Centrex) (Parity)									
Date	CLEC Num	CLEC Denc	CLEC Resu	CLEC Std	Qwest Num	Qwest Denc	Qwest Resu	Mod Z Scr	Parity Scr
Oct-03	5	5	100.00%	0.00%	76	76	100.00%	N/A	N/A
Nov-03	13	13	100.00%	0.00%	63	64	98.44%	-0.41	-1.25
Dec-03	10	10	100.00%	0.00%	41	41	100.00%	N/A	N/A
Jan-04	13	13	100.00%	0.00%	66	66	100.00%	N/A	N/A
Feb-04	5	5	100.00%	0.00%	57	57	100.00%	N/A	N/A
Mar-04	6	6	100.00%	0.00%	42	42	100.00%	N/A	N/A
Apr-04	7	7	100.00%	0.00%	36	36	100.00%	N/A	N/A
May-04	10	10	100.00%	0.00%	50	50	100.00%	N/A	N/A
Jun-04	8	8	100.00%	0.00%	49	49	100.00%	N/A	N/A
Jul-04	4	4	100.00%	0.00%	53	53	100.00%	N/A	N/A
Aug-04	7	7	100.00%	0.00%	56	57	98.25%	-0.33	-1.2
Sep-04	6	6	100.00%	0.00%	36	36	100.00%	N/A	N/A

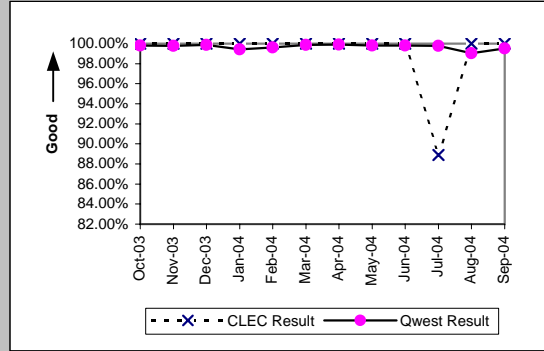


UNE P (Centrex 21) (Parity)									
Date	CLEC Num	CLEC Denc	CLEC Resu	CLEC Std	Qwest Num	Qwest Denc	Qwest Resu	Mod Z Scr	Parity Scr
Oct-03	3	3	100.00%	0.00%	79	79	100.00%	N/A	N/A
Nov-03	3	3	100.00%	0.00%	74	74	100.00%	N/A	N/A
Dec-03	3	3	100.00%	0.00%	59	59	100.00%	N/A	N/A
Jan-04	5	5	100.00%	0.00%	78	78	100.00%	N/A	N/A
Feb-04	3	3	100.00%	0.00%	62	62	100.00%	N/A	N/A
Mar-04	3	3	100.00%	0.00%	66	67	98.51%	-0.21	-1.13
Apr-04	1	1	100.00%	0.00%	59	60	98.33%	-0.13	-1.08
May-04	6	6	100.00%	0.00%	55	55	100.00%	N/A	N/A
Jun-04	3	3	100.00%	0.00%	61	61	100.00%	N/A	N/A
Jul-04	1	1	100.00%	0.00%	50	50	100.00%	N/A	N/A
Aug-04	4	4	100.00%	0.00%	61	61	100.00%	N/A	N/A
Sep-04	3	3	100.00%	0.00%	62	62	100.00%	N/A	N/A

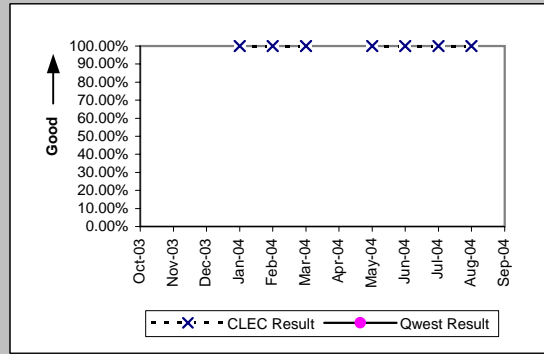


MR-4C - All Troubles Cleared within 48 Hours (Percent) - No dispatches

Line Sharing (Parity)										
Date	CLEC Num	CLEC Dend	CLEC Resu	CLEC Std	Qwest Num	Qwest Dend	Qwest Resu	Mod Z Scr	Parity Scr	
Oct-03	21	21	100.00%	0.00%	4011	4019	99.80%	-0.2	-1.12	
Nov-03	15	15	100.00%	0.00%	3422	3430	99.77%	-0.19	-1.11	
Dec-03	13	13	100.00%	0.00%	3497	3502	99.86%	-0.14	-1.08	
Jan-04	16	16	100.00%	0.00%	4079	4102	99.44%	-0.3	-1.18	
Feb-04	12	12	100.00%	0.00%	3698	3712	99.62%	-0.21	-1.13	
Mar-04	13	13	100.00%	0.00%	4230	4236	99.86%	-0.14	-1.08	
Apr-04	9	9	100.00%	0.00%	3225	3228	99.91%	-0.09	-1.06	
May-04	5	5	100.00%	0.00%	3404	3410	99.82%	-0.09	-1.06	
Jun-04	12	12	100.00%	0.00%	3900	3908	99.80%	-0.16	-1.1	
Jul-04	8	9	88.89%	31.43%	3616	3624	99.78%	2.32	0.41	
Aug-04	15	15	100.00%	0.00%	4093	4133	99.03%	-0.38	-1.23	
Sep-04	10	10	100.00%	0.00%	4176	4196	99.52%	-0.22	-1.13	



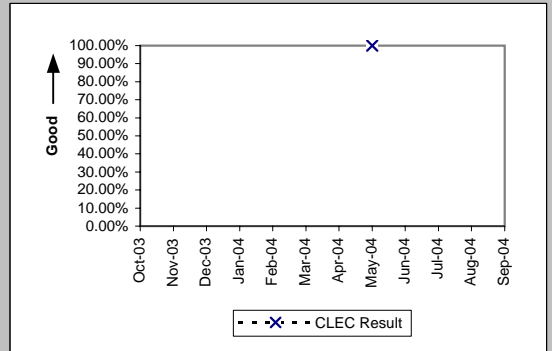
Line Splitting (Parity)										
Date	CLEC Num	CLEC Dend	CLEC Resu	CLEC Std	Qwest Num	Qwest Dend	Qwest Resu	Mod Z Scr	Parity Scr	
Oct-03										
Nov-03										
Dec-03										
Jan-04	3	3	100.00%	0.00%						
Feb-04	2	2	100.00%	0.00%						
Mar-04	3	3	100.00%	0.00%						
Apr-04										
May-04	2	2	100.00%	0.00%						
Jun-04	2	2	100.00%	0.00%						
Jul-04	5	5	100.00%	0.00%						
Aug-04	3	3	100.00%	0.00%						
Sep-04										



MR-4C - All Troubles Cleared within 48 Hours (Percent) - No dispatches

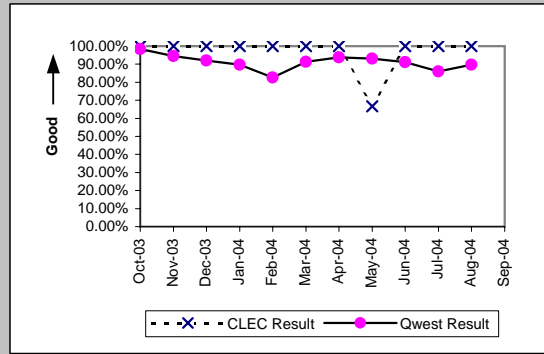
Sub-Loop Unbundling (Diagnostic)

Date	Numerator	Denominator	CLEC Result	Standard Dev
Oct-03				
Nov-03				
Dec-03				
Jan-04				
Feb-04				
Mar-04				
Apr-04				
May-04	1	1	100.00%	0.00%
Jun-04				
Jul-04				
Aug-04				
Sep-04				

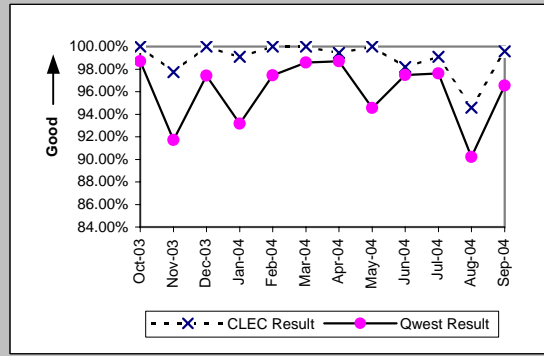


MR-4D - All Troubles Cleared within 48 Hours (Percent) - Interval Zone One

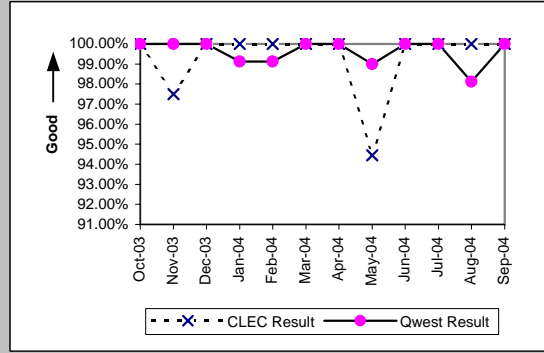
Qwest DSL (Parity)									
Date	CLEC Num	CLEC Denc	CLEC Resu	CLEC Std E	Qwest Num	Qwest Denc	Qwest Resu	Mod Z Scr	Parity Scr
Oct-03	7	7	100.00%	0.00%	2138	2174	98.34%	-0.34	-1.21
Nov-03	6	6	100.00%	0.00%	1490	1577	94.48%	-0.59	-1.36
Dec-03	2	2	100.00%	0.00%	1390	1510	92.05%	-0.42	-1.25
Jan-04	6	6	100.00%	0.00%	1644	1832	89.74%	-0.83	-1.5
Feb-04	1	1	100.00%	0.00%	1601	1939	82.57%	-0.46	-1.28
Mar-04	3	3	100.00%	0.00%	2380	2606	91.33%	-0.53	-1.32
Apr-04	8	8	100.00%	0.00%	2168	2312	93.77%	-0.73	-1.44
May-04	4	6	66.67%	47.14%	2005	2152	93.17%	1.87	0.14
Jun-04	4	4	100.00%	0.00%	1863	2044	91.14%	-0.62	-1.38
Jul-04	4	4	100.00%	0.00%	2068	2406	85.95%	-0.81	-1.49
Aug-04	1	1	100.00%	0.00%	2291	2552	89.77%	-0.34	-1.21
Sep-04									



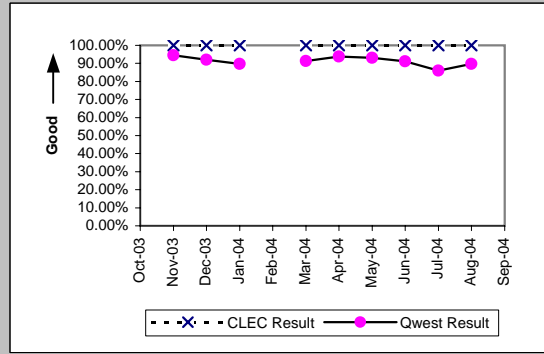
Unbundled Loop Analog (Parity)									
Date	CLEC Num	CLEC Denc	CLEC Resu	CLEC Std E	Qwest Num	Qwest Denc	Qwest Resu	Mod Z Scr	Parity Scr
Oct-03	262	262	100.00%	0.00%	20126	20395	98.68%	-1.86	-2.13
Nov-03	259	265	97.74%	14.88%	16857	18380	91.71%	-3.53	-3.15
Dec-03	204	204	100.00%	0.00%	16840	17288	97.41%	-2.32	-2.41
Jan-04	221	223	99.10%	9.43%	20113	21586	93.18%	-3.49	-3.12
Feb-04	174	174	100.00%	0.00%	14315	14688	97.46%	-2.12	-2.29
Mar-04	200	200	100.00%	0.00%	15727	15952	98.59%	-1.68	-2.02
Apr-04	174	175	99.43%	7.54%	13828	14011	98.69%	-0.85	-1.52
May-04	144	144	100.00%	0.00%	15284	16163	94.56%	-2.87	-2.74
Jun-04	215	219	98.17%	13.39%	15832	16243	97.47%	-0.66	-1.4
Jul-04	220	222	99.10%	9.45%	14416	14769	97.61%	-1.44	-1.88
Aug-04	244	258	94.57%	22.65%	16632	18435	90.22%	-2.34	-2.42
Sep-04	228	229	99.56%	6.59%	15287	15836	96.53%	-2.49	-2.51



Unbundled Loop - 2 Wire Non-Loaded (Parity)									
Date	CLEC Num	CLEC Denc	CLEC Resu	CLEC Std E	Qwest Num	Qwest Denc	Qwest Resu	Mod Z Scr	Parity Scr
Oct-03	37	37	100.00%	0.00%	171	171	100.00%	N/A	N/A
Nov-03	39	40	97.50%	15.61%	126	126	100.00%	N/A	-0.26
Dec-03	27	27	100.00%	0.00%	109	109	100.00%	N/A	N/A
Jan-04	20	20	100.00%	0.00%	113	114	99.12%	-0.39	-1.24
Feb-04	26	26	100.00%	0.00%	113	114	99.12%	-0.43	-1.26
Mar-04	41	41	100.00%	0.00%	105	105	100.00%	N/A	N/A
Apr-04	21	21	100.00%	0.00%	137	137	100.00%	N/A	N/A
May-04	17	18	94.44%	22.91%	98	99	98.99%	1.03	-0.37
Jun-04	25	25	100.00%	0.00%	109	109	100.00%	N/A	N/A
Jul-04	30	30	100.00%	0.00%	106	106	100.00%	N/A	N/A
Aug-04	26	26	100.00%	0.00%	104	106	98.11%	-0.63	-1.39
Sep-04	35	35	100.00%	0.00%	88	88	100.00%	N/A	N/A



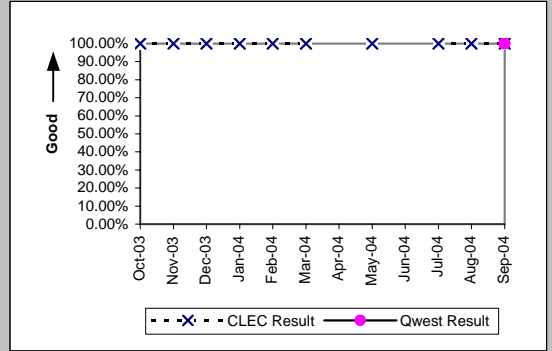
Unbundled Loop - ADSL Qualified (Parity)									
Date	CLEC Num	CLEC Denc	CLEC Resu	CLEC Std E	Qwest Num	Qwest Denc	Qwest Resu	Mod Z Scr	Parity Scr
Oct-03									
Nov-03	4	4	100.00%	0.00%	1490	1577	94.48%	-0.48	-1.29
Dec-03	1	1	100.00%	0.00%	1390	1510	92.05%	-0.29	-1.18
Jan-04	1	1	100.00%	0.00%	1644	1832	89.74%	-0.34	-1.21
Feb-04									
Mar-04	2	2	100.00%	0.00%	2380	2606	91.33%	-0.44	-1.26
Apr-04	3	3	100.00%	0.00%	2168	2312	93.77%	-0.45	-1.27
May-04	1	1	100.00%	0.00%	2005	2152	93.17%	-0.27	-1.16
Jun-04	2	2	100.00%	0.00%	1863	2044	91.14%	-0.44	-1.27
Jul-04	2	2	100.00%	0.00%	2069	2407	85.96%	-0.57	-1.35
Aug-04	1	1	100.00%	0.00%	2293	2554	89.78%	-0.34	-1.21
Sep-04									



MR-4D - All Troubles Cleared within 48 Hours (Percent) - Interval Zone One

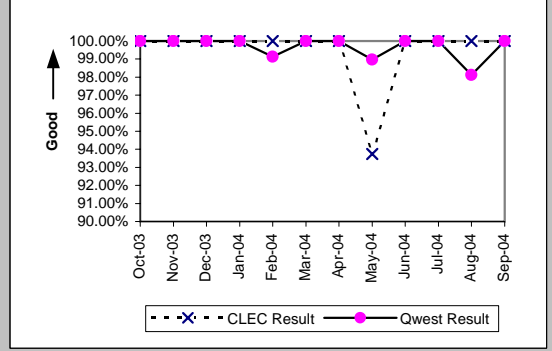
Unbundled Loop - XDSL (Parity)

Date	CLEC Num	CLEC Denc	CLEC Resu	CLEC Std	Qwest Num	Qwest Denc	Qwest Resu	Mod Z Scr	Parity Scr
Oct-03	1	1	100.00%	0.00%					
Nov-03	3	3	100.00%	0.00%					
Dec-03	3	3	100.00%	0.00%					
Jan-04	4	4	100.00%	0.00%					
Feb-04	4	4	100.00%	0.00%					
Mar-04	1	1	100.00%	0.00%					
Apr-04									
May-04	2	2	100.00%	0.00%					
Jun-04									
Jul-04	5	5	100.00%	0.00%					
Aug-04	3	3	100.00%	0.00%					
Sep-04	3	3	100.00%	0.00%	4	4	100.00%	N/A	N/A



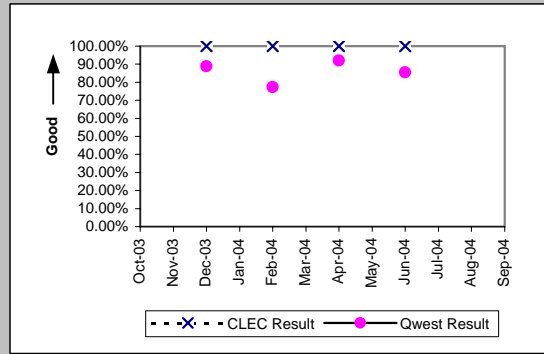
Unbundled Loop ISDN Capable (Parity)

Date	CLEC Num	CLEC Denc	CLEC Resu	CLEC Std	Qwest Num	Qwest Denc	Qwest Resu	Mod Z Scr	Parity Scr
Oct-03	26	26	100.00%	0.00%	171	171	100.00%	N/A	N/A
Nov-03	19	19	100.00%	0.00%	123	123	100.00%	N/A	N/A
Dec-03	24	24	100.00%	0.00%	109	109	100.00%	N/A	N/A
Jan-04	25	25	100.00%	0.00%	112	112	100.00%	N/A	N/A
Feb-04	19	19	100.00%	0.00%	113	114	99.12%	-0.38	-1.23
Mar-04	22	22	100.00%	0.00%	105	105	100.00%	N/A	N/A
Apr-04	37	37	100.00%	0.00%	137	137	100.00%	N/A	N/A
May-04	15	16	93.75%	24.21%	97	98	98.98%	1.1	-0.33
Jun-04	26	26	100.00%	0.00%	108	108	100.00%	N/A	N/A
Jul-04	23	23	100.00%	0.00%	106	106	100.00%	N/A	N/A
Aug-04	17	17	100.00%	0.00%	104	106	98.11%	-0.53	-1.32
Sep-04	7	7	100.00%	0.00%	88	88	100.00%	N/A	N/A

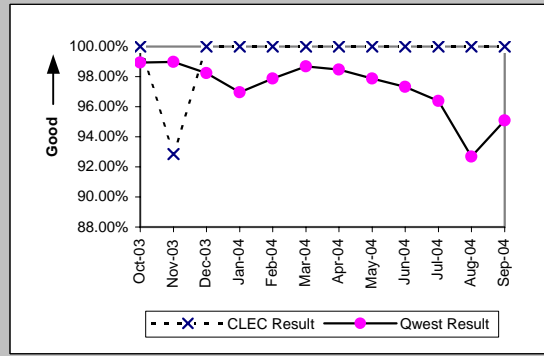


MR-4E - All Troubles Cleared within 48 Hours (Percent) - Interval Zone Two

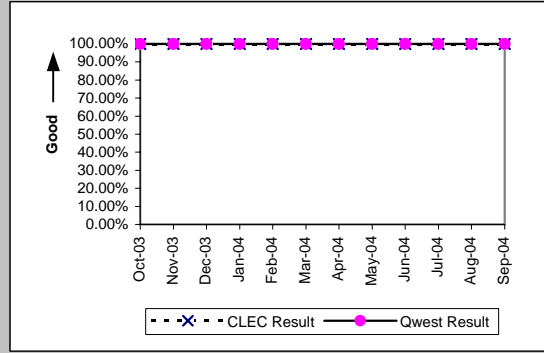
Qwest DSL (Parity)									
Date	CLEC Num	CLEC Denc	CLEC Resu	CLEC Std E	Qwest Num	Qwest Denc	Qwest Resu	Mod Z Scr	Parity Scr
Oct-03									
Nov-03									
Dec-03	2	2	100.00%	0.00%	491	553	88.79%	-0.5	-1.3
Jan-04									
Feb-04	2	2	100.00%	0.00%	631	817	77.23%	-0.77	-1.47
Mar-04									
Apr-04	1	1	100.00%	0.00%	909	987	92.10%	-0.29	-1.18
May-04									
Jun-04	1	1	100.00%	0.00%	693	811	85.45%	-0.41	-1.25
Jul-04									
Aug-04									
Sep-04									



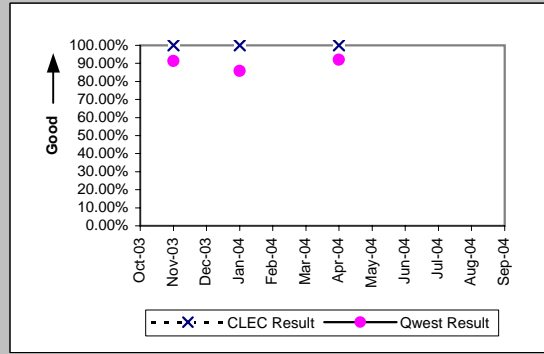
Unbundled Loop Analog (Parity)									
Date	CLEC Num	CLEC Denc	CLEC Resu	CLEC Std E	Qwest Num	Qwest Denc	Qwest Resu	Mod Z Scr	Parity Scr
Oct-03	22	22	100.00%	0.00%	3936	3978	98.94%	-0.48	-1.29
Nov-03	13	14	92.86%	25.75%	3191	3224	98.98%	1.46	-0.11
Dec-03	16	16	100.00%	0.00%	3719	3786	98.23%	-0.54	-1.33
Jan-04	17	17	100.00%	0.00%	4188	4319	96.97%	-0.73	-1.44
Feb-04	13	13	100.00%	0.00%	3416	3490	97.88%	-0.53	-1.32
Mar-04	34	34	100.00%	0.00%	3393	3438	98.69%	-0.67	-1.41
Apr-04	24	24	100.00%	0.00%	2975	3021	98.48%	-0.61	-1.37
May-04	22	22	100.00%	0.00%	3167	3236	97.87%	-0.69	-1.42
Jun-04	18	18	100.00%	0.00%	3476	3572	97.31%	-0.7	-1.43
Jul-04	19	19	100.00%	0.00%	3175	3294	96.39%	-0.84	-1.51
Aug-04	19	19	100.00%	0.00%	3918	4227	92.69%	-1.22	-1.74
Sep-04	18	18	100.00%	0.00%	3255	3423	95.09%	-0.96	-1.58



Unbundled Loop - 2 Wire Non-Loaded (Parity)									
Date	CLEC Num	CLEC Denc	CLEC Resu	CLEC Std E	Qwest Num	Qwest Denc	Qwest Resu	Mod Z Scr	Parity Scr
Oct-03	4	4	100.00%	0.00%	9	9	100.00%	N/A	N/A
Nov-03	5	5	100.00%	0.00%	10	10	100.00%	N/A	N/A
Dec-03	5	5	100.00%	0.00%	11	11	100.00%	N/A	N/A
Jan-04	6	6	100.00%	0.00%	13	13	100.00%	N/A	N/A
Feb-04	5	5	100.00%	0.00%	19	19	100.00%	N/A	N/A
Mar-04	5	5	100.00%	0.00%	11	11	100.00%	N/A	N/A
Apr-04	8	8	100.00%	0.00%	11	11	100.00%	N/A	N/A
May-04	1	1	100.00%	0.00%	18	18	100.00%	N/A	N/A
Jun-04	8	8	100.00%	0.00%	13	13	100.00%	N/A	N/A
Jul-04	4	4	100.00%	0.00%	17	17	100.00%	N/A	N/A
Aug-04	4	4	100.00%	0.00%	10	10	100.00%	N/A	N/A
Sep-04	2	2	100.00%	0.00%	16	16	100.00%	N/A	N/A

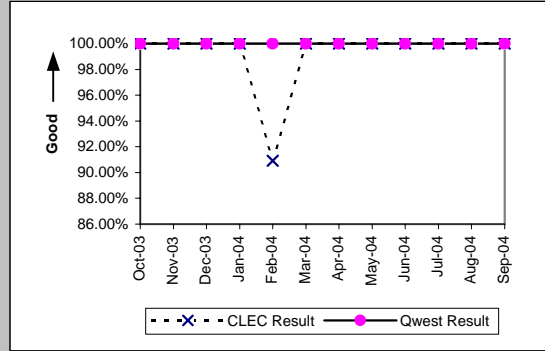


Unbundled Loop - ADSL Qualified (Parity)									
Date	CLEC Num	CLEC Denc	CLEC Resu	CLEC Std E	Qwest Num	Qwest Denc	Qwest Resu	Mod Z Scr	Parity Scr
Oct-03									
Nov-03	1	1	100.00%	0.00%	411	450	91.33%	-0.31	-1.19
Dec-03									
Jan-04	2	2	100.00%	0.00%	652	760	85.79%	-0.57	-1.35
Feb-04									
Mar-04									
Apr-04	1	1	100.00%	0.00%	909	987	92.10%	-0.29	-1.18
May-04									
Jun-04									
Jul-04									
Aug-04									
Sep-04									



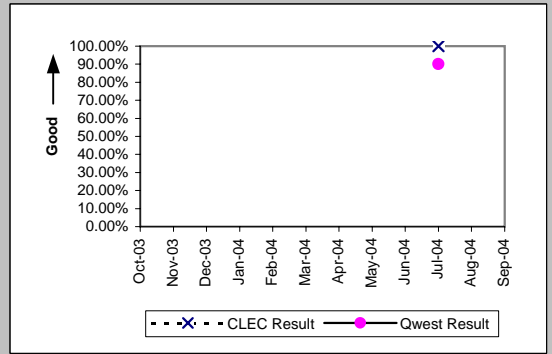
MR-4E - All Troubles Cleared within 48 Hours (Percent) - Interval Zone Two

Unbundled Loop ISDN Capable (Parity)									
Date	CLEC Num	CLEC Dend	CLEC Resu	CLEC Std	Qwest Num	Qwest Dend	Qwest Resu	Mod Z Scr	Parity Scr
Oct-03	3	3	100.00%	0.00%	9	9	100.00%	N/A	N/A
Nov-03	11	11	100.00%	0.00%	10	10	100.00%	N/A	N/A
Dec-03	5	5	100.00%	0.00%	10	10	100.00%	N/A	N/A
Jan-04	11	11	100.00%	0.00%	13	13	100.00%	N/A	N/A
Feb-04	10	11	90.91%	28.75%	19	19	100.00%	N/A	-0.45
Mar-04	10	10	100.00%	0.00%	11	11	100.00%	N/A	N/A
Apr-04	9	9	100.00%	0.00%	11	11	100.00%	N/A	N/A
May-04	3	3	100.00%	0.00%	18	18	100.00%	N/A	N/A
Jun-04	13	13	100.00%	0.00%	13	13	100.00%	N/A	N/A
Jul-04	5	5	100.00%	0.00%	17	17	100.00%	N/A	N/A
Aug-04	8	8	100.00%	0.00%	10	10	100.00%	N/A	N/A
Sep-04	7	7	100.00%	0.00%	16	16	100.00%	N/A	N/A

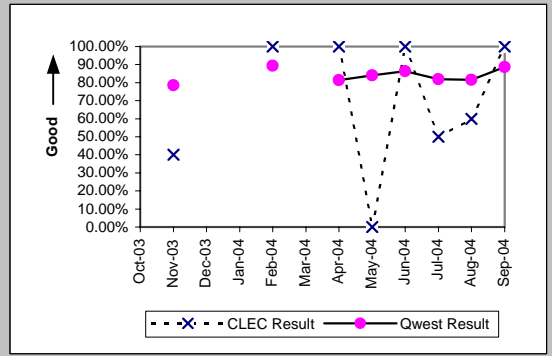


MR-5A - All Troubles Cleared within 4 Hours (Percent) - Interval Zone One

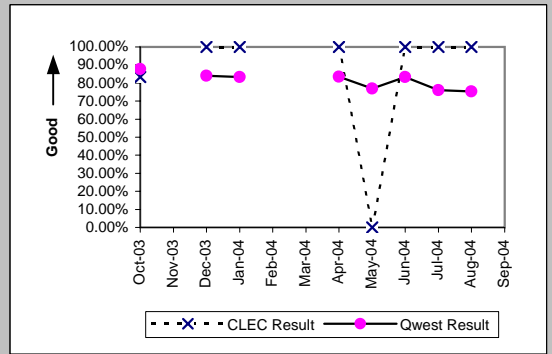
ISDN Primary (Parity)									
Date	CLEC Num	CLEC Denc	CLEC Resu	CLEC Std	Qwest Num	Qwest Denc	Qwest Resu	Mod Z Scr	Parity Scr
Oct-03									
Nov-03									
Dec-03									
Jan-04									
Feb-04									
Mar-04									
Apr-04									
May-04									
Jun-04									
Jul-04	1	1	100.00%	0.00%	18	20	90.00%	-0.33	-1.2
Aug-04									
Sep-04									



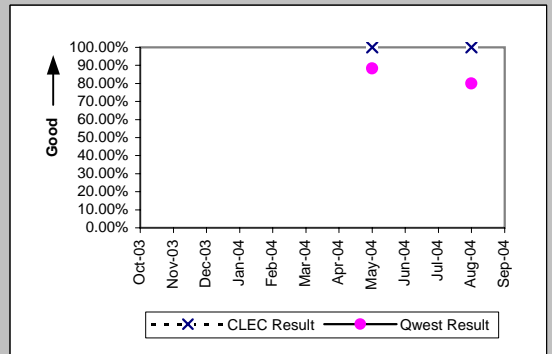
DS0 (Parity)									
Date	CLEC Num	CLEC Denc	CLEC Resu	CLEC Std	Qwest Num	Qwest Denc	Qwest Resu	Mod Z Scr	Parity Scr
Oct-03									
Nov-03	2	5	40.00%	48.99%	220	280	78.57%	1.78	0.08
Dec-03									
Jan-04									
Feb-04	1	1	100.00%	0.00%	142	159	89.31%	-0.34	-1.21
Mar-04									
Apr-04	2	2	100.00%	0.00%	148	182	81.32%	-0.67	-1.41
May-04	0	1	0.00%	0.00%	152	181	83.98%	1.41	-0.14
Jun-04	1	1	100.00%	0.00%	183	212	86.32%	-0.4	-1.24
Jul-04	1	2	50.00%	50.00%	167	204	81.86%	0.9	-0.45
Aug-04	3	5	60.00%	48.99%	177	217	81.57%	1.08	-0.34
Sep-04	2	2	100.00%	0.00%	187	211	88.63%	-0.5	-1.31



DS1 (Parity)									
Date	CLEC Num	CLEC Denc	CLEC Resu	CLEC Std	Qwest Num	Qwest Denc	Qwest Resu	Mod Z Scr	Parity Scr
Oct-03	5	6	83.33%	37.27%	178	203	87.68%	0.33	-0.8
Nov-03									
Dec-03	1	1	100.00%	0.00%	126	150	84.00%	-0.43	-1.26
Jan-04	1	1	100.00%	0.00%	130	156	83.33%	-0.45	-1.27
Feb-04									
Mar-04									
Apr-04	1	1	100.00%	0.00%	111	133	83.46%	-0.44	-1.27
May-04	0	1	0.00%	0.00%	100	130	76.92%	1.2	-0.27
Jun-04	1	1	100.00%	0.00%	150	180	83.33%	-0.45	-1.27
Jul-04	1	1	100.00%	0.00%	111	146	76.03%	-0.56	-1.34
Aug-04	1	1	100.00%	0.00%	129	171	75.44%	-0.57	-1.35
Sep-04									

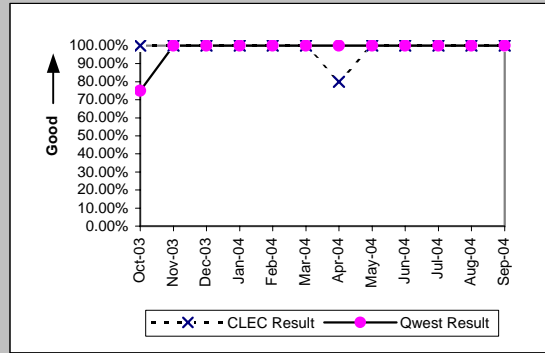


Frame Relay (Parity)									
Date	CLEC Num	CLEC Denc	CLEC Resu	CLEC Std	Qwest Num	Qwest Denc	Qwest Resu	Mod Z Scr	Parity Scr
Oct-03									
Nov-03									
Dec-03									
Jan-04									
Feb-04									
Mar-04									
Apr-04									
May-04	2	2	100.00%	0.00%	45	51	88.24%	-0.51	-1.31
Jun-04									
Jul-04									
Aug-04	1	1	100.00%	0.00%	48	60	80.00%	-0.5	-1.3
Sep-04									



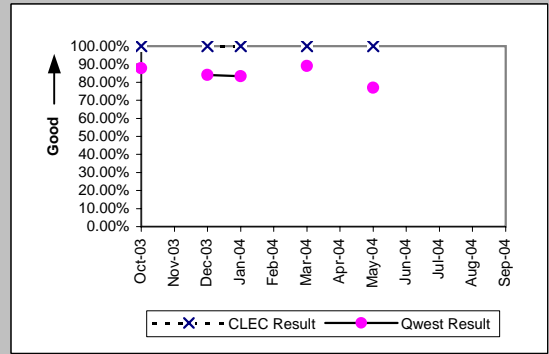
MR-5A - All Troubles Cleared within 4 Hours (Percent) - Interval Zone One

Date	CLEC Num	CLEC Dend	LIS Trunk (Parity)				Qwest Res	Mod Z Scr	Parity Scr
			CLEC Resu	CLEC Std	Qwest Num	Qwest Dend			
Oct-03	12	12	100.00%	0.00%	3	4	75.00%	-1	-1.61
Nov-03	9	9	100.00%	0.00%	9	9	100.00%	N/A	N/A
Dec-03	10	10	100.00%	0.00%	4	4	100.00%	N/A	N/A
Jan-04	9	9	100.00%	0.00%	12	12	100.00%	N/A	N/A
Feb-04	8	8	100.00%	0.00%	6	6	100.00%	N/A	N/A
Mar-04	8	8	100.00%	0.00%	6	6	100.00%	N/A	N/A
Apr-04	4	5	80.00%	40.00%	2	2	100.00%	N/A	-0.84
May-04	8	8	100.00%	0.00%	3	3	100.00%	N/A	N/A
Jun-04	9	9	100.00%	0.00%	7	7	100.00%	N/A	N/A
Jul-04	6	6	100.00%	0.00%	2	2	100.00%	N/A	N/A
Aug-04	9	9	100.00%	0.00%	7	7	100.00%	N/A	N/A
Sep-04	8	8	100.00%	0.00%	3	3	100.00%	N/A	N/A

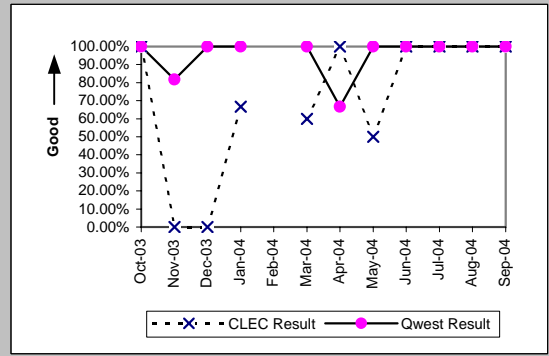


MR-5A - All Troubles Cleared within 4 Hours (Percent) - Interval Zone One

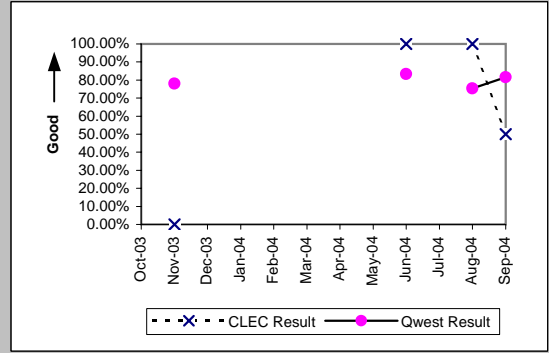
UDIT DS1 (Parity)									
Date	CLEC Num	CLEC Denc	CLEC Resu	CLEC Std	Qwest Num	Qwest Denc	Qwest Resu	Mod Z Scr	Parity Scr
Oct-03	1	1	100.00%	0.00%	178	203	87.68%	-0.37	-1.23
Nov-03									
Dec-03	1	1	100.00%	0.00%	126	150	84.00%	-0.43	-1.26
Jan-04	1	1	100.00%	0.00%	130	156	83.33%	-0.45	-1.27
Feb-04									
Mar-04	1	1	100.00%	0.00%	185	208	88.94%	-0.35	-1.21
Apr-04									
May-04	3	3	100.00%	0.00%	100	130	76.92%	-0.94	-1.57
Jun-04									
Jul-04									
Aug-04									
Sep-04									



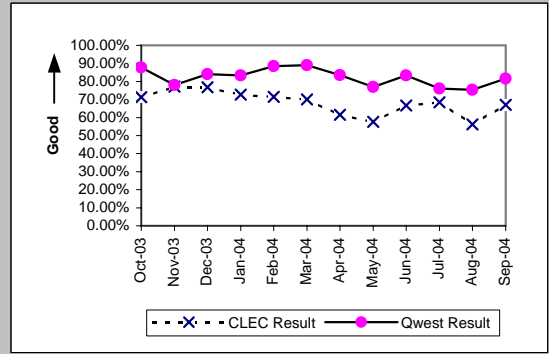
UDIT Above DS1 Level (Parity)									
Date	CLEC Num	CLEC Denc	CLEC Resu	CLEC Std	Qwest Num	Qwest Denc	Qwest Resu	Mod Z Scr	Parity Scr
Oct-03	3	3	100.00%	0.00%	5	5	100.00%	N/A	N/A
Nov-03	0	1	0.00%	0.00%	9	11	81.82%	1.21	-0.27
Dec-03	0	1	0.00%	0.00%	2	2	100.00%	N/A	-0.37
Jan-04	2	3	66.67%	47.14%	2	2	100.00%	N/A	-0.71
Feb-04									
Mar-04	3	5	60.00%	48.99%	6	6	100.00%	N/A	-0.17
Apr-04	1	1	100.00%	0.00%	4	6	66.67%	-0.65	-1.4
May-04	1	2	50.00%	50.00%	2	2	100.00%	N/A	-0.63
Jun-04	1	1	100.00%	0.00%	6	6	100.00%	N/A	N/A
Jul-04	3	3	100.00%	0.00%	5	5	100.00%	N/A	N/A
Aug-04	1	1	100.00%	0.00%	2	2	100.00%	N/A	N/A
Sep-04	1	1	100.00%	0.00%	3	3	100.00%	N/A	N/A



Unbundled Loop - 4 Wire Non-Loaded (Parity)									
Date	CLEC Num	CLEC Denc	CLEC Resu	CLEC Std	Qwest Num	Qwest Denc	Qwest Resu	Mod Z Scr	Parity Scr
Oct-03									
Nov-03	0	1	0.00%	0.00%	138	177	77.97%	1.23	-0.25
Dec-03									
Jan-04									
Feb-04									
Mar-04									
Apr-04									
May-04									
Jun-04	2	2	100.00%	0.00%	150	180	83.33%	-0.63	-1.38
Jul-04									
Aug-04	1	1	100.00%	0.00%	129	171	75.44%	-0.57	-1.35
Sep-04	1	2	50.00%	50.00%	115	141	81.56%	0.88	-0.46

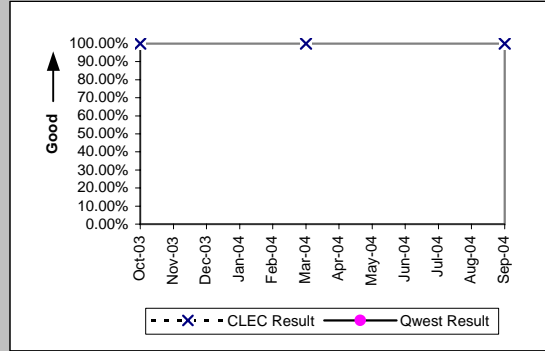


Unbundled Loop - DS1 Capable (Parity)									
Date	CLEC Num	CLEC Denc	CLEC Resu	CLEC Std	Qwest Num	Qwest Denc	Qwest Resu	Mod Z Scr	Parity Scr
Oct-03	57	80	71.25%	45.26%	178	203	87.68%	3.16	0.92
Nov-03	64	83	77.11%	42.01%	138	177	77.97%	0.16	-0.9
Dec-03	63	82	76.83%	42.19%	126	150	84.00%	1.32	-0.2
Jan-04	61	84	72.62%	44.59%	130	156	83.33%	1.93	0.17
Feb-04	30	42	71.43%	45.18%	123	139	88.49%	2.51	0.53
Mar-04	63	90	70.00%	45.83%	185	208	88.94%	3.82	1.32
Apr-04	40	65	61.54%	48.65%	111	133	83.46%	3.28	1
May-04	34	59	57.63%	49.41%	100	130	76.92%	2.65	0.61
Jun-04	68	102	66.67%	47.14%	150	180	83.33%	3.14	0.91
Jul-04	65	95	68.42%	46.48%	111	146	76.03%	1.29	-0.22
Aug-04	55	98	56.12%	49.62%	129	171	75.44%	3.24	0.97
Sep-04	51	76	67.11%	46.98%	115	141	81.56%	2.35	0.43



MR-5A - All Troubles Cleared within 4 Hours (Percent) - Interval Zone One

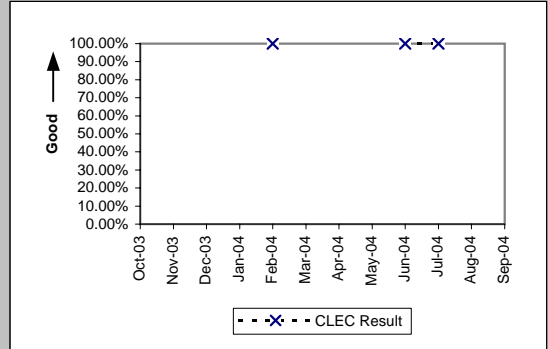
Date	CLEC Num	CLEC Denc	CLEC Resu	E911 (Parity)		Qwest Num	Qwest Denc	Qwest Resu	Mod Z Scr	Parity Scr
				CLEC Std	Qwest Resu					
Oct-03	1	1	100.00%	0.00%						
Nov-03										
Dec-03										
Jan-04										
Feb-04										
Mar-04	1	1	100.00%	0.00%						
Apr-04										
May-04										
Jun-04										
Jul-04										
Aug-04										
Sep-04	1	1	100.00%	0.00%						



MR-5A - All Troubles Cleared within 4 Hours (Percent) - Interval Zone One

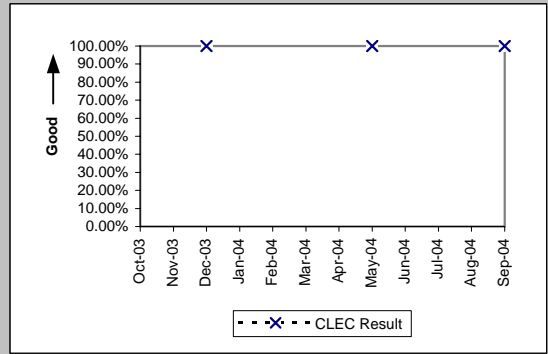
Enhanced Extended Loops - DS0 Capable (Diagnostic)

Date	CLEC Num	CLEC Denom	CLEC Result	CLEC Std Dev
Oct-03				
Nov-03				
Dec-03				
Jan-04				
Feb-04	2	2	100.00%	0.00%
Mar-04				
Apr-04				
May-04				
Jun-04	1	1	100.00%	0.00%
Jul-04	1	1	100.00%	0.00%
Aug-04				
Sep-04				



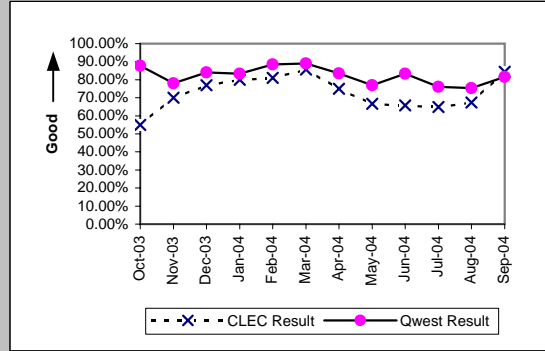
Enhanced Extended Loops - DS3 Capable (Diagnostic)

Date	CLEC Num	CLEC Denom	CLEC Result	CLEC Std Dev
Oct-03				
Nov-03				
Dec-03	1	1	100.00%	0.00%
Jan-04				
Feb-04				
Mar-04				
Apr-04				
May-04	1	1	100.00%	0.00%
Jun-04				
Jul-04				
Aug-04				
Sep-04	1	1	100.00%	0.00%



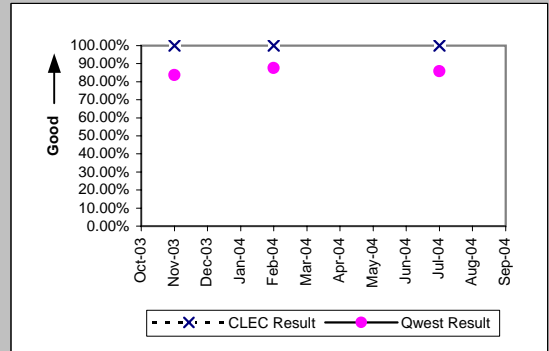
MR-5A - All Troubles Cleared within 4 Hours (Percent) - Interval Zone One

Enhanced Extended Loops - DS1 Capable (Parity)										
Date	CLEC Num	CLEC Denc	CLEC Resu	CLEC Std	Qwest Num	Qwest Denc	Qwest Res	Mod Z Scr	Parity Scr	
Oct-03	11	20	55.00%	49.75%	178	203	87.68%	3.34	1.03	
Nov-03	7	10	70.00%	45.83%	138	177	77.97%	0.58	-0.65	
Dec-03	20	26	76.92%	42.13%	126	150	84.00%	0.87	-0.47	
Jan-04	12	15	80.00%	40.00%	130	156	83.33%	0.35	-0.79	
Feb-04	17	21	80.95%	39.27%	123	139	88.49%	0.94	-0.43	
Mar-04	24	28	85.71%	34.99%	185	208	88.94%	0.52	-0.68	
Apr-04	21	28	75.00%	43.30%	111	133	83.46%	1.03	-0.37	
May-04	20	30	66.67%	47.14%	100	130	76.92%	1.14	-0.31	
Jun-04	27	41	65.85%	47.42%	150	180	83.33%	2.4	0.46	
Jul-04	24	37	64.86%	47.74%	111	146	76.03%	1.35	-0.18	
Aug-04	31	46	67.39%	46.88%	129	171	75.44%	1.08	-0.34	
Sep-04	27	32	84.38%	36.31%	115	141	81.56%	-0.37	-1.23	

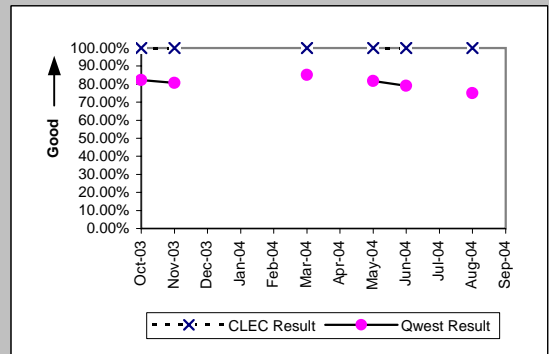


MR-5B - All Troubles Cleared within 4 Hours (Percent) - Interval Zone Two

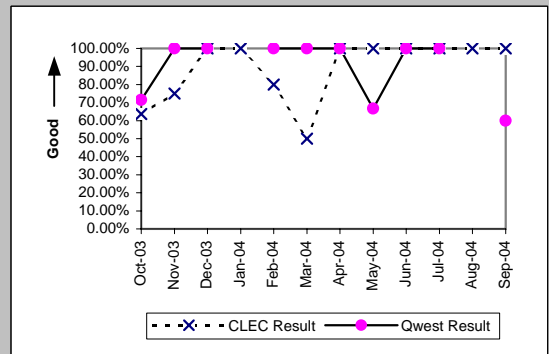
DS0 (Parity)									
Date	CLEC Num	CLEC Denc	CLEC Resu	CLEC Std	Qwest Num	Qwest Denc	Qwest Resu	Mod Z Scr	Parity Scr
Oct-03									
Nov-03	2	2	100.00%	0.00%	138	165	83.64%	-0.62	-1.38
Dec-03									
Jan-04									
Feb-04	2	2	100.00%	0.00%	99	113	87.61%	-0.53	-1.32
Mar-04									
Apr-04									
May-04									
Jun-04									
Jul-04	1	1	100.00%	0.00%	127	148	85.81%	-0.41	-1.25
Aug-04									
Sep-04									



DS1 (Parity)									
Date	CLEC Num	CLEC Denc	CLEC Resu	CLEC Std	Qwest Num	Qwest Denc	Qwest Resu	Mod Z Scr	Parity Scr
Oct-03	2	2	100.00%	0.00%	149	181	82.32%	-0.65	-1.4
Nov-03	1	1	100.00%	0.00%	96	119	80.67%	-0.49	-1.3
Dec-03									
Jan-04									
Feb-04									
Mar-04	3	3	100.00%	0.00%	120	141	85.11%	-0.72	-1.44
Apr-04									
May-04	1	1	100.00%	0.00%	107	131	81.68%	-0.47	-1.29
Jun-04	1	1	100.00%	0.00%	136	172	79.07%	-0.51	-1.31
Jul-04									
Aug-04	1	1	100.00%	0.00%	132	176	75.00%	-0.58	-1.35
Sep-04									

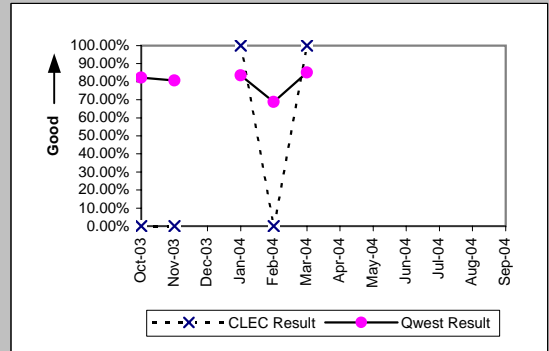


LIS Trunk (Parity)									
Date	CLEC Num	CLEC Denc	CLEC Resu	CLEC Std	Qwest Num	Qwest Denc	Qwest Resu	Mod Z Scr	Parity Scr
Oct-03	7	11	63.64%	48.10%	5	7	71.43%	0.23	-0.86
Nov-03	3	4	75.00%	43.30%	7	7	100.00%	N/A	-0.44
Dec-03	8	8	100.00%	0.00%	2	2	100.00%	N/A	N/A
Jan-04	1	1	100.00%	0.00%					
Feb-04	4	5	80.00%	40.00%	2	2	100.00%	N/A	-0.84
Mar-04	1	2	50.00%	50.00%	2	2	100.00%	N/A	-0.63
Apr-04	3	3	100.00%	0.00%	3	3	100.00%	N/A	N/A
May-04	3	3	100.00%	0.00%	2	3	66.67%	-0.87	-1.53
Jun-04	4	4	100.00%	0.00%	2	2	100.00%	N/A	N/A
Jul-04	3	3	100.00%	0.00%	1	1	100.00%	N/A	N/A
Aug-04	4	4	100.00%	0.00%					
Sep-04	1	1	100.00%	0.00%	3	5	60.00%	-0.75	-1.45

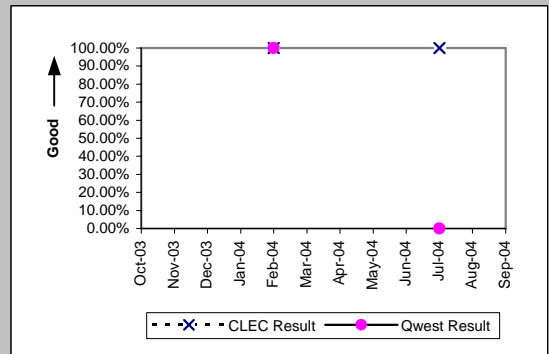


MR-5B - All Troubles Cleared within 4 Hours (Percent) - Interval Zone Two

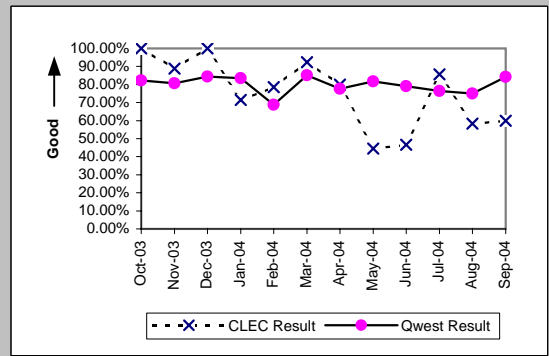
UDIT DS1 (Parity)										
Date	CLEC Num	CLEC Denc	CLEC Resu	CLEC Std	Qwest Num	Qwest Denc	Qwest Resu	Mod Z Scr	Parity Scr	
Oct-03	0	1	0.00%	0.00%	149	181	82.32%	1.36	-0.18	
Nov-03	0	2	0.00%	0.00%	96	119	80.67%	2.11	0.28	
Dec-03										
Jan-04	1	1	100.00%	0.00%	126	151	83.44%	-0.44	-1.27	
Feb-04	0	2	0.00%	0.00%	110	160	68.75%	1.69	0.02	
Mar-04	1	1	100.00%	0.00%	120	141	85.11%	-0.42	-1.25	
Apr-04										
May-04										
Jun-04										
Jul-04										
Aug-04										
Sep-04										



UDIT Above DS1 Level (Parity)										
Date	CLEC Num	CLEC Denc	CLEC Resu	CLEC Std	Qwest Num	Qwest Denc	Qwest Resu	Mod Z Scr	Parity Scr	
Oct-03										
Nov-03										
Dec-03										
Jan-04										
Feb-04	1	1	100.00%	0.00%	2	2	100.00%	N/A	N/A	
Mar-04										
Apr-04										
May-04										
Jun-04										
Jul-04	1	1	100.00%	0.00%	0	1	0.00%	N/A	N/A	
Aug-04										
Sep-04										

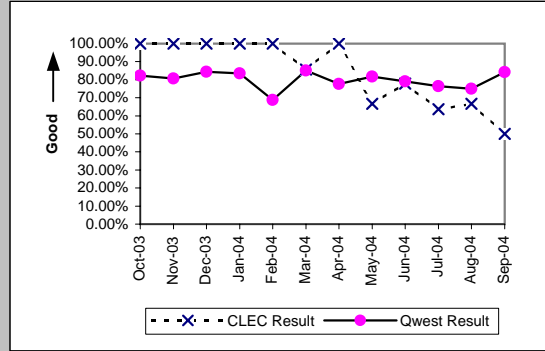


Unbundled Loop - DS1 Capable (Parity)										
Date	CLEC Num	CLEC Denc	CLEC Resu	CLEC Std	Qwest Num	Qwest Denc	Qwest Resu	Mod Z Scr	Parity Scr	
Oct-03	6	6	100.00%	0.00%	149	181	82.32%	-1.12	-1.68	
Nov-03	8	9	88.89%	31.43%	96	119	80.67%	-0.6	-1.37	
Dec-03	16	16	100.00%	0.00%	130	154	84.42%	-1.64	-1.99	
Jan-04	10	14	71.43%	45.18%	126	151	83.44%	1.08	-0.34	
Feb-04	11	14	78.57%	41.03%	110	160	68.75%	-0.76	-1.46	
Mar-04	12	13	92.31%	26.65%	120	141	85.11%	-0.7	-1.42	
Apr-04	12	15	80.00%	40.00%	104	134	77.61%	-0.21	-1.13	
May-04	4	9	44.44%	49.69%	107	131	81.68%	2.36	0.43	
Jun-04	7	15	46.67%	49.89%	136	172	79.07%	2.6	0.58	
Jul-04	12	14	85.71%	34.99%	117	153	76.47%	-0.78	-1.47	
Aug-04	14	24	58.33%	49.30%	132	176	75.00%	1.66	0.01	
Sep-04	6	10	60.00%	48.99%	149	177	84.18%	1.77	0.07	



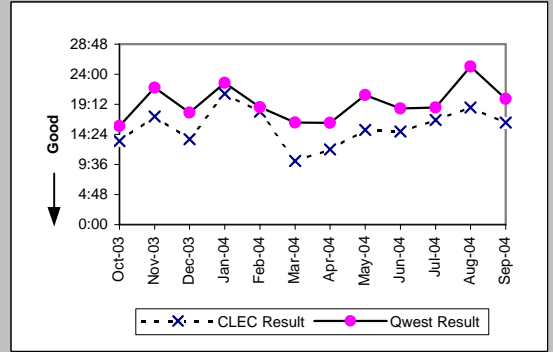
MR-5B - All Troubles Cleared within 4 Hours (Percent) - Interval Zone Two

Enhanced Extended Loops - DS1 Capable (Parity)									
Date	CLEC Num	CLEC Dend	CLEC Resu	CLEC Std	Qwest Num	Qwest Dend	Qwest Res	Mod Z Scr	Parity Scr
Oct-03	4	4	100.00%	0.00%	149	181	82.32%	-0.92	-1.56
Nov-03	4	4	100.00%	0.00%	96	119	80.67%	-0.96	-1.59
Dec-03	5	5	100.00%	0.00%	130	154	84.42%	-0.95	-1.57
Jan-04	1	1	100.00%	0.00%	126	151	83.44%	-0.44	-1.27
Feb-04	2	2	100.00%	0.00%	110	160	68.75%	-0.95	-1.58
Mar-04	6	7	85.71%	34.99%	120	141	85.11%	-0.04	-1.03
Apr-04	9	9	100.00%	0.00%	104	134	77.61%	-1.56	-1.95
May-04	2	3	66.67%	47.14%	107	131	81.68%	0.58	-0.65
Jun-04	14	18	77.78%	41.57%	136	172	79.07%	0.15	-0.91
Jul-04	7	11	63.64%	48.10%	117	153	76.47%	0.92	-0.44
Aug-04	10	15	66.67%	47.14%	132	176	75.00%	0.7	-0.57
Sep-04	6	12	50.00%	50.00%	149	177	84.18%	2.61	0.59

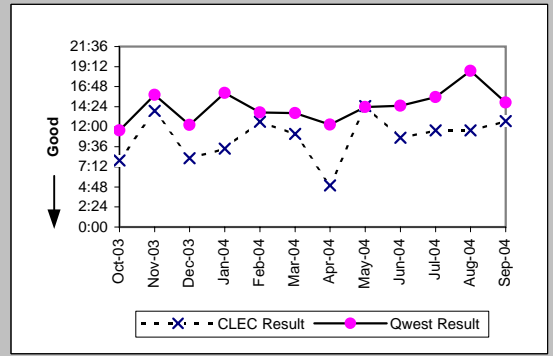


MR-6A - Mean Time to Restore (Hours:Minutes) - Dispatches within MSAs

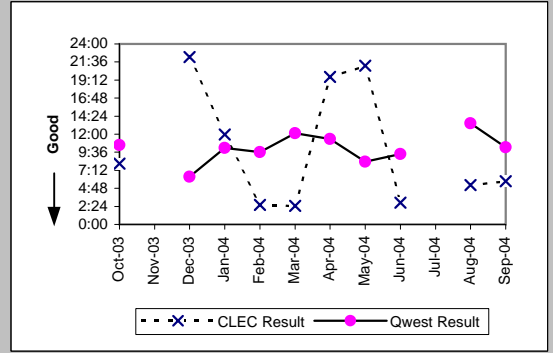
Residence (Parity)									
Date	CLEC Num	CLEC Denc	CLEC Resu	CLEC Std E	Qwest Num	Qwest Denc	Qwest Resu	Mod Z Scr	Parity Scr
Oct-03	2145:13	161	13:19	10:08	239507:43	15204	15:45	-2.57	-2.56
Nov-03	2108:29	122	17:17	19:31	307403:02	14077	21:50	-2.27	-2.38
Dec-03	1403:03	103	13:37	12:21	230263:22	12905	17:51	-2.74	-2.67
Jan-04	1961:09	94	20:52	14:59	374008:01	16551	22:36	-0.91	-1.55
Feb-04	812:16	45	18:03	19:25	197915:44	10578	18:43	-0.2	-1.12
Mar-04	416:34	41	10:10	8:43	179818:25	11029	16:18	-2.94	-2.79
Apr-04	467:03	39	11:59	9:11	164251:25	10104	16:15	-2.09	-2.27
May-04	605:23	40	15:08	12:23	247123:44	11940	20:42	-1.78	-2.08
Jun-04	549:50	37	14:52	8:32	213299:48	11515	18:31	-1.42	-1.86
Jul-04	601:35	36	16:43	13:12	195981:15	10503	18:40	-0.72	-1.44
Aug-04	821:22	44	18:40	11:17	341569:48	13541	25:13	-2	-2.21
Sep-04	635:47	39	16:18	9:58	220252:14	10982	20:03	-1.28	-1.78



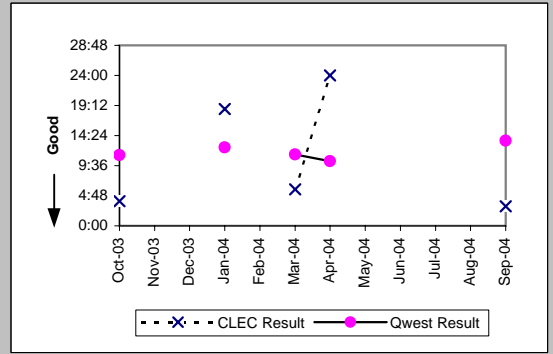
Business (Parity)									
Date	CLEC Num	CLEC Denc	CLEC Resu	CLEC Std E	Qwest Num	Qwest Denc	Qwest Resu	Mod Z Scr	Parity Scr
Oct-03	596:17	75	7:57	7:54	19682:31	1705	11:33	-2.32	-2.41
Nov-03	1125:27	81	13:54	21:28	20030:34	1268	15:48	-0.76	-1.46
Dec-03	634:59	77	8:15	7:22	16104:24	1320	12:12	-2.45	-2.49
Jan-04	740:31	79	9:22	9:56	24546:09	1530	16:03	-3.36	-3.04
Feb-04	428:17	34	12:36	10:58	14691:46	1072	13:42	-0.42	-1.25
Mar-04	78:01	7	11:09	9:07	16891:47	1238	13:39	-0.14	-1.09
Apr-04	29:55	6	4:59	7:25	13670:24	1115	12:16	-1.41	-1.86
May-04	173:36	12	14:28	9:33	17142:13	1195	14:21	0.18	-0.89
Jun-04	181:53	17	10:42	12:19	19052:37	1311	14:32	-1.11	-1.67
Jul-04	104:11	9	11:35	9:36	17616:23	1132	15:34	-0.76	-1.46
Aug-04	127:05	11	11:33	11:05	25089:32	1343	18:41	-1.2	-1.73
Sep-04	50:43	4	12:41	11:30	18253:03	1224	14:55	-0.33	-1.2



Centrex (Parity)									
Date	CLEC Num	CLEC Denc	CLEC Resu	CLEC Std E	Qwest Num	Qwest Denc	Qwest Resu	Mod Z Scr	Parity Scr
Oct-03	16:08	2	8:04	10:56	1328:28	126	10:33	-0.23	-1.14
Nov-03	66:45	3	22:15	19:01	482:11	76	6:21	2.58	0.57
Jan-04	47:53	4	11:58	10:22	812:04	80	10:09	0.55	-0.66
Feb-04	2:37	1	2:37		981:45	102	9:38	-0.52	-1.31
Mar-04	4:54	2	2:27	1:28	1053:27	87	12:07	-0.86	-1.52
Apr-04	19:37	1	19:37		953:26	84	11:21	0.57	-0.65
May-04	21:07	1	21:07		533:45	64	8:20	1.47	-0.11
Jun-04	2:53	1	2:53		749:31	80	9:22	-0.46	-1.28
Jul-04									
Aug-04	5:13	1	5:13		980:48	73	13:26	-0.57	-1.35
Sep-04	5:45	1	5:45		770:34	75	10:16	-0.45	-1.27

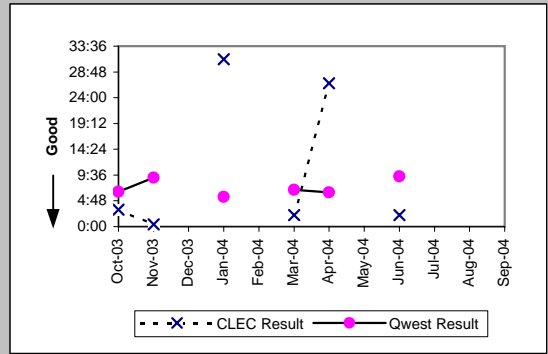


Centrex 21 (Parity)									
Date	CLEC Num	CLEC Denc	CLEC Resu	CLEC Std E	Qwest Num	Qwest Denc	Qwest Resu	Mod Z Scr	Parity Scr
Oct-03	3:55	1	3:55		2445:25	217	11:16	-0.58	-1.35
Nov-03									
Dec-03									
Jan-04	18:37	1	18:37		2150:46	172	12:30	0.59	-0.64
Feb-04									
Mar-04	5:50	1	5:50		1732:51	152	11:24	-0.44	-1.27
Apr-04	24:00	1	24:00		1106:18	107	10:20	1.33	-0.19
May-04									
Jun-04									
Jul-04									
Aug-04									
Sep-04	6:12	2	3:06	0:03	1480:58	109	13:35	-1.22	-1.74

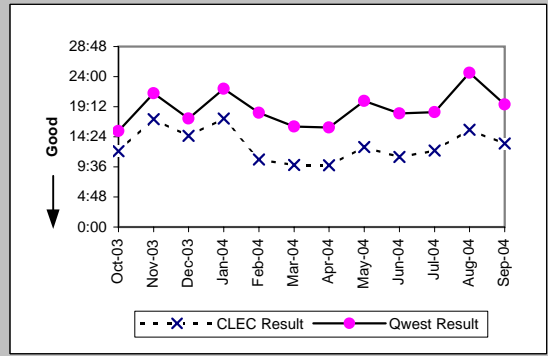


MR-6A - Mean Time to Restore (Hours:Minutes) - Dispatches within MSAs

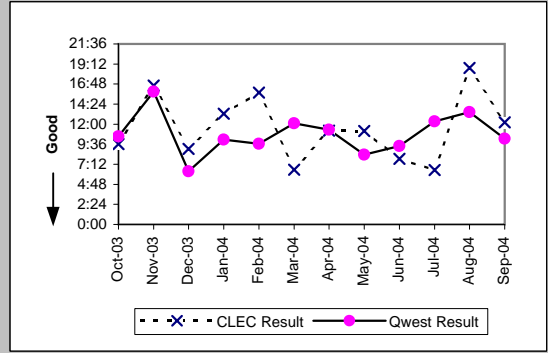
PBX (Parity)									
Date	CLEC Num	CLEC Denc	CLEC Resu	CLEC Std	Qwest Num	Qwest Denc	Qwest Resu	Mod Z Scr	Parity Scr
Oct-03	3:10	1	3:10		194:07	30	6:28	-0.34	-1.21
Nov-03	0:26	1	0:26		210:10	23	9:08	-0.69	-1.42
Dec-03									
Jan-04	31:09	1	31:09		137:51	25	5:31	3.72	1.26
Feb-04									
Mar-04	4:13	2	2:07	2:02	218:56	32	6:50	-0.88	-1.53
Apr-04	26:43	1	26:43		146:27	23	6:22	2.17	0.32
May-04									
Jun-04	2:08	1	2:08		298:53	32	9:20	-0.82	-1.5
Jul-04									
Aug-04									
Sep-04									



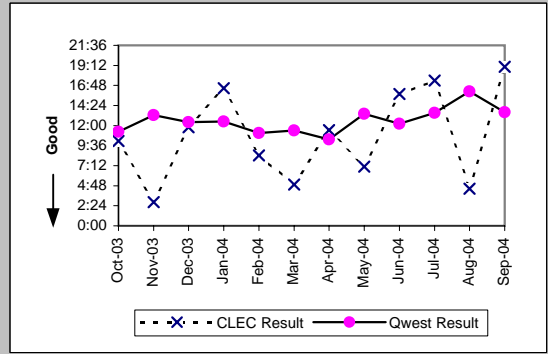
UNE - P (POTS) (Parity)									
Date	CLEC Num	CLEC Denc	CLEC Resu	CLEC Std	Qwest Num	Qwest Denc	Qwest Resu	Mod Z Scr	Parity Scr
Oct-03	4883:00	403	12:07	9:44	259190:14	16909	15:20	-5.26	-4.2
Nov-03	6750:28	392	17:13	20:40	327433:36	15345	21:20	-3.65	-3.22
Dec-03	6114:13	420	14:33	14:37	246367:46	14225	17:19	-3.6	-3.19
Jan-04	10420:44	601	17:20	16:05	398554:10	18081	22:03	-6.16	-4.74
Feb-04	4831:11	448	10:47	16:08	212607:30	11650	18:15	-7.16	-5.35
Mar-04	5217:28	526	9:55	9:54	196710:12	12267	16:02	-7.09	-5.31
Apr-04	5420:34	551	9:50	8:34	177921:49	11219	15:52	-10.78	-7.56
May-04	8966:42	702	12:46	14:49	264265:57	13135	20:07	-9.7	-6.9
Jun-04	8217:11	736	11:10	8:53	232352:25	12826	18:07	-11.78	-8.16
Jul-04	8758:49	717	12:13	11:09	213597:38	11635	18:21	-9.85	-6.99
Aug-04	8408:59	542	15:31	14:27	366659:20	14884	24:38	-9.63	-6.86
Sep-04	6807:40	510	13:21	10:52	238505:17	12206	19:32	-7.66	-5.66



UNE P (Centrex) (Parity)									
Date	CLEC Num	CLEC Denc	CLEC Resu	CLEC Std	Qwest Num	Qwest Denc	Qwest Resu	Mod Z Scr	Parity Scr
Oct-03	191:50	20	9:36	10:13	1328:28	126	10:33	-0.26	-1.16
Nov-03	448:29	27	16:37	25:17	1128:22	71	15:54	0.12	-0.93
Dec-03	135:23	15	9:02	7:39	482:11	76	6:21	1.28	-0.22
Jan-04	251:31	19	13:14	8:42	812:04	80	10:09	0.72	-0.56
Feb-04	283:53	18	15:46	25:06	981:45	102	9:38	1.56	-0.05
Mar-04	78:37	12	6:33	6:10	1053:27	87	12:07	-1.15	-1.7
Apr-04	134:52	12	11:14	12:30	953:26	84	11:21	-0.02	-1.01
May-04	212:45	19	11:12	10:28	533:45	64	8:20	1.07	-0.35
Jun-04	148:43	19	7:50	6:51	749:31	80	9:22	-0.43	-1.26
Jul-04	91:17	14	6:31	7:54	751:06	61	12:19	-1.71	-2.04
Aug-04	243:21	13	18:43	18:56	980:48	73	13:26	1.12	-0.32
Sep-04	207:58	17	12:14	9:22	770:34	75	10:16	0.74	-0.55

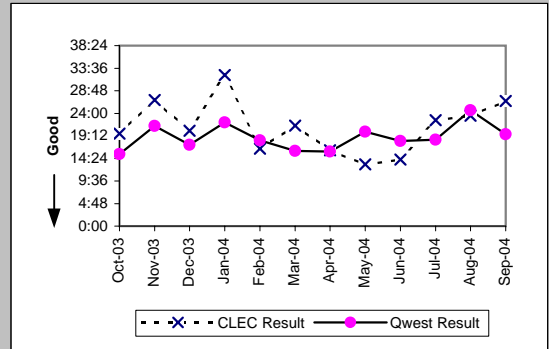


UNE P (Centrex 21) (Parity)									
Date	CLEC Num	CLEC Denc	CLEC Resu	CLEC Std	Qwest Num	Qwest Denc	Qwest Resu	Mod Z Scr	Parity Scr
Oct-03	30:31	3	10:10	11:34	2445:25	217	11:16	-0.15	-1.09
Nov-03	19:49	7	2:50	1:02	2157:30	163	13:14	-1.5	-1.91
Dec-03	59:01	5	11:48	8:11	1836:47	148	12:25	-0.1	-1.06
Jan-04	82:27	5	16:29	29:20	2150:46	172	12:30	0.72	-0.56
Feb-04	50:38	6	8:26	8:43	1233:14	111	11:07	-0.53	-1.32
Mar-04	4:57	1	4:57		1732:51	152	11:24	-0.51	-1.31
Apr-04	22:54	2	11:27	13:20	1106:18	107	10:20	0.09	-0.95
May-04	35:19	5	7:04	10:45	1743:57	130	13:25	-0.97	-1.59
Jun-04	78:54	5	15:47	6:59	1612:21	132	12:13	0.9	-0.45
Jul-04	139:06	8	17:23	9:41	1867:35	138	13:32	0.97	-0.41
Aug-04	13:18	3	4:26	0:32	1783:25	111	16:04	-1.17	-1.71
Sep-04	19:03	1	19:03		1480:58	109	13:35	0.27	-0.83

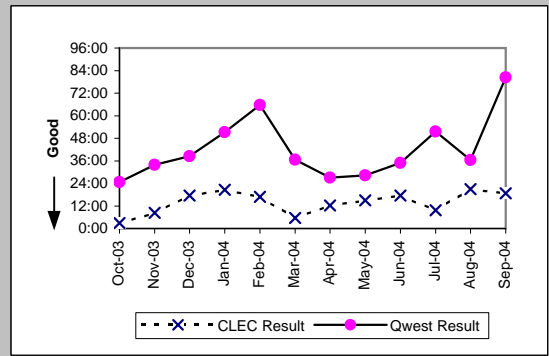


MR-6A - Mean Time to Restore (Hours:Minutes) - Dispatches within MSAs

Line Sharing (Parity)										
Date	CLEC Num	CLEC Denc	CLEC Resu	CLEC Std	Qwest Num	Qwest Denc	Qwest Resu	Mod Z Scr	Parity Scr	
Oct-03	373:56	19	19:41	21:59	259190:14	16909	15:20	1.43	-0.13	
Nov-03	375:14	14	26:48	19:13	327433:36	15345	21:20	0.97	-0.41	
Dec-03	527:23	26	20:17	11:04	246367:46	14225	17:19	1.05	-0.36	
Jan-04	642:19	20	32:07	30:14	398554:10	18081	22:03	2.17	0.32	
Feb-04	214:36	13	16:30	13:35	212607:30	11650	18:15	-0.29	-1.18	
Mar-04	170:55	8	21:22	16:22	196710:12	12267	16:02	1.24	-0.25	
Apr-04	161:30	10	16:09	8:45	177921:49	11219	15:52	0.22	-0.86	
May-04	104:54	8	13:07	10:57	264265:57	13135	20:07	-1.01	-1.62	
Jun-04	212:28	15	14:10	9:42	232352:25	12826	18:07	-0.98	-1.6	
Jul-04	225:41	10	22:34	10:02	213597:38	11635	18:21	1.11	-0.32	
Aug-04	117:32	5	23:30	14:54	366659:20	14884	24:38	-0.12	-1.07	
Sep-04	372:45	14	26:38	8:21	238505:17	12206	19:32	1.64	-0.01	

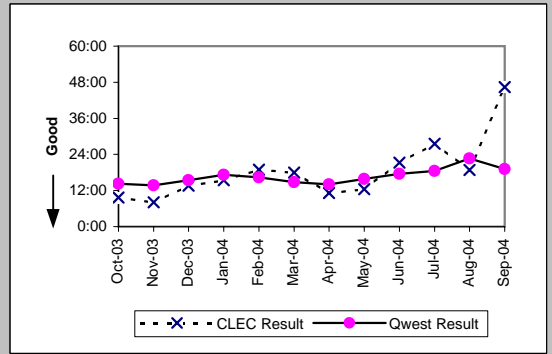


Line Splitting (Parity)										
Date	CLEC Num	CLEC Denc	CLEC Resu	CLEC Std	Qwest Num	Qwest Denc	Qwest Resu	Mod Z Scr	Parity Scr	
Oct-03	2:50	1	2:50		10546:43	427	24:42	-1.08	-1.66	
Nov-03	24:51	3	8:17	6:47	10522:20	310	33:57	-1.05	-1.64	
Dec-03	246:01	14	17:34	11:35	16199:54	421	38:29	-1.47	-1.9	
Jan-04	164:55	8	20:37	12:53	24525:38	478	51:19	-0.93	-1.57	
Feb-04	118:20	7	16:54	10:36	38132:25	580	65:45	-1.01	-1.62	
Mar-04	11:04	2	5:32	1:53	29460:36	804	36:39	-0.68	-1.42	
Apr-04	74:00	6	12:20	8:00	24453:38	902	27:07	-1.18	-1.72	
May-04	45:09	3	15:03	10:18	23722:15	840	28:14	-0.51	-1.31	
Jun-04	123:08	7	17:35	7:04	26298:21	755	34:50	-0.76	-1.46	
Jul-04	67:36	7	9:39	7:05	41190:25	798	51:37	-0.8	-1.48	
Aug-04	104:50	5	20:58	16:55	29019:06	796	36:27	-0.46	-1.28	
Sep-04	149:50	8	18:44	15:43	68923:07	857	80:25	-0.67	-1.41	

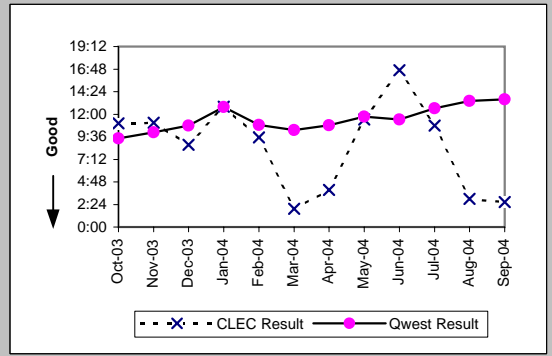


MR-6B - Mean Time to Restore (Hours:Minutes) - Dispatches outside MSAs

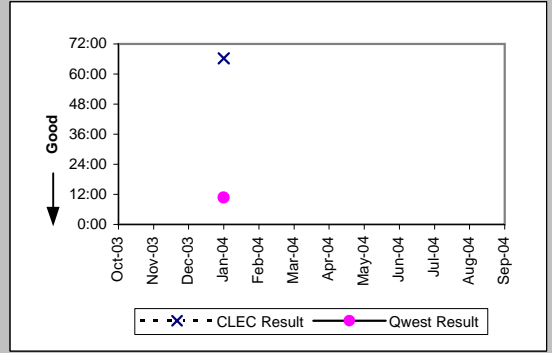
Residence (Parity)									
Date	CLEC Num	CLEC Denc	CLEC Resu	CLEC Std	Qwest Num	Qwest Denc	Qwest Resu	Mod Z Scr	Parity Scr
Oct-03	330:07	34	9:43	8:46	44826:39	3137	14:17	-2.15	-2.31
Nov-03	176:46	22	8:02	7:30	35109:09	2560	13:43	-2.12	-2.29
Dec-03	380:19	28	13:35	11:05	46775:30	3033	15:25	-0.75	-1.46
Jan-04	386:36	25	15:28	8:31	58257:34	3384	17:13	-0.6	-1.37
Feb-04	245:40	13	18:54	14:10	41536:39	2541	16:21	0.8	-0.51
Mar-04	107:50	6	17:58	7:29	38756:51	2614	14:50	0.76	-0.54
Apr-04	55:38	5	11:08	11:06	32756:36	2337	14:01	-0.48	-1.29
May-04	112:16	9	12:28	10:49	41318:09	2598	15:54	-0.81	-1.49
Jun-04	106:29	5	21:18	17:56	48570:13	2772	17:31	0.71	-0.57
Jul-04	110:04	4	27:31	13:08	47204:45	2554	18:29	1.3	-0.21
Aug-04	113:01	6	18:50	19:17	74754:10	3295	22:41	-0.38	-1.23
Sep-04	185:37	4	46:24	48:20	49109:57	2569	19:07	2.33	0.41



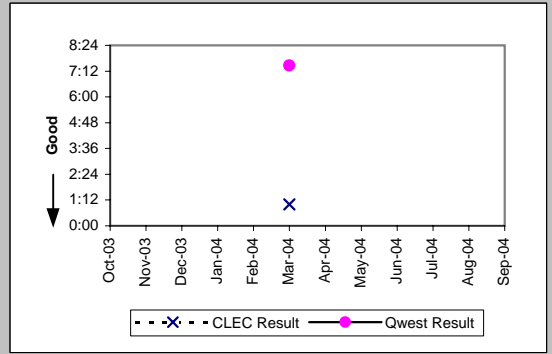
Business (Parity)									
Date	CLEC Num	CLEC Denc	CLEC Resu	CLEC Std	Qwest Num	Qwest Denc	Qwest Resu	Mod Z Scr	Parity Scr
Oct-03	209:10	19	11:01	9:07	2901:31	308	9:25	0.73	-0.55
Nov-03	99:50	9	11:06	8:49	2712:00	269	10:05	0.28	-0.83
Dec-03	200:46	23	8:44	9:53	3389:35	314	10:48	-0.68	-1.42
Jan-04	191:48	15	12:47	11:59	4314:27	338	12:46	0.18	-0.89
Feb-04	38:04	4	9:31	11:34	2982:02	275	10:51	-0.24	-1.15
Mar-04	1:56	1	1:56	2811:48	273	10:18	-0.65	-1.4	
Apr-04	7:53	2	3:57	1:07	2684:13	248	10:49	-0.79	-1.48
May-04	34:22	3	11:27	12:20	3005:50	256	11:44	-0.04	-1.02
Jun-04	16:40	1	16:40	3536:00	309	11:27	0.51	-0.69	
Jul-04	32:22	3	10:47	14:11	3157:05	250	12:38	-0.26	-1.16
Aug-04	2:59	1	2:59	4693:16	350	13:25	-0.69	-1.42	
Sep-04	5:19	2	2:39	0:59	3918:15	288	13:36	-0.93	-1.56



Centrex 21 (Parity)									
Date	CLEC Num	CLEC Denc	CLEC Resu	CLEC Std	Qwest Num	Qwest Denc	Qwest Resu	Mod Z Scr	Parity Scr
Oct-03									
Nov-03									
Dec-03									
Jan-04	66:14	1	66:14		150:38	14	10:46	1.83	0.11
Feb-04									
Mar-04									
Apr-04									
May-04									
Jun-04									
Jul-04									
Aug-04									
Sep-04									

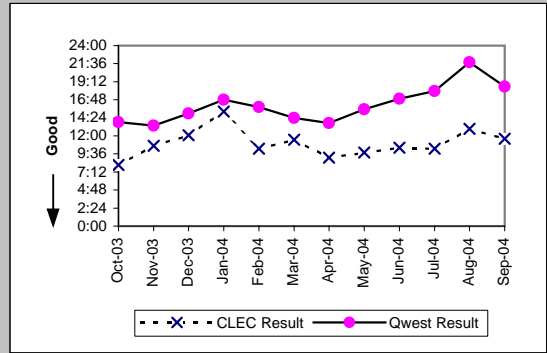


PBX (Parity)									
Date	CLEC Num	CLEC Denc	CLEC Resu	CLEC Std	Qwest Num	Qwest Denc	Qwest Resu	Mod Z Scr	Parity Scr
Oct-03									
Nov-03									
Dec-03									
Jan-04									
Feb-04									
Mar-04	4:00	4	1:00	0:43	89:37	12	7:28	-1.37	-1.83
Apr-04									
May-04									
Jun-04									
Jul-04									
Aug-04									
Sep-04									

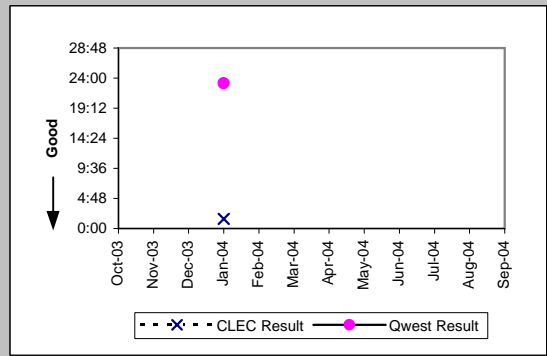


MR-6B - Mean Time to Restore (Hours:Minutes) - Dispatches outside MSAs

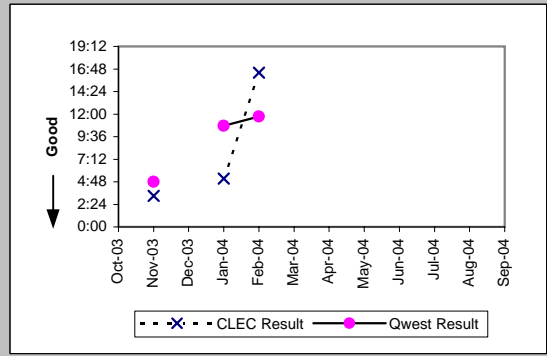
UNE - P (POTS) (Parity)										
Date	CLEC Num	CLEC Dend	CLEC Resu	CLEC Std	Qwest Num	Qwest Dend	Qwest Resu	Mod Z Scr	Parity Scr	
Oct-03	674:12	83	8:07	7:54	47728:10	3445	13:51	-4.18	-3.54	
Nov-03	758:07	71	10:41	9:04	37821:09	2829	13:22	-1.81	-2.1	
Dec-03	1160:41	96	12:05	11:44	50165:05	3347	14:59	-2.14	-2.3	
Jan-04	1645:38	108	15:14	14:45	62572:01	3722	16:49	-1.11	-1.67	
Feb-04	1019:40	99	10:18	11:12	44518:41	2816	15:49	-3.85	-3.34	
Mar-04	1127:20	98	11:30	15:38	41568:39	2887	14:24	-2.28	-2.38	
Apr-04	1111:49	122	9:07	8:05	35440:49	2585	13:43	-3.71	-3.25	
May-04	1313:55	134	9:48	9:44	44323:59	2854	15:32	-5.08	-4.09	
Jun-04	1679:00	161	10:26	13:02	52106:13	3081	16:55	-5.31	-4.23	
Jul-04	1810:54	176	10:17	10:36	50361:50	2804	17:58	-6.32	-4.84	
Aug-04	2092:59	162	12:55	13:22	79447:26	3645	21:48	-4.56	-3.77	
Sep-04	1360:27	117	11:38	13:50	53028:12	2857	18:34	-4.25	-3.59	



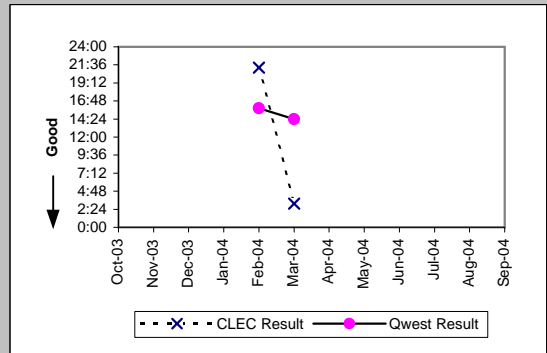
UNE P (Centrex) (Parity)										
Date	CLEC Num	CLEC Dend	CLEC Resu	CLEC Std	Qwest Num	Qwest Dend	Qwest Resu	Mod Z Scr	Parity Scr	
Oct-03										
Nov-03										
Dec-03										
Jan-04	1:33	1	1:33		370:38	16	23:10	-0.69	-1.42	
Feb-04										
Mar-04										
Apr-04										
May-04										
Jun-04										
Jul-04										
Aug-04										
Sep-04										



UNE P (Centrex 21) (Parity)										
Date	CLEC Num	CLEC Dend	CLEC Resu	CLEC Std	Qwest Num	Qwest Dend	Qwest Resu	Mod Z Scr	Parity Scr	
Oct-03										
Nov-03	3:19	1	3:19		57:46	12	4:49	-0.26	-1.16	
Dec-03										
Jan-04	20:37	4	5:09	1:00	150:38	14	10:46	-1.03	-1.63	
Feb-04	32:48	2	16:24	14:14	164:34	14	11:45	0.8	-0.51	
Mar-04										
Apr-04										
May-04										
Jun-04										
Jul-04										
Aug-04										
Sep-04										

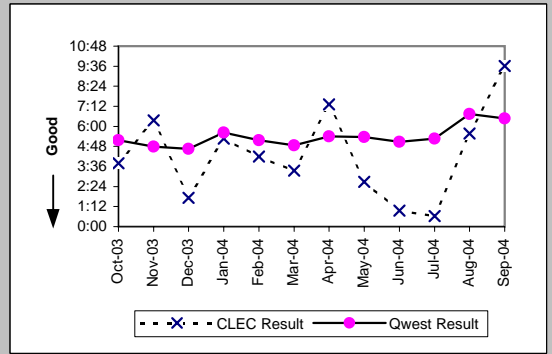


Line Sharing (Parity)										
Date	CLEC Num	CLEC Dend	CLEC Resu	CLEC Std	Qwest Num	Qwest Dend	Qwest Resu	Mod Z Scr	Parity Scr	
Oct-03										
Nov-03										
Dec-03										
Jan-04										
Feb-04	21:14	1	21:14		44518:41	2816	15:49	0.54	-0.67	
Mar-04	3:08	1	3:08		41568:39	2887	14:24	-0.91	-1.55	
Apr-04										
May-04										
Jun-04										
Jul-04										
Aug-04										
Sep-04										

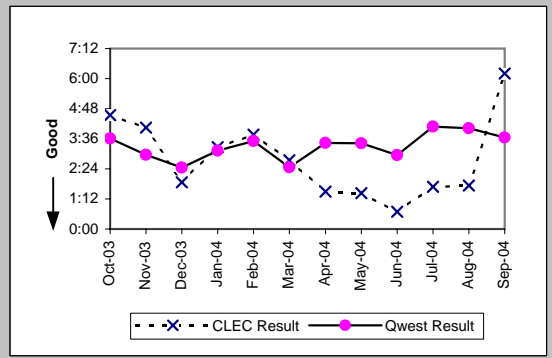


MR-6C - Mean Time to Restore (Hours:Minutes) - No dispatches

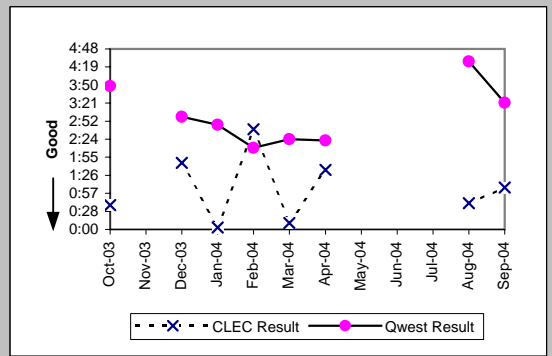
Residence (Parity)									
Date	CLEC Num	CLEC Denc	CLEC Resu	CLEC Std	Qwest Num	Qwest Denc	Qwest Resu	Mod Z Scr	Parity Scr
Oct-03	174:31	46	3:48	5:57	17780:12	3436	5:10	-1.23	-1.75
Nov-03	197:06	31	6:21	11:48	14336:48	2997	4:47	1.05	-0.36
Dec-03	50:00	29	1:43	3:51	14104:46	3031	4:39	-2.21	-2.34
Jan-04	105:21	20	5:16	9:41	19800:23	3513	5:38	-0.18	-1.11
Feb-04	67:16	16	4:12	6:49	16226:00	3143	5:10	-0.5	-1.3
Mar-04	30:09	9	3:21	6:15	17874:05	3671	4:52	-0.63	-1.38
Apr-04	58:35	8	7:19	9:46	14618:34	2710	5:24	0.85	-0.49
May-04	21:26	8	2:41	7:21	15375:19	2868	5:22	-0.98	-1.59
Jun-04	8:41	9	0:58	1:40	16789:08	3309	5:04	-1.61	-1.98
Jul-04	3:10	5	0:38	1:05	16292:36	3093	5:16	-1.33	-1.81
Aug-04	55:40	10	5:34	6:57	23663:11	3506	6:45	-0.32	-1.2
Sep-04	96:13	10	9:37	9:44	23297:23	3603	6:28	1.1	-0.33



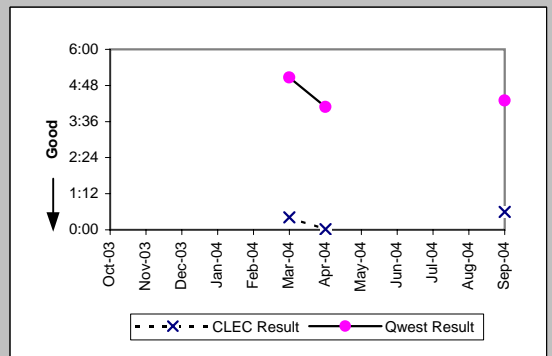
Business (Parity)									
Date	CLEC Num	CLEC Denc	CLEC Resu	CLEC Std	Qwest Num	Qwest Denc	Qwest Resu	Mod Z Scr	Parity Scr
Oct-03	127:21	28	4:33	7:15	2112:39	583	3:37	0.83	-0.49
Nov-03	52:36	13	4:03	6:37	1281:11	433	2:58	0.67	-0.6
Dec-03	43:00	23	1:52	3:55	1151:42	471	2:27	-0.55	-1.33
Jan-04	62:00	19	3:16	4:47	1841:46	589	3:08	0.27	-0.84
Feb-04	52:50	14	3:46	5:10	2001:57	569	3:31	0.21	-0.87
Mar-04	13:47	5	2:45	3:38	1392:05	565	2:28	0.49	-0.7
Apr-04	9:03	6	1:30	1:38	1776:30	518	3:26	-0.78	-1.47
May-04	8:36	6	1:26	1:52	1847:39	542	3:25	-0.8	-1.48
Jun-04	3:25	5	0:41	0:52	1771:57	599	2:57	-0.97	-1.59
Jul-04	10:06	6	1:41	1:32	2169:35	531	4:05	-0.79	-1.48
Aug-04	10:21	6	1:44	2:39	2521:34	627	4:01	-0.74	-1.45
Sep-04	6:12	1	6:12	2:16	2168:21	593	3:39	1.08	-0.35



Centrex (Parity)									
Date	CLEC Num	CLEC Denc	CLEC Resu	CLEC Std	Qwest Num	Qwest Denc	Qwest Resu	Mod Z Scr	Parity Scr
Oct-03	0:39	1	0:39		290:24	76	3:49	-0.53	-1.32
Nov-03					123:16	41	3:00	-0.29	-1.18
Dec-03	1:46	1	1:46		183:49	66	2:47	-0.72	-1.44
Jan-04	0:03	1	0:03		123:33	57	2:10	0.52	-0.68
Feb-04	2:40	1	2:40		100:35	42	2:24	-1.74	-2.06
Mar-04	0:19	2	0:10	0:08	85:26	36	2:22	-0.37	-1.22
Apr-04	4:45	3	1:35	1:11					
May-04									
Jun-04									
Jul-04									
Aug-04	0:42	1	0:42		254:42	57	4:28	-0.42	-1.25
Sep-04	1:07	1	1:07		121:09	36	3:22	-0.49	-1.29

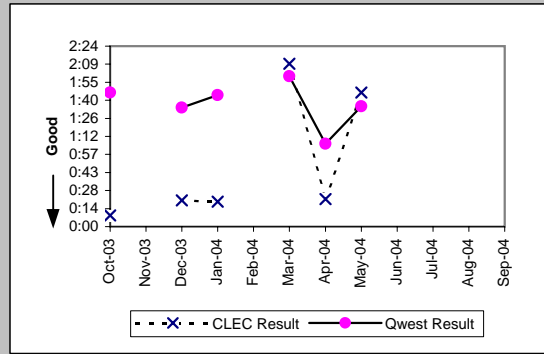


Centrex 21 (Parity)									
Date	CLEC Num	CLEC Denc	CLEC Resu	CLEC Std	Qwest Num	Qwest Denc	Qwest Resu	Mod Z Scr	Parity Scr
Oct-03									
Nov-03									
Dec-03									
Jan-04									
Feb-04									
Mar-04	0:25	1	0:25		339:41	67	5:04	-0.35	-1.21
Apr-04	0:01	1	0:01		245:05	60	4:05	-0.27	-1.16
May-04									
Jun-04									
Jul-04									
Aug-04									
Sep-04	0:36	1	0:36		267:02	62	4:18	-0.59	-1.36

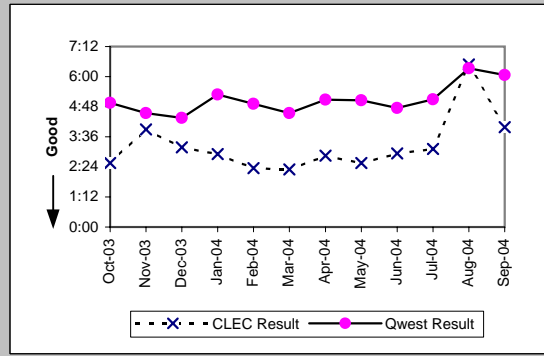


MR-6C - Mean Time to Restore (Hours:Minutes) - No dispatches

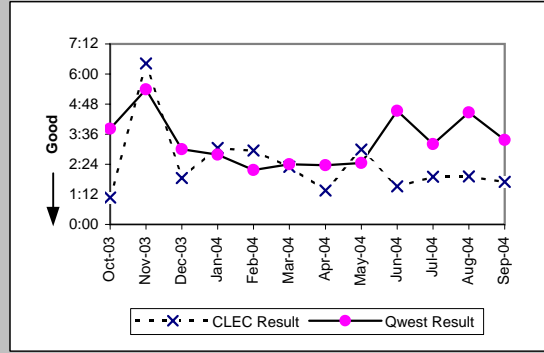
PBX (Parity)									
Date	CLEC Num	CLEC Denc	CLEC Resu	CLEC Std	Qwest Num	Qwest Denc	Qwest Resu	Mod Z Scr	Parity Scr
Oct-03	0:09	1	0:09		159:15	89	1:47	-0.63	-1.38
Nov-03									
Dec-03	0:42	2	0:21	0:11	79:06	50	1:35	-1.04	-1.63
Jan-04	0:39	2	0:20	0:23	116:01	66	1:45	-0.75	-1.45
Feb-04									
Mar-04	4:20	2	2:10	2:44	139:44	70	2:00	0.85	-0.48
Apr-04	0:22	1	0:22		49:42	45	1:06	-0.52	-1.32
May-04	7:07	4	1:47	1:49	68:45	43	1:36	0.79	-0.52
Jun-04									
Jul-04									
Aug-04									
Sep-04									



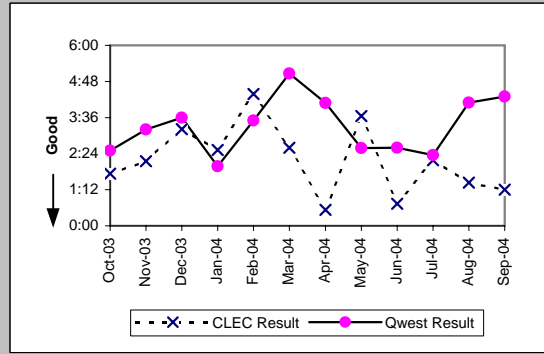
UNE - P (POTS) (Parity)									
Date	CLEC Num	CLEC Denc	CLEC Resu	CLEC Std	Qwest Num	Qwest Denc	Qwest Resu	Mod Z Scr	Parity Scr
Oct-03	372:11	146	2:33	4:43	19892:51	4019	4:57	-3.83	-3.33
Nov-03	472:14	121	3:54	7:40	15617:59	3430	4:33	-0.84	-1.51
Dec-03	476:32	150	3:11	6:28	15256:28	3502	4:21	-2.05	-2.25
Jan-04	481:08	165	2:55	5:00	21642:09	4102	5:17	-3.45	-3.1
Feb-04	430:43	183	2:21	4:03	18227:57	3712	4:55	-4.46	-3.71
Mar-04	452:15	196	2:18	3:46	19266:10	4236	4:33	-4.4	-3.67
Apr-04	524:27	184	2:51	5:33	16395:04	3228	5:05	-3.55	-3.16
May-04	640:53	251	2:33	4:36	17222:58	3410	5:03	-5.07	-4.08
Jun-04	705:56	240	2:56	5:06	18561:05	3908	4:45	-3.7	-3.25
Jul-04	740:04	237	3:07	5:16	18462:11	3624	5:06	-3.8	-3.31
Aug-04	1451:58	224	6:29	13:32	26184:45	4133	6:20	0.19	-0.88
Sep-04	717:44	180	3:59	6:28	25465:44	4196	6:04	-2.98	-2.81



UNE P (Centrex) (Parity)									
Date	CLEC Num	CLEC Denc	CLEC Resu	CLEC Std	Qwest Num	Qwest Denc	Qwest Resu	Mod Z Scr	Parity Scr
Oct-03	5:21	5	1:04	1:12	290:24	76	3:49	-1.01	-1.61
Nov-03	83:30	13	6:25	11:08	344:37	64	5:23	0.62	-0.62
Dec-03	18:30	10	1:51	1:27	123:16	41	3:00	-0.78	-1.47
Jan-04	39:36	13	3:03	5:47	183:49	66	2:47	0.26	-0.84
Feb-04	14:45	5	2:57	3:12	123:33	57	2:10	0.98	-0.41
Mar-04	13:51	6	2:18	0:57	100:35	42	2:24	-0.11	-1.07
Apr-04	9:27	7	1:21	0:46	85:26	36	2:22	-0.69	-1.42
May-04	29:48	10	2:59	4:47	122:51	50	2:27	0.4	-0.76
Jun-04	12:09	8	1:31	1:17	221:53	49	4:32	-1.16	-1.71
Jul-04	7:35	4	1:54	2:07	169:34	53	3:12	-0.34	-1.21
Aug-04	13:25	7	1:55	1:41	254:42	57	4:28	-0.71	-1.43
Sep-04	10:14	6	1:42	1:39	121:09	36	3:22	-0.82	-1.5

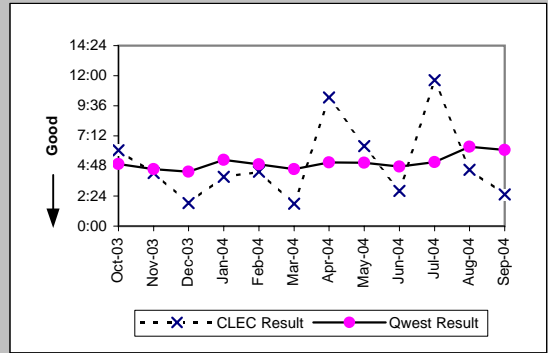


UNE P (Centrex 21) (Parity)									
Date	CLEC Num	CLEC Denc	CLEC Resu	CLEC Std	Qwest Num	Qwest Denc	Qwest Resu	Mod Z Scr	Parity Scr
Oct-03	5:12	3	1:44	1:38	197:16	79	2:30	-0.37	-1.22
Nov-03	6:26	3	2:09	0:56	236:35	74	3:12	-0.32	-1.19
Dec-03	9:39	3	3:13	2:20	212:04	59	3:36	-0.09	-1.05
Jan-04	12:36	5	2:31	2:14	154:59	78	1:59	0.64	-0.61
Feb-04	13:08	3	4:23	7:03	216:32	62	3:30	0.45	-0.73
Mar-04	7:49	3	2:36	1:45	339:41	67	5:04	-0.32	-1.19
Apr-04	0:32	1	0:32		245:05	60	4:05	-0.23	-1.14
May-04	21:54	6	3:39	6:44	141:56	55	2:35	0.62	-0.63
Jun-04	2:11	3	0:44	0:35	158:25	61	2:36	-0.74	-1.45
Jul-04	2:11	1	2:11		117:11	50	2:21	-0.03	-1.02
Aug-04	5:42	4	1:26	1:25	250:34	61	4:06	-0.73	-1.44
Sep-04	3:36	3	1:12	1:15	267:02	62	4:18	-0.84	-1.51

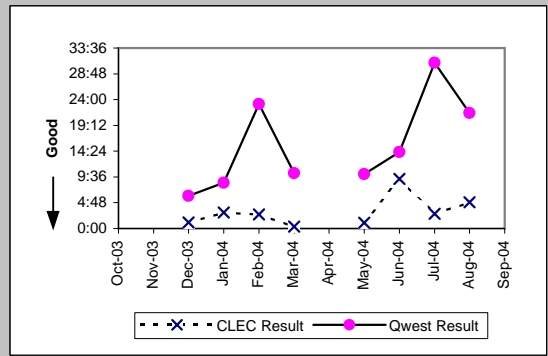


MR-6C - Mean Time to Restore (Hours:Minutes) - No dispatches

Line Sharing (Parity)										
Date	CLEC Num	CLEC Denc	CLEC Resu	CLEC Std	Qwest Num	Qwest Denc	Qwest Resu	Mod Z Scr	Parity Scr	
Oct-03	126:57	21	6:03	7:30	19892:51	4019	4:57	0.77	-0.53	
Nov-03	63:29	15	4:14	5:21	15617:59	3430	4:33	-0.15	-1.09	
Dec-03	23:44	13	1:50	1:19	15256:28	3502	4:21	-1.32	-1.8	
Jan-04	62:52	16	3:56	5:12	21642:09	4102	5:17	-0.62	-1.38	
Feb-04	52:08	12	4:21	4:18	18227:57	3712	4:55	-0.26	-1.16	
Mar-04	23:12	13	1:47	0:59	19266:10	4236	4:33	-1.43	-1.87	
Apr-04	92:28	9	10:16	8:59	16395:04	3228	5:05	1.84	0.12	
May-04	31:56	5	6:23	5:58	17222:58	3410	5:03	0.54	-0.67	
Jun-04	33:32	12	2:48	3:53	18561:05	3908	4:45	-0.92	-1.56	
Jul-04	104:50	9	11:39	22:32	18462:11	3624	5:06	2.26	0.37	
Aug-04	67:24	15	4:30	7:01	26184:45	4133	6:20	-0.64	-1.39	
Sep-04	25:18	10	2:32	2:10	25465:44	4196	6:04	-1.22	-1.74	



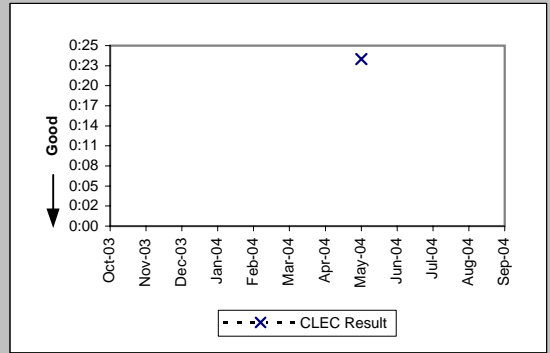
Line Splitting (Parity)										
Date	CLEC Num	CLEC Denc	CLEC Resu	CLEC Std	Qwest Num	Qwest Denc	Qwest Resu	Mod Z Scr	Parity Scr	
Oct-03										
Nov-03										
Dec-03	2:17	2	1:08	0:02	8683:02	1432	6:04	-0.37	-1.22	
Jan-04	9:00	3	3:00	2:34	15802:31	1854	8:31	-0.27	-1.17	
Feb-04	5:16	2	2:38	3:41	43777:57	1887	23:12	-0.43	-1.26	
Mar-04	1:03	3	0:21	0:23	24238:34	2352	10:18	-0.55	-1.34	
Apr-04										
May-04	2:06	2	1:03	0:45	18028:16	1783	10:07	-0.46	-1.28	
Jun-04	18:27	2	9:13	5:17	24736:29	1739	14:13	-0.15	-1.09	
Jul-04	13:45	5	2:45	2:07	65387:20	2120	30:51	-0.74	-1.45	
Aug-04	14:36	3	4:52	7:45	54194:18	2517	21:32	-0.44	-1.26	
Sep-04										



MR-6C - Mean Time to Restore (Hours:Minutes) - No dispatches

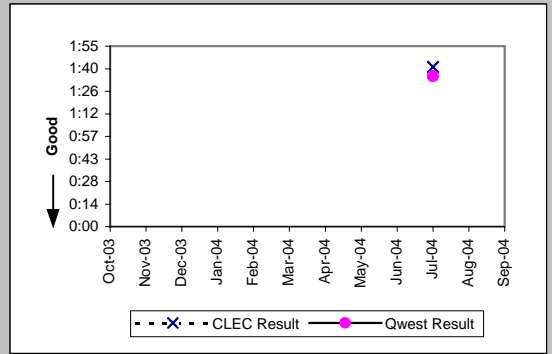
Sub-Loop Unbundling (Diagnostic)

Date	Numerator	Denominator	CLEC Result	Standard Dev
Oct-03				
Nov-03				
Dec-03				
Jan-04				
Feb-04				
Mar-04				
Apr-04				
May-04	0:24	1	0:24	
Jun-04				
Jul-04				
Aug-04				
Sep-04				

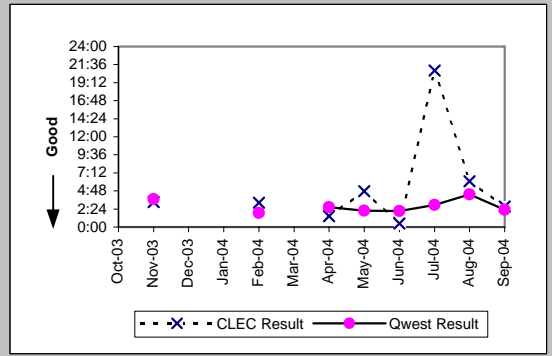


MR-6D - Mean Time to Restore (Hours:Minutes) - Interval Zone One

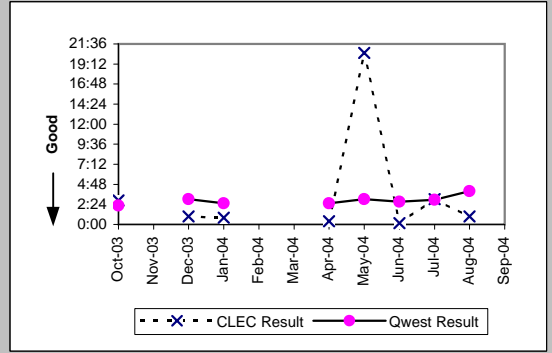
ISDN Primary (Parity)									
Date	CLEC Num	CLEC Denc	CLEC Resu	CLEC Std	Qwest Num	Qwest Denc	Qwest Resu	Mod Z Scr	Parity Scr
Oct-03									
Nov-03									
Dec-03									
Jan-04									
Feb-04									
Mar-04									
Apr-04									
May-04									
Jun-04									
Jul-04	1:42	1	1:42		31:59	20	1:36	0.43	-0.74
Aug-04									
Sep-04									



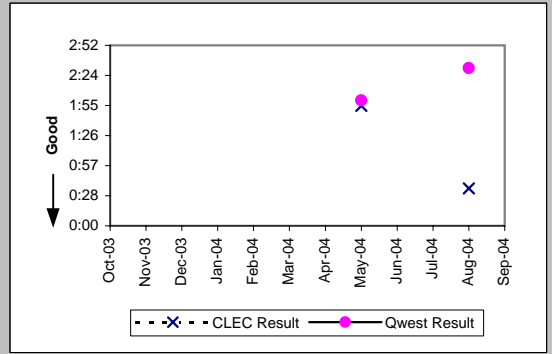
DS0 (Parity)									
Date	CLEC Num	CLEC Denc	CLEC Resu	CLEC Std	Qwest Num	Qwest Denc	Qwest Resu	Mod Z Scr	Parity Scr
Oct-03									
Nov-03	16:36	5	3:19	1:53	1035:53	280	3:42	-0.13	-1.08
Dec-03									
Jan-04									
Feb-04	3:13	1	3:13		297:40	159	1:52	0.98	-0.41
Mar-04									
Apr-04	2:52	2	1:26	0:34	482:06	182	2:39	-0.5	-1.3
May-04	4:45	1	4:45		390:28	181	2:09	1.09	-0.33
Jun-04	0:29	1	0:29		453:54	212	2:08	-0.58	-1.35
Jul-04	41:39	2	20:49	26:46	595:22	204	2:55	2.75	0.67
Aug-04	30:26	5	6:05	7:18	941:02	217	4:20	1.14	-0.31
Sep-04	5:26	2	2:43	1:29	490:28	211	2:19	0.69	-0.58



DS1 (Parity)									
Date	CLEC Num	CLEC Denc	CLEC Resu	CLEC Std	Qwest Num	Qwest Denc	Qwest Resu	Mod Z Scr	Parity Scr
Oct-03	17:10	6	2:52	3:58	457:52	203	2:15	0.79	-0.52
Nov-03									
Dec-03	0:57	1	0:57		456:10	150	3:02	-0.2	-1.12
Jan-04	0:49	1	0:49		393:50	156	2:31	-0.49	-1.3
Feb-04									
Mar-04									
Apr-04	0:24	1	0:24		333:50	133	2:31	-0.78	-1.48
May-04	20:31	1	20:31		392:11	130	3:01	2.07	0.26
Jun-04	0:10	1	0:10		488:48	180	2:43	-0.63	-1.38
Jul-04	3:02	1	3:02		432:37	146	2:58	0.43	-0.74
Aug-04	0:58	1	0:58		681:57	171	3:59	-0.4	-1.24
Sep-04									

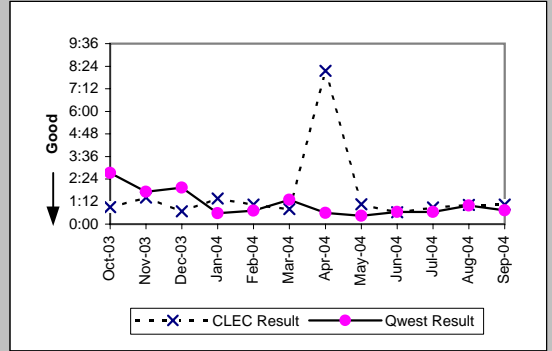


Frame Relay (Parity)									
Date	CLEC Num	CLEC Denc	CLEC Resu	CLEC Std	Qwest Num	Qwest Denc	Qwest Resu	Mod Z Scr	Parity Scr
Oct-03									
Nov-03									
Dec-03									
Jan-04									
Feb-04									
Mar-04									
Apr-04									
May-04	3:49	2	1:55	2:29	102:15	51	2:00	-0.06	-1.04
Jun-04									
Jul-04									
Aug-04	0:36	1	0:36		151:07	60	2:31	-0.61	-1.37
Sep-04									



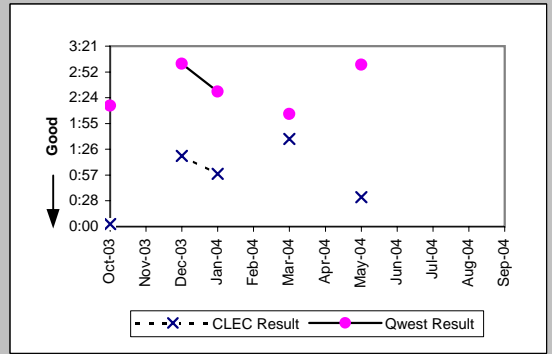
MR-6D - Mean Time to Restore (Hours:Minutes) - Interval Zone One

Date	CLEC Num	CLEC Dend	CLEC Resu	LIS Trunk (Parity)				Mod Z Scr	Parity Scr
				CLEC Std	Qwest Num	Qwest Dend	Qwest Res		
Oct-03	10:49	12	0:54	0:43	10:51	4	2:43	-0.68	-1.41
Nov-03	12:43	9	1:25	0:45	15:25	9	1:43	-0.51	-1.31
Dec-03	6:53	10	0:41	0:26	7:45	4	1:56	-1.72	-2.04
Jan-04	12:20	9	1:22	1:06	6:55	12	0:35	2.01	0.22
Feb-04	8:17	8	1:02	0:25	4:20	6	0:43	1.03	-0.38
Mar-04	6:23	8	0:48	0:27	7:45	6	1:18	-1.34	-1.81
Apr-04	40:47	5	8:09	17:04	1:12	2	0:36	1.82	0.11
May-04	8:21	8	1:03	0:53	1:21	3	0:27	1.37	-0.17
Jun-04	5:39	9	0:38	0:25	4:30	7	0:39	-0.13	-1.08
Jul-04	5:17	6	0:53	0:49	1:17	2	0:39	0.15	-0.91
Aug-04	9:09	9	1:01	0:45	6:53	7	0:59	0.21	-0.87
Sep-04	8:14	8	1:02	0:43	2:11	3	0:44	0.33	-0.8

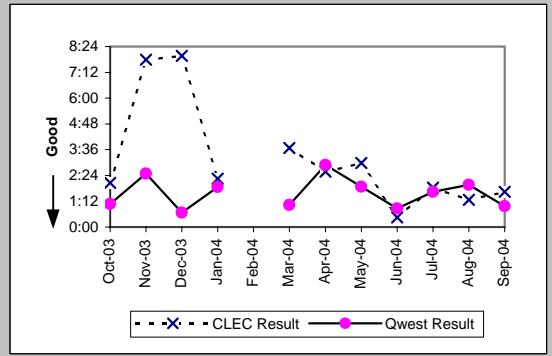


MR-6D - Mean Time to Restore (Hours:Minutes) - Interval Zone One

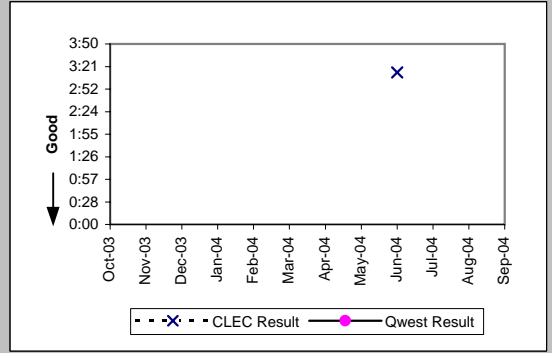
UDIT DS1 (Parity)									
Date	CLEC Num	CLEC Denc	CLEC Resu	CLEC Std	Qwest Num	Qwest Denc	Qwest Resu	Mod Z Scr	Parity Scr
Oct-03	0:03	1	0:03		457:52	203	2:15	-0.66	-1.4
Nov-03									
Dec-03	1:19	1	1:19		456:10	150	3:02	-0.17	-1.1
Jan-04	0:59	1	0:59		393:50	156	2:31	-0.44	-1.27
Feb-04									
Mar-04	1:38	1	1:38		435:48	208	2:06	-0.16	-1.1
Apr-04									
May-04	1:40	3	0:33	0:16	392:11	130	3:01	-1.03	-1.62
Jun-04									
Jul-04									
Aug-04									
Sep-04									



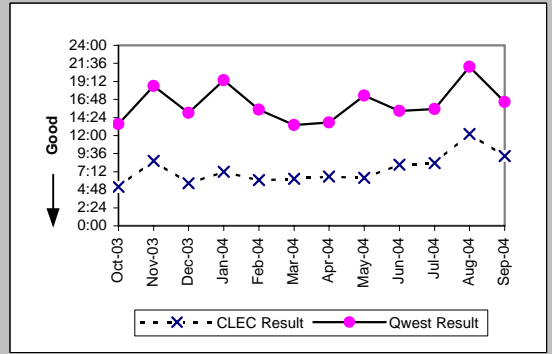
UDIT Above DS1 Level (Parity)									
Date	CLEC Num	CLEC Denc	CLEC Resu	CLEC Std	Qwest Num	Qwest Denc	Qwest Resu	Mod Z Scr	Parity Scr
Oct-03	6:10	3	2:03	1:33	5:22	5	1:04	0.81	-0.51
Nov-03	7:47	1	7:47		27:23	11	2:29	1.04	-0.37
Dec-03	7:58	1	7:58		1:19	2	0:40	0.65	-0.61
Jan-04	6:44	3	2:15	1:57	3:45	2	1:52	0.19	-0.89
Feb-04									
Mar-04	18:26	5	3:41	1:50	6:15	6	1:02	3.72	1.26
Apr-04	2:35	1	2:35		17:19	6	2:53	-0.09	-1.05
May-04	5:59	2	2:59	2:07	3:46	2	1:53	1.02	-0.38
Jun-04	0:27	1	0:27		5:09	6	0:52	-0.84	-1.51
Jul-04	5:31	3	1:50	1:27	8:12	5	1:38	0.1	-0.94
Aug-04	1:16	1	1:16		3:56	2	1:58	-12.12	-8.37
Sep-04	1:38	1	1:38		2:55	3	0:58	0.37	-0.77



Dark Fiber - IOF (Diagnostic)									
Date	CLEC Num	CLEC Denc	CLEC Resu	CLEC Std	Qwest Num	Qwest Denc	Qwest Resu	Mod Z Scr	Parity Scr
Oct-03									
Nov-03									
Dec-03									
Jan-04									
Feb-04									
Mar-04									
Apr-04									
May-04									
Jun-04	3:14	1	3:14						
Jul-04									
Aug-04									
Sep-04									

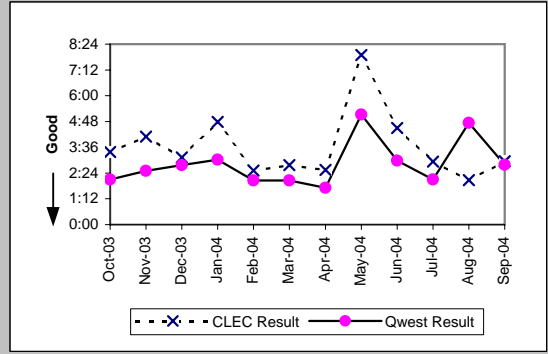


Unbundled Loop Analog (Parity)									
Date	CLEC Num	CLEC Denc	CLEC Resu	CLEC Std	Qwest Num	Qwest Denc	Qwest Resu	Mod Z Scr	Parity Scr
Oct-03	1360:55	262	5:12	5:33	276147:40	20395	13:32	-11.08	-7.74
Nov-03	2288:26	265	8:38	15:46	341671:25	18380	18:35	-7.52	-5.57
Dec-03	1157:09	204	5:40	6:12	259754:26	17288	15:02	-8.76	-6.32
Jan-04	1603:28	223	7:11	8:36	417515:47	21586	19:21	-9.87	-7
Feb-04	1060:15	174	6:06	6:13	226708:29	14688	15:26	-6.02	-4.66
Mar-04	1250:42	200	6:15	7:00	213652:45	15952	13:24	-5.58	-4.39
Apr-04	1142:48	175	6:32	7:28	192320:38	14011	13:44	-7.39	-5.49
May-04	920:08	144	6:23	7:04	279553:19	16163	17:18	-6.91	-5.2
Jun-04	1775:55	219	8:07	11:07	248355:15	16243	15:17	-6.93	-5.21
Jul-04	1853:24	222	8:21	13:09	229433:52	14769	15:32	-6.74	-5.1
Aug-04	3150:01	258	12:13	18:57	389560:29	18435	21:08	-6.68	-5.06
Sep-04	2121:38	229	9:16	8:47	260775:00	15836	16:28	-6.27	-4.81

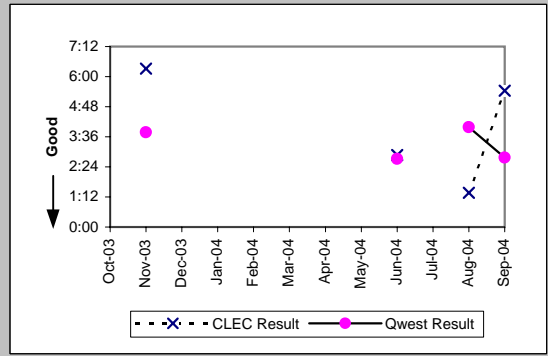


MR-6D - Mean Time to Restore (Hours:Minutes) - Interval Zone One

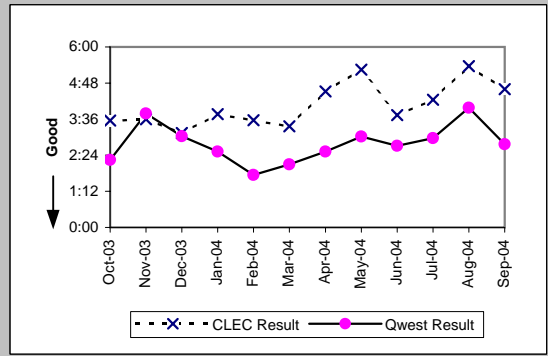
Unbundled Loop - 2 Wire Non-Loaded (Parity)									
Date	CLEC Num	CLEC Denc	CLEC Resu	CLEC Std	Qwest Num	Qwest Denc	Qwest Resu	Mod Z Scr	Parity Scr
Oct-03	125:20	37	3:23	2:54	358:44	171	2:06	1.7	0.03
Nov-03	163:56	40	4:06	10:39	314:08	126	2:30	1.21	-0.27
Dec-03	84:39	27	3:08	3:07	300:48	109	2:46	0.42	-0.74
Jan-04	95:45	20	4:47	5:24	343:16	114	3:01	1	-0.39
Feb-04	65:30	26	2:31	1:44	233:36	114	2:03	0.93	-0.43
Mar-04	113:12	41	2:46	1:53	215:04	105	2:03	1.31	-0.2
Apr-04	53:40	21	2:33	2:11	235:22	137	1:43	1.62	-0.02
May-04	142:04	18	7:54	12:03	505:59	99	5:07	0.97	-0.41
Jun-04	112:27	25	4:30	5:54	324:54	109	2:59	1.23	-0.25
Jul-04	88:14	30	2:56	3:18	222:37	106	2:06	0.9	-0.45
Aug-04	53:33	26	2:04	2:05	502:10	106	4:44	-0.99	-1.6
Sep-04	103:26	35	2:57	2:15	244:51	88	2:47	0.25	-0.85



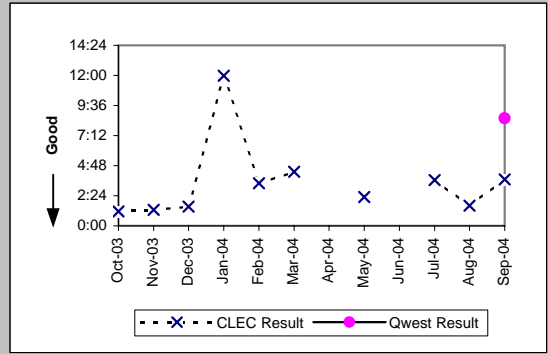
Unbundled Loop - 4 Wire Non-Loaded (Parity)									
Date	CLEC Num	CLEC Denc	CLEC Resu	CLEC Std	Qwest Num	Qwest Denc	Qwest Resu	Mod Z Scr	Parity Scr
Oct-03									
Nov-03	6:19	1	6:19		669:10	177	3:47	1.05	-0.36
Dec-03									
Jan-04									
Feb-04									
Mar-04									
Apr-04									
May-04									
Jun-04	5:44	2	2:52	1:14	488:48	180	2:43	0.53	-0.68
Jul-04									
Aug-04	1:22	1	1:22		681:57	171	3:59	-0.35	-1.21
Sep-04	10:52	2	5:26	4:19	390:56	141	2:46	1.25	-0.24



Unbundled Loop - DS1 Capable (Parity)									
Date	CLEC Num	CLEC Denc	CLEC Resu	CLEC Std	Qwest Num	Qwest Denc	Qwest Resu	Mod Z Scr	Parity Scr
Oct-03	284:30	80	3:33	4:01	457:52	203	2:15	2.05	0.25
Nov-03	298:51	83	3:36	5:07	669:10	177	3:47	-0.2	-1.12
Dec-03	257:12	82	3:08	3:28	456:10	150	3:02	0.33	-0.8
Jan-04	316:32	84	3:46	4:28	393:50	156	2:31	2.14	0.3
Feb-04	149:33	42	3:34	2:38	244:24	139	1:45	2.88	0.75
Mar-04	302:55	90	3:22	2:54	435:48	208	2:06	2.75	0.67
Apr-04	293:11	65	4:31	5:15	333:50	133	2:31	3.09	0.88
May-04	309:46	59	5:15	6:10	392:11	130	3:01	2.65	0.61
Jun-04	381:06	102	3:44	3:12	488:48	180	2:43	2.04	0.24
Jul-04	403:05	95	4:15	5:28	432:37	146	2:58	2.37	0.44
Aug-04	525:57	98	5:22	9:34	681:57	171	3:59	1.04	-0.37
Sep-04	349:49	76	4:36	6:39	390:56	141	2:46	2.58	0.57

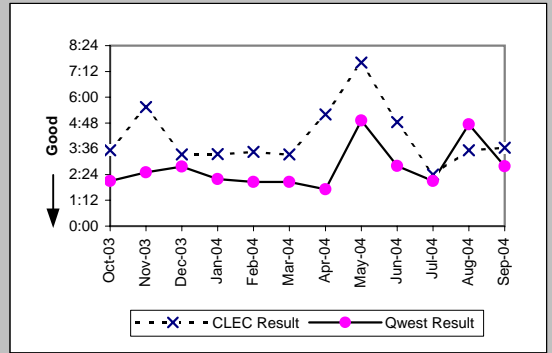


Unbundled Loop - XDSL (Parity)									
Date	CLEC Num	CLEC Denc	CLEC Resu	CLEC Std	Qwest Num	Qwest Denc	Qwest Resu	Mod Z Scr	Parity Scr
Oct-03	1:09	1	1:09						
Nov-03	3:51	3	1:17	0:14					
Dec-03	4:37	3	1:32	1:46					
Jan-04	47:50	4	11:58	9:41					
Feb-04	13:34	4	3:23	1:48					
Mar-04	4:19	1	4:19						
Apr-04									
May-04	4:36	2	2:18	2:36					
Jun-04									
Jul-04	18:15	5	3:39	1:44					
Aug-04	4:50	3	1:37	0:51					
Sep-04	11:07	3	3:42	1:23	34:21	4	8:35	-0.49	-1.3

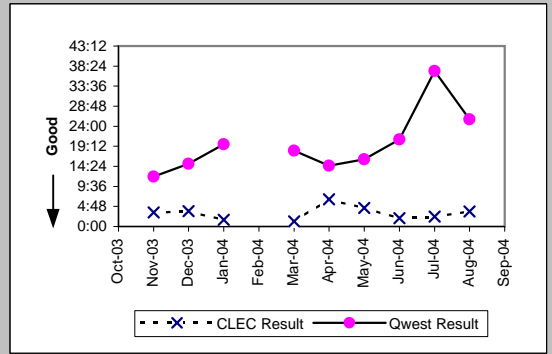


MR-6D - Mean Time to Restore (Hours:Minutes) - Interval Zone One

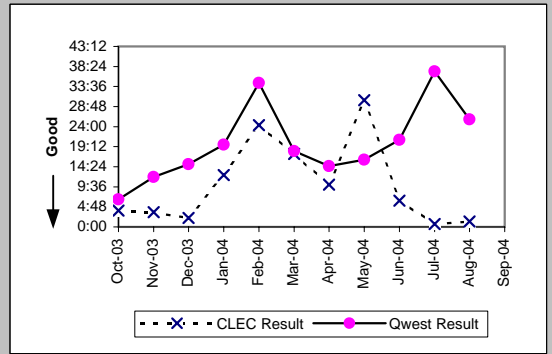
Unbundled Loop ISDN Capable (Parity)									
Date	CLEC Num	CLEC Dend	CLEC Resu	CLEC Std	Qwest Num	Qwest Dend	Qwest Resu	Mod Z Scr	Parity Scr
Oct-03	91:39	26	3:32	2:38	358:44	171	2:06	1.65	0.01
Nov-03	105:06	19	5:32	5:42	306:37	123	2:30	1.45	-0.12
Dec-03	79:50	24	3:20	2:38	300:48	109	2:46	0.61	-0.63
Jan-04	83:53	25	3:21	2:45	245:01	112	2:11	1.1	-0.33
Feb-04	65:39	19	3:27	2:49	233:36	114	2:03	0.99	-0.4
Mar-04	73:24	22	3:20	2:48	215:04	105	2:03	1.88	0.14
Apr-04	192:17	37	5:12	5:55	235:22	137	1:43	3.72	1.26
May-04	121:51	16	7:37	15:29	482:22	98	4:55	0.92	-0.44
Jun-04	125:39	26	4:50	4:59	303:00	108	2:48	1.34	-0.18
Jul-04	55:16	23	2:24	1:35	222:37	106	2:06	0.53	-0.68
Aug-04	60:01	17	3:32	3:19	502:10	106	4:44	-0.38	-1.23
Sep-04	25:35	7	3:39	1:29	244:51	88	2:47	0.69	-0.58



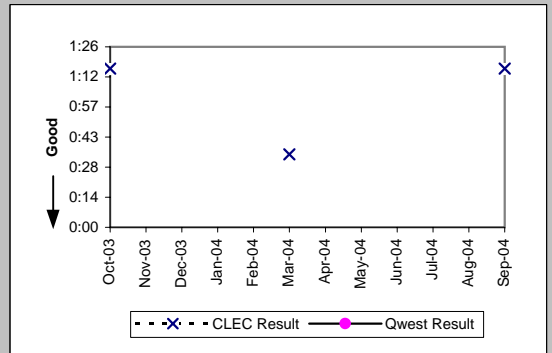
Unbundled Loop - ADSL Qualified (Parity)									
Date	CLEC Num	CLEC Dend	CLEC Resu	CLEC Std	Qwest Num	Qwest Dend	Qwest Resu	Mod Z Scr	Parity Scr
Oct-03					18807:18	1577	11:56	-0.52	-1.32
Nov-03	13:36	4	3:24	2:07	18807:18	1577	11:56	-0.52	-1.32
Dec-03	3:41	1	3:41		22686:03	1510	15:01	-0.32	-1.2
Jan-04	1:38	1	1:38		36058:54	1832	19:41	-0.3	-1.18
Feb-04									
Mar-04	2:29	2	1:15	0:28	47313:55	2606	18:09	-0.52	-1.32
Apr-04	19:36	3	6:32	8:04	33624:09	2312	14:33	-0.55	-1.34
May-04	4:28	1	4:28		34666:18	2152	16:07	-0.33	-1.2
Jun-04	4:03	2	2:01	0:09	42501:53	2044	20:48	-0.51	-1.31
Jul-04	4:43	2	2:21	0:11	89640:59	2407	37:15	-0.47	-1.28
Aug-04	3:37	1	3:37		65605:44	2554	25:41	-0.31	-1.19
Sep-04									



Qwest DSL (Parity)									
Date	CLEC Num	CLEC Dend	CLEC Resu	CLEC Std	Qwest Num	Qwest Dend	Qwest Resu	Mod Z Scr	Parity Scr
Oct-03	27:21	7	3:54	6:28	14324:45	2174	6:35	-0.51	-1.31
Nov-03	21:00	6	3:30	7:09	18807:18	1577	11:56	-0.63	-1.38
Dec-03	4:17	2	2:09	3:00	22686:03	1510	15:01	-0.52	-1.32
Jan-04	74:35	6	12:26	11:10	36058:54	1832	19:41	-0.3	-1.18
Feb-04	24:23	1	24:23		66761:06	1939	34:26	-0.11	-1.07
Mar-04	52:29	3	17:30	10:51	47313:55	2606	18:09	-0.03	-1.02
Apr-04	80:46	8	10:06	12:04	33624:09	2312	14:33	-0.5	-1.3
May-04	182:04	6	30:21	47:49	34666:18	2152	16:07	1.3	-0.21
Jun-04	25:06	4	6:17	9:07	42501:53	2044	20:48	-0.56	-1.34
Jul-04	2:48	4	0:42	1:06	89639:42	2406	37:15	-0.69	-1.42
Aug-04	1:20	1	1:20		65605:36	2552	25:42	-0.35	-1.21
Sep-04									



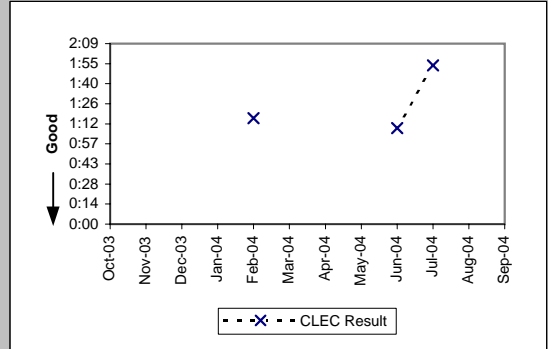
E911 (Parity)									
Date	CLEC Num	CLEC Dend	CLEC Resu	CLEC Std	Qwest Num	Qwest Dend	Qwest Resu	Mod Z Scr	Parity Scr
Oct-03	1:16	1	1:16						
Nov-03									
Dec-03									
Jan-04									
Feb-04									
Mar-04	0:35	1	0:35						
Apr-04									
May-04									
Jun-04									
Jul-04									
Aug-04									
Sep-04	1:16	1	1:16						



MR-6D - Mean Time to Restore (Hours:Minutes) - Interval Zone One

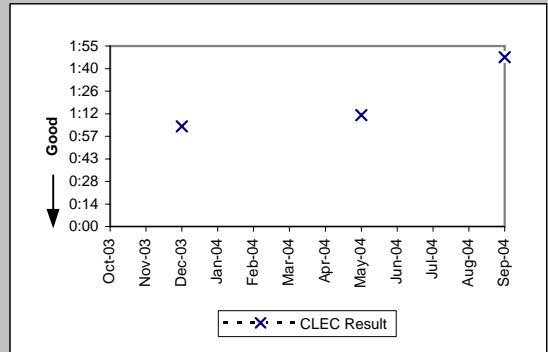
Enhanced Extended Loops - DS0 Capable (Diagnostic)

Date	CLEC Num	CLEC Denom	CLEC Result	CLEC Std Dev
Oct-03				
Nov-03				
Dec-03				
Jan-04				
Feb-04	2:33	2	1:16	1:28
Mar-04				
Apr-04				
May-04				
Jun-04	1:09	1	1:09	
Jul-04	1:54	1	1:54	
Aug-04				
Sep-04				



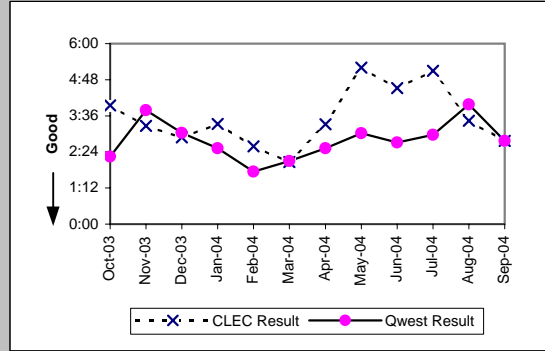
Enhanced Extended Loops - DS3 Capable (Diagnostic)

Date	CLEC Num	CLEC Denom	CLEC Result	CLEC Std Dev
Oct-03				
Nov-03				
Dec-03	1:04	1	1:04	
Jan-04				
Feb-04				
Mar-04				
Apr-04				
May-04	1:11	1	1:11	
Jun-04				
Jul-04				
Aug-04				
Sep-04	1:48	1	1:48	



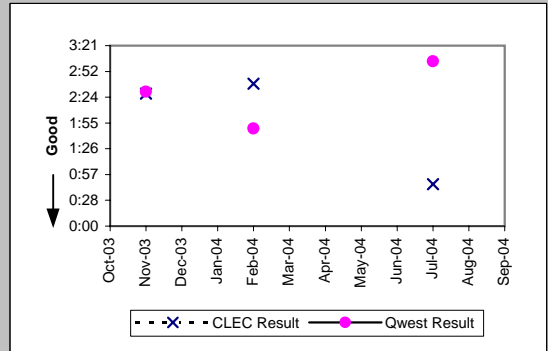
MR-6D - Mean Time to Restore (Hours:Minutes) - Interval Zone One

Enhanced Extended Loops - DS1 Capable (Parity)										
Date	CLEC Num	CLEC Dend	CLEC Resu	CLEC Std	Qwest Num	Qwest Dend	Qwest Res	Mod Z Scr	Parity Scr	
Oct-03	78:53	20	3:57	2:54	457:52	203	2:15	1.46	-0.11	
Nov-03	32:35	10	3:16	3:22	669:10	177	3:47	-0.24	-1.15	
Dec-03	75:07	26	2:53	2:35	456:10	150	3:02	-0.07	-1.04	
Jan-04	50:00	15	3:20	2:38	393:50	156	2:31	0.81	-0.51	
Feb-04	54:06	21	2:35	3:25	244:24	139	1:45	1.27	-0.23	
Mar-04	57:49	28	2:04	2:04	435:48	208	2:06	-0.05	-1.03	
Apr-04	92:44	28	3:19	3:34	333:50	133	2:31	1.33	-0.19	
May-04	155:55	30	5:12	7:25	392:11	130	3:01	2.1	0.27	
Jun-04	184:57	41	4:31	4:54	488:48	180	2:43	2.23	0.35	
Jul-04	188:59	37	5:06	5:16	432:37	146	2:58	3.72	1.26	
Aug-04	157:42	46	3:26	4:10	681:57	171	3:59	-0.45	-1.27	
Sep-04	88:18	32	2:46	2:12	390:56	141	2:46	-0.02	-1.01	

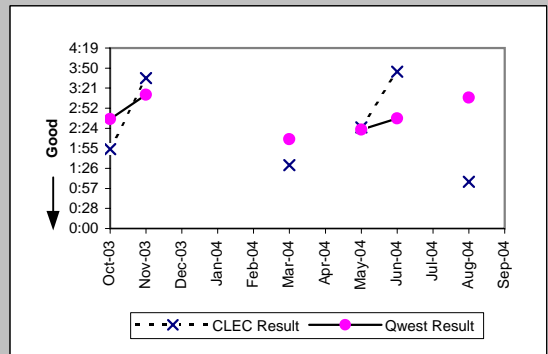


MR-6E - Mean Time to Restore (Hours:Minutes) - Interval Zone Two

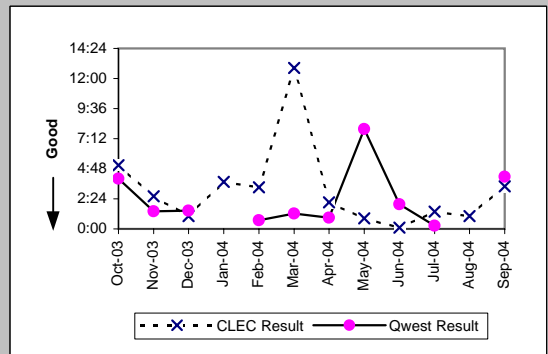
DS0 (Parity)									
Date	CLEC Num	CLEC Denc	CLEC Resu	CLEC Std	Qwest Num	Qwest Denc	Qwest Resu	Mod Z Scr	Parity Scr
Oct-03									
Nov-03	4:56	2	2:28	1:39	412:52	165	2:30	-0.02	-1.01
Dec-03									
Jan-04									
Feb-04	5:19	2	2:39	0:15	205:28	113	1:49	0.7	-0.58
Mar-04									
Apr-04									
May-04									
Jun-04									
Jul-04	0:47	1	0:47		453:04	148	3:04	-0.41	-1.25
Aug-04									
Sep-04									



DS1 (Parity)									
Date	CLEC Num	CLEC Denc	CLEC Resu	CLEC Std	Qwest Num	Qwest Denc	Qwest Resu	Mod Z Scr	Parity Scr
Oct-03	3:48	2	1:54	1:11	472:19	181	2:37	-0.38	-1.23
Nov-03	3:36	1	3:36		381:25	119	3:12	0.87	-0.47
Dec-03									
Jan-04									
Feb-04									
Mar-04	4:33	3	1:31	1:34	301:42	141	2:08	-0.49	-1.3
Apr-04									
May-04	2:25	1	2:25		310:53	131	2:22	0.34	-0.79
Jun-04	3:45	1	3:45		453:33	172	2:38	0.75	-0.55
Jul-04									
Aug-04	1:07	1	1:07		551:55	176	3:08	-0.5	-1.3
Sep-04									

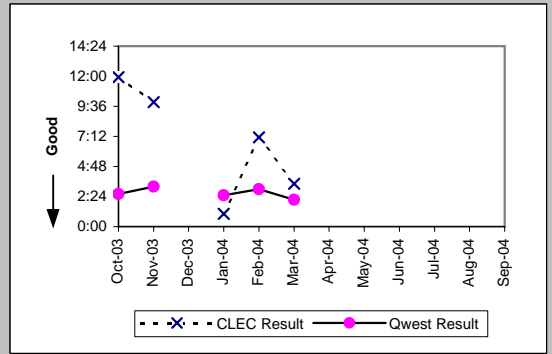


LIS Trunk (Parity)									
Date	CLEC Num	CLEC Denc	CLEC Resu	CLEC Std	Qwest Num	Qwest Denc	Qwest Resu	Mod Z Scr	Parity Scr
Oct-03	55:59	11	5:05	4:57	28:00	7	4:00	0.69	-0.58
Nov-03	10:26	4	2:37	2:14	9:53	7	1:25	1.02	-0.38
Dec-03	8:09	8	1:01	0:40	2:54	2	1:27	-0.54	-1.33
Jan-04	3:45	1	3:45						
Feb-04	16:34	5	3:19	1:30	1:23	2	0:41	1.14	-0.31
Mar-04	25:42	2	12:51	15:52	2:28	2	1:14	-0.31	-1.19
Apr-04	6:21	3	2:07	1:21	2:39	3	0:53	1.23	-0.25
May-04	2:31	3	0:50	0:33	23:54	3	7:58	-0.78	-1.48
Jun-04	0:26	4	0:06	0:04	3:55	2	1:58	-13.94	-9.48
Jul-04	4:06	3	1:22	0:28	0:15	1	0:15		
Aug-04	4:09	4	1:02	1:10					
Sep-04	3:24	1	3:24		20:44	5	4:09	-0.16	-1.09

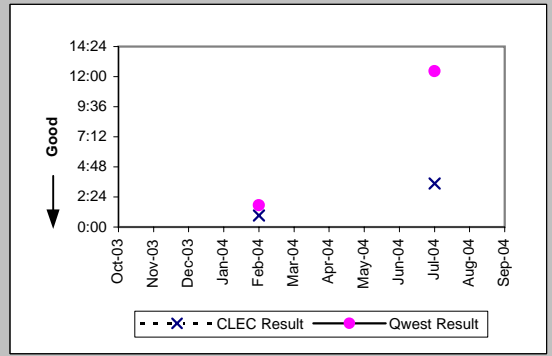


MR-6E - Mean Time to Restore (Hours:Minutes) - Interval Zone Two

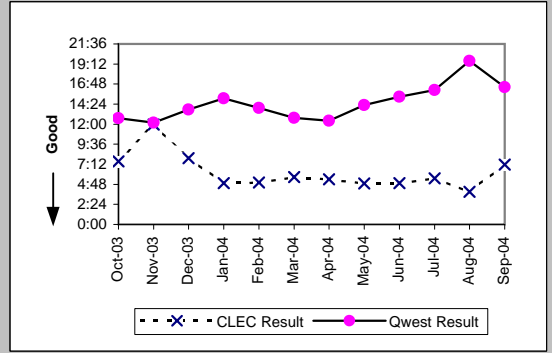
UDIT DS1 (Parity)									
Date	CLEC Num	CLEC Denc	CLEC Resu	CLEC Std	Qwest Num	Qwest Denc	Qwest Resu	Mod Z Scr	Parity Scr
Oct-03	11:56	1	11:56		472:19	181	2:37	2	0.21
Nov-03	19:51	2	9:56	0:23	381:25	119	3:12	1.42	-0.14
Dec-03									
Jan-04	1:02	1	1:02		377:47	151	2:30	-0.42	-1.25
Feb-04	14:15	2	7:08	0:06	476:12	160	2:59	1.58	-0.04
Mar-04	3:26	1	3:26		301:42	141	2:08	0.81	-0.51
Apr-04									
May-04									
Jun-04									
Jul-04									
Aug-04									
Sep-04									



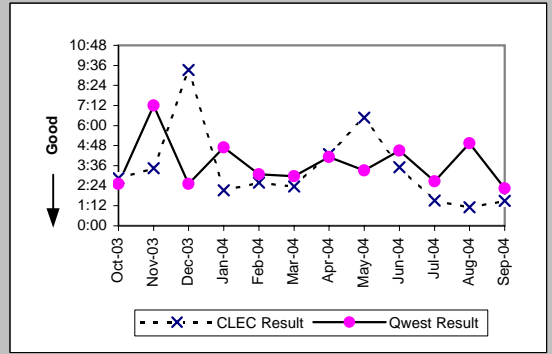
UDIT Above DS1 Level (Parity)									
Date	CLEC Num	CLEC Denc	CLEC Resu	CLEC Std	Qwest Num	Qwest Denc	Qwest Resu	Mod Z Scr	Parity Scr
Oct-03									
Nov-03									
Dec-03									
Jan-04									
Feb-04	0:55	1	0:55		3:27	2	1:44	-0.77	-1.47
Mar-04									
Apr-04									
May-04									
Jun-04									
Jul-04	3:29	1	3:29		12:26	1	12:26		
Aug-04									
Sep-04									



Unbundled Loop Analog (Parity)									
Date	CLEC Num	CLEC Denc	CLEC Resu	CLEC Std	Qwest Num	Qwest Denc	Qwest Resu	Mod Z Scr	Parity Scr
Oct-03	166:02	22	7:33	6:05	50663:35	3978	12:44	-2.01	-2.22
Nov-03	167:20	14	11:57	23:06	39201:19	3224	12:10	-0.06	-1.04
Dec-03	126:48	16	7:56	6:45	52034:53	3786	13:45	-1.79	-2.09
Jan-04	84:08	17	4:57	5:53	65252:33	4319	15:06	-2.89	-2.76
Feb-04	65:03	13	5:00	4:22	48645:39	3490	13:56	-2.35	-2.43
Mar-04	192:15	34	5:39	8:06	43892:16	3438	12:46	-3.38	-3.05
Apr-04	129:46	24	5:24	5:26	37437:04	3021	12:24	-2.61	-2.59
May-04	108:04	22	4:55	4:31	46259:35	3236	14:18	-3.46	-3.1
Jun-04	89:11	18	4:57	5:17	54664:28	3572	15:18	-2.94	-2.78
Jul-04	104:46	19	5:31	4:46	52987:47	3294	16:05	-2.98	-2.81
Aug-04	74:28	19	3:55	3:38	82731:02	4227	19:34	-2.9	-2.76
Sep-04	128:33	18	7:09	6:51	56224:13	3423	16:26	-2.32	-2.41

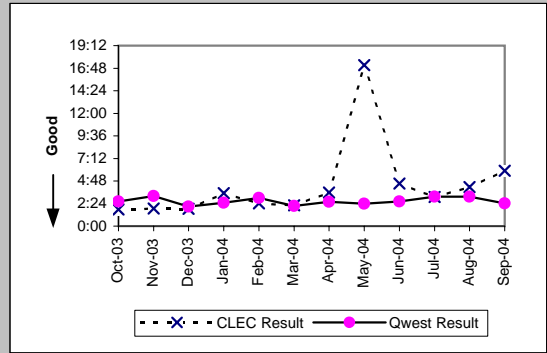


Unbundled Loop - 2 Wire Non-Loaded (Parity)									
Date	CLEC Num	CLEC Denc	CLEC Resu	CLEC Std	Qwest Num	Qwest Denc	Qwest Resu	Mod Z Scr	Parity Scr
Oct-03	11:25	4	2:51	1:54	22:27	9	2:30	0.13	-0.92
Nov-03	17:13	5	3:27	3:31	72:03	10	7:12	-0.57	-1.35
Dec-03	46:35	5	9:19	8:00	27:25	11	2:30	2.12	0.29
Jan-04	12:50	6	2:08	1:33	60:49	13	4:41	-0.65	-1.39
Feb-04	12:53	5	2:35	2:02	58:29	19	3:05	-0.45	-1.28
Mar-04	11:47	5	2:21	2:40	32:40	11	2:58	-0.55	-1.34
Apr-04	34:18	8	4:17	7:14	45:16	11	4:07	-0.12	-1.07
May-04	6:28	1	6:28		59:37	18	3:19	1.07	-0.35
Jun-04	28:01	8	3:30	1:50	58:24	13	4:30	-0.38	-1.23
Jul-04	6:05	4	1:31	1:17	45:12	17	2:40	-0.6	-1.36
Aug-04	4:28	4	1:07	0:27	49:20	10	4:56	-1.59	-1.97
Sep-04	3:00	2	1:30	0:23	36:06	16	2:15	-0.54	-1.33

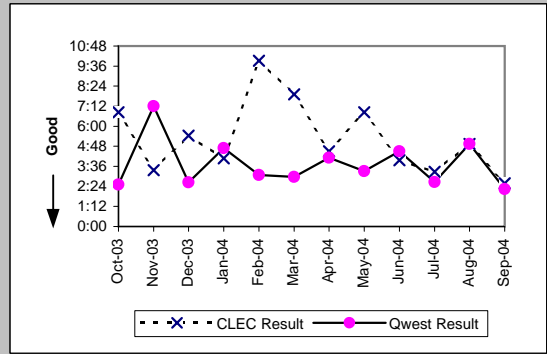


MR-6E - Mean Time to Restore (Hours:Minutes) - Interval Zone Two

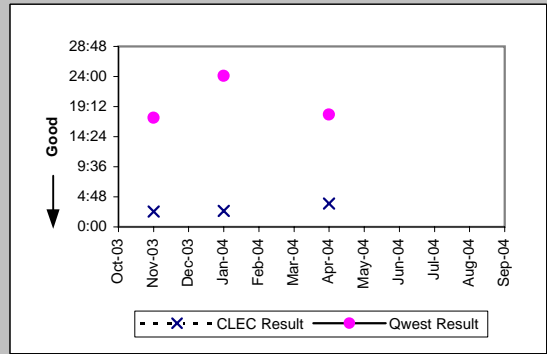
Unbundled Loop - DS1 Capable (Parity)										
Date	CLEC Num	CLEC Denc	CLEC Resu	CLEC Std	Qwest Num	Qwest Denc	Qwest Resu	Mod Z Scr	Parity Scr	
Oct-03	10:39	6	1:46	1:27	472:19	181	2:37	-0.77	-1.47	
Nov-03	16:57	9	1:53	1:34	381:25	119	3:12	-0.76	-1.46	
Dec-03	29:19	16	1:50	1:15	319:44	154	2:05	-0.35	-1.21	
Jan-04	49:12	14	3:31	5:12	377:47	151	2:30	1	-0.39	
Feb-04	33:46	14	2:25	2:54	476:12	160	2:59	-0.72	-1.44	
Mar-04	28:43	13	2:13	1:19	301:42	141	2:08	0.14	-0.91	
Apr-04	53:33	15	3:34	3:19	349:27	134	2:36	1	-0.39	
May-04	154:08	9	17:08	34:25	310:53	131	2:22	3.09	0.88	
Jun-04	68:06	15	4:32	3:16	453:33	172	2:38	1.81	0.1	
Jul-04	43:24	14	3:06	3:17	476:45	153	3:07	-0.02	-1.01	
Aug-04	99:55	24	4:10	2:55	551:55	176	3:08	1.06	-0.36	
Sep-04	58:57	10	5:54	6:23	427:31	177	2:25	2.46	0.49	



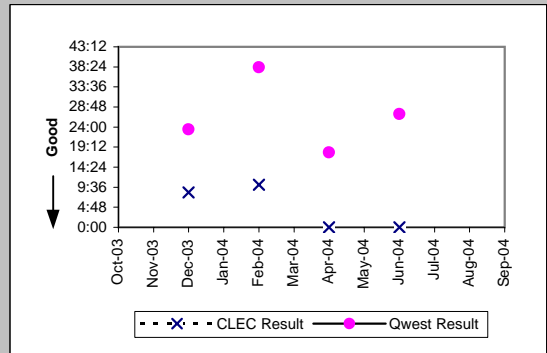
Unbundled Loop ISDN Capable (Parity)										
Date	CLEC Num	CLEC Denc	CLEC Resu	CLEC Std	Qwest Num	Qwest Denc	Qwest Resu	Mod Z Scr	Parity Scr	
Oct-03	20:29	3	6:50	5:31	22:27	9	2:30	1.7	0.03	
Nov-03	37:00	11	3:22	3:40	72:03	10	7:12	-0.73	-1.45	
Dec-03	27:09	5	5:26	6:39	26:16	10	2:38	0.93	-0.44	
Jan-04	44:56	11	4:05	6:07	60:49	13	4:41	-0.18	-1.11	
Feb-04	109:07	11	9:55	23:11	58:29	19	3:05	0.43	-0.74	
Mar-04	79:06	10	7:55	8:29	32:40	11	2:58	2.37	0.44	
Apr-04	40:33	9	4:30	2:44	45:16	11	4:07	0.06	-0.96	
May-04	20:29	3	6:50	3:02	59:37	18	3:19	1.59	-0.03	
Jun-04	51:37	13	3:58	1:43	58:24	13	4:30	-0.23	-1.14	
Jul-04	16:22	5	3:16	3:35	45:12	17	2:40	0.36	-0.78	
Aug-04	39:28	8	4:56	2:58	49:20	10	4:56	-0.03	-1.02	
Sep-04	18:04	7	2:35	1:20	36:06	16	2:15	0.59	-0.64	



Unbundled Loop - ADSL Qualified (Parity)										
Date	CLEC Num	CLEC Denc	CLEC Resu	CLEC Std	Qwest Num	Qwest Denc	Qwest Resu	Mod Z Scr	Parity Scr	
Oct-03										
Nov-03	2:27	1	2:27		7829:12	450	17:24	-0.41	-1.25	
Dec-03										
Jan-04	5:07	2	2:33	0:15	18324:35	760	24:07	-0.57	-1.35	
Feb-04										
Mar-04										
Apr-04	3:43	1	3:43		17665:55	987	17:54	-0.48	-1.29	
May-04										
Jun-04										
Jul-04										
Aug-04										
Sep-04										

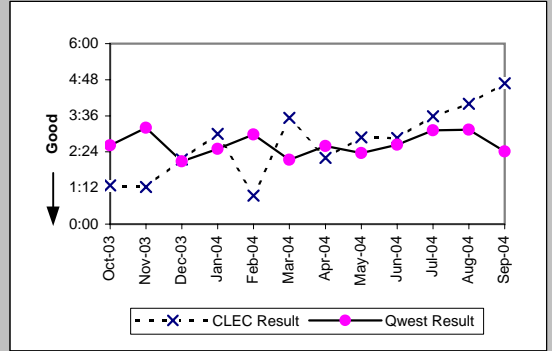


Qwest DSL (Parity)										
Date	CLEC Num	CLEC Denc	CLEC Resu	CLEC Std	Qwest Num	Qwest Denc	Qwest Resu	Mod Z Scr	Parity Scr	
Oct-03										
Nov-03										
Dec-03	16:39	2	8:19	1:31	12953:50	553	23:25	-0.27	-1.16	
Jan-04										
Feb-04	20:27	2	10:13	14:09	31277:58	817	38:17	-0.49	-1.3	
Mar-04										
Apr-04	0:01	1	0:01		17665:55	987	17:54	-0.6	-1.36	
May-04										
Jun-04	0:01	1	0:01		22023:54	811	27:09	-0.52	-1.32	
Jul-04										
Aug-04										
Sep-04										



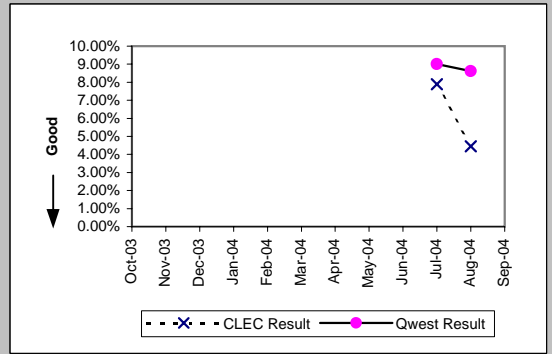
MR-6E - Mean Time to Restore (Hours:Minutes) - Interval Zone Two

Enhanced Extended Loops - DS1 Capable (Parity)										
Date	CLEC Num	CLEC Dend	CLEC Resu	CLEC Std	Qwest Num	Qwest Dend	Qwest Res	Mod Z Scr	Parity Scr	
Oct-03	5:08	4	1:17	0:24	472:19	181	2:37	-1	-1.61	
Nov-03	4:57	4	1:14	1:25	381:25	119	3:12	-0.76	-1.46	
Dec-03	10:45	5	2:09	1:24	319:44	154	2:05	0.28	-0.83	
Jan-04	3:00	1	3:00		377:47	151	2:30	0.59	-0.64	
Feb-04	1:53	2	0:57	0:53	476:12	160	2:59	-1.02	-1.62	
Mar-04	24:43	7	3:32	4:27	301:42	141	2:08	1.44	-0.12	
Apr-04	19:52	9	2:12	1:17	349:27	134	2:36	-0.34	-1.21	
May-04	8:39	3	2:53	2:29	310:53	131	2:22	0.41	-0.75	
Jun-04	51:43	18	2:52	3:31	453:33	172	2:38	0.34	-0.8	
Jul-04	39:25	11	3:35	2:36	476:45	153	3:07	0.55	-0.66	
Aug-04	60:07	15	4:00	4:46	551:55	176	3:08	0.9	-0.45	
Sep-04	56:15	12	4:41	2:32	427:31	177	2:25	1.93	0.17	

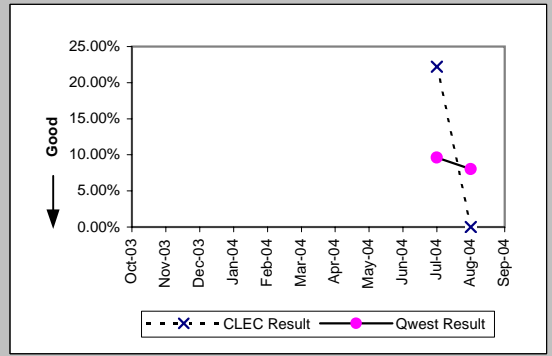


MR-7A - Repair Repeat Report Rate (Percent) - Dispatches within MSAs

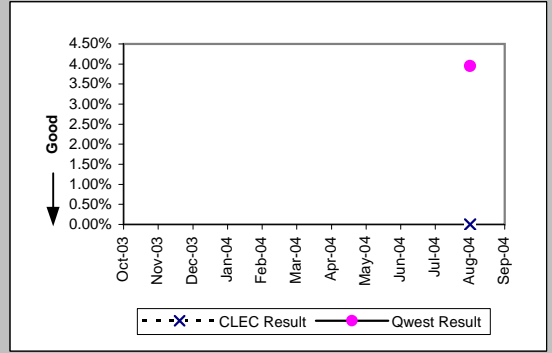
Residence (Parity)									
Date	CLEC Num	CLEC Denc	CLEC Resu	CLEC Std	Qwest Num	Qwest Denc	Qwest Resu	Mod Z Scr	Parity Scr
Oct-03									
Nov-03									
Dec-03									
Jan-04									
Feb-04									
Mar-04									
Apr-04									
May-04									
Jun-04									
Jul-04	3	38	7.89%	26.97%	975	10826	9.01%	-0.24	-1.15
Aug-04	2	45	4.44%	20.61%	1198	13893	8.62%	-1	-1.61
Sep-04									



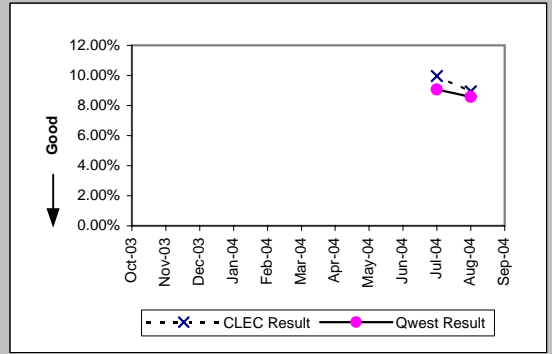
Business (Parity)									
Date	CLEC Num	CLEC Denc	CLEC Resu	CLEC Std	Qwest Num	Qwest Denc	Qwest Resu	Mod Z Scr	Parity Scr
Oct-03									
Nov-03									
Dec-03									
Jan-04									
Feb-04									
Mar-04									
Apr-04									
May-04									
Jun-04									
Jul-04	2	9	22.22%	41.57%	113	1173	9.63%	1.13	-0.31
Aug-04	0	11	0.00%	0.00%	113	1412	8.00%	-0.97	-1.59
Sep-04									



Centrex (Parity)									
Date	CLEC Num	CLEC Denc	CLEC Resu	CLEC Std	Qwest Num	Qwest Denc	Qwest Resu	Mod Z Scr	Parity Scr
Oct-03									
Nov-03									
Dec-03									
Jan-04									
Feb-04									
Mar-04									
Apr-04									
May-04									
Jun-04									
Jul-04									
Aug-04	0	1	0.00%	0.00%	3	76	3.95%	-0.2	-1.12
Sep-04									

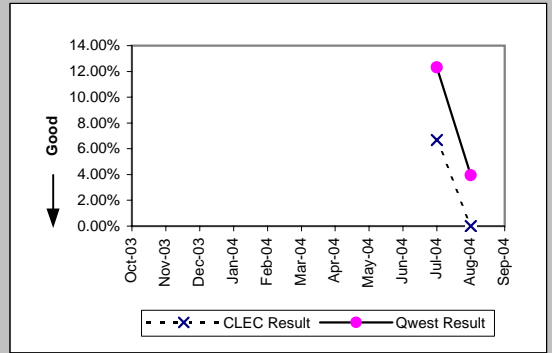


UNE - P (POTS) (Parity)									
Date	CLEC Num	CLEC Denc	CLEC Resu	CLEC Std	Qwest Num	Qwest Denc	Qwest Resu	Mod Z Scr	Parity Scr
Oct-03									
Nov-03									
Dec-03									
Jan-04									
Feb-04									
Mar-04									
Apr-04									
May-04									
Jun-04									
Jul-04	73	733	9.96%	29.95%	1088	11999	9.07%	0.82	-0.5
Aug-04	49	548	8.94%	28.53%	1311	15305	8.57%	0.31	-0.81
Sep-04									

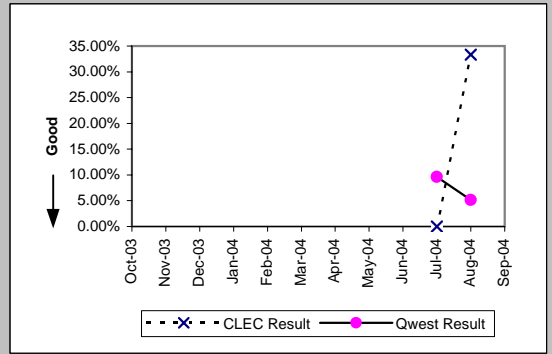


MR-7A - Repair Repeat Report Rate (Percent) - Dispatches within MSAs

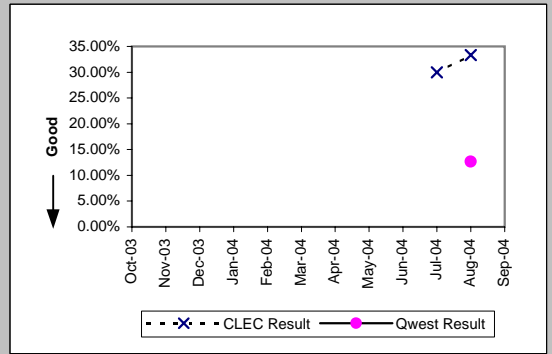
UNE P (Centrex) (Parity)									
Date	CLEC Num	CLEC Denc	CLEC Resu	CLEC Std	Qwest Num	Qwest Denc	Qwest Resu	Mod Z Scr	Parity Scr
Oct-03									
Nov-03									
Dec-03									
Jan-04									
Feb-04									
Mar-04									
Apr-04									
May-04									
Jun-04									
Jul-04	1	15	6.67%	24.94%	8	65	12.31%	-0.6	-1.36
Aug-04	0	14	0.00%	0.00%	3	76	3.95%	-0.7	-1.42
Sep-04									



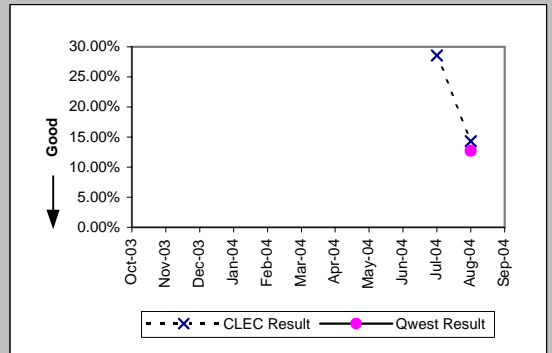
UNE P (Centrex 21) (Parity)									
Date	CLEC Num	CLEC Denc	CLEC Resu	CLEC Std	Qwest Num	Qwest Denc	Qwest Resu	Mod Z Scr	Parity Scr
Oct-03									
Nov-03									
Dec-03									
Jan-04									
Feb-04									
Mar-04									
Apr-04									
May-04									
Jun-04									
Jul-04	0	8	0.00%	0.00%	14	146	9.59%	-0.9	-1.55
Aug-04	1	3	33.33%	47.14%	6	117	5.13%	1.38	-0.16
Sep-04									



Line Sharing (Diagnostic)									
Date	CLEC Num	CLEC Denc	CLEC Resu	CLEC Std	Qwest Num	Qwest Denc	Qwest Resu	Mod Z Scr	Parity Scr
Oct-03									
Nov-03									
Dec-03									
Jan-04									
Feb-04									
Mar-04									
Apr-04									
May-04									
Jun-04									
Jul-04	3	10	30.00%	45.83%					
Aug-04	2	6	33.33%	47.14%	101	796	12.69%	1.29	-0.22
Sep-04									

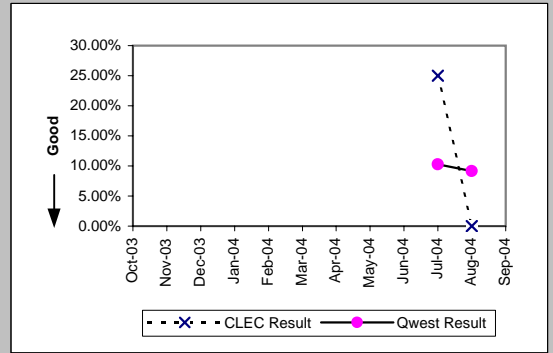


Line Splitting (Parity)									
Date	CLEC Num	CLEC Denc	CLEC Resu	CLEC Std	Qwest Num	Qwest Denc	Qwest Resu	Mod Z Scr	Parity Scr
Oct-03									
Nov-03									
Dec-03									
Jan-04									
Feb-04									
Mar-04									
Apr-04									
May-04									
Jun-04									
Jul-04	2	7	28.57%	45.18%					
Aug-04	1	7	14.29%	34.99%	101	796	12.69%	0.19	-0.89
Sep-04									

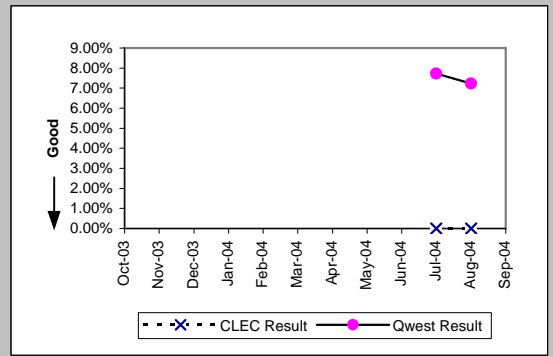


MR-7B - Repair Repeat Report Rate (Percent) - Dispatches outside MSAs

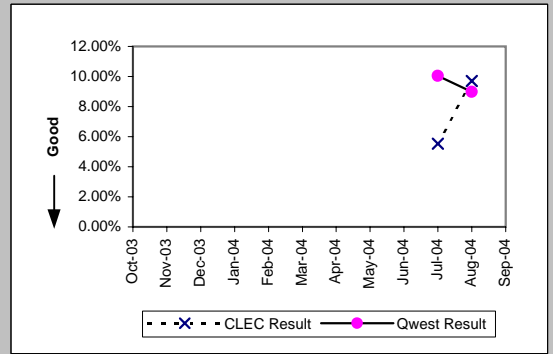
Residence (Parity)									
Date	CLEC Num	CLEC Dend	CLEC Resu	CLEC Std	Qwest Num	Qwest Dend	Qwest Resu	Mod Z Scr	Parity Scr
Oct-03									
Nov-03									
Dec-03									
Jan-04									
Feb-04									
Mar-04									
Apr-04									
May-04									
Jun-04									
Jul-04	1	4	25.00%	43.30%	270	2626	10.28%	0.83	-0.5
Aug-04	0	6	0.00%	0.00%	309	3369	9.17%	-0.78	-1.47
Sep-04									



Business (Parity)									
Date	CLEC Num	CLEC Dend	CLEC Resu	CLEC Std	Qwest Num	Qwest Dend	Qwest Resu	Mod Z Scr	Parity Scr
Oct-03									
Nov-03									
Dec-03									
Jan-04									
Feb-04									
Mar-04									
Apr-04									
May-04									
Jun-04									
Jul-04	0	3	0.00%	0.00%	20	259	7.72%	-0.5	-1.3
Aug-04	0	1	0.00%	0.00%	26	360	7.22%	-0.28	-1.17
Sep-04									

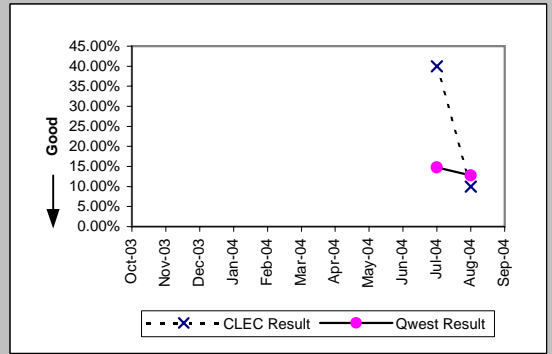


UNE - P (POTS) (Parity)									
Date	CLEC Num	CLEC Dend	CLEC Resu	CLEC Std	Qwest Num	Qwest Dend	Qwest Resu	Mod Z Scr	Parity Scr
Oct-03									
Nov-03									
Dec-03									
Jan-04									
Feb-04									
Mar-04									
Apr-04									
May-04									
Jun-04									
Jul-04	10	181	5.52%	22.85%	290	2885	10.05%	-1.96	-2.19
Aug-04	16	165	9.70%	29.59%	335	3729	8.98%	0.34	-0.79
Sep-04									

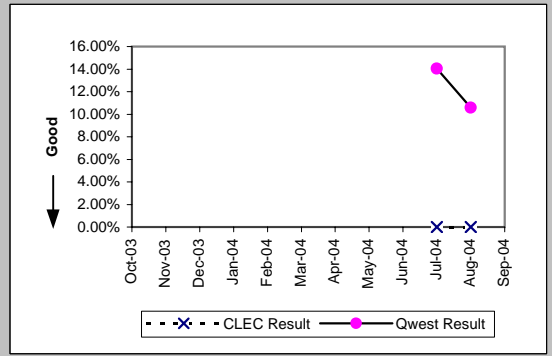


MR-7C - Repair Repeat Report Rate (Percent) - No dispatches

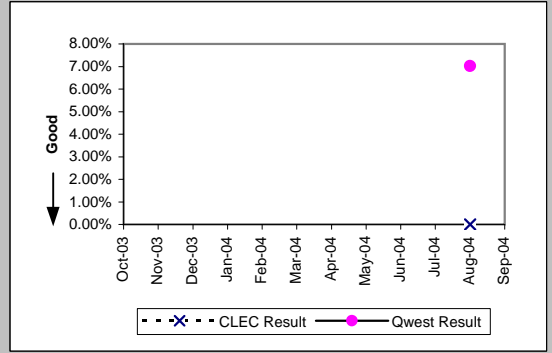
Residence (Parity)									
Date	CLEC Num	CLEC Denc	CLEC Resu	CLEC Std	Qwest Num	Qwest Denc	Qwest Resu	Mod Z Scr	Parity Scr
Oct-03									
Nov-03									
Dec-03									
Jan-04									
Feb-04									
Mar-04									
Apr-04									
May-04									
Jun-04									
Jul-04	2	5	40.00%	48.99%	458	3100	14.77%	1.33	-0.19
Aug-04	1	10	10.00%	30.00%	450	3517	12.80%	-0.26	-1.16
Sep-04									



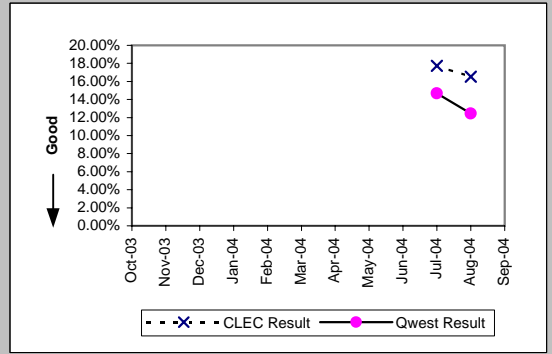
Business (Parity)									
Date	CLEC Num	CLEC Denc	CLEC Resu	CLEC Std	Qwest Num	Qwest Denc	Qwest Resu	Mod Z Scr	Parity Scr
Oct-03									
Nov-03									
Dec-03									
Jan-04									
Feb-04									
Mar-04									
Apr-04									
May-04									
Jun-04									
Jul-04	0	6	0.00%	0.00%	75	534	14.04%	-0.98	-1.6
Aug-04	0	6	0.00%	0.00%	67	633	10.58%	-0.84	-1.51
Sep-04									



Centrex (Parity)									
Date	CLEC Num	CLEC Denc	CLEC Resu	CLEC Std	Qwest Num	Qwest Denc	Qwest Resu	Mod Z Scr	Parity Scr
Oct-03									
Nov-03									
Dec-03									
Jan-04									
Feb-04									
Mar-04									
Apr-04									
May-04									
Jun-04									
Jul-04									
Aug-04	0	1	0.00%	0.00%	4	57	7.02%	-0.27	-1.17
Sep-04									

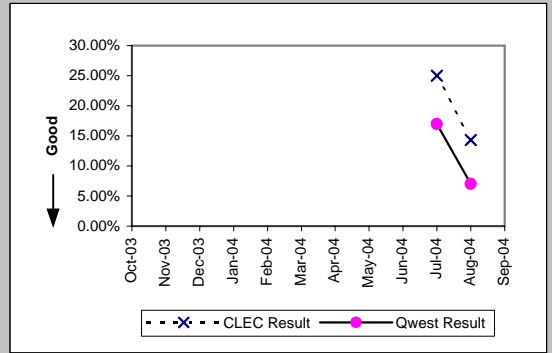


UNE - P (POTS) (Parity)									
Date	CLEC Num	CLEC Denc	CLEC Resu	CLEC Std	Qwest Num	Qwest Denc	Qwest Resu	Mod Z Scr	Parity Scr
Oct-03									
Nov-03									
Dec-03									
Jan-04									
Feb-04									
Mar-04									
Apr-04									
May-04									
Jun-04									
Jul-04	42	237	17.72%	38.19%	533	3634	14.67%	1.27	-0.23
Aug-04	37	224	16.52%	37.13%	517	4150	12.46%	1.73	0.05
Sep-04									

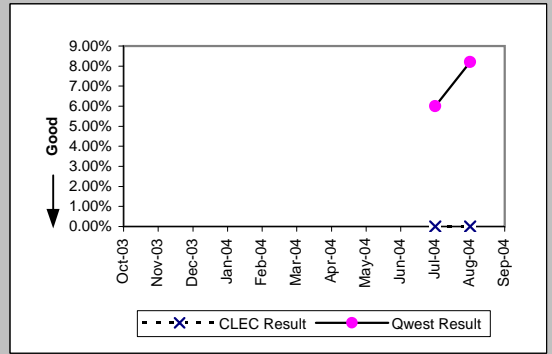


MR-7C - Repair Repeat Report Rate (Percent) - No dispatches

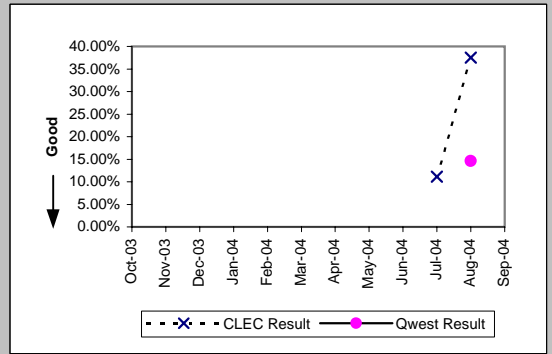
UNE P (Centrex) (Parity)									
Date	CLEC Num	CLEC Denc	CLEC Resu	CLEC Std	Qwest Num	Qwest Denc	Qwest Resu	Mod Z Scr	Parity Scr
Oct-03									
Nov-03									
Dec-03									
Jan-04									
Feb-04									
Mar-04									
Apr-04									
May-04									
Jun-04									
Jul-04	1	4	25.00%	43.30%	9	53	16.98%	0.36	-0.78
Aug-04	1	7	14.29%	34.99%	4	57	7.02%	0.59	-0.64
Sep-04									



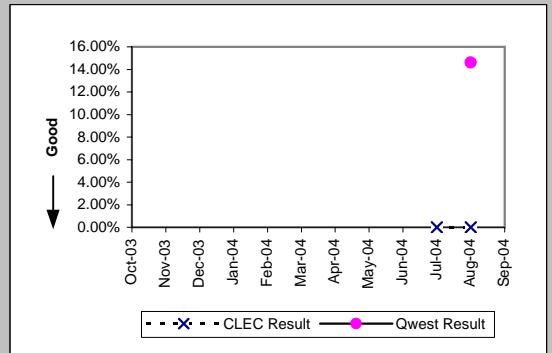
UNE P (Centrex 21) (Parity)									
Date	CLEC Num	CLEC Denc	CLEC Resu	CLEC Std	Qwest Num	Qwest Denc	Qwest Resu	Mod Z Scr	Parity Scr
Oct-03									
Nov-03									
Dec-03									
Jan-04									
Feb-04									
Mar-04									
Apr-04									
May-04									
Jun-04									
Jul-04	0	1	0.00%	0.00%	3	50	6.00%	-0.25	-1.15
Aug-04	0	4	0.00%	0.00%	5	61	8.20%	-0.58	-1.35
Sep-04									



Line Sharing (Diagnostic)									
Date	CLEC Num	CLEC Denc	CLEC Resu	CLEC Std	Qwest Num	Qwest Denc	Qwest Resu	Mod Z Scr	Parity Scr
Oct-03									
Nov-03									
Dec-03									
Jan-04									
Feb-04									
Mar-04									
Apr-04									
May-04									
Jun-04									
Jul-04	1	9	11.11%	31.43%					
Aug-04	6	16	37.50%	48.41%	368	2517	14.62%	2.25	0.37
Sep-04									

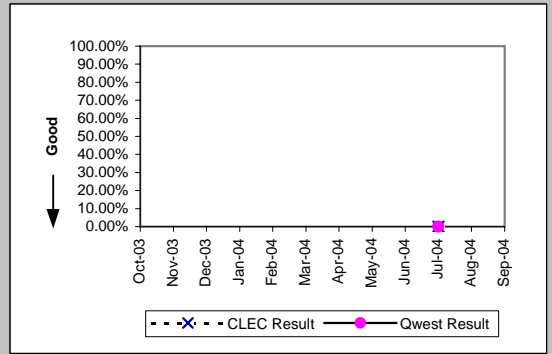


Line Splitting (Parity)									
Date	CLEC Num	CLEC Denc	CLEC Resu	CLEC Std	Qwest Num	Qwest Denc	Qwest Resu	Mod Z Scr	Parity Scr
Oct-03									
Nov-03									
Dec-03									
Jan-04									
Feb-04									
Mar-04									
Apr-04									
May-04									
Jun-04									
Jul-04	0	5	0.00%	0.00%					
Aug-04	0	3	0.00%	0.00%	368	2517	14.62%	-0.72	-1.44
Sep-04									

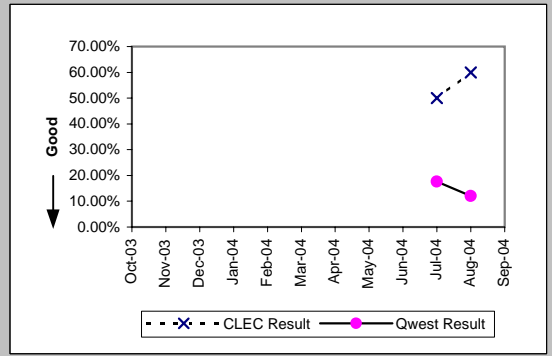


MR-7D - Repair Repeat Report Rate (Percent) - Interval Zone One

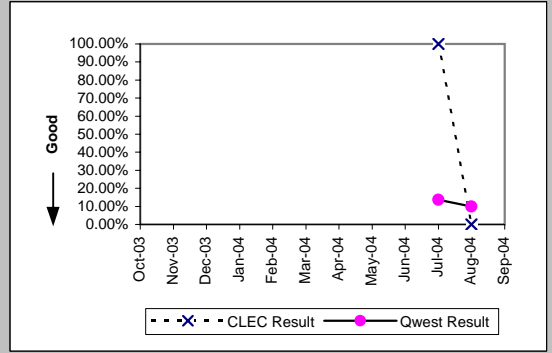
ISDN Primary (Parity)									
Date	CLEC Num	CLEC Denc	CLEC Resu	CLEC Std	Qwest Num	Qwest Denc	Qwest Resu	Mod Z Scr	Parity Scr
Oct-03									
Nov-03									
Dec-03									
Jan-04									
Feb-04									
Mar-04									
Apr-04									
May-04									
Jun-04									
Jul-04	0	1	0.00%	0.00%	0	20	0.00%	N/A	N/A
Aug-04									
Sep-04									



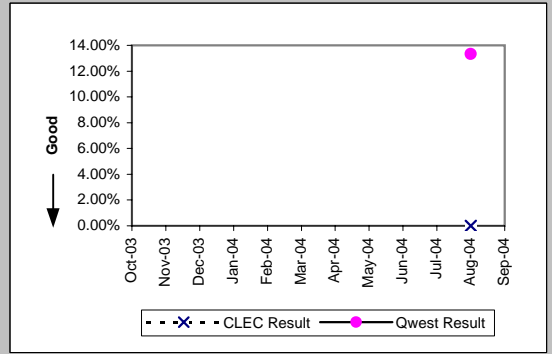
DS0 (Parity)									
Date	CLEC Num	CLEC Denc	CLEC Resu	CLEC Std	Qwest Num	Qwest Denc	Qwest Resu	Mod Z Scr	Parity Scr
Oct-03									
Nov-03									
Dec-03									
Jan-04									
Feb-04									
Mar-04									
Apr-04									
May-04									
Jun-04									
Jul-04	1	2	50.00%	50.00%	36	204	17.65%	0.92	-0.44
Aug-04	3	5	60.00%	48.99%	26	217	11.98%	2.44	0.48
Sep-04									



DS1 (Parity)									
Date	CLEC Num	CLEC Denc	CLEC Resu	CLEC Std	Qwest Num	Qwest Denc	Qwest Resu	Mod Z Scr	Parity Scr
Oct-03									
Nov-03									
Dec-03									
Jan-04									
Feb-04									
Mar-04									
Apr-04									
May-04									
Jun-04									
Jul-04	1	1	100.00%	0.00%	20	146	13.70%	1.49	-0.09
Aug-04	0	1	0.00%	0.00%	17	171	9.94%	-0.33	-1.2
Sep-04									

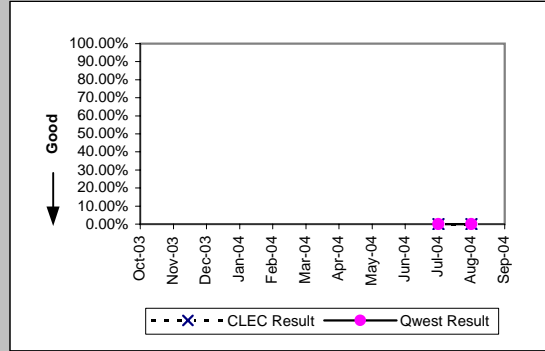


Frame Relay (Parity)									
Date	CLEC Num	CLEC Denc	CLEC Resu	CLEC Std	Qwest Num	Qwest Denc	Qwest Resu	Mod Z Scr	Parity Scr
Oct-03									
Nov-03									
Dec-03									
Jan-04									
Feb-04									
Mar-04									
Apr-04									
May-04									
Jun-04									
Jul-04									
Aug-04	0	1	0.00%	0.00%	8	60	13.33%	-0.39	-1.24
Sep-04									



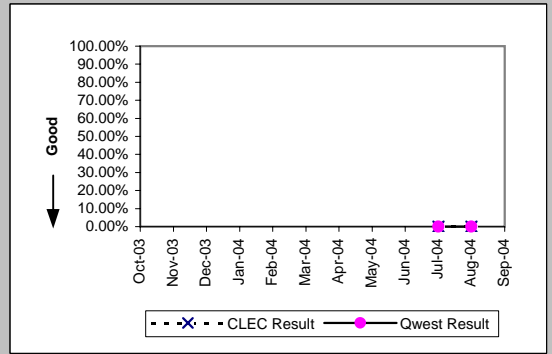
MR-7D - Repair Repeat Report Rate (Percent) - Interval Zone One

Date	LIS Trunk (Parity)								
	CLEC Num	CLEC Denc	CLEC Resu	CLEC Std	Qwest Num	Qwest Denc	Qwest Resu	Mod Z Scr	Parity Scr
Oct-03									
Nov-03									
Dec-03									
Jan-04									
Feb-04									
Mar-04									
Apr-04									
May-04									
Jun-04									
Jul-04	0	6	0.00%	0.00%	0	2	0.00%	N/A	N/A
Aug-04	0	9	0.00%	0.00%	0	7	0.00%	N/A	N/A
Sep-04									

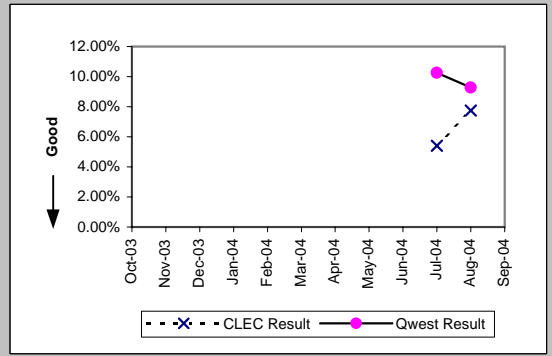


MR-7D - Repair Repeat Report Rate (Percent) - Interval Zone One

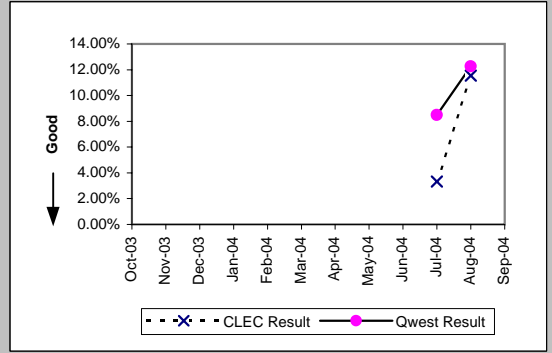
UDIT Above DS1 Level (Parity)									
Date	CLEC Num	CLEC Denc	CLEC Resu	CLEC Std	Qwest Num	Qwest Denc	Qwest Resu	Mod Z Scr	Parity Scr
Oct-03									
Nov-03									
Dec-03									
Jan-04									
Feb-04									
Mar-04									
Apr-04									
May-04									
Jun-04									
Jul-04	0	3	0.00%	0.00%	0	5	0.00%	N/A	N/A
Aug-04	0	1	0.00%	0.00%	0	2	0.00%	N/A	N/A
Sep-04									



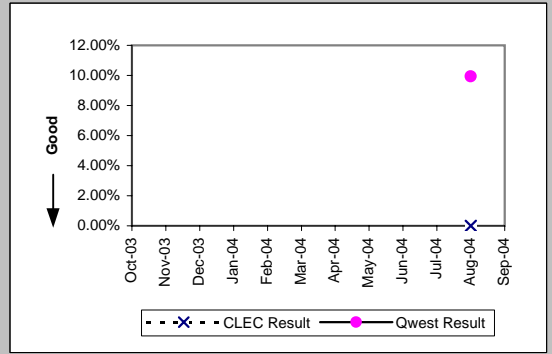
Unbundled Loop Analog (Parity)									
Date	CLEC Num	CLEC Denc	CLEC Resu	CLEC Std	Qwest Num	Qwest Denc	Qwest Resu	Mod Z Scr	Parity Scr
Oct-03									
Nov-03									
Dec-03									
Jan-04									
Feb-04									
Mar-04									
Apr-04									
May-04									
Jun-04									
Jul-04	12	222	5.41%	22.61%	1553	15142	10.26%	-2.37	-2.44
Aug-04	20	258	7.75%	26.74%	1752	18872	9.28%	-0.84	-1.51
Sep-04									



Unbundled Loop - 2 Wire Non-Loaded (Parity)									
Date	CLEC Num	CLEC Denc	CLEC Resu	CLEC Std	Qwest Num	Qwest Denc	Qwest Resu	Mod Z Scr	Parity Scr
Oct-03									
Nov-03									
Dec-03									
Jan-04									
Feb-04									
Mar-04									
Apr-04									
May-04									
Jun-04									
Jul-04	1	30	3.33%	17.95%	9	106	8.49%	-0.89	-1.54
Aug-04	3	26	11.54%	31.95%	13	106	12.26%	-0.1	-1.06
Sep-04									

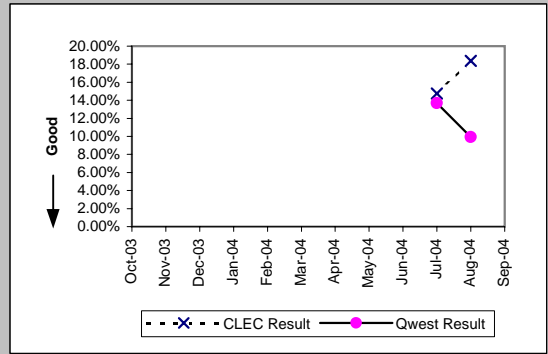


Unbundled Loop - 4 Wire Non-Loaded (Parity)									
Date	CLEC Num	CLEC Denc	CLEC Resu	CLEC Std	Qwest Num	Qwest Denc	Qwest Resu	Mod Z Scr	Parity Scr
Oct-03									
Nov-03									
Dec-03									
Jan-04									
Feb-04									
Mar-04									
Apr-04									
May-04									
Jun-04									
Jul-04									
Aug-04	0	1	0.00%	0.00%	17	171	9.94%	-0.33	-1.2
Sep-04									

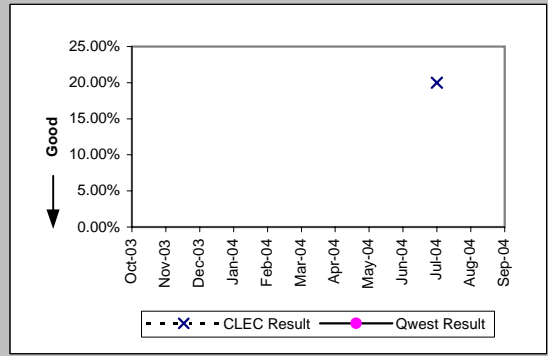


MR-7D - Repair Repeat Report Rate (Percent) - Interval Zone One

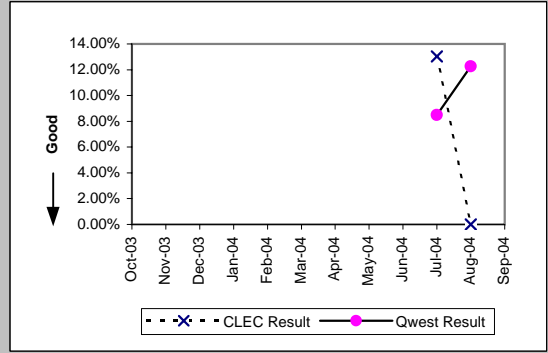
Unbundled Loop - DS1 Capable (Parity)									
Date	CLEC Num	CLEC Dend	CLEC Resu	CLEC Std	Qwest Num	Qwest Dend	Qwest Resu	Mod Z Scr	Parity Scr
Oct-03									
Nov-03									
Dec-03									
Jan-04									
Feb-04									
Mar-04									
Apr-04									
May-04									
Jun-04									
Jul-04	14	95	14.74%	35.45%	20	146	13.70%	0.22	-0.86
Aug-04	18	98	18.37%	38.72%	17	171	9.94%	1.93	0.17
Sep-04									



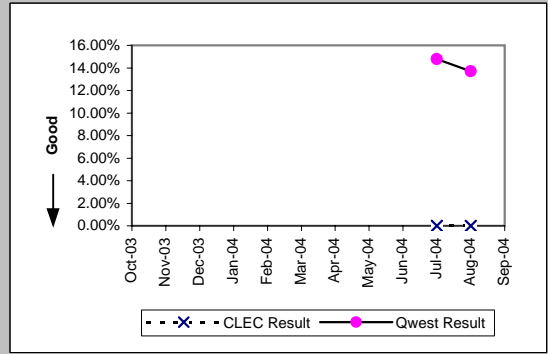
Unbundled Loop - XDSL (Parity)									
Date	CLEC Num	CLEC Dend	CLEC Resu	CLEC Std	Qwest Num	Qwest Dend	Qwest Resu	Mod Z Scr	Parity Scr
Oct-03									
Nov-03									
Dec-03									
Jan-04									
Feb-04									
Mar-04									
Apr-04									
May-04									
Jun-04									
Jul-04	1	5	20.00%	40.00%					
Aug-04									
Sep-04									



Unbundled Loop ISDN Capable (Parity)									
Date	CLEC Num	CLEC Dend	CLEC Resu	CLEC Std	Qwest Num	Qwest Dend	Qwest Resu	Mod Z Scr	Parity Scr
Oct-03									
Nov-03									
Dec-03									
Jan-04									
Feb-04									
Mar-04									
Apr-04									
May-04									
Jun-04									
Jul-04	3	23	13.04%	33.68%	9	106	8.49%	0.67	-0.59
Aug-04	0	17	0.00%	0.00%	13	106	12.26%	-1.43	-1.87
Sep-04									

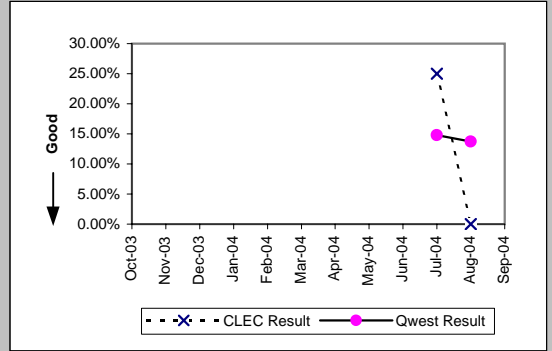


Unbundled Loop - ADSL Qualified (Parity)									
Date	CLEC Num	CLEC Dend	CLEC Resu	CLEC Std	Qwest Num	Qwest Dend	Qwest Resu	Mod Z Scr	Parity Scr
Oct-03									
Nov-03									
Dec-03									
Jan-04									
Feb-04									
Mar-04									
Apr-04									
May-04									
Jun-04									
Jul-04	0	2	0.00%	0.00%	356	2407	14.79%	-0.59	-1.36
Aug-04	0	1	0.00%	0.00%	350	2554	13.70%	-0.4	-1.24
Sep-04									



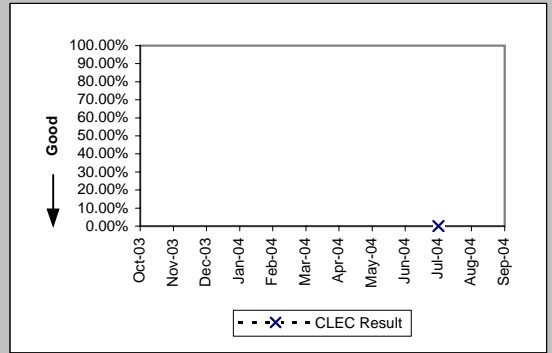
MR-7D - Repair Repeat Report Rate (Percent) - Interval Zone One

Date	Qwest DSL (Parity)								
	CLEC Num	CLEC Denc	CLEC Resu	CLEC Std	Qwest Num	Qwest Denc	Qwest Resu	Mod Z Scr	Parity Scr
Oct-03									
Nov-03									
Dec-03									
Jan-04									
Feb-04									
Mar-04									
Apr-04									
May-04									
Jun-04									
Jul-04	1	4	25.00%	43.30%	356	2406	14.80%	0.55	-0.67
Aug-04	0	1	0.00%	0.00%	350	2552	13.71%	-0.4	-1.24
Sep-04									



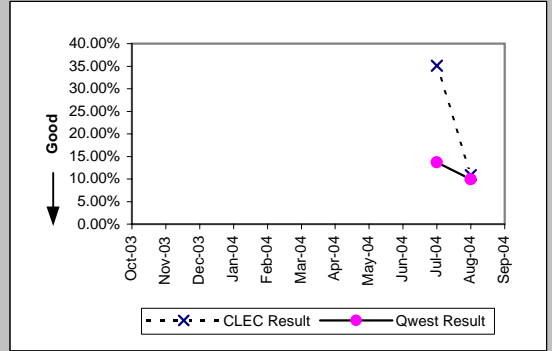
MR-7D - Repair Repeat Report Rate (Percent) - Interval Zone One

Enhanced Extended Loops - DS0 Capable (Diagnostic)				
Date	Numerator	Denominator	CLEC Result	Standard Dev
Oct-03				
Nov-03				
Dec-03				
Jan-04				
Feb-04				
Mar-04				
Apr-04				
May-04				
Jun-04				
Jul-04	0	1	0.00%	0.00%
Aug-04				
Sep-04				



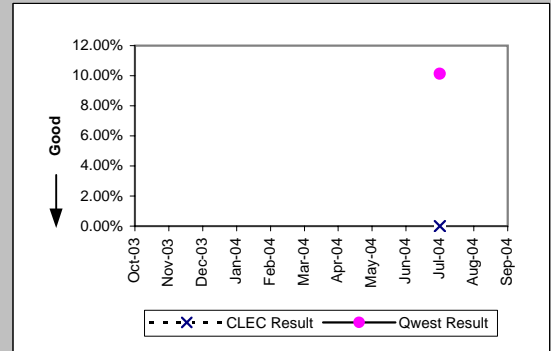
MR-7D - Repair Repeat Report Rate (Percent) - Interval Zone One

Enhanced Extended Loops - DS1 Capable (Parity)									
Date	CLEC Num	CLEC Dend	CLEC Resu	CLEC Std	Qwest Num	Qwest Dend	Qwest Resu	Mod Z Scr	Parity Scr
Oct-03									
Nov-03									
Dec-03									
Jan-04									
Feb-04									
Mar-04									
Apr-04									
May-04									
Jun-04									
Jul-04	13	37	35.14%	47.74%	20	146	13.70%	2.83	0.72
Aug-04	5	46	10.87%	31.13%	17	171	9.94%	0.2	-0.88
Sep-04									

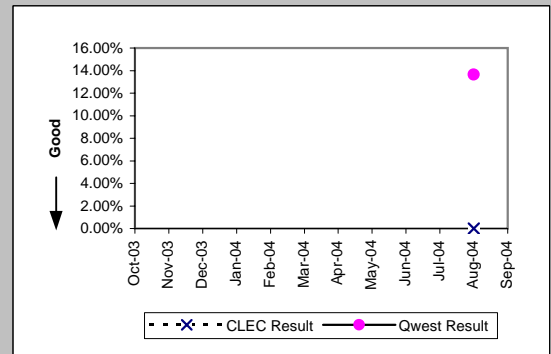


MR-7E - Repair Repeat Report Rate (Percent) - Interval Zone Two

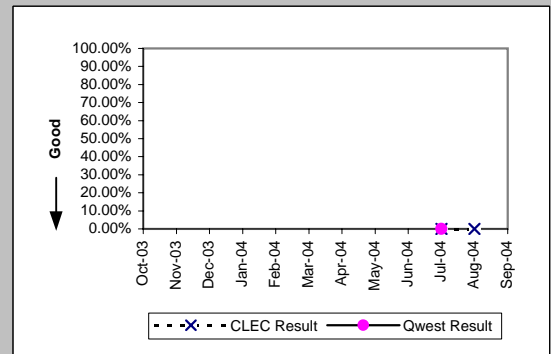
DS0 (Parity)									
Date	CLEC Num	CLEC Dend	CLEC Resu	CLEC Std	Qwest Num	Qwest Dend	Qwest Resu	Mod Z Scr	Parity Scr
Oct-03									
Nov-03									
Dec-03									
Jan-04									
Feb-04									
Mar-04									
Apr-04									
May-04									
Jun-04									
Jul-04	0	1	0.00%	0.00%	15	148	10.14%	-0.33	-1.2
Aug-04									
Sep-04									



DS1 (Parity)									
Date	CLEC Num	CLEC Dend	CLEC Resu	CLEC Std	Qwest Num	Qwest Dend	Qwest Resu	Mod Z Scr	Parity Scr
Oct-03									
Nov-03									
Dec-03									
Jan-04									
Feb-04									
Mar-04									
Apr-04									
May-04									
Jun-04									
Jul-04									
Aug-04	0	1	0.00%	0.00%	24	176	13.64%	-0.4	-1.24
Sep-04									

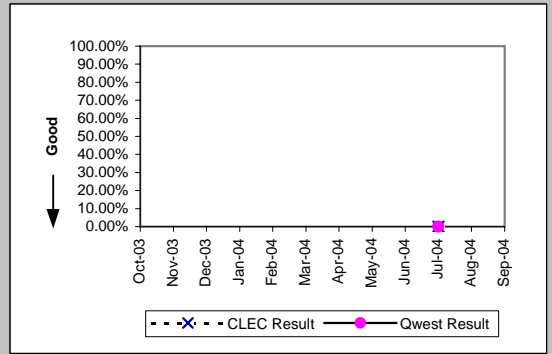


LIS Trunk (Parity)									
Date	CLEC Num	CLEC Dend	CLEC Resu	CLEC Std	Qwest Num	Qwest Dend	Qwest Resu	Mod Z Scr	Parity Scr
Oct-03									
Nov-03									
Dec-03									
Jan-04									
Feb-04									
Mar-04									
Apr-04									
May-04									
Jun-04									
Jul-04	0	3	0.00%	0.00%	0	1	0.00%	N/A	N/A
Aug-04	0	4	0.00%	0.00%					
Sep-04									

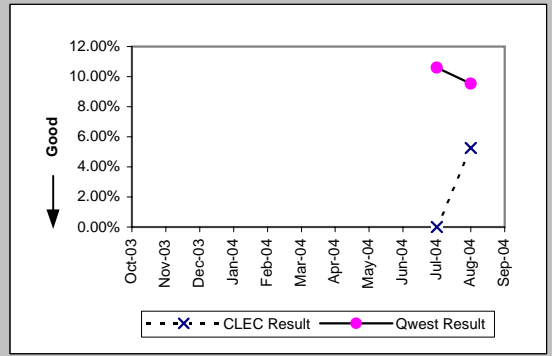


MR-7E - Repair Repeat Report Rate (Percent) - Interval Zone Two

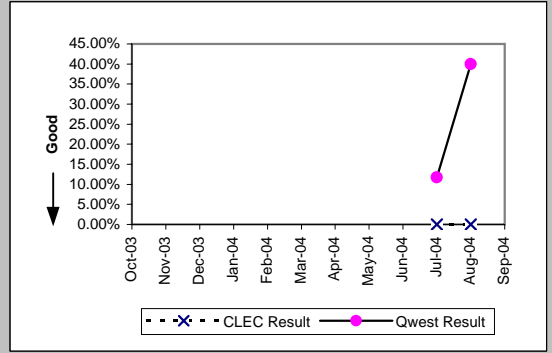
UDIT Above DS1 Level (Parity)									
Date	CLEC Num	CLEC Denc	CLEC Resu	CLEC Std	Qwest Num	Qwest Denc	Qwest Resu	Mod Z Scr	Parity Scr
Oct-03									
Nov-03									
Dec-03									
Jan-04									
Feb-04									
Mar-04									
Apr-04									
May-04									
Jun-04									
Jul-04	0	1	0.00%	0.00%	0	1	0.00%	N/A	N/A
Aug-04									
Sep-04									



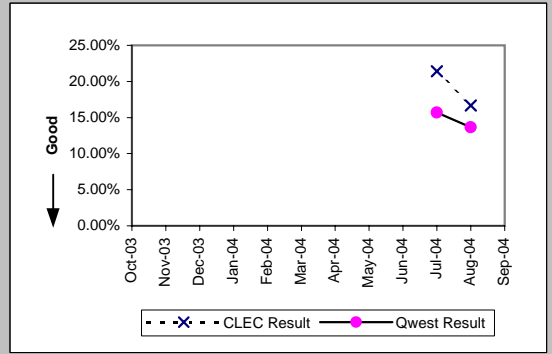
Unbundled Loop Analog (Parity)									
Date	CLEC Num	CLEC Denc	CLEC Resu	CLEC Std	Qwest Num	Qwest Denc	Qwest Resu	Mod Z Scr	Parity Scr
Oct-03									
Nov-03									
Dec-03									
Jan-04									
Feb-04									
Mar-04									
Apr-04									
May-04									
Jun-04									
Jul-04	0	19	0.00%	0.00%	358	3376	10.60%	-1.5	-1.91
Aug-04	1	19	5.26%	22.33%	411	4312	9.53%	-0.63	-1.38
Sep-04									



Unbundled Loop - 2 Wire Non-Loaded (Parity)									
Date	CLEC Num	CLEC Denc	CLEC Resu	CLEC Std	Qwest Num	Qwest Denc	Qwest Resu	Mod Z Scr	Parity Scr
Oct-03									
Nov-03									
Dec-03									
Jan-04									
Feb-04									
Mar-04									
Apr-04									
May-04									
Jun-04									
Jul-04	0	4	0.00%	0.00%	2	17	11.76%	-0.66	-1.4
Aug-04	0	4	0.00%	0.00%	4	10	40.00%	-1.38	-1.84
Sep-04									

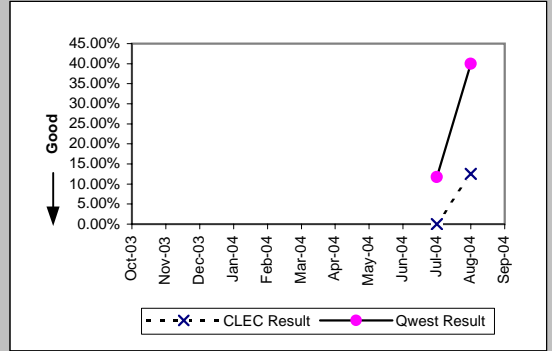


Unbundled Loop - DS1 Capable (Parity)									
Date	CLEC Num	CLEC Denc	CLEC Resu	CLEC Std	Qwest Num	Qwest Denc	Qwest Resu	Mod Z Scr	Parity Scr
Oct-03									
Nov-03									
Dec-03									
Jan-04									
Feb-04									
Mar-04									
Apr-04									
May-04									
Jun-04									
Jul-04	3	14	21.43%	41.03%	24	153	15.69%	0.56	-0.66
Aug-04	4	24	16.67%	37.27%	24	176	13.64%	0.42	-0.74
Sep-04									



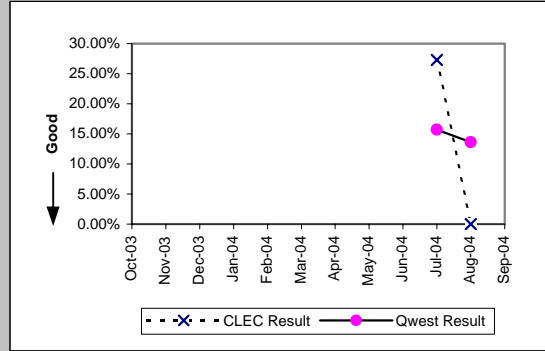
MR-7E - Repair Repeat Report Rate (Percent) - Interval Zone Two

Unbundled Loop ISDN Capable (Parity)									
Date	CLEC Num	CLEC Dend	CLEC Resu	CLEC Std	Qwest Num	Qwest Dend	Qwest Resu	Mod Z Scr	Parity Scr
Oct-03									
Nov-03									
Dec-03									
Jan-04									
Feb-04									
Mar-04									
Apr-04									
May-04									
Jun-04									
Jul-04	0	5	0.00%	0.00%	2	17	11.76%	-0.72	-1.44
Aug-04	1	8	12.50%	33.07%	4	10	40.00%	-1.18	-1.72
Sep-04									



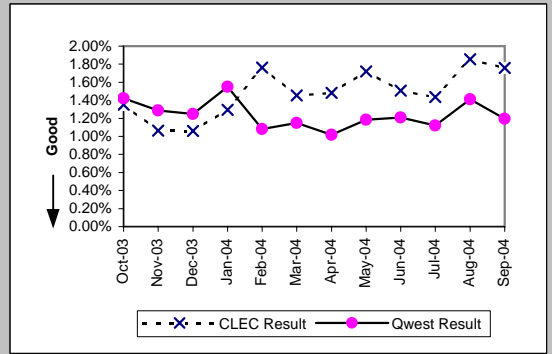
MR-7E - Repair Repeat Report Rate (Percent) - Interval Zone Two

Enhanced Extended Loops - DS1 Capable (Parity)									
Date	CLEC Num	CLEC Dend	CLEC Resu	CLEC Std	Qwest Num	Qwest Dend	Qwest Resu	Mod Z Scr	Parity Scr
Oct-03									
Nov-03									
Dec-03									
Jan-04									
Feb-04									
Mar-04									
Apr-04									
May-04									
Jun-04									
Jul-04	3	11	27.27%	44.54%	24	153	15.69%	0.95	-0.42
Aug-04	0	15	0.00%	0.00%	24	176	13.64%	-1.48	-1.9
Sep-04									

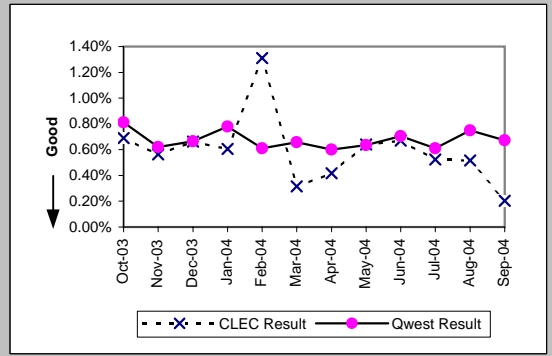


MR-8 - Trouble Rate (Percent)

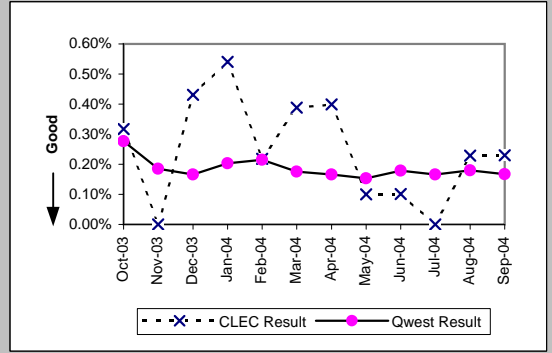
Residence (Parity)									
Date	CLEC Num	CLEC Denc	CLEC Resu	CLEC Std	Qwest Num	Qwest Denc	Qwest Resu	Mod Z Scr	Parity Scr
Oct-03	243	17963	1.35%	11.55%	22184	1561675	1.42%	-0.76	-1.46
Nov-03	178	16706	1.07%	10.27%	19964	1552081	1.29%	-2.52	-2.53
Dec-03	160	15068	1.06%	10.25%	19316	1546704	1.25%	-2.06	-2.25
Jan-04	140	10828	1.29%	11.30%	23897	1543683	1.55%	-2.14	-2.3
Feb-04	76	4316	1.76%	13.15%	16642	1540877	1.08%	4.32	1.63
Mar-04	56	3854	1.45%	11.97%	17635	1533992	1.15%	1.76	0.07
Apr-04	52	3506	1.48%	12.09%	15460	1521342	1.02%	2.75	0.67
May-04	60	3490	1.72%	13.00%	17789	1502024	1.18%	2.92	0.77
Jun-04	52	3453	1.51%	12.18%	17988	1488475	1.21%	1.6	-0.03
Jul-04	47	3275	1.44%	11.89%	16552	1477465	1.12%	1.71	0.04
Aug-04	61	3288	1.86%	13.49%	20779	1471647	1.41%	2.15	0.31
Sep-04	54	3068	1.76%	13.15%	17553	1467110	1.20%	2.87	0.74



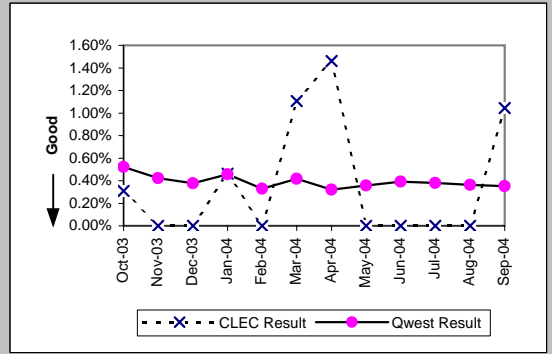
Business (Parity)									
Date	CLEC Num	CLEC Denc	CLEC Resu	CLEC Std	Qwest Num	Qwest Denc	Qwest Resu	Mod Z Scr	Parity Scr
Oct-03	126	18284	0.69%	8.27%	2650	326878	0.81%	-1.78	-2.08
Nov-03	104	18426	0.56%	7.49%	2022	326187	0.62%	-0.93	-1.57
Dec-03	124	18739	0.66%	8.11%	2153	323771	0.67%	-0.05	-1.03
Jan-04	113	18667	0.61%	7.76%	2508	322144	0.78%	-2.62	-2.59
Feb-04	53	4044	1.31%	11.37%	1970	322022	0.61%	5.66	2.44
Mar-04	13	4138	0.31%	5.60%	2118	321614	0.66%	-2.72	-2.65
Apr-04	15	3592	0.42%	6.45%	1937	322080	0.60%	-1.42	-1.86
May-04	23	3586	0.64%	7.98%	2045	321391	0.64%	0.04	-0.98
Jun-04	24	3585	0.67%	8.15%	2275	322149	0.71%	-0.26	-1.16
Jul-04	18	3440	0.52%	7.21%	1966	321834	0.61%	-0.66	-1.4
Aug-04	18	3488	0.52%	7.17%	2405	321276	0.75%	-1.58	-1.96
Sep-04	7	3434	0.20%	4.51%	2160	321346	0.67%	-3.34	-3.03



Centrex (Parity)									
Date	CLEC Num	CLEC Denc	CLEC Resu	CLEC Std	Qwest Num	Qwest Denc	Qwest Resu	Mod Z Scr	Parity Scr
Oct-03	3	946	0.32%	5.62%	225	81455	0.28%	0.24	-0.86
Nov-03	0	936	0.00%	0.00%	149	80548	0.19%	-1.31	-1.8
Dec-03	4	929	0.43%	6.55%	133	80362	0.17%	1.98	0.2
Jan-04	5	925	0.54%	7.33%	163	80141	0.20%	2.26	0.38
Feb-04	2	917	0.22%	4.67%	174	80843	0.22%	0.02	-0.99
Mar-04	4	1030	0.39%	6.22%	141	80366	0.18%	1.62	-0.01
Apr-04	4	1003	0.40%	6.30%	132	79550	0.17%	1.8	0.09
May-04	1	998	0.10%	3.16%	121	79212	0.15%	-0.42	-1.26
Jun-04	1	988	0.10%	3.18%	141	78918	0.18%	-0.57	-1.35
Jul-04	0	889	0.00%	0.00%	129	77916	0.17%	-1.21	-1.73
Aug-04	2	876	0.23%	4.77%	139	77362	0.18%	0.34	-0.79
Sep-04	2	872	0.23%	4.78%	127	75933	0.17%	0.45	-0.73

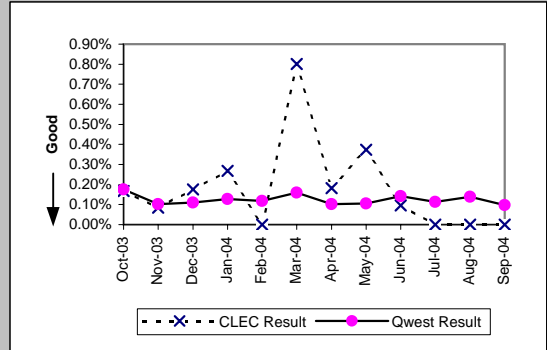


Centrex 21 (Parity)									
Date	CLEC Num	CLEC Denc	CLEC Resu	CLEC Std	Qwest Num	Qwest Denc	Qwest Resu	Mod Z Scr	Parity Scr
Oct-03	1	324	0.31%	5.55%	317	60584	0.52%	-0.53	-1.32
Nov-03	0	357	0.00%	0.00%	253	59656	0.42%	-1.23	-1.75
Dec-03	0	409	0.00%	0.00%	224	59419	0.38%	-1.24	-1.75
Jan-04	2	432	0.46%	6.79%	268	58828	0.46%	0.11	-0.93
Feb-04	0	137	0.00%	0.00%	190	57572	0.33%	-0.67	-1.41
Mar-04	2	181	1.11%	10.45%	238	56982	0.42%	1.24	-0.24
Apr-04	2	137	1.46%	11.99%	180	56160	0.32%	1.75	0.06
May-04	0	207	0.00%	0.00%	200	55800	0.36%	-0.86	-1.52
Jun-04	0	233	0.00%	0.00%	217	55441	0.39%	-0.95	-1.58
Jul-04	0	259	0.00%	0.00%	208	54905	0.38%	-0.99	-1.6
Aug-04	0	247	0.00%	0.00%	198	54640	0.36%	-0.95	-1.57
Sep-04	3	287	1.05%	10.17%	190	54032	0.35%	1.65	0

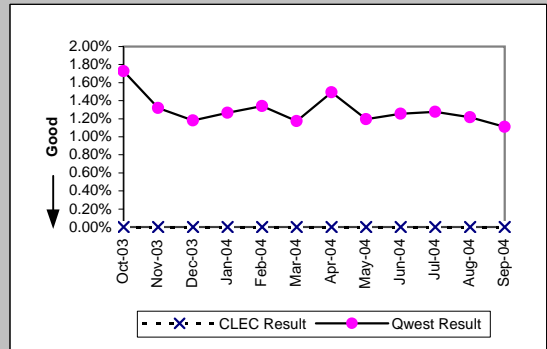


MR-8 - Trouble Rate (Percent)

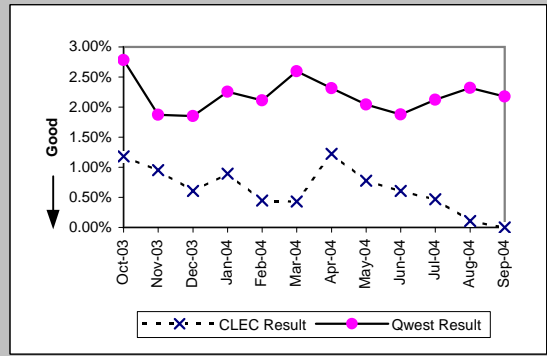
PBX (Parity)									
Date	CLEC Num	CLEC Denc	CLEC Resu	CLEC Std	Qwest Num	Qwest Denc	Qwest Resu	Mod Z Scr	Parity Scr
Oct-03	2	1199	0.17%	4.08%	132	75431	0.18%	-0.07	-1.04
Nov-03	1	1186	0.08%	2.90%	77	75083	0.10%	-0.19	-1.12
Dec-03	2	1140	0.18%	4.18%	82	74555	0.11%	0.66	-0.18
Jan-04	3	1122	0.27%	5.16%	95	74011	0.13%	1.29	-0.22
Feb-04	0	1084	0.00%	0.00%	86	72836	0.12%	-1.12	-1.68
Mar-04	9	1123	0.80%	8.92%	114	71791	0.16%	5.37	2.26
Apr-04	2	1102	0.18%	4.26%	72	70772	0.10%	0.82	-0.5
May-04	4	1073	0.37%	6.09%	74	70168	0.11%	2.68	0.63
Jun-04	1	1044	0.10%	3.09%	99	69488	0.14%	-0.4	-1.24
Jul-04	0	976	0.00%	0.00%	78	68611	0.11%	-1.05	-1.64
Aug-04	0	868	0.00%	0.00%	94	67758	0.14%	-1.09	-1.66
Sep-04	0	841	0.00%	0.00%	65	66800	0.10%	-0.9	-1.55



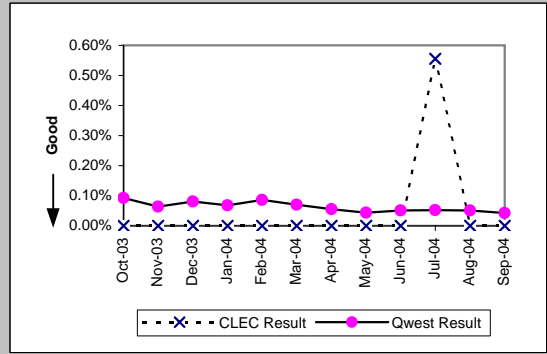
Basic Rate ISDN (Parity)									
Date	CLEC Num	CLEC Denc	CLEC Resu	CLEC Std	Qwest Num	Qwest Denc	Qwest Resu	Mod Z Scr	Parity Scr
Oct-03	0	18	0.00%	0.00%	180	10416	1.73%	-0.56	-1.34
Nov-03	0	19	0.00%	0.00%	136	10306	1.32%	-0.5	-1.31
Dec-03	0	19	0.00%	0.00%	120	10176	1.18%	-0.48	-1.29
Jan-04	0	19	0.00%	0.00%	127	10036	1.27%	-0.49	-1.3
Feb-04	0	19	0.00%	0.00%	133	9925	1.34%	-0.51	-1.31
Mar-04	0	19	0.00%	0.00%	116	9894	1.17%	-0.47	-1.29
Apr-04	0	19	0.00%	0.00%	148	9902	1.49%	-0.54	-1.33
May-04	0	20	0.00%	0.00%	117	9790	1.20%	-0.49	-1.3
Jun-04	0	19	0.00%	0.00%	122	9709	1.26%	-0.49	-1.3
Jul-04	0	19	0.00%	0.00%	123	9644	1.28%	-0.49	-1.3
Aug-04	0	19	0.00%	0.00%	116	9533	1.22%	-0.48	-1.29
Sep-04	0	16	0.00%	0.00%	104	9367	1.11%	-0.42	-1.26



Qwest DSL (Parity)									
Date	CLEC Num	CLEC Denc	CLEC Resu	CLEC Std	Qwest Num	Qwest Denc	Qwest Resu	Mod Z Scr	Parity Scr
Oct-03	7	594	1.18%	10.79%	2920	105011	2.78%	-2.37	-2.44
Nov-03	6	630	0.95%	9.71%	2027	108278	1.87%	-1.7	-2.03
Dec-03	4	662	0.60%	7.75%	2063	111529	1.85%	-2.37	-2.44
Jan-04	6	673	0.89%	9.40%	2592	114813	2.26%	-2.38	-2.45
Feb-04	3	675	0.44%	6.65%	2756	130406	2.11%	-3.01	-2.83
Mar-04	3	696	0.43%	6.55%	3529	135863	2.60%	-3.58	-3.18
Apr-04	9	735	1.22%	11.00%	3299	142547	2.31%	-1.96	-2.19
May-04	6	775	0.77%	8.76%	3001	147081	2.04%	-2.49	-2.51
Jun-04	5	822	0.61%	7.78%	2855	152160	1.88%	-2.67	-2.62
Jul-04	4	850	0.47%	6.84%	3294	155231	2.12%	-3.33	-3.03
Aug-04	1	933	0.11%	3.27%	3668	158014	2.32%	-4.48	-3.72
Sep-04	0	971	0.00%	0.00%	3498	160818	2.18%	-4.63	-3.82

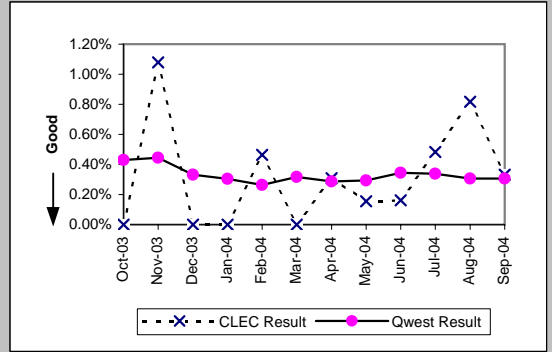


ISDN Primary (Parity)									
Date	CLEC Num	CLEC Denc	CLEC Resu	CLEC Std	Qwest Num	Qwest Denc	Qwest Resu	Mod Z Scr	Parity Scr
Oct-03	0	279	0.00%	0.00%	48	51679	0.09%	-0.51	-1.31
Nov-03	0	279	0.00%	0.00%	30	47376	0.06%	-0.42	-1.25
Dec-03	0	260	0.00%	0.00%	39	48105	0.08%	-0.46	-1.28
Jan-04	0	284	0.00%	0.00%	33	48769	0.07%	-0.44	-1.27
Feb-04	0	284	0.00%	0.00%	43	50197	0.09%	-0.49	-1.3
Mar-04	0	236	0.00%	0.00%	36	51255	0.07%	-0.41	-1.25
Apr-04	0	190	0.00%	0.00%	29	52070	0.06%	-0.32	-1.2
May-04	0	190	0.00%	0.00%	22	50954	0.04%	-0.29	-1.17
Jun-04	0	214	0.00%	0.00%	26	51082	0.05%	-0.33	-1.2
Jul-04	1	180	0.56%	7.43%	27	51603	0.05%	1.67	0.02
Aug-04	0	156	0.00%	0.00%	27	53164	0.05%	-0.28	-1.17
Sep-04	0	157	0.00%	0.00%	23	54362	0.04%	-0.26	-1.16

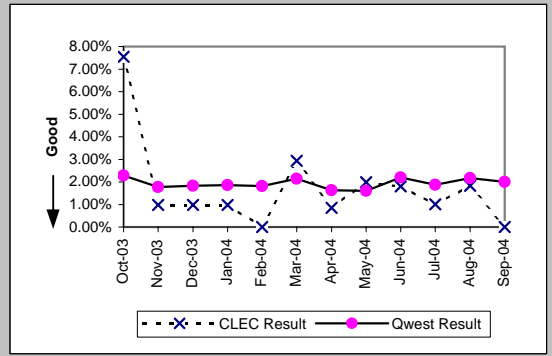


MR-8 - Trouble Rate (Percent)

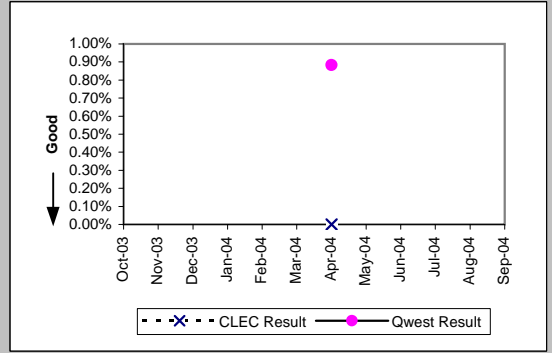
DS0 (Parity)									
Date	CLEC Num	CLEC Denc	CLEC Resu	CLEC Std	Qwest Num	Qwest Denc	Qwest Resu	Mod Z Scr	Parity Scr
Oct-03	0	644	0.00%	0.00%	433	100909	0.43%	-1.66	-2.01
Nov-03	7	649	1.08%	10.33%	445	100292	0.44%	2.43	0.47
Dec-03	0	648	0.00%	0.00%	341	102591	0.33%	-1.47	-1.89
Jan-04	0	646	0.00%	0.00%	315	103236	0.31%	-1.4	-1.85
Feb-04	3	647	0.46%	6.79%	272	103412	0.26%	0.99	-0.4
Mar-04	0	648	0.00%	0.00%	319	100833	0.32%	-1.43	-1.87
Apr-04	2	648	0.31%	5.55%	290	100690	0.29%	0.1	-0.94
May-04	1	641	0.16%	3.95%	301	102282	0.29%	-0.64	-1.39
Jun-04	1	620	0.16%	4.01%	355	103111	0.34%	-0.78	-1.47
Jul-04	3	622	0.48%	6.93%	352	104131	0.34%	0.62	-0.62
Aug-04	5	612	0.82%	9.00%	320	104336	0.31%	2.28	0.38
Sep-04	2	604	0.33%	5.74%	319	103807	0.31%	0.11	-0.94



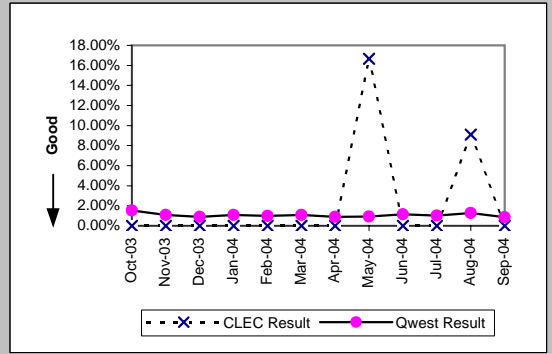
DS1 (Parity)									
Date	CLEC Num	CLEC Denc	CLEC Resu	CLEC Std	Qwest Num	Qwest Denc	Qwest Resu	Mod Z Scr	Parity Scr
Oct-03	8	106	7.55%	26.42%	384	16797	2.29%	2.9	0.76
Nov-03	1	102	0.98%	9.85%	296	16663	1.78%	-0.61	-1.37
Dec-03	1	102	0.98%	9.85%	304	16650	1.83%	-0.64	-1.39
Jan-04	1	102	0.98%	9.85%	307	16560	1.85%	-0.65	-1.4
Feb-04	0	103	0.00%	0.00%	299	16477	1.81%	-1.38	-1.84
Mar-04	3	102	2.94%	16.90%	349	16303	2.14%	0.6	-0.64
Apr-04	1	118	0.85%	9.17%	267	16326	1.64%	-0.67	-1.41
May-04	2	101	1.98%	13.93%	261	16217	1.61%	0.37	-0.78
Jun-04	2	111	1.80%	13.30%	352	16037	2.19%	-0.28	-1.17
Jul-04	1	99	1.01%	10.00%	299	15982	1.87%	-0.63	-1.38
Aug-04	2	109	1.83%	13.42%	347	15941	2.18%	-0.24	-1.15
Sep-04	0	113	0.00%	0.00%	318	15888	2.00%	-1.51	-1.92



DS3 (Parity)									
Date	CLEC Num	CLEC Denc	CLEC Resu	CLEC Std	Qwest Num	Qwest Denc	Qwest Resu	Mod Z Scr	Parity Scr
Oct-03									
Nov-03									
Dec-03									
Jan-04									
Feb-04									
Mar-04									
Apr-04	0	1	0.00%	0.00%	10	1133	0.88%	-0.09	-1.06
May-04									
Jun-04									
Jul-04									
Aug-04									
Sep-04									

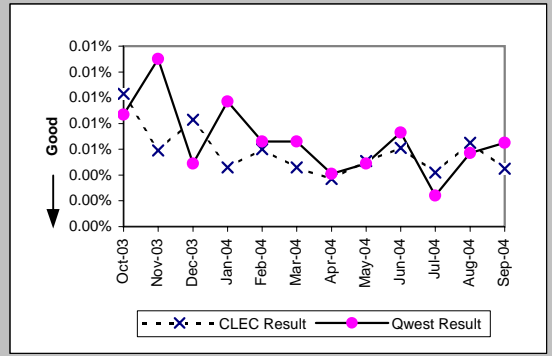


Frame Relay (Parity)									
Date	CLEC Num	CLEC Denc	CLEC Resu	CLEC Std	Qwest Num	Qwest Denc	Qwest Resu	Mod Z Scr	Parity Scr
Oct-03	0	4	0.00%	0.00%	142	9333	1.52%	-0.25	-1.15
Nov-03	0	5	0.00%	0.00%	101	9265	1.09%	-0.23	-1.14
Dec-03	0	5	0.00%	0.00%	82	9077	0.90%	-0.21	-1.13
Jan-04	0	5	0.00%	0.00%	95	8820	1.08%	-0.23	-1.14
Feb-04	0	10	0.00%	0.00%	86	8654	0.99%	-0.32	-1.19
Mar-04	0	12	0.00%	0.00%	92	8531	1.08%	-0.36	-1.22
Apr-04	0	12	0.00%	0.00%	76	8442	0.90%	-0.33	-1.2
May-04	2	12	16.67%	37.27%	78	8356	0.93%	2.79	0.7
Jun-04	0	11	0.00%	0.00%	95	8300	1.14%	-0.36	-1.22
Jul-04	0	11	0.00%	0.00%	85	8229	1.03%	-0.34	-1.21
Aug-04	1	11	9.09%	28.75%	103	8118	1.27%	1.48	-0.1
Sep-04	0	11	0.00%	0.00%	67	7907	0.85%	-0.31	-1.19

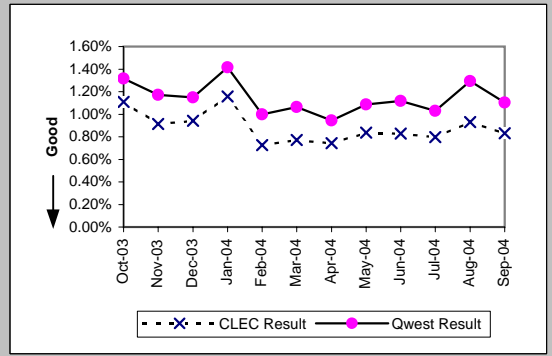


MR-8 - Trouble Rate (Percent)

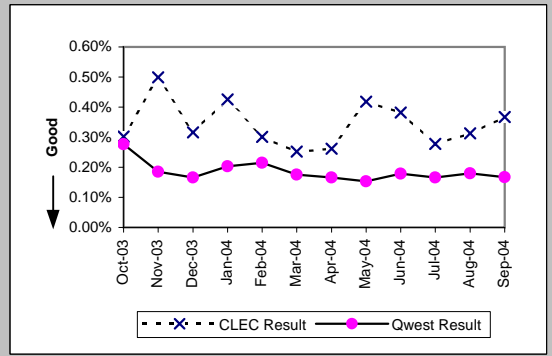
LIS Trunk (Parity)									
Date	CLEC Num	CLEC Denc	CLEC Resu	CLEC Std	Qwest Num	Qwest Denc	Qwest Resu	Mod Z Scr	Parity Scr
Oct-03	23	223971	0.01%	1.01%	11	125725	0.01%	0.46	-0.72
Nov-03	13	222219	0.01%	0.76%	16	123317	0.01%	-1.76	-2.07
Dec-03	18	217563	0.01%	0.91%	6	123549	0.00%	1.38	-0.16
Jan-04	10	216530	0.00%	0.68%	12	123933	0.01%	-1.44	-1.88
Feb-04	13	217467	0.01%	0.77%	8	121325	0.01%	-0.21	-1.13
Mar-04	10	217755	0.00%	0.68%	8	121613	0.01%	-0.68	-1.42
Apr-04	8	216363	0.00%	0.61%	5	121037	0.00%	-0.19	-1.11
May-04	11	215091	0.01%	0.72%	6	123050	0.00%	0.1	-0.94
Jun-04	13	213411	0.01%	0.78%	9	124102	0.01%	-0.38	-1.23
Jul-04	9	212259	0.00%	0.65%	3	123646	0.00%	1.03	-0.37
Aug-04	13	199730	0.01%	0.81%	7	123485	0.01%	0.31	-0.81
Sep-04	9	198768	0.00%	0.67%	8	123917	0.01%	-0.66	-1.4



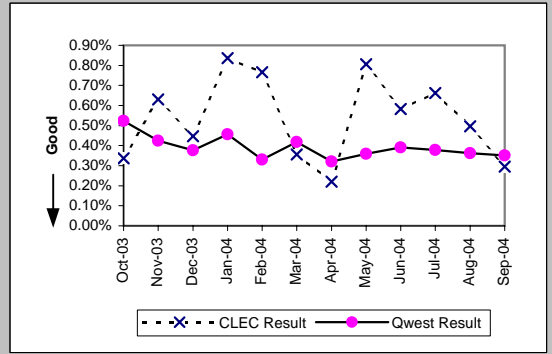
UNE - P (POTS) (Parity)									
Date	CLEC Num	CLEC Denc	CLEC Resu	CLEC Std	Qwest Num	Qwest Denc	Qwest Resu	Mod Z Scr	Parity Scr
Oct-03	646	58247	1.11%	10.47%	24834	1888553	1.32%	-4.3	-3.61
Nov-03	595	65143	0.91%	9.51%	21986	1878268	1.17%	-6	-4.65
Dec-03	674	71556	0.94%	9.66%	21469	1870475	1.15%	-5.07	-4.08
Jan-04	889	76770	1.16%	10.70%	26405	1865827	1.42%	-5.91	-4.59
Feb-04	741	102043	0.73%	8.49%	18612	1862899	1.00%	-8.54	-6.19
Mar-04	835	108396	0.77%	8.74%	19753	1855606	1.06%	-9.17	-6.58
Apr-04	875	117809	0.74%	8.59%	17397	1843422	0.94%	-6.92	-5.21
May-04	1105	132003	0.84%	9.11%	19834	1823415	1.09%	-8.48	-6.15
Jun-04	1162	140240	0.83%	9.06%	20263	1810624	1.12%	-9.96	-7.06
Jul-04	1151	144291	0.80%	8.90%	18518	1799299	1.03%	-8.38	-6.1
Aug-04	937	100685	0.93%	9.60%	23184	1792923	1.29%	-9.91	-7.02
Sep-04	820	98624	0.83%	9.08%	19713	1788456	1.10%	-7.93	-5.82



UNE P (Centrex) (Parity)									
Date	CLEC Num	CLEC Denc	CLEC Resu	CLEC Std	Qwest Num	Qwest Denc	Qwest Resu	Mod Z Scr	Parity Scr
Oct-03	25	8271	0.30%	5.49%	225	81455	0.28%	0.43	-0.74
Nov-03	40	8017	0.50%	7.05%	149	80548	0.19%	6.24	2.79
Dec-03	25	7905	0.32%	5.61%	133	80362	0.17%	3.15	0.91
Jan-04	33	7754	0.43%	6.51%	163	80141	0.20%	4.15	1.52
Feb-04	23	7643	0.30%	5.48%	174	80843	0.22%	1.55	-0.06
Mar-04	19	7533	0.25%	5.02%	141	80366	0.18%	1.52	-0.07
Apr-04	19	7265	0.26%	5.11%	132	79550	0.17%	1.92	0.17
May-04	30	7178	0.42%	6.45%	121	79212	0.15%	5.51	2.35
Jun-04	27	7063	0.38%	6.17%	141	78918	0.18%	3.88	1.36
Jul-04	19	6850	0.28%	5.26%	129	77916	0.17%	2.18	0.33
Aug-04	21	6707	0.31%	5.59%	139	77362	0.18%	2.48	0.5
Sep-04	24	6535	0.37%	6.05%	127	75933	0.17%	3.8	1.31

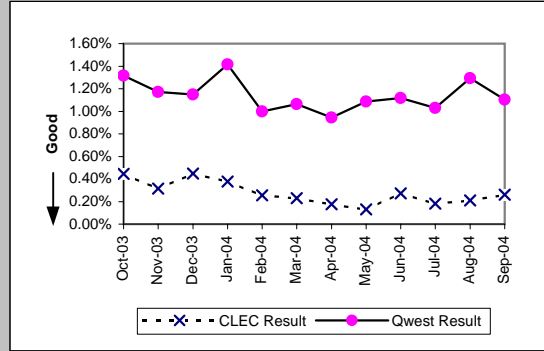


UNE P (Centrex 21) (Parity)									
Date	CLEC Num	CLEC Denc	CLEC Resu	CLEC Std	Qwest Num	Qwest Denc	Qwest Resu	Mod Z Scr	Parity Scr
Oct-03	6	1779	0.34%	5.80%	317	60584	0.52%	-1.07	-1.65
Nov-03	11	1746	0.63%	7.91%	253	59656	0.42%	1.31	-0.21
Dec-03	8	1791	0.45%	6.67%	224	59419	0.38%	0.47	-0.71
Jan-04	15	1793	0.84%	9.11%	268	58828	0.46%	2.36	0.43
Feb-04	11	1436	0.77%	8.72%	190	57572	0.33%	2.85	0.73
Mar-04	5	1404	0.36%	5.96%	238	56982	0.42%	-0.35	-1.21
Apr-04	3	1361	0.22%	4.69%	180	56160	0.32%	-0.65	-1.39
May-04	11	1364	0.81%	8.94%	200	55800	0.36%	2.74	0.66
Jun-04	8	1374	0.58%	7.61%	217	55441	0.39%	1.12	-0.32
Jul-04	9	1358	0.66%	8.11%	208	54905	0.38%	1.68	0.02
Aug-04	7	1409	0.50%	7.03%	198	54640	0.36%	0.83	-0.5
Sep-04	4	1355	0.30%	5.43%	190	54032	0.35%	-0.35	-1.21

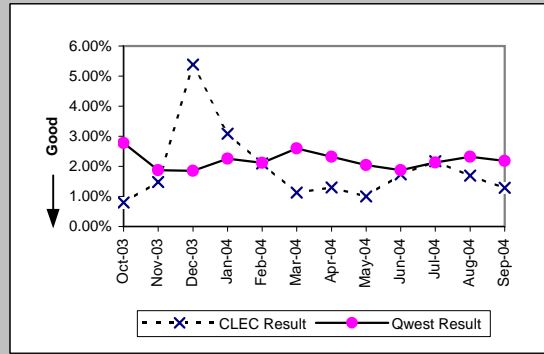


MR-8 - Trouble Rate (Percent)

Line Sharing (Parity)									
Date	CLEC Num	CLEC Denc	CLEC Resu	CLEC Std	Qwest Num	Qwest Denc	Qwest Resu	Mod Z Scr	Parity Scr
Oct-03	46	10309	0.45%	6.67%	24834	1888553	1.32%	-7.72	-5.69
Nov-03	33	10518	0.31%	5.59%	21986	1878268	1.17%	-8.15	-5.95
Dec-03	48	10699	0.45%	6.68%	21469	1870475	1.15%	-6.77	-5.12
Jan-04	41	10845	0.38%	6.14%	26405	1865827	1.42%	-9.12	-6.54
Feb-04	28	10953	0.26%	5.05%	18612	1862899	1.00%	-7.8	-5.74
Mar-04	25	10881	0.23%	4.79%	19753	1855606	1.06%	-8.46	-6.14
Apr-04	19	10852	0.18%	4.18%	17397	1843422	0.94%	-8.26	-6.02
May-04	14	10772	0.13%	3.60%	19834	1823415	1.09%	-9.56	-6.81
Jun-04	29	10643	0.27%	5.21%	20263	1810624	1.12%	-8.28	-6.03
Jul-04	19	10511	0.18%	4.25%	18518	1799299	1.03%	-8.59	-6.22
Aug-04	22	10454	0.21%	4.58%	23184	1792923	1.29%	-9.77	-6.94
Sep-04	27	10302	0.26%	5.11%	19713	1788456	1.10%	-8.14	-5.95



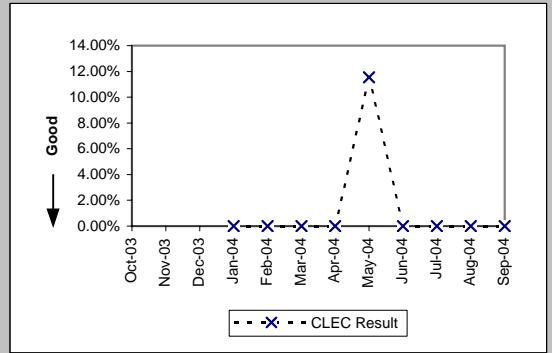
Line Splitting (Parity)									
Date	CLEC Num	CLEC Denc	CLEC Resu	CLEC Std	Qwest Num	Qwest Denc	Qwest Resu	Mod Z Scr	Parity Scr
Oct-03	1	125	0.80%	8.91%	2920	105011	2.78%	-1.35	-1.82
Nov-03	3	203	1.48%	12.07%	2027	108278	1.87%	-0.41	-1.25
Dec-03	16	297	5.39%	22.58%	2063	111529	1.85%	3.71	1.26
Jan-04	12	389	3.08%	17.29%	2592	114813	2.26%	1.08	-0.34
Feb-04	9	429	2.10%	14.33%	2756	130406	2.11%	-0.02	-1.01
Mar-04	5	445	1.12%	10.54%	3529	135863	2.60%	-1.95	-2.19
Apr-04	6	461	1.30%	11.33%	3299	142547	2.31%	-1.44	-1.88
May-04	5	501	1.00%	9.94%	3001	147081	2.04%	-1.65	-2
Jun-04	9	519	1.73%	13.05%	2855	152160	1.88%	-0.24	-1.14
Jul-04	12	552	2.17%	14.58%	3295	155231	2.12%	0.08	-0.95
Aug-04	10	593	1.69%	12.88%	3670	158014	2.32%	-1.03	-1.62
Sep-04	8	623	1.28%	11.26%	3503	160818	2.18%	-1.53	-1.93



MR-8 - Trouble Rate (Percent)

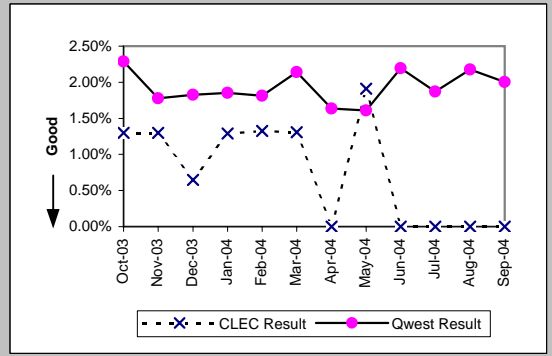
Sub-Loop Unbundling (Diagnostic)

Date	Numerator	Denominator	CLEC Result	Standard Dev
Oct-03				
Nov-03				
Dec-03				
Jan-04	0	25	0.00%	0.00%
Feb-04	0	25	0.00%	0.00%
Mar-04	0	24	0.00%	0.00%
Apr-04	0	26	0.00%	0.00%
May-04	3	26	11.54%	31.95%
Jun-04	0	26	0.00%	0.00%
Jul-04	0	26	0.00%	0.00%
Aug-04	0	26	0.00%	0.00%
Sep-04	0	21	0.00%	0.00%

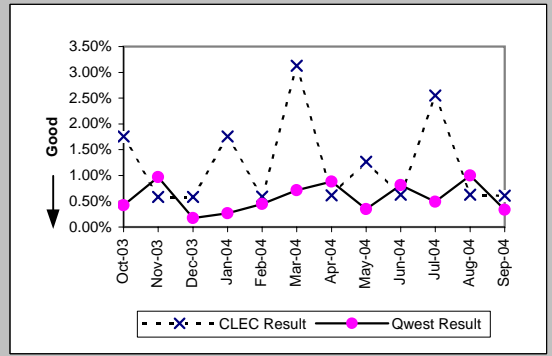


MR-8 - Trouble Rate (Percent)

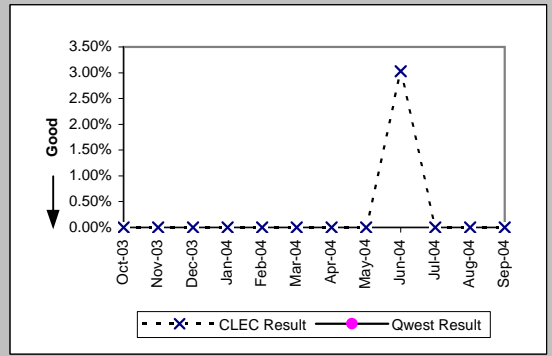
UDIT DS1 (Parity)									
Date	Numerator	Denominator	CLEC Resu	Standard D	Qwest Num	Qwest Deno	Qwest Resu	Mod Z Scr	Parity Scr
Oct-03	2	154	1.30%	11.32%	384	16797	2.29%	-0.82	-1.5
Nov-03	2	154	1.30%	11.32%	296	16663	1.78%	-0.45	-1.27
Dec-03	1	155	0.65%	8.01%	304	16650	1.83%	-1.09	-1.66
Jan-04	2	155	1.29%	11.29%	307	16560	1.85%	-0.52	-1.31
Feb-04	2	151	1.32%	11.43%	299	16477	1.81%	-0.45	-1.27
Mar-04	2	153	1.31%	11.36%	349	16303	2.14%	-0.71	-1.43
Apr-04	0	155	0.00%	0.00%	267	16326	1.64%	-1.6	-1.97
May-04	3	157	1.91%	13.69%	261	16217	1.61%	0.36	-0.78
Jun-04	0	166	0.00%	0.00%	352	16037	2.19%	-1.92	-2.17
Jul-04	0	170	0.00%	0.00%	299	15982	1.87%	-1.79	-2.09
Aug-04	0	171	0.00%	0.00%	347	15941	2.18%	-1.94	-2.18
Sep-04	0	173	0.00%	0.00%	318	15888	2.00%	-1.87	-2.14



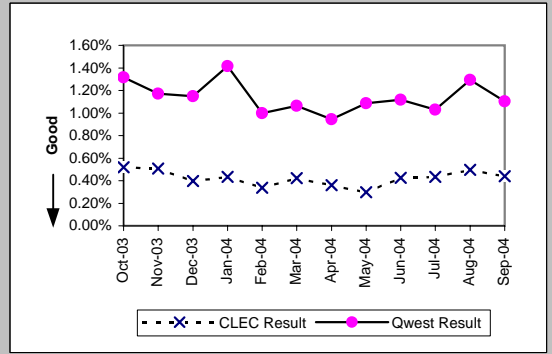
UDIT Above DS1 Level (Parity)									
Date	Numerator	Denominator	CLEC Resu	Standard D	Qwest Num	Qwest Deno	Qwest Resu	Mod Z Scr	Parity Scr
Oct-03	3	171	1.75%	13.13%	5	1179	0.42%	1.78	0.08
Nov-03	1	171	0.58%	7.62%	11	1137	0.97%	-0.48	-1.29
Dec-03	1	171	0.58%	7.62%	2	1131	0.18%	0.85	-0.48
Jan-04	3	171	1.75%	13.13%	3	1125	0.27%	2.12	0.29
Feb-04	1	170	0.59%	7.65%	5	1118	0.45%	0.26	-0.84
Mar-04	5	160	3.13%	17.40%	8	1119	0.71%	2.37	0.44
Apr-04	1	162	0.62%	7.83%	10	1133	0.88%	-0.34	-1.21
May-04	2	158	1.27%	11.18%	4	1145	0.35%	1.36	-0.17
Jun-04	1	159	0.63%	7.91%	10	1227	0.82%	-0.25	-1.15
Jul-04	4	157	2.55%	15.76%	6	1218	0.49%	2.3	0.4
Aug-04	1	160	0.63%	7.88%	12	1201	1.00%	-0.45	-1.27
Sep-04	1	165	0.61%	7.76%	4	1201	0.33%	0.51	-0.69



Dark Fiber - IOF (Diagnostic)									
Date	Numerator	Denominator	CLEC Resu	Standard D	Qwest Num	Qwest Deno	Qwest Resu	Mod Z Scr	Parity Scr
Oct-03	0	27	0.00%	0.00%					
Nov-03	0	28	0.00%	0.00%					
Dec-03	0	34	0.00%	0.00%					
Jan-04	0	35	0.00%	0.00%					
Feb-04	0	36	0.00%	0.00%					
Mar-04	0	38	0.00%	0.00%					
Apr-04	0	38	0.00%	0.00%					
May-04	0	33	0.00%	0.00%					
Jun-04	1	33	3.03%	17.14%					
Jul-04	0	41	0.00%	0.00%					
Aug-04	0	45	0.00%	0.00%					
Sep-04	0	45	0.00%	0.00%					



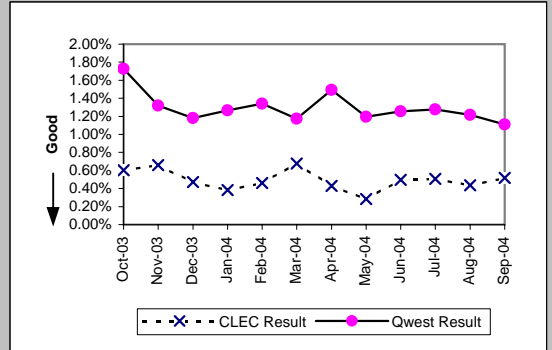
Unbundled Loop Analog (Parity)									
Date	Numerator	Denominator	CLEC Resu	Standard D	Qwest Num	Qwest Deno	Qwest Resu	Mod Z Scr	Parity Scr
Oct-03	284	54592	0.52%	7.19%	24834	1888553	1.32%	-16.07	-10.77
Nov-03	279	54860	0.51%	7.11%	21986	1878268	1.17%	-14.21	-9.64
Dec-03	220	55243	0.40%	6.30%	21469	1870475	1.15%	-16.3	-10.91
Jan-04	240	55313	0.43%	6.57%	26405	1865827	1.42%	-19.26	-12.71
Feb-04	187	55517	0.34%	5.79%	18612	1862899	1.00%	-15.46	-10.4
Mar-04	234	55409	0.42%	6.48%	19753	1855606	1.06%	-14.51	-9.82
Apr-04	199	55378	0.36%	5.98%	17397	1843422	0.94%	-14.01	-9.52
May-04	166	55573	0.30%	5.46%	19834	1823415	1.09%	-17.67	-11.74
Jun-04	237	55562	0.43%	6.52%	20263	1810624	1.12%	-15.29	-10.29
Jul-04	241	55665	0.43%	6.57%	18518	1799299	1.03%	-13.73	-9.35
Aug-04	277	55690	0.50%	7.04%	23184	1792923	1.29%	-16.37	-10.95
Sep-04	247	56025	0.44%	6.63%	19713	1788456	1.10%	-14.76	-9.98



MR-8 - Trouble Rate (Percent)

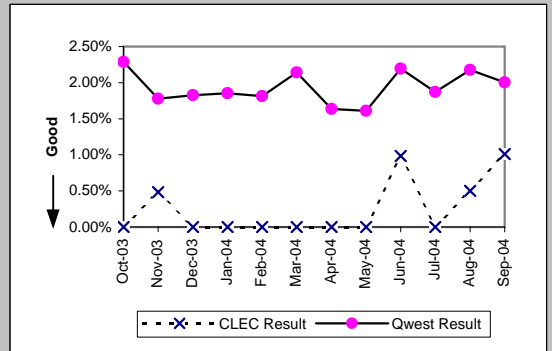
Unbundled Loop - 2 Wire Non-Loaded (Parity)

Date	Numerator	Denominator	CLEC Resu	Standard D	Qwest Num	Qwest Deno	Qwest Resu	Mod Z Scr	Parity Scr
Oct-03	41	6794	0.60%	7.74%	180	10416	1.73%	-5.53	-4.36
Nov-03	45	6812	0.66%	8.10%	136	10306	1.32%	-3.7	-3.25
Dec-03	32	6804	0.47%	6.84%	120	10176	1.18%	-4.19	-3.55
Jan-04	26	6761	0.38%	6.19%	127	10036	1.27%	-5.01	-4.05
Feb-04	31	6729	0.46%	6.77%	133	9925	1.34%	-4.84	-3.94
Mar-04	46	6783	0.68%	8.21%	116	9894	1.17%	-2.91	-2.77
Apr-04	29	6734	0.43%	6.55%	148	9902	1.49%	-5.55	-4.38
May-04	19	6663	0.29%	5.33%	117	9790	1.20%	-5.27	-4.21
Jun-04	33	6628	0.50%	7.04%	122	9709	1.26%	-4.27	-3.6
Jul-04	34	6722	0.51%	7.09%	123	9644	1.28%	-4.32	-3.62
Aug-04	30	6894	0.44%	6.58%	116	9533	1.22%	-4.51	-3.74
Sep-04	37	7147	0.52%	7.18%	104	9367	1.11%	-3.6	-3.19



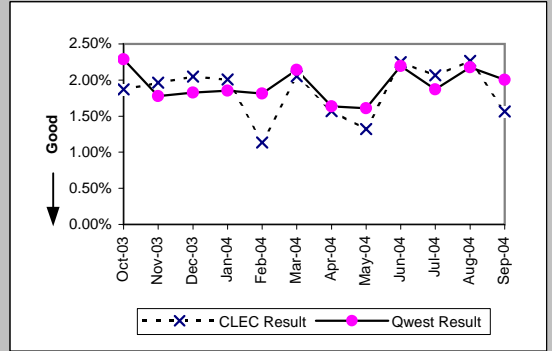
Unbundled Loop - 4 Wire Non-Loaded (Parity)

Date	Numerator	Denominator	CLEC Resu	Standard D	Qwest Num	Qwest Deno	Qwest Resu	Mod Z Scr	Parity Scr
Oct-03	0	208	0.00%	0.00%	384	16797	2.29%	-2.19	-2.33
Nov-03	1	207	0.48%	6.93%	296	16663	1.78%	-1.4	-1.85
Dec-03	0	207	0.00%	0.00%	304	16650	1.83%	-1.95	-2.19
Jan-04	0	206	0.00%	0.00%	307	16560	1.85%	-1.96	-2.19
Feb-04	0	206	0.00%	0.00%	299	16477	1.81%	-1.94	-2.18
Mar-04	0	206	0.00%	0.00%	349	16303	2.14%	-2.11	-2.28
Apr-04	0	206	0.00%	0.00%	267	16326	1.64%	-1.84	-2.12
May-04	0	206	0.00%	0.00%	261	16217	1.61%	-1.82	-2.11
Jun-04	2	203	0.99%	9.88%	352	16037	2.19%	-1.17	-1.71
Jul-04	0	199	0.00%	0.00%	299	15982	1.87%	-1.94	-2.18
Aug-04	1	199	0.50%	7.07%	347	15941	2.18%	-1.61	-1.98
Sep-04	2	198	1.01%	10.00%	318	15888	2.00%	-0.99	-1.6



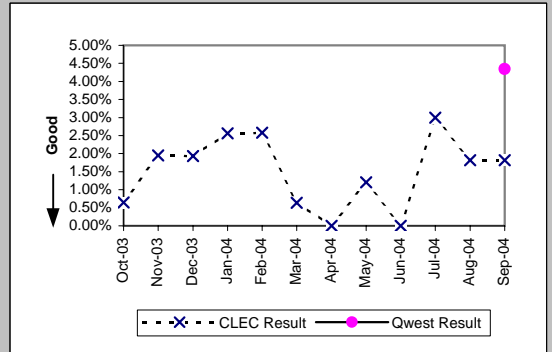
Unbundled Loop - DS1 Capable (Parity)

Date	Numerator	Denominator	CLEC Resu	Standard D	Qwest Num	Qwest Deno	Qwest Resu	Mod Z Scr	Parity Scr
Oct-03	86	4595	1.87%	13.55%	384	16797	2.29%	-1.67	-2.01
Nov-03	92	4684	1.96%	13.88%	296	16663	1.78%	0.86	-0.48
Dec-03	98	4781	2.05%	14.17%	304	16650	1.83%	1.02	-0.38
Jan-04	98	4882	2.01%	14.03%	307	16560	1.85%	0.7	-0.58
Feb-04	56	4939	1.13%	10.59%	299	16477	1.81%	-3.14	-2.91
Mar-04	103	5023	2.05%	14.17%	349	16303	2.14%	-0.39	-1.23
Apr-04	80	5094	1.57%	12.43%	267	16326	1.64%	-0.32	-1.19
May-04	68	5155	1.32%	11.41%	261	16217	1.61%	-1.44	-1.88
Jun-04	117	5206	2.25%	14.82%	352	16037	2.19%	0.22	-0.86
Jul-04	109	5275	2.07%	14.23%	299	15982	1.87%	0.91	-0.45
Aug-04	122	5389	2.26%	14.87%	347	15941	2.18%	0.38	-0.77
Sep-04	86	5492	1.57%	12.42%	318	15888	2.00%	-1.99	-2.21



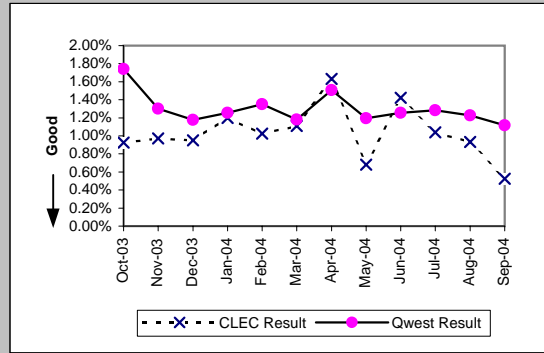
Unbundled Loop - XDSL (Parity)

Date	Numerator	Denominator	CLEC Resu	Standard D	Qwest Num	Qwest Deno	Qwest Resu	Mod Z Scr	Parity Scr
Oct-03	1	154	0.65%	8.03%					
Nov-03	3	154	1.95%	13.82%					
Dec-03	3	155	1.94%	13.78%					
Jan-04	4	156	2.56%	15.81%					
Feb-04	4	155	2.58%	15.86%					
Mar-04	1	157	0.64%	7.96%					
Apr-04	0	157	0.00%	0.00%					
May-04	2	166	1.20%	10.91%					
Jun-04	0	169	0.00%	0.00%					
Jul-04	5	167	2.99%	17.04%					
Aug-04	3	165	1.82%	13.36%					
Sep-04	3	165	1.82%	13.36%	4	92	4.35%	-0.95	-1.58

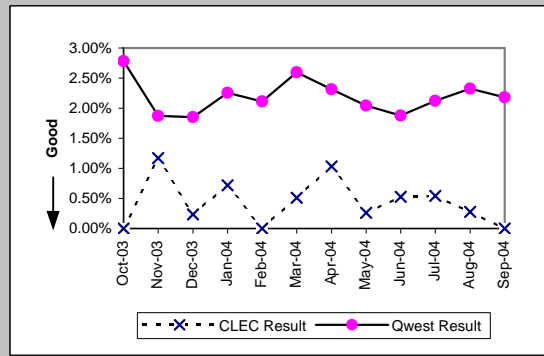


MR-8 - Trouble Rate (Percent)

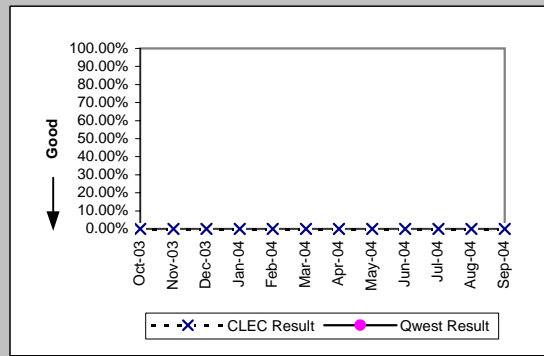
Unbundled Loop ISDN Capable (Parity)									
Date	Numerator	Denominator	CLEC Resu	Standard D	Qwest Num	Qwest Deno	Qwest Resu	Mod Z Scr	Parity Scr
Oct-03	29	3138	0.92%	9.57%	180	10340	1.74%	-3.06	-2.86
Nov-03	30	3086	0.97%	9.81%	133	10226	1.30%	-1.41	-1.86
Dec-03	29	3050	0.95%	9.70%	119	10096	1.18%	-1.02	-1.62
Jan-04	36	3007	1.20%	10.88%	125	9958	1.26%	-0.25	-1.15
Feb-04	30	2929	1.02%	10.07%	133	9846	1.35%	-1.34	-1.82
Mar-04	32	2886	1.11%	10.47%	116	9816	1.18%	-0.32	-1.19
Apr-04	46	2817	1.63%	12.67%	148	9824	1.51%	0.49	-0.7
May-04	19	2795	0.68%	8.22%	116	9712	1.19%	-2.21	-2.34
Jun-04	39	2744	1.42%	11.84%	121	9632	1.26%	0.68	-0.58
Jul-04	28	2697	1.04%	10.14%	123	9571	1.29%	-1.01	-1.61
Aug-04	25	2682	0.93%	9.61%	116	9460	1.23%	-1.22	-1.74
Sep-04	14	2659	0.53%	7.24%	104	9297	1.12%	-2.56	-2.56



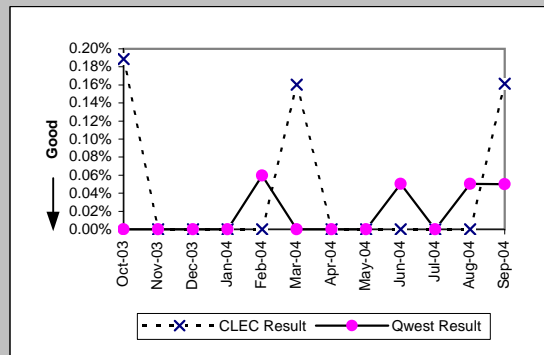
Unbundled Loop - ADSL Qualified (Parity)									
Date	Numerator	Denominator	CLEC Resu	Standard D	Qwest Num	Qwest Deno	Qwest Resu	Mod Z Scr	Parity Scr
Oct-03	0	436	0.00%	0.00%	2920	105011	2.78%	-3.52	-3.14
Nov-03	5	427	1.17%	10.76%	2027	108278	1.87%	-1.07	-1.65
Dec-03	1	423	0.24%	4.86%	2063	111529	1.85%	-2.46	-2.49
Jan-04	3	417	0.72%	8.45%	2592	114813	2.26%	-2.11	-2.28
Feb-04	0	401	0.00%	0.00%	2756	130406	2.11%	-2.94	-2.79
Mar-04	2	393	0.51%	7.12%	3529	135863	2.60%	-2.6	-2.58
Apr-04	4	387	1.03%	10.11%	3299	142547	2.31%	-1.67	-2.02
May-04	1	383	0.26%	5.10%	3001	147081	2.04%	-2.46	-2.5
Jun-04	2	380	0.53%	7.24%	2855	152160	1.88%	-1.94	-2.18
Jul-04	2	369	0.54%	7.34%	3295	155231	2.12%	-2.1	-2.28
Aug-04	1	362	0.28%	5.25%	3670	158014	2.32%	-2.58	-2.57
Sep-04	0	355	0.00%	0.00%	3503	160818	2.18%	-2.81	-2.71



Dark Fiber - Loop (Diagnostic)									
Date	Numerator	Denominator	CLEC Resu	Standard D	Qwest Num	Qwest Deno	Qwest Resu	Mod Z Scr	Parity Scr
Oct-03	0	23	0.00%	0.00%					
Nov-03	0	24	0.00%	0.00%					
Dec-03	0	22	0.00%	0.00%					
Jan-04	0	22	0.00%	0.00%					
Feb-04	0	22	0.00%	0.00%					
Mar-04	0	22	0.00%	0.00%					
Apr-04	0	23	0.00%	0.00%					
May-04	0	22	0.00%	0.00%					
Jun-04	0	23	0.00%	0.00%					
Jul-04	0	25	0.00%	0.00%					
Aug-04	0	27	0.00%	0.00%					
Sep-04	0	28	0.00%	0.00%					

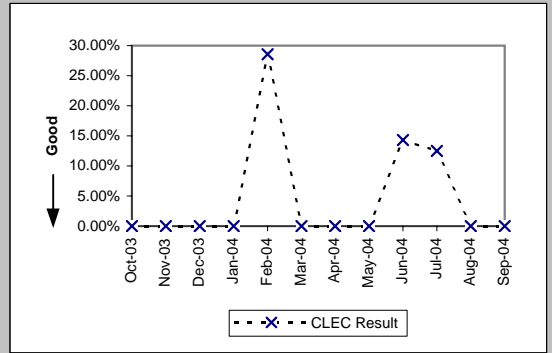


E911 (Parity)									
Date	Numerator	Denominator	CLEC Resu	Standard D	Qwest Num	Qwest Deno	Qwest Resu	Mod Z Scr	Parity Scr
Oct-03	1	530	0.19%	4.34%	0	1702	0.00%	N/A	N/A
Nov-03	0	530	0.00%	0.00%	0	1708	0.00%	N/A	N/A
Dec-03	0	556	0.00%	0.00%	0	1855	0.00%	N/A	N/A
Jan-04	0	584	0.00%	0.00%	0	1755	0.00%	N/A	N/A
Feb-04	0	623	0.00%	0.00%	1	1675	0.06%	-0.52	-1.32
Mar-04	1	624	0.16%	4.00%	0	1683	0.00%	N/A	N/A
Apr-04	0	631	0.00%	0.00%	0	1678	0.00%	N/A	N/A
May-04	0	615	0.00%	0.00%	0	1680	0.00%	N/A	N/A
Jun-04	0	622	0.00%	0.00%	1	1990	0.05%	-0.49	-1.3
Jul-04	0	608	0.00%	0.00%	0	1986	0.00%	N/A	N/A
Aug-04	0	614	0.00%	0.00%	1	1993	0.05%	-0.49	-1.3
Sep-04	1	620	0.16%	4.01%	1	1998	0.05%	1.08	-0.34

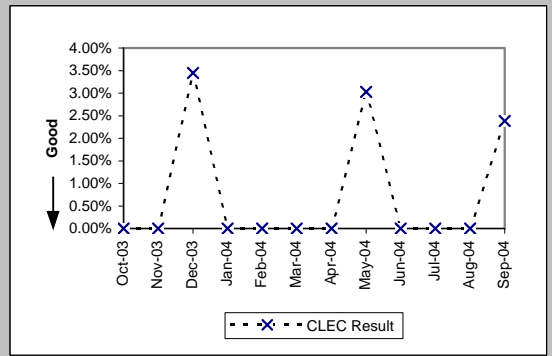


MR-8 - Trouble Rate (Percent)

Enhanced Extended Loops - DS0 Capable (Diagnostic)					
Date	Numerator	Denominator	CLEC Result	Standard Dev	
Oct-03	0	2	0.00%	0.00%	
Nov-03	0	2	0.00%	0.00%	
Dec-03	0	2	0.00%	0.00%	
Jan-04	0	2	0.00%	0.00%	
Feb-04	2	7	28.57%	45.18%	
Mar-04	0	7	0.00%	0.00%	
Apr-04	0	7	0.00%	0.00%	
May-04	0	7	0.00%	0.00%	
Jun-04	1	7	14.29%	34.99%	
Jul-04	1	8	12.50%	33.07%	
Aug-04	0	11	0.00%	0.00%	
Sep-04	0	11	0.00%	0.00%	

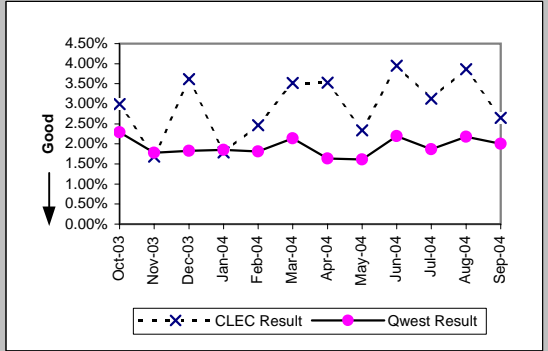


Enhanced Extended Loops - DS3 Capable (Diagnostic)				
Date	Numerator	Denominator	CLEC Result	Standard Dev
Oct-03	0	27	0.00%	0.00%
Nov-03	0	27	0.00%	0.00%
Dec-03	1	29	3.45%	18.25%
Jan-04	0	29	0.00%	0.00%
Feb-04	0	29	0.00%	0.00%
Mar-04	0	30	0.00%	0.00%
Apr-04	0	31	0.00%	0.00%
May-04	1	33	3.03%	17.14%
Jun-04	0	35	0.00%	0.00%
Jul-04	0	37	0.00%	0.00%
Aug-04	0	39	0.00%	0.00%
Sep-04	1	42	2.38%	15.25%



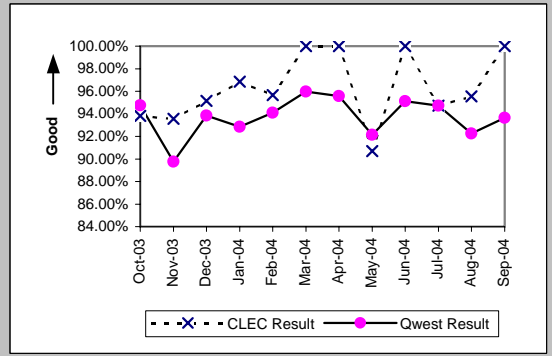
MR-8 - Trouble Rate (Percent)

Enhanced Extended Loops - DS1 Capable (Parity)										
Date	CLEC Num	CLEC Dens	CLEC Resu	CLEC Std	Qwest Num	Qwest Dens	Qwest Resu	Mod Z Scr	Parity Scr	
Oct-03	24	803	2.99%	17.03%	384	16797	2.29%	1.3	-0.21	
Nov-03	14	830	1.69%	12.88%	296	16663	1.78%	-0.19	-1.12	
Dec-03	31	857	3.62%	18.67%	304	16650	1.83%	3.82	1.32	
Jan-04	16	897	1.78%	13.24%	307	16560	1.85%	-0.15	-1.09	
Feb-04	23	933	2.47%	15.51%	299	16477	1.81%	1.45	-0.12	
Mar-04	35	994	3.52%	18.43%	349	16303	2.14%	2.92	0.77	
Apr-04	37	1048	3.53%	18.46%	267	16326	1.64%	4.69	1.85	
May-04	33	1410	2.34%	15.12%	261	16217	1.61%	2.09	0.27	
Jun-04	59	1494	3.95%	19.48%	352	16037	2.19%	4.43	1.69	
Jul-04	48	1535	3.13%	17.40%	299	15982	1.87%	3.47	1.11	
Aug-04	61	1579	3.86%	19.27%	347	15941	2.18%	4.38	1.66	
Sep-04	44	1660	2.65%	16.06%	318	15888	2.00%	1.8	0.09	

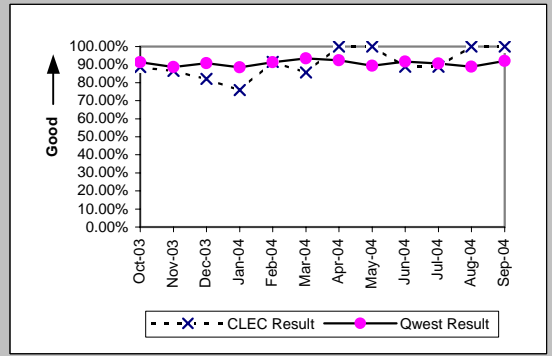


MR-9A - Repair Appointments Met (Percent) - Dispatches within MSAs

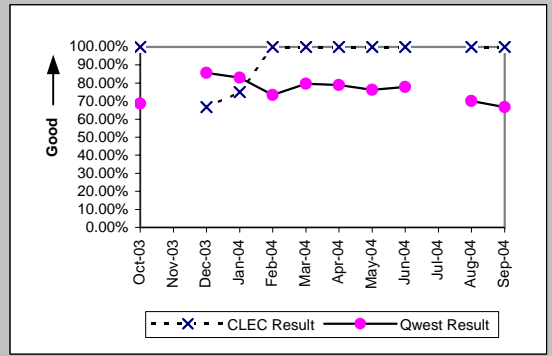
Residence (Parity)									
Date	CLEC Num	CLEC Denc	CLEC Resu	CLEC Std	Qwest Num	Qwest Denc	Qwest Resu	Mod Z Scr	Parity Scr
Oct-03	152	162	93.83%	24.07%	14729	15546	94.74%	0.55	-0.67
Nov-03	116	124	93.55%	24.57%	12883	14355	89.75%	-1.39	-1.84
Dec-03	98	103	95.15%	21.49%	12365	13177	93.84%	-0.55	-1.33
Jan-04	92	95	96.84%	17.49%	15707	16914	92.86%	-1.5	-1.91
Feb-04	44	46	95.65%	20.39%	10242	10885	94.09%	-0.45	-1.27
Mar-04	41	41	100.00%	0.00%	10840	11296	95.96%	-1.31	-1.8
Apr-04	39	39	100.00%	0.00%	9894	10351	95.59%	-1.34	-1.81
May-04	39	43	90.70%	29.05%	11295	12258	92.14%	0.4	-0.76
Jun-04	38	38	100.00%	0.00%	11254	11832	95.11%	-1.39	-1.85
Jul-04	36	38	94.74%	22.33%	10254	10826	94.72%	-0.01	-1
Aug-04	43	45	95.56%	20.61%	12819	13893	92.27%	-0.82	-1.5
Sep-04	40	40	100.00%	0.00%	10607	11326	93.65%	-1.64	-2



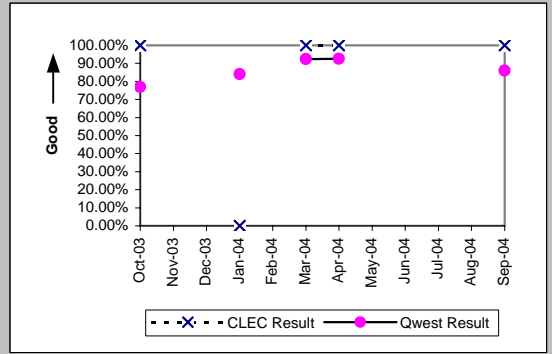
Business (Parity)									
Date	CLEC Num	CLEC Denc	CLEC Resu	CLEC Std	Qwest Num	Qwest Denc	Qwest Resu	Mod Z Scr	Parity Scr
Oct-03	70	79	88.61%	31.77%	1599	1751	91.32%	0.84	-0.49
Nov-03	71	82	86.59%	34.08%	1156	1305	88.58%	0.57	-0.65
Dec-03	64	78	82.05%	38.38%	1237	1363	90.76%	2.32	0.41
Jan-04	60	79	75.95%	42.74%	1388	1569	88.46%	3.02	0.84
Feb-04	32	35	91.43%	27.99%	1017	1113	91.37%	-0.01	-1.01
Mar-04	6	7	85.71%	34.99%	1187	1270	93.46%	0.75	-0.55
Apr-04	7	7	100.00%	0.00%	1070	1159	92.32%	-0.76	-1.46
May-04	14	14	100.00%	0.00%	1106	1237	89.41%	-1.28	-1.78
Jun-04	16	18	88.89%	31.43%	1241	1355	91.59%	0.45	-0.72
Jul-04	8	9	88.89%	31.43%	1063	1173	90.62%	0.24	-0.85
Aug-04	11	11	100.00%	0.00%	1254	1412	88.81%	-1.17	-1.71
Sep-04	4	4	100.00%	0.00%	1166	1267	92.03%	-0.59	-1.36



Centrex (Parity)									
Date	CLEC Num	CLEC Denc	CLEC Resu	CLEC Std	Qwest Num	Qwest Denc	Qwest Resu	Mod Z Scr	Parity Scr
Oct-03	2	2	100.00%	0.00%	79	115	68.70%	-0.95	-1.58
Nov-03									
Dec-03	2	3	66.67%	47.14%	60	70	85.71%	0.75	-0.55
Jan-04	3	4	75.00%	43.30%	63	76	82.89%	0.37	-0.77
Feb-04	1	1	100.00%	0.00%	69	94	73.40%	-0.6	-1.36
Mar-04	2	2	100.00%	0.00%	70	88	79.55%	-0.71	-1.43
Apr-04	1	1	100.00%	0.00%	67	85	78.82%	-0.52	-1.31
May-04	1	1	100.00%	0.00%	45	59	76.27%	-0.55	-1.34
Jun-04	1	1	100.00%	0.00%	63	81	77.78%	-0.53	-1.32
Jul-04									
Aug-04	1	1	100.00%	0.00%	49	70	70.00%	-0.65	-1.4
Sep-04	1	1	100.00%	0.00%	50	75	66.67%	-0.7	-1.43

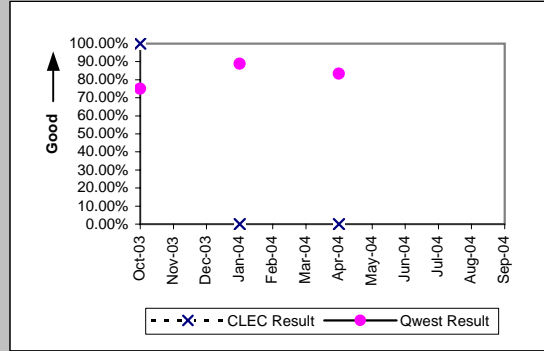


Centrex 21 (Parity)									
Date	CLEC Num	CLEC Denc	CLEC Resu	CLEC Std	Qwest Num	Qwest Denc	Qwest Resu	Mod Z Scr	Parity Scr
Oct-03	1	1	100.00%	0.00%	167	217	76.96%	-0.55	-1.33
Nov-03									
Dec-03									
Jan-04	0	1	0.00%	0.00%	148	176	84.09%	1.41	-0.14
Feb-04									
Mar-04	1	1	100.00%	0.00%	144	156	92.31%	-0.29	-1.17
Apr-04	1	1	100.00%	0.00%	100	108	92.59%	-0.28	-1.17
May-04									
Jun-04									
Jul-04									
Aug-04									
Sep-04	2	2	100.00%	0.00%	98	114	85.96%	-0.57	-1.34

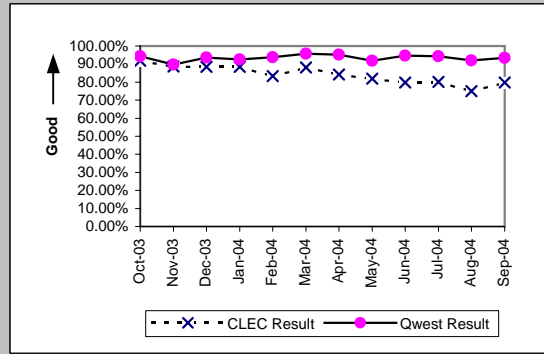


MR-9A - Repair Appointments Met (Percent) - Dispatches within MSAs

PBX (Parity)										
Date	CLEC Num	CLEC Denc	CLEC Resu	CLEC Std	Qwest Num	Qwest Denc	Qwest Resu	Mod Z Scr	Parity Scr	
Oct-03	1	1	100.00%	0.00%	9	12	75.00%	-0.55	-1.34	
Nov-03										
Dec-03										
Jan-04	0	1	0.00%	0.00%	8	9	88.89%	1.36	-0.17	
Feb-04										
Mar-04										
Apr-04	0	1	0.00%	0.00%	10	12	83.33%	1.26	-0.24	
May-04										
Jun-04										
Jul-04										
Aug-04										
Sep-04										

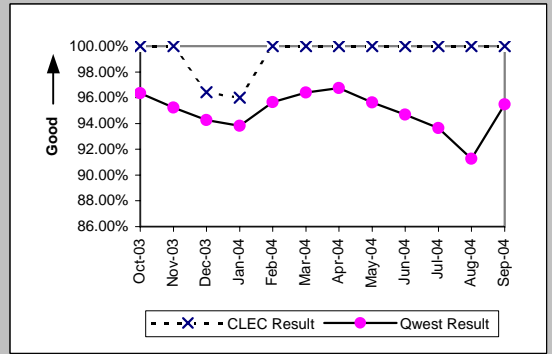


UNE - P (POTS) (Parity)										
Date	CLEC Num	CLEC Denc	CLEC Resu	CLEC Std	Qwest Num	Qwest Denc	Qwest Resu	Mod Z Scr	Parity Scr	
Oct-03	380	414	91.79%	27.46%	16328	17297	94.40%	2.16	0.31	
Nov-03	357	403	88.59%	31.80%	14039	15660	89.65%	0.7	-0.57	
Dec-03	379	428	88.55%	31.84%	13602	14540	93.55%	3.77	1.29	
Jan-04	542	612	88.56%	31.83%	17095	18483	92.49%	3.63	1.21	
Feb-04	381	457	83.37%	37.24%	11259	11998	93.84%	7.58	3.61	
Mar-04	475	539	88.13%	32.35%	12027	12566	95.71%	8.51	4.17	
Apr-04	479	569	84.18%	36.49%	10964	11510	95.26%	12.13	6.37	
May-04	585	714	81.93%	38.47%	12401	13495	91.89%	9.5	4.78	
Jun-04	603	756	79.76%	40.18%	12495	13187	94.75%	17.98	9.93	
Jul-04	588	733	80.22%	39.84%	11317	11999	94.32%	16	8.73	
Aug-04	411	548	75.00%	43.30%	14073	15305	91.95%	14.33	7.71	
Sep-04	415	520	79.81%	40.14%	11773	12593	93.49%	12.39	6.53	

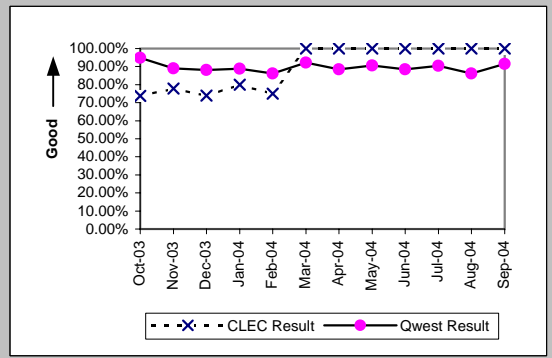


MR-9B - Repair Appointments Met (Percent) - Dispatches outside MSAs

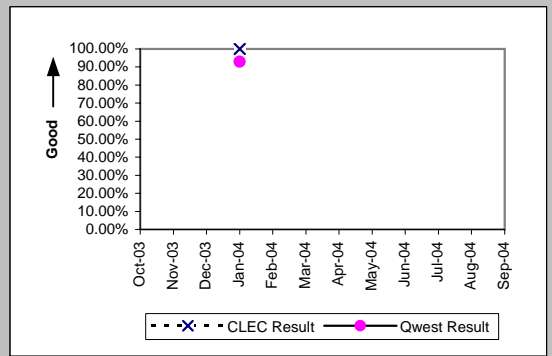
Residence (Parity)									
Date	CLEC Num	CLEC Denc	CLEC Resu	CLEC Std	Qwest Num	Qwest Denc	Qwest Resu	Mod Z Scr	Parity Scr
Oct-03	35	35	100.00%	0.00%	3082	3199	96.34%	-1.15	-1.7
Nov-03	23	23	100.00%	0.00%	2484	2608	95.25%	-1.07	-1.65
Dec-03	27	28	96.43%	18.56%	2923	3101	94.26%	-0.49	-1.3
Jan-04	24	25	96.00%	19.60%	3251	3465	93.82%	-0.45	-1.27
Feb-04	14	14	100.00%	0.00%	2495	2608	95.67%	-0.79	-1.48
Mar-04	6	6	100.00%	0.00%	2567	2663	96.40%	-0.47	-1.29
Apr-04	5	5	100.00%	0.00%	2318	2396	96.74%	-0.41	-1.25
May-04	9	9	100.00%	0.00%	2543	2659	95.64%	-0.64	-1.39
Jun-04	5	5	100.00%	0.00%	2686	2837	94.68%	-0.53	-1.32
Jul-04	4	4	100.00%	0.00%	2459	2626	93.64%	-0.52	-1.32
Aug-04	6	6	100.00%	0.00%	3075	3369	91.27%	-0.76	-1.46
Sep-04	4	4	100.00%	0.00%	2498	2616	95.49%	-0.43	-1.26



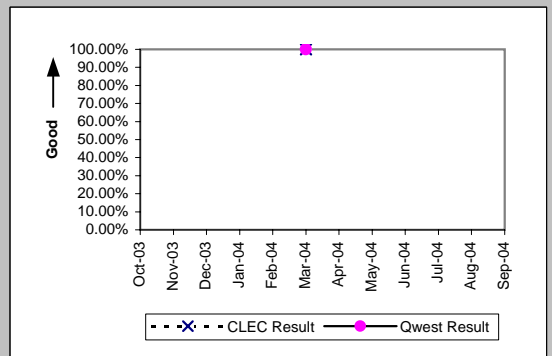
Business (Parity)									
Date	CLEC Num	CLEC Denc	CLEC Resu	CLEC Std	Qwest Num	Qwest Denc	Qwest Resu	Mod Z Scr	Parity Scr
Oct-03	14	19	73.68%	44.03%	298	314	94.90%	2.9	0.76
Nov-03	7	9	77.78%	41.57%	250	281	88.97%	0.96	-0.42
Dec-03	17	23	73.91%	43.91%	280	318	88.05%	1.79	0.09
Jan-04	12	15	80.00%	40.00%	309	348	88.79%	0.99	-0.4
Feb-04	3	4	75.00%	43.30%	244	283	86.22%	0.59	-0.64
Mar-04	1	1	100.00%	0.00%	259	281	92.17%	-0.29	-1.18
Apr-04	2	2	100.00%	0.00%	230	260	88.46%	-0.51	-1.31
May-04	3	3	100.00%	0.00%	239	264	90.53%	-0.56	-1.34
Jun-04	1	1	100.00%	0.00%	284	321	88.47%	-0.36	-1.22
Jul-04	3	3	100.00%	0.00%	234	259	90.35%	-0.56	-1.34
Aug-04	1	1	100.00%	0.00%	310	360	86.11%	-0.4	-1.24
Sep-04	2	2	100.00%	0.00%	269	294	91.50%	-0.43	-1.26



Centrex 21 (Parity)									
Date	CLEC Num	CLEC Denc	CLEC Resu	CLEC Std	Qwest Num	Qwest Denc	Qwest Resu	Mod Z Scr	Parity Scr
Oct-03									
Nov-03									
Dec-03									
Jan-04	1	1	100.00%	0.00%	13	14	92.86%	-0.27	-1.16
Feb-04									
Mar-04									
Apr-04									
May-04									
Jun-04									
Jul-04									
Aug-04									
Sep-04									

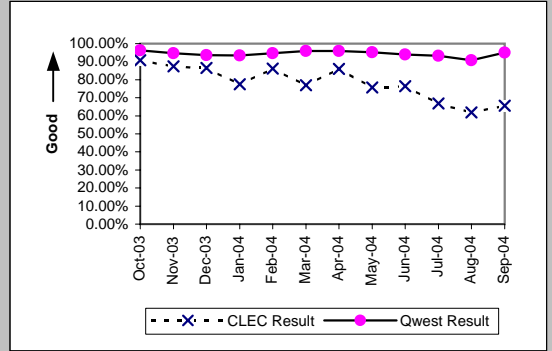


PBX (Parity)									
Date	CLEC Num	CLEC Denc	CLEC Resu	CLEC Std	Qwest Num	Qwest Denc	Qwest Resu	Mod Z Scr	Parity Scr
Oct-03									
Nov-03									
Dec-03									
Jan-04									
Feb-04									
Mar-04	1	1	100.00%	0.00%	10	10	100.00%	N/A	N/A
Apr-04									
May-04									
Jun-04									
Jul-04									
Aug-04									
Sep-04									



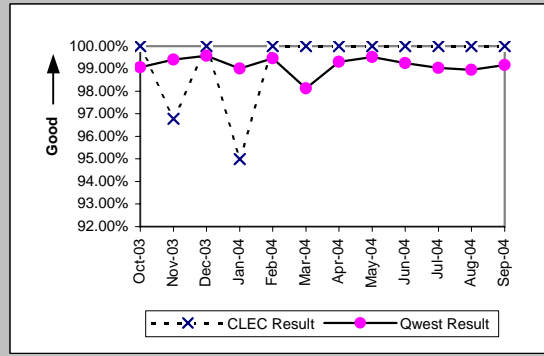
MR-9B - Repair Appointments Met (Percent) - Dispatches outside MSAs

Date	CLEC Num	CLEC Denc	UNE - P (POTS) (Parity)				Qwest Res	Mod Z Scr	Parity Scr
			CLEC Resu	CLEC Std	Qwest Num	Qwest Denc			
Oct-03	78	86	90.70%	29.05%	3380	3513	96.21%	2.28	0.39
Nov-03	62	71	87.32%	33.27%	2734	2889	94.63%	2.35	0.43
Dec-03	83	96	86.46%	34.22%	3203	3419	93.68%	2.54	0.54
Jan-04	86	111	77.48%	41.77%	3560	3813	93.36%	5.27	2.2
Feb-04	87	101	86.14%	34.55%	2739	2891	94.74%	3.2	0.94
Mar-04	77	100	77.00%	42.08%	2826	2944	95.99%	6.55	2.98
Apr-04	105	122	86.07%	34.63%	2548	2656	95.93%	4.22	1.56
May-04	106	140	75.71%	42.88%	2782	2923	95.18%	7.44	3.53
Jun-04	127	166	76.51%	42.40%	2970	3158	94.05%	7.04	3.28
Jul-04	121	181	66.85%	47.07%	2693	2885	93.34%	7.94	3.83
Aug-04	102	165	61.82%	48.58%	3385	3729	90.78%	7.94	3.83
Sep-04	78	119	65.55%	47.52%	2767	2910	95.09%	7.94	3.83

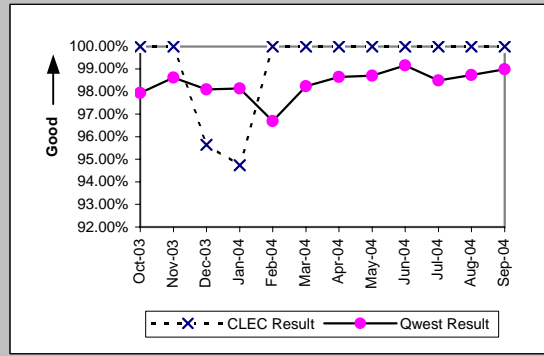


MR-9C - Repair Appointments Met (Percent) - No dispatches

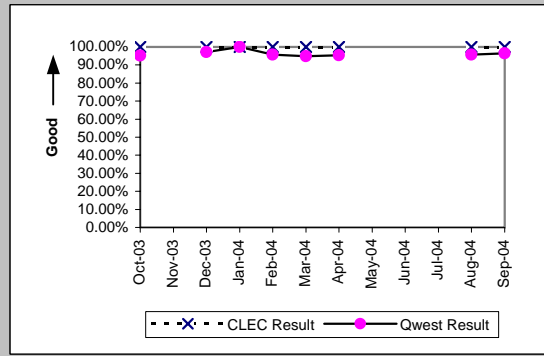
Residence (Parity)									
Date	CLEC Num	CLEC Denc	CLEC Resu	CLEC Std E	Qwest Num	Qwest Denc	Qwest Resu	Mod Z Scr	Parity Scr
Oct-03	46	46	100.00%	0.00%	3407	3439	99.07%	-0.65	-1.4
Nov-03	30	31	96.77%	17.67%	2983	3001	99.40%	1.31	-0.2
Dec-03	29	29	100.00%	0.00%	3025	3038	99.57%	-0.35	-1.21
Jan-04	19	20	95.00%	21.79%	3483	3518	99.01%	1.28	-0.22
Feb-04	16	16	100.00%	0.00%	3132	3149	99.46%	-0.29	-1.18
Mar-04	9	9	100.00%	0.00%	3607	3676	98.12%	-0.41	-1.25
Apr-04	8	8	100.00%	0.00%	2694	2713	99.30%	-0.24	-1.14
May-04	8	8	100.00%	0.00%	2858	2872	99.51%	-0.2	-1.12
Jun-04	9	9	100.00%	0.00%	3294	3319	99.25%	-0.26	-1.16
Jul-04	5	5	100.00%	0.00%	3070	3100	99.03%	-0.22	-1.13
Aug-04	10	10	100.00%	0.00%	3480	3517	98.95%	-0.33	-1.2
Sep-04	10	10	100.00%	0.00%	3581	3611	99.17%	-0.29	-1.18



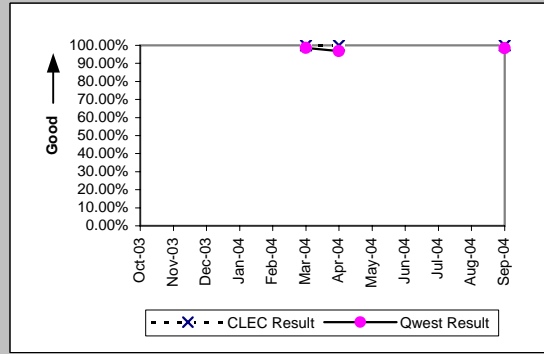
Business (Parity)									
Date	CLEC Num	CLEC Denc	CLEC Resu	CLEC Std E	Qwest Num	Qwest Denc	Qwest Resu	Mod Z Scr	Parity Scr
Oct-03	28	28	100.00%	0.00%	573	585	97.95%	-0.75	-1.45
Nov-03	13	13	100.00%	0.00%	430	436	98.62%	-0.42	-1.26
Dec-03	22	23	95.65%	20.39%	463	472	98.09%	0.73	-0.55
Jan-04	18	19	94.74%	22.33%	580	591	98.14%	0.9	-0.45
Feb-04	14	14	100.00%	0.00%	555	574	96.69%	-0.68	-1.42
Mar-04	5	5	100.00%	0.00%	557	567	98.24%	-0.3	-1.18
Apr-04	6	6	100.00%	0.00%	511	518	98.65%	-0.29	-1.17
May-04	6	6	100.00%	0.00%	537	544	98.71%	-0.28	-1.17
Jun-04	5	5	100.00%	0.00%	594	599	99.17%	-0.2	-1.12
Jul-04	6	6	100.00%	0.00%	526	534	98.50%	-0.3	-1.18
Aug-04	6	6	100.00%	0.00%	625	633	98.74%	-0.28	-1.17
Sep-04	1	1	100.00%	0.00%	593	599	99.00%	-0.1	-1.06



Centrex (Parity)									
Date	CLEC Num	CLEC Denc	CLEC Resu	CLEC Std E	Qwest Num	Qwest Denc	Qwest Resu	Mod Z Scr	Parity Scr
Oct-03	1	1	100.00%	0.00%	59	62	95.16%	-0.22	-1.14
Nov-03									
Dec-03	1	1	100.00%	0.00%	34	35	97.14%	-0.17	-1.1
Jan-04	1	1	100.00%	0.00%	50	50	100.00%	N/A	N/A
Feb-04	1	1	100.00%	0.00%	45	47	95.74%	-0.21	-1.13
Mar-04	2	2	100.00%	0.00%	37	39	94.87%	-0.32	-1.19
Apr-04	1	1	100.00%	0.00%	21	22	95.45%	-0.21	-1.13
May-04									
Jun-04									
Jul-04									
Aug-04	1	1	100.00%	0.00%	45	47	95.74%	-0.21	-1.13
Sep-04	1	1	100.00%	0.00%	27	28	96.43%	-0.19	-1.11

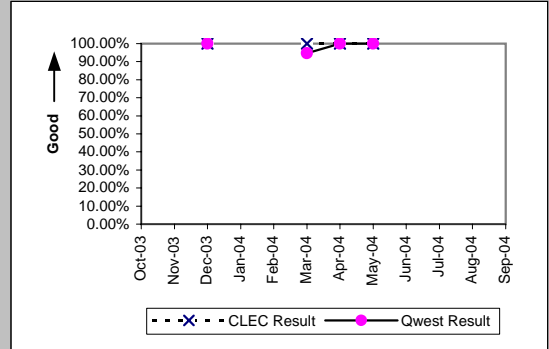


Centrex 21 (Parity)									
Date	CLEC Num	CLEC Denc	CLEC Resu	CLEC Std E	Qwest Num	Qwest Denc	Qwest Resu	Mod Z Scr	Parity Scr
Oct-03									
Nov-03									
Dec-03									
Jan-04									
Feb-04									
Mar-04	1	1	100.00%	0.00%	66	67	98.51%	-0.12	-1.07
Apr-04	1	1	100.00%	0.00%	59	61	96.72%	-0.18	-1.11
May-04									
Jun-04									
Jul-04									
Aug-04									
Sep-04	1	1	100.00%	0.00%	61	62	98.39%	-0.13	-1.08

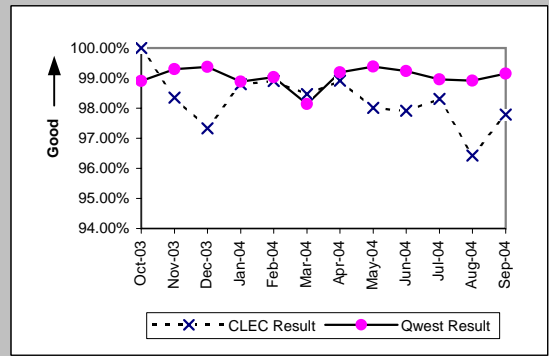


MR-9C - Repair Appointments Met (Percent) - No dispatches

PBX (Parity)									
Date	CLEC Num	CLEC Denc	CLEC Resu	CLEC Std	Qwest Num	Qwest Denc	Qwest Resu	Mod Z Scr	Parity Scr
Oct-03									
Nov-03									
Dec-03	1	1	100.00%	0.00%	9	9	100.00%	N/A	N/A
Jan-04									
Feb-04									
Mar-04	2	2	100.00%	0.00%	18	19	94.74%	-0.32	-1.19
Apr-04	1	1	100.00%	0.00%	5	5	100.00%	N/A	N/A
May-04	2	2	100.00%	0.00%	7	7	100.00%	N/A	N/A
Jun-04									
Jul-04									
Aug-04									
Sep-04									

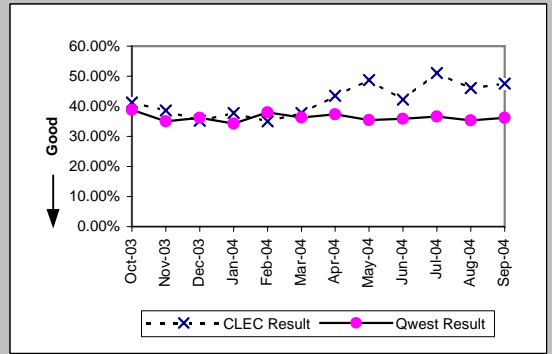


UNE - P (POTS) (Parity)									
Date	CLEC Num	CLEC Denc	CLEC Resu	CLEC Std	Qwest Num	Qwest Denc	Qwest Resu	Mod Z Scr	Parity Scr
Oct-03	146	146	100.00%	0.00%	3980	4024	98.91%	-1.25	-1.76
Nov-03	119	121	98.35%	12.75%	3413	3437	99.30%	1.1	-0.33
Dec-03	146	150	97.33%	16.11%	3488	3510	99.37%	2.31	0.4
Jan-04	164	166	98.80%	10.91%	4063	4109	98.88%	0.18	-0.89
Feb-04	181	183	98.91%	10.40%	3687	3723	99.03%	0.24	-0.86
Mar-04	193	196	98.47%	12.28%	4164	4243	98.14%	-0.34	-1.2
Apr-04	182	184	98.91%	10.37%	3205	3231	99.20%	0.46	-0.72
May-04	246	251	98.01%	13.97%	3395	3416	99.39%	2.12	0.29
Jun-04	235	240	97.92%	14.28%	3888	3918	99.23%	1.89	0.15
Jul-04	233	237	98.31%	12.88%	3596	3634	98.95%	0.92	-0.44
Aug-04	216	224	96.43%	18.56%	4105	4150	98.92%	2.75	0.67
Sep-04	177	181	97.79%	14.70%	4174	4210	99.14%	1.66	0.01

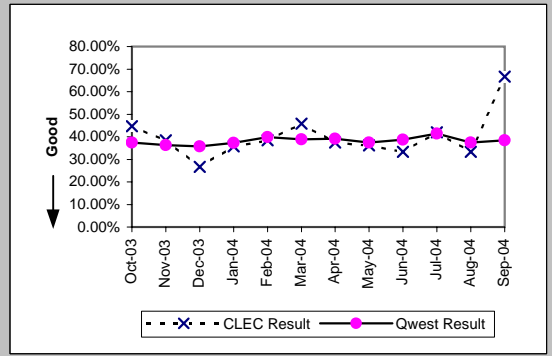


MR-10 - Customer-Related Trouble Reports (Percent)

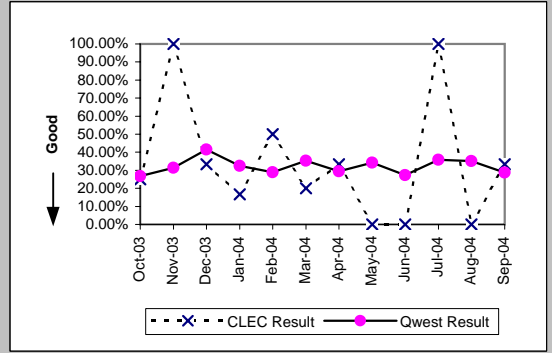
Residence (Diagnostic)									
Date	CLEC Num	CLEC Denc	CLEC Resu	CLEC Std	Qwest Num	Qwest Denc	Qwest Resu	Mod Z Scr	Parity Scr
Oct-03	171	414	41.30%	49.24%	14061	36245	38.79%	1.04	-0.37
Nov-03	112	290	38.62%	48.69%	10728	30692	34.95%	1.3	-0.21
Dec-03	87	247	35.22%	47.77%	10927	30243	36.13%	-0.3	-1.18
Jan-04	85	225	37.78%	48.48%	12478	36375	34.30%	1.09	-0.34
Feb-04	41	117	35.04%	47.71%	10173	26815	37.94%	-0.64	-1.39
Mar-04	34	90	37.78%	48.48%	10051	27686	36.30%	0.3	-0.82
Apr-04	40	92	43.48%	49.57%	9224	24684	37.37%	1.2	-0.27
May-04	57	117	48.72%	49.98%	9741	27530	35.38%	2.95	0.79
Jun-04	38	90	42.22%	49.39%	10056	28044	35.86%	1.25	-0.24
Jul-04	49	96	51.04%	49.99%	9540	26092	36.56%	2.88	0.75
Aug-04	52	113	46.02%	49.84%	11333	32112	35.29%	2.34	0.42
Sep-04	49	103	47.57%	49.94%	9945	27498	36.17%	2.37	0.44



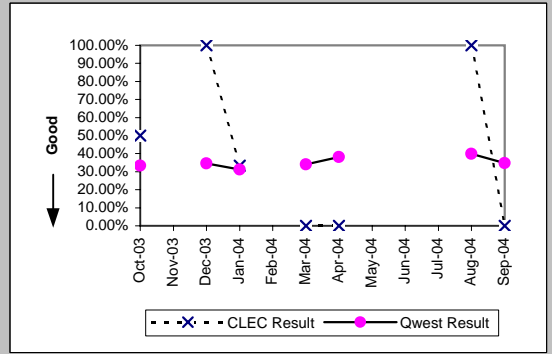
Business (Diagnostic)									
Date	CLEC Num	CLEC Denc	CLEC Resu	CLEC Std	Qwest Num	Qwest Denc	Qwest Resu	Mod Z Scr	Parity Scr
Oct-03	102	228	44.74%	49.72%	1588	4238	37.47%	2.19	0.33
Nov-03	65	169	38.46%	48.65%	1155	3177	36.36%	0.56	-0.66
Dec-03	45	169	26.63%	44.20%	1197	3350	35.73%	-2.41	-2.47
Jan-04	63	176	35.80%	47.94%	1493	4001	37.32%	-0.41	-1.25
Feb-04	33	86	38.37%	48.63%	1304	3274	39.83%	-0.27	-1.17
Mar-04	11	24	45.83%	49.83%	1349	3467	38.91%	0.69	-0.58
Apr-04	9	24	37.50%	48.41%	1247	3184	39.16%	-0.17	-1.1
May-04	13	36	36.11%	48.03%	1222	3267	37.40%	-0.16	-1.1
Jun-04	12	36	33.33%	47.14%	1436	3711	38.70%	-0.66	-1.4
Jul-04	13	31	41.94%	49.35%	1390	3356	41.42%	0.06	-0.96
Aug-04	9	27	33.33%	47.14%	1442	3847	37.48%	-0.44	-1.27
Sep-04	14	21	66.67%	47.14%	1350	3510	38.46%	2.57	0.56



Centrex (Diagnostic)									
Date	CLEC Num	CLEC Denc	CLEC Resu	CLEC Std	Qwest Num	Qwest Denc	Qwest Resu	Mod Z Scr	Parity Scr
Oct-03	1	4	25.00%	43.30%	82	307	26.71%	-0.08	-1.05
Nov-03	2	2	100.00%	0.00%	68	217	31.34%	1.68	0.02
Dec-03	2	6	33.33%	47.14%	94	227	41.41%	-0.4	-1.24
Jan-04	1	6	16.67%	37.27%	78	241	32.37%	-0.81	-1.49
Feb-04	2	4	50.00%	50.00%	71	245	28.98%	0.83	-0.5
Mar-04	1	5	20.00%	40.00%	77	218	35.32%	-0.71	-1.43
Apr-04	2	6	33.33%	47.14%	55	187	29.41%	0.21	-0.87
May-04	0	1	0.00%	0.00%	63	184	34.24%	-0.72	-1.44
Jun-04	0	1	0.00%	0.00%	53	194	27.32%	-0.61	-1.37
Jul-04	1	1	100.00%	0.00%	72	201	35.82%	0.92	-0.44
Aug-04	0	2	0.00%	0.00%	75	214	35.05%	-1.03	-1.63
Sep-04	1	3	33.33%	47.14%	51	178	28.65%	0.17	-0.9

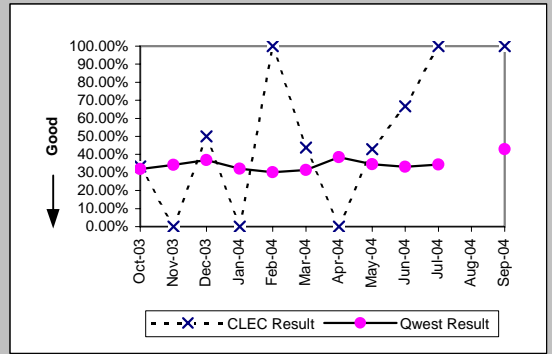


Centrex 21 (Diagnostic)									
Date	CLEC Num	CLEC Denc	CLEC Resu	CLEC Std	Qwest Num	Qwest Denc	Qwest Resu	Mod Z Scr	Parity Scr
Oct-03	1	2	50.00%	50.00%	159	476	33.40%	0.42	-0.75
Nov-03									
Dec-03	2	2	100.00%	0.00%	118	342	34.50%	1.58	-0.04
Jan-04	1	3	33.33%	47.14%	122	390	31.28%	0.09	-0.94
Feb-04									
Mar-04	0	2	0.00%	0.00%	123	361	34.07%	-1.01	-1.62
Apr-04	0	2	0.00%	0.00%	111	291	38.14%	-1.11	-1.67
May-04									
Jun-04									
Jul-04									
Aug-04	1	1	100.00%	0.00%	131	329	39.82%	0.85	-0.49
Sep-04	0	3	0.00%	0.00%	101	291	34.71%	-1.26	-1.76

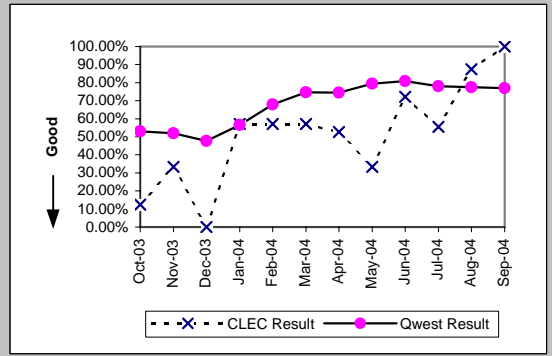


MR-10 - Customer-Related Trouble Reports (Percent)

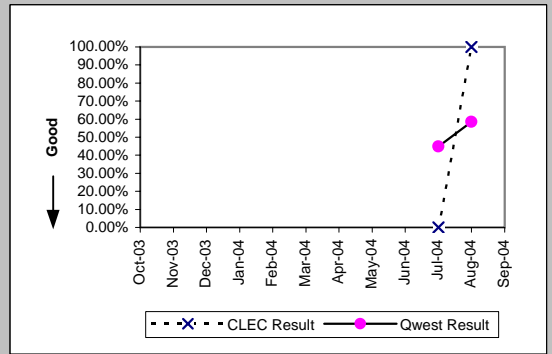
PBX (Diagnostic)									
Date	CLEC Num	CLEC Denc	CLEC Resu	CLEC Std	Qwest Num	Qwest Denc	Qwest Resu	Mod Z Scr	Parity Scr
Oct-03	1	3	33.33%	47.14%	62	194	31.96%	0.06	-0.97
Nov-03	0	1	0.00%	0.00%	40	117	34.19%	-0.72	-1.44
Dec-03	2	4	50.00%	50.00%	48	130	36.92%	0.48	-0.71
Jan-04	0	3	0.00%	0.00%	45	140	32.14%	-1.18	-1.72
Feb-04	2	2	100.00%	0.00%	37	123	30.08%	1.72	0.05
Mar-04	7	16	43.75%	49.61%	52	166	31.33%	0.99	-0.4
Apr-04	0	2	0.00%	0.00%	45	117	38.46%	-1.11	-1.67
May-04	3	7	42.86%	49.49%	39	113	34.51%	0.43	-0.74
Jun-04	2	3	66.67%	47.14%	49	148	33.11%	1.06	-0.36
Jul-04	6	6	100.00%	0.00%	41	119	34.45%	3.17	0.93
Aug-04									
Sep-04	1	1	100.00%	0.00%	49	114	42.98%	0.79	-0.52



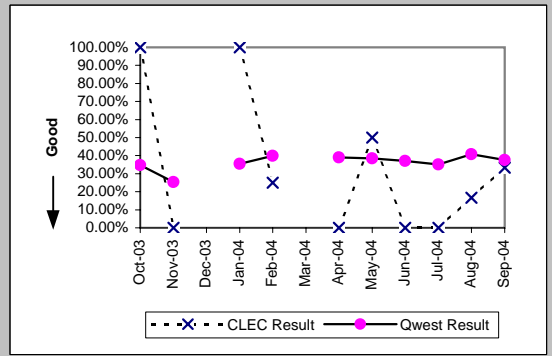
Qwest DSL (Diagnostic)									
Date	CLEC Num	CLEC Denc	CLEC Resu	CLEC Std	Qwest Num	Qwest Denc	Qwest Resu	Mod Z Scr	Parity Scr
Oct-03	1	8	12.50%	33.07%	3309	6233	53.09%	-2.3	-2.4
Nov-03	3	9	33.33%	47.14%	2197	4226	51.99%	-1.12	-1.68
Dec-03	0	4	0.00%	0.00%	1879	3943	47.65%	-1.91	-2.16
Jan-04	8	14	57.14%	49.49%	3385	5980	56.61%	0.03	-0.98
Feb-04	4	7	57.14%	49.49%	5841	8599	67.93%	-0.61	-1.37
Mar-04	4	7	57.14%	49.49%	10432	13965	74.70%	-1.07	-1.65
Apr-04	10	19	52.63%	49.93%	9663	12965	74.53%	-2.19	-2.33
May-04	3	9	33.33%	47.14%	11621	14625	79.46%	-3.42	-3.08
Jun-04	13	18	72.22%	44.79%	12042	14904	80.80%	-0.92	-1.56
Jul-04	5	9	55.56%	49.69%	11701	15001	78.00%	-1.63	-1.99
Aug-04	7	8	87.50%	33.07%	12637	16305	77.50%	0.58	-0.65
Sep-04	3	3	100.00%	0.00%	11638	15137	76.88%	0.75	-0.54



ISDN Primary (Diagnostic)									
Date	CLEC Num	CLEC Denc	CLEC Resu	CLEC Std	Qwest Num	Qwest Denc	Qwest Resu	Mod Z Scr	Parity Scr
Oct-03									
Nov-03									
Dec-03									
Jan-04									
Feb-04									
Mar-04									
Apr-04									
May-04									
Jun-04									
Jul-04	0	1	0.00%	0.00%	22	49	44.90%	-0.89	-1.54
Aug-04	2	2	100.00%	0.00%	38	65	58.46%	0.97	-0.41
Sep-04									

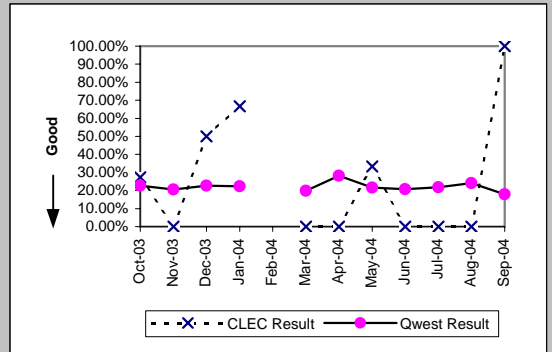


DSO (Diagnostic)									
Date	CLEC Num	CLEC Denc	CLEC Resu	CLEC Std	Qwest Num	Qwest Denc	Qwest Resu	Mod Z Scr	Parity Scr
Oct-03	1	1	100.00%	0.00%	231	664	34.79%	0.94	-0.43
Nov-03	0	7	0.00%	0.00%	151	596	25.34%	-1.53	-1.93
Dec-03									
Jan-04	1	1	100.00%	0.00%	173	488	35.45%	0.93	-0.44
Feb-04	1	4	25.00%	43.30%	180	452	39.82%	-0.6	-1.37
Mar-04									
Apr-04	0	2	0.00%	0.00%	185	475	38.95%	-1.13	-1.69
May-04	1	2	50.00%	50.00%	188	489	38.45%	0.28	-0.83
Jun-04	0	1	0.00%	0.00%	209	564	37.06%	-0.77	-1.47
Jul-04	0	3	0.00%	0.00%	190	542	35.06%	-1.27	-1.77
Aug-04	1	6	16.67%	37.27%	220	540	40.74%	-1.19	-1.73
Sep-04	1	3	33.33%	47.14%	192	511	37.57%	-0.15	-1.09

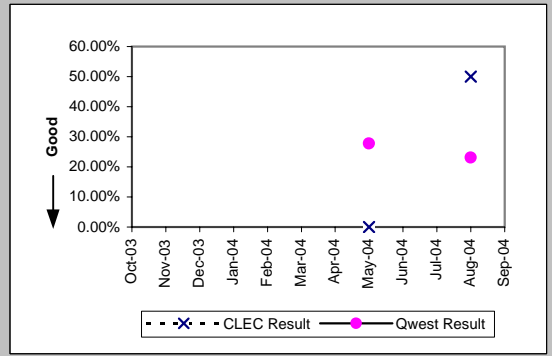


MR-10 - Customer-Related Trouble Reports (Percent)

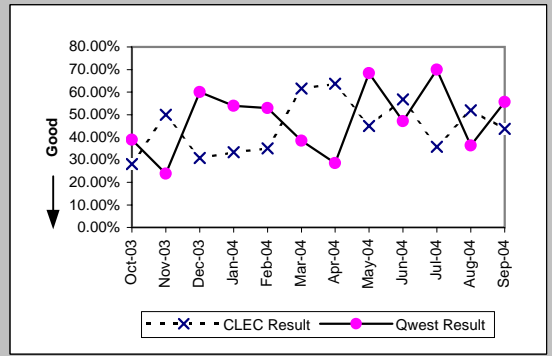
DS1 (Diagnostic)									
Date	CLEC Num	CLEC Denc	CLEC Resu	CLEC Std	Qwest Num	Qwest Denc	Qwest Resu	Mod Z Scr	Parity Scr
Oct-03	3	11	27.27%	44.54%	113	497	22.74%	0.38	-0.77
Nov-03	0	1	0.00%	0.00%	77	373	20.64%	-0.51	-1.31
Dec-03	1	2	50.00%	50.00%	89	393	22.65%	0.74	-0.55
Jan-04	2	3	66.67%	47.14%	88	395	22.28%	1.5	-0.09
Feb-04									
Mar-04	0	3	0.00%	0.00%	86	435	19.77%	-0.86	-1.52
Apr-04	0	1	0.00%	0.00%	105	372	28.23%	-0.63	-1.38
May-04	1	3	33.33%	47.14%	72	333	21.62%	0.45	-0.73
Jun-04	0	2	0.00%	0.00%	92	444	20.72%	-0.72	-1.44
Jul-04	0	1	0.00%	0.00%	83	382	21.73%	-0.53	-1.32
Aug-04	0	2	0.00%	0.00%	110	457	24.07%	-0.79	-1.48
Sep-04	1	1	100.00%	0.00%	69	387	17.83%	1.35	-0.18



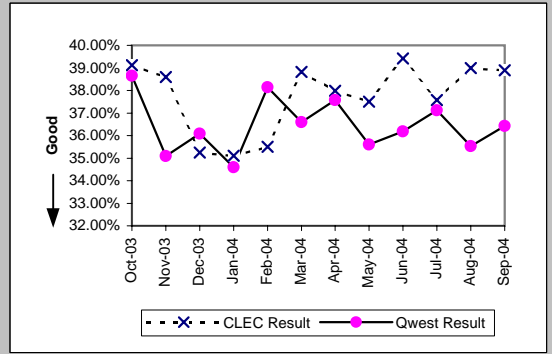
Frame Relay (Diagnostic)									
Date	CLEC Num	CLEC Denc	CLEC Resu	CLEC Std	Qwest Num	Qwest Denc	Qwest Resu	Mod Z Scr	Parity Scr
Oct-03									
Nov-03									
Dec-03									
Jan-04									
Feb-04									
Mar-04									
Apr-04									
May-04	0	2	0.00%	0.00%	30	108	27.78%	-0.87	-1.53
Jun-04									
Jul-04									
Aug-04	1	2	50.00%	50.00%	31	134	23.13%	0.72	-0.56
Sep-04									



LIS Trunk (Diagnostic)									
Date	CLEC Num	CLEC Denc	CLEC Resu	CLEC Std	Qwest Num	Qwest Denc	Qwest Resu	Mod Z Scr	Parity Scr
Oct-03	9	32	28.13%	44.96%	7	18	38.89%	-0.75	-1.46
Nov-03	13	26	50.00%	50.00%	5	21	23.81%	1.81	0.1
Dec-03	8	26	30.77%	46.15%	9	15	60.00%	-1.84	-2.12
Jan-04	5	15	33.33%	47.14%	14	26	53.85%	-1.27	-1.77
Feb-04	7	20	35.00%	47.70%	9	17	52.94%	-1.09	-1.66
Mar-04	16	26	61.54%	48.65%	5	13	38.46%	1.24	-0.24
Apr-04	14	22	63.64%	48.10%	2	7	28.57%	1.54	-0.07
May-04	9	20	45.00%	49.75%	13	19	68.42%	-1.57	-1.96
Jun-04	17	30	56.67%	49.55%	8	17	47.06%	0.6	-0.64
Jul-04	5	14	35.71%	47.92%	7	10	70.00%	-1.81	-2.1
Aug-04	14	27	51.85%	49.97%	4	11	36.36%	0.81	-0.51
Sep-04	7	16	43.75%	49.61%	10	18	55.56%	-0.69	-1.42

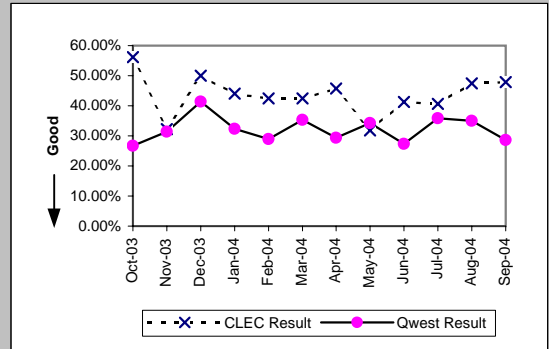


UNE - P (POTS) (Diagnostic)									
Date	CLEC Num	CLEC Denc	CLEC Resu	CLEC Std	Qwest Num	Qwest Denc	Qwest Resu	Mod Z Scr	Parity Scr
Oct-03	415	1061	39.11%	48.80%	15649	40483	38.66%	0.3	-0.82
Nov-03	374	969	38.60%	48.68%	11883	33869	35.09%	2.26	0.37
Dec-03	367	1041	35.25%	47.78%	12124	33593	36.09%	-0.55	-1.34
Jan-04	481	1370	35.11%	47.73%	13971	40376	34.60%	0.39	-0.76
Feb-04	408	1149	35.51%	47.85%	11477	30089	38.14%	-1.8	-2.1
Mar-04	530	1365	38.83%	48.74%	11400	31153	36.59%	1.68	0.02
Apr-04	536	1411	37.99%	48.54%	10471	27868	37.57%	0.31	-0.81
May-04	663	1768	37.50%	48.41%	10963	30797	35.60%	1.62	-0.01
Jun-04	756	1918	39.42%	48.87%	11492	31755	36.19%	2.86	0.74
Jul-04	693	1844	37.58%	48.43%	10930	29448	37.12%	0.4	-0.76
Aug-04	599	1536	39.00%	48.77%	12775	35959	35.53%	2.78	0.69
Sep-04	522	1342	38.90%	48.75%	11295	31008	36.43%	1.84	0.12

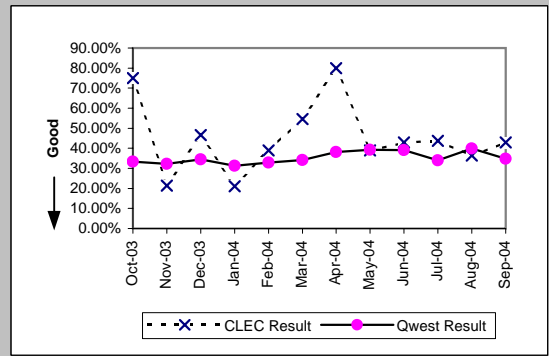


MR-10 - Customer-Related Trouble Reports (Percent)

UNE P (Centrex) (Diagnostic)											
Date	CLEC Num	CLEC Denc	CLEC Resu	CLEC Std	Qwest Num	Qwest Denc	Qwest Resu	Mod Z Scr	Parity Scr		
Oct-03	32	57	56.14%	49.62%	82	307	26.71%	4.23	1.57		
Nov-03	19	59	32.20%	46.73%	68	217	31.34%	0.13	-0.92		
Dec-03	25	50	50.00%	50.00%	94	227	41.41%	1.1	-0.33		
Jan-04	26	59	44.07%	49.65%	78	241	32.37%	1.67	0.01		
Feb-04	17	40	42.50%	49.43%	71	245	28.98%	1.68	0.02		
Mar-04	14	33	42.42%	49.42%	77	218	35.32%	0.78	-0.52		
Apr-04	16	35	45.71%	49.82%	55	187	29.41%	1.85	0.12		
May-04	14	44	31.82%	46.58%	63	184	34.24%	-0.3	-1.18		
Jun-04	19	46	41.30%	49.24%	53	194	27.32%	1.82	0.1		
Jul-04	13	32	40.63%	49.11%	72	201	35.82%	0.52	-0.68		
Aug-04	19	40	47.50%	49.94%	75	214	35.05%	1.47	-0.1		
Sep-04	22	46	47.83%	49.95%	51	178	28.65%	2.41	0.47		

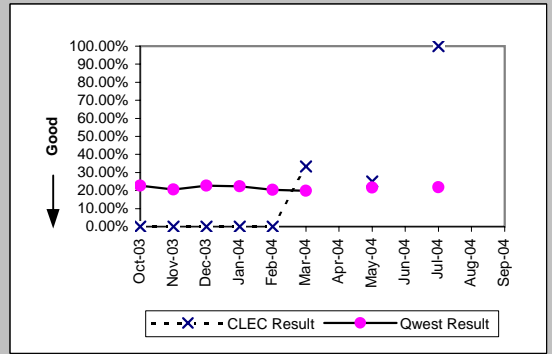


UNE P (Centrex 21) (Diagnostic)											
Date	CLEC Num	CLEC Denc	CLEC Resu	CLEC Std	Qwest Num	Qwest Denc	Qwest Resu	Mod Z Scr	Parity Scr		
Oct-03	18	24	75.00%	43.30%	159	476	33.40%	4.03	1.45		
Nov-03	3	14	21.43%	41.03%	120	373	32.17%	-0.84	-1.51		
Dec-03	7	15	46.67%	49.89%	118	342	34.50%	0.95	-0.43		
Jan-04	4	19	21.05%	40.77%	122	390	31.28%	-0.94	-1.57		
Feb-04	7	18	38.89%	48.75%	93	283	32.86%	0.53	-0.68		
Mar-04	6	11	54.55%	49.79%	123	361	34.07%	1.35	-0.18		
Apr-04	12	15	80.00%	40.00%	111	291	38.14%	3.18	0.93		
May-04	7	18	38.89%	48.75%	129	329	39.21%	-0.03	-1.02		
Jun-04	6	14	42.86%	49.49%	139	356	39.04%	0.29	-0.83		
Jul-04	7	16	43.75%	49.61%	107	315	33.97%	0.79	-0.52		
Aug-04	4	11	36.36%	48.10%	131	329	39.82%	-0.23	-1.14		
Sep-04	3	7	42.86%	49.49%	101	291	34.71%	0.44	-0.74		

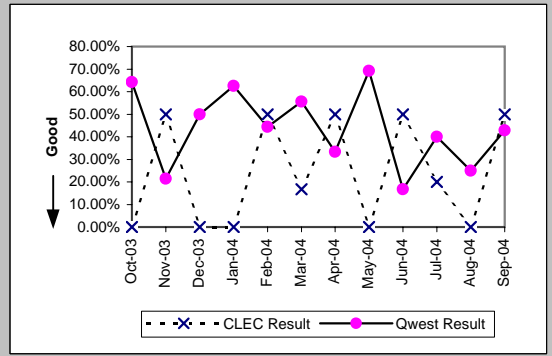


MR-10 - Customer-Related Trouble Reports (Percent)

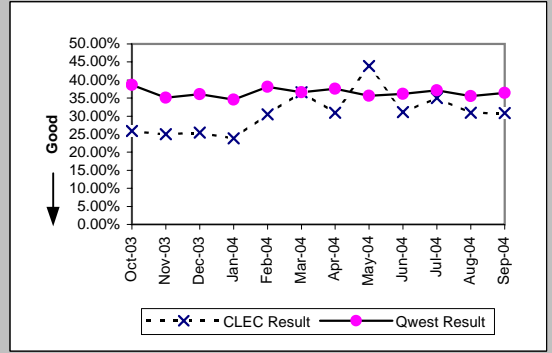
UDIT DS1 (Diagnostic)									
Date	CLEC Num	CLEC Denc	CLEC Resu	CLEC Std	Qwest Num	Qwest Denc	Qwest Resu	Mod Z Scr	Parity Scr
Oct-03	0	2	0.00%	0.00%	113	497	22.74%	-0.77	-1.47
Nov-03	0	2	0.00%	0.00%	77	373	20.64%	-0.72	-1.44
Dec-03	0	1	0.00%	0.00%	89	393	22.65%	-0.54	-1.33
Jan-04	0	2	0.00%	0.00%	88	395	22.28%	-0.76	-1.46
Feb-04	0	2	0.00%	0.00%	77	376	20.48%	-0.72	-1.44
Mar-04	1	3	33.33%	47.14%	86	435	19.77%	0.53	-0.68
Apr-04									
May-04	1	4	25.00%	43.30%	72	333	21.62%	0.19	-0.89
Jun-04									
Jul-04	3	3	100.00%	0.00%	83	382	21.73%	2.6	0.58
Aug-04									
Sep-04									



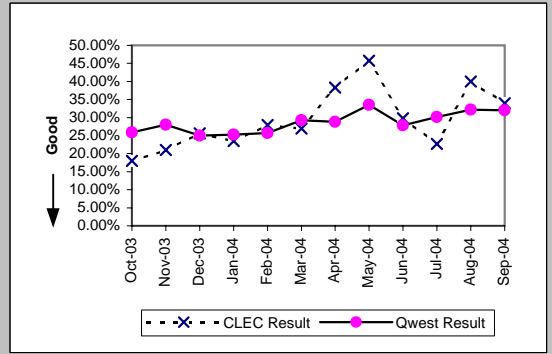
UDIT Above DS1 Level (Diagnostic)									
Date	CLEC Num	CLEC Denc	CLEC Resu	CLEC Std	Qwest Num	Qwest Denc	Qwest Resu	Mod Z Scr	Parity Scr
Oct-03	0	3	0.00%	0.00%	9	14	64.29%	-2.11	-2.28
Nov-03	1	2	50.00%	50.00%	3	14	21.43%	0.65	-0.61
Dec-03	0	1	0.00%	0.00%	2	4	50.00%	-0.89	-1.54
Jan-04	0	3	0.00%	0.00%	5	8	62.50%	-1.91	-2.16
Feb-04	1	2	50.00%	50.00%	4	9	44.44%	-0.02	-1.01
Mar-04	1	6	16.67%	37.27%	10	18	55.56%	-1.66	-2.01
Apr-04	1	2	50.00%	50.00%	5	15	33.33%	0.31	-0.81
May-04	0	2	0.00%	0.00%	9	13	69.23%	-1.97	-2.2
Jun-04	1	2	50.00%	50.00%	2	12	16.67%	0.78	-0.52
Jul-04	1	5	20.00%	40.00%	4	10	40.00%	-0.75	-1.45
Aug-04	0	1	0.00%	0.00%	4	16	25.00%	-0.56	-1.34
Sep-04	1	2	50.00%	50.00%	3	7	42.86%	-0.01	-1



Unbundled Loop Analog (Diagnostic)									
Date	CLEC Num	CLEC Denc	CLEC Resu	CLEC Std	Qwest Num	Qwest Denc	Qwest Resu	Mod Z Scr	Parity Scr
Oct-03	99	383	25.85%	43.78%	15649	40483	38.66%	-5.12	-4.11
Nov-03	93	372	25.00%	43.30%	11883	33869	35.09%	-4.05	-3.46
Dec-03	75	295	25.42%	43.54%	12124	33593	36.09%	-3.8	-3.31
Jan-04	75	315	23.81%	42.59%	13971	40376	34.60%	-4.01	-3.44
Feb-04	82	269	30.48%	46.03%	11477	30089	38.14%	-2.58	-2.57
Mar-04	135	369	36.59%	48.17%	11400	31153	36.59%	0	-1
Apr-04	89	288	30.90%	46.21%	10471	27868	37.57%	-2.33	-2.41
May-04	130	296	43.92%	49.63%	10963	30797	35.60%	2.94	0.78
Jun-04	107	344	31.10%	46.29%	11492	31755	36.19%	-1.95	-2.19
Jul-04	130	371	35.04%	47.71%	10930	29448	37.12%	-0.82	-1.5
Aug-04	124	401	30.92%	46.22%	12775	35959	35.53%	-1.92	-2.16
Sep-04	110	357	30.81%	46.17%	11295	31008	36.43%	-2.19	-2.33

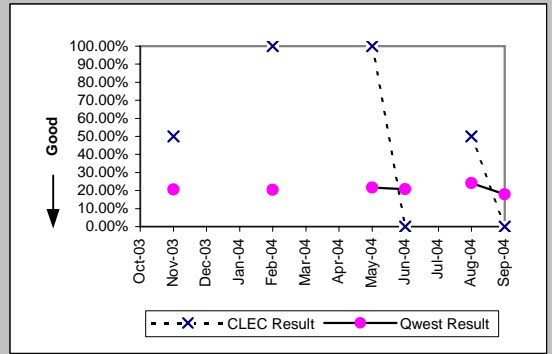


Unbundled Loop - 2 Wire Non-Loaded (Diagnostic)									
Date	CLEC Num	CLEC Denc	CLEC Resu	CLEC Std	Qwest Num	Qwest Denc	Qwest Resu	Mod Z Scr	Parity Scr
Oct-03	9	50	18.00%	38.42%	63	243	25.93%	-1.16	-1.71
Nov-03	12	57	21.05%	40.77%	53	189	28.04%	-1.03	-1.63
Dec-03	11	43	25.58%	43.63%	40	160	25.00%	0.08	-0.95
Jan-04	8	34	23.53%	42.42%	43	170	25.29%	-0.22	-1.13
Feb-04	12	43	27.91%	44.85%	46	179	25.70%	0.3	-0.82
Mar-04	17	63	26.98%	44.39%	48	164	29.27%	-0.34	-1.21
Apr-04	18	47	38.30%	48.61%	60	208	28.85%	1.25	-0.24
May-04	16	35	45.71%	49.82%	59	176	33.52%	1.35	-0.18
Jun-04	14	47	29.79%	45.73%	47	169	27.81%	0.27	-0.84
Jul-04	10	44	22.73%	41.91%	53	176	30.11%	-0.96	-1.58
Aug-04	20	50	40.00%	48.99%	55	171	32.16%	1.02	-0.38
Sep-04	19	56	33.93%	47.35%	49	153	32.03%	0.26	-0.84

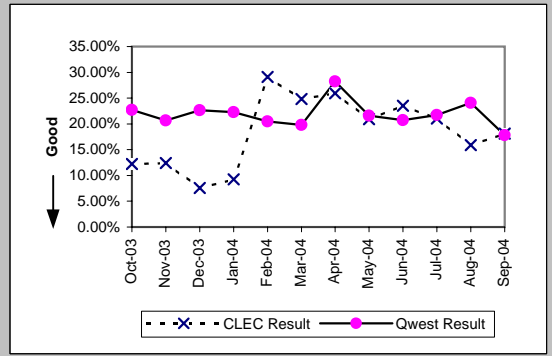


MR-10 - Customer-Related Trouble Reports (Percent)

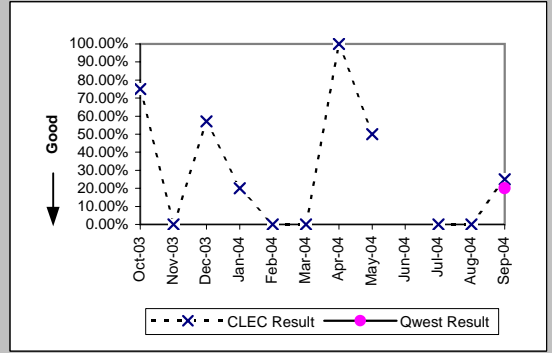
Unbundled Loop - 4 Wire Non-Loaded (Diagnostic)									
Date	CLEC Num	CLEC Denc	CLEC Resu	CLEC Std	Qwest Num	Qwest Denc	Qwest Resu	Mod Z Scr	Parity Scr
Oct-03									
Nov-03	1	2	50.00%	50.00%	77	373	20.64%	0.81	-0.51
Dec-03									
Jan-04									
Feb-04	2	2	100.00%	0.00%	77	376	20.48%	2.06	0.25
Mar-04									
Apr-04									
May-04	4	4	100.00%	0.00%	72	333	21.62%	3.1	0.89
Jun-04	0	2	0.00%	0.00%	92	444	20.72%	-0.72	-1.44
Jul-04									
Aug-04	1	2	50.00%	50.00%	110	457	24.07%	0.7	-0.58
Sep-04	0	2	0.00%	0.00%	69	387	17.83%	-0.66	-1.4



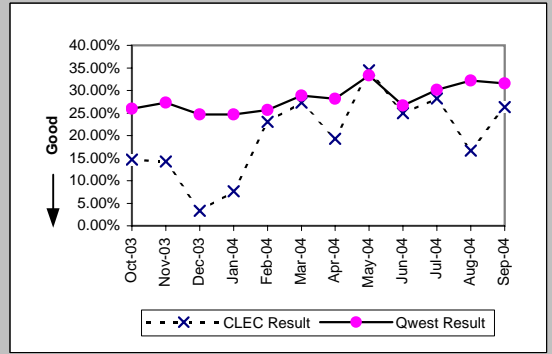
Unbundled Loop - DS1 Capable (Diagnostic)									
Date	CLEC Num	CLEC Denc	CLEC Resu	CLEC Std	Qwest Num	Qwest Denc	Qwest Resu	Mod Z Scr	Parity Scr
Oct-03	12	98	12.24%	32.78%	113	497	22.74%	-2.26	-2.38
Nov-03	13	105	12.38%	32.94%	77	373	20.64%	-1.85	-2.12
Dec-03	8	106	7.55%	26.42%	89	393	22.65%	-3.3	-3
Jan-04	10	108	9.26%	28.99%	88	395	22.28%	-2.88	-2.75
Feb-04	23	79	29.11%	45.43%	77	376	20.48%	1.65	0
Mar-04	34	137	24.82%	43.20%	86	435	19.77%	1.25	-0.24
Apr-04	28	108	25.93%	43.82%	105	372	28.23%	-0.47	-1.28
May-04	18	86	20.93%	40.68%	72	333	21.62%	-0.14	-1.08
Jun-04	36	153	23.53%	42.42%	92	444	20.72%	0.73	-0.56
Jul-04	29	138	21.01%	40.74%	83	382	21.73%	-0.17	-1.11
Aug-04	23	145	15.86%	36.53%	110	457	24.07%	-2.01	-2.22
Sep-04	19	105	18.10%	38.50%	69	387	17.83%	0.07	-0.96



Unbundled Loop - XDSL (Diagnostic)									
Date	CLEC Num	CLEC Denc	CLEC Resu	CLEC Std	Qwest Num	Qwest Denc	Qwest Resu	Mod Z Scr	Parity Scr
Oct-03	3	4	75.00%	43.30%					
Nov-03	0	3	0.00%	0.00%					
Dec-03	4	7	57.14%	49.49%					
Jan-04	1	5	20.00%	40.00%					
Feb-04	0	4	0.00%	0.00%					
Mar-04	0	1	0.00%	0.00%					
Apr-04	1	1	100.00%	0.00%					
May-04	2	4	50.00%	50.00%					
Jun-04									
Jul-04	0	5	0.00%	0.00%					
Aug-04	0	3	0.00%	0.00%					
Sep-04	1	4	25.00%	43.30%	1	5	20.00%	0.02	-0.99

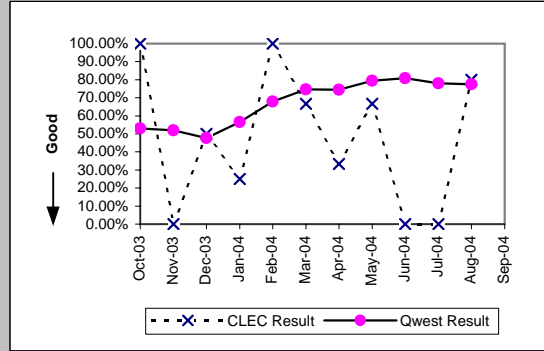


Unbundled Loop ISDN Capable (Diagnostic)									
Date	CLEC Num	CLEC Denc	CLEC Resu	CLEC Std	Qwest Num	Qwest Denc	Qwest Resu	Mod Z Scr	Parity Scr
Oct-03	5	34	14.71%	35.42%	63	243	25.93%	-1.4	-1.85
Nov-03	5	35	14.29%	34.99%	50	183	27.32%	-1.59	-1.96
Dec-03	1	30	3.33%	17.95%	39	158	24.68%	-2.49	-2.51
Jan-04	3	39	7.69%	26.65%	41	166	24.70%	-2.22	-2.35
Feb-04	9	39	23.08%	42.13%	46	179	25.70%	-0.34	-1.21
Mar-04	12	44	27.27%	44.54%	47	163	28.83%	-0.2	-1.12
Apr-04	11	57	19.30%	39.46%	58	206	28.16%	-1.32	-1.8
May-04	10	29	34.48%	47.53%	58	174	33.33%	0.11	-0.93
Jun-04	13	52	25.00%	43.30%	44	165	26.67%	-0.24	-1.14
Jul-04	11	39	28.21%	45.00%	53	176	30.11%	-0.24	-1.14
Aug-04	5	30	16.67%	37.27%	55	171	32.16%	-1.68	-2.02
Sep-04	5	19	26.32%	44.03%	48	152	31.58%	-0.47	-1.28

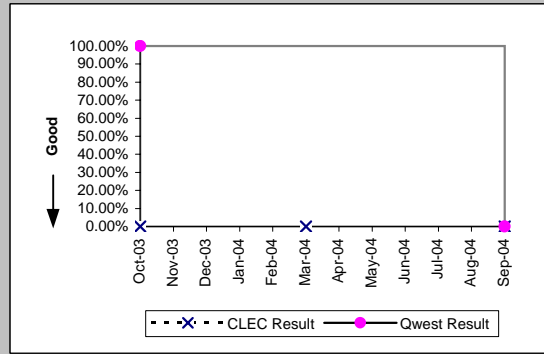


MR-10 - Customer-Related Trouble Reports (Percent)

Unbundled Loop - ADSL Qualified (Diagnostic)										
Date	CLEC Num	CLEC Denc	CLEC Resu	CLEC Std	Qwest Num	Qwest Denc	Qwest Resu	Mod Z Scr	Parity Scr	
Oct-03	1	1	100.00%	0.00%	3309	6233	53.09%	0.63	-0.62	
Nov-03	0	5	0.00%	0.00%	2197	4226	51.99%	-2.33	-2.41	
Dec-03	1	2	50.00%	50.00%	1879	3943	47.65%	0.05	-0.97	
Jan-04	1	4	25.00%	43.30%	3385	5980	56.61%	-1.27	-1.78	
Feb-04	1	1	100.00%	0.00%	5841	8599	67.93%	0.41	-0.75	
Mar-04	4	6	66.67%	47.14%	10432	13965	74.70%	-0.45	-1.28	
Apr-04	2	6	33.33%	47.14%	9663	12965	74.53%	-2.32	-2.41	
May-04	2	3	66.67%	47.14%	11621	14625	79.46%	-0.55	-1.33	
Jun-04	0	2	0.00%	0.00%	12044	14906	80.80%	-2.9	-2.76	
Jul-04	0	2	0.00%	0.00%	11704	15005	78.00%	-2.66	-2.62	
Aug-04	4	5	80.00%	40.00%	12640	16310	77.50%	0.04	-0.97	
Sep-04										

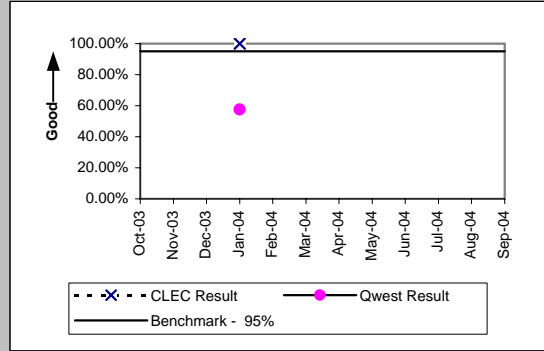


E911 (Diagnostic)										
Date	CLEC Num	CLEC Denc	CLEC Resu	CLEC Std	Qwest Num	Qwest Denc	Qwest Resu	Mod Z Scr	Parity Scr	
Oct-03	0	1	0.00%	0.00%	1	1	100.00%	N/A		
Nov-03										
Dec-03										
Jan-04										
Feb-04										
Mar-04	0	1	0.00%	0.00%						
Apr-04										
May-04										
Jun-04										
Jul-04										
Aug-04										
Sep-04	0	1	0.00%	0.00%	0	1	0.00%	N/A	N/A	

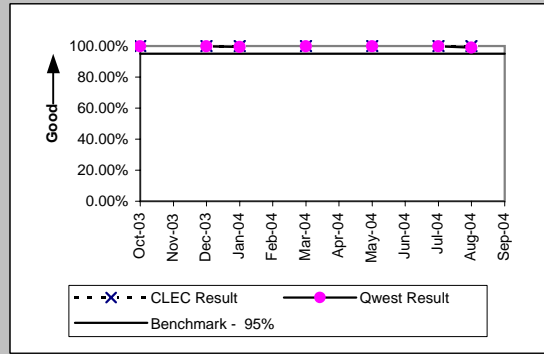


MR-11 - LNP Trouble Reports Cleared

LNP Trouble Reports Cleared within 4 Hours (Percent) (MR-11A) (Benchmark)									
Date	CLEC Num	CLEC Denc	CLEC Resu	CLEC Std	Qwest Num	Qwest Denc	Qwest Resu	Mod Z Scr	Parity Scr
Oct-03									
Nov-03									
Dec-03									
Jan-04	1	1	100.00%	0.00%	1078	1874	57.52%	-0.86	-1.52
Feb-04									
Mar-04									
Apr-04									
May-04									
Jun-04									
Jul-04									
Aug-04									
Sep-04									

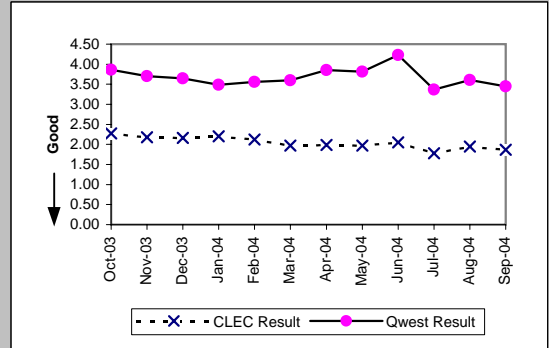


LNP Trouble Reports Cleared within 48 Hours - All Volumes (Percent) (MR-11B) (Benchmark)									
Date	CLEC Num	CLEC Denc	CLEC Resu	CLEC Std	Qwest Num	Qwest Denc	Qwest Resu	Mod Z Scr	Parity Scr
Oct-03	2	2	100.00%	0.00%	4011	4019	99.80%	-0.06	-1.04
Nov-03									
Dec-03	2	2	100.00%	0.00%	3497	3502	99.86%	-0.05	-1.03
Jan-04	5	5	100.00%	0.00%	4079	4102	99.44%	-0.17	-1.1
Feb-04									
Mar-04	1	1	100.00%	0.00%	4230	4236	99.86%	-0.04	-1.02
Apr-04									
May-04	1	1	100.00%	0.00%	3404	3410	99.82%	-0.04	-1.03
Jun-04									
Jul-04	1	1	100.00%	0.00%	3616	3624	99.78%	-0.05	-1.03
Aug-04	1	1	100.00%	0.00%	4093	4133	99.03%	-0.1	-1.06
Sep-04									



BI-1 - Time to Provide Recorded Usage Records

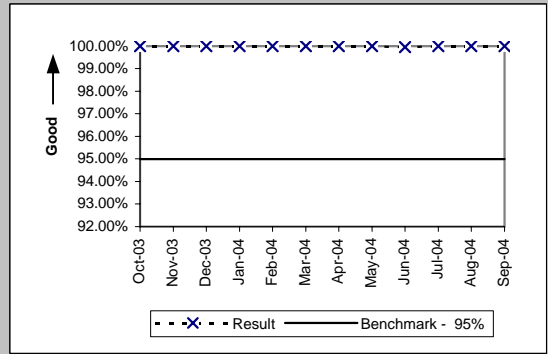
Time to Provide Usage Records (Average Days) UNEs and Resale Aggregate (BI-1A) (Parity)									
Date	CLEC Num	CLEC Dend	CLEC Resu	CLEC Std t	Qwest Num	Qwest Dend	Qwest Resu	Mod Z Scr	Parity Scr
Oct-03	56523110	24943681	2.27	0.89	32582706	8434270	3.86	-1028.02	-625.99
Nov-03	46510397	21371190	2.18	0.67	28267672	7632396	3.70	-922.34	-561.74
Dec-03	56805852	26321881	2.16	1.88	36251713	9920301	3.65	-1100.61	-670.12
Jan-04	54808195	24964590	2.20	1.47	34335175	9833047	3.49	-927.82	-565.07
Feb-04	53139933	25016993	2.12	2.30	31816306	8930817	3.56	-876.98	-534.17
Mar-04	87886777	44720443	1.97	0.77	35082688	9753847	3.60	-1033.72	-629.45
Apr-04	88646737	44639175	1.99	0.78	34236382	8891349	3.85	-1048.19	-638.25
May-04	87339820	44397575	1.97	0.73	31367973	8222775	3.81	-1011.79	-616.12
Jun-04	110560955	53892539	2.05	2.55	40904746	9660198	4.23	-1110.22	-675.97
Jul-04	92220048	51937240	1.78	0.77	29251346	8668113	3.37	-965.91	-588.23
Aug-04	102507752	52643667	1.95	1.42	31005335	8599076	3.61	-918.21	-559.23
Sep-04	98272654	52619910	1.87	0.78	27754291	8043295	3.45	-873.71	-532.18



Eff 8/04 Wholesale results may include non-251 products provisioned as part of Commercial Agreements. This level of identification/exclusion from 271 Billing results is not available at this time.

BI-1 - Time to Provide Recorded Usage Records

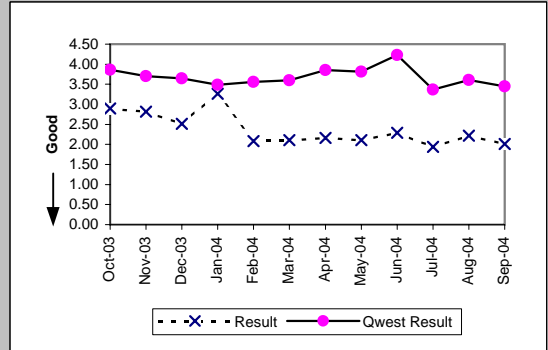
Time to Provide Usage Records (Percent) Jointly-provided Switched Access (BI-1B) (Benchmark)			
Date	Numerator	Denominator	Result
Oct-03	665172	665172	100.00%
Nov-03	540207	540207	100.00%
Dec-03	581437	581437	100.00%
Jan-04	628266	628266	100.00%
Feb-04	683582	683582	100.00%
Mar-04	744626	744626	100.00%
Apr-04	662725	662725	100.00%
May-04	608022	608022	100.00%
Jun-04	661721	662015	99.96%
Jul-04	606212	606218	100.00%
Aug-04	1008666	1008676	100.00%
Sep-04	661403	661404	100.00%



Eff 8/04 Wholesale results may include non-251 products provisioned as part of Commercial Agreements. This level of identification/exclusion from 271 Billing results is not available at this time.

BI-1 - Time to Provide Recorded Usage Reports

Time to Provide Usage Records [CAT11] (Average Days) UNEs and Resale Aggregate (BI-1C-1) (Diagnostic)									
Date	Numerator	Denominator	Result	CLEC Std	Qwest Num	Qwest Den	Qwest Res	Mod Z Scr	Parity Scr
Oct-03	22860895	7895950	2.90	0.63	32582706	8434270	3.86	-501.11	-305.66
Nov-03	18066107	6414766	2.82	0.46	28267672	7632396	3.70	-421.83	-257.46
Dec-03	18027453	7183316	2.51	1.62	36251713	9920301	3.65	-640.32	-390.29
Jan-04	21920299	6733284	3.26	2.29	34335175	9833047	3.49	-127.29	-78.39
Feb-04	13540733	6501023	2.08	1.04	31816306	8930817	3.56	-682.11	-415.69
Mar-04	48352979	22886898	2.11	0.78	35082688	9753847	3.60	-869	-529.32
Apr-04	49804825	23071130	2.16	0.90	34236382	8891349	3.85	-884.78	-538.91
May-04	48404979	22894147	2.11	0.81	31367973	8222775	3.81	-869.61	-529.68
Jun-04	61966288	27100389	2.29	3.54	40904746	9660198	4.23	-923.7	-562.57
Jul-04	51213593	26463599	1.94	0.78	29251346	8668113	3.37	-815.17	-496.59
Aug-04	60000760	27046328	2.22	1.84	31005335	8599076	3.61	-721.59	-439.69
Sep-04	53407409	26610019	2.01	0.82	27754291	8043295	3.45	-749.65	-456.75



Eff 8/04 Wholesale results may include non-251 products provisioned as part of Commercial Agreements. This level of identification/exclusion from 271 Billing results is not available at this time.

BI-1 - Time to Provide Recorded Usage Reports

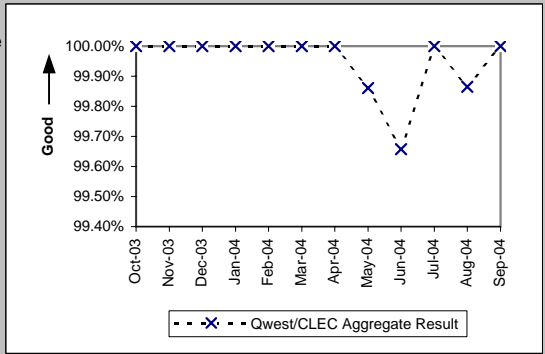
Time to Provide Usage Records [CAT10] (Average Days) UNEs and Resale Aggregate (BI-1C-2) (Diagnostic)									
Date	Numerator	Denominator	Result	CLEC Std	Qwest Num	Qwest Den	Qwest Res	Mod Z Scr	Parity Scr
Oct-03	33662215	17047731	1.97	0.84	32582706	8434270	3.86	-1150.17	-700.25
Nov-03	28444290	14956424	1.90	0.55	28267672	7632396	3.70	-1031.46	-628.08
Dec-03	38778399	19138565	2.03	1.95	36251713	9920301	3.65	-1140.51	-694.38
Jan-04	32887896	18231306	1.80	0.67	34335175	9833047	3.49	-1149.53	-699.86
Feb-04	39599200	18515970	2.14	2.60	31816306	8930817	3.56	-830.63	-505.99
Mar-04	39533798	21833545	1.81	0.74	35082688	9753847	3.60	-1038.38	-632.29
Apr-04	38841912	21568045	1.80	0.59	34236382	8891349	3.85	-1061.69	-646.46
May-04	38934841	21503428	1.81	0.60	31367973	8222775	3.81	-1016.25	-618.84
Jun-04	48594667	26792150	1.81	0.57	40904746	9660198	4.23	-1146.18	-697.83
Jul-04	41006455	25473641	1.61	0.73	29251346	8668113	3.37	-994.75	-605.76
Aug-04	42506992	25597339	1.66	0.66	31005335	8599076	3.61	-1004.92	-611.95
Sep-04	44865245	26009891	1.72	0.72	27754291	8043295	3.45	-893.76	-544.37



Eff 8/04 Wholesale results may include non-251 products provisioned as part of Commercial Agreements. This level of identification/exclusion from 271 Billing results is not available at this time.

BI-2 - Invoices Delivered within 10 Days

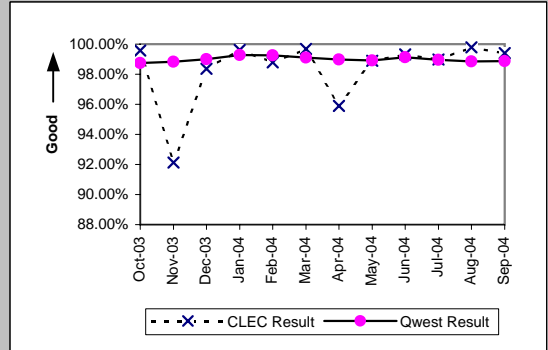
Invoices Delivered within 10 Days (Percent) All (BI-2) (Parity)			
Date	Qwest/CLEC Aggregat	Qwest/CLEC Aggregat	Qwest/CLEC Aggregate
Oct-03	534	534	100.00%
Nov-03	555	555	100.00%
Dec-03	586	586	100.00%
Jan-04	587	587	100.00%
Feb-04	676	676	100.00%
Mar-04	690	690	100.00%
Apr-04	669	669	100.00%
May-04	715	716	99.86%
Jun-04	873	876	99.66%
Jul-04	775	775	100.00%
Aug-04	737	738	99.86%
Sep-04	759	759	100.00%



Eff 8/04 Wholesale results may include non-251 products provisioned as part of Commercial Agreements. This level of identification/exclusion from 271 Billing results is not available at this time.

BI-3 - Billing Accuracy - Adjustments for Errors

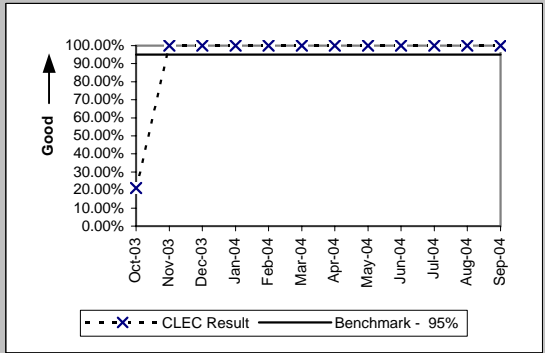
Billing Accuracy - Adjustments for Errors (Percent) UNEs and Resale Aggregate (BI-3A) (Parity)									
Date	CLEC Num	CLEC Denc	CLEC Resu	CLEC Std	Qwest Num	Qwest Denc	Qwest Resu	Mod Z Scr	Parity Scr
Oct-03	4525763.1	4545239.9	99.57%	6.53%	89512848	90660075	98.73%	-155.77	-95.7
Nov-03	4289664.2	4655965.5	92.13%	26.92%	88297072	89345681	98.83%	1307.48	793.89
Dec-03	4281130	4352319.9	98.36%	12.68%	86193342	87062306	99.00%	130.59	78.39
Jan-04	7457861.9	7485928.8	99.63%	6.11%	87809258	88441462	99.29%	-106	-65.44
Feb-04	6656037.8	6737668.9	98.79%	10.94%	88752651	89421782	99.25%	134.56	80.81
Mar-04	4732324.9	4747698.4	99.68%	5.68%	84437995	85192251	99.11%	-127.12	-78.29
Apr-04	4756901.4	4960202	95.90%	19.83%	83695371	84552740	98.99%	666.45	404.17
May-04	5335803.4	5395623.3	98.89%	10.47%	82360024	83254828	98.93%	7.4	3.5
Jun-04	5649393.1	5688639.7	99.31%	8.28%	81811440	82539967	99.12%	-47.53	-29.9
Jul-04	5291479.3	5345945.4	98.98%	10.04%	81240040	82094833	98.96%	-4.94	-4.01
Aug-04	5672605.2	5684831.4	99.78%	4.63%	80734689	81670634	98.85%	-201.64	-123.59
Sep-04	5507007.1	5539684.6	99.41%	7.66%	80269537	81186829	98.87%	-116.34	-71.73



Eff 8/04 Wholesale results may include non-251 products provisioned as part of Commercial Agreements. This level of identification/exclusion from 271 Billing results is not available at this time.

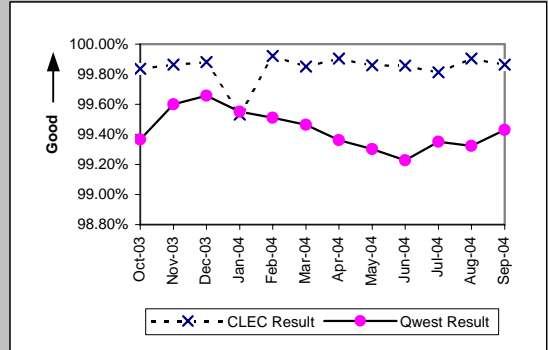
BI-3 - Billing Accuracy - Adjustments for Errors

Billing Accuracy - Adjustments for Errors (Percent) Reciprocal Compensation (BI-3B) (Benchmark)				
Date	Numerator	Denominator	CLEC Result	
Oct-03	9352.17	44427.84	21.05%	
Nov-03	44257.65	44257.65	100.00%	
Dec-03	39471.32	39471.32	100.00%	
Jan-04	38755.38	38755.38	100.00%	
Feb-04	43549.6	43549.6	100.00%	
Mar-04	73991.12	73991.12	100.00%	
Apr-04	78466.73	78466.73	100.00%	
May-04	72673.82	72673.82	100.00%	
Jun-04	72436.24	72436.24	100.00%	
Jul-04	66911.13	66911.13	100.00%	
Aug-04	65512.28	65512.28	100.00%	
Sep-04	62946.98	62946.98	100.00%	



BI-4 - Billing Completeness

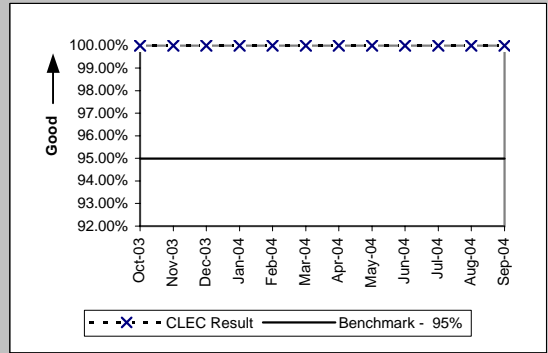
Billing Completeness (Percent) UNEs and Resale Aggregate (BI-4A) (Parity)									
Date	CLEC Num	CLEC Dend	CLEC Resu	CLEC Std	Qwest Num	Qwest Dend	Qwest Resu	Mod Z Scr	Parity Scr
Oct-03	27871	27917	99.84%	4.06%	349567	351799	99.37%	-9.51	-6.78
Nov-03	30115	30156	99.86%	3.68%	320341	321629	99.60%	-6.95	-5.23
Dec-03	26082	26113	99.88%	3.44%	268925	269852	99.66%	-5.93	-4.6
Jan-04	22980	23088	99.53%	6.82%	171580	172353	99.55%	0.41	-0.75
Feb-04	28213	28235	99.92%	2.79%	215774	216833	99.51%	-9.31	-6.66
Mar-04	31711	31758	99.85%	3.84%	199687	200763	99.46%	-8.8	-6.35
Apr-04	37786	37822	99.90%	3.08%	204511	205825	99.36%	-12.19	-8.41
May-04	42426	42486	99.86%	3.76%	211284	212767	99.30%	-12.57	-8.64
Jun-04	42481	42542	99.86%	3.78%	197426	198962	99.23%	-13.45	-9.17
Jul-04	37990	38061	99.81%	4.32%	194542	195814	99.35%	-10.29	-7.26
Aug-04	33449	33481	99.90%	3.09%	194394	195719	99.32%	-11.99	-8.29
Sep-04	32935	32980	99.86%	3.69%	195712	196833	99.43%	-9.67	-6.88



Eff 8/04 Wholesale results may include non-251 products provisioned as part of Commercial Agreements. This level of identification/exclusion from 271 Billing results is not available at this time.

BI-4 - Billing Completeness

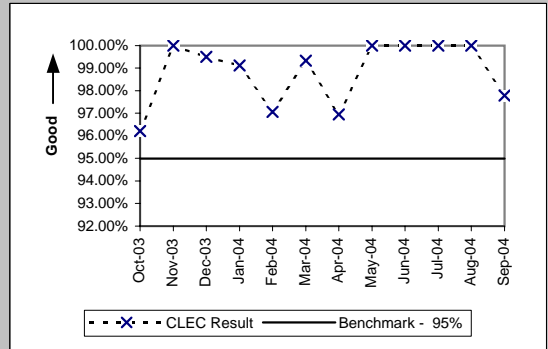
Billing Completeness (Percent) Reciprocal Compensation (BI-4B) (Benchmark)				
Date	Numerator	Denominator	CLEC Result	
Oct-03	44427.84	44427.84	100.00%	
Nov-03	44257.65	44257.65	100.00%	
Dec-03	39471.32	39471.32	100.00%	
Jan-04	38755.38	38755.38	100.00%	
Feb-04	43549.6	43549.6	100.00%	
Mar-04	73991.12	73991.12	100.00%	
Apr-04	78466.73	78466.73	100.00%	
May-04	72673.82	72673.82	100.00%	
Jun-04	72436.24	72436.24	100.00%	
Jul-04	66911.13	66911.13	100.00%	
Aug-04	65512.28	65512.28	100.00%	
Sep-04	62946.98	62946.98	100.00%	



BI-5 - Billing Accuracy & Claims Processing

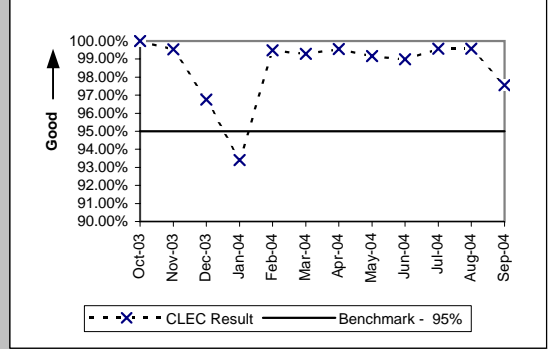
Billing Accuracy & Claims Processing - Acknowledgment (Percent) All (BI-5A) (Benchmark)

Date	Numerator	Denominator	CLEC Result
Oct-03	305	317	96.21%
Nov-03	276	276	100.00%
Dec-03	201	202	99.51%
Jan-04	338	341	99.12%
Feb-04	231	238	97.06%
Mar-04	296	298	99.33%
Apr-04	191	197	96.95%
May-04	331	331	100.00%
Jun-04	279	279	100.00%
Jul-04	194	194	100.00%
Aug-04	237	237	100.00%
Sep-04	265	271	97.79%



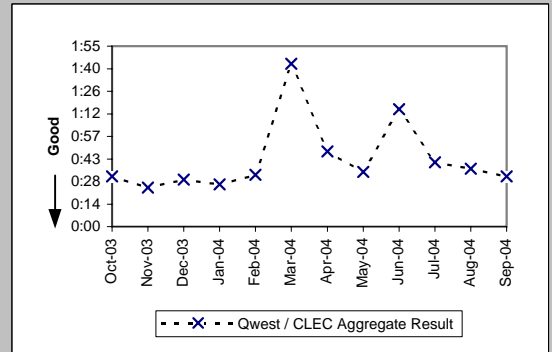
Billing Accuracy & Claims Processing - Resolution (Percent) All (BI-5B) (Benchmark)

Date	Numerator	Denominator	CLEC Result
Oct-03	285	285	100.00%
Nov-03	220	221	99.55%
Dec-03	238	246	96.75%
Jan-04	255	273	93.41%
Feb-04	389	391	99.49%
Mar-04	283	285	99.30%
Apr-04	226	227	99.56%
May-04	360	363	99.17%
Jun-04	296	299	99.00%
Jul-04	235	236	99.58%
Aug-04	234	235	99.57%
Sep-04	199	204	97.55%

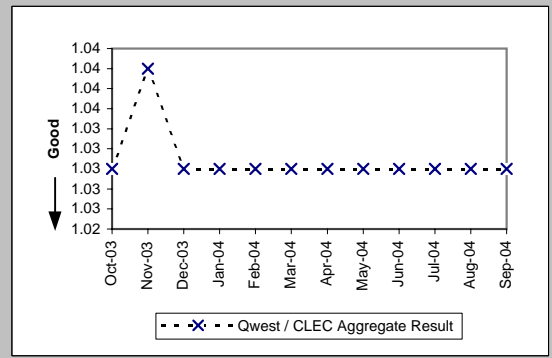


DB-1 - Time to Update Databases

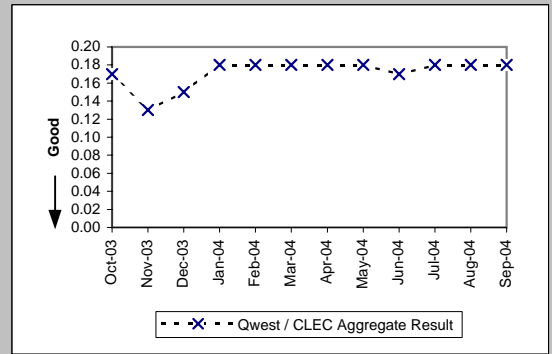
Time to Update Databases (Hours:Minutes) E911 (DB-1 A) (Parity)	
Date	Qwest / CLEC Aggregate Result
Oct-03	0:32
Nov-03	0:25
Dec-03	0:30
Jan-04	0:27
Feb-04	0:33
Mar-04	1:44
Apr-04	0:48
May-04	0:35
Jun-04	1:15
Jul-04	0:41
Aug-04	0:37
Sep-04	0:32



Time to Update Databases (Avg Sec) LIDB (DB-1 B) (Parity)	
Date	Qwest / CLEC Aggregate Result
Oct-03	1.03
Nov-03	1.04
Dec-03	1.03
Jan-04	1.03
Feb-04	1.03
Mar-04	1.03
Apr-04	1.03
May-04	1.03
Jun-04	1.03
Jul-04	1.03
Aug-04	1.03
Sep-04	1.03



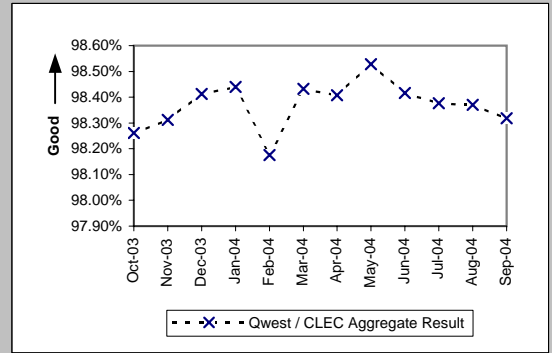
Time to Update Databases (Avg Sec) Directory Listing (DB-1 C-1) (Parity)	
Date	Qwest / CLEC Aggregate Result
Oct-03	0.17
Nov-03	0.13
Dec-03	0.15
Jan-04	0.18
Feb-04	0.18
Mar-04	0.18
Apr-04	0.18
May-04	0.18
Jun-04	0.17
Jul-04	0.18
Aug-04	0.18
Sep-04	0.18



VoIP Listings are included in the batch process and therefore included in performance results effective 8/6/04.

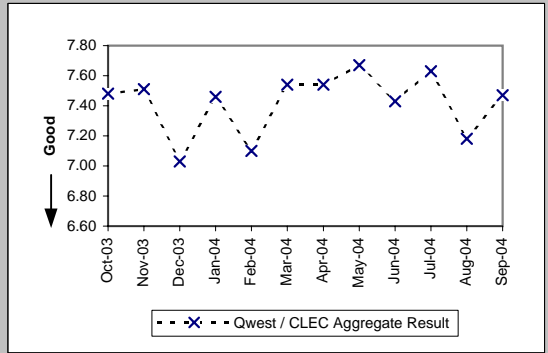
DB-2 - Accurate Database Updates

Accurate Database Updates (Percent) Directory Listing (DB-2 C-1) (Parity)	
Date	Qwest / CLEC Aggregate Result
Oct-03	98.26%
Nov-03	98.31%
Dec-03	98.41%
Jan-04	98.44%
Feb-04	98.18%
Mar-04	98.43%
Apr-04	98.41%
May-04	98.53%
Jun-04	98.42%
Jul-04	98.38%
Aug-04	98.37%
Sep-04	98.32%



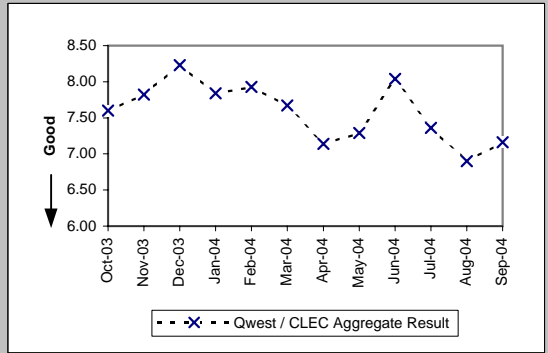
DA-1 - Speed of Answer - Directory Assistance

Speed of Answer - Directory Assistance (Avg Sec) (DA-1) (Parity)	
Date	Qwest / CLEC Aggregate Result
Oct-03	7.48
Nov-03	7.51
Dec-03	7.03
Jan-04	7.46
Feb-04	7.10
Mar-04	7.54
Apr-04	7.54
May-04	7.67
Jun-04	7.43
Jul-04	7.63
Aug-04	7.18
Sep-04	7.47



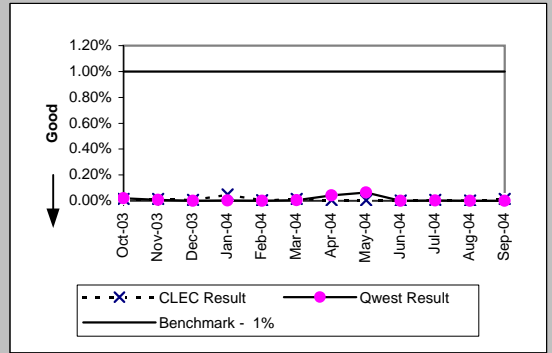
OS-1 - Speed of Answer - Operator Services

Speed of Answer - Operator Services (Avg Sec) (OS-1) (Parity)	
Date	Qwest / CLEC Aggregate Result
Oct-03	7.60
Nov-03	7.82
Dec-03	8.23
Jan-04	7.84
Feb-04	7.93
Mar-04	7.67
Apr-04	7.14
May-04	7.29
Jun-04	8.04
Jul-04	7.36
Aug-04	6.90
Sep-04	7.16

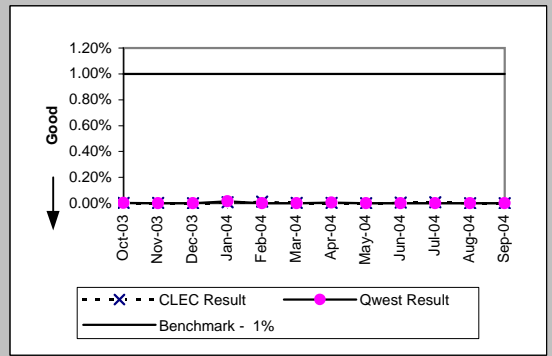


NI-1 - Trunk Blocking

Trunk Blockage to Qwest Tandem Offices (NI-1A) (Benchmark)										
Date	CLEC Num	CLEC Denc	CLEC Resu	CLEC Std	Qwest Num	Qwest Denc	Qwest Resu	Mod Z Scr	Parity Scr	
Oct-03	4.74	32184	0.01%	0.07%	6.51	33431	0.02%	-8.9	-6.41	
Nov-03	4.72	32352	0.01%	0.09%	2.81	33431	0.01%	21.07	11.81	
Dec-03	2.48	32664	0.01%	0.06%	0	33431	0.00%			
Jan-04	15.4	31392	0.05%	0.46%	0.95	33431	0.00%	326.9	197.74	
Feb-04	1.33	32568	0.00%	0.05%	0.36	33431	0.00%	53.59	31.58	
Mar-04	4.9	33120	0.01%	0.09%	1.7	33431	0.01%	39.54	23.04	
Apr-04	1.67	32592	0.01%	0.06%	13.64	33239	0.04%	-20.52	-13.48	
May-04	1.79	31896	0.01%	0.05%	21.18	32593	0.07%	-24.9	-16.14	
Jun-04	0.72	31968	0.00%	0.04%	0	32617	0.00%			
Jul-04	1.99	31608	0.01%	0.05%	1.21	32617	0.00%	11.13	5.77	
Aug-04	1.04	28872	0.00%	0.04%	0	32617	0.00%			
Sep-04	4.72	29592	0.02%	0.08%	0.1	32617	0.00%	420.1	254.4	



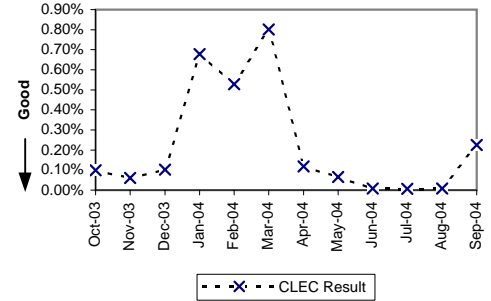
Trunk Blockage to Qwest End Offices (NI-1B) (Benchmark)										
Date	CLEC Num	CLEC Denc	CLEC Resu	CLEC Std	Qwest Num	Qwest Denc	Qwest Resu	Mod Z Scr	Parity Scr	
Oct-03	0.53	20112	0.00%	0.03%	0.85	31172	0.00%	-0.24	-1.14	
Nov-03	0.48	20076	0.00%	0.02%	0.08	31028	0.00%	59.7	35.3	
Dec-03	0.13	19908	0.00%	0.01%	0	30327	0.00%			
Jan-04	1.54	19800	0.01%	0.07%	4.2	29031	0.01%	-5.2	-4.16	
Feb-04	2.39	19764	0.01%	0.08%	0	29031	0.00%			
Mar-04	0.62	20280	0.00%	0.03%	0	29031	0.00%			
Apr-04	0.55	19572	0.00%	0.03%	1.6	29031	0.01%	-4.49	-3.73	
May-04	0.03	19800	0.00%	0.00%	0	28599	0.00%			
Jun-04	0.79	18180	0.00%	0.05%	0	28599	0.00%			
Jul-04	1.27	18228	0.01%	0.06%	0	28599	0.00%			
Aug-04	0.01	18540	0.00%	0.00%	0.06	28623	0.00%	-6.24	-4.79	
Sep-04	0.19	18012	0.00%	0.02%	0	28623	0.00%			



NI-1 - Trunk Blocking

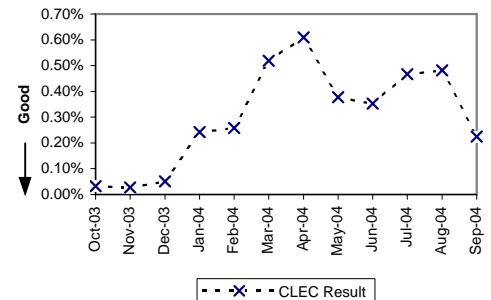
Trunk Blockage to Qwest Tandem Offices (Percent) (NI-1C) (Diagnostic)

Date	Numerator	Denominator	CLEC Result	Standard Deviation
Oct-03	32.73	32976	0.10%	0.58%
Nov-03	19.6	32736	0.06%	0.44%
Dec-03	33.8	32976	0.10%	0.97%
Jan-04	228.22	33648	0.68%	4.42%
Feb-04	179.1	33912	0.53%	3.35%
Mar-04	274.08	34224	0.80%	4.54%
Apr-04	39.16	33264	0.12%	0.87%
May-04	21.11	32376	0.07%	0.51%
Jun-04	2.76	32016	0.01%	0.20%
Jul-04	1.99	31608	0.01%	0.05%
Aug-04	2.5	28920	0.01%	0.15%
Sep-04	67.49	29928	0.23%	1.99%



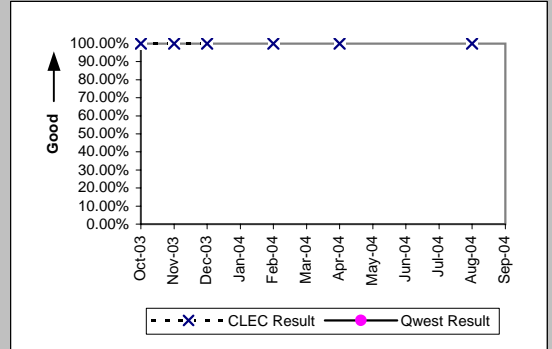
Trunk Blockage to Qwest End Offices (Percent) (NI-1D) (Diagnostic)

Date	Numerator	Denominator	CLEC Result	Standard Deviation
Oct-03	6.61	20316	0.03%	0.34%
Nov-03	5.45	20220	0.03%	0.36%
Dec-03	10.22	20220	0.05%	0.48%
Jan-04	48.9	20220	0.24%	1.88%
Feb-04	52.02	20172	0.26%	2.21%
Mar-04	107.17	20652	0.52%	4.81%
Apr-04	124.22	20364	0.61%	5.12%
May-04	76.27	20196	0.38%	3.35%
Jun-04	64.93	18444	0.35%	3.04%
Jul-04	86.18	18468	0.47%	4.07%
Aug-04	91.02	18900	0.48%	3.85%
Sep-04	41.39	18420	0.22%	1.70%

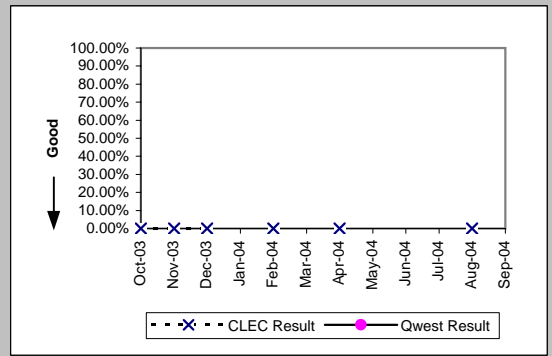


NP-1 - NXX Code Activation

NXX Code Activation (Percent) (NP-1A) (Parity)						
Date	CLEC Num	CLEC Denom	CLEC Result	Qwest Num	Qwest Denom	Qwest Result
Oct-03	1	1	100.00%			
Nov-03	1	1	100.00%			
Dec-03	1	1	100.00%			
Jan-04						
Feb-04	1	1	100.00%			
Mar-04						
Apr-04	1	1	100.00%			
May-04						
Jun-04						
Jul-04						
Aug-04	1	1	100.00%			
Sep-04						



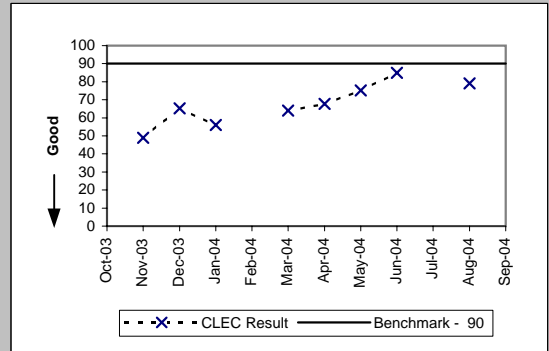
NXX Code Activation - Facility Delays (Percent) (NP-1B) (Diagnostic)						
Date	CLEC Num	CLEC Denom	CLEC Result	Qwest Num	Qwest Denom	Qwest Result
Oct-03	0	1	0.00%			
Nov-03	0	1	0.00%			
Dec-03	0	1	0.00%			
Jan-04						
Feb-04	0	1	0.00%			
Mar-04						
Apr-04	0	1	0.00%			
May-04						
Jun-04						
Jul-04						
Aug-04	0	1	0.00%			
Sep-04						



CP-1 - Collocation Completion Interval (Average Days)

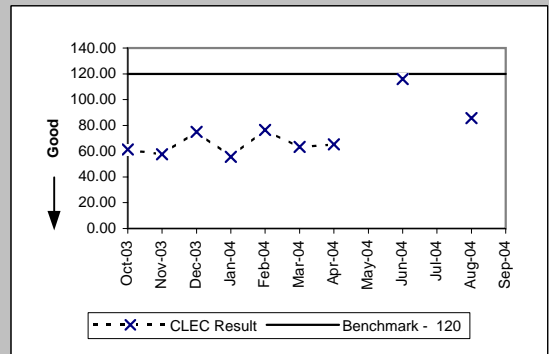
Scheduled Interval 90 Calendar Days or Less (CP-1A) (Benchmark)

Date	CLEC Num	CLEC Denom	CLEC Result	CLEC Std Dev
Oct-03				
Nov-03	49	1	49.00	
Dec-03	587	9	65.22	16.24
Jan-04	56	1	56.00	
Feb-04				
Mar-04	64	1	64.00	
Apr-04	203	3	67.67	6.11
May-04	301	4	75.25	9.36
Jun-04	85	1	85.00	
Jul-04				
Aug-04	316	4	79.00	0.00
Sep-04				



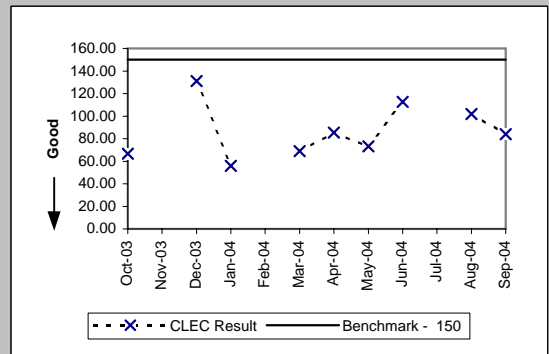
Scheduled Interval 91 to 120 Calendar Days (CP-1B) (Benchmark)

Date	CLEC Num	CLEC Denom	CLEC Result	CLEC Std Dev
Oct-03	306	5	61.20	8.32
Nov-03	115	2	57.50	4.95
Dec-03	75	1	75.00	
Jan-04	111	2	55.50	0.71
Feb-04	153	2	76.50	24.75
Mar-04	190	3	63.33	15.31
Apr-04	261	4	65.25	4.43
May-04				
Jun-04	116	1	116.00	
Jul-04				
Aug-04	257	3	85.67	1.15
Sep-04				



Scheduled Interval 121 to 150 Calendar Days (CP-1C) (Benchmark)

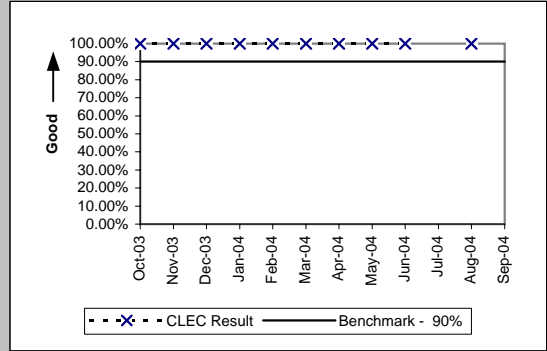
Date	CLEC Num	CLEC Denom	CLEC Result	CLEC Std Dev
Oct-03	200	3	66.67	3.21
Nov-03				
Dec-03	131	1	131.00	
Jan-04	56	1	56.00	
Feb-04				
Mar-04	69	1	69.00	
Apr-04	256	3	85.33	40.08
May-04	220	3	73.33	18.04
Jun-04	225	2	112.50	7.78
Jul-04				
Aug-04	509	5	101.80	6.87
Sep-04	168	2	84.00	0.00



CP-2 - Collocations Completed within Scheduled Intervals (Percent)

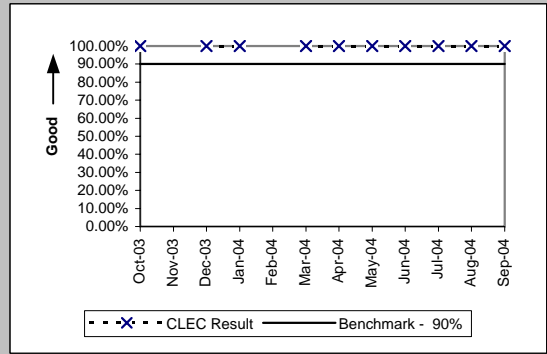
Non-Forecasted & Late Forecasted Collocations (CP-2B) (Benchmark)

Date	CLEC Num	CLEC Denom	CLEC Result	CLEC Std Dev
Oct-03	5	5	100.00%	0.00%
Nov-03	3	3	100.00%	0.00%
Dec-03	10	10	100.00%	0.00%
Jan-04	3	3	100.00%	0.00%
Feb-04	2	2	100.00%	0.00%
Mar-04	4	4	100.00%	0.00%
Apr-04	7	7	100.00%	0.00%
May-04	4	4	100.00%	0.00%
Jun-04	2	2	100.00%	0.00%
Jul-04				
Aug-04	7	7	100.00%	0.00%
Sep-04				



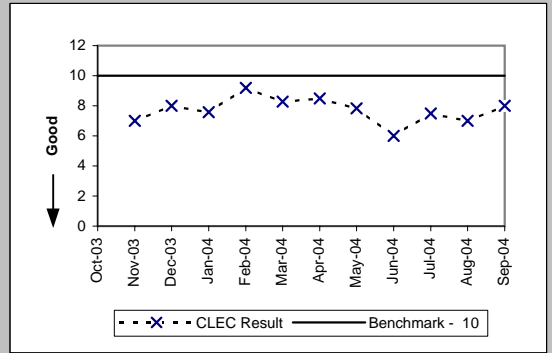
Collocations with Intervals Longer than 120 Days (CP-2C) (Benchmark)

Date	CLEC Num	CLEC Denom	CLEC Result	CLEC Std Dev
Oct-03	6	6	100.00%	0.00%
Nov-03				
Dec-03	2	2	100.00%	0.00%
Jan-04	1	1	100.00%	0.00%
Feb-04				
Mar-04	2	2	100.00%	0.00%
Apr-04	5	5	100.00%	0.00%
May-04	3	3	100.00%	0.00%
Jun-04	2	2	100.00%	0.00%
Jul-04	1	1	100.00%	0.00%
Aug-04	5	5	100.00%	0.00%
Sep-04	5	5	100.00%	0.00%



CP-3 - Collocation Feasibility Study Interval (Average Days)

Collocation Feasibility Study Interval (CP-3) (Benchmark)				
Date	CLEC Num	CLEC Denom	CLEC Result	CLEC Std Dev
Oct-03				
Nov-03	7	1	7.00	
Dec-03	32	4	8.00	2.45
Jan-04	53	7	7.57	1.90
Feb-04	138	15	9.20	0.77
Mar-04	91	11	8.27	1.35
Apr-04	17	2	8.50	2.12
May-04	47	6	7.83	0.75
Jun-04	6	1	6.00	
Jul-04	60	8	7.50	2.39
Aug-04	21	3	7.00	1.00
Sep-04	8	1	8.00	



CP-4 - Collocation Feasibility Study Commitments Met (Percent)

Collocation Feasibility Study Commitments Met (CP-4) (Benchmark)					
Date	CLEC Num	CLEC Denom	CLEC Result	CLEC Std Dev	
Oct-03	10	10	100.00%	0.00%	
Nov-03	5	5	100.00%	0.00%	
Dec-03	7	7	100.00%	0.00%	
Jan-04	8	8	100.00%	0.00%	
Feb-04	15	15	100.00%	0.00%	
Mar-04	12	12	100.00%	0.00%	
Apr-04	2	2	100.00%	0.00%	
May-04	6	6	100.00%	0.00%	
Jun-04	8	8	100.00%	0.00%	
Jul-04	8	8	100.00%	0.00%	
Aug-04	3	3	100.00%	0.00%	
Sep-04	1	1	100.00%	0.00%	

