

**Columbia River Disposal, Inc. G-51
Dump Fee Calc References**

Pickups:	Monthly Factor						
	1 unit	2 units	3 units	4 units	5 units	6 units	7 unit
5 Times per Week	21.67	43.33	65.00	86.67	108.33	130.00	151.67
4 Times per Week	17.33	34.67	52.00	69.33	86.67	104.00	121.33
3 Times per Week	13.00	26.00	39.00	52.00	65.00	78.00	91.00
2 Times per Week	8.67	17.33	26.00	34.67	43.33	52.00	60.67
Weekly Pickup (WG)	4.33	8.67	13.00	17.33	21.67	26.00	30.33
Every Other Week (EOWG)	2.17	4.33	6.50	8.67	10.83	13.00	15.17
Monthly (MG)	1.00	2.00	3.00	4.00	5.00	6.00	7.00
Extra Units	1.00						

Meeks Weights

Res'l	Pounds per Pickup	
20 gal minican	20	
1 can	34	
2 cans	51	
3 cans	77	Lbs. per ton 2,000
4 cans	97	Yds. Per ton n/a
5 cans	117	
6 cans	137	Annual 12 Months
40 gallon Can	40 *	
Supercan 60	47	
Supercan 90	68	
Once a month	34	
Extras	34	
Com'l		
Cans	29	
Yards	125	
1 yd container	175	
1.5 yd container	250	
2 yd container	324	
3 yd container	473	
4 yd container	613	
6 yd container	840	
8 yd container	980	
Compaction Ratio: 2:25	2.25	
2 yd packer/compactor	729 *	
4 yd packer/compactor	1,379 *	
6 yd packer/compactor	1,890 *	
Compaction Ratio: 3:1	3	
2 yd packer/compactor	972 *	
3 yd packer/compactor	1,419 *	
4 yd packer/compactor	1,839 *	
6 yd packer/compactor	2,520 *	
Compaction Ratio: 4:1	4	
3 yd packer/compactor	1,892 *	
4 yd packer/compactor	2,452 *	
6 yd packer/compactor	3,360 *	
Compaction Ratio: 5:1	5	
4 yd packer/compactor	3,065 *	
6 yd packer/compactor	4,200 *	

* not on meeks - calculated weight times compaction ratio

Skamania County DF Increase	Per Yard	Per Ton	Per Pound
Current Rate per Ton	\$ 5.00	\$ 22.22	\$ 0.011
New Rate per Ton	\$ 6.25	\$ 27.78	\$ 0.014
Increase	\$ 1.25	\$ 5.56	\$ 0.002778

25.00%

Gross Up Factors	
B&O tax	0.017500
WUTC fees	0.005100
Bad Debts	
Total	2.2600%
Factor	0.977400

	Transfer Station
Increase per ton	5.56
Grossed up increase per ton	5.68
Packer Tons Collected	171
Packer Revenue Increase	\$ 970
Expected Incr Based on Yards	\$ 970
Check	\$ -

Company Proposed Rates	Res'l & Com'l
Revenue from Co Proposed Rates	\$ 970
Collected Revenue Excess/(Deficiency)	\$ -

Roll Off Tons	249
RO Revenue Increase	\$ 1,385

Columbia River Disposal, Inc G-51
Dump Fee Increase Calculation
Effective 10/01/2023

3 4 5 6 7 8 9 10 11 12 13 14 15 16 17 18

Service	Annual Customers	Frequency	Annual Pick-Ups	Weeks Weight	Calculated Annual Pounds	Adjusted Annual Pounds	Increase	Gross Up	Tariff Rate Increase	Company Current Tariff	Company Calculated	Company Current Revenue	Company Proposed Revenue	Company Increased Revenue	Check	Company Over/(Under)
Residential																
Item 55, Pg 18 - Per Pick-Up																
Over size	-	1.00	-	34	-	-	-	-	0.04	3.58	3.62	-	-	-	-	No Current Customers
Item 100, pg 23 - Per Month																
Mini can Weekly	12	4.33	52	20	1,040	412	1.14	1.17	0.10	14.80	14.90	178	179	1	179	-
One can Monthly	28	1.00	28	34	952	377	1.05	1.07	0.04	5.37	5.41	150	151	1	151	-
One can EOW	129	2.17	278	34	9,466	3,750	10.42	10.66	0.08	10.74	10.82	1,380	1,391	11	1,391	-
One can Weekly	1,359	4.33	5,889	34	200,237	79,317	220.32	225.42	0.17	16.17	16.34	21,976	22,202	225	22,202	-
Two cans Weekly	407	4.33	1,764	51	89,947	35,629	98.97	101.26	0.25	21.77	22.02	8,860	8,962	101	8,962	-
Three cans Weekly	64	4.33	278	77	21,438	8,492	23.59	24.13	0.38	27.44	27.82	1,763	1,787	24	1,787	-
Four cans Weekly	24	4.33	104	97	10,088	3,996	11.10	11.36	0.47	33.13	33.60	795	806	11	806	-
Five cans Weekly	-	4.33	-	117	-	-	-	-	0.57	40.19	40.76	-	-	-	-	No Current Customers
Six cans Weekly	-	4.33	-	137	-	-	-	-	0.67	46.05	46.72	-	-	-	-	No Current Customers
1-45 gal Weekly	53	4.33	229	40	9,143	3,622	10.06	10.29	0.20	27.35	27.55	1,443	1,453	10	1,453	-
2-45 gal Weekly	-	4.33	-	80	-	-	-	-	0.39	54.69	55.08	-	-	-	-	No Current Customers
1-60 gal Weekly	-	4.33	-	47	-	-	-	-	0.23	38.81	39.04	-	-	-	-	No Current Customers
Item 100, pg 24 - Per Pick-Up																
Extra Units (32 gal)	236	1.00	236	34	8,009	3,172	8.81	9.02	0.04	3.75	3.79	883	892	9	892	-
45 Gal	-	1.00	-	40	-	-	-	-	0.05	8.14	8.19	-	-	-	-	No Current Customers
60 Gal	-	1.00	-	47	-	-	-	-	0.05	10.06	10.11	-	-	-	-	No Current Customers
On Call	89	1.00	89	34	3,038	1,203	3.34	3.42	0.04	5.37	5.41	480	483	3	483	-
Subtotal	2,400		8,947	957	353,359	139,971	389	398				37,909	38,306	398	38,306	-
Commercial - All Rates Stated per Pick-Up, Except Monthly Minimums																
Item 150, pg 25 - Per Pick-Up																
Bulky 1-4	-	1.00	-	125	-	-	-	-	0.14	14.86	15.00	-	-	-	-	No Current Customers
Bulky Additional	-	1.00	-	125	-	-	-	-	0.14	14.86	15.00	-	-	-	-	No Current Customers
Bulky - Minimum	-	1.00	-	125	-	-	-	-	0.14	14.68	14.82	-	-	-	-	No Current Customers
Loose 1-4	-	1.00	-	125	-	-	-	-	0.14	26.79	26.93	-	-	-	-	No Current Customers
Loose Additional	-	1.00	-	125	-	-	-	-	0.14	26.79	26.93	-	-	-	-	No Current Customers
Loose - Minimum	-	1.00	-	125	-	-	-	-	0.14	14.68	14.82	-	-	-	-	No Current Customers
Item 240, pg 32																
Hauls:																
1 yard	69	1.00	253	175	44,359	17,571	49	50	0.20	12.93	13.13	3,278	3,327	50	3,327	-
1.5 yard	150	1.00	651	250	162,773	64,477	179	183	0.28	19.23	19.51	12,520	12,704	183	12,704	-
2 yard	152	1.00	848	324	274,870	108,880	302	309	0.36	25.00	25.36	21,209	21,519	309	21,519	-
3 yard	-	1.00	-	473	-	-	-	-	0.53	33.62	34.15	-	-	-	-	No Current Customers
4 yard	-	1.00	-	613	-	-	-	-	0.69	41.00	41.69	-	-	-	-	No Current Customers
Special Pickups:																
1 yard	-	1.00	-	175	-	-	-	-	0.20	19.27	19.47	-	-	-	-	No Current Customers
1.5 yard	-	1.00	-	250	-	-	-	-	0.28	28.51	28.79	-	-	-	-	No Current Customers
2 yard	-	1.00	-	324	-	-	-	-	0.36	37.63	37.99	-	-	-	-	No Current Customers
3 yard	-	1.00	-	473	-	-	-	-	0.53	47.46	47.99	-	-	-	-	No Current Customers
4 yard	-	1.00	-	613	-	-	-	-	0.69	55.78	56.47	-	-	-	-	No Current Customers
Temporary:																
1 yard	-	1.00	-	175	-	-	-	-	0.20	19.27	19.47	-	-	-	-	No Current Customers
1.5 yard	-	1.00	-	250	-	-	-	-	0.28	28.51	28.79	-	-	-	-	No Current Customers
2 yard	-	1.00	-	324	-	-	-	-	0.36	37.63	37.99	-	-	-	-	No Current Customers
3 yard	-	1.00	-	473	-	-	-	-	0.53	47.46	47.99	-	-	-	-	No Current Customers
4 yard	-	1.00	-	613	-	-	-	-	0.69	55.78	56.47	-	-	-	-	No Current Customers
Item 245, pg 33																
32 Gal Scheduled PU	60	1.00	621	29	18,009	7,134	20	20	0.03	3.22	3.25	2,000	2,020	20	2,020	-
32 Gal Additional Unit	87	1.00	87	29	2,513	995	3	3	0.03	3.22	3.25	279	282	3	282	-
32 Gal Minimum Charge	48	4.33	208	29	6,032	2,389	7	7	0.14	16.24	16.38	780	786	7	786	-
Special Pickup	-	1.00	-	29	-	-	-	-	0.03	4.66	4.69	-	-	-	-	No Current Customers
Additional Special Unit	-	1.00	-	29	-	-	-	-	0.03	3.22	3.25	-	-	-	-	No Current Customers
1-30 gal toter	-	1.00	-	34	-	-	-	-	0.04	6.23	6.27	-	-	-	-	No Current Customers
Minimum Charge	-	4.33	-	34	-	-	-	-	0.17	21.64	21.81	-	-	-	-	No Current Customers
Special Pickup	-	1.00	-	34	-	-	-	-	0.04	7.73	7.77	-	-	-	-	No Current Customers
Additional Special Unit	-	1.00	-	34	-	-	-	-	0.04	6.23	6.27	-	-	-	-	No Current Customers
1-45 gal toter	-	1.00	-	40	-	-	-	-	0.05	8.14	8.19	-	-	-	-	No Current Customers
Minimum Charge	-	4.33	-	40	-	-	-	-	0.20	27.35	27.55	-	-	-	-	No Current Customers
Special Pickup	-	1.00	-	40	-	-	-	-	0.05	9.64	9.69	-	-	-	-	No Current Customers
Additional Special Unit	-	1.00	-	40	-	-	-	-	0.05	8.14	8.19	-	-	-	-	No Current Customers
1-60 gal toter	-	1.00	-	47	-	-	-	-	0.05	10.06	10.11	-	-	-	-	No Current Customers
Minimum Charge	-	4.33	-	47	-	-	-	-	0.23	38.81	39.04	-	-	-	-	No Current Customers

Columbia River Disposal, Inc G-51
 Dump Fee Increase Calculation
 Effective 10/01/2023

3 4 5 6 7 8 9 10 11 12 13 14 15 16 17 18

Service	Annual Customers	Frequency	Annual Pick-Ups	Meeks Weight	Calculated Annual Pounds	Adjusted Annual Pounds	Increase	Gross Up	Tariff Rate Increase	Company Current Tariff	Company Calculated	Company Current Revenue	Company Proposed Revenue	Company Increased Revenue	Check	Company Over/(Under)
Special Pickup	-	1.00	-	47	-	-	-	-	0.05	11.56	11.61	-	-	-	-	-
Additional Special Unit	-	1.00	-	47	-	-	-	-	0.05	10.06	10.11	-	-	-	-	-
<i>check</i>																
Subtotal	565		2,669	6,884	508,556	201,446	560	573				40,065	40,638	573	40,638	-
Total	2,965		11,616	7,841	861,914	341,417	948	970				77,974	78,944	970	78,944	-
Resi Check	-		-	-	-	-	-	-				-	-	-	-	-
Comm Check	-		-	-	-	-	-	-				-	-	-	-	-

No Current Customers
 No Current Customers

Adjustment Factor Calculation			Increase:		
Total			Residential	\$ 398	1.05%
Total Tonnage	171		Commercial	\$ 573	1.43%
Total Pounds	341,417		Total Packer	\$ 970	
Total Pick Ups	11,616		Roll-Off	\$ 1,385	
Adjustment factor	39.61%				

Service Code	Service Code Description	2017 Tariff Rate	2017 Revenue	2017 Customers	Avg Cust Per Month	Packer & Roll- 15.00%	Annual Increase	Proposed		
								Tariff Rate	Annual	
RESIDENTIAL SERVICES		RESIDENTIAL SERVICES								
RESIDENTIAL GARBAGE		RESIDENTIAL GARBAGE								
20R1W1	1-20GAL CAN WEEKLY	12.70	152.40	12	1	1.91	23	14.61	175	
32R1W1	1-32GAL CAN WEEKLY	13.80	18,755.27	1,359	113	2.07	2,813	15.87	21,569	
32R1W2	2-32GAL CANS WEEKLY	18.55	7,549.84	407	34	2.78	1,132	21.33	8,682	
32R1W3	3-32GAL CANS WEEKLY	23.30	1,497.03	64	5	3.50	225	26.80	1,722	
32R1W4	4-32GAL CANS WEEKLY	28.10	674.40	24	2	4.22	101	32.32	776	
32R1E1	1-32GAL CAN EOW	9.20	1,182.20	129	11	1.38	177	10.58	1,360	
32R1M1	1-32GAL CAN MONTHLY	4.60	128.80	28	2	0.69	19	5.29	148	
45R1W1	1-45 GAL CAN WKLY	30.31	1,598.85	53	4	4.55	240	34.86	1,839	
32R1OC	1-32GAL CAN ON CALL	4.60	410.98	89	7	0.69	62	5.29	473	
EXTRA-RES	EXTRA CAN, BAG, BOX - RES	3.20	753.79	236	20	0.48	113	3.68	867	
WI-RES	WALK IN/CARRYOUT 5-25FT	2.30	216.20	94	8	0.35	32	2.65	249	
ADJ - RES	ADJUSTMENT SERVICE - RES	-	24.91	-	-	-	-	-	25	
TOTAL RESIDENTIAL GARBAGE			\$ 32,945		173		\$ 4,938		\$ 37,883	
COMMERCIAL SERVICES		COMMERCIAL SERVICES								
COMMERCIAL GARBAGE		COMMERCIAL GARBAGE								
P1YC1W1	1-1YD CONT 1 X WEEKLY	47.41	2,276	48	4	7.11	341	54.53	2,617	
P1YCE1	1-1YD CONT EOW	23.76	499	21	2	3.56	75	27.33	574	
P1.5YC1W1	1-1.5YD CONT 1 X WEEKLY	70.58	8,081	115	10	10.59	1,212	81.17	9,294	
P1.5YC1W2	2-1.5YD CONT 1 X WEEKLY	141.16	1,694	12	1	21.17	254	162.33	1,948	
P1.5YCE1	1-1.5YD CONT EOW	35.37	831	23	2	5.31	125	40.68	956	
P2YC1W1	1-2YD CONT 1 X WEEKLY	92.45	6,656	72	6	13.87	998	106.31	7,655	
P2YC1W2	2-2YD CONT. 1 X WEEKLY	184.89	2,219	12	1	27.73	333	212.62	2,551	
P2YC2W1	1-2YD CONT 2 X WEEKLY	184.89	4,437	24	2	27.73	666	212.62	5,103	
P2YC3W1	1-2YD CONT. 3 X WEEKLY	277.34	3,328	12	1	41.60	499	318.94	3,827	
P2YCE1	1-2YD CONT EOW	46.33	1,461	32	3	6.95	219	53.28	1,681	
32C1W1	1-32GAL COMM 1 X WEEKLY	13.90	667	48	4	2.09	100	15.99	767	
32C1W2	2-32GAL CANS WEEKLY	23.82	443	19	2	3.57	67	27.39	510	
32C1W3	3-32GAL CANS WEEKLY	35.72	582	16	1	5.36	87	41.08	669	
32C1W4	4-32GAL CANS 1 X WEEKLY	47.63	610	13	1	7.14	91	54.77	701	
32C1E1	1-32GAL CAN EOW	13.90	167	12	1	2.09	25	15.99	192	
EXTRA-COMM	EXTRA CAN, BAG, BOX - COM	2.75	238	87	7	0.41	36	3.16	274	
RENT1.5-COM	1.5 YD CONT RENTAL	16.65	2,701	162	14	2.50	405	19.15	3,106	
RENT1-COM	1 YD CONT RENTAL	13.65	942	69	6	2.05	141	15.70	1,083	

Columbia River Disposal, Inc. G-51
 Regulated Price Out
 January 1, 2017 - December 31, 2017

BILL AREAS: BINGEN, DALLESPORT, LYLE

\$ 545 LG Check

Service Code	Service Code Description	2017 Tariff Rate	2017 Revenue	2017 Customers	Avg Cust Per Month	Packer & Roll- 15.00%	Annual Increase	Proposed	
								Tariff Rate	Annual
RENT2-COM	2 YD CONT RENTAL	19.70	3,115	158	13	2.96	467	22.66	3,582
CLOCK	COMM LOCK CHARGE	2.50	30	12	1	0.38	5	2.88	35
WI-COMM	WALK IN - COMM	3.46	207	60	5	0.52	31	3.98	238
ROLL1W-COM	ROLL OUT FEE 1X WK	13.86	665	48	4	2.08	100	15.93	765
ROLLEOW-COM	ROLL OUT FEE EOW	6.94	83	12	1	1.04	12	7.99	96
DEL1.5-COM	DELIVER 1.5 YD	13.45	27	2	0	2.02	4	15.47	31
TOTAL COMMERCIAL GARBAGE			\$ 41,961		40		\$ 6,294		\$ 48,255
DROP BOX SERVICES		DROP BOX SERVICES							
DROP BOX HAULS/RENTAL		DROP BOX HAULS/RENTAL							
HAUL20P-RO	HAUL 20 YD	68.90	69.90	1	0	10.34	10	79.24	80
HAUL20-RO	HAUL 20 YD	95.40	1,621.80	17	1	14.31	243	109.71	1,865
HAUL30-RO	HAUL 30 YD	137.50	8,870.00	65	5	20.63	1,331	158.13	10,201
HAUL20TEMP-RO	HAUL 20 YD TEMPORARY	95.40	601.69	6	1	14.31	90	109.71	692
HAUL30TEMP-RO	HAUL 30 YD TEMPORARY	137.50	1,067.50	8	1	20.63	160	158.13	1,228
RENT20DAY-RO	RENTAL 20 YD TEMP	6.90	1,321.46	192	16	1.04	198	7.94	1,520
RENT20TEMP-RO	RENTAL 20 YD TEMP	106.00	318.00	3	0	15.90	48	121.90	366
QDEL	DROP BOX DELIVERY	42.50	255.00	6	1	6.38	38	48.88	293
QMILE	MILEAGE CHARGE	3.70	828.80	224	19	0.56	124	4.26	953
DEL-RO	DELIVERY FEE - RO	42.50	85.00	2	0	6.38	13	48.88	98
RENT20MO-RO	RENTAL 20 YD	62.10	1,496.28	24	2	9.32	224	71.42	1,721
			\$ 16,535		2		\$ 2,480		\$ 19,016
PASSTHROUGH DISPOSAL		PASSTHROUGH DISPOSAL							
DISP-RO	DISPOSAL CHARGE - RO	-	3,445.06						
TOTAL PASSTHROUGH DISPOSAL			\$ 3,445						
Service Charges		Service Charges							
FINCHG	FINANCE CHARGE	1.00	357						
NSF FEES	RETURNED CHECK FEE	25.00	-						
RETCK	RETURNED CHECK	25.00	-						
TOTAL SERVICE CHARGES			\$ 357						
TOTAL REVENUE			\$ 95,243						

Garbage Check
 G-51 \$ 13,712
 \$ 13,712
 Per LG \$ 13,168
 \$ 545

TOTALS
2,221.44
2,687.71
4,909.15

\$ 157,155.35
\$ 190,360.75
\$ 347,516.10

TOTALS	Tons
1,107.74	
758.70	170.71
1,866.44	
\$ 3,445.06	
\$ 2,359.57	
\$ 5,804.63	

\$ 160,600.41
\$ 192,720.32
\$ 353,320.73


\$ 353,320.73
\$ 160,600.41
\$ 192,720.32


\$ -
\$ -


Yards to Tons Conversion	
Average Yards/Truck	20
Average Tons per Truck	4.5
Average Tons per Yard	0.225
Yards per Ton	4.44
Lbs/Yard	450

Delete Respond Quick Steps Move Tags LU

Tue 9/8/2020 3:59 PM

 Kevin Robbbaro
RE: Yards to Tons for G-51 DF Filing

To:  Heather Garland

 You replied to this message on 9/8/2020 5:08 PM.

Hey Heather,

I hope you had a good Labor day weekend!

We average about 20 yards when dumping at the Dallesport TS. Our truck that normally runs that route is a 25 yd. packer.

On a day with comparable volume the net weight is about 4.5 tons when dumping at the Skamania TS.

We run only REL for resi/commercial and roll off in G-51.

I hope this answers your questions.

-Kevin

**Columbia River Disposal, Inc. G-51
Proposed Rates, Effective 09/01/2023**

	11/1/2020	Proposed	10/01/2023
	Current Rates	Increase	Proposed Tariff Rate
Item 55, Pg 18			
Over size	3.58	0.04	3.62
Item 100, pg 23			
Mini can	14.80	0.10	14.90
One can - Monthly	5.37	0.04	5.41
One can - EOW	10.74	0.08	10.82
One can - Weekly	16.17	0.17	16.34
Two cans	21.77	0.25	22.02
Three cans	27.44	0.38	27.82
Four cans	33.13	0.47	33.60
Five cans	40.19	0.57	40.76
Six cans	46.05	0.67	46.72
1-45 Gal Weekly	27.35	0.20	27.55
2-45 Gal Weekly	54.69	0.39	55.10
1-60 Gal Weekly	38.81	0.23	39.04
Item 100, pg 24			
Extra Units (32 gal)	3.75	0.04	3.79
Extra Units (45 gal)	8.14	0.05	8.19
Extra Units (60 gal)	10.06	0.05	10.11
On Call	5.37	0.04	5.41
Item 150, pg 25			
Bulky 1-4	14.86	0.14	15.00
Bulky Additional	14.86	0.14	15.00
Bulky - Minimum	14.68	0.14	14.82
Loose 1-4	26.79	0.14	26.93
Loose Additional	26.79	0.14	26.93
Loose - Minimum	14.68	0.14	14.82
Carry Charge		0.00	0.00
Carry Charge		0.00	0.00
Item 230, pg 31			
Dallesport TFS (in County)	5.00	1.25	6.25
Dallesport TFS (out of County)	13.00		13.00
Dallesport TFS Demo (out of County)	9.25		9.25
Transaction Fee			1.82
Item 240, pg 32			
Hauls:			
1 yard	12.93	0.20	13.13
1.5 yard	19.23	0.28	19.51
2 yard	25.17	0.36	25.53

	11/1/2020	Proposed	10/01/2023
	Current Rates	Increase	Proposed Tariff Rate
3 yard	33.62	0.53	34.15
4 yard	41.00	0.69	41.69
Special Pickups/Temporary Pickups			
1 yard	19.27	0.20	19.47
1.5 yard	28.51	0.28	28.79
2 yard	37.63	0.36	37.99
3 yard	47.46	0.53	47.99
4 yard	55.78	0.69	56.47
Item 245, pg 33			
Scheduled PU	3.22	0.03	3.25
Additional Unit	3.22	0.03	3.25
Minimum Charge	16.24	0.14	16.38
Special Pickup	4.66	0.03	4.69
Additional Special Unit	3.22	0.03	3.25
1-30 gal toter	6.23	0.04	6.27
Minimum Charge	21.64	0.17	21.81
Special Pickup	7.73	0.04	7.77
Additional Special Unit	6.23	0.04	6.27
1-45 gal toter	8.14	0.05	8.19
Minimum Charge	27.35	0.20	27.55
Special Pickup	9.64	0.05	9.69
Additional Special Unit	8.14	0.05	8.19
1-60 gal toter	10.06	0.05	10.11
Minimum Charge	38.81	0.23	39.04
Special Pickup	11.56	0.05	11.61
Additional Special Unit	10.06	0.05	10.11

1	2	3	4	5	6	7	8	9	10	11	12.0	13	14	15	
SERVICE CODE	STANDARD SERVICE CODE	SERVICE	TYPE	Generic Code	Item/Page	LOB	Detail	Size	Weeks Weight	# of Containers	Frequency	Average Customers	Annual Customers	Annual Pickups	Cans/ Containers
R1TC-COM	1 YD TEMP CONT PICKUP	1 yard	Temporary	1 yard Temporary	Item 240, pg 32	Commercial	Each	1 YD	175	1	1.0	-	-	-	Container
P1YC1W1	1-1YD CONT 1 X WEEKLY	1 yard	Haul	1 yard Haul	Item 240, pg 32	Commercial	Each	1 YD	175	1	4.3	4	48.00	207.98	Container
P1YC2W1	1-1YD CONT 2X WKLY	1 yard	Haul	1 yard Haul	Item 240, pg 32	Commercial	Each	1 YD	175	1	8.7	-	-	-	Container
P1YCE1	1-1YD CONT EOW	1 yard	Haul	1 yard Haul	Item 240, pg 32	Commercial	Each	1 YD	175	1	2.2	2	21	45.50	Container
1YCO1	1-1YD CONTAINER ON CALL	1 yard	Special Pickup	1 yard Special Pickup	Item 240, pg 32	Commercial	Each	1 YD	175	1	1.0	-	-	-	Container
P1YC1W2	2-1YD CONT. 1 X WEEKLY	1 yard	Haul	1 yard Haul	Item 240, pg 32	Commercial	Each	1 YD	175	2	4.3	-	-	-	Container
BULKY - COMM	BULKY ITEM PICK UP - COMM	Loose material	Bulky	Loose material Bulky	Item 150, pg 25	Commercial	Each	1 YD	125	1	1.0	-	-	-	Container
BULKY - RES	BULKY ITEM PICK UP - RES	Loose material	Bulky	Loose material Bulky	Item 150, pg 25	Commercial	Each	1 YD	125	1	1.0	-	-	-	Container
R1.5TC-COM	1.5 YD TEMP CONT PICKUP	1.5 yard	Temporary	1.5 yard Temporary	Item 240, pg 32	Commercial	Each	1.5 YD	250	1	1.0	-	-	-	Container
P1.5YC1W1	1-1.5YD CONT 1 X WEEKLY	1.5 yard	Haul	1.5 yard Haul	Item 240, pg 32	Commercial	Each	1.5 YD	250	1	4.3	10	115	496.17	Container
P1.5YC3W1	1-1.5YD CONT 3 X WEEKLY	1.5 yard	Haul	1.5 yard Haul	Item 240, pg 32	Commercial	Each	1.5 YD	250	1	13.0	-	-	-	Container
P1.5YCE1	1-1.5YD CONT EOW	1.5 yard	Haul	1.5 yard Haul	Item 240, pg 32	Commercial	Each	1.5 YD	250	1	2.2	2	23	50.92	Container
1.5YCO1	1-1.5 CONTAINER ON CALL	1.5 yard	Special Pickup	1.5 yard Special Pickup	Item 240, pg 32	Commercial	Each	1.5 YD	250	1	1.0	-	-	-	Container
P1.5YC1W2	2-1.5YD CONT 1 X WEEKLY	1.5 yard	Haul	1.5 yard Haul	Item 240, pg 32	Commercial	Each	1.5 YD	250	2	4.3	1	12	104.00	Container
P1.5YC2W1	1-1.5YD CONT 2 X WEEKLY	1.5 yard	Haul	1.5 yard Haul	Item 240, pg 32	Commercial	Each	1.5 YD	250	1	8.7	-	-	-	Container
P2YC1W1	2-2YD CONT 1 X WEEKLY	2 yard	Haul	2 yard Haul	Item 240, pg 32	Commercial	Each	2 YD	324	1	4.3	6	72	312.02	Container
P2YC2W1	1-2YD CONT 2 X WEEKLY	2 yard	Haul	2 yard Haul	Item 240, pg 32	Commercial	Each	2 YD	324	1	8.7	2	24	208.00	Container
P2YCE1	1-2YD CONT EOW	2 yard	Haul	2 yard Haul	Item 240, pg 32	Commercial	Each	2 YD	324	1	2.2	3	32	68.35	Container
P2YC3W1	1-2YD CONT. 3 X WEEKLY	2 yard	Haul	2 yard Haul	Item 240, pg 32	Commercial	Each	2 YD	324	1	13.0	1	12	156.00	Container
P2YC4W1	1-2YD CONT. 4 X WEEKLY	2 yard	Haul	2 yard Haul	Item 240, pg 32	Commercial	Each	2 YD	324	1	17.3	-	-	-	Container
2YCO1	1-2YD CONTAINER ON CALL	2 yard	Special Pickup	2 yard Special Pickup	Item 240, pg 32	Commercial	Each	2 YD	324	1	1.0	-	-	-	Container
R2TC-COM	2 YD TEMP CONT PICKUP	2 yard	Temporary	2 yard Temporary	Item 240, pg 32	Commercial	Each	2 YD	324	1	1.0	-	-	-	Container
P2YC2W2	2-2YD CONT 2X WKLY	2 yard	Haul	2 yard Haul	Item 240, pg 32	Commercial	Each	2 YD	324	2	8.7	-	-	-	Container
P2YC1W2	2-2YD CONT. 1 X WEEKLY	2 yard	Haul	2 yard Haul	Item 240, pg 32	Commercial	Each	2 YD	324	2	4.3	1	12	104.00	Container
P2YC3W2	2-2YD CONT. 3 X WEEKLY	2 yard	Haul	2 yard Haul	Item 240, pg 32	Commercial	Each	2 YD	324	2	13.0	-	-	-	Container
P2YC1W3	3-2YD CONT. 1 X WEEKLY	2 yard	Haul	2 yard Haul	Item 240, pg 32	Commercial	Each	2 YD	324	3	4.3	-	-	-	Container
P2YC1W4	4-2YD CONT 1X WKLY	2 yard	Haul	2 yard Haul	Item 240, pg 32	Commercial	Each	2 YD	324	4	4.3	-	-	-	Container
P2YC1W7	7-2YD CONT 1X WKLY	2 yard	Haul	2 yard Haul	Item 240, pg 32	Commercial	Each	2 YD	324	7	4.3	-	-	-	Container
P2YC2W7	7-2YD CONT 2X WKLY	2 yard	Haul	2 yard Haul	Item 240, pg 32	Commercial	Each	2 YD	324	7	8.7	-	-	-	Container
P3YC1W1	1-3YD CONT 1 X WEEKLY	3 yard	Haul	3 yard Haul	Item 240, pg 32	Commercial	Each	3 YD	473	1	4.3	-	-	-	Container
3YCO1	1-3YD CONTAINER ON CALL	3 yard	Special Pickup	3 yard Special Pickup	Item 240, pg 32	Commercial	Each	3 YD	473	1	1.0	-	-	-	Container
R3TC-COM	3 YD TEMP CONT PICKUP	3 yard	Temporary	3 yard Temporary	Item 240, pg 32	Commercial	Each	3 YD	473	1	1.0	-	-	-	Container
30C1W1	30 GL 1X WK 1 COM	30 gal charge	Minimum	30 gal charge Minimum	Item 245, pg 33	Commercial	Weekly	30 gal	34	1	4.3	-	-	-	Cans
32C1W1	1-32GAL COMM 1 X WEEKLY	32 gal charge	Minimum	32 gal charge Minimum	Item 245, pg 33	Commercial	Weekly	32 gal	29	1	4.3	4	48	208.00	Cans
45C1W1	45 GL 1X WK 1 COM	45 gal charge	Minimum	45 gal charge Minimum	Item 245, pg 33	Commercial	Weekly	45 gal	40	1	4.3	-	-	-	Cans
32R1E1	1-32GAL CAN EOW	One can EOW	Regular	One can EOW Regular	Item 100, pg 23	Residential	EOW	32 gal	34	1	2.2	11	129	278.42	Cans
60C1W1	60 GL 1X WK 1 COM	60 gal charge	Minimum	60 gal charge Minimum	Item 245, pg 33	Commercial	Weekly	60 gal	47	1	4.3	-	-	-	Cans
20R1W1	1-20GAL CAN WEEKLY	Mini can Weekly	Regular	Mini can Weekly Regular	Item 100, pg 23	Residential	Weekly	20 gal	20	1	4.3	1	12	52.00	Cans
32R1M1	1-32GAL CAN MONTHLY	One can Monthly	Regular	One can Monthly Regular	Item 100, pg 23	Residential	Weekly	32 gal	34	1	1.0	2	28	28.00	Cans
32R1OC	1-32GAL CAN ON CALL	32 Gal Resi	On Call	32 Gal Resi On Call	Item 100, pg 24	Residential	Each	32 gal	34	1	1.0	7	89	89.34	Cans
30C1OC	1-30GAL CAN ON CALL	30 Gal Comm	On Call	30 Gal Comm On Call	Item 245, pg 33	Commercial	Each	30 gal	34	1	1.0	-	-	-	Cans
32R1W1	1-32GAL CAN WEEKLY	One can Weekly	Regular	One can Weekly Regular	Item 100, pg 23	Residential	Monthly	32 gal	34	1	4.3	113	1,359	5,889.34	Cans
32C1OC	1-32GAL CAN ON CALL	32 Gal Comm	On Call	32 Gal Comm On Call	Item 245, pg 33	Commercial	Each	32 gal	29	1	1.0	-	-	-	Cans
45C1OC	1-45GAL CAN ON CALL	45 Gal Comm	On Call	45 Gal Comm On Call	Item 245, pg 33	Commercial	Each	45 gal	40	1	1.0	-	-	-	Cans
32R1W2	2-32GAL CANS WEEKLY	Two cans Weekly	Regular	Two cans Weekly Regular	Item 100, pg 23	Residential	Weekly	32 gal	51	2	4.3	34	407	1,763.66	Cans
60C1OC	1-60GAL CAN ON CALL	60 Gal Comm	On Call	60 Gal Comm On Call	Item 245, pg 33	Commercial	Each	60 gal	47	1	1.0	-	-	-	Cans
32R1W3	3-32GAL CANS WEEKLY	Three cans Weekly	Regular	Three cans Weekly Regular	Item 100, pg 23	Residential	Weekly	32 gal	77	3	4.3	5	64	278.42	Cans
30C1W1	30 GL 1X WK 1 COM	1-30 gal toter	Per Pickup	1-30 gal toter Per Pickup	Item 245, pg 33	Commercial	Weekly	30 gal	34	1	4.3	-	-	-	Cans
32R1W4	4-32GAL CANS WEEKLY	Four cans Weekly	Regular	Four cans Weekly Regular	Item 100, pg 23	Residential	Weekly	32 gal	97	4	4.3	2	24	104.00	Cans
32R1W5	5-32GAL CANS WEEKLY	Five cans Weekly	Regular	Five cans Weekly Regular	Item 100, pg 23	Residential	Weekly	32 gal	117	5	4.3	-	-	-	Cans
32R1W6	6-32 GAL CANS WKLY	Six cans Weekly	Regular	Six cans Weekly Regular	Item 100, pg 23	Residential	Weekly	32 gal	137	6	4.3	-	-	-	Cans
EXTRA-COMM	EXTRA CAN, BAG, BOX - COM	32 Gal	Extra	32 Gal Extra	Item 245, pg 33	Commercial	Each	32 gal	29	1	1.0	7	86.65	86.65	Cans
EXTRA-RES	EXTRA CAN, BAG, BOX - RES	Resi	Extra	Resi Extra	Item 100, pg 24	Residential	Each	32 gal	34	1	1.0	20	236	235.56	Cans
OW-RES	OVERFILL / OVERWEIGHT CAN	Over size	Over-sized	Over size Over-sized	Item 55, Pg 18	Residential	Each	32 gal	34	1	1.0	-	-	-	Cans
OS - RES	OVERSIZE CAN - RES	Over size	Over-sized	Over size Over-sized	Item 55, Pg 18	Residential	Each	32 gal	34	1	1.0	-	-	-	Cans
P4YC1W1	1-4YD CONT. 1 X WEEKLY	4 yard	Haul	4 yard Haul	Item 240, pg 32	Commercial	Each	4 YD	613	1	4.3	-	-	-	Container
P4YCE1	1-4YD CONT. EOW	4 yard	Haul	4 yard Haul	Item 240, pg 32	Commercial	Each	4 YD	613	1	2.2	-	-	-	Container
4YCO1	1-4YD CONTAINER ON CALL	4 yard	Special Pickup	4 yard Special Pickup	Item 240, pg 32	Commercial	Each	4 YD	613	1	1.0	-	-	-	Container
R4TC-COM	4 YD TEMP CONT PICKUP	4 yard	Temporary	4 yard Temporary	Item 240, pg 32	Commercial	Each	4 YD	613	1	1.0	-	-	-	Container
45R1W1	1-45 GAL CAN WKLY	1-45 gal Weekly	Regular	1-45 gal Weekly Regular	Item 100, pg 23	Residential	Weekly	45 gal	40	1	4.3	4	53	228.58	Cans
60C1W1	60 GL 1X WK 1 COM	1-60 gal toter	Per Pickup	1-60 gal toter Per Pickup	Item 245, pg 33	Commercial	Weekly	60 gal	47	1	4.3	-	-	-	Cans
45R1W2	2-45 GAL CAN WKLY	2-45 gal Weekly	Regular	2-45 gal Weekly Regular	Item 100, pg 23	Residential	Weekly	45 gal	40	2	4.3	-	-	-	Cans
32C1E1	1-32GAL CAN EOW	32 Gal Scheduled PU	Regular	32 Gal Scheduled PU Regular	Item 245, pg 33	Commercial	EOW	32 gal	29	1	2.2	1	12.00	26.00	Cans
32C1W2	2-32GAL CANS WEEKLY	32 Gal Scheduled PU	Regular	32 Gal Scheduled PU Regular	Item 245, pg 33	Commercial	Weekly	32 gal	29	2	4.3	2	18.62	161.35	Cans
60R1M1	1-60GAL CART MONTHLY	1-60 gal Monthly	Regular	1-60 gal Monthly Regular	Item 100, pg 23	Residential	Monthly	60 gal	47	1	1.0	-	-	-	Cans
60R1W1	1-60GAL CART WEEKLY	1-60 gal Weekly	Regular	1-60 gal Weekly Regular	Item 100, pg 23	Residential	Weekly	60 gal	47	1	4.3	-	-	-	Cans
32C1W3	3-32GAL CANS WEEKLY	32 Gal Scheduled PU	Regular	32 Gal Scheduled PU Regular	Item 245, pg 33	Commercial	Weekly	32 gal	29	3	4.3	1	16.29	211.79	Cans
32C1W4	4-32GAL CANS 1 X WEEKLY	32 Gal Scheduled PU	Regular	32 Gal Scheduled PU Regular	Item 245, pg 33	Commercial	Weekly	32 gal	29	4	4.3	1	12.80	221.85	Cans

Row Labels	Sum of Average Customers	Sum of Annual Customers	Sum of Annual Pickups
Commercial	47	565	2,669
Residential	200	2,400	8,947
Grand Total	247	2,965	11,616

Avg. Cust - Values	Check to Price Out	Annual Cust - Values	Annual PU - Values
47	-	565	2,669
200	-	2,400	8,947