
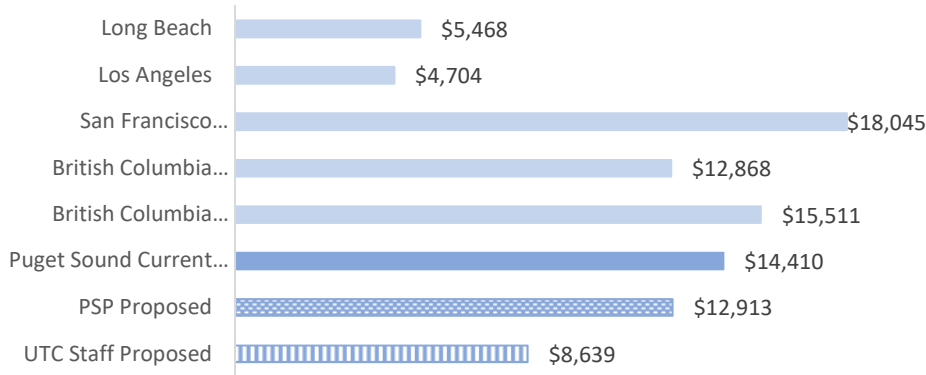


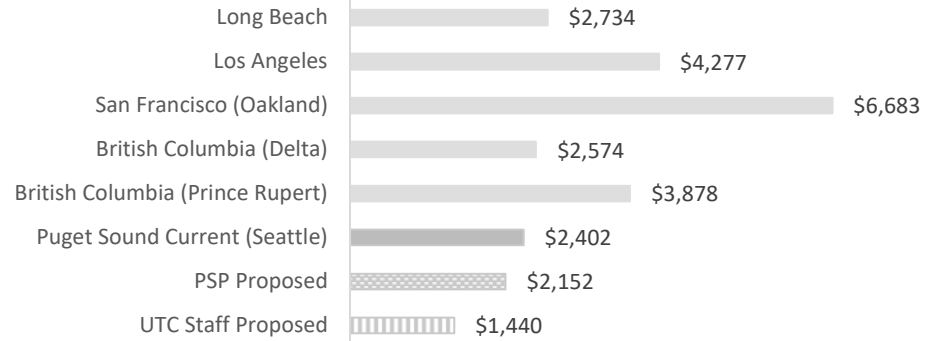
NEW YORK EXPRESS							
Vessel Type	Container						
Gross Tons	142,295						
LOA (Ft)	1,203						
Breadth (Ft)	159						
Depth (Ft)	98						
Draft (ft)	42						
Vessel Compared (GT)	Tariff/District (Port)	Pilotage Tariff	Transit Miles (Nautical)	Cost per Mile (Nautical)	Transit Hours	Cost per Hour	Transit
NEW YORK EXPRESS (142,295)	Puget Sound Pilots Proposed	\$12,913	68	\$190	6.0	\$2,152	Puget Sound - (PS to Seattle)
NEW YORK EXPRESS (142,295)	UTC Staff Proposed	\$8,639	68	\$127	6.0	\$1,440	Puget Sound - (PS to Seattle)
NEW YORK EXPRESS (142,295)	Puget Sound Current (Seattle)	\$14,410	68	\$212	6.0	\$2,402	Puget Sound - (PS to Seattle)
NEW YORK EXPRESS (142,295)	B.C. (Prince Rupert)	\$15,511	29	\$535	4.0	\$3,878	Prince Rupert, BC (PS to Prince Rupert)
NEW YORK EXPRESS (142,295)	B.C. (Delta)	\$12,868	54	\$238	5.0	\$2,574	Vancouver, BC (PS to Delta Port)
MAERSK ENSHI* (141,754)	San Francisco (Oakland)	\$18,045	20	\$902	2.7	\$6,683	San Francisco, CA (PS to Oakland)
MSC RAPALLO* (143,521)	Los Angeles	\$4,704	6	\$759	1.1	\$4,277	Los Angeles, CA (PS to LA Harbor)
MSC ARIANE* (143,521 GT)	Long Beach	\$5,468	5	\$1,032	2.0	\$2,734	Long Beach, CA (PS to LB Harbor)

NEW YORK EXPRESS	
Vessel Type	Container
Gross Tons	142,295
LOA (Ft)	1,203
Breadth (Ft)	159
Depth (Ft)	98
Draft (ft)	42

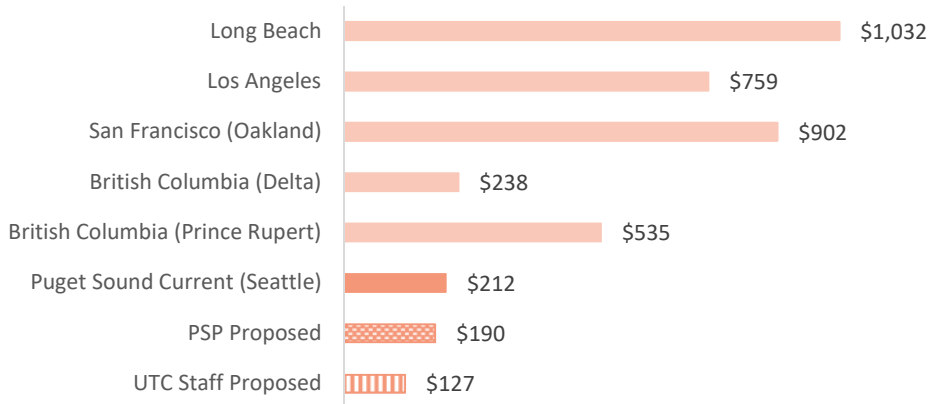
Tariff Comparison - Total Charges



Tariff Cost per Hour (Proposed)

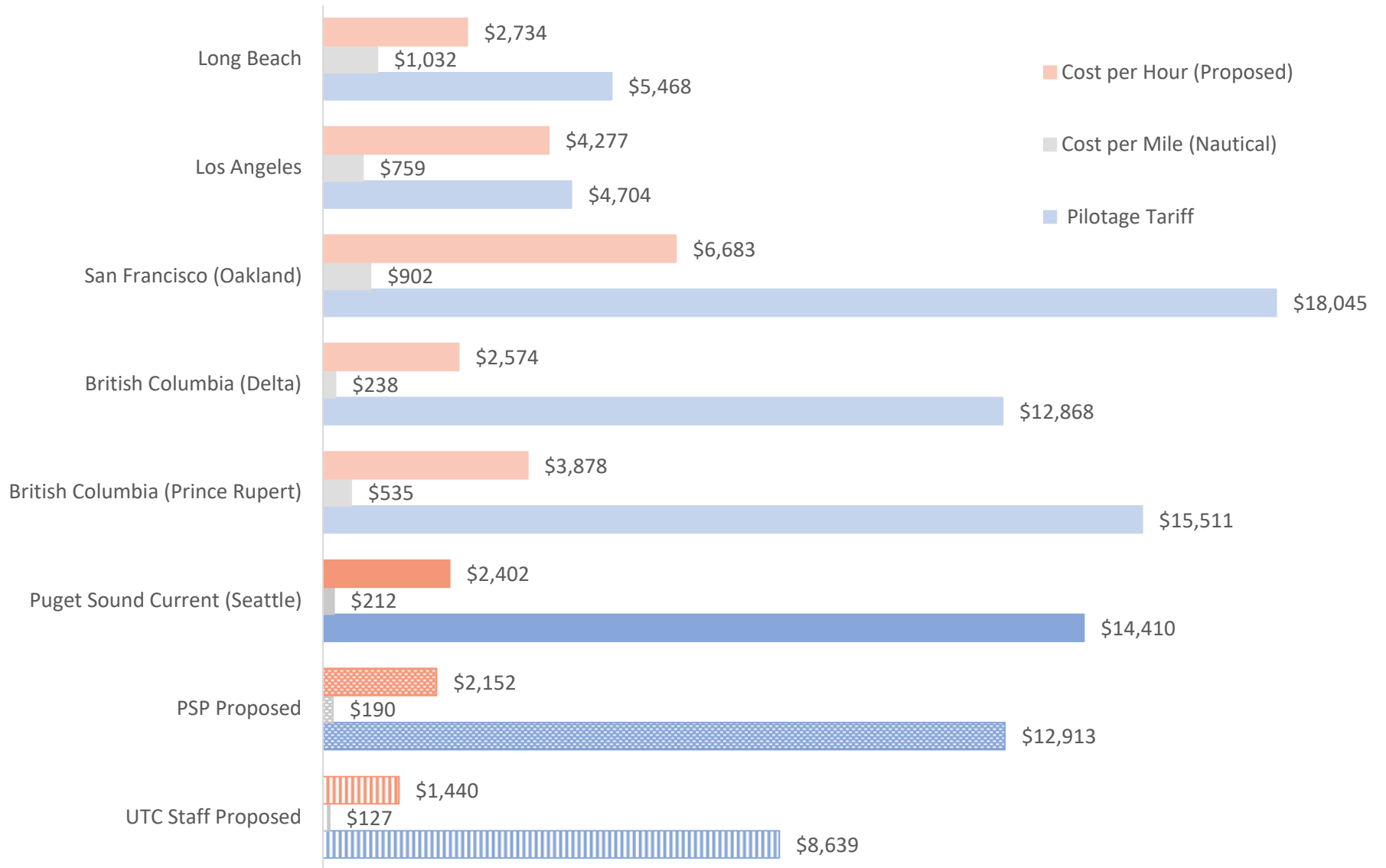



Tariff Cost per Mile (nm)



© J.P. de Graaff

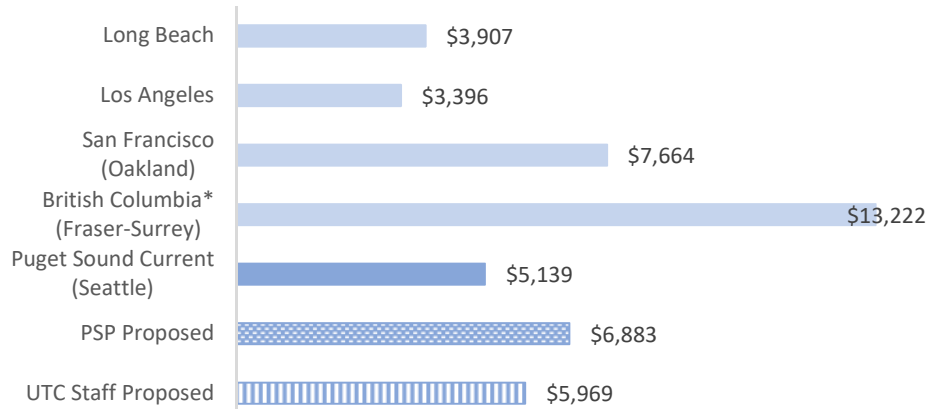
TARIFF COST COMPARISON - NEW YORK EXPRESS



ROTTERDAM EXPRESS							
Vessel Type	Container						
Gross Tons	54,465						
LOA (Ft)	964						
Breadth (Ft)	105						
Depth (Ft)	72						
Draft (ft)	33						
Vessel (GT)	District (Port)	Pilotage Tariff	Transit Miles (Nautical)	Cost per Mile (Nautical)	Transit Hours (Proposed)	Cost per Hour (Proposed)	Transit
ROTTERDAM EXPRESS (54,465 GT)	UTC Staff Proposed	\$5,969	68	\$88	6.0	\$995	Puget Sound - (PS to Seattle)
ROTTERDAM EXPRESS (54,465 GT)	Puget Sound Pilots Proposed	\$6,883	68	\$101	6.0	\$1,147	Puget Sound - (PS to Seattle)
ROTTERDAM EXPRESS (54,465 GT)	Puget Sound Current (Seattle)	\$5,139	68	\$76	6.0	\$856	Puget Sound - (PS to Seattle)
ROTTERDAM EXPRESS (54,465 GT)	British Columbia* (Fraser-Surrey)	\$13,222	81	\$163	8.0	\$1,653	Vancouver, BC (PS to Fraser Surrey)
ROTTERDAM EXPRESS (54,465 GT)	San Francisco (Oakland)	\$7,664	20	\$383	2.7	\$2,838	San Francisco, CA (PS to Oakland)
ROTTERDAM EXPRESS (54,465 GT)	Los Angeles	\$3,396	6	\$548	0.8	\$4,245	Los Angeles, CA (PS to LA Harbor)
ROTTERDAM EXPRESS (54,465 GT)	Long Beach	\$3,907	7	\$601	2.0	\$1,954	Long Beach, CA (PS to LB Harbor)

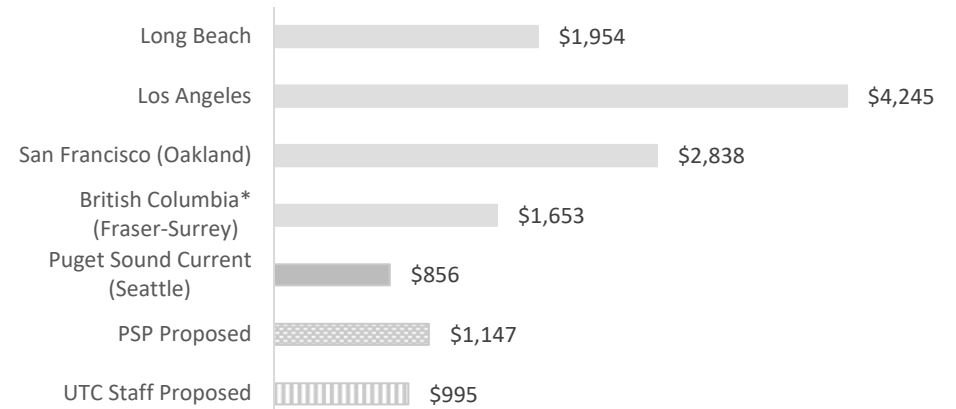
ROTTERDAM EXPRESS	
Vessel Type	Container
Gross Tons	54,465
LOA (Ft)	964
Breadth (Ft)	105
Depth (Ft)	72
Draft (ft)	33

Tariff Comparison - Total Charges



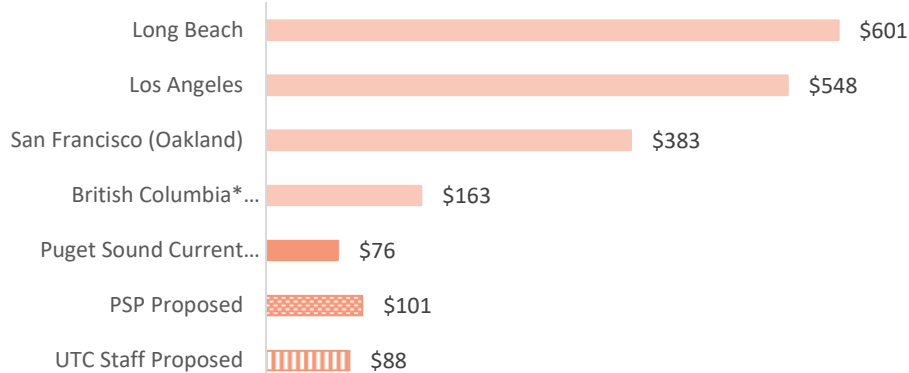
*Two pilot groups involved with servicing the vessel to the port

Tariff Cost per Hour (Proposed)



*Two pilot groups involved with servicing the vessel to the port

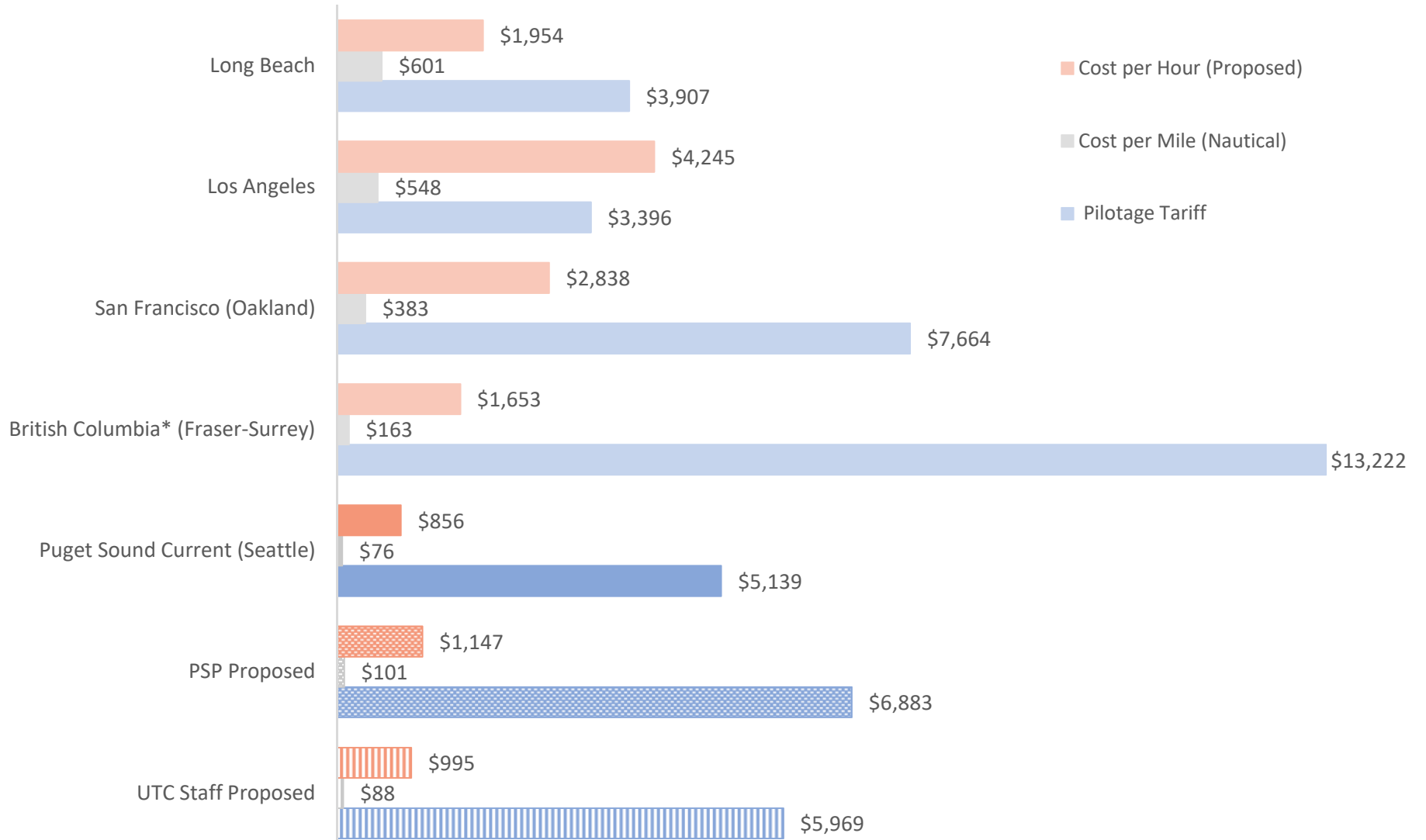
Tariff Cost per Mile (nm)



*Two pilot groups involved with servicing the vessel to the port



Tariff Cost Comparison - Container: ROTTERDAM EXPRESS (54,465 GT)



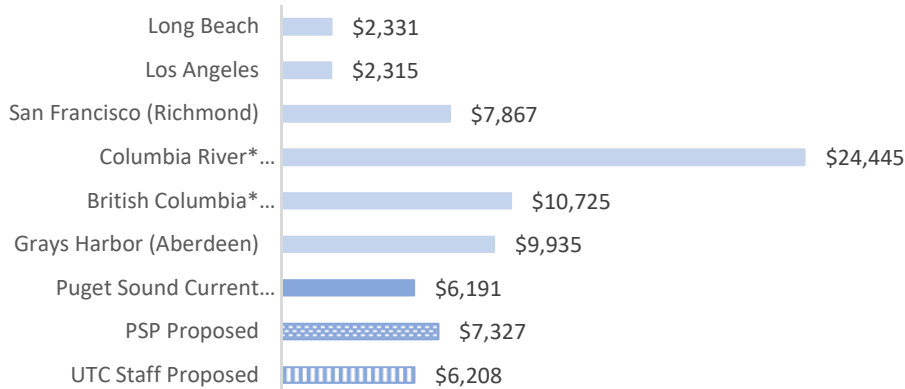
*Two pilot groups involved with servicing the vessel to the port

APOLLON LEADER							
Vessel Type	Car Carrier (RoRo)						
Gross Tons	60,213						
LOA (Ft)	656						
Breadth (Ft)	105						
Depth (Ft)	113						
Draft (ft)	29						
Vessel (GT)	District (Port)	Pilotage Tariff	Transit Miles (Nautical)	Cost per Mile (Nautical)	Transit Hours (Proposed)	Cost per Hour (Proposed)	Transit
APOLLON LEADER (60,213 GT)	UTC Staff Proposed	\$6,208	88	\$71	6.0	\$1,035	Puget Sound, WA (PS to Tacoma)
APOLLON LEADER (60,213 GT)	Puget Sound Pilots Proposed	\$7,327	88	\$83	6.0	\$1,221	Puget Sound, WA (PS to Tacoma)
APOLLON LEADER (60,213 GT)	Puget Sound Current (Tacoma)	\$6,191	88	\$70	6.0	\$1,032	Puget Sound, WA (PS to Tacoma)
GLOVIS COUNTESS* (60,213 GT)	Grays Harbor (Aberdeen)	\$9,935	20	\$510	4.0	\$2,484	Grays Harbor, WA (PS to Grays Harbor)
APOLLON LEADER (60,213 GT)	British Columbia* (Fraser-NWM**)	\$10,725	74	\$146	7.0	\$1,532	Vancouver, BC (PS to New Westminster)
ANTARES LEADER* (60,284 GT)	Columbia River* (Vancouver, WA)	\$24,445	98	\$249	9.0	\$2,716	Columbia River, OR (PS to Vancouver, WA)
APOLLON LEADER (60,213 GT)	San Francisco (Richmond)	\$7,867	25	\$315	3.1	\$2,538	San Francisco, CA (PS to Richmond)
PARADISE ACE* (60,175 GT)	Los Angeles	\$2,315	9	\$272	2.0	\$1,158	Los Angeles, CA (PS to LA Harbor)
APOLLON LEADER (60,213 GT)	Long Beach	\$2,331	4	\$555	1.0	\$2,331	Long Beach, CA (PS to LB Harbor)

APOLLON LEADER

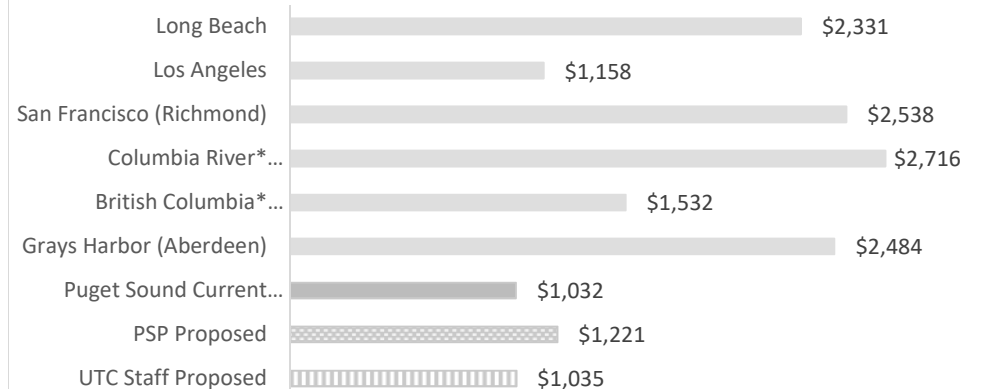
Vessel Type	Car Carrier (RoRo)
Gross Tons	60,213
LOA (Ft)	656
Breadth (Ft)	105
Depth (Ft)	113
Draft (ft)	29

Tariff Comparison - Total Charges



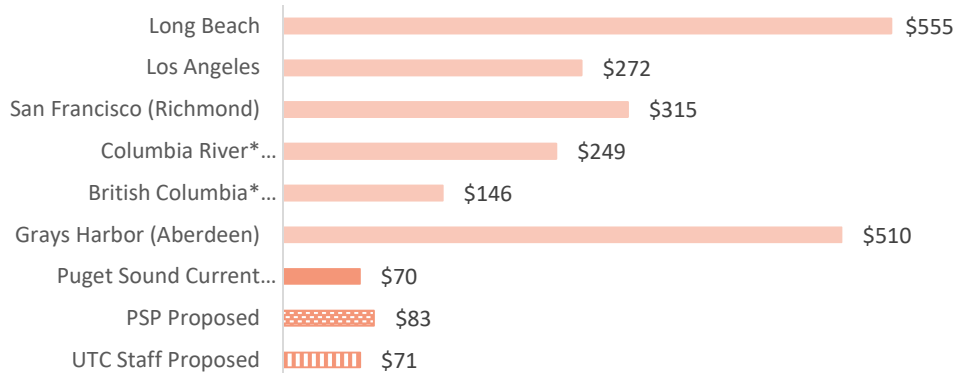
*Two pilot groups involved with servicing the vessel to the requested port

Tariff Cost per Hour (Proposed)



*Two pilot groups involved with servicing the vessel to the requested port

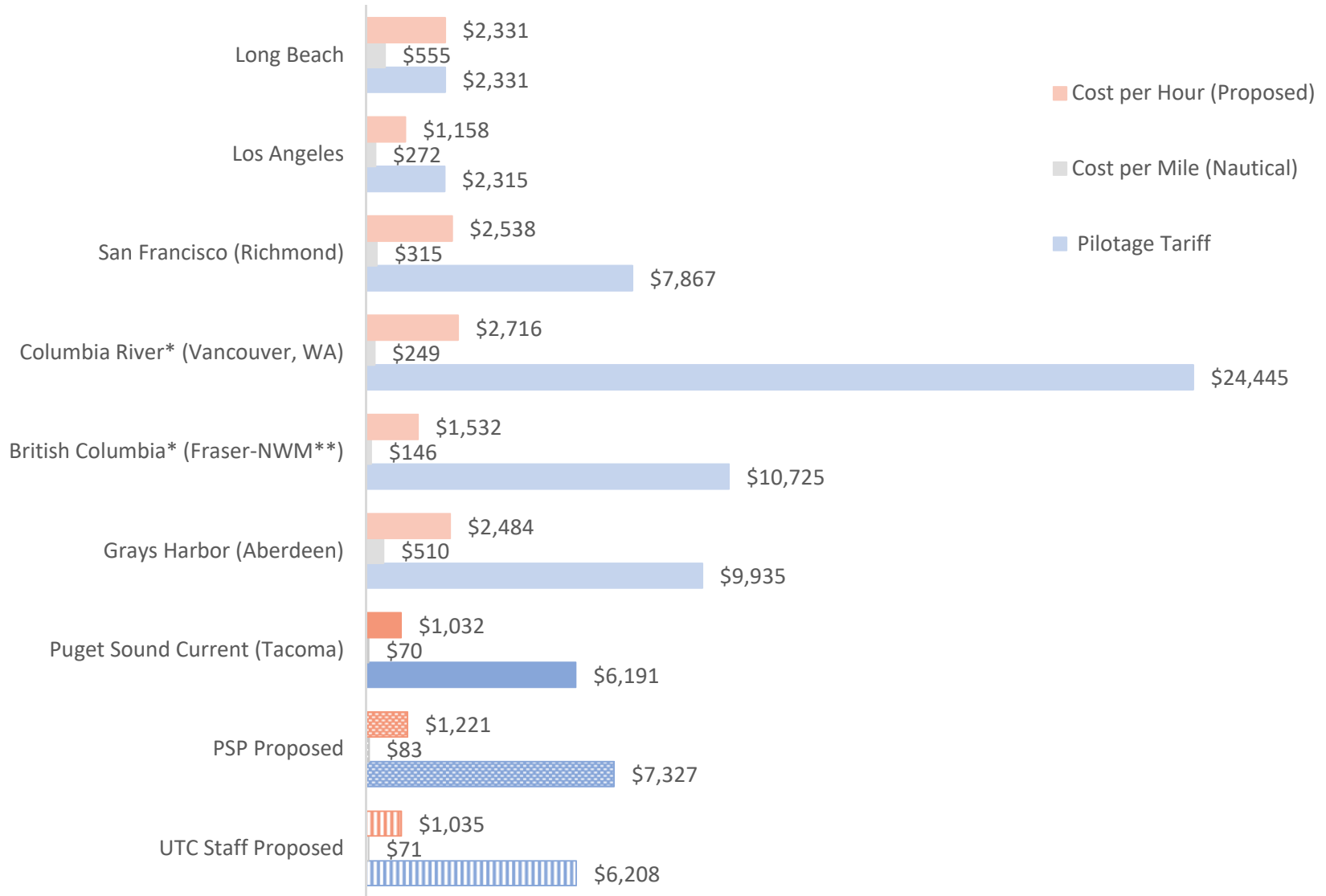
Tariff Cost per Mile (nm)



*Two pilot groups involved with servicing the vessel to the requested port




Tariff Cost Comparison - RoRo: APOLLON LEADER (60,213 GT)



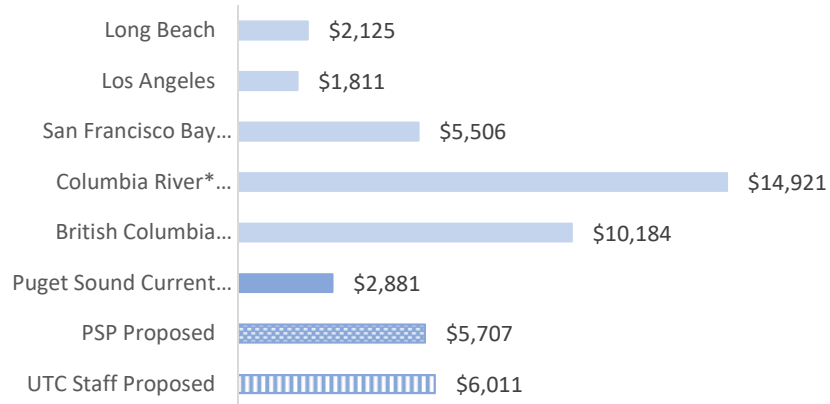
*Two pilot groups involved with servicing the vessel to the requested port

**New Westminister

STI TOPAZ							
Vessel Type	Tanker						
Gross Tons	29,708						
LOA (Ft)	601						
Breadth (Ft)	106						
Depth (Ft)	63						
Draft (ft)	26						
Vessel (GT)	District (Port)	Pilotage Tariff	Transit Miles (Nautical)	Cost per Mile (Nautical)	Transit Hours (Proposed)	Cost per Hour (Proposed)	Transit
STI TOPAZ (29,708 GT)	UTC Staff Proposed	\$6011	57	\$105	8	\$751	Puget Sound, WA (PS to Cherry Pt.)
STI TOPAZ (29,708 GT)	Puget Sound Pilots Proposed	\$5707	57	\$100	8	\$713	Puget Sound, WA (PS to Cherry Pt.)
STI TOPAZ (29,708 GT)	Puget Sound Current (Cherry Point)	\$2881	57	\$51	8	\$360	Puget Sound, WA (PS to Cherry Pt.)
STI TOPAZ (29,708 GT)	British Columbia (Vancouver)	\$10184	78	\$131	8	\$1273	Vancouver, BC (Brochie to English Bay)
AMERICAN ENDURANCE* (29,801 GT)	Columbia River* (Vancouver, WA)	\$14921	103	\$145	9	\$1658	Columbia River, OR (PS to Portland)
AMERICAN FREEDOM* (29,801)	San Francisco Bay (Martinez)	\$5506	43	\$128	6	\$918	San Francisco, CA (PS to Martinez)
STI TOPAZ (29,708 GT)	Los Angeles	\$1811	7	\$245	2	\$953	Los Angeles, CA (PS to LA Harbor)
STI TOPAZ (29,708 GT)	Long Beach	\$2125	4	\$607	1	\$2125	Long Beach, CA (PS to LB Harbor)

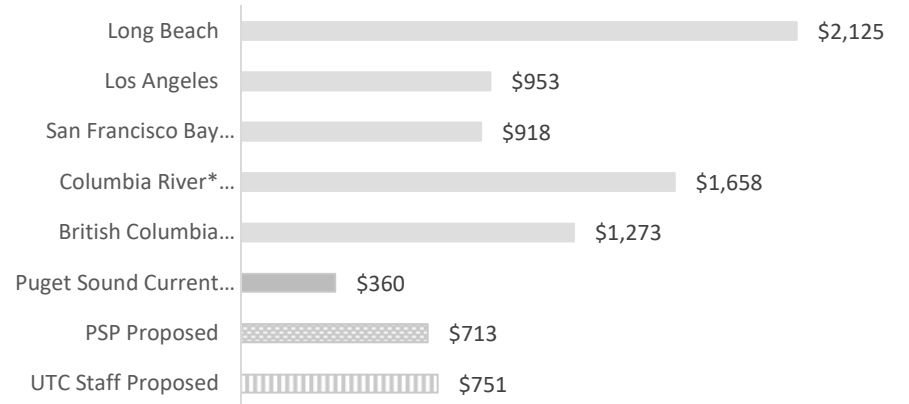
STI TOPAZ	
Vessel Type	Tanker
Gross Tons	29,708
LOA (Ft)	601
Breadth (Ft)	106
Depth (Ft)	63
Draft (ft)	26

Tariff Comparison - Total Charges



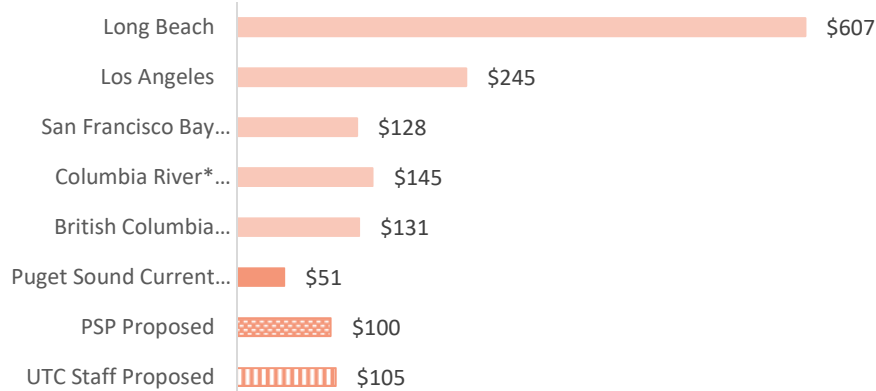
*Two pilot groups involved with servicing the vessel to the requested port

Tariff Cost per Hour (Proposed)



*Two pilot groups involved with servicing the vessel to the requested port

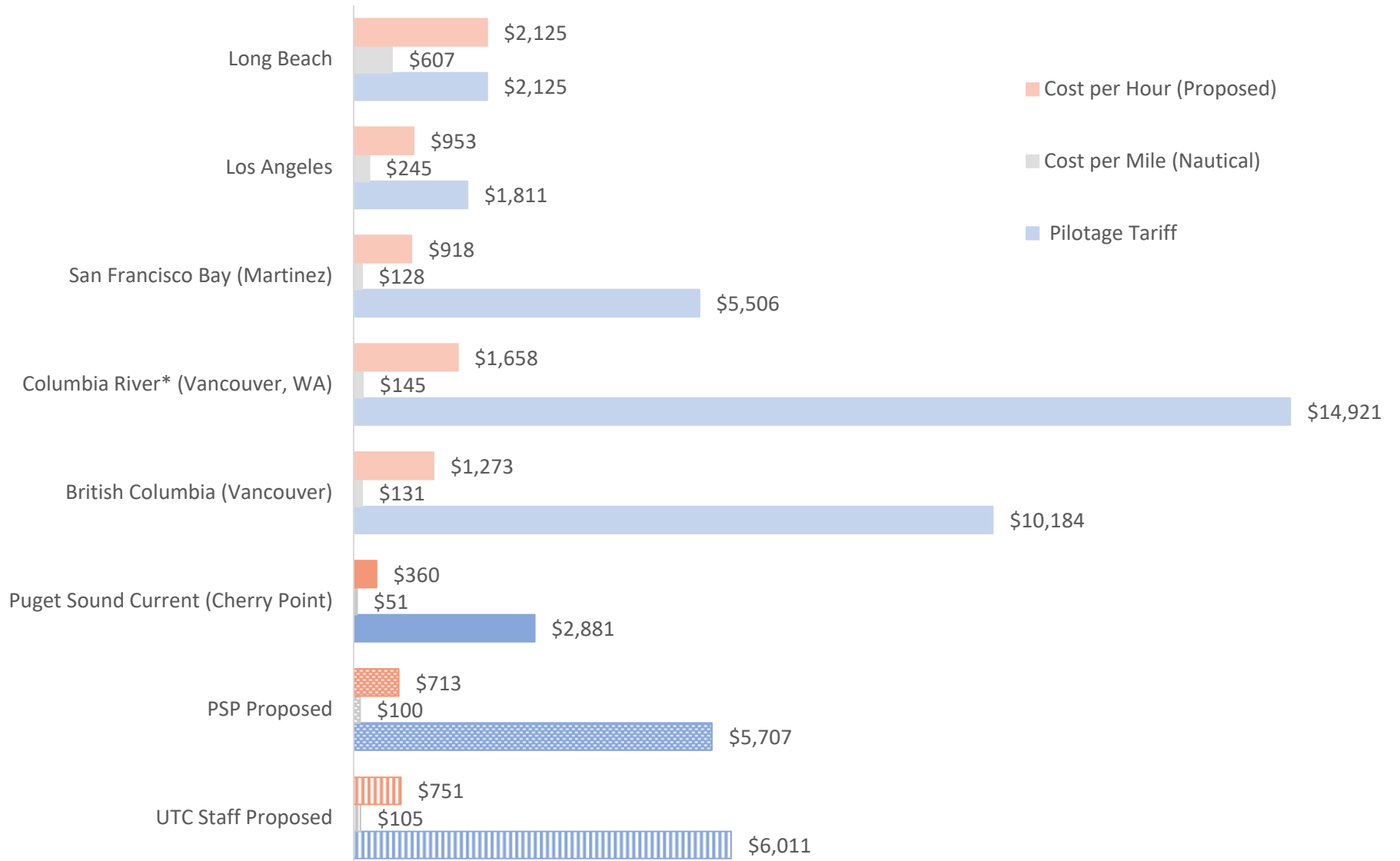
Tariff Cost per Mile (nm)




*Two pilot groups involved with servicing the vessel to the requested port



Tariff Cost Comparison - Tanker: STI TOPAZ (29,708 GT)

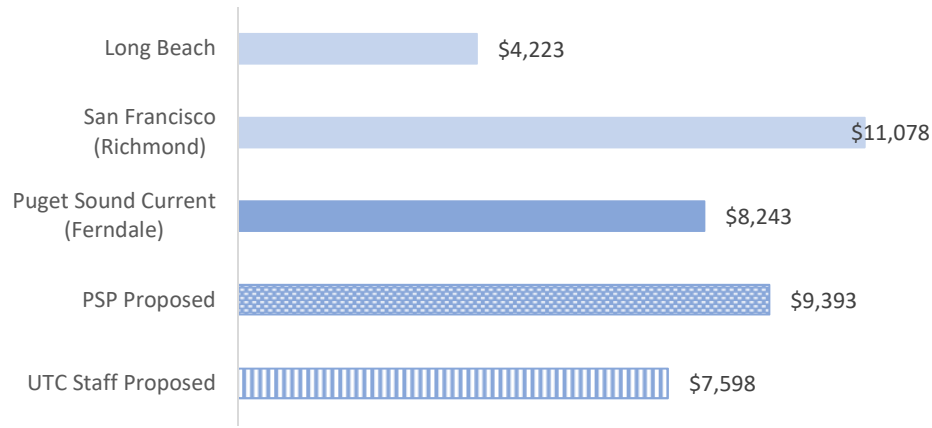


*Two pilot groups involved with servicing the vessel to the requested port

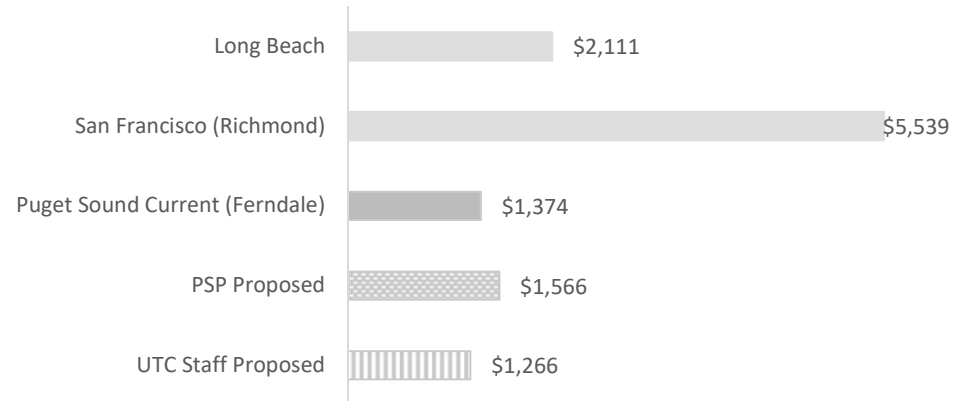
POLAR DISCOVERY							
Vessel Type	Tanker						
Gross Tons	85,387						
LOA (Ft)	894						
Breadth (Ft)	151						
Depth (Ft)	83						
Draft (ft)	53						
Vessel (GT)	District (Port)	Pilotage Tariff	Transit Miles (Nautical)	Cost per Mile (Nautical)	Transit Hours (Proposed)	Cost per Hour (Proposed)	Transit
POLAR DISCOVERY (85,387 GT)	UTC Staff Proposed	\$7598	55	\$138	6	\$1266	Puget Sound, WA (PS to Ferndale)
POLAR DISCOVERY (85,387 GT)	Puget Sound Pilots Proposed	\$9393	55	\$171	6	\$1566	Puget Sound, WA (PS to Ferndale)
POLAR DISCOVERY (85,387 GT)	Puget Sound Current (Ferndale)	\$8243	55	\$150	6	\$1374	Puget Sound, WA (PS to Ferndale)
POLAR DISCOVERY (85,387 GT)	San Francisco (Richmond)	\$11078	21	\$1731	2	\$5539	San Francisco, CA (PS to Richmond)
POLAR DISCOVERY (85,387 GT)	Long Beach	4223	6	\$660	2	\$2111	Long Beach, CA (PS to LB Harbor)

POLAR DISCOVERY	
Vessel Type	Tanker
Gross Tons	85,387
LOA (Ft)	894
Breadth (Ft)	151
Depth (Ft)	83
Draft (ft)	53

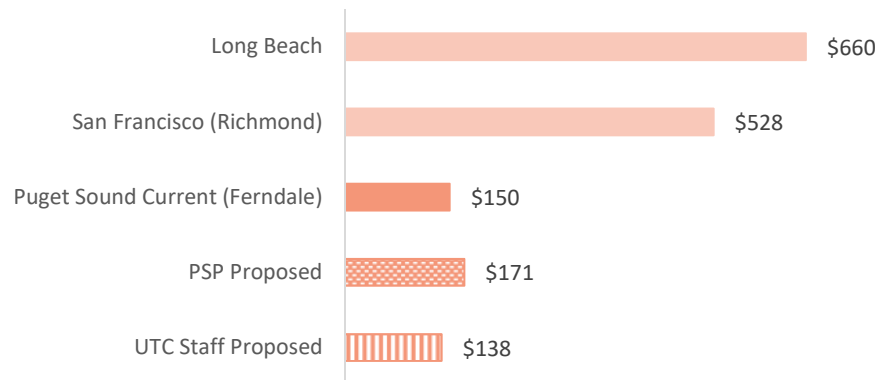
Tariff Comparison - Total Charges



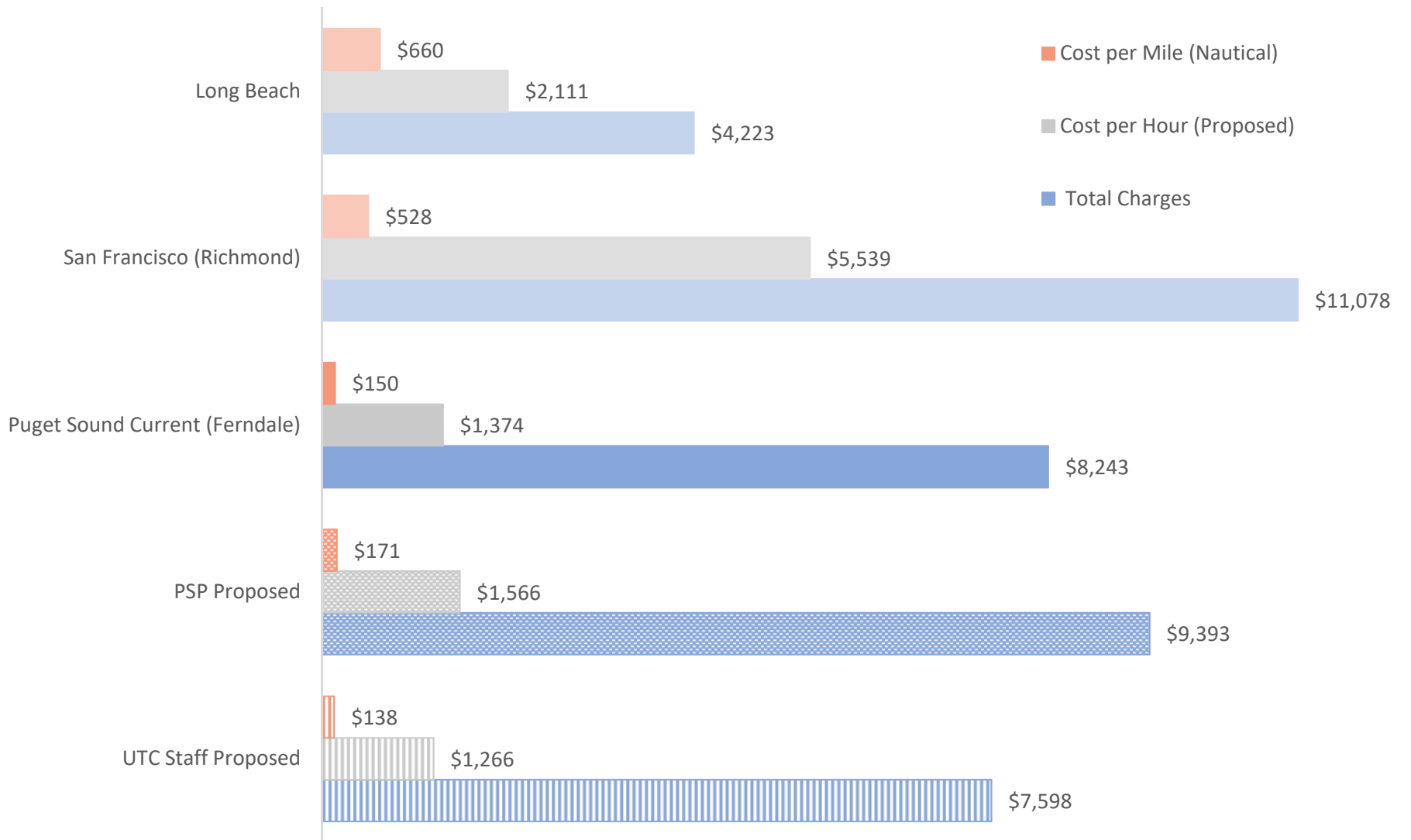
Tariff Comparison - Cost per Hour




Tariff Comparison - Cost per Mile (nm)



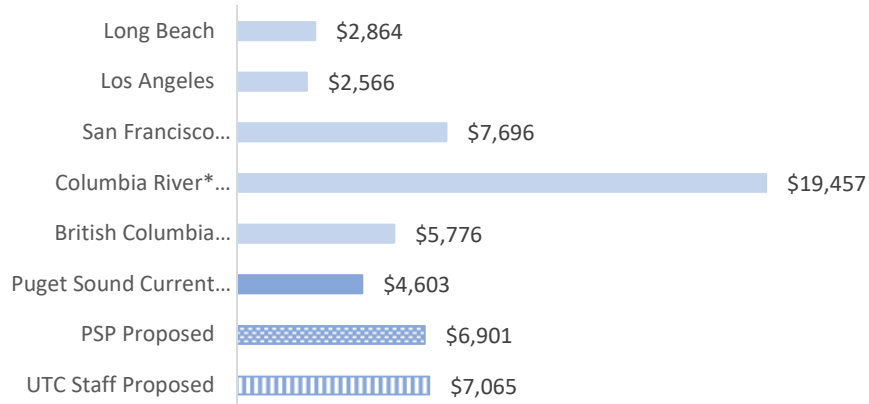
Tariff Cost Comparison - Tanker: POLAR DISCOVERY (85,387 GT)



SHEILA ANN							
Vessel Type	Bulker						
Gross Tons	41,428						
LOA (Ft)	737						
Breadth (Ft)	105						
Depth (Ft)	64						
Draft (ft)	30						
Vessel (GT)	District (Port)	Pilotage Tariff	Transit Miles (Nautical)	Cost per Mile (Nautical)	Transit Hours (Proposed)	Cost per Hour (Proposed)	Transit
SHEILA ANN (41,428 GT)	UTC Staff Proposed	\$7065	88	\$80	9	\$785	Puget Sound, WA (PS to Tacoma)
SHEILA ANN (41,428 GT)	Puget Sound Pilots Proposed	\$6901	88	\$78	9	\$767	Puget Sound, WA (PS to Tacoma)
SHEILA ANN (41,428 GT)	Puget Sound Current (Tacoma)	\$4603	88	\$52	9	\$511	Puget Sound, WA (PS to Tacoma)
SHEILA ANN (41,428 GT)	British Columbia (Vancouver)	\$5776	90	\$64	8	\$722	Vancouver, BC (PS to Sechelt)
CSL SPIRIT* (41,428 GT)	Columbia River* (Rainier, OR)	\$19457	64	\$306	7	\$2780	Columbia River, OR (PS to Rainier)
CSL SPIRIT* (41,428 GT)	San Francisco (Redwood City)	\$7696	38	\$203	6	\$1283	San Francisco, CA (PS to Redwood City)
TYCOON* (40,562)	Los Angeles	\$2566	8	\$313	1	\$2566	Los Angeles, CA (PS to LA Harbor)
SHEILA ANN (41,428 GT)	Long Beach	\$2864	6	\$469	2	\$1432	Long Beach, CA (PS to LB Harbor)

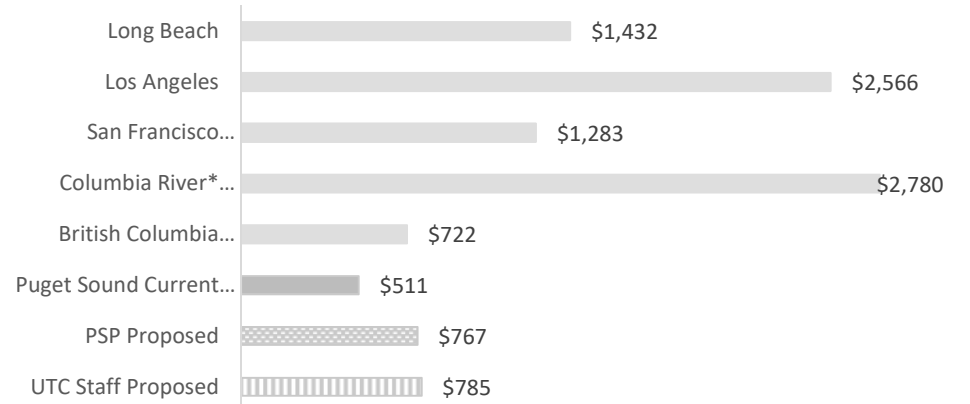
SHEILA ANN	
Vessel Type	Bulker
Gross Tons	41,428
LOA (Ft)	737
Breadth (Ft)	105
Depth (Ft)	64
Draft (ft)	30

Tariff Comparison - Total Charges



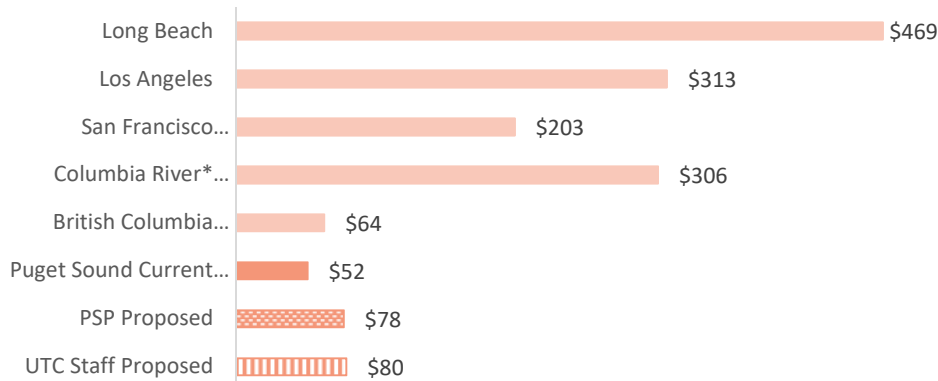
*Two pilot groups involved with servicing the vessel to the requested port

Tariff Cost per Hour (Proposed)



*Two pilot groups involved with servicing the vessel to the port

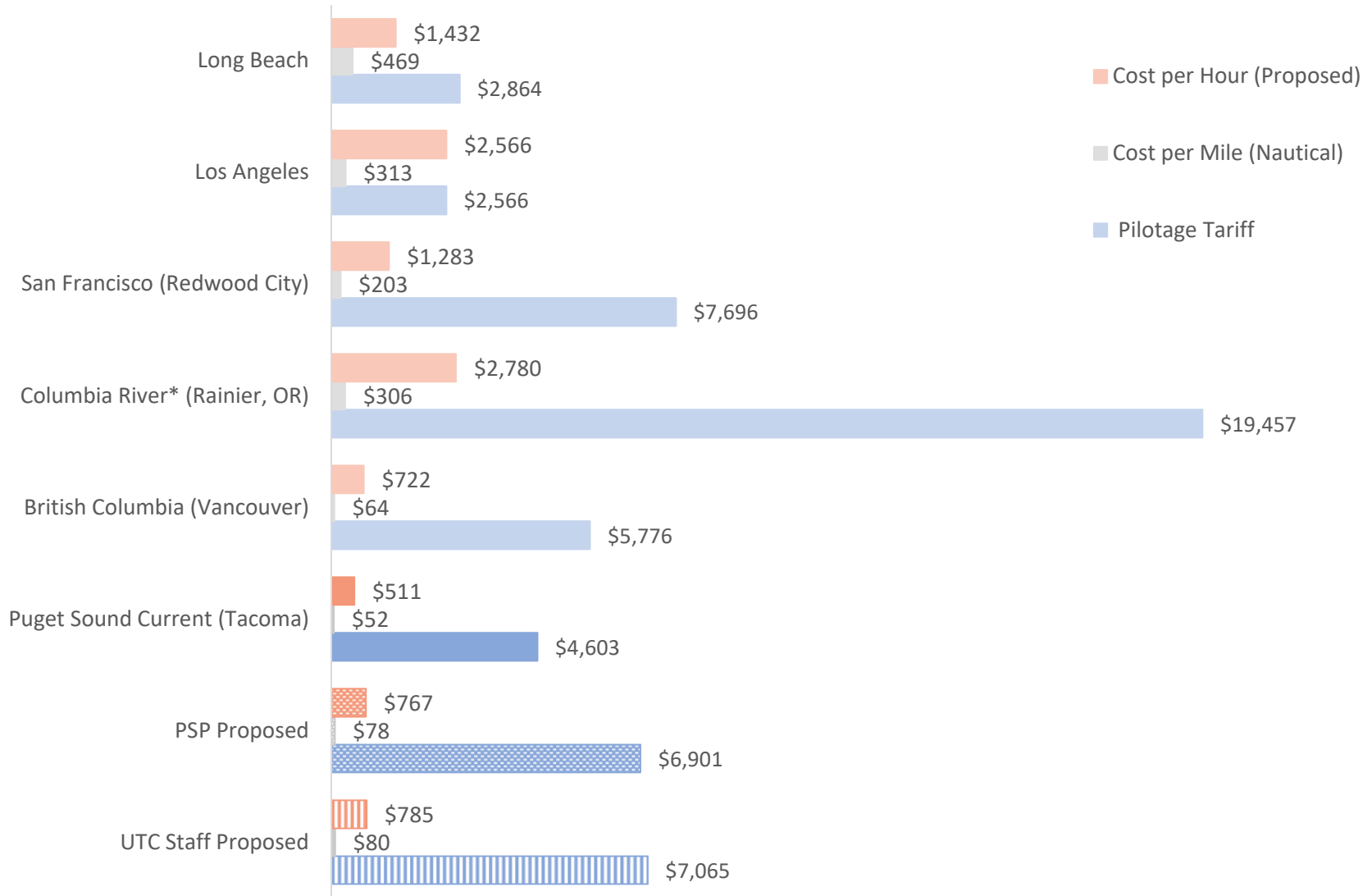
Tariff Cost per Mile (nm)




*Two pilot groups involved with servicing the vessel to the port



Tariff Cost Comparison - Bulker: SHEILA ANN (41,428 GT)



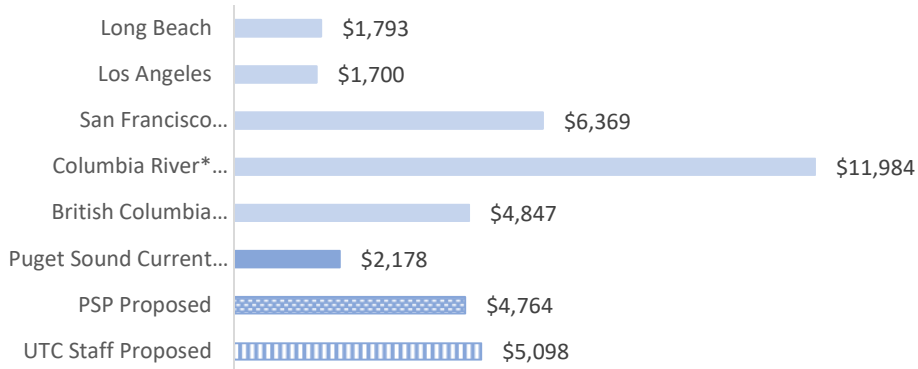
*Two pilot groups involved with servicing the vessel to the requested port

CORESKY OL							
Vessel Type	Bulker						
Gross Tons	21,561						
LOA (Ft)	590						
Breadth (Ft)	98						
Depth (Ft)	46						
Draft (ft)	21						
Vessel (GT)	District (Port)	Pilotage Tariff	Transit Miles (Nautical)	Cost per Mile (Nautical)	Transit Hours (Proposed)	Cost per Hour (Proposed)	Transit
CORESKY OL (21,561 GT)	UTC Staff Proposed	\$5098	66	\$77	7	\$728	Puget Sound, WA (PS to Seattle)
CORESKY OL (21,561 GT)	Puget Sound Pilots Proposed	\$4764	66	\$72	7	\$681	Puget Sound, WA (PS to Seattle)
CORESKY OL (21,561 GT)	Puget Sound Current (Seattle)	\$2178	66	\$33	7	\$311	Puget Sound, WA (PS to Seattle)
CORESKY OL (21,561 GT)	British Columbia (Vancouver)	\$4847	84	\$58	8	\$606	Vancouver, BC (PS to English Bay)
DREAM ISLAND* (21,525 GT)	Columbia River* (Longview)	\$11984	64	\$189	7	\$1712	Columbia River, OR (PS to Longview)
CORESKY OL (21,561 GT)	San Francisco (Stockton)	\$6369	90	\$71	11	\$579	San Francisco, CA (PS to Stockton)
CORESKY OL (21,561 GT)	Los Angeles	\$1700	9	\$200	1	\$1465	Los Angeles, CA (PS to LA Harbor)
CORESKY OL~ (21,561 GT)	Long Beach	\$1793	4	\$427	2	\$896	Long Beach, CA (PS to LB Harbor)

~Long Beach is a pro forma

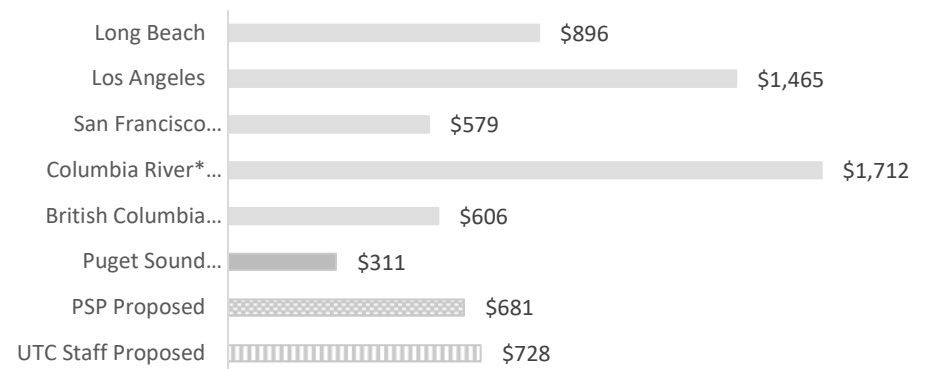
CORESKY OL	
Vessel Type	Bulker
Gross Tons	21,561
LOA (Ft)	590
Breadth (Ft)	98
Depth (Ft)	46
Draft (ft)	21

Tariff Comparison - Total Charges



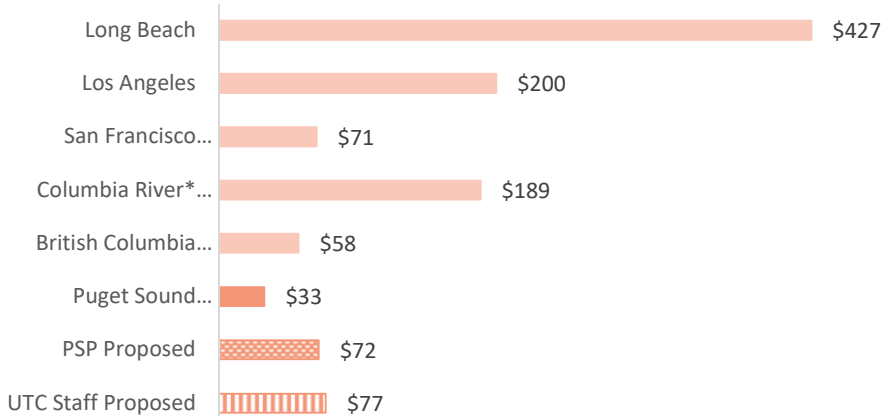
*Two pilot groups involved with servicing the vessel to the requested port

Tariff Cost per Hour (Proposed)



*Two pilot groups involved with servicing the vessel to the requested port

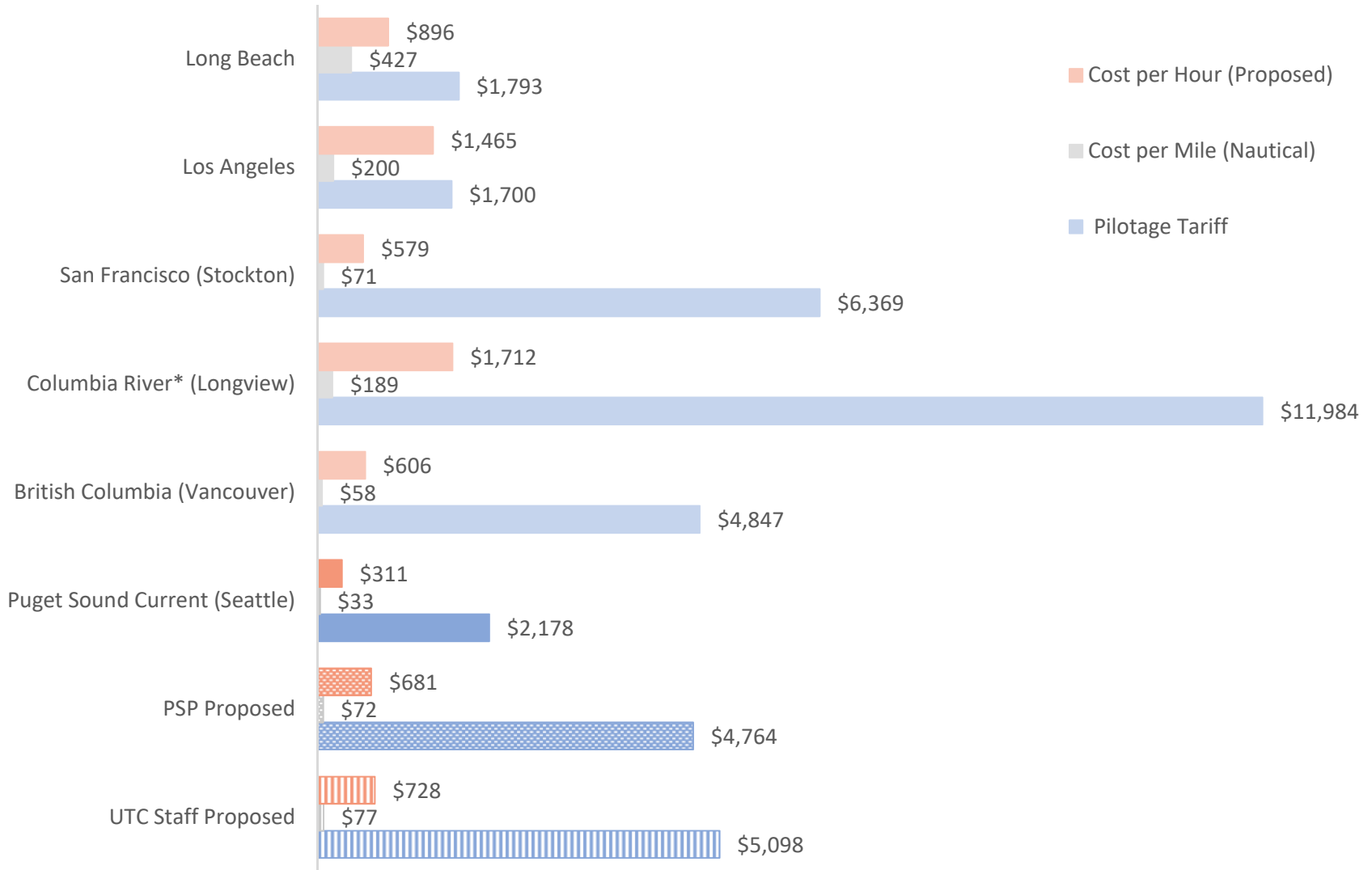
Tariff Cost per Mile (nm))



*Two pilot groups involved with servicing the vessel to the requested port



Tariff Cost Comparison - Bulker: CORESKY OL (21,561 GT)



*Two pilot groups involved with servicing the vessel to the requested port