

June 16, 2020

Vista Work Order No. 2001112

Ms. Delaney Peterson
Anchor QEA, LLC
720 Olive Way, Suite 1900
Seattle, WA 98101

Dear Ms. Peterson,

Enclosed are the results for the sample set received at Vista Analytical Laboratory on May 21, 2020 under your Project Name 'Gasco PDI'.

Vista Analytical Laboratory is committed to serving you effectively. If you require additional information, please contact me at 916-673-1520 or by email at mmaier@vista-analytical.com.

Thank you for choosing Vista as part of your analytical support team.

Sincerely,

Martha Maier
Laboratory Director



Vista Analytical Laboratory certifies that the report herein meets all the requirements set forth by NELAP for those applicable test methods. Results relate only to the samples as received by the laboratory. This report should not be reproduced except in full without the written approval of Vista.

Vista Work Order No. 2001112

Case Narrative

Sample Condition on Receipt:

Twenty-one sediment samples were received in good condition and within the method temperature requirements. The samples were received and stored securely in accordance with Vista standard operating procedures and EPA methodology. The EPA Method 1613 sample analyses were assigned to Vista Work Order Nos. 2001110 and 2001111.

Analytical Notes:

EPA Method 1668C

Samples "PDI-167SC-A-00-01-200519", "PDI-169SC-A-00-01-200519" and "PDI-170SC-A-00-01-200519" were extracted and analyzed for 209 PCB congeners by EPA Method 1668C using a ZB-1 GC column.

Holding Times

The method holding time criteria were met for these samples.

Quality Control

The Initial Calibration and Continuing Calibration Verifications met the method acceptance criteria.

A Method Blank and Ongoing Precision and Recovery (OPR) sample were extracted and analyzed with the preparation batch. No analytes were detected above the sample quantitation limit in the Method Blank. The OPR recoveries were within the method acceptance criteria.

As requested, a duplicate was performed on sample "PDI-167SC-A-00-01-200519". The RPDs outside of the acceptance criteria are listed in bold font.

Labeled standard recoveries for all QC and field samples were within method acceptance criteria.

TABLE OF CONTENTS

Case Narrative.....	1
Table of Contents.....	3
Sample Inventory.....	4
Analytical Results.....	5
Qualifiers.....	32
Certifications.....	33
Sample Receipt.....	36
Extraction Information.....	41
Sample Data - EPA Method 1668C.....	47
Continuing Calibration.....	347
Initial Calibration.....	387

Sample Inventory Report

Vista Sample ID	Client Sample ID	Sampled	Received	Components/Containers
2001112-01	PDI-167SC-A-00-01-200519	DUP19-May-20 08:25	21-May-20 10:00	Amber Glass, 120 mL
2001112-02	PDI-169SC-A-00-01-200519	19-May-20 10:24	21-May-20 10:00	Amber Glass, 120 mL
2001112-03	PDI-170SC-A-00-01-200519	19-May-20 12:43	21-May-20 10:00	Amber Glass, 120 mL

ANALYTICAL RESULTS

Sample ID: Method Blank

EPA Method 1668C

Matrix: Solid	QC Batch: B0E0213	Lab Sample: B0E0213-BLK1
Sample Size: 5.00 g	Date Extracted: 26-May-2020 5:56	Date Analyzed: 09-Jun-20 00:41 Column: ZB-1

Analyte	Conc. (pg/g)	DL	EMPC	Qualifiers	Analyte	Conc. (pg/g)	DL	EMPC	Qualifiers
PCB-1	ND	0.458			PCB-44	ND	0.427		
PCB-2	ND	0.446			PCB-45	ND	0.437		
PCB-3	ND	0.459			PCB-46	ND	0.452		
PCB-4/10	ND	1.10			PCB-47	4.19			J
PCB-5/8	ND	0.830			PCB-48/75	ND	0.314		
PCB-6	ND	0.804			PCB-50	ND	0.353		
PCB-7/9	ND	0.858			PCB-51	ND		0.372	
PCB-11	ND		5.84		PCB-52/69	0.787			J
PCB-12/13	ND	0.802			PCB-53	ND	0.377		
PCB-14	ND	0.810			PCB-54	ND	0.287		
PCB-15	ND	0.796			PCB-55	ND	0.251		
PCB-16/32	ND	0.596			PCB-56/60	ND	0.288		
PCB-17	ND	0.728			PCB-57	ND	0.259		
PCB-18	ND	0.675			PCB-58	ND	0.251		
PCB-19	ND	0.752			PCB-61/70	0.704			J
PCB-20/21/33	ND	0.459			PCB-62	ND	0.312		
PCB-22	ND	0.445			PCB-63	ND	0.281		
PCB-23	ND	0.490			PCB-65	ND	0.274		
PCB-24/27	ND	0.510			PCB-66/76	ND	0.259		
PCB-25	ND	0.455			PCB-67	ND	0.278		
PCB-26	ND	0.458			PCB-68	ND	0.275		
PCB-28	ND	0.422			PCB-73	ND	0.260		
PCB-29	ND	0.484			PCB-74	ND	0.255		
PCB-30	ND	0.464			PCB-77	ND	0.275		
PCB-31	ND	0.417			PCB-78	ND	0.274		
PCB-34	ND	0.457			PCB-79	ND	0.258		
PCB-35	ND	0.445			PCB-80	ND	0.247		
PCB-36	ND	0.432			PCB-81	ND	0.298		
PCB-37	ND	0.461			PCB-82	ND	0.761		
PCB-38	ND	0.442			PCB-83	ND	0.455		
PCB-39	ND	0.470			PCB-84/92	ND	0.740		
PCB-40	ND	0.584			PCB-85/116	ND	0.590		
PCB-41/64/71/72	ND	0.296			PCB-86	ND	0.746		
PCB-42/59	ND	0.335			PCB-87/117/125	ND	0.534		
PCB-43/49	ND	0.370			PCB-88/91	ND	0.677		

DL - Sample specific estimated detection limit

LCL-UCL- Lower control limit - upper control limit

EMPC - Estimated maximum possible concentration

The results are reported in dry weight. The sample size is reported in wet weight.
individual congeners for qualifiers.

See

Sample ID: Method Blank

EPA Method 1668C

Matrix: Solid	QC Batch: B0E0213	Lab Sample: B0E0213-BLK1
Sample Size: 5.00 g	Date Extracted: 26-May-2020 5:56	Date Analyzed: 09-Jun-20 00:41 Column: ZB-1

Analyte	Conc. (pg/g)	DL	EMPC	Qualifiers	Analyte	Conc. (pg/g)	DL	EMPC	Qualifiers
PCB-89	ND	0.682			PCB-137	ND	0.301		
PCB-90/101	ND	0.671			PCB-138/163/164	ND		0.480	
PCB-93	ND	0.771			PCB-139/149	ND		0.235	
PCB-94	ND	0.760			PCB-140	ND	0.321		
PCB-95/98/102	ND	0.598			PCB-141	ND	0.325		
PCB-96	ND	0.502			PCB-142	ND	0.360		
PCB-97	ND	0.650			PCB-144	ND	0.323		
PCB-99	ND	0.570			PCB-145	ND	0.214		
PCB-100	ND	0.608			PCB-146/165	ND	0.267		
PCB-103	ND	0.619			PCB-147	ND	0.305		
PCB-104	ND	0.517			PCB-148	ND	0.303		
PCB-105	ND	0.389			PCB-150	ND	0.235		
PCB-106/118	ND	0.471			PCB-151	ND		0.392	
PCB-107/109	ND	0.443			PCB-152	ND	0.215		
PCB-108/112	ND	0.576			PCB-153	ND		0.457	
PCB-110	ND	0.478			PCB-154	ND	0.277		
PCB-111/115	ND	0.436			PCB-155	ND	0.244		
PCB-113	ND	0.497			PCB-156	ND	0.252		
PCB-114	ND	0.357			PCB-157	ND	0.263		
PCB-119	ND	0.461			PCB-158/160	ND	0.259		
PCB-120	ND	0.415			PCB-159	ND	0.220		
PCB-121	ND	0.422			PCB-166	ND	0.235		
PCB-122	ND	0.431			PCB-167	ND	0.231		
PCB-123	ND	0.496			PCB-168	ND	0.252		
PCB-124	ND	0.426			PCB-169	ND	0.256		
PCB-126	ND	0.369			PCB-170	ND	0.334		
PCB-127	ND	0.386			PCB-171	ND	0.295		
PCB-128/162	ND	0.296			PCB-172	ND	0.282		
PCB-129	ND	0.371			PCB-173	ND	0.326		
PCB-130	ND	0.377			PCB-174	ND	0.287		
PCB-131/133	ND	0.331			PCB-175	ND	0.259		
PCB-132/161	ND		0.237		PCB-176	ND	0.189		
PCB-134/143	ND	0.358			PCB-177	ND	0.304		
PCB-135	ND	0.276			PCB-178	ND	0.263		
PCB-136	ND	0.249			PCB-179	ND	0.191		

DL - Sample specific estimated detection limit

LCL-UCL- Lower control limit - upper control limit

EMPC - Estimated maximum possible concentration

The results are reported in dry weight. The sample size is reported in wet weight.
individual congeners for qualifiers.

See

Sample ID: Method Blank

EPA Method 1668C

Matrix: Solid	QC Batch: B0E0213	Lab Sample: B0E0213-BLK1
Sample Size: 5.00 g	Date Extracted: 26-May-2020 5:56	Date Analyzed: 09-Jun-20 00:41 Column: ZB-1

Analyte	Conc. (pg/g)	DL	EMPC	Qualifiers	Analyte	Conc. (pg/g)	DL	EMPC	Qualifiers
PCB-180	ND	0.275			Total octaCB	ND		0.848	
PCB-181	ND	0.263			Total nonaCB	ND		0.138	
PCB-182/187	ND		0.211		DecaCB	ND		0.0804	
PCB-183	ND	0.242			Total PCB	5.68			
PCB-184	ND	0.201							
PCB-185	ND	0.276							
PCB-186	ND	0.187							
PCB-188	ND	0.192							
PCB-189	ND	0.212							
PCB-190	ND	0.253							
PCB-191	ND	0.227							
PCB-192	ND	0.212							
PCB-193	ND	0.231							
PCB-194	ND		0.671						
PCB-195	ND		0.177						
PCB-196/203	ND	0.359							
PCB-197	ND	0.266							
PCB-198	ND	0.379							
PCB-199	ND	0.372							
PCB-200	ND	0.281							
PCB-201	ND	0.286							
PCB-202	ND	0.258							
PCB-204	ND	0.264							
PCB-205	ND	0.288							
PCB-206	ND	0.138							
PCB-207	ND	0.101							
PCB-208	ND	0.0991							
PCB-209	ND	0.0804							
Total monoCB	ND	0.459							
Total diCB	ND		5.84						
Total triCB	ND	0.752							
Total tetraCB	5.68		6.05						
Total pentaCB	ND	0.771							
Total hexaCB	ND		1.80						
Total heptaCB	ND		0.211						

DL - Sample specific estimated detection limit

LCL-UCL- Lower control limit - upper control limit

EMPC - Estimated maximum possible concentration

The results are reported in dry weight. The sample size is reported in wet weight.
individual congeners for qualifiers.

See

Sample ID: Method Blank

EPA Method 1668C

Matrix: Solid	QC Batch: B0E0213	Lab Sample: B0E0213-BLK1
Sample Size: 5.00 g	Date Extracted: 26-May-2020 5:56	Date Analyzed: 09-Jun-20 00:41 Column: ZB-1

Labeled Standard	%R	LCL-UCL	Qualifiers	Labeled Standard	%R	LCL-UCL	Qualifiers
IS 13C-PCB-1	42.8	5 - 145		13C-PCB-157	70.8	10 - 145	
13C-PCB-3	46.0	5 - 145		13C-PCB-159	70.5	10 - 145	
13C-PCB-4	58.4	5 - 145		13C-PCB-167	71.8	10 - 145	
13C-PCB-11	63.9	5 - 145		13C-PCB-169	69.3	10 - 145	
13C-PCB-9	60.1	5 - 145		13C-PCB-170	72.6	10 - 145	
13C-PCB-19	48.8	5 - 145		13C-PCB-180	72.5	10 - 145	
13C-PCB-28	58.7	5 - 145		13C-PCB-188	71.8	10 - 145	
13C-PCB-32	51.3	5 - 145		13C-PCB-189	74.0	10 - 145	
13C-PCB-37	65.1	5 - 145		13C-PCB-194	66.2	10 - 145	
13C-PCB-47	66.7	5 - 145		13C-PCB-202	76.4	10 - 145	
13C-PCB-52	66.0	5 - 145		13C-PCB-206	74.5	10 - 145	
13C-PCB-54	63.7	5 - 145		13C-PCB-208	63.9	10 - 145	
13C-PCB-70	69.1	5 - 145		13C-PCB-209	94.4	10 - 145	
13C-PCB-77	69.3	10 - 145		CRS 13C-PCB-79	75.8	10 - 145	
13C-PCB-80	69.6	10 - 145		13C-PCB-178	70.7	10 - 145	
13C-PCB-81	69.6	10 - 145					
13C-PCB-95	68.2	10 - 145					
13C-PCB-97	70.3	10 - 145					
13C-PCB-101	68.3	10 - 145					
13C-PCB-104	67.5	10 - 145					
13C-PCB-105	78.6	10 - 145					
13C-PCB-114	79.5	10 - 145					
13C-PCB-118	71.5	10 - 145					
13C-PCB-123	72.0	10 - 145					
13C-PCB-126	76.1	10 - 145					
13C-PCB-127	80.1	10 - 145					
13C-PCB-138	69.0	10 - 145					
13C-PCB-141	71.0	10 - 145					
13C-PCB-153	70.7	10 - 145					
13C-PCB-155	74.8	10 - 145					
13C-PCB-156	68.6	10 - 145					

DL - Sample specific estimated detection limit

LCL-UCL- Lower control limit - upper control limit

EMPC - Estimated maximum possible concentration

The results are reported in dry weight. The sample size is reported in wet weight.
individual congeners for qualifiers.

See

Sample ID: OPR

EPA Method 1668C

Matrix: Solid
Sample Size: 5.00 g

QC Batch: B0E0213
Date Extracted: 26-May-2020 5:56

Lab Sample: B0E0213-BS1
Date Analyzed: 08-Jun-20 22:41 Column: ZB-1

Analyte	Amt Found (pg/g)	Spike Amt	%R	Limits	Labeled Standard	%R	LCL-UCL
PCB-1	1280	1000	128	60 - 135	IS 13C-PCB-1	57.6	15 - 145
PCB-3	1230	1000	123	60 - 135	IS 13C-PCB-3	62.3	15 - 145
PCB-4/10	2370	2000	119	60 - 135	IS 13C-PCB-4	76.0	15 - 145
PCB-15	1200	1000	120	60 - 135	IS 13C-PCB-11	78.2	15 - 145
PCB-19	1130	1000	113	60 - 135	IS 13C-PCB-9	77.4	15 - 145
PCB-37	1210	1000	121	60 - 135	IS 13C-PCB-19	60.9	15 - 145
PCB-54	1170	1000	117	60 - 135	IS 13C-PCB-28	81.3	15 - 145
PCB-77	1180	1000	118	60 - 135	IS 13C-PCB-32	62.6	15 - 145
PCB-81	1130	1000	113	60 - 135	IS 13C-PCB-37	78.9	15 - 145
PCB-104	1150	1000	115	60 - 135	IS 13C-PCB-47	80.1	15 - 145
PCB-105	1180	1000	118	60 - 135	IS 13C-PCB-52	81.7	15 - 145
PCB-106/118	2210	2000	110	60 - 135	IS 13C-PCB-54	80.9	15 - 145
PCB-114	1170	1000	117	60 - 135	IS 13C-PCB-70	80.8	15 - 145
PCB-123	1090	1000	109	60 - 135	IS 13C-PCB-77	83.0	40 - 145
PCB-126	1190	1000	119	60 - 135	IS 13C-PCB-80	82.2	40 - 145
PCB-155	1030	1000	103	60 - 135	IS 13C-PCB-81	84.4	40 - 145
PCB-156	1130	1000	113	60 - 135	IS 13C-PCB-95	82.0	40 - 145
PCB-157	1120	1000	112	60 - 135	IS 13C-PCB-97	84.2	40 - 145
PCB-167	1120	1000	112	60 - 135	IS 13C-PCB-101	82.0	40 - 145
PCB-169	1120	1000	112	60 - 135	IS 13C-PCB-104	80.7	40 - 145
PCB-188	1120	1000	112	60 - 135	IS 13C-PCB-105	94.6	40 - 145
PCB-189	1100	1000	110	60 - 135	IS 13C-PCB-114	93.6	40 - 145
PCB-202	1040	1000	104	60 - 135	IS 13C-PCB-118	85.3	40 - 145
PCB-205	1200	1000	120	60 - 135	IS 13C-PCB-123	86.5	40 - 145
PCB-206	1110	1000	111	60 - 135	IS 13C-PCB-126	97.9	40 - 145
PCB-208	1110	1000	111	60 - 135	IS 13C-PCB-127	95.0	40 - 145
PCB-209	1130	1000	113	60 - 135	IS 13C-PCB-138	79.7	40 - 145
					IS 13C-PCB-141	81.3	40 - 145
					IS 13C-PCB-153	83.2	40 - 145
					IS 13C-PCB-155	89.6	40 - 145
					IS 13C-PCB-156	83.7	40 - 145
					IS 13C-PCB-157	83.8	40 - 145
					IS 13C-PCB-159	83.9	40 - 145
					IS 13C-PCB-167	81.5	40 - 145
					IS 13C-PCB-169	82.9	40 - 145
					IS 13C-PCB-170	84.4	40 - 145
					IS 13C-PCB-180	85.3	40 - 145
					IS 13C-PCB-188	82.5	40 - 145
					IS 13C-PCB-189	85.7	40 - 145
					IS 13C-PCB-194	77.5	40 - 145

Sample ID: OPR

EPA Method 1668C

Matrix: Solid
Sample Size: 5.00 g

QC Batch: B0E0213
Date Extracted: 26-May-2020 5:56

Lab Sample: B0E0213-BS1
Date Analyzed: 08-Jun-20 22:41 Column: ZB-1

Analyte	Amt Found (pg/g)	Spike Amt	%R	Limits	Labeled Standard	%R	LCL-UCL
					IS 13C-PCB-202	89.5	40 - 145
					IS 13C-PCB-206	85.3	40 - 145
					IS 13C-PCB-208	74.0	40 - 145
					IS 13C-PCB-209	109	40 - 145
					CRS 13C-PCB-79	86.1	40 - 145
					CRS 13C-PCB-178	80.2	40 - 145

LCL-UCL - Lower control limit - upper control limit

Sample ID: PDI-167SC-A-00-01-200519

EPA Method 1668C

Client Data		Sample Data		Laboratory Data	
Name:	Anchor QEA, LLC	Matrix:	Sediment	Lab Sample:	2001112-01
Project:	Gasco PDI	Sample Size:	5.94 g	Date Received:	21-May-2020 10:00
Date Collected:	19-May-2020 8:25	% Solids:	84.4	QC Batch:	B0E0213
				Date Analyzed :	09-Jun-20 02:43 Column: ZB-1
				Date Extracted:	26-May-2020 5:56

Analyte	Conc. (pg/g)	DL	EMPC	Qualifiers	Analyte	Conc. (pg/g)	DL	EMPC	Qualifiers
PCB-1	3.16			J	PCB-44	32.9			
PCB-2	ND		1.10		PCB-45	ND		3.62	
PCB-3	ND		1.52		PCB-46	2.10			J
PCB-4/10	5.64			J	PCB-47	21.3			B
PCB-5/8	ND		6.31		PCB-48/75	5.39			J
PCB-6	ND	0.714			PCB-50	ND	0.365		
PCB-7/9	ND	0.762			PCB-51	4.49			J
PCB-11	ND		5.65		PCB-52/69	70.3			B
PCB-12/13	ND	0.850			PCB-53	10.2			
PCB-14	ND	0.858			PCB-54	1.36			J
PCB-15	4.85			J	PCB-55	ND	0.251		
PCB-16/32	10.0				PCB-56/60	14.8			
PCB-17	8.40				PCB-57	ND	0.261		
PCB-18	14.1				PCB-58	ND	0.253		
PCB-19	ND		6.09		PCB-61/70	39.6			B
PCB-20/21/33	8.87			J	PCB-62	ND	0.338		
PCB-22	6.29				PCB-63	1.15			J
PCB-23	ND	0.562			PCB-65	ND	0.298		
PCB-24/27	2.04			J	PCB-66/76	23.0			
PCB-25	2.29			J	PCB-67	0.968			J
PCB-26	ND		4.48		PCB-68	1.16			J
PCB-28	20.6				PCB-73	ND	0.271		
PCB-29	ND	0.555			PCB-74	12.9			
PCB-30	ND	0.451			PCB-77	2.07			J
PCB-31	17.8				PCB-78	ND	0.283		
PCB-34	ND	0.524			PCB-79	0.613			J
PCB-35	ND	0.496			PCB-80	ND	0.247		
PCB-36	ND	0.481			PCB-81	ND	0.308		
PCB-37	5.71				PCB-82	ND		3.82	
PCB-38	ND	0.492			PCB-83	ND	0.309		
PCB-39	ND	0.524			PCB-84/92	46.1			
PCB-40	6.19				PCB-85/116	ND		7.43	
PCB-41/64/71/72	25.9				PCB-86	ND	0.507		
PCB-42/59	9.01			J	PCB-87/117/125	22.5			
PCB-43/49	40.6				PCB-88/91	10.6			

DL - Sample specific estimated detection limit

LCL-UCL- Lower control limit - upper control limit

EMPC - Estimated maximum possible concentration

The results are reported in dry weight. The sample size is reported in wet weight.
See individual congeners for qualifiers.

Sample ID: PDI-167SC-A-00-01-200519

EPA Method 1668C

Client Data		Sample Data		Laboratory Data			
Name:	Anchor QEA, LLC	Matrix:	Sediment	Lab Sample:	2001112-01	Date Received:	21-May-2020 10:00
Project:	Gasco PDI	Sample Size:	5.94 g	QC Batch:	B0E0213	Date Extracted:	26-May-2020 5:56
Date Collected:	19-May-2020 8:25	% Solids:	84.4	Date Analyzed :	09-Jun-20 02:43	Column:	ZB-1

Analyte	Conc. (pg/g)	DL	EMPC	Qualifiers	Analyte	Conc. (pg/g)	DL	EMPC	Qualifiers
PCB-89	ND	0.440			PCB-137	2.69			J
PCB-90/101	87.1				PCB-138/163/164	88.0			
PCB-93	ND	0.529			PCB-139/149	82.7			
PCB-94	ND		0.924		PCB-140	ND	0.299		
PCB-95/98/102	66.3				PCB-141	17.9			
PCB-96	1.17			J	PCB-142	ND	0.455		
PCB-97	16.7				PCB-144	ND		4.42	
PCB-99	28.5				PCB-145	ND	0.200		
PCB-100	ND		0.889		PCB-146/165	20.6			
PCB-103	ND		2.55		PCB-147	ND		1.39	
PCB-104	ND	0.344			PCB-148	ND	0.282		
PCB-105	17.3				PCB-150	ND	0.219		
PCB-106/118	48.5				PCB-151	29.1			
PCB-107/109	5.25			J	PCB-152	ND	0.200		
PCB-108/112	2.96			J	PCB-153	87.0			
PCB-110	68.1				PCB-154	1.87			J
PCB-111/115	ND		0.839		PCB-155	ND	0.227		
PCB-113	1.35			J	PCB-156	7.89			
PCB-114	ND		0.845		PCB-157	ND		1.45	
PCB-119	ND		2.36		PCB-158/160	9.21			J
PCB-120	ND	0.283			PCB-159	ND	0.274		
PCB-121	ND	0.289			PCB-166	ND	0.291		
PCB-122	ND		0.413		PCB-167	ND		2.79	
PCB-123	ND		0.659		PCB-168	ND	0.319		
PCB-124	ND		2.13		PCB-169	ND	0.317		
PCB-126	ND	0.382			PCB-170	25.3			
PCB-127	ND	0.369			PCB-171	ND		8.81	
PCB-128/162	9.71			J	PCB-172	4.16			J
PCB-129	2.23			J	PCB-173	ND	0.352		
PCB-130	8.94				PCB-174	32.3			
PCB-131/133	3.77			J	PCB-175	ND		1.20	
PCB-132/161	29.1				PCB-176	4.99			
PCB-134/143	5.27			J	PCB-177	18.7			
PCB-135	17.1				PCB-178	6.73			
PCB-136	18.0				PCB-179	15.0			

DL - Sample specific estimated detection limit

LCL-UCL- Lower control limit - upper control limit

EMPC - Estimated maximum possible concentration

The results are reported in dry weight. The sample size is reported in wet weight.
See individual congeners for qualifiers.

Sample ID: PDI-167SC-A-00-01-200519

EPA Method 1668C

Client Data		Sample Data		Laboratory Data	
Name:	Anchor QEA, LLC	Matrix:	Sediment	Lab Sample:	2001112-01
Project:	Gasco PDI	Sample Size:	5.94 g	Date Received:	21-May-2020 10:00
Date Collected:	19-May-2020 8:25	% Solids:	84.4	QC Batch:	B0E0213
				Date Analyzed :	09-Jun-20 02:43 Column: ZB-1
				Date Extracted:	26-May-2020 5:56

Analyte	Conc. (pg/g)	DL	EMPC	Qualifiers	Analyte	Conc. (pg/g)	DL	EMPC	Qualifiers
PCB-180	69.8				Total octaCB	59.9		62.8	
PCB-181	ND	0.284			Total nonaCB	ND		9.13	
PCB-182/187	39.2				DecaCB	4.67			
PCB-183	18.7				Total PCB	1610			
PCB-184	ND	0.236							
PCB-185	4.35			J					
PCB-186	ND	0.219							
PCB-188	ND	0.226							
PCB-189	0.798			J					
PCB-190	6.61								
PCB-191	ND		1.18						
PCB-192	ND	0.230							
PCB-193	ND		3.13						
PCB-194	13.7								
PCB-195	5.13								
PCB-196/203	17.5								
PCB-197	ND	0.387							
PCB-198	0.879			J					
PCB-199	16.9								
PCB-200	2.55			J					
PCB-201	2.22			J					
PCB-202	ND		2.86						
PCB-204	ND	0.385							
PCB-205	1.05			J					
PCB-206	ND		6.30						
PCB-207	ND		0.935						
PCB-208	ND		1.90						
PCB-209	4.67			J					
Total monoCB	3.16		5.79						
Total diCB	10.5		22.5						
Total triCB	96.0		107						
Total tetraCB	326		330						
Total pentaCB	422		445						
Total hexaCB	441		451						
Total heptaCB	247		261						

DL - Sample specific estimated detection limit

LCL-UCL- Lower control limit - upper control limit

EMPC - Estimated maximum possible concentration

The results are reported in dry weight. The sample size is reported in wet weight.
See individual congeners for qualifiers.

Sample ID: PDI-167SC-A-00-01-200519

EPA Method 1668C

Client Data		Sample Data		Laboratory Data	
Name:	Anchor QEA, LLC	Matrix:	Sediment	Lab Sample:	2001112-01
Project:	Gasco PDI	Sample Size:	5.94 g	Date Received:	21-May-2020 10:00
Date Collected:	19-May-2020 8:25	% Solids:	84.4	QC Batch:	B0E0213
				Date Analyzed :	09-Jun-20 02:43 Column: ZB-1
				Date Extracted:	26-May-2020 5:56

Labeled Standard	%R	LCL-UCL	Qualifiers	Labeled Standard	%R	LCL-UCL	Qualifiers
IS 13C-PCB-1	63.8	5 -145		13C-PCB-170	93.3	10 -145	
13C-PCB-3	66.3	5 -145		13C-PCB-180	89.7	10 -145	
13C-PCB-4	77.9	5 -145		13C-PCB-188	83.7	10 -145	
13C-PCB-11	74.3	5 -145		13C-PCB-189	91.8	10 -145	
13C-PCB-9	78.8	5 -145		13C-PCB-194	78.5	10 -145	
13C-PCB-19	63.8	5 -145		13C-PCB-202	90.7	10 -145	
13C-PCB-28	84.9	5 -145		13C-PCB-206	85.1	10 -145	
13C-PCB-32	64.1	5 -145		13C-PCB-208	72.1	10 -145	
13C-PCB-37	88.1	5 -145		13C-PCB-209	110	10 -145	
13C-PCB-47	83.6	5 -145		CRS 13C-PCB-79	96.5	10 -145	
13C-PCB-52	83.7	5 -145		13C-PCB-178	85.2	10 -145	
13C-PCB-54	79.4	5 -145					
13C-PCB-70	85.3	5 -145					
13C-PCB-77	84.4	10 -145					
13C-PCB-80	87.3	10 -145					
13C-PCB-81	84.3	10 -145					
13C-PCB-95	82.1	10 -145					
13C-PCB-97	84.3	10 -145					
13C-PCB-101	84.0	10 -145					
13C-PCB-104	81.3	10 -145					
13C-PCB-105	98.3	10 -145					
13C-PCB-114	98.5	10 -145					
13C-PCB-118	83.3	10 -145					
13C-PCB-123	85.6	10 -145					
13C-PCB-126	94.4	10 -145					
13C-PCB-127	100	10 -145					
13C-PCB-138	84.9	10 -145					
13C-PCB-141	86.2	10 -145					
13C-PCB-153	85.5	10 -145					
13C-PCB-155	91.1	10 -145					
13C-PCB-156	85.1	10 -145					
13C-PCB-157	85.8	10 -145					
13C-PCB-159	85.3	10 -145					
13C-PCB-167	84.7	10 -145					
13C-PCB-169	88.1	10 -145					

DL - Sample specific estimated detection limit

LCL-UCL- Lower control limit - upper control limit

EMPC - Estimated maximum possible concentration

The results are reported in dry weight. The sample size is reported in wet weight.
See individual congeners for qualifiers.

Sample ID: Duplicate

EPA Method 1668C

Source Client ID: PDI-167SC-A-00-01-200519	QC Batch: B0E0213	Lab Sample: B0E0213-DUP1
Source LabNumber: 2001112-01	Date Extracted: 26-May-2020 5:56	Date Analyzed: 09-Jun-20 01:43 Column: ZB-1
Matrix: Solid		
Sample Size: 5.98 g		

Analyte	Conc. (pg/g)	DL	EMPC	Qualifiers	Analyte	Conc. (pg/g)	DL	EMPC	Qualifiers
PCB-1	2.00			J	PCB-42/59	7.49			J
PCB-2	1.24			J	PCB-43/49	32.6			
PCB-3	1.51			J	PCB-44	25.4			
PCB-4/10	4.03			J	PCB-45	2.86			J
PCB-5/8	5.23			J	PCB-46	ND		1.96	
PCB-6	ND		1.43		PCB-47	16.0			B
PCB-7/9	ND	0.652			PCB-48/75	3.97			J
PCB-11	ND		4.05		PCB-50	ND	0.319		
PCB-12/13	ND	0.775			PCB-51	4.32			J
PCB-14	ND	0.782			PCB-52/69	51.4			B
PCB-15	3.77			J	PCB-53	8.11			
PCB-16/32	9.03			J	PCB-54	1.18			J
PCB-17	6.94				PCB-55	0.522			J
PCB-18	ND		10.6		PCB-56/60	13.6			
PCB-19	5.05				PCB-57	ND	0.250		
PCB-20/21/33	7.01			J	PCB-58	ND	0.242		
PCB-22	4.48			J	PCB-61/70	34.5			B
PCB-23	ND	0.497			PCB-62	ND	0.309		
PCB-24/27	ND		1.19		PCB-63	ND		1.02	
PCB-25	1.86			J	PCB-65	ND	0.271		
PCB-26	3.87			J	PCB-66/76	20.2			
PCB-28	15.7				PCB-67	ND		0.536	
PCB-29	ND	0.491			PCB-68	ND		0.594	
PCB-30	ND	0.354			PCB-73	ND	0.255		
PCB-31	12.5				PCB-74	11.3			
PCB-34	ND	0.464			PCB-77	2.23			J
PCB-35	ND	0.428			PCB-78	ND	0.268		
PCB-36	ND	0.416			PCB-79	0.817			J
PCB-37	ND		4.54		PCB-80	ND	0.243		
PCB-38	ND	0.425			PCB-81	ND		0.273	
PCB-39	ND	0.452			PCB-82	5.91			
PCB-40	ND		4.16		PCB-83	ND	0.301		
PCB-41/64/71/72	21.7				PCB-84/92	37.7			

DL - Sample specific estimated detection limit

EMPC - Estimated maximum possible concentration

LCL-UCL - Lower control limit - upper control limit

The results are reported in dry weight.
individual congeners for qualifiers.

The sample size is reported in wet weight. See

Sample ID: Duplicate

EPA Method 1668C

Source Client ID: PDI-167SC-A-00-01-200519	QC Batch: B0E0213	Lab Sample: B0E0213-DUP1
Source LabNumber: 2001112-01	Date Extracted: 26-May-2020 5:56	Date Analyzed: 09-Jun-20 01:43 Column: ZB-1
Matrix: Solid		
Sample Size: 5.98 g		

Analyte	Conc. (pg/g)	DL	EMPC	Qualifiers	Analyte	Conc. (pg/g)	DL	EMPC	Qualifiers
PCB-85/116	ND		6.79		PCB-130	8.33			
PCB-86	ND	0.493			PCB-131/133	ND		3.16	
PCB-87/117/125	22.4				PCB-132/161	23.2			
PCB-88/91	9.56			J	PCB-134/143	5.47			J
PCB-89	ND		0.810		PCB-135	15.1			
PCB-90/101	78.5				PCB-136	ND		13.6	
PCB-93	ND	0.497			PCB-137	2.57			J
PCB-94	ND	0.490			PCB-138/163/164	79.8			
PCB-95/98/102	53.5				PCB-139/149	72.8			
PCB-96	0.969			J	PCB-140	ND		0.345	
PCB-97	16.0				PCB-141	16.1			
PCB-99	22.4				PCB-142	ND	0.299		
PCB-100	ND		1.10		PCB-144	4.48			J
PCB-103	2.09			J	PCB-145	ND	0.214		
PCB-104	ND	0.330			PCB-146/165	16.2			
PCB-105	15.4				PCB-147	1.63			J
PCB-106/118	41.6				PCB-148	ND	0.303		
PCB-107/109	5.61			J	PCB-150	ND	0.235		
PCB-108/112	3.06			J	PCB-151	26.4			
PCB-110	64.9				PCB-152	ND	0.215		
PCB-111/115	0.624			J	PCB-153	77.2			
PCB-113	ND		1.06		PCB-154	ND		1.58	
PCB-114	ND	0.341			PCB-155	ND	0.244		
PCB-119	2.61			J	PCB-156	6.70			
PCB-120	ND		0.852		PCB-157	1.25			J
PCB-121	ND	0.272			PCB-158/160	7.20			J
PCB-122	ND	0.412			PCB-159	ND	0.184		
PCB-123	ND		0.688		PCB-166	ND	0.196		
PCB-124	1.78			J	PCB-167	2.43			J
PCB-126	ND	0.361			PCB-168	ND	0.209		
PCB-127	ND	0.360			PCB-169	ND	0.211		
PCB-128/162	9.79			J	PCB-170	25.6			
PCB-129	3.00			J	PCB-171	ND		8.29	

DL - Sample specific estimated detection limit

EMPC - Estimated maximum possible concentration

LCL-UCL - Lower control limit - upper control limit

The results are reported in dry weight.
individual congeners for qualifiers.

The sample size is reported in wet weight. See

Sample ID: Duplicate

EPA Method 1668C

Source Client ID: PDI-167SC-A-00-01-200519	QC Batch: B0E0213	Lab Sample: B0E0213-DUP1
Source LabNumber: 2001112-01	Date Extracted: 26-May-2020 5:56	Date Analyzed: 09-Jun-20 01:43 Column: ZB-1
Matrix: Solid		
Sample Size: 5.98 g		

Analyte	Conc. (pg/g)	DL	EMPC	Qualifiers	Analyte	Conc. (pg/g)	DL	EMPC	Qualifiers
PCB-172	ND		3.70		PCB-207	ND		0.709	
PCB-173	ND	0.418			PCB-208	1.64			J
PCB-174	29.6				PCB-209	4.26			J
PCB-175	ND		1.48		Total monoCB	4.74			
PCB-176	4.08			J	Total diCB	13.0		18.5	
PCB-177	16.8				Total triCB	66.4		82.7	
PCB-178	6.63				Total tetraCB	258		267	
PCB-179	13.2				Total pentaCB	385		396	
PCB-180	63.1				Total hexaCB	380		398	
PCB-181	ND	0.337			Total heptaCB	218		240	
PCB-182/187	36.4				Total octaCB	47.4		60.0	
PCB-183	17.4				Total nonaCB	6.25		6.95	
PCB-184	ND	0.261			DecaCB	4.26			
PCB-185	ND		3.08		Total PCB	1380			
PCB-186	ND	0.241							
PCB-188	ND	0.249							
PCB-189	ND		1.00						
PCB-190	5.27								
PCB-191	ND		0.934						
PCB-192	ND	0.272							
PCB-193	ND		2.96						
PCB-194	ND		11.8						
PCB-195	5.04								
PCB-196/203	17.9								
PCB-197	ND		0.227						
PCB-198	0.844			J					
PCB-199	17.9								
PCB-200	1.42			J					
PCB-201	2.17			J					
PCB-202	2.19			J					
PCB-204	ND	0.256							
PCB-205	ND		0.653						
PCB-206	4.61			J					

DL - Sample specific estimated detection limit

EMPC - Estimated maximum possible concentration

LCL-UCL - Lower control limit - upper control limit

The results are reported in dry weight.
individual congeners for qualifiers.

The sample size is reported in wet weight. See

Sample ID: Duplicate

EPA Method 1668C

Source Client ID: PDI-167SC-A-00-01-200519	QC Batch: B0E0213	Lab Sample: B0E0213-DUP1
Source LabNumber: 2001112-01	Date Extracted: 26-May-2020 5:56	Date Analyzed: 09-Jun-20 01:43 Column: ZB-1
Matrix: Solid		
Sample Size: 5.98 g		

Labeled Standard	%R	LCL-UCL	Qualifiers	Labeled Standard	%R	LCL-UCL	Qualifiers
IS 13C-PCB-1	62.7	5-145		13C-PCB-157	81.3	10-145	
13C-PCB-3	62.6	5-145		13C-PCB-159	82.0	10-145	
13C-PCB-4	77.5	5-145		13C-PCB-167	79.6	10-145	
13C-PCB-11	69.2	5-145		13C-PCB-169	83.4	10-145	
13C-PCB-9	79.9	5-145		13C-PCB-170	83.4	10-145	
13C-PCB-19	64.1	5-145		13C-PCB-180	82.6	10-145	
13C-PCB-28	89.6	5-145		13C-PCB-188	79.8	10-145	
13C-PCB-32	65.4	5-145		13C-PCB-189	86.0	10-145	
13C-PCB-37	88.8	5-145		13C-PCB-194	76.6	10-145	
13C-PCB-47	85.1	5-145		13C-PCB-202	82.6	10-145	
13C-PCB-52	84.5	5-145		13C-PCB-206	83.5	10-145	
13C-PCB-54	83.1	5-145		13C-PCB-208	70.1	10-145	
13C-PCB-70	82.8	5-145		13C-PCB-209	112	10-145	
13C-PCB-77	82.3	10-145		CRS 13C-PCB-79	85.0	10-145	
13C-PCB-80	82.3	10-145		13C-PCB-178	76.2	10-145	
13C-PCB-81	82.1	10-145					
13C-PCB-95	81.0	10-145					
13C-PCB-97	80.6	10-145					
13C-PCB-101	79.2	10-145					
13C-PCB-104	81.9	10-145					
13C-PCB-105	95.8	10-145					
13C-PCB-114	96.0	10-145					
13C-PCB-118	81.3	10-145					
13C-PCB-123	80.3	10-145					
13C-PCB-126	91.0	10-145					
13C-PCB-127	98.2	10-145					
13C-PCB-138	82.3	10-145					
13C-PCB-141	82.3	10-145					
13C-PCB-153	82.9	10-145					
13C-PCB-155	87.2	10-145					
13C-PCB-156	82.1	10-145					

DL - Sample specific estimated detection limit

EMPC - Estimated maximum possible concentration

LCL-UCL - Lower control limit - upper control limit

The results are reported in dry weight.
individual congeners for qualifiers.

The sample size is reported in wet weight. See

Sample ID: Duplicate

EPA Method 1668C

Source Client ID: PDI-167SC-A-00-01-200519
 Source LabNumber: 2001112-01
 Matrix: Solid

Duplicate Lab Sample: B0E0213-DUP1

Analyte	Dup Conc. (pg/g)	Source Conc.	RPD	RPD Limit	Analyte	Dup Conc. (pg/g)	Source Conc.	RPD	RPD Limit
PCB-1	2.00	3.16	45.2	25	PCB-43/49	32.6	40.6	21.8	25
PCB-2	1.24	ND	#	25	PCB-44	25.4	32.9	25.6	25
PCB-3	1.51	ND	#	25	PCB-45	2.86	ND	#	25
PCB-4/10	4.03	5.64	33.3	25	PCB-46	ND	2.10	#	25
PCB-5/8	5.23	ND	#	25	PCB-47	16.0	21.3	28.8	25
PCB-6	ND	ND	NA	25	PCB-48/75	3.97	5.39	30.4	25
PCB-7/9	ND	ND	NA	25	PCB-50	ND	ND	NA	25
PCB-11	ND	ND	NA	25	PCB-51	4.32	4.49	3.94	25
PCB-12/13	ND	ND	NA	25	PCB-52/69	51.4	70.3	31.0	25
PCB-14	ND	ND	NA	25	PCB-53	8.11	10.2	22.4	25
PCB-15	3.77	4.85	25.2	25	PCB-54	1.18	1.36	14.2	25
PCB-16/32	9.03	10.0	10.2	25	PCB-55	0.522	ND	#	25
PCB-17	6.94	8.40	19.0	25	PCB-56/60	13.6	14.8	8.36	25
PCB-18	ND	14.1	#	25	PCB-57	ND	ND	NA	25
PCB-19	5.05	ND	#	25	PCB-58	ND	ND	NA	25
PCB-20/21/33	7.01	8.87	23.4	25	PCB-61/70	34.5	39.6	13.7	25
PCB-22	4.48	6.29	33.7	25	PCB-62	ND	ND	NA	25
PCB-23	ND	ND	NA	25	PCB-63	ND	1.15	#	25
PCB-24/27	ND	2.04	#	25	PCB-65	ND	ND	NA	25
PCB-25	1.86	2.29	20.9	25	PCB-66/76	20.2	23.0	12.8	25
PCB-26	3.87	ND	#	25	PCB-67	ND	0.968	#	25
PCB-28	15.7	20.6	26.6	25	PCB-68	ND	1.16	#	25
PCB-29	ND	ND	NA	25	PCB-73	ND	ND	NA	25
PCB-30	ND	ND	NA	25	PCB-74	11.3	12.9	13.2	25
PCB-31	12.5	17.8	35.2	25	PCB-77	2.23	2.07	7.48	25
PCB-34	ND	ND	NA	25	PCB-78	ND	ND	NA	25
PCB-35	ND	ND	NA	25	PCB-79	0.817	0.613	28.6	25
PCB-36	ND	ND	NA	25	PCB-80	ND	ND	NA	25
PCB-37	ND	5.71	#	25	PCB-81	ND	ND	NA	25
PCB-38	ND	ND	NA	25	PCB-82	5.91	ND	#	25
PCB-39	ND	ND	NA	25	PCB-83	ND	ND	NA	25
PCB-40	ND	6.19	#	25	PCB-84/92	37.7	46.1	19.9	25
PCB-41/64/71/72	21.7	25.9	17.9	25	PCB-85/116	ND	ND	NA	25
PCB-42/59	7.49	9.01	18.5	25	PCB-86	ND	ND	NA	25

LCL-UCL - Lower control limit - upper control limit.

- Result could not be calculated due to one or more non-detected analytes

The results are reported in dry weight.

The sample size is reported in wet weight. Results reported to

the MDL

Sample ID: Duplicate

EPA Method 1668C

Source Client ID: PDI-167SC-A-00-01-200519
 Source LabNumber: 2001112-01
 Matrix: Solid

Duplicate Lab Sample: B0E0213-DUP1

Analyte	Dup Conc. (pg/g)	Source Conc.	RPD	RPD Limit	Analyte	Dup Conc. (pg/g)	Source Conc.	RPD	RPD Limit
PCB-87/117/125	22.4	22.5	0.483	25	PCB-134/143	5.47	5.27	3.71	25
PCB-88/91	9.56	10.6	10.3	25	PCB-135	15.1	17.1	12.7	25
PCB-89	ND	ND	NA	25	PCB-136	ND	18.0	#	25
PCB-90/101	78.5	87.1	10.4	25	PCB-137	2.57	2.69	4.50	25
PCB-93	ND	ND	NA	25	PCB-138/163/164	79.8	88.0	9.82	25
PCB-94	ND	ND	NA	25	PCB-139/149	72.8	82.7	12.7	25
PCB-95/98/102	53.5	66.3	21.4	25	PCB-140	ND	ND	NA	25
PCB-96	0.969	1.17	19.2	25	PCB-141	16.1	17.9	10.6	25
PCB-97	16.0	16.7	3.83	25	PCB-142	ND	ND	NA	25
PCB-99	22.4	28.5	23.9	25	PCB-144	4.48	ND	#	25
PCB-100	ND	ND	NA	25	PCB-145	ND	ND	NA	25
PCB-103	2.09	ND	#	25	PCB-146/165	16.2	20.6	23.5	25
PCB-104	ND	ND	NA	25	PCB-147	1.63	ND	#	25
PCB-105	15.4	17.3	11.5	25	PCB-148	ND	ND	NA	25
PCB-106/118	41.6	48.5	15.2	25	PCB-150	ND	ND	NA	25
PCB-107/109	5.61	5.25	6.69	25	PCB-151	26.4	29.1	9.58	25
PCB-108/112	3.06	2.96	3.19	25	PCB-152	ND	ND	NA	25
PCB-110	64.9	68.1	4.84	25	PCB-153	77.2	87.0	12.0	25
PCB-111/115	0.624	ND	#	25	PCB-154	ND	1.87	#	25
PCB-113	ND	1.35	#	25	PCB-155	ND	ND	NA	25
PCB-114	ND	ND	NA	25	PCB-156	6.70	7.89	16.4	25
PCB-119	2.61	ND	#	25	PCB-157	1.25	ND	#	25
PCB-120	ND	ND	NA	25	PCB-158/160	7.20	9.21	24.6	25
PCB-121	ND	ND	NA	25	PCB-159	ND	ND	NA	25
PCB-122	ND	ND	NA	25	PCB-166	ND	ND	NA	25
PCB-123	ND	ND	NA	25	PCB-167	2.43	ND	#	25
PCB-124	1.78	ND	#	25	PCB-168	ND	ND	NA	25
PCB-126	ND	ND	NA	25	PCB-169	ND	ND	NA	25
PCB-127	ND	ND	NA	25	PCB-170	25.6	25.3	0.987	25
PCB-128/162	9.79	9.71	0.845	25	PCB-171	ND	ND	NA	25
PCB-129	3.00	2.23	29.2	25	PCB-172	ND	4.16	#	25
PCB-130	8.33	8.94	7.14	25	PCB-173	ND	ND	NA	25
PCB-131/133	ND	3.77	#	25	PCB-174	29.6	32.3	8.74	25
PCB-132/161	23.2	29.1	22.6	25	PCB-175	ND	ND	NA	25

LCL-UCL - Lower control limit - upper control limit.

- Result could not be calculated due to one or more non-detected analytes

The results are reported in dry weight.

The sample size is reported in wet weight. Results reported to

the MDT

Sample ID: Duplicate

EPA Method 1668C

Source Client ID: PDI-167SC-A-00-01-200519
 Source LabNumber: 2001112-01
 Matrix: Solid

Duplicate Lab Sample: B0E0213-DUP1

Analyte	Dup Conc. (pg/g)	Source Conc.	RPD	RPD Limit	Analyte	Dup Conc. (pg/g)	Source Conc.	RPD	RPD Limit
PCB-176	4.08	4.99	20.1	25					
PCB-177	16.8	18.7	11.0	25					
PCB-178	6.63	6.73	1.52	25					
PCB-179	13.2	15.0	13.1	25					
PCB-180	63.1	69.8	10.2	25					
PCB-181	ND	ND	NA	25					
PCB-182/187	36.4	39.2	7.30	25					
PCB-183	17.4	18.7	7.23	25					
PCB-184	ND	ND	NA	25					
PCB-185	ND	4.35	#	25					
PCB-186	ND	ND	NA	25					
PCB-188	ND	ND	NA	25					
PCB-189	ND	0.798	#	25					
PCB-190	5.27	6.61	22.6	25					
PCB-191	ND	ND	NA	25					
PCB-192	ND	ND	NA	25					
PCB-193	ND	ND	NA	25					
PCB-194	ND	13.7	#	25					
PCB-195	5.04	5.13	1.76	25					
PCB-196/203	17.9	17.5	2.26	25					
PCB-197	ND	ND	NA	25					
PCB-198	0.844	0.879	4.11	25					
PCB-199	17.9	16.9	5.33	25					
PCB-200	1.42	2.55	56.9	25					
PCB-201	2.17	2.22	2.45	25					
PCB-202	2.19	ND	#	25					
PCB-204	ND	ND	NA	25					
PCB-205	ND	1.05	#	25					
PCB-206	4.61	ND	#	25					
PCB-207	ND	ND	NA	25					
PCB-208	1.64	ND	#	25					
PCB-209	4.26	4.67	9.11	25					

LCL-UCL - Lower control limit - upper control limit.
 # - Result could not be calculated due to one or more non-detected analytes
 The results are reported in dry weight. The sample size is reported in wet weight. Results reported to the nearest 0.01.

Sample ID: Duplicate

EPA Method 1668C

Source Client ID: PDI-167SC-A-00-01-200519
 Source LabNumber: 2001112-01
 Matrix: Solid

Duplicate Lab Sample: B0E0213-DUP1

	Labeled Standard	Dup %R	Source %R	LCL-UCL		Labeled Standard	Dup %R	Source %R	LCL-UCL
IS	13C-PCB-1	62.7	63.8	5-145		13C-PCB-159	82.0	85.3	10-145
	13C-PCB-3	62.6	66.3	5-145		13C-PCB-167	79.6	84.7	10-145
	13C-PCB-4	77.5	77.9	5-145		13C-PCB-169	83.4	88.1	10-145
	13C-PCB-11	69.2	74.3	5-145		13C-PCB-170	83.4	93.3	10-145
	13C-PCB-9	79.9	78.8	5-145		13C-PCB-180	82.6	89.7	10-145
	13C-PCB-19	64.1	63.8	5-145		13C-PCB-188	79.8	83.7	10-145
	13C-PCB-28	89.6	84.9	5-145		13C-PCB-189	86.0	91.8	10-145
	13C-PCB-32	65.4	64.1	5-145		13C-PCB-194	76.6	78.5	10-145
	13C-PCB-37	88.8	88.1	5-145		13C-PCB-202	82.6	90.7	10-145
	13C-PCB-47	85.1	83.6	5-145		13C-PCB-206	83.5	85.1	10-145
	13C-PCB-52	84.5	83.7	5-145		13C-PCB-208	70.1	72.1	10-145
	13C-PCB-54	83.1	79.4	5-145		13C-PCB-209	112	110	10-145
	13C-PCB-70	82.8	85.3	5-145	CRS	13C-PCB-79	85.0	96.5	10-145
	13C-PCB-77	82.3	84.4	10-145		13C-PCB-178	76.2	85.2	10-145
	13C-PCB-80	82.3	87.3	10-145					
	13C-PCB-81	82.1	84.3	10-145					
	13C-PCB-95	81.0	82.1	10-145					
	13C-PCB-97	80.6	84.3	10-145					
	13C-PCB-101	79.2	84.0	10-145					
	13C-PCB-104	81.9	81.3	10-145					
	13C-PCB-105	95.8	98.3	10-145					
	13C-PCB-114	96.0	98.5	10-145					
	13C-PCB-118	81.3	83.3	10-145					
	13C-PCB-123	80.3	85.6	10-145					
	13C-PCB-126	91.0	94.4	10-145					
	13C-PCB-127	98.2	100	10-145					
	13C-PCB-138	82.3	84.9	10-145					
	13C-PCB-141	82.3	86.2	10-145					
	13C-PCB-153	82.9	85.5	10-145					
	13C-PCB-155	87.2	91.1	10-145					
	13C-PCB-156	82.1	85.1	10-145					
	13C-PCB-157	81.3	85.8	10-145					

LCL-UCL - Lower control limit - upper control limit.

- Result could not be calculated due to one or more non-detected analytes

The results are reported in dry weight.

The sample size is reported in wet weight. Results reported to

the nearest

Sample ID: PDI-169SC-A-00-01-200519

EPA Method 1668C

Client Data		Sample Data		Laboratory Data			
Name:	Anchor QEA, LLC	Matrix:	Sediment	Lab Sample:	2001112-02	Date Received:	21-May-2020 10:00
Project:	Gasco PDI	Sample Size:	5.82 g	QC Batch:	B0E0213	Date Extracted:	26-May-2020 5:56
Date Collected:	19-May-2020 10:24	% Solids:	86.1	Date Analyzed :	09-Jun-20 03:43 Column: ZB-1		

Analyte	Conc. (pg/g)	DL	EMPC	Qualifiers	Analyte	Conc. (pg/g)	DL	EMPC	Qualifiers
PCB-1	1.35			J	PCB-44	14.2			
PCB-2	ND		0.801		PCB-45	ND		1.20	
PCB-3	0.893			J	PCB-46	ND		0.913	
PCB-4/10	2.48			J	PCB-47	14.4			B
PCB-5/8	5.01			J	PCB-48/75	ND		2.74	
PCB-6	ND		1.61		PCB-50	ND	0.308		
PCB-7/9	ND	0.589			PCB-51	2.97			J
PCB-11	ND		4.76		PCB-52/69	26.3			B
PCB-12/13	ND	0.668			PCB-53	4.97			J
PCB-14	ND	0.674			PCB-54	0.563			J
PCB-15	3.47			J	PCB-55	ND	0.224		
PCB-16/32	5.20			J	PCB-56/60	9.32			J
PCB-17	4.76			J	PCB-57	ND	0.227		
PCB-18	7.13				PCB-58	ND	0.220		
PCB-19	2.70			J	PCB-61/70	20.6			B
PCB-20/21/33	6.24			J	PCB-62	ND	0.280		
PCB-22	ND		3.48		PCB-63	ND		0.759	
PCB-23	ND	0.539			PCB-65	ND	0.246		
PCB-24/27	ND	0.470			PCB-66/76	16.8			
PCB-25	ND		1.46		PCB-67	ND	0.244		
PCB-26	2.96			J	PCB-68	ND	0.247		
PCB-28	11.5				PCB-73	ND	0.231		
PCB-29	ND	0.533			PCB-74	7.30			
PCB-30	ND	0.429			PCB-77	ND		1.38	
PCB-31	8.23				PCB-78	ND	0.253		
PCB-34	ND	0.503			PCB-79	ND	0.230		
PCB-35	ND	0.619			PCB-80	ND	0.221		
PCB-36	ND	0.601			PCB-81	ND	0.275		
PCB-37	ND		3.33		PCB-82	ND		3.05	
PCB-38	ND	0.615			PCB-83	ND	0.339		
PCB-39	ND	0.654			PCB-84/92	16.8			
PCB-40	ND	0.524			PCB-85/116	ND		4.34	
PCB-41/64/71/72	ND		7.84		PCB-86	ND	0.556		
PCB-42/59	ND	0.301			PCB-87/117/125	8.66			J
PCB-43/49	20.5				PCB-88/91	5.93			J

DL - Sample specific estimated detection limit

LCL-UCL- Lower control limit - upper control limit

EMPC - Estimated maximum possible concentration

The results are reported in dry weight. The sample size is reported in wet weight.
See individual congeners for qualifiers.

Sample ID: PDI-169SC-A-00-01-200519

EPA Method 1668C

Client Data		Sample Data		Laboratory Data			
Name:	Anchor QEA, LLC	Matrix:	Sediment	Lab Sample:	2001112-02	Date Received:	21-May-2020 10:00
Project:	Gasco PDI	Sample Size:	5.82 g	QC Batch:	B0E0213	Date Extracted:	26-May-2020 5:56
Date Collected:	19-May-2020 10:24	% Solids:	86.1	Date Analyzed :	09-Jun-20 03:43	Column:	ZB-1

Analyte	Conc. (pg/g)	DL	EMPC	Qualifiers	Analyte	Conc. (pg/g)	DL	EMPC	Qualifiers
PCB-89	ND	0.483			PCB-137	ND		1.15	
PCB-90/101	38.3				PCB-138/163/164	40.8			
PCB-93	ND	0.579			PCB-139/149	34.4			
PCB-94	ND	0.571			PCB-140	0.672			J
PCB-95/98/102	27.1				PCB-141	7.53			
PCB-96	ND	0.393			PCB-142	ND	0.375		
PCB-97	9.21				PCB-144	1.63			J
PCB-99	15.3				PCB-145	ND	0.196		
PCB-100	1.86			J	PCB-146/165	12.4			
PCB-103	ND		1.33		PCB-147	ND		2.94	
PCB-104	ND	0.404			PCB-148	ND		0.598	
PCB-105	9.48				PCB-150	ND	0.216		
PCB-106/118	24.3				PCB-151	13.4			
PCB-107/109	2.79			J	PCB-152	ND	0.197		
PCB-108/112	1.44			J	PCB-153	45.9			
PCB-110	34.6				PCB-154	ND		2.89	
PCB-111/115	ND		0.445		PCB-155	ND	0.224		
PCB-113	ND	0.352			PCB-156	ND		2.67	
PCB-114	ND	0.321			PCB-157	0.708			J
PCB-119	ND		1.72		PCB-158/160	ND		3.63	
PCB-120	ND	0.310			PCB-159	ND	0.218		
PCB-121	ND	0.317			PCB-166	0.202			J
PCB-122	ND	0.387			PCB-167	1.34			J
PCB-123	ND	0.381			PCB-168	ND	0.262		
PCB-124	ND		0.735		PCB-169	ND	0.263		
PCB-126	ND	0.332			PCB-170	10.6			
PCB-127	ND	0.331			PCB-171	ND		3.52	
PCB-128/162	4.56			J	PCB-172	ND		1.67	
PCB-129	ND		1.07		PCB-173	ND	0.313		
PCB-130	ND		2.91		PCB-174	15.1			
PCB-131/133	1.86			J	PCB-175	ND	0.243		
PCB-132/161	10.5				PCB-176	2.97			J
PCB-134/143	2.33			J	PCB-177	8.91			
PCB-135	6.50				PCB-178	4.31			J
PCB-136	7.08				PCB-179	12.1			

DL - Sample specific estimated detection limit

LCL-UCL- Lower control limit - upper control limit

EMPC - Estimated maximum possible concentration

The results are reported in dry weight. The sample size is reported in wet weight.
See individual congeners for qualifiers.

Sample ID: PDI-169SC-A-00-01-200519

EPA Method 1668C

Client Data		Sample Data		Laboratory Data	
Name:	Anchor QEA, LLC	Matrix:	Sediment	Lab Sample:	2001112-02
Project:	Gasco PDI	Sample Size:	5.82 g	Date Received:	21-May-2020 10:00
Date Collected:	19-May-2020 10:24	% Solids:	86.1	QC Batch:	B0E0213
				Date Analyzed :	09-Jun-20 03:43 Column: ZB-1
				Date Extracted:	26-May-2020 5:56

Analyte	Conc. (pg/g)	DL	EMPC	Qualifiers	Analyte	Conc. (pg/g)	DL	EMPC	Qualifiers
PCB-180	27.2				Total octaCB	22.4		26.6	
PCB-181	ND	0.252			Total nonaCB	0.448		5.73	
PCB-182/187	23.3				DecaCB	ND		4.18	
PCB-183	9.64				Total PCB	727			
PCB-184	ND	0.188							
PCB-185	1.59			J					
PCB-186	ND	0.175							
PCB-188	ND		0.659						
PCB-189	0.476			J					
PCB-190	ND		2.48						
PCB-191	ND	0.218							
PCB-192	ND	0.204							
PCB-193	ND		1.14						
PCB-194	5.45								
PCB-195	2.39			J					
PCB-196/203	7.41			J					
PCB-197	0.492			J					
PCB-198	ND	0.369							
PCB-199	6.67								
PCB-200	ND		0.751						
PCB-201	ND		1.09						
PCB-202	ND		2.13						
PCB-204	ND	0.257							
PCB-205	ND		0.276						
PCB-206	ND		3.97						
PCB-207	0.448			J					
PCB-208	ND		1.32						
PCB-209	ND		4.18						
Total monoCB	2.24		3.04						
Total diCB	11.0		17.3						
Total triCB	48.7		57.0						
Total tetraCB	138		153						
Total pentaCB	196		208						
Total hexaCB	192		210						
Total heptaCB	116		126						

DL - Sample specific estimated detection limit

LCL-UCL- Lower control limit - upper control limit

EMPC - Estimated maximum possible concentration

The results are reported in dry weight. The sample size is reported in wet weight.
See individual congeners for qualifiers.

Sample ID: PDI-169SC-A-00-01-200519

EPA Method 1668C

Client Data		Sample Data		Laboratory Data	
Name:	Anchor QEA, LLC	Matrix:	Sediment	Lab Sample:	2001112-02
Project:	Gasco PDI	Sample Size:	5.82 g	Date Received:	21-May-2020 10:00
Date Collected:	19-May-2020 10:24	% Solids:	86.1	QC Batch:	B0E0213
				Date Analyzed :	09-Jun-20 03:43 Column: ZB-1
Date Received:				Date Extracted:	26-May-2020 5:56

Labeled Standard	%R	LCL-UCL	Qualifiers	Labeled Standard	%R	LCL-UCL	Qualifiers
IS 13C-PCB-1	52.2	5 -145		13C-PCB-170	81.1	10 -145	
13C-PCB-3	57.5	5 -145		13C-PCB-180	79.9	10 -145	
13C-PCB-4	70.4	5 -145		13C-PCB-188	79.6	10 -145	
13C-PCB-11	61.1	5 -145		13C-PCB-189	83.0	10 -145	
13C-PCB-9	71.9	5 -145		13C-PCB-194	74.8	10 -145	
13C-PCB-19	58.4	5 -145		13C-PCB-202	84.0	10 -145	
13C-PCB-28	81.8	5 -145		13C-PCB-206	79.7	10 -145	
13C-PCB-32	59.9	5 -145		13C-PCB-208	68.1	10 -145	
13C-PCB-37	74.0	5 -145		13C-PCB-209	105	10 -145	
13C-PCB-47	83.5	5 -145		CRS 13C-PCB-79	79.1	10 -145	
13C-PCB-52	83.3	5 -145		13C-PCB-178	71.9	10 -145	
13C-PCB-54	77.5	5 -145					
13C-PCB-70	82.0	5 -145					
13C-PCB-77	76.4	10 -145					
13C-PCB-80	80.5	10 -145					
13C-PCB-81	79.0	10 -145					
13C-PCB-95	79.0	10 -145					
13C-PCB-97	78.0	10 -145					
13C-PCB-101	80.0	10 -145					
13C-PCB-104	79.4	10 -145					
13C-PCB-105	93.7	10 -145					
13C-PCB-114	92.3	10 -145					
13C-PCB-118	78.6	10 -145					
13C-PCB-123	79.6	10 -145					
13C-PCB-126	90.0	10 -145					
13C-PCB-127	93.6	10 -145					
13C-PCB-138	80.0	10 -145					
13C-PCB-141	80.9	10 -145					
13C-PCB-153	81.4	10 -145					
13C-PCB-155	87.4	10 -145					
13C-PCB-156	81.3	10 -145					
13C-PCB-157	80.4	10 -145					
13C-PCB-159	81.3	10 -145					
13C-PCB-167	80.1	10 -145					
13C-PCB-169	80.9	10 -145					

DL - Sample specific estimated detection limit

LCL-UCL- Lower control limit - upper control limit

EMPC - Estimated maximum possible concentration

The results are reported in dry weight. The sample size is reported in wet weight.
See individual congeners for qualifiers.

Sample ID: PDI-170SC-A-00-01-200519

EPA Method 1668C

Client Data		Sample Data		Laboratory Data			
Name:	Anchor QEA, LLC	Matrix:	Sediment	Lab Sample:	2001112-03	Date Received:	21-May-2020 10:00
Project:	Gasco PDI	Sample Size:	6.12 g	QC Batch:	B0E0213	Date Extracted:	26-May-2020 5:56
Date Collected:	19-May-2020 12:43	% Solids:	82.2	Date Analyzed :	09-Jun-20 04:43	Column:	ZB-1

Analyte	Conc. (pg/g)	DL	EMPC	Qualifiers	Analyte	Conc. (pg/g)	DL	EMPC	Qualifiers
PCB-1	ND		1.43		PCB-44	49.7			
PCB-2	3.07			J	PCB-45	6.70			
PCB-3	ND		0.854		PCB-46	ND		4.88	
PCB-4/10	ND		4.98		PCB-47	40.9			B
PCB-5/8	9.90			J	PCB-48/75	8.37			J
PCB-6	3.18			J	PCB-50	ND	0.393		
PCB-7/9	ND	0.780			PCB-51	14.4			
PCB-11	ND		8.32		PCB-52/69	118			B
PCB-12/13	ND	0.800			PCB-53	47.5			
PCB-14	ND	0.807			PCB-54	2.59			J
PCB-15	6.64				PCB-55	ND		0.827	
PCB-16/32	21.5				PCB-56/60	22.6			
PCB-17	13.8				PCB-57	ND	0.281		
PCB-18	24.6				PCB-58	ND	0.272		
PCB-19	7.02				PCB-61/70	57.6			B
PCB-20/21/33	20.0				PCB-62	ND	0.348		
PCB-22	10.0				PCB-63	2.39			J
PCB-23	ND	0.596			PCB-65	ND	0.306		
PCB-24/27	ND		2.68		PCB-66/76	46.3			
PCB-25	6.20				PCB-67	2.10			J
PCB-26	12.8				PCB-68	1.10			J
PCB-28	34.0				PCB-73	ND		0.548	
PCB-29	ND	0.590			PCB-74	18.9			
PCB-30	ND	0.513			PCB-77	4.04			J
PCB-31	29.3				PCB-78	ND	0.298		
PCB-34	ND	0.557			PCB-79	1.59			J
PCB-35	ND	0.526			PCB-80	ND	0.269		
PCB-36	ND	0.510			PCB-81	0.612			J
PCB-37	ND		8.35		PCB-82	7.28			
PCB-38	ND	0.522			PCB-83	ND	0.353		
PCB-39	ND	0.556			PCB-84/92	59.3			
PCB-40	ND		8.41		PCB-85/116	ND		8.89	
PCB-41/64/71/72	40.7				PCB-86	ND	0.578		
PCB-42/59	15.7				PCB-87/117/125	22.9			
PCB-43/49	93.0				PCB-88/91	22.8			

DL - Sample specific estimated detection limit

LCL-UCL- Lower control limit - upper control limit

EMPC - Estimated maximum possible concentration

The results are reported in dry weight. The sample size is reported in wet weight.
See individual congeners for qualifiers.

Sample ID: PDI-170SC-A-00-01-200519

EPA Method 1668C

Client Data		Sample Data		Laboratory Data			
Name:	Anchor QEA, LLC	Matrix:	Sediment	Lab Sample:	2001112-03	Date Received:	21-May-2020 10:00
Project:	Gasco PDI	Sample Size:	6.12 g	QC Batch:	B0E0213	Date Extracted:	26-May-2020 5:56
Date Collected:	19-May-2020 12:43	% Solids:	82.2	Date Analyzed :	09-Jun-20 04:43	Column:	ZB-1

Analyte	Conc. (pg/g)	DL	EMPC	Qualifiers	Analyte	Conc. (pg/g)	DL	EMPC	Qualifiers
PCB-89	ND	0.520			PCB-137	ND		2.34	
PCB-90/101	129				PCB-138/163/164	108			
PCB-93	ND	0.602			PCB-139/149	111			
PCB-94	1.45			J	PCB-140	ND		1.65	
PCB-95/98/102	96.3				PCB-141	22.9			
PCB-96	ND		0.536		PCB-142	ND	0.381		
PCB-97	ND		19.3		PCB-144	7.67			
PCB-99	54.9				PCB-145	ND	0.207		
PCB-100	ND		3.40		PCB-146/165	24.1			
PCB-103	ND		6.31		PCB-147	4.29			J
PCB-104	ND	0.427			PCB-148	ND	0.293		
PCB-105	20.2				PCB-150	ND		0.771	
PCB-106/118	61.6				PCB-151	44.3			
PCB-107/109	5.91			J	PCB-152	ND	0.208		
PCB-108/112	ND		4.03		PCB-153	123			
PCB-110	95.3				PCB-154	4.61			J
PCB-111/115	ND		0.990		PCB-155	0.229			J
PCB-113	ND	0.379			PCB-156	7.15			
PCB-114	ND		0.980		PCB-157	ND		1.67	
PCB-119	7.91				PCB-158/160	9.69			J
PCB-120	ND	0.322			PCB-159	ND	0.231		
PCB-121	ND	0.329			PCB-166	ND	0.246		
PCB-122	0.838			J	PCB-167	ND		3.20	
PCB-123	ND		1.16		PCB-168	ND	0.267		
PCB-124	2.45			J	PCB-169	ND	0.251		
PCB-126	ND	0.375			PCB-170	25.3			
PCB-127	ND	0.387			PCB-171	7.54			
PCB-128/162	12.5				PCB-172	4.88			J
PCB-129	3.59			J	PCB-173	ND	0.491		
PCB-130	9.44				PCB-174	30.9			
PCB-131/133	ND		3.57		PCB-175	ND		0.888	
PCB-132/161	30.5				PCB-176	4.14			J
PCB-134/143	6.48			J	PCB-177	18.5			
PCB-135	18.5				PCB-178	7.52			
PCB-136	25.6				PCB-179	15.1			

DL - Sample specific estimated detection limit

LCL-UCL- Lower control limit - upper control limit

EMPC - Estimated maximum possible concentration

The results are reported in dry weight. The sample size is reported in wet weight.
See individual congeners for qualifiers.

Sample ID: PDI-170SC-A-00-01-200519

EPA Method 1668C

Client Data		Sample Data		Laboratory Data	
Name:	Anchor QEA, LLC	Matrix:	Sediment	Lab Sample:	2001112-03
Project:	Gasco PDI	Sample Size:	6.12 g	Date Received:	21-May-2020 10:00
Date Collected:	19-May-2020 12:43	% Solids:	82.2	QC Batch:	B0E0213
				Date Analyzed :	09-Jun-20 04:43 Column: ZB-1
				Date Extracted:	26-May-2020 5:56

Analyte	Conc. (pg/g)	DL	EMPC	Qualifiers	Analyte	Conc. (pg/g)	DL	EMPC	Qualifiers
PCB-180	ND		52.7		Total octaCB	34.3		54.4	
PCB-181	ND	0.396			Total nonaCB	9.78		10.7	
PCB-182/187	38.0				DecaCB	9.16			
PCB-183	ND		15.1		Total PCB	2170			
PCB-184	ND	0.326							
PCB-185	2.68			J					
PCB-186	ND	0.302							
PCB-188	ND		0.221						
PCB-189	1.16			J					
PCB-190	5.39								
PCB-191	1.23			J					
PCB-192	ND	0.320							
PCB-193	ND		2.08						
PCB-194	12.0								
PCB-195	5.00								
PCB-196/203	ND		14.6						
PCB-197	ND	0.246							
PCB-198	ND		0.764						
PCB-199	14.3								
PCB-200	ND		1.66						
PCB-201	2.29			J					
PCB-202	ND		3.02						
PCB-204	ND	0.244							
PCB-205	0.709			J					
PCB-206	7.34								
PCB-207	ND		0.878						
PCB-208	2.44			J					
PCB-209	9.16								
Total monoCB	3.07		5.35						
Total diCB	19.7		33.0						
Total triCB	179		190						
Total tetraCB	595		609						
Total pentaCB	588		634						
Total hexaCB	573		586						
Total heptaCB	162		233						

DL - Sample specific estimated detection limit

LCL-UCL- Lower control limit - upper control limit

EMPC - Estimated maximum possible concentration

The results are reported in dry weight. The sample size is reported in wet weight.
See individual congeners for qualifiers.

Sample ID: PDI-170SC-A-00-01-200519

EPA Method 1668C

Client Data		Sample Data		Laboratory Data	
Name:	Anchor QEA, LLC	Matrix:	Sediment	Lab Sample:	2001112-03
Project:	Gasco PDI	Sample Size:	6.12 g	Date Received:	21-May-2020 10:00
Date Collected:	19-May-2020 12:43	% Solids:	82.2	QC Batch:	B0E0213
				Date Analyzed :	09-Jun-20 04:43 Column: ZB-1
Date Received:				Date Extracted:	26-May-2020 5:56

Labeled Standard	%R	LCL-UCL	Qualifiers	Labeled Standard	%R	LCL-UCL	Qualifiers
IS 13C-PCB-1	56.7	5 -145		13C-PCB-170	79.5	10 -145	
13C-PCB-3	53.2	5 -145		13C-PCB-180	79.4	10 -145	
13C-PCB-4	66.5	5 -145		13C-PCB-188	73.5	10 -145	
13C-PCB-11	63.4	5 -145		13C-PCB-189	83.1	10 -145	
13C-PCB-9	68.1	5 -145		13C-PCB-194	69.9	10 -145	
13C-PCB-19	54.7	5 -145		13C-PCB-202	80.2	10 -145	
13C-PCB-28	66.9	5 -145		13C-PCB-206	77.5	10 -145	
13C-PCB-32	57.3	5 -145		13C-PCB-208	64.3	10 -145	
13C-PCB-37	75.1	5 -145		13C-PCB-209	100	10 -145	
13C-PCB-47	78.0	5 -145		CRS 13C-PCB-79	77.8	10 -145	
13C-PCB-52	76.1	5 -145		13C-PCB-178	70.7	10 -145	
13C-PCB-54	70.3	5 -145					
13C-PCB-70	75.5	5 -145					
13C-PCB-77	72.4	10 -145					
13C-PCB-80	74.9	10 -145					
13C-PCB-81	74.6	10 -145					
13C-PCB-95	75.6	10 -145					
13C-PCB-97	75.3	10 -145					
13C-PCB-101	74.1	10 -145					
13C-PCB-104	78.6	10 -145					
13C-PCB-105	87.9	10 -145					
13C-PCB-114	87.9	10 -145					
13C-PCB-118	75.3	10 -145					
13C-PCB-123	77.1	10 -145					
13C-PCB-126	85.2	10 -145					
13C-PCB-127	88.2	10 -145					
13C-PCB-138	76.6	10 -145					
13C-PCB-141	75.8	10 -145					
13C-PCB-153	75.9	10 -145					
13C-PCB-155	81.5	10 -145					
13C-PCB-156	78.8	10 -145					
13C-PCB-157	78.9	10 -145					
13C-PCB-159	74.7	10 -145					
13C-PCB-167	77.7	10 -145					
13C-PCB-169	80.1	10 -145					

DL - Sample specific estimated detection limit

LCL-UCL- Lower control limit - upper control limit

EMPC - Estimated maximum possible concentration

The results are reported in dry weight. The sample size is reported in wet weight.
See individual congeners for qualifiers.

DATA QUALIFIERS & ABBREVIATIONS

B	This compound was also detected in the method blank
Conc.	Concentration
CRS	Cleanup Recovery Standard
D	Dilution
DL	Detection limit
E	The associated compound concentration exceeded the calibration range of the instrument
H	Recovery and/or RPD was outside laboratory acceptance limits
I	Chemical Interference
IS	Internal Standard
J	The amount detected is below the Reporting Limit/LOQ
LOD	Limit of Detection
LOQ	Limit of Quantitation
M	Estimated Maximum Possible Concentration (CA Region 2 projects only)
NA	Not applicable
ND	Not Detected
OPR	Ongoing Precision and Recovery sample
P	The reported concentration may include contribution from chlorinated diphenyl ether(s).
Q	The ion transition ratio is outside of the acceptance criteria.
RL	Reporting Limit
TEQ	Toxic Equivalency
U	Not Detected (specific projects only)
*	See Cover Letter

Unless otherwise noted, solid sample results are reported in dry weight. Tissue samples are reported in wet weight.

Vista Analytical Laboratory Certifications

Accrediting Authority	Certificate Number
Alaska Department of Environmental Conservation	17-013
Arkansas Department of Environmental Quality	19-013-0
California Department of Health – ELAP	2892
DoD ELAP - A2LA Accredited - ISO/IEC 17025:2005	3091.01
Florida Department of Health	E87777-23
Hawaii Department of Health	N/A
Louisiana Department of Environmental Quality	01977
Maine Department of Health	2018017
Massachusetts Department of Environmental Protection	N/A
Michigan Department of Environmental Quality	9932
Minnesota Department of Health	1521520
New Hampshire Environmental Accreditation Program	207718-B
New Jersey Department of Environmental Protection	190001
New York Department of Health	11411
Oregon Laboratory Accreditation Program	4042-010
Pennsylvania Department of Environmental Protection	016
Texas Commission on Environmental Quality	T104704189-19-10
Vermont Department of Health	VT-4042
Virginia Department of General Services	10272
Washington Department of Ecology	C584-19
Wisconsin Department of Natural Resources	998036160

Current certificates and lists of licensed parameters are located in the Quality Assurance office and are available upon request.

NELAP Accredited Test Methods

MATRIX: Air	
Description of Test	Method
Determination of Polychlorinated p-Dioxins & Polychlorinated Dibenzofurans	EPA 23
Determination of Polychlorinated p-Dioxins & Polychlorinated Dibenzofurans	EPA TO-9A

MATRIX: Biological Tissue	
Description of Test	Method
Tetra- through Octa-Chlorinated Dioxins and Furans by Isotope Dilution GC/HRMS	EPA 1613B
Brominated Diphenyl Ethers by HRGC/HRMS	EPA 1614A
Chlorinated Biphenyl Congeners in Water, Soil, Sediment, and Tissue by GC/HRMS	EPA 1668A/C
Pesticides in Water, Soil, Sediment, Biosolids, and Tissue by HRGC/HRMS	EPA 1699
Perfluorinated Alkyl Acids in Drinking Water by SPE and LC/MS/MS	EPA 537
Polychlorinated Dibenzo-p-Dioxins and Polychlorinated Dibenzofurans by GC/HRMS	EPA 8280A/B
Polychlorinated Dibenzodioxins (PCDDs) and Polychlorinated Dibenzofurans (PCDFs) by GC/HRMS	EPA 8290/8290A

MATRIX: Drinking Water	
Description of Test	Method
2,3,7,8-Tetrachlorodibenzo- p-dioxin (2,3,7,8-TCDD) GC/HRMS	EPA 1613/1613B
1,4-Dioxane (1,4-Diethyleneoxide) analysis by GC/HRMS	EPA 522
Perfluorinated Alkyl Acids in Drinking Water by SPE and LC/MS/MS	EPA 537
Perfluorinated Alkyl Acids in Drinking Water by SPE and LC/MS/MS	ISO 25101 2009

MATRIX: Non-Potable Water	
Description of Test	Method
Tetra- through Octa-Chlorinated Dioxins and Furans by Isotope Dilution GC/HRMS	EPA 1613B
Brominated Diphenyl Ethers by HRGC/HRMS	EPA 1614A
Chlorinated Biphenyl Congeners in Water, Soil, Sediment, and Tissue by GC/HRMS	EPA 1668A/C
Pesticides in Water, Soil, Sediment, Biosolids, and Tissue by HRGC/HRMS	EPA 1699
Perfluorinated Alkyl Acids in Drinking Water by SPE and LC/MS/MS	EPA 537
Dioxin by GC/HRMS	EPA 613
Polychlorinated Dibenzo-p-Dioxins and Polychlorinated Dibenzofurans by GC/HRMS	EPA 8280A/B
Polychlorinated Dibenzodioxins (PCDDs) and Polychlorinated Dibenzofurans (PCDFs) by GC/HRMS	EPA 8290/8290A

MATRIX: Solids	
Description of Test	Method
Tetra-Octa Chlorinated Dioxins and Furans by Isotope Dilution GC/HRMS	EPA 1613
Tetra- through Octa-Chlorinated Dioxins and Furans by Isotope Dilution GC/HRMS	EPA 1613B
Brominated Diphenyl Ethers by HRGC/HRMS	EPA 1614A
Chlorinated Biphenyl Congeners in Water, Soil, Sediment, and Tissue by GC/HRMS	EPA 1668A/C
Pesticides in Water, Soil, Sediment, Biosolids, and Tissue by HRGC/HRMS	EPA 1699
Perfluorinated Alkyl Acids in Drinking Water by SPE and LC/MS/MS	EPA 537
Polychlorinated Dibenzo-p-Dioxins and Polychlorinated Dibenzofurans by GC/HRMS	EPA 8280A/B
Polychlorinated Dibenzodioxins (PCDDs) and Polychlorinated Dibenzofurans (PCDFs) by GC/HRMS	EPA 8290/8290A

ENVIRONMENTAL SAMPLE CHAIN OF CUSTODY

COC ID:

VISTA-20200519-134059

POC: * Delaney Peterson (360-715-2707)

Project: Gasco PDI

2001112

Sample Custodian:

SN

1605 Cornwall Avenue, Bellingham, WA 98225

Client: NW Natural

1.9°C



Lab:

VISTA

COC Sample Number	Field Sample ID	Sample Type	Matrix	Collected		Containers #	Lab QC*	Test Request	Method	TAT**	Preservative
				Date	Time						
* 001	PDI-167SC-A-00-01-200519	N	SE	05/19/2020	8:25	1	<input type="checkbox"/>	Dioxin/Furans *	E1613B	30	4°C
								PCB Congeners	E1668A	30	4°C
								Total solids (VISTA)	SM2540G	30	4°C
* 002	PDI-167SC-A-01-02-200519	N	SE	05/19/2020	8:25	1	<input type="checkbox"/>	Dioxin/Furans *	E1613B	30	4°C
								Total solids (VISTA)	SM2540G	30	4°C
* 003	PDI-167SC-A-02-03-200519	N	SE	05/19/2020	8:25	1	<input type="checkbox"/>	Dioxin/Furans	E1613B	30	4°C
								Total solids (VISTA)	SM2540G	30	4°C
* 004	PDI-167SC-A-03-04-200519	N	SE	05/19/2020	8:25	1	<input type="checkbox"/>	Dioxin/Furans	E1613B	30	4°C
								Total solids (VISTA)	SM2540G	30	4°C
* 005	PDI-167SC-A-04-05-200519	N	SE	05/19/2020	8:25	1	<input type="checkbox"/>	Dioxin/Furans	E1613B	30	4°C
								Total solids (VISTA)	SM2540G	30	4°C
* 006	PDI-167SC-A-05-06-200519	N	SE	05/19/2020	8:25	1	<input type="checkbox"/>	Dioxin/Furans	E1613B	30	4°C
								Total solids (VISTA)	SM2540G	30	4°C
* 007	PDI-167SC-A-06-07-200519	N	SE	05/19/2020	8:25	1	<input type="checkbox"/>	Dioxin/Furans	E1613B	30	4°C
								Total solids (VISTA)	SM2540G	30	4°C

Comment:

* WO 2001110

Relinquished By:	Received By:	Relinquished By:	Received By:	Relinquished By:	Received By:
Signature: 	Signature: 	Signature:	Signature:	Signature:	Signature:
Print Name: C. O'REILLY	Print Name: Conor Moller	Print Name:	Print Name:	Print Name:	Print Name:
Company: AQ	Company: VAL	Company:	Company:	Company:	Company:
Date/Time: 5/20/20 0815	Date/Time: 05/21/20 1000	Date/Time:	Date/Time:	Date/Time:	Date/Time:

* Lab QC Requested for sample when box is checked ** TAT = Turn Around Time in DAYS # POC = Project Point of Contact

ENVIRONMENTAL SAMPLE CHAIN OF CUSTODY

POC: Delaney Peterson (360-715-2707)
1605 Cornwall Avenue, Bellingham, WA 98225

Project: Gasco PDI
Client: NW Natural

200112

COC ID: VISTA-20200519-134059
Sample Custodian: SN
Lab: VISTA

COC Sample Number	Field Sample ID	Sample Type	Matrix	Collected		Containers #	Lab QC*	Test Request	Method	TAT**	Preservative
				Date	Time						
* 008	PDI-167SC-A-07-08-200519	N	SE	05/19/2020	8:25	1	<input type="checkbox"/>	Dioxin/Furans	E1613B	30	4°C
								Total solids (VISTA)	SM2540G	30	4°C
* 009	PDI-169SC-A-00-01-200519	N	SE	05/19/2020	10:24	1	<input type="checkbox"/>	Dioxin/Furans *	E1613B	30	4°C
								PCB Congeners	E1668A	30	4°C
								Total solids (VISTA)	SM2540G	30	4°C
* 010	PDI-169SC-A-01-02-200519	N	SE	05/19/2020	10:24	1	<input type="checkbox"/>	Dioxin/Furans	E1613B	30	4°C
								Total solids (VISTA)	SM2540G	30	4°C
* 011	PDI-169SC-A-02-03-200519	N	SE	05/19/2020	10:24	1	<input type="checkbox"/>	Dioxin/Furans	E1613B	30	4°C
								Total solids (VISTA)	SM2540G	30	4°C
* 012	PDI-169SC-A-03-04-200519	N	SE	05/19/2020	10:24	1	<input type="checkbox"/>	Dioxin/Furans	E1613B	30	4°C
								Total solids (VISTA)	SM2540G	30	4°C
* 013	PDI-169SC-A-04-05-200519	N	SE	05/19/2020	10:24	1	<input type="checkbox"/>	Dioxin/Furans	E1613B	30	4°C
								Total solids (VISTA)	SM2540G	30	4°C
* 014	PDI-169SC-A-05-06-200519	N	SE	05/19/2020	10:24	1	<input type="checkbox"/>	Dioxin/Furans	E1613B	30	4°C
								Total solids (VISTA)	SM2540G	30	4°C

Comment: * WO 2001110

Relinquished By:	Received By:	Relinquished By:	Received By:	Relinquished By:	Received By:
Signature:	Signature: Connor Maher	Signature:	Signature:	Signature:	Signature:
Print Name: C. O'LEARY	Print Name: Connor Maher	Print Name:	Print Name:	Print Name:	Print Name:
Company: AQ	Company: VAL	Company:	Company:	Company:	Company:
Date/Time: 5/20/20 0815	Date/Time: 05/21/20	Date/Time:	Date/Time:	Date/Time:	Date/Time:

* Lab QC Requested for sample when box is checked ** TAT = Turn Around Time in DAYS # POC = Project Point of Contact

ENVIRONMENTAL SAMPLE CHAIN OF CUSTODY

POC: Delaney Peterson (360-715-2707)
1605 Cornwall Avenue, Bellingham, WA 98225

Project: Gasco PDI
Client: NW Natural

2001112

COC ID: VISTA-20200519-134059
Sample Custodian: SN
Lab: VISTA

COC Sample Number	Field Sample ID	Sample Type	Matrix	Collected Date	Time	Containers #	Lab QC*	Test Request	Method	TAT**	Preservative
* 015	PDI-169SC-A-06-07-200519	N	SE	05/19/2020	10:24	1	<input type="checkbox"/>	Dioxin/Furans Total solids (VISTA)	E1613B SM2540G	30 30	4°C 4°C
* 016	PDI-169SC-A-07-08-200519	N	SE	05/19/2020	10:24	1	<input type="checkbox"/>	Dioxin/Furans Total solids (VISTA)	E1613B SM2540G	30 30	4°C 4°C
* 017	PDI-170SC-A-00-01-200519	N	SE	05/19/2020	12:43	1	<input type="checkbox"/>	Dioxin/Furans (*) PCB Congeners Total solids (VISTA)	E1613B E1668A SM2540G	30 30 30	4°C 4°C 4°C
* 018	PDI-170SC-A-01-02-200519	N	SE	05/19/2020	12:43	1	<input type="checkbox"/>	Dioxin/Furans Total solids (VISTA)	E1613B SM2540G	30 30	4°C 4°C
* 019	PDI-170SC-A-02-03-200519	N	SE	05/19/2020	12:43	1	<input type="checkbox"/>	Dioxin/Furans Total solids (VISTA)	E1613B SM2540G	30 30	4°C 4°C
* 020	PDI-170SC-A-03-04-200519	N	SE	05/19/2020	12:43	1	<input type="checkbox"/>	Dioxin/Furans Total solids (VISTA)	E1613B SM2540G	30 30	4°C 4°C
* 021	PDI-170SC-A-04-05-200519	N	SE	05/19/2020	12:43	1	<input type="checkbox"/>	Dioxin/Furans Total solids (VISTA)	E1613B SM2540G	30 30	4°C 4°C

Comment: (*) WO 2001111

Relinquished By:	Received By:	Relinquished By:	Received By:	Relinquished By:	Received By:
Signature: <i>[Signature]</i>	Signature: <i>Conor Maher</i>	Signature:	Signature:	Signature:	Signature:
Print Name: COFFIN	Print Name: conor maher	Print Name:	Print Name:	Print Name:	Print Name:
Company: AQ	Company: VAL	Company:	Company:	Company:	Company:
Date/Time: 5/20/20 0815	Date/Time: 05/21/20 1000	Date/Time:	Date/Time:	Date/Time:	Date/Time:

* Lab QC Requested for sample when box is checked ** TAT = Turn Around Time in DAYS # POC = Project Point of Contact

Sample Log-In Checklist

 Page # 1 of 1

 Vista Work Order #: 2001112 TAT std

Samples Arrival:	Date/Time 05/21/20 1000	Initials: Cwh	Location: WR-2
			Shelf/Rack: N/A
Delivered By:	<input checked="" type="checkbox"/> FedEx	<input type="checkbox"/> UPS	<input type="checkbox"/> On Trac
		<input type="checkbox"/> GLS	<input type="checkbox"/> DHL
		<input type="checkbox"/> Hand Delivered	<input type="checkbox"/> Other
Preservation:	<input checked="" type="checkbox"/> Ice	<input type="checkbox"/> Blue Ice	<input type="checkbox"/> Dry Ice
	<input type="checkbox"/> None		
Temp °C: 1.9 (uncorrected)	Probe used: Y / <input checked="" type="checkbox"/> N		Thermometer ID: IR-4
Temp °C: 1.9 (corrected)			

	YES	NO	NA
Shipping Container(s) Intact?	<input checked="" type="checkbox"/>	<input type="checkbox"/>	<input type="checkbox"/>
Shipping Custody Seals Intact?	<input checked="" type="checkbox"/>	<input type="checkbox"/>	<input type="checkbox"/>
Airbill <u>—</u> Trk # <u>7705 1362 1221</u>	<input checked="" type="checkbox"/>	<input type="checkbox"/>	<input type="checkbox"/>
Shipping Documentation Present?	<input checked="" type="checkbox"/>	<input type="checkbox"/>	<input type="checkbox"/>
Shipping Container	<input type="checkbox"/> Vista	<input checked="" type="checkbox"/> Client	<input type="checkbox"/> Retain
	<input type="checkbox"/> Return	<input type="checkbox"/> Dispose	
Chain of Custody / Sample Documentation Present?	<input checked="" type="checkbox"/>	<input type="checkbox"/>	<input type="checkbox"/>
Chain of Custody / Sample Documentation Complete?	<input checked="" type="checkbox"/>	<input type="checkbox"/>	<input type="checkbox"/>
Holding Time Acceptable?	<input checked="" type="checkbox"/>	<input type="checkbox"/>	<input type="checkbox"/>
Logged In:	Date/Time 5/22/20 1200	Initials: UBSB	Location: WR-2
			Shelf/Rack: G-5
COC Anomaly/Sample Acceptance Form completed?	<input type="checkbox"/>	<input checked="" type="checkbox"/>	<input checked="" type="checkbox"/>

Comments:

CoC/Label Reconciliation Report WO# 2001112

LabNumber	CoC Sample ID	SampleAlias	Sample Date/Time	Container	BaseMatrix	Sample Comments
2001112-01	A PDI-167SC-A-00-01-200519		19-May-20 08:25	Amber Glass, 120 mL	Solid	DUP
2001112-02	A PDI-169SC-A-00-01-200519		19-May-20 10:24	Amber Glass, 120 mL	Solid	
2001112-03	A PDI-170SC-A-00-01-200519		19-May-20 12:43	Amber Glass, 120 mL	Solid	

Checkmarks indicate that information on the COC reconciled with the sample label.
Any discrepancies are noted in the following columns.

	Yes	No	NA	Comments:
Sample Container Intact?	✓			
Sample Custody Seals Intact?			✓	
Adequate Sample Volume?	✓			
Container Type Appropriate for Analysis(es)	✓			
Preservation Documented: Na2S2O3 Trizma None Other			✓	
If Chlorinated or Drinking Water Samples, Acceptable Preservation?			✓	

Verified by/Date: MPB 5/22/20

EXTRACTION INFORMATION

Process Sheet
Workorder: 2001112

Prep Expiration: 2021-05-19
 Client: Anchor QEA, LLC

Workorder Due: 12-Jun-20 00:00
 TAT: 22

Method: **1668C Full List**
 Matrix: **Solid**
 Client Matrix: Sediment
 Also run: **Percent Solids**

Prep Batch: BOE0213
 Prep Data Entered: AO 06/08/20
Date and Initials
 Initial Sequence: S0F0022

LabSampleID	Recon	ClientSampleID	Date Received	Location	Comments
2001112-01	<input checked="" type="checkbox"/>	PDI-167SC-A-00-01-200519	21-May-20 10:00	WR-2 G-5	DUP
2001112-02	<input checked="" type="checkbox"/>	PDI-169SC-A-00-01-200519	21-May-20 10:00	WR-2 G-5	
2001112-03	<input checked="" type="checkbox"/>	PDI-170SC-A-00-01-200519	21-May-20 10:00	WR-2 G-5	

WO Comments: PCB - 5g extraction (dry weight)
One dup required per batch of 20 samples

Pre-Prep Check Out: EM 05/25/20
 Pre-Prep Check In: EM 05/25/20

Prep Check Out: EM 05/26/20
 Prep Check In: EM 05/26/20

Prep Reconciled Initials/Date: EM 05/25/20
 Spike Reconciled Initials/Date: CH 05/26/20
 VialBoxID: None

PREPARATION BENCH SHEET

Matrix: Solid

B0E0213

Chemist: EM

Method: 1668C Full List

Prepared using: HRMS - Soxhlet

Prep Date/Time: 26-May-20 05:56

C	VISTA Sample ID	G Eqv	Sample Amt. (g)	IS/NS CHEM/WIT DATE	CRS CHEM/WIT DATE	AP CHEM/ DATE	ABSG CHEM/ DATE	AA CHEM/ DATE	Florisl CHEM/ DATE	RS CHEM/WIT DATE
<input type="checkbox"/>	B0E0213-BLK1 (A) (B) (C)	N/A	(5.00)	AZ EM 05/26/20	AO EM 06/08/20	NA	AO 06/08/20	NA	NA	AO EM 06/08/20
<input type="checkbox"/>	B0E0213-BS1 (C)	N/A	(5.00)	↓		↓	↓	↓	↓	↓
<input type="checkbox"/>	B0E0213-DUP1 2001112-01	5.93	5.98	↓		↓	↓	↓	↓	↓
<input type="checkbox"/>	2001112-01 (A) (C)	5.93	5.94	↓		↓	↓	↓	↓	↓
<input type="checkbox"/>	2001112-02	5.80	5.82	↓		↓	↓	↓	↓	↓
<input type="checkbox"/>	2001112-03 (A)	6.09	6.12	↓		↓	↓	↓	↓	↓

(A) Had water in RB, ran sample thru sodium sulfate 05/27/20

(B) ran sample through glass wool funnel to remove sodium sulfate. Funnel clogged, pipetted sample back into round bottom EM 06/08/20

(C) ran samples through sodium sulfate funnels to remove sodium sulfate EM 06/08/20

IS Name <u>V₂</u>	NS Name <u>J₃</u>	CRS Name <u>V₂</u>	RS Name <u>V₂</u>	Cycle Time	APP: SEFUN SOX <u>(SDS)</u>	Check Out: <u>EM 05/26/20</u>
PCDD/F	PCDD/F	PCDD/F	PCDD/F	Start Date/Time	SOLV: <u>TDI</u>	Chemist/Date: <u>EM 05/26/20</u>
PCB <u>19B2601, 10ul</u>	PCB <u>19B2602, 10ul</u>	PCB <u>19B2603, 10ul</u>	PCB <u>19B2604, 10ul</u>	<u>05/26/20 1410</u>	Other <u>N/A</u>	Check In: <u>EM 05/26/20</u>
PAH	PAH	PAH	PAH	Stop Date/Time	Final Volume(s) <u>100 mL</u>	Balance ID: <u>HRMS-09</u>
				<u>05/27/20 624</u>	<u>C9</u>	

Comments:

- 1 = Sample approached dryness on rotovap
- 2 = Sample bumped on rotovap; lost < 5%
- 3 = Sample poured through Na₂SO₄ to remove water
- 4 = Precipitate present at Final Volume
- 5 = Sample homogenized in secondary container
- 6 = Sample clogged during extraction; pipetted and used Nitrogen to assist

Batch: B0E0213

Matrix: Solid

LabNumber	WetWeight (Initial)	% Solids (Extraction Solids)	DryWeight	Final	Extracted	Ext By	Spike	SpikeAmount	ClientMatrix	Analysis
2001112-01	5.94 ✓	84.3609	5.0110	100	26-May-20 05:56	EMM			Sediment	1668C Full List
2001112-02	5.82 ✓	86.14565	5.0137	100	26-May-20 05:56	EMM			Sediment	1668C Full List
2001112-03	6.12 ✓	82.15548	5.0279	100	26-May-20 05:56	EMM			Sediment	1668C Full List
B0E0213-BLK1	5			100	26-May-20 05:56	EMM				QC
B0E0213-BS1	5			100	26-May-20 05:56	EMM	19B2602	10		QC
B0E0213-DUP1	5.98 ✓	84.3609	5.0448	100	26-May-20 05:56	EMM				QC

All bolded data on report verified against written benchsheet by (initial/date) AO 06/08/20

SAMPLE DATA – EPA METHOD 1668C

Dataset: U:\VG11.PRO\Results\200608K2\200608K2-5.qld

Last Altered: Thursday, June 11, 2020 11:47:36 Pacific Daylight Time

Printed: Thursday, June 11, 2020 11:49:27 Pacific Daylight Time

Hu 6-11-2020

C7 06/16/2020

Method: U:\VG11.PRO\MethDB\PCB-209_ZB1_6-1-20.mdb 02 Jun 2020 10:36:07

Calibration: U:\VG11.PRO\CurveDB\db1_PCBvg11-6-1-20.cdb 02 Jun 2020 10:21:16

Name: 200608K2_5, Date: 09-Jun-2020, Time: 00:41:22, ID: B0E0213-BLK1 Method Blank 10, Description: Method Blank

#	Name	Resp	IS Resp	RA	n/y	RRF	wt/vol	Pred.RT	RT	RRT	Pred.RRT	RRT Fail	Conc	%Rec	DL	EMPC
1	1 PCB-1		7.84e5		NO	1.17	5.000	15.51			1.001	YES			0.458	
2	2 PCB-2		8.60e5		NO	1.18	5.000	17.91			0.988	YES			0.446	
3	3 PCB-3		8.60e5		NO	1.15	5.000	18.14			1.001	YES			0.459	
4	4 PCB-4/10		7.18e5		NO	1.25	5.000	19.57			1.004	YES			1.10	
5	5 PCB-7/9		1.20e6		NO	0.960	5.000	21.37			1.003	YES			0.858	
6	6 PCB-6		1.20e6		NO	1.02	5.000	22.02			1.033	YES			0.804	
7	7 PCB-5/8		1.20e6		NO	0.992	5.000	22.43			1.052	YES			0.830	
8	8 PCB-14		1.26e6		NO	1.02	5.000	23.58			0.952	YES			0.810	
9	9 PCB-11	4.47e3	1.26e6	1.30	YES	1.13	5.000	24.79	24.78	1.000	1.001	NO	6.50		0.731	5.84
10	10 PCB-12/13		1.26e6		NO	1.03	5.000	25.22			1.018	YES			0.802	
11	11 PCB-15		1.26e6		NO	1.03	5.000	25.53			1.031	YES			0.796	
12	12 PCB-19		5.00e5		NO	1.11	5.000	23.76			1.001	YES			0.752	
13	13 PCB-30		5.00e5		NO	1.79	5.000	24.66			1.039	YES			0.464	
14	14 PCB-18		7.83e5		NO	0.818	5.000	25.43			0.952	YES			0.675	
15	15 PCB-17		7.83e5		NO	0.758	5.000	25.61			0.958	YES			0.728	
16	16 PCB-24/27		7.83e5		NO	1.08	5.000	26.22			0.981	YES			0.510	
17	17 PCB-16/32		7.83e5		NO	0.925	5.000	26.74			1.001	YES			0.596	
18	18 PCB-34		1.10e6		NO	0.945	5.000	27.54			0.959	YES			0.457	
19	19 PCB-23		1.10e6		NO	0.883	5.000	27.64			0.962	YES			0.490	
20	20 PCB-29		1.10e6		NO	0.893	5.000	27.89			0.971	YES			0.484	
21	21 PCB-26		1.10e6		NO	0.944	5.000	28.12			0.979	YES			0.458	
22	22 PCB-25		1.10e6		NO	0.950	5.000	28.28			0.984	YES			0.455	
23	23 PCB-31		1.10e6		NO	1.04	5.000	28.64			0.997	YES			0.417	
24	24 PCB-28		1.10e6		NO	1.03	5.000	28.75			1.001	YES			0.422	
25	25 PCB-20/21/33		1.10e6		NO	0.941	5.000	29.39			1.023	YES			0.459	
26	26 PCB-22		1.10e6		NO	0.973	5.000	29.83			1.038	YES			0.445	
27	27 PCB-36		1.13e6		NO	1.08	5.000	30.49			0.931	YES			0.432	
28	28 PCB-39		1.13e6		NO	0.988	5.000	30.97			0.946	YES			0.470	
29	29 PCB-38		1.13e6		NO	1.05	5.000	31.77			0.970	YES			0.442	
30	30 PCB-35		1.13e6		NO	1.04	5.000	32.31			0.987	YES			0.445	
31	31 PCB-37		1.13e6		NO	1.01	5.000	32.75			1.001	YES			0.461	

Dataset: U:\VG11.PRO\Results\200608K2\200608K2-5.qld

Last Altered: Thursday, June 11, 2020 11:47:36 Pacific Daylight Time

Printed: Thursday, June 11, 2020 11:49:27 Pacific Daylight Time

Name: 200608K2_5, Date: 09-Jun-2020, Time: 00:41:22, ID: B0E0213-BLK1 Method Blank 10, Description: Method Blank

#	Name	Resp	IS Resp	RA	n/y	RRF	w/vol	Pred.RT	RT	RRT	Pred.RRT	RRT Fail	Conc	%Rec	DL	EMPC
32	32 PCB-54		7.19e5		NO	1.08	5.000	27.60			1.001	YES			0.287	
33	33 PCB-50		7.19e5		NO	0.880	5.000	28.79			1.044	YES			0.353	
34	34 PCB-53		6.00e5		NO	0.997	5.000	29.47			0.944	YES			0.377	
35	35 PCB-51	1.88e2	6.00e5	1.80	YES	1.07	5.000	29.82	29.85	0.956	0.955	NO	0.589		0.362	0.372
36	36 PCB-45		6.00e5		NO	0.858	5.000	30.27			0.969	YES			0.437	
37	37 PCB-46		6.00e5		NO	0.831	5.000	30.76			0.985	YES			0.452	
38	38 PCB-52/69	2.75e2	6.00e5	0.75	NO	1.17	5.000	31.26	31.25	1.001	1.001	NO	0.787		0.322	0.787
39	39 PCB-73		6.00e5		NO	1.44	5.000	31.38			1.005	YES			0.260	
40	40 PCB-43/49		6.00e5		NO	1.02	5.000	31.55			1.010	YES			0.370	
41	41 PCB-47	1.25e3	6.46e5	0.79	NO	0.922	5.000	31.77	31.77	1.001	1.001	NO	4.19		0.381	4.19
42	42 PCB-48/75		6.46e5		NO	1.12	5.000	31.88			1.004	YES			0.314	
43	43 PCB-65		6.46e5		NO	1.28	5.000	32.15			1.013	YES			0.274	
44	44 PCB-62		6.46e5		NO	1.13	5.000	32.26			1.016	YES			0.312	
45	45 PCB-44		6.46e5		NO	0.824	5.000	32.59			1.026	YES			0.427	
46	46 PCB-42/59		6.46e5		NO	1.05	5.000	32.81			1.033	YES			0.335	
47	47 PCB-41/64/71/72		6.46e5		NO	1.19	5.000	33.43			1.053	YES			0.296	
48	48 PCB-68		6.46e5		NO	1.28	5.000	33.68			1.061	YES			0.275	
49	49 PCB-40		6.46e5		NO	0.602	5.000	33.91			1.068	YES			0.584	
50	50 PCB-57		7.77e5		NO	1.16	5.000	34.29			0.969	YES			0.259	
51	51 PCB-67		7.77e5		NO	1.08	5.000	34.60			0.978	YES			0.278	
52	52 PCB-58		7.77e5		NO	1.20	5.000	34.71			0.981	YES			0.251	
53	53 PCB-63		7.77e5		NO	1.07	5.000	34.88			0.986	YES			0.281	
54	54 PCB-74		7.77e5		NO	1.19	5.000	35.18			0.994	YES			0.255	
55	55 PCB-61/70	2.88e2	7.77e5	0.78	NO	1.05	5.000	35.39	35.41	1.001	1.000	NO	0.704		0.286	0.704
56	56 PCB-76/66		7.77e5		NO	1.16	5.000	35.58			1.006	YES			0.259	
57	57 PCB-80		8.08e5		NO	1.19	5.000	35.83			1.001	YES			0.247	
58	58 PCB-55		8.08e5		NO	1.17	5.000	36.16			1.010	YES			0.251	
59	59 PCB-56/60		8.08e5		NO	1.02	5.000	36.66			1.024	YES			0.288	
60	60 PCB-79		8.08e5		NO	1.14	5.000	37.76			1.055	YES			0.258	
61	61 PCB-78		7.77e5		NO	1.14	5.000	38.50			0.987	YES			0.274	
62	62 PCB-81		7.77e5		NO	1.05	5.000	39.04			1.000	YES			0.298	
63	63 PCB-77		7.58e5		NO	1.14	5.000	39.66			1.000	YES			0.275	
64	64 PCB-104		4.77e5		NO	1.12	5.000	32.44			1.001	YES			0.517	
65	65 PCB-96		4.77e5		NO	1.15	5.000	33.74			1.041	YES			0.502	

Dataset: U:\VG11.PRO\Results\200608K2\200608K2-5.qld

Last Altered: Thursday, June 11, 2020 11:47:36 Pacific Daylight Time

Printed: Thursday, June 11, 2020 11:49:27 Pacific Daylight Time

Name: 200608K2_5, Date: 09-Jun-2020, Time: 00:41:22, ID: B0E0213-BLK1 Method Blank 10, Description: Method Blank

#	Name	Resp	IS Resp	RA	n/y	RRF	wt/vol	Pred.RT	RT	RRT	Pred.RRT	RRT Fail	Conc.	%Rec	DL	EMPC
66	66 PCB-103		4.77e5		NO	0.936	5.000	34.29			1.058	YES			0.619	
67	67 PCB-100		4.77e5		NO	0.954	5.000	34.65			1.069	YES			0.608	
68	68 PCB-94		3.82e5		NO	0.949	5.000	35.18			0.985	YES			0.760	
69	69 PCB-95/98/102		3.82e5		NO	1.20	5.000	35.65			0.999	YES			0.598	
70	70 PCB-93		3.82e5		NO	0.935	5.000	35.77			1.002	YES			0.771	
71	71 PCB-88/91		3.82e5		NO	1.06	5.000	36.12			1.012	YES			0.677	
72	72 PCB-121		3.82e5		NO	1.71	5.000	36.21			1.015	YES			0.422	
73	73 PCB-84/92		3.77e5		NO	1.02	5.000	37.08			0.990	YES			0.740	
74	74 PCB-89		3.77e5		NO	1.11	5.000	37.25			0.995	YES			0.682	
75	75 PCB-90/101		3.77e5		NO	1.12	5.000	37.46			1.000	YES			0.671	
76	76 PCB-113		3.77e5		NO	1.51	5.000	37.70			1.007	YES			0.497	
77	77 PCB-99		3.77e5		NO	1.32	5.000	37.79			1.009	YES			0.570	
78	78 PCB-119		3.41e5		NO	1.81	5.000	38.28			0.987	YES			0.461	
79	79 PCB-108/112		3.41e5		NO	1.44	5.000	38.44			0.991	YES			0.576	
80	80 PCB-83		3.41e5		NO	1.83	5.000	38.59			0.995	YES			0.455	
81	81 PCB-97		3.41e5		NO	1.28	5.000	38.80			1.000	YES			0.650	
82	82 PCB-86		3.41e5		NO	1.12	5.000	38.97			1.005	YES			0.746	
83	83 PCB-87/117/125		3.41e5		NO	1.56	5.000	39.10			1.008	YES			0.534	
84	84 PCB-111/115		3.41e5		NO	1.91	5.000	39.25			1.012	YES			0.436	
85	85 PCB-85/116		3.41e5		NO	1.41	5.000	39.38			1.015	YES			0.590	
86	86 PCB-120		3.41e5		NO	2.01	5.000	39.64			1.022	YES			0.415	
87	87 PCB-110		3.41e5		NO	1.74	5.000	39.79			1.026	YES			0.478	
88	88 PCB-82		4.68e5		NO	0.781	5.000	40.43			0.976	YES			0.761	
89	89 PCB-124		4.68e5		NO	1.40	5.000	41.13			0.993	YES			0.426	
90	90 PCB-107/109		4.68e5		NO	1.34	5.000	41.27			0.996	YES			0.443	
91	91 PCB-123		4.68e5		NO	1.20	5.000	41.44			1.000	YES			0.496	
92	92 PCB-106/118		4.90e5		NO	1.22	5.000	41.65			1.001	YES			0.471	
93	93 PCB-114		7.69e5		NO	1.14	5.000	42.31			1.000	YES			0.357	
94	94 PCB-122		7.69e5		NO	0.944	5.000	42.45			1.004	YES			0.431	
95	95 PCB-105		7.73e5		NO	1.05	5.000	43.19			1.000	YES			0.389	
96	96 PCB-127		8.14e5		NO	1.06	5.000	43.55			1.000	YES			0.386	
97	97 PCB-126		7.47e5		NO	1.17	5.000	45.50			1.000	YES			0.369	
98	98 PCB-155		3.20e5		NO	1.04	5.000	36.98			1.000	YES			0.244	
99	99 PCB-150		3.20e5		NO	1.08	5.000	38.30			1.036	YES			0.235	

Dataset: U:\VG11.PRO\Results\200608K2\200608K2-5.qld

Last Altered: Thursday, June 11, 2020 11:47:36 Pacific Daylight Time

Printed: Thursday, June 11, 2020 11:49:27 Pacific Daylight Time

Name: 200608K2_5, Date: 09-Jun-2020, Time: 00:41:22, ID: B0E0213-BLK1 Method Blank 10, Description: Method Blank

#	Name	Resp	IS Resp	RA	n/y	RRF	wt/vol	Pred.RT	RT	RRT	Pred.RRT	RRT Fail	Conc	%Rec	DL	EMPC
100	1... PCB-152		3.20e5		NO	1.19	5.000	38.78			1.049	YES			0.215	
101	1... PCB-145		3.20e5		NO	1.19	5.000	39.25			1.062	YES			0.214	
102	1... PCB-136		3.20e5		NO	1.02	5.000	39.58			1.071	YES			0.249	
103	1... PCB-148		3.20e5		NO	0.842	5.000	39.69			1.074	YES			0.303	
104	1... PCB-154		3.20e5		NO	0.919	5.000	40.18			1.087	YES			0.277	
105	1... PCB-151	5.69e1	3.20e5	0.92	YES	0.787	5.000	40.86	40.87	1.106	1.105	NO	0.482		0.141	0.392
106	1... PCB-135		3.20e5		NO	0.922	5.000	41.09			1.112	YES			0.276	
107	1... PCB-144		3.20e5		NO	0.789	5.000	41.20			1.115	YES			0.323	
108	1... PCB-147		3.20e5		NO	0.834	5.000	41.33			1.118	YES			0.305	
109	1... PCB-139/149	9.30e1	3.20e5	0.27	YES	0.948	5.000	41.60	41.59	1.125	1.125	NO	0.613		0.209	0.235
110	1... PCB-140		3.20e5		NO	0.794	5.000	41.80			1.131	YES			0.321	
111	1... PCB-134/143		6.04e5		NO	0.759	5.000	42.26			0.975	YES			0.358	
112	1... PCB-131/133		6.04e5		NO	0.821	5.000	42.56			0.982	YES			0.331	
113	1... PCB-142		6.04e5		NO	0.754	5.000	42.70			0.985	YES			0.360	
114	1... PCB-146/165		6.04e5		NO	1.02	5.000	42.95			0.991	YES			0.267	
115	1... PCB-132/161	9.00e1	6.04e5	0.82	YES	1.02	5.000	43.18	43.21	0.997	0.996	NO	0.291		0.265	0.237
116	1... PCB-153	1.72e2	6.04e5	1.60	YES	1.07	5.000	43.36	43.36	1.000	1.000	NO	0.531		0.253	0.457
117	1... PCB-168		6.04e5		NO	1.08	5.000	43.59			1.006	YES			0.252	
118	1... PCB-141		5.01e5		NO	1.03	5.000	44.12			1.000	YES			0.325	
119	1... PCB-137		5.01e5		NO	1.11	5.000	44.52			1.010	YES			0.301	
120	1... PCB-130		5.01e5		NO	0.885	5.000	44.62			1.012	YES			0.377	
121	1... PCB-138/163/164	1.76e2	5.11e5	1.50	YES	1.28	5.000	45.01	45.03	1.001	1.001	NO	0.537		0.280	0.480
122	1... PCB-158/160		5.11e5		NO	1.24	5.000	45.26			1.006	YES			0.259	
123	1... PCB-129		5.11e5		NO	0.867	5.000	45.52			1.012	YES			0.371	
124	1... PCB-166		6.35e5		NO	1.14	5.000	45.99			0.993	YES			0.235	
125	1... PCB-159		6.35e5		NO	1.22	5.000	46.32			1.000	YES			0.220	
126	1... PCB-128/162		6.35e5		NO	0.907	5.000	46.61			1.007	YES			0.296	
127	1... PCB-167		6.47e5		NO	1.11	5.000	47.02			1.000	YES			0.231	
128	1... PCB-156		6.00e5		NO	1.13	5.000	48.35			1.000	YES			0.252	
129	1... PCB-157		6.19e5		NO	1.04	5.000	48.65			1.001	YES			0.263	
130	1... PCB-169		5.78e5		NO	1.16	5.000	50.91			1.000	YES			0.256	
131	1... PCB-188		4.55e5		NO	1.29	5.000	43.00			1.001	YES			0.192	
132	1... PCB-184		4.55e5		NO	1.23	5.000	43.46			1.011	YES			0.201	
133	1... PCB-179		4.55e5		NO	1.30	5.000	44.25			1.030	YES			0.191	

Dataset: U:\VG11.PRO\Results\200608K2\200608K2-5.qld

Last Altered: Thursday, June 11, 2020 11:47:36 Pacific Daylight Time

Printed: Thursday, June 11, 2020 11:49:27 Pacific Daylight Time

Name: 200608K2_5, Date: 09-Jun-2020, Time: 00:41:22, ID: B0E0213-BLK1 Method Blank 10, Description: Method Blank

#	Name	Resp	IS Resp	RA	n/y	RRF	wt/vol	Pred.RT	RT	RRT	Pred.RRT	RRT Fail	Conc	%Rec	DL	EMPC
134	1... PCB-176		4.55e5		NO	1.31	5.000	44.72			1.041	YES			0.189	
135	1... PCB-186		4.55e5		NO	1.33	5.000	45.37			1.056	YES			0.187	
136	1... PCB-178		4.55e5		NO	0.943	5.000	45.87			1.068	YES			0.263	
137	1... PCB-175		4.55e5		NO	0.956	5.000	46.21			1.076	YES			0.259	
138	1... PCB-182/187	7.43e1	4.55e5	1.97	YES	1.07	5.000	46.40	46.42	1.080	1.080	NO	0.306		0.138	0.211
139	1... PCB-183		4.55e5		NO	1.02	5.000	46.73			1.088	YES			0.242	
140	1... PCB-185		3.03e5		NO	1.41	5.000	47.40			0.955	YES			0.276	
141	1... PCB-174		3.03e5		NO	1.35	5.000	47.79			0.962	YES			0.287	
142	1... PCB-181		3.03e5		NO	1.47	5.000	47.88			0.964	YES			0.263	
143	1... PCB-177		3.03e5		NO	1.28	5.000	48.06			0.968	YES			0.304	
144	1... PCB-171		3.03e5		NO	1.32	5.000	48.34			0.974	YES			0.295	
145	1... PCB-173		3.03e5		NO	1.19	5.000	48.80			0.983	YES			0.326	
146	1... PCB-172		3.03e5		NO	1.38	5.000	49.26			0.992	YES			0.282	
147	1... PCB-192		3.03e5		NO	1.83	5.000	49.45			0.996	YES			0.212	
148	1... PCB-180		3.03e5		NO	1.41	5.000	49.67			1.000	YES			0.275	
149	1... PCB-193		3.03e5		NO	1.68	5.000	49.88			1.005	YES			0.231	
150	1... PCB-191		3.03e5		NO	1.71	5.000	50.15			1.010	YES			0.227	
151	1... PCB-170		2.59e5		NO	1.40	5.000	51.36			1.000	YES			0.334	
152	1... PCB-190		2.59e5		NO	1.85	5.000	51.55			1.004	YES			0.253	
153	1... PCB-189		3.48e5		NO	1.45	5.000	53.07			1.000	YES			0.212	
154	1... PCB-202		3.56e5		NO	1.17	5.000	48.59			1.001	YES			0.258	
155	1... PCB-201		3.56e5		NO	1.05	5.000	49.06			1.010	YES			0.286	
156	1... PCB-204		3.56e5		NO	1.14	5.000	49.23			1.014	YES			0.264	
157	1... PCB-197		3.56e5		NO	1.13	5.000	49.55			1.020	YES			0.266	
158	1... PCB-200		3.56e5		NO	1.07	5.000	50.47			1.039	YES			0.281	
159	1... PCB-198		3.56e5		NO	0.794	5.000	52.04			1.072	YES			0.379	
160	1... PCB-199		3.56e5		NO	0.809	5.000	52.15			1.074	YES			0.372	
161	1... PCB-196/203		3.56e5		NO	0.838	5.000	52.48			1.081	YES			0.359	
162	1... PCB-195	5.91e1	4.06e5	0.43	YES	1.04	5.000	53.78	53.79	0.984	0.984	NO	0.279		0.356	0.177
163	1... PCB-194	1.63e2	4.06e5	1.02	YES	1.12	5.000	54.70	54.70	1.000	1.000	NO	0.719		0.333	0.671
164	1... PCB-205		4.06e5		NO	1.29	5.000	54.96			1.005	YES			0.288	
165	1... PCB-208		5.05e5		NO	0.933	5.000	53.93			1.000	YES			0.0991	
166	1... PCB-207		5.05e5		NO	0.916	5.000	54.24			1.006	YES			0.101	
167	1... PCB-206		3.28e5		NO	1.01	5.000	56.22			1.000	YES			0.138	

Dataset: U:\VG11.PRO\Results\200608K2\200608K2-5.qld

Last Altered: Thursday, June 11, 2020 11:47:36 Pacific Daylight Time

Printed: Thursday, June 11, 2020 11:49:27 Pacific Daylight Time

Name: 200608K2_5, Date: 09-Jun-2020, Time: 00:41:22, ID: B0E0213-BLK1 Method Blank 10, Description: Method Blank

#	Name	Resp	IS Resp	RA	n/y	RRF	wt/vol	Pred.RT	RT	RRT	Pred.RRT	RRT Fail	Conc.	%Rec	DL	EMPC
168	1... PCB-209		2.99e5		NO	0.986	5.000	57.45			1.000	YES			0.0804	
169	1... 13C-PCB-1	7.84e5	2.05e6	3.30	NO	0.893	5.000	15.50	15.50	0.608	0.608	NO	856	42.8	1.02	
170	1... 13C-PCB-3	8.60e5	2.05e6	3.33	NO	0.911	5.000	18.14	18.13	0.711	0.712	NO	921	46.0	0.997	
171	1... 13C-PCB-4	7.18e5	2.05e6	1.62	NO	0.600	5.000	19.49	19.49	0.765	0.765	NO	1170	58.4	0.577	
172	1... 13C-PCB-9	1.20e6	2.05e6	1.57	NO	0.970	5.000	21.32	21.32	0.836	0.836	NO	1200	60.1	0.357	
173	1... 13C-PCB-11	1.26e6	2.05e6	1.57	NO	0.962	5.000	24.76	24.77	0.972	0.971	NO	1280	63.9	0.360	
174	1... 13C-PCB-19	5.00e5	2.05e6	1.00	NO	0.499	5.000	23.73	23.73	0.931	0.931	NO	977	48.8	7.44	
175	1... 13C-PCB-32	7.83e5	2.05e6	1.03	NO	0.744	5.000	26.71	26.72	1.048	1.048	NO	1030	51.3	4.98	
176	1... 13C-PCB-28	1.10e6	1.76e6	1.06	NO	1.06	5.000	28.75	28.73	1.003	1.004	NO	1170	58.7	5.89	
177	1... 13C-PCB-37	1.13e6	1.76e6	1.07	NO	0.989	5.000	32.73	32.73	1.143	1.143	NO	1300	65.1	6.34	
178	1... 13C-PCB-54	7.19e5	1.13e6	0.80	NO	0.999	5.000	27.60	27.58	0.752	0.753	NO	1270	63.7	1.27	
179	1... 13C-PCB-52	6.00e5	1.13e6	0.77	NO	0.804	5.000	31.24	31.23	0.852	0.852	NO	1320	66.0	1.58	
180	1... 13C-PCB-47	6.46e5	1.13e6	0.78	NO	0.857	5.000	31.76	31.75	0.866	0.866	NO	1330	66.7	1.48	
181	1... 13C-PCB-70	7.77e5	1.13e6	0.80	NO	0.996	5.000	35.39	35.38	0.965	0.965	NO	1380	69.1	1.27	
182	1... 13C-PCB-80	8.08e5	1.13e6	0.80	NO	1.03	5.000	35.82	35.81	0.977	0.977	NO	1390	69.6	1.23	
183	1... 13C-PCB-81	7.77e5	1.13e6	0.80	NO	0.988	5.000	39.02	39.02	1.064	1.064	NO	1390	69.6	1.28	
184	1... 13C-PCB-77	7.58e5	1.13e6	0.80	NO	0.969	5.000	39.64	39.64	1.081	1.081	NO	1390	69.3	1.31	
185	1... 13C-PCB-104	4.77e5	6.96e5	1.61	NO	1.02	5.000	32.44	32.42	0.826	0.827	NO	1350	67.5	1.01	
186	1... 13C-PCB-95	3.82e5	6.96e5	1.61	NO	0.805	5.000	35.69	35.69	0.910	0.910	NO	1360	68.2	1.28	
187	1... 13C-PCB-101	3.77e5	6.96e5	1.64	NO	0.793	5.000	37.44	37.44	0.954	0.954	NO	1370	68.3	1.30	
188	1... 13C-PCB-97	3.41e5	6.96e5	1.68	NO	0.696	5.000	38.78	38.78	0.989	0.989	NO	1410	70.3	1.48	
189	1... 13C-PCB-123	4.68e5	6.96e5	1.65	NO	0.933	5.000	41.42	41.42	1.056	1.056	NO	1440	72.0	1.10	
190	1... 13C-PCB-118	4.90e5	6.96e5	1.63	NO	0.986	5.000	41.61	41.61	1.061	1.061	NO	1430	71.5	1.05	
191	1... 13C-PCB-114	7.69e5	6.26e5	1.62	NO	1.55	5.000	42.29	42.28	0.908	0.908	NO	1590	79.5	1.14	
192	1... 13C-PCB-105	7.73e5	6.26e5	1.57	NO	1.57	5.000	43.17	43.17	0.927	0.927	NO	1570	78.6	1.12	
193	1... 13C-PCB-127	8.14e5	6.26e5	1.55	NO	1.62	5.000	43.53	43.53	0.935	0.934	NO	1600	80.1	1.09	
194	1... 13C-PCB-126	7.47e5	6.26e5	1.57	NO	1.57	5.000	45.49	45.49	0.976	0.976	NO	1520	76.1	1.13	
195	1... 13C-PCB-155	3.20e5	6.96e5	1.27	NO	0.615	5.000	36.96	36.96	0.942	0.942	NO	1500	74.8	0.715	
196	1... 13C-PCB-153	6.04e5	6.26e5	1.27	NO	1.36	5.000	43.34	43.35	0.930	0.930	NO	1410	70.7	1.20	
197	1... 13C-PCB-141	5.01e5	6.26e5	1.28	NO	1.13	5.000	44.11	44.10	0.947	0.947	NO	1420	71.0	1.45	
198	1... 13C-PCB-138	5.11e5	6.26e5	1.28	NO	1.18	5.000	44.97	44.97	0.965	0.965	NO	1380	69.0	1.38	
199	1... 13C-PCB-159	6.35e5	6.26e5	1.30	NO	1.44	5.000	46.30	46.30	0.994	0.994	NO	1410	70.5	1.14	
200	2... 13C-PCB-167	6.47e5	6.26e5	1.27	NO	1.44	5.000	47.00	47.00	1.009	1.009	NO	1440	71.8	1.14	
201	2... 13C-PCB-156	6.00e5	6.26e5	1.26	NO	1.40	5.000	48.36	48.33	1.037	1.038	NO	1370	68.6	1.17	

Dataset: U:\VG11.PRO\Results\200608K2\200608K2-5.qld

Last Altered: Thursday, June 11, 2020 11:47:36 Pacific Daylight Time

Printed: Thursday, June 11, 2020 11:49:27 Pacific Daylight Time

Name: 200608K2_5, Date: 09-Jun-2020, Time: 00:41:22, ID: B0E0213-BLK1 Method Blank 10, Description: Method Blank

#	Name	Resp	IS Resp	RA	n/y	RRF	w/vol	Pred.RT	RT	RRT	Pred.RRT	RRT Fail	Conc	%Rec	DL	EMPC
202	2... 13C-PCB-157	6.19e5	6.26e5	1.24	NO	1.40	5.000	48.61	48.61	1.044	1.043	NO	1420	70.8	1.17	
203	2... 13C-PCB-169	5.78e5	6.26e5	1.27	NO	1.33	5.000	50.88	50.89	1.092	1.092	NO	1390	69.3	1.23	
204	2... 13C-PCB-188	4.55e5	4.50e5	0.43	NO	1.41	5.000	42.96	42.97	0.926	0.926	NO	1440	71.8	1.39	
205	2... 13C-PCB-180	3.03e5	4.50e5	0.44	NO	0.929	5.000	49.65	49.65	1.070	1.070	NO	1450	72.5	2.11	
206	2... 13C-PCB-170	2.59e5	4.50e5	0.45	NO	0.794	5.000	51.32	51.34	1.107	1.106	NO	1450	72.6	2.47	
207	2... 13C-PCB-189	3.48e5	4.50e5	0.43	NO	1.04	5.000	53.02	53.04	1.143	1.143	NO	1480	74.0	1.88	
208	2... 13C-PCB-202	3.56e5	4.50e5	0.94	NO	1.04	5.000	48.55	48.56	1.047	1.046	NO	1530	76.4	1.16	
209	2... 13C-PCB-194	4.06e5	7.98e5	0.90	NO	0.768	5.000	54.69	54.69	0.995	0.995	NO	1320	66.2	2.28	
210	2... 13C-PCB-208	5.05e5	7.98e5	0.78	NO	0.991	5.000	53.92	53.91	0.981	0.981	NO	1280	63.9	1.90	
211	2... 13C-PCB-206	3.28e5	7.98e5	0.79	NO	0.552	5.000	56.21	56.21	1.023	1.023	NO	1490	74.5	3.40	
212	2... 13C-PCB-209	2.99e5	7.98e5	1.16	NO	0.396	5.000	57.46	57.45	1.046	1.046	NO	1890	94.4	0.289	
213	2... 13C-PCB-15	2.05e6	2.05e6	1.60	NO	1.00	5.000	25.53	25.50	0.000	1.000	NO	2000	100	0.346	
214	2... 13C-PCB-31	1.76e6	1.76e6	1.05	NO	1.00	5.000	28.66	28.64	0.000	1.000	NO	2000	100	6.27	
215	2... 13C-PCB-60	1.13e6	1.13e6	0.79	NO	1.00	5.000	36.68	36.66	0.000	1.000	NO	2000	100	1.27	
216	2... 13C-PCB-111	6.96e5	6.96e5	1.65	NO	1.00	5.000	39.25	39.23	0.000	1.000	NO	2000	100	1.03	
217	2... 13C-PCB-128	6.26e5	6.26e5	1.26	NO	1.00	5.000	46.60	46.58	0.000	1.000	NO	2000	100	1.64	
218	2... 13C-PCB-182	4.50e5	4.50e5	0.43	NO	1.00	5.000	46.43	46.40	0.000	0.000	NO	2000	100	1.96	
219	2... 13C-PCB-205	7.98e5	7.98e5	0.91	NO	1.00	5.000	54.96	54.95	0.000	1.000	NO	2000	100	1.75	
220	2... 13C-PCB-79	9.15e5	1.13e6	0.80	NO	1.07	5.000	37.76	37.76	1.030	1.030	NO	1520	75.8	1.19	
221	2... 13C-PCB-178	3.39e5	6.26e5	0.46	NO	0.766	5.000	45.86	45.85	0.988	0.988	NO	1410	70.7	1.85	
222	2... 13C-PCB-79	9.15e5	7.77e5	0.80	NO	1.08	5.000	37.76	37.76	0.968	0.968	NO	2180	109	1.80	
223	2... 13C-PCB-178	3.39e5	3.03e5	0.46	NO	1.05	5.000	45.84	45.85	0.923	0.923	NO	2130	107	2.86	
224	2... Total Mono-PCBs					1.17	5.000	0.00		0.000	0.000	NO			1.36	0.459
225	2... Total Di-PCBs					1.05	5.000	0.00		0.000	0.000	NO	0.000		6.74	5.84
226	2... 2nd Function Tri-PCBs					1.08	5.000	0.00		0.000	0.000	NO			3.72	
227	2... 3rd Function Tri-PCBs					0.983	5.000	0.00		0.000	0.000	NO			6.34	> 0.757
228	2... Total Tetra-PCBs					1.08	5.000	0.00		0.000	0.000	NO	5.68		10.2	6.05
229	2... 3rd Function Penta-PC...					1.32	5.000	0.00		0.000	0.000	NO			18.6	
230	2... 4th Function Penta-PC...					1.07	5.000	0.00		0.000	0.000	NO			1.93	> 0.771
231	2... 3rd Function Hexa-PC...					0.951	5.000	0.00		0.000	0.000	NO	0.000		3.37	0.627
232	2... 4th Function Hexa-PC...					1.03	5.000	0.00		0.000	0.000	NO	0.000		5.72	1.18
233	2... Total Hepta-PCBs					1.36	5.000	0.00		0.000	0.000	NO	0.000		5.64	0.211
234	2... 4th Function Octa-PCBs					1.00	5.000	0.00		0.000	0.000	NO			2.46	
235	2... 5th Function Octa-PCBs					1.15	5.000	0.00		0.000	0.000	NO	0.000		0.978	0.848

Dataset: U:\VG11.PRO\Results\200608K2\200608K2-5.qld

Last Altered: Thursday, June 11, 2020 11:47:36 Pacific Daylight Time

Printed: Thursday, June 11, 2020 11:49:27 Pacific Daylight Time

Name: 200608K2_5, Date: 09-Jun-2020, Time: 00:41:22, ID: B0E0213-BLK1 Method Blank 10, Description: Method Blank

#	Name	Resp	IS Resp	RA	n/y	RRF	wt/vol	Pred.RT	RT	RRT	Pred.RRT	RRT Fail	Conc.	%Rec	Dt	EMPC
236	2... Total Nona-PCBs					0.952	5.000	0.00			0.000	NO			0.338	0.38
237	2... Deca-CB					0.986	5.000	0.00			0.000	NO			0.0804	
238	2... Total PCBs															

Vista Analytical Laboratory

Dataset: U:\VG11.PRO\Results\200608K2\200608K2-5.qld

Last Altered: Thursday, June 11, 2020 11:47:36 Pacific Daylight Time

Printed: Thursday, June 11, 2020 11:49:42 Pacific Daylight Time

Method: U:\VG11.PRO\MethDB\PCB-209_ZB1_6-1-20.mdb 02 Jun 2020 10:36:07

Calibration: U:\VG11.PRO\CurveDB\db1_PCBvg11-6-1-20.cdb 02 Jun 2020 10:21:16

ID: B0E0213-BLK1 Method Blank 10, Description: Method Blank

Total Mono-PCBs

Name	Pred.R.	RT	m1 Height	m2 Height	m1 Resp	m2 Resp	RA	n/y	Resp	Conc.	EMPC	DL
1												

Total Di-PCBs

Name	Pred.R.	RT	m1 Height	m2 Height	m1 Resp	m2 Resp	RA	n/y	Resp	Conc.	EMPC	DL
1 PCB-11	24.79	24.78	3.885e4	2.915e4	2.527e3	1.941e3	1.30	YES	4.468e3	0.00000	5.8433	0.731

2nd Function Tri-PCBs

Name	Pred.R.	RT	m1 Height	m2 Height	m1 Resp	m2 Resp	RA	n/y	Resp	Conc.	EMPC	DL
1												

3rd Function Tri-PCBs

Name	Pred.R.	RT	m1 Height	m2 Height	m1 Resp	m2 Resp	RA	n/y	Resp	Conc.	EMPC	DL
1												

Total Tetra-PCBs

Name	Pred.R.	RT	m1 Height	m2 Height	m1 Resp	m2 Resp	RA	n/y	Resp	Conc.	EMPC	DL
1 PCB-51	29.82	29.85	1.877e3	1.002e3	1.210e2	6.715e1	1.80	YES	1.881e2	0.00000	0.37203	0.352
2 PCB-52/69	31.26	31.25	1.305e3	2.327e3	1.181e2	1.573e2	0.75	NO	2.754e2	0.78715	0.78715	0.322
3 PCB-47	31.77	31.77	6.503e3	8.547e3	5.521e2	6.949e2	0.79	NO	1.247e3	4.1879	4.1879	0.381
4 PCB-61/70	35.39	35.41	1.685e3	1.743e3	1.264e2	1.620e2	0.78	NO	2.884e2	0.70425	0.70425	0.286

3rd Function Penta-PCBs

Name	Pred.R.	RT	m1 Height	m2 Height	m1 Resp	m2 Resp	RA	n/y	Resp	Conc.	EMPC	DL
1												

Vista Analytical Laboratory

Dataset: U:\VG11.PRO\Results\200608K2\200608K2-5.qld

Last Altered: Thursday, June 11, 2020 11:47:36 Pacific Daylight Time

Printed: Thursday, June 11, 2020 11:49:42 Pacific Daylight Time

ID: B0E0213-BLK1 Method Blank 10, Description: Method Blank

4th Function Penta-PCBs

	Name	Pred.R.	RT	m1 Height	m2 Height	m1 Resp	m2 Resp	RA	n/y	Resp	Conc.	EMPC	DL
1													

3rd Function Hexa-PCBs

	Name	Pred.R.	RT	m1 Height	m2 Height	m1 Resp	m2 Resp	RA	n/y	Resp	Conc.	EMPC	DL
1	PCB-151	40.86	40.87	4.930e2	5.340e2	2.733e1	2.962e1	0.92	YES	5.695e1	0.00000	0.39213	0.141
2	PCB-139/149	41.60	41.59	3.270e2	1.259e3	1.973e1	7.332e1	0.27	YES	9.305e1	0.00000	0.23488	0.269

4th Function Hexa-PCBs

	Name	Pred.R.	RT	m1 Height	m2 Height	m1 Resp	m2 Resp	RA	n/y	Resp	Conc.	EMPC	DL
1	PCB-132/161	43.18	43.21	7.140e2	5.490e2	4.063e1	4.934e1	0.82	YES	8.996e1	0.00000	0.23738	0.265
2	PCB-153	43.36	43.36	1.487e3	1.062e3	1.058e2	6.597e1	1.60	YES	1.717e2	0.00000	0.45723	0.253
3	PCB-138/163/164	45.01	45.03	1.056e3	7.010e2	1.057e2	7.036e1	1.50	YES	1.761e2	0.00000	0.48047	0.250

Total Hepta-PCBs

	Name	Pred.R.	RT	m1 Height	m2 Height	m1 Resp	m2 Resp	RA	n/y	Resp	Conc.	EMPC	DL
1	PCB-182/187	46.40	46.42	5.550e2	3.310e2	4.933e1	2.501e1	1.97	YES	7.434e1	0.00000	0.21136	0.138

4th Function Octa-PCBs

	Name	Pred.R.	RT	m1 Height	m2 Height	m1 Resp	m2 Resp	RA	n/y	Resp	Conc.	EMPC	DL
1													

5th Function Octa-PCBs

	Name	Pred.R.	RT	m1 Height	m2 Height	m1 Resp	m2 Resp	RA	n/y	Resp	Conc.	EMPC	DL
1	PCB-195	53.78	53.79	2.900e2	9.060e2	1.769e1	4.146e1	0.43	YES	5.915e1	0.00000	0.17734	0.356
2	PCB-194	54.70	54.70	1.595e3	1.606e3	8.231e1	8.030e1	1.02	YES	1.626e2	0.00000	0.67063	0.333

Vista Analytical Laboratory

Dataset: U:\VG11.PRO\Results\200608K2\200608K2-5.qld

Last Altered: Thursday, June 11, 2020 11:47:36 Pacific Daylight Time

Printed: Thursday, June 11, 2020 11:49:42 Pacific Daylight Time

ID: B0E0213-BLK1 Method Blank 10, Description: Method Blank

Total Nona-PCBs

Name	Pred.R.	RT	m1 Height	m2 Height	m1 Resp	m2 Resp	RA	n/y	Resp	Conc.	EMPC	DL
1												

Deca-CB

Name	Pred.R.	RT	m1 Height	m2 Height	m1 Resp	m2 Resp	RA	n/y	Resp	Conc.	EMPC	DL
1												

Total PCBs

Name	Pred.R.	RT	m1 Height	m2 Height	m1 Resp	m2 Resp	RA	n/y	Resp	Conc.	EMPC	DL
1												

Total Mono-Isotopes

Name	Pred.R.	RT	m1 Height	m2 Height	m1 Resp	m2 Resp	RA	n/y	Resp	Conc.	EMPC	DL
1	13C-PCB-1	15.50	15.50	1.050e7	3.236e6	6.021e5	1.823e5	3.30	NO	7.843e5	856.31	1.02
2	13C-PCB-3	18.14	18.13	1.067e7	3.329e6	6.615e5	1.985e5	3.33	NO	8.600e5	920.96	0.997

Total Di-Isotopes

Name	Pred.R.	RT	m1 Height	m2 Height	m1 Resp	m2 Resp	RA	n/y	Resp	Conc.	EMPC	DL
1	13C-PCB-4	19.49	19.49	7.288e6	4.536e6	4.442e5	2.738e5	1.62	NO	7.180e5	1167.5	0.577
2	13C-PCB-9	21.32	21.32	1.205e7	7.736e6	7.301e5	4.652e5	1.57	NO	1.195e6	1202.7	0.357
3	13C-PCB-11	24.76	24.77	1.204e7	7.696e6	7.693e5	4.907e5	1.57	NO	1.260e6	1278.2	0.360
4	13C-PCB-15	25.53	25.50	1.969e7	1.243e7	1.261e6	7.887e5	1.60	NO	2.050e6	2000.0	0.346

2nd Function Tri-Isotopes

Name	Pred.R.	RT	m1 Height	m2 Height	m1 Resp	m2 Resp	RA	n/y	Resp	Conc.	EMPC	DL
1	13C-PCB-19	23.73	23.73	3.992e6	3.964e6	2.497e5	2.499e5	1.00	NO	4.996e5	976.98	7.44
2	13C-PCB-32	26.71	26.72	6.123e6	6.052e6	3.981e5	3.852e5	1.03	NO	7.833e5	1026.8	4.98

Vista Analytical Laboratory

Dataset: U:\VG11.PRO\Results\200608K2\200608K2-5.qld

Last Altered: Thursday, June 11, 2020 11:47:36 Pacific Daylight Time

Printed: Thursday, June 11, 2020 11:49:42 Pacific Daylight Time

ID: B0E0213-BLK1 Method Blank 10, Description: Method Blank

3rd Function Tri-Isotopes

	Name	Pred.R.	RT	m1 Height	m2 Height	m1 Resp	m2 Resp	RA	n/y	Resp	Conc.	EMPC	DL
1	13C-PCB-31	28.66	28.64	1.113e7	1.049e7	8.992e5	8.558e5	1.05	NO	1.755e6	2000.0		6.27
2	13C-PCB-28	28.75	28.73	8.171e6	7.765e6	5.642e5	5.324e5	1.06	NO	1.097e6	1174.2		5.89
3	13C-PCB-37	32.73	32.73	7.633e6	7.221e6	5.839e5	5.464e5	1.07	NO	1.130e6	1302.2		6.34

Tetra-Isotopes

	Name	Pred.R.	RT	m1 Height	m2 Height	m1 Resp	m2 Resp	RA	n/y	Resp	Conc.	EMPC	DL
1	13C-PCB-54	27.60	27.58	4.354e6	5.412e6	3.206e5	3.989e5	0.80	NO	7.195e5	1274.8		1.27
2	13C-PCB-52	31.24	31.23	3.502e6	4.582e6	2.603e5	3.396e5	0.77	NO	5.999e5	1320.8		1.58
3	13C-PCB-47	31.76	31.75	3.784e6	4.845e6	2.837e5	3.623e5	0.78	NO	6.460e5	1334.3		1.48
4	13C-PCB-70	35.39	35.38	4.466e6	5.677e6	3.455e5	4.315e5	0.80	NO	7.770e5	1381.8		1.27
5	13C-PCB-80	35.82	35.81	4.586e6	5.721e6	3.586e5	4.492e5	0.80	NO	8.078e5	1391.3		1.23
6	13C-PCB-60	36.68	36.66	6.591e6	8.268e6	4.986e5	6.309e5	0.79	NO	1.129e6	2000.0		1.27
7	13C-PCB-79	37.76	37.76	5.266e6	6.595e6	4.056e5	5.094e5	0.80	NO	9.149e5	1515.7		1.19
8	13C-PCB-81	39.02	39.02	4.314e6	5.357e6	3.445e5	4.324e5	0.80	NO	7.770e5	1392.6		1.28
9	13C-PCB-77	39.64	39.64	4.291e6	5.271e6	3.361e5	4.220e5	0.80	NO	7.581e5	1385.8		1.31

3rd Function Penta-Isotopes

	Name	Pred.R.	RT	m1 Height	m2 Height	m1 Resp	m2 Resp	RA	n/y	Resp	Conc.	EMPC	DL
1	13C-PCB-104	32.44	32.42	3.901e6	2.465e6	2.946e5	1.826e5	1.61	NO	4.772e5	1349.0		1.01
2	13C-PCB-95	35.69	35.69	3.136e6	1.922e6	2.359e5	1.465e5	1.61	NO	3.824e5	1364.8		1.28
3	13C-PCB-101	37.44	37.44	3.022e6	1.842e6	2.340e5	1.426e5	1.64	NO	3.766e5	1365.5		1.30
4	13C-PCB-97	38.78	38.78	2.757e6	1.690e6	2.136e5	1.271e5	1.68	NO	3.408e5	1406.2		1.48
5	13C-PCB-111	39.25	39.23	5.670e6	3.484e6	4.329e5	2.630e5	1.65	NO	6.959e5	2000.0		1.03
6	13C-PCB-123	41.42	41.42	3.837e6	2.346e6	2.912e5	1.765e5	1.65	NO	4.677e5	1440.8		1.10
7	13C-PCB-118	41.61	41.61	3.951e6	2.429e6	3.036e5	1.867e5	1.63	NO	4.902e5	1429.4		1.05

Vista Analytical Laboratory

Dataset: U:\VG11.PRO\Results\200608K2\200608K2-5.qld

Last Altered: Thursday, June 11, 2020 11:47:36 Pacific Daylight Time

Printed: Thursday, June 11, 2020 11:49:42 Pacific Daylight Time

ID: B0E0213-BLK1 Method Blank 10, Description: Method Blank

4th Function Penta-Isotopes

	Name	Pred.R.	RT	m1 Height	m2 Height	m1 Resp	m2 Resp	RA	n/y	Resp	Conc.	EMPC	DL
1	13C-PCB-114	42.29	42.28	6.138e6	3.774e6	4.752e5	2.939e5	1.62	NO	7.691e5	1589.5		1.14
2	13C-PCB-105	43.17	43.17	6.043e6	3.821e6	4.718e5	3.010e5	1.57	NO	7.728e5	1571.0		1.12
3	13C-PCB-127	43.53	43.53	6.021e6	3.866e6	4.947e5	3.194e5	1.55	NO	8.141e5	1601.7		1.09
4	13C-PCB-126	45.49	45.49	5.713e6	3.696e6	4.563e5	2.906e5	1.57	NO	7.470e5	1522.8		1.13

4th Function Hexa-Isotopes

	Name	Pred.R.	RT	m1 Height	m2 Height	m1 Resp	m2 Resp	RA	n/y	Resp	Conc.	EMPC	DL
1	13C-PCB-153	43.34	43.35	4.405e6	3.477e6	3.379e5	2.658e5	1.27	NO	6.038e5	1414.0		1.20
2	13C-PCB-141	44.11	44.10	3.592e6	2.825e6	2.817e5	2.195e5	1.28	NO	5.012e5	1420.5		1.45
3	13C-PCB-138	44.97	44.97	3.728e6	2.936e6	2.868e5	2.243e5	1.28	NO	5.111e5	1379.1		1.38
4	13C-PCB-159	46.30	46.30	4.502e6	3.454e6	3.589e5	2.759e5	1.30	NO	6.348e5	1409.8		1.14
5	13C-PCB-128	46.60	46.58	4.469e6	3.562e6	3.491e5	2.766e5	1.26	NO	6.257e5	2000.0		1.64
6	13C-PCB-167	47.00	47.00	4.664e6	3.662e6	3.619e5	2.846e5	1.27	NO	6.466e5	1435.1		1.14
7	13C-PCB-156	48.36	48.33	4.198e6	3.347e6	3.349e5	2.649e5	1.26	NO	5.998e5	1372.6		1.17
8	13C-PCB-157	48.61	48.61	4.339e6	3.500e6	3.430e5	2.755e5	1.24	NO	6.186e5	1415.4		1.17
9	13C-PCB-169	50.88	50.89	4.030e6	3.145e6	3.227e5	2.549e5	1.27	NO	5.776e5	1386.9		1.23

5th Function Octa-Isotopes

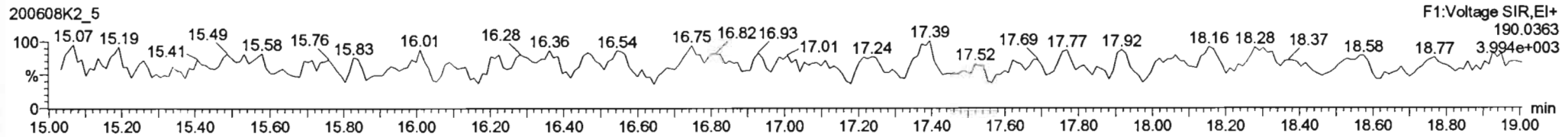
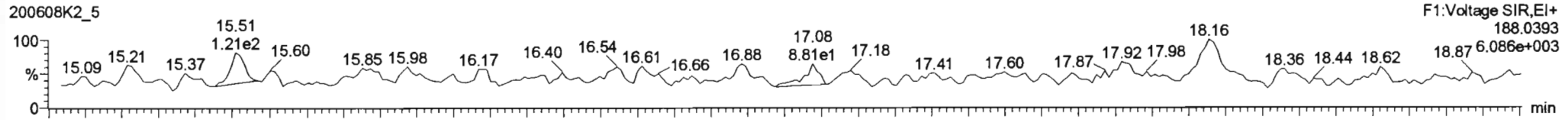
	Name	Pred.R.	RT	m1 Height	m2 Height	m1 Resp	m2 Resp	RA	n/y	Resp	Conc.	EMPC	DL
1	13C-PCB-194	54.69	54.69	3.347e6	3.661e6	1.924e5	2.133e5	0.90	NO	4.056e5	1324.2		2.28
2	13C-PCB-205	54.96	54.95	6.876e6	7.649e6	3.791e5	4.186e5	0.91	NO	7.977e5	2000.0		1.75

Dataset: Untitled

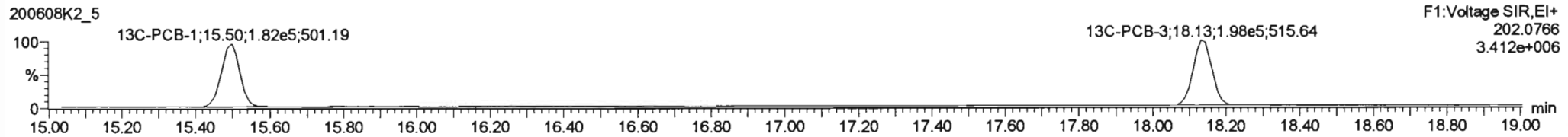

Last Altered: Tuesday, June 09, 2020 07:24:06 Pacific Daylight Time
Printed: Tuesday, June 09, 2020 07:29:03 Pacific Daylight Time

Name: 200608K2_5, Date: 09-Jun-2020, Time: 00:41:22, ID: B0E0213-BLK1 Method Blank 10, Description: Method Blank

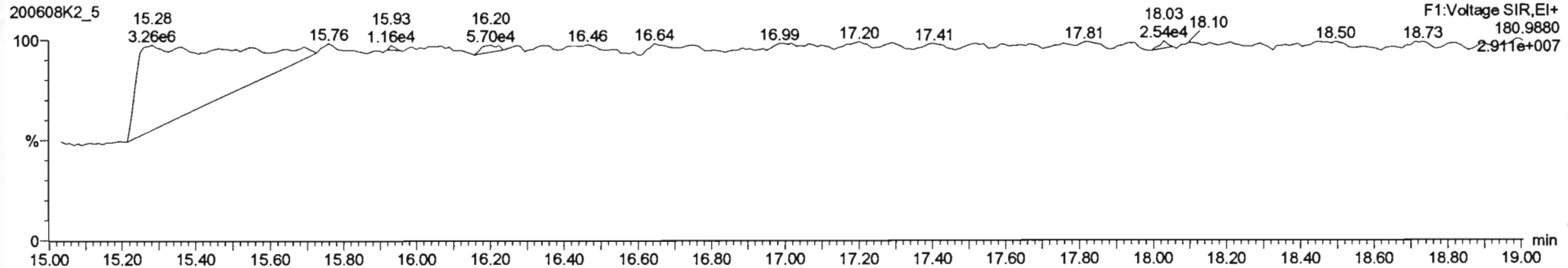
PCB-1



13C-PCB-1



PFK1




Dataset: Untitled

Last Altered: Tuesday, June 09, 2020 07:24:06 Pacific Daylight Time
Printed: Tuesday, June 09, 2020 07:29:03 Pacific Daylight Time

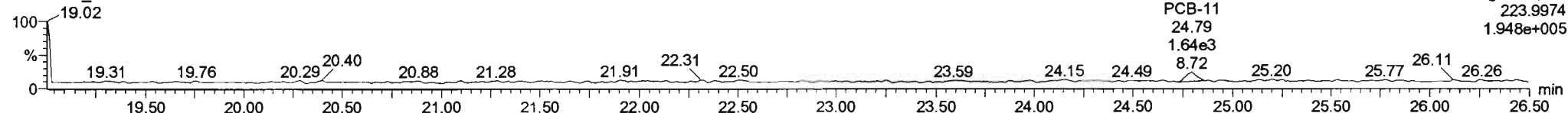
Name: 200608K2_5, Date: 09-Jun-2020, Time: 00:41:22, ID: B0E0213-BLK1 Method Blank 10, Description: Method Blank

PCB-4/10

200608K2_5

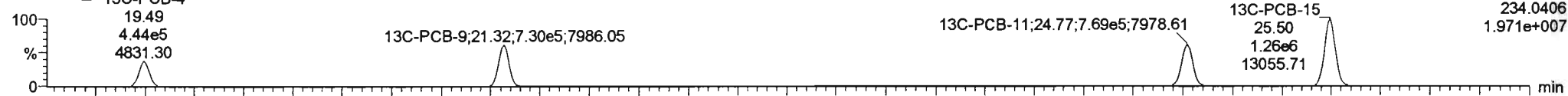


200608K2_5

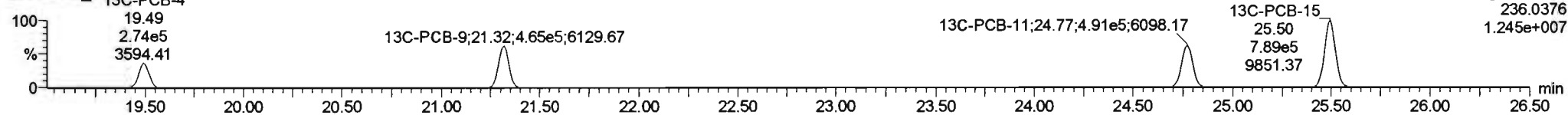


13C-PCB-4

200608K2_5 13C-PCB-4

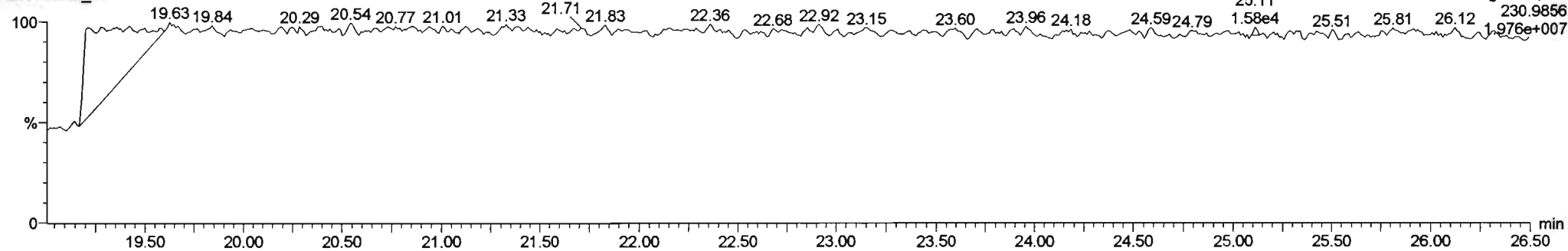


200608K2_5 13C-PCB-4





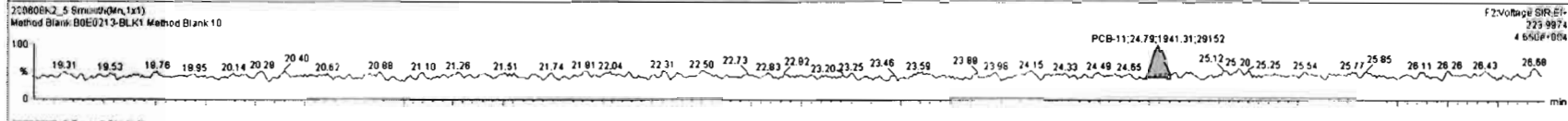

PFK2a

200608K2_5



#	Name	Resp	RA	rvy	RRF	wtVol	Pred.RT	RT	Pred.R...	RRT	RRT Fail	Conc.	%Rec	DL	BMP
221	221 13C-PCB-178	3.38e5	0.48	NO	0.7665	5.000	45.86	45.65	0.988	0.988	NO	1414	70.7	1.85	
222	222 13C-PCB-79	5.15e5	0.80	NO	1.0821	5.000	37.76	37.76	0.968	0.968	NO	2177	109	1.80	
223	223 13C-PCB-178	3.38e5	0.48	NO	1.0508	5.000	45.84	45.85	0.923	0.923	NO	2130	107	2.86	
224	224 Total Mono-PCBs				1.1865	5.000	0.00	0.000			NO			1.38	
225	225 Total Di-PCBs				1.0537	5.000	0.00	0.000			NO	0.0000		6.74	5.843
226	226 2nd Function Tri-PCBs				1.0807	5.000	0.00	0.000			NO			3.72	
227	227 3rd Function Tri-PCBs				0.9828	5.000	0.00	0.000			NO	0.0000		6.34	6.5376
228	228 Total Tetra-PCBs				1.0778	5.000	0.00	0.000			NO	4.787		10.2	6.708

#	Name	Pred.RT	RT	wt Resp	ac2 Resp	1* Ratio (Pred)	RA	rvy	BMP	Conc
9	9 PCB-11	24.79	24.78	2.527e3	1.941e3	1.560	1.30	YES	5.8433	0.00000

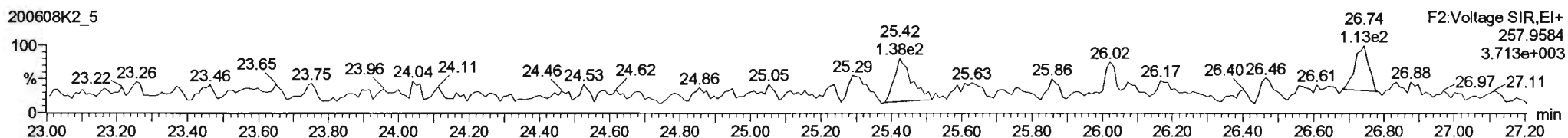
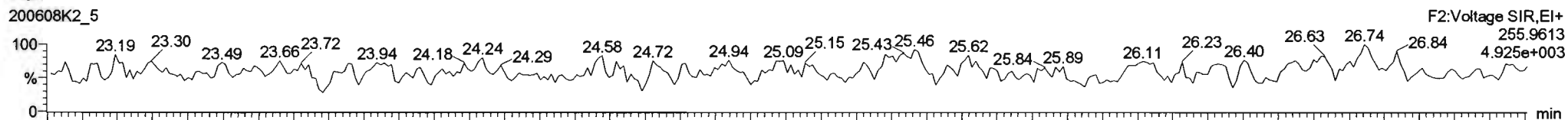


Dataset: Untitled

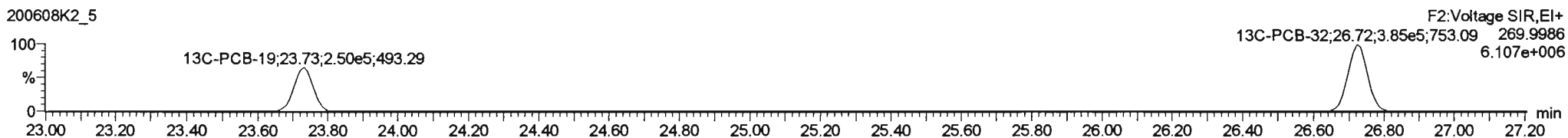
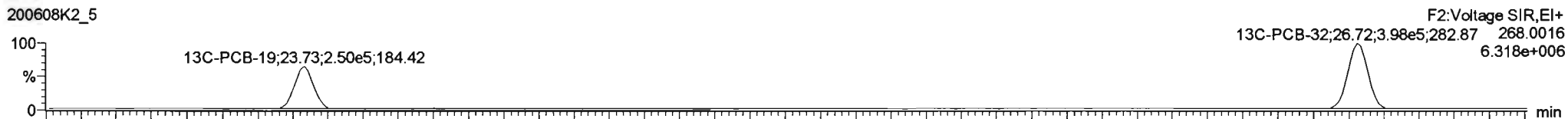
Last Altered: Tuesday, June 09, 2020 07:24:06 Pacific Daylight Time
Printed: Tuesday, June 09, 2020 07:29:03 Pacific Daylight Time

Name: 200608K2_5, Date: 09-Jun-2020, Time: 00:41:22, ID: B0E0213-BLK1 Method Blank 10, Description: Method Blank

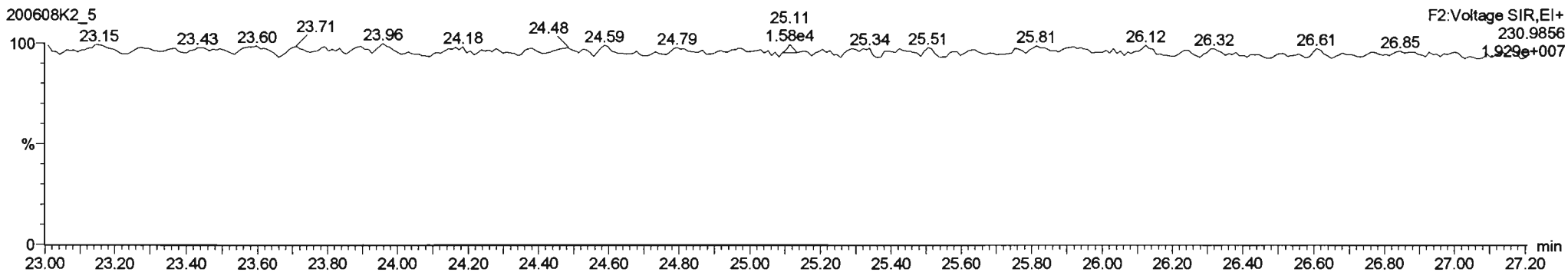
PCB-19



13C-PCB-19



PFK2b



Dataset: Untitled

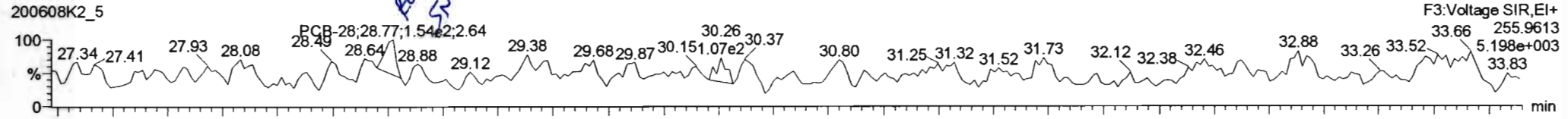
Last Altered: Tuesday, June 09, 2020 07:24:06 Pacific Daylight Time

Printed: Tuesday, June 09, 2020 07:29:03 Pacific Daylight Time

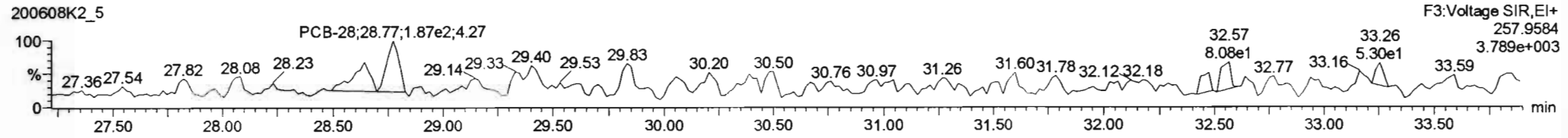
Name: 200608K2_5, Date: 09-Jun-2020, Time: 00:41:22, ID: B0E0213-BLK1 Method Blank 10, Description: Method Blank

PCB-34

200608K2_5

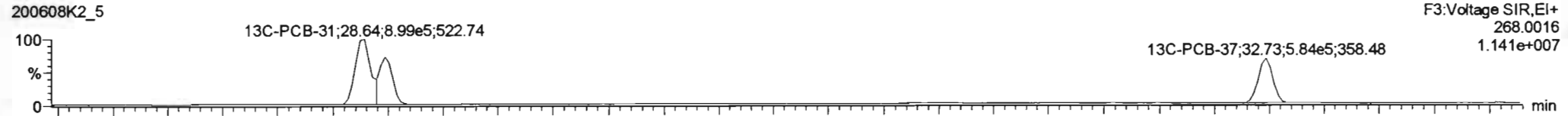


200608K2_5

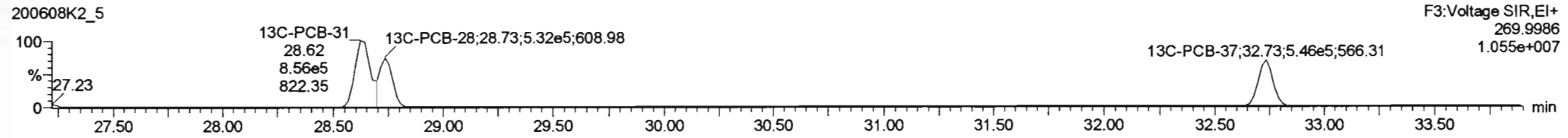


13C-PCB-28

200608K2_5

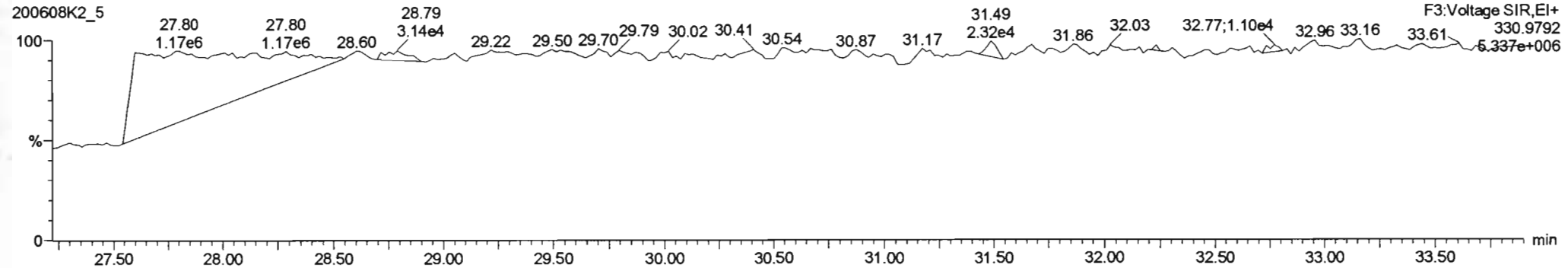


200608K2_5



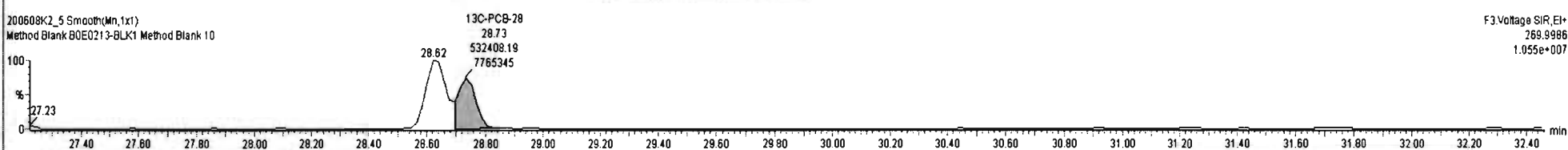
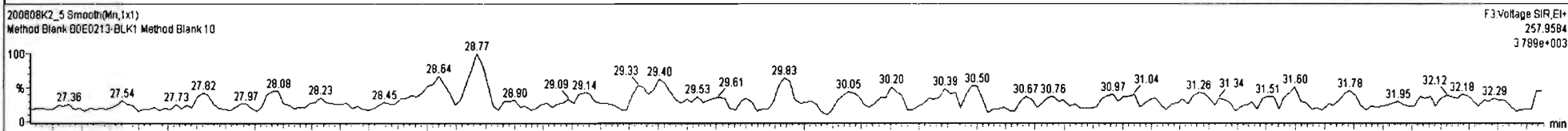
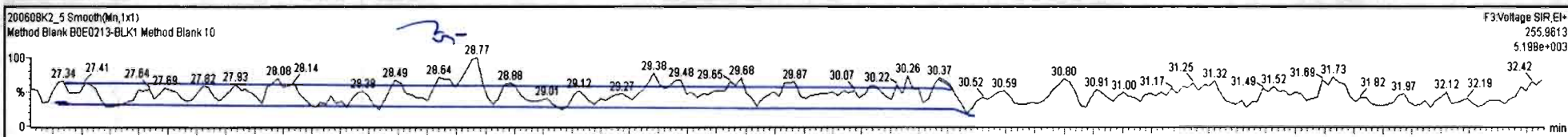
PFK3d

200608K2_5



#	Name	Resp	IS Resp	IS#	RA	n/y	RF#	wf/wd	Pred RT	RT	RRT	Pred RRT	Check RRT	Conc.	%Rec	DL	EMPC
223	13C-PCB-178	3.39e5	3.03e5	205	0.46	NO	1.0508	5.000	45.84	45.85	0.923	0.923	NO	2130	107	2.86	
224	Total Mono-PCBs						1.1665	5.000	0.00			0.000	NO			1.36	
225	Total Di-PCBs						1.0537	5.000	0.00			0.000	NO	0.000		6.74	5.84
226	2nd Function Tri-PCBs						1.0807	5.000	0.00			0.000	NO			3.72	
227	3rd Function Tri-PCBs						0.9828	5.000	0.00			0.000	NO			6.34	
228	Total Tetra-PCBs						1.0778	5.000	0.00			0.000	NO	5.68		10.2	6.05
229	3rd Function Penta-PCBs						1.3157	5.000	0.00			0.000	NO			16.6	
230	4th Function Penta-PCBs						1.0735	5.000	0.00			0.000	NO			1.93	
231	3rd Function Hexa-PCBs						0.9505	5.000	0.00			0.000	NO	0.000		3.37	0.627

Name	RT	m1 Resp	m2 Resp	RA	n/y	EMPC	Conc.

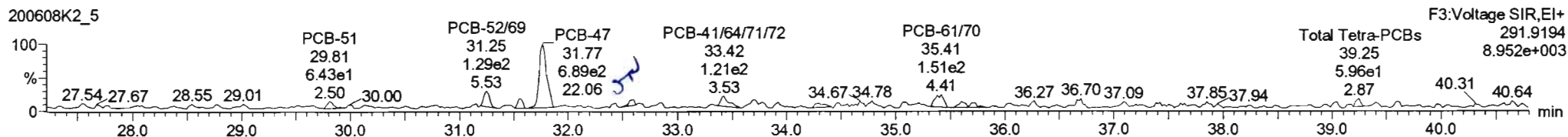



Dataset: Untitled

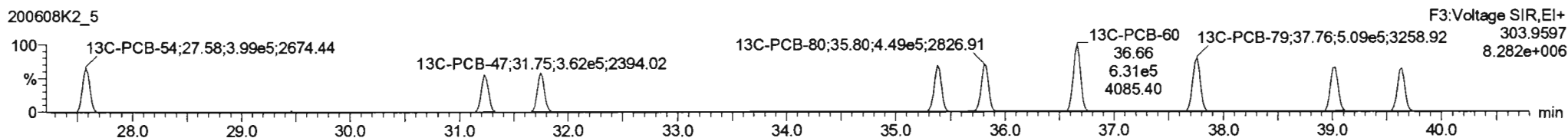
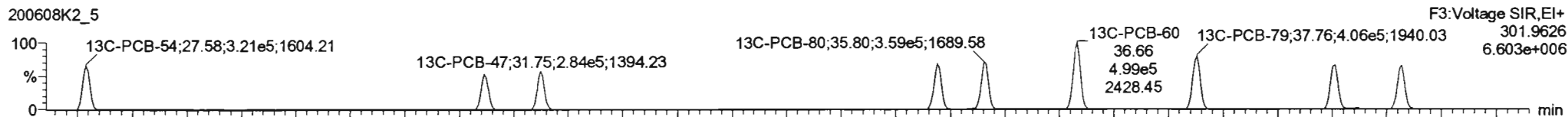
Last Altered: Tuesday, June 09, 2020 07:24:06 Pacific Daylight Time
Printed: Tuesday, June 09, 2020 07:29:03 Pacific Daylight Time

Name: 200608K2_5, Date: 09-Jun-2020, Time: 00:41:22, ID: B0E0213-BLK1 Method Blank 10, Description: Method Blank

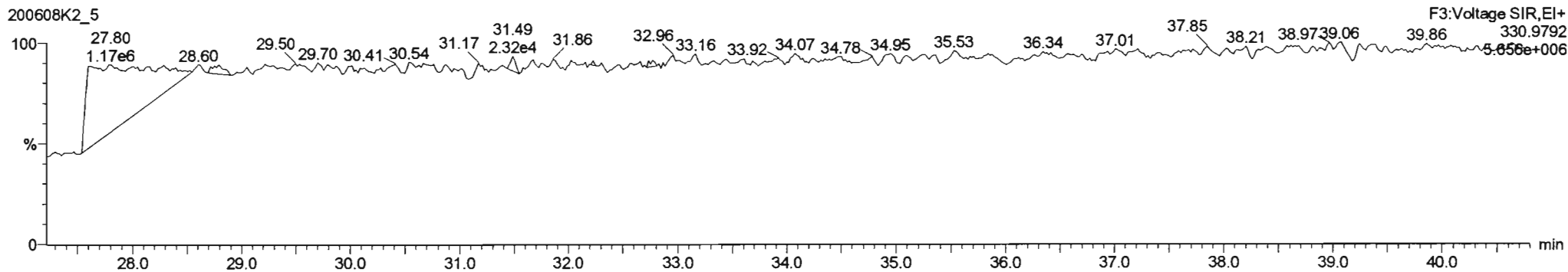
PCB-54



13C-PCB-54



PFK3a



Dataset: Untitled

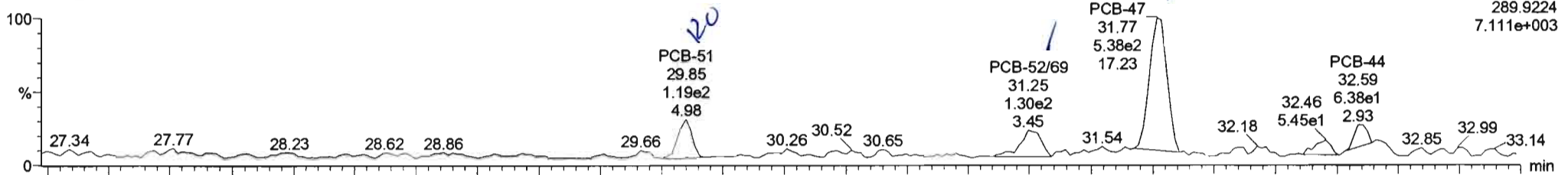
Last Altered: Tuesday, June 09, 2020 07:24:06 Pacific Daylight Time

Printed: Tuesday, June 09, 2020 07:29:03 Pacific Daylight Time

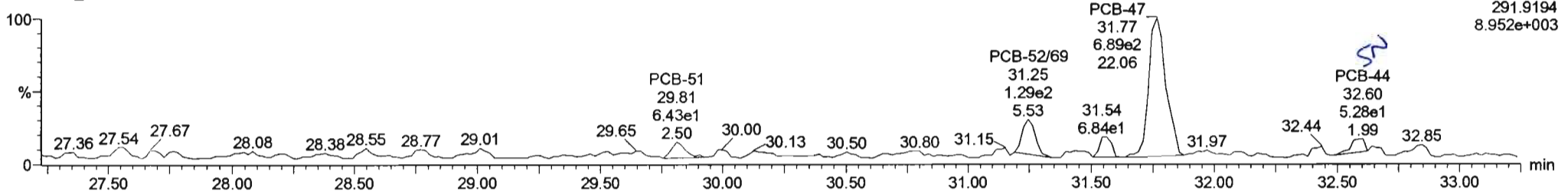
Name: 200608K2_5, Date: 09-Jun-2020, Time: 00:41:22, ID: B0E0213-BLK1 Method Blank 10, Description: Method Blank

PCB-50

200608K2_5

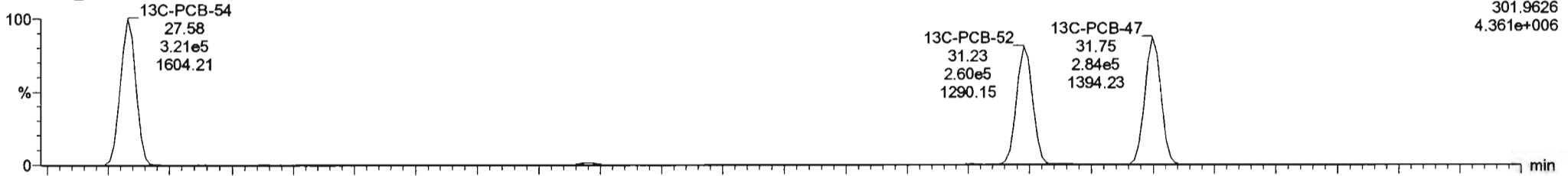


200608K2_5

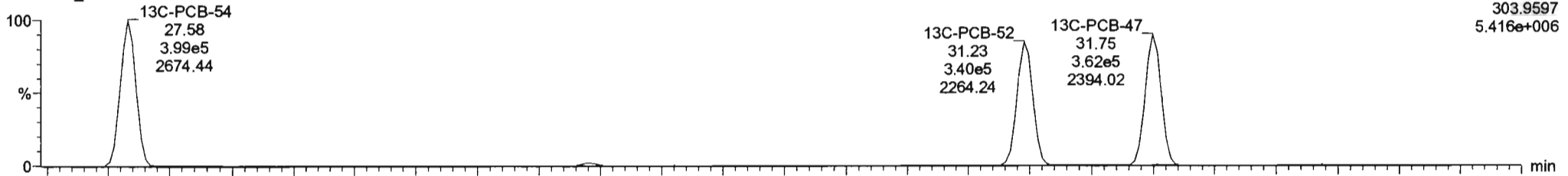


13C-PCB-52

200608K2_5

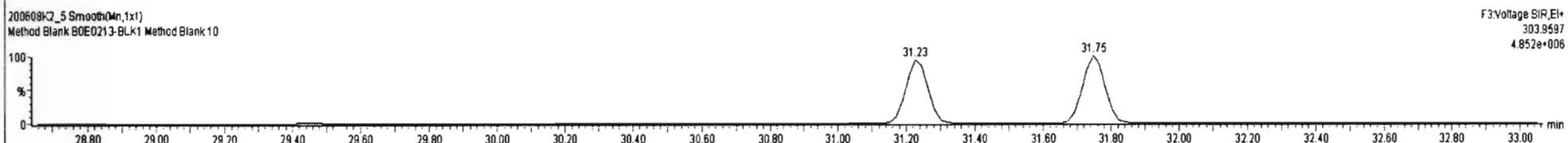

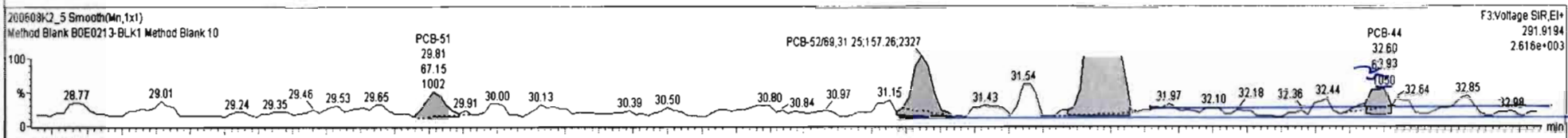
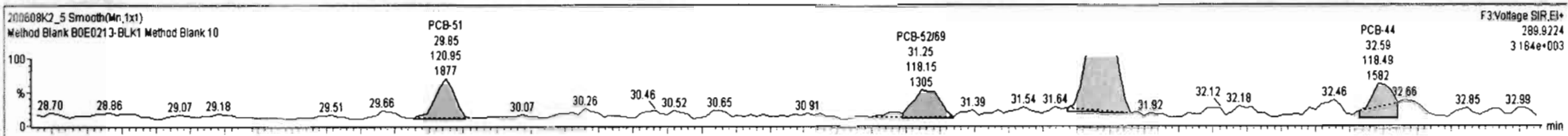


200608K2_5



#	Name	Resp	RA	nly	RRF	wt/nd	Pred RT	RT	Pred R...	RRT	RRT Fail	Conc.	%Rec	DL	EMPC
221	221 13C-PCB-178	3.39e5	0.46	NO	0.7665	5.000	45.86	45.85	0.988	0.988	NO	1414	70.7	1.85	
222	222 13C-PCB-79	9.15e5	0.80	NO	1.0821	5.000	37.76	37.76	0.968	0.968	NO	2177	109	1.80	
223	223 13C-PCB-178	3.39e5	0.46	NO	1.0508	5.000	45.84	45.85	0.923	0.923	NO	2130	107	2.86	
224	224 Total Mono-PCBs				1.1665	5.000	0.00	0.00	0.000	0.000	NO			1.36	
225	225 Total Di-PCBs				1.0537	5.000	0.00	0.00	0.000	0.000	NO	0.0000		6.74	5.843
226	226 2nd Function Tri-PCBs				1.0807	5.000	0.00	0.00	0.000	0.000	NO			3.72	
227	227 3rd Function Tri-PCBs				0.9828	5.000	0.00	0.00	0.000	0.000	NO	0.0000		6.34	0.6778
228	228 Total Tetra-PCBs				1.0778	5.000	0.00	0.00	0.000	0.000	NO	6.206		10.2	7.003

#	Name	Pred RT	RT	m1 Resp	m2 Resp	1° Ratio (Pred)	RA	nly	EMPC	Conc.
1	35 PCB-51	29.82	29.85	1.210e2	6.715e1	0.770	1.80	YES	0.37203	0.00000
2	38 PCB-52/69	31.26	31.25	1.181e2	1.573e2	0.770	0.75	NO	0.78715	0.78715
3	41 PCB-47	31.77	31.77	5.521e2	6.949e2	0.770	0.79	NO	4.1879	4.1879
4	45 PCB-44	32.59	32.58	1.185e2	6.383e1	0.770	1.85	YES	0.42508	0.00000
5	47 PCB-41.6A/1/72	33.43	33.48	8.473e1	1.171e2	0.770	0.72	NO	0.52622	0.52622
6	55 PCB-81/70	35.39	35.41	1.264e2	1.620e2	0.770	0.78	NO	0.70425	0.70425



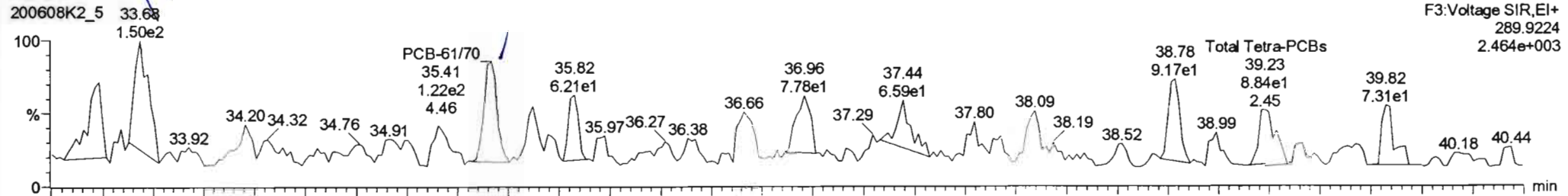
Dataset: Untitled

Last Altered: Tuesday, June 09, 2020 07:24:06 Pacific Daylight Time

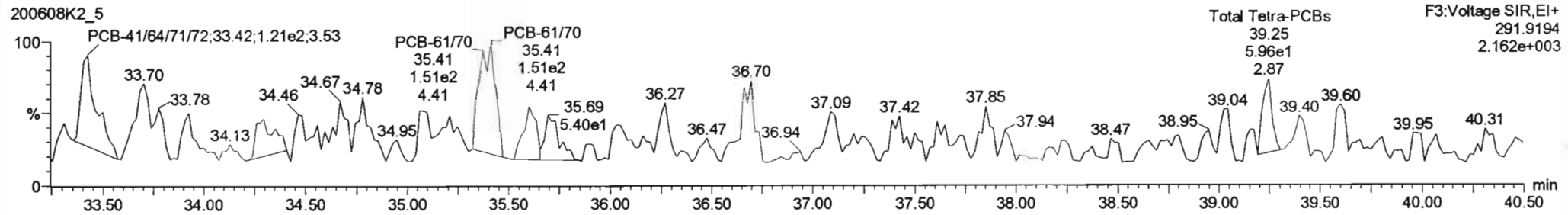
Printed: Tuesday, June 09, 2020 07:29:03 Pacific Daylight Time

Name: 200608K2_5, Date: 09-Jun-2020, Time: 00:41:22, ID: B0E0213-BLK1 Method Blank 10, Description: Method Blank

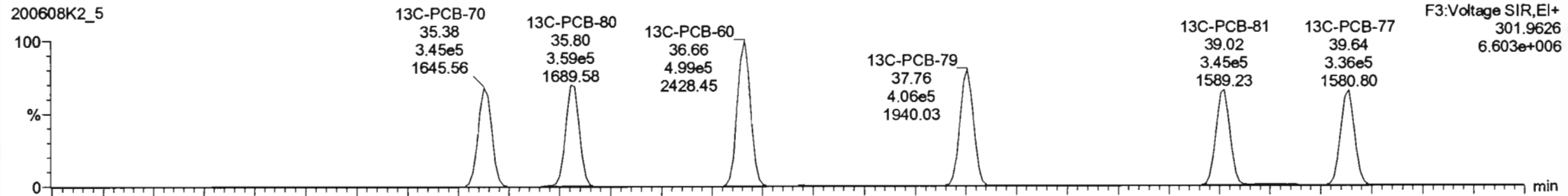
PCB-68



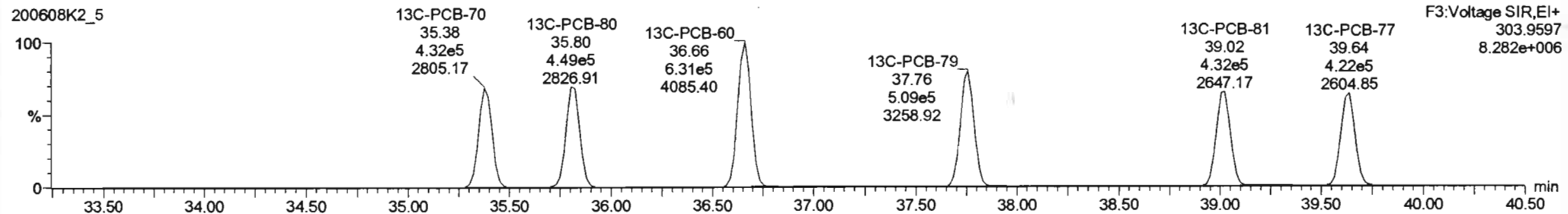
200608K2_5

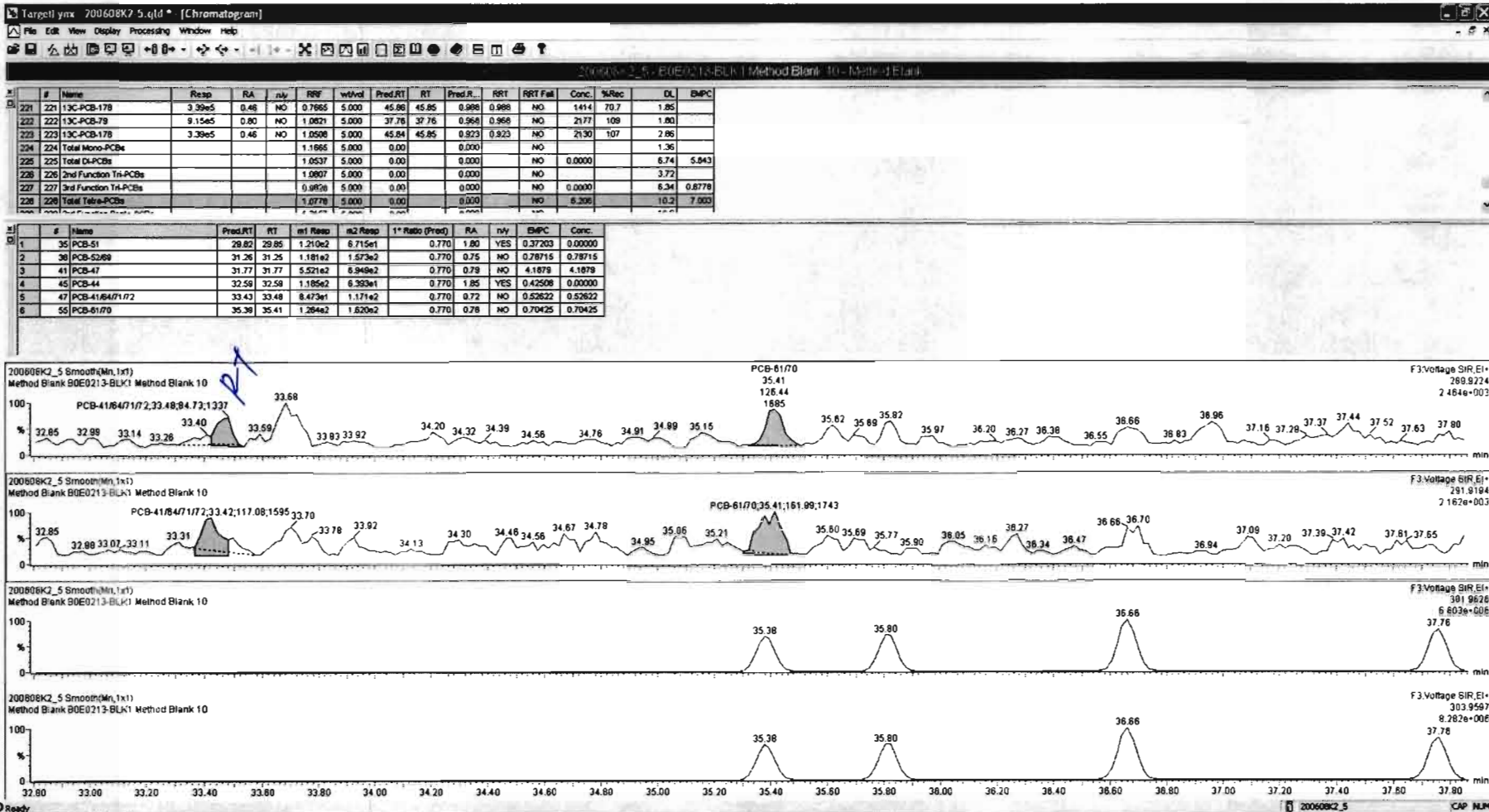


13C-PCB-60



200608K2_5



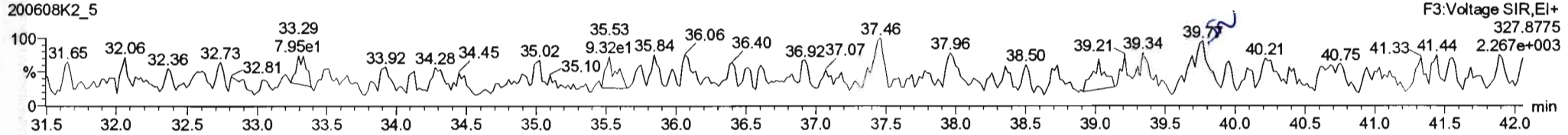
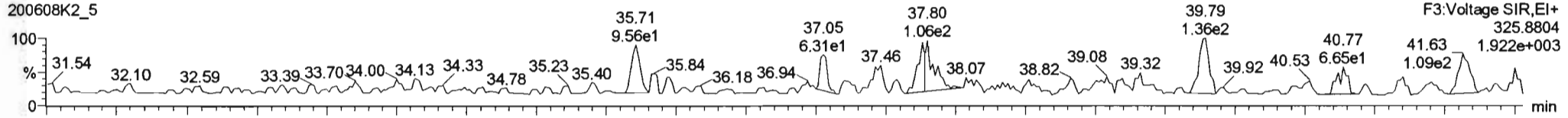


Dataset: Untitled



Last Altered: Tuesday, June 09, 2020 07:24:06 Pacific Daylight Time
Printed: Tuesday, June 09, 2020 07:29:03 Pacific Daylight Time

Name: 200608K2_5, Date: 09-Jun-2020, Time: 00:41:22, ID: B0E0213-BLK1 Method Blank 10, Description: Method Blank

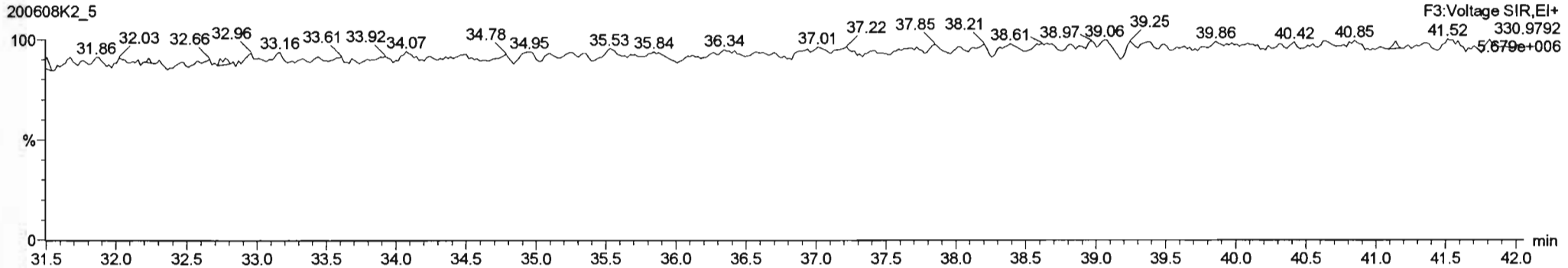
PCB-104



13C-PCB-104



PFK3b



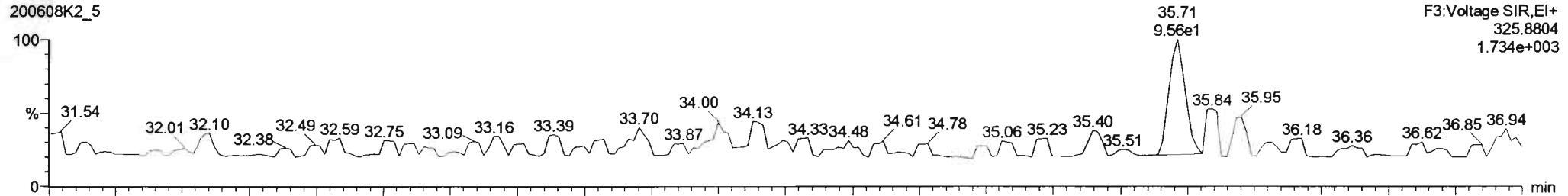
Dataset: Untitled

Last Altered: Tuesday, June 09, 2020 07:24:06 Pacific Daylight Time
Printed: Tuesday, June 09, 2020 07:29:03 Pacific Daylight Time

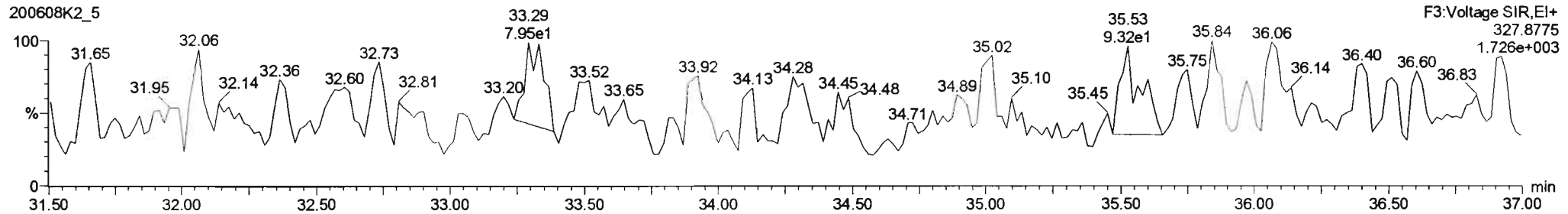
Name: 200608K2_5, Date: 09-Jun-2020, Time: 00:41:22, ID: B0E0213-BLK1 Method Blank 10, Description: Method Blank

PCB-96

200608K2_5

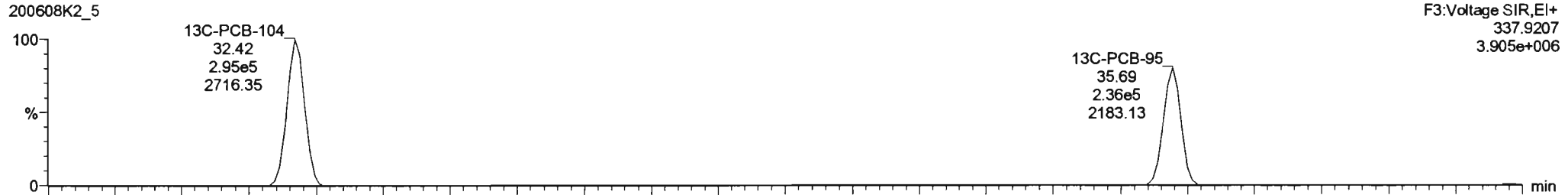


200608K2_5

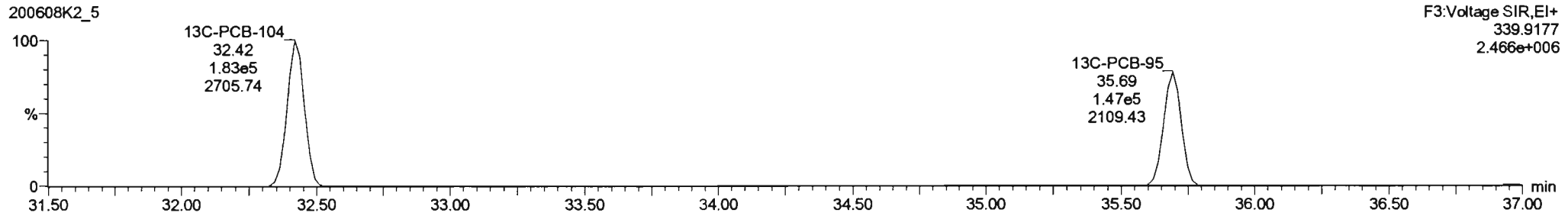


13C-PCB-95

200608K2_5



200608K2_5



Dataset: Untitled

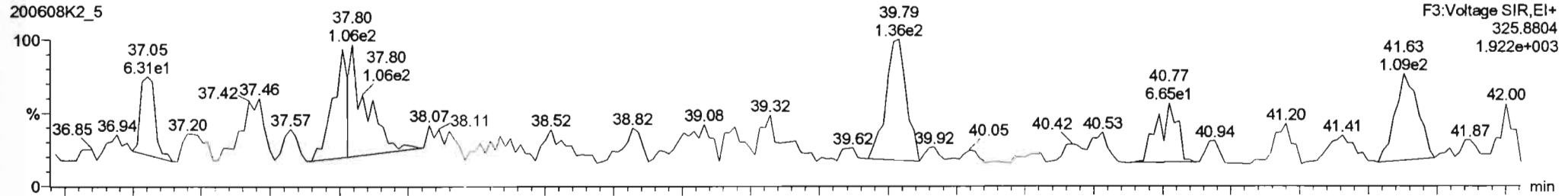
Last Altered: Tuesday, June 09, 2020 07:24:06 Pacific Daylight Time

Printed: Tuesday, June 09, 2020 07:29:03 Pacific Daylight Time

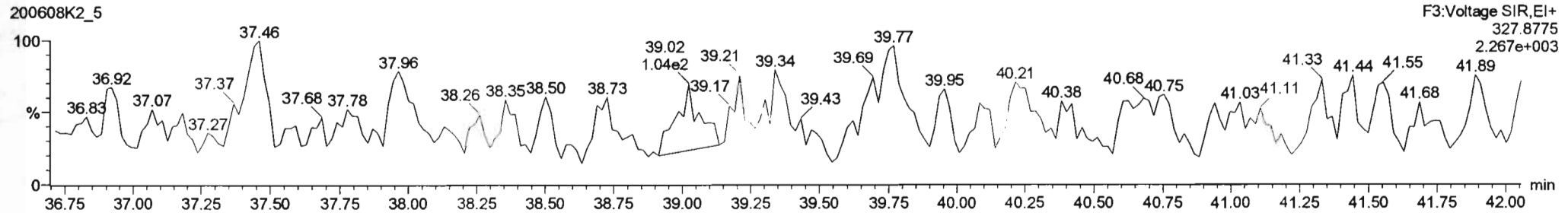
Name: 200608K2_5, Date: 09-Jun-2020, Time: 00:41:22, ID: B0E0213-BLK1 Method Blank 10, Description: Method Blank

PCB-119

200608K2_5

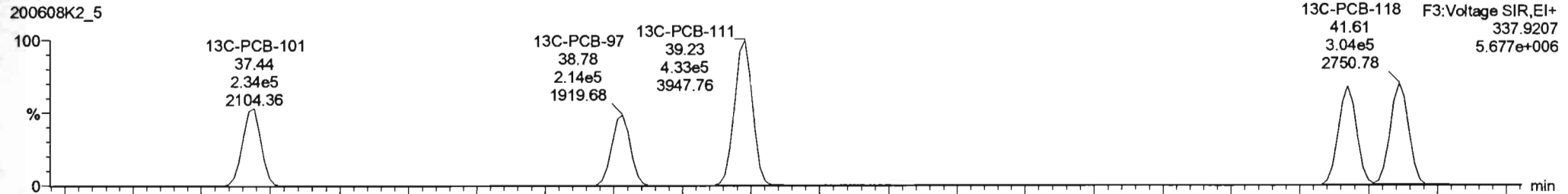


200608K2_5

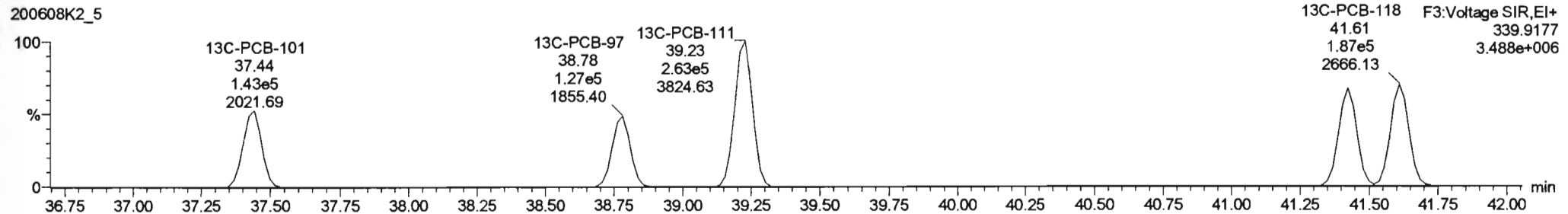


13C-PCB-111

200608K2_5



200608K2_5



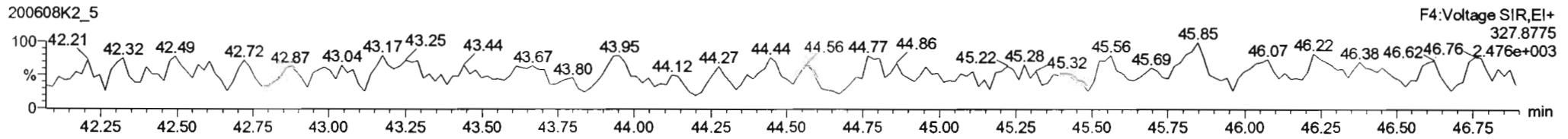
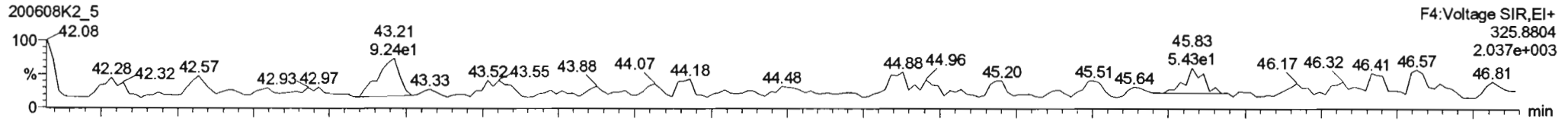
Dataset: Untitled

Last Altered: Tuesday, June 09, 2020 07:24:06 Pacific Daylight Time

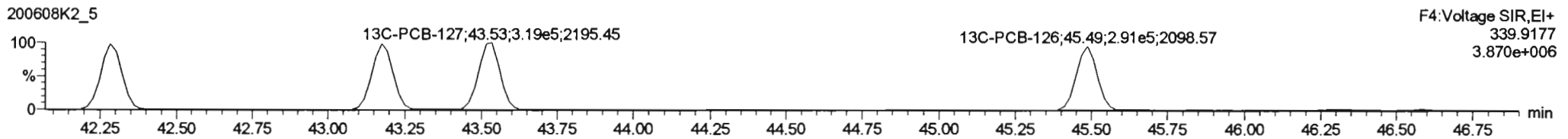
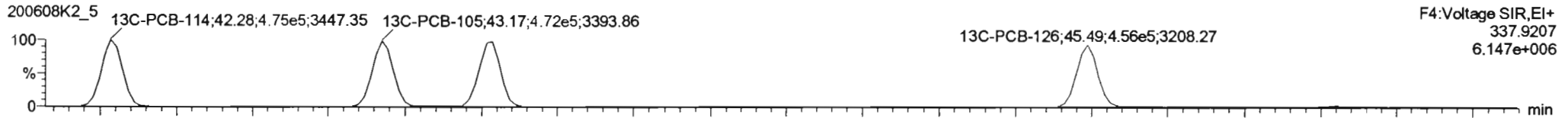
Printed: Tuesday, June 09, 2020 07:29:03 Pacific Daylight Time

Name: 200608K2_5, Date: 09-Jun-2020, Time: 00:41:22, ID: B0E0213-BLK1 Method Blank 10, Description: Method Blank

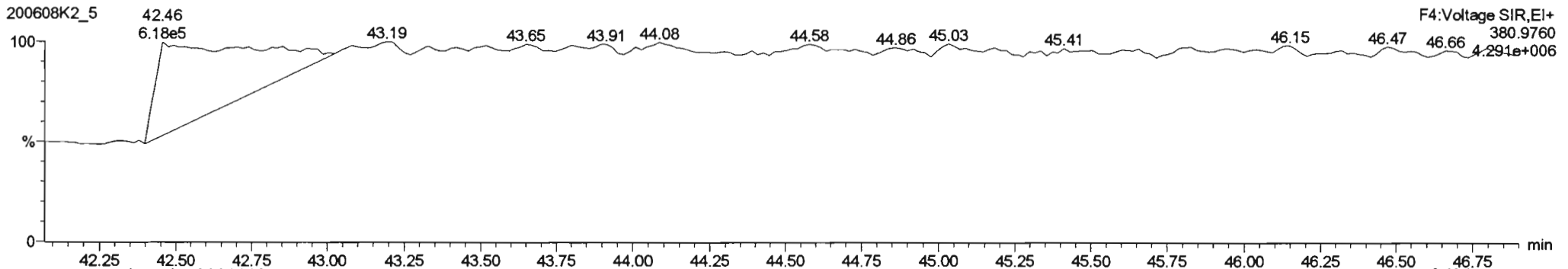
PCB-114



13C-PCB-114



PFK4a



Dataset: Untitled

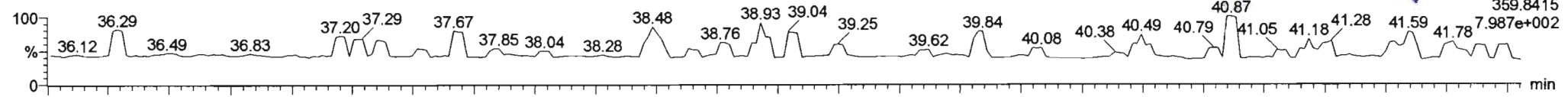
Last Altered: Tuesday, June 09, 2020 07:24:06 Pacific Daylight Time

Printed: Tuesday, June 09, 2020 07:29:03 Pacific Daylight Time

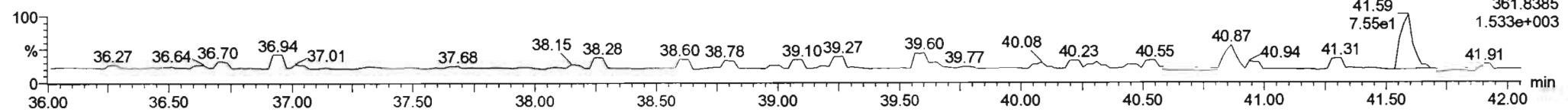
Name: 200608K2_5, Date: 09-Jun-2020, Time: 00:41:22, ID: B0E0213-BLK1 Method Blank 10, Description: Method Blank

PCB-155

200608K2_5

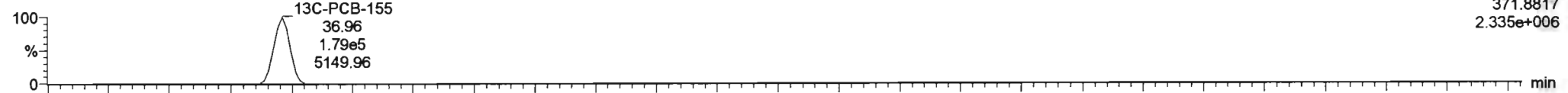


200608K2_5

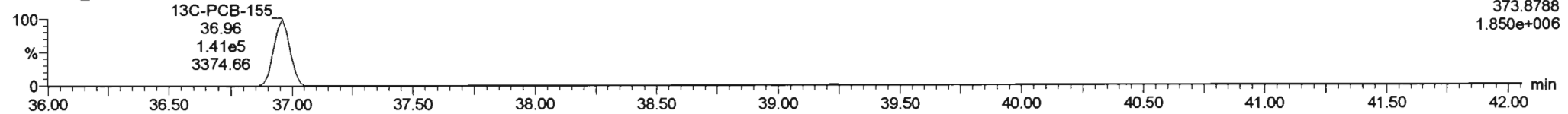


13C-PCB-155

200608K2_5

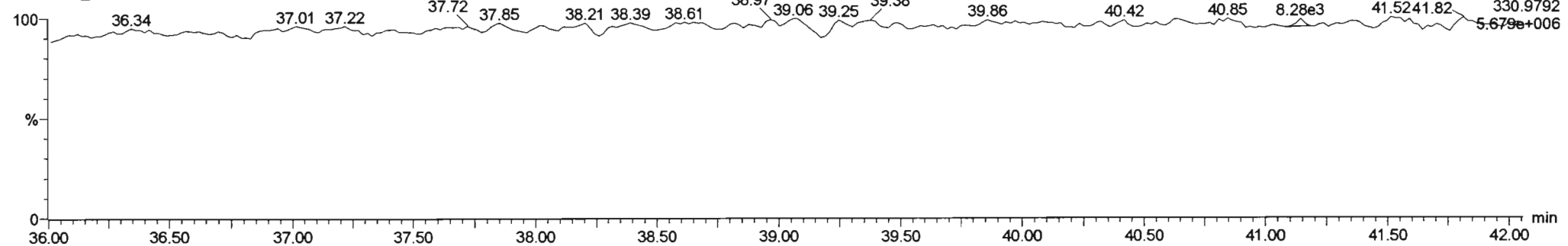


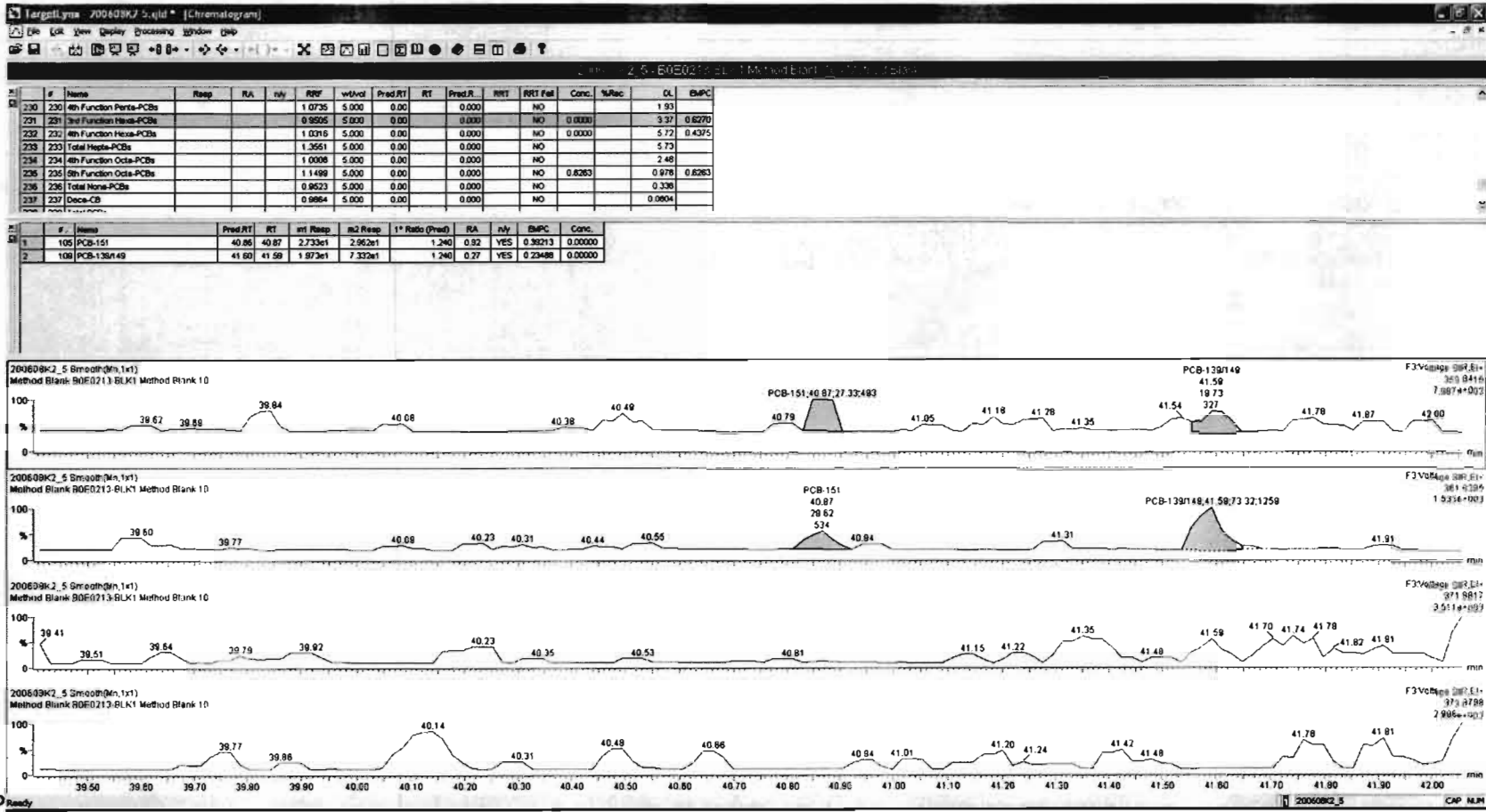
200608K2_5



PFK3c

200608K2_5

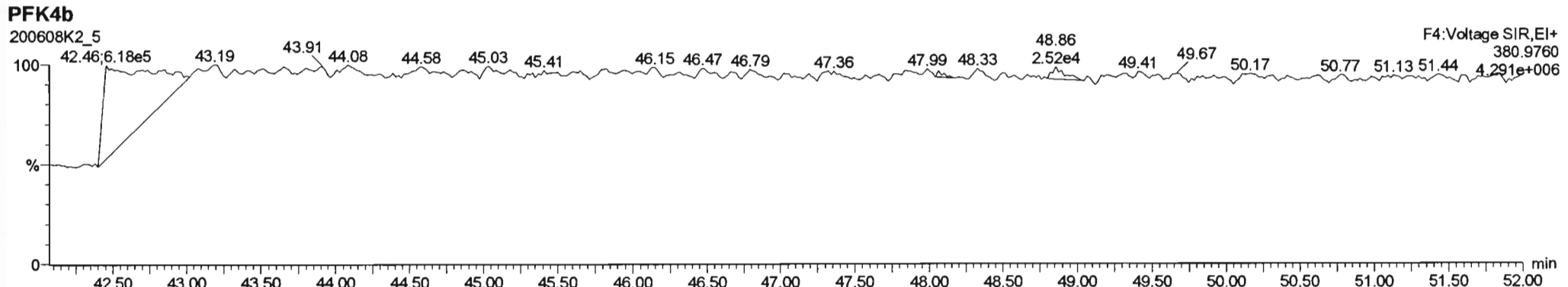
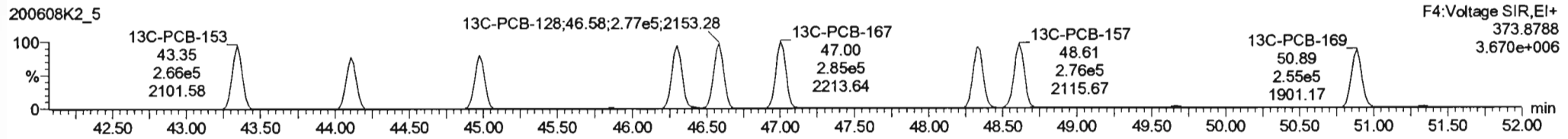
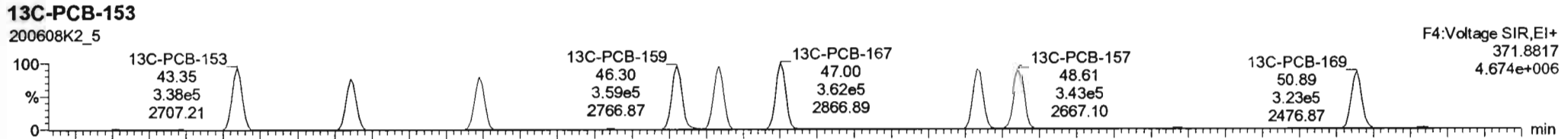
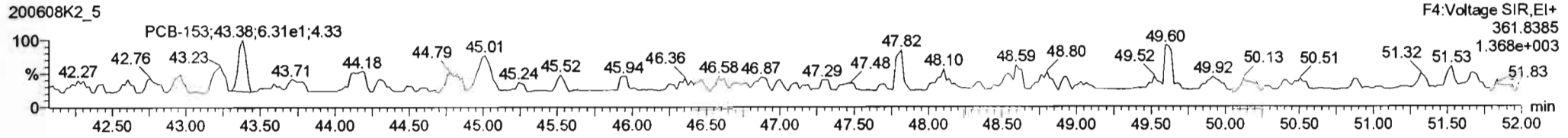
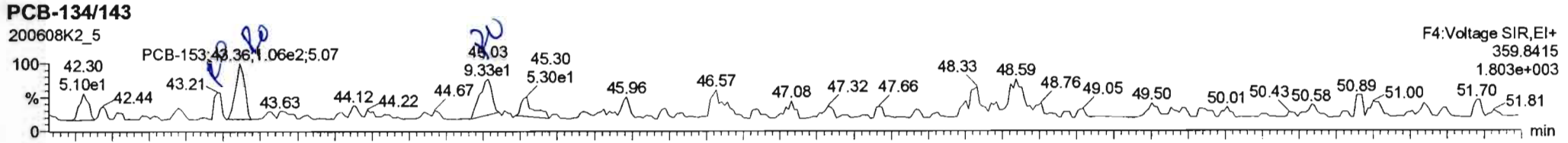




Dataset: Untitled

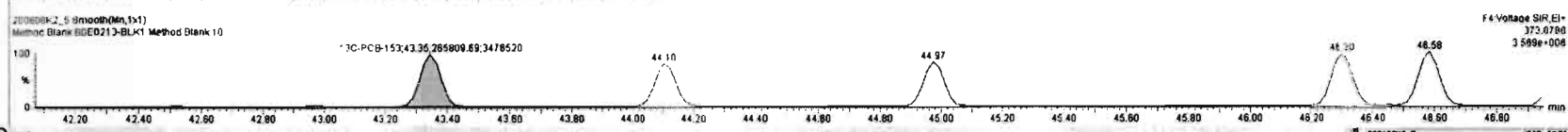



Last Altered: Tuesday, June 09, 2020 07:24:06 Pacific Daylight Time
Printed: Tuesday, June 09, 2020 07:29:03 Pacific Daylight Time

Name: 200608K2_5, Date: 09-Jun-2020, Time: 00:41:22, ID: B0E0213-BLK1 Method Blank 10, Description: Method Blank



#	Name	Resp	RA	n/y	RRF	wtVol	Pred RT	RT	Pred R...	RRT	RRT Fw	Conc.	%Rec	DL	EMPC
230	4th Function Para-PCBs				1.0735	5.000	0.00	0.000	0.000		NO			1.80	
231	3rd Function Para-PCBs				0.9586	5.000	0.00	0.000	0.000		NO	0.0000		3.37	0.8270
232	4th Function Meta-PCBs				1.0269	5.000	0.00	0.000	0.000		NO	0.0000		5.72	1.175
233	Total Hepta-PCBs				1.3551	5.000	0.00	0.000	0.000		NO			5.73	
234	24th Function Octa-PCBs				1.0008	3.000	0.00	0.000	0.000		NO			2.48	
235	23rd Function Octa-PCBs				1.1489	5.000	0.00	0.000	0.000		NO	0.6283		0.979	0.6283
236	Total Nona-PCBs				0.9523	5.000	0.00	0.000	0.000		NO			0.338	
237	Deca-CB				0.9864	5.000	0.00	0.000	0.000		NO			0.0804	

#	Name	Pred RT	RT	m1 Resp	m2 Resp	1 st Ratio (Pred)	RA	n/y	EMPC	Conc.
1	115 PCB-132/161	43.10	43.21	4.083e1	4.834e1	1.240	0.82	YES	0.23738	0.00000
2	116 PCB-153	43.36	43.36	1.059e2	6.587e1	1.240	1.80	YES	0.45723	0.00000
3	121 PCB-138/163/164	45.01	45.03	1.057e2	7.036e1	1.240	1.50	YES	0.48047	0.00000

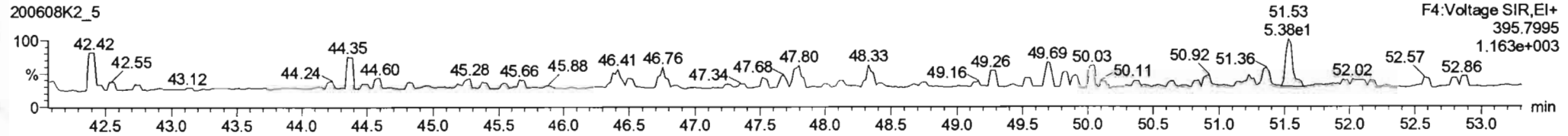
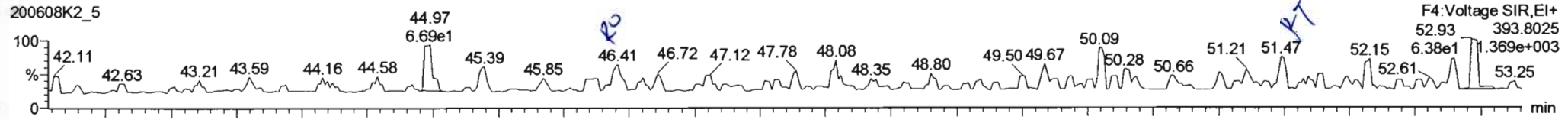


Dataset: Untitled

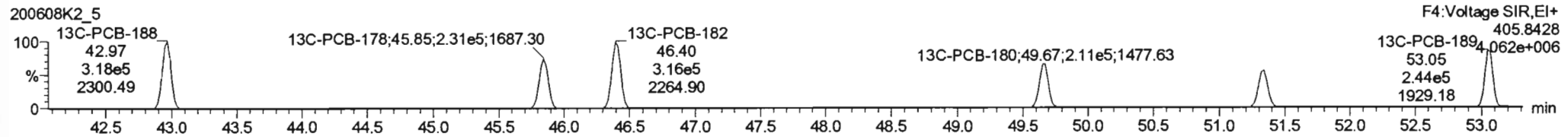
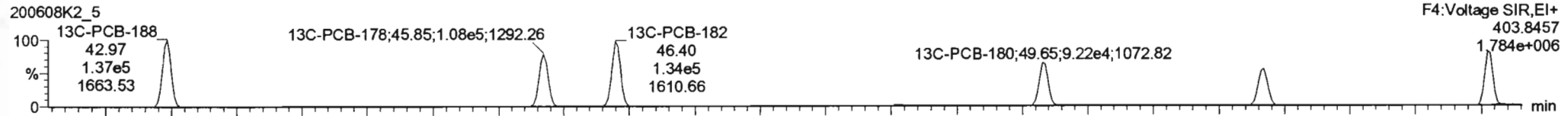
Last Altered: Tuesday, June 09, 2020 07:24:06 Pacific Daylight Time
Printed: Tuesday, June 09, 2020 07:29:03 Pacific Daylight Time

Name: 200608K2_5, Date: 09-Jun-2020, Time: 00:41:22, ID: B0E0213-BLK1 Method Blank 10, Description: Method Blank

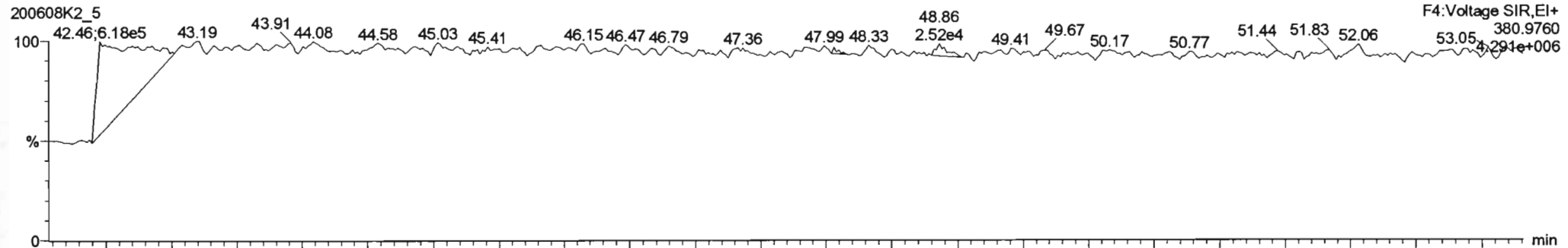
PCB-188

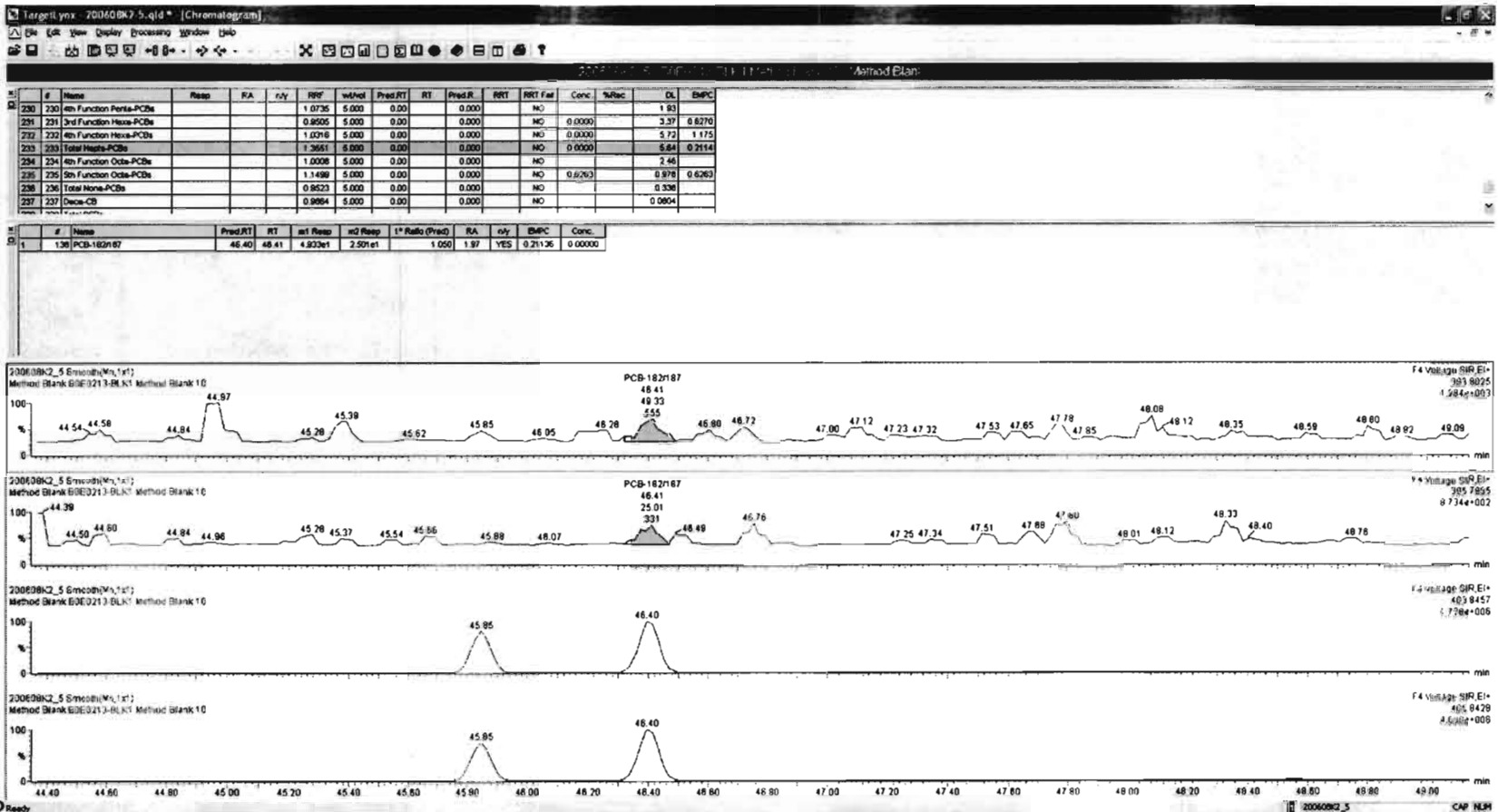


13C-PCB-188



PFK4c





Dataset: Untitled

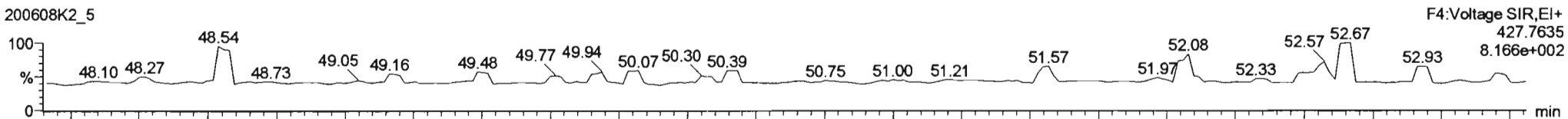
Last Altered: Tuesday, June 09, 2020 07:24:06 Pacific Daylight Time

Printed: Tuesday, June 09, 2020 07:29:03 Pacific Daylight Time

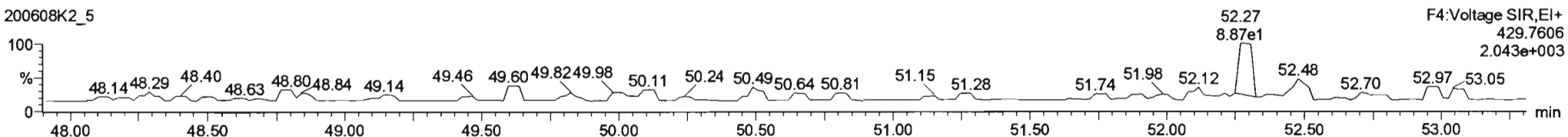
Name: 200608K2_5, Date: 09-Jun-2020, Time: 00:41:22, ID: B0E0213-BLK1 Method Blank 10, Description: Method Blank

PCB-202

200608K2_5




200608K2_5

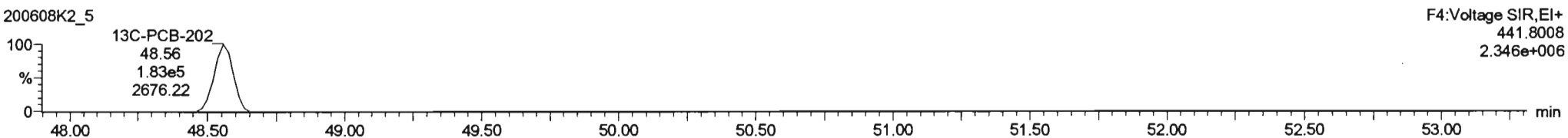


13C-PCB-202

200608K2_5

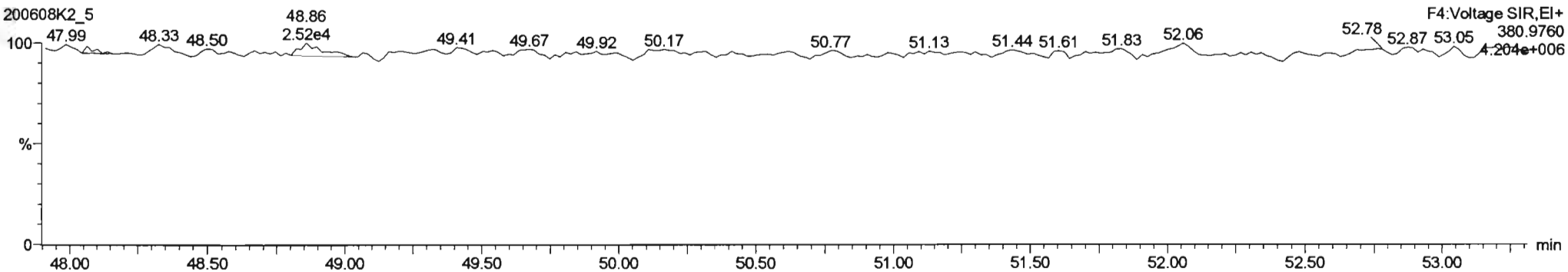


200608K2_5



PFK4d

200608K2_5

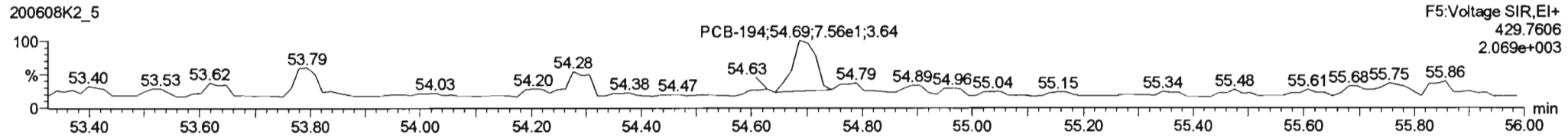
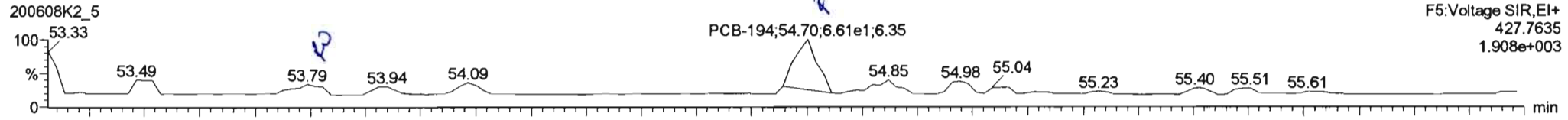


Dataset: Untitled

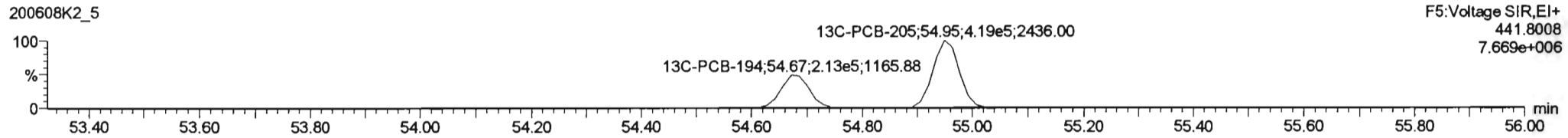
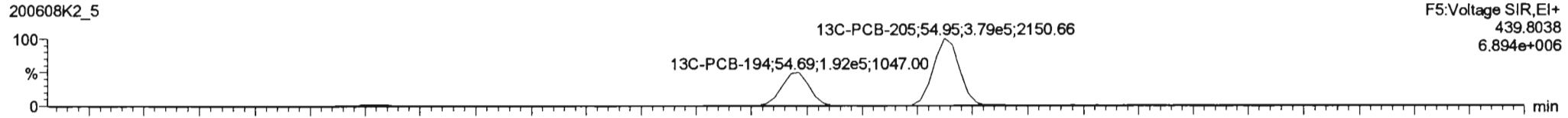
Last Altered: Tuesday, June 09, 2020 07:24:06 Pacific Daylight Time
Printed: Tuesday, June 09, 2020 07:29:03 Pacific Daylight Time

Name: 200608K2_5, Date: 09-Jun-2020, Time: 00:41:22, ID: B0E0213-BLK1 Method Blank 10, Description: Method Blank

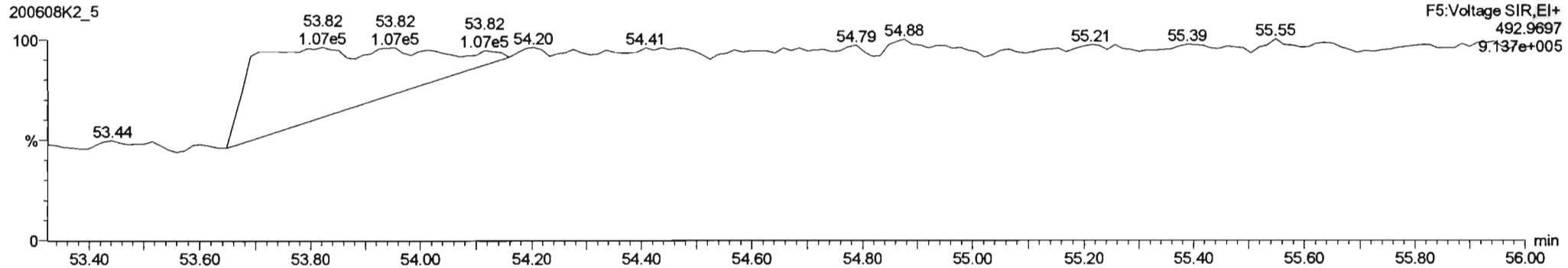
PCB-195



13C-PCB-194

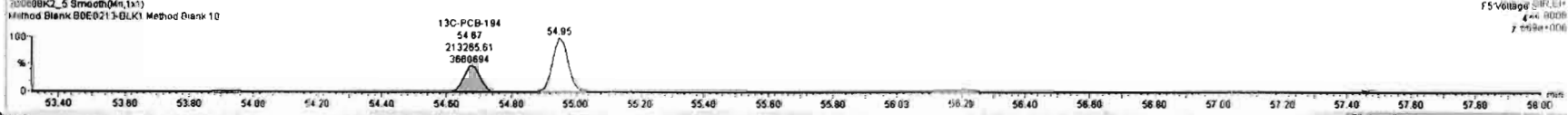

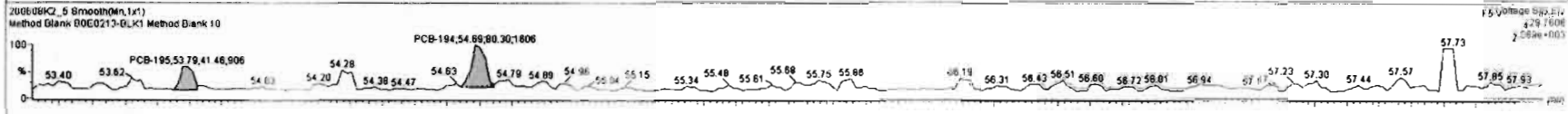
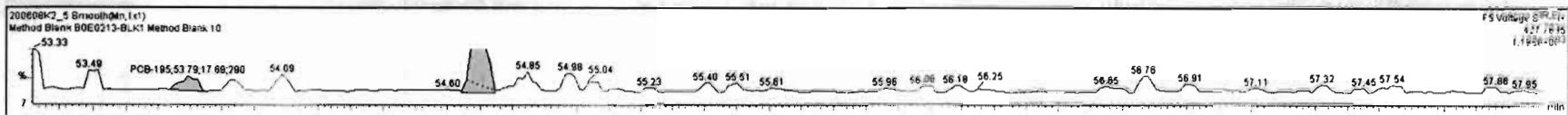


PFK5a



#	Name	Resp	RA	nly	RRF	WAVol	Pred RT	RT	Pred R...	RRT	RRT Fat	Conc.	%Rec	CL	EMPC
230	4th Function Penta-PCBs				1.0735	5.000	0.00	0.000						1.93	
231	3rd Function Hexa-PCBs				0.9505	5.000	0.00	0.000			NO	0.0000		3.37	0.6270
232	2nd Function Hexa-PCBs				1.0016	5.000	0.00	0.000			NO	0.0000		5.72	1.175
233	Total Hepta-PCBs				1.3551	5.000	0.00	0.000			NO	0.0000		5.84	0.2114
234	4th Function Octa-PCBs				1.0008	5.000	0.00	0.000			NO	0.0000		7.46	
235	5th Function Octa-PCBs				1.1489	5.000	0.00	0.000			NO	0.0000		0.875	0.8480
236	Total Nona-PCBs				0.9523	5.000	0.00	0.000			NO	0.0000		0.338	
237	Deca-CB				0.9884	5.000	0.00	0.000			NO	0.0000		0.0804	

#	Name	Pred RT	RT	m1 Resp	m2 Resp	1* Ratio (Pred)	RA	nly	EMPC	Conc.
1	162 PCB-195	53.78	53.79	1.769e1	4.146e1	0.890	0.43	YES	0.17734	0.00000
2	163 PCB-194	54.70	54.70	8.231e1	8.030e1	0.880	1.02	YES	0.87083	0.00000



Dataset: Untitled

Last Altered: Tuesday, June 09, 2020 07:24:06 Pacific Daylight Time

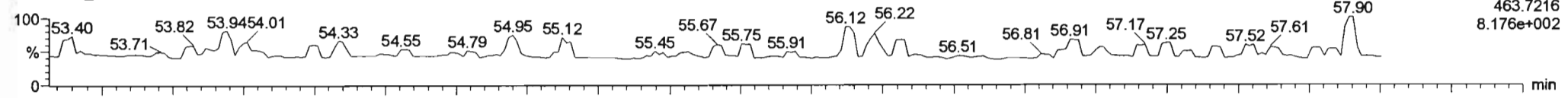
Printed: Tuesday, June 09, 2020 07:29:03 Pacific Daylight Time

Name: 200608K2_5, Date: 09-Jun-2020, Time: 00:41:22, ID: B0E0213-BLK1 Method Blank 10, Description: Method Blank

PCB-208

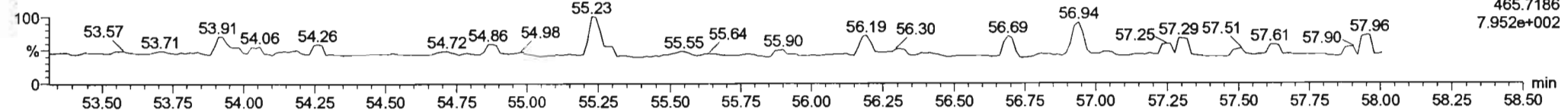
200608K2_5

F5:Voltage SIR,EI+
463.7216
8.176e+002



200608K2_5


F5:Voltage SIR,EI+
465.7186
7.952e+002



13C-PCB-208

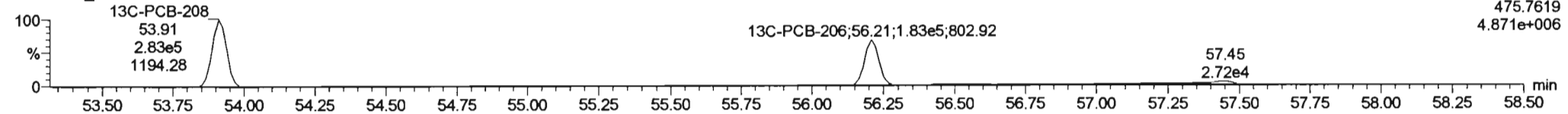
200608K2_5

F5:Voltage SIR,EI+
473.7648
3.831e+006



200608K2_5

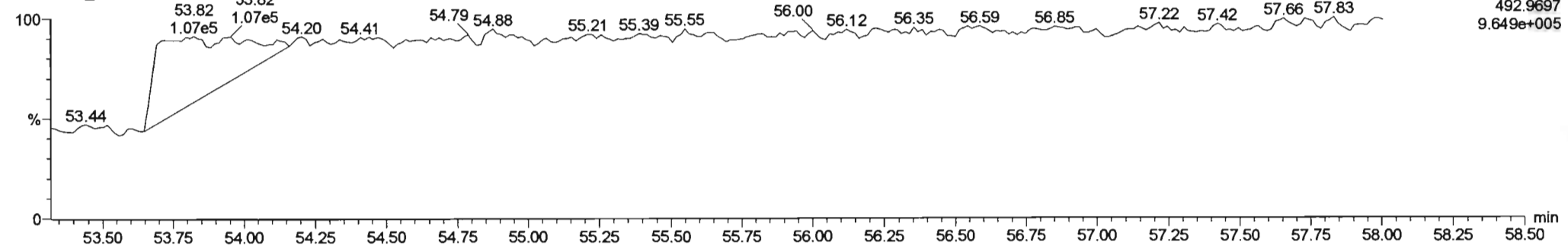
F5:Voltage SIR,EI+
475.7619
4.871e+006



PFK5

200608K2_5

F5:Voltage SIR,EI+
492.9697
9.649e+005



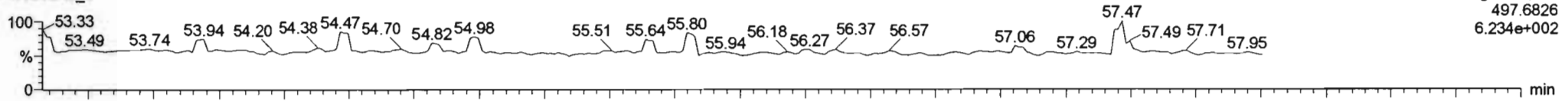
Dataset: Untitled

Last Altered: Tuesday, June 09, 2020 07:24:06 Pacific Daylight Time
Printed: Tuesday, June 09, 2020 07:29:03 Pacific Daylight Time

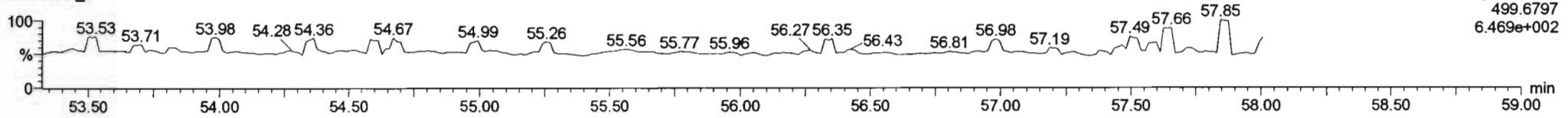
Name: 200608K2_5, Date: 09-Jun-2020, Time: 00:41:22, ID: B0E0213-BLK1 Method Blank 10, Description: Method Blank

PCB-209

200608K2_5




200608K2_5

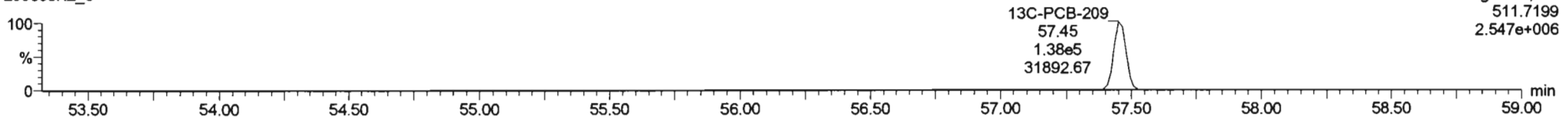


13C-PCB-209

200608K2_5

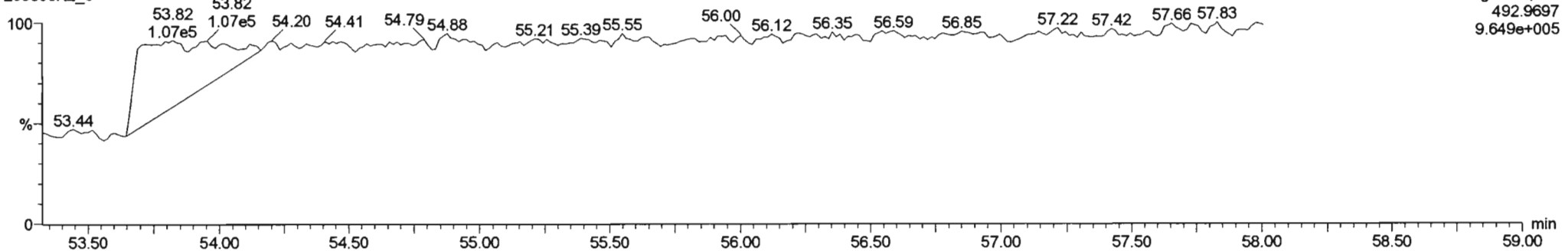


200608K2_5



PFK5b

200608K2_5



Dataset: U:\VG11.PRO\Results\200608K2\200608K2-3.qld

Last Altered: Tuesday, June 09, 2020 09:31:22 Pacific Daylight Time
Printed: Tuesday, June 09, 2020 09:31:52 Pacific Daylight Time

h 6-9-2020

CT 06/16/2020

Method: U:\VG11.PRO\MethDB\PCB-209_ZB1_6-1-20.mdb 02 Jun 2020 10:36:07
Calibration: U:\VG11.PRO\CurveDB\db1_PCBvg11-6-1-20.cdb 02 Jun 2020 10:21:16

Name: 200608K2_3, Date: 08-Jun-2020, Time: 22:41:41, ID: B0E0213-BS1 OPR 10, Description: OPR

#	Name	Resp	RA	n/y	RRF	wt/vol	Pred.RT	RT	Pred.R...	RRT	Check RRT	Conc.	%Rec	DL	EMPC
1	1 PCB-1	7.49e5	3.19	NO	1.17	5.000	15.50	15.51	1.001	1.001	NO	1282		0.366	1282
2	2 PCB-2	7.88e5	3.23	NO	1.18	5.000	17.91	17.92	0.988	0.988	NO	1209		0.334	1209
3	3 PCB-3	7.79e5	3.19	NO	1.15	5.000	18.14	18.16	1.001	1.001	NO	1231		0.344	1231
4	4 PCB-4/10	1.31e6	1.57	NO	1.25	5.000	19.57	19.57	1.004	1.004	NO	2374		0.964	2374
5	5 PCB-7/9	1.65e6	1.57	NO	0.960	5.000	21.36	21.37	1.003	1.003	NO	2351		0.792	2351
6	6 PCB-6	8.77e5	1.59	NO	1.02	5.000	22.01	22.02	1.033	1.033	NO	1175		0.743	1175
7	7 PCB-5/8	1.72e6	1.56	NO	0.992	5.000	22.42	22.43	1.052	1.053	NO	2383		0.767	2383
8	8 PCB-14	8.77e5	1.61	NO	1.02	5.000	23.57	23.57	0.952	0.952	NO	1180		0.756	1180
9	9 PCB-11	9.57e5	1.59	NO	1.13	5.000	24.78	24.78	1.001	1.001	NO	1163		0.683	1163
10	10 PCB-12/13	1.81e6	1.57	NO	1.03	5.000	25.21	25.15	1.018	1.016	NO	2411		0.749	2411
11	11 PCB-15	9.05e5	1.57	NO	1.03	5.000	25.52	25.51	1.031	1.030	NO	1198		0.743	1198
12	12 PCB-19	3.70e5	1.03	NO	1.11	5.000	23.76	23.75	1.001	1.001	NO	1133		0.662	1133
13	13 PCB-30	6.10e5	1.04	NO	1.79	5.000	24.66	24.66	1.039	1.039	NO	1151		0.408	1151
14	14 PCB-18	4.08e5	1.03	NO	0.818	5.000	25.43	25.43	0.952	0.952	NO	1103		0.602	1103
15	15 PCB-17	3.85e5	1.03	NO	0.758	5.000	25.61	25.61	0.958	0.958	NO	1121		0.649	1121
16	16 PCB-24/27	1.11e6	1.03	NO	1.08	5.000	26.22	26.20	0.981	0.980	NO	2275		0.455	2275
17	17 PCB-16/32	9.40e5	1.04	NO	0.925	5.000	26.74	26.74	1.001	1.001	NO	2247		0.532	2247
18	18 PCB-34	7.52e5	1.05	NO	0.945	5.000	27.54	27.54	0.959	0.959	NO	1143		0.563	1143
19	19 PCB-23	7.03e5	1.06	NO	0.883	5.000	27.64	27.64	0.962	0.962	NO	1144		0.602	1144
20	20 PCB-29	6.84e5	1.05	NO	0.893	5.000	27.89	27.90	0.971	0.971	NO	1100		0.596	1100
21	21 PCB-26	7.38e5	1.08	NO	0.944	5.000	28.12	28.12	0.979	0.979	NO	1123		0.564	1123
22	22 PCB-25	7.47e5	1.02	NO	0.950	5.000	28.28	28.29	0.984	0.984	NO	1131		0.560	1131
23	23 PCB-31	8.01e5	1.05	NO	1.04	5.000	28.64	28.64	0.997	0.997	NO	1111		0.513	1111
24	24 PCB-28	8.32e5	1.05	NO	1.03	5.000	28.75	28.75	1.001	1.001	NO	1166		0.519	1166
25	25 PCB-20/21/33	2.20e6	1.06	NO	0.941	5.000	29.39	29.38	1.023	1.023	NO	3353		0.565	3353
26	26 PCB-22	7.71e5	1.06	NO	0.973	5.000	29.83	29.85	1.038	1.039	NO	1140		0.547	1140
27	27 PCB-36	7.83e5	1.07	NO	1.08	5.000	30.49	30.48	0.931	0.931	NO	1160		0.564	1160
28	28 PCB-39	7.34e5	1.03	NO	0.988	5.000	30.97	30.97	0.946	0.946	NO	1184		0.614	1184
29	29 PCB-38	7.55e5	1.06	NO	1.05	5.000	31.77	31.77	0.970	0.970	NO	1144		0.577	1144
30	30 PCB-35	7.82e5	1.07	NO	1.04	5.000	32.31	32.31	0.987	0.987	NO	1194		0.581	1194
31	31 PCB-37	7.63e5	1.05	NO	1.01	5.000	32.75	32.75	1.001	1.001	NO	1206		0.601	1206
32	32 PCB-54	5.27e5	0.77	NO	1.08	5.000	27.60	27.60	1.001	1.001	NO	1168		0.901	1168

Dataset: U:\VG11.PRO\Results\200608K2\200608K2-3.qld

Last Altered: Tuesday, June 09, 2020 09:31:22 Pacific Daylight Time
Printed: Tuesday, June 09, 2020 09:31:52 Pacific Daylight Time

Name: 200608K2_3, Date: 08-Jun-2020, Time: 22:41:41, ID: B0E0213-BS1 OPR 10, Description: OPR

#	Name	Resp	RA	n/y	RRF	wt/vol	Pred.RT	RT	Pred.R...	RRT	Check RRT	Conc.	%Rec	DL	EMPC
33	33 PCB-50	4.20e5	0.78	NO	0.880	5.000	28.79	28.81	1.044	1.045	NO	1144		1.11	1144
34	34 PCB-53	3.98e5	0.76	NO	0.997	5.000	29.47	29.48	0.944	0.944	NO	1175		1.21	1175
35	35 PCB-51	4.21e5	0.77	NO	1.07	5.000	29.82	29.81	0.955	0.955	NO	1164		1.13	1164
36	36 PCB-45	3.39e5	0.77	NO	0.858	5.000	30.27	30.26	0.969	0.969	NO	1162		1.41	1162
37	37 PCB-46	3.22e5	0.78	NO	0.831	5.000	30.76	30.76	0.985	0.985	NO	1142		1.45	1142
38	38 PCB-52/69	9.07e5	0.78	NO	1.17	5.000	31.26	31.26	1.001	1.001	NO	2289		1.03	2289
39	39 PCB-73	5.97e5	0.78	NO	1.44	5.000	31.38	31.38	1.005	1.005	NO	1217		0.836	1217
40	40 PCB-43/49	8.00e5	0.77	NO	1.02	5.000	31.55	31.56	1.010	1.011	NO	2319		1.19	2319
41	41 PCB-47	4.21e5	0.77	NO	0.922	5.000	31.77	31.77	1.001	1.001	NO	1288		1.26	1288
42	42 PCB-48/75	9.09e5	0.77	NO	1.12	5.000	31.88	31.88	1.004	1.004	NO	2286		1.03	2286
43	43 PCB-65	5.32e5	0.77	NO	1.28	5.000	32.15	32.16	1.013	1.013	NO	1170		0.903	1170
44	44 PCB-62	4.65e5	0.78	NO	1.13	5.000	32.26	32.27	1.016	1.016	NO	1162		1.03	1162
45	45 PCB-44	3.35e5	0.78	NO	0.824	5.000	32.59	32.59	1.026	1.026	NO	1144		1.40	1144
46	46 PCB-42/59	8.72e5	0.77	NO	1.05	5.000	32.81	32.83	1.033	1.034	NO	2340		1.10	2340
47	47 PCB-41/64/71/72	2.02e6	0.78	NO	1.19	5.000	33.43	33.42	1.053	1.053	NO	4799		0.975	4799
48	48 PCB-68	5.25e5	0.76	NO	1.28	5.000	33.68	33.68	1.061	1.061	NO	1159		0.906	1159
49	49 PCB-40	2.49e5	0.78	NO	0.602	5.000	33.91	33.91	1.068	1.068	NO	1166		1.92	1166
50	50 PCB-57	5.69e5	0.77	NO	1.16	5.000	34.29	34.28	0.969	0.969	NO	1177		0.864	1177
51	51 PCB-67	5.11e5	0.76	NO	1.08	5.000	34.60	34.60	0.978	0.978	NO	1134		0.927	1134
52	52 PCB-58	5.96e5	0.78	NO	1.20	5.000	34.71	34.73	0.981	0.982	NO	1191		0.834	1191
53	53 PCB-63	5.19e5	0.78	NO	1.07	5.000	34.88	34.87	0.986	0.986	NO	1164		0.937	1164
54	54 PCB-74	5.83e5	0.77	NO	1.19	5.000	35.18	35.17	0.994	0.994	NO	1184		0.848	1184
55	55 PCB-61/70	1.04e6	0.76	NO	1.05	5.000	35.39	35.40	1.000	1.001	NO	2379		0.953	2379
56	56 PCB-76/66	1.13e6	0.78	NO	1.16	5.000	35.59	35.56	1.006	1.005	NO	2341		0.863	2341
57	57 PCB-80	5.91e5	0.78	NO	1.19	5.000	35.83	35.82	1.001	1.001	NO	1140		0.820	1140
58	58 PCB-55	5.97e5	0.76	NO	1.17	5.000	36.16	36.16	1.010	1.010	NO	1169		0.833	1169
59	59 PCB-56/60	1.03e6	0.77	NO	1.02	5.000	36.66	36.66	1.024	1.024	NO	2327		0.956	2327
60	60 PCB-79	5.85e5	0.77	NO	1.14	5.000	37.76	37.78	1.055	1.055	NO	1176		0.855	1176
61	61 PCB-78	5.60e5	0.77	NO	1.14	5.000	38.49	38.48	0.987	0.987	NO	1145		0.891	1145
62	62 PCB-81	5.08e5	0.80	NO	1.05	5.000	39.02	39.02	1.000	1.000	NO	1127		0.968	1127
63	63 PCB-77	5.55e5	0.77	NO	1.14	5.000	39.64	39.64	1.000	1.000	NO	1176		0.931	1176
64	64 PCB-104	3.32e5	1.58	NO	1.12	5.000	32.44	32.44	1.001	1.001	NO	1153		0.486	1153
65	65 PCB-96	3.32e5	1.62	NO	1.15	5.000	33.74	33.74	1.041	1.041	NO	1121		0.473	1121
66	66 PCB-103	2.63e5	1.58	NO	0.936	5.000	34.28	34.30	1.058	1.058	NO	1094		0.583	1094
67	67 PCB-100	2.67e5	1.57	NO	0.954	5.000	34.65	34.67	1.069	1.069	NO	1090		0.572	1090
68	68 PCB-94	2.12e5	1.60	NO	0.949	5.000	35.18	35.15	0.985	0.985	NO	1079		0.735	1079

Dataset: U:\VG11.PRO\Results\200608K2\200608K2-3.qld

Last Altered: Tuesday, June 09, 2020 09:31:22 Pacific Daylight Time

Printed: Tuesday, June 09, 2020 09:31:52 Pacific Daylight Time

Name: 200608K2_3, Date: 08-Jun-2020, Time: 22:41:41, ID: B0E0213-BS1 OPR 10, Description: OPR

#	Name	Resp	RA	n/y	RRF	wt/vol	Pred.RT	RT	Pred.R...	RRT	Check RRT	Conc.	%Rec	DL	EMPC
69	69 PCB-95/98/102	8.05e5	1.59	NO	1.20	5.000	35.65	35.64	0.999	0.998	NO	3231		0.579	3231
70	70 PCB-93	2.18e5	1.62	NO	0.935	5.000	35.77	35.79	1.002	1.003	NO	1126		0.746	1126
71	71 PCB-88/91	4.67e5	1.58	NO	1.06	5.000	36.12	36.10	1.012	1.011	NO	2120		0.655	2120
72	72 PCB-121	3.85e5	1.59	NO	1.71	5.000	36.21	36.21	1.015	1.015	NO	1088		0.408	1088
73	73 PCB-84/92	4.59e5	1.55	NO	1.02	5.000	37.06	37.05	0.990	0.990	NO	2215		0.698	2215
74	74 PCB-89	2.44e5	1.54	NO	1.11	5.000	37.23	37.26	0.995	0.996	NO	1084		0.643	1084
75	75 PCB-90/101	4.96e5	1.59	NO	1.12	5.000	37.44	37.44	1.000	1.000	NO	2169		0.633	2169
76	76 PCB-113	3.38e5	1.59	NO	1.51	5.000	37.68	37.68	1.007	1.007	NO	1095		0.469	1095
77	77 PCB-99	2.92e5	1.60	NO	1.32	5.000	37.77	37.80	1.009	1.010	NO	1087		0.538	1087
78	78 PCB-119	3.55e5	1.61	NO	1.81	5.000	38.26	38.26	0.987	0.987	NO	1071		0.446	1071
79	79 PCB-108/112	5.90e5	1.58	NO	1.44	5.000	38.42	38.43	0.991	0.991	NO	2223		0.557	2223
80	80 PCB-83	3.73e5	1.60	NO	1.83	5.000	38.57	38.60	0.995	0.996	NO	1109		0.440	1109
81	81 PCB-97	2.53e5	1.59	NO	1.28	5.000	38.78	38.80	1.000	1.001	NO	1077		0.628	1077
82	82 PCB-86	2.24e5	1.58	NO	1.12	5.000	38.95	38.95	1.005	1.005	NO	1093		0.721	1093
83	83 PCB-87/117/125	9.51e5	1.60	NO	1.56	5.000	39.08	39.08	1.008	1.008	NO	3324		0.517	3324
84	84 PCB-111/115	7.61e5	1.60	NO	1.91	5.000	39.23	39.23	1.012	1.012	NO	2169		0.421	2169
85	85 PCB-85/116	5.62e5	1.61	NO	1.41	5.000	39.36	39.36	1.015	1.015	NO	2168		0.571	2168
86	86 PCB-120	3.96e5	1.59	NO	2.01	5.000	39.62	39.62	1.022	1.022	NO	1076		0.402	1076
87	87 PCB-110	3.45e5	1.58	NO	1.74	5.000	39.77	39.77	1.026	1.026	NO	1079		0.462	1079
88	88 PCB-82	2.09e5	1.58	NO	0.781	5.000	40.43	40.42	0.976	0.976	NO	1056		0.748	1056
89	89 PCB-124	3.77e5	1.57	NO	1.40	5.000	41.13	41.13	0.993	0.993	NO	1068		0.418	1068
90	90 PCB-107/109	7.40e5	1.59	NO	1.34	5.000	41.28	41.26	0.996	0.996	NO	2182		0.436	2182
91	91 PCB-123	3.31e5	1.60	NO	1.20	5.000	41.45	41.44	1.000	1.000	NO	1092		0.488	1092
92	92 PCB-106/118	7.08e5	1.60	NO	1.22	5.000	41.65	41.65	1.001	1.001	NO	2207		0.451	2207
93	93 PCB-114	5.63e5	1.57	NO	1.14	5.000	42.31	42.30	1.000	1.000	NO	1169		0.775	1169
94	94 PCB-122	4.78e5	1.59	NO	0.944	5.000	42.45	42.44	1.004	1.004	NO	1199		0.937	1199
95	95 PCB-105	5.36e5	1.58	NO	1.05	5.000	43.19	43.19	1.000	1.000	NO	1176		0.816	1176
96	96 PCB-127	5.58e5	1.60	NO	1.06	5.000	43.53	43.53	1.000	1.000	NO	1172		0.801	1172
97	97 PCB-126	6.26e5	1.55	NO	1.17	5.000	45.50	45.51	1.000	1.000	NO	1193		0.729	1193
98	98 PCB-155	1.85e5	1.28	NO	1.04	5.000	36.98	36.98	1.000	1.001	NO	1026		0.322	1026
99	99 PCB-150	1.94e5	1.31	NO	1.08	5.000	38.30	38.28	1.036	1.036	NO	1037		0.310	1037
100	1... PCB-152	2.21e5	1.29	NO	1.19	5.000	38.78	38.76	1.049	1.049	NO	1082		0.283	1082
101	1... PCB-145	2.14e5	1.31	NO	1.19	5.000	39.25	39.23	1.062	1.061	NO	1042		0.283	1042
102	1... PCB-136	1.87e5	1.29	NO	1.02	5.000	39.58	39.56	1.071	1.070	NO	1062		0.329	1062
103	1... PCB-148	1.51e5	1.31	NO	0.842	5.000	39.69	39.68	1.074	1.074	NO	1043		0.400	1043
104	1... PCB-154	1.63e5	1.26	NO	0.919	5.000	40.18	40.18	1.087	1.087	NO	1029		0.366	1029

Dataset: U:\VG11.PRO\Results\200608K2\200608K2-3.qld

Last Altered: Tuesday, June 09, 2020 09:31:22 Pacific Daylight Time

Printed: Tuesday, June 09, 2020 09:31:52 Pacific Daylight Time

Name: 200608K2_3, Date: 08-Jun-2020, Time: 22:41:41, ID: B0E0213-BS1 OPR 10, Description: OPR

#	Name	Resp	RA	n/y	RRF	wt/vol	Pred.RT	RT	Pred.R...	RRT	Check RRT	Conc.	%Rec	DL	EMPG
105	1... PCB-151	1.41e5	1.27	NO	0.787	5.000	40.86	40.85	1.105	1.105	NO	1036		0.428	1036
106	1... PCB-135	1.62e5	1.28	NO	0.922	5.000	41.09	41.07	1.112	1.111	NO	1021		0.365	1021
107	1... PCB-144	1.52e5	1.27	NO	0.789	5.000	41.20	41.18	1.115	1.114	NO	1120		0.426	1120
108	1... PCB-147	1.43e5	1.25	NO	0.834	5.000	41.33	41.31	1.118	1.118	NO	993.9		0.403	993.9
109	1... PCB-139/149	3.40e5	1.28	NO	0.948	5.000	41.60	41.59	1.125	1.125	NO	2076		0.355	2076
110	1... PCB-140	1.46e5	1.29	NO	0.794	5.000	41.80	41.78	1.131	1.130	NO	1067		0.424	1067
111	1... PCB-134/143	5.78e5	1.28	NO	0.759	5.000	42.26	42.23	0.975	0.974	NO	2300		1.51	2300
112	1... PCB-131/133	6.21e5	1.25	NO	0.821	5.000	42.56	42.53	0.982	0.981	NO	2283		1.40	2283
113	1... PCB-142	2.77e5	1.28	NO	0.754	5.000	42.70	42.70	0.985	0.985	NO	1111		1.52	1111
114	1... PCB-146/165	7.59e5	1.25	NO	1.02	5.000	42.95	42.93	0.991	0.990	NO	2256		1.13	2256
115	1... PCB-132/161	7.55e5	1.25	NO	1.02	5.000	43.18	43.17	0.996	0.996	NO	2228		1.12	2228
116	1... PCB-153	4.00e5	1.25	NO	1.07	5.000	43.36	43.36	1.000	1.000	NO	1130		1.07	1130
117	1... PCB-168	4.04e5	1.26	NO	1.08	5.000	43.59	43.59	1.006	1.006	NO	1131		1.07	1131
118	1... PCB-141	3.11e5	1.22	NO	1.03	5.000	44.12	44.12	1.000	1.000	NO	1133		1.38	1133
119	1... PCB-137	3.25e5	1.25	NO	1.11	5.000	44.52	44.52	1.010	1.009	NO	1096		1.28	1096
120	1... PCB-130	2.67e5	1.23	NO	0.885	5.000	44.62	44.63	1.012	1.012	NO	1125		1.60	1125
121	1... PCB-138/163/164	1.23e6	1.25	NO	1.28	5.000	45.01	45.01	1.001	1.001	NO	3474		1.09	3474
122	1... PCB-158/160	8.05e5	1.26	NO	1.24	5.000	45.26	45.26	1.006	1.006	NO	2358		1.12	2358
123	1... PCB-129	2.91e5	1.23	NO	0.867	5.000	45.52	45.51	1.012	1.012	NO	1221		1.61	1221
124	1... PCB-166	4.63e5	1.27	NO	1.14	5.000	45.99	45.98	0.993	0.993	NO	1151		0.960	1151
125	1... PCB-159	4.74e5	1.21	NO	1.22	5.000	46.32	46.32	1.000	1.000	NO	1105		0.902	1105
126	1... PCB-128/162	7.16e5	1.25	NO	0.907	5.000	46.61	46.62	1.007	1.007	NO	2241		1.21	2241
127	1... PCB-167	4.25e5	1.24	NO	1.11	5.000	47.02	47.02	1.000	1.000	NO	1120		1.02	1120
128	1... PCB-156	4.33e5	1.27	NO	1.13	5.000	48.35	48.35	1.000	1.000	NO	1129		0.999	1129
129	1... PCB-157	3.97e5	1.26	NO	1.04	5.000	48.65	48.63	1.001	1.000	NO	1121		1.10	1121
130	1... PCB-169	4.18e5	1.24	NO	1.16	5.000	50.91	50.90	1.000	1.000	NO	1119		1.08	1119
131	1... PCB-188	3.53e5	1.06	NO	1.29	5.000	43.01	42.99	1.001	1.000	NO	1117		1.15	1117
132	1... PCB-184	3.40e5	1.04	NO	1.23	5.000	43.46	43.44	1.011	1.011	NO	1127		1.20	1127
133	1... PCB-179	3.48e5	1.03	NO	1.30	5.000	44.25	44.25	1.030	1.030	NO	1095		1.14	1095
134	1... PCB-176	3.54e5	1.04	NO	1.31	5.000	44.72	44.73	1.041	1.041	NO	1104		1.13	1104
135	1... PCB-186	3.82e5	1.02	NO	1.33	5.000	45.37	45.35	1.056	1.056	NO	1173		1.12	1173
136	1... PCB-178	2.58e5	1.01	NO	0.943	5.000	45.88	45.87	1.068	1.067	NO	1118		1.57	1118
137	1... PCB-175	2.61e5	1.06	NO	0.956	5.000	46.21	46.22	1.076	1.076	NO	1113		1.55	1113
138	1... PCB-182/187	5.93e5	1.05	NO	1.07	5.000	46.40	46.40	1.080	1.080	NO	2272		1.39	2272
139	1... PCB-183	2.84e5	1.06	NO	1.02	5.000	46.73	46.72	1.088	1.087	NO	1136		1.45	1136
140	1... PCB-185	2.54e5	1.05	NO	1.41	5.000	47.40	47.40	0.955	0.955	NO	1085		1.56	1085

Dataset: U:\VG11.PRO\Results\200608K2\200608K2-3.qld

Last Altered: Tuesday, June 09, 2020 09:31:22 Pacific Daylight Time

Printed: Tuesday, June 09, 2020 09:31:52 Pacific Daylight Time

Name: 200608K2_3, Date: 08-Jun-2020, Time: 22:41:41, ID: B0E0213-BS1 OPR 10, Description: OPR

#	Name	Resp	RA	n/y	RRF	wt/vol	Pred.RT	RT	Pred.R...	RRT	Check RRT	Conc.	%Rec	DL	EMPC
141	1... PCB-174	2.49e5	1.03	NO	1.35	5.000	47.79	47.78	0.962	0.962	NO	1104		1.62	1104
142	1... PCB-181	2.72e5	1.06	NO	1.47	5.000	47.88	47.89	0.964	0.965	NO	1107		1.48	1107
143	1... PCB-177	2.38e5	1.05	NO	1.28	5.000	48.06	48.06	0.968	0.968	NO	1117		1.71	1117
144	1... PCB-171	2.41e5	1.06	NO	1.32	5.000	48.34	48.37	0.974	0.974	NO	1096		1.66	1096
145	1... PCB-173	2.19e5	1.04	NO	1.19	5.000	48.81	48.80	0.983	0.983	NO	1105		1.84	1105
146	1... PCB-172	2.52e5	1.07	NO	1.38	5.000	49.26	49.26	0.992	0.992	NO	1097		1.59	1097
147	1... PCB-192	3.33e5	1.05	NO	1.83	5.000	49.45	49.46	0.996	0.996	NO	1092		1.20	1092
148	1... PCB-180	2.63e5	1.03	NO	1.41	5.000	49.67	49.67	1.000	1.000	NO	1118		1.55	1118
149	1... PCB-193	3.06e5	1.05	NO	1.68	5.000	49.88	49.88	1.005	1.005	NO	1093		1.30	1093
150	1... PCB-191	3.09e5	1.03	NO	1.71	5.000	50.15	50.15	1.010	1.010	NO	1082		1.28	1082
151	1... PCB-170	2.22e5	1.03	NO	1.40	5.000	51.34	51.34	1.000	1.000	NO	1121		1.77	1121
152	1... PCB-190	3.06e5	1.03	NO	1.85	5.000	51.53	51.55	1.004	1.004	NO	1172		1.34	1172
153	1... PCB-189	3.02e5	1.04	NO	1.45	5.000	53.07	53.06	1.000	1.000	NO	1104		1.14	1104
154	1... PCB-202	2.37e5	0.91	NO	1.17	5.000	48.59	48.57	1.001	1.000	NO	1037		0.509	1037
155	1... PCB-201	2.11e5	0.90	NO	1.05	5.000	49.07	49.07	1.010	1.011	NO	1025		0.565	1025
156	1... PCB-204	2.28e5	0.93	NO	1.14	5.000	49.23	49.24	1.014	1.014	NO	1025		0.521	1025
157	1... PCB-197	2.30e5	0.88	NO	1.13	5.000	49.55	49.54	1.020	1.020	NO	1038		0.525	1038
158	1... PCB-200	2.19e5	0.88	NO	1.07	5.000	50.47	50.49	1.039	1.040	NO	1048		0.556	1048
159	1... PCB-198	1.60e5	0.89	NO	0.794	5.000	52.04	52.04	1.072	1.072	NO	1035		0.749	1035
160	1... PCB-199	1.65e5	0.90	NO	0.809	5.000	52.15	52.17	1.074	1.075	NO	1047		0.735	1047
161	1... PCB-196/203	3.51e5	0.90	NO	0.838	5.000	52.48	52.48	1.081	1.081	NO	2143		0.709	2143
162	1... PCB-195	2.79e5	0.91	NO	1.04	5.000	53.77	53.76	0.984	0.983	NO	1141		1.29	1141
163	1... PCB-194	2.89e5	0.87	NO	1.12	5.000	54.69	54.69	1.000	1.000	NO	1109		1.21	1109
164	1... PCB-205	3.61e5	0.90	NO	1.29	5.000	54.95	54.96	1.005	1.005	NO	1197		1.05	1197
165	1... PCB-208	2.99e5	1.34	NO	0.933	5.000	53.93	53.93	1.000	1.000	NO	1113		1.26	1113
166	1... PCB-207	2.93e5	1.35	NO	0.916	5.000	54.24	54.26	1.006	1.007	NO	1107		1.28	1107
167	1... PCB-206	2.07e5	1.35	NO	1.01	5.000	56.22	56.22	1.000	1.000	NO	1107		1.75	1107
168	1... PCB-209	1.88e5	1.19	NO	0.986	5.000	57.45	57.47	1.000	1.000	NO	1125		0.0902	1125
169	1... 13C-PCB-1	1.00e6	3.41	NO	0.893	5.000	15.49	15.49	0.608	0.608	NO	1153	57.6	0.945	
170	1... 13C-PCB-3	1.10e6	3.35	NO	0.911	5.000	18.14	18.13	0.712	0.711	NO	1245	62.3	0.927	
171	1... 13C-PCB-4	8.86e5	1.62	NO	0.600	5.000	19.49	19.49	0.765	0.765	NO	1521	76.0	0.675	
172	1... 13C-PCB-9	1.46e6	1.60	NO	0.970	5.000	21.31	21.31	0.836	0.836	NO	1548	77.4	0.418	
173	1... 13C-PCB-11	1.46e6	1.60	NO	0.962	5.000	24.75	24.76	0.971	0.972	NO	1564	78.2	0.421	
174	1... 13C-PCB-19	5.90e5	1.02	NO	0.499	5.000	23.72	23.73	0.931	0.931	NO	1218	60.9	7.91	
175	1... 13C-PCB-32	9.04e5	1.06	NO	0.744	5.000	26.70	26.72	1.048	1.049	NO	1251	62.6	5.30	
176	1... 13C-PCB-28	1.39e6	1.05	NO	1.06	5.000	28.73	28.73	1.004	1.004	NO	1627	81.3	6.28	

Dataset: U:\VG11.PRO\Results\200608K2\200608K2-3.qld

Last Altered: Tuesday, June 09, 2020 09:31:22 Pacific Daylight Time
Printed: Tuesday, June 09, 2020 09:31:52 Pacific Daylight Time

Name: 200608K2_3, Date: 08-Jun-2020, Time: 22:41:41, ID: B0E0213-BS1 OPR 10, Description: OPR

#	Name	Resp	RA	n/y	RRF	wt/vol	Pred.RT	RT	Pred.R...	RRT	Check RRT	Conc.	%Rec	DL	EMPC
177	1... 13C-PCB-37	1.25e6	1.06	NO	0.989	5.000	32.71	32.73	1.143	1.144	NO	1579	78.9	6.76	
178	1... 13C-PCB-54	8.35e5	0.81	NO	0.999	5.000	27.61	27.58	0.753	0.752	NO	1618	80.9	1.39	
179	1... 13C-PCB-52	6.79e5	0.77	NO	0.804	5.000	31.24	31.23	0.852	0.852	NO	1635	81.7	1.73	
180	1... 13C-PCB-47	7.10e5	0.78	NO	0.857	5.000	31.76	31.75	0.866	0.866	NO	1603	80.1	1.62	
181	1... 13C-PCB-70	8.32e5	0.79	NO	0.996	5.000	35.39	35.38	0.965	0.965	NO	1617	80.8	1.39	
182	1... 13C-PCB-80	8.74e5	0.80	NO	1.03	5.000	35.82	35.80	0.977	0.977	NO	1645	82.2	1.35	
183	1... 13C-PCB-81	8.61e5	0.80	NO	0.988	5.000	39.03	39.01	1.064	1.064	NO	1687	84.4	1.41	
184	1... 13C-PCB-77	8.31e5	0.80	NO	0.969	5.000	39.64	39.62	1.081	1.081	NO	1660	83.0	1.43	
185	1... 13C-PCB-104	5.14e5	1.64	NO	1.02	5.000	32.43	32.42	0.827	0.827	NO	1613	80.7	0.801	
186	1... 13C-PCB-95	4.14e5	1.61	NO	0.805	5.000	35.67	35.69	0.910	0.910	NO	1641	82.0	1.01	
187	1... 13C-PCB-101	4.07e5	1.57	NO	0.793	5.000	37.42	37.42	0.954	0.954	NO	1641	82.0	1.03	
188	1... 13C-PCB-97	3.67e5	1.60	NO	0.696	5.000	38.76	38.76	0.989	0.989	NO	1684	84.2	1.17	
189	1... 13C-PCB-123	5.06e5	1.60	NO	0.933	5.000	41.40	41.42	1.056	1.056	NO	1730	86.5	0.873	
190	1... 13C-PCB-118	5.27e5	1.62	NO	0.986	5.000	41.59	41.61	1.061	1.061	NO	1705	85.3	0.826	
191	1... 13C-PCB-114	8.45e5	1.56	NO	1.55	5.000	42.29	42.28	0.908	0.908	NO	1872	93.6	1.05	
192	1... 13C-PCB-105	8.67e5	1.56	NO	1.57	5.000	43.17	43.17	0.927	0.927	NO	1891	94.6	1.03	
193	1... 13C-PCB-127	9.00e5	1.59	NO	1.62	5.000	43.53	43.52	0.934	0.934	NO	1899	95.0	0.999	
194	1... 13C-PCB-126	8.95e5	1.55	NO	1.57	5.000	45.49	45.49	0.976	0.976	NO	1958	97.9	1.04	
195	1... 13C-PCB-155	3.45e5	1.27	NO	0.615	5.000	36.94	36.96	0.942	0.943	NO	1793	89.6	0.544	
196	1... 13C-PCB-153	6.62e5	1.27	NO	1.36	5.000	43.34	43.35	0.930	0.930	NO	1663	83.2	1.40	
197	1... 13C-PCB-141	5.35e5	1.30	NO	1.13	5.000	44.11	44.10	0.947	0.947	NO	1626	81.3	1.70	
198	1... 13C-PCB-138	5.51e5	1.30	NO	1.18	5.000	44.97	44.97	0.965	0.965	NO	1594	79.7	1.62	
199	1... 13C-PCB-159	7.05e5	1.25	NO	1.44	5.000	46.30	46.30	0.994	0.994	NO	1678	83.9	1.33	
200	2... 13C-PCB-167	6.85e5	1.30	NO	1.44	5.000	47.00	47.00	1.009	1.009	NO	1631	81.5	1.33	
201	2... 13C-PCB-156	6.82e5	1.29	NO	1.40	5.000	48.36	48.33	1.038	1.037	NO	1673	83.7	1.37	
202	2... 13C-PCB-157	6.83e5	1.28	NO	1.40	5.000	48.61	48.61	1.043	1.044	NO	1676	83.8	1.37	
203	2... 13C-PCB-169	6.44e5	1.24	NO	1.33	5.000	50.88	50.89	1.092	1.092	NO	1659	82.9	1.44	
204	2... 13C-PCB-188	4.90e5	0.43	NO	1.41	5.000	42.96	42.97	0.926	0.926	NO	1649	82.5	1.20	
205	2... 13C-PCB-180	3.34e5	0.45	NO	0.929	5.000	49.65	49.65	1.070	1.070	NO	1706	85.3	1.83	
206	2... 13C-PCB-170	2.82e5	0.46	NO	0.794	5.000	51.32	51.32	1.106	1.106	NO	1687	84.4	2.14	
207	2... 13C-PCB-189	3.77e5	0.43	NO	1.04	5.000	53.02	53.05	1.143	1.143	NO	1715	85.7	1.62	
208	2... 13C-PCB-202	3.91e5	0.95	NO	1.04	5.000	48.55	48.56	1.046	1.047	NO	1790	89.5	1.15	
209	2... 13C-PCB-194	4.68e5	0.90	NO	0.768	5.000	54.69	54.67	0.995	0.995	NO	1550	77.5	1.57	
210	2... 13C-PCB-208	5.77e5	0.81	NO	0.991	5.000	53.92	53.91	0.981	0.981	NO	1480	74.0	2.27	
211	2... 13C-PCB-206	3.71e5	0.77	NO	0.552	5.000	56.21	56.21	1.023	1.023	NO	1706	85.3	4.07	
212	2... 13C-PCB-209	3.38e5	1.20	NO	0.396	5.000	57.46	57.45	1.046	1.046	NO	2170	109	0.299	

Dataset: U:\VG11.PRO\Results\200608K2\200608K2-3.qld

Last Altered: Tuesday, June 09, 2020 09:31:22 Pacific Daylight Time

Printed: Tuesday, June 09, 2020 09:31:52 Pacific Daylight Time

Name: 200608K2_3, Date: 08-Jun-2020, Time: 22:41:41, ID: B0E0213-BS1 OPR 10, Description: OPR

#	Name	Resp	RA	n/y	RRF	wt/vol	Pred.RT	RT	Pred.R...	RRT	Check RRT	Conc.	%Rec	DL	EMPC
213	2... 13C-PCB-15	1.94e6	1.58	NO	1.00	5.000	25.53	25.48	1.000	0.000	NO	2000	100	0.405	
214	2... 13C-PCB-31	1.61e6	1.05	NO	1.00	5.000	28.66	28.62	1.000	0.000	NO	2000	100	6.69	
215	2... 13C-PCB-60	1.03e6	0.80	NO	1.00	5.000	36.68	36.66	1.000	0.000	NO	2000	100	1.39	
216	2... 13C-PCB-111	6.27e5	1.61	NO	1.00	5.000	39.25	39.21	1.000	0.000	NO	2000	100	0.814	
217	2... 13C-PCB-128	5.83e5	1.26	NO	1.00	5.000	46.60	46.58	1.000	0.000	NO	2000	100	1.92	
218	2... 13C-PCB-182	4.21e5	0.43	NO	1.00	5.000	46.43	46.40	0.000	0.000	NO	2000	100	1.70	
219	2... 13C-PCB-205	7.87e5	0.91	NO	1.00	5.000	54.96	54.95	1.000	0.000	NO	2000	100	1.20	
220	2... 13C-PCB-79	9.51e5	0.80	NO	1.07	5.000	37.76	37.76	1.030	1.030	NO	1722	86.1	1.30	
221	2... 13C-PCB-178	3.59e5	0.45	NO	0.766	5.000	45.86	45.85	0.988	0.988	NO	1605	80.2	1.65	
222	2... 13C-PCB-79	9.51e5	0.80	NO	1.08	5.000	37.75	37.76	0.968	0.968	NO	2041	102	1.55	
223	2... 13C-PCB-178	3.58e5	0.45	NO	1.05	5.000	45.84	45.85	0.923	0.923	NO	2044	102	2.15	

Dataset: Untitled

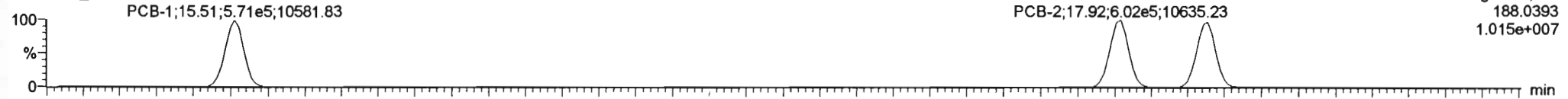
Last Altered: Tuesday, June 09, 2020 07:24:06 Pacific Daylight Time

Printed: Tuesday, June 09, 2020 07:29:03 Pacific Daylight Time

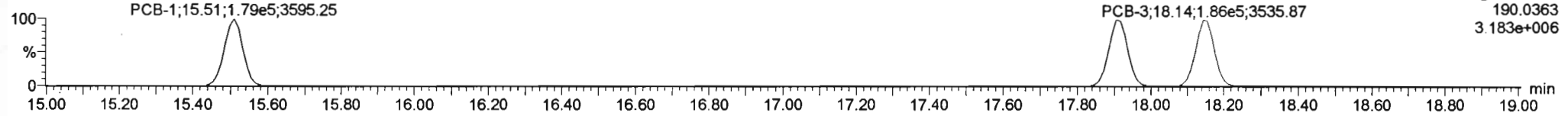
Name: 200608K2_3, Date: 08-Jun-2020, Time: 22:41:41, ID: B0E0213-BS1 OPR 10, Description: OPR

PCB-1

200608K2_3

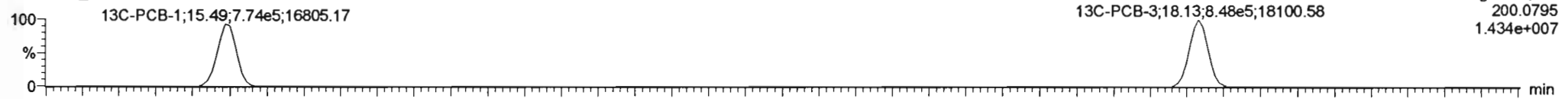


200608K2_3

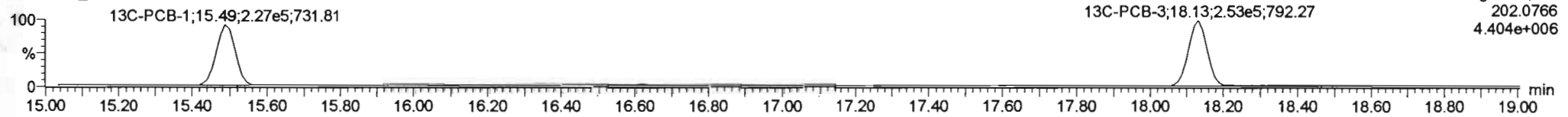


13C-PCB-1

200608K2_3

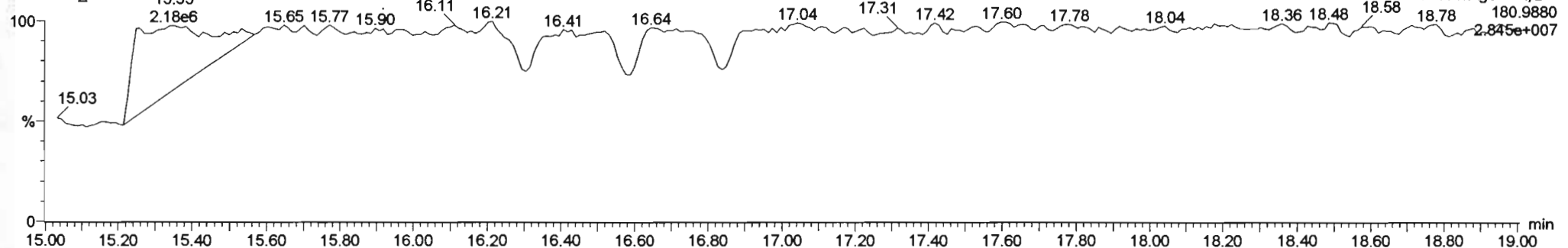


200608K2_3



PFK1

200608K2_3



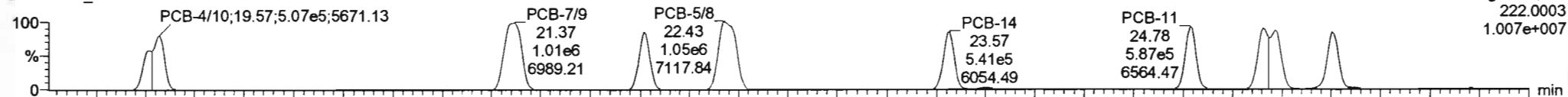
Dataset: Untitled

Last Altered: Tuesday, June 09, 2020 07:24:06 Pacific Daylight Time
Printed: Tuesday, June 09, 2020 07:29:03 Pacific Daylight Time

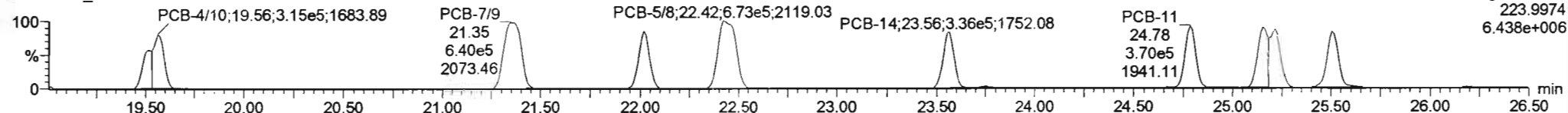
Name: 200608K2_3, Date: 08-Jun-2020, Time: 22:41:41, ID: B0E0213-BS1 OPR 10, Description: OPR

PCB-4/10

200608K2_3

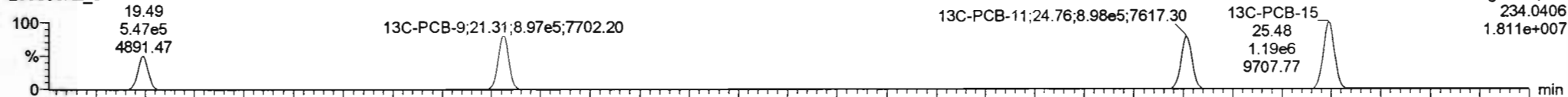


200608K2_3

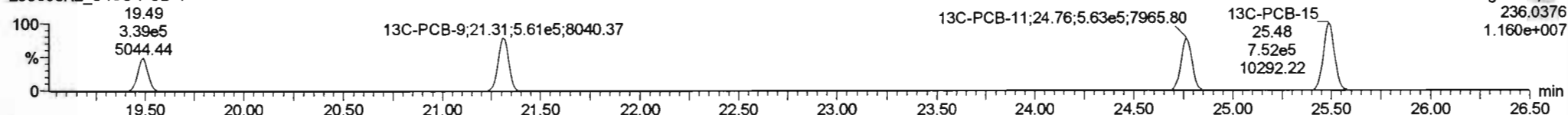


13C-PCB-4

200608K2_3 13C-PCB-4

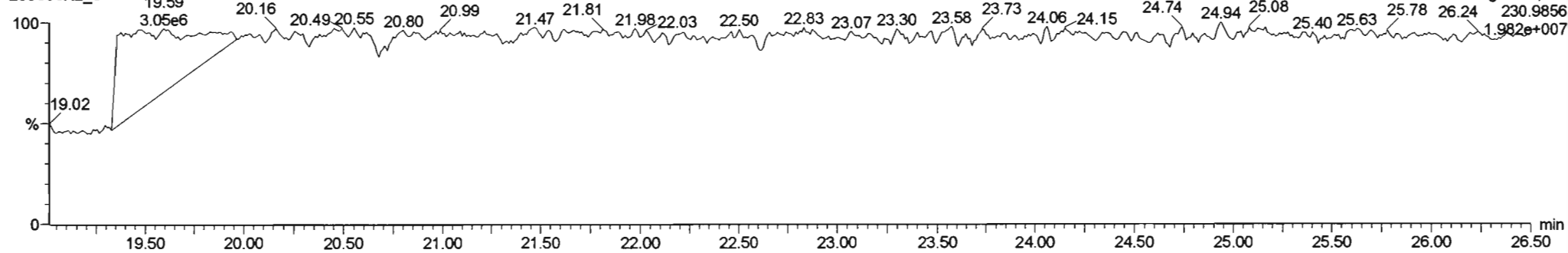


200608K2_3 13C-PCB-4





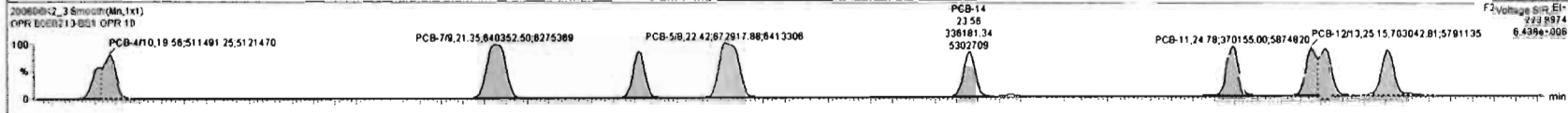
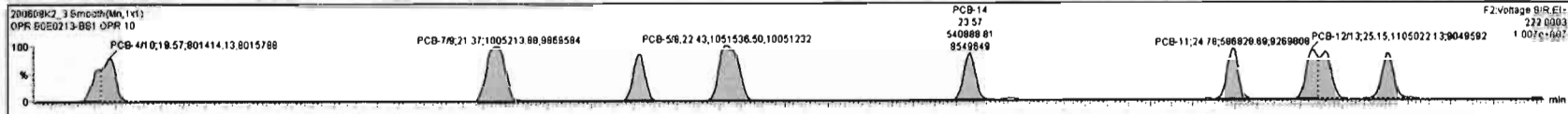
PFK2a

200608K2_3



#	Name	Resp	RA	n/y	R/R	wt/vol	Pred RT	RT	Pred.R.	RRT	RRT Fld	Conc.	%Rec	DL	EMPC
223	13C-PCB-178	3.58e5	0.45	NO	1.0508	5.000	45.84	45.85	0.923	0.923	NO	2044	102	2.15	
224	Total Mono-PCBs				1.1665	5.000	0.00	0.000			NO	3725		1.04	3725
225	Total Di-PCBs				1.9537	5.000	0.00	0.000			NO	14240		6.30	14240
226	2nd Function Tri-PCBs				1.0807	5.000	0.00	0.000			NO	9020		3.31	9020
227	3rd Function Tri-PCBs				0.9828	5.000	0.00	0.000			NO	18300		7.96	18300
228	Total Tetra-PCBs				1.0778	5.000	0.00	0.000			NO	47810		33.3	47810
229	3rd Function Penta-PCBs				1.3157	5.000	0.00	0.000			NO	43780		15.9	44630
230	4th Function Penta-PCBs				1.0735	5.000	0.00	0.000			NO	8055		4.08	8055

#	Name	Pred RT	RT	Int Resp	Int Resp	1* Ratio (Pred)	RA	n/y	EMPC	Conc.
1	4 PCB-470	19.57	19.57	8.014e5	5.115e5	1.560	1.57	NO	2374.1	2374.1
2	5 PCB-79	21.36	21.37	1.005e6	6.404e5	1.560	1.57	NO	2351.0	2351.0
3	6 PCB-8	22.01	22.02	5.390e5	3.381e5	1.560	1.59	NO	1175.4	1175.4
4	7 PCB-5/8	22.42	22.43	1.052e6	6.729e5	1.560	1.56	NO	2363.3	2363.3
5	8 PCB-14	23.57	23.57	5.409e5	3.362e5	1.560	1.61	NO	1180.3	1180.3
6	9 PCB-11	24.78	24.78	5.868e5	3.702e5	1.560	1.58	NO	1163.1	1163.1
7	10 PCB-12/13	25.21	25.15	1.105e6	7.030e5	1.560	1.57	NO	2410.9	2410.9
8	11 PCB-15	25.52	25.51	5.528e5	3.527e5	1.560	1.57	NO	1197.9	1197.9

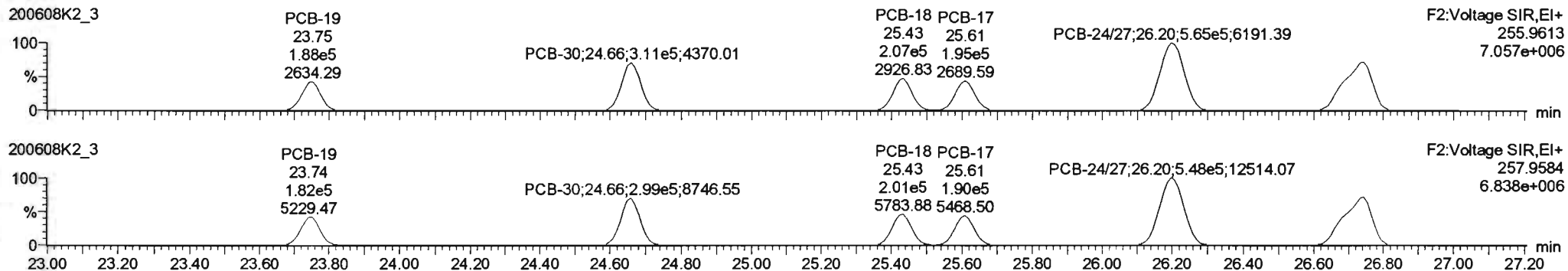


Dataset: Untitled

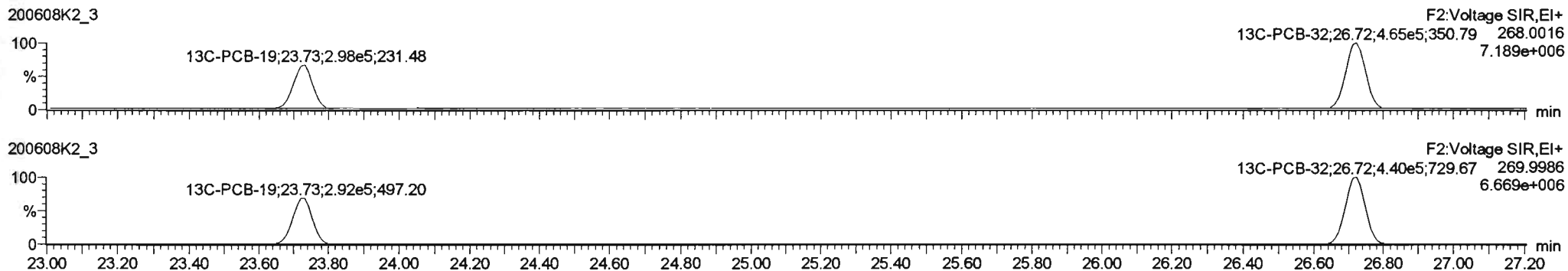
Last Altered: Tuesday, June 09, 2020 07:24:06 Pacific Daylight Time
Printed: Tuesday, June 09, 2020 07:29:03 Pacific Daylight Time

Name: 200608K2_3, Date: 08-Jun-2020, Time: 22:41:41, ID: B0E0213-BS1 OPR 10, Description: OPR

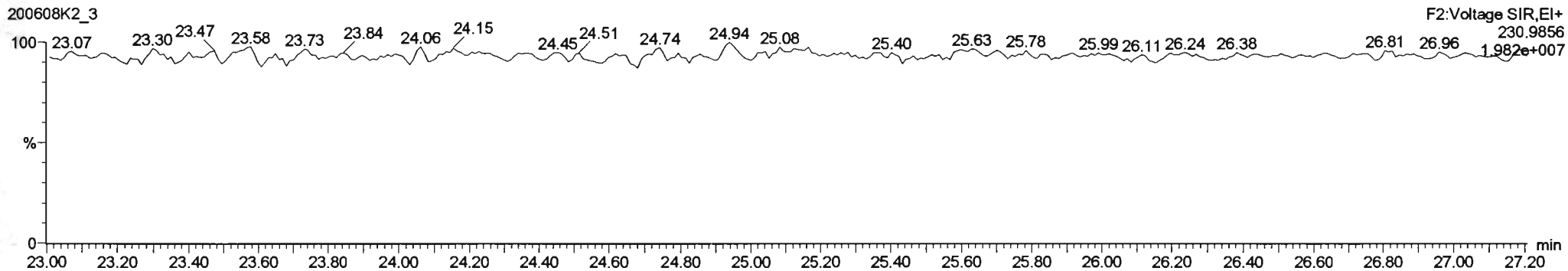
PCB-19



13C-PCB-19



PFK2b



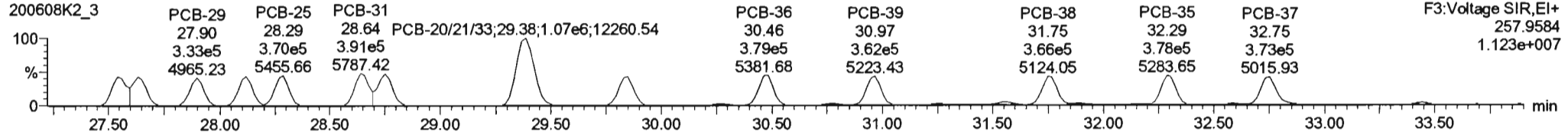
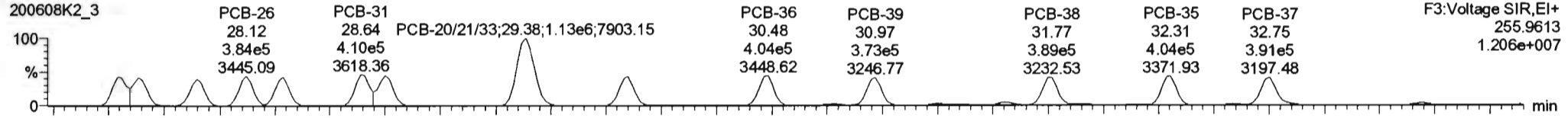
Dataset: Untitled

Last Altered: Tuesday, June 09, 2020 07:24:06 Pacific Daylight Time

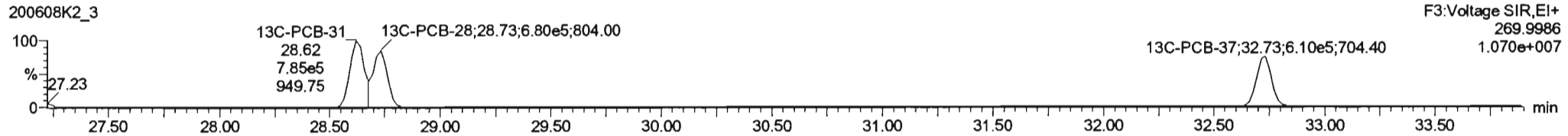
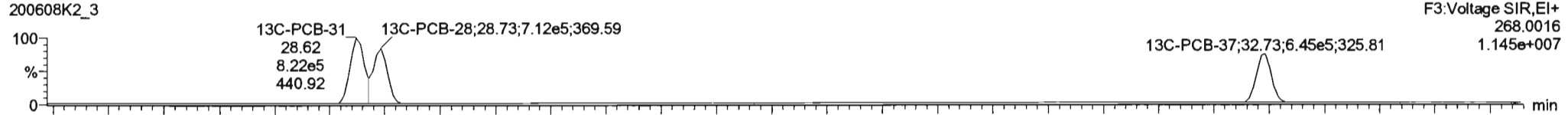
Printed: Tuesday, June 09, 2020 07:29:03 Pacific Daylight Time

Name: 200608K2_3, Date: 08-Jun-2020, Time: 22:41:41, ID: B0E0213-BS1 OPR 10, Description: OPR

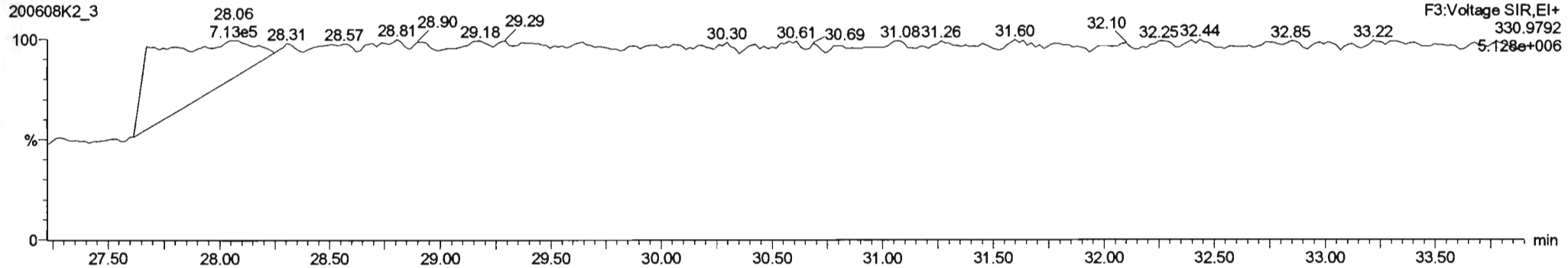
PCB-34



13C-PCB-28



PFK3d



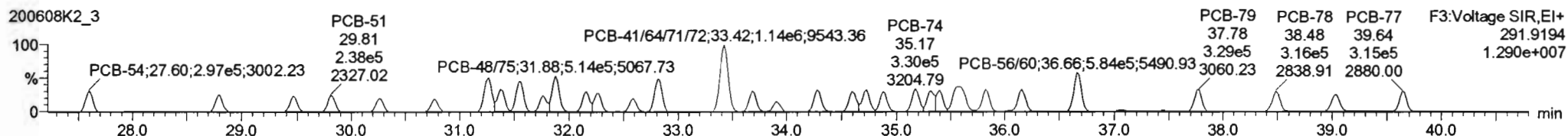
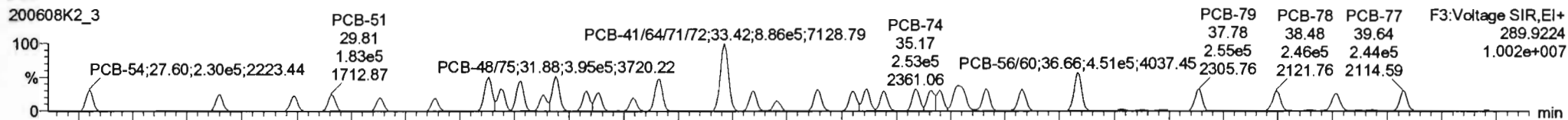
Dataset: Untitled

Last Altered: Tuesday, June 09, 2020 07:24:06 Pacific Daylight Time

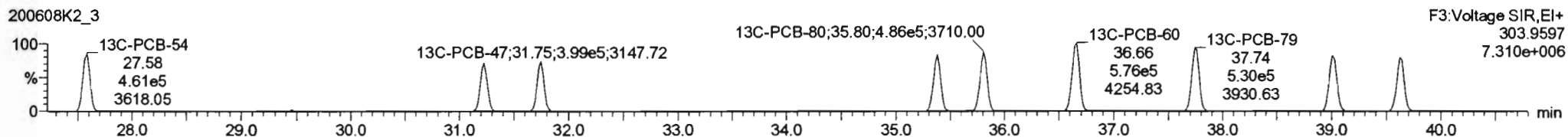
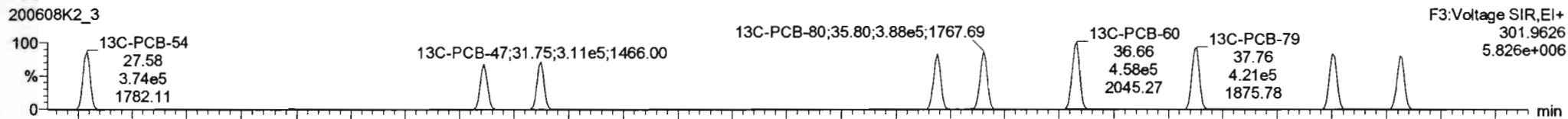
Printed: Tuesday, June 09, 2020 07:29:03 Pacific Daylight Time

Name: 200608K2_3, Date: 08-Jun-2020, Time: 22:41:41, ID: B0E0213-BS1 OPR 10, Description: OPR

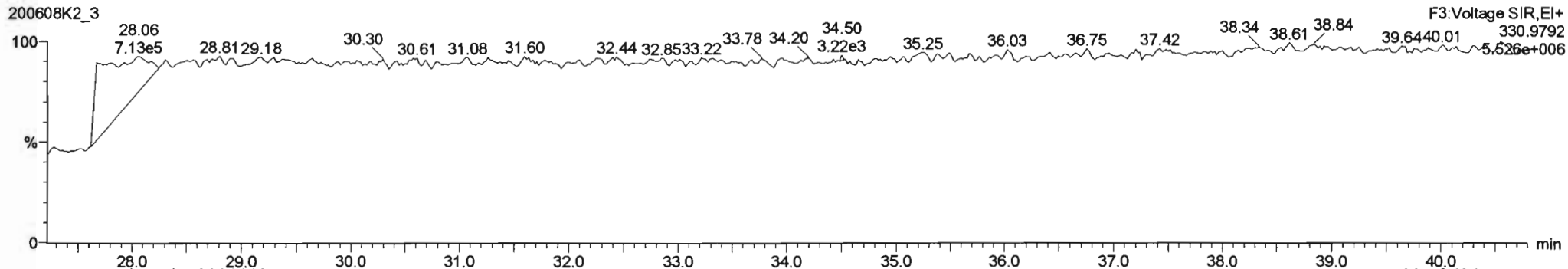
PCB-54



13C-PCB-54



PFK3a



Dataset: Untitled

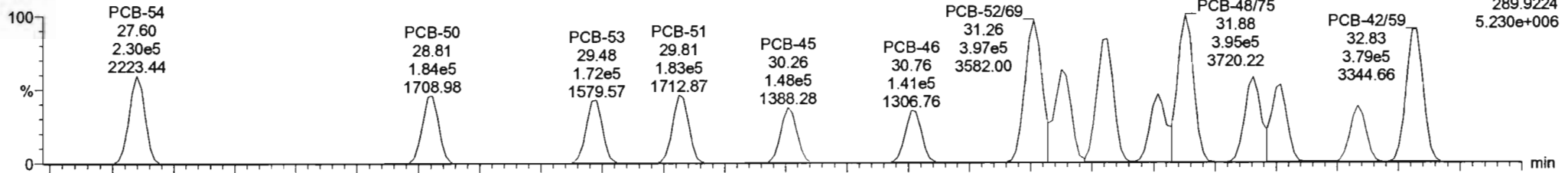
Last Altered: Tuesday, June 09, 2020 07:24:06 Pacific Daylight Time
 Printed: Tuesday, June 09, 2020 07:29:03 Pacific Daylight Time

Name: 200608K2_3, Date: 08-Jun-2020, Time: 22:41:41, ID: B0E0213-BS1 OPR 10, Description: OPR

PCB-50

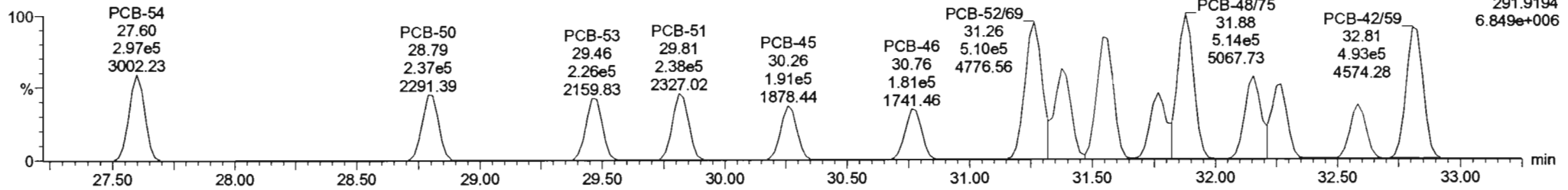
200608K2_3

F3:Voltage SIR,EI+
289.9224
5.230e+006



200608K2_3

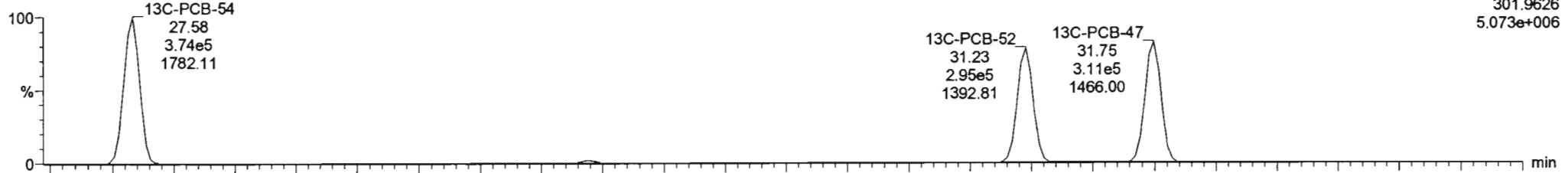
F3:Voltage SIR,EI+
291.9194
6.849e+006



13C-PCB-52

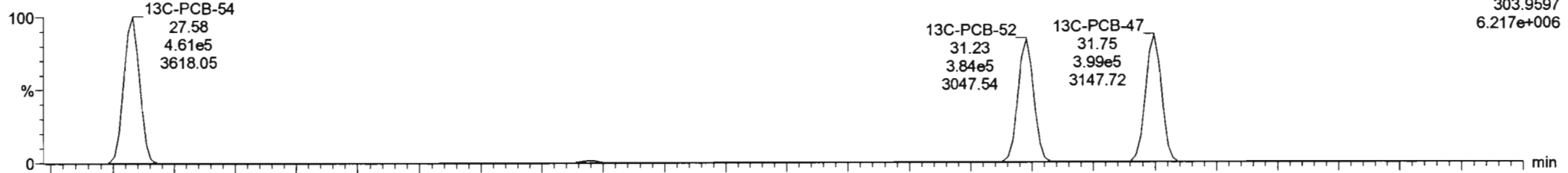
200608K2_3

F3:Voltage SIR,EI+
301.9626
5.073e+006



200608K2_3

F3:Voltage SIR,EI+
303.9597
6.217e+006



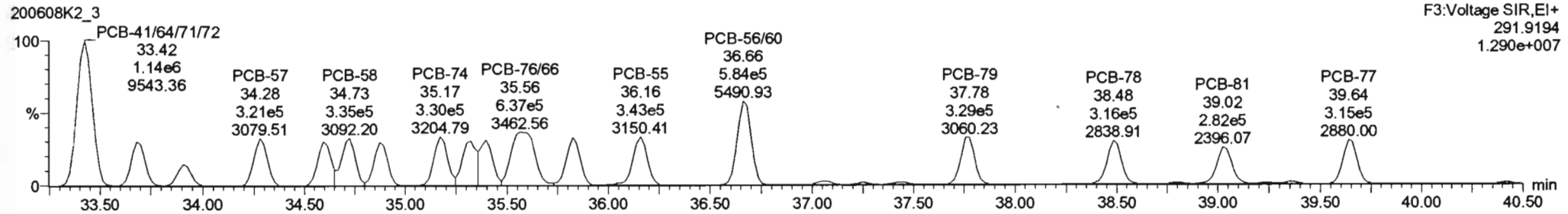
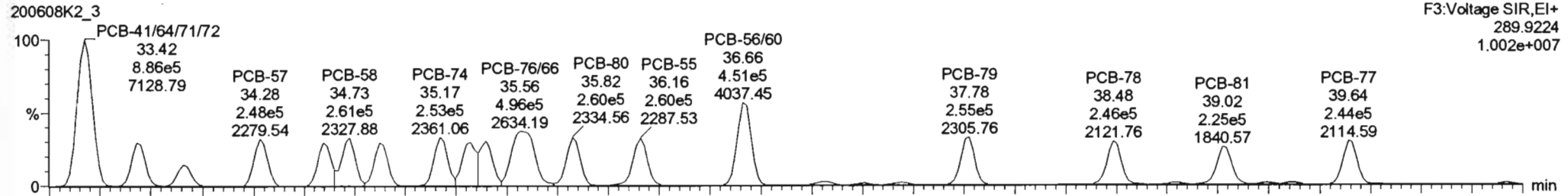
Dataset: Untitled

Last Altered: Tuesday, June 09, 2020 07:24:06 Pacific Daylight Time

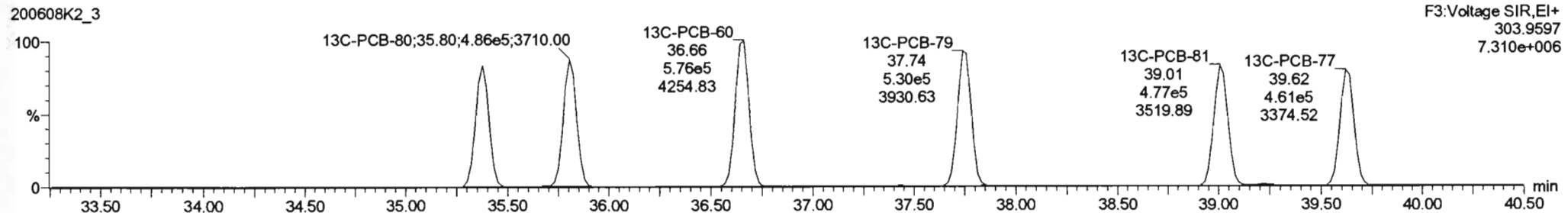
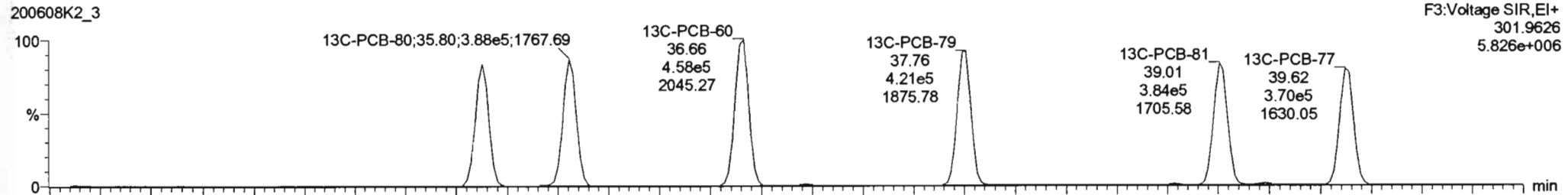
Printed: Tuesday, June 09, 2020 07:29:03 Pacific Daylight Time

Name: 200608K2_3, Date: 08-Jun-2020, Time: 22:41:41, ID: B0E0213-BS1 OPR 10, Description: OPR

PCB-68

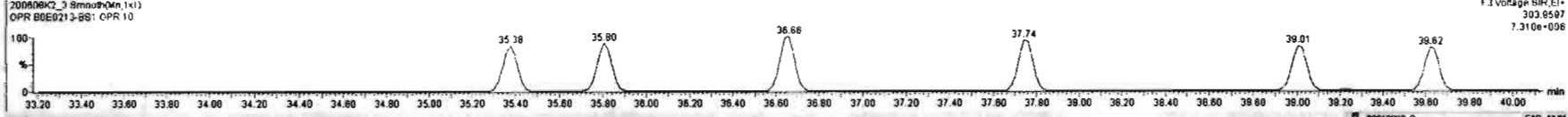

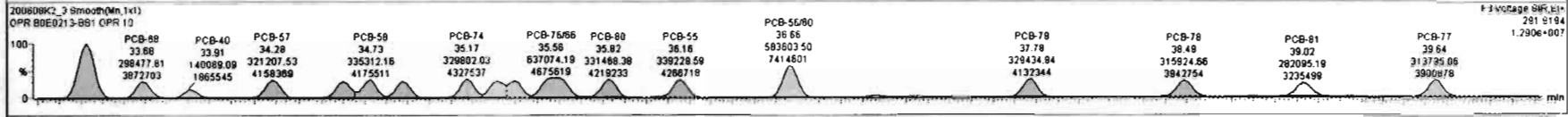
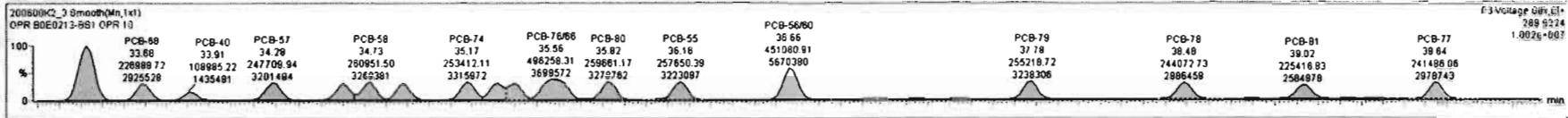


13C-PCB-60



#	Name	Resp	RA	n/y	R/R	wt/Vol	Pred RT	RT	Pred R	RRT	RRT Fat	Conc	%Rec	DL	EMPC
223	13C-PCB-178	3.58e5	0.45	NO	1.0508	5.000	45.84	45.85	0.923	0.923	NO	2044	102	2.15	
224	Total Mono-PCBs				1.1865	5.000	0.00		0.000		NO	3723		1.04	3723
225	Total Di-PCBs				1.0537	5.000	0.00		0.000		NO	14240		6.20	14240
226	2nd Function Tri-PCBs				1.0807	5.000	0.00		0.000		NO	9031		3.31	9031
227	3rd Function Tri-PCBs				0.9828	5.000	0.00		0.000		NO	18300		7.96	18300
228	Total Tetra-PCBs				1.0778	5.000	0.00		0.000		NO	49120		33.3	49120
229	3rd Function Penta-PCBs				1.3157	5.000	0.00		0.000		NO	43780		15.9	44630
230	4th Function Penta-PCBs				1.0735	5.000	0.00		0.000		NO	6055		4.06	6055

#	Name	Pred RT	RT	Int Resp	Int2 Resp	I* Ratio (Pred)	RA	n/y	EMPC	Conc.
1	32 PCB-54	27.60	27.60	2.287e5	2.872e5	0.770	0.77	NO	1168.2	1168.2
2	33 PCB-50	28.79	28.81	1.836e5	2.367e5	0.770	0.78	NO	1144.1	1144.1
3	34 PCB-53	29.47	29.48	1.720e5	2.255e5	0.770	0.78	NO	1174.6	1174.6
4	35 PCB-51	29.82	29.81	1.832e5	2.380e5	0.770	0.77	NO	1164.4	1164.4
5	36 PCB-45	30.27	30.28	1.477e5	1.910e5	0.770	0.77	NO	1162.2	1162.2
6	37 PCB-46	30.76	30.76	1.409e5	1.811e5	0.770	0.78	NO	1141.5	1141.5
7	38 PCB-52/69	31.26	31.26	3.866e5	5.100e5	0.770	0.78	NO	2288.8	2288.8
8	39 PCB-73	31.38	31.38	2.609e5	3.357e5	0.770	0.78	NO	1217.5	1217.5
9	40 PCB-43/49	31.55	31.58	3.476e5	4.524e5	0.770	0.77	NO	2318.8	2318.8



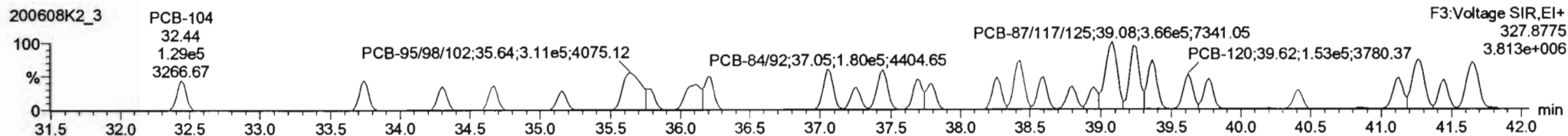
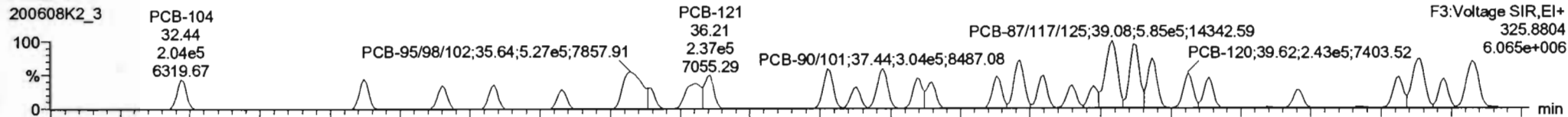
Dataset: Untitled

Last Altered: Tuesday, June 09, 2020 07:24:06 Pacific Daylight Time

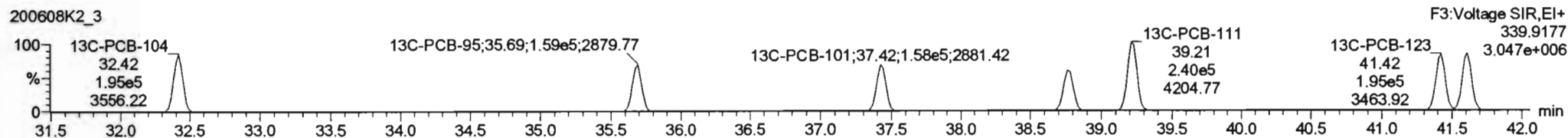
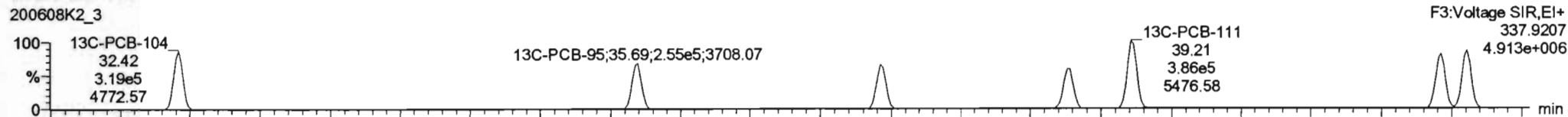
Printed: Tuesday, June 09, 2020 07:29:03 Pacific Daylight Time

Name: 200608K2_3, Date: 08-Jun-2020, Time: 22:41:41, ID: B0E0213-BS1 OPR 10, Description: OPR

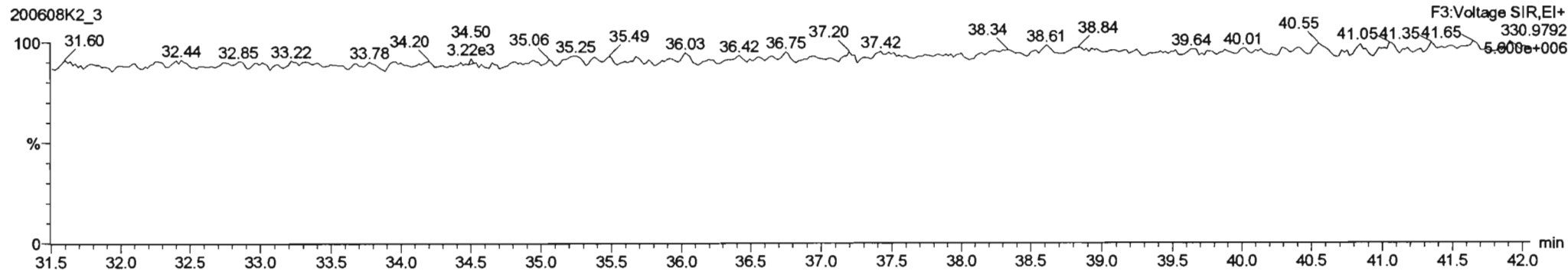
PCB-104



13C-PCB-104



PFK3b



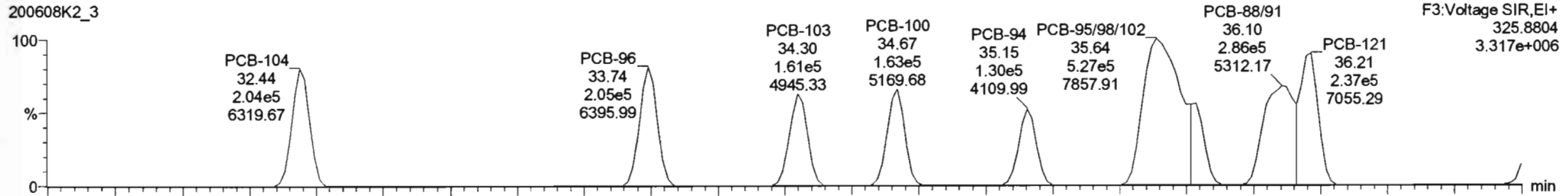
Dataset: Untitled

Last Altered: Tuesday, June 09, 2020 07:24:06 Pacific Daylight Time
Printed: Tuesday, June 09, 2020 07:29:03 Pacific Daylight Time

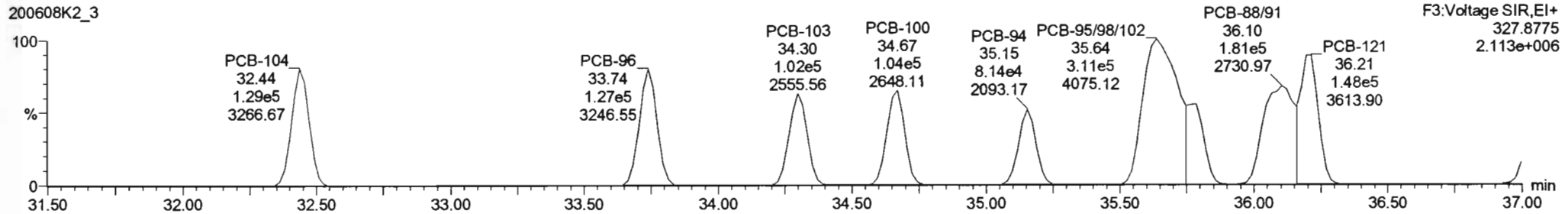
Name: 200608K2_3, Date: 08-Jun-2020, Time: 22:41:41, ID: B0E0213-BS1 OPR 10, Description: OPR

PCB-96

200608K2_3

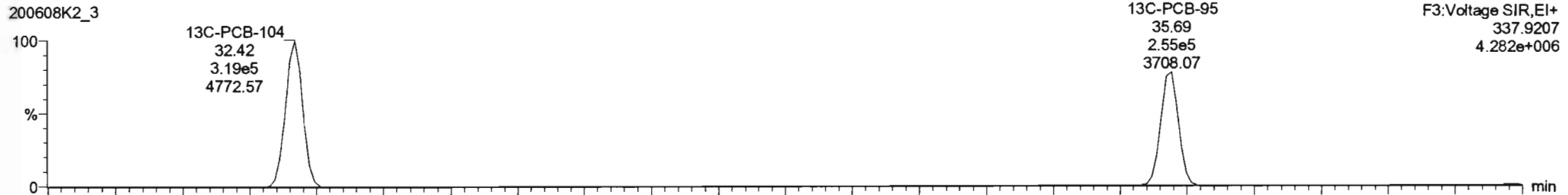


200608K2_3

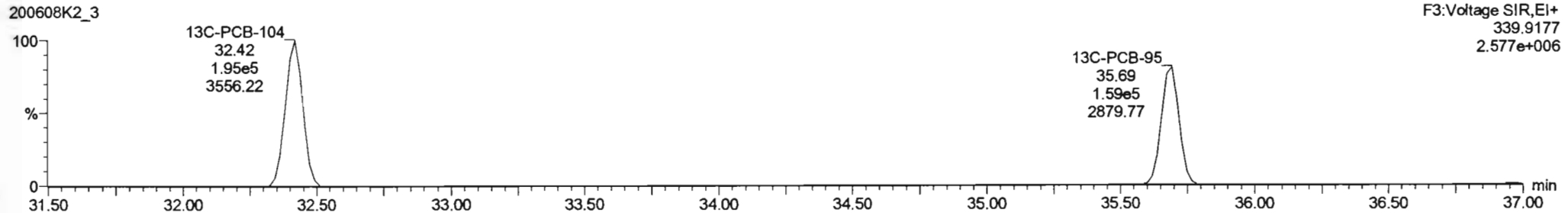


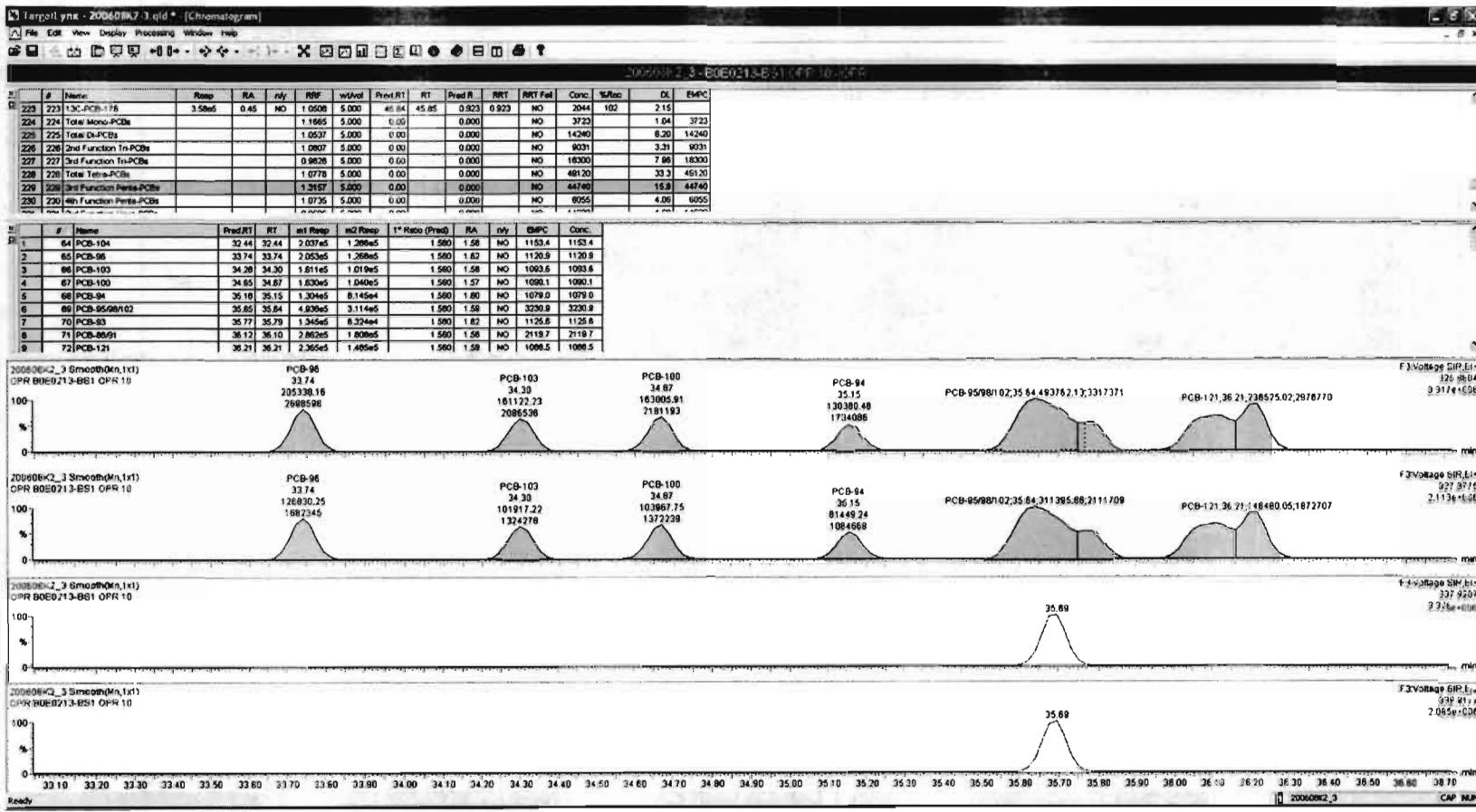
13C-PCB-95

200608K2_3



200608K2_3





Dataset: Untitled

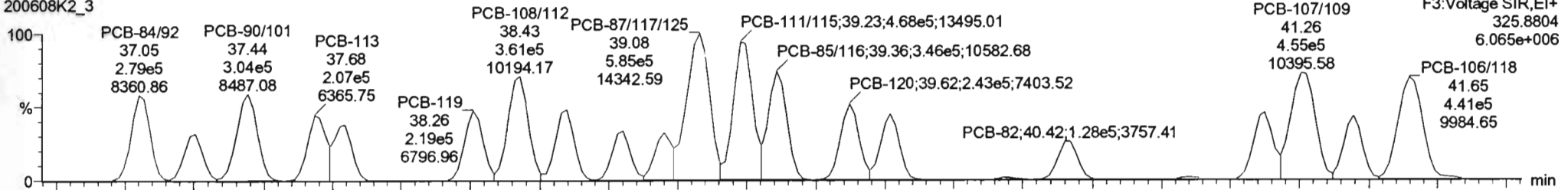
Last Altered: Tuesday, June 09, 2020 07:24:06 Pacific Daylight Time

Printed: Tuesday, June 09, 2020 07:29:03 Pacific Daylight Time

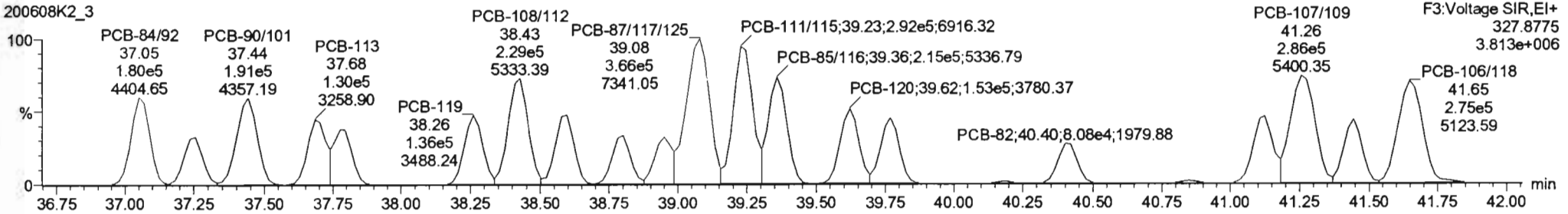
Name: 200608K2_3, Date: 08-Jun-2020, Time: 22:41:41, ID: B0E0213-BS1 OPR 10, Description: OPR

PCB-119

200608K2_3

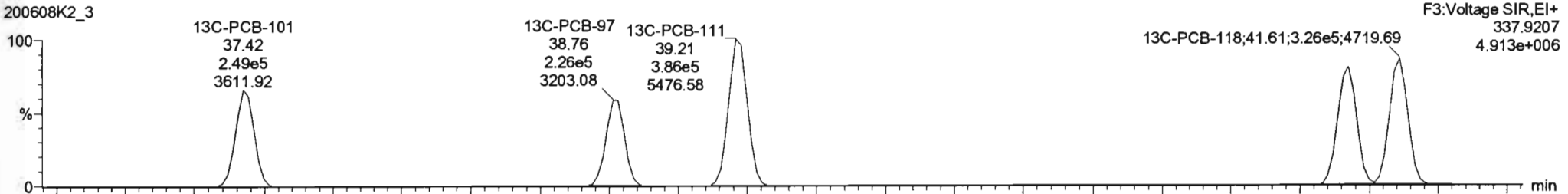


200608K2_3

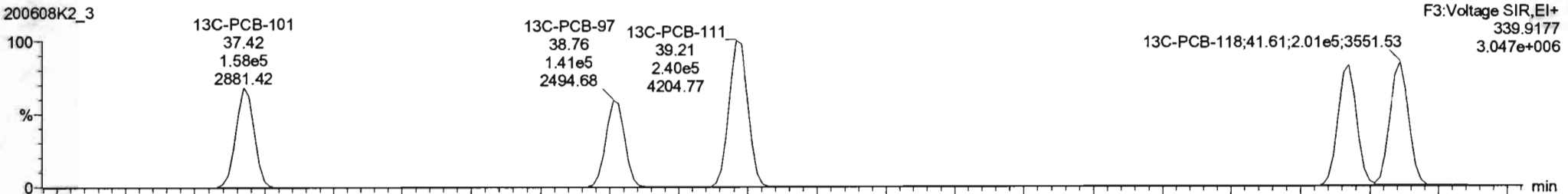


13C-PCB-111

200608K2_3


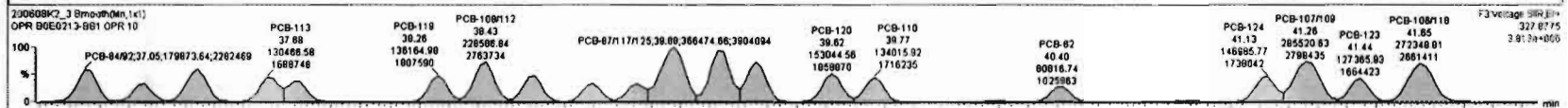
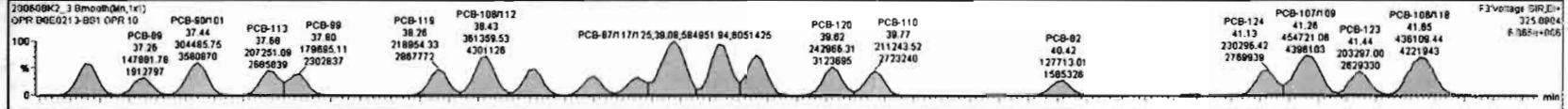


200608K2_3



#	Name	Resp	RA	rvy	RFV	wtAvd	Pred.RT	RT	Pred.R.	RRT	RRT Fal	Conc	URac	DL	EMPC
223	223 13C-PCB-178	3.59e5	0.45	NO	1.0508	5.000	45.84	45.85	0.923	0.923	NO	2044	102	2.15	
224	224 Total Mono-PCBs				1.1885	5.000	0.00	0.000			NO	3723		1.04	3723
225	225 Total Di-PCBs				1.0537	5.000	0.00	0.000			NO	14240		6.20	14240
226	226 2nd Function Tri-PCBs				1.0807	5.000	0.00	0.000			NO	9031		3.31	9031
227	227 3rd Function Tri-PCBs				0.9828	5.000	0.00	0.000			NO	18300		7.98	18300
228	228 Total Tetra-PCBs				1.0778	5.000	0.00	0.000			NO	49120		33.3	49120
229	229 3rd Function Penta-PCBs				1.3157	5.000	0.00	0.000			NO	44740		16.8	44740
230	230 4th Function Penta-PCBs				1.0735	5.000	0.00	0.000			NO	8055		4.06	8055

#	Name	Pred.RT	RT	m1 Resp	m2 Resp	1st Ratio (Pred)	RA	rvy	EMPC	Conc
1	64 PCB-104	32.44	32.44	2.037e5	1.289e5	1.580	1.58	NO	1153.4	1153.4
2	65 PCB-98	33.74	33.74	2.053e5	1.289e5	1.580	1.62	NO	1120.8	1120.8
3	66 PCB-103	34.28	34.30	1.811e5	1.019e5	1.580	1.58	NO	1083.8	1083.8
4	67 PCB-100	34.65	34.67	1.830e5	1.040e5	1.580	1.57	NO	1080.1	1080.1
5	68 PCB-94	35.18	35.15	1.304e5	8.145e4	1.580	1.60	NO	1078.0	1078.0
6	69 PCB-95/98/102	35.65	35.64	4.939e5	3.114e5	1.580	1.58	NO	3230.8	3230.8
7	70 PCB-83	35.77	35.78	1.345e5	8.324e4	1.580	1.62	NO	1125.8	1125.8
8	71 PCB-88/91	36.12	36.10	2.882e5	1.808e5	1.580	1.58	NO	2119.7	2119.7
9	72 PCB-121	36.21	36.21	2.365e5	1.488e5	1.580	1.58	NO	1088.5	1088.5

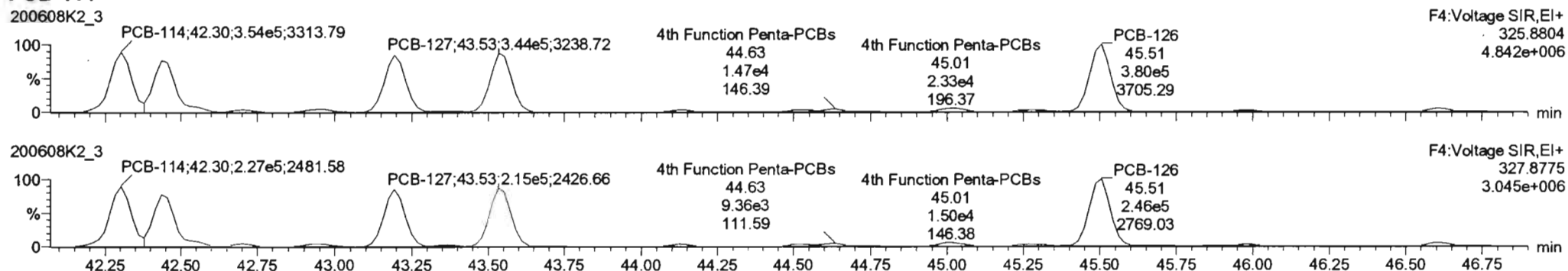


Dataset: Untitled

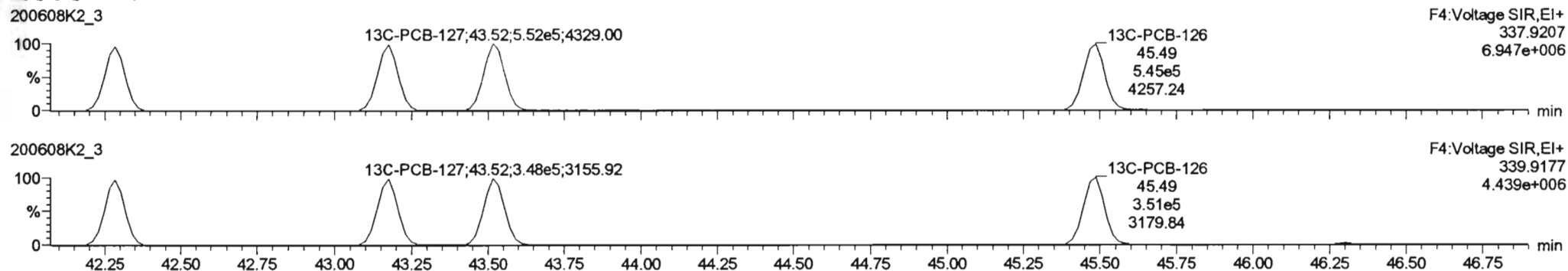
Last Altered: Tuesday, June 09, 2020 07:24:06 Pacific Daylight Time
Printed: Tuesday, June 09, 2020 07:29:03 Pacific Daylight Time

Name: 200608K2_3, Date: 08-Jun-2020, Time: 22:41:41, ID: B0E0213-BS1 OPR 10, Description: OPR

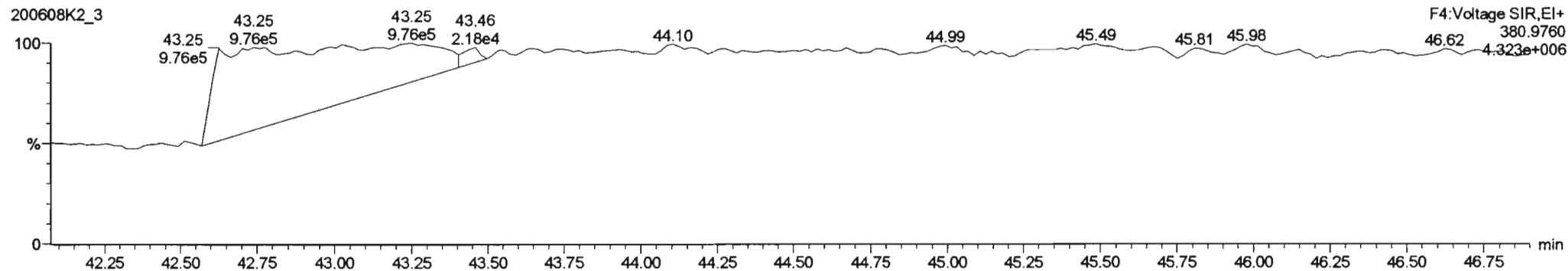
PCB-114

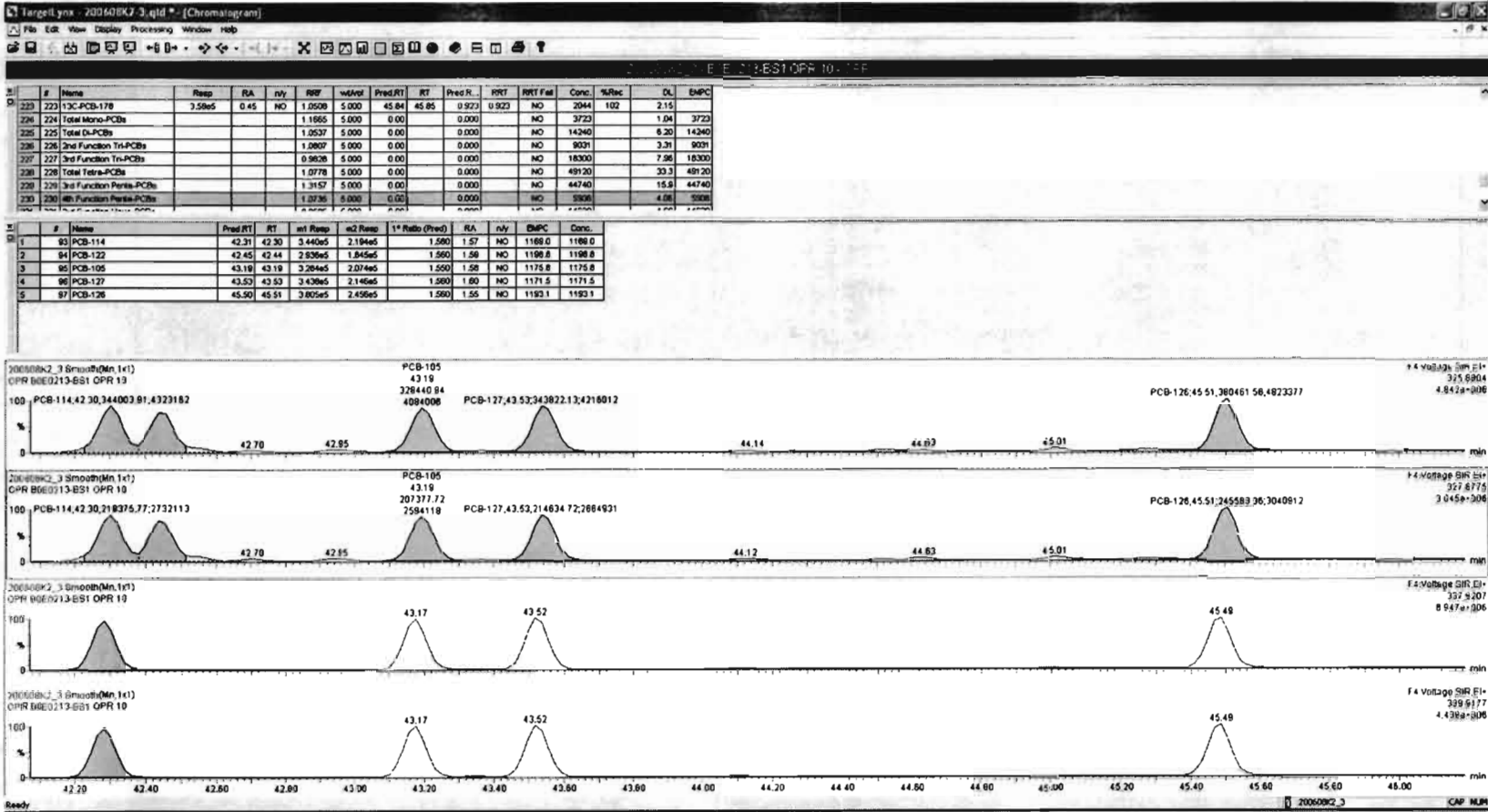


13C-PCB-114



PFK4a





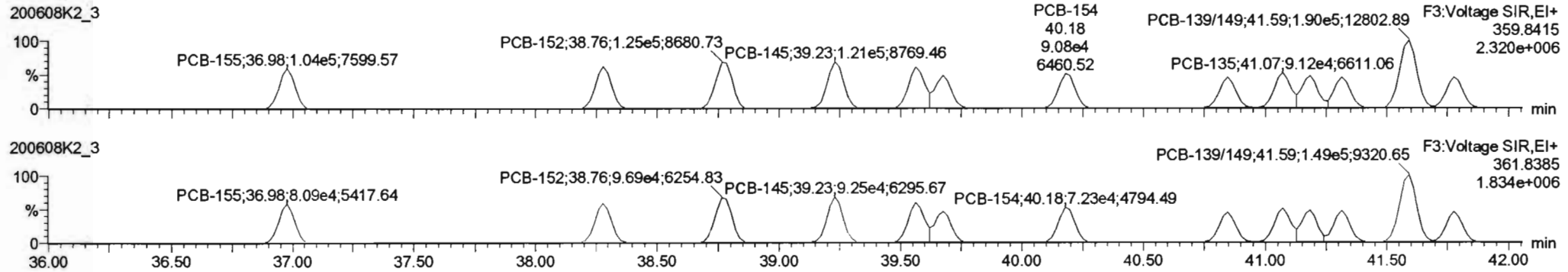
Dataset: Untitled

Last Altered: Tuesday, June 09, 2020 07:24:06 Pacific Daylight Time
Printed: Tuesday, June 09, 2020 07:29:03 Pacific Daylight Time

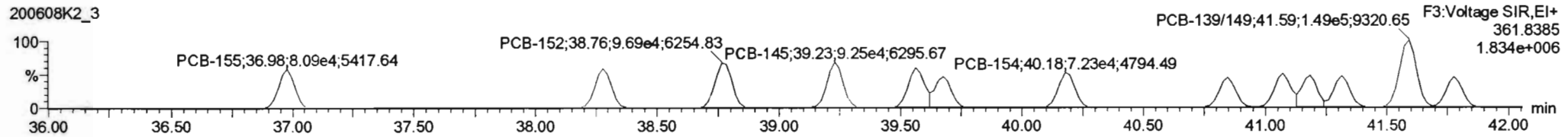
Name: 200608K2_3, Date: 08-Jun-2020, Time: 22:41:41, ID: B0E0213-BS1 OPR 10, Description: OPR

PCB-155

200608K2_3

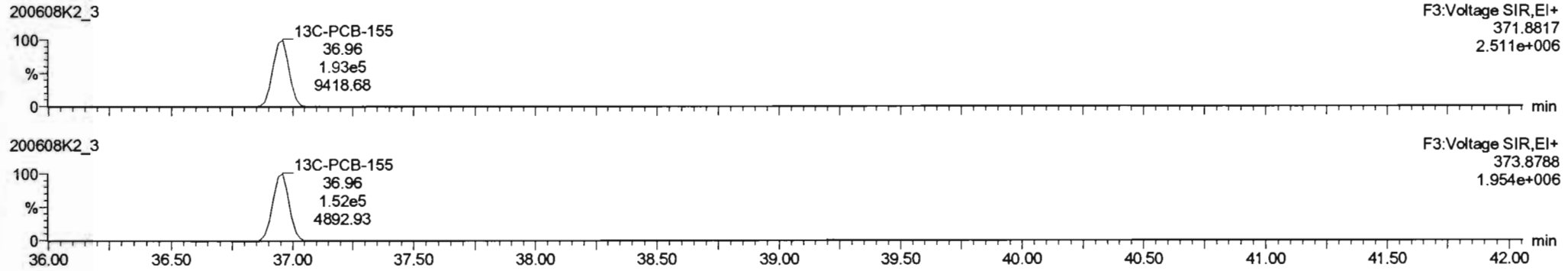


200608K2_3

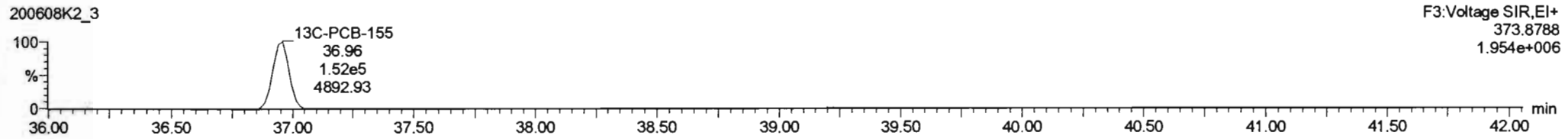


13C-PCB-155

200608K2_3

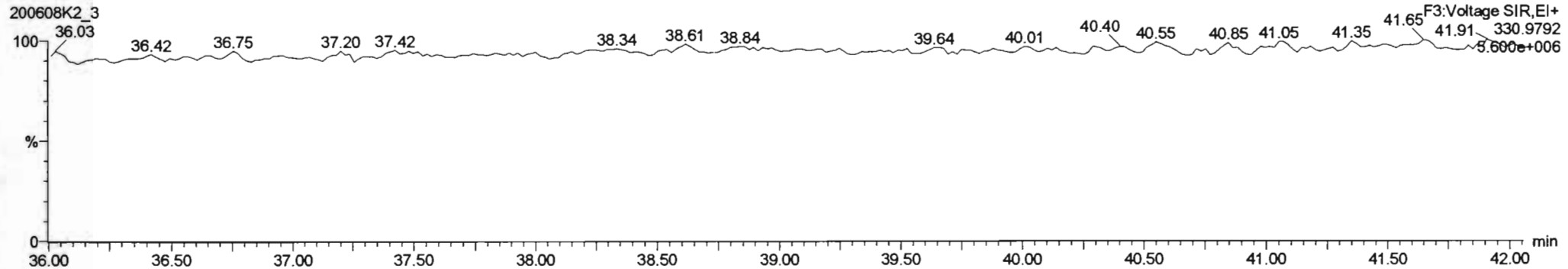


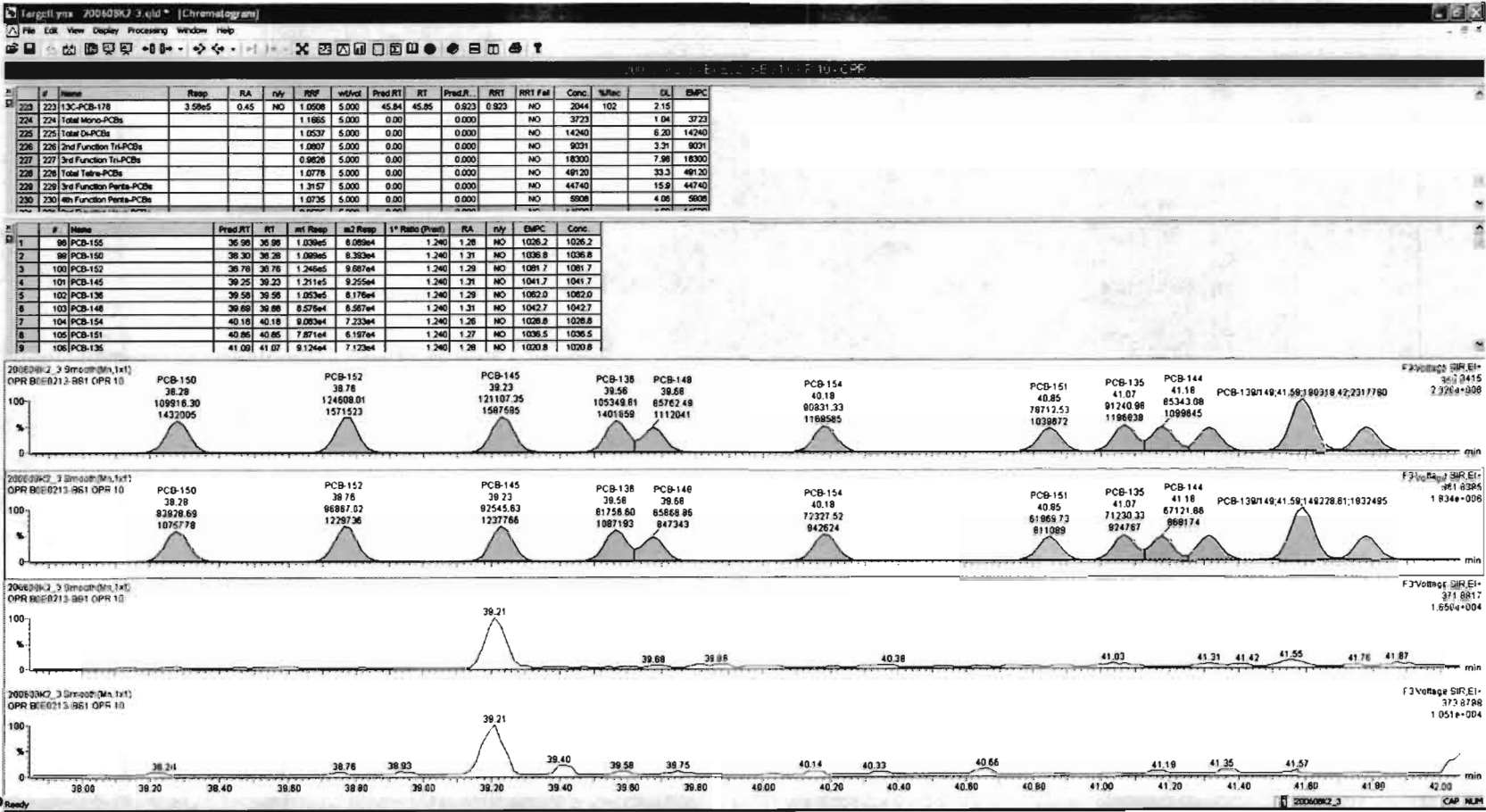
200608K2_3



PFK3c

200608K2_3





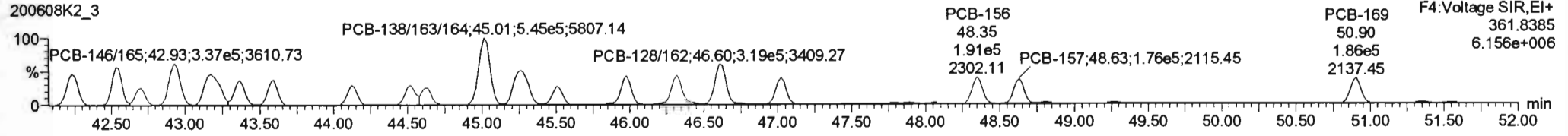
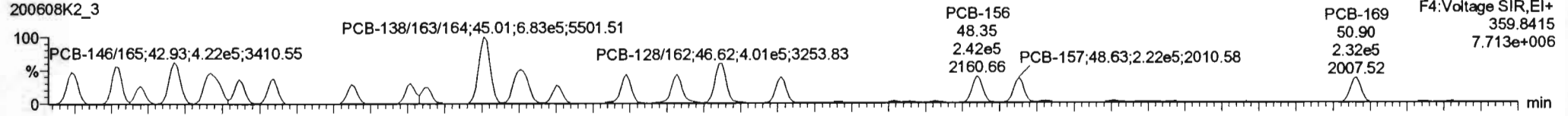
Dataset: Untitled

Last Altered: Tuesday, June 09, 2020 07:24:06 Pacific Daylight Time

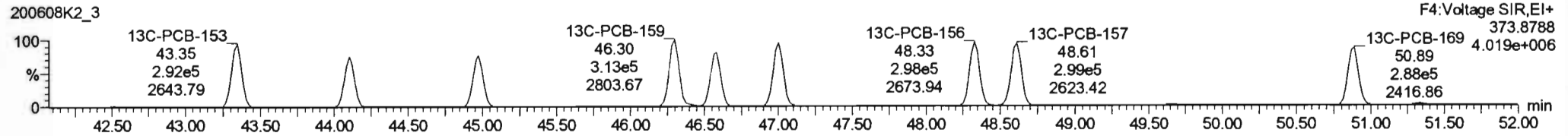
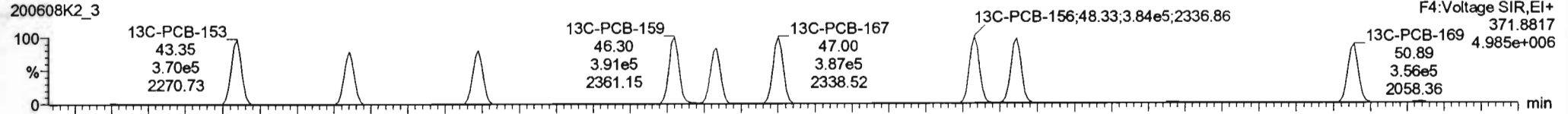
Printed: Tuesday, June 09, 2020 07:29:03 Pacific Daylight Time

Name: 200608K2_3, Date: 08-Jun-2020, Time: 22:41:41, ID: B0E0213-BS1 OPR 10, Description: OPR

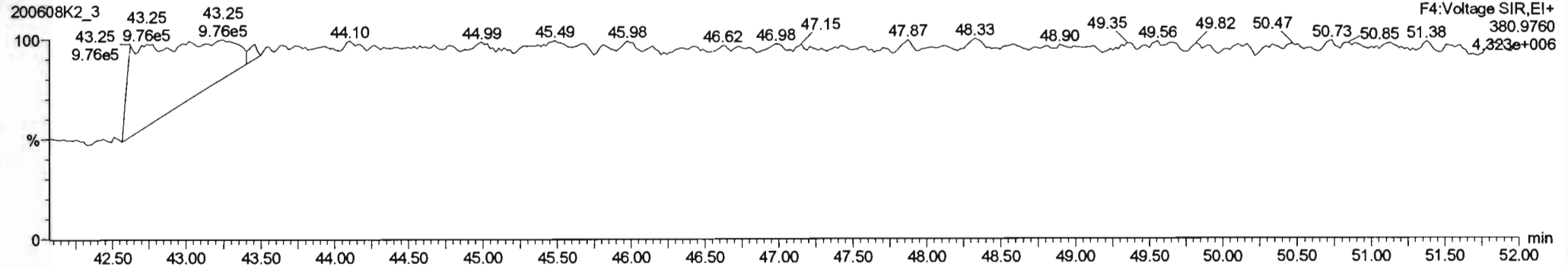
PCB-134/143



13C-PCB-153

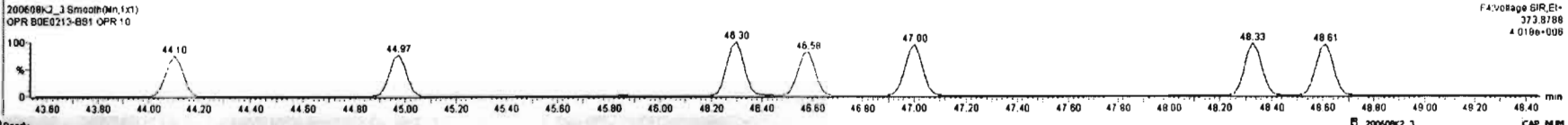
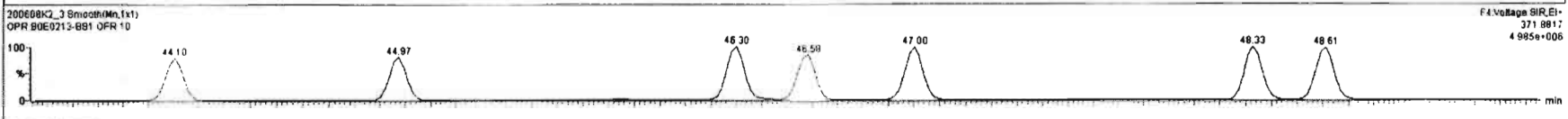
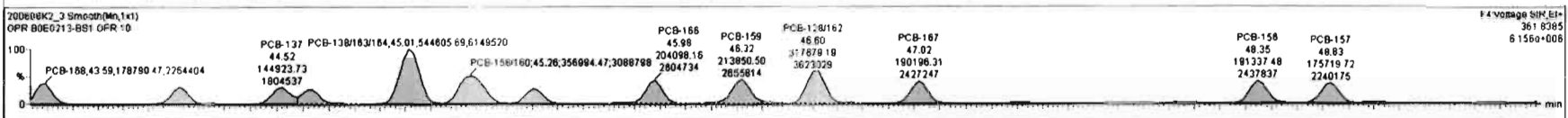
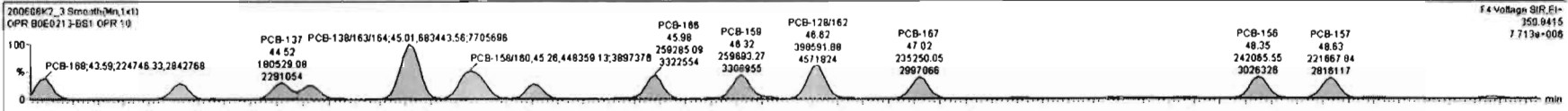


PFK4b



#	Name	Resp	RA	n/y	RRF	wt/vol	Pred.RT	RT	Pred.R.	RRT	RRT Fat	Conc.	%Rec	DL	EMPC
232	4th Function Hexa-PCBs				1.021E	5.000	0.00		0.000		NO	31820		24.2	31800
233	Total Hepta-PCBs				1.3551	5.000	0.00		0.000		NO	26750		32.7	26750
234	4th Function Octa-PCBs				1.0008	5.000	0.00		0.000		NO	9399		4.87	9399
235	5th Function Octa-PCBs				1.1489	5.000	0.00		0.000		NO	3446		3.55	3446
236	Total Nona-PCBs				0.9573	5.000	0.00		0.000		NO	3327		4.30	3327
237	Deca-CB				0.9964	5.000	0.00		0.000		NO	1125		0.0902	1125
238	Total PCBs														
239	Total Mono-Isotopes														

#	Name	Pred.RT	RT	m1 Resp	m2 Resp	1* Ratio (Pred)	RA	n/y	EMPC	Conc.
1	111 PCB-134/143	42.26	42.23	3.241e5	2.539e5	1.240	1.28	NO	2300.2	2300.2
2	112 PCB-131/133	42.58	42.53	3.450e5	2.755e5	1.240	1.25	NO	2283.5	2283.5
3	113 PCB-142	42.70	42.70	1.558e5	1.218e5	1.240	1.28	NO	1110.9	1110.9
4	114 PCB-146/165	42.95	42.93	4.225e5	3.369e5	1.240	1.25	NO	2255.8	2255.8
5	115 PCB-132/161	43.18	43.17	4.204e5	3.350e5	1.240	1.25	NO	2227.9	2227.9
6	116 PCB-153	43.38	43.36	2.228e5	1.778e5	1.240	1.25	NO	1129.7	1129.7
7	117 PCB-168	43.59	43.59	2.247e5	1.788e5	1.240	1.26	NO	1131.4	1131.4
8	118 PCB-141	44.12	44.12	1.713e5	1.399e5	1.240	1.22	NO	1133.1	1133.1
9	119 PCB-137	44.52	44.52	1.805e5	1.449e5	1.240	1.25	NO	1085.5	1085.5



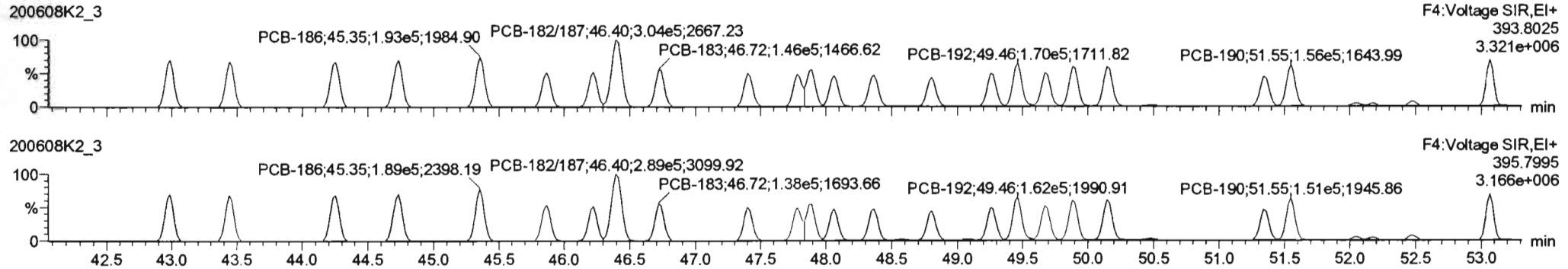
Dataset: Untitled

Last Altered: Tuesday, June 09, 2020 07:24:06 Pacific Daylight Time
Printed: Tuesday, June 09, 2020 07:29:03 Pacific Daylight Time

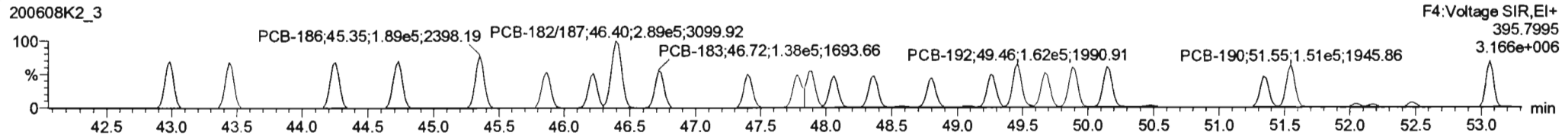
Name: 200608K2_3, Date: 08-Jun-2020, Time: 22:41:41, ID: B0E0213-BS1 OPR 10, Description: OPR

PCB-188

200608K2_3

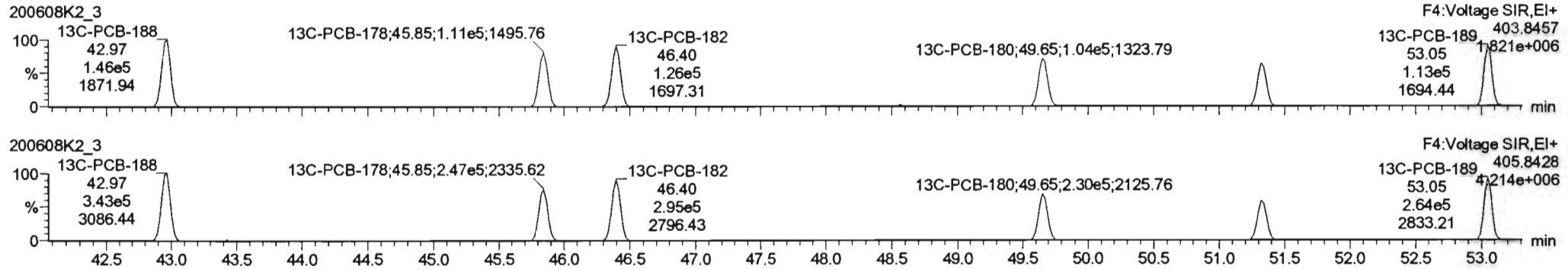


200608K2_3

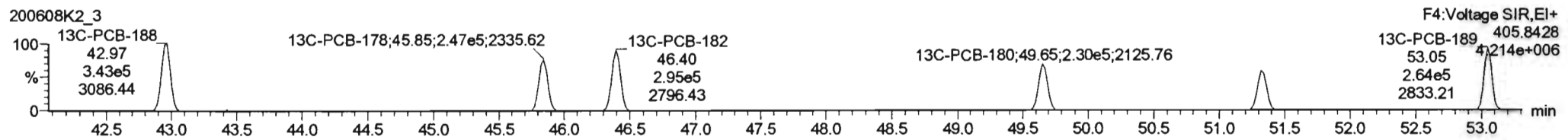


13C-PCB-188

200608K2_3

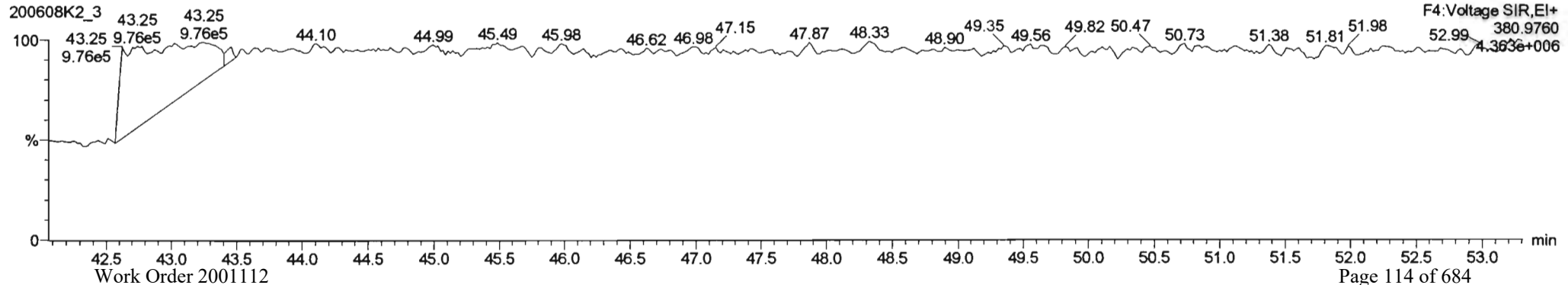


200608K2_3



PFK4c

200608K2_3



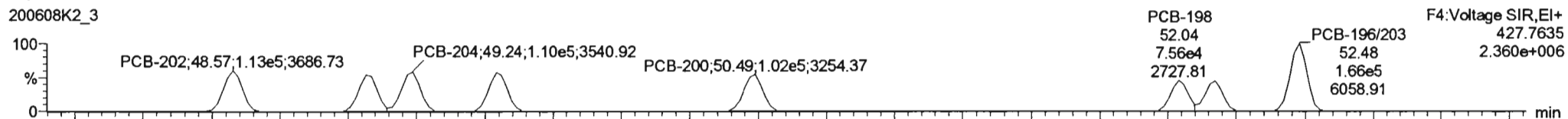
Dataset: Untitled

Last Altered: Tuesday, June 09, 2020 07:24:06 Pacific Daylight Time
Printed: Tuesday, June 09, 2020 07:29:03 Pacific Daylight Time

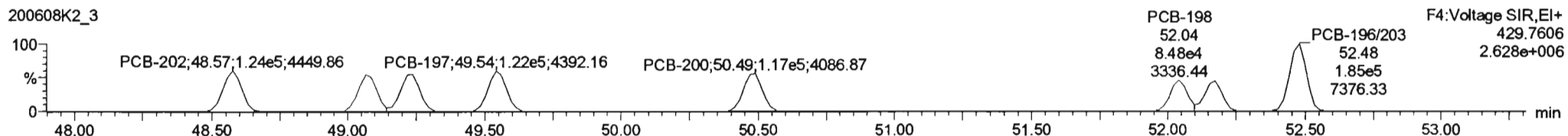
Name: 200608K2_3, Date: 08-Jun-2020, Time: 22:41:41, ID: B0E0213-BS1 OPR 10, Description: OPR

PCB-202

200608K2_3




200608K2_3

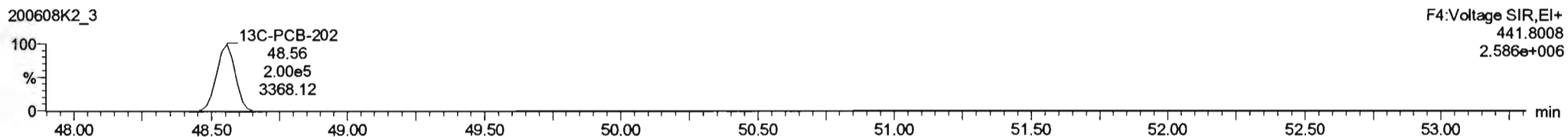


13C-PCB-202

200608K2_3

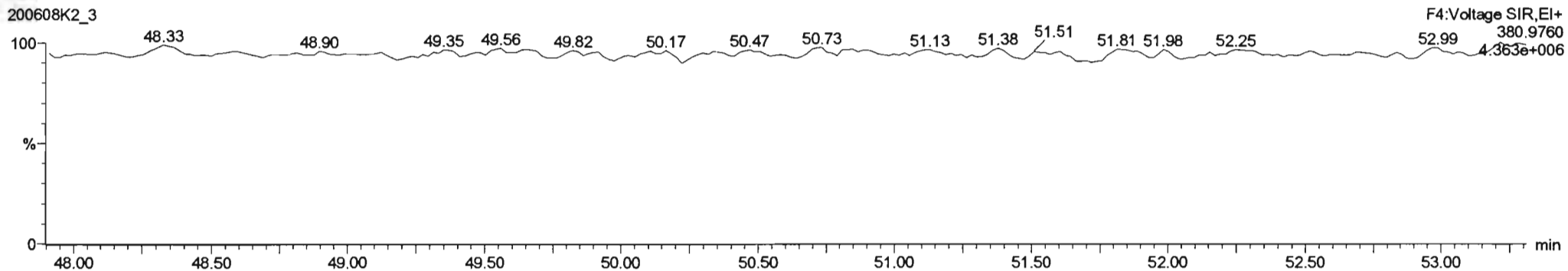


200608K2_3



PFK4d

200608K2_3



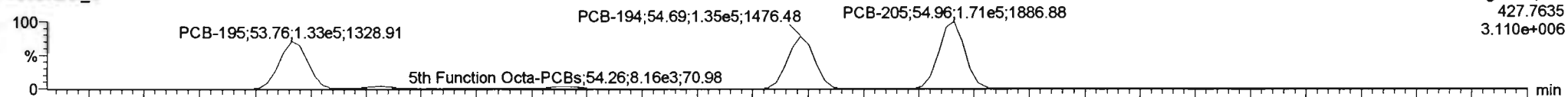
Dataset: Untitled

Last Altered: Tuesday, June 09, 2020 07:24:06 Pacific Daylight Time
Printed: Tuesday, June 09, 2020 07:29:03 Pacific Daylight Time

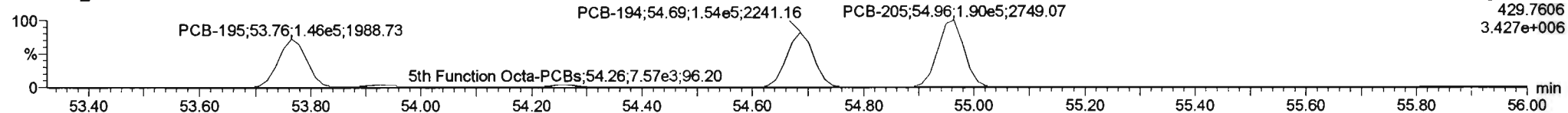
Name: 200608K2_3, Date: 08-Jun-2020, Time: 22:41:41, ID: B0E0213-BS1 OPR 10, Description: OPR

PCB-195

200608K2_3

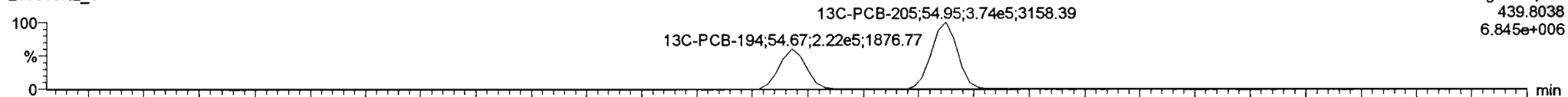


200608K2_3

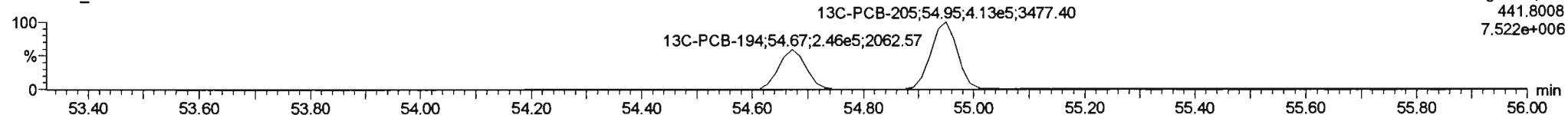


13C-PCB-194

200608K2_3

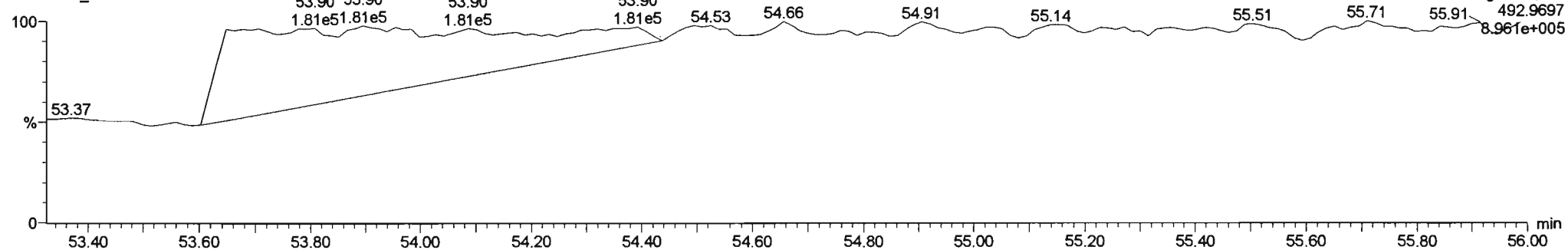


200608K2_3



PFK5a

200608K2_3



Dataset: Untitled

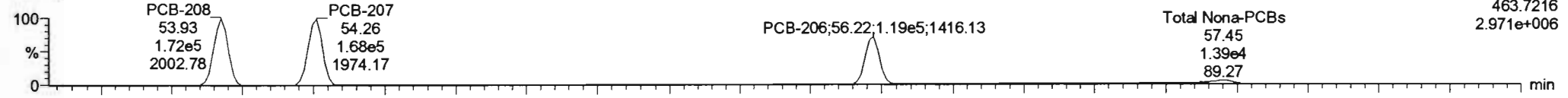
Last Altered: Tuesday, June 09, 2020 07:24:06 Pacific Daylight Time

Printed: Tuesday, June 09, 2020 07:29:03 Pacific Daylight Time

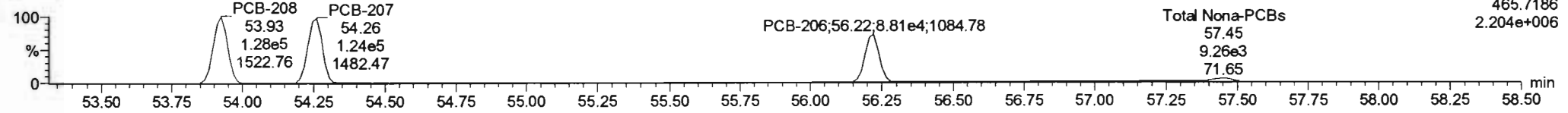
Name: 200608K2_3, Date: 08-Jun-2020, Time: 22:41:41, ID: B0E0213-BS1 OPR 10, Description: OPR

PCB-208

200608K2_3

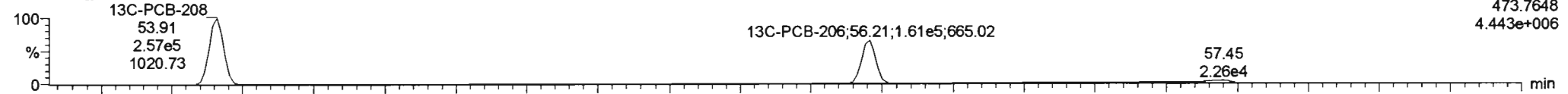


200608K2_3

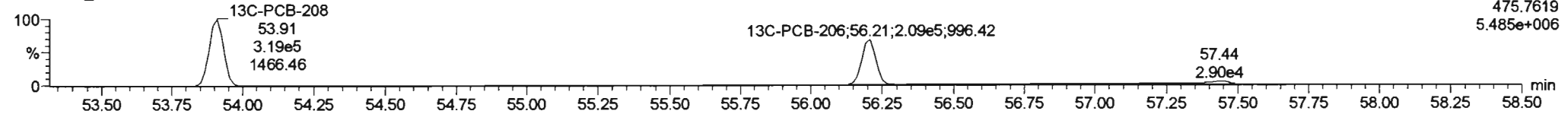


13C-PCB-208

200608K2_3

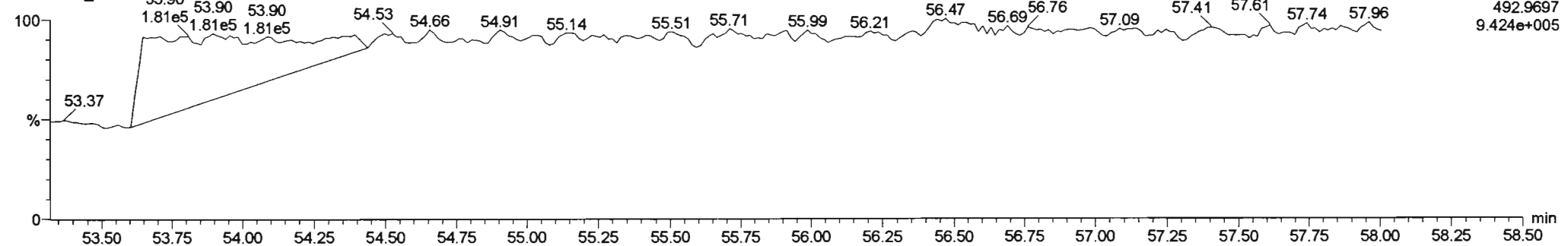


200608K2_3



PFK5

200608K2_3



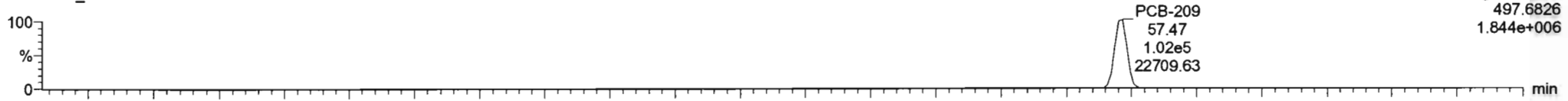
Dataset: Untitled

Last Altered: Tuesday, June 09, 2020 07:24:06 Pacific Daylight Time
Printed: Tuesday, June 09, 2020 07:29:03 Pacific Daylight Time

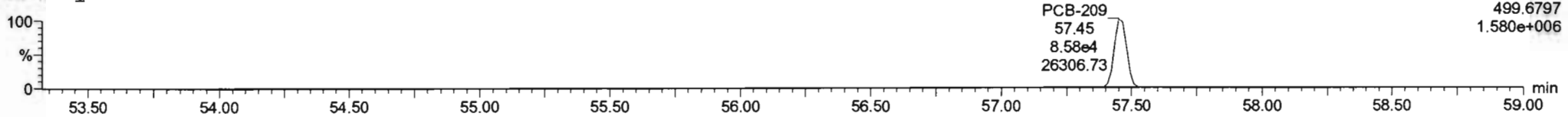
Name: 200608K2_3, Date: 08-Jun-2020, Time: 22:41:41, ID: B0E0213-BS1 OPR 10, Description: OPR

PCB-209

200608K2_3

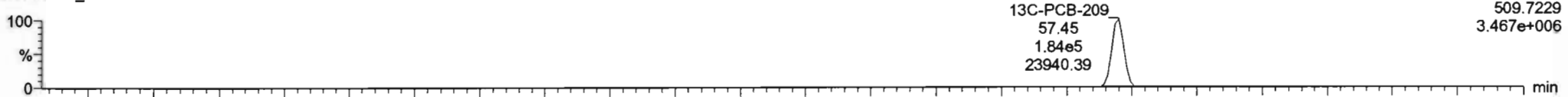


200608K2_3

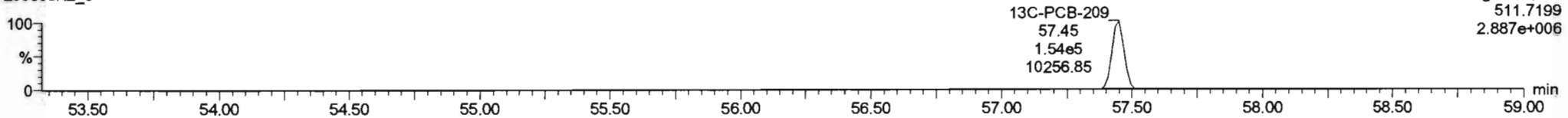


13C-PCB-209

200608K2_3

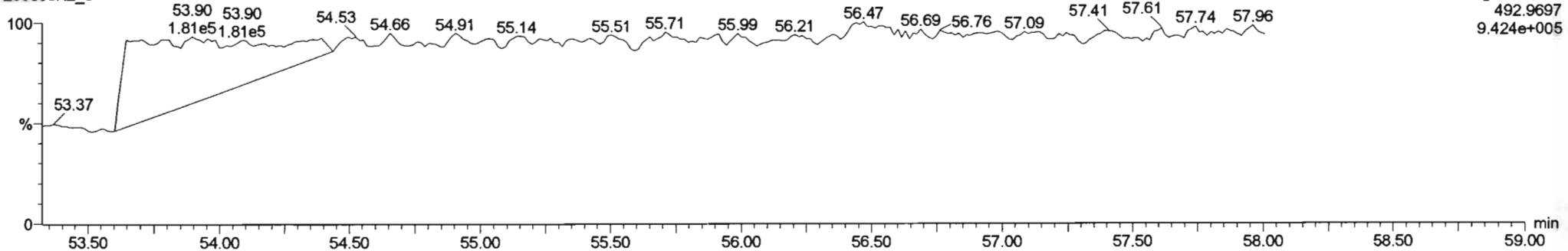


200608K2_3



PFK5b

200608K2_3



Dataset: U:\VG11.PRO\Results\200608K2\200608K2-7.qld

Last Altered: Thursday, June 11, 2020 15:57:04 Pacific Daylight Time
Printed: Thursday, June 11, 2020 15:57:27 Pacific Daylight Time

bill 2020

C7 06/16/2020

Method: U:\VG11.PRO\MethDB\PCB-209_ZB1_6-1-20.mdb 02 Jun 2020 10:36:07
Calibration: U:\VG11.PRO\CurveDB\db1_PCBvg11-6-1-20.cdb 02 Jun 2020 10:21:16

Name: 200608K2_7, Date: 09-Jun-2020, Time: 02:43:53, ID: 2001112-01 PDI-167SC-A-00-01-200519 10, Description: PDI-167SC-A-00-01-200519

#	Name	Resp	RA	n/y	RRF	wt/vol	Pred.RT	RT	Pred.R...	RRT	Check RRT	Conc.	%Rec	DL	EMPC
1	1 PCB-1	2.19e3	2.86	NO	1.17	5.011	15.52	15.54	1.001	1.002	NO	3.161		0.313	3.161
2	2 PCB-2	8.59e2	2.60	YES	1.18	5.011	17.94	17.94	0.988	0.988	NO	1.158		0.284	1.103
3	3 PCB-3	1.42e3	4.35	YES	1.15	5.011	18.17	18.18	1.001	1.001	NO	1.974		0.303	1.523
4	4 PCB-4/10	3.42e3	1.46	NO	1.25	5.011	19.59	19.53	1.004	1.001	NO	5.642		0.918	5.642
5	5 PCB-7/9			NO	0.960	5.011	21.38		1.003		YES			0.762	
6	6 PCB-6			NO	1.02	5.011	22.04		1.033		YES			0.714	
7	7 PCB-5/8	5.51e3	1.22	YES	0.992	5.011	22.44	22.43	1.052	1.052	NO	6.696		0.727	6.314
8	8 PCB-14			NO	1.02	5.011	23.61		0.952		YES			0.858	
9	9 PCB-11	5.15e3	1.27	YES	1.13	5.011	24.82	24.82	1.001	1.001	NO	6.162		0.775	5.654
10	10 PCB-12/13			NO	1.03	5.011	25.26		1.018		YES			0.850	
11	11 PCB-15	3.72e3	1.53	NO	1.03	5.011	25.57	25.54	1.031	1.030	NO	4.855		0.843	4.855
12	12 PCB-19	2.43e3	1.23	YES	1.11	5.011	23.78	23.78	1.001	1.001	NO	6.650		0.721	6.086
13	13 PCB-30			NO	1.79	5.011	24.68		1.039		YES			0.451	
14	14 PCB-18	5.70e3	1.07	NO	0.818	5.011	25.45	25.45	0.952	0.952	NO	14.07		0.666	14.07
15	15 PCB-17	3.16e3	1.11	NO	0.758	5.011	25.63	25.63	0.958	0.958	NO	8.396		0.718	8.396
16	16 PCB-24/27	1.10e3	1.03	NO	1.08	5.011	26.24	26.22	0.981	0.980	NO	2.042		0.503	2.042
17	17 PCB-16/32	4.59e3	1.13	NO	0.925	5.011	26.76	26.76	1.001	1.001	NO	10.00		0.588	10.00
18	18 PCB-34			NO	0.945	5.011	27.56		0.959		YES			0.524	
19	19 PCB-23			NO	0.883	5.011	27.65		0.962		YES			0.562	
20	20 PCB-29			NO	0.893	5.011	27.91		0.971		YES			0.555	
21	21 PCB-26	3.76e3	1.27	YES	0.944	5.011	28.14	28.14	0.979	0.979	NO	4.978		0.525	4.476
22	22 PCB-25	1.74e3	0.97	NO	0.950	5.011	28.29	28.29	0.984	0.984	NO	2.290		0.522	2.290
23	23 PCB-31	1.47e4	1.06	NO	1.04	5.011	28.66	28.66	0.997	0.997	NO	17.78		0.479	17.78
24	24 PCB-28	1.69e4	1.01	NO	1.03	5.011	28.77	28.77	1.001	1.001	NO	20.58		0.484	20.58
25	25 PCB-20/21/33	6.67e3	1.11	NO	0.941	5.011	29.41	29.44	1.023	1.024	NO	8.871		0.527	8.871
26	26 PCB-22	4.89e3	1.13	NO	0.973	5.011	29.85	29.87	1.038	1.039	NO	6.293		0.510	6.293
27	27 PCB-36			NO	1.08	5.011	30.52		0.931		YES			0.481	
28	28 PCB-39			NO	0.988	5.011	31.00		0.946		YES			0.524	
29	29 PCB-38			NO	1.05	5.011	31.80		0.970		YES			0.492	
30	30 PCB-35			NO	1.04	5.011	32.34		0.987		YES			0.496	
31	31 PCB-37	4.44e3	1.08	NO	1.01	5.011	32.79	32.81	1.001	1.001	NO	5.711		0.513	5.711
32	32 PCB-54	6.86e2	0.68	NO	1.08	5.011	27.62	27.62	1.001	1.001	NO	1.362		0.297	1.362

Dataset: U:\VG11.PRO\Results\200608K2\200608K2-7.qld

Last Altered: Thursday, June 11, 2020 15:57:04 Pacific Daylight Time

Printed: Thursday, June 11, 2020 15:57:27 Pacific Daylight Time

Name: 200608K2_7, Date: 09-Jun-2020, Time: 02:43:53, ID: 2001112-01 PDI-167SC-A-00-01-200519 10, Description: PDI-167SC-A-00-01-200519

#	Name	Resp	RA	n/y	RRF	wt/vol	Prod.RT	RT	Pred.R.	RRT	Check RRT	Conc.	%Rec	DL	EMPC
33	33 PCB-50			NO	0.880	5.011	28.81		1.044		YES			0.365	
34	34 PCB-53	4.01e3	0.74	NO	0.997	5.011	29.49	29.50	0.944	0.944	NO	10.17		0.392	10.17
35	35 PCB-51	1.90e3	0.76	NO	1.07	5.011	29.84	29.83	0.955	0.955	NO	4.495		0.367	4.495
36	36 PCB-45	1.55e3	0.53	YES	0.858	5.011	30.29	30.30	0.969	0.970	NO	4.588		0.485	3.617
37	37 PCB-46	6.92e2	0.76	NO	0.831	5.011	30.78	30.78	0.985	0.985	NO	2.102		0.470	2.102
38	38 PCB-52/69	3.25e4	0.74	NO	1.17	5.011	31.28	31.26	1.001	1.001	NO	70.27		0.335	70.27
39	39 PCB-73			NO	1.44	5.011	31.39		1.005		YES			0.271	
40	40 PCB-43/49	1.63e4	0.68	NO	1.02	5.011	31.57	31.58	1.010	1.011	NO	40.61		0.384	40.61
41	41 PCB-47	8.29e3	0.80	NO	0.922	5.011	31.80	31.80	1.001	1.001	NO	21.34		0.414	21.34
42	42 PCB-48/75	2.55e3	0.76	NO	1.12	5.011	31.92	31.93	1.004	1.005	NO	5.394		0.341	5.394
43	43 PCB-65			NO	1.28	5.011	32.19		1.013		YES			0.298	
44	44 PCB-62			NO	1.13	5.011	32.29		1.016		YES			0.338	
45	45 PCB-44	1.14e4	0.76	NO	0.824	5.011	32.62	32.64	1.026	1.027	NO	32.92		0.463	32.92
46	46 PCB-42/59	3.99e3	0.71	NO	1.05	5.011	32.85	32.86	1.033	1.034	NO	9.014		0.364	9.014
47	47 PCB-41/64/71/72	1.30e4	0.80	NO	1.19	5.011	33.47	33.46	1.053	1.053	NO	25.91		0.321	25.91
48	48 PCB-68	6.27e2	0.86	NO	1.28	5.011	33.72	33.70	1.061	1.060	NO	1.164		0.299	1.164
49	49 PCB-40	1.57e3	0.84	NO	0.602	5.011	33.95	33.92	1.068	1.067	NO	6.190		0.634	6.190
50	50 PCB-57			NO	1.16	5.011	34.30		0.969		YES			0.261	
51	51 PCB-67	5.24e2	0.70	NO	1.08	5.011	34.62	34.61	0.978	0.978	NO	0.9678		0.281	0.9678
52	52 PCB-58			NO	1.20	5.011	34.73		0.981		YES			0.253	
53	53 PCB-63	6.14e2	0.83	NO	1.07	5.011	34.90	34.89	0.986	0.986	NO	1.145		0.284	1.145
54	54 PCB-74	7.62e3	0.73	NO	1.19	5.011	35.20	35.19	0.994	0.994	NO	12.86		0.257	12.86
55	55 PCB-61/70	2.08e4	0.79	NO	1.05	5.011	35.41	35.41	1.000	1.001	NO	39.56		0.288	39.56
56	56 PCB-76/66	1.34e4	0.76	NO	1.16	5.011	35.60	35.64	1.006	1.007	NO	22.95		0.261	22.95
57	57 PCB-80			NO	1.19	5.011	35.84		1.001		YES			0.247	
58	58 PCB-55			NO	1.17	5.011	36.18		1.010		YES			0.251	
59	59 PCB-56/60	7.95e3	0.81	NO	1.02	5.011	36.68	36.68	1.024	1.024	NO	14.78		0.288	14.78
60	60 PCB-79	3.68e2	0.72	NO	1.14	5.011	37.78	37.80	1.055	1.055	NO	0.6126		0.258	0.6126
61	61 PCB-78			NO	1.14	5.011	38.50		0.987		YES			0.283	
62	62 PCB-81			NO	1.05	5.011	39.04		1.000		YES			0.308	
63	63 PCB-77	1.13e3	0.67	NO	1.14	5.011	39.66	39.66	1.000	1.000	NO	2.069		0.297	2.069
64	64 PCB-104			NO	1.12	5.011	32.49		1.001		YES			0.344	
65	65 PCB-96	4.02e2	1.49	NO	1.15	5.011	33.79	33.76	1.041	1.040	NO	1.174		0.334	1.174
66	66 PCB-103	7.67e2	1.29	YES	0.936	5.011	34.34	34.33	1.058	1.057	NO	2.759		0.412	2.547
67	67 PCB-100	2.91e2	1.12	YES	0.954	5.011	34.71	34.69	1.069	1.068	NO	1.026		0.404	0.8888
68	68 PCB-94	2.40e2	1.12	YES	0.949	5.011	35.19	35.17	0.985	0.985	NO	1.056		0.521	0.9239

Dataset: U:\VG11.PRO\Results\200608K2\200608K2-7.qld

Last Altered: Thursday, June 11, 2020 15:57:04 Pacific Daylight Time

Printed: Thursday, June 11, 2020 15:57:27 Pacific Daylight Time

Name: 200608K2_7, Date: 09-Jun-2020, Time: 02:43:53, ID: 2001112-01 PDI-167SC-A-00-01-200519 10, Description: PDI-167SC-A-00-01-200519

#	Name	Resp	RA	n/y	RRF	wt/vol	Pred.RT	RT	Pred.R...	RRT	Check RRT	Conc.	%Rec	DL	EMPC
69	69 PCB-95/98/102	1.90e4	1.56	NO	1.20	5.011	35.67	35.73	0.999	1.001	NO	66.31		0.410	66.31
70	70 PCB-93			NO	0.935	5.011	35.79		1.002		YES			0.529	
71	71 PCB-88/91	2.68e3	1.67	NO	1.06	5.011	36.14	36.14	1.012	1.012	NO	10.60		0.464	10.60
72	72 PCB-121			NO	1.71	5.011	36.23		1.015		YES			0.289	
73	73 PCB-84/92	1.12e4	1.58	NO	1.02	5.011	37.08	37.07	0.990	0.990	NO	46.06		0.477	46.06
74	74 PCB-89			NO	1.11	5.011	37.25		0.995		YES			0.440	
75	75 PCB-90/101	2.34e4	1.71	NO	1.12	5.011	37.46	37.46	1.000	1.001	NO	87.12		0.433	87.12
76	76 PCB-113	4.88e2	1.47	NO	1.51	5.011	37.70	37.72	1.007	1.007	NO	1.347		0.321	1.347
77	77 PCB-99	9.00e3	1.59	NO	1.32	5.011	37.79	37.81	1.009	1.010	NO	28.48		0.368	28.48
78	78 PCB-119	1.05e3	1.08	YES	1.81	5.011	38.28	38.28	0.987	0.987	NO	2.765		0.314	2.358
79	79 PCB-108/112	9.02e2	1.65	NO	1.44	5.011	38.44	38.45	0.991	0.991	NO	2.962		0.392	2.962
80	80 PCB-83			NO	1.83	5.011	38.59		0.995		YES			0.309	
81	81 PCB-97	4.50e3	1.54	NO	1.28	5.011	38.80	38.82	1.000	1.001	NO	16.66		0.442	16.66
82	82 PCB-86			NO	1.12	5.011	38.97		1.005		YES			0.507	
83	83 PCB-87/117/125	7.39e3	1.60	NO	1.56	5.011	39.10	39.10	1.008	1.008	NO	22.47		0.363	22.47
84	84 PCB-111/115	3.85e2	1.15	YES	1.91	5.011	39.25	39.25	1.012	1.012	NO	0.9546		0.297	0.8388
85	85 PCB-85/116	2.37e3	1.32	YES	1.41	5.011	39.38	39.38	1.015	1.015	NO	7.969		0.401	7.428
86	86 PCB-120			NO	2.01	5.011	39.64		1.022		YES			0.283	
87	87 PCB-110	2.50e4	1.61	NO	1.74	5.011	39.79	39.79	1.026	1.026	NO	68.11		0.325	68.11
88	88 PCB-82	1.09e3	2.25	YES	0.781	5.011	40.44	40.42	0.976	0.975	NO	4.248		0.526	3.818
89	89 PCB-124	1.01e3	1.06	YES	1.40	5.011	41.15	41.13	0.993	0.992	NO	2.513		0.284	2.126
90	90 PCB-107/109	2.02e3	1.58	NO	1.34	5.011	41.29	41.29	0.996	0.996	NO	5.248		0.306	5.248
91	91 PCB-123	2.68e2	1.06	YES	1.20	5.011	41.46	41.42	1.000	1.000	NO	0.7800		0.303	0.6595
92	92 PCB-106/118	1.75e4	1.46	NO	1.22	5.011	41.67	41.65	1.001	1.000	NO	48.51		0.326	48.51
93	93 PCB-114	5.21e2	1.13	YES	1.14	5.011	42.32	42.34	1.000	1.001	NO	0.9709		0.370	0.8448
94	94 PCB-122	2.83e2	0.66	YES	0.944	5.011	42.47	42.47	1.004	1.004	NO	0.6362		0.447	0.4134
95	95 PCB-105	8.69e3	1.68	NO	1.05	5.011	43.21	43.21	1.000	1.000	NO	17.31		0.396	17.31
96	96 PCB-127			NO	1.06	5.011	43.55		1.000		YES			0.369	
97	97 PCB-126			NO	1.17	5.011	45.52		1.000		YES			0.382	
98	98 PCB-155			NO	1.04	5.011	37.00		1.000		YES			0.227	
99	99 PCB-150			NO	1.08	5.011	38.32		1.036		YES			0.219	
100	1... PCB-152			NO	1.19	5.011	38.80		1.049		YES			0.200	
101	1... PCB-145			NO	1.19	5.011	39.27		1.062		YES			0.200	
102	1... PCB-136	3.70e3	1.28	NO	1.02	5.011	39.60	39.58	1.071	1.070	NO	18.02		0.233	18.02
103	1... PCB-148			NO	0.842	5.011	39.71		1.074		YES			0.282	
104	1... PCB-154	3.45e2	1.18	NO	0.919	5.011	40.21	40.20	1.087	1.087	NO	1.867		0.258	1.867

Dataset: U:\VG11.PRO\Results\200608K2\200608K2-7.qld

Last Altered: Thursday, June 11, 2020 15:57:04 Pacific Daylight Time
Printed: Thursday, June 11, 2020 15:57:27 Pacific Daylight Time

Name: 200608K2_7, Date: 09-Jun-2020, Time: 02:43:53, ID: 2001112-01 PDI-167SC-A-00-01-200519 10, Description: PDI-167SC-A-00-01-200519

#	Name	Resp	RA	n/y	RRF	wt/vol	Pred.RT	RT	Pred.R...	RRT	Check RRT	Conc.	%Rec	DL	EMPC
105	1... PCB-151	4.60e3	1.15	NO	0.787	5.011	40.88	40.87	1.105	1.105	NO	29.07		0.302	29.07
106	1... PCB-135	3.18e3	1.30	NO	0.922	5.011	41.11	41.09	1.112	1.111	NO	17.13		0.257	17.13
107	1... PCB-144	8.28e2	1.64	YES	0.789	5.011	41.22	41.20	1.115	1.114	NO	5.219		0.301	4.422
108	1... PCB-147	2.55e2	1.03	YES	0.834	5.011	41.35	41.31	1.118	1.117	NO	1.517		0.284	1.391
109	1... PCB-139/149	1.58e4	1.35	NO	0.948	5.011	41.62	41.59	1.125	1.125	NO	82.67		0.250	82.67
110	1... PCB-140			NO	0.794	5.011	41.82		1.131		YES			0.299	
111	1... PCB-134/143	1.44e3	1.32	NO	0.759	5.011	42.28	42.27	0.975	0.975	NO	5.271		0.452	5.271
112	1... PCB-131/133	1.11e3	1.16	NO	0.821	5.011	42.57	42.57	0.982	0.982	NO	3.769		0.418	3.769
113	1... PCB-142			NO	0.754	5.011	42.72		0.985		YES			0.455	
114	1... PCB-146/165	7.53e3	1.32	NO	1.02	5.011	42.97	42.97	0.991	0.991	NO	20.56		0.338	20.56
115	1... PCB-132/161	1.07e4	1.18	NO	1.02	5.011	43.20	43.25	0.996	0.997	NO	29.06		0.335	29.06
116	1... PCB-153	3.36e4	1.19	NO	1.07	5.011	43.38	43.38	1.000	1.000	NO	87.02		0.321	87.02
117	1... PCB-168			NO	1.08	5.011	43.61		1.006		YES			0.319	
118	1... PCB-141	5.51e3	1.20	NO	1.03	5.011	44.14	44.14	1.000	1.000	NO	17.85		0.395	17.85
119	1... PCB-137	8.96e2	1.32	NO	1.11	5.011	44.54	44.54	1.010	1.009	NO	2.686		0.365	2.686
120	1... PCB-130	2.38e3	1.14	NO	0.885	5.011	44.64	44.65	1.012	1.012	NO	8.943		0.458	8.943
121	1... PCB-138/163/164	3.51e4	1.26	NO	1.28	5.011	45.03	45.01	1.001	1.000	NO	87.99		0.313	87.99
122	1... PCB-158/160	3.55e3	1.16	NO	1.24	5.011	45.28	45.26	1.006	1.006	NO	9.214		0.324	9.214
123	1... PCB-129	6.01e2	1.35	NO	0.867	5.011	45.54	45.52	1.012	1.012	NO	2.232		0.464	2.232
124	1... PCB-166			NO	1.14	5.011	46.01		0.993		YES			0.291	
125	1... PCB-159			NO	1.22	5.011	46.34		1.000		YES			0.274	
126	1... PCB-128/162	3.34e3	1.26	NO	0.907	5.011	46.63	46.62	1.007	1.007	NO	9.712		0.367	9.712
127	1... PCB-167	1.27e3	1.44	YES	1.11	5.011	47.04	47.06	1.000	1.001	NO	3.043		0.297	2.792
128	1... PCB-156	3.26e3	1.29	NO	1.13	5.011	48.37	48.37	1.000	1.000	NO	7.892		0.300	7.892
129	1... PCB-157	6.42e2	1.58	YES	1.04	5.011	48.67	48.63	1.001	1.000	NO	1.670		0.329	1.448
130	1... PCB-169			NO	1.16	5.011	50.92		1.000		YES			0.317	
131	1... PCB-188			NO	1.29	5.011	43.00		1.001		YES			0.226	
132	1... PCB-184			NO	1.23	5.011	43.46		1.011		YES			0.236	
133	1... PCB-179	5.02e3	1.11	NO	1.30	5.011	44.25	44.27	1.030	1.030	NO	15.05		0.224	15.05
134	1... PCB-176	1.68e3	1.04	NO	1.31	5.011	44.72	44.75	1.041	1.041	NO	4.987		0.223	4.987
135	1... PCB-186			NO	1.33	5.011	45.37		1.056		YES			0.219	
136	1... PCB-178	1.63e3	0.90	NO	0.943	5.011	45.87	45.88	1.068	1.068	NO	6.730		0.309	6.730
137	1... PCB-175	3.36e2	0.81	YES	0.956	5.011	46.21	46.24	1.076	1.076	NO	1.369		0.305	1.195
138	1... PCB-182/187	1.07e4	1.05	NO	1.07	5.011	46.40	46.40	1.080	1.080	NO	39.21		0.273	39.21
139	1... PCB-183	4.91e3	0.98	NO	1.02	5.011	46.73	46.76	1.088	1.088	NO	18.70		0.285	18.70
140	1... PCB-185	1.11e3	0.99	NO	1.41	5.011	47.42	47.42	0.955	0.955	NO	4.351		0.298	4.351

Dataset: U:\VG11.PRO\Results\200608K2\200608K2-7.qld

Last Altered: Thursday, June 11, 2020 15:57:04 Pacific Daylight Time

Printed: Thursday, June 11, 2020 15:57:27 Pacific Daylight Time

Name: 200608K2_7, Date: 09-Jun-2020, Time: 02:43:53, ID: 2001112-01 PDI-167SC-A-00-01-200519 10, Description: PDI-167SC-A-00-01-200519

#	Name	Resp	RA	n/y	RRF	wt/vol	Pred.RT	RT	Pred.R...	RRT	Check RRT	Conc.	%Rec	DL	EMPC
141	1... PCB-174	7.93e3	0.93	NO	1.35	5.011	47.81	47.80	0.962	0.962	NO	32.31		0.310	32.31
142	1... PCB-181			NO	1.47	5.011	47.89		0.964		YES			0.284	
143	1... PCB-177	4.34e3	1.07	NO	1.28	5.011	48.08	48.08	0.968	0.968	NO	18.75		0.328	18.75
144	1... PCB-171	2.32e3	1.26	YES	1.32	5.011	48.36	48.38	0.974	0.974	NO	9.734		0.319	8.813
145	1... PCB-173			NO	1.19	5.011	48.82		0.983		YES			0.352	
146	1... PCB-172	1.04e3	0.91	NO	1.38	5.011	49.28	49.28	0.992	0.992	NO	4.156		0.305	4.156
147	1... PCB-192			NO	1.83	5.011	49.46		0.996		YES			0.230	
148	1... PCB-180	1.79e4	1.08	NO	1.41	5.011	49.69	49.69	1.000	1.000	NO	69.84		0.297	69.84
149	1... PCB-193	1.06e3	1.27	YES	1.68	5.011	49.90	49.92	1.005	1.005	NO	3.274		0.280	3.132
150	1... PCB-191	3.96e2	1.22	YES	1.71	5.011	50.16	50.17	1.010	1.010	NO	1.277		0.245	1.178
151	1... PCB-170	5.73e3	1.01	NO	1.40	5.011	51.36	51.36	1.000	1.000	NO	25.35		0.341	25.35
152	1... PCB-190	1.97e3	1.01	NO	1.85	5.011	51.55	51.57	1.004	1.004	NO	6.614		0.258	6.614
153	1... PCB-189	2.42e2	1.19	NO	1.45	5.011	53.09	53.08	1.000	1.000	NO	0.7982		0.217	0.7982
154	1... PCB-202	8.91e2	1.46	YES	1.17	5.011	48.61	48.59	1.001	1.000	NO	3.732		0.376	2.864
155	1... PCB-201	4.78e2	0.97	NO	1.05	5.011	49.08	49.09	1.010	1.011	NO	2.220		0.417	2.220
156	1... PCB-204			NO	1.14	5.011	49.24		1.014		YES			0.385	
157	1... PCB-197			NO	1.13	5.011	49.56		1.020		YES			0.387	
158	1... PCB-200	5.59e2	0.80	NO	1.07	5.011	50.49	50.53	1.039	1.040	NO	2.553		0.410	2.553
159	1... PCB-198	1.43e2	0.93	NO	0.794	5.011	52.06	52.06	1.072	1.072	NO	0.8792		0.553	0.8792
160	1... PCB-199	2.80e3	0.90	NO	0.809	5.011	52.17	52.19	1.074	1.075	NO	16.93		0.542	16.93
161	1... PCB-196/203	2.99e3	0.91	NO	0.838	5.011	52.50	52.50	1.081	1.081	NO	17.47		0.523	17.47
162	1... PCB-195	1.47e3	0.91	NO	1.04	5.011	53.78	53.78	0.984	0.983	NO	5.127		0.315	5.127
163	1... PCB-194	4.19e3	0.82	NO	1.12	5.011	54.70	54.70	1.000	1.000	NO	13.71		0.294	13.71
164	1... PCB-205	3.72e2	0.76	NO	1.29	5.011	54.96	54.99	1.005	1.006	NO	1.053		0.255	1.053
165	1... PCB-208	7.17e2	1.91	YES	0.933	5.011	53.94	53.94	1.000	1.000	NO	2.367		0.140	1.900
166	1... PCB-207	3.62e2	0.79	YES	0.916	5.011	54.26	54.26	1.006	1.006	NO	1.217		0.143	0.9350
167	1... PCB-206	1.52e3	1.64	YES	1.01	5.011	56.24	56.24	1.000	1.000	NO	7.091		0.180	6.297
168	1... PCB-209	9.08e2	1.31	NO	0.986	5.011	57.47	57.47	1.000	1.000	NO	4.667		0.109	4.667
169	1... 13C-PCB-1	1.18e6	3.34	NO	0.893	5.011	15.51	15.51	0.608	0.608	NO	1273	63.8	1.14	
170	1... 13C-PCB-3	1.25e6	3.39	NO	0.911	5.011	18.16	18.16	0.712	0.712	NO	1324	66.3	1.12	
171	1... 13C-PCB-4	9.68e5	1.62	NO	0.600	5.011	19.51	19.51	0.765	0.765	NO	1554	77.9	0.578	
172	1... 13C-PCB-9	1.58e6	1.61	NO	0.970	5.011	21.34	21.33	0.836	0.836	NO	1573	78.8	0.358	
173	1... 13C-PCB-11	1.48e6	1.58	NO	0.962	5.011	24.78	24.80	0.971	0.972	NO	1482	74.3	0.361	
174	1... 13C-PCB-19	6.59e5	1.06	NO	0.499	5.011	23.75	23.75	0.931	0.931	NO	1273	63.8	6.92	
175	1... 13C-PCB-32	9.89e5	1.05	NO	0.744	5.011	26.73	26.74	1.048	1.048	NO	1280	64.1	4.64	
176	1... 13C-PCB-28	1.59e6	1.04	NO	1.06	5.011	28.75	28.75	1.004	1.004	NO	1695	84.9	5.57	

Dataset: U:\VG11.PRO\Results\200608K2\200608K2-7.qld

Last Altered: Thursday, June 11, 2020 15:57:04 Pacific Daylight Time

Printed: Thursday, June 11, 2020 15:57:27 Pacific Daylight Time

Name: 200608K2_7, Date: 09-Jun-2020, Time: 02:43:53, ID: 2001112-01 PDI-167SC-A-00-01-200519 10, Description: PDI-167SC-A-00-01-200519

#	Name	Resp	RA	n/y	RRF	wt/Vol	Pred.RT	RT	Pred.R...	RRT	Check RRT	Conc.	%Rec	DL	EMPC
177	1... 13C-PCB-37	1.54e6	1.04	NO	0.989	5.011	32.73	32.77	1.143	1.144	NO	1757	88.1	6.00	
178	1... 13C-PCB-54	9.31e5	0.78	NO	0.999	5.011	27.62	27.60	0.753	0.752	NO	1584	79.4	1.22	
179	1... 13C-PCB-52	7.90e5	0.77	NO	0.804	5.011	31.26	31.25	0.852	0.852	NO	1671	83.7	1.51	
180	1... 13C-PCB-47	8.41e5	0.80	NO	0.857	5.011	31.78	31.78	0.866	0.867	NO	1668	83.6	1.42	
181	1... 13C-PCB-70	9.97e5	0.79	NO	0.996	5.011	35.41	35.40	0.965	0.965	NO	1703	85.3	1.22	
182	1... 13C-PCB-80	1.05e6	0.79	NO	1.03	5.011	35.84	35.82	0.977	0.977	NO	1743	87.3	1.18	
183	1... 13C-PCB-81	9.78e5	0.79	NO	0.988	5.011	39.04	39.02	1.064	1.064	NO	1683	84.3	1.23	
184	1... 13C-PCB-77	9.60e5	0.82	NO	0.969	5.011	39.66	39.64	1.081	1.081	NO	1684	84.4	1.25	
185	1... 13C-PCB-104	5.93e5	1.61	NO	1.02	5.011	32.44	32.47	0.827	0.828	NO	1623	81.3	0.658	
186	1... 13C-PCB-95	4.74e5	1.64	NO	0.805	5.011	35.69	35.71	0.910	0.910	NO	1639	82.1	0.831	
187	1... 13C-PCB-101	4.77e5	1.63	NO	0.793	5.011	37.44	37.44	0.954	0.954	NO	1676	84.0	0.844	
188	1... 13C-PCB-97	4.21e5	1.67	NO	0.696	5.011	38.78	38.78	0.989	0.989	NO	1682	84.3	0.961	
189	1... 13C-PCB-123	5.72e5	1.65	NO	0.933	5.011	41.42	41.44	1.056	1.056	NO	1708	85.6	0.717	
190	1... 13C-PCB-118	5.89e5	1.62	NO	0.986	5.011	41.61	41.63	1.061	1.061	NO	1663	83.3	0.679	
191	1... 13C-PCB-114	9.39e5	1.59	NO	1.55	5.011	42.30	42.30	0.908	0.908	NO	1965	98.5	1.19	
192	1... 13C-PCB-105	9.53e5	1.56	NO	1.57	5.011	43.19	43.19	0.927	0.927	NO	1962	98.3	1.17	
193	1... 13C-PCB-127	1.00e6	1.55	NO	1.62	5.011	43.55	43.53	0.934	0.934	NO	1999	100	1.13	
194	1... 13C-PCB-126	9.13e5	1.60	NO	1.57	5.011	45.51	45.51	0.976	0.976	NO	1884	94.4	1.17	
195	1... 13C-PCB-155	4.01e5	1.27	NO	0.615	5.011	36.96	36.98	0.942	0.943	NO	1818	91.1	0.484	
196	1... 13C-PCB-153	7.19e5	1.25	NO	1.36	5.011	43.36	43.36	0.930	0.930	NO	1706	85.5	1.32	
197	1... 13C-PCB-141	6.00e5	1.26	NO	1.13	5.011	44.12	44.12	0.947	0.947	NO	1721	86.2	1.60	
198	1... 13C-PCB-138	6.20e5	1.29	NO	1.18	5.011	44.99	44.99	0.965	0.965	NO	1694	84.9	1.52	
199	1... 13C-PCB-159	7.57e5	1.28	NO	1.44	5.011	46.32	46.32	0.994	0.994	NO	1702	85.3	1.25	
200	2... 13C-PCB-167	7.52e5	1.28	NO	1.44	5.011	47.02	47.02	1.009	1.009	NO	1689	84.7	1.25	
201	2... 13C-PCB-156	7.32e5	1.31	NO	1.40	5.011	48.37	48.35	1.038	1.037	NO	1697	85.1	1.29	
202	2... 13C-PCB-157	7.39e5	1.30	NO	1.40	5.011	48.63	48.63	1.043	1.043	NO	1713	85.8	1.29	
203	2... 13C-PCB-169	7.23e5	1.29	NO	1.33	5.011	50.91	50.90	1.092	1.092	NO	1757	88.1	1.36	
204	2... 13C-PCB-188	5.13e5	0.44	NO	1.41	5.011	42.98	42.97	0.926	0.926	NO	1671	83.7	1.19	
205	2... 13C-PCB-180	3.62e5	0.43	NO	0.929	5.011	49.67	49.67	1.070	1.070	NO	1790	89.7	1.81	
206	2... 13C-PCB-170	3.22e5	0.45	NO	0.794	5.011	51.34	51.34	1.106	1.106	NO	1862	93.3	2.12	
207	2... 13C-PCB-189	4.16e5	0.44	NO	1.04	5.011	53.04	53.06	1.143	1.143	NO	1831	91.8	1.61	
208	2... 13C-PCB-202	4.08e5	0.92	NO	1.04	5.011	48.57	48.57	1.046	1.047	NO	1810	90.7	0.740	
209	2... 13C-PCB-194	5.47e5	0.91	NO	0.768	5.011	54.71	54.69	0.995	0.995	NO	1567	78.5	1.89	
210	2... 13C-PCB-208	6.48e5	0.81	NO	0.991	5.011	53.93	53.92	0.981	0.981	NO	1439	72.1	1.76	
211	2... 13C-PCB-206	4.26e5	0.77	NO	0.552	5.011	56.22	56.22	1.023	1.023	NO	1698	85.1	3.15	
212	2... 13C-PCB-209	3.94e5	1.21	NO	0.396	5.011	57.48	57.47	1.046	1.046	NO	2187	110	0.189	

Dataset: U:\VG11.PRO\Results\200608K2\200608K2-7.qld

Last Altered: Thursday, June 11, 2020 15:57:04 Pacific Daylight Time
Printed: Thursday, June 11, 2020 15:57:27 Pacific Daylight Time

Name: 200608K2_7, Date: 09-Jun-2020, Time: 02:43:53, ID: 2001112-01 PDI-167SC-A-00-01-200519 10, Description: PDI-167SC-A-00-01-200519

#	Name	Resp	RA	n/y	RRF	wt/vol	Pred.RT	RT	Pred.R...	RRT	Check RRT	Conc.	%Rec	DL	EMPC
213	2... 13C-PCB-15	2.07e6	1.61	NO	1.00	5.011	25.53	25.51	1.000	0.000	NO	1996	100	0.347	
214	2... 13C-PCB-31	1.76e6	1.04	NO	1.00	5.011	28.66	28.64	1.000	0.000	NO	1996	100	5.93	
215	2... 13C-PCB-60	1.17e6	0.79	NO	1.00	5.011	36.68	36.68	1.000	0.000	NO	1996	100	1.22	
216	2... 13C-PCB-111	7.17e5	1.62	NO	1.00	5.011	39.25	39.23	1.000	0.000	NO	1996	100	0.669	
217	2... 13C-PCB-128	6.16e5	1.27	NO	1.00	5.011	46.60	46.60	1.000	0.000	NO	1996	100	1.80	
218	2... 13C-PCB-182	4.34e5	0.45	NO	1.00	5.011	46.43	46.42	0.000	0.000	NO	1996	100	1.68	
219	2... 13C-PCB-205	9.06e5	0.94	NO	1.00	5.011	54.96	54.96	1.000	0.000	NO	1996	100	1.45	
220	2... 13C-PCB-79	1.21e6	0.80	NO	1.07	5.011	37.78	37.76	1.030	1.029	NO	1927	96.5	1.14	
221	2... 13C-PCB-178	4.02e5	0.46	NO	0.766	5.011	45.88	45.87	0.988	0.988	NO	1700	85.2	1.57	
222	2... 13C-PCB-79	1.21e6	0.80	NO	1.08	5.011	37.76	37.76	0.968	0.968	NO	2284	114	1.33	
223	2... 13C-PCB-178	4.03e5	0.46	NO	1.05	5.011	45.85	45.87	0.923	0.923	NO	2116	106	1.92	
224	2... Total Mono-PCBs				1.17	5.011	0.00		0.000		NO	3.161		0.910	5.787
225	2... Total Di-PCBs				1.05	5.011	0.00		0.000		NO	10.50		6.46	22.46
226	2... 2nd Function Tri-PCBs				1.08	5.011	0.00		0.000		NO	34.51		3.66	40.59
227	2... 3rd Function Tri-PCBs				0.983	5.011	0.00		0.000		NO	61.53		7.20	66.00
228	2... Total Tetra-PCBs				1.08	5.011	0.00		0.000		NO	325.9		10.6	329.5
229	2... 3rd Function Penta-PCBs				1.32	5.011	0.00		0.000		NO	405.0		17.2	426.6
230	2... 4th Function Penta-PCBs				1.07	5.011	0.00		0.000		NO	17.31		1.96	18.57
231	2... 3rd Function Hexa-PCBs				0.951	5.011	0.00		0.000		NO	148.8		3.31	154.6
232	2... 4th Function Hexa-PCBs				1.03	5.011	0.00		0.000		NO	292.2		7.13	296.4
233	2... Total Hepta-PCBs				1.36	5.011	0.00		0.000		NO	246.8		6.33	261.2
234	2... 4th Function Octa-PCBs				1.00	5.011	0.00		0.000		NO	40.05		3.59	42.92
235	2... 5th Function Octa-PCBs				1.15	5.011	0.00		0.000		NO	19.89		0.864	19.89
236	2... Total Nona-PCBs				0.952	5.011	0.00		0.000		NO	0.0000		0.474	9.132
237	2... Deca-CB				0.986	5.011	0.00		0.000		NO	4.667		0.109	4.667
238	2... Total PCBs														

> 96.04 -

> 422.31 -

> 441 -

> 59.94 -

> 106.59 -

> 445.7 -

> 457 -

> 62.81 -

Vista Analytical Laboratory

Dataset: U:\VG11.PRO\Results\200608K2\200608K2-7.qld

Last Altered: Thursday, June 11, 2020 15:57:04 Pacific Daylight Time

Printed: Thursday, June 11, 2020 15:57:59 Pacific Daylight Time

Method: U:\VG11.PRO\MethDB\PCB-209_ZB1_6-1-20.mdb 02 Jun 2020 10:36:07

Calibration: U:\VG11.PRO\CurveDB\cb1_PCBvg11-6-1-20.cdb 02 Jun 2020 10:21:16

ID: 2001112-01 PDI-167SC-A-00-01-200519 10, Description: PDI-167SC-A-00-01-200519

Total Mono-PCBs

Name	Pred.R.	RT	m1 Height	m2 Height	m1 Resp	m2 Resp	RA	n/y	Resp	Conc.	EMPC	DL
1 PCB-1	15.52	15.54	2.379e4	9.863e3	1.620e3	5.656e2	2.86	NO	2.185e3	3.1609	3.1609	0.313
2 PCB-2	17.94	17.94	1.121e4	3.031e3	6.207e2	2.387e2	2.60	YES	8.594e2	0.00000	1.1034	0.294
3 PCB-3	18.17	18.18	1.820e4	4.601e3	1.156e3	2.657e2	4.35	YES	1.422e3	0.00000	1.5227	0.303

Total Di-PCBs

Name	Pred.R.	RT	m1 Height	m2 Height	m1 Resp	m2 Resp	RA	n/y	Resp	Conc.	EMPC	DL
1 PCB-4/10	19.59	19.53	3.372e4	2.337e4	2.028e3	1.388e3	1.46	NO	3.417e3	5.6421	5.6421	0.918
2 PCB-5/8	22.44	22.43	4.761e4	3.266e4	3.031e3	2.480e3	1.22	YES	5.510e3	0.00000	6.3141	0.737
3 PCB-11	24.82	24.82	4.161e4	2.795e4	2.877e3	2.269e3	1.27	YES	5.147e3	0.00000	5.6535	0.775
4 PCB-15	25.57	25.54	2.837e4	1.906e4	2.250e3	1.475e3	1.53	NO	3.725e3	4.8546	4.8546	0.843

2nd Function Tri-PCBs

Name	Pred.R.	RT	m1 Height	m2 Height	m1 Resp	m2 Resp	RA	n/y	Resp	Conc.	EMPC	DL
1 PCB-19	23.78	23.78	1.785e4	1.718e4	1.340e3	1.090e3	1.23	YES	2.431e3	0.00000	6.0856	0.731
2 PCB-18	25.45	25.45	5.064e4	4.801e4	2.949e3	2.753e3	1.07	NO	5.702e3	14.067	14.067	0.666
3 PCB-17	25.63	25.63	2.203e4	2.182e4	1.658e3	1.499e3	1.11	NO	3.157e3	8.3964	8.3964	0.718
4 PCB-24/27	26.24	26.22	7.124e3	6.903e3	5.556e2	5.399e2	1.03	NO	1.096e3	2.0425	2.0425	0.503
5 PCB-16/32	26.76	26.76	2.451e4	2.580e4	2.434e3	2.155e3	1.13	NO	4.588e3	10.002	10.002	0.588

Vista Analytical Laboratory

Dataset: U:\VG11.PRO\Results\200608K2\200608K2-7.qld

Last Altered: Thursday, June 11, 2020 15:57:04 Pacific Daylight Time

Printed: Thursday, June 11, 2020 15:57:59 Pacific Daylight Time

ID: 2001112-01 PDI-167SC-A-00-01-200519 10, Description: PDI-167SC-A-00-01-200519

3rd Function Tri-PCBs

	Name	Pred R	RT	m1 Height	m2 Height	m1 Resp	m2 Resp	RA	n/y	Resp	Conc	EMPC	DL
1	PCB-26	28.14	28.14	3.033e4	2.103e4	2.100e3	1.655e3	1.27	YES	3.755e3	0.00000	4.4756	0.525
2	PCB-25	28.29	28.29	1.021e4	1.189e4	8.538e2	8.845e2	0.97	NO	1.738e3	2.2899	2.2899	0.522
3	PCB-31	28.66	28.66	1.014e5	9.699e4	7.564e3	7.160e3	1.06	NO	1.472e4	17.779	17.779	0.479
4	PCB-28	28.77	28.77	1.141e5	1.138e5	8.453e3	8.406e3	1.01	NO	1.686e4	20.580	20.580	0.484
5	PCB-20/21/33	29.41	29.44	4.251e4	3.666e4	3.505e3	3.169e3	1.11	NO	6.674e3	8.8713	8.8713	0.527
6	PCB-22	29.85	29.87	3.387e4	2.671e4	2.597e3	2.296e3	1.13	NO	4.893e3	6.2934	6.2934	0.510
7	PCB-37	32.79	32.81	3.056e4	2.774e4	2.304e3	2.133e3	1.08	NO	4.437e3	5.7112	5.7112	0.513

Vista Analytical Laboratory

Dataset: U:\VG11.PRO\Results\200608K2\200608K2-7.qld

Last Altered: Thursday, June 11, 2020 15:57:04 Pacific Daylight Time

Printed: Thursday, June 11, 2020 15:57:59 Pacific Daylight Time

ID: 2001112-01 PDI-167SC-A-00-01-200519 10, Description: PDI-167SC-A-00-01-200519

Total Tetra-PCBs

	Name	Pred.R	RT	m1 Height	m2 Height	m1 Resp	m2 Resp	RA	n/y	Resp	Conc.	EMPC	DL
1	PCB-54	27.62	27.62	4.297e3	5.970e3	2.774e2	4.086e2	0.68	NO	6.859e2	1.3616	1.3616	0.297
2	PCB-53	29.49	29.50	2.207e4	2.988e4	1.703e3	2.309e3	0.74	NO	4.013e3	10.165	10.165	0.392
3	PCB-51	29.84	29.83	1.175e4	1.377e4	8.172e2	1.079e3	0.76	NO	1.896e3	4.4945	4.4945	0.367
4	PCB-45	30.29	30.30	6.882e3	1.379e4	5.349e2	1.018e3	0.53	YES	1.553e3	0.00000	3.6171	0.455
5	PCB-46	30.78	30.78	4.288e3	5.874e3	2.981e2	3.934e2	0.76	NO	6.916e2	2.1022	2.1022	0.470
6	PCB-52/69	31.28	31.26	1.761e5	2.385e5	1.383e4	1.864e4	0.74	NO	3.247e4	70.275	70.275	0.335
7	PCB-43/49	31.57	31.58	8.316e4	1.196e5	6.619e3	9.723e3	0.68	NO	1.634e4	40.611	40.611	0.384
8	PCB-47	31.80	31.80	4.618e4	5.743e4	3.679e3	4.614e3	0.80	NO	8.293e3	21.344	21.344	0.414
9	PCB-48/75	31.92	31.93	1.332e4	1.684e4	1.102e3	1.444e3	0.76	NO	2.547e3	5.3942	5.3942	0.341
10	PCB-44	32.62	32.64	6.416e4	8.636e4	4.949e3	6.484e3	0.76	NO	1.143e4	32.918	32.918	0.463
11	PCB-42/59	32.85	32.86	2.122e4	3.045e4	1.660e3	2.328e3	0.71	NO	3.988e3	9.0139	9.0139	0.364
12	PCB-41/64/71/72	33.47	33.46	7.133e4	8.933e4	5.782e3	7.185e3	0.80	NO	1.297e4	25.913	25.913	0.321
13	PCB-68	33.72	33.70	3.566e3	5.138e3	2.892e2	3.379e2	0.86	NO	6.271e2	1.1645	1.1645	0.299
14	PCB-40	33.95	33.92	8.204e3	1.077e4	7.184e2	8.522e2	0.84	NO	1.571e3	6.1896	6.1896	0.634
15	PCB-67	34.62	34.61	2.555e3	4.436e3	2.166e2	3.077e2	0.70	NO	5.244e2	0.96775	0.96775	0.281
16	PCB-63	34.90	34.89	3.589e3	4.340e3	2.783e2	3.354e2	0.83	NO	6.137e2	1.1454	1.1454	0.284
17	PCB-74	35.20	35.19	4.011e4	5.632e4	3.223e3	4.394e3	0.73	NO	7.617e3	12.859	12.859	0.257
18	PCB-61/70	35.41	35.41	1.190e5	1.540e5	9.177e3	1.167e4	0.79	NO	2.085e4	39.560	39.560	0.288
19	PCB-76/66	35.60	35.64	7.131e4	9.191e4	5.788e3	7.571e3	0.76	NO	1.336e4	22.955	22.955	0.261
20	PCB-56/60	36.68	36.68	4.494e4	5.643e4	3.568e3	4.381e3	0.81	NO	7.949e3	14.783	14.783	0.288
21	PCB-79	37.78	37.80	2.295e3	2.763e3	1.541e2	2.143e2	0.72	NO	3.684e2	0.61258	0.61258	0.258
22	PCB-77	39.66	39.66	6.036e3	7.510e3	4.527e2	6.783e2	0.67	NO	1.131e3	2.0686	2.0686	0.297

Vista Analytical Laboratory

Dataset: U:\VG 11.PRO\Results\200608K2\200608K2-7.qld

Last Altered: Thursday, June 11, 2020 15:57:04 Pacific Daylight Time

Printed: Thursday, June 11, 2020 15:57:59 Pacific Daylight Time

ID: 2001112-01 PDI-167SC-A-00-01-200519 10, Description: PDI-167SC-A-00-01-200519

3rd Function Penta-PCBs

	Name	Pred.R.	RT	m1 Height	m2 Height	m1 Resp	m2 Resp	RA	n/y	Resp	Conc.	EMPC	DL
1	PCB-96	33.79	33.76	3.082e3	1.749e3	2.407e2	1.617e2	1.49	NO	4.024e2	1.1745	1.1745	0.334
2	PCB-103	34.34	34.33	4.950e3	4.776e3	4.316e2	3.356e2	1.29	YES	7.672e2	0.00000	2.5466	0.412
3	PCB-100	34.71	34.69	2.223e3	2.047e3	1.534e2	1.372e2	1.12	YES	2.906e2	0.00000	0.88878	0.404
4	PCB-94	35.19	35.17	1.526e3	1.303e3	1.269e2	1.134e2	1.12	YES	2.403e2	0.00000	0.92392	0.521
5	PCB-95/98/102	35.67	35.73	1.494e5	9.219e4	1.157e4	7.400e3	1.56	NO	1.897e4	66.308	66.308	0.410
6	PCB-88/91	36.14	36.14	2.159e4	1.280e4	1.676e3	1.005e3	1.67	NO	2.681e3	10.599	10.599	0.464
7	PCB-84/92	37.08	37.07	8.898e4	5.571e4	6.861e3	4.349e3	1.58	NO	1.121e4	46.060	46.060	0.477
8	PCB-90/101	37.46	37.46	1.759e5	1.064e5	1.475e4	8.638e3	1.71	NO	2.339e4	87.120	87.120	0.433
9	PCB-113	37.70	37.72	5.127e3	3.707e3	2.902e2	1.975e2	1.47	NO	4.876e2	1.3469	1.3469	0.321
10	PCB-99	37.79	37.81	6.868e4	4.482e4	5.523e3	3.473e3	1.59	NO	8.996e3	28.480	28.480	0.368
11	PCB-119	38.28	38.28	6.258e3	6.320e3	5.469e2	5.058e2	1.08	YES	1.053e3	0.00000	2.3575	0.314
12	PCB-108/112	38.44	38.45	7.464e3	4.489e3	5.615e2	3.410e2	1.65	NO	9.025e2	2.9617	2.9617	0.392
13	PCB-97	38.80	38.82	3.667e4	2.195e4	2.732e3	1.773e3	1.54	NO	4.505e3	16.663	16.663	0.442
14	PCB-87/117/125	39.10	39.10	5.903e4	3.426e4	4.540e3	2.846e3	1.60	NO	7.386e3	22.468	22.468	0.363
15	PCB-111/115	39.25	39.25	2.633e3	2.331e3	2.059e2	1.787e2	1.15	YES	3.846e2	0.00000	0.83881	0.297
16	PCB-85/116	39.38	39.38	1.466e4	1.327e4	1.347e3	1.024e3	1.32	YES	2.371e3	0.00000	7.4282	0.401
17	PCB-110	39.79	39.79	2.034e5	1.261e5	1.545e4	9.576e3	1.61	NO	2.503e4	68.112	68.112	0.325
18	PCB-82	40.44	40.42	1.098e4	4.171e3	7.521e2	3.341e2	2.25	YES	1.086e3	0.00000	3.8177	0.526
19	PCB-124	41.15	41.13	5.854e3	6.613e3	5.191e2	4.876e2	1.06	YES	1.007e3	0.00000	2.1264	0.294
20	PCB-107/109	41.29	41.29	1.556e4	1.142e4	1.236e3	7.836e2	1.58	NO	2.019e3	5.2475	5.2475	0.306
21	PCB-123	41.46	41.42	1.688e3	1.460e3	1.381e2	1.299e2	1.06	YES	2.680e2	0.00000	0.65949	0.343
22	PCB-106/118	41.67	41.65	1.282e5	8.883e4	1.037e4	7.085e3	1.46	NO	1.745e4	48.509	48.509	0.326

4th Function Penta-PCBs

	Name	Pred.R.	RT	m1 Height	m2 Height	m1 Resp	m2 Resp	RA	n/y	Resp	Conc.	EMPC	DL
1	PCB-114	42.32	42.34	3.078e3	3.098e3	2.764e2	2.449e2	1.13	YES	5.213e2	0.00000	0.84480	0.370
2	PCB-122	42.47	42.47	1.745e3	2.537e3	1.119e2	1.707e2	0.66	YES	2.826e2	0.00000	0.41339	0.447
3	PCB-105	43.21	43.21	6.680e4	3.930e4	5.446e3	3.241e3	1.68	NO	8.687e3	17.309	17.309	0.396

Vista Analytical Laboratory

Dataset: U:\VG11.PRO\Results\200608K2\200608K2-7.qld

Last Altered: Thursday, June 11, 2020 15:57:04 Pacific Daylight Time

Printed: Thursday, June 11, 2020 15:57:59 Pacific Daylight Time

ID: 2001112-01 PDI-167SC-A-00-01-200519 10, Description: PDI-167SC-A-00-01-200519

3rd Function Hexa-PCBs

	Name	Pred R	RT	m1 Height	m2 Height	m1 Resp	m2 Resp	RA	n/y	Resp	Conc	EMPC	DL
1	PCB-136	39.60	39.58	2.979e4	2.218e4	2.079e3	1.621e3	1.28	NO	3.700e3	18.021	18.021	0.233
2	PCB-154	40.21	40.20	2.831e3	2.245e3	1.866e2	1.583e2	1.18	NO	3.450e2	1.8666	1.8666	0.258
3	PCB-151	40.88	40.87	3.160e4	2.613e4	2.464e3	2.134e3	1.15	NO	4.598e3	29.070	29.070	0.302
4	PCB-135	41.11	41.09	2.344e4	1.792e4	1.793e3	1.384e3	1.30	NO	3.177e3	17.131	17.131	0.257
5	PCB-144	41.22	41.20	6.587e3	4.835e3	5.149e2	3.132e2	1.64	YES	8.281e2	0.00000	4.4217	0.301
6	PCB-147	41.35	41.31	1.708e3	1.644e3	1.292e2	1.254e2	1.03	YES	2.547e2	0.00000	1.3912	0.284
7	PCB-139/149	41.62	41.59	1.123e5	8.711e4	9.045e3	6.711e3	1.35	NO	1.576e4	82.665	82.665	0.250

4th Function Hexa-PCBs

	Name	Pred R	RT	m1 Height	m2 Height	m1 Resp	m2 Resp	RA	n/y	Resp	Conc	EMPC	DL
1	PCB-134/143	42.28	42.27	9.946e3	8.545e3	8.208e2	6.209e2	1.32	NO	1.442e3	5.2710	5.2710	0.452
2	PCB-131/133	42.57	42.57	7.179e3	6.616e3	5.980e2	5.169e2	1.16	NO	1.115e3	3.7691	3.7691	0.418
3	PCB-146/165	42.97	42.97	5.476e4	4.174e4	4.282e3	3.249e3	1.32	NO	7.531e3	20.556	20.556	0.338
4	PCB-132/161	43.20	43.25	7.216e4	5.959e4	5.814e3	4.912e3	1.18	NO	1.073e4	29.062	29.062	0.335
5	PCB-153	43.38	43.38	2.358e5	1.995e5	1.826e4	1.531e4	1.19	NO	3.357e4	87.019	87.019	0.321
6	PCB-141	44.14	44.14	3.860e4	3.354e4	2.999e3	2.507e3	1.20	NO	5.506e3	17.852	17.852	0.395
7	PCB-137	44.54	44.54	6.658e3	5.401e3	5.101e2	3.858e2	1.32	NO	8.959e2	2.6857	2.6857	0.365
8	PCB-130	44.64	44.65	1.563e4	1.390e4	1.269e3	1.110e3	1.14	NO	2.378e3	8.9426	8.9426	0.458
9	PCB-138/163/164	45.03	45.01	2.060e5	1.647e5	1.958e4	1.550e4	1.26	NO	3.508e4	87.994	87.994	0.313
10	PCB-158/160	45.28	45.26	2.449e4	2.022e4	1.908e3	1.640e3	1.16	NO	3.548e3	9.2144	9.2144	0.324
11	PCB-129	45.54	45.52	4.492e3	2.676e3	3.456e2	2.552e2	1.35	NO	6.009e2	2.2324	2.2324	0.464
12	PCB-128/162	46.63	46.62	2.394e4	1.863e4	1.865e3	1.476e3	1.26	NO	3.341e3	9.7118	9.7118	0.367
13	PCB-167	47.04	47.06	9.885e3	6.679e3	7.500e2	5.204e2	1.44	YES	1.270e3	0.00000	2.7923	0.297
14	PCB-156	48.37	48.37	2.225e4	1.902e4	1.837e3	1.424e3	1.29	NO	3.261e3	7.8915	7.8915	0.300
15	PCB-157	48.67	48.63	3.761e3	3.311e3	3.936e2	2.486e2	1.58	YES	6.422e2	0.00000	1.4484	0.329

Dataset: U:\VG11.PRO\Results\200608K2\200608K2-7.qld

Last Altered: Thursday, June 11, 2020 15:57:04 Pacific Daylight Time
 Printed: Thursday, June 11, 2020 15:57:59 Pacific Daylight Time

ID: 2001112-01 PDI-167SC-A-00-01-200519 10, Description: PDI-167SC-A-00-01-200519

Total Hepta-PCBs

	Name	Pred.R.	RT	m1 Height	m2 Height	m1 Resp	m2 Resp	RA	n/y	Resp	Conc.	EMPC	DL
1	PCB-179	44.25	44.27	3.039e4	2.941e4	2.640e3	2.378e3	1.11	NO	5.018e3	15.048	15.048	0.224
2	PCB-176	44.72	44.75	1.102e4	1.049e4	8.532e2	8.231e2	1.04	NO	1.676e3	4.9867	4.9867	0.223
3	PCB-178	45.87	45.88	9.507e3	1.062e4	7.712e2	8.594e2	0.90	NO	1.631e3	6.7300	6.7300	0.309
4	PCB-175	46.21	46.24	1.887e3	2.556e3	1.504e2	1.860e2	0.81	YES	3.364e2	0.00000	1.1952	0.305
5	PCB-182/187	46.40	46.40	6.278e4	6.667e4	5.493e3	5.245e3	1.05	NO	1.074e4	39.209	39.209	0.273
6	PCB-183	46.73	46.76	3.024e4	2.926e4	2.438e3	2.475e3	0.98	NO	4.913e3	18.700	18.700	0.285
7	PCB-185	47.42	47.42	7.023e3	6.744e3	5.505e2	5.586e2	0.99	NO	1.109e3	4.3507	4.3507	0.298
8	PCB-174	47.81	47.80	4.961e4	5.113e4	3.827e3	4.104e3	0.93	NO	7.931e3	32.306	32.306	0.310
9	PCB-177	48.08	48.08	2.931e4	2.594e4	2.250e3	2.095e3	1.07	NO	4.345e3	18.748	18.748	0.328
10	PCB-171	48.36	48.38	1.678e4	1.348e4	1.297e3	1.026e3	1.26	YES	2.323e3	0.00000	8.8135	0.319
11	PCB-172	49.28	49.28	6.596e3	6.651e3	4.940e2	5.424e2	0.91	NO	1.036e3	4.1555	4.1555	0.305
12	PCB-180	49.69	49.69	1.170e5	1.039e5	9.305e3	8.577e3	1.08	NO	1.788e4	69.844	69.844	0.297
13	PCB-193	49.90	49.92	7.754e3	4.931e3	5.920e2	4.646e2	1.27	YES	1.057e3	0.00000	3.1317	0.250
14	PCB-191	50.16	50.17	2.750e3	2.547e3	2.179e2	1.782e2	1.22	YES	3.961e2	0.00000	1.1779	0.245
15	PCB-170	51.36	51.36	3.645e4	3.472e4	2.874e3	2.851e3	1.01	NO	5.725e3	25.349	25.349	0.341
16	PCB-190	51.55	51.57	1.313e4	1.206e4	9.896e2	9.844e2	1.01	NO	1.974e3	6.6138	6.6138	0.258
17	PCB-189	53.09	53.08	2.008e3	1.896e3	1.312e2	1.107e2	1.19	NO	2.418e2	0.79825	0.79825	0.217

4th Function Octa-PCBs

	Name	Pred.R.	RT	m1 Height	m2 Height	m1 Resp	m2 Resp	RA	n/y	Resp	Conc.	EMPC	DL
1	PCB-202	48.61	48.59	7.530e3	3.817e3	5.292e2	3.618e2	1.46	YES	8.910e2	0.00000	2.8642	0.376
2	PCB-201	49.08	49.09	2.990e3	2.303e3	2.353e2	2.424e2	0.97	NO	4.777e2	2.2201	2.2201	0.417
3	PCB-200	50.49	50.53	2.681e3	4.156e3	2.475e2	3.111e2	0.80	NO	5.586e2	2.5534	2.5534	0.410
4	PCB-198	52.06	52.06	9.360e2	1.223e3	6.864e1	7.401e1	0.93	NO	1.427e2	0.87923	0.87923	0.553
5	PCB-199	52.17	52.19	1.759e4	1.993e4	1.329e3	1.472e3	0.90	NO	2.801e3	16.932	16.932	0.542
6	PCB-196/203	52.50	52.50	2.007e4	2.121e4	1.427e3	1.566e3	0.91	NO	2.993e3	17.469	17.469	0.523

Vista Analytical Laboratory

Dataset: U:\VG11.PRO\Results\200608K2\200608K2-7.qld

Last Altered: Thursday, June 11, 2020 15:57:04 Pacific Daylight Time

Printed: Thursday, June 11, 2020 15:57:59 Pacific Daylight Time

ID: 2001112-01 PDI-167SC-A-00-01-200519 10, Description: PDI-167SC-A-00-01-200519

5th Function Octa-PCBs

Name	Pred.R.	RT	m1 Height	m2 Height	m1 Resp	m2 Resp	RA	n/y	Resp	Conc.	EMPC	DL
1 PCB-195	53.78	53.78	1.191e4	1.189e4	6.995e2	7.672e2	0.91	NO	1.467e3	5.1270	5.1270	0.315
2 PCB-194	54.70	54.70	3.325e4	3.958e4	1.887e3	2.303e3	0.82	NO	4.190e3	13.709	13.709	0.294
3 PCB-205	54.96	54.99	2.757e3	4.312e3	1.608e2	2.112e2	0.76	NO	3.720e2	1.0532	1.0532	0.255

Total Nona-PCBs

Name	Pred.R.	RT	m1 Height	m2 Height	m1 Resp	m2 Resp	RA	n/y	Resp	Conc.	EMPC	DL
1 PCB-208	53.94	53.94	7.547e3	4.344e3	4.709e2	2.460e2	1.91	YES	7.169e2	0.00000	1.9003	0.140
2 PCB-207	54.26	54.26	2.525e3	3.418e3	1.593e2	2.028e2	0.79	YES	3.621e2	0.00000	0.93496	0.143
3 PCB-206	56.24	56.24	1.650e4	1.039e4	9.457e2	5.784e2	1.64	YES	1.524e3	0.00000	6.2967	0.190

Deca-CB

Name	Pred.R.	RT	m1 Height	m2 Height	m1 Resp	m2 Resp	RA	n/y	Resp	Conc.	EMPC	DL
1 PCB-209	57.47	57.47	9.390e3	7.049e3	5.155e2	3.928e2	1.31	NO	9.083e2	4.6669	4.6669	0.109

Total PCBs

Name	Pred.R.	RT	m1 Height	m2 Height	m1 Resp	m2 Resp	RA	n/y	Resp	Conc.	EMPC	DL
1												

Total Mono-Isotopes

Name	Pred.R.	RT	m1 Height	m2 Height	m1 Resp	m2 Resp	RA	n/y	Resp	Conc.	EMPC	DL
1 13C-PCB-1	15.51	15.51	1.532e7	4.678e6	9.091e5	2.718e5	3.34	NO	1.181e6	1272.6		1.14
2 13C-PCB-3	18.16	18.16	1.613e7	4.829e6	9.668e5	2.855e5	3.39	NO	1.252e6	1323.7		1.12

Vista Analytical Laboratory

Dataset: U:\VG11.PRO\Results\200608K2\200608K2-7.qld

Last Altered: Thursday, June 11, 2020 15:57:04 Pacific Daylight Time

Printed: Thursday, June 11, 2020 15:57:59 Pacific Daylight Time

ID: 2001112-01 PDI-167SC-A-00-01-200519 10, Description: PDI-167SC-A-00-01-200519

Total Di-Isotopes

	Name	Pred.R.	RT	m1 Height	m2 Height	m1 Resp	m2 Resp	RA	n/y	Resp	Conc.	EMPC	DL
1	13C-PCB-4	19.51	19.51	1.007e7	6.281e6	5.990e5	3.692e5	1.62	NO	9.682e5	1554.0		0.578
2	13C-PCB-9	21.34	21.33	1.572e7	9.932e6	9.760e5	6.077e5	1.61	NO	1.584e6	1572.7		0.358
3	13C-PCB-11	24.78	24.80	1.310e7	8.259e6	9.067e5	5.730e5	1.58	NO	1.480e6	1481.8		0.361
4	13C-PCB-15	25.53	25.51	1.987e7	1.243e7	1.277e6	7.951e5	1.61	NO	2.072e6	1995.6		0.347

2nd Function Tri-Isotopes

	Name	Pred.R.	RT	m1 Height	m2 Height	m1 Resp	m2 Resp	RA	n/y	Resp	Conc.	EMPC	DL
1	13C-PCB-19	23.75	23.75	5.251e6	4.959e6	3.399e5	3.194e5	1.06	NO	6.594e5	1272.7		6.92
2	13C-PCB-32	26.73	26.74	7.749e6	7.230e6	5.067e5	4.825e5	1.05	NO	9.892e5	1280.1		4.64

3rd Function Tri-Isotopes

	Name	Pred.R.	RT	m1 Height	m2 Height	m1 Resp	m2 Resp	RA	n/y	Resp	Conc.	EMPC	DL
1	13C-PCB-31	28.66	28.64	1.227e7	1.161e7	9.014e5	8.626e5	1.04	NO	1.764e6	1995.6		5.93
2	13C-PCB-28	28.75	28.75	1.077e7	1.028e7	8.142e5	7.806e5	1.04	NO	1.595e6	1695.2		5.57
3	13C-PCB-37	32.73	32.77	1.030e7	9.941e6	7.834e5	7.531e5	1.04	NO	1.536e6	1757.3		6.00

Tetra-Isotopes

	Name	Pred.R.	RT	m1 Height	m2 Height	m1 Resp	m2 Resp	RA	n/y	Resp	Conc.	EMPC	DL
1	13C-PCB-54	27.62	27.60	5.521e6	7.055e6	4.080e5	5.230e5	0.78	NO	9.310e5	1583.6		1.22
2	13C-PCB-52	31.26	31.25	4.501e6	5.871e6	3.439e5	4.464e5	0.77	NO	7.903e5	1670.6		1.51
3	13C-PCB-47	31.78	31.78	4.701e6	5.869e6	3.736e5	4.674e5	0.80	NO	8.411e5	1667.7		1.42
4	13C-PCB-70	35.41	35.40	5.869e6	7.336e6	4.407e5	5.567e5	0.79	NO	9.975e5	1702.8		1.22
5	13C-PCB-80	35.84	35.82	6.086e6	7.685e6	4.662e5	5.879e5	0.79	NO	1.054e6	1742.9		1.18
6	13C-PCB-60	36.68	36.68	6.582e6	8.258e6	5.192e5	6.547e5	0.79	NO	1.174e6	1995.6		1.22
7	13C-PCB-79	37.78	37.76	6.890e6	8.511e6	5.387e5	6.727e5	0.80	NO	1.211e6	1926.6		1.14
8	13C-PCB-81	39.04	39.02	5.533e6	7.049e6	4.316e5	5.466e5	0.79	NO	9.782e5	1683.1		1.23
9	13C-PCB-77	39.66	39.64	5.376e6	6.663e6	4.320e5	5.275e5	0.82	NO	9.595e5	1683.9		1.25

Vista Analytical Laboratory

Dataset: U:\VG11.PRO\Results\200608K2\200608K2-7.qld

Last Altered: Thursday, June 11, 2020 15:57:04 Pacific Daylight Time

Printed: Thursday, June 11, 2020 15:57:59 Pacific Daylight Time

ID: 2001112-01 PDI-167SC-A-00-01-200519 10, Description: PDI-167SC-A-00-01-200519

3rd Function Penta-Isotopes

	Name	Pred.R.	RT	m1 Height	m2 Height	m1 Resp	m2 Resp	RA	n/y	Resp	Conc.	EMPC	DL
1	13C-PCB-104	32.44	32.47	4.862e6	3.068e6	3.659e5	2.267e5	1.61	NO	5.926e5	1623.1		0.658
2	13C-PCB-95	35.69	35.71	3.817e6	2.272e6	2.946e5	1.794e5	1.64	NO	4.740e5	1638.9		0.831
3	13C-PCB-101	37.44	37.44	3.876e6	2.369e6	2.960e5	1.811e5	1.63	NO	4.772e5	1676.1		0.844
4	13C-PCB-97	38.78	38.78	3.355e6	2.009e6	2.635e5	1.574e5	1.67	NO	4.208e5	1682.3		0.961
5	13C-PCB-111	39.25	39.23	5.649e6	3.476e6	4.434e5	2.735e5	1.62	NO	7.169e5	1995.6		0.669
6	13C-PCB-123	41.42	41.44	4.604e6	2.792e6	3.564e5	2.159e5	1.65	NO	5.723e5	1707.9		0.717
7	13C-PCB-118	41.61	41.63	4.718e6	2.912e6	3.639e5	2.249e5	1.62	NO	5.888e5	1663.0		0.679

4th Function Penta-Isotopes

	Name	Pred.R.	RT	m1 Height	m2 Height	m1 Resp	m2 Resp	RA	n/y	Resp	Conc.	EMPC	DL
1	13C-PCB-114	42.30	42.30	7.416e6	4.640e6	5.760e5	3.629e5	1.59	NO	9.388e5	1965.1		1.19
2	13C-PCB-105	43.19	43.19	7.473e6	4.853e6	5.808e5	3.724e5	1.56	NO	9.532e5	1962.4		1.17
3	13C-PCB-127	43.55	43.53	7.927e6	5.099e6	6.100e5	3.934e5	1.55	NO	1.003e6	1999.4		1.13
4	13C-PCB-126	45.51	45.51	7.012e6	4.387e6	5.620e5	3.507e5	1.60	NO	9.127e5	1884.4		1.17

4th Function Hexa-Isotopes

	Name	Pred.R.	RT	m1 Height	m2 Height	m1 Resp	m2 Resp	RA	n/y	Resp	Conc.	EMPC	DL
1	13C-PCB-153	43.36	43.36	5.123e6	4.044e6	4.001e5	3.191e5	1.25	NO	7.192e5	1705.9		1.32
2	13C-PCB-141	44.12	44.12	4.356e6	3.447e6	3.347e5	2.648e5	1.26	NO	5.995e5	1720.8		1.60
3	13C-PCB-138	44.99	44.99	4.432e6	3.418e6	3.495e5	2.703e5	1.29	NO	6.198e5	1693.5		1.52
4	13C-PCB-159	46.32	46.32	5.340e6	4.172e6	4.254e5	3.311e5	1.28	NO	7.565e5	1701.5		1.25
5	13C-PCB-128	46.60	46.60	4.286e6	3.358e6	3.447e5	2.718e5	1.27	NO	6.164e5	1995.6		1.80
6	13C-PCB-167	47.02	47.02	5.386e6	4.227e6	4.214e5	3.302e5	1.28	NO	7.516e5	1689.4		1.25
7	13C-PCB-156	48.37	48.35	5.303e6	4.023e6	4.155e5	3.170e5	1.31	NO	7.325e5	1697.5		1.29
8	13C-PCB-157	48.63	48.63	5.229e6	4.024e6	4.177e5	3.214e5	1.30	NO	7.391e5	1712.8		1.29
9	13C-PCB-169	50.91	50.90	4.852e6	3.813e6	4.068e5	3.158e5	1.29	NO	7.226e5	1757.3		1.36

Vista Analytical Laboratory

Dataset: U:\VG11.PRO\Results\200608K2\200608K2-7.qld

Last Altered: Thursday, June 11, 2020 15:57:04 Pacific Daylight Time

Printed: Thursday, June 11, 2020 15:57:59 Pacific Daylight Time

ID: 2001112-01 PDI-167SC-A-00-01-200519 10, Description: PDI-167SC-A-00-01-200519

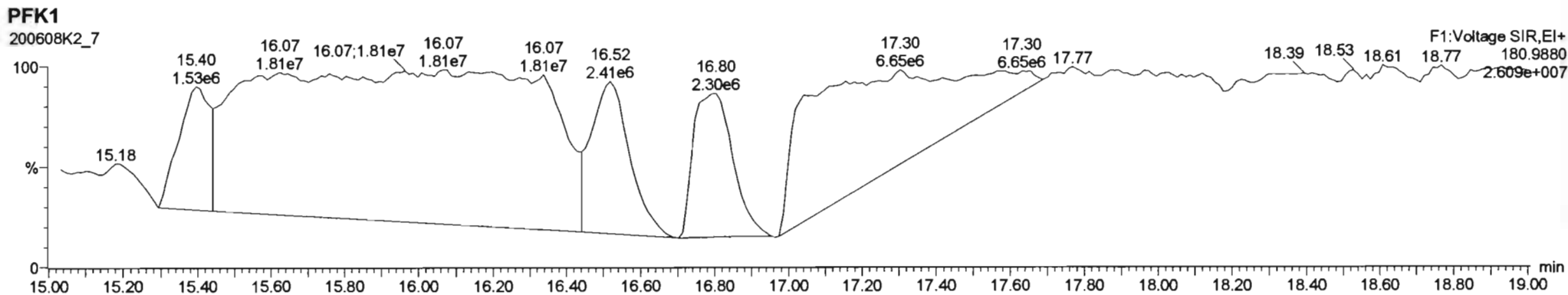
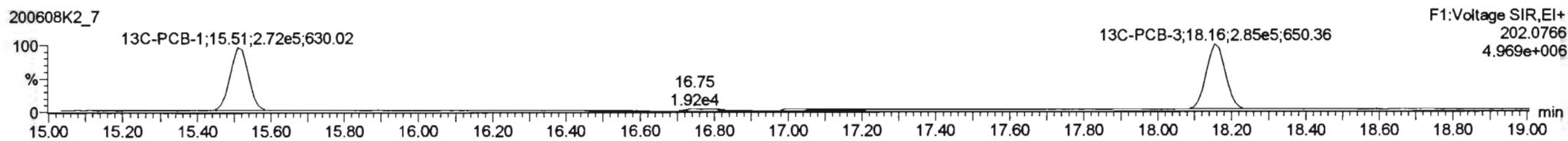

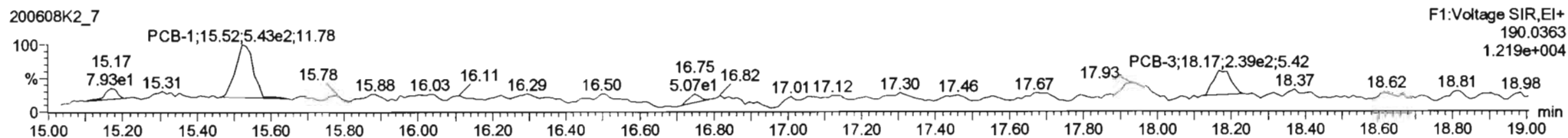
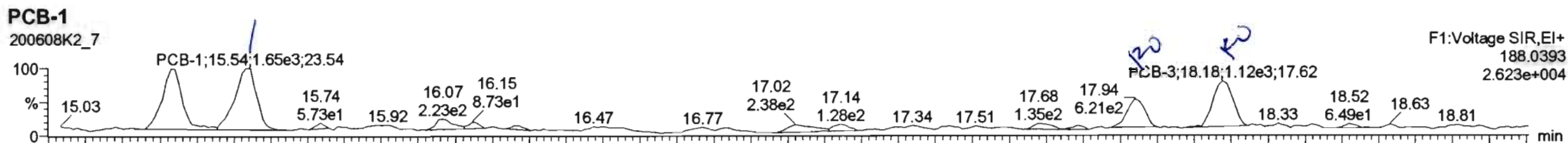
5th Function Octa-Isotopes

	Name	Pred R.	RT	m1 Height	m2 Height	m1 Resp	m2 Resp	RA	n/y	Resp	Conc.	EMPC	DL
1	13C-PCB-194	54.71	54.69	4.528e6	4.975e6	2.603e5	2.863e5	0.91	NO	5.466e5	1566.8		1.89
2	13C-PCB-205	54.96	54.96	7.908e6	8.470e6	4.382e5	4.683e5	0.94	NO	9.065e5	1995.6		1.45

Dataset: Untitled

Last Altered: Tuesday, June 09, 2020 07:24:06 Pacific Daylight Time
Printed: Tuesday, June 09, 2020 07:29:03 Pacific Daylight Time

Name: 200608K2_7, Date: 09-Jun-2020, Time: 02:43:53, ID: 2001112-01 PDI-167SC-A-00-01-200519 10, Description: PDI-167SC-A-00-01-200519

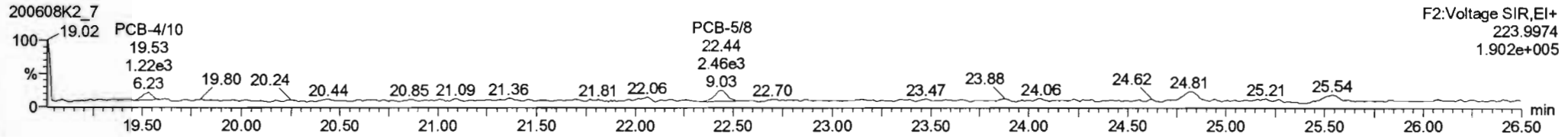
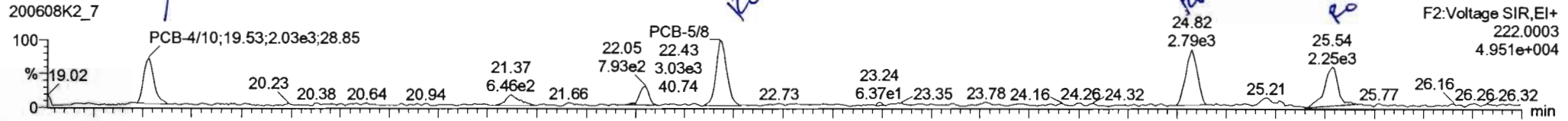


Dataset: Untitled

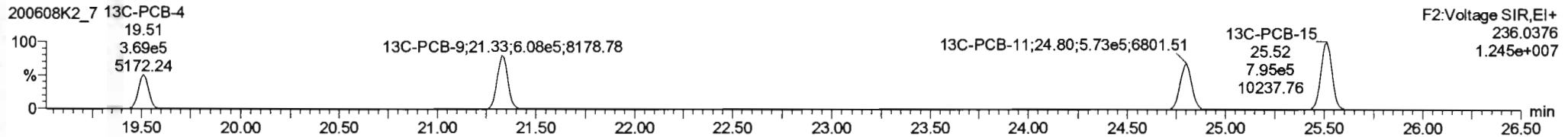
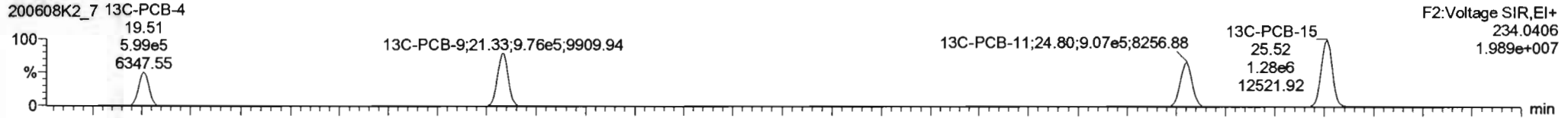
Last Altered: Tuesday, June 09, 2020 07:24:06 Pacific Daylight Time
Printed: Tuesday, June 09, 2020 07:29:03 Pacific Daylight Time

Name: 200608K2_7, Date: 09-Jun-2020, Time: 02:43:53, ID: 2001112-01 PDI-167SC-A-00-01-200519 10, Description: PDI-167SC-A-00-01-200519

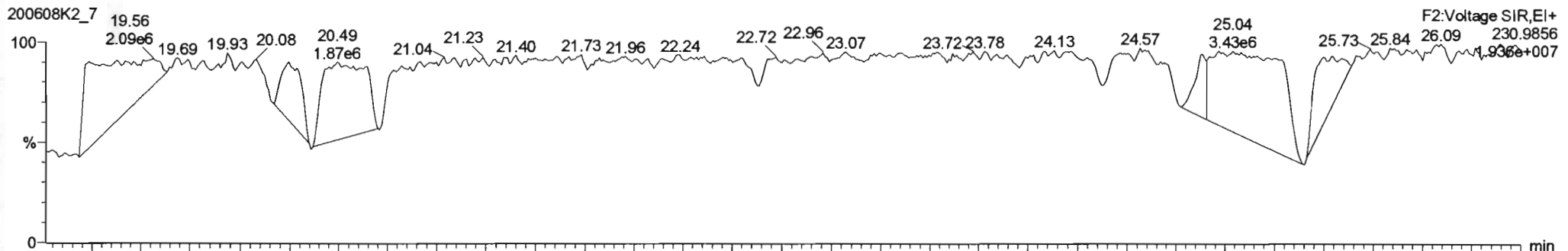
PCB-4/10



13C-PCB-4



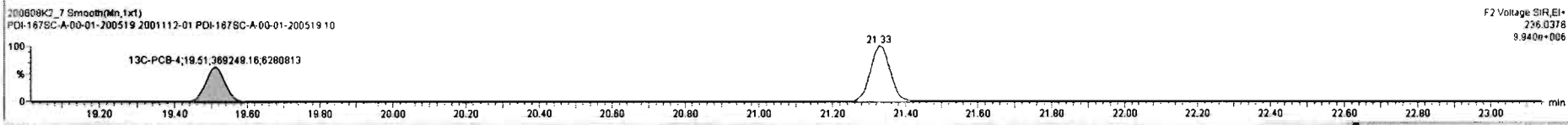

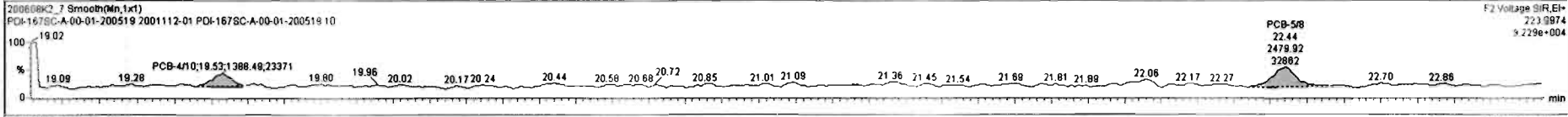
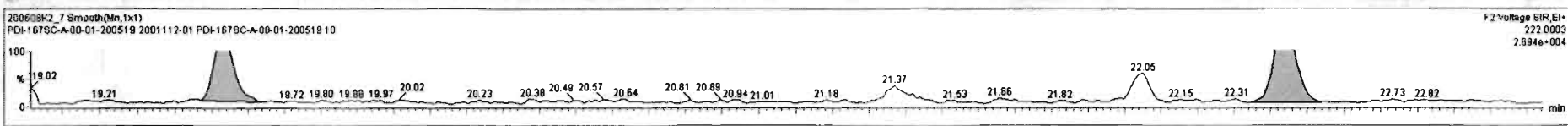
PFK2a



20060BK2_7 2001112-01 PDI-167SC-A-00-01-200519 2001112-01 PDI-167SC-A-00-01-200519

#	Name	Resp	RA	n/y	RRF	wt/vol	Pred.RT	RT	Pred.R.	RRT	RRT Fail	Conc.	%Rec	DL	EMPC
220	13C-PCB-79	1.21e6	0.80	NO	1.0689	5.011	37.76	37.76	1.030	1.029	NO	1927	96.5	1.14	
221	13C-PCB-178	4.02e5	0.46	NO	0.7865	5.011	45.88	45.87	0.988	0.989	NO	1700	85.2	1.57	
222	13C-PCB-79	1.21e6	0.80	NO	1.0621	5.011	37.76	37.76	0.968	0.969	NO	2284	114	1.33	
223	13C-PCB-178	4.03e5	0.46	NO	1.0508	5.011	45.85	45.87	0.923	0.923	NO	2116	106	1.82	
224	Total Mono-PCBs				1.1665	5.011	0.00		0.000		NO	3161		0.910	5.787
225	Total Di-PCBs				1.9537	5.011	0.00		0.000		NO	5642		8.46	21.70
226	2nd Function Tri-PCBs				1.0907	5.011	0.00		0.000		NO	37.54		3.69	38.36
227	3rd Function Tri-PCBs				0.9828	5.011	0.00		0.000		NO	59.97		7.20	64.02
228	Total Tetra-PCBs				1.0778	5.011	0.00		0.000		NO	324.0		10.6	330.6
229	3rd Function Penta-PCBs				1.3157	5.011	0.00		0.000		NO	407.7		11.2	420.8

#	Name	Pred.RT	RT	m1 Resp	m2 Resp	* Ratio (Pred)	RA	n/y	EMPC	Conc.
1	4 PCB-470	19.59	19.53	2.028e3	1.388e3	1.580	1.46	NO	5.6421	5.6421
2	7 PCB-58	22.44	22.43	3.031e3	2.480e3	1.580	1.22	YES	6.3141	0.00000
3	9 PCB-11	24.82	24.82	2.877e3	2.269e3	1.580	1.27	YES	5.6535	0.00000
4	11 PCB-15	25.57	25.54	1.811e3	1.475e3	1.580	1.30	YES	4.0877	0.00000



Dataset: Untitled

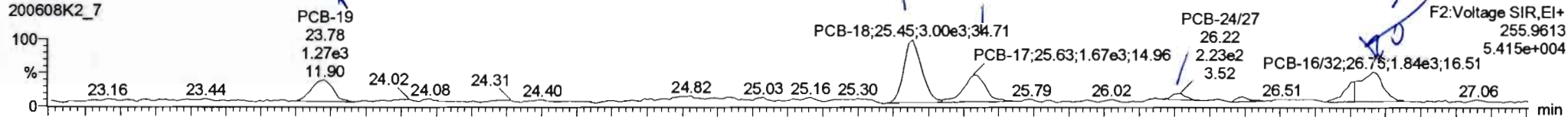
Last Altered: Tuesday, June 09, 2020 07:24:06 Pacific Daylight Time

Printed: Tuesday, June 09, 2020 07:29:03 Pacific Daylight Time

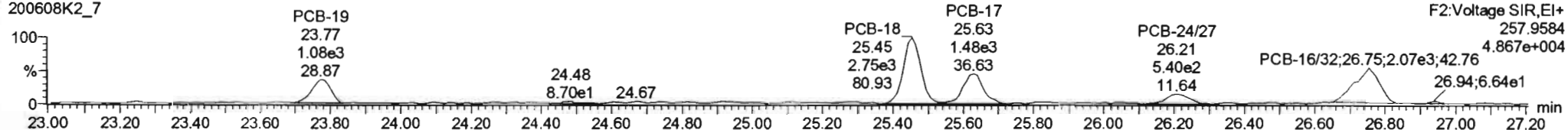
Name: 200608K2_7, Date: 09-Jun-2020, Time: 02:43:53, ID: 2001112-01 PDI-167SC-A-00-01-200519 10, Description: PDI-167SC-A-00-01-200519

PCB-19

200608K2_7




200608K2_7

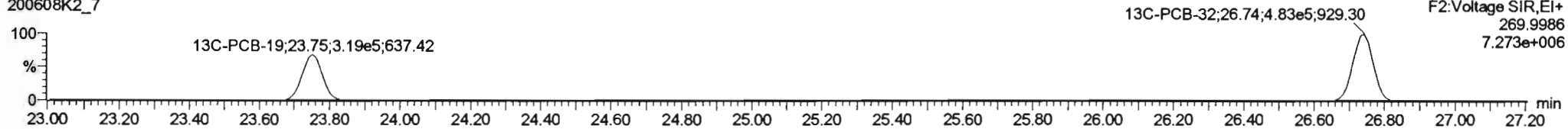


13C-PCB-19

200608K2_7

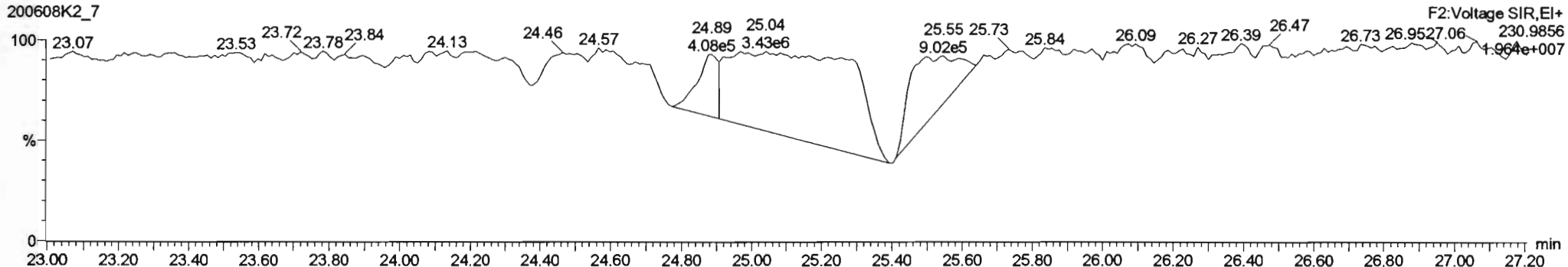


200608K2_7



PFK2b


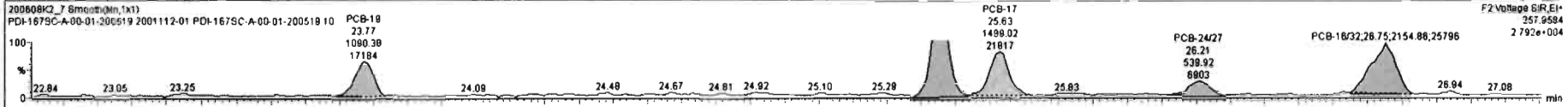
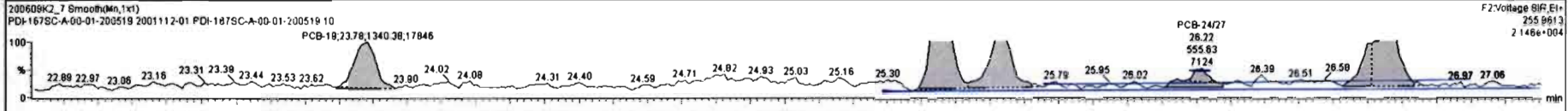
200608K2_7



200608K2_7_2001112-01-PDI-167SC-A-00-01-200519 10 200608K2_7

#	Name	Resp	RA	n/y	RRF	wt/vol	Pred.RT	RT	Pred.R...	RRT	RRT Fail	Conc.	%Rec	DL	EMPC
223	13C-PCB-178	4.03e5	0.46	NO	1.0508	5.011	45.85	45.87	0.923	0.923	NO	2116	106	1.82	
224	Total Mono-PCBs				1.1665	5.011	0.00		0.000		NO	3.161		0.810	5.787
225	Total Di-PCBs				1.0537	5.011	0.00		0.000		NO	10.50		6.46	22.46
226	2nd Function Tri-PCBs				1.0807	5.011	0.00		0.000		NO	34.51		3.66	40.58
227	3rd Function Tri-PCBs				0.9828	5.011	0.00		0.000		NO	59.97		7.20	64.02
228	Total Tetra-PCBs				1.0778	5.011	0.00		0.000		NO	324.0		10.6	330.6
229	3rd Function Penta-PCBs				1.3157	5.011	0.00		0.000		NO	407.7		11.2	420.8
230	4th Function Penta-PCBs				1.0735	5.011	0.00		0.000		NO	17.25		1.96	18.51
231	3rd Function Hexa-PCBs				0.9505	5.011	0.00		0.000		NO	148.0		3.31	153.8
232	4th Function Hexa-PCBs				1.0316	5.011	0.00		0.000		NO	291.9		7.13	296.0

#	Name	Pred.RT	RT	m1 Resp	m2 Resp	1* Ratio (Pred)	RA	n/y	EMPC	Conc.
1	17 PCB-1602	26.76	26.76	2.434e3	2.155e3	1.040	1.13	NO	10.002	10.002
2	18 PCB-2427	26.24	26.22	5.556e2	5.389e2	1.040	1.03	NO	2.0425	2.0425
3	15 PCB-17	25.63	25.63	1.658e3	1.499e3	1.040	1.11	NO	8.3984	8.3984
4	14 PCB-18	25.45	25.45	2.949e3	2.753e3	1.040	1.07	NO	14.067	14.067
5	12 PCB-19	23.78	23.78	1.340e3	1.080e3	1.040	1.23	YES	6.0656	0.00000



Dataset: Untitled

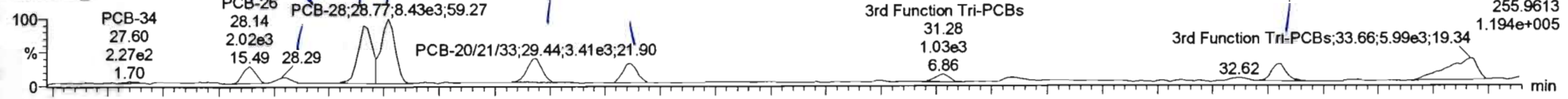
Last Altered: Tuesday, June 09, 2020 07:24:06 Pacific Daylight Time

Printed: Tuesday, June 09, 2020 07:29:03 Pacific Daylight Time

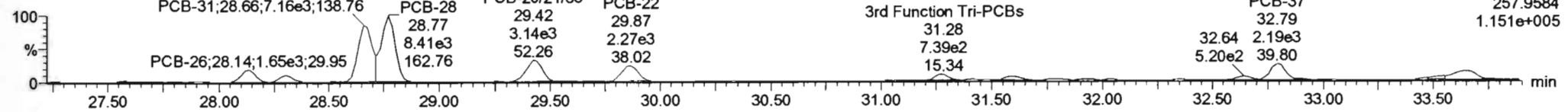
Name: 200608K2_7, Date: 09-Jun-2020, Time: 02:43:53, ID: 2001112-01 PDI-167SC-A-00-01-200519 10, Description: PDI-167SC-A-00-01-200519

PCB-34

200608K2_7

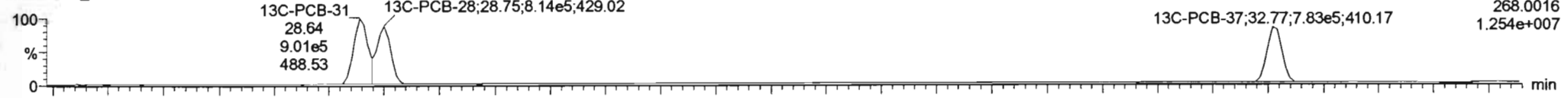


200608K2_7

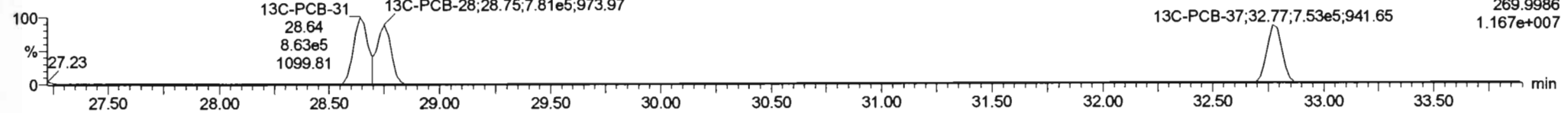


13C-PCB-28

200608K2_7

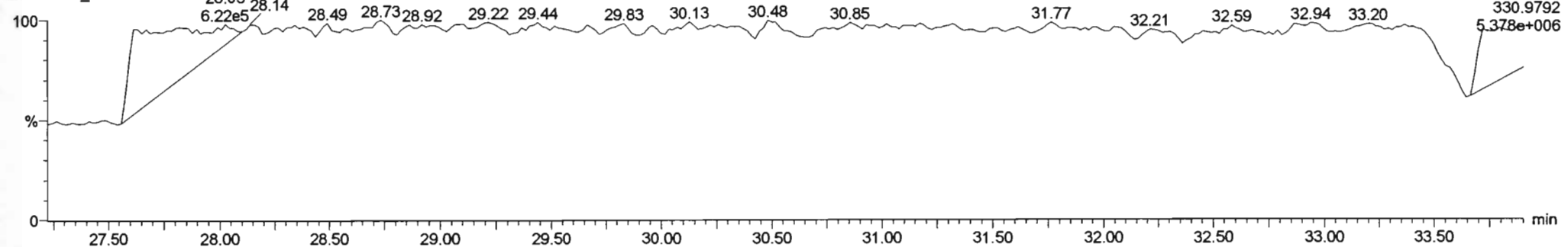


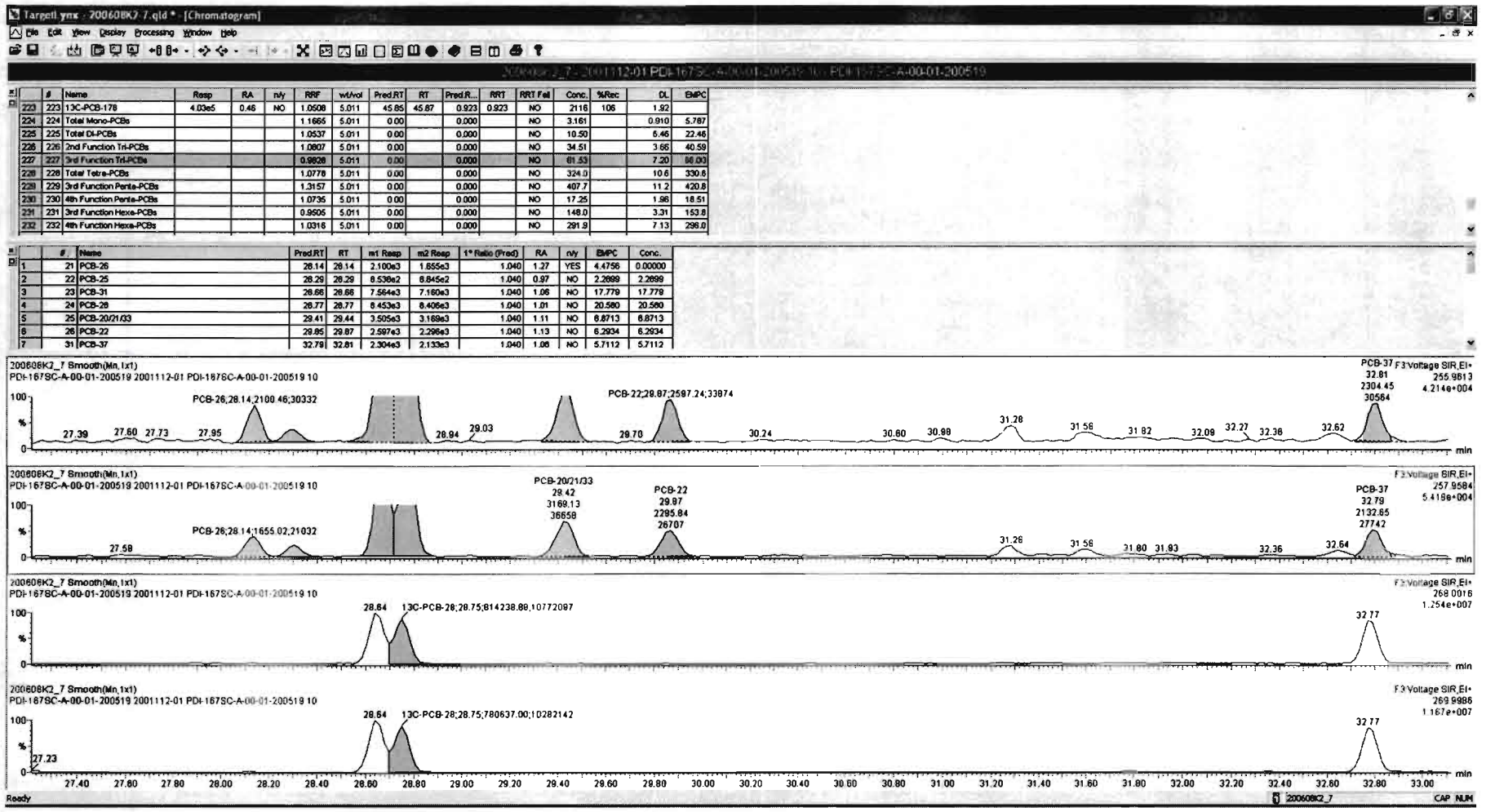
200608K2_7



PFK3d

200608K2_7





Dataset: Untitled

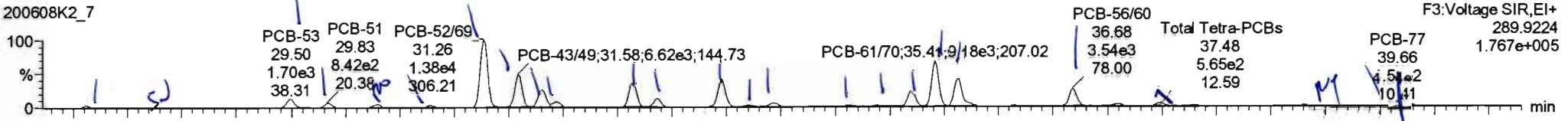
Last Altered: Tuesday, June 09, 2020 07:24:06 Pacific Daylight Time

Printed: Tuesday, June 09, 2020 07:29:03 Pacific Daylight Time

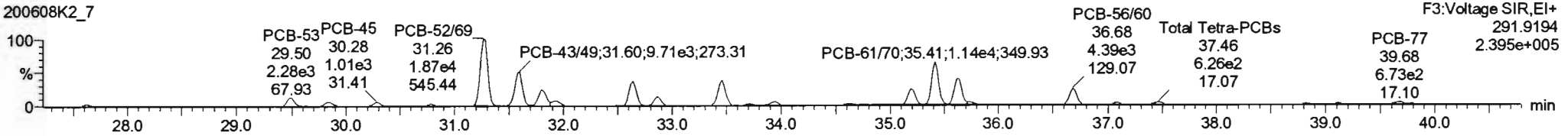
Name: 200608K2_7, Date: 09-Jun-2020, Time: 02:43:53, ID: 2001112-01 PDI-167SC-A-00-01-200519 10, Description: PDI-167SC-A-00-01-200519

PCB-54

200608K2_7

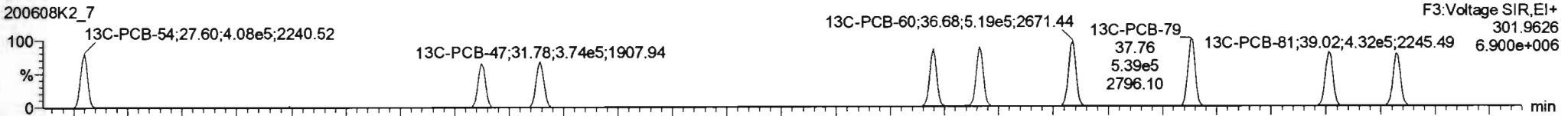


200608K2_7

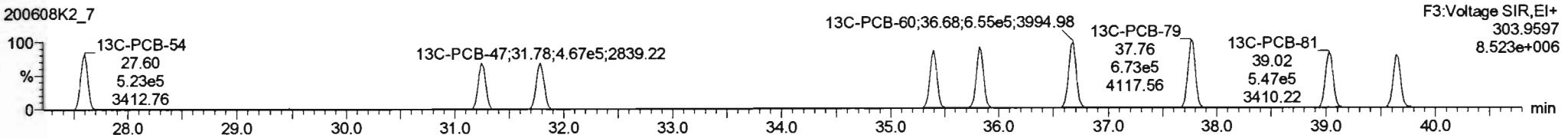


13C-PCB-54

200608K2_7

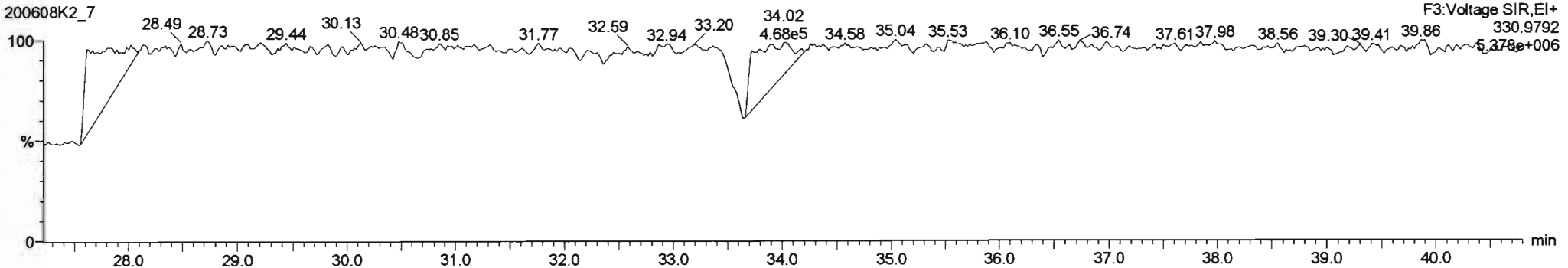


200608K2_7



PFK3a

200608K2_7




Dataset: Untitled

Last Altered: Tuesday, June 09, 2020 07:24:06 Pacific Daylight Time
 Printed: Tuesday, June 09, 2020 07:29:03 Pacific Daylight Time

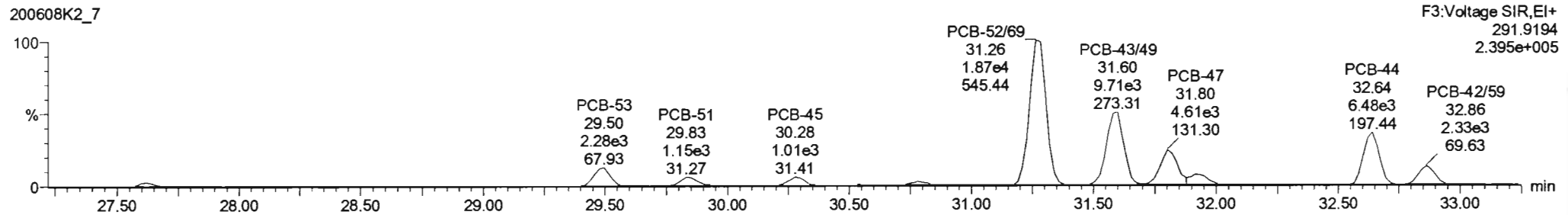
Name: 200608K2_7, Date: 09-Jun-2020, Time: 02:43:53, ID: 2001112-01 PDI-167SC-A-00-01-200519 10, Description: PDI-167SC-A-00-01-200519

PCB-50

200608K2_7

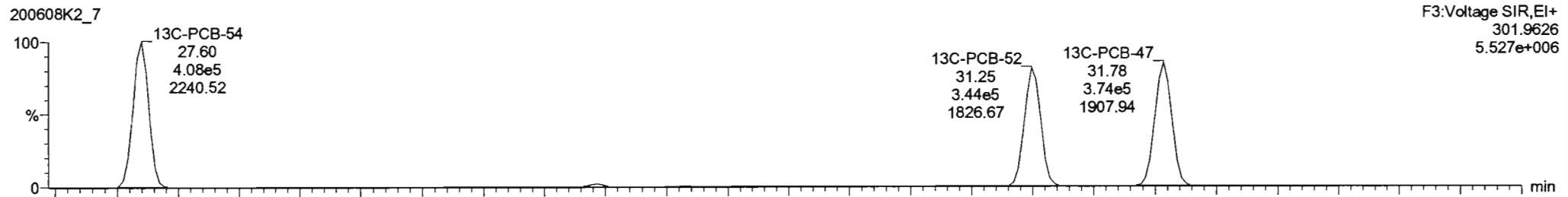


200608K2_7

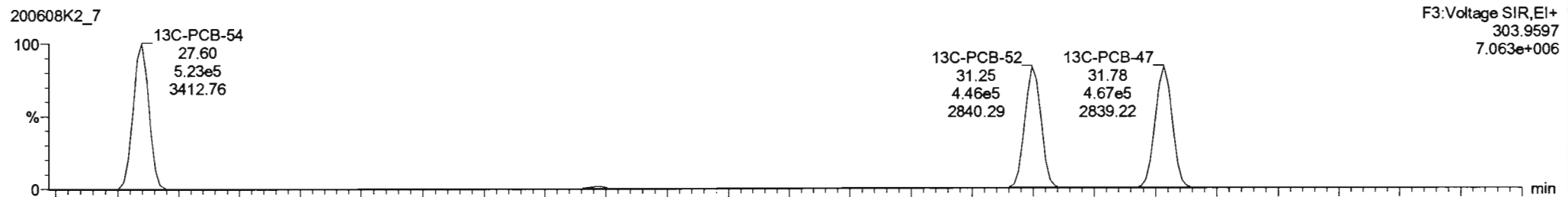


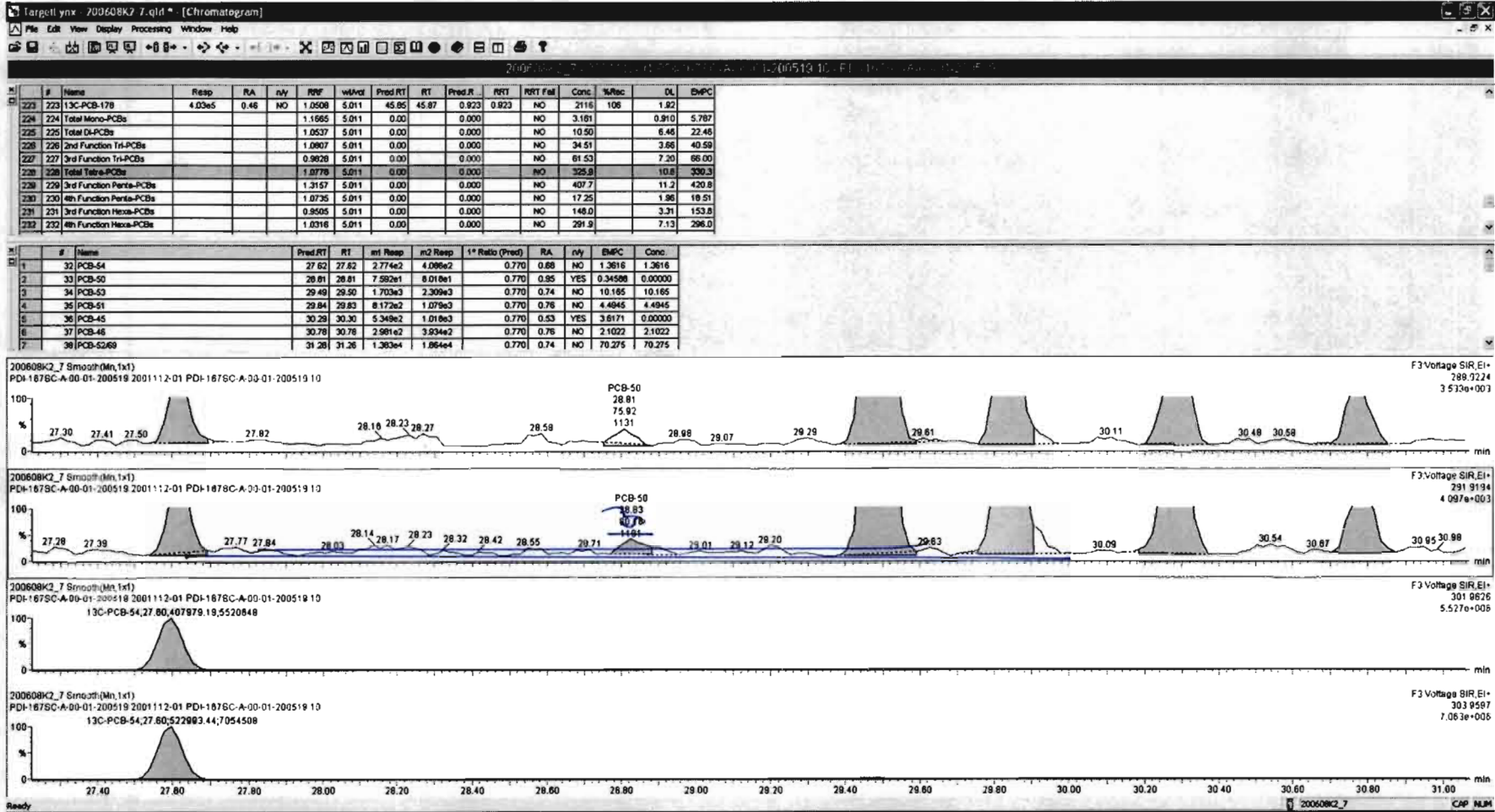
13C-PCB-52

200608K2_7





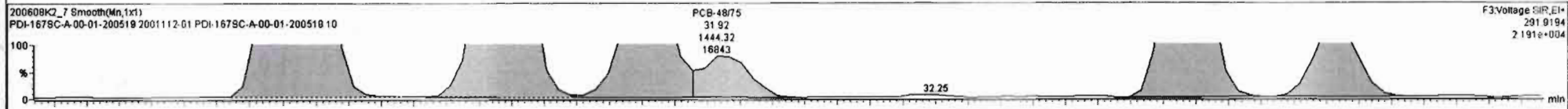
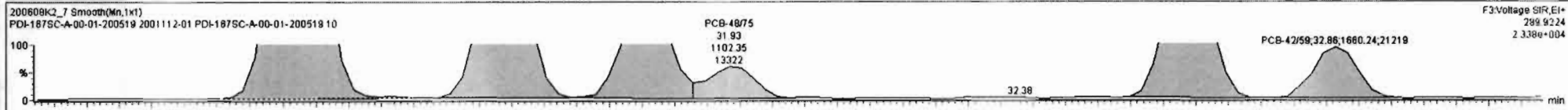
200608K2_7





#	Name	Resp	RA	n/y	RRF	wtVol	Pred.RT	RT	Pred.R...	RRT	RRT Fail	Conc.	%Rec	DL	EMPC
223	223 13C-PCB-178	4.03e5	0.46	NO	1.0508	5.011	45.85	45.87	0.923	0.923	NO	2116	106	1.92	
224	224 Total Mono-PCBs				1.1665	5.011	0.00		0.000			3.161		0.910	5.787
225	225 Total Di-PCBs				1.0537	5.011	0.00		0.000		NO	10.50		6.46	22.46
226	226 2nd Function Tri-PCBs				1.0807	5.011	0.00		0.000		NO	34.51		3.86	40.59
227	227 3rd Function Tri-PCBs				0.9828	5.011	0.00		0.000		NO	61.53		7.20	86.00
228	228 Total Tetra-PCBs				1.0778	5.011	0.00		0.000		NO	325.8		10.8	330.3
229	229 3rd Function Penta-PCBs				1.3157	5.011	0.00		0.000		NO	407.7		11.2	420.8
230	230 4th Function Penta-PCBs				1.0735	5.011	0.00		0.000		NO	17.25		1.96	18.51
231	231 3rd Function Hexa-PCBs				0.9505	5.011	0.00		0.000		NO	148.0		3.31	153.8
232	232 4th Function Hexa-PCBs				1.0316	5.011	0.00		0.000		NO	291.9		7.13	296.0

#	Name	Pred.RT	RT	m1 Resp	m2 Resp	1* Ratio (Pred)	RA	n/y	EMPC	Conc.
1	32 PCB-54	27.62	27.62	2.774e2	4.096e2	0.770	0.68	NO	1.3616	1.3616
2	33 PCB-50	28.81	28.81	7.592e1	6.018e1	0.770	0.95	YES	0.34588	0.00000
3	34 PCB-53	29.49	29.50	1.703e3	2.309e3	0.770	0.74	NO	10.165	10.165
4	35 PCB-51	29.84	29.83	6.172e2	1.079e3	0.770	0.76	NO	4.4945	4.4945
5	36 PCB-45	30.29	30.30	5.349e2	1.018e3	0.770	0.53	YES	3.8171	0.00000
6	37 PCB-46	30.78	30.78	2.981e2	3.934e2	0.770	0.76	NO	2.1022	2.1022
7	38 PCB-52/69	31.28	31.26	1.383e4	1.864e4	0.770	0.74	NO	70.275	70.275



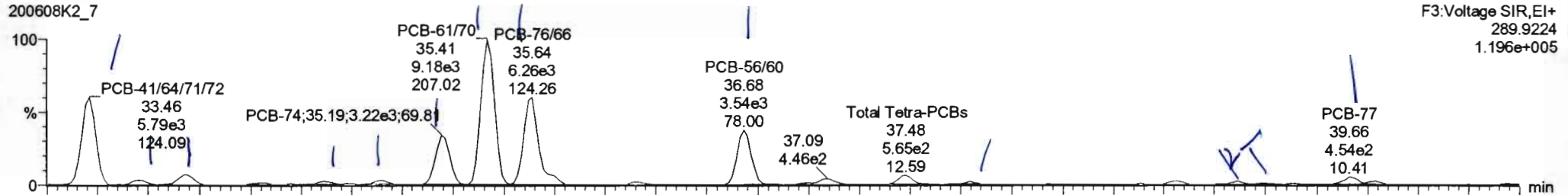
Dataset: Untitled

Last Altered: Tuesday, June 09, 2020 07:24:06 Pacific Daylight Time
 Printed: Tuesday, June 09, 2020 07:29:03 Pacific Daylight Time

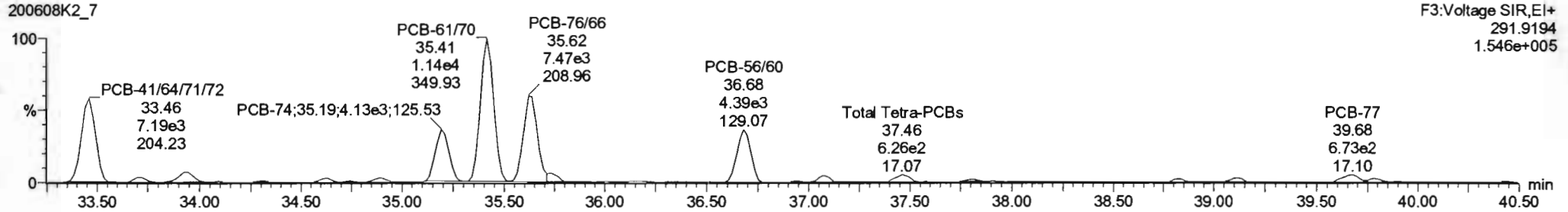
Name: 200608K2_7, Date: 09-Jun-2020, Time: 02:43:53, ID: 2001112-01 PDI-167SC-A-00-01-200519 10, Description: PDI-167SC-A-00-01-200519

PCB-68

200608K2_7

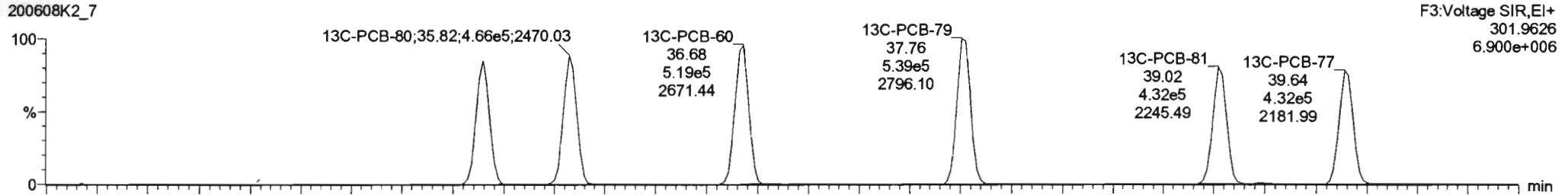


200608K2_7

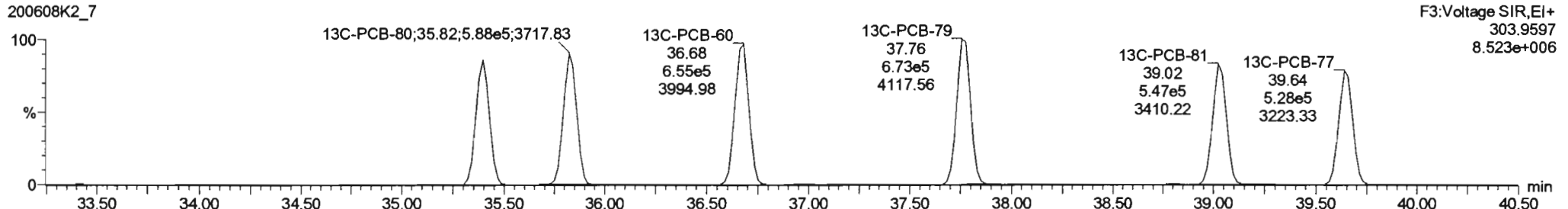


13C-PCB-60

200608K2_7







200608K2_7



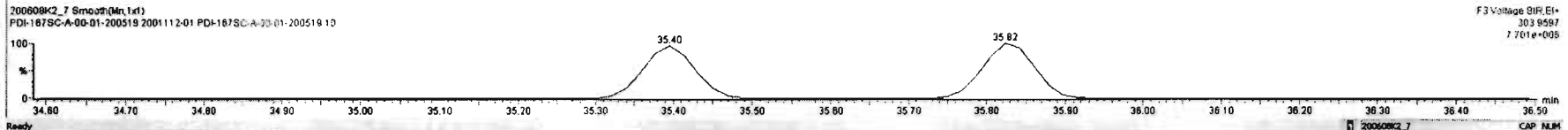
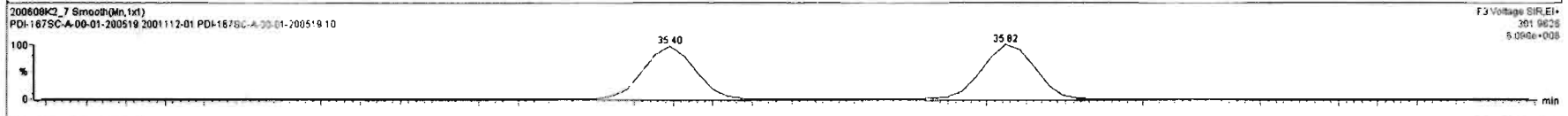
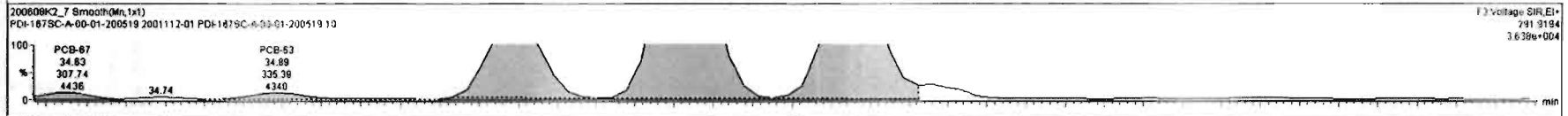
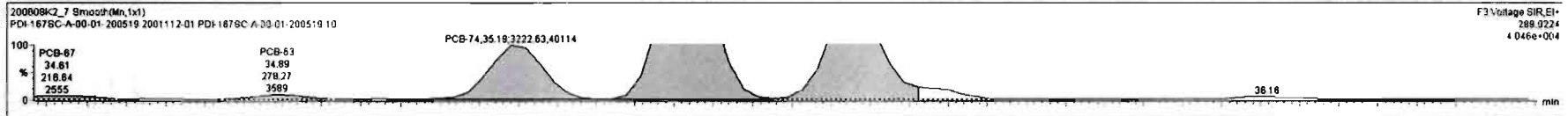
#	Name	Resp	RA	n/y	RRF	wtAol	Pred RT	RT	Pred #	RRT	RRT Fail	Conc	%Rec	DL	EMPC
223	223 13C-PCB-178	4.03e5	0.48	NO	1.0508	5.011	45.85	45.87	0.923	0.923	NO	2118	106	1.92	
224	224 Total Mono-PCBs				1.1865	5.011	0.00		0.000		NO	3.181		0.910	5.787
225	225 Total Di-PCBs				1.0537	5.011	0.00		0.000		NO	10.50		6.48	22.48
226	226 2nd Function Tri-PCBs				1.0807	5.011	0.00		0.000		NO	34.51		3.86	40.59
227	227 3rd Function Tri-PCBs				0.9828	5.011	0.00		0.000		NO	61.53		7.20	66.00
228	228 Total Tetra-PCBs				1.0776	5.011	0.00		0.000		NO	325.8		10.8	328.9
229	229 3rd Function Penta-PCBs				1.3157	5.011	0.00		0.000		NO	407.7		11.2	420.8
230	230 4th Function Penta-PCBs				1.0735	5.011	0.00		0.000		NO	17.25		1.86	18.51
231	231 3rd Function Hexa-PCBs				0.8505	5.011	0.00		0.000		NO	148.0		3.31	153.8
232	232 4th Function Hexa-PCBs				1.0316	5.011	0.00		0.000		NO	291.9		7.13	298.0

#	Name	Pred RT	RT	m1 Resp	m2 Resp	1* Ratio (Pred)	RA	n/y	EMPC	Conc.
10	45 PCB-44	32.62	32.64	4.949e3	6.484e3	0.770	0.76	NO	32.918	32.918
11	46 PCB-42/59	32.85	32.86	1.680e3	2.328e3	0.770	0.71	NO	9.0139	9.0139
12	47 PCB-41/64/71/72	33.47	33.48	5.782e3	7.185e3	0.770	0.80	NO	25.913	25.913
13	48 PCB-68	33.72	33.70	2.892e2	3.379e2	0.770	0.86	NO	1.1645	1.1645
14	49 PCB-40	33.95	33.92	7.184e2	8.522e2	0.770	0.84	NO	6.1896	6.1896
15	50 PCB-57	34.30	34.32	1.337e2	1.417e2	0.770	0.94	YES	0.43160	0.00000
16	51 PCB-67	34.62	34.61	2.165e2	3.077e2	0.770	0.70	NO	0.98775	0.98775



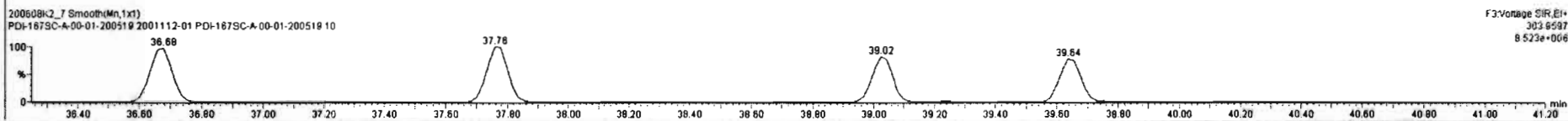

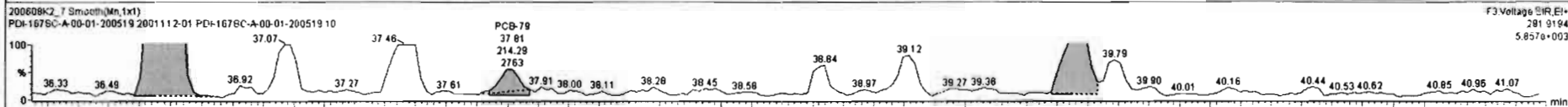
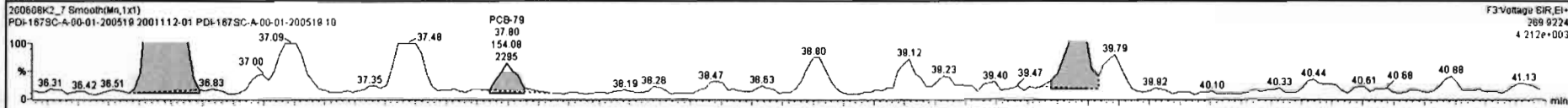
#	Name	Resp	RA	n/y	RRF	wtVd	Pred RT	RT	Pred R	RTI	RTI Fail	Conc.	%Rec	DL	EMPC
223	223 13C-PCB-178	4.03e5	0.46	NO	1.0508	5.011	45.85	45.87	0.923	0.923	NO	2116	106		1.92
224	224 Total Mono-PCBs				1.1665	5.011	0.00		0.000		NO	3.161		0.910	5.787
225	225 Total Di-PCBs				1.0537	5.011	0.00		0.000		NO	10.50		6.46	22.46
226	226 2nd Function Tri-PCBs				1.0807	5.011	0.00		0.000		NO	34.51		3.86	40.59
227	227 3rd Function Tri-PCBs				0.8628	5.011	0.00		0.000		NO	61.53		7.20	66.00
228	228 Total Tetra-PCBs				1.0778	5.011	0.00		0.000		NO	325.8		10.6	329.5
229	229 3rd Function Penta-PCBs				1.3157	5.011	0.00		0.000		NO	407.7		11.2	420.8
230	230 4th Function Penta-PCBs				1.0735	5.011	0.00		0.000		NO	17.25		1.96	18.51
231	231 3rd Function Hexa-PCBs				0.9505	5.011	0.00		0.000		NO	148.0		3.31	153.8
232	232 4th Function Hexa-PCBs				1.0316	5.011	0.00		0.000		NO	281.9		7.13	286.0

#	Name	Pred RT	RT	m1 Resp	m2 Resp	1* Ratio (Pred)	RA	n/y	EMPC	Conc.
2	34 PCB-53	29.48	29.50	1.703e3	2.308e3	0.770	0.74	NO	10.165	10.165
3	35 PCB-S1	29.84	29.83	8.172e2	1.079e3	0.770	0.76	NO	4.4945	4.4945
4	36 PCB-45	30.28	30.30	5.349e2	1.010e3	0.770	0.53	YES	3.6171	0.00000
5	37 PCB-46	30.78	30.78	2.991e2	3.934e2	0.770	0.76	NO	2.1022	2.1022
6	38 PCB-S2/89	31.28	31.26	1.363e4	1.864e4	0.770	0.74	NO	70.275	70.275
7	40 PCB-43/48	31.57	31.58	6.819e3	9.723e3	0.770	0.68	NO	40.611	40.611
8	41 PCB-47	31.80	31.80	3.679e3	4.814e3	0.770	0.80	NO	21.344	21.344



#	Name	Resp	RA	n/y	RRF	mlVol	Pred.RT	RT	Pred.R.	RRT	RRT Fnd	Conc.	%Rec	DL	EMPC
223	13C-PCB-178	4.03e5	0.48	NO	1.0508	5.911	45.85	45.87	0.923	0.923	NO	2116	108	1.92	
224	Total Mono-PCBs				1.1865	5.011	0.00		0.000		NO	3161		0.910	5.787
225	Total Di-PCBs				1.0537	5.011	0.00		0.000		NO	10.50		6.46	22.46
226	2nd Function Tri-PCBs				1.0807	5.011	0.00		0.000		NO	34.51		3.66	40.59
227	3rd Function Tri-PCBs				0.8628	5.011	0.00		0.000		NO	61.53		7.20	66.00
228	Total Tetra-PCBs				1.0776	5.011	0.00		0.000		NO	325.9		10.6	329.5
229	3rd Function Penta-PCBs				1.3157	5.011	0.00		0.000		NO	407.7		11.2	420.8
230	4th Function Penta-PCBs				1.0735	5.011	0.00		0.000		NO	17.25		1.96	18.51
231	3rd Function Hexa-PCBs				0.9505	5.011	0.00		0.000		NO	148.0		3.31	153.8
232	4th Function Hexa-PCBs				1.0316	5.011	0.00		0.000		NO	291.9		7.13	296.0

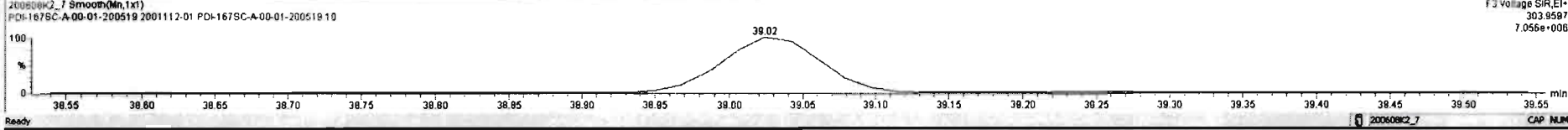
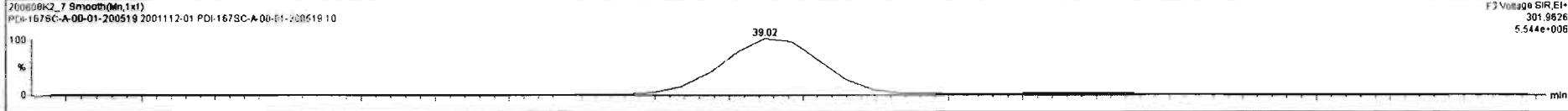


#	Name	Pred.RT	RT	m1 Resp	m2 Resp	1 st Ratio (Pred)	RA	n/y	EMPC	Conc.
1	32 PCB-54	27.62	27.62	2.774e2	4.086e2	0.770	0.68	NO	1.3616	1.3616
2	34 PCB-53	29.49	29.50	1.703e3	2.309e3	0.770	0.74	NO	10.165	10.165
3	35 PCB-51	29.84	29.83	8.172e2	1.079e3	0.770	0.76	NO	4.4945	4.4945
4	36 PCB-45	30.29	30.30	5.349e2	1.019e3	0.770	0.53	YES	3.6171	0.00000
5	37 PCB-46	30.78	30.78	2.981e2	3.934e2	0.770	0.76	NO	2.1022	2.1022
6	38 PCB-52/69	31.28	31.26	1.383e4	1.864e4	0.770	0.74	NO	70.275	70.275
7	40 PCB-43/49	31.57	31.58	6.819e3	9.723e3	0.770	0.68	NO	40.611	40.611



#	Name	Resp	RA	n/y	RRF	wt%wt	Pred RT	RT	Pred R	RRT	RRT Fail	Conc.	%Rec	DL	EMPC
223	223 13C-PCB-178	4.03e5	0.48	NO	1.0500	5.011	45.85	45.87	0.923	0.923	NO	2116	106	1.92	
224	224 Total Mono-PCBs				1.1865	5.011	0.00		0.000		NO	3.181		0.910	5.787
225	225 Total Di-PCBs				1.0537	5.011	0.00		0.000		NO	10.50		6.48	22.48
226	226 2nd Function Tri-PCBs				1.0607	5.011	0.00		0.000		NO	34.51		3.66	40.59
227	227 3rd Function Tri-PCBs				0.9628	5.011	0.00		0.000		NO	61.53		7.20	66.00
228	228 Total Tetra-PCBs				1.0778	5.011	0.00		0.000		NO	325.9		10.8	329.5
229	229 3rd Function Penta-PCBs				1.3157	5.011	0.00		0.000		NO	407.7		11.2	420.8
230	230 4th Function Penta-PCBs				1.0735	5.011	0.00		0.000		NO	17.25		1.96	18.51
231	231 3rd Function Hexa-PCBs				0.9505	5.011	0.00		0.000		NO	148.0		3.31	153.8
232	232 4th Function Hexa-PCBs				1.0316	5.011	0.00		0.000		NO	291.9		7.13	296.0

#	Name	pred RT	RT	m1 Resp	m2 Resp	1 st Ratio (Pred)	RA	n/y	EMPC	Conc.
1	32 PCB-54	27.82	27.82	2.774e2	4.086e2	0.770	0.88	NO	1.3616	1.3616
2	34 PCB-53	29.49	29.50	1.703e3	2.309e3	0.770	0.74	NO	10.165	10.165
3	35 PCB-51	29.84	29.83	8.172e2	1.079e3	0.770	0.76	NO	4.4945	4.4945
4	36 PCB-45	30.29	30.30	5.349e2	1.018e3	0.770	0.53	YES	3.6171	0.00000
5	37 PCB-46	30.78	30.78	2.981e2	3.934e2	0.770	0.76	NO	2.1022	2.1022
6	38 PCB-52/59	31.28	31.26	1.383e4	1.864e4	0.770	0.74	NO	70.275	70.275
7	40 PCB-43/49	31.57	31.56	6.819e3	9.723e3	0.770	0.68	NO	40.611	40.611

RT



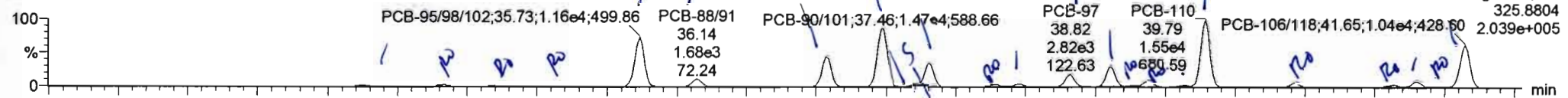
Dataset: Untitled

Last Altered: Tuesday, June 09, 2020 07:24:06 Pacific Daylight Time
Printed: Tuesday, June 09, 2020 07:29:03 Pacific Daylight Time

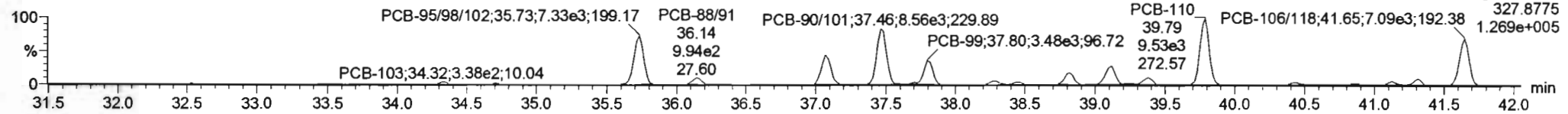
Name: 200608K2_7, Date: 09-Jun-2020, Time: 02:43:53, ID: 2001112-01 PDI-167SC-A-00-01-200519 10, Description: PDI-167SC-A-00-01-200519

PCB-104

200608K2_7

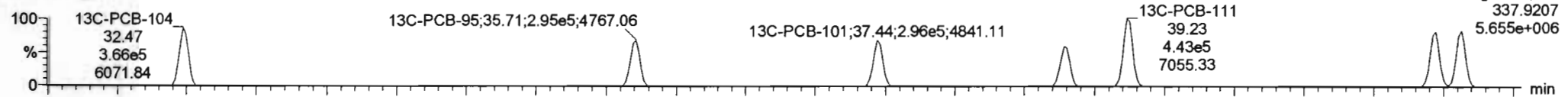


200608K2_7

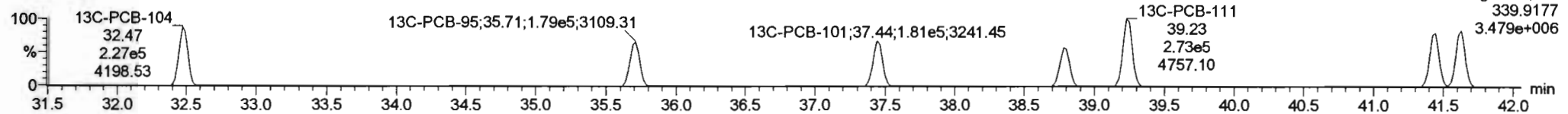


13C-PCB-104

200608K2_7

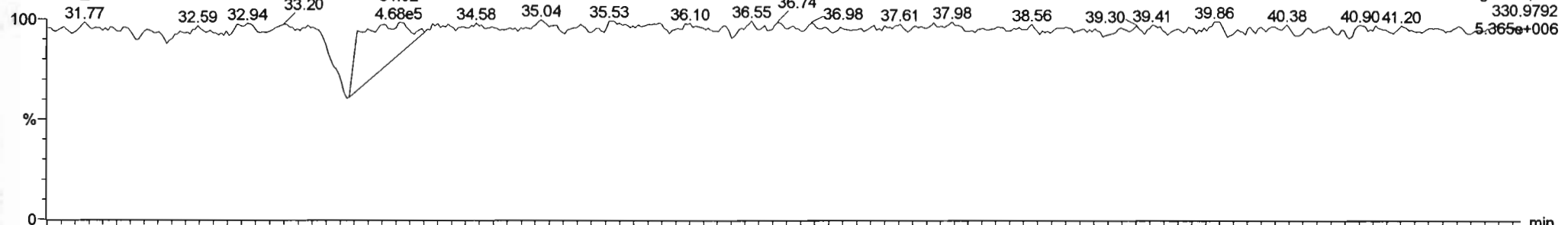


200608K2_7



PFK3b

200608K2_7



Dataset: Untitled


Last Altered: Tuesday, June 09, 2020 07:24:06 Pacific Daylight Time

Printed: Tuesday, June 09, 2020 07:29:03 Pacific Daylight Time

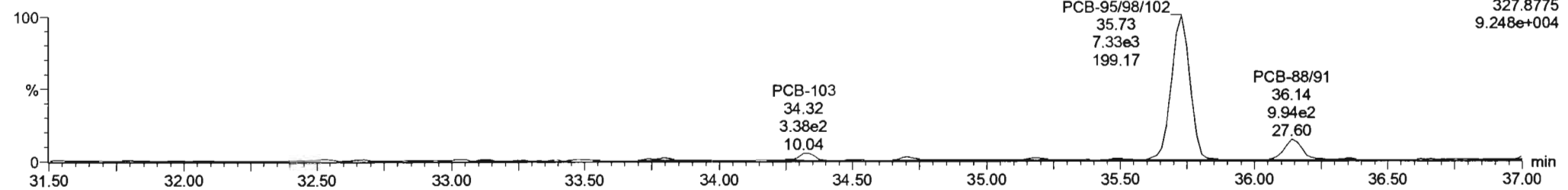
Name: 200608K2_7, Date: 09-Jun-2020, Time: 02:43:53, ID: 2001112-01 PDI-167SC-A-00-01-200519 10, Description: PDI-167SC-A-00-01-200519

PCB-96

200608K2_7

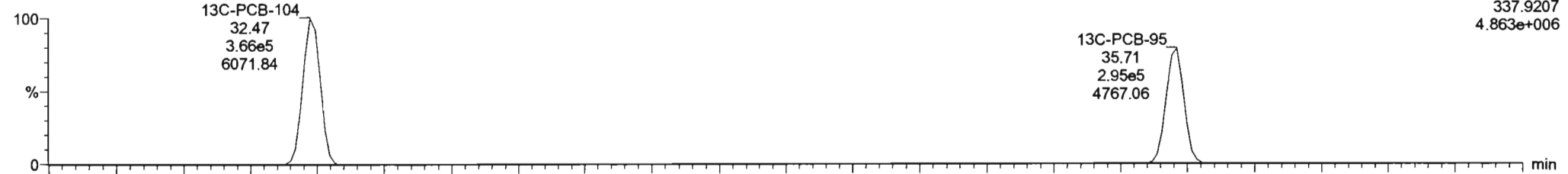


200608K2_7

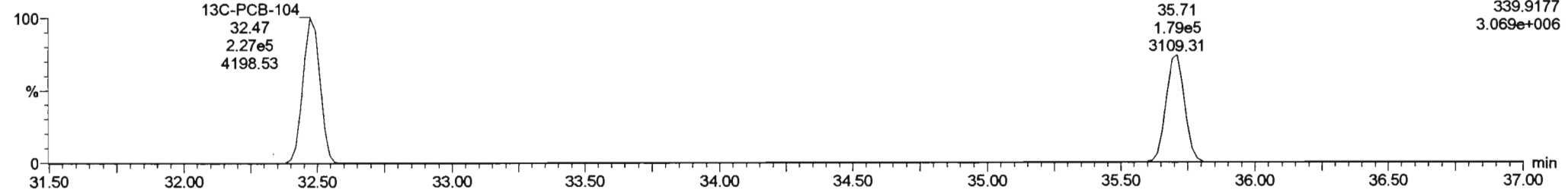


13C-PCB-95

200608K2_7



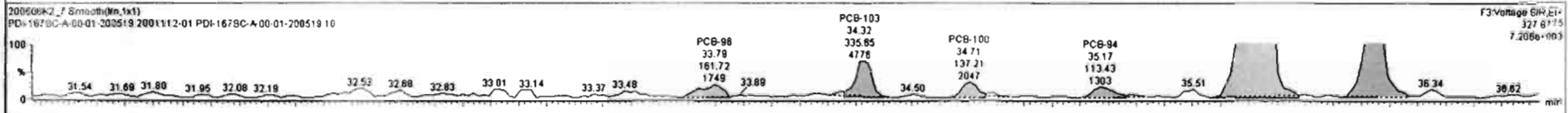



200608K2_7



#	Name	Resp	RA	nHy	RFI	wtAval	Prod RT	RT	Prod R	RRT	RRT Fat	Conc	%Rec	DL	EMPC
223	13C-PCB-178	4.03e5	0.46	NO	1.0508	5.011	45.85	45.87	0.9223	0.923	NO	2116	106	1.92	
224	Total Mono-PCBs				1.1865	5.011	0.00	0.000	0.000	0.000	NO	3.181		0.910	5.767
225	Total Di-PCBs				1.0537	5.011	0.00	0.000	0.000	0.000	NO	10.50		6.44	22.48
226	2nd Function Tri-PCBs				1.0807	5.011	0.00	0.000	0.000	0.000	NO	34.51		3.86	40.59
227	3rd Function Tri-PCBs				0.9828	5.011	0.00	0.000	0.000	0.000	NO	61.53		7.20	66.00
228	Total Tetra-PCBs				1.0778	5.011	0.00	0.000	0.000	0.000	NO	325.9		10.1	309.5
229	3rd Function Penta-PCBs				1.3157	5.011	0.00	0.000	0.000	0.000	NO	405.0		11.2	428.8
230	4th Function Penta-PCBs				1.0735	5.011	0.00	0.000	0.000	0.000	NO	17.25		1.96	16.51
231	3rd Function Hexa-PCBs				0.9505	5.011	0.00	0.000	0.000	0.000	NO	148.0		3.31	153.8
232	4th Function Hexa-PCBs				1.0316	5.011	0.00	0.000	0.000	0.000	NO	291.9		7.13	296.0

#	Name	Prod RT	RT	nl Resp	m2 Resp	1* Ratio (Prod)	RA	nHy	EMPC	Conc.
65	PCB-96	33.79	33.76	2.407e2	1.617e2	1.580	1.48	NO	1.1745	1.1745
66	PCB-103	34.34	34.33	4.318e2	3.356e2	1.580	1.28	YES	2.5466	0.00000
67	PCB-100	34.71	34.89	1.534e2	1.372e2	1.580	1.12	YES	0.88978	0.00000
68	PCB-94	35.19	35.17	1.289e2	1.134e2	1.580	1.12	YES	0.92382	0.00000
69	PCB-85/99/102	35.87	35.73	1.157e4	7.400e3	1.580	1.58	NO	86.308	86.308
71	PCB-86/91	36.14	36.14	1.879e3	1.005e3	1.580	1.67	NO	10.598	10.598
73	PCB-84/92	37.08	37.07	8.961e3	4.349e3	1.580	1.58	NO	46.060	46.060



Dataset: Untitled

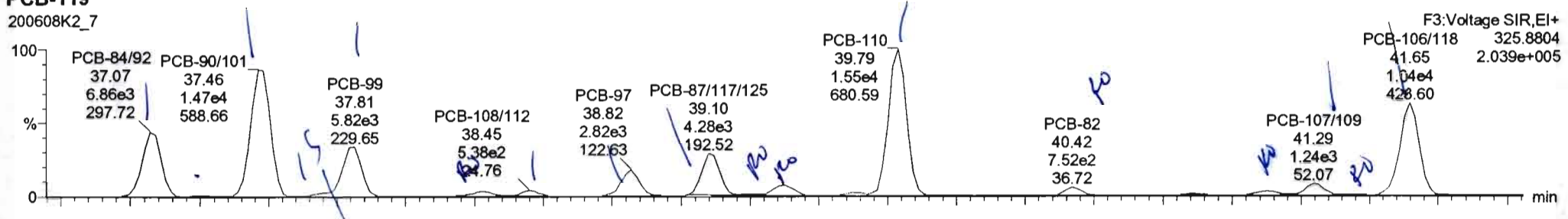
Last Altered: Tuesday, June 09, 2020 07:24:06 Pacific Daylight Time

Printed: Tuesday, June 09, 2020 07:29:03 Pacific Daylight Time

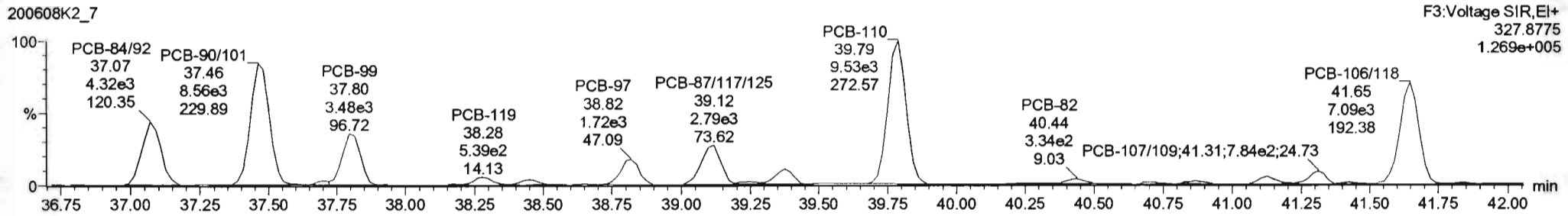
Name: 200608K2_7, Date: 09-Jun-2020, Time: 02:43:53, ID: 2001112-01 PDI-167SC-A-00-01-200519 10, Description: PDI-167SC-A-00-01-200519

PCB-119

200608K2_7

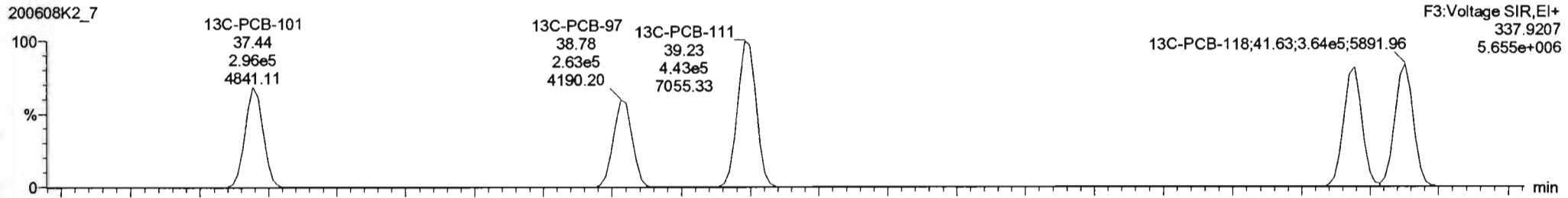


200608K2_7

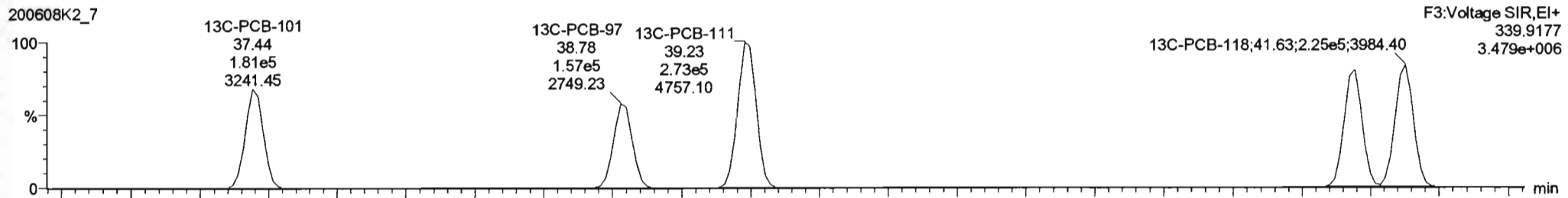


13C-PCB-111

200608K2_7

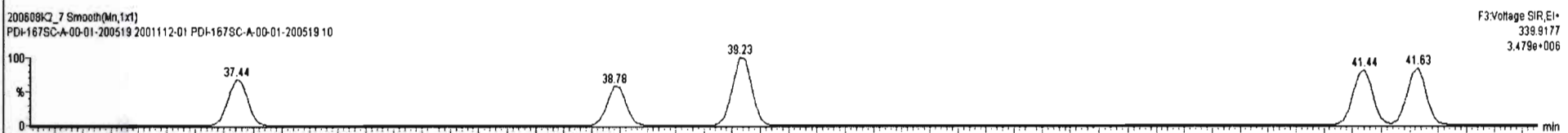
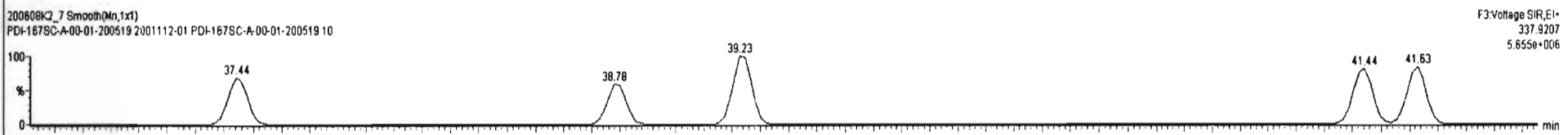
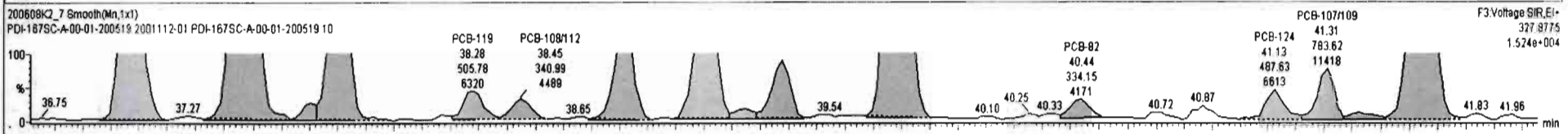
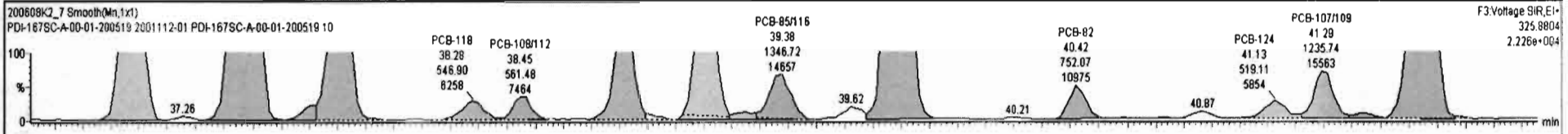


200608K2_7



#	Name	Resp	RA	nly	RRF	w/Aol	Pred.RT	RT	Pred.R...	RRT	RRT Fail	Conc.	%Rec	DL	EMPC
223	223 13C-PCB-178	4.03e5	0.46	NO	1.0508	5.011	45.85	45.87	0.923	0.923	NO	2116	106	1.92	
224	224 Total Mono-PCBs				1.1665	5.011	0.00		0.000		NO	3.161		0.910	5.787
225	225 Total Di-PCBs				1.0537	5.011	0.00		0.000		NO	10.50		6.46	22.48
226	226 2nd Function Tri-PCBs				1.0807	5.011	0.00		0.000		NO	34.51		3.66	40.59
227	227 3rd Function Tri-PCBs				0.9828	5.011	0.00		0.000		NO	61.53		7.20	66.00
228	228 Total Tetra-PCBs				1.0778	5.011	0.00		0.000		NO	325.9		10.6	329.5
229	229 3rd Function Penta-PCBs				1.3157	5.011	0.00		0.000		NO	405.0		11.2	426.8
230	230 4th Function Penta-PCBs				1.0735	5.011	0.00		0.000		NO	17.25		1.96	18.51
231	231 3rd Function Hexa-PCBs				0.9505	5.011	0.00		0.000		NO	148.0		3.31	153.8
232	232 4th Function Hexa-PCBs				1.0316	5.011	0.00		0.000		NO	291.9		7.13	296.0

#	Name	Pred.RT	RT	m1 Resp	m2 Resp	1* Ratio (Pred)	RA	nly	EMPC	Conc.
1	65 PCB-96	33.79	33.76	2.407e2	1.617e2	1.560	1.49	NO	1.1745	1.1745
2	66 PCB-103	34.34	34.33	4.316e2	3.356e2	1.560	1.28	YES	2.5466	0.00000
3	67 PCB-100	34.71	34.69	1.534e2	1.372e2	1.560	1.12	YES	0.88878	0.00000
4	68 PCB-94	35.19	35.17	1.269e2	1.134e2	1.560	1.12	YES	0.92392	0.00000
5	69 PCB-95/98/102	35.67	35.73	1.157e4	7.400e3	1.560	1.56	NO	66.306	66.306
6	71 PCB-88/91	36.14	36.14	1.676e3	1.005e3	1.560	1.67	NO	10.589	10.589
7	73 PCB-84/82	37.08	37.07	6.661e3	4.349e3	1.560	1.58	NO	46.060	46.060



Dataset: Untitled

Last Altered: Tuesday, June 09, 2020 07:24:06 Pacific Daylight Time
Printed: Tuesday, June 09, 2020 07:29:03 Pacific Daylight Time

Name: 200608K2_7, Date: 09-Jun-2020, Time: 02:43:53, ID: 2001112-01 PDI-167SC-A-00-01-200519 10, Description: PDI-167SC-A-00-01-200519


PCB-114

200608K2_7



F4:Voltage SIR,EI+
325.8804
6.743e+004

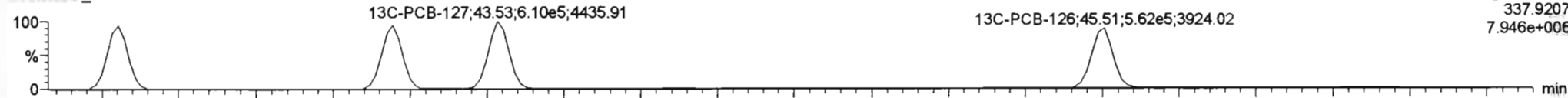
200608K2_7



F4:Voltage SIR,EI+
327.8775
4.022e+004

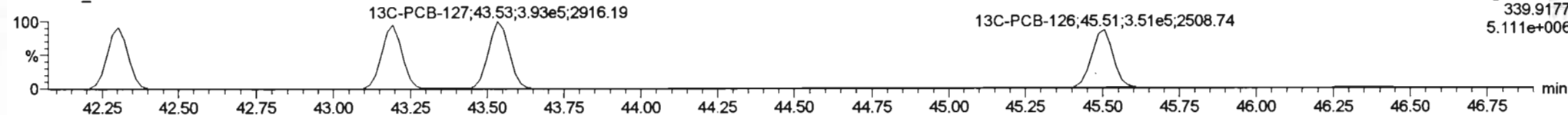
13C-PCB-114

200608K2_7



F4:Voltage SIR,EI+
337.9207
7.946e+006

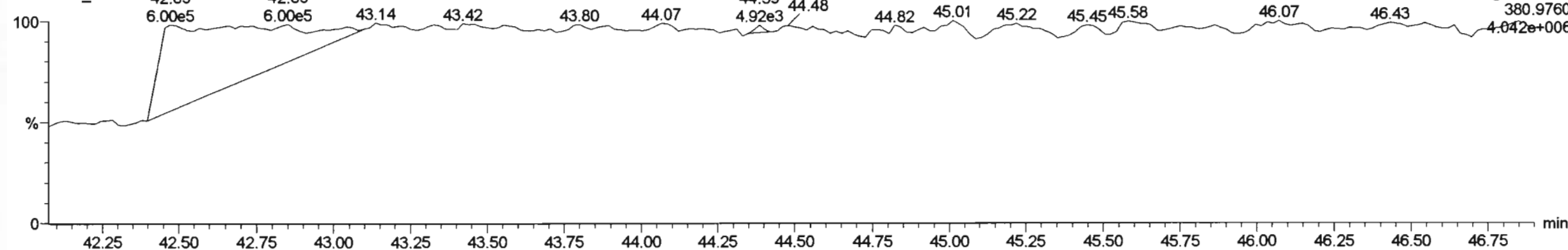
200608K2_7



F4:Voltage SIR,EI+
339.9177
5.111e+006

PFK4a





200608K2_7



F4:Voltage SIR,EI+
380.9760
4.042e+006

#	Name	Resp	RA	n/y	RRF	wtAvd	Pred RT	RT	Pred.R	RRT	RRT Fail	Conc.	%Rec	DL	EMPC
223	223 13C-PCB-178	4.03e5	0.46	NO	1.0508	5.011	45.85	45.87	0.923	0.923	NO	2116	106	1.92	
224	224 Total Mono-PCBs				1.1665	5.011	0.00		0.000		NO	3.161	0.910	5.787	
225	225 Total Di-PCBs				1.0537	5.011	0.00		0.000		NO	10.50	6.46	22.46	
226	226 2nd Function Tri-PCBs				1.0607	5.011	0.00		0.000		NO	34.51	3.66	40.58	
227	227 3rd Function Tri-PCBs				0.9628	5.011	0.00		0.000		NO	61.53	7.20	66.00	
228	228 Total Tetra-PCBs				1.0778	5.011	0.00		0.000		NO	325.9	10.6	329.5	
229	229 3rd Function Penta-PCBs				1.3157	5.011	0.00		0.000		NO	405.0	11.2	426.6	
230	230 4th Function Penta-PCBs				1.0726	5.011	0.00		0.000		NO	17.31	1.98	18.57	
231	231 3rd Function Hexa-PCBs				0.9505	5.011	0.00		0.000		NO	148.0	3.31	153.8	
232	232 4th Function Hexa-PCBs				1.0316	5.011	0.00		0.000		NO	291.9	7.13	296.0	

#	Name	Pred RT	RT	ret Resp	m2 Resp	1* Ratio (Pred)	RA	n/y	EMPC	Conc.
1	93 PCB-114	42.32	42.34	2.784e2	2.449e2	1.560	1.13	YES	0.84480	0.00000
2	94 PCB-122	42.47	42.47	1.119e2	1.707e2	1.560	0.86	YES	0.41309	0.00000
3	95 PCB-105	43.21	43.21	5.446e3	3.241e3	1.550	1.88	NO	17.308	17.308



Dataset: Untitled

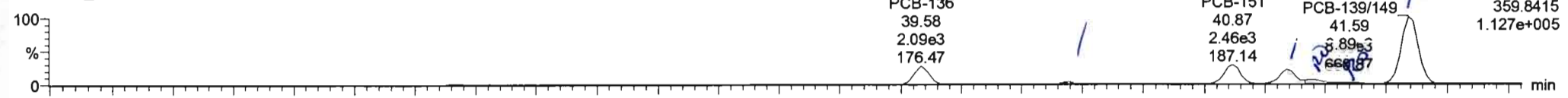
Last Altered: Tuesday, June 09, 2020 07:24:06 Pacific Daylight Time

Printed: Tuesday, June 09, 2020 07:29:03 Pacific Daylight Time

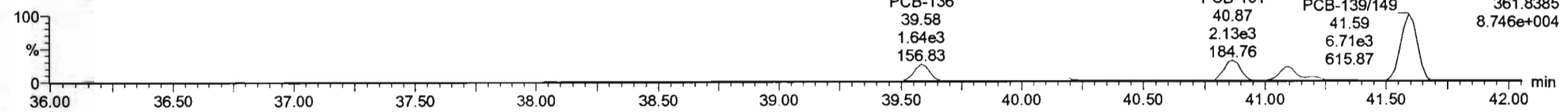
Name: 200608K2_7, Date: 09-Jun-2020, Time: 02:43:53, ID: 2001112-01 PDI-167SC-A-00-01-200519 10, Description: PDI-167SC-A-00-01-200519

PCB-155

200608K2_7

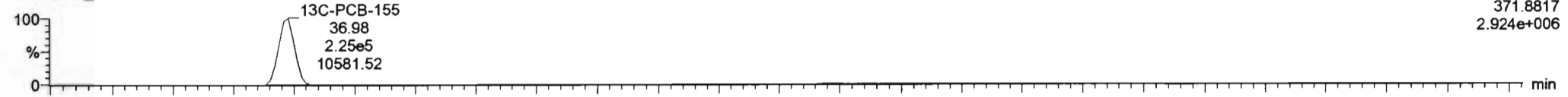


200608K2_7

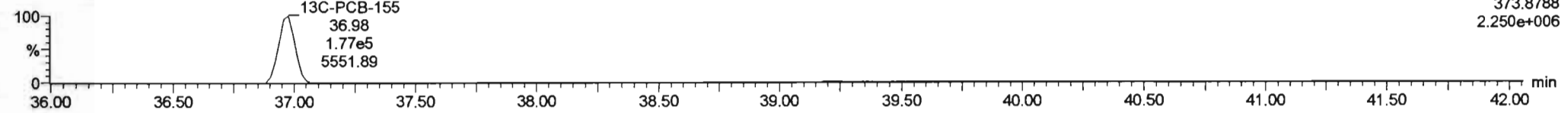


13C-PCB-155

200608K2_7

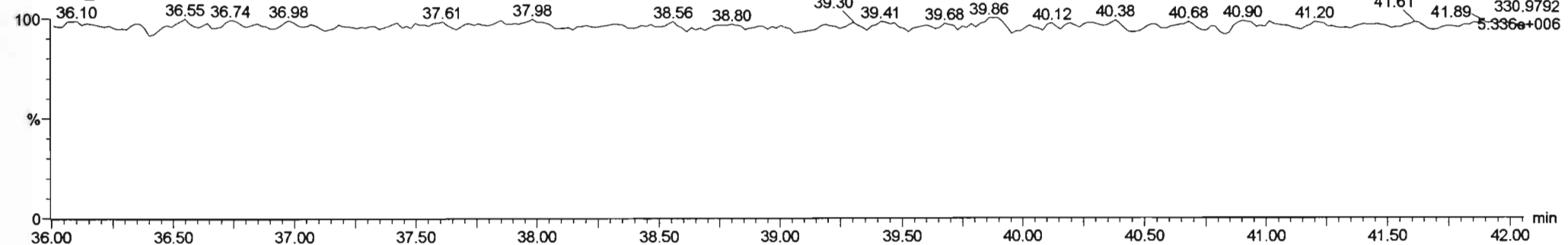


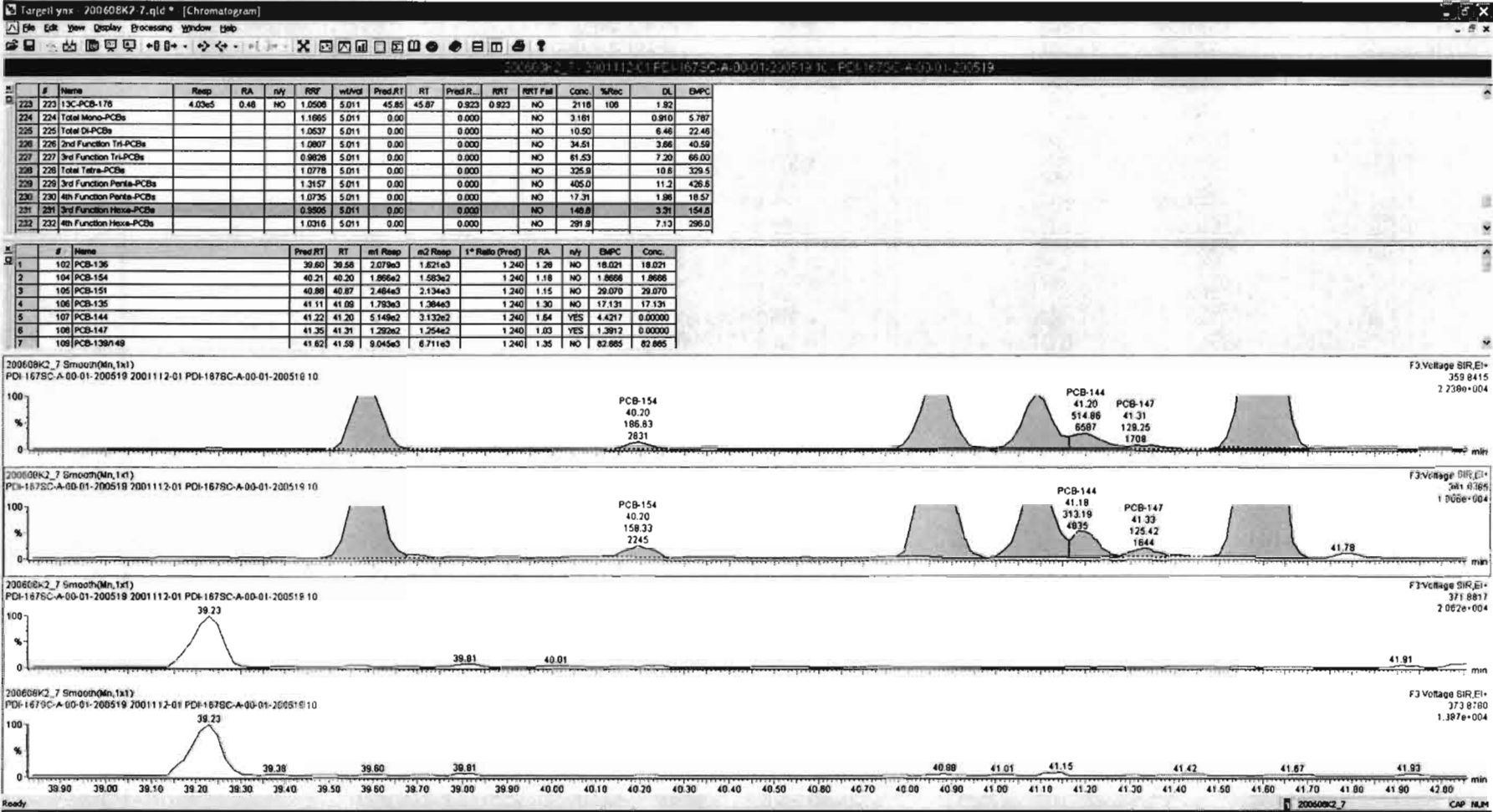
200608K2_7



PFK3c

200608K2_7





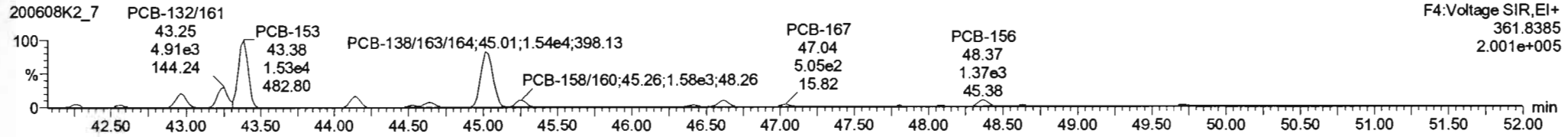
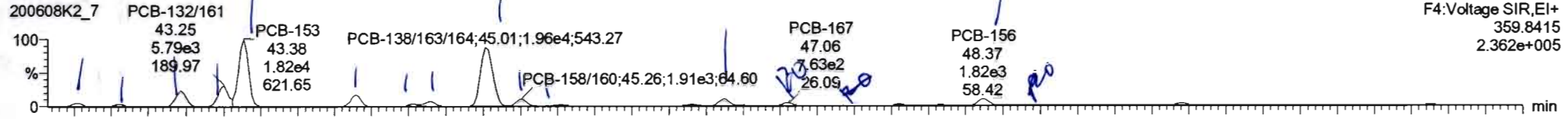
Dataset: Untitled

Last Altered: Tuesday, June 09, 2020 07:24:06 Pacific Daylight Time

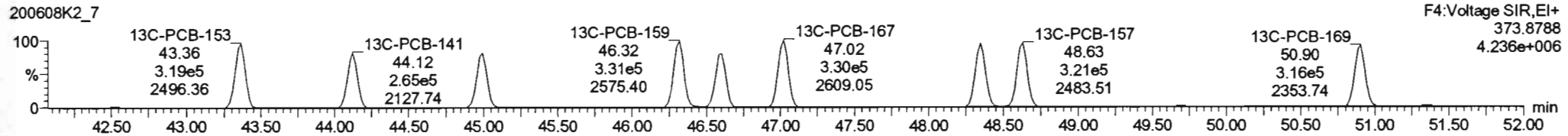
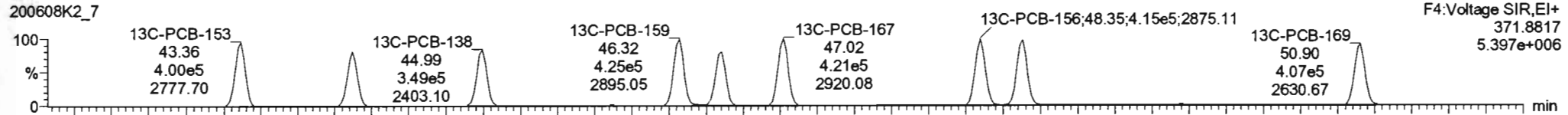
Printed: Tuesday, June 09, 2020 07:29:03 Pacific Daylight Time

Name: 200608K2_7, Date: 09-Jun-2020, Time: 02:43:53, ID: 2001112-01 PDI-167SC-A-00-01-200519 10, Description: PDI-167SC-A-00-01-200519

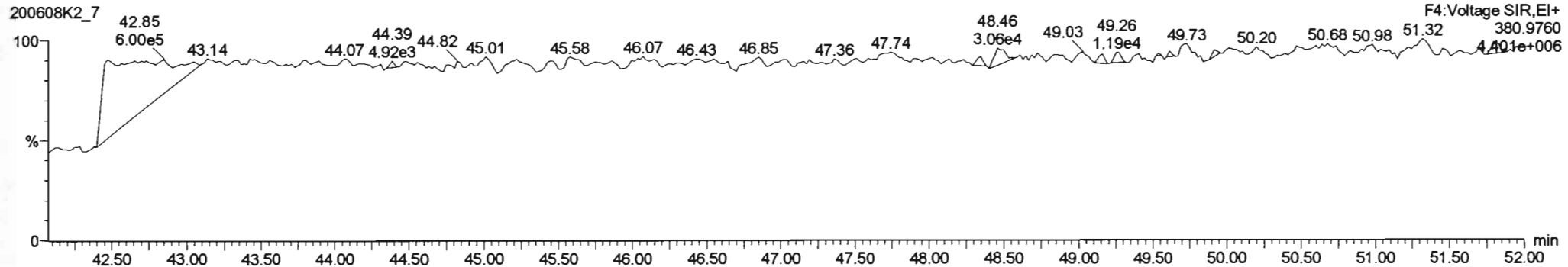
PCB-134/143

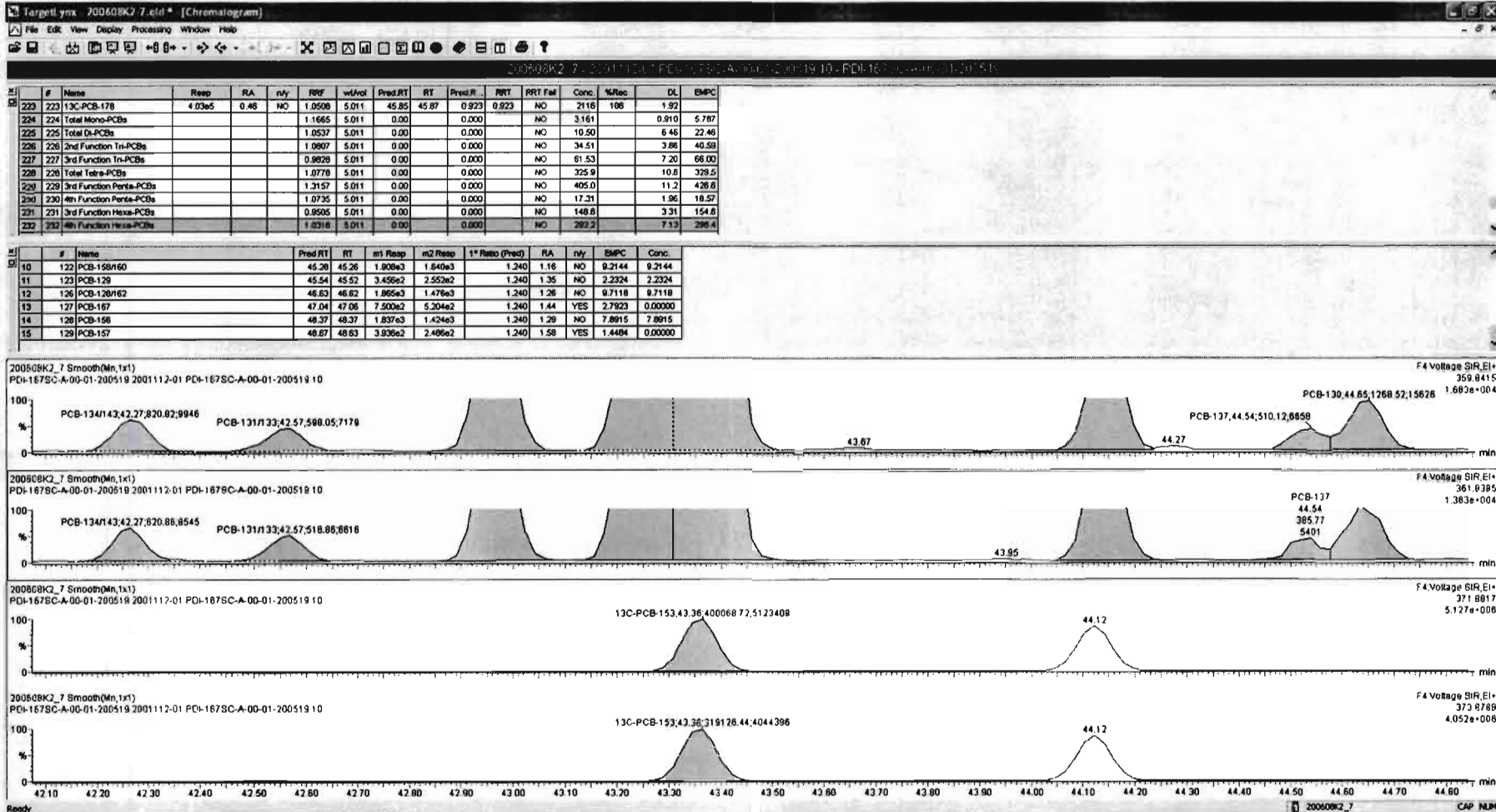


13C-PCB-153



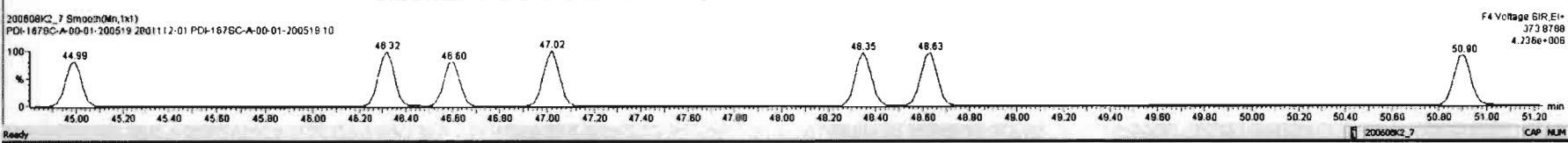
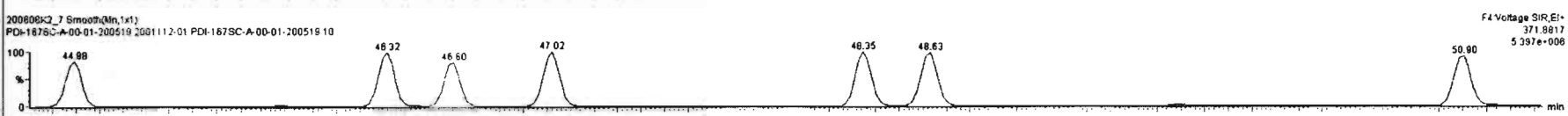
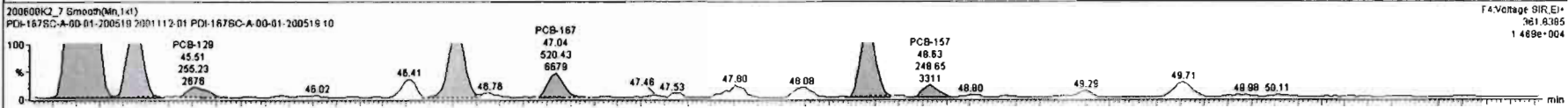
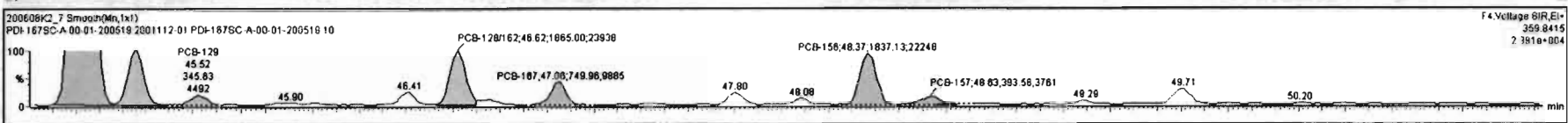
PFK4b





#	Name	Resp	RA	n/y	RRF	wtAvg	Pred RT	RT	Pred R...	RRT	RRT Fail	Conc.	%Rec	DL	EMPC
223	223 13C-PCB-178	4.03e5	0.48	NO	1.0506	5.011	45.85	45.87	0.923	0.923	NO	2118	108	1.92	
224	224 Total Mono-PCBs				1.1665	5.011	0.00		0.000		NO	3.161		0.910	5.787
225	225 Total Di-PCBs				1.0537	5.011	0.00		0.000		NO	10.50		6.48	22.48
226	226 2nd Function Tri-PCBs				1.0907	5.011	0.00		0.000		NO	34.51		3.86	40.59
227	227 3rd Function Tri-PCBs				0.9828	5.011	0.00		0.000		NO	61.53		7.20	66.00
228	228 Total Tetra-PCBs				1.0778	5.011	0.00		0.000		NO	325.9		10.8	329.5
229	229 3rd Function Penta-PCBs				1.3157	5.011	0.00		0.000		NO	405.0		11.2	426.6
230	230 4th Function Penta-PCBs				1.0735	5.011	0.00		0.000		NO	17.31		1.86	18.57
231	231 3rd Function Hexa-PCBs				0.9505	5.011	0.00		0.000		NO	148.8		3.31	154.8
232	232 4th Function Hexa-PCBs				1.0316	5.011	0.00		0.000		NO	280.2		7.13	290.4

#	Name	Pred RT	RT	m1 Resp	m2 Resp	* Ratio (Pred)	RA	n/y	EMPC	Conc.
10	122 PCB-158/n60	45.28	45.26	1.909e3	1.640e3	1.240	1.16	NO	9.2144	9.2144
11	123 PCB-129	45.54	45.52	3.458e2	2.552e2	1.240	1.35	NO	2.2324	2.2324
12	126 PCB-128/n62	46.63	46.62	1.865e3	1.476e3	1.240	1.26	NO	9.7118	9.7118
13	127 PCB-167	47.04	47.06	7.500e2	5.204e2	1.240	1.44	YES	2.7823	0.00000
14	128 PCB-156	48.37	48.37	1.837e3	1.424e3	1.240	1.29	NO	7.8915	7.8915
15	129 PCB-157	48.67	48.63	3.936e2	2.486e2	1.240	1.58	YES	1.4484	0.00000




Dataset: Untitled

Last Altered: Tuesday, June 09, 2020 07:24:06 Pacific Daylight Time
Printed: Tuesday, June 09, 2020 07:29:03 Pacific Daylight Time

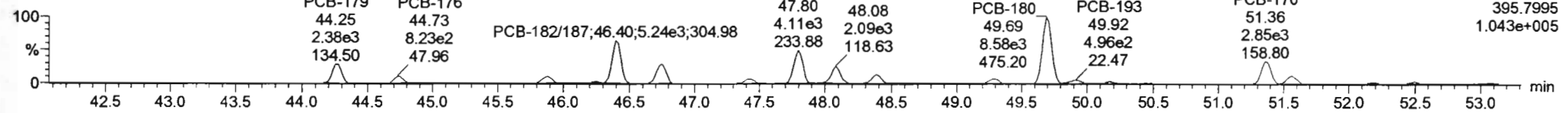
Name: 200608K2_7, Date: 09-Jun-2020, Time: 02:43:53, ID: 2001112-01 PDI-167SC-A-00-01-200519 10, Description: PDI-167SC-A-00-01-200519

PCB-188

200608K2_7

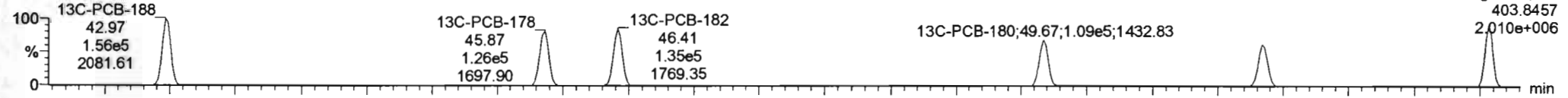


200608K2_7

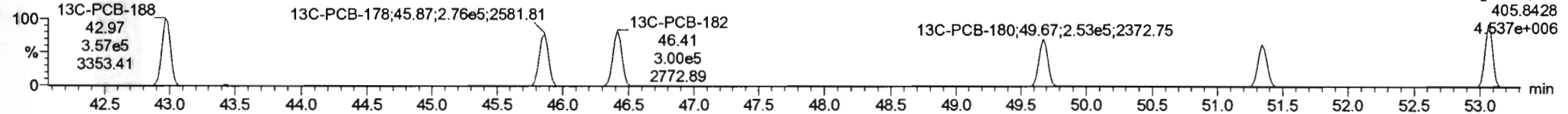


13C-PCB-188

200608K2_7

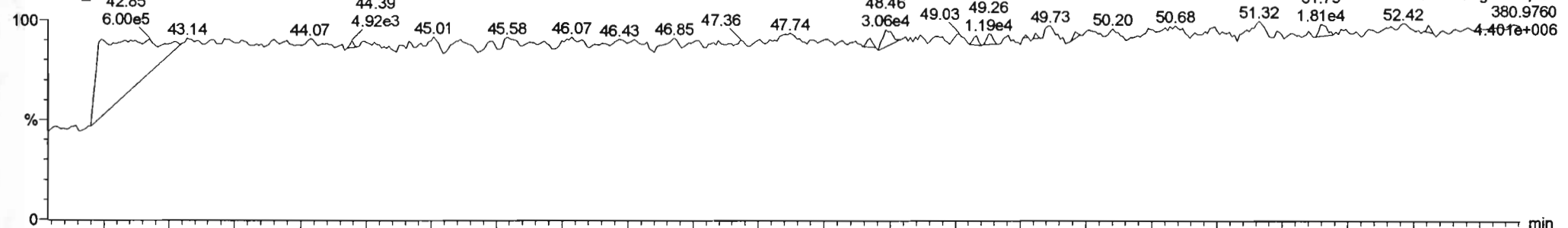


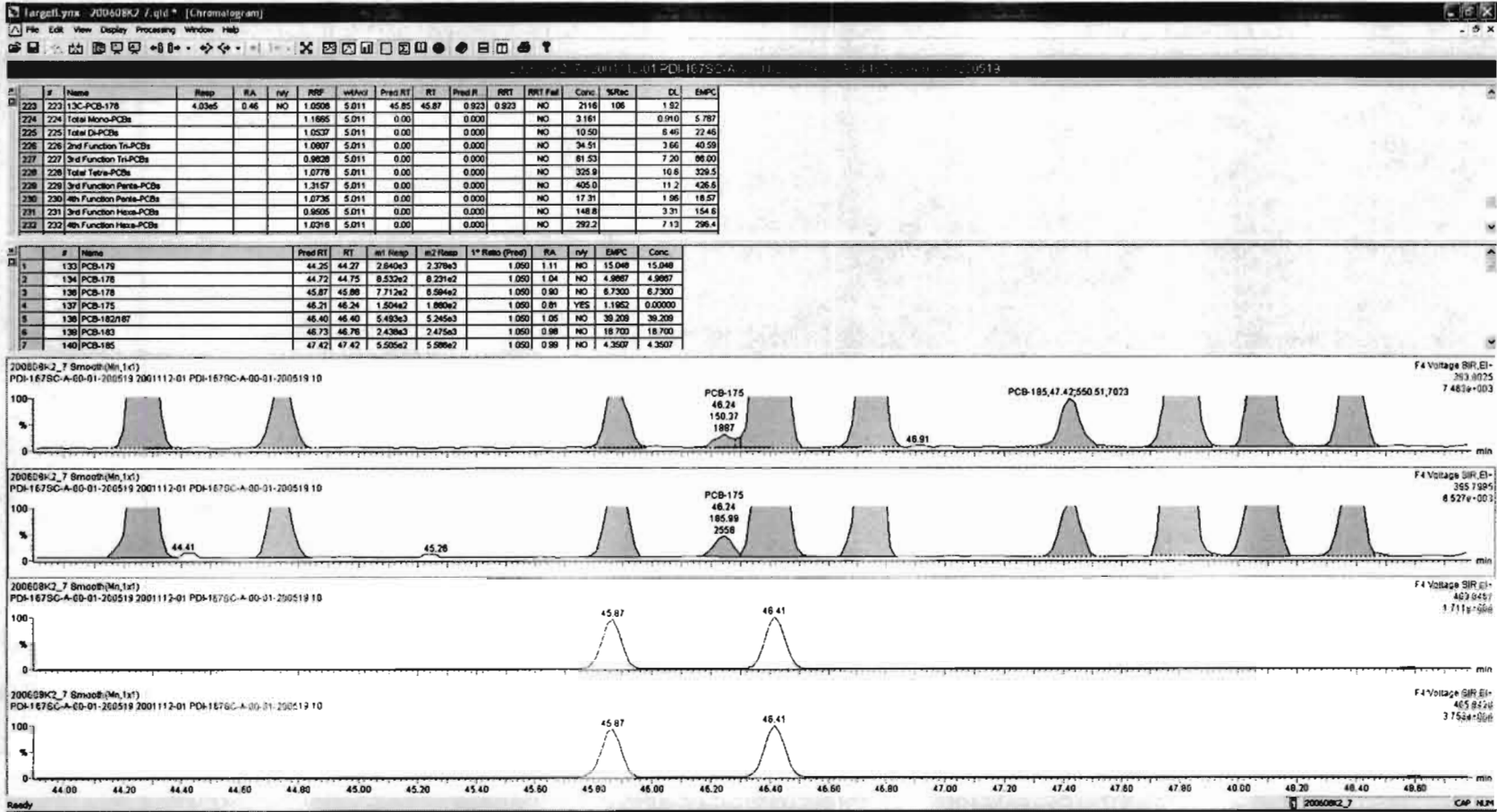
200608K2_7



PFK4c

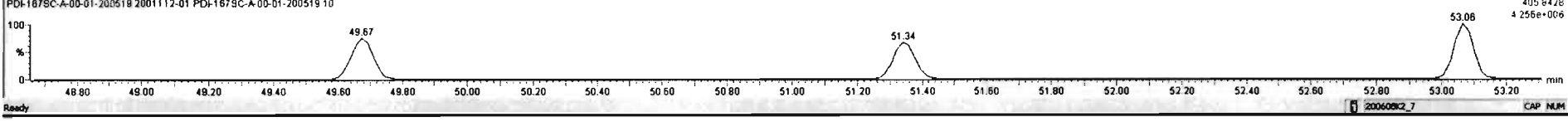



200608K2_7





#	Name	Resp	RA	n/y	RRF	wt/vol	Pred.RT	RT	Pred.R...	RRT	RRT Fail	Conc.	%Rec	DL	B MPC
223	13C-PCB-178	4.03e5	0.46	NO	1.0508	5.011	45.85	45.87	0.923	0.923	NO	2116	106	1.92	
224	Total Mono-PCBs				1.1665	5.011	0.00	0.000			NO	3.161		0.910	5.787
225	Total Di-PCBs				1.0537	5.011	0.00	0.000			NO	10.50		6.46	22.46
226	2nd Function Tri-PCBs				1.0807	5.011	0.00	0.000			NO	34.51		3.66	40.59
227	3rd Function Tri-PCBs				0.9828	5.011	0.00	0.000			NO	61.53		7.20	66.00
228	Total Tetra-PCBs				1.0778	5.011	0.00	0.000			NO	325.9		10.6	329.5
229	3rd Function Penta-PCBs				1.3157	5.011	0.00	0.000			NO	405.0		11.2	426.6
230	4th Function Penta-PCBs				1.0735	5.011	0.00	0.000			NO	17.31		1.98	18.57
231	3rd Function Hexa-PCBs				0.9505	5.011	0.00	0.000			NO	148.8		3.31	154.6
232	4th Function Hexa-PCBs				1.0316	5.011	0.00	0.000			NO	292.2		7.13	296.4

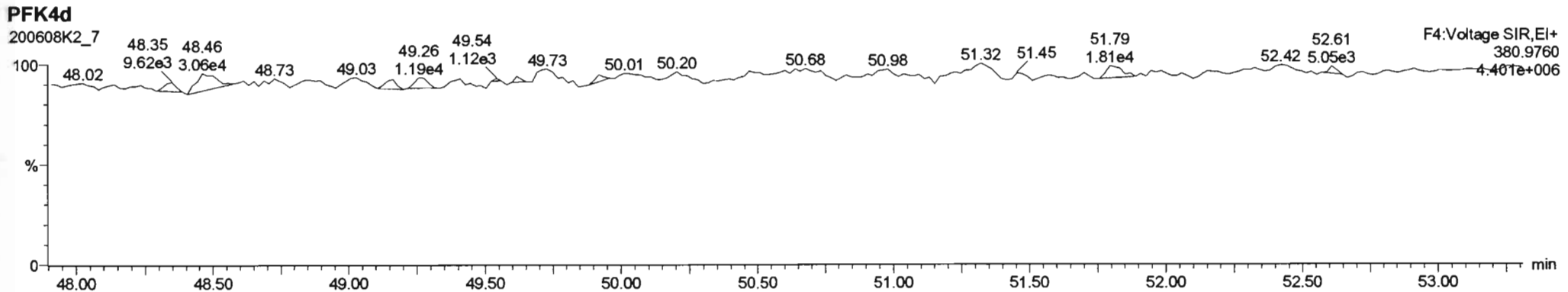
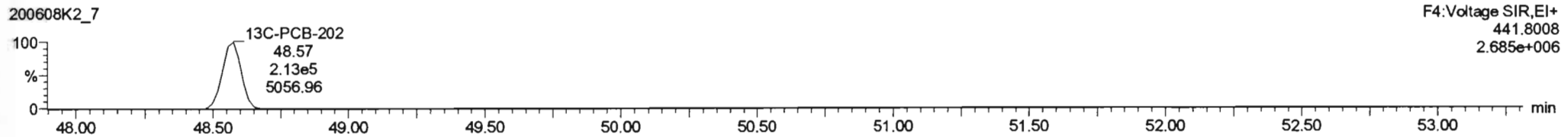
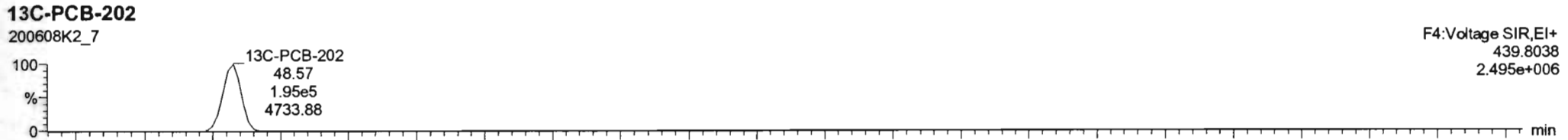
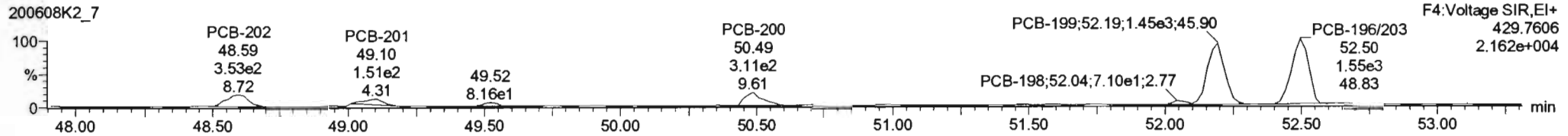
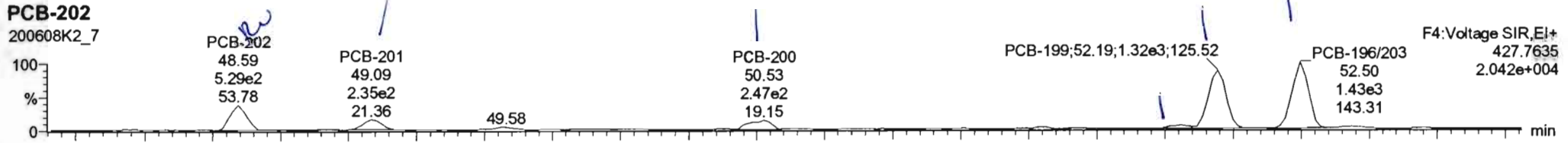
#	Name	Pred.RT	RT	m1 Resp	m2 Resp	1* Ratio (Pred)	RA	n/y	B MPC	Conc.
1	133 PCB-178	44.25	44.27	2.840e3	2.378e3	1.050	1.11	NO	15.048	15.048
2	134 PCB-178	44.72	44.75	8.532e2	8.231e2	1.050	1.04	NO	4.9967	4.9967
3	136 PCB-178	45.87	45.88	7.712e2	8.594e2	1.050	0.80	NO	6.7300	6.7300
4	137 PCB-175	46.21	46.24	1.504e2	1.860e2	1.050	0.81	YES	1.1952	0.00000
5	138 PCB-162/167	46.40	46.40	5.493e3	5.245e3	1.050	1.05	NO	39.209	39.209
6	139 PCB-183	46.73	46.76	2.438e3	2.475e3	1.050	0.98	NO	18.700	18.700
7	140 PCB-185	47.42	47.42	5.505e2	5.586e2	1.050	0.98	NO	4.3507	4.3507



Dataset: Untitled




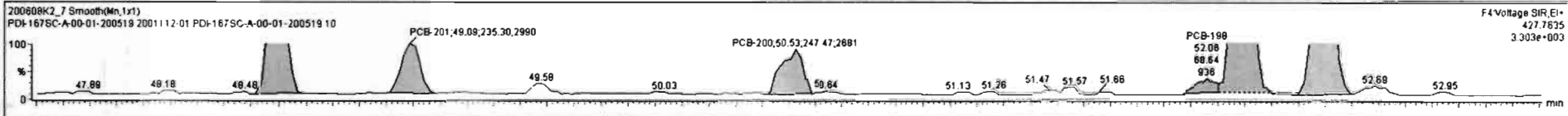
Last Altered: Tuesday, June 09, 2020 07:24:06 Pacific Daylight Time
Printed: Tuesday, June 09, 2020 07:29:03 Pacific Daylight Time

Name: 200608K2_7, Date: 09-Jun-2020, Time: 02:43:53, ID: 2001112-01 PDI-167SC-A-00-01-200519 10, Description: PDI-167SC-A-00-01-200519



#	Name	Resp	RA	nly	RRF	wt/wt	Pred.RT	RT	Pred.R...	RRT	RRT Fail	Conc	%Rec	DL	EMPC
234	4th Function Octa-PCBs				1.0008	5.011	0.00		0.000		NO	40.05		3.58	42.82
235	5th Function Octa-PCBs				1.1499	5.011	0.00		0.000		NO	19.89	0.864	19.89	
236	Total Nona-PCBs				0.9523	5.011	0.00		0.000		NO	0.0000	0.474	9.171	
237	Deca-CB				0.9864	5.011	0.00		0.000		NO	4.667	0.109	4.667	
238	Total PCBs														
239	Total Mono-Isotopes														
240	Total Di-Isotopes														
241	2nd Function Tri-Isotopes														
242	3rd Function Tri-Isotopes														
243	Tetra-Isotopes				0.9878	5.011	0.00	1.000			NO	15860		11.4	0.0000

#	Name	Pred.RT	RT	m1 Resp	m2 Resp	1* Ratio (Pred)	RA	nly	EMPC	Conc
1	154 PCB-202	49.61	48.59	5.292e2	3.819e2	0.890	1.46	YES	2.8642	0.00000
2	155 PCB-201	49.08	49.08	2.353e2	2.424e2	0.890	0.87	NO	2.2201	2.2201
3	158 PCB-200	50.49	50.53	2.475e2	3.111e2	0.890	0.80	NO	2.5534	2.5534
4	159 PCB-198	52.06	52.06	8.864e1	7.401e1	0.890	0.93	NO	0.87923	0.87923
5	160 PCB-199	52.17	52.19	1.329e3	1.472e3	0.890	0.80	NO	16.932	16.932
6	161 PCB-198/203	52.50	52.50	1.427e3	1.568e3	0.890	0.91	NO	17.489	17.489



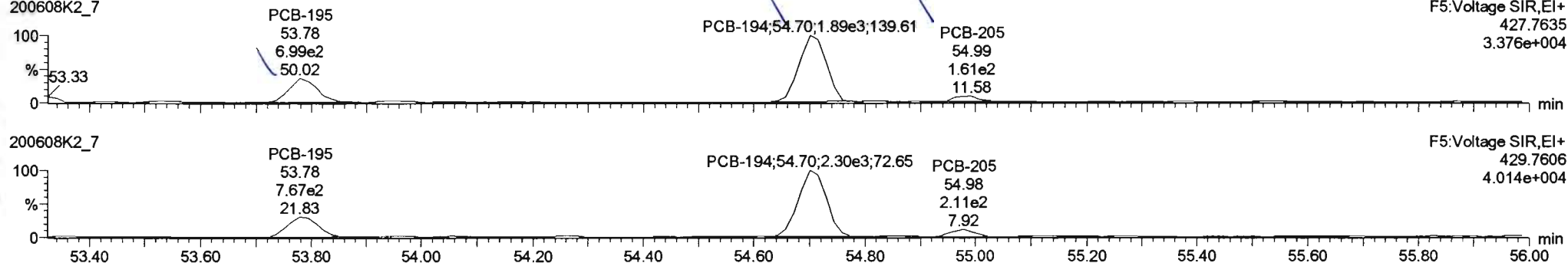
Dataset: Untitled

Last Altered: Tuesday, June 09, 2020 07:24:06 Pacific Daylight Time
Printed: Tuesday, June 09, 2020 07:29:03 Pacific Daylight Time

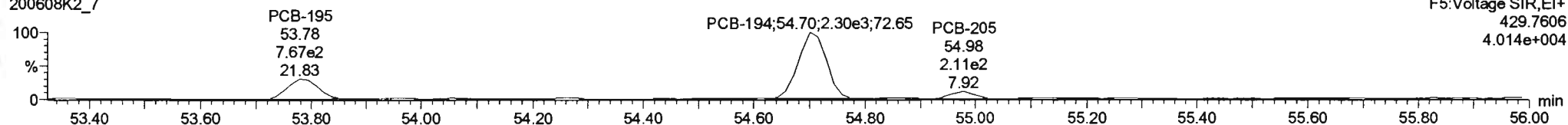
Name: 200608K2_7, Date: 09-Jun-2020, Time: 02:43:53, ID: 2001112-01 PDI-167SC-A-00-01-200519 10, Description: PDI-167SC-A-00-01-200519

PCB-195

200608K2_7

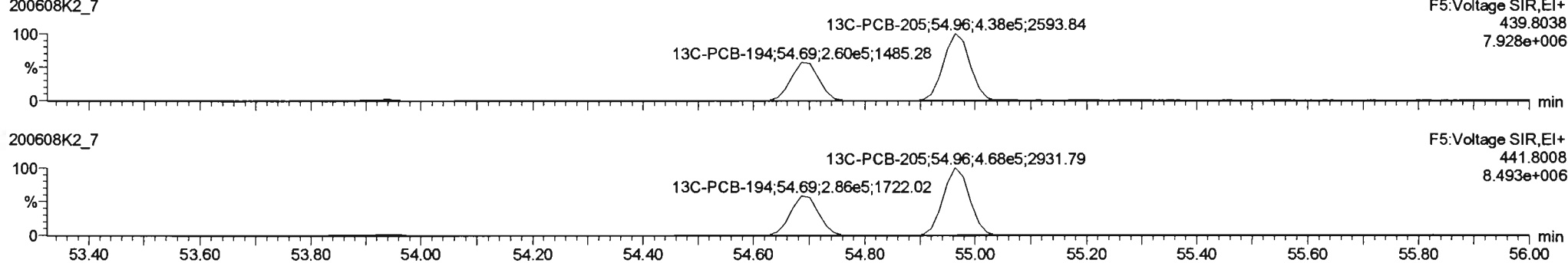


200608K2_7

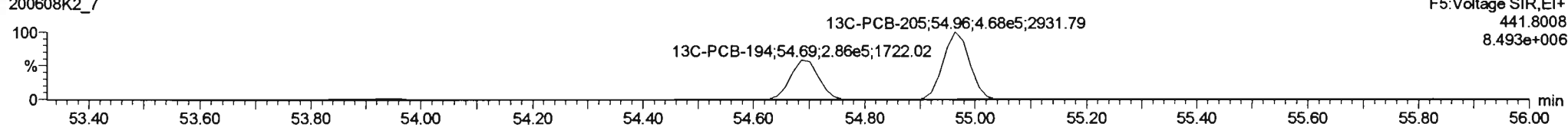


13C-PCB-194

200608K2_7

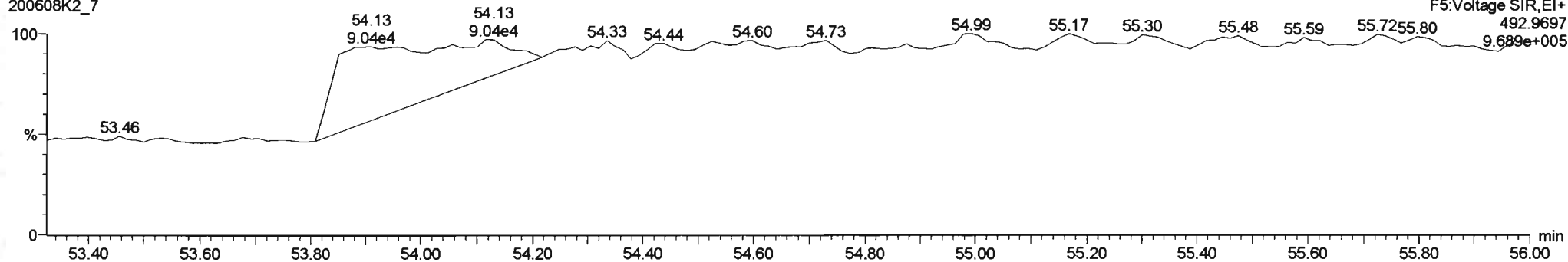


200608K2_7



PFK5a

200608K2_7



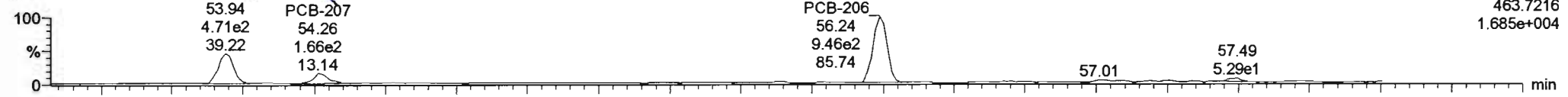
Dataset: Untitled

Last Altered: Tuesday, June 09, 2020 07:24:06 Pacific Daylight Time
Printed: Tuesday, June 09, 2020 07:29:03 Pacific Daylight Time

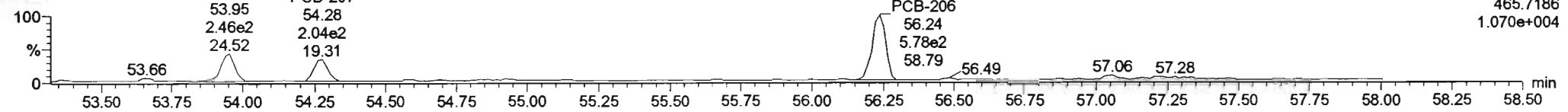
Name: 200608K2_7, Date: 09-Jun-2020, Time: 02:43:53, ID: 2001112-01 PDI-167SC-A-00-01-200519 10, Description: PDI-167SC-A-00-01-200519

PCB-208

200608K2_7




200608K2_7

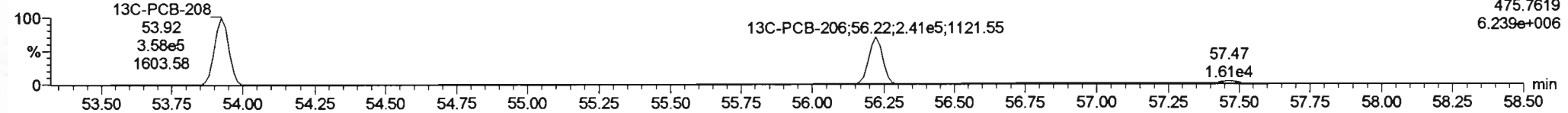


13C-PCB-208

200608K2_7

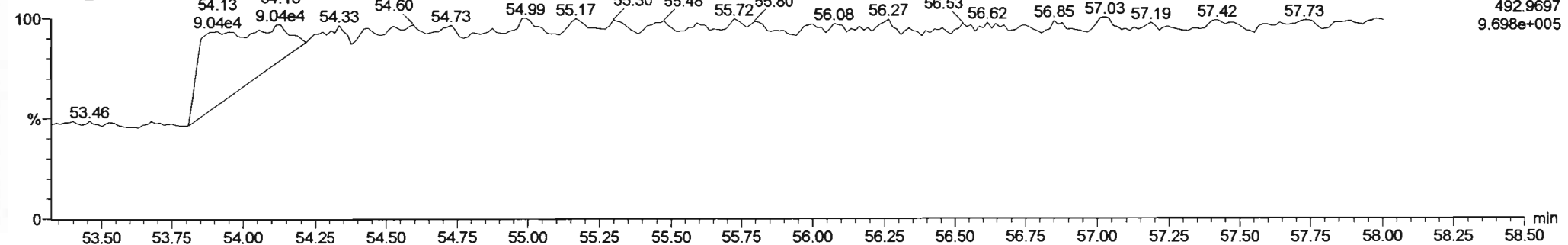


200608K2_7




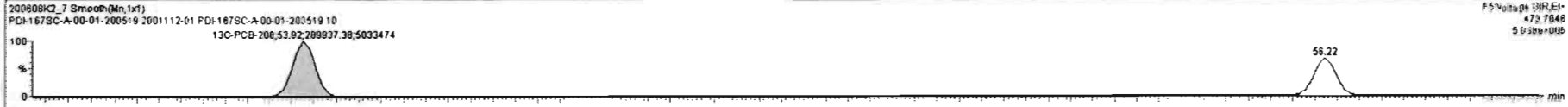
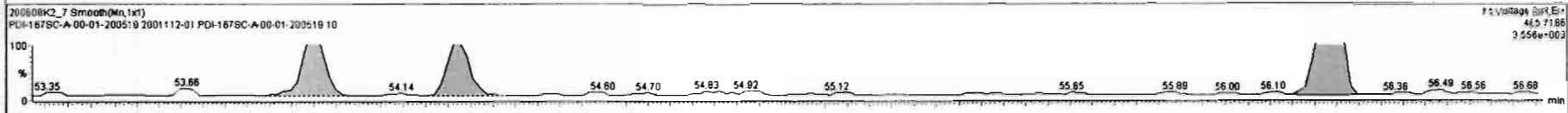
PFK5

200608K2_7



#	Name	Resp	RA	nly	R/R	wt/vol	Pred RT	RT	Pred R	RRT	RRT Fat	Conc	%Rec	DL	EMPC
234	234 4th Function Octa-PCBs				1.0008	5.011	0.00		0.000		NO	40.05	3.59	42.32	
235	235 5th Function Octa-PCBs				1.1499	5.011	0.00		0.000		NO	19.89	0.864	19.88	
236	236 Total Nona-PCBs				0.9023	5.011	0.00		0.000		NO	0.0000	0.474	8.132	
237	237 Deca-CB				0.8854	5.011	0.00		0.000		NO	4.667	0.108	4.667	
238	238 Total PCBs														
239	239 Total Mono-isotopes														
240	240 Total Di-isotopes														
241	241 2nd Function Tri-isotopes														
242	242 3rd Function Tri-isotopes														
243	243 Tetra-isotopes				0.9678	5.011	0.00	1.000			NO	15660	11.4	0.0000	

#	Name	Pred RT	RT	m1 Resp	m2 Resp	1* Ratio (PreC)	RA	nly	EMPC	Conc
1	165 PCB-208	53.94	53.94	4.709e2	2.460e2	1.340	1.91	YES	1.0003	0.00000
2	166 PCB-207	54.26	54.26	1.593e2	2.020e2	1.340	0.79	YES	0.83498	0.00000
3	167 PCB-206	56.24	56.24	9.457e2	5.784e2	1.340	1.54	YES	8.2987	0.00000




Dataset: Untitled

Last Altered: Tuesday, June 09, 2020 07:24:06 Pacific Daylight Time
Printed: Tuesday, June 09, 2020 07:29:03 Pacific Daylight Time

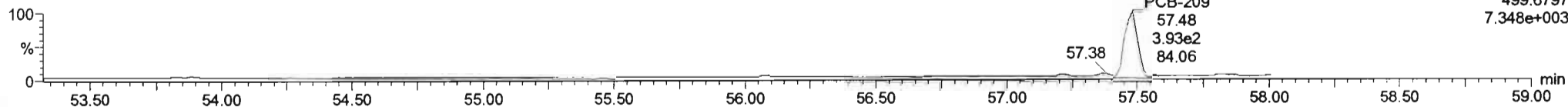
Name: 200608K2_7, Date: 09-Jun-2020, Time: 02:43:53, ID: 2001112-01 PDI-167SC-A-00-01-200519 10, Description: PDI-167SC-A-00-01-200519

PCB-209

200608K2_7




200608K2_7

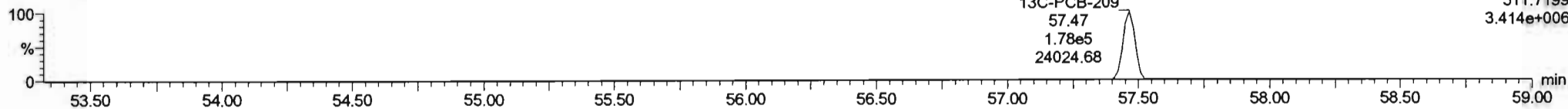


13C-PCB-209

200608K2_7

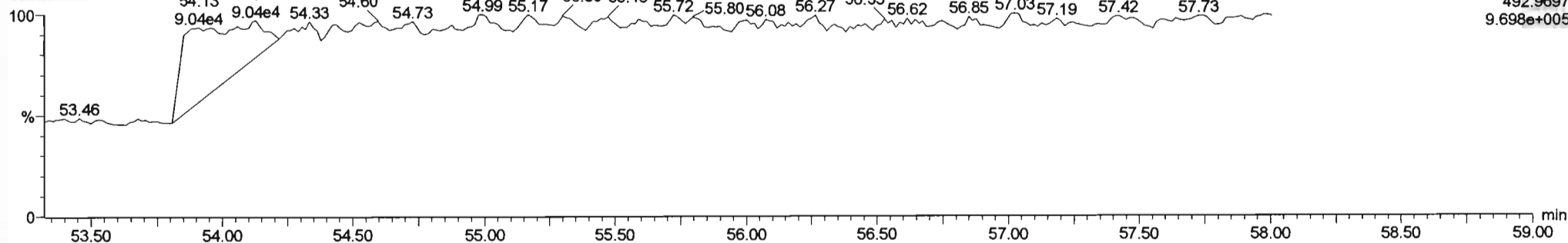


200608K2_7



PFK5b

200608K2_7



Dataset: U:\VG11.PRO\Results\200608K2\200608K2-6.qld

Last Altered: Thursday, June 11, 2020 14:37:02 Pacific Daylight Time
Printed: Thursday, June 11, 2020 14:37:37 Pacific Daylight Time

hr 6/11/2020

C706/16/2020

Method: U:\VG11.PRO\MethDB\PCB-209_ZB1_6-1-20.mdb 02 Jun 2020 10:36:07
Calibration: U:\VG11.PRO\CurveDB\db1_PCBvg11-6-1-20.cdb 02 Jun 2020 10:21:16

Name: 200608K2_6, Date: 09-Jun-2020, Time: 01:43:21, ID: B0E0213-DUP1 Duplicate 10, Description: Duplicate

#	Name	Resp	RA	n/y	RRF	wt/vol	Pred.RT	RT	Pred.R...	RRT	Check RRT	Conc.	%Rec	DL	EMPC
1	1 PCB-1	1.48e3	2.84	NO	1.17	5.045	15.52	15.52	1.001	1.001	NO	1.996		0.247	1.996
2	2 PCB-2	9.47e2	2.91	NO	1.18	5.045	17.93	17.93	0.988	0.988	NO	1.240		0.244	1.240
3	3 PCB-3	1.12e3	2.88	NO	1.15	5.045	18.15	18.17	1.001	1.001	NO	1.507		0.251	1.507
4	4 PCB-4/10	2.65e3	1.37	NO	1.25	5.045	19.58	19.51	1.004	1.001	NO	4.030		0.836	4.030
5	5 PCB-7/9			NO	0.960	5.045	21.37		1.003		YES			0.652	
6	6 PCB-6	1.65e3	0.90	YES	1.02	5.045	22.02	22.02	1.033	1.033	NO	1.857		0.612	1.426
7	7 PCB-5/8	4.56e3	1.40	NO	0.992	5.045	22.43	22.42	1.052	1.052	NO	5.231		0.631	5.231
8	8 PCB-14			NO	1.02	5.045	23.59		0.952		YES			0.782	
9	9 PCB-11	3.93e3	1.14	YES	1.13	5.045	24.80	24.80	1.001	1.001	NO	4.625		0.707	4.049
10	10 PCB-12/13			NO	1.03	5.045	25.23		1.018		YES			0.775	
11	11 PCB-15	2.94e3	1.73	NO	1.03	5.045	25.54	25.52	1.031	1.030	NO	3.769		0.769	3.769
12	12 PCB-19	2.03e3	0.93	NO	1.11	5.045	23.77	23.75	1.001	1.000	NO	5.054		0.574	5.054
13	13 PCB-30			NO	1.79	5.045	24.67		1.039		YES			0.354	
14	14 PCB-18	5.38e3	1.30	YES	0.818	5.045	25.43	25.43	0.952	0.952	NO	11.98		0.528	10.57
15	15 PCB-17	2.90e3	1.00	NO	0.758	5.045	25.61	25.62	0.958	0.959	NO	6.937		0.569	6.937
16	16 PCB-24/27	8.45e2	1.43	YES	1.08	5.045	26.22	26.19	0.981	0.980	NO	1.416		0.398	1.191
17	17 PCB-16/32	4.61e3	1.06	NO	0.925	5.045	26.74	26.75	1.001	1.001	NO	9.032		0.466	9.032
18	18 PCB-34			NO	0.945	5.045	27.54		0.959		YES			0.464	
19	19 PCB-23			NO	0.883	5.045	27.64		0.962		YES			0.497	
20	20 PCB-29			NO	0.893	5.045	27.89		0.971		YES			0.491	
21	21 PCB-26	3.21e3	0.91	NO	0.944	5.045	28.12	28.12	0.979	0.979	NO	3.867		0.465	3.867
22	22 PCB-25	1.55e3	1.14	NO	0.950	5.045	28.28	28.27	0.984	0.984	NO	1.857		0.462	1.857
23	23 PCB-31	1.14e4	0.96	NO	1.04	5.045	28.64	28.66	0.997	0.997	NO	12.45		0.423	12.45
24	24 PCB-28	1.42e4	1.08	NO	1.03	5.045	28.75	28.75	1.001	1.001	NO	15.75		0.428	15.75
25	25 PCB-20/21/33	5.82e3	1.09	NO	0.941	5.045	29.39	29.42	1.023	1.024	NO	7.015		0.466	7.015
26	26 PCB-22	3.84e3	1.12	NO	0.973	5.045	29.83	29.85	1.038	1.039	NO	4.480		0.451	4.480
27	27 PCB-36			NO	1.08	5.045	30.54		0.931		YES			0.416	
28	28 PCB-39			NO	0.988	5.045	31.02		0.946		YES			0.452	
29	29 PCB-38			NO	1.05	5.045	31.82		0.970		YES			0.425	
30	30 PCB-35			NO	1.04	5.045	32.36		0.987		YES			0.428	
31	31 PCB-37	4.10e3	1.25	YES	1.01	5.045	32.81	32.81	1.001	1.001	NO	5.014		0.443	4.538
32	32 PCB-54	6.60e2	0.85	NO	1.08	5.045	27.60	27.62	1.001	1.001	NO	1.181		0.259	1.181

Dataset: U:\VG11.PRO\Results\200608K2\200608K2-6.qld

Last Altered: Thursday, June 11, 2020 14:37:02 Pacific Daylight Time

Printed: Thursday, June 11, 2020 14:37:37 Pacific Daylight Time

Name: 200608K2_6, Date: 09-Jun-2020, Time: 01:43:21, ID: B0E0213-DUP1 Duplicate 10, Description: Duplicate

#	Name	Resp	RA	n/y	RRF	wt/vol	Pred.RT	RT	Pred.R...	RRT	Check RRT	Conc.	%Rec	DL	EMPC
33	33 PCB-50			NO	0.880	5.045	28.79		1.044		YES			0.319	
34	34 PCB-53	3.43e3	0.67	NO	0.997	5.045	29.49	29.48	0.944	0.943	NO	8.114		0.369	8.114
35	35 PCB-51	1.95e3	0.75	NO	1.07	5.045	29.84	29.83	0.955	0.955	NO	4.321		0.346	4.321
36	36 PCB-45	1.04e3	0.73	NO	0.858	5.045	30.29	30.28	0.969	0.969	NO	2.861		0.429	2.861
37	37 PCB-46	7.84e2	1.01	YES	0.831	5.045	30.78	30.78	0.985	0.985	NO	2.229		0.443	1.962
38	38 PCB-52/69	2.54e4	0.82	NO	1.17	5.045	31.28	31.26	1.001	1.001	NO	51.40		0.316	51.40
39	39 PCB-73			NO	1.44	5.045	31.40		1.005		YES			0.255	
40	40 PCB-43/49	1.40e4	0.79	NO	1.02	5.045	31.57	31.58	1.010	1.011	NO	32.64		0.362	32.64
41	41 PCB-47	6.69e3	0.76	NO	0.922	5.045	31.79	31.80	1.001	1.001	NO	15.96		0.378	15.96
42	42 PCB-48/75	2.02e3	0.78	NO	1.12	5.045	31.90	31.93	1.004	1.005	NO	3.970		0.311	3.970
43	43 PCB-65			NO	1.28	5.045	32.17		1.013		YES			0.271	
44	44 PCB-62			NO	1.13	5.045	32.28		1.016		YES			0.309	
45	45 PCB-44	9.53e3	0.86	NO	0.824	5.045	32.61	32.64	1.026	1.028	NO	25.45		0.422	25.45
46	46 PCB-42/59	3.57e3	0.71	NO	1.05	5.045	32.83	32.86	1.033	1.035	NO	7.487		0.332	7.487
47	47 PCB-41/64/71/72	1.17e4	0.80	NO	1.19	5.045	33.45	33.44	1.053	1.053	NO	21.67		0.293	21.67
48	48 PCB-68	3.81e2	0.65	YES	1.28	5.045	33.70	33.70	1.061	1.061	NO	0.6564		0.272	0.5936
49	49 PCB-40	1.24e3	0.93	YES	0.602	5.045	33.93	33.92	1.068	1.068	NO	4.524		0.578	4.158
50	50 PCB-57			NO	1.16	5.045	34.29		0.969		YES			0.250	
51	51 PCB-67	3.52e2	0.59	YES	1.08	5.045	34.60	34.61	0.978	0.978	NO	0.6814		0.268	0.5362
52	52 PCB-58			NO	1.20	5.045	34.71		0.981		YES			0.242	
53	53 PCB-63	6.05e2	0.91	YES	1.07	5.045	34.88	34.89	0.986	0.986	NO	1.089		0.271	1.016
54	54 PCB-74	6.86e3	0.78	NO	1.19	5.045	35.18	35.19	0.994	0.995	NO	11.27		0.245	11.27
55	55 PCB-61/70	1.87e4	0.85	NO	1.05	5.045	35.39	35.41	1.000	1.001	NO	34.50		0.276	34.50
56	56 PCB-76/66	1.21e4	0.81	NO	1.16	5.045	35.58	35.62	1.006	1.007	NO	20.20		0.250	20.20
57	57 PCB-80			NO	1.19	5.045	35.84		1.001		YES			0.243	
58	58 PCB-55	3.22e2	0.77	NO	1.17	5.045	36.18	36.14	1.010	1.009	NO	0.5216		0.246	0.5216
59	59 PCB-56/60	7.30e3	0.76	NO	1.02	5.045	36.68	36.66	1.024	1.023	NO	13.60		0.283	13.60
60	60 PCB-79	4.90e2	0.79	NO	1.14	5.045	37.78	37.80	1.055	1.055	NO	0.8166		0.253	0.8166
61	61 PCB-78			NO	1.14	5.045	38.50		0.987		YES			0.268	
62	62 PCB-81	1.66e2	0.61	YES	1.05	5.045	39.04	39.08	1.000	1.001	NO	0.3139		0.281	0.2730
63	63 PCB-77	1.26e3	0.82	NO	1.14	5.045	39.66	39.66	1.000	1.000	NO	2.229		0.272	2.229
64	64 PCB-104			NO	1.12	5.045	32.51		1.001		YES			0.330	
65	65 PCB-96	3.55e2	1.79	NO	1.15	5.045	33.81	33.76	1.041	1.039	NO	0.9689		0.321	0.9689
66	66 PCB-103	6.22e2	1.76	NO	0.936	5.045	34.36	34.32	1.058	1.056	NO	2.092		0.396	2.092
67	67 PCB-100	4.10e2	0.97	YES	0.954	5.045	34.73	34.67	1.069	1.067	NO	1.353		0.389	1.095
68	68 PCB-94			NO	0.949	5.045	35.18		0.985		YES			0.490	

Dataset: U:\VG11.PRO\Results\200608K2\200608K2-6.qld

Last Altered: Thursday, June 11, 2020 14:37:02 Pacific Daylight Time
Printed: Thursday, June 11, 2020 14:37:37 Pacific Daylight Time

Name: 200608K2_6, Date: 09-Jun-2020, Time: 01:43:21, ID: B0E0213-DUP1 Duplicate 10, Description: Duplicate

#	Name	Resp	RA	n/y	RRF	wt/vol	Pred.RT	RT	Pred.R...	RRT	Check RRT	Conc	%Rec	DL	EMPC
69	69 PCB-95/98/102	1.60e4	1.64	NO	1.20	5.045	35.65	35.71	0.999	1.001	NO	53.50		0.386	53.50
70	70 PCB-93			NO	0.935	5.045	35.77		1.002		YES			0.497	
71	71 PCB-88/91	2.54e3	1.39	NO	1.06	5.045	36.12	36.14	1.012	1.013	NO	9.565		0.437	9.565
72	72 PCB-121			NO	1.71	5.045	36.21		1.015		YES			0.272	
73	73 PCB-84/92	9.19e3	1.70	NO	1.02	5.045	37.08	37.07	0.990	0.990	NO	37.72		0.490	37.72
74	74 PCB-89	2.70e2	0.94	YES	1.11	5.045	37.25	37.26	0.995	0.995	NO	1.021		0.451	0.8105
75	75 PCB-90/101	2.11e4	1.45	NO	1.12	5.045	37.46	37.46	1.000	1.001	NO	78.49		0.444	78.49
76	76 PCB-113	4.74e2	2.17	YES	1.51	5.045	37.70	37.70	1.007	1.007	NO	1.309		0.329	1.058
77	77 PCB-99	7.08e3	1.44	NO	1.32	5.045	37.79	37.80	1.009	1.009	NO	22.40		0.378	22.40
78	78 PCB-119	1.01e3	1.53	NO	1.81	5.045	38.28	38.28	0.987	0.987	NO	2.608		0.305	2.608
79	79 PCB-108/112	9.46e2	1.52	NO	1.44	5.045	38.44	38.45	0.991	0.991	NO	3.058		0.381	3.058
80	80 PCB-83			NO	1.83	5.045	38.59		0.995		YES			0.301	
81	81 PCB-97	4.40e3	1.61	NO	1.28	5.045	38.80	38.80	1.000	1.000	NO	16.04		0.430	16.04
82	82 PCB-86			NO	1.12	5.045	38.97		1.005		YES			0.493	
83	83 PCB-87/117/125	7.47e3	1.61	NO	1.56	5.045	39.10	39.10	1.008	1.008	NO	22.36		0.353	22.36
84	84 PCB-111/115	2.55e2	1.66	NO	1.91	5.045	39.25	39.23	1.012	1.012	NO	0.6243		0.288	0.6243
85	85 PCB-85/116	2.30e3	1.87	YES	1.41	5.045	39.38	39.36	1.015	1.015	NO	7.611		0.390	6.789
86	86 PCB-120	4.60e2	2.22	YES	2.01	5.045	39.64	39.64	1.022	1.022	NO	1.071		0.275	0.8524
87	87 PCB-110	2.42e4	1.57	NO	1.74	5.045	39.79	39.77	1.026	1.025	NO	64.89		0.316	64.89
88	88 PCB-82	1.32e3	1.41	NO	0.781	5.045	40.43	40.40	0.976	0.975	NO	5.912		0.518	5.912
89	89 PCB-124	7.09e2	1.46	NO	1.40	5.045	41.13	41.15	0.993	0.993	NO	1.776		0.290	1.776
90	90 PCB-107/109	2.15e3	1.79	NO	1.34	5.045	41.27	41.29	0.996	0.997	NO	5.611		0.301	5.611
91	91 PCB-123	2.99e2	0.92	YES	1.20	5.045	41.44	41.46	1.000	1.001	NO	0.8740		0.338	0.6880
92	92 PCB-106/118	1.55e4	1.63	NO	1.22	5.045	41.65	41.63	1.001	1.000	NO	41.64		0.316	41.64
93	93 PCB-114			NO	1.14	5.045	42.31		1.000		YES			0.341	
94	94 PCB-122			NO	0.944	5.045	42.45		1.004		YES			0.412	
95	95 PCB-105	8.25e3	1.51	NO	1.05	5.045	43.19	43.19	1.000	1.000	NO	15.43		0.373	15.43
96	96 PCB-127			NO	1.06	5.045	43.55		1.000		YES			0.360	
97	97 PCB-126			NO	1.17	5.045	45.50		1.000		YES			0.361	
98	98 PCB-155			NO	1.04	5.045	36.98		1.000		YES			0.244	
99	99 PCB-150			NO	1.08	5.045	38.30		1.036		YES			0.235	
100	1... PCB-152			NO	1.19	5.045	38.78		1.049		YES			0.215	
101	1... PCB-145			NO	1.19	5.045	39.25		1.062		YES			0.214	
102	1... PCB-136	3.16e3	0.99	YES	1.02	5.045	39.58	39.58	1.071	1.071	NO	15.14		0.250	13.64
103	1... PCB-148			NO	0.842	5.045	39.69		1.074		YES			0.303	
104	1... PCB-154	3.87e2	1.93	YES	0.919	5.045	40.18	40.20	1.087	1.088	NO	2.060		0.277	1.577

Dataset: U:\VG11.PRO\Results\200608K2\200608K2-6.qld

Last Altered: Thursday, June 11, 2020 14:37:02 Pacific Daylight Time

Printed: Thursday, June 11, 2020 14:37:37 Pacific Daylight Time

Name: 200608K2_6, Date: 09-Jun-2020, Time: 01:43:21, ID: B0E0213-DUP1 Duplicate 10, Description: Duplicate

#	Name	Resp	RA	n/y	RRF	wt/vol	Pred.RT	RT	Pred.R...	RRT	Check RRT	Conc.	%Rec	DL	EMPC
105	1... PCB-151	4.25e3	1.28	NO	0.787	5.045	40.86	40.85	1.105	1.105	NO	26.41		0.324	26.41
106	1... PCB-135	2.84e3	1.25	NO	0.922	5.045	41.09	41.07	1.112	1.111	NO	15.08		0.276	15.08
107	1... PCB-144	7.23e2	1.26	NO	0.789	5.045	41.20	41.15	1.115	1.113	NO	4.478		0.323	4.478
108	1... PCB-147	2.78e2	1.22	NO	0.834	5.045	41.33	41.29	1.118	1.117	NO	1.627		0.305	1.627
109	1... PCB-139/149	1.41e4	1.29	NO	0.948	5.045	41.60	41.59	1.125	1.125	NO	72.77		0.269	72.77
110	1... PCB-140	6.78e1	0.84	YES	0.794	5.045	41.80	41.78	1.131	1.130	NO	0.4179		0.321	0.3453
111	1... PCB-134/143	1.59e3	1.30	NO	0.759	5.045	42.26	42.27	0.975	0.975	NO	5.470		0.297	5.470
112	1... PCB-131/133	1.19e3	1.70	YES	0.821	5.045	42.56	42.55	0.982	0.982	NO	3.803		0.275	3.157
113	1... PCB-142			NO	0.754	5.045	42.70		0.985		YES			0.299	
114	1... PCB-146/165	6.31e3	1.22	NO	1.02	5.045	42.95	42.95	0.991	0.991	NO	16.23		0.222	16.23
115	1... PCB-132/161	9.07e3	1.18	NO	1.02	5.045	43.18	43.23	0.996	0.997	NO	23.16		0.220	23.16
116	1... PCB-153	3.16e4	1.22	NO	1.07	5.045	43.36	43.36	1.000	1.000	NO	77.18		0.210	77.18
117	1... PCB-168			NO	1.08	5.045	43.59		1.006		YES			0.209	
118	1... PCB-141	5.17e3	1.34	NO	1.03	5.045	44.12	44.12	1.000	1.000	NO	16.06		0.278	16.06
119	1... PCB-137	8.94e2	1.19	NO	1.11	5.045	44.52	44.52	1.010	1.009	NO	2.567		0.257	2.567
120	1... PCB-130	2.31e3	1.24	NO	0.885	5.045	44.62	44.63	1.012	1.012	NO	8.326		0.323	8.326
121	1... PCB-138/163/164	3.38e4	1.19	NO	1.28	5.045	45.01	45.01	1.001	1.001	NO	79.76		0.210	79.76
122	1... PCB-158/160	2.94e3	1.26	NO	1.24	5.045	45.26	45.24	1.006	1.006	NO	7.200		0.217	7.200
123	1... PCB-129	8.56e2	1.28	NO	0.867	5.045	45.52	45.51	1.012	1.012	NO	2.997		0.311	2.997
124	1... PCB-166			NO	1.14	5.045	45.99		0.993		YES			0.196	
125	1... PCB-159			NO	1.22	5.045	46.32		1.000		YES			0.184	
126	1... PCB-128/162	3.55e3	1.17	NO	0.907	5.045	46.61	46.60	1.007	1.007	NO	9.794		0.247	9.794
127	1... PCB-167	1.04e3	1.40	NO	1.11	5.045	47.02	47.02	1.000	1.000	NO	2.427		0.207	2.427
128	1... PCB-156	2.92e3	1.42	NO	1.13	5.045	48.35	48.35	1.000	1.000	NO	6.697		0.207	6.697
129	1... PCB-157	4.97e2	1.33	NO	1.04	5.045	48.65	48.61	1.001	1.000	NO	1.247		0.224	1.247
130	1... PCB-169			NO	1.16	5.045	50.91		1.000		YES			0.211	
131	1... PCB-188			NO	1.29	5.045	43.00		1.001		YES			0.249	
132	1... PCB-184			NO	1.23	5.045	43.46		1.011		YES			0.261	
133	1... PCB-179	4.71e3	0.92	NO	1.30	5.045	44.25	44.25	1.030	1.030	NO	13.20		0.247	13.20
134	1... PCB-176	1.47e3	1.09	NO	1.31	5.045	44.72	44.73	1.041	1.041	NO	4.078		0.245	4.078
135	1... PCB-186			NO	1.33	5.045	45.37		1.056		YES			0.241	
136	1... PCB-178	1.72e3	0.93	NO	0.943	5.045	45.87	45.87	1.068	1.067	NO	6.629		0.340	6.629
137	1... PCB-175	4.75e2	1.51	YES	0.956	5.045	46.21	46.23	1.076	1.076	NO	1.805		0.306	1.475
138	1... PCB-182/187	1.07e4	0.98	NO	1.07	5.045	46.40	46.40	1.080	1.080	NO	36.45		0.301	36.45
139	1... PCB-183	4.89e3	1.15	NO	1.02	5.045	46.73	46.74	1.088	1.088	NO	17.39		0.314	17.39
140	1... PCB-185	1.00e3	1.53	YES	1.41	5.045	47.40	47.40	0.955	0.955	NO	3.805		0.384	3.078

Dataset: U:\VG11.PRO\Results\200608K2\200608K2-6.qld

Last Altered: Thursday, June 11, 2020 14:37:02 Pacific Daylight Time

Printed: Thursday, June 11, 2020 14:37:37 Pacific Daylight Time

Name: 200608K2_6, Date: 09-Jun-2020, Time: 01:43:21, ID: B0E0213-DUP1 Duplicate 10, Description: Duplicate

	# Name	Resp	RA	n/y	RRF	wt/vol	Pred.RT	RT	Pred.R...	RRT	Check RRT	Conc.	%Rec	DL	EMPC
141	1... PCB-174	7.52e3	1.04	NO	1.35	5.045	47.79	47.78	0.962	0.962	NO	29.60		0.367	29.60
142	1... PCB-181			NO	1.47	5.045	47.88		0.964		YES			0.337	
143	1... PCB-177	4.03e3	1.02	NO	1.28	5.045	48.06	48.06	0.968	0.968	NO	16.80		0.389	16.80
144	1... PCB-171	2.28e3	0.85	YES	1.32	5.045	48.34	48.37	0.974	0.974	NO	9.223		0.378	8.294
145	1... PCB-173			NO	1.19	5.045	48.80		0.983		YES			0.418	
146	1... PCB-172	1.12e3	1.40	YES	1.38	5.045	49.26	49.28	0.992	0.992	NO	4.324		0.382	3.699
147	1... PCB-192			NO	1.83	5.045	49.45		0.996		YES			0.272	
148	1... PCB-180	1.67e4	1.06	NO	1.41	5.045	49.67	49.69	1.000	1.001	NO	63.08		0.352	63.08
149	1... PCB-193	1.15e3	0.71	YES	1.68	5.045	49.88	49.90	1.005	1.005	NO	3.657		0.297	2.961
150	1... PCB-191	3.63e2	1.49	YES	1.71	5.045	50.15	50.17	1.010	1.010	NO	1.133		0.291	0.9337
151	1... PCB-170	5.81e3	1.17	NO	1.40	5.045	51.34	51.34	1.000	1.000	NO	25.60		0.403	25.60
152	1... PCB-190	1.58e3	0.90	NO	1.85	5.045	51.53	51.55	1.004	1.004	NO	5.273		0.305	5.273
153	1... PCB-189	3.49e2	1.23	YES	1.45	5.045	53.07	53.06	1.000	1.000	NO	1.093		0.251	1.004
154	1... PCB-202	5.34e2	0.77	NO	1.17	5.045	48.59	48.57	1.001	1.000	NO	2.186		0.250	2.186
155	1... PCB-201	4.77e2	0.92	NO	1.05	5.045	49.06	49.09	1.010	1.011	NO	2.166		0.277	2.166
156	1... PCB-204			NO	1.14	5.045	49.23		1.014		YES			0.256	
157	1... PCB-197	7.24e1	0.54	YES	1.13	5.045	49.55	49.54	1.020	1.020	NO	0.3058		0.288	0.2266
158	1... PCB-200	3.18e2	0.81	NO	1.07	5.045	50.47	50.47	1.039	1.039	NO	1.423		0.273	1.423
159	1... PCB-198	1.40e2	0.91	NO	0.794	5.045	52.04	52.06	1.072	1.072	NO	0.8438		0.368	0.8438
160	1... PCB-199	3.02e3	0.94	NO	0.809	5.045	52.15	52.17	1.074	1.075	NO	17.86		0.361	17.86
161	1... PCB-196/203	3.13e3	0.83	NO	0.838	5.045	52.48	52.48	1.081	1.081	NO	17.87		0.348	17.87
162	1... PCB-195	1.44e3	0.84	NO	1.04	5.045	53.77	53.76	0.984	0.983	NO	5.038		0.190	5.038
163	1... PCB-194	3.96e3	1.08	YES	1.12	5.045	54.69	54.69	1.000	1.000	NO	12.97		0.178	11.76
164	1... PCB-205	2.55e2	0.74	YES	1.29	5.045	54.95	54.98	1.005	1.006	NO	0.7223		0.154	0.6531
165	1... PCB-208	4.94e2	1.41	NO	0.933	5.045	53.93	53.92	1.000	1.000	NO	1.637		0.111	1.637
166	1... PCB-207	2.41e2	1.68	YES	0.916	5.045	54.24	54.26	1.006	1.007	NO	0.8152		0.113	0.7094
167	1... PCB-206	9.97e2	1.36	NO	1.01	5.045	56.22	56.22	1.000	1.000	NO	4.608		0.150	4.608
168	1... PCB-209	8.67e2	1.12	NO	0.986	5.045	57.45	57.47	1.000	1.000	NO	4.260		0.0424	4.260
169	1... 13C-PCB-1	1.26e6	3.35	NO	0.893	5.045	15.50	15.51	0.608	0.608	NO	1243	62.7	0.814	
170	1... 13C-PCB-3	1.28e6	3.40	NO	0.911	5.045	18.14	18.14	0.712	0.712	NO	1240	62.6	0.798	
171	1... 13C-PCB-4	1.04e6	1.63	NO	0.600	5.045	19.49	19.50	0.765	0.765	NO	1536	77.5	0.583	
172	1... 13C-PCB-9	1.74e6	1.60	NO	0.970	5.045	21.32	21.32	0.836	0.836	NO	1583	79.9	0.361	
173	1... 13C-PCB-11	1.50e6	1.59	NO	0.962	5.045	24.76	24.78	0.971	0.972	NO	1372	69.2	0.364	
174	1... 13C-PCB-19	7.19e5	1.06	NO	0.499	5.045	23.73	23.74	0.931	0.931	NO	1271	64.1	6.39	
175	1... 13C-PCB-32	1.09e6	1.05	NO	0.744	5.045	26.71	26.72	1.048	1.048	NO	1296	65.4	4.28	
176	1... 13C-PCB-28	1.75e6	1.06	NO	1.06	5.045	28.75	28.73	1.004	1.003	NO	1776	89.6	4.68	

Dataset: U:\VG11.PRO\Results\200608K2\200608K2-6.qld

Last Altered: Thursday, June 11, 2020 14:37:02 Pacific Daylight Time
Printed: Thursday, June 11, 2020 14:37:37 Pacific Daylight Time

Name: 200608K2_6, Date: 09-Jun-2020, Time: 01:43:21, ID: B0E0213-DUP1 Duplicate 10, Description: Duplicate

#	Name	Resp	RA	n/y	RRF	wt/vol	Pred.RT	RT	Pred.R...	RRT	Check RRT	Conc.	%Rec	DL	EMPC
177	1... 13C-PCB-37	1.61e6	1.06	NO	0.989	5.045	32.73	32.79	1.143	1.145	NO	1760	88.8	5.03	
178	1... 13C-PCB-54	1.03e6	0.80	NO	0.999	5.045	27.60	27.58	0.753	0.752	NO	1648	83.1	1.04	
179	1... 13C-PCB-52	8.39e5	0.80	NO	0.804	5.045	31.24	31.25	0.852	0.852	NO	1675	84.5	1.30	
180	1... 13C-PCB-47	9.01e5	0.78	NO	0.857	5.045	31.76	31.77	0.866	0.867	NO	1686	85.1	1.22	
181	1... 13C-PCB-70	1.02e6	0.80	NO	0.996	5.045	35.39	35.38	0.965	0.965	NO	1642	82.8	1.05	
182	1... 13C-PCB-80	1.05e6	0.79	NO	1.03	5.045	35.82	35.82	0.977	0.977	NO	1632	82.3	1.01	
183	1... 13C-PCB-81	1.00e6	0.80	NO	0.988	5.045	39.02	39.02	1.064	1.064	NO	1627	82.1	1.05	
184	1... 13C-PCB-77	9.84e5	0.80	NO	0.969	5.045	39.64	39.64	1.081	1.081	NO	1631	82.3	1.08	
185	1... 13C-PCB-104	6.29e5	1.61	NO	1.02	5.045	32.44	32.49	0.827	0.828	NO	1623	81.9	0.678	
186	1... 13C-PCB-95	4.94e5	1.64	NO	0.805	5.045	35.69	35.69	0.910	0.910	NO	1607	81.0	0.856	
187	1... 13C-PCB-101	4.75e5	1.65	NO	0.793	5.045	37.44	37.44	0.954	0.954	NO	1569	79.2	0.869	
188	1... 13C-PCB-97	4.25e5	1.65	NO	0.696	5.045	38.78	38.78	0.989	0.989	NO	1598	80.6	0.989	
189	1... 13C-PCB-123	5.67e5	1.62	NO	0.933	5.045	41.42	41.42	1.056	1.056	NO	1592	80.3	0.739	
190	1... 13C-PCB-118	6.06e5	1.62	NO	0.986	5.045	41.61	41.61	1.061	1.061	NO	1611	81.3	0.699	
191	1... 13C-PCB-114	9.94e5	1.61	NO	1.55	5.045	42.29	42.28	0.908	0.908	NO	1902	96.0	1.05	
192	1... 13C-PCB-105	1.01e6	1.60	NO	1.57	5.045	43.17	43.17	0.927	0.927	NO	1899	95.8	1.03	
193	1... 13C-PCB-127	1.07e6	1.60	NO	1.62	5.045	43.53	43.53	0.934	0.935	NO	1948	98.2	0.997	
194	1... 13C-PCB-126	9.56e5	1.60	NO	1.57	5.045	45.49	45.49	0.976	0.976	NO	1804	91.0	1.03	
195	1... 13C-PCB-155	4.05e5	1.30	NO	0.615	5.045	36.96	36.96	0.942	0.942	NO	1729	87.2	0.442	
196	1... 13C-PCB-153	7.58e5	1.26	NO	1.36	5.045	43.34	43.35	0.930	0.930	NO	1644	82.9	1.03	
197	1... 13C-PCB-141	6.22e5	1.28	NO	1.13	5.045	44.11	44.10	0.947	0.947	NO	1631	82.3	1.25	
198	1... 13C-PCB-138	6.54e5	1.29	NO	1.18	5.045	44.97	44.97	0.965	0.965	NO	1632	82.3	1.19	
199	1... 13C-PCB-159	7.91e5	1.27	NO	1.44	5.045	46.30	46.30	0.994	0.994	NO	1626	82.0	0.979	
200	2... 13C-PCB-167	7.68e5	1.28	NO	1.44	5.045	47.00	47.00	1.009	1.009	NO	1579	79.6	0.978	
201	2... 13C-PCB-156	7.68e5	1.27	NO	1.40	5.045	48.36	48.33	1.038	1.037	NO	1626	82.1	1.01	
202	2... 13C-PCB-157	7.61e5	1.30	NO	1.40	5.045	48.61	48.61	1.043	1.044	NO	1611	81.3	1.01	
203	2... 13C-PCB-169	7.44e5	1.30	NO	1.33	5.045	50.88	50.89	1.092	1.092	NO	1654	83.4	1.06	
204	2... 13C-PCB-188	5.45e5	0.45	NO	1.41	5.045	42.96	42.97	0.926	0.926	NO	1582	79.8	1.02	
205	2... 13C-PCB-180	3.72e5	0.46	NO	0.929	5.045	49.65	49.65	1.070	1.070	NO	1637	82.6	1.55	
206	2... 13C-PCB-170	3.21e5	0.45	NO	0.794	5.045	51.32	51.32	1.106	1.106	NO	1653	83.4	1.81	
207	2... 13C-PCB-189	4.36e5	0.45	NO	1.04	5.045	53.02	53.05	1.143	1.143	NO	1705	86.0	1.38	
208	2... 13C-PCB-202	4.15e5	0.91	NO	1.04	5.045	48.55	48.56	1.046	1.047	NO	1637	82.6	1.04	
209	2... 13C-PCB-194	5.42e5	0.90	NO	0.768	5.045	54.69	54.67	0.995	0.995	NO	1517	76.6	1.99	
210	2... 13C-PCB-208	6.41e5	0.78	NO	0.991	5.045	53.92	53.91	0.981	0.981	NO	1390	70.1	1.86	
211	2... 13C-PCB-206	4.26e5	0.79	NO	0.552	5.045	56.21	56.21	1.023	1.023	NO	1656	83.5	3.34	
212	2... 13C-PCB-209	4.09e5	1.21	NO	0.396	5.045	57.46	57.45	1.046	1.046	NO	2216	112	0.517	

Dataset: U:\VG11.PRO\Results\200608K2\200608K2-6.qld

Last Altered: Thursday, June 11, 2020 14:37:02 Pacific Daylight Time
Printed: Thursday, June 11, 2020 14:37:37 Pacific Daylight Time

Name: 200608K2_6, Date: 09-Jun-2020, Time: 01:43:21, ID: B0E0213-DUP1 Dupllicate 10, Description: Dupllicate

#	Name	Resp	RA	n/y	RRF	wt/vol	Pred.RT	RT	Pred.R	RRT	Check RRT	Conc.	%Rec	DL	EMPC
213	2... 13C-PCB-15	2.25e6	1.59	NO	1.00	5.045	25.53	25.50	1.000	0.000	NO	1982	100	0.350	
214	2... 13C-PCB-31	1.83e6	1.03	NO	1.00	5.045	28.66	28.64	1.000	0.000	NO	1982	100	4.98	
215	2... 13C-PCB-60	1.24e6	0.81	NO	1.00	5.045	36.68	36.66	1.000	0.000	NO	1982	100	1.04	
216	2... 13C-PCB-111	7.56e5	1.63	NO	1.00	5.045	39.25	39.23	1.000	0.000	NO	1982	100	0.689	
217	2... 13C-PCB-128	6.70e5	1.25	NO	1.00	5.045	46.60	46.58	1.000	0.000	NO	1982	100	1.41	
218	2... 13C-PCB-182	4.85e5	0.47	NO	1.00	5.045	46.43	46.40	0.000	0.000	NO	1982	100	1.44	
219	2... 13C-PCB-205	9.22e5	0.90	NO	1.00	5.045	54.96	54.95	1.000	0.000	NO	1982	100	1.53	
220	2... 13C-PCB-79	1.12e6	0.79	NO	1.07	5.045	37.76	37.76	1.030	1.030	NO	1684	85.0	0.975	
221	2... 13C-PCB-178	3.91e5	0.45	NO	0.766	5.045	45.86	45.85	0.988	0.988	NO	1511	76.2	1.29	
222	2... 13C-PCB-79	1.12e6	0.79	NO	1.08	5.045	37.76	37.76	0.968	0.968	NO	2051	103	1.24	
223	2... 13C-PCB-178	3.91e5	0.45	NO	1.05	5.045	45.84	45.85	0.923	0.923	NO	1986	100	1.83	
224	2... Total Mono-PCBs				1.17	5.045	0.00		0.000		NO	4.742		0.741	4.742
225	2... Total Di-PCBs				1.05	5.045	0.00		0.000		NO	13.03		5.76	18.51
226	2... 2nd Function Tri-PCBs				1.08	5.045	0.00		0.000		NO	21.02		2.89	32.78
227	2... 3rd Function Tri-PCBs				0.983	5.045	0.00		0.000		NO	45.42		0.31	49.96
228	2... Total Tetra-PCBs				1.08	5.045	0.00		0.000		NO	258.2		9.92	266.7
229	2... 3rd Function Penta-PCBs				1.32	5.045	0.00		0.000		NO	369.3		10.9	380.5
230	2... 4th Function Penta-PCBs				1.07	5.045	0.00		0.000		NO	15.43		1.85	15.43
231	2... 3rd Function Hexa-PCBs				0.951	5.045	0.00		0.000		NO	120.4		3.56	135.9
232	2... 4th Function Hexa-PCBs				1.03	5.045	0.00		0.000		NO	259.1		4.80	262.3
233	2... Total Hepta-PCBs				1.36	5.045	0.00		0.000		NO	218.1		7.31	239.5
234	2... 4th Function Octa-PCBs				1.00	5.045	0.00		0.000		NO	42.35		2.89	42.58
235	2... 5th Function Octa-PCBs				1.15	5.045	0.00		0.000		NO	5.038		0.523	17.45
236	2... Total Nona-PCBs				0.952	5.045	0.00		0.000		NO	6.245		0.375	6.954
237	2... Deca-CB				0.986	5.045	0.00		0.000		NO	4.260		0.0424	4.260
238	2... Total PCBs														

Handwritten notes on the right side of the table:
 > 66.44 -
 > 82.74 -
 > 384.73 -
 > 395.93 -
 > 379.5 -
 > 398.2 -
 > 47.388 -
 > 60.03 -

Vista Analytical Laboratory

Dataset: U:\VG11.PRO\Results\200608K2\200608K2-6.qld

Last Altered: Thursday, June 11, 2020 14:37:02 Pacific Daylight Time

Printed: Thursday, June 11, 2020 14:38:02 Pacific Daylight Time

Method: U:\VG11.PRO\MethDB\PCB-209_ZB1_6-1-20.mdb 02 Jun 2020 10:36:07

Calibration: U:\VG11.PRO\CurveDB\db1_PCBvg11-6-1-20.cdb 02 Jun 2020 10:21:16

ID: B0E0213-DUP1 Duplicate 10, Description: Duplicate

Total Mono-PCBs

Name	Pred.R.	RT	m1 Height	m2 Height	m1 Resp	m2 Resp	RA	n/y	Resp	Conc.	EMPC	DL
1 PCB-1	15.52	15.52	1.850e4	5.413e3	1.095e3	3.852e2	2.84	NO	1.480e3	1.9958	1.9958	0.247
2 PCB-2	17.93	17.93	1.026e4	3.682e3	7.052e2	2.421e2	2.91	NO	9.473e2	1.2398	1.2398	0.244
3 PCB-3	18.15	18.17	1.307e4	4.802e3	8.300e2	2.878e2	2.88	NO	1.118e3	1.5069	1.5069	0.251

Total Di-PCBs

Name	Pred.R.	RT	m1 Height	m2 Height	m1 Resp	m2 Resp	RA	n/y	Resp	Conc.	EMPC	DL
1 PCB-4/10	19.58	19.51	2.411e4	1.858e4	1.530e3	1.121e3	1.37	NO	2.651e3	4.0298	4.0298	0.836
2 PCB-6	22.02	22.02	1.129e4	1.424e4	7.806e2	8.692e2	0.90	YES	1.650e3	0.00000	1.4260	0.612
3 PCB-5/8	22.43	22.42	3.918e4	2.529e4	2.656e3	1.901e3	1.40	NO	4.556e3	5.2311	5.2311	0.631
4 PCB-11	24.80	24.80	3.066e4	2.383e4	2.096e3	1.833e3	1.14	YES	3.929e3	0.00000	4.0488	0.707
5 PCB-15	25.54	25.52	3.211e4	2.104e4	1.865e3	1.077e3	1.73	NO	2.942e3	3.7695	3.7695	0.769

2nd Function Tri-PCBs

Name	Pred.R.	RT	m1 Height	m2 Height	m1 Resp	m2 Resp	RA	n/y	Resp	Conc.	EMPC	DL
1 PCB-19	23.77	23.75	1.692e4	1.401e4	9.798e2	1.048e3	0.93	NO	2.028e3	5.0543	5.0543	0.574
2 PCB-18	25.43	25.43	4.333e4	3.544e4	3.043e3	2.335e3	1.30	YES	5.378e3	0.00000	10.570	0.528
3 PCB-17	25.61	25.62	2.079e4	2.507e4	1.452e3	1.448e3	1.00	NO	2.900e3	6.9367	6.9367	0.569
4 PCB-24/27	26.22	26.19	5.686e3	5.042e3	4.965e2	3.482e2	1.43	YES	8.447e2	0.00000	1.1910	0.399
5 PCB-16/32	26.74	26.75	2.453e4	2.685e4	2.368e3	2.240e3	1.06	NO	4.607e3	9.0317	9.0317	0.466

Vista Analytical Laboratory

Dataset: U:\VG11.PRO\Results\200608K2\200608K2-6.qld

Last Altered: Thursday, June 11, 2020 14:37:02 Pacific Daylight Time

Printed: Thursday, June 11, 2020 14:38:02 Pacific Daylight Time

ID: B0E0213-DUP1 Duplicate 10, Description: Duplicate

3rd Function Tri-PCBs

	Name	Pred.R.	RT	m1 Height	m2 Height	m1 Resp	m2 Resp	RA	n/y	Resp	Conc.	EMPC	DL
1	PCB-26	28.12	28.12	2.019e4	2.401e4	1.532e3	1.682e3	0.91	NO	3.215e3	3.8667	3.8667	0.465
2	PCB-25	28.28	28.27	1.030e4	1.087e4	8.262e2	7.275e2	1.14	NO	1.554e3	1.8571	1.8571	0.462
3	PCB-31	28.64	28.66	8.034e4	8.439e4	5.558e3	5.808e3	0.96	NO	1.137e4	12.453	12.453	0.423
4	PCB-28	28.75	28.75	9.119e4	8.637e4	7.394e3	6.823e3	1.08	NO	1.422e4	15.748	15.748	0.428
5	PCB-20/21/33	29.39	29.42	4.049e4	3.347e4	3.038e3	2.777e3	1.09	NO	5.815e3	7.0148	7.0148	0.466
6	PCB-22	29.83	29.85	2.687e4	2.342e4	2.027e3	1.812e3	1.12	NO	3.839e3	4.4804	4.4804	0.451
7	PCB-37	32.81	32.81	2.779e4	2.196e4	2.284e3	1.821e3	1.25	YES	4.105e3	0.00000	4.5378	0.443

Vista Analytical Laboratory

Dataset: U:\VG11.PRO\Results\200608K2\200608K2-6.qld

Last Altered: Thursday, June 11, 2020 14:37:02 Pacific Daylight Time

Printed: Thursday, June 11, 2020 14:38:02 Pacific Daylight Time

ID: B0E0213-DUP1 Duplicate 10, Description: Duplicate

Total Tetra-PCBs

Name	Pred.R.	RT	m1 Height	m2 Height	m1 Resp	m2 Resp	RA	n/y	Resp	Conc.	EMPC	DL
1 PCB-54	27.60	27.62	3.826e3	4.788e3	3.031e2	3.571e2	0.85	NO	6.602e2	1.1812	1.1812	0.259
2 PCB-53	29.49	29.48	1.814e4	2.538e4	1.372e3	2.053e3	0.67	NO	3.425e3	8.1139	8.1139	0.369
3 PCB-51	29.84	29.83	9.911e3	1.418e4	8.344e2	1.115e3	0.75	NO	1.949e3	4.3207	4.3207	0.346
4 PCB-45	30.29	30.28	5.740e3	7.689e3	4.379e2	6.021e2	0.73	NO	1.040e3	2.8607	2.8607	0.429
5 PCB-46	30.78	30.78	5.120e3	5.613e3	3.941e2	3.900e2	1.01	YES	7.842e2	0.00000	1.9623	0.443
6 PCB-52/69	31.28	31.26	1.510e5	1.829e5	1.141e4	1.398e4	0.82	NO	2.539e4	51.399	51.399	0.316
7 PCB-43/49	31.57	31.58	7.776e4	1.005e5	6.204e3	7.843e3	0.79	NO	1.405e4	32.642	32.642	0.362
8 PCB-47	31.79	31.80	3.321e4	4.574e4	2.895e3	3.793e3	0.76	NO	6.689e3	15.964	15.964	0.378
9 PCB-48/75	31.90	31.93	1.180e4	1.513e4	8.862e2	1.135e3	0.78	NO	2.021e3	3.9704	3.9704	0.311
10 PCB-44	32.61	32.64	5.785e4	6.944e4	4.411e3	5.121e3	0.86	NO	9.532e3	25.448	25.448	0.422
11 PCB-42/59	32.83	32.86	1.904e4	2.599e4	1.485e3	2.087e3	0.71	NO	3.572e3	7.4865	7.4865	0.332
12 PCB-41/64/71/72	33.45	33.44	6.228e4	8.377e4	5.190e3	6.502e3	0.80	NO	1.169e4	21.665	21.665	0.293
13 PCB-68	33.70	33.70	2.098e3	2.979e3	1.500e2	2.312e2	0.65	YES	3.812e2	0.00000	0.59362	0.272
14 PCB-40	33.93	33.92	7.915e3	9.259e3	5.949e2	6.428e2	0.93	YES	1.238e3	0.00000	4.1585	0.578
15 PCB-67	34.60	34.61	2.167e3	3.411e3	1.300e2	2.218e2	0.59	YES	3.518e2	0.00000	0.53619	0.268
16 PCB-63	34.88	34.89	3.638e3	4.333e3	2.892e2	3.162e2	0.91	YES	6.054e2	0.00000	1.0160	0.271
17 PCB-74	35.18	35.19	3.747e4	5.240e4	3.001e3	3.861e3	0.78	NO	6.862e3	11.265	11.265	0.245
18 PCB-61/70	35.39	35.41	1.104e5	1.255e5	8.567e3	1.013e4	0.85	NO	1.869e4	34.500	34.500	0.276
19 PCB-76/66	35.58	35.62	6.693e4	8.394e4	5.425e3	6.663e3	0.81	NO	1.209e4	20.196	20.196	0.250
20 PCB-55	36.18	36.14	1.687e3	2.117e3	1.394e2	1.821e2	0.77	NO	3.215e2	0.52160	0.52160	0.246
21 PCB-56/60	36.68	36.66	3.845e4	5.069e4	3.145e3	4.153e3	0.76	NO	7.298e3	13.596	13.596	0.283
22 PCB-79	37.78	37.80	3.017e3	4.603e3	2.162e2	2.740e2	0.79	NO	4.902e2	0.81663	0.81663	0.253
23 PCB-81	39.04	39.08	1.585e3	3.261e3	6.281e1	1.032e2	0.61	YES	1.660e2	0.00000	0.27304	0.291
24 PCB-77	39.66	39.66	6.750e3	8.055e3	5.670e2	6.918e2	0.82	NO	1.259e3	2.2293	2.2293	0.272

Vista Analytical Laboratory

Dataset: U:\VG11.PRO\Results\200608K2\200608K2-6.qld

Last Altered: Thursday, June 11, 2020 14:37:02 Pacific Daylight Time

Printed: Thursday, June 11, 2020 14:38:02 Pacific Daylight Time

ID: B0E0213-DUP1 Duplicate 10, Description: Duplicate

3rd Function Penta-PCBs

	Name	Pred.R.	RT	m1 Height	m2 Height	m1 Resp	m2 Resp	RA	n/y	Resp	Conc.	EMPC	DL
1	PCB-96	33.81	33.76	2.726e3	1.615e3	2.277e2	1.272e2	1.79	NO	3.549e2	0.96887	0.96887	0.321
2	PCB-103	34.36	34.32	5.174e3	2.714e3	3.963e2	2.255e2	1.76	NO	6.219e2	2.0917	2.0917	0.396
3	PCB-100	34.73	34.67	2.245e3	2.917e3	2.019e2	2.076e2	0.97	YES	4.096e2	0.00000	1.0946	0.389
4	PCB-95/98/102	35.65	35.71	1.273e5	7.633e4	9.958e3	6.087e3	1.64	NO	1.605e4	53.503	53.503	0.386
5	PCB-88/91	36.12	36.14	1.902e4	1.379e4	1.474e3	1.062e3	1.39	NO	2.536e3	9.5649	9.5649	0.437
6	PCB-84/92	37.08	37.07	7.677e4	4.373e4	5.781e3	3.410e3	1.70	NO	9.191e3	37.724	37.724	0.490
7	PCB-89	37.25	37.26	1.481e3	1.544e3	1.307e2	1.396e2	0.94	YES	2.702e2	0.00000	0.81046	0.451
8	PCB-90/101	37.46	37.46	1.604e5	1.093e5	1.250e4	8.597e3	1.45	NO	2.109e4	78.489	78.489	0.444
9	PCB-113	37.70	37.70	5.193e3	2.818e3	3.245e2	1.498e2	2.17	YES	4.743e2	0.00000	1.0580	0.329
10	PCB-99	37.79	37.80	5.631e4	3.886e4	4.180e3	2.904e3	1.44	NO	7.084e3	22.400	22.400	0.378
11	PCB-119	38.28	38.28	7.965e3	5.134e3	6.104e2	3.982e2	1.53	NO	1.009e3	2.6081	2.6081	0.305
12	PCB-108/112	38.44	38.45	6.708e3	5.021e3	5.709e2	3.756e2	1.52	NO	9.465e2	3.0577	3.0577	0.381
13	PCB-97	38.80	38.80	3.668e4	2.283e4	2.717e3	1.687e3	1.61	NO	4.404e3	16.037	16.037	0.430
14	PCB-87/117/125	39.10	39.10	5.599e4	3.366e4	4.603e3	2.863e3	1.61	NO	7.466e3	22.359	22.359	0.353
15	PCB-111/115	39.25	39.23	2.643e3	1.529e3	1.595e2	9.594e1	1.66	NO	2.555e2	0.62426	0.62426	0.288
16	PCB-85/116	39.38	39.36	1.808e4	1.112e4	1.499e3	8.014e2	1.87	YES	2.300e3	0.00000	6.7887	0.390
17	PCB-120	39.64	39.64	3.360e3	1.711e3	3.170e2	1.430e2	2.22	YES	4.600e2	0.00000	0.85242	0.275
18	PCB-110	39.79	39.77	1.871e5	1.160e5	1.481e4	9.411e3	1.57	NO	2.422e4	64.893	64.893	0.316
19	PCB-82	40.43	40.40	9.280e3	6.992e3	7.724e2	5.478e2	1.41	NO	1.320e3	5.9118	5.9118	0.518
20	PCB-124	41.13	41.15	3.688e3	3.187e3	4.209e2	2.881e2	1.46	NO	7.090e2	1.7759	1.7759	0.290
21	PCB-107/109	41.27	41.29	1.717e4	9.081e3	1.379e3	7.726e2	1.79	NO	2.152e3	5.6105	5.6105	0.301
22	PCB-123	41.44	41.46	2.105e3	2.012e3	1.435e2	1.557e2	0.92	YES	2.993e2	0.00000	0.68797	0.338
23	PCB-106/118	41.65	41.63	1.167e5	7.292e4	9.609e3	5.911e3	1.63	NO	1.552e4	41.636	41.636	0.316

4th Function Penta-PCBs

	Name	Pred.R.	RT	m1 Height	m2 Height	m1 Resp	m2 Resp	RA	n/y	Resp	Conc.	EMPC	DL
1	PCB-105	43.19	43.19	5.860e4	3.722e4	4.964e3	3.289e3	1.51	NO	8.253e3	15.426	15.426	0.373

Vista Analytical Laboratory

Dataset: U:\VG11.PRO\Results\200608K2\200608K2-6.qld

Last Altered: Thursday, June 11, 2020 14:37:02 Pacific Daylight Time

Printed: Thursday, June 11, 2020 14:38:02 Pacific Daylight Time

ID: B0E0213-DUP1 Duplicate 10, Description: Duplicate

3rd Function Hexa-PCBs

	Name	Pred.R.	RT	m1 Height	m2 Height	m1 Resp	m2 Resp	RA	n/y	Resp	Conc.	EMPC	DL
1	PCB-136	39.58	39.58	1.997e4	1.822e4	1.577e3	1.586e3	0.99	YES	3.163e3	0.00000	13.644	0.250
2	PCB-154	40.18	40.20	3.386e3	1.430e3	2.549e2	1.324e2	1.93	YES	3.872e2	0.00000	1.5771	0.277
3	PCB-151	40.86	40.85	3.138e4	2.388e4	2.383e3	1.866e3	1.28	NO	4.250e3	26.412	26.412	0.324
4	PCB-135	41.09	41.07	2.058e4	1.535e4	1.578e3	1.267e3	1.25	NO	2.845e3	15.079	15.079	0.276
5	PCB-144	41.20	41.15	5.202e3	4.346e3	4.029e2	3.198e2	1.26	NO	7.227e2	4.4779	4.4779	0.323
6	PCB-147	41.33	41.29	1.877e3	1.666e3	1.524e2	1.254e2	1.22	NO	2.778e2	1.6272	1.6272	0.305
7	PCB-139/149	41.60	41.59	1.015e5	7.583e4	7.943e3	6.167e3	1.29	NO	1.411e4	72.775	72.775	0.269
8	PCB-140	41.80	41.78	5.910e2	6.940e2	3.103e1	3.681e1	0.84	YES	6.784e1	0.00000	0.34532	0.321

4th Function Hexa-PCBs

	Name	Pred.R.	RT	m1 Height	m2 Height	m1 Resp	m2 Resp	RA	n/y	Resp	Conc.	EMPC	DL
1	PCB-134/143	42.26	42.27	1.137e4	8.277e3	8.971e2	6.910e2	1.30	NO	1.588e3	5.4704	5.4704	0.297
2	PCB-131/133	42.56	42.55	1.065e4	5.314e3	7.514e2	4.425e2	1.70	YES	1.194e3	0.00000	3.1568	0.275
3	PCB-146/165	42.95	42.95	4.249e4	3.629e4	3.470e3	2.842e3	1.22	NO	6.312e3	16.231	16.231	0.222
4	PCB-132/161	43.18	43.23	6.382e4	5.434e4	4.905e3	4.167e3	1.18	NO	9.073e3	23.160	23.160	0.220
5	PCB-153	43.36	43.36	2.273e5	1.871e5	1.737e4	1.424e4	1.22	NO	3.161e4	77.183	77.183	0.210
6	PCB-141	44.12	44.12	3.647e4	2.799e4	2.965e3	2.207e3	1.34	NO	5.172e3	16.061	16.061	0.278
7	PCB-137	44.52	44.52	6.285e3	5.157e3	4.853e2	4.088e2	1.19	NO	8.942e2	2.5674	2.5674	0.257
8	PCB-130	44.62	44.63	1.757e4	1.489e4	1.278e3	1.034e3	1.24	NO	2.312e3	8.3264	8.3264	0.323
9	PCB-138/163/164	45.01	45.01	1.997e5	1.624e5	1.833e4	1.542e4	1.19	NO	3.375e4	79.758	79.758	0.210
10	PCB-158/160	45.26	45.24	2.047e4	1.425e4	1.643e3	1.300e3	1.26	NO	2.944e3	7.1996	7.1996	0.217
11	PCB-129	45.52	45.51	5.429e3	4.325e3	4.802e2	3.761e2	1.28	NO	8.563e2	2.9967	2.9967	0.311
12	PCB-128/162	46.61	46.60	2.343e4	1.903e4	1.915e3	1.632e3	1.17	NO	3.547e3	9.7942	9.7942	0.247
13	PCB-167	47.02	47.02	7.247e3	4.930e3	6.084e2	4.345e2	1.40	NO	1.043e3	2.4267	2.4267	0.207
14	PCB-156	48.35	48.35	2.076e4	1.379e4	1.713e3	1.209e3	1.42	NO	2.921e3	6.6974	6.6974	0.207
15	PCB-157	48.65	48.61	3.489e3	2.658e3	2.833e2	2.137e2	1.33	NO	4.971e2	1.2472	1.2472	0.224

Vista Analytical Laboratory

Dataset: U:\VG11.PRO\Results\200608K2\200608K2-6.qld

Last Altered: Thursday, June 11, 2020 14:37:02 Pacific Daylight Time

Printed: Thursday, June 11, 2020 14:38:02 Pacific Daylight Time

ID: B0E0213-DUP1 Duplicate 10, Description: Duplicate

Total Hepta-PCBs

	Name	Pred.R.	RT	m1 Height	m2 Height	m1 Resp	m2 Resp	RA	n/y	Resp	Conc.	EMPC	DL
1	PCB-179	44.25	44.25	3.003e4	3.032e4	2.262e3	2.450e3	0.92	NO	4.713e3	13.202	13.202	0.247
2	PCB-176	44.72	44.73	1.028e4	9.220e3	7.663e2	7.011e2	1.09	NO	1.467e3	4.0775	4.0775	0.245
3	PCB-178	45.87	45.87	1.155e4	1.127e4	8.285e2	8.909e2	0.93	NO	1.719e3	6.6286	6.6286	0.340
4	PCB-175	46.21	46.23	3.794e3	2.573e3	2.853e2	1.892e2	1.51	YES	4.746e2	0.00000	1.4753	0.336
5	PCB-182/187	46.40	46.40	6.421e4	6.601e4	5.288e3	5.398e3	0.98	NO	1.069e4	36.446	36.446	0.301
6	PCB-183	46.73	46.74	3.183e4	2.792e4	2.617e3	2.276e3	1.15	NO	4.892e3	17.394	17.394	0.314
7	PCB-185	47.40	47.40	7.867e3	4.585e3	6.074e2	3.959e2	1.53	YES	1.003e3	0.00000	3.0782	0.354
8	PCB-174	47.79	47.78	4.581e4	4.668e4	3.838e3	3.678e3	1.04	NO	7.516e3	29.601	29.601	0.367
9	PCB-177	48.06	48.06	2.735e4	2.324e4	2.037e3	1.988e3	1.02	NO	4.026e3	16.796	16.796	0.389
10	PCB-171	48.34	48.37	1.409e4	1.478e4	1.049e3	1.228e3	0.85	YES	2.277e3	0.00000	8.2942	0.378
11	PCB-172	49.26	49.28	7.607e3	5.668e3	6.499e2	4.655e2	1.40	YES	1.115e3	0.00000	3.6994	0.362
12	PCB-180	49.67	49.69	1.088e5	9.961e4	8.610e3	8.093e3	1.06	NO	1.670e4	63.077	63.077	0.352
13	PCB-193	49.88	49.90	5.558e3	7.692e3	4.770e2	6.733e2	0.71	YES	1.150e3	0.00000	2.9608	0.297
14	PCB-191	50.15	50.17	3.164e3	1.670e3	2.172e2	1.461e2	1.49	YES	3.633e2	0.00000	0.93372	0.291
15	PCB-170	51.34	51.34	3.962e4	3.546e4	3.129e3	2.680e3	1.17	NO	5.809e3	25.600	25.600	0.403
16	PCB-190	51.53	51.55	1.058e4	1.137e4	7.498e2	8.314e2	0.90	NO	1.581e3	5.2729	5.2729	0.305
17	PCB-189	53.07	53.06	2.933e3	2.337e3	1.925e2	1.563e2	1.23	YES	3.488e2	0.00000	1.0041	0.251

4th Function Octa-PCBs

	Name	Pred.R.	RT	m1 Height	m2 Height	m1 Resp	m2 Resp	RA	n/y	Resp	Conc.	EMPC	DL
1	PCB-202	48.59	48.57	3.018e3	3.368e3	2.317e2	3.024e2	0.77	NO	5.342e2	2.1863	2.1863	0.250
2	PCB-201	49.06	49.09	3.239e3	3.713e3	2.282e2	2.487e2	0.92	NO	4.769e2	2.1663	2.1663	0.277
3	PCB-197	49.55	49.54	4.410e2	8.730e2	2.528e1	4.716e1	0.54	YES	7.244e1	0.00000	0.22663	0.258
4	PCB-200	50.47	50.47	1.979e3	2.350e3	1.421e2	1.764e2	0.81	NO	3.185e2	1.4228	1.4228	0.273
5	PCB-198	52.04	52.06	9.880e2	1.054e3	6.677e1	7.332e1	0.91	NO	1.401e2	0.84384	0.84384	0.368
6	PCB-199	52.15	52.17	1.857e4	2.122e4	1.467e3	1.556e3	0.94	NO	3.023e3	17.860	17.860	0.361
7	PCB-196/203	52.48	52.48	2.045e4	2.604e4	1.424e3	1.709e3	0.83	NO	3.132e3	17.869	17.869	0.348

Vista Analytical Laboratory

Dataset: U:\VG11.PRO\Results\200608K2\200608K2-6.qld

Last Altered: Thursday, June 11, 2020 14:37:02 Pacific Daylight Time

Printed: Thursday, June 11, 2020 14:38:02 Pacific Daylight Time

ID: B0E0213-DUP1 Duplicate 10, Description: Duplicate

5th Function Octa-PCBs

	Name	Pred.R.	RT	m1 Height	m2 Height	m1 Resp	m2 Resp	RA	n/y	Resp	Conc.	EMPC	DL
1	PCB-195	53.77	53.76	1.123e4	1.299e4	6.564e2	7.833e2	0.84	NO	1.440e3	5.0376	5.0376	0.190
2	PCB-194	54.69	54.69	3.593e4	3.411e4	2.059e3	1.900e3	1.08	YES	3.959e3	0.00000	11.763	0.178
3	PCB-205	54.95	54.98	2.039e3	2.371e3	1.085e2	1.463e2	0.74	YES	2.548e2	0.00000	0.65312	0.154

Total Nona-PCBs

	Name	Pred.R.	RT	m1 Height	m2 Height	m1 Resp	m2 Resp	RA	n/y	Resp	Conc.	EMPC	DL
1	PCB-208	53.93	53.92	5.512e3	2.662e3	2.893e2	2.046e2	1.41	NO	4.939e2	1.6373	1.6373	0.111
2	PCB-207	54.24	54.26	3.099e3	1.278e3	1.511e2	8.980e1	1.68	YES	2.409e2	0.00000	0.70938	0.113
3	PCB-206	56.22	56.22	1.095e4	6.831e3	5.750e2	4.216e2	1.36	NO	9.966e2	4.6078	4.6078	0.150

Deca-CB

	Name	Pred.R.	RT	m1 Height	m2 Height	m1 Resp	m2 Resp	RA	n/y	Resp	Conc.	EMPC	DL
1	PCB-209	57.45	57.47	7.966e3	7.720e3	4.579e2	4.090e2	1.12	NO	8.669e2	4.2605	4.2605	0.0424

Total PCBs

	Name	Pred.R.	RT	m1 Height	m2 Height	m1 Resp	m2 Resp	RA	n/y	Resp	Conc.	EMPC	DL
1													

Total Mono-Isotopes

	Name	Pred.R.	RT	m1 Height	m2 Height	m1 Resp	m2 Resp	RA	n/y	Resp	Conc.	EMPC	DL
1	13C-PCB-1	15.50	15.51	1.686e7	4.879e6	9.690e5	2.893e5	3.35	NO	1.258e6	1242.6		0.814
2	13C-PCB-3	18.14	18.14	1.691e7	5.032e6	9.895e5	2.910e5	3.40	NO	1.281e6	1240.3		0.798

Vista Analytical Laboratory

Dataset: U:\VG11.PRO\Results\200608K2\200608K2-6.qld

Last Altered: Thursday, June 11, 2020 14:37:02 Pacific Daylight Time

Printed: Thursday, June 11, 2020 14:38:02 Pacific Daylight Time

ID: B0E0213-DUP1 Duplicate 10, Description: Duplicate

Total Di-Isotopes

	Name	Pred.R.	RT	m1 Height	m2 Height	m1 Resp	m2 Resp	RA	n/y	Resp	Conc.	EMPC	DL
1	13C-PCB-4	19.49	19.50	1.068e7	6.560e6	6.477e5	3.971e5	1.63	NO	1.045e6	1536.5		0.583
2	13C-PCB-9	21.32	21.32	1.767e7	1.098e7	1.072e6	6.678e5	1.60	NO	1.740e6	1583.0		0.361
3	13C-PCB-11	24.76	24.78	1.384e7	8.699e6	9.168e5	5.782e5	1.59	NO	1.495e6	1371.9		0.364
4	13C-PCB-15	25.53	25.50	2.158e7	1.359e7	1.380e6	8.661e5	1.59	NO	2.247e6	1982.2		0.350

2nd Function Tri-Isotopes

	Name	Pred.R.	RT	m1 Height	m2 Height	m1 Resp	m2 Resp	RA	n/y	Resp	Conc.	EMPC	DL
1	13C-PCB-19	23.73	23.74	5.743e6	5.428e6	3.697e5	3.492e5	1.06	NO	7.189e5	1271.5		6.39
2	13C-PCB-32	26.71	26.72	8.420e6	8.201e6	5.597e5	5.330e5	1.05	NO	1.093e6	1295.6		4.28

3rd Function Tri-Isotopes

	Name	Pred.R.	RT	m1 Height	m2 Height	m1 Resp	m2 Resp	RA	n/y	Resp	Conc.	EMPC	DL
1	13C-PCB-31	28.66	28.64	1.271e7	1.228e7	9.302e5	9.008e5	1.03	NO	1.831e6	1982.2		4.98
2	13C-PCB-28	28.75	28.73	1.138e7	1.083e7	8.967e5	8.491e5	1.06	NO	1.746e6	1775.8		4.68
3	13C-PCB-37	32.73	32.79	1.117e7	1.063e7	8.268e5	7.814e5	1.06	NO	1.608e6	1760.2		5.03

Tetra-Isotopes

	Name	Pred.R.	RT	m1 Height	m2 Height	m1 Resp	m2 Resp	RA	n/y	Resp	Conc.	EMPC	DL
1	13C-PCB-54	27.60	27.58	6.145e6	7.687e6	4.557e5	5.703e5	0.80	NO	1.026e6	1647.6		1.04
2	13C-PCB-52	31.24	31.25	4.678e6	5.906e6	3.731e5	4.664e5	0.80	NO	8.395e5	1675.3		1.30
3	13C-PCB-47	31.76	31.77	4.877e6	6.276e6	3.946e5	5.063e5	0.78	NO	9.009e5	1686.4		1.22
4	13C-PCB-70	35.39	35.38	5.930e6	7.314e6	4.534e5	5.655e5	0.80	NO	1.019e6	1642.2		1.05
5	13C-PCB-80	35.82	35.82	5.937e6	7.507e6	4.611e5	5.841e5	0.79	NO	1.045e6	1631.6		1.01
6	13C-PCB-60	36.68	36.66	7.326e6	8.988e6	5.538e5	6.813e5	0.81	NO	1.235e6	1982.2		1.04
7	13C-PCB-79	37.76	37.76	6.456e6	8.276e6	4.935e5	6.281e5	0.79	NO	1.122e6	1684.0		0.975
8	13C-PCB-81	39.02	39.02	5.645e6	7.082e6	4.440e5	5.577e5	0.80	NO	1.002e6	1627.3		1.05
9	13C-PCB-77	39.64	39.64	5.565e6	7.001e6	4.371e5	5.473e5	0.80	NO	9.844e5	1630.9		1.08

Vista Analytical Laboratory

Dataset: U:\VG11.PRO\Results\200608K2\200608K2-6.qld

Last Altered: Thursday, June 11, 2020 14:37:02 Pacific Daylight Time

Printed: Thursday, June 11, 2020 14:38:02 Pacific Daylight Time

ID: B0E0213-DUP1 Duplicate 10, Description: Duplicate

3rd Function Penta-Isotopes

	Name	Pred.R.	RT	m1 Height	m2 Height	m1 Resp	m2 Resp	RA	n/y	Resp	Conc.	EMPC	DL
1	13C-PCB-104	32.44	32.49	5.066e6	3.125e6	3.878e5	2.415e5	1.61	NO	6.293e5	1622.6		0.678
2	13C-PCB-95	35.69	35.69	4.069e6	2.484e6	3.064e5	1.872e5	1.64	NO	4.936e5	1606.5		0.856
3	13C-PCB-101	37.44	37.44	3.804e6	2.325e6	2.954e5	1.792e5	1.65	NO	4.745e5	1569.2		0.869
4	13C-PCB-97	38.78	38.78	3.442e6	2.086e6	2.641e5	1.605e5	1.65	NO	4.246e5	1598.1		0.989
5	13C-PCB-111	39.25	39.23	6.022e6	3.736e6	4.685e5	2.878e5	1.63	NO	7.563e5	1982.2		0.689
6	13C-PCB-123	41.42	41.42	4.655e6	2.859e6	3.500e5	2.166e5	1.62	NO	5.666e5	1591.8		0.739
7	13C-PCB-118	41.61	41.61	4.880e6	3.030e6	3.743e5	2.316e5	1.62	NO	6.060e5	1611.4		0.699

4th Function Penta-Isotopes

	Name	Pred.R.	RT	m1 Height	m2 Height	m1 Resp	m2 Resp	RA	n/y	Resp	Conc.	EMPC	DL
1	13C-PCB-114	42.29	42.28	7.918e6	4.928e6	6.133e5	3.811e5	1.61	NO	9.944e5	1902.1		1.05
2	13C-PCB-105	43.17	43.17	7.854e6	4.967e6	6.211e5	3.882e5	1.60	NO	1.009e6	1899.0		1.03
3	13C-PCB-127	43.53	43.53	8.074e6	5.058e6	6.577e5	4.119e5	1.60	NO	1.070e6	1947.5		0.997
4	13C-PCB-126	45.49	45.49	7.269e6	4.499e6	5.887e5	3.674e5	1.60	NO	9.561e5	1804.1		1.03

4th Function Hexa-Isotopes

	Name	Pred.R.	RT	m1 Height	m2 Height	m1 Resp	m2 Resp	RA	n/y	Resp	Conc.	EMPC	DL
1	13C-PCB-153	43.34	43.35	5.542e6	4.392e6	4.229e5	3.353e5	1.26	NO	7.582e5	1643.6		1.03
2	13C-PCB-141	44.11	44.10	4.397e6	3.447e6	3.488e5	2.730e5	1.28	NO	6.217e5	1630.9		1.25
3	13C-PCB-138	44.97	44.97	4.689e6	3.677e6	3.685e5	2.851e5	1.29	NO	6.536e5	1632.1		1.19
4	13C-PCB-159	46.30	46.30	5.595e6	4.376e6	4.424e5	3.487e5	1.27	NO	7.911e5	1626.1		0.979
5	13C-PCB-128	46.60	46.58	4.914e6	3.837e6	3.728e5	2.973e5	1.25	NO	6.700e5	1982.2		1.41
6	13C-PCB-167	47.00	47.00	5.495e6	4.304e6	4.318e5	3.366e5	1.28	NO	7.684e5	1578.6		0.978
7	13C-PCB-156	48.36	48.33	5.374e6	4.234e6	4.293e5	3.387e5	1.27	NO	7.680e5	1626.4		1.01
8	13C-PCB-157	48.61	48.61	5.426e6	4.229e6	4.294e5	3.315e5	1.30	NO	7.609e5	1611.3		1.01
9	13C-PCB-169	50.88	50.89	5.162e6	3.987e6	4.199e5	3.242e5	1.30	NO	7.440e5	1653.6		1.06

Vista Analytical Laboratory

Dataset: U:\VG11.PRO\Results\200608K2\200608K2-6.qld

Last Altered: Thursday, June 11, 2020 14:37:02 Pacific Daylight Time

Printed: Thursday, June 11, 2020 14:38:02 Pacific Daylight Time

ID: B0E0213-DUP1 Duplicate 10, Description: Duplicate

5th Function Octa-Isotopes

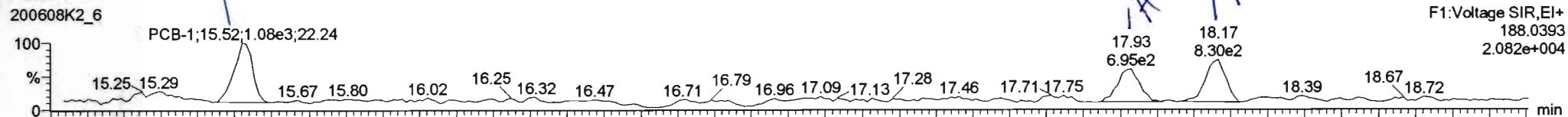
	Name	Pred.R.	RT	m1 Height	m2 Height	m1 Resp	m2 Resp	RA	n/y	Resp	Conc.	EMPC	DL
1	13C-PCB-194	54.69	54.67	4.535e6	5.044e6	2.566e5	2.858e5	0.90	NO	5.424e5	1517.5		1.99
2	13C-PCB-205	54.96	54.95	7.916e6	8.833e6	4.373e5	4.852e5	0.90	NO	9.225e5	1982.2		1.53

Dataset: Untitled

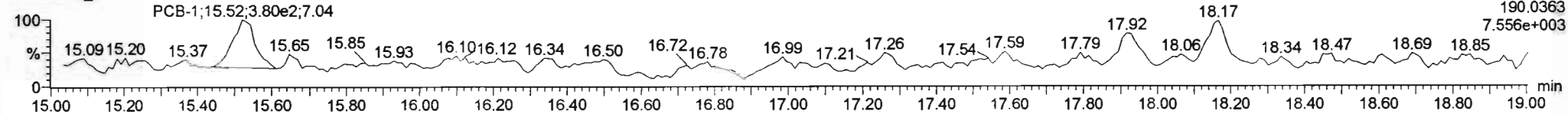
Last Altered: Tuesday, June 09, 2020 07:24:06 Pacific Daylight Time
Printed: Tuesday, June 09, 2020 07:29:03 Pacific Daylight Time

Name: 200608K2_6, Date: 09-Jun-2020, Time: 01:43:21, ID: B0E0213-DUP1 Duplicate 10, Description: Duplicate


PCB-1



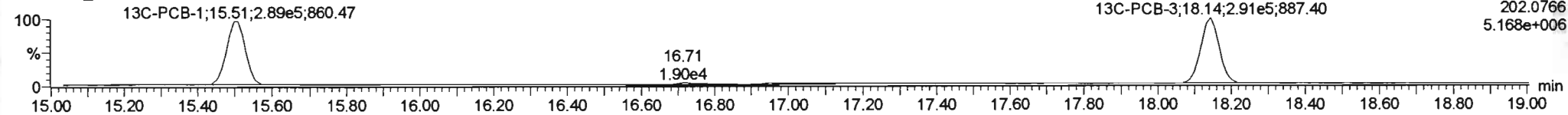
200608K2_6



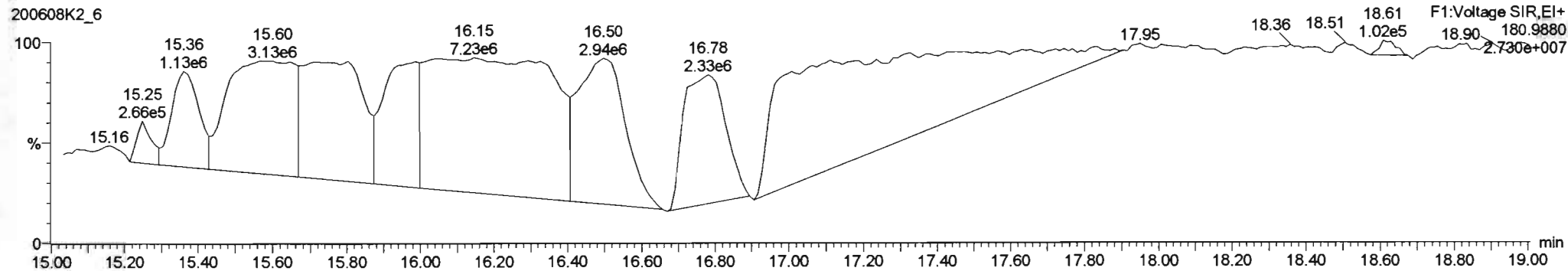
13C-PCB-1



200608K2_6


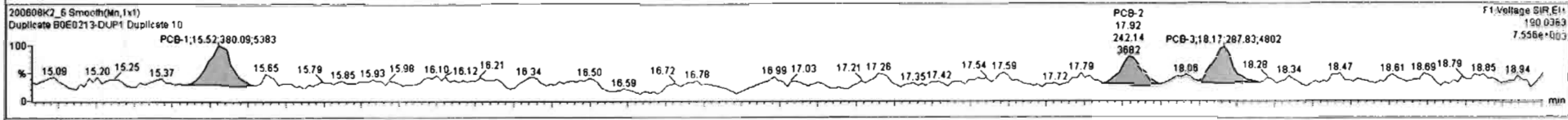
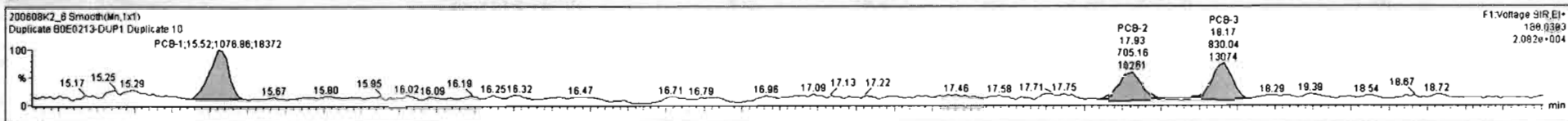


PFK1



#	Name	Resp	RA	n/y	RRF	wtVal	Pred.RT	RT	Pred.R...	RRT	RRT Fail	Conc.	%Rec	DL	B MPC
221	13C-PCB-178	3.91e5	0.45	NO	0.7665	5.045	45.86	45.85	0.988	0.988	NO	1511	78.2	1.29	
222	13C-PCB-79	1.12e6	0.79	NO	1.0821	5.045	37.76	37.76	0.969	0.969	NO	2051	103	1.24	
223	13C-PCB-178	3.91e5	0.45	NO	1.0508	5.045	45.84	45.85	0.923	0.923	NO	1986	100	1.83	
224	Total Mono-PCBs				1.1665	5.045	0.00		0.000		NO	4.711		0.741	4.711
225	Total Di-PCBs				1.0537	5.045	0.00		0.000		NO	9.413		5.76	16.53
226	2nd Function Tri-PCBs				1.0907	5.045	0.00		0.000		NO	15.13		2.89	30.11
227	3rd Function Tri-PCBs				0.9828	5.045	0.00		0.000		NO	43.61		6.31	49.88
228	Total Tetra-PCBs				1.0778	5.045	0.00		0.000		NO	251.4		9.92	267.2
229	3rd Function Penta-PCBs				1.3157	5.045	0.00		0.000		NO	966.7		10.9	379.8
230	4th Function Penta-PCBs				1.0735	5.045	0.00		0.000		NO	15.35		1.85	15.63

#	Name	Pred.RT	RT	m1 Resp	m2 Resp	1* Ratio (Pred)	RA	n/y	B MPC	Conc.
1	PCB-1	15.52	15.52	1.077e3	3.801e2	3.130	2.83	NO	1.9645	1.9645
2	PCB-2	17.93	17.93	7.052e2	2.421e2	3.130	2.91	NO	1.2398	1.2398
3	PCB-3	18.15	18.17	8.300e2	2.879e2	3.130	2.86	NO	1.5069	1.5069

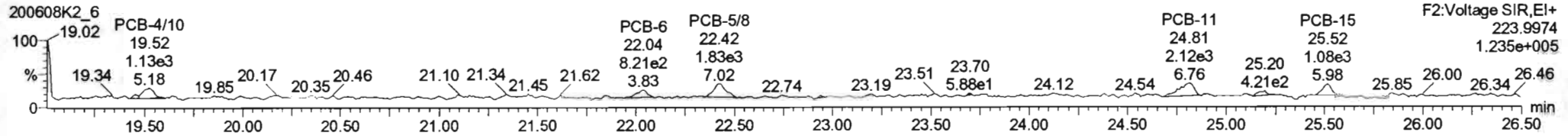
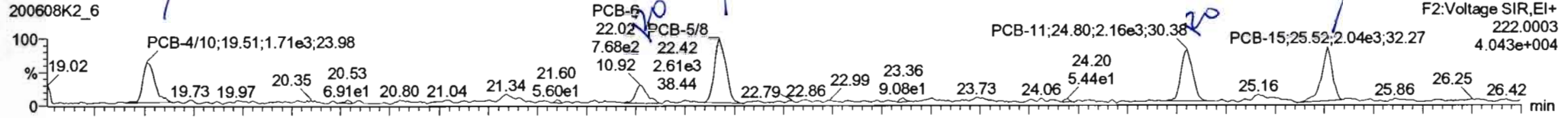


Dataset: Untitled

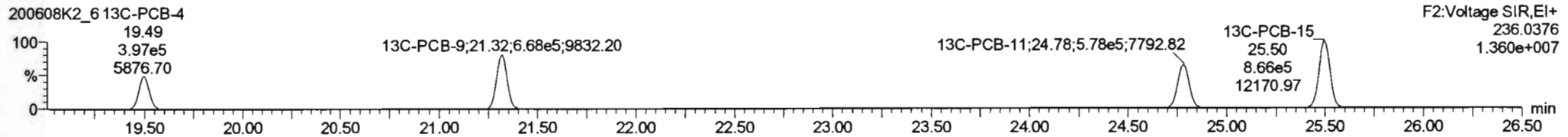

Last Altered: Tuesday, June 09, 2020 07:24:06 Pacific Daylight Time
Printed: Tuesday, June 09, 2020 07:29:03 Pacific Daylight Time

Name: 200608K2_6, Date: 09-Jun-2020, Time: 01:43:21, ID: B0E0213-DUP1 Duplicate 10, Description: Duplicate

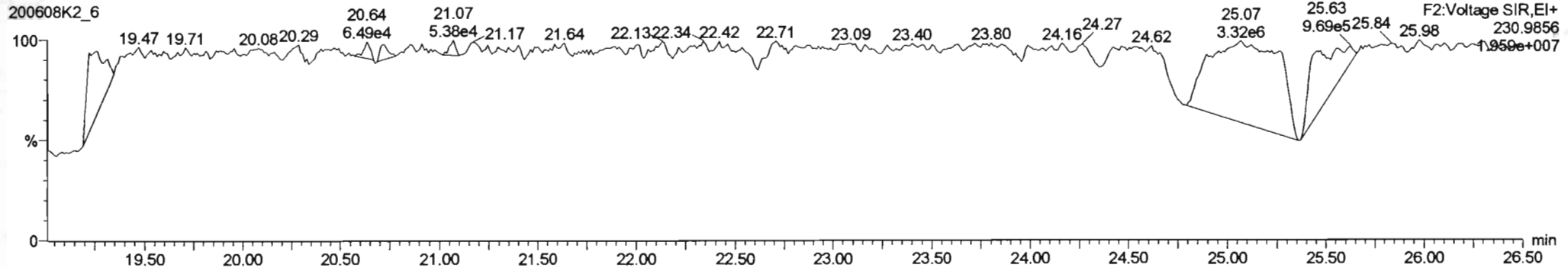
PCB-4/10



13C-PCB-4

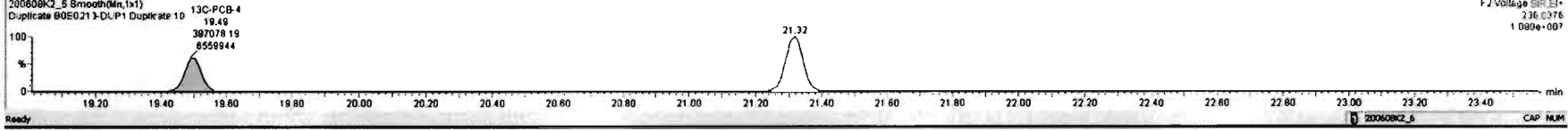
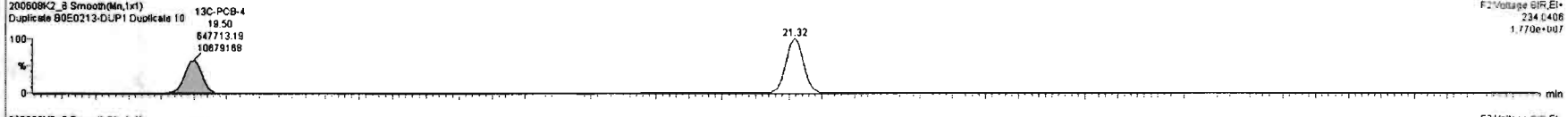
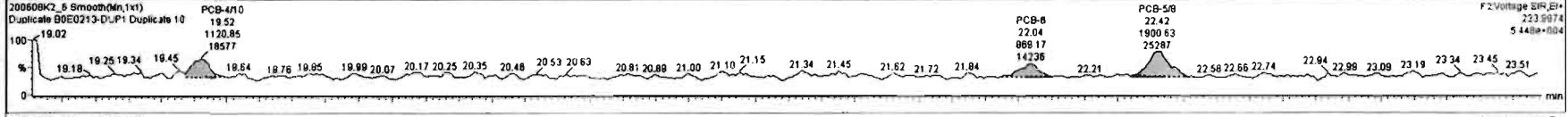
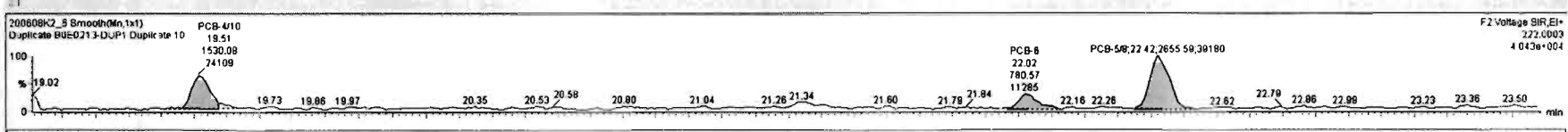


PFK2a



#	Name	Resp	RA	n/y	RPF	wt/Vol	Pred RT	RT	Pred R	RRT	RRT1 Fail	Conc	%Rec	DL	EMPC
221	221 13C-PCB-178	3.91e5	0.45	NO	0.7685	5.045	45.06	45.05	0.988	0.988	NO	1511	78.2	1.29	
222	222 13C-PCB-79	1.12e6	0.79	NO	1.0021	5.045	37.76	37.78	0.968	0.968	NO	2051	103	1.24	
223	223 13C-PCB-178	3.91e5	0.45	NO	1.0508	5.045	45.84	45.85	0.923	0.923	NO	1998	100	1.83	
224	224 Total Mono-PCBs				1.1665	5.045	0.00		0.000		NO	4.711		0.741	4.711
225	225 Total Di-PCBs				1.0537	5.045	0.00		0.000		NO	13.03		5.78	18.58
226	226 2nd Function Tri-PCBs				1.0607	5.045	0.00		0.000		NO	15.13		2.88	30.11
227	227 3rd Function Tri-PCBs				0.9828	5.045	0.00		0.000		NO	43.81		6.31	48.88
228	228 Total Tetra-PCBs				1.0778	5.045	0.00		0.000		NO	251.4		9.82	267.2
229	229 3rd Function Penta-PCBs				1.3157	5.045	0.00		0.000		NO	368.7		10.9	379.8
230	230 4th Function Penta-PCBs				1.0735	5.045	0.00		0.000		NO	15.35		1.85	15.83

#	Name	Pred RT	RT	Int Resp	Int Resp	1st Ratio (Pred)	RA	n/y	EMPC	Conc.
1	4 PCB-4/10	19.58	19.51	1.530e3	1.121e3	1.580	1.37	NO	4.0288	4.0298
2	6 PCB-6	22.02	22.02	7.805e2	8.692e2	1.580	0.90	YES	1.4280	0.00000
3	7 PCB-5/8	22.43	22.42	2.859e3	1.901e3	1.580	1.40	NO	5.2311	5.2311
4	9 PCB-11	24.80	24.80	2.122e3	1.808e3	1.580	1.17	YES	4.0887	0.00000
5	11 PCB-15	25.54	25.52	1.885e3	1.077e3	1.580	1.73	NO	3.7685	3.7685



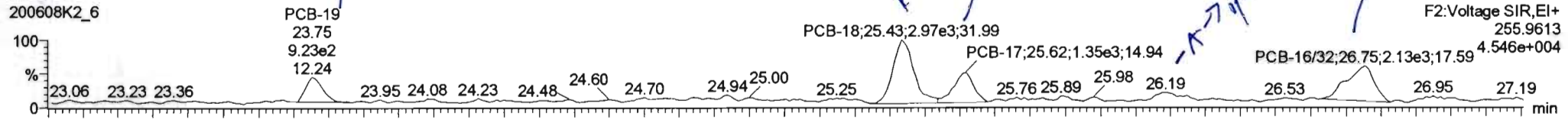
Dataset: Untitled

Last Altered: Tuesday, June 09, 2020 07:24:06 Pacific Daylight Time

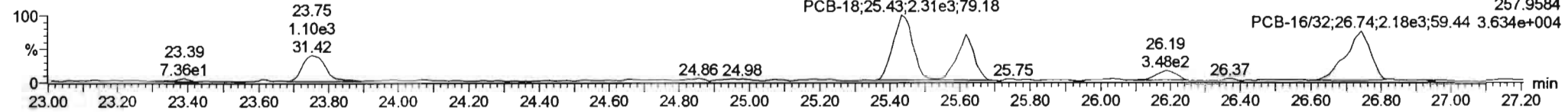
Printed: Tuesday, June 09, 2020 07:29:03 Pacific Daylight Time

Name: 200608K2_6, Date: 09-Jun-2020, Time: 01:43:21, ID: B0E0213-DUP1 Duplicate 10, Description: Duplicate


PCB-19




PCB-19



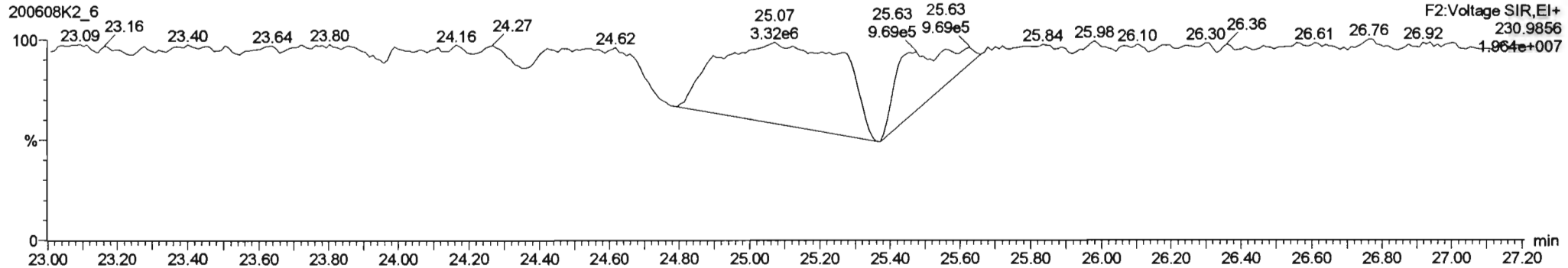
13C-PCB-19



13C-PCB-19





PFK2b



200608K2_6.D\Ex11.DUP1.Duplicate

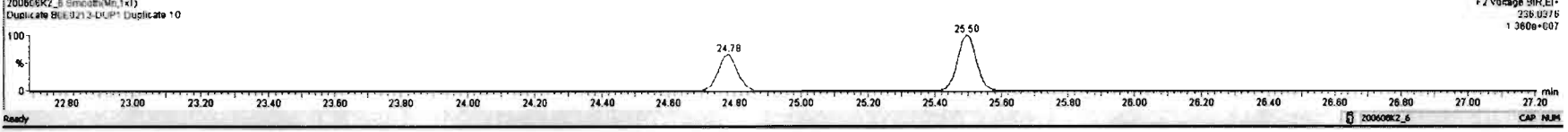
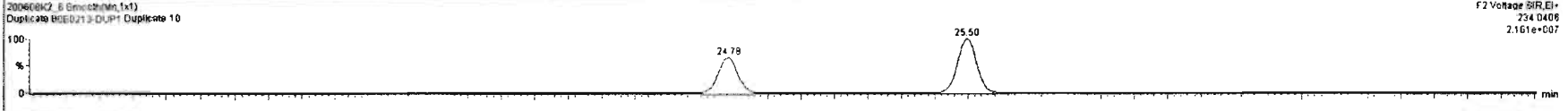
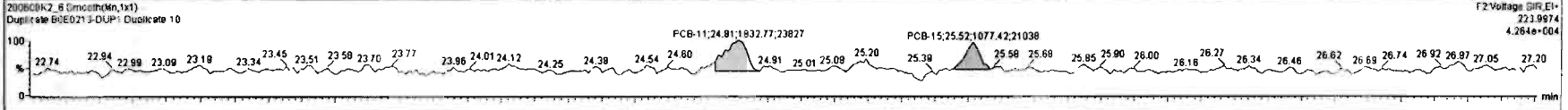
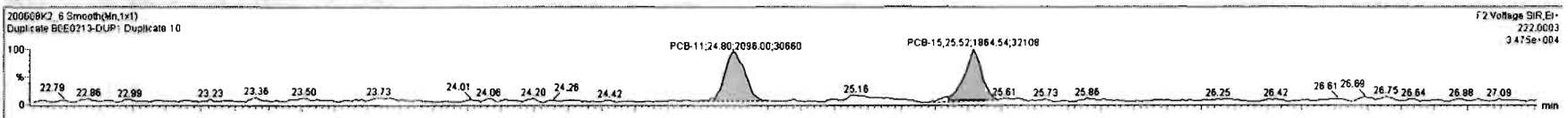
#	Name	Resp	RA	n/y	R/R	w/w	Pred RT	RT	Pred R.	R/R	RRT Fail	Conc.	%Rec	DL	EMPC
221	221 13C-PCB-178	3.91e5	0.45	NO	0.7665	5.045	45.86	45.85	0.998	0.998	NO	1511	76.2	1.29	
222	222 13C-PCB-79	1.12e6	0.79	NO	1.0021	5.045	37.76	37.76	0.998	0.998	NO	2051	100	1.24	
223	223 13C-PCB-178	3.91e5	0.45	NO	1.0508	5.045	45.84	45.85	0.923	0.923	NO	1986	100	1.83	
224	224 Total Mono-PCBs				1.1655	5.045	0.00		0.000		NO	4.711		0.741	4.711
225	225 Total Di-PCBs				1.0537	5.045	0.00		0.000		NO	13.03		5.76	16.56
226	226 2nd Function Tri-PCBs				1.0907	5.045	0.00		0.000		NO	21.02		2.80	32.76
227	227 3rd Function Tri-PCBs				0.9628	5.045	0.00		0.000		NO	43.61		6.31	49.88
228	228 Total Tetra-PCBs				1.0778	5.045	0.00		0.000		NO	251.4		9.82	267.2
229	229 3rd Function Penta-PCBs				1.3157	5.045	0.00		0.000		NO	366.7		10.9	379.6
230	230 4th Function Penta-PCBs				1.0735	5.045	0.00		0.000		NO	15.35		1.85	15.83

#	Name	Pred RT	RT	m1 Resp	m2 Resp	1* Ratio (Pred)	RA	n/y	EMPC	Conc.
1	12 PCB-19	23.77	23.75	9.798e2	1.048e3	1.040	0.83	NO	5.0543	5.0543
2	14 PCB-16	25.43	25.43	3.043e3	2.335e3	1.040	1.30	YES	10.570	0.00000
3	15 PCB-17	25.81	25.82	1.452e3	1.448e3	1.040	1.00	NO	8.9367	8.9367
4	16 PCB-24/27	26.22	26.19	4.985e2	3.482e2	1.040	1.43	YES	1.1910	0.00000
5	17 PCB-16/32	26.74	26.75	2.368e3	2.240e3	1.040	1.06	NO	9.0317	9.0317



#	Name	Resp	RA	n/y	RRF	ndVol	Pred.RT	RT	Pred.R	RRT	RRT Fail	Conc.	%Rec	DL	EMPC
225	Total Di-PCBs				1.0537	5.045	0.00		0.000			13.03		5.76	18.51
226	2nd Function Tri-PCBs				1.0807	5.045	0.00		0.000		NO	21.02		2.89	32.78
227	3rd Function Tri-PCBs				0.8628	5.045	0.00		0.000		NO	45.42		6.31	49.96
228	Total Tetra-PCBs				1.0778	5.045	0.00		0.000		NO	298.2		9.82	266.7
229	3rd Function Penta-PCBs				1.3157	5.045	0.00		0.000		NO	399.3		10.9	390.5
230	4th Function Penta-PCBs				1.0735	5.045	0.00		0.000		NO	15.43		1.85	15.43
231	3rd Function Hexa-PCBs				0.8505	5.045	0.00		0.000		NO	120.4		3.56	135.8
232	4th Function Hexa-PCBs				1.0316	5.045	0.00		0.000		NO	299.1		4.80	262.3
233	Total Hepta-PCBs				1.3551	5.045	0.00		0.000		NO	216.1		7.31	239.5
234	4th Function Octa-PCBs				1.0008	5.045	0.00		0.000		NO	42.35		2.39	42.68

#	Name	PredRT	RT	int Resp	m2 Resp	1* Ratio (Pred)	RA	n/y	EMPC	Conc.
4	PCB-4/10	19.58	19.51	1.530e3	1.121e3	1.560	1.37	NO	4.0298	4.0298
6	PCB-6	22.02	22.02	7.806e2	8.692e2	1.560	0.90	YES	1.4260	0.00000
7	PCB-5/6	22.43	22.42	2.656e3	1.901e3	1.560	1.40	NO	5.2311	5.2311
9	PCB-11	24.80	24.80	2.096e3	1.832e3	1.560	1.14	YES	4.0488	0.00000
11	PCB-15	25.54	25.52	1.865e3	1.077e3	1.560	1.73	NO	3.7895	3.7895



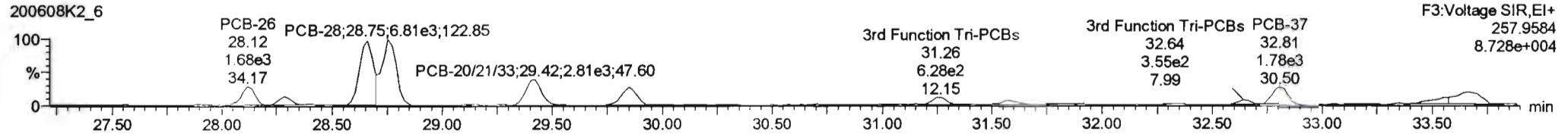
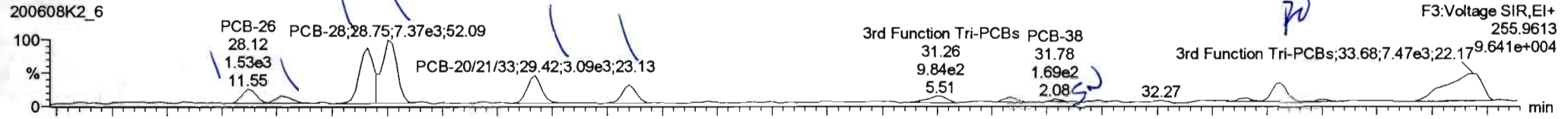
Dataset: Untitled

Last Altered: Tuesday, June 09, 2020 07:24:06 Pacific Daylight Time

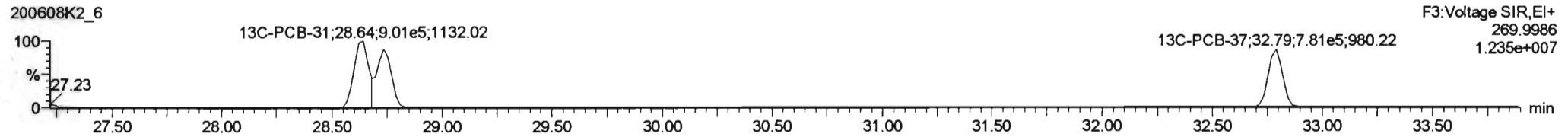
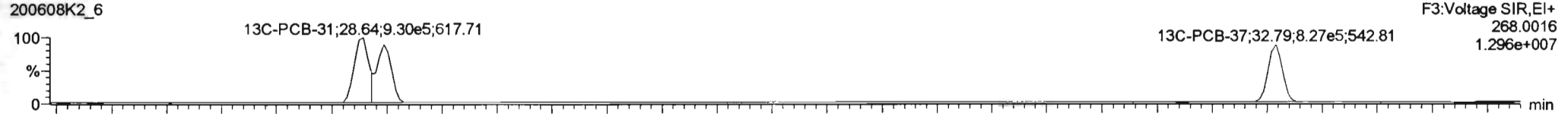
Printed: Tuesday, June 09, 2020 07:29:03 Pacific Daylight Time

Name: 200608K2_6, Date: 09-Jun-2020, Time: 01:43:21, ID: B0E0213-DUP1 Duplicate 10, Description: Duplicate

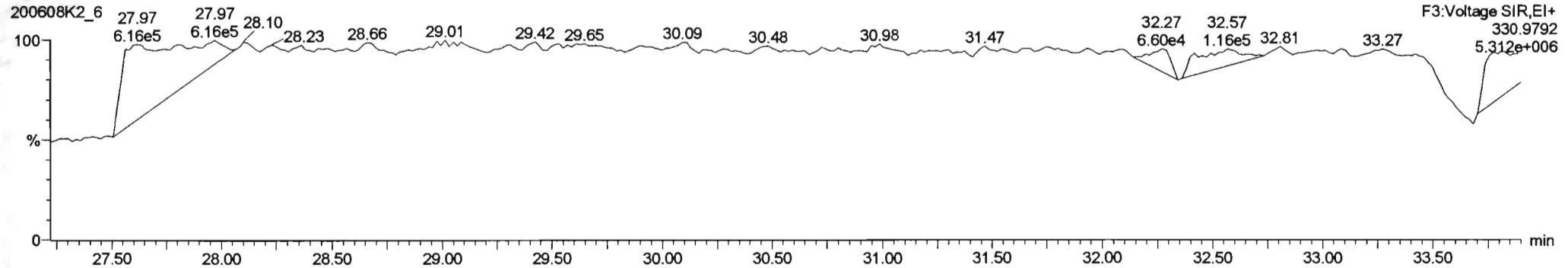
PCB-34

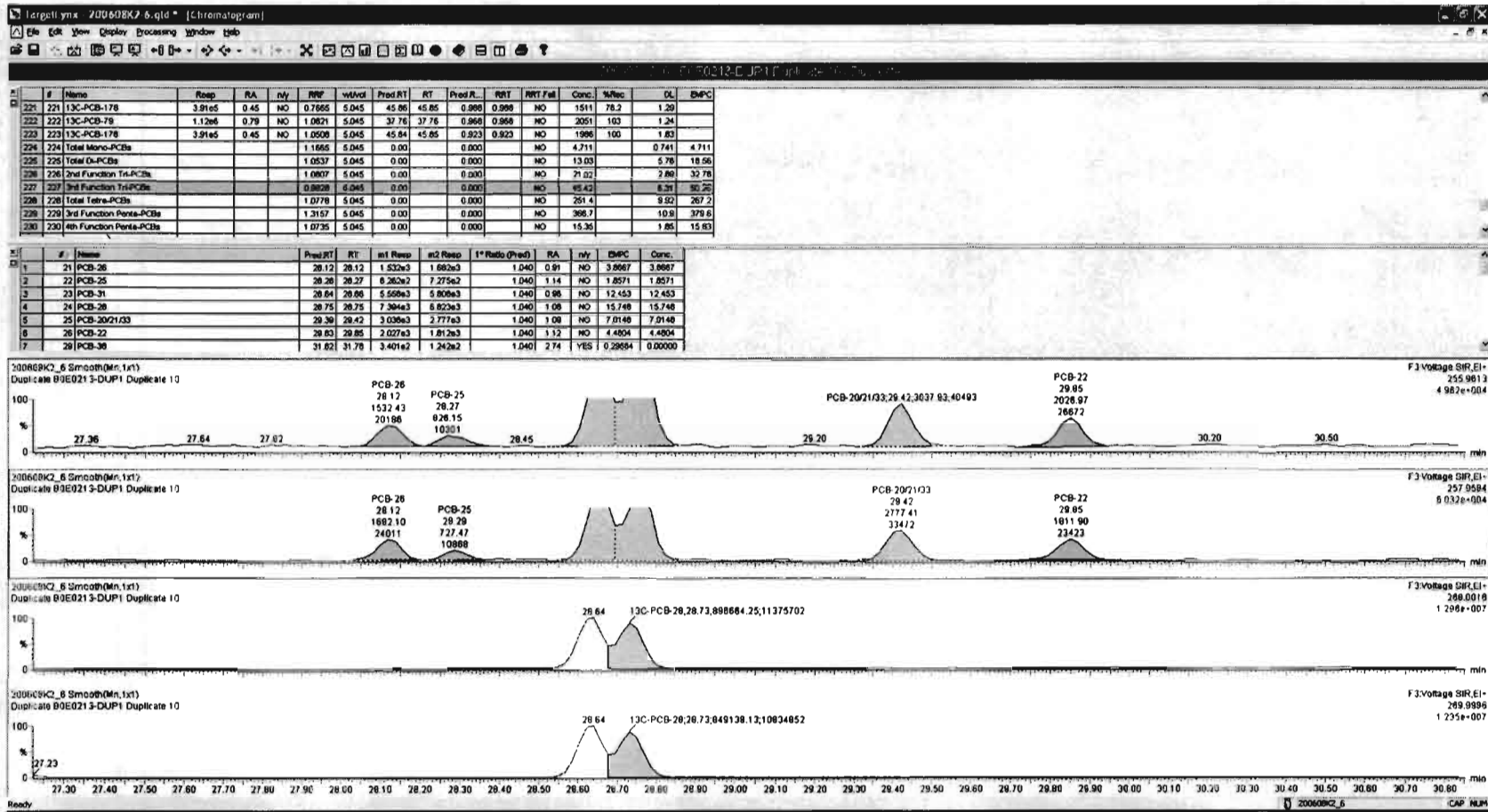


13C-PCB-28





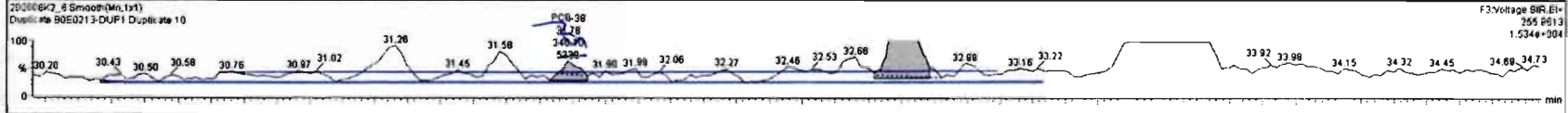
PFK3d





#	Name	Resp	RA	n/y	RF	w/wvd	Pred.RT	RT	Pred.R	RR	RRF	Conc.	Wt%	DL	EMPC
221	13C-PCB-178	3.91e5	0.45	NO	0.7865	5.045	45.86	45.86	0.980	0.900	NO	1511	78.2	1.29	
222	13C-PCB-79	1.12e6	0.79	NO	1.0821	5.045	37.78	37.78	0.968	0.968	NO	2051	103	1.24	
223	223 13C-PCB-178	3.91e5	0.45	NO	1.0590	5.045	45.84	45.85	0.823	0.823	NO	1986	100	1.83	
224	224 Total Mono-PCBs				1.1865	5.045	0.00	0.000			NO	4.711		0.741	4.711
225	225 Total Di-PCBs				1.0537	5.045	0.00	0.000			NO	13.03		5.78	18.58
226	226 2nd Function Tri-PCBs				1.0807	5.045	0.00	0.000			NO	21.02		2.89	32.78
227	227 3rd Function Tri-PCBs				0.9838	5.045	0.00	0.000			NO	45.42		6.31	90.33
228	228 Total Tetra-PCBs				1.0778	5.045	0.00	0.000			NO	251.4		9.82	267.2
229	229 3rd Function Penta-PCBs				1.3157	5.045	0.00	0.000			NO	366.7		10.8	378.8
230	230 4th Function Penta-PCBs				1.0735	5.045	0.00	0.000			NO	15.35		1.85	15.83

#	Name	Pred.RT	RT	m1 Resp	m2 Resp	1 st Ratio (Pred)	RA	n/y	EMPC	Conc.
1	21 PCB-26	28.12	28.12	1.532e3	1.882e3	1.040	0.91	NO	3.8667	3.8667
2	22 PCB-25	28.28	28.27	8.262e2	7.275e2	1.040	1.14	NO	1.8571	1.8571
3	23 PCB-31	28.64	28.65	5.558e3	5.808e3	1.040	0.95	NO	12.453	12.453
4	24 PCB-28	28.75	28.75	7.394e3	6.823e3	1.040	1.08	NO	15.748	15.748
5	25 PCB-20(21.03)	29.39	29.42	3.039e3	2.777e3	1.040	1.09	NO	7.0148	7.0148
6	26 PCB-22	29.83	29.85	2.027e3	1.812e3	1.040	1.12	NO	4.4804	4.4804
7	29 PCB-38	31.82	31.78	3.401e2	1.120e2	1.040	3.04	YES	0.26770	0.00000

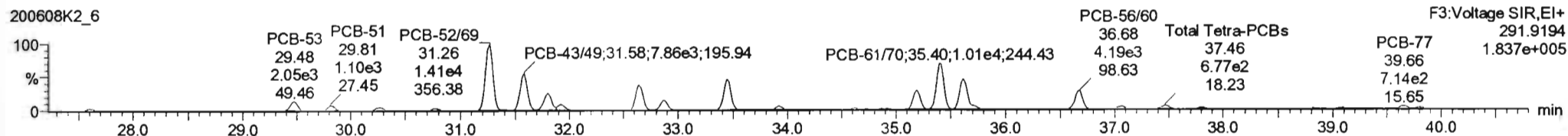
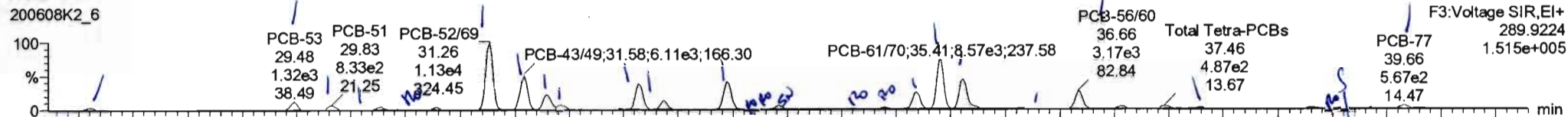


Dataset: Untitled

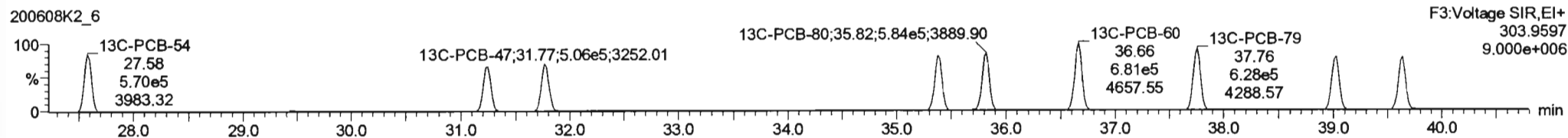

Last Altered: Tuesday, June 09, 2020 07:24:06 Pacific Daylight Time
 Printed: Tuesday, June 09, 2020 07:29:03 Pacific Daylight Time

Name: 200608K2_6, Date: 09-Jun-2020, Time: 01:43:21, ID: B0E0213-DUP1 Duplicate 10, Description: Duplicate

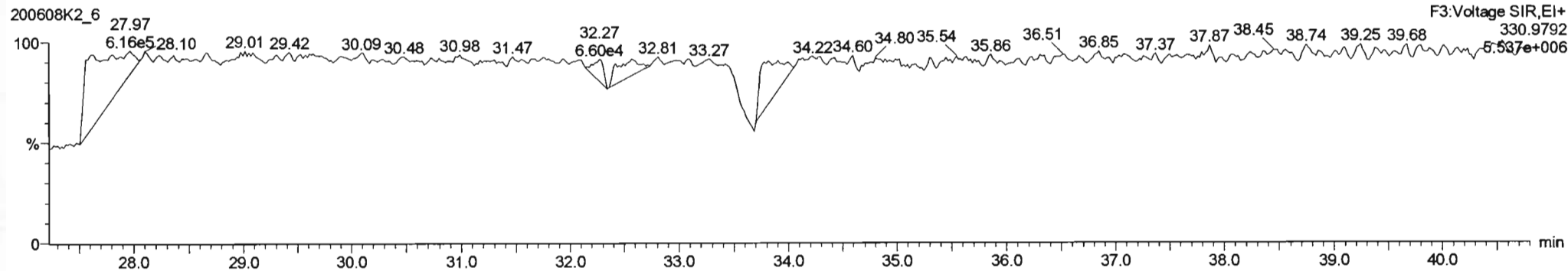
PCB-54



13C-PCB-54



PFK3a




Dataset: Untitled

Last Altered: Tuesday, June 09, 2020 07:24:06 Pacific Daylight Time
 Printed: Tuesday, June 09, 2020 07:29:03 Pacific Daylight Time

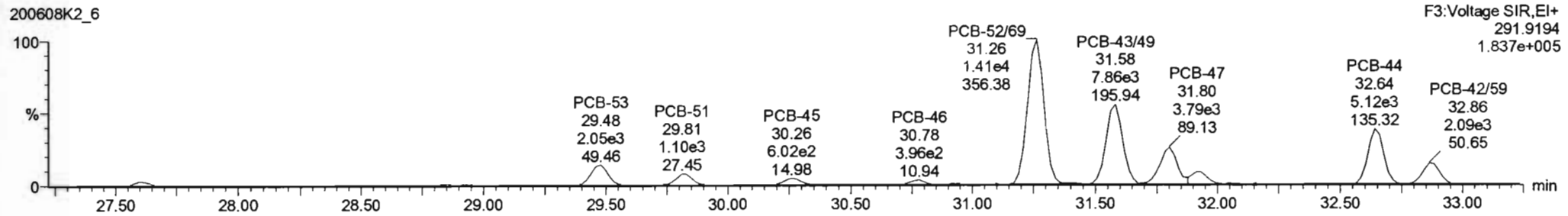
Name: 200608K2_6, Date: 09-Jun-2020, Time: 01:43:21, ID: B0E0213-DUP1 Duplicate 10, Description: Duplicate

PCB-50

200608K2_6

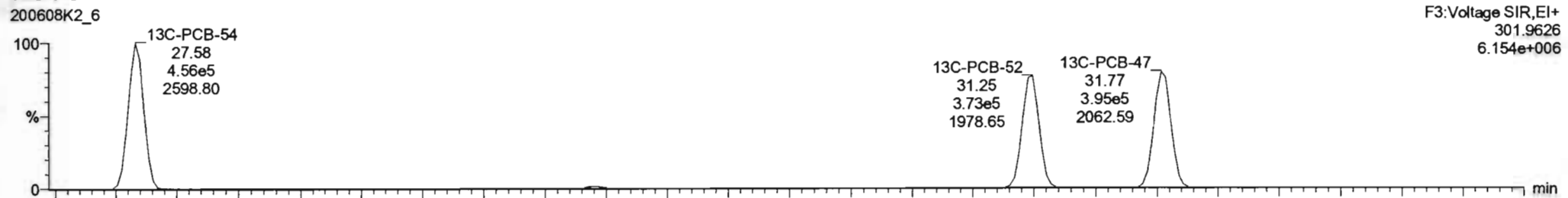


200608K2_6

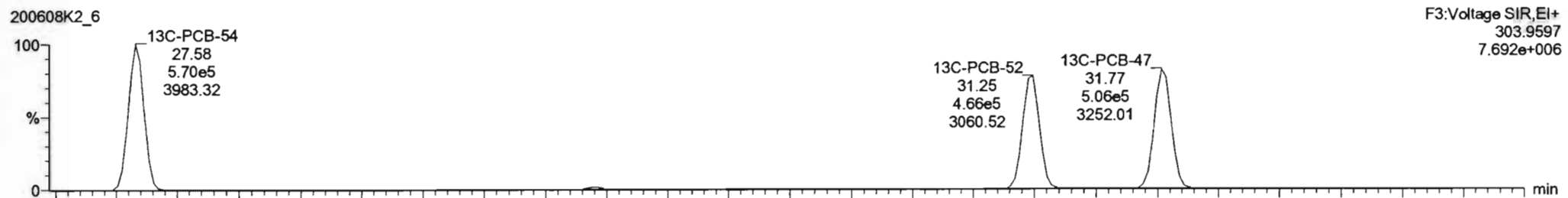


13C-PCB-52

200608K2_6






200608K2_6



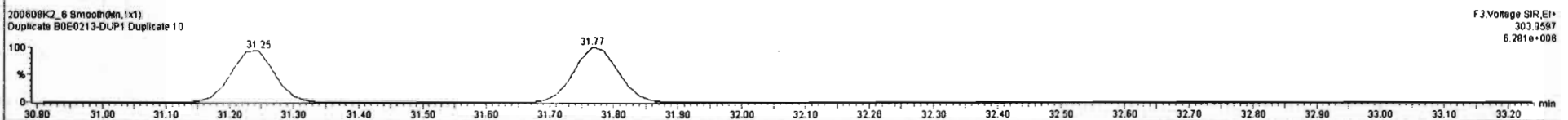



#	Name	Resp	RA	n/y	RFV	wtVol	Pred RT	RT	Pred R _c	RRT	RRT Fail	Conc.	%Rec	DL	EMPC
221	13C-PCB-178	3.91e5	0.45	NO	0.7865	5.045	45.86	45.85	0.988	0.988	NO	1511	76.2	1.29	
222	13C-PCB-78	1.12e6	0.79	NO	1.0821	5.045	37.76	37.76	0.968	0.968	NO	2051	103	1.24	
223	13C-PCB-178	3.91e5	0.45	NO	1.0508	5.045	45.84	45.85	0.923	0.923	NO	1986	100	1.83	
224	224 Total Mono-PCBs				1.1685	5.045	0.00		0.000		NO	4.711		0.741	4.711
225	225 Total Di-PCBs				1.0537	5.045	0.00		0.000		NO	13.03		5.76	18.56
226	226 2nd Function Tri-PCBs				1.0807	5.045	0.00		0.000		NO	21.02		2.89	32.78
227	227 3rd Function Tri-PCBs				0.9826	5.045	0.00		0.000		NO	45.42		6.31	48.96
228	228 Total Tetra-PCBs				1.0778	5.045	0.00		0.000		NO	258.7		9.92	267.3
229	229 3rd Function Penta-PCBs				1.3157	5.045	0.00		0.000		NO	266.7		10.9	379.6
230	230 4th Function Penta-PCBs				1.0735	5.045	0.00		0.000		NO	15.35		1.85	15.83

#	Name	Pred RT	RT	m1 Resp	m2 Resp	1* Ratio (Pred)	RA	n/y	EMPC	Conc.
1	32 PCB-54	27.80	27.62	3.031e2	3.571e2	0.770	0.85	NO	1.1812	1.1812
2	34 PCB-53	28.48	28.48	1.372e3	2.053e3	0.770	0.57	NO	8.1138	8.1138
3	35 PCB-51	29.84	29.83	8.344e2	1.115e3	0.770	0.75	NO	4.3207	4.3207
4	36 PCB-45	30.28	30.28	4.379e2	6.021e2	0.770	0.73	NO	2.8607	2.8607
5	37 PCB-46	30.78	30.78	3.941e2	3.900e2	0.770	1.01	YES	1.9523	0.00000
6	38 PCB-5288	31.28	31.26	1.142e4	1.404e4	0.770	0.81	NO	51.543	51.543
7	40 PCB-4388	31.57	31.58	6.218e3	7.884e3	0.770	0.79	NO	32.768	32.768



#	Name	Resp	RA	nly	RRF	wVvol	Pred.RT	RT	Pred.R...	RRT	RRT Fail	Conc.	%Rec	DL	EMPC
221	13C-PCB-178	3.91e5	0.45	NO	0.7655	5.045	45.86	45.85	0.988	0.988	NO	1511	76.2	1.29	
222	13C-PCB-78	1.12e6	0.79	NO	1.0821	5.045	37.76	37.76	0.968	0.968	NO	2051	103	1.24	
223	13C-PCB-178	3.91e5	0.45	NO	1.0508	5.045	45.84	45.85	0.923	0.923	NO	1966	100	1.83	
224	Total Mono-PCBs				1.1665	5.045	0.00		0.000		NO	4.711		0.741	4.711
225	Total Di-PCBs				1.0537	5.045	0.00		0.000		NO	13.03		5.76	18.56
226	2nd Function Tri-PCBs				1.0607	5.045	0.00		0.000		NO	21.02		2.89	32.78
227	3rd Function Tri-PCBs				0.9628	5.045	0.00		0.000		NO	45.42		6.31	49.96
228	Total Tetra-PCBs				1.0778	5.045	0.00		0.000		NO	258.5		9.82	267.0
229	2nd Function Penta-PCBs				1.3157	5.045	0.00		0.000		NO	366.7		10.9	379.6
230	4th Function Penta-PCBs				1.0735	5.045	0.00		0.000		NO	15.35		1.85	15.83

#	Name	Pred.RT	RT	Int Resp	m2 Resp	1* Ratio (Pred)	RA	nly	EMPC	Conc.
1	32 PCB-54	27.60	27.62	3.031e2	3.571e2	0.770	0.85	NO	1.1812	1.1812
2	34 PCB-53	29.48	29.48	1.372e3	2.053e3	0.770	0.67	NO	8.1139	8.1139
3	35 PCB-51	29.84	29.83	8.344e2	1.115e3	0.770	0.75	NO	4.3207	4.3207
4	36 PCB-45	30.29	30.28	4.379e2	6.021e2	0.770	0.73	NO	2.8607	2.8607
5	37 PCB-46	30.78	30.78	3.941e2	3.800e2	0.770	1.01	YES	1.9823	0.00000
6	38 PCB-52/69	31.28	31.26	1.141e4	1.398e4	0.770	0.82	NO	51.399	51.399
7	40 PCB-43/49	31.57	31.58	6.204e3	7.843e3	0.770	0.79	NO	32.642	32.642



Dataset: Untitled

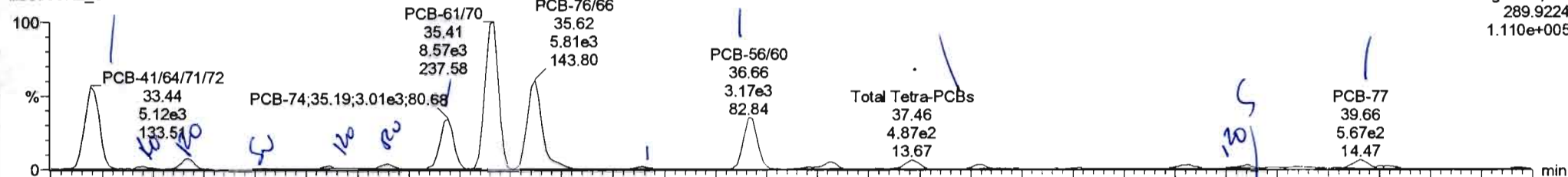
Last Altered: Tuesday, June 09, 2020 07:24:06 Pacific Daylight Time

Printed: Tuesday, June 09, 2020 07:29:03 Pacific Daylight Time

Name: 200608K2_6, Date: 09-Jun-2020, Time: 01:43:21, ID: B0E0213-DUP1 Duplicate 10, Description: Duplicate

PCB-68

200608K2_6

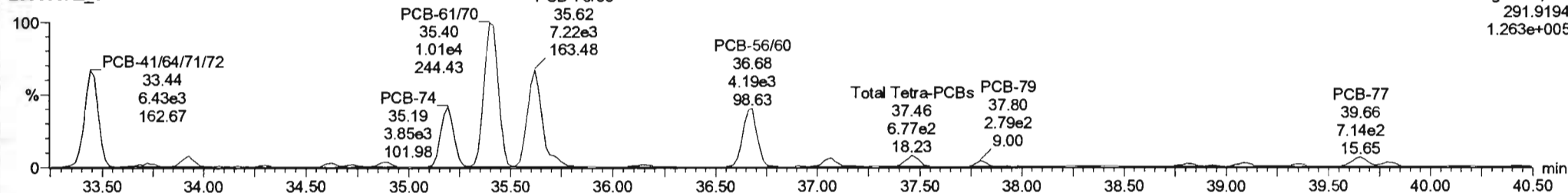


F3:Voltage SIR,EI+

289.9224

1.110e+005

200608K2_6



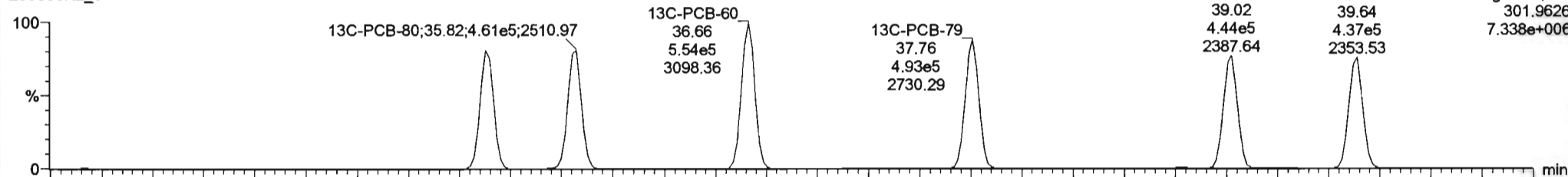
F3:Voltage SIR,EI+

291.9194

1.263e+005

13C-PCB-60

200608K2_6

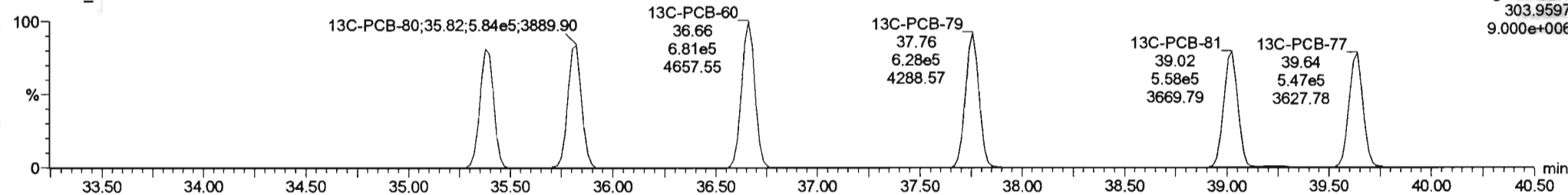


F3:Voltage SIR,EI+

301.9626

7.338e+006

200608K2_6




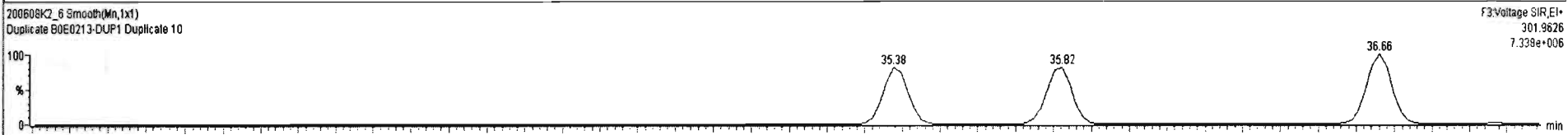
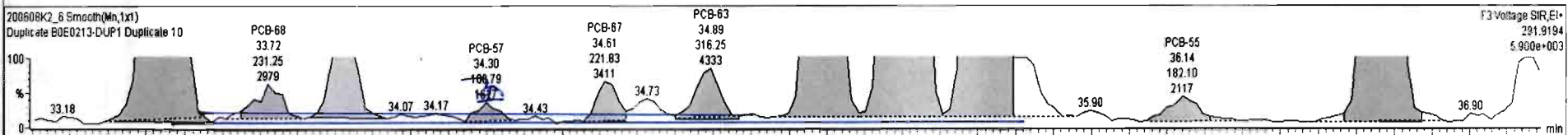
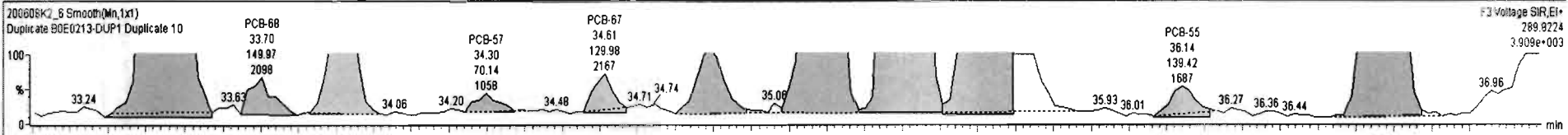
F3:Voltage SIR,EI+

303.9597

9.000e+006

#	Name	Resp	RA	nly	RF	wtAval	Pred_RT	RT	Pred_R...	RRT	RRT Fail	Conc.	%Rec	DL	EMPC
221	13C-PCB-178	3.91e5	0.45	NO	0.7665	5.045	45.86	45.85	0.988	0.988	NO	1511	76.2	1.29	
222	13C-PCB-79	1.12e6	0.79	NO	1.0821	5.045	37.76	37.76	0.968	0.968	NO	2051	103	1.24	
223	13C-PCB-178	3.91e5	0.45	NO	1.0508	5.045	45.84	45.85	0.923	0.923	NO	1986	100	1.83	
224	224 Total Mono-PCBs				1.1665	5.045	0.00		0.000		NO	4.711		0.741	4.711
225	225 Total Di-PCBs				1.0537	5.045	0.00		0.000		NO	13.03		5.76	18.56
226	226 2nd Function Tri-PCBs				1.0807	5.045	0.00		0.000		NO	21.02		2.89	32.78
227	227 3rd Function Tri-PCBs				0.9828	5.045	0.00		0.000		NO	45.42		6.31	49.96
228	228 Total Tetra-PCBs				1.0778	5.045	0.00		0.000		NO	258.5		9.82	267.0
229	229 3rd Function Penta-PCBs				1.3157	5.045	0.00		0.000		NO	366.7		10.9	379.6
230	230 4th Function Penta-PCBs				1.0735	5.045	0.00		0.000		NO	15.35		1.85	15.83

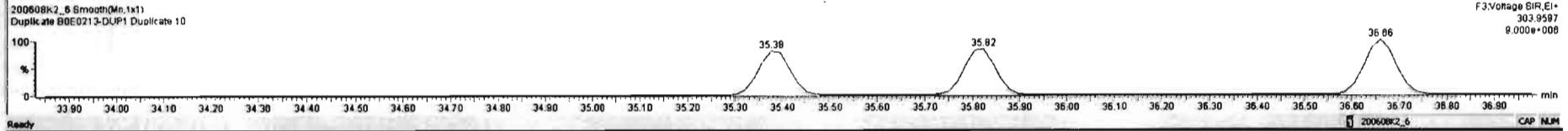
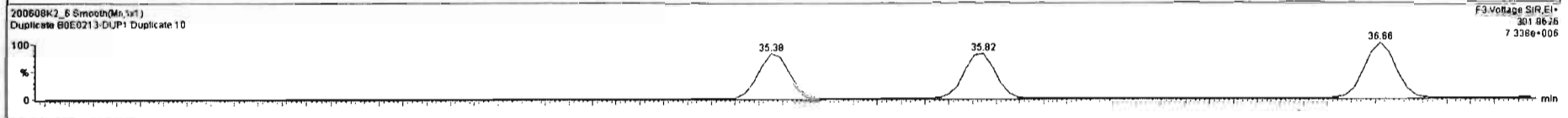

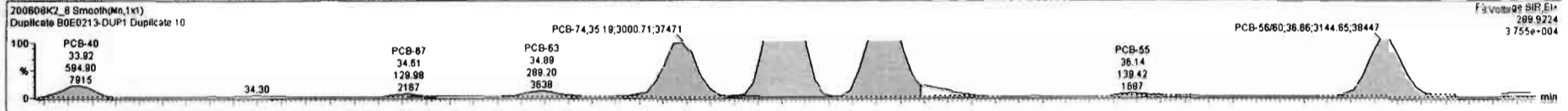
#	Name	Pred_RT	RT	int Resp	m2 Resp	1° Ratio (Pred)	RA	nly	EMPC	Conc.
12	47 PCB-41/64/71/72	33.45	33.44	5.190e3	6.502e3	0.770	0.80	NO	21.665	21.665
13	48 PCB-68	33.70	33.70	1.500e2	2.312e2	0.770	0.65	YES	0.58962	0.00000
14	49 PCB-40	33.93	33.92	5.949e2	6.428e2	0.770	0.93	YES	4.1585	0.00000
15	50 PCB-57	34.28	34.30	7.014e1	1.008e2	0.770	0.70	NO	0.28585	0.28585
16	51 PCB-67	34.60	34.61	1.300e2	2.218e2	0.770	0.59	YES	0.53619	0.00000
17	53 PCB-63	34.88	34.89	2.892e2	3.162e2	0.770	0.91	YES	1.0160	0.00000
18	54 PCB-74	35.18	35.19	3.001e3	3.861e3	0.770	0.78	NO	11.265	11.265



200608K2_6 - 80E0213-DUP1 10 - Duplicate





#	Name	Resp	RA	nV	RRF	wAve	Pred.RT	RT	Pred.R	RRT	RRT1	Conc.	%Rec	DL	EMPC
221	221 13C-PCB-178	3.91e5	0.45	NO	0.7885	5.045	45.85	45.85	0.988	0.988	NO	1511	76.2	1.29	
222	222 13C-PCB-79	1.12e6	0.79	NO	1.0821	5.045	37.76	37.76	0.968	0.968	NO	2051	103	1.24	
223	223 13C-PCB-178	3.91e5	0.45	NO	1.0508	5.045	45.84	45.85	0.923	0.923	NO	1986	100	1.83	
224	224 Total Mono-PCBs				1.1665	5.045	0.00	0.00	0.000	0.000	NO	4.711		0.741	4.711
225	225 Total Di-PCBs				1.0537	5.045	0.00	0.00	0.000	0.000	NO	13.03		5.76	18.56
226	226 2nd Function Tri-PCBs				1.0807	5.045	0.00	0.00	0.000	0.000	NO	21.02		2.89	32.78
227	227 3rd Function Tri-PCBs				0.9828	5.045	0.00	0.00	0.000	0.000	NO	45.42		6.31	49.96
228	228 Total Tetra-PCBs				1.0778	5.045	0.00	0.00	0.000	0.000	NO	259.2		9.92	269.7
229	229 3rd Function Penta-PCBs				1.3157	5.045	0.00	0.00	0.000	0.000	NO	366.7		10.9	379.6
230	230 4th Function Penta-PCBs				1.0735	5.045	0.00	0.00	0.000	0.000	NO	15.35		1.85	15.83

#	Name	Pred RT	RT	m1 Resp	m2 Resp	1* Ratio (Pred)	RA	nV	EMPC	Conc.
1	32 PCB-54	27.80	27.82	3.031e2	3.571e2	0.770	0.85	NO	1.1812	1.1812
2	34 PCB-53	29.49	29.48	1.372e3	2.053e3	0.770	0.67	NO	8.1139	8.1139
3	35 PCB-51	29.84	29.83	8.344e2	1.115e3	0.770	0.75	NO	4.3207	4.3207
4	36 PCB-45	30.29	30.28	4.379e2	6.021e2	0.770	0.73	NO	2.8607	2.8607
5	37 PCB-46	30.78	30.78	3.941e2	3.900e2	0.770	1.01	YES	1.8623	0.00000
6	38 PCB-52/69	31.26	31.26	1.141e4	1.399e4	0.770	0.82	NO	51.399	51.399
7	40 PCB-43/49	31.57	31.58	6.204e3	7.843e3	0.770	0.79	NO	32.642	32.642



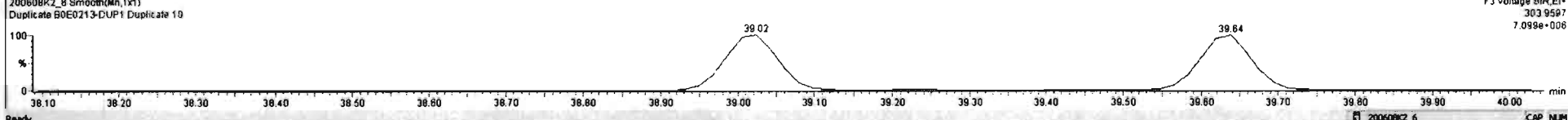
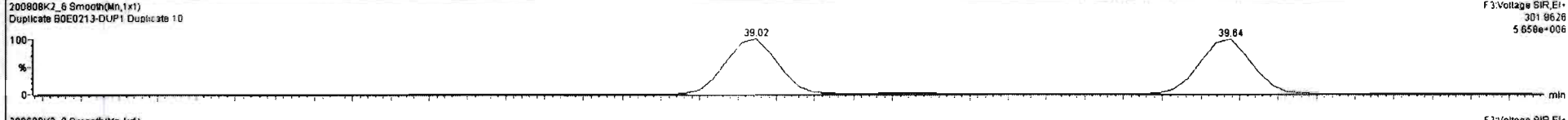
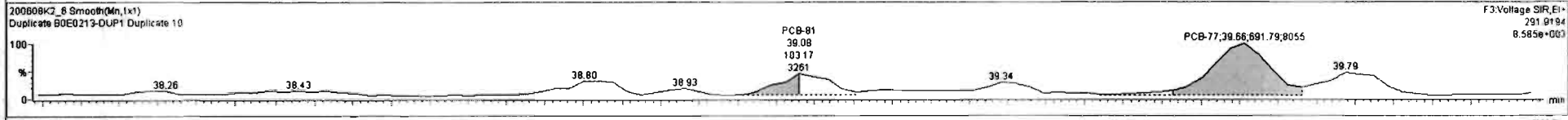
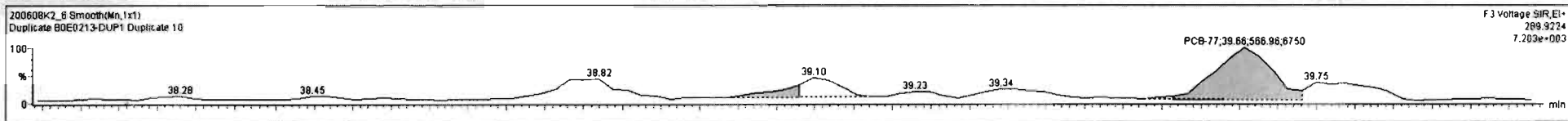
#	Name	Resp	RA	n/y	RF	w/wd	Pred RT	RT	Pred R	RRT	RRT Fail	Conc.	%Rec	DL	EMPC
221	221 13C-PCB-178	3.91e5	0.45	NO	0.7665	5.045	45.86	45.85	0.988	0.988	NO	1511	76.2	1.29	
222	222 13C-PCB-79	1.12e6	0.79	NO	1.0821	5.045	37.76	37.76	0.988	0.988	NO	2051	103	1.24	
223	223 13C-PCB-178	3.91e5	0.45	NO	1.0508	5.045	45.84	45.85	0.923	0.923	NO	1996	100	1.83	
224	224 Total Mono-PCBs				1.1665	5.045	0.00		0.000		NO	4.711		0.741	4.711
225	225 Total Di-PCBs				1.0537	5.045	0.00		0.000		NO	13.03		5.76	18.58
226	226 2nd Function Tri-PCBs				1.0807	5.045	0.00		0.000		NO	21.82		2.89	32.78
227	227 3rd Function Tri-PCBs				0.9978	5.045	0.00		0.000		NO	45.42		6.31	49.85
228	228 Total Tetra-PCBs				1.0770	5.045	0.00		0.000		NO	294.5		8.83	287.8
229	229 3rd Function Penta-PCBs				1.3157	5.045	0.00		0.000		NO	365.7		10.9	379.6
230	230 4th Function Penta-PCBs				1.0735	5.045	0.00		0.000		NO	15.35		1.85	15.83

#	Name	Pred RT	RT	int Resp	m2 Resp	1* Ratio (Peak)	RA	n/y	EMPC	Conc.
12	47 PCB-41/84/172	33.45	33.44	5.190e3	6.520e3	0.770	0.80	NO	21.665	21.665
13	48 PCB-88	33.70	33.70	1.500e2	3.312e2	0.770	0.66	YES	0.50382	0.00000
14	49 PCB-40	33.83	33.82	5.591e2	6.428e2	0.770	0.93	YES	4.1586	0.00000
15	50 PCB-57	34.28	34.30	7.014e1	1.008e2	0.770	0.70	NO	0.28595	0.28595
16	51 PCB-87	34.60	34.61	1.300e2	2.218e2	0.770	0.59	YES	0.53619	0.00000
17	53 PCB-83	34.88	34.89	2.892e2	3.162e2	0.770	0.91	YES	1.0180	0.00000
18	54 PCB-74	35.18	35.19	3.001e3	3.661e3	0.770	0.78	NO	11.285	11.285



#	Name	Resp	RA	n/y	RRF	wAval	Pred RT	RT	Pred R	RRT	RRT Fail	Conc.	%Rec	DL	EMPC
221	221 13C-PCB-178	3.91e5	0.45	NO	0.7665	5.045	45.86	45.85	0.988	0.988	NO	1511	78.2	1.29	
222	222 13C-PCB-78	1.12e6	0.79	NO	1.0821	5.045	37.76	37.76	0.988	0.988	NO	2051	103	1.24	
223	223 13C-PCB-178	3.91e5	0.45	NO	1.0598	5.045	45.84	45.85	0.923	0.923	NO	1986	100	1.83	
224	224 Total Mono-PCBs				1.1665	5.045	0.00		0.000		NO	4.711		0.741	4.711
225	225 Total Di-PCBs				1.0537	5.045	0.00		0.000		NO	13.03		5.76	18.56
226	226 2nd Function Tri-PCBs				1.0807	5.045	0.00		0.000		NO	21.02		2.89	32.78
227	227 3rd Function Tri-PCBs				0.9826	5.045	0.00		0.000		NO	45.42		6.31	49.96
228	228 Total Tetra-PCBs				1.0778	5.045	0.00		0.000		NO	258.5		9.82	287.0
229	229 3rd Function Penta-PCBs				1.3157	5.045	0.00		0.000		NO	366.7		10.9	379.6
230	230 4th Function Penta-PCBs				1.0735	5.045	0.00		0.000		NO	15.35		1.85	15.83

#	Name	Pred RT	RT	m1 Resp	m2 Resp	1* Ratio (Pred)	RA	n/y	EMPC	Conc.
47	PCB-41,64,71,72	33.45	33.44	5.190e3	6.502e3	0.770	0.80	NO	21.665	21.665
48	PCB-88	33.70	33.70	1.500e2	2.212e2	0.770	0.85	YES	0.82362	0.00000
49	PCB-40	31.93	33.92	5.949e2	6.428e2	0.770	0.93	YES	4.1585	0.00000
50	PCB-57	34.29	34.30	7.014e1	1.008e2	0.770	0.70	NO	0.26595	0.26595
51	PCB-67	34.60	34.61	1.300e2	2.218e2	0.770	0.59	YES	0.53619	0.00000
53	PCB-63	34.88	34.88	2.892e2	3.162e2	0.770	0.91	YES	1.0160	0.00000
54	PCB-74	35.18	35.19	3.001e3	3.861e3	0.770	0.78	NO	11.285	11.285



Dataset: Untitled

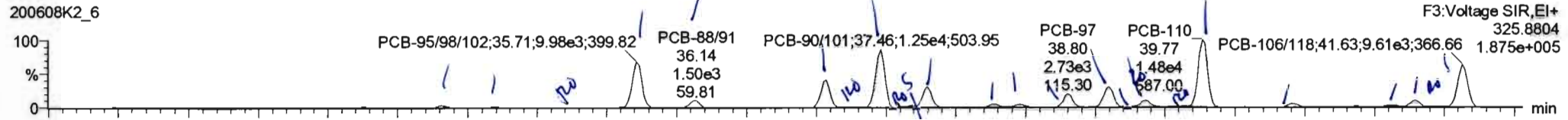
Last Altered: Tuesday, June 09, 2020 07:24:06 Pacific Daylight Time

Printed: Tuesday, June 09, 2020 07:29:03 Pacific Daylight Time

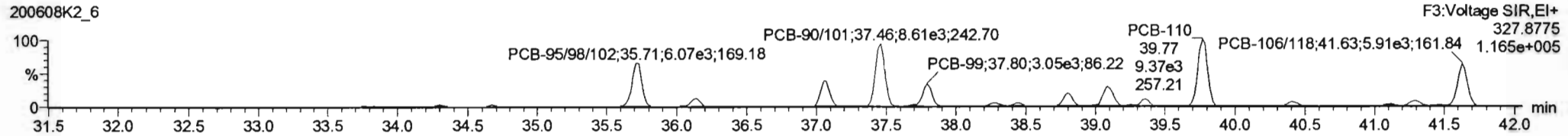
Name: 200608K2_6, Date: 09-Jun-2020, Time: 01:43:21, ID: B0E0213-DUP1 Duplicate 10, Description: Duplicate

PCB-104

200608K2_6




200608K2_6

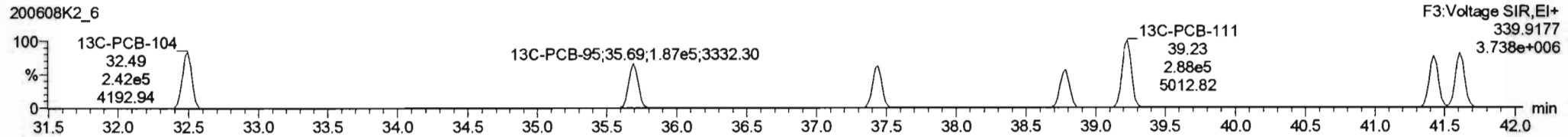


13C-PCB-104

200608K2_6

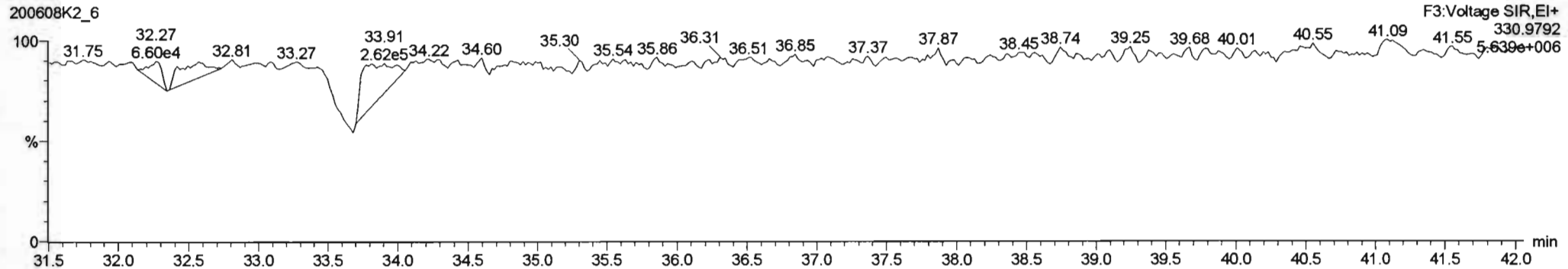


200608K2_6



PFK3b

200608K2_6




Dataset: Untitled

Last Altered: Tuesday, June 09, 2020 07:24:06 Pacific Daylight Time
Printed: Tuesday, June 09, 2020 07:29:03 Pacific Daylight Time

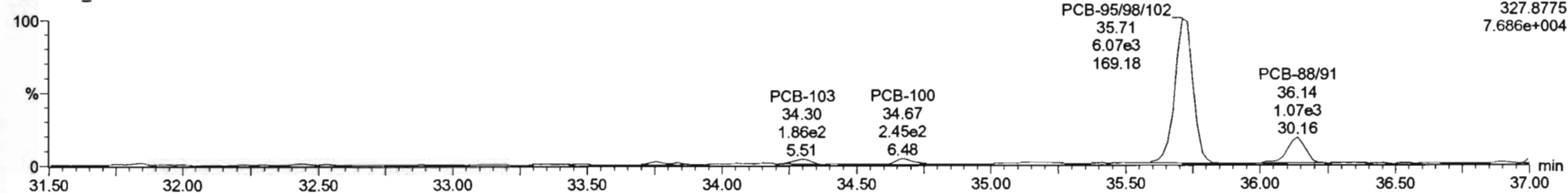
Name: 200608K2_6, Date: 09-Jun-2020, Time: 01:43:21, ID: B0E0213-DUP1 Duplicate 10, Description: Duplicate

PCB-96

200608K2_6



200608K2_6

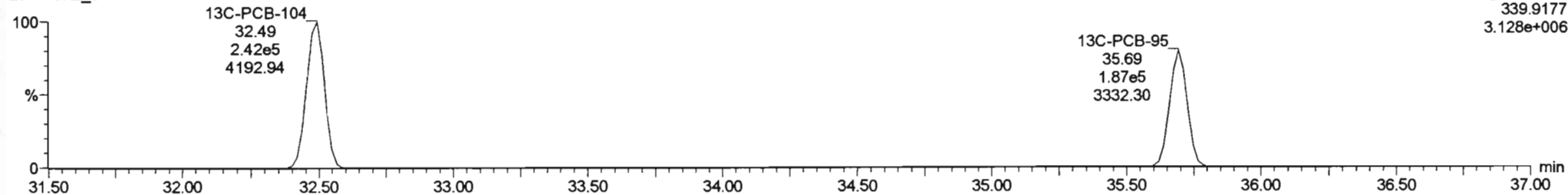


13C-PCB-95

200608K2_6

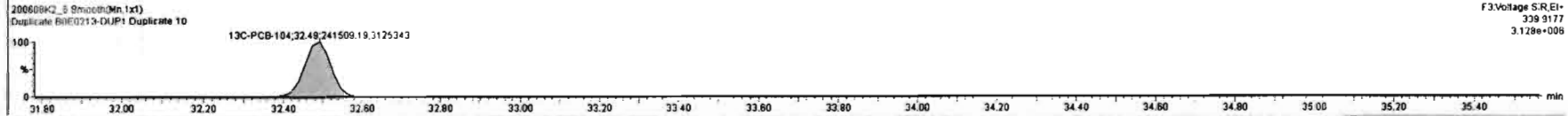

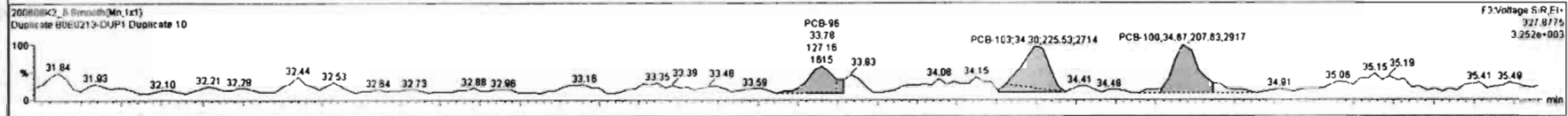
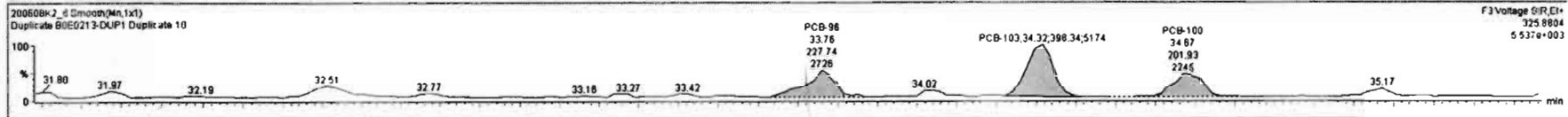


200608K2_6



#	Name	Resp	RA	n/y	RRF	w/wd	Pred RT	RT	Pred R	RRT	RRT Fail	Conc.	%Rec	DL	EMPC
221	13C-PCB-178	3.91e5	0.45	NO	0.7665	5.045	45.86	45.85	0.989	0.989	NO	1511	76.2	1.29	
222	13C-PCB-79	1.12e6	0.79	NO	1.0821	5.045	37.76	37.76	0.969	0.969	NO	2061	100	1.24	
223	13C-PCB-178	3.91e5	0.45	NO	1.0509	5.045	45.84	45.85	0.923	0.923	NO	1986	100	1.83	
224	Total Mono-PCBs				1.1865	5.045	0.00		0.000		NO	4.711		0.741	4.711
225	Total Di-PCBs				1.0537	5.045	0.00		0.000		NO	13.03		5.76	18.56
226	2nd Function Tri-PCBs				1.0807	5.045	0.00		0.000		NO	21.02		2.89	32.78
227	3rd Function Tri-PCBs				0.9829	5.045	0.00		0.000		NO	45.42		6.31	49.96
228	Total Tetra-PCBs				1.0778	5.045	0.00		0.000		NO	258.2		9.92	268.7
229	3rd Function Penta-PCBs				1.3167	5.045	0.00		0.000		NO	380.3		10.0	380.5
230	4th Function Penta-PCBs				1.0735	5.045	0.00		0.000		NO	15.35		1.85	15.83

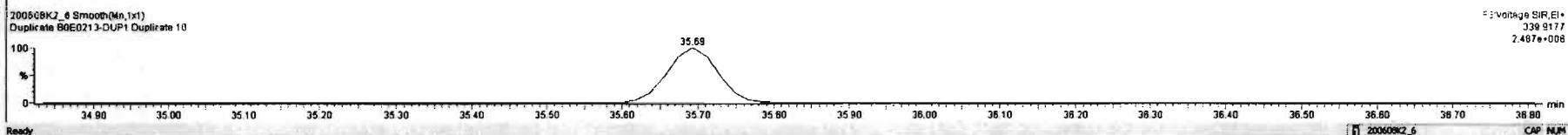
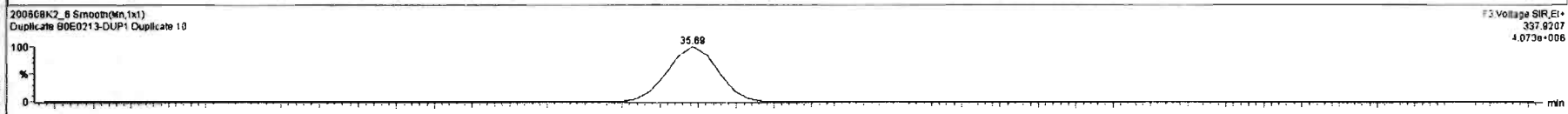
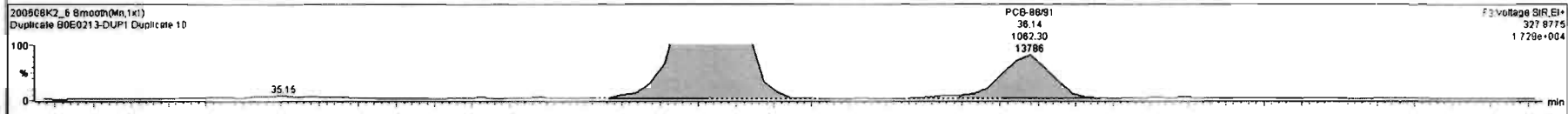

#	Name	Pred RT	RT	m1 Resp	m2 Resp	1* Ratio (Pred)	RA	n/y	EMPC	Conc.
65	PCB-96	33.81	33.76	2.277e2	1.272e2	1.560	1.79	NO	0.96887	0.96887
66	PCB-103	34.36	34.32	3.863e2	2.255e2	1.560	1.76	NO	2.0917	2.0917
67	PCB-100	34.73	34.67	2.019e2	2.076e2	1.560	0.97	YES	1.0946	0.00000
68	PCB-95/98n102	35.65	35.71	9.958e3	6.087e3	1.560	1.84	NO	53.503	53.503
71	PCB-88/91	36.12	36.14	1.474e3	1.062e3	1.560	1.39	NO	9.5649	9.5649
73	PCB-84/82	37.09	37.07	5.781e3	3.410e3	1.560	1.70	NO	37.724	37.724
74	PCB-88	37.25	37.26	1.307e2	1.395e2	1.560	0.94	YES	0.81048	0.00000



200608K2_6 - E:\E0213-DUP1-Duplicate

#	Name	Resp	RA	n/y	RRF	w/vol	Pred RT	RT	Pred R	RRT	RRT Fail	Conc.	%Rec	DL	EMPC
221	221 13C-PCB-178	3.81e5	0.45	NO	0.7665	5.045	45.86	45.85	0.988	0.988	NO	1511	76.2	1.29	
222	222 13C-PCB-79	1.12e6	0.79	NO	1.0821	5.045	37.76	37.76	0.988	0.988	NO	2051	103	1.24	
223	223 13C-PCB-178	3.81e5	0.45	NO	1.0508	5.045	45.84	45.85	0.923	0.923	NO	1986	100	1.83	
224	224 Total Mono-PCBs				1.1685	5.045	0.00		0.000		NO	4.711		0.741	4.711
225	225 Total Di-PCBs				1.0537	5.045	0.00		0.000		NO	13.03		5.76	18.56
226	226 2nd Function Tri-PCBs				1.0807	5.045	0.00		0.000		NO	21.02		2.89	32.78
227	227 3rd Function Tri-PCBs				0.9826	5.045	0.00		0.000		NO	45.42		6.31	48.96
228	228 Total Tetra-PCBs				1.0778	5.045	0.00		0.000		NO	258.2		9.92	266.7
229	229 3rd Function Penta-PCBs				1.2167	5.045	0.00		0.000		NO	368.3		10.8	380.5
230	230 4th Function Penta-PCBs				1.0735	5.045	0.00		0.000		NO	15.35		1.85	15.83

#	Name	Pred RT	RT	m1 Resp	m2 Resp	1* Ratio (Pred)	RA	n/y	EMPC	Conc.
1	85 PCB-86	33.81	33.78	2.277e2	1.272e2	1.560	1.79	NO	0.96987	0.96987
2	66 PCB-103	34.36	34.32	3.963e2	2.255e2	1.560	1.76	NO	2.0817	2.0817
3	87 PCB-100	34.73	34.87	2.019e2	2.076e2	1.560	0.87	YES	1.0946	0.00000
4	68 PCB-85/86/102	35.85	35.71	9.958e3	6.097e3	1.560	1.64	NO	53.503	53.503
5	71 PCB-88/91	36.12	36.14	1.474e3	1.082e3	1.580	1.39	NO	9.5849	9.5849
6	73 PCB-84/92	37.08	37.07	5.781e3	3.410e3	1.560	1.70	NO	37.724	37.724
7	74 PCB-89	37.25	37.28	1.307e2	1.386e2	1.560	0.94	YES	0.81046	0.00000



Dataset: Untitled

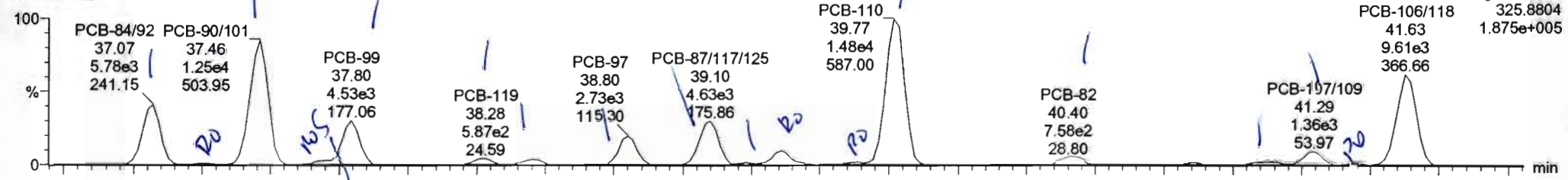
Last Altered: Tuesday, June 09, 2020 07:24:06 Pacific Daylight Time

Printed: Tuesday, June 09, 2020 07:29:03 Pacific Daylight Time

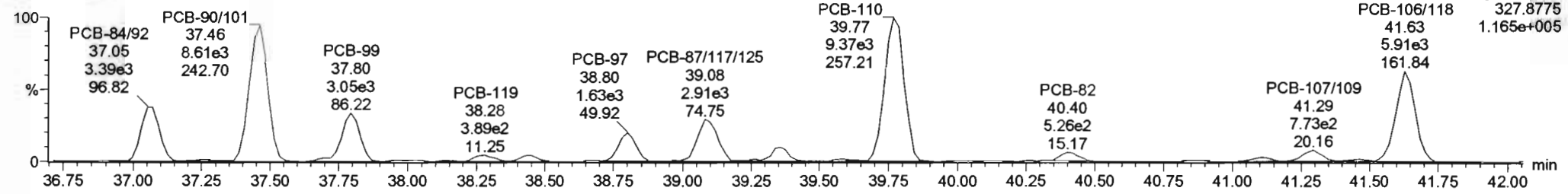
Name: 200608K2_6, Date: 09-Jun-2020, Time: 01:43:21, ID: B0E0213-DUP1 Duplicate 10, Description: Duplicate

PCB-119

200608K2_6

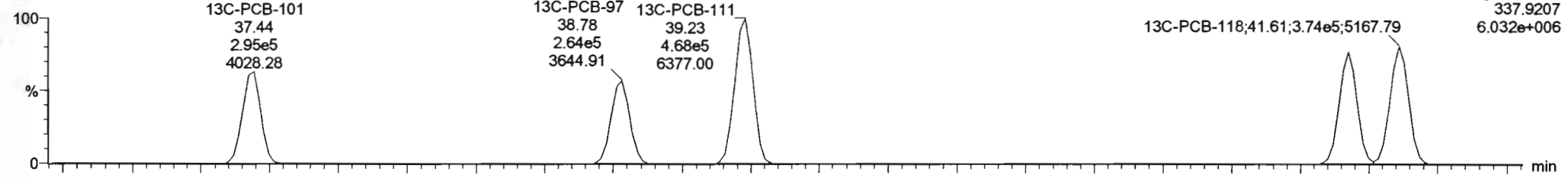


200608K2_6

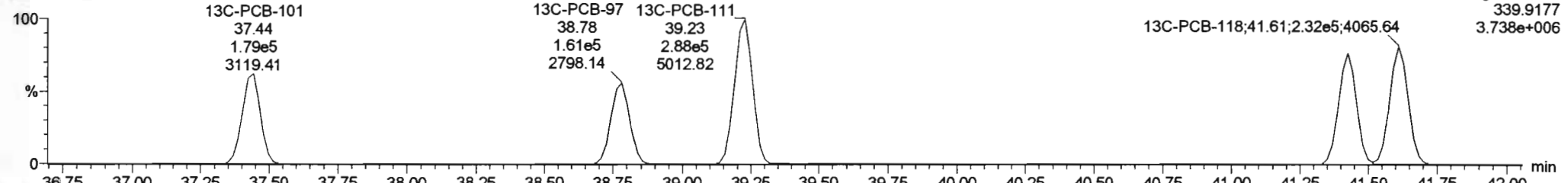


13C-PCB-111

200608K2_6

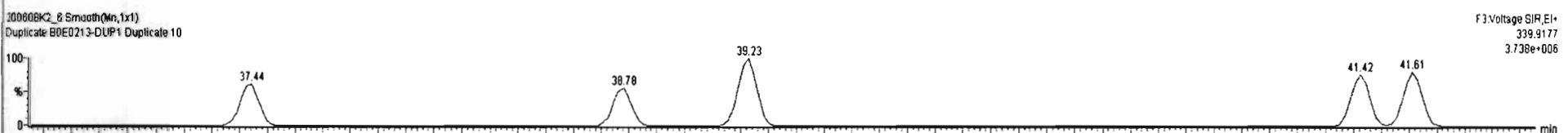
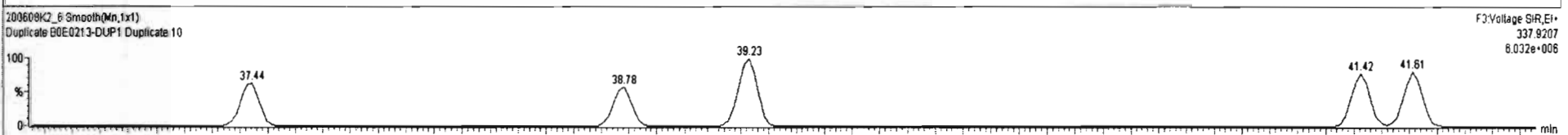
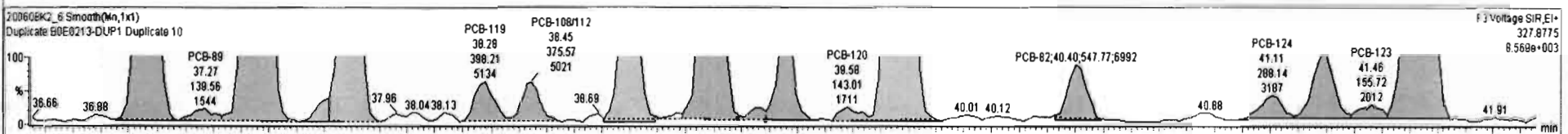
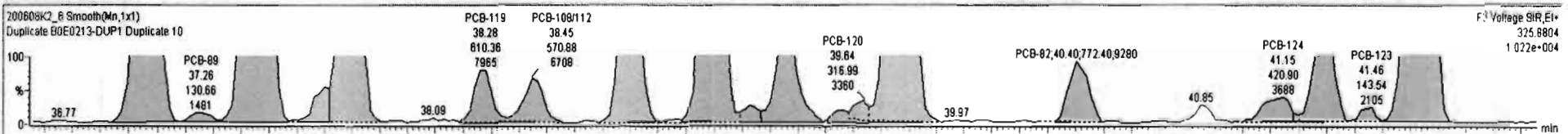


200608K2_6



#	Name	Resp	RA	n/y	RR	wtVal	Pred RT	RT	Pred R	RRT	RRT Fail	Conc.	%Rec	DL	EMPC
221	221 13C-PCB-178	3.91e5	0.45	NO	0.7665	5.045	45.86	45.85	0.998	0.989	NO	1511	76.2	1.29	
222	222 13C-PCB-79	1.1266	0.79	NO	1.0821	5.045	37.76	37.76	0.968	0.968	NO	2051	103	1.24	
223	223 13C-PCB-178	3.91e5	0.45	NO	1.0508	5.045	45.84	45.85	0.923	0.923	NO	1986	100	1.83	
224	224 Total Mono-PCBs				1.1665	5.045	0.00	0.000			NO	4.711		0.741	4.711
225	225 Total Di-PCBs				1.0537	5.045	0.00	0.000			NO	13.03		5.76	18.56
226	226 2nd Function Tri-PCBs				1.0807	5.045	0.00	0.000			NO	21.02		2.89	32.78
227	227 3rd Function Tri-PCBs				0.9828	5.045	0.00	0.000			NO	45.42		6.31	49.96
228	228 Total Tetra-PCBs				1.0778	5.045	0.00	0.000			NO	258.2		9.92	268.7
229	229 3rd Function Penta-PCBs				1.3157	5.045	0.00	0.000			NO	368.3		10.9	390.5
230	230 4th Function Penta-PCBs				1.0735	5.045	0.00	0.000			NO	15.35		1.85	15.83

#	Name	Pred RT	RT	m1 Resp	m2 Resp	1 st Ratio (Pred)	RA	n/y	EMPC	Conc.
14	83 PCB-87n17n25	39.10	39.10	4.803e3	2.863e3	1.580	1.81	NO	22.359	22.359
15	84 PCB-111n15	39.25	39.23	1.585e2	9.584e1	1.560	1.66	NO	0.62426	0.62426
16	85 PCB-85n16	39.38	39.36	1.499e3	8.014e2	1.560	1.87	YES	6.7887	0.00000
17	86 PCB-120	39.64	39.64	3.170e2	1.430e2	1.560	2.22	YES	0.85242	0.00000
18	87 PCB-110	39.79	39.77	1.481e4	9.411e3	1.560	1.57	NO	64.893	64.893
19	88 PCB-82	40.43	40.40	7.724e2	5.478e2	1.560	1.41	NO	5.9118	5.9118
20	89 PCB-124	41.13	41.15	4.209e2	2.881e2	1.560	1.46	NO	1.7759	1.7759



Dataset: Untitled


Last Altered: Tuesday, June 09, 2020 07:24:06 Pacific Daylight Time

Printed: Tuesday, June 09, 2020 07:29:03 Pacific Daylight Time

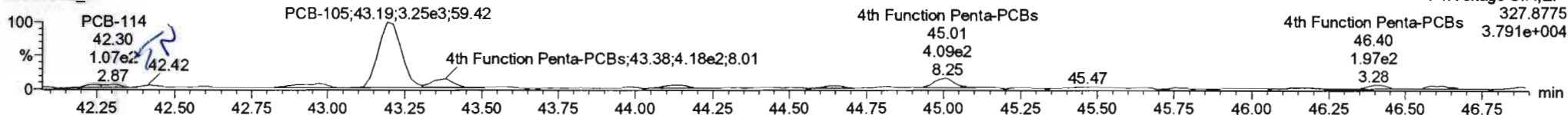
Name: 200608K2_6, Date: 09-Jun-2020, Time: 01:43:21, ID: B0E0213-DUP1 Duplicate 10, Description: Duplicate

PCB-114

200608K2_6

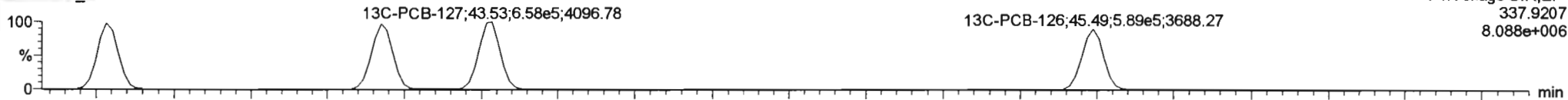


200608K2_6

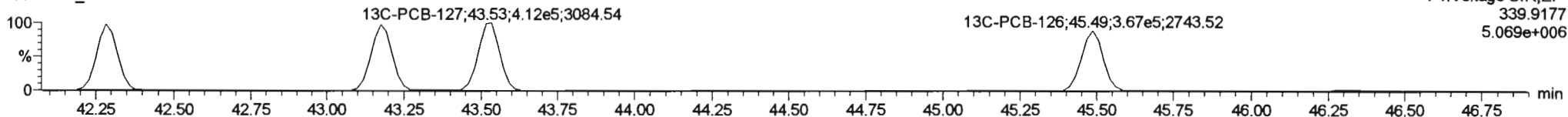


13C-PCB-114

200608K2_6

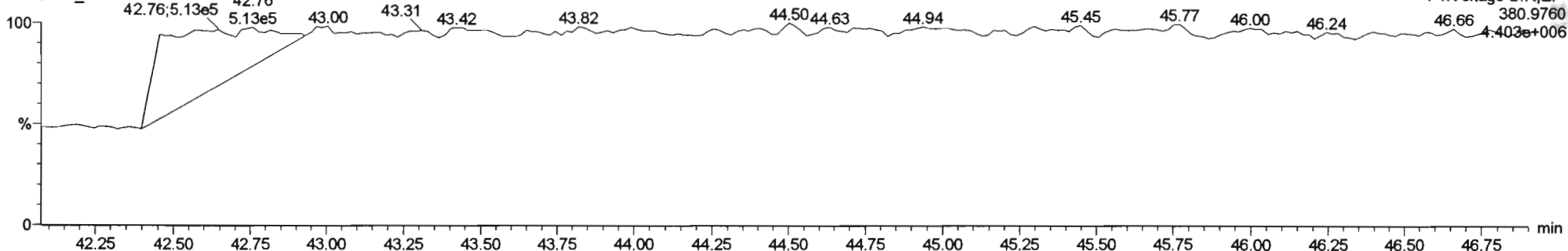


200608K2_6






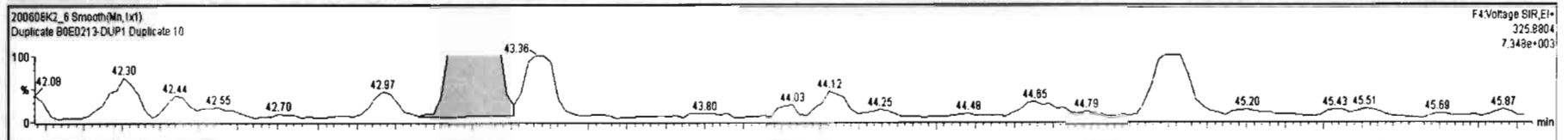
PFK4a

200608K2_6



#	Name	Resp	RA	n/y	RRF	wVol	Pred RT	RT	Pred R...	RRT	RRT F=1	Conc.	%Rec	DL	EMPC
221	221 13C-PCB-178	3.91e5	0.45	NO	0.7665	5.045	45.86	45.85	0.998	0.998	NO	1511	76.2	1.29	
222	222 13C-PCB-79	1.12e6	0.79	NO	1.0821	5.045	37.76	37.76	0.968	0.968	NO	2061	103	1.34	
223	223 13C-PCB-178	3.91e5	0.45	NO	1.0508	5.045	45.84	45.85	0.923	0.923	NO	1986	100	1.83	
224	224 Total Mono-PCBs				1.1665	5.045	0.00		0.000		NO	4.711		0.741	4.711
225	225 Total Di-PCBs				1.0537	5.045	0.00		0.000		NO	13.03		5.78	18.56
226	226 2nd Function Tri-PCBs				1.0807	5.045	0.00		0.000		NO	21.02		2.89	32.78
227	227 3rd Function Tri-PCBs				0.9828	5.045	0.00		0.000		NO	45.42		6.31	49.96
228	228 Total Tetra-PCBs				1.0778	5.045	0.00		0.000		NO	258.2		9.92	266.7
229	229 3rd Function Penta-PCBs				1.3157	5.045	0.00		0.000		NO	369.3		10.9	380.5
230	230 4th Function Penta-PCBs				1.0735	5.045	0.00		0.000		NO	15.43		1.85	15.43

#	Name	Pred RT	RT	ml Resp	m2 Resp	** Ratio (Pred)	RA	n/y	EMPC	Conc.
1	95 PCB-105	43.19	43.19	4.964e3	3.289e3	1.550	1.51	NO	15.426	15.426



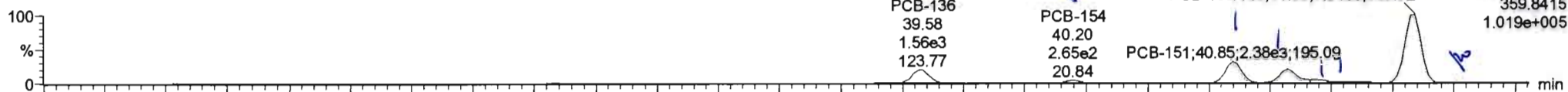
Dataset: Untitled

Last Altered: Tuesday, June 09, 2020 07:24:06 Pacific Daylight Time
Printed: Tuesday, June 09, 2020 07:29:03 Pacific Daylight Time

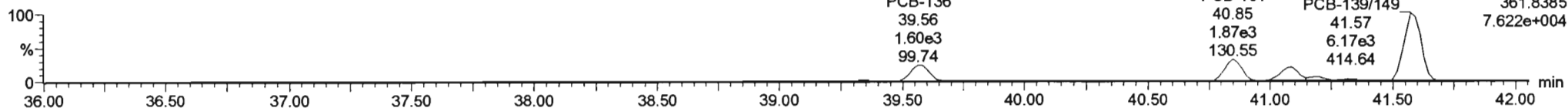
Name: 200608K2_6, Date: 09-Jun-2020, Time: 01:43:21, ID: B0E0213-DUP1 Duplicate 10, Description: Duplicate

PCB-155

200608K2_6




200608K2_6

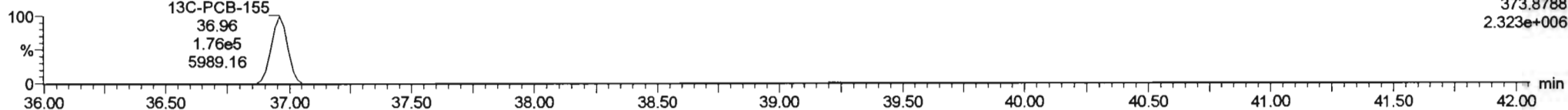


13C-PCB-155

200608K2_6

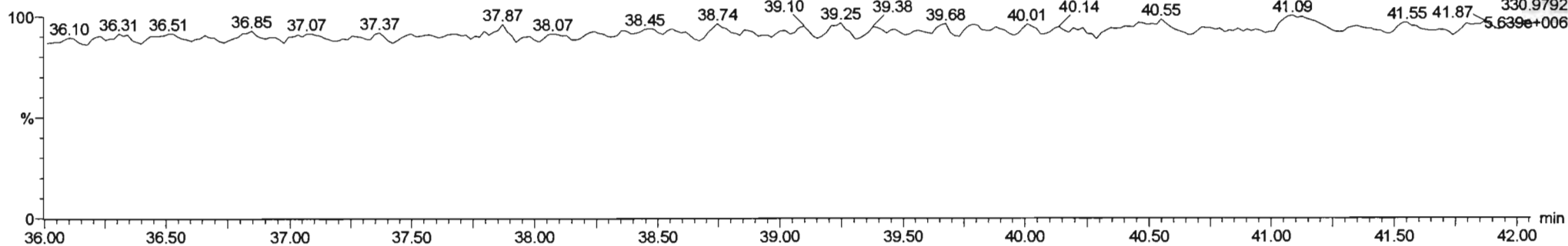


200608K2_6




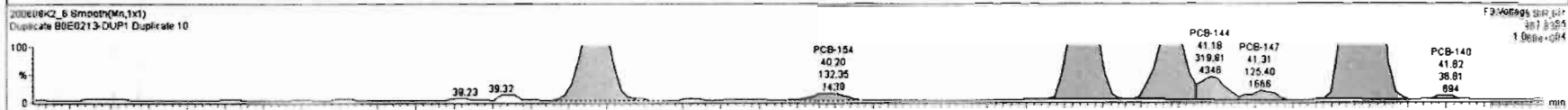
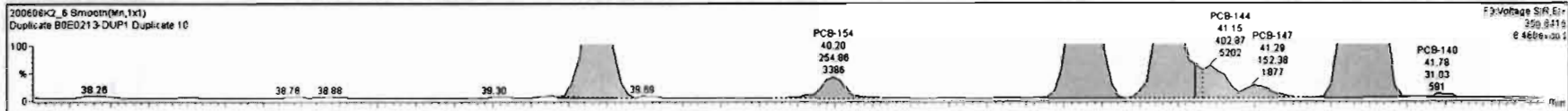
PFK3c

200608K2_6



#	Name	Resp	RA	n/y	RF	wt/wt	Prod RT	RT	Pred.R.	RRT	RRT Fail	Conc.	%Rec	DL	EMPC
221	13C-PCB-176	3.91e5	0.45	NO	0.7665	5.045	45.06	45.05	0.998	0.998	NO	1511	76.2	1.29	
222	13C-PCB-78	1.12e6	0.79	NO	1.0821	5.045	37.76	37.76	0.998	0.998	NO	2051	103	1.24	
223	13C-PCB-176	3.91e5	0.45	NO	1.0508	5.045	45.84	45.85	0.923	0.923	NO	1986	100	1.83	
224	224 Total Mono-PCBs				1.1865	5.045	0.00	0.000			NO	4.711		0.741	4.711
225	225 Total Di-PCBs				1.0537	5.045	0.00	0.000			NO	13.03		5.76	16.56
226	226 2nd Function Tri-PCBs				1.0807	5.045	0.00	0.000			NO	21.02		2.89	32.78
227	227 3rd Function Tri-PCBs				0.8628	5.045	0.00	0.000			NO	45.42		6.31	49.96
228	228 Total Tetra-PCBs				1.0778	5.045	0.00	0.000			NO	259.2		9.92	266.7
229	229 3rd Function Penta-PCBs				1.3157	5.045	0.00	0.000			NO	368.3		10.9	380.5
230	230 4th Function Penta-PCBs				1.0735	5.045	0.00	0.000			NO	15.43		1.85	15.43

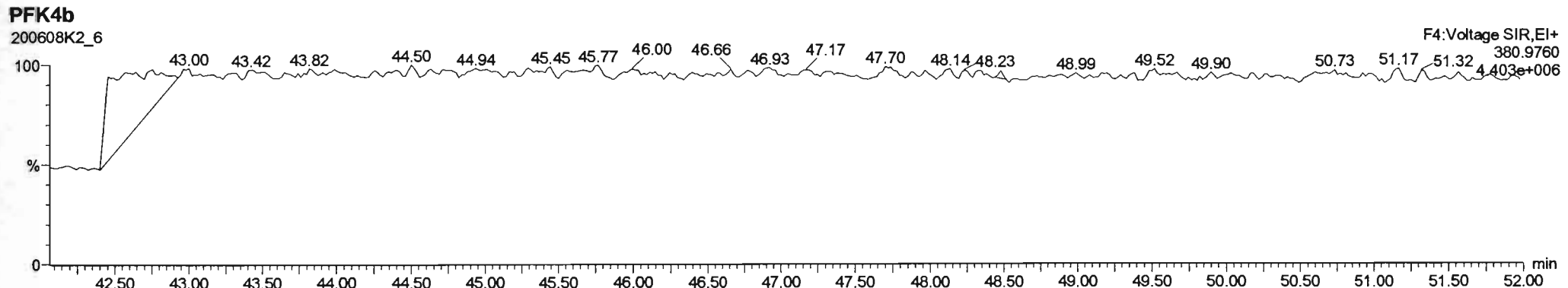
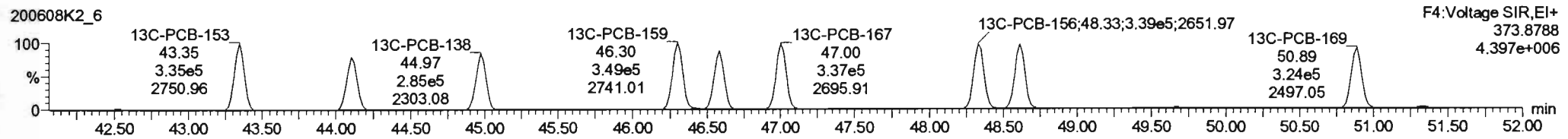
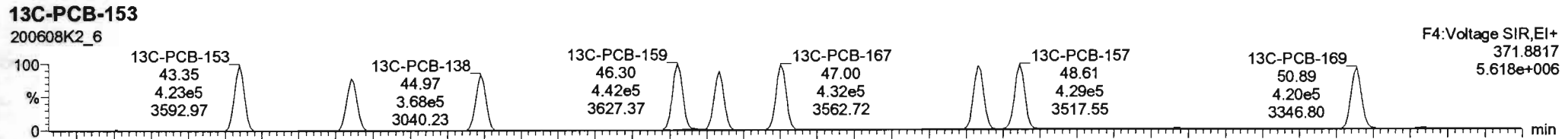


#	Name	Pred RT	RT	m1 Resp	m2 Resp	1+ Ratio (Pred)	RA	n/y	EMPC	Conc.
1	102 PCB-136	39.58	39.58	1.577e3	1.586e3	1.240	0.99	YES	13.844	0.00000
2	104 PCB-154	40.18	40.20	2.549e2	1.324e2	1.240	1.93	YES	1.5771	0.00000
3	105 PCB-151	40.86	40.85	2.383e3	1.896e3	1.240	1.28	NO	26.412	28.412
4	106 PCB-135	41.09	41.07	1.578e3	1.267e3	1.240	1.25	NO	15.079	15.079
5	107 PCB-144	41.20	41.15	4.029e2	3.199e2	1.240	1.26	NO	4.4779	4.4779
6	108 PCB-147	41.33	41.29	1.524e2	1.254e2	1.240	1.22	NO	1.6272	1.6272
7	109 PCB-139/149	41.60	41.59	7.843e3	6.167e3	1.240	1.29	NO	72.775	72.775

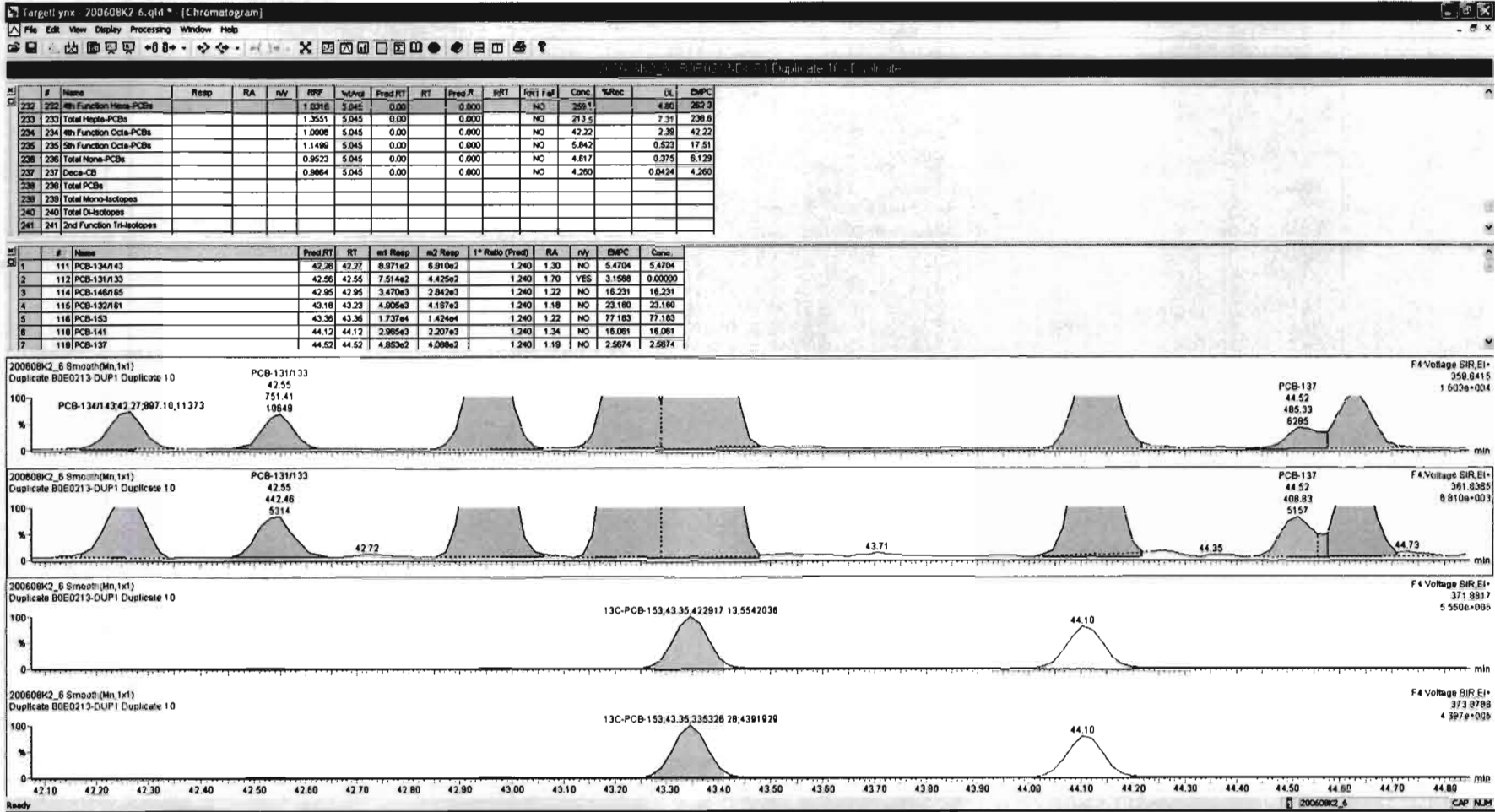


Dataset: Untitled

Last Altered: Tuesday, June 09, 2020 07:24:06 Pacific Daylight Time
Printed: Tuesday, June 09, 2020 07:29:03 Pacific Daylight Time

Name: 200608K2_6, Date: 09-Jun-2020, Time: 01:43:21, ID: B0E0213-DUP1 Duplicate 10, Description: Duplicate

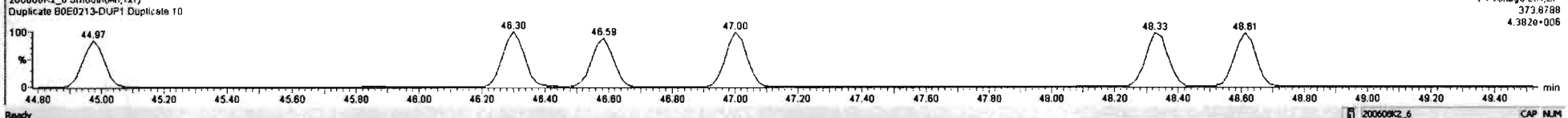
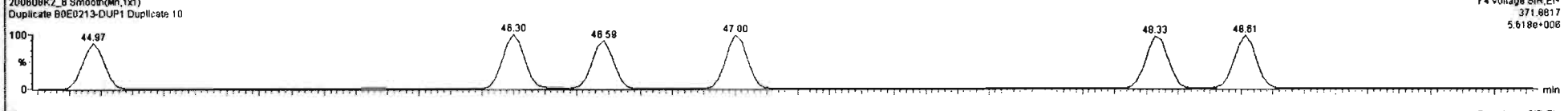
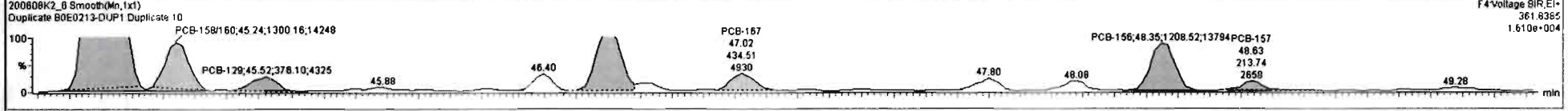
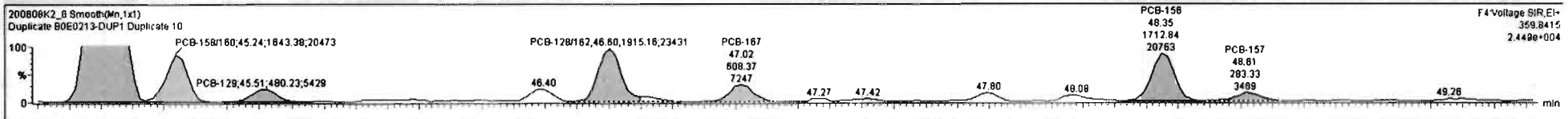




200608K2_6.q1d.E0E0213-DUP1 Duplicate 10 - Duplicate

#	Name	Resp	RA	n/y	RRF	wArd	Pred RT	RT	Pred R...	RRT	RRT Fat	Conc.	%Rec	DL	EMPC
232	4th Function Hexa-PCBs				1.0316	5.045	0.00	0.000			NO	259.1		4.80	252.3
233	Total Hepta-PCBs				1.3551	5.045	0.00	0.000			NO	213.5		7.31	238.6
234	4th Function Octa-PCBs				1.0008	5.045	0.00	0.000			NO	42.22		2.38	42.22
235	5th Function Octa-PCBs				1.1499	5.045	0.00	0.000			NO	5.842		0.523	17.51
236	Total Nona-PCBs				0.9523	5.045	0.00	0.000			NO	4.617		0.375	6.128
237	Deca-CB				0.9864	5.045	0.00	0.000			NO	4.260		0.0424	4.260
238	Total PCBs														
239	Total Mono-isotopes														
240	Total Di-isotopes														
241	2nd Function Tri-isotopes														

#	Name	Pred RT	RT	m1 Resp	m2 Resp	1* Ratio (Pred)	RA	n/y	EMPC	Conc.
10	122 PCB-158/160	45.26	45.24	1.643e3	1.300e3	1.240	1.26	NO	7.1996	7.1998
11	123 PCB-129	45.52	45.51	4.802e2	3.781e2	1.240	1.28	NO	2.9967	2.9967
12	126 PCB-128/162	46.61	46.60	1.915e3	1.632e3	1.240	1.17	NO	9.7942	9.7942
13	127 PCB-167	47.02	47.02	6.084e2	4.345e2	1.240	1.40	NO	2.4267	2.4267
14	128 PCB-156	48.35	48.35	1.713e3	1.209e3	1.240	1.42	NO	6.6974	6.6974
15	129 PCB-157	48.65	48.61	2.633e2	2.137e2	1.240	1.33	NO	1.2472	1.2472

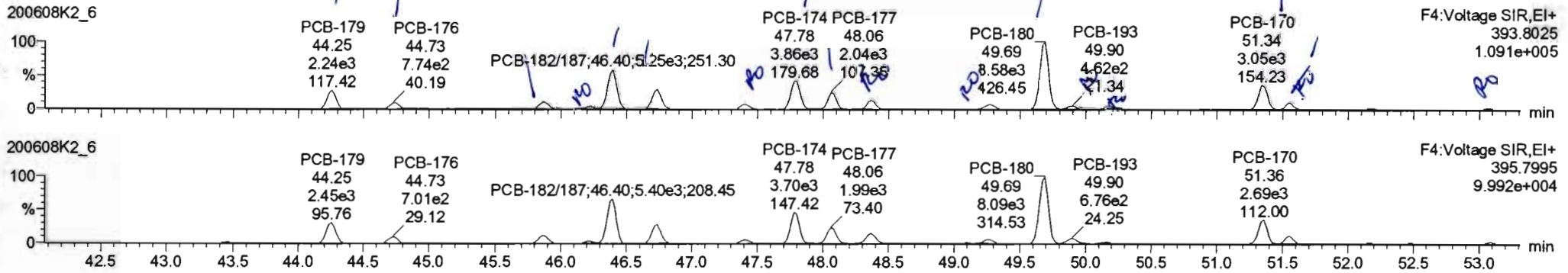


Dataset: Untitled

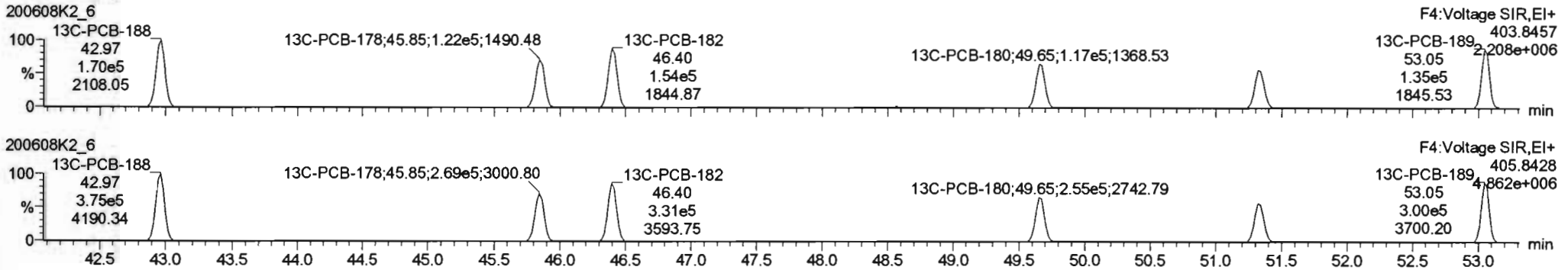
Last Altered: Tuesday, June 09, 2020 07:24:06 Pacific Daylight Time
Printed: Tuesday, June 09, 2020 07:29:03 Pacific Daylight Time

Name: 200608K2_6, Date: 09-Jun-2020, Time: 01:43:21, ID: B0E0213-DUP1 Duplicate 10, Description: Duplicate

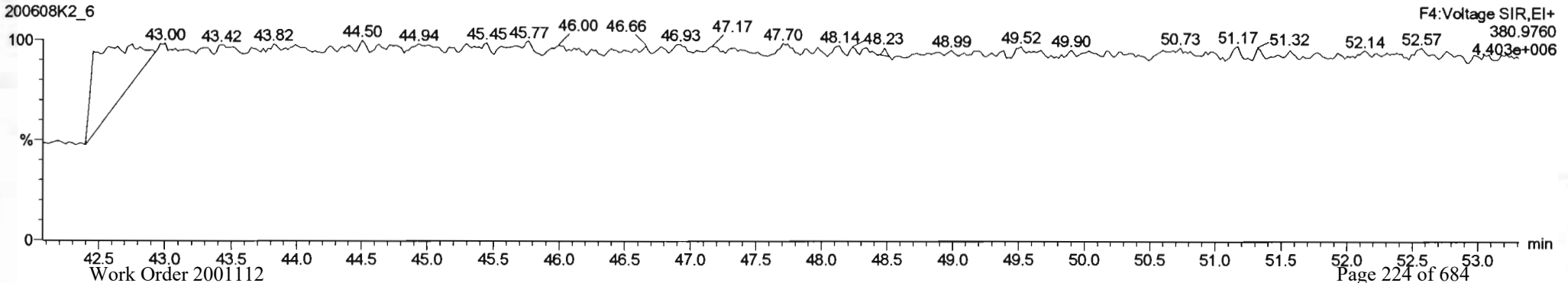
PCB-188



13C-PCB-188

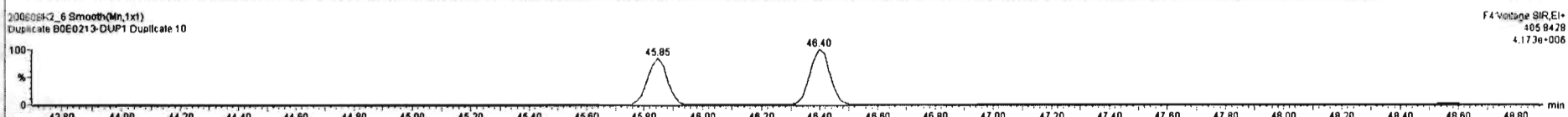
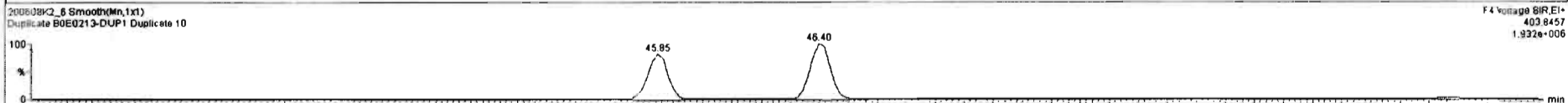
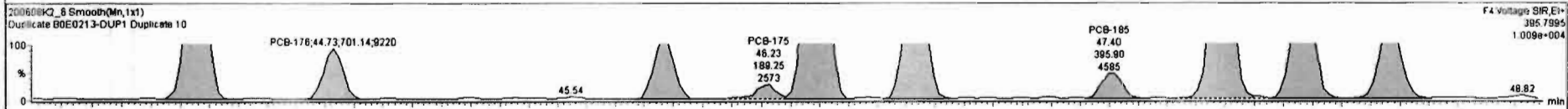
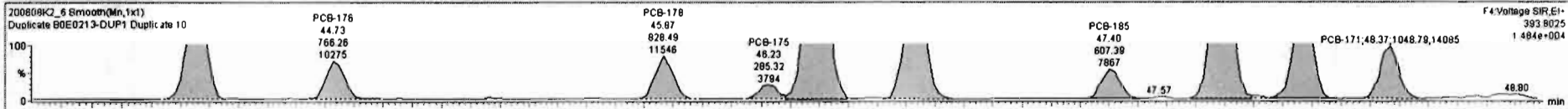


PFK4c



#	Name	Resp	RA	n/y	RRF	wAwt	Pred RT	RT	Pred R	RRT	RRT Fail	Conc.	%Rec	DL	EMPC
232	232 4th Function Hexa-PCBs				1.0316	5.045	0.00		0.000		NO	259.1		4.80	262.3
233	233 Total Hepta-PCBs				1.3651	5.045	0.00		0.000		NO	218.1		7.31	239.5
234	234 4th Function Octa-PCBs				1.0008	5.045	0.00		0.000		NO	42.22		2.39	42.22
235	235 5th Function Octa-PCBs				1.1499	5.045	0.00		0.000		NO	5.842		0.523	17.51
236	236 Total Nona-PCBs				0.9523	5.045	0.00		0.000		NO	4.617		0.375	6.129
237	237 Deca-CB				0.9864	5.045	0.00		0.000		NO	4.260		0.0424	4.260
238	238 Total PCBs														
239	239 Total Mono-Isotopes														
240	240 Total Di-Isotopes														
241	241 2nd Function Tri-Isotopes														

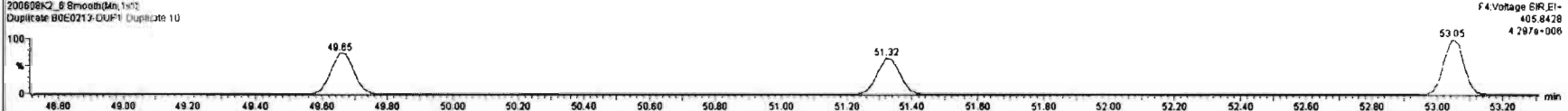

#	Name	Pred RT	RT	m1 Resp	m2 Resp	1* Ratio (Pred)	RA	n/y	EMPC	Conc.
1	133 PCB-178	44.25	44.25	2.262e3	2.450e3	1.050	0.92	NO	13.202	13.202
2	134 PCB-176	44.72	44.73	7.863e2	7.011e2	1.050	1.09	NO	4.0775	4.0775
3	136 PCB-178	45.87	45.87	8.285e2	8.909e2	1.050	0.83	NO	6.6288	6.6286
4	137 PCB-175	46.21	46.23	2.853e2	1.892e2	1.050	1.51	YES	1.4753	0.00000
5	139 PCB-182/87	46.40	46.40	5.298e3	5.398e3	1.050	0.98	NO	36.446	36.446
6	139 PCB-183	46.73	46.74	2.617e3	2.276e3	1.050	1.15	NO	17.394	17.394
7	140 PCB-185	47.40	47.40	6.074e2	3.959e2	1.050	1.53	YES	3.0782	0.00000



200608K2_6.FID.F1.Duplicate 10 - Duplicate

#	Name	Resp	RA	nly	RRF	wt/Vol	Pred RT	RT	Pred R	RRT	RRT Fat	Conc	%Rec	DL	EMPC
232	232 4th Function Heva-PCBs				1.0316	5.045	0.00	0.000		NO	259.1	4.80	262.3		
233	233 Total Heva-PCBs				1.3551	5.045	0.00	0.000		NO	216.1	7.31	239.5		
234	234 4th Function Octa-PCBs				1.0008	5.045	0.00	0.000		NO	42.22	2.38	42.22		
235	235 5th Function Octa-PCBs				1.1489	5.045	0.00	0.000		NO	5.842	0.523	17.51		
236	236 Total Nona-PCBs				0.8523	5.045	0.00	0.000		NO	4.617	0.375	6.126		
237	237 Deca-CD				0.9964	5.045	0.00	0.000		NO	4.260	0.0424	4.280		
238	238 Total PCBs														
239	239 Total Mono-Isotopes														
240	240 Total Di-Isotopes														
241	241 2nd Function Tri-Isotopes														

#	Name	Pred RT	RT	m1 Resp	m2 Resp	1* Ratio (Pred)	RA	nly	EMPC	Conc
12	149 PCB-180	49.67	49.68	8.610e3	8.083e3	1.050	1.06	NO	63.077	63.077
13	149 PCB-183	49.86	49.90	4.770e2	8.733e2	1.050	0.71	YES	2.9608	0.00000
14	150 PCB-191	50.15	50.17	2.172e2	1.461e2	1.050	1.49	YES	0.93372	0.00000
15	151 PCB-170	51.34	51.34	3.129e3	2.690e3	1.050	1.17	NO	26.900	26.900
16	152 PCB-189	51.53	51.55	7.489e2	8.314e2	1.050	0.80	NO	5.2728	5.2728
17	153 PCB-188	53.07	53.08	1.925e2	1.563e2	1.050	1.23	YES	1.0041	0.00000




Dataset: Untitled

Last Altered: Tuesday, June 09, 2020 07:24:06 Pacific Daylight Time
Printed: Tuesday, June 09, 2020 07:29:03 Pacific Daylight Time

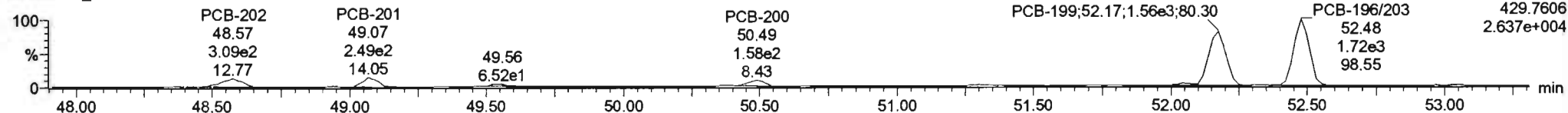
Name: 200608K2_6, Date: 09-Jun-2020, Time: 01:43:21, ID: B0E0213-DUP1 Duplicate 10, Description: Duplicate

PCB-202

200608K2_6



200608K2_6

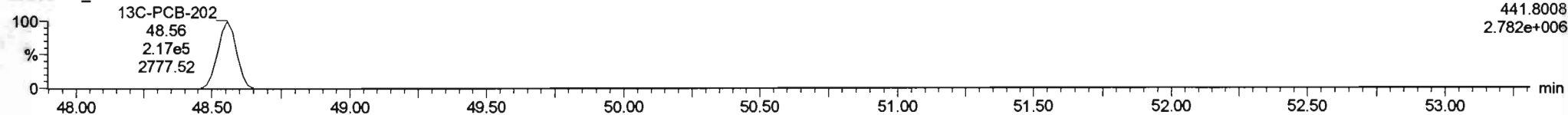


13C-PCB-202

200608K2_6

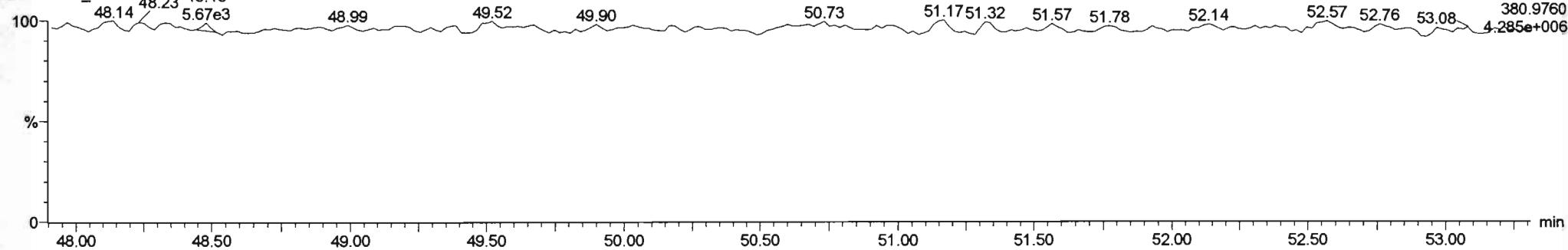


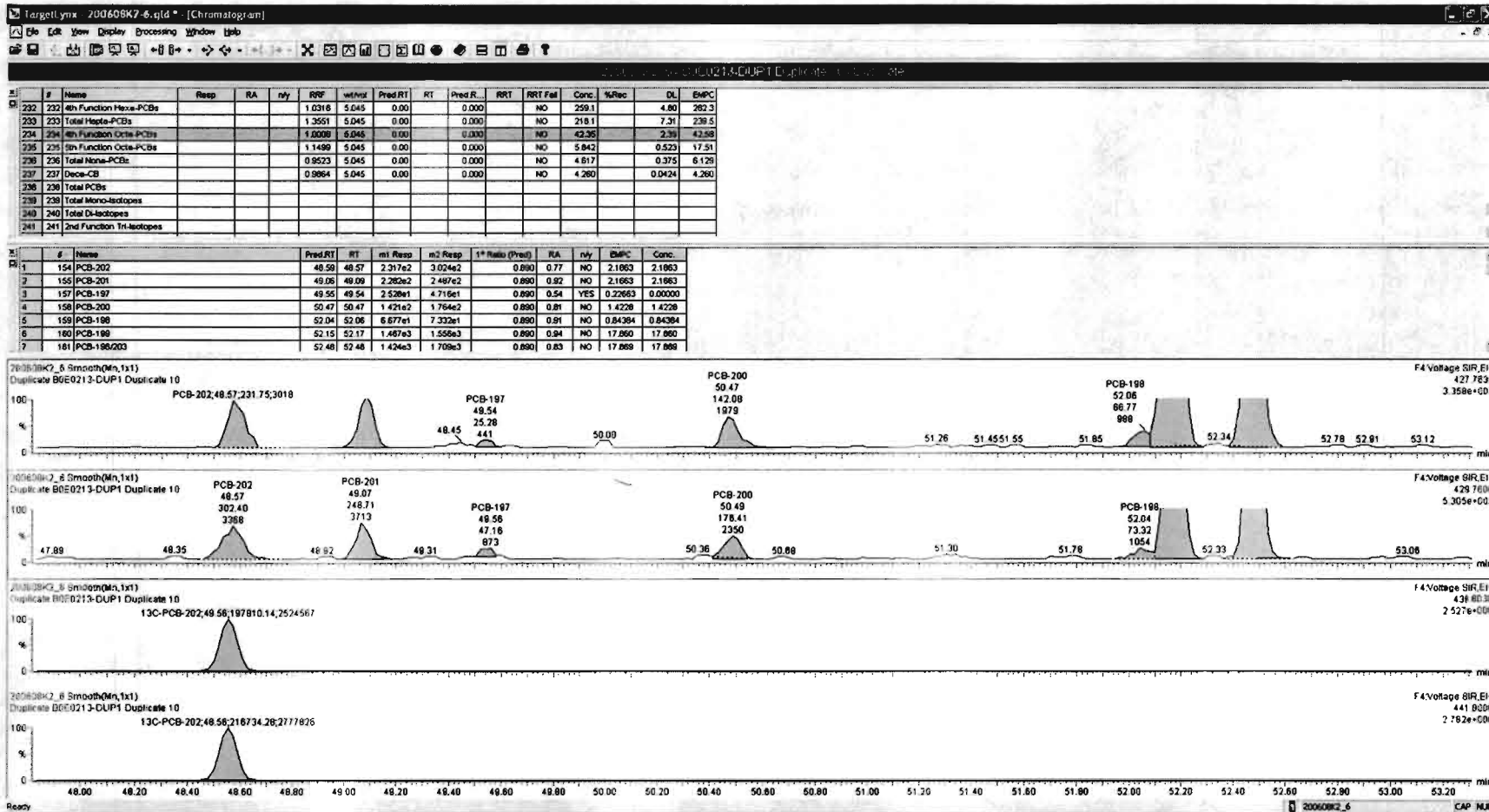
200608K2_6



PFK4d

200608K2_6





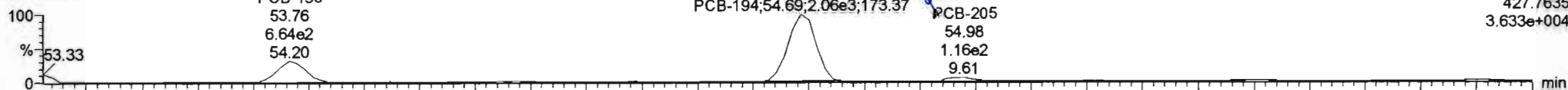
Dataset: Untitled

Last Altered: Tuesday, June 09, 2020 07:24:06 Pacific Daylight Time
Printed: Tuesday, June 09, 2020 07:29:03 Pacific Daylight Time

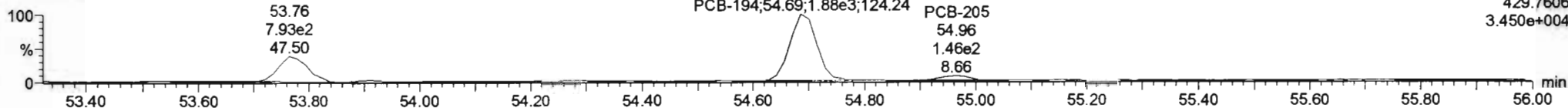
Name: 200608K2_6, Date: 09-Jun-2020, Time: 01:43:21, ID: B0E0213-DUP1 Duplicate 10, Description: Duplicate

PCB-195

200608K2_6

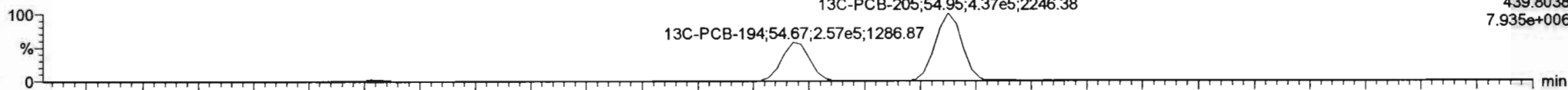


200608K2_6

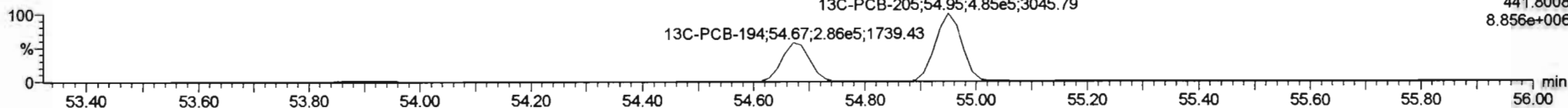


13C-PCB-194

200608K2_6

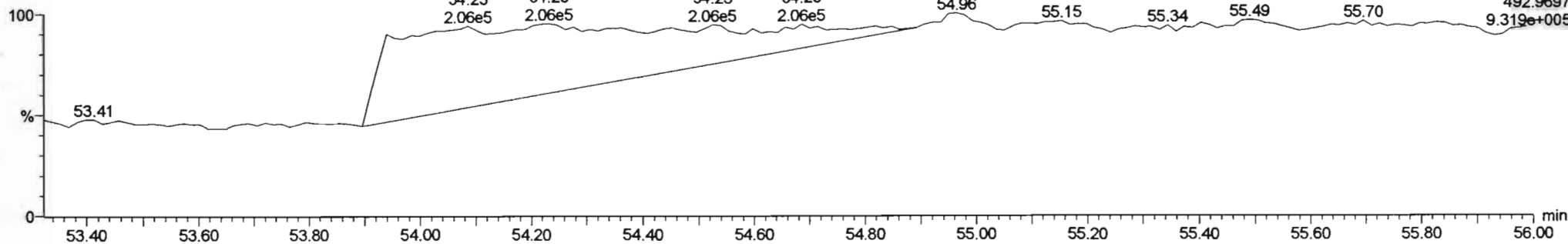


200608K2_6




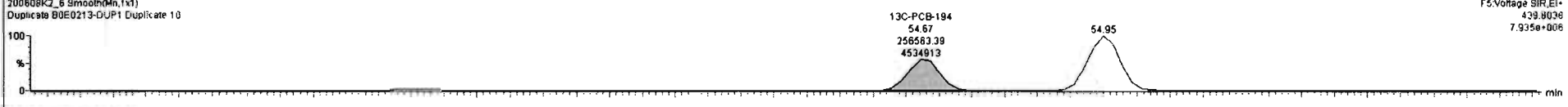


PFK5a

200608K2_6



#	Name	Resp	RA	nly	RFF	wl/vol	Pred RT	RT	Pred R...	RRT	RRT Fail	Conc.	%Rec	DL	EMPC
232	4th Function Hexa-PCBs				1.0316	5.045	0.00	0.000			NO	259.1		4.80	262.3
233	Total Hepta-PCBs				1.3551	5.045	0.00	0.000			NO	218.1		7.31	239.5
234	4th Function Octa-PCBs				1.0008	5.045	0.00	0.000			NO	42.35		2.39	42.58
235	5th Function Octa-PCBs				1.1489	5.045	0.00	0.000			NO	5.038		0.523	17.45
236	Total Nona-PCBs				0.9523	5.045	0.00	0.000			NO	4.617		0.375	6.129
237	Deca-CB				0.9864	5.045	0.00	0.000			NO	4.260		0.0424	4.260
238	Total PCBs														
239	Total Mono-Isotopes														
240	Total Di-Isotopes														
241	2nd Function Tri-Isotopes														

#	Name	Pred RT	RT	m1 Resp	m2 Resp	1* Ratio (Pred)	RA	nly	EMPC	Conc.
1	162 PCB-195	53.77	53.78	8.564e2	7.833e2	0.890	0.84	NO	5.0378	5.0378
2	163 PCB-194	54.69	54.69	2.059e3	1.900e3	0.890	1.08	YES	11.763	0.00000
3	164 PCB-205	54.95	54.98	1.085e2	1.463e2	0.890	0.74	YES	0.65312	0.00000

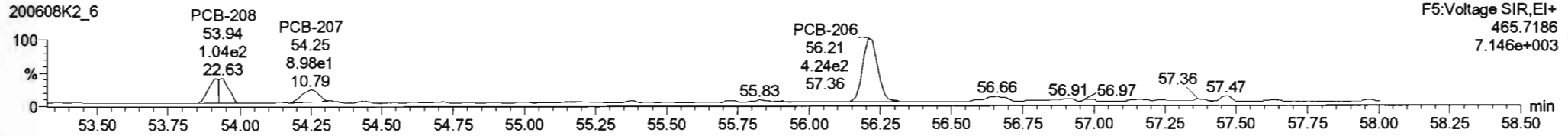
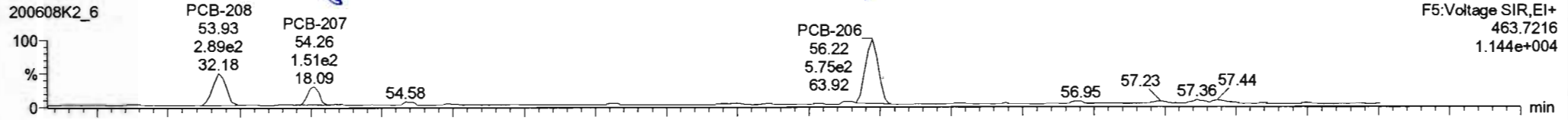


Dataset: Untitled

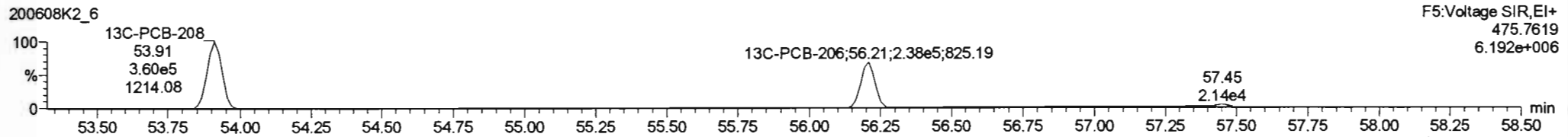
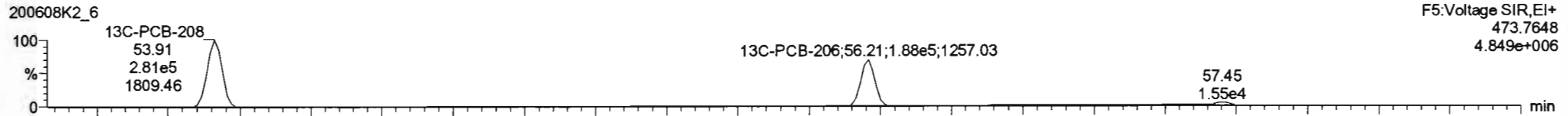
Last Altered: Tuesday, June 09, 2020 07:24:06 Pacific Daylight Time
Printed: Tuesday, June 09, 2020 07:29:03 Pacific Daylight Time

Name: 200608K2_6, Date: 09-Jun-2020, Time: 01:43:21, ID: B0E0213-DUP1 Duplicate 10, Description: Duplicate

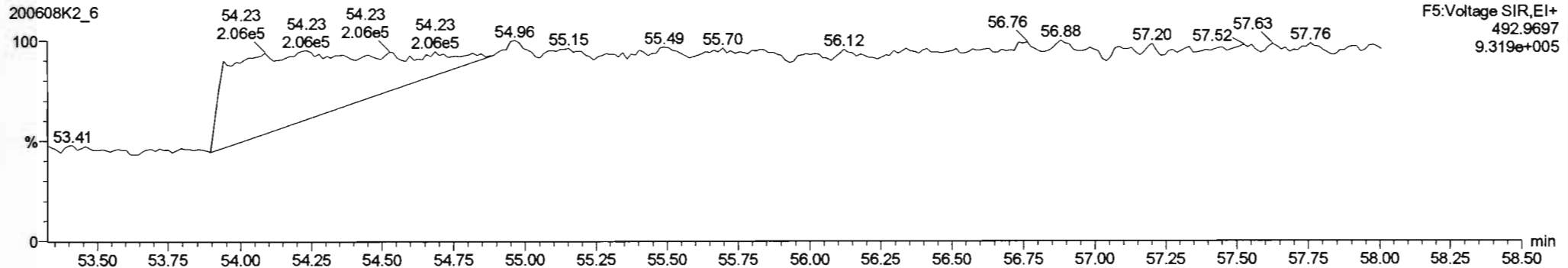
PCB-208

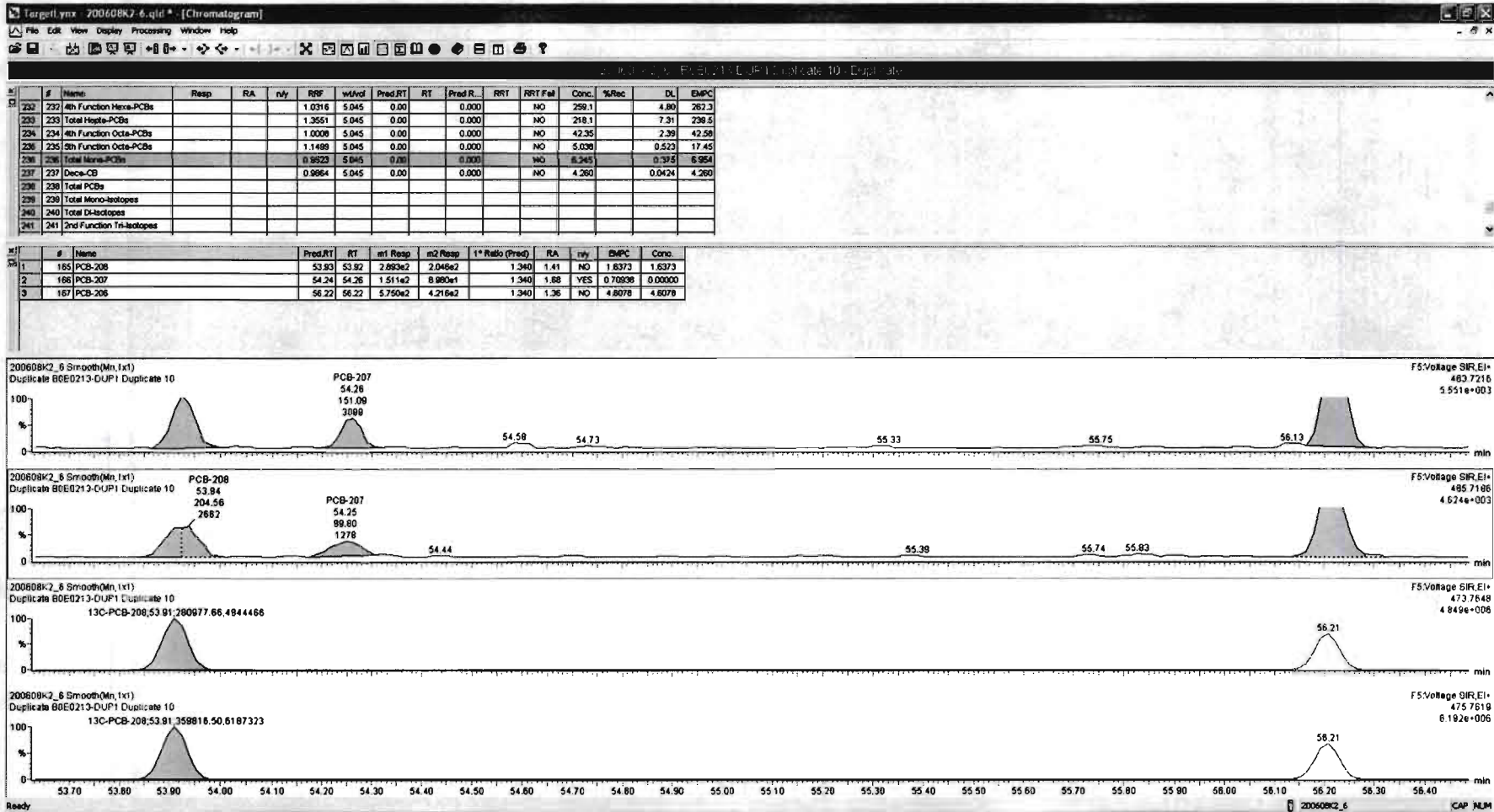


13C-PCB-208



PFK5





Dataset: Untitled

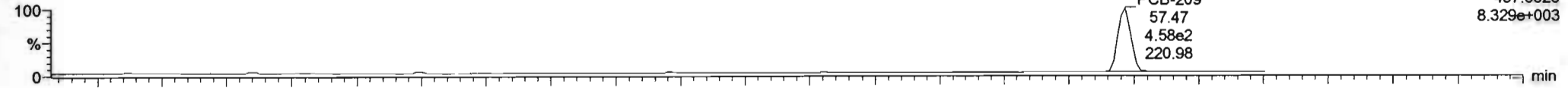
Last Altered: Tuesday, June 09, 2020 07:24:06 Pacific Daylight Time

Printed: Tuesday, June 09, 2020 07:29:03 Pacific Daylight Time


Name: 200608K2_6, Date: 09-Jun-2020, Time: 01:43:21, ID: B0E0213-DUP1 Duplicate 10, Description: Duplicate

PCB-209

200608K2_6

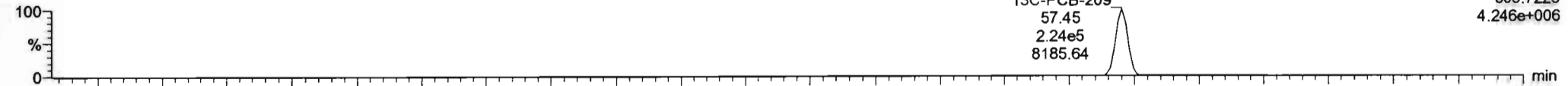


200608K2_6

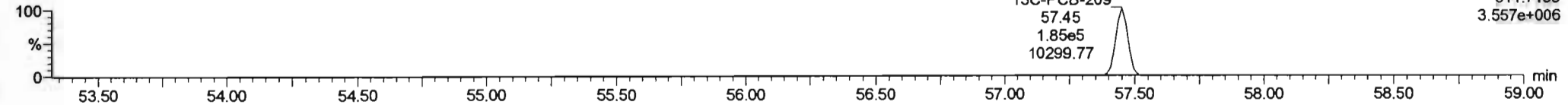


13C-PCB-209

200608K2_6

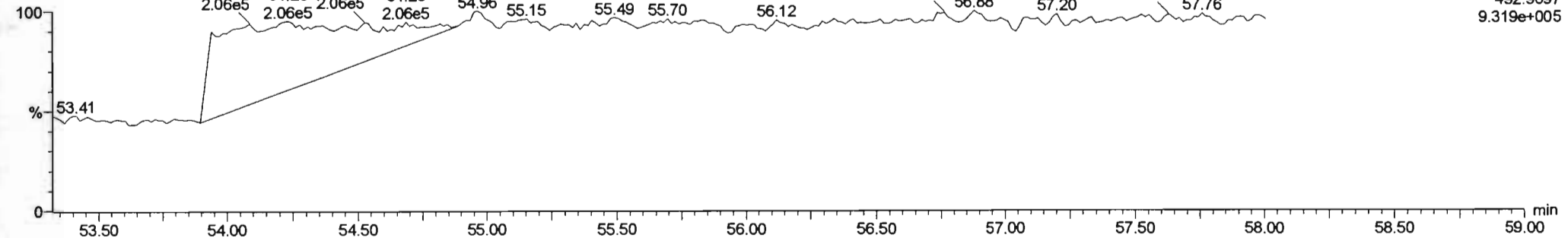


200608K2_6



PFK5b

200608K2_6



Dataset: U:\VG11.PRO\Results\200608K2\200608K2-8.qld

Last Altered: Saturday, June 13, 2020 10:00:16 Pacific Daylight Time
Printed: Saturday, June 13, 2020 10:00:25 Pacific Daylight Time

ht 6-13-2020

C7 06/16/2020

Method: U:\VG11.PRO\MethDB\PCB-209_ZB1_6-1-20.mdb 02 Jun 2020 10:36:07
Calibration: U:\VG11.PRO\CurveDB\db1_PCBvg11-6-1-20.cdb 02 Jun 2020 10:21:16

Name: 200608K2_8, Date: 09-Jun-2020, Time: 03:43:04, ID: 2001112-02 PDI-169SC-A-00-01-200519 10, Description: PDI-169SC-A-00-01-200519

#	Name	Resp	RA	n/y	RRF	wt/vol	Pred.RT	RT	Pred.R...	RRT	Check RRT	Conc.	%Rec	DL	EMPC
1	1 PCB-1	9.36e2	3.09	NO	1.17	5.014	15.53	15.54	1.001	1.001	NO	1.347		0.329	1.347
2	2 PCB-2	6.94e2	2.23	YES	1.18	5.014	17.95	17.94	0.988	0.988	NO	0.8790		0.310	0.8008
3	3 PCB-3	6.85e2	3.28	NO	1.15	5.014	18.18	18.18	1.001	1.001	NO	0.8930		0.319	0.8930
4	4 PCB-4/10	1.67e3	1.44	NO	1.25	5.014	19.59	19.52	1.004	1.001	NO	2.483		0.710	2.483
5	5 PCB-7/9			NO	0.960	5.014	21.38		1.003		YES			0.589	
6	6 PCB-6	1.98e3	0.82	YES	1.02	5.014	22.04	22.05	1.033	1.034	NO	2.175		0.553	1.612
7	7 PCB-5/8	4.42e3	1.61	NO	0.992	5.014	22.44	22.44	1.052	1.052	NO	5.008		0.570	5.008
8	8 PCB-14			NO	1.02	5.014	23.61		0.952		YES			0.674	
9	9 PCB-11	4.52e3	1.18	YES	1.13	5.014	24.82	24.81	1.001	1.000	NO	5.386		0.688	4.759
10	10 PCB-12/13			NO	1.03	5.014	25.26		1.018		YES			0.668	
11	11 PCB-15	2.69e3	1.53	NO	1.03	5.014	25.57	25.54	1.031	1.030	NO	3.466		0.662	3.466
12	12 PCB-19	1.11e3	1.10	NO	1.11	5.014	23.78	23.76	1.001	1.000	NO	2.698		0.696	2.698
13	13 PCB-30			NO	1.79	5.014	24.68		1.039		YES			0.429	
14	14 PCB-18	3.31e3	1.04	NO	0.818	5.014	25.45	25.45	0.952	0.952	NO	7.129		0.622	7.129
15	15 PCB-17	2.05e3	1.06	NO	0.758	5.014	25.63	25.64	0.958	0.959	NO	4.756		0.670	4.756
16	16 PCB-24/27			NO	1.08	5.014	26.24		0.981		YES			0.470	
17	17 PCB-16/32	2.74e3	0.94	NO	0.925	5.014	26.76	26.76	1.001	1.001	NO	5.205		0.549	5.205
18	18 PCB-34			NO	0.945	5.014	27.56		0.959		YES			0.503	
19	19 PCB-23			NO	0.883	5.014	27.65		0.962		YES			0.539	
20	20 PCB-29			NO	0.893	5.014	27.91		0.971		YES			0.533	
21	21 PCB-26	2.57e3	1.11	NO	0.944	5.014	28.14	28.14	0.979	0.979	NO	2.961		0.504	2.961
22	22 PCB-25	1.38e3	1.21	YES	0.950	5.014	28.29	28.31	0.984	0.984	NO	1.581		0.501	1.458
23	23 PCB-31	7.84e3	1.09	NO	1.04	5.014	28.66	28.66	0.997	0.997	NO	8.226		0.459	8.226
24	24 PCB-28	1.08e4	0.97	NO	1.03	5.014	28.77	28.77	1.001	1.001	NO	11.47		0.464	11.47
25	25 PCB-20/21/33	5.40e3	1.03	NO	0.941	5.014	29.41	29.42	1.023	1.023	NO	6.242		0.505	6.242
26	26 PCB-22	3.37e3	1.21	YES	0.973	5.014	29.85	29.87	1.038	1.039	NO	3.771		0.489	3.483
27	27 PCB-36			NO	1.08	5.014	30.61		0.931		YES			0.601	
28	28 PCB-39			NO	0.988	5.014	31.09		0.946		YES			0.654	
29	29 PCB-38			NO	1.05	5.014	31.89		0.970		YES			0.615	
30	30 PCB-35			NO	1.04	5.014	32.43		0.987		YES			0.619	
31	31 PCB-37	2.81e3	1.21	YES	1.01	5.014	32.88	32.88	1.001	1.001	NO	3.606		0.641	3.333
32	32 PCB-54	3.29e2	0.77	NO	1.08	5.014	27.62	27.62	1.001	1.001	NO	0.5632		0.251	0.5632

Dataset: U:\VG11.PRO\Results\200608K2\200608K2-8.qld

Last Altered: Saturday, June 13, 2020 10:00:16 Pacific Daylight Time

Printed: Saturday, June 13, 2020 10:00:25 Pacific Daylight Time

Name: 200608K2_8, Date: 09-Jun-2020, Time: 03:43:04, ID: 2001112-02 PDI-169SC-A-00-01-200519 10, Description: PDI-169SC-A-00-01-200519

#	Name	Resp	RA	r/y	RRF	wt/vol	Pred.RT	RT	Pred.R...	RRT	Check RRT	Conc.	%Rec	DL	EMPC
33	33 PCB-50			NO	0.880	5.014	28.81		1.044		YES			0.308	
34	34 PCB-53	2.32e3	0.68	NO	0.997	5.014	29.49	29.50	0.944	0.944	NO	4.974		0.334	4.974
35	35 PCB-51	1.48e3	0.71	NO	1.07	5.014	29.84	29.83	0.955	0.955	NO	2.968		0.313	2.968
36	36 PCB-45	6.01e2	0.54	YES	0.858	5.014	30.29	30.28	0.969	0.969	NO	1.495		0.268	1.201
37	37 PCB-46	4.07e2	0.61	YES	0.831	5.014	30.78	30.80	0.985	0.986	NO	1.046		0.461	0.9130
38	38 PCB-52/69	1.44e4	0.75	NO	1.17	5.014	31.28	31.28	1.001	1.001	NO	26.33		0.286	26.33
39	39 PCB-73			NO	1.44	5.014	31.39		1.005		YES			0.231	
40	40 PCB-43/49	9.75e3	0.72	NO	1.02	5.014	31.57	31.58	1.010	1.011	NO	20.52		0.328	20.52
41	41 PCB-47	6.62e3	0.76	NO	0.922	5.014	31.80	31.80	1.001	1.001	NO	14.37		0.343	14.37
42	42 PCB-48/75	1.78e3	0.60	YES	1.12	5.014	31.92	31.93	1.004	1.005	NO	3.184		0.282	2.738
43	43 PCB-65			NO	1.28	5.014	32.19		1.013		YES			0.246	
44	44 PCB-62			NO	1.13	5.014	32.29		1.016		YES			0.280	
45	45 PCB-44	5.85e3	0.78	NO	0.824	5.014	32.62	32.72	1.026	1.029	NO	14.21		0.383	14.21
46	46 PCB-42/59			NO	1.05	5.014	32.85		1.033		YES			0.301	
47	47 PCB-41/64/71/72	4.98e3	0.90	YES	1.19	5.014	33.47	33.61	1.053	1.057	YES	8.386		0.266	7.840
48	48 PCB-68			NO	1.28	5.014	33.72		1.061		YES			0.247	
49	49 PCB-40			NO	0.602	5.014	33.95		1.068		YES			0.524	
50	50 PCB-57			NO	1.16	5.014	34.32		0.969		YES			0.227	
51	51 PCB-67			NO	1.08	5.014	34.63		0.978		YES			0.244	
52	52 PCB-58			NO	1.20	5.014	34.74		0.981		YES			0.220	
53	53 PCB-63	5.73e2	0.54	YES	1.07	5.014	34.91	34.91	0.986	0.986	NO	0.9561		0.247	0.7587
54	54 PCB-74	4.93e3	0.86	NO	1.19	5.014	35.22	35.21	0.994	0.994	NO	7.296		0.223	7.296
55	55 PCB-61/70	1.24e4	0.72	NO	1.05	5.014	35.43	35.43	1.000	1.001	NO	20.55		0.251	20.55
56	56 PCB-76/66	1.12e4	0.78	NO	1.16	5.014	35.62	35.64	1.006	1.006	NO	16.83		0.227	16.83
57	57 PCB-80			NO	1.19	5.014	35.86		1.001		YES			0.221	
58	58 PCB-55			NO	1.17	5.014	36.20		1.010		YES			0.224	
59	59 PCB-56/60	5.48e3	0.84	NO	1.02	5.014	36.70	36.70	1.024	1.024	NO	9.322		0.258	9.322
60	60 PCB-79			NO	1.14	5.014	37.80		1.055		YES			0.230	
61	61 PCB-78			NO	1.14	5.014	38.52		0.987		YES			0.253	
62	62 PCB-81			NO	1.05	5.014	39.06		1.000		YES			0.275	
63	63 PCB-77	9.40e2	1.05	YES	1.14	5.014	39.68	39.68	1.000	1.000	NO	1.589		0.269	1.379
64	64 PCB-104			NO	1.12	5.014	32.53		1.001		YES			0.404	
65	65 PCB-96			NO	1.15	5.014	33.83		1.041		YES			0.393	
66	66 PCB-103	4.65e2	1.81	YES	0.936	5.014	34.38	34.35	1.058	1.057	NO	1.456		0.284	1.328
67	67 PCB-100	6.06e2	1.36	NO	0.954	5.014	34.75	34.69	1.069	1.067	NO	1.865		0.475	1.865
68	68 PCB-94			NO	0.949	5.014	35.19		0.985		YES			0.571	

Dataset: U:\VG11.PRO\Results\200608K2\200608K2-8.qld

Last Altered: Saturday, June 13, 2020 10:00:16 Pacific Daylight Time

Printed: Saturday, June 13, 2020 10:00:25 Pacific Daylight Time

Name: 200608K2_8, Date: 09-Jun-2020, Time: 03:43:04, ID: 2001112-02 PDI-169SC-A-00-01-200519 10, Description: PDI-169SC-A-00-01-200519

#	Name	Resp	RA	n/y	RRF	wt/vol	Pred.RT	RT	Pred.R...	RRT	Check RRT	Conc.	%Rec	DL	EMPC
69	69 PCB-95/98/102	8.79e3	1.52	NO	1.20	5.014	35.67	35.75	0.999	1.001	NO	27.13		0.450	27.13
70	70 PCB-93			NO	0.935	5.014	35.79		1.002		YES			0.579	
71	71 PCB-88/91	1.70e3	1.54	NO	1.06	5.014	36.14	36.16	1.012	1.013	NO	5.931		0.509	5.931
72	72 PCB-121			NO	1.71	5.014	36.23		1.015		YES			0.317	
73	73 PCB-84/92	4.57e3	1.41	NO	1.02	5.014	37.10	37.09	0.990	0.990	NO	16.78		0.524	16.78
74	74 PCB-89			NO	1.11	5.014	37.27		0.995		YES			0.483	
75	75 PCB-90/101	1.15e4	1.53	NO	1.12	5.014	37.48	37.48	1.000	1.000	NO	38.32		0.475	38.32
76	76 PCB-113			NO	1.51	5.014	37.72		1.007		YES			0.352	
77	77 PCB-99	5.42e3	1.57	NO	1.32	5.014	37.81	37.81	1.009	1.009	NO	15.32		0.404	15.32
78	78 PCB-119	7.62e2	1.33	YES	1.81	5.014	38.30	38.28	0.987	0.987	NO	1.829		0.344	1.720
79	79 PCB-108/112	4.76e2	1.62	NO	1.44	5.014	38.45	38.47	0.991	0.991	NO	1.436		0.430	1.436
80	80 PCB-83			NO	1.83	5.014	38.61		0.995		YES			0.339	
81	81 PCB-97	2.71e3	1.67	NO	1.28	5.014	38.82	38.82	1.000	1.000	NO	9.208		0.484	9.208
82	82 PCB-86			NO	1.12	5.014	38.99		1.005		YES			0.556	
83	83 PCB-87/117/125	3.10e3	1.53	NO	1.56	5.014	39.12	39.12	1.008	1.008	NO	8.656		0.398	8.656
84	84 PCB-111/115	2.52e2	0.89	YES	1.91	5.014	39.27	39.27	1.012	1.012	NO	0.5749		0.325	0.4446
85	85 PCB-85/116	1.62e3	1.95	YES	1.41	5.014	39.40	39.38	1.015	1.015	NO	5.002		0.440	4.344
86	86 PCB-120			NO	2.01	5.014	39.66		1.022		YES			0.310	
87	87 PCB-110	1.39e4	1.63	NO	1.74	5.014	39.81	39.79	1.026	1.025	NO	34.64		0.356	34.64
88	88 PCB-82	8.09e2	1.28	YES	0.781	5.014	40.44	40.44	0.976	0.976	NO	3.304		0.585	3.047
89	89 PCB-124	3.84e2	1.05	YES	1.40	5.014	41.15	41.13	0.993	0.992	NO	0.8759		0.327	0.7348
90	90 PCB-107/109	1.17e3	1.49	NO	1.34	5.014	41.29	41.31	0.996	0.997	NO	2.785		0.341	2.785
91	91 PCB-123			NO	1.20	5.014	41.46		1.000		YES			0.381	
92	92 PCB-106/118	9.72e3	1.69	NO	1.22	5.014	41.67	41.65	1.001	1.000	NO	24.35		0.356	24.35
93	93 PCB-114			NO	1.14	5.014	42.32		1.000		YES			0.321	
94	94 PCB-122			NO	0.944	5.014	42.47		1.004		YES			0.387	
95	95 PCB-105	5.44e3	1.50	NO	1.05	5.014	43.21	43.21	1.000	1.000	NO	9.482		0.337	9.482
96	96 PCB-127			NO	1.06	5.014	43.55		1.000		YES			0.331	
97	97 PCB-126			NO	1.17	5.014	45.52		1.000		YES			0.332	
98	98 PCB-155			NO	1.04	5.014	37.00		1.000		YES			0.224	
99	99 PCB-150			NO	1.08	5.014	38.32		1.036		YES			0.216	
100	1... PCB-152			NO	1.19	5.014	38.80		1.049		YES			0.197	
101	1... PCB-145			NO	1.19	5.014	39.27		1.062		YES			0.196	
102	1... PCB-136	1.64e3	1.30	NO	1.02	5.014	39.60	39.58	1.071	1.070	NO	7.077		0.229	7.077
103	1... PCB-148	1.53e2	0.71	YES	0.842	5.014	39.71	39.69	1.074	1.073	NO	0.8001		0.277	0.5982
104	1... PCB-154	7.39e2	0.82	YES	0.919	5.014	40.21	40.20	1.087	1.087	NO	3.547		0.284	2.885

Dataset: U:\VG11.PRO\Results\200608K2\200608K2-8.qld

Last Altered: Saturday, June 13, 2020 10:00:16 Pacific Daylight Time
Printed: Saturday, June 13, 2020 10:00:25 Pacific Daylight Time

Name: 200608K2_8, Date: 09-Jun-2020, Time: 03:43:04, ID: 2001112-02 PDI-169SC-A-00-01-200519 10, Description: PDI-169SC-A-00-01-200519

#	Name	Resp	RA	n/y	RRF	wt/vol	Pred.RT	RT	Pred.R...	RRT	Check RRT	Conc.	%Rec	DL	EMPC
105	1... PCB-151	2.39e3	1.36	NO	0.787	5.014	40.88	40.87	1.105	1.105	NO	13.41		0.297	13.41
106	1... PCB-135	1.36e3	1.24	NO	0.922	5.014	41.11	41.09	1.112	1.111	NO	6.496		0.253	6.496
107	1... PCB-144	2.92e2	1.30	NO	0.789	5.014	41.22	41.20	1.115	1.114	NO	1.631		0.296	1.631
108	1... PCB-147	6.37e2	1.56	YES	0.834	5.014	41.35	41.33	1.118	1.118	NO	3.306		0.280	2.942
109	1... PCB-139/149	7.39e3	1.41	NO	0.948	5.014	41.62	41.59	1.125	1.125	NO	34.38		0.246	34.38
110	1... PCB-140	1.21e2	1.15	NO	0.794	5.014	41.82	41.80	1.131	1.130	NO	0.6715		0.294	0.6715
111	1... PCB-134/143	7.28e2	1.13	NO	0.759	5.014	42.28	42.28	0.975	0.975	NO	2.331		0.372	2.331
112	1... PCB-131/133	6.27e2	1.16	NO	0.821	5.014	42.57	42.57	0.982	0.982	NO	1.855		0.344	1.855
113	1... PCB-142			NO	0.754	5.014	42.72		0.985		YES			0.375	
114	1... PCB-146/165	5.19e3	1.23	NO	1.02	5.014	42.97	42.97	0.991	0.991	NO	12.41		0.278	12.41
115	1... PCB-132/161	4.41e3	1.30	NO	1.02	5.014	43.20	43.25	0.996	0.997	NO	10.47		0.276	10.47
116	1... PCB-153	2.02e4	1.25	NO	1.07	5.014	43.38	43.38	1.000	1.000	NO	45.92		0.264	45.92
117	1... PCB-168			NO	1.08	5.014	43.61		1.006		YES			0.262	
118	1... PCB-141	2.61e3	1.30	NO	1.03	5.014	44.14	44.14	1.000	1.000	NO	7.531		0.336	7.531
119	1... PCB-137	5.08e2	1.64	YES	1.11	5.014	44.54	44.54	1.010	1.009	NO	1.354		0.310	1.149
120	1... PCB-130	9.96e2	0.94	YES	0.885	5.014	44.64	44.65	1.012	1.012	NO	3.327		0.289	2.908
121	1... PCB-138/163/164	1.84e4	1.28	NO	1.28	5.014	45.03	45.03	1.001	1.001	NO	40.79		0.255	40.79
122	1... PCB-158/160	1.79e3	0.95	YES	1.24	5.014	45.28	45.26	1.006	1.006	NO	4.116		0.284	3.627
123	1... PCB-129	3.87e2	0.87	YES	0.867	5.014	45.54	45.52	1.012	1.012	NO	1.271		0.377	1.066
124	1... PCB-166	1.00e2	1.10	NO	1.14	5.014	46.01	46.02	0.993	0.993	NO	0.2024		0.232	0.2024
125	1... PCB-159			NO	1.22	5.014	46.34		1.000		YES			0.218	
126	1... PCB-128/162	1.80e3	1.19	NO	0.907	5.014	46.63	46.62	1.007	1.007	NO	4.562		0.292	4.562
127	1... PCB-167	6.34e2	1.23	NO	1.11	5.014	47.04	47.06	1.000	1.001	NO	1.338		0.245	1.338
128	1... PCB-156	1.47e3	1.61	YES	1.13	5.014	48.37	48.37	1.000	1.000	NO	3.106		0.246	2.666
129	1... PCB-157	3.06e2	1.13	NO	1.04	5.014	48.67	48.63	1.001	1.000	NO	0.7085		0.271	0.7085
130	1... PCB-169			NO	1.16	5.014	50.92		1.000		YES			0.263	
131	1... PCB-188	2.87e2	1.28	YES	1.29	5.014	43.02	42.99	1.001	1.000	NO	0.7323		0.180	0.6587
132	1... PCB-184			NO	1.23	5.014	43.48		1.011		YES			0.188	
133	1... PCB-179	4.76e3	1.00	NO	1.30	5.014	44.27	44.27	1.030	1.030	NO	12.07		0.179	12.07
134	1... PCB-176	1.18e3	0.92	NO	1.31	5.014	44.74	44.75	1.041	1.041	NO	2.967		0.177	2.967
135	1... PCB-186			NO	1.33	5.014	45.39		1.056		YES			0.175	
136	1... PCB-178	1.24e3	1.13	NO	0.943	5.014	45.90	45.88	1.068	1.067	NO	4.308		0.246	4.308
137	1... PCB-175			NO	0.956	5.014	46.23		1.076		YES			0.243	
138	1... PCB-182/187	7.55e3	1.01	NO	1.07	5.014	46.42	46.41	1.080	1.080	NO	23.30		0.218	23.30
139	1... PCB-183	3.00e3	1.17	NO	1.02	5.014	46.75	46.74	1.088	1.087	NO	9.644		0.227	9.644
140	1... PCB-185	4.48e2	1.16	NO	1.41	5.014	47.42	47.42	0.955	0.955	NO	1.586		0.265	1.586

Dataset: U:\VG11.PRO\Results\200608K2\200608K2-8.qld

Last Altered: Saturday, June 13, 2020 10:00:16 Pacific Daylight Time
 Printed: Saturday, June 13, 2020 10:00:25 Pacific Daylight Time

Name: 200608K2_8, Date: 09-Jun-2020, Time: 03:43:04, ID: 2001112-02 PDI-169SC-A-00-01-200519 10, Description: PDI-169SC-A-00-01-200519

#	Name	Resp	RA	ru/y	RRF	wt/Vol	Pred.RT	RT	Pred.R...	RRT	Check RRT	Conc.	%Rec	DL	EMPC
141	1... PCB-174	4.10e3	1.07	NO	1.35	5.014	47.81	47.80	0.962	0.962	NO	15.08		0.275	15.08
142	1... PCB-181			NO	1.47	5.014	47.89		0.964		YES			0.252	
143	1... PCB-177	2.29e3	1.06	NO	1.28	5.014	48.08	48.08	0.968	0.968	NO	8.909		0.291	8.909
144	1... PCB-171	1.02e3	1.25	YES	1.32	5.014	48.36	48.38	0.974	0.974	NO	3.869		0.285	3.518
145	1... PCB-173			NO	1.19	5.014	48.82		0.983		YES			0.313	
146	1... PCB-172	5.24e2	0.82	YES	1.38	5.014	49.28	49.28	0.992	0.992	NO	1.896		0.271	1.674
147	1... PCB-192			NO	1.83	5.014	49.46		0.996		YES			0.204	
148	1... PCB-180	7.71e3	1.13	NO	1.41	5.014	49.69	49.69	1.000	1.000	NO	27.19		0.264	27.19
149	1... PCB-193	5.55e2	0.55	YES	1.68	5.014	49.90	49.92	1.005	1.005	NO	1.649		0.222	1.138
150	1... PCB-191			NO	1.71	5.014	50.16		1.010		YES			0.218	
151	1... PCB-170	2.60e3	1.11	NO	1.40	5.014	51.36	51.36	1.000	1.000	NO	10.64		0.294	10.64
152	1... PCB-190	8.87e2	0.86	YES	1.85	5.014	51.55	51.57	1.004	1.004	NO	2.746		0.223	2.480
153	1... PCB-189	1.62e2	0.98	NO	1.45	5.014	53.09	53.08	1.000	1.000	NO	0.4759		0.184	0.4759
154	1... PCB-202	6.46e2	0.75	YES	1.17	5.014	48.61	48.59	1.001	1.000	NO	2.346		0.251	2.128
155	1... PCB-201	3.15e2	0.67	YES	1.05	5.014	49.08	49.10	1.010	1.011	NO	1.271		0.279	1.088
156	1... PCB-204			NO	1.14	5.014	49.24		1.014		YES			0.257	
157	1... PCB-197	1.31e2	0.85	NO	1.13	5.014	49.56	49.58	1.020	1.021	NO	0.4916		0.259	0.4916
158	1... PCB-200	2.47e2	0.57	YES	1.07	5.014	50.49	50.51	1.039	1.040	NO	0.9794		0.274	0.7514
159	1... PCB-198			NO	0.794	5.014	52.06		1.072		YES			0.369	
160	1... PCB-199	1.27e3	0.80	NO	0.809	5.014	52.17	52.19	1.074	1.075	NO	6.671		0.362	6.671
161	1... PCB-196/203	1.46e3	0.92	NO	0.838	5.014	52.50	52.50	1.081	1.081	NO	7.408		0.350	7.408
162	1... PCB-195	7.34e2	0.88	NO	1.04	5.014	53.78	53.78	0.984	0.983	NO	2.391		0.192	2.391
163	1... PCB-194	1.79e3	0.81	NO	1.12	5.014	54.70	54.70	1.000	1.000	NO	5.445		0.180	5.445
164	1... PCB-205	1.13e2	1.04	YES	1.29	5.014	54.96	54.98	1.005	1.005	NO	0.2971		0.186	0.2759
165	1... PCB-208	5.17e2	0.89	YES	0.933	5.014	53.94	53.94	1.000	1.000	NO	1.603		0.153	1.315
166	1... PCB-207	1.42e2	1.51	NO	0.916	5.014	54.26	54.28	1.006	1.007	NO	0.4485		0.135	0.4485
167	1... PCB-206	1.03e3	1.68	YES	1.01	5.014	56.24	56.24	1.000	1.000	NO	4.547		0.181	3.967
168	1... PCB-209	9.83e2	0.92	YES	0.986	5.014	57.47	57.48	1.000	1.000	NO	4.781		0.0818	4.184
169	1... 13C-PCB-1	1.19e6	3.17	NO	0.893	5.014	15.51	15.52	0.608	0.608	NO	1042	52.2	1.21	
170	1... 13C-PCB-3	1.33e6	3.35	NO	0.911	5.014	18.16	18.17	0.712	0.712	NO	1147	57.5	1.19	
171	1... 13C-PCB-4	1.07e6	1.59	NO	0.600	5.014	19.51	19.51	0.765	0.765	NO	1404	70.4	0.503	
172	1... 13C-PCB-9	1.77e6	1.60	NO	0.970	5.014	21.34	21.33	0.836	0.836	NO	1434	71.9	0.311	
173	1... 13C-PCB-11	1.49e6	1.57	NO	0.962	5.014	24.78	24.80	0.971	0.972	NO	1220	61.1	0.314	
174	1... 13C-PCB-19	7.41e5	1.03	NO	0.499	5.014	23.75	23.75	0.931	0.931	NO	1165	58.4	5.88	
175	1... 13C-PCB-32	1.13e6	1.05	NO	0.744	5.014	26.73	26.74	1.048	1.048	NO	1195	59.9	3.94	
176	1... 13C-PCB-28	1.83e6	1.05	NO	1.06	5.014	28.75	28.75	1.004	1.004	NO	1631	81.8	4.76	

Dataset: U:\VG11.PRO\Results\200608K2\200608K2-8.qld

Last Altered: Saturday, June 13, 2020 10:00:16 Pacific Daylight Time
 Printed: Saturday, June 13, 2020 10:00:25 Pacific Daylight Time

Name: 200608K2_8, Date: 09-Jun-2020, Time: 03:43:04, ID: 2001112-02 PDI-169SC-A-00-01-200519 10, Description: PDI-169SC-A-00-01-200519

	# Name	Resp	RA	n/y	RRF	wt/vol	Pred.RT	RT	Pred.R...	RRT	Check RRT	Conc.	%Rec	DL	EMPC
177	1... 13C-PCB-37	1.54e6	1.07	NO	0.989	5.014	32.73	32.86	1.143	1.147	YES	1475	74.0	5.12	
178	1... 13C-PCB-54	1.08e6	0.78	NO	0.999	5.014	27.62	27.60	0.753	0.752	NO	1546	77.5	1.16	
179	1... 13C-PCB-52	9.33e5	0.79	NO	0.804	5.014	31.26	31.25	0.852	0.852	NO	1661	83.3	1.44	
180	1... 13C-PCB-47	9.97e5	0.80	NO	0.857	5.014	31.78	31.78	0.866	0.867	NO	1665	83.5	1.35	
181	1... 13C-PCB-70	1.14e6	0.79	NO	0.996	5.014	35.41	35.41	0.965	0.966	NO	1636	82.0	1.16	
182	1... 13C-PCB-80	1.15e6	0.80	NO	1.03	5.014	35.84	35.84	0.977	0.977	NO	1605	80.5	1.13	
183	1... 13C-PCB-81	1.09e6	0.79	NO	0.988	5.014	39.04	39.04	1.064	1.064	NO	1576	79.0	1.17	
184	1... 13C-PCB-77	1.03e6	0.79	NO	0.969	5.014	39.66	39.66	1.081	1.081	NO	1524	76.4	1.20	
185	1... 13C-PCB-104	6.80e5	1.64	NO	1.02	5.014	32.46	32.51	0.827	0.828	NO	1584	79.4	0.858	
186	1... 13C-PCB-95	5.36e5	1.62	NO	0.805	5.014	35.71	35.71	0.910	0.910	NO	1577	79.0	1.08	
187	1... 13C-PCB-101	5.34e5	1.61	NO	0.793	5.014	37.46	37.46	0.954	0.954	NO	1595	80.0	1.10	
188	1... 13C-PCB-97	4.58e5	1.63	NO	0.696	5.014	38.80	38.80	0.989	0.989	NO	1557	78.0	1.25	
189	1... 13C-PCB-123	6.25e5	1.62	NO	0.933	5.014	41.44	41.44	1.056	1.056	NO	1587	79.6	0.935	
190	1... 13C-PCB-118	6.53e5	1.59	NO	0.986	5.014	41.63	41.63	1.061	1.061	NO	1568	78.6	0.885	
191	1... 13C-PCB-114	1.06e6	1.58	NO	1.55	5.014	42.30	42.30	0.908	0.908	NO	1842	92.3	1.13	
192	1... 13C-PCB-105	1.09e6	1.58	NO	1.57	5.014	43.19	43.19	0.927	0.927	NO	1869	93.7	1.11	
193	1... 13C-PCB-127	1.12e6	1.59	NO	1.62	5.014	43.55	43.53	0.934	0.934	NO	1867	93.6	1.08	
194	1... 13C-PCB-126	1.04e6	1.55	NO	1.57	5.014	45.51	45.51	0.976	0.976	NO	1795	90.0	1.12	
195	1... 13C-PCB-155	4.52e5	1.31	NO	0.615	5.014	36.98	36.98	0.942	0.942	NO	1743	87.4	0.540	
196	1... 13C-PCB-153	8.21e5	1.28	NO	1.36	5.014	43.36	43.36	0.930	0.930	NO	1623	81.4	1.49	
197	1... 13C-PCB-141	6.74e5	1.25	NO	1.13	5.014	44.12	44.12	0.947	0.947	NO	1613	80.9	1.81	
198	1... 13C-PCB-138	7.00e5	1.31	NO	1.18	5.014	44.99	44.99	0.965	0.965	NO	1595	80.0	1.72	
199	1... 13C-PCB-159	8.65e5	1.28	NO	1.44	5.014	46.32	46.32	0.994	0.994	NO	1622	81.3	1.42	
200	2... 13C-PCB-167	8.53e5	1.26	NO	1.44	5.014	47.02	47.02	1.009	1.009	NO	1599	80.1	1.42	
201	2... 13C-PCB-156	8.39e5	1.32	NO	1.40	5.014	48.37	48.35	1.038	1.037	NO	1622	81.3	1.46	
202	2... 13C-PCB-157	8.30e5	1.30	NO	1.40	5.014	48.63	48.63	1.043	1.043	NO	1603	80.4	1.46	
203	2... 13C-PCB-169	7.95e5	1.24	NO	1.33	5.014	50.91	50.90	1.092	1.092	NO	1613	80.9	1.53	
204	2... 13C-PCB-188	6.06e5	0.44	NO	1.41	5.014	42.98	42.99	0.926	0.926	NO	1588	79.6	0.946	
205	2... 13C-PCB-180	4.01e5	0.43	NO	0.929	5.014	49.67	49.67	1.070	1.070	NO	1593	79.9	1.44	
206	2... 13C-PCB-170	3.48e5	0.45	NO	0.794	5.014	51.34	51.34	1.106	1.106	NO	1618	81.1	1.68	
207	2... 13C-PCB-189	4.68e5	0.44	NO	1.04	5.014	53.04	53.06	1.143	1.143	NO	1656	83.0	1.28	
208	2... 13C-PCB-202	4.70e5	0.94	NO	1.04	5.014	48.57	48.57	1.046	1.047	NO	1676	84.0	0.696	
209	2... 13C-PCB-194	5.86e5	0.91	NO	0.768	5.014	54.71	54.69	0.995	0.995	NO	1492	74.8	2.18	
210	2... 13C-PCB-208	6.89e5	0.79	NO	0.991	5.014	53.93	53.92	0.981	0.981	NO	1359	68.1	1.55	
211	2... 13C-PCB-206	4.49e5	0.78	NO	0.552	5.014	56.22	56.22	1.023	1.023	NO	1590	79.7	2.78	
212	2... 13C-PCB-209	4.23e5	1.21	NO	0.396	5.014	57.48	57.47	1.046	1.046	NO	2085	105	0.239	

Dataset: U:\VG11.PRO\Results\200608K2\200608K2-8.qld

Last Altered: Saturday, June 13, 2020 10:00:16 Pacific Daylight Time
 Printed: Saturday, June 13, 2020 10:00:25 Pacific Daylight Time

Name: 200608K2_8, Date: 09-Jun-2020, Time: 03:43:04, ID: 2001112-02 PDI-169SC-A-00-01-200519 10, Description: PDI-169SC-A-00-01-200519

#	Name	Resp	RA	n/y	RRF	wt/vol	Pred.RT	RT	Pred.R...	RRT	Check RRT	Conc	%Rec	DL	EMPC
213	2... 13C-PCB-15	2.54e6	1.59	NO	1.00	5.014	25.53	25.51	1.000	0.000	NO	1995	100	0.302	
214	2... 13C-PCB-31	2.11e6	1.03	NO	1.00	5.014	28.66	28.64	1.000	0.000	NO	1995	100	5.07	
215	2... 13C-PCB-60	1.39e6	0.79	NO	1.00	5.014	36.68	36.68	1.000	0.000	NO	1995	100	1.16	
216	2... 13C-PCB-111	8.43e5	1.62	NO	1.00	5.014	39.25	39.25	1.000	0.000	NO	1995	100	0.873	
217	2... 13C-PCB-128	7.39e5	1.26	NO	1.00	5.014	46.60	46.60	1.000	0.000	NO	1995	100	2.04	
218	2... 13C-PCB-182	5.40e5	0.45	NO	1.00	5.014	46.43	46.42	0.000	0.000	NO	1995	100	1.33	
219	2... 13C-PCB-205	1.02e6	0.90	NO	1.00	5.014	54.96	54.96	1.000	0.000	NO	1995	100	1.67	
220	2... 13C-PCB-79	1.18e6	0.77	NO	1.07	5.014	37.78	37.78	1.030	1.030	NO	1578	79.1	1.08	
221	2... 13C-PCB-178	4.07e5	0.44	NO	0.766	5.014	45.88	45.87	0.988	0.988	NO	1434	71.9	1.31	
222	2... 13C-PCB-79	1.18e6	0.77	NO	1.08	5.014	37.78	37.78	0.968	0.968	NO	1997	100	1.39	
223	2... 13C-PCB-178	4.08e5	0.44	NO	1.05	5.014	45.85	45.87	0.923	0.923	NO	1932	96.9	1.81	
224	2... Total Mono-PCBs				1.17	5.014	0.00		0.000		NO	2.240		0.957	3.041
225	2... Total Di-PCBs				1.05	5.014	0.00		0.000		NO	10.96		5.00	17.33
226	2... 2nd Function Tri-PCBs				1.08	5.014	0.00		0.000		NO	19.79		3.44	19.79
227	2... 3rd Function Tri-PCBs				0.983	5.014	0.00		0.000		NO	28.89		7.63	37.17
228	2... Total Tetra-PCBs				1.08	5.014	0.00		0.000		NO	137.9		9.08	152.8
229	2... 3rd Function Penta-PCBs				1.32	5.014	0.00		0.000		NO	186.4		12.4	198.0
230	2... 4th Function Penta-PCBs				1.07	5.014	0.00		0.000		NO	9.482		1.71	9.482
231	2... 3rd Function Hexa-PCBs				0.951	5.014	0.00		0.000		NO	63.66		3.26	70.09
232	2... 4th Function Hexa-PCBs				1.03	5.014	0.00		0.000		NO	128.1		5.87	139.5
233	2... Total Hepta-PCBs				1.36	5.014	0.00		0.000		NO	116.2		5.39	125.6
234	2... 4th Function Octa-PCBs				1.00	5.014	0.00		0.000		NO	14.57		2.40	18.54
235	2... 5th Function Octa-PCBs				1.15	5.014	0.00		0.000		NO	7.836		0.528	8.112
236	2... Total Nona-PCBs				0.952	5.014	0.00		0.000		NO	0.4485		0.449	5.731
237	2... Deca-CB				0.986	5.014	0.00		0.000		NO	0.0000		0.0618	4.184
238	2... Total PCBs														

Handwritten notes in blue ink on the right side of the table:
 > 48.68 -
 > 56.96 -
 > 195.882 -
 > 207.482 -
 > 191.76 -
 > 209.59 -
 > 22.406 -
 > 26.652 -

Vista Analytical Laboratory

Dataset: U:\VG11.PRO\Results\200608K2\200608K2-8.qld

Last Altered: Saturday, June 13, 2020 10:00:16 Pacific Daylight Time

Printed: Saturday, June 13, 2020 10:00:55 Pacific Daylight Time

Method: U:\VG11.PRO\MethDB\PCB-209_ZB1_6-1-20.mdb 02 Jun 2020 10:36:07

Calibration: U:\VG11.PRO\CurveDB\db1_PCBvg11-6-1-20.cdb 02 Jun 2020 10:21:16

ID: 2001112-02 PDI-169SC-A-00-01-200519 10, Description: PDI-169SC-A-00-01-200519

Total Mono-PCBs

Name	Pred.R.	RT	m1 Height	m2 Height	m1 Resp	m2 Resp	RA	n/y	Resp	Conc.	EMPC	DL
1 PCB-1	15.53	15.54	1.286e4	4.409e3	7.069e2	2.289e2	3.09	NO	9.359e2	1.3468	1.3468	0.329
2 PCB-2	17.95	17.94	8.185e3	3.167e3	4.794e2	2.150e2	2.23	YES	6.944e2	0.00000	0.80077	0.310
3 PCB-3	18.18	18.18	8.318e3	3.555e3	5.249e2	1.600e2	3.28	NO	6.849e2	0.89299	0.89299	0.319

Total Di-PCBs

Name	Pred.R.	RT	m1 Height	m2 Height	m1 Resp	m2 Resp	RA	n/y	Resp	Conc.	EMPC	DL
1 PCB-4/10	19.59	19.52	1.294e4	1.174e4	9.853e2	6.828e2	1.44	NO	1.668e3	2.4829	2.4829	0.710
2 PCB-6	22.04	22.05	1.462e4	1.370e4	8.934e2	1.085e3	0.82	YES	1.978e3	0.00000	1.6119	0.553
3 PCB-5/8	22.44	22.44	4.062e4	2.633e4	2.727e3	1.690e3	1.61	NO	4.417e3	5.0081	5.0081	0.570
4 PCB-11	24.82	24.81	3.956e4	3.120e4	2.448e3	2.073e3	1.18	YES	4.521e3	0.00000	4.7593	0.608
5 PCB-15	25.57	25.54	2.505e4	1.853e4	1.628e3	1.061e3	1.53	NO	2.689e3	3.4665	3.4665	0.662

2nd Function Tri-PCBs

Name	Pred.R.	RT	m1 Height	m2 Height	m1 Resp	m2 Resp	RA	n/y	Resp	Conc.	EMPC	DL
1 PCB-19	23.78	23.76	9.016e3	8.885e3	5.815e2	5.272e2	1.10	NO	1.109e3	2.6975	2.6975	0.696
2 PCB-18	25.45	25.45	2.514e4	2.497e4	1.685e3	1.627e3	1.04	NO	3.312e3	7.1286	7.1286	0.622
3 PCB-17	25.63	25.64	1.745e4	1.400e4	1.053e3	9.964e2	1.06	NO	2.049e3	4.7556	4.7556	0.670
4 PCB-16/32	26.76	26.76	1.740e4	1.474e4	1.324e3	1.412e3	0.94	NO	2.736e3	5.2046	5.2046	0.549

Vista Analytical Laboratory

Dataset: U:\VG11.PRO\Results\200608K2\200608K2-8.qld

Last Altered: Saturday, June 13, 2020 10:00:16 Pacific Daylight Time

Printed: Saturday, June 13, 2020 10:00:55 Pacific Daylight Time

ID: 2001112-02 PDI-169SC-A-00-01-200519 10, Description: PDI-169SC-A-00-01-200519

3rd Function Tri-PCBs

	Name	Pred.R.	RT	m1 Height	m2 Height	m1 Resp	m2 Resp	RA	n/y	Resp	Conc.	EMPC	DL
1	PCB-26	28.14	28.14	1.725e4	1.777e4	1.354e3	1.215e3	1.11	NO	2.569e3	2.9606	2.9606	0.504
2	PCB-25	28.29	28.31	1.048e4	9.433e3	7.564e2	6.242e2	1.21	YES	1.381e3	0.00000	1.4581	0.501
3	PCB-31	28.66	28.66	5.620e4	4.961e4	4.079e3	3.759e3	1.09	NO	7.838e3	8.2262	8.2262	0.459
4	PCB-28	28.77	28.77	7.100e4	7.298e4	5.327e3	5.478e3	0.97	NO	1.080e4	11.465	11.465	0.464
5	PCB-20/21/33	29.41	29.42	2.977e4	3.070e4	2.741e3	2.661e3	1.03	NO	5.402e3	6.2415	6.2415	0.505
6	PCB-22	29.85	29.87	1.991e4	1.917e4	1.846e3	1.527e3	1.21	YES	3.373e3	0.00000	3.4829	0.489
7	PCB-37	32.88	32.88	1.635e4	1.403e4	1.539e3	1.274e3	1.21	YES	2.813e3	0.00000	3.3325	0.641

Total Tetra-PCBs

	Name	Pred.R.	RT	m1 Height	m2 Height	m1 Resp	m2 Resp	RA	n/y	Resp	Conc.	EMPC	DL
1	PCB-54	27.62	27.62	1.723e3	2.212e3	1.431e2	1.858e2	0.77	NO	3.289e2	0.56315	0.56315	0.251
2	PCB-53	29.49	29.50	1.237e4	1.697e4	9.407e2	1.379e3	0.68	NO	2.320e3	4.9739	4.9739	0.334
3	PCB-51	29.84	29.83	7.926e3	1.015e4	6.129e2	8.662e2	0.71	NO	1.479e3	2.9678	2.9678	0.313
4	PCB-45	30.29	30.28	3.428e3	5.675e3	2.098e2	3.908e2	0.54	YES	6.006e2	0.00000	1.2009	0.388
5	PCB-46	30.78	30.80	2.022e3	3.143e3	1.544e2	2.522e2	0.61	YES	4.065e2	0.00000	0.91297	0.401
6	PCB-52/69	31.28	31.28	7.637e4	1.023e5	6.165e3	8.209e3	0.75	NO	1.437e4	26.334	26.334	0.286
7	PCB-43/49	31.57	31.58	5.000e4	6.878e4	4.069e3	5.686e3	0.72	NO	9.754e3	20.518	20.518	0.328
8	PCB-47	31.80	31.80	3.356e4	4.790e4	2.870e3	3.753e3	0.76	NO	6.623e3	14.370	14.370	0.343
9	PCB-48/75	31.92	31.93	8.614e3	1.361e4	6.669e2	1.116e3	0.60	YES	1.783e3	0.00000	2.7375	0.282
10	PCB-44	32.62	32.72	2.860e4	3.931e4	2.564e3	3.290e3	0.78	NO	5.854e3	14.209	14.209	0.383
11	PCB-41/64/71/72	33.47	33.61	3.030e4	3.096e4	2.355e3	2.629e3	0.90	YES	4.984e3	0.00000	7.8401	0.266
12	PCB-63	34.91	34.91	2.291e3	4.580e3	2.019e2	3.707e2	0.54	YES	5.725e2	0.00000	0.75867	0.247
13	PCB-74	35.22	35.21	2.941e4	3.538e4	2.277e3	2.656e3	0.86	NO	4.934e3	7.2961	7.2961	0.223
14	PCB-61/70	35.43	35.43	6.951e4	9.328e4	5.180e3	7.182e3	0.72	NO	1.236e4	20.552	20.552	0.251
15	PCB-76/66	35.62	35.64	6.076e4	7.695e4	4.896e3	6.283e3	0.78	NO	1.118e4	16.826	16.826	0.227
16	PCB-56/60	36.70	36.70	3.050e4	3.460e4	2.511e3	2.972e3	0.84	NO	5.483e3	9.3221	9.3221	0.258
17	PCB-77	39.68	39.68	5.458e3	5.782e3	4.818e2	4.580e2	1.05	YES	9.399e2	0.00000	1.3792	0.269

Vista Analytical Laboratory

Dataset: U:\VG11.PRO\Results\200608K2\200608K2-8.qld

Last Altered: Saturday, June 13, 2020 10:00:16 Pacific Daylight Time

Printed: Saturday, June 13, 2020 10:00:55 Pacific Daylight Time

ID: 2001112-02 PDI-169SC-A-00-01-200519 10, Description: PDI-169SC-A-00-01-200519

3rd Function Penta-PCBs

	Name	Pred.R.	RT	m1 Height	m2 Height	m1 Resp	m2 Resp	RA	n/y	Resp	Conc.	EMPC	DL
1	PCB-103	34.38	34.35	4.041e3	2.119e3	2.993e2	1.656e2	1.81	YES	4.649e2	0.00000	1.3276	0.484
2	PCB-100	34.75	34.69	3.885e3	2.734e3	3.496e2	2.567e2	1.36	NO	6.063e2	1.8646	1.8646	0.475
3	PCB-95/98/102	35.67	35.75	6.433e4	4.302e4	5.296e3	3.489e3	1.52	NO	8.785e3	27.130	27.130	0.450
4	PCB-88/91	36.14	36.16	1.240e4	9.334e3	1.030e3	6.679e2	1.54	NO	1.698e3	5.9311	5.9311	0.509
5	PCB-84/92	37.10	37.09	3.230e4	2.395e4	2.673e3	1.898e3	1.41	NO	4.571e3	16.776	16.776	0.524
6	PCB-90/101	37.48	37.48	8.996e4	5.910e4	6.970e3	4.547e3	1.53	NO	1.152e4	38.318	38.318	0.475
7	PCB-99	37.81	37.81	4.255e4	2.698e4	3.313e3	2.107e3	1.57	NO	5.420e3	15.325	15.325	0.404
8	PCB-119	38.30	38.28	5.348e3	4.941e3	4.344e2	3.277e2	1.33	YES	7.621e2	0.00000	1.7198	0.344
9	PCB-108/112	38.45	38.47	4.309e3	2.740e3	2.949e2	1.815e2	1.62	NO	4.765e2	1.4361	1.4361	0.430
10	PCB-97	38.82	38.82	2.066e4	1.189e4	1.694e3	1.016e3	1.67	NO	2.710e3	9.2075	9.2075	0.484
11	PCB-87/117/125	39.12	39.12	2.388e4	1.567e4	1.874e3	1.224e3	1.53	NO	3.098e3	8.6556	8.6556	0.398
12	PCB-111/115	39.27	39.27	2.383e3	2.391e3	1.188e2	1.333e2	0.89	YES	2.522e2	0.00000	0.44456	0.325
13	PCB-85/116	39.40	39.38	1.297e4	6.509e3	1.071e3	5.496e2	1.95	YES	1.620e3	0.00000	4.3436	0.440
14	PCB-110	39.81	39.79	1.106e5	6.710e4	8.589e3	5.272e3	1.63	NO	1.386e4	34.644	34.644	0.356
15	PCB-82	40.44	40.44	5.162e3	3.925e3	4.549e2	3.546e2	1.28	YES	8.095e2	0.00000	3.0473	0.585
16	PCB-124	41.15	41.13	2.022e3	1.873e3	1.961e2	1.875e2	1.05	YES	3.837e2	0.00000	0.73484	0.327
17	PCB-107/109	41.29	41.31	8.107e3	5.745e3	7.018e2	4.700e2	1.49	NO	1.172e3	2.7852	2.7852	0.341
18	PCB-106/118	41.67	41.65	7.149e4	4.498e4	6.109e3	3.610e3	1.69	NO	9.719e3	24.349	24.349	0.356

4th Function Penta-PCBs

	Name	Pred.R.	RT	m1 Height	m2 Height	m1 Resp	m2 Resp	RA	n/y	Resp	Conc.	EMPC	DL
1	PCB-105	43.21	43.21	3.996e4	2.627e4	3.262e3	2.178e3	1.50	NO	5.440e3	9.4823	9.4823	0.337

Vista Analytical Laboratory

Dataset: U:\VG11.PRO\Results\200608K2\200608K2-8.qld

Last Altered: Saturday, June 13, 2020 10:00:16 Pacific Daylight Time

Printed: Saturday, June 13, 2020 10:00:55 Pacific Daylight Time

ID: 2001112-02 PDI-169SC-A-00-01-200519 10, Description: PDI-169SC-A-00-01-200519

3rd Function Hexa-PCBs

	Name	Pred.R	RT	m1 Height	m2 Height	m1 Resp	m2 Resp	RA	n/y	Resp	Conc.	EMPC	DL
1	PCB-136	39.60	39.58	1.175e4	8.881e3	9.260e2	7.130e2	1.30	NO	1.639e3	7.0774	7.0774	0.229
2	PCB-148	39.71	39.69	1.161e3	1.561e3	6.322e1	8.953e1	0.71	YES	1.527e2	0.00000	0.59819	0.277
3	PCB-154	40.21	40.20	3.852e3	4.778e3	3.329e2	4.065e2	0.82	YES	7.393e2	0.00000	2.8847	0.254
4	PCB-151	40.88	40.87	1.744e4	1.269e4	1.381e3	1.012e3	1.36	NO	2.392e3	13.409	13.409	0.297
5	PCB-135	41.11	41.09	9.437e3	8.777e3	7.527e2	6.064e2	1.24	NO	1.359e3	6.4964	6.4964	0.253
6	PCB-144	41.22	41.20	2.344e3	1.915e3	1.648e2	1.270e2	1.30	NO	2.918e2	1.6306	1.6306	0.296
7	PCB-147	41.35	41.33	5.623e3	3.652e3	3.887e2	2.486e2	1.56	YES	6.373e2	0.00000	2.9417	0.280
8	PCB-139/149	41.62	41.59	5.417e4	3.612e4	4.319e3	3.072e3	1.41	NO	7.391e3	34.377	34.377	0.246
9	PCB-140	41.82	41.80	6.930e2	8.130e2	6.469e1	5.620e1	1.15	NO	1.209e2	0.67155	0.67155	0.294

4th Function Hexa-PCBs

	Name	Pred.R	RT	m1 Height	m2 Height	m1 Resp	m2 Resp	RA	n/y	Resp	Conc.	EMPC	DL
1	PCB-134/143	42.28	42.28	4.314e3	4.742e3	3.867e2	3.412e2	1.13	NO	7.279e2	2.3308	2.3308	0.372
2	PCB-131/133	42.57	42.57	3.859e3	4.546e3	3.361e2	2.905e2	1.16	NO	6.266e2	1.8553	1.8553	0.344
3	PCB-146/165	42.97	42.97	3.655e4	3.073e4	2.866e3	2.327e3	1.23	NO	5.193e3	12.414	12.414	0.278
4	PCB-132/161	43.20	43.25	3.130e4	2.424e4	2.495e3	1.918e3	1.30	NO	4.412e3	10.470	10.470	0.276
5	PCB-153	43.38	43.38	1.412e5	1.171e5	1.125e4	8.984e3	1.25	NO	2.023e4	45.920	45.920	0.264
6	PCB-141	44.14	44.14	1.787e4	1.433e4	1.477e3	1.136e3	1.30	NO	2.613e3	7.5311	7.5311	0.336
7	PCB-137	44.54	44.54	4.496e3	2.449e3	3.156e2	1.925e2	1.64	YES	5.081e2	0.00000	1.1488	0.310
8	PCB-130	44.64	44.65	5.518e3	6.265e3	4.817e2	5.139e2	0.94	YES	9.956e2	0.00000	2.9084	0.389
9	PCB-138/163/164	45.03	45.03	1.102e5	8.792e4	1.033e4	8.048e3	1.28	NO	1.838e4	40.787	40.787	0.255
10	PCB-158/160	45.28	45.26	1.059e4	1.189e4	8.739e2	9.180e2	0.95	YES	1.792e3	0.00000	3.6265	0.264
11	PCB-129	45.54	45.52	2.024e3	2.746e3	1.795e2	2.072e2	0.87	YES	3.867e2	0.00000	1.0656	0.377
12	PCB-166	46.01	46.02	8.440e2	7.230e2	5.256e1	4.776e1	1.10	NO	1.003e2	0.20235	0.20235	0.232
13	PCB-128/162	46.63	46.62	1.166e4	9.653e3	9.755e2	8.199e2	1.19	NO	1.795e3	4.5615	4.5615	0.292
14	PCB-167	47.04	47.06	3.923e3	4.260e3	3.504e2	2.839e2	1.23	NO	6.343e2	1.3381	1.3381	0.245
15	PCB-156	48.37	48.37	1.076e4	6.375e3	9.086e2	5.639e2	1.61	YES	1.472e3	0.00000	2.6662	0.246
16	PCB-157	48.67	48.63	2.157e3	2.192e3	1.623e2	1.438e2	1.13	NO	3.060e2	0.70845	0.70845	0.271

Vista Analytical Laboratory

Dataset: U:\VG11.PRO\Results\200608K2\200608K2-8.qld

Last Altered: Saturday, June 13, 2020 10:00:16 Pacific Daylight Time

Printed: Saturday, June 13, 2020 10:00:55 Pacific Daylight Time

ID: 2001112-02 PDI-169SC-A-00-01-200519 10, Description: PDI-169SC-A-00-01-200519

Total Hepta-PCBs

	Name	Pred.R.	RT	m1 Height	m2 Height	m1 Resp	m2 Resp	RA	n/y	Resp	Conc.	EMPC	DL
1	PCB-188	43.02	42.99	1.709e3	1.851e3	1.611e2	1.260e2	1.28	YES	2.871e2	0.00000	0.65871	0.180
2	PCB-179	44.27	44.27	3.011e4	3.049e4	2.385e3	2.376e3	1.00	NO	4.760e3	12.065	12.065	0.179
3	PCB-176	44.74	44.75	6.784e3	7.788e3	5.652e2	6.149e2	0.92	NO	1.180e3	2.9669	2.9669	0.177
4	PCB-178	45.90	45.88	9.783e3	6.878e3	6.555e2	5.795e2	1.13	NO	1.235e3	4.3080	4.3080	0.246
5	PCB-182/187	46.42	46.41	4.510e4	4.640e4	3.785e3	3.764e3	1.01	NO	7.549e3	23.296	23.296	0.218
6	PCB-183	46.75	46.74	1.957e4	1.758e4	1.616e3	1.383e3	1.17	NO	2.998e3	9.6444	9.6444	0.227
7	PCB-185	47.42	47.42	2.827e3	2.785e3	2.408e2	2.070e2	1.16	NO	4.478e2	1.5862	1.5862	0.265
8	PCB-174	47.81	47.80	2.866e4	2.450e4	2.124e3	1.976e3	1.07	NO	4.099e3	15.079	15.079	0.275
9	PCB-177	48.08	48.08	1.540e4	1.214e4	1.175e3	1.111e3	1.06	NO	2.286e3	8.9087	8.9087	0.291
10	PCB-171	48.36	48.38	7.285e3	6.238e3	5.692e2	4.537e2	1.25	YES	1.023e3	0.00000	3.5182	0.283
11	PCB-172	49.28	49.28	2.776e3	3.718e3	2.368e2	2.873e2	0.82	YES	5.241e2	0.00000	1.6739	0.271
12	PCB-180	49.69	49.69	5.081e4	4.626e4	4.096e3	3.614e3	1.13	NO	7.710e3	27.193	27.193	0.264
13	PCB-193	49.90	49.92	2.184e3	4.103e3	1.963e2	3.590e2	0.55	YES	5.553e2	0.00000	1.1382	0.222
14	PCB-170	51.36	51.36	1.515e4	1.496e4	1.369e3	1.230e3	1.11	NO	2.599e3	10.636	10.636	0.294
15	PCB-190	51.55	51.57	5.185e3	5.919e3	4.103e2	4.765e2	0.86	YES	8.868e2	0.00000	2.4804	0.223
16	PCB-189	53.09	53.08	1.354e3	1.160e3	8.052e1	8.178e1	0.98	NO	1.623e2	0.47587	0.47587	0.184

4th Function Octa-PCBs

	Name	Pred.R.	RT	m1 Height	m2 Height	m1 Resp	m2 Resp	RA	n/y	Resp	Conc.	EMPC	DL
1	PCB-202	48.61	48.59	3.960e3	5.084e3	2.759e2	3.700e2	0.75	YES	6.459e2	0.00000	2.1282	0.251
2	PCB-201	49.08	49.10	1.768e3	2.603e3	1.271e2	1.883e2	0.67	YES	3.154e2	0.00000	1.0877	0.279
3	PCB-197	49.56	49.58	9.670e2	6.250e2	6.019e1	7.102e1	0.85	NO	1.312e2	0.49155	0.49155	0.259
4	PCB-200	50.49	50.51	9.790e2	2.400e3	8.925e1	1.578e2	0.57	YES	2.470e2	0.00000	0.75141	0.274
5	PCB-199	52.17	52.19	7.664e3	1.002e4	5.662e2	7.061e2	0.80	NO	1.272e3	6.6712	6.6712	0.362
6	PCB-196/203	52.50	52.50	9.283e3	1.132e4	7.022e2	7.611e2	0.92	NO	1.463e3	7.4079	7.4079	0.350

Vista Analytical Laboratory

Dataset: U:\VG11.PRO\Results\200608K2\200608K2-8.qld

Last Altered: Saturday, June 13, 2020 10:00:16 Pacific Daylight Time

Printed: Saturday, June 13, 2020 10:00:55 Pacific Daylight Time

ID: 2001112-02 PDI-169SC-A-00-01-200519 10, Description: PDI-169SC-A-00-01-200519

5th Function Octa-PCBs

Name	Pred.R.	RT	m1 Height	m2 Height	m1 Resp	m2 Resp	RA	n/y	Resp	Conc.	EMPC	DL
1 PCB-195	53.78	53.78	5.445e3	6.958e3	3.447e2	3.897e2	0.88	NO	7.344e2	2.3912	2.3912	0.192
2 PCB-194	54.70	54.70	1.417e4	1.620e4	8.011e2	9.857e2	0.81	NO	1.787e3	5.4450	5.4450	0.180
3 PCB-205	54.96	54.98	1.099e3	1.252e3	5.729e1	5.535e1	1.04	YES	1.126e2	0.00000	0.27591	0.156

Total Nona-PCBs

Name	Pred.R.	RT	m1 Height	m2 Height	m1 Resp	m2 Resp	RA	n/y	Resp	Conc.	EMPC	DL
1 PCB-208	53.94	53.94	4.118e3	3.835e3	2.427e2	2.738e2	0.89	YES	5.166e2	0.00000	1.3152	0.133
2 PCB-207	54.26	54.28	1.677e3	1.205e3	8.544e1	5.650e1	1.51	NO	1.419e2	0.44847	0.44847	0.135
3 PCB-206	56.24	56.24	1.191e4	6.944e3	6.469e2	3.847e2	1.68	YES	1.032e3	0.00000	3.9675	0.181

Deca-CB

Name	Pred.R.	RT	m1 Height	m2 Height	m1 Resp	m2 Resp	RA	n/y	Resp	Conc.	EMPC	DL
1 PCB-209	57.47	57.48	9.839e3	9.743e3	4.718e2	5.112e2	0.92	YES	9.830e2	0.00000	4.1844	0.0618

Total PCBs

Name	Pred.R.	RT	m1 Height	m2 Height	m1 Resp	m2 Resp	RA	n/y	Resp	Conc.	EMPC	DL
1												

Total Mono-Isotopes

Name	Pred.R.	RT	m1 Height	m2 Height	m1 Resp	m2 Resp	RA	n/y	Resp	Conc.	EMPC	DL
1 13C-PCB-1	15.51	15.52	1.587e7	4.801e6	9.017e5	2.846e5	3.17	NO	1.186e6	1041.5		1.21
2 13C-PCB-3	18.16	18.17	1.687e7	5.126e6	1.026e6	3.059e5	3.35	NO	1.332e6	1147.2		1.19

Vista Analytical Laboratory

Dataset: U:\VG11.PRO\Results\200608K2\200608K2-8.qld

Last Altered: Saturday, June 13, 2020 10:00:16 Pacific Daylight Time

Printed: Saturday, June 13, 2020 10:00:55 Pacific Daylight Time

ID: 2001112-02 PDI-169SC-A-00-01-200519 10, Description: PDI-169SC-A-00-01-200519

Total Di-Isotopes

	Name	Pred.R.	RT	m1 Height	m2 Height	m1 Resp	m2 Resp	RA	n/y	Resp	Conc.	EMPC	DL
1	13C-PCB-4	19.51	19.51	1.120e7	7.073e6	6.598e5	4.138e5	1.59	NO	1.074e6	1403.8		0.503
2	13C-PCB-9	21.34	21.33	1.754e7	1.097e7	1.089e6	6.829e5	1.60	NO	1.772e6	1433.9		0.311
3	13C-PCB-11	24.78	24.80	1.438e7	9.239e6	9.123e5	5.826e5	1.57	NO	1.495e6	1219.6		0.314
4	13C-PCB-15	25.53	25.51	2.416e7	1.520e7	1.560e6	9.827e5	1.59	NO	2.543e6	1994.5		0.302

2nd Function Tri-Isotopes

	Name	Pred.R.	RT	m1 Height	m2 Height	m1 Resp	m2 Resp	RA	n/y	Resp	Conc.	EMPC	DL
1	13C-PCB-19	23.75	23.75	5.876e6	5.762e6	3.766e5	3.644e5	1.03	NO	7.410e5	1165.2		5.88
2	13C-PCB-32	26.73	26.74	8.978e6	8.574e6	5.803e5	5.528e5	1.05	NO	1.133e6	1194.5		3.94

3rd Function Tri-Isotopes

	Name	Pred.R.	RT	m1 Height	m2 Height	m1 Resp	m2 Resp	RA	n/y	Resp	Conc.	EMPC	DL
1	13C-PCB-31	28.66	28.64	1.448e7	1.421e7	1.068e6	1.039e6	1.03	NO	2.108e6	1994.5		5.07
2	13C-PCB-28	28.75	28.75	1.229e7	1.168e7	9.411e5	8.927e5	1.05	NO	1.834e6	1630.6		4.76
3	13C-PCB-37	32.73	32.86	9.109e6	8.474e6	7.972e5	7.447e5	1.07	NO	1.542e6	1475.1		5.12

Tetra-Isotopes

	Name	Pred.R.	RT	m1 Height	m2 Height	m1 Resp	m2 Resp	RA	n/y	Resp	Conc.	EMPC	DL
1	13C-PCB-54	27.62	27.60	6.464e6	8.231e6	4.737e5	6.051e5	0.78	NO	1.079e6	1545.5		1.16
2	13C-PCB-52	31.26	31.25	5.301e6	6.645e6	4.125e5	5.207e5	0.79	NO	9.332e5	1661.2		1.44
3	13C-PCB-47	31.78	31.78	5.619e6	6.963e6	4.429e5	5.542e5	0.80	NO	9.971e5	1665.0		1.35
4	13C-PCB-70	35.41	35.41	6.659e6	8.543e6	5.019e5	6.361e5	0.79	NO	1.138e6	1636.2		1.16
5	13C-PCB-80	35.84	35.84	6.747e6	8.485e6	5.106e5	6.419e5	0.80	NO	1.153e6	1604.8		1.13
6	13C-PCB-60	36.68	36.68	7.960e6	1.007e7	6.147e5	7.785e5	0.79	NO	1.393e6	1994.5		1.16
7	13C-PCB-79	37.78	37.78	6.733e6	8.774e6	5.142e5	6.639e5	0.77	NO	1.178e6	1577.9		1.08
8	13C-PCB-81	39.04	39.04	6.132e6	7.707e6	4.804e5	6.070e5	0.79	NO	1.087e6	1575.7		1.17
9	13C-PCB-77	39.66	39.66	5.790e6	7.262e6	4.566e5	5.745e5	0.79	NO	1.031e6	1523.8		1.20

Vista Analytical Laboratory

Dataset: U:\VG11.PRO\Results\200608K2\200608K2-8.qld

Last Altered: Saturday, June 13, 2020 10:00:16 Pacific Daylight Time

Printed: Saturday, June 13, 2020 10:00:55 Pacific Daylight Time

ID: 2001112-02 PDI-169SC-A-00-01-200519 10, Description: PDI-169SC-A-00-01-200519

3rd Function Penta-Isotopes

Name	Pred.R.	RT	m1 Height	m2 Height	m1 Resp	m2 Resp	RA	n/y	Resp	Conc.	EMPC	DL
13C-PCB-104	32.46	32.51	5.097e6	3.051e6	4.228e5	2.574e5	1.64	NO	6.801e5	1584.0		0.858
13C-PCB-95	35.71	35.71	4.243e6	2.652e6	3.316e5	2.047e5	1.62	NO	5.362e5	1576.6		1.08
13C-PCB-101	37.46	37.46	4.295e6	2.717e6	3.290e5	2.050e5	1.61	NO	5.340e5	1594.9		1.10
13C-PCB-97	38.80	38.80	3.715e6	2.227e6	2.840e5	1.739e5	1.63	NO	4.579e5	1556.7		1.25
13C-PCB-111	39.25	39.25	6.800e6	4.222e6	5.206e5	3.220e5	1.62	NO	8.425e5	1994.5		0.873
13C-PCB-123	41.44	41.44	5.033e6	3.060e6	3.869e5	2.385e5	1.62	NO	6.254e5	1587.1		0.935
13C-PCB-118	41.63	41.63	5.260e6	3.255e6	4.007e5	2.522e5	1.59	NO	6.529e5	1568.2		0.885

4th Function Penta-Isotopes

Name	Pred.R.	RT	m1 Height	m2 Height	m1 Resp	m2 Resp	RA	n/y	Resp	Conc.	EMPC	DL
13C-PCB-114	42.30	42.30	8.269e6	5.247e6	6.461e5	4.092e5	1.58	NO	1.055e6	1841.5		1.13
13C-PCB-105	43.19	43.19	8.542e6	5.461e6	6.674e5	4.217e5	1.58	NO	1.089e6	1869.4		1.11
13C-PCB-127	43.55	43.53	8.645e6	5.492e6	6.891e5	4.347e5	1.59	NO	1.124e6	1866.9		1.08
13C-PCB-126	45.51	45.51	7.724e6	5.030e6	6.336e5	4.089e5	1.55	NO	1.042e6	1794.5		1.12

4th Function Hexa-Isotopes

Name	Pred.R.	RT	m1 Height	m2 Height	m1 Resp	m2 Resp	RA	n/y	Resp	Conc.	EMPC	DL
13C-PCB-153	43.36	43.36	5.874e6	4.653e6	4.603e5	3.604e5	1.28	NO	8.207e5	1623.1		1.49
13C-PCB-141	44.12	44.12	4.776e6	3.846e6	3.750e5	2.992e5	1.25	NO	6.741e5	1613.2		1.81
13C-PCB-138	44.99	44.99	5.132e6	3.941e6	3.973e5	3.029e5	1.31	NO	7.002e5	1595.2		1.72
13C-PCB-159	46.32	46.32	6.277e6	4.837e6	4.864e5	3.786e5	1.28	NO	8.651e5	1622.1		1.42
13C-PCB-128	46.60	46.60	5.147e6	4.061e6	4.117e5	3.273e5	1.26	NO	7.390e5	1994.5		2.04
13C-PCB-167	47.02	47.02	6.068e6	4.821e6	4.756e5	3.773e5	1.26	NO	8.529e5	1598.5		1.42
13C-PCB-156	48.37	48.35	6.072e6	4.621e6	4.769e5	3.624e5	1.32	NO	8.392e5	1621.5		1.46
13C-PCB-157	48.63	48.63	5.933e6	4.621e6	4.682e5	3.616e5	1.30	NO	8.298e5	1603.3		1.46
13C-PCB-169	50.91	50.90	5.371e6	4.269e6	4.396e5	3.557e5	1.24	NO	7.953e5	1612.7		1.53

Dataset: U:\VG11.PRO\Results\200608K2\200608K2-8.qld

Last Altered: Saturday, June 13, 2020 10:00:16 Pacific Daylight Time

Printed: Saturday, June 13, 2020 10:00:55 Pacific Daylight Time

ID: 2001112-02 PDI-169SC-A-00-01-200519 10, Description: PDI-169SC-A-00-01-200519

5th Function Octa-Isotopes

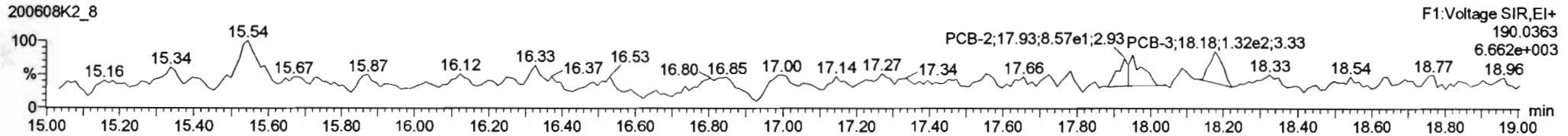
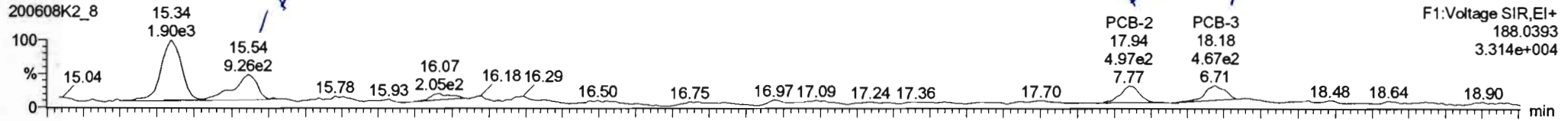
	Name	Pred.R.	RT	m1 Height	m2 Height	m1 Resp	m2 Resp	RA	n/y	Resp	Conc.	EMPC	DL
1	13C-PCB-194	54.71	54.69	4.935e6	5.470e6	2.798e5	3.067e5	0.91	NO	5.865e5	1492.3		2.18
2	13C-PCB-205	54.96	54.96	8.832e6	9.742e6	4.832e5	5.375e5	0.90	NO	1.021e6	1994.5		1.67

Dataset: Untitled

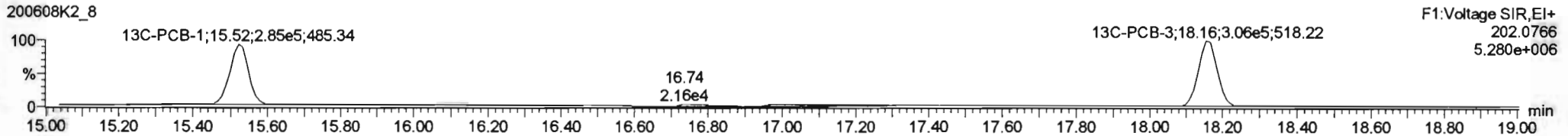
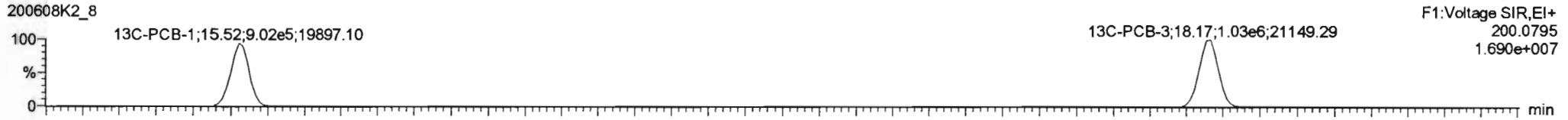
Last Altered: Tuesday, June 09, 2020 07:24:06 Pacific Daylight Time
Printed: Tuesday, June 09, 2020 07:29:03 Pacific Daylight Time

Name: 200608K2_8, Date: 09-Jun-2020, Time: 03:43:04, ID: 2001112-02 PDI-169SC-A-00-01-200519 10, Description: PDI-169SC-A-00-01-200519

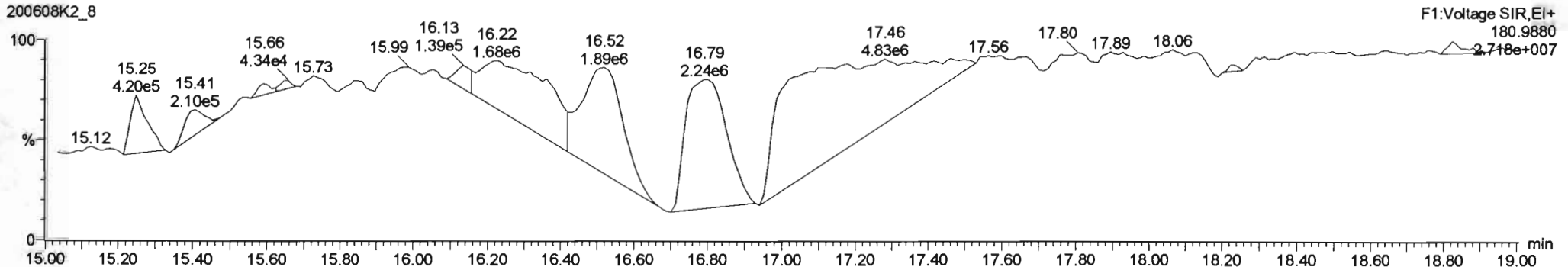
PCB-1

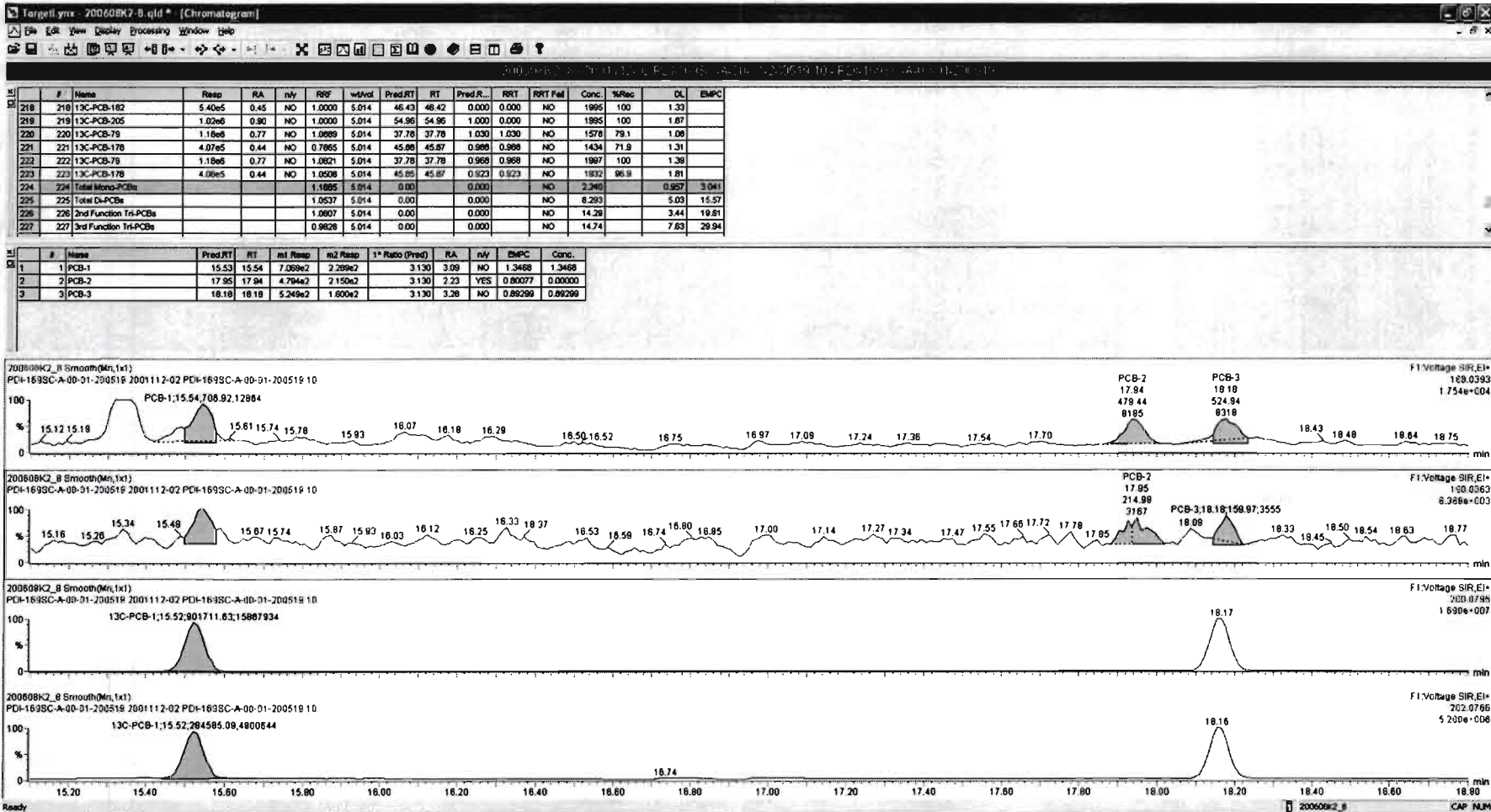


13C-PCB-1



PFK1





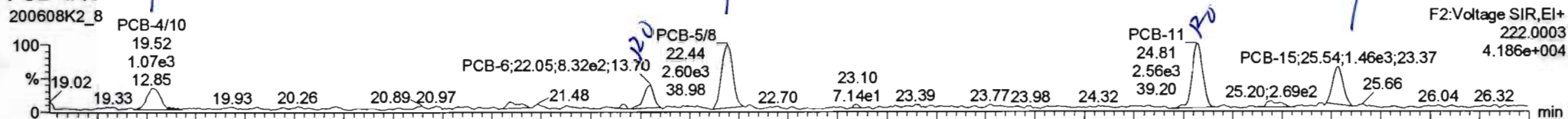
Dataset: Untitled

Last Altered: Tuesday, June 09, 2020 07:24:06 Pacific Daylight Time

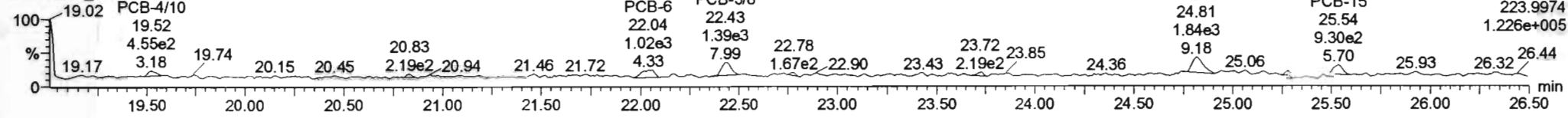
Printed: Tuesday, June 09, 2020 07:29:03 Pacific Daylight Time

Name: 200608K2_8, Date: 09-Jun-2020, Time: 03:43:04, ID: 2001112-02 PDI-169SC-A-00-01-200519 10, Description: PDI-169SC-A-00-01-200519


PCB-4/10




PCB-5/8



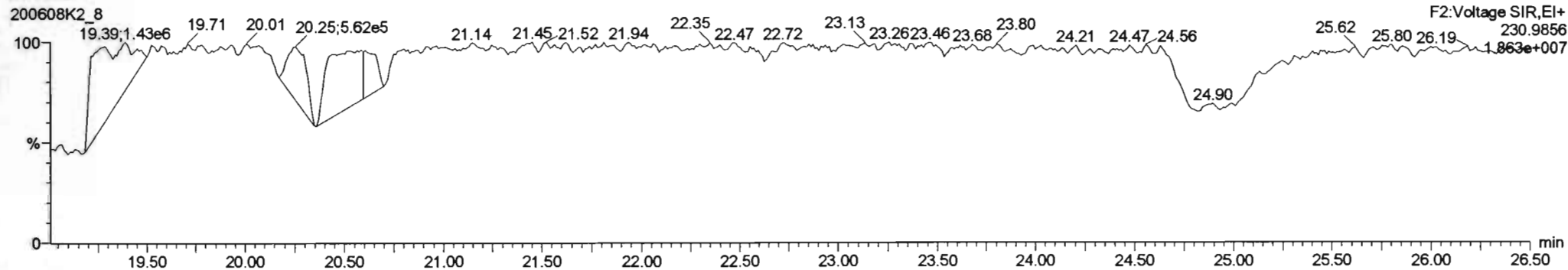
13C-PCB-4



13C-PCB-4


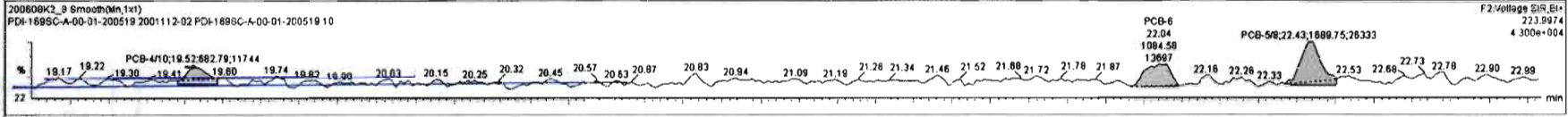
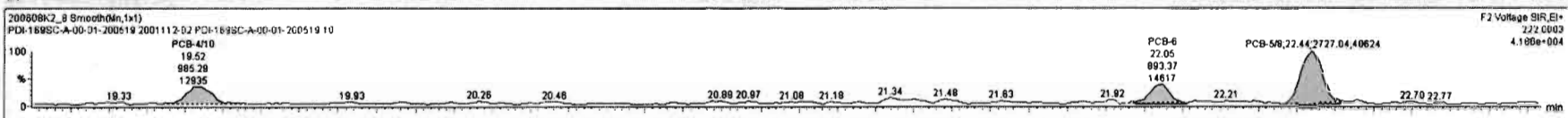


PFK2a




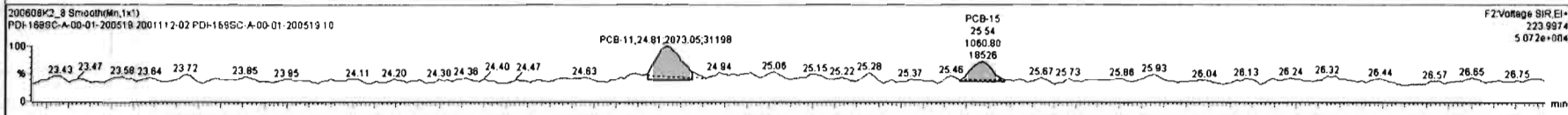

#	Name	Resp	RA	nly	RRF	wtAvl	Pred RT	RT	Pred R	RRT	RRT Fail	Conc	%Rec	DL	EMPC
218	218 13C-PCB-182	5.40e5	0.45	NO	1.0000	5.014	48.43	48.42	0.000	0.000	NO	1995	100	1.33	
219	219 13C-PCB-205	1.02e6	0.80	NO	1.0000	5.014	54.96	54.96	1.000	0.000	NO	1995	100	1.87	
220	220 13C-PCB-79	1.18e6	0.77	NO	1.0689	5.014	37.78	37.78	1.030	1.030	NO	1578	79.1	1.08	
221	221 13C-PCB-178	4.07e5	0.44	NO	0.7665	5.014	45.88	45.87	0.968	0.968	NO	1434	71.9	1.31	
222	222 13C-PCB-79	1.18e6	0.77	NO	1.0821	5.014	37.78	37.78	0.968	0.968	NO	1997	100	1.38	
223	223 13C-PCB-178	4.06e5	0.44	NO	1.0508	5.014	45.85	45.87	0.923	0.923	NO	1932	96.9	1.81	
224	224 Total Mono-PCBs				1.1665	5.014	0.00		0.000		NO	2.240		0.957	3.041
225	225 Total Di-PCBs				1.0537	5.014	0.00		0.000		NO	10.96		5.03	17.33
226	226 2nd Function Tri-PCBs				1.0907	5.014	0.00		0.000		NO	14.29		3.44	19.61
227	227 3rd Function Tri-PCBs				0.9826	5.014	0.00		0.000		NO	14.74		7.63	28.94

#	Name	Pred RT	RT	m1 Resp	m2 Resp	1* Ratio (Pred)	RA	nly	EMPC	Conc.
1	4 PCB-410	19.59	19.52	9.853e2	6.828e2	1.560	1.44	NO	2.4829	2.4829
2	6 PCB-6	22.04	22.05	8.934e2	1.085e3	1.560	0.82	YES	1.6119	0.00000
3	7 PCB-58	22.44	22.44	2.727e3	1.690e3	1.560	1.61	NO	5.0081	5.0081
4	9 PCB-11	24.82	24.81	2.448e3	2.073e3	1.560	1.18	YES	4.7583	0.00000
5	11 PCB-15	25.57	25.54	1.828e3	1.061e3	1.560	1.53	NO	3.4665	3.4665



#	Name	Resp	RA	n/y	RRF	wAnd	Pred RT	RT	Pred.R.	RRT	RRT Fail	Conc.	%Rec	DL	EMPC
218	13C-PCB-182	5.40e5	0.45	NO	1.0000	5.014	46.43	46.42	0.000	0.000	NO	1995	100	1.33	
219	13C-PCB-205	1.02e6	0.90	NO	1.0000	5.014	54.96	54.96	1.000	0.000	NO	1995	100	1.67	
220	13C-PCB-79	1.18e6	0.77	NO	1.0599	5.014	37.78	37.78	1.030	1.030	NO	1578	79.1	1.06	
221	13C-PCB-178	4.07e5	0.44	NO	0.7695	5.014	45.88	45.87	0.988	0.988	NO	1434	71.9	1.31	
222	13C-PCB-79	1.18e6	0.77	NO	1.0821	5.014	37.78	37.78	0.988	0.988	NO	1997	100	1.39	
223	13C-PCB-178	4.06e5	0.44	NO	1.0508	5.014	45.85	45.87	0.923	0.923	NO	1932	96.9	1.61	
224	Total Mono-PCBs				1.1665	5.014	0.00		0.000		NO	2240		0.957	3.041
225	Total Di-PCBs				1.0537	5.014	0.00		0.000		NO	10.98		5.03	17.33
226	2nd Function Tri-PCBs				1.0807	5.014	0.00		0.000		NO	14.29		3.44	19.61
227	3rd Function Tri-PCBs				0.9826	5.014	0.00		0.000		NO	14.74		7.63	29.94

#	Name	Pred RT	RT	m1 Resp	m2 Resp	1* Ratio (Pred)	RA	n/y	EMPC	Conc.
1	PCB-40D	19.59	19.52	9.853e2	6.829e2	1.560	1.44	NO	2.4829	2.4829
2	PCB-6	22.04	22.05	8.934e2	1.065e3	1.560	0.82	YES	1.6119	0.00000
3	PCB-58	22.44	22.44	2.727e3	1.690e3	1.560	1.61	NO	5.0061	5.0061
4	PCB-11	24.82	24.81	2.448e3	2.073e3	1.560	1.18	YES	4.7583	0.00000
5	PCB-15	25.57	25.54	1.828e3	1.081e3	1.560	1.53	NO	3.4665	3.4665



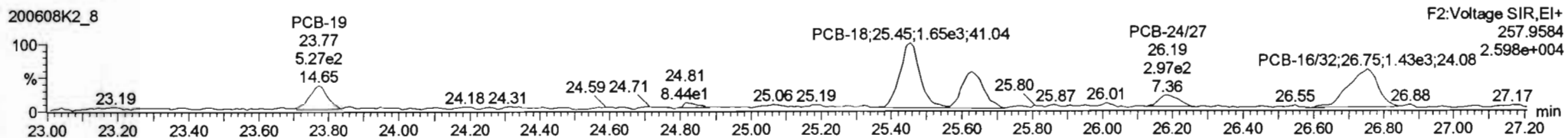
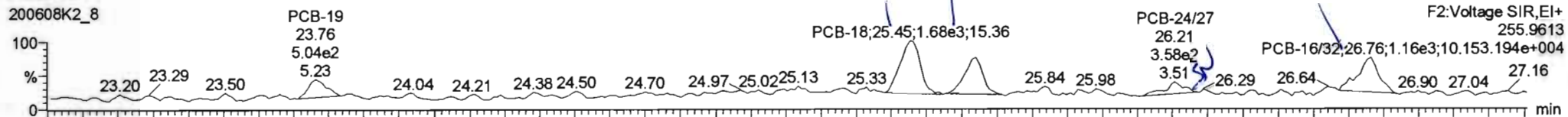
Dataset: Untitled

Last Altered: Tuesday, June 09, 2020 07:24:06 Pacific Daylight Time

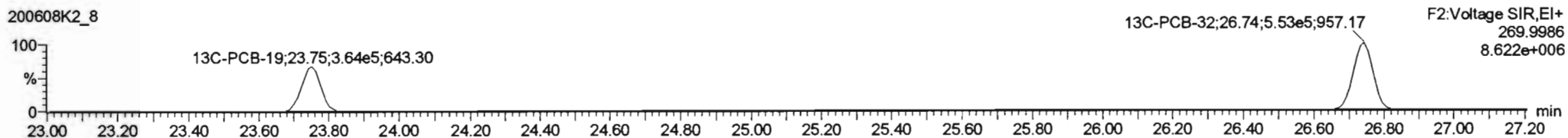

Printed: Tuesday, June 09, 2020 07:29:03 Pacific Daylight Time

Name: 200608K2_8, Date: 09-Jun-2020, Time: 03:43:04, ID: 2001112-02 PDI-169SC-A-00-01-200519 10, Description: PDI-169SC-A-00-01-200519

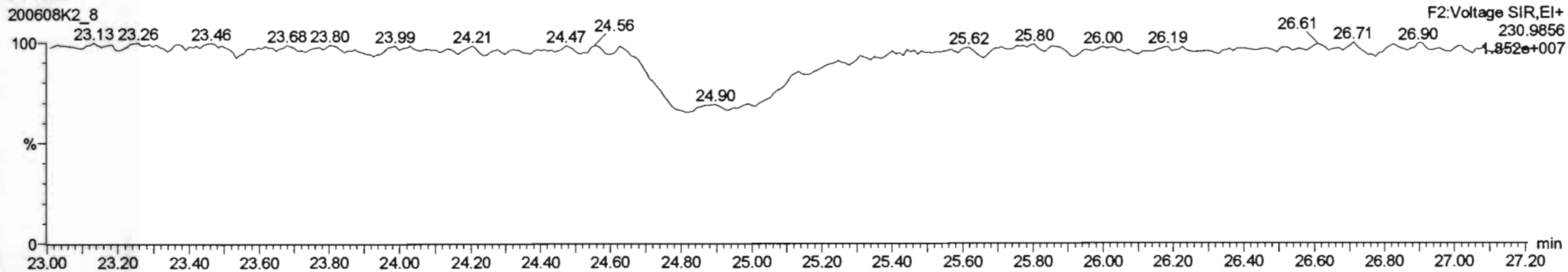
PCB-19



13C-PCB-19


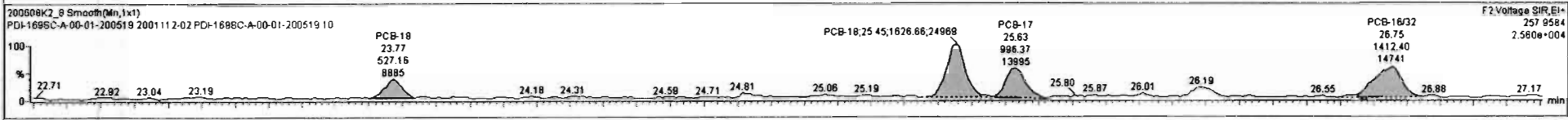
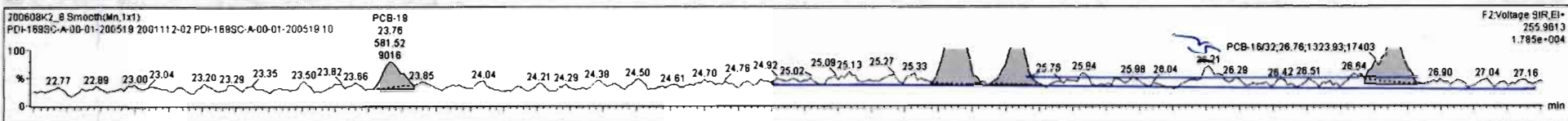


PFK2b



#	Name	Resp	RA	nly	RRF	wtAvr	Pred.RT	RT	Pred.R...	RRT	RRT Fail	Conc.	%Rec	DL	EMPC
218	218 13C-PCB-182	5.40e5	0.45	NO	1.0000	5.014	46.43	46.42	0.000	0.000	NO	1995	100	1.33	
219	219 13C-PCB-205	1.02e6	0.90	NO	1.0000	5.014	54.96	54.96	1.000	0.000	NO	1995	100	1.67	
220	220 13C-PCB-79	1.18e6	0.77	NO	1.0689	5.014	37.78	37.78	1.030	1.030	NO	1578	79.1	1.08	
221	221 13C-PCB-178	4.07e5	0.44	NO	0.7665	5.014	45.88	45.87	0.988	0.988	NO	1434	71.9	1.31	
222	222 13C-PCB-79	1.18e6	0.77	NO	1.0621	5.014	37.78	37.78	0.968	0.968	NO	1997	100	1.39	
223	223 13C-PCB-178	4.08e5	0.44	NO	1.0508	5.014	45.85	45.87	0.923	0.923	NO	1932	96.9	1.81	
224	224 Total Mono-PCBs				1.1965	5.014	0.00		0.000		NO	2.240		0.957	3.041
225	225 Total Di-PCBs				1.0537	5.014	0.00		0.000		NO	10.96		5.03	17.33
226	226 2nd Function Tri-PCBs				1.0807	5.014	0.00		0.000		NO	19.79		3.44	19.79
227	227 3rd Function Tri-PCBs				0.9828	5.014	0.00		0.000		NO	14.74		7.63	29.94

#	Name	Pred.RT	RT	m1 Resp	m2 Resp	1* Ratio (Pred)	RA	nly	EMPC	Conc.
1	12 PCB-19	23.78	23.76	5.815e2	5.272e2	1.040	1.10	NO	2.6975	2.8975
2	14 PCB-16	25.45	25.45	1.885e3	1.827e3	1.040	1.04	NO	7.1266	7.1266
3	15 PCB-17	25.83	25.64	1.053e3	9.964e2	1.040	1.06	NO	4.7558	4.7558
4	17 PCB-16/32	26.76	26.76	1.324e3	1.412e3	1.040	0.94	NO	5.2046	5.2046



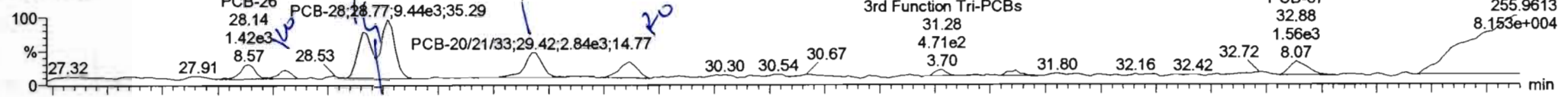
Dataset: Untitled

Last Altered: Tuesday, June 09, 2020 07:24:06 Pacific Daylight Time
Printed: Tuesday, June 09, 2020 07:29:03 Pacific Daylight Time

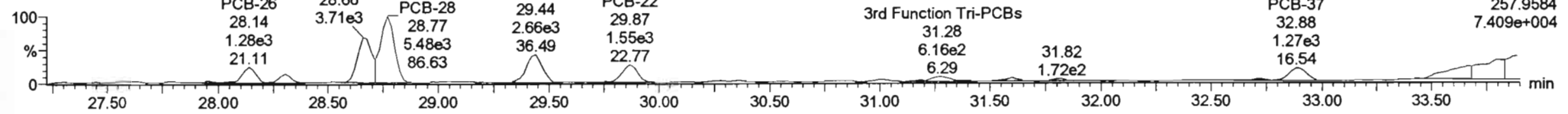
Name: 200608K2_8, Date: 09-Jun-2020, Time: 03:43:04, ID: 2001112-02 PDI-169SC-A-00-01-200519 10, Description: PDI-169SC-A-00-01-200519

PCB-34

200608K2_8

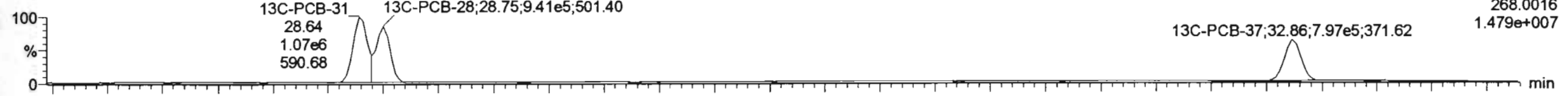


200608K2_8

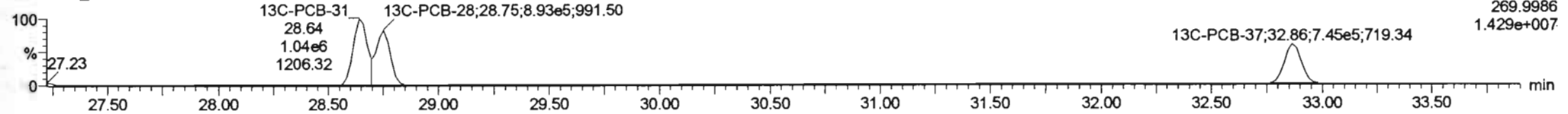


13C-PCB-28

200608K2_8

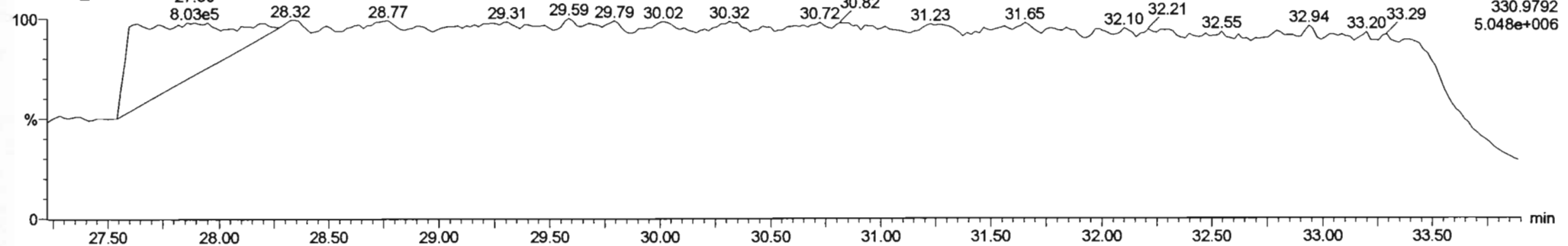


200608K2_8



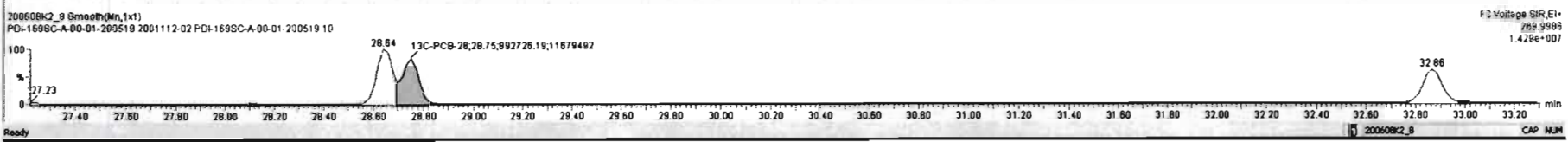

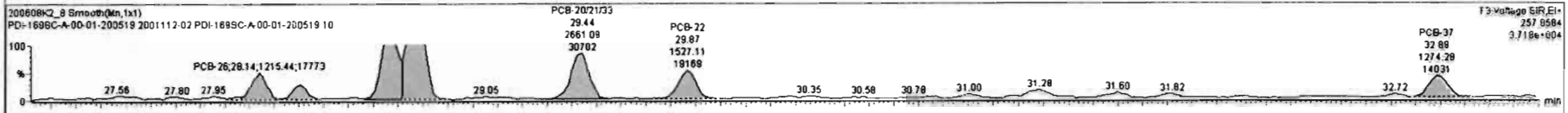
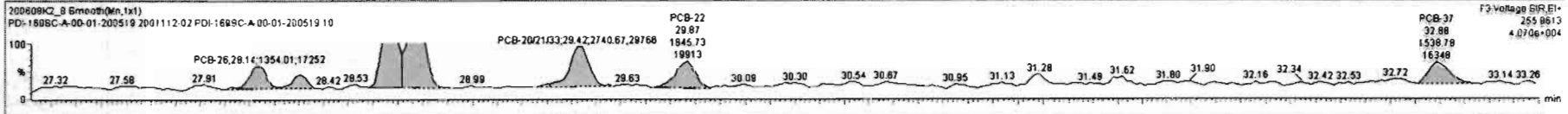
PFK3d

200608K2_8



#	Name	Resp	RA	n/y	IRF	wtAvd	Pred.RT	RT	Pred.R.	RRT	RRT Fal	Conc.	%Rec	DL	EMPC
218	218 13C-PCB-182	5.40e5	0.45	NO	1.0000	5.014	46.43	46.42	0.000	0.000	NO	1995	100	1.33	
219	219 13C-PCB-205	1.02e6	0.90	NO	1.0000	5.014	54.96	54.96	1.000	0.000	NO	1895	100	1.87	
220	220 13C-PCB-79	1.18e6	0.77	NO	1.0689	5.014	37.78	37.78	1.030	1.030	NO	1578	79.1	1.08	
221	221 13C-PCB-178	4.07e5	0.44	NO	0.7665	5.014	45.85	45.87	0.988	0.988	NO	1434	71.9	1.31	
222	222 13C-PCB-79	1.18e6	0.77	NO	1.0621	5.014	37.78	37.78	0.968	0.968	NO	1997	100	1.39	
223	223 13C-PCB-178	4.08e5	0.44	NO	1.0508	5.014	45.85	45.87	0.923	0.923	NO	1932	98.9	1.81	
224	224 Total Mono-PCBs				1.1665	5.014	0.00		0.000		NO	2240		0.957	3.041
225	225 Total Di-PCBs				1.0537	5.014	0.00		0.000		NO	10.96		5.03	17.33
226	226 2nd Function Tri-PCBs				1.0807	5.014	0.00		0.000		NO	19.79		3.44	19.79
227	227 3rd Function Tri-PCBs				0.9828	5.014	0.00		0.000		NO	28.88		7.83	37.17

#	Name	Pred.RT	RT	m1 Resp	m2 Resp	1 st Ratio (Pred)	RA	n/y	EMPC	Conc.
1	21 PCB-26	28.14	28.14	1.354e3	1.215e3	1.040	1.11	NO	2.9808	2.9828
2	22 PCB-25	28.29	28.31	7.584e2	8.242e2	1.040	1.21	YES	1.4581	0.00000
3	23 PCB-31	28.88	28.86	4.079e3	3.758e3	1.040	1.09	NO	8.2282	8.2282
4	24 PCB-28	28.77	28.77	5.327e3	5.478e3	1.040	0.97	NO	11.4895	11.465
5	25 PCB-20/21/33	29.41	29.42	2.741e3	2.861e3	1.040	1.03	NO	8.2415	8.2415
6	26 PCB-22	29.85	29.87	1.846e3	1.527e3	1.040	1.21	YES	3.4829	0.00000
7	31 PCB-37	32.88	32.88	1.539e3	1.274e3	1.040	1.21	YES	3.3325	0.00000



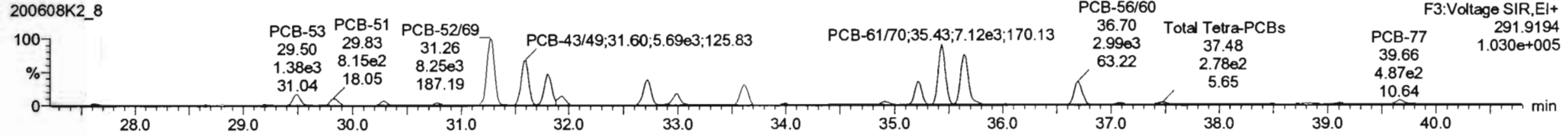
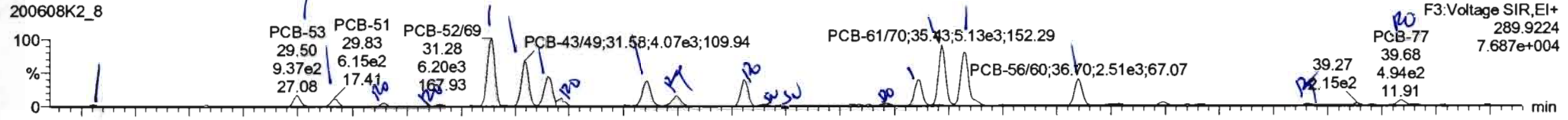
Dataset: Untitled

Last Altered: Tuesday, June 09, 2020 07:24:06 Pacific Daylight Time

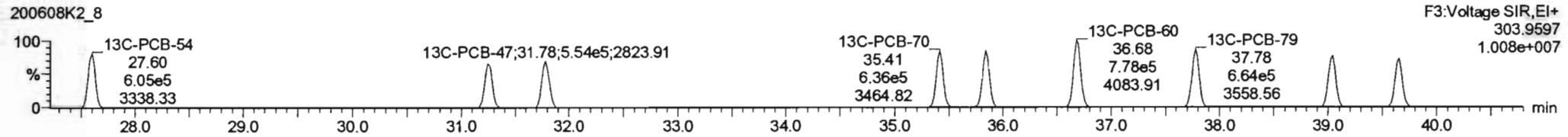
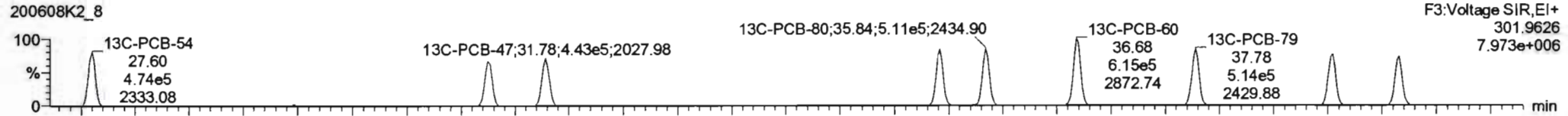
Printed: Tuesday, June 09, 2020 07:29:03 Pacific Daylight Time

Name: 200608K2_8, Date: 09-Jun-2020, Time: 03:43:04, ID: 2001112-02 PDI-169SC-A-00-01-200519 10, Description: PDI-169SC-A-00-01-200519

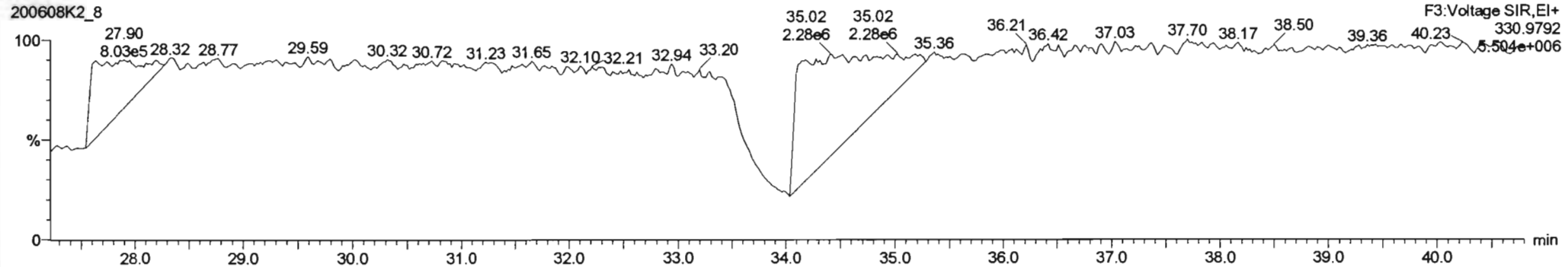
PCB-54



13C-PCB-54



PFK3a



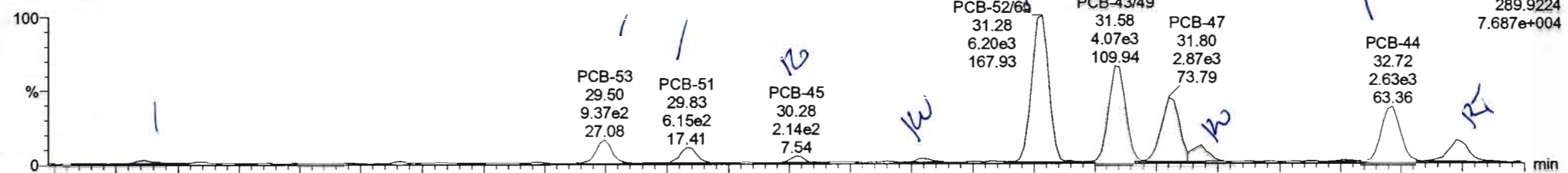
Dataset: Untitled

Last Altered: Tuesday, June 09, 2020 07:24:06 Pacific Daylight Time
Printed: Tuesday, June 09, 2020 07:29:03 Pacific Daylight Time

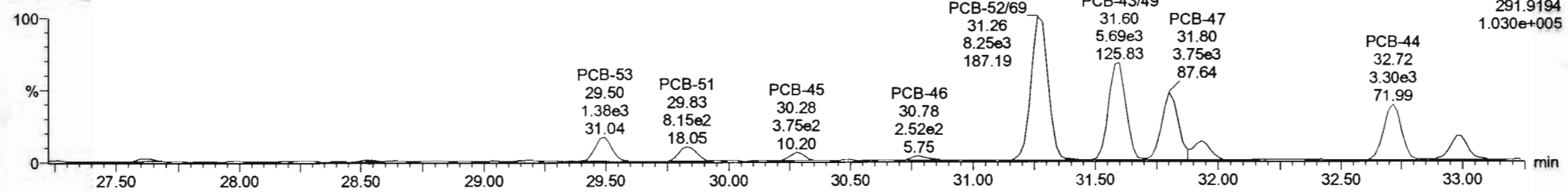
Name: 200608K2_8, Date: 09-Jun-2020, Time: 03:43:04, ID: 2001112-02 PDI-169SC-A-00-01-200519 10, Description: PDI-169SC-A-00-01-200519

PCB-50

200608K2_8

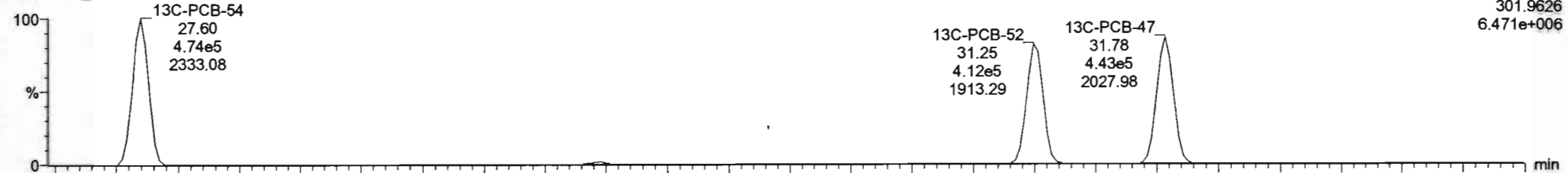


200608K2_8

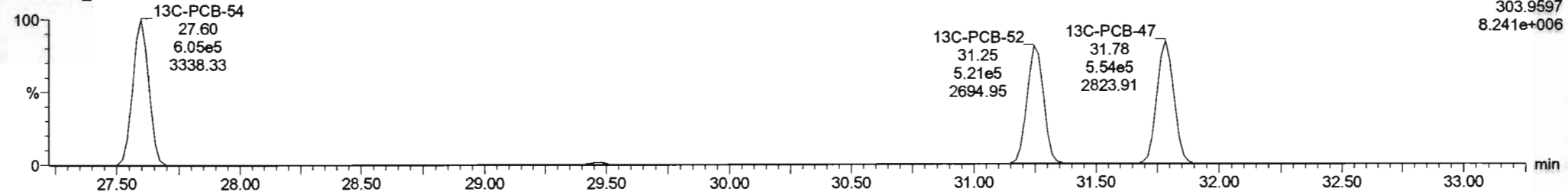


13C-PCB-52

200608K2_8




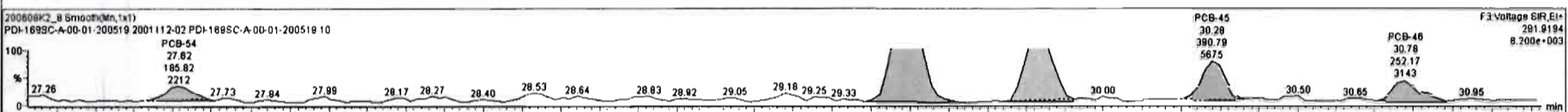
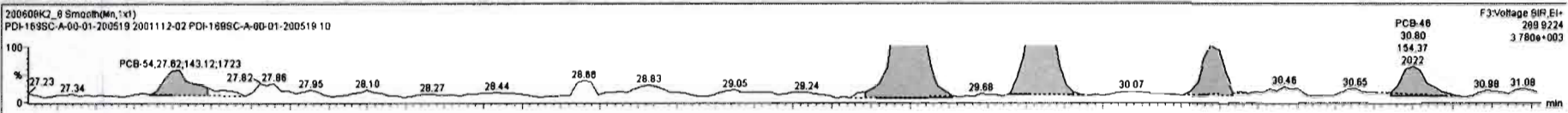
200608K2_8



200608K2_8 Smoothen(Mn, 1x1) PDI-1695C-A-00-01-200519 2001112-02 PDI-1695C-A-00-01-200519 10

#	Name	Resp	RA	n/y	R/R	m1And	Pred RT	RT	Pred.R.	RRT	RRT Fail	Conc.	%Rec	DL	EMPC
218	219 13C-PCB-182	5.40e5	0.45	NO	1.0000	5.014	46.43	46.42	0.000	0.000	NO	1995	100	1.33	
218	219 13C-PCB-205	1.02e6	0.80	NO	1.0000	5.014	54.96	54.96	1.000	0.000	NO	1995	100	1.87	
220	220 13C-PCB-79	1.18e6	0.77	NO	1.0688	5.014	37.78	37.78	1.030	1.030	NO	1578	79.1	1.08	
221	221 13C-PCB-178	4.07e5	0.44	NO	0.7855	5.014	45.88	45.87	0.988	0.988	NO	1434	71.9	1.31	
222	222 13C-PCB-79	1.18e6	0.77	NO	1.0671	5.014	37.78	37.78	0.968	0.968	NO	1987	100	1.38	
223	223 13C-PCB-178	4.06e5	0.44	NO	1.0508	5.014	45.85	45.87	0.923	0.923	NO	1932	96.9	1.81	
224	224 Total Mono-PCBs				1.1685	5.014	0.00		0.000		NO	2.240		0.957	3.941
225	225 Total Di-PCBs				1.0537	5.014	0.00		0.000		NO	10.96		5.03	17.33
226	226 2nd Function Tri-PCBs				1.0907	5.014	0.00		0.000		NO	19.79		3.44	19.79
227	227 3rd Function Tri-PCBs				0.9926	5.014	0.00		0.000		NO	28.89		7.63	37.17


#	Name	Pred RT	RT	m1 Resp	m2 Resp	1* Ratio (Pred)	RA	n/y	EMPC	Conc.
1	32 PCB-54	27.62	27.62	1.431e2	1.859e2	0.770	0.77	NO	0.56315	0.56315
2	34 PCB-53	29.49	29.50	9.407e2	1.379e3	0.770	0.68	NO	4.8738	4.8738
3	35 PCB-51	29.84	29.83	6.129e2	8.662e2	0.770	0.71	NO	2.9676	2.9676
4	36 PCB-45	30.29	30.28	2.098e2	3.909e2	0.770	0.54	YES	1.2009	0.00000
5	37 PCB-46	30.78	30.80	1.544e2	2.522e2	0.770	0.61	YES	0.91297	0.00000
6	38 PCB-52/69	31.28	31.28	6.165e3	8.209e3	0.770	0.75	NO	26.334	26.334
7	40 PCB-43/49	31.57	31.58	4.069e3	5.698e3	0.770	0.72	NO	20.518	20.518



200608K2_8-2001112-02 PDI-186SC-A-00-01-200519 10 - PDI-186SC-A-00-01-200519

#	Name	Resp	RA	rvy	RRF	wAof	Pred.RT	RT	Pred.R.	RRT	RRT Fal	Conc.	%Rec	DL	EMPC
218	218 13C-PCB-182	5.40e5	0.45	NO	1.0000	5.014	46.43	46.42	0.000	0.000	NO	1995	100	1.33	
219	219 13C-PCB-205	1.02e6	0.90	NO	1.0000	5.014	54.96	54.96	1.000	0.000	NO	1995	100	1.87	
220	220 13C-PCB-79	1.18e6	0.77	NO	1.0899	5.014	37.78	37.78	1.030	1.030	NO	1578	79.1	1.08	
221	221 13C-PCB-178	4.07e5	0.44	NO	0.7665	5.014	45.88	45.87	0.988	0.988	NO	1434	71.9	1.31	
222	222 13C-PCB-79	1.18e6	0.77	NO	1.0821	5.014	37.78	37.78	0.988	0.988	NO	1997	100	1.38	
223	223 13C-PCB-178	4.08e5	0.44	NO	1.0508	5.014	45.85	45.87	0.923	0.923	NO	1932	98.9	1.81	
224	224 Total Mono-PCBs				1.1865	5.014	0.00		0.000		NO	2.240		0.957	3.041
225	225 Total Di-PCBs				1.0537	5.014	0.00		0.000		NO	10.96		5.03	17.33
226	226 2nd Function Tri-PCBs				1.0807	5.014	0.00		0.000		NO	19.78		3.44	19.79
227	227 3rd Function Tri-PCBs				0.9828	5.014	0.00		0.000		NO	28.88		7.63	37.17

#	Name	Pred.RT	RT	m1 Resp	m2 Resp	1* Ratio (Pred)	RA	rvy	EMPC	Conc.
32	PCB-54	27.62	27.62	1.431e2	1.858e2	0.770	0.77	NO	0.56315	0.56315
34	PCB-53	29.49	29.50	9.407e2	1.379e3	0.770	0.88	NO	4.9739	4.9739
35	PCB-51	29.84	29.83	8.129e2	8.85e2	0.770	0.71	NO	2.8678	2.8678
36	PCB-45	30.28	30.28	2.089e2	3.808e2	0.770	0.54	YES	1.2008	0.00000
37	PCB-46	30.78	30.80	1.544e2	2.522e2	0.770	0.61	YES	0.91297	0.00000
38	PCB-52/68	31.28	31.28	8.185e3	8.208e3	0.770	0.75	NO	28.334	28.334
40	PCB-43/49	31.57	31.58	4.089e3	5.686e3	0.770	0.72	NO	20.518	20.518

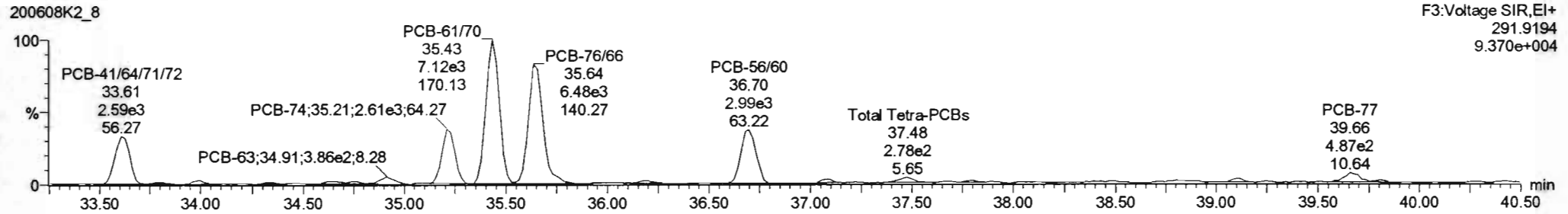
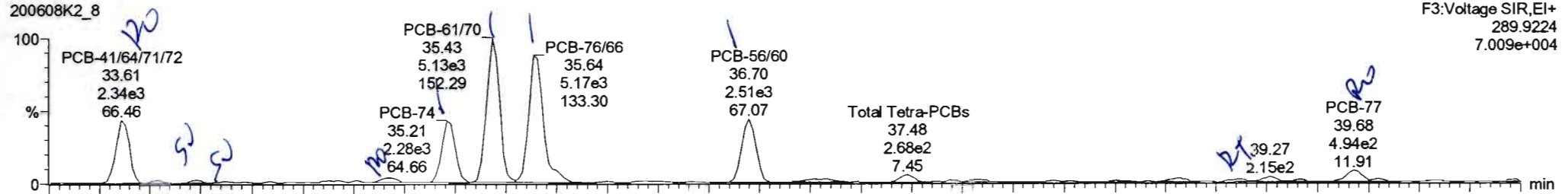


Dataset: Untitled

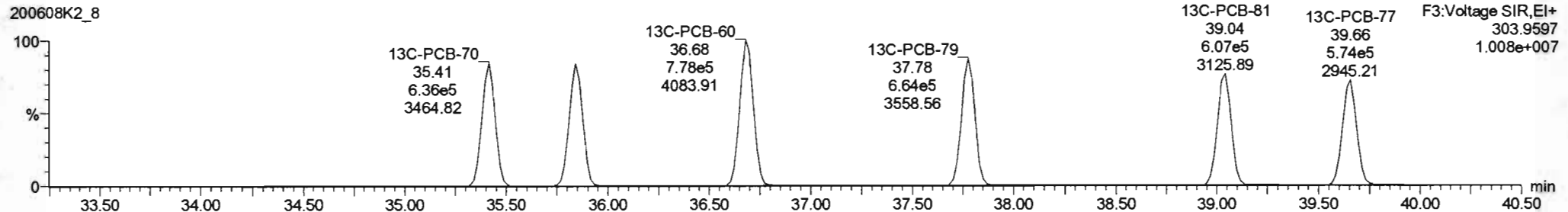
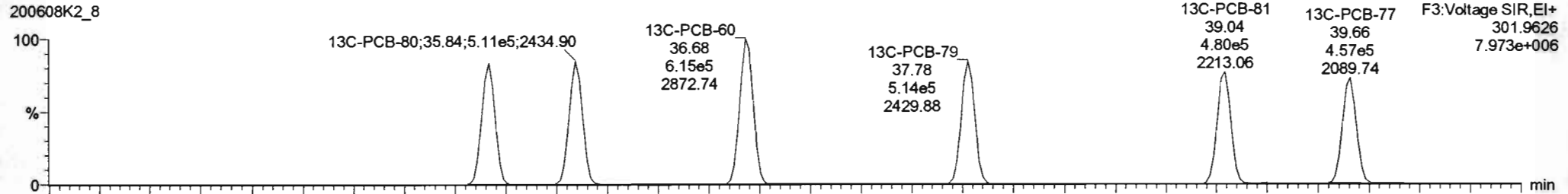
Last Altered: Tuesday, June 09, 2020 07:24:06 Pacific Daylight Time
 Printed: Tuesday, June 09, 2020 07:29:03 Pacific Daylight Time

Name: 200608K2_8, Date: 09-Jun-2020, Time: 03:43:04, ID: 2001112-02 PDI-169SC-A-00-01-200519 10, Description: PDI-169SC-A-00-01-200519

PCB-68

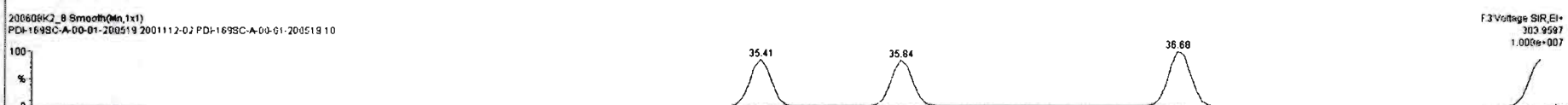
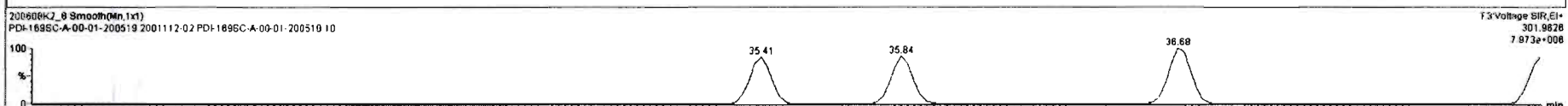
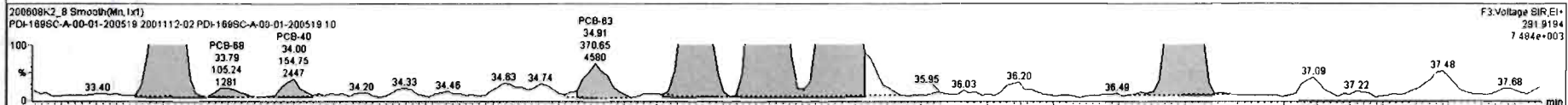
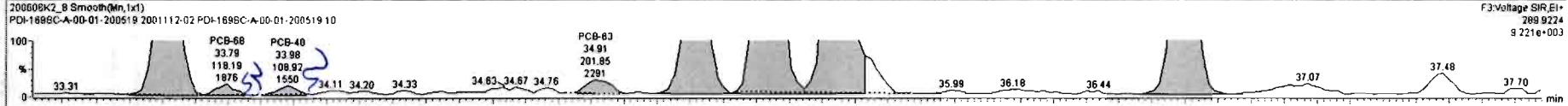


13C-PCB-60



#	Name	Resp	RA	n/y	RRF	wAve	Pred RT	RT	Pred.R	RRT	RRT Fail	Conc.	%Rec	DL	EMPC
225	225 Total Di-PCBs				1.0537	5.014	0.000		0.000		NO	10.96		5.03	17.33
226	226 2nd Function Tri-PCBs				1.0807	5.014	0.000		0.000		NO	19.79		3.44	19.79
227	227 3rd Function Tri-PCBs				0.9828	5.014	0.000		0.000		NO	28.89		7.63	37.17
228	228 Total Tetra-PCBs				1.0778	5.014	0.000		0.000		NO	138.8		8.08	153.8
229	229 3rd Function Penta-PCBs				1.3157	5.014	0.000		0.000		NO	187.6		12.4	197.2
230	230 4th Function Penta-PCBs				1.0735	5.014	0.000		0.000		NO	9.447		1.71	9.447
231	231 3rd Function Hexa-PCBs				0.9505	5.014	0.000		0.000		NO	63.93		3.26	70.52
232	232 4th Function Hexa-PCBs				1.0316	5.014	0.000		0.000		NO	127.1		5.87	138.6
233	233 Total Hepta-PCBs				1.3551	5.014	0.000		0.000		NO	113.5		5.39	124.2
234	234 4th Function Octa-PCBs				1.0008	5.014	0.000		0.000		NO	14.20		2.40	18.10

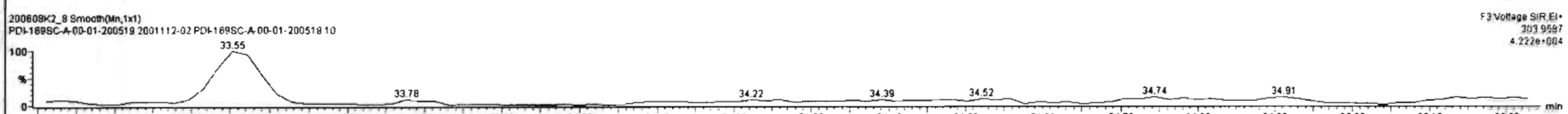
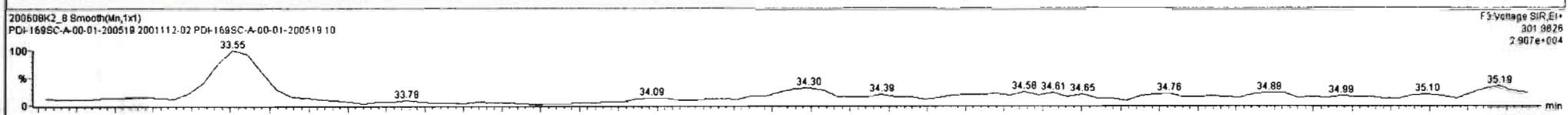


#	Name	Pred RT	RT	m1 Resp	m2 Resp	1* Ratio (Pred)	RA	n/y	EMPC	Conc.
1	32 PCB-54	27.62	27.62	1.431e2	1.859e2	0.770	0.77	NO	0.56315	0.56315
2	34 PCB-53	29.49	29.50	9.407e2	1.379e3	0.770	0.68	NO	4.9739	4.9739
3	35 PCB-51	29.84	29.83	6.129e2	8.662e2	0.770	0.71	NO	2.9876	2.9876
4	36 PCB-45	30.29	30.28	2.099e2	3.909e2	0.770	0.54	YES	1.2009	0.00000
5	37 PCB-46	30.78	30.80	1.544e2	2.522e2	0.770	0.61	YES	0.91297	0.00000
6	38 PCB-52/69	31.28	31.28	6.165e3	8.209e3	0.770	0.75	NO	26.334	26.334
7	40 PCB-43/49	31.57	31.58	4.069e3	5.686e3	0.770	0.72	NO	20.518	20.518



200608K2_8_2001112-02 PDI-169SC-A-00-01-200519 10 PDI-169SC-A-00-01-200519

#	Name	Resp	RA	n/y	RRF	wt/Vol	Pred_RT	RT	Pred_R...	RRT	RRT Fail	Conc.	%Rec	DL	EMPC
225	225 Total Di-PCBs				1.0537	5.014	0.00		0.000		NO	10.96		5.03	17.33
226	226 2nd Function Tri-PCBs				1.0807	5.014	0.00		0.000		NO	19.79		3.44	19.78
227	227 3rd Function Tri-PCBs				0.9828	5.014	0.00		0.000		NO	26.89		7.83	37.17
228	228 Total Tetra-PCBs				1.0773	5.014	0.00		0.000		NO	130.8		9.06	153.9
229	229 3rd Function Penta-PCBs				1.3157	5.014	0.00		0.000		NO	187.8		12.4	197.2
230	230 4th Function Penta-PCBs				1.0735	5.014	0.00		0.000		NO	9.447		1.71	9.447
231	231 3rd Function Hexa-PCBs				0.9505	5.014	0.00		0.000		NO	63.93		3.26	70.52
232	232 4th Function Hexa-PCBs				1.0316	5.014	0.00		0.000		NO	127.1		5.87	138.8
233	233 Total Hepta-PCBs				1.3551	5.014	0.00		0.000		NO	113.5		5.39	124.2
234	234 4th Function Octa-PCBs				1.0008	5.014	0.00		0.000		NO	14.20		2.40	18.10



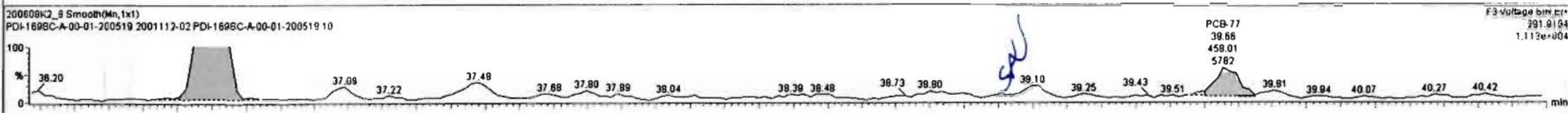
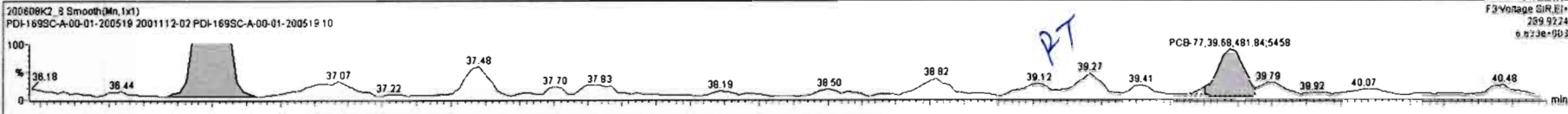
#	Name	Pred_RT	RT	m1 Resp	m2 Resp	1* Ratio (Pred)	RA	n/y	EMPC	Conc.
1	32 PCB-54	27.62	27.62	1.431e2	1.858e2	0.770	0.77	NO	0.56315	0.56315
2	34 PCB-53	29.49	29.50	9.407e2	1.379e3	0.770	0.68	NO	4.9739	4.9739
3	35 PCB-51	29.84	29.83	6.129e2	8.662e2	0.770	0.71	NO	2.9678	2.9678
4	36 PCB-45	30.29	30.28	2.098e2	3.908e2	0.770	0.54	YES	1.2009	0.00000
5	37 PCB-48	30.78	30.80	1.544e2	2.522e2	0.770	0.61	YES	0.91297	0.00000
6	38 PCB-52/69	31.28	31.28	6.185e3	8.209e3	0.770	0.75	NO	26.334	26.334
7	40 PCB-43/49	31.57	31.58	4.069e3	5.886e3	0.770	0.72	NO	20.518	20.518



200608K2_8 - 2001112-02 PDI-1695C-A-00-01-200519-10 - PDI-1695C-A-00-01-200519

#	Name	Resp	RA	nly	RRF	wtVol	Pred RT	RT	Pred R	RRT	RRT Fail	Conc.	%Rec	DL	EMPC
225	225 Total Di-PCBs				1.0537	5.014	0.00		0.000		NO	10.96		5.03	17.33
226	226 2nd Function Tri-PCBs				1.0907	5.014	0.00		0.000		NO	19.79		3.44	19.79
227	227 3rd Function Tri-PCBs				0.9829	5.014	0.00		0.000		NO	26.89		7.53	37.17
228	228 Total Tetra-PCBs				1.0778	5.014	0.00		0.000		NO	136.8		9.68	153.9
229	229 3rd Function Penta-PCBs				1.3157	5.014	0.00		0.000		NO	187.5		12.4	197.2
230	230 4th Function Penta-PCBs				1.0735	5.014	0.00		0.000		NO	9.447		1.71	9.447
231	231 3rd Function Hexa-PCBs				0.9505	5.014	0.00		0.000		NO	63.83		3.26	70.52
232	232 4th Function Hexa-PCBs				1.0316	5.014	0.00		0.000		NO	127.1		5.87	136.8
233	233 Total Hepta-PCBs				1.3551	5.014	0.00		0.000		NO	113.5		5.39	124.2
234	234 4th Function Octa-PCBs				1.0009	5.014	0.00		0.000		NO	14.20		2.40	18.10

#	Name	Pred RT	RT	m1 Resp	m2 Resp	1* Ratio (Pred)	RA	nly	EMPC	Conc.
1	32 PCB-54	27.62	27.62	1.431e2	1.859e2	0.770	0.77	NO	0.58315	0.56315
2	34 PCB-53	29.49	29.50	9.407e2	1.379e3	0.770	0.68	NO	4.8738	4.9739
3	35 PCB-51	29.84	29.83	6.129e2	8.862e2	0.770	0.71	NO	2.9878	2.9678
4	36 PCB-45	30.29	30.28	2.099e2	3.909e2	0.770	0.54	YES	1.2098	0.00000
5	37 PCB-46	30.78	30.80	1.544e2	2.522e2	0.770	0.61	YES	0.81297	0.00000
6	38 PCB-52/69	31.28	31.28	6.165e3	8.209e3	0.770	0.75	NO	26.334	26.334
7	40 PCB-43/49	31.57	31.58	4.069e3	5.896e3	0.770	0.72	NO	20.518	20.518



Dataset: Untitled

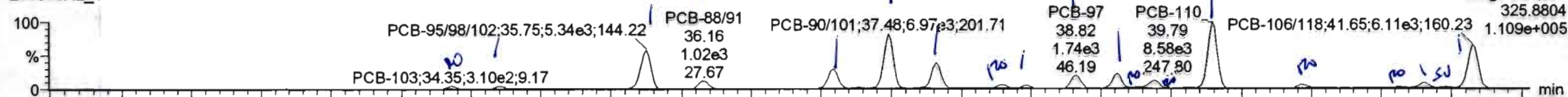
Last Altered: Tuesday, June 09, 2020 07:24:06 Pacific Daylight Time

Printed: Tuesday, June 09, 2020 07:29:03 Pacific Daylight Time

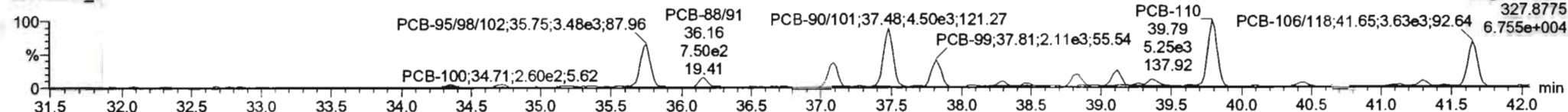
Name: 200608K2_8, Date: 09-Jun-2020, Time: 03:43:04, ID: 2001112-02 PDI-169SC-A-00-01-200519 10, Description: PDI-169SC-A-00-01-200519

PCB-104

200608K2_8




200608K2_8

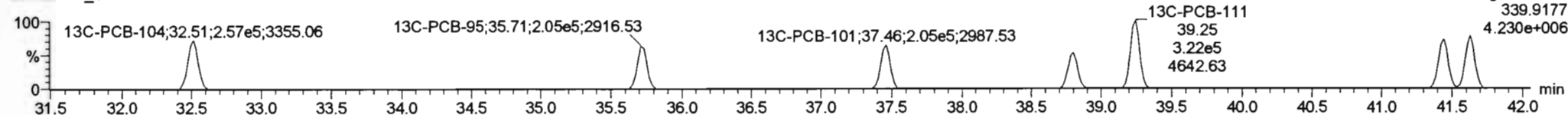


13C-PCB-104

200608K2_8

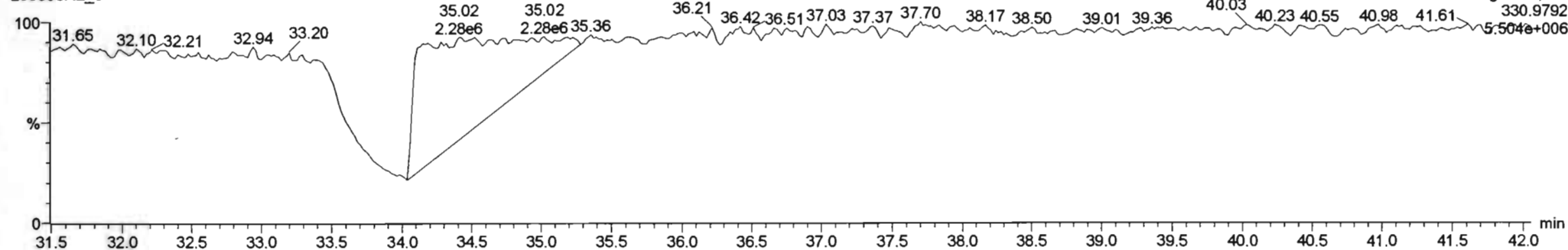


200608K2_8



PFK3b

200608K2_8




Dataset: Untitled

Last Altered: Tuesday, June 09, 2020 07:24:06 Pacific Daylight Time
Printed: Tuesday, June 09, 2020 07:29:03 Pacific Daylight Time

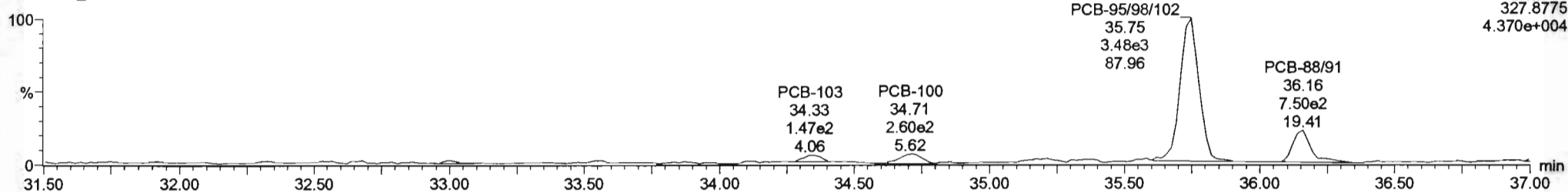
Name: 200608K2_8, Date: 09-Jun-2020, Time: 03:43:04, ID: 2001112-02 PDI-169SC-A-00-01-200519 10, Description: PDI-169SC-A-00-01-200519

PCB-96

200608K2_8




200608K2_8

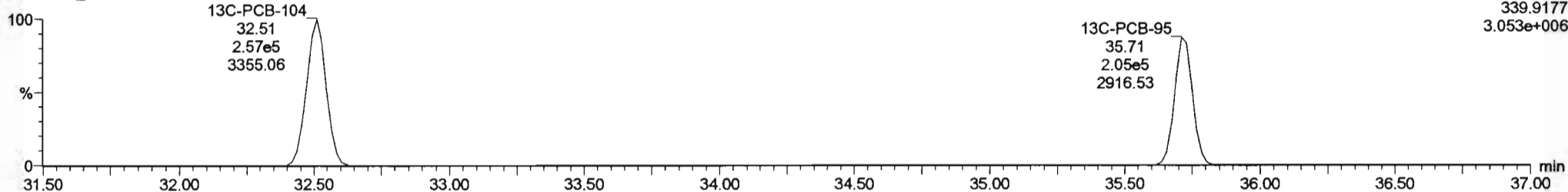


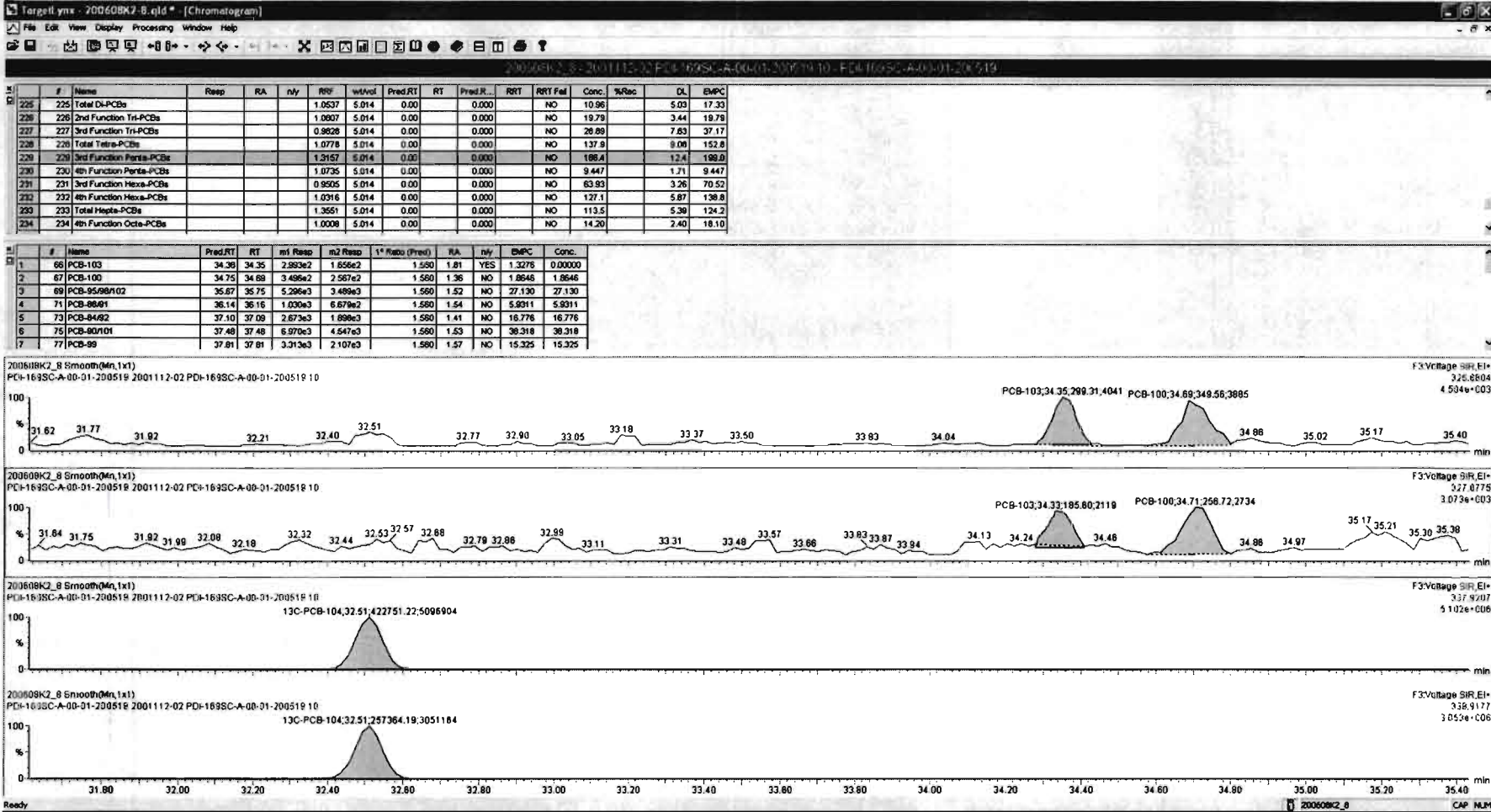
13C-PCB-95

200608K2_8



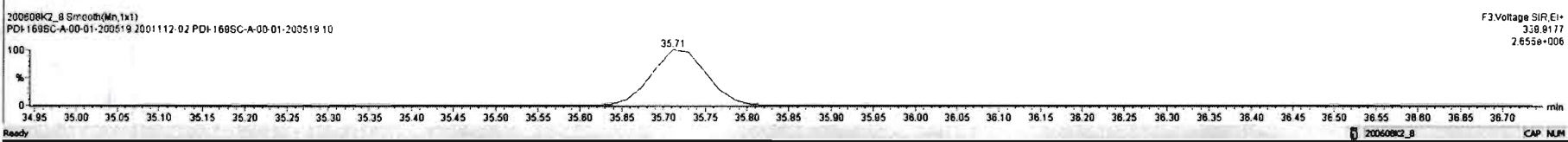
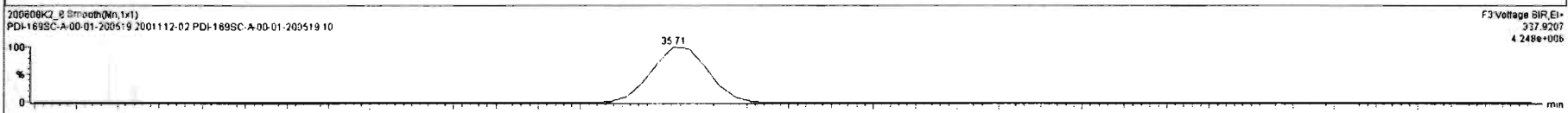

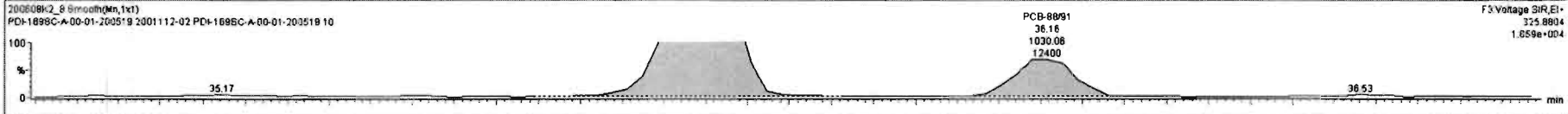
200608K2_8





#	Name	Resp	RA	n/y	RRF	ml/vol	Pred RT	RT	Pred R.	RRT	RRT Fail	Conc.	%Rec	DL	EMPC
225	225 Total Di-PCBs				1.0537	5.014	0.00		0.000		NO	10.98		5.03	17.33
226	226 2nd Function Tri-PCBs				1.0807	5.014	0.00		0.000		NO	19.79		3.44	19.79
227	227 3rd Function Tri-PCBs				0.9828	5.014	0.00		0.000		NO	28.89		7.63	37.17
228	228 Total Tetra-PCBs				1.0778	5.014	0.00		0.000		NO	137.9		9.08	162.8
229	229 3rd Function Penta-PCBs				1.3157	5.014	0.00		0.000		NO	198.4		12.4	198.0
230	230 4th Function Penta-PCBs				1.0735	5.014	0.00		0.000		NO	9.447		1.71	9.447
231	231 3rd Function Hexa-PCBs				0.9505	5.014	0.00		0.000		NO	63.93		3.28	70.52
232	232 4th Function Hexa-PCBs				1.0318	5.014	0.00		0.000		NO	127.1		5.87	138.8
233	233 Total Hepta-PCBs				1.3551	5.014	0.00		0.000		NO	113.5		5.39	124.2
234	234 4th Function Octa-PCBs				1.0008	5.014	0.00		0.000		NO	14.20		2.40	18.10

#	Name	Pred RT	RT	ml Resp	ml2 Resp	1* Ratio (Pred)	RA	n/y	EMPC	Conc.
1	66 PCB-103	34.39	34.35	2.893e2	1.856e2	1.580	1.81	YES	1.3278	0.00200
2	67 PCB-100	34.75	34.69	3.496e2	2.587e2	1.580	1.26	NO	1.8648	1.8648
3	69 PCB-8568H02	35.67	35.75	5.206e3	3.488e3	1.580	1.52	NO	27.130	27.130
4	71 PCB-8801	36.14	36.16	1.020e3	6.879e2	1.580	1.54	NO	5.9311	5.9311
5	73 PCB-8462	37.10	37.08	2.673e3	1.898e3	1.580	1.41	NO	18.778	18.778
6	75 PCB-50701	37.48	37.48	6.970e3	4.547e3	1.580	1.53	NO	38.318	38.318
7	77 PCB-89	37.81	37.81	3.313e3	2.107e3	1.580	1.57	NO	15.325	15.325



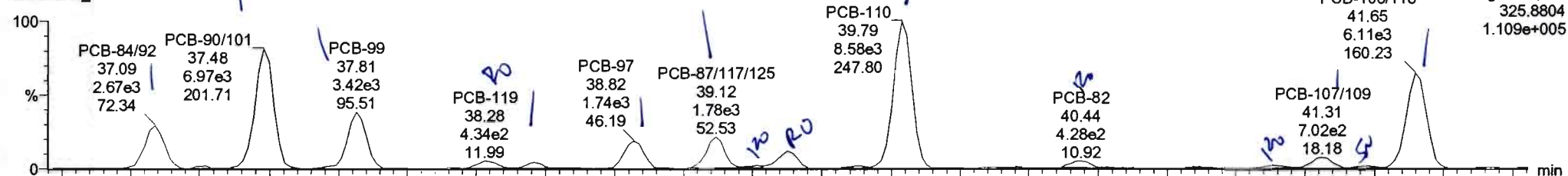
Dataset: Untitled

Last Altered: Tuesday, June 09, 2020 07:24:06 Pacific Daylight Time
 Printed: Tuesday, June 09, 2020 07:29:03 Pacific Daylight Time

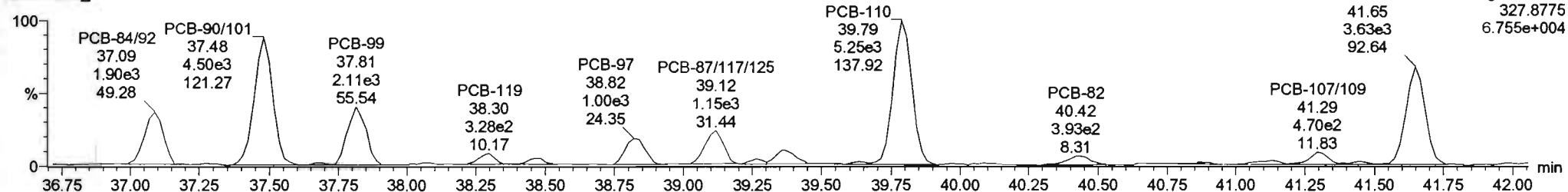
Name: 200608K2_8, Date: 09-Jun-2020, Time: 03:43:04, ID: 2001112-02 PDI-169SC-A-00-01-200519 10, Description: PDI-169SC-A-00-01-200519

PCB-119

200608K2_8

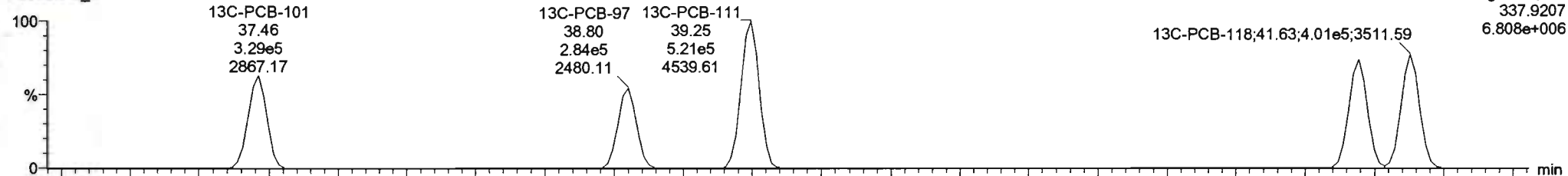


200608K2_8

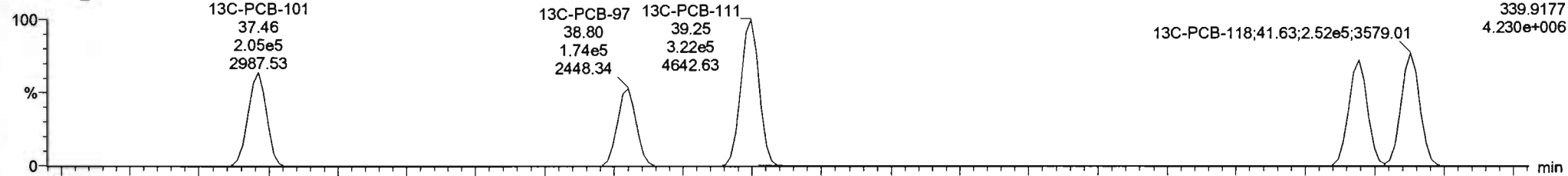


13C-PCB-111

200608K2_8



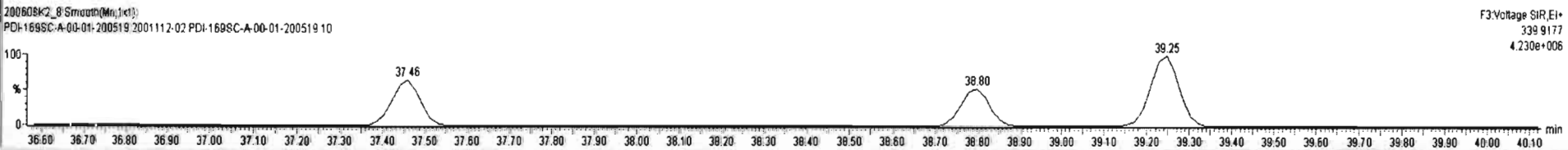

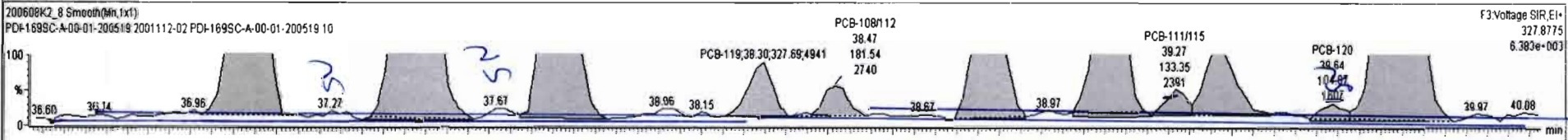
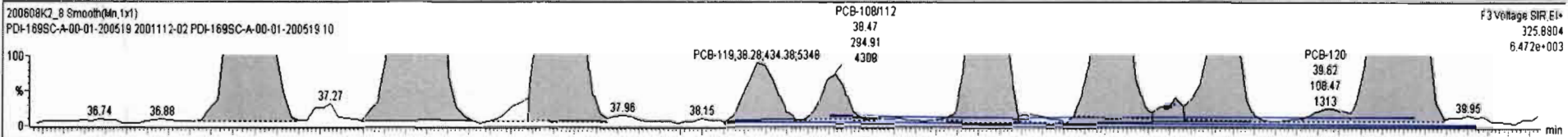
200608K2_8



200608K2-8-2001112-02 PDI-169SC-A-00-01-200519 10 - PDI-169SC-A-10-01-200519

#	Name	Resp	RA	n/y	RRF	wt/vol	Pred RT	RT	Pred R...	RTT	RET Fail	Conc.	%Rec	DL	EMPC
225	225 Total Di-PCBs				1.0537	5.014	0.00		0.000		NO	10.96		5.03	17.33
226	226 2nd Function Tri-PCBs				1.0807	5.014	0.00		0.000		NO	19.79		3.44	19.79
227	227 3rd Function Tri-PCBs				0.9828	5.014	0.00		0.000		NO	28.89		7.63	37.17
228	228 Total Tetra-PCBs				1.0778	5.014	0.00		0.000		NO	137.9		9.08	152.8
229	229 3rd Function Penta-PCBs				1.3157	5.014	0.00		0.000		NO	186.4		12.4	199.0
230	230 4th Function Penta-PCBs				1.0735	5.014	0.00		0.000		NO	9.447		1.71	9.447
231	231 3rd Function Hexa-PCBs				0.9505	5.014	0.00		0.000		NO	63.93		3.26	70.52
232	232 4th Function Hexa-PCBs				1.0316	5.014	0.00		0.000		NO	127.1		5.87	136.8
233	233 Total Hepta-PCBs				1.3551	5.014	0.00		0.000		NO	113.5		5.39	124.2
234	234 4th Function Octa-PCBs				1.0008	5.014	0.00		0.000		NO	14.20		2.40	18.10



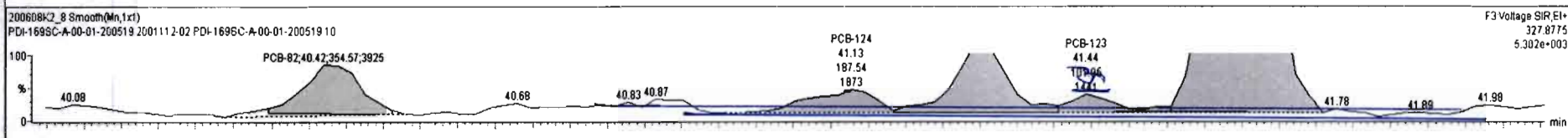
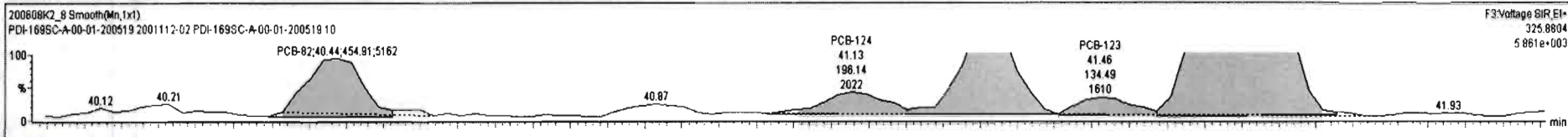
#	Name	Pred RT	RT	m1 Resp	m2 Resp	1° Ratio (Pred)	RA	n/y	EMPC	Conc.
1	66 PCB-103	34.38	34.35	2.993e2	1.656e2	1.580	1.81	YES	1.3276	0.00000
2	67 PCB-100	34.75	34.69	3.496e2	2.567e2	1.580	1.36	NO	1.8646	1.8646
3	68 PCB-95/89/102	35.67	35.75	5.296e3	3.489e3	1.580	1.52	NO	27.130	27.130
4	71 PCB-88/81	36.14	36.16	1.030e3	6.679e2	1.580	1.54	NO	5.9311	5.9311
5	73 PCB-84/82	37.10	37.09	2.673e3	1.898e3	1.580	1.41	NO	16.776	16.776
6	75 PCB-90/101	37.48	37.48	6.870e3	4.547e3	1.580	1.53	NO	38.318	38.318
7	77 PCB-99	37.81	37.81	3.313e3	2.107e3	1.580	1.57	NO	15.325	15.325



200608K2_B - 2001112-02 PDI-169SC-A-00-01-200519 10 - PDI-169SC-A-00-01-200519

#	Name	Resp	RA	n/y	RPF	wt/Vol	Pred.RT	RT	Pred.R.	RRT	RRT Fail	Conc	%Rec	DL	EMPC
225	225 Total Di-PCBs				1.0537	5.014	0.00		0.000		NO	10.96		5.03	17.33
226	226 2nd Function Tri-PCBs				1.0807	5.014	0.00		0.000		NO	19.79		3.44	19.79
227	227 3rd Function Tri-PCBs				0.9828	5.014	0.00		0.000		NO	28.89		7.63	37.17
228	228 Total Tetra-PCBs				1.0778	5.014	0.00		0.000		NO	137.9		9.08	152.8
229	229 3rd Function Penta-PCBs				1.3157	5.014	0.00		0.000		NO	196.4		12.4	199.0
230	230 4th Function Penta-PCBs				1.0735	5.014	0.00		0.000		NO	9.447		1.71	9.447
231	231 3rd Function Hexa-PCBs				0.9505	5.014	0.00		0.000		NO	63.93		3.26	70.52
232	232 4th Function Hexa-PCBs				1.0316	5.014	0.00		0.000		NO	127.1		5.87	136.8
233	233 Total Hepta-PCBs				1.3551	5.014	0.00		0.000		NO	113.5		5.39	124.2
234	234 4th Function Octa-PCBs				1.0008	5.014	0.00		0.000		NO	14.20		2.40	18.10

#	Name	Pred.RT	RT	m1 Resp	m2 Resp	1* Ratio (Pred)	RA	n/y	EMPC	Conc.
1	66 PCB-103	34.38	34.35	2.993e2	1.656e2	1.580	1.81	YES	1.3276	0.00000
2	67 PCB-100	34.75	34.69	3.496e2	2.567e2	1.580	1.36	NO	1.8646	1.8646
3	69 PCB-95/96/102	35.67	35.75	5.296e3	3.489e3	1.580	1.52	NO	27.130	27.130
4	71 PCB-88/91	36.14	36.16	1.030e3	6.679e2	1.580	1.54	NO	5.8311	5.8311
5	73 PCB-84/92	37.10	37.09	2.673e3	1.898e3	1.580	1.41	NO	16.776	16.776
6	75 PCB-90/101	37.48	37.48	6.970e3	4.547e3	1.580	1.53	NO	38.318	38.318
7	77 PCB-99	37.81	37.81	3.313e3	2.107e3	1.580	1.57	NO	15.325	15.325



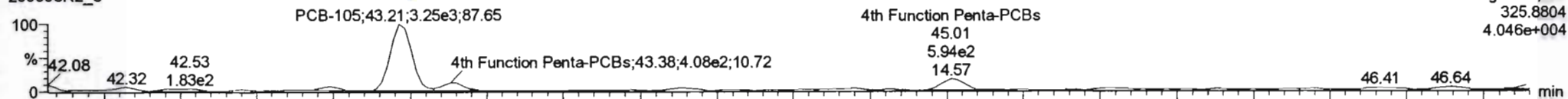
Dataset: Untitled

Last Altered: Tuesday, June 09, 2020 07:24:06 Pacific Daylight Time
Printed: Tuesday, June 09, 2020 07:29:03 Pacific Daylight Time

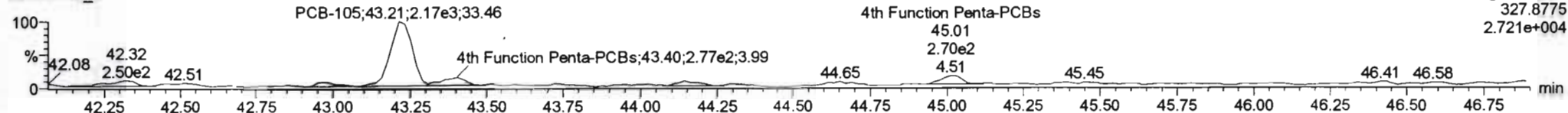
Name: 200608K2_8, Date: 09-Jun-2020, Time: 03:43:04, ID: 2001112-02 PDI-169SC-A-00-01-200519 10, Description: PDI-169SC-A-00-01-200519

PCB-114

200608K2_8

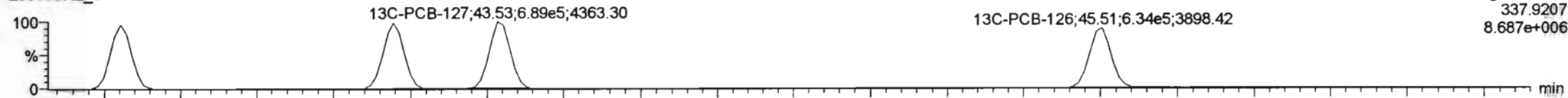


200608K2_8

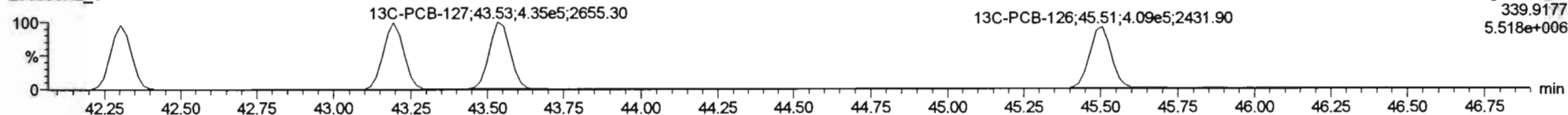


13C-PCB-114

200608K2_8

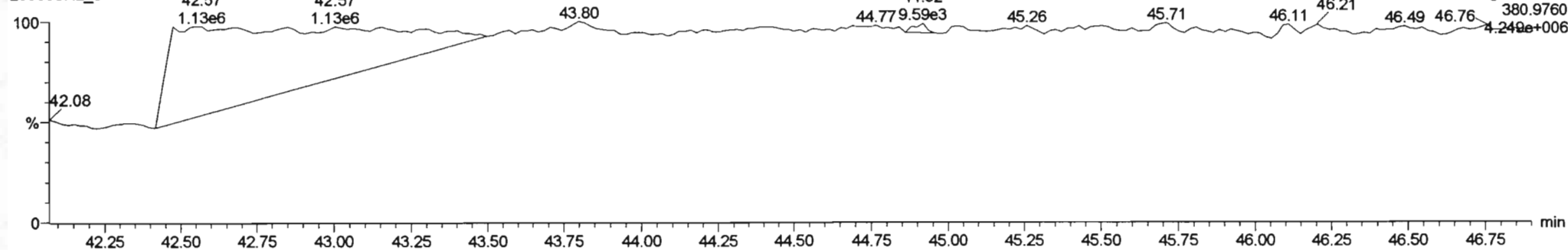


200608K2_8




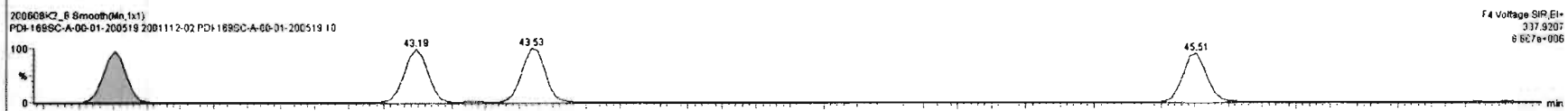
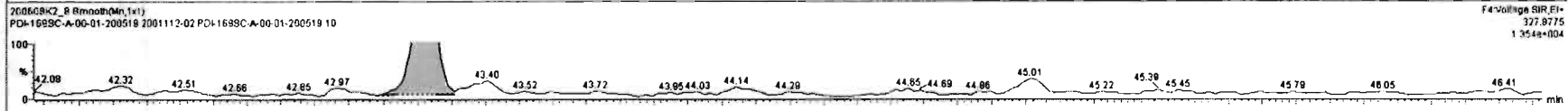

PFK4a

200608K2_8



#	Name	Resp	RA	n/y	RRF	wtAvcl	Pred RT	RT	Pred R	RRT	RRT Fall	Conc.	%Rec	DL	EMPC
225	Total Di-PCBs				1.0537	5.014	0.00		0.000		NO	10.96		5.03	17.33
226	2nd Function Tri-PCBs				1.0807	5.014	0.00		0.000		NO	19.79		3.44	19.79
227	3rd Function Tri-PCBs				0.9828	5.014	0.00		0.000		NO	28.89		7.83	37.17
228	Total Tetra-PCBs				1.0778	5.014	0.00		0.000		NO	137.9		9.08	152.8
229	3rd Function Penta-PCBs				1.3157	5.014	0.00		0.000		NO	186.4		12.4	198.0
230	4th Function Penta-PCBs				1.0736	5.014	0.00		0.000		NO	8.482		1.71	8.482
231	3rd Function Hexa-PCBs				0.9505	5.014	0.00		0.000		NO	83.93		3.26	70.52
232	4th Function Hexa-PCBs				1.0316	5.014	0.00		0.000		NO	127.1		5.87	138.8
233	Total Hepta-PCBs				1.3551	5.014	0.00		0.000		NO	113.5		5.38	124.2
234	4th Function Octa-PCBs				1.0008	5.014	0.00		0.000		NO	14.20		2.40	18.10

#	Name	Pred RT	RT	wt Resp	m2 Resp	1* Ratio (Pred)	RA	n/y	EMPC	Conc.
1	95 PCB-105	43.21	43.21	3.262e3	2.176e3	1.550	1.50	NO	9.4823	9.4823



Dataset: Untitled

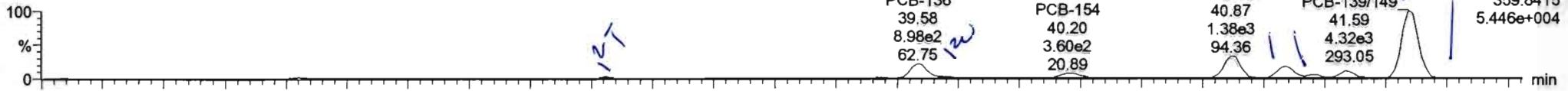
Last Altered: Tuesday, June 09, 2020 07:24:06 Pacific Daylight Time

Printed: Tuesday, June 09, 2020 07:29:03 Pacific Daylight Time

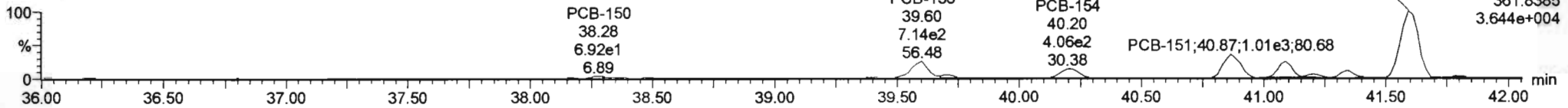
Name: 200608K2_8, Date: 09-Jun-2020, Time: 03:43:04, ID: 2001112-02 PDI-169SC-A-00-01-200519 10, Description: PDI-169SC-A-00-01-200519

PCB-155

200608K2_8

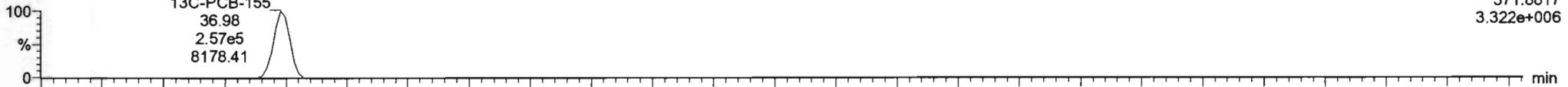


200608K2_8

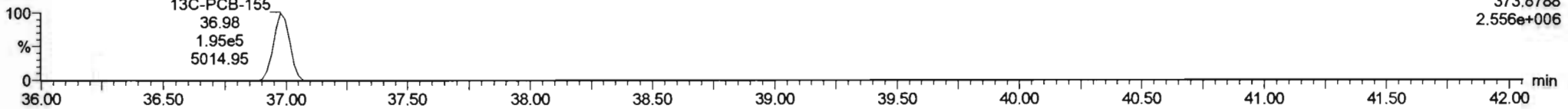


13C-PCB-155

200608K2_8

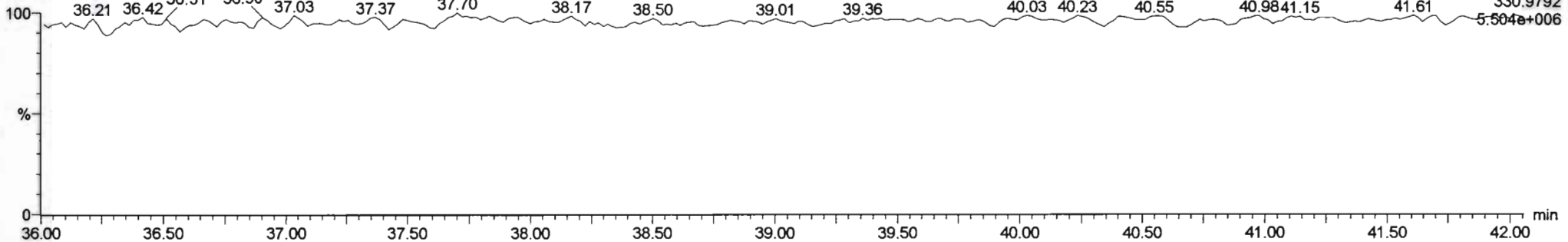


200608K2_8



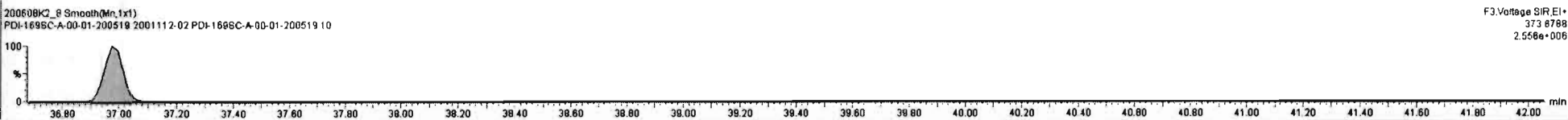

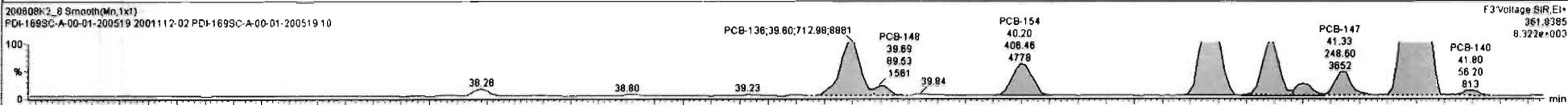
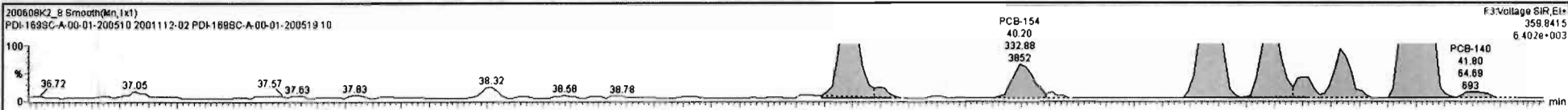
PFK3c

200608K2_8



#	Name	Resp	RA	n/y	RRF	wtAval	Pred RT	RT	Pred R	RRT	RRT Fail	Conc.	%Rec	DL	EMPC
225	225 Total Di-PCBs				1.0537	5.014	0.00		0.000		NO	10.96		5.03	17.33
226	226 2nd Function Tri-PCBs				1.0607	5.014	0.00		0.000		NO	19.79		3.44	19.79
227	227 3rd Function Tri-PCBs				0.9826	5.014	0.00		0.000		NO	26.89		7.63	37.17
228	228 Total Tetra-PCBs				1.0778	5.014	0.00		0.000		NO	137.9		9.08	152.8
229	229 3rd Function Penta-PCBs				1.3157	5.014	0.00		0.000		NO	186.4		12.4	198.0
230	230 4th Function Penta-PCBs				1.0735	5.014	0.00		0.000		NO	9.482		1.71	9.482
231	231 3rd Function Hexa-PCBs				0.9525	5.014	0.00		0.000		NO	83.86		3.26	70.08
232	232 4th Function Hexa-PCBs				1.0316	5.014	0.00		0.000		NO	127.1		5.87	138.8
233	233 Total Hepta-PCBs				1.3551	5.014	0.00		0.000		NO	113.5		5.39	124.2
234	234 4th Function Octa-PCBs				1.0006	5.014	0.00		0.000		NO	14.20		2.40	16.10

#	Name	Pred RT	RT	m1 Resp	m2 Resp	1* Ratio (Pred)	RA	n/y	EMPC	Conc.
1	102 PCB-136	39.60	39.58	9.260e2	7.130e2	1.240	1.30	NO	7.0774	7.0774
2	103 PCB-148	39.71	39.69	6.322e1	8.953e1	1.240	0.71	YES	0.59819	0.00000
3	104 PCB-154	40.21	40.20	3.329e2	4.065e2	1.240	0.82	YES	2.8847	0.00000
4	105 PCB-151	40.88	40.87	1.381e3	1.012e3	1.240	1.36	NO	13.409	13.409
5	106 PCB-135	41.11	41.09	7.527e2	6.084e2	1.240	1.24	NO	8.4964	8.4964
6	107 PCB-144	41.22	41.20	1.646e2	1.270e2	1.240	1.30	NO	1.6308	1.6308
7	108 PCB-147	41.35	41.33	3.887e2	2.486e2	1.240	1.58	YES	2.9417	0.00000



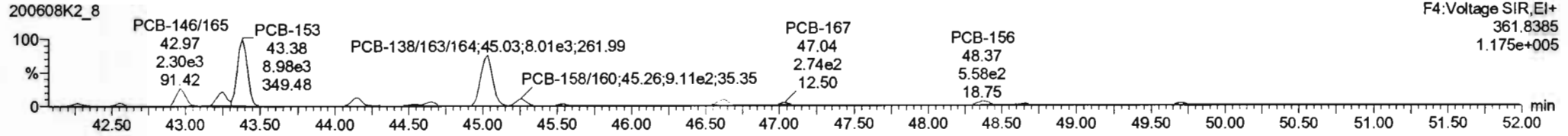

Dataset: Untitled

Last Altered: Tuesday, June 09, 2020 07:24:06 Pacific Daylight Time

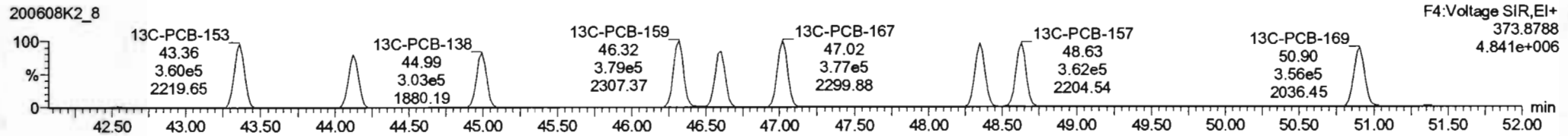
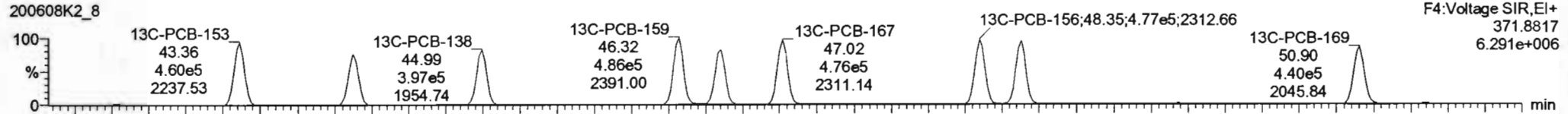
Printed: Tuesday, June 09, 2020 07:29:03 Pacific Daylight Time

Name: 200608K2_8, Date: 09-Jun-2020, Time: 03:43:04, ID: 2001112-02 PDI-169SC-A-00-01-200519 10, Description: PDI-169SC-A-00-01-200519

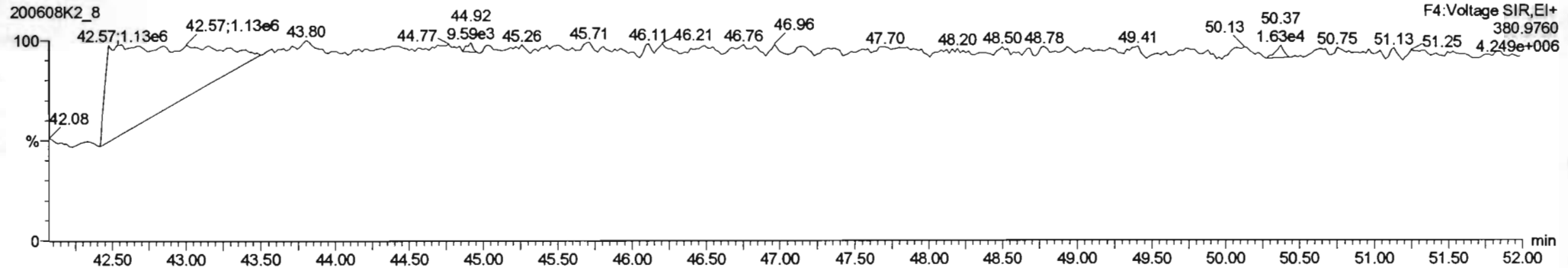
PCB-134/143



13C-PCB-153

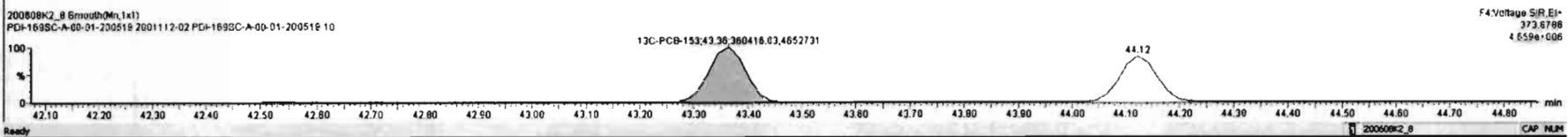
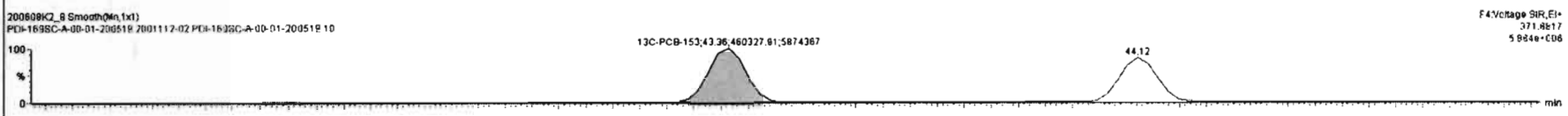




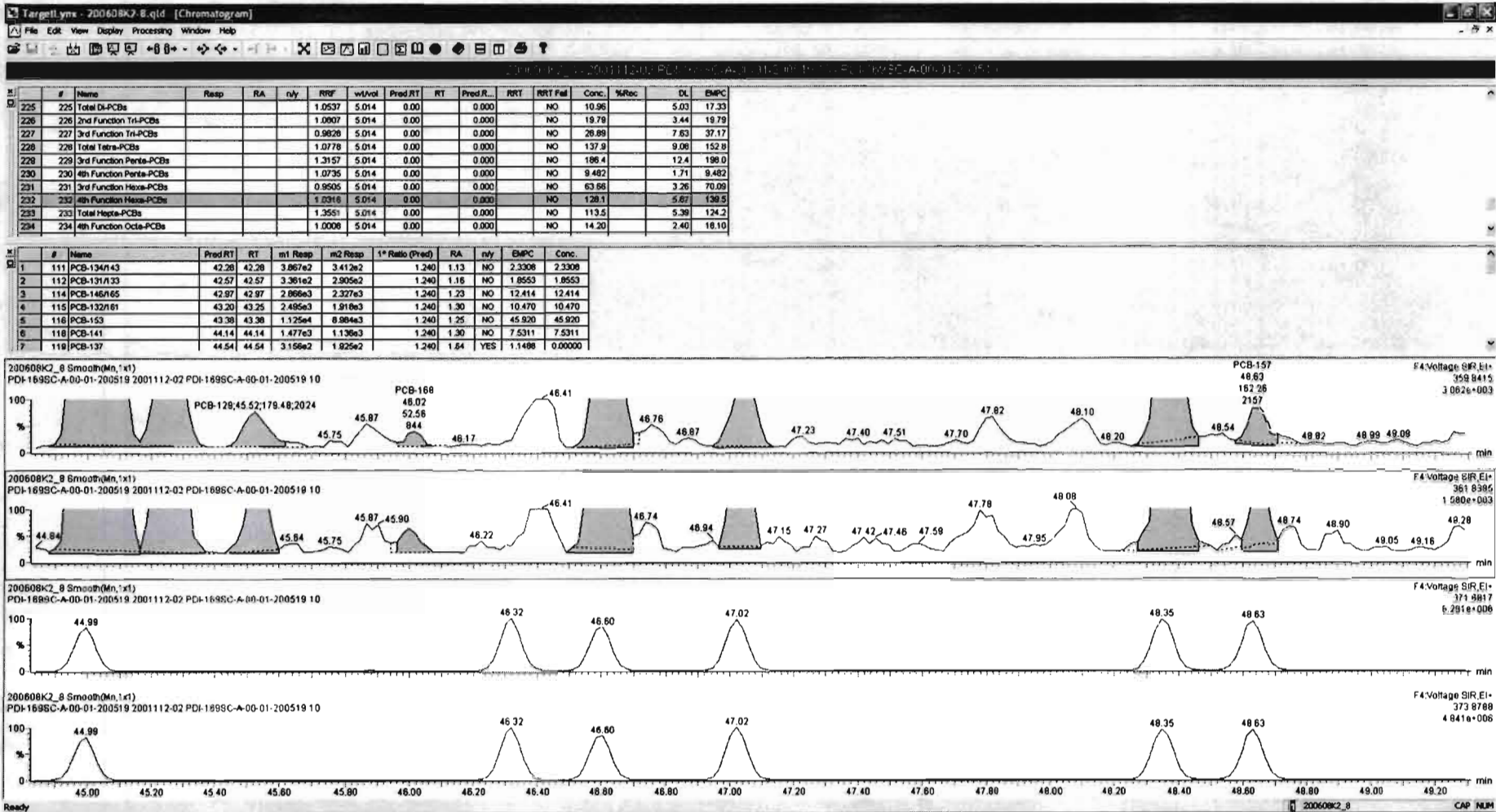
PFK4b



#	Name	Resp	RA	rv/y	RRF	wt/vol	Pred.RT	RT	Pred.R...	RRT	RRT Fal	Conc	%Rec	DL	EMPC
225	225 Total Di-PCBs				1.0537	5.014	0.00	0.000			NO	10.96		5.03	17.33
226	226 2nd Function Tri-PCBs				1.0907	5.014	0.00	0.000			NO	19.79		3.44	19.79
227	227 3rd Function Tri-PCBs				0.9828	5.014	0.00	0.000			NO	28.89		7.83	37.17
228	228 Total Tetra-PCBs				1.0778	5.014	0.00	0.000			NO	137.9		9.08	152.8
229	229 3rd Function Penta-PCBs				1.3157	5.014	0.00	0.000			NO	196.4		12.4	196.0
230	230 4th Function Penta-PCBs				1.0735	5.014	0.00	0.000			NO	9.482		1.71	9.482
231	231 3rd Function Hexa-PCBs				0.9505	5.014	0.00	0.000			NO	63.66		3.28	70.09
232	232 4th Function Hexa-PCBs				1.0316	5.014	0.00	0.000			NO	138.1		5.87	138.5
233	233 Total Hepta-PCBs				1.3551	5.014	0.00	0.000			NO	113.5		5.38	124.2
234	234 4th Function Octa-PCBs				1.0008	5.014	0.00	0.000			NO	14.20		2.40	18.10


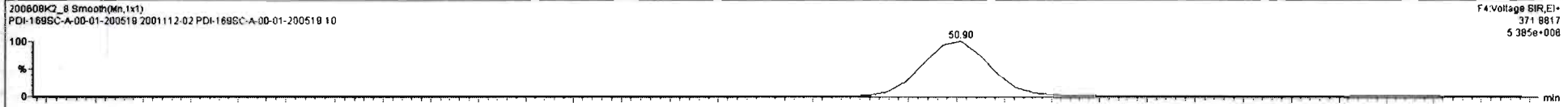

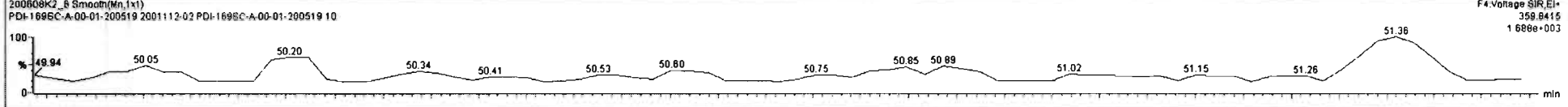
#	Name	Pred.RT	RT	m1 Resp	m2 Resp	1* Ratio (Pred)	RA	rv/y	EMPC	Conc.
1	111 PCB-134/43	42.28	42.28	3.867e2	3.412e2	1.240	1.13	NO	2.3308	2.3308
2	112 PCB-131/33	42.57	42.57	3.361e2	2.906e2	1.240	1.16	NO	1.8553	1.8553
3	114 PCB-146/65	42.97	42.97	2.866e3	2.327e3	1.240	1.23	NO	12.414	12.414
4	115 PCB-132/61	43.20	43.25	2.495e3	1.919e3	1.240	1.30	NO	10.470	10.470
5	116 PCB-153	43.38	43.38	1.125e4	8.994e3	1.240	1.25	NO	45.920	45.920
6	118 PCB-141	44.14	44.14	1.477e3	1.136e3	1.240	1.30	NO	7.5311	7.5311
7	119 PCB-137	44.54	44.54	3.156e2	1.925e2	1.240	1.64	YES	1.1488	0.00000





#	Name	Resp	RA	n/y	RRF	wtAvol	Pred.RT	RT	Pred.R	RRT	RRT Fail	Conc.	%Rec	DL	EMPC
225	225 Total Di-PCBs				1.0537	5.014	0.00		0.000		NO	10.96		5.03	17.33
226	226 2nd Function Tri-PCBs				1.0807	5.014	0.00		0.000		NO	19.79		3.44	19.79
227	227 3rd Function Tri-PCBs				0.9928	5.014	0.00		0.000		NO	26.89		7.63	37.17
228	228 Total Tetra-PCBs				1.0778	5.014	0.00		0.000		NO	137.9		9.08	152.8
229	229 3rd Function Penta-PCBs				1.3157	5.014	0.00		0.000		NO	186.4		12.4	198.0
230	230 4th Function Penta-PCBs				1.0735	5.014	0.00		0.000		NO	9.482		1.71	9.482
231	231 3rd Function Hexa-PCBs				0.9505	5.014	0.00		0.000		NO	63.66		3.26	70.09
232	232 4th Function Hexa-PCBs				1.0316	5.014	0.00		0.000		NO	128.1		5.87	136.5
233	233 Total Hepta-PCBs				1.3551	5.014	0.00		0.000		NO	113.5		5.39	124.2
234	234 4th Function Octa-PCBs				1.0008	5.014	0.00		0.000		NO	14.20		2.40	16.10

#	Name	Pred.RT	RT	m1 Resp	m2 Resp	1* Ratio (Pred)	RA	n/y	EMPC	Conc.
1	111 PCB-134/n43	42.28	42.28	3.867e2	3.412e2	1.240	1.13	NO	2.3308	2.3308
2	112 PCB-131/n33	42.57	42.57	3.361e2	2.905e2	1.240	1.16	NO	1.8553	1.8553
3	114 PCB-146/n65	42.97	42.97	2.866e3	2.327e3	1.240	1.23	NO	12.414	12.414
4	115 PCB-132/n61	43.20	43.25	2.495e3	1.918e3	1.240	1.30	NO	10.470	10.470
5	116 PCB-153	43.38	43.38	1.125e4	8.884e3	1.240	1.25	NO	45.820	45.820
6	118 PCB-141	44.14	44.14	1.477e3	1.136e3	1.240	1.30	NO	7.5311	7.5311
7	119 PCB-137	44.54	44.54	3.156e2	1.925e2	1.240	1.64	YES	1.1488	0.00000




Dataset: Untitled


Last Altered: Tuesday, June 09, 2020 07:24:06 Pacific Daylight Time
Printed: Tuesday, June 09, 2020 07:29:03 Pacific Daylight Time

Name: 200608K2_8, Date: 09-Jun-2020, Time: 03:43:04, ID: 2001112-02 PDI-169SC-A-00-01-200519 10, Description: PDI-169SC-A-00-01-200519


PCB-188



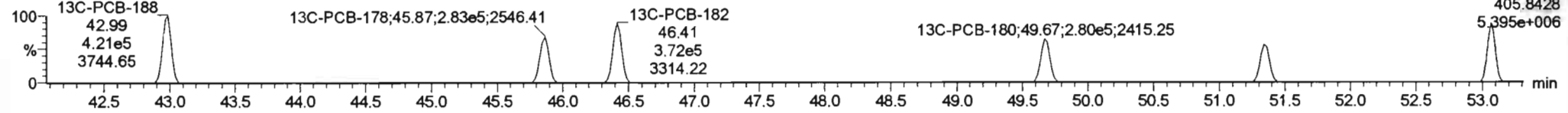
PCB-188



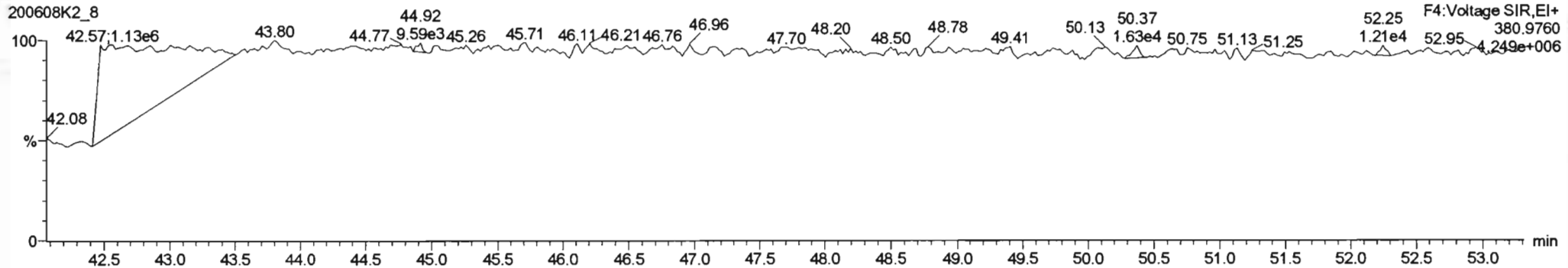
13C-PCB-188



13C-PCB-188



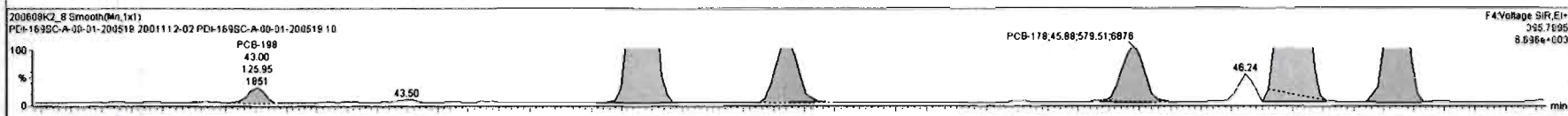
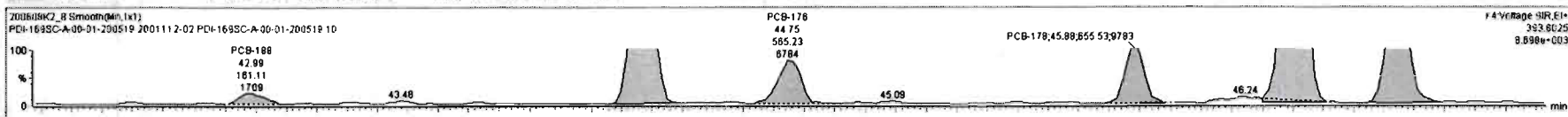


PFK4c



#	Name	Resp	RA	nV	RRF	wt/vol	Pred.RT	RT	Pred.R	RRT	RRT Fail	Conc.	%Rec	DL	EMPC
225	225 Total Di-PCBs				1.0537	5.014	0.00		0.000		NO	10.96		5.03	17.33
226	226 2nd Function Tri-PCBs				1.0807	5.014	0.00		0.000		NO	19.79		3.44	19.79
227	227 3rd Function Tri-PCBs				0.9828	5.014	0.00		0.000		NO	28.89		7.63	37.17
228	228 Total Tetra-PCBs				1.0778	5.014	0.00		0.000		NO	137.9		9.08	152.8
229	229 3rd Function Penta-PCBs				1.3157	5.014	0.00		0.000		NO	186.4		12.4	198.0
230	230 4th Function Penta-PCBs				1.0735	5.014	0.00		0.000		NO	9.482		1.71	9.482
231	231 3rd Function Hexa-PCBs				0.9505	5.014	0.00		0.000		NO	63.66		3.26	70.09
232	232 4th Function Hexa-PCBs				1.0316	5.014	0.00		0.000		NO	128.1		5.87	139.5
233	233 Total Hepta-PCBs				1.3551	5.014	0.00		0.000		NO	116.2		5.38	126.8
234	234 4th Function Octa-PCBs				1.0008	5.014	0.00		0.000		NO	14.20		2.40	16.10



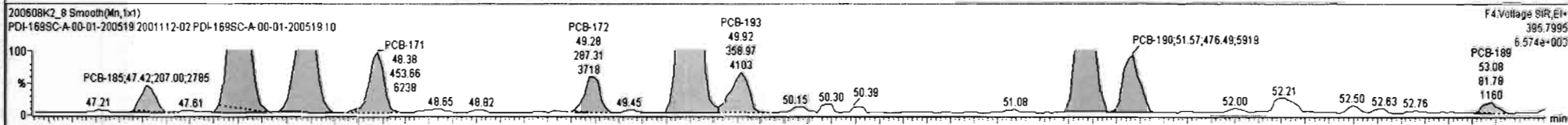
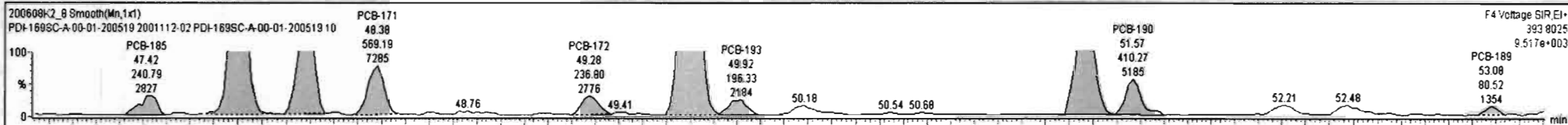
#	Name	Pred.RT	RT	Int Resp	m2 Resp	1* Ratio (Pred)	RA	nV	EMPC	Conc.
1	131 PCB-188	43.02	42.99	1.611e2	1.260e2	1.050	1.28	YES	0.65871	0.00000
2	133 PCB-178	44.27	44.27	2.385e3	2.376e3	1.050	1.00	NO	12.065	12.065
3	134 PCB-176	44.74	44.75	5.852e2	6.149e2	1.050	0.92	NO	2.9689	2.9689
4	136 PCB-178	45.80	45.88	6.555e2	5.795e2	1.050	1.13	NO	4.3080	4.3080
5	138 PCB-182/87	46.42	46.41	3.785e3	3.764e3	1.050	1.01	NO	23.298	23.298
6	139 PCB-183	46.75	46.74	1.616e3	1.383e3	1.050	1.17	NO	9.6444	9.6444
7	140 PCB-185	47.42	47.42	2.409e2	2.070e2	1.050	1.16	NO	1.5882	1.5882



200608K2_8 - 2001112-02 PDI-169SC-A-00-01-200519 13 - PDI-169SC-A-00-01-200519

#	Name	Resp	RA	n/y	RRF	wt/Avol	Pred.RT	RT	Pred.R...	RRT	RRT Fail	Conc.	%Rec	DL	EMPC
225	225 Total Di-PCBs				1.0537	5.014	0.00	0.000			NO	10.96		5.03	17.33
226	226 2nd Function Tri-PCBs				1.0807	5.014	0.00	0.000			NO	19.79		3.44	19.79
227	227 3rd Function Tri-PCBs				0.9826	5.014	0.00	0.000			NO	28.89		7.63	37.17
228	228 Total Tetra-PCBs				1.0778	5.014	0.00	0.000			NO	137.9		9.08	152.8
229	229 3rd Function Penta-PCBs				1.3157	5.014	0.00	0.000			NO	186.4		12.4	198.0
230	230 4th Function Penta-PCBs				1.0735	5.014	0.00	0.000			NO	9.482		1.71	9.482
231	231 3rd Function Hexa-PCBs				0.9505	5.014	0.00	0.000			NO	63.66		3.26	70.08
232	232 4th Function Hexa-PCBs				1.0316	5.014	0.00	0.000			NO	128.1		5.87	138.5
233	233 Total Hepta-PCBs				1.3551	5.014	0.00	0.000			NO	118.2		5.39	125.8
234	234 4th Function Octa-PCBs				1.0008	5.014	0.00	0.000			NO	14.30		2.40	18.10

#	Name	Pred.RT	RT	m1 Resp	m2 Resp	1° Ratio (Pred)	RA	n/y	EMPC	Conc.
1	131 PCB-188	43.02	42.99	1.611e2	1.260e2	1.050	1.28	YES	0.65871	0.00000
2	133 PCB-179	44.27	44.27	2.385e3	2.376e3	1.050	1.00	NO	12.065	12.065
3	134 PCB-176	44.74	44.75	5.652e2	6.149e2	1.050	0.92	NO	2.9669	2.9669
4	136 PCB-178	45.90	45.68	6.555e2	5.795e2	1.050	1.13	NO	4.3080	4.3080
5	138 PCB-182/187	46.42	46.41	3.785e3	3.764e3	1.050	1.01	NO	23.296	23.296
6	139 PCB-183	46.75	46.74	1.618e3	1.383e3	1.050	1.17	NO	9.6444	9.6444
7	140 PCB-185	47.42	47.42	2.408e2	2.070e2	1.050	1.16	NO	1.5862	1.5862



Ready

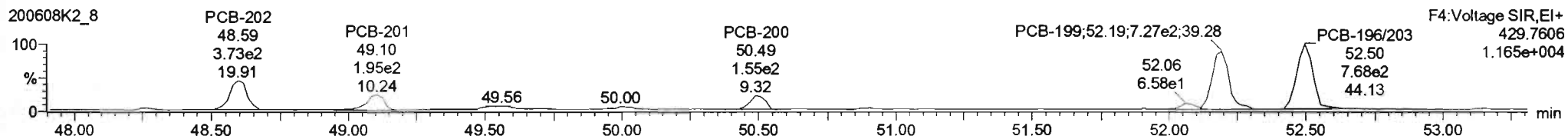
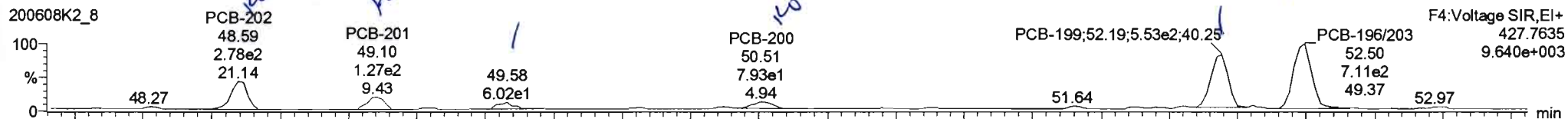
200608K2_8 CAP NUM

Dataset: Untitled

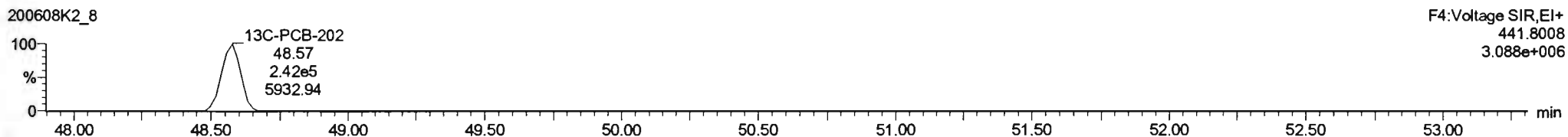
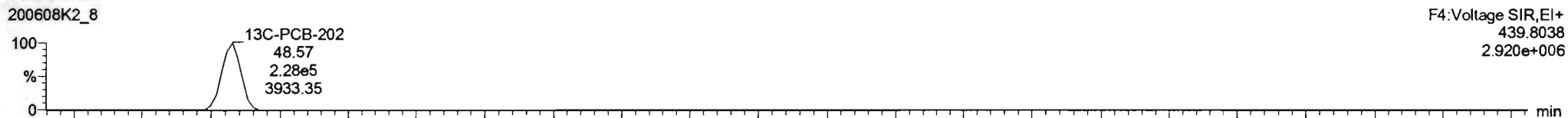
Last Altered: Tuesday, June 09, 2020 07:24:06 Pacific Daylight Time
 Printed: Tuesday, June 09, 2020 07:29:03 Pacific Daylight Time

Name: 200608K2_8, Date: 09-Jun-2020, Time: 03:43:04, ID: 2001112-02 PDI-169SC-A-00-01-200519 10, Description: PDI-169SC-A-00-01-200519

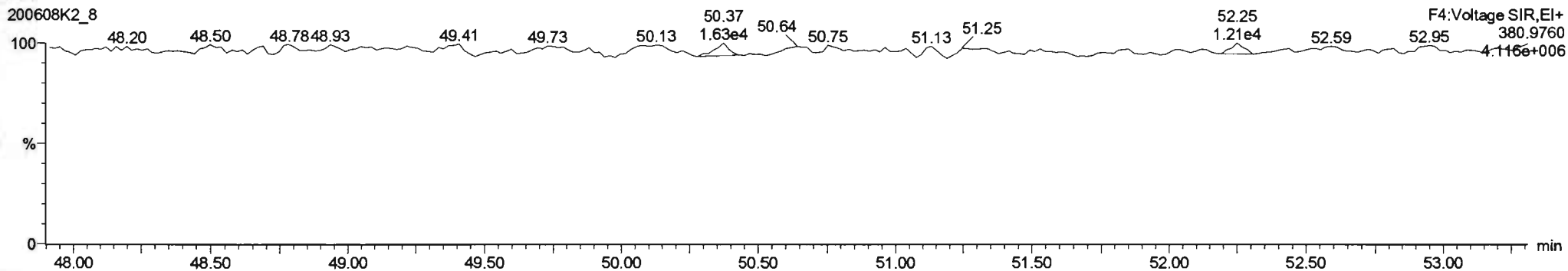
PCB-202



13C-PCB-202


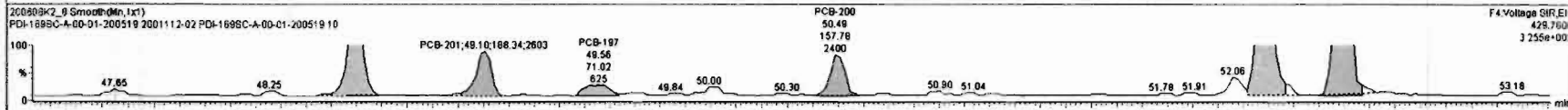
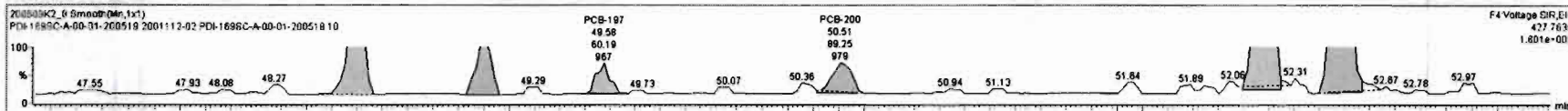


PFK4d



#	Name	Resp	RA	nHy	RRF	wAvef	Pred.RT	RT	Pred.R...	RRT	RRTI	Conc.	%Rec	DL	EMPC
225	225 Total Di-PCBs				1.0537	5.014	0.00		0.000		NO	10.96		5.03	17.33
226	226 2nd Function Tri-PCBs				1.0807	5.014	0.00		0.000		NO	18.79		3.44	19.78
227	227 3rd Function Tri-PCBs				0.9826	5.014	0.00		0.000		NO	26.89		7.83	37.17
228	228 Total Tetra-PCBs				1.0778	5.014	0.00		0.000		NO	137.9		9.06	152.8
229	229 3rd Function Penta-PCBs				1.3157	5.014	0.00		0.000		NO	186.4		12.4	198.0
230	230 4th Function Penta-PCBs				1.0735	5.014	0.00		0.000		NO	9.482		1.71	9.482
231	231 3rd Function Hexa-PCBs				0.9505	5.014	0.00		0.000		NO	83.86		3.26	70.06
232	232 4th Function Hexa-PCBs				1.0318	5.014	0.00		0.000		NO	126.1		5.87	139.5
233	233 Total Hepta-PCBs				1.3651	5.014	0.00		0.000		NO	116.2		5.36	125.6
234	234 4th Function Octa-PCBs				1.0028	5.014	0.00		0.000		NO	14.57		2.40	16.54

#	Name	Pred.RT	RT	mI Resp	m2 Resp	1* Ratio (Pred)	RA	nHy	EMPC	Conc.
1	154 PCB-202	48.81	48.58	2.759e2	3.700e2	0.890	0.75	YES	2.1282	0.00000
2	155 PCB-201	48.08	48.10	1.271e2	1.883e2	0.890	0.67	YES	1.0877	0.00000
3	157 PCB-197	49.56	49.58	6.019e1	7.102e1	0.890	0.85	NO	0.49155	0.49155
4	158 PCB-200	50.49	50.51	8.925e1	1.578e2	0.890	0.57	YES	0.75141	0.00000
5	160 PCB-199	52.17	52.18	5.662e2	7.061e2	0.890	0.80	NO	6.6712	6.6712
6	161 PCB-196/203	52.50	52.50	7.022e2	7.611e2	0.890	0.82	NO	7.4079	7.4079



Dataset: Untitled

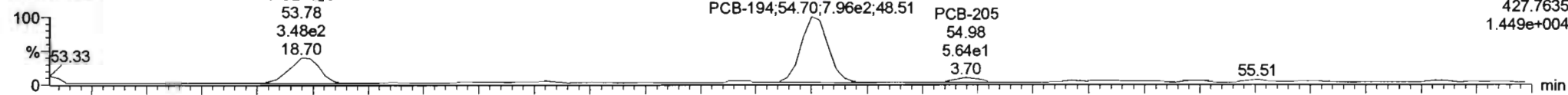
Last Altered: Tuesday, June 09, 2020 07:24:06 Pacific Daylight Time

Printed: Tuesday, June 09, 2020 07:29:03 Pacific Daylight Time

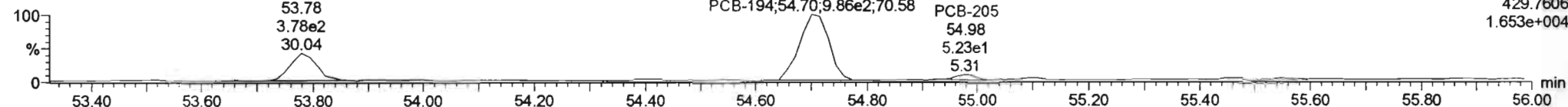
Name: 200608K2_8, Date: 09-Jun-2020, Time: 03:43:04, ID: 2001112-02 PDI-169SC-A-00-01-200519 10, Description: PDI-169SC-A-00-01-200519

PCB-195

200608K2_8

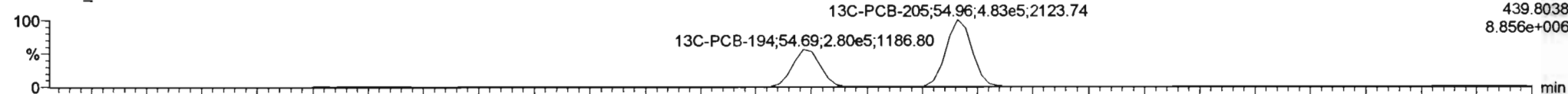


200608K2_8

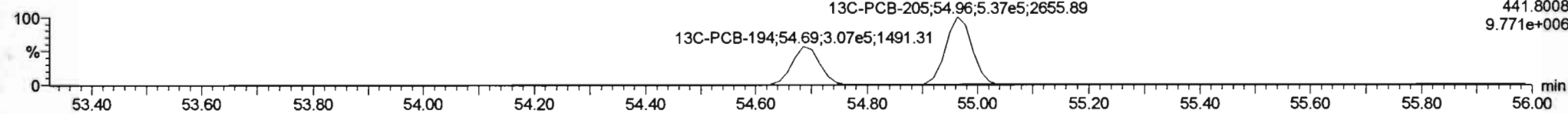


13C-PCB-194

200608K2_8

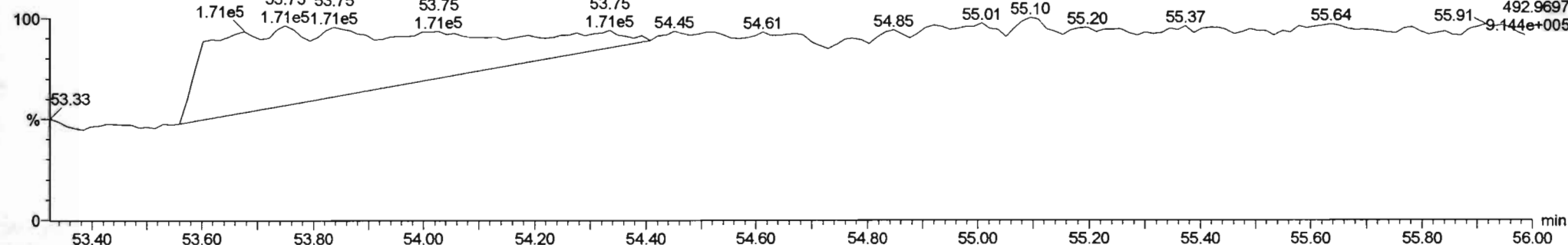


200608K2_8



PFK5a

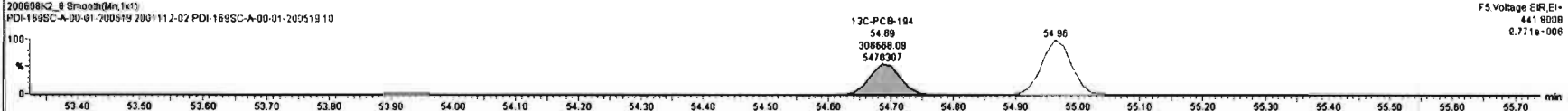

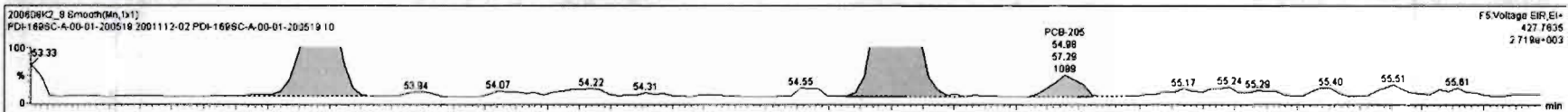
200608K2_8



200608K2_8.qld * (1) (0) PDI-169SC-A-00-01-200519 10 PDI-169SC-A-00-01-200519

#	Name	Resp	RA	nly	RRF	wt/vol	Pred.RT	RT	Pred.RT	RRT	RRT Fat	Conc.	%Rec	DL	EMPC
225	Total Di-PCBs				1.0537	5.014	0.00		0.000		NO	10.96		5.03	17.33
226	2nd Function Tri-PCBs				1.0607	5.014	0.00		0.000		NO	19.79		3.44	19.79
227	3rd Function Tri-PCBs				0.9628	5.014	0.00		0.000		NO	26.89		7.63	37.17
228	Total Tetra-PCBs				1.0778	5.014	0.00		0.000		NO	137.9		9.08	152.8
229	3rd Function Penta-PCBs				1.3157	5.014	0.00		0.000		NO	186.4		12.4	186.0
230	4th Function Penta-PCBs				1.0735	5.014	0.00		0.000		NO	9.482		1.71	9.482
231	3rd Function Hexa-PCBs				0.9505	5.014	0.00		0.000		NO	63.66		3.26	70.08
232	4th Function Hexa-PCBs				1.0316	5.014	0.00		0.000		NO	126.1		5.87	139.5
233	Total Hepta-PCBs				1.3551	5.014	0.00		0.000		NO	116.2		5.30	125.6
234	4th Function Octa-PCBs				1.0008	5.014	0.00		0.000		NO	14.57		2.40	18.54

#	Name	Pred RT	RT	m1 Resp	m2 Resp	1* Ratio (Pred)	RA	nly	EMPC	Conc.
1	162 PCB-195	53.78	53.78	3.447e2	3.887e2	0.880	0.88	NO	2.3912	2.3912
2	163 PCB-194	54.70	54.70	8.011e2	9.857e2	0.880	0.81	NO	5.4450	5.4450
3	164 PCB-205	54.96	54.96	5.729e1	5.535e1	0.880	1.04	YES	0.27991	0.00000



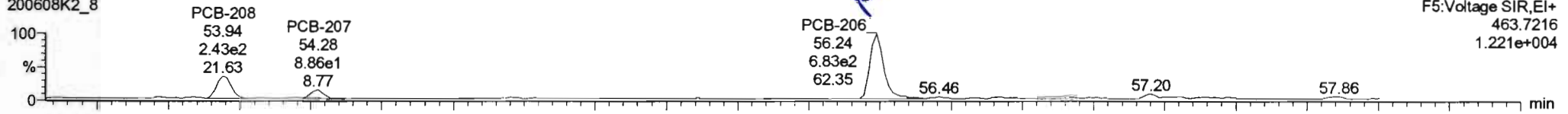
Dataset: Untitled

Last Altered: Tuesday, June 09, 2020 07:24:06 Pacific Daylight Time
Printed: Tuesday, June 09, 2020 07:29:03 Pacific Daylight Time

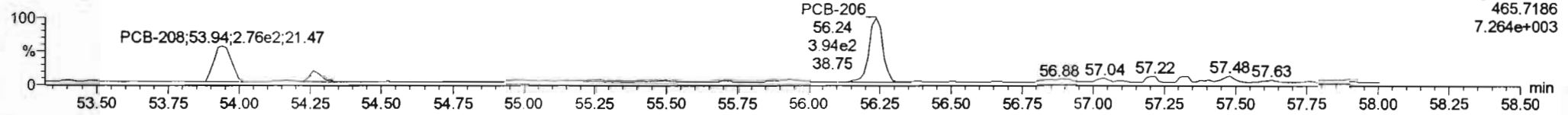
Name: 200608K2_8, Date: 09-Jun-2020, Time: 03:43:04, ID: 2001112-02 PDI-169SC-A-00-01-200519 10, Description: PDI-169SC-A-00-01-200519

PCB-208

200608K2_8

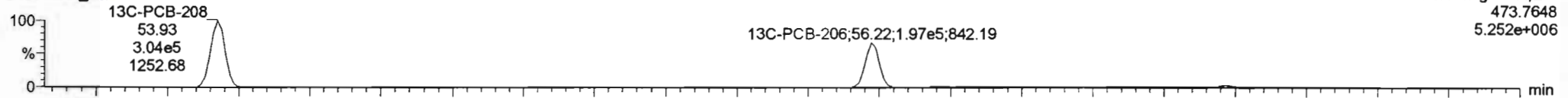


200608K2_8

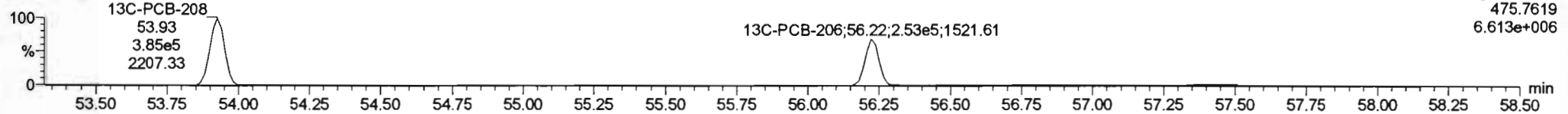


13C-PCB-208

200608K2_8

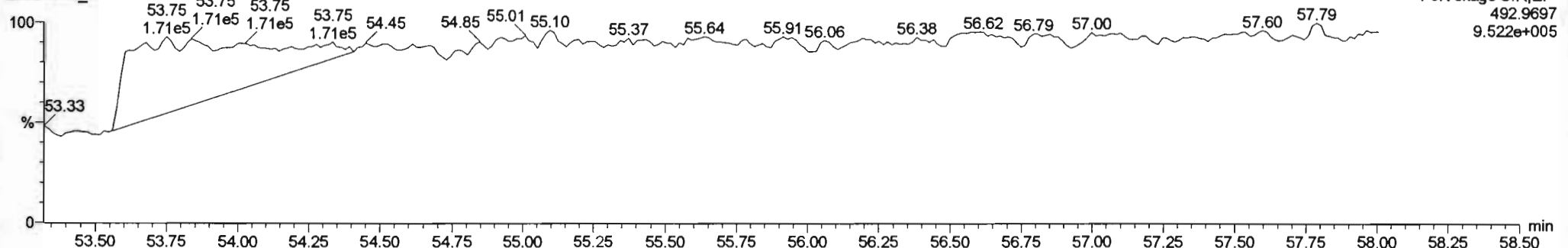


200608K2_8






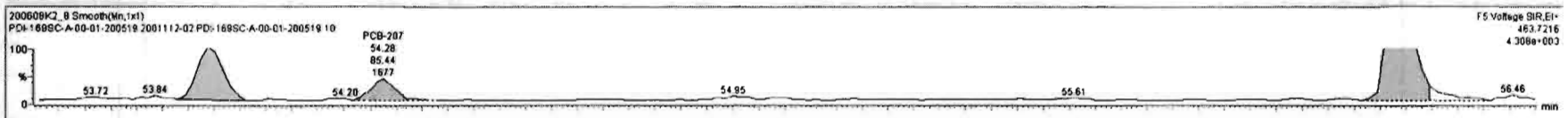
PFK5

200608K2_8



#	Name	Resp	RA	nly	RRF	wt/ctd	Pred RT	RT	Pred R	RRT	RRT Fall	Conc	%Rec	DL	EMPC
236	236 Total Mono-PCBs				0.9523	5.014	0.00		0.000			0.4465	0.449	5.731	
237	237 Dece-CB				0.9864	5.014	0.00		0.000			0.0000	0.0618	4.184	
238	238 Total PCBs														
239	239 Total Mono-isotopes														
240	240 Total Di-isotopes														
241	241 2nd Function Tri-isotopes														
242	242 3rd Function Tri-isotopes														
243	243 Tetra-isotopes				0.9676	5.014	0.00		1.000			14780	10.8	0.0000	
244	244 3rd Function Penta-isotopes				0.8989	5.014	0.00		0.000			11460	6.88	0.0000	
245	245 4th Function Penta-isotopes				1.5780	5.014	0.00		0.000			7372	4.43	0.0000	

#	Name	Pred RT	RT	m1 Resp	m2 Resp	1* Ratio (Pred)	RA	nly	EMPC	Conc.
1	165 PCB-208	53.94	53.94	2.427e2	2.738e2	1.340	0.89	YES	1.3152	0.00000
2	166 PCB-207	54.26	54.26	8.544e1	5.850e1	1.340	1.51	NO	0.44847	0.44847
3	167 PCB-206	56.24	56.24	6.486e2	3.847e2	1.340	1.88	YES	3.9675	0.00000




Dataset: Untitled

Last Altered: Tuesday, June 09, 2020 07:24:06 Pacific Daylight Time
Printed: Tuesday, June 09, 2020 07:29:03 Pacific Daylight Time


Name: 200608K2_8, Date: 09-Jun-2020, Time: 03:43:04, ID: 2001112-02 PDI-169SC-A-00-01-200519 10, Description: PDI-169SC-A-00-01-200519

PCB-209

200608K2_8

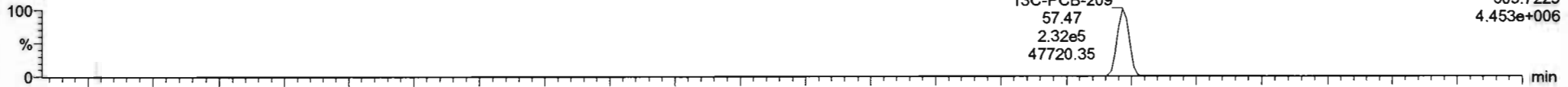


200608K2_8

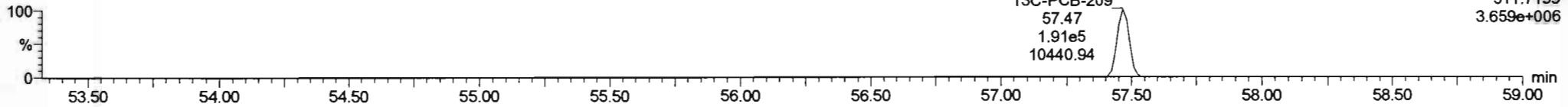


13C-PCB-209

200608K2_8

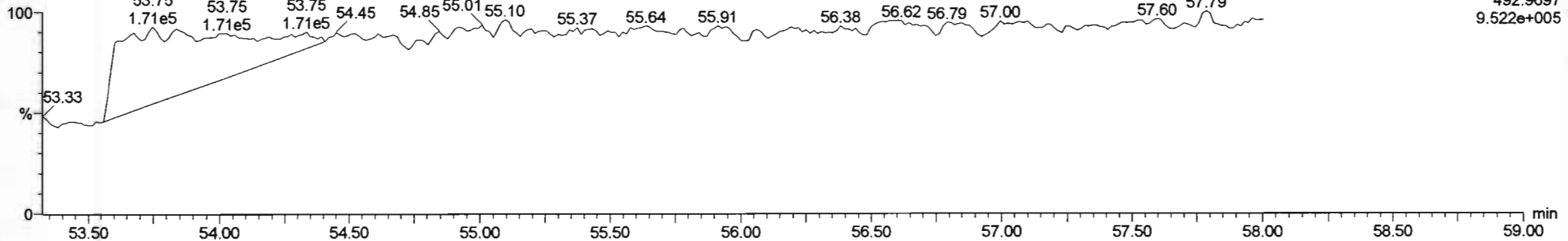


200608K2_8



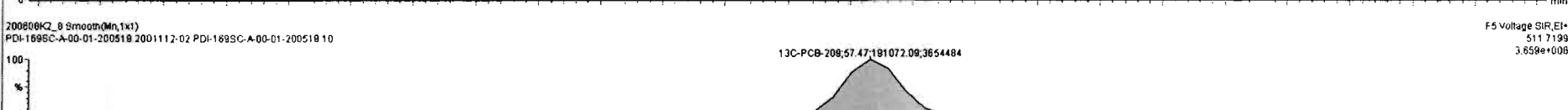

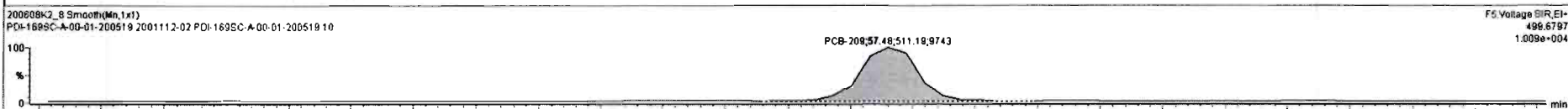
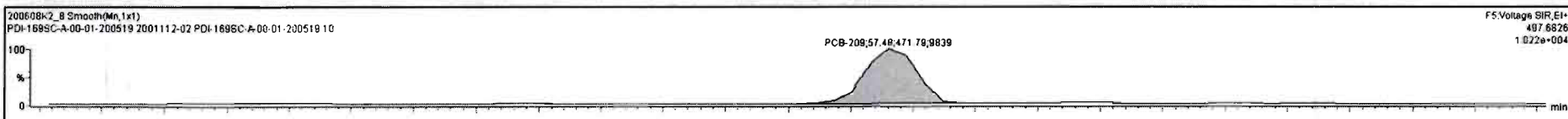
PFK5b

200608K2_8



#	Name	Resp	RA	n/y	RRF	wtAve	Pred RT	RT	Pred R	RRT	RRT Fail	Conc.	%Rec	DL	EMPC
1	1 PCB-1	9.30e2	3.08	NO	1.1893	5.014	15.53	15.54	1.001	1.001	NO	1.347	0.329	1.347	
2	2 PCB-2	6.94e2	2.23	YES	1.1826	5.014	17.95	17.94	0.988	0.988	NO	0.8790	0.310	0.8008	
3	3 PCB-3	6.85e2	3.28	NO	1.1483	5.014	18.18	18.18	1.001	1.001	NO	0.8930	0.319	0.8930	
4	4 PCB-4/10	1.67e3	1.44	NO	1.2481	5.014	19.59	19.52	1.004	1.001	NO	2.483	0.710	2.483	
5	5 PCB-7/8			NO	0.9801	5.014	21.30		1.003		YES		0.569		
6	6 PCB-8	1.98e3	0.82	YES	1.0236	5.014	22.04	22.05	1.033	1.034	NO	2.175	0.553	1.812	
7	7 PCB-5/6	4.42e3	1.61	NO	0.9825	5.014	22.44	22.44	1.052	1.052	NO	5.008	0.570	5.008	
8	8 PCB-14			NO	1.0173	5.014	23.81		0.952		YES		0.674		
9	9 PCB-11	4.52e3	1.18	YES	1.1264	5.014	24.82	24.81	1.001	1.000	NO	5.356	0.606	4.758	
10	10 PCB-12/13			NO	1.0267	5.014	25.26		1.010		YES		0.688		

#	Name	Pred RT	RT	int Resp	m2 Resp	1* Ratio (Pred)	RA	n/y	EMPC	Conc.
1	168 PCB-209	57.47	57.48	4.716e2	5.112e2	1.170	0.92	YES	4.1844	0.00000



Dataset: U:\VG11.PRO\Results\200608K2\200608K2-9.qld

Last Altered: Saturday, June 13, 2020 11:04:32 Pacific Daylight Time
Printed: Saturday, June 13, 2020 11:04:53 Pacific Daylight Time

HZ 6:13:2020

CT06/16/2020

Method: U:\VG11.PRO\MethDB\PCB-209_ZB1_6-1-20.mdb 02 Jun 2020 10:36:07
Calibration: U:\VG11.PRO\CurveDB\vb1_PCBvg11-6-1-20.cdb 02 Jun 2020 10:21:16

Name: 200608K2_9, Date: 09-Jun-2020, Time: 04:43:33, ID: 2001112-03 PDI-170SC-A-00-01-200519 10, Description: PDI-170SC-A-00-01-200519

#	Name	Resp	RA	n/y	RRF	wt/vol	Pred.RT	RT	Pred.R...	RRT	Check RRT	Conc.	%Rec	DL	EMPC
1	1 PCB-1	1.17e3	1.77	YES	1.17	5.028	15.52	15.52	1.001	1.001	NO	1.686		0.285	1.430
2	2 PCB-2	2.05e3	2.75	NO	1.18	5.028	17.93	17.93	0.988	0.988	NO	3.069		0.288	3.069
3	3 PCB-3	6.14e2	2.14	YES	1.15	5.028	18.15	18.17	1.001	1.001	NO	0.9495		0.287	0.8543
4	4 PCB-4/10	3.08e3	1.32	YES	1.25	5.028	19.58	19.52	1.004	1.001	NO	5.326		0.942	4.976
5	5 PCB-7/9			NO	0.960	5.028	21.37		1.003		YES			0.780	
6	6 PCB-6	2.50e3	1.59	NO	1.02	5.028	22.02	22.03	1.033	1.033	NO	3.183		0.731	3.183
7	7 PCB-5/8	7.54e3	1.43	NO	0.992	5.028	22.43	22.43	1.052	1.052	NO	9.901		0.754	9.901
8	8 PCB-14			NO	1.02	5.028	23.59		0.952		YES			0.807	
9	9 PCB-11	7.48e3	1.18	YES	1.13	5.028	24.80	24.80	1.001	1.001	NO	9.371		0.729	8.321
10	10 PCB-12/13			NO	1.03	5.028	25.23		1.018		YES			0.800	
11	11 PCB-15	4.87e3	1.72	NO	1.03	5.028	25.54	25.53	1.031	1.030	NO	6.644		0.794	6.644
12	12 PCB-19	2.46e3	0.96	NO	1.11	5.028	23.77	23.76	1.001	1.001	NO	7.019		0.831	7.019
13	13 PCB-30			NO	1.79	5.028	24.67		1.039		YES			0.513	
14	14 PCB-18	9.99e3	1.02	NO	0.818	5.028	25.44	25.44	0.952	0.952	NO	24.63		0.725	24.63
15	15 PCB-17	5.18e3	1.00	NO	0.758	5.028	25.62	25.63	0.958	0.959	NO	13.78		0.781	13.78
16	16 PCB-24/27	1.58e3	0.87	YES	1.08	5.028	26.23	26.20	0.981	0.980	NO	2.842		0.548	2.677
17	17 PCB-16/32	9.89e3	1.05	NO	0.925	5.028	26.75	26.74	1.001	1.000	NO	21.54		0.640	21.54
18	18 PCB-34			NO	0.945	5.028	27.54		0.959		YES			0.557	
19	19 PCB-23			NO	0.883	5.028	27.64		0.962		YES			0.596	
20	20 PCB-29			NO	0.893	5.028	27.89		0.971		YES			0.590	
21	21 PCB-26	8.98e3	1.01	NO	0.944	5.028	28.12	28.14	0.979	0.979	NO	12.82		0.558	12.82
22	22 PCB-25	4.37e3	1.10	NO	0.950	5.028	28.28	28.29	0.984	0.984	NO	6.204		0.554	6.204
23	23 PCB-31	2.26e4	1.03	NO	1.04	5.028	28.64	28.66	0.997	0.997	NO	29.34		0.508	29.34
24	24 PCB-28	2.58e4	0.99	NO	1.03	5.028	28.75	28.75	1.001	1.001	NO	33.96		0.514	33.96
25	25 PCB-20/21/33	1.40e4	1.10	NO	0.941	5.028	29.39	29.42	1.023	1.024	NO	20.02		0.559	20.02
26	26 PCB-22	7.22e3	1.07	NO	0.973	5.028	29.83	29.85	1.038	1.039	NO	10.01		0.541	10.01
27	27 PCB-36			NO	1.08	5.028	30.59		0.931		YES			0.510	
28	28 PCB-39			NO	0.988	5.028	31.07		0.946		YES			0.556	
29	29 PCB-38			NO	1.05	5.028	31.87		0.970		YES			0.522	
30	30 PCB-35			NO	1.04	5.028	32.42		0.987		YES			0.526	
31	31 PCB-37	7.09e3	1.22	YES	1.01	5.028	32.87	32.86	1.001	1.001	NO	9.074		0.544	8.350
32	32 PCB-54	1.30e3	0.81	NO	1.08	5.028	27.60	27.62	1.001	1.001	NO	2.594		0.320	2.594

Dataset: U:\VG11.PRO\Results\200608K2\200608K2-9.qld

Last Altered: Saturday, June 13, 2020 11:04:32 Pacific Daylight Time
 Printed: Saturday, June 13, 2020 11:04:53 Pacific Daylight Time

Name: 200608K2_9, Date: 09-Jun-2020, Time: 04:43:33, ID: 2001112-03 PDI-170SC-A-00-01-200519 10, Description: PDI-170SC-A-00-01-200519

#	Name	Resp	RA	n/y	RRF	wt/vol	Pred.RT	RT	Pred.R...	RRT	Check RRT	Conc	%Rec	DL	EMPC
33	33 PCB-50			NO	0.880	5.028	28.79		1.044		YES			0.393	
34	34 PCB-53	1.92e4	0.78	NO	0.997	5.028	29.49	29.48	0.944	0.943	NO	47.46		0.405	47.46
35	35 PCB-51	6.24e3	0.83	NO	1.07	5.028	29.84	29.83	0.955	0.955	NO	14.44		0.379	14.44
36	36 PCB-45	2.34e3	0.88	NO	0.858	5.028	30.29	30.28	0.969	0.969	NO	6.704		0.471	6.704
37	37 PCB-46	1.79e3	0.93	YES	0.831	5.028	30.78	30.78	0.985	0.985	NO	5.211		0.486	4.879
38	38 PCB-52/69	5.58e4	0.82	NO	1.17	5.028	31.28	31.26	1.001	1.001	NO	118.0		0.346	118.0
39	39 PCB-73	4.92e2	0.40	YES	1.44	5.028	31.39	31.39	1.005	1.005	NO	0.8405		0.280	0.5477
40	40 PCB-43/49	3.84e4	0.73	NO	1.02	5.028	31.57	31.58	1.010	1.011	NO	93.03		0.398	93.03
41	41 PCB-47	1.67e4	0.76	NO	0.922	5.028	31.79	31.78	1.001	1.001	NO	40.90		0.426	40.90
42	42 PCB-48/75	4.16e3	0.82	NO	1.12	5.028	31.90	31.93	1.004	1.005	NO	8.373		0.350	8.373
43	43 PCB-65			NO	1.28	5.028	32.17		1.013		YES			0.306	
44	44 PCB-62			NO	1.13	5.028	32.28		1.016		YES			0.348	
45	45 PCB-44	1.81e4	0.74	NO	0.824	5.028	32.61	32.70	1.026	1.029	NO	49.68		0.476	49.68
46	46 PCB-42/59	7.30e3	0.76	NO	1.05	5.028	32.83	32.92	1.033	1.036	NO	15.69		0.374	15.69
47	47 PCB-41/64/71/72	2.14e4	0.74	NO	1.19	5.028	33.45	33.46	1.053	1.053	NO	40.68		0.331	40.68
48	48 PCB-68	6.23e2	0.83	NO	1.28	5.028	33.70	33.72	1.061	1.061	NO	1.100		0.307	1.100
49	49 PCB-40	2.44e3	0.93	YES	0.602	5.028	33.93	33.92	1.068	1.068	NO	9.156		0.652	8.410
50	50 PCB-57			NO	1.16	5.028	34.30		0.969		YES			0.281	
51	51 PCB-67	1.13e3	0.66	NO	1.08	5.028	34.62	34.61	0.978	0.978	NO	2.096		0.302	2.096
52	52 PCB-58			NO	1.20	5.028	34.73		0.981		YES			0.272	
53	53 PCB-63	1.28e3	0.86	NO	1.07	5.028	34.90	34.89	0.986	0.986	NO	2.391		0.305	2.391
54	54 PCB-74	1.12e4	0.75	NO	1.19	5.028	35.20	35.19	0.994	0.994	NO	18.91		0.276	18.91
55	55 PCB-61/70	3.03e4	0.84	NO	1.05	5.028	35.41	35.41	1.000	1.001	NO	57.60		0.310	57.60
56	56 PCB-76/66	2.69e4	0.78	NO	1.16	5.028	35.60	35.62	1.006	1.006	NO	46.29		0.281	46.29
57	57 PCB-80			NO	1.19	5.028	35.84		1.001		YES			0.269	
58	58 PCB-55	5.57e2	0.63	YES	1.17	5.028	36.18	36.14	1.010	1.009	NO	0.9366		0.273	0.8268
59	59 PCB-56/60	1.17e4	0.77	NO	1.02	5.028	36.68	36.68	1.024	1.024	NO	22.58		0.313	22.58
60	60 PCB-79	9.24e2	0.82	NO	1.14	5.028	37.78	37.80	1.055	1.055	NO	1.589		0.280	1.589
61	61 PCB-78			NO	1.14	5.028	38.50		0.987		YES			0.298	
62	62 PCB-81	3.13e2	0.87	NO	1.05	5.028	39.04	39.10	1.000	1.002	NO	0.6120		0.323	0.6120
63	63 PCB-77	2.13e3	0.69	NO	1.14	5.028	39.66	39.66	1.000	1.000	NO	4.037		0.316	4.037
64	64 PCB-104			NO	1.12	5.028	32.51		1.001		YES			0.427	
65	65 PCB-96	2.63e2	0.82	YES	1.15	5.028	33.81	33.78	1.041	1.040	NO	0.7256		0.445	0.5363
66	66 PCB-103	2.05e3	1.23	YES	0.936	5.028	34.36	34.32	1.058	1.056	NO	6.965		0.512	6.307
67	67 PCB-100	1.11e3	1.27	YES	0.954	5.028	34.73	34.69	1.069	1.068	NO	3.701		0.502	3.401
68	68 PCB-94	3.29e2	1.74	NO	0.949	5.028	35.18	35.17	0.985	0.985	NO	1.450		0.594	1.450

Dataset: U:\VG11.PRO\Results\200608K2\200608K2-9.qld

Last Altered: Saturday, June 13, 2020 11:04:32 Pacific Daylight Time
Printed: Saturday, June 13, 2020 11:04:53 Pacific Daylight Time

Name: 200608K2_9, Date: 09-Jun-2020, Time: 04:43:33, ID: 200112-03 PDI-170SC-A-00-01-200519 10, Description: PDI-170SC-A-00-01-200519

#	Name	Resp	FA	n/y	RRF	wt/vol	Pred.RT	RT	Pred.R	RRT	Check RRT	Conc.	%Rec	DL	EMPC
69	69 PCB-95/98/102	2.77e4	1.47	NO	1.20	5.028	35.65	35.73	0.999	1.001	NO	96.28		0.468	96.28
70	70 PCB-93			NO	0.935	5.028	35.77		1.002		YES			0.602	
71	71 PCB-88/91	5.80e3	1.40	NO	1.06	5.028	36.12	36.14	1.012	1.013	NO	22.80		0.529	22.80
72	72 PCB-121			NO	1.71	5.028	36.21		1.015		YES			0.329	
73	73 PCB-84/92	1.39e4	1.62	NO	1.02	5.028	37.08	37.07	0.990	0.990	NO	59.28		0.564	59.28
74	74 PCB-89			NO	1.11	5.028	37.25		0.995		YES			0.520	
75	75 PCB-90/101	3.34e4	1.57	NO	1.12	5.028	37.46	37.46	1.000	1.001	NO	129.0		0.511	129.0
76	76 PCB-113			NO	1.51	5.028	37.70		1.007		YES			0.379	
77	77 PCB-99	1.67e4	1.61	NO	1.32	5.028	37.79	37.80	1.009	1.009	NO	54.94		0.435	54.94
78	78 PCB-119	2.94e3	1.65	NO	1.81	5.028	38.28	38.28	0.987	0.987	NO	7.911		0.358	7.911
79	79 PCB-108/112	1.40e3	1.98	YES	1.44	5.028	38.44	38.45	0.991	0.991	NO	4.691		0.447	4.027
80	80 PCB-83			NO	1.83	5.028	38.59		0.995		YES			0.353	
81	81 PCB-97	5.80e3	1.91	YES	1.28	5.028	38.80	38.80	1.000	1.000	NO	21.94		0.504	19.33
82	82 PCB-86			NO	1.12	5.028	38.97		1.005		YES			0.578	
83	83 PCB-87/117/125	7.35e3	1.53	NO	1.56	5.028	39.10	39.10	1.008	1.008	NO	22.89		0.414	22.89
84	84 PCB-111/115	4.84e2	0.96	YES	1.91	5.028	39.25	39.27	1.012	1.012	NO	1.250		0.338	0.9897
85	85 PCB-85/116	2.85e3	1.82	YES	1.41	5.028	39.38	39.36	1.015	1.015	NO	9.795		0.488	8.892
86	86 PCB-120			NO	2.01	5.028	39.64		1.022		YES			0.322	
87	87 PCB-110	3.42e4	1.56	NO	1.74	5.028	39.79	39.77	1.026	1.025	NO	95.26		0.371	95.26
88	88 PCB-82	1.61e3	1.60	NO	0.781	5.028	40.43	40.42	0.976	0.976	NO	7.277		0.621	7.277
89	89 PCB-124	9.68e2	1.73	NO	1.40	5.028	41.13	41.15	0.993	0.993	NO	2.455		0.347	2.455
90	90 PCB-107/109	2.24e3	1.40	NO	1.34	5.028	41.27	41.29	0.996	0.997	NO	5.914		0.362	5.914
91	91 PCB-123	4.31e2	1.81	YES	1.20	5.028	41.44	41.44	1.000	1.000	NO	1.273		0.405	1.161
92	92 PCB-106/118	2.19e4	1.50	NO	1.22	5.028	41.65	41.63	1.001	1.000	NO	61.65		0.392	61.65
93	93 PCB-114	6.21e2	1.94	YES	1.14	5.028	42.31	42.32	1.000	1.001	NO	1.124		0.377	0.9803
94	94 PCB-122	3.83e2	1.66	NO	0.944	5.028	42.45	42.46	1.004	1.004	NO	0.8383		0.456	0.8383
95	95 PCB-105	1.05e4	1.68	NO	1.05	5.028	43.19	43.21	1.000	1.001	NO	20.20		0.403	20.20
96	96 PCB-127			NO	1.06	5.028	43.55		1.000		YES			0.387	
97	97 PCB-126			NO	1.17	5.028	45.50		1.000		YES			0.375	
98	98 PCB-155	4.71e1	1.27	NO	1.04	5.028	36.98	37.00	1.000	1.001	NO	0.2294		0.236	0.2294
99	99 PCB-150	2.29e2	2.12	YES	1.08	5.028	38.30	38.30	1.036	1.036	NO	1.073		0.228	0.7708
100	1... PCB-152			NO	1.19	5.028	38.78		1.049		YES			0.208	
101	1... PCB-145			NO	1.19	5.028	39.25		1.062		YES			0.207	
102	1... PCB-136	5.14e3	1.35	NO	1.02	5.028	39.58	39.58	1.071	1.071	NO	25.58		0.241	25.58
103	1... PCB-148			NO	0.842	5.028	39.69		1.074		YES			0.293	
104	1... PCB-154	8.33e2	1.11	NO	0.919	5.028	40.18	40.20	1.087	1.088	NO	4.606		0.268	4.606

Dataset: U:\VG11.PRO\Results\200608K2\200608K2-9.qld

Last Altered: Saturday, June 13, 2020 11:04:32 Pacific Daylight Time

Printed: Saturday, June 13, 2020 11:04:53 Pacific Daylight Time

Name: 200608K2_9, Date: 09-Jun-2020, Time: 04:43:33, ID: 2001112-03 PDI-170SC-A-00-01-200519 10, Description: PDI-170SC-A-00-01-200519

	# Name	Resp	RA	n/y	RRF	wt/vol	Pred.RT	RT	Pred.R...	RRT	Check RRT	Conc.	%Rec	DL	EMPC
105	1... PCB-151	6.86e3	1.21	NO	0.787	5.028	40.86	40.87	1.105	1.106	NO	44.32		0.313	44.32
106	1... PCB-135	3.35e3	1.34	NO	0.922	5.028	41.09	41.07	1.112	1.111	NO	18.46		0.267	18.46
107	1... PCB-144	1.19e3	1.11	NO	0.789	5.028	41.20	41.18	1.115	1.114	NO	7.669		0.312	7.669
108	1... PCB-147	7.05e2	1.25	NO	0.834	5.028	41.33	41.33	1.118	1.118	NO	4.295		0.295	4.295
109	1... PCB-139/149	2.06e4	1.29	NO	0.948	5.028	41.60	41.59	1.125	1.125	NO	110.7		0.260	110.7
110	1... PCB-140	2.91e2	1.53	YES	0.794	5.028	41.80	41.80	1.131	1.131	NO	1.264		0.311	1.649
111	1... PCB-134/143	1.81e3	1.20	NO	0.759	5.028	42.26	42.27	0.975	0.975	NO	6.476		0.378	6.476
112	1... PCB-131/133	1.31e3	0.84	YES	0.821	5.028	42.56	42.55	0.982	0.982	NO	4.322		0.350	3.571
113	1... PCB-142			NO	0.754	5.028	42.70		0.985		YES			0.381	
114	1... PCB-146/165	9.02e3	1.33	NO	1.02	5.028	42.95	42.97	0.991	0.991	NO	24.06		0.282	24.06
115	1... PCB-132/161	1.15e4	1.27	NO	1.02	5.028	43.18	43.23	0.996	0.997	NO	30.49		0.280	30.49
116	1... PCB-153	4.84e4	1.24	NO	1.07	5.028	43.36	43.36	1.000	1.000	NO	122.7		0.268	122.7
117	1... PCB-168			NO	1.08	5.028	43.59		1.006		YES			0.267	
118	1... PCB-141	7.14e3	1.20	NO	1.03	5.028	44.14	44.14	1.000	1.000	NO	22.86		0.350	22.86
119	1... PCB-137	8.83e2	0.99	YES	1.11	5.028	44.54	44.54	1.010	1.009	NO	2.613		0.325	2.343
120	1... PCB-130	2.55e3	1.32	NO	0.885	5.028	44.64	44.63	1.012	1.012	NO	9.443		0.405	9.443
121	1... PCB-138/163/164	4.49e4	1.30	NO	1.28	5.028	45.01	45.01	1.001	1.001	NO	108.2		0.260	108.2
122	1... PCB-158/160	3.89e3	1.25	NO	1.24	5.028	45.26	45.24	1.006	1.006	NO	9.692		0.269	9.692
123	1... PCB-129	1.01e3	1.07	NO	0.867	5.028	45.52	45.51	1.012	1.012	NO	3.591		0.385	3.591
124	1... PCB-166			NO	1.14	5.028	45.99		0.993		YES			0.246	
125	1... PCB-159			NO	1.22	5.028	46.32		1.000		YES			0.231	
126	1... PCB-128/162	4.35e3	1.31	NO	0.907	5.028	46.61	46.60	1.007	1.007	NO	12.52		0.310	12.52
127	1... PCB-167	1.65e3	1.61	YES	1.11	5.028	47.02	47.04	1.000	1.001	NO	3.729		0.246	3.196
128	1... PCB-156	3.15e3	1.38	NO	1.13	5.028	48.37	48.37	1.000	1.000	NO	7.147		0.252	7.147
129	1... PCB-157	7.71e2	1.53	YES	1.04	5.028	48.65	48.63	1.001	1.000	NO	1.890		0.269	1.673
130	1... PCB-169			NO	1.16	5.028	50.91		1.000		YES			0.251	
131	1... PCB-188	1.68e2	3.58	YES	1.29	5.028	43.00	42.99	1.001	1.000	NO	0.4930		0.311	0.2206
132	1... PCB-184			NO	1.23	5.028	43.46		1.011		YES			0.326	
133	1... PCB-179	5.17e3	1.13	NO	1.30	5.028	44.25	44.25	1.030	1.030	NO	15.10		0.309	15.10
134	1... PCB-176	1.43e3	1.13	NO	1.31	5.028	44.72	44.73	1.041	1.041	NO	4.137		0.307	4.137
135	1... PCB-186			NO	1.33	5.028	45.37		1.056		YES			0.302	
136	1... PCB-178	1.87e3	0.94	NO	0.943	5.028	45.87	45.87	1.068	1.067	NO	7.520		0.425	7.520
137	1... PCB-175	2.94e2	1.69	YES	0.956	5.028	46.21	46.23	1.076	1.076	NO	1.167		0.420	0.8875
138	1... PCB-182/187	1.07e4	1.10	NO	1.07	5.028	46.40	46.40	1.080	1.080	NO	38.02		0.376	38.02
139	1... PCB-183	4.44e3	0.89	YES	1.02	5.028	46.73	46.74	1.088	1.088	NO	16.44		0.352	15.08
140	1... PCB-185	7.08e2	1.03	NO	1.41	5.028	47.42	47.42	0.955	0.955	NO	2.681		0.416	2.681

Dataset: U:\VG11.PRO\Results\200608K2\200608K2-9.qld

Last Altered: Saturday, June 13, 2020 11:04:32 Pacific Daylight Time

Printed: Saturday, June 13, 2020 11:04:53 Pacific Daylight Time

Name: 200608K2_9, Date: 09-Jun-2020, Time: 04:43:33, ID: 2001112-03 PDI-170SC-A-00-01-200519 10, Description: PDI-170SC-A-00-01-200519

#	Name	Resp	RA	n/y	RRF	wt/vol	Pred.RT	RT	Pred.R...	RRT	Check.RRT	Conc.	%Rec	DL	EMPC
141	1... PCB-174	7.85e3	1.04	NO	1.35	5.028	47.81	47.80	0.962	0.962	NO	30.86		0.432	30.86
142	1... PCB-181			NO	1.47	5.028	47.89		0.964		YES			0.396	
143	1... PCB-177	4.44e3	1.08	NO	1.28	5.028	48.08	48.08	0.968	0.968	NO	18.47		0.457	18.47
144	1... PCB-171	1.86e3	1.05	NO	1.32	5.028	48.36	48.37	0.974	0.974	NO	7.540		0.444	7.540
145	1... PCB-173			NO	1.19	5.028	48.82		0.983		YES			0.491	
146	1... PCB-172	1.26e3	0.91	NO	1.38	5.028	49.28	49.28	0.992	0.992	NO	4.881		0.425	4.881
147	1... PCB-192			NO	1.83	5.028	49.46		0.996		YES			0.320	
148	1... PCB-180	1.55e4	1.28	YES	1.41	5.028	49.69	49.69	1.000	1.000	NO	58.52		0.414	52.68
149	1... PCB-193	9.35e2	0.56	YES	1.68	5.028	49.90	49.90	1.005	1.005	NO	2.908		0.348	2.078
150	1... PCB-191	3.96e2	1.15	NO	1.71	5.028	50.16	50.17	1.010	1.010	NO	1.234		0.342	1.234
151	1... PCB-170	5.70e3	0.92	NO	1.40	5.028	51.36	51.36	1.000	1.000	NO	25.29		0.465	25.29
152	1... PCB-190	1.60e3	1.17	NO	1.85	5.028	51.55	51.55	1.004	1.004	NO	5.387		0.352	5.387
153	1... PCB-189	3.74e2	1.19	NO	1.45	5.028	53.09	53.06	1.000	1.000	NO	1.165		0.299	1.165
154	1... PCB-202	9.03e2	1.28	YES	1.17	5.028	48.59	48.59	1.001	1.001	NO	3.682		0.289	3.025
155	1... PCB-201	5.09e2	0.96	NO	1.05	5.028	49.06	49.09	1.010	1.011	NO	2.286		0.265	2.286
156	1... PCB-204			NO	1.14	5.028	49.23		1.014		YES			0.244	
157	1... PCB-197			NO	1.13	5.028	49.55		1.020		YES			0.246	
158	1... PCB-200	4.53e2	0.64	YES	1.07	5.028	50.47	50.49	1.039	1.040	NO	2.002		0.281	1.656
159	1... PCB-198	1.40e2	1.07	YES	0.794	5.028	52.04	52.04	1.072	1.072	NO	0.8351		0.251	0.7640
160	1... PCB-199	2.45e3	1.00	NO	0.809	5.028	52.15	52.17	1.074	1.075	NO	14.30		0.345	14.30
161	1... PCB-196/203	2.78e3	1.03	YES	0.838	5.028	52.48	52.48	1.081	1.081	NO	15.70		0.383	14.62
162	1... PCB-195	1.48e3	0.78	NO	1.04	5.028	53.77	53.78	0.984	0.984	NO	4.998		0.204	4.998
163	1... PCB-194	3.80e3	0.88	NO	1.12	5.028	54.69	54.69	1.000	1.000	NO	12.04		0.191	12.04
164	1... PCB-205	2.59e2	0.98	NO	1.29	5.028	54.95	54.96	1.005	1.005	NO	0.7091		0.165	0.7091
165	1... PCB-208	7.63e2	1.27	NO	0.933	5.028	53.93	53.93	1.000	1.000	NO	2.438		0.172	2.438
166	1... PCB-207	3.26e2	1.83	YES	0.916	5.028	54.24	54.25	1.006	1.006	NO	1.082		0.175	0.8784
167	1... PCB-206	1.67e3	1.35	NO	1.01	5.028	56.22	56.22	1.000	1.000	NO	7.341		0.221	7.341
168	1... PCB-209	1.89e3	1.27	NO	0.986	5.028	57.45	57.47	1.000	1.000	NO	9.155		0.126	9.155
169	1... 13C-PCB-1	1.17e6	3.20	NO	0.893	5.028	15.50	15.51	0.608	0.608	NO	1127	56.7	0.901	
170	1... 13C-PCB-3	1.12e6	3.40	NO	0.911	5.028	18.14	18.14	0.712	0.712	NO	1058	53.2	0.884	
171	1... 13C-PCB-4	9.22e5	1.63	NO	0.600	5.028	19.49	19.50	0.765	0.765	NO	1322	66.5	0.640	
172	1... 13C-PCB-9	1.53e6	1.60	NO	0.970	5.028	21.32	21.32	0.836	0.836	NO	1354	68.1	0.396	
173	1... 13C-PCB-11	1.41e6	1.60	NO	0.962	5.028	24.76	24.78	0.971	0.972	NO	1262	63.4	0.400	
174	1... 13C-PCB-19	6.31e5	1.04	NO	0.499	5.028	23.73	23.74	0.931	0.931	NO	1088	54.7	6.47	
175	1... 13C-PCB-32	9.86e5	1.03	NO	0.744	5.028	26.71	26.73	1.048	1.049	NO	1140	57.3	4.34	
176	1... 13C-PCB-28	1.48e6	1.03	NO	1.06	5.028	28.75	28.73	1.004	1.003	NO	1330	66.9	4.80	

Dataset: U:\VG11.PRO\Results\200608K2\200608K2-9.qld

Last Altered: Saturday, June 13, 2020 11:04:32 Pacific Daylight Time
Printed: Saturday, June 13, 2020 11:04:53 Pacific Daylight Time

Name: 200608K2_9, Date: 09-Jun-2020, Time: 04:43:33, ID: 2001112-03 PDI-170SC-A-00-01-200519 10, Description: PDI-170SC-A-00-01-200519

#	Name	Resp	RA	n/y	RRF	wt/vol	Pred.RT	RT	Pred.R...	RRT	Check RRT	Conc	%Rec	DL	EMPC
177	1... 13C-PCB-37	1.54e6	1.06	NO	0.989	5.028	32.73	32.85	1.143	1.147	NO	1494	75.1	5.17	
178	1... 13C-PCB-54	9.26e5	0.79	NO	0.999	5.028	27.60	27.58	0.753	0.752	NO	1397	70.3	0.990	
179	1... 13C-PCB-52	8.07e5	0.78	NO	0.804	5.028	31.24	31.25	0.852	0.852	NO	1514	76.1	1.23	
180	1... 13C-PCB-47	8.81e5	0.80	NO	0.857	5.028	31.76	31.77	0.866	0.867	NO	1551	78.0	1.15	
181	1... 13C-PCB-70	9.92e5	0.79	NO	0.996	5.028	35.39	35.40	0.965	0.965	NO	1502	75.5	0.994	
182	1... 13C-PCB-80	1.02e6	0.81	NO	1.03	5.028	35.82	35.82	0.977	0.977	NO	1490	74.9	0.963	
183	1... 13C-PCB-81	9.72e5	0.80	NO	0.988	5.028	39.02	39.02	1.064	1.064	NO	1484	74.6	1.00	
184	1... 13C-PCB-77	9.25e5	0.81	NO	0.969	5.028	39.64	39.64	1.081	1.081	NO	1440	72.4	1.02	
185	1... 13C-PCB-104	6.24e5	1.59	NO	1.02	5.028	32.44	32.49	0.827	0.828	NO	1562	78.6	0.674	
186	1... 13C-PCB-95	4.75e5	1.62	NO	0.805	5.028	35.69	35.69	0.910	0.910	NO	1504	75.6	0.851	
187	1... 13C-PCB-101	4.59e5	1.63	NO	0.793	5.028	37.44	37.44	0.954	0.954	NO	1474	74.1	0.864	
188	1... 13C-PCB-97	4.10e5	1.66	NO	0.696	5.028	38.78	38.78	0.989	0.989	NO	1499	75.3	0.984	
189	1... 13C-PCB-123	5.62e5	1.57	NO	0.933	5.028	41.42	41.42	1.056	1.056	NO	1533	77.1	0.734	
190	1... 13C-PCB-118	5.80e5	1.64	NO	0.986	5.028	41.61	41.61	1.061	1.061	NO	1498	75.3	0.695	
191	1... 13C-PCB-114	9.63e5	1.57	NO	1.55	5.028	42.29	42.28	0.908	0.908	NO	1748	87.9	1.12	
192	1... 13C-PCB-105	9.79e5	1.57	NO	1.57	5.028	43.17	43.17	0.927	0.927	NO	1749	87.9	1.10	
193	1... 13C-PCB-127	1.02e6	1.58	NO	1.62	5.028	43.53	43.53	0.934	0.935	NO	1755	88.2	1.07	
194	1... 13C-PCB-126	9.46e5	1.59	NO	1.57	5.028	45.49	45.49	0.976	0.976	NO	1695	85.2	1.11	
195	1... 13C-PCB-155	3.91e5	1.31	NO	0.615	5.028	36.96	36.96	0.942	0.942	NO	1621	81.5	0.483	
196	1... 13C-PCB-153	7.33e5	1.26	NO	1.36	5.028	43.34	43.35	0.930	0.930	NO	1509	75.9	1.05	
197	1... 13C-PCB-141	6.06e5	1.27	NO	1.13	5.028	44.11	44.12	0.947	0.947	NO	1507	75.8	1.27	
198	1... 13C-PCB-138	6.43e5	1.31	NO	1.18	5.028	44.97	44.97	0.965	0.965	NO	1524	76.6	1.21	
199	1... 13C-PCB-159	7.62e5	1.31	NO	1.44	5.028	46.30	46.30	0.994	0.994	NO	1486	74.7	0.992	
200	2... 13C-PCB-167	7.92e5	1.27	NO	1.44	5.028	47.00	47.00	1.009	1.009	NO	1545	77.7	0.992	
201	2... 13C-PCB-156	7.79e5	1.31	NO	1.40	5.028	48.36	48.35	1.038	1.038	NO	1566	78.8	1.02	
202	2... 13C-PCB-157	7.81e5	1.28	NO	1.40	5.028	48.61	48.61	1.043	1.044	NO	1570	78.9	1.02	
203	2... 13C-PCB-169	7.56e5	1.27	NO	1.33	5.028	50.88	50.89	1.092	1.092	NO	1594	80.1	1.07	
204	2... 13C-PCB-188	5.25e5	0.45	NO	1.41	5.028	42.98	42.97	0.926	0.926	NO	1462	73.5	1.09	
205	2... 13C-PCB-180	3.74e5	0.44	NO	0.929	5.028	49.67	49.67	1.070	1.070	NO	1580	79.4	1.66	
206	2... 13C-PCB-170	3.20e5	0.45	NO	0.794	5.028	51.34	51.34	1.106	1.106	NO	1582	79.5	1.94	
207	2... 13C-PCB-189	4.40e5	0.45	NO	1.04	5.028	53.04	53.06	1.143	1.143	NO	1654	83.1	1.48	
208	2... 13C-PCB-202	4.21e5	0.92	NO	1.04	5.028	48.57	48.56	1.046	1.046	NO	1595	80.2	1.04	
209	2... 13C-PCB-194	5.62e5	0.94	NO	0.768	5.028	54.69	54.67	0.995	0.995	NO	1391	69.9	1.85	
210	2... 13C-PCB-208	6.67e5	0.80	NO	0.991	5.028	53.92	53.91	0.981	0.981	NO	1279	64.3	1.06	
211	2... 13C-PCB-206	4.48e5	0.82	NO	0.552	5.028	56.21	56.21	1.023	1.023	NO	1541	77.5	1.89	
212	2... 13C-PCB-209	4.17e5	1.22	NO	0.396	5.028	57.46	57.45	1.046	1.046	NO	1997	100	0.390	

Dataset: U:\VG11.PRO\Results\200608K2\200608K2-9.qld

Last Altered: Saturday, June 13, 2020 11:04:32 Pacific Daylight Time
Printed: Saturday, June 13, 2020 11:04:53 Pacific Daylight Time

Name: 200608K2_9, Date: 09-Jun-2020, Time: 04:43:33, ID: 2001112-03 PDI-170SC-A-00-01-200519 10, Description: PDI-170SC-A-00-01-200519

#	Name	Resp	RA	n/y	RRF	wt/vol	Pred.RT	RT	Pred.R...	RRT	Check RRT	Conc.	%Rec	DL	EMPC
213	2... 13C-PCB-15	2.31e6	1.58	NO	1.00	5.028	25.53	25.50	1.000	0.000	NO	1989	100	0.384	
214	2... 13C-PCB-31	2.07e6	1.05	NO	1.00	5.028	28.66	28.64	1.000	0.000	NO	1989	100	5.11	
215	2... 13C-PCB-60	1.32e6	0.79	NO	1.00	5.028	36.68	36.66	1.000	0.000	NO	1989	100	0.990	
216	2... 13C-PCB-111	7.81e5	1.56	NO	1.00	5.028	39.25	39.23	1.000	0.000	NO	1989	100	0.685	
217	2... 13C-PCB-128	7.08e5	1.29	NO	1.00	5.028	46.60	46.58	1.000	0.000	NO	1989	100	1.43	
218	2... 13C-PCB-182	5.06e5	0.44	NO	1.00	5.028	46.43	46.42	0.000	0.000	NO	1989	100	1.54	
219	2... 13C-PCB-205	1.05e6	0.92	NO	1.00	5.028	54.96	54.95	1.000	0.000	NO	1989	100	1.42	
220	2... 13C-PCB-79	1.10e6	0.79	NO	1.07	5.028	37.76	37.76	1.030	1.030	NO	1548	77.8	0.926	
221	2... 13C-PCB-178	3.84e5	0.45	NO	0.766	5.028	45.88	45.85	0.988	0.988	NO	1405	70.7	1.42	
222	2... 13C-PCB-79	1.10e6	0.79	NO	1.08	5.028	37.76	37.76	0.968	0.968	NO	2074	104	1.24	
223	2... 13C-PCB-178	3.84e5	0.45	NO	1.05	5.028	45.85	45.85	0.923	0.923	NO	1943	97.7	2.03	
224	2... Total Mono-PCBs				1.17	5.028	0.00		0.000		NO	3.069		0.849	5.354
225	2... Total Di-PCBs				1.05	5.028	0.00		0.000		NO	19.73		6.24	33.03
226	2... 2nd Function Tri-PCBs				1.08	5.028	0.00		0.000		NO	66.97		4.34	69.65
227	2... 3rd Function Tri-PCBs				0.983	5.028	0.00		0.000		NO	112.4		7.88	120.7
228	2... Total Tetra-PCBs				1.08	5.028	0.00		0.000		NO	594.7		17.1	609.4
229	2... 3rd Function Penta-PCBs				1.32	5.028	0.00		0.000		NO	567.1		13.1	611.8
230	2... 4th Function Penta-PCBs				1.07	5.028	0.00		0.000		NO	21.03		2.80	22.01
231	2... 3rd Function Hexa-PCBs				0.951	5.028	0.00		0.000		NO	215.9		3.44	218.3
232	2... 4th Function Hexa-PCBs				1.03	5.028	0.00		0.000		NO	357.1		6.91	367.9
233	2... Total Hepta-PCBs				1.36	5.028	0.00		0.000		NO	162.3		8.72	233.3
234	2... 4th Function Octa-PCBs				1.00	5.028	0.00		0.000		NO	16.58		2.28	36.65
235	2... 5th Function Octa-PCBs				1.15	5.028	0.00		0.000		NO	17.75		0.560	17.75
236	2... Total Nona-PCBs				0.952	5.028	0.00		0.000		NO	9.779		0.568	10.66
237	2... Deca-CB				0.986	5.028	0.00		0.000		NO	9.155		0.126	9.155
238	2... Total PCBs														

Handwritten notes in blue ink on the right side of the table:
 > 179.37 -
 > 140.35 -
 > 588.13 -
 > 633.81 -
 > 573.0 -
 > 586.2 -
 > 34.33 -
 > 54.4 -

Vista Analytical Laboratory

Dataset: U:\VG11.PRO\Results\200608K2\200608K2-9.qld

Last Altered: Saturday, June 13, 2020 11:04:32 Pacific Daylight Time

Printed: Saturday, June 13, 2020 11:05:20 Pacific Daylight Time

Method: U:\VG11.PRO\MethDB\PCB-209_ZB1_6-1-20.mdb 02 Jun 2020 10:36:07

Calibration: U:\VG11.PRO\CurveDB\db1_PCBvg11-6-1-20.cdb 02 Jun 2020 10:21:16

ID: 2001112-03 PDI-170SC-A-00-01-200519 10, Description: PDI-170SC-A-00-01-200519

Total Mono-PCBs

	Name	Pred.R.	RT	m1 Height	m2 Height	m1 Resp	m2 Resp	RA	n/y	Resp	Conc.	EMPC	DL
1	PCB-1	15.52	15.52	1.280e4	6.085e3	7.453e2	4.206e2	1.77	YES	1.166e3	0.00000	1.4303	0.265
2	PCB-2	17.93	17.93	2.501e4	9.573e3	1.500e3	5.450e2	2.75	NO	2.045e3	3.0694	3.0694	0.288
3	PCB-3	18.15	18.17	7.696e3	3.434e3	4.189e2	1.954e2	2.14	YES	6.143e2	0.00000	0.85434	0.297

Total Di-PCBs

	Name	Pred.R.	RT	m1 Height	m2 Height	m1 Resp	m2 Resp	RA	n/y	Resp	Conc.	EMPC	DL
1	PCB-4/10	19.58	19.52	2.599e4	1.842e4	1.754e3	1.327e3	1.32	YES	3.081e3	0.00000	4.9759	0.942
2	PCB-6	22.02	22.03	2.380e4	1.498e4	1.533e3	9.663e2	1.59	NO	2.499e3	3.1829	3.1829	0.731
3	PCB-5/8	22.43	22.43	6.901e4	4.680e4	4.437e3	3.102e3	1.43	NO	7.539e3	9.9015	9.9015	0.754
4	PCB-11	24.80	24.80	6.314e4	4.850e4	4.049e3	3.433e3	1.18	YES	7.481e3	0.00000	8.3214	0.729
5	PCB-15	25.54	25.53	4.573e4	2.873e4	3.079e3	1.794e3	1.72	NO	4.873e3	6.6441	6.6441	0.794

2nd Function Tri-PCBs

	Name	Pred.R.	RT	m1 Height	m2 Height	m1 Resp	m2 Resp	RA	n/y	Resp	Conc.	EMPC	DL
1	PCB-19	23.77	23.76	1.906e4	2.091e4	1.207e3	1.257e3	0.96	NO	2.464e3	7.0193	7.0193	0.831
2	PCB-18	25.44	25.44	8.267e4	7.835e4	5.048e3	4.939e3	1.02	NO	9.987e3	24.629	24.629	0.725
3	PCB-17	25.62	25.63	3.982e4	4.084e4	2.592e3	2.591e3	1.00	NO	5.183e3	13.783	13.783	0.781
4	PCB-24/27	26.23	26.20	1.024e4	1.454e4	7.322e2	8.464e2	0.87	YES	1.579e3	0.00000	2.6766	0.548
5	PCB-16/32	26.75	26.74	5.985e4	5.878e4	5.074e3	4.812e3	1.05	NO	9.886e3	21.542	21.542	0.640

Vista Analytical Laboratory

Dataset: U:\VG11.PRO\Results\200608K2\200608K2-9.qld

Last Altered: Saturday, June 13, 2020 11:04:32 Pacific Daylight Time

Printed: Saturday, June 13, 2020 11:05:20 Pacific Daylight Time

ID: 2001112-03 PDI-170SC-A-00-01-200519 10, Description: PDI-170SC-A-00-01-200519

3rd Function Tri-PCBs

	Name	Pred.R.	RT	m1 Height	m2 Height	m1 Resp	m2 Resp	RA	n/y	Resp	Conc.	EMPC	DI
1	PCB-26	28.12	28.14	5.759e4	6.143e4	4.501e3	4.476e3	1.01	NO	8.977e3	12.820	12.820	0.558
2	PCB-25	28.28	28.29	2.990e4	2.733e4	2.286e3	2.086e3	1.10	NO	4.372e3	6.2044	6.2044	0.554
3	PCB-31	28.64	28.66	1.484e5	1.454e5	1.143e4	1.112e4	1.03	NO	2.256e4	29.342	29.342	0.508
4	PCB-28	28.75	28.75	1.743e5	1.747e5	1.288e4	1.294e4	0.99	NO	2.582e4	33.957	33.957	0.514
5	PCB-20/21/33	29.39	29.42	8.159e4	7.868e4	7.309e3	6.670e3	1.10	NO	1.398e4	20.020	20.020	0.559
6	PCB-22	29.83	29.85	4.903e4	4.488e4	3.741e3	3.482e3	1.07	NO	7.223e3	10.009	10.009	0.541
7	PCB-37	32.87	32.86	4.590e4	4.047e4	3.891e3	3.198e3	1.22	YES	7.089e3	0.00000	8.3502	0.544

Dataset: U:\VG11.PRO\Results\200608K2\200608K2-9.qld

Last Altered: Saturday, June 13, 2020 11:04:32 Pacific Daylight Time

Printed: Saturday, June 13, 2020 11:05:20 Pacific Daylight Time

ID: 2001112-03 PDI-170SC-A-00-01-200519 10, Description: PDI-170SC-A-00-01-200519

Total Tetra-PCBs

	Name	Pred.R.	RT	m1 Height	m2 Height	m1 Resp	m2 Resp	RA	n/y	Resp	Conc.	EMPC	DL
1	PCB-54	27.60	27.62	7.572e3	1.008e4	5.848e2	7.192e2	0.81	NO	1.304e3	2.5940	2.5940	0.320
2	PCB-53	29.49	29.48	1.151e5	1.444e5	8.429e3	1.077e4	0.78	NO	1.920e4	47.464	47.464	0.405
3	PCB-51	29.84	29.83	3.589e4	4.592e4	2.824e3	3.419e3	0.83	NO	6.242e3	14.442	14.442	0.379
4	PCB-45	30.29	30.28	1.393e4	1.497e4	1.091e3	1.244e3	0.88	NO	2.335e3	6.7041	6.7041	0.471
5	PCB-46	30.78	30.78	1.078e4	1.193e4	8.610e2	9.292e2	0.93	YES	1.790e3	0.00000	4.8792	0.486
6	PCB-52/69	31.28	31.26	3.337e5	3.993e5	2.517e4	3.067e4	0.82	NO	5.584e4	117.97	117.97	0.346
7	PCB-73	31.39	31.39	3.046e3	4.386e3	1.395e2	3.527e2	0.40	YES	4.922e2	0.00000	0.54771	0.280
8	PCB-43/49	31.57	31.58	2.058e5	2.850e5	1.620e4	2.216e4	0.73	NO	3.836e4	93.032	93.032	0.398
9	PCB-47	31.79	31.78	8.655e4	1.113e5	7.231e3	9.479e3	0.76	NO	1.671e4	40.898	40.898	0.426
10	PCB-48/75	31.90	31.93	2.479e4	2.900e4	1.877e3	2.280e3	0.82	NO	4.157e3	8.3729	8.3729	0.350
11	PCB-44	32.61	32.70	1.004e5	1.303e5	7.733e3	1.041e4	0.74	NO	1.815e4	49.680	49.680	0.476
12	PCB-42/59	32.83	32.92	4.018e4	5.290e4	3.163e3	4.138e3	0.76	NO	7.302e3	15.694	15.694	0.374
13	PCB-41/64/71/72	33.45	33.46	1.118e5	1.513e5	9.123e3	1.228e4	0.74	NO	2.141e4	40.675	40.675	0.331
14	PCB-68	33.70	33.72	4.494e3	4.388e3	2.817e2	3.412e2	0.83	NO	6.229e2	1.0998	1.0998	0.307
15	PCB-40	33.93	33.92	1.417e4	1.444e4	1.175e3	1.268e3	0.93	YES	2.443e3	0.00000	8.4101	0.652
16	PCB-67	34.62	34.61	5.784e3	8.202e3	4.515e2	6.816e2	0.66	NO	1.133e3	2.0964	2.0964	0.302
17	PCB-63	34.90	34.89	7.949e3	7.871e3	5.907e2	6.870e2	0.86	NO	1.278e3	2.3910	2.3910	0.305
18	PCB-74	35.20	35.19	6.011e4	8.631e4	4.800e3	6.373e3	0.75	NO	1.117e4	18.910	18.910	0.276
19	PCB-61/70	35.41	35.41	1.794e5	2.221e5	1.381e4	1.646e4	0.84	NO	3.027e4	57.596	57.596	0.310
20	PCB-76/66	35.60	35.62	1.443e5	1.879e5	1.178e4	1.510e4	0.78	NO	2.687e4	46.289	46.289	0.281
21	PCB-55	36.18	36.14	2.218e3	3.348e3	2.147e2	3.426e2	0.63	YES	5.573e2	0.00000	0.82675	0.273
22	PCB-56/60	36.68	36.68	6.579e4	8.532e4	5.089e3	6.649e3	0.77	NO	1.174e4	22.580	22.580	0.313
23	PCB-79	37.78	37.80	5.119e3	7.330e3	4.166e2	5.074e2	0.82	NO	9.240e2	1.5894	1.5894	0.280
24	PCB-81	39.04	39.10	2.747e3	3.046e3	1.458e2	1.672e2	0.87	NO	3.129e2	0.61202	0.61202	0.323
25	PCB-77	39.66	39.66	1.074e4	1.545e4	8.733e2	1.261e3	0.69	NO	2.134e3	4.0368	4.0368	0.316

Dataset: U:\VG11.PRO\Results\200608K2\200608K2-9.qld

Last Altered: Saturday, June 13, 2020 11:04:32 Pacific Daylight Time
 Printed: Saturday, June 13, 2020 11:05:20 Pacific Daylight Time

ID: 2001112-03 PDI-170SC-A-00-01-200519 10, Description: PDI-170SC-A-00-01-200519

3rd Function Penta-PCBs

	Name	Pred.R.	RT	m1 Height	m2 Height	m1 Resp	m2 Resp	RA	n/y	Resp	Conc.	EMPC	DL
1	PCB-96	33.81	33.78	1.480e3	1.830e3	1.182e2	1.443e2	0.82	YES	2.625e2	0.00000	0.53627	0.415
2	PCB-103	34.36	34.32	1.321e4	1.082e4	1.129e3	9.166e2	1.23	YES	2.045e3	0.00000	6.3070	0.512
3	PCB-100	34.73	34.69	7.960e3	6.161e3	6.197e2	4.868e2	1.27	YES	1.106e3	0.00000	3.4013	0.503
4	PCB-94	35.18	35.17	2.793e3	1.822e3	2.090e2	1.199e2	1.74	NO	3.290e2	1.4503	1.4503	0.594
5	PCB-95/98/102	35.65	35.73	2.010e5	1.399e5	1.650e4	1.122e4	1.47	NO	2.772e4	96.284	96.284	0.468
6	PCB-88/91	36.12	36.14	4.114e4	2.981e4	3.385e3	2.418e3	1.40	NO	5.804e3	22.800	22.800	0.529
7	PCB-84/92	37.08	37.07	1.110e5	6.742e4	8.606e3	5.310e3	1.62	NO	1.392e4	59.280	59.280	0.564
8	PCB-90/101	37.46	37.46	2.600e5	1.725e5	2.041e4	1.300e4	1.57	NO	3.341e4	129.02	129.02	0.511
9	PCB-99	37.79	37.80	1.377e5	8.429e4	1.033e4	6.414e3	1.61	NO	1.674e4	54.941	54.941	0.435
10	PCB-119	38.28	38.28	2.428e4	1.454e4	1.834e3	1.108e3	1.65	NO	2.943e3	7.9107	7.9107	0.358
11	PCB-108/112	38.44	38.45	1.237e4	4.800e3	9.284e2	4.683e2	1.98	YES	1.397e3	0.00000	4.0266	0.447
12	PCB-97	38.80	38.80	4.958e4	2.619e4	3.802e3	1.994e3	1.91	YES	5.796e3	0.00000	19.327	0.504
13	PCB-87/117/125	39.10	39.10	5.678e4	3.529e4	4.448e3	2.904e3	1.53	NO	7.352e3	22.888	22.888	0.414
14	PCB-111/115	39.25	39.27	3.643e3	3.547e3	2.374e2	2.469e2	0.96	YES	4.843e2	0.00000	0.98973	0.338
15	PCB-85/116	39.38	39.36	2.295e4	1.340e4	1.838e3	1.010e3	1.82	YES	2.847e3	0.00000	8.8918	0.458
16	PCB-110	39.79	39.77	2.573e5	1.691e5	2.085e4	1.335e4	1.56	NO	3.421e4	95.263	95.263	0.371
17	PCB-82	40.43	40.42	1.318e4	7.232e3	9.889e2	6.164e2	1.60	NO	1.605e3	7.2774	7.2774	0.621
18	PCB-124	41.13	41.15	5.789e3	3.531e3	6.134e2	3.546e2	1.73	NO	9.681e2	2.4546	2.4546	0.347
19	PCB-107/109	41.27	41.29	1.567e4	1.057e4	1.308e3	9.330e2	1.40	NO	2.241e3	5.9142	5.9142	0.362
20	PCB-123	41.44	41.44	2.944e3	1.933e3	2.771e2	1.534e2	1.81	YES	4.305e2	0.00000	1.1614	0.405
21	PCB-106/118	41.65	41.63	1.567e5	1.014e5	1.315e4	8.758e3	1.50	NO	2.191e4	61.650	61.650	0.392

4th Function Penta-PCBs

	Name	Pred.R.	RT	m1 Height	m2 Height	m1 Resp	m2 Resp	RA	n/y	Resp	Conc.	EMPC	DL
1	PCB-114	42.31	42.32	4.110e3	2.547e3	4.096e2	2.116e2	1.94	YES	6.212e2	0.00000	0.98035	0.377
2	PCB-122	42.45	42.46	3.442e3	2.165e3	2.392e2	1.441e2	1.66	NO	3.833e2	0.83829	0.83829	0.456
3	PCB-105	43.19	43.21	8.013e4	4.736e4	6.549e3	3.901e3	1.68	NO	1.045e4	20.196	20.196	0.403

Vista Analytical Laboratory

Dataset: U:\VG11.PRO\Results\200608K2\200608K2-9.qld

Last Altered: Saturday, June 13, 2020 11:04:32 Pacific Daylight Time

Printed: Saturday, June 13, 2020 11:05:20 Pacific Daylight Time

ID: 2001112-03 PDI-170SC-A-00-01-200519 10, Description: PDI-170SC-A-00-01-200519

3rd Function Hexa-PCBs

	Name	Pred R...	RT	m1 Height	m2 Height	m1 Resp	m2 Resp	RA	n/y	Resp	Conc.	EMPC	DL
1	PCB-155	36.98	37.00	4.560e2	3.310e2	2.639e1	2.072e1	1.27	NO	4.711e1	0.22943	0.22943	0.236
2	PCB-150	38.30	38.30	2.160e3	8.230e2	1.553e2	7.334e1	2.12	YES	2.286e2	0.00000	0.77076	0.228
3	PCB-136	39.58	39.58	3.588e4	2.968e4	2.951e3	2.188e3	1.35	NO	5.139e3	25.584	25.584	0.241
4	PCB-154	40.18	40.20	5.378e3	4.965e3	4.377e2	3.952e2	1.11	NO	8.328e2	4.6064	4.6064	0.268
5	PCB-151	40.86	40.87	4.578e4	3.855e4	3.751e3	3.107e3	1.21	NO	6.858e3	44.318	44.318	0.313
6	PCB-135	41.09	41.07	2.564e4	1.684e4	1.918e3	1.432e3	1.34	NO	3.350e3	18.460	18.460	0.267
7	PCB-144	41.20	41.18	8.783e3	7.546e3	6.253e2	5.650e2	1.11	NO	1.190e3	7.6690	7.6690	0.312
8	PCB-147	41.33	41.33	5.198e3	4.300e3	3.917e2	3.134e2	1.25	NO	7.051e2	4.2946	4.2946	0.295
9	PCB-139/149	41.60	41.59	1.478e5	1.127e5	1.163e4	9.014e3	1.29	NO	2.064e4	110.71	110.71	0.260
10	PCB-140	41.80	41.80	3.019e3	1.808e3	1.761e2	1.149e2	1.53	YES	2.911e2	0.00000	1.6489	0.311

4th Function Hexa-PCBs

	Name	Pred R...	RT	m1 Height	m2 Height	m1 Resp	m2 Resp	RA	n/y	Resp	Conc.	EMPC	DL
1	PCB-134/143	42.26	42.27	1.332e4	1.076e4	9.871e2	8.254e2	1.20	NO	1.812e3	6.4761	6.4761	0.378
2	PCB-131/133	42.56	42.55	8.428e3	8.231e3	5.983e2	7.099e2	0.84	YES	1.308e3	0.00000	3.5709	0.350
3	PCB-146/165	42.95	42.97	6.540e4	4.635e4	5.152e3	3.868e3	1.33	NO	9.020e3	24.061	24.061	0.282
4	PCB-132/161	43.18	43.23	8.606e4	6.847e4	6.442e3	5.074e3	1.27	NO	1.152e4	30.492	30.492	0.280
5	PCB-153	43.36	43.36	3.362e5	2.722e5	2.680e4	2.162e4	1.24	NO	4.842e4	122.65	122.65	0.268
6	PCB-141	44.14	44.14	4.696e4	4.083e4	3.899e3	3.244e3	1.20	NO	7.144e3	22.857	22.857	0.350
7	PCB-137	44.54	44.54	5.901e3	6.883e3	4.384e2	4.450e2	0.99	YES	8.834e2	0.00000	2.3426	0.323
8	PCB-130	44.64	44.63	1.777e4	1.242e4	1.448e3	1.097e3	1.32	NO	2.545e3	9.4427	9.4427	0.405
9	PCB-138/163/164	45.01	45.01	2.726e5	2.053e5	2.539e4	1.953e4	1.30	NO	4.492e4	108.21	108.21	0.260
10	PCB-158/160	45.26	45.24	2.610e4	2.137e4	2.162e3	1.725e3	1.25	NO	3.887e3	9.6919	9.6919	0.269
11	PCB-129	45.52	45.51	5.928e3	5.600e3	5.200e2	4.864e2	1.07	NO	1.006e3	3.5907	3.5907	0.385
12	PCB-128/162	46.61	46.60	2.873e4	2.484e4	2.470e3	1.882e3	1.31	NO	4.352e3	12.518	12.518	0.310
13	PCB-167	47.02	47.04	1.215e4	7.061e3	1.017e3	6.301e2	1.61	YES	1.647e3	0.00000	3.1962	0.246
14	PCB-156	48.37	48.37	2.276e4	1.616e4	1.828e3	1.325e3	1.38	NO	3.153e3	7.1468	7.1468	0.252
15	PCB-157	48.65	48.63	5.624e3	3.964e3	4.663e2	3.045e2	1.53	YES	7.709e2	0.00000	1.6728	0.269

Vista Analytical Laboratory

Dataset: U:\VG11.PRO\Results\200608K2\200608K2-9.qld

Last Altered: Saturday, June 13, 2020 11:04:32 Pacific Daylight Time

Printed: Saturday, June 13, 2020 11:05:20 Pacific Daylight Time

ID: 2001112-03 PDI-170SC-A-00-01-200519 10, Description: PDI-170SC-A-00-01-200519

Total Hepta-PCBs

	Name	Pred.R.	RT	m1 Height	m2 Height	m1 Resp	m2 Resp	RA	n/y	Resp	Conc.	EMPC	DL
1	PCB-188	43.00	42.99	1.652e3	6.470e2	1.312e2	3.662e1	3.58	YES	1.678e2	0.00000	0.22057	0.311
2	PCB-179	44.25	44.25	3.487e4	2.846e4	2.742e3	2.430e3	1.13	NO	5.172e3	15.100	15.100	0.309
3	PCB-176	44.72	44.73	9.941e3	8.449e3	7.590e2	6.697e2	1.13	NO	1.429e3	4.1371	4.1371	0.307
4	PCB-178	45.87	45.87	1.018e4	1.205e4	9.044e2	9.673e2	0.94	NO	1.872e3	7.5196	7.5196	0.425
5	PCB-175	46.21	46.23	2.332e3	1.540e3	1.851e2	1.092e2	1.69	YES	2.944e2	0.00000	0.88755	0.420
6	PCB-182/187	46.40	46.40	7.148e4	6.550e4	5.600e3	5.097e3	1.10	NO	1.070e4	38.023	38.023	0.376
7	PCB-183	46.73	46.74	2.486e4	2.922e4	2.085e3	2.351e3	0.89	YES	4.436e3	0.00000	15.083	0.392
8	PCB-185	47.42	47.42	4.352e3	4.633e3	3.594e2	3.487e2	1.03	NO	7.081e2	2.6805	2.6805	0.416
9	PCB-174	47.81	47.80	4.654e4	4.756e4	3.993e3	3.858e3	1.04	NO	7.851e3	30.862	30.862	0.432
10	PCB-177	48.08	48.08	2.789e4	2.876e4	2.301e3	2.136e3	1.08	NO	4.436e3	18.475	18.475	0.457
11	PCB-171	48.36	48.37	1.121e4	1.251e4	9.542e2	9.107e2	1.05	NO	1.865e3	7.5397	7.5397	0.444
12	PCB-172	49.28	49.28	7.872e3	8.277e3	6.015e2	6.599e2	0.91	NO	1.261e3	4.8807	4.8807	0.425
13	PCB-180	49.69	49.69	1.086e5	8.210e4	8.708e3	6.818e3	1.28	YES	1.553e4	0.00000	52.683	0.414
14	PCB-193	49.90	49.90	4.325e3	7.454e3	3.354e2	5.997e2	0.56	YES	9.352e2	0.00000	2.0783	0.348
15	PCB-191	50.16	50.17	2.764e3	2.421e3	2.124e2	1.841e2	1.15	NO	3.964e2	1.2335	1.2335	0.342
16	PCB-170	51.36	51.36	3.399e4	3.911e4	2.736e3	2.964e3	0.92	NO	5.700e3	25.295	25.295	0.465
17	PCB-190	51.55	51.55	1.161e4	1.022e4	8.654e2	7.389e2	1.17	NO	1.604e3	5.3872	5.3872	0.352
18	PCB-189	53.09	53.06	2.935e3	2.897e3	2.035e2	1.707e2	1.19	NO	3.742e2	1.1648	1.1648	0.299

4th Function Octa-PCBs

	Name	Pred.R.	RT	m1 Height	m2 Height	m1 Resp	m2 Resp	RA	n/y	Resp	Conc.	EMPC	DL
1	PCB-202	48.59	48.59	6.452e3	4.900e3	5.072e2	3.956e2	1.28	YES	9.028e2	0.00000	3.0248	0.239
2	PCB-201	49.06	49.09	3.544e3	2.655e3	2.498e2	2.594e2	0.96	NO	5.092e2	2.2860	2.2860	0.265
3	PCB-200	50.47	50.49	2.350e3	3.392e3	1.766e2	2.768e2	0.64	YES	4.534e2	0.00000	1.6558	0.261
4	PCB-198	52.04	52.04	1.123e3	8.810e2	7.237e1	6.790e1	1.07	YES	1.403e2	0.00000	0.76404	0.351
5	PCB-199	52.15	52.17	1.732e4	1.698e4	1.223e3	1.225e3	1.00	NO	2.448e3	14.299	14.299	0.345
6	PCB-196/203	52.48	52.48	1.969e4	1.928e4	1.413e3	1.372e3	1.03	YES	2.785e3	0.00000	14.623	0.333

Dataset: U:\VG11.PRO\Results\200608K2\200608K2-9.qld

Last Altered: Saturday, June 13, 2020 11:04:32 Pacific Daylight Time
 Printed: Saturday, June 13, 2020 11:05:20 Pacific Daylight Time

ID: 2001112-03 PDI-170SC-A-00-01-200519 10, Description: PDI-170SC-A-00-01-200519

5th Function Octa-PCBs

Name	Pred.R.	RT	m1 Height	m2 Height	m1 Resp	m2 Resp	RA	n/y	Resp	Conc.	EMPC	DL
1 PCB-195	53.77	53.78	1.005e4	1.365e4	6.487e2	8.277e2	0.78	NO	1.476e3	4.9983	4.9983	0.204
2 PCB-194	54.69	54.69	3.088e4	3.683e4	1.778e3	2.022e3	0.88	NO	3.800e3	12.041	12.041	0.191
3 PCB-205	54.95	54.96	2.329e3	1.635e3	1.282e2	1.303e2	0.98	NO	2.586e2	0.70909	0.70909	0.165

Total Nona-PCBs

Name	Pred.R.	RT	m1 Height	m2 Height	m1 Resp	m2 Resp	RA	n/y	Resp	Conc.	EMPC	DL
1 PCB-208	53.93	53.93	7.167e3	4.719e3	4.270e2	3.363e2	1.27	NO	7.633e2	2.4378	2.4378	0.172
2 PCB-207	54.24	54.25	2.804e3	2.065e3	2.110e2	1.154e2	1.83	YES	3.264e2	0.00000	0.87840	0.175
3 PCB-206	56.22	56.22	1.689e4	1.202e4	9.581e2	7.081e2	1.35	NO	1.666e3	7.3415	7.3415	0.221

Deca-CB

Name	Pred.R.	RT	m1 Height	m2 Height	m1 Resp	m2 Resp	RA	n/y	Resp	Conc.	EMPC	DL
1 PCB-209	57.45	57.47	1.956e4	1.611e4	1.059e3	8.335e2	1.27	NO	1.892e3	9.1554	9.1554	0.126

Total PCBs

Name	Pred.R.	RT	m1 Height	m2 Height	m1 Resp	m2 Resp	RA	n/y	Resp	Conc.	EMPC	DL
1												

Total Mono-Isotopes

Name	Pred.R.	RT	m1 Height	m2 Height	m1 Resp	m2 Resp	RA	n/y	Resp	Conc.	EMPC	DL
1 13C-PCB-1	15.50	15.51	1.598e7	4.846e6	8.919e5	2.787e5	3.20	NO	1.171e6	1127.3		0.901
2 13C-PCB-3	18.14	18.14	1.474e7	4.281e6	8.659e5	2.547e5	3.40	NO	1.121e6	1058.5		0.884

Vista Analytical Laboratory

Dataset: U:\VG11.PRO\Results\200608K2\200608K2-9.qld

Last Altered: Saturday, June 13, 2020 11:04:32 Pacific Daylight Time

Printed: Saturday, June 13, 2020 11:05:20 Pacific Daylight Time

ID: 2001112-03 PDI-170SC-A-00-01-200519 10, Description: PDI-170SC-A-00-01-200519

Total Di-Isotopes

Name	Pred.R.	RT	m1 Height	m2 Height	m1 Resp	m2 Resp	RA	n/y	Resp	Conc.	EMPC	DL
13C-PCB-4	19.49	19.50	9.746e6	5.942e6	5.714e5	3.506e5	1.63	NO	9.220e5	1322.4		0.640
13C-PCB-9	21.32	21.32	1.517e7	9.557e6	9.379e5	5.879e5	1.60	NO	1.526e6	1354.1		0.396
13C-PCB-11	24.76	24.78	1.384e7	8.613e6	8.670e5	5.428e5	1.60	NO	1.410e6	1261.6		0.400
13C-PCB-15	25.53	25.50	2.150e7	1.378e7	1.415e6	8.966e5	1.58	NO	2.311e6	1988.9		0.384

2nd Function Tri-Isotopes

Name	Pred.R.	RT	m1 Height	m2 Height	m1 Resp	m2 Resp	RA	n/y	Resp	Conc.	EMPC	DL
13C-PCB-19	23.73	23.74	5.051e6	4.852e6	3.212e5	3.098e5	1.04	NO	6.310e5	1088.5		6.47
13C-PCB-32	26.71	26.73	7.822e6	7.554e6	5.010e5	4.852e5	1.03	NO	9.862e5	1140.5		4.34

3rd Function Tri-Isotopes

Name	Pred.R.	RT	m1 Height	m2 Height	m1 Resp	m2 Resp	RA	n/y	Resp	Conc.	EMPC	DL
13C-PCB-31	28.66	28.64	1.378e7	1.308e7	1.063e6	1.010e6	1.05	NO	2.073e6	1988.9		5.11
13C-PCB-28	28.75	28.73	1.028e7	1.000e7	7.498e5	7.255e5	1.03	NO	1.475e6	1330.3		4.80
13C-PCB-37	32.73	32.85	9.956e6	9.407e6	7.911e5	7.487e5	1.06	NO	1.540e6	1494.0		5.17

Tetra-Isotopes

Name	Pred.R.	RT	m1 Height	m2 Height	m1 Resp	m2 Resp	RA	n/y	Resp	Conc.	EMPC	DL
13C-PCB-54	27.60	27.58	5.456e6	6.898e6	4.082e5	5.177e5	0.79	NO	9.259e5	1397.5		0.990
13C-PCB-52	31.24	31.25	4.629e6	5.923e6	3.530e5	4.540e5	0.78	NO	8.071e5	1513.8		1.23
13C-PCB-47	31.76	31.77	4.829e6	6.136e6	3.909e5	4.906e5	0.80	NO	8.815e5	1550.9		1.15
13C-PCB-70	35.39	35.40	5.763e6	7.273e6	4.374e5	5.542e5	0.79	NO	9.916e5	1502.2		0.994
13C-PCB-80	35.82	35.82	5.988e6	7.422e6	4.540e5	5.617e5	0.81	NO	1.016e6	1490.0		0.963
13C-PCB-60	36.68	36.66	7.554e6	9.450e6	5.827e5	7.358e5	0.79	NO	1.319e6	1988.9		0.990
13C-PCB-79	37.76	37.76	6.333e6	8.064e6	4.831e5	6.138e5	0.79	NO	1.097e6	1548.0		0.926
13C-PCB-81	39.02	39.02	5.604e6	7.052e6	4.308e5	5.411e5	0.80	NO	9.719e5	1483.9		1.00
13C-PCB-77	39.64	39.64	5.315e6	6.570e6	4.131e5	5.118e5	0.81	NO	9.249e5	1440.2		1.02

Vista Analytical Laboratory

Dataset: U:\VG11.PRO\Results\200608K2\200608K2-9.qld

Last Altered: Saturday, June 13, 2020 11:04:32 Pacific Daylight Time

Printed: Saturday, June 13, 2020 11:05:20 Pacific Daylight Time

ID: 2001112-03 PDI-170SC-A-00-01-200519 10, Description: PDI-170SC-A-00-01-200519

3rd Function Penta-Isotopes

	Name	Pred.R.	RT	m1 Height	m2 Height	m1 Resp	m2 Resp	RA	n/y	Resp	Conc.	EMPC	DL
1	13C-PCB-104	32.44	32.49	4.473e6	2.796e6	3.832e5	2.404e5	1.59	NO	6.236e5	1562.4		0.674
2	13C-PCB-95	35.69	35.69	3.829e6	2.380e6	2.939e5	1.815e5	1.62	NO	4.754e5	1503.7		0.851
3	13C-PCB-101	37.44	37.44	3.766e6	2.338e6	2.844e5	1.744e5	1.63	NO	4.588e5	1474.0		0.864
4	13C-PCB-97	38.78	38.78	3.374e6	2.022e6	2.560e5	1.538e5	1.66	NO	4.098e5	1498.6		0.984
5	13C-PCB-111	39.25	39.23	6.231e6	4.072e6	4.765e5	3.045e5	1.56	NO	7.810e5	1988.9		0.685
6	13C-PCB-123	41.42	41.42	4.389e6	2.814e6	3.428e5	2.187e5	1.57	NO	5.616e5	1532.9		0.734
7	13C-PCB-118	41.61	41.61	4.539e6	2.809e6	3.605e5	2.192e5	1.64	NO	5.796e5	1497.7		0.695

4th Function Penta-Isotopes

	Name	Pred.R.	RT	m1 Height	m2 Height	m1 Resp	m2 Resp	RA	n/y	Resp	Conc.	EMPC	DL
1	13C-PCB-114	42.29	42.28	7.438e6	4.715e6	5.884e5	3.747e5	1.57	NO	9.630e5	1748.3		1.12
2	13C-PCB-105	43.17	43.17	7.565e6	4.745e6	5.983e5	3.811e5	1.57	NO	9.795e5	1749.0		1.10
3	13C-PCB-127	43.53	43.53	7.849e6	4.919e6	6.227e5	3.929e5	1.58	NO	1.016e6	1755.0		1.07
4	13C-PCB-126	45.49	45.49	7.310e6	4.622e6	5.806e5	3.656e5	1.59	NO	9.462e5	1694.5		1.11

4th Function Hexa-Isotopes

	Name	Pred.R.	RT	m1 Height	m2 Height	m1 Resp	m2 Resp	RA	n/y	Resp	Conc.	EMPC	DL
1	13C-PCB-153	43.34	43.35	5.262e6	4.177e6	4.092e5	3.242e5	1.26	NO	7.334e5	1508.9		1.05
2	13C-PCB-141	44.11	44.12	4.225e6	3.390e6	3.390e5	2.665e5	1.27	NO	6.055e5	1507.4		1.27
3	13C-PCB-138	44.97	44.97	4.606e6	3.491e6	3.652e5	2.780e5	1.31	NO	6.432e5	1524.5		1.21
4	13C-PCB-159	46.30	46.30	5.463e6	4.206e6	4.325e5	3.296e5	1.31	NO	7.620e5	1486.5		0.992
5	13C-PCB-128	46.60	46.58	5.044e6	4.017e6	3.984e5	3.100e5	1.29	NO	7.083e5	1988.9		1.43
6	13C-PCB-167	47.00	47.00	5.543e6	4.408e6	4.429e5	3.493e5	1.27	NO	7.922e5	1544.5		0.992
7	13C-PCB-156	48.36	48.35	5.424e6	4.137e6	4.424e5	3.369e5	1.31	NO	7.793e5	1566.4		1.02
8	13C-PCB-157	48.61	48.61	5.453e6	4.289e6	4.386e5	3.425e5	1.28	NO	7.812e5	1570.1		1.02
9	13C-PCB-169	50.88	50.89	5.195e6	4.097e6	4.220e5	3.336e5	1.27	NO	7.555e5	1593.6		1.07

Vista Analytical Laboratory

Dataset: U:\VG11.PRO\Results\200608K2\200608K2-9.qld

Last Altered: Saturday, June 13, 2020 11:04:32 Pacific Daylight Time

Printed: Saturday, June 13, 2020 11:05:20 Pacific Daylight Time

ID: 2001112-03 PDI-170SC-A-00-01-200519 10, Description: PDI-170SC-A-00-01-200519

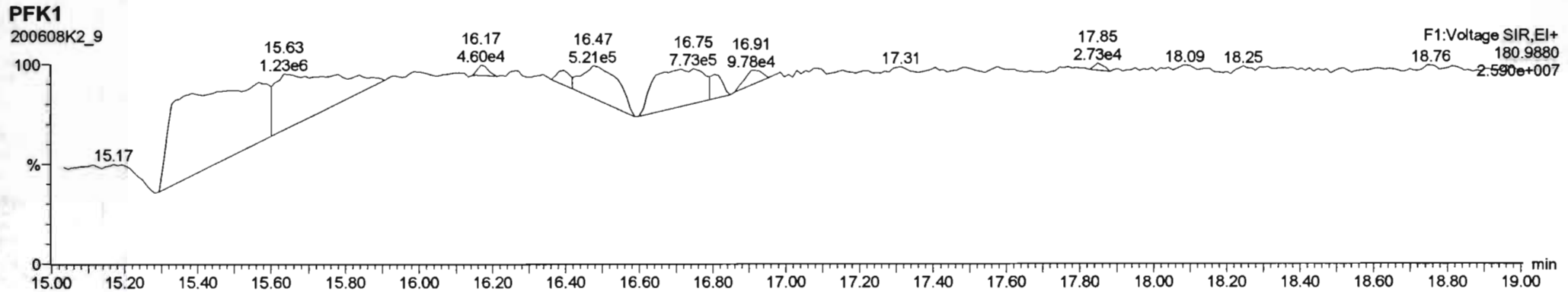
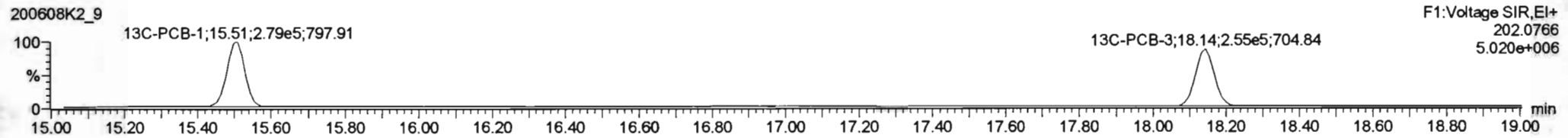

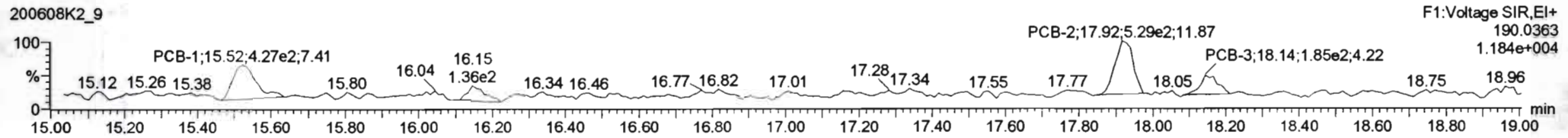
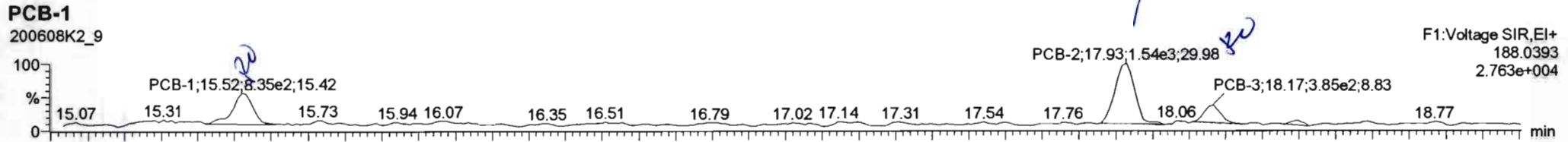
5th Function Octa-Isotopes

	Name	Pred.R.	RT	m1 Height	m2 Height	m1 Resp	m2 Resp	RA	n/y	Resp	Conc.	EMPC	DL
1	13C-PCB-194	54.69	54.67	4.729e6	5.099e6	2.723e5	2.901e5	0.94	NO	5.625e5	1390.7		1.85
2	13C-PCB-205	54.96	54.95	9.070e6	9.940e6	5.020e5	5.454e5	0.92	NO	1.047e6	1988.9		1.42

Dataset: Untitled


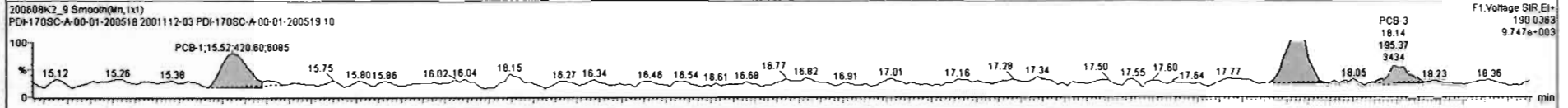
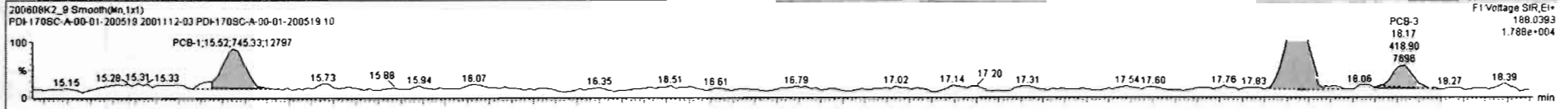
Last Altered: Tuesday, June 09, 2020 07:24:06 Pacific Daylight Time
Printed: Tuesday, June 09, 2020 07:29:03 Pacific Daylight Time

Name: 200608K2_9, Date: 09-Jun-2020, Time: 04:43:33, ID: 2001112-03 PDI-170SC-A-00-01-200519 10, Description: PDI-170SC-A-00-01-200519



#	Name	Resp	RA	n/y	RRF	wt/vol	Pred.RT	RT	Pred.R	RRT	RRT Fail	Conc.	%Rec	DL	EMPC
216	13C-PCB-111	7.81e5	1.56	NO	1.0000	5.026	39.25	39.23	1.000	0.000	NO	1989	100	0.685	
217	13C-PCB-128	7.06e5	1.29	NO	1.0000	5.026	46.80	46.58	1.000	0.000	NO	1989	100	1.43	
218	13C-PCB-182	5.06e5	0.44	NO	1.0000	5.026	48.43	46.42	0.000	0.000	NO	1989	100	1.54	
219	13C-PCB-205	1.05e6	0.92	NO	1.0000	5.026	54.96	54.95	1.000	0.000	NO	1989	100	1.42	
220	13C-PCB-79	1.10e6	0.79	NO	1.0699	5.026	37.76	37.76	1.030	1.030	NO	1548	77.8	0.926	
221	13C-PCB-178	3.84e5	0.45	NO	0.7665	5.026	45.88	45.85	0.988	0.988	NO	1405	70.7	1.42	
222	13C-PCB-79	1.10e6	0.79	NO	1.0621	5.026	37.76	37.76	0.968	0.968	NO	2074	104	1.24	
223	13C-PCB-178	3.84e5	0.45	NO	1.0508	5.026	45.85	45.85	0.923	0.923	NO	1943	97.7	2.03	
224	Total Mono-PCBs				1.1665	5.026	0.00		0.000		NO	3.089		0.849	5.354
225	Total Di-PCBs				1.0537	5.026	0.00		0.000		NO	14.82		6.34	29.16

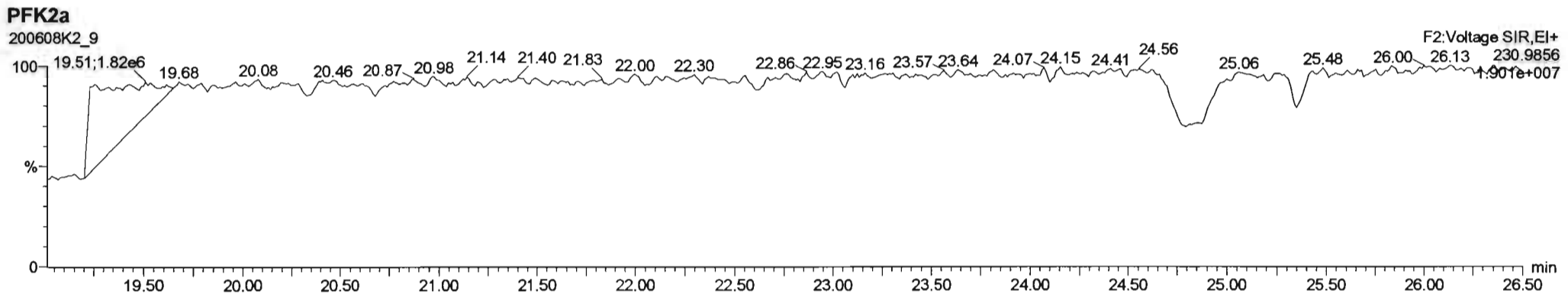
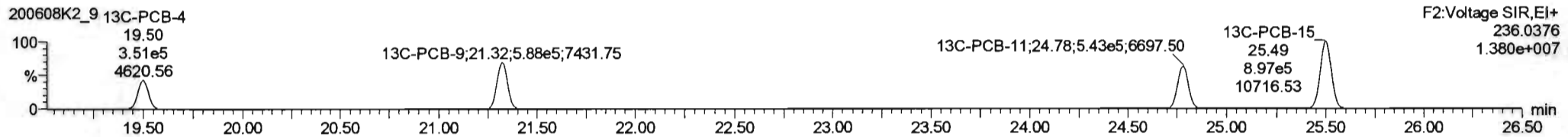

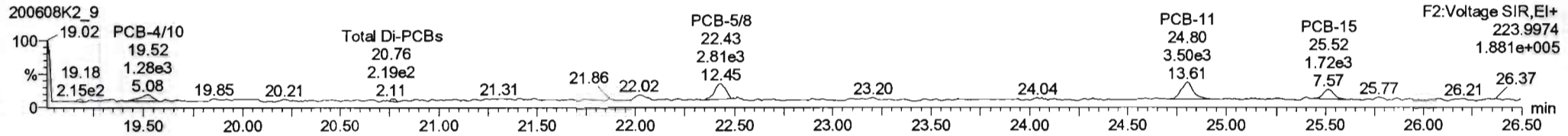
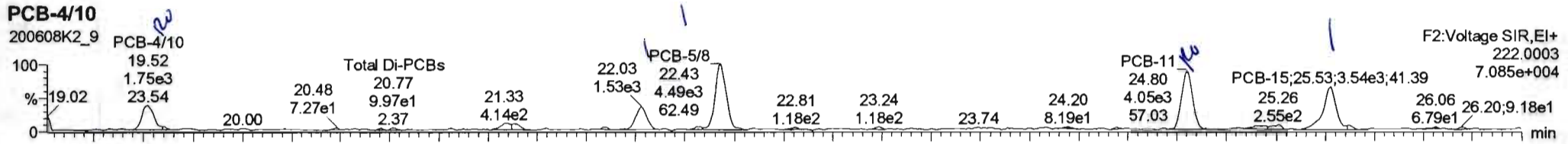
#	Name	Pred.RT	RT	m1 Resp	m2 Resp	1 st Ratio (Pred)	RA	n/y	EMPC	Conc.
1	PCB-1	15.52	15.52	7.453e2	4.209e2	3.130	1.77	YES	1.4303	0.00000
2	PCB-2	17.93	17.93	1.500e3	5.450e2	3.130	2.75	NO	3.0694	3.0694
3	PCB-3	18.15	18.17	4.189e2	1.954e2	3.130	2.14	YES	0.85434	0.00000



Dataset: Untitled



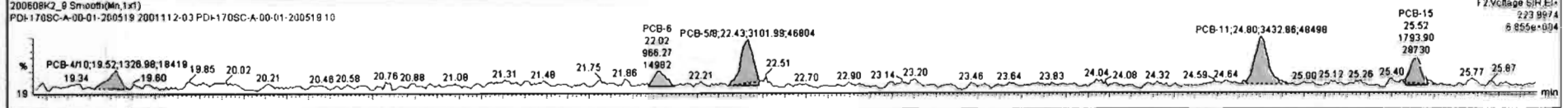
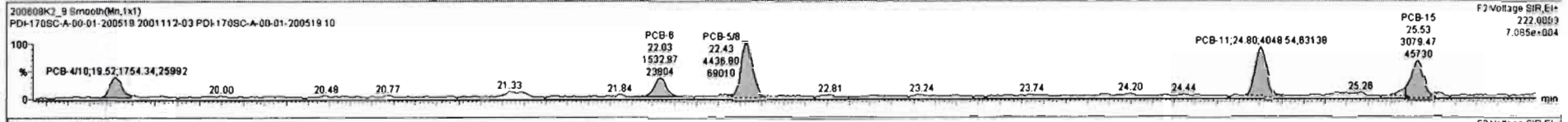
Last Altered: Tuesday, June 09, 2020 07:24:06 Pacific Daylight Time
Printed: Tuesday, June 09, 2020 07:29:03 Pacific Daylight Time

Name: 200608K2_9, Date: 09-Jun-2020, Time: 04:43:33, ID: 2001112-03 PDI-170SC-A-00-01-200519 10, Description: PDI-170SC-A-00-01-200519



#	Name	Resp	RA	n/y	R/R	wt/vol	Pred RT	RT	Pred R...	RRT	RRT Fail	Conc.	%Rec	DL	EMPC
216	13C-PCB-111	7.81e5	1.58	NO	1.0000	5.028	39.25	39.23	1.000	0.000	NO	1999	100	0.895	
217	13C-PCB-128	7.08e5	1.29	NO	1.0000	5.028	46.80	46.58	1.000	0.000	NO	1999	100	1.43	
218	13C-PCB-182	5.06e5	0.44	NO	1.0000	5.028	46.43	46.42	0.000	0.000	NO	1999	100	1.54	
219	13C-PCB-205	1.05e6	0.92	NO	1.0000	5.028	54.96	54.95	1.000	0.000	NO	1999	100	1.42	
220	13C-PCB-78	1.10e6	0.79	NO	1.0689	5.028	37.76	37.76	1.030	1.030	NO	1548	77.8	0.926	
221	13C-PCB-178	3.84e5	0.45	NO	0.7865	5.028	45.88	45.85	0.988	0.988	NO	1405	70.7	1.42	
222	13C-PCB-79	1.10e6	0.79	NO	1.0821	5.028	37.76	37.76	0.968	0.968	NO	2074	104	1.24	
223	13C-PCB-178	3.84e5	0.45	NO	1.0508	5.028	45.85	45.85	0.923	0.923	NO	1943	97.7	2.03	
224	Total Mono-PCBs				1.1865	5.028	0.00		0.000		NO	3.089		0.849	5.354
225	Total Di-PCBs				1.0537	5.028	0.00		0.000		NO	18.73		8.34	33.03

#	Name	Pred RT	RT	m1 Resp	m2 Resp	1* Ratio (Pred)	RA	n/y	EMPC	Conc.
1	4 PCB-470	19.58	19.52	1.754e3	1.327e3	1.560	1.32	YES	4.8759	0.00000
2	6 PCB-6	22.02	22.03	1.533e3	9.663e2	1.560	1.58	NO	3.1829	3.1829
3	7 PCB-5/8	22.43	22.43	4.437e3	3.102e3	1.560	1.43	NO	9.9015	9.9015
4	9 PCB-11	24.80	24.80	4.049e3	3.433e3	1.560	1.18	YES	8.3214	0.00000
5	11 PCB-15	25.54	25.53	3.079e3	1.794e3	1.560	1.72	NO	6.6441	6.6441



Dataset: Untitled

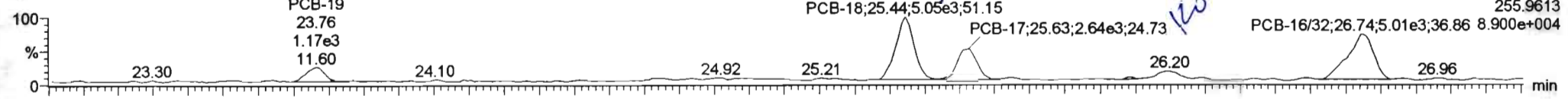
Last Altered: Tuesday, June 09, 2020 07:24:06 Pacific Daylight Time

Printed: Tuesday, June 09, 2020 07:29:03 Pacific Daylight Time

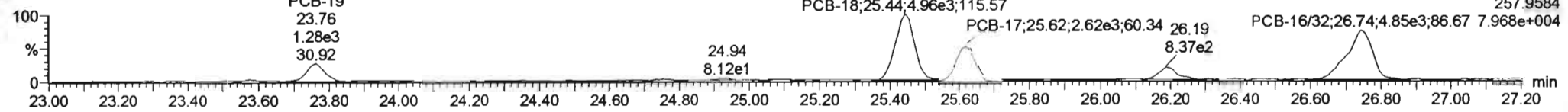
Name: 200608K2_9, Date: 09-Jun-2020, Time: 04:43:33, ID: 2001112-03 PDI-170SC-A-00-01-200519 10, Description: PDI-170SC-A-00-01-200519

PCB-19

200608K2_9

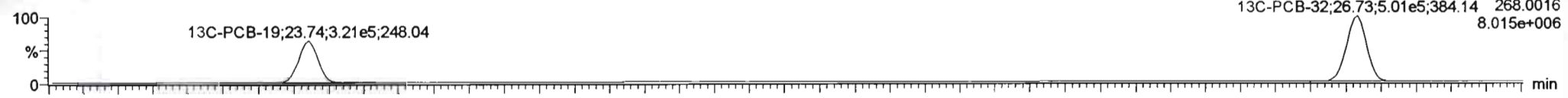


200608K2_9




13C-PCB-19

200608K2_9

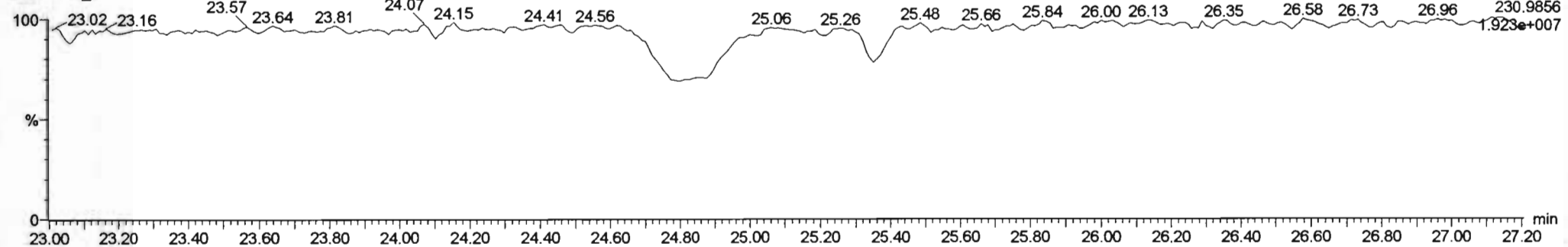


200608K2_9




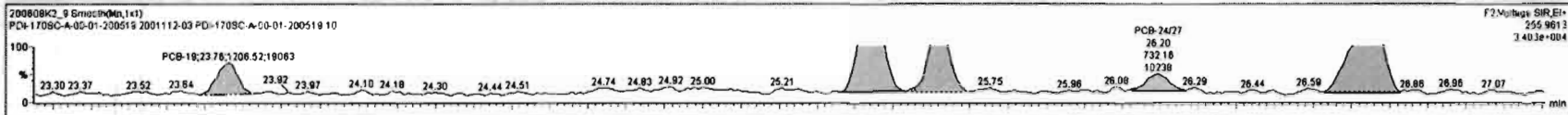
PFK2b

200608K2_9



#	Name	Resp	RA	rvy	RRF	wUnd	Pred.RT	RT	Pred.R	RRT	RRT_Fid	Conc.	%Rec	DL	EMPC
216	216 13C-PCB-111	7.81e5	1.56	NO	1.0000	5.028	39.25	39.23	1.000	0.000	NO	1999	100	0.895	
217	217 13C-PCB-128	7.09e5	1.29	NO	1.0000	5.028	46.80	46.58	1.000	0.000	NO	1999	100	1.43	
218	218 13C-PCB-162	5.05e5	0.44	NO	1.0000	5.028	46.43	46.42	0.000	0.000	NO	1999	100	1.54	
219	219 13C-PCB-205	1.05e6	0.92	NO	1.0000	5.028	54.96	54.95	1.000	0.000	NO	1999	100	1.42	
220	220 13C-PCB-79	1.10e6	0.79	NO	1.0699	5.028	37.76	37.76	1.020	1.020	NO	1549	77.8	0.928	
221	221 13C-PCB-178	3.88e5	0.45	NO	0.7855	5.028	45.89	45.85	0.999	0.998	NO	1402	70.7	1.42	
222	222 13C-PCB-79	1.10e6	0.79	NO	1.0821	5.028	37.76	37.76	0.999	0.998	NO	2074	104	1.24	
223	223 13C-PCB-178	3.84e5	0.45	NO	1.0508	5.028	45.85	45.85	0.923	0.923	NO	1943	97.7	2.03	
224	224 Total Mono-PCBs				1.1865	5.028	0.00	0.00	0.000	0.000	NO	3.059		0.848	5.354
225	225 Total Di-PCBs				1.0537	5.028	0.00	0.00	0.000	0.000	NO	19.73		6.34	33.03

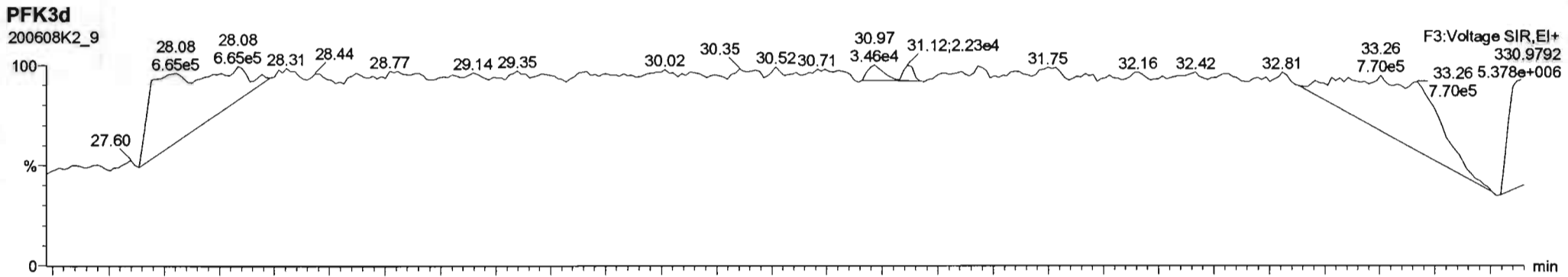
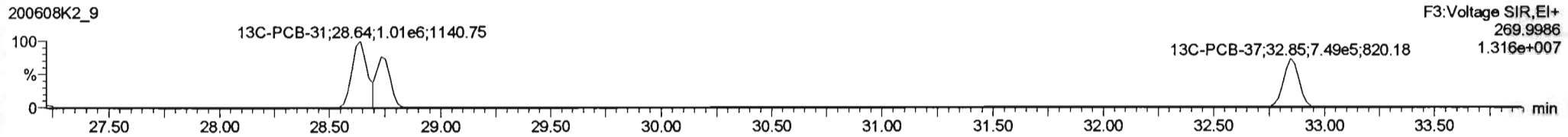
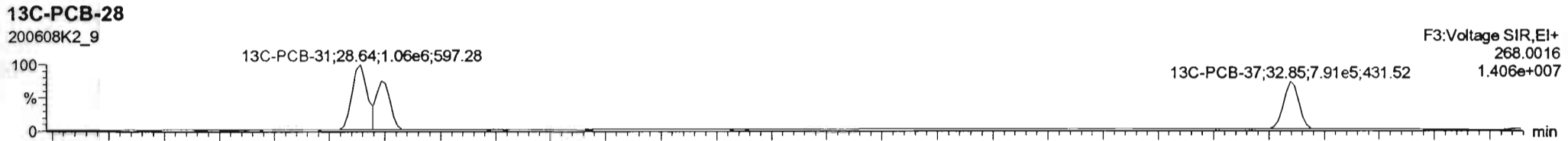
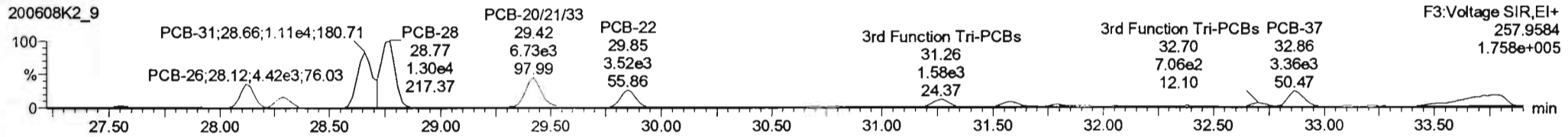
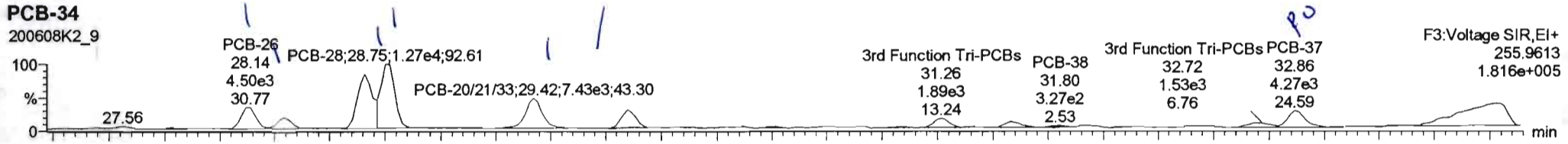
#	Name	Pred.RT	RT	m1 Resp	m2 Resp	1st Ratio (Pred)	RA	rvy	EMPC	Conc.
1	12 PCB-19	23.77	23.78	1.207e3	1.257e3	1.040	0.96	NO	7.0193	7.0193
2	14 PCB-18	25.44	25.44	5.049e3	4.839e3	1.040	1.02	NO	24.829	24.829
3	15 PCB-17	25.62	25.63	2.592e3	2.591e3	1.040	1.00	NO	13.783	13.783
4	16 PCB-2427	26.23	26.20	7.322e2	8.464e2	1.040	0.87	YES	2.6766	0.00000
5	17 PCB-1502	26.75	26.74	5.074e3	4.812e3	1.040	1.05	NO	21.542	21.542



Dataset: Untitled




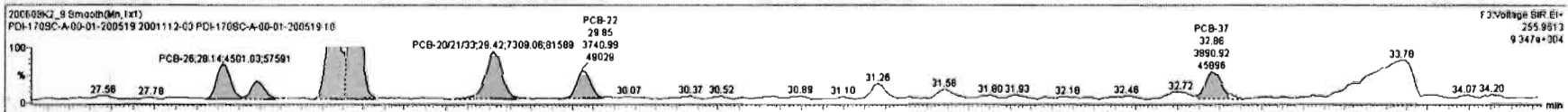
Last Altered: Tuesday, June 09, 2020 07:24:06 Pacific Daylight Time
Printed: Tuesday, June 09, 2020 07:29:03 Pacific Daylight Time

Name: 200608K2_9, Date: 09-Jun-2020, Time: 04:43:33, ID: 2001112-03 PDI-170SC-A-00-01-200519 10, Description: PDI-170SC-A-00-01-200519



#	Name	Resp	RA	rvy	RRF	wt/Vol	Pred RT	RT	Pred R	RRT	RRT Fail	Conc.	%Rec	DL	EMPC
227	227 3rd Function Tri-PCBs				0.9828	5.028	0.00	0.000	0.000	NO	112.4	7.53	120.7		
228	228 Total Tetra-PCBs				1.0778	5.028	0.00	0.000	0.000	NO	590.7	11.1	611.5		
229	229 3rd Function Penta-PCBs				1.3157	5.028	0.00	0.000	0.000	NO	584.8	13.1	608.8		
230	230 4th Function Penta-PCBs				1.0735	5.028	0.00	0.000	0.000	NO	19.91	2.00	22.15		
231	231 3rd Function Hexa-PCBs				0.9505	5.028	0.00	0.000	0.000	NO	214.7	3.44	218.9		
232	232 4th Function Hexa-PCBs				1.0318	5.028	0.00	0.000	0.000	NO	356.1	6.01	367.2		
233	233 Total Hepta-PCBs				1.3551	5.028	0.00	0.000	0.000	NO	160.8	6.77	232.1		
234	234 4th Function Octa-PCBs				1.0008	5.028	0.00	0.000	0.000	NO	18.17	2.28	36.63		
235	235 5th Function Octa-PCBs				1.1496	5.028	0.00	0.000	0.000	NO	17.88	0.580	17.88		
236	236 Total Nona-PCBs				0.8523	5.028	0.00	0.000	0.000	NO	9.963	0.588	10.74		

#	Name	Pred RT	RT	m1 Resp	m2 Resp	1* Ratio (Pred)	RA	rvy	EMPC	Conc
2	22 PCB-25	28.28	28.29	2.286e3	2.096e3	1.040	1.10	NO	6.2044	6.2044
3	23 PCB-31	28.84	28.86	1.143e4	1.112e4	1.040	1.03	NO	29.242	29.242
4	24 PCB-38	28.75	28.75	1.288e4	1.294e4	1.040	0.99	NO	33.857	33.857
5	25 PCB-20/21/33	28.39	28.43	7.509e3	6.879e3	1.040	1.10	NO	30.020	30.020
6	26 PCB-32	28.83	28.85	3.741e3	3.482e3	1.040	1.07	NO	10.009	10.009
7	31 PCB-37	32.87	32.86	3.891e3	3.198e3	1.040	1.22	YES	6.3502	0.00000



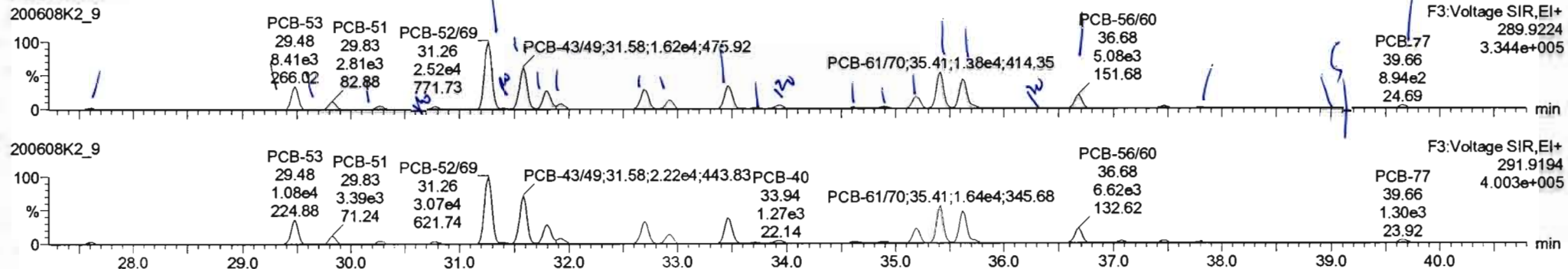
Dataset: Untitled

Last Altered: Tuesday, June 09, 2020 07:24:06 Pacific Daylight Time

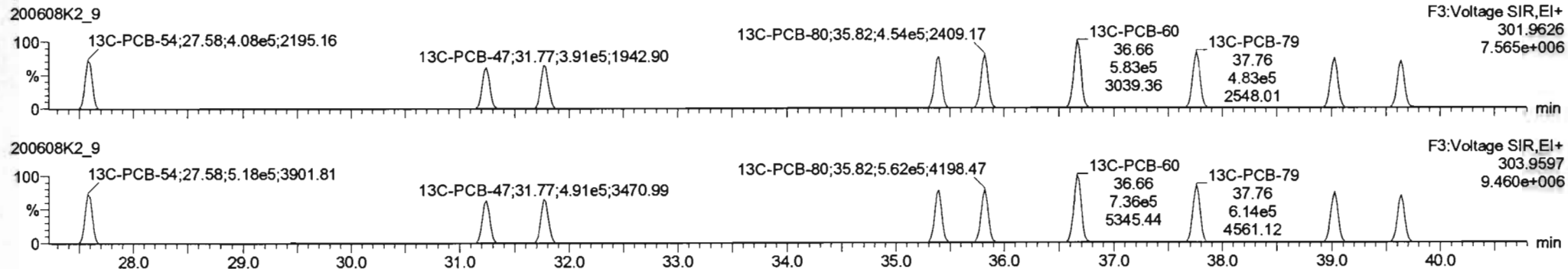
Printed: Tuesday, June 09, 2020 07:29:03 Pacific Daylight Time

Name: 200608K2_9, Date: 09-Jun-2020, Time: 04:43:33, ID: 2001112-03 PDI-170SC-A-00-01-200519 10, Description: PDI-170SC-A-00-01-200519

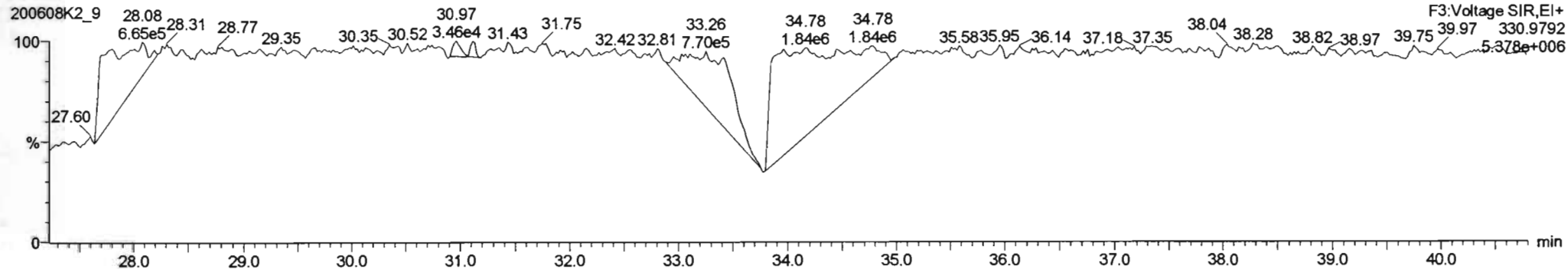
PCB-54



13C-PCB-54



PFK3a



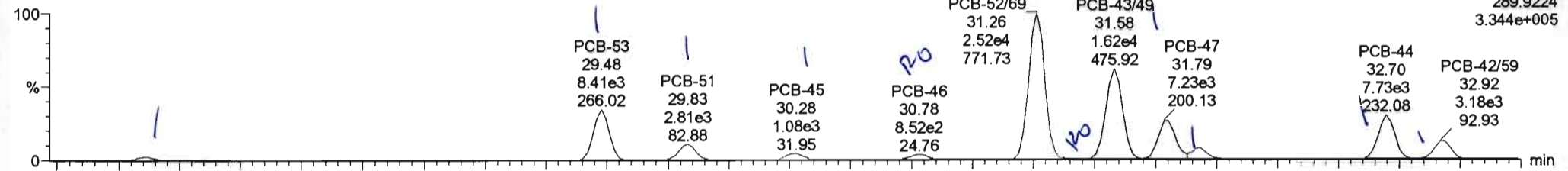
Dataset: Untitled

Last Altered: Tuesday, June 09, 2020 07:24:06 Pacific Daylight Time
Printed: Tuesday, June 09, 2020 07:29:03 Pacific Daylight Time

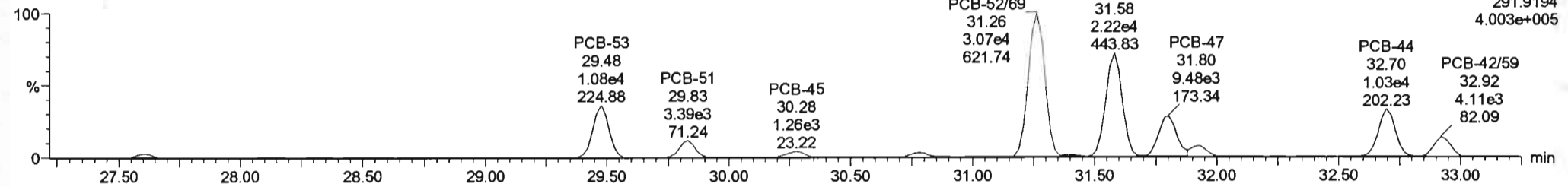
Name: 200608K2_9, Date: 09-Jun-2020, Time: 04:43:33, ID: 2001112-03 PDI-170SC-A-00-01-200519 10, Description: PDI-170SC-A-00-01-200519

PCB-50

200608K2_9

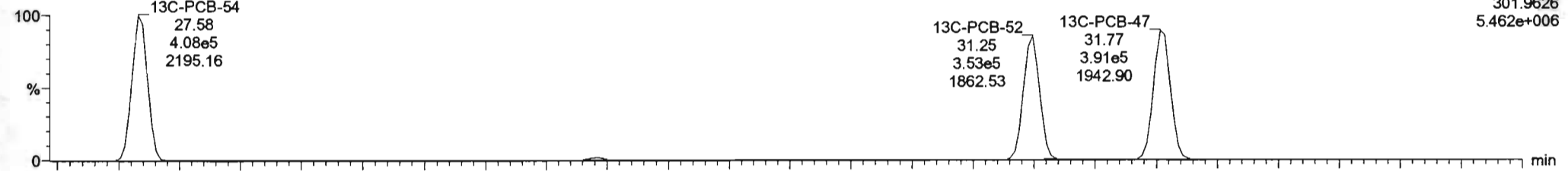


200608K2_9

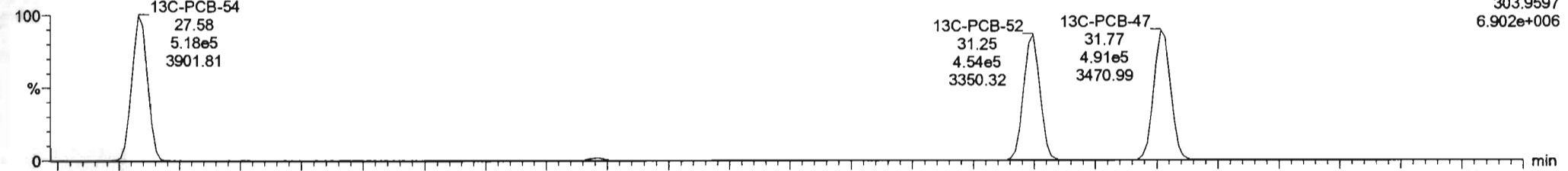


13C-PCB-52

200608K2_9



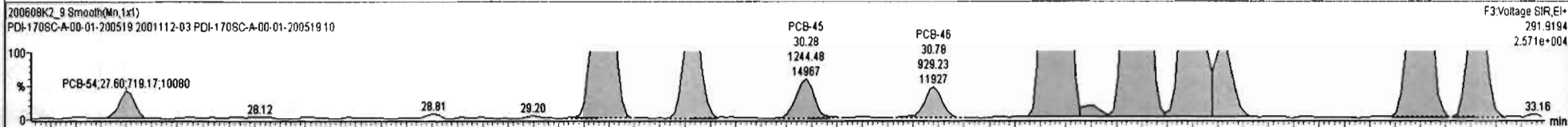
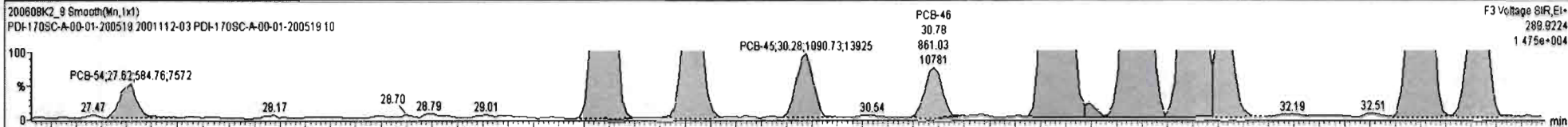
200608K2_9



200608K2_9 - 2001112-03 PDI-170SC-A-00-01-200519 10 - PDI-170SC-A-00-01-200519

#	Name	Resp	RA	n/y	RRF	w/Ard	Pred.RT	RT	Pred.R...	RRT	RRT Fail	Conc.	%Rec	DL	EMPC
227	227 3rd Function Tri-PCBs				0.9628	5.028	0.00		0.000		NO	112.4		7.63	120.7
228	228 Total Tetra-PCBs				1.0778	5.028	0.00		0.000		NO	584.7		11.1	809.4
229	229 3rd Function Penta-PCBs				1.3157	5.028	0.00		0.000		NO	564.6		13.1	808.8
230	230 4th Function Penta-PCBs				1.0735	5.028	0.00		0.000		NO	19.91		2.00	22.15
231	231 3rd Function Hexa-PCBs				0.9505	5.028	0.00		0.000		NO	214.7		3.44	216.9
232	232 4th Function Hexa-PCBs				1.0316	5.028	0.00		0.000		NO	356.1		6.01	367.2
233	233 Total Hepta-PCBs				1.3551	5.028	0.00		0.000		NO	160.8		8.77	232.1
234	234 4th Function Octa-PCBs				1.0008	5.028	0.00		0.000		NO	16.17		2.28	36.63
235	235 5th Function Octa-PCBs				1.1499	5.028	0.00		0.000		NO	17.88		0.580	17.88
236	236 Total Nona-PCBs				0.9523	5.028	0.00		0.000		NO	9.863		0.568	10.74

#	Name	Pred.RT	RT	m1 Resp	m2 Resp	* Ratio (Pred)	RA	n/y	EMPC	Conc.
1	32 PCB-54	27.60	27.62	5.848e2	7.192e2	0.770	0.81	NO	2.5940	2.5940
2	34 PCB-53	29.49	29.48	8.429e3	1.077e4	0.770	0.78	NO	47.464	47.464
3	35 PCB-51	29.94	29.83	2.824e3	3.419e3	0.770	0.83	NO	14.442	14.442
4	36 PCB-45	30.29	30.28	1.081e3	1.244e3	0.770	0.88	NO	6.7041	6.7041
5	37 PCB-46	30.78	30.78	8.810e2	9.292e2	0.770	0.93	YES	4.8792	0.00000
6	38 PCB-52/69	31.28	31.26	2.517e4	3.067e4	0.770	0.82	NO	117.97	117.97
7	39 PCB-73	31.39	31.39	1.385e2	3.527e2	0.770	0.40	YES	0.54771	0.00000

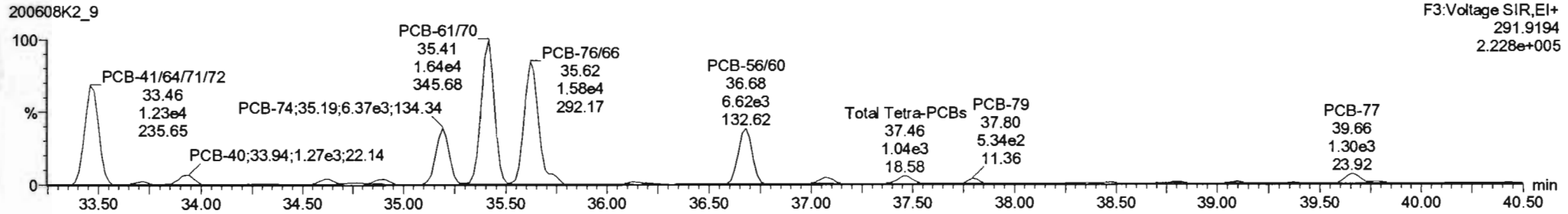
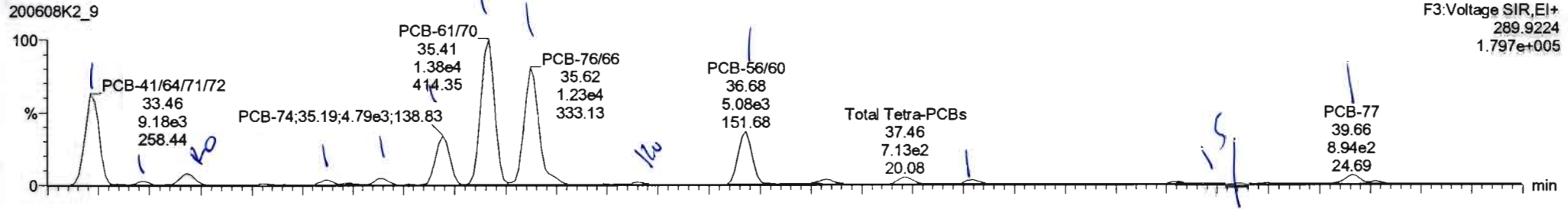


Dataset: Untitled

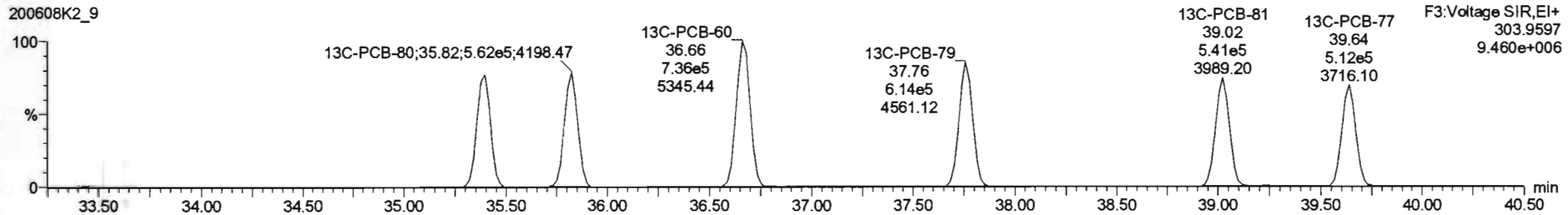
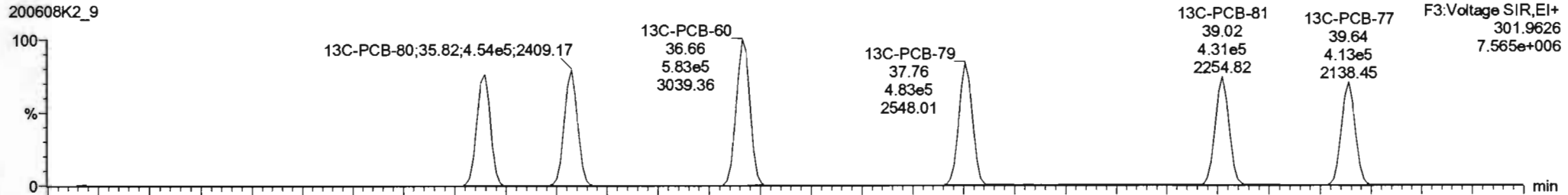
Last Altered: Tuesday, June 09, 2020 07:24:06 Pacific Daylight Time
Printed: Tuesday, June 09, 2020 07:29:03 Pacific Daylight Time

Name: 200608K2_9, Date: 09-Jun-2020, Time: 04:43:33, ID: 2001112-03 PDI-170SC-A-00-01-200519 10, Description: PDI-170SC-A-00-01-200519

PCB-68

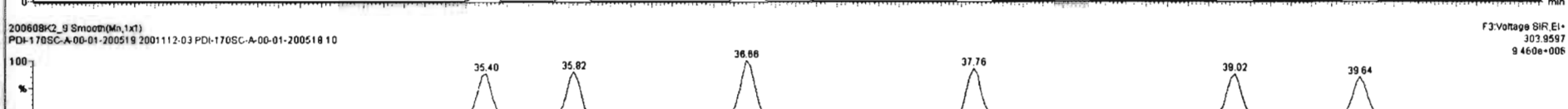
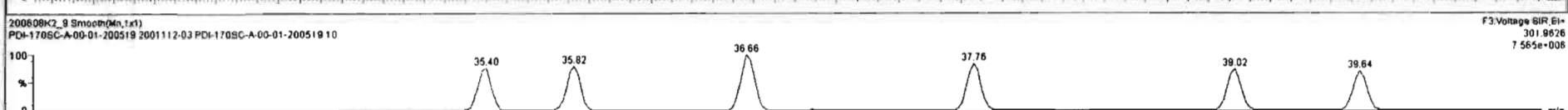
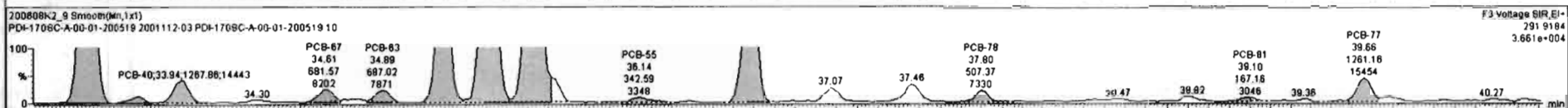
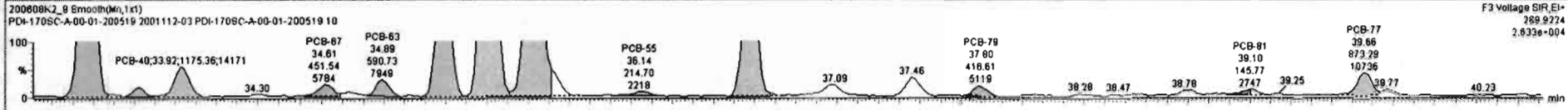


13C-PCB-60



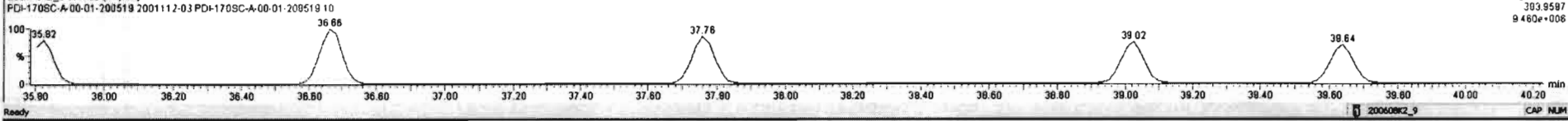
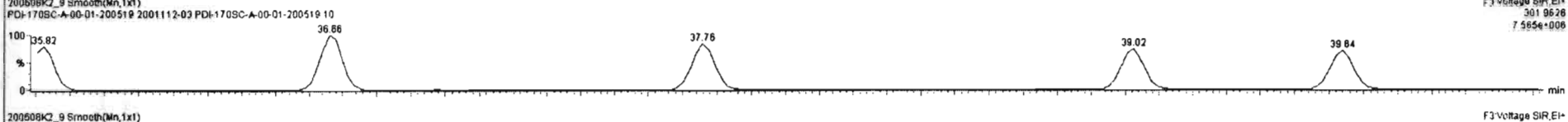
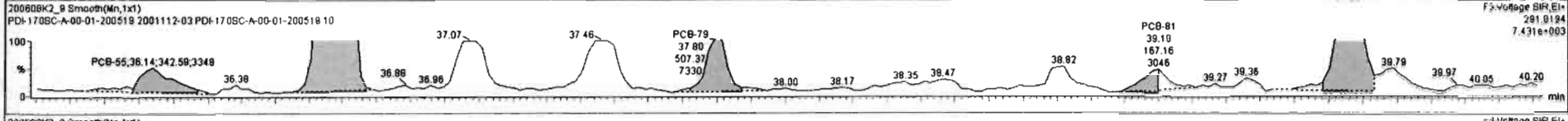
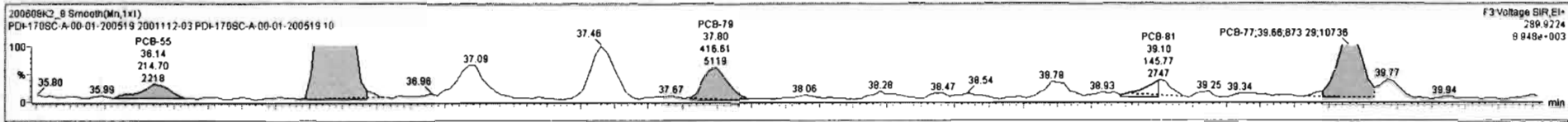
#	Name	Resp	RA	n/y	RRF	wt/vol	Pred.RT	RT	Pred.R	RRT	RRT Fal	Conc	%Rec	DL	EMPC
227	3rd Function Tri-PCBs				0.9828	5.028	0.00		0.000		NO	112.4		7.63	120.7
228	Total Tetra-PCBs				1.0778	5.028	0.00		0.000		NO	594.7		11.1	608.6
229	3rd Function Penta-PCBs				1.3157	5.028	0.00		0.000		NO	564.6		13.1	608.6
230	4th Function Penta-PCBs				1.0735	5.028	0.00		0.000		NO	19.91		2.00	22.15
231	3rd Function Hexa-PCBs				0.9505	5.028	0.00		0.000		NO	214.7		3.44	216.9
232	4th Function Hexa-PCBs				1.0318	5.028	0.00		0.000		NO	356.1		6.01	367.2
233	Total Hepta-PCBs				1.3551	5.028	0.00		0.000		NO	160.6		8.77	232.1
234	4th Function Octa-PCBs				1.0008	5.028	0.00		0.000		NO	16.17		2.28	36.63
235	5th Function Octa-PCBs				1.1499	5.028	0.00		0.000		NO	17.88		0.560	17.88
236	Total Nona-PCBs				0.9523	5.028	0.00		0.000		NO	9.863		0.588	10.74

#	Name	Pred.RT	RT	rel Resp	m2 Resp	1* Ratio (Pred)	RA	n/y	EMPC	Conc
7	39 PCB-73	31.39	31.39	1.395e2	3.527e2	0.770	0.40	YES	0.54771	0.00000
8	40 PCB-4349	31.57	31.58	1.620e4	2.216e4	0.770	0.73	NO	93.032	93.032
9	41 PCB-47	31.78	31.78	7.231e3	9.479e3	0.770	0.76	NO	40.896	40.896
10	42 PCB-4875	31.90	31.93	1.877e3	2.280e3	0.770	0.82	NO	8.3729	8.3729
11	45 PCB-44	32.61	32.70	7.733e3	1.041e4	0.770	0.74	NO	49.680	49.680
12	46 PCB-4259	32.83	32.92	3.163e3	4.138e3	0.770	0.78	NO	15.694	15.694
13	47 PCB-4184/1172	33.45	33.46	8.123e3	1.228e4	0.770	0.74	NO	40.875	40.875



#	Name	Resp	RA	n/y	RIF	wtAve	Pred.RT	RT	Pred.R...	RRT	RRT Fail	Conc.	%Rec	DL	EMPC
227	3rd Function Tri-PCBs				0.9628	5.028	0.00		0.000		NO	112.4		7.83	120.7
228	Total Tetra-PCBs				1.0778	5.028	0.00		0.000		NO	594.7		11.1	608.4
229	3rd Function Penta-PCBs				1.3157	5.028	0.00		0.000		NO	564.8		13.1	608.8
230	4th Function Penta-PCBs				1.0735	5.028	0.00		0.000		NO	19.91		2.00	22.15
231	3rd Function Hexa-PCBs				0.9505	5.028	0.00		0.000		NO	214.7		3.44	216.9
232	4th Function Hexa-PCBs				1.0316	5.028	0.00		0.000		NO	356.1		6.01	367.2
233	Total Hepta-PCBs				1.3551	5.028	0.00		0.000		NO	160.6		8.77	232.1
234	4th Function Octa-PCBs				1.0008	5.028	0.00		0.000		NO	16.17		2.26	36.63
235	5th Function Octa-PCBs				1.1499	5.028	0.00		0.000		NO	17.88		0.560	17.88
236	Total Nona-PCBs				0.9523	5.028	0.00		0.000		NO	9.863		0.568	10.74

#	Name	Pred.RT	RT	int Resp	m2 Resp	1* Ratio (Pred)	RA	n/y	EMPC	Conc.
20	PCB-76/66	35.60	35.62	1.170e4	1.510e4	0.770	0.78	NO	46.289	46.289
21	PCB-55	36.16	36.14	2.147e2	3.428e2	0.770	0.83	YES	0.82875	0.00000
22	PCB-55/60	36.66	36.68	5.098e3	6.849e3	0.770	0.77	NO	22.580	22.580
23	PCB-79	37.78	37.80	4.188e2	5.074e2	0.770	0.82	NO	1.5894	1.5894
24	PCB-81	39.04	39.10	1.458e2	1.672e2	0.770	0.87	NO	0.81202	0.81202
25	PCB-77	39.66	39.66	8.733e2	1.261e3	0.770	0.89	NO	4.0368	4.0368



Dataset: Untitled

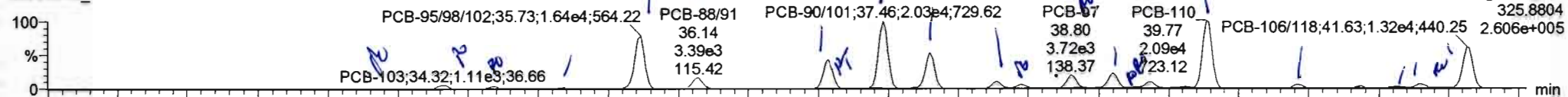
Last Altered: Tuesday, June 09, 2020 07:24:06 Pacific Daylight Time

Printed: Tuesday, June 09, 2020 07:29:03 Pacific Daylight Time

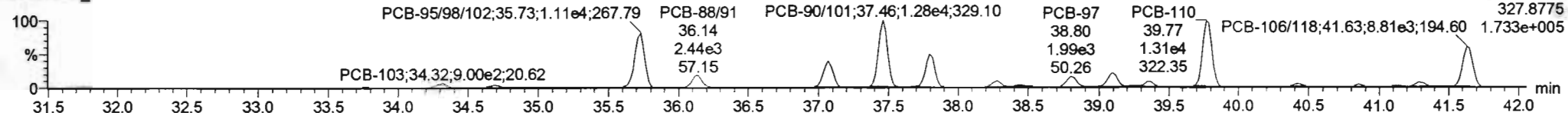
Name: 200608K2_9, Date: 09-Jun-2020, Time: 04:43:33, ID: 2001112-03 PDI-170SC-A-00-01-200519 10, Description: PDI-170SC-A-00-01-200519

PCB-104

200608K2_9




200608K2_9

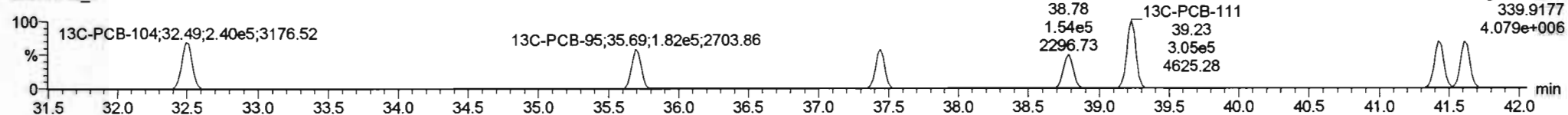


13C-PCB-104

200608K2_9

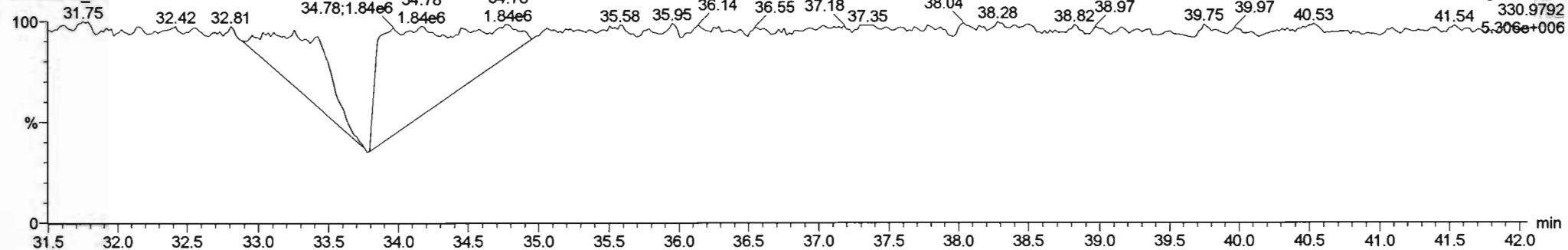


200608K2_9



PFK3b

200608K2_9




Dataset: Untitled

Last Altered: Tuesday, June 09, 2020 07:24:06 Pacific Daylight Time
Printed: Tuesday, June 09, 2020 07:29:03 Pacific Daylight Time

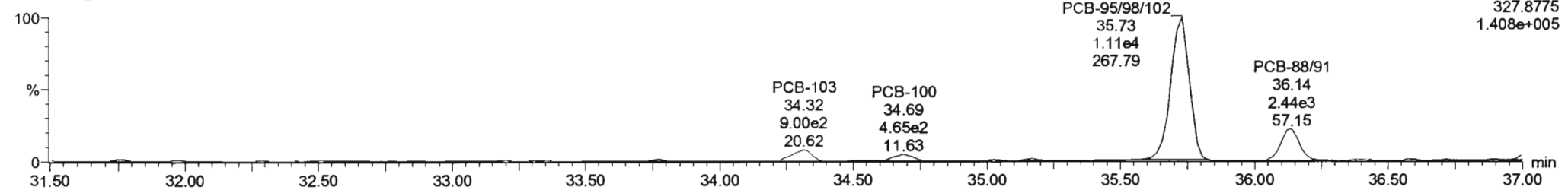
Name: 200608K2_9, Date: 09-Jun-2020, Time: 04:43:33, ID: 2001112-03 PDI-170SC-A-00-01-200519 10, Description: PDI-170SC-A-00-01-200519

PCB-96

200608K2_9

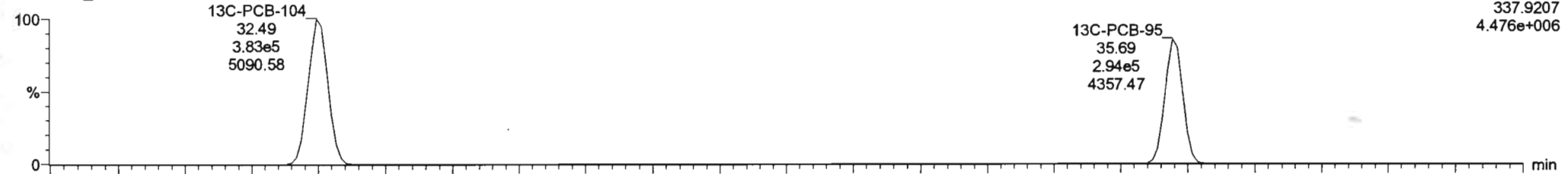


200608K2_9

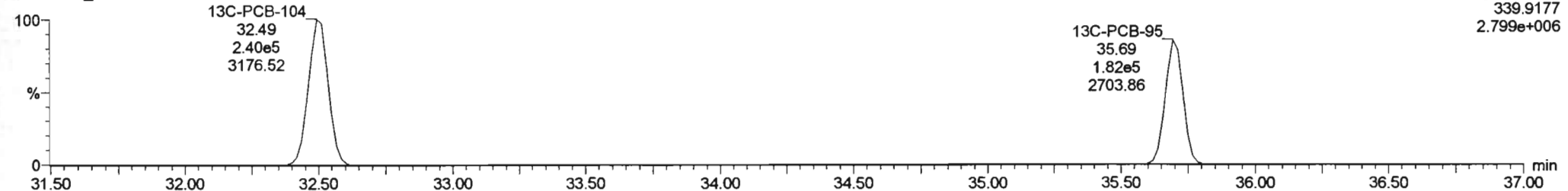


13C-PCB-95

200608K2_9

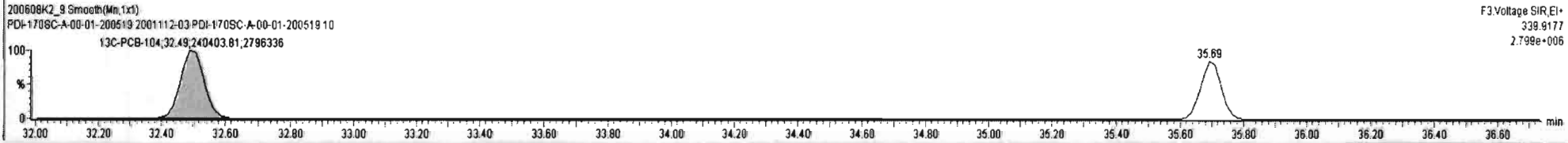

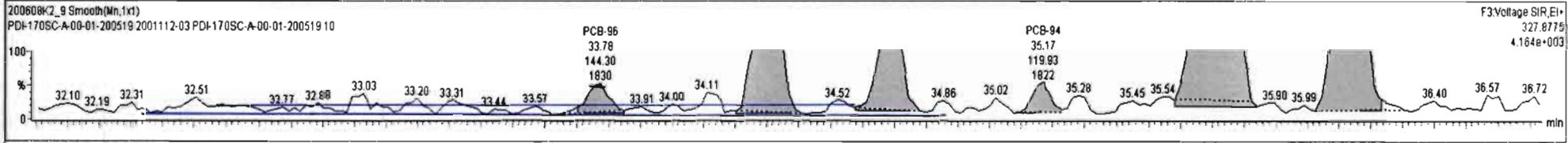



200608K2_9



#	Name	Resp	RA	n/y	RfF	w/Avt	Pred.RT	RT	Pred.R...	RRT	RRT Fail	Conc.	%Rec	DL	EMPC
227	227 3rd Function Tri-PCBs				0.9828	5.028	0.00		0.000		NO	112.4		7.63	120.7
228	228 Total Tetra-PCBs				1.0778	5.028	0.00		0.000		NO	594.7		11.1	608.4
229	229 3rd Function Penta-PCBs				1.3157	5.028	0.00		0.000		NO	587.1		13.1	611.8
230	230 4th Function Penta-PCBs				1.0735	5.028	0.00		0.000		NO	19.91		2.00	22.15
231	231 3rd Function Hexa-PCBs				0.9505	5.028	0.00		0.000		NO	214.7		3.44	216.9
232	232 4th Function Hexa-PCBs				1.0316	5.028	0.00		0.000		NO	356.1		6.01	367.2
233	233 Total Hepta-PCBs				1.3551	5.028	0.00		0.000		NO	160.6		8.77	232.1
234	234 4th Function Octa-PCBs				1.0008	5.028	0.00		0.000		NO	16.17		2.28	36.63
235	235 5th Function Octa-PCBs				1.1489	5.028	0.00		0.000		NO	17.88		0.560	17.88
236	236 Total Nona-PCBs				0.9523	5.028	0.00		0.000		NO	9.863		0.568	10.74

#	Name	Pred.RT	RT	m1 Resp	m2 Resp	1* Ratio (Pred)	RA	n/y	EMPC	Conc.
1	65 PCB-96	33.81	33.78	1.182e2	1.443e2	1.560	0.82	YES	0.53627	0.00000
2	66 PCB-103	34.36	34.32	1.129e3	9.166e2	1.580	1.23	YES	6.3070	0.00000
3	67 PCB-100	34.73	34.69	6.197e2	4.868e2	1.560	1.27	YES	3.4013	0.00000
4	68 PCB-94	35.18	35.17	2.090e2	1.199e2	1.560	1.74	NO	1.4503	1.4503
5	69 PCB-95/98/102	35.65	35.73	1.650e4	1.122e4	1.580	1.47	NO	96.284	96.284
6	71 PCB-88/91	36.12	36.14	3.385e3	2.418e3	1.560	1.40	NO	22.800	22.800
7	73 PCB-84/92	37.08	37.07	8.606e3	5.310e3	1.560	1.62	NO	59.280	59.280



Dataset: Untitled

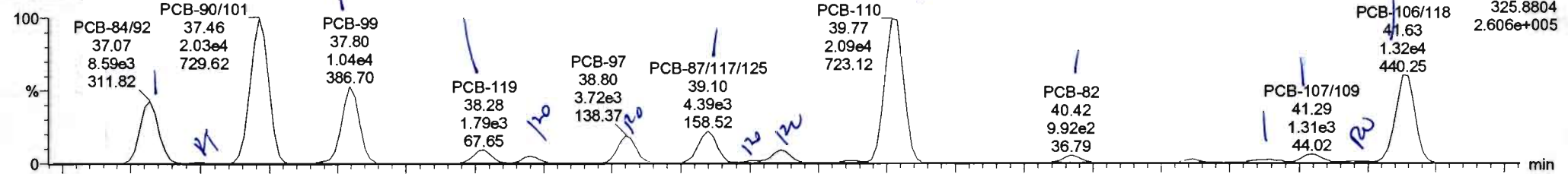
Last Altered: Tuesday, June 09, 2020 07:24:06 Pacific Daylight Time

Printed: Tuesday, June 09, 2020 07:29:03 Pacific Daylight Time

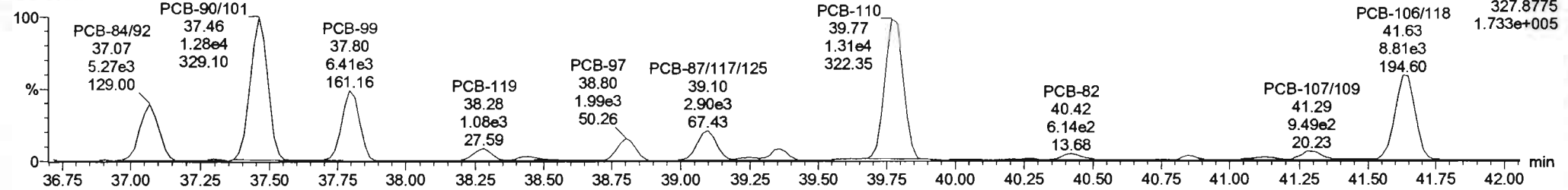
Name: 200608K2_9, Date: 09-Jun-2020, Time: 04:43:33, ID: 2001112-03 PDI-170SC-A-00-01-200519 10, Description: PDI-170SC-A-00-01-200519

PCB-119

200608K2_9

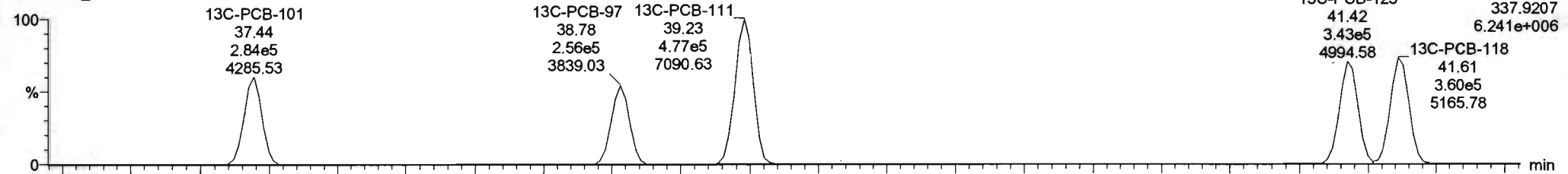


200608K2_9

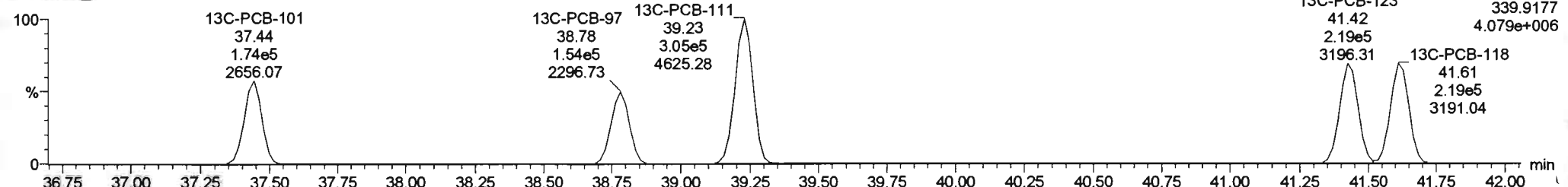


13C-PCB-111

200608K2_9

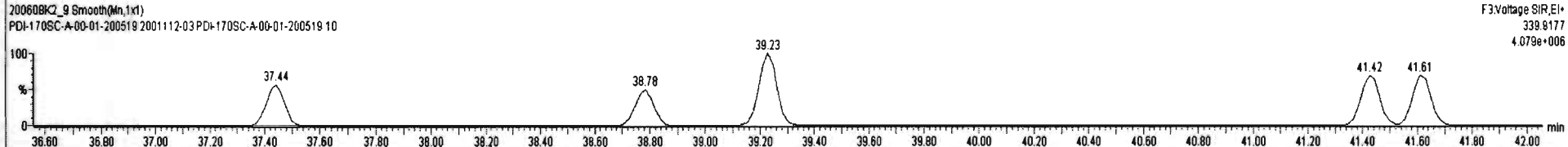
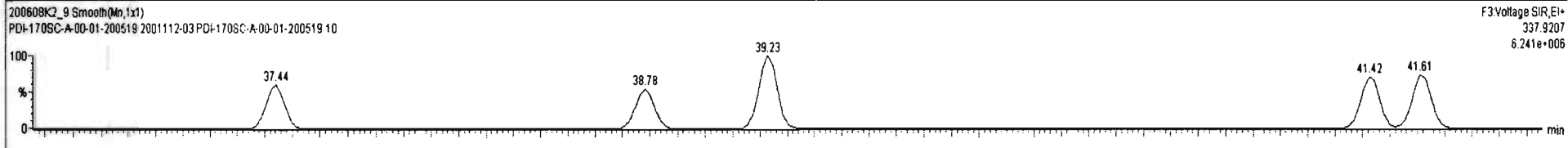
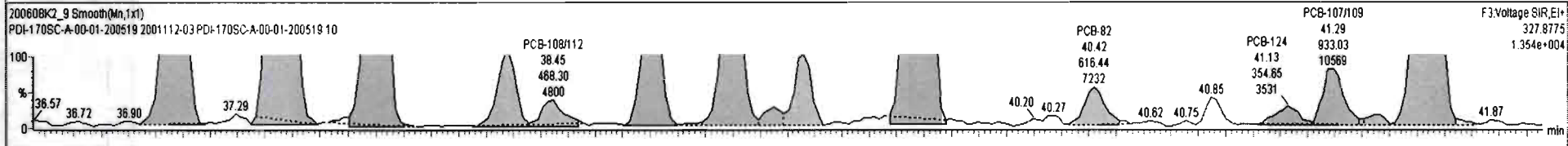
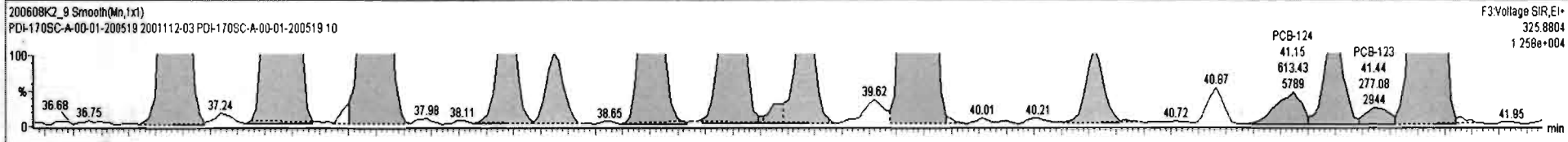


200608K2_9



#	Name	Resp	RA	n/y	RRF	wt/Vol	Pred RT	RT	Pred R...	RRT	RRT Fail	Conc.	%Rec	DL	EMPC
227	227 3rd Function Tri-PCBs				0.9828	5.028	0.00	0.000			NO	112.4		7.63	120.7
228	228 Total Tetra-PCBs				1.0778	5.028	0.00	0.000			NO	594.7		11.1	608.4
229	229 3rd Function Penta-PCBs				1.3157	5.028	0.00	0.000			NO	567.1		13.1	611.8
230	230 4th Function Penta-PCBs				1.0735	5.028	0.00	0.000			NO	19.91		2.00	22.15
231	231 3rd Function Hexa-PCBs				0.9505	5.028	0.00	0.000			NO	214.7		3.44	216.9
232	232 4th Function Hexa-PCBs				1.0316	5.028	0.00	0.000			NO	356.1		6.01	367.2
233	233 Total Hepta-PCBs				1.3551	5.028	0.00	0.000			NO	160.6		8.77	232.1
234	234 4th Function Octa-PCBs				1.0008	5.028	0.00	0.000			NO	16.17		2.26	36.63
235	235 5th Function Octa-PCBs				1.1499	5.028	0.00	0.000			NO	17.88		0.560	17.88
236	236 Total Nona-PCBs				0.9523	5.028	0.00	0.000			NO	9.863		0.568	10.74

#	Name	Pred RT	RT	m1 Resp	m2 Resp	1° Ratio (Pred)	RA	n/y	EMPC	Conc.
1	65 PCB-96	33.81	33.78	1.182e2	1.443e2	1.560	0.82	YES	0.53627	0.00000
2	66 PCB-103	34.36	34.32	1.129e3	9.166e2	1.560	1.23	YES	6.3070	0.00000
3	67 PCB-100	34.73	34.69	6.197e2	4.868e2	1.560	1.27	YES	3.4013	0.00000
4	68 PCB-94	35.19	35.17	2.090e2	1.199e2	1.560	1.74	NO	1.4503	1.4503
5	69 PCB-95/98/102	35.65	35.73	1.650e4	1.122e4	1.560	1.47	NO	96.284	96.284
6	71 PCB-88/91	36.12	36.14	3.385e3	2.418e3	1.560	1.40	NO	22.800	22.800
7	73 PCB-94/82	37.06	37.07	8.606e3	5.310e3	1.560	1.62	NO	59.260	59.260





Dataset: Untitled

Last Altered: Tuesday, June 09, 2020 07:24:06 Pacific Daylight Time

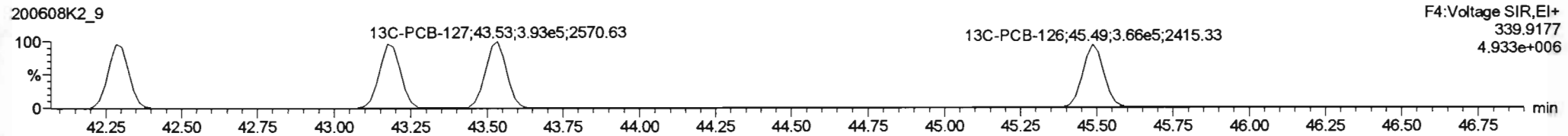
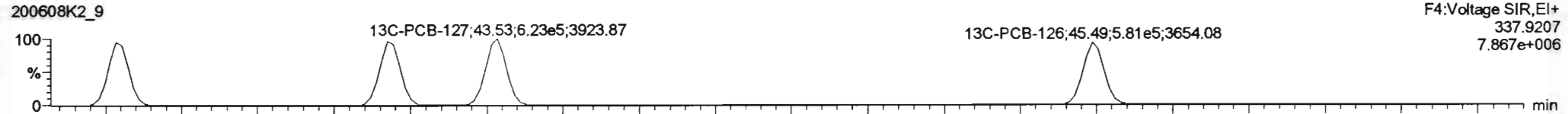
Printed: Tuesday, June 09, 2020 07:29:03 Pacific Daylight Time

Name: 200608K2_9, Date: 09-Jun-2020, Time: 04:43:33, ID: 2001112-03 PDI-170SC-A-00-01-200519 10, Description: PDI-170SC-A-00-01-200519

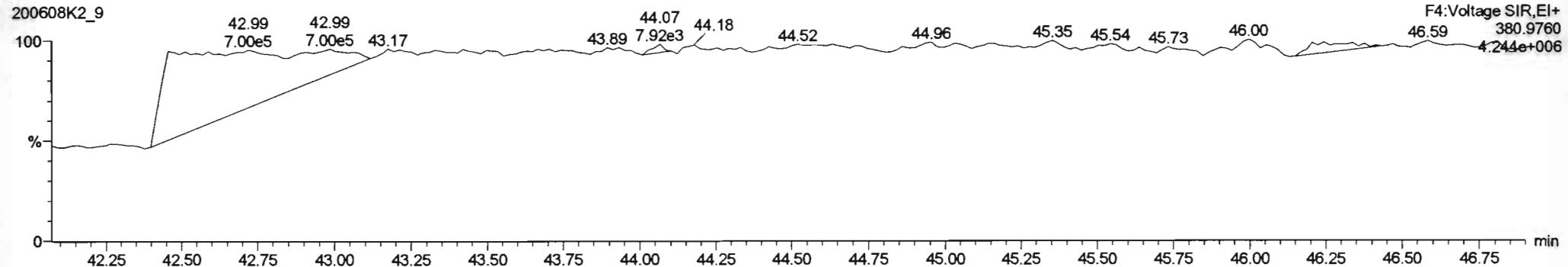
PCB-114



13C-PCB-114


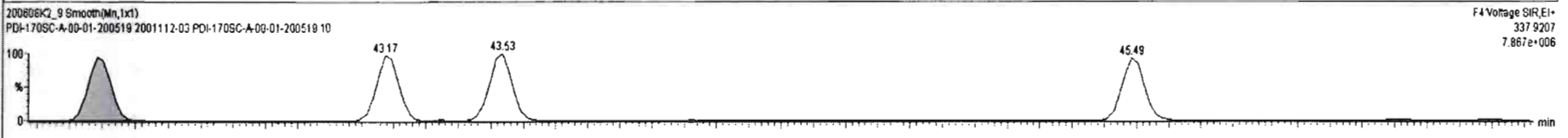
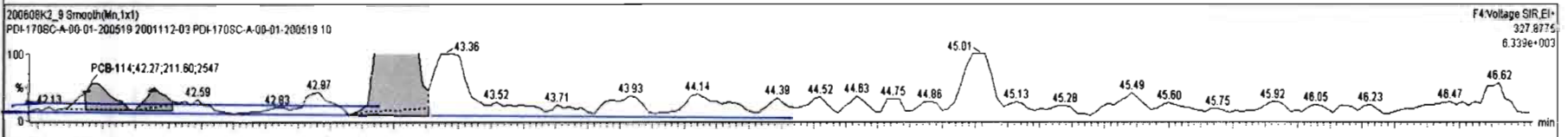
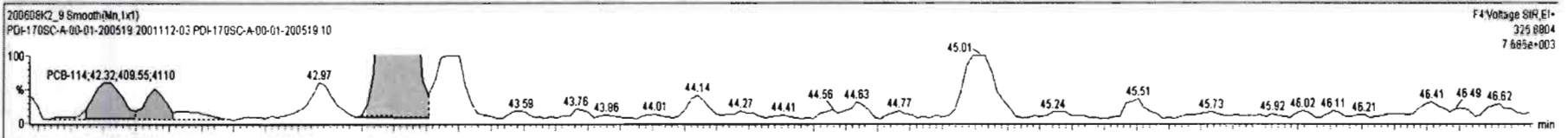


PFK4a



#	Name	Resp	RA	nly	RRF	wAcl	Pred.RT	RT	Pred.R.	RRT	RRT Fail	Conc.	%Rec	DL	EMPC
227	227 3rd Function Tri-PCBs				0.9828	5.028	0.00		0.000		NO	112.4		7.53	120.7
228	228 Total Tetra-PCBs				1.0778	5.028	0.00		0.000		NO	594.7		11.1	609.4
229	229 3rd Function Penta-PCBs				1.3157	5.028	0.00		0.000		NO	587.1		13.1	611.8
230	230 4th Function Penta-PCBs				1.0735	5.028	0.00		0.000		NO	21.03		2.00	22.01
231	231 3rd Function Hexa-PCBs				0.9505	5.028	0.00		0.000		NO	214.7		3.44	216.9
232	232 4th Function Hexa-PCBs				1.0316	5.028	0.00		0.000		NO	356.1		6.01	367.2
233	233 Total Hepta-PCBs				1.3551	5.028	0.00		0.000		NO	160.5		8.77	232.1
234	234 4th Function Octa-PCBs				1.0008	5.028	0.00		0.000		NO	16.17		2.28	36.83
235	235 5th Function Octa-PCBs				1.1489	5.028	0.00		0.000		NO	17.88		0.560	17.88
236	236 Total Nona-PCBs				0.9523	5.028	0.00		0.000		NO	9.863		0.568	10.74

#	Name	Pred.RT	RT	ret Resp	in2 Resp	1* Ratio (Pred)	RA	nly	EMPC	Conc.
1	93 PCB-114	42.31	42.32	4.096e2	2.116e2	1.580	1.94	YES	0.98035	0.00000
2	94 PCB-122	42.45	42.46	2.392e2	1.441e2	1.580	1.66	NO	0.83829	0.83829
3	95 PCB-105	43.19	43.21	6.549e3	3.901e3	1.550	1.68	NO	20.196	20.196



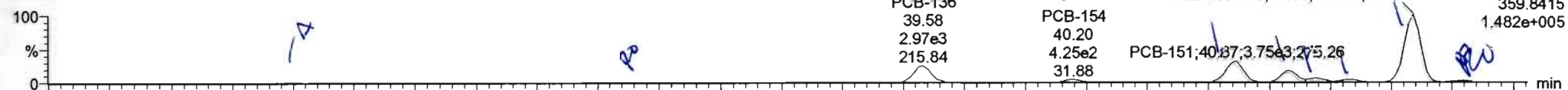
Dataset: Untitled

Last Altered: Tuesday, June 09, 2020 07:24:06 Pacific Daylight Time
Printed: Tuesday, June 09, 2020 07:29:03 Pacific Daylight Time

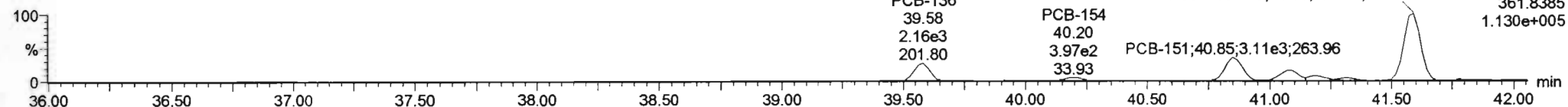
Name: 200608K2_9, Date: 09-Jun-2020, Time: 04:43:33, ID: 2001112-03 PDI-170SC-A-00-01-200519 10, Description: PDI-170SC-A-00-01-200519

PCB-155

200608K2_9




200608K2_9

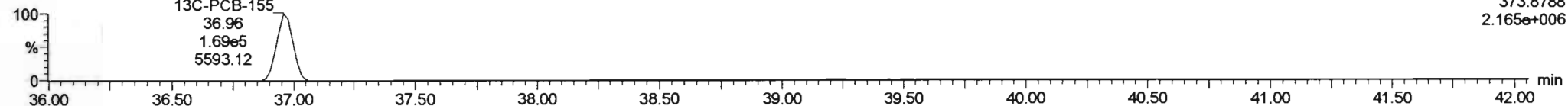


13C-PCB-155

200608K2_9

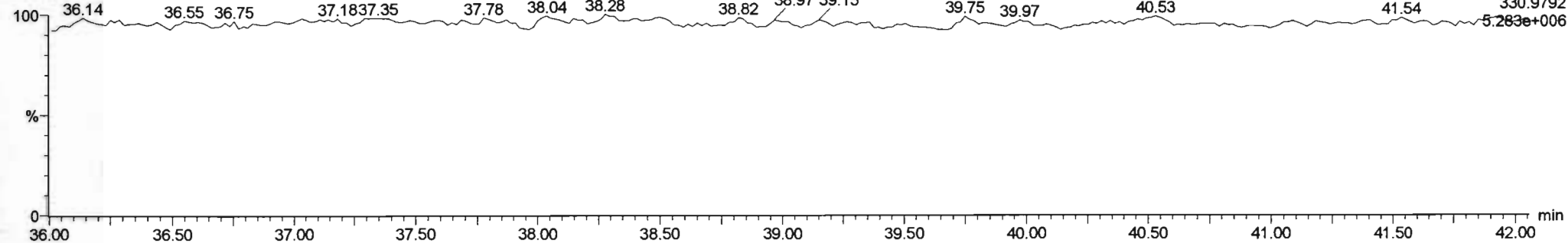


200608K2_9



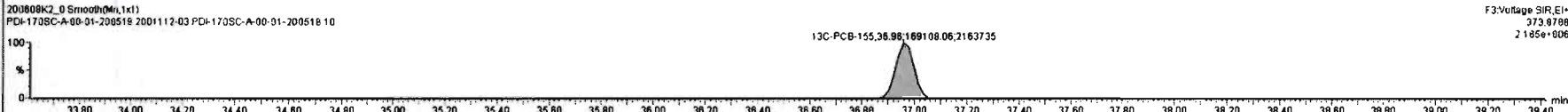
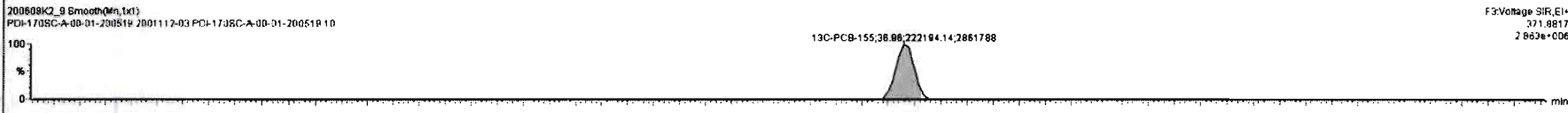

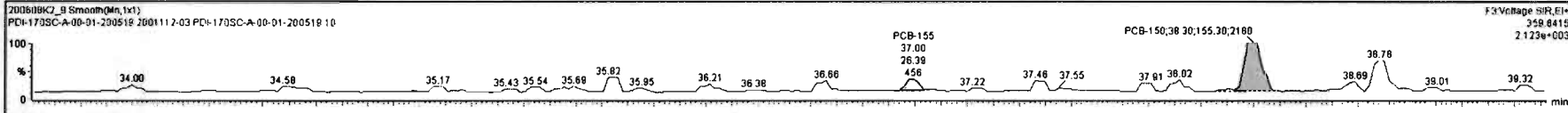
PFK3c

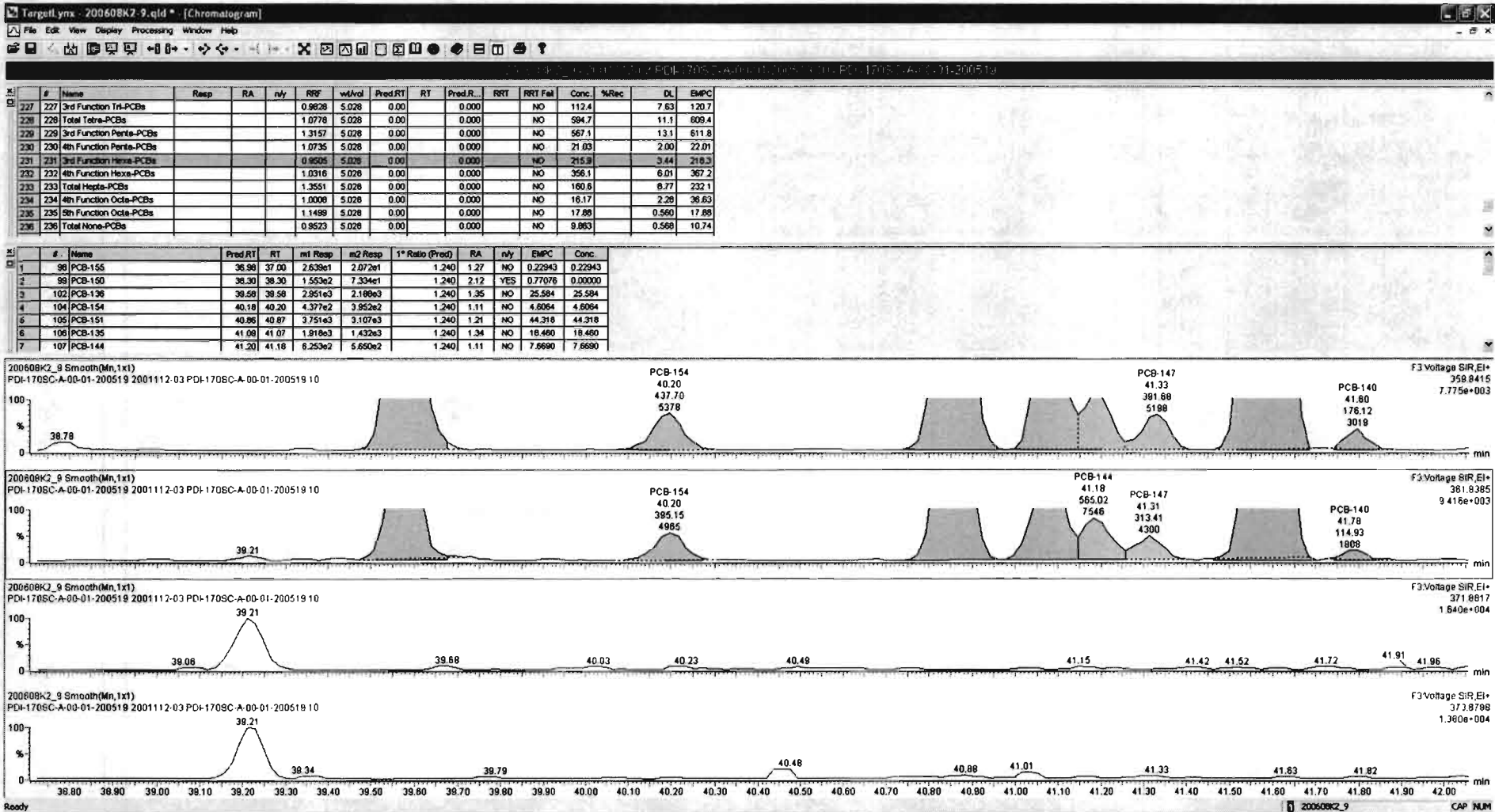
200608K2_9



#	Name	Resp	RA	n/y	RRF	wAval	Pred RT	RT	Pred.R.	RRT	RRT Fail	Conc.	%Rec	DL	EMPC
227	227 3rd Function Tri-PCBs				0.9828	5.028	0.000		0.000		NO	112.4		7.63	120.7
228	228 Total Tetra-PCBs				1.0776	5.028	0.000		0.000		NO	594.7		11.1	609.4
229	229 3rd Function Penta-PCBs				1.3157	5.028	0.000		0.000		NO	587.1		13.1	811.8
230	230 4th Function Penta-PCBs				1.0735	5.028	0.000		0.000		NO	21.03		2.00	22.01
231	231 3rd Function Hexa-PCBs				0.9535	5.028	0.000		0.000		NO	215.9		3.44	218.2
232	232 4th Function Hexa-PCBs				1.0316	5.028	0.000		0.000		NO	356.1		6.01	367.2
233	233 Total Hepta-PCBs				1.3551	5.028	0.000		0.000		NO	160.6		8.77	232.1
234	234 4th Function Octa-PCBs				1.0008	5.028	0.000		0.000		NO	16.17		2.28	36.63
235	235 5th Function Octa-PCBs				1.1489	5.028	0.000		0.000		NO	17.88		0.560	17.88
236	236 Total Nona-PCBs				0.9523	5.028	0.000		0.000		NO	9.863		0.588	10.74

#	Name	Pred RT	RT	m1 Resp	m2 Resp	1° Ratio (Pred)	RA	n/y	EMPC	Conc.
1	98 PCB-155	36.98	37.00	2.639e1	2.072e1	1.240	1.27	NO	0.22943	0.22943
2	89 PCB-150	36.30	36.30	1.553e2	7.334e1	1.240	2.12	YES	0.77076	0.00000
3	107 PCB-136	39.58	39.58	2.851e3	2.188e3	1.240	1.35	NO	25.584	25.584
4	104 PCB-154	40.18	40.20	4.377e2	3.852e2	1.240	1.11	NO	4.6064	4.6064
5	105 PCB-151	40.85	40.87	3.751e3	3.107e3	1.240	1.21	NO	44.318	44.318
6	106 PCB-135	41.09	41.07	1.918e3	1.432e3	1.240	1.34	NO	18.460	18.460
7	107 PCB-144	41.20	41.18	6.253e2	5.650e2	1.240	1.11	NO	7.6690	7.6690







Dataset: Untitled

Last Altered: Tuesday, June 09, 2020 07:24:06 Pacific Daylight Time

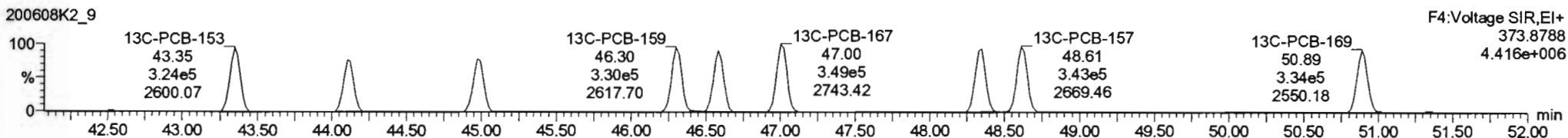
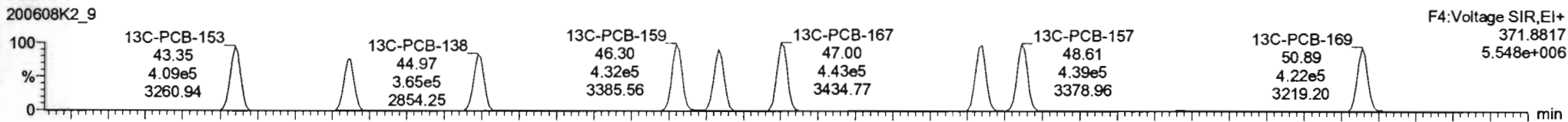
Printed: Tuesday, June 09, 2020 07:29:03 Pacific Daylight Time

Name: 200608K2_9, Date: 09-Jun-2020, Time: 04:43:33, ID: 2001112-03 PDI-170SC-A-00-01-200519 10, Description: PDI-170SC-A-00-01-200519

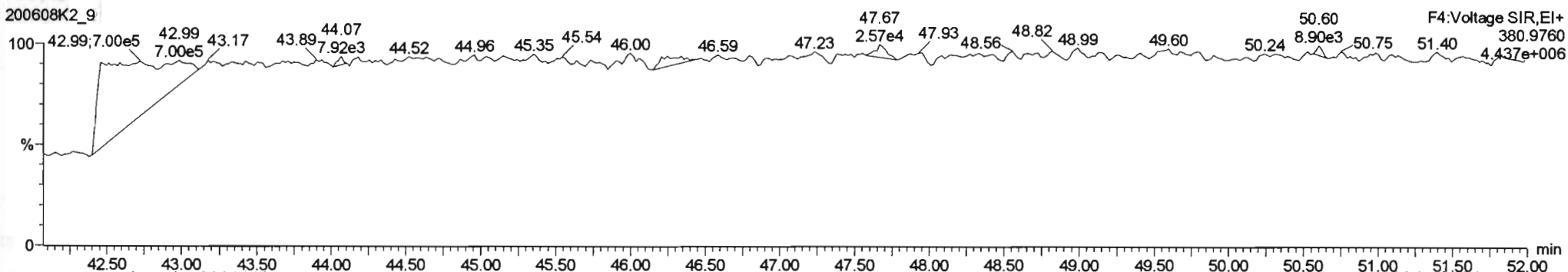
PCB-134/143



13C-PCB-153

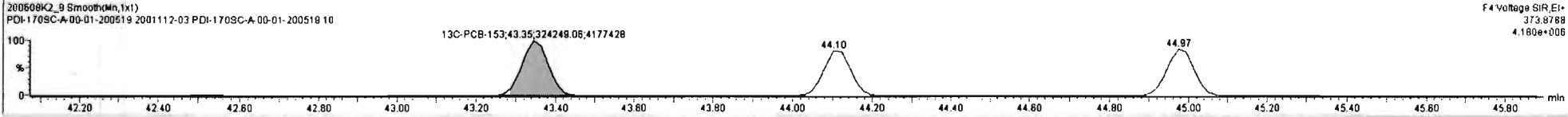
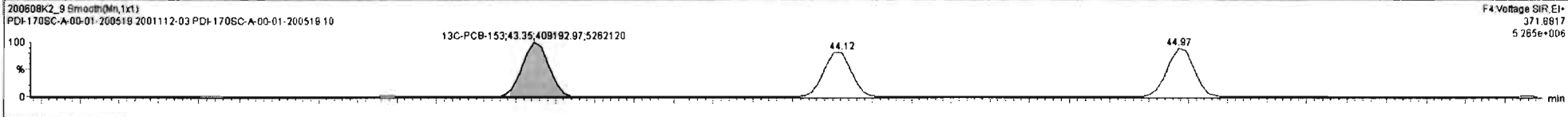
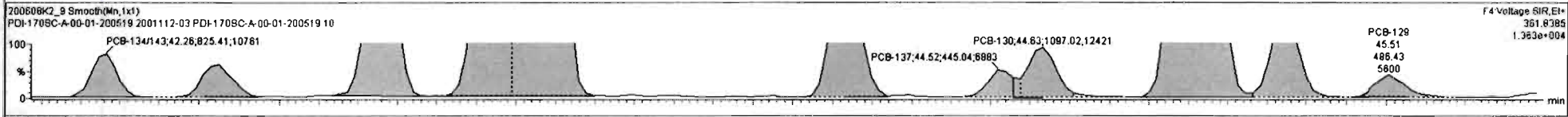



PFK4b



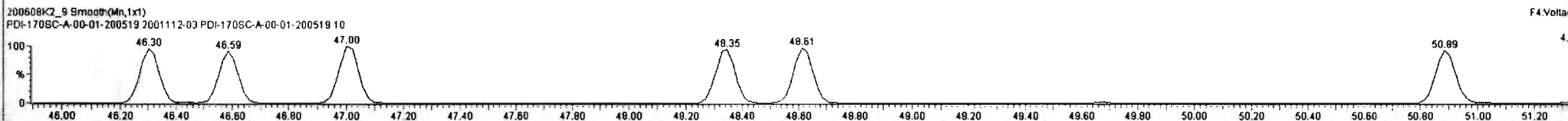
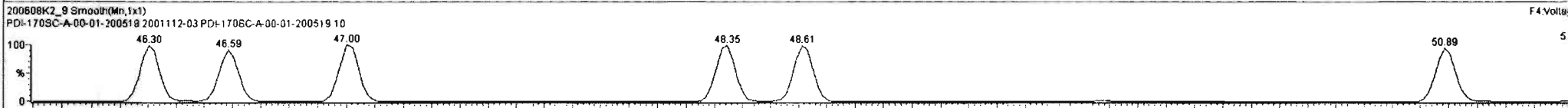
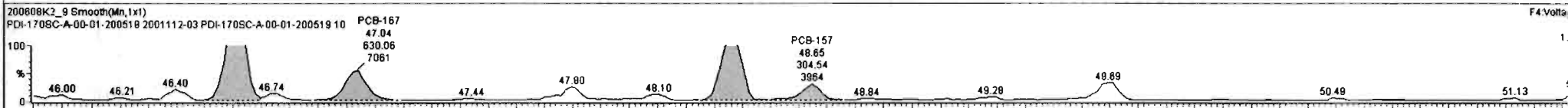
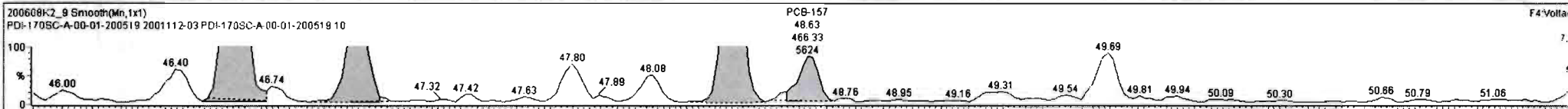
#	Name	Resp	RA	n/y	RRF	wtVol	Pred RT	RT	Pred.R...	RRT	RRT Fat	Conc.	%Rec	DL	EMPC
227	3rd Function Tri-PCBs				0.9828	5.028	0.00		0.000		NO	112.4		7.63	120.7
228	Total Tetra-PCBs				1.0778	5.028	0.00		0.000		NO	594.7		11.1	609.4
229	3rd Function Penta-PCBs				1.3157	5.028	0.00		0.000		NO	567.1		13.1	611.8
230	4th Function Penta-PCBs				1.0735	5.028	0.00		0.000		NO	21.03		2.00	22.01
231	3rd Function Hexa-PCBs				0.8505	5.028	0.00		0.000		NO	215.9		3.44	219.3
232	4th Function Hexa-PCBs				1.0318	5.028	0.00		0.000		NO	357.1		6.01	367.9
233	Total Hepta-PCBs				1.3551	5.028	0.00		0.000		NO	160.8		8.77	232.1
234	4th Function Octa-PCBs				1.0008	5.028	0.00		0.000		NO	16.17		2.28	36.63
235	5th Function Octa-PCBs				1.1499	5.028	0.00		0.000		NO	17.86		0.560	17.88
236	Total Nona-PCBs				0.9523	5.028	0.00		0.000		NO	9.863		0.588	10.74

#	Name	Pred RT	RT	m1 Resp	m2 Resp	1* Reto (Pred)	RA	n/y	EMPC	Conc.
1	111 PCB-134/143	42.26	42.27	9.871e2	8.254e2	1.240	1.20	NO	6.4781	6.4781
2	112 PCB-131/133	42.58	42.55	5.863e2	7.099e2	1.240	0.84	YES	3.5709	0.00000
3	114 PCB-146/165	42.95	42.97	5.152e3	3.869e3	1.240	1.33	NO	24.061	24.061
4	115 PCB-132/161	43.18	43.23	6.442e3	5.074e3	1.240	1.27	NO	30.482	30.482
5	116 PCB-153	43.36	43.36	2.680e4	2.162e4	1.240	1.24	NO	122.65	122.65
6	118 PCB-141	44.14	44.14	3.899e3	3.244e3	1.240	1.20	NO	22.857	22.857
7	119 PCB-137	44.54	44.54	4.384e2	4.450e2	1.240	0.99	YES	2.3426	0.00000



#	Name	Resp	RA	n/y	RRF	wt/rd	Pred.RT	RT	Pred.R...	RRT	RRT Fail	Conc.	%Rec	DL	EMPC
227	227 3rd Function Tri-PCBs				0.9828	5.028	0.00		0.000		NO	112.4		7.63	120.7
228	228 Total Tetra-PCBs				1.0778	5.028	0.00		0.000		NO	594.7		11.1	609.4
229	229 3rd Function Penta-PCBs				1.3157	5.028	0.00		0.000		NO	567.1		13.1	611.8
230	230 4th Function Penta-PCBs				1.0735	5.028	0.00		0.000		NO	21.03		2.00	22.01
231	231 3rd Function Hexa-PCBs				0.9505	5.028	0.00		0.000		NO	215.9		3.44	218.3
232	232 4th Function Hexa-PCBs				1.0316	5.028	0.00		0.000		NO	357.1		6.01	367.9
233	233 Total Hepta-PCBs				1.3551	5.028	0.00		0.000		NO	160.6		8.77	232.1
234	234 4th Function Octa-PCBs				1.0006	5.028	0.00		0.000		NO	16.17		2.28	36.63
235	235 5th Function Octa-PCBs				1.1499	5.028	0.00		0.000		NO	17.88		0.560	17.88
236	236 Total Nona-PCBs				0.9523	5.028	0.00		0.000		NO	9.863		0.568	10.74

#	Name	Pred RT	RT	m1 Resp	m2 Resp	1* Ratio (Pred)	RA	n/y	EMPC	Conc.
7	119 PCB-137	44.54	44.54	4.384e2	4.450e2	1.240	0.99	YES	2.3426	0.00000
8	120 PCB-130	44.64	44.63	1.448e3	1.097e3	1.240	1.32	NO	9.4427	9.4427
9	121 PCB-138/163/164	45.01	45.01	2.539e4	1.953e4	1.240	1.30	NO	108.21	108.21
10	122 PCB-158/160	45.26	45.24	2.162e3	1.725e3	1.240	1.25	NO	9.6919	9.6919
11	123 PCB-129	45.52	45.51	5.200e2	4.864e2	1.240	1.07	NO	3.5907	3.5907
12	126 PCB-128/162	46.81	46.80	2.470e3	1.882e3	1.240	1.31	NO	12.518	12.518
13	127 PCB-167	47.02	47.04	1.017e3	8.301e2	1.240	1.81	YES	3.1962	0.00000



Ready

200608K2_9

Dataset: Untitled

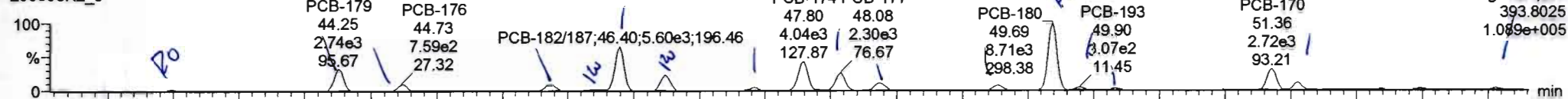
Last Altered: Tuesday, June 09, 2020 07:24:06 Pacific Daylight Time

Printed: Tuesday, June 09, 2020 07:29:03 Pacific Daylight Time

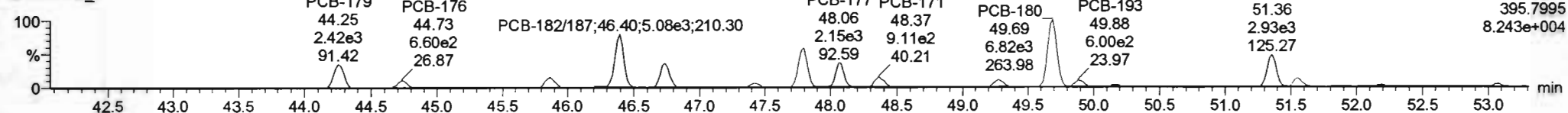
Name: 200608K2_9, Date: 09-Jun-2020, Time: 04:43:33, ID: 2001112-03 PDI-170SC-A-00-01-200519 10, Description: PDI-170SC-A-00-01-200519

PCB-188

200608K2_9




200608K2_9

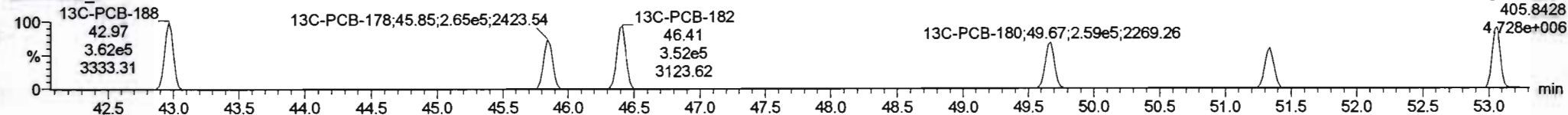


13C-PCB-188

200608K2_9

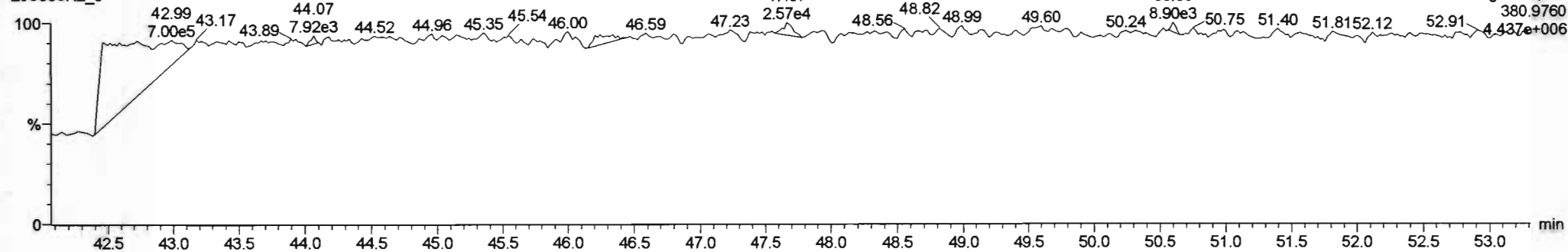


200608K2_9



PFK4c



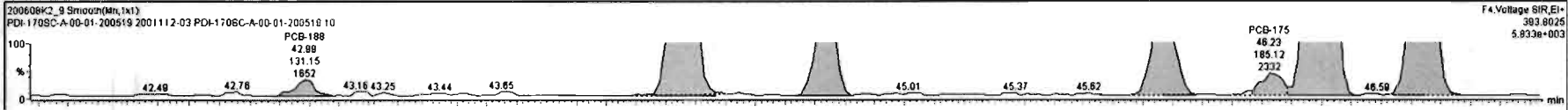
200608K2_9



200608K2_9 (112-03) PDI-1705C-A-00-01-200519-10 PDI-1705C-A-00-01-200519

#	Name	Resp	RA	n/y	RRF	wVcd	Pred.RT	RT	Pred.R...	RTT	RTT Fail	Conc.	%Rec	DL	EMPC
227	227 3rd Function Tri-PCBs				0.9828	5.028	0.00	0.000	0.000	NO	112.4	112.4	7.63	120.7	
228	228 Total Tetra-PCBs				1.0778	5.028	0.00	0.000	0.000	NO	594.7	594.7	11.1	808.4	
229	229 3rd Function Penta-PCBs				1.3157	5.028	0.00	0.000	0.000	NO	587.1	587.1	13.1	611.8	
230	230 4th Function Penta-PCBs				1.0735	5.028	0.00	0.000	0.000	NO	21.03	21.03	2.00	22.01	
231	231 3rd Function Hexa-PCBs				0.9505	5.028	0.00	0.000	0.000	NO	215.9	215.9	3.44	218.3	
232	232 4th Function Hexa-PCBs				1.0316	5.028	0.00	0.000	0.000	NO	357.1	357.1	6.05	357.9	
233	233 Total Hepta-PCBs				1.3551	5.028	0.00	0.000	0.000	NO	182.3	182.3	9.77	233.3	
234	234 4th Function Octa-PCBs				1.0008	5.028	0.00	0.000	0.000	NO	18.17	18.17	2.28	36.63	
235	235 5th Function Octa-PCBs				1.1499	5.028	0.00	0.000	0.000	NO	17.88	17.88	0.580	17.88	
236	236 Total Nona-PCBs				0.9523	5.028	0.00	0.000	0.000	NO	9.883	9.883	0.588	10.74	



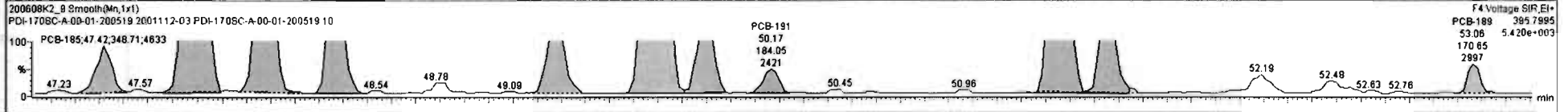
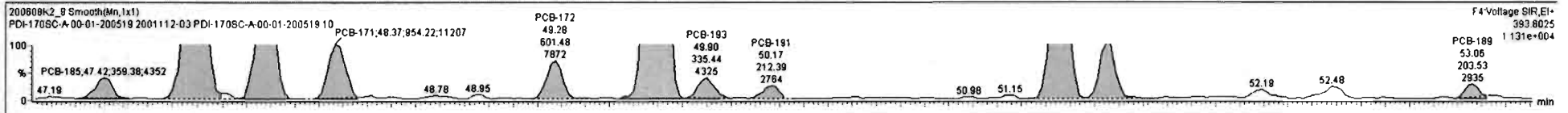
#	Name	Pred.RT	RT	m1 Resp	m2 Resp	1st Ratio (Pred)	RA	n/y	EMPC	Conc.
1	131 PCB-188	43.00	42.99	1.312e2	3.862e1	1.050	3.58	YES	0.22057	0.00000
2	133 PCB-178	44.25	44.25	2.742e3	2.430e3	1.050	1.13	NO	15.100	15.100
3	134 PCB-176	44.72	44.73	7.590e2	6.697e2	1.050	1.13	NO	4.1371	4.1371
4	136 PCB-178	45.87	45.87	9.044e2	9.873e2	1.050	0.94	NO	7.5198	7.5198
5	137 PCB-175	46.21	46.23	1.851e2	1.082e2	1.050	1.89	YES	0.88755	0.00000
6	138 PCB-182/187	46.40	46.40	5.800e3	5.097e3	1.050	1.10	NO	38.023	38.023
7	139 PCB-183	46.73	46.74	2.085e3	2.351e3	1.050	0.88	YES	15.083	0.00000



200608K2_9-2001112-03 PDI-170SC-A-00-01-200519 10 PDI-170SC-A-00-01-200519

#	Name	Resp	RA	n/y	RRF	wtVcl	Pred.RT	RT	Pred.R...	RRT	RRT Fail	Conc.	%Rec	DL	EMPC
227	227 3rd Function Tri-PCBs				0.9628	5.028	0.00		0.000		NO	112.4		7.63	120.7
228	228 Total Tetra-PCBs				1.0778	5.028	0.00		0.000		NO	594.7		11.1	609.4
229	229 3rd Function Penta-PCBs				1.3157	5.028	0.00		0.000		NO	567.1		13.1	611.8
230	230 4th Function Penta-PCBs				1.0735	5.028	0.00		0.000		NO	21.03		2.00	22.01
231	231 3rd Function Hexa-PCBs				0.9505	5.028	0.00		0.000		NO	215.8		3.44	218.3
232	232 4th Function Hexa-PCBs				1.0316	5.028	0.00		0.000		NO	357.1		6.01	367.9
233	233 Total Hepta-PCBs				1.3551	5.028	0.00		0.000		NO	152.3		6.77	233.3
234	234 4th Function Octa-PCBs				1.0008	5.028	0.00		0.000		NO	16.17		2.28	36.63
235	235 5th Function Octa-PCBs				1.1498	5.028	0.00		0.000		NO	17.89		0.560	17.88
236	236 Total Nona-PCBs				0.9523	5.028	0.00		0.000		NO	9.963		0.568	10.74

#	Name	Pred.RT	RT	m1 Resp	m2 Resp	1* Ratio (Pred)	RA	n/y	EMPC	Conc.
9	140 PCB-185	47.42	47.42	3.594e2	3.487e2	1.050	1.03	NO	2.8905	2.8905
9	141 PCB-174	47.81	47.80	3.993e3	3.859e3	1.050	1.04	NO	30.862	30.862
10	143 PCB-177	48.08	48.08	2.301e3	2.136e3	1.050	1.08	NO	18.475	18.475
11	144 PCB-171	48.36	48.37	9.542e2	9.107e2	1.050	1.05	NO	7.5397	7.5397
12	146 PCB-172	49.28	49.28	6.015e2	6.599e2	1.050	0.91	NO	4.8807	4.8807
13	148 PCB-180	49.69	49.69	8.708e3	6.818e3	1.050	1.28	YES	52.683	0.00000
14	149 PCB-193	49.90	49.90	3.354e2	5.997e2	1.050	0.56	YES	2.0763	0.00000



Dataset: Untitled


Last Altered: Tuesday, June 09, 2020 07:24:06 Pacific Daylight Time

Printed: Tuesday, June 09, 2020 07:29:03 Pacific Daylight Time

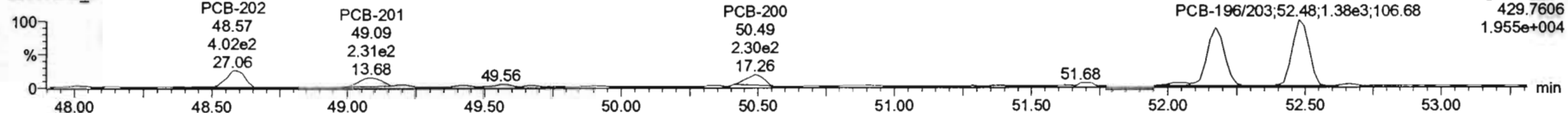
Name: 200608K2_9, Date: 09-Jun-2020, Time: 04:43:33, ID: 2001112-03 PDI-170SC-A-00-01-200519 10, Description: PDI-170SC-A-00-01-200519

PCB-202

200608K2_9

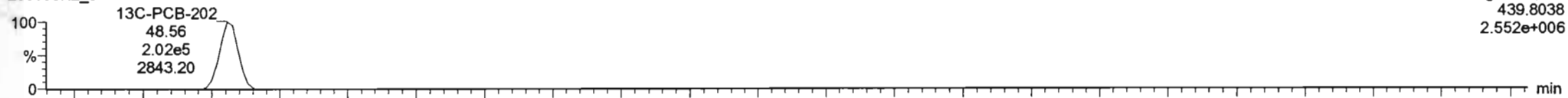


200608K2_9

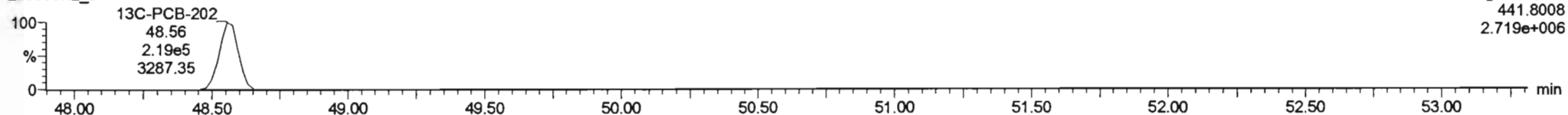


13C-PCB-202

200608K2_9

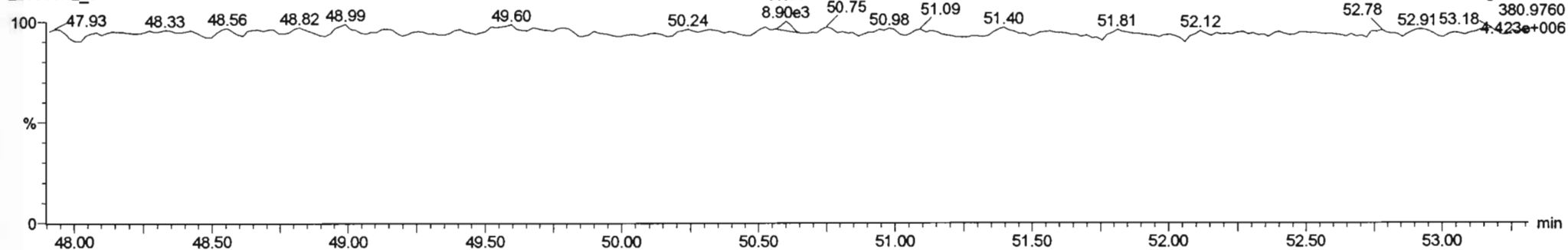


200608K2_9





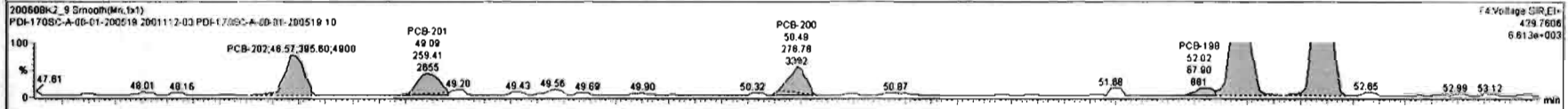
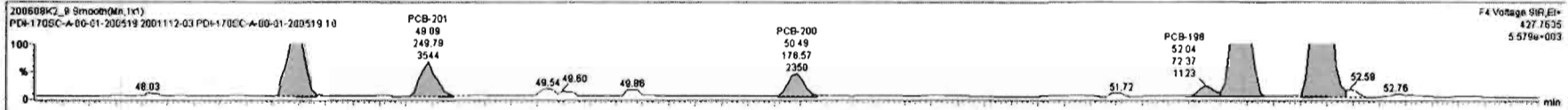
PFK4d

200608K2_9



#	Name	Resp	RA	n/y	RRF	wt/Vol	Pred.RT	RT	Pred.R	RRT	RRT Fail	Conc.	%Rec	DL	EMPC
227	227 3rd Function Tri-PCBs				0.9828	5.028	0.00	0.000	0.000	NO	112.4	7.63	120.7		
228	228 Total Tetra-PCBs				1.0778	5.028	0.00	0.000	0.000	NO	594.7	11.1	609.4		
229	229 3rd Function Penta-PCBs				1.3157	5.028	0.00	0.000	0.000	NO	567.1	13.1	611.8		
230	230 4th Function Penta-PCBs				1.0735	5.028	0.00	0.000	0.000	NO	21.03	2.00	22.01		
231	231 3rd Function Hexa-PCBs				0.9505	5.028	0.00	0.000	0.000	NO	215.9	3.44	218.3		
232	232 4th Function Hexa-PCBs				1.0318	5.028	0.00	0.000	0.000	NO	357.1	6.01	367.9		
233	233 Total Hepta-PCBs				1.3551	5.028	0.00	0.000	0.000	NO	182.3	6.77	233.3		
234	234 4th Function Octa-PCBs				1.0008	5.028	0.00	0.000	0.000	NO	16.59	2.28	26.85		
235	235 5th Function Octa-PCBs				1.1499	5.028	0.00	0.000	0.000	NO	17.88	0.560	17.88		
236	236 Total Nona-PCBs				0.9523	5.028	0.00	0.000	0.000	NO	9.983	0.588	10.74		

#	Name	Pred.RT	RT	mI Resp	mQ Resp	* Ratio (Pred)	RA	n/y	EMPC	Conc.
1	154 PCB-202	48.59	48.59	5.072e2	3.956e2	0.890	1.28	YES	3.0248	0.00000
2	155 PCB-201	49.00	49.09	2.498e2	2.594e2	0.890	0.86	NO	2.2060	2.2060
3	158 PCB-200	50.47	50.49	1.766e2	2.768e2	0.890	0.84	YES	1.6558	0.00000
4	159 PCB-198	52.04	52.04	7.237e1	6.790e1	0.890	1.07	YES	0.76404	0.00000
5	160 PCB-199	52.15	52.17	1.223e3	1.225e3	0.890	1.00	NO	14.298	14.298
6	161 PCB-196203	52.48	52.48	1.413e3	1.372e3	0.890	1.03	YES	14.623	0.00000



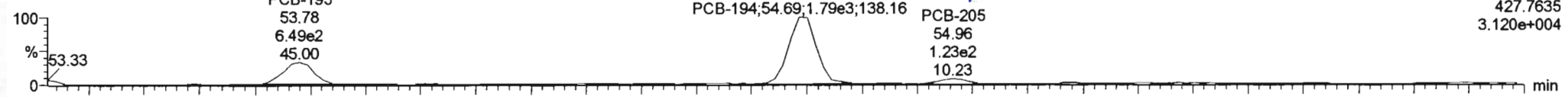
Dataset: Untitled

Last Altered: Tuesday, June 09, 2020 07:24:06 Pacific Daylight Time
Printed: Tuesday, June 09, 2020 07:29:03 Pacific Daylight Time

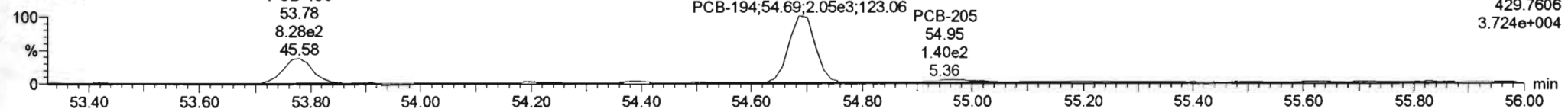
Name: 200608K2_9, Date: 09-Jun-2020, Time: 04:43:33, ID: 2001112-03 PDI-170SC-A-00-01-200519 10, Description: PDI-170SC-A-00-01-200519

PCB-195

200608K2_9

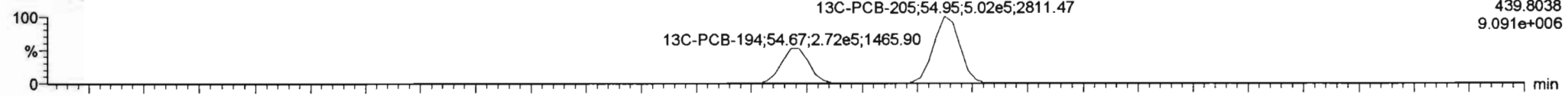


200608K2_9

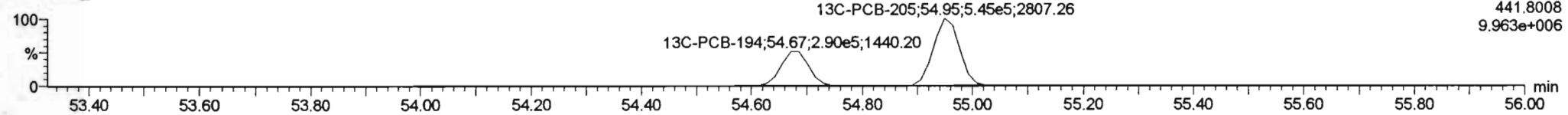


13C-PCB-194

200608K2_9

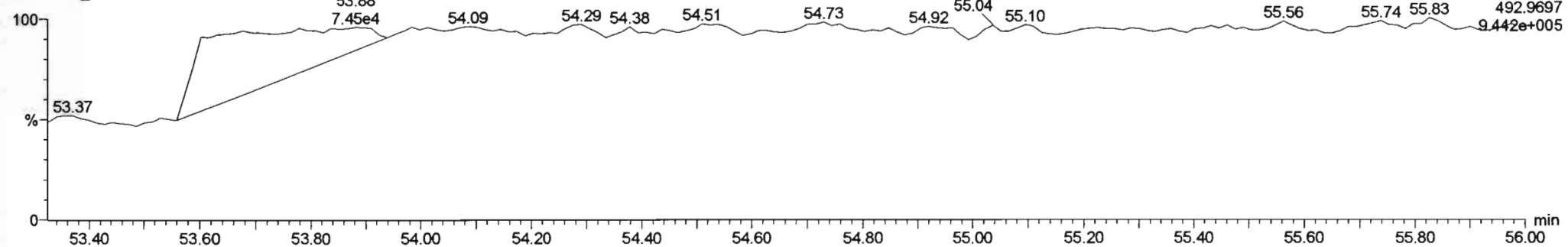


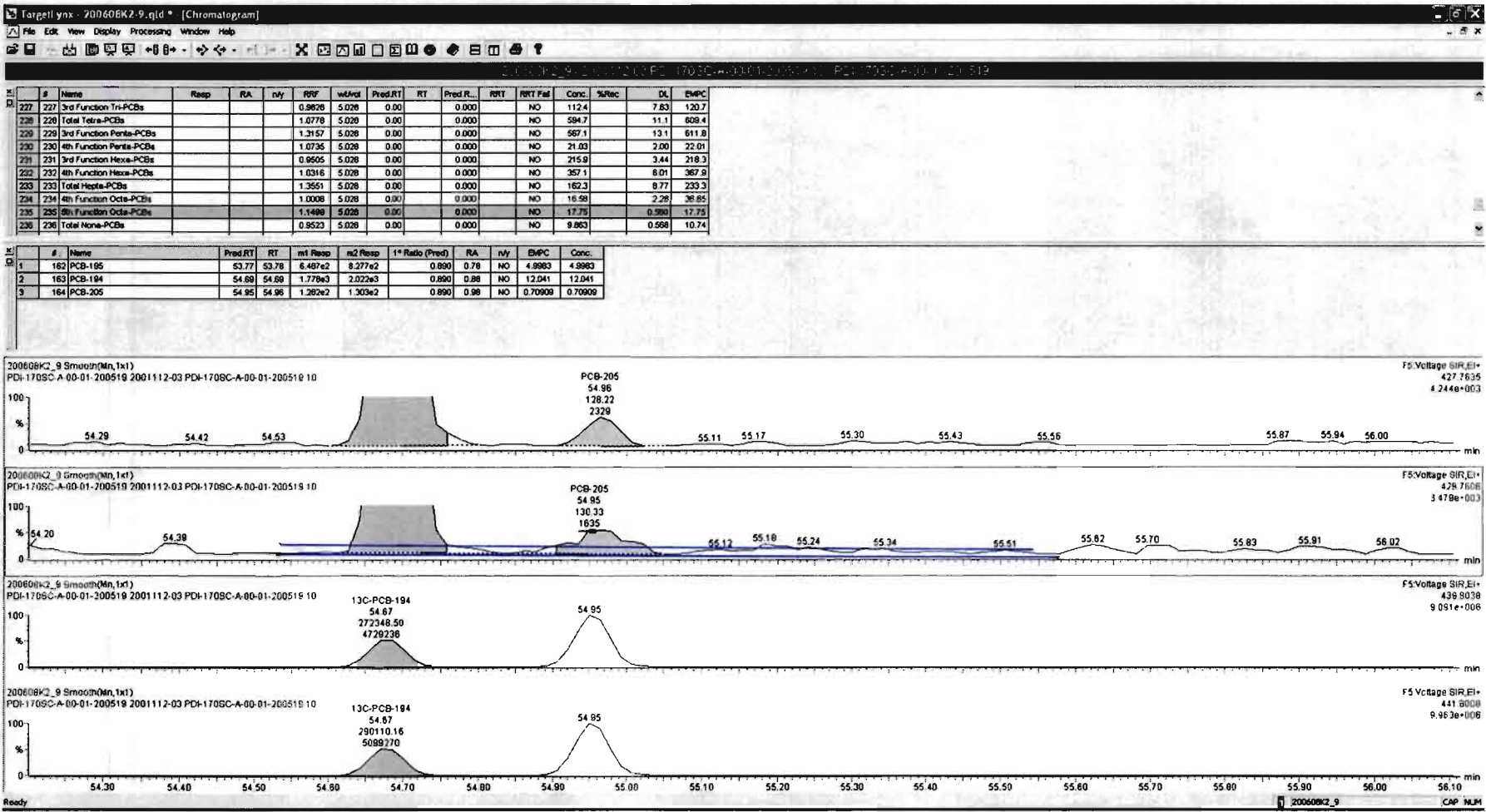
200608K2_9



PFK5a

200608K2_9





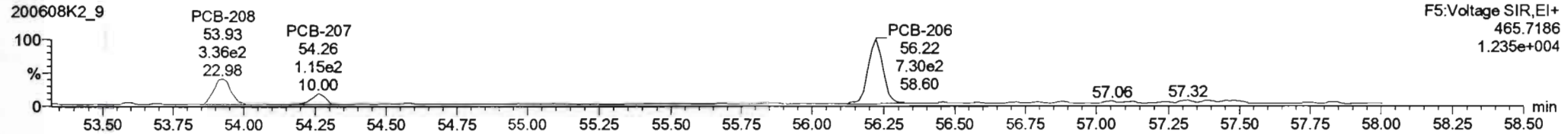
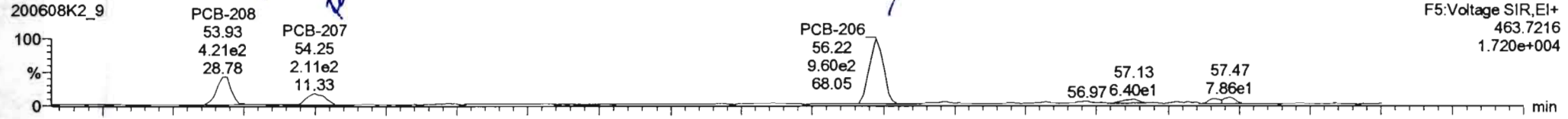
Dataset: Untitled

Last Altered: Tuesday, June 09, 2020 07:24:06 Pacific Daylight Time

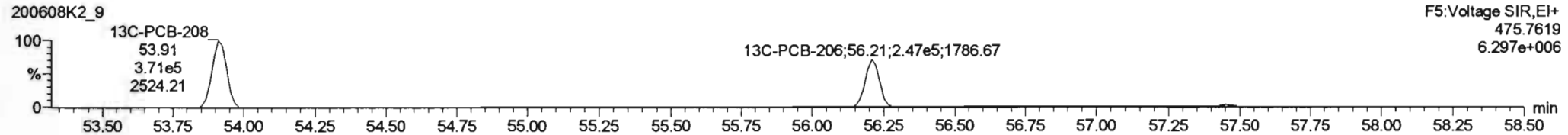
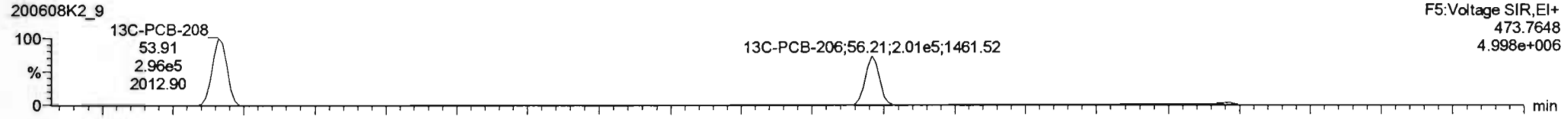
Printed: Tuesday, June 09, 2020 07:29:03 Pacific Daylight Time

Name: 200608K2_9, Date: 09-Jun-2020, Time: 04:43:33, ID: 2001112-03 PDI-170SC-A-00-01-200519 10, Description: PDI-170SC-A-00-01-200519

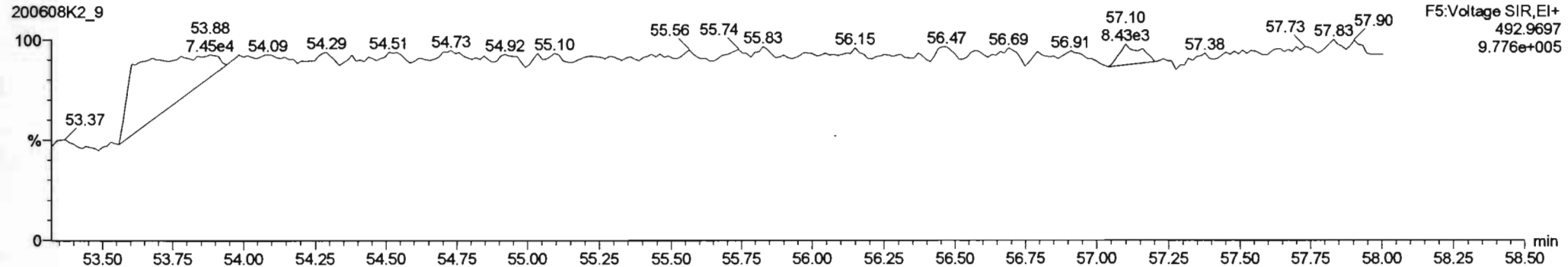
PCB-208

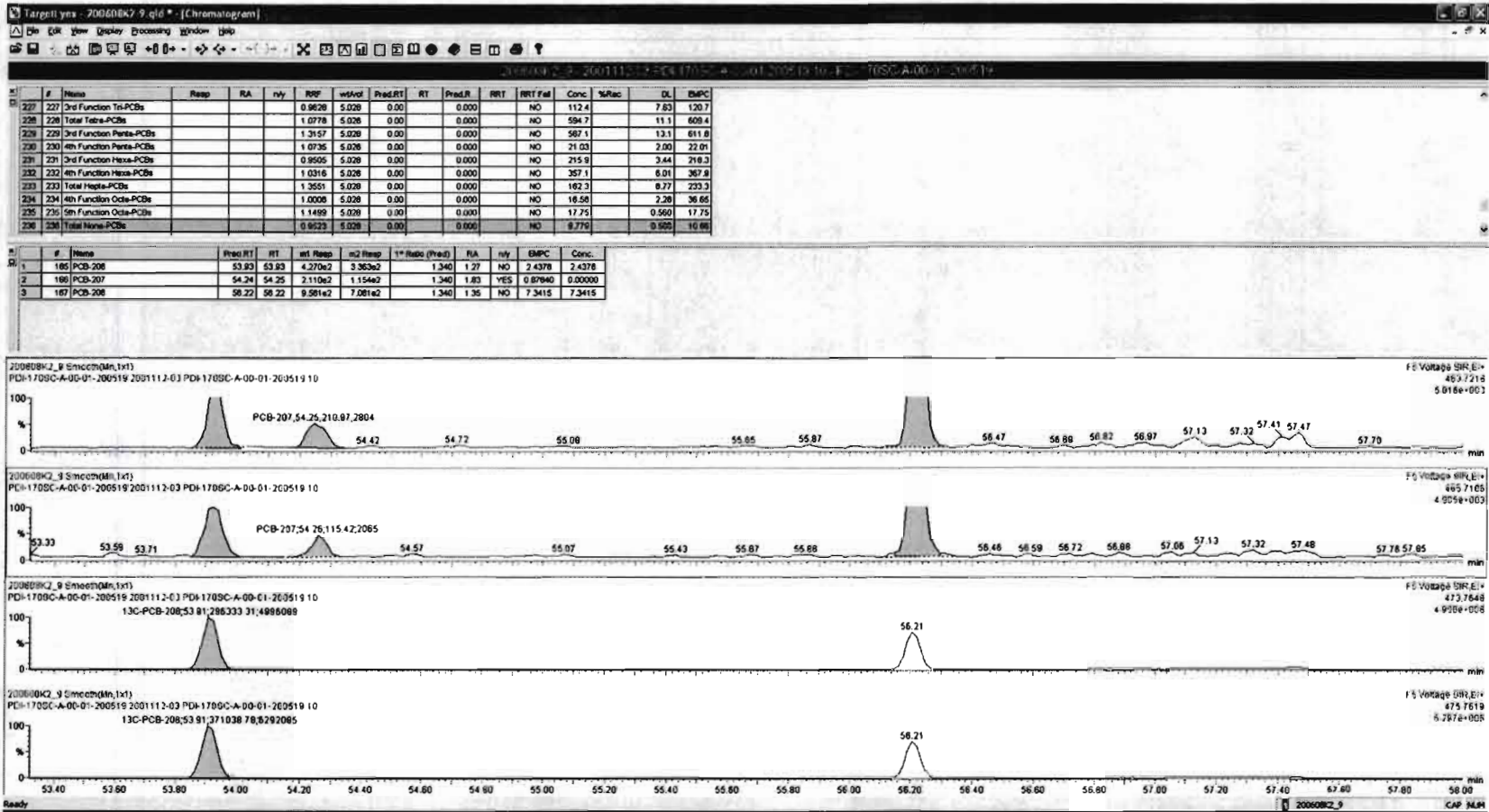


13C-PCB-208



PFK5






Dataset: Untitled

Last Altered: Tuesday, June 09, 2020 07:24:06 Pacific Daylight Time
Printed: Tuesday, June 09, 2020 07:29:03 Pacific Daylight Time


Name: 200608K2_9, Date: 09-Jun-2020, Time: 04:43:33, ID: 2001112-03 PDI-170SC-A-00-01-200519 10, Description: PDI-170SC-A-00-01-200519

PCB-209

200608K2_9

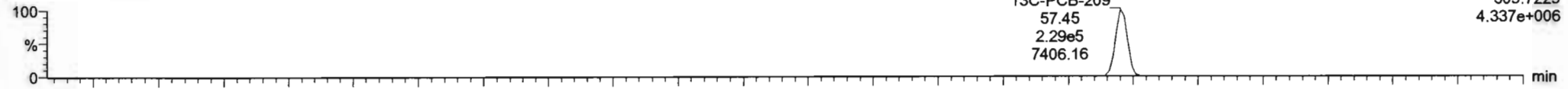


200608K2_9




13C-PCB-209

200608K2_9

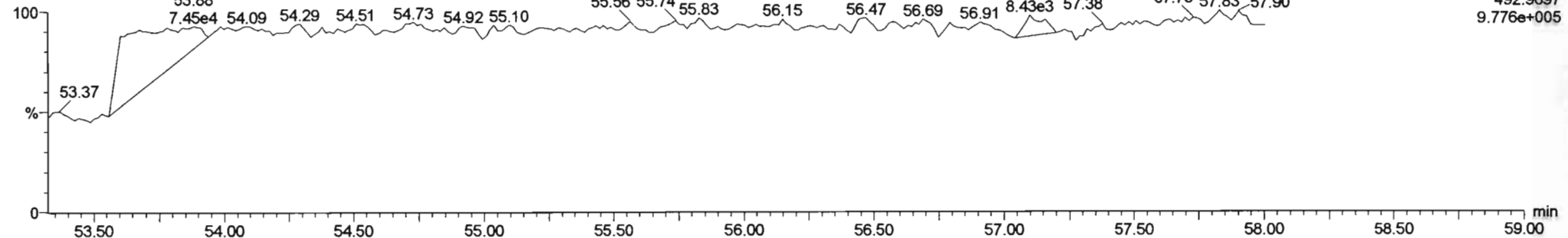


200608K2_9



PFK5b

200608K2_9



CONTINUING CALIBRATION

Dataset: U:\VG11.PRO\Results\200608K2\200608K2-2.qld

Last Altered: Tuesday, June 09, 2020 07:22:09 Pacific Daylight Time
Printed: Tuesday, June 09, 2020 07:50:50 Pacific Daylight Time

Hr 6.9.2020 *CT 06/09/2020*

Method: U:\VG11.PRO\MethDB\PCB-209_ZB1_6-1-20.mdb 02 Jun 2020 10:36:07
Calibration: U:\VG11.PRO\CurveDB\vb1_PCBvg11-6-1-20.cdb 02 Jun 2020 10:21:16

Name: 200608K2_2, Date: 08-Jun-2020, Time: 21:39:24, ID: ST200608K2-1 PCB 209 CS3 19G2609, Description: PCB 209 CS3 19G2609

#	Name	Resp	RA	n/y	RRP	wt/vol	Prod.RT	RT	Prod.RL	RRT	Check RRT	Conc.	%Rec	DL	EMPC
1	1 PCB-1	1.71e6	3.10	NO	1.17	1.000	15.52	15.53	1.001	1.002	NO	59.66	119	0.00886	59.66
2	2 PCB-2	1.76e6	3.18	NO	1.18	1.000	17.93	17.93	0.988	0.988	NO	57.92	116	0.00887	57.92
3	3 PCB-3	1.75e6	3.17	NO	1.15	1.000	18.16	18.17	1.001	1.001	NO	59.16	118	0.00914	59.16
4	4 PCB-4/10	2.88e6	1.58	NO	1.25	1.000	19.58	19.58	1.004	1.004	NO	111.1	111	0.0255	111.1
5	5 PCB-7/9	3.56e6	1.58	NO	0.960	1.000	21.39	21.38	1.003	1.002	NO	111.3	111	0.0214	111.3
6	6 PCB-6	1.88e6	1.58	NO	1.02	1.000	22.04	22.04	1.033	1.033	NO	55.08	110	0.0200	55.08
7	7 PCB-5/8	3.72e6	1.58	NO	0.992	1.000	22.44	22.44	1.052	1.052	NO	112.4	112	0.0207	112.4
8	8 PCB-14	1.88e6	1.59	NO	1.02	1.000	23.58	23.58	0.952	0.952	NO	56.79	114	0.0218	56.79
9	9 PCB-11	2.03e6	1.58	NO	1.13	1.000	24.79	24.80	1.001	1.001	NO	55.22	110	0.0196	55.22
10	10 PCB-12/13	3.77e6	1.57	NO	1.03	1.000	25.22	25.17	1.018	1.016	NO	112.7	113	0.0216	112.7
11	11 PCB-15	1.92e6	1.58	NO	1.03	1.000	25.53	25.53	1.031	1.030	NO	57.00	114	0.0214	57.00
12	12 PCB-19	7.99e5	1.05	NO	1.11	1.000	23.77	23.76	1.001	1.001	NO	54.57	109	0.0170	54.57
13	13 PCB-30	1.29e6	1.04	NO	1.79	1.000	24.67	24.67	1.039	1.039	NO	54.46	109	0.0105	54.46
14	14 PCB-18	8.64e5	1.04	NO	0.818	1.000	25.44	25.44	0.952	0.952	NO	53.74	107	0.0157	53.74
15	15 PCB-17	8.16e5	1.04	NO	0.758	1.000	25.61	25.62	0.958	0.958	NO	54.69	109	0.0169	54.69
16	16 PCB-24/27	2.33e6	1.05	NO	1.08	1.000	26.23	26.22	0.981	0.981	NO	109.3	109	0.0119	109.3
17	17 PCB-16/32	1.98e6	1.05	NO	0.925	1.000	26.75	26.75	1.001	1.001	NO	109.0	109	0.0139	109.0
18	18 PCB-34	1.67e6	1.04	NO	0.945	1.000	27.54	27.56	0.959	0.959	NO	60.92	122	0.0262	60.92
19	19 PCB-23	1.38e6	1.06	NO	0.883	1.000	27.64	27.65	0.962	0.962	NO	54.05	108	0.0281	54.05
20	20 PCB-29	1.50e6	1.03	NO	0.893	1.000	27.89	27.91	0.971	0.971	NO	57.82	116	0.0278	57.83
21	21 PCB-26	1.59e6	1.03	NO	0.944	1.000	28.12	28.14	0.979	0.979	NO	58.10	116	0.0263	58.10
22	22 PCB-25	1.54e6	1.06	NO	0.950	1.000	28.28	28.29	0.984	0.984	NO	55.89	112	0.0261	55.89
23	23 PCB-31	1.78e6	1.04	NO	1.04	1.000	28.64	28.66	0.997	0.997	NO	59.31	119	0.0239	59.31
24	24 PCB-28	1.67e6	1.01	NO	1.03	1.000	28.75	28.77	1.001	1.001	NO	56.07	112	0.0242	56.07
25	25 PCB-20/21/33	4.62e6	1.06	NO	0.941	1.000	29.39	29.39	1.023	1.023	NO	169.1	113	0.0263	169.1
26	26 PCB-22	1.62e6	1.05	NO	0.973	1.000	29.83	29.85	1.038	1.039	NO	57.53	115	0.0255	57.53
27	27 PCB-36	1.62e6	1.07	NO	1.08	1.000	30.49	30.48	0.931	0.931	NO	55.37	111	0.0253	55.38
28	28 PCB-39	1.52e6	1.06	NO	0.988	1.000	30.97	30.97	0.946	0.946	NO	56.64	113	0.0276	56.64
29	29 PCB-38	1.62e6	1.05	NO	1.05	1.000	31.76	31.77	0.970	0.970	NO	56.80	114	0.0259	56.80
30	30 PCB-35	1.63e6	1.07	NO	1.04	1.000	32.31	32.31	0.987	0.987	NO	57.39	115	0.0261	57.40
31	31 PCB-37	1.56e6	1.01	NO	1.01	1.000	32.75	32.75	1.001	1.001	NO	57.05	114	0.0270	57.06
32	32 PCB-54	1.11e6	0.78	NO	1.08	1.000	27.60	27.62	1.001	1.001	NO	56.59	113	0.0224	56.59

75-125%

Dataset: U:\VG11.PRO\Results\200608K2\200608K2-2.qld

Last Altered: Tuesday, June 09, 2020 07:22:09 Pacific Daylight Time
Printed: Tuesday, June 09, 2020 07:50:50 Pacific Daylight Time

Name: 200608K2_2, Date: 08-Jun-2020, Time: 21:39:24, ID: ST200608K2-1 PCB 209 CS3 19G2609, Description: PCB 209 CS3 19G2609

#	Name	Resp	RA	rv	R/R	w/Vol	Prod.RT	RT	Prod.R...	RRT	Check RRT	Conc	%Rec	DL	EMPC
33	33 PCB-50	8.95e5	0.76	NO	0.880	1.000	28.79	28.81	1.044	1.044	NO	56.04	112	0.0275	56.04
34	34 PCB-53	8.37e5	0.76	NO	0.997	1.000	29.49	29.48	0.944	0.943	NO	57.05	114	0.0299	57.05
35	35 PCB-51	8.92e5	0.78	NO	1.07	1.000	29.84	29.83	0.955	0.955	NO	56.89	114	0.0279	56.89
36	36 PCB-45	7.09e5	0.77	NO	0.858	1.000	30.29	30.28	0.969	0.969	NO	56.10	112	0.0347	56.10
37	37 PCB-46	6.74e5	0.79	NO	0.831	1.000	30.78	30.78	0.985	0.985	NO	55.14	110	0.0358	55.15
38	38 PCB-52/69	1.93e6	0.77	NO	1.17	1.000	31.28	31.28	1.001	1.001	NO	112.6	113	0.0255	112.6
39	39 PCB-73	1.16e6	0.78	NO	1.44	1.000	31.40	31.39	1.005	1.005	NO	54.55	109	0.0206	54.55
40	40 PCB-43/49	1.66e6	0.77	NO	1.02	1.000	31.57	31.56	1.010	1.010	NO	111.0	111	0.0293	111.0
41	41 PCB-47	8.02e5	0.76	NO	0.922	1.000	31.77	31.78	1.001	1.001	NO	55.33	111	0.0301	55.33
42	42 PCB-48/75	1.97e6	0.78	NO	1.12	1.000	31.88	31.90	1.004	1.005	NO	111.6	112	0.0248	111.6
43	43 PCB-65	1.05e6	0.77	NO	1.28	1.000	32.15	32.16	1.013	1.013	NO	52.09	104	0.0217	52.09
44	44 PCB-62	1.03e6	0.79	NO	1.13	1.000	32.26	32.27	1.016	1.016	NO	58.33	117	0.0246	58.33
45	45 PCB-44	7.06e5	0.76	NO	0.824	1.000	32.59	32.60	1.026	1.027	NO	54.53	109	0.0337	54.53
46	46 PCB-42/59	1.81e6	0.77	NO	1.05	1.000	32.81	32.83	1.033	1.034	NO	109.5	110	0.0265	109.5
47	47 PCB-41/64/71/72	4.16e6	0.79	NO	1.19	1.000	33.43	33.44	1.053	1.053	NO	222.8	111	0.0234	222.8
48	48 PCB-68	1.11e6	0.78	NO	1.28	1.000	33.68	33.70	1.061	1.061	NO	55.37	111	0.0217	55.38
49	49 PCB-40	5.32e5	0.78	NO	0.602	1.000	33.91	33.92	1.068	1.069	NO	56.22	112	0.0462	56.22
50	50 PCB-57	1.18e6	0.78	NO	1.16	1.000	34.31	34.30	0.969	0.969	NO	55.65	111	0.0210	55.65
51	51 PCB-67	1.08e6	0.77	NO	1.08	1.000	34.62	34.61	0.978	0.978	NO	54.87	110	0.0225	54.87
52	52 PCB-58	1.19e6	0.77	NO	1.20	1.000	34.73	34.72	0.981	0.981	NO	54.21	108	0.0203	54.21
53	53 PCB-63	1.07e6	0.78	NO	1.07	1.000	34.90	34.89	0.986	0.986	NO	54.64	109	0.0228	54.64
54	54 PCB-74	1.19e6	0.78	NO	1.19	1.000	35.20	35.19	0.994	0.994	NO	55.35	111	0.0206	55.35
55	55 PCB-61/70	2.14e6	0.77	NO	1.05	1.000	35.41	35.32	1.000	0.998	NO	111.7	112	0.0231	111.7
56	56 PCB-76/66	2.33e6	0.77	NO	1.16	1.000	35.60	35.60	1.006	1.006	NO	110.0	110	0.0209	110.0
57	57 PCB-80	1.24e6	0.77	NO	1.19	1.000	35.85	35.84	1.001	1.000	NO	55.47	111	0.0192	55.47
58	58 PCB-55	1.22e6	0.77	NO	1.17	1.000	36.18	36.18	1.010	1.010	NO	55.42	111	0.0195	55.42
59	59 PCB-56/60	2.11e6	0.78	NO	1.02	1.000	36.68	36.68	1.024	1.024	NO	109.8	110	0.0224	109.8
60	60 PCB-79	1.19e6	0.78	NO	1.14	1.000	37.78	37.78	1.055	1.054	NO	55.29	111	0.0201	55.29
61	61 PCB-78	1.12e6	0.79	NO	1.14	1.000	38.51	38.50	0.987	0.987	NO	54.86	110	0.0214	54.86
62	62 PCB-81	1.03e6	0.78	NO	1.05	1.000	39.04	39.04	1.000	1.000	NO	54.88	110	0.0233	54.88
63	63 PCB-77	1.11e6	0.77	NO	1.14	1.000	39.66	39.66	1.000	1.000	NO	55.18	110	0.0215	55.18
64	64 PCB-104	6.92e5	1.61	NO	1.12	1.000	32.46	32.46	1.001	1.001	NO	54.92	110	0.0205	54.92
65	65 PCB-96	7.01e5	1.60	NO	1.15	1.000	33.76	33.76	1.041	1.041	NO	54.10	108	0.0199	54.10
66	66 PCB-103	5.37e5	1.59	NO	0.936	1.000	34.31	34.32	1.058	1.058	NO	51.01	102	0.0246	51.01
67	67 PCB-100	5.51e5	1.56	NO	0.954	1.000	34.67	34.67	1.069	1.069	NO	51.42	103	0.0241	51.42
68	68 PCB-94	4.37e5	1.58	NO	0.949	1.000	35.17	35.17	0.985	0.985	NO	52.64	105	0.0301	52.64

75-1157

A

Dataset: U:\VG11.PRO\Results\200608K2\200608K2-2.qld

Last Altered: Tuesday, June 09, 2020 07:22:09 Pacific Daylight Time
Printed: Tuesday, June 09, 2020 07:50:50 Pacific Daylight Time

Name: 200608K2_2, Date: 08-Jun-2020, Time: 21:39:24, ID: ST200608K2-1 PCB 209 CS3 19G2609, Description: PCB 209 CS3 19G2609

#	Name	Resp	RA	n/y	RRF	wVol	Pred.RT	RT	Pred.R...	RRT	Check RRT	Conc.	%Rec	DL	EMPC
69	69 PCB-95/98/102	1.70e6	1.59	NO	1.20	1.000	35.65	35.66	0.999	0.999	NO	162.0	108	0.0237	162.0
70	70 PCB-93	4.02e5	1.64	NO	0.935	1.000	35.77	35.79	1.002	1.003	NO	49.14	98.3	0.0305	49.14
71	71 PCB-88/91	1.02e6	1.59	NO	1.06	1.000	36.12	36.12	1.012	1.012	NO	109.9	110	0.0268	109.9
72	72 PCB-121	7.43e5	1.62	NO	1.71	1.000	36.21	36.21	1.015	1.015	NO	49.72	99.4	0.0167	49.72
73	73 PCB-84/92	9.38e5	1.59	NO	1.02	1.000	37.08	37.07	0.990	0.990	NO	106.7	107	0.0281	106.7
74	74 PCB-89	5.12e5	1.59	NO	1.11	1.000	37.25	37.26	0.995	0.995	NO	53.63	107	0.0259	53.63
75	75 PCB-90/101	1.01e6	1.60	NO	1.12	1.000	37.46	37.46	1.000	1.000	NO	103.9	104	0.0254	103.9
76	76 PCB-113	7.17e5	1.58	NO	1.51	1.000	37.70	37.70	1.007	1.007	NO	54.84	110	0.0189	54.84
77	77 PCB-99	5.55e5	1.58	NO	1.32	1.000	37.79	37.80	1.009	1.009	NO	48.70	97.4	0.0216	48.70
78	78 PCB-119	7.14e5	1.58	NO	1.81	1.000	38.28	38.28	0.987	0.987	NO	51.43	103	0.0176	51.43
79	79 PCB-108/112	1.15e6	1.60	NO	1.44	1.000	38.44	38.43	0.991	0.991	NO	103.5	103	0.0220	103.5
80	80 PCB-83	7.20e5	1.62	NO	1.83	1.000	38.59	38.60	0.995	0.995	NO	51.11	102	0.0174	51.10
81	81 PCB-97	5.02e5	1.58	NO	1.28	1.000	38.80	38.80	1.000	1.000	NO	50.84	102	0.0248	50.84
82	82 PCB-86	4.82e5	1.58	NO	1.12	1.000	38.97	38.97	1.005	1.005	NO	56.12	112	0.0285	56.12
83	83 PCB-87/117/125	1.89e6	1.59	NO	1.56	1.000	39.10	39.10	1.008	1.008	NO	157.2	105	0.0204	157.2
84	84 PCB-111/115	1.54e6	1.58	NO	1.91	1.000	39.25	39.25	1.012	1.012	NO	104.6	105	0.0167	104.6
85	85 PCB-85/116	1.10e6	1.59	NO	1.41	1.000	39.38	39.38	1.015	1.015	NO	101.0	101	0.0226	101.0
86	86 PCB-120	8.19e5	1.55	NO	2.01	1.000	39.64	39.64	1.022	1.022	NO	53.09	106	0.0159	53.09
87	87 PCB-110	7.03e5	1.59	NO	1.74	1.000	39.79	39.79	1.026	1.026	NO	52.45	105	0.0183	52.45
88	88 PCB-82	4.15e5	1.58	NO	0.781	1.000	40.43	40.42	0.976	0.976	NO	49.60	99.2	0.0311	49.60
89	89 PCB-124	7.13e5	1.56	NO	1.40	1.000	41.13	41.13	0.993	0.993	NO	47.63	95.3	0.0174	47.63
90	90 PCB-107/109	1.50e6	1.60	NO	1.34	1.000	41.28	41.28	0.996	0.996	NO	104.6	105	0.0181	104.6
91	91 PCB-123	6.84e5	1.59	NO	1.20	1.000	41.44	41.46	1.000	1.001	NO	53.26	107	0.0203	53.26
92	92 PCB-106/118	1.44e6	1.56	NO	1.22	1.000	41.67	41.67	1.001	1.001	NO	105.9	106	0.0192	105.9
93	93 PCB-114	1.11e6	1.58	NO	1.14	1.000	42.32	42.32	1.000	1.000	NO	54.59	109	0.0184	54.59
94	94 PCB-122	9.88e5	1.57	NO	0.944	1.000	42.47	42.46	1.004	1.004	NO	58.50	117	0.0222	58.50
95	95 PCB-105	1.08e6	1.54	NO	1.05	1.000	43.21	43.21	1.000	1.000	NO	56.41	113	0.0195	56.41
96	96 PCB-127	1.14e6	1.58	NO	1.06	1.000	43.55	43.55	1.000	1.000	NO	56.96	114	0.0183	56.96
97	97 PCB-126	1.18e6	1.58	NO	1.17	1.000	45.50	45.51	1.000	1.000	NO	56.21	112	0.0180	56.21
98	98 PCB-155	3.69e5	1.30	NO	1.04	1.000	36.98	36.99	1.000	1.001	NO	48.38	96.8	0.00829	48.38
99	99 PCB-150	3.95e5	1.27	NO	1.08	1.000	38.30	38.30	1.036	1.036	NO	49.84	99.7	0.00799	49.84
100	1... PCB-152	4.49e5	1.30	NO	1.19	1.000	38.78	38.78	1.049	1.049	NO	51.68	103	0.00730	51.68
101	1... PCB-145	4.35e5	1.30	NO	1.19	1.000	39.25	39.25	1.062	1.062	NO	50.02	100	0.00728	50.02
102	1... PCB-136	3.84e5	1.27	NO	1.02	1.000	39.58	39.58	1.071	1.071	NO	51.39	103	0.00848	51.39
103	1... PCB-148	2.95e5	1.32	NO	0.842	1.000	39.69	39.69	1.074	1.074	NO	47.99	96.0	0.0103	47.99
104	1... PCB-154	3.27e5	1.29	NO	0.919	1.000	40.19	40.20	1.087	1.088	NO	48.66	97.3	0.00942	48.66

Dataset: U:\VG11.PRO\Results\200608K2\200608K2-2.qld

Last Altered: Tuesday, June 09, 2020 07:22:09 Pacific Daylight Time
Printed: Tuesday, June 09, 2020 07:50:50 Pacific Daylight Time

Name: 200608K2_2, Date: 08-Jun-2020, Time: 21:39:24, ID: ST200608K2-1 PCB 209 CS3 19G2609, Description: PCB 209 CS3 19G2609

#	Name	Resp	RA	n/y	RRF	w/Vol	Prod.RT	RT	Prod.R...	RRT	Check.RRT	Conc.	%Rec	DL	EMPC
105	1... PCB-151	2.88e5	1.32	NO	0.787	1.000	40.86	40.87	1.105	1.106	NO	49.98	100	0.0110	49.98
106	1... PCB-135	3.36e5	1.29	NO	0.922	1.000	41.09	41.09	1.112	1.112	NO	49.73	99.5	0.00939	49.73
107	1... PCB-144	2.86e5	1.27	NO	0.789	1.000	41.20	41.20	1.115	1.115	NO	49.52	99.0	0.0110	49.52
108	1... PCB-147	2.99e5	1.26	NO	0.834	1.000	41.33	41.33	1.118	1.118	NO	49.02	98.0	0.0104	49.02
109	1... PCB-139/149	6.84e5	1.29	NO	0.948	1.000	41.60	41.61	1.125	1.126	NO	98.68	98.7	0.00913	98.68
110	1... PCB-140	2.87e5	1.30	NO	0.794	1.000	41.80	41.80	1.131	1.131	NO	49.48	99.0	0.0109	49.48
111	1... PCB-134/143	1.17e6	1.25	NO	0.759	1.000	42.26	42.25	0.975	0.975	NO	110.2	110	0.0645	110.2
112	1... PCB-131/133	1.25e6	1.25	NO	0.821	1.000	42.56	42.55	0.982	0.982	NO	108.4	108	0.0596	108.4
113	1... PCB-142	5.55e5	1.26	NO	0.754	1.000	42.70	42.72	0.985	0.986	NO	52.49	105	0.0649	52.49
114	1... PCB-146/165	1.54e6	1.25	NO	1.02	1.000	42.95	42.95	0.991	0.991	NO	107.9	108	0.0481	107.9
115	1... PCB-132/161	1.56e6	1.24	NO	1.02	1.000	43.18	43.19	0.996	0.997	NO	108.4	108	0.0478	108.4
116	1... PCB-153	8.02e5	1.24	NO	1.07	1.000	43.36	43.38	1.000	1.001	NO	53.40	107	0.0457	53.40
117	1... PCB-168	8.13e5	1.24	NO	1.08	1.000	43.59	43.59	1.006	1.006	NO	53.84	108	0.0454	53.84
118	1... PCB-141	6.38e5	1.26	NO	1.03	1.000	44.14	44.14	1.000	1.000	NO	54.71	109	0.0575	54.71
119	1... PCB-137	6.82e5	1.22	NO	1.11	1.000	44.54	44.54	1.010	1.009	NO	54.08	108	0.0531	54.09
120	1... PCB-130	5.15e5	1.27	NO	0.885	1.000	44.64	44.63	1.012	1.012	NO	51.25	103	0.0666	51.25
121	1... PCB-138/163/164	2.50e6	1.24	NO	1.28	1.000	45.01	45.03	1.001	1.001	NO	163.6	109	0.0450	163.6
122	1... PCB-158/160	1.61e6	1.24	NO	1.24	1.000	45.26	45.28	1.006	1.007	NO	109.1	109	0.0466	109.1
123	1... PCB-129	5.38e5	1.26	NO	0.867	1.000	45.52	45.52	1.012	1.012	NO	52.15	104	0.0666	52.15
124	1... PCB-166	8.96e5	1.26	NO	1.14	1.000	45.99	46.00	0.993	0.993	NO	53.44	107	0.0420	53.44
125	1... PCB-159	9.56e5	1.24	NO	1.22	1.000	46.32	46.34	1.000	1.001	NO	53.60	107	0.0395	53.60
126	1... PCB-128/162	1.44e6	1.25	NO	0.907	1.000	46.61	46.62	1.007	1.007	NO	108.5	108	0.0529	108.5
127	1... PCB-167	8.65e5	1.24	NO	1.11	1.000	47.04	47.04	1.000	1.000	NO	53.98	108	0.0426	53.98
128	1... PCB-156	8.83e5	1.24	NO	1.13	1.000	48.37	48.37	1.000	1.000	NO	54.62	109	0.0410	54.62
129	1... PCB-157	8.12e5	1.24	NO	1.04	1.000	48.65	48.65	1.001	1.001	NO	53.76	108	0.0459	53.76
130	1... PCB-169	8.74e5	1.23	NO	1.16	1.000	50.91	50.90	1.000	1.000	NO	54.03	108	0.0430	54.03
131	1... PCB-188	7.25e5	1.05	NO	1.29	1.000	43.01	42.99	1.001	1.000	NO	54.11	108	0.0474	54.11
132	1... PCB-184	6.91e5	1.04	NO	1.23	1.000	43.46	43.46	1.011	1.012	NO	53.99	108	0.0496	53.99
133	1... PCB-179	7.02e5	1.06	NO	1.30	1.000	44.25	44.26	1.030	1.030	NO	52.06	104	0.0471	52.06
134	1... PCB-176	7.01e5	1.04	NO	1.31	1.000	44.72	44.75	1.041	1.041	NO	51.51	103	0.0467	51.51
135	1... PCB-186	7.57e5	1.04	NO	1.33	1.000	45.37	45.37	1.056	1.056	NO	54.77	110	0.0460	54.77
136	1... PCB-178	5.08e5	1.03	NO	0.943	1.000	45.88	45.88	1.068	1.068	NO	51.84	104	0.0648	51.84
137	1... PCB-175	5.24e5	1.03	NO	0.956	1.000	46.22	46.24	1.076	1.076	NO	52.74	105	0.0639	52.74
138	1... PCB-182/187	1.16e6	1.03	NO	1.07	1.000	46.40	46.42	1.080	1.080	NO	105.1	105	0.0574	105.1
139	1... PCB-183	5.77e5	1.05	NO	1.02	1.000	46.74	46.74	1.088	1.088	NO	54.27	109	0.0598	54.27
140	1... PCB-185	5.12e5	1.05	NO	1.41	1.000	47.42	47.42	0.955	0.955	NO	53.18	106	0.0671	53.18

75.15%

Dataset: U:\VG11.PRO\Results\200608K2\200608K2-2.qld

Last Altered: Tuesday, June 09, 2020 07:22:09 Pacific Daylight Time
Printed: Tuesday, June 09, 2020 07:50:50 Pacific Daylight Time

Name: 200608K2_2, Date: 08-Jun-2020, Time: 21:39:24, ID: ST200608K2-1 PCB 209 CS3 19G2609, Description: PCB 209 CS3 19G2609

#	Name	Resp	RA	rvf	RRF	w/Vol	Pred.RT	RT	Pred.R...	RRY	Check.RRT	Conc.	%Rec	DL	EMPC
141	1... PCB-174	4.56e5	1.02	NO	1.35	1.000	47.81	47.80	0.962	0.962	NO	49.15	98.3	0.0697	49.15
142	1... PCB-181	5.80e5	1.06	NO	1.47	1.000	47.90	47.89	0.964	0.964	NO	57.38	115	0.0640	57.38
143	1... PCB-177	4.65e5	1.05	NO	1.28	1.000	48.08	48.08	0.968	0.968	NO	53.16	106	0.0738	53.16
144	1... PCB-171	4.91e5	1.04	NO	1.32	1.000	48.36	48.37	0.974	0.974	NO	54.48	109	0.0716	54.48
145	1... PCB-173	4.39e5	1.03	NO	1.19	1.000	48.82	48.82	0.983	0.983	NO	53.83	108	0.0792	53.83
146	1... PCB-172	5.14e5	1.06	NO	1.38	1.000	49.28	49.28	0.992	0.992	NO	54.55	109	0.0686	54.55
147	1... PCB-192	6.57e5	1.03	NO	1.83	1.000	49.47	49.47	0.996	0.996	NO	52.48	105	0.0516	52.48
148	1... PCB-180	5.28e5	1.05	NO	1.41	1.000	49.69	49.69	1.000	1.000	NO	54.54	109	0.0668	54.54
149	1... PCB-193	6.03e5	1.03	NO	1.68	1.000	49.90	49.90	1.005	1.005	NO	52.47	105	0.0562	52.47
150	1... PCB-191	6.26e5	1.05	NO	1.71	1.000	50.17	50.17	1.010	1.010	NO	53.40	107	0.0551	53.40
151	1... PCB-170	4.59e5	1.07	NO	1.40	1.000	51.36	51.36	1.000	1.000	NO	53.76	108	0.0763	53.77
152	1... PCB-190	6.08e5	1.06	NO	1.85	1.000	51.55	51.57	1.004	1.004	NO	53.92	108	0.0577	53.92
153	1... PCB-189	6.38e5	1.05	NO	1.45	1.000	53.09	53.08	1.000	1.000	NO	54.30	109	0.0488	54.30
154	1... PCB-202	4.79e5	0.90	NO	1.17	1.000	48.59	48.59	1.001	1.001	NO	51.11	102	0.0262	51.11
155	1... PCB-201	4.27e5	0.88	NO	1.05	1.000	49.06	49.09	1.010	1.011	NO	50.51	101	0.0291	50.51
156	1... PCB-204	4.54e5	0.90	NO	1.14	1.000	49.22	49.24	1.014	1.014	NO	49.60	99.2	0.0269	49.60
157	1... PCB-197	4.58e5	0.94	NO	1.13	1.000	49.55	49.56	1.020	1.021	NO	50.38	101	0.0271	50.38
158	1... PCB-200	4.42e5	0.90	NO	1.07	1.000	50.47	50.49	1.039	1.040	NO	51.52	103	0.0286	51.52
159	1... PCB-198	3.25e5	0.89	NO	0.794	1.000	52.04	52.06	1.072	1.072	NO	51.01	102	0.0386	51.01
160	1... PCB-199	3.33e5	0.90	NO	0.809	1.000	52.15	52.17	1.074	1.074	NO	51.29	103	0.0379	51.29
161	1... PCB-196/203	6.87e5	0.89	NO	0.838	1.000	52.48	52.48	1.081	1.081	NO	102.2	102	0.0366	102.2
162	1... PCB-195	5.29e5	0.89	NO	1.04	1.000	53.78	53.78	0.984	0.983	NO	51.75	103	0.0519	51.75
163	1... PCB-194	5.77e5	0.89	NO	1.12	1.000	54.70	54.70	1.000	1.000	NO	52.81	106	0.0486	52.81
164	1... PCB-205	7.21e5	0.89	NO	1.29	1.000	54.97	54.98	1.005	1.005	NO	57.10	114	0.0421	57.10
165	1... PCB-208	5.86e5	1.33	NO	0.933	1.000	53.94	53.94	1.000	1.000	NO	53.24	106	0.0439	53.24
166	1... PCB-207	5.70e5	1.34	NO	0.916	1.000	54.26	54.26	1.006	1.006	NO	52.78	106	0.0448	52.78
167	1... PCB-206	4.03e5	1.34	NO	1.01	1.000	56.24	56.24	1.000	1.000	NO	52.90	106	0.0621	52.90
168	1... PCB-209	3.44e5	1.22	NO	0.986	1.000	57.45	57.47	1.000	1.000	NO	52.16	104	0.00434	52.16
169	1... 13C-PCB-1	2.46e6	3.42	NO	0.893	1.000	15.51	15.51	0.608	0.608	NO	81.27	81.3	0.0370	81.3
170	1... 13C-PCB-3	2.57e6	3.38	NO	0.911	1.000	18.15	18.14	0.712	0.711	NO	83.42	83.4	0.0363	83.4
171	1... 13C-PCB-4	2.08e6	1.61	NO	0.600	1.000	19.50	19.50	0.765	0.765	NO	102.2	102	0.0253	102.2
172	1... 13C-PCB-9	3.33e6	1.58	NO	0.970	1.000	21.33	21.33	0.836	0.836	NO	101.5	101	0.0156	101.5
173	1... 13C-PCB-11	3.26e6	1.59	NO	0.962	1.000	24.77	24.77	0.971	0.971	NO	100.2	100	0.0158	100.2
174	1... 13C-PCB-19	1.32e6	1.02	NO	0.499	1.000	23.74	23.74	0.931	0.931	NO	78.33	78.3	0.212	78.33
175	1... 13C-PCB-32	1.97e6	1.04	NO	0.744	1.000	26.72	26.73	1.048	1.048	NO	78.06	78.1	0.142	78.06
176	1... 13C-PCB-28	2.90e6	1.07	NO	1.06	1.000	28.75	28.73	1.004	1.003	NO	92.29	92.3	0.165	92.29

Handwritten notes: "98.3" and "91.3" with arrows pointing to the %Rec column for rows 141 and 169 respectively.

Dataset: U:\VG11.PRO\Results\200608K2\200608K2-2.qld

Last Altered: Tuesday, June 09, 2020 07:22:09 Pacific Daylight Time

Printed: Tuesday, June 09, 2020 07:50:50 Pacific Daylight Time

Name: 200608K2_2, Date: 08-Jun-2020, Time: 21:39:24, ID: ST200608K2-1 PCB 209 CS3 19G2609, Description: PCB 209 CS3 19G2609

#	Name	Resp	RA	n/y	RRF	wt/Vol	Prod.RT	RT	Prod.R...	RRT	Check RRT	Conc.	%Rec	DL	EMPO
177	1... 13C-PCB-37	2.72e6	1.07	NO	0.989	1.000	32.73	32.73	1.143	1.143	NO	93.06	93.1	0.177	
178	1... 13C-PCB-54	1.82e6	0.78	NO	0.999	1.000	27.60	27.58	0.753	0.752	NO	100.4	100	0.0568	
179	1... 13C-PCB-52	1.47e6	0.78	NO	0.804	1.000	31.24	31.25	0.852	0.852	NO	101.1	101	0.0706	
180	1... 13C-PCB-47	1.57e6	0.79	NO	0.857	1.000	31.76	31.75	0.866	0.866	NO	101.3	101	0.0662	
181	1... 13C-PCB-70	1.82e6	0.79	NO	0.996	1.000	35.39	35.40	0.965	0.965	NO	100.9	101	0.0570	
182	1... 13C-PCB-80	1.88e6	0.81	NO	1.03	1.000	35.82	35.82	0.977	0.977	NO	101.3	101	0.0552	
183	1... 13C-PCB-81	1.80e6	0.80	NO	0.988	1.000	39.03	39.02	1.064	1.064	NO	100.7	101	0.0574	
184	1... 13C-PCB-77	1.78e6	0.82	NO	0.969	1.000	39.64	39.64	1.081	1.081	NO	101.4	101	0.0586	
185	1... 13C-PCB-104	1.12e6	1.62	NO	1.02	1.000	32.44	32.44	0.827	0.827	NO	99.38	99.4	0.0365	
186	1... 13C-PCB-95	8.74e5	1.63	NO	0.805	1.000	35.69	35.69	0.910	0.910	NO	97.62	97.6	0.0460	
187	1... 13C-PCB-101	8.63e5	1.64	NO	0.793	1.000	37.44	37.44	0.954	0.955	NO	97.96	98.0	0.0468	
188	1... 13C-PCB-97	7.70e5	1.66	NO	0.696	1.000	38.78	38.78	0.989	0.989	NO	99.39	99.4	0.0532	
189	1... 13C-PCB-123	1.07e6	1.61	NO	0.933	1.000	41.42	41.42	1.056	1.056	NO	103.4	103	0.0397	
190	1... 13C-PCB-118	1.11e6	1.61	NO	0.986	1.000	41.61	41.63	1.061	1.061	NO	101.7	102	0.0376	
191	1... 13C-PCB-114	1.79e6	1.60	NO	1.55	1.000	42.28	42.30	0.908	0.908	NO	112.4	112	0.0577	
192	1... 13C-PCB-105	1.82e6	1.59	NO	1.57	1.000	43.17	43.19	0.927	0.927	NO	112.6	113	0.0567	
193	1... 13C-PCB-127	1.89e6	1.59	NO	1.62	1.000	43.53	43.53	0.934	0.934	NO	112.9	113	0.0549	
194	1... 13C-PCB-126	1.79e6	1.57	NO	1.57	1.000	45.49	45.49	0.976	0.976	NO	110.9	111	0.0569	
195	1... 13C-PCB-155	7.32e5	1.28	NO	0.615	1.000	36.96	36.96	0.942	0.942	NO	107.1	107	0.0219	
196	1... 13C-PCB-153	1.40e6	1.26	NO	1.36	1.000	43.34	43.35	0.930	0.930	NO	99.90	99.9	0.0621	
197	1... 13C-PCB-141	1.14e6	1.28	NO	1.13	1.000	44.11	44.12	0.947	0.947	NO	97.88	97.9	0.0751	
198	1... 13C-PCB-138	1.19e6	1.28	NO	1.18	1.000	44.97	44.97	0.965	0.965	NO	97.66	97.7	0.0715	
199	1... 13C-PCB-159	1.47e6	1.30	NO	1.44	1.000	46.30	46.30	0.994	0.994	NO	99.03	99.0	0.0588	
200	2... 13C-PCB-167	1.45e6	1.27	NO	1.44	1.000	47.00	47.02	1.009	1.009	NO	97.61	97.6	0.0588	
201	2... 13C-PCB-156	1.44e6	1.28	NO	1.40	1.000	48.35	48.35	1.038	1.038	NO	99.90	99.9	0.0606	
202	2... 13C-PCB-157	1.46e6	1.28	NO	1.40	1.000	48.61	48.61	1.043	1.043	NO	101.3	101	0.0606	
203	2... 13C-PCB-169	1.40e6	1.27	NO	1.33	1.000	50.88	50.89	1.092	1.092	NO	102.1	102	0.0636	
204	2... 13C-PCB-188	1.04e6	0.45	NO	1.41	1.000	42.97	42.97	0.926	0.926	NO	99.71	99.7	0.0488	
205	2... 13C-PCB-180	6.85e5	0.46	NO	0.929	1.000	49.67	49.67	1.070	1.070	NO	99.74	99.7	0.0740	
206	2... 13C-PCB-170	6.09e5	0.44	NO	0.794	1.000	51.34	51.34	1.106	1.106	NO	103.7	104	0.0866	
207	2... 13C-PCB-189	8.09e5	0.45	NO	1.04	1.000	53.04	53.06	1.143	1.143	NO	104.7	105	0.0658	
208	2... 13C-PCB-202	8.02e5	0.93	NO	1.04	1.000	48.57	48.56	1.046	1.046	NO	104.8	105	0.0523	
209	2... 13C-PCB-194	9.79e5	0.90	NO	0.768	1.000	54.71	54.69	0.995	0.995	NO	92.93	92.9	0.111	
210	2... 13C-PCB-208	1.18e6	0.79	NO	0.991	1.000	53.93	53.92	0.981	0.981	NO	86.74	86.7	0.0648	
211	2... 13C-PCB-206	7.56e5	0.79	NO	0.552	1.000	56.22	56.22	1.023	1.023	NO	99.82	99.8	0.116	
212	2... 13C-PCB-209	6.69e5	1.23	NO	0.396	1.000	57.48	57.45	1.046	1.045	NO	123.1	123	0.00949	

0.145%

Handwritten bracket and arrow pointing to the %Rec column.

Dataset: U:\VG11.PRO\Results\200608K2\200608K2-2.qld

Last Altered: Tuesday, June 09, 2020 07:22:09 Pacific Daylight Time
 Printed: Tuesday, June 09, 2020 07:50:50 Pacific Daylight Time

Name: 200608K2_2, Date: 08-Jun-2020, Time: 21:39:24, ID: ST200608K2-1 PCB 209 CS3 19G2609, Description: PCB 209 CS3 19G2609

#	Name	Resp	RA	rv	RRF	w/Vol	Pred.RT	RT	Pred.R...	RRT	Check RRT	Conc	%Rec	DL	EMPC
213	2... 13C-PCB-15	3.39e6	1.60	NO	1.00	1.000	25.53	25.50	1.000	0.000	NO	100.0	100	0.0152	
214	2... 13C-PCB-31	2.95e6	1.04	NO	1.00	1.000	28.66	28.64	1.000	0.000	NO	100.0	100	0.175	
215	2... 13C-PCB-60	1.81e6	0.80	NO	1.00	1.000	36.68	36.66	1.000	0.000	NO	100.0	100	0.0567	
216	2... 13C-PCB-111	1.11e6	1.60	NO	1.00	1.000	39.25	39.23	1.000	0.000	NO	100.0	100	0.0371	
217	2... 13C-PCB-128	1.03e6	1.28	NO	1.00	1.000	46.60	46.58	1.000	0.000	NO	100.0	100	0.0847	
218	2... 13C-PCB-182	7.40e5	0.44	NO	1.00	1.000	46.43	46.42	0.000	0.000	NO	100.0	100	0.0688	
219	2... 13C-PCB-205	1.37e6	0.91	NO	1.00	1.000	54.96	54.96	1.000	0.000	NO	100.0	100	0.0853	
220	2... 13C-PCB-79	1.94e6	0.80	NO	1.07	1.000	37.76	37.76	1.030	1.030	NO	100.5	101	0.0531	ns.
221	2... 13C-PCB-178	7.22e5	0.46	NO	0.766	1.000	45.88	45.85	0.988	0.988	NO	91.58	91.6	0.0656	
222	2... 13C-PCB-79	1.94e6	0.80	NO	1.08	1.000	37.76	37.76	0.968	0.968	NO	99.81	99.8	0.0524	
223	2... 13C-PCB-178	7.22e5	0.46	NO	1.05	1.000	45.85	45.85	0.923	0.923	NO	100.3	100	0.0706	

Dataset: Untitled

Last Altered: Tuesday, June 09, 2020 07:24:06 Pacific Daylight Time
Printed: Tuesday, June 09, 2020 07:28:18 Pacific Daylight Time

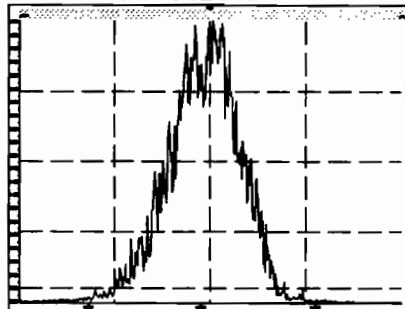
Method: U:\VG11.PRO\MethDB\PCB-209_ZB1_6-1-20.mdb 02 Jun 2020 10:36:07
Calibration: U:\VG11.PRO\CurveDB\db1_PCBvg11-6-1-20.cdb 02 Jun 2020 10:21:16

Compound name: PCB-1

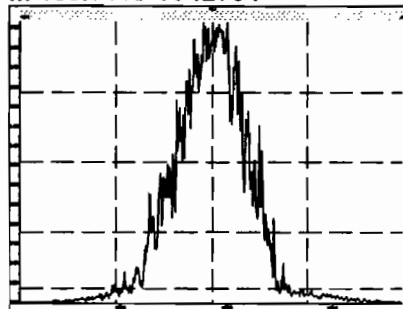
Name	ID	Acq Date	Acq Time
200608K2_1	SOLVENT BLANK	08-Jun-20	20:40:17
200608K2_2	ST200608K2-1 PCB 209 CS3 19G2609	08-Jun-20	21:39:24
200608K2_3	B0E0213-BS1 OPR 10	08-Jun-20	22:41:41
200608K2_4	SOLVENT BLANK	08-Jun-20	23:42:10
200608K2_5	B0E0213-BLK1 Method Blank 10	09-Jun-20	00:41:22
200608K2_6	B0E0213-DUP1 Duplicate 10	09-Jun-20	01:43:21
200608K2_7	2001112-01 PDI-167SC-A-00-01-200519 10	09-Jun-20	02:43:53
200608K2_8	2001112-02 PDI-169SC-A-00-01-200519 10	09-Jun-20	03:43:04
200608K2_9	2001112-03 PDI-170SC-A-00-01-200519 10	09-Jun-20	04:43:33

Printed: Monday, June 08, 2020 20:40:15 Pacific Daylight Time

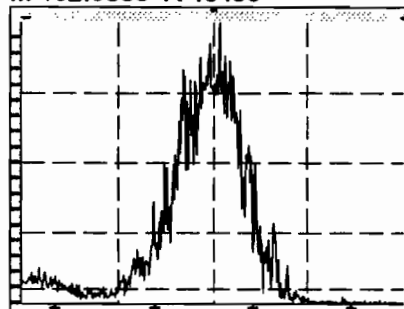
M 168.9888 R 12140



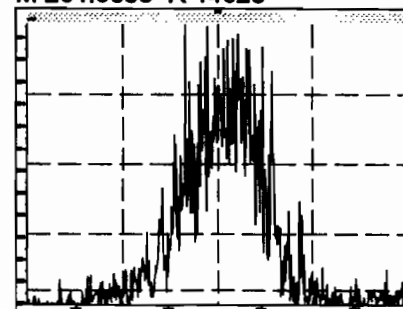
M 180.9888 R 12751



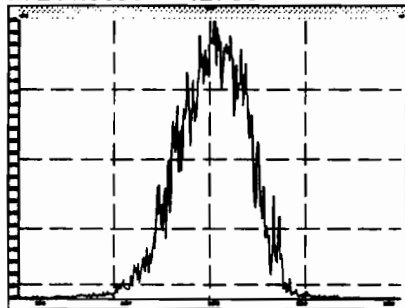
M 192.9888 R 13459



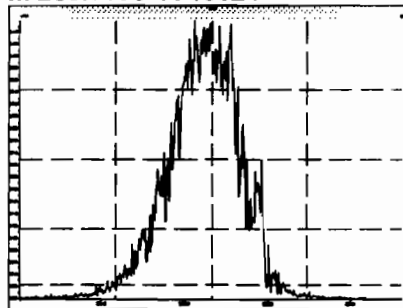
M 204.9888 R 14925



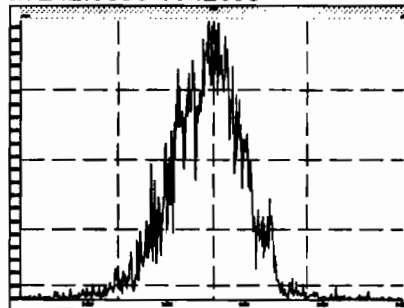
M 218.9856 R 12788



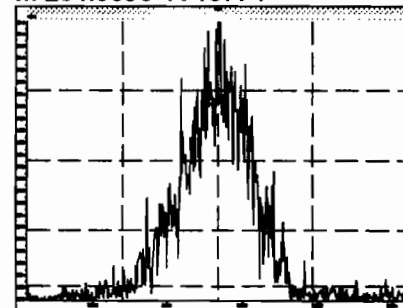
M 230.9856 R 13021



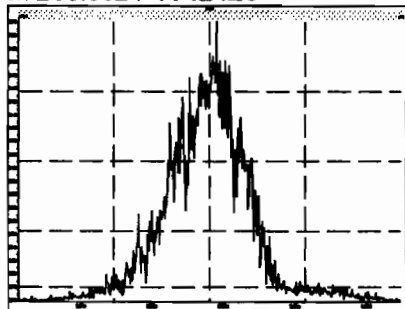
M 242.9856 R 12855



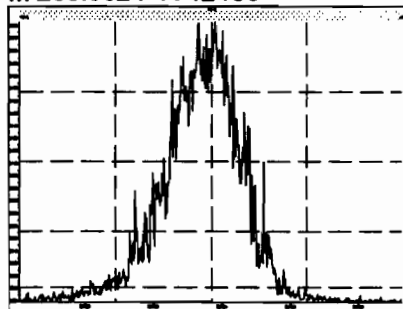
M 254.9856 R 13774



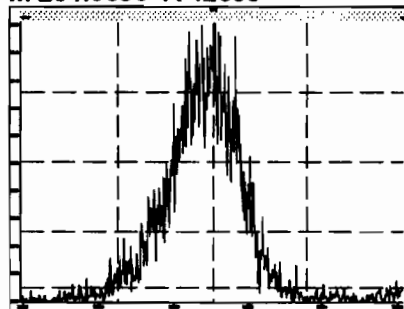
M 268.9824 R 12126



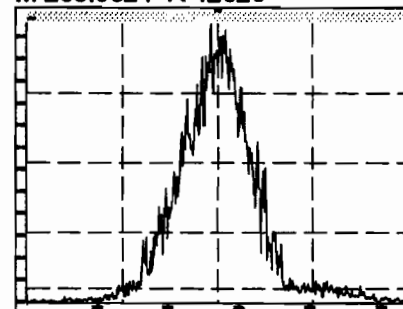
M 280.9824 R 12136



M 254.9856 R 12603

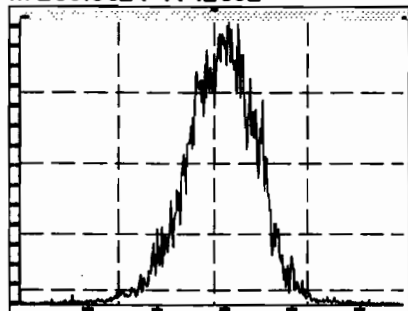


M 268.9824 R 12020

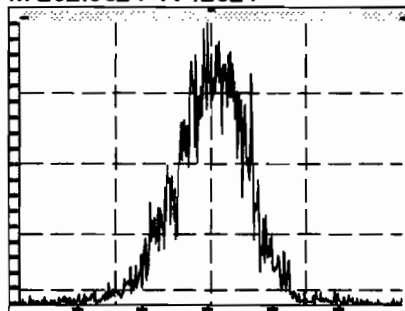


Printed: Monday, June 08, 2020 20:40:15 Pacific Daylight Time

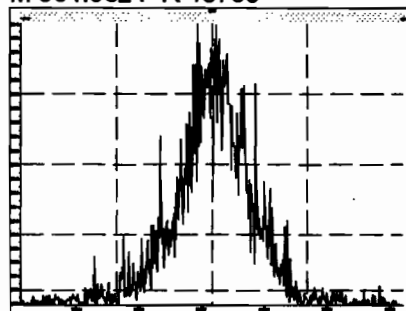
M 280.9824 R 12692



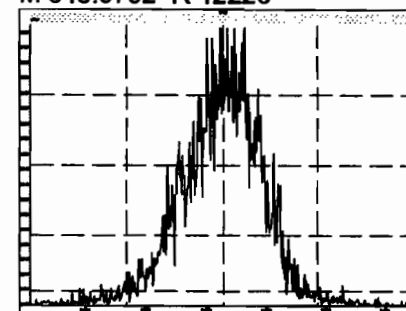
M 292.9824 R 12321



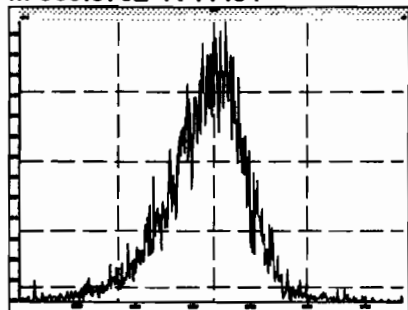
M 304.9824 R 13739



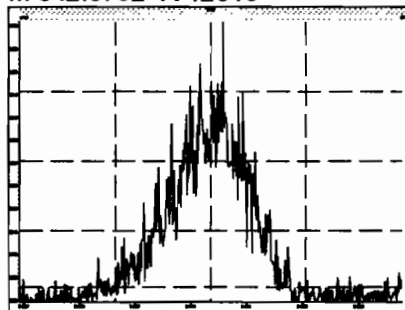
M 318.9792 R 12226



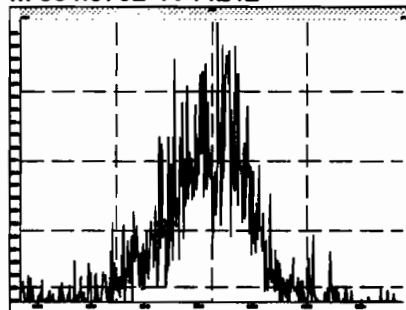
M 330.9792 R 11454



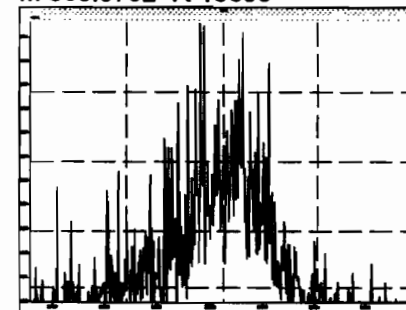
M 342.9792 R 12010



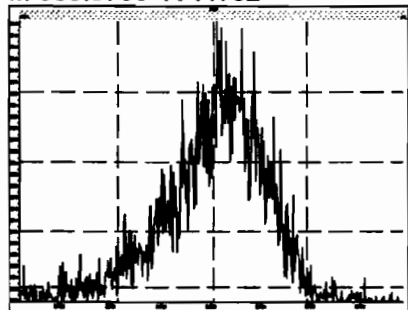
M 354.9792 R 14212



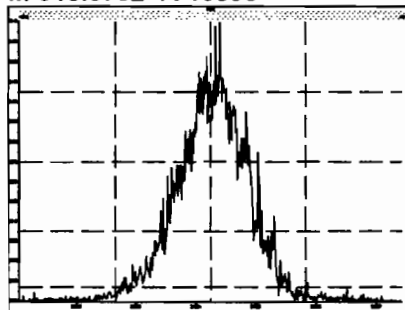
M 366.9792 R 18866



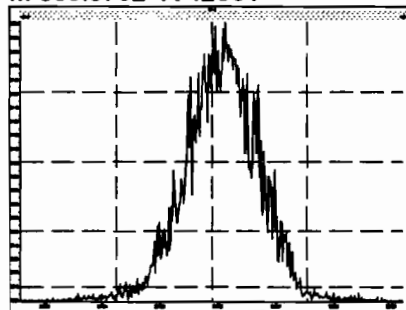
M 380.9760 R 11752



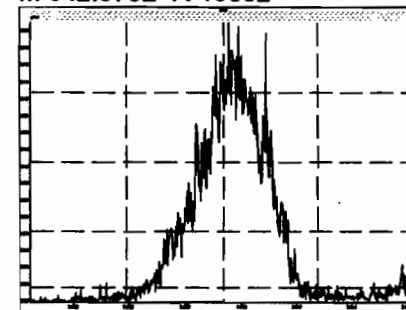
M 318.9792 R 13693



M 330.9792 R 12531

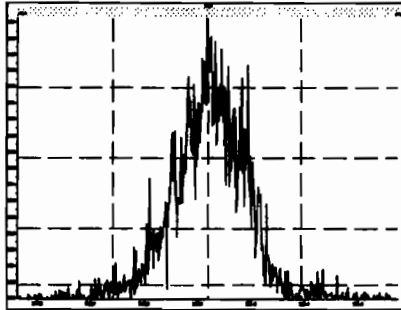


M 342.9792 R 13332

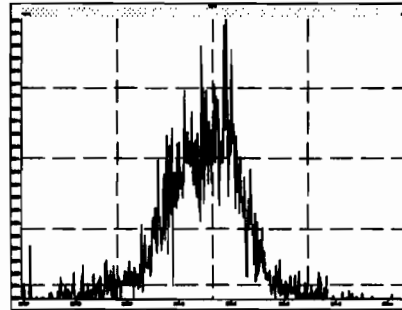


Printed: Monday, June 08, 2020 20:40:15 Pacific Daylight Time

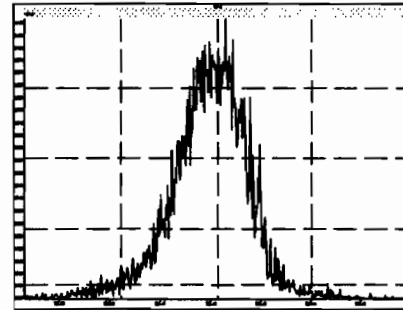
M 354.9792 R 16253



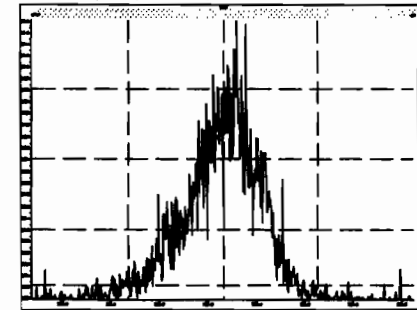
M 366.9792 R 15391



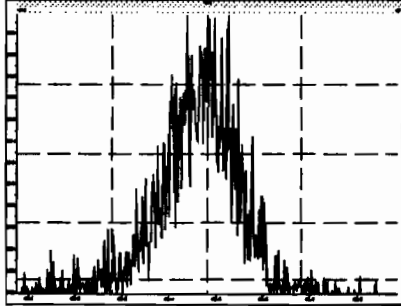
M 380.9760 R 13505



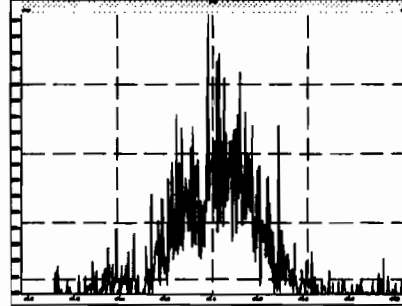
M 392.9760 R 13033



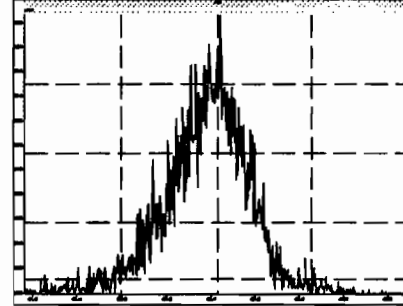
M 404.9760 R 14414



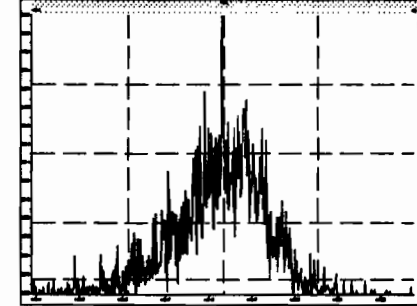
M 416.9760 R 21286



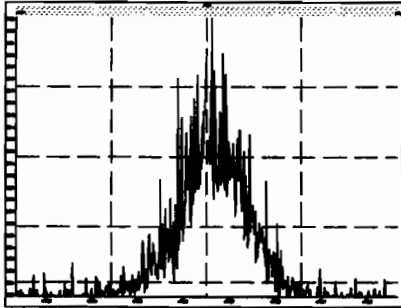
M 430.9728 R 13689



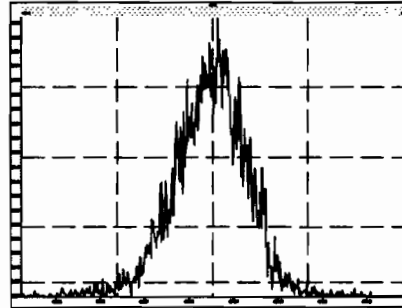
M 442.9728 R 14378



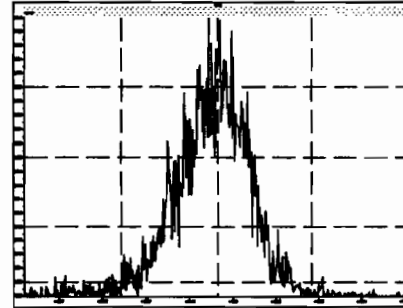
M 416.9760 R 16112



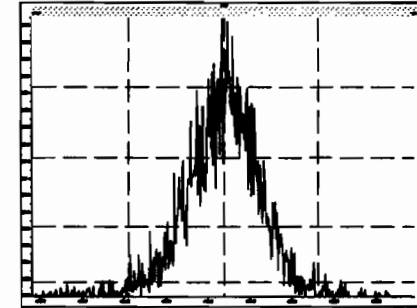
M 430.9728 R 13710



M 442.9728 R 13371

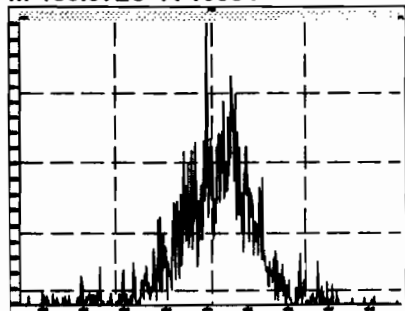


M 454.9728 R 14029

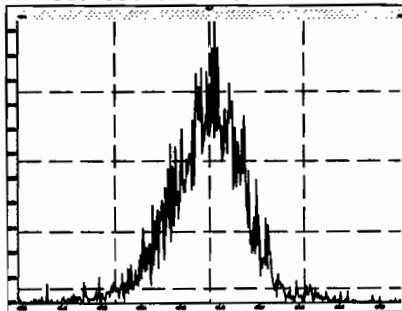


Printed: Monday, June 08, 2020 20:40:15 Pacific Daylight Time

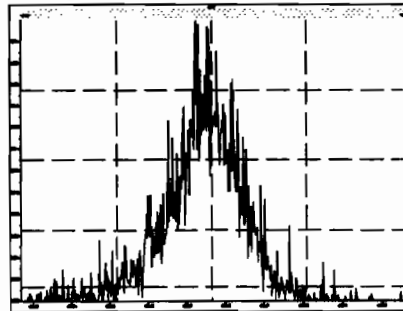
M 466.9728 R 16981



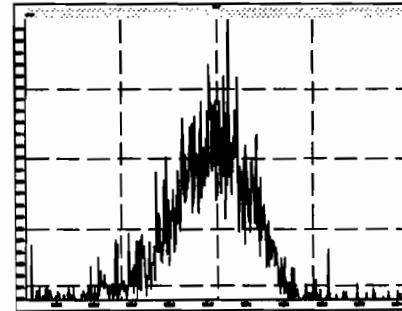
M 480.9696 R 12919



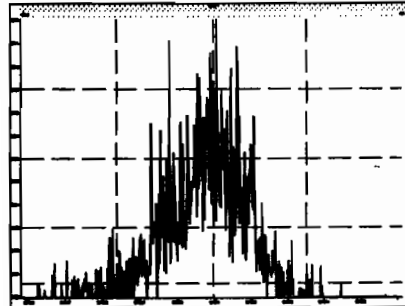
M 492.9696 R 13842



M 504.9696 R 13987



M 516.9697 R 16396

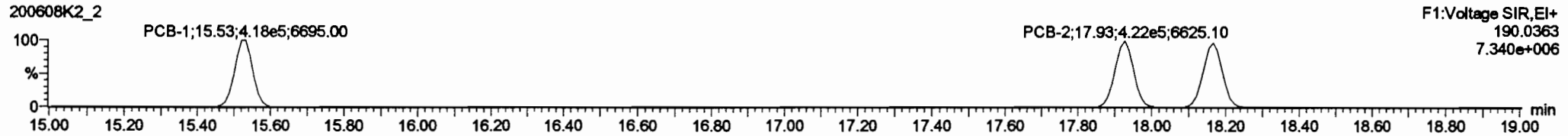



Dataset: Untitled


Last Altered: Tuesday, June 09, 2020 07:24:06 Pacific Daylight Time
Printed: Tuesday, June 09, 2020 07:29:03 Pacific Daylight Time

Name: 200608K2_2, Date: 08-Jun-2020, Time: 21:39:24, ID: ST200608K2-1 PCB 209 CS3 19G2609, Description: PCB 209 CS3 19G2609

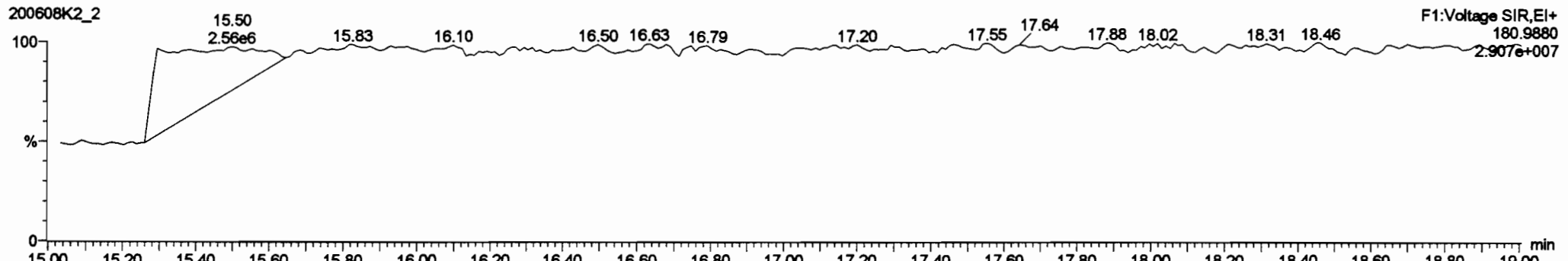
PCB-1



13C-PCB-1



PFK1

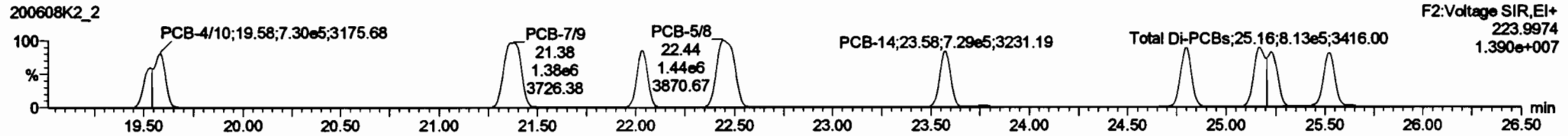
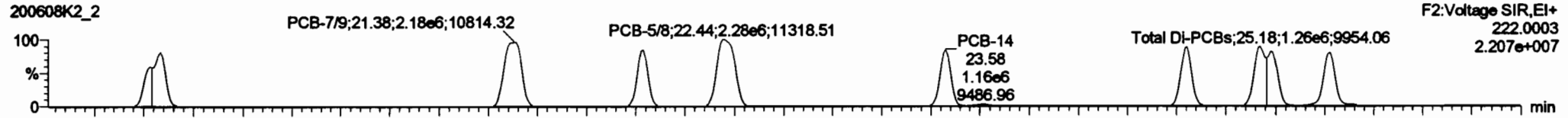


Dataset: Untitled

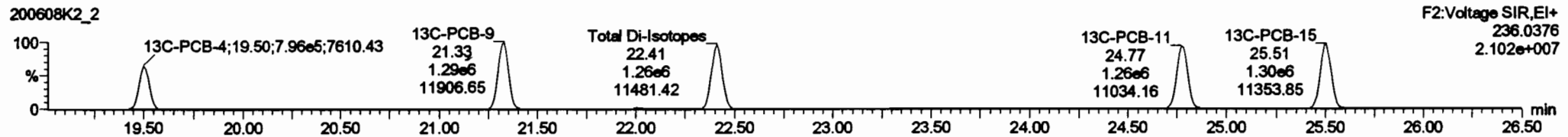
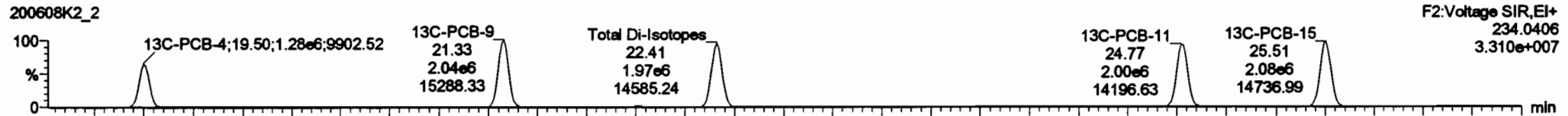
Last Altered: Tuesday, June 09, 2020 07:24:06 Pacific Daylight Time
 Printed: Tuesday, June 09, 2020 07:29:03 Pacific Daylight Time

Name: 200608K2_2, Date: 08-Jun-2020, Time: 21:39:24, ID: ST200608K2-1 PCB 209 CS3 19G2609, Description: PCB 209 CS3 19G2609

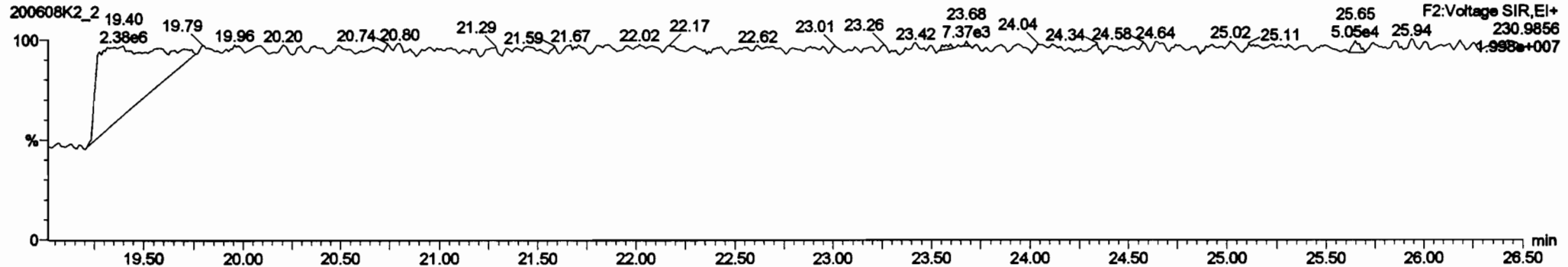
PCB-4/10



13C-PCB-4

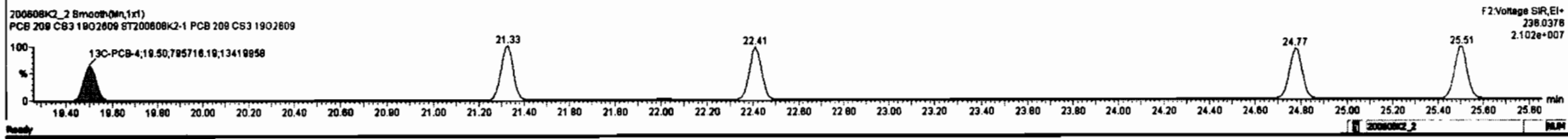
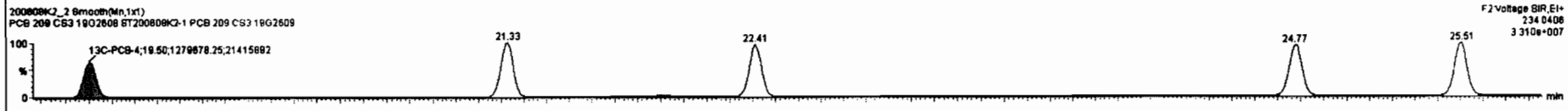
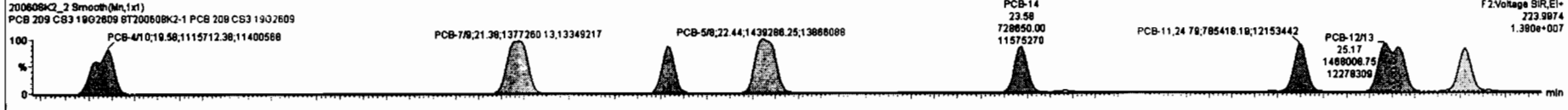
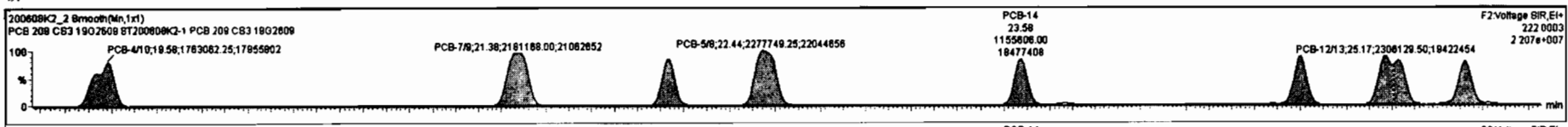


PFK2a



ID	Name	Range	RA	SP	TRF	wtAnd	Pres(%)	ST	Pres(%)	ST	Other	%Rec	DL	EMPC
221	13C-PCB-178	7.22e5	0.48	NO	0.7885	1.000	45.88	45.85	0.989	0.989	NO	91.58	91.6	0.0659
222	13C-PCB-78	1.84e6	0.80	NO	1.0621	1.000	37.78	37.78	0.989	0.989	NO	99.81	99.8	0.0624
223	13C-PCB-178	7.22e5	0.48	NO	1.0520	1.000	45.85	45.85	0.923	0.923	NO	100.3	100	0.0708
224	Total Mono-PCBs				1.1885	1.000	0.00	0.000	0.000	0.000	NO	178.7		0.0289
226	2nd Function Tri-PCBs				1.0807	1.000	0.00	0.000	0.000	0.000	NO	435.8		0.0659
227	3rd Function Tri-PCBs				0.9628	1.000	0.00	0.000	0.000	0.000	NO	912.0		0.388
228	Total Tri-PCBs				1.0778	1.000	0.00	0.000	0.000	0.000	NO	2329		0.806

Name	Pres(%)	ST	wt Range	wt Range	P Ratio (Pres)	RA	SP	EMPC	Comp.
PCB-4/10	19.58	19.58	1.783e5	1.118e5	1.580	1.58	NO	111.14	111.14
PCB-7/8	21.38	21.38	2.181e5	1.377e5	1.580	1.58	NO	111.27	111.27
PCB-8	22.04	22.04	1.150e5	7.278e5	1.580	1.58	NO	95.077	95.077
PCB-5/8	22.44	22.44	2.278e5	1.438e5	1.580	1.58	NO	112.44	112.44
PCB-14	23.58	23.58	1.158e5	7.267e5	1.580	1.58	NO	98.787	98.787
PCB-11	24.78	24.80	1.244e5	7.854e5	1.580	1.58	NO	95.224	95.224
PCB-12/13	25.22	25.17	2.308e5	1.488e5	1.580	1.57	NO	112.70	112.70
PCB-16	25.53	25.53	1.178e5	7.457e5	1.580	1.58	NO	98.998	98.998

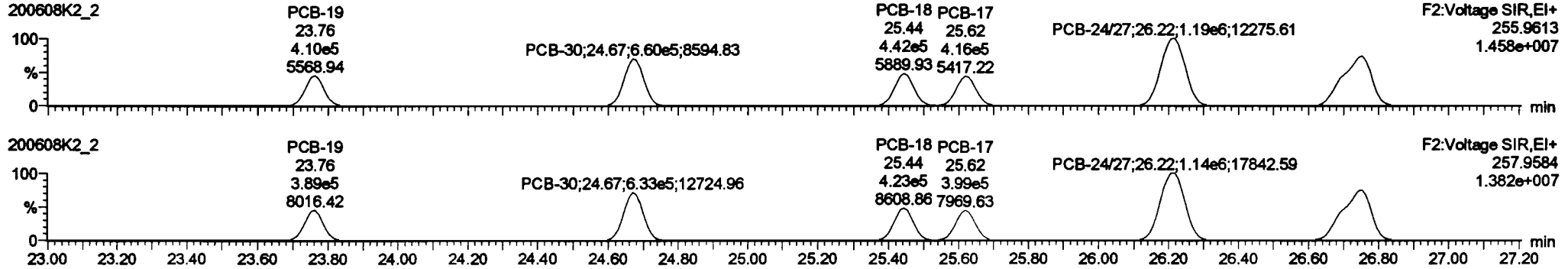


Dataset: Untitled

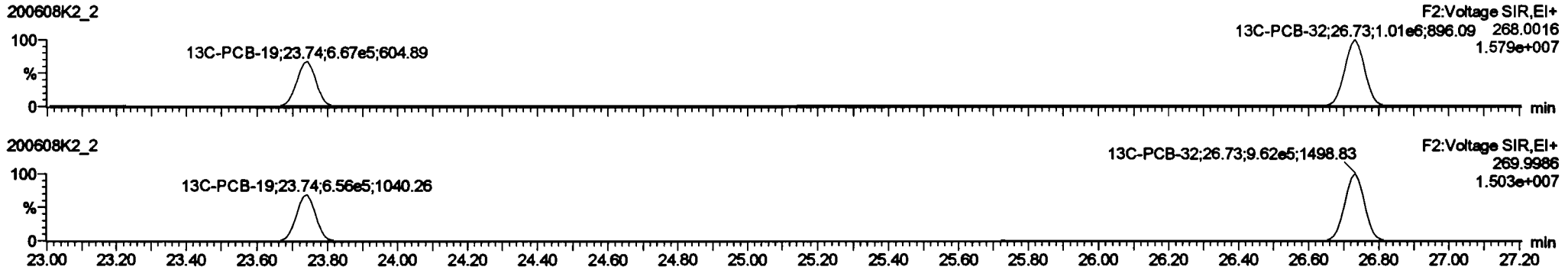
Last Altered: Tuesday, June 09, 2020 07:24:06 Pacific Daylight Time
Printed: Tuesday, June 09, 2020 07:29:03 Pacific Daylight Time

Name: 200608K2_2, Date: 08-Jun-2020, Time: 21:39:24, ID: ST200608K2-1 PCB 209 CS3 19G2609, Description: PCB 209 CS3 19G2609

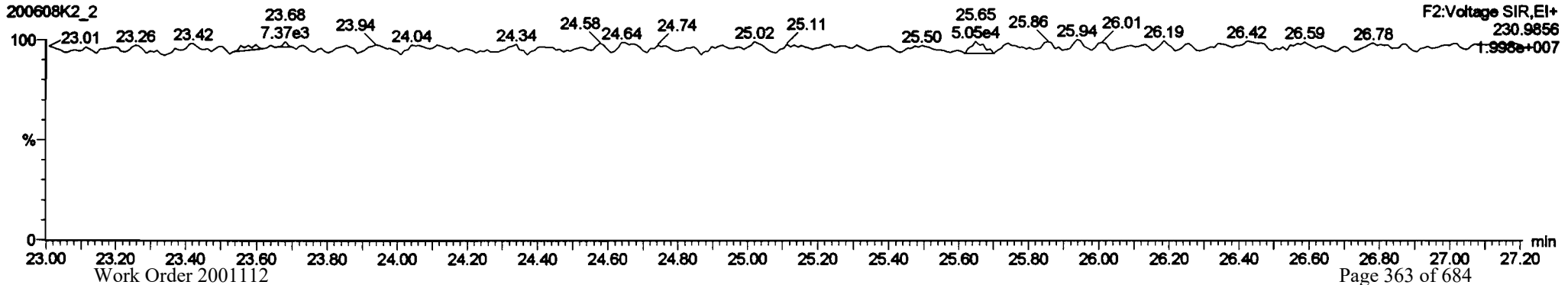
PCB-19



13C-PCB-19



PFK2b

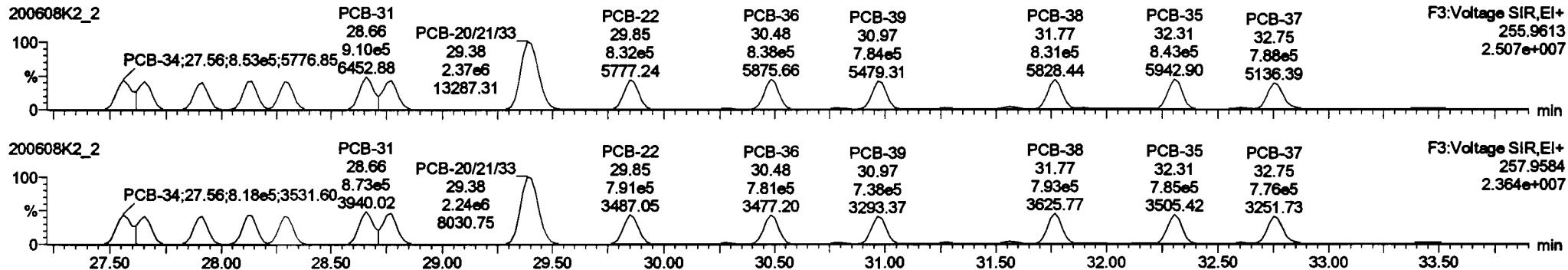


Dataset: Untitled

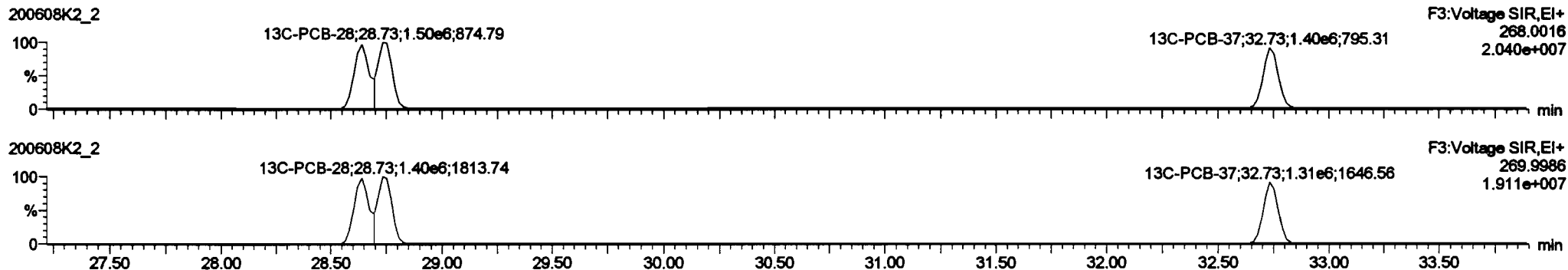
Last Altered: Tuesday, June 09, 2020 07:24:06 Pacific Daylight Time
 Printed: Tuesday, June 09, 2020 07:29:03 Pacific Daylight Time

Name: 200608K2_2, Date: 08-Jun-2020, Time: 21:39:24, ID: ST200608K2-1 PCB 209 CS3 19G2609, Description: PCB 209 CS3 19G2609

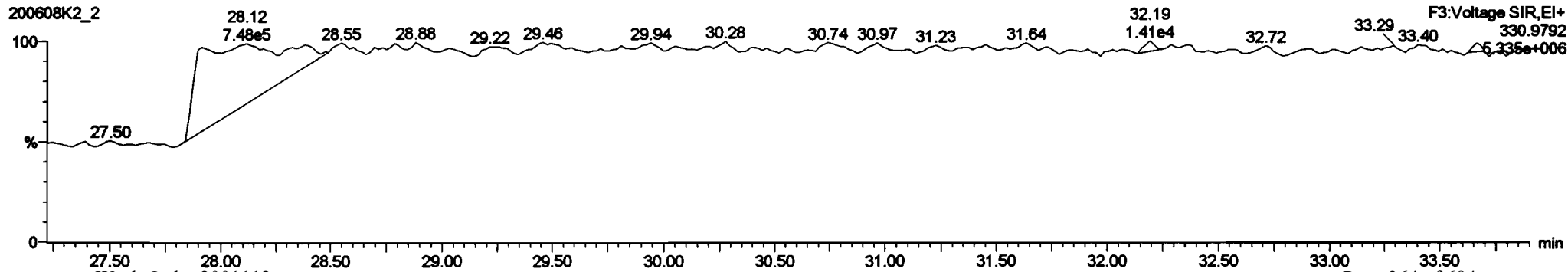
PCB-34



13C-PCB-28



PFK3d

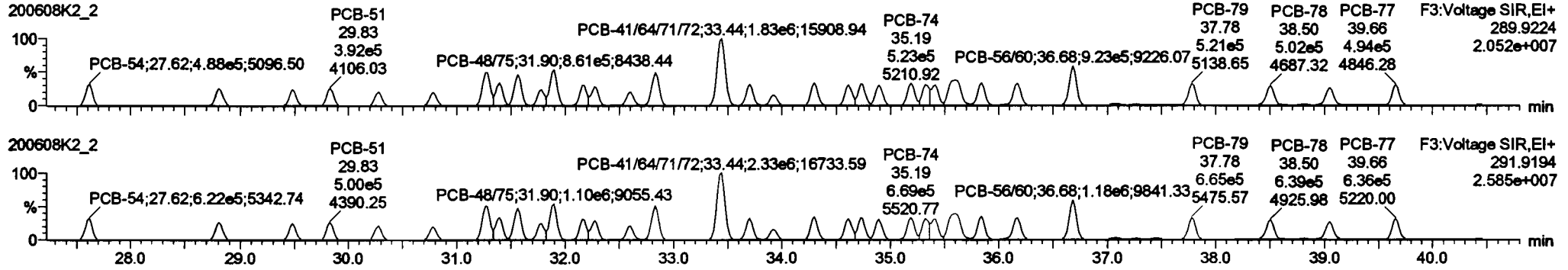


Dataset: Untitled


Last Altered: Tuesday, June 09, 2020 07:24:06 Pacific Daylight Time
Printed: Tuesday, June 09, 2020 07:29:03 Pacific Daylight Time

Name: 200608K2_2, Date: 08-Jun-2020, Time: 21:39:24, ID: ST200608K2-1 PCB 209 CS3 19G2609, Description: PCB 209 CS3 19G2609

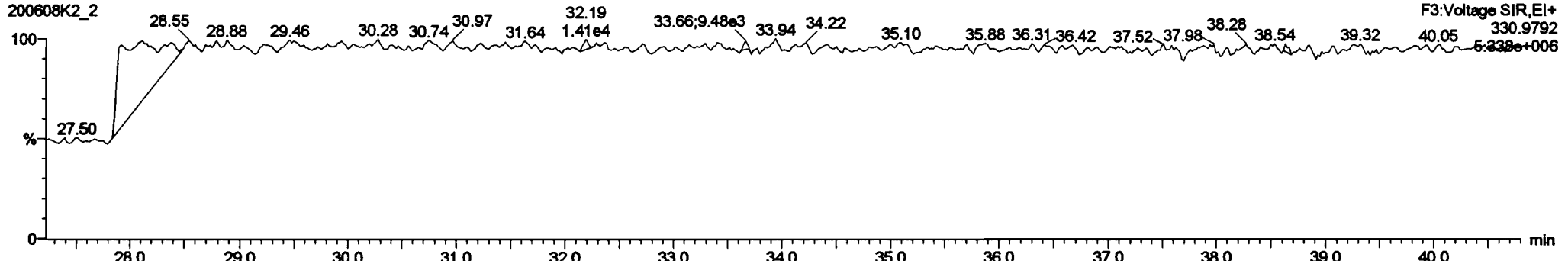
PCB-54



13C-PCB-54



PFK3a



Dataset: Untitled

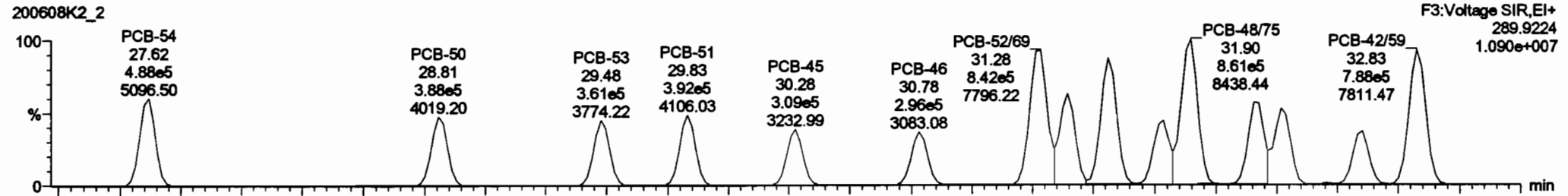
Last Altered: Tuesday, June 09, 2020 07:24:06 Pacific Daylight Time

Printed: Tuesday, June 09, 2020 07:29:03 Pacific Daylight Time

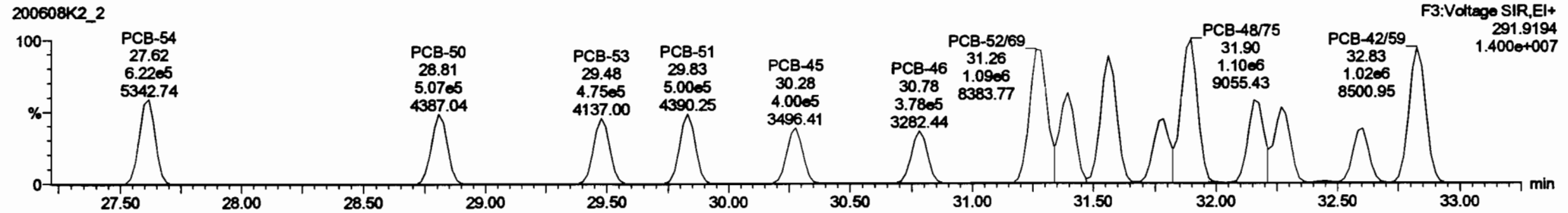
Name: 200608K2_2, Date: 08-Jun-2020, Time: 21:39:24, ID: ST200608K2-1 PCB 209 CS3 19G2609, Description: PCB 209 CS3 19G2609

PCB-50

200608K2_2

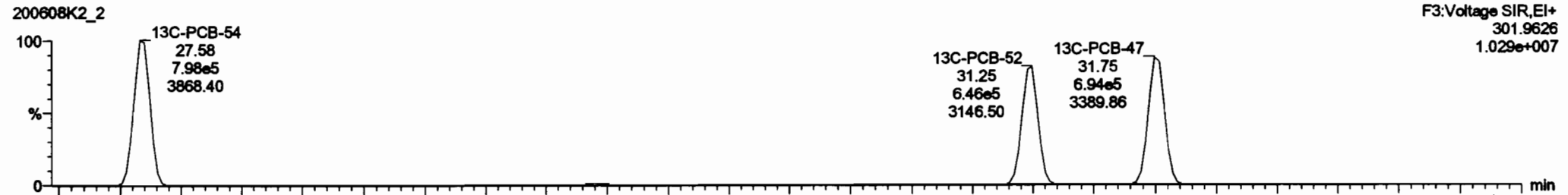


200608K2_2




13C-PCB-52

200608K2_2



200608K2_2

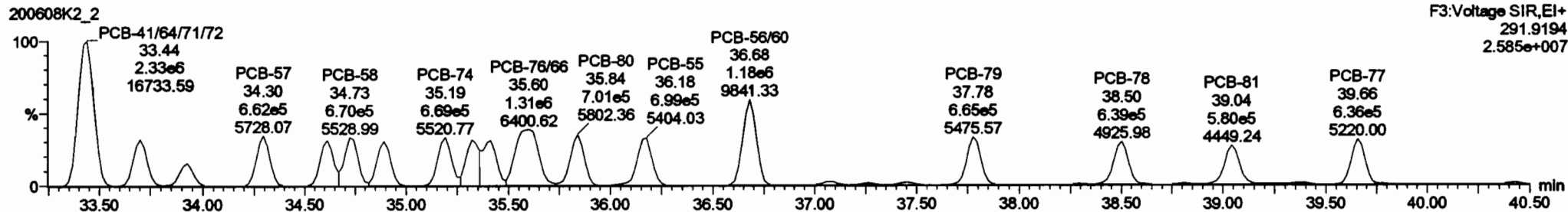
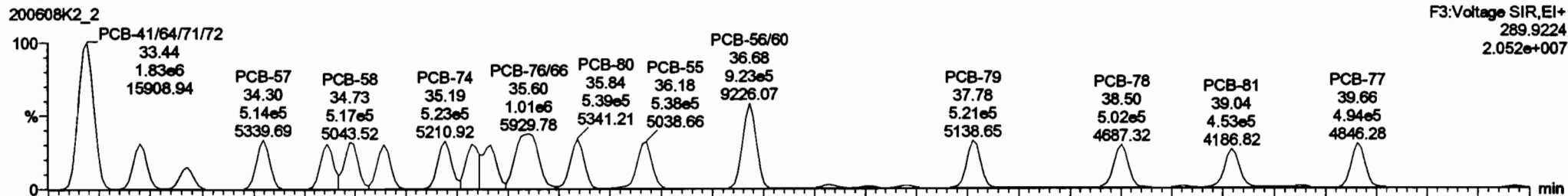


Dataset: Untitled

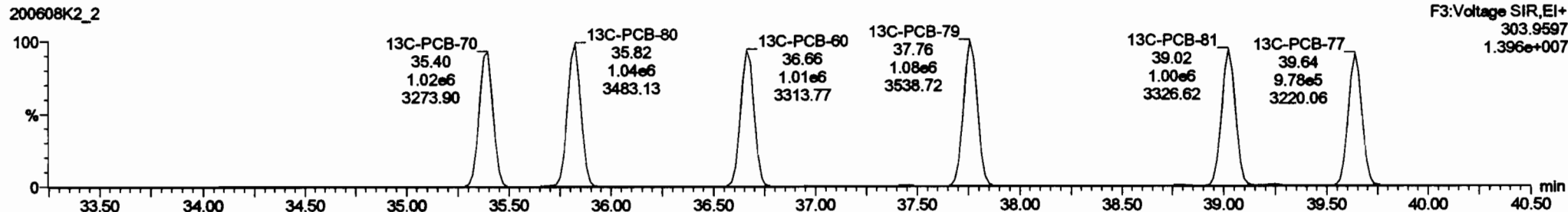
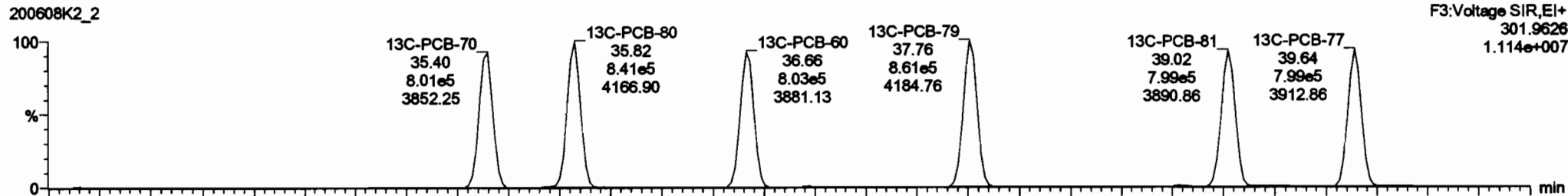
Last Altered: Tuesday, June 09, 2020 07:24:06 Pacific Daylight Time
 Printed: Tuesday, June 09, 2020 07:29:03 Pacific Daylight Time

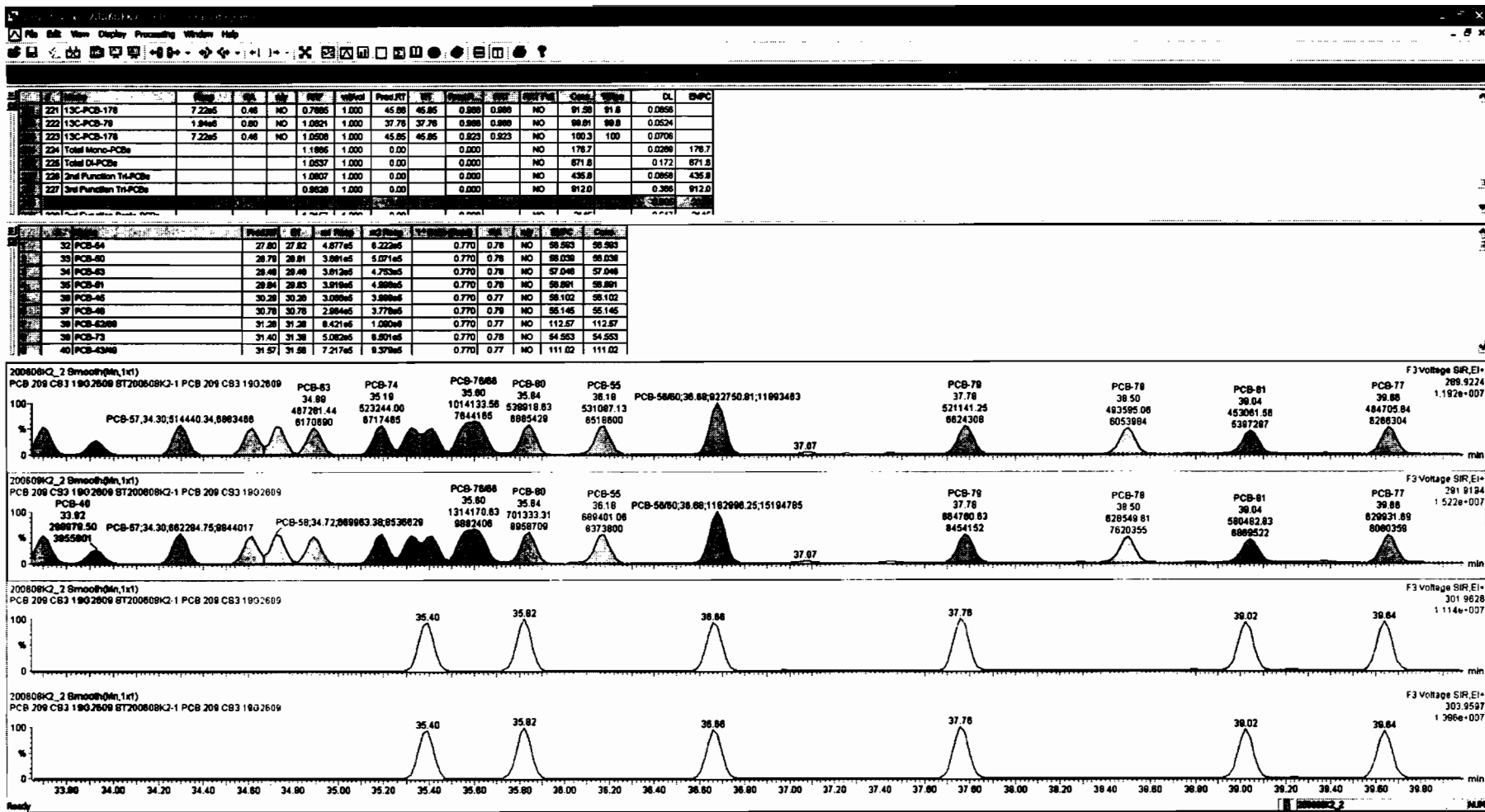
Name: 200608K2_2, Date: 08-Jun-2020, Time: 21:39:24, ID: ST200608K2-1 PCB 209 CS3 19G2609, Description: PCB 209 CS3 19G2609

PCB-68



13C-PCB-60



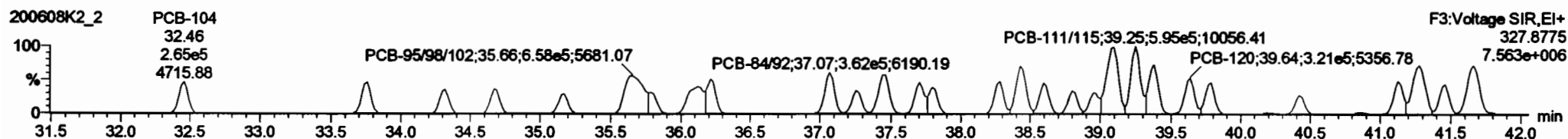



Dataset: Untitled

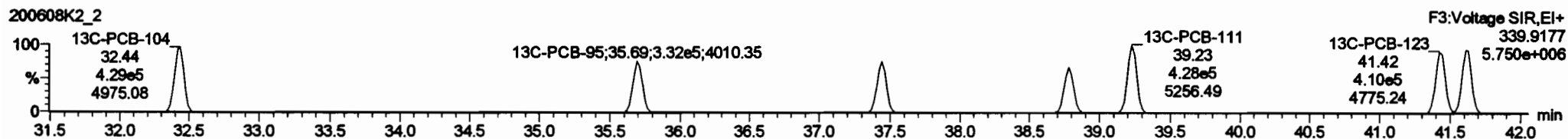
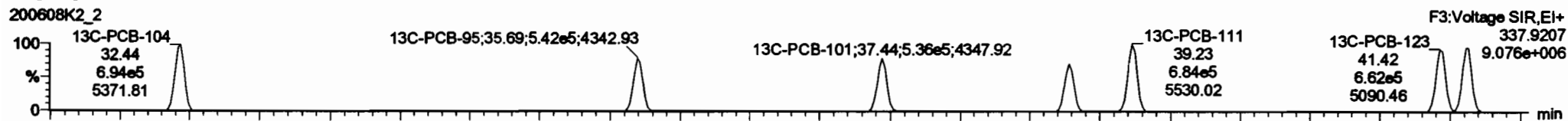
Last Altered: Tuesday, June 09, 2020 07:24:06 Pacific Daylight Time
Printed: Tuesday, June 09, 2020 07:29:03 Pacific Daylight Time

Name: 200608K2_2, Date: 08-Jun-2020, Time: 21:39:24, ID: ST200608K2-1 PCB 209 CS3 19G2609, Description: PCB 209 CS3 19G2609

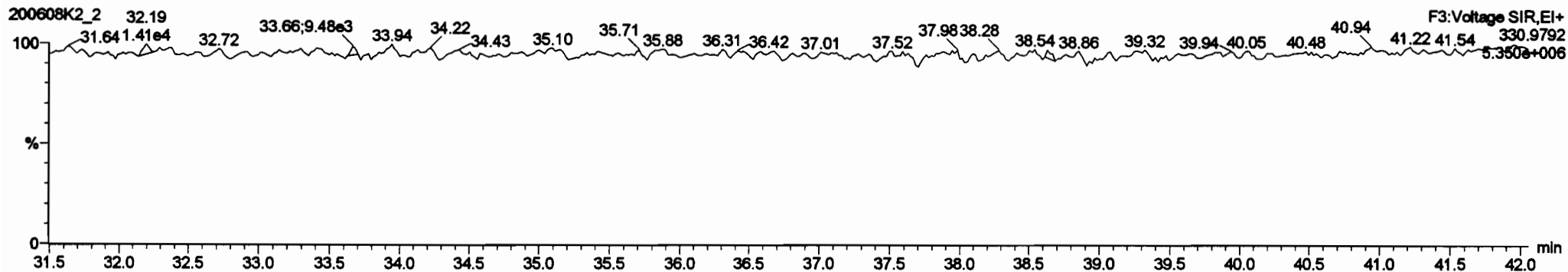
PCB-104



13C-PCB-104



PFK3b



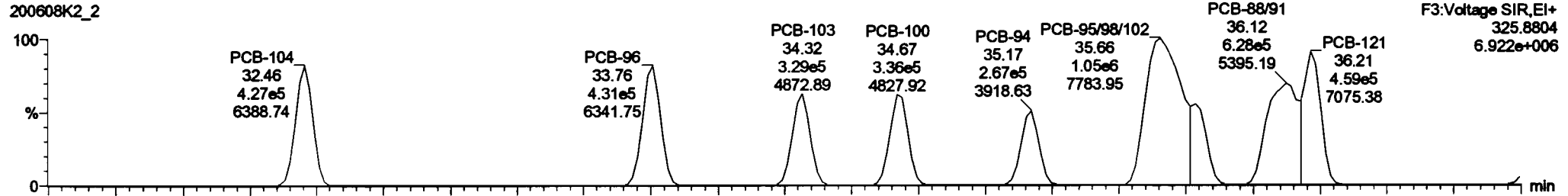
Dataset: Untitled

Last Altered: Tuesday, June 09, 2020 07:24:06 Pacific Daylight Time
Printed: Tuesday, June 09, 2020 07:29:03 Pacific Daylight Time

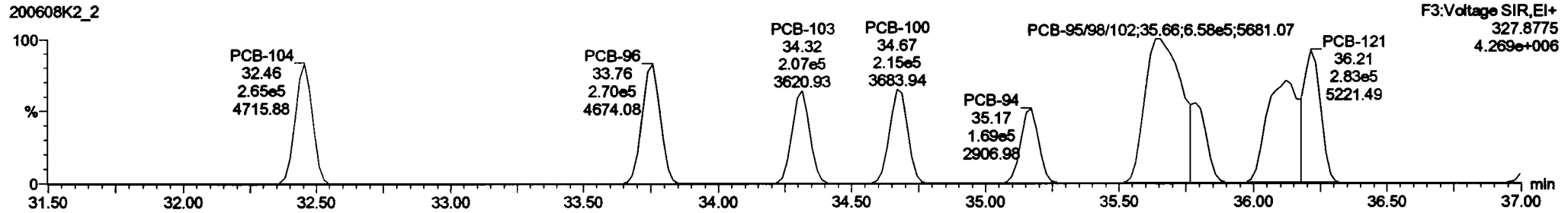
Name: 200608K2_2, Date: 08-Jun-2020, Time: 21:39:24, ID: ST200608K2-1 PCB 209 CS3 19G2609, Description: PCB 209 CS3 19G2609

PCB-96

200608K2_2

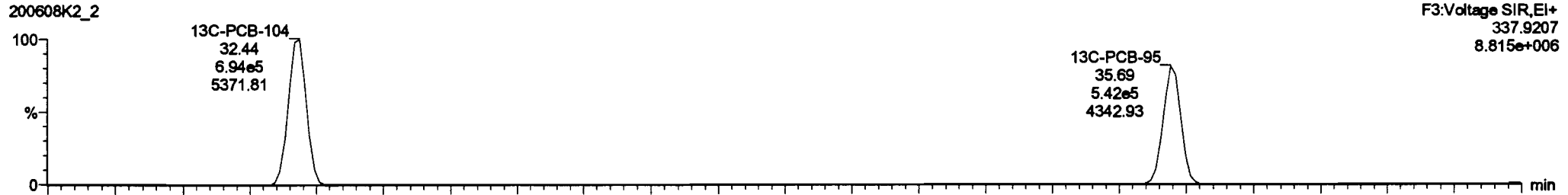


200608K2_2

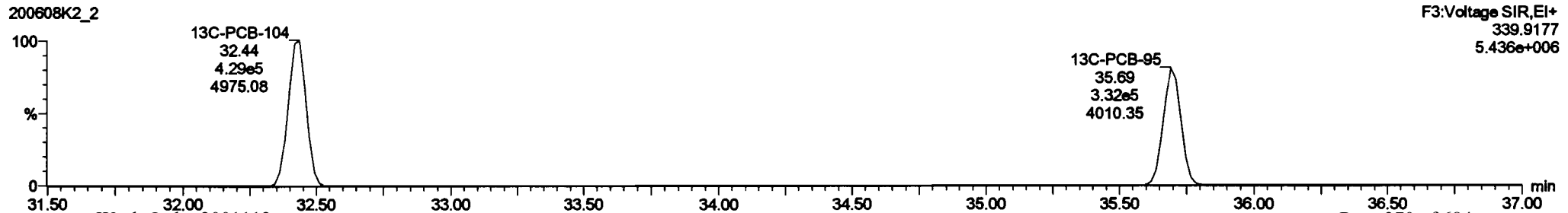


13C-PCB-95

200608K2_2



200608K2_2



Dataset: Untitled

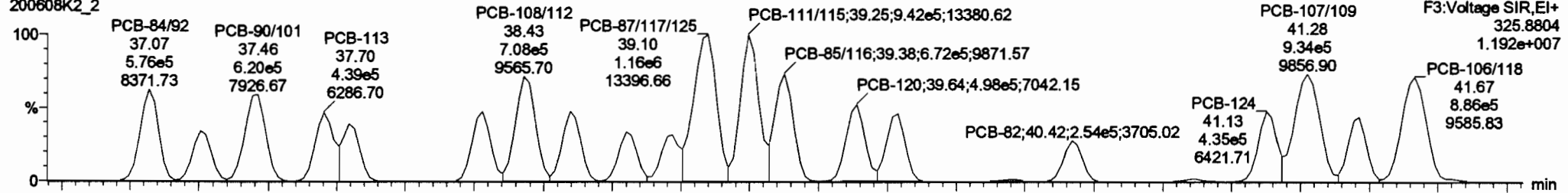
Last Altered: Tuesday, June 09, 2020 07:24:06 Pacific Daylight Time

Printed: Tuesday, June 09, 2020 07:29:03 Pacific Daylight Time

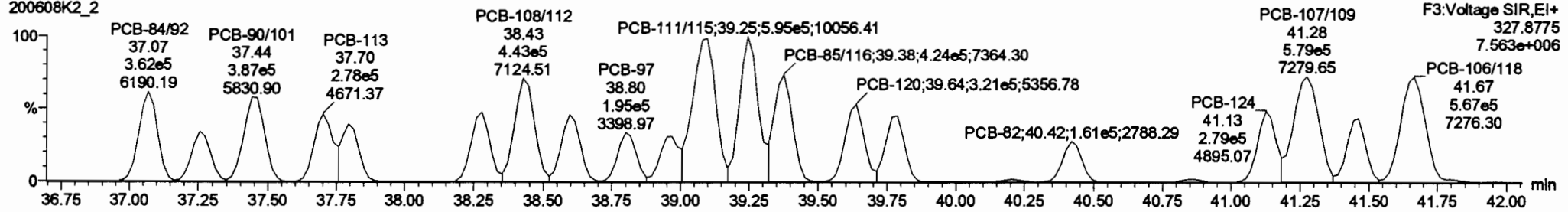
Name: 200608K2_2, Date: 08-Jun-2020, Time: 21:39:24, ID: ST200608K2-1 PCB 209 CS3 19G2609, Description: PCB 209 CS3 19G2609

PCB-119

200608K2_2

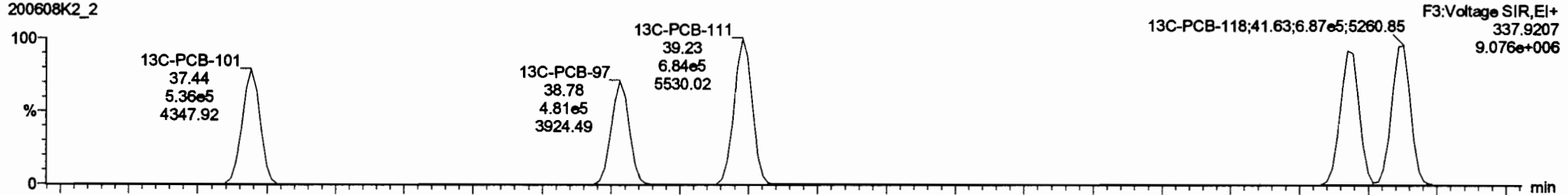


200608K2_2

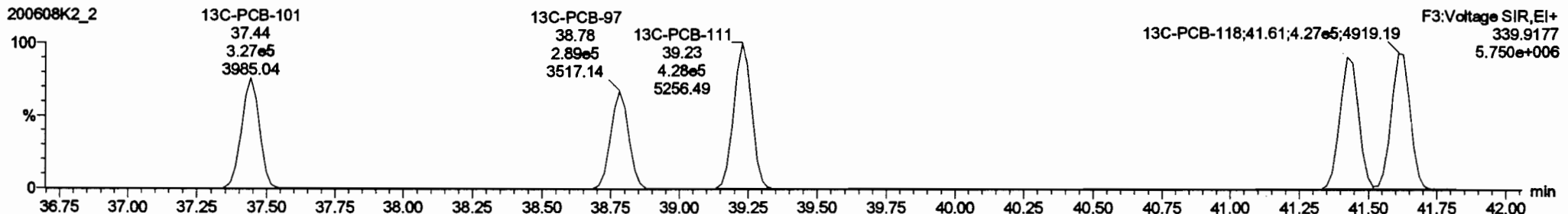


13C-PCB-111

200608K2_2

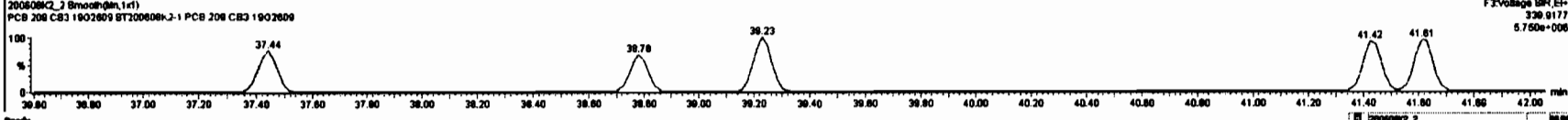
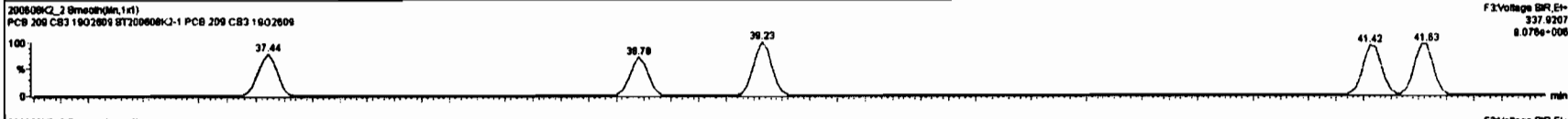
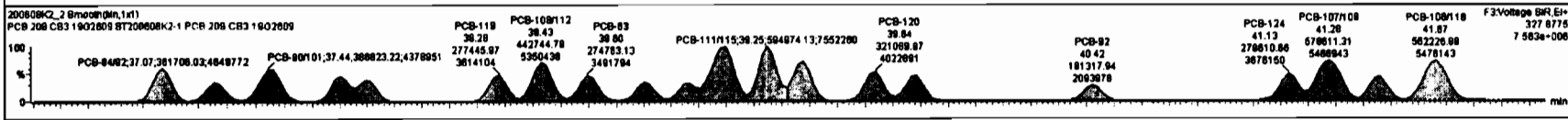
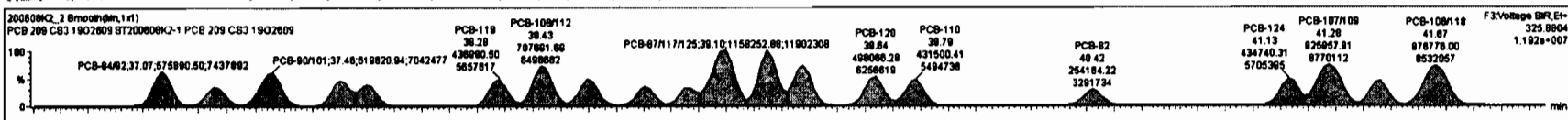


200608K2_2



ID	Sample	Unit	Value	Method	Unit	Value	Method	Unit	Value	Method	Unit	Value	Method
221	19C-PCB-178	7.22e5	0.48	NO	0.765e5	1.000	46.80	46.85	0.890	0.890	NO	91.80	91.8
222	19C-PCB-78	1.84e5	0.80	NO	1.8021	1.000	37.78	37.78	0.890	0.890	NO	99.81	99.8
223	19C-PCB-178	7.22e5	0.48	NO	1.8008	1.000	46.86	46.85	0.823	0.823	NO	100.3	100
224	Total Mono-PCBs				1.189e5	1.000	8.00		0.000		NO	871.8	871.8
225	Total Di-PCBs				1.0037	1.000	0.00		0.000		NO	436.8	436.8
226	Total Pentafluorinated PCBs				8.820e5	1.000	0.00		0.000		NO	912.0	912.0
228	Total Tetra-PCBs				1.0778	1.000	0.80		0.000		NO	2328	2328

ID	Sample	Unit	Value	Method	Unit	Value	Method	Unit	Value	Method	Unit	Value	Method
64	PCB-108	32.49	32.49	4.260e5	2.853e5	1.890	1.81	NO	54.823	54.823			
66	PCB-108	33.78	33.78	4.311e5	2.700e5	1.890	1.80	NO	54.104	54.104			
68	PCB-108	34.21	34.21	3.262e5	2.072e5	1.890	1.58	NO	91.011	91.011			
67	PCB-108	34.87	34.87	3.368e5	2.152e5	1.890	1.88	NO	81.428	81.428			
69	PCB-84	36.17	36.17	2.874e5	1.881e5	1.890	1.88	NO	82.843	82.843			
68	PCB-84/81/82	36.86	36.86	1.048e6	8.594e5	1.890	1.58	NO	181.35	181.86			
70	PCB-83	36.77	36.77	2.482e5	1.523e5	1.890	1.84	NO	48.138	48.138			
71	PCB-89/81	38.12	38.12	8.282e5	3.846e5	1.890	1.88	NO	108.80	108.80			
72	PCB-121	38.21	38.21	4.894e5	2.856e5	1.890	1.82	NO	48.722	48.722			



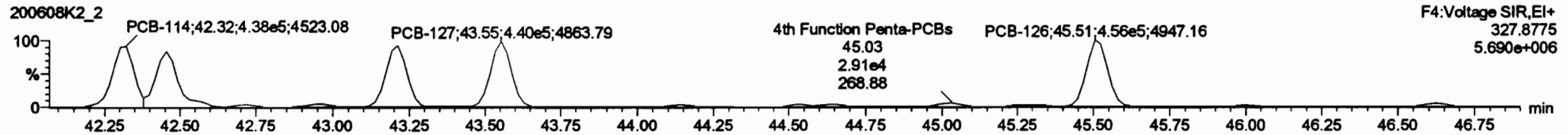
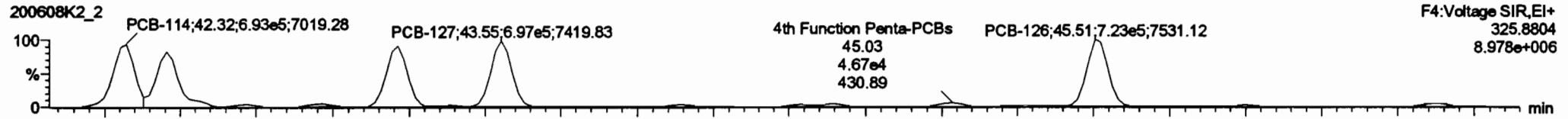
Dataset: Untitled

Last Altered: Tuesday, June 09, 2020 07:24:06 Pacific Daylight Time

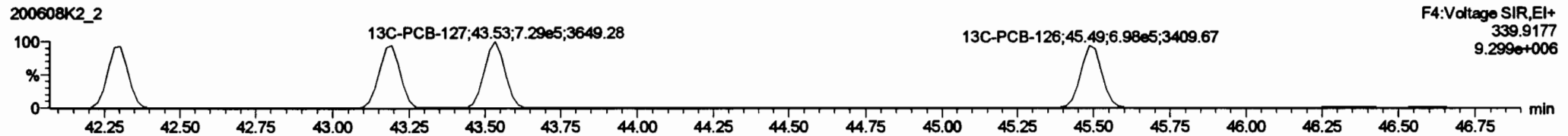
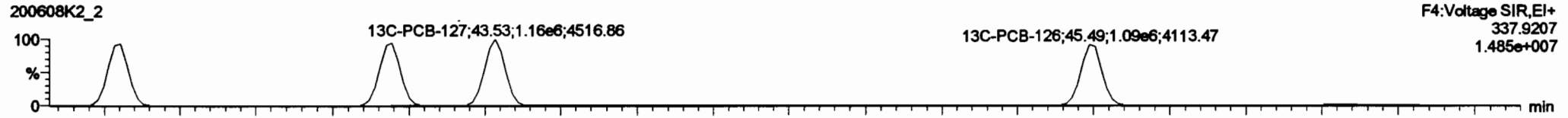
Printed: Tuesday, June 09, 2020 07:29:03 Pacific Daylight Time

Name: 200608K2_2, Date: 08-Jun-2020, Time: 21:39:24, ID: ST200608K2-1 PCB 209 CS3 19G2609, Description: PCB 209 CS3 19G2609

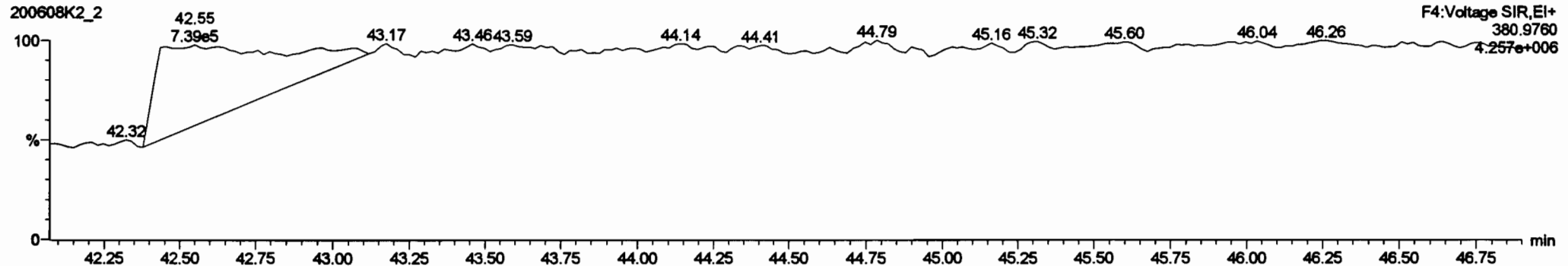
PCB-114



13C-PCB-114


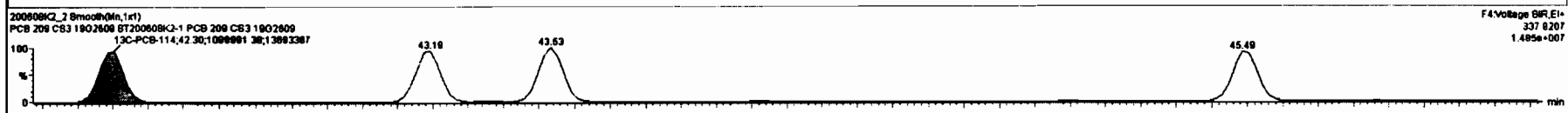




PFK4a



Step	RA	Qty	Unit	Value	Unit	Value	Unit	Value	Unit	Value	Unit	Value	Unit
231	3rd Function Hesa-PCBs			0.8505	1.000	0.00		0.000		NO	694.4	0.121	694.4
232	4th Function Hesa-PCBs			1.0218	1.000	0.00		0.000		NO	1511	1.02	1511
233	Total Hesa-PCBs			1.3691	1.000	0.00		0.000		NO	1281	1.30	1281
234	4th Function Ode-PCBs			1.0008	1.000	0.00		0.000		NO	467.8	0.251	467.8
235	6th Function Ode-PCBs			1.1489	1.000	0.00		6.000		NO	191.7	0.143	191.7
236	Total Hesa-PCBs			0.8523	1.000	0.00		0.000		NO	159.9	0.191	159.9
237	Deca-CB			0.8984	1.000	0.00		0.000		NO	52.16	0.0934	52.16

PCB	PCB-114	PCB-122	PCB-105	PCB-127	PCB-126
83	42.32	42.32	43.21	43.55	45.51
84	42.47	42.48	43.21	43.55	45.51
85	43.21	43.21	43.21	43.55	45.51
86	43.55	43.55	43.55	43.55	45.51
87	46.80	46.80	46.80	46.80	46.80



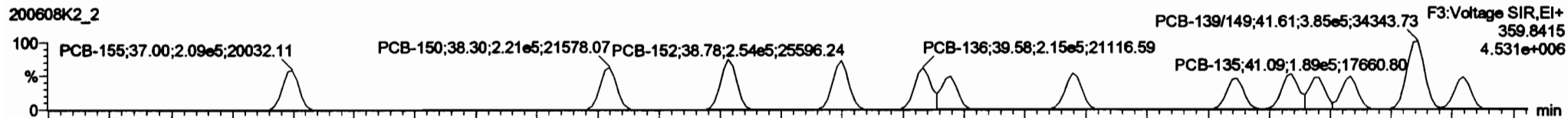
Dataset: Untitled

Last Altered: Tuesday, June 09, 2020 07:24:06 Pacific Daylight Time
Printed: Tuesday, June 09, 2020 07:29:03 Pacific Daylight Time

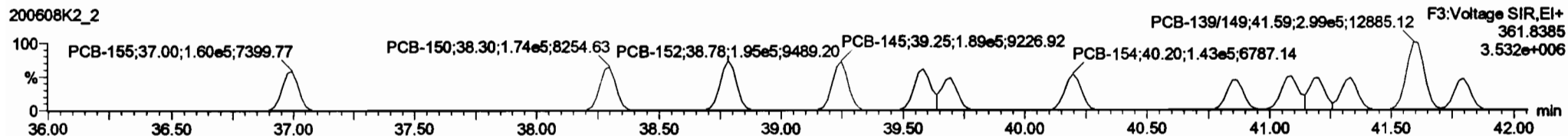
Name: 200608K2_2, Date: 08-Jun-2020, Time: 21:39:24, ID: ST200608K2-1 PCB 209 CS3 19G2609, Description: PCB 209 CS3 19G2609

PCB-155

200608K2_2




200608K2_2

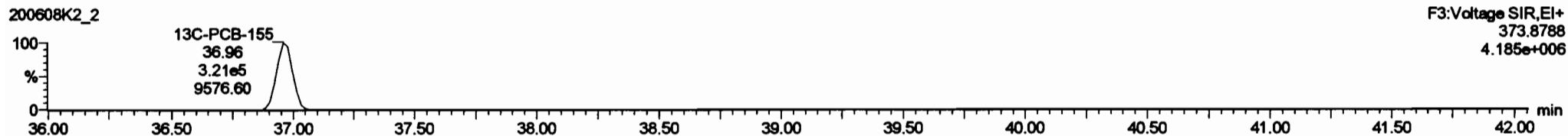


13C-PCB-155

200608K2_2

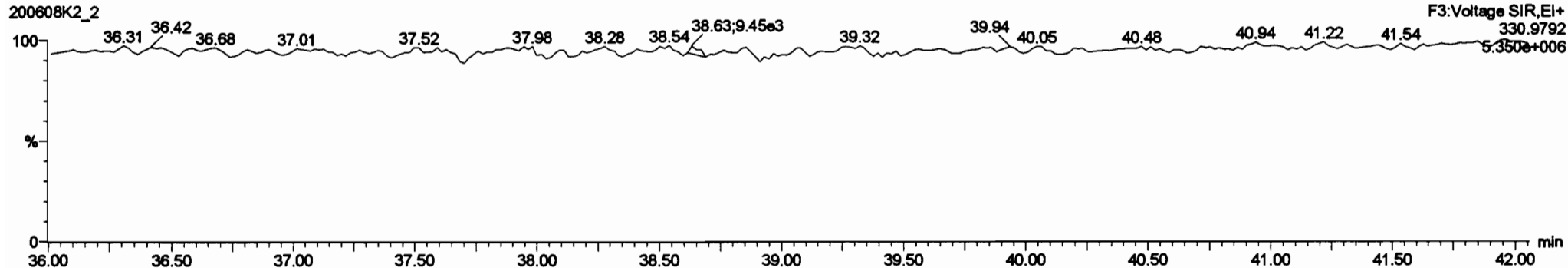


200608K2_2



PFK3c

200608K2_2

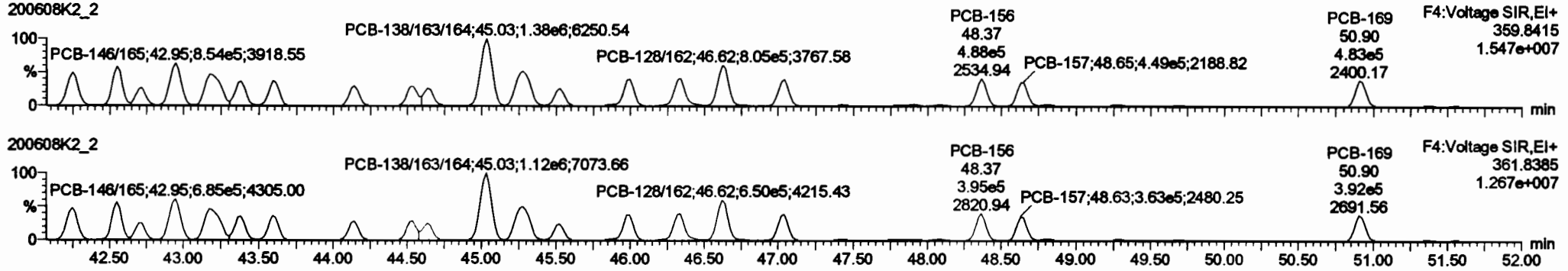


Dataset: Untitled

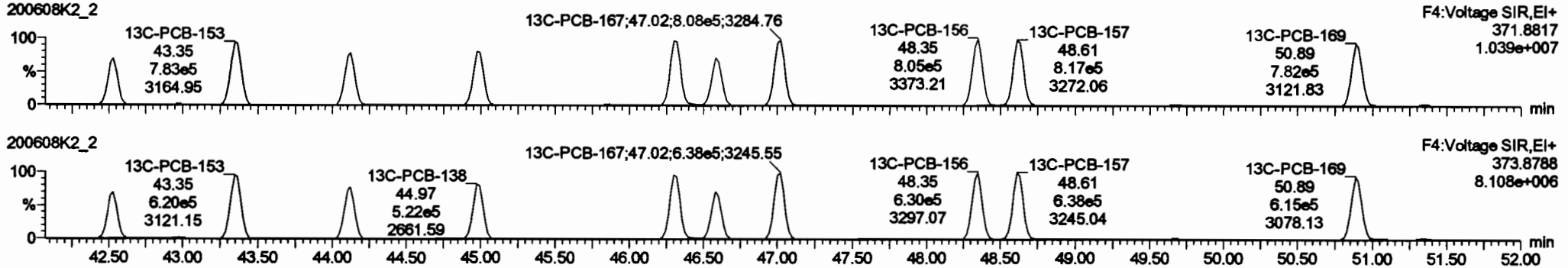
Last Altered: Tuesday, June 09, 2020 07:24:06 Pacific Daylight Time
Printed: Tuesday, June 09, 2020 07:29:03 Pacific Daylight Time

Name: 200608K2_2, Date: 08-Jun-2020, Time: 21:39:24, ID: ST200608K2-1 PCB 209 CS3 19G2609, Description: PCB 209 CS3 19G2609

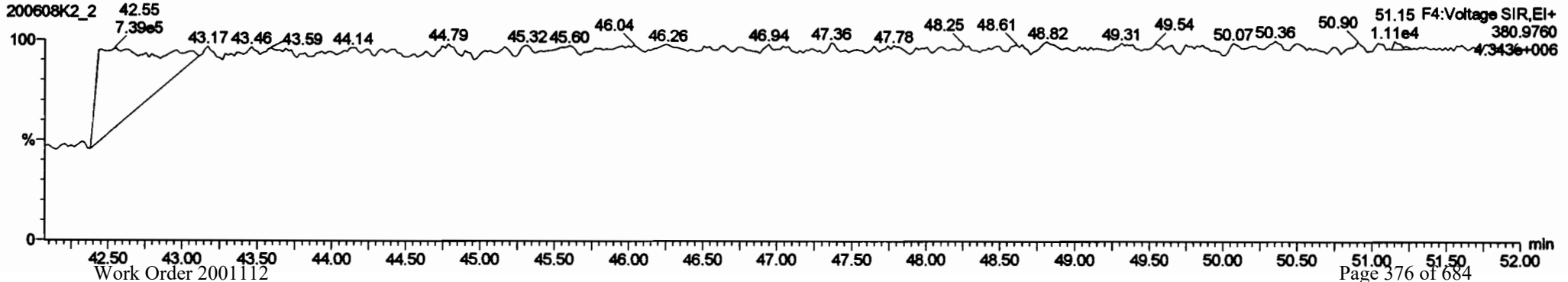
PCB-134/143



13C-PCB-153


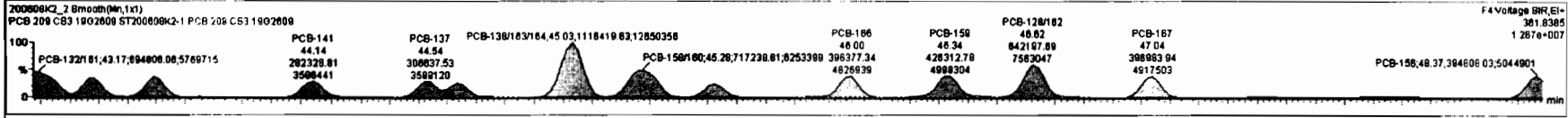
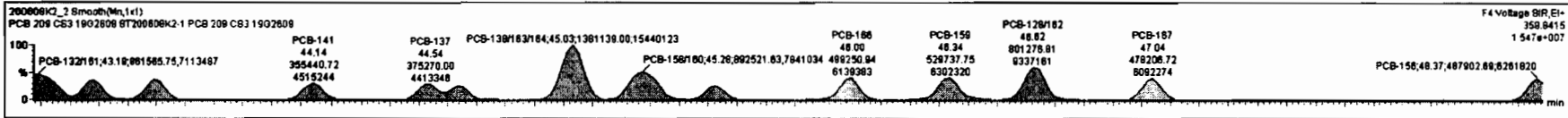


PFK4b



#	Name	Range	RL	UL	PPV	Wdth	PeakOff	PP	Result	PPV	PPV Pass	Conc.	%Rec	DL	BP/PC
230	4th Function Para-PCBs				1.0735	1.000	0.00		0.000		NO	282.7		0.0893	282.7
231	3rd Function Hexa-PCBs				0.8605	1.000	0.00		0.000		NO	894.4		0.121	894.4
232	Total Hepta-PCBs				1.3951	1.000	0.00		0.000		NO	1281		1.38	1281
234	4th Function Octa-PCBs				1.0008	1.000	0.00		0.000		NO	457.8		0.251	457.8
235	5th Function Octa-PCBs				1.1498	1.000	0.00		0.000		NO	181.7		0.143	181.7
236	Total Nona-PCBs				0.9523	1.000	0.00		0.000		NO	158.8		0.151	158.8
237	Deca-CB				0.8984	1.000	0.00		0.000		NO	52.18		0.00434	52.18

#	Name	PeakOff	RL	UL	Wdth	PeakOff	PP	Result	PPV	PPV Pass	Conc.
111	PCB-134/143	42.28	42.28	6.600e5	6.210e5	1.240	1.25	NO	110.15		110.15
112	PCB-131/133	42.68	42.68	6.941e5	6.540e5	1.240	1.25	NO	108.43		108.43
113	PCB-142	42.70	42.72	3.083e5	2.480e5	1.240	1.28	NO	82.491		82.491
114	PCB-148/185	42.85	42.85	6.538e5	6.848e5	1.240	1.25	NO	107.80		107.80
116	PCB-132/181	43.18	43.18	6.818e5	6.848e5	1.240	1.24	NO	108.37		108.37
118	PCB-153	43.38	43.38	4.440e5	3.577e5	1.240	1.24	NO	83.385		83.385
117	PCB-188	43.58	43.58	4.508e5	3.828e5	1.240	1.24	NO	83.842		83.842
118	PCB-141	44.14	44.14	3.954e5	2.823e5	1.240	1.28	NO	54.711		54.711
119	PCB-137	44.54	44.54	3.753e5	3.088e5	1.240	1.22	NO	54.085		54.085



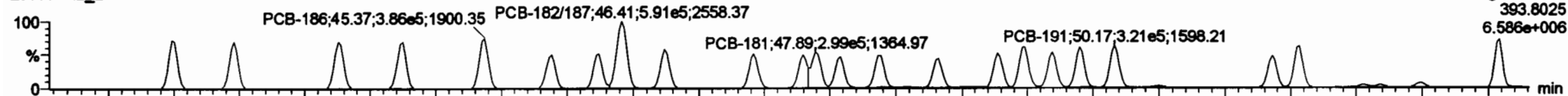
Dataset: Untitled

Last Altered: Tuesday, June 09, 2020 07:24:06 Pacific Daylight Time
Printed: Tuesday, June 09, 2020 07:29:03 Pacific Daylight Time

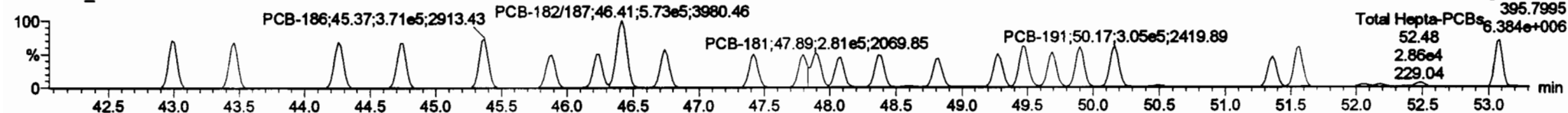
Name: 200608K2_2, Date: 08-Jun-2020, Time: 21:39:24, ID: ST200608K2-1 PCB 209 CS3 19G2609, Description: PCB 209 CS3 19G2609

PCB-188

200608K2_2




200608K2_2

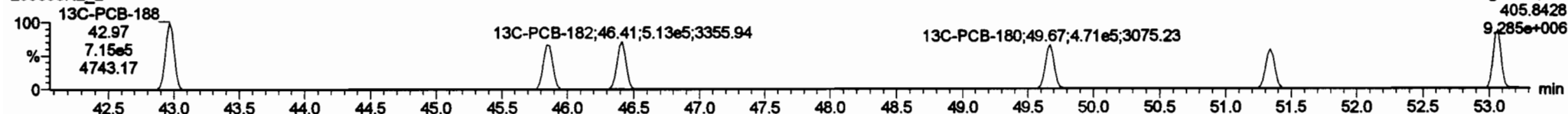


13C-PCB-188

200608K2_2

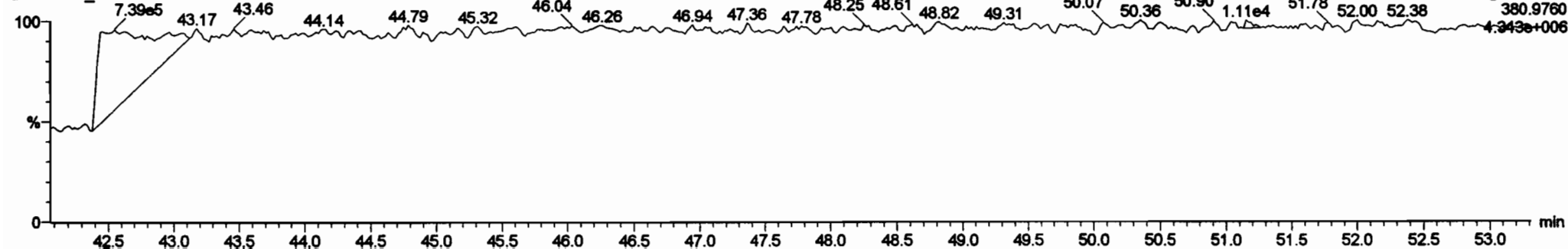


200608K2_2



PFK4c

200608K2_2



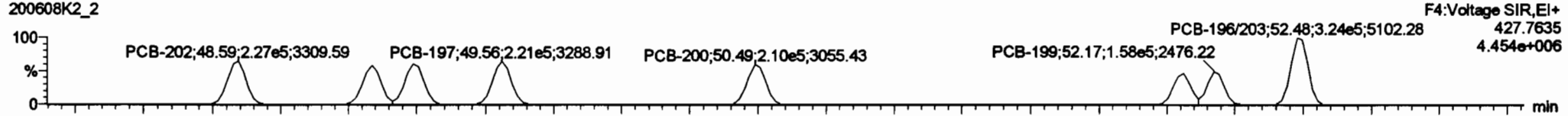
Dataset: Untitled

Last Altered: Tuesday, June 09, 2020 07:24:06 Pacific Daylight Time
Printed: Tuesday, June 09, 2020 07:29:03 Pacific Daylight Time

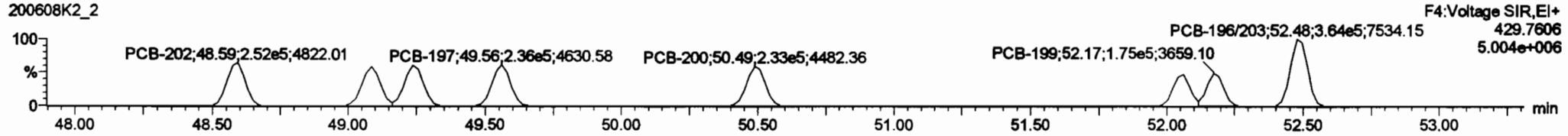
Name: 200608K2_2, Date: 08-Jun-2020, Time: 21:39:24, ID: ST200608K2-1 PCB 209 CS3 19G2609, Description: PCB 209 CS3 19G2609

PCB-202

200608K2_2

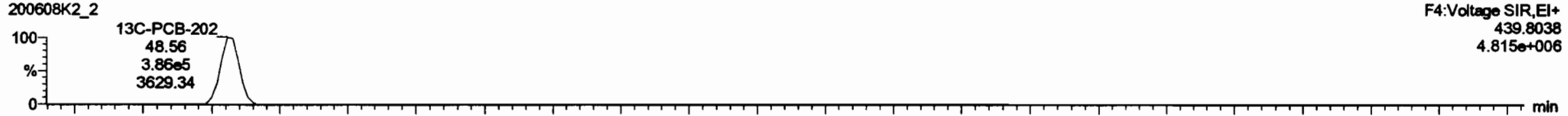


200608K2_2

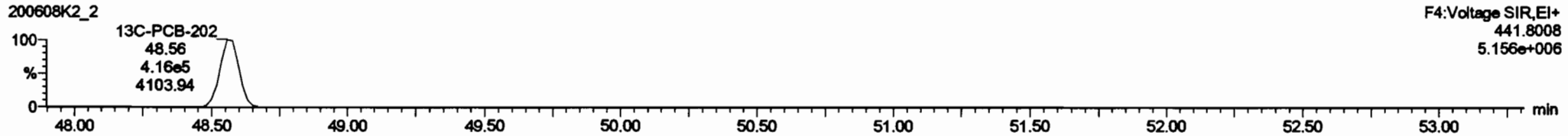


13C-PCB-202

200608K2_2

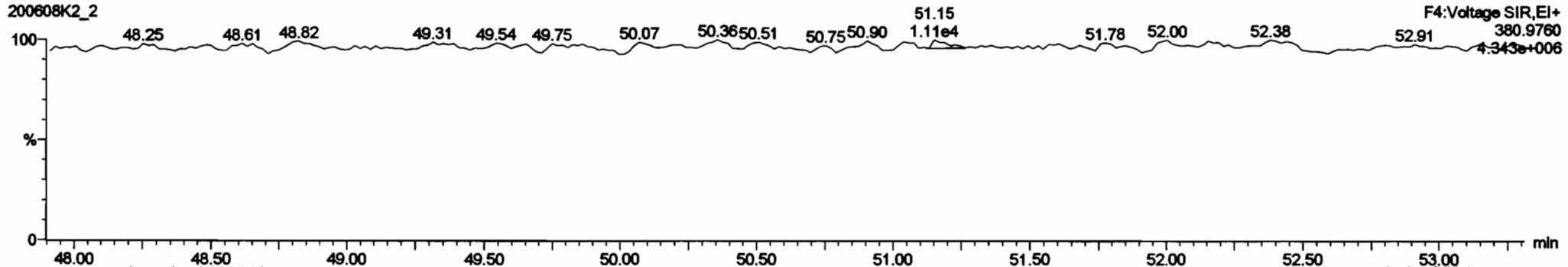


200608K2_2



PFK4d

200608K2_2



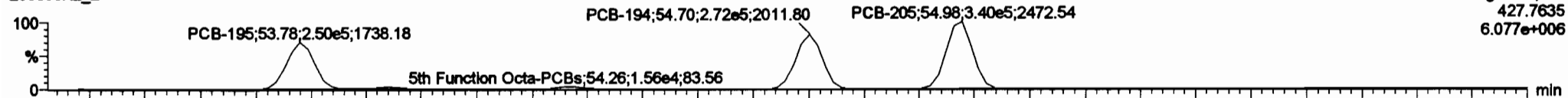
Dataset: Untitled

Last Altered: Tuesday, June 09, 2020 07:24:06 Pacific Daylight Time
Printed: Tuesday, June 09, 2020 07:29:03 Pacific Daylight Time

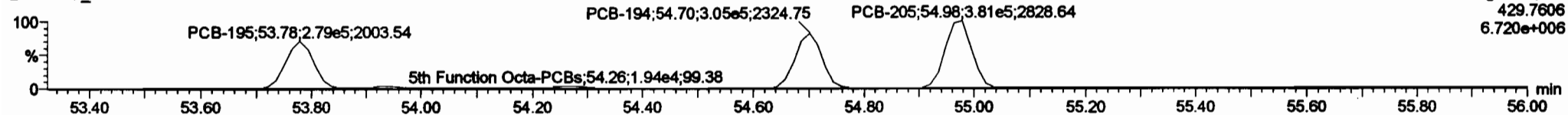
Name: 200608K2_2, Date: 08-Jun-2020, Time: 21:39:24, ID: ST200608K2-1 PCB 209 CS3 19G2609, Description: PCB 209 CS3 19G2609

PCB-195

200608K2_2

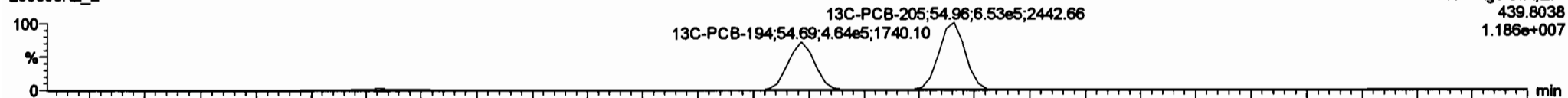


200608K2_2

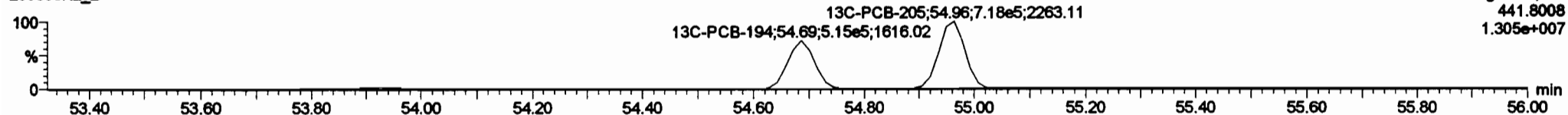


13C-PCB-194

200608K2_2

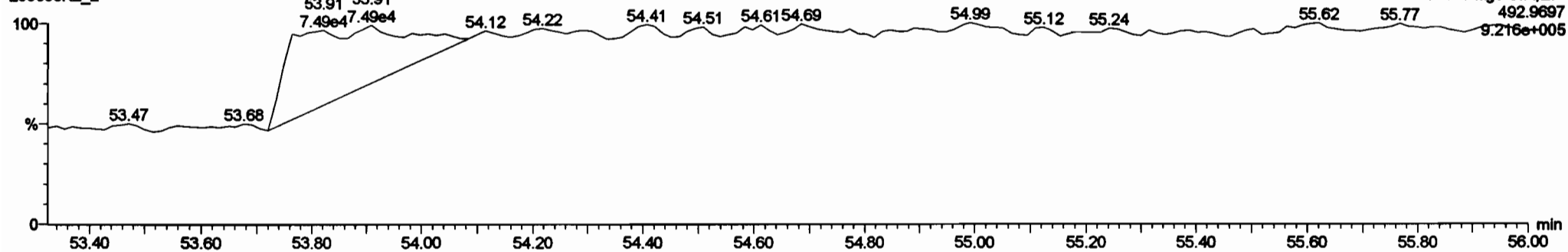


200608K2_2



PFK5a

200608K2_2



Dataset: Untitled

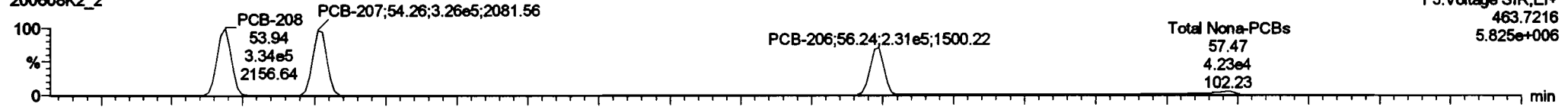
Last Altered: Tuesday, June 09, 2020 07:24:06 Pacific Daylight Time

Printed: Tuesday, June 09, 2020 07:29:03 Pacific Daylight Time

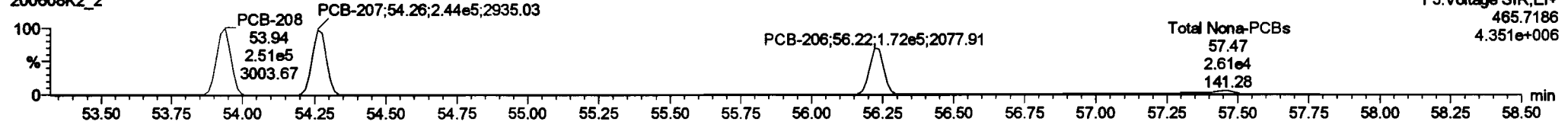
Name: 200608K2_2, Date: 08-Jun-2020, Time: 21:39:24, ID: ST200608K2-1 PCB 209 CS3 19G2609, Description: PCB 209 CS3 19G2609

PCB-208

200608K2_2

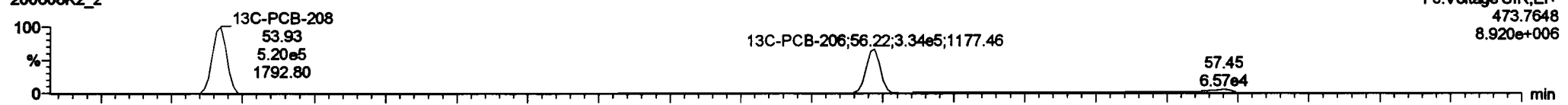


200608K2_2

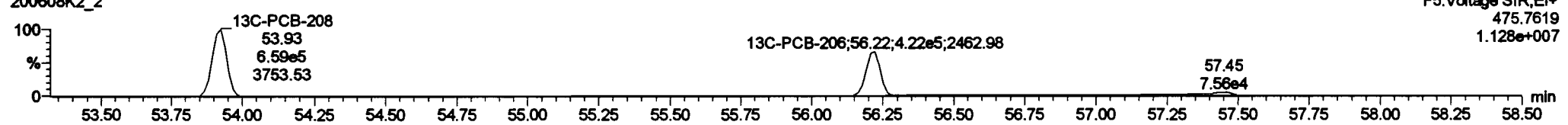


13C-PCB-208

200608K2_2

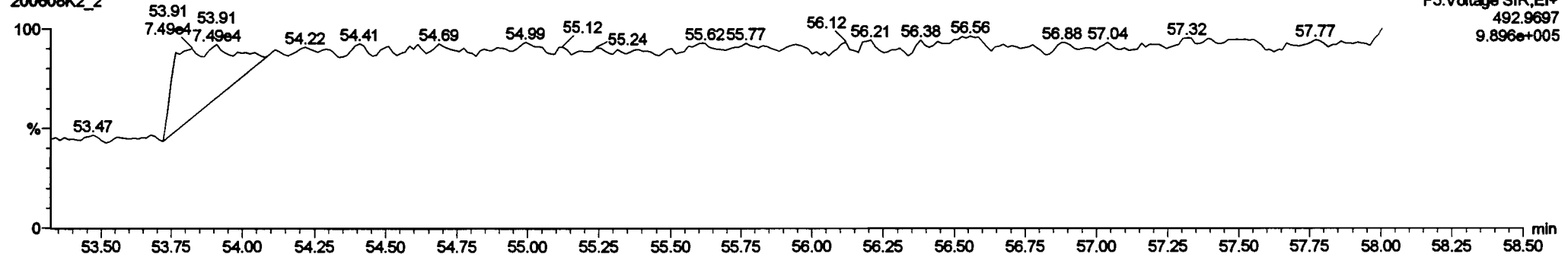


200608K2_2



PFK5

200608K2_2



Dataset: Untitled

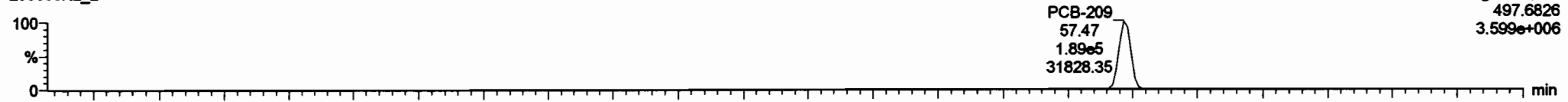
Last Altered: Tuesday, June 09, 2020 07:24:06 Pacific Daylight Time

Printed: Tuesday, June 09, 2020 07:29:03 Pacific Daylight Time


Name: 200608K2_2, Date: 08-Jun-2020, Time: 21:39:24, ID: ST200608K2-1 PCB 209 CS3 19G2609, Description: PCB 209 CS3 19G2609

PCB-209

200608K2_2

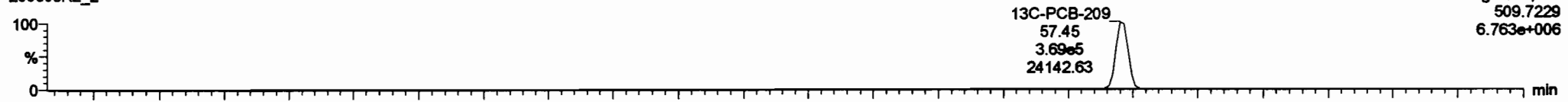


200608K2_2

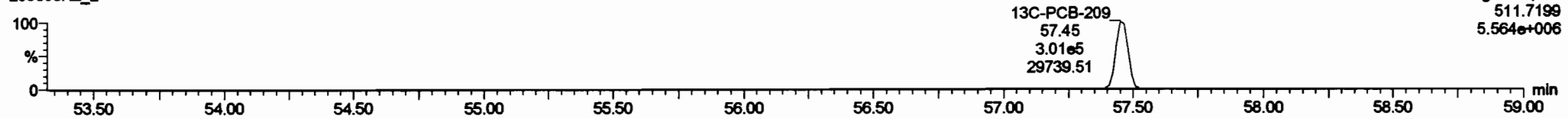


13C-PCB-209

200608K2_2

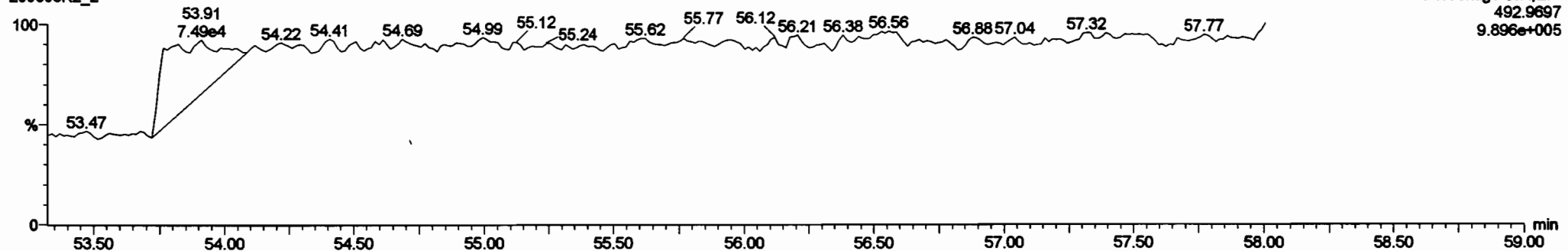


200608K2_2



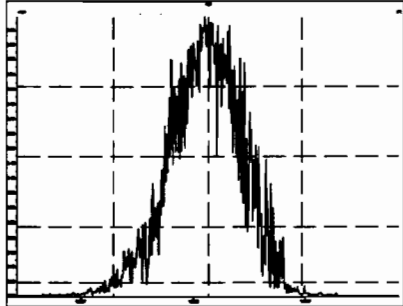
PFK5b

200608K2_2

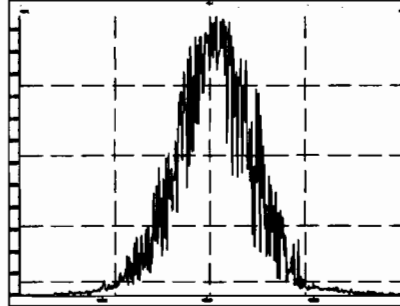


Printed: Tuesday, June 09, 2020 05:52:21 Pacific Daylight Time

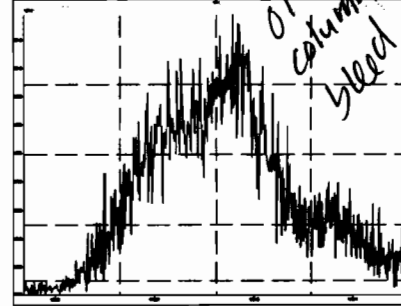
M 168.9888 R 14342



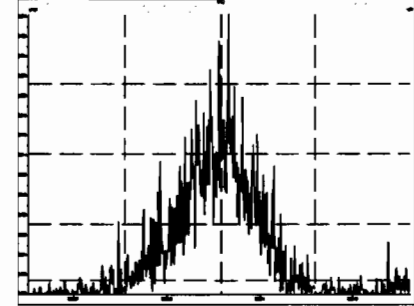
M 180.9888 R 12935



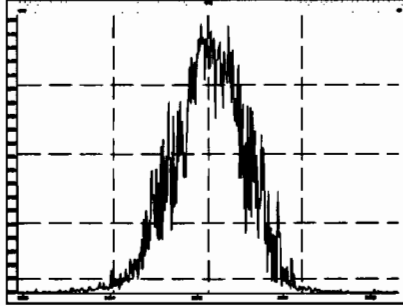
M 192.9888 R 6250



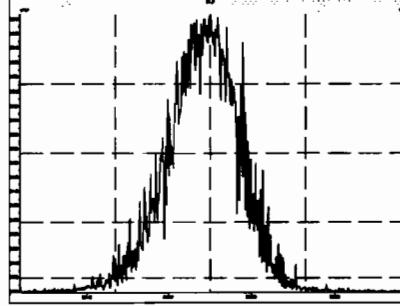
M 204.9888 R 14507



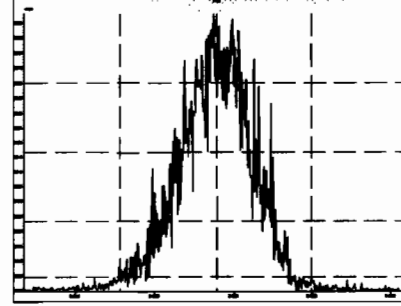
M 218.9856 R 13091



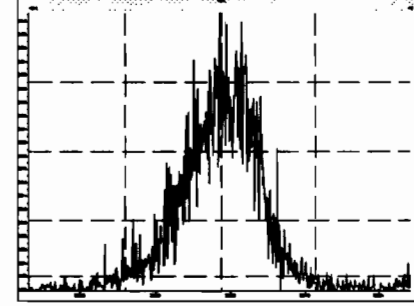
M 230.9856 R 12726



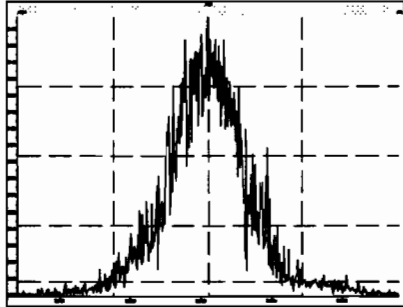
M 242.9856 R 13236



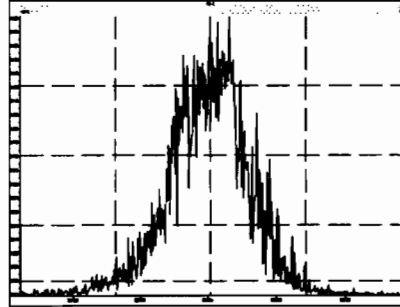
M 254.9856 R 14160



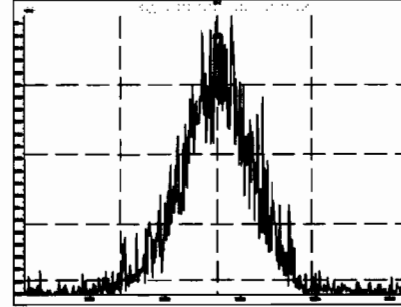
M 268.9824 R 10961



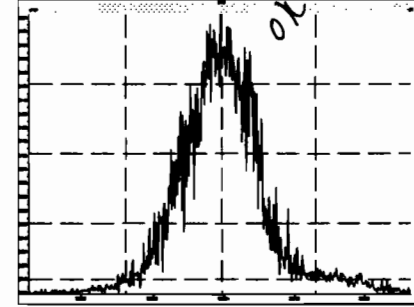
M 280.9824 R 12597



M 254.9856 R 13300

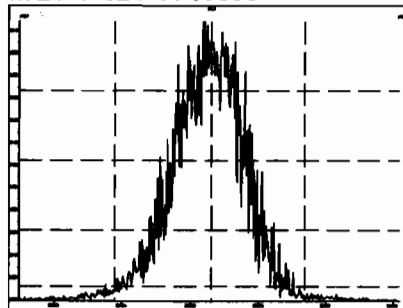


M 268.9824 R 9886

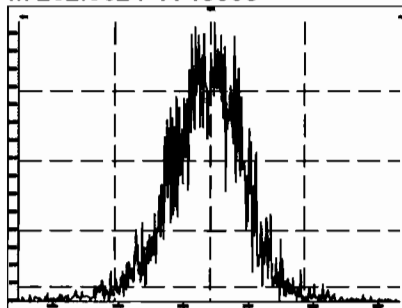


Printed: Tuesday, June 09, 2020 05:52:21 Pacific Daylight Time

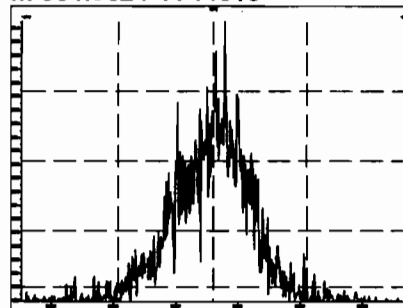
M 280.9824 R 13090



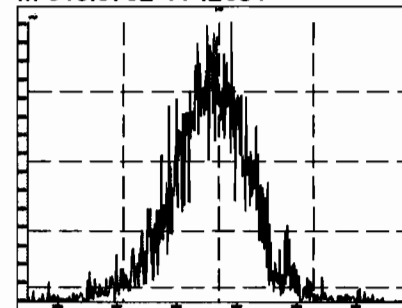
M 292.9824 R 13063



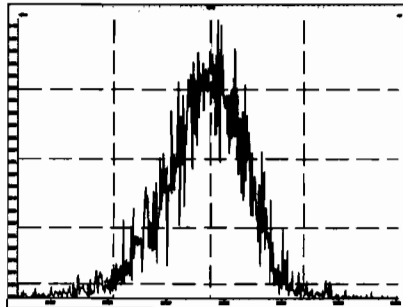
M 304.9824 R 14018



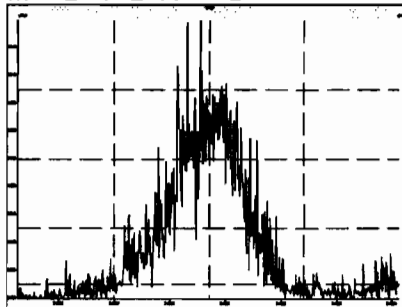
M 318.9792 R 12631



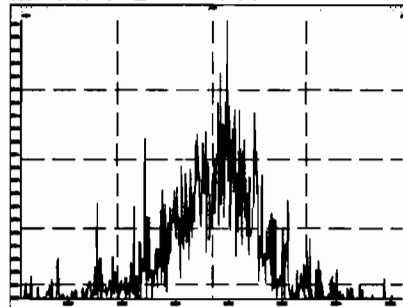
M 330.9792 R 12474



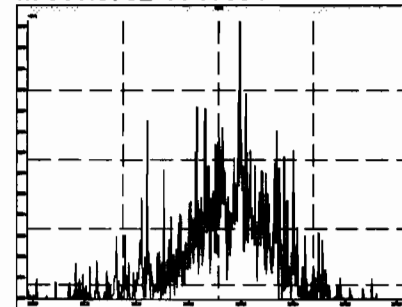
M 342.9792 R 13024



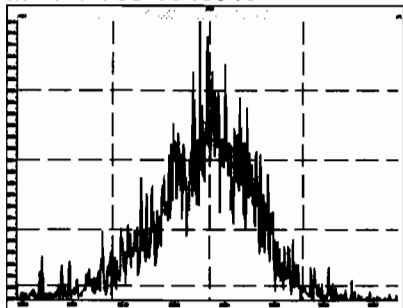
M 354.9792 R 16744



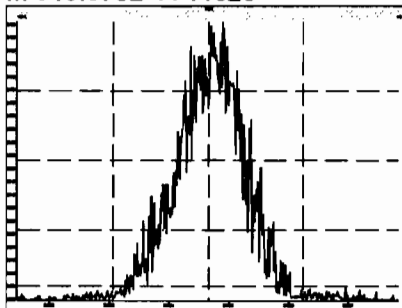
M 366.9792 R 18334



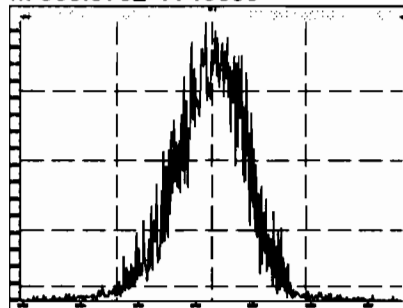
M 380.9760 R 10549



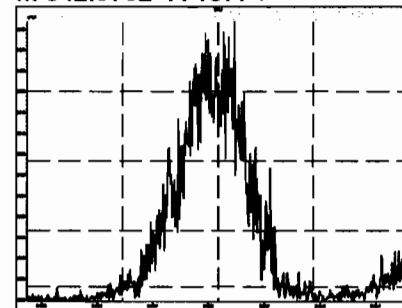
M 318.9792 R 14029



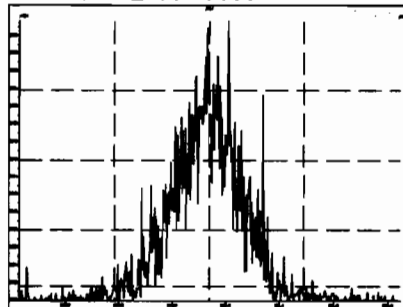
M 330.9792 R 13080



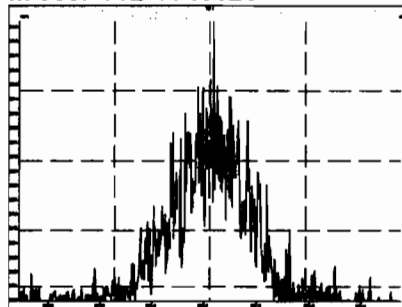
M 342.9792 R 13774



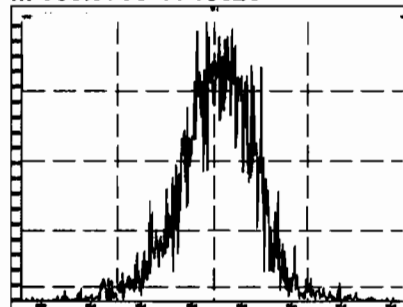
M 354.9792 R 14418



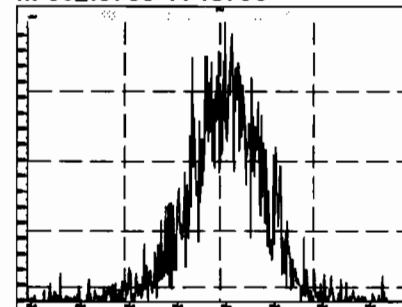
M 366.9792 R 15923



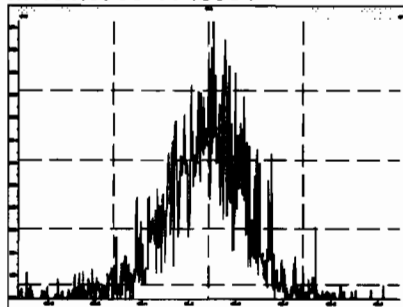
M 380.9760 R 13020



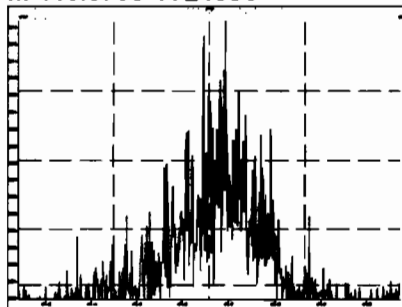
M 392.9760 R 13756



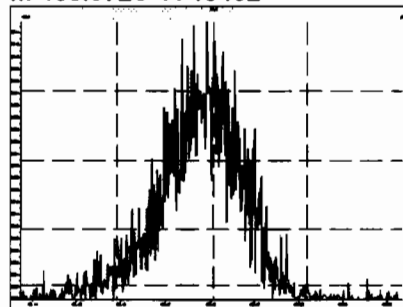
M 404.9760 R 16531



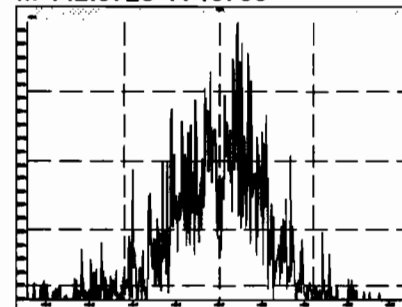
M 416.9760 R 24556



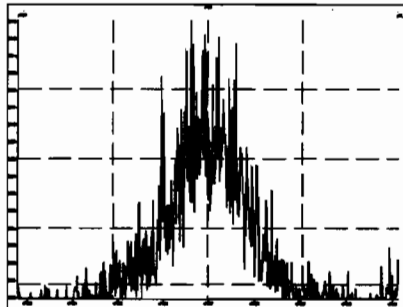
M 430.9728 R 13432



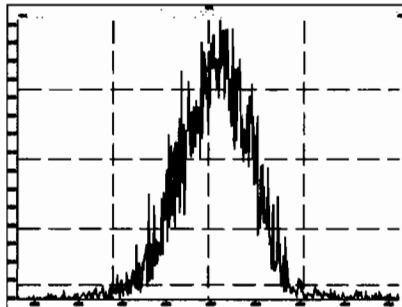
M 442.9728 R 16766



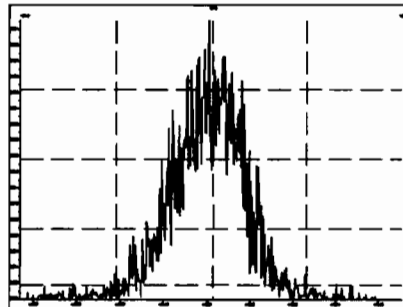
M 416.9760 R 15253



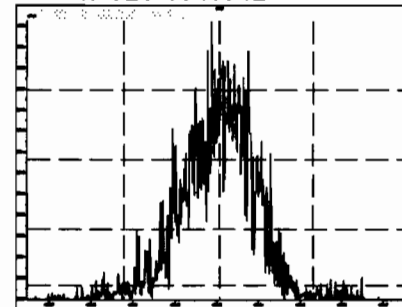
M 430.9728 R 13778



M 442.9728 R 14086

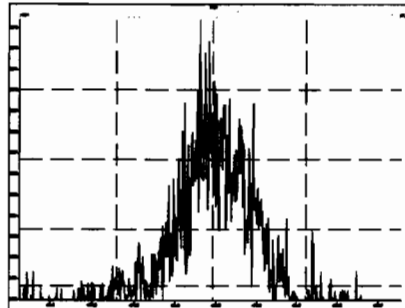


M 454.9728 R 15712

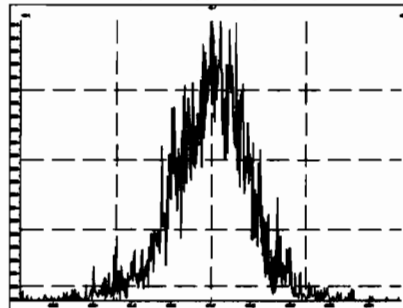


Printed: Tuesday, June 09, 2020 05:52:21 Pacific Daylight Time

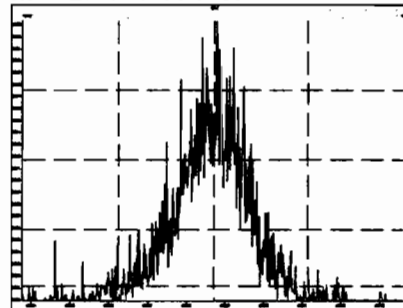
M 466.9728 R 17361



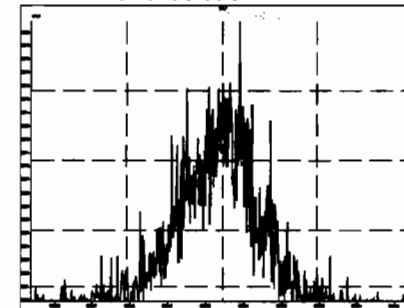
M 480.9696 R 14061



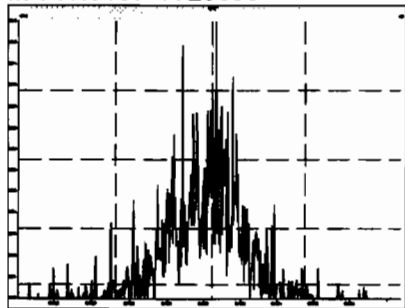
M 492.9696 R 14377



M 504.9696 R 15904



M 516.9697 R 25059



INITIAL CALIBRATION

Dataset: U:\VG11.PRO\Results\200601K1\200601K1-CRVB.qld

hr 6/2/2020

GT 06/02/2020

Last Altered: Tuesday, June 02, 2020 10:21:37 Pacific Daylight Time

Printed: Tuesday, June 02, 2020 11:15:31 Pacific Daylight Time

Begin Rescheck: 1 mass under 10K

End Rescheck: some mass affected by column bleed.

Method: Untitled 01 Jun 2020 09:39:00

Calibration: U:\VG11.PRO\CurveDB\cb1_PCBvg11-6-1-20.cdb 02 Jun 2020 10:21:16

-1 mass under 10K

Compound name: PCB-1

Response Factor: 1.1683

RRF SD: 0.0700662, Relative SD: 5.99729

Response type: Internal Std (Ref 169), Area * (IS Conc. / IS Area)

Curve type: RF

Name	Std Conc	RA	ny	RT	RRT	Resp	IS Resp	Conc	%Dev	RRF	X = dropped
200601K1_1	0.250	2.96	NO	15.52	1.001	6.24e3	2.37e6	0.225	-9.8	1.05	MM
200601K1_2	1.00	3.13	NO	15.53	1.001	2.90e4	2.53e6	0.981	-1.9	1.15	bb
200601K1_3	2.50	3.13	NO	15.56	1.002	7.00e4	2.46e6	2.44	-2.6	1.14	bb
200601K1_4	50.0	3.09	NO	15.54	1.001	1.47e6	2.44e6	51.7	3.3	1.21	bb
200601K1_5	400	3.02	NO	15.54	1.001	1.26e7	2.52e6	426	6.5	1.24	bb
200601K1_6	1000	3.09	NO	15.56	1.002	2.96e7	2.44e6	1040	4.4	1.22	bb

Compound name: PCB-2

Response Factor: 1.1828

RRF SD: 0.0716252, Relative SD: 6.05556

Response type: Internal Std (Ref 170), Area * (IS Conc. / IS Area)

Curve type: RF

Name	Std Conc	RA	ny	RT	RRT	Resp	IS Resp	Conc	%Dev	RRF	X = dropped
200601K1_1	0.250	3.12	NO	17.93	0.988	8.58e3	2.41e6	0.231	-7.7	1.09	bb
200601K1_2	1.00	3.07	NO	17.94	0.988	2.89e4	2.58e6	0.945	-5.5	1.12	bb
200601K1_3	2.50	3.06	NO	17.95	0.988	7.31e4	2.54e6	2.43	-2.6	1.15	bb
200601K1_4	50.0	3.10	NO	17.95	0.988	1.51e6	2.46e6	51.9	3.8	1.23	bb
200601K1_5	400	3.09	NO	17.95	0.988	1.30e7	2.59e6	426	6.5	1.26	bb
200601K1_6	1000	3.10	NO	17.95	0.988	3.06e7	2.47e6	1060	5.6	1.25	bb

Dataset: U:\VG11.PRO\Results\200601K1\200601K1-CRVB.qld

Last Altered: Tuesday, June 02, 2020 10:21:37 Pacific Daylight Time
 Printed: Tuesday, June 02, 2020 11:15:31 Pacific Daylight Time

Compound name: PCB-3
 Response Factor: 1.14833
 RRF SD: 0.0822518, Relative SD: 7.16272
 Response type: Internal Std (Ref 170), Area * (IS Conc. / IS Area)
 Curve type: RF

Name	Std. Conc.	RA	n/y	RT	RRF	Resp	IS Resp	Conc.	%Dev	RRF	X = dropped
200601K1_1	0.250	3.08	NO	18.17	1.001	6.28e3	2.41e6	0.227	-9.2	1.04	MM
200601K1_2	1.00	2.84	NO	18.18	1.001	2.75e4	2.58e6	0.928	-7.2	1.07	bb
200601K1_3	2.50	3.01	NO	18.19	1.001	7.13e4	2.54e6	2.45	-2.1	1.12	bb
200601K1_4	50.0	3.06	NO	18.19	1.001	1.48e6	2.46e6	52.8	5.1	1.21	bb
200601K1_5	400	3.08	NO	18.19	1.001	1.27e7	2.59e6	428	7.1	1.23	bb
200601K1_6	1000	3.07	NO	18.19	1.001	3.01e7	2.47e6	1060	6.3	1.22	bb

Compound name: PCB-4/10
 Response Factor: 1.24809
 RRF SD: 0.0718691, Relative SD: 5.75833
 Response type: Internal Std (Ref 171), Area * (IS Conc. / IS Area)
 Curve type: RF

Name	Std. Conc.	RA	n/y	RT	RRF	Resp	IS Resp	Conc.	%Dev	RRF	X = dropped
200601K1_1	0.500	1.39	NO	19.58	1.004	9.34e3	1.57e6	0.477	-4.5	1.19	MM
200601K1_2	2.00	1.62	NO	19.59	1.004	4.01e4	1.72e6	1.87	-6.5	1.17	MM
200601K1_3	5.00	1.56	NO	19.60	1.004	9.94e4	1.67e6	4.78	-4.5	1.19	MM
200601K1_4	100	1.53	NO	19.60	1.004	2.09e6	1.62e6	104	3.5	1.29	MM
200601K1_5	800	1.55	NO	19.60	1.004	1.82e7	1.72e6	850	6.2	1.33	MM
200601K1_6	2000	1.55	NO	19.60	1.004	4.30e7	1.63e6	2110	5.7	1.32	MM

Compound name: PCB-7/9
 Response Factor: 0.960107
 RRF SD: 0.0555649, Relative SD: 5.76736
 Response type: Internal Std (Ref 172), Area * (IS Conc. / IS Area)
 Curve type: RF

Name	Std. Conc.	RA	n/y	RT	RRF	Resp	IS Resp	Conc.	%Dev	RRF	X = dropped
200601K1_1	0.500	1.37	NO	21.37	1.002	1.15e4	2.57e6	0.467	-6.6	0.896	MM
200601K1_2	2.00	1.66	NO	21.40	1.003	5.04e4	2.77e6	1.90	-5.2	0.910	MM

Dataset: U:\VG11.PRO\Results\200801K1\200801K1-CRVB.qld

Last Altered: Tuesday, June 02, 2020 10:21:37 Pacific Daylight Time
 Printed: Tuesday, June 02, 2020 11:15:31 Pacific Daylight Time

Compound name: PCB-7/9

Name	Std. Conc.	RA	inj	RT	RRT	Resp	IS Resp	Conc.	%Dev	RRF	X = dropped
200801K1_3	5.00	1.59	NO	21.38	1.002	1.26e5	2.71e6	4.84	-3.2	0.930	bb
200801K1_4	100	1.55	NO	21.41	1.003	2.56e6	2.81e6	103	2.5	0.985	bb
200801K1_5	800	1.55	NO	21.40	1.002	2.25e7	2.73e6	859	7.3	1.03	bb
200801K1_6	2000	1.55	NO	21.41	1.003	5.31e7	2.83e6	2100	5.1	1.01	bb

Compound name: PCB-8

Response Factor: 1.02356

RRF SD: 0.0533669, Relative SD: 5.21385

Response type: Internal Std (Ref 172), Area * (IS Conc. / IS Area)

Curve type: RF

Name	Std. Conc.	RA	inj	RT	RRT	Resp	IS Resp	Conc.	%Dev	RRF	X = dropped
200801K1_1	0.250	1.35	NO	22.04	1.033	6.56e3	2.57e6	0.249	-0.3	1.02	MM
200801K1_2	1.00	1.61	NO	22.05	1.033	2.62e4	2.77e6	0.925	-7.5	0.947	bb
200801K1_3	2.50	1.52	NO	22.06	1.033	6.65e4	2.71e6	2.40	-4.1	0.981	bb
200801K1_4	50.0	1.56	NO	22.06	1.033	1.35e6	2.81e6	50.5	0.9	1.03	bb
200801K1_5	400	1.57	NO	22.06	1.033	1.19e7	2.73e6	425	6.4	1.09	bb
200801K1_6	1000	1.56	NO	22.06	1.033	2.82e7	2.83e6	1050	4.8	1.07	bb

Compound name: PCB-5/8

Response Factor: 0.992495

RRF SD: 0.0686245, Relative SD: 6.71283

Response type: Internal Std (Ref 172), Area * (IS Conc. / IS Area)

Curve type: RF

Name	Std. Conc.	RA	inj	RT	RRT	Resp	IS Resp	Conc.	%Dev	RRF	X = dropped
200801K1_1	0.500	1.47	NO	22.45	1.053	1.15e4	2.57e6	0.452	-9.5	0.898	MM
200801K1_2	2.00	1.46	NO	22.45	1.052	5.24e4	2.77e6	1.91	-4.7	0.946	MM
200801K1_3	5.00	1.56	NO	22.46	1.052	1.31e5	2.71e6	4.86	-2.9	0.964	bb
200801K1_4	100	1.55	NO	22.46	1.052	2.88e6	2.81e6	103	3.5	1.03	bb
200801K1_5	800	1.55	NO	22.46	1.052	2.33e7	2.73e6	859	7.4	1.07	bb
200801K1_6	2000	1.55	NO	22.46	1.052	5.55e7	2.83e6	2120	6.2	1.05	bb

Dataset: U:\VG11.PROVResults\200601K1\200601K1-CRVB.qld

Last Altered: Tuesday, June 02, 2020 10:21:37 Pacific Daylight Time
 Printed: Tuesday, June 02, 2020 11:15:31 Pacific Daylight Time

Compound name: PCB-14
 Response Factor: 1.01729
 RRF SD: 0.0674193, Relative SD: 6.62732
 Response type: Internal Std (Ref 173), Area * (IS Conc. / IS Area)
 Curve type: RF

Name	Std. Conc.	RA	nlv	RT	RRF	Resp	IS Resp	Conc.	%Dev	RRF	X = dropped
200601K1_1	0.250	1.49	NO	23.59	0.952	5.81e3	2.53e6	0.225	-9.8	0.917	MM
200601K1_2	1.00	1.55	NO	23.59	0.951	2.68e4	2.70e6	0.977	-2.3	0.994	bb
200601K1_3	2.50	1.59	NO	23.60	0.951	6.61e4	2.71e6	2.40	-4.1	0.975	bd
200601K1_4	50.0	1.57	NO	23.60	0.951	1.35e6	2.56e6	51.9	3.9	1.06	bb
200601K1_5	400	1.55	NO	23.60	0.951	1.19e7	2.70e6	433	8.3	1.10	bb
200601K1_6	1000	1.57	NO	23.60	0.951	2.85e7	2.69e6	1040	4.1	1.06	bb

Compound name: PCB-11
 Response Factor: 1.12639
 RRF SD: 0.0395035, Relative SD: 3.50708
 Response type: Internal Std (Ref 173), Area * (IS Conc. / IS Area)
 Curve type: RF

Name	Std. Conc.	RA	nlv	RT	RRF	Resp	IS Resp	Conc.	%Dev	RRF	X = dropped
200601K1_1	0.250	1.34	NO	24.81	1.001	7.25e3	2.53e6	0.254	1.7	1.15	MM
200601K1_2	1.00	1.51	NO	24.81	1.001	2.94e4	2.70e6	0.967	-3.3	1.09	MM
200601K1_3	2.50	1.51	NO	24.82	1.001	7.22e4	2.71e6	2.37	-5.3	1.07	db
200601K1_4	50.0	1.57	NO	24.82	1.001	1.46e6	2.56e6	50.8	1.5	1.14	MM
200601K1_5	400	1.56	NO	24.82	1.001	1.26e7	2.70e6	415	3.8	1.17	db
200601K1_6	1000	1.57	NO	24.82	1.001	3.07e7	2.69e6	1020	1.8	1.14	db

Compound name: PCB-12/13
 Response Factor: 1.02668
 RRF SD: 0.0663406, Relative SD: 6.46163
 Response type: Internal Std (Ref 173), Area * (IS Conc. / IS Area)
 Curve type: RF

Name	Std. Conc.	RA	nlv	RT	RRF	Resp	IS Resp	Conc.	%Dev	RRF	X = dropped
200601K1_1	0.500	1.36	NO	25.18	1.016	1.35e4	2.53e6	0.518	3.7	1.06	MM
200601K1_2	2.00	1.58	NO	25.25	1.016	5.17e4	2.70e6	1.87	-6.7	0.958	MM

Dataset: U:\VG11.PRO\Results\200801K1\200801K1-CRVB.qld

Last Altered: Tuesday, June 02, 2020 10:21:37 Pacific Daylight Time

Printed: Tuesday, June 02, 2020 11:15:31 Pacific Daylight Time

Compound name: PCB-12/13

Name	Std Conc	RA	Hy	RT	RRT	Resp	IS Resp	Conc	%Dev	RRF	X = dropped
200801K1_3	5.00	1.60	NO	25.20	1.016	1.34e5	2.71e6	4.80	-4.0	0.985	MM
200801K1_4	100	1.54	NO	25.20	1.016	2.71e6	2.56e6	103	3.3	1.06	MM
200801K1_5	800	1.54	NO	25.20	1.016	2.37e7	2.70e6	855	6.9	1.10	MM
200801K1_6	2000	1.56	NO	25.20	1.016	5.78e7	2.69e6	2100	4.8	1.08	MM

Compound name: PCB-15

Response Factor: 1.03482

RRF SD: 0.0605674, Relative SD: 5.85293

Response type: Internal Std (Ref 173), Area * (IS Conc. / IS Area)

Curve type: RF

Name	Std Conc	RA	Hy	RT	RRT	Resp	IS Resp	Conc	%Dev	RRF	X = dropped
200801K1_1	0.250	1.40	NO	25.53	1.030	6.04e3	2.53e6	0.231	-7.8	0.954	MM
200801K1_2	1.00	1.58	NO	25.54	1.030	2.67e4	2.70e6	0.954	-4.6	0.987	MM
200801K1_3	2.50	1.51	NO	25.55	1.030	6.80e4	2.71e6	2.42	-3.1	1.00	MM
200801K1_4	50.0	1.55	NO	25.55	1.030	1.39e6	2.56e6	52.4	4.7	1.06	MM
200801K1_5	400	1.55	NO	25.55	1.030	1.18e7	2.70e6	423	5.8	1.10	MM
200801K1_6	1000	1.55	NO	25.55	1.030	2.92e7	2.69e6	1050	4.9	1.09	MM

Compound name: PCB-19

Response Factor: 1.10626

RRF SD: 0.0710209, Relative SD: 6.41991

Response type: Internal Std (Ref 174), Area * (IS Conc. / IS Area)

Curve type: RF

Name	Std Conc	RA	Hy	RT	RRT	Resp	IS Resp	Conc	%Dev	RRF	X = dropped
200801K1_1	0.250	1.12	NO	23.77	1.001	3.44e3	1.32e6	0.236	-5.6	1.04	MM
200801K1_2	1.00	1.08	NO	23.78	1.001	1.48e4	1.42e6	0.945	-5.5	1.05	bb
200801K1_3	2.50	1.05	NO	23.78	1.001	3.64e4	1.39e6	2.36	-5.7	1.04	MM
200801K1_4	50.0	1.01	NO	23.78	1.001	7.58e5	1.33e6	51.5	3.1	1.14	bb
200801K1_5	400	1.02	NO	23.78	1.001	6.75e6	1.40e6	435	6.8	1.20	bb
200801K1_6	1000	1.02	NO	23.78	1.001	1.61e7	1.39e6	1050	4.9	1.16	bb

Dataset: U:\VG11.PRO\Results\200601K1\200601K1-CRVB.qld

Last Altered: Tuesday, June 02, 2020 10:21:37 Pacific Daylight Time
 Printed: Tuesday, June 02, 2020 11:15:31 Pacific Daylight Time

Compound name: PCB-30
 Response Factor: 1.79419
 RRF SD: 0.128021, Relative SD: 7.1353
 Response type: Internal Std (Ref 174), Area * (IS Conc. / IS Area)
 Curve type: RF

Name	Std. Conc.	RA	Int.	RT	RRT	Resp.	IS Resp.	Conc.	%Dev.	RRF	X = dropped
200601K1_1	0.250	1.15	NO	24.68	1.039	5.58e3	1.32e6	0.236	-5.5	1.70	MM
200601K1_2	1.00	1.03	NO	24.69	1.039	2.35e4	1.42e6	0.926	-7.4	1.66	MM
200601K1_3	2.50	1.05	NO	24.70	1.039	5.87e4	1.39e6	2.35	-6.2	1.68	MM
200601K1_4	50.0	1.03	NO	24.70	1.039	1.24e6	1.33e6	52.0	4.0	1.87	bb
200601K1_5	400	1.01	NO	24.70	1.039	1.09e7	1.40e6	435	8.8	1.95	bb
200601K1_6	1000	1.03	NO	24.70	1.039	2.65e7	1.39e6	1080	6.3	1.91	bb

Compound name: PCB-18
 Response Factor: 0.81773
 RRF SD: 0.0320259, Relative SD: 3.91644
 Response type: Internal Std (Ref 175), Area * (IS Conc. / IS Area)
 Curve type: RF

Name	Std. Conc.	RA	Int.	RT	RRT	Resp.	IS Resp.	Conc.	%Dev.	RRF	X = dropped
200601K1_1	0.250	1.07	NO	25.45	0.952	4.02e3	1.93e6	0.254	1.6	0.831	MM
200601K1_2	1.00	1.04	NO	25.46	0.952	1.62e4	2.07e6	0.957	-4.3	0.782	bd
200601K1_3	2.50	1.04	NO	25.46	0.952	3.92e4	2.03e6	2.37	-5.2	0.775	bd
200601K1_4	50.0	1.01	NO	25.47	0.952	8.23e5	1.97e6	51.0	2.0	0.834	bd
200601K1_5	400	1.03	NO	25.47	0.952	7.32e6	2.13e6	419	4.8	0.857	bd
200601K1_6	1000	1.02	NO	25.46	0.952	1.78e7	2.16e6	1010	1.0	0.826	bd

Compound name: PCB-17
 Response Factor: 0.758399
 RRF SD: 0.0346137, Relative SD: 4.56405
 Response type: Internal Std (Ref 175), Area * (IS Conc. / IS Area)
 Curve type: RF

Name	Std. Conc.	RA	Int.	RT	RRT	Resp.	IS Resp.	Conc.	%Dev.	RRF	X = dropped
200601K1_1	0.250	1.04	NO	25.64	0.959	3.52e3	1.93e6	0.240	-3.8	0.729	MM
200601K1_2	1.00	1.09	NO	25.64	0.958	1.49e4	2.07e6	0.951	-4.9	0.721	db

Dataset: U:\VG11.PRO\Results\200801K1\200801K1-CRVB.qld

Last Altered: Tuesday, June 02, 2020 10:21:37 Pacific Daylight Time
 Printed: Tuesday, June 02, 2020 11:15:31 Pacific Daylight Time

Compound name: PCB-17

Name	Std. Conc.	RA	inj	RT	RRT	Resp	IS Resp	Conc.	%Dev	RRF	X= dropped
200801K1_3	2.50	1.04	NO	25.64	0.958	3.72e4	2.03e6	2.42	-3.2	0.734	MM
200801K1_4	50.0	1.01	NO	25.65	0.959	7.73e5	1.97e6	51.6	3.3	0.783	db
200801K1_5	400	1.04	NO	25.65	0.959	6.87e6	2.13e6	424	6.0	0.804	db
200801K1_6	1000	1.02	NO	25.65	0.959	1.68e7	2.16e6	1030	2.7	0.779	db

Compound name: PCB-24/27

Response Factor: 1.08206

RRF SD: 0.0492171, Relative SD: 4.54845

Response type: Internal Std (Ref 175), Area * (IS Conc. / IS Area)

Curve type: RF

Name	Std. Conc.	RA	inj	RT	RRT	Resp	IS Resp	Conc.	%Dev	RRF	X= dropped
200801K1_1	0.500	1.04	NO	26.22	0.980	9.84e3	1.93e6	0.471	-5.8	1.02	MM
200801K1_2	2.00	1.02	NO	26.23	0.980	4.42e4	2.07e6	1.97	-1.4	1.07	bb
200801K1_3	5.00	1.02	NO	26.24	0.981	1.05e5	2.03e6	4.79	-4.2	1.04	bb
200801K1_4	100	1.02	NO	26.24	0.981	2.21e6	1.97e6	104	3.6	1.12	bb
200801K1_5	800	1.02	NO	26.24	0.981	1.95e7	2.13e6	845	5.6	1.14	bb
200801K1_6	2000	1.03	NO	26.24	0.981	4.77e7	2.16e6	2050	2.3	1.11	bb

Compound name: PCB-16/32

Response Factor: 0.925439

RRF SD: 0.0403363, Relative SD: 4.35861

Response type: Internal Std (Ref 175), Area * (IS Conc. / IS Area)

Curve type: RF

Name	Std. Conc.	RA	inj	RT	RRT	Resp	IS Resp	Conc.	%Dev	RRF	X= dropped
200801K1_1	0.500	1.07	NO	26.75	1.000	8.78e3	1.93e6	0.491	-1.8	0.909	bb
200801K1_2	2.00	1.07	NO	26.76	1.000	3.61e4	2.07e6	1.88	-5.9	0.871	bb
200801K1_3	5.00	1.03	NO	26.77	1.001	9.09e4	2.03e6	4.85	-3.0	0.898	MM
200801K1_4	100	1.02	NO	26.77	1.001	1.87e6	1.97e6	103	2.8	0.950	bb
200801K1_5	800	1.02	NO	26.77	1.001	1.68e7	2.13e6	849	6.1	0.982	bb
200801K1_6	2000	1.01	NO	26.77	1.001	4.07e7	2.16e6	2040	2.0	0.944	bb

Dataset: U:\VG11.PRO\Results\200601K1\200601K1-CRVB.qld

Last Altered: Tuesday, June 02, 2020 10:21:37 Pacific Daylight Time
 Printed: Tuesday, June 02, 2020 11:15:31 Pacific Daylight Time

Compound name: PCB-34
 Response Factor: 0.945495
 RRF SD: 0.0781691, Relative SD: 8.26754
 Response type: Internal Std (Ref 176), Area * (IS Conc. / IS Area)
 Curve type: RF

	Name	Std Conc	RA	nty	RT	RRF	Resp	IS Resp	Conc	%Dev	RRF	X = dropped
1	200601K1_1	0.250	1.14	NO	27.58	0.959	4.74e3	2.38e6	0.211	-15.8	0.797	MM
2	200601K1_2	1.00	1.01	NO	27.58	0.959	2.43e4	2.38e6	1.08	8.0	1.02	bd
3	200601K1_3	2.50	1.02	NO	27.58	0.959	5.47e4	2.33e6	2.48	-0.8	0.939	bd
4	200601K1_4	50.0	1.05	NO	27.58	0.959	1.08e6	2.26e6	50.5	0.9	0.954	bd
5	200601K1_5	400	1.08	NO	27.58	0.959	9.47e6	2.40e6	418	4.4	0.987	bd
6	200601K1_6	1000	1.03	NO	27.58	0.959	2.33e7	2.39e6	1030	3.1	0.975	bd

Compound name: PCB-23
 Response Factor: 0.882931
 RRF SD: 0.0420273, Relative SD: 4.75998
 Response type: Internal Std (Ref 176), Area * (IS Conc. / IS Area)
 Curve type: RF

	Name	Std Conc	RA	nty	RT	RRF	Resp	IS Resp	Conc	%Dev	RRF	X = dropped
1	200601K1_1	0.250	1.03	NO	27.67	0.962	5.14e3	2.38e6	0.245	-2.0	0.865	MM
2	200601K1_2	1.00	1.07	NO	27.67	0.962	1.97e4	2.38e6	0.935	-6.5	0.826	db
3	200601K1_3	2.50	1.04	NO	27.67	0.962	4.95e4	2.33e6	2.40	-3.8	0.849	db
4	200601K1_4	50.0	1.05	NO	27.67	0.962	1.05e6	2.26e6	52.8	5.3	0.930	dd
5	200601K1_5	400	1.07	NO	27.67	0.962	8.81e6	2.40e6	416	3.9	0.918	db
6	200601K1_6	1000	1.07	NO	27.67	0.962	2.18e7	2.39e6	1030	3.1	0.910	db

Compound name: PCB-29
 Response Factor: 0.892811
 RRF SD: 0.0395517, Relative SD: 4.43002
 Response type: Internal Std (Ref 176), Area * (IS Conc. / IS Area)
 Curve type: RF

	Name	Std Conc	RA	nty	RT	RRF	Resp	IS Resp	Conc	%Dev	RRF	X = dropped
1	200601K1_1	0.250	1.11	NO	27.91	0.971	4.92e3	2.38e6	0.232	-7.2	0.828	MM
2	200601K1_2	1.00	1.12	NO	27.93	0.971	2.20e4	2.38e6	1.03	3.1	0.921	bd

Dataset: U:\VG11.PRO\Results\200601K1\200601K1-CRVB.qld

Last Altered: Tuesday, June 02, 2020 10:21:37 Pacific Daylight Time

Printed: Tuesday, June 02, 2020 11:15:31 Pacific Daylight Time

Compound name: PCB-29

Name	Std. Conc.	RA	Qty	RT	RRT	Resp	IS Resp	Conc.	%Dev	RRF	X = dropped
200601K1_3	2.50	1.01	NO	27.93	0.971	5.03e4	2.33e6	2.42	-3.2	0.864	bd
200601K1_4	50.0	1.06	NO	27.93	0.971	1.02e6	2.26e6	50.2	0.5	0.897	dd
200601K1_5	400	1.06	NO	27.93	0.971	8.95e6	2.40e6	418	4.5	0.933	bb
200601K1_6	1000	1.02	NO	27.93	0.971	2.19e7	2.39e6	1020	2.4	0.914	bb

Compound name: PCB-26

Response Factor: 0.943921

RRF SD: 0.0501146, Relative SD: 5.3082

Response type: Internal Std (Ref 176), Area * (IS Conc. / IS Area)

Curve type: RF

Name	Std. Conc.	RA	Qty	RT	RRT	Resp	IS Resp	Conc.	%Dev	RRF	X = dropped
200601K1_1	0.250	1.09	NO	28.14	0.979	5.11e3	2.38e6	0.227	-9.0	0.859	MM
200601K1_2	1.00	1.04	NO	28.16	0.979	2.24e4	2.38e6	0.996	-0.4	0.940	dd
200601K1_3	2.50	1.07	NO	28.16	0.979	5.36e4	2.33e6	2.44	-2.4	0.921	dd
200601K1_4	50.0	1.06	NO	28.16	0.979	1.10e6	2.26e6	51.3	2.5	0.968	dd
200601K1_5	400	1.07	NO	28.16	0.979	9.80e6	2.40e6	424	5.9	1.00	bd
200601K1_6	1000	1.04	NO	28.16	0.979	2.34e7	2.39e6	1030	3.4	0.976	bd

Compound name: PCB-25

Response Factor: 0.949875

RRF SD: 0.0334033, Relative SD: 3.5166

Response type: Internal Std (Ref 176), Area * (IS Conc. / IS Area)

Curve type: RF

Name	Std. Conc.	RA	Qty	RT	RRT	Resp	IS Resp	Conc.	%Dev	RRF	X = dropped
200601K1_1	0.250	1.13	NO	28.31	0.984	5.29e3	2.38e6	0.234	-6.4	0.889	MM
200601K1_2	1.00	1.09	NO	28.32	0.984	2.23e4	2.38e6	0.985	-1.5	0.935	db
200601K1_3	2.50	1.03	NO	28.32	0.984	5.65e4	2.33e6	2.55	2.1	0.970	db
200601K1_4	50.0	1.08	NO	28.32	0.984	1.08e6	2.26e6	50.4	0.7	0.957	db
200601K1_5	400	1.04	NO	28.32	0.984	9.41e6	2.40e6	413	3.2	0.960	db
200601K1_6	1000	1.04	NO	28.32	0.984	2.32e7	2.39e6	1020	1.9	0.968	db

Dataset: U:\VG11.PRO\Results\200801K1\200801K1-CRVB.qld

Last Altered: Tuesday, June 02, 2020 10:21:37 Pacific Daylight Time
 Printed: Tuesday, June 02, 2020 11:15:31 Pacific Daylight Time

Compound name: PCB-31
 Response Factor: 1.03628
 RRF SD: 0.032755, Relative SD: 3.16084
 Response type: Internal Std (Ref 178), Area * (IS Conc. / IS Area)
 Curve type: RF

	Name	Std Conc	RA	n/y	RT	RRF	Resp	IS Resp	Conc	%Dev	RRF	X = dropped
1	200801K1_1	0.250	1.10	NO	28.68	0.997	6.02e3	2.38e6	0.244	-2.3	1.01	MM
2	200801K1_2	1.00	1.05	NO	28.68	0.997	2.45e4	2.38e6	0.993	-0.7	1.03	bd
3	200801K1_3	2.50	1.03	NO	28.68	0.997	5.91e4	2.33e6	2.45	-2.1	1.01	MM
4	200801K1_4	50.0	1.14	NO	28.68	0.997	1.15e6	2.26e6	48.9	-2.1	1.01	bd
5	200801K1_5	400	1.07	NO	28.68	0.997	1.05e7	2.40e6	423	5.8	1.10	bd
6	200801K1_6	1000	1.02	NO	28.68	0.997	2.52e7	2.39e6	1010	1.4	1.05	bd

Compound name: PCB-28
 Response Factor: 1.025
 RRF SD: 0.0755239, Relative SD: 7.36817
 Response type: Internal Std (Ref 178), Area * (IS Conc. / IS Area)
 Curve type: RF

	Name	Std Conc	RA	n/y	RT	RRF	Resp	IS Resp	Conc	%Dev	RRF	X = dropped
1	200801K1_1	0.250	1.17	NO	28.77	1.001	5.28e3	2.38e6	0.217	-13.3	0.889	MM
2	200801K1_2	1.00	1.04	NO	28.79	1.001	2.41e4	2.38e6	0.984	-1.6	1.01	db
3	200801K1_3	2.50	1.08	NO	28.79	1.001	5.88e4	2.33e6	2.46	-1.5	1.01	db
4	200801K1_4	50.0	1.08	NO	28.79	1.001	1.22e6	2.26e6	52.7	5.5	1.08	db
5	200801K1_5	400	1.08	NO	28.79	1.001	1.04e7	2.40e6	424	6.0	1.09	db
6	200801K1_6	1000	1.02	NO	28.79	1.001	2.57e7	2.39e6	1050	4.9	1.08	db

Compound name: PCB-20/21/33
 Response Factor: 0.941292
 RRF SD: 0.0455201, Relative SD: 4.83592
 Response type: Internal Std (Ref 178), Area * (IS Conc. / IS Area)
 Curve type: RF

	Name	Std Conc	RA	n/y	RT	RRF	Resp	IS Resp	Conc	%Dev	RRF	X = dropped
1	200801K1_1	0.750	1.00	NO	29.40	1.023	1.56e4	2.38e6	0.697	-7.1	0.875	MM
2	200801K1_2	3.00	1.08	NO	29.42	1.023	6.54e4	2.38e6	2.91	-2.9	0.914	bb

Dataset: U:\VG11.PRO\Results\200601K1\200601K1-CRVB.qld

Last Altered: Tuesday, June 02, 2020 10:21:37 Pacific Daylight Time
 Printed: Tuesday, June 02, 2020 11:15:31 Pacific Daylight Time

Compound name: PCB-20/21/33

Name	Std. Conc.	RA	ny	RT	RRT	Resp	IS Resp	Conc.	%Dev	RRF	X = dropped
200601K1_3	7.50	1.06	NO	29.42	1.023	1.62e5	2.33e6	7.38	-1.6	0.928	bb
200601K1_4	150	1.07	NO	29.42	1.023	3.24e6	2.28e6	152	1.5	0.955	bb
200601K1_5	1200	1.05	NO	29.42	1.023	2.88e7	2.40e6	1270	6.2	1.00	bb
200601K1_6	3000	1.03	NO	29.42	1.023	7.01e7	2.39e6	3110	3.8	0.977	bb

Compound name: PCB-22

Response Factor: 0.972852

RRF SD: 0.0678212, Relative SD: 6.98165

Response type: Internal Std (Ref 176), Area * (IS Conc. / IS Area)

Curve type: RF

Name	Std. Conc.	RA	ny	RT	RRT	Resp	IS Resp	Conc.	%Dev	RRF	X = dropped
200601K1_1	0.250	0.91	NO	29.87	1.039	5.07e3	2.38e6	0.219	-12.4	0.853	MM
200601K1_2	1.00	1.14	NO	29.87	1.038	2.26e4	2.38e6	0.972	-2.8	0.948	db
200601K1_3	2.50	1.08	NO	29.89	1.039	5.67e4	2.33e6	2.50	0.1	0.974	bb
200601K1_4	50.0	1.06	NO	29.89	1.039	1.14e6	2.28e6	51.5	3.1	1.00	bb
200601K1_5	400	1.09	NO	29.89	1.039	9.79e6	2.40e6	419	4.8	1.02	bb
200601K1_6	1000	1.06	NO	29.89	1.039	2.49e7	2.39e6	1070	7.1	1.04	bb

Compound name: PCB-36

Response Factor: 1.07599

RRF SD: 0.05125, Relative SD: 4.76304

Response type: Internal Std (Ref 177), Area * (IS Conc. / IS Area)

Curve type: RF

Name	Std. Conc.	RA	ny	RT	RRT	Resp	IS Resp	Conc.	%Dev	RRF	X = dropped
200601K1_1	0.250	0.99	NO	30.50	0.931	5.49e3	2.11e6	0.242	-3.2	1.04	bb
200601K1_2	1.00	0.98	NO	30.50	0.931	2.35e4	2.28e6	0.969	-3.1	1.04	bb
200601K1_3	2.50	1.05	NO	30.50	0.931	5.71e4	2.28e6	2.34	-6.3	1.01	MM
200601K1_4	50.0	1.06	NO	30.52	0.932	1.16e6	2.09e6	51.5	3.1	1.11	bb
200601K1_5	400	1.10	NO	30.52	0.932	9.81e6	2.17e6	421	5.2	1.13	db
200601K1_6	1000	1.05	NO	30.52	0.931	2.55e7	2.27e6	1040	4.3	1.12	db

Dataset: U:\VG11.PRO\Results\200601K1\200601K1-CRVB.qld

Last Altered: Tuesday, June 02, 2020 10:21:37 Pacific Daylight Time

Printed: Tuesday, June 02, 2020 11:15:31 Pacific Daylight Time

Compound name: PCB-39
 Response Factor: 0.968291
 RRF SD: 0.0625968, Relative SD: 6.33405
 Response type: Internal Std (Ref 177), Area * (IS Conc. / IS Area)
 Curve type: RF

	Name	Std Conc	RA	n/y	RT	RRF	Resp	IS Resp	Conc	%Dev	RRF	X = dropped
1	200601K1_1	0.250	1.06	NO	30.99	0.946	4.77e3	2.11e6	0.229	-8.5	0.904	bb
2	200601K1_2	1.00	1.01	NO	30.99	0.946	2.15e4	2.26e6	0.964	-3.6	0.953	MM
3	200601K1_3	2.50	1.06	NO	30.99	0.946	5.36e4	2.26e6	2.40	-4.2	0.947	db
4	200601K1_4	50.0	1.09	NO	31.00	0.947	1.07e6	2.09e6	51.7	3.3	1.02	db
5	200601K1_5	400	1.09	NO	31.00	0.947	9.22e6	2.17e6	431	7.6	1.06	db
6	200601K1_6	1000	1.04	NO	31.00	0.946	2.36e7	2.27e6	1050	5.3	1.04	db

Compound name: PCB-38
 Response Factor: 1.05188
 RRF SD: 0.0528736, Relative SD: 5.00759
 Response type: Internal Std (Ref 177), Area * (IS Conc. / IS Area)
 Curve type: RF

	Name	Std Conc	RA	n/y	RT	RRF	Resp	IS Resp	Conc	%Dev	RRF	X = dropped
1	200601K1_1	0.250	1.13	NO	31.78	0.970	5.42e3	2.11e6	0.244	-2.2	1.03	MM
2	200601K1_2	1.00	1.07	NO	31.78	0.970	2.26e4	2.26e6	0.953	-4.7	1.00	dd
3	200601K1_3	2.50	1.04	NO	31.78	0.970	5.62e4	2.26e6	2.36	-5.5	0.994	dd
4	200601K1_4	50.0	1.09	NO	31.78	0.970	1.12e6	2.09e6	51.0	2.1	1.07	dd
5	200601K1_5	400	1.05	NO	31.78	0.970	9.81e6	2.17e6	430	7.5	1.13	dd
6	200601K1_6	1000	1.03	NO	31.78	0.970	2.45e7	2.27e6	1030	2.8	1.08	dd

Compound name: PCB-35
 Response Factor: 1.04369
 RRF SD: 0.0671055, Relative SD: 6.42963
 Response type: Internal Std (Ref 177), Area * (IS Conc. / IS Area)
 Curve type: RF

	Name	Std Conc	RA	n/y	RT	RRF	Resp	IS Resp	Conc	%Dev	RRF	X = dropped
1	200601K1_1	0.250	0.95	NO	32.33	0.987	5.10e3	2.11e6	0.232	-7.2	0.968	bb
2	200601K1_2	1.00	1.07	NO	32.33	0.987	2.27e4	2.26e6	0.964	-3.6	1.01	MM

Dataset: U:\VG11.PRO\Results\200801K1\200801K1-CRVB.qld

Last Altered: Tuesday, June 02, 2020 10:21:37 Pacific Daylight Time

Printed: Tuesday, June 02, 2020 11:15:31 Pacific Daylight Time

Compound name: PCB-35

Name	Std. Conc.	RA	Hy	RT	RRT	Resp	IS Resp	Conc.	%Dev	RRF	X = dropped
200801K1_3	2.50	1.01	NO	32.33	0.967	5.53e4	2.26e6	2.34	-6.4	0.977	db
200801K1_4	50.0	1.07	NO	32.33	0.967	1.15e6	2.09e6	52.5	5.0	1.10	dd
200801K1_5	400	1.08	NO	32.33	0.967	9.64e6	2.17e6	426	6.8	1.11	dd
200801K1_6	1000	1.08	NO	32.33	0.966	2.50e7	2.27e6	1060	5.6	1.10	dd

Compound name: PCB-37

Response Factor: 1.00907

RRF SD: 0.0813948, Relative SD: 8.0663

Response type: Internal Std (Ref 177), Area * (IS Conc. / IS Area)

Curve type: RF

Name	Std. Conc.	RA	Hy	RT	RRT	Resp	IS Resp	Conc.	%Dev	RRF	X = dropped
200801K1_1	0.250	1.04	NO	32.77	1.000	4.58e3	2.11e6	0.215	-13.9	0.869	MM
200801K1_2	1.00	1.09	NO	32.77	1.000	2.21e4	2.26e6	0.972	-2.8	0.981	MM
200801K1_3	2.50	1.04	NO	32.77	1.000	5.65e4	2.26e6	2.47	-1.0	0.999	MM
200801K1_4	50.0	1.05	NO	32.79	1.001	1.10e6	2.09e6	51.9	3.8	1.05	MM
200801K1_5	400	1.04	NO	32.79	1.001	9.57e6	2.17e6	437	9.4	1.10	MM
200801K1_6	1000	1.04	NO	32.79	1.001	2.39e7	2.27e6	1050	4.6	1.06	MM

Compound name: PCB-54

Response Factor: 1.07963

RRF SD: 0.0563853, Relative SD: 5.22166

Response type: Internal Std (Ref 178), Area * (IS Conc. / IS Area)

Curve type: RF

Name	Std. Conc.	RA	Hy	RT	RRT	Resp	IS Resp	Conc.	%Dev	RRF	X = dropped
200801K1_1	0.250	0.74	NO	27.62	1.001	4.22e3	1.88e6	0.232	-7.1	1.00	MM
200801K1_2	1.00	0.80	NO	27.64	1.001	1.98e4	1.85e6	0.990	-1.0	1.07	bb
200801K1_3	2.50	0.78	NO	27.64	1.001	4.63e4	1.80e6	2.38	-4.9	1.03	bb
200801K1_4	50.0	0.78	NO	27.64	1.001	9.78e5	1.75e6	51.6	3.2	1.11	bb
200801K1_5	400	0.79	NO	27.64	1.001	8.59e6	1.88e6	422	5.8	1.14	bb
200801K1_6	1000	0.77	NO	27.64	1.001	2.11e7	1.88e6	1040	4.2	1.13	bb

Dataset: U:\VG11.PROVResults\200601K1\200601K1-CRVB.qld

Last Altered: Tuesday, June 02, 2020 10:21:37 Pacific Daylight Time
 Printed: Tuesday, June 02, 2020 11:15:31 Pacific Daylight Time

Compound name: PCB-50
 Response Factor: 0.879558
 RRF SD: 0.0380434, Relative SD: 4.3253
 Response type: Internal Std (Ref 178), Area * (IS Conc. / IS Area)
 Curve type: RF

Name	Std Conc	RA	nty	RT	RRT	Resp	IS Resp	Conc	%Dev	RRF	X = dropped
200601K1_1	0.250	0.79	NO	28.83	1.044	3.74e3	1.68e6	0.252	1.0	0.888	MM
200601K1_2	1.00	0.80	NO	28.83	1.044	1.52e4	1.85e6	0.932	-6.8	0.820	bb
200601K1_3	2.50	0.75	NO	28.83	1.044	3.83e4	1.80e6	2.41	-3.4	0.849	bb
200601K1_4	50.0	0.75	NO	28.84	1.044	7.79e5	1.75e6	50.8	1.2	0.890	bb
200601K1_5	400	0.75	NO	28.84	1.044	6.88e6	1.88e6	415	3.8	0.913	bb
200601K1_6	1000	0.76	NO	28.84	1.044	1.72e7	1.88e6	1040	4.3	0.917	bb

Compound name: PCB-53
 Response Factor: 0.998734
 RRF SD: 0.0611951, Relative SD: 6.13956
 Response type: Internal Std (Ref 179), Area * (IS Conc. / IS Area)
 Curve type: RF

Name	Std Conc	RA	nty	RT	RRT	Resp	IS Resp	Conc	%Dev	RRF	X = dropped
200601K1_1	0.250	0.84	NO	29.50	0.944	3.27e3	1.37e6	0.240	-4.0	0.956	MM
200601K1_2	1.00	0.75	NO	29.50	0.943	1.40e4	1.50e6	0.934	-6.8	0.931	MM
200601K1_3	2.50	0.78	NO	29.50	0.943	3.39e4	1.44e6	2.35	-5.8	0.939	bb
200601K1_4	50.0	0.77	NO	29.51	0.944	7.19e5	1.38e6	52.4	4.8	1.04	bb
200601K1_5	400	0.78	NO	29.51	0.944	6.47e6	1.51e6	429	7.3	1.07	bb
200601K1_6	1000	0.78	NO	29.51	0.944	1.80e7	1.54e6	1040	4.3	1.04	bb

Compound name: PCB-51
 Response Factor: 1.08521
 RRF SD: 0.0690475, Relative SD: 6.48207
 Response type: Internal Std (Ref 179), Area * (IS Conc. / IS Area)
 Curve type: RF

Name	Std Conc	RA	nty	RT	RRT	Resp	IS Resp	Conc	%Dev	RRF	X = dropped
200601K1_1	0.250	0.77	NO	29.85	0.955	3.29e3	1.37e6	0.226	-9.4	0.965	MM
200601K1_2	1.00	0.81	NO	29.85	0.955	1.58e4	1.50e6	0.978	-2.2	1.04	MM

Dataset: U:\VG11.PRO\Results\200601K1\200601K1-CRVB.qld

Last Altered: Tuesday, June 02, 2020 10:21:37 Pacific Daylight Time

Printed: Tuesday, June 02, 2020 11:15:31 Pacific Daylight Time

Compound name: PCB-51

Name	Std. Conc.	RA	inj	RT	RRT	Resp	IS Resp	Conc.	%Dev	RRF	X = dropped
200601K1_3	2.50	0.79	NO	29.85	0.955	3.69e4	1.44e6	2.40	-4.1	1.02	bb
200601K1_4	50.0	0.77	NO	29.85	0.955	7.80e5	1.38e6	53.2	6.4	1.13	bb
200601K1_5	400	0.76	NO	29.85	0.955	6.92e6	1.51e6	430	7.4	1.14	bb
200601K1_6	1000	0.78	NO	29.85	0.955	1.87e7	1.54e6	1020	2.0	1.09	bb

Compound name: PCB-45

Response Factor: 0.858411

RRF SD: 0.0476675, Relative SD: 5.55299

Response type: Internal Std (Ref 179), Area * (IS Conc. / IS Area)

Curve type: RF

Name	Std. Conc.	RA	inj	RT	RRT	Resp	IS Resp	Conc.	%Dev	RRF	X = dropped
200601K1_1	0.250	0.86	NO	30.30	0.970	2.69e3	1.37e6	0.229	-8.4	0.766	MM
200601K1_2	1.00	0.77	NO	30.30	0.969	1.23e4	1.50e6	0.954	-4.6	0.819	bb
200601K1_3	2.50	0.80	NO	30.30	0.969	3.11e4	1.44e6	2.51	0.3	0.861	bb
200601K1_4	50.0	0.77	NO	30.30	0.969	6.21e5	1.38e6	52.5	5.1	0.902	bb
200601K1_5	400	0.79	NO	30.30	0.969	5.49e6	1.51e6	423	5.8	0.908	bb
200601K1_6	1000	0.79	NO	30.30	0.969	1.34e7	1.54e6	1020	1.9	0.874	bb

Compound name: PCB-46

Response Factor: 0.830725

RRF SD: 0.0416585, Relative SD: 5.01471

Response type: Internal Std (Ref 179), Area * (IS Conc. / IS Area)

Curve type: RF

Name	Std. Conc.	RA	inj	RT	RRT	Resp	IS Resp	Conc.	%Dev	RRF	X = dropped
200601K1_1	0.250	0.70	NO	30.80	0.986	2.61e3	1.37e6	0.230	-8.0	0.765	MM
200601K1_2	1.00	0.77	NO	30.80	0.985	1.25e4	1.50e6	1.00	0.4	0.834	bb
200601K1_3	2.50	0.75	NO	30.80	0.985	2.68e4	1.44e6	2.40	-3.9	0.798	bb
200601K1_4	50.0	0.77	NO	30.80	0.985	5.95e5	1.38e6	52.0	4.1	0.865	bb
200601K1_5	400	0.75	NO	30.80	0.985	5.26e6	1.51e6	419	4.8	0.870	bb
200601K1_6	1000	0.78	NO	30.80	0.985	1.31e7	1.54e6	1030	2.7	0.853	bb

Dataset: U:\VG11.PRO\Results\200801K1\200801K1-CRVB.qld

Last Altered: Tuesday, June 02, 2020 10:21:37 Pacific Daylight Time
 Printed: Tuesday, June 02, 2020 11:15:31 Pacific Daylight Time

Compound name: PCB-52/69
 Response Factor: 1.18655
 RRF SD: 0.0541044, Relative SD: 4.63798
 Response type: Internal Std (Ref 179), Area * (IS Conc. / IS Area)
 Curve type: RF

	Name	Std. Conc.	RA	Inty	RT	RRT	Resp	IS Resp	Conc	%Dev	RRF	X = dropped
1	200801K1_1	0.500	0.86	NO	31.28	1.001	7.66e3	1.37e6	0.481	-3.8	1.12	MM
2	200801K1_2	2.00	0.79	NO	31.30	1.001	3.38e4	1.50e6	1.93	-3.4	1.13	bd
3	200801K1_3	5.00	0.79	NO	31.30	1.001	7.99e4	1.44e6	4.74	-5.2	1.11	bd
4	200801K1_4	100	0.76	NO	31.30	1.001	1.67e6	1.38e6	104	3.9	1.21	bd
5	200801K1_5	800	0.77	NO	31.30	1.001	1.49e7	1.51e6	845	5.6	1.23	bd
6	200801K1_6	2000	0.78	NO	31.30	1.001	3.69e7	1.54e6	2060	2.9	1.20	bd

Compound name: PCB-73
 Response Factor: 1.44314
 RRF SD: 0.12369, Relative SD: 6.57088
 Response type: Internal Std (Ref 179), Area * (IS Conc. / IS Area)
 Curve type: RF

	Name	Std. Conc.	RA	Inty	RT	RRT	Resp	IS Resp	Conc	%Dev	RRF	X = dropped
1	200801K1_1	0.250	0.70	NO	31.41	1.005	4.29e3	1.37e6	0.218	-12.9	1.26	dd
2	200801K1_2	1.00	0.73	NO	31.41	1.005	2.10e4	1.50e6	0.971	-2.9	1.40	dd
3	200801K1_3	2.50	0.77	NO	31.41	1.005	4.90e4	1.44e6	2.35	-5.9	1.36	dd
4	200801K1_4	50.0	0.79	NO	31.41	1.005	1.06e6	1.38e6	53.5	7.0	1.54	dd
5	200801K1_5	400	0.77	NO	31.41	1.005	9.42e6	1.51e6	432	8.0	1.56	dd
6	200801K1_6	1000	0.77	NO	31.41	1.005	2.36e7	1.54e6	1070	6.7	1.54	dd

Compound name: PCB-43/49
 Response Factor: 1.01613
 RRF SD: 0.0523973, Relative SD: 5.15654
 Response type: Internal Std (Ref 179), Area * (IS Conc. / IS Area)
 Curve type: RF

	Name	Std. Conc.	RA	Inty	RT	RRT	Resp	IS Resp	Conc	%Dev	RRF	X = dropped
1	200801K1_1	0.500	0.86	NO	31.56	1.011	6.71e3	1.37e6	0.483	-3.3	0.982	db
2	200801K1_2	2.00	0.78	NO	31.58	1.010	2.91e4	1.50e6	1.91	-4.4	0.972	dd

Dataset: U:\VG11.PRO\Results\200601K1\200601K1-CRVB.qld

Last Altered: Tuesday, June 02, 2020 10:21:37 Pacific Daylight Time
 Printed: Tuesday, June 02, 2020 11:15:31 Pacific Daylight Time

Compound name: PCB-43/49

Name	Std. Conc.	RA	inj	RT	RRT	Resp	IS Resp	Conc.	%Dev	RRF	X = dropped
200601K1_3	5.00	0.78	NO	31.58	1.010	6.88e4	1.44e6	4.69	-6.2	0.953	dd
200601K1_4	100	0.77	NO	31.80	1.011	1.47e6	1.38e6	105	5.1	1.07	dd
200601K1_5	800	0.77	NO	31.58	1.010	1.28e7	1.51e6	835	4.4	1.06	dd
200601K1_6	2000	0.77	NO	31.58	1.010	3.26e7	1.54e6	2090	4.4	1.06	dd

Compound name: PCB-47

Response Factor: 0.92191

RRF SD: 0.0589335, Relative SD: 6.39255

Response type: Internal Std (Ref 180), Area * (IS Conc. / IS Area)

Curve type: RF

Name	Std. Conc.	RA	inj	RT	RRT	Resp	IS Resp	Conc.	%Dev	RRF	X = dropped
200601K1_1	0.250	0.70	NO	31.78	1.001	3.20e3	1.44e6	0.241	-3.4	0.891	bd
200601K1_2	1.00	0.76	NO	31.80	1.001	1.48e4	1.59e6	1.00	0.4	0.928	dd
200601K1_3	2.50	0.79	NO	31.80	1.001	3.29e4	1.53e6	2.33	-6.7	0.880	dd
200601K1_4	50.0	0.77	NO	31.80	1.001	7.69e5	1.49e6	56.0	11.9	1.03	dd
200601K1_5	400	0.76	NO	31.80	1.001	5.90e6	1.80e6	400	-0.1	0.921	dd
200601K1_6	1000	0.76	NO	31.80	1.001	1.50e7	1.66e6	979	-2.1	0.902	dd

Compound name: PCB-48/75

Response Factor: 1.12021

RRF SD: 0.0667822, Relative SD: 5.96157

Response type: Internal Std (Ref 180), Area * (IS Conc. / IS Area)

Curve type: RF

Name	Std. Conc.	RA	inj	RT	RRT	Resp	IS Resp	Conc.	%Dev	RRF	X = dropped
200601K1_1	0.500	0.75	NO	31.90	1.004	7.31e3	1.44e6	0.454	-9.3	1.02	db
200601K1_2	2.00	0.76	NO	31.92	1.005	3.52e4	1.59e6	1.97	-1.5	1.10	db
200601K1_3	5.00	0.79	NO	31.92	1.004	8.41e4	1.53e6	4.91	-1.9	1.10	db
200601K1_4	100	0.77	NO	31.92	1.004	1.66e6	1.49e6	99.7	-0.3	1.12	db
200601K1_5	800	0.78	NO	31.92	1.004	1.54e7	1.60e6	859	7.4	1.20	db
200601K1_6	2000	0.76	NO	31.92	1.004	3.92e7	1.68e6	2110	5.8	1.18	db

Dataset: U:\VG11.PRO\Results\200801K1\200801K1-CRVB.qld

Last Altered: Tuesday, June 02, 2020 10:21:37 Pacific Daylight Time
 Printed: Tuesday, June 02, 2020 11:15:31 Pacific Daylight Time

Compound name: PCB-85
 Response Factor: 1.28219
 RRF SD: 0.0574331, Relative SD: 4.47931
 Response type: Internal Std (Ref 180), Area * (IS Conc. / IS Area)
 Curve type: RF

	Name	Std Conc	RA	Qty	RT	RRT	Resp	IS Resp	Conc	%Dev	RRF	X = dropped
1	200801K1_1	0.250	0.88	NO	32.18	1.013	4.34e3	1.44e6	0.236	-5.8	1.21	bd
2	200801K1_2	1.00	0.85	NO	32.19	1.013	1.96e4	1.59e6	0.959	-4.1	1.23	bd
3	200801K1_3	2.50	0.71	NO	32.19	1.013	4.83e4	1.53e6	2.47	-1.4	1.28	bd
4	200801K1_4	50.0	0.76	NO	32.19	1.013	9.93e5	1.49e6	52.0	4.0	1.33	bd
5	200801K1_5	400	0.77	NO	32.19	1.013	8.65e6	1.60e6	421	5.4	1.35	bd
6	200801K1_6	1000	0.77	NO	32.19	1.013	2.17e7	1.68e6	1020	2.0	1.31	bd

Compound name: PCB-82
 Response Factor: 1.12765
 RRF SD: 0.0353947, Relative SD: 3.13879
 Response type: Internal Std (Ref 180), Area * (IS Conc. / IS Area)
 Curve type: RF

	Name	Std Conc	RA	Qty	RT	RRT	Resp	IS Resp	Conc	%Dev	RRF	X = dropped
1	200801K1_1	0.250	0.72	NO	32.29	1.016	4.14e3	1.44e6	0.255	2.1	1.15	db
2	200801K1_2	1.00	0.70	NO	32.29	1.016	1.80e4	1.59e6	0.999	-0.1	1.13	dd
3	200801K1_3	2.50	0.79	NO	32.29	1.016	4.05e4	1.53e6	2.35	-6.1	1.08	dd
4	200801K1_4	50.0	0.76	NO	32.31	1.016	8.53e5	1.49e6	50.8	1.8	1.15	db
5	200801K1_5	400	0.79	NO	32.31	1.016	7.38e6	1.60e6	409	2.2	1.15	db
6	200801K1_6	1000	0.76	NO	32.31	1.016	1.88e7	1.68e6	1000	0.3	1.13	db

Compound name: PCB-44
 Response Factor: 0.824154
 RRF SD: 0.0474856, Relative SD: 5.75932
 Response type: Internal Std (Ref 180), Area * (IS Conc. / IS Area)
 Curve type: RF

	Name	Std Conc	RA	Qty	RT	RRT	Resp	IS Resp	Conc	%Dev	RRF	X = dropped
1	200801K1_1	0.250	0.88	NO	32.62	1.027	3.12e3	1.44e6	0.263	5.2	0.867	MM
2	200801K1_2	1.00	0.78	NO	32.62	1.027	1.16e4	1.59e6	0.895	-10.5	0.738	dd

Dataset: U:\VG11.PRO\Results\200601K1\200601K1-CRVB.qld

Last Altered: Tuesday, June 02, 2020 10:21:37 Pacific Daylight Time

Printed: Tuesday, June 02, 2020 11:15:31 Pacific Daylight Time

Compound name: PCB-44

Name	Std. Conc.	RA	inj	RT	RRT	Resp	IS Resp	Conc.	%Dev	RRF	X= dropped
200601K1_3	2.50	0.75	NO	32.62	1.026	3.09e4	1.53e6	2.45	-1.9	0.806	dd
200601K1_4	50.0	0.79	NO	32.62	1.026	6.30e5	1.49e6	51.3	2.6	0.845	MM
200601K1_5	400	0.77	NO	32.62	1.026	5.51e6	1.60e6	418	4.4	0.860	db
200601K1_6	1000	0.77	NO	32.62	1.026	1.37e7	1.66e6	1000	0.2	0.826	db

Compound name: PCB-42/59

Response Factor: 1.04973

RRF SD: 0.0493426, Relative SD: 4.70053

Response type: Internal Std (Ref 180), Area * (IS Conc. / IS Area)

Curve type: RF

Name	Std. Conc.	RA	inj	RT	RRT	Resp	IS Resp	Conc.	%Dev	RRF	X= dropped
200601K1_1	0.500	0.76	NO	32.85	1.034	7.25e3	1.44e6	0.481	-3.9	1.01	bb
200601K1_2	2.00	0.81	NO	32.85	1.034	3.17e4	1.59e6	1.89	-5.4	0.994	db
200601K1_3	5.00	0.78	NO	32.85	1.033	7.78e4	1.53e6	4.85	-3.0	1.02	db
200601K1_4	100	0.78	NO	32.85	1.033	1.60e6	1.49e6	103	2.8	1.08	MM
200601K1_5	800	0.78	NO	32.85	1.033	1.43e7	1.60e6	850	6.2	1.12	bb
200601K1_6	2000	0.78	NO	32.85	1.033	3.60e7	1.66e6	2070	3.5	1.09	bb

Compound name: PCB-41/64/71/72

Response Factor: 1.18742

RRF SD: 0.0661253, Relative SD: 5.56883

Response type: Internal Std (Ref 180), Area * (IS Conc. / IS Area)

Curve type: RF

Name	Std. Conc.	RA	inj	RT	RRT	Resp	IS Resp	Conc.	%Dev	RRF	X= dropped
200601K1_1	1.00	0.74	NO	33.46	1.053	1.80e4	1.44e6	0.939	-6.1	1.12	MM
200601K1_2	4.00	0.74	NO	33.46	1.053	7.29e4	1.59e6	3.85	-3.7	1.14	bb
200601K1_3	10.0	0.78	NO	33.46	1.053	1.74e5	1.53e6	9.57	-4.3	1.14	MM
200601K1_4	200	0.79	NO	33.46	1.053	3.62e6	1.49e6	205	2.3	1.22	bb
200601K1_5	1800	0.77	NO	33.46	1.053	3.29e7	1.60e6	1730	8.2	1.29	bb
200601K1_6	4000	0.77	NO	33.46	1.053	8.18e7	1.66e6	4140	3.5	1.23	bb

Dataset: U:\VG11.PRO\Results\200601K1\200601K1-CRVB.qld

Last Altered: Tuesday, June 02, 2020 10:21:37 Pacific Daylight Time
 Printed: Tuesday, June 02, 2020 11:15:31 Pacific Daylight Time

Compound name: PCB-68
 Response Factor: 1.27785
 RRF SD: 0.0478803, Relative SD: 3.74694
 Response type: Internal Std (Ref 180), Area * (IS Conc. / IS Area)
 Curve type: RF

Name	Std. Conc.	RA	nty	RT	RRT	Resp	IS Resp	Conc	%Dev	RRF	X = dropped
200601K1_1	0.250	0.75	NO	33.72	1.061	4.51e3	1.44e6	0.245	-1.9	1.25	bb
200601K1_2	1.00	0.75	NO	33.72	1.061	1.97e4	1.59e6	0.969	-3.1	1.24	bb
200601K1_3	2.50	0.77	NO	33.72	1.061	4.67e4	1.53e6	2.39	-4.4	1.22	MM
200601K1_4	50.0	0.76	NO	33.72	1.061	9.69e5	1.49e6	50.9	1.8	1.30	bd
200601K1_5	400	0.77	NO	33.72	1.061	8.63e6	1.60e6	422	5.5	1.35	bd
200601K1_6	1000	0.78	NO	33.72	1.061	2.16e7	1.66e6	1020	2.1	1.30	bd

Compound name: PCB-40
 Response Factor: 0.802057
 RRF SD: 0.0348124, Relative SD: 5.74902
 Response type: Internal Std (Ref 180), Area * (IS Conc. / IS Area)
 Curve type: RF

Name	Std. Conc.	RA	nty	RT	RRT	Resp	IS Resp	Conc	%Dev	RRF	X = dropped
200601K1_1	0.250	0.71	NO	33.94	1.069	2.03e3	1.44e6	0.235	-6.2	0.565	bb
200601K1_2	1.00	0.74	NO	33.94	1.069	9.28e3	1.59e6	0.967	-3.3	0.562	MM
200601K1_3	2.50	0.77	NO	33.94	1.068	2.17e4	1.53e6	2.36	-5.7	0.566	db
200601K1_4	50.0	0.77	NO	33.94	1.068	4.64e5	1.49e6	51.7	3.3	0.622	db
200601K1_5	400	0.77	NO	33.94	1.068	4.12e6	1.60e6	426	7.0	0.644	db
200601K1_6	1000	0.78	NO	33.94	1.068	1.05e7	1.66e6	1050	4.8	0.631	db

Compound name: PCB-57
 Response Factor: 1.16294
 RRF SD: 0.0605093, Relative SD: 5.20312
 Response type: Internal Std (Ref 181), Area * (IS Conc. / IS Area)
 Curve type: RF

Name	Std. Conc.	RA	nty	RT	RRT	Resp	IS Resp	Conc	%Dev	RRF	X = dropped
200601K1_1	0.250	0.79	NO	34.30	0.969	4.64e3	1.70e6	0.234	-6.4	1.09	bb
200601K1_2	1.00	0.74	NO	34.32	0.969	2.02e4	1.84e6	0.946	-5.4	1.10	bb

Dataset: U:\VG11.PRO\Results\200601K1\200601K1-CRVB.qld

Last Altered: Tuesday, June 02, 2020 10:21:37 Pacific Daylight Time

Printed: Tuesday, June 02, 2020 11:15:31 Pacific Daylight Time

Compound name: PCB-57

Name	Std Conc	RA	n/y	RT	RRT	Resp	IS Resp	Conc	%Dev	RRF	X = dropped
200601K1_3	2.50	0.74	NO	34.32	0.969	5.14e4	1.79e6	2.48	-1.4	1.15	MM
200601K1_4	50.0	0.77	NO	34.32	0.969	1.04e6	1.73e6	51.4	2.8	1.20	bb
200601K1_5	400	0.79	NO	34.32	0.969	9.05e6	1.84e6	423	5.8	1.23	bb
200601K1_6	1000	0.78	NO	34.32	0.969	2.31e7	1.90e6	1050	4.8	1.22	bb

Compound name: PCB-67

Response Factor: 1.0841

RRF SD: 0.0420751, Relative SD: 3.8811

Response type: Internal Std (Ref 181), Area * (IS Conc. / IS Area)

Curve type: RF

Name	Std Conc	RA	n/y	RT	RRT	Resp	IS Resp	Conc	%Dev	RRF	X = dropped
200601K1_1	0.250	0.88	NO	34.83	0.978	4.35e3	1.70e6	0.235	-5.8	1.02	bd
200601K1_2	1.00	0.75	NO	34.83	0.978	1.95e4	1.84e6	0.979	-2.1	1.06	bd
200601K1_3	2.50	0.78	NO	34.83	0.978	4.82e4	1.79e6	2.48	-0.9	1.07	bd
200601K1_4	50.0	0.75	NO	34.83	0.978	9.48e5	1.73e6	50.4	0.9	1.09	bd
200601K1_5	400	0.76	NO	34.83	0.978	8.40e6	1.84e6	422	5.4	1.14	bd
200601K1_6	1000	0.78	NO	34.83	0.978	2.11e7	1.90e6	1020	2.5	1.11	bd

Compound name: PCB-58

Response Factor: 1.20403

RRF SD: 0.0834546, Relative SD: 6.93126

Response type: Internal Std (Ref 181), Area * (IS Conc. / IS Area)

Curve type: RF

Name	Std Conc	RA	n/y	RT	RRT	Resp	IS Resp	Conc	%Dev	RRF	X = dropped
200601K1_1	0.250	0.80	NO	34.74	0.982	4.98e3	1.70e6	0.243	-2.8	1.17	dd
200601K1_2	1.00	0.80	NO	34.74	0.981	2.02e4	1.84e6	0.910	-9.0	1.10	dd
200601K1_3	2.50	0.78	NO	34.76	0.982	5.08e4	1.79e6	2.35	-5.9	1.13	dd
200601K1_4	50.0	0.75	NO	34.76	0.982	1.09e6	1.73e6	52.1	4.1	1.25	dd
200601K1_5	400	0.78	NO	34.76	0.982	9.62e6	1.84e6	435	8.7	1.31	dd
200601K1_6	1000	0.78	NO	34.76	0.982	2.40e7	1.90e6	1050	5.0	1.28	dd

Dataset: U:\VG11.PRO\Results200601K1\200601K1-CRVB.qld

Last Altered: Tuesday, June 02, 2020 10:21:37 Pacific Daylight Time
 Printed: Tuesday, June 02, 2020 11:15:31 Pacific Daylight Time

Compound name: PCB-63
 Response Factor: 1.07187
 RRF SD: 0.049724, Relative SD: 4.639
 Response type: Internal Std (Ref 181), Area * (IS Conc. / IS Area)
 Curve type: RF

	Name	Std. Conc.	RA	Int.	RT	RRT	Resp.	IS Resp.	Conc.	%Dev.	RRF	X = dropped
1	200601K1_1	0.250	0.82	NO	34.91	0.988	4.33e3	1.70e6	0.237	-5.1	1.02	db
2	200601K1_2	1.00	0.75	NO	34.91	0.988	1.92e4	1.84e6	0.972	-2.8	1.04	dd
3	200601K1_3	2.50	0.79	NO	34.91	0.988	4.66e4	1.79e6	2.42	-3.2	1.04	db
4	200601K1_4	50.0	0.77	NO	34.91	0.988	9.31e5	1.73e6	50.1	0.2	1.07	db
5	200601K1_5	400	0.78	NO	34.91	0.988	8.42e6	1.84e6	427	6.8	1.14	db
6	200601K1_6	1000	0.77	NO	34.91	0.988	2.12e7	1.90e6	1040	4.1	1.12	db

Compound name: PCB-74
 Response Factor: 1.18508
 RRF SD: 0.0699946, Relative SD: 5.90632
 Response type: Internal Std (Ref 181), Area * (IS Conc. / IS Area)
 Curve type: RF

	Name	Std. Conc.	RA	Int.	RT	RRT	Resp.	IS Resp.	Conc.	%Dev.	RRF	X = dropped
1	200601K1_1	0.250	0.82	NO	35.21	0.995	4.68e3	1.70e6	0.232	-7.3	1.10	bd
2	200601K1_2	1.00	0.74	NO	35.21	0.994	2.06e4	1.84e6	0.943	-5.7	1.12	MM
3	200601K1_3	2.50	0.74	NO	35.21	0.994	5.22e4	1.79e6	2.46	-1.8	1.16	MM
4	200601K1_4	50.0	0.77	NO	35.21	0.994	1.05e6	1.73e6	51.3	2.6	1.22	bd
5	200601K1_5	400	0.76	NO	35.21	0.994	9.38e6	1.84e6	430	7.6	1.28	bd
6	200601K1_6	1000	0.77	NO	35.21	0.994	2.36e7	1.90e6	1050	4.5	1.24	bd

Compound name: PCB-81/70
 Response Factor: 1.05421
 RRF SD: 0.062537, Relative SD: 5.9321
 Response type: Internal Std (Ref 181), Area * (IS Conc. / IS Area)
 Curve type: RF

	Name	Std. Conc.	RA	Int.	RT	RRT	Resp.	IS Resp.	Conc.	%Dev.	RRF	X = dropped
1	200601K1_1	0.500	0.86	NO	35.41	1.000	8.47e3	1.70e6	0.472	-5.7	0.994	MM
2	200601K1_2	2.00	0.78	NO	35.34	0.998	3.65e4	1.84e6	1.88	-5.8	0.993	MM

Dataset: U:\VG11.PRO\Results\200601K1\200601K1-CRVB.qld

Last Altered: Tuesday, June 02, 2020 10:21:37 Pacific Daylight Time

Printed: Tuesday, June 02, 2020 11:15:31 Pacific Daylight Time

Compound name: PCB-61/70

Name	Std Conc	RA	n/y	RT	RRT	Resp	IS Resp	Conc	%Dev	RRF	X = dropped
200601K1_3	5.00	0.78	NO	35.34	0.998	9.20e4	1.79e6	4.86	-2.7	1.03	MM
200601K1_4	100	0.78	NO	35.43	1.000	1.90e6	1.73e6	104	3.9	1.10	MM
200601K1_5	800	0.78	NO	35.43	1.000	1.67e7	1.84e6	859	7.4	1.13	MM
200601K1_6	2000	0.78	NO	35.43	1.000	4.18e7	1.90e6	2080	4.2	1.10	MM

Compound name: PCB-76/86

Response Factor: 1.16443

RRF SD: 0.0785507, Relative SD: 6.5741

Response type: Internal Std (Ref 181), Area * (IS Conc. / IS Area)

Curve type: RF

Name	Std Conc	RA	n/y	RT	RRT	Resp	IS Resp	Conc	%Dev	RRF	X = dropped
200601K1_1	0.500	0.78	NO	35.62	1.006	9.04e3	1.70e6	0.456	-8.9	1.06	MM
200601K1_2	2.00	0.75	NO	35.58	1.005	4.11e4	1.84e6	1.92	-4.0	1.12	dd
200601K1_3	5.00	0.78	NO	35.60	1.005	9.65e4	1.79e6	4.72	-5.7	1.10	MM
200601K1_4	100	0.78	NO	35.60	1.005	2.09e6	1.73e6	104	3.8	1.21	dd
200601K1_5	800	0.77	NO	35.64	1.006	1.65e7	1.84e6	862	7.7	1.25	dd
200601K1_6	2000	0.78	NO	35.64	1.006	4.89e7	1.90e6	2120	5.9	1.23	dd

Compound name: PCB-80

Response Factor: 1.18682

RRF SD: 0.0586291, Relative SD: 4.94003

Response type: Internal Std (Ref 182), Area * (IS Conc. / IS Area)

Curve type: RF

Name	Std Conc	RA	n/y	RT	RRT	Resp	IS Resp	Conc	%Dev	RRF	X = dropped
200601K1_1	0.250	0.83	NO	35.86	1.000	4.91e3	1.75e6	0.236	-5.5	1.12	MM
200601K1_2	1.00	0.77	NO	35.86	1.000	2.09e4	1.87e6	0.941	-5.9	1.12	db
200601K1_3	2.50	0.78	NO	35.86	1.000	5.45e4	1.86e6	2.47	-1.2	1.17	MM
200601K1_4	50.0	0.78	NO	35.86	1.000	1.10e6	1.79e6	51.5	3.1	1.22	db
200601K1_5	400	0.78	NO	35.86	1.000	9.53e6	1.90e6	422	5.5	1.25	db
200601K1_6	1000	0.78	NO	35.86	1.000	2.45e7	1.99e6	1040	4.0	1.23	dd

Dataset: U:\VG11.PRO\Results\200601K1\200601K1-CRVB.qld

Last Altered: Tuesday, June 02, 2020 10:21:37 Pacific Daylight Time

Printed: Tuesday, June 02, 2020 11:15:31 Pacific Daylight Time

Compound name: PCB-55

Response Factor: 1.16899

RRF SD: 0.0699531, Relative SD: 5.98407

Response type: Internal Std (Ref 182), Area * (IS Conc. / IS Area)

Curve type: RF

	Name	Std Conc	RA	ny	RT	RRF	Resp	IS Resp	Conc	%Dev	RRF	X=dropped
1	200601K1_1	0.250	0.86	NO	36.18	1.009	4.80e3	1.75e6	0.235	-6.1	1.10	MM
2	200601K1_2	1.00	0.81	NO	36.18	1.010	2.10e4	1.87e6	0.959	-4.1	1.12	MM
3	200601K1_3	2.50	0.76	NO	36.18	1.010	5.16e4	1.86e6	2.37	-5.1	1.11	MM
4	200601K1_4	50.0	0.77	NO	36.18	1.010	1.07e6	1.79e6	51.0	2.1	1.19	MM
5	200601K1_5	400	0.77	NO	36.18	1.010	9.66e6	1.90e6	434	8.6	1.27	MM
6	200601K1_6	1000	0.77	NO	36.18	1.010	2.43e7	1.99e6	1050	4.8	1.22	MM

Compound name: PCB-56/60

Response Factor: 1.01793

RRF SD: 0.0552104, Relative SD: 5.42377

Response type: Internal Std (Ref 182), Area * (IS Conc. / IS Area)

Curve type: RF

	Name	Std Conc	RA	ny	RT	RRF	Resp	IS Resp	Conc	%Dev	RRF	X=dropped
1	200601K1_1	0.500	0.85	NO	36.70	1.024	8.20e3	1.75e6	0.460	-8.0	0.937	MM
2	200601K1_2	2.00	0.78	NO	36.70	1.024	3.71e4	1.87e6	1.95	-2.7	0.991	MM
3	200601K1_3	5.00	0.78	NO	36.70	1.024	9.24e4	1.86e6	4.88	-2.4	0.993	bb
4	200601K1_4	100	0.77	NO	36.70	1.024	1.86e6	1.79e6	102	2.1	1.04	bb
5	200601K1_5	800	0.77	NO	36.70	1.024	1.86e7	1.90e6	859	7.3	1.09	bb
6	200601K1_6	2000	0.77	NO	36.70	1.024	4.19e7	1.99e6	2070	3.8	1.05	bb

Compound name: PCB-79

Response Factor: 1.13843

RRF SD: 0.0710526, Relative SD: 6.24129

Response type: Internal Std (Ref 182), Area * (IS Conc. / IS Area)

Curve type: RF

	Name	Std Conc	RA	ny	RT	RRF	Resp	IS Resp	Conc	%Dev	RRF	X=dropped
1	200601K1_1	0.250	0.80	NO	37.80	1.054	4.62e3	1.75e6	0.232	-7.2	1.06	MM
2	200601K1_2	1.00	0.87	NO	37.80	1.054	2.03e4	1.87e6	0.950	-5.0	1.08	MM

Dataset: U:\VG11.PRO\Results\200601K1\200601K1-CRVB.qld

Last Altered: Tuesday, June 02, 2020 10:21:37 Pacific Daylight Time

Printed: Tuesday, June 02, 2020 11:15:31 Pacific Daylight Time

Compound name: PCB-79

Name	Std Conc	RA	nty	RT	RRF	Resp	IS Resp	Conc	%Dev	RRF	X = dropped
200601K1_3	2.50	0.80	NO	37.80	1.054	5.06e4	1.86e6	2.39	-4.3	1.09	MM
200601K1_4	50.0	0.77	NO	37.80	1.054	1.06e6	1.79e6	51.8	3.6	1.18	bb
200601K1_5	400	0.77	NO	37.81	1.055	9.30e6	1.90e6	430	7.4	1.22	bb
200601K1_6	1000	0.77	NO	37.81	1.055	2.39e7	1.99e6	1060	5.6	1.20	bb

Compound name: PCB-78

Response Factor: 1.13645

RRF SD: 0.0648397, Relative SD: 5.70544

Response type: Internal Std (Ref 183), Area * (IS Conc. / IS Area)

Curve type: RF

Name	Std Conc	RA	nty	RT	RRF	Resp	IS Resp	Conc	%Dev	RRF	X = dropped
200601K1_1	0.250	0.84	NO	39.50	0.988	4.37e3	1.65e6	0.234	-6.6	1.08	MM
200601K1_2	1.00	0.72	NO	39.52	0.987	1.92e4	1.76e6	0.959	-4.1	1.09	MM
200601K1_3	2.50	0.77	NO	39.52	0.987	4.87e4	1.80e6	2.38	-4.7	1.08	MM
200601K1_4	50.0	0.77	NO	39.52	0.987	1.02e6	1.70e6	52.5	4.9	1.19	MM
200601K1_5	400	0.79	NO	39.52	0.987	8.97e6	1.88e6	420	5.1	1.19	MM
200601K1_6	1000	0.78	NO	39.52	0.987	2.33e7	1.94e6	1050	5.5	1.20	MM

Compound name: PCB-81

Response Factor: 1.04638

RRF SD: 0.0531934, Relative SD: 5.08358

Response type: Internal Std (Ref 183), Area * (IS Conc. / IS Area)

Curve type: RF

Name	Std Conc	RA	nty	RT	RRF	Resp	IS Resp	Conc	%Dev	RRF	X = dropped
200601K1_1	0.250	0.71	NO	39.08	1.000	3.97e3	1.85e6	0.230	-7.9	0.964	MM
200601K1_2	1.00	0.76	NO	39.08	1.000	1.82e4	1.76e6	0.987	-1.3	1.03	MM
200601K1_3	2.50	0.75	NO	39.08	1.000	4.55e4	1.80e6	2.41	-3.4	1.01	MM
200601K1_4	50.0	0.77	NO	39.08	1.000	9.27e5	1.70e6	52.0	4.1	1.09	MM
200601K1_5	400	0.76	NO	39.08	1.000	8.26e6	1.88e6	420	5.0	1.10	MM
200601K1_6	1000	0.75	NO	39.08	1.000	2.10e7	1.94e6	1040	3.5	1.08	dd

Dataset: U:\VG11.PRO\Results\200801K1\200801K1-CRVB.qld

Last Altered: Tuesday, June 02, 2020 10:21:37 Pacific Daylight Time

Printed: Tuesday, June 02, 2020 11:15:31 Pacific Daylight Time

Compound name: PCB-77

Response Factor: 1.13899

RRF SD: 0.0451791, Relative SD: 3.97357

Response type: Internal Std (Ref 184), Area * (IS Conc. / IS Area)

Curve type: RF

Name	Std. Conc.	RA	n/y	RT	RRT	Resp.	IS Resp.	Conc.	%Dev.	RRF	X = dropped
200801K1_1	0.250	0.83	NO	39.67	1.000	4.37e3	1.59e6	0.241	-3.5	1.10	MM
200801K1_2	1.00	0.80	NO	39.67	1.000	1.89e4	1.71e6	0.972	-2.8	1.11	MM
200801K1_3	2.50	0.80	NO	39.67	1.000	4.78e4	1.75e6	2.40	-4.0	1.09	MM
200801K1_4	50.0	0.77	NO	39.67	1.000	1.00e6	1.69e6	52.1	4.2	1.18	MM
200801K1_5	400	0.77	NO	39.67	1.000	8.76e6	1.84e6	420	5.0	1.19	MM
200801K1_6	1000	0.78	NO	39.67	1.000	2.23e7	1.94e6	1010	1.1	1.15	MM

Compound name: PCB-104

Response Factor: 1.12208

RRF SD: 0.11916, Relative SD: 10.6196

Response type: Internal Std (Ref 185), Area * (IS Conc. / IS Area)

Curve type: RF

Name	Std. Conc.	RA	n/y	RT	RRT	Resp.	IS Resp.	Conc.	%Dev.	RRF	X = dropped
200801K1_1	0.250	1.37	NO	32.47	1.001	2.59e3	1.12e6	0.206	-17.7	0.924	MM
200801K1_2	1.00	1.55	NO	32.47	1.001	1.33e4	1.28e6	0.942	-5.8	1.06	bb
200801K1_3	2.50	1.52	NO	32.47	1.001	3.30e4	1.20e6	2.48	-1.8	1.10	bb
200801K1_4	50.0	1.57	NO	32.47	1.001	7.02e5	1.17e6	53.2	6.5	1.19	bb
200801K1_5	400	1.55	NO	32.47	1.001	6.29e6	1.28e6	437	9.3	1.23	bb
200801K1_6	1000	1.56	NO	32.47	1.001	1.57e7	1.28e6	1090	9.3	1.23	bb

Compound name: PCB-96

Response Factor: 1.15383

RRF SD: 0.0979018, Relative SD: 8.48491

Response type: Internal Std (Ref 185), Area * (IS Conc. / IS Area)

Curve type: RF

Name	Std. Conc.	RA	n/y	RT	RRT	Resp.	IS Resp.	Conc.	%Dev.	RRF	X = dropped
200801K1_1	0.250	1.77	NO	33.78	1.041	2.64e3	1.12e6	0.220	-12.2	1.01	MM
200801K1_2	1.00	1.54	NO	33.78	1.041	1.35e4	1.28e6	0.932	-6.8	1.08	bb

Dataset: U:\VG11.PRO\Results\200601K1\200601K1-CRVB.qld

Last Altered: Tuesday, June 02, 2020 10:21:37 Pacific Daylight Time

Printed: Tuesday, June 02, 2020 11:15:31 Pacific Daylight Time

Compound name: PCB-96

Name	Std Conc	RA	n/y	RT	RRT	Resp	IS Resp	Conc	%Dev	RRF	X = dropped
200601K1_3	2.50	1.49	NO	33.78	1.041	3.37e4	1.20e6	2.45	-2.2	1.13	bb
200601K1_4	50.0	1.58	NO	33.78	1.041	7.07e5	1.17e6	52.2	4.3	1.20	bb
200601K1_5	400	1.57	NO	33.78	1.041	6.41e6	1.28e6	434	8.4	1.25	bb
200601K1_6	1000	1.57	NO	33.78	1.041	1.80e7	1.28e6	1080	8.4	1.25	bb

Compound name: PCB-103

Response Factor: 0.936494

RRF SD: 0.0702306, Relative SD: 7.49931

Response type: Internal Std (Ref 185), Area * (IS Conc. / IS Area)

Curve type: RF

Name	Std Conc	RA	n/y	RT	RRT	Resp	IS Resp	Conc	%Dev	RRF	X = dropped
200601K1_1	0.250	1.88	NO	34.33	1.059	2.72e3	1.12e6	0.259	3.5	0.969	MM
200601K1_2	1.00	1.75	NO	34.33	1.058	1.06e4	1.26e6	0.898	-10.2	0.841	MM
200601K1_3	2.50	1.71	NO	34.33	1.058	2.57e4	1.20e6	2.30	-8.0	0.862	bb
200601K1_4	50.0	1.56	NO	34.33	1.058	5.53e5	1.17e6	50.3	0.8	0.942	bb
200601K1_5	400	1.58	NO	34.33	1.058	5.08e6	1.28e6	423	5.7	0.990	bb
200601K1_6	1000	1.55	NO	34.33	1.058	1.30e7	1.28e6	1080	6.3	1.01	bb

Compound name: PCB-100

Response Factor: 0.953574

RRF SD: 0.0599585, Relative SD: 6.28777

Response type: Internal Std (Ref 185), Area * (IS Conc. / IS Area)

Curve type: RF

Name	Std Conc	RA	n/y	RT	RRT	Resp	IS Resp	Conc	%Dev	RRF	X = dropped
200601K1_1	0.250	1.33	NO	34.69	1.069	2.84e3	1.12e6	0.247	-1.3	0.941	bb
200601K1_2	1.00	1.48	NO	34.69	1.069	1.09e4	1.28e6	0.913	-8.7	0.870	MM
200601K1_3	2.50	1.72	NO	34.71	1.069	2.72e4	1.20e6	2.38	-4.7	0.908	bb
200601K1_4	50.0	1.58	NO	34.71	1.069	5.88e5	1.17e6	50.5	1.0	0.983	bb
200601K1_5	400	1.57	NO	34.71	1.069	5.18e6	1.28e6	422	5.5	1.01	bb
200601K1_6	1000	1.55	NO	34.71	1.069	1.32e7	1.28e6	1080	6.2	1.03	bb

Dataset: U:\VG11.PRO\Results\200601K1\200601K1-CRVB.qld

Last Altered: Tuesday, June 02, 2020 10:21:37 Pacific Daylight Time

Printed: Tuesday, June 02, 2020 11:15:31 Pacific Daylight Time

Compound name: PCB-94

Response Factor: 0.948862

RRF SD: 0.0587427, Relative SD: 6.19086

Response type: Internal Std (Ref 186), Area * (IS Conc. / IS Area)

Curve type: RF

	Name	Std. Conc.	RA	n/y	RT	RRT	Resp	IS Resp	Conc.	%Dev	RRF	X = dropped
1	200601K1_1	0.250	1.87	NO	35.17	0.985	2.16e3	8.86e5	0.257	2.8	0.975	MM
2	200601K1_2	1.00	1.51	NO	35.19	0.985	8.32e3	9.63e5	0.910	-9.0	0.863	bb
3	200601K1_3	2.50	1.49	NO	35.19	0.985	2.12e4	9.53e5	2.35	-6.1	0.891	bb
4	200601K1_4	50.0	1.57	NO	35.19	0.985	4.48e5	9.36e5	50.5	0.9	0.958	bb
5	200601K1_5	400	1.57	NO	35.19	0.985	4.07e6	1.01e6	424	6.0	1.01	bb
6	200601K1_6	1000	1.57	NO	35.19	0.985	1.05e7	1.05e6	1050	5.4	1.00	bb

Compound name: PCB-95/98/102

Response Factor: 1.20445

RRF SD: 0.061353, Relative SD: 5.09384

Response type: Internal Std (Ref 186), Area * (IS Conc. / IS Area)

Curve type: RF

	Name	Std. Conc.	RA	n/y	RT	RRT	Resp	IS Resp	Conc.	%Dev	RRF	X = dropped
1	200601K1_1	0.750	1.52	NO	35.66	0.998	7.52e3	8.86e5	0.704	-6.1	1.13	MM
2	200601K1_2	3.00	1.52	NO	35.67	0.999	3.47e4	9.63e5	2.99	-0.3	1.20	bd
3	200601K1_3	7.50	1.61	NO	35.67	0.999	8.12e4	9.53e5	7.08	-5.6	1.14	dd
4	200601K1_4	150	1.57	NO	35.67	0.998	1.72e6	9.36e5	152	1.5	1.22	bd
5	200601K1_5	1200	1.56	NO	35.67	0.998	1.56e7	1.01e6	1260	6.5	1.28	bd
6	200601K1_6	3000	1.57	NO	35.67	0.998	3.94e7	1.05e6	3120	4.0	1.25	bd

Compound name: PCB-83

Response Factor: 0.935009

RRF SD: 0.088569, Relative SD: 9.47253

Response type: Internal Std (Ref 186), Area * (IS Conc. / IS Area)

Curve type: RF

	Name	Std. Conc.	RA	n/y	RT	RRT	Resp	IS Resp	Conc.	%Dev	RRF	X = dropped
1	200601K1_1	0.250	1.42	NO	35.82	1.003	1.78e3	8.86e5	0.215	-14.0	0.805	MM
2	200601K1_2	1.00	1.59	NO	35.81	1.003	8.62e3	9.63e5	0.957	-4.3	0.895	dd

Dataset: U:\VG11.PROVResults\200801K1\200801K1-CRVB.qld

Last Altered: Tuesday, June 02, 2020 10:21:37 Pacific Daylight Time

Printed: Tuesday, June 02, 2020 11:15:31 Pacific Daylight Time

Compound name: PCB-83

Name	Std. Conc.	RA	rt/y	RT	RRT	Resp	IS Resp	Conc.	%Dev	RRF	X = dropped
200801K1_3	2.50	1.70	NO	35.81	1.003	2.10e4	9.53e5	2.36	-5.5	0.884	dd
200801K1_4	50.0	1.83	NO	35.81	1.002	4.57e5	9.36e5	52.3	4.5	0.977	db
200801K1_5	400	1.80	NO	35.82	1.003	4.17e6	1.01e6	441	10.3	1.03	db
200801K1_6	1000	1.59	NO	35.82	1.003	1.07e7	1.05e6	1090	8.9	1.02	db

Compound name: PCB-88/91

Response Factor: 1.06482

RRF SD: 0.0420968, Relative SD: 3.95341

Response type: Internal Std (Ref 186), Area * (IS Conc. / IS Area)

Curve type: RF

Name	Std. Conc.	RA	rt/y	RT	RRT	Resp	IS Resp	Conc.	%Dev	RRF	X = dropped
200801K1_1	0.500	1.77	NO	36.14	1.012	4.58e3	8.86e5	0.485	-3.0	1.03	dd
200801K1_2	2.00	1.52	NO	36.14	1.012	2.02e4	9.63e5	1.97	-1.5	1.05	MM
200801K1_3	5.00	1.53	NO	36.14	1.012	4.83e4	9.53e5	4.76	-4.8	1.01	dd
200801K1_4	100	1.56	NO	36.16	1.012	9.97e5	9.36e5	100	0.0	1.07	MM
200801K1_5	800	1.55	NO	36.16	1.012	9.06e6	1.01e6	842	5.2	1.12	bd
200801K1_6	2000	1.56	NO	36.16	1.012	2.32e7	1.05e6	2080	4.0	1.11	bd

Compound name: PCB-121

Response Factor: 1.70958

RRF SD: 0.131372, Relative SD: 7.68456

Response type: Internal Std (Ref 186), Area * (IS Conc. / IS Area)

Curve type: RF

Name	Std. Conc.	RA	rt/y	RT	RRT	Resp	IS Resp	Conc.	%Dev	RRF	X = dropped
200801K1_1	0.250	1.84	NO	36.23	1.015	4.15e3	8.86e5	0.274	9.5	1.87	db
200801K1_2	1.00	1.86	NO	36.23	1.015	1.50e4	9.63e5	0.910	-9.0	1.56	db
200801K1_3	2.50	1.85	NO	36.25	1.015	3.70e4	9.53e5	2.27	-9.2	1.55	dd
200801K1_4	50.0	1.56	NO	36.25	1.015	7.99e5	9.36e5	50.0	-0.1	1.71	db
200801K1_5	400	1.59	NO	36.25	1.015	7.25e6	1.01e6	420	4.9	1.79	db
200801K1_6	1000	1.59	NO	36.25	1.015	1.86e7	1.05e6	1040	3.8	1.77	db

Dataset: U:\VG11.PRO\Results\200601K1\200601K1-CRVB.qld

Last Altered: Tuesday, June 02, 2020 10:21:37 Pacific Daylight Time
 Printed: Tuesday, June 02, 2020 11:15:31 Pacific Daylight Time

Compound name: PCB-84/92
 Response Factor: 1.01774
 RRF SD: 0.0662787, Relative SD: 6.51234
 Response type: Internal Std (Ref 187), Area * (IS Conc. / IS Area)
 Curve type: RF

Name	Std. Conc.	RA	n/y	RT	RRT	Resp	IS Resp	Conc.	%Dev	RRF	X = dropped
200601K1_1	0.500	1.74	NO	37.09	0.990	3.96e3	8.58e5	0.454	-9.1	0.925	MM
200601K1_2	2.00	1.51	NO	37.09	0.990	1.83e4	9.58e5	1.88	-8.1	0.958	bd
200601K1_3	5.00	1.58	NO	37.09	0.990	4.76e4	9.39e5	4.98	-0.3	1.01	bd
200601K1_4	100	1.57	NO	37.09	0.990	9.53e5	9.13e5	102	2.5	1.04	bd
200601K1_5	800	1.57	NO	37.09	0.990	8.79e6	1.01e6	858	7.2	1.09	bd
200601K1_6	2000	1.58	NO	37.09	0.990	2.23e7	1.04e6	2120	5.8	1.08	bd

Compound name: PCB-89
 Response Factor: 1.1051
 RRF SD: 0.0694328, Relative SD: 6.28293
 Response type: Internal Std (Ref 187), Area * (IS Conc. / IS Area)
 Curve type: RF

Name	Std. Conc.	RA	n/y	RT	RRT	Resp	IS Resp	Conc.	%Dev	RRF	X = dropped
200601K1_1	0.250	1.77	NO	37.28	0.995	2.45e3	8.58e5	0.259	3.5	1.14	MM
200601K1_2	1.00	1.58	NO	37.28	0.995	9.36e3	9.58e5	0.885	-11.5	0.978	dd
200601K1_3	2.50	1.58	NO	37.29	0.998	2.53e4	9.39e5	2.44	-2.5	1.08	dd
200601K1_4	50.0	1.54	NO	37.29	0.998	5.14e5	9.13e5	50.9	1.9	1.13	dd
200601K1_5	400	1.57	NO	37.29	0.998	4.71e6	1.01e6	424	5.9	1.17	dd
200601K1_6	1000	1.58	NO	37.29	0.998	1.18e7	1.04e6	1030	2.7	1.13	dd

Compound name: PCB-90/101
 Response Factor: 1.12263
 RRF SD: 0.0479543, Relative SD: 4.27159
 Response type: Internal Std (Ref 187), Area * (IS Conc. / IS Area)
 Curve type: RF

Name	Std. Conc.	RA	n/y	RT	RRT	Resp	IS Resp	Conc.	%Dev	RRF	X = dropped
200601K1_1	0.500	1.57	NO	37.46	1.000	4.62e3	8.58e5	0.481	-3.8	1.08	db
200601K1_2	2.00	1.58	NO	37.46	1.000	2.07e4	9.58e5	1.93	-3.7	1.08	dd

Dataset: U:\VG11.PRO\Results\200601K1\200601K1-CRVB.qld

Last Altered: Tuesday, June 02, 2020 10:21:37 Pacific Daylight Time
 Printed: Tuesday, June 02, 2020 11:15:31 Pacific Daylight Time

Compound name: PCB-90/101

Name	Std. Conc.	RA	n/y	RT	RRT	Resp	IS Resp	Conc.	%Dev	RRF	X = dropped
200601K1_3	5.00	1.66	NO	37.48	1.000	5.09e4	9.39e5	4.83	-3.4	1.08	dd
200601K1_4	100	1.58	NO	37.48	1.000	1.04e6	9.13e5	101	1.5	1.14	dd
200601K1_5	800	1.58	NO	37.48	1.000	9.62e6	1.01e6	851	6.4	1.19	dd
200601K1_6	2000	1.58	NO	37.48	1.000	2.40e7	1.04e6	2060	3.0	1.16	dd

Compound name: PCB-113

Response Factor: 1.51404

RRF SD: 0.104163, Relative SD: 6.87979

Response type: Internal Std (Ref 187), Area * (IS Conc. / IS Area)

Curve type: RF

Name	Std. Conc.	RA	n/y	RT	RRT	Resp	IS Resp	Conc.	%Dev	RRF	X = dropped
200601K1_1	0.250	1.39	NO	37.72	1.007	2.80e3	8.56e5	0.216	-13.7	1.31	MM
200601K1_2	1.00	1.48	NO	37.72	1.007	1.47e4	9.58e5	1.02	1.5	1.54	dd
200601K1_3	2.50	1.59	NO	37.72	1.007	3.61e4	9.39e5	2.54	1.5	1.54	dd
200601K1_4	50.0	1.57	NO	37.72	1.007	7.07e5	9.13e5	51.1	2.2	1.55	dd
200601K1_5	400	1.57	NO	37.72	1.007	6.45e6	1.01e6	423	5.8	1.60	dd
200601K1_6	1000	1.57	NO	37.72	1.007	1.61e7	1.04e6	1030	2.6	1.55	dd

Compound name: PCB-99

Response Factor: 1.32101

RRF SD: 0.111661, Relative SD: 8.45271

Response type: Internal Std (Ref 187), Area * (IS Conc. / IS Area)

Curve type: RF

Name	Std. Conc.	RA	n/y	RT	RRT	Resp	IS Resp	Conc.	%Dev	RRF	X = dropped
200601K1_1	0.250	1.51	NO	37.81	1.009	3.12e3	8.56e5	0.276	10.3	1.46	MM
200601K1_2	1.00	1.53	NO	37.81	1.009	1.15e4	9.58e5	0.907	-9.3	1.20	db
200601K1_3	2.50	1.66	NO	37.81	1.009	2.78e4	9.39e5	2.24	-10.5	1.18	db
200601K1_4	50.0	1.62	NO	37.81	1.009	6.00e5	9.13e5	49.7	-0.5	1.31	db
200601K1_5	400	1.60	NO	37.83	1.010	5.65e6	1.01e6	425	6.2	1.40	db
200601K1_6	1000	1.57	NO	37.83	1.010	1.42e7	1.04e6	1040	3.8	1.37	db

Dataset: U:\VG11.PRO\Results\200601K1\200601K1-CRVB.qld

Last Altered: Tuesday, June 02, 2020 10:21:37 Pacific Daylight Time

Printed: Tuesday, June 02, 2020 11:15:31 Pacific Daylight Time

Compound name: PCB-119

Response Factor: 1.80526

RRF SD: 0.0967589, Relative SD: 5.35982

Response type: Internal Std (Ref 188), Area * (IS Conc. / IS Area)

Curve type: RF

Name	Std. Conc.	RA	Qty	RT	RRF	Resp	IS Resp	Conc.	%Dev	RRF	X = dropped
200601K1_1	0.250	1.64	NO	38.30	0.987	3.62e3	7.55e5	0.265	6.1	1.92	bd
200601K1_2	1.00	1.55	NO	38.30	0.987	1.42e4	8.31e5	0.948	-5.2	1.71	dd
200601K1_3	2.50	1.50	NO	38.30	0.987	3.42e4	8.21e5	2.31	-7.7	1.67	bd
200601K1_4	50.0	1.57	NO	38.30	0.987	7.20e5	7.95e5	50.2	0.4	1.81	bd
200601K1_5	400	1.55	NO	38.30	0.987	6.73e6	9.02e5	413	3.3	1.87	bd
200601K1_6	1000	1.56	NO	38.30	0.987	1.70e7	9.13e5	1030	3.1	1.86	bd

Compound name: PCB-108/112

Response Factor: 1.44497

RRF SD: 0.091955, Relative SD: 6.36379

Response type: Internal Std (Ref 188), Area * (IS Conc. / IS Area)

Curve type: RF

Name	Std. Conc.	RA	Qty	RT	RRF	Resp	IS Resp	Conc.	%Dev	RRF	X = dropped
200601K1_1	0.500	1.61	NO	38.45	0.991	5.26e3	7.55e5	0.482	-3.6	1.39	dd
200601K1_2	2.00	1.50	NO	38.45	0.991	2.21e4	8.31e5	1.84	-7.9	1.33	dd
200601K1_3	5.00	1.57	NO	38.45	0.991	5.62e4	8.21e5	4.74	-5.3	1.37	dd
200601K1_4	100	1.57	NO	38.47	0.991	1.19e6	7.95e5	104	3.8	1.50	dd
200601K1_5	800	1.56	NO	38.47	0.991	1.11e7	9.02e5	851	6.4	1.54	dd
200601K1_6	2000	1.57	NO	38.47	0.991	2.81e7	9.13e5	2130	6.6	1.54	dd

Compound name: PCB-83

Response Factor: 1.83179

RRF SD: 0.0986786, Relative SD: 5.387

Response type: Internal Std (Ref 188), Area * (IS Conc. / IS Area)

Curve type: RF

Name	Std. Conc.	RA	Qty	RT	RRF	Resp	IS Resp	Conc.	%Dev	RRF	X = dropped
200601K1_1	0.250	1.60	NO	38.61	0.995	3.44e3	7.55e5	0.249	-0.4	1.82	dd
200601K1_2	1.00	1.63	NO	38.61	0.995	1.41e4	8.31e5	0.929	-7.1	1.70	dd

Dataset: U:\VG11.PRO\Results\200601K1\200601K1-CRVB.qld

Last Altered: Tuesday, June 02, 2020 10:21:37 Pacific Daylight Time
 Printed: Tuesday, June 02, 2020 11:15:31 Pacific Daylight Time

Compound name: PCB-83

Name	Std. Conc.	RA	n/y	RT	RRT	Resp	IS Resp	Conc.	%Dev.	RRF	X = dropped
200601K1_3	2.50	1.52	NO	38.61	0.995	3.54e4	8.21e5	2.38	-5.8	1.73	dd
200601K1_4	50.0	1.59	NO	38.63	0.998	7.53e5	7.95e5	51.7	3.4	1.89	dd
200601K1_5	400	1.57	NO	38.63	0.998	8.96e6	9.02e5	421	5.3	1.93	dd
200601K1_6	1000	1.57	NO	38.63	0.998	1.75e7	9.13e5	1050	4.6	1.92	dd

Compound name: PCB-87

Response Factor: 1.28197

RRF SD: 0.0538988, Relative SD: 4.20437

Response type: Internal Std (Ref 188), Area * (IS Conc. / IS Area)

Curve type: RF

Name	Std. Conc.	RA	n/y	RT	RRT	Resp	IS Resp	Conc.	%Dev.	RRF	X = dropped
200601K1_1	0.250	1.36	NO	38.82	1.000	2.35e3	7.55e5	0.243	-2.9	1.25	MM
200601K1_2	1.00	1.42	NO	38.82	1.000	1.01e4	8.31e5	0.949	-5.1	1.22	dd
200601K1_3	2.50	1.48	NO	38.84	1.001	2.56e4	8.21e5	2.43	-2.8	1.25	dd
200601K1_4	50.0	1.58	NO	38.84	1.001	5.17e5	7.95e5	50.7	1.4	1.30	dd
200601K1_5	400	1.58	NO	38.84	1.001	4.86e6	9.02e5	420	5.0	1.35	dd
200601K1_6	1000	1.56	NO	38.84	1.001	1.22e7	9.13e5	1040	4.4	1.34	dd

Compound name: PCB-88

Response Factor: 1.11715

RRF SD: 0.0744773, Relative SD: 6.6667

Response type: Internal Std (Ref 188), Area * (IS Conc. / IS Area)

Curve type: RF

Name	Std. Conc.	RA	n/y	RT	RRT	Resp	IS Resp	Conc.	%Dev.	RRF	X = dropped
200601K1_1	0.250	1.47	NO	38.97	1.004	1.84e3	7.55e5	0.219	-12.8	0.977	dd
200601K1_2	1.00	1.82	NO	38.99	1.005	9.15e3	8.31e5	0.985	-1.5	1.10	dd
200601K1_3	2.50	1.83	NO	38.99	1.005	2.31e4	8.21e5	2.52	0.6	1.12	dd
200601K1_4	50.0	1.58	NO	38.99	1.005	4.60e5	7.95e5	51.8	3.6	1.16	dd
200601K1_5	400	1.57	NO	38.99	1.005	4.23e6	9.02e5	420	4.9	1.17	dd
200601K1_6	1000	1.55	NO	38.99	1.005	1.07e7	9.13e5	1050	4.9	1.17	dd

Dataset: U:\VG11.PRO\Results\200601K1\200601K1-CRVB.qld

Last Altered: Tuesday, June 02, 2020 10:21:37 Pacific Daylight Time

Printed: Tuesday, June 02, 2020 11:15:31 Pacific Daylight Time

Compound name: PCB-87/117/125

Response Factor: 1.55887

RRF SD: 0.10978, Relative SD: 7.04225

Response type: Internal Std (Ref 188), Area * (IS Conc. / IS Area)

Curve type: RF

Name	Std. Conc.	RA	Inj	RT	RRT	Resp	IS Resp	Conc.	%Dev	RRF	X = dropped
200601K1_1	0.750	1.69	NO	39.10	1.008	8.41e3	7.55e5	0.714	-4.8	1.48	dd
200601K1_2	3.00	1.54	NO	39.12	1.008	3.56e4	8.31e5	2.74	-8.5	1.43	dd
200601K1_3	7.50	1.62	NO	39.12	1.008	9.10e4	8.21e5	7.11	-5.2	1.48	dd
200601K1_4	150	1.57	NO	39.12	1.008	1.92e6	7.95e5	155	3.4	1.61	dd
200601K1_5	1200	1.57	NO	39.12	1.008	1.82e7	9.02e5	1290	7.6	1.68	dd
200601K1_6	3000	1.57	NO	39.12	1.008	4.59e7	9.13e5	3220	7.5	1.68	dd

Compound name: PCB-111/115

Response Factor: 1.91042

RRF SD: 0.105925, Relative SD: 5.54456

Response type: Internal Std (Ref 188), Area * (IS Conc. / IS Area)

Curve type: RF

Name	Std. Conc.	RA	Inj	RT	RRT	Resp	IS Resp	Conc.	%Dev	RRF	X = dropped
200601K1_1	0.500	1.58	NO	39.27	1.012	6.99e3	7.55e5	0.485	-3.1	1.85	dd
200601K1_2	2.00	1.41	NO	39.27	1.012	2.93e4	8.31e5	1.85	-7.6	1.77	dd
200601K1_3	5.00	1.62	NO	39.27	1.012	7.57e4	8.21e5	4.82	-3.5	1.84	dd
200601K1_4	100	1.57	NO	39.27	1.012	1.56e6	7.95e5	103	2.8	1.96	dd
200601K1_5	800	1.57	NO	39.27	1.012	1.46e7	9.02e5	847	5.8	2.02	dd
200601K1_6	2000	1.55	NO	39.28	1.013	3.69e7	9.13e5	2120	5.8	2.02	dd

Compound name: PCB-85/116

Response Factor: 1.41084

RRF SD: 0.0937905, Relative SD: 6.64783

Response type: Internal Std (Ref 188), Area * (IS Conc. / IS Area)

Curve type: RF

Name	Std. Conc.	RA	Inj	RT	RRT	Resp	IS Resp	Conc.	%Dev	RRF	X = dropped
200601K1_1	0.500	1.72	NO	39.40	1.015	5.54e3	7.55e5	0.520	4.0	1.47	db
200601K1_2	2.00	1.42	NO	39.40	1.015	2.11e4	8.31e5	1.79	-10.3	1.27	dd

Dataset: U:\VG11.PRO\Results\200601K1\200601K1-CRVB.qld

Last Altered: Tuesday, June 02, 2020 10:21:37 Pacific Daylight Time

Printed: Tuesday, June 02, 2020 11:15:31 Pacific Daylight Time

Compound name: PCB-85/116

Name	Std. Conc.	RA	nly	RT	RRT	Resp	IS Resp	Conc.	%Dev	RRF	X = dropped
200601K1_3	5.00	1.54	NO	39.40	1.015	5.42e4	8.21e5	4.68	-6.4	1.32	dd
200601K1_4	100	1.58	NO	39.40	1.015	1.15e6	7.95e5	102	2.3	1.44	db
200601K1_5	800	1.58	NO	39.40	1.015	1.07e7	9.02e5	842	5.2	1.48	db
200601K1_6	2000	1.60	NO	39.40	1.015	2.71e7	9.13e5	2100	5.2	1.48	db

Compound name: PCB-120

Response Factor: 2.00504

RRF SD: 0.113682, Relative SD: 5.66984

Response type: Internal Std (Ref 188), Area * (IS Conc. / IS Area)

Curve type: RF

Name	Std. Conc.	RA	nly	RT	RRT	Resp	IS Resp	Conc.	%Dev	RRF	X = dropped
200601K1_1	0.250	1.42	NO	39.84	1.022	3.56e3	7.55e5	0.235	-6.0	1.88	bd
200601K1_2	1.00	1.56	NO	39.66	1.022	1.80e4	8.31e5	0.959	-4.1	1.92	dd
200601K1_3	2.50	1.56	NO	39.66	1.022	3.91e4	8.21e5	2.37	-5.1	1.90	dd
200601K1_4	50.0	1.56	NO	39.66	1.022	8.25e5	7.95e5	51.8	3.5	2.08	bd
200601K1_5	400	1.59	NO	39.66	1.022	7.83e6	9.02e5	422	5.4	2.11	bd
200601K1_6	1000	1.56	NO	39.66	1.022	1.95e7	9.13e5	1060	6.3	2.13	bd

Compound name: PCB-110

Response Factor: 1.74266

RRF SD: 0.0926364, Relative SD: 5.3158

Response type: Internal Std (Ref 188), Area * (IS Conc. / IS Area)

Curve type: RF

Name	Std. Conc.	RA	nly	RT	RRT	Resp	IS Resp	Conc.	%Dev	RRF	X = dropped
200601K1_1	0.250	1.62	NO	39.79	1.025	3.10e3	7.55e5	0.235	-5.9	1.84	db
200601K1_2	1.00	1.56	NO	39.81	1.026	1.38e4	8.31e5	0.954	-4.8	1.86	MM
200601K1_3	2.50	1.56	NO	39.81	1.026	3.44e4	8.21e5	2.40	-3.9	1.87	db
200601K1_4	50.0	1.58	NO	39.81	1.026	7.19e5	7.95e5	51.9	3.8	1.81	db
200601K1_5	400	1.58	NO	39.81	1.026	6.65e6	9.02e5	423	5.7	1.84	db
200601K1_6	1000	1.58	NO	39.81	1.026	1.67e7	9.13e5	1050	4.8	1.83	db

Dataset: U:\VG11.PRO\Results\200601K1\200601K1-CRVB.qld

Last Altered: Tuesday, June 02, 2020 10:21:37 Pacific Daylight Time

Printed: Tuesday, June 02, 2020 11:15:31 Pacific Daylight Time

Compound name: PCB-82
 Response Factor: 0.781273
 RRF SD: 0.0477185, Relative SD: 6.10778
 Response type: Internal Std (Ref 189), Area * (IS Conc. / IS Area)
 Curve type: RF

Name	Std. Conc.	RA	Int.	RT	RRT	Resp.	IS Resp.	Conc.	%Dev.	RRF	X = dropped
200601K1_1	0.250	1.38	NO	40.44	0.976	1.88e3	1.02e6	0.237	-5.4	0.739	MM
200601K1_2	1.00	1.79	NO	40.44	0.976	8.26e3	1.11e6	0.956	-4.4	0.747	MM
200601K1_3	2.50	1.57	NO	40.44	0.976	2.04e4	1.12e6	2.34	-6.5	0.731	dd
200601K1_4	50.0	1.57	NO	40.46	0.976	4.35e5	1.07e6	52.1	4.3	0.815	bb
200601K1_5	400	1.56	NO	40.46	0.976	3.98e6	1.18e6	431	7.8	0.842	bb
200601K1_6	1000	1.55	NO	40.46	0.976	1.00e7	1.23e6	1040	4.1	0.814	bb

Compound name: PCB-124
 Response Factor: 1.39686
 RRF SD: 0.11391, Relative SD: 8.15474
 Response type: Internal Std (Ref 189), Area * (IS Conc. / IS Area)
 Curve type: RF

Name	Std. Conc.	RA	Int.	RT	RRT	Resp.	IS Resp.	Conc.	%Dev.	RRF	X = dropped
200601K1_1	0.250	1.51	NO	41.15	0.993	3.66e3	1.02e6	0.257	2.9	1.44	MM
200601K1_2	1.00	1.81	NO	41.15	0.993	1.33e4	1.11e6	0.864	-13.6	1.21	bd
200601K1_3	2.50	1.49	NO	41.15	0.993	3.66e4	1.12e6	2.35	-6.1	1.31	bd
200601K1_4	50.0	1.57	NO	41.16	0.993	7.76e5	1.07e6	52.0	4.0	1.45	bd
200601K1_5	400	1.57	NO	41.16	0.993	7.10e6	1.18e6	431	7.7	1.50	bd
200601K1_6	1000	1.56	NO	41.16	0.993	1.81e7	1.23e6	1050	5.2	1.47	bd

Compound name: PCB-107/109
 Response Factor: 1.3418
 RRF SD: 0.112451, Relative SD: 8.38064
 Response type: Internal Std (Ref 189), Area * (IS Conc. / IS Area)
 Curve type: RF

Name	Std. Conc.	RA	Int.	RT	RRT	Resp.	IS Resp.	Conc.	%Dev.	RRF	X = dropped
200601K1_1	0.500	1.52	NO	41.31	0.997	6.09e3	1.02e6	0.446	-10.9	1.20	dd
200601K1_2	2.00	1.81	NO	41.29	0.996	2.87e4	1.11e6	1.93	-3.4	1.30	dd

Dataset: U:\VG11.PRO\Results\200801K1\200801K1-CRVB.qld

Last Altered: Tuesday, June 02, 2020 10:21:37 Pacific Daylight Time

Printed: Tuesday, June 02, 2020 11:15:31 Pacific Daylight Time

Compound name: PCB-107/109

Name	Std. Conc.	RA	inj	RT	RRT	Resp	IS Resp	Conc.	%Dev	RRF	X = dropped
200801K1_3	5.00	1.48	NO	41.29	0.998	6.93e4	1.12e6	4.83	-7.5	1.24	dd
200801K1_4	100	1.58	NO	41.29	0.998	1.50e6	1.07e6	105	4.9	1.41	dd
200801K1_5	800	1.58	NO	41.29	0.998	1.38e7	1.18e6	871	8.8	1.48	dd
200801K1_6	2000	1.58	NO	41.29	0.998	3.57e7	1.23e6	2160	8.0	1.45	dd

Compound name: PCB-123

Response Factor: 1.19789

RRF SD: 0.0778787, Relative SD: 6.48483

Response type: Internal Std (Ref 189), Area * (IS Conc. / IS Area)

Curve type: RF

Name	Std. Conc.	RA	inj	RT	RRT	Resp	IS Resp	Conc.	%Dev	RRF	X = dropped
200801K1_1	0.250	1.66	NO	41.48	1.001	2.87e3	1.02e6	0.236	-5.7	1.13	db
200801K1_2	1.00	1.57	NO	41.48	1.001	1.21e4	1.11e6	0.917	-8.3	1.10	dd
200801K1_3	2.50	1.54	NO	41.48	1.001	3.25e4	1.12e6	2.43	-2.7	1.17	dd
200801K1_4	50.0	1.58	NO	41.48	1.000	6.69e5	1.07e6	52.3	4.8	1.25	dd
200801K1_5	400	1.58	NO	41.48	1.000	6.11e6	1.18e6	432	7.9	1.29	dd
200801K1_6	1000	1.58	NO	41.48	1.000	1.54e7	1.23e6	1040	4.2	1.25	dd

Compound name: PCB-106/118

Response Factor: 1.21941

RRF SD: 0.102837, Relative SD: 8.43331

Response type: Internal Std (Ref 190), Area * (IS Conc. / IS Area)

Curve type: RF

Name	Std. Conc.	RA	inj	RT	RRT	Resp	IS Resp	Conc.	%Dev	RRF	X = dropped
200801K1_1	0.500	1.34	NO	41.67	1.001	5.58e3	1.07e6	0.426	-14.8	1.04	MM
200801K1_2	2.00	1.73	NO	41.69	1.001	2.72e4	1.17e6	1.92	-4.2	1.17	MM
200801K1_3	5.00	1.55	NO	41.69	1.001	7.07e4	1.16e6	5.01	0.2	1.22	MM
200801K1_4	100	1.57	NO	41.69	1.001	1.44e6	1.12e6	105	5.5	1.29	MM
200801K1_5	800	1.58	NO	41.69	1.001	1.33e7	1.27e6	881	7.8	1.31	MM
200801K1_6	2000	1.58	NO	41.69	1.001	3.40e7	1.32e6	2110	5.7	1.29	MM

Dataset: U:\VG11.PRO\Results\200601K1\200601K1-CRVB.qld

Last Altered: Tuesday, June 02, 2020 10:21:37 Pacific Daylight Time
 Printed: Tuesday, June 02, 2020 11:15:31 Pacific Daylight Time

Compound name: PCB-114
 Response Factor: 1.14116
 RRF SD: 0.0850793, Relative SD: 7.45549
 Response type: Internal Std (Ref 191), Area * (IS Conc. / IS Area)
 Curve type: RF

Name	Std. Conc.	RA	n/y	RT	RRT	Resp	IS Resp	Conc.	%Dev	RRF	X = dropped
200601K1_1	0.250	1.33	NO	42.32	1.000	3.86e3	1.38e6	0.248	-0.7	1.13	MM
200601K1_2	1.00	1.64	NO	42.34	1.001	1.48e4	1.45e6	0.891	-10.9	1.02	MM
200601K1_3	2.50	1.54	NO	42.34	1.000	3.91e4	1.47e6	2.33	-6.7	1.06	MM
200601K1_4	50.0	1.57	NO	42.34	1.000	8.45e5	1.41e6	52.8	5.3	1.20	MM
200601K1_5	400	1.54	NO	42.34	1.000	7.43e6	1.52e6	428	7.0	1.22	MM
200601K1_6	1000	1.55	NO	42.34	1.000	1.91e7	1.58e6	1060	6.0	1.21	MM

Compound name: PCB-122
 Response Factor: 0.944286
 RRF SD: 0.0437623, Relative SD: 4.63443
 Response type: Internal Std (Ref 191), Area * (IS Conc. / IS Area)
 Curve type: RF

Name	Std. Conc.	RA	n/y	RT	RRT	Resp	IS Resp	Conc.	%Dev	RRF	X = dropped
200601K1_1	0.250	1.81	NO	42.47	1.004	2.97e3	1.38e6	0.231	-7.8	0.871	MM
200601K1_2	1.00	1.80	NO	42.47	1.004	1.33e4	1.45e6	0.970	-3.0	0.915	MM
200601K1_3	2.50	1.54	NO	42.47	1.004	3.50e4	1.47e6	2.52	0.9	0.953	MM
200601K1_4	50.0	1.56	NO	42.47	1.004	6.92e5	1.41e6	52.1	4.2	0.984	MM
200601K1_5	400	1.55	NO	42.47	1.004	5.98e6	1.52e6	418	4.1	0.983	MM
200601K1_6	1000	1.56	NO	42.47	1.004	1.51e7	1.58e6	1020	1.8	0.959	MM

Compound name: PCB-105
 Response Factor: 1.05075
 RRF SD: 0.0648066, Relative SD: 6.16764
 Response type: Internal Std (Ref 192), Area * (IS Conc. / IS Area)
 Curve type: RF

Name	Std. Conc.	RA	n/y	RT	RRT	Resp	IS Resp	Conc.	%Dev	RRF	X = dropped
200601K1_1	0.250	1.32	NO	43.21	1.000	3.35e3	1.40e6	0.228	-8.9	0.957	bb
200601K1_2	1.00	1.56	NO	43.23	1.001	1.48e4	1.47e6	0.957	-4.3	1.01	MM

Dataset: U:\WG11.PRO\Results\200601K1\200601K1-CRVB.qld

Last Altered: Tuesday, June 02, 2020 10:21:37 Pacific Daylight Time
 Printed: Tuesday, June 02, 2020 11:15:31 Pacific Daylight Time

Compound name: PCB-105

Name	Std Conc	RA	n/y	RT	RRT	Resp	IS Resp	Conc	%Dev	RRF	X = dropped
200601K1_3	2.50	1.58	NO	43.23	1.000	3.84e4	1.49e6	2.45	-2.1	1.03	MM
200601K1_4	50.0	1.58	NO	43.23	1.000	7.78e5	1.42e6	52.1	4.1	1.09	dd
200601K1_5	400	1.59	NO	43.23	1.000	6.92e6	1.53e6	431	7.7	1.13	dd
200601K1_6	1000	1.58	NO	43.23	1.000	1.78e7	1.82e6	1030	3.4	1.09	dd

Compound name: PCB-127

Response Factor: 1.05904

RRF SD: 0.0891593, Relative SD: 6.53037

Response type: Internal Std (Ref 193), Area * (IS Conc. / IS Area)

Curve type: RF

Name	Std Conc	RA	n/y	RT	RRT	Resp	IS Resp	Conc	%Dev	RRF	X = dropped
200601K1_1	0.250	1.35	NO	43.57	1.000	3.42e3	1.45e6	0.223	-10.8	0.944	MM
200601K1_2	1.00	1.53	NO	43.57	1.000	1.54e4	1.51e6	0.965	-3.5	1.02	db
200601K1_3	2.50	1.57	NO	43.57	1.000	4.15e4	1.59e6	2.47	-1.3	1.05	MM
200601K1_4	50.0	1.57	NO	43.57	1.000	6.11e5	1.47e6	52.2	4.4	1.11	db
200601K1_5	400	1.59	NO	43.57	1.000	7.02e6	1.58e6	420	5.0	1.11	db
200601K1_6	1000	1.57	NO	43.57	1.000	1.85e7	1.84e6	1060	6.1	1.12	db

Compound name: PCB-128

Response Factor: 1.17214

RRF SD: 0.0891348, Relative SD: 7.60443

Response type: Internal Std (Ref 194), Area * (IS Conc. / IS Area)

Curve type: RF

Name	Std Conc	RA	n/y	RT	RRT	Resp	IS Resp	Conc	%Dev	RRF	X = dropped
200601K1_1	0.250	1.67	NO	45.52	1.000	3.40e3	1.33e6	0.218	-12.8	1.02	bb
200601K1_2	1.00	1.48	NO	45.52	1.000	1.71e4	1.49e6	0.982	-1.8	1.15	MM
200601K1_3	2.50	1.61	NO	45.52	1.000	4.35e4	1.54e6	2.42	-3.3	1.13	MM
200601K1_4	50.0	1.54	NO	45.54	1.000	8.88e5	1.45e6	52.1	4.3	1.22	db
200601K1_5	400	1.56	NO	45.54	1.001	7.83e6	1.51e6	431	7.7	1.26	db
200601K1_6	1000	1.56	NO	45.54	1.000	1.98e7	1.80e6	1060	5.9	1.24	db

Dataset: U:\VG11.PRO\Results\200801K1\200801K1-CRVB.qld

Last Altered: Tuesday, June 02, 2020 10:21:37 Pacific Daylight Time

Printed: Tuesday, June 02, 2020 11:15:31 Pacific Daylight Time

Compound name: PCB-155

Response Factor: 1.04363

RRF SD: 0.0461718, Relative SD: 4.42414

Response type: Internal Std (Ref 195), Area * (IS Conc. / IS Area)

Curve type: RF

Name	Std. Conc.	RA	rt	RT	RRF	Resp	IS Resp	Conc.	%Dev	RRF	X = dropped
200801K1_1	0.250	1.30	NO	37.01	1.001	1.70e3	6.57e5	0.247	-1.1	1.03	bb
200801K1_2	1.00	1.23	NO	37.01	1.001	7.53e3	7.35e5	0.981	-1.9	1.02	bb
200801K1_3	2.50	1.18	NO	37.01	1.000	1.80e4	7.36e5	2.34	-6.5	0.976	bb
200801K1_4	50.0	1.30	NO	37.01	1.000	3.73e5	7.19e5	49.7	-0.8	1.04	bb
200801K1_5	400	1.30	NO	37.01	1.000	3.46e6	7.88e5	421	5.4	1.10	bb
200801K1_6	1000	1.29	NO	37.01	1.000	6.65e6	7.92e5	1050	4.7	1.09	bb

Compound name: PCB-150

Response Factor: 1.08341

RRF SD: 0.0925801, Relative SD: 8.54521

Response type: Internal Std (Ref 195), Area * (IS Conc. / IS Area)

Curve type: RF

Name	Std. Conc.	RA	rt	RT	RRF	Resp	IS Resp	Conc.	%Dev	RRF	X = dropped
200801K1_1	0.250	1.14	NO	38.30	1.036	1.59e3	6.57e5	0.223	-10.8	0.967	MM
200801K1_2	1.00	1.15	NO	38.32	1.036	7.27e3	7.35e5	0.912	-6.8	0.968	bb
200801K1_3	2.50	1.32	NO	38.32	1.036	1.98e4	7.36e5	2.49	-0.6	1.08	bb
200801K1_4	50.0	1.26	NO	38.32	1.036	3.96e5	7.19e5	50.9	1.7	1.10	bb
200801K1_5	400	1.29	NO	38.32	1.036	3.72e6	7.88e5	436	8.9	1.18	bb
200801K1_6	1000	1.29	NO	38.32	1.036	9.39e6	7.92e5	1090	9.5	1.19	bb

Compound name: PCB-152

Response Factor: 1.18641

RRF SD: 0.106735, Relative SD: 8.99646

Response type: Internal Std (Ref 195), Area * (IS Conc. / IS Area)

Curve type: RF

Name	Std. Conc.	RA	rt	RT	RRF	Resp	IS Resp	Conc.	%Dev	RRF	X = dropped
200801K1_1	0.250	1.37	NO	38.80	1.049	1.72e3	6.57e5	0.221	-11.7	1.05	MM
200801K1_2	1.00	1.34	NO	38.80	1.049	6.42e3	7.35e5	0.968	-3.4	1.15	bb

Dataset: U:\VG11.PROVResults\200801K1\200801K1-CRVB.qld

Last Altered: Tuesday, June 02, 2020 10:21:37 Pacific Daylight Time
 Printed: Tuesday, June 02, 2020 11:15:31 Pacific Daylight Time

Compound name: PCB-152

Name	Std Conc	RA	nty	RT	RRT	Resp	IS Resp	Conc	%Dev	RRF	X=dropped
200801K1_3	2.50	1.28	NO	38.80	1.049	2.02e4	7.36e5	2.32	-7.3	1.10	bb
200801K1_4	50.0	1.30	NO	38.80	1.049	4.38e5	7.19e5	51.3	2.6	1.22	bb
200801K1_5	400	1.31	NO	38.80	1.049	4.12e6	7.88e5	441	10.4	1.31	bb
200801K1_6	1000	1.30	NO	38.82	1.049	1.03e7	7.92e5	1090	9.4	1.30	bb

Compound name: PCB-145

Response Factor: 1.18848
 RRF SD: 0.0869925, Relative SD: 7.31963
 Response type: Internal Std (Ref 195), Area * (IS Conc. / IS Area)
 Curve type: RF

Name	Std Conc	RA	nty	RT	RRT	Resp	IS Resp	Conc	%Dev	RRF	X=dropped
200801K1_1	0.250	1.30	NO	39.27	1.062	1.80e3	6.57e5	0.231	-7.7	1.10	MM
200801K1_2	1.00	1.31	NO	39.27	1.062	8.51e3	7.35e5	0.974	-2.6	1.16	bb
200801K1_3	2.50	1.25	NO	39.27	1.061	2.04e4	7.36e5	2.34	-6.6	1.11	bb
200801K1_4	50.0	1.31	NO	39.27	1.061	4.24e5	7.19e5	49.6	-0.9	1.18	bb
200801K1_5	400	1.28	NO	39.27	1.061	4.10e6	7.88e5	438	9.5	1.30	bb
200801K1_6	1000	1.29	NO	39.27	1.061	1.02e7	7.92e5	1090	6.2	1.29	bb

Compound name: PCB-136

Response Factor: 1.02088
 RRF SD: 0.0891715, Relative SD: 6.77586
 Response type: Internal Std (Ref 195), Area * (IS Conc. / IS Area)
 Curve type: RF

Name	Std Conc	RA	nty	RT	RRT	Resp	IS Resp	Conc	%Dev	RRF	X=dropped
200801K1_1	0.250	1.19	NO	39.60	1.071	1.50e3	6.57e5	0.224	-10.4	0.915	MM
200801K1_2	1.00	1.37	NO	39.60	1.071	7.18e3	7.35e5	0.957	-4.3	0.977	MM
200801K1_3	2.50	1.20	NO	39.60	1.070	1.87e4	7.36e5	2.49	-0.3	1.02	bd
200801K1_4	50.0	1.32	NO	39.60	1.070	3.70e5	7.19e5	50.4	0.7	1.03	bd
200801K1_5	400	1.30	NO	39.60	1.070	3.47e6	7.88e5	431	7.8	1.10	bd
200801K1_6	1000	1.29	NO	39.60	1.070	8.61e6	7.92e5	1090	6.5	1.09	bd

Dataset: U:\VG11.PRO\Results\200801K1\200801K1-CRVB.qld

Last Altered: Tuesday, June 02, 2020 10:21:37 Pacific Daylight Time
 Printed: Tuesday, June 02, 2020 11:15:31 Pacific Daylight Time

Compound name: PCB-148
 Response Factor: 0.841589
 RRF SD: 0.0633021, Relative SD: 7.52173
 Response type: Internal Std (Ref 195), Area * (IS Conc. / IS Area)
 Curve type: RF

Name	Int. Conc.	RA	Int.	RT	RRT	Resp.	IS Resp.	Conc.	%Dev.	RRF	X = dropped
200601K1_1	0.250	1.05	NO	39.71	1.074	1.36e3	6.57e5	0.246	-1.4	0.830	MM
200601K1_2	1.00	1.26	NO	39.71	1.074	5.73e3	7.35e5	0.926	-7.4	0.779	db
200601K1_3	2.50	1.29	NO	39.71	1.073	1.42e4	7.36e5	2.30	-8.0	0.775	db
200601K1_4	50.0	1.32	NO	39.71	1.073	2.99e5	7.19e5	49.4	-1.1	0.832	db
200601K1_5	400	1.31	NO	39.71	1.073	2.87e6	7.88e5	434	8.4	0.913	db
200601K1_6	1000	1.31	NO	39.71	1.073	7.30e6	7.92e5	1090	9.5	0.921	db

Compound name: PCB-154
 Response Factor: 0.91897
 RRF SD: 0.0435601, Relative SD: 4.7401
 Response type: Internal Std (Ref 195), Area * (IS Conc. / IS Area)
 Curve type: RF

Name	Int. Conc.	RA	Int.	RT	RRT	Resp.	IS Resp.	Conc.	%Dev.	RRF	X = dropped
200601K1_1	0.250	1.39	NO	40.22	1.088	1.56e3	6.57e5	0.258	3.3	0.949	MM
200601K1_2	1.00	1.41	NO	40.22	1.088	6.57e3	7.35e5	0.973	-2.7	0.894	MM
200601K1_3	2.50	1.35	NO	40.22	1.087	1.57e4	7.36e5	2.32	-7.1	0.853	bb
200601K1_4	50.0	1.33	NO	40.22	1.087	3.23e5	7.19e5	48.9	-2.2	0.899	bb
200601K1_5	400	1.30	NO	40.22	1.087	3.01e6	7.88e5	416	4.0	0.958	bb
200601K1_6	1000	1.30	NO	40.22	1.087	7.62e6	7.92e5	1050	4.7	0.963	bb

Compound name: PCB-151
 Response Factor: 0.786525
 RRF SD: 0.034223, Relative SD: 4.35117
 Response type: Internal Std (Ref 195), Area * (IS Conc. / IS Area)
 Curve type: RF

Name	Int. Conc.	RA	Int.	RT	RRT	Resp.	IS Resp.	Conc.	%Dev.	RRF	X = dropped
200601K1_1	0.250	1.07	NO	40.88	1.106	1.19e3	6.57e5	0.231	-7.8	0.725	MM
200601K1_2	1.00	1.15	NO	40.88	1.106	5.79e3	7.35e5	1.00	0.1	0.787	bb

Dataset: U:\VG11.PRO\Results\200601K1\200601K1-CRVB.qld

Last Altered: Tuesday, June 02, 2020 10:21:37 Pacific Daylight Time

Printed: Tuesday, June 02, 2020 11:15:31 Pacific Daylight Time

Compound name: PCB-151

Name	Std Conc	RA	Hy	RT	RRT	Resp	IS Resp	Conc	%Dev	RRF	X = dropped
200601K1_3	2.50	1.14	NO	40.88	1.105	1.45e4	7.36e5	2.50	0.0	0.787	bb
200601K1_4	50.0	1.33	NO	40.88	1.105	2.82e5	7.19e5	49.9	-0.2	0.785	bd
200601K1_5	400	1.31	NO	40.88	1.105	2.54e6	7.88e5	410	2.8	0.807	bb
200601K1_6	1000	1.28	NO	40.88	1.105	6.56e6	7.92e5	1050	5.2	0.828	bd

Compound name: PCB-135

Response Factor: 0.922274

RRF SD: 0.05017, Relative SD: 5.43982

Response type: Internal Std (Ref 195), Area * (IS Conc. / IS Area)

Curve type: RF

Name	Std Conc	RA	Hy	RT	RRT	Resp	IS Resp	Conc	%Dev	RRF	X = dropped
200601K1_1	0.250	1.35	NO	41.11	1.112	1.63e3	6.57e5	0.268	7.3	0.990	MM
200601K1_2	1.00	1.27	NO	41.11	1.112	6.81e3	7.35e5	1.00	0.4	0.926	MM
200601K1_3	2.50	1.33	NO	41.11	1.111	1.56e4	7.36e5	2.29	-8.2	0.847	MM
200601K1_4	50.0	1.28	NO	41.11	1.111	3.19e5	7.19e5	48.1	-3.7	0.888	dd
200601K1_5	400	1.27	NO	41.11	1.111	2.93e6	7.88e5	403	0.7	0.929	bd
200601K1_6	1000	1.28	NO	41.11	1.111	7.56e6	7.92e5	1040	3.5	0.955	dd

Compound name: PCB-144

Response Factor: 0.788937

RRF SD: 0.0931784, Relative SD: 11.8106

Response type: Internal Std (Ref 195), Area * (IS Conc. / IS Area)

Curve type: RF

Name	Std Conc	RA	Hy	RT	RRT	Resp	IS Resp	Conc	%Dev	RRF	X = dropped
200601K1_1	0.250	1.07	NO	41.22	1.115	1.14e3	6.57e5	0.219	-12.4	0.691	dd
200601K1_2	1.00	1.05	NO	41.20	1.114	5.31e3	7.35e5	0.915	-8.5	0.722	MM
200601K1_3	2.50	1.25	NO	41.22	1.114	1.33e4	7.36e5	2.29	-8.5	0.722	MM
200601K1_4	50.0	1.30	NO	41.22	1.114	2.87e5	7.19e5	50.6	1.3	0.799	dd
200601K1_5	400	1.28	NO	41.22	1.114	2.82e6	7.88e5	454	13.4	0.895	dd
200601K1_6	1000	1.28	NO	41.22	1.114	7.17e6	7.92e5	1150	14.7	0.905	dd

Dataset: U:\VG11.PRO\Results\200801K1\200801K1-CRVB.qld

Last Altered: Tuesday, June 02, 2020 10:21:37 Pacific Daylight Time
 Printed: Tuesday, June 02, 2020 11:15:31 Pacific Daylight Time

Compound name: PCB-147
 Response Factor: 0.834498
 RRF SD: 0.0629802, Relative SD: 7.54708
 Response type: Internal Std (Ref 195), Area * (IS Conc. / IS Area)
 Curve type: RF

Name	Std. Conc.	RA	n/y	RT	RRT	Resp	IS Resp	Conc.	%Dev	RRF	X = dropped
200801K1_1	0.250	1.35	NO	41.35	1.118	1.49e3	6.57e5	0.271	8.8	0.908	db
200801K1_2	1.00	1.27	NO	41.35	1.118	5.42e3	7.35e5	0.883	-11.7	0.737	MM
200801K1_3	2.50	1.33	NO	41.35	1.118	1.44e4	7.38e5	2.34	-8.4	0.781	MM
200801K1_4	50.0	1.32	NO	41.35	1.118	3.05e5	7.19e5	50.9	1.8	0.849	db
200801K1_5	400	1.29	NO	41.35	1.118	2.72e6	7.88e5	413	3.3	0.862	db
200801K1_6	1000	1.31	NO	41.35	1.118	6.90e6	7.92e5	1040	4.4	0.871	db

Compound name: PCB-139/149
 Response Factor: 0.947782
 RRF SD: 0.0555305, Relative SD: 5.859
 Response type: Internal Std (Ref 195), Area * (IS Conc. / IS Area)
 Curve type: RF

Name	Std. Conc.	RA	n/y	RT	RRT	Resp	IS Resp	Conc.	%Dev	RRF	X = dropped
200801K1_1	0.500	1.23	NO	41.63	1.126	3.21e3	6.57e5	0.515	3.0	0.977	MM
200801K1_2	2.00	1.18	NO	41.63	1.126	1.32e4	7.35e5	1.90	-5.2	0.898	MM
200801K1_3	5.00	1.32	NO	41.63	1.125	3.24e4	7.38e5	4.85	-7.0	0.881	bd
200801K1_4	100	1.30	NO	41.63	1.125	6.80e5	7.19e5	98.9	-3.1	0.918	bd
200801K1_5	800	1.28	NO	41.63	1.125	6.31e6	7.88e5	848	5.7	1.00	bd
200801K1_6	2000	1.30	NO	41.63	1.125	1.80e7	7.92e5	2130	6.8	1.01	bd

Compound name: PCB-140
 Response Factor: 0.793808
 RRF SD: 0.0527788, Relative SD: 6.65048
 Response type: Internal Std (Ref 195), Area * (IS Conc. / IS Area)
 Curve type: RF

Name	Std. Conc.	RA	n/y	RT	RRT	Resp	IS Resp	Conc.	%Dev	RRF	X = dropped
200801K1_1	0.250	1.38	NO	41.80	1.130	1.28e3	6.57e5	0.245	-1.8	0.779	MM
200801K1_2	1.00	1.30	NO	41.81	1.131	5.44e3	7.35e5	0.932	-6.8	0.740	MM

Dataset: U:\VG11.PRO\Results\200601K1\200601K1-CRVB.qld

Last Altered: Tuesday, June 02, 2020 10:21:37 Pacific Daylight Time
 Printed: Tuesday, June 02, 2020 11:15:31 Pacific Daylight Time

Compound name: PCB-140

Name	Std Conc	RA	nt/y	RT	RRT	Resp	IS Resp	Conc	%Dev	RRF	X = dropped
200601K1_3	2.50	1.30	NO	41.81	1.130	1.35e4	7.36e5	2.31	-7.4	0.735	db
200601K1_4	50.0	1.35	NO	41.81	1.130	2.88e5	7.19e5	50.5	0.9	0.801	db
200601K1_5	400	1.29	NO	41.81	1.130	2.70e6	7.88e5	431	7.9	0.856	db
200601K1_6	1000	1.32	NO	41.81	1.130	8.74e6	7.92e5	1070	7.3	0.851	db

Compound name: PCB-134/143

Response Factor: 0.758932

RRF SD: 0.0865715, Relative SD: 11.407

Response type: Internal Std (Ref 196), Area * (IS Conc. / IS Area)

Curve type: RF

Name	Std Conc	RA	nt/y	RT	RRT	Resp	IS Resp	Conc	%Dev	RRF	X = dropped
200601K1_1	0.500	1.38	NO	42.26	0.975	3.74e3	1.21e6	0.408	-18.4	0.619	bb
200601K1_2	2.00	1.24	NO	42.26	0.975	1.80e4	1.26e6	1.88	-5.9	0.714	bb
200601K1_3	5.00	1.23	NO	42.26	0.975	4.77e4	1.30e6	4.84	-3.3	0.734	bb
200601K1_4	100	1.24	NO	42.26	0.974	1.01e6	1.25e6	107	8.8	0.809	bb
200601K1_5	800	1.22	NO	42.26	0.974	9.11e6	1.35e6	890	11.2	0.844	bb
200601K1_6	2000	1.24	NO	42.26	0.974	2.30e7	1.38e6	2200	9.8	0.833	bb

Compound name: PCB-131/133

Response Factor: 0.820779

RRF SD: 0.0843262, Relative SD: 10.2739

Response type: Internal Std (Ref 196), Area * (IS Conc. / IS Area)

Curve type: RF

Name	Std Conc	RA	nt/y	RT	RRT	Resp	IS Resp	Conc	%Dev	RRF	X = dropped
200601K1_1	0.500	1.42	NO	42.57	0.982	4.18e3	1.21e6	0.420	-18.1	0.689	MM
200601K1_2	2.00	1.22	NO	42.57	0.982	1.97e4	1.26e6	1.90	-4.9	0.780	bd
200601K1_3	5.00	1.28	NO	42.57	0.982	5.11e4	1.30e6	4.79	-4.3	0.788	bd
200601K1_4	100	1.22	NO	42.57	0.981	1.08e6	1.25e6	105	5.3	0.885	bd
200601K1_5	800	1.22	NO	42.57	0.981	9.78e6	1.35e6	882	10.2	0.904	bd
200601K1_6	2000	1.23	NO	42.57	0.981	2.49e7	1.38e6	2190	9.7	0.901	bd

Dataset: U:\WG11.PROVResults\200601K1\200601K1-CRVB.qld

Last Altered: Tuesday, June 02, 2020 10:21:37 Pacific Daylight Time

Printed: Tuesday, June 02, 2020 11:15:31 Pacific Daylight Time

Compound name: PCB-142

Response Factor: 0.754261

RRF SD: 0.0382275, Relative SD: 5.06821

Response type: Internal Std (Ref 196), Area * (IS Conc. / IS Area)

Curve type: RF

Name	Int. Conc.	RA	Qty	RT	RRT	Resp	IS Resp	Conc.	%Dev	RRF	X = dropped
200601K1_1	0.250	1.18	NO	42.72	0.985	2.21e3	1.21e6	0.243	-2.8	0.733	MM
200601K1_2	1.00	1.24	NO	42.74	0.986	8.89e3	1.26e6	0.933	-6.7	0.703	db
200601K1_3	2.50	1.25	NO	42.74	0.986	2.38e4	1.30e6	2.42	-3.1	0.731	dd
200601K1_4	50.0	1.24	NO	42.74	0.985	4.79e5	1.25e6	50.8	1.5	0.766	dd
200601K1_5	400	1.23	NO	42.74	0.985	4.33e6	1.35e6	426	6.4	0.803	dd
200601K1_6	1000	1.21	NO	42.74	0.985	1.09e7	1.38e6	1050	4.7	0.790	dd

Compound name: PCB-146/165

Response Factor: 1.01661

RRF SD: 0.0808121, Relative SD: 7.94921

Response type: Internal Std (Ref 196), Area * (IS Conc. / IS Area)

Curve type: RF

Name	Int. Conc.	RA	Qty	RT	RRT	Resp	IS Resp	Conc.	%Dev	RRF	X = dropped
200601K1_1	0.500	1.23	NO	42.97	0.991	5.49e3	1.21e6	0.447	-10.5	0.910	dd
200601K1_2	2.00	1.22	NO	42.97	0.991	2.47e4	1.26e6	1.92	-3.9	0.977	bb
200601K1_3	5.00	1.22	NO	42.97	0.991	6.23e4	1.30e6	4.71	-5.7	0.959	dd
200601K1_4	100	1.22	NO	42.97	0.990	1.31e6	1.25e6	103	2.9	1.05	dd
200601K1_5	800	1.23	NO	42.97	0.990	1.20e7	1.35e6	873	9.2	1.11	dd
200601K1_6	2000	1.22	NO	42.97	0.990	3.04e7	1.38e6	2160	8.1	1.10	dd

Compound name: PCB-132/161

Response Factor: 1.02411

RRF SD: 0.0851295, Relative SD: 6.3596

Response type: Internal Std (Ref 196), Area * (IS Conc. / IS Area)

Curve type: RF

Name	Int. Conc.	RA	Qty	RT	RRT	Resp	IS Resp	Conc.	%Dev	RRF	X = dropped
200601K1_1	0.500	1.21	NO	43.19	0.996	5.86e3	1.21e6	0.474	-5.3	0.970	dd
200601K1_2	2.00	1.19	NO	43.21	0.997	2.45e4	1.26e6	1.89	-5.3	0.970	bd

Dataset: U:\VG11.PRO\Results\200601K1\200601K1-CRVB.qld

Last Altered: Tuesday, June 02, 2020 10:21:37 Pacific Daylight Time
 Printed: Tuesday, June 02, 2020 11:15:31 Pacific Daylight Time

Compound name: PCB-132/161

Name	Std. Conc.	RA	n/y	RT	RRT	Resp	IS Resp	Conc.	%Dev	RRF	X = dropped
200601K1_3	5.00	1.28	NO	43.19	0.996	6.25e4	1.30e6	4.69	-6.2	0.961	dd
200601K1_4	100	1.24	NO	43.21	0.996	1.31e6	1.25e6	103	2.6	1.05	dd
200601K1_5	800	1.24	NO	43.21	0.996	1.19e7	1.35e6	861	7.7	1.10	dd
200601K1_6	2000	1.24	NO	43.21	0.996	3.02e7	1.38e6	2130	6.5	1.09	dd

Compound name: PCB-153

Response Factor: 1.07057

RRF SD: 0.0679682, Relative SD: 6.34876

Response type: Internal Std (Ref 196), Area * (IS Conc. / IS Area)

Curve type: RF

Name	Std. Conc.	RA	n/y	RT	RRT	Resp	IS Resp	Conc.	%Dev	RRF	X = dropped
200601K1_1	0.250	1.42	NO	43.38	1.000	2.99e3	1.21e6	0.232	-7.4	0.992	MM
200601K1_2	1.00	1.26	NO	43.40	1.001	1.30e4	1.28e6	0.960	-4.0	1.03	dd
200601K1_3	2.50	1.18	NO	43.40	1.001	3.29e4	1.30e6	2.36	-5.5	1.01	dd
200601K1_4	50.0	1.25	NO	43.40	1.000	6.97e5	1.25e6	52.0	4.0	1.11	dd
200601K1_5	400	1.24	NO	43.40	1.000	6.17e6	1.35e6	426	6.9	1.14	dd
200601K1_6	1000	1.24	NO	43.40	1.000	1.57e7	1.38e6	1060	6.0	1.14	dd

Compound name: PCB-168

Response Factor: 1.07725

RRF SD: 0.0814218, Relative SD: 7.55832

Response type: Internal Std (Ref 196), Area * (IS Conc. / IS Area)

Curve type: RF

Name	Std. Conc.	RA	n/y	RT	RRT	Resp	IS Resp	Conc.	%Dev	RRF	X = dropped
200601K1_1	0.250	1.09	NO	43.61	1.006	2.93e3	1.21e6	0.225	-10.1	0.969	db
200601K1_2	1.00	1.30	NO	43.61	1.006	1.29e4	1.26e6	0.946	-5.4	1.02	db
200601K1_3	2.50	1.23	NO	43.61	1.006	3.39e4	1.30e6	2.42	-3.3	1.04	db
200601K1_4	50.0	1.24	NO	43.61	1.005	6.89e5	1.25e6	51.1	2.1	1.10	db
200601K1_5	400	1.24	NO	43.63	1.006	6.32e6	1.35e6	435	8.7	1.17	db
200601K1_6	1000	1.23	NO	43.63	1.006	1.81e7	1.38e6	1060	8.0	1.16	db

Dataset: U:\VG11.PRO\Results\200601K1\200601K1-CRVB.qld

Last Altered: Tuesday, June 02, 2020 10:21:37 Pacific Daylight Time
 Printed: Tuesday, June 02, 2020 11:15:31 Pacific Daylight Time

Compound name: PCB-141
 Response Factor: 1.02661
 RRF SD: 0.0643735, Relative SD: 6.27049
 Response type: Internal Std (Ref 197), Area * (IS Conc. / IS Area)
 Curve type: RF

Name	Std. Conc.	RA	n/y	RT	RRT	Resp	IS Resp	Conc.	%Dev	RRF	X = dropped
200601K1_1	0.250	1.34	NO	44.16	1.001	2.32e3	9.74e5	0.232	-7.2	0.953	MM
200601K1_2	1.00	1.28	NO	44.16	1.000	1.02e4	1.06e6	0.941	-5.9	0.966	MM
200601K1_3	2.50	1.23	NO	44.16	1.000	2.72e4	1.10e6	2.41	-3.6	0.989	bd
200601K1_4	50.0	1.24	NO	44.18	1.000	5.51e5	1.03e6	51.9	3.8	1.07	bd
200601K1_5	400	1.24	NO	44.18	1.000	4.91e6	1.12e6	426	6.6	1.09	bd
200601K1_6	1000	1.24	NO	44.16	1.000	1.23e7	1.12e6	1060	6.3	1.09	bd

Compound name: PCB-137
 Response Factor: 1.11036
 RRF SD: 0.0861984, Relative SD: 7.76308
 Response type: Internal Std (Ref 197), Area * (IS Conc. / IS Area)
 Curve type: RF

Name	Std. Conc.	RA	n/y	RT	RRT	Resp	IS Resp	Conc.	%Dev	RRF	X = dropped
200601K1_1	0.250	1.39	NO	44.54	1.010	2.39e3	9.74e5	0.221	-11.5	0.983	MM
200601K1_2	1.00	1.34	NO	44.56	1.009	1.09e4	1.06e6	0.931	-6.9	1.03	MM
200601K1_3	2.50	1.19	NO	44.56	1.009	3.06e4	1.10e6	2.51	0.3	1.11	MM
200601K1_4	50.0	1.24	NO	44.56	1.009	5.93e5	1.03e6	51.6	3.2	1.15	bd
200601K1_5	400	1.22	NO	44.56	1.009	5.38e6	1.12e6	432	8.0	1.20	bd
200601K1_6	1000	1.22	NO	44.56	1.009	1.34e7	1.12e6	1070	6.9	1.19	bd

Compound name: PCB-130
 Response Factor: 0.885312
 RRF SD: 0.0756292, Relative SD: 8.54266
 Response type: Internal Std (Ref 197), Area * (IS Conc. / IS Area)
 Curve type: RF

Name	Std. Conc.	RA	n/y	RT	RRT	Resp	IS Resp	Conc.	%Dev	RRF	X = dropped
200601K1_1	0.250	1.41	NO	44.65	1.012	1.86e3	9.74e5	0.216	-13.6	0.765	MM
200601K1_2	1.00	1.09	NO	44.65	1.012	9.08e3	1.06e6	0.969	-3.1	0.858	MM

Dataset: U:\VG11.PRO\Results\200601K1\200601K1-CRVB.qld

Last Altered: Tuesday, June 02, 2020 10:21:37 Pacific Daylight Time
 Printed: Tuesday, June 02, 2020 11:15:31 Pacific Daylight Time

Compound name: PCB-130

Name	Std Conc	RA	inj	RT	RRT	Resp	IS Resp	Conc	%Dev	RRF	X = dropped
200601K1_3	2.50	1.29	NO	44.65	1.012	2.34e4	1.10e6	2.41	-3.7	0.852	MM
200601K1_4	50.0	1.24	NO	44.67	1.012	4.75e5	1.03e6	51.9	3.8	0.919	MM
200601K1_5	400	1.23	NO	44.67	1.012	4.37e6	1.12e6	440	10.0	0.974	MM
200601K1_6	1000	1.23	NO	44.67	1.012	1.06e7	1.12e6	1070	6.6	0.944	MM

Compound name: PCB-138/163/164

Response Factor: 1.28353
 RRF SD: 0.106549, Relative SD: 8.30127
 Response type: Internal Std (Ref 198), Area * (IS Conc. / IS Area)
 Curve type: RF

Name	Std Conc	RA	inj	RT	RRT	Resp	IS Resp	Conc	%Dev	RRF	X = dropped
200601K1_1	0.750	1.29	NO	45.05	1.001	8.62e3	1.00e6	0.671	-10.6	1.15	MM
200601K1_2	3.00	1.18	NO	45.05	1.001	4.01e4	1.11e6	2.82	-5.9	1.21	bd
200601K1_3	7.50	1.26	NO	45.05	1.001	1.06e5	1.16e6	7.12	-5.1	1.22	bd
200601K1_4	150	1.23	NO	45.05	1.001	2.17e6	1.07e6	157	4.8	1.35	bd
200601K1_5	1200	1.23	NO	45.05	1.001	2.01e7	1.18e6	1330	10.5	1.42	bd
200601K1_6	3000	1.23	NO	45.05	1.001	5.01e7	1.22e6	3190	6.3	1.36	bd

Compound name: PCB-158/160

Response Factor: 1.23999
 RRF SD: 0.0786271, Relative SD: 6.34093
 Response type: Internal Std (Ref 198), Area * (IS Conc. / IS Area)
 Curve type: RF

Name	Std Conc	RA	inj	RT	RRT	Resp	IS Resp	Conc	%Dev	RRF	X = dropped
200601K1_1	0.500	1.06	NO	45.28	1.006	5.95e3	1.00e6	0.479	-4.2	1.19	MM
200601K1_2	2.00	1.20	NO	45.30	1.007	2.56e4	1.11e6	1.87	-6.7	1.16	dd
200601K1_3	5.00	1.23	NO	45.30	1.006	6.75e4	1.16e6	4.70	-5.9	1.17	dd
200601K1_4	100	1.22	NO	45.30	1.006	1.38e6	1.07e6	104	3.6	1.26	dd
200601K1_5	800	1.22	NO	45.30	1.006	1.26e7	1.18e6	864	8.0	1.34	dd
200601K1_6	2000	1.24	NO	45.30	1.006	3.19e7	1.22e6	2100	5.2	1.30	dd

Dataset: U:\VG11.PRO\Results\200801K1\200801K1-CRVB.qld

Last Altered: Tuesday, June 02, 2020 10:21:37 Pacific Daylight Time
 Printed: Tuesday, June 02, 2020 11:15:31 Pacific Daylight Time

Compound name: PCB-129
 Response Factor: 0.866678
 RRF SD: 0.0575828, Relative SD: 6.64409
 Response type: Internal Std (Ref 198), Area * (IS Conc. / IS Area)
 Curve type: RF

Name	Std. Conc.	RA	Qty	RT	RRF	Resp	IS Resp	Conc.	%Dev	RRF	X = dropped
200801K1_1	0.250	1.30	NO	45.54	1.012	2.07e3	1.00e6	0.239	-4.5	0.827	MM
200801K1_2	1.00	1.30	NO	45.54	1.012	9.27e3	1.11e6	0.968	-3.4	0.837	db
200801K1_3	2.50	1.28	NO	45.54	1.012	2.27e4	1.16e6	2.27	-9.2	0.787	db
200801K1_4	50.0	1.23	NO	45.54	1.012	4.97e5	1.07e6	53.4	6.8	0.926	db
200801K1_5	400	1.22	NO	45.54	1.012	4.35e6	1.18e6	426	6.6	0.923	db
200801K1_6	1000	1.22	NO	45.54	1.012	1.10e7	1.22e6	1040	3.8	0.900	db

Compound name: PCB-166
 Response Factor: 1.14308
 RRF SD: 0.0513388, Relative SD: 4.49125
 Response type: Internal Std (Ref 199), Area * (IS Conc. / IS Area)
 Curve type: RF

Name	Std. Conc.	RA	Qty	RT	RRF	Resp	IS Resp	Conc.	%Dev	RRF	X = dropped
200801K1_1	0.250	1.21	NO	46.02	0.993	3.46e3	1.22e6	0.249	-0.5	1.14	db
200801K1_2	1.00	1.17	NO	46.00	0.993	1.44e4	1.34e6	0.943	-5.7	1.08	MM
200801K1_3	2.50	1.25	NO	46.02	0.993	3.77e4	1.39e6	2.38	-4.7	1.09	MM
200801K1_4	50.0	1.24	NO	46.02	0.993	7.77e5	1.33e6	51.2	2.3	1.17	MM
200801K1_5	400	1.24	NO	46.02	0.993	6.88e6	1.42e6	423	5.8	1.21	MM
200801K1_6	1000	1.22	NO	46.02	0.993	1.77e7	1.51e6	1030	2.7	1.17	MM

Compound name: PCB-159
 Response Factor: 1.21657
 RRF SD: 0.0622303, Relative SD: 5.11521
 Response type: Internal Std (Ref 199), Area * (IS Conc. / IS Area)
 Curve type: RF

Name	Std. Conc.	RA	Qty	RT	RRF	Resp	IS Resp	Conc.	%Dev	RRF	X = dropped
200801K1_1	0.250	1.24	NO	46.34	1.000	3.62e3	1.22e6	0.245	-2.2	1.19	MM
200801K1_2	1.00	1.24	NO	46.34	1.000	1.58e4	1.34e6	0.961	-3.9	1.17	MM

Dataset: U:\VG11.PRO\Results\200601K1\200601K1-CRVB.qld

Last Altered: Tuesday, June 02, 2020 10:21:37 Pacific Daylight Time
 Printed: Tuesday, June 02, 2020 11:15:31 Pacific Daylight Time

Compound name: PCB-150

Name	Std Conc	RA	rf	RT	RRT	Resp	IS Resp	Conc	%Dev	RRF	X = dropped
200601K1_3	2.50	1.29	NO	46.36	1.001	3.92e4	1.38e6	2.33	-6.7	1.13	MM
200601K1_4	50.0	1.22	NO	46.36	1.000	8.24e5	1.33e6	51.0	2.0	1.24	MM
200601K1_5	400	1.24	NO	46.36	1.000	7.37e6	1.42e6	428	6.6	1.30	MM
200601K1_6	1000	1.23	NO	46.36	1.000	1.91e7	1.51e6	1040	4.3	1.27	MM

Compound name: PCB-128/162

Response Factor: 0.907497

RRF SD: 0.0511425, Relative SD: 5.63556

Response type: Internal Std (Ref 199), Area * (IS Conc. / IS Area)

Curve type: RF

Name	Std Conc	RA	rf	RT	RRT	Resp	IS Resp	Conc	%Dev	RRF	X = dropped
200601K1_1	0.500	1.13	NO	46.64	1.007	5.34e3	1.22e6	0.484	-3.3	0.676	MM
200601K1_2	2.00	1.20	NO	46.64	1.007	2.26e4	1.34e6	1.86	-6.9	0.845	MM
200601K1_3	5.00	1.25	NO	46.64	1.007	5.99e4	1.38e6	4.77	-4.8	0.866	MM
200601K1_4	100	1.24	NO	46.64	1.007	1.25e6	1.33e6	103	3.3	0.938	MM
200601K1_5	800	1.24	NO	46.64	1.007	1.10e7	1.42e6	856	7.0	0.971	MM
200601K1_6	2000	1.21	NO	46.66	1.007	2.85e7	1.51e6	2090	4.4	0.947	MM

Compound name: PCB-167

Response Factor: 1.10858

RRF SD: 0.0571768, Relative SD: 5.15766

Response type: Internal Std (Ref 200), Area * (IS Conc. / IS Area)

Curve type: RF

Name	Std Conc	RA	rf	RT	RRT	Resp	IS Resp	Conc	%Dev	RRF	X = dropped
200601K1_1	0.250	1.29	NO	47.06	1.001	3.31e3	1.22e6	0.248	-1.8	1.09	MM
200601K1_2	1.00	1.39	NO	47.06	1.001	1.36e4	1.33e6	0.938	-6.2	1.04	MM
200601K1_3	2.50	1.19	NO	47.06	1.000	3.66e4	1.39e6	2.38	-4.7	1.06	bb
200601K1_4	50.0	1.24	NO	47.06	1.000	7.62e5	1.38e6	50.6	1.2	1.12	bb
200601K1_5	400	1.25	NO	47.06	1.000	6.68e6	1.41e6	428	7.1	1.19	bb
200601K1_6	1000	1.23	NO	47.06	1.000	1.72e7	1.48e6	1040	4.3	1.16	bb

Dataset: U:\VG11.PRO\Results\200601K1\200601K1-CRVB.qld

Last Altered: Tuesday, June 02, 2020 10:21:37 Pacific Daylight Time
 Printed: Tuesday, June 02, 2020 11:15:31 Pacific Daylight Time

Compound name: PCB-156
 Response Factor: 1.12589
 RRF SD: 0.0789703, Relative SD: 7.01404
 Response type: Internal Std (Ref 201), Area * (IS Conc. / IS Area)
 Curve type: RF

Name	Std Conc	RA	n/y	RT	RRT	Resp	IS Resp	Conc	%Dev	RRF	X = dropped
200601K1_1	0.250	1.42	NO	48.38	1.000	3.07e3	1.18e6	0.231	-7.7	1.04	MM
200601K1_2	1.00	1.18	NO	48.38	1.000	1.32e4	1.26e6	0.931	-6.9	1.05	MM
200601K1_3	2.50	1.20	NO	48.38	1.000	3.67e4	1.35e6	2.42	-3.4	1.09	bb
200601K1_4	50.0	1.25	NO	48.38	1.000	7.58e5	1.31e6	51.2	2.5	1.15	bd
200601K1_5	400	1.22	NO	48.38	1.000	6.73e6	1.37e6	435	8.9	1.23	bd
200601K1_6	1000	1.23	NO	48.38	1.000	1.76e7	1.47e6	1070	6.6	1.20	bd

Compound name: PCB-157
 Response Factor: 1.03828
 RRF SD: 0.0627401, Relative SD: 6.04267
 Response type: Internal Std (Ref 202), Area * (IS Conc. / IS Area)
 Curve type: RF

Name	Std Conc	RA	n/y	RT	RRT	Resp	IS Resp	Conc	%Dev	RRF	X = dropped
200601K1_1	0.250	1.31	NO	48.65	1.000	2.89e3	1.19e6	0.234	-6.2	0.974	MM
200601K1_2	1.00	1.16	NO	48.67	1.001	1.21e4	1.24e6	0.943	-5.7	0.980	dd
200601K1_3	2.50	1.20	NO	48.67	1.000	3.40e4	1.36e6	2.41	-3.7	1.00	bd
200601K1_4	50.0	1.23	NO	48.67	1.000	6.97e5	1.31e6	51.1	2.2	1.06	dd
200601K1_5	400	1.23	NO	48.67	1.000	6.16e6	1.37e6	432	8.0	1.12	dd
200601K1_6	1000	1.23	NO	48.67	1.000	1.82e7	1.48e6	1050	5.4	1.09	dd

Compound name: PCB-169
 Response Factor: 1.15806
 RRF SD: 0.0659172, Relative SD: 5.69202
 Response type: Internal Std (Ref 203), Area * (IS Conc. / IS Area)
 Curve type: RF

Name	Std Conc	RA	n/y	RT	RRT	Resp	IS Resp	Conc	%Dev	RRF	X = dropped
200601K1_1	0.250	1.16	NO	50.92	1.000	3.08e3	1.12e6	0.238	-5.0	1.10	bb
200601K1_2	1.00	1.28	NO	50.92	1.000	1.29e4	1.19e6	0.940	-6.0	1.09	MM

Dataset: U:\VG11.PRO\Results\200601K1\200601K1-CRVB.qld

Last Altered: Tuesday, June 02, 2020 10:21:37 Pacific Daylight Time
 Printed: Tuesday, June 02, 2020 11:15:31 Pacific Daylight Time

Compound name: PCB-169

Name	Std Conc	RA	Qty	RT	RRT	Resp	IS Resp	Conc	%Dev	RRF	X = dropped
200601K1_3	2.50	1.27	NO	50.92	1.000	3.70e4	1.33e6	2.40	-4.1	1.11	bb
200601K1_4	50.0	1.23	NO	50.92	1.000	7.28e5	1.22e6	51.5	2.9	1.19	bb
200601K1_5	400	1.23	NO	50.92	1.000	6.46e6	1.30e6	429	7.2	1.24	bb
200601K1_6	1000	1.24	NO	50.94	1.000	1.73e7	1.42e6	1050	5.0	1.22	bb

Compound name: PCB-188

Response Factor: 1.28967

RRF SD: 0.0641497, Relative SD: 4.97412

Response type: Internal Std (Ref 204), Area * (IS Conc. / IS Area)

Curve type: RF

Name	Std Conc	RA	Qty	RT	RRT	Resp	IS Resp	Conc	%Dev	RRF	X = dropped
200601K1_1	0.250	0.91	NO	43.01	1.000	2.94e3	9.28e5	0.248	-1.7	1.27	MM
200601K1_2	1.00	1.01	NO	43.01	1.000	1.20e4	1.02e6	0.918	-8.4	1.16	MM
200601K1_3	2.50	0.97	NO	43.02	1.001	3.28e4	1.03e6	2.48	-1.6	1.27	bb
200601K1_4	50.0	1.05	NO	43.02	1.000	6.73e5	1.01e6	51.5	3.0	1.33	bb
200601K1_5	400	1.05	NO	43.02	1.000	6.15e6	1.13e6	420	5.1	1.35	bb
200601K1_6	1000	1.03	NO	43.02	1.000	1.58e7	1.18e6	1040	3.7	1.34	bb

Compound name: PCB-184

Response Factor: 1.23185

RRF SD: 0.0863042, Relative SD: 7.00722

Response type: Internal Std (Ref 204), Area * (IS Conc. / IS Area)

Curve type: RF

Name	Std Conc	RA	Qty	RT	RRT	Resp	IS Resp	Conc	%Dev	RRF	X = dropped
200601K1_1	0.250	1.16	NO	43.48	1.011	2.47e3	9.28e5	0.216	-13.6	1.06	MM
200601K1_2	1.00	0.98	NO	43.48	1.011	1.28e4	1.02e6	1.01	0.8	1.24	bb
200601K1_3	2.50	1.09	NO	43.48	1.012	3.18e4	1.03e6	2.50	-0.1	1.23	bb
200601K1_4	50.0	1.04	NO	43.48	1.011	6.50e5	1.01e6	52.1	4.1	1.28	bb
200601K1_5	400	1.05	NO	43.48	1.011	5.91e6	1.13e6	423	5.7	1.30	bb
200601K1_6	1000	1.03	NO	43.48	1.011	1.50e7	1.18e6	1030	3.1	1.27	bb

Dataset: U:\VG11.PRO\Results\200801K1\200801K1-CRVB.qld

Last Altered: Tuesday, June 02, 2020 10:21:37 Pacific Daylight Time
 Printed: Tuesday, June 02, 2020 11:15:31 Pacific Daylight Time

Compound name: PCB-179
 Response Factor: 1.29806
 RRF SD: 0.052795, Relative SD: 4.06721
 Response type: Internal Std (Ref 204), Area * (IS Conc. / IS Area)
 Curve type: RF

Name	Std. Conc.	RA	n/y	RT	RRT	Resp	IS Resp	Conc.	%Dev	RRF	X = dropped
200801K1_1	0.250	1.00	NO	44.27	1.030	2.80e3	9.28e5	0.232	-7.0	1.21	MM
200801K1_2	1.00	1.00	NO	44.29	1.030	1.29e4	1.02e6	0.979	-2.1	1.27	MM
200801K1_3	2.50	1.10	NO	44.29	1.030	3.39e4	1.03e6	2.52	1.0	1.31	bb
200801K1_4	50.0	1.04	NO	44.29	1.030	6.78e5	1.01e6	51.4	2.8	1.33	bb
200801K1_5	400	1.04	NO	44.29	1.030	6.16e6	1.13e6	418	4.5	1.36	bb
200801K1_6	1000	1.04	NO	44.29	1.030	1.55e7	1.18e6	1010	0.9	1.31	bb

Compound name: PCB-176
 Response Factor: 1.30863
 RRF SD: 0.0665306, Relative SD: 5.08397
 Response type: Internal Std (Ref 204), Area * (IS Conc. / IS Area)
 Curve type: RF

Name	Std. Conc.	RA	n/y	RT	RRT	Resp	IS Resp	Conc.	%Dev	RRF	X = dropped
200801K1_1	0.250	1.13	NO	44.75	1.041	2.78e3	9.28e5	0.229	-8.5	1.20	MM
200801K1_2	1.00	1.07	NO	44.77	1.041	1.34e4	1.02e6	1.01	0.7	1.32	bb
200801K1_3	2.50	1.07	NO	44.77	1.041	3.31e4	1.03e6	2.44	-2.3	1.28	MM
200801K1_4	50.0	1.05	NO	44.77	1.041	6.80e5	1.01e6	51.3	2.8	1.34	bb
200801K1_5	400	1.04	NO	44.77	1.041	6.33e6	1.13e6	428	6.5	1.39	bb
200801K1_6	1000	1.03	NO	44.77	1.041	1.57e7	1.18e6	1010	1.1	1.32	bb

Compound name: PCB-186
 Response Factor: 1.32902
 RRF SD: 0.119081, Relative SD: 8.96013
 Response type: Internal Std (Ref 204), Area * (IS Conc. / IS Area)
 Curve type: RF

Name	Std. Conc.	RA	n/y	RT	RRT	Resp	IS Resp	Conc.	%Dev	RRF	X = dropped
200801K1_1	0.250	1.08	NO	45.37	1.056	2.56e3	9.28e5	0.207	-17.1	1.10	MM
200801K1_2	1.00	0.95	NO	45.39	1.056	1.36e4	1.02e6	1.01	0.8	1.34	MM

Dataset: U:\VG11.PRO\Results\200601K1\200601K1-CRVB.qld

Last Altered: Tuesday, June 02, 2020 10:21:37 Pacific Daylight Time
 Printed: Tuesday, June 02, 2020 11:15:31 Pacific Daylight Time

Compound name: PCB-186

Name	Std Conc	RA	n/y	RT	RRT	Resp	IS Resp	Conc	%Dev	RRF	X = dropped
200601K1_3	2.50	1.07	NO	45.39	1.056	3.39e4	1.03e6	2.47	-1.3	1.31	bb
200601K1_4	50.0	1.02	NO	45.39	1.056	7.15e5	1.01e6	53.1	6.1	1.41	bb
200601K1_5	400	1.03	NO	45.39	1.056	6.42e6	1.13e6	426	6.5	1.42	bb
200601K1_6	1000	1.04	NO	45.39	1.056	1.85e7	1.18e6	1050	5.0	1.40	bb

Compound name: PCB-178

Response Factor: 0.943241

RRF SD: 0.0555819, Relative SD: 5.89285

Response type: Internal Std (Ref 204), Area * (IS Conc. / IS Area)

Curve type: RF

Name	Std Conc	RA	n/y	RT	RRT	Resp	IS Resp	Conc	%Dev	RRF	X = dropped
200601K1_1	0.250	1.09	NO	45.88	1.067	1.99e3	9.28e5	0.227	-9.2	0.857	MM
200601K1_2	1.00	1.03	NO	45.90	1.068	9.96e3	1.02e6	1.04	3.9	0.980	bb
200601K1_3	2.50	1.02	NO	45.90	1.068	2.31e4	1.03e6	2.37	-5.2	0.894	bb
200601K1_4	50.0	1.03	NO	45.90	1.067	5.05e5	1.01e6	52.9	5.8	0.996	bb
200601K1_5	400	1.04	NO	45.90	1.067	4.43e6	1.13e6	414	3.4	0.975	bb
200601K1_6	1000	1.04	NO	45.90	1.067	1.13e7	1.18e6	1010	1.4	0.956	bb

Compound name: PCB-175

Response Factor: 0.956238

RRF SD: 0.0418022, Relative SD: 4.37152

Response type: Internal Std (Ref 204), Area * (IS Conc. / IS Area)

Curve type: RF

Name	Std Conc	RA	n/y	RT	RRT	Resp	IS Resp	Conc	%Dev	RRF	X = dropped
200601K1_1	0.250	1.01	NO	46.24	1.076	2.15e3	9.26e5	0.242	-3.0	0.927	bd
200601K1_2	1.00	1.01	NO	46.24	1.076	9.07e3	1.02e6	0.934	-6.6	0.893	MM
200601K1_3	2.50	1.00	NO	46.26	1.076	2.45e4	1.03e6	2.47	-1.1	0.946	bd
200601K1_4	50.0	1.04	NO	46.26	1.076	5.06e5	1.01e6	52.2	4.5	0.999	bd
200601K1_5	400	1.04	NO	46.26	1.076	4.52e6	1.13e6	417	4.1	0.996	bd
200601K1_6	1000	1.04	NO	46.26	1.076	1.18e7	1.18e6	1020	2.1	0.977	bd

Dataset: U:\VG11.PRO\Results\200801K1\200801K1-CRVB.qld

Last Altered: Tuesday, June 02, 2020 10:21:37 Pacific Daylight Time

Printed: Tuesday, June 02, 2020 11:15:31 Pacific Daylight Time

Compound name: PCB-182/187

Response Factor: 1.06615

RRF SD: 0.0507133, Relative SD: 4.75669

Response type: Internal Std (Ref 204), Area * (IS Conc. / IS Area)

Curve type: RF

Name	Std. Conc.	RA	Qty	RT	RRF	Resp	IS Resp	Conc.	%Dev	RRF	X = dropped
200801K1_1	0.500	1.16	NO	46.43	1.080	4.78e3	9.28e5	0.483	-3.3	1.03	MM
200801K1_2	2.00	1.06	NO	46.43	1.080	2.07e4	1.02e6	1.91	-4.4	1.02	db
200801K1_3	5.00	1.00	NO	46.43	1.080	5.24e4	1.03e6	4.74	-5.1	1.01	MM
200801K1_4	100	1.04	NO	46.43	1.080	1.13e6	1.01e6	104	4.2	1.11	db
200801K1_5	800	1.05	NO	46.43	1.080	1.02e7	1.13e6	840	5.0	1.12	db
200801K1_6	2000	1.04	NO	46.43	1.080	2.62e7	1.18e6	2070	3.7	1.11	db

Compound name: PCB-183

Response Factor: 1.02281

RRF SD: 0.0863349, Relative SD: 8.44093

Response type: Internal Std (Ref 204), Area * (IS Conc. / IS Area)

Curve type: RF

Name	Std. Conc.	RA	Qty	RT	RRF	Resp	IS Resp	Conc.	%Dev	RRF	X = dropped
200801K1_1	0.250	1.07	NO	46.76	1.066	2.03e3	9.28e5	0.214	-14.4	0.875	MM
200801K1_2	1.00	1.12	NO	46.76	1.066	9.96e3	1.02e6	0.958	-4.2	0.980	bb
200801K1_3	2.50	1.02	NO	46.76	1.066	2.62e4	1.03e6	2.47	-1.0	1.01	bb
200801K1_4	50.0	1.03	NO	46.76	1.067	5.52e5	1.01e6	53.3	6.5	1.09	bb
200801K1_5	400	1.04	NO	46.76	1.067	4.98e6	1.13e6	429	7.3	1.10	bb
200801K1_6	1000	1.04	NO	46.76	1.067	1.28e7	1.18e6	1060	5.8	1.08	bb

Compound name: PCB-185

Response Factor: 1.40567

RRF SD: 0.0901625, Relative SD: 6.41419

Response type: Internal Std (Ref 205), Area * (IS Conc. / IS Area)

Curve type: RF

Name	Std. Conc.	RA	Qty	RT	RRF	Resp	IS Resp	Conc.	%Dev	RRF	X = dropped
200801K1_1	0.250	1.06	NO	47.44	0.955	1.96e3	6.16e5	0.227	-9.4	1.27	bb
200801K1_2	1.00	1.04	NO	47.44	0.955	9.08e3	6.54e5	0.986	-1.4	1.39	bb

Dataset: U:\VG11.PRO\Results\200801K1\200801K1-CRVB.qld

Last Altered: Tuesday, June 02, 2020 10:21:37 Pacific Daylight Time

Printed: Tuesday, June 02, 2020 11:15:31 Pacific Daylight Time

Compound name: PCB-185

Name	Std. Conc.	RA	rv	RT	RRT	Resp	IS Resp	Conc.	%Dev	RRF	X = dropped
200801K1_3	2.50	1.05	NO	47.44	0.955	2.33e4	7.01e5	2.37	-5.3	1.33	bb
200801K1_4	50.0	1.02	NO	47.44	0.955	4.98e5	6.87e5	53.2	6.4	1.50	bb
200801K1_5	400	1.04	NO	47.44	0.955	4.39e6	7.40e5	422	5.5	1.48	bb
200801K1_6	1000	1.04	NO	47.44	0.955	1.14e7	7.81e5	1040	4.1	1.48	bb

Compound name: PCB-174

Response Factor: 1.35369

RRF SD: 0.0944983, Relative SD: 6.9808

Response type: Internal Std (Ref 205), Area * (IS Conc. / IS Area)

Curve type: RF

Name	Std. Conc.	RA	rv	RT	RRT	Resp	IS Resp	Conc.	%Dev	RRF	X = dropped
200801K1_1	0.250	1.10	NO	47.80	0.962	1.90e3	6.16e5	0.228	-6.7	1.24	MM
200801K1_2	1.00	1.15	NO	47.82	0.962	8.12e3	6.54e5	0.918	-6.2	1.24	bd
200801K1_3	2.50	1.06	NO	47.82	0.962	2.37e4	7.01e5	2.50	0.2	1.36	bd
200801K1_4	50.0	1.04	NO	47.82	0.962	4.78e5	6.87e5	53.0	5.9	1.43	bd
200801K1_5	400	1.03	NO	47.82	0.962	4.29e6	7.40e5	428	7.1	1.45	bd
200801K1_6	1000	1.02	NO	47.82	0.962	1.10e7	7.81e5	1040	3.8	1.40	bd

Compound name: PCB-181

Response Factor: 1.47446

RRF SD: 0.117329, Relative SD: 7.9574

Response type: Internal Std (Ref 205), Area * (IS Conc. / IS Area)

Curve type: RF

Name	Std. Conc.	RA	rv	RT	RRT	Resp	IS Resp	Conc.	%Dev	RRF	X = dropped
200801K1_1	0.250	1.20	NO	47.91	0.964	2.03e3	6.16e5	0.224	-10.4	1.32	MM
200801K1_2	1.00	1.15	NO	47.91	0.964	1.02e4	6.54e5	1.06	6.2	1.57	dd
200801K1_3	2.50	1.07	NO	47.91	0.964	2.32e4	7.01e5	2.25	-10.0	1.33	dd
200801K1_4	50.0	1.03	NO	47.93	0.965	5.11e5	6.87e5	52.0	4.1	1.53	dd
200801K1_5	400	1.04	NO	47.93	0.965	4.60e6	7.40e5	422	5.5	1.56	dd
200801K1_6	1000	1.04	NO	47.93	0.965	1.21e7	7.81e5	1050	4.8	1.54	dd

Dataset: U:\VG11.PRO\Results\200601K1\200601K1-CRVB.qld

Last Altered: Tuesday, June 02, 2020 10:21:37 Pacific Daylight Time

Printed: Tuesday, June 02, 2020 11:15:31 Pacific Daylight Time

Compound name: PCB-177
 Response Factor: 1.27779
 RRF SD: 0.0954777, Relative SD: 7.4721
 Response type: Internal Std (Ref 205), Area * (IS Conc. / IS Area)
 Curve type: RF

Name	Std Conc	RA	Qty	RT	RRT	Resp	IS Resp	Conc	%Dev	RRF	X = dropped
200601K1_1	0.250	1.00	NO	48.10	0.968	1.77e3	6.16e5	0.225	-10.2	1.15	MM
200601K1_2	1.00	1.02	NO	48.10	0.968	7.89e3	6.54e5	0.945	-5.5	1.21	dd
200601K1_3	2.50	1.13	NO	48.10	0.968	2.15e4	7.01e5	2.40	-3.9	1.23	MM
200601K1_4	50.0	1.04	NO	48.10	0.968	4.52e5	6.67e5	53.0	6.1	1.36	db
200601K1_5	400	1.04	NO	48.10	0.968	4.08e6	7.40e5	432	7.9	1.36	db
200601K1_6	1000	1.03	NO	48.10	0.968	1.05e7	7.81e5	1060	5.8	1.35	db

Compound name: PCB-171
 Response Factor: 1.31619
 RRF SD: 0.111307, Relative SD: 8.45674
 Response type: Internal Std (Ref 205), Area * (IS Conc. / IS Area)
 Curve type: RF

Name	Std Conc	RA	Qty	RT	RRT	Resp	IS Resp	Conc	%Dev	RRF	X = dropped
200601K1_1	0.250	1.15	NO	48.38	0.974	1.77e3	6.16e5	0.218	-12.6	1.15	MM
200601K1_2	1.00	0.99	NO	48.38	0.974	8.25e3	6.54e5	0.959	-4.1	1.26	MM
200601K1_3	2.50	0.98	NO	48.38	0.974	2.19e4	7.01e5	2.38	-4.9	1.25	MM
200601K1_4	50.0	1.03	NO	48.40	0.974	4.88e5	6.67e5	53.3	6.8	1.40	bd
200601K1_5	400	1.02	NO	48.40	0.974	4.19e6	7.40e5	431	7.8	1.42	bd
200601K1_6	1000	1.04	NO	48.40	0.974	1.10e7	7.81e5	1070	7.4	1.41	bd

Compound name: PCB-173
 Response Factor: 1.18982
 RRF SD: 0.0600259, Relative SD: 5.04452
 Response type: Internal Std (Ref 205), Area * (IS Conc. / IS Area)
 Curve type: RF

Name	Std Conc	RA	Qty	RT	RRT	Resp	IS Resp	Conc	%Dev	RRF	X = dropped
200601K1_1	0.250	0.93	NO	48.84	0.983	1.75e3	6.16e5	0.238	-4.7	1.13	MM
200601K1_2	1.00	1.12	NO	48.84	0.983	7.51e3	6.54e5	0.968	-3.4	1.15	MM

Dataset: U:\VG11.PRO\Results\200601K1\200601K1-CRVB.qld

Last Altered: Tuesday, June 02, 2020 10:21:37 Pacific Daylight Time
 Printed: Tuesday, June 02, 2020 11:15:31 Pacific Daylight Time

Compound name: PCB-173

Name	Std. Conc.	RA	rfy	RT	RRT	Resp	IS Resp	Conc.	%Dev	RRF	X = dropped
200601K1_3	2.50	1.03	NO	48.84	0.983	1.97e4	7.01e5	2.36	-5.5	1.12	MM
200601K1_4	50.0	1.06	NO	48.84	0.983	4.15e5	6.67e5	52.4	4.7	1.25	dd
200601K1_5	400	1.03	NO	48.84	0.983	3.70e6	7.40e5	420	5.0	1.25	dd
200601K1_6	1000	1.03	NO	48.84	0.983	9.66e6	7.81e5	1040	3.9	1.24	bb

Compound name: PCB-172

Response Factor: 1.37524

RRF SD: 0.11268, Relative SD: 8.20798

Response type: Internal Std (Ref 205), Area * (IS Conc. / IS Area)

Curve type: RF

Name	Std. Conc.	RA	rfy	RT	RRT	Resp	IS Resp	Conc.	%Dev	RRF	X = dropped
200601K1_1	0.250	1.00	NO	49.29	0.992	1.87e3	6.16e5	0.221	-11.5	1.22	dd
200601K1_2	1.00	0.96	NO	49.29	0.992	8.89e3	6.54e5	0.967	-3.3	1.33	dd
200601K1_3	2.50	1.04	NO	49.29	0.992	2.25e4	7.01e5	2.34	-6.4	1.29	dd
200601K1_4	50.0	1.05	NO	49.29	0.992	4.86e5	6.67e5	53.0	5.9	1.46	dd
200601K1_5	400	1.03	NO	49.29	0.992	4.39e6	7.40e5	432	7.9	1.46	dd
200601K1_6	1000	1.04	NO	49.29	0.992	1.15e7	7.81e5	1070	7.4	1.46	dd

Compound name: PCB-192

Response Factor: 1.82672

RRF SD: 0.139002, Relative SD: 7.60937

Response type: Internal Std (Ref 205), Area * (IS Conc. / IS Area)

Curve type: RF

Name	Std. Conc.	RA	rfy	RT	RRT	Resp	IS Resp	Conc.	%Dev	RRF	X = dropped
200601K1_1	0.250	0.89	NO	49.48	0.996	3.10e3	8.16e5	0.278	10.3	2.02	MM
200601K1_2	1.00	1.10	NO	49.48	0.996	1.06e4	6.54e5	0.885	-11.5	1.62	dd
200601K1_3	2.50	1.05	NO	49.50	0.996	3.02e4	7.01e5	2.36	-5.7	1.72	dd
200601K1_4	50.0	1.03	NO	49.50	0.996	6.16e5	6.67e5	50.8	1.2	1.65	dd
200601K1_5	400	1.03	NO	49.50	0.996	5.80e6	7.40e5	414	3.6	1.89	dd
200601K1_6	1000	1.03	NO	49.50	0.996	1.46e7	7.81e5	1020	2.1	1.87	dd

Dataset: U:\VG11.PRO\Results\200601K1\200601K1-CRVB.qld

Last Altered: Tuesday, June 02, 2020 10:21:37 Pacific Daylight Time
 Printed: Tuesday, June 02, 2020 11:15:31 Pacific Daylight Time

Compound name: PCB-180
 Response Factor: 1.41175
 RRF SD: 0.126648, Relative SD: 8.97102
 Response type: Internal Std (Ref 205), Area * (IS Conc. / IS Area)
 Curve type: RF

Name	Std. Conc.	RA	Qty	RT	RRF	Resp.	IS Resp.	Conc.	%Dev	RRF	X = dropped
200601K1_1	0.250	1.08	NO	49.71	1.000	1.80e3	6.16e5	0.207	-17.2	1.17	dd
200601K1_2	1.00	1.20	NO	49.71	1.000	9.48e3	6.54e5	1.03	2.7	1.45	dd
200601K1_3	2.50	1.02	NO	49.71	1.000	2.42e4	7.01e5	2.45	-2.0	1.38	dd
200601K1_4	50.0	1.03	NO	49.71	1.000	4.91e5	6.67e5	52.2	4.4	1.47	dd
200601K1_5	400	1.04	NO	49.71	1.000	4.47e6	7.40e5	428	7.0	1.51	dd
200601K1_6	1000	1.03	NO	49.71	1.000	1.16e7	7.81e5	1050	5.0	1.48	dd

Compound name: PCB-183
 Response Factor: 1.67682
 RRF SD: 0.0708905, Relative SD: 4.22768
 Response type: Internal Std (Ref 205), Area * (IS Conc. / IS Area)
 Curve type: RF

Name	Std. Conc.	RA	Qty	RT	RRF	Resp.	IS Resp.	Conc.	%Dev	RRF	X = dropped
200601K1_1	0.250	1.18	NO	49.92	1.005	2.64e3	6.16e5	0.256	2.4	1.72	MM
200601K1_2	1.00	1.01	NO	49.92	1.005	1.06e4	6.54e5	0.963	-3.7	1.81	db
200601K1_3	2.50	0.99	NO	49.92	1.005	2.74e4	7.01e5	2.33	-6.8	1.56	MM
200601K1_4	50.0	1.03	NO	49.92	1.005	5.70e5	6.67e5	51.0	2.0	1.71	db
200601K1_5	400	1.04	NO	49.92	1.005	5.14e6	7.40e5	415	3.7	1.74	dd
200601K1_6	1000	1.03	NO	49.92	1.005	1.34e7	7.81e5	1030	2.5	1.72	db

Compound name: PCB-181
 Response Factor: 1.71019
 RRF SD: 0.0665243, Relative SD: 3.88988
 Response type: Internal Std (Ref 205), Area * (IS Conc. / IS Area)
 Curve type: RF

Name	Std. Conc.	RA	Qty	RT	RRF	Resp.	IS Resp.	Conc.	%Dev	RRF	X = dropped
200601K1_1	0.250	1.04	NO	50.19	1.010	2.61e3	6.16e5	0.248	-1.0	1.69	MM
200601K1_2	1.00	1.08	NO	50.19	1.010	1.06e4	6.54e5	0.963	-3.7	1.85	MM

Dataset: U:\VG11.PRO\Results\200601K1\200601K1-CRVB.qld

Last Altered: Tuesday, June 02, 2020 10:21:37 Pacific Daylight Time
 Printed: Tuesday, June 02, 2020 11:15:31 Pacific Daylight Time

Compound name: PCB-191

Name	Std. Conc.	RA	inj	RT	RRT	Resp	IS Resp	Conc.	%Dev	RRF	X = dropped
200601K1_3	2.50	0.92	NO	50.19	1.010	2.85e4	7.01e5	2.38	-5.0	1.62	MM
200601K1_4	50.0	1.00	NO	50.19	1.010	5.78e5	6.67e5	50.8	1.5	1.74	bb
200601K1_5	400	1.04	NO	50.19	1.010	5.29e6	7.40e5	418	4.6	1.79	dd
200601K1_6	1000	1.05	NO	50.19	1.010	1.36e7	7.81e5	1040	3.6	1.77	bd

Compound name: PCB-170

Response Factor: 1.40071

RRF SD: 0.105718, Relative SD: 7.54749

Response type: Internal Std (Ref 206), Area * (IS Conc. / IS Area)

Curve type: RF

Name	Std. Conc.	RA	inj	RT	RRT	Resp	IS Resp	Conc.	%Dev	RRF	X = dropped
200601K1_1	0.250	1.10	NO	51.36	1.000	1.64e3	5.21e5	0.224	-10.3	1.26	MM
200601K1_2	1.00	0.97	NO	51.36	1.000	7.54e3	5.75e5	0.935	-6.5	1.31	MM
200601K1_3	2.50	1.06	NO	51.36	1.000	2.11e4	6.11e5	2.46	-1.4	1.38	MM
200601K1_4	50.0	1.04	NO	51.36	1.000	4.14e5	5.78e5	51.0	2.1	1.43	bd
200601K1_5	400	1.03	NO	51.36	1.000	3.73e6	6.11e5	436	9.0	1.53	bd
200601K1_6	1000	1.02	NO	51.36	1.000	9.85e6	6.57e5	1070	7.1	1.50	bd

Compound name: PCB-190

Response Factor: 1.85102

RRF SD: 0.142118, Relative SD: 7.67782

Response type: Internal Std (Ref 206), Area * (IS Conc. / IS Area)

Curve type: RF

Name	Std. Conc.	RA	inj	RT	RRT	Resp	IS Resp	Conc.	%Dev	RRF	X = dropped
200601K1_1	0.250	1.07	NO	51.59	1.004	2.26e3	5.21e5	0.234	-6.3	1.73	MM
200601K1_2	1.00	1.09	NO	51.59	1.004	9.81e3	5.75e5	0.921	-7.9	1.71	MM
200601K1_3	2.50	1.11	NO	51.59	1.004	2.66e4	6.11e5	2.37	-5.3	1.75	MM
200601K1_4	50.0	1.00	NO	51.59	1.004	5.43e5	5.78e5	50.7	1.4	1.86	db
200601K1_5	400	1.04	NO	51.59	1.004	4.96e6	6.11e5	439	9.7	2.03	db
200601K1_6	1000	1.05	NO	51.59	1.004	1.32e7	6.57e5	1060	8.4	2.01	db

Dataset: U:\VG11.PRO\Results\200601K1\200601K1-CRVB.qld

Last Altered: Tuesday, June 02, 2020 10:21:37 Pacific Daylight Time
 Printed: Tuesday, June 02, 2020 11:15:31 Pacific Daylight Time

Compound name: PCB-189
 Response Factor: 1.4524
 RRF SD: 0.0988417, Relative SD: 6.80541
 Response type: Internal Std (Ref 207), Area * (IS Conc. / IS Area)
 Curve type: RF

Name	Std. Conc.	RA	Inty	RT	RRT	Resp	IS Resp	Conc	%Dev	RRF	X = dropped
200601K1_1	0.250	1.18	NO	53.08	1.000	2.37e3	6.87e5	0.238	-5.0	1.38	MM
200601K1_2	1.00	1.00	NO	53.10	1.000	1.00e4	7.42e5	0.932	-6.8	1.35	MM
200601K1_3	2.50	1.09	NO	53.10	1.000	2.75e4	8.11e5	2.34	-6.5	1.36	MM
200601K1_4	50.0	1.03	NO	53.10	1.000	5.78e5	7.81e5	52.1	4.2	1.51	bb
200601K1_5	400	1.02	NO	53.10	1.000	5.04e6	8.07e5	430	7.5	1.56	bb
200601K1_6	1000	1.02	NO	53.10	1.000	1.34e7	8.85e5	1070	8.8	1.55	bb

Compound name: PCB-202
 Response Factor: 1.16825
 RRF SD: 0.08292, Relative SD: 7.09778
 Response type: Internal Std (Ref 208), Area * (IS Conc. / IS Area)
 Curve type: RF

Name	Std. Conc.	RA	Inty	RT	RRT	Resp	IS Resp	Conc	%Dev	RRF	X = dropped
200601K1_1	0.250	0.93	NO	48.59	1.000	1.92e3	6.72e5	0.245	-2.2	1.14	MM
200601K1_2	1.00	1.02	NO	48.61	1.000	7.83e3	7.55e5	0.888	-11.2	1.04	MM
200601K1_3	2.50	0.94	NO	48.61	1.000	2.18e4	7.88e5	2.43	-2.8	1.14	bb
200601K1_4	50.0	0.89	NO	48.61	1.000	4.58e5	7.74e5	50.8	1.3	1.18	bb
200601K1_5	400	0.91	NO	48.61	1.000	4.13e6	8.21e5	431	7.7	1.26	bb
200601K1_6	1000	0.91	NO	48.61	1.000	1.08e7	8.48e5	1070	7.2	1.25	bb

Compound name: PCB-201
 Response Factor: 1.05277
 RRF SD: 0.0608949, Relative SD: 5.78427
 Response type: Internal Std (Ref 208), Area * (IS Conc. / IS Area)
 Curve type: RF

Name	Std. Conc.	RA	Inty	RT	RRT	Resp	IS Resp	Conc	%Dev	RRF	X = dropped
200601K1_1	0.250	0.79	NO	49.10	1.011	1.71e3	6.72e5	0.241	-3.6	1.01	bd
200601K1_2	1.00	0.90	NO	49.10	1.010	7.27e3	7.55e5	0.915	-8.5	0.983	bd

Dataset: U:\VG11.PRO\Results\200801K1\200801K1-CRVB.qld

Last Altered: Tuesday, June 02, 2020 10:21:37 Pacific Daylight Time

Printed: Tuesday, June 02, 2020 11:15:31 Pacific Daylight Time

Compound name: PCB-201

Name	Std Conc	RA	n/y	RT	RRT	Resp	IS Resp	Conc	%Dev	RRF	X#	dropped
200801K1_3	2.50	0.94	NO	49.10	1.010	1.98e4	7.88e5	2.47	-1.2	1.04		bd
200801K1_4	50.0	0.91	NO	49.10	1.010	4.10e5	7.74e5	50.3	0.7	1.06		bd
200801K1_5	400	0.92	NO	49.10	1.010	3.88e6	8.21e5	424	6.0	1.12		bd
200801K1_6	1000	0.91	NO	49.10	1.010	9.50e6	8.48e5	1070	6.6	1.12		bd

Compound name: PCB-204

Response Factor: 1.1409

RRF SD: 0.0887975, Relative SD: 7.78308

Response type: Internal Std (Ref 208), Area * (IS Conc. / IS Area)

Curve type: RF

Name	Std Conc	RA	n/y	RT	RRT	Resp	IS Resp	Conc	%Dev	RRF	X#	dropped
200801K1_1	0.250	0.77	NO	49.24	1.014	1.83e3	6.72e5	0.238	-4.6	1.09		MM
200801K1_2	1.00	0.89	NO	49.28	1.014	8.01e3	7.55e5	0.930	-7.0	1.06		db
200801K1_3	2.50	0.82	NO	49.26	1.014	2.04e4	7.88e5	2.34	-6.5	1.07		db
200801K1_4	50.0	0.90	NO	49.26	1.014	4.36e5	7.74e5	49.4	-1.2	1.13		db
200801K1_5	400	0.91	NO	49.28	1.014	4.07e6	8.21e5	435	8.7	1.24		db
200801K1_6	1000	0.91	NO	49.26	1.014	1.07e7	8.48e5	1110	10.6	1.26		db

Compound name: PCB-197

Response Factor: 1.13263

RRF SD: 0.0852075, Relative SD: 7.52295

Response type: Internal Std (Ref 208), Area * (IS Conc. / IS Area)

Curve type: RF

Name	Std Conc	RA	n/y	RT	RRT	Resp	IS Resp	Conc	%Dev	RRF	X#	dropped
200801K1_1	0.250	0.99	NO	49.58	1.021	1.89e3	6.72e5	0.248	-0.9	1.12		MM
200801K1_2	1.00	1.01	NO	49.58	1.020	7.47e3	7.55e5	0.874	-12.6	0.989		bb
200801K1_3	2.50	0.99	NO	49.58	1.020	2.16e4	7.88e5	2.49	-0.4	1.13		MM
200801K1_4	50.0	0.90	NO	49.58	1.020	4.31e5	7.74e5	49.2	-1.6	1.11		bb
200801K1_5	400	0.91	NO	49.58	1.020	4.00e6	8.21e5	431	7.7	1.22		bb
200801K1_6	1000	0.89	NO	49.58	1.020	1.03e7	8.48e5	1080	7.8	1.22		bb

Dataset: U:\VG11.PRO\Results\200601K1\200601K1-CRVB.qld

Last Altered: Tuesday, June 02, 2020 10:21:37 Pacific Daylight Time
 Printed: Tuesday, June 02, 2020 11:15:31 Pacific Daylight Time

Compound name: PCB-200
 Response Factor: 1.07032
 RRF SD: 0.0809843, Relative SD: 7.56448
 Response type: Internal Std (Ref 208), Area * (IS Conc. / IS Area)
 Curve type: RF

	Name	Std. Conc.	RA	n/y	RT	RRT	Resp	IS Resp	Conc.	%Dev	RRF	X = dropped
1	200601K1_1	0.250	1.00	NO	50.51	1.040	1.84e3	6.72e5	0.256	2.3	1.09	bb
2	200601K1_2	1.00	0.95	NO	50.51	1.039	7.00e3	7.55e5	0.866	-13.4	0.927	bb
3	200601K1_3	2.50	0.87	NO	50.51	1.039	2.02e4	7.66e5	2.46	-1.7	1.05	bb
4	200601K1_4	50.0	0.90	NO	50.53	1.040	4.10e5	7.74e5	49.5	-1.1	1.06	bb
5	200601K1_5	400	0.90	NO	50.53	1.040	3.78e6	8.21e5	430	7.5	1.15	bb
6	200601K1_6	1000	0.89	NO	50.53	1.040	9.83e6	8.48e5	1060	6.4	1.14	bb

Compound name: PCB-198
 Response Factor: 0.793834
 RRF SD: 0.0466547, Relative SD: 5.87713
 Response type: Internal Std (Ref 208), Area * (IS Conc. / IS Area)
 Curve type: RF

	Name	Std. Conc.	RA	n/y	RT	RRT	Resp	IS Resp	Conc.	%Dev	RRF	X = dropped
1	200601K1_1	0.250	0.81	NO	52.08	1.072	1.22e3	6.72e5	0.229	-8.4	0.727	MM
2	200601K1_2	1.00	0.84	NO	52.08	1.072	5.92e3	7.55e5	0.988	-1.2	0.784	bd
3	200601K1_3	2.50	0.85	NO	52.08	1.072	1.51e4	7.66e5	2.48	-0.9	0.787	bd
4	200601K1_4	50.0	0.91	NO	52.08	1.072	2.98e5	7.74e5	48.8	-2.9	0.771	bd
5	200601K1_5	400	0.89	NO	52.08	1.072	2.76e6	8.21e5	424	6.0	0.841	bd
6	200601K1_6	1000	0.89	NO	52.08	1.072	7.22e6	8.48e5	1070	7.5	0.853	bd

Compound name: PCB-199
 Response Factor: 0.809242
 RRF SD: 0.0640263, Relative SD: 7.91189
 Response type: Internal Std (Ref 208), Area * (IS Conc. / IS Area)
 Curve type: RF

	Name	Std. Conc.	RA	n/y	RT	RRT	Resp	IS Resp	Conc.	%Dev	RRF	X = dropped
1	200601K1_1	0.250	0.83	NO	52.21	1.075	1.18e3	6.72e5	0.216	-13.6	0.699	MM
2	200601K1_2	1.00	0.93	NO	52.19	1.074	6.27e3	7.55e5	1.03	2.7	0.831	db

Dataset: U:\VG11.PROVResults\200801K1\200801K1-CRVB.qld

Last Altered: Tuesday, June 02, 2020 10:21:37 Pacific Daylight Time
 Printed: Tuesday, June 02, 2020 11:15:31 Pacific Daylight Time

Compound name: PCB-199

Name	Std Conc	RA	RF	RT	RRT	Resp	IS Resp	Conc	%Dev	RRF	X = dropped
200801K1_3	2.50	1.00	NO	52.21	1.074	1.51e4	7.86e5	2.43	-2.8	0.786	MM
200801K1_4	50.0	0.92	NO	52.21	1.074	3.10e5	7.74e5	49.5	-1.0	0.801	db
200801K1_5	400	0.89	NO	52.21	1.074	2.81e6	8.21e5	424	5.9	0.857	db
200801K1_6	1000	0.90	NO	52.21	1.074	7.45e6	8.46e5	1090	8.8	0.881	db

Compound name: PCB-198/203

Response Factor: 0.838202

RRF SD: 0.0715006, Relative SD: 8.53023

Response type: Internal Std (Ref 208), Area * (IS Conc. / IS Area)

Curve type: RF

Name	Std Conc	RA	RF	RT	RRT	Resp	IS Resp	Conc	%Dev	RRF	X = dropped
200801K1_1	0.500	1.00	NO	52.50	1.081	2.91e3	6.72e5	0.518	3.1	0.884	bb
200801K1_2	2.00	0.93	NO	52.50	1.080	1.09e4	7.55e5	1.73	-13.8	0.724	bd
200801K1_3	5.00	0.94	NO	52.50	1.080	3.07e4	7.86e5	4.79	-4.3	0.802	MM
200801K1_4	100	0.90	NO	52.51	1.081	6.36e5	7.74e5	98.1	-1.9	0.822	bb
200801K1_5	800	0.91	NO	52.51	1.081	5.85e6	8.21e5	850	6.2	0.891	bb
200801K1_6	2000	0.91	NO	52.51	1.081	1.57e7	8.46e5	2210	10.4	0.926	bb

Compound name: PCB-195

Response Factor: 1.04444

RRF SD: 0.0883119, Relative SD: 8.45545

Response type: Internal Std (Ref 209), Area * (IS Conc. / IS Area)

Curve type: RF

Name	Std Conc	RA	RF	RT	RRT	Resp	IS Resp	Conc	%Dev	RRF	X = dropped
200801K1_1	0.250	0.81	NO	53.79	0.983	1.54e3	6.54e5	0.225	-9.8	0.942	MM
200801K1_2	1.00	0.81	NO	53.79	0.983	6.86e3	6.72e5	0.948	-5.2	0.990	bb
200801K1_3	2.50	0.88	NO	53.79	0.983	1.83e4	7.55e5	2.32	-7.2	0.970	bb
200801K1_4	50.0	0.88	NO	53.81	0.984	3.74e5	6.85e5	52.4	4.7	1.09	bd
200801K1_5	400	0.89	NO	53.79	0.983	3.33e6	7.19e5	443	10.8	1.16	bd
200801K1_6	1000	0.90	NO	53.81	0.984	8.99e6	8.07e5	1070	6.6	1.11	bd

Dataset: U:\VG11.PRO\Results\200801K1\200801K1-CRVB.qld

Last Altered: Tuesday, June 02, 2020 10:21:37 Pacific Daylight Time
 Printed: Tuesday, June 02, 2020 11:15:31 Pacific Daylight Time

Compound name: PCB-194
 Response Factor: 1.11592
 RRF SD: 0.0652125, Relative SD: 5.84384
 Response type: Internal Std (Ref 209), Area * (IS Conc. / IS Area)
 Curve type: RF

Name	Std. Conc.	RA	in/	RT	RRT	Resp	IS Resp	Conc	%Dev	RRF	X = dropped
200801K1_1	0.250	0.76	NO	54.72	1.000	1.92e3	6.54e5	0.262	4.9	1.17	MM
200801K1_2	1.00	0.91	NO	54.72	1.000	7.03e3	6.72e5	0.937	-6.3	1.05	bb
200801K1_3	2.50	0.91	NO	54.72	1.000	1.84e4	7.55e5	2.30	-6.1	1.03	bb
200801K1_4	50.0	0.88	NO	54.72	1.000	3.84e5	6.85e5	50.2	0.5	1.12	bb
200801K1_5	400	0.88	NO	54.72	1.000	3.39e6	7.19e5	422	5.5	1.18	bb
200801K1_6	1000	0.89	NO	54.72	1.000	9.32e6	8.07e5	1040	3.5	1.16	bb

Compound name: PCB-205
 Response Factor: 1.28935
 RRF SD: 0.0752087, Relative SD: 5.83305
 Response type: Internal Std (Ref 209), Area * (IS Conc. / IS Area)
 Curve type: RF

Name	Std. Conc.	RA	in/	RT	RRT	Resp	IS Resp	Conc	%Dev	RRF	X = dropped
200801K1_1	0.250	1.01	NO	54.99	1.005	1.97e3	6.54e5	0.233	-6.7	1.20	MM
200801K1_2	1.00	0.88	NO	54.99	1.005	8.47e3	8.72e5	0.977	-2.3	1.26	bb
200801K1_3	2.50	0.92	NO	54.99	1.005	2.29e4	7.55e5	2.35	-5.8	1.21	bb
200801K1_4	50.0	0.89	NO	54.99	1.005	4.55e5	6.85e5	51.5	3.1	1.33	bb
200801K1_5	400	0.87	NO	54.99	1.005	4.00e6	7.19e5	431	7.9	1.39	bb
200801K1_6	1000	0.88	NO	54.99	1.005	1.08e7	8.07e5	1040	3.9	1.34	bb

Compound name: PCB-208
 Response Factor: 0.933088
 RRF SD: 0.0782208, Relative SD: 8.383
 Response type: Internal Std (Ref 210), Area * (IS Conc. / IS Area)
 Curve type: RF

Name	Std. Conc.	RA	in/	RT	RRT	Resp	IS Resp	Conc	%Dev	RRF	X = dropped
200801K1_1	0.250	1.28	NO	53.95	1.000	1.83e3	8.27e5	0.237	-5.3	0.884	bb
200801K1_2	1.00	1.34	NO	53.95	1.000	7.27e3	8.89e5	0.876	-12.4	0.818	bb

Dataset: U:\VG11.PRO\Results\200601K1\200601K1-CRVB.qld

Last Altered: Tuesday, June 02, 2020 10:21:37 Pacific Daylight Time
 Printed: Tuesday, June 02, 2020 11:15:31 Pacific Daylight Time

Compound name: PCB-208

Name	Std Conc	RA	n/y	RT	RRT	Resp	IS Resp	Conc	%Dev	RRF	X = dropped
200601K1_3	2.50	1.29	NO	53.95	1.000	2.17e4	9.56e5	2.43	-2.9	0.908	bb
200601K1_4	50.0	1.35	NO	53.95	1.000	4.38e5	9.09e5	51.6	3.3	0.964	bb
200601K1_5	400	1.35	NO	53.95	1.000	3.85e6	9.40e5	439	9.7	1.02	bb
200601K1_6	1000	1.34	NO	53.95	1.000	1.02e7	1.01e6	1080	7.8	1.00	bb

Compound name: PCB-207

Response Factor: 0.916302

RRF SD: 0.0559032, Relative SD: 6.10095

Response type: Internal Std (Ref 210), Area * (IS Conc. / IS Area)

Curve type: RF

Name	Std Conc	RA	n/y	RT	RRT	Resp	IS Resp	Conc	%Dev	RRF	X = dropped
200601K1_1	0.250	1.18	NO	54.29	1.007	1.83e3	6.27e5	0.242	-3.3	0.886	bb
200601K1_2	1.00	1.36	NO	54.29	1.007	7.48e3	8.89e5	0.915	-8.5	0.839	bb
200601K1_3	2.50	1.29	NO	54.29	1.007	2.13e4	9.56e5	2.44	-2.5	0.893	bb
200601K1_4	50.0	1.35	NO	54.29	1.007	4.18e5	9.09e5	50.2	0.4	0.920	bb
200601K1_5	400	1.32	NO	54.29	1.007	3.69e6	9.40e5	428	7.0	0.981	bb
200601K1_6	1000	1.32	NO	54.29	1.007	9.93e6	1.01e6	1070	6.9	0.979	bb

Compound name: PCB-206

Response Factor: 1.00741

RRF SD: 0.0633496, Relative SD: 6.28838

Response type: Internal Std (Ref 211), Area * (IS Conc. / IS Area)

Curve type: RF

Name	Std Conc	RA	n/y	RT	RRT	Resp	IS Resp	Conc	%Dev	RRF	X = dropped
200601K1_1	0.250	1.24	NO	56.24	1.000	1.17e3	4.83e5	0.240	-4.2	0.965	bb
200601K1_2	1.00	1.28	NO	56.25	1.000	4.56e3	4.90e5	0.928	-7.2	0.935	bd
200601K1_3	2.50	1.39	NO	56.25	1.000	1.33e4	5.49e5	2.40	-4.0	0.987	bb
200601K1_4	50.0	1.35	NO	56.25	1.000	2.55e5	5.03e5	50.4	0.7	1.01	dd
200601K1_5	400	1.33	NO	56.25	1.000	2.21e6	5.04e5	435	8.8	1.10	dd
200601K1_6	1000	1.34	NO	56.25	1.000	5.91e6	5.54e5	1080	5.9	1.07	bd

Dataset: U:\VG11.PRO\Results\200601K1\200601K1-CRVB.qld

Last Altered: Tuesday, June 02, 2020 10:21:37 Pacific Daylight Time
 Printed: Tuesday, June 02, 2020 11:15:31 Pacific Daylight Time

Compound name: PCB-209
 Response Factor: 0.986438
 RRF SD: 0.0459049, Relative SD: 4.6536
 Response type: Internal Std (Ref 212), Area * (IS Conc. / IS Area)
 Curve type: RF

Name	Std. Conc.	RA	n/y	RT	RRT	Resp	IS Resp	Conc	%Dev	RRF	X=dropped
200601K1_1	0.250	1.31	NO	57.48	1.000	8.49e2	3.85e5	0.236	-5.8	0.930	bb
200601K1_2	1.00	1.14	NO	57.49	1.000	3.51e3	3.67e5	0.970	-3.0	0.957	bb
200601K1_3	2.50	1.20	NO	57.49	1.000	9.28e3	3.88e5	2.42	-3.1	0.956	bb
200601K1_4	50.0	1.19	NO	57.49	1.000	1.78e5	3.55e5	50.8	1.8	1.00	bb
200601K1_5	400	1.18	NO	57.49	1.000	1.45e6	3.47e5	424	6.0	1.05	bb
200601K1_6	1000	1.18	NO	57.49	1.000	3.98e6	3.87e5	1040	4.2	1.03	bb

Compound name: 13C-PCB-1
 Response Factor: 0.893492
 RRF SD: 0.0183374, Relative SD: 2.05233
 Response type: Internal Std (Ref 213), Area * (IS Conc. / IS Area)
 Curve type: RF

Name	Std. Conc.	RA	n/y	RT	RRT	Resp	IS Resp	Conc	%Dev	RRF	X=dropped
200601K1_1	100	3.27	NO	15.51	0.608	2.37e6	2.62e6	101	1.1	0.903	bb
200601K1_2	100	3.24	NO	15.52	0.608	2.53e6	2.80e6	101	1.1	0.903	bb
200601K1_3	100	3.25	NO	15.53	0.609	2.46e6	2.85e6	98.8	-3.4	0.863	bb
200601K1_4	100	3.38	NO	15.53	0.609	2.44e6	2.67e6	102	2.2	0.914	bb
200601K1_5	100	3.20	NO	15.53	0.609	2.52e6	2.81e6	100	0.3	0.896	bb
200601K1_6	100	3.24	NO	15.53	0.609	2.44e6	2.77e6	98.7	-1.3	0.882	bb

Compound name: 13C-PCB-3
 Response Factor: 0.910947
 RRF SD: 0.0156258, Relative SD: 1.71533
 Response type: Internal Std (Ref 213), Area * (IS Conc. / IS Area)
 Curve type: RF

Name	Std. Conc.	RA	n/y	RT	RRT	Resp	IS Resp	Conc	%Dev	RRF	X=dropped
200601K1_1	100	3.25	NO	18.16	0.711	2.41e6	2.62e6	101	1.0	0.920	bb
200601K1_2	100	3.30	NO	18.16	0.711	2.58e6	2.80e6	101	1.3	0.923	bb

Dataset: U:\VG11.PRO\Results\200801K1\200801K1-CRVB.qld

Last Altered: Tuesday, June 02, 2020 10:21:37 Pacific Daylight Time
 Printed: Tuesday, June 02, 2020 11:15:31 Pacific Daylight Time

Compound name: 13C-PCB-3

Name	Std. Conc.	RA	ntf	RT	RRT	Resp	IS Resp	Conc.	%Dev	RRF	X = dropped
200801K1_3	100	3.32	NO	18.17	0.712	2.54e6	2.85e6	97.7	-2.3	0.890	bb
200801K1_4	100	3.19	NO	18.17	0.712	2.46e6	2.87e6	101	1.1	0.921	bb
200801K1_5	100	3.37	NO	18.17	0.712	2.58e6	2.81e6	101	1.1	0.921	bb
200801K1_6	100	3.32	NO	18.17	0.712	2.47e6	2.77e6	97.9	-2.1	0.892	bb

Compound name: 13C-PCB-4

Response Factor: 0.599965

RRF SD: 0.0112844, Relative SD: 1.87751

Response type: Internal Std (Ref 213), Area * (IS Conc. / IS Area)

Curve type: RF

Name	Std. Conc.	RA	ntf	RT	RRT	Resp	IS Resp	Conc.	%Dev	RRF	X = dropped
200801K1_1	100	1.59	NO	19.51	0.765	1.57e6	2.62e6	99.7	-0.3	0.598	bb
200801K1_2	100	1.81	NO	19.52	0.765	1.72e6	2.80e6	102	2.1	0.613	bb
200801K1_3	100	1.80	NO	19.52	0.765	1.87e6	2.85e6	97.5	-2.5	0.585	bb
200801K1_4	100	1.80	NO	19.53	0.765	1.82e6	2.87e6	101	0.8	0.605	bb
200801K1_5	100	1.58	NO	19.52	0.765	1.72e6	2.81e6	102	1.7	0.610	bb
200801K1_6	100	1.58	NO	19.53	0.765	1.83e6	2.77e6	98.2	-1.8	0.589	bb

Compound name: 13C-PCB-9

Response Factor: 0.989602

RRF SD: 0.0158818, Relative SD: 1.63589

Response type: Internal Std (Ref 213), Area * (IS Conc. / IS Area)

Curve type: RF

Name	Std. Conc.	RA	ntf	RT	RRT	Resp	IS Resp	Conc.	%Dev	RRF	X = dropped
200801K1_1	100	1.57	NO	21.33	0.836	2.57e6	2.62e6	101	1.2	0.981	bb
200801K1_2	100	1.57	NO	21.34	0.836	2.77e6	2.80e6	102	2.0	0.989	bb
200801K1_3	100	1.58	NO	21.35	0.836	2.71e6	2.85e6	98.0	-2.0	0.950	bb
200801K1_4	100	1.57	NO	21.35	0.836	2.81e6	2.87e6	101	0.6	0.975	bb
200801K1_5	100	1.58	NO	21.35	0.836	2.73e6	2.81e6	100	0.2	0.972	bb
200801K1_6	100	1.55	NO	21.35	0.836	2.83e6	2.77e6	98.1	-1.9	0.951	bb

Dataset: U:\VG11.PRO\Results\200601K1\200601K1-CRVB.qld

Last Altered: Tuesday, June 02, 2020 10:21:37 Pacific Daylight Time
 Printed: Tuesday, June 02, 2020 11:15:31 Pacific Daylight Time

Compound name: 13C-PCB-11
 Response Factor: 0.961529
 RRF SD: 0.00722668, Relative SD: 0.751582
 Response type: Internal Std (Ref 213), Area * (IS Conc. / IS Area)
 Curve type: RF

Name	Std Conc	RA	n/y	RT	RRT	Resp	IS Resp	Conc	%Dev	RRF	X = dropped
200601K1_1	100	1.57	NO	24.76	0.971	2.53e6	2.62e6	100	0.5	0.966	bb
200601K1_2	100	1.57	NO	24.79	0.972	2.70e6	2.80e6	100	0.3	0.964	bb
200601K1_3	100	1.57	NO	24.80	0.972	2.71e6	2.85e6	98.9	-1.1	0.951	bb
200601K1_4	100	1.56	NO	24.80	0.972	2.56e6	2.87e6	99.5	-0.5	0.957	bb
200601K1_5	100	1.57	NO	24.80	0.972	2.70e6	2.81e6	99.8	-0.2	0.960	bb
200601K1_6	100	1.57	NO	24.80	0.972	2.69e6	2.77e6	101	1.0	0.971	bb

Compound name: 13C-PCB-19
 Response Factor: 0.498883
 RRF SD: 0.00572334, Relative SD: 1.14723
 Response type: Internal Std (Ref 213), Area * (IS Conc. / IS Area)
 Curve type: RF

Name	Std Conc	RA	n/y	RT	RRT	Resp	IS Resp	Conc	%Dev	RRF	X = dropped
200601K1_1	100	1.02	NO	23.75	0.931	1.32e6	2.62e6	101	0.8	0.503	bb
200601K1_2	100	1.03	NO	23.75	0.931	1.42e6	2.80e6	101	1.3	0.505	bb
200601K1_3	100	1.04	NO	23.76	0.931	1.39e6	2.85e6	98.1	-1.9	0.489	bb
200601K1_4	100	1.02	NO	23.76	0.931	1.33e6	2.67e6	99.5	-0.5	0.496	bb
200601K1_5	100	1.00	NO	23.76	0.931	1.40e6	2.81e6	99.8	-0.2	0.496	bb
200601K1_6	100	1.01	NO	23.76	0.931	1.39e6	2.77e6	101	0.5	0.501	bb

Compound name: 13C-PCB-32
 Response Factor: 0.74412
 RRF SD: 0.0231643, Relative SD: 3.11298
 Response type: Internal Std (Ref 213), Area * (IS Conc. / IS Area)
 Curve type: RF

Name	Std Conc	RA	n/y	RT	RRT	Resp	IS Resp	Conc	%Dev	RRF	X = dropped
200601K1_1	100	1.04	NO	26.74	1.048	1.93e6	2.62e6	99.1	-0.9	0.737	bb
200601K1_2	100	1.05	NO	26.75	1.048	2.07e6	2.80e6	99.5	-0.5	0.741	bb

Dataset: U:\WG11.PRO\Results\200601K1\200601K1-CRVB.qld

Last Altered: Tuesday, June 02, 2020 10:21:37 Pacific Daylight Time
 Printed: Tuesday, June 02, 2020 11:15:31 Pacific Daylight Time

Compound name: 13C-PCB-32

Name	Std. Conc.	RA	Qty	RT	RRT	Resp	IS Resp	Conc.	%Dev	RRF	X = dropped
200601K1_3	100	1.02	NO	28.75	1.048	2.03e6	2.85e6	95.5	-4.5	0.710	bb
200601K1_4	100	1.03	NO	28.75	1.048	1.97e6	2.87e6	99.2	-0.8	0.739	bb
200601K1_5	100	1.04	NO	28.75	1.048	2.13e6	2.81e6	102	2.0	0.759	bb
200601K1_6	100	1.05	NO	28.75	1.048	2.18e6	2.77e6	105	4.7	0.779	bb

Compound name: 13C-PCB-28

Response Factor: 1.06428

RRF SD: 0.0550204, Relative SD: 5.16973

Response type: Internal Std (Ref 214), Area * (IS Conc. / IS Area)

Curve type: RF

Name	Std. Conc.	RA	Qty	RT	RRT	Resp	IS Resp	Conc.	%Dev	RRF	X = dropped
200601K1_1	100	1.03	NO	28.75	1.003	2.38e6	2.08e6	107	7.4	1.14	db
200601K1_2	100	1.04	NO	28.77	1.004	2.38e6	2.43e6	92.3	-7.7	0.983	db
200601K1_3	100	1.04	NO	28.77	1.004	2.33e6	2.26e6	97.0	-3.0	1.03	db
200601K1_4	100	1.04	NO	28.77	1.004	2.26e6	2.13e6	98.7	-0.3	1.06	db
200601K1_5	100	1.04	NO	28.77	1.004	2.40e6	2.24e6	100	0.4	1.07	db
200601K1_6	100	1.04	NO	28.77	1.004	2.39e6	2.18e6	103	3.2	1.10	db

Compound name: 13C-PCB-37

Response Factor: 0.989118

RRF SD: 0.0390859, Relative SD: 3.95159

Response type: Internal Std (Ref 214), Area * (IS Conc. / IS Area)

Curve type: RF

Name	Std. Conc.	RA	Qty	RT	RRT	Resp	IS Resp	Conc.	%Dev	RRF	X = dropped
200601K1_1	100	1.03	NO	32.75	1.143	2.11e6	2.08e6	102	2.5	1.01	bb
200601K1_2	100	1.02	NO	32.75	1.143	2.28e6	2.43e6	94.0	-8.0	0.930	bb
200601K1_3	100	1.05	NO	32.75	1.143	2.28e6	2.28e6	101	1.4	1.00	bb
200601K1_4	100	1.03	NO	32.75	1.143	2.09e6	2.13e6	99.2	-0.8	0.981	bb
200601K1_5	100	1.06	NO	32.75	1.143	2.17e6	2.24e6	97.8	-2.4	0.968	bb
200601K1_6	100	1.05	NO	32.77	1.143	2.27e6	2.18e6	105	5.3	1.04	bb

Dataset: U:\VG11.PRO\Results\200801K1\200801K1-CRVB.qld

Last Altered: Tuesday, June 02, 2020 10:21:37 Pacific Daylight Time
 Printed: Tuesday, June 02, 2020 11:15:31 Pacific Daylight Time

Compound name: 13C-PCB-54
 Response Factor: 0.99939
 RRF SD: 0.0146278, Relative SD: 1.46368
 Response type: Internal Std (Ref 215), Area * (IS Conc. / IS Area)
 Curve type: RF

Name	Std. Conc.	RA	rf	RT	RRF	Resp	IS Resp	Conc.	%Dev	RRF	X = dropped
200801K1_1	100	0.77	NO	27.60	0.752	1.88e6	1.87e6	101	0.8	1.01	bb
200801K1_2	100	0.78	NO	27.62	0.753	1.85e6	1.82e6	102	1.7	1.02	bb
200801K1_3	100	0.79	NO	27.62	0.753	1.80e6	1.81e6	99.5	-0.5	0.995	bb
200801K1_4	100	0.79	NO	27.62	0.753	1.75e6	1.74e6	101	0.8	1.01	bb
200801K1_5	100	0.77	NO	27.62	0.752	1.88e6	1.89e6	99.7	-0.3	0.998	bb
200801K1_6	100	0.79	NO	27.62	0.752	1.88e6	1.92e6	97.5	-2.5	0.974	bb

Compound name: 13C-PCB-52
 Response Factor: 0.804222
 RRF SD: 0.0127119, Relative SD: 1.58085
 Response type: Internal Std (Ref 215), Area * (IS Conc. / IS Area)
 Curve type: RF

Name	Std. Conc.	RA	rf	RT	RRF	Resp	IS Resp	Conc.	%Dev	RRF	X = dropped
200801K1_1	100	0.78	NO	31.25	0.852	1.37e6	1.87e6	102	1.8	0.817	bd
200801K1_2	100	0.79	NO	31.26	0.852	1.50e6	1.82e6	102	2.3	0.823	bb
200801K1_3	100	0.81	NO	31.26	0.852	1.44e6	1.81e6	99.0	-1.0	0.796	bb
200801K1_4	100	0.79	NO	31.26	0.852	1.38e6	1.74e6	98.5	-1.5	0.792	bd
200801K1_5	100	0.77	NO	31.26	0.852	1.51e6	1.89e6	99.4	-0.6	0.799	bd
200801K1_6	100	0.77	NO	31.26	0.852	1.54e6	1.92e6	99.2	-0.8	0.796	bd

Compound name: 13C-PCB-47
 Response Factor: 0.857338
 RRF SD: 0.011554, Relative SD: 1.34766
 Response type: Internal Std (Ref 215), Area * (IS Conc. / IS Area)
 Curve type: RF

Name	Std. Conc.	RA	rf	RT	RRF	Resp	IS Resp	Conc.	%Dev	RRF	X = dropped
200801K1_1	100	0.79	NO	31.77	0.866	1.44e6	1.87e6	100	0.3	0.860	bb
200801K1_2	100	0.78	NO	31.77	0.866	1.59e6	1.82e6	102	2.1	0.875	bb

Dataset: U:\VG11.PRO\Results\200601K1\200601K1-CRVB.qld

Last Altered: Tuesday, June 02, 2020 10:21:37 Pacific Daylight Time

Printed: Tuesday, June 02, 2020 11:15:31 Pacific Daylight Time

Compound name: 13C-PCB-47

Name	Std Conc	RA	Int	RT	RRT	Resp	IS Resp	Conc	%Dev	RRF	X = dropped
200601K1_3	100	0.79	NO	31.78	0.867	1.53e6	1.81e6	98.3	-1.7	0.843	bb
200601K1_4	100	0.78	NO	31.78	0.867	1.49e6	1.74e6	100	-0.0	0.857	bb
200601K1_5	100	0.78	NO	31.78	0.866	1.60e6	1.89e6	98.7	-1.3	0.846	bb
200601K1_6	100	0.78	NO	31.78	0.866	1.66e6	1.92e6	101	0.5	0.862	bb

Compound name: 13C-PCB-70

Response Factor: 0.995775

RRF SD: 0.0166908, Relative SD: 1.67616

Response type: Internal Std (Ref 215), Area * (IS Conc. / IS Area)

Curve type: RF

Name	Std Conc	RA	Int	RT	RRT	Resp	IS Resp	Conc	%Dev	RRF	X = dropped
200601K1_1	100	0.79	NO	35.40	0.965	1.70e6	1.67e6	102	2.3	1.02	bb
200601K1_2	100	0.79	NO	35.41	0.965	1.84e6	1.82e6	101	1.4	1.01	bb
200601K1_3	100	0.79	NO	35.41	0.965	1.79e6	1.81e6	99.4	-0.6	0.989	bb
200601K1_4	100	0.80	NO	35.41	0.965	1.73e6	1.74e6	100	0.1	0.997	bb
200601K1_5	100	0.79	NO	35.41	0.965	1.84e6	1.89e6	97.6	-2.4	0.972	bb
200601K1_6	100	0.79	NO	35.41	0.965	1.90e6	1.92e6	99.2	-0.8	0.988	bb

Compound name: 13C-PCB-80

Response Factor: 1.02819

RRF SD: 0.0132281, Relative SD: 1.28654

Response type: Internal Std (Ref 215), Area * (IS Conc. / IS Area)

Curve type: RF

Name	Std Conc	RA	Int	RT	RRT	Resp	IS Resp	Conc	%Dev	RRF	X = dropped
200601K1_1	100	0.80	NO	35.84	0.977	1.75e6	1.67e6	102	1.8	1.05	bb
200601K1_2	100	0.79	NO	35.84	0.977	1.87e6	1.82e6	100	-0.0	1.03	bb
200601K1_3	100	0.79	NO	35.84	0.977	1.86e6	1.81e6	99.7	-0.3	1.03	bb
200601K1_4	100	0.79	NO	35.84	0.977	1.79e6	1.74e6	100	0.2	1.03	bb
200601K1_5	100	0.80	NO	35.84	0.977	1.90e6	1.89e6	97.8	-2.2	1.01	db
200601K1_6	100	0.77	NO	35.84	0.977	1.99e6	1.92e6	100	0.5	1.03	bb

Dataset: U:\VG11.PRO\Results\200801K1\200801K1-CRVB.qld

Last Altered: Tuesday, June 02, 2020 10:21:37 Pacific Daylight Time

Printed: Tuesday, June 02, 2020 11:15:31 Pacific Daylight Time

Compound name: 13C-PCB-81

Response Factor: 0.987991

RRF SD: 0.0137248, Relative SD: 1.38916

Response type: Internal Std (Ref 215), Area * (IS Conc. / IS Area)

Curve type: RF

	Name	Std. Conc.	RA	Int.	RT	RRT	Resp.	IS Resp.	Conc.	%Dev.	RRF	X = dropped
1	200801K1_1	100	0.79	NO	39.04	1.084	1.85e6	1.87e6	99.8	-0.2	0.986	bd
2	200801K1_2	100	0.79	NO	39.04	1.084	1.76e6	1.82e6	98.0	-2.0	0.988	bd
3	200801K1_3	100	0.79	NO	39.04	1.084	1.80e6	1.81e6	100	0.5	0.993	bd
4	200801K1_4	100	0.80	NO	39.04	1.084	1.70e6	1.74e6	99.2	-0.8	0.980	bb
5	200801K1_5	100	0.78	NO	39.04	1.084	1.86e6	1.89e6	101	0.6	0.994	bd
6	200801K1_6	100	0.78	NO	39.04	1.084	1.94e6	1.92e6	102	2.0	1.01	bd

Compound name: 13C-PCB-77

Response Factor: 0.988731

RRF SD: 0.0228063, Relative SD: 2.35425

Response type: Internal Std (Ref 215), Area * (IS Conc. / IS Area)

Curve type: RF

	Name	Std. Conc.	RA	Int.	RT	RRT	Resp.	IS Resp.	Conc.	%Dev.	RRF	X = dropped
1	200801K1_1	100	0.79	NO	39.66	1.081	1.59e6	1.67e6	98.5	-1.5	0.954	bb
2	200801K1_2	100	0.78	NO	39.66	1.081	1.71e6	1.82e6	97.0	-3.0	0.940	bb
3	200801K1_3	100	0.79	NO	39.66	1.081	1.75e6	1.81e6	99.7	-0.3	0.966	bb
4	200801K1_4	100	0.80	NO	39.66	1.081	1.69e6	1.74e6	101	0.6	0.975	bb
5	200801K1_5	100	0.81	NO	39.66	1.081	1.84e6	1.89e6	100	0.2	0.970	bb
6	200801K1_6	100	0.80	NO	39.66	1.081	1.94e6	1.92e6	104	4.0	1.01	bb

Compound name: 13C-PCB-104

Response Factor: 1.01645

RRF SD: 0.0338582, Relative SD: 3.33102

Response type: Internal Std (Ref 216), Area * (IS Conc. / IS Area)

Curve type: RF

	Name	Std. Conc.	RA	Int.	RT	RRT	Resp.	IS Resp.	Conc.	%Dev.	RRF	X = dropped
1	200801K1_1	100	1.58	NO	32.44	0.828	1.12e6	1.08e6	102	1.8	1.03	bb
2	200801K1_2	100	1.85	NO	32.46	0.827	1.26e6	1.18e6	105	4.9	1.07	bb

Dataset: U:\VG11.PRO\Results\200601K1\200601K1-CRVB.qld

Last Altered: Tuesday, June 02, 2020 10:21:37 Pacific Daylight Time
 Printed: Tuesday, June 02, 2020 11:15:31 Pacific Daylight Time

Compound name: 13C-PCB-104

Name	Std. Conc.	RA	inj	RT	RRT	Resp	IS Resp	Conc.	%Dev	RRF	X = dropped
200601K1_3	100	1.62	NO	32.46	0.827	1.20e6	1.17e6	100	0.4	1.02	bb
200601K1_4	100	1.59	NO	32.46	0.827	1.17e6	1.15e6	100	0.3	1.02	bb
200601K1_5	100	1.62	NO	32.46	0.827	1.28e6	1.31e6	96.3	-3.7	0.979	bb
200601K1_6	100	1.63	NO	32.46	0.827	1.28e6	1.31e6	96.3	-3.7	0.979	bb

Compound name: 13C-PCB-95

Response Factor: 0.805195

RRF SD: 0.0178744, Relative SD: 2.19504

Response type: Internal Std (Ref 216), Area * (IS Conc. / IS Area)

Curve type: RF

Name	Std. Conc.	RA	inj	RT	RRT	Resp	IS Resp	Conc.	%Dev	RRF	X = dropped
200601K1_1	100	1.86	NO	35.71	0.910	8.86e5	1.08e6	102	1.5	0.817	bb
200601K1_2	100	1.82	NO	35.71	0.910	9.83e5	1.18e6	101	1.5	0.817	bb
200601K1_3	100	1.81	NO	35.71	0.910	9.53e5	1.17e6	101	1.1	0.814	bb
200601K1_4	100	1.84	NO	35.73	0.910	9.36e5	1.15e6	101	0.8	0.812	bb
200601K1_5	100	1.81	NO	35.73	0.910	1.01e6	1.31e6	95.8	-4.2	0.772	bb
200601K1_6	100	1.80	NO	35.73	0.910	1.05e6	1.31e6	99.3	-0.7	0.799	bb

Compound name: 13C-PCB-101

Response Factor: 0.792577

RRF SD: 0.0148513, Relative SD: 1.84857

Response type: Internal Std (Ref 216), Area * (IS Conc. / IS Area)

Curve type: RF

Name	Std. Conc.	RA	inj	RT	RRT	Resp	IS Resp	Conc.	%Dev	RRF	X = dropped
200601K1_1	100	1.86	NO	37.46	0.955	8.56e5	1.08e6	99.8	-0.4	0.789	bb
200601K1_2	100	1.87	NO	37.46	0.955	9.56e5	1.18e6	102	2.5	0.812	bb
200601K1_3	100	1.81	NO	37.46	0.955	9.39e5	1.17e6	101	1.2	0.802	bb
200601K1_4	100	1.80	NO	37.46	0.955	9.13e5	1.15e6	100	-0.0	0.793	bb
200601K1_5	100	1.80	NO	37.46	0.955	1.01e6	1.31e6	97.0	-3.0	0.769	bb
200601K1_6	100	1.87	NO	37.46	0.955	1.04e6	1.31e6	99.7	-0.3	0.790	bb

Dataset: U:\WG11.PRO\Results\200601K1\200601K1-CRVB.qld

Last Altered: Tuesday, June 02, 2020 10:21:37 Pacific Daylight Time
 Printed: Tuesday, June 02, 2020 11:15:31 Pacific Daylight Time

Compound name: 13C-PCB-97
 Response Factor: 0.696385
 RRF SD: 0.00628075, Relative SD: 0.901907
 Response type: Internal Std (Ref 216), Area * (IS Conc. / IS Area)
 Curve type: RF

Name	Std Conc	RA	nY	RT	RRT	Resp	IS Resp	Conc	%Dev	RRF	X = dropped
200601K1_1	100	1.63	NO	38.80	0.989	7.55e5	1.08e6	100	0.0	0.697	bb
200601K1_2	100	1.64	NO	38.80	0.989	8.31e5	1.18e6	101	1.2	0.705	bb
200601K1_3	100	1.63	NO	38.80	0.989	8.21e5	1.17e6	101	0.7	0.701	bb
200601K1_4	100	1.64	NO	38.80	0.989	7.95e5	1.15e6	99.0	-1.0	0.690	bb
200601K1_5	100	1.61	NO	38.80	0.989	9.02e5	1.31e6	99.0	-1.0	0.689	bb
200601K1_6	100	1.61	NO	38.80	0.989	9.13e5	1.31e6	100	0.0	0.698	bb

Compound name: 13C-PCB-123
 Response Factor: 0.932868
 RRF SD: 0.0173754, Relative SD: 1.86258
 Response type: Internal Std (Ref 216), Area * (IS Conc. / IS Area)
 Curve type: RF

Name	Std Conc	RA	nY	RT	RRT	Resp	IS Resp	Conc	%Dev	RRF	X = dropped
200601K1_1	100	1.82	NO	41.44	1.056	1.02e6	1.08e6	101	0.6	0.939	bd
200601K1_2	100	1.81	NO	41.44	1.056	1.11e6	1.18e6	101	0.5	0.938	bd
200601K1_3	100	1.84	NO	41.44	1.056	1.12e6	1.17e6	102	2.1	0.953	bd
200601K1_4	100	1.82	NO	41.48	1.056	1.07e6	1.15e6	99.3	-0.7	0.928	bd
200601K1_5	100	1.82	NO	41.48	1.056	1.18e6	1.31e6	96.7	-3.3	0.902	bd
200601K1_6	100	1.81	NO	41.48	1.056	1.23e6	1.31e6	101	0.7	0.939	bd

Compound name: 13C-PCB-118
 Response Factor: 0.985592
 RRF SD: 0.0134189, Relative SD: 1.3815
 Response type: Internal Std (Ref 216), Area * (IS Conc. / IS Area)
 Curve type: RF

Name	Std Conc	RA	nY	RT	RRT	Resp	IS Resp	Conc	%Dev	RRF	X = dropped
200601K1_1	100	1.64	NO	41.63	1.061	1.07e6	1.08e6	100	0.4	0.990	db
200601K1_2	100	1.62	NO	41.63	1.061	1.17e6	1.18e6	100	0.3	0.988	db

Dataset: U:\VG11.PRO\Results\200801K1\200801K1-CRVB.qld

Last Altered: Tuesday, June 02, 2020 10:21:37 Pacific Daylight Time

Printed: Tuesday, June 02, 2020 11:15:31 Pacific Daylight Time

Compound name: 13C-PCB-118

Name	Std. Conc.	RA	n/y	RT	RRT	Resp	IS Resp	Conc.	%Dev	RRF	X=dropped
200801K1_3	100	1.88	NO	41.85	1.081	1.16e6	1.17e6	100	0.3	0.989	db
200801K1_4	100	1.84	NO	41.85	1.081	1.12e6	1.15e6	98.8	-1.2	0.974	db
200801K1_5	100	1.83	NO	41.85	1.081	1.27e6	1.31e6	98.2	-1.8	0.987	db
200801K1_6	100	1.58	NO	41.85	1.081	1.32e6	1.31e6	102	2.0	1.01	db

Compound name: 13C-PCB-114

Response Factor: 1.54868

RRF SD: 0.0375936, Relative SD: 2.4308

Response type: Internal Std (Ref 217), Area * (IS Conc. / IS Area)

Curve type: RF

Name	Std. Conc.	RA	n/y	RT	RRT	Resp	IS Resp	Conc.	%Dev	RRF	X=dropped
200801K1_1	100	1.58	NO	42.30	0.908	1.38e6	8.47e5	104	4.0	1.81	bb
200801K1_2	100	1.55	NO	42.30	0.908	1.45e6	9.25e5	102	1.8	1.57	bb
200801K1_3	100	1.58	NO	42.32	0.908	1.47e6	9.70e5	97.9	-2.1	1.51	bb
200801K1_4	100	1.58	NO	42.32	0.908	1.41e6	9.28e5	98.2	-1.8	1.52	bb
200801K1_5	100	1.59	NO	42.32	0.908	1.52e6	1.00e6	98.3	-1.7	1.52	bb
200801K1_6	100	1.58	NO	42.32	0.908	1.58e6	1.02e6	100	0.0	1.55	bb

Compound name: 13C-PCB-105

Response Factor: 1.57244

RRF SD: 0.0487805, Relative SD: 3.10222

Response type: Internal Std (Ref 217), Area * (IS Conc. / IS Area)

Curve type: RF

Name	Std. Conc.	RA	n/y	RT	RRT	Resp	IS Resp	Conc.	%Dev	RRF	X=dropped
200801K1_1	100	1.58	NO	43.19	0.927	1.40e6	8.47e5	105	5.1	1.85	dd
200801K1_2	100	1.55	NO	43.19	0.927	1.47e6	9.25e5	101	1.1	1.59	bd
200801K1_3	100	1.59	NO	43.21	0.927	1.49e6	9.70e5	98.0	-2.0	1.54	bd
200801K1_4	100	1.59	NO	43.21	0.927	1.42e6	9.28e5	97.4	-2.8	1.53	bb
200801K1_5	100	1.57	NO	43.21	0.927	1.53e6	1.00e6	97.2	-2.8	1.53	bd
200801K1_6	100	1.57	NO	43.21	0.927	1.62e6	1.02e6	101	1.2	1.59	dd

Dataset: U:\VG11.PRO\Results\200801K1\200801K1-CRVB.qld

Last Altered: Tuesday, June 02, 2020 10:21:37 Pacific Daylight Time
 Printed: Tuesday, June 02, 2020 11:15:31 Pacific Daylight Time

Compound name: 13C-PCB-127
 Response Factor: 1.82478
 RRF SD: 0.0481809, Relative SD: 2.96539
 Response type: Internal Std (Ref 217), Area * (IS Conc. / IS Area)
 Curve type: RF

Name	Std. Conc.	RA	Int.	RT	RRT	Resp.	IS Resp.	Conc.	%Dev.	RRF	X = dropped
200801K1_1	100	1.56	NO	43.55	0.935	1.45e6	8.47e5	105	5.2	1.71	db
200801K1_2	100	1.57	NO	43.55	0.935	1.51e6	9.25e5	100	0.3	1.83	db
200801K1_3	100	1.57	NO	43.55	0.935	1.59e6	9.70e5	101	0.8	1.84	db
200801K1_4	100	1.56	NO	43.55	0.934	1.47e6	9.28e5	97.5	-2.5	1.58	bb
200801K1_5	100	1.56	NO	43.55	0.934	1.58e6	1.00e6	97.0	-3.0	1.58	db
200801K1_6	100	1.56	NO	43.55	0.934	1.64e6	1.02e6	99.2	-0.8	1.81	db

Compound name: 13C-PCB-126
 Response Factor: 1.56796
 RRF SD: 0.0317856, Relative SD: 2.02719
 Response type: Internal Std (Ref 217), Area * (IS Conc. / IS Area)
 Curve type: RF

Name	Std. Conc.	RA	Int.	RT	RRT	Resp.	IS Resp.	Conc.	%Dev.	RRF	X = dropped
200801K1_1	100	1.55	NO	45.51	0.978	1.33e6	8.47e5	100	0.0	1.57	bb
200801K1_2	100	1.56	NO	45.51	0.978	1.49e6	9.25e5	103	2.8	1.81	bb
200801K1_3	100	1.59	NO	45.51	0.978	1.54e6	9.70e5	101	1.0	1.58	bb
200801K1_4	100	1.54	NO	45.52	0.978	1.45e6	9.28e5	100	0.1	1.57	bb
200801K1_5	100	1.57	NO	45.51	0.978	1.51e6	1.00e6	98.4	-3.8	1.51	bb
200801K1_6	100	1.56	NO	45.52	0.978	1.80e6	1.02e6	99.8	-0.2	1.56	bb

Compound name: 13C-PCB-155
 Response Factor: 0.614596
 RRF SD: 0.0119449, Relative SD: 1.94354
 Response type: Internal Std (Ref 216), Area * (IS Conc. / IS Area)
 Curve type: RF

Name	Std. Conc.	RA	Int.	RT	RRT	Resp.	IS Resp.	Conc.	%Dev.	RRF	X = dropped
200801K1_1	100	1.28	NO	36.98	0.942	6.57e5	1.08e6	98.8	-1.4	0.606	bb
200801K1_2	100	1.28	NO	36.98	0.942	7.35e5	1.18e6	101	1.4	0.823	bb

Dataset: U:\VG11.PRO\Results\200601K1\200601K1-CRVB.qld

Last Altered: Tuesday, June 02, 2020 10:21:37 Pacific Daylight Time

Printed: Tuesday, June 02, 2020 11:15:31 Pacific Daylight Time

Compound name: 13C-PCB-155

Name	Std. Conc.	RA	n/y	RT	RRT	Resp	IS Resp	Conc.	%Dev	RRF	X = dropped
200601K1_3	100	1.32	NO	36.99	0.943	7.36e5	1.17e6	102	2.3	0.629	bb
200601K1_4	100	1.28	NO	36.99	0.943	7.19e5	1.15e6	102	1.5	0.624	bb
200601K1_5	100	1.35	NO	36.99	0.943	7.68e5	1.31e6	97.8	-2.2	0.601	bb
200601K1_6	100	1.32	NO	36.99	0.943	7.92e5	1.31e6	98.3	-1.7	0.604	bb

Compound name: 13C-PCB-153

Response Factor: 1.36484

RRF SD: 0.0310875, Relative SD: 2.27774

Response type: Internal Std (Ref 217), Area * (IS Conc. / IS Area)

Curve type: RF

Name	Std. Conc.	RA	n/y	RT	RRT	Resp	IS Resp	Conc.	%Dev	RRF	X = dropped
200601K1_1	100	1.26	NO	43.36	0.930	1.21e6	8.47e5	104	4.5	1.43	bb
200601K1_2	100	1.25	NO	43.36	0.930	1.26e6	9.25e5	100	0.1	1.37	bb
200601K1_3	100	1.24	NO	43.36	0.930	1.30e6	9.70e5	98.2	-1.8	1.34	bb
200601K1_4	100	1.28	NO	43.36	0.930	1.25e6	9.26e5	99.1	-0.9	1.35	bb
200601K1_5	100	1.25	NO	43.36	0.930	1.35e6	1.00e6	98.8	-1.2	1.35	bb
200601K1_6	100	1.28	NO	43.36	0.930	1.38e6	1.02e6	99.4	-0.6	1.36	bb

Compound name: 13C-PCB-141

Response Factor: 1.12787

RRF SD: 0.0175764, Relative SD: 1.55838

Response type: Internal Std (Ref 217), Area * (IS Conc. / IS Area)

Curve type: RF

Name	Std. Conc.	RA	n/y	RT	RRT	Resp	IS Resp	Conc.	%Dev	RRF	X = dropped
200601K1_1	100	1.28	NO	44.12	0.947	9.74e5	8.47e5	102	1.9	1.15	bb
200601K1_2	100	1.28	NO	44.14	0.947	1.06e6	9.25e5	101	1.4	1.14	bb
200601K1_3	100	1.30	NO	44.14	0.947	1.10e6	9.70e5	100	0.4	1.13	bb
200601K1_4	100	1.28	NO	44.14	0.947	1.03e6	9.26e5	99.1	-0.9	1.12	bb
200601K1_5	100	1.26	NO	44.14	0.947	1.12e6	1.00e6	99.4	-0.6	1.12	bb
200601K1_6	100	1.26	NO	44.14	0.947	1.12e6	1.02e6	97.7	-2.3	1.10	bb

Dataset: U:\VG11.PRO\Results\200801K1\200801K1-CRVB.qld

Last Altered: Tuesday, June 02, 2020 10:21:37 Pacific Daylight Time
 Printed: Tuesday, June 02, 2020 11:15:31 Pacific Daylight Time

Compound name: 13C-PCB-138
 Response Factor: 1.18475
 RRF SD: 0.015047, Relative SD: 1.27006
 Response type: Internal Std (Ref 217), Area * (IS Conc. / IS Area)
 Curve type: RF

Name	Std. Conc.	RA	Inj	RT	RRT	Resp	IS Resp	Conc.	%Dev	RRF	X = dropped
200801K1_1	100	1.29	NO	44.99	0.965	1.00e6	8.47e5	99.7	-0.3	1.18	bb
200801K1_2	100	1.29	NO	44.99	0.965	1.11e6	9.25e5	101	1.0	1.20	bb
200801K1_3	100	1.29	NO	45.01	0.966	1.16e6	9.70e5	101	0.6	1.19	bb
200801K1_4	100	1.29	NO	45.01	0.965	1.07e6	9.28e5	97.9	-2.1	1.16	bb
200801K1_5	100	1.28	NO	45.01	0.965	1.18e6	1.00e6	99.5	-0.5	1.18	bb
200801K1_6	100	1.27	NO	45.01	0.985	1.22e6	1.02e6	101	1.3	1.20	bb

Compound name: 13C-PCB-159
 Response Factor: 1.43942
 RRF SD: 0.0195746, Relative SD: 1.3599
 Response type: Internal Std (Ref 217), Area * (IS Conc. / IS Area)
 Curve type: RF

Name	Std. Conc.	RA	Inj	RT	RRT	Resp	IS Resp	Conc.	%Dev	RRF	X = dropped
200801K1_1	100	1.28	NO	46.32	0.994	1.22e6	8.47e5	99.7	-0.3	1.44	bb
200801K1_2	100	1.28	NO	46.32	0.994	1.34e6	9.25e5	100	0.4	1.44	bd
200801K1_3	100	1.27	NO	46.32	0.994	1.38e6	9.70e5	99.0	-1.0	1.43	bd
200801K1_4	100	1.28	NO	46.34	0.994	1.33e6	9.28e5	99.7	-0.3	1.43	bd
200801K1_5	100	1.28	NO	46.34	0.994	1.42e6	1.00e6	98.7	-1.3	1.42	bd
200801K1_6	100	1.28	NO	46.34	0.994	1.51e6	1.02e6	103	2.5	1.48	bd

Compound name: 13C-PCB-167
 Response Factor: 1.44018
 RRF SD: 0.0216462, Relative SD: 1.50303
 Response type: Internal Std (Ref 217), Area * (IS Conc. / IS Area)
 Curve type: RF

Name	Std. Conc.	RA	Inj	RT	RRT	Resp	IS Resp	Conc.	%Dev	RRF	X = dropped
200801K1_1	100	1.28	NO	47.02	1.009	1.22e6	8.47e5	99.8	-0.4	1.43	bb
200801K1_2	100	1.28	NO	47.02	1.009	1.33e6	9.25e5	99.8	-0.4	1.43	bb

Dataset: U:\VG11.PRO\Results\200601K1\200601K1-CRVB.qld

Last Altered: Tuesday, June 02, 2020 10:21:37 Pacific Daylight Time

Printed: Tuesday, June 02, 2020 11:15:31 Pacific Daylight Time

Compound name: 13C-PCB-167

Name	Std. Conc.	RA	n/y	RT	RRT	Resp	IS Resp	Conc.	%Dev	RRF	X = dropped
200601K1_3	100	1.27	NO	47.04	1.009	1.39e6	9.70e5	99.8	-0.2	1.44	bb
200601K1_4	100	1.27	NO	47.04	1.009	1.36e6	9.26e5	102	1.9	1.47	bb
200601K1_5	100	1.25	NO	47.04	1.009	1.41e6	1.00e6	97.7	-2.3	1.41	bb
200601K1_6	100	1.26	NO	47.04	1.009	1.49e6	1.02e6	101	1.5	1.46	bb

Compound name: 13C-PCB-156

Response Factor: 1.39893

RRF SD: 0.0275437, Relative SD: 1.97173

Response type: Internal Std (Ref 217), Area * (IS Conc. / IS Area)

Curve type: RF

Name	Std. Conc.	RA	n/y	RT	RRT	Resp	IS Resp	Conc.	%Dev	RRF	X = dropped
200601K1_1	100	1.28	NO	48.37	1.038	1.18e6	8.47e5	99.8	-0.2	1.39	bb
200601K1_2	100	1.27	NO	48.37	1.038	1.26e6	9.25e5	97.8	-2.2	1.37	bb
200601K1_3	100	1.28	NO	48.37	1.038	1.35e6	9.70e5	99.5	-0.5	1.39	bb
200601K1_4	100	1.26	NO	48.37	1.037	1.31e6	9.26e5	102	1.7	1.42	bb
200601K1_5	100	1.26	NO	48.37	1.037	1.37e6	1.00e6	98.3	-1.7	1.37	bb
200601K1_6	100	1.27	NO	48.37	1.037	1.47e6	1.02e6	103	2.9	1.44	bb

Compound name: 13C-PCB-157

Response Factor: 1.39899

RRF SD: 0.0376485, Relative SD: 2.69497

Response type: Internal Std (Ref 217), Area * (IS Conc. / IS Area)

Curve type: RF

Name	Std. Conc.	RA	n/y	RT	RRT	Resp	IS Resp	Conc.	%Dev	RRF	X = dropped
200601K1_1	100	1.27	NO	48.63	1.043	1.19e6	8.47e5	100	0.2	1.40	bb
200601K1_2	100	1.28	NO	48.63	1.043	1.24e6	9.25e5	95.9	-4.1	1.34	bb
200601K1_3	100	1.28	NO	48.65	1.044	1.36e6	9.70e5	100	0.3	1.40	bb
200601K1_4	100	1.26	NO	48.65	1.043	1.31e6	9.26e5	102	1.6	1.42	bb
200601K1_5	100	1.27	NO	48.65	1.043	1.37e6	1.00e6	98.3	-1.7	1.37	bb
200601K1_6	100	1.26	NO	48.65	1.043	1.46e6	1.02e6	104	3.7	1.45	bb

Dataset: U:\VG11.PRO\Results\200801K1\200801K1-CRVB.qld

Last Altered: Tuesday, June 02, 2020 10:21:37 Pacific Daylight Time
 Printed: Tuesday, June 02, 2020 11:15:31 Pacific Daylight Time

Compound name: 13C-PCB-189
 Response Factor: 1.33116
 RRF SD: 0.042515, Relative SD: 3.19384
 Response type: Internal Std (Ref 217), Area * (IS Conc. / IS Area)
 Curve type: RF

	Name	Std. Conc.	RA	Qty	RT	RRF	Resp.	IS Resp.	Conc.	%Dev.	RRF	X = dropped
1	200801K1_1	100	1.26	NO	50.90	1.092	1.12e6	8.47e5	99.2	-0.8	1.32	bb
2	200801K1_2	100	1.26	NO	50.90	1.092	1.19e6	9.25e5	96.3	-3.7	1.28	bb
3	200801K1_3	100	1.26	NO	50.90	1.092	1.33e6	9.70e5	103	3.1	1.37	bb
4	200801K1_4	100	1.26	NO	50.90	1.092	1.22e6	9.29e5	99.1	-0.9	1.32	bb
5	200801K1_5	100	1.25	NO	50.90	1.092	1.30e6	1.00e6	97.7	-2.3	1.30	bb
6	200801K1_6	100	1.27	NO	50.92	1.092	1.42e6	1.02e6	105	4.8	1.39	bb

Compound name: 13C-PCB-188
 Response Factor: 1.40951
 RRF SD: 0.0117086, Relative SD: 0.83069
 Response type: Internal Std (Ref 218), Area * (IS Conc. / IS Area)
 Curve type: RF

	Name	Std. Conc.	RA	Qty	RT	RRF	Resp.	IS Resp.	Conc.	%Dev.	RRF	X = dropped
1	200801K1_1	100	0.45	NO	42.99	0.926	9.28e5	6.60e5	99.8	-0.2	1.41	bb
2	200801K1_2	100	0.45	NO	42.99	0.926	1.02e6	7.21e5	100	-0.0	1.41	bb
3	200801K1_3	100	0.46	NO	42.99	0.926	1.03e6	7.29e5	101	0.7	1.42	bb
4	200801K1_4	100	0.46	NO	43.00	0.926	1.01e6	7.30e5	96.5	-1.5	1.39	bb
5	200801K1_5	100	0.46	NO	43.00	0.926	1.13e6	8.04e5	100	0.1	1.41	bb
6	200801K1_6	100	0.45	NO	43.00	0.926	1.18e6	8.32e5	101	0.9	1.42	bb

Compound name: 13C-PCB-180
 Response Factor: 0.928881
 RRF SD: 0.0198492, Relative SD: 2.11536
 Response type: Internal Std (Ref 218), Area * (IS Conc. / IS Area)
 Curve type: RF

	Name	Std. Conc.	RA	Qty	RT	RRF	Resp.	IS Resp.	Conc.	%Dev.	RRF	X = dropped
1	200801K1_1	100	0.46	NO	49.69	1.070	6.18e5	6.60e5	101	0.5	0.934	bd
2	200801K1_2	100	0.44	NO	49.69	1.070	6.54e5	7.21e5	97.6	-2.4	0.907	bd

Dataset: U:\VG11.PROVResults\200801K1\200801K1-CRVB.qld

Last Altered: Tuesday, June 02, 2020 10:21:37 Pacific Daylight Time

Printed: Tuesday, June 02, 2020 11:15:31 Pacific Daylight Time

Compound name: 13C-PCB-180

Name	Std. Conc.	RA	Hy	RT	RRT	Resp	IS Resp	Conc.	%Dev	RRF	X-dropped
200801K1_3	100	0.46	NO	49.69	1.070	7.01e5	7.29e5	103	3.4	0.961	bd
200801K1_4	100	0.46	NO	49.69	1.070	6.87e5	7.30e5	98.4	-1.6	0.914	bb
200801K1_5	100	0.45	NO	49.69	1.070	7.40e5	8.04e5	99.1	-0.9	0.920	bb
200801K1_6	100	0.45	NO	49.69	1.070	7.81e5	8.32e5	101	1.1	0.939	bb

Compound name: 13C-PCB-170

Response Factor: 0.794323

RRF SD: 0.024833, Relative SD: 3.12632

Response type: Internal Std (Ref 218), Area * (IS Conc. / IS Area)

Curve type: RF

Name	Std. Conc.	RA	Hy	RT	RRT	Resp	IS Resp	Conc.	%Dev	RRF	X-dropped
200801K1_1	100	0.45	NO	51.36	1.106	5.21e5	6.60e5	99.4	-0.6	0.789	bb
200801K1_2	100	0.44	NO	51.36	1.106	5.75e5	7.21e5	100	0.4	0.798	bb
200801K1_3	100	0.45	NO	51.36	1.106	6.11e5	7.29e5	105	5.4	0.837	bb
200801K1_4	100	0.46	NO	51.36	1.106	5.78e5	7.30e5	99.8	-0.2	0.793	bb
200801K1_5	100	0.46	NO	51.36	1.106	6.11e5	8.04e5	95.7	-4.3	0.760	bb
200801K1_6	100	0.46	NO	51.36	1.106	6.57e5	8.32e5	99.3	-0.7	0.789	bb

Compound name: 13C-PCB-189

Response Factor: 1.04459

RRF SD: 0.0359944, Relative SD: 3.44577

Response type: Internal Std (Ref 218), Area * (IS Conc. / IS Area)

Curve type: RF

Name	Std. Conc.	RA	Hy	RT	RRT	Resp	IS Resp	Conc.	%Dev	RRF	X-dropped
200801K1_1	100	0.46	NO	53.08	1.143	6.87e5	6.60e5	99.6	-0.4	1.04	bb
200801K1_2	100	0.46	NO	53.08	1.143	7.42e5	7.21e5	98.5	-1.5	1.03	bb
200801K1_3	100	0.46	NO	53.08	1.143	8.11e5	7.29e5	108	6.4	1.11	bb
200801K1_4	100	0.46	NO	53.08	1.143	7.81e5	7.30e5	99.8	-0.2	1.04	bb
200801K1_5	100	0.46	NO	53.08	1.143	8.07e5	8.04e5	98.1	-3.9	1.00	bb
200801K1_6	100	0.47	NO	53.08	1.143	8.85e5	8.32e5	99.6	-0.4	1.04	bb

Dataset: U:\VG11.PRO\Results\200601K1\200601K1-CRVB.qld

Last Altered: Tuesday, June 02, 2020 10:21:37 Pacific Daylight Time

Printed: Tuesday, June 02, 2020 11:15:31 Pacific Daylight Time

Compound name: 13C-PCB-202

Response Factor: 1.03576

RRF SD: 0.0193089, Relative SD: 1.86423

Response type: Internal Std (Ref 218), Area * (IS Conc. / IS Area)

Curve type: RF

Name	Std. Conc.	RA	Hy	RT	RRT	Resp.	IS Resp.	Conc.	%Dev.	RRF	X = dropped
200601K1_1	100	0.94	NO	48.57	1.048	6.72e5	6.60e5	98.4	-1.6	1.02	bb
200601K1_2	100	0.93	NO	48.59	1.048	7.55e5	7.21e5	101	1.1	1.05	bb
200601K1_3	100	0.93	NO	48.59	1.048	7.66e5	7.29e5	101	1.4	1.05	bb
200601K1_4	100	0.91	NO	48.59	1.048	7.74e5	7.30e5	102	2.4	1.06	bb
200601K1_5	100	0.93	NO	48.59	1.048	8.21e5	8.04e5	98.5	-1.5	1.02	bb
200601K1_6	100	0.91	NO	48.59	1.048	8.48e5	8.32e5	98.2	-1.6	1.02	bb

Compound name: 13C-PCB-184

Response Factor: 0.768019

RRF SD: 0.0144259, Relative SD: 1.87833

Response type: Internal Std (Ref 219), Area * (IS Conc. / IS Area)

Curve type: RF

Name	Std. Conc.	RA	Hy	RT	RRT	Resp.	IS Resp.	Conc.	%Dev.	RRF	X = dropped
200601K1_1	100	0.88	NO	54.70	0.995	6.54e5	6.59e5	99.2	-0.8	0.762	bb
200601K1_2	100	0.90	NO	54.70	0.995	6.72e5	6.91e5	98.2	-1.8	0.754	bb
200601K1_3	100	0.89	NO	54.70	0.995	7.55e5	9.85e5	99.9	-0.1	0.767	bb
200601K1_4	100	0.89	NO	54.70	0.995	6.85e5	6.96e5	99.3	-0.7	0.763	bb
200601K1_5	100	0.90	NO	54.70	0.995	7.19e5	9.37e5	99.9	-0.1	0.787	bb
200601K1_6	100	0.90	NO	54.70	0.995	8.07e5	1.01e6	104	3.6	0.796	bb

Compound name: 13C-PCB-208

Response Factor: 0.990772

RRF SD: 0.01981, Relative SD: 1.97926

Response type: Internal Std (Ref 219), Area * (IS Conc. / IS Area)

Curve type: RF

Name	Std. Conc.	RA	Hy	RT	RRT	Resp.	IS Resp.	Conc.	%Dev.	RRF	X = dropped
200601K1_1	100	0.79	NO	53.94	0.981	8.27e5	8.59e5	97.1	-2.9	0.962	bb
200601K1_2	100	0.77	NO	53.94	0.981	8.89e5	8.91e5	101	0.7	0.998	bb

Dataset: U:\VG11.PROVResults\200601K1\200601K1-CRVB.qld

Last Altered: Tuesday, June 02, 2020 10:21:37 Pacific Daylight Time
 Printed: Tuesday, June 02, 2020 11:15:31 Pacific Daylight Time

Compound name: 13C-PCB-208

Name	Std Conc	RA	Hy	RT	RRT	Resp	IS Resp	Conc	%Dev	RRF	X = dropped
200601K1_3	100	0.79	NO	53.94	0.981	9.56e5	9.85e5	96.0	-2.0	0.971	bb
200601K1_4	100	0.79	NO	53.94	0.981	9.09e5	8.98e5	102	2.1	1.01	bb
200601K1_5	100	0.78	NO	53.94	0.981	9.40e5	9.37e5	101	1.2	1.00	bb
200601K1_6	100	0.78	NO	53.94	0.981	1.01e6	1.01e6	101	0.9	0.999	bb

Compound name: 13C-PCB-206

Response Factor: 0.552205

RRF SD: 0.00935022, Relative SD: 1.69325

Response type: Internal Std (Ref 219), Area * (IS Conc. / IS Area)

Curve type: RF

Name	Std Conc	RA	Hy	RT	RRT	Resp	IS Resp	Conc	%Dev	RRF	X = dropped
200601K1_1	100	0.78	NO	56.24	1.023	4.83e5	8.59e5	102	1.8	0.562	dd
200601K1_2	100	0.81	NO	56.24	1.023	4.90e5	8.91e5	99.5	-0.5	0.550	dd
200601K1_3	100	0.78	NO	56.24	1.023	5.49e5	9.85e5	101	1.0	0.558	bb
200601K1_4	100	0.80	NO	56.24	1.023	5.03e5	8.98e5	101	1.4	0.560	dd
200601K1_5	100	0.78	NO	56.24	1.023	5.04e5	9.37e5	97.4	-2.8	0.538	bd
200601K1_6	100	0.78	NO	56.24	1.023	5.54e5	1.01e6	99.0	-1.0	0.547	db

Compound name: 13C-PCB-209

Response Factor: 0.396384

RRF SD: 0.0196712, Relative SD: 4.96267

Response type: Internal Std (Ref 219), Area * (IS Conc. / IS Area)

Curve type: RF

Name	Std Conc	RA	Hy	RT	RRT	Resp	IS Resp	Conc	%Dev	RRF	X = dropped
200601K1_1	100	1.23	NO	57.48	1.046	3.65e5	8.59e5	107	7.2	0.425	bb
200601K1_2	100	1.16	NO	57.48	1.046	3.67e5	8.91e5	104	3.8	0.411	bb
200601K1_3	100	1.18	NO	57.48	1.046	3.88e5	9.85e5	99.5	-0.5	0.394	bb
200601K1_4	100	1.18	NO	57.48	1.046	3.55e5	8.98e5	99.8	-0.2	0.396	bb
200601K1_5	100	1.19	NO	57.48	1.046	3.47e5	9.37e5	93.4	-6.6	0.370	bb
200601K1_6	100	1.19	NO	57.48	1.046	3.87e5	1.01e6	98.3	-3.7	0.382	bb

Dataset: U:\VG11.PRO\Results\200601K1\200601K1-CRVB.qld

Last Altered: Tuesday, June 02, 2020 10:21:37 Pacific Daylight Time
 Printed: Tuesday, June 02, 2020 11:15:31 Pacific Daylight Time

Compound name: 13C-PCB-15

Response Factor: 1

RRF SD: 0, Relative SD: 0

Response type: Internal Std (Ref 213), Area * (IS Conc. / IS Area)

Curve type: RF

Name	Std. Conc.	RA	Int.	RT	RRF	Resp.	IS Resp.	Conc.	%Dev.	RRF	X = dropped
200601K1_1	100	1.56	NO	25.52	0.000	2.62e6	2.62e6	100	0.0	1.00	bb
200601K1_2	100	1.57	NO	25.51	0.000	2.80e6	2.80e6	100	0.0	1.00	bb
200601K1_3	100	1.58	NO	25.53	0.000	2.85e6	2.85e6	100	0.0	1.00	bb
200601K1_4	100	1.56	NO	25.53	0.000	2.67e6	2.67e6	100	0.0	1.00	bb
200601K1_5	100	1.57	NO	25.53	0.000	2.81e6	2.81e6	100	0.0	1.00	bb
200601K1_6	100	1.56	NO	25.53	0.000	2.77e6	2.77e6	100	0.0	1.00	bb

Compound name: 13C-PCB-31

Response Factor: 1

RRF SD: 0, Relative SD: 0

Response type: Internal Std (Ref 214), Area * (IS Conc. / IS Area)

Curve type: RF

Name	Std. Conc.	RA	Int.	RT	RRF	Resp.	IS Resp.	Conc.	%Dev.	RRF	X = dropped
200601K1_1	100	1.03	NO	28.66	0.000	2.08e6	2.08e6	100	0.0	1.00	bd
200601K1_2	100	1.04	NO	28.66	0.000	2.43e6	2.43e6	100	0.0	1.00	bd
200601K1_3	100	1.04	NO	28.66	0.000	2.26e6	2.26e6	100	0.0	1.00	bd
200601K1_4	100	1.05	NO	28.66	0.000	2.13e6	2.13e6	100	0.0	1.00	bd
200601K1_5	100	1.03	NO	28.66	0.000	2.24e6	2.24e6	100	0.0	1.00	bd
200601K1_6	100	1.04	NO	28.66	0.000	2.18e6	2.18e6	100	0.0	1.00	bd

Compound name: 13C-PCB-60

Response Factor: 1

RRF SD: 0, Relative SD: 0

Response type: Internal Std (Ref 215), Area * (IS Conc. / IS Area)

Curve type: RF

Name	Std. Conc.	RA	Int.	RT	RRF	Resp.	IS Resp.	Conc.	%Dev.	RRF	X = dropped
200601K1_1	100	0.78	NO	36.66	0.000	1.67e6	1.67e6	100	0.0	1.00	bb
200601K1_2	100	0.80	NO	36.66	0.000	1.82e6	1.82e6	100	0.0	1.00	bb

Dataset: U:\VG11.PRO\Results\200801K1\200801K1-CRVB.qld

Last Altered: Tuesday, June 02, 2020 10:21:37 Pacific Daylight Time
 Printed: Tuesday, June 02, 2020 11:15:31 Pacific Daylight Time

Compound name: 13C-PCB-80

Name	Std Conc	RA	ry	RT	RRT	Resp	IS Resp	Conc	%Dev	RRF	X	dropped
200801K1_3	100	0.78	NO	36.68	0.000	1.81e6	1.81e6	100	0.0	1.00		bb
200801K1_4	100	0.79	NO	36.68	0.000	1.74e6	1.74e6	100	0.0	1.00		bb
200801K1_5	100	0.78	NO	36.70	0.000	1.89e6	1.89e6	100	0.0	1.00		bb
200801K1_6	100	0.78	NO	36.70	0.000	1.92e6	1.92e6	100	0.0	1.00		bb

Compound name: 13C-PCB-111

Response Factor: 1

RRF SD: 0, Relative SD: 0

Response type: Internal Std (Ref 216), Area * (IS Conc. / IS Area)

Curve type: RF

Name	Std Conc	RA	ry	RT	RRT	Resp	IS Resp	Conc	%Dev	RRF	X	dropped
200801K1_1	100	1.62	NO	39.25	0.000	1.08e6	1.08e6	100	0.0	1.00		bb
200801K1_2	100	1.62	NO	39.25	0.000	1.18e6	1.18e6	100	0.0	1.00		bb
200801K1_3	100	1.62	NO	39.25	0.000	1.17e6	1.17e6	100	0.0	1.00		db
200801K1_4	100	1.60	NO	39.25	0.000	1.15e6	1.15e6	100	0.0	1.00		bb
200801K1_5	100	1.62	NO	39.25	0.000	1.31e6	1.31e6	100	0.0	1.00		bb
200801K1_6	100	1.63	NO	39.25	0.000	1.31e6	1.31e6	100	0.0	1.00		bb

Compound name: 13C-PCB-128

Response Factor: 1

RRF SD: 0, Relative SD: 0

Response type: Internal Std (Ref 217), Area * (IS Conc. / IS Area)

Curve type: RF

Name	Std Conc	RA	ry	RT	RRT	Resp	IS Resp	Conc	%Dev	RRF	X	dropped
200801K1_1	100	1.28	NO	46.60	0.000	8.47e5	8.47e5	100	0.0	1.00		bb
200801K1_2	100	1.27	NO	46.60	0.000	9.25e5	9.25e5	100	0.0	1.00		db
200801K1_3	100	1.25	NO	46.60	0.000	9.70e5	9.70e5	100	0.0	1.00		db
200801K1_4	100	1.26	NO	46.62	0.000	9.26e5	9.26e5	100	0.0	1.00		db
200801K1_5	100	1.26	NO	46.62	0.000	1.00e6	1.00e6	100	0.0	1.00		db
200801K1_6	100	1.27	NO	46.62	0.000	1.02e6	1.02e6	100	0.0	1.00		db

Dataset: U:\VG11.PRO\Results\200801K1\200801K1-CRVB.qld

Last Altered: Tuesday, June 02, 2020 10:21:37 Pacific Daylight Time

Printed: Tuesday, June 02, 2020 11:15:31 Pacific Daylight Time

Compound name: 13C-PCB-182

Response Factor: 1

RRF SD: 0, Relative SD: 0

Response type: Internal Std (Ref 218), Area * (IS Conc. / IS Area)

Curve type: RF

Name	Std. Conc.	RA	Qty	RT	RRT	Resp	IS Resp	Conc.	%Dev	RRF	X = dropped
200801K1_1	100	0.46	NO	46.43	0.000	6.60e5	6.60e5	100	0.0	1.00	bb
200801K1_2	100	0.44	NO	46.43	0.000	7.21e5	7.21e5	100	0.0	1.00	bb
200801K1_3	100	0.46	NO	46.43	0.000	7.29e5	7.29e5	100	0.0	1.00	bb
200801K1_4	100	0.45	NO	46.43	0.000	7.30e5	7.30e5	100	0.0	1.00	bb
200801K1_5	100	0.45	NO	46.43	0.000	8.04e5	8.04e5	100	0.0	1.00	bb
200801K1_6	100	0.45	NO	46.43	0.000	8.32e5	8.32e5	100	0.0	1.00	bb

Compound name: 13C-PCB-205

Response Factor: 1

RRF SD: 0, Relative SD: 0

Response type: Internal Std (Ref 219), Area * (IS Conc. / IS Area)

Curve type: RF

Name	Std. Conc.	RA	Qty	RT	RRT	Resp	IS Resp	Conc.	%Dev	RRF	X = dropped
200801K1_1	100	0.90	NO	54.98	0.000	8.59e5	8.59e5	100	0.0	1.00	bb
200801K1_2	100	0.89	NO	54.98	0.000	8.91e5	8.91e5	100	0.0	1.00	bb
200801K1_3	100	0.90	NO	54.98	0.000	9.85e5	9.85e5	100	0.0	1.00	bb
200801K1_4	100	0.90	NO	54.98	0.000	8.98e5	8.98e5	100	0.0	1.00	bb
200801K1_5	100	0.90	NO	54.98	0.000	9.37e5	9.37e5	100	0.0	1.00	bb
200801K1_6	100	0.92	NO	54.98	0.000	1.01e6	1.01e6	100	0.0	1.00	bb

Compound name: 13C-PCB-79

Response Factor: 1.06893

RRF SD: 0.0167842, Relative SD: 1.57019

Response type: Internal Std (Ref 215), Area * (IS Conc. / IS Area)

Curve type: RF

Name	Std. Conc.	RA	Qty	RT	RRT	Resp	IS Resp	Conc.	%Dev	RRF	X = dropped
200801K1_1	100	0.79	NO	37.78	1.030	1.83e6	1.87e6	102	2.2	1.09	bb
200801K1_2	100	0.80	NO	37.78	1.030	1.92e6	1.82e6	96.7	-1.3	1.06	bb

Dataset: U:\VG11.PRO\Results\200601K1\200601K1-CRVB.qld

Last Altered: Tuesday, June 02, 2020 10:21:37 Pacific Daylight Time
 Printed: Tuesday, June 02, 2020 11:15:31 Pacific Daylight Time

Compound name: 13C-PCB-79

Name	Std Conc	RA	n/y	RT	RRT	Resp	IS Resp	Conc	%Dev	RRF	X=dropped
200601K1_3	100	0.79	NO	37.78	1.030	1.93e6	1.81e6	99.5	-0.5	1.06	bb
200601K1_4	100	0.77	NO	37.78	1.030	1.87e6	1.74e6	101	0.5	1.07	bb
200601K1_5	100	0.79	NO	37.78	1.029	1.98e6	1.89e6	98.0	-2.0	1.05	bb
200601K1_6	100	0.79	NO	37.78	1.029	2.08e6	1.92e6	101	1.0	1.08	bb

Compound name: 13C-PCB-178

Response Factor: 0.768471

RRF SD: 0.0163291, Relative SD: 2.13043

Response type: Internal Std (Ref 217), Area * (IS Conc. / IS Area)

Curve type: RF

Name	Std Conc	RA	n/y	RT	RRT	Resp	IS Resp	Conc	%Dev	RRF	X=dropped
200601K1_1	100	0.46	NO	45.87	0.988	8.59e5	8.47e5	101	1.5	0.778	bb
200601K1_2	100	0.45	NO	45.87	0.988	7.18e5	9.25e5	101	1.0	0.774	bb
200601K1_3	100	0.44	NO	45.88	0.988	7.23e5	9.70e5	97.2	-2.8	0.745	bb
200601K1_4	100	0.46	NO	45.88	0.988	7.30e5	9.26e5	103	2.9	0.788	bb
200601K1_5	100	0.44	NO	45.88	0.988	7.54e5	1.00e6	98.3	-1.7	0.754	bb
200601K1_6	100	0.45	NO	45.88	0.988	7.75e5	1.02e6	99.1	-0.9	0.759	bb

Compound name: 13C-PCB-79

Response Factor: 1.06893

RRF SD: 0.0167842, Relative SD: 1.57019

Response type: Internal Std (Ref 215), Area * (IS Conc. / IS Area)

Curve type: RF

Name	Std Conc	RA	n/y	RT	RRT	Resp	IS Resp	Conc	%Dev	RRF	X=dropped
200601K1_1	100	0.79	NO	37.78	0.988	1.83e6	1.65e6	102	2.5	1.11	bb
200601K1_2	100	0.80	NO	37.78	0.988	1.92e6	1.76e6	101	0.8	1.09	bb
200601K1_3	100	0.79	NO	37.78	0.988	1.93e6	1.80e6	99.0	-1.0	1.07	bb
200601K1_4	100	0.77	NO	37.78	0.988	1.87e6	1.70e6	101	1.4	1.10	bb
200601K1_5	100	0.79	NO	37.78	0.988	1.98e6	1.88e6	97.4	-2.6	1.05	bb
200601K1_6	100	0.79	NO	37.78	0.988	2.08e6	1.94e6	99.0	-1.0	1.07	bb

Dataset: U:\VG11.PROVResults\200801K1\200801K1-CRVB.qld

Last Altered: Tuesday, June 02, 2020 10:21:37 Pacific Daylight Time
Printed: Tuesday, June 02, 2020 11:15:31 Pacific Daylight Time

Compound name: 13C-PCB-178

Response Factor: 0.786471

RRF SD: 0.0163291, Relative SD: 2.13043

Response type: Internal Std (Ref 217), Area * (IS Conc. / IS Area)

Curve type: RF

Name	Int. Conc.	RA	Int.	RT	RRT	Resp.	IS Resp.	Conc.	%Dev.	RRF	X = dropped
200801K1_1	100	0.48	NO	45.87	0.923	6.59e5	6.16e5	102	1.8	1.07	bb
200801K1_2	100	0.45	NO	45.87	0.923	7.16e5	6.54e5	104	4.2	1.10	bb
200801K1_3	100	0.44	NO	45.88	0.923	7.23e5	7.01e5	98.2	-1.8	1.03	bb
200801K1_4	100	0.48	NO	45.88	0.923	7.30e5	6.67e5	104	4.2	1.10	bb
200801K1_5	100	0.44	NO	45.88	0.923	7.55e5	7.40e5	97.2	-2.8	1.02	bb
200801K1_6	100	0.45	NO	45.88	0.923	7.75e5	7.81e5	94.4	-5.8	0.992	bb

Dataset: Untitled

Last Altered: Tuesday, June 02, 2020 10:33:30 Pacific Daylight Time

Printed: Tuesday, June 02, 2020 10:33:52 Pacific Daylight Time

Method: U:\VG11.PRO\MethDB\PCB-209_ZB1_6-1-20.mdb 02 Jun 2020 10:36:07

Calibration: U:\VG11.PRO\CurveDB\cb1_PCBvg11-6-1-20.cdb 02 Jun 2020 10:21:16

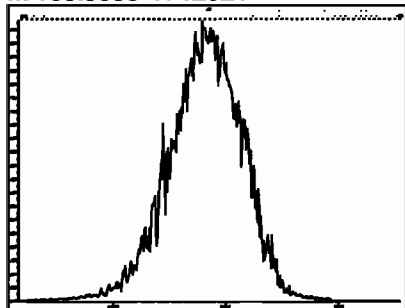
Compound name: PCB-1

Name	ID	Acq Date	Acq Time
200601K1_1	ST200601K1-1 PCB 209 CS0 19G2806	01-Jun-20	12:15:03
200601K1_2	ST200601K1-2 PCB 209 CS1 19G2807	01-Jun-20	13:18:19
200601K1_3	ST200601K1-3 PCB 209 CS2 19G2808	01-Jun-20	14:19:00
200601K1_4	ST200601K1-4 PCB 209 CS3 19G2809	01-Jun-20	15:19:46
200601K1_5	ST200601K1-5 PCB 209 CS4 19G2810	01-Jun-20	16:20:32
200601K1_8	ST200601K1-6 PCB 209 CS5 19G2811	01-Jun-20	17:21:13
200601K1_7	SS200601K1-1 PCB 209 SS 19G2812	01-Jun-20	18:21:53
200601K1_8	B0E0091-BS2 OPR 1	01-Jun-20	19:22:39
200601K1_9	B0D0045-BS4 OPR 1	01-Jun-20	20:23:05
200601K1_10	B0D0029-BS2 OPR 10	01-Jun-20	21:22:15
200601K1_11	B0D0029-BS3 OPR 10	01-Jun-20	22:24:28
200601K1_12	B0D0028-BS2 OPR 10	01-Jun-20	23:24:52
200601K1_13	B0D0028-BS3 OPR 10	02-Jun-20	00:24:00
200601K1_14	B0E0089-BS1 OPR 1	02-Jun-20	01:28:11

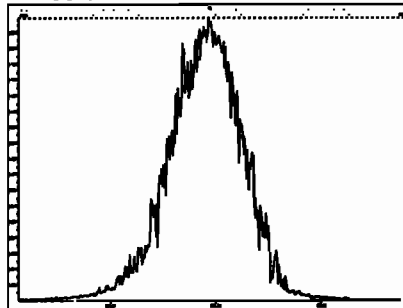
File: Experiment: PCB_ZB1.exp Reference: Pfk.ref Function: 1 @ 200 (ppm)

Printed: Monday, June 01, 2020 12:03:14 Pacific Daylight Time

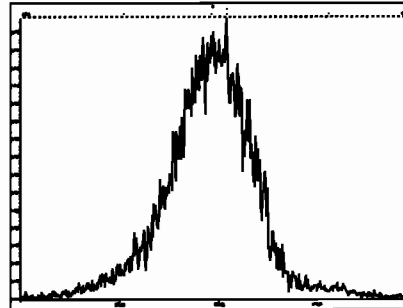
M 168.9888 R 12021



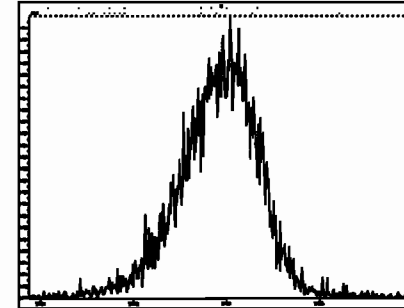
M 180.9888 R 11414



M 192.9888 R 10041



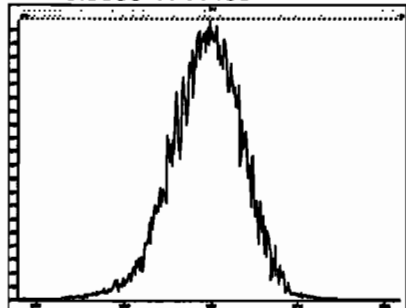
M 204.9888 R 12498



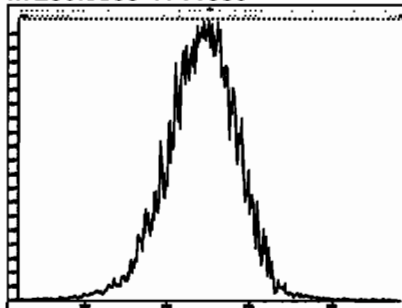
File: Experiment: PCB_ZB1.exp Reference: Pfk.ref Function: 2 @ 200 (ppm)

Printed: Monday, June 01, 2020 12:03:55 Pacific Daylight Time

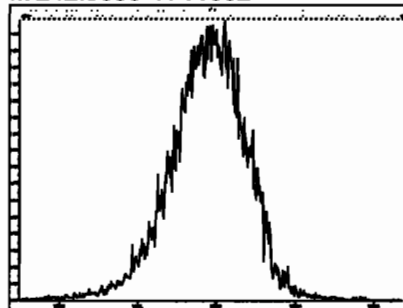
M 218.9856 R 11468



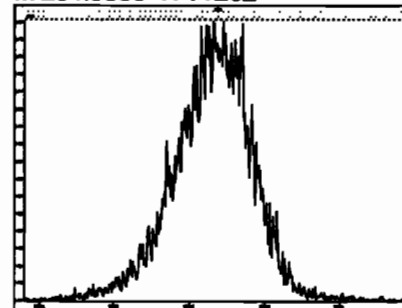
M 230.9856 R 11680



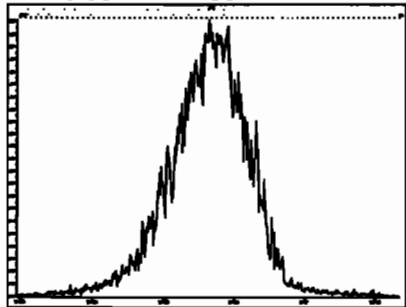
M 242.9856 R 11682



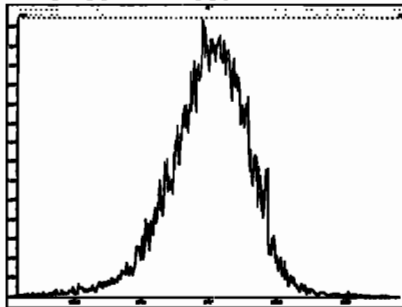
M 254.9856 R 11262



M 268.9824 R 11361

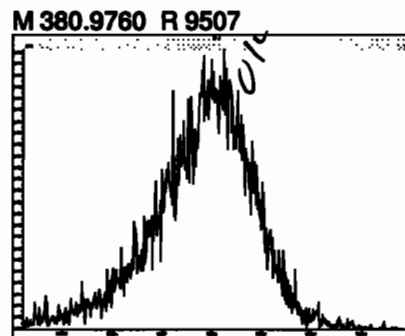
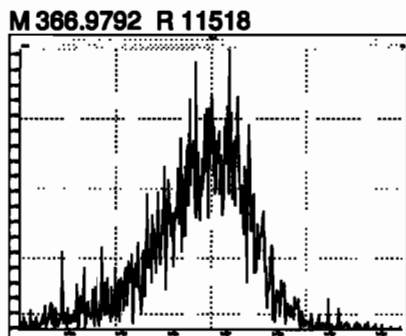
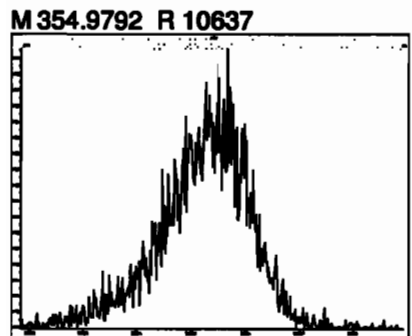
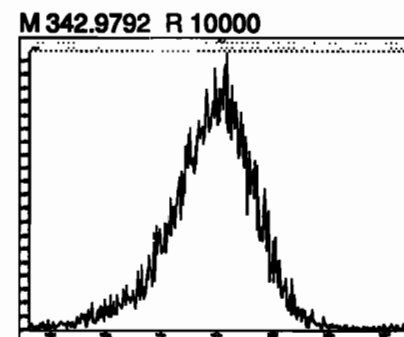
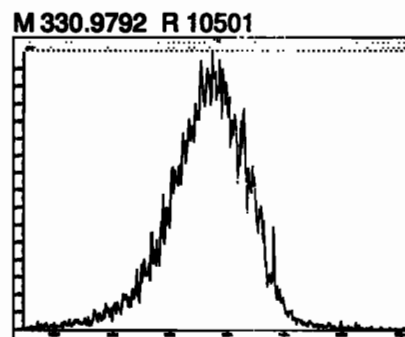
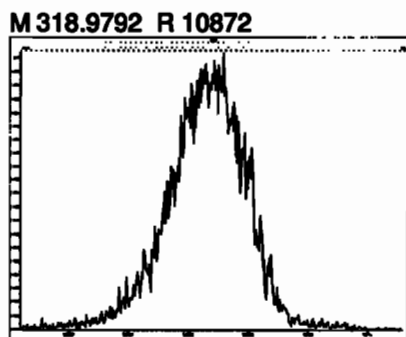
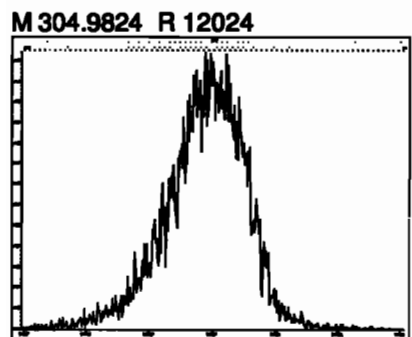
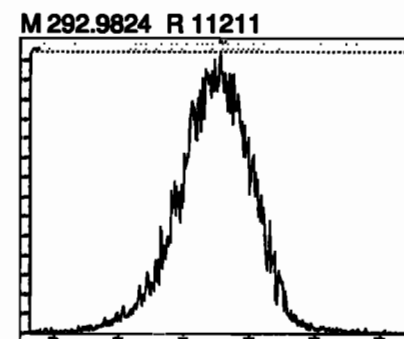
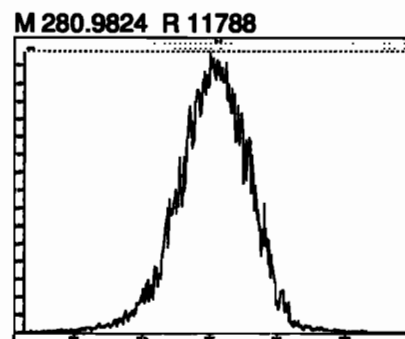
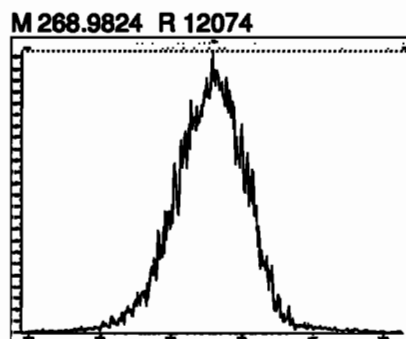
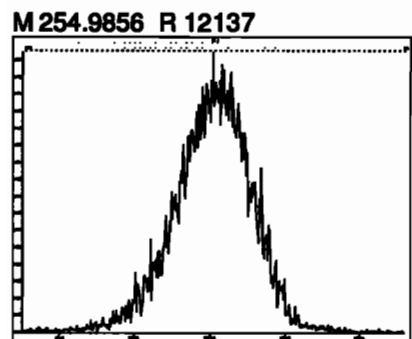


M 280.9824 R 10634



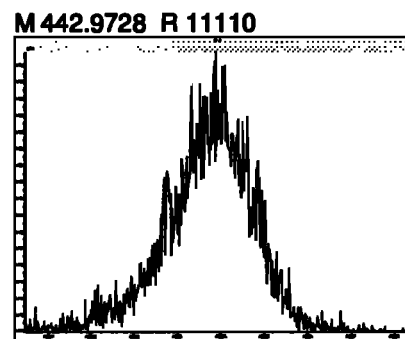
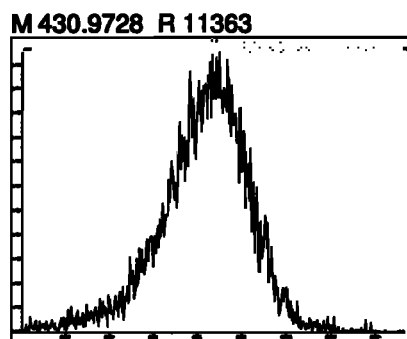
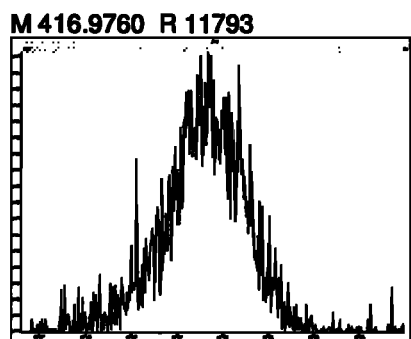
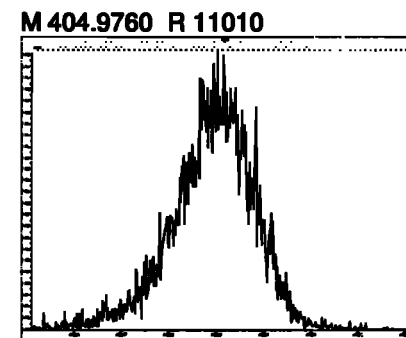
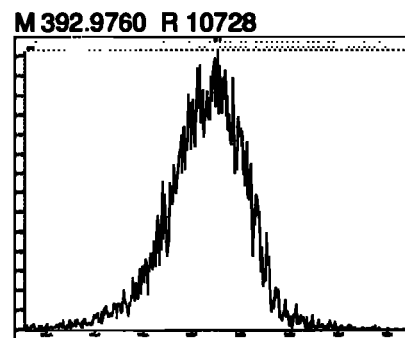
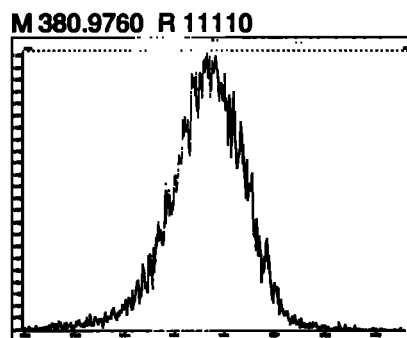
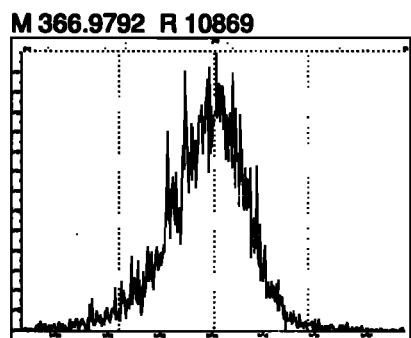
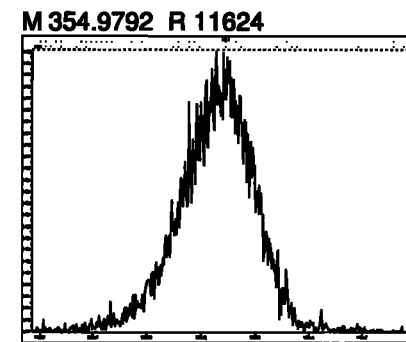
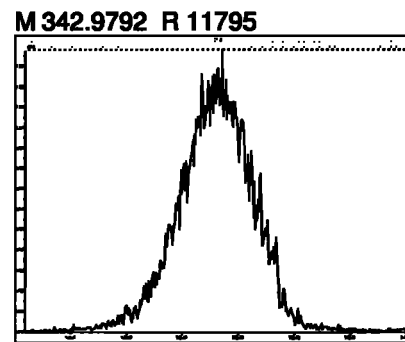
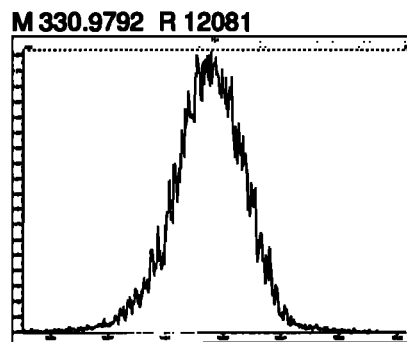
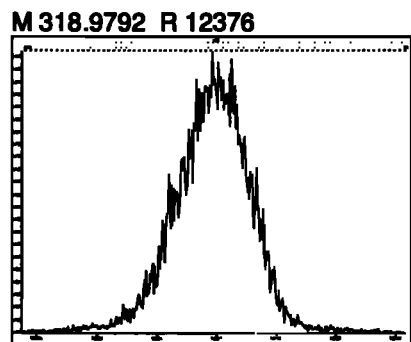
File: Experiment: PCB_ZB1.exp Reference: Pfk.ref Function: 3 @ 200 (ppm)

Printed: Monday, June 01, 2020 12:06:35 Pacific Daylight Time



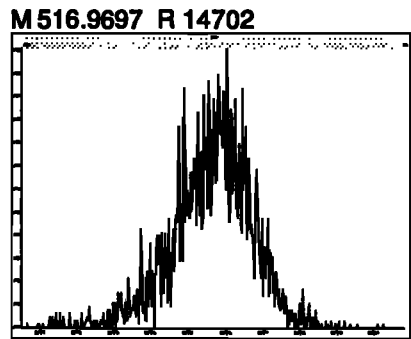
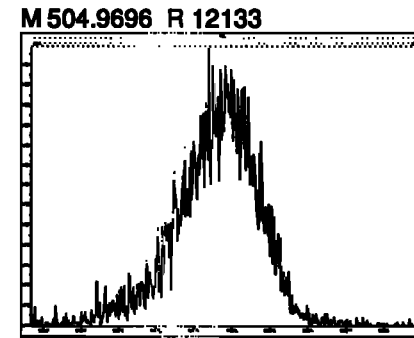
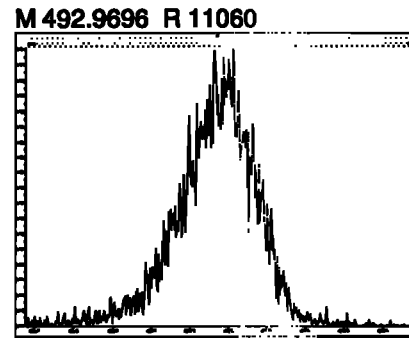
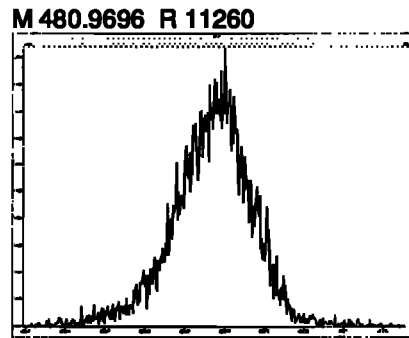
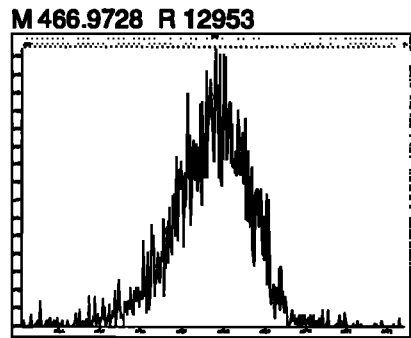
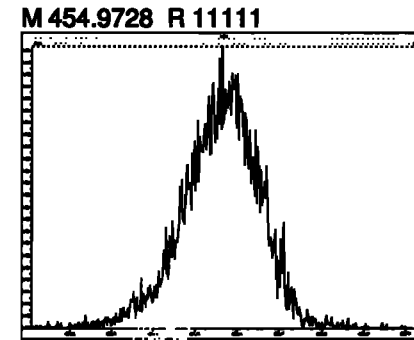
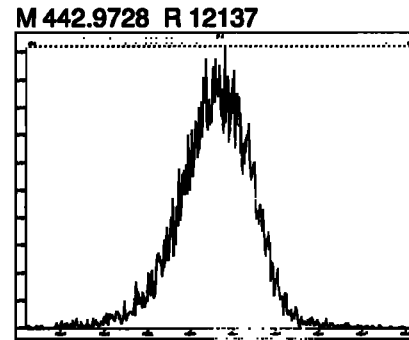
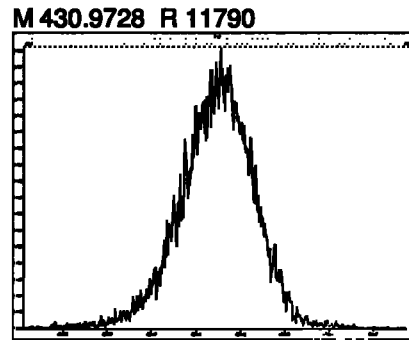
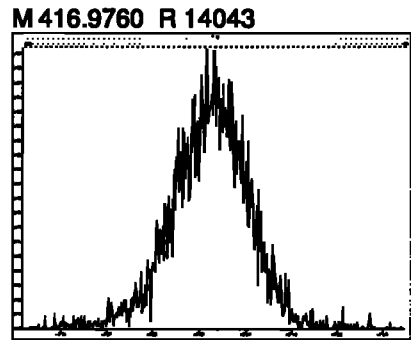
File: Experiment: PCB_ZB1.exp Reference: Pfk.ref Function: 4 @ 200 (ppm)

Printed: Monday, June 01, 2020 12:08:59 Pacific Daylight Time



File: Experiment: PCB_ZB1.exp Reference: Pfk.ref Function: 5 @ 200 (ppm)

Printed: Monday, June 01, 2020 12:12:00 Pacific Daylight Time



Dataset: Untitled

Last Altered: Tuesday, June 02, 2020 10:33:30 Pacific Daylight Time

Printed: Tuesday, June 02, 2020 10:35:13 Pacific Daylight Time

Method: U:\VG11.PRO\MethDB\PCB-209_ZB1_6-1-20.mdb 02 Jun 2020 10:36:07

Calibration: U:\VG11.PRO\CurveDB\db1_PCBvg11-6-1-20.cdb 02 Jun 2020 10:21:16


Name: 200601K1_1, Date: 01-Jun-2020, Time: 12:15:03, ID: ST200601K1-1 PCB 209 CS0 19G2606, Description: PCB 209 CS0 19G2606

PCB-1

200601K1_1




200601K1_1




13C-PCB-1

200601K1_1

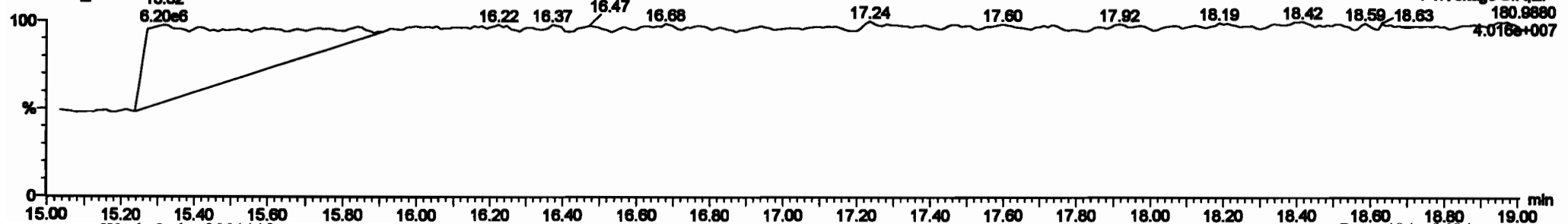


200601K1_1







PFK1

200601K1_1



PCB No.	PCB Name	PCB Type	PCB Size	PCB Weight	PCB Volume	PCB Area	PCB Perimeter	PCB Thickness	PCB Material	PCB Color	PCB Finish	PCB Date	PCB Status	
216	13C-PCB-40	1.80m	0.70	NO	1.000	1.000	30.00	30.00	1.000	0.000	NO	100.0	100	0.0000
216	13C-PCB-411	1.80m	1.02	NO	1.000	1.000	30.25	30.25	1.000	0.000	NO	100.0	100	0.0016
217	13C-PCB-430	0.47m	1.20	NO	1.000	1.000	40.00	40.00	1.000	0.000	NO	100.0	100	0.0004
218	13C-PCB-402	0.80m	0.40	NO	1.000	1.000	40.43	40.43	0.000	0.000	NO	100.0	100	0.0010
218	13C-PCB-205	0.80m	0.80	NO	1.000	1.000	64.00	64.00	1.000	0.000	NO	100.0	100	0.140
220	13C-PCB-70	1.80m	0.70	NO	1.000	1.000	37.70	37.70	1.000	1.000	NO	102.2	102	0.0007
221	13C-PCB-170	0.80m	0.40	NO	0.700	1.000	40.00	40.00	0.000	0.000	NO	101.5	101	0.0000
222	13C-PCB-70	1.80m	0.70	NO	1.000	1.000	37.70	37.70	0.000	0.000	NO	102.5	102	0.0000
223	13C-PCB-170	0.80m	0.40	NO	1.000	1.000	40.00	40.00	0.000	0.000	NO	101.0	102	0.0002
224	13C-PCB-70	1.80m	0.70	NO	1.000	1.000	37.70	37.70	0.000	0.000	NO	102.0	102	0.0000
225	13C-PCB-170	0.80m	0.40	NO	1.000	1.000	40.00	40.00	0.000	0.000	NO	101.0	102	0.0000
226	Total PCBs				1.000	1.000	0.00	0.00	0.000	0.000	NO	2.000	2.000	0.270
227	Total PCBs				1.000	1.000	0.00	0.00	0.000	0.000	NO	1.000	1.000	0.104

PCB No.	PCB Name	PCB Type	PCB Size	PCB Weight	PCB Volume	PCB Area	PCB Perimeter	PCB Thickness	PCB Material	PCB Color	PCB Finish	PCB Date	PCB Status
1	PCB-1	15.02	16.02	4.00m	1.00m	5.10	2.00	NO	0.2000	0.2000			
2	PCB-2	17.20	17.00	4.00m	1.00m	5.10	2.10	NO	0.20100	0.20077			
3	PCB-3	18.17	18.17	4.70m	1.60m	5.10	3.00	NO	0.20700	0.20688			

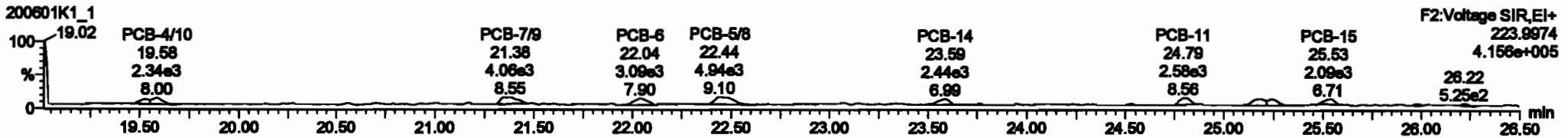
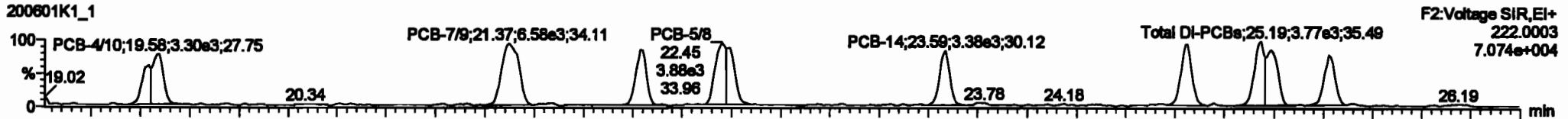


Dataset: Untitled


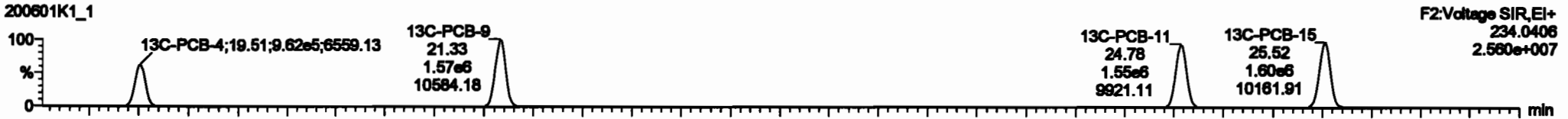
Last Altered: Tuesday, June 02, 2020 10:33:30 Pacific Daylight Time
Printed: Tuesday, June 02, 2020 10:35:13 Pacific Daylight Time

Name: 200601K1_1, Date: 01-Jun-2020, Time: 12:15:03, ID: ST200601K1-1 PCB 209 CS0 19G2606, Description: PCB 209 CS0 19G2606

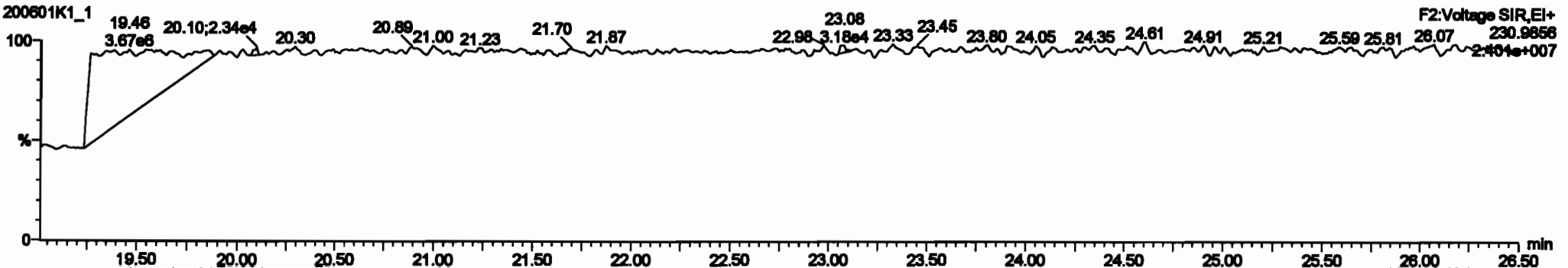
PCB-4/10



13C-PCB-4

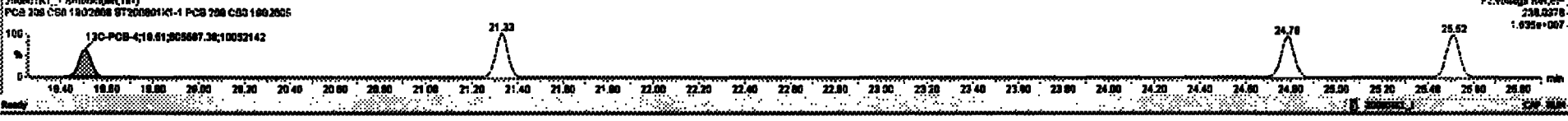
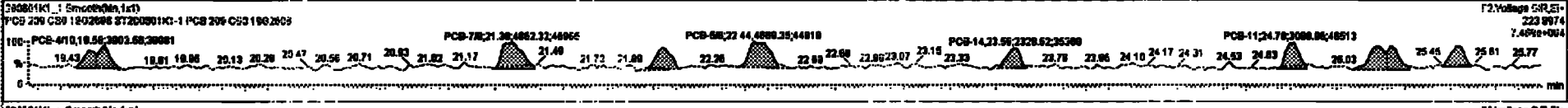
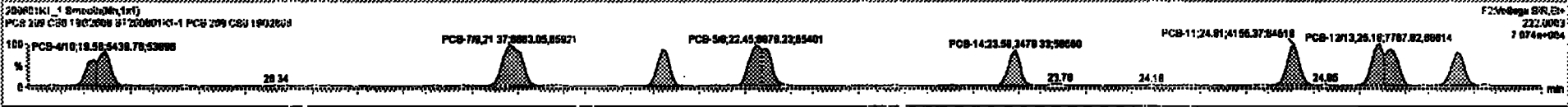


PFK2a



PCB No.	PCB Type	PCB Weight	PCB Area	PCB Volume	PCB Thickness	PCB Density	PCB Material	PCB Color	PCB Finish	PCB Supplier	PCB Date	PCB Price	PCB Status	
216	13C-PCB-88	1.82e6	0.78	NO	1.82000	1.000	38.88	38.88	1.800	0.000	NO	180.0	100	0.0808
216	13C-PCB-111	1.82e6	1.82	NO	1.82000	1.000	38.25	38.25	1.800	0.000	NO	180.0	100	0.0915
217	13C-PCB-128	8.47e6	1.28	NO	1.82000	1.000	48.80	48.80	1.800	0.000	NO	180.0	100	0.0884
218	13C-PCB-162	8.89e6	0.48	NO	1.82000	1.000	48.43	48.43	0.800	0.000	NO	180.0	100	0.0818
219	13C-PCB-208	8.89e6	0.80	NO	1.82000	1.000	64.88	64.88	1.000	0.000	NO	180.0	100	0.148
220	13C-PCB-78	1.82e6	0.78	NO	1.82000	1.000	37.78	37.78	1.000	1.000	102.2	102	0.0887	
221	13C-PCB-178	8.89e6	0.48	NO	0.78000	1.000	46.87	46.87	0.800	0.800	NO	101.8	101	0.0828
222	13C-PCB-78	1.82e6	0.78	NO	1.82000	1.000	37.78	37.78	0.800	0.800	NO	102.8	102	0.0888
223	13C-PCB-178	8.89e6	0.48	NO	1.82000	1.000	46.87	46.87	0.823	0.823	NO	101.8	102	0.0882
224	Total Micro-PCBs	1.82e6	0.00		1.82000	1.000	0.00	0.00	0.000	0.000	NO	0.000	0.000	0.0000
225	Total Function TMs PCBs	1.82e6	1.82		1.82000	1.000	0.00	0.00	0.000	0.000	NO	1.820	1.820	0.1404

PCB No.	PCB Type	PCB Weight	PCB Area	PCB Volume	PCB Thickness	PCB Density	PCB Material	PCB Color	PCB Finish	PCB Supplier	PCB Date	PCB Price	PCB Status
4	PCB-478	18.88	18.88	5.44e3	1.82e3	1.800	1.28	NO	0.47700	0.47744			
5	PCB-78	21.33	21.33	8.89e3	4.88e3	1.800	1.37	NO	0.48700	0.48883			
6	PCB-9	22.00	22.04	3.78e3	2.78e3	1.800	1.28	NO	0.24880	0.24882			
7	PCB-58	22.44	22.45	8.89e3	4.88e3	1.800	1.47	NO	0.48200	0.48247			
8	PCB-14	23.88	23.88	3.47e3	2.32e3	1.800	1.48	NO	0.22880	0.22843			
9	PCB-11	24.80	24.81	4.18e3	3.08e3	1.800	1.34	NO	0.28400	0.28438			
10	PCB-1283	28.28	28.18	7.78e3	6.78e3	1.800	1.38	NO	0.81880	0.81880			
11	PCB-15	28.84	28.83	3.82e3	2.81e3	1.800	1.48	NO	0.22100	0.22088			

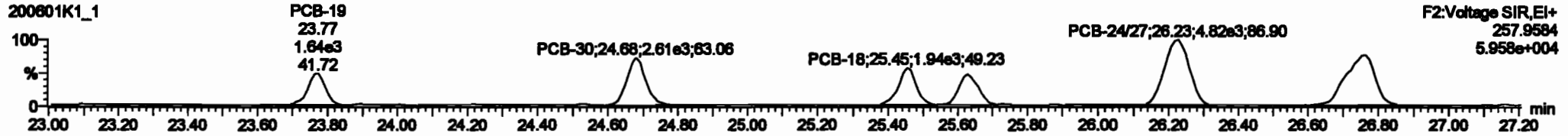
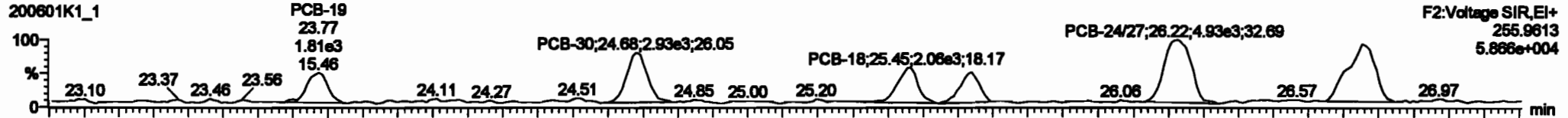


Dataset: Untitled

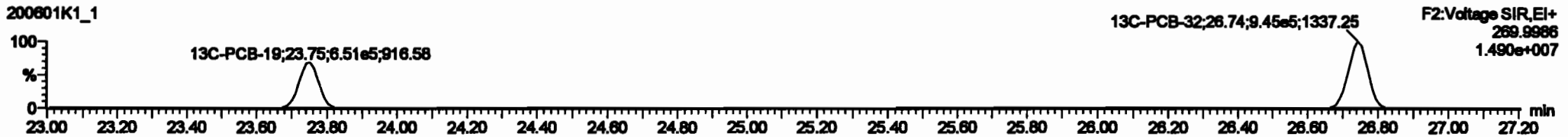
Last Altered: Tuesday, June 02, 2020 10:33:30 Pacific Daylight Time
Printed: Tuesday, June 02, 2020 10:35:13 Pacific Daylight Time

Name: 200601K1_1, Date: 01-Jun-2020, Time: 12:15:03, ID: ST200601K1-1 PCB 209 CS0 19G2606, Description: PCB 209 CS0 19G2606

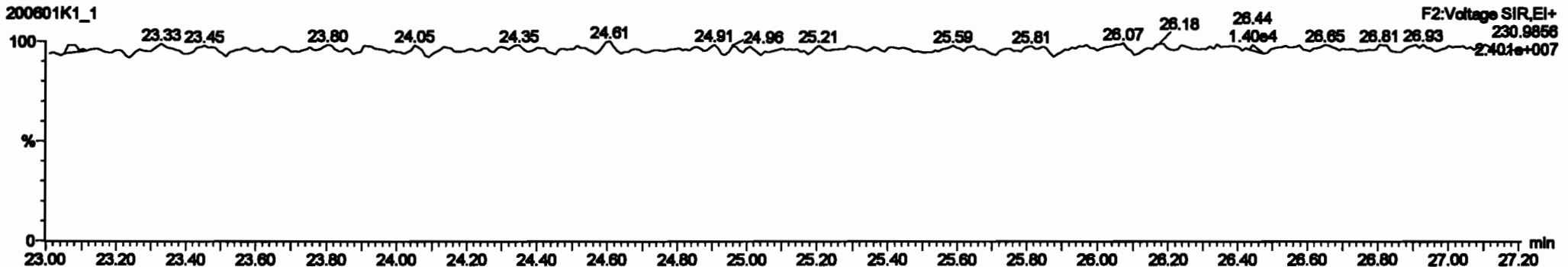
PCB-19



13C-PCB-19

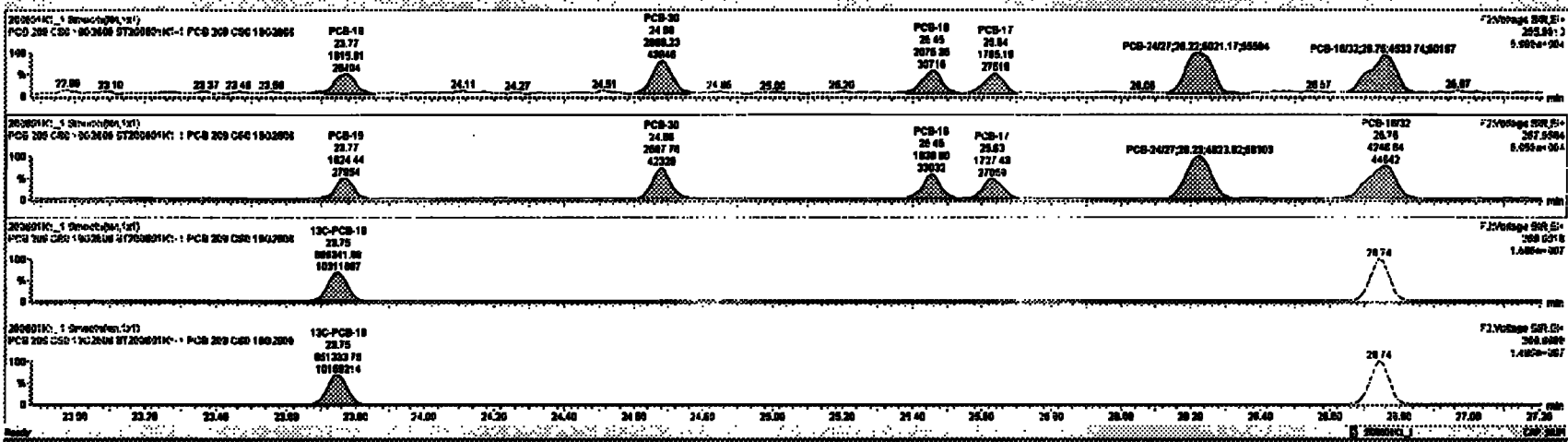


PFK2b



PCB No.	PCB Name	Area	Height	Width	Volume	Weight	Length	Width	Height	Volume	Weight	Length	Width	Height	Volume	Weight
216	13C-PCB-09	1.07e6	0.70	NO	1.0000	1.000	20.00	20.00	1.000	0.000	NO	100.0	100	0.0000		
216	13C-PCB-111	1.07e6	1.02	NO	1.0000	1.000	20.25	20.25	1.000	0.000	NO	100.0	100	0.0016		
217	13C-PCB-128	0.07e6	1.20	NO	1.0000	1.000	40.00	40.00	1.000	0.000	NO	100.0	100	0.0004		
216	13C-PCB-167	0.00e6	0.00	NO	1.0000	1.000	40.00	40.00	0.000	0.000	NO	100.0	100	0.0010		
216	13C-PCB-205	0.00e6	0.00	NO	1.0000	1.000	04.00	04.00	1.000	0.000	NO	100.0	100	0.140		
200	13C-PCB-70	1.00e6	0.70	NO	1.0000	1.000	27.70	27.70	1.000	1.000	NO	100.0	100	0.0007		
201	13C-PCB-170	0.00e6	0.00	NO	0.7000	1.000	40.00	40.00	0.000	0.000	NO	100.0	100	0.0000		
200	13C-PCB-70	1.00e6	0.70	NO	1.0000	1.000	27.70	27.70	0.000	0.000	NO	100.0	100	0.0000		
100	13C-PCB-170	0.00e6	0.00	NO	1.0000	1.000	40.00	40.00	0.000	0.000	NO	100.0	100	0.0000		
200	Total Mass-PCBs				1.0000	1.000	0.00	0.00	0.000	0.000	NO	0.0000	0.0000	0.0000		
200	Total BL-PCBs				1.0000	1.000	0.00	0.00	0.000	0.000	NO	2.0000	0.0000	0.0000		

PCB No.	PCB Name	Area	Height	Width	Volume	Weight	Length	Width	Height	Volume	Weight
13	PCB-10	20.70	23.77	1.00e6	1.00e6	1.000	1.12	NO	0.20000	0.20000	
13	PCB-30	24.00	24.00	2.00e6	2.00e6	1.000	1.15	NO	0.20000	0.20010	
14	PCB-10	20.40	20.40	2.00e6	1.00e6	1.000	1.07	NO	0.20000	0.20011	
15	PCB-17	20.00	20.00	1.70e6	1.70e6	1.000	1.06	NO	0.20000	0.20000	
16	PCB-2407	20.20	20.20	5.00e6	4.00e6	1.000	1.01	NO	0.07000	0.07000	
17	PCB-1802	20.70	20.70	4.00e6	4.00e6	1.000	1.07	NO	0.00000	0.00000	

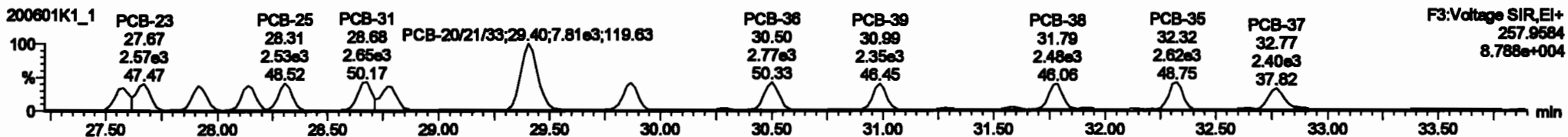
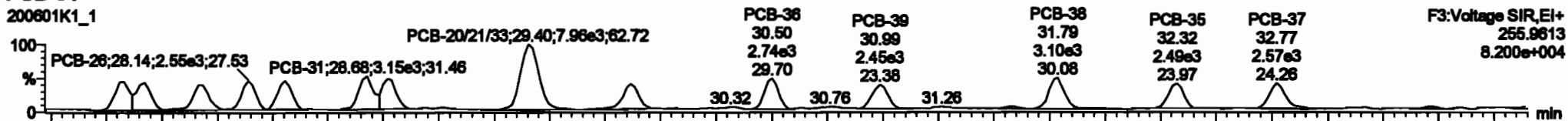


Dataset: Untitled

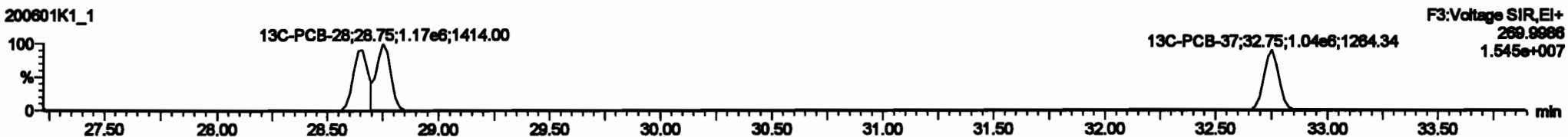
Last Altered: Tuesday, June 02, 2020 10:33:30 Pacific Daylight Time
 Printed: Tuesday, June 02, 2020 10:35:13 Pacific Daylight Time

Name: 200601K1_1, Date: 01-Jun-2020, Time: 12:15:03, ID: ST200601K1-1 PCB 209 CS0 19G2606, Description: PCB 209 CS0 19G2606

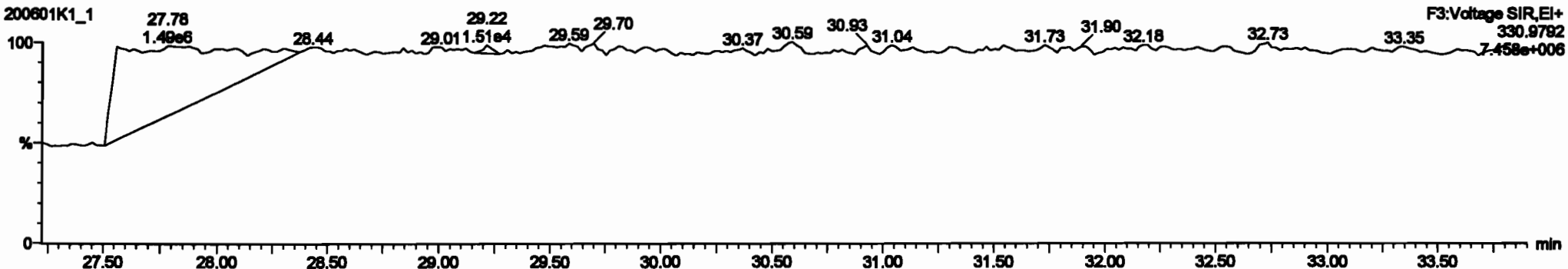
PCB-34



¹³C-PCB-28



PFK3d

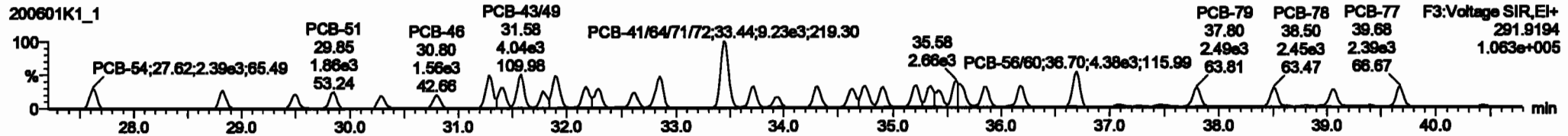
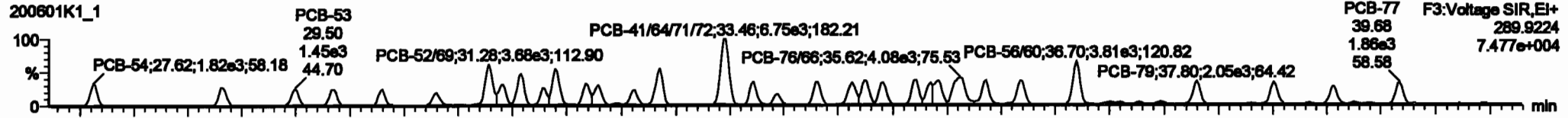


Dataset: Untitled

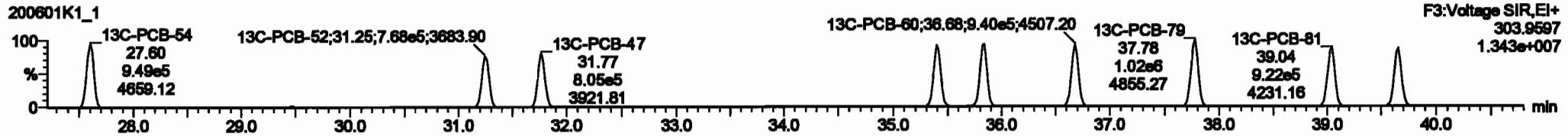
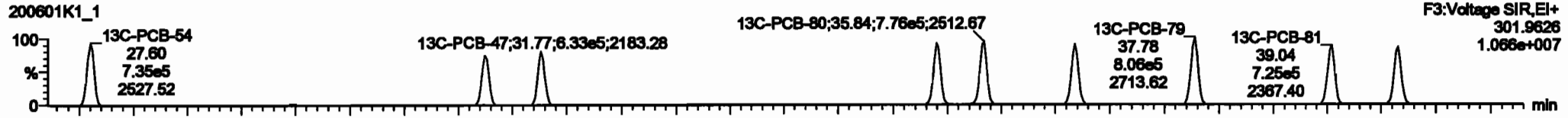
Last Altered: Tuesday, June 02, 2020 10:33:30 Pacific Daylight Time
Printed: Tuesday, June 02, 2020 10:35:13 Pacific Daylight Time

Name: 200601K1_1, Date: 01-Jun-2020, Time: 12:15:03, ID: ST200601K1-1 PCB 209 CS0 19G2606, Description: PCB 209 CS0 19G2606

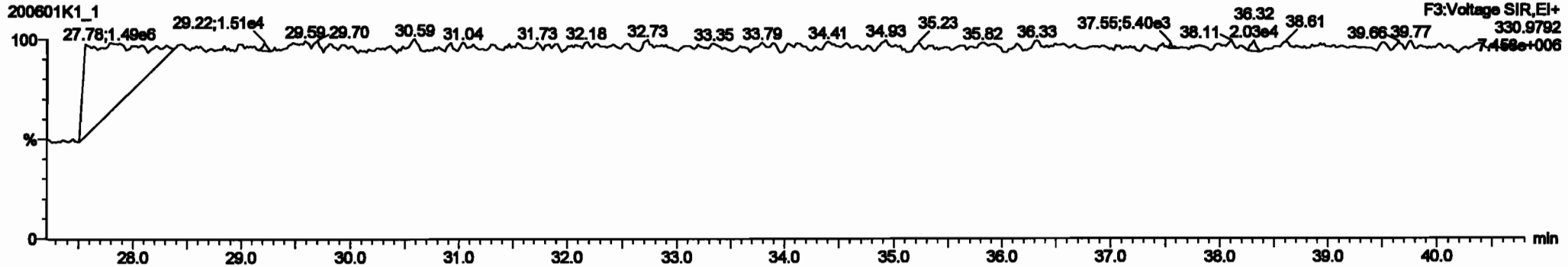
PCB-54



13C-PCB-54



PFK3a



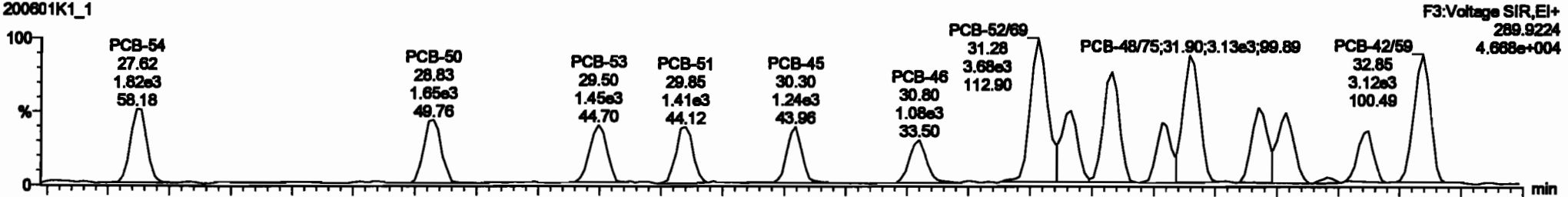
Dataset: Untitled

Last Altered: Tuesday, June 02, 2020 10:33:30 Pacific Daylight Time
Printed: Tuesday, June 02, 2020 10:35:13 Pacific Daylight Time

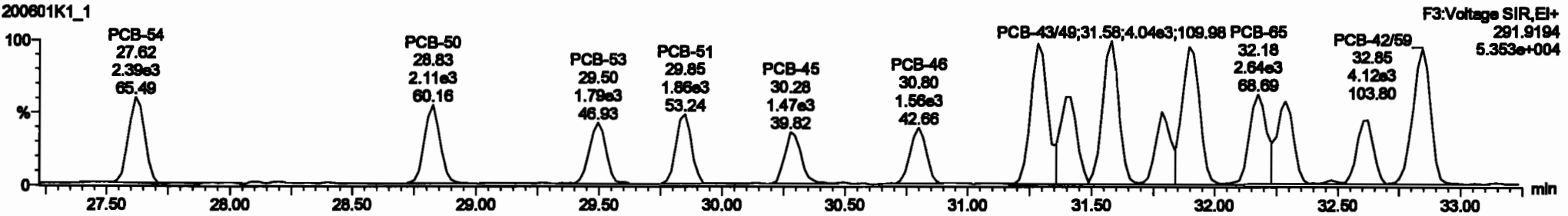
Name: 200601K1_1, Date: 01-Jun-2020, Time: 12:15:03, ID: ST200601K1-1 PCB 209 CS0 19G2606, Description: PCB 209 CS0 19G2606

PCB-50

200601K1_1

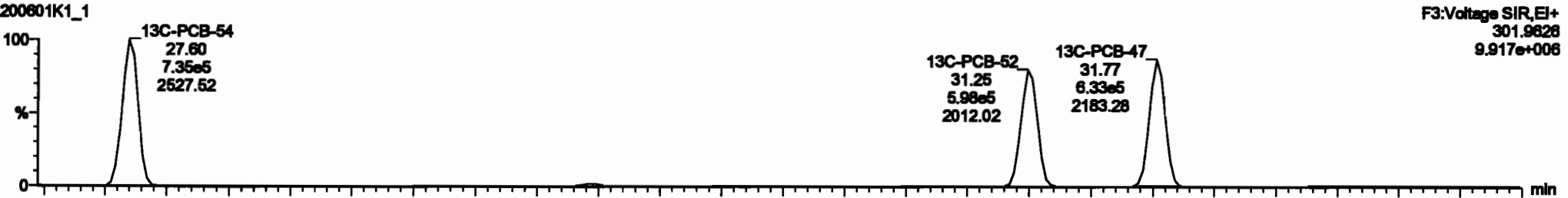


200601K1_1

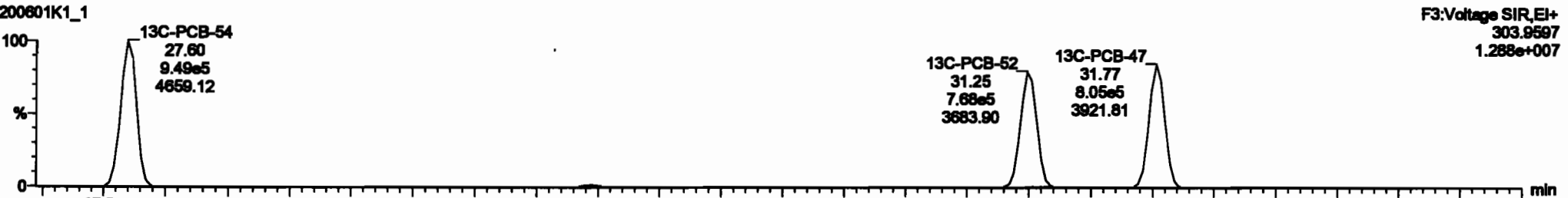


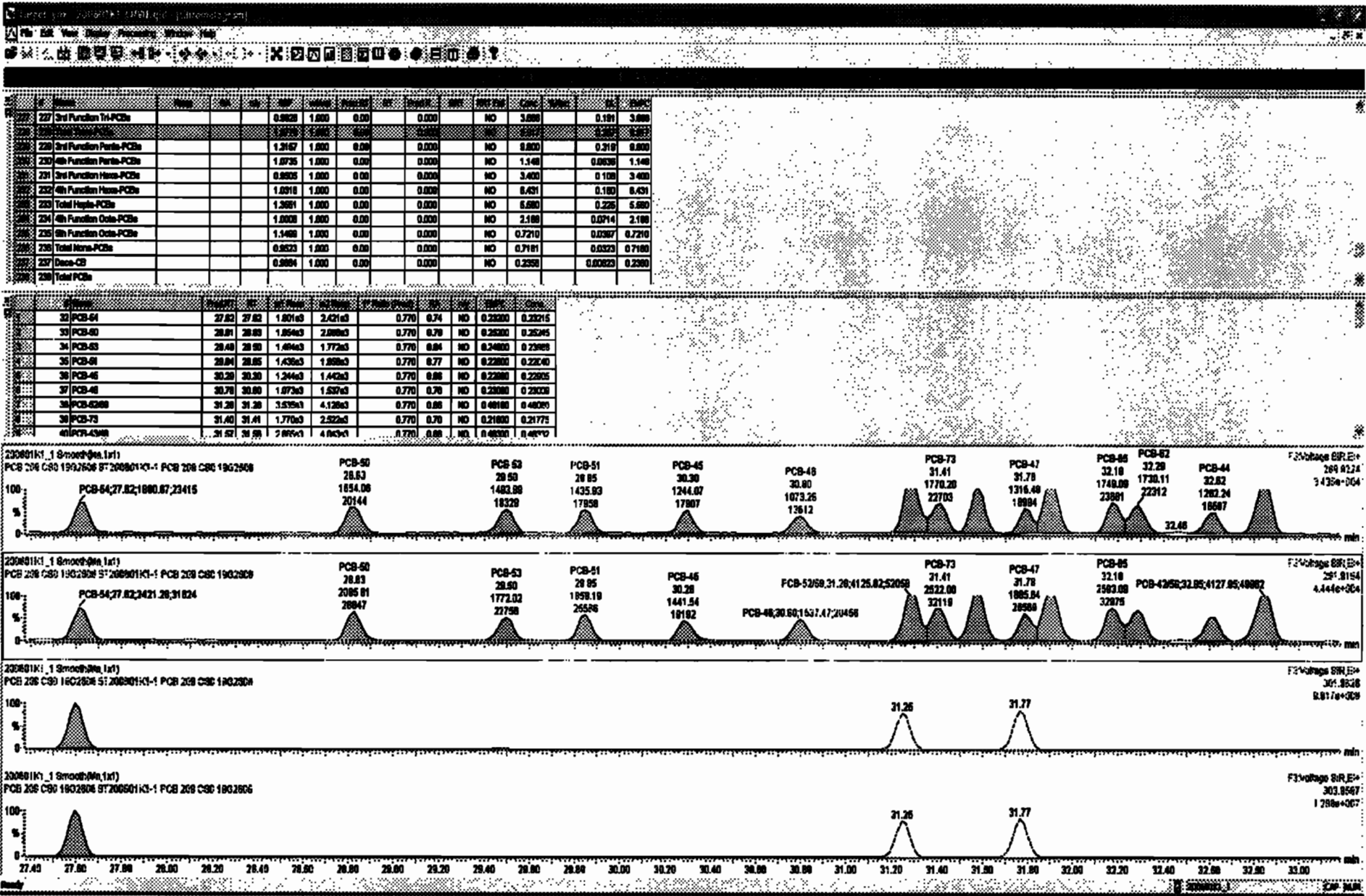
13C-PCB-52

200601K1_1



200601K1_1



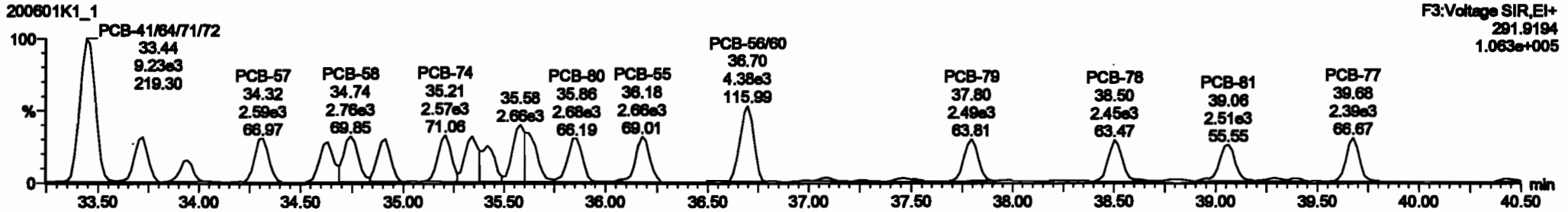
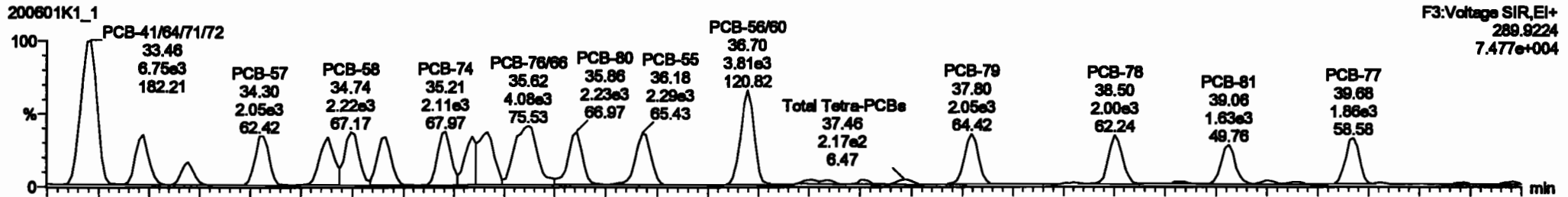


Dataset: Untitled

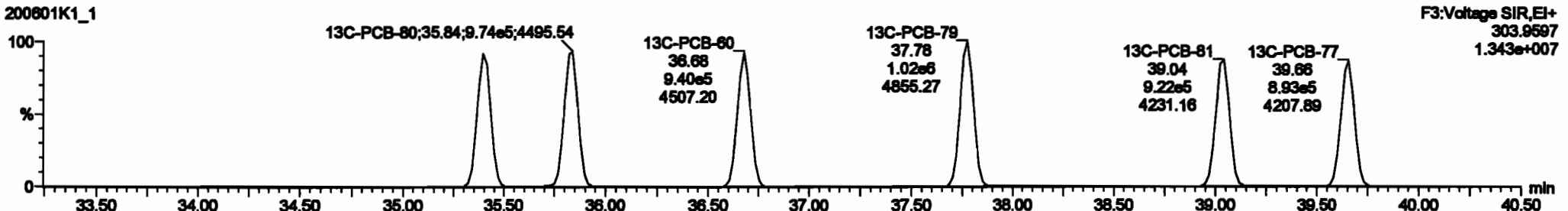
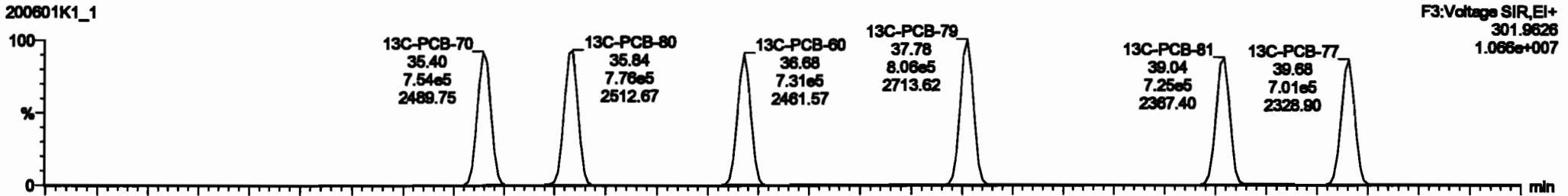
Last Altered: Tuesday, June 02, 2020 10:33:30 Pacific Daylight Time
 Printed: Tuesday, June 02, 2020 10:35:13 Pacific Daylight Time

Name: 200601K1_1, Date: 01-Jun-2020, Time: 12:15:03, ID: ST200601K1-1 PCB 209 CS0 19G2606, Description: PCB 209 CS0 19G2606

PCB-68

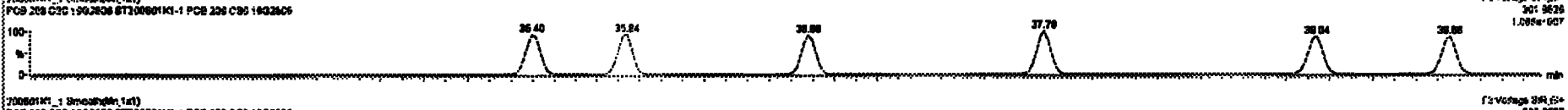

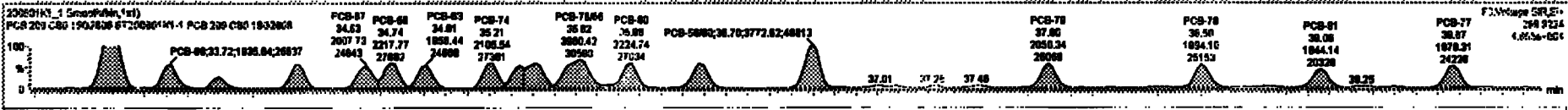


13C-PCB-60



Q	Mass	Ratio	Abundance	Relative	Abundance	Relative	Abundance	Relative	Abundance	Relative	Abundance	Relative
227	2nd Function 14-PCBs		0.0000	1.000	0.00	0.000	NO	3.588	0.181	1.888		
228	2nd Function Penta-PCBs		1.2167	1.000	0.00	0.000	NO	0.000	0.313	0.800		
229	4th Function Penta-PCBs		1.0726	1.000	0.00	0.000	NO	1.548	0.000	1.144		
230	2nd Function Hexa-PCBs		0.0000	1.000	0.00	0.000	NO	3.400	0.108	3.400		
232	4th Function Hexa-PCBs		1.0318	1.000	0.00	0.000	NO	0.431	0.180	0.431		
233	Total Hepta-PCBs		1.3881	1.000	0.00	0.000	NO	0.000	0.226	0.000		
234	4th Function Octa-PCBs		1.0000	1.000	0.00	0.000	NO	2.988	0.074	2.188		
235	8th Function Octa-PCBs		1.1488	1.000	0.00	0.000	NO	0.7210	0.007	0.7210		
236	Total Nona-PCBs		0.0000	1.000	0.00	0.000	NO	0.7181	0.000	0.7181		
237	Deca-Cl		0.0004	1.000	0.00	0.000	NO	0.2088	0.000	0.2088		
238	Total PCBs											

Peak	Area	Height	Width	Retention	Abundance	Relative	Abundance	Relative	
32 PCB-84	27.82	27.82	1.801e0	2.421e0	0.770	0.24	NO	0.23208	0.23218
33 PCB-85	28.01	28.03	1.884e0	2.000e0	0.770	0.29	NO	0.28200	0.28248
34 PCB-86	28.48	28.58	1.499e0	1.772e0	0.770	0.84	NO	0.24000	0.23888
35 PCB-87	28.84	28.88	1.438e0	1.888e0	0.770	0.77	NO	0.22800	0.22840
36 PCB-45	30.28	30.30	1.244e0	1.442e0	0.770	0.88	NO	0.22800	0.22804
37 PCB-46	30.70	30.80	1.072e0	1.888e0	0.770	0.70	NO	0.23000	0.23000
38 PCB-63/68	31.28	31.28	3.008e0	4.128e0	0.770	0.88	NO	0.48100	0.48080
39 PCB-75	31.40	31.41	1.770e0	2.882e0	0.770	0.70	NO	0.21800	0.21778
40 PCB-43/44	31.87	31.88	2.888e0	4.042e0	0.770	0.88	NO	0.48100	0.48100

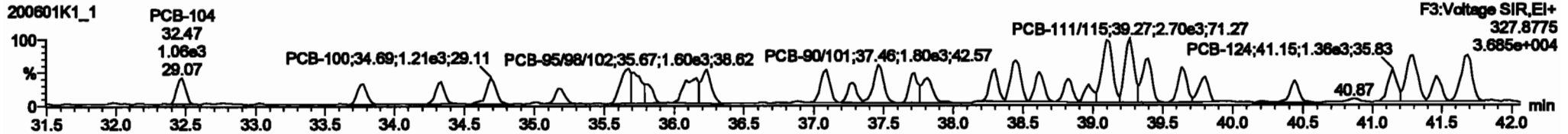
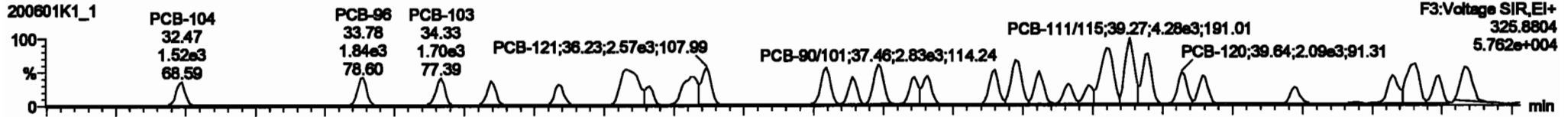


Dataset: Untitled



Last Altered: Tuesday, June 02, 2020 10:33:30 Pacific Daylight Time
Printed: Tuesday, June 02, 2020 10:35:13 Pacific Daylight Time

Name: 200601K1_1, Date: 01-Jun-2020, Time: 12:15:03, ID: ST200601K1-1 PCB 209 CS0 19G2606, Description: PCB 209 CS0 19G2606

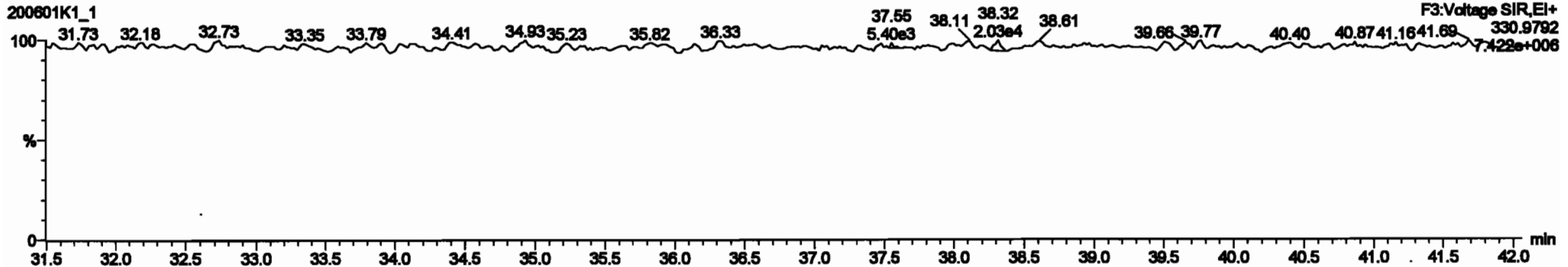
PCB-104



13C-PCB-104



PFK3b

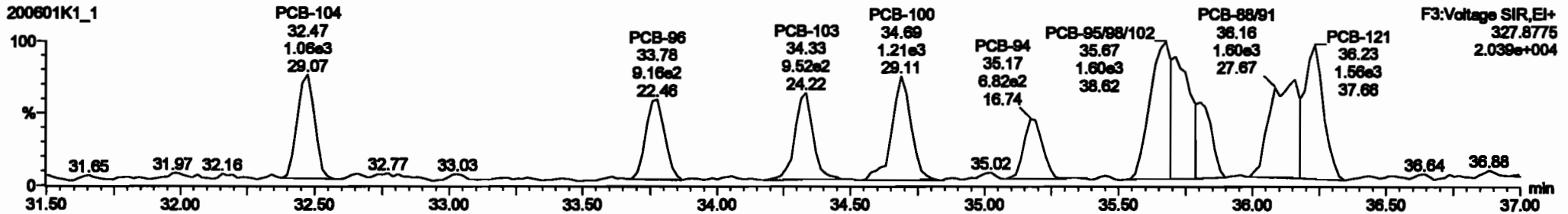
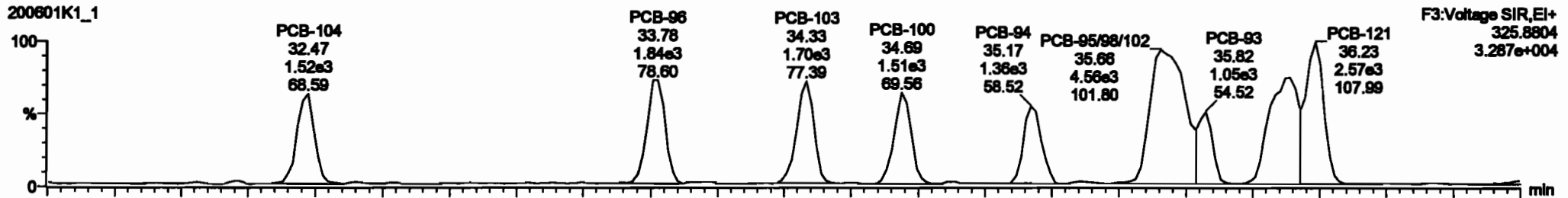


Dataset: Untitled

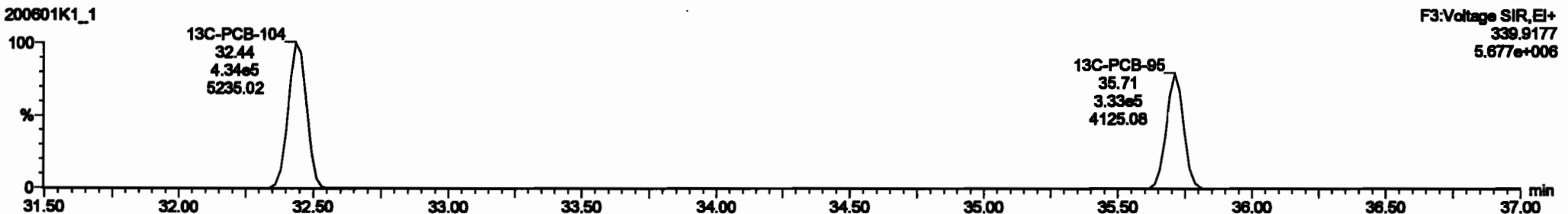
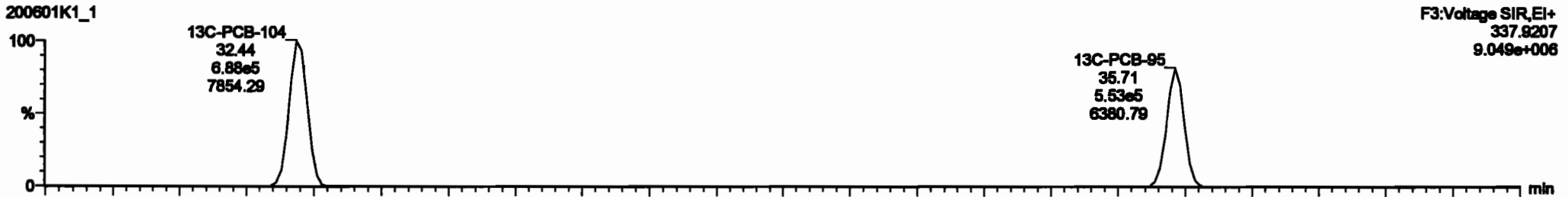
Last Altered: Tuesday, June 02, 2020 10:33:30 Pacific Daylight Time
Printed: Tuesday, June 02, 2020 10:35:13 Pacific Daylight Time

Name: 200601K1_1, Date: 01-Jun-2020, Time: 12:15:03, ID: ST200601K1-1 PCB 209 CS0 19G2606, Description: PCB 209 CS0 19G2606

PCB-96

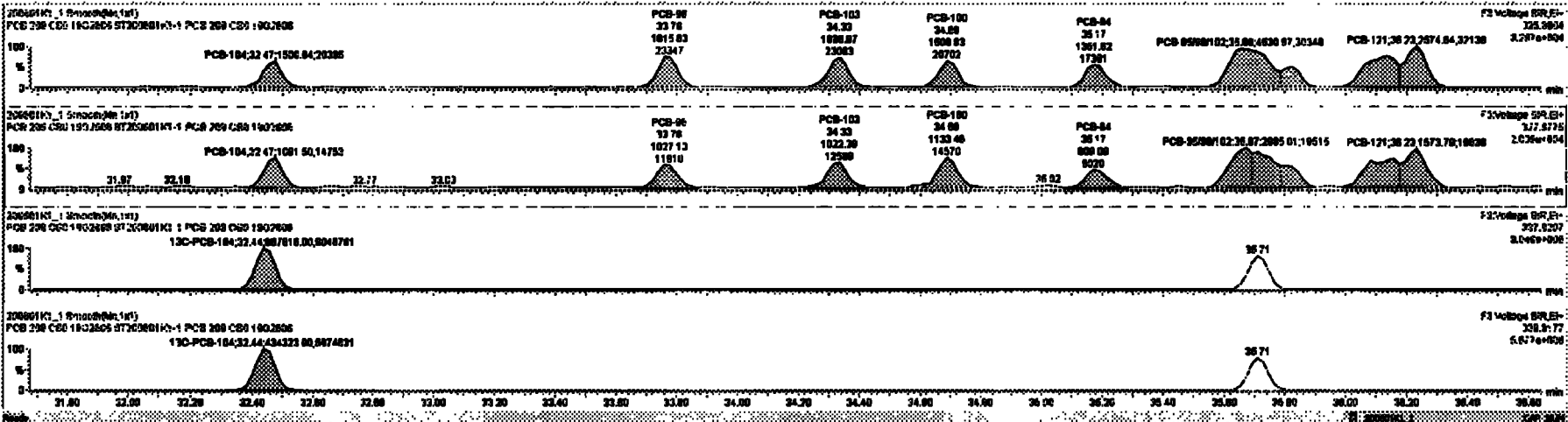


13C-PCB-95



Item	Mass	Area	Conc	Unit	Mass	Area	Conc	Unit	Mass	Area	Conc	Unit	
227 2nd Purified TAPCbs					0.8928	1.000	0.00		0.000	NO	3.680	0.491	3.680
228 Total TAPCbs					1.0776	1.000	0.00		0.000	NO	8.917	0.287	8.917
229 3rd Purified Para-PCBs					1.0726	1.000	0.00		0.000	NO	1.148	0.038	1.148
230 2nd Purified Meta-PCBs					0.8928	1.000	0.00		0.000	NO	3.680	0.108	3.680
231 4th Purified Meta-PCBs					1.0318	1.000	0.00		0.000	NO	6.451	0.180	6.451
232 Total Meta-PCBs					1.3891	1.000	0.00		0.000	NO	6.680	0.225	6.680
233 4th Purified Ortho-PCBs					1.0000	1.000	0.00		0.000	NO	2.188	0.074	2.188
234 5th Purified Ortho-PCBs					1.1480	1.000	0.00		0.000	NO	0.7210	0.087	0.7210
235 Total Ortho-PCBs					0.8928	1.000	0.00		0.000	NO	0.2181	0.003	0.2181
236 Dioxin-Cb					0.8981	1.000	0.00		0.000	NO	0.2888	0.0082	0.2888
237 Total PCBs													

Item	Peak #	RT	Area	Conc	Unit	Mass	Area	Conc	Unit
04 PCB-104	32.48	32.47	1.891e3	1.001e3	1.888	1.37	NO	0.20800	0.28882
05 PCB-99	32.76	32.76	1.871e3	1.027e3	1.868	1.77	NO	0.22000	0.21657
06 PCB-103	34.30	34.30	1.899e3	1.022e3	1.888	1.88	NO	0.28800	0.28877
07 PCB-100	34.87	34.88	1.889e3	1.133e3	1.888	1.33	NO	0.24900	0.24876
08 PCB-84	35.18	35.17	1.382e3	8.091e2	1.388	1.87	NO	0.28700	0.28888
09 PCB-95/98/102	35.87	35.88	4.894e3	2.888e3	1.888	1.83	NO	0.70800	0.70414
10 PCB-88	35.76	35.82	1.048e3	7.388e2	1.088	1.42	NO	0.21800	0.21812
11 PCB-99/91	35.14	35.14	2.882e3	1.854e3	1.888	1.77	NO	0.48800	0.48882
12 PCB-121	35.30	35.30	2.874e3	1.874e3	1.888	1.84	NO	0.27800	0.27882



Dataset: Untitled

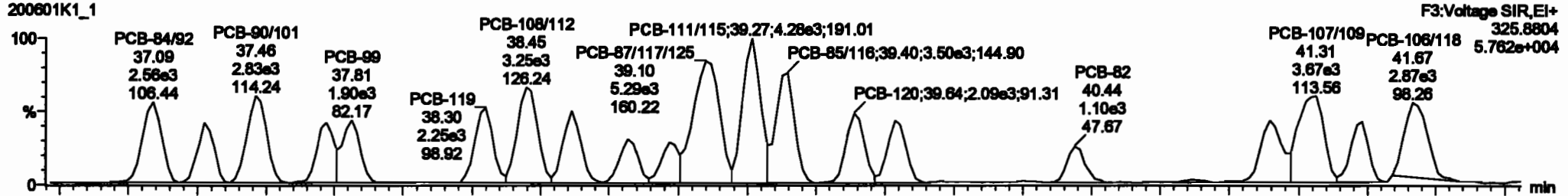
Last Altered: Tuesday, June 02, 2020 10:33:30 Pacific Daylight Time

Printed: Tuesday, June 02, 2020 10:35:13 Pacific Daylight Time

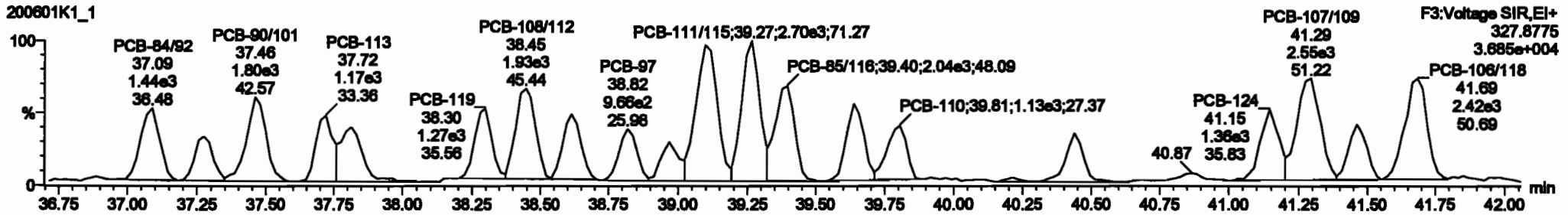
Name: 200801K1_1, Date: 01-Jun-2020, Time: 12:15:03, ID: ST200801K1-1 PCB 209 CS0 19G2806, Description: PCB 209 CS0 19G2806

PCB-119

200801K1_1

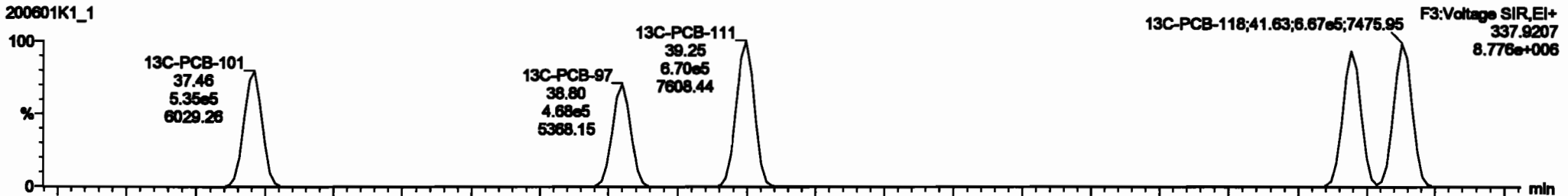


200801K1_1

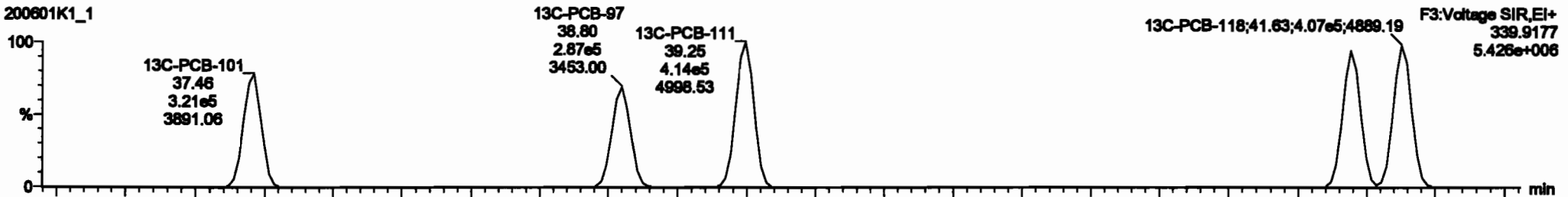


13C-PCB-111

200801K1_1

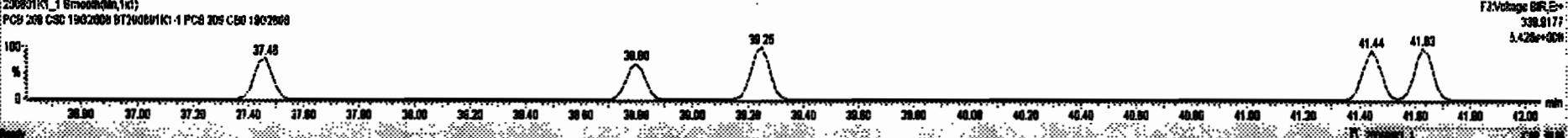
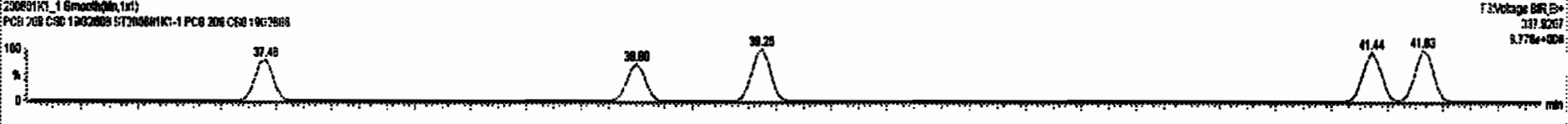

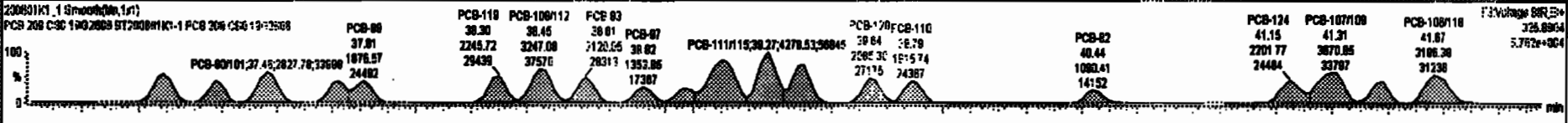


200801K1_1



#	Name	Mass	RA	RG	RM	Value	Percent	ST	Phase	ST	Phase	ST	Phase	ST	Phase	ST	Phase
227	2nd Function T4-PCBs					0.0028	1.000	0.00		0.0000	ND		3.000		0.191	3.000	
228	Total T4s-PCBs					1.0778	1.000	0.00		0.0000	ND		0.917		0.267	0.917	
229	3rd Function Para-PCBs					1.0735	1.000	0.00		0.0000	ND		1.440		0.0636	1.440	
230	Total Para-PCBs					0.0005	1.000	0.00		0.0000	ND		3.400		0.100	3.400	
231	2nd Function Haza-PCBs					1.0910	1.000	0.00		0.0000	ND		0.431		0.160	0.431	
232	4th Function Haza-PCBs					1.0991	1.000	0.00		0.0000	ND		0.590		0.225	0.590	
233	Total Haza-PCBs					1.0008	1.000	0.00		0.0000	ND		2.100		0.0714	2.100	
234	4th Function Octa-PCBs					1.1400	1.000	0.00		0.0000	ND		0.7210		0.0307	0.7210	
235	5th Function Octa-PCBs					0.0023	1.000	0.00		0.0000	ND		0.7101		0.0023	0.7100	
236	Total Haza-PCBs					0.0004	1.000	0.00		0.0000	ND		0.0000		0.0000	0.0000	
237	Deca-CB																
238	Total PCBs																

#	Name	Peak #	RT	Area	Height	Width	SN	CPY	Area
84	PCB-104	32.48	32.47	1.580e3	1.091e3	1.580	1.37	ND	0.20000
85	PCB-88	33.78	33.78	1.046e3	1.022e3	1.580	1.77	ND	0.22000
86	PCB-103	34.30	34.33	1.007e3	1.022e3	1.580	1.86	ND	0.25000
87	PCB-100	34.67	34.69	1.507e3	1.133e3	1.580	1.33	ND	0.24700
88	PCB-84	35.18	35.17	1.352e3	0.891e3	1.580	1.07	ND	0.25700
89	PCB-89/90/102	35.67	35.66	4.531e3	2.955e3	1.580	1.52	ND	0.70400
90	PCB-89	35.78	35.82	1.048e3	7.300e2	1.580	1.42	ND	0.21600
91	PCB-89/91	36.14	36.14	2.022e3	1.054e3	1.580	1.77	ND	0.40500
92	PCB-121	36.23	36.23	7.575e3	1.574e3	1.580	1.04	ND	0.27400

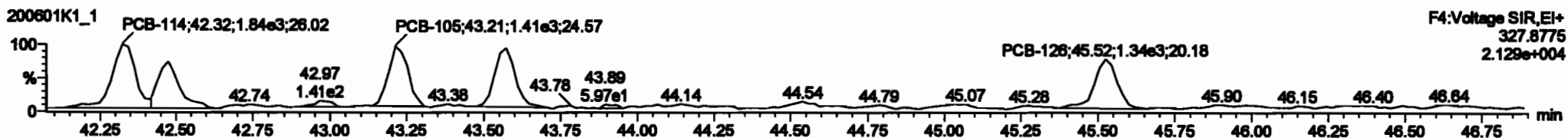
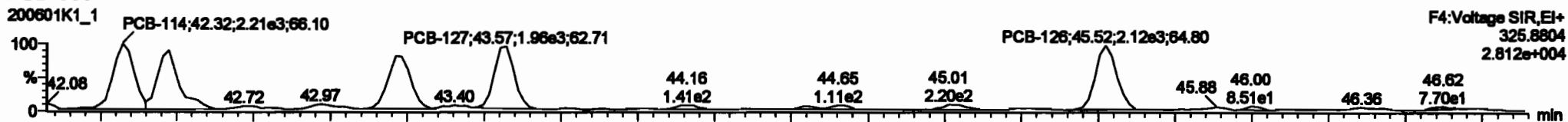


Dataset: Untitled

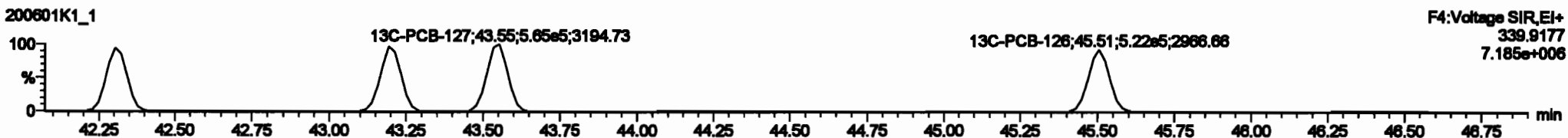

Last Altered: Tuesday, June 02, 2020 10:33:30 Pacific Daylight Time
Printed: Tuesday, June 02, 2020 10:35:13 Pacific Daylight Time

Name: 200601K1_1, Date: 01-Jun-2020, Time: 12:15:03, ID: ST200601K1-1 PCB 209 CS0 19G2606, Description: PCB 209 CS0 19G2606

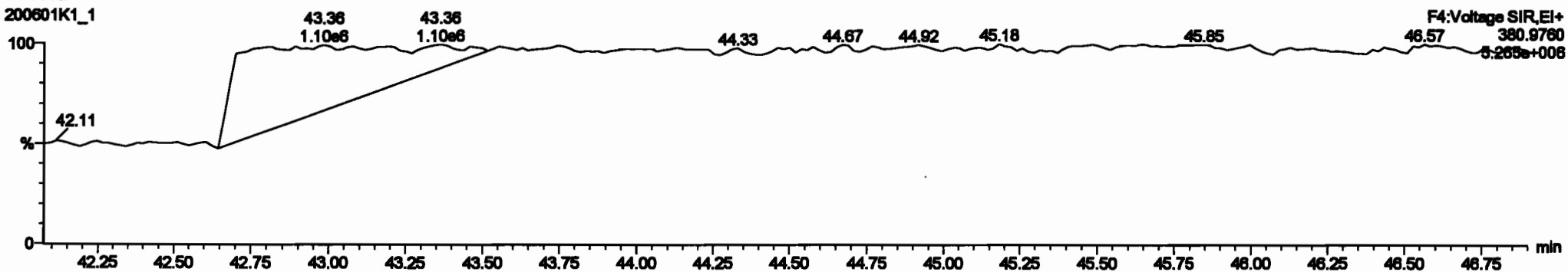
PCB-114



13C-PCB-114






PFK4a



#	Mass	Area	HR	Wd	HT	HTW	HTH	HTS	HTL	HTU	HTV	HTW	HTH	HTS	HTL	HTU	HTV
227	2nd Function Tri-PCBs				0.8828	1.000	0.00		0.800	NO	3.888		0.101	3.888			
228	Total Tri-PCBs				1.8778	1.000	0.00		0.800	NO	8.817		0.287	8.817			
229	2nd Function Para-PCBs				1.2157	1.000	0.00		0.800	NO	8.800		0.318	8.800			
230	Total Para-PCBs				1.2157	1.000	0.00		0.800	NO	8.800		0.318	8.800			
231	2nd Function Hexa-PCBs				0.8808	1.000	0.00		0.800	NO	3.400		0.108	3.400			
232	Total Hexa-PCBs				1.0318	1.000	0.00		0.800	NO	6.431		0.180	6.431			
233	Total Hepta-PCBs				1.2881	1.000	0.00		0.800	NO	5.880		0.228	5.880			
234	Total Octa-PCBs				1.0008	1.000	0.00		0.800	NO	2.188		0.6714	2.188			
235	Total Non-PCBs				1.1488	1.000	0.00		0.800	NO	0.7210		0.0387	0.7210			
236	Total PCBs				0.8828	1.000	0.00		0.800	NO	0.7101		0.0328	0.7101			
237	Diox-Cl				0.8804	1.000	0.00		0.800	NO	0.2088		0.0023	0.2088			
238	Total PCBs																

#	Mass	Area	HR	Wd	HT	HTW	HTH	HTS	HTL	HTU	HTV
88	PCB-114	42.28	42.22	2.201e5	1.890e5	1.880	1.35	NO	0.21800	0.26817	
89	PCB-122	42.67	42.67	1.822e5	1.138e5	1.880	1.81	NO	0.23100	0.23888	
86	PCB-105	43.21	43.21	1.888e5	1.448e5	1.880	1.32	NO	0.22800	0.22776	
88	PCB-127	43.57	43.57	1.888e5	1.454e5	1.880	1.38	NO	0.22300	0.22285	
87	PCB-128	45.82	45.82	2.124e5	1.372e5	1.880	1.87	NO	0.21800	0.21888	



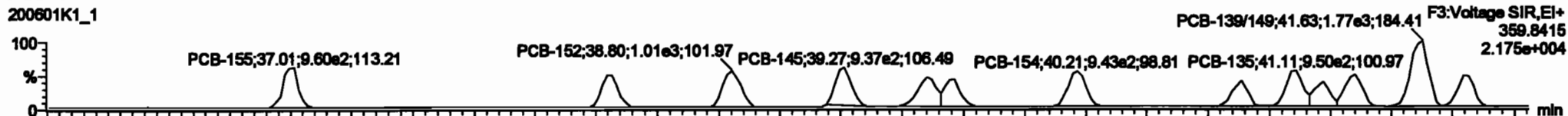
Dataset: Untitled

Last Altered: Tuesday, June 02, 2020 10:33:30 Pacific Daylight Time
Printed: Tuesday, June 02, 2020 10:35:13 Pacific Daylight Time

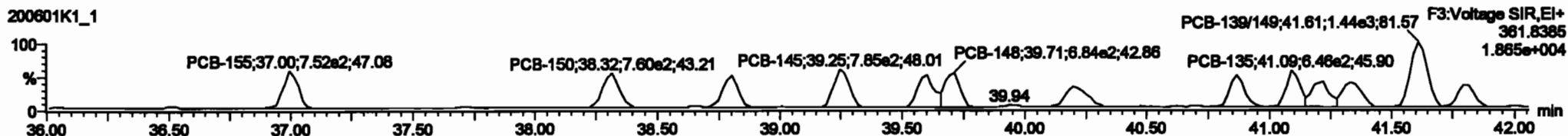
Name: 200601K1_1, Date: 01-Jun-2020, Time: 12:15:03, ID: ST200601K1-1 PCB 209 CS0 19G2606, Description: PCB 209 CS0 19G2606

PCB-155

200601K1_1



200601K1_1

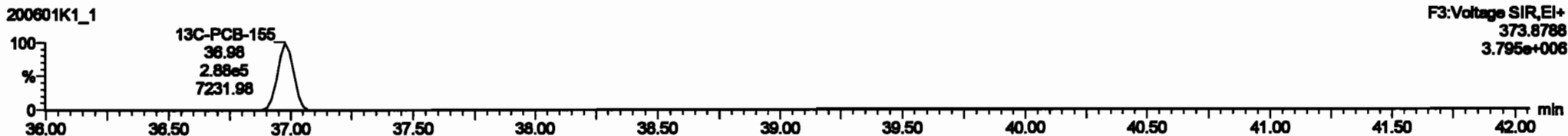


13C-PCB-155

200601K1_1

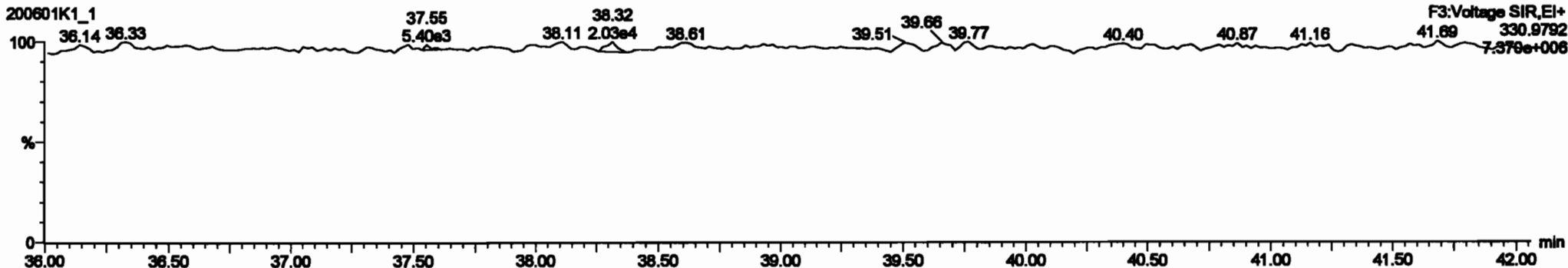


200601K1_1




PFK3c

200601K1_1



#	Phase	Mass	CA	CP	PP	CP/PP	CP/CA	CP/CP	CP/PP	CP/CA	CP/CP	CP/PP	CP/CA	CP/CP
227	2nd Function Tri-PCBs				0.8828	1.000	0.00		0.000	NO	3.888		0.181	3.888
228	Total Tri-PCBs				1.2778	1.000	0.00		0.000	NO	8.917		0.287	8.917
229	2nd Function Penta-PCBs				1.3187	1.000	0.00		0.000	NO	8.800		0.318	8.800
230	4th Function Penta-PCBs				1.0735	1.000	0.00		0.000	NO	1.148		0.0538	1.148
231	Total Penta-PCBs				2.3922	1.000	0.00		0.000	NO	9.948		0.372	9.948
232	4th Function Hexa-PCBs				1.3318	1.000	0.00		0.000	NO	6.431		0.180	6.431
233	Total Hexa-PCBs				1.3881	1.000	0.00		0.000	NO	6.880		0.225	6.880
234	4th Function Octa-PCBs				1.0008	1.000	0.00		0.000	NO	2.188		0.0714	2.188
235	8th Function Octa-PCBs				1.1488	1.000	0.00		0.000	NO	0.7210		0.0287	0.7210
236	Total Hexa-PCBs				0.8828	1.000	0.00		0.000	NO	8.7181		0.0328	8.7181
237	Deca-Cl				0.9884	1.000	0.00		0.000	NO	0.2388		0.0029	0.2388
238	Total PCBs													

#	Phase	Mass	CA	CP	PP	CP/PP	CP/CA	CP/CP	CP/PP	CP/CA	CP/CP	CP/PP	CP/CA	CP/CP
89	PCB-158	38.98	37.01	8.801e2	7.387e2	1.240	1.30	NO	0.24700	0.24732				
90	PCB-160	38.32	38.30	8.464e2	7.435e2	1.240	1.14	NO	0.22300	0.22310				
100	PCB-162	38.80	38.80	8.888e2	7.278e2	1.240	1.37	NO	0.22100	0.22078				
101	PCB-146	38.27	38.27	1.018e2	7.881e2	1.240	1.30	NO	0.28100	0.28080				
102	PCB-138	38.80	38.80	8.158e2	8.878e2	1.240	1.18	NO	0.22400	0.22404				
103	PCB-148	38.71	38.71	7.081e2	8.838e2	1.240	1.05	NO	0.24800	0.24844				
104	PCB-154	40.21	40.22	8.078e2	8.538e2	1.240	1.38	NO	0.25800	0.25830				
105	PCB-161	40.88	40.88	8.188e2	8.758e2	1.240	1.07	NO	0.28100	0.28088				
106	PCB-135	41.11	41.11	8.348e2	8.918e2	1.240	1.38	NO	0.28800	0.28828				



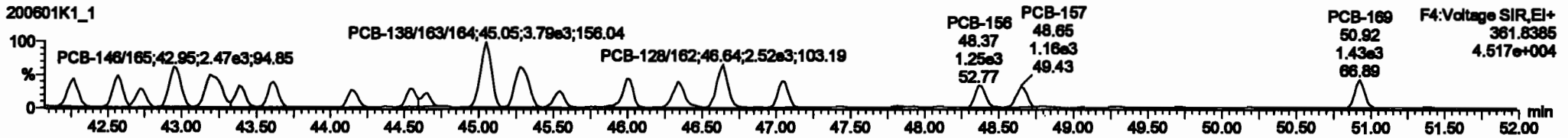

Dataset: Untitled

Last Altered: Tuesday, June 02, 2020 10:33:30 Pacific Daylight Time

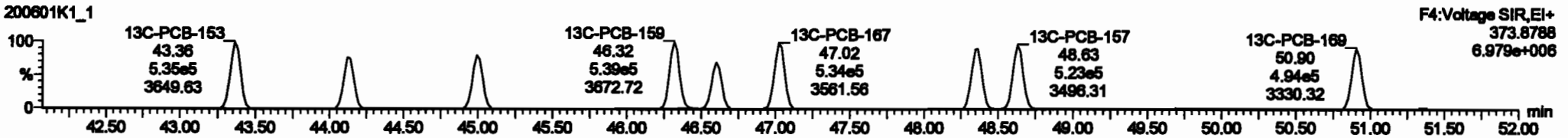
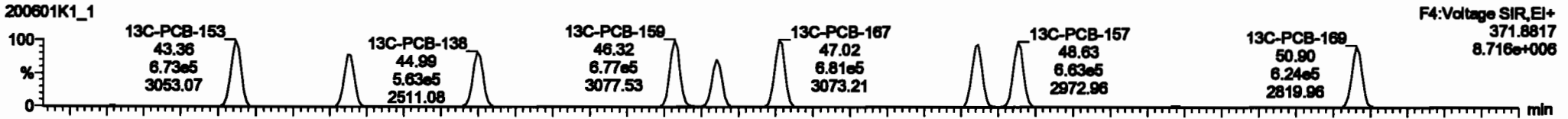
Printed: Tuesday, June 02, 2020 10:35:13 Pacific Daylight Time

Name: 200601K1_1, Date: 01-Jun-2020, Time: 12:15:03, ID: ST200601K1-1 PCB 209 CS0 19G2606, Description: PCB 209 CS0 19G2606

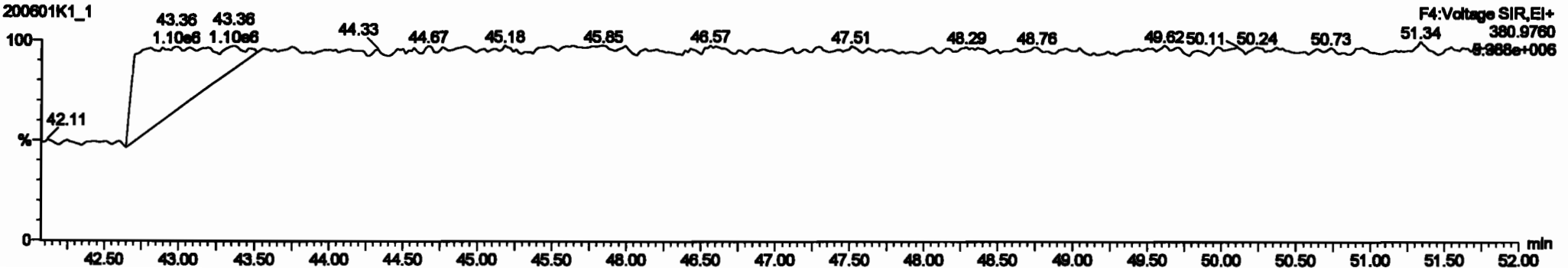
PCB-134/143



13C-PCB-153





PFK4b



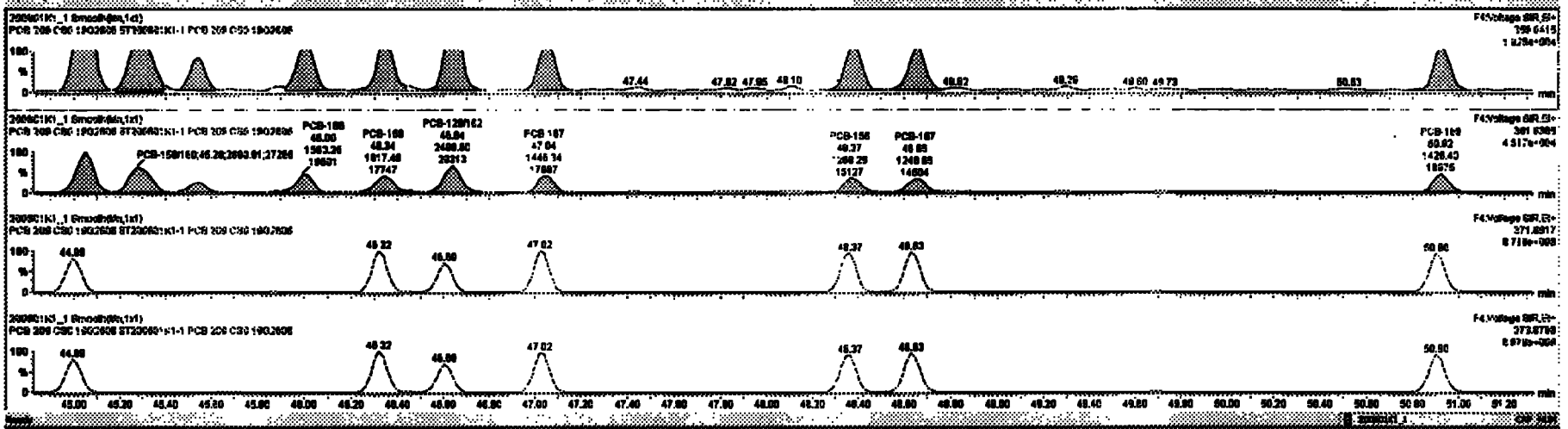
#	Function	Range	Min	Max	Mean	StDev	CV	Units	Min	Max	Mean	StDev	CV	Units
227	3rd Function In-PCBs				0.0028	1.000	0.00		0.000	NO	3.888		0.191	3.888
228	Total In-PCBs				1.0778	1.000	0.00		0.000	NO	0.917		0.287	0.917
229	3rd Function Para-PCBs				1.2187	1.000	0.00		0.000	NO	0.800		0.218	0.800
230	6th Function Para-PCBs				1.0728	1.000	0.00		0.000	NO	1.148		0.088	1.148
231	3rd Function Meta-PCBs				0.0003	1.000	0.00		0.000	NO	3.480		0.108	3.480
232	Total Meta-PCBs				1.0000	1.000	0.00		0.000	NO	0.000		0.000	0.000
233	Total Hg-PCBs				1.2091	1.000	0.00		0.000	NO	5.980		0.223	5.980
234	6th Function Oxo-PCBs				1.0000	1.000	0.00		0.000	NO	2.188		0.9714	2.188
235	6th Function Oxo-PCBs				1.1488	1.000	0.00		0.000	NO	0.7210		0.0887	0.7210
236	Total Hg-PCBs				0.0023	1.000	0.00		0.000	NO	0.7181		0.0323	0.7181
237	Dioxin-CB				0.0004	1.000	0.00		0.000	NO	0.2988		0.0023	0.2988
238	Total PCBs													

#	PCB	Min	Max	Mean	StDev	CV	Units	Min	Max	Mean	StDev	CV	Units
111	PCB-134/43	42.30	42.28	2.152e3	1.000e3	1.240	1.28	NO	0.4080	0.4070			
112	PCB-138/33	42.80	42.57	2.444e3	1.718e3	1.240	1.42	NO	0.4200	0.4160			
113	PCB-142	42.72	42.72	1.200e3	1.016e3	1.240	1.18	NO	0.2400	0.2400			
114	PCB-148/85	42.97	42.97	3.020e3	2.480e3	1.240	1.28	NO	0.4470	0.4470			
115	PCB-152/81	43.30	43.18	3.200e3	2.884e3	1.240	1.21	NO	0.4740	0.4720			
116	PCB-158	43.38	43.38	1.700e3	1.238e3	1.240	1.42	NO	0.2280	0.2268			
117	PCB-168	43.81	43.81	1.820e3	1.387e3	1.240	1.88	NO	0.2280	0.2267			
118	PCB-141	44.14	44.14	1.200e3	0.880e3	1.240	1.34	NO	0.2280	0.2280			
119	PCB-137	44.84	44.84	1.200e3	1.000e3	1.240	1.38	NO	0.2210	0.22134			



Peak	Time	Area	Height	Width	Resolution	Integration	Signal	Baseline	Offset	Gain
227	0.000	1.000	0.00	0.000	ND	3.000		0.101	2.000	
228	1.0770	1.000	0.00	0.000	ND	0.017		0.207	0.017	
229	1.2167	1.000	0.00	0.000	ND	0.000		0.300	0.000	
230	1.0770	1.000	0.00	0.000	ND	1.140		0.000	1.140	
231	0.0000	1.000	0.00	0.000	ND	3.400		0.100	3.400	
232	1.2167	1.000	0.00	0.000	ND	0.000		0.200	0.000	
233	1.2000	1.000	0.00	0.000	ND	2.000		0.074	2.000	
234	1.0000	1.000	0.00	0.000	ND	2.100		0.074	2.100	
235	1.1400	1.000	0.00	0.000	ND	0.720		0.000	0.720	
236	0.0000	1.000	0.00	0.000	ND	0.7101		0.000	0.7100	
237	0.0000	1.000	0.00	0.000	ND	0.2000		0.0000	0.2000	
238	0.0000	1.000	0.00	0.000	ND	0.0000		0.0000	0.0000	

Peak	Time	Area	Height	Width	Resolution	Integration	Signal	Baseline	Offset	Gain
111	43.20	2.100e3	1.000e5	1.200	1.20	ND	0.40000	0.00000		
112	43.00	2.444e3	1.710e5	1.200	1.42	ND	0.40000	0.01000		
113	42.72	1.200e3	1.010e5	1.200	1.18	ND	0.20000	0.20000		
114	42.00	3.000e3	3.400e5	1.200	1.20	ND	0.40000	0.00000		
115	43.20	3.200e3	3.000e5	1.200	1.21	ND	0.40000	0.00000		
116	43.00	1.700e3	1.200e5	1.200	1.42	ND	0.20000	0.00000		
117	43.01	1.000e3	1.200e5	1.200	1.08	ND	0.20000	0.00000		
118	44.14	1.200e3	0.000e3	1.200	1.34	ND	0.20000	0.00000		
119	44.04	1.200e3	1.000e3	1.200	1.30	ND	0.20000	0.00000		



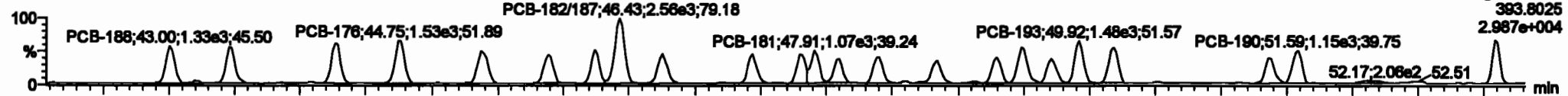
Dataset: Untitled

Last Altered: Tuesday, June 02, 2020 10:33:30 Pacific Daylight Time
Printed: Tuesday, June 02, 2020 10:35:13 Pacific Daylight Time

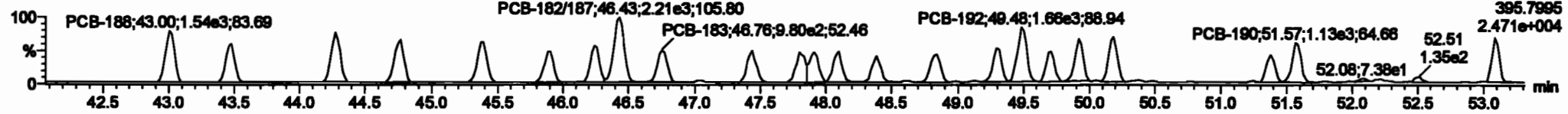
Name: 200601K1_1, Date: 01-Jun-2020, Time: 12:15:03, ID: ST200601K1-1 PCB 209 CS0 19G2606, Description: PCB 209 CS0 19G2606

PCB-188

200601K1_1




200601K1_1

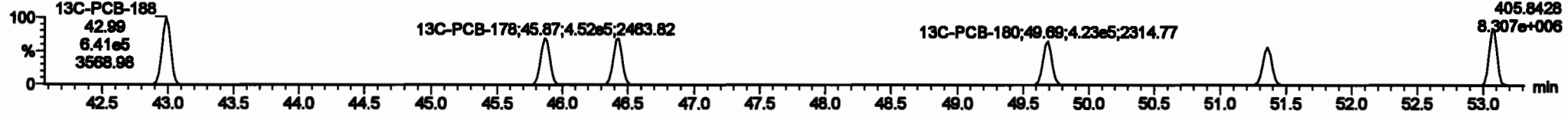


13C-PCB-188

200601K1_1

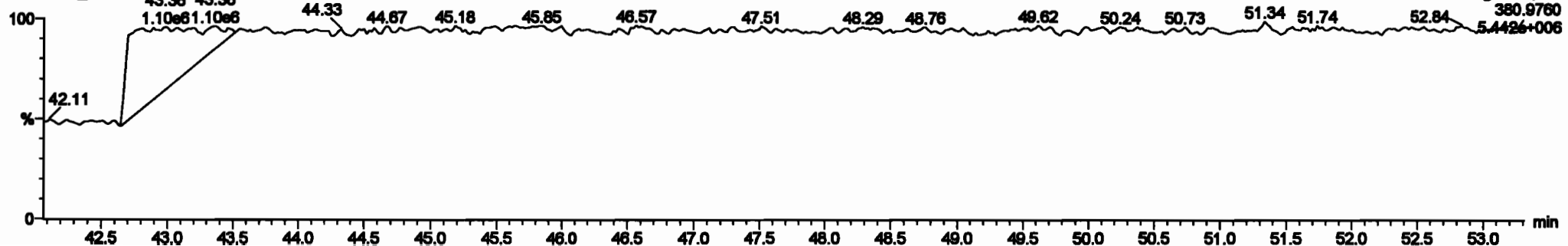


200601K1_1



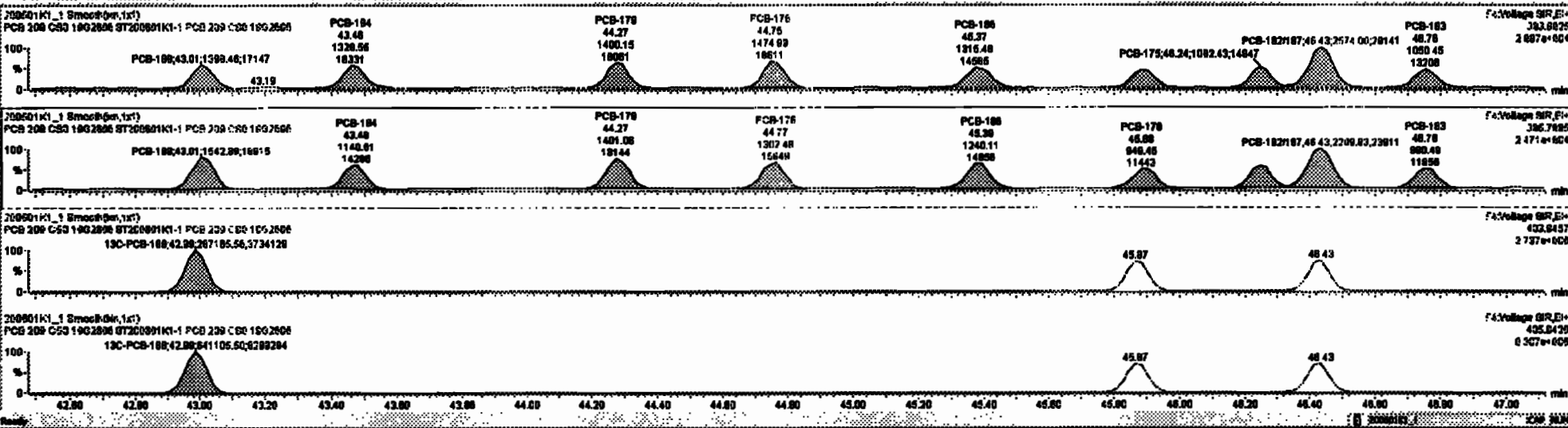
PFK4c

200601K1_1



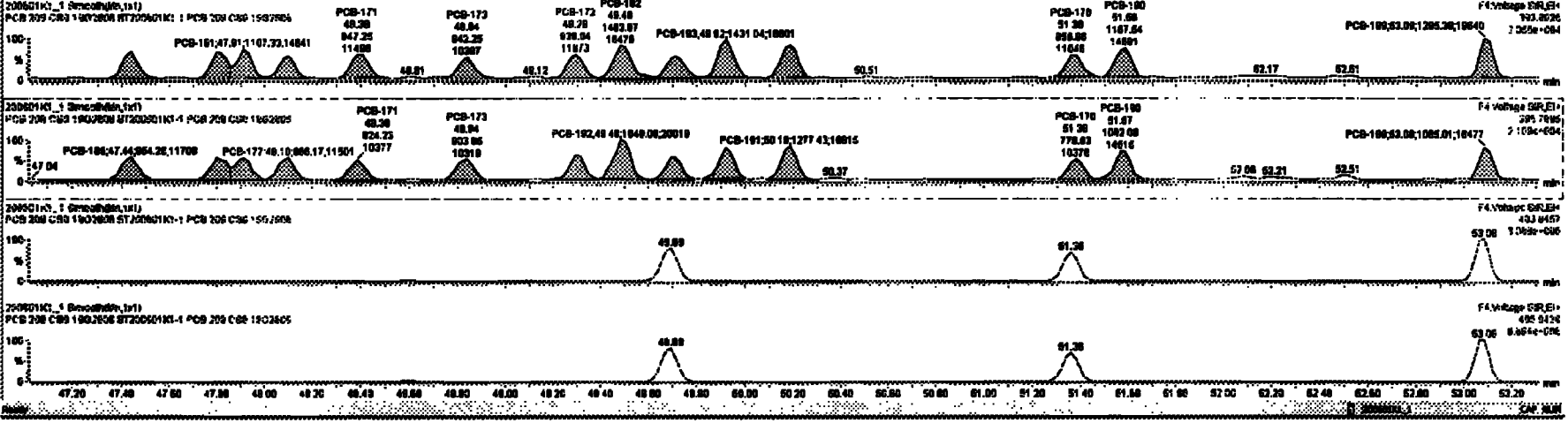
PCB	PCB Type	PCB Count	PCB Weight	PCB Volume	PCB Area	PCB Perimeter	PCB Surface Area	PCB Volume	PCB Area	PCB Perimeter	PCB Surface Area
227	2nd Function TH-PCBs	0.9628	1.000	0.00	0.000	NO	3.880	0.181	3.880		
228	Total Tube-PCBs	1.0778	1.000	0.00	0.000	NO	8.917	0.267	8.917		
229	2nd Function Para-PCBs	1.2157	1.000	0.00	0.000	NO	8.880	0.219	8.880		
230	4th Function Para-PCBs	1.0735	1.000	0.00	0.000	NO	1.148	0.888	1.148		
231	2nd Function Hesa-PCBs	0.8505	1.000	0.00	0.000	NO	3.400	0.108	3.400		
232	4th Function Hesa-PCBs	1.0318	1.000	0.00	0.000	NO	8.431	0.180	8.431		
233	PCB-188	1.3951	1.000	0.00	0.000	NO	2.200	0.200	2.200		
234	4th Function Oda-PCBs	1.0008	1.000	0.00	0.000	NO	2.180	0.014	2.180		
235	8th Function Oda-PCBs	1.1488	1.000	0.00	0.000	NO	0.7210	0.087	0.7210		
236	Total Hesa-PCBs	0.9523	1.000	0.00	0.000	NO	0.7181	0.0523	0.7180		
237	Dasa-CB	0.8894	1.000	0.00	0.000	NO	0.2588	0.0823	0.2588		
238	Total PCBs										

PCB	PCB Type	PCB Count	PCB Weight	PCB Volume	PCB Area	PCB Perimeter	PCB Surface Area	PCB Volume	PCB Area	PCB Perimeter	PCB Surface Area
131	PCB-188	43.03	43.031	1.288e3	1.590e3	1.050	0.91	NO	0.24800	0.24800	
132	PCB-184	43.48	43.48	1.258e3	1.141e3	1.050	1.18	NO	0.21588	0.21588	
133	PCB-178	44.27	44.27	1.490e3	1.891e3	1.050	1.00	NO	0.23280	0.23280	
134	PCB-176	44.74	44.74	1.478e3	1.302e3	1.050	1.13	NO	0.22880	0.22880	
135	PCB-186	45.38	45.37	1.218e3	1.240e3	1.050	1.08	NO	0.20700	0.20715	
136	PCB-178	45.80	45.88	1.028e3	0.488e3	1.050	1.78	NO	0.22700	0.22708	
137	PCB-176	46.24	46.24	1.882e3	1.088e3	1.050	1.01	NO	0.24280	0.24248	
138	PCB-182/187	46.42	46.42	2.674e3	2.210e3	1.050	1.18	NO	0.48300	0.48337	
139	PCB-183	46.78	46.78	1.850e3	0.828e3	1.050	1.07	NO	0.21400	0.21381	



Name	Mass	Abundance	Retention Time	Library	Abundance	Retention Time	Library	Abundance	Retention Time	Library	Abundance	Retention Time	Library
237 Shell Function Tru-PCBs	0.9828	1.000	0.00	0.000	NO	3.880	0.191	3.880					
238 Total Tetrachloro-PCBs	1.0770	1.000	0.00	0.000	NO	8.017	0.287	8.017					
239 Shell Function Penta-PCBs	1.3167	1.000	0.00	0.000	NO	8.800	0.310	8.800					
240 4th Function Penta-PCBs	1.0728	1.000	0.00	0.000	NO	1.148	0.833	1.148					
241 Shell Function Hexa-PCBs	0.8803	1.000	0.00	0.000	NO	3.400	0.190	3.400					
242 4th Function Hexa-PCBs	1.0918	1.000	0.00	0.000	NO	6.491	0.190	6.491					
243 Shell Function Hepta-PCBs	1.3300	1.000	0.00	0.000	NO	7.330	0.272	7.330					
244 4th Function Octa-PCBs	1.0000	1.000	0.00	0.000	NO	2.188	0.8714	2.188					
245 6th Function Octa-PCBs	1.1488	1.000	0.00	0.000	NO	0.7210	0.0387	0.7210					
246 Total Mono-PCBs	0.8823	1.000	0.00	0.000	NO	0.7181	0.0003	0.7181					
247 Chloro-CB	0.8884	1.000	0.00	0.000	NO	0.2388	0.0003	0.2388					
248 Total PCBs													

Name	Mass	Abundance	Retention Time	Library	Abundance	Retention Time	Library	Abundance	Retention Time	Library	Abundance	Retention Time	Library
131 PCB-188	49.80	49.81	1.388e3	1.543e3	1.000	0.81	NO	0.24800	0.24800				
132 PCB-184	49.40	49.48	1.328e3	1.541e3	1.000	1.18	NO	0.21800	0.21800				
133 PCB-178	44.27	44.27	1.400e3	1.409e3	1.000	1.88	NO	0.28200	0.27947				
134 PCB-176	44.74	44.75	1.478e3	1.200e3	1.000	1.13	NO	0.22800	0.22884				
135 PCB-188	48.38	48.37	1.318e3	1.298e3	1.000	1.88	NO	0.20700	0.20718				
136 PCB-178	48.80	48.80	1.088e3	0.808e3	1.000	1.88	NO	0.20700	0.22708				
137 PCB-175	48.24	48.24	1.082e3	1.088e3	1.000	1.81	NO	0.24280	0.24240				
138 PCB-182/87	48.40	48.40	2.874e3	2.218e3	1.000	1.18	NO	0.48320	0.48387				
139 PCB-185	48.78	48.78	1.082e3	0.802e3	1.000	1.87	NO	0.21480	0.21381				



Dataset: Untitled

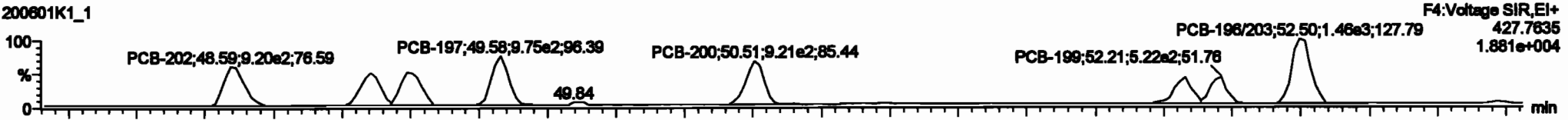
Last Altered: Tuesday, June 02, 2020 10:33:30 Pacific Daylight Time

Printed: Tuesday, June 02, 2020 10:35:13 Pacific Daylight Time

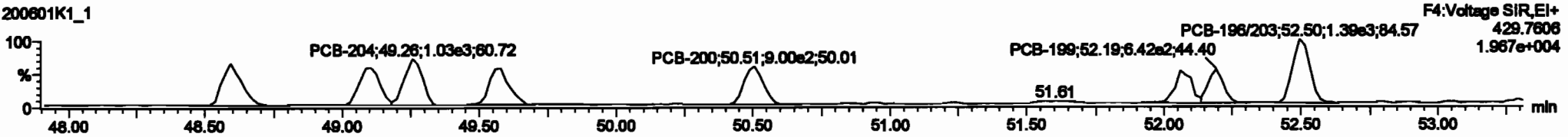
Name: 200601K1_1, Date: 01-Jun-2020, Time: 12:15:03, ID: ST200601K1-1 PCB 209 CS0 19G2606, Description: PCB 209 CS0 19G2606

PCB-202

200601K1_1

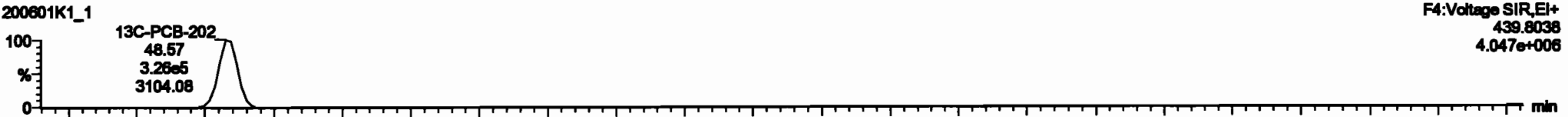


200601K1_1

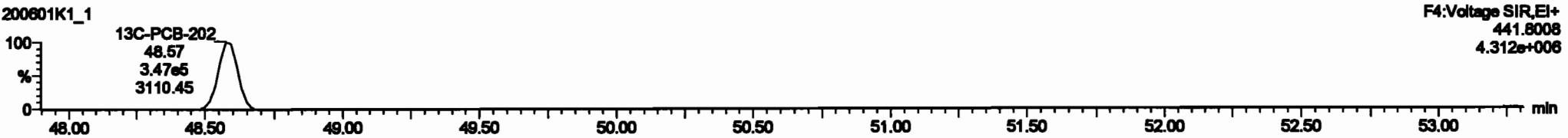


13C-PCB-202

200601K1_1

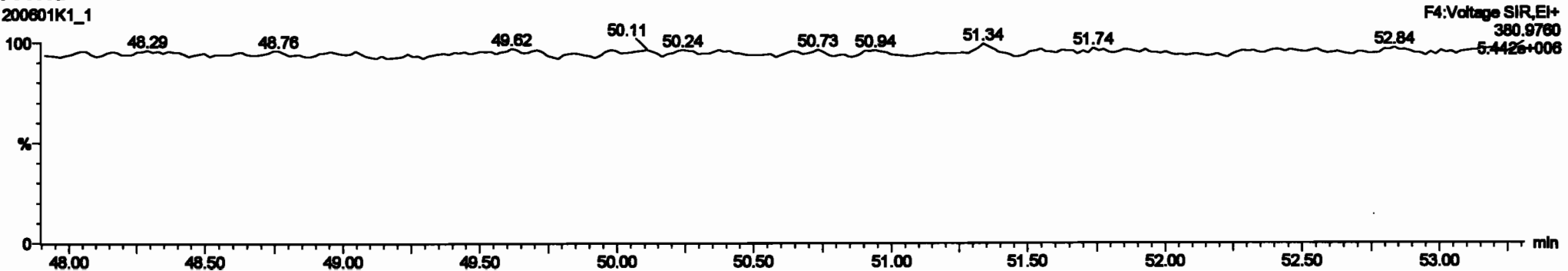


200601K1_1



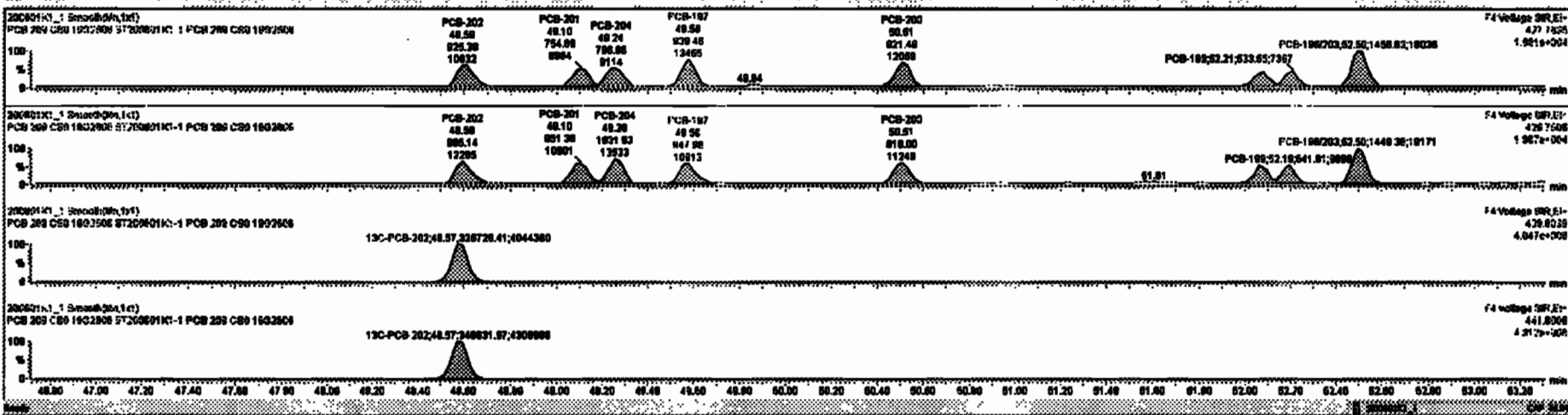
PFK4d

200601K1_1



PCB	PCB Type	PCB Count	PCB Weight	PCB Volume	PCB Area	PCB Perimeter	PCB Thickness	PCB Material	PCB Price	PCB Cost	PCB Total
227	3rd Function Tr-PCBs		0.0000	1.0000	0.00	0.0000	0.00	NO	3.0000	0.101	3.0000
228	Total Trns-PCBs		1.0770	1.0000	0.00	0.0000	0.00	NO	0.017	0.007	0.017
229	3rd Function Parts-PCBs		1.2107	1.0000	0.00	0.0000	0.00	NO	0.000	0.010	0.000
230	4th Function Parts-PCBs		1.0736	1.0000	0.00	0.0000	0.00	NO	1.140	0.000	1.140
231	3rd Function Hous-PCBs		0.0000	1.0000	0.00	0.0000	0.00	NO	3.400	0.100	3.400
232	4th Function Hous-PCBs		1.0010	1.0000	0.00	0.0000	0.00	NO	0.431	0.100	0.431
233	Total Hous-PCBs		1.0010	1.0000	0.00	0.0000	0.00	NO	0.000	0.220	0.000
234	5th Function Ods-PCBs		1.1400	1.0000	0.00	0.0000	0.00	NO	0.710	0.000	0.710
235	Total Mnt-PCBs		0.0000	1.0000	0.00	0.0000	0.00	NO	0.710	0.000	0.710
237	Case-CB		0.0000	1.0000	0.00	0.0000	0.00	NO	0.000	0.000	0.000
238	Total PCBs										

PCB	PCB Type	PCB Count	PCB Weight	PCB Volume	PCB Area	PCB Perimeter	PCB Thickness	PCB Material	PCB Price	PCB Cost	PCB Total
184	PCB-202	48.01	48.00	0.2042	0.00142	0.000	0.00	NO	0.24000	0.24000	
185	PCB-201	48.00	48.10	7.0472	0.01462	0.000	0.70	NO	0.24100	0.24100	
186	PCB-204	48.24	48.24	7.0002	1.02023	0.000	0.77	NO	0.23000	0.23041	
187	PCB-197	48.00	48.00	0.0002	0.0002	0.000	0.00	NO	0.24000	0.24004	
188	PCB-200	00.00	00.01	0.2102	0.1002	0.000	1.00	NO	0.20000	0.20075	
189	PCB-199	02.00	02.00	0.0002	0.7202	0.000	0.01	NO	0.22000	0.22000	
190	PCB-198	02.17	02.17	0.2002	0.4102	0.000	0.00	NO	0.21000	0.21004	
001	PCB-100000	02.00	02.00	1.0002	1.0002	0.000	1.00	NO	0.01000	0.01004	



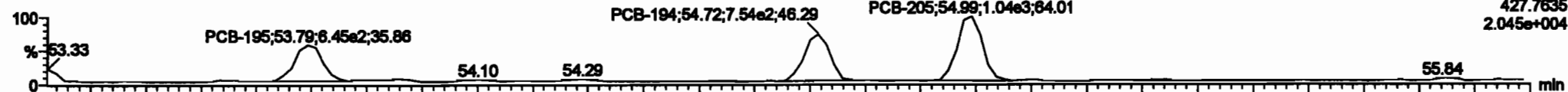
Dataset: Untitled

Last Altered: Tuesday, June 02, 2020 10:33:30 Pacific Daylight Time
Printed: Tuesday, June 02, 2020 10:35:13 Pacific Daylight Time

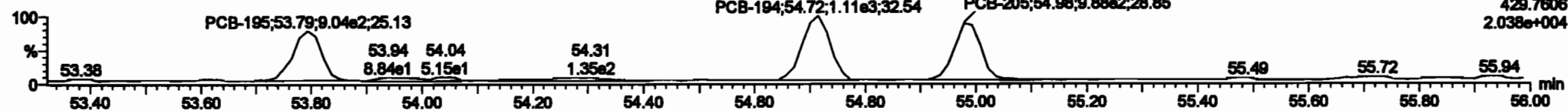
Name: 200601K1_1, Date: 01-Jun-2020, Time: 12:15:03, ID: ST200601K1-1 PCB 209 CS0 19G2606, Description: PCB 209 CS0 19G2606

PCB-195

200601K1_1

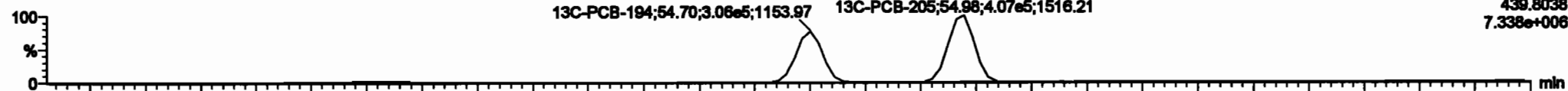


200601K1_1

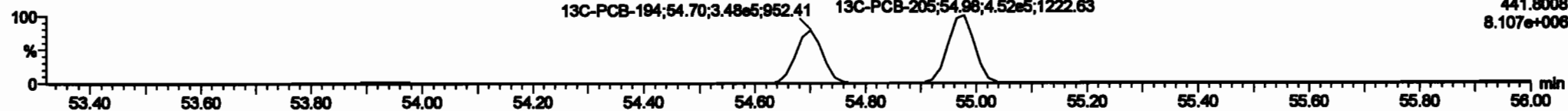


13C-PCB-194

200601K1_1

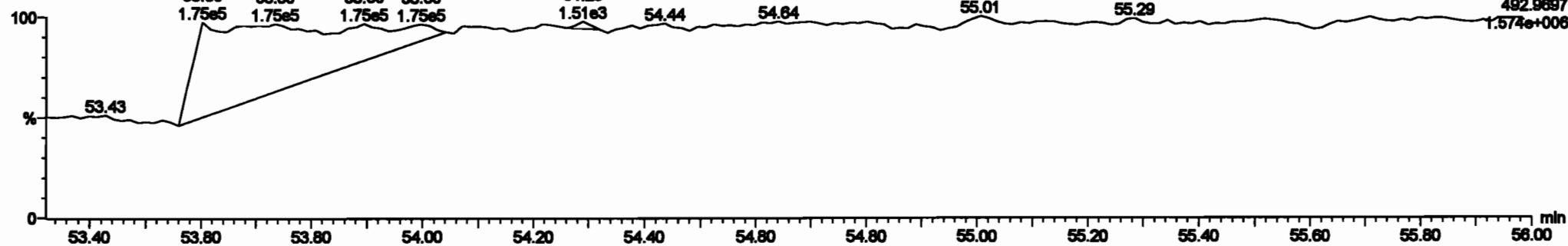


200601K1_1



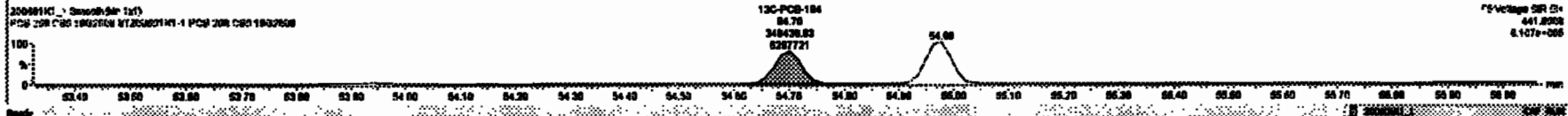

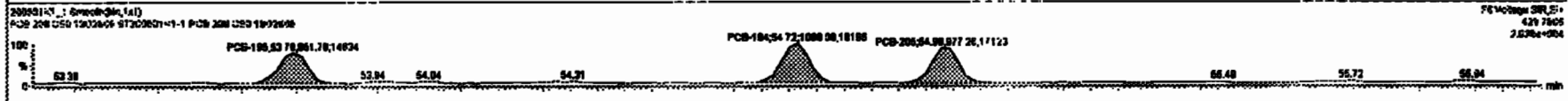

PFK5a

200601K1_1



Sample	Mass	Area	Height	Width	Retention	Concentration	Response	Mass	Area	Height	Width	Retention	
227 2nd Function PA-PCBs					0.0020	1.000	0.00	0.000	NO	0.000		0.001	2.000
228 1st Function PCBs					1.0776	1.000	0.00	0.000	NO	0.017		0.207	0.017
229 2nd Function PCBs					1.0787	1.000	0.00	0.000	NO	0.000		0.210	0.000
230 4th Function PCBs					1.0776	1.000	0.00	0.000	NO	1.140		0.0030	1.140
231 2nd Function Hexa-PCBs					0.0000	1.000	0.00	0.000	NO	3.400		0.100	3.400
232 4th Function Hexa-PCBs					1.0010	1.000	0.00	0.000	NO	0.401		0.100	0.401
233 1st Function PCBs					1.0001	1.000	0.00	0.000	NO	6.000		0.200	6.000
234 4th Function PCBs					1.0000	1.000	0.00	0.000	NO	2.100		0.0714	2.100
235 2nd Function PCBs					1.0000	1.000	0.00	0.000	NO	1.100		0.0357	1.100
236 1st Function PCBs					0.0020	1.000	0.00	0.000	NO	0.7101		0.0030	0.7100
237 Deca-CB					0.0004	1.000	0.00	0.000	NO	0.2000		0.00030	0.2000
238 Total PCBs													

Sample	Area	Height	Retention	Concentration	Response	Mass	Area	Height	Retention
100 PCB-106	63.80	63.70	0.00000	0.01700	0.000	0.01	NO	0.20000	0.20000
101 PCB-104	64.72	64.72	0.20100	1.00000	0.000	0.70	NO	0.20000	0.20000
104 PCB-205	64.80	64.80	0.01000	0.77000	0.000	1.01	NO	0.20000	0.20000



Dataset: Untitled


Last Altered: Tuesday, June 02, 2020 10:33:30 Pacific Daylight Time

Printed: Tuesday, June 02, 2020 10:35:13 Pacific Daylight Time

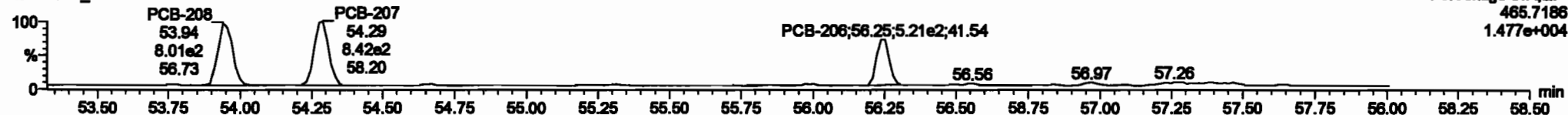
Name: 200601K1_1, Date: 01-Jun-2020, Time: 12:15:03, ID: ST200601K1-1 PCB 209 CS0 19G2806, Description: PCB 209 CS0 19G2806

PCB-208

200601K1_1




200601K1_1

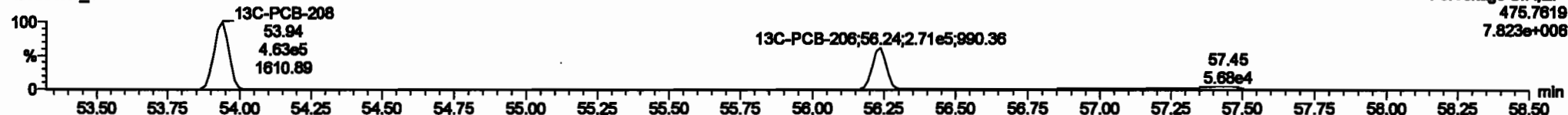


13C-PCB-208

200601K1_1

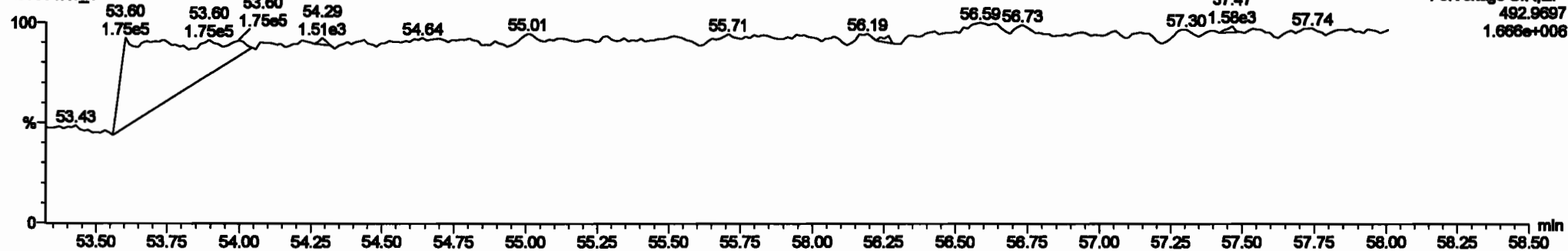


200601K1_1



PFK5

200601K1_1



Dataset: Untitled

Last Altered: Tuesday, June 02, 2020 10:33:30 Pacific Daylight Time
Printed: Tuesday, June 02, 2020 10:35:13 Pacific Daylight Time


Name: 200601K1_1, Date: 01-Jun-2020, Time: 12:15:03, ID: ST200601K1-1 PCB 209 CS0 19G2606, Description: PCB 209 CS0 19G2606

PCB-209

200601K1_1

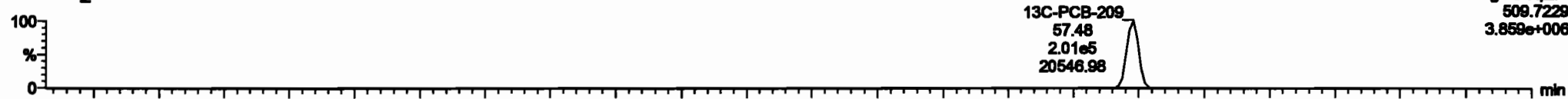


200601K1_1




13C-PCB-209

200601K1_1

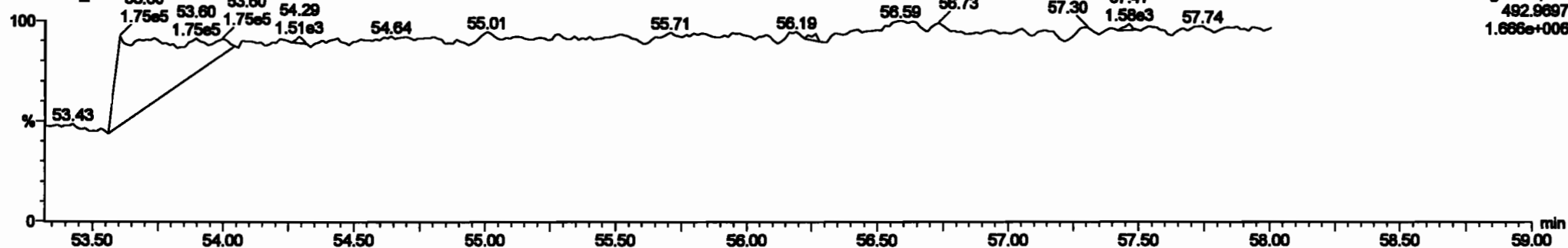


200601K1_1



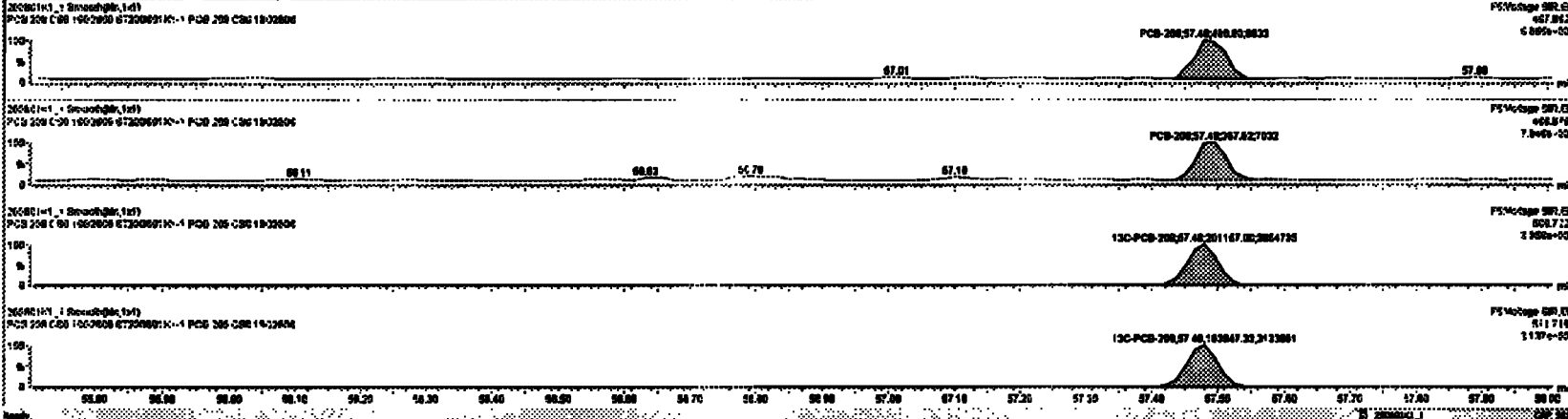
PFK5b

200601K1_1



Item	Part	QTY	UNIT	PRICE	AMOUNT	TAX	TOTAL	DISC	NET
227	2nd Purition 1st-PCBs			0.0000	1.0000	0.00	0.0000	MD	3.0000
228	Total Taxes-PCBs			1.0000	1.0000	0.00	0.0000	MD	0.017
229	2nd Purition Parts-PCBs			1.0000	1.0000	0.00	0.0000	MD	0.010
230	4th Purition Parts-PCBs			1.0000	1.0000	0.00	0.0000	MD	1.140
231	2nd Purition Hoses-PCBs			0.0000	1.0000	0.00	0.0000	MD	2.000
232	4th Purition Hoses-PCBs			1.0000	1.0000	0.00	0.0000	MD	0.491
233	Total Hoses-PCBs			1.0000	1.0000	0.00	0.0000	MD	0.000
234	4th Purition Oils-PCBs			1.0000	1.0000	0.00	0.0000	MD	2.100
235	2nd Purition Oils-PCBs			1.0000	1.0000	0.00	0.0000	MD	0.7210
236	4th Purition Oils-PCBs			1.0000	1.0000	0.00	0.0000	MD	0.7210
237	Total Oils-PCBs			0.0000	1.0000	0.00	0.0000	MD	0.7210
238	Total PCBs			0.0000	1.0000	0.00	0.0000	MD	0.0000

001	PCB-200	07.40	07.40	4.0000	3.0000	1.770	1.21	MD	0.2000	0.2000
-----	---------	-------	-------	--------	--------	-------	------	----	--------	--------

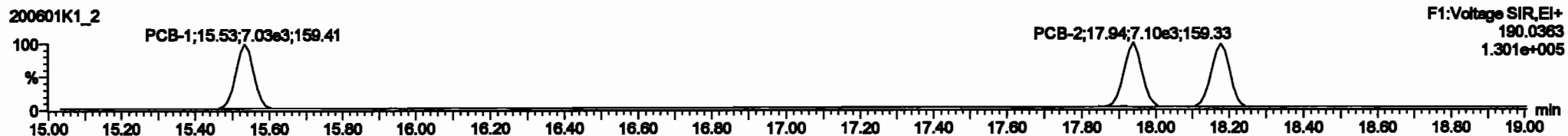


Dataset: Untitled


Last Altered: Tuesday, June 02, 2020 10:33:30 Pacific Daylight Time
Printed: Tuesday, June 02, 2020 10:35:13 Pacific Daylight Time

Name: 200601K1_2, Date: 01-Jun-2020, Time: 13:18:19, ID: ST200601K1-2 PCB 209 CS1 19G2607, Description: PCB 209 CS1 19G2607

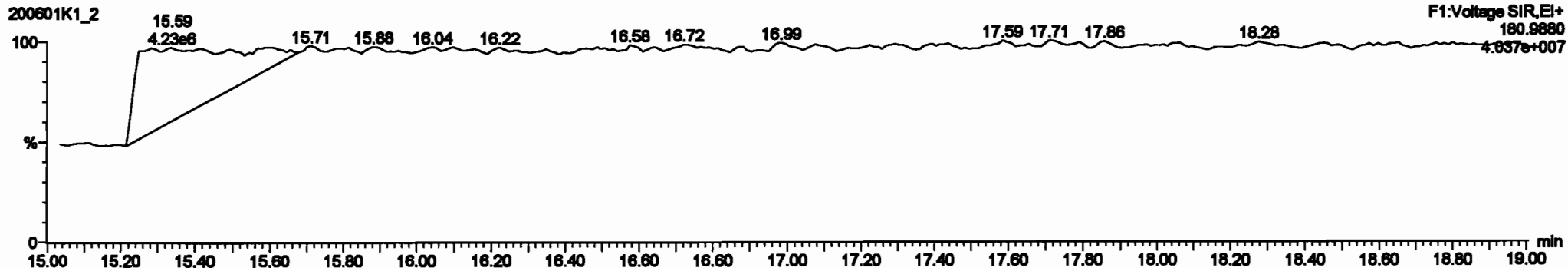
PCB-1



13C-PCB-1



PFK1

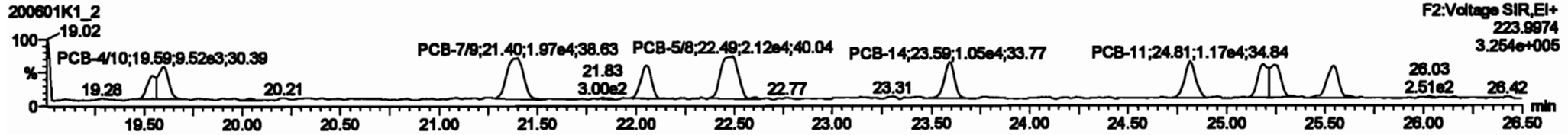
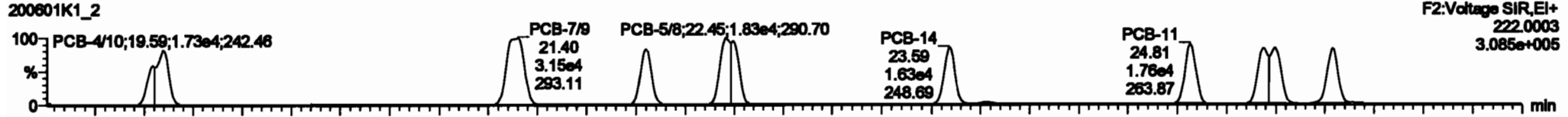


Dataset: Untitled

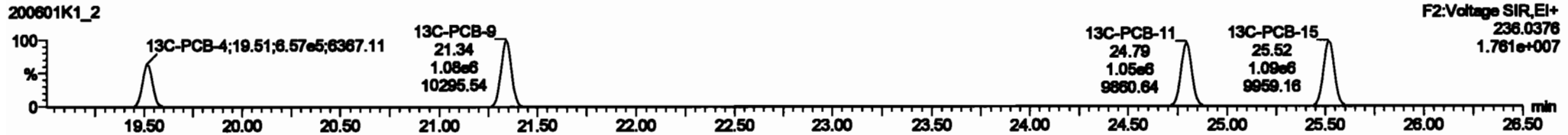
Last Altered: Tuesday, June 02, 2020 10:33:30 Pacific Daylight Time
Printed: Tuesday, June 02, 2020 10:35:13 Pacific Daylight Time

Name: 200601K1_2, Date: 01-Jun-2020, Time: 13:18:19, ID: ST200601K1-2 PCB 209 CS1 19G2607, Description: PCB 209 CS1 19G2607

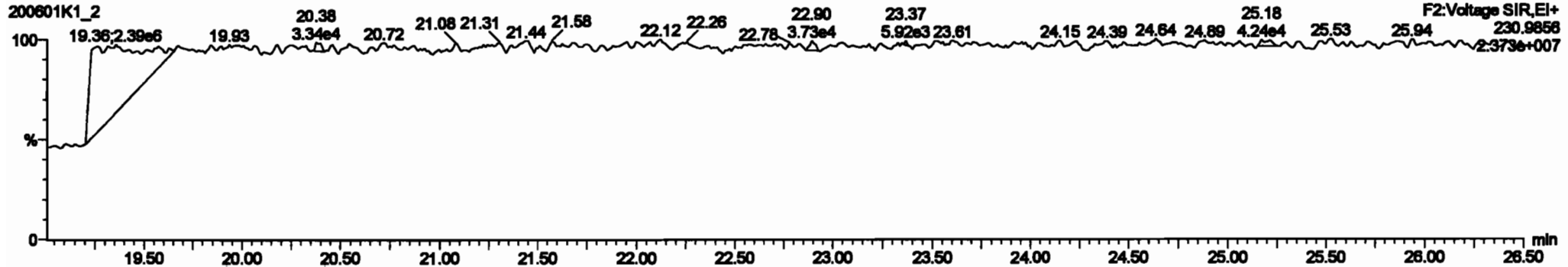
PCB-4/10



13C-PCB-4


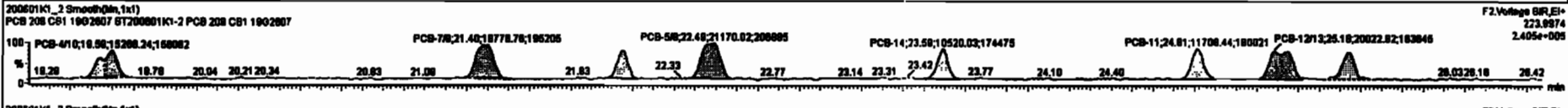


PFK2a



#	Name	Range	RA	Qty	Unit	ProdRate	WT	ProdRate	WT	ProdRate	WT	ProdRate	WT	ProdRate	WT	ProdRate	WT	ProdRate	WT
223	13C-PCB-178	7.18e6	0.45	NO	1.0000	1.000	46.87	46.87	0.823	0.823	NO	104.2	104	0.872					
224	Total Mono-PCBs				1.0000	1.000	0.00	0.00	0.000	0.000	NO	2.884		0.0206	2.884				
225	Total Poly-PCBs				1.0000	1.000	0.00	0.00	0.000	0.000	NO	0.000		0.000	0.000				
226	2nd Function TH-PCBs				1.0000	1.000	0.00	0.00	0.000	0.000	NO	7.832		0.0852	7.832				
227	2nd Function TH-PCBs				0.8828	1.000	0.00	0.00	0.000	0.000	NO	15.71		0.201	15.71				
228	Total Yolo-PCBs				1.0776	1.000	0.00	0.00	0.000	0.000	NO	40.38		0.382	40.38				
229	2nd Function Para-PCBs				1.3187	1.000	0.00	0.00	0.000	0.000	NO	38.87		0.870	38.87				
230	4th Function Para-PCBs				1.0736	1.000	0.00	0.00	0.000	0.000	NO	4.785		0.0713	4.785				
231	2nd Function Heme-PCBs				0.8828	1.000	0.00	0.00	0.000	0.000	NO	13.32		0.120	13.32				
232	4th Function Heme-PCBs				1.0316	1.000	0.00	0.00	0.000	0.000	NO	28.45		0.302	28.45				
233	Total Heme-PCBs				1.3891	1.000	0.00	0.00	0.000	0.000	NO	23.19		0.230	23.19				
234	4th Function Octa-PCBs				1.0000	1.000	0.00	0.00	0.000	0.000	NO	0.216		0.0785	0.216				

#	Name	ProdRate	WT	est Range	est Range	* Ratio (Prod)	RA	Qty	-BSPC	Cons.
1	4 PCB-478	18.80	18.80	2.480e4	1.527e4	1.580	1.82	NO	1.8718	1.8708
2	6 PCB-78	21.40	21.40	3.182e4	1.878e4	1.580	1.80	NO	1.8888	1.8881
3	8 PCB-8	22.08	22.08	1.817e4	1.806e4	1.580	1.81	NO	0.82800	0.82812
4	7 PCB-64	22.48	22.48	3.122e4	2.117e4	1.580	1.48	NO	1.8870	1.8888
5	8 PCB-14	23.80	23.80	1.821e4	1.882e4	1.580	1.58	NO	0.87700	0.87678
6	9 PCB-11	24.81	24.81	1.771e4	1.171e4	1.580	1.81	NO	0.88700	0.88713
7	10 PCB-13/13	25.25	25.25	3.178e4	2.002e4	1.580	1.58	NO	1.8880	1.8885
8	11 PCB-15	26.80	26.80	1.829e4	1.021e4	1.580	1.88	NO	0.88400	0.88381




Dataset: Untitled

Last Altered: Tuesday, June 02, 2020 10:33:30 Pacific Daylight Time

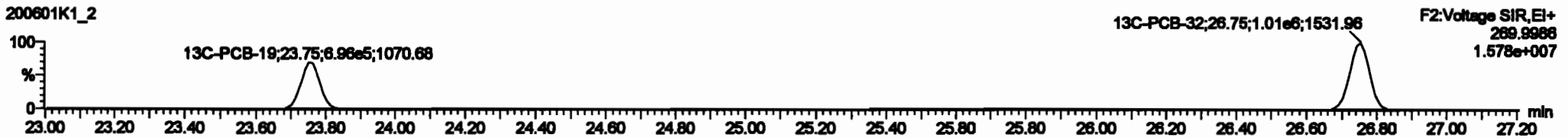
Printed: Tuesday, June 02, 2020 10:35:13 Pacific Daylight Time

Name: 200601K1_2, Date: 01-Jun-2020, Time: 13:18:19, ID: ST200601K1-2 PCB 209 CS1 19G2607, Description: PCB 209 CS1 19G2607

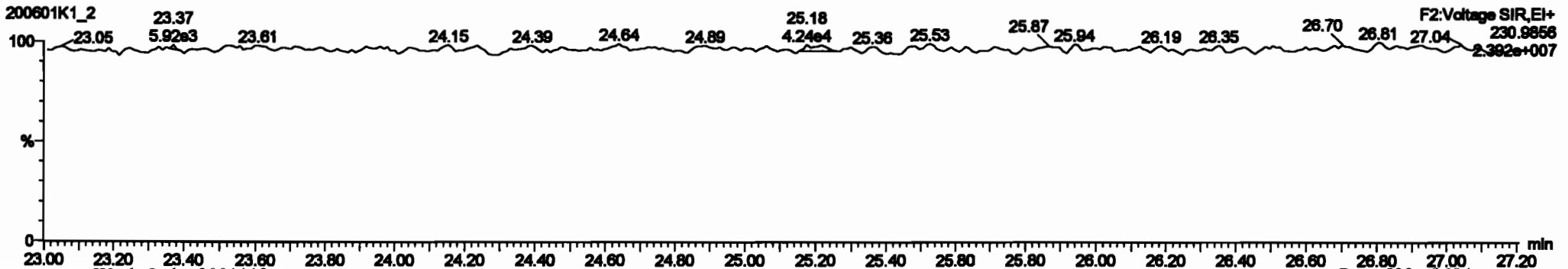
PCB-19



13C-PCB-19

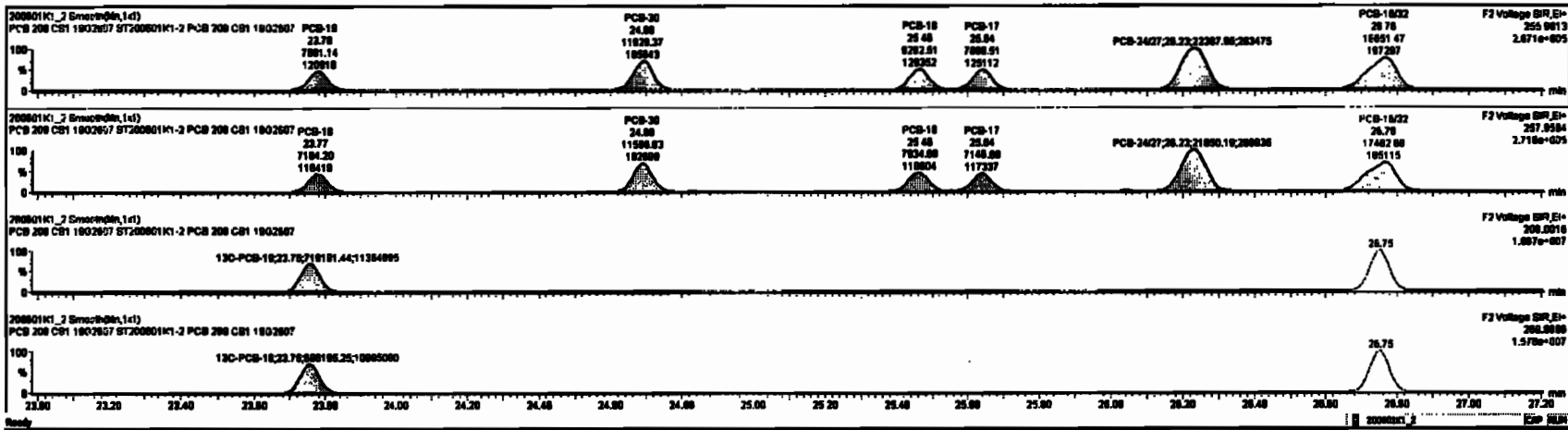


PFK2b



#	Name	Step	Area	Qty	Unit	Weight	Height	Area	Height	Area	Height	Area	Height	Area	Height	Area	Height	Area	Height
223	13C-PCB-170	7.50e6	0.48	ND	1.0000	1.000	46.87	0.000	0.000	ND	104.2	104	0.0002						
224	Total Mono-PCBs				1.0000	1.000	0.00	0.000	0.000	ND	2.854	2.854	0.0000	2.854					
225	Total Di-PCBs				1.0000	1.000	0.00	0.000	0.000	ND	11.30	11.30	0.0000	11.30					
226	Total Tri-PCBs				1.0000	1.000	0.00	0.000	0.000	ND	0.00	0.00	0.0000	0.00					
227	2nd Purition Tri-PCBs				0.0000	1.000	0.00	0.000	0.000	ND	10.71	10.71	0.0000	10.71					
228	Total Mono-PCBs				1.0000	1.000	0.00	0.000	0.000	ND	40.20	40.20	0.0000	40.20					
229	2nd Purition Mono-PCBs				1.0000	1.000	0.00	0.000	0.000	ND	30.67	30.67	0.0000	30.67					
230	4th Purition Mono-PCBs				1.0000	1.000	0.00	0.000	0.000	ND	4.788	4.788	0.0000	4.788					
231	2nd Purition Hemo-PCBs				0.0000	1.000	0.00	0.000	0.000	ND	13.33	13.33	0.0000	13.33					
232	4th Purition Hemo-PCBs				1.0000	1.000	0.00	0.000	0.000	ND	20.48	20.48	0.0000	20.48					
233	Total Hemo-PCBs				1.0000	1.000	0.00	0.000	0.000	ND	33.16	33.16	0.0000	33.16					
234	4th Purition Octa-PCBs				1.0000	1.000	0.00	0.000	0.000	ND	0.216	0.216	0.0000	0.216					

#	Name	Prod. #	Qty	Unit	Weight	Height	Area	Height	Area	Height	Area	Height	Area	Height	Area	Height	Area	Height
1	13	PCB-18	23.70	23.70	7.00e0	7.10e0	1.000	1.00	ND	0.0000	0.0000							
2	13	PCB-30	24.00	24.00	1.10e0	1.10e0	1.000	1.00	ND	0.0000	0.0000							
3	14	PCB-18	26.48	26.48	0.20e0	7.00e0	1.000	1.00	ND	0.0000	0.0000							
4	15	PCB-17	26.84	26.84	7.00e0	7.50e0	1.000	1.00	ND	0.0000	0.0000							
5	16	PCB-3427	28.20	28.20	2.50e0	2.50e0	1.000	1.00	ND	1.0000	1.0000							
6	17	PCB-1822	28.77	28.77	1.00e0	1.70e0	1.000	1.00	ND	1.0000	1.0000							

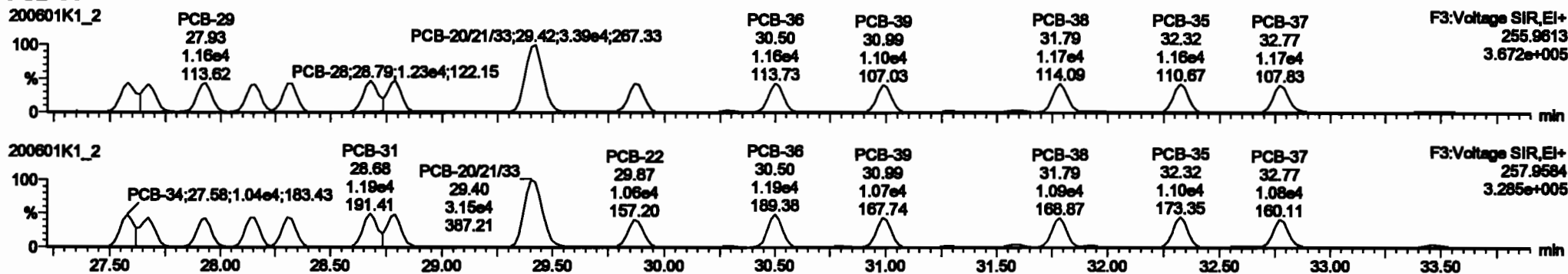


Dataset: Untitled

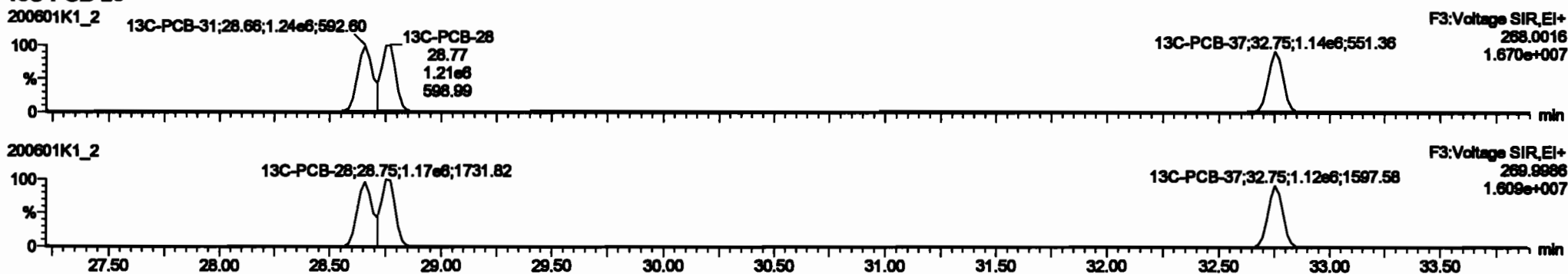
Last Altered: Tuesday, June 02, 2020 10:33:30 Pacific Daylight Time
 Printed: Tuesday, June 02, 2020 10:35:13 Pacific Daylight Time

Name: 200601K1_2, Date: 01-Jun-2020, Time: 13:18:19, ID: ST200601K1-2 PCB 209 CS1 19G2607, Description: PCB 209 CS1 19G2607

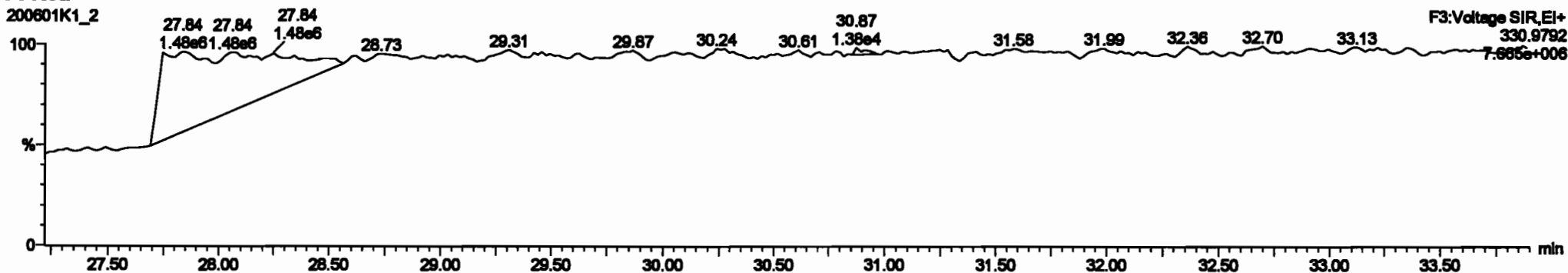
PCB-34



13C-PCB-28

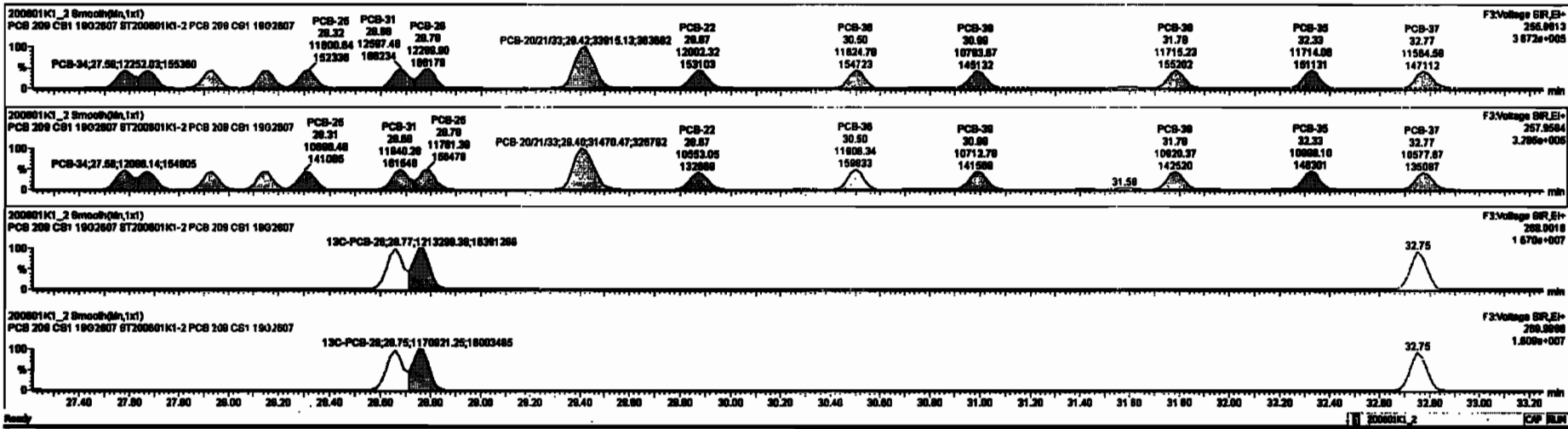


PFK3d



PCB	QTY	UNIT PRICE	TOTAL PRICE	QTY	UNIT PRICE	TOTAL PRICE	QTY	UNIT PRICE	TOTAL PRICE	QTY	UNIT PRICE	TOTAL PRICE				
220	132	PCB-478	7.18e5	0.65	NO	1.0000	1.000	45.87	45.87	0.023	0.023	NO	104.2	104	0.2872	29.86
224	Total Mono-PCBs			1.180e5	1.000	0.00	0.000	0.000	0.000	NO	2.884	2.884	0.2228	2.884		
225	Total Di-PCBs			1.0837	1.000	0.00	0.000	0.000	0.000	NO	11.38	11.38	0.227	11.38		
226	2nd Function Tri-PCBs			1.0007	1.000	0.00	0.000	0.000	0.000	NO	7.852	7.852	0.0963	7.852		
228	Total Tetra-PCBs			1.0778	1.000	0.00	0.000	0.000	0.000	NO	49.38	49.38	0.262	49.38		
228	2nd Function Penta-PCBs			1.3167	1.000	0.00	0.000	0.000	0.000	NO	28.57	28.57	0.070	28.57		
230	4th Function Penta-PCBs			1.0735	1.000	0.00	0.000	0.000	0.000	NO	4.785	4.785	0.0713	4.785		
231	2nd Function Hexa-PCBs			0.8958	1.000	0.00	0.000	0.000	0.000	NO	13.32	13.32	0.123	13.32		
232	4th Function Hexa-PCBs			1.0318	1.000	0.00	0.000	0.000	0.000	NO	28.46	28.46	0.262	28.46		
233	Total Hepta-PCBs			1.3851	1.000	0.00	0.000	0.000	0.000	NO	23.18	23.18	0.238	23.18		
234	4th Function Octa-PCBs			1.0008	1.000	0.00	0.000	0.000	0.000	NO	8.216	8.216	0.0786	8.216		

PCB	QTY	UNIT PRICE	TOTAL PRICE	QTY	UNIT PRICE	TOTAL PRICE	QTY	UNIT PRICE	TOTAL PRICE	QTY	UNIT PRICE	TOTAL PRICE
18	PCB-34			27.58	27.58	1.228e4	1.228e4	1.040	1.01	NO	1.0600	1.0788
19	PCB-33			27.67	27.67	1.015e4	0.832e0	1.040	1.07	NO	0.63500	0.63518
20	PCB-38			27.83	27.83	1.180e4	1.030e4	1.040	1.12	NO	1.0310	1.0313
21	PCB-35			28.18	28.18	1.143e4	1.089e4	1.040	1.04	NO	0.88800	0.88880
22	PCB-36			28.31	28.32	1.180e4	1.070e4	1.040	1.08	NO	0.88800	0.88885
23	PCB-31			28.88	28.88	1.280e4	1.184e4	1.040	1.05	NO	0.88300	0.88318
24	PCB-39			28.78	28.78	1.228e4	1.178e4	1.040	1.04	NO	0.89400	0.89418
25	PCB-3021A3			28.43	28.42	3.262e4	3.147e4	1.040	1.08	NO	2.9130	2.9138
26	PCB-32			28.87	28.87	1.280e4	1.088e4	1.040	1.14	NO	0.87280	0.87283

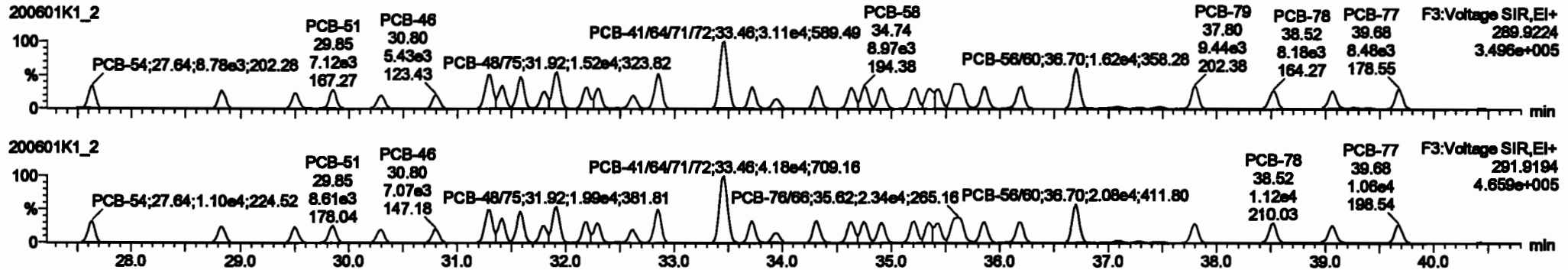


Dataset: Untitled

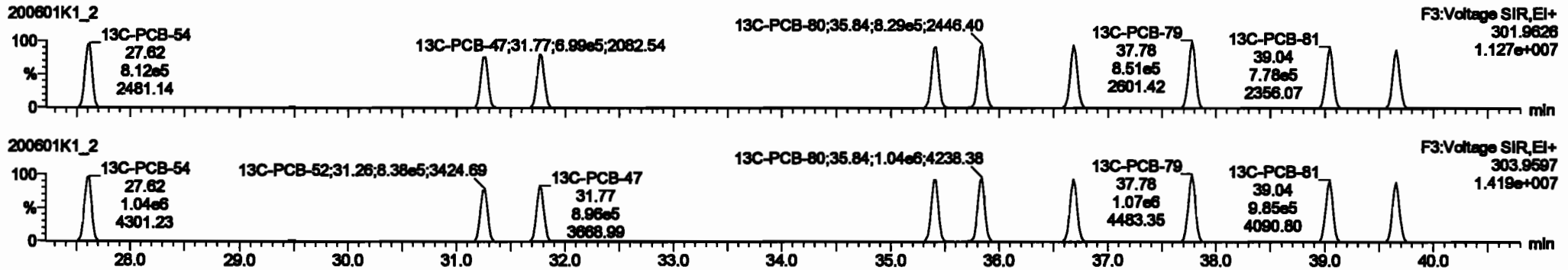
Last Altered: Tuesday, June 02, 2020 10:33:30 Pacific Daylight Time
Printed: Tuesday, June 02, 2020 10:35:13 Pacific Daylight Time

Name: 200601K1_2, Date: 01-Jun-2020, Time: 13:18:19, ID: ST200601K1-2 PCB 209 CS1 19G2607, Description: PCB 209 CS1 19G2607

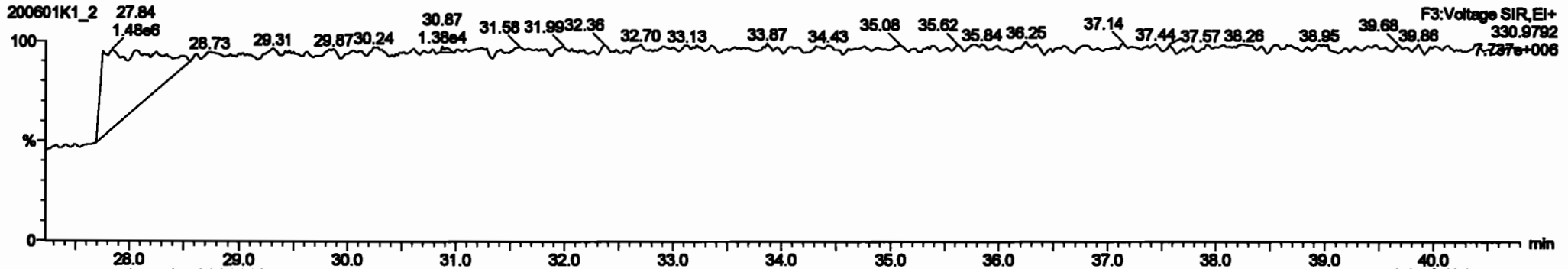
PCB-54



13C-PCB-54



PFK3a



Dataset: Untitled

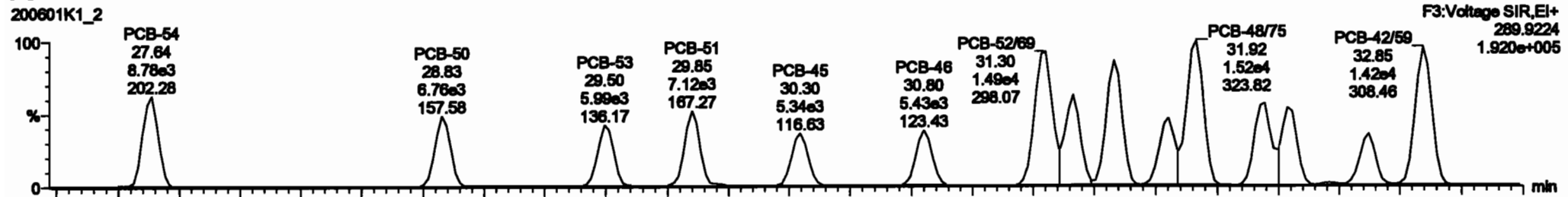
Last Altered: Tuesday, June 02, 2020 10:33:30 Pacific Daylight Time

Printed: Tuesday, June 02, 2020 10:35:13 Pacific Daylight Time

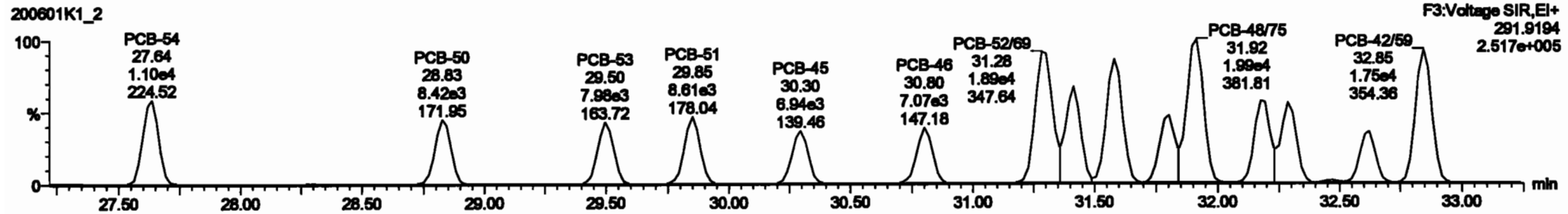
Name: 200601K1_2, Date: 01-Jun-2020, Time: 13:18:19, ID: ST200601K1-2 PCB 209 CS1 19G2607, Description: PCB 209 CS1 19G2607

PCB-50

200601K1_2



200601K1_2

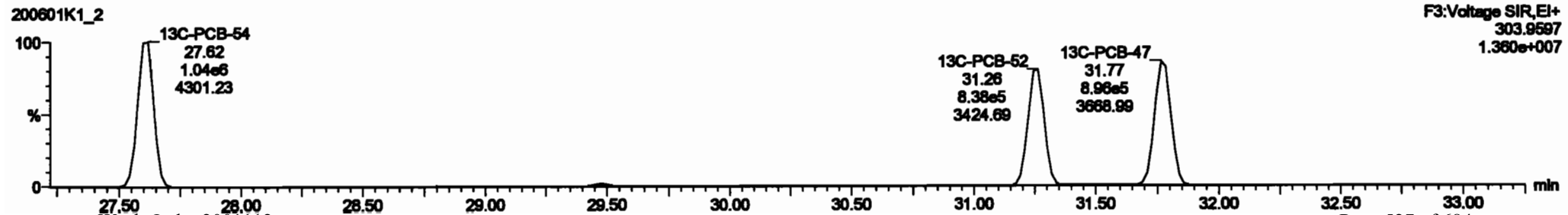


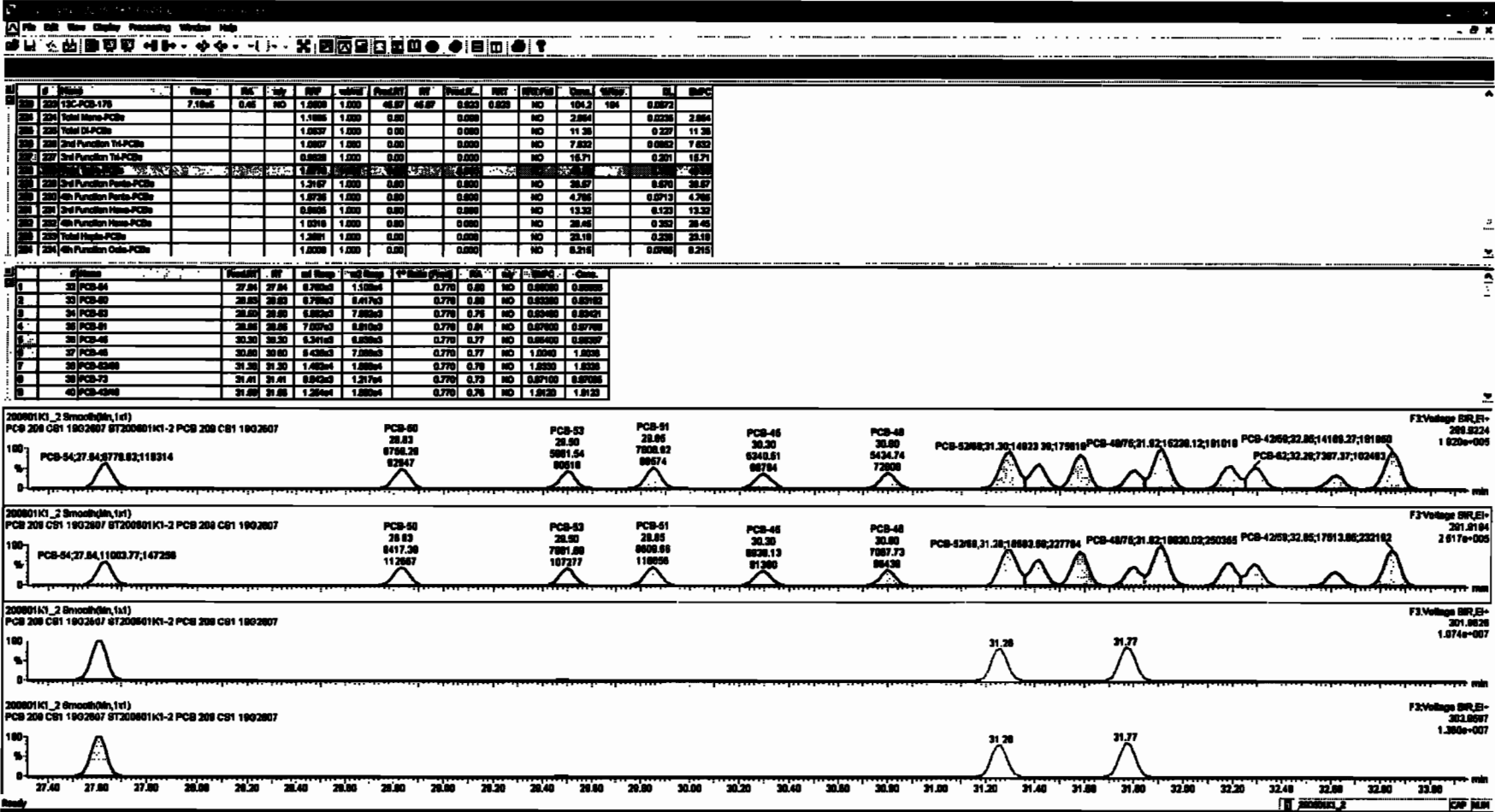
13C-PCB-52

200601K1_2



200601K1_2





Dataset: Untitled

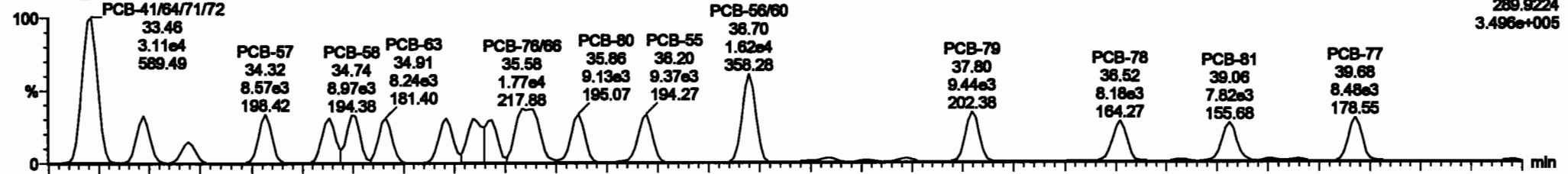
Last Altered: Tuesday, June 02, 2020 10:33:30 Pacific Daylight Time

Printed: Tuesday, June 02, 2020 10:35:13 Pacific Daylight Time

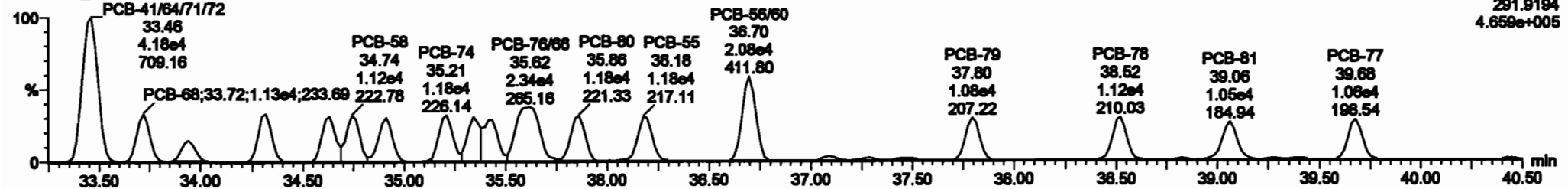
Name: 200601K1_2, Date: 01-Jun-2020, Time: 13:18:19, ID: ST200601K1-2 PCB 209 CS1 19G2607, Description: PCB 209 CS1 19G2607

PCB-68

200601K1_2

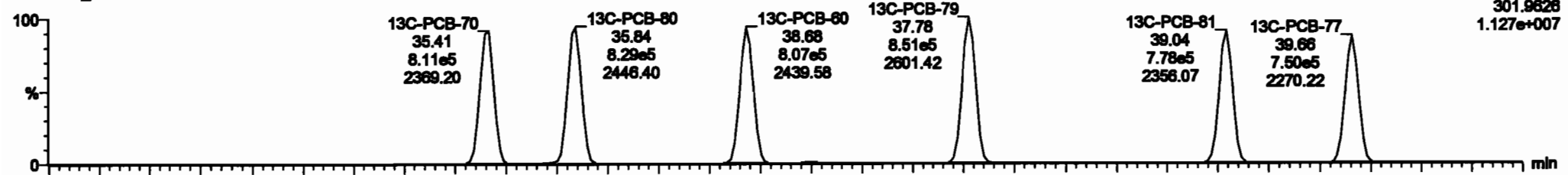


200601K1_2

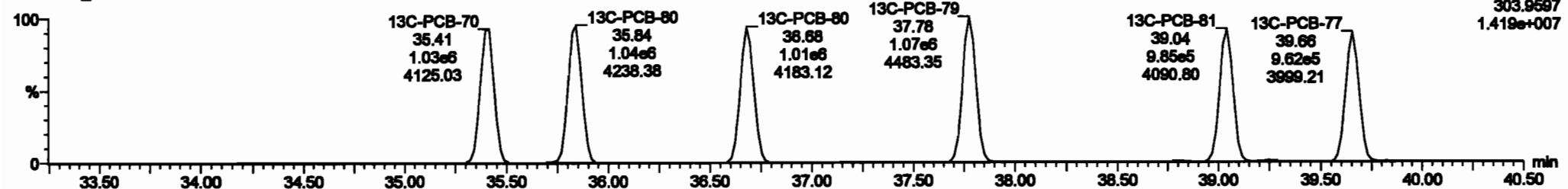


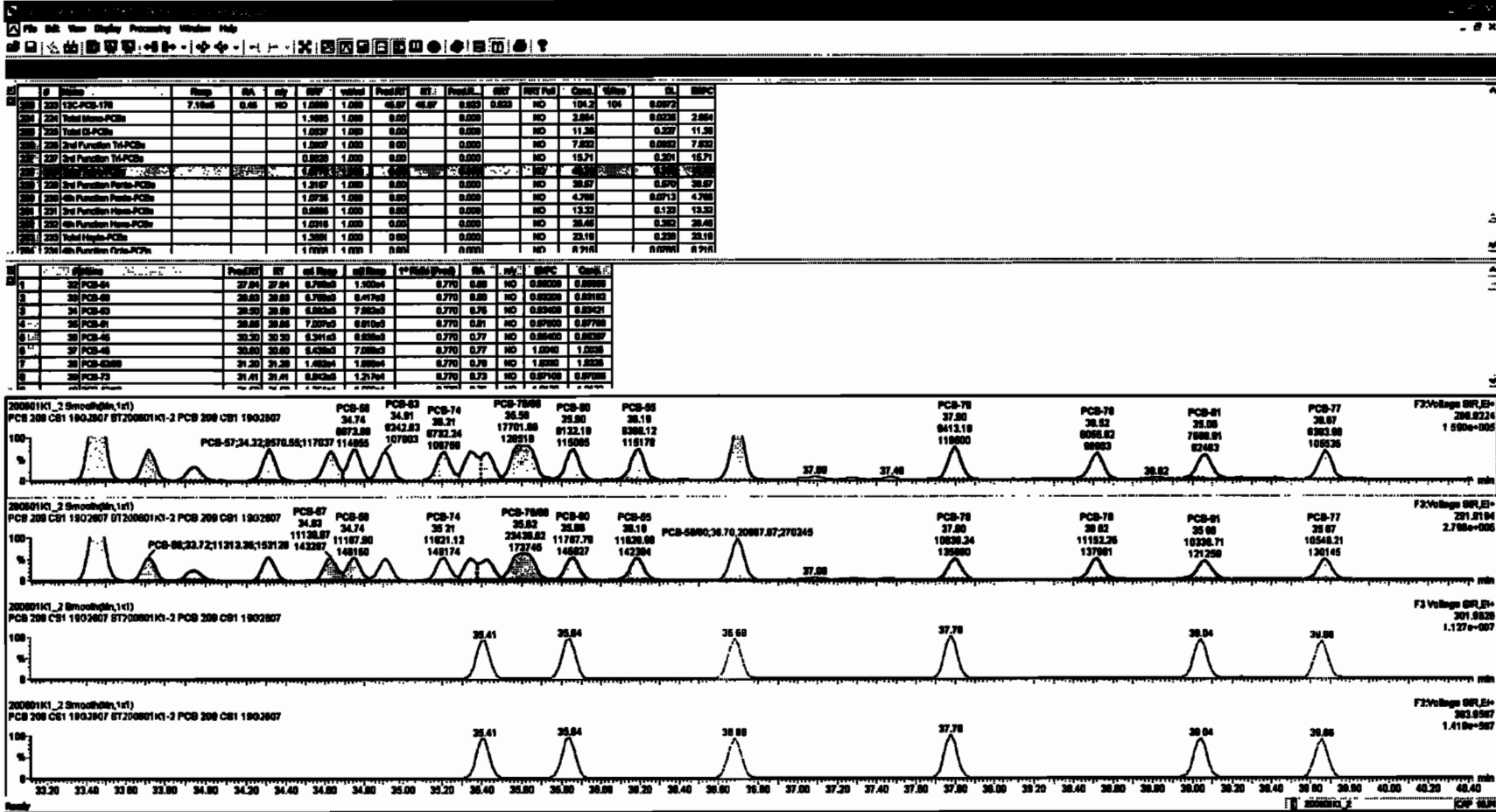
13C-PCB-60

200601K1_2



200601K1_2



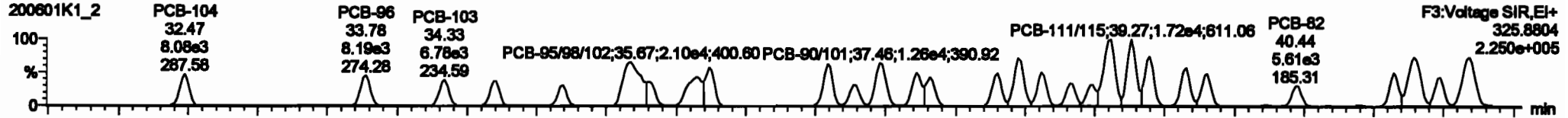


Dataset: Untitled

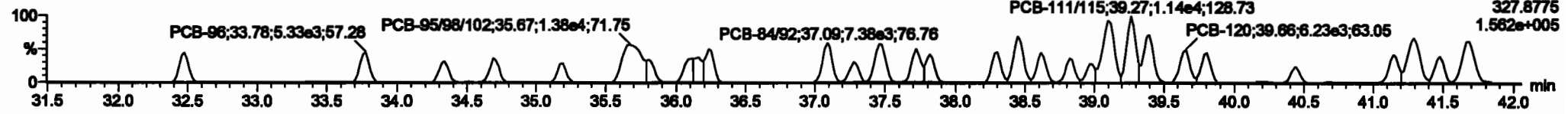
Last Altered: Tuesday, June 02, 2020 10:33:30 Pacific Daylight Time
Printed: Tuesday, June 02, 2020 10:35:13 Pacific Daylight Time

Name: 200601K1_2, Date: 01-Jun-2020, Time: 13:18:19, ID: ST200601K1-2 PCB 209 CS1 19G2607, Description: PCB 209 CS1 19G2607


PCB-104



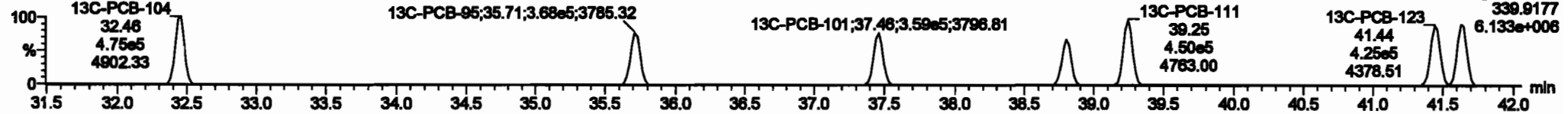
200601K1_2




13C-PCB-104



200601K1_2



PFK3b

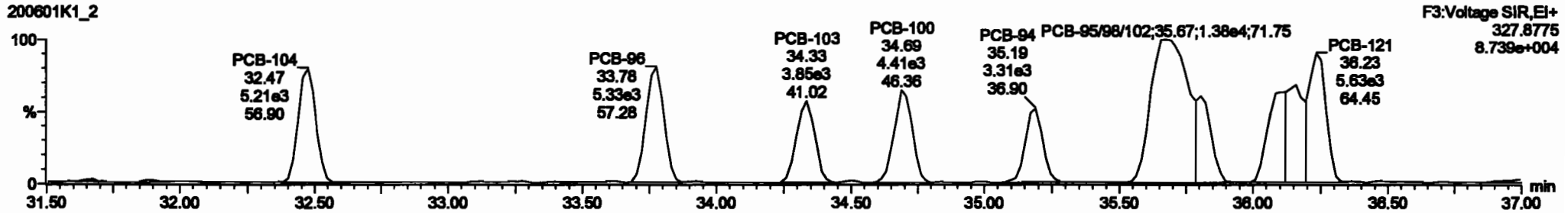
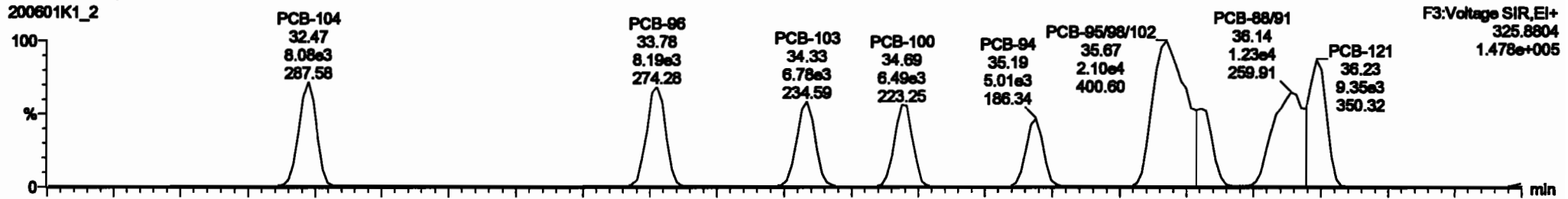


Dataset: Untitled

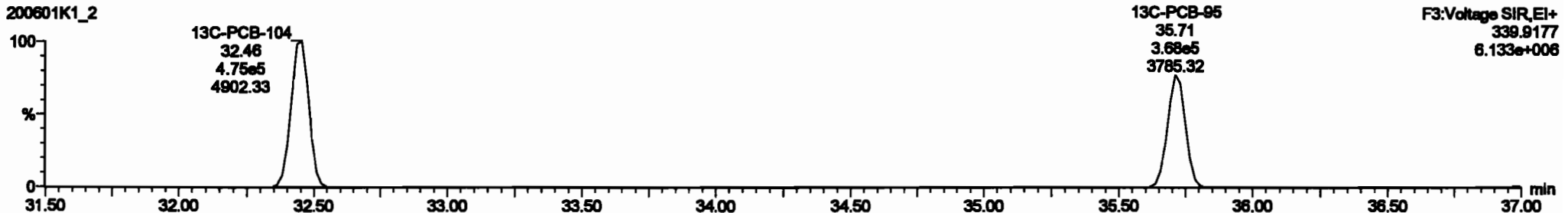
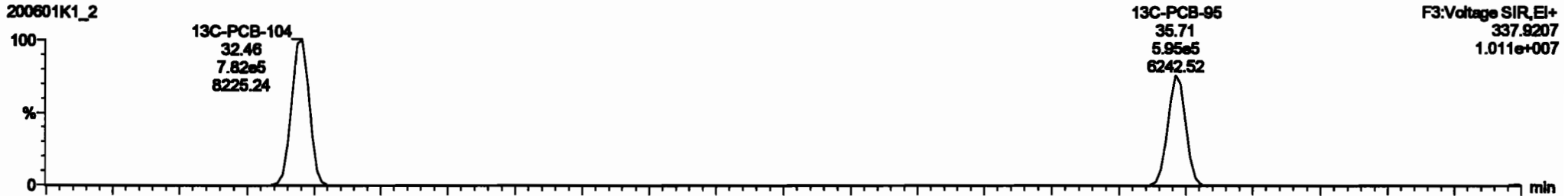
Last Altered: Tuesday, June 02, 2020 10:33:30 Pacific Daylight Time
Printed: Tuesday, June 02, 2020 10:35:13 Pacific Daylight Time

Name: 200601K1_2, Date: 01-Jun-2020, Time: 13:18:19, ID: ST200601K1-2 PCB 209 CS1 19G2607, Description: PCB 209 CS1 19G2607

PCB-96

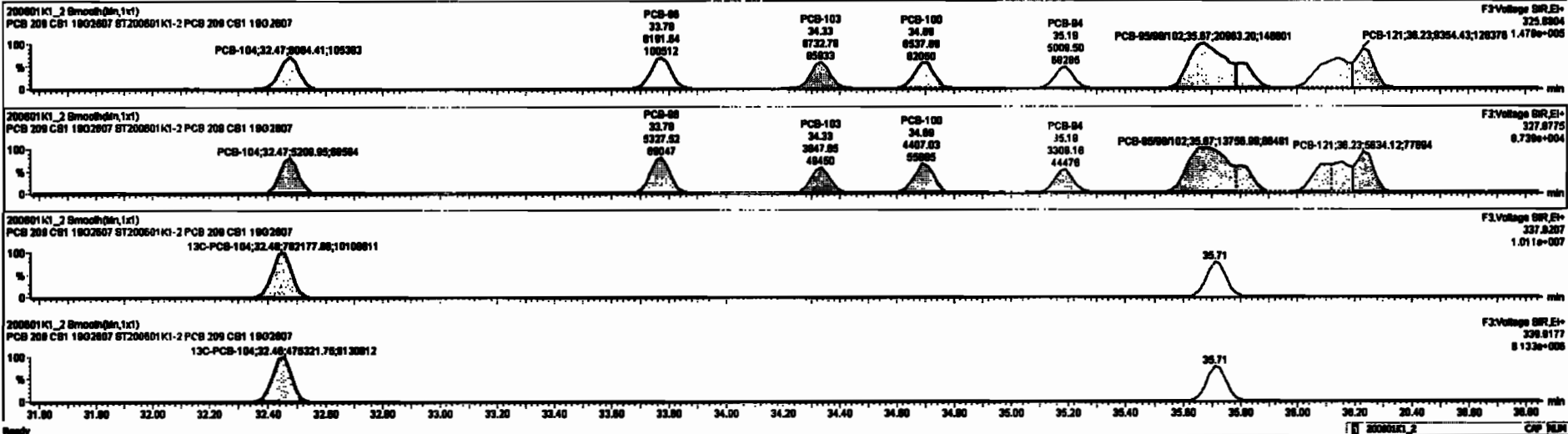


13C-PCB-95



#	Name	Step	PA	Qty	QSP	Unit	Prod RT	RT	Pass	Yield	QRT Fail	Cont.	Units	DL	EMPC
223	13C-PCB-178	7.1Inch	0.45	NO	1.2000	1.000	46.87	46.87	0.920	0.920	NO	104.2	104	0.0072	
224	Total Micro-PCBs				1.0000	1.000	0.00	0.00	0.000	0.000	NO	2.864		0.0200	2.864
225	Total Di-PCBs				1.0000	1.000	0.00	0.00	0.000	0.000	NO	11.38		0.227	11.38
226	2nd Function Tri-PCBs				1.0000	1.000	0.00	0.00	0.000	0.000	NO	7.832		0.0000	7.832
227	3rd Function Tri-PCBs				0.8820	1.000	0.00	0.00	0.000	0.000	NO	16.71		0.201	16.71
228	Total Tribo-PCBs				1.0770	1.000	0.00	0.00	0.000	0.000	NO	40.30		0.302	40.30
229	4th Function Pent-PCBs				1.0000	1.000	0.00	0.00	0.000	0.000	NO	30.87		0.070	30.87
230	6th Function Pent-PCBs				1.0735	1.000	0.00	0.00	0.000	0.000	NO	4.705		0.0713	4.705
231	2nd Function Hexa-PCBs				0.8800	1.000	0.00	0.00	0.000	0.000	NO	13.32		0.123	13.32
232	4th Function Hexa-PCBs				1.0018	1.000	0.00	0.00	0.000	0.000	NO	26.46		0.382	26.46
233	Total Hepta-PCBs				1.3891	1.000	0.00	0.00	0.000	0.000	NO	23.19		0.238	23.19
234	2nd 4th Function Octa-PCBs				1.0000	1.000	0.00	0.00	0.000	0.000	NO	0.0000		0.0000	0.0000

#	Name	Step	PA	Qty	QSP	Unit	Prod RT	RT	Pass	Yield	QRT Fail	Cont.	Units	DL	EMPC
64	PCB-104				32.47	32.47	0.000e0	0.210e3	1.000	1.00	NO	0.04300	0.04218		
65	PCB-88				33.78	33.78	0.102e3	0.320e3	1.000	1.04	NO	0.00200	0.00176		
66	PCB-103				34.33	34.33	0.720e3	3.000e3	1.000	1.75	NO	0.00000	0.00004		
67	PCB-100				34.88	34.88	0.030e3	4.400e3	1.000	1.48	NO	0.01300	0.01274		
68	PCB-84				35.18	35.18	0.010e3	3.300e3	1.000	1.01	NO	0.01000	0.00880		
69	PCB-8500102				35.87	35.87	2.000e4	1.370e4	1.000	1.82	NO	2.8820	2.8822		
70	PCB-80				36.78	36.81	0.202e3	3.332e3	1.000	1.88	NO	0.00700	0.00728		
71	PCB-8801				38.14	38.14	1.220e4	0.007e3	1.000	1.82	NO	1.8700	1.8701		

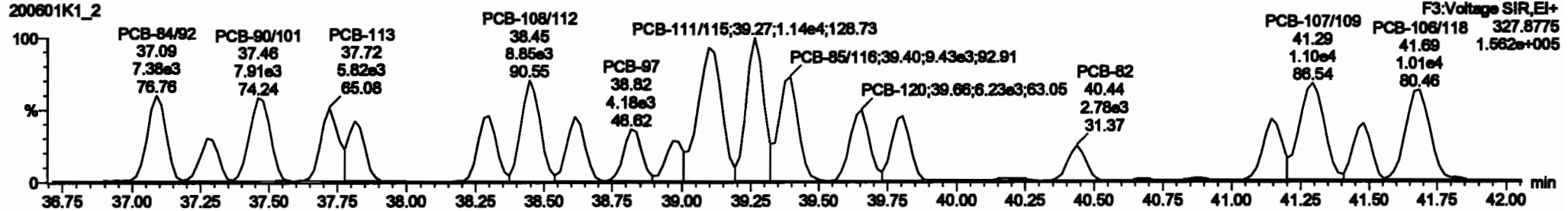
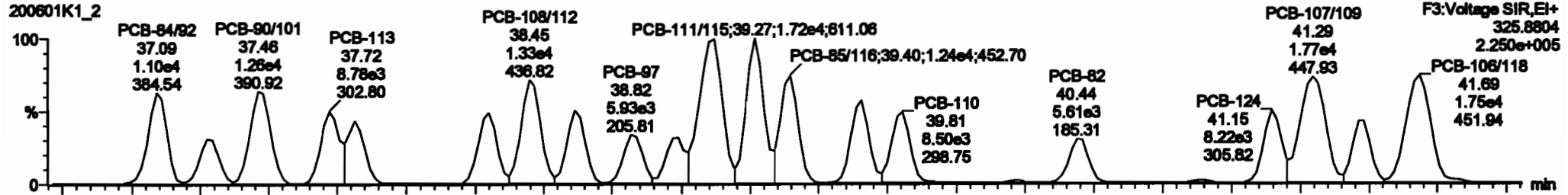


Dataset: Untitled

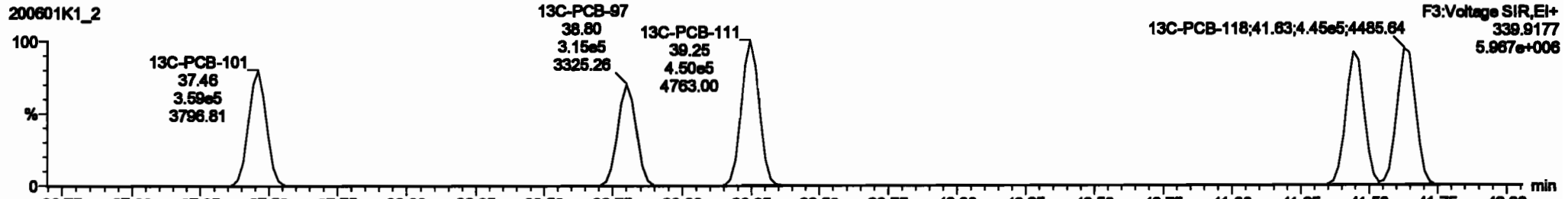
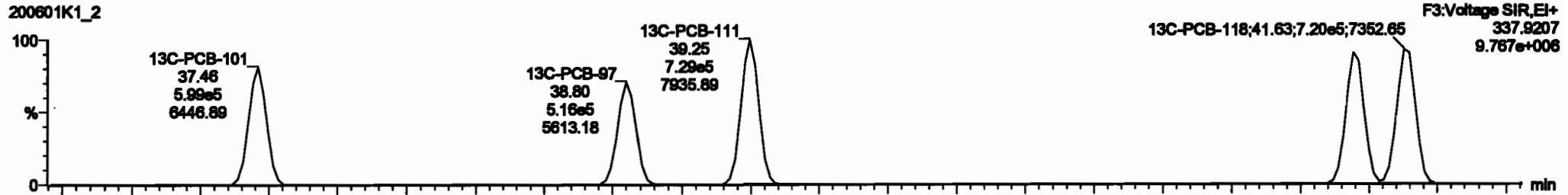
Last Altered: Tuesday, June 02, 2020 10:33:30 Pacific Daylight Time
 Printed: Tuesday, June 02, 2020 10:35:13 Pacific Daylight Time

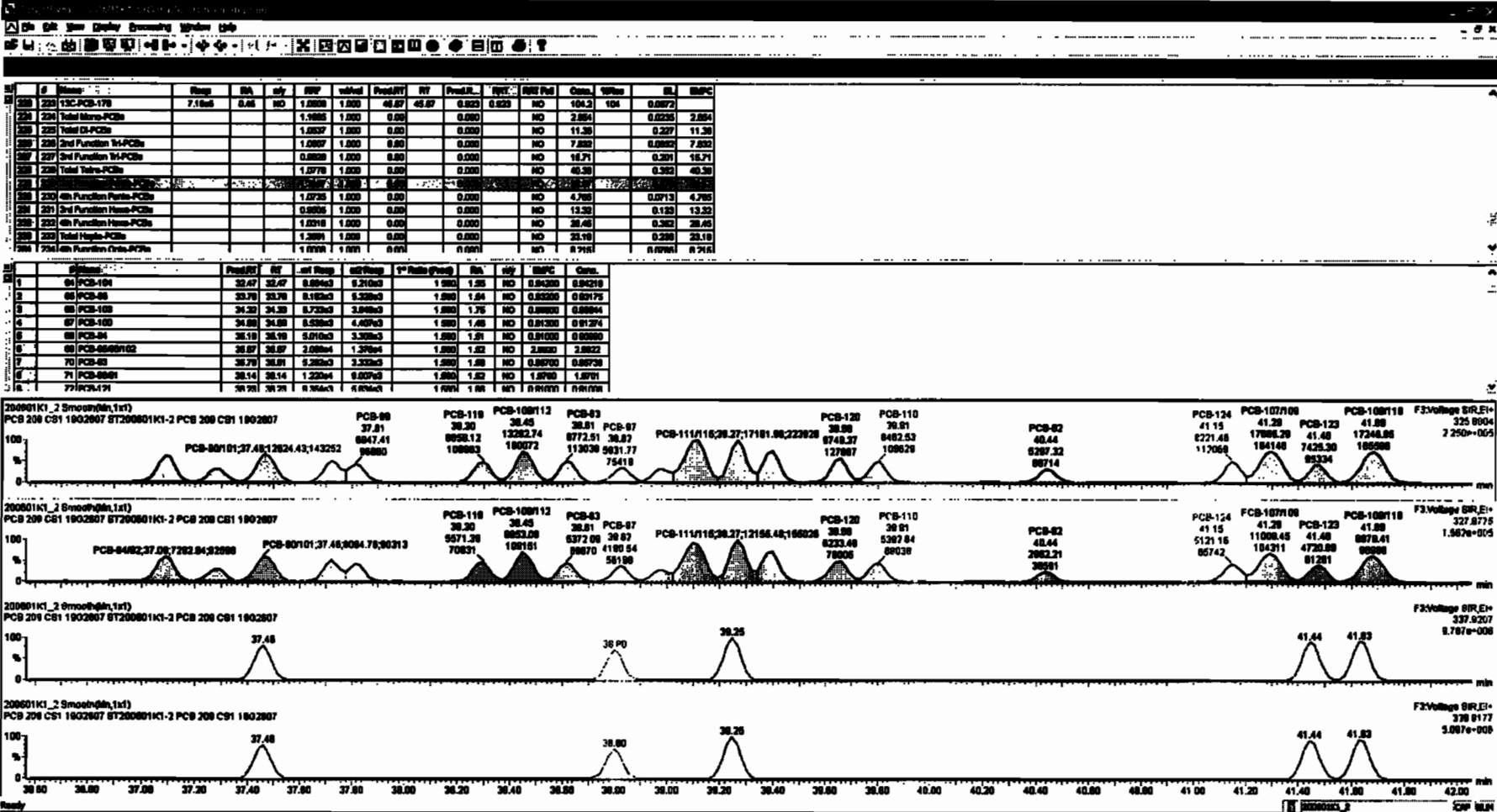
Name: 200601K1_2, Date: 01-Jun-2020, Time: 13:18:19, ID: ST200601K1-2 PCB 209 CS1 19G2607, Description: PCB 209 CS1 19G2607

PCB-119



13C-PCB-111



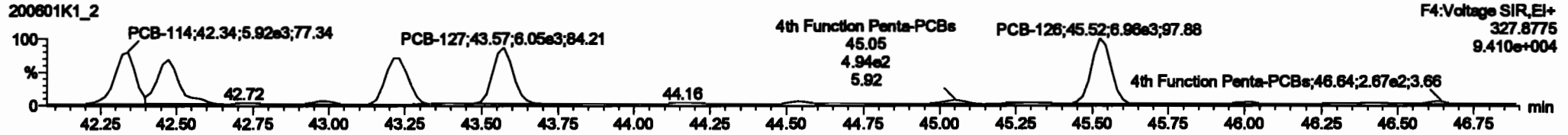



Dataset: Untitled

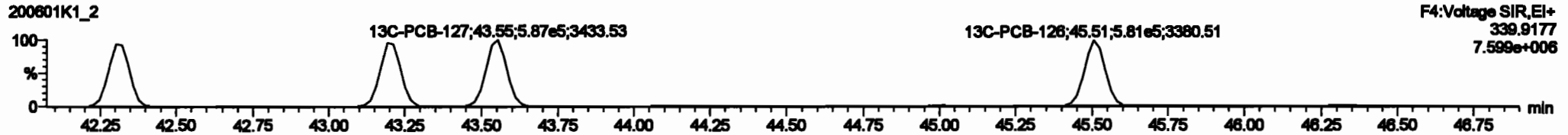
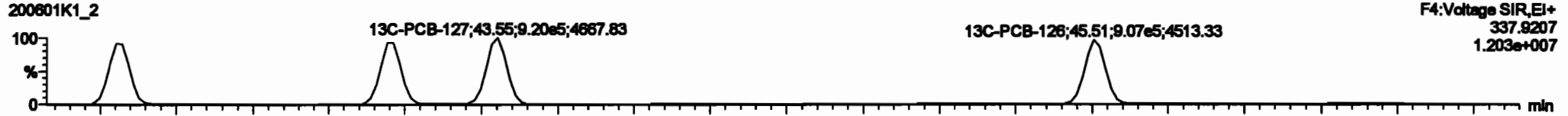
Last Altered: Tuesday, June 02, 2020 10:33:30 Pacific Daylight Time
Printed: Tuesday, June 02, 2020 10:35:13 Pacific Daylight Time

Name: 200601K1_2, Date: 01-Jun-2020, Time: 13:18:19, ID: ST200601K1-2 PCB 209 CS1 19G2607, Description: PCB 209 CS1 19G2607

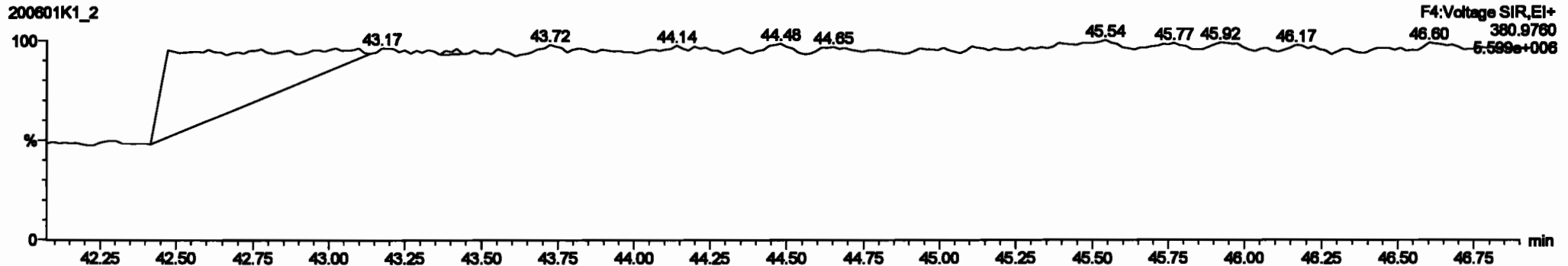
PCB-114



13C-PCB-114






PFK4a



#	Name	Area	RA	Wt	FWT	Wt%	FWT	Wt%	FWT	Wt%	FWT	Wt%	FWT	Wt%	FWT	Wt%
220	12C-PCB-170	7.18e5	0.45	NO	1.0000	1.000	46.97	46.97	0.0223	0.023	NO	104.2	104	0.0072		
224	Total Mono-PCBs				1.1886	1.000	0.00	0.000	NO	2.804		0.0226	2.804			
226	Total Di-PCBs				1.0037	1.000	0.00	0.000	NO	11.38		0.327	11.38			
228	2nd Purition Tri-PCBs				1.0007	1.000	0.00	0.000	NO	7.832		0.0002	7.832			
229	2nd Purition Tetra-PCBs				0.0020	1.000	0.00	0.000	NO	16.71		0.301	16.71			
230	Total Tetra-PCBs				1.0770	1.000	0.00	0.000	NO	40.38		0.302	40.38			
231	2nd Purition Penta-PCBs				1.2167	1.000	0.00	0.000	NO	38.67		0.670	38.67			
232	2nd Purition Hexa-PCBs				1.0000	1.000	0.00	0.000	NO	13.32		0.123	13.32			
233	4th Purition Hexa-PCBs				0.0000	1.000	0.00	0.000	NO	28.48		0.302	28.48			
234	Total Hepta-PCBs				1.0000	1.000	0.00	0.000	NO	23.10		0.320	23.10			
235	Total Octa-PCBs				1.0000	1.000	0.00	0.000	NO	8.918		0.098	8.918			

#	Name	Area	Wt	FWT	Wt%	FWT	Wt%	FWT	Wt%	FWT	Wt%
1	53 PCB-114	42.35	42.34	0.178e3	0.020e3	1.000	1.00	NO	0.00100	0.00002	
2	54 PCB-122	42.47	42.47	0.200e3	0.111e3	1.000	1.00	NO	0.00700	0.00001	
3	68 PCB-108	43.31	43.23	0.030e3	0.763e3	1.000	1.00	NO	0.00700	0.00011	
4	69 PCB-127	43.97	43.97	0.316e3	0.003e3	1.000	1.00	NO	0.00000	0.00002	
5	67 PCB-128	46.82	46.82	1.010e4	0.000e3	1.000	1.00	NO	0.00200	0.00210	



Dataset: Untitled

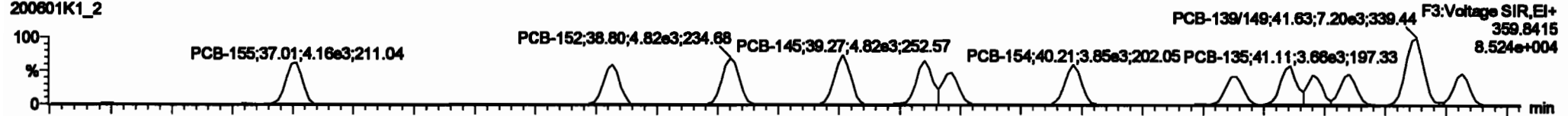
Last Altered: Tuesday, June 02, 2020 10:33:30 Pacific Daylight Time

Printed: Tuesday, June 02, 2020 10:35:13 Pacific Daylight Time

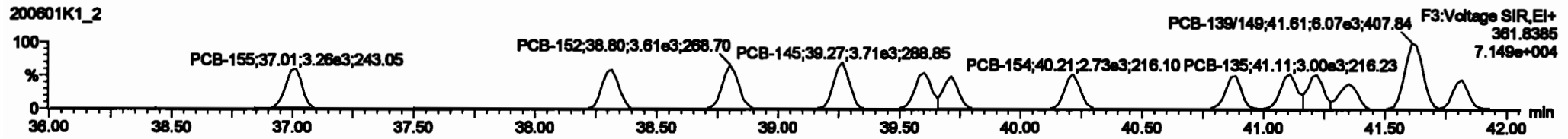
Name: 200601K1_2, Date: 01-Jun-2020, Time: 13:18:19, ID: ST200601K1-2 PCB 209 CS1 19G2607, Description: PCB 209 CS1 19G2607

PCB-155

200601K1_2



200601K1_2

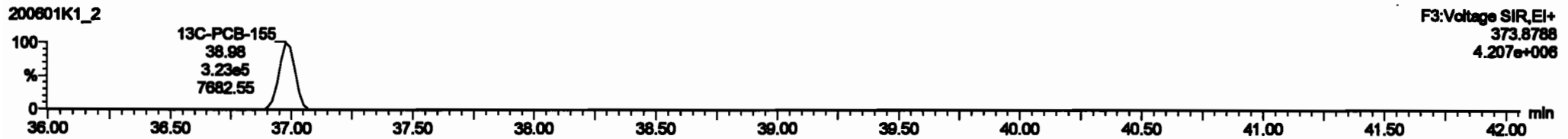


13C-PCB-155

200601K1_2

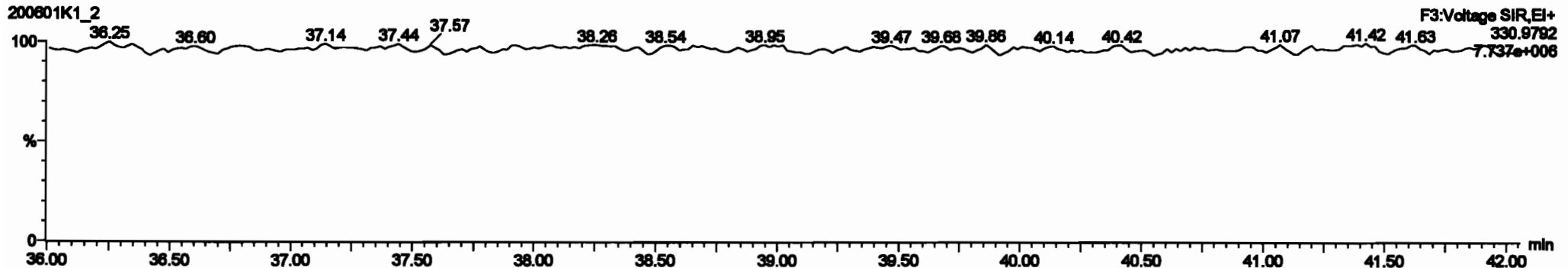


200601K1_2





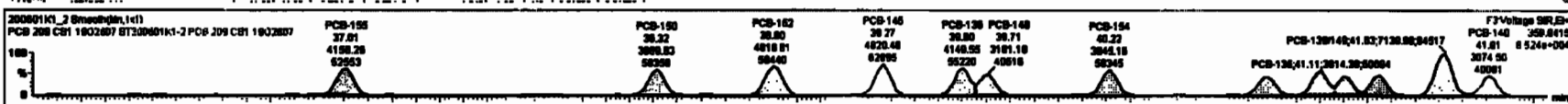
PFK3c

200601K1_2



#	Name	Range	Min	Max	PPM	Volts	PPM	Volts	PPM	Volts	PPM	Volts	PPM	Volts	PPM	Volts
220	13C-PCB-178	7.18ud	0.45	ND	1.0000	1.000	46.67	46.67	0.000	0.000	ND	104.2	104	0.0072		
224	Total Mono-PCBs				1.1895	1.000	0.00	0.00	0.000	0.000	ND	2.894		0.0236	2.894	
226	Total Di-PCBs				1.0007	1.000	0.00	0.00	0.000	0.000	ND	11.30		0.207	11.30	
228	2nd Function Tri-PCBs				1.0007	1.000	0.00	0.00	0.000	0.000	ND	7.830		0.0000	7.830	
227	2nd Function Tetra-PCBs				0.0028	1.000	0.00	0.00	0.000	0.000	ND	16.71		0.201	16.71	
230	Total Penta-PCBs				1.0778	1.000	0.00	0.00	0.000	0.000	ND	48.30		0.362	48.30	
232	2nd Function Penta-PCBs				1.3157	1.000	0.00	0.00	0.000	0.000	ND	38.57		0.076	38.57	
233	4th Function Penta-PCBs				1.0726	1.000	0.00	0.00	0.000	0.000	ND	4.788		0.0712	4.788	
234	2nd Function Hexa-PCBs				0.0000	1.000	0.00	0.00	0.000	0.000	ND	0.000		0.000	0.000	
235	Total Hexa-PCBs				1.0718	1.000	0.00	0.00	0.000	0.000	ND	28.48		0.202	28.48	
236	Total Hepta-PCBs				1.0001	1.000	0.00	0.00	0.000	0.000	ND	23.18		0.228	23.18	
237	2nd 4th Function Octa-PCBs				1.0704	1.000	0.00	0.00	0.000	0.000	ND	8.718		0.0760	8.718	

#	Name	Range	Min	Max	PPM	Volts	PPM	Volts	PPM	Volts	PPM	Volts
88	PCB-188		38.88	37.01	4.188e3	3.27e5	1.240	1.29	ND	0.89180	0.89137	
89	PCB-189		38.33	38.33	3.888e3	3.37e5	1.240	1.18	ND	0.91280	0.91238	
90	PCB-192		38.88	38.88	4.817e3	3.807e5	1.240	1.24	ND	0.88880	0.88861	
101	PCB-145		38.27	38.27	4.828e3	3.88e5	1.240	1.21	ND	0.87480	0.87388	
102	PCB-138		38.88	38.88	4.188e3	3.807e5	1.240	1.27	ND	0.89080	0.88978	
103	PCB-148		38.71	38.71	3.188e3	2.59e5	1.240	1.28	ND	0.89880	0.89888	
104	PCB-158		48.21	48.21	3.88e3	2.78e5	1.240	1.41	ND	0.87280	0.87218	
105	PCB-161		48.88	48.88	3.88e3	2.88e5	1.240	1.16	ND	1.0000	1.0000	
106	PCB-136		41.11	41.11	3.81e3	2.88e5	1.240	1.27	ND	1.0000	1.0004	

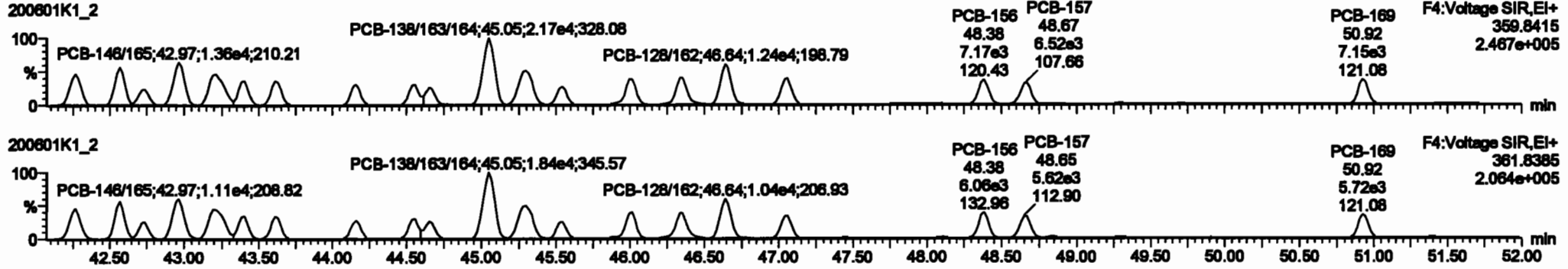


Dataset: Untitled

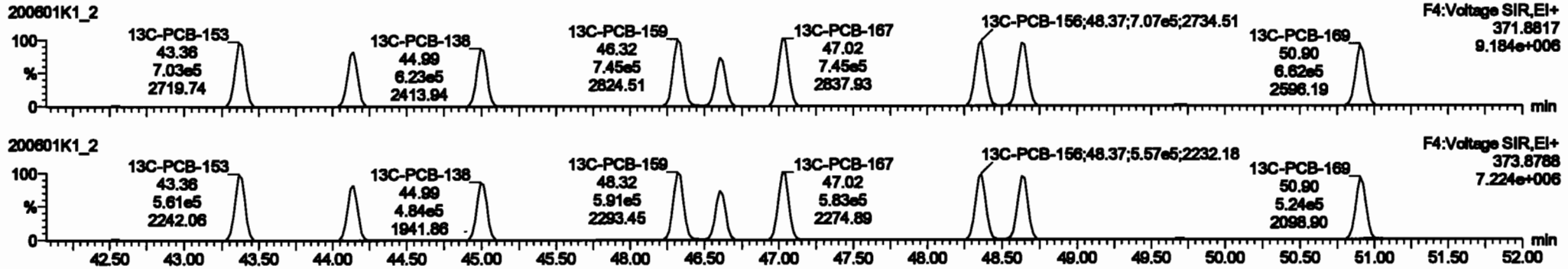
Last Altered: Tuesday, June 02, 2020 10:33:30 Pacific Daylight Time
Printed: Tuesday, June 02, 2020 10:35:13 Pacific Daylight Time

Name: 200601K1_2, Date: 01-Jun-2020, Time: 13:18:19, ID: ST200601K1-2 PCB 209 CS1 19G2607, Description: PCB 209 CS1 19G2607

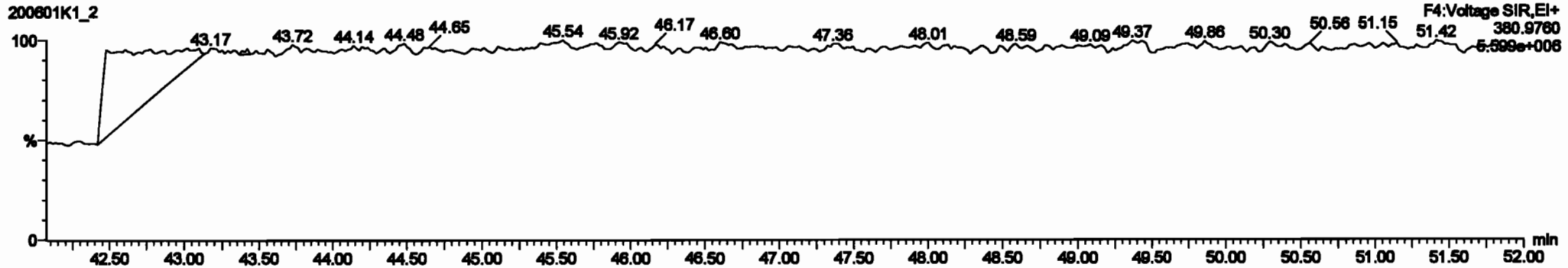
PCB-134/143



13C-PCB-153



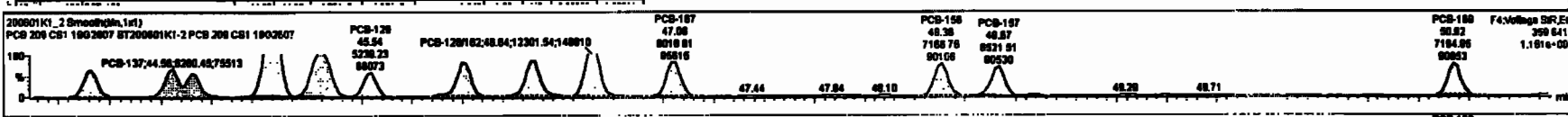


PFK4b



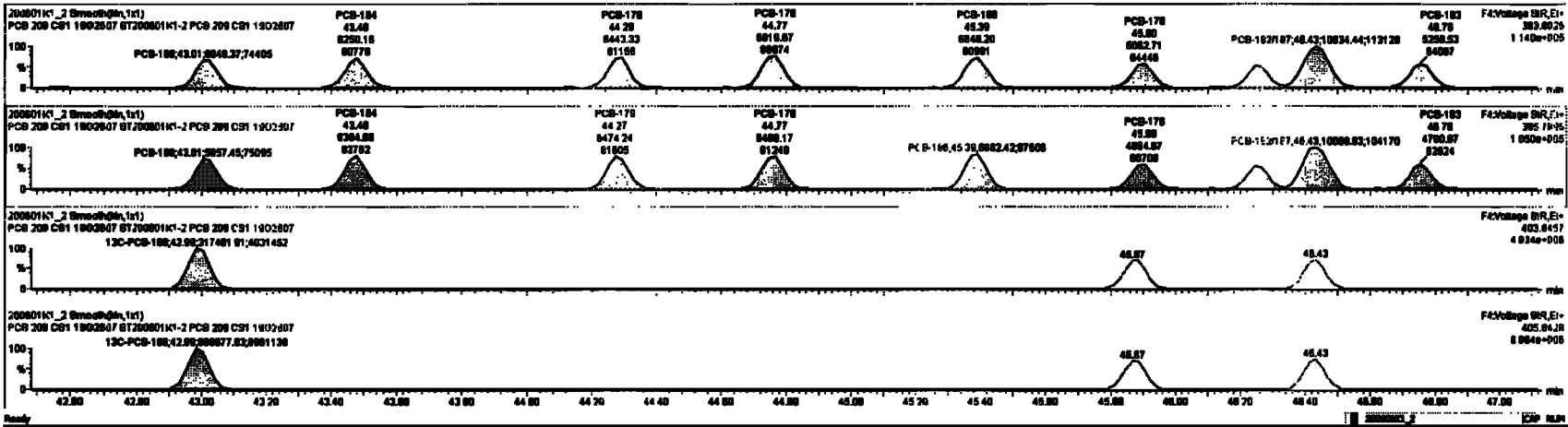
#	Name	Area	SA	%I	RF	RFI	RFI	RFI	RFI	RFI	RFI	RFI	RFI	RFI	RFI	RFI	RFI	RFI	RFI	RFI
220	13C-PCB-176	7.18e5	0.45	ND	1.0000	1.0000	46.87	46.87	0.0000	0.0000	ND	104.2	104	0.0072						
221	Total Mono-PCBs				1.0000	1.0000	0.00	0.00	0.0000	0.0000	ND	2.884		0.0000	2.884					
222	Total Di-PCBs				1.0000	1.0000	0.00	0.00	0.0000	0.0000	ND	11.30		0.227	11.30					
223	2nd Furthest Tri-PCBs				1.0000	1.0000	0.00	0.00	0.0000	0.0000	ND	7.850		0.0000	7.850					
224	2nd Furthest Tetra-PCBs				0.8808	1.0000	0.00	0.00	0.0000	0.0000	ND	15.71		0.281	15.71					
225	Total Tetra-PCBs				1.0776	1.0000	0.00	0.00	0.0000	0.0000	ND	40.30		0.382	40.30					
226	2nd Furthest Penta-PCBs				1.2157	1.0000	0.00	0.00	0.0000	0.0000	ND	38.57		0.670	38.57					
227	3rd Furthest Penta-PCBs				1.0726	1.0000	0.00	0.00	0.0000	0.0000	ND	4.785		0.0710	4.785					
228	2nd Furthest Hexa-PCBs				0.8800	1.0000	0.00	0.00	0.0000	0.0000	ND	13.32		0.123	13.32					
229	3rd Furthest Hexa-PCBs				1.0000	1.0000	0.00	0.00	0.0000	0.0000	ND	20.47		0.199	20.47					
230	Total Hexa-PCBs				1.3891	1.0000	0.00	0.00	0.0000	0.0000	ND	23.18		0.238	23.18					
231	3rd Furthest Hepta-PCBs				1.0000	1.0000	0.00	0.00	0.0000	0.0000	ND	8.916		0.099	8.916					
232	Total Hepta-PCBs				1.0000	1.0000	0.00	0.00	0.0000	0.0000	ND	8.916		0.099	8.916					

#	Retention	PeakID	Area	%I	RF	RFI	RFI	RFI	RFI	RFI	RFI	RFI	RFI	RFI	RFI	RFI	RFI	RFI	RFI
111	PCB-128A43	42.26	42.26	0.887e3	0.887e3	1.240	1.24	ND	1.8820	1.8819									
112	PCB-131A33	42.59	42.57	1.025e3	0.870e3	1.240	1.22	ND	1.8820	1.8818									
113	PCB-142	42.73	42.74	4.816e3	3.974e3	1.240	1.24	ND	0.8220	0.8225									
114	PCB-148A08	42.87	42.87	1.285e3	1.114e3	1.240	1.22	ND	1.8820	1.8822									
115	PCB-129A01	43.20	43.21	1.201e3	1.129e3	1.240	1.19	ND	1.8840	1.8839									
116	PCB-153	43.58	43.41	7.230e3	5.748e3	1.240	1.26	ND	0.8800	0.8804									
117	PCB-166	43.81	43.81	7.281e3	5.888e3	1.240	1.30	ND	0.8400	0.8402									
118	PCB-141	44.18	44.18	5.747e3	4.482e3	1.240	1.28	ND	0.8410	0.8412									
119	PCB-137	44.88	44.90	8.280e3	4.892e3	1.240	1.24	ND	0.8210	0.8200									



#	Name	Rate	RA	sq	SP	Unit	Peak	RT	Peak	RT	Peak	RT	Area	Unit	IC	IMP
220	13C-PCB-178	7.16e4	0.48	NO	1.0000	1.000	46.87	46.87	0.920	0.920	NO	2.894	104	0.0022	2.894	
221	Total Micro-PCBs				1.0000	1.000	0.00	0.00	0.000	0.000	NO	11.30		0.0000	11.30	
222	Total EI-PCBs				1.0000	1.000	0.00	0.00	0.000	0.000	NO	7.850		0.0000	7.850	
223	2nd Function Tri-PCBs				1.0000	1.000	0.00	0.00	0.000	0.000	NO	18.71		0.0000	18.71	
224	Total Tetra-PCBs				1.0000	1.000	0.00	0.00	0.000	0.000	NO	48.30		0.0000	48.30	
225	2nd Function Penta-PCBs				1.0000	1.000	0.00	0.00	0.000	0.000	NO	38.67		0.0000	38.67	
226	4th Function Penta-PCBs				1.0000	1.000	0.00	0.00	0.000	0.000	NO	4.780		0.0000	4.780	
227	2nd Function Hexa-PCBs				1.0000	1.000	0.00	0.00	0.000	0.000	NO	13.33		0.0000	13.33	
228	4th Function Hexa-PCBs				1.0000	1.000	0.00	0.00	0.000	0.000	NO	28.48		0.0000	28.48	
229	2nd Function Hepta-PCBs				1.0000	1.000	0.00	0.00	0.000	0.000	NO	28.48		0.0000	28.48	
230	4th Function Hepta-PCBs				1.0000	1.000	0.00	0.00	0.000	0.000	NO	8.910		0.0000	8.910	
231	2nd Function Octa-PCBs				1.0000	1.000	0.00	0.00	0.000	0.000	NO	8.910		0.0000	8.910	

#	Name	Peak	RT	Area	Unit	Peak	RT	Area	Unit
131	PCB-184	43.63	43.68	0.040e3	0.000e3	1.000	1.01	NO	0.00000
132	PCB-184	43.63	43.68	0.280e3	0.280e3	1.000	1.08	NO	1.00000
133	PCB-178	44.27	44.28	0.400e3	0.400e3	1.000	1.00	NO	0.00000
134	PCB-178	44.24	44.27	0.020e3	0.020e3	1.000	1.07	NO	1.00000
135	PCB-188	45.30	45.30	0.040e3	0.040e3	1.000	0.98	NO	1.00000
136	PCB-178	45.60	45.60	0.000e3	0.000e3	1.000	1.00	NO	1.00000
137	PCB-178	46.24	46.24	0.000e3	0.000e3	1.000	1.01	NO	0.00000
138	PCB-188B7	46.42	46.43	1.000e3	1.000e3	1.000	1.08	NO	1.00000
139	PCB-188	46.78	46.78	0.280e3	0.280e3	1.000	1.12	NO	0.00000




Dataset: Untitled

Last Altered: Tuesday, June 02, 2020 10:33:30 Pacific Daylight Time
Printed: Tuesday, June 02, 2020 10:35:13 Pacific Daylight Time

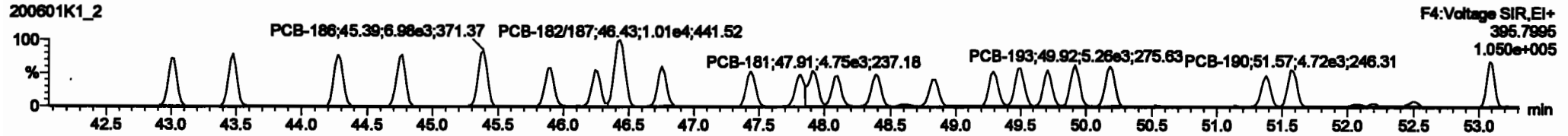
Name: 200601K1_2, Date: 01-Jun-2020, Time: 13:18:19, ID: ST200601K1-2 PCB 209 CS1 19G2607, Description: PCB 209 CS1 19G2607

PCB-188

200601K1_2



200601K1_2

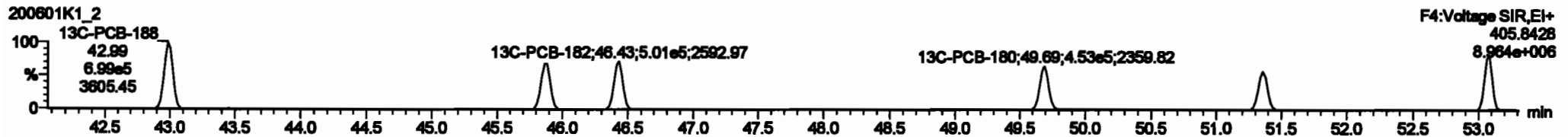


13C-PCB-188

200601K1_2

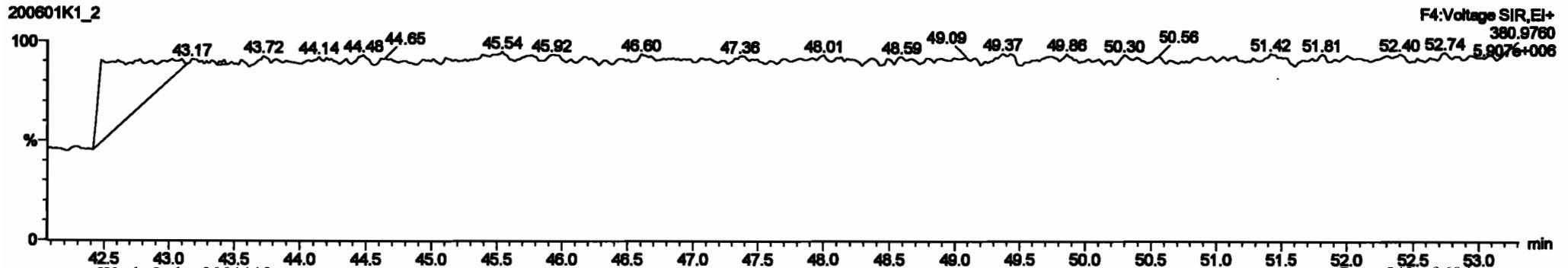


200601K1_2



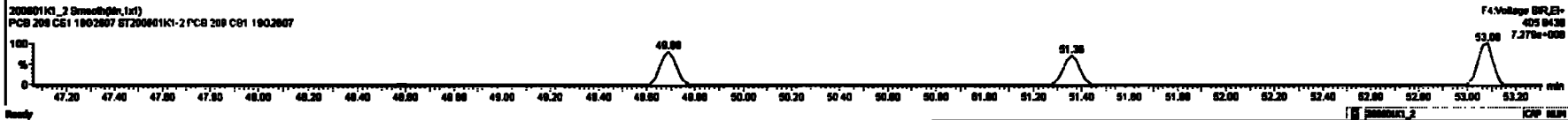



PFK4c

200601K1_2



Peak	Area	Height	Width	Retention Time	Concentration	Response	Integration	Quality	Reference	Concentration	Response	Integration	Quality	Reference
220	134.00	7.10e5	0.45	ND	1.0000	1.000	46.87	46.87	0.000	0.000	ND	104.2	104	0.0072
221	204	Total Mono-PCBs			1.1885	1.000	0.00	0.000	ND	2.884	0.0000	2.884		
222	205	Total Di-PCBs			1.0537	1.000	0.00	0.000	ND	11.38	0.0000	11.38		
223	206	2nd Function Tri-PCBs			1.0667	1.000	0.00	0.000	ND	7.632	0.0000	7.632		
224	207	3rd Function Tri-PCBs			0.8528	1.000	0.00	0.000	ND	16.71	0.0000	16.71		
225	208	Total Tetra-PCBs			1.0778	1.000	0.00	0.000	ND	40.38	0.0000	40.38		
226	209	2nd Function Penta-PCBs			1.2167	1.000	0.00	0.000	ND	38.97	0.0000	38.97		
227	210	4th Function Penta-PCBs			1.0735	1.000	0.00	0.000	ND	4.785	0.0000	4.785		
228	211	3rd Function Hexa-PCBs			0.8805	1.000	0.00	0.000	ND	13.32	0.0000	13.32		
229	212	6th Function Hexa-PCBs			1.0518	1.000	0.00	0.000	ND	28.46	0.0000	28.46		
230	213	4th Function Octa-PCBs			1.0078	1.000	0.00	0.000	ND	8.216	0.0000	8.216		

Peak	Area	Height	Width	Retention Time	Concentration	Response	Integration	Quality	Reference	Concentration	Response	Integration	Quality	Reference
131	PCB-168	43.03	43.01	0.00e0	0.00e0	1.000	1.01	ND	0.91800	0.91821				
132	PCB-164	43.48	43.48	0.20e0	0.20e0	1.000	0.98	ND	1.0000	1.0000				
133	PCB-178	44.27	44.28	0.44e0	0.47e0	1.000	1.00	ND	0.97800	0.97834				
134	PCB-176	44.74	44.77	0.82e0	0.48e0	1.000	1.07	ND	1.0070	1.0088				
135	PCB-168	46.28	46.28	0.84e0	0.82e0	1.000	0.98	ND	1.0000	1.0079				
136	PCB-178	46.88	46.88	0.00e0	4.88e0	1.000	1.00	ND	1.0000	1.0088				
137	PCB-176	48.24	48.24	4.88e0	4.88e0	1.000	1.01	ND	0.90400	0.90388				
138	PCB-182/187	48.42	48.42	1.00e0	1.00e0	1.000	1.08	ND	1.0110	1.0110				
139	PCB-183	48.78	48.78	0.20e0	4.70e0	1.000	1.12	ND	0.88800	0.88807				



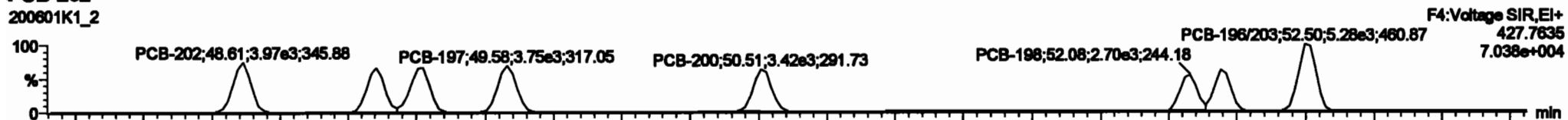
Dataset: Untitled

Last Altered: Tuesday, June 02, 2020 10:33:30 Pacific Daylight Time
Printed: Tuesday, June 02, 2020 10:35:13 Pacific Daylight Time

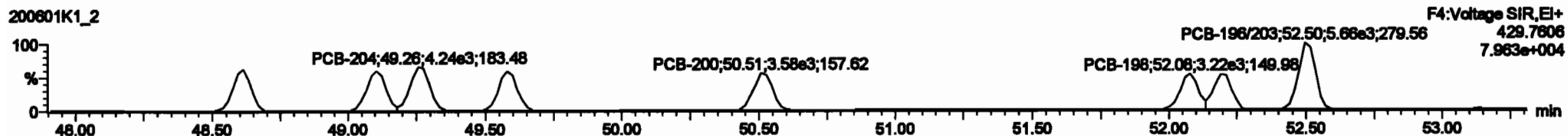
Name: 200601K1_2, Date: 01-Jun-2020, Time: 13:18:19, ID: ST200601K1-2 PCB 209 CS1 19G2607, Description: PCB 209 CS1 19G2607

PCB-202

200601K1_2



200601K1_2

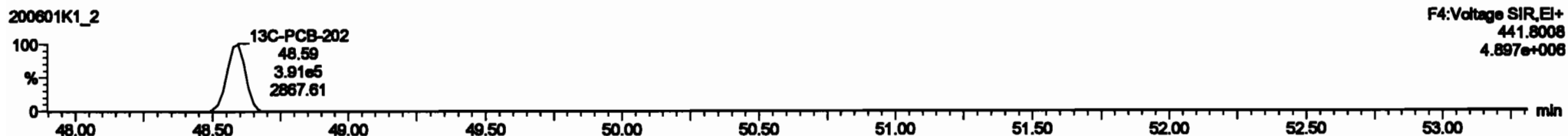


13C-PCB-202

200601K1_2

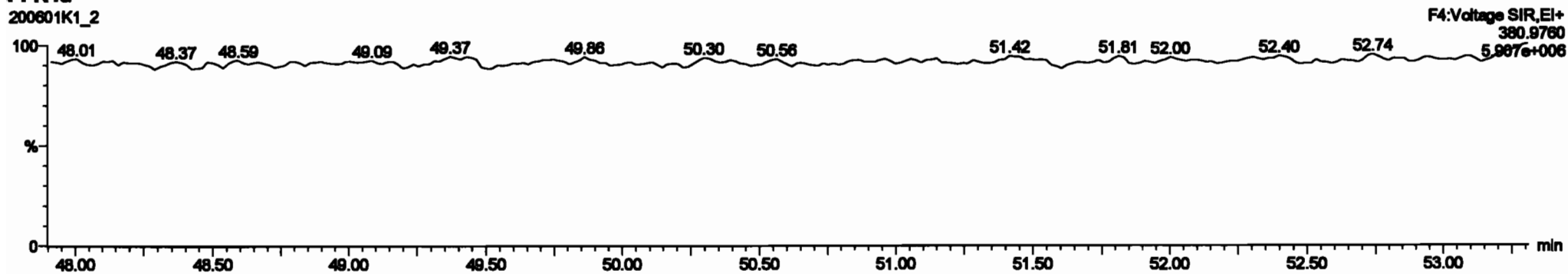


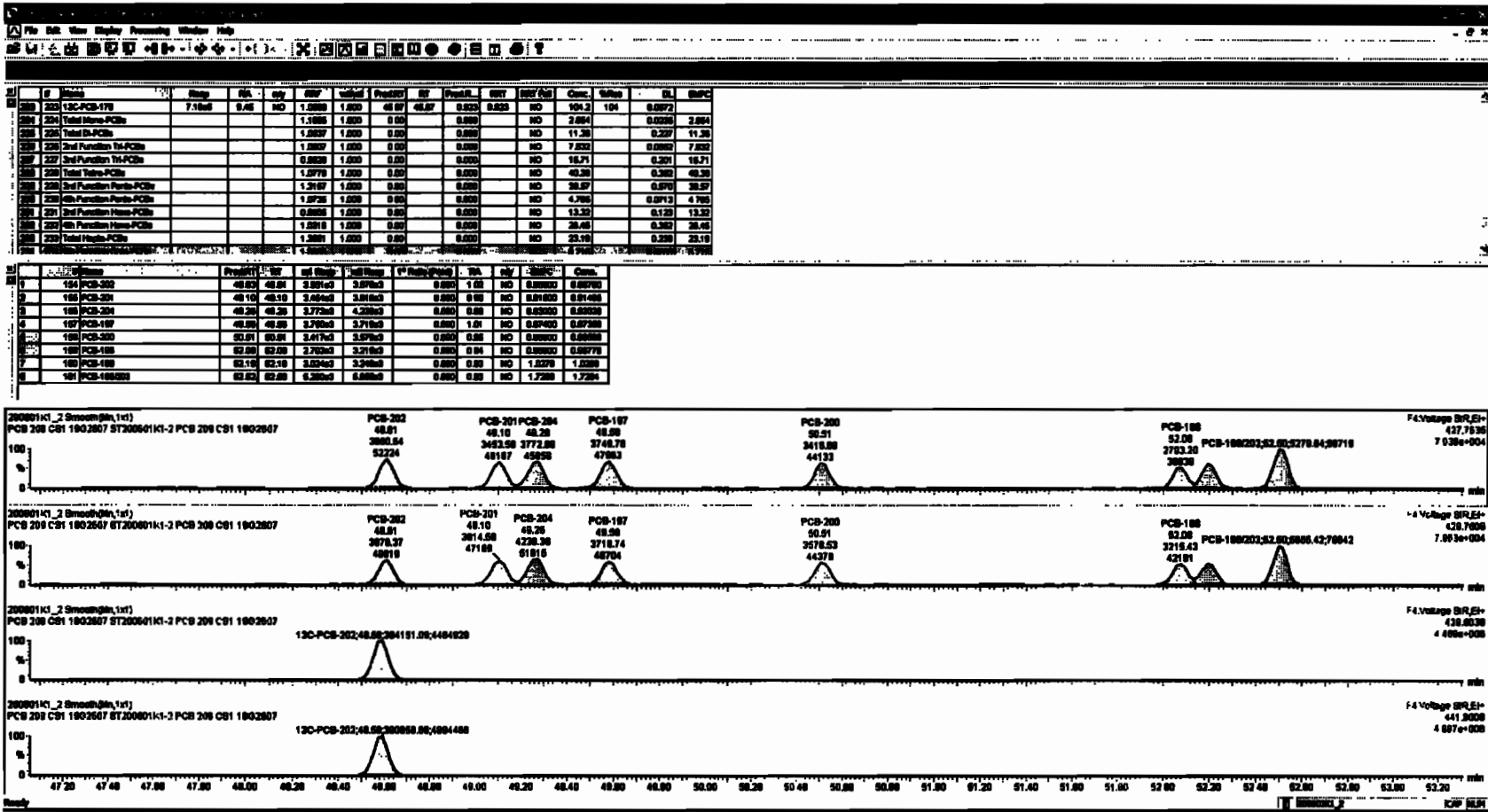
200601K1_2



PFK4d

200601K1_2





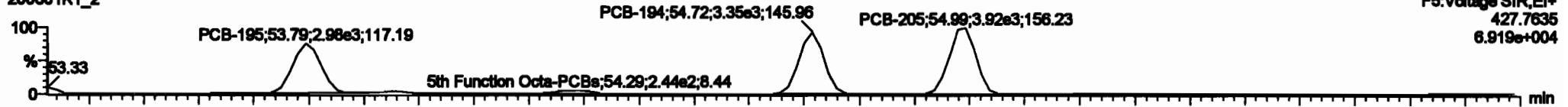
Dataset: Untitled

Last Altered: Tuesday, June 02, 2020 10:33:30 Pacific Daylight Time
Printed: Tuesday, June 02, 2020 10:35:13 Pacific Daylight Time

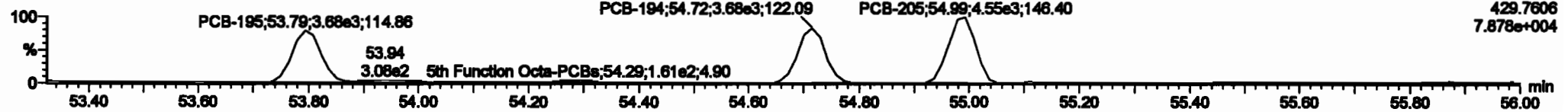
Name: 200601K1_2, Date: 01-Jun-2020, Time: 13:18:19, ID: ST200601K1-2 PCB 209 CS1 19G2607, Description: PCB 209 CS1 19G2607

PCB-195

200601K1_2

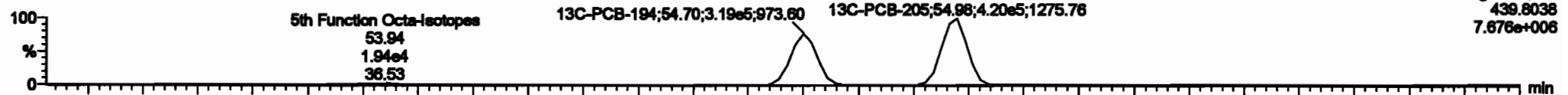


200601K1_2

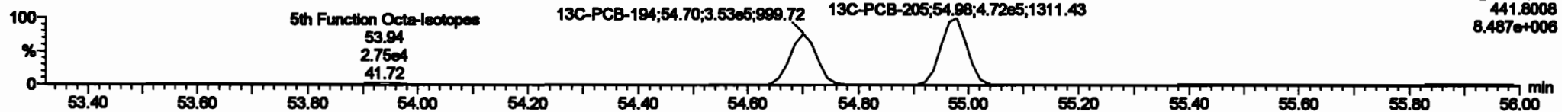


13C-PCB-194

200601K1_2

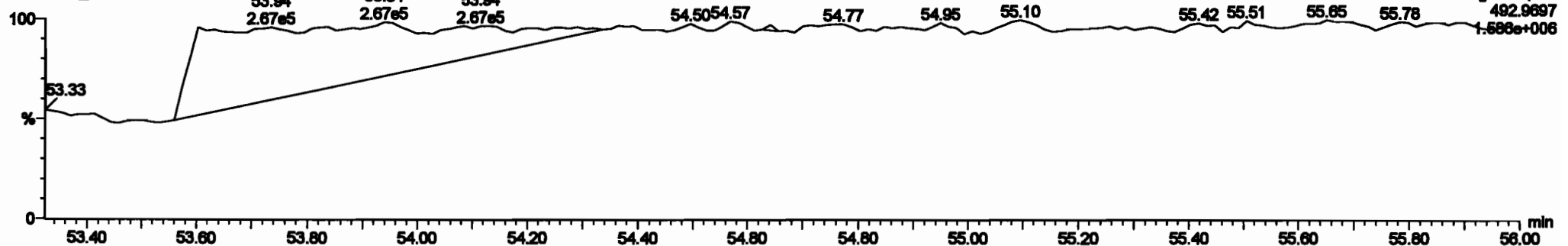


200601K1_2



PFK5a

200601K1_2




Dataset: Untitled

Last Altered: Tuesday, June 02, 2020 10:33:30 Pacific Daylight Time
 Printed: Tuesday, June 02, 2020 10:35:13 Pacific Daylight Time

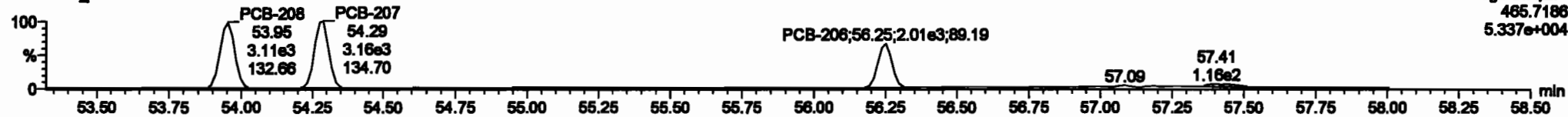
Name: 200601K1_2, Date: 01-Jun-2020, Time: 13:18:19, ID: ST200601K1-2 PCB 209 CS1 19G2607, Description: PCB 209 CS1 19G2607

PCB-208

200601K1_2




200601K1_2

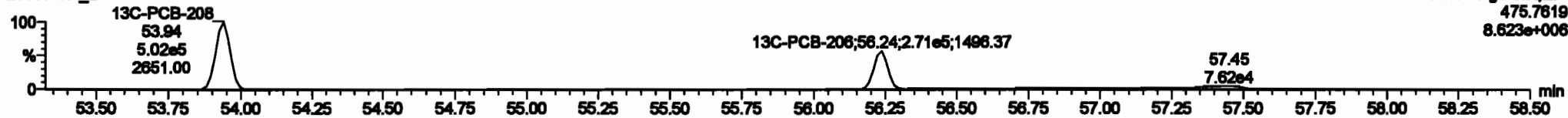


13C-PCB-208

200601K1_2

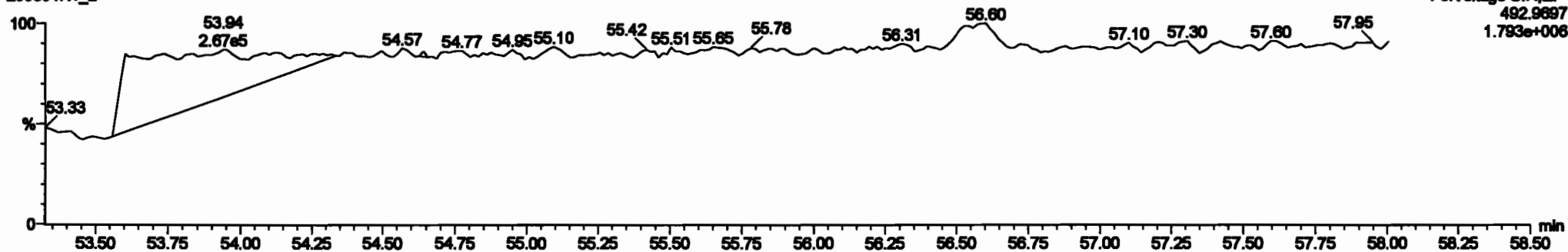


200601K1_2



PFK5

200601K1_2



Dataset: Untitled


Last Altered: Tuesday, June 02, 2020 10:33:30 Pacific Daylight Time

Printed: Tuesday, June 02, 2020 10:35:13 Pacific Daylight Time

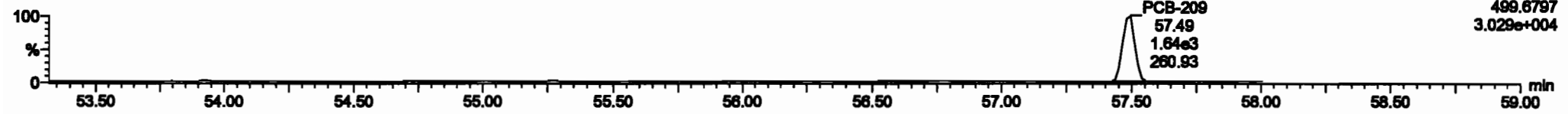
Name: 200601K1_2, Date: 01-Jun-2020, Time: 13:18:19, ID: ST200601K1-2 PCB 209 CS1 19G2607, Description: PCB 209 CS1 19G2607

PCB-209

200601K1_2

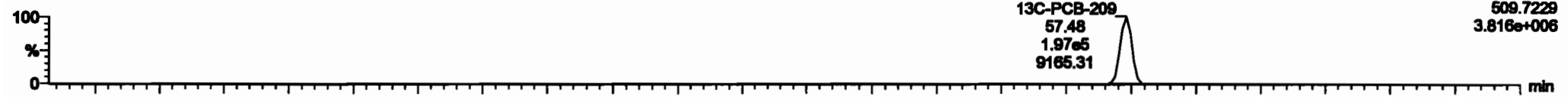


200601K1_2

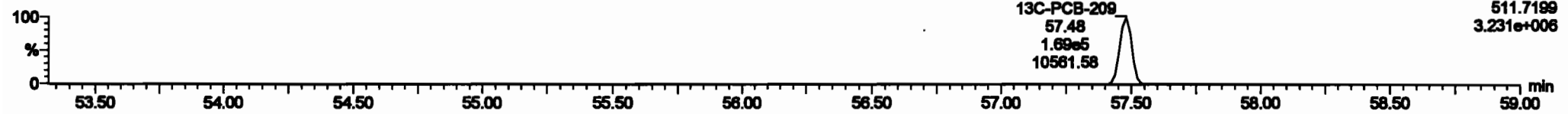


13C-PCB-209

200601K1_2

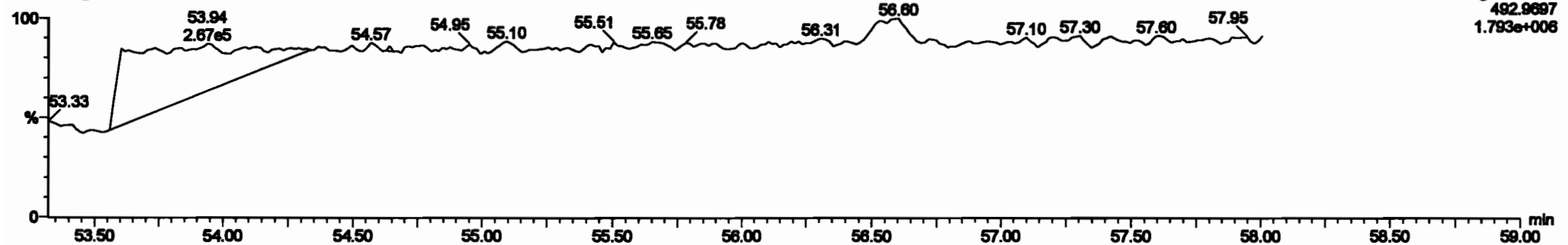


200601K1_2



PFK5b

200601K1_2



Dataset: Untitled

Last Altered: Tuesday, June 02, 2020 10:33:30 Pacific Daylight Time

Printed: Tuesday, June 02, 2020 10:35:13 Pacific Daylight Time


Name: 200601K1_3, Date: 01-Jun-2020, Time: 14:19:00, ID: ST200601K1-3 PCB 209 CS2 19G2608, Description: PCB 209 CS2 19G2608

PCB-1

200601K1_3



200601K1_3




13C-PCB-1

200601K1_3

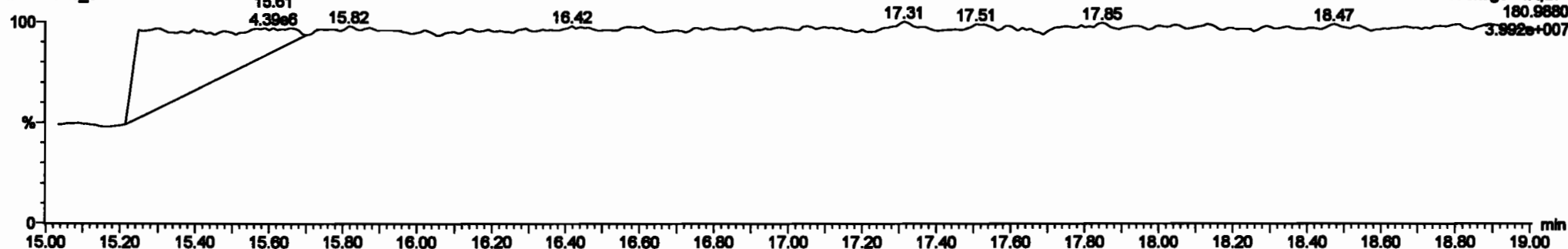


200601K1_3



PFK1

200601K1_3



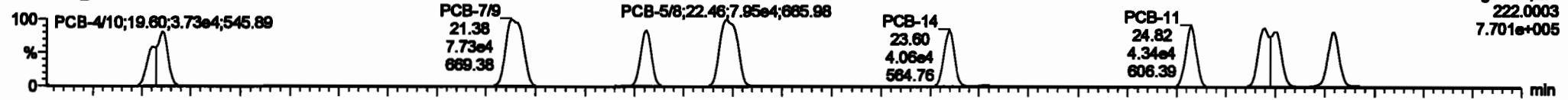
Dataset: Untitled

Last Altered: Tuesday, June 02, 2020 10:33:30 Pacific Daylight Time
Printed: Tuesday, June 02, 2020 10:35:13 Pacific Daylight Time

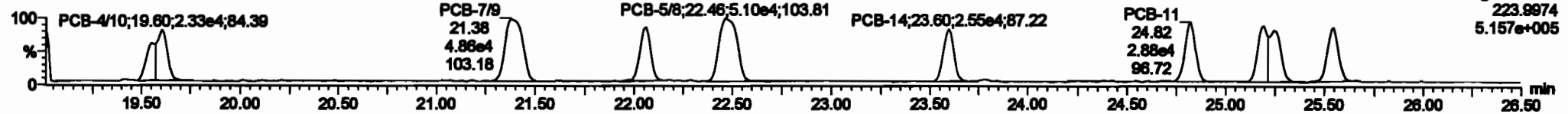
Name: 200601K1_3, Date: 01-Jun-2020, Time: 14:19:00, ID: ST200601K1-3 PCB 209 CS2 19G2608, Description: PCB 209 CS2 19G2608

PCB-4/10

200601K1_3




200601K1_3




13C-PCB-4

200601K1_3

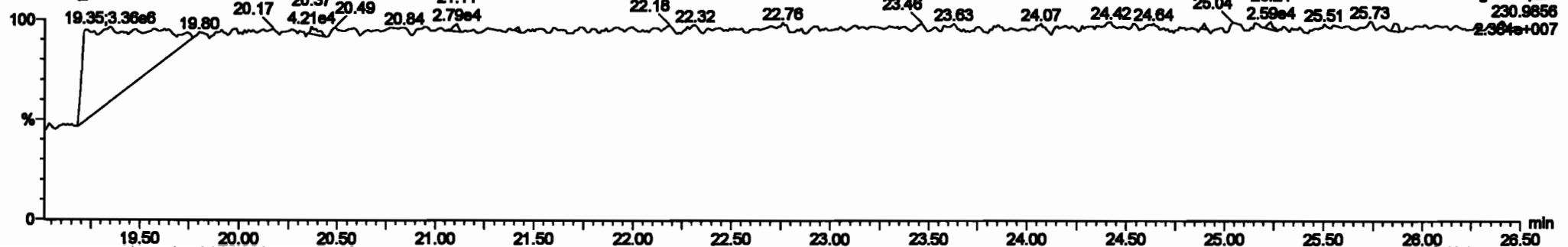


200601K1_3



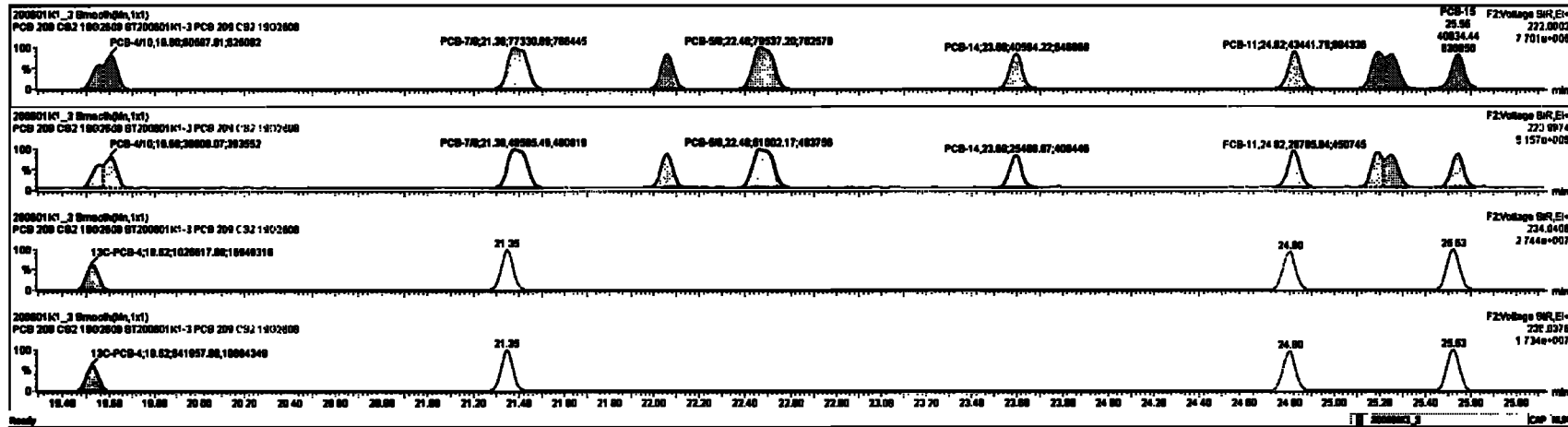
PFK2a

200601K1_3



#	Name	Resp	RA	dy	RF	Initial	Final	RT	Peak	RT	Peak	RT	Peak	Area	Wt%	SL	BP
210	13C-PCB-00	1.21mV	0.70	NO	1.0000	1.000	30.00	30.00	1.000	0.000	NO	100.0	100	0.0001			
211	13C-PCB-111	1.17mV	1.02	NO	1.0000	1.000	30.25	30.25	1.000	0.000	NO	100.0	100	0.0072			
212	13C-PCB-128	0.70mV	1.25	NO	1.0000	1.000	40.00	40.00	1.000	0.000	NO	100.0	100	0.120			
213	13C-PCB-105	7.20mV	0.40	NO	1.0000	1.000	40.43	40.43	0.000	0.000	NO	100.0	100	0.0000			
214	13C-PCB-208	0.80mV	0.80	NO	1.0000	1.000	04.00	04.00	1.000	0.000	NO	100.0	100	0.140			
215	13C-PCB-70	1.20mV	0.70	NO	1.0000	1.000	37.70	37.70	1.000	1.000	NO	100.0	100	0.0001			
216	13C-PCB-170	7.20mV	0.44	NO	0.7000	1.000	40.00	40.00	0.000	0.000	NO	100.0	100	0.0001			
217	13C-PCB-70	1.20mV	0.70	NO	1.0000	1.000	37.70	37.70	0.000	0.000	NO	100.0	100	0.0001			
218	13C-PCB-170	7.20mV	0.44	NO	1.0000	1.000	40.00	40.00	0.000	0.000	NO	100.0	100	0.0001			
219	Total Non-PCBs				1.0000	1.000	0.00	0.00	0.000	0.000	NO	7.210	0.0210	7.210			

#	Name	Peak	RT	Area	Wt%	BP	SL
0	PCB-470	10.00	10.00	0.000e+00	0.000e+00	1.000	1.00
1	PCB-70	21.01	21.00	2.700e+04	0.000e+00	1.000	1.00
2	PCB-50	22.00	22.00	4.010e+04	2.000e+00	1.000	1.00
3	PCB-14	22.00	22.00	7.000e+04	0.100e+00	1.000	1.00
4	PCB-11	24.00	24.00	4.000e+04	0.000e+00	1.000	1.00
5	PCB-11	24.00	24.00	4.000e+04	2.500e+00	1.000	1.00
6	PCB-11	24.00	24.00	4.000e+04	2.500e+00	1.000	1.00
7	PCB-11	24.00	24.00	4.000e+04	2.500e+00	1.000	1.00
8	PCB-11	24.00	24.00	4.000e+04	2.500e+00	1.000	1.00
9	PCB-11	24.00	24.00	4.000e+04	2.500e+00	1.000	1.00
10	PCB-11	24.00	24.00	4.000e+04	2.500e+00	1.000	1.00
11	PCB-16	26.00	26.00	4.000e+04	2.500e+00	1.000	1.00

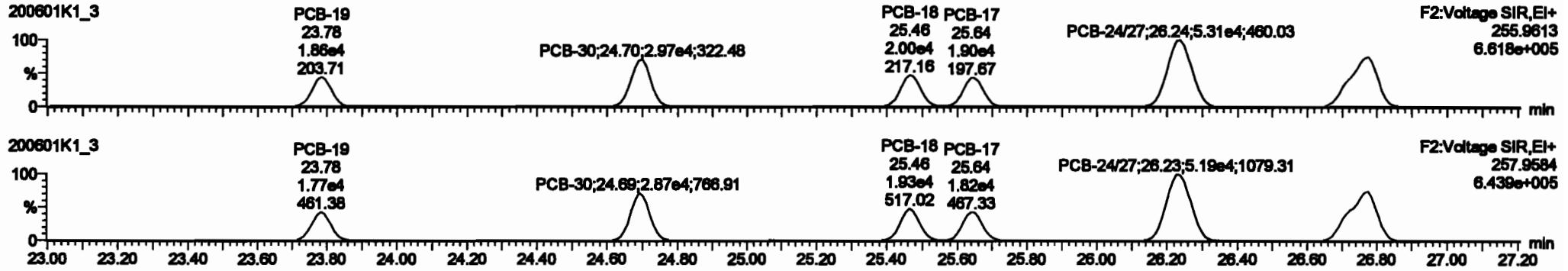


Dataset: Untitled

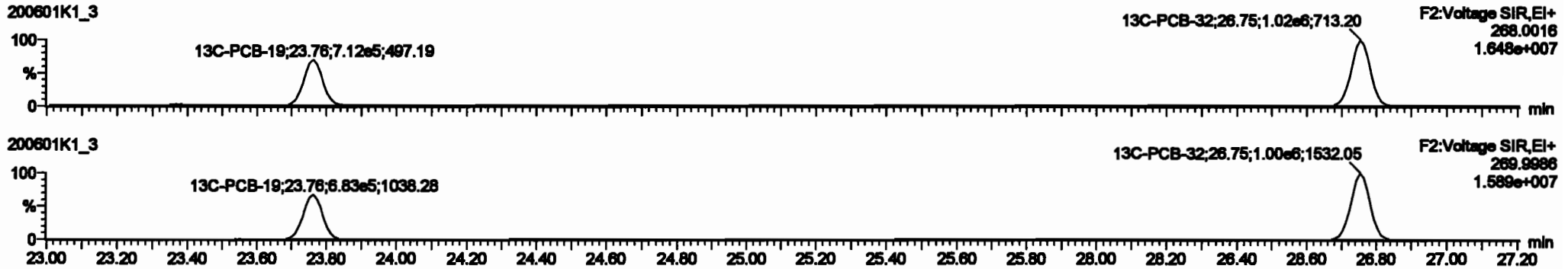
Last Altered: Tuesday, June 02, 2020 10:33:30 Pacific Daylight Time
Printed: Tuesday, June 02, 2020 10:35:13 Pacific Daylight Time

Name: 200601K1_3, Date: 01-Jun-2020, Time: 14:19:00, ID: ST200601K1-3 PCB 209 CS2 19G2608, Description: PCB 209 CS2 19G2608

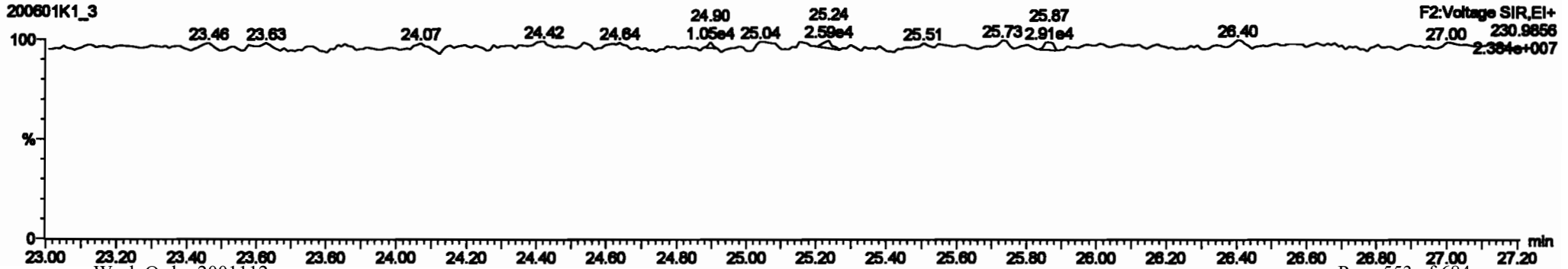
PCB-19



13C-PCB-19

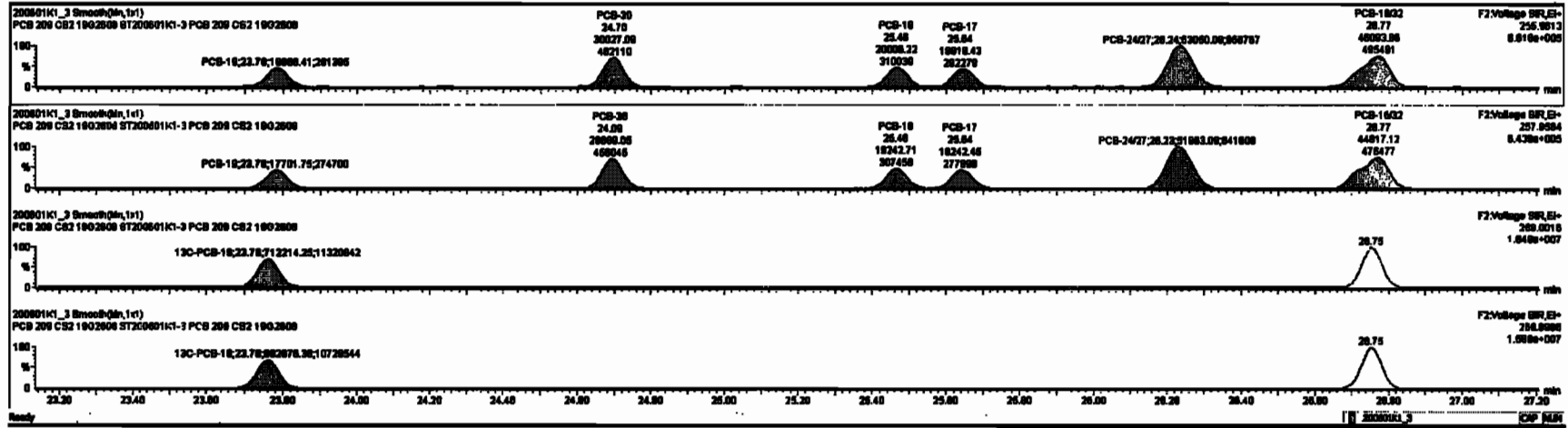


PFK2b



Peak	Retention Time	Area	Height	Width	Resolution	SN	Integration	Label
216	13C-PCB-80	1.01e6	0.78	NO	1.0000	1.000	26.88	26.88
218	13C-PCB-111	1.17e6	1.82	NO	1.0000	1.000	26.26	26.26
217	13C-PCB-128	8.76e5	1.25	NO	1.0000	1.000	48.80	48.80
218	13C-PCB-182	7.28e5	0.48	NO	1.0000	1.000	48.43	48.43
218	13C-PCB-205	8.85e5	0.80	NO	1.0000	1.000	64.88	64.88
220	13C-PCB-76	1.83e6	0.78	NO	1.0000	1.000	37.76	37.76
221	13C-PCB-478	7.23e5	0.44	NO	0.7685	1.000	46.80	46.80
220	13C-PCB-76	1.83e6	0.78	NO	1.0021	1.000	37.76	37.76
220	13C-PCB-478	7.23e5	0.44	NO	1.0038	1.000	46.80	46.80
220	Total Mono-PCBs				1.1088	1.000	0.00	0.00
220	Total Di-PCBs				1.8887	1.000	0.00	0.00

Peak	Retention Time	Area	Height	Width	Resolution	SN	Integration	Label	
12	PCB-16	23.78	23.78	1.889e4	1.770e4	1.040	1.04	NO	2.3670
13	PCB-30	24.80	24.78	3.003e4	2.889e4	1.040	1.04	NO	2.3480
14	PCB-16	26.48	26.48	2.001e4	1.824e4	1.040	1.04	NO	2.3700
15	PCB-17	26.84	26.84	1.889e4	1.824e4	1.040	1.04	NO	2.4187
16	PCB-24/27	28.28	28.24	8.208e4	8.788e4	1.040	1.02	NO	4.7880
17	PCB-18/22	28.77	28.77	4.800e4	4.802e4	1.040	1.02	NO	4.8810

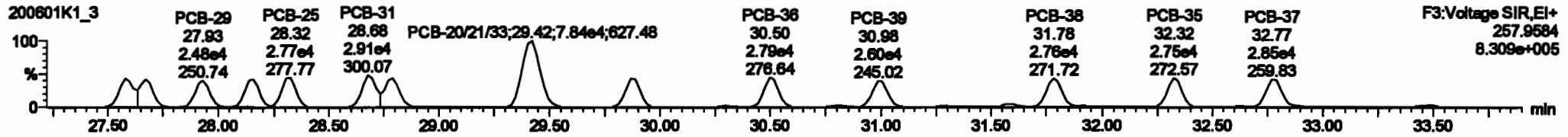
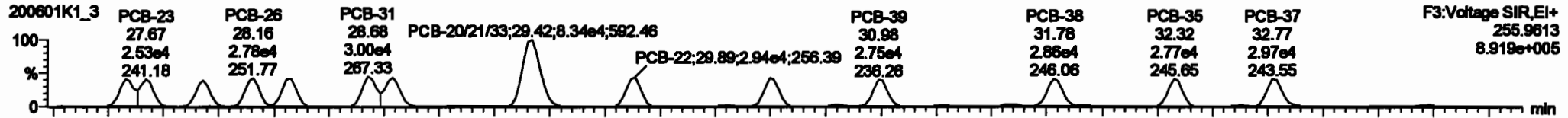


Dataset: Untitled

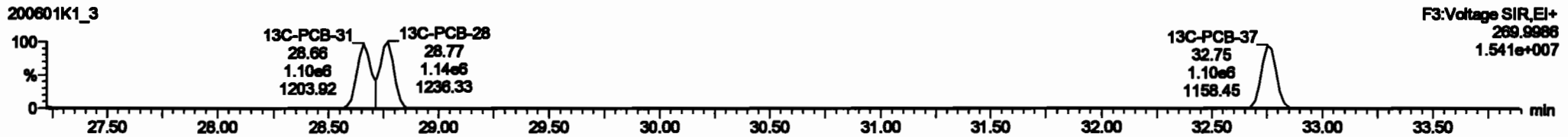

Last Altered: Tuesday, June 02, 2020 10:33:30 Pacific Daylight Time
Printed: Tuesday, June 02, 2020 10:35:13 Pacific Daylight Time

Name: 200601K1_3, Date: 01-Jun-2020, Time: 14:19:00, ID: ST200601K1-3 PCB 209 CS2 19G2608, Description: PCB 209 CS2 19G2608

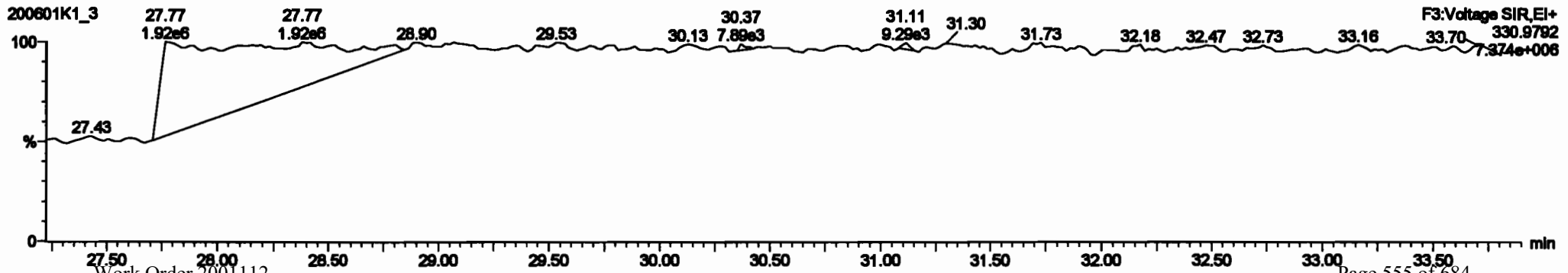
PCB-34



13C-PCB-28

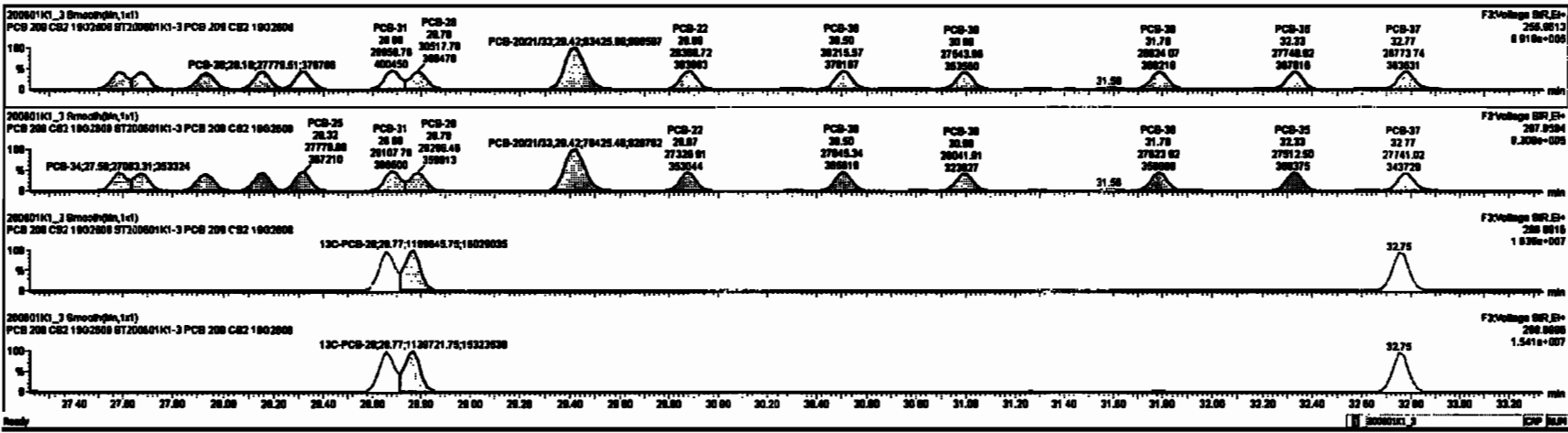


PFK3d



#	Name	Range	BA	Qty	SWP	Calcd	Presd	ST	Presd	NET	SWP	Presd	SWP	Presd	SWP	Presd	SWP	Presd
230	Total Value-PCBs				1.0776	1.000	0.00	0.000	NO	101.0		0.332	101.0					
230	2nd Function Parts-PCBs				1.3197	1.000	0.00	0.000	NO	67.60		0.371	67.60					
230	4th Function Parts-PCBs				1.6736	1.000	0.00	0.000	NO	12.10		0.6976	12.10					
230	2nd Function Hoses-PCBs				0.8806	1.000	0.00	0.000	NO	32.80		0.6976	32.80					
230	4th Function Hoses-PCBs				1.8816	1.000	0.00	0.000	NO	66.70		0.372	66.70					
230	Total Hoses-PCBs				1.3391	1.000	0.00	0.000	NO	67.74		0.688	67.74					
230	4th Function Oils-PCBs				1.0000	1.000	0.00	0.000	NO	21.80		0.6900	21.80					
230	6th Function Oils-PCBs				1.1480	1.000	0.00	0.000	NO	6.674		0.6940	6.674					
230	Total Oils-PCBs				0.8500	1.000	0.00	0.000	NO	7.264		0.6907	7.264					
230	Total PCBs				0.8504	1.000	0.00	0.000	NO	2.430		0.6970	2.430					

#	Name	Presd	SWP	Presd	SWP	Presd	SWP	Presd	SWP	Presd	SWP	Presd	SWP	Presd	SWP	Presd	SWP
18	PCB-24	27.80	27.80	2.780e+4	2.780e+4	1.040	1.02	NO	2.4040	2.4040							
19	PCB-25	27.87	27.87	2.820e+4	2.820e+4	1.040	1.04	NO	2.4000	2.4000							
20	PCB-26	27.90	27.90	2.820e+4	2.820e+4	1.040	1.01	NO	2.4000	2.4000							
21	PCB-28	28.10	28.10	2.770e+4	2.800e+4	1.040	1.07	NO	2.4000	2.4000							
22	PCB-28	28.31	28.32	2.800e+4	2.770e+4	1.040	1.03	NO	2.4000	2.4000							
23	PCB-31	28.60	28.60	2.800e+4	2.810e+4	1.040	1.03	NO	2.4070	2.4070							
24	PCB-28	28.70	28.70	2.800e+4	2.800e+4	1.040	1.03	NO	2.4000	2.4000							
25	PCB-2021483	28.40	28.40	2.790e+4	2.800e+4	1.040	1.03	NO	2.3600	2.3617							
26	PCB-22	28.67	28.68	2.800e+4	2.720e+4	1.040	1.03	NO	2.4000	2.4000							



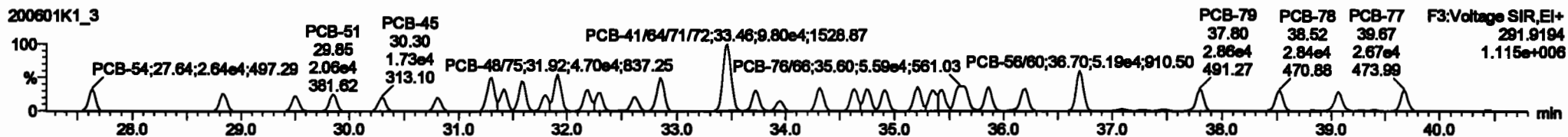
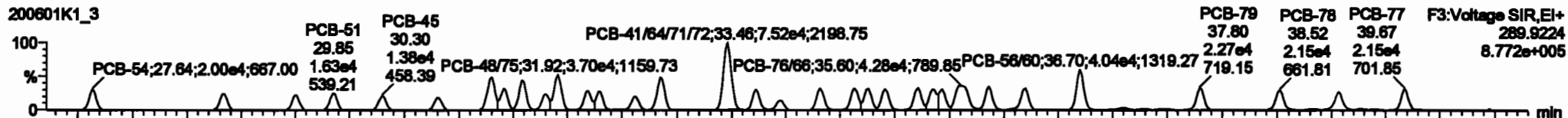
Dataset: Untitled

Last Altered: Tuesday, June 02, 2020 10:33:30 Pacific Daylight Time



Printed: Tuesday, June 02, 2020 10:35:13 Pacific Daylight Time

Name: 200601K1_3, Date: 01-Jun-2020, Time: 14:19:00, ID: ST200601K1-3 PCB 209 CS2 19G2608, Description: PCB 209 CS2 19G2608

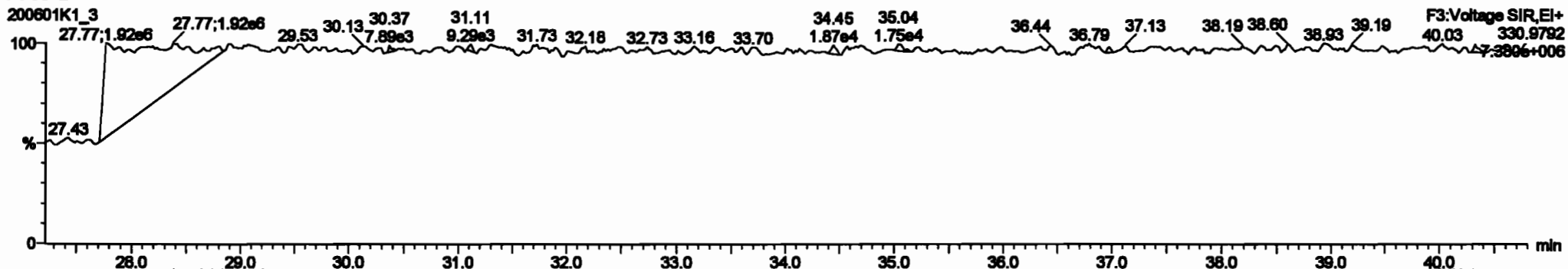
PCB-54



13C-PCB-54



PFK3a



Dataset: Untitled

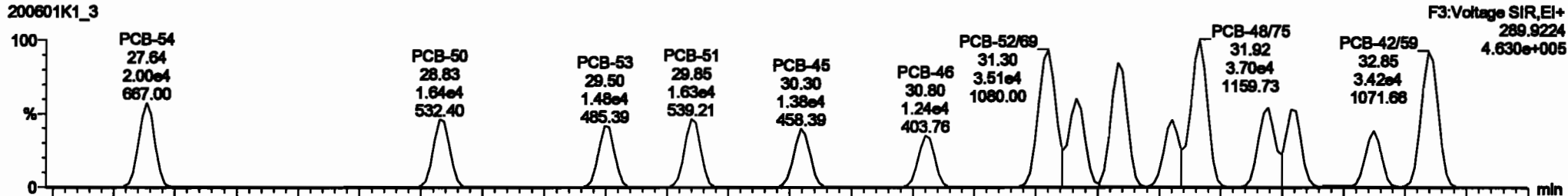
Last Altered: Tuesday, June 02, 2020 10:33:30 Pacific Daylight Time

Printed: Tuesday, June 02, 2020 10:35:13 Pacific Daylight Time

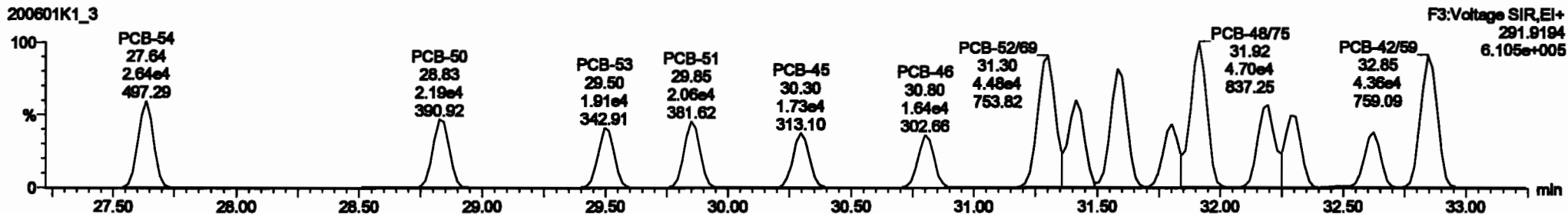
Name: 200601K1_3, Date: 01-Jun-2020, Time: 14:19:00, ID: ST200601K1-3 PCB 209 CS2 19G2608, Description: PCB 209 CS2 19G2608

PCB-50

200601K1_3



200601K1_3




13C-PCB-52

200601K1_3



200601K1_3



Dataset: Untitled

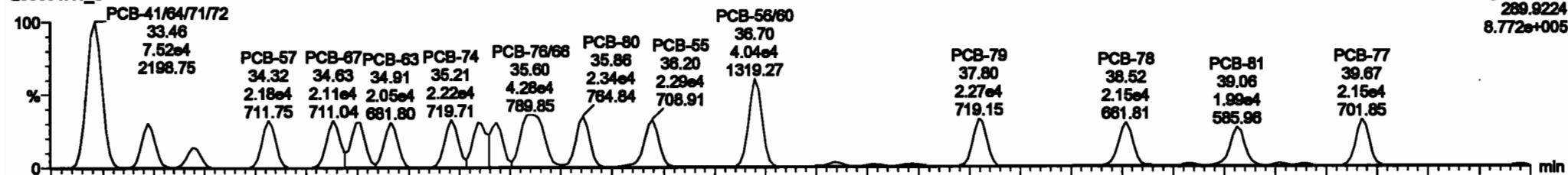
Last Altered: Tuesday, June 02, 2020 10:33:30 Pacific Daylight Time

Printed: Tuesday, June 02, 2020 10:35:13 Pacific Daylight Time

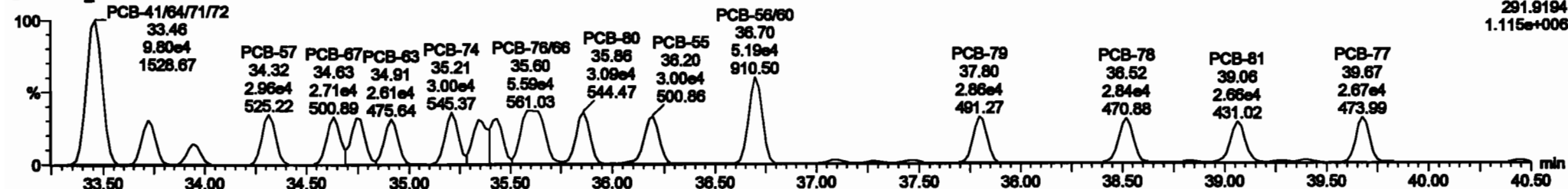
Name: 200601K1_3, Date: 01-Jun-2020, Time: 14:19:00, ID: ST200601K1-3 PCB 209 CS2 19G2608, Description: PCB 209 CS2 19G2608

PCB-68

200601K1_3

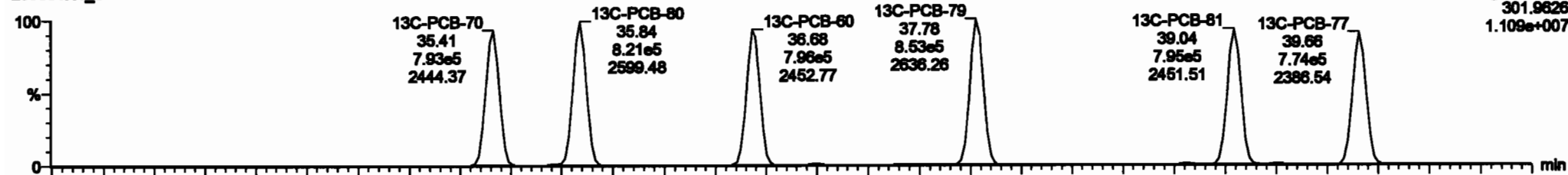


200601K1_3

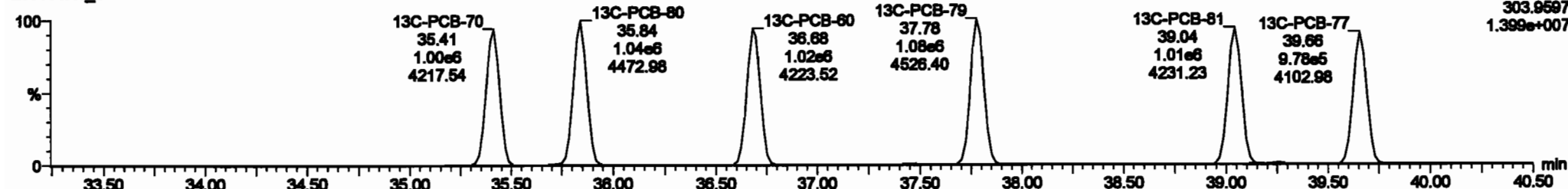


13C-PCB-60

200601K1_3

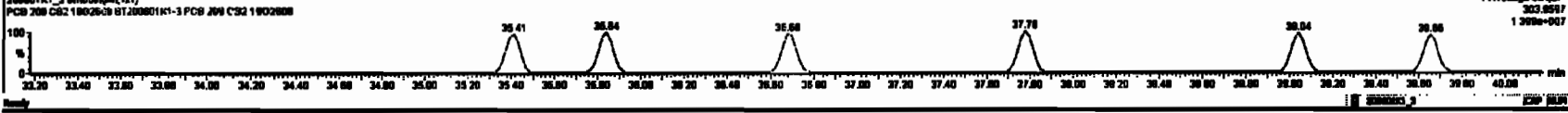

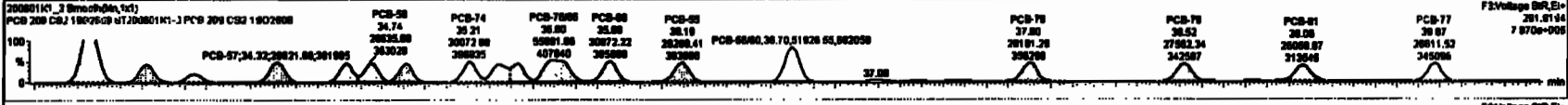



200601K1_3



#	Name	Resp	RA	Rely	Off	valued	Residual	ST	Preval	WT	HT	Fail	Com.	SPair	IR	MRPC
227	2nd Puriton Tri-PCBs				0.0020	1.000	0.00	0.000	0.000	MD			38.01	0.204	38.01	
228	3rd Puriton Tri-PCBs				1.2187	1.000	0.00	0.000	0.000	MD			37.80	0.371	37.80	
229	4th Puriton Tri-PCBs				1.0736	1.000	0.00	0.000	0.000	MD			12.18	0.0870	12.18	
230	1st Puriton Hexa-PCBs				0.0000	1.000	0.00	0.000	0.000	MD			33.88	0.0870	33.88	
231	2nd Puriton Hexa-PCBs				1.0016	1.000	0.00	0.000	0.000	MD			38.70	0.372	38.70	
232	3rd Puriton Hexa-PCBs				1.3881	1.000	0.00	0.000	0.000	MD			37.74	0.488	37.74	
233	4th Puriton Hexa-PCBs				1.0000	1.000	0.00	0.000	0.000	MD			21.88	0.0870	21.88	
234	1st Puriton Octa-PCBs				1.1488	1.000	0.00	0.000	0.000	MD			38.94	0.0874	38.94	
235	2nd Puriton Octa-PCBs				0.0020	1.000	0.00	0.000	0.000	MD			7.284	0.0877	7.284	
236	3rd Puriton Octa-PCBs				0.0004	1.000	0.00	0.000	0.000	MD			2.423	0.0270	2.423	

#	Name	Preval	WT	HT	Off	valued	Residual	ST	Preval	WT	HT	Fail	Com.	SPair	IR	MRPC
30	PCB-81	27.84	27.84	1.888e4	2.888e4	0.770	0.76	MD	2.3770	2.3771						
31	PCB-82	28.80	28.80	1.888e4	2.888e4	0.770	0.76	MD	2.6140	2.6139						
32	PCB-83	28.80	28.80	1.888e4	2.888e4	0.770	0.76	MD	2.3880	2.3848						
33	PCB-84	28.80	28.80	1.888e4	2.888e4	0.770	0.76	MD	2.3880	2.3876						
34	PCB-85	30.30	30.30	1.377e4	1.720e4	0.770	0.80	MD	2.8070	2.8076						
35	PCB-86	30.30	30.30	1.377e4	1.720e4	0.770	0.79	MD	2.6550	2.6516						
36	PCB-87	31.30	31.30	1.813e4	4.670e4	0.770	0.78	MD	4.7420	4.7426						
37	PCB-72	31.41	31.41	2.158e4	2.784e4	0.770	0.77	MD	2.3830	2.3833						
38	PCB-48B	31.88	31.88	3.028e4	7.882e4	0.770	0.78	MD	4.8820	4.8818						



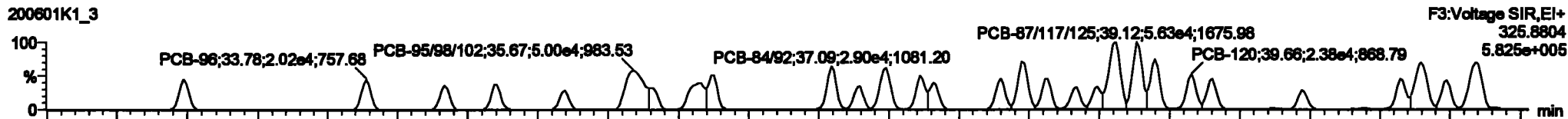
Dataset: Untitled

Last Altered: Tuesday, June 02, 2020 10:33:30 Pacific Daylight Time
Printed: Tuesday, June 02, 2020 10:35:13 Pacific Daylight Time

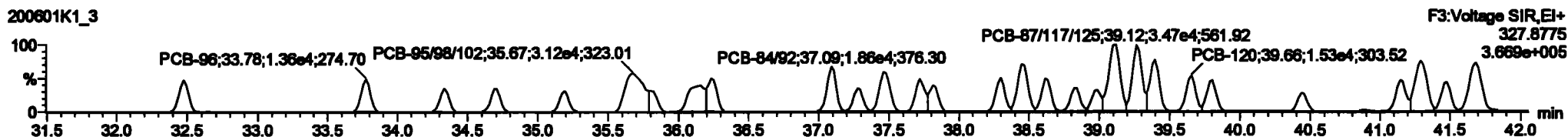
Name: 200601K1_3, Date: 01-Jun-2020, Time: 14:19:00, ID: ST200601K1-3 PCB 209 CS2 19G2608, Description: PCB 209 CS2 19G2608

PCB-104

200601K1_3

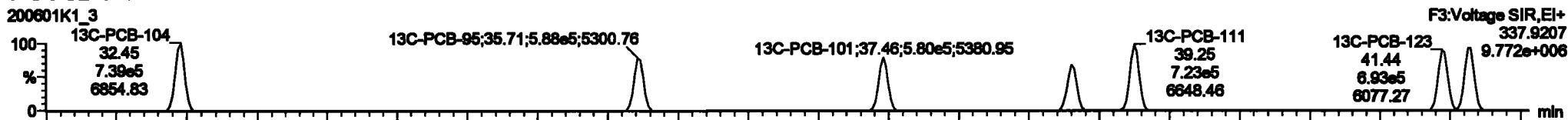


200601K1_3

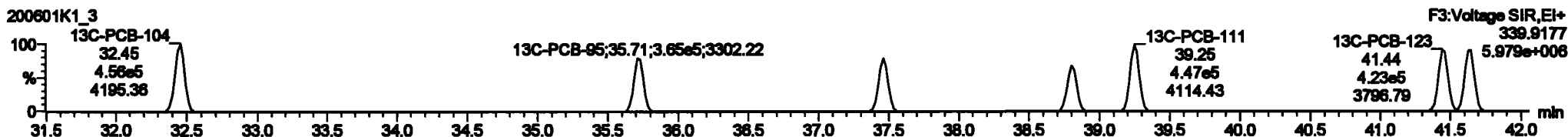


13C-PCB-104

200601K1_3

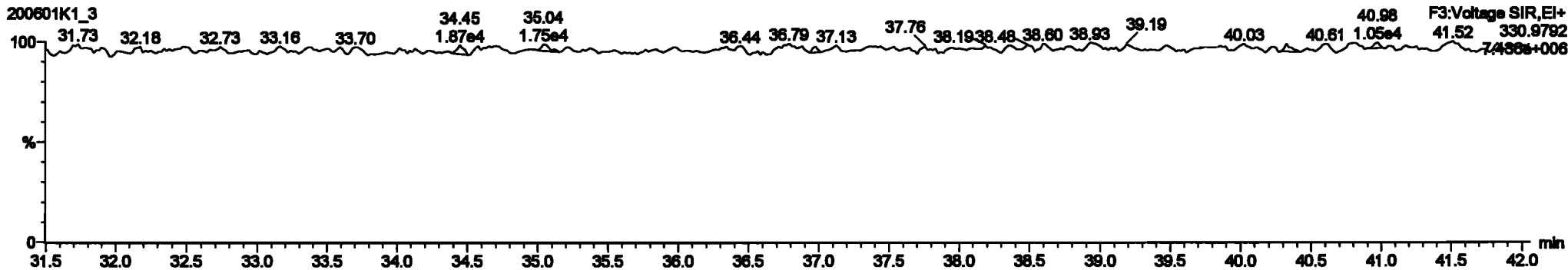


200601K1_3



PFK3b

200601K1_3

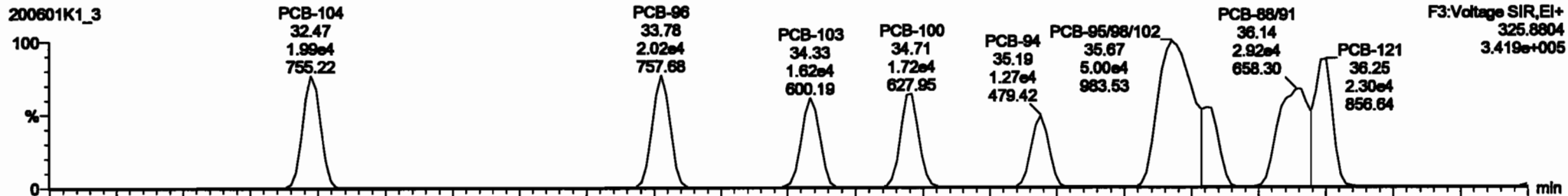


Dataset: Untitled

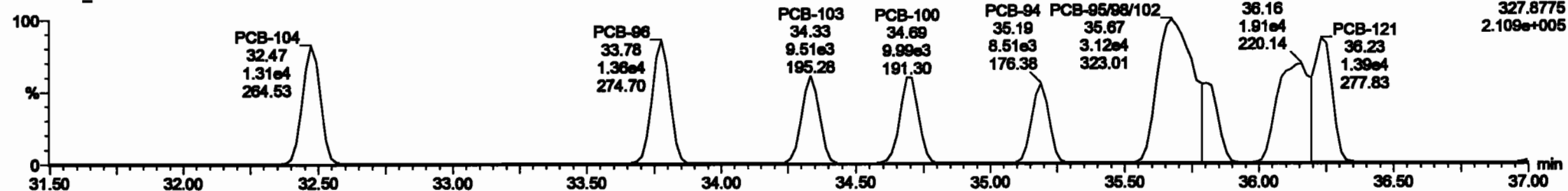
Last Altered: Tuesday, June 02, 2020 10:33:30 Pacific Daylight Time
Printed: Tuesday, June 02, 2020 10:35:13 Pacific Daylight Time

Name: 200601K1_3, Date: 01-Jun-2020, Time: 14:19:00, ID: ST200601K1-3 PCB 209 CS2 19G2608, Description: PCB 209 CS2 19G2608

PCB-96



200601K1_3



13C-PCB-95



200601K1_3



Dataset: Untitled

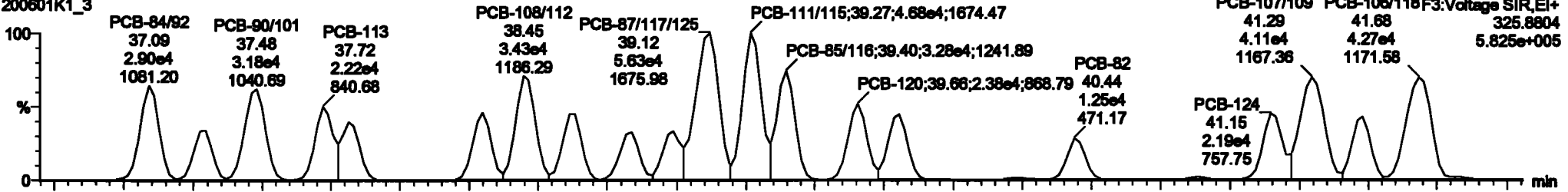
Last Altered: Tuesday, June 02, 2020 10:33:30 Pacific Daylight Time

Printed: Tuesday, June 02, 2020 10:35:13 Pacific Daylight Time

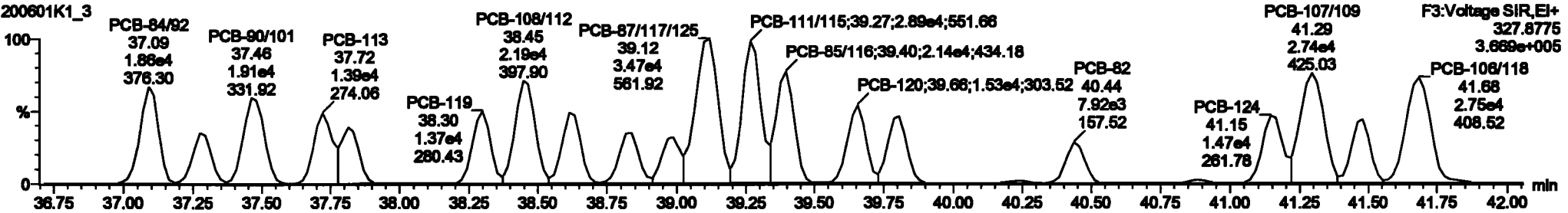
Name: 200601K1_3, Date: 01-Jun-2020, Time: 14:19:00, ID: ST200601K1-3 PCB 209 CS2 19G2608, Description: PCB 209 CS2 19G2608

PCB-119

200601K1_3

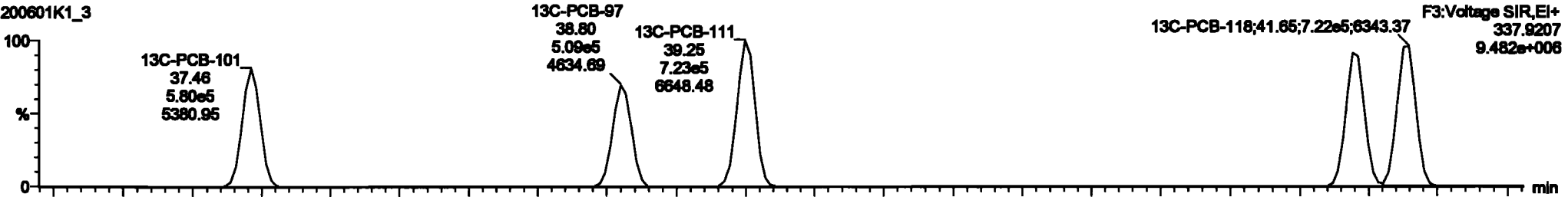


200601K1_3

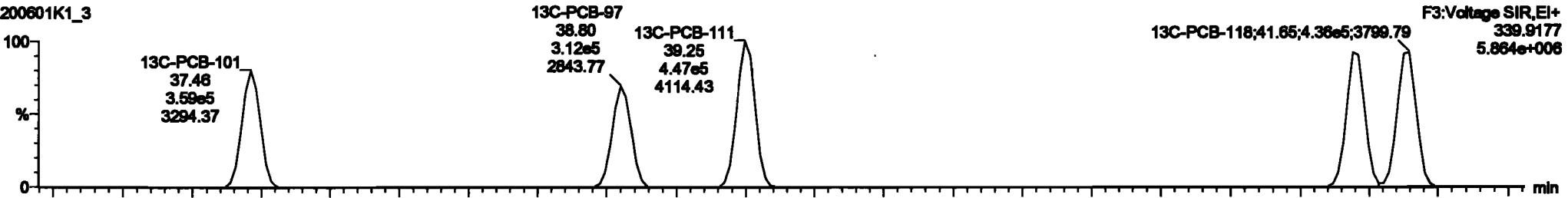


13C-PCB-111

200601K1_3



200601K1_3

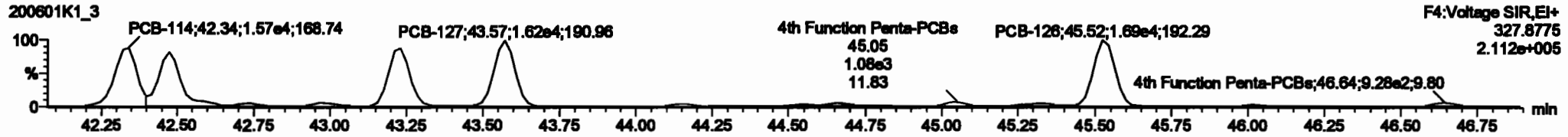



Dataset: Untitled

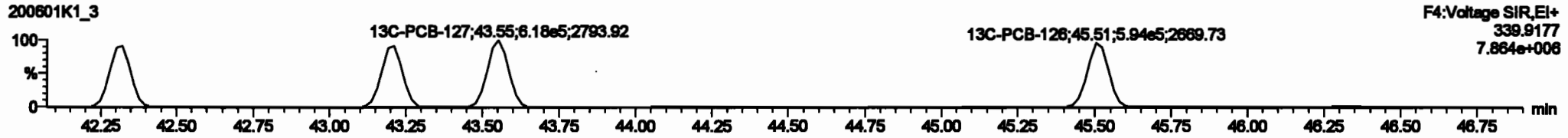
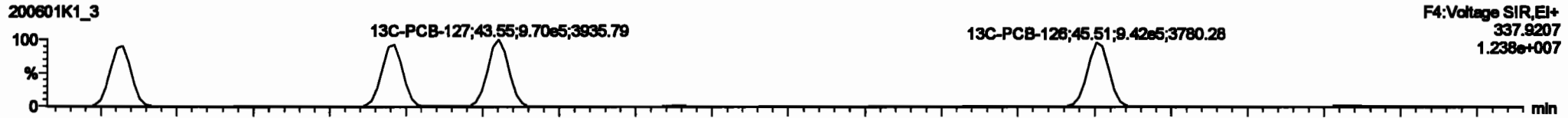
Last Altered: Tuesday, June 02, 2020 10:33:30 Pacific Daylight Time
Printed: Tuesday, June 02, 2020 10:35:13 Pacific Daylight Time

Name: 200601K1_3, Date: 01-Jun-2020, Time: 14:19:00, ID: ST200601K1-3 PCB 209 CS2 19G2608, Description: PCB 209 CS2 19G2608

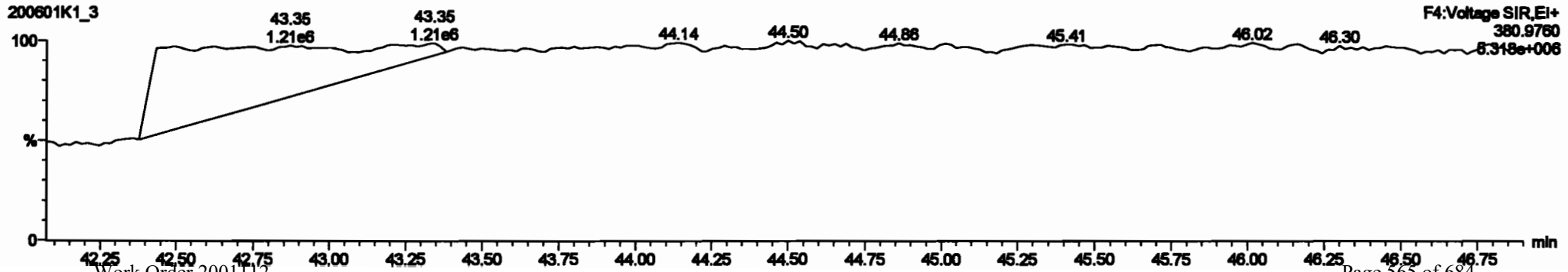
PCB-114



13C-PCB-114

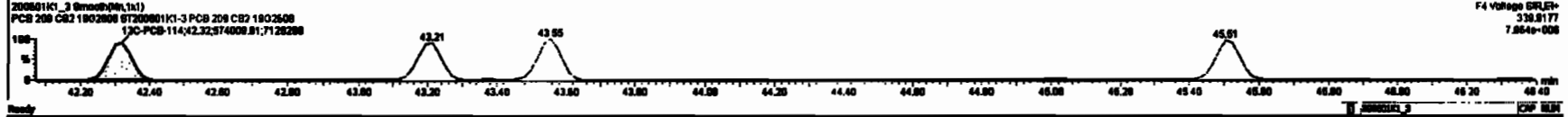




PFK4a



#	Name	Range	RA	dy	RF	Initial	ProdRT	RT	ProdR	RFY	ProdF	Chm	SPM	SL	BPFC
227	2nd Function Tri-PCBs				0.0000	1.000	0.00	0.000	NO	38.01			0.284	38.01	
228	Total Yolo-PCBs				1.0776	1.000	0.00	0.000	NO	101.0			0.222	101.0	
229	2nd Function Para-PCBs				1.2167	1.000	0.00	0.000	NO	67.02			0.271	67.02	
230	2nd Function Ortho-PCBs				0.0000	1.000	0.00	0.000	NO	0.000			0.000	0.000	
231	2nd Function Meta-PCBs				0.0000	1.000	0.00	0.000	NO	32.89			0.000	32.89	
232	4th Function Para-PCBs				1.0216	1.000	0.00	0.000	NO	66.73			0.272	66.73	
233	Total Hepta-PCBs				1.2091	1.000	0.00	0.000	NO	67.74			0.406	67.74	
234	4th Function Ortho-PCBs				1.0000	1.000	0.00	0.000	NO	21.86			0.000	21.86	
235	4th Function Para-PCBs				1.1480	1.000	0.00	0.000	NO	6.674			0.000	6.674	
236	Total Hexa-PCBs				0.0000	1.000	0.00	0.000	NO	7.264			0.000	7.264	
237	Total PCBs				0.0000	1.000	0.00	0.000	NO	2.420			0.000	2.420	

#	Name	ProdRT	RT	RF	RFY	ProdF	Chm	SPM	SL	BPFC
80	PCB-114	42.34	42.34	2.370e4	1.000e4	1.000	1.04	NO	2.320	2.320
84	PCB-122	42.48	42.47	2.122e4	1.370e4	1.000	1.04	NO	2.020	2.020
86	PCB-105	43.20	43.20	2.382e4	1.000e4	1.000	1.00	NO	2.000	2.000
88	PCB-127	43.67	43.67	2.000e4	1.017e4	1.000	1.07	NO	2.000	2.000
89	PCB-126	45.52	45.52	2.000e4	1.000e4	1.000	1.01	NO	2.010	2.010



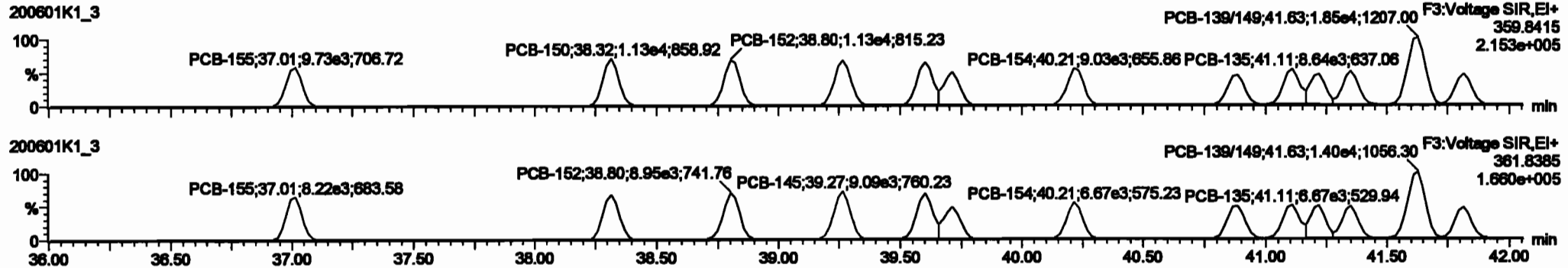
Dataset: Untitled

Last Altered: Tuesday, June 02, 2020 10:33:30 Pacific Daylight Time
Printed: Tuesday, June 02, 2020 10:35:13 Pacific Daylight Time

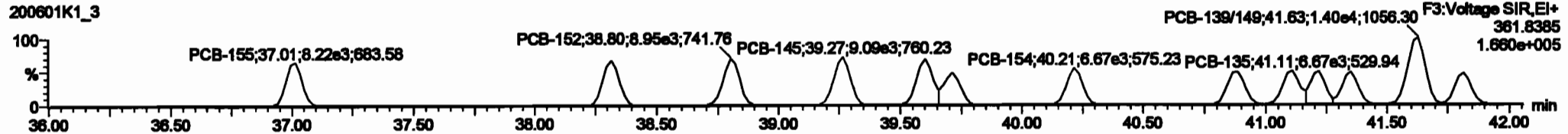
Name: 200601K1_3, Date: 01-Jun-2020, Time: 14:19:00, ID: ST200601K1-3 PCB 209 CS2 19G2608, Description: PCB 209 CS2 19G2608

PCB-155

200601K1_3



200601K1_3

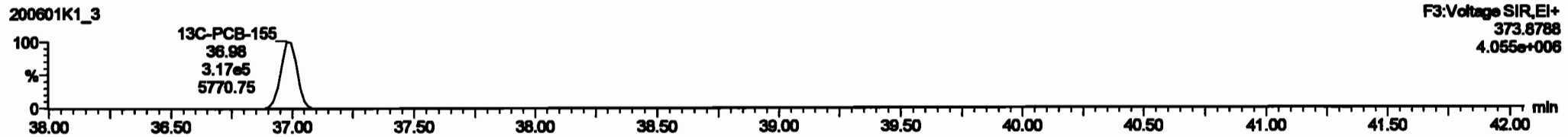


13C-PCB-155

200601K1_3

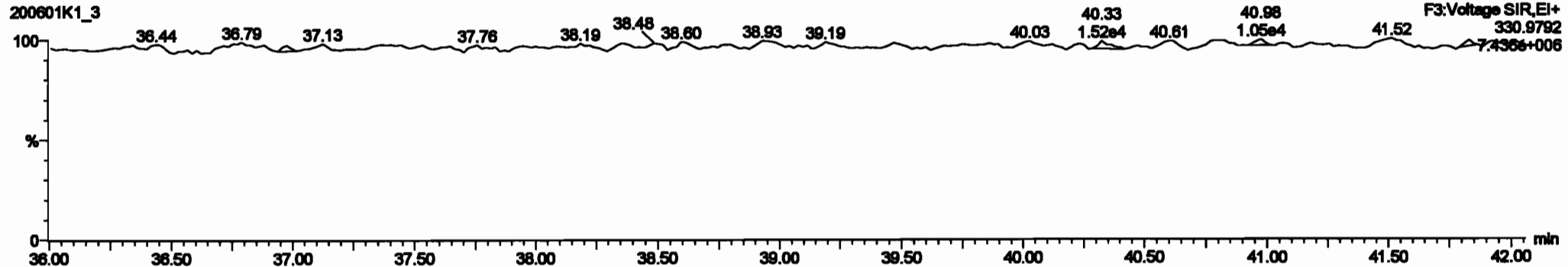


200601K1_3




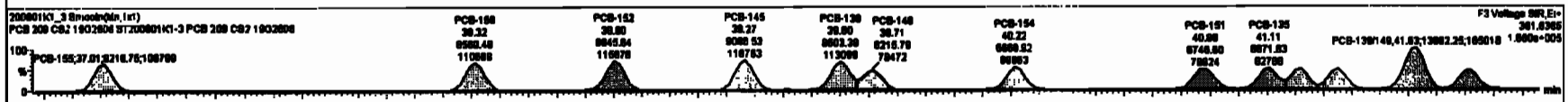
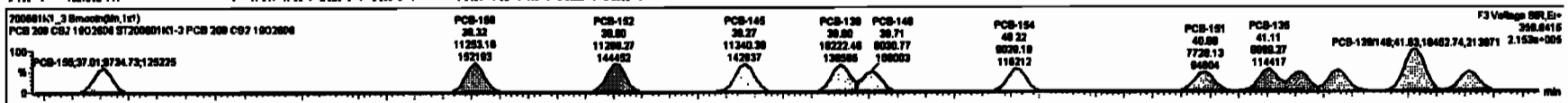
PFK3c

200601K1_3



#	Name	Resp	RA	inj	RRP	total	Prod/RT	RT	Prod/RT	RRP	RTT (min)	Comp. S/Resp	Temp
227	2nd Puriton TH-PCBs				0.0000	1.000	0.00	0.000		NO	38.01	0.284	38.01
228	Total Tetra-PCBs				1.0770	1.000	0.00	0.000		NO	101.0	0.322	101.0
229	2nd Puriton Penta-PCBs				1.2497	1.000	0.00	0.000		NO	67.82	0.371	67.82
230	4th Puriton Penta-PCBs				1.0736	1.000	0.00	0.000		NO	12.18	0.0870	12.18
231	2nd Puriton Hexa-PCBs				0.0000	1.000	0.00	0.000		NO	0.0000	0.0000	0.0000
232	4th Puriton Hexa-PCBs				1.0018	1.000	0.00	0.000		NO	68.73	0.272	68.73
233	Total Hepta-PCBs				1.2681	1.000	0.00	0.000		NO	67.74	0.488	67.74
234	4th Puriton Octa-PCBs				1.0000	1.000	0.00	0.000		NO	21.80	0.0800	21.80
235	2nd Puriton Octa-PCBs				1.1488	1.000	0.00	0.000		NO	6.874	0.0843	6.874
236	Total Nona-PCBs				0.0000	1.000	0.00	0.000		NO	7.384	0.0087	7.384
237	237 Decc-CD				0.0004	1.000	0.00	0.000		NO	2.420	0.0070	2.420
238	238 Total PCBs												

#	Name	Prod/RT	RT	inj Resp	tot Resp	T* Ratio (Peak)	RA	inj	RRP	Comp.
1	100 PCB-150	37.01	37.01	0.720e3	0.217e3	1.240	1.18	NO	2.3300	2.3300
2	100 PCB-152	38.30	38.32	1.120e4	0.880e3	1.240	1.32	NO	2.4800	2.4800
3	100 PCB-148	38.80	38.80	1.120e4	0.940e3	1.240	1.28	NO	2.3100	2.3170
4	100 PCB-146	38.20	38.27	1.120e4	0.887e3	1.240	1.26	NO	2.3200	2.3280
5	100 PCB-138	38.80	38.80	1.020e4	0.800e3	1.240	1.20	NO	2.4000	2.4000
6	100 PCB-140	38.72	38.71	0.801e3	0.210e3	1.240	1.20	NO	2.3010	2.3007
7	100 PCB-154	40.22	40.22	0.800e3	0.800e3	1.240	1.38	NO	2.3220	2.3217
8	100 PCB-151	40.80	40.80	7.720e3	0.247e3	1.240	1.14	NO	2.8010	2.8012
9	100 PCB-135	41.12	41.11	0.880e3	0.872e3	1.240	1.20	NO	2.2880	2.2898

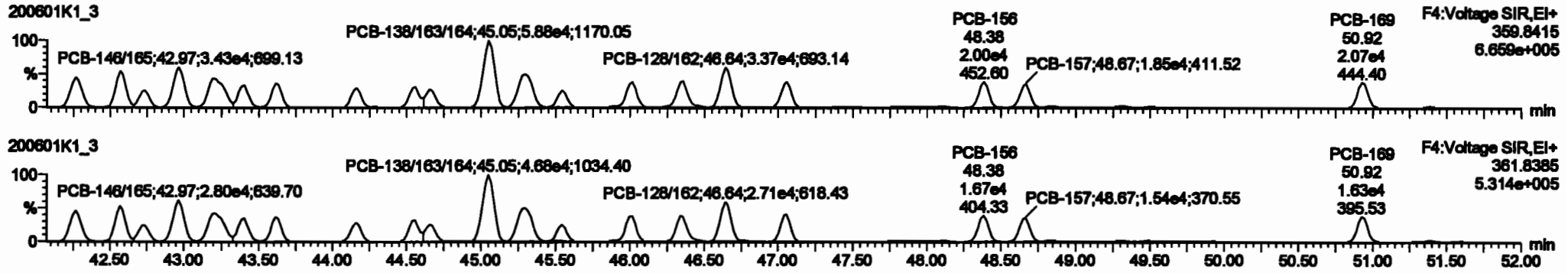


Dataset: Untitled

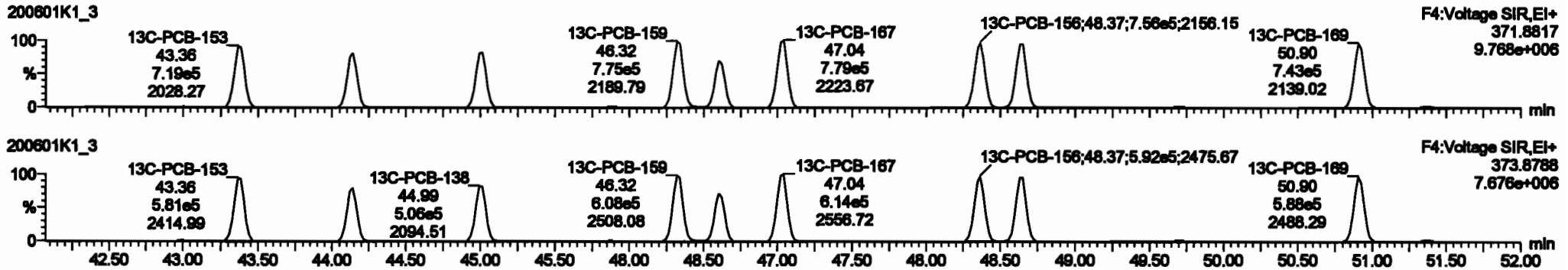
Last Altered: Tuesday, June 02, 2020 10:33:30 Pacific Daylight Time
Printed: Tuesday, June 02, 2020 10:35:13 Pacific Daylight Time

Name: 200601K1_3, Date: 01-Jun-2020, Time: 14:19:00, ID: ST200601K1-3 PCB 209 CS2 19G2608, Description: PCB 209 CS2 19G2608

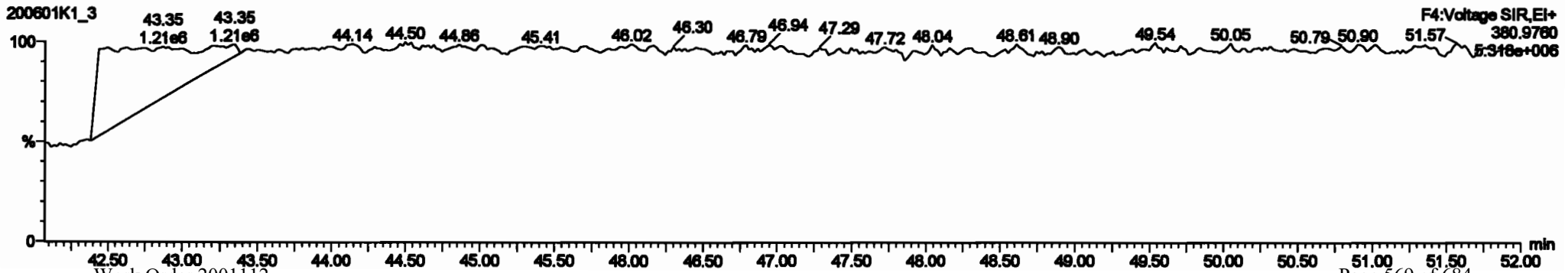
PCB-134/143



13C-PCB-153



PFK4b

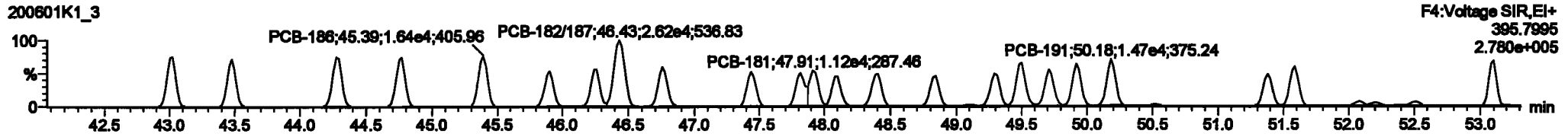
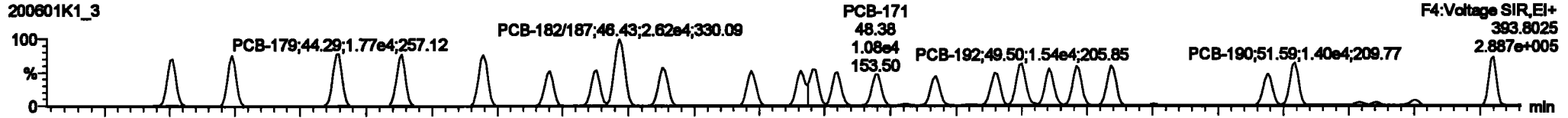


Dataset: Untitled

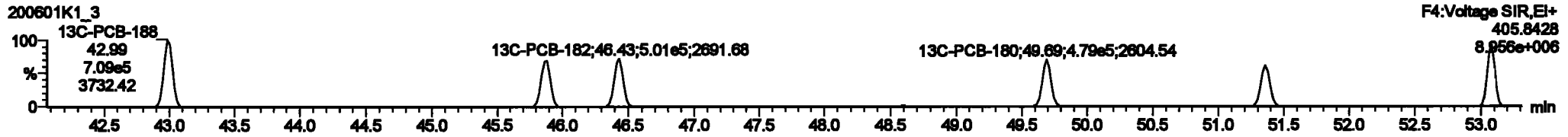

Last Altered: Tuesday, June 02, 2020 10:33:30 Pacific Daylight Time
Printed: Tuesday, June 02, 2020 10:35:13 Pacific Daylight Time

Name: 200601K1_3, Date: 01-Jun-2020, Time: 14:19:00, ID: ST200601K1-3 PCB 209 CS2 19G2608, Description: PCB 209 CS2 19G2608

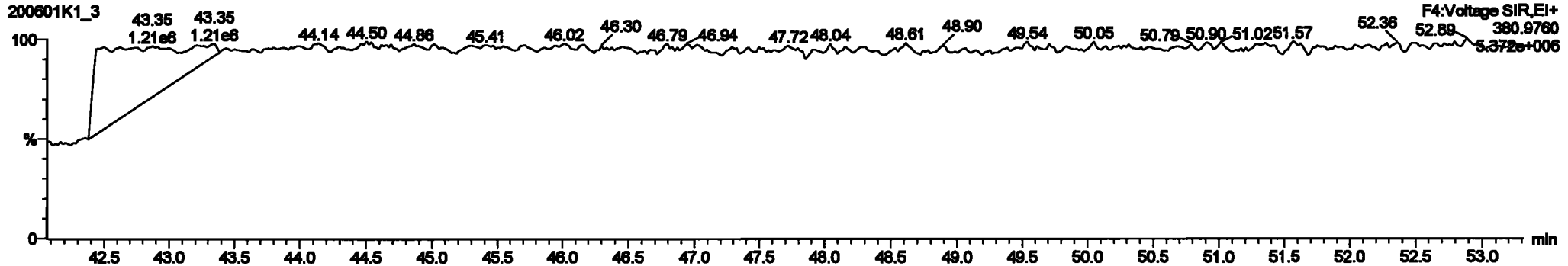
PCB-188



13C-PCB-188

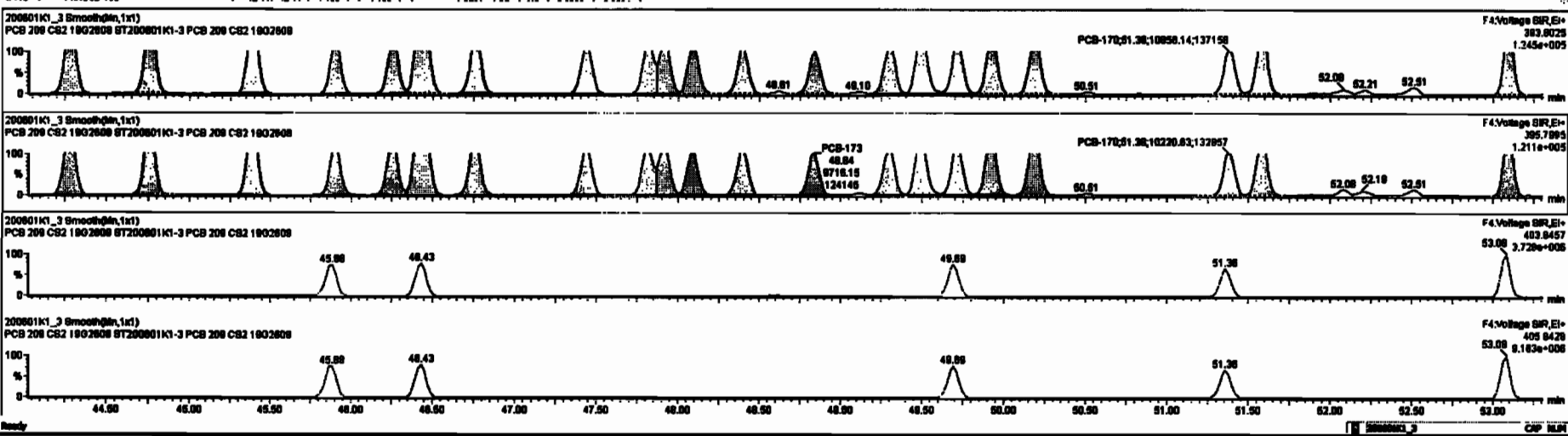


PFK4c



#	Name	Resp	RA	RF	RF2	Vol	ProdRT	RT	ProdLR	RF2	RT1	Comp	Area	CL	SPC
227	227 3rd Function TM-PCBs				0.9026	1.000	0.00	0.000	0.000	NO	38.01		0.284	38.01	
228	228 Total Tetra-PCBs				1.0778	1.000	0.00	0.000	0.000	NO	101.0		0.322	101.0	
229	229 3rd Function Penta-PCBs				1.3167	1.000	0.00	0.000	0.000	NO	87.82		0.571	87.82	
230	230 6th Function Penta-PCBs				1.0725	1.000	0.00	0.000	0.000	NO	12.18		0.0878	12.18	
231	231 3rd Function Hexa-PCBs				0.8025	1.000	0.00	0.000	0.000	NO	32.88		0.0878	32.88	
232	232 6th Function Hexa-PCBs				1.0316	1.000	0.00	0.000	0.000	NO	88.72		0.272	88.72	
233	233 Total Hexa-PCBs				1.2888	1.000	0.00	0.000	0.000	NO	87.24		0.272	87.24	
234	234 6th Function Octa-PCBs				1.0008	1.000	0.00	0.000	0.000	NO	21.88		0.0803	21.88	
235	235 6th Function Octa-PCBs				1.1488	1.000	0.00	0.000	0.000	NO	6.974		0.0843	6.974	
236	236 Total Octa-PCBs				0.8023	1.000	0.00	0.000	0.000	NO	7.284		0.0887	7.284	
237	237 Deca-OB				0.8884	1.000	0.00	0.000	0.000	NO	2.423		0.0878	2.423	
238	238 Total PCBs														

#	Name	ProdRT	RT	ProdRange	RTRange	Area (pmc)	Area (SPC)	Comp
1	131 PCB-188	43.02	43.02	1.817e4	1.888e4	1.000	0.97	NO
2	132 PCB-184	43.47	43.48	1.863e4	1.820e4	1.000	1.00	NO
3	133 PCB-178	44.27	44.28	1.773e4	1.818e4	1.000	1.10	NO
4	134 PCB-176	44.70	44.77	1.708e4	1.803e4	1.000	1.07	NO
5	135 PCB-168	48.38	48.38	1.788e4	1.844e4	1.000	1.07	NO
6	136 PCB-170	48.80	48.80	1.171e4	1.142e4	1.000	1.02	NO
7	137 PCB-175	48.24	48.28	1.223e4	1.228e4	1.000	1.00	NO
8	138 PCB-182/187	48.42	48.43	2.811e4	2.824e4	1.000	1.00	NO
9	139 PCB-183	48.78	48.78	1.328e4	1.284e4	1.000	1.02	NO

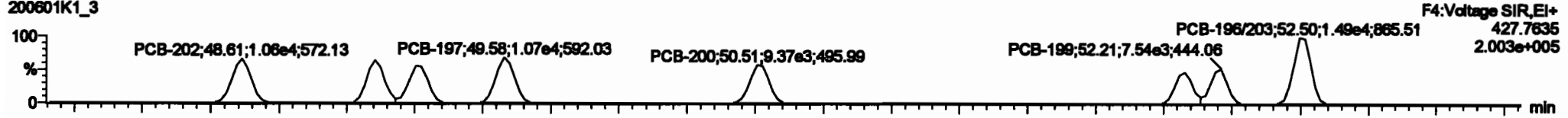


Dataset: Untitled

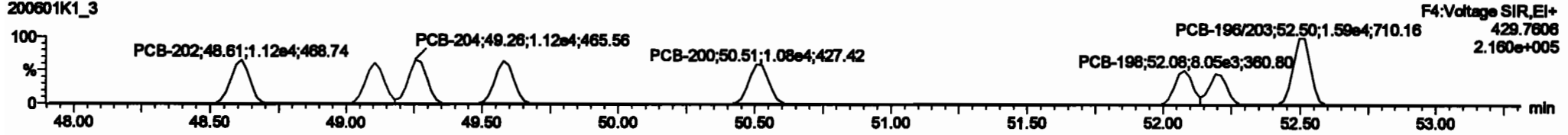
Last Altered: Tuesday, June 02, 2020 10:33:30 Pacific Daylight Time
Printed: Tuesday, June 02, 2020 10:35:13 Pacific Daylight Time

Name: 200601K1_3, Date: 01-Jun-2020, Time: 14:19:00, ID: ST200601K1-3 PCB 209 CS2 19G2608, Description: PCB 209 CS2 19G2608

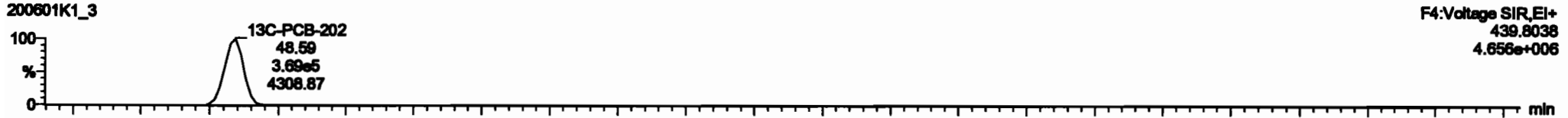
PCB-202
200601K1_3



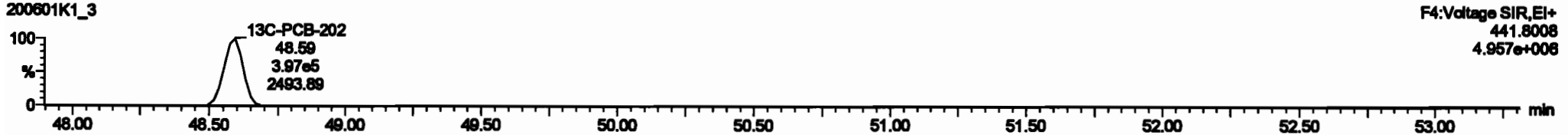
200601K1_3



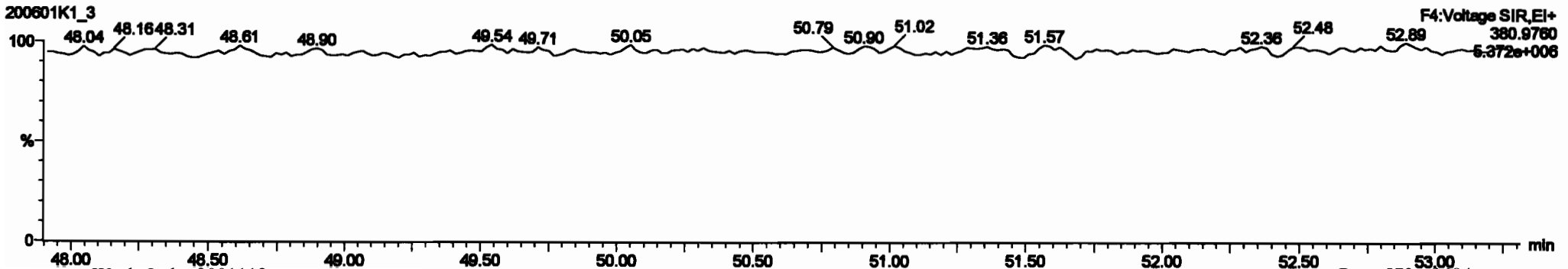
13C-PCB-202



200601K1_3

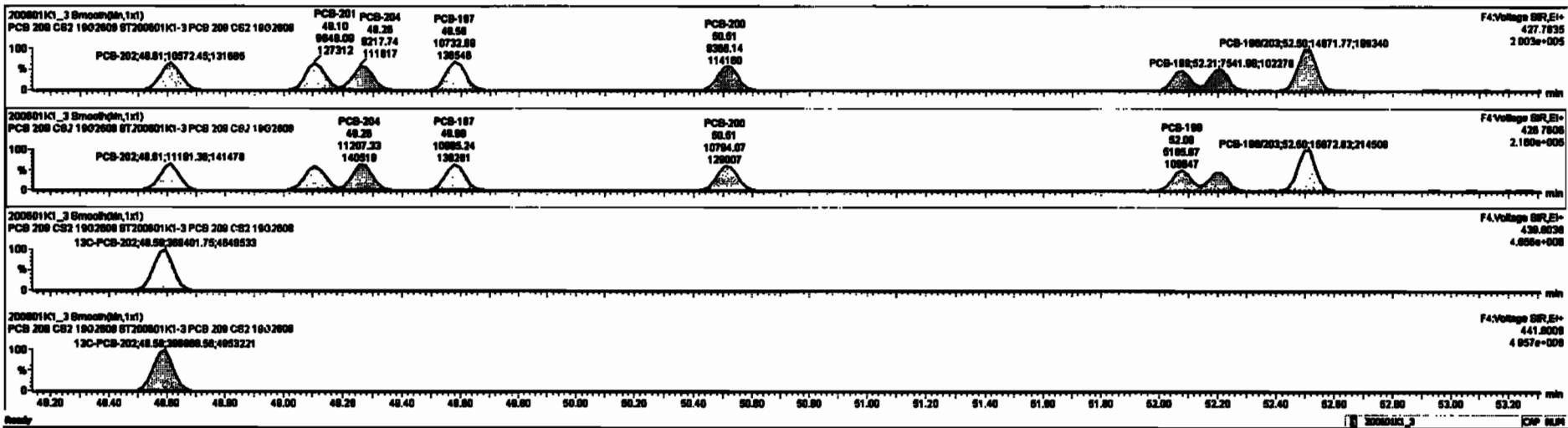


PFK4d



#	Name	RA	nly	RF	RF/RA	RF/nly	RF/RA/nly	RF/RA/nly	RF/RA/nly	RF/RA/nly	RF/RA/nly	RF/RA/nly	RF/RA/nly
227	2nd Function TM-PCBs			0.0000	1.000	0.00	0.000	NO	30.01	0.284	30.01		
228	Total TMR-PCBs			1.0776	1.000	0.00	0.000	NO	101.0	0.322	101.0		
229	2nd Function Para-PCBs			1.3167	1.000	0.00	0.000	NO	67.62	0.371	67.62		
230	4th Function Para-PCBs			1.0795	1.000	0.00	0.000	NO	12.18	0.0070	12.18		
231	2nd Function Meta-PCBs			0.0000	1.000	0.00	0.000	NO	32.80	0.0070	32.80		
232	4th Function Meta-PCBs			1.0316	1.000	0.00	0.000	NO	68.73	0.272	68.73		
233	Total Meta-PCBs			1.3081	1.000	0.00	0.000	NO	57.74	0.480	57.74		
234	2nd Function Oxo-PCBs			1.0000	1.000	0.00	0.000	NO	31.88	0.0000	31.88		
235	4th Function Oxo-PCBs			1.4488	1.000	0.00	0.000	NO	6.974	0.0043	6.974		
236	Total Oxo-PCBs			0.0023	1.000	0.00	0.000	NO	7.364	0.0007	7.364		
237	Dece-CD			0.0004	1.000	0.00	0.000	NO	2.423	0.0070	2.423		
238	238 Total PCBs												

#	Name	RF/RA	RF/nly	RF/RA/nly	RF/RA/nly	RF/RA/nly	RF/RA/nly	RF/RA/nly	RF/RA/nly	RF/RA/nly	RF/RA/nly	RF/RA/nly
164	PCB-202	48.63	48.61	1.000e4	1.118e4	0.000	0.94	NO	2.4310	2.4312		
165	PCB-201	48.10	48.10	8.848e3	1.020e4	0.000	0.94	NO	2.4710	2.4712		
166	PCB-204	48.28	48.28	0.210e3	1.121e4	0.000	0.82	NO	2.3380	2.3380		
167	PCB-187	48.68	48.68	1.072e4	1.000e4	0.000	0.88	NO	2.4916	2.4908		
168	PCB-200	60.61	60.61	0.388e3	1.070e4	0.000	0.87	NO	2.4880	2.4891		
169	PCB-188	62.08	62.08	0.000e3	0.100e3	0.000	0.85	NO	2.4770	2.4772		
170	PCB-189	62.18	62.21	7.840e3	7.820e3	0.000	1.00	NO	2.4300	2.4287		
181	PCB-188203	62.62	62.60	1.489e4	1.897e4	0.000	0.94	NO	4.7670	4.7687		



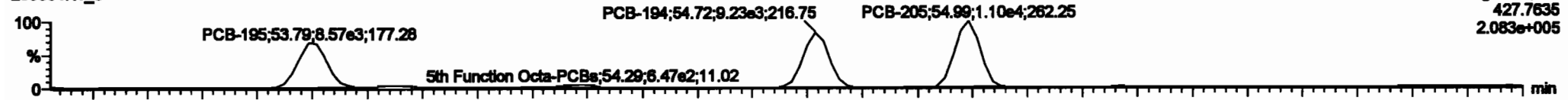
Dataset: Untitled

Last Altered: Tuesday, June 02, 2020 10:33:30 Pacific Daylight Time
Printed: Tuesday, June 02, 2020 10:35:13 Pacific Daylight Time

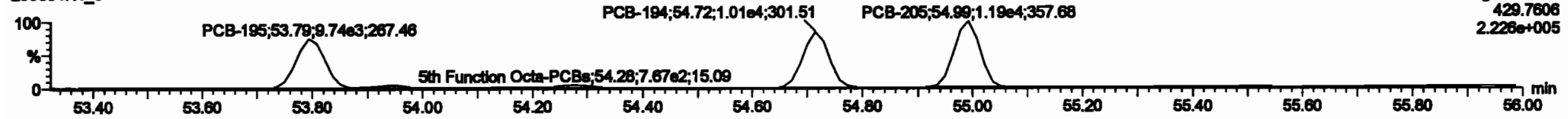
Name: 200801K1_3, Date: 01-Jun-2020, Time: 14:19:00, ID: ST200801K1-3 PCB 209 CS2 19G2608, Description: PCB 209 CS2 19G2608

PCB-195

200801K1_3

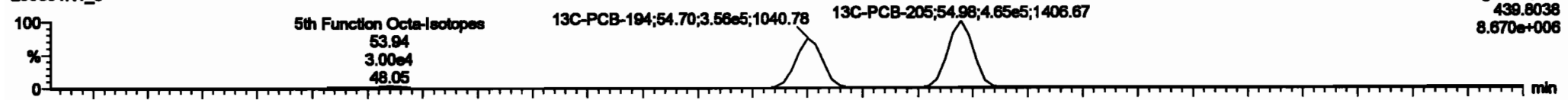


200801K1_3

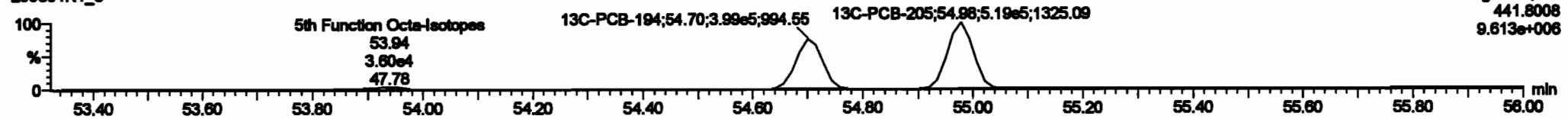


13C-PCB-194

200801K1_3

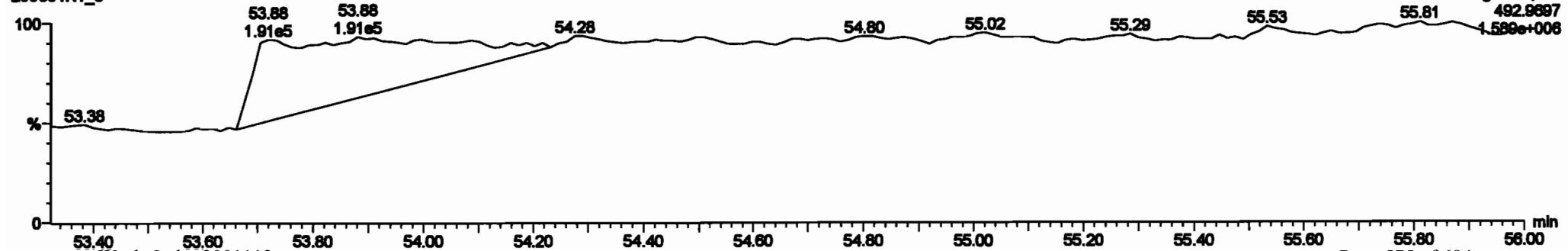


200801K1_3



PFK5a

200801K1_3



Dataset: Untitled

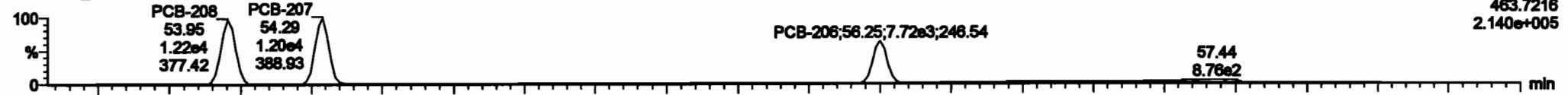
Last Altered: Tuesday, June 02, 2020 10:33:30 Pacific Daylight Time

Printed: Tuesday, June 02, 2020 10:35:13 Pacific Daylight Time

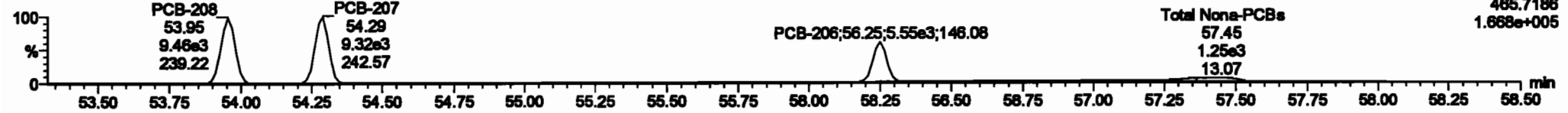
Name: 200601K1_3, Date: 01-Jun-2020, Time: 14:19:00, ID: ST200601K1-3 PCB 209 CS2 19G2608, Description: PCB 209 CS2 19G2608

PCB-208

200601K1_3

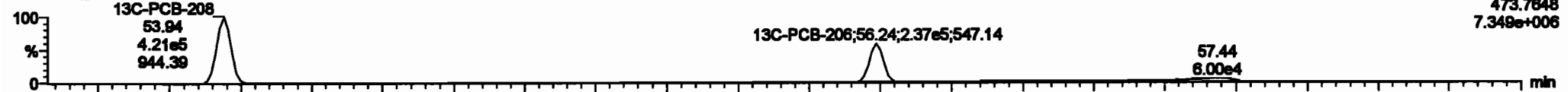


200601K1_3

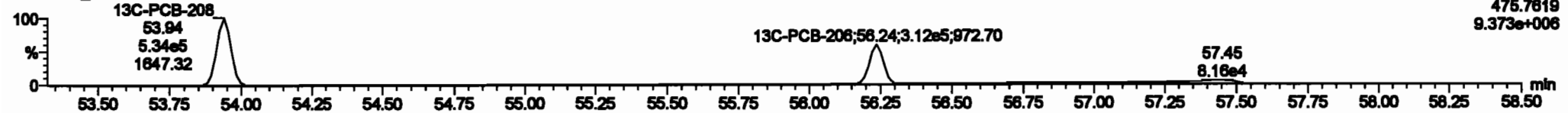


13C-PCB-208

200601K1_3

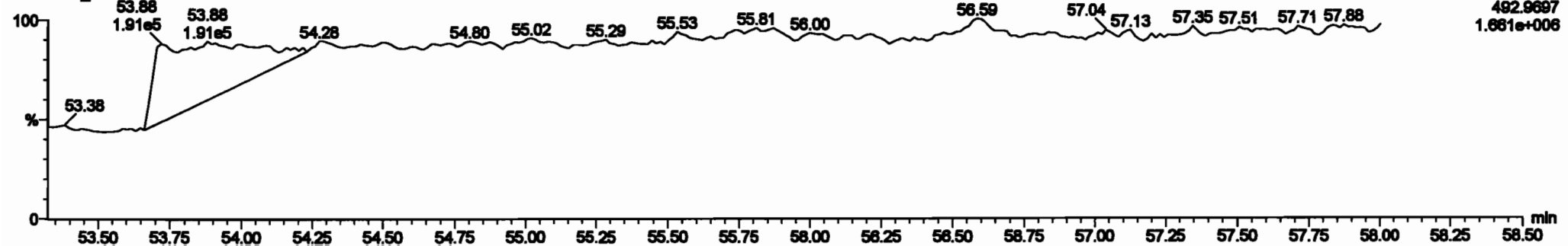


200601K1_3



PFK5

200601K1_3



Dataset: Untitled


Last Altered: Tuesday, June 02, 2020 10:33:30 Pacific Daylight Time

Printed: Tuesday, June 02, 2020 10:35:13 Pacific Daylight Time


Name: 200601K1_3, Date: 01-Jun-2020, Time: 14:19:00, ID: ST200601K1-3 PCB 209 CS2 19G2608, Description: PCB 209 CS2 19G2608

PCB-209

200601K1_3




200601K1_3




13C-PCB-209

200601K1_3

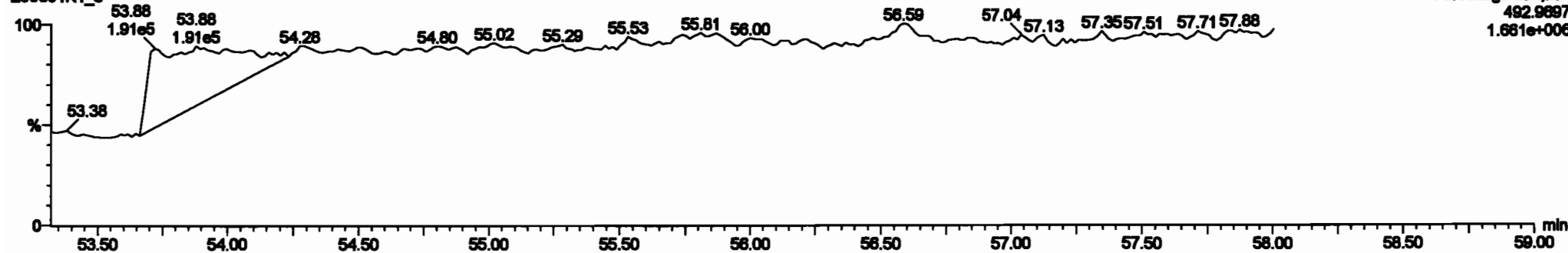


200601K1_3



PFK5b

200601K1_3



Dataset: Untitled


Last Altered: Tuesday, June 02, 2020 10:33:30 Pacific Daylight Time

Printed: Tuesday, June 02, 2020 10:35:13 Pacific Daylight Time

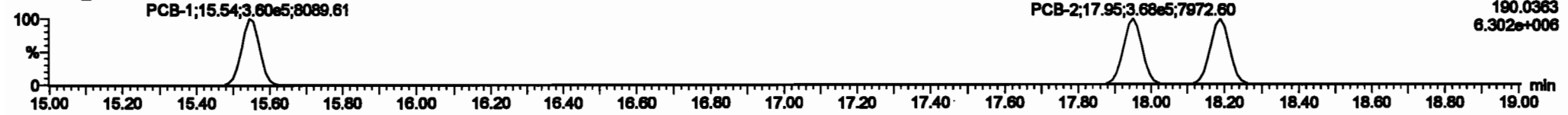
Name: 200601K1_4, Date: 01-Jun-2020, Time: 15:19:46, ID: ST200601K1-4 PCB 209 CS3 19G2609, Description: PCB 209 CS3 19G2609

PCB-1

200601K1_4




200601K1_4




13C-PCB-1

200601K1_4

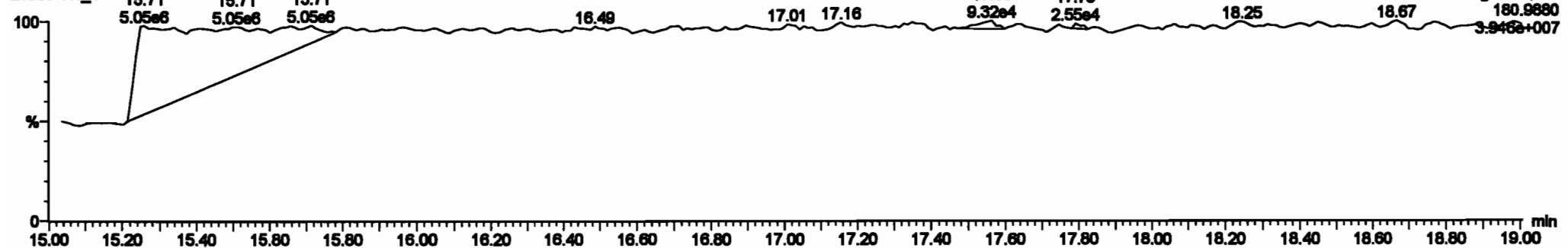


200601K1_4



PFK1

200601K1_4



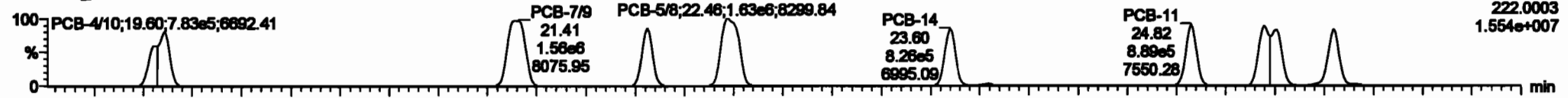
Dataset: Untitled

Last Altered: Tuesday, June 02, 2020 10:33:30 Pacific Daylight Time
 Printed: Tuesday, June 02, 2020 10:35:13 Pacific Daylight Time

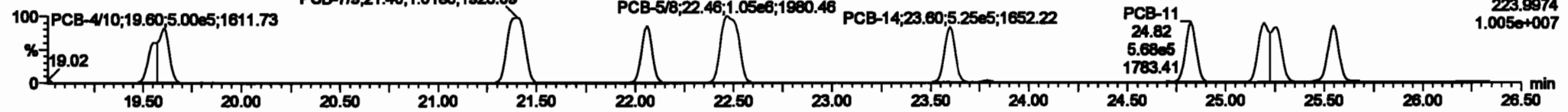
Name: 200601K1_4, Date: 01-Jun-2020, Time: 15:19:46, ID: ST200601K1-4 PCB 209 CS3 19G2609, Description: PCB 209 CS3 19G2609

PCB-4/10

200601K1_4

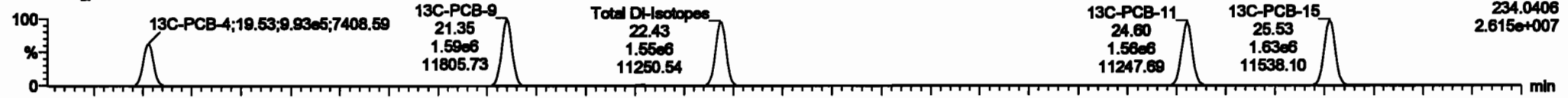


200601K1_4

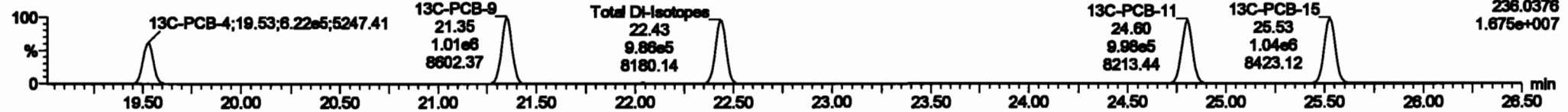


13C-PCB-4

200601K1_4

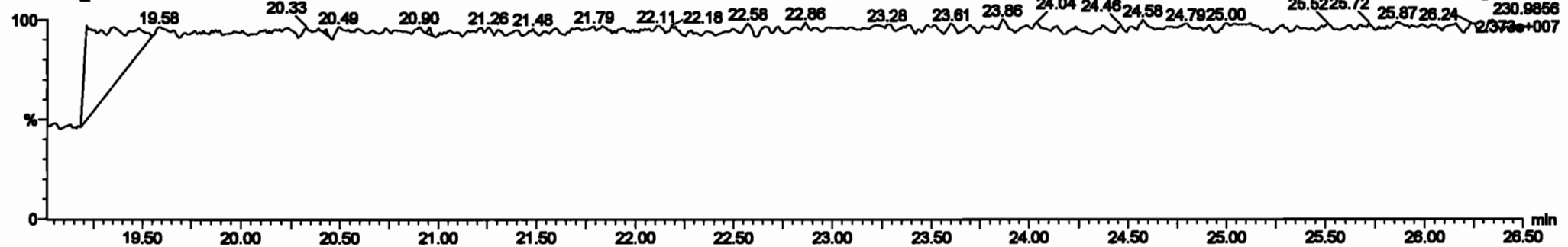


200601K1_4



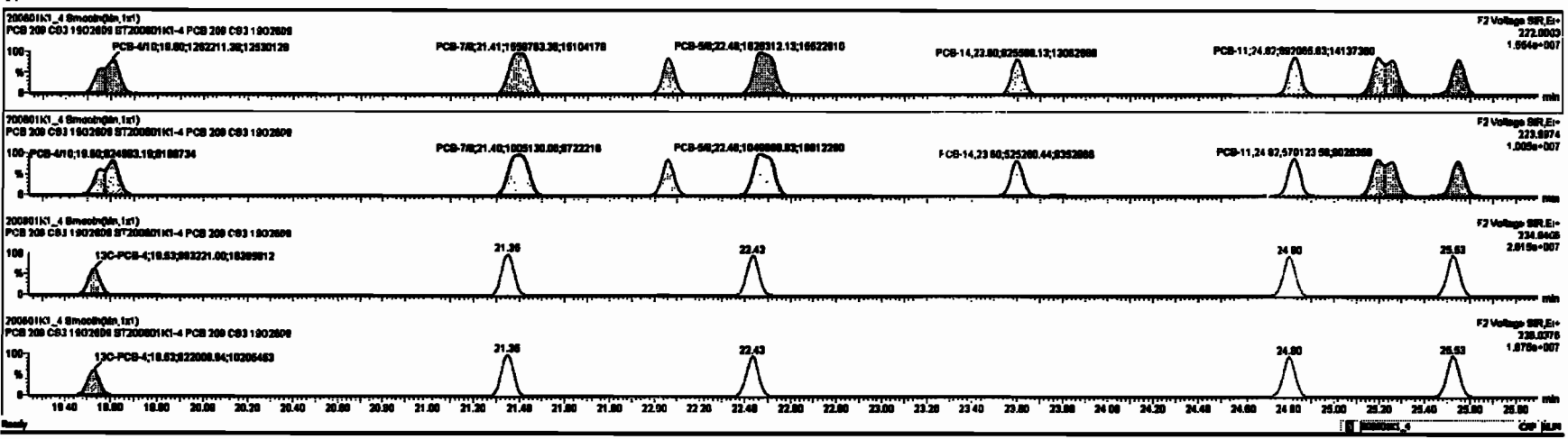
PFK2a

200601K1_4



#	Name	Temp	RA	dy	RF	width	PeakOff	RT	PeakOff	RF	width	PeakOff	RT	PeakOff	RF	width	PeakOff	RT	PeakOff
224	Total Mono-PCBs				1.000	0.00	0.000	ND	100.1										
225	2nd Function TAP-PCBs				1.000	0.00	0.000	ND	412.0										
226	2nd Function Para-PCBs				1.000	0.00	0.000	ND	217.1										
227	2nd Function Para-PCBs				1.000	0.00	0.000	ND	210.0										
228	4th Function Para-PCBs				1.000	0.00	0.000	ND	201.1										
229	2nd Function Mono-PCBs				1.000	0.00	0.000	ND	807.0										
230	4th Function Mono-PCBs				1.000	0.00	0.000	ND	140.1										
231	Total Haplo-PCBs				1.000	0.00	0.000	ND	120.0										
232	4th Function Haplo-PCBs				1.000	0.00	0.000	ND	400.1										
233	2nd Function Haplo-PCBs				1.000	0.00	0.000	ND	100.1										
234	4th Function Haplo-PCBs				1.000	0.00	0.000	ND	400.1										
235	2nd Function Haplo-PCBs				1.000	0.00	0.000	ND	100.1										

#	Name	Temp	RA	dy	RF	width	PeakOff	RT	PeakOff	RF	width	PeakOff	RT	PeakOff	RF	width	PeakOff	RT	PeakOff
1	PCB-4/10				1.000	0.00	0.000	ND	100.04										
2	PCB-7/8				1.000	0.00	0.000	ND	102.00										
3	PCB-6				1.000	0.00	0.000	ND	90.00										
4	PCB-5/9				1.000	0.00	0.000	ND	100.00										
5	PCB-14				1.000	0.00	0.000	ND	91.00										
6	PCB-11				1.000	0.00	0.000	ND	90.770										
7	PCB-12/13				1.000	0.00	0.000	ND	100.00										
8	PCB-10				1.000	0.00	0.000	ND	92.00										

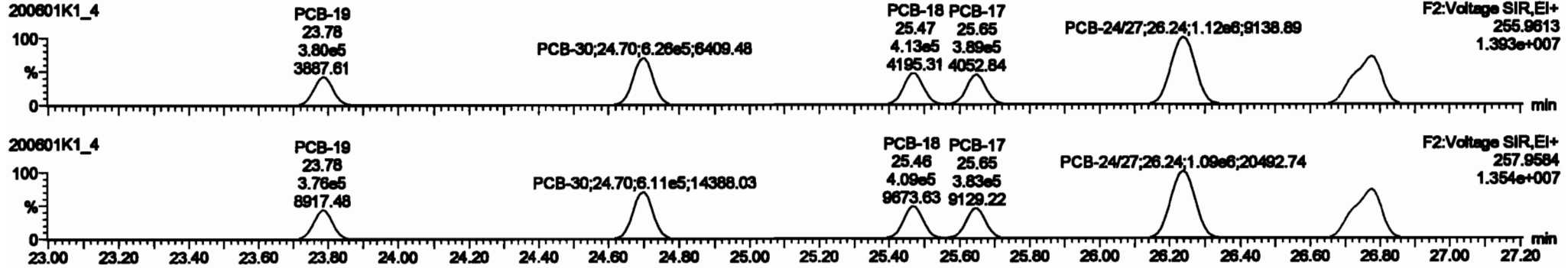


Dataset: Untitled

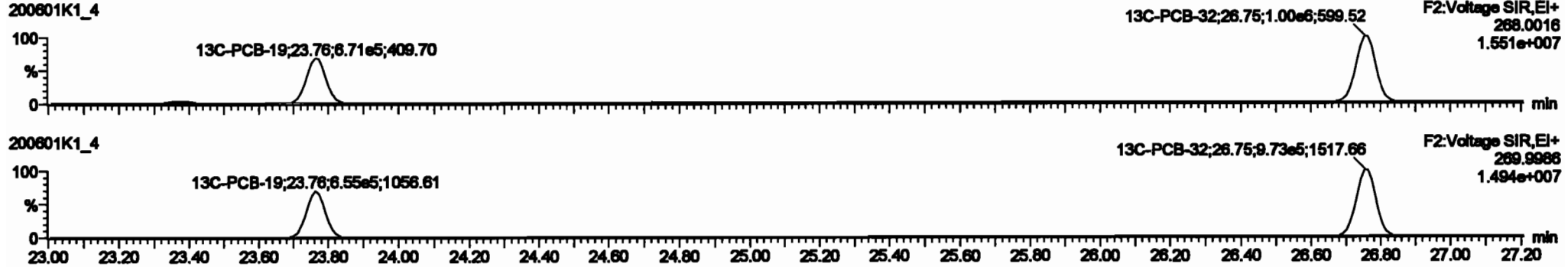
Last Altered: Tuesday, June 02, 2020 10:33:30 Pacific Daylight Time
Printed: Tuesday, June 02, 2020 10:35:13 Pacific Daylight Time

Name: 200601K1_4, Date: 01-Jun-2020, Time: 15:19:46, ID: ST200601K1-4 PCB 209 CS3 19G2609, Description: PCB 209 CS3 19G2609

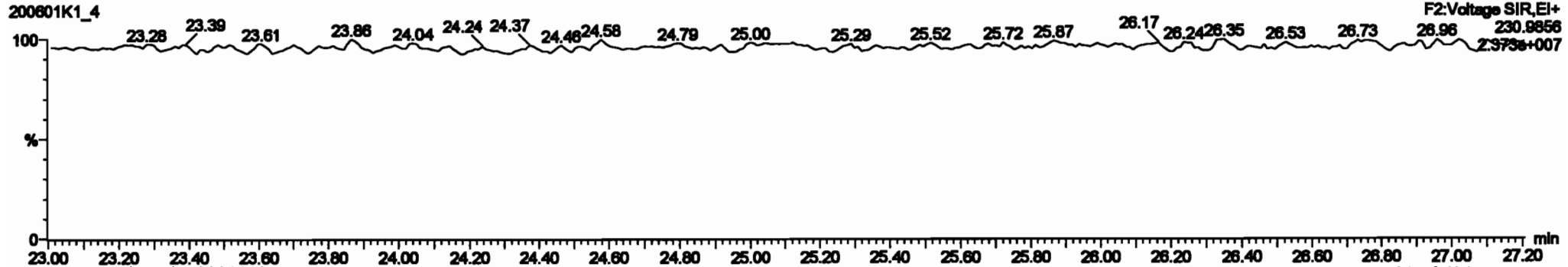
PCB-19



13C-PCB-19



PFK2b





Dataset: Untitled

Last Altered: Tuesday, June 02, 2020 10:33:30 Pacific Daylight Time

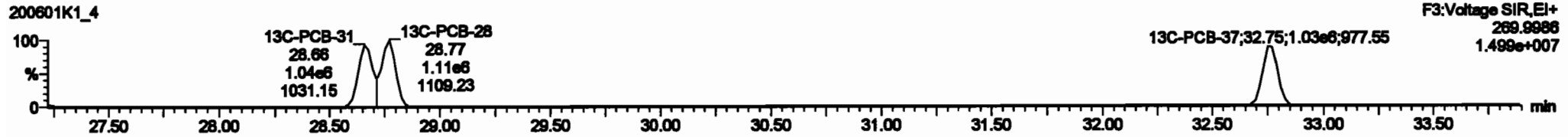
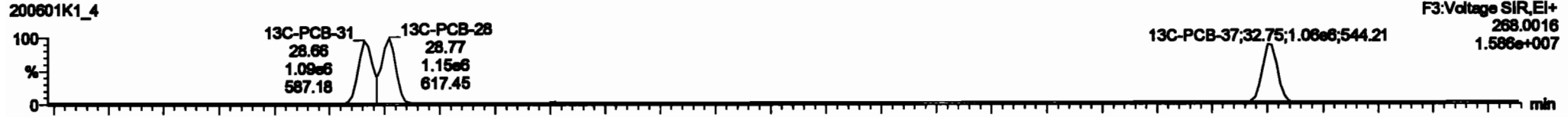
Printed: Tuesday, June 02, 2020 10:35:13 Pacific Daylight Time

Name: 200601K1_4, Date: 01-Jun-2020, Time: 15:19:46, ID: ST200601K1-4 PCB 209 CS3 19G2609, Description: PCB 209 CS3 19G2609

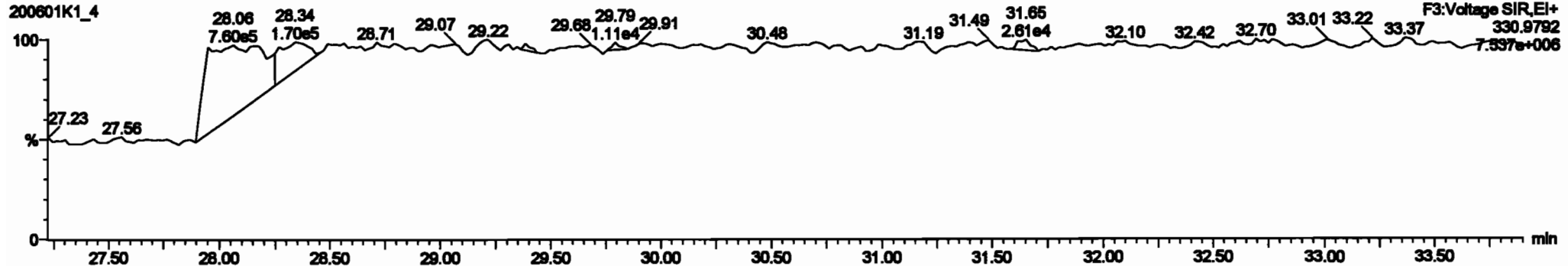
PCB-34



13C-PCB-28



PFK3d

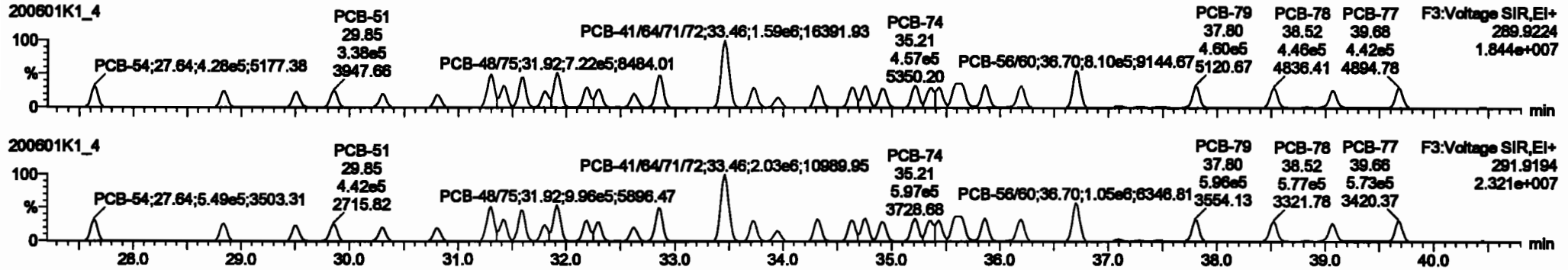


Dataset: Untitled

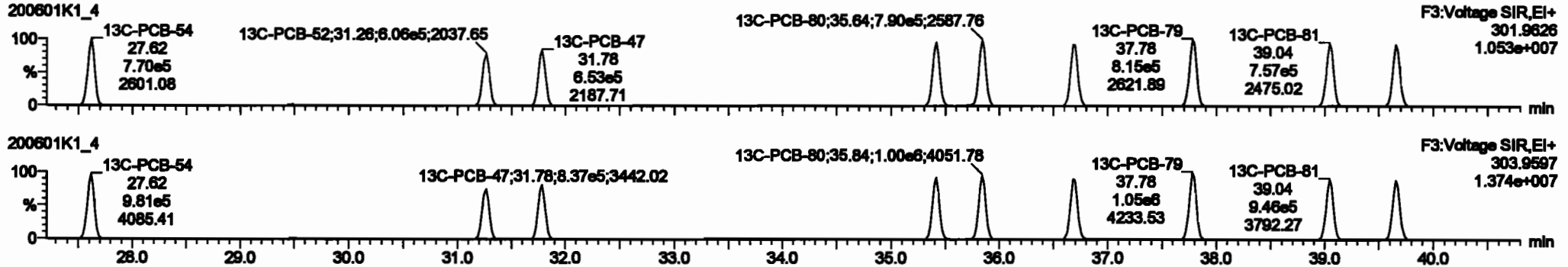
Last Altered: Tuesday, June 02, 2020 10:33:30 Pacific Daylight Time
 Printed: Tuesday, June 02, 2020 10:35:13 Pacific Daylight Time

Name: 200601K1_4, Date: 01-Jun-2020, Time: 15:19:46, ID: ST200601K1-4 PCB 209 CS3 19G2609, Description: PCB 209 CS3 19G2609

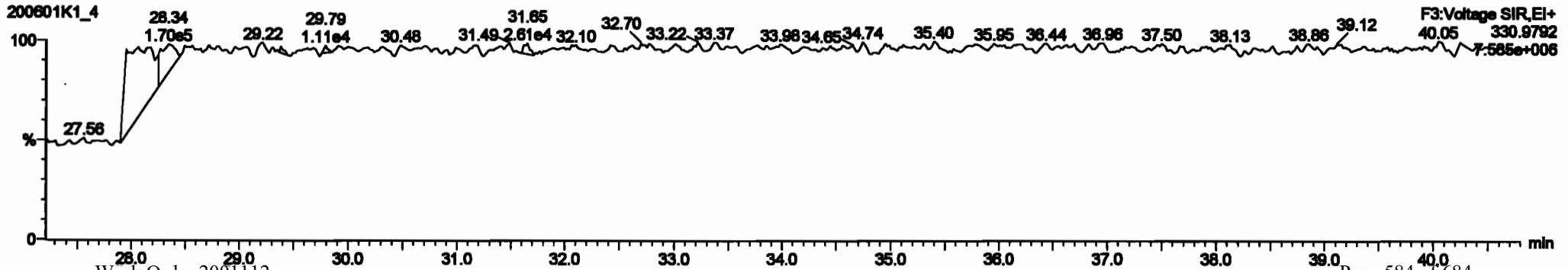
PCB-54



13C-PCB-54



PFK3a



Dataset: Untitled

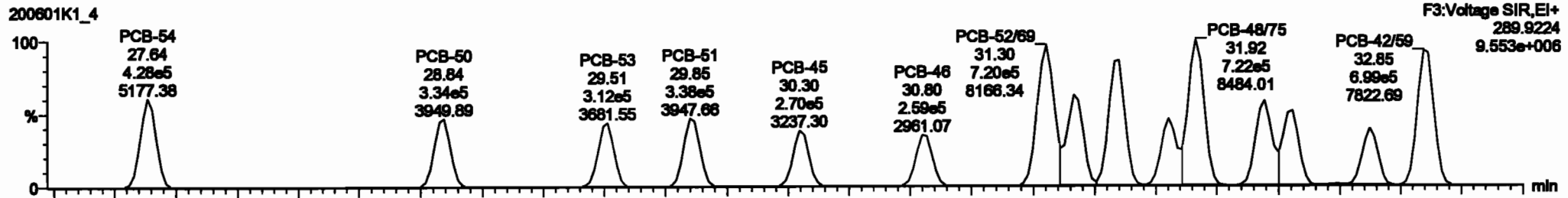
Last Altered: Tuesday, June 02, 2020 10:33:30 Pacific Daylight Time

Printed: Tuesday, June 02, 2020 10:35:13 Pacific Daylight Time

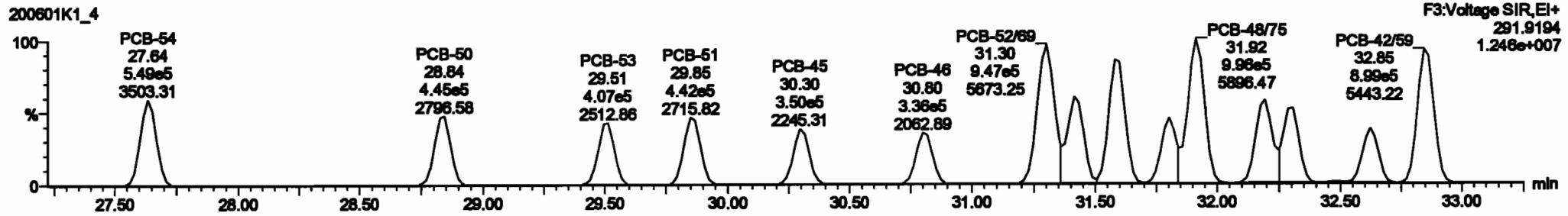
Name: 200601K1_4, Date: 01-Jun-2020, Time: 15:19:46, ID: ST200601K1-4 PCB 209 CS3 19G2609, Description: PCB 209 CS3 19G2609

PCB-50

200601K1_4




200601K1_4




13C-PCB-52

200601K1_4



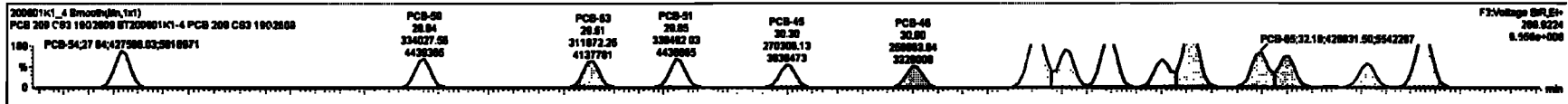


200601K1_4



#	Name	Range	RA	dy	W/F	width	PeakRT	RT	PeakRT	Area	WRT Peak	Comp.	Ratio	DL	MSPC
226	Total Mono-PCBs				1.1885	1.288	0.00	0.000	NO	188.1			0.0292	188.1	
227	Total Di-PCBs				1.2887	1.288	0.00	0.000	NO	818.4			0.288	818.4	
228	Total Tri-PCBs				1.0887	1.088	0.00	0.000	NO	412.5			0.0878	412.5	
229	2nd Function Tri-PCBs				0.8887	1.088	0.00	0.000	NO	818.1			0.371	818.1	
230	3rd Function Tri-PCBs				1.2887	0.888	0.00	0.000	NO	218.1			0.028	218.1	
231	2nd Function Tetra-PCBs				1.3187	1.088	0.00	0.000	NO	218.1			0.028	218.1	
232	3rd Function Tetra-PCBs				0.8187	1.088	0.00	0.000	NO	218.1			0.028	218.1	
233	4th Function Tetra-PCBs				1.0187	1.088	0.00	0.000	NO	148.1			1.08	148.1	
234	Total Penta-PCBs				1.2887	1.088	0.00	0.000	NO	128.1			1.28	128.1	
235	4th Function Penta-PCBs				1.0887	1.088	0.00	0.000	NO	48.1			0.022	48.1	
236	5th Function Penta-PCBs				1.1487	1.088	0.00	0.000	NO	18.1			0.001	18.1	

#	Name	Value	RT	W/F	width	PeakRT	Area	WRT Peak	Comp.	Ratio
32	PCB-84	27.84	27.84	4.27885	0.48885	0.770	0.78	NO	91.824	91.824
33	PCB-89	28.89	28.84	3.24885	4.48885	0.770	0.78	NO	90.878	90.878
34	PCB-89	28.89	28.81	3.12885	4.08885	0.770	0.77	NO	82.288	82.288
35	PCB-91	28.89	28.85	3.28885	4.41885	0.770	0.77	NO	83.201	83.201
36	PCB-45	30.30	30.30	2.70885	3.80885	0.770	0.77	NO	82.288	82.288
37	PCB-45	30.30	30.85	2.80885	3.20885	0.770	0.77	NO	82.883	82.883
38	PCB-49B	31.31	31.20	1.20885	0.47885	0.770	0.78	NO	108.88	108.88
39	PCB-73	31.41	31.41	4.88885	0.88885	0.770	0.78	NO	83.821	83.821
40	PCB-49B	31.88	31.88	0.28885	0.31485	0.770	0.77	NO	108.87	108.87



Dataset: Untitled

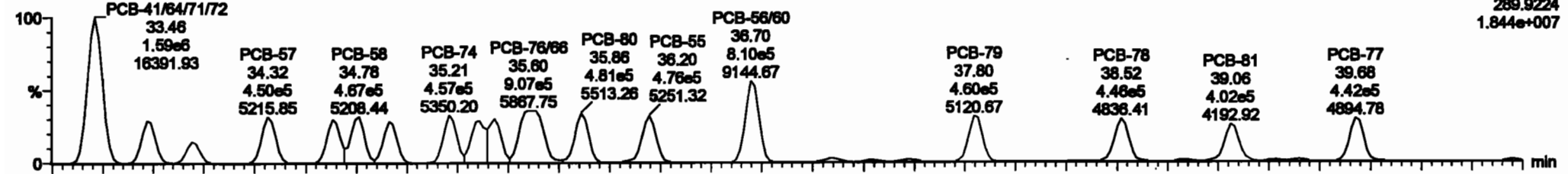
Last Altered: Tuesday, June 02, 2020 10:33:30 Pacific Daylight Time

Printed: Tuesday, June 02, 2020 10:35:13 Pacific Daylight Time

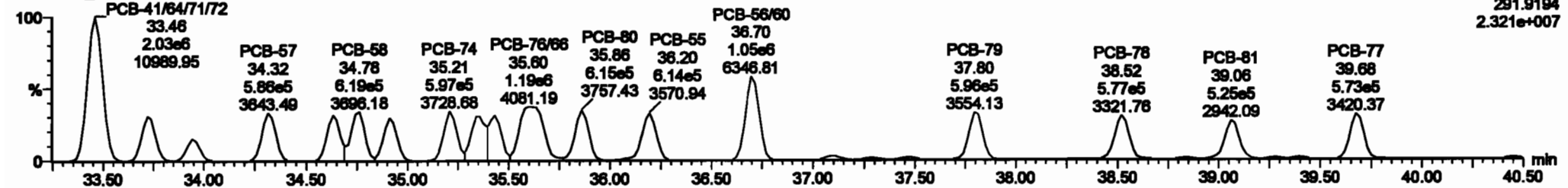
Name: 200601K1_4, Date: 01-Jun-2020, Time: 15:19:46, ID: ST200601K1-4 PCB 209 CS3 19G2609, Description: PCB 209 CS3 19G2609

PCB-68

200601K1_4

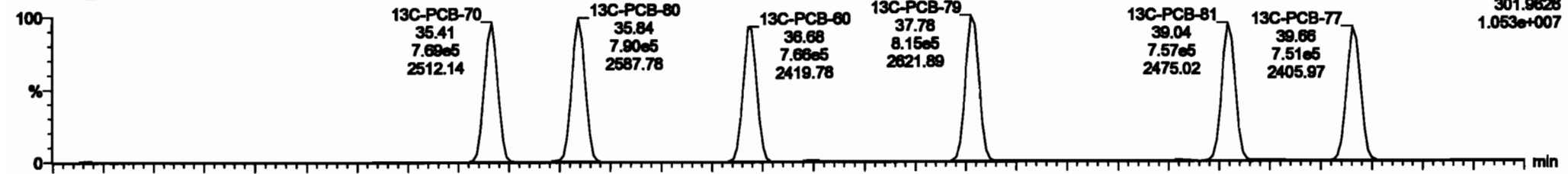


200601K1_4

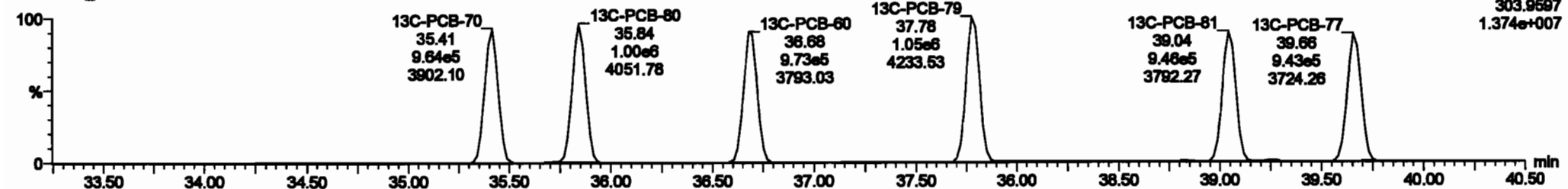


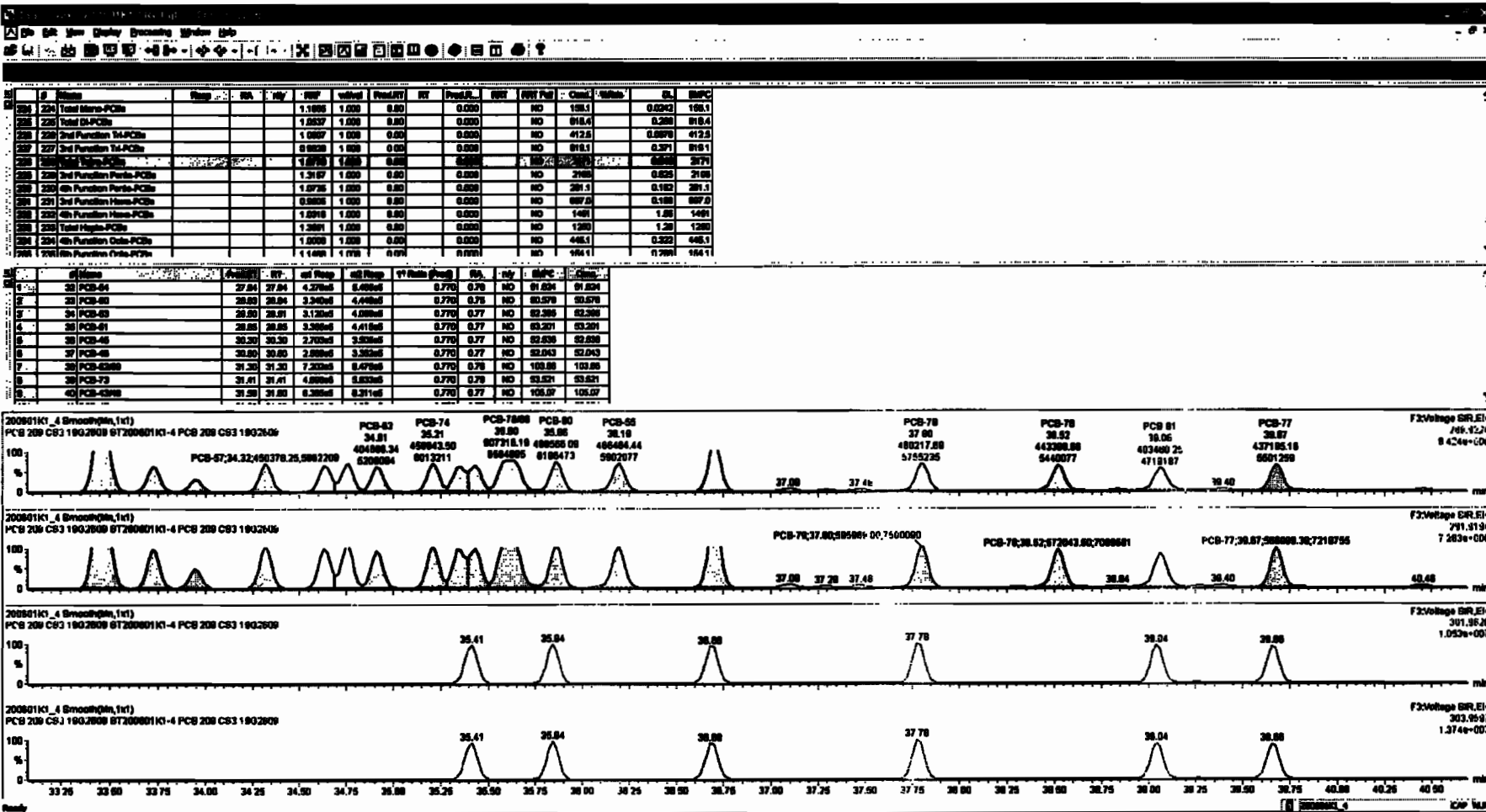
13C-PCB-60

200601K1_4



200601K1_4





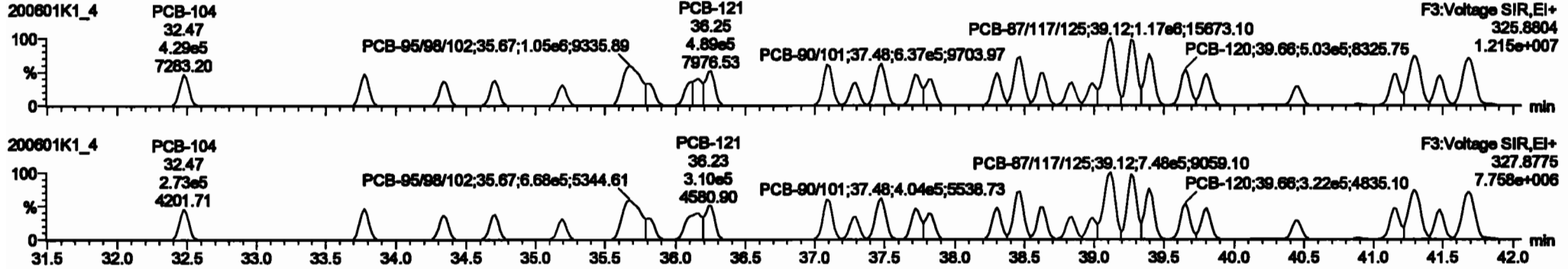
Dataset: Untitled

Last Altered: Tuesday, June 02, 2020 10:33:30 Pacific Daylight Time

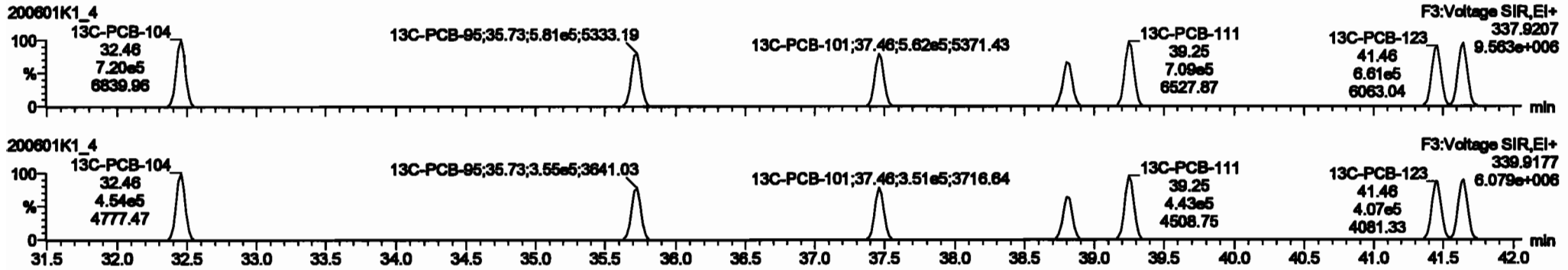
Printed: Tuesday, June 02, 2020 10:35:13 Pacific Daylight Time

Name: 200601K1_4, Date: 01-Jun-2020, Time: 15:19:46, ID: ST200601K1-4 PCB 209 CS3 19G2609, Description: PCB 209 CS3 19G2609

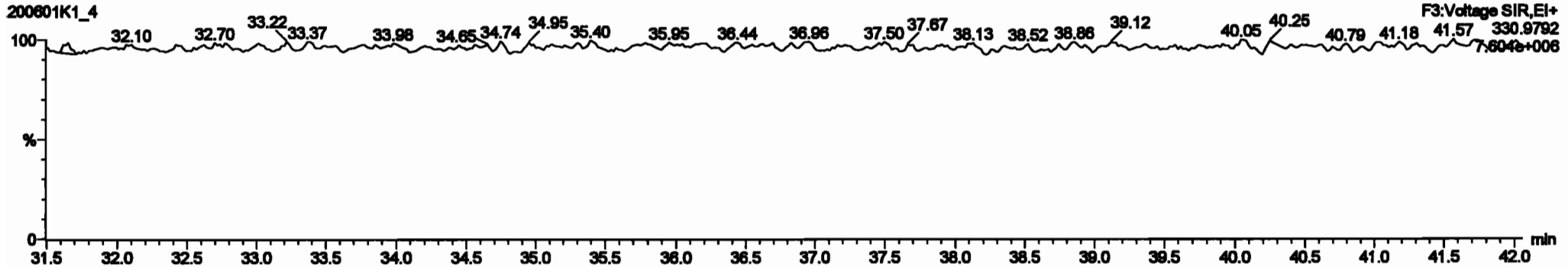
PCB-104



13C-PCB-104



PFK3b



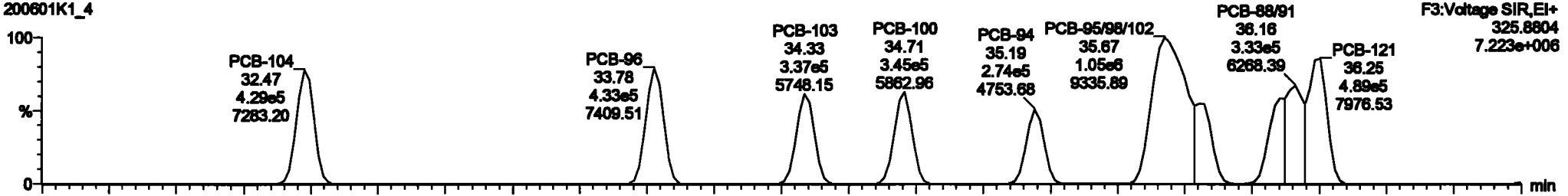
Dataset: Untitled

Last Altered: Tuesday, June 02, 2020 10:33:30 Pacific Daylight Time
 Printed: Tuesday, June 02, 2020 10:35:13 Pacific Daylight Time

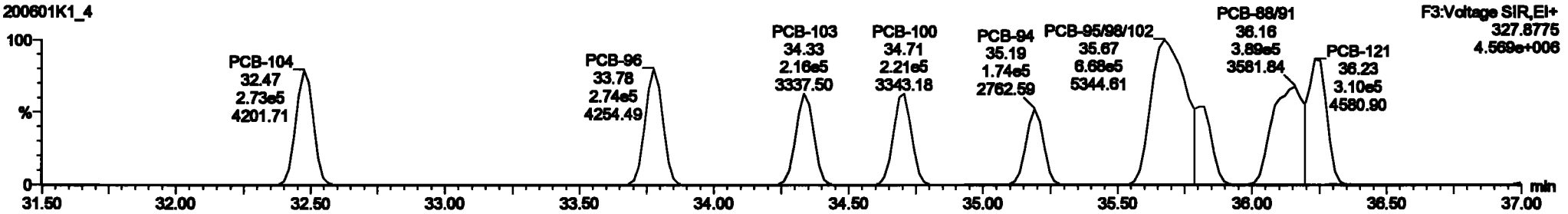
Name: 200601K1_4, Date: 01-Jun-2020, Time: 15:19:46, ID: ST200601K1-4 PCB 209 CS3 19G2609, Description: PCB 209 CS3 19G2609

PCB-96

200601K1_4




200601K1_4

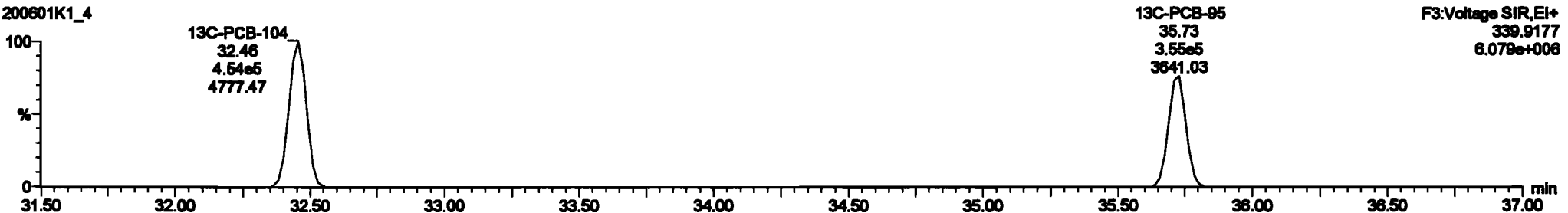


13C-PCB-95

200601K1_4


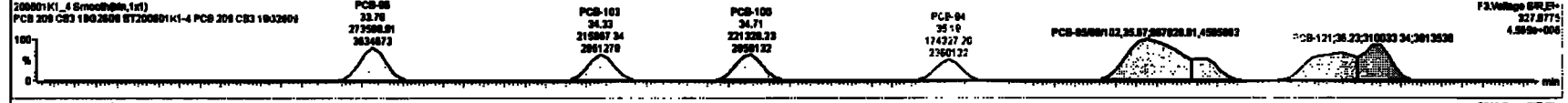
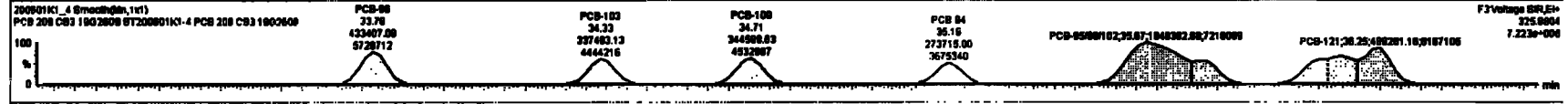


200601K1_4



#	Category	Wgt	Vol	Vol	Wgt	Vol	Wgt	Vol	Wgt	Vol	Wgt	Vol	Wgt	Vol	Wgt	Vol	Wgt	Vol	Wgt	Vol	
224	Total Micro-PCBs				1.000	1.000	0.00	0.000	NO	100.1	0.0242	100.1									
225	Total DLPCBs				1.000	1.000	0.00	0.000	NO	018.4	0.200	018.4									
226	Total ParaPCBs				1.000	1.000	0.00	0.000	NO	412.0	0.000	412.0									
227	Total ParaPCBs				0.000	1.000	0.00	0.000	NO	018.1	0.00	018.1									
228	Total ParaPCBs				1.000	1.000	0.00	0.000	NO	2171	0.00	2171									
229	Total ParaPCBs				1.000	1.000	0.00	0.000	NO	1.00	0.00	1.00									
230	4th ParaPCBs				1.000	1.000	0.00	0.000	NO	201.1	0.140	201.1									
231	3rd ParaPCBs				0.000	1.000	0.00	0.000	NO	007.0	0.100	007.0									
232	2nd ParaPCBs				1.000	1.000	0.00	0.000	NO	140	1.00	140									
233	1st ParaPCBs				1.000	1.000	0.00	0.000	NO	120	1.20	120									
234	4th ParaPCBs				1.000	1.000	0.00	0.000	NO	445.1	0.302	445.1									
235	3rd ParaPCBs				1.000	1.000	0.00	0.000	NO	104.1	0.200	104.1									

#	Category	Wgt	Vol	Vol	Wgt	Vol	Wgt	Vol	Wgt	Vol	Wgt	Vol	Wgt	Vol	Wgt	Vol	Wgt	Vol	Wgt	Vol
84	PCB-104		32.47	32.47	4.20e+6	2.72e+6	1.000	1.07	NO	02.204	02.204									
85	PCB-88		33.70	33.70	4.20e+6	2.72e+6	1.000	1.00	NO	02.100	02.100									
86	PCB-103		34.23	34.23	3.27e+6	2.10e+6	1.000	1.00	NO	02.200	02.200									
87	PCB-109		35.00	35.71	3.44e+6	2.75e+6	1.000	1.00	NO	02.010	02.010									
88	PCB-84		35.21	35.10	2.70e+6	1.70e+6	1.000	1.07	NO	02.000	02.000									
89	PCB-05000102		35.00	35.07	1.00e+6	0.07e+6	1.000	1.07	NO	102.20	102.20									
70	PCB-83		35.01	35.01	2.02e+6	1.74e+6	1.000	1.00	NO	02.202	02.202									
71	PCB-0000		35.10	35.10	0.07e+6	3.00e+6	1.000	1.00	NO	100.02	100.02									
72	PCB-121		35.20	35.20	4.00e+6	3.00e+6	1.000	1.00	NO	02.000	02.000									



Dataset: Untitled

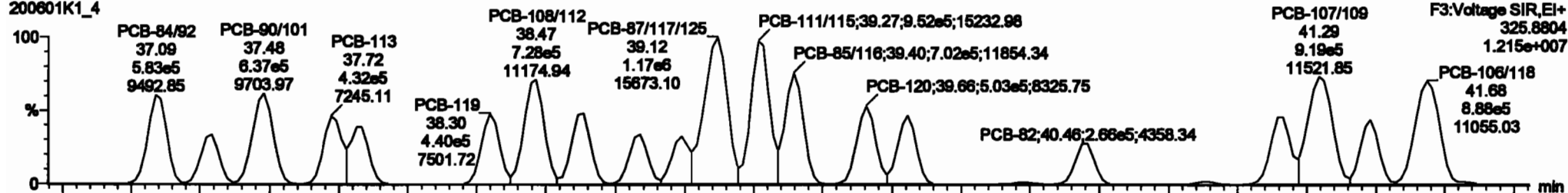
Last Altered: Tuesday, June 02, 2020 10:33:30 Pacific Daylight Time

Printed: Tuesday, June 02, 2020 10:35:13 Pacific Daylight Time

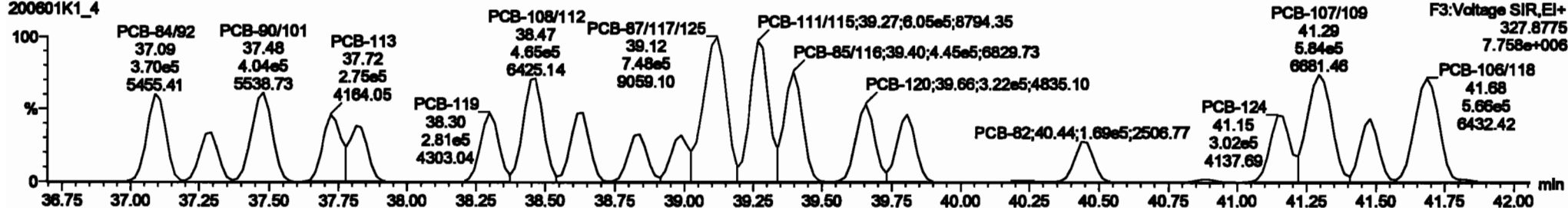
Name: 200601K1_4, Date: 01-Jun-2020, Time: 15:19:46, ID: ST200601K1-4 PCB 209 CS3 19G2609, Description: PCB 209 CS3 19G2609

PCB-119

200601K1_4

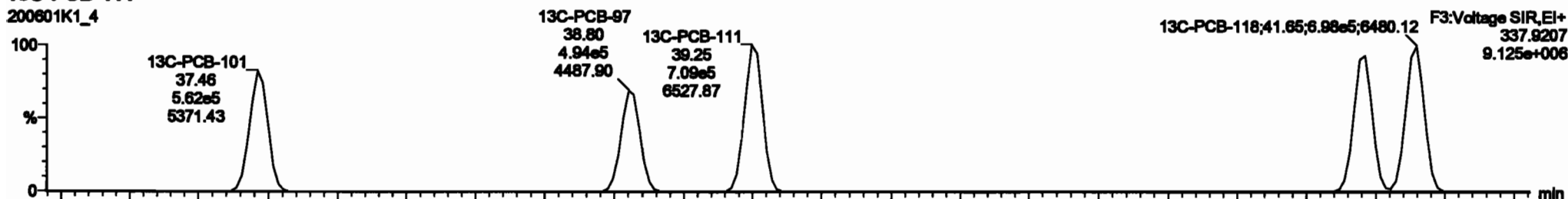


200601K1_4

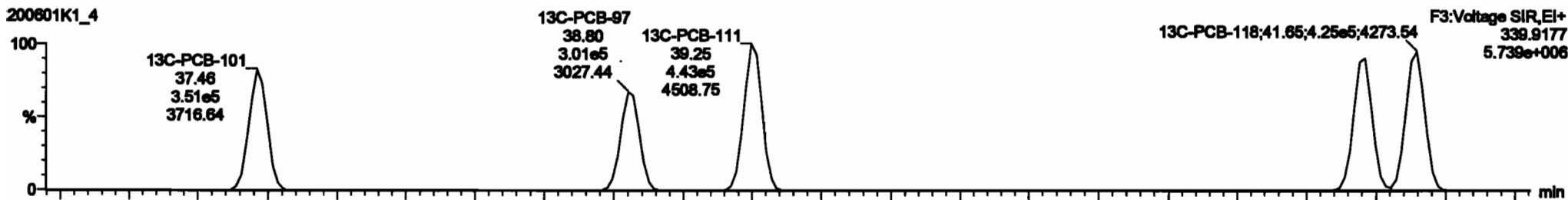


13C-PCB-111

200601K1_4


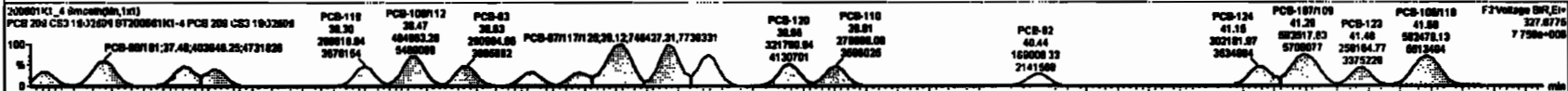


200601K1_4



#	Name	Range	RA	dy	RF	width	PeakOff	RF	Preval	RF	RFI Pat	Class	Units	SL	SPFC
226	Total Mono-PCBs		1.1898	1.000	0.00	0.000		NO	188.1				0.0000	188.1	
227	Total Di-PCBs		1.0007	1.000	0.00	0.000		NO	818.4				0.280	818.4	
228	2nd Function TM-PCBs		1.0007	1.000	0.00	0.000		NO	412.8				0.0070	412.8	
229	2nd Function TM-PCBs		0.0000	1.000	0.00	0.000		NO	816.1				0.271	816.1	
230	Total Tera-PCBs		1.0776	1.000	0.00	0.000		NO	2171				0.345	2171	
231	4th Function Para-PCBs		1.0776	1.000	0.00	0.000		NO	208				0.100	208.1	
232	4th Function Para-PCBs		0.0000	1.000	0.00	0.000		NO	897.0				0.100	897.0	
233	4th Function Para-PCBs		1.0018	1.000	0.00	0.000		NO	1491				1.00	1491	
234	Total Hexa-PCBs		1.0081	1.000	0.00	0.000		NO	1280				1.28	1280	
235	4th Function Octa-PCBs		1.0000	1.000	0.00	0.000		NO	448.1				0.320	448.1	
236	4th Function Octa-PCBs		1.1498	1.000	0.00	0.000		NO	184.1				0.288	184.1	

#	Name	Preval	RF	off Range	off Range	1st Peak (Preval)	RA	dy	SPFC	Class
64	PCB-118	32.47	32.47	4.20e6	2.72e6	1.000	1.07	NO	63.228	63.228
65	PCB-43	63.76	63.76	4.20e6	2.72e6	1.000	1.00	NO	62.169	62.169
66	PCB-109	24.23	24.23	3.37e6	2.18e6	1.000	1.00	NO	60.288	60.288
67	PCB-103	34.00	34.71	3.44e6	2.21e6	1.000	1.00	NO	60.918	60.918
68	PCB-81	35.21	35.10	2.72e6	1.74e6	1.000	1.07	NO	60.480	60.480
69	PCB-66/66/62	35.00	35.07	1.94e6	0.67e6	1.000	1.07	NO	162.28	162.28
70	PCB-40	36.81	36.81	2.50e6	1.74e6	1.000	1.00	NO	60.280	60.280
71	PCB-68/61	36.18	36.18	0.07e6	3.00e6	1.000	1.00	NO	100.00	100.00
72	PCB-121	38.30	38.28	4.00e6	3.10e6	1.000	1.00	NO	49.000	49.000

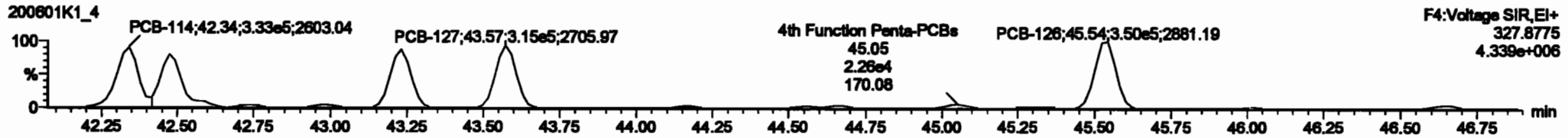



Dataset: Untitled

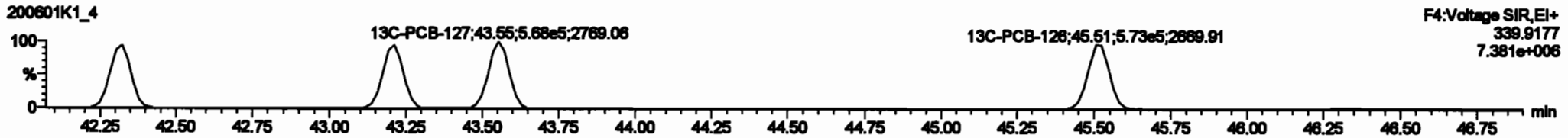
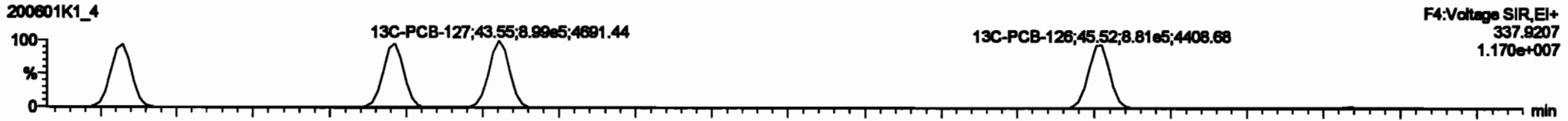
Last Altered: Tuesday, June 02, 2020 10:33:30 Pacific Daylight Time
Printed: Tuesday, June 02, 2020 10:35:13 Pacific Daylight Time

Name: 200601K1_4, Date: 01-Jun-2020, Time: 15:19:46, ID: ST200601K1-4 PCB 209 CS3 19G2609, Description: PCB 209 CS3 19G2609

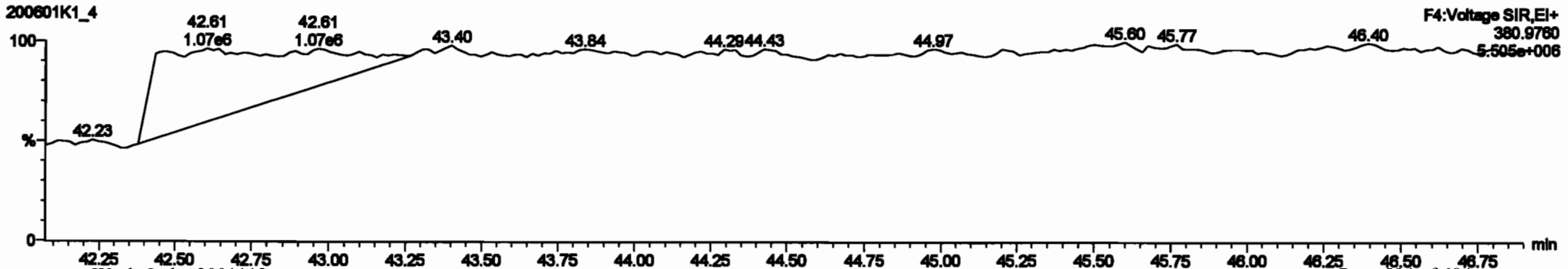
PCB-114

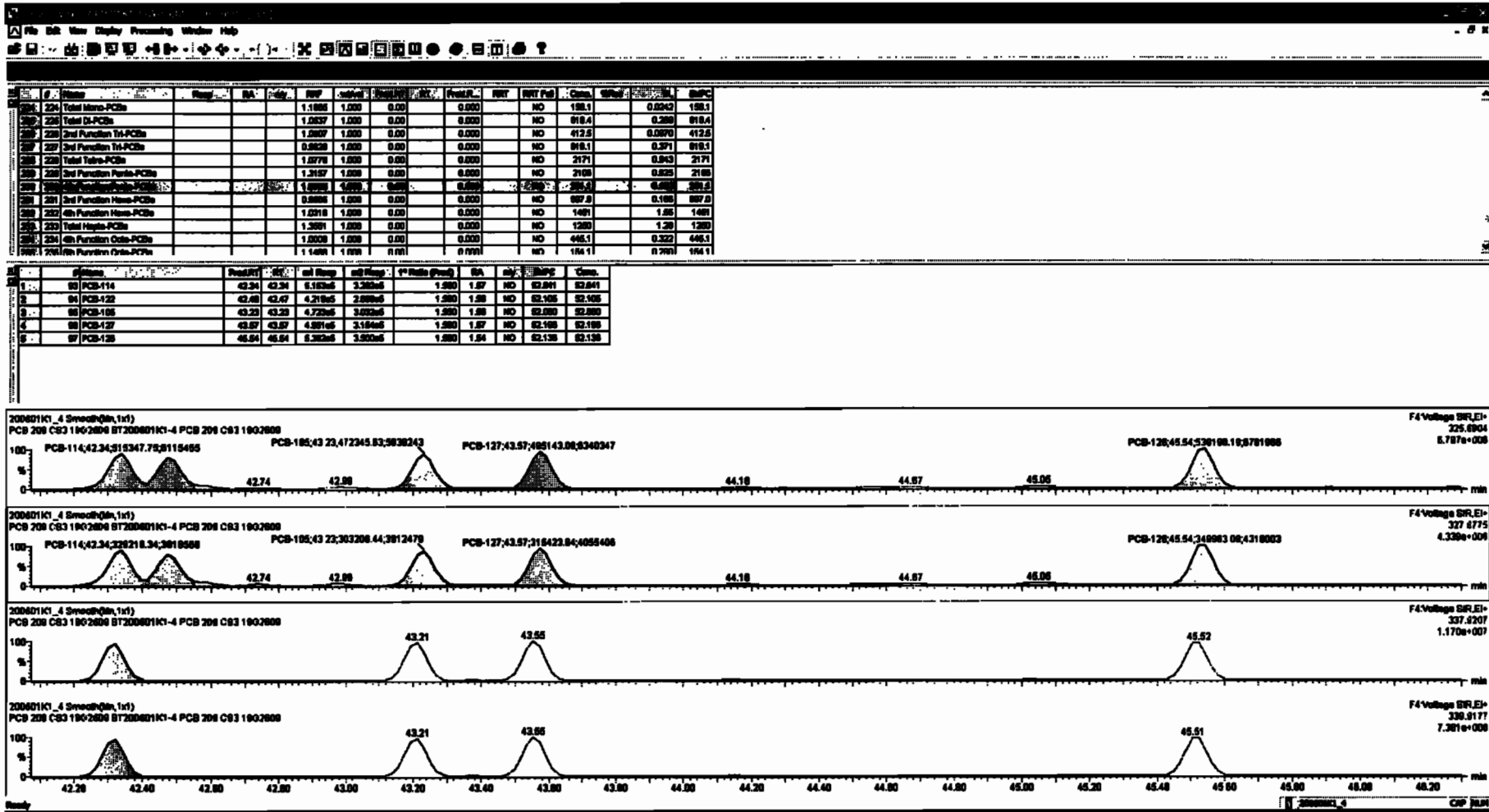


13C-PCB-114



PFK4a





#	Name	Area	BA	Ratio	RF	RF/BA	RF/Ratio	RF/RF	RF/BA	RF/Ratio	Area	RF/BA	RF/Ratio	RF/RF
224	Total Mono-PCBs	1.1885	1.000	0.00	0.000	0.000	NO	198.1	0.0042	198.1				
225	Total Di-PCBs	1.2637	1.000	0.00	0.000	0.000	NO	818.4	0.289	818.4				
226	2nd Function Tri-PCBs	1.2607	1.000	0.00	0.000	0.000	NO	412.5	0.0070	412.5				
227	3rd Function Tri-PCBs	0.9828	1.000	0.00	0.000	0.000	NO	818.1	0.371	818.1				
228	Total Tetra-PCBs	1.5778	1.000	0.00	0.000	0.000	NO	2171	0.843	2171				
229	2nd Function Penta-PCBs	1.3157	1.000	0.00	0.000	0.000	NO	2168	0.828	2168				
230	3rd Function Penta-PCBs	1.0224	1.000	0.00	0.000	0.000	NO	288.2	0.488	288.2				
231	2nd Function Hexa-PCBs	0.8888	1.000	0.00	0.000	0.000	NO	99.0	0.188	99.0				
232	4th Function Hexa-PCBs	1.0218	1.000	0.00	0.000	0.000	NO	1481	1.55	1481				
233	Total Hepta-PCBs	1.3891	1.000	0.00	0.000	0.000	NO	1280	1.28	1280				
234	4th Function Octa-PCBs	1.0228	1.000	0.00	0.000	0.000	NO	445.1	0.322	445.1				
235	6th Function Octa-PCBs	1.1488	1.000	0.00	0.000	0.000	NO	184.1	0.280	184.1				

#	Name	Peak1	RF	RF/BA	RF/Ratio	RF/RF	RF/BA	RF/Ratio	Area
1	83 PCB-114	42.34	42.34	6.183e5	3.382e5	1.800	1.87	NO	82.841
2	84 PCB-122	42.48	42.47	4.218e5	2.889e5	1.800	1.88	NO	82.105
3	85 PCB-105	43.23	43.23	4.728e5	3.022e5	1.800	1.88	NO	82.880
4	86 PCB-127	43.57	43.57	4.891e5	3.184e5	1.800	1.87	NO	82.188
5	87 PCB-128	45.54	45.54	6.382e5	3.900e5	1.800	1.84	NO	82.138

Dataset: Untitled

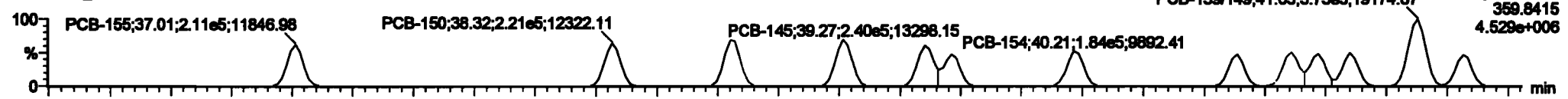
Last Altered: Tuesday, June 02, 2020 10:33:30 Pacific Daylight Time

Printed: Tuesday, June 02, 2020 10:35:13 Pacific Daylight Time

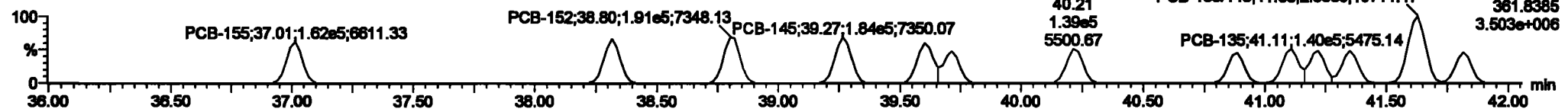
Name: 200601K1_4, Date: 01-Jun-2020, Time: 15:19:46, ID: ST200601K1-4 PCB 209 CS3 19G2609, Description: PCB 209 CS3 19G2609

PCB-155

200601K1_4

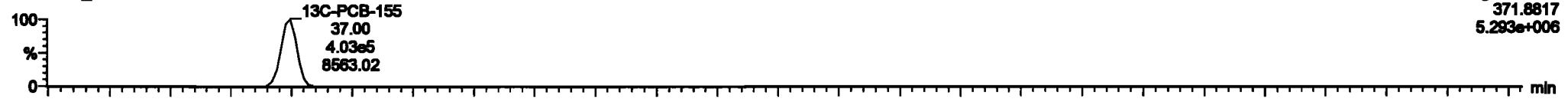


200601K1_4

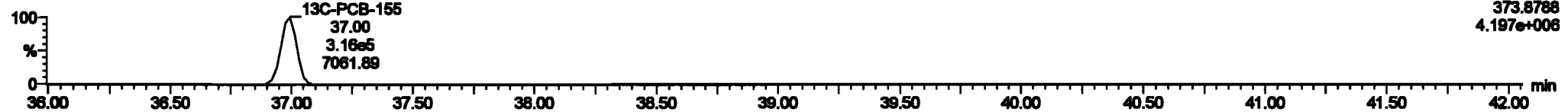


13C-PCB-155

200601K1_4

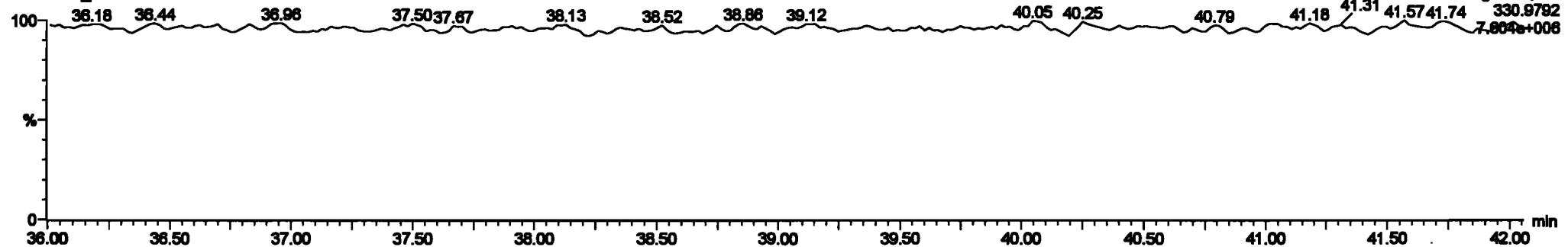


200601K1_4



PFK3c

200601K1_4

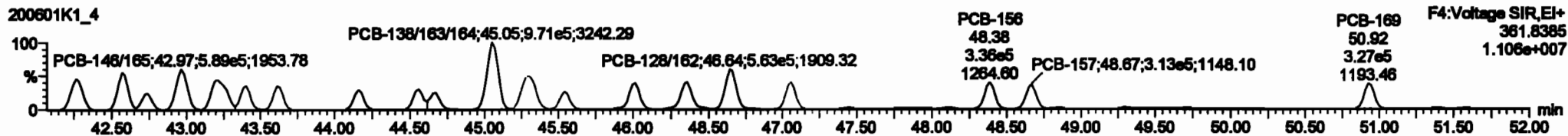



Dataset: Untitled

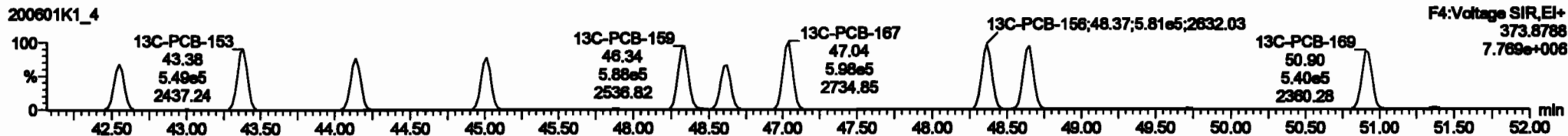
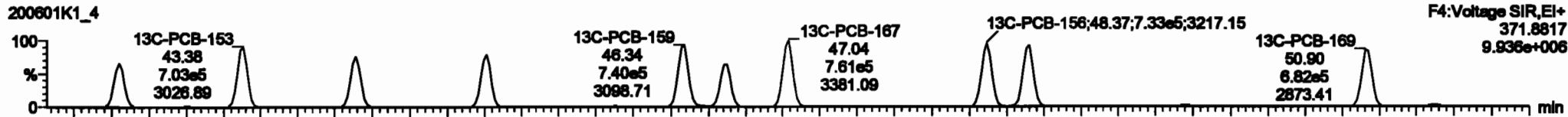
Last Altered: Tuesday, June 02, 2020 10:33:30 Pacific Daylight Time
 Printed: Tuesday, June 02, 2020 10:35:13 Pacific Daylight Time

Name: 200601K1_4, Date: 01-Jun-2020, Time: 15:19:46, ID: ST200601K1-4 PCB 209 CS3 19G2609, Description: PCB 209 CS3 19G2609

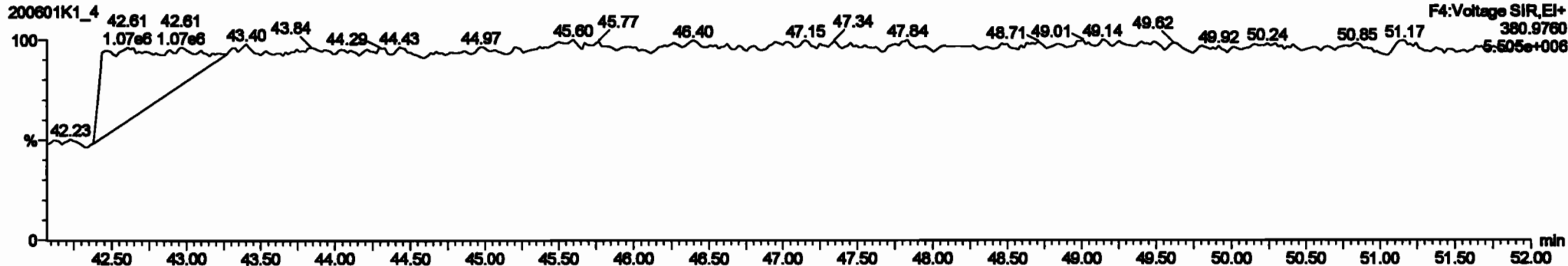
PCB-134/143



13C-PCB-153


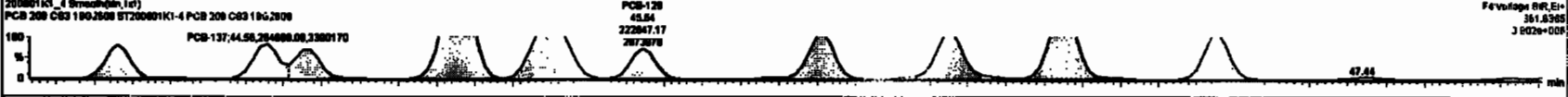



PFK4b



#	Sample	Range	RA	RD	SRP	col Vol	Pres RT	RT	Pres RT	SRP	SRP (pp)	Comp.	SRP	DL	SRP
226	224	Total Mono-PCBs			1.1888	1.000	0.00	0.000		ND	188.1		0.0343	188.1	
226	224	Total Di-PCBs			1.0037	1.000	0.00	0.000		ND	818.4		0.280	818.4	
226	224	2nd Function Tri-PCBs			1.0007	1.000	0.00	0.000		ND	412.6		0.0070	412.6	
227	227	2nd Function Tri-PCBs			0.8838	1.000	0.00	0.000		ND	818.1		0.371	818.1	
228	228	Total Tetra-PCBs			1.0778	1.000	0.00	0.000		ND	2171		0.843	2171	
228	228	2nd Function Penta-PCBs			1.2167	1.000	0.00	0.000		ND	2168		0.836	2168	
228	228	4th Function Penta-PCBs			1.0728	1.000	0.00	0.000		ND	281.1		0.182	281.1	
228	228	2nd Function Hexa-PCBs			0.8888	1.000	0.00	0.000		ND	887.0		0.188	887.0	
228	228	4th Function Hexa-PCBs			1.0518	1.000	0.00	0.000		ND	1238		1.36	1238	
228	228	Total Hepta-PCBs			1.2891	1.000	0.00	0.000		ND	1.28		1.28	1.28	
228	224	4th Function Octa-PCBs			1.0288	1.000	0.00	0.000		ND	448.1		0.322	448.1	
228	224	8th Function Octa-PCBs			1.1488	1.000	0.00	0.000		ND	184.1		0.281	184.1	

#	Sample	Pres RT	RT	col Range	col Range	SRP (Pres)	RA	RD	SRP	Comp.
1	111 PCB-126/43	43.28	43.28	6.80e+6	6.80e+6	1.240	1.24	ND	108.84	108.84
2	112 PCB-126/28	43.88	43.87	6.80e+6	4.87e+6	1.240	1.22	ND	108.33	108.33
3	113 PCB-142	43.74	43.74	2.80e+6	2.13e+6	1.240	1.24	ND	83.770	83.770
4	114 PCB-148/88	43.88	43.87	7.20e+6	4.68e+6	1.240	1.22	ND	103.87	103.87
5	115 PCB-152/81	43.22	43.21	7.20e+6	6.88e+6	1.240	1.24	ND	102.88	102.88
6	116 PCB-153	43.68	43.68	3.88e+6	3.10e+6	1.240	1.28	ND	82.913	82.913
7	117 PCB-188	43.82	43.81	3.81e+6	3.87e+6	1.240	1.24	ND	81.888	81.888
8	118 PCB-141	44.58	44.58	3.08e+6	2.48e+6	1.240	1.24	ND	81.888	81.888
9	119 PCB-137	44.88	44.88	3.27e+6	3.94e+6	1.240	1.24	ND	81.888	81.888

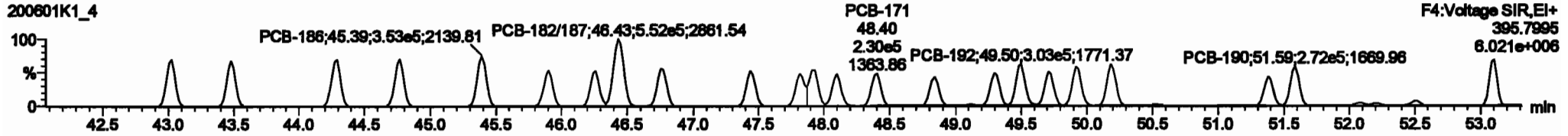



Dataset: Untitled

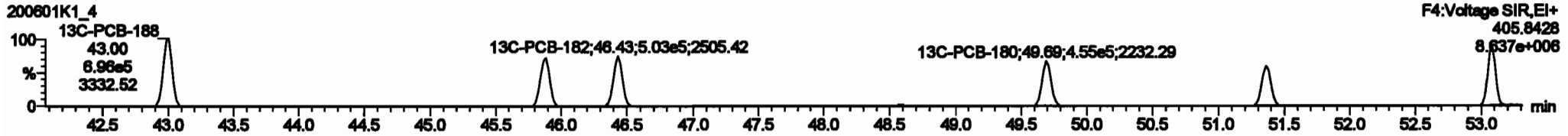

Last Altered: Tuesday, June 02, 2020 10:33:30 Pacific Daylight Time
Printed: Tuesday, June 02, 2020 10:35:13 Pacific Daylight Time

Name: 200601K1_4, Date: 01-Jun-2020, Time: 15:19:46, ID: ST200601K1-4 PCB 209 CS3 19G2609, Description: PCB 209 CS3 19G2609

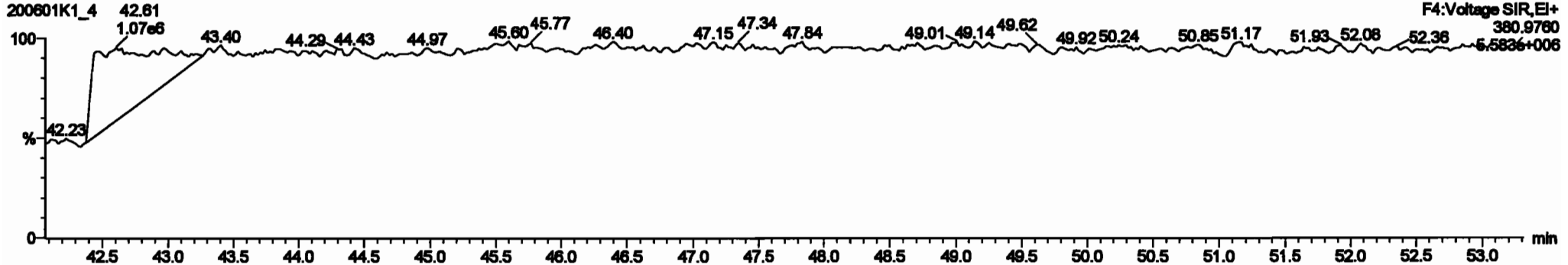
PCB-188



13C-PCB-188



PFK4c



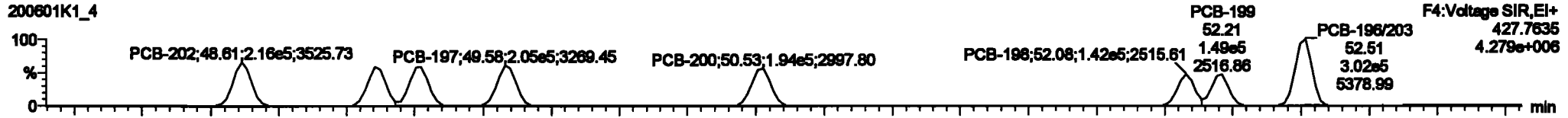
Dataset: Untitled

Last Altered: Tuesday, June 02, 2020 10:33:30 Pacific Daylight Time
Printed: Tuesday, June 02, 2020 10:35:13 Pacific Daylight Time

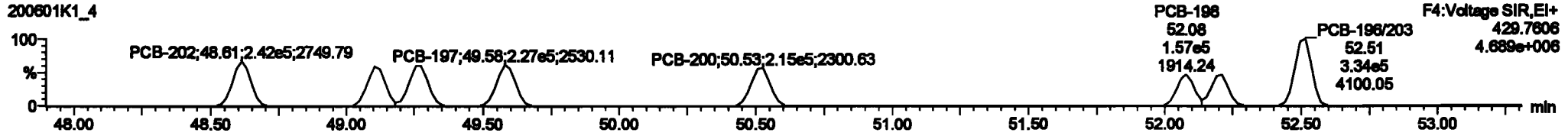
Name: 200601K1_4, Date: 01-Jun-2020, Time: 15:19:46, ID: ST200601K1-4 PCB 209 CS3 19G2609, Description: PCB 209 CS3 19G2609

PCB-202

200601K1_4

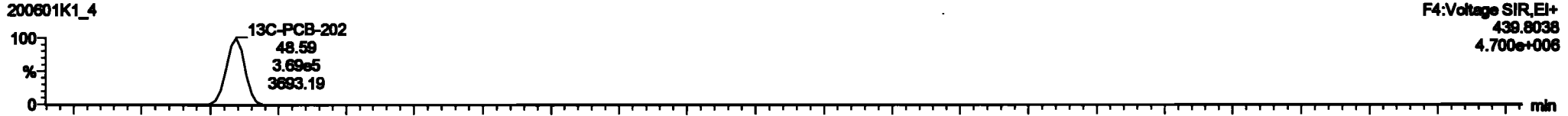


200601K1_4

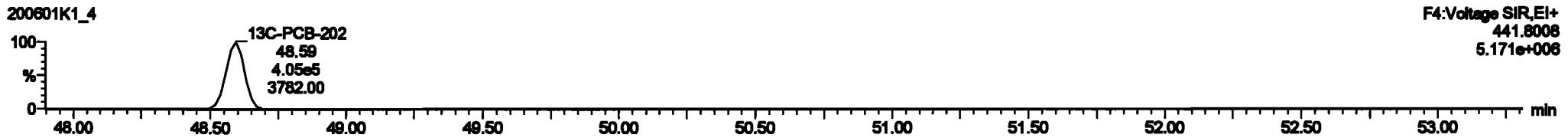


13C-PCB-202

200601K1_4

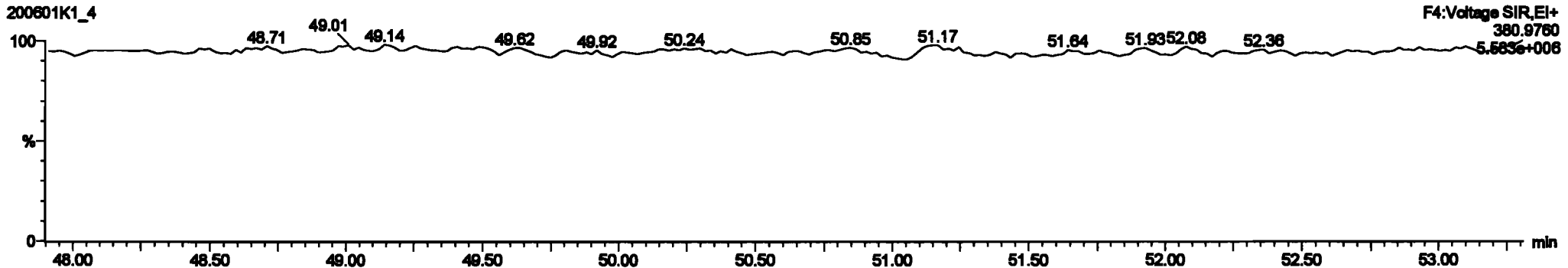


200601K1_4



PFK4d

200601K1_4



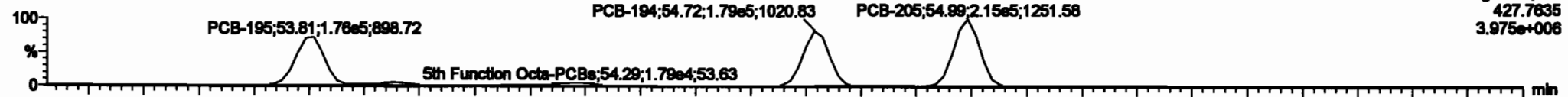
Dataset: Untitled

Last Altered: Tuesday, June 02, 2020 10:33:30 Pacific Daylight Time
Printed: Tuesday, June 02, 2020 10:35:13 Pacific Daylight Time

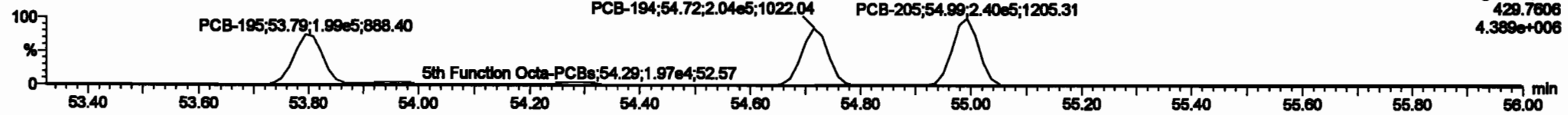
Name: 200601K1_4, Date: 01-Jun-2020, Time: 15:19:46, ID: ST200601K1-4 PCB 209 CS3 19G2609, Description: PCB 209 CS3 19G2609

PCB-195

200601K1_4

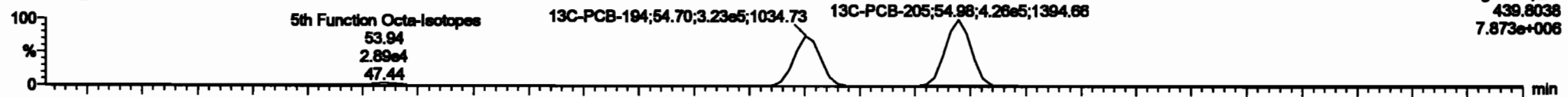


200601K1_4

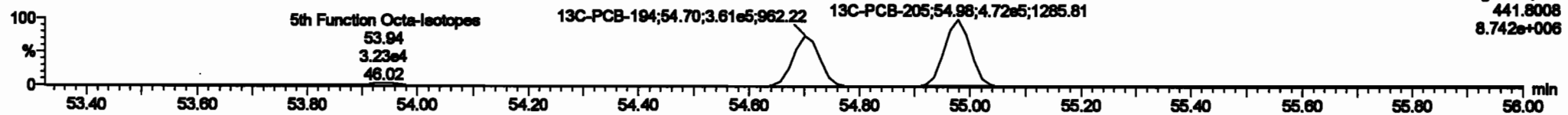


13C-PCB-194

200601K1_4

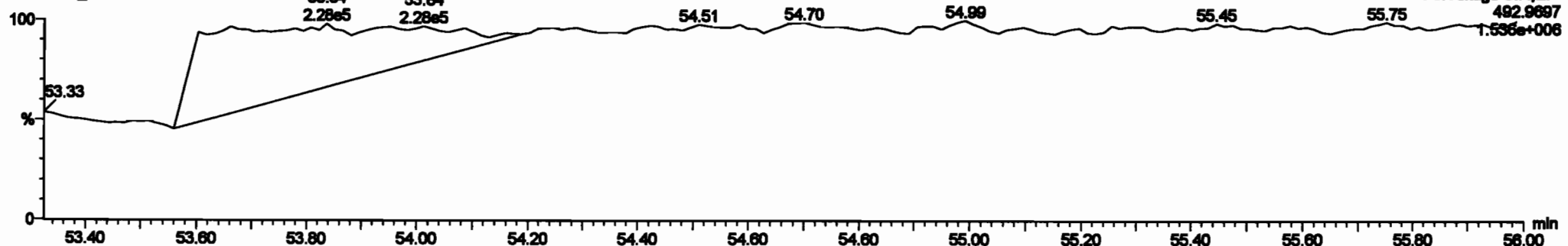


200601K1_4



PFK5a

200601K1_4




Dataset: Untitled

Last Altered: Tuesday, June 02, 2020 10:33:30 Pacific Daylight Time
Printed: Tuesday, June 02, 2020 10:35:13 Pacific Daylight Time


Name: 200601K1_4, Date: 01-Jun-2020, Time: 15:19:46, ID: ST200601K1-4 PCB 209 CS3 19G2609, Description: PCB 209 CS3 19G2609

PCB-208

200601K1_4

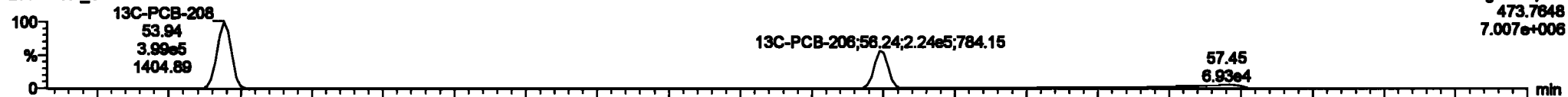


200601K1_4




13C-PCB-208

200601K1_4

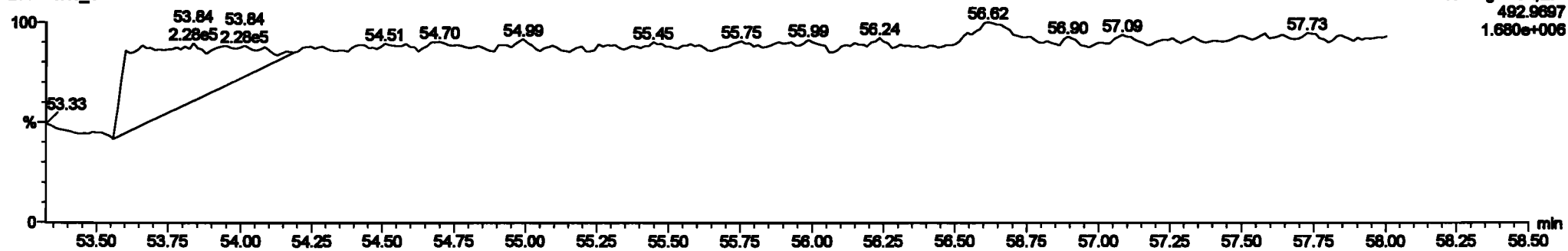


200601K1_4



PFK5

200601K1_4



Dataset: Untitled

Last Altered: Tuesday, June 02, 2020 10:33:30 Pacific Daylight Time
Printed: Tuesday, June 02, 2020 10:35:13 Pacific Daylight Time


Name: 200601K1_4, Date: 01-Jun-2020, Time: 15:19:46, ID: ST200601K1-4 PCB 209 CS3 19G2609, Description: PCB 209 CS3 19G2609

PCB-209

200601K1_4



200601K1_4




13C-PCB-209

200601K1_4

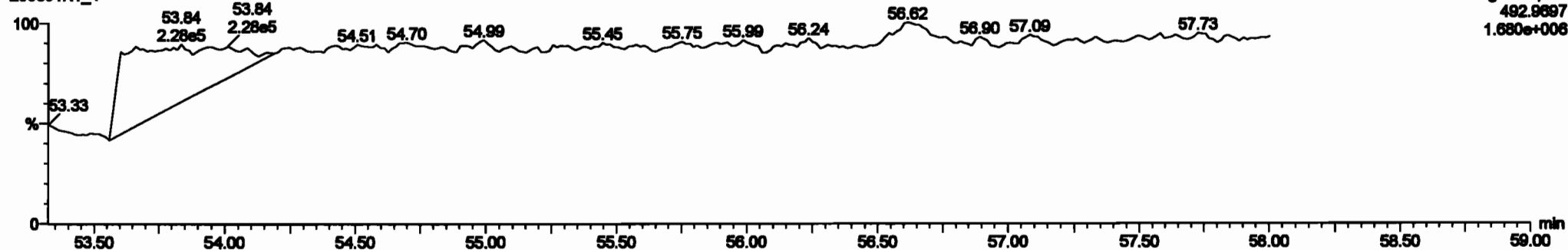


200601K1_4



PFK5b

200601K1_4



Dataset: Untitled

Last Altered: Tuesday, June 02, 2020 10:33:30 Pacific Daylight Time
Printed: Tuesday, June 02, 2020 10:35:13 Pacific Daylight Time


Name: 200601K1_5, Date: 01-Jun-2020, Time: 16:20:32, ID: ST200601K1-5 PCB 209 CS4 19G2610, Description: PCB 209 CS4 19G2610

PCB-1

200601K1_5



200601K1_5

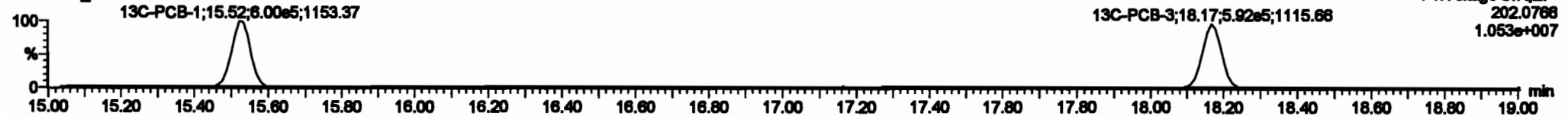


13C-PCB-1

200601K1_5

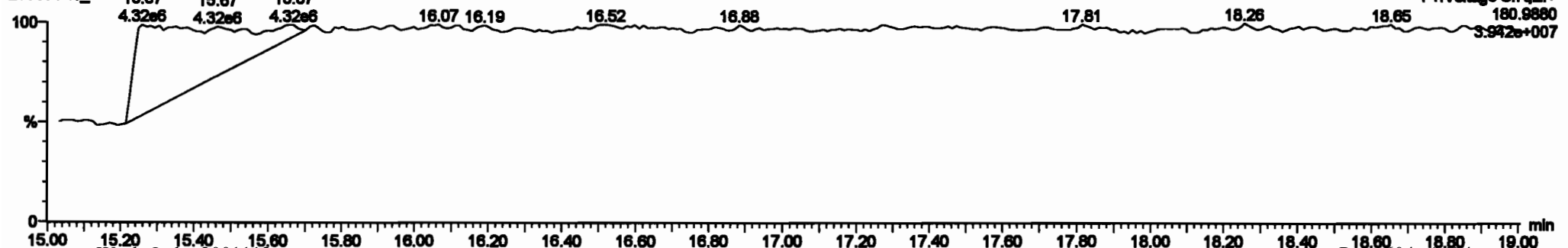


200601K1_5



PFK1

200601K1_5

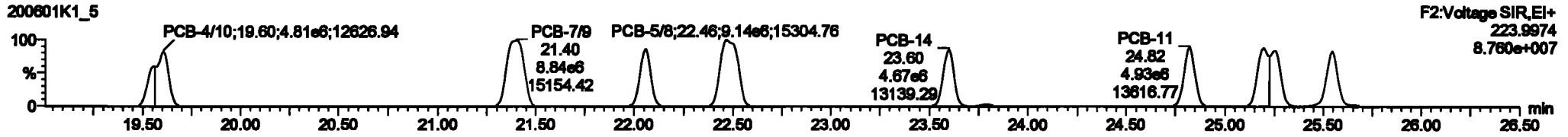
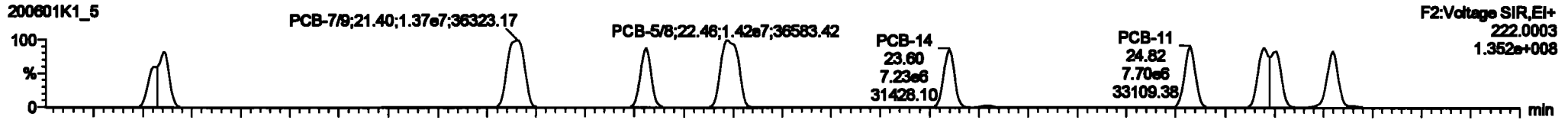


Dataset: Untitled

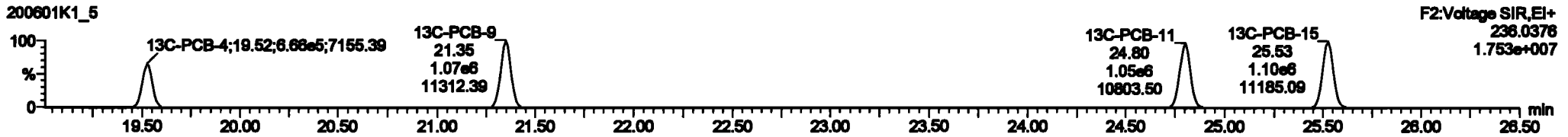
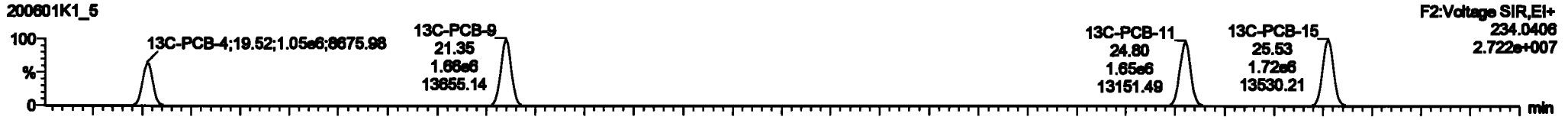
Last Altered: Tuesday, June 02, 2020 10:33:30 Pacific Daylight Time
Printed: Tuesday, June 02, 2020 10:35:13 Pacific Daylight Time

Name: 200601K1_5, Date: 01-Jun-2020, Time: 18:20:32, ID: ST200601K1-5 PCB 209 CS4 19G2610, Description: PCB 209 CS4 19G2610

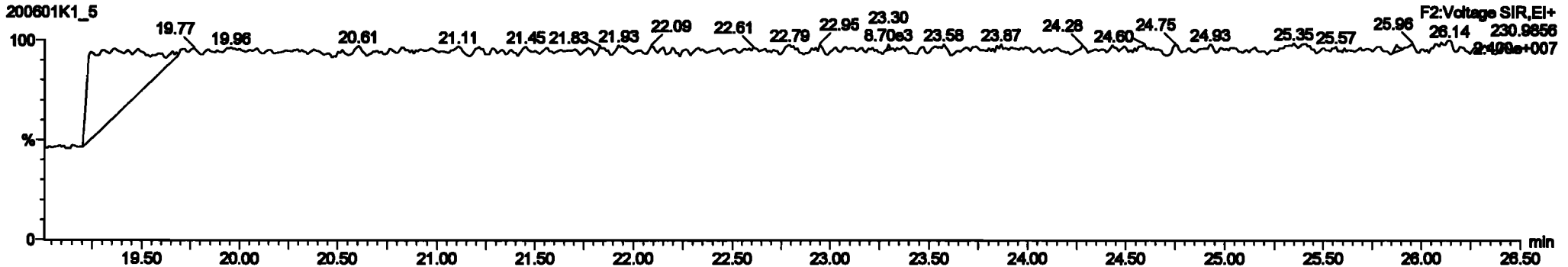
PCB-4/10



13C-PCB-4




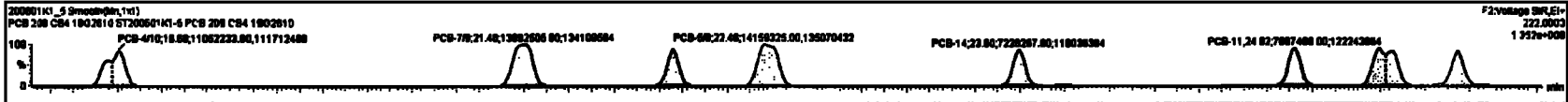


PFK2a



#	Name	Step	Qty	By	RFQ	Unit Cost	Page 001	RF	Page 001	RFQ	Unit Cost	QTY	Value	QTY	Value
220	13C-PCB-78	1.0000	0.78	NO	1.0000	1.0000	27.70	0.0000	0.0000	NO	07.40	07.4	0.0070		
221	13C-PCB-178	7.0000	0.44	NO	1.0000	1.0000	48.80	0.0000	0.0000	NO	07.10	07.1	0.1110		
222	1st Function PCBs				1.0000	1.0000	0.00	0.0000	0.0000	NO	12.00	0.0000	12.00		
223	2nd Function PCBs				1.0000	1.0000	0.00	0.0000	0.0000	NO	3.00	0.0000	3.00		
224	3rd Function PCBs				1.0000	1.0000	0.00	0.0000	0.0000	NO	0.774	0.0000	0.774		
225	4th Function PCBs				1.0000	1.0000	0.00	0.0000	0.0000	NO	17.000	1.77	17.000		
226	5th Function PCBs				1.0000	1.0000	0.00	0.0000	0.0000	NO	17.000	0.0000	17.000		
227	6th Function PCBs				1.0000	1.0000	0.00	0.0000	0.0000	NO	21.20	0.300	21.20		
228	7th Function PCBs				0.0000	1.0000	0.00	0.0000	0.0000	NO	0.000	0.000	0.000		
229	8th Function PCBs				1.0000	1.0000	0.00	0.0000	0.0000	NO	121.00	2.87	121.00		
230	9th Function PCBs				1.0000	1.0000	0.00	0.0000	0.0000	NO	100.00	4.00	100.00		
231	10th Function PCBs				1.0000	1.0000	0.00	0.0000	0.0000	NO	100.00	4.00	100.00		
232	11th Function PCBs				1.0000	1.0000	0.00	0.0000	0.0000	NO	100.00	4.00	100.00		
233	Total PCBs				1.0000	1.0000	0.00	0.0000	0.0000	NO	100.00	4.00	100.00		

#	Name	Step	Qty	By	RFQ	Unit Cost	Page 001	RF	Page 001	RFQ	Unit Cost	QTY	Value	QTY	Value
4	PCB-4A0	19.00	19.00	1.0000	7.5400	1.00	1.00	NO	048.00	048.00					
5	PCB-7A0	21.41	21.40	1.0000	0.0000	1.00	1.00	NO	000.00	000.00					
6	PCB-8	22.00	22.00	7.0000	4.0000	1.00	1.00	NO	438.40	438.40					
7	PCB-8A	22.00	22.00	1.0000	0.5400	1.00	1.00	NO	000.00	000.00					
8	PCB-4A	23.01	23.00	7.0000	4.0000	1.00	1.00	NO	438.10	438.10					
9	PCB-4A	24.00	24.00	7.0000	4.0000	1.00	1.00	NO	418.11	418.11					
10	PCB-12A0	26.20	26.20	1.0000	0.0000	1.00	1.00	NO	000.00	000.00					
11	PCB-16	26.07	26.00	7.0000	4.0000	1.00	1.00	NO	438.20	438.20					

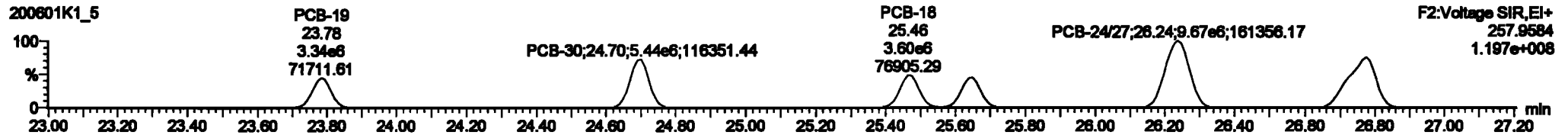


Dataset: Untitled

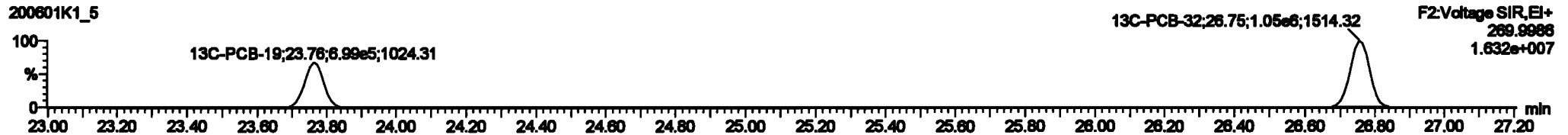
Last Altered: Tuesday, June 02, 2020 10:33:30 Pacific Daylight Time
Printed: Tuesday, June 02, 2020 10:35:13 Pacific Daylight Time

Name: 200601K1_5, Date: 01-Jun-2020, Time: 16:20:32, ID: ST200601K1-5 PCB 209 CS4 19G2610, Description: PCB 209 CS4 19G2610

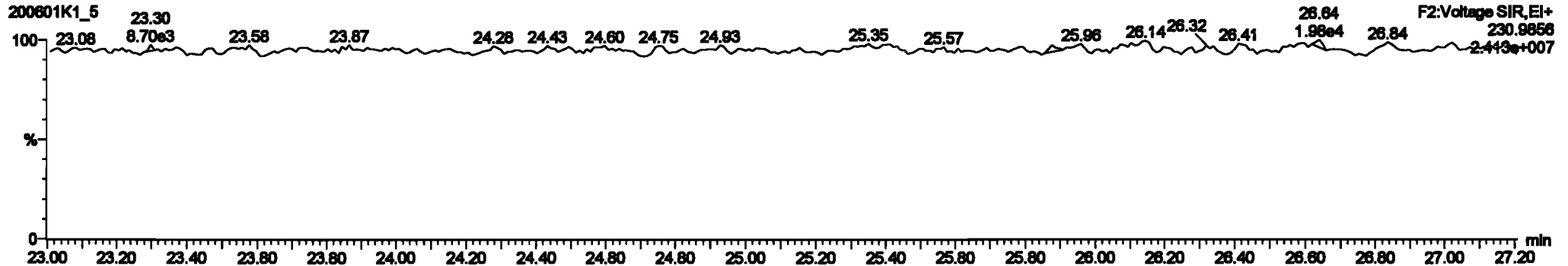
PCB-19



13C-PCB-19



PFK2b

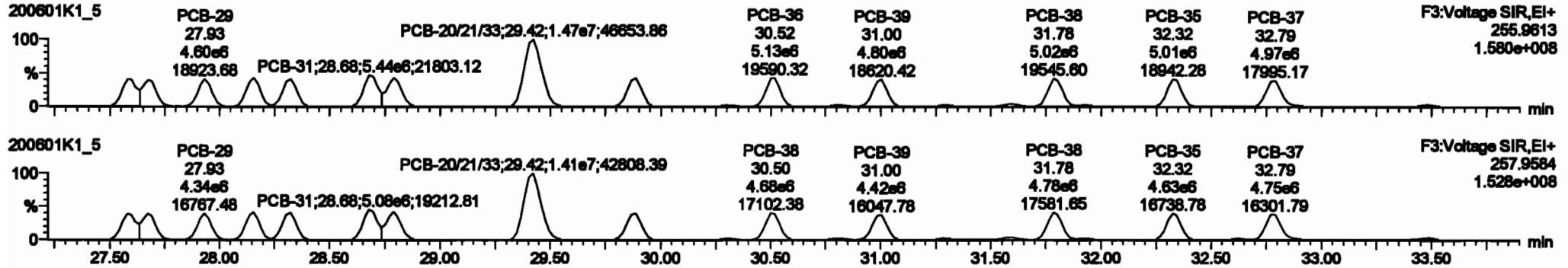


Dataset: Untitled

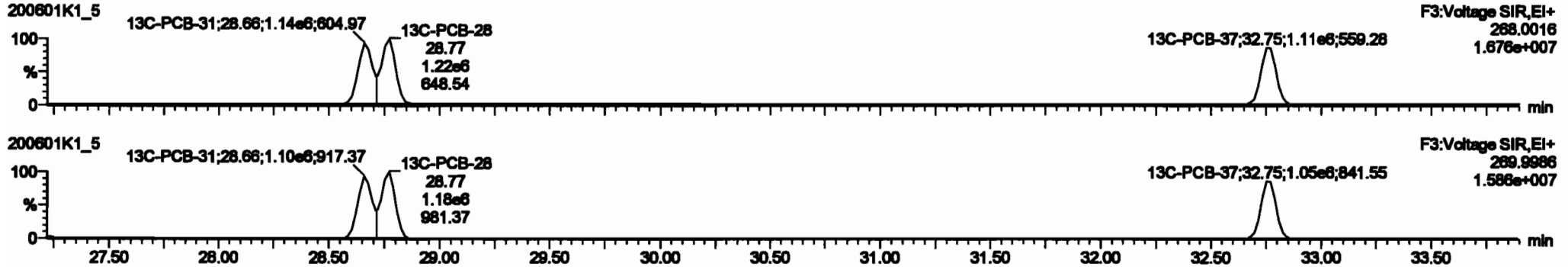
Last Altered: Tuesday, June 02, 2020 10:33:30 Pacific Daylight Time
 Printed: Tuesday, June 02, 2020 10:35:13 Pacific Daylight Time

Name: 200601K1_5, Date: 01-Jun-2020, Time: 16:20:32, ID: ST200601K1-5 PCB 209 CS4 19G2610, Description: PCB 209 CS4 19G2610

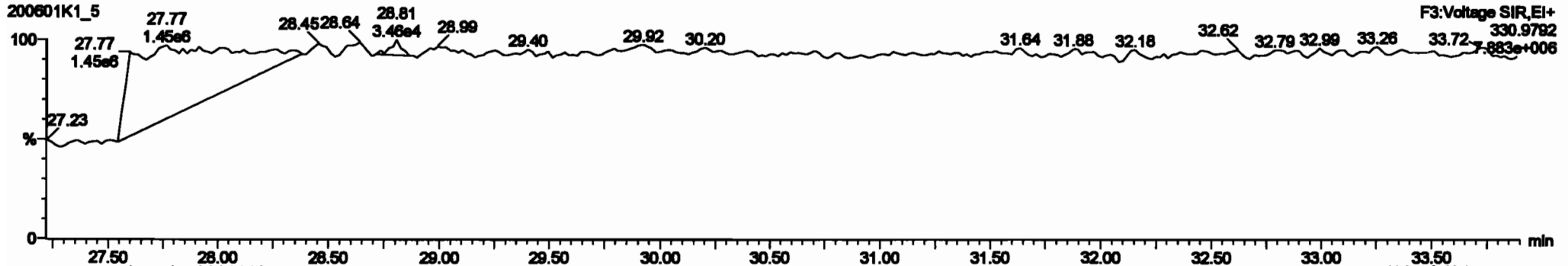
PCB-34



13C-PCB-28






PFK3d



Peak	Name	Area	Height	Width	Retention	Response	Conc.	%Area	Height	Width				
220	13C-PCB-78	1.89e6	0.79	NO	1.0021	1.000	37.76	37.76	0.000	0.000	NO	67.62	67.6	0.0073
226	13C-PCB-178	7.89e6	0.61	NO	1.0000	1.000	46.87	46.88	0.000	0.000	NO	67.16	67.2	0.112
224	Total Mono-PCBs				1.1095	1.000	0.00	0.000	NO	1.000				0.0081
226	Total Di-PCBs				1.0027	1.000	0.00	0.000	NO	0.000				0.246
228	Total Tri-PCBs				1.0007	1.000	0.00	0.000	NO	0.000				0.110
228	Total Tetra-PCBs				1.0070	1.000	0.00	0.000	NO	1.000				1.27
226	2nd-Function Mono-PCBs				1.0167	1.000	0.00	0.000	NO	1.000				0.004
226	4th-Function Mono-PCBs				1.0226	1.000	0.00	0.000	NO	21.26				0.2126
224	2nd-Function Di-PCBs				0.0000	1.000	0.00	0.000	NO	0.000				0.000
222	4th-Function Mono-PCBs				1.0216	1.000	0.00	0.000	NO	121.46				2.87
220	Total Mono-PCBs				1.0000	1.000	0.00	0.000	NO	10.000				4.00

Peak	Name	Area	Height	Width	Retention	Response	Conc.	%Area	Height	Width
28	PCB-28	27.89	27.89	4.639e6	4.639e6	1.000	1.00	NO	417.53	417.53
18	PCB-18	27.87	27.87	4.640e6	4.640e6	1.000	1.00	NO	416.77	416.77
20	PCB-20	27.85	27.85	4.634e6	4.634e6	1.000	1.00	NO	417.61	417.61
21	PCB-21	28.10	28.10	4.635e6	4.635e6	1.000	1.00	NO	423.78	423.78
22	PCB-22	28.31	28.32	4.799e6	4.819e6	1.000	1.04	NO	412.77	412.77
23	PCB-23	28.80	28.80	5.491e6	5.079e6	1.000	1.00	NO	420.07	420.07
24	PCB-24	28.79	28.79	5.398e6	5.089e6	1.000	1.00	NO	420.00	420.00
26	PCB-20(2)	28.43	28.43	1.472e7	1.487e7	1.000	1.00	NO	1276.0	1276.0
28	PCB-28	28.87	28.88	6.088e6	4.801e6	1.000	1.00	NO	418.35	418.35

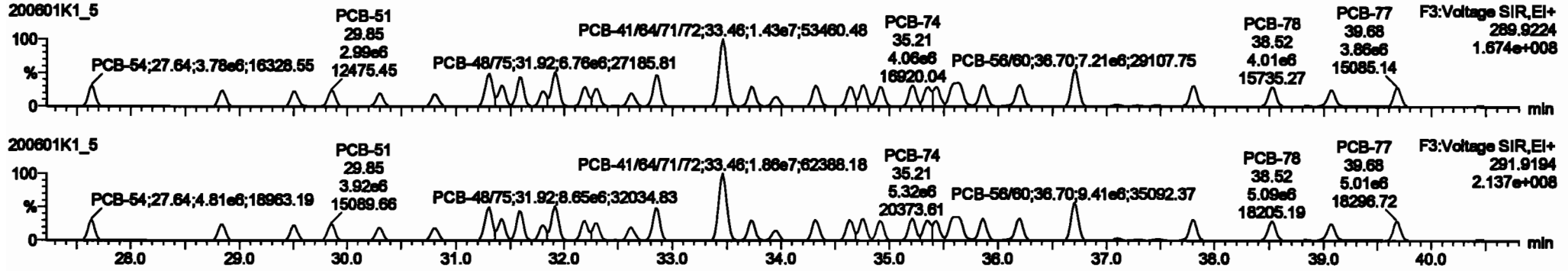


Dataset: Untitled

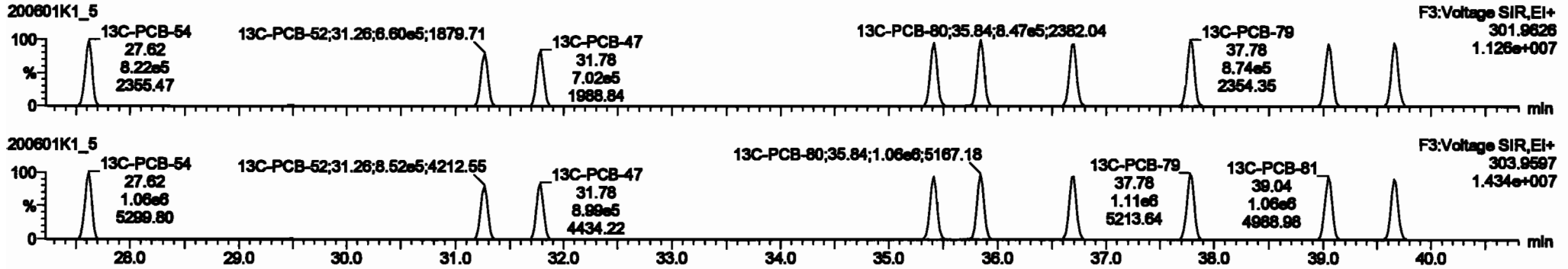
Last Altered: Tuesday, June 02, 2020 10:33:30 Pacific Daylight Time
 Printed: Tuesday, June 02, 2020 10:35:13 Pacific Daylight Time

Name: 200601K1_5, Date: 01-Jun-2020, Time: 16:20:32, ID: ST200601K1-5 PCB 209 CS4 19G2610, Description: PCB 209 CS4 19G2610

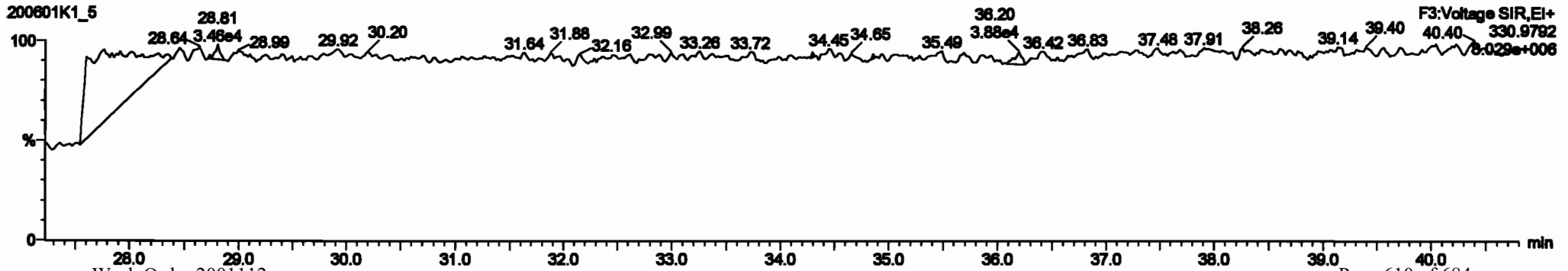
PCB-54



13C-PCB-54



PFK3a



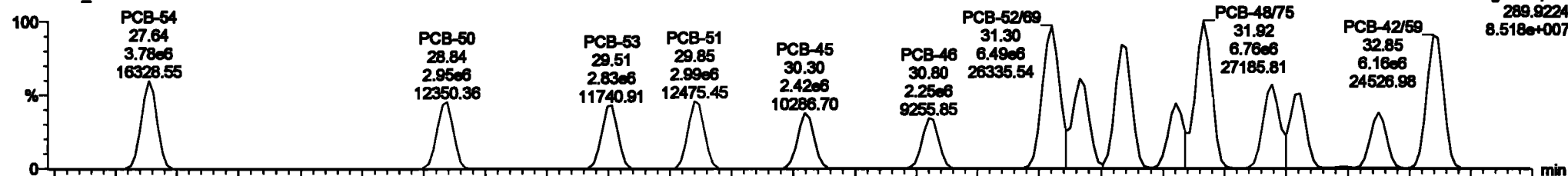
Dataset: Untitled

Last Altered: Tuesday, June 02, 2020 10:33:30 Pacific Daylight Time
Printed: Tuesday, June 02, 2020 10:35:13 Pacific Daylight Time

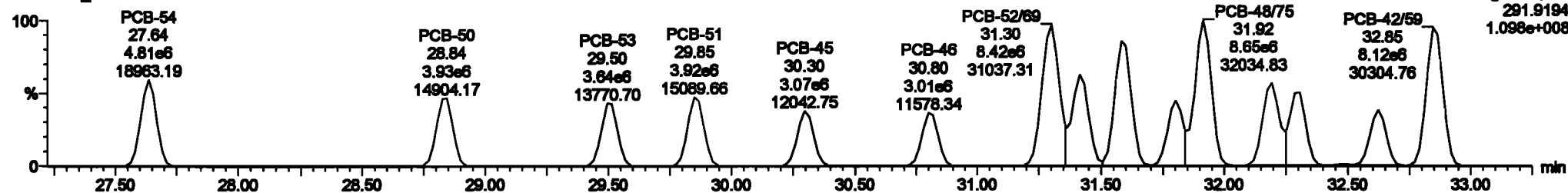
Name: 200601K1_5, Date: 01-Jun-2020, Time: 16:20:32, ID: ST200601K1-5 PCB 209 CS4 19G2610, Description: PCB 209 CS4 19G2610

PCB-50

200601K1_5



200601K1_5




13C-PCB-52

200601K1_5



200601K1_5

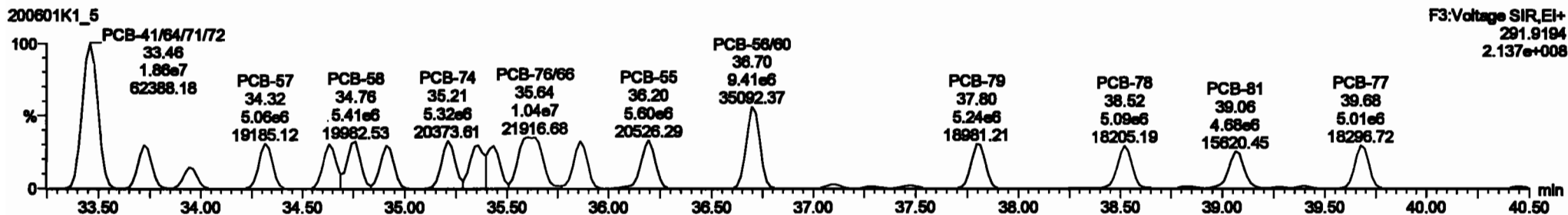
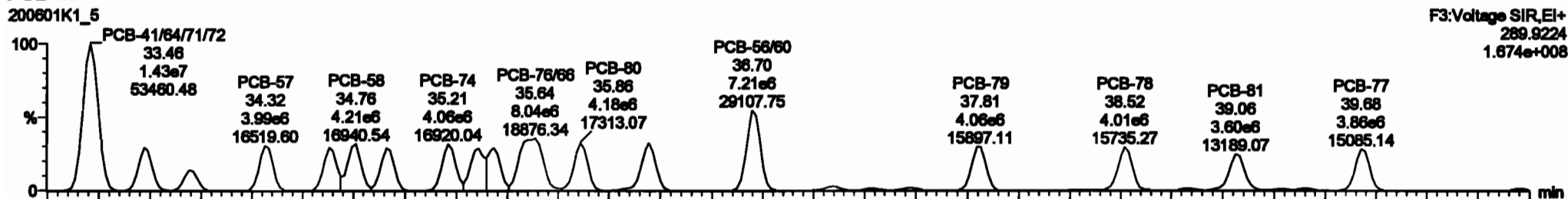


Dataset: Untitled

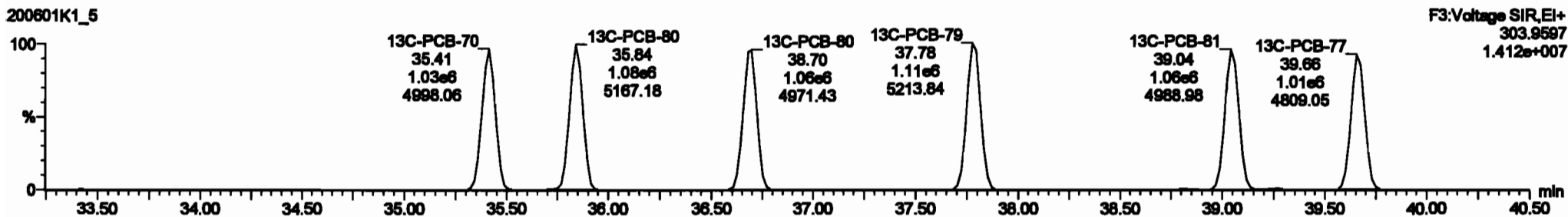
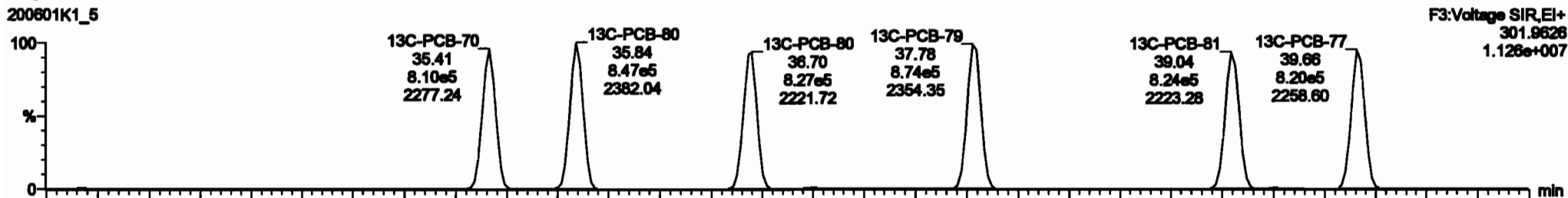
Last Altered: Tuesday, June 02, 2020 10:33:30 Pacific Daylight Time
Printed: Tuesday, June 02, 2020 10:35:13 Pacific Daylight Time

Name: 200601K1_5, Date: 01-Jun-2020, Time: 16:20:32, ID: ST200601K1-5 PCB 209 CS4 19G2610, Description: PCB 209 CS4 19G2610

PCB-68

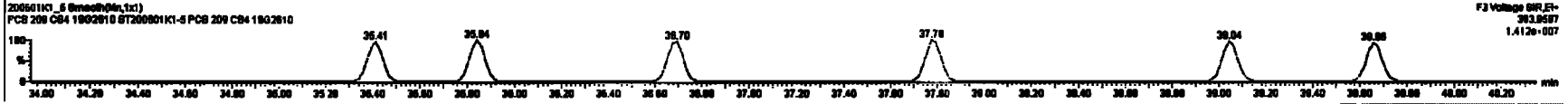

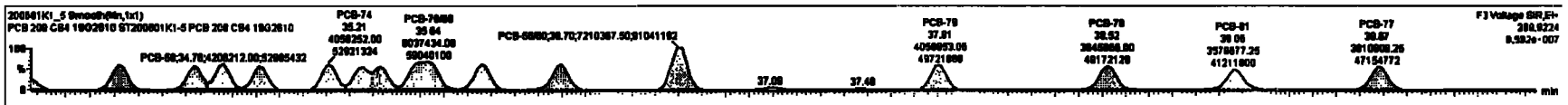


13C-PCB-60



#	Name	Range	Unit	Min	Max	Peak	Area	Height	Width	Area%	Height%	Area%	Height%
222	13C-PCB-78	1.98e6	0.78	ND	1.0221	1.020	37.78	0.000	0.000	ND	87.42	87.4	0.0273
223	13C-PCB-178	7.85e6	0.44	ND	1.0000	1.000	46.87	0.000	0.000	ND	87.18	87.2	0.112
224	Total Mono-PCBs				1.0000	1.000	0.00	0.000	0.000	ND	1280	0.0081	1280
225	Total BI-PCBs				1.0007	1.000	0.00	0.000	0.000	ND	9120	0.238	9120
226	2nd Function BI-PCBs				1.0007	1.000	0.00	0.000	0.000	ND	3487	0.110	3487
227	3rd Function BI-PCBs				0.0008	1.000	0.00	0.000	0.000	ND	8774	0.002	8774
228	4th Function BI-PCBs				0.0000	1.000	0.00	0.000	0.000	ND	0	0.000	0
229	2nd Function Penta-PCBs				1.0107	1.000	0.00	0.000	0.000	ND	17480	0.004	17480
230	3rd Function Penta-PCBs				1.0736	1.000	0.00	0.000	0.000	ND	2128	0.260	2128
231	4th Function Penta-PCBs				0.0000	1.000	0.00	0.000	0.000	ND	8976	0.403	8976
232	4th Function Hexa-PCBs				1.0010	1.000	0.00	0.000	0.000	ND	12140	2.87	12140
233	Total Hexa-PCBs				1.0001	1.000	0.00	0.000	0.000	ND	10700	4.88	10700

#	Name	Peak#	RT	ret Range	id Range	1st Ratio (Peak)	BA	id#	SNPC	Class
1	PCB-84	27.84	27.84	3.78e6	4.912e6	0.770	0.78	ND	422.48	422.48
2	PCB-81	28.00	28.04	2.88e6	3.87e6	0.770	0.78	ND	415.31	415.30
3	PCB-83	28.80	28.81	2.88e6	3.87e6	0.770	0.78	ND	428.24	428.24
4	PCB-81	28.88	28.88	2.88e6	3.87e6	0.770	0.78	ND	428.80	428.80
5	PCB-48	30.30	30.30	2.81e6	3.87e6	0.770	0.78	ND	433.10	433.10
6	PCB-48	30.80	30.80	2.24e6	3.81e6	0.770	0.78	ND	418.07	418.07
7	PCB-8288	31.30	31.30	8.48e6	8.41e6	0.770	0.77	ND	846.12	846.12
8	PCB-78	31.41	31.41	4.00e6	6.30e6	0.770	0.77	ND	431.89	431.89
9	PCB-4388	31.58	31.58	9.57e6	7.25e6	0.770	0.77	ND	636.18	636.18

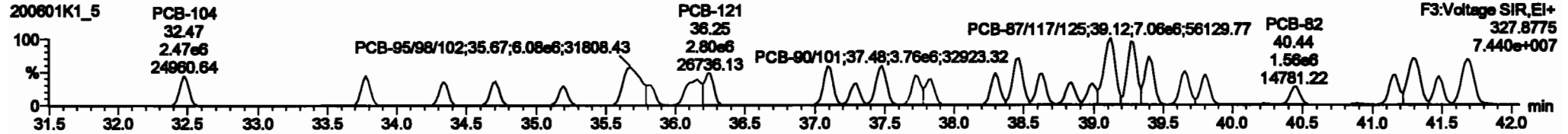
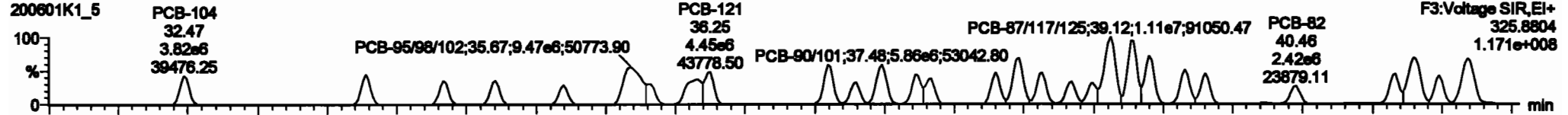


Dataset: Untitled

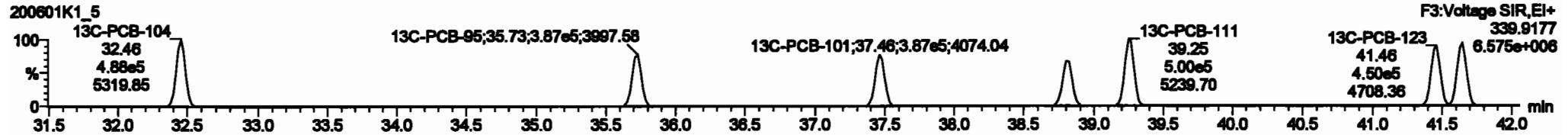
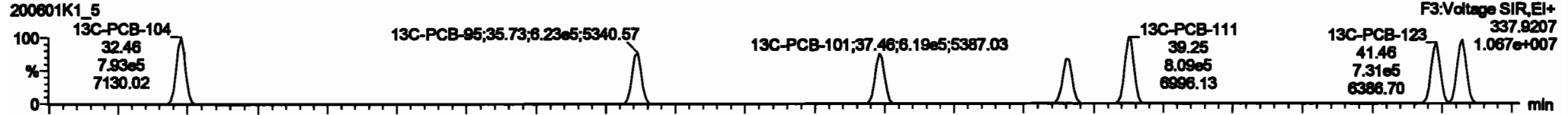
Last Altered: Tuesday, June 02, 2020 10:33:30 Pacific Daylight Time
Printed: Tuesday, June 02, 2020 10:35:13 Pacific Daylight Time

Name: 200601K1_5, Date: 01-Jun-2020, Time: 16:20:32, ID: ST200601K1-5 PCB 209 CS4 19G2610, Description: PCB 209 CS4 19G2610

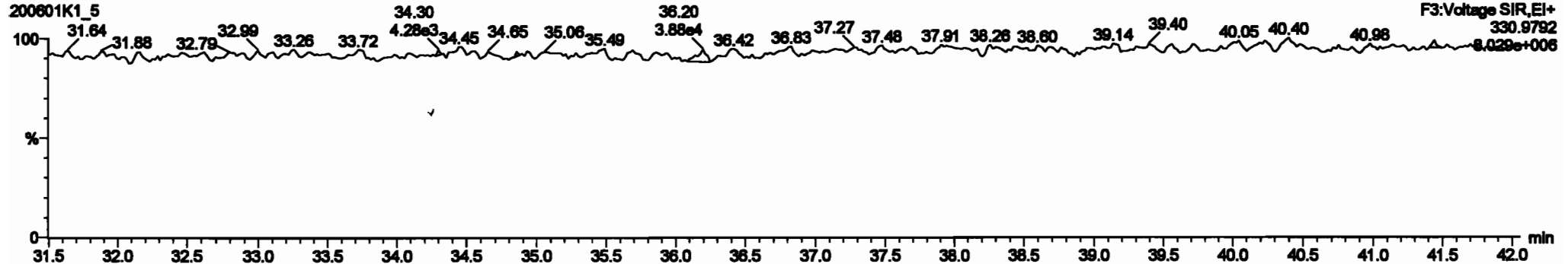
PCB-104



13C-PCB-104



PFK3b

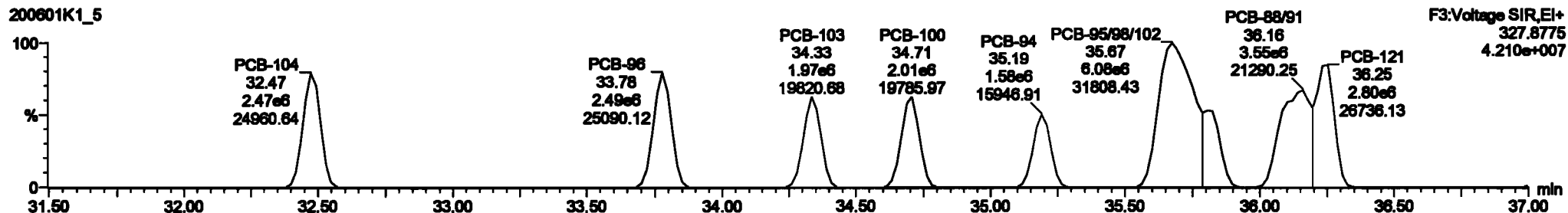
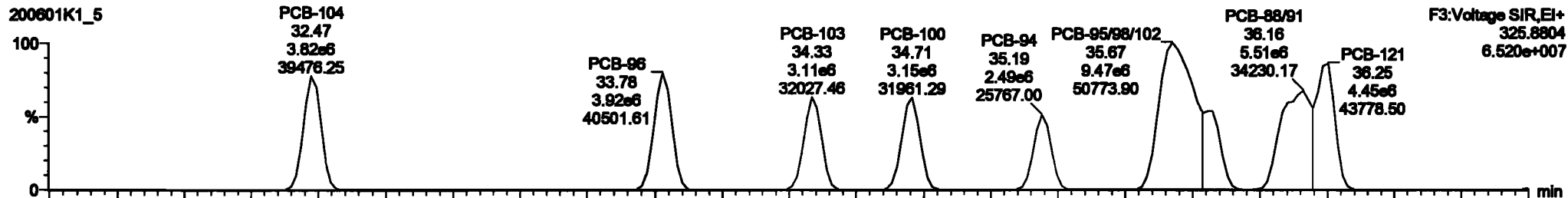


Dataset: Untitled

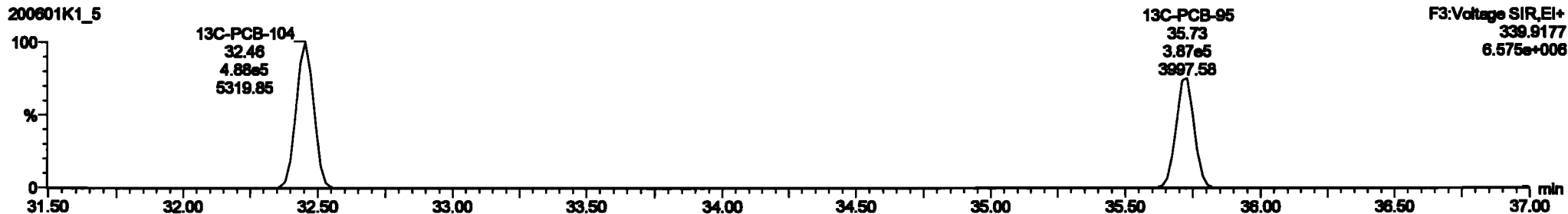
Last Altered: Tuesday, June 02, 2020 10:33:30 Pacific Daylight Time
Printed: Tuesday, June 02, 2020 10:35:13 Pacific Daylight Time

Name: 200601K1_5, Date: 01-Jun-2020, Time: 16:20:32, ID: ST200601K1-5 PCB 209 CS4 19G2610, Description: PCB 209 CS4 19G2610

PCB-96



13C-PCB-95



Dataset: Untitled

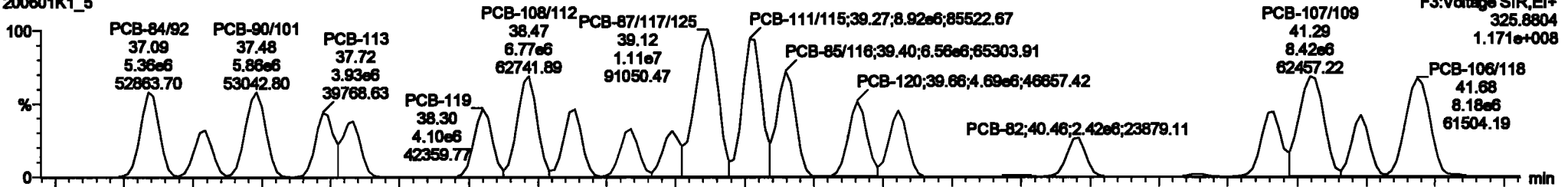
Last Altered: Tuesday, June 02, 2020 10:33:30 Pacific Daylight Time

Printed: Tuesday, June 02, 2020 10:35:13 Pacific Daylight Time

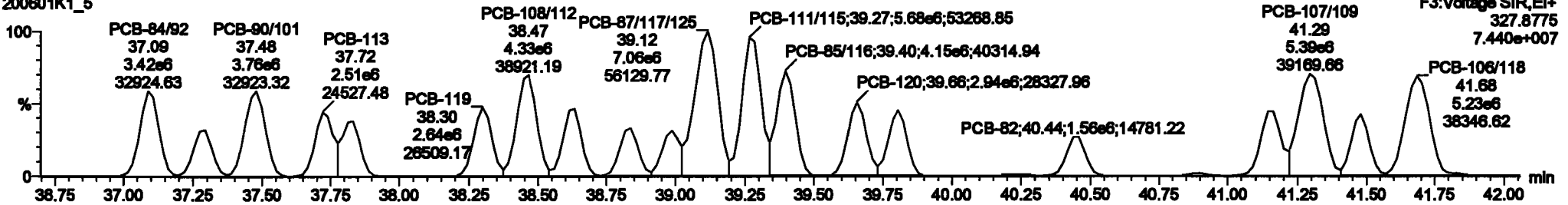
Name: 200601K1_5, Date: 01-Jun-2020, Time: 16:20:32, ID: ST200601K1-5 PCB 209 CS4 19G2610, Description: PCB 209 CS4 19G2610

PCB-119

200601K1_5

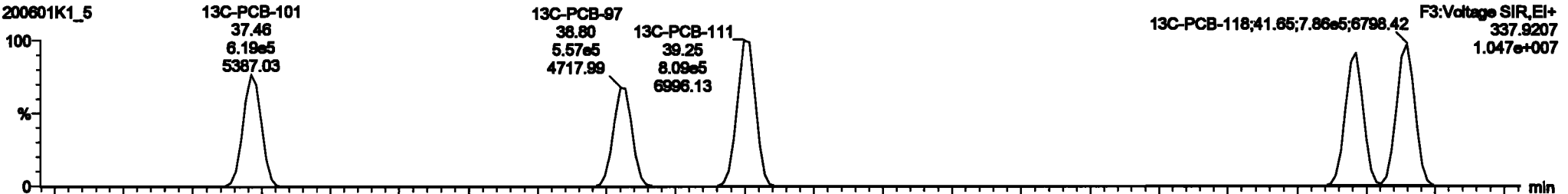


200601K1_5

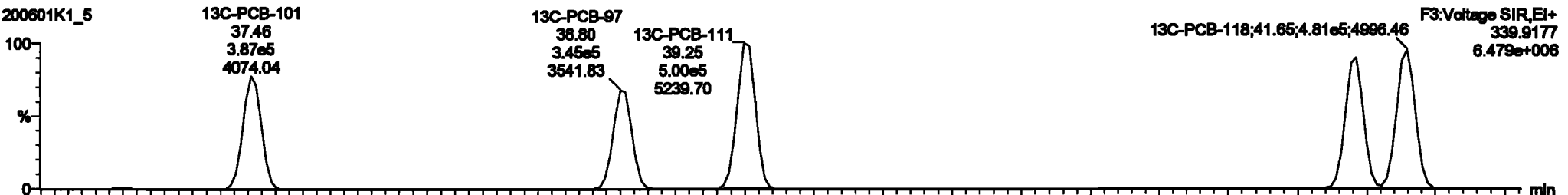


13C-PCB-111

200601K1_5

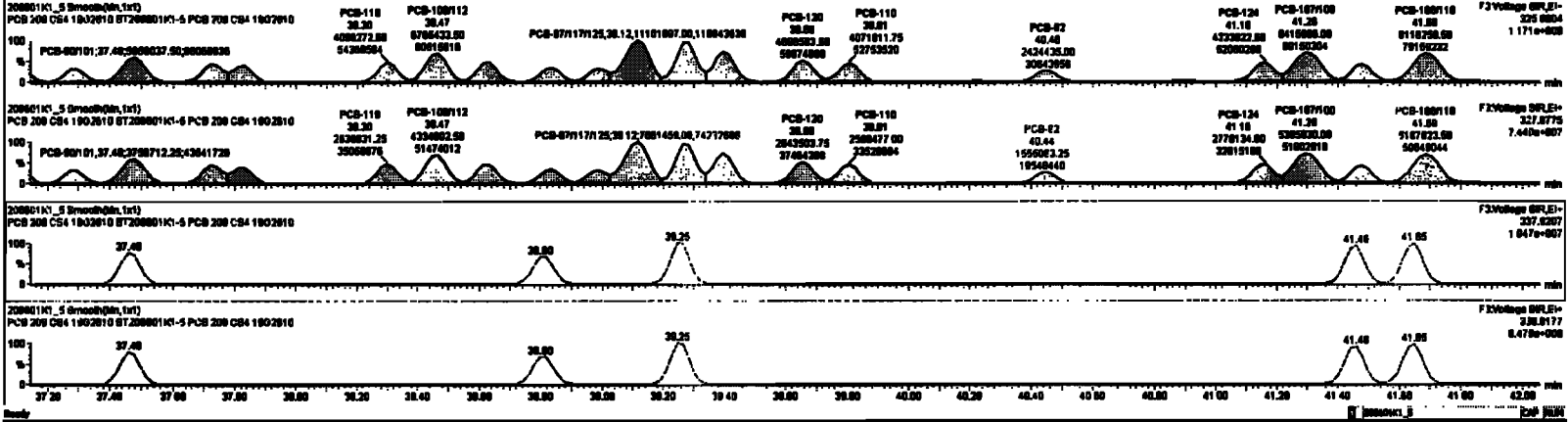


200601K1_5



#	Area	Height	Area%	Height%	Retention	Width	Height	Area%	Height%	Retention	Width	Height	Area%	Height%	Retention	Width	Height	Area%	Height%
220	15C-PCB-70	1.80e6	0.78	8.03	1.00e6	1.00e6	37.70	0.00	0.00	NO	37.70	37.70	0.11	0.00					
221	15C-PCB-470	7.00e6	0.94	NO	1.00e6	1.00e6	46.00	0.00	0.00	NO	46.00	46.00	0.15	0.00					
224	Total Mono-PCBs				1.00e6	1.00e6		0.00	0.00	NO			0.00	0.00					
226	Total Di-PCBs				1.00e6	1.00e6		0.00	0.00	NO			0.00	0.00					
228	Total Tri-PCBs				1.00e6	1.00e6		0.00	0.00	NO			0.00	0.00					
229	Total Tetra-PCBs				1.00e6	1.00e6		0.00	0.00	NO			0.00	0.00					
230	Total PCBs				1.00e6	1.00e6		0.00	0.00	NO			0.00	0.00					
231	Total PCBs				1.00e6	1.00e6		0.00	0.00	NO			0.00	0.00					
232	Total PCBs				1.00e6	1.00e6		0.00	0.00	NO			0.00	0.00					
233	Total PCBs				1.00e6	1.00e6		0.00	0.00	NO			0.00	0.00					
234	Total PCBs				1.00e6	1.00e6		0.00	0.00	NO			0.00	0.00					
235	Total PCBs				1.00e6	1.00e6		0.00	0.00	NO			0.00	0.00					
236	Total PCBs				1.00e6	1.00e6		0.00	0.00	NO			0.00	0.00					
237	Total PCBs				1.00e6	1.00e6		0.00	0.00	NO			0.00	0.00					
238	Total PCBs				1.00e6	1.00e6		0.00	0.00	NO			0.00	0.00					
239	Total PCBs				1.00e6	1.00e6		0.00	0.00	NO			0.00	0.00					
240	Total PCBs				1.00e6	1.00e6		0.00	0.00	NO			0.00	0.00					
241	Total PCBs				1.00e6	1.00e6		0.00	0.00	NO			0.00	0.00					
242	Total PCBs				1.00e6	1.00e6		0.00	0.00	NO			0.00	0.00					
243	Total PCBs				1.00e6	1.00e6		0.00	0.00	NO			0.00	0.00					
244	Total PCBs				1.00e6	1.00e6		0.00	0.00	NO			0.00	0.00					
245	Total PCBs				1.00e6	1.00e6		0.00	0.00	NO			0.00	0.00					
246	Total PCBs				1.00e6	1.00e6		0.00	0.00	NO			0.00	0.00					
247	Total PCBs				1.00e6	1.00e6		0.00	0.00	NO			0.00	0.00					
248	Total PCBs				1.00e6	1.00e6		0.00	0.00	NO			0.00	0.00					
249	Total PCBs				1.00e6	1.00e6		0.00	0.00	NO			0.00	0.00					
250	Total PCBs				1.00e6	1.00e6		0.00	0.00	NO			0.00	0.00					

#	Area	Height	Area%	Height%	Retention	Width	Height	Area%	Height%	Retention	Width	Height	Area%	Height%	Retention	Width	Height	Area%	Height%
60	PCB-118	30.47	32.07	2.00e6	2.00e6	1.00	1.00	NO	NO	32.07	32.07	32.07	0.00	0.00					
61	PCB-119	30.70	30.70	2.00e6	2.00e6	1.00	1.00	NO	NO	30.70	30.70	30.70	0.00	0.00					
62	PCB-120	30.20	30.20	2.00e6	2.00e6	1.00	1.00	NO	NO	30.20	30.20	30.20	0.00	0.00					
63	PCB-118	30.40	30.40	2.00e6	2.00e6	1.00	1.00	NO	NO	30.40	30.40	30.40	0.00	0.00					
64	PCB-119	30.40	30.40	2.00e6	2.00e6	1.00	1.00	NO	NO	30.40	30.40	30.40	0.00	0.00					
65	PCB-120	30.20	30.20	2.00e6	2.00e6	1.00	1.00	NO	NO	30.20	30.20	30.20	0.00	0.00					
66	PCB-118	30.40	30.40	2.00e6	2.00e6	1.00	1.00	NO	NO	30.40	30.40	30.40	0.00	0.00					
67	PCB-119	30.40	30.40	2.00e6	2.00e6	1.00	1.00	NO	NO	30.40	30.40	30.40	0.00	0.00					
68	PCB-120	30.20	30.20	2.00e6	2.00e6	1.00	1.00	NO	NO	30.20	30.20	30.20	0.00	0.00					
69	PCB-118	30.40	30.40	2.00e6	2.00e6	1.00	1.00	NO	NO	30.40	30.40	30.40	0.00	0.00					
70	PCB-119	30.40	30.40	2.00e6	2.00e6	1.00	1.00	NO	NO	30.40	30.40	30.40	0.00	0.00					
71	PCB-120	30.20	30.20	2.00e6	2.00e6	1.00	1.00	NO	NO	30.20	30.20	30.20	0.00	0.00					
72	PCB-118	30.20	30.20	2.00e6	2.00e6	1.00	1.00	NO	NO	30.20	30.20	30.20	0.00	0.00					

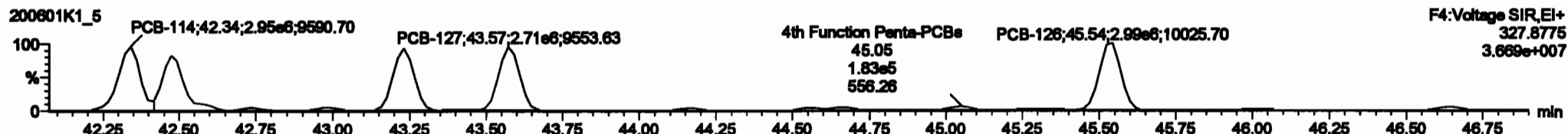



Dataset: Untitled

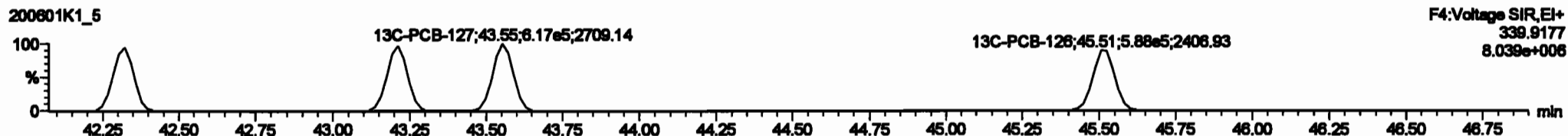

Last Altered: Tuesday, June 02, 2020 10:33:30 Pacific Daylight Time
Printed: Tuesday, June 02, 2020 10:35:13 Pacific Daylight Time

Name: 200601K1_5, Date: 01-Jun-2020, Time: 16:20:32, ID: ST200601K1-5 PCB 209 CS4 19G2610, Description: PCB 209 CS4 19G2610

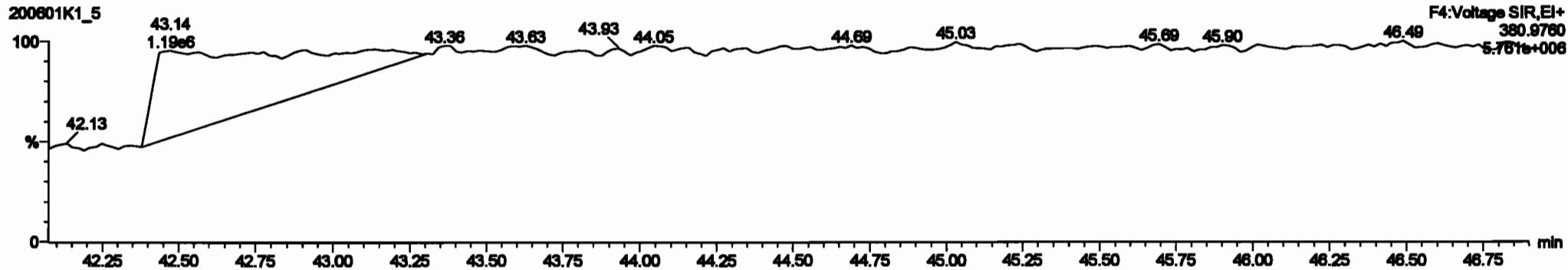
PCB-114



13C-PCB-114



PFK4a



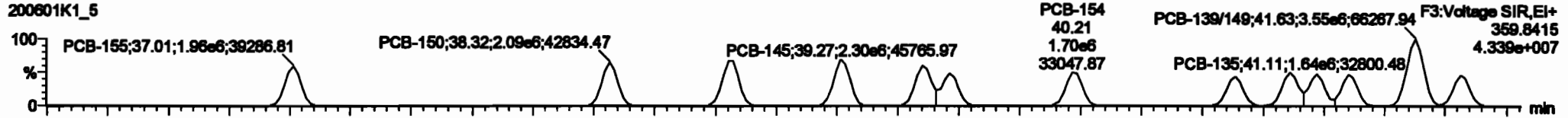
Dataset: Untitled

Last Altered: Tuesday, June 02, 2020 10:33:30 Pacific Daylight Time
Printed: Tuesday, June 02, 2020 10:35:13 Pacific Daylight Time

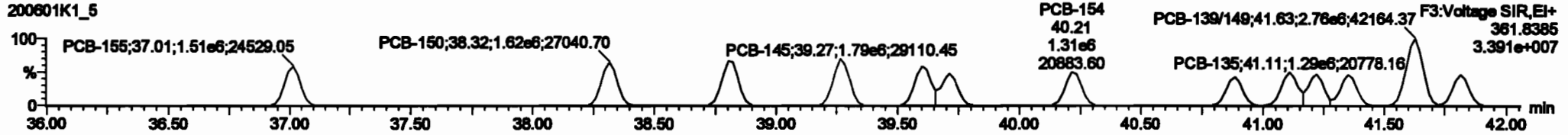
Name: 200601K1_5, Date: 01-Jun-2020, Time: 16:20:32, ID: ST200601K1-5 PCB 209 CS4 19G2610, Description: PCB 209 CS4 19G2610

PCB-155

200601K1_5

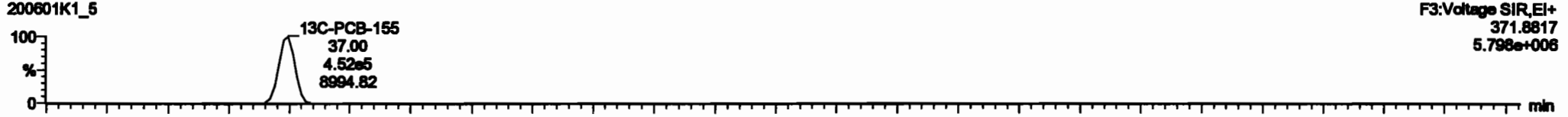


200601K1_5

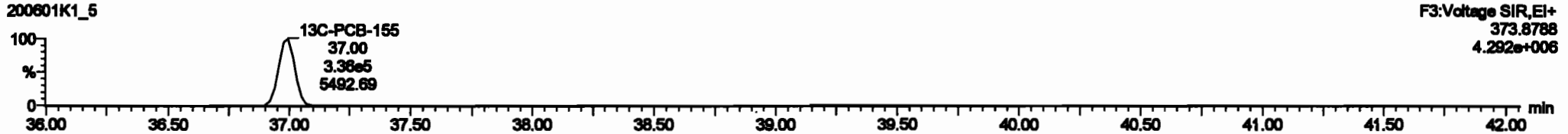


13C-PCB-155

200601K1_5

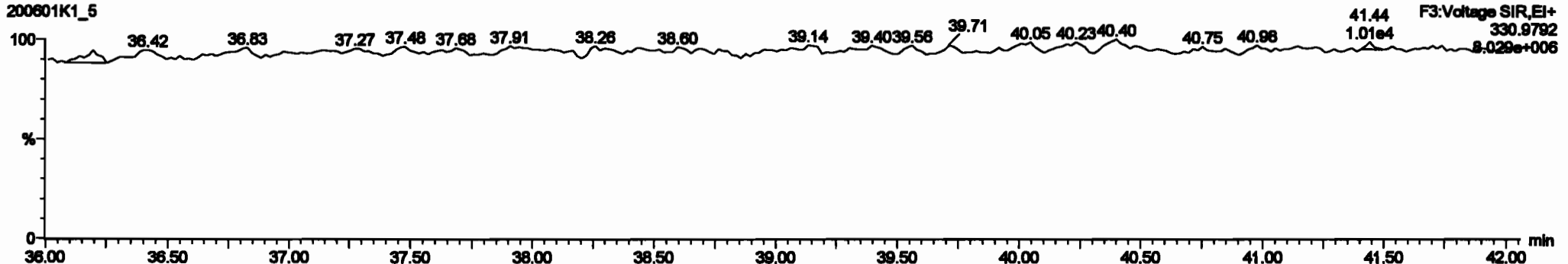


200601K1_5



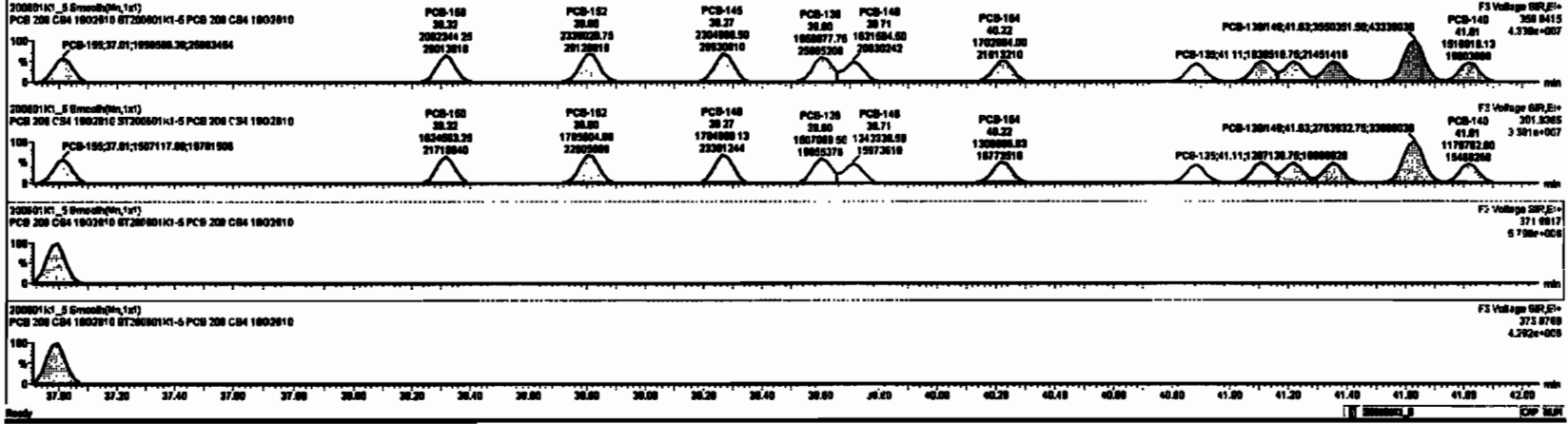
PFK3c

200601K1_5



ID	Step	Step	Est	Qty	Unit	Material	Quantity	Est	Prod.R.	Unit	Material	Quantity	Est	Prod.R.	Unit	Material	Quantity	Est	Prod.R.
222	12C-PCB-178	1.8000	0.70	NO	1.0000	1.000	37.78	37.78	0.000	0.000	NO	07.43	07.4	0.000					
223	12C-PCB-178	7.8000	0.44	NO	1.0000	1.000	48.07	48.08	0.020	0.020	NO	07.18	07.2	0.110					
224	Total Items-PCBs				1.1000	1.000	0.00	0.000			NO	1200	0.0201	1200					
225	Total 0-PCBs				1.0000	1.000	0.00	0.000			NO	01.00	0.240	01.00					
226	2nd Function 0-PCBs				1.0000	1.000	0.00	0.000			NO	3407	0.110	3407					
227	2nd Function 0-PCBs				0.0000	1.000	0.00	0.000			NO	0774	0.000	0774					
228	Total 0-PCBs				1.0000	1.000	0.00	0.000			NO	17000	1.37	17000					
229	2nd Function Parts-PCBs				1.2107	1.000	0.00	0.000			NO	17000	0.004	17000					
230	4th Function Parts-PCBs				1.0735	1.000	0.00	0.000			NO	2128	0.200	2128					
231	4th Function Parts-PCBs				1.0000	1.000	0.00	0.000			NO	0000	0.000	0000					
232	4th Function Parts-PCBs				1.0000	1.000	0.00	0.000			NO	12140	2.07	12140					
233	Total Items-PCBs				1.2000	1.000	0.00	0.000			NO	0000	4.00	0000					

ID	Step	Step	Est	Qty	Unit	Material	Quantity	Est	Prod.R.	Unit	Material	Quantity	Est	Prod.R.	Unit	Material	Quantity	Est	Prod.R.
80	PCB-100	37.00	37.01	1.0000	1.0000	1.200	1.200	1.20	NO	421.45	421.45								
90	PCB-100	38.30	38.30	2.0000	1.0000	1.200	1.20	1.20	NO	438.01	438.01								
100	PCB-100	38.00	38.00	2.0000	1.0000	1.200	1.20	1.20	NO	441.45	441.45								
110	PCB-140	38.30	38.30	1.0000	1.0000	1.200	1.20	1.20	NO	438.01	438.01								
120	PCB-130	38.00	38.00	1.0000	1.0000	1.200	1.20	1.20	NO	431.00	431.00								
130	PCB-140	38.70	38.71	1.0000	1.0000	1.200	1.20	1.20	NO	438.70	438.70								
140	PCB-100	40.20	40.20	1.0000	1.0000	1.200	1.20	1.20	NO	418.00	418.00								
150	PCB-100	40.00	40.00	1.0000	1.0000	1.200	1.20	1.20	NO	418.00	418.00								
160	PCB-130	41.10	41.11	1.0000	1.0000	1.200	1.20	1.20	NO	400.00	400.00								

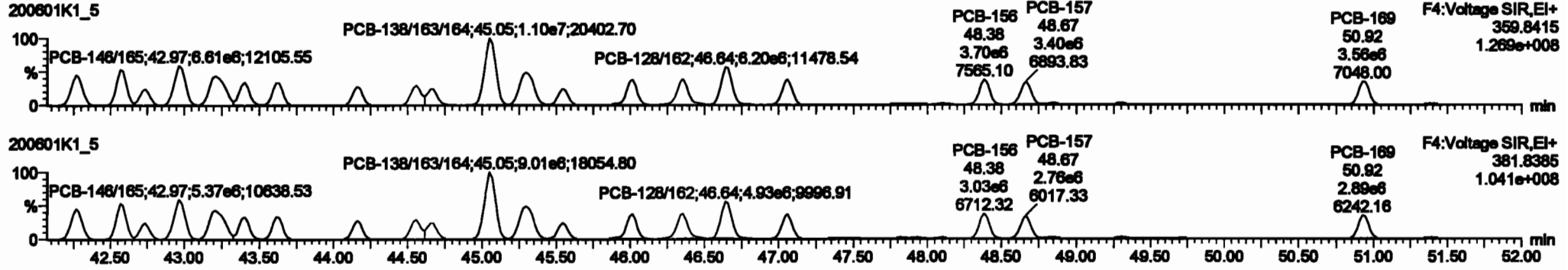


Dataset: Untitled

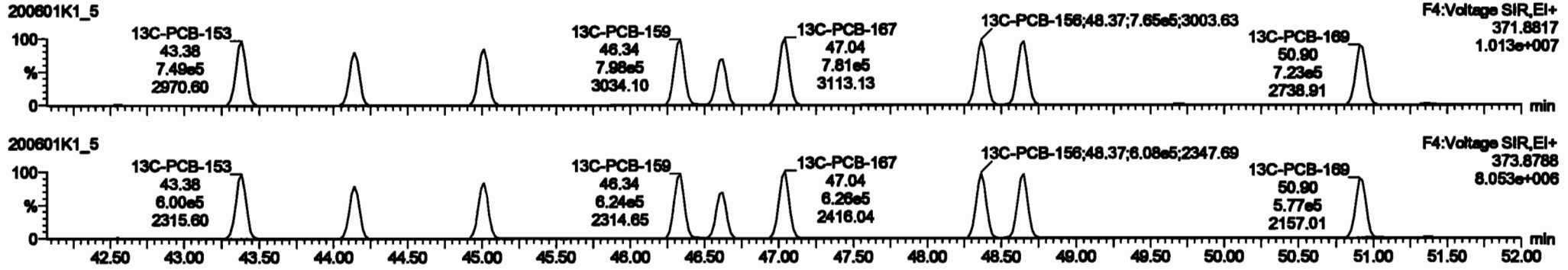
Last Altered: Tuesday, June 02, 2020 10:33:30 Pacific Daylight Time
Printed: Tuesday, June 02, 2020 10:35:13 Pacific Daylight Time

Name: 200601K1_5, Date: 01-Jun-2020, Time: 16:20:32, ID: ST200601K1-5 PCB 209 CS4 19G2610, Description: PCB 209 CS4 19G2610

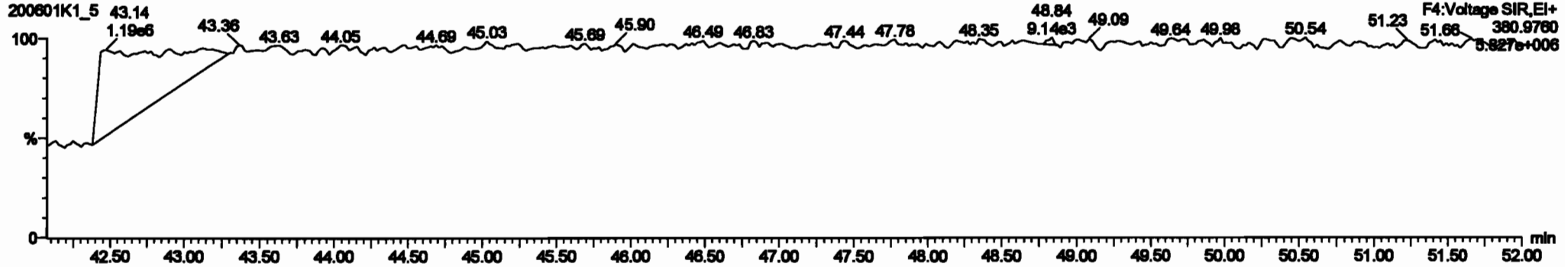
PCB-134/143



13C-PCB-153

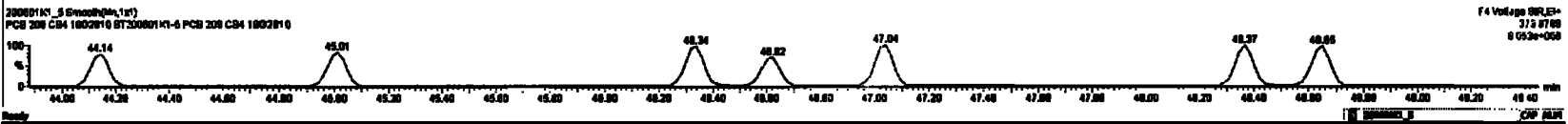
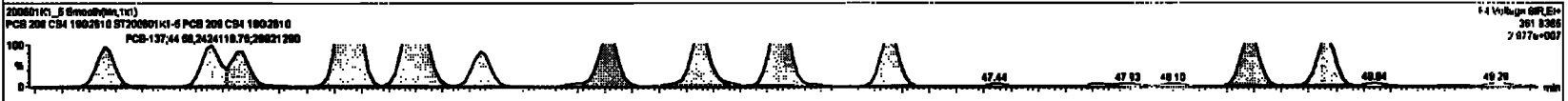
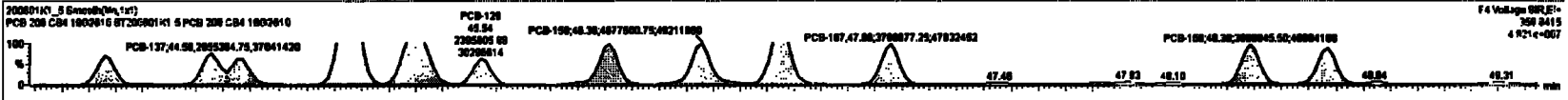


PFK4b



#	Sample	Range	Min	Max	Unit	Method	Result	Ref	Pass/Fail	Comp.	Unit	Min	Max
222	13C-PCB-78	1.00e4	0.78	ND	1.00e1	1.00e	37.76	37.76	0.000	ND	07.40	07.4	0.0075
223	13C-PCB-79	7.00e4	0.44	ND	1.00e0	1.00e	48.07	48.08	0.000	ND	07.40	07.2	0.1172
224	Total Mono-PCBs				1.00e0	1.00e	0.000	0.000	0.000	ND	12.00		0.0001
225	Total Di-PCBs				1.00e0	1.00e	0.000	0.000	0.000	ND	01.00		0.240
226	Total Tri-PCBs				1.00e0	1.00e	0.000	0.000	0.000	ND	24.00		0.110
227	Total Tetra-PCBs				0.00e0	1.00e	0.000	0.000	0.000	ND	07.00		0.000
228	Total Penta-PCBs				1.00e0	1.00e	0.000	0.000	0.000	ND	17.00		1.37
229	Total Hexa-PCBs				1.00e0	1.00e	0.000	0.000	0.000	ND	17.00		0.000
230	Total Hepta-PCBs				1.00e0	1.00e	0.000	0.000	0.000	ND	21.00		0.200
231	Total Octa-PCBs				0.00e0	1.00e	0.000	0.000	0.000	ND	00.00		0.400
232	Total PCBs				1.00e0	1.00e	0.000	0.000	0.000	ND	00.00		0.000
233	Total PCBs (Mn)				1.00e0	1.00e	0.000	0.000	0.000	ND	00.00		0.000

#	Sample	Result	Min	Max	Unit	Method	Result	Ref	Pass/Fail	Comp.	Unit	Min	Max
111	PCB-134A-0	42.30	42.30	0.01e4	4.00e4	1.200	1.20	ND	000.00	000.00			
112	PCB-131A-20	42.00	42.07	0.00e4	4.30e4	1.200	1.20	ND	001.00	001.00			
113	PCB-142	42.24	42.24	2.00e4	1.00e4	1.200	1.20	ND	430.00	430.00			
114	PCB-140B	42.00	42.07	0.00e4	4.30e4	1.200	1.20	ND	073.00	073.00			
115	PCB-120B1	43.27	43.21	0.07e4	4.20e4	1.200	1.20	ND	001.00	001.00			
116	PCB-100	43.00	43.00	2.47e4	2.70e4	1.200	1.20	ND	427.00	427.00			
117	PCB-100	43.00	43.00	0.00e4	0.00e4	1.200	1.20	ND	426.70	426.70			
118	PCB-141	44.10	44.10	2.74e4	2.10e4	1.200	1.20	ND	426.00	426.00			
119	PCB-137	44.00	44.00	3.00e4	2.42e4	1.200	1.20	ND	431.00	431.00			



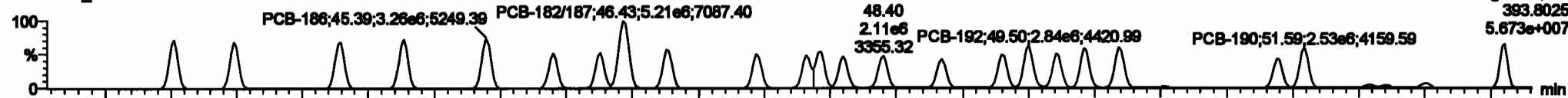
Dataset: Untitled

Last Altered: Tuesday, June 02, 2020 10:33:30 Pacific Daylight Time
Printed: Tuesday, June 02, 2020 10:35:13 Pacific Daylight Time

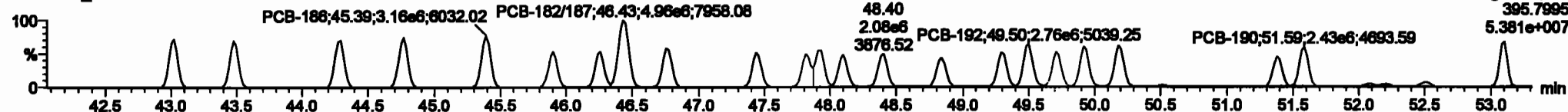
Name: 200601K1_5, Date: 01-Jun-2020, Time: 16:20:32, ID: ST200601K1-5 PCB 209 CS4 19G2610, Description: PCB 209 CS4 19G2610

PCB-188

200601K1_5




200601K1_5

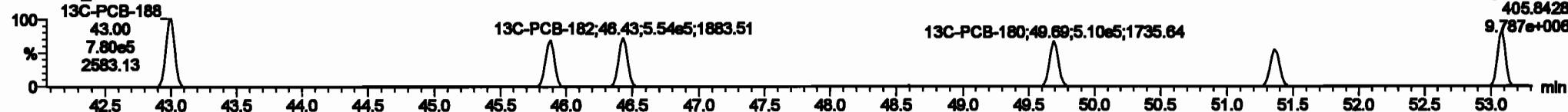


13C-PCB-188

200601K1_5

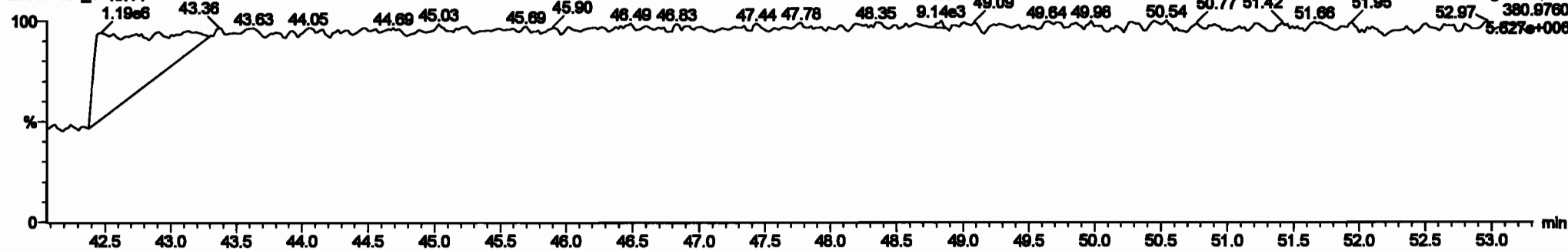


200601K1_5



PFK4c

200601K1_5



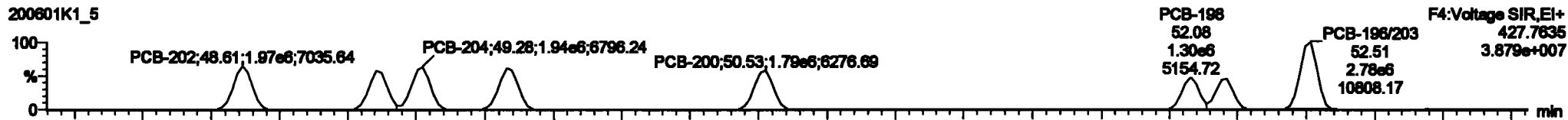
Dataset: Untitled

Last Altered: Tuesday, June 02, 2020 10:33:30 Pacific Daylight Time
 Printed: Tuesday, June 02, 2020 10:35:13 Pacific Daylight Time

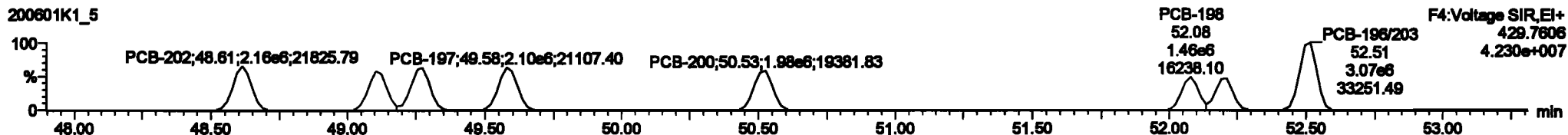
Name: 200601K1_5, Date: 01-Jun-2020, Time: 16:20:32, ID: ST200601K1-5 PCB 209 CS4 19G2610, Description: PCB 209 CS4 19G2610

PCB-202

200601K1_5

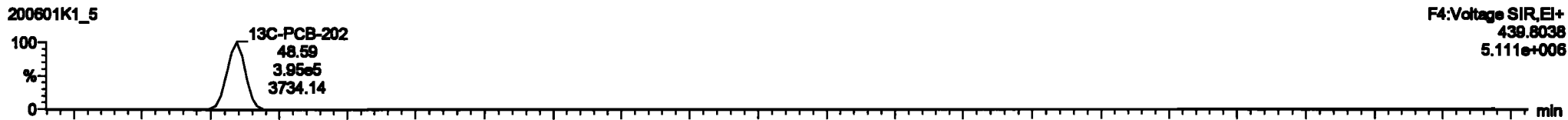


200601K1_5

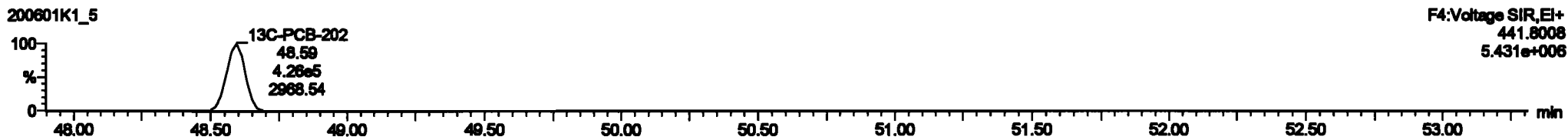


13C-PCB-202

200601K1_5

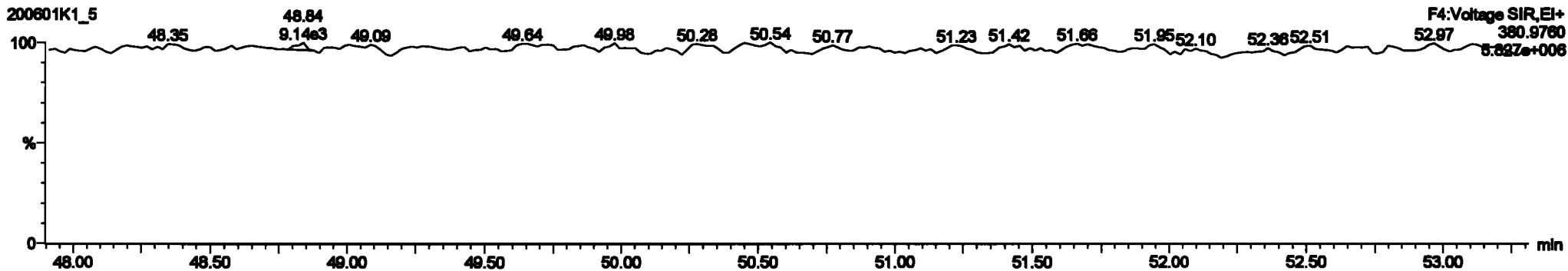


200601K1_5



PFK4d

200601K1_5



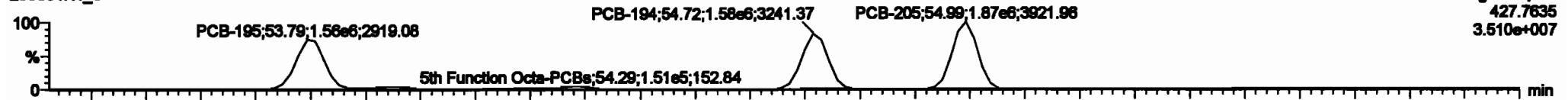
Dataset: Untitled

Last Altered: Tuesday, June 02, 2020 10:33:30 Pacific Daylight Time
Printed: Tuesday, June 02, 2020 10:35:13 Pacific Daylight Time

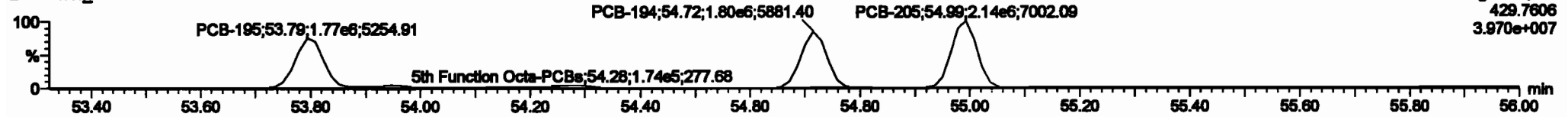
Name: 200601K1_5, Date: 01-Jun-2020, Time: 16:20:32, ID: ST200601K1-5 PCB 209 CS4 19G2610, Description: PCB 209 CS4 19G2610

PCB-195

200601K1_5

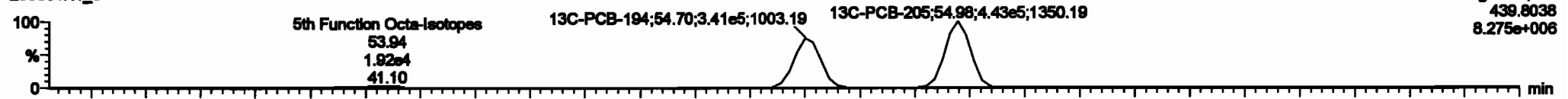


200601K1_5

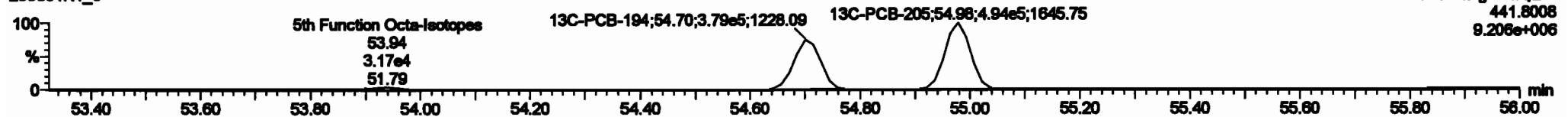


13C-PCB-194

200601K1_5

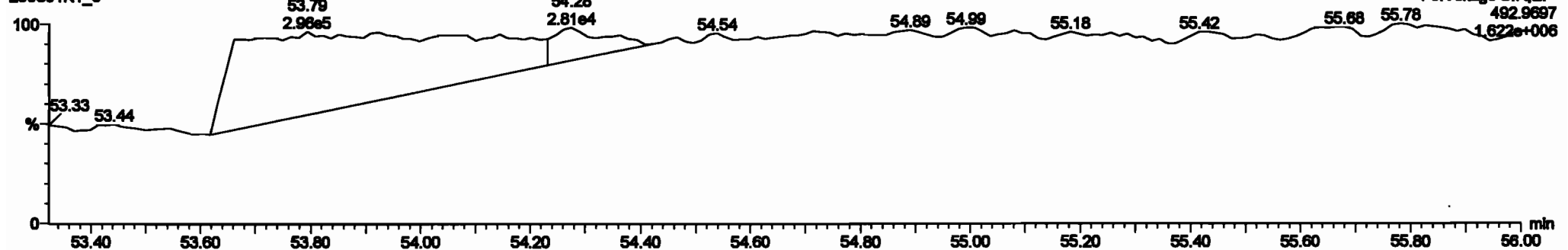


200601K1_5



PFK5a

200601K1_5



Dataset: Untitled

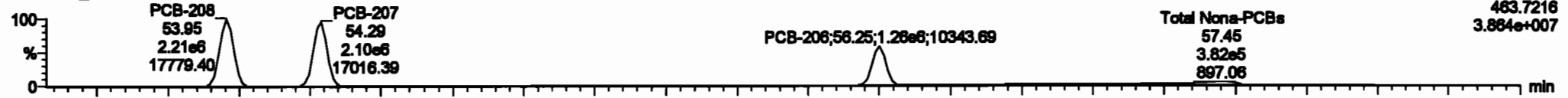
Last Altered: Tuesday, June 02, 2020 10:33:30 Pacific Daylight Time

Printed: Tuesday, June 02, 2020 10:35:13 Pacific Daylight Time

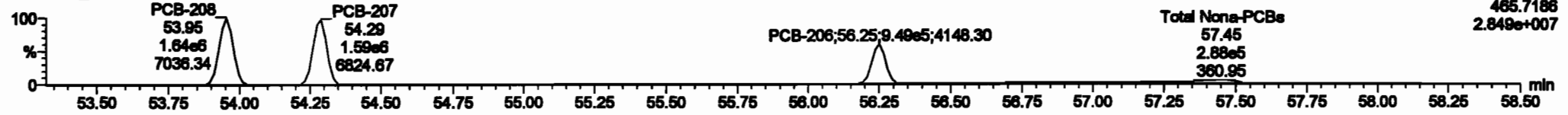
Name: 200601K1_5, Date: 01-Jun-2020, Time: 16:20:32, ID: ST200601K1-5 PCB 209 CS4 19G2610, Description: PCB 209 CS4 19G2610

PCB-208

200601K1_5




200601K1_5




13C-PCB-208

200601K1_5

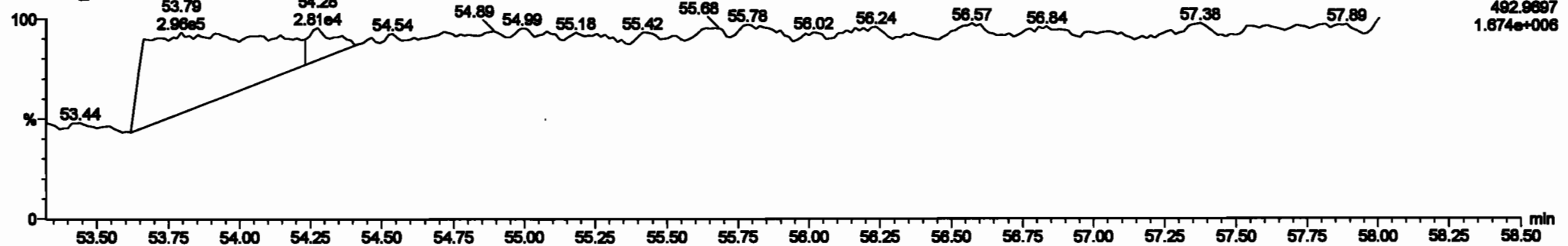


200601K1_5



PFK5

200601K1_5




Dataset: Untitled

Last Altered: Tuesday, June 02, 2020 10:33:30 Pacific Daylight Time
Printed: Tuesday, June 02, 2020 10:35:13 Pacific Daylight Time


Name: 200601K1_5, Date: 01-Jun-2020, Time: 16:20:32, ID: ST200601K1-5 PCB 209 CS4 19G2610, Description: PCB 209 CS4 19G2610

PCB-209

200601K1_5




200601K1_5

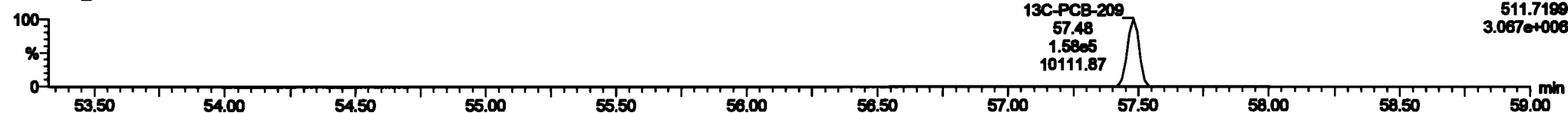


13C-PCB-209

200601K1_5

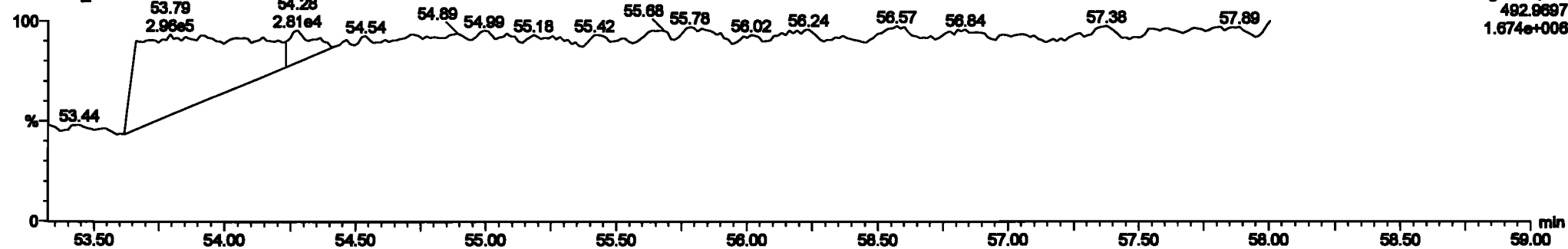


200601K1_5



PFK5b

200601K1_5



Dataset: Untitled

Last Altered: Tuesday, June 02, 2020 10:33:30 Pacific Daylight Time

Printed: Tuesday, June 02, 2020 10:35:13 Pacific Daylight Time


Name: 200601K1_6, Date: 01-Jun-2020, Time: 17:21:13, ID: ST200601K1-6 PCB 209 CS5 19G2611, Description: PCB 209 CS5 19G2611

PCB-1

200601K1_6



200601K1_6



13C-PCB-1

200601K1_6

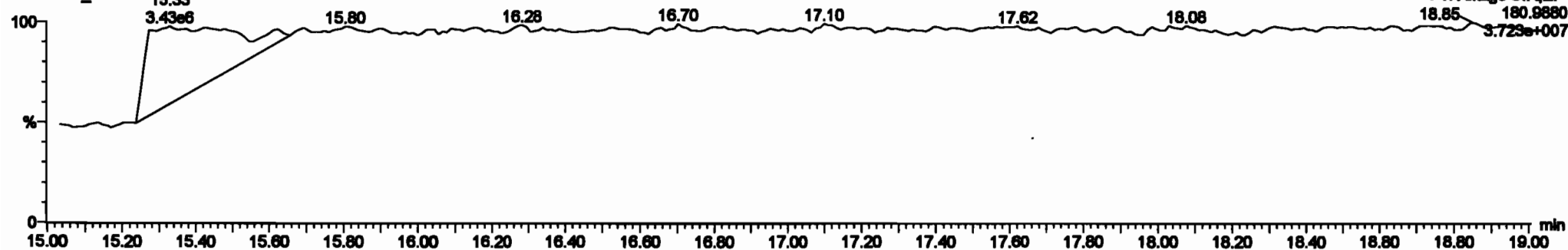


200601K1_6



PFK1

200601K1_6

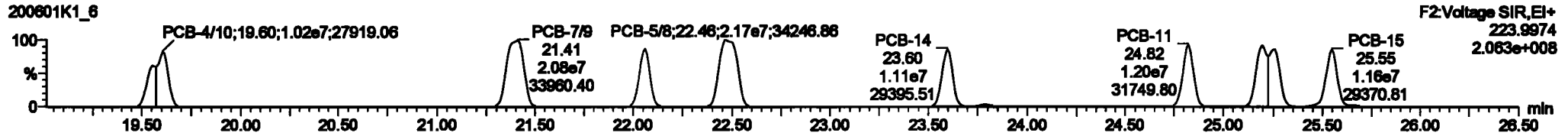
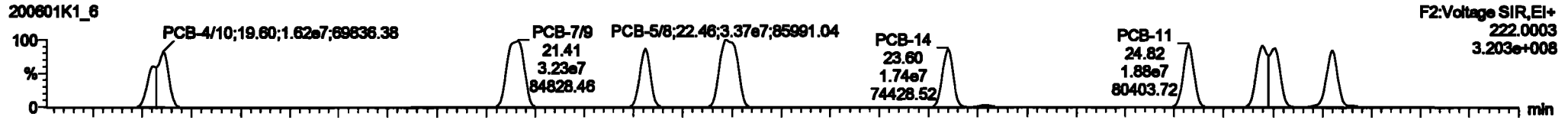


Dataset: Untitled

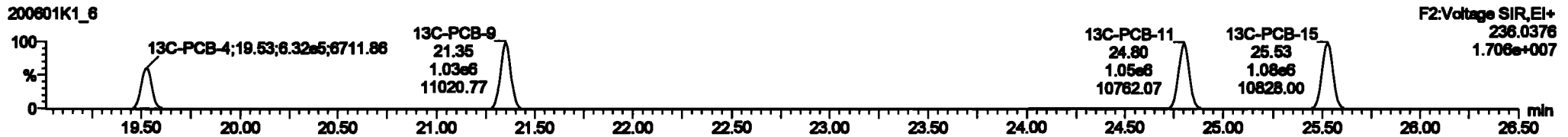
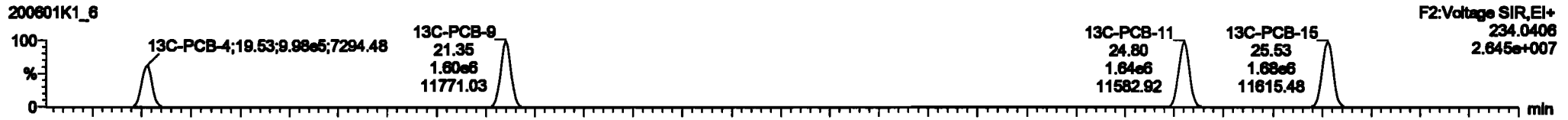
Last Altered: Tuesday, June 02, 2020 10:33:30 Pacific Daylight Time
 Printed: Tuesday, June 02, 2020 10:35:13 Pacific Daylight Time

Name: 200601K1_6, Date: 01-Jun-2020, Time: 17:21:13, ID: ST200601K1-6 PCB 209 CS5 19G2811, Description: PCB 209 CS5 19G2811

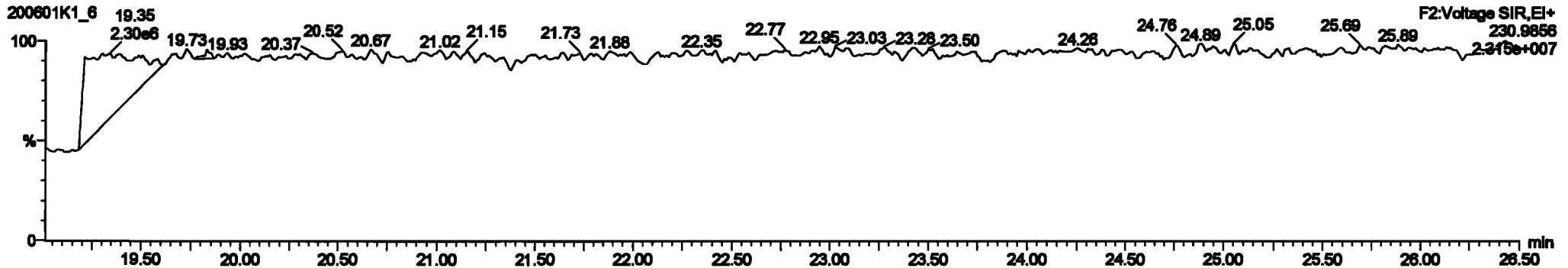
PCB-4/10

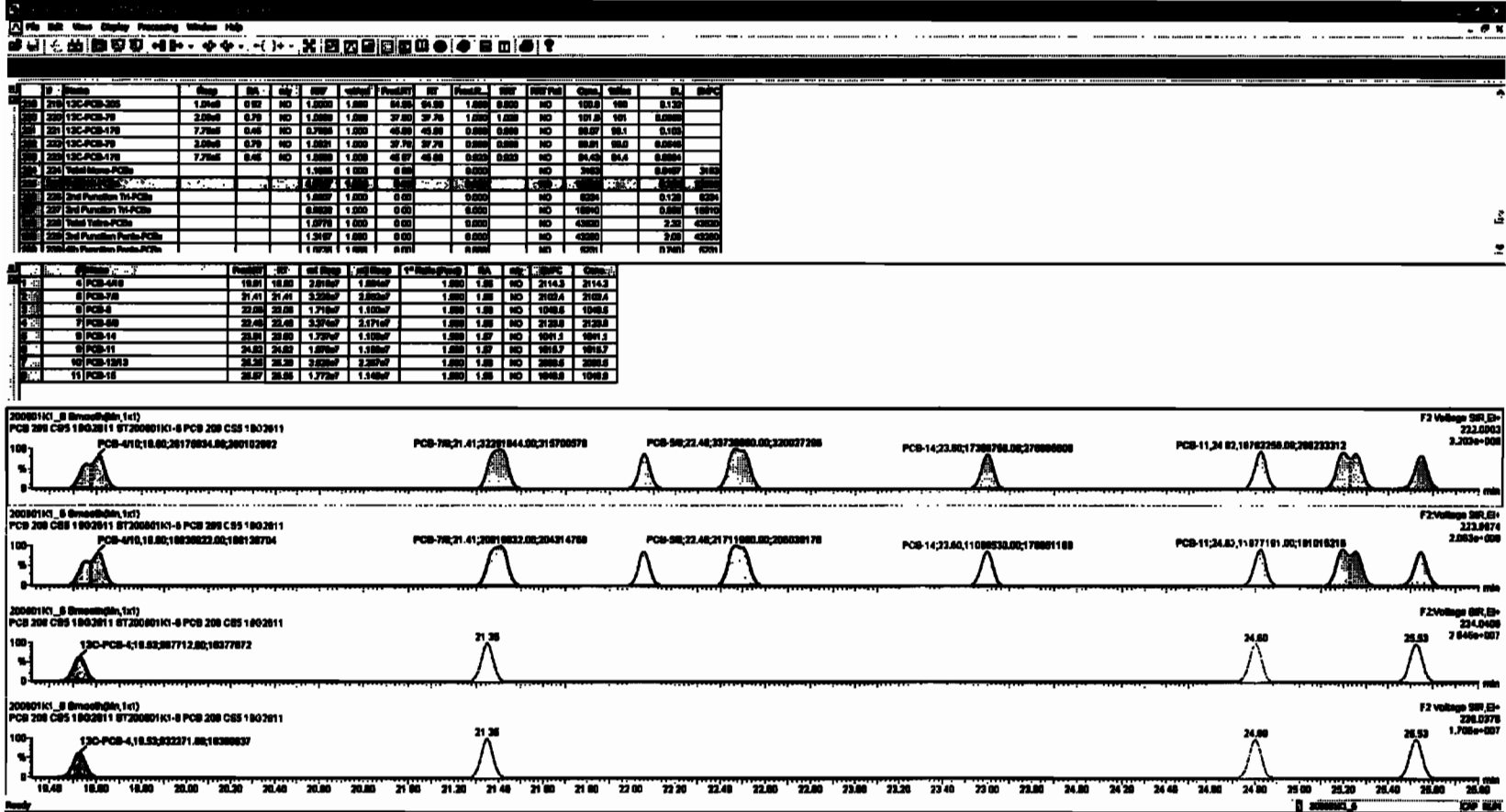


13C-PCB-4



PFK2a



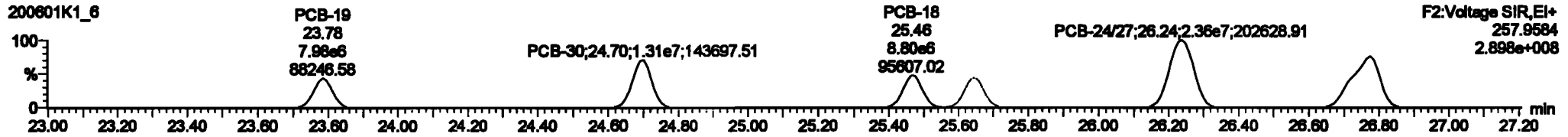


Dataset: Untitled

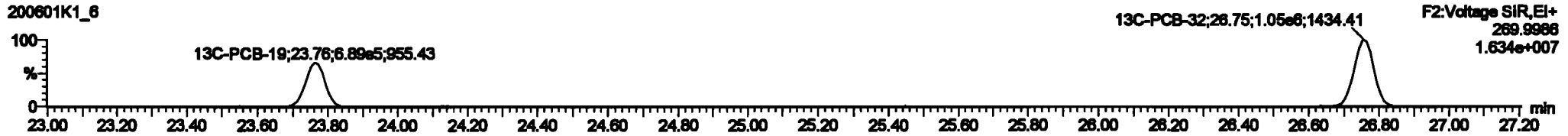

Last Altered: Tuesday, June 02, 2020 10:33:30 Pacific Daylight Time
Printed: Tuesday, June 02, 2020 10:35:13 Pacific Daylight Time

Name: 200601K1_6, Date: 01-Jun-2020, Time: 17:21:13, ID: ST200601K1-6 PCB 209 CS5 19G2611, Description: PCB 209 CS5 19G2611

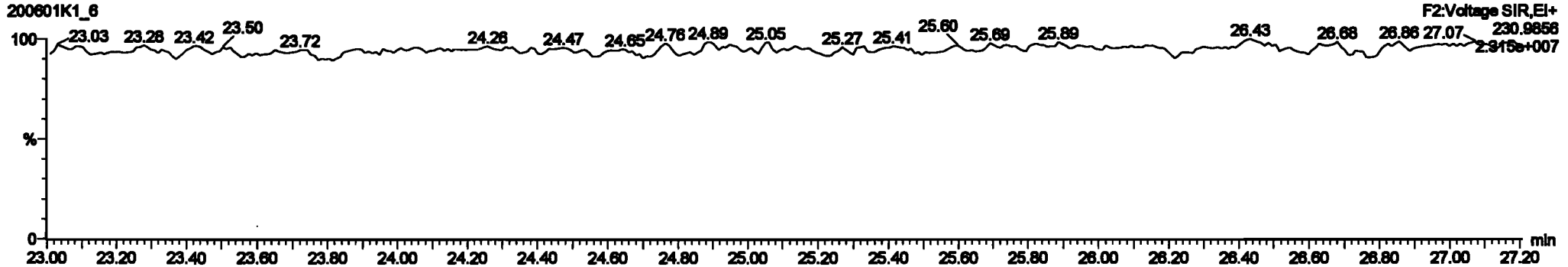
PCB-19



13C-PCB-19



PFK2b

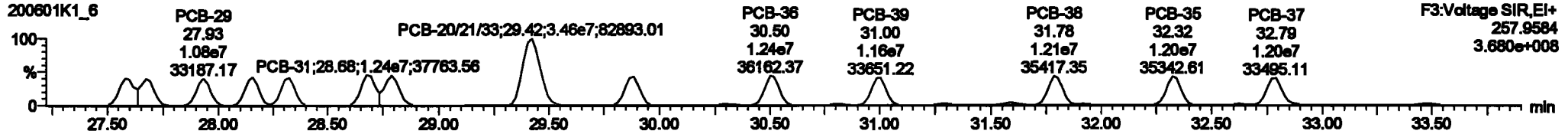
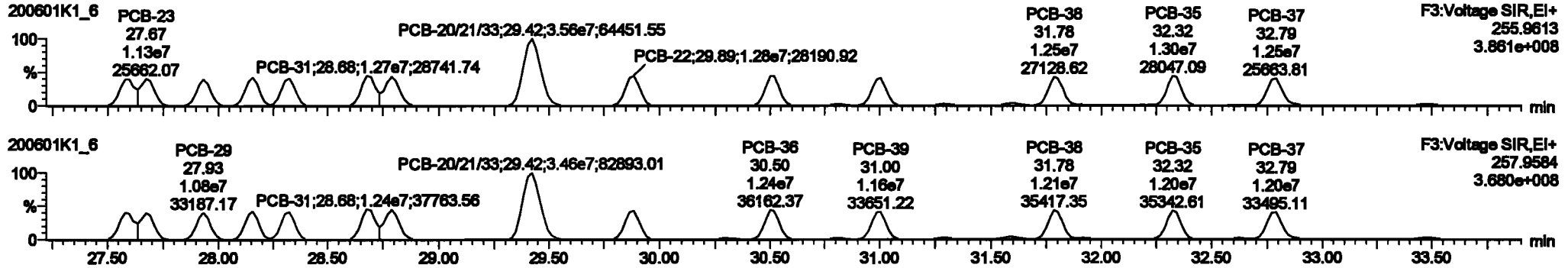


Dataset: Untitled

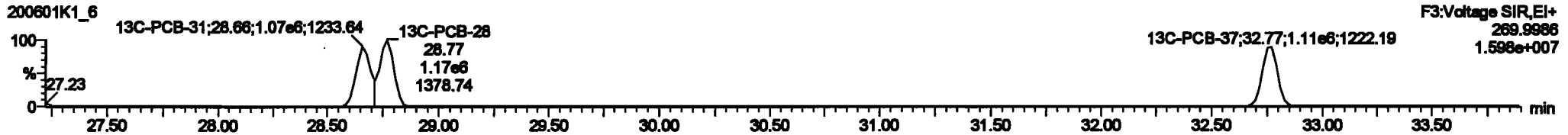
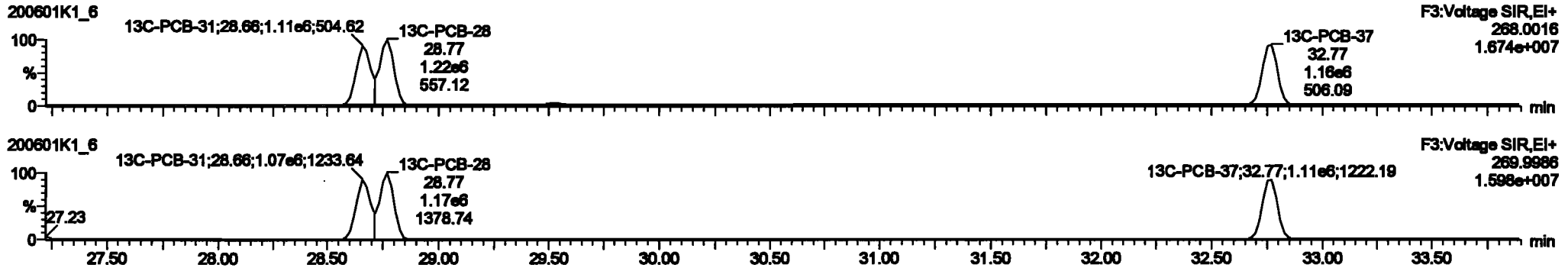
Last Altered: Tuesday, June 02, 2020 10:33:30 Pacific Daylight Time
 Printed: Tuesday, June 02, 2020 10:35:13 Pacific Daylight Time

Name: 200601K1_6, Date: 01-Jun-2020, Time: 17:21:13, ID: ST200601K1-6 PCB 209 CS5 19G2611, Description: PCB 209 CS5 19G2611

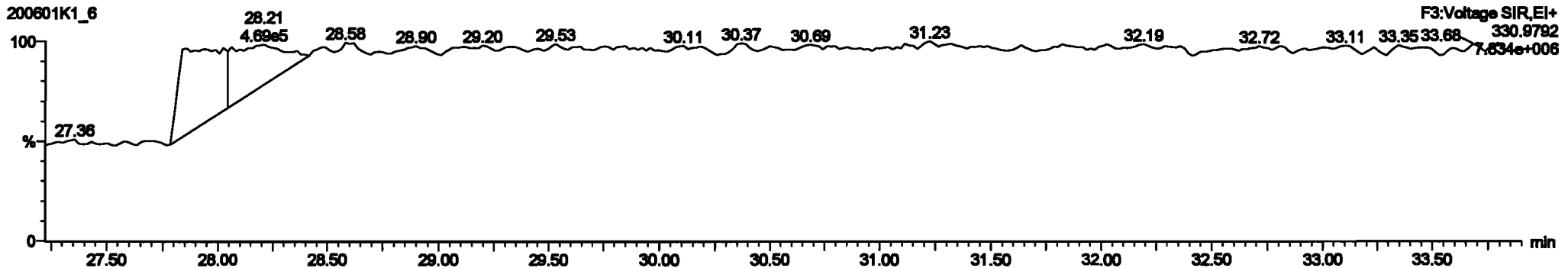
PCB-34



13C-PCB-28



PFK3d

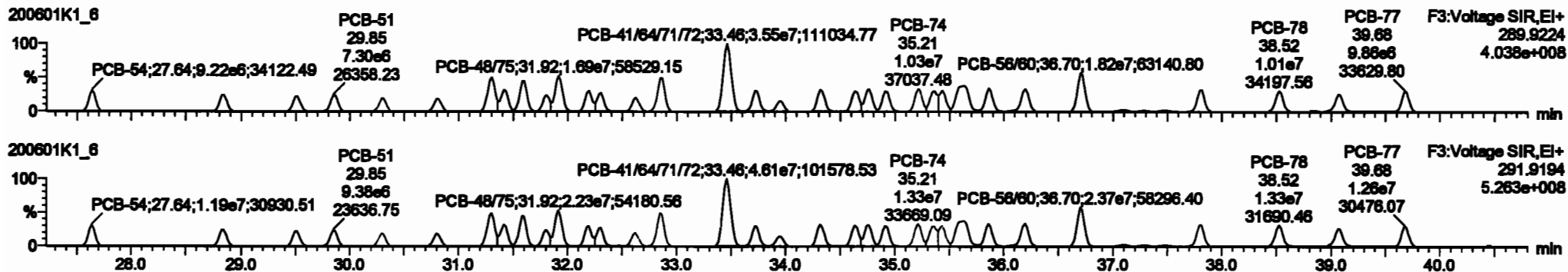


Dataset: Untitled

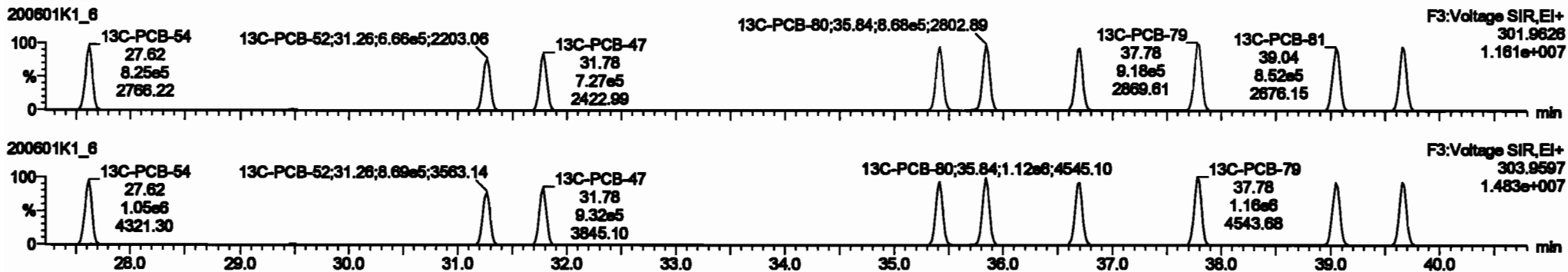
Last Altered: Tuesday, June 02, 2020 10:33:30 Pacific Daylight Time
 Printed: Tuesday, June 02, 2020 10:35:13 Pacific Daylight Time

Name: 200601K1_6, Date: 01-Jun-2020, Time: 17:21:13, ID: ST200601K1-6 PCB 209 CS5 19G2611, Description: PCB 209 CS5 19G2611

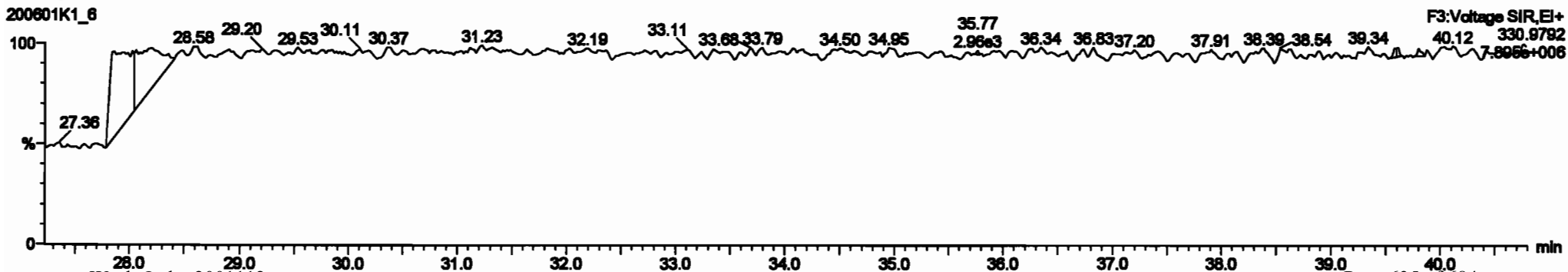
PCB-54



13C-PCB-54



PFK3a



Dataset: Untitled

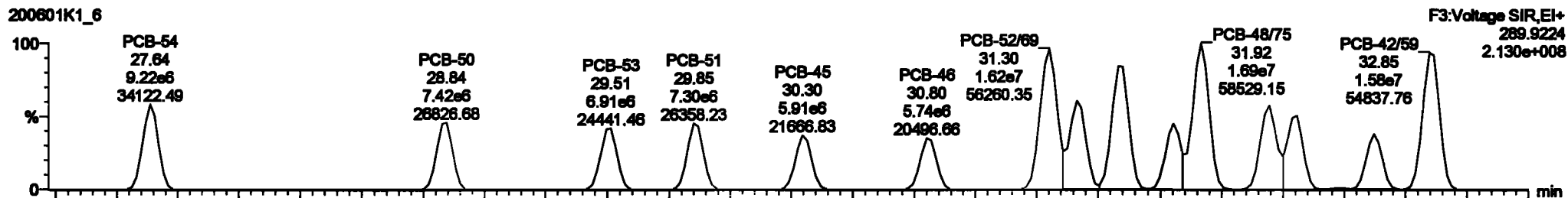
Last Altered: Tuesday, June 02, 2020 10:33:30 Pacific Daylight Time

Printed: Tuesday, June 02, 2020 10:35:13 Pacific Daylight Time

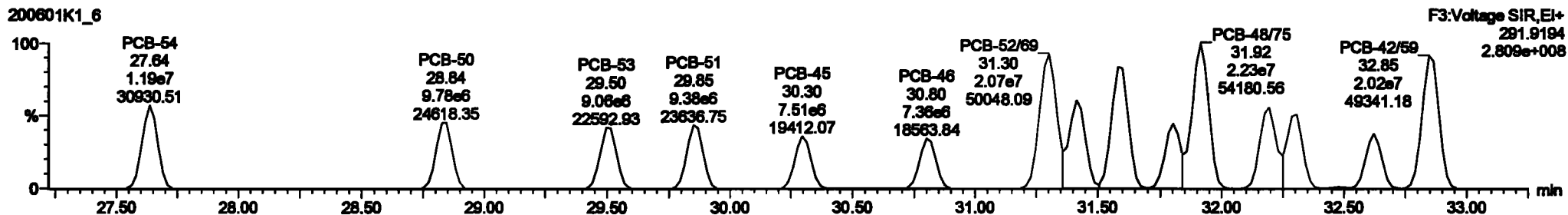
Name: 200601K1_6, Date: 01-Jun-2020, Time: 17:21:13, ID: ST200601K1-6 PCB 209 CS5 19G2611, Description: PCB 209 CS5 19G2611

PCB-50

200601K1_6



200601K1_6




13C-PCB-52

200601K1_6



200601K1_6

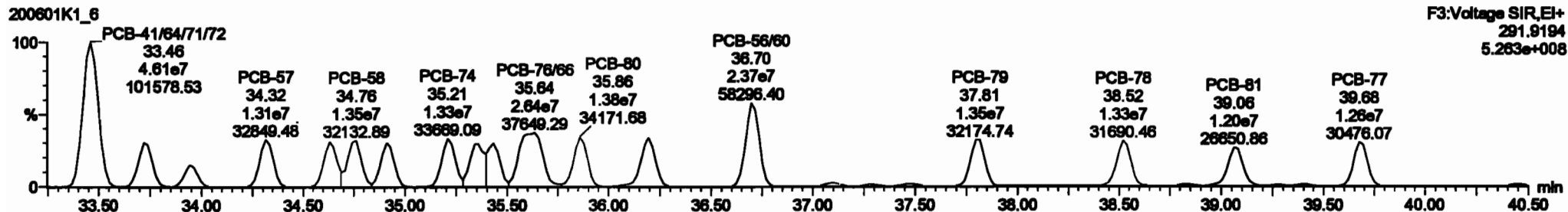
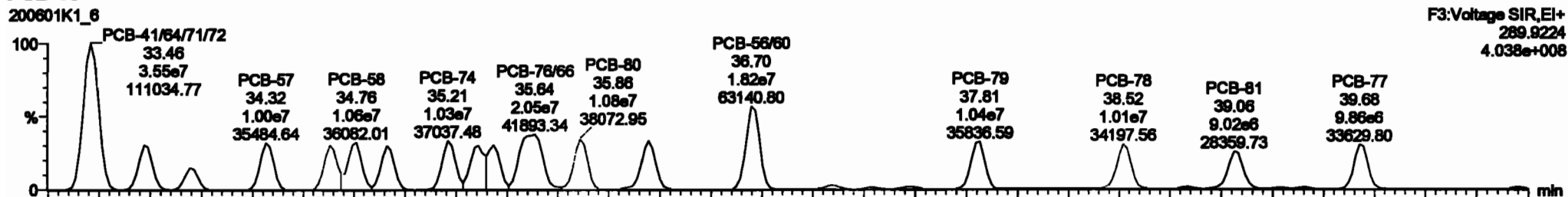


Dataset: Untitled

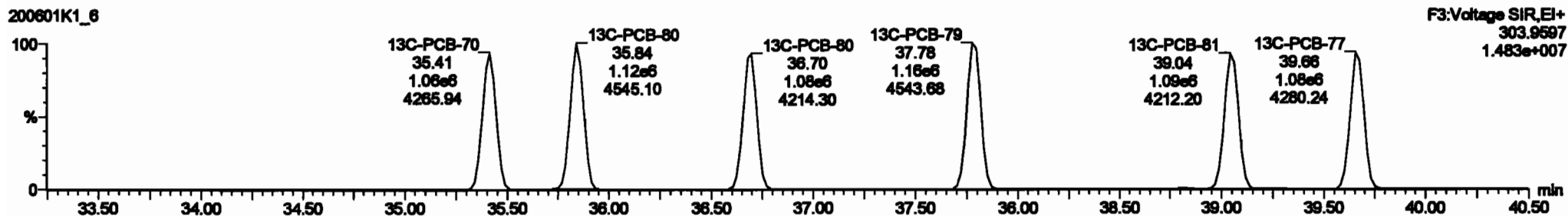
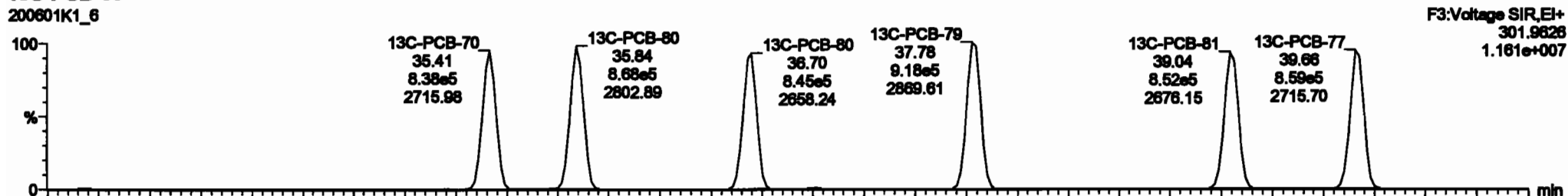
Last Altered: Tuesday, June 02, 2020 10:33:30 Pacific Daylight Time
 Printed: Tuesday, June 02, 2020 10:35:13 Pacific Daylight Time

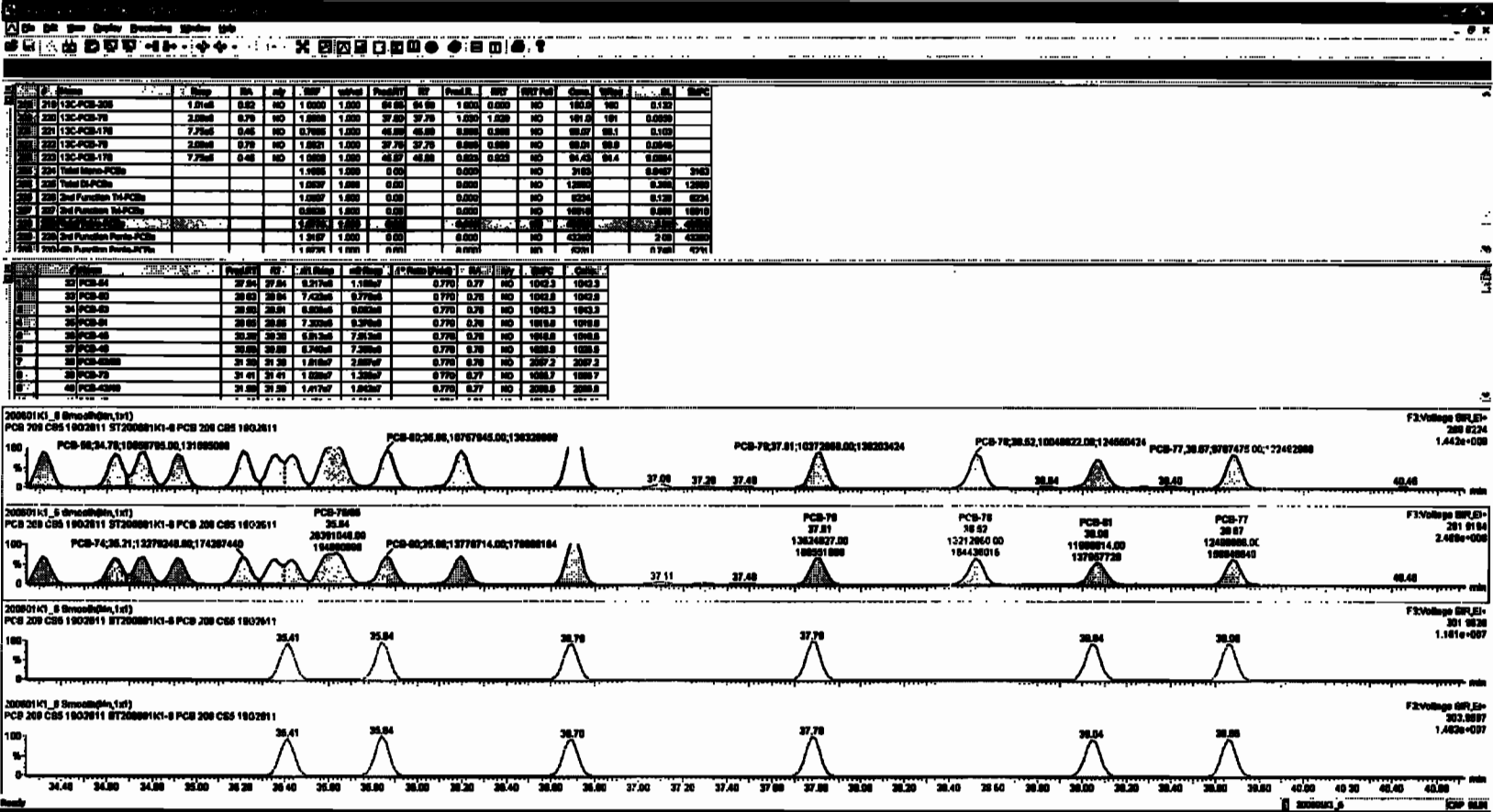
Name: 200601K1_6, Date: 01-Jun-2020, Time: 17:21:13, ID: ST200601K1-6 PCB 209 CS5 19G2611, Description: PCB 209 CS5 19G2611

PCB-68



13C-PCB-60



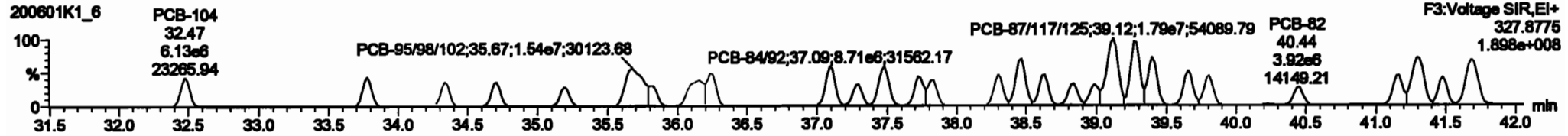
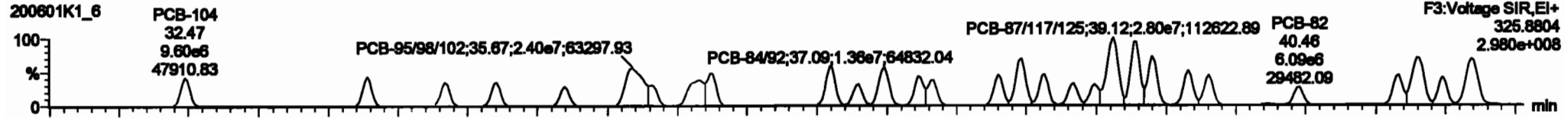


Dataset: Untitled

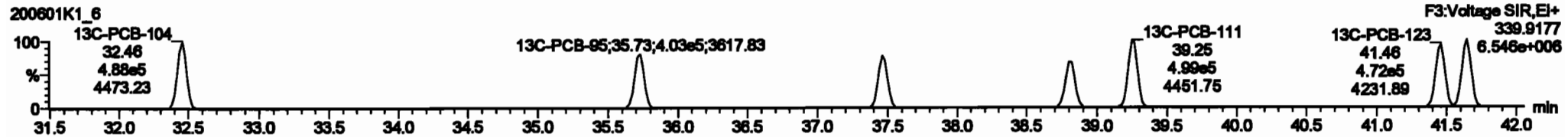
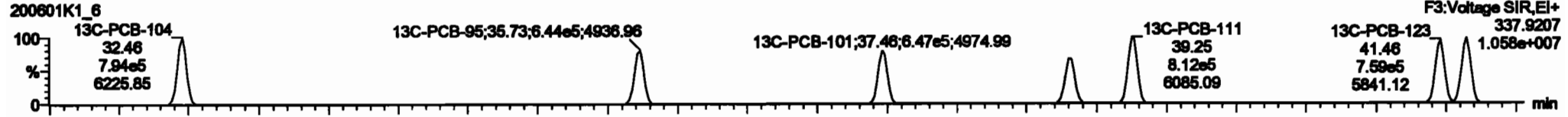
Last Altered: Tuesday, June 02, 2020 10:33:30 Pacific Daylight Time
Printed: Tuesday, June 02, 2020 10:35:13 Pacific Daylight Time

Name: 200601K1_6, Date: 01-Jun-2020, Time: 17:21:13, ID: ST200601K1-6 PCB 209 CS5 19G2611, Description: PCB 209 CS5 19G2611

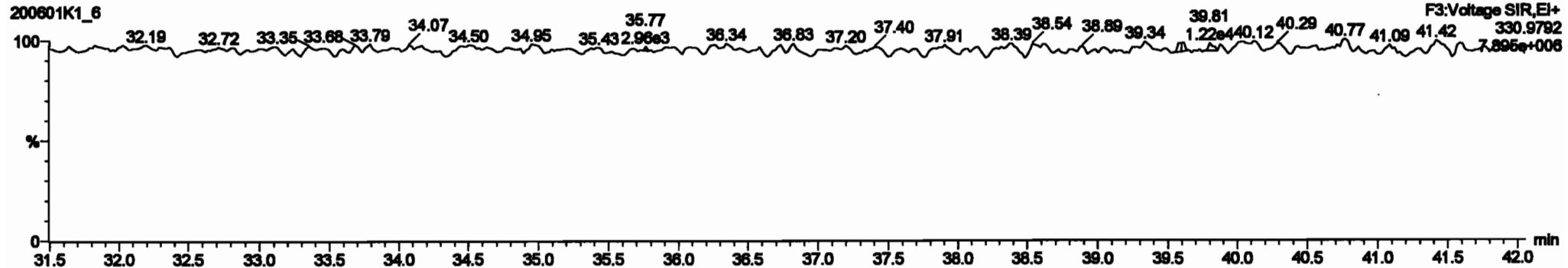
PCB-104



13C-PCB-104



PFK3b

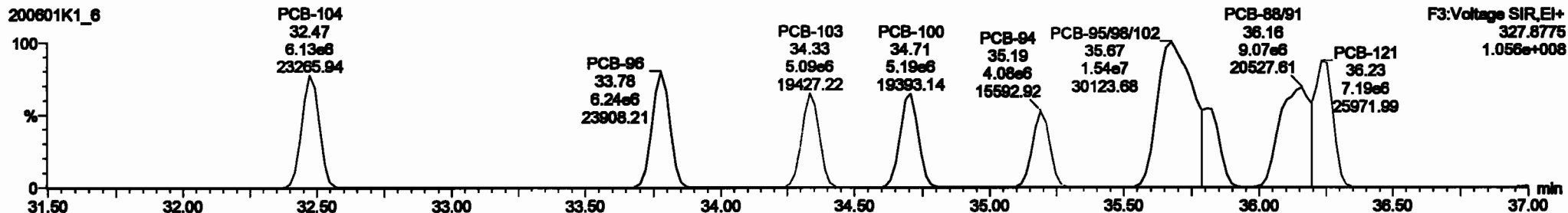
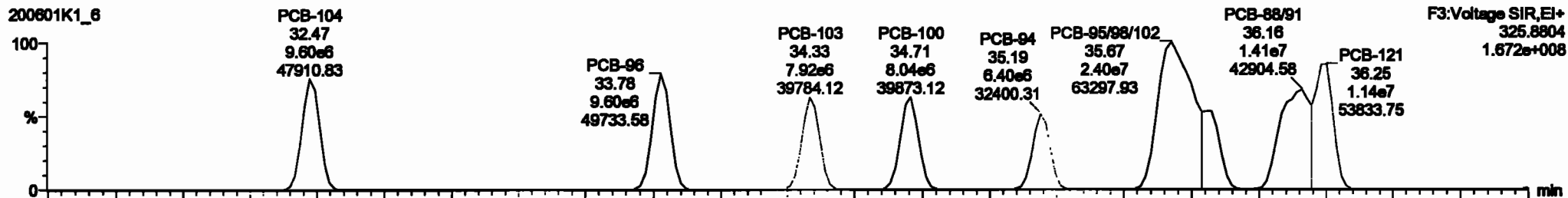


Dataset: Untitled

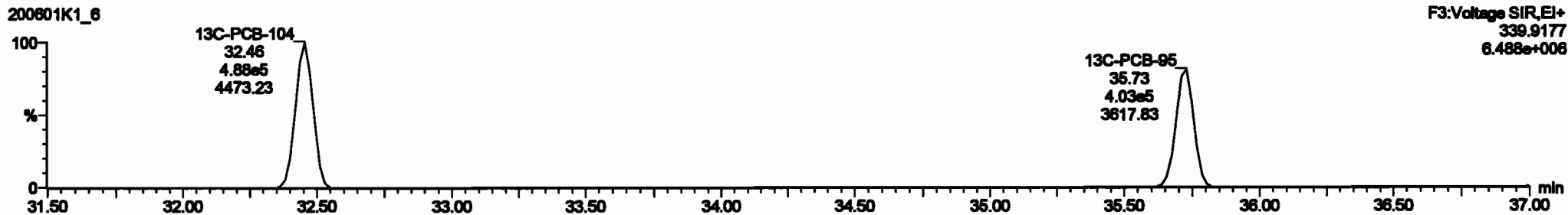
Last Altered: Tuesday, June 02, 2020 10:33:30 Pacific Daylight Time
Printed: Tuesday, June 02, 2020 10:35:13 Pacific Daylight Time

Name: 200601K1_6, Date: 01-Jun-2020, Time: 17:21:13, ID: ST200601K1-6 PCB 209 CS5 19G2611, Description: PCB 209 CS5 19G2611

PCB-96



13C-PCB-95



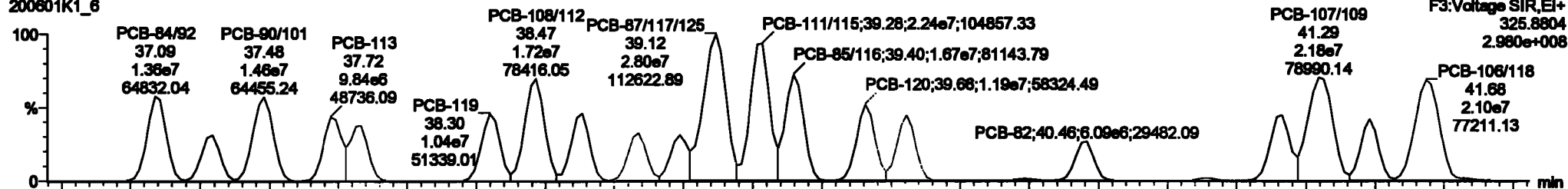
Dataset: Untitled

Last Altered: Tuesday, June 02, 2020 10:33:30 Pacific Daylight Time
Printed: Tuesday, June 02, 2020 10:35:13 Pacific Daylight Time

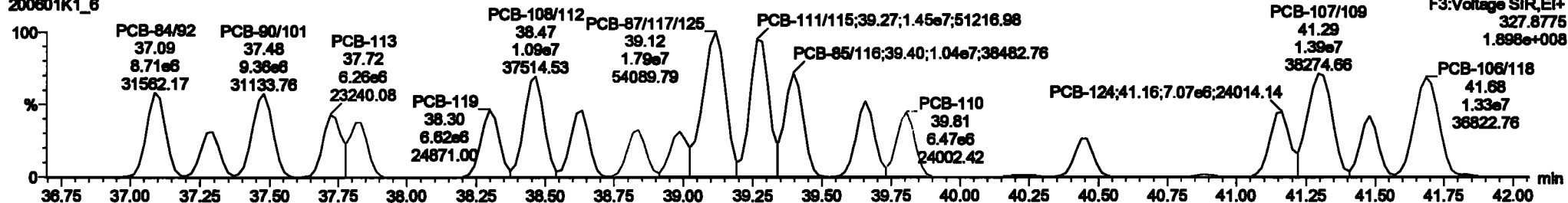
Name: 200601K1_6, Date: 01-Jun-2020, Time: 17:21:13, ID: ST200601K1-6 PCB 209 CS5 19G2611, Description: PCB 209 CS5 19G2611

PCB-119

200601K1_6

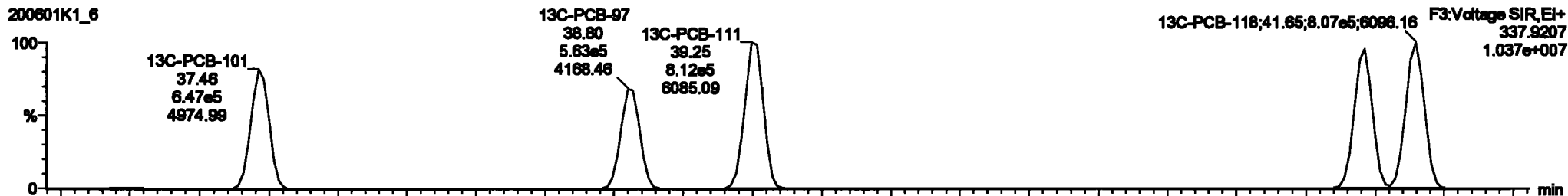


200601K1_6

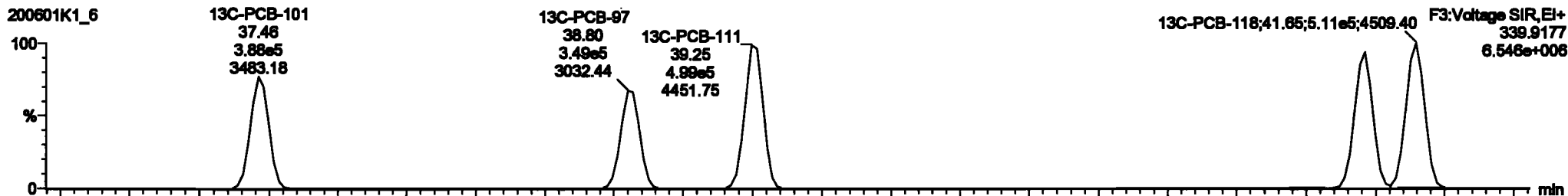


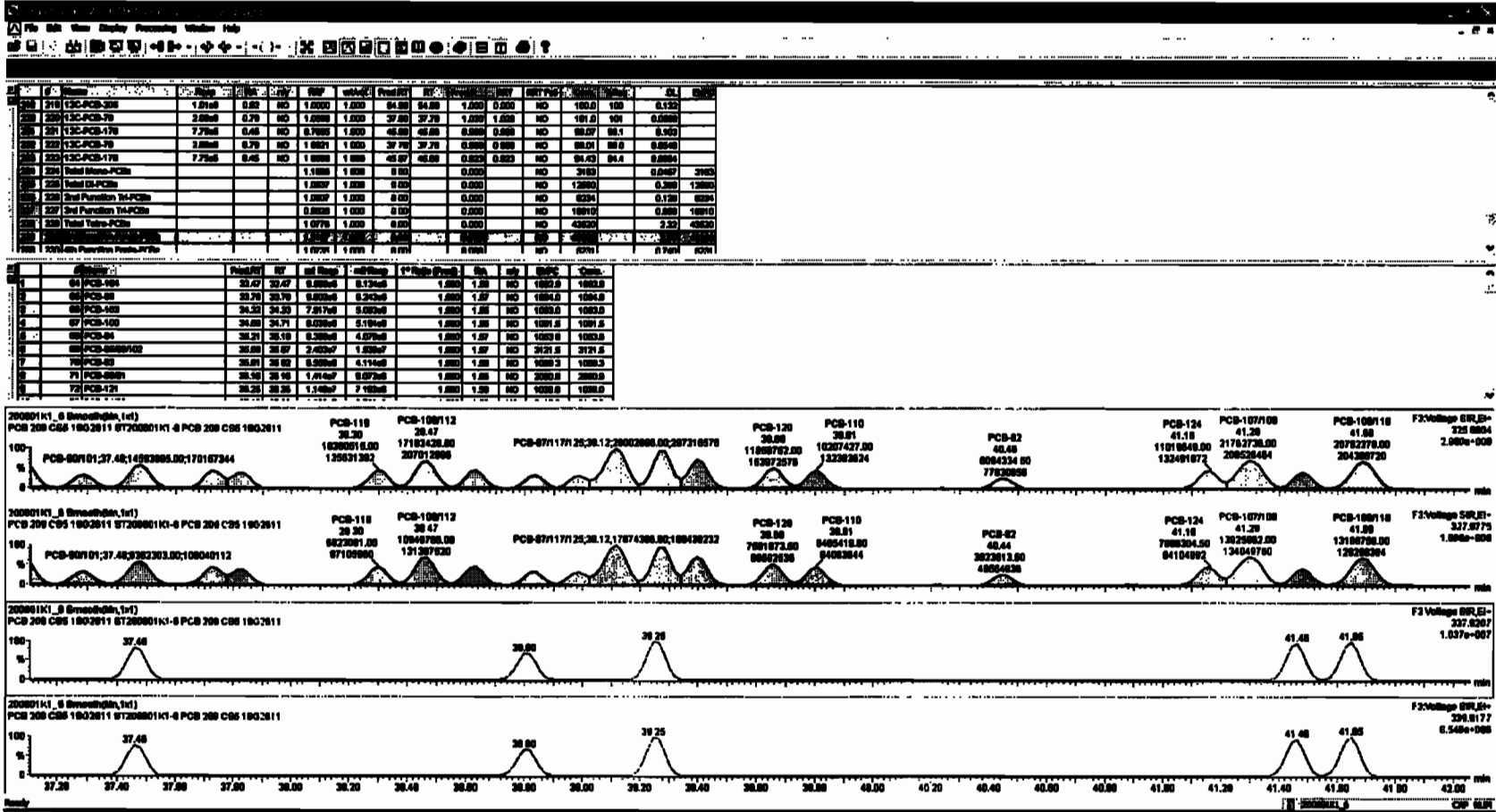
13C-PCB-111

200601K1_6



200601K1_6



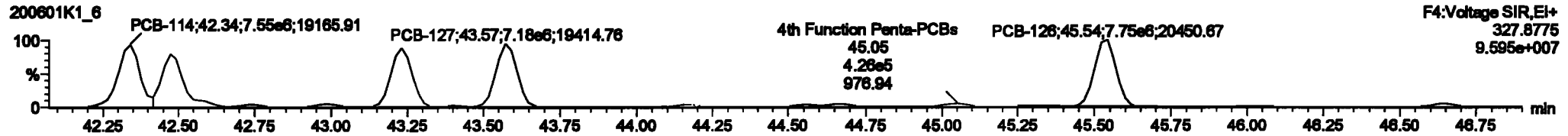



Dataset: Untitled

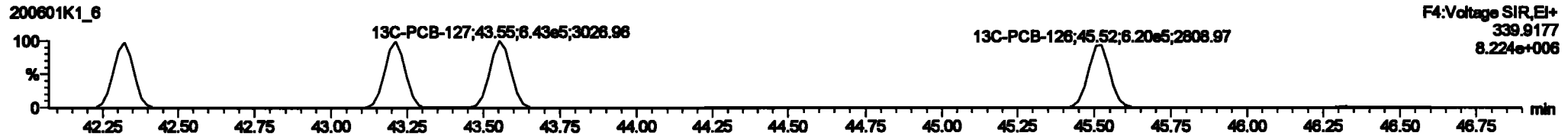
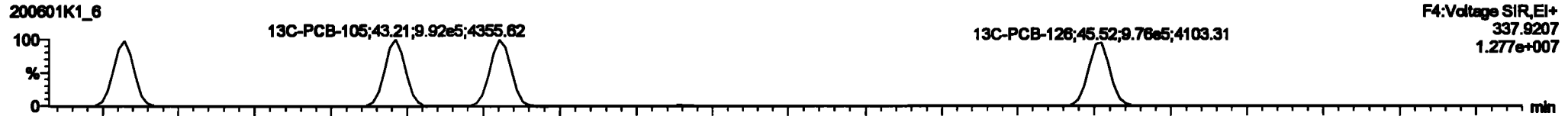
Last Altered: Tuesday, June 02, 2020 10:33:30 Pacific Daylight Time
Printed: Tuesday, June 02, 2020 10:35:13 Pacific Daylight Time

Name: 200601K1_6, Date: 01-Jun-2020, Time: 17:21:13, ID: ST200601K1-6 PCB 209 CS5 19G2611, Description: PCB 209 CS5 19G2611

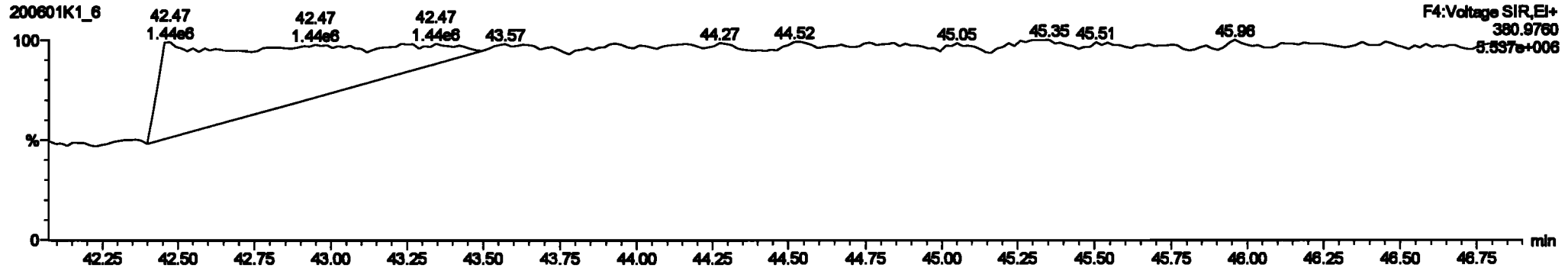
PCB-114



13C-PCB-114



PFK4a



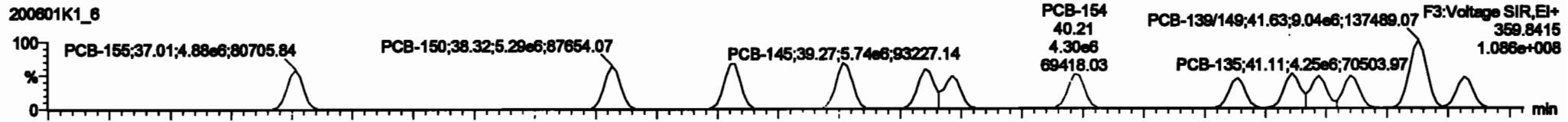
Dataset: Untitled

Last Altered: Tuesday, June 02, 2020 10:33:30 Pacific Daylight Time
Printed: Tuesday, June 02, 2020 10:35:13 Pacific Daylight Time

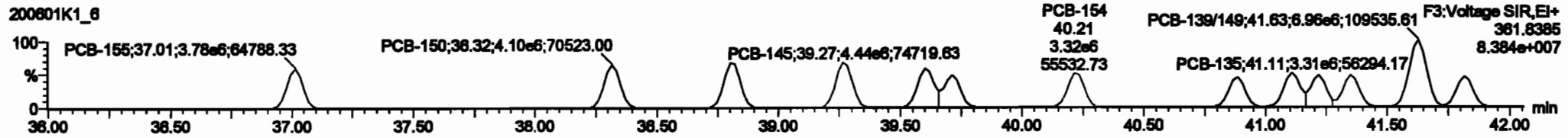
Name: 200601K1_6, Date: 01-Jun-2020, Time: 17:21:13, ID: ST200601K1-6 PCB 209 CS5 19G2611, Description: PCB 209 CS5 19G2611

PCB-155

200601K1_6




200601K1_6

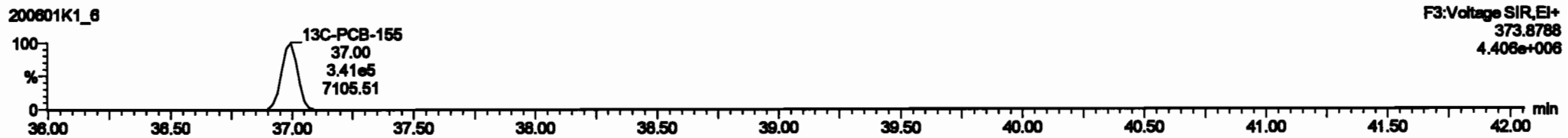


13C-PCB-155

200601K1_6

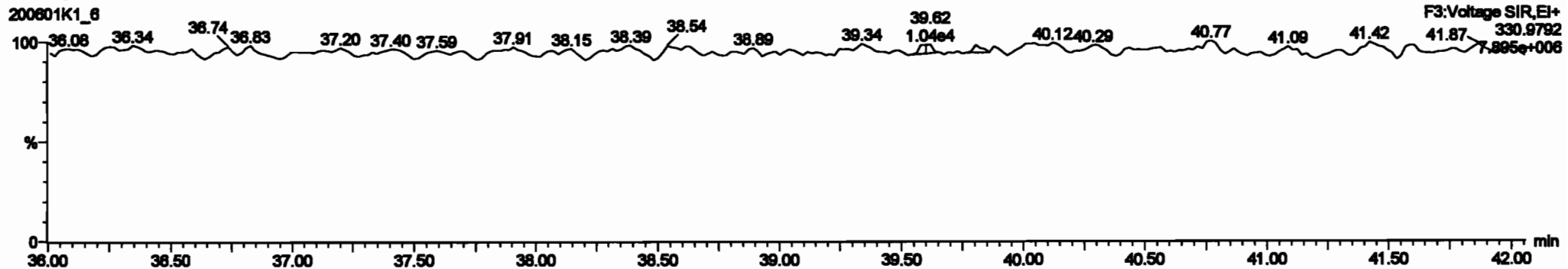


200601K1_6



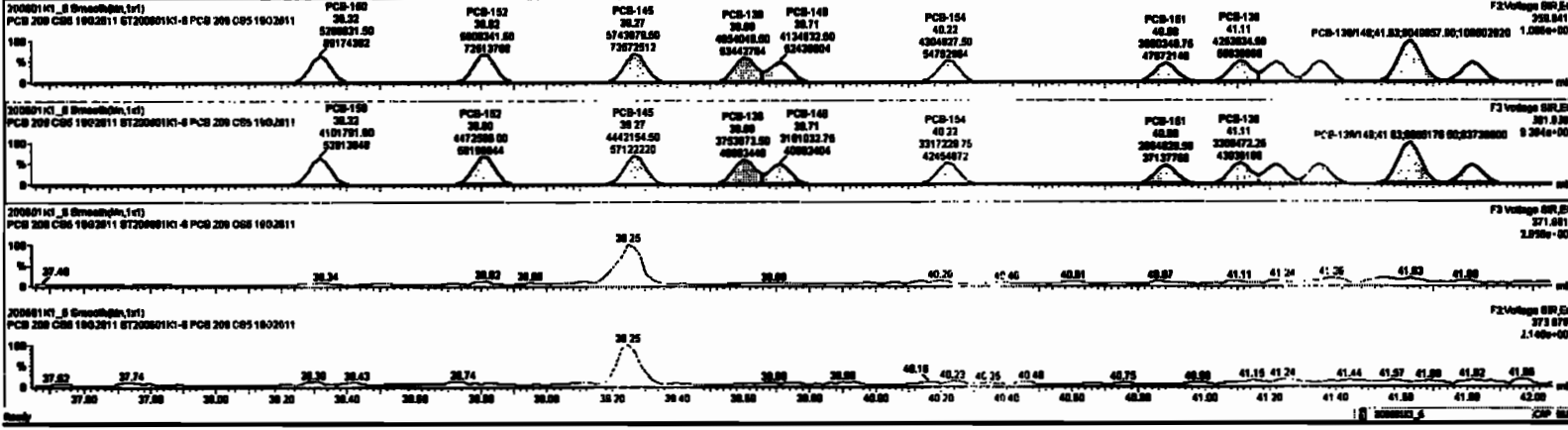
PFK3c

200601K1_6



#	Name	Step	Time	Qty	WIP	WIP Val	Quantity	WIP	WIP Val	Unit Price	Class	Value	QTY	WIP Val
1	2300 4th Function Home-PCBs				1.0000	1.0000	0.00	0.0000	0.00	ND	20770	0.00	0.00	20770
2	2300 4th Function Home-PCBs				1.0000	1.0000	0.00	0.0000	0.00	ND	20770	0.00	0.00	20770
3	2300 4th Function Home-PCBs				1.0000	1.0000	0.00	0.0000	0.00	ND	20770	0.00	0.00	20770
4	2300 4th Function Home-PCBs				1.0000	1.0000	0.00	0.0000	0.00	ND	20770	0.00	0.00	20770
5	2300 4th Function Home-PCBs				1.0000	1.0000	0.00	0.0000	0.00	ND	20770	0.00	0.00	20770
6	2300 4th Function Home-PCBs				1.0000	1.0000	0.00	0.0000	0.00	ND	20770	0.00	0.00	20770
7	2300 4th Function Home-PCBs				1.0000	1.0000	0.00	0.0000	0.00	ND	20770	0.00	0.00	20770
8	2300 4th Function Home-PCBs				1.0000	1.0000	0.00	0.0000	0.00	ND	20770	0.00	0.00	20770
9	2300 4th Function Home-PCBs				1.0000	1.0000	0.00	0.0000	0.00	ND	20770	0.00	0.00	20770
10	2300 4th Function Home-PCBs				1.0000	1.0000	0.00	0.0000	0.00	ND	20770	0.00	0.00	20770
11	2300 4th Function Home-PCBs				1.0000	1.0000	0.00	0.0000	0.00	ND	20770	0.00	0.00	20770
12	2300 4th Function Home-PCBs				1.0000	1.0000	0.00	0.0000	0.00	ND	20770	0.00	0.00	20770
13	2300 4th Function Home-PCBs				1.0000	1.0000	0.00	0.0000	0.00	ND	20770	0.00	0.00	20770
14	2300 4th Function Home-PCBs				1.0000	1.0000	0.00	0.0000	0.00	ND	20770	0.00	0.00	20770
15	2300 4th Function Home-PCBs				1.0000	1.0000	0.00	0.0000	0.00	ND	20770	0.00	0.00	20770
16	2300 4th Function Home-PCBs				1.0000	1.0000	0.00	0.0000	0.00	ND	20770	0.00	0.00	20770
17	2300 4th Function Home-PCBs				1.0000	1.0000	0.00	0.0000	0.00	ND	20770	0.00	0.00	20770
18	2300 4th Function Home-PCBs				1.0000	1.0000	0.00	0.0000	0.00	ND	20770	0.00	0.00	20770
19	2300 4th Function Home-PCBs				1.0000	1.0000	0.00	0.0000	0.00	ND	20770	0.00	0.00	20770
20	2300 4th Function Home-PCBs				1.0000	1.0000	0.00	0.0000	0.00	ND	20770	0.00	0.00	20770
21	2300 4th Function Home-PCBs				1.0000	1.0000	0.00	0.0000	0.00	ND	20770	0.00	0.00	20770
22	2300 4th Function Home-PCBs				1.0000	1.0000	0.00	0.0000	0.00	ND	20770	0.00	0.00	20770
23	2300 4th Function Home-PCBs				1.0000	1.0000	0.00	0.0000	0.00	ND	20770	0.00	0.00	20770
24	2300 4th Function Home-PCBs				1.0000	1.0000	0.00	0.0000	0.00	ND	20770	0.00	0.00	20770
25	2300 4th Function Home-PCBs				1.0000	1.0000	0.00	0.0000	0.00	ND	20770	0.00	0.00	20770
26	2300 4th Function Home-PCBs				1.0000	1.0000	0.00	0.0000	0.00	ND	20770	0.00	0.00	20770
27	2300 4th Function Home-PCBs				1.0000	1.0000	0.00	0.0000	0.00	ND	20770	0.00	0.00	20770
28	2300 4th Function Home-PCBs				1.0000	1.0000	0.00	0.0000	0.00	ND	20770	0.00	0.00	20770
29	2300 4th Function Home-PCBs				1.0000	1.0000	0.00	0.0000	0.00	ND	20770	0.00	0.00	20770
30	2300 4th Function Home-PCBs				1.0000	1.0000	0.00	0.0000	0.00	ND	20770	0.00	0.00	20770
31	2300 4th Function Home-PCBs				1.0000	1.0000	0.00	0.0000	0.00	ND	20770	0.00	0.00	20770
32	2300 4th Function Home-PCBs				1.0000	1.0000	0.00	0.0000	0.00	ND	20770	0.00	0.00	20770
33	2300 4th Function Home-PCBs				1.0000	1.0000	0.00	0.0000	0.00	ND	20770	0.00	0.00	20770
34	2300 4th Function Home-PCBs				1.0000	1.0000	0.00	0.0000	0.00	ND	20770	0.00	0.00	20770
35	2300 4th Function Home-PCBs				1.0000	1.0000	0.00	0.0000	0.00	ND	20770	0.00	0.00	20770
36	2300 4th Function Home-PCBs				1.0000	1.0000	0.00	0.0000	0.00	ND	20770	0.00	0.00	20770
37	2300 4th Function Home-PCBs				1.0000	1.0000	0.00	0.0000	0.00	ND	20770	0.00	0.00	20770
38	2300 4th Function Home-PCBs				1.0000	1.0000	0.00	0.0000	0.00	ND	20770	0.00	0.00	20770
39	2300 4th Function Home-PCBs				1.0000	1.0000	0.00	0.0000	0.00	ND	20770	0.00	0.00	20770
40	2300 4th Function Home-PCBs				1.0000	1.0000	0.00	0.0000	0.00	ND	20770	0.00	0.00	20770
41	2300 4th Function Home-PCBs				1.0000	1.0000	0.00	0.0000	0.00	ND	20770	0.00	0.00	20770
42	2300 4th Function Home-PCBs				1.0000	1.0000	0.00	0.0000	0.00	ND	20770	0.00	0.00	20770
43	2300 4th Function Home-PCBs				1.0000	1.0000	0.00	0.0000	0.00	ND	20770	0.00	0.00	20770
44	2300 4th Function Home-PCBs				1.0000	1.0000	0.00	0.0000	0.00	ND	20770	0.00	0.00	20770
45	2300 4th Function Home-PCBs				1.0000	1.0000	0.00	0.0000	0.00	ND	20770	0.00	0.00	20770
46	2300 4th Function Home-PCBs				1.0000	1.0000	0.00	0.0000	0.00	ND	20770	0.00	0.00	20770
47	2300 4th Function Home-PCBs				1.0000	1.0000	0.00	0.0000	0.00	ND	20770	0.00	0.00	20770
48	2300 4th Function Home-PCBs				1.0000	1.0000	0.00	0.0000	0.00	ND	20770	0.00	0.00	20770
49	2300 4th Function Home-PCBs				1.0000	1.0000	0.00	0.0000	0.00	ND	20770	0.00	0.00	20770
50	2300 4th Function Home-PCBs				1.0000	1.0000	0.00	0.0000	0.00	ND	20770	0.00	0.00	20770

Step	Product	QTY	QTY	QTY	QTY	QTY	QTY	QTY	QTY	QTY	QTY	QTY	QTY	QTY
1	PCB-150	37.00	37.00	4.0000	3.7700	1.200	1.20	ND	1004.8	1004.8				
2	PCB-150	38.00	38.00	5.0000	4.9200	1.200	1.20	ND	1004.7	1004.7				
3	PCB-150	38.00	38.00	6.0000	4.6700	1.200	1.20	ND	1004.3	1004.3				
4	PCB-150	38.00	38.00	7.0000	4.4200	1.200	1.20	ND	1004.3	1004.3				
5	PCB-150	38.00	38.00	8.0000	4.1700	1.200	1.20	ND	1004.8	1004.8				
6	PCB-150	38.70	38.70	4.1000	3.9900	1.200	1.20	ND	1004.7	1004.7				
7	PCB-150	40.00	40.00	4.3000	3.9100	1.200	1.20	ND	1007.8	1007.8				
8	PCB-150	40.00	40.00	3.0000	3.8900	1.200	1.20	ND	1008.6	1008.6				
9	PCB-150	41.10	41.10	4.2000	3.9800	1.200	1.20	ND	1008.3	1008.3				
10	PCB-150	41.10	41.10	4.2000	3.9800	1.200	1.20	ND	1008.3	1008.3				

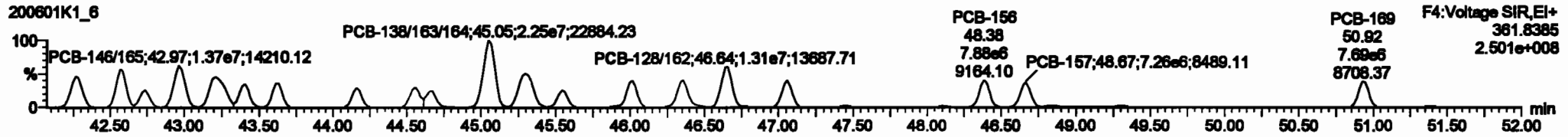



Dataset: Untitled

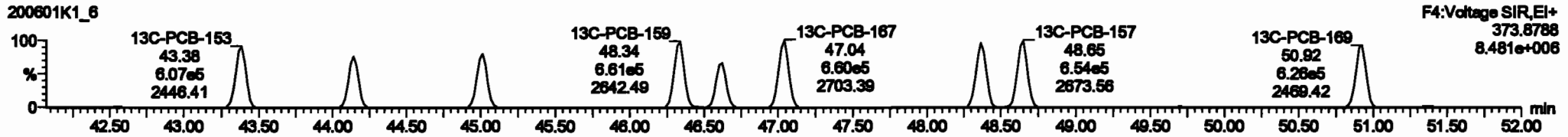
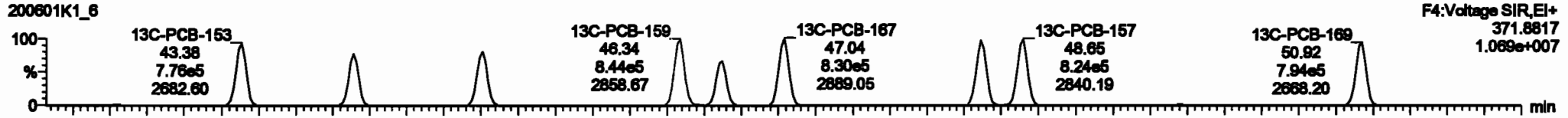
Last Altered: Tuesday, June 02, 2020 10:33:30 Pacific Daylight Time
Printed: Tuesday, June 02, 2020 10:35:13 Pacific Daylight Time

Name: 200601K1_6, Date: 01-Jun-2020, Time: 17:21:13, ID: ST200601K1-6 PCB 209 CS5 19G2611, Description: PCB 209 CS5 19G2611

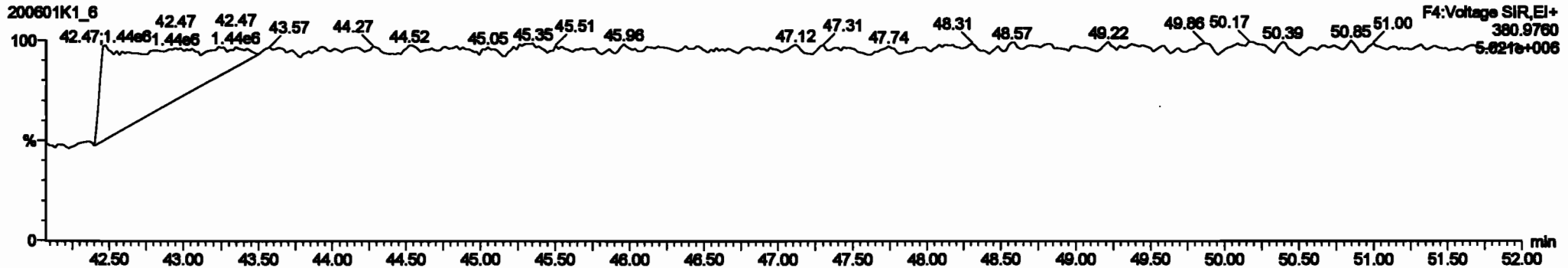
PCB-134/143



13C-PCB-153

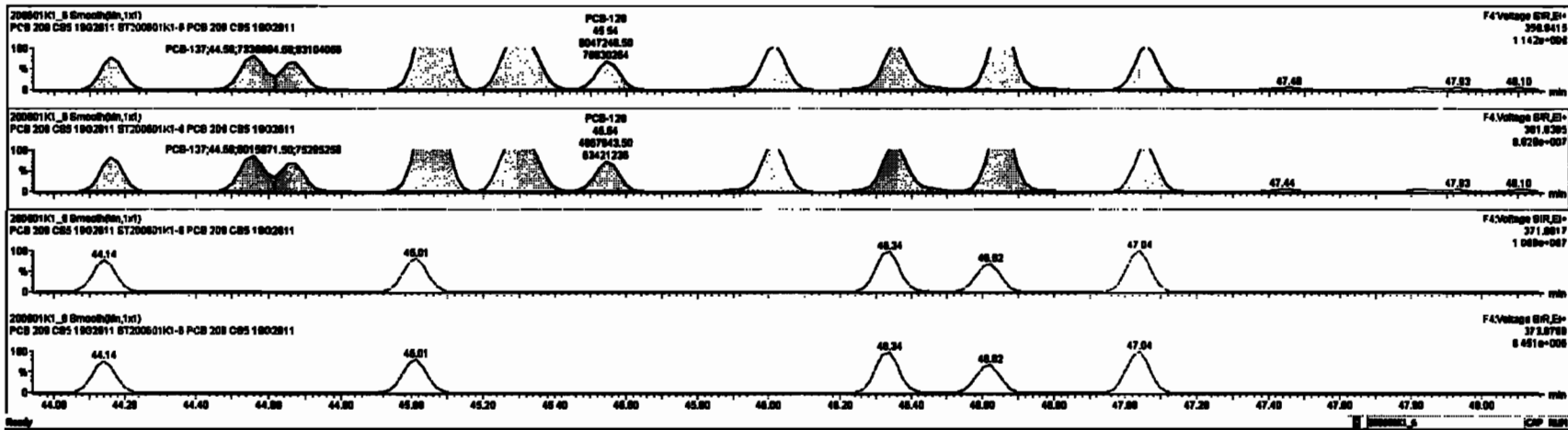


PFK4b



#	#	Rate	RA	dy	RF	RF	RF	RF	RF	RF	RF	RF	RF	RF	RF	RF	RF	RF
281	2nd Function Home-PCBs	0.8888	1.000	0.00	0.000	0.00	0.000	0.00	0.000	0.00	0.000	0.00	0.000	0.00	0.000	0.00	0.000	0.00
282	2nd Function Home-PCBs	1.2891	1.000	0.00	0.000	0.00	0.000	0.00	0.000	0.00	0.000	0.00	0.000	0.00	0.000	0.00	0.000	0.00
283	2nd Function Home-PCBs	1.0000	1.000	0.00	0.000	0.00	0.000	0.00	0.000	0.00	0.000	0.00	0.000	0.00	0.000	0.00	0.000	0.00
284	2nd Function Home-PCBs	1.1488	1.000	0.00	0.000	0.00	0.000	0.00	0.000	0.00	0.000	0.00	0.000	0.00	0.000	0.00	0.000	0.00
285	2nd Function Home-PCBs	0.8820	1.000	0.00	0.000	0.00	0.000	0.00	0.000	0.00	0.000	0.00	0.000	0.00	0.000	0.00	0.000	0.00
286	2nd Function Home-PCBs	0.8884	1.000	0.00	0.000	0.00	0.000	0.00	0.000	0.00	0.000	0.00	0.000	0.00	0.000	0.00	0.000	0.00

#	#	Rate	RA	dy	RF	RF	RF	RF	RF	RF	RF	RF	RF	RF	RF	RF	RF	RF
111	PCS-138-43	42.28	42.28	1.271e7	1.028e7	1.240	1.24	NO	2199.6	2199.6								
112	PCS-138-43	42.80	42.87	1.271e7	1.218e7	1.240	1.28	NO	2199.6	2199.6								
113	PCS-142	42.74	42.74	8.881e6	4.828e6	1.240	1.21	NO	1047.9	1047.9								
114	PCS-148-88	42.89	42.87	1.289e7	1.271e7	1.240	1.28	NO	2199.6	2199.6								
115	PCS-148-88	42.22	42.21	1.872e7	1.248e7	1.240	1.24	NO	2199.6	2199.6								
116	PCS-148	42.40	42.40	8.881e6	7.881e6	1.240	1.24	NO	1088.4	1088.4								
117	PCS-148	42.80	42.83	8.871e6	7.213e6	1.240	1.28	NO	1078.7	1078.7								
118	PCS-141	44.18	44.18	8.788e6	6.481e6	1.240	1.24	NO	1082.7	1082.7								
119	PCS-137	44.88	44.88	7.238e6	8.018e6	1.240	1.28	NO	1088.5	1088.5								



Dataset: Untitled


Last Altered: Tuesday, June 02, 2020 10:33:30 Pacific Daylight Time

Printed: Tuesday, June 02, 2020 10:35:13 Pacific Daylight Time

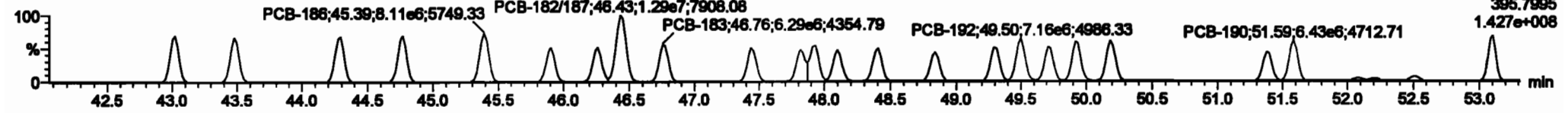
Name: 200601K1_6, Date: 01-Jun-2020, Time: 17:21:13, ID: ST200601K1-6 PCB 209 CS5 19G2811, Description: PCB 209 CS5 19G2811

PCB-188

200601K1_6




200601K1_6




13C-PCB-188

200601K1_6

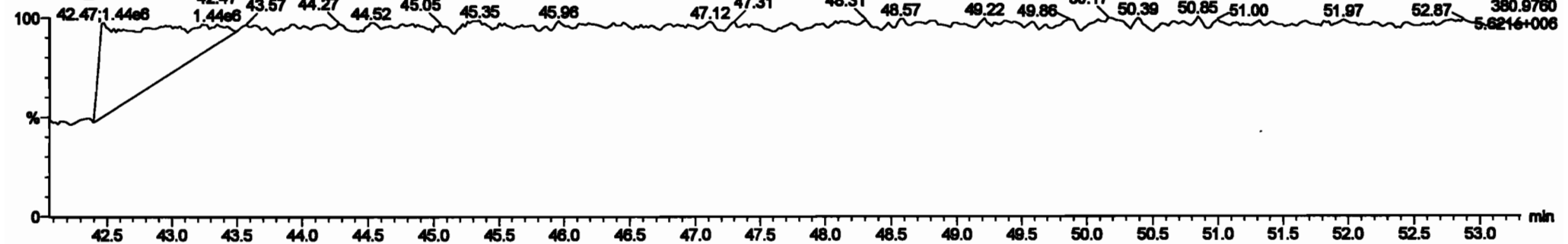


200601K1_6



PFK4c

200601K1_6



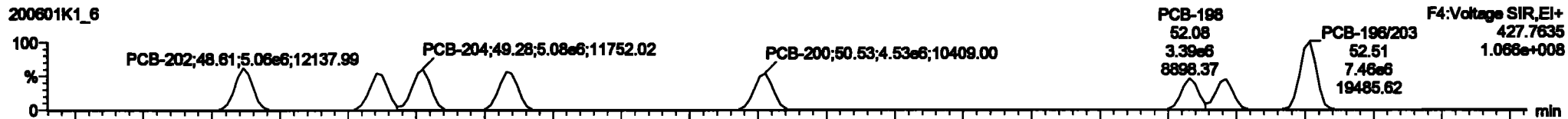
Dataset: Untitled

Last Altered: Tuesday, June 02, 2020 10:33:30 Pacific Daylight Time
Printed: Tuesday, June 02, 2020 10:35:13 Pacific Daylight Time

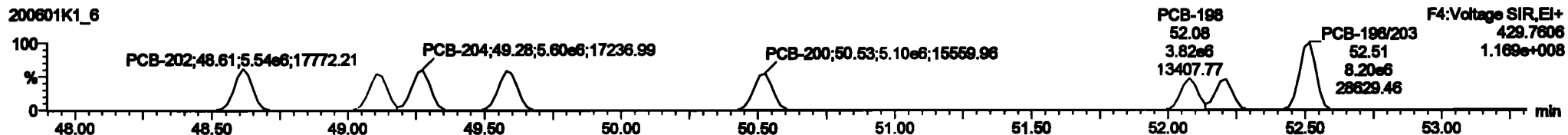
Name: 200601K1_6, Date: 01-Jun-2020, Time: 17:21:13, ID: ST200601K1-6 PCB 209 CS5 19G2611, Description: PCB 209 CS5 19G2611

PCB-202

200601K1_6




200601K1_6

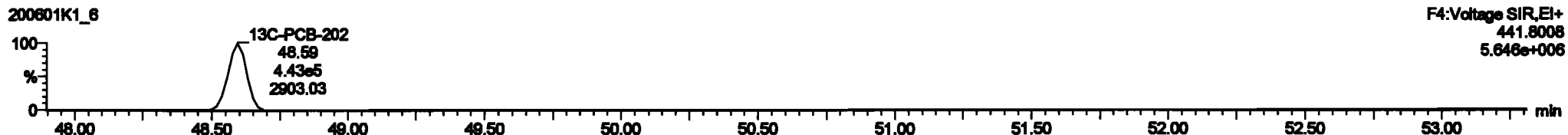


13C-PCB-202

200601K1_6

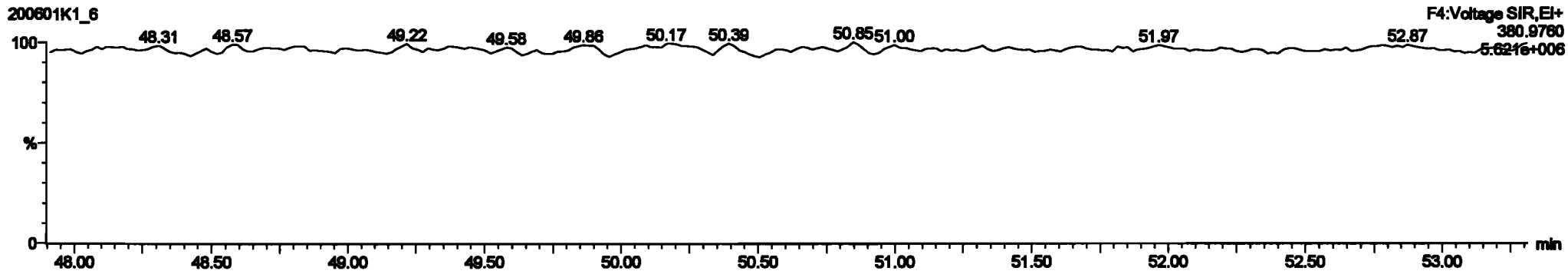


200601K1_6



PFK4d

200601K1_6



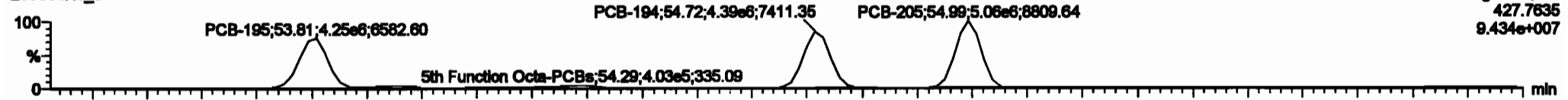
Dataset: Untitled

Last Altered: Tuesday, June 02, 2020 10:33:30 Pacific Daylight Time
Printed: Tuesday, June 02, 2020 10:35:13 Pacific Daylight Time

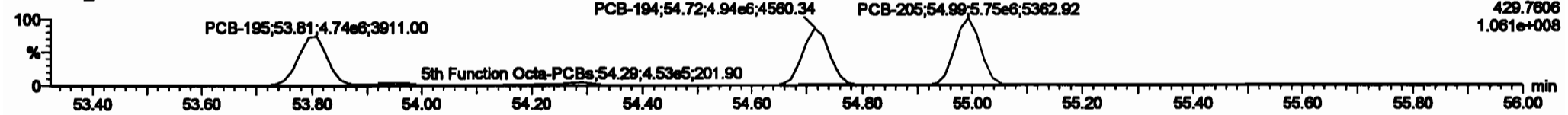
Name: 200601K1_6, Date: 01-Jun-2020, Time: 17:21:13, ID: ST200601K1-6 PCB 209 CS5 19G2611, Description: PCB 209 CS5 19G2611

PCB-195

200601K1_6

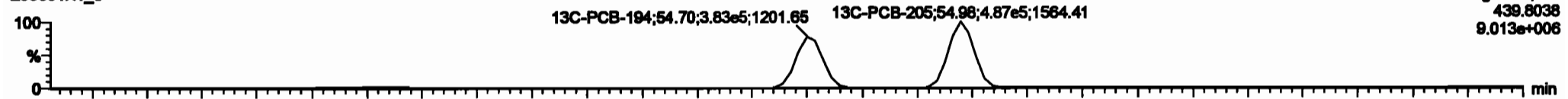


200601K1_6

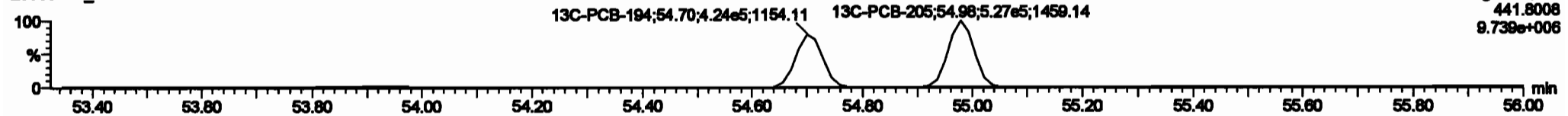


13C-PCB-194

200601K1_6

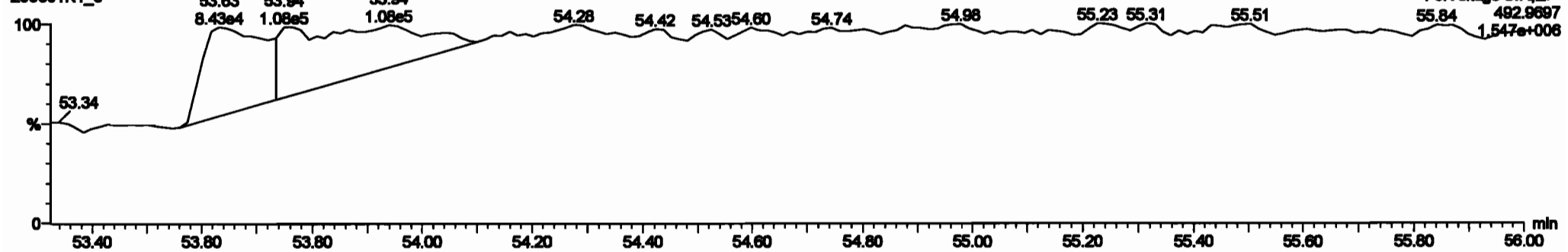


200601K1_6



PFK5a

200601K1_6

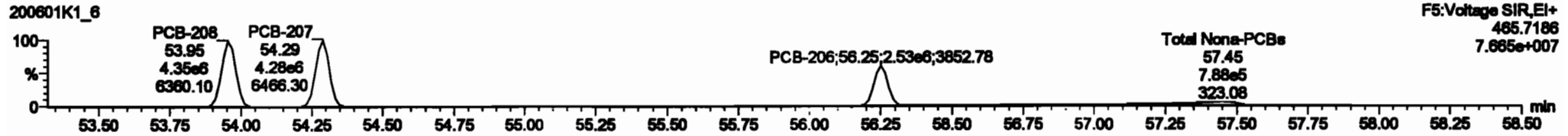



Dataset: Untitled

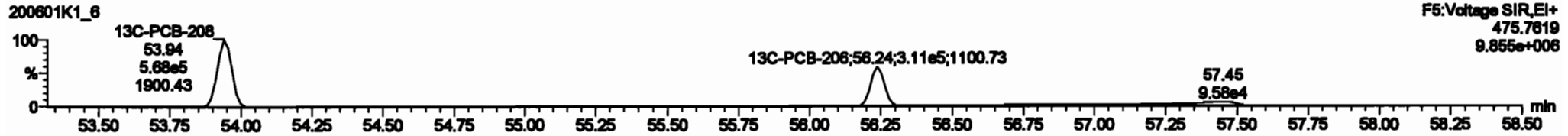
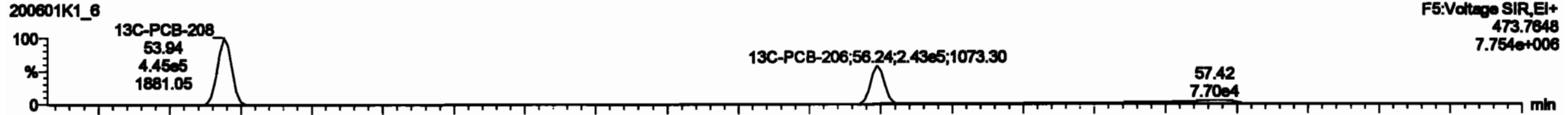
Last Altered: Tuesday, June 02, 2020 10:33:30 Pacific Daylight Time
 Printed: Tuesday, June 02, 2020 10:35:13 Pacific Daylight Time

Name: 200601K1_6, Date: 01-Jun-2020, Time: 17:21:13, ID: ST200601K1-6 PCB 209 CS5 19G2611, Description: PCB 209 CS5 19G2611

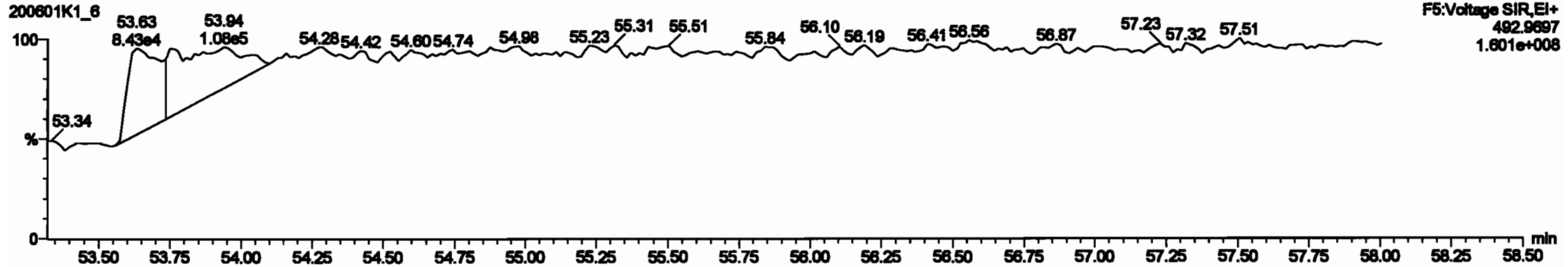
PCB-208



13C-PCB-208



PFK5



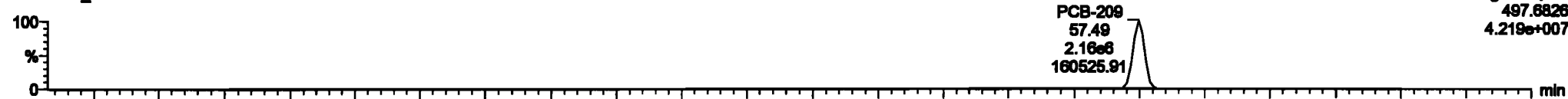
Dataset: Untitled

Last Altered: Tuesday, June 02, 2020 10:33:30 Pacific Daylight Time
Printed: Tuesday, June 02, 2020 10:35:13 Pacific Daylight Time


Name: 200601K1_6, Date: 01-Jun-2020, Time: 17:21:13, ID: ST200601K1-6 PCB 209 CS5 19G2611, Description: PCB 209 CS5 19G2611

PCB-209

200601K1_6

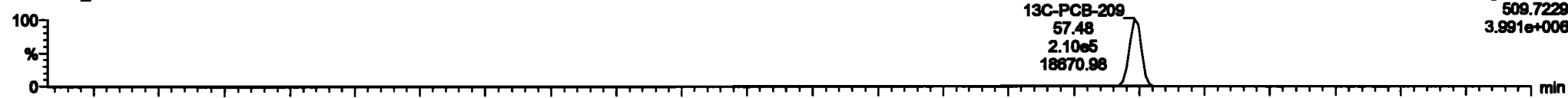


200601K1_6

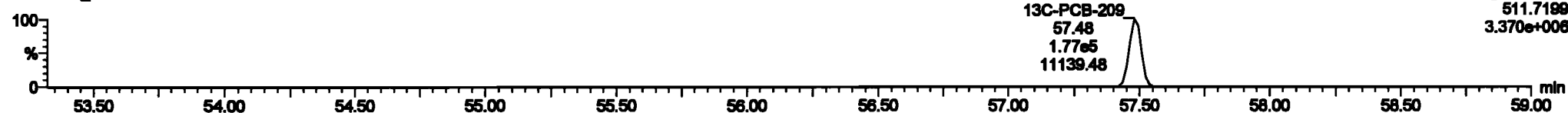


13C-PCB-209

200601K1_6

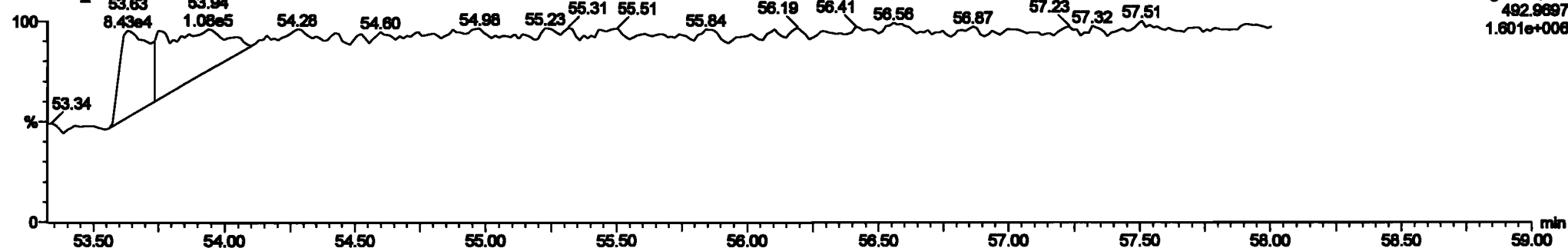


200601K1_6



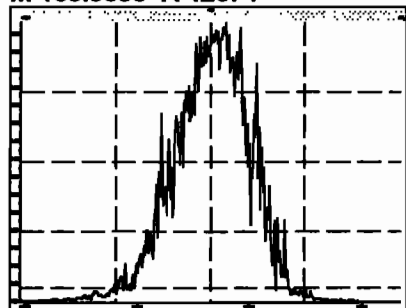
PFK5b

200601K1_6

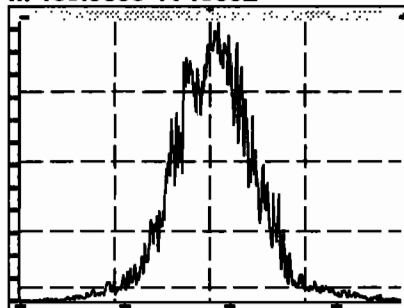


Printed: Tuesday, June 02, 2020 02:33:38 Pacific Daylight Time

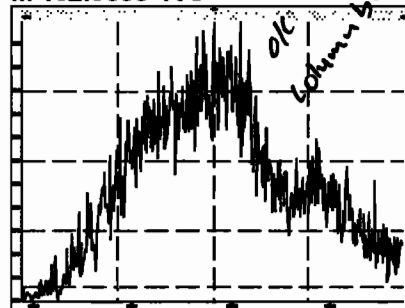
M 168.9888 R 12074



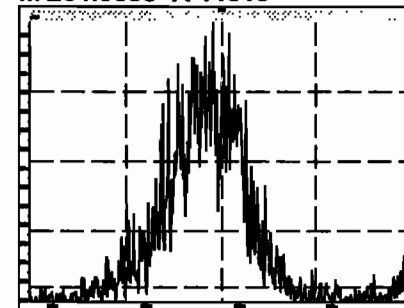
M 180.9888 R 10992



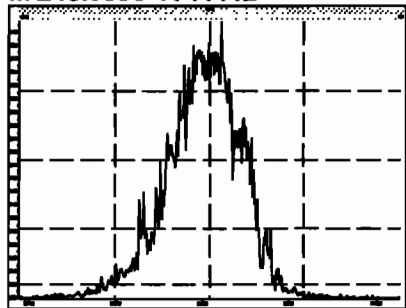
M 192.9888 R 0



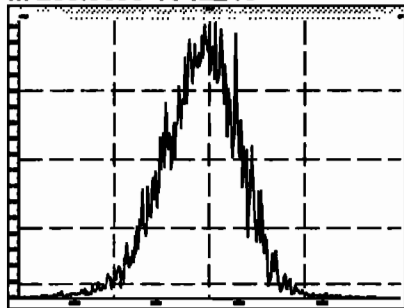
M 204.9888 R 14010



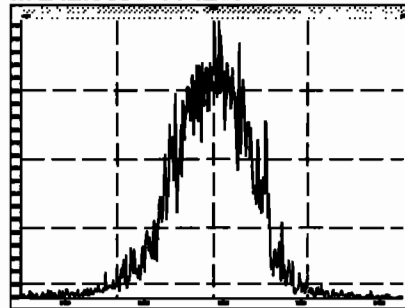
M 218.9856 R 11112



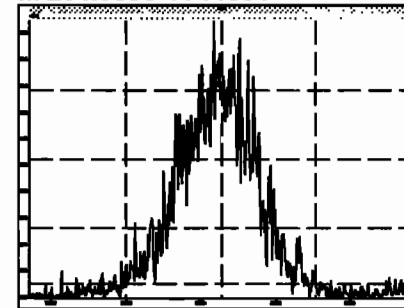
M 230.9856 R 12243



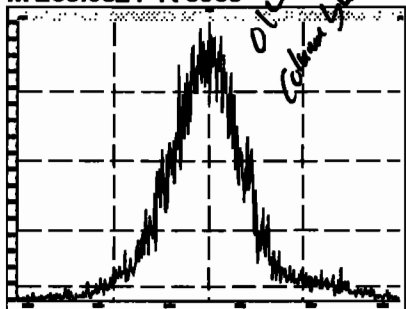
M 242.9856 R 12373



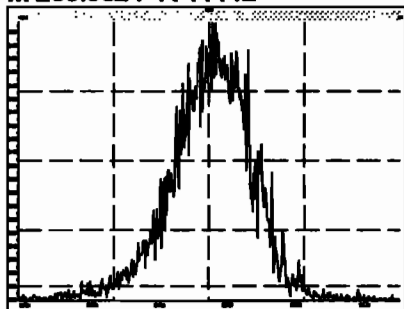
M 254.9856 R 11834



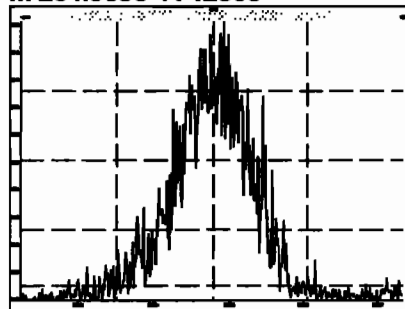
M 268.9824 R 9960



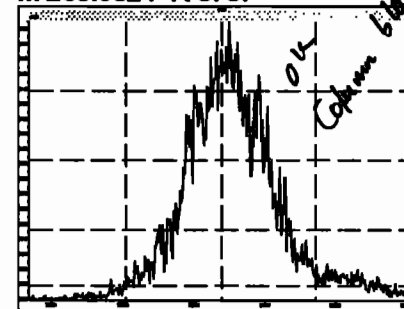
M 280.9824 R 11142



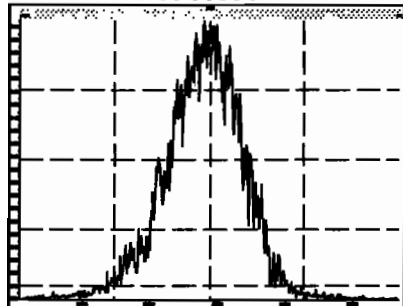
M 254.9856 R 12563



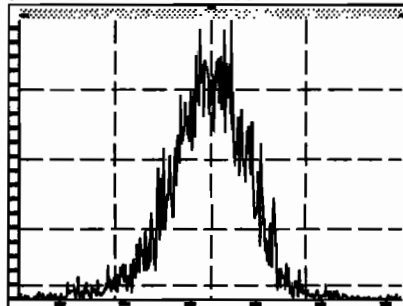
M 268.9824 R 8787



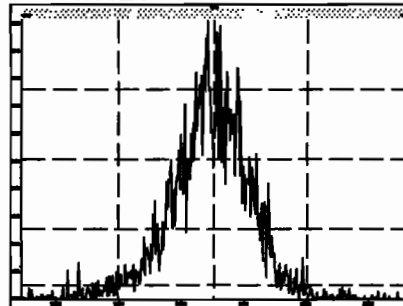
M 280.9824 R 11061



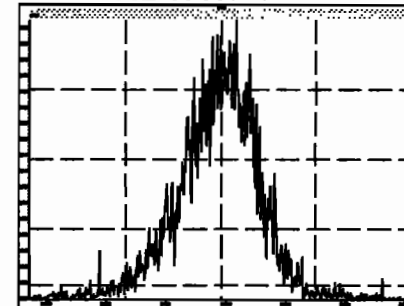
M 292.9824 R 12537



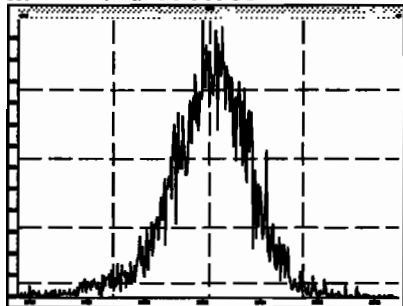
M 304.9824 R 11934



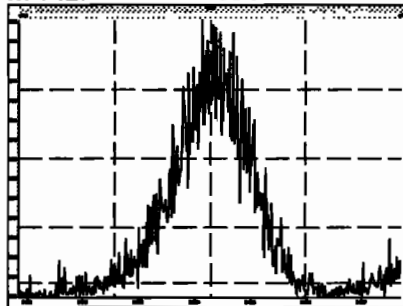
M 318.9792 R 11884



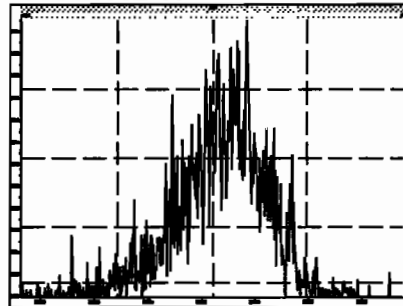
M 330.9792 R 11739



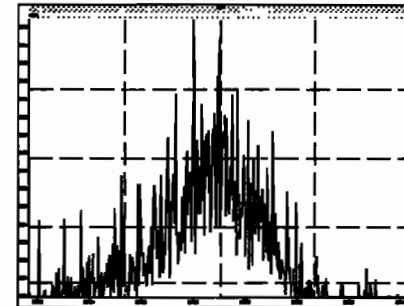
M 342.9792 R 11684



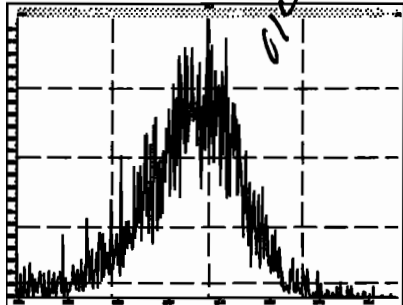
M 354.9792 R 12435



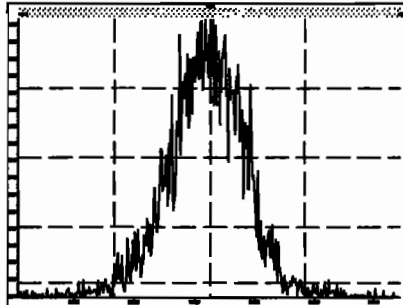
M 366.9792 R 14946



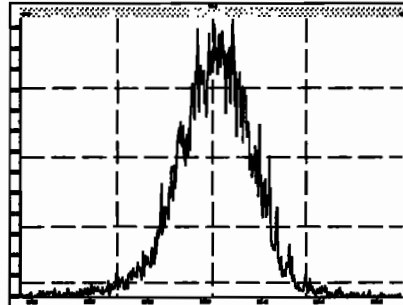
M 380.9760 R 9943



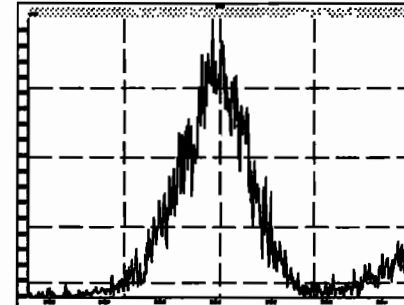
M 318.9792 R 12965



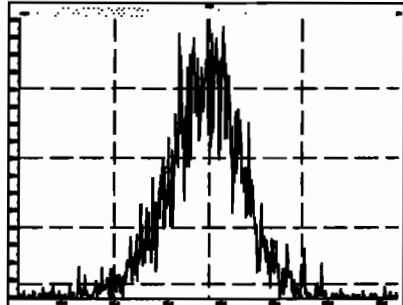
M 330.9792 R 11994



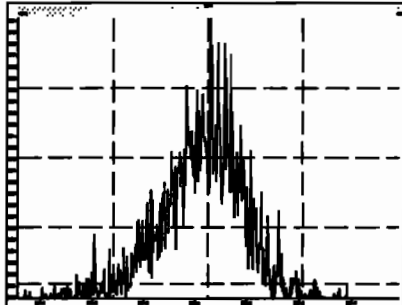
M 342.9792 R 12362



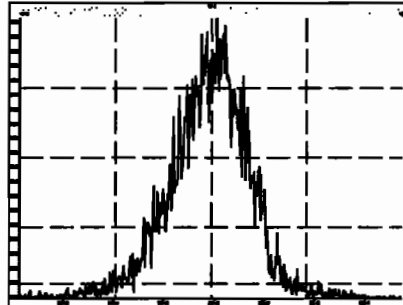
M 354.9792 R 12987



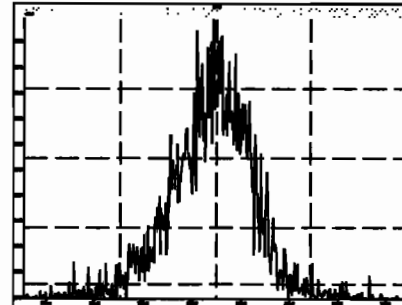
M 366.9792 R 13158



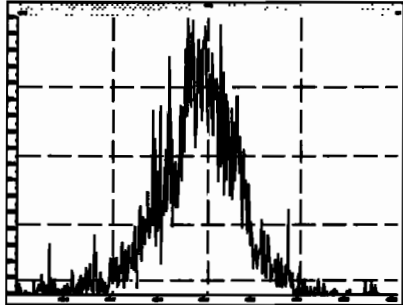
M 380.9760 R 12073



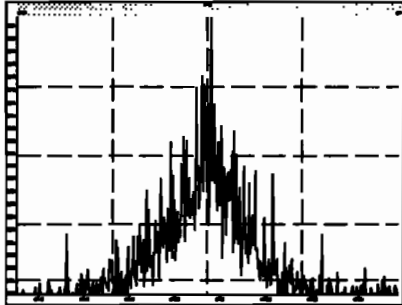
M 392.9760 R 12563



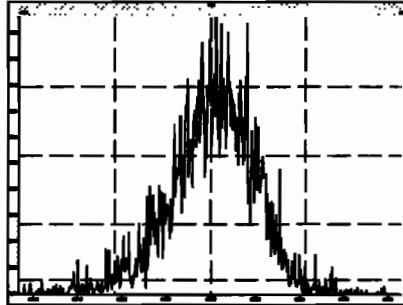
M 404.9760 R 12606



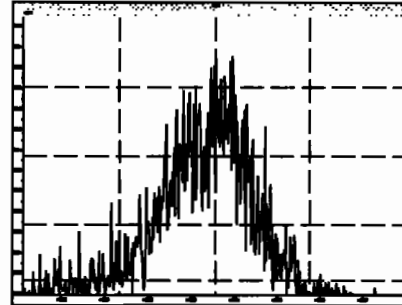
M 416.9760 R 14256



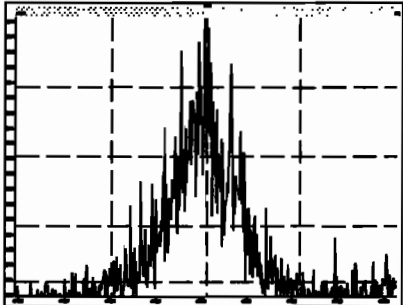
M 430.9728 R 12412



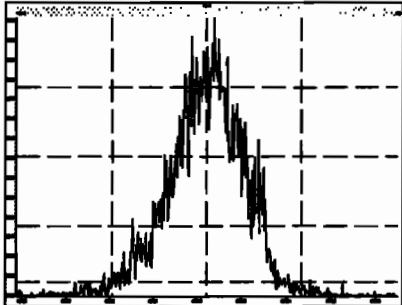
M 442.9728 R 13628



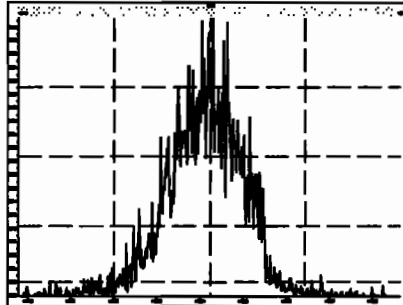
M 416.9760 R 17080



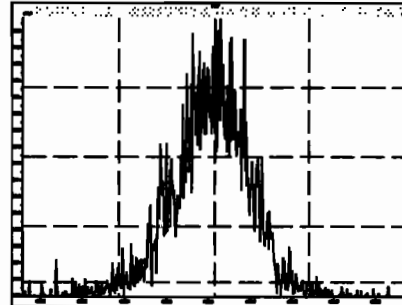
M 430.9728 R 12224



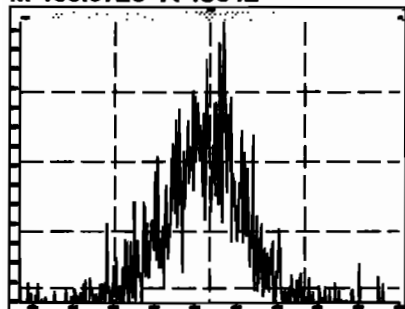
M 442.9728 R 13021



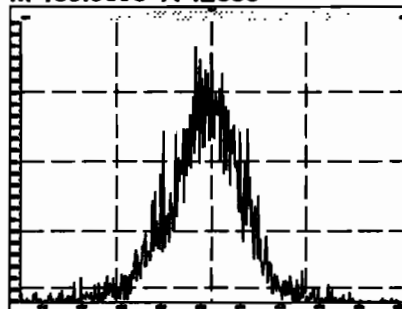
M 454.9728 R 14353



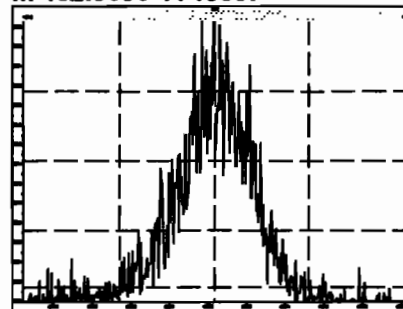
M 466.9728 R 15642



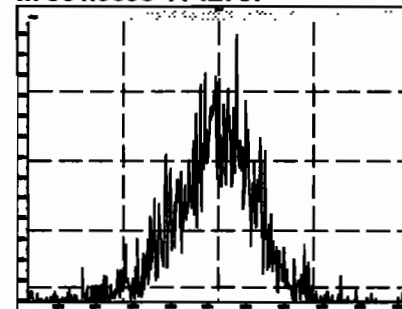
M 480.9696 R 12883



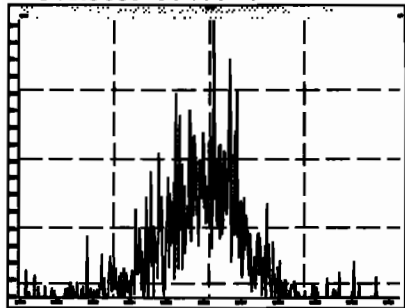
M 492.9696 R 13097



M 504.9696 R 12787



M 516.9697 R 19564



Dataset: U:\VG11.PRO\Results\200601K1\200601K1-7.qld

Last Altered: Tuesday, June 02, 2020 11:36:30 Pacific Daylight Time
Printed: Tuesday, June 02, 2020 11:37:29 Pacific Daylight Time

h 5.2.200

06/02/2020

Method: Untitled 02 Jun 2020 10:36:07

Calibration: U:\VG11.PRO\CurveDB\vb1_PCBvg11-6-1-20.cdb 02 Jun 2020 10:21:16

Name: 200601K1_7, Date: 01-Jun-2020, Time: 18:21:53, ID: SS200601K1-1 PCB 209 SS 19G2612, Description: PCB 209 SS 19G2612

#	Name	Resp	RA	RI	RRF	wt/wt	Prod.RT	RT	Prod.RI	RII	Check RFI	Conc	WRec	DI	EMPC
1	1 PCB-1	2.54e6	3.08	NO	1.17	1.000	15.53	15.54	1.001	1.001	NO	98.29	90-130	0.00958	98.29
2	2 PCB-2			NO	1.18	1.000	17.95		0.988		YES			0.00963	
3	3 PCB-3	2.60e6	3.06	NO	1.15	1.000	18.18	18.19	1.001	1.001	NO	99.67	70-130	0.00992	99.67
4	4 PCB-4/10	3.74e6	1.54	NO	1.25	1.000	19.61	19.60	1.004	1.004	NO	203.1	42.5-225	0.0422	203.1
5	5 PCB-7/9	2.33e6	1.55	NO	0.960	1.000	21.41	21.37	1.003	1.001	NO	101.6	70-130	0.0331	101.6
6	6 PCB-6			NO	1.02	1.000	22.06		1.033		YES			0.0311	
7	7 PCB-5/8	2.40e6	1.55	NO	0.992	1.000	22.46	22.46	1.052	1.052	NO	100.9	70-130	0.0320	100.9
8	8 PCB-14			NO	1.02	1.000	23.61		0.952		YES			0.0337	
9	9 PCB-11	2.29e6	1.57	NO	1.13	1.000	24.82	24.82	1.001	1.001	NO	87.28	70-130	0.0304	87.28
10	10 PCB-12/13	2.21e6	1.56	NO	1.03	1.000	25.26	25.26	1.018	1.018	NO	92.77		0.0333	92.77
11	11 PCB-15	2.35e6	1.56	NO	1.03	1.000	25.57	25.55	1.031	1.030	NO	97.71		0.0331	97.71
12	12 PCB-19	6.50e5	1.03	NO	1.11	1.000	23.79	23.79	1.001	1.001	NO	47.23	75-65	0.0234	47.23
13	13 PCB-30			NO	1.79	1.000	24.69		1.039		YES			0.0144	
14	14 PCB-18	6.76e5	1.02	NO	0.618	1.000	25.47	25.47	0.952	0.952	NO	45.50		0.0216	45.50
15	15 PCB-17			NO	0.758	1.000	25.64		0.958		YES			0.0233	
16	16 PCB-24/27			NO	1.08	1.000	26.26		0.981		YES			0.0163	
17	17 PCB-16/32			NO	0.925	1.000	26.79		1.001		YES			0.0191	
18	18 PCB-34			NO	0.945	1.000	27.58		0.959		YES			0.0221	
19	19 PCB-23			NO	0.883	1.000	27.67		0.982		YES			0.0236	
20	20 PCB-29			NO	0.893	1.000	27.93		0.971		YES			0.0234	
21	21 PCB-26			NO	0.944	1.000	28.16		0.979		YES			0.0221	
22	22 PCB-25			NO	0.950	1.000	28.31		0.984		YES			0.0220	
23	23 PCB-31	9.20e5	1.02	NO	1.04	1.000	28.68	28.70	0.997	0.997	NO	42.66		0.0201	42.66
24	24 PCB-28	9.58e5	1.07	NO	1.03	1.000	28.79	28.79	1.001	1.001	NO	44.94		0.0204	44.94
25	25 PCB-20/21/33	6.95e5	1.05	NO	0.941	1.000	29.43	29.46	1.023	1.024	NO	45.73	45.7	0.0222	45.73
26	26 PCB-22			NO	0.973	1.000	29.67		1.036		YES			0.0215	
27	27 PCB-36			NO	1.08	1.000	30.52		0.931		YES			0.0219	
28	28 PCB-39			NO	0.988	1.000	31.00		0.946		YES			0.0238	
29	29 PCB-38	6.46e5	1.05	NO	1.05	1.000	31.80	31.76	0.970	0.970	NO	43.25	75-65	0.0224	43.25
30	30 PCB-35	6.58e5	1.03	NO	1.04	1.000	32.34	32.32	0.987	0.986	NO	44.23		0.0226	44.23
31	31 PCB-37	6.92e5	1.05	NO	1.01	1.000	32.79	32.79	1.001	1.001	NO	47.59		0.0233	47.59
32	32 PCB-54	6.31e5	0.78	NO	1.08	1.000	27.64	27.64	1.001	1.001	NO	47.67		0.0216	47.67

Dataset: U:\VG11.PRO\Results\200601K1\200601K1-7.qld

Last Altered: Tuesday, June 02, 2020 11:36:30 Pacific Daylight Time
Printed: Tuesday, June 02, 2020 11:37:29 Pacific Daylight Time

Name: 200601K1_7, Date: 01-Jun-2020, Time: 18:21:53, ID: SS200601K1-1 PCB 209 SS 19G2612, Description: PCB 209 SS 19G2612

#	Name	Resp	FA	n/y	RPD	w/nd	Prod RT	RT	Prod CR	RRT	Check RRT	Comp	U/B	DI	EMPC
33	33 PCB-50			NO	0.880	1.000	28.83		1.044		YES		35-65	0.0265	
34	34 PCB-53			NO	0.997	1.000	29.50		0.944		YES			0.0295	
35	35 PCB-51			NO	1.07	1.000	29.85		0.955		YES			0.0276	
36	36 PCB-45			NO	0.858	1.000	30.30		0.989		YES			0.0342	
37	37 PCB-46			NO	0.831	1.000	30.80		0.985		YES			0.0354	
38	38 PCB-52/69	6.95e5	0.76	NO	1.17	1.000	31.30	31.28	1.001	1.001	NO	46.22		0.0252	46.22
39	39 PCB-73			NO	1.44	1.000	31.41		1.005		YES			0.0204	
40	40 PCB-43/49	6.32e5	0.79	NO	1.02	1.000	31.59	31.60	1.010	1.011	NO	48.32		0.0289	48.32
41	41 PCB-47			NO	0.922	1.000	31.80		1.001		YES			0.0299	
42	42 PCB-48/75			NO	1.12	1.000	31.92		1.004		YES			0.0246	
43	43 PCB-65			NO	1.28	1.000	32.19		1.013		YES			0.0215	
44	44 PCB-62			NO	1.13	1.000	32.29		1.016		YES			0.0244	
45	45 PCB-44	5.42e5	0.76	NO	0.824	1.000	32.62	32.62	1.026	1.028	NO	47.17		0.0334	47.17
46	46 PCB-42/59			NO	1.05	1.000	32.85		1.033		YES			0.0262	
47	47 PCB-41/64/71/72			NO	1.19	1.000	33.47		1.053		YES			0.0232	
48	48 PCB-68			NO	1.28	1.000	33.72		1.061		YES			0.0215	
49	49 PCB-40			NO	0.602	1.000	33.95		1.068		YES			0.0457	
50	50 PCB-57	8.11e5	0.77	NO	1.16	1.000	34.32	34.32	0.989	0.969	NO	43.84		0.0211	43.84
51	51 PCB-67			NO	1.08	1.000	34.63		0.978		YES			0.0226	
52	52 PCB-58			NO	1.20	1.000	34.74		0.981		YES			0.0204	
53	53 PCB-63			NO	1.07	1.000	34.91		0.986		YES			0.0229	
54	54 PCB-74	8.49e5	0.79	NO	1.19	1.000	35.22	35.21	0.994	0.994	NO	45.03		0.0207	45.03
55	55 PCB-61/70	8.69e5	0.77	NO	1.05	1.000	35.43	35.43	1.000	1.001	NO	51.83		0.0233	51.83
56	56 PCB-76/66	8.24e5	0.78	NO	1.16	1.000	35.62	35.66	1.006	1.007	NO	44.47		0.0211	44.47
57	57 PCB-80			NO	1.19	1.000	35.86		1.001		YES			0.0204	
58	58 PCB-55			NO	1.17	1.000	36.20		1.010		YES			0.0207	
59	59 PCB-56/60			NO	1.02	1.000	36.70		1.024		YES			0.0238	
60	60 PCB-79	8.18e5	0.79	NO	1.14	1.000	37.80	37.81	1.055	1.055	NO	44.49		0.0213	44.49
61	61 PCB-78	7.39e5	0.78	NO	1.14	1.000	38.52	38.52	0.987	0.987	NO	42.34		0.0232	42.34
62	62 PCB-81	8.37e5	0.77	NO	1.05	1.000	39.06	39.08	1.000	1.000	NO	52.15		0.0252	52.15
63	63 PCB-77	7.93e5	0.78	NO	1.14	1.000	39.68	39.68	1.000	1.000	NO	48.37		0.0237	46.37
64	64 PCB-104	6.77e5	1.57	NO	1.12	1.000	32.47	32.47	1.001	1.001	NO	54.51		0.0255	54.51
65	65 PCB-96			NO	1.15	1.000	33.78		1.041		YES			0.0248	
66	66 PCB-103			NO	0.936	1.000	34.32		1.058		YES			0.0305	
67	67 PCB-100			NO	0.954	1.000	34.69		1.089		YES			0.0300	
68	68 PCB-94			NO	0.949	1.000	35.21		0.985		YES			0.0390	

Dataset: U:\VG11.PRO\Results\200601K1\200601K1-7.qld

Last Altered: Tuesday, June 02, 2020 11:36:30 Pacific Daylight Time
Printed: Tuesday, June 02, 2020 11:37:29 Pacific Daylight Time

Name: 200601K1_7, Date: 01-Jun-2020, Time: 18:21:53, ID: SS200601K1-1 PCB 209 SS 19G2612, Description: PCB 209 SS 19G2612

#	Name	Resp	RA	NY	RFP	Wt/Fac	Prod.RT	RT	Prod.LI	RRT	Check.RRT	Conc.	%Rec	DL	EMPC
69	69 PCB-95/98/102	4.83e5	1.58	NO	1.20	1.000	35.69	35.75	0.999	1.001	NO	46.51	46.5	0.0307	46.51
70	70 PCB-93			NO	0.935	1.000	35.81		1.002		YES			0.0396	
71	71 PCB-88/91			NO	1.06	1.000	36.16		1.012		YES			0.0347	
72	72 PCB-121			NO	1.71	1.000	36.25		1.015		YES			0.0216	
73	73 PCB-84/92			NO	1.02	1.000	37.10		0.990		YES			0.0377	
74	74 PCB-89			NO	1.11	1.000	37.27		0.995		YES			0.0347	
75	75 PCB-90/101	5.13e5	1.81	NO	1.12	1.000	37.48	37.50	1.000	1.001	NO	54.10		0.0342	54.10
76	76 PCB-113			NO	1.51	1.000	37.72		1.007		YES			0.0253	
77	77 PCB-99	5.21e5	1.60	NO	1.32	1.000	37.81	37.83	1.009	1.010	NO	46.70		0.0290	46.70
78	78 PCB-119			NO	1.81	1.000	38.32		0.987		YES			0.0246	
79	79 PCB-108/112			NO	1.44	1.000	38.47		0.991		YES			0.0308	
80	80 PCB-83			NO	1.83	1.000	38.63		0.995		YES			0.0243	
81	81 PCB-97			NO	1.28	1.000	38.84		1.000		YES			0.0347	
82	82 PCB-86			NO	1.12	1.000	39.01		1.005		YES			0.0398	
83	83 PCB-87/117/125	4.49e5	1.58	NO	1.56	1.000	39.14	39.14	1.008	1.008	NO	38.66	38.7	0.0285	38.66
84	84 PCB-111/115	6.30e5	1.58	NO	1.91	1.000	39.29	39.28	1.012	1.012	NO	44.26		0.0233	44.26
85	85 PCB-85/116			NO	1.41	1.000	39.42		1.015		YES			0.0315	
86	86 PCB-120			NO	2.01	1.000	39.68		1.022		YES			0.0222	
87	87 PCB-110	6.19e5	1.57	NO	1.74	1.000	39.83	39.81	1.026	1.025	NO	47.71		0.0255	47.71
88	88 PCB-82			NO	0.781	1.000	40.48		0.976		YES			0.0410	
89	89 PCB-124			NO	1.40	1.000	41.17		0.993		YES			0.0229	
90	90 PCB-107/109			NO	1.34	1.000	41.31		0.996		YES			0.0239	
91	91 PCB-123	6.07e5	1.57	NO	1.20	1.000	41.48	41.48	1.000	1.000	NO	50.39		0.0267	50.39
92	92 PCB-106/118	6.56e5	1.60	NO	1.22	1.000	41.69	41.67	1.001	1.000	NO	51.95		0.0255	51.95
93	93 PCB-114	6.19e5	1.52	NO	1.14	1.000	42.34	42.34	1.000	1.000	NO	43.57		0.0294	43.57
94	94 PCB-122			NO	0.944	1.000	42.49		1.004		YES			0.0355	
95	95 PCB-105	6.38e5	1.56	NO	1.05	1.000	43.23	43.23	1.000	1.000	NO	47.30		0.0310	47.30
96	96 PCB-127			NO	1.06	1.000	43.57		1.000		YES			0.0310	
97	97 PCB-126	7.05e5	1.58	NO	1.17	1.000	45.54	45.54	1.000	1.000	NO	48.02		0.0296	48.02
98	98 PCB-155	4.07e5	1.28	NO	1.04	1.000	37.01	37.01	1.000	1.001	NO	56.82		0.0303	56.82
99	99 PCB-150			NO	1.08	1.000	38.33		1.036		YES			0.0292	
100	1... PCB-152			NO	1.19	1.000	38.82		1.049		YES			0.0266	
101	1... PCB-145			NO	1.19	1.000	39.29		1.062		YES			0.0266	
102	1... PCB-136			NO	1.02	1.000	39.82		1.071		YES			0.0309	
103	1... PCB-148			NO	0.842	1.000	39.73		1.074		YES			0.0375	
104	1... PCB-154			NO	0.919	1.000	40.23		1.067		YES			0.0344	

Dataset: U:\VG11.PRO\Results\200601K1\200601K1-7.qld

Last Altered: Tuesday, June 02, 2020 11:36:30 Pacific Daylight Time

Printed: Tuesday, June 02, 2020 11:37:29 Pacific Daylight Time

Name: 200601K1_7, Date: 01-Jun-2020, Time: 18:21:53, ID: SS200601K1-1 PCB 209 SS 19G2612, Description: PCB 209 SS 19G2612

#	Name	Comp	RA	Wt	RRP	w/Vol	Prod RT	RT	Prod FL	RRT	Check RRT	Comp	%Rec	DL	EMPC
105	1... PCB-151			NO	0.787	1.000	40.90		1.105		YES			0.0402	
106	1... PCB-135			NO	0.922	1.000	41.13		1.112		YES			0.0343	
107	1... PCB-144			NO	0.789	1.000	41.24		1.115		YES			0.0400	
108	1... PCB-147			NO	0.834	1.000	41.37		1.118		YES			0.0379	
109	1... PCB-139/149	2.83e5	1.29	NO	0.948	1.000	41.64	41.61	1.125	1.125	NO	43.47		0.0333	43.47
110	1... PCB-140			NO	0.794	1.000	41.64		1.131		YES			0.0398	
111	1... PCB-134/143			NO	0.759	1.000	42.29		0.975		YES			0.0574	
112	1... PCB-131/133			NO	0.821	1.000	42.59		0.982		YES			0.0531	
113	1... PCB-142			NO	0.754	1.000	42.74		0.985		YES			0.0578	
114	1... PCB-146/165			NO	1.02	1.000	42.98		0.991		YES			0.0429	
115	1... PCB-132/161			NO	1.02	1.000	43.22		0.998		YES			0.0425	
116	1... PCB-153	5.68e5	1.23	NO	1.07	1.000	43.40	43.40	1.000	1.000	NO	46.28		0.0407	46.28
117	1... PCB-168			NO	1.08	1.000	43.63		1.006		YES			0.0404	
118	1... PCB-141			NO	1.03	1.000	44.16		1.000		YES			0.0508	
119	1... PCB-137			NO	1.11	1.000	44.56		1.010		YES			0.0468	
120	1... PCB-130			NO	0.885	1.000	44.66		1.012		YES			0.0587	
121	1... PCB-138/163/164	4.98e5	1.23	NO	1.28	1.000	45.05	45.03	1.001	1.000	NO	38.87	36.9	0.0393	38.87
122	1... PCB-158/160			NO	1.24	1.000	45.30		1.006		YES			0.0407	
123	1... PCB-129			NO	0.867	1.000	45.56		1.012		YES			0.0582	
124	1... PCB-166			NO	1.14	1.000	46.02		0.993		YES			0.0372	
125	1... PCB-159			NO	1.22	1.000	46.36		1.000		YES			0.0350	
126	1... PCB-128/162	6.25e5	1.23	NO	0.907	1.000	46.64	46.66	1.007	1.007	NO	57.08		0.0469	57.08
127	1... PCB-167	6.67e5	1.24	NO	1.11	1.000	47.06	47.06	1.000	1.000	NO	50.25		0.0377	50.25
128	1... PCB-156	5.92e5	1.21	NO	1.13	1.000	48.39	48.38	1.000	1.000	NO	46.00		0.0392	46.00
129	1... PCB-157	6.60e5	1.23	NO	1.04	1.000	46.69	48.67	1.001	1.000	NO	55.54		0.0434	55.54
130	1... PCB-169	5.71e5	1.25	NO	1.16	1.000	50.94	50.94	1.000	1.000	NO	45.51		0.0426	45.51
131	1... PCB-188	6.25e5	1.04	NO	1.29	1.000	43.04	43.02	1.001	1.000	NO	51.05		0.0525	51.05
132	1... PCB-184			NO	1.23	1.000	43.49		1.011		YES			0.0550	
133	1... PCB-179			NO	1.30	1.000	44.29		1.030		YES			0.0522	
134	1... PCB-176			NO	1.31	1.000	44.76		1.041		YES			0.0518	
135	1... PCB-188			NO	1.33	1.000	45.41		1.056		YES			0.0510	
136	1... PCB-178	4.35e5	1.04	NO	0.943	1.000	45.92	45.90	1.088	1.067	NO	48.56		0.0718	48.56
137	1... PCB-175			NO	0.956	1.000	46.26		1.076		YES			0.0708	
138	1... PCB-182/187	4.62e5	1.05	NO	1.07	1.000	46.44	48.43	1.080	1.080	NO	45.61		0.0635	45.61
139	1... PCB-183			NO	1.02	1.000	46.76		1.088		YES			0.0662	
140	1... PCB-185			NO	1.41	1.000	47.44		0.955		YES			0.0779	

Dataset: U:\VG11.PRO\Results\200601K1\200601K1-7.qld

Last Altered: Tuesday, June 02, 2020 11:36:30 Pacific Daylight Time
Printed: Tuesday, June 02, 2020 11:37:29 Pacific Daylight Time

Name: 200601K1_7, Date: 01-Jun-2020, Time: 18:21:53, ID: SS200601K1-1 PCB 209 SS 19G2612, Description: PCB 209 SS 19G2612

#	Name	Resp	FA	rv	RRF	u/ucl	PreclRT	RT	PreclLR	RRT	Check RRT	Comp	ND	DI	EMPC
141	1... PCB-174	4.07e5	1.04	NO	1.35	1.000	47.82	47.82	0.962	0.962	NO	48.49	75-65	0.0809	48.49
142	1... PCB-181			NO	1.47	1.000	47.91		0.964		YES			0.0743	
143	1... PCB-177			NO	1.28	1.000	48.10		0.968		YES			0.0857	
144	1... PCB-171			NO	1.32	1.000	48.38		0.974		YES			0.0832	
145	1... PCB-173			NO	1.19	1.000	48.84		0.963		YES			0.0921	
146	1... PCB-172			NO	1.38	1.000	49.29		0.992		YES			0.0797	
147	1... PCB-192			NO	1.83	1.000	49.48		0.996		YES			0.0800	
148	1... PCB-180	4.72e5	1.03	NO	1.41	1.000	49.71	49.71	1.000	1.000	NO	53.98		0.0776	53.98
149	1... PCB-193			NO	1.68	1.000	49.92		1.005		YES			0.0653	
150	1... PCB-191			NO	1.71	1.000	50.18		1.010		YES			0.0641	
151	1... PCB-170	3.70e5	1.03	NO	1.40	1.000	51.38	51.38	1.000	1.000	NO	49.87		0.0889	49.87
152	1... PCB-190			NO	1.85	1.000	51.56		1.004		YES			0.0673	
153	1... PCB-189	4.84e5	1.02	NO	1.45	1.000	53.10	53.10	1.000	1.000	NO	48.57		0.0563	48.57
154	1... PCB-202	4.00e5	0.90	NO	1.17	1.000	48.63	48.61	1.001	1.000	NO	48.62		0.0325	48.62
155	1... PCB-201			NO	1.05	1.000	49.10		1.010		YES			0.0361	
156	1... PCB-204			NO	1.14	1.000	49.26		1.014		YES			0.0333	
157	1... PCB-197			NO	1.13	1.000	49.58		1.020		YES			0.0335	
158	1... PCB-200	3.56e5	0.90	NO	1.07	1.000	50.51	50.53	1.039	1.040	NO	47.30		0.0355	47.30
159	1... PCB-198			NO	0.794	1.000	52.08		1.072		YES			0.0478	
160	1... PCB-199			NO	0.809	1.000	52.19		1.074		YES			0.0469	
161	1... PCB-196/203	2.68e5	0.89	NO	0.838	1.000	52.52	52.51	1.081	1.081	NO	45.47		0.0453	45.47
162	1... PCB-195	3.17e5	0.91	NO	1.04	1.000	53.80	53.81	0.964	0.984	NO	50.09		0.113	50.09
163	1... PCB-194	3.10e5	0.87	NO	1.12	1.000	54.72	54.72	1.000	1.000	NO	45.83		0.106	45.83
164	1... PCB-205	3.70e5	0.90	NO	1.29	1.000	54.98	54.99	1.005	1.005	NO	47.35		0.0916	47.35
165	1... PCB-208	3.79e5	1.33	NO	0.933	1.000	53.96	53.95	1.000	1.000	NO	49.81		0.0505	49.81
166	1... PCB-207			NO	0.916	1.000	54.27		1.006		YES			0.0515	
167	1... PCB-206	2.04e5	1.31	NO	1.01	1.000	56.25	56.25	1.000	1.000	NO	47.01		0.0860	47.01
168	1... PCB-209	1.50e5	1.19	NO	0.986	1.000	57.48	57.49	1.000	1.000	NO	52.18	41	0.0103	52.18
169	1... 13C-PCB-1	2.21e6	3.38	NO	0.893	1.000	15.52	15.52	0.608	0.608	NO	101.9	102	0.0672	
170	1... 13C-PCB-3	2.27e6	3.33	NO	0.911	1.000	18.17	18.17	0.712	0.712	NO	102.6	103	0.0859	
171	1... 13C-PCB-4	1.48e6	1.57	NO	0.600	1.000	19.52	19.53	0.765	0.785	NO	101.3	101	0.0291	
172	1... 13C-PCB-9	2.39e6	1.58	NO	0.970	1.000	21.35	21.35	0.836	0.836	NO	101.7	102	0.0180	
173	1... 13C-PCB-11	2.32e6	1.58	NO	0.962	1.000	24.79	24.80	0.971	0.972	NO	99.61	99.6	0.0182	
174	1... 13C-PCB-19	1.24e6	1.04	NO	0.499	1.000	23.76	23.76	0.931	0.931	NO	102.7	103	0.414	
175	1... 13C-PCB-32	1.82e6	1.03	NO	0.744	1.000	26.75	26.76	1.048	1.048	NO	100.7	101	0.278	
176	1... 13C-PCB-28	2.08e6	1.02	NO	1.08	1.000	28.77	28.77	1.004	1.004	NO	99.64	99.6	0.289	

Dataset: U:\VG11.PRO\Results\200601K1\200601K1-7.qld

Last Altered: Tuesday, June 02, 2020 11:36:30 Pacific Daylight Time
Printed: Tuesday, June 02, 2020 11:37:29 Pacific Daylight Time

Name: 200601K1_7, Date: 01-Jun-2020, Time: 18:21:53, ID: SS200601K1-1 PCB 209 SS 19G2612, Description: PCB 209 SS 19G2612

#	Name	Resp	RA	WY	RRP	w/wet	Prod RT	RT	Prod LR	RRT	Check RRT	Conc	%Rec	DI	EMPC
177	1... 13C-PCB-37	1.86e6	1.04	NO	0.989	1.000	32.75	32.77	1.143	1.143	NO	95.79	95.8	0.289	
178	1... 13C-PCB-54	1.81e6	0.80	NO	0.999	1.000	27.63	27.62	0.753	0.753	NO	101.4	101	0.0659	
179	1... 13C-PCB-52	1.29e6	0.77	NO	0.804	1.000	31.27	31.26	0.852	0.852	NO	100.5	100	0.0819	
180	1... 13C-PCB-47	1.39e6	0.78	NO	0.857	1.000	31.79	31.78	0.866	0.866	NO	102.0	102	0.0768	
181	1... 13C-PCB-70	1.59e6	0.79	NO	0.996	1.000	35.43	35.41	0.985	0.985	NO	100.3	100	0.0661	
182	1... 13C-PCB-80	1.61e6	0.78	NO	1.03	1.000	35.65	35.84	0.977	0.977	NO	98.54	98.5	0.0640	
183	1... 13C-PCB-81	1.53e6	0.78	NO	0.988	1.000	39.06	39.04	1.064	1.064	NO	97.41	97.4	0.0666	
184	1... 13C-PCB-77	1.50e6	0.79	NO	0.989	1.000	39.68	39.66	1.061	1.061	NO	97.40	97.4	0.0660	
185	1... 13C-PCB-104	1.11e6	1.63	NO	1.02	1.000	32.47	32.46	0.827	0.827	NO	100.9	101	0.0381	
186	1... 13C-PCB-95	8.62e5	1.64	NO	0.805	1.000	35.72	35.73	0.910	0.910	NO	99.28	99.3	0.0481	
187	1... 13C-PCB-101	8.44e5	1.64	NO	0.793	1.000	37.48	37.46	0.954	0.954	NO	98.77	98.8	0.0489	
188	1... 13C-PCB-97	7.45e5	1.65	NO	0.696	1.000	38.82	38.62	0.989	0.989	NO	99.17	99.2	0.0557	
189	1... 13C-PCB-123	1.01e6	1.67	NO	0.933	1.000	41.46	41.46	1.056	1.056	NO	99.89	99.9	0.0416	
190	1... 13C-PCB-118	1.03e6	1.62	NO	0.986	1.000	41.85	41.85	1.081	1.061	NO	97.34	97.3	0.0393	
191	1... 13C-PCB-114	1.25e6	1.55	NO	1.55	1.000	42.32	42.32	0.908	0.908	NO	94.22	94.2	0.0809	
192	1... 13C-PCB-105	1.28e6	1.56	NO	1.57	1.000	43.21	43.21	0.927	0.927	NO	95.20	95.2	0.0796	
193	1... 13C-PCB-127	1.30e6	1.56	NO	1.62	1.000	43.56	43.55	0.934	0.934	NO	93.64	93.6	0.0770	
194	1... 13C-PCB-126	1.25e6	1.58	NO	1.57	1.000	45.53	45.52	0.976	0.976	NO	93.40	93.4	0.0798	
195	1... 13C-PCB-155	6.87e5	1.29	NO	0.615	1.000	37.00	37.00	0.942	0.942	NO	103.6	104	0.0326	
196	1... 13C-PCB-153	1.15e6	1.24	NO	1.36	1.000	43.37	43.38	0.930	0.931	NO	98.32	98.3	0.0878	
197	1... 13C-PCB-141	9.61e5	1.27	NO	1.13	1.000	44.14	44.14	0.947	0.947	NO	99.66	99.7	0.106	
198	1... 13C-PCB-138	9.99e5	1.26	NO	1.18	1.000	45.01	45.01	0.985	0.985	NO	96.63	96.6	0.101	
199	1... 13C-PCB-159	1.21e6	1.26	NO	1.44	1.000	46.33	46.34	0.994	0.994	NO	98.13	98.1	0.0832	
200	2... 13C-PCB-167	1.20e6	1.28	NO	1.44	1.000	47.04	47.04	1.009	1.009	NO	97.25	97.3	0.0832	
201	2... 13C-PCB-156	1.14e6	1.27	NO	1.40	1.000	46.39	46.37	1.038	1.037	NO	95.71	95.7	0.0858	
202	2... 13C-PCB-157	1.14e6	1.27	NO	1.40	1.000	46.65	46.65	1.043	1.043	NO	95.86	95.9	0.0858	
203	2... 13C-PCB-169	1.08e6	1.26	NO	1.33	1.000	50.93	50.92	1.092	1.092	NO	95.29	95.3	0.0900	
204	2... 13C-PCB-188	9.50e5	0.45	NO	1.41	1.000	42.99	43.00	0.926	0.926	NO	100.3	100	0.0865	
205	2... 13C-PCB-180	6.20e5	0.44	NO	0.929	1.000	49.69	49.69	1.070	1.070	NO	99.28	99.3	0.131	
206	2... 13C-PCB-170	5.29e5	0.46	NO	0.794	1.000	51.36	51.38	1.106	1.106	NO	99.16	99.2	0.153	
207	2... 13C-PCB-189	6.86e5	0.46	NO	1.04	1.000	53.06	53.08	1.143	1.143	NO	97.68	97.7	0.117	
208	2... 13C-PCB-202	7.04e5	0.93	NO	1.04	1.000	48.59	48.59	1.046	1.047	NO	101.1	101	0.0796	
209	2... 13C-PCB-194	6.06e5	0.91	NO	0.768	1.000	54.72	54.70	0.995	0.995	NO	99.49	99.5	0.195	
210	2... 13C-PCB-208	6.16e5	0.77	NO	0.991	1.000	53.94	53.94	0.981	0.981	NO	103.8	104	0.137	
211	2... 13C-PCB-206	4.31e5	0.78	NO	0.552	1.000	56.24	56.24	1.023	1.023	NO	98.29	98.3	0.246	
212	2... 13C-PCB-209	2.91e5	1.17	NO	0.396	1.000	57.49	57.48	1.046	1.046	NO	92.65	92.6	0.0202	

Dataset: U:\VG11.PRO\Results\200601K1\200601K1-7.qld

Last Altered: Tuesday, June 02, 2020 11:36:30 Pacific Daylight Time
Printed: Tuesday, June 02, 2020 11:37:29 Pacific Daylight Time

Name: 200601K1_7, Date: 01-Jun-2020, Time: 18:21:53, ID: SS200601K1-1 PCB 209 SS 19G2612, Description: PCB 209 SS 19G2612

#	Name	Resp	RA	Hy	RFP	wAve	Prod RT	RT	Prod R...	RRT	Check RRT	Comp	%Rec	DL	EMPC
213	2... 13C-PCB-15	2.43e6	1.56	NO	1.00	1.000	25.53	25.53	1.000	0.000	NO	100.0	100	0.0175	
214	2... 13C-PCB-31	1.96e6	1.05	NO	1.00	1.000	28.66	28.66	1.000	0.000	NO	100.0	100	0.286	
215	2... 13C-PCB-60	1.59e6	0.78	NO	1.00	1.000	36.68	36.70	1.000	0.000	NO	100.0	100	0.0658	
216	2... 13C-PCB-111	1.08e6	1.65	NO	1.00	1.000	39.25	39.27	1.000	0.000	NO	100.0	100	0.0388	
217	2... 13C-PCB-128	8.55e5	1.27	NO	1.00	1.000	46.60	46.62	1.000	0.000	NO	100.0	100	0.120	
218	2... 13C-PCB-182	6.72e5	0.47	NO	1.00	1.000	46.43	46.43	0.000	0.000	NO	100.0	100	0.122	
219	2... 13C-PCB-205	7.94e5	0.90	NO	1.00	1.000	54.96	54.98	1.000	0.000	NO	100.0	100	0.149	
220	2... 13C-PCB-79	1.70e6	0.78	NO	1.07	1.000	37.60	37.78	1.030	1.029	NO	100.0	100	0.0616	
221	2... 13C-PCB-178	6.89e5	0.44	NO	0.766	1.000	45.89	45.88	0.988	0.988	NO	105.2	105	0.128	
222	2... 13C-PCB-79	1.70e6	0.78	NO	1.08	1.000	37.78	37.78	0.968	0.968	NO	102.7	103	0.0641	
223	2... 13C-PCB-178	6.89e5	0.44	NO	1.05	1.000	45.87	45.88	0.923	0.923	NO	105.8	106	0.131	

7-1201
↓

Dataset: Untitled

Last Altered: Tuesday, June 02, 2020 10:33:30 Pacific Daylight Time
Printed: Tuesday, June 02, 2020 10:35:13 Pacific Daylight Time


Name: 200601K1_7, Date: 01-Jun-2020, Time: 18:21:53, ID: SS200601K1-1 PCB 209 SS 19G2612, Description: PCB 209 SS 19G2612

PCB-1

200601K1_7



200601K1_7




13C-PCB-1

200601K1_7

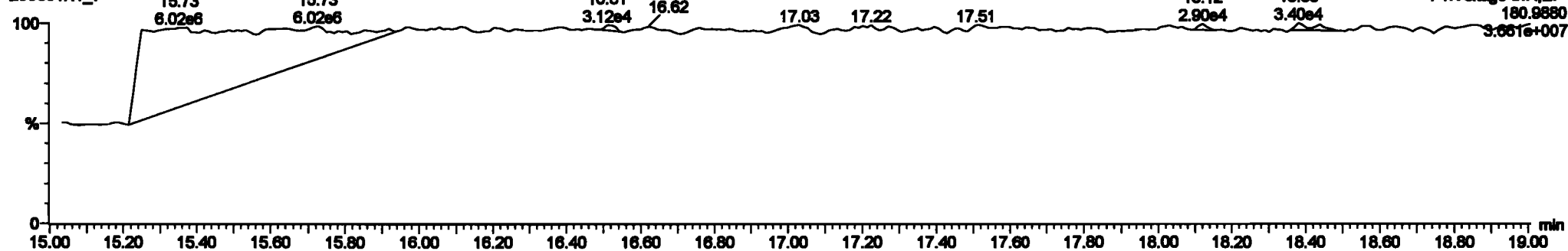


200601K1_7



PFK1

200601K1_7

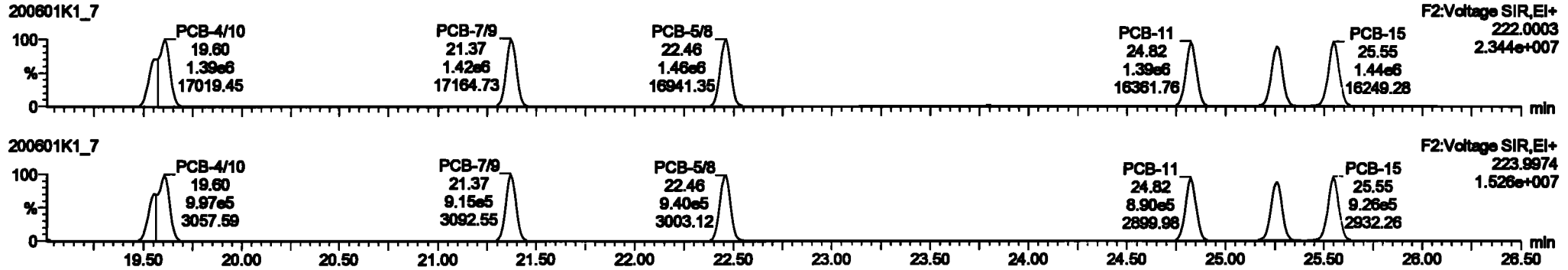


Dataset: Untitled

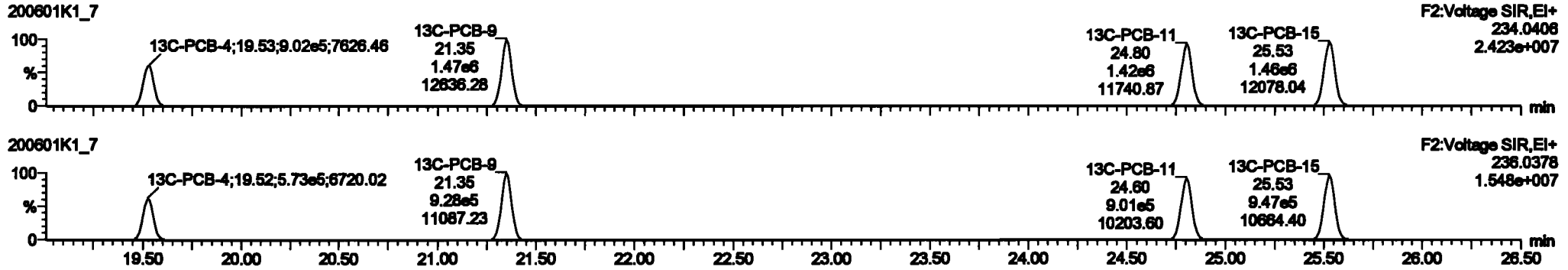
Last Altered: Tuesday, June 02, 2020 10:33:30 Pacific Daylight Time
 Printed: Tuesday, June 02, 2020 10:35:13 Pacific Daylight Time

Name: 200601K1_7, Date: 01-Jun-2020, Time: 18:21:53, ID: SS200601K1-1 PCB 209 SS 19G2612, Description: PCB 209 SS 19G2612

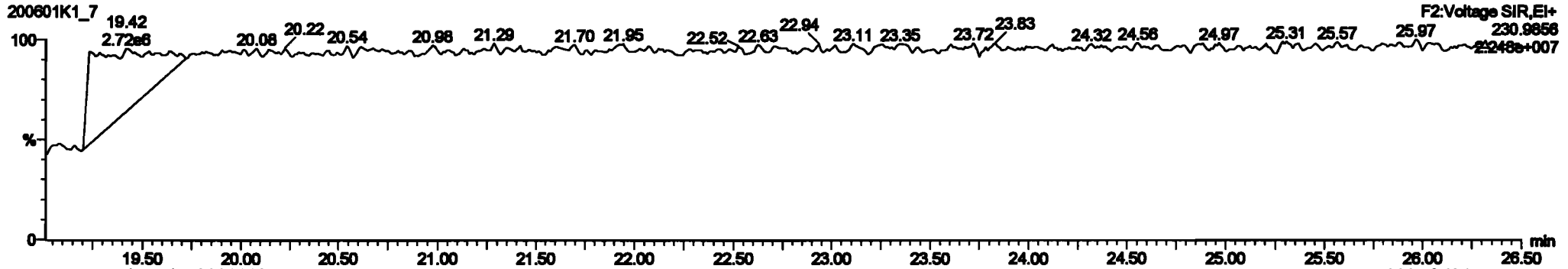
PCB-4/10



13C-PCB-4



PFK2a




Dataset: Untitled

Last Altered: Tuesday, June 02, 2020 10:33:30 Pacific Daylight Time
Printed: Tuesday, June 02, 2020 10:35:13 Pacific Daylight Time

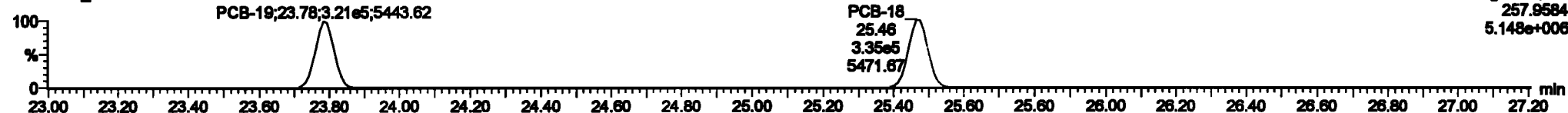
Name: 200601K1_7, Date: 01-Jun-2020, Time: 18:21:53, ID: SS200601K1-1 PCB 209 SS 19G2612, Description: PCB 209 SS 19G2612

PCB-19

200601K1_7



200601K1_7



13C-PCB-19

200601K1_7

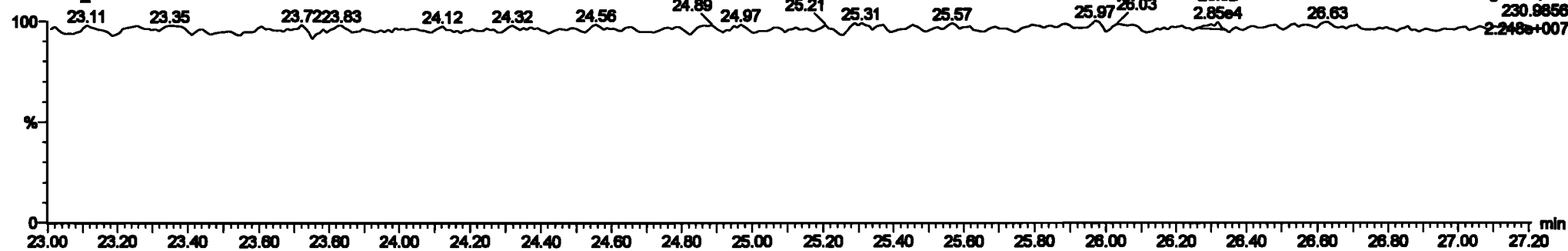


200601K1_7



PFK2b

200601K1_7



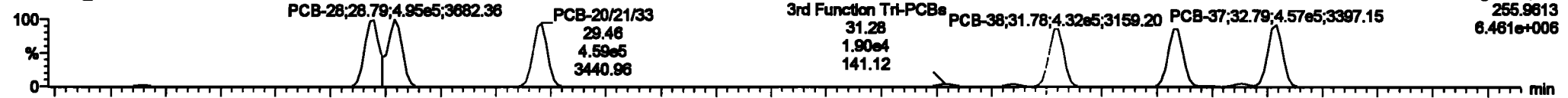
Dataset: Untitled

Last Altered: Tuesday, June 02, 2020 10:33:30 Pacific Daylight Time
 Printed: Tuesday, June 02, 2020 10:35:13 Pacific Daylight Time

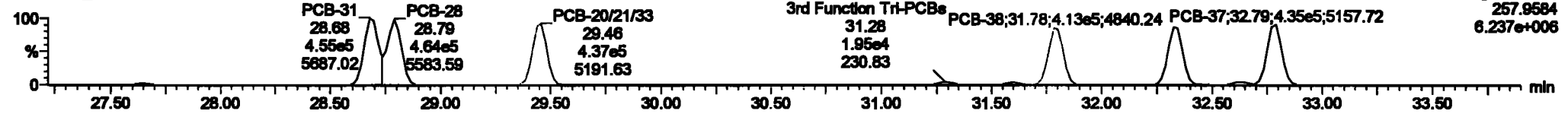
Name: 200601K1_7, Date: 01-Jun-2020, Time: 18:21:53, ID: SS200601K1-1 PCB 209 SS 19G2612, Description: PCB 209 SS 19G2612

PCB-34

200601K1_7



200601K1_7

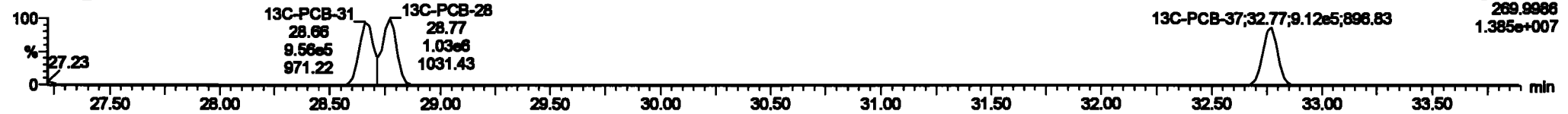


13C-PCB-28

200601K1_7

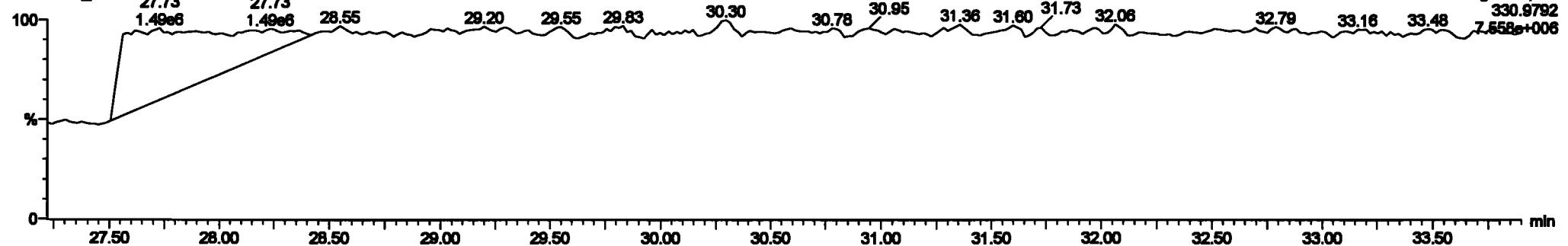


200601K1_7



PFK3d

200601K1_7

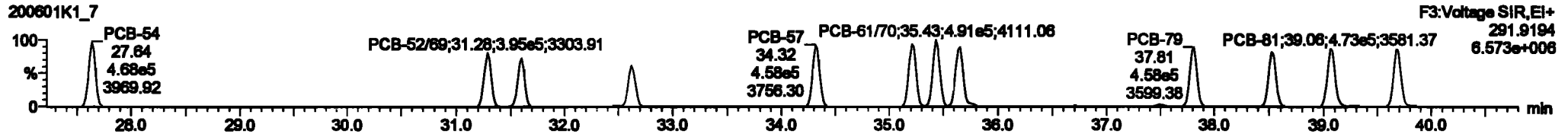
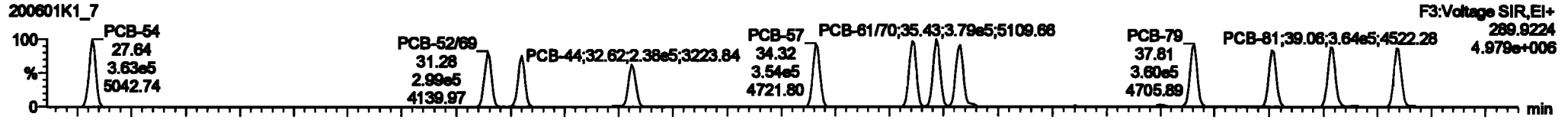


Dataset: Untitled

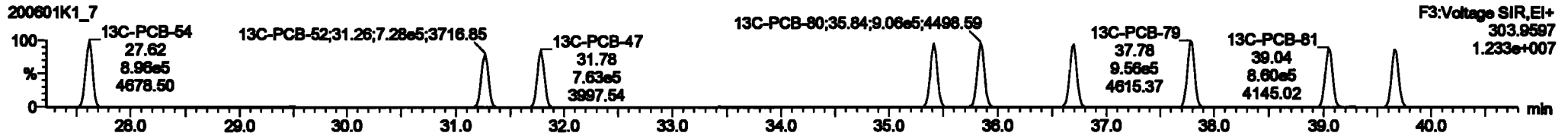
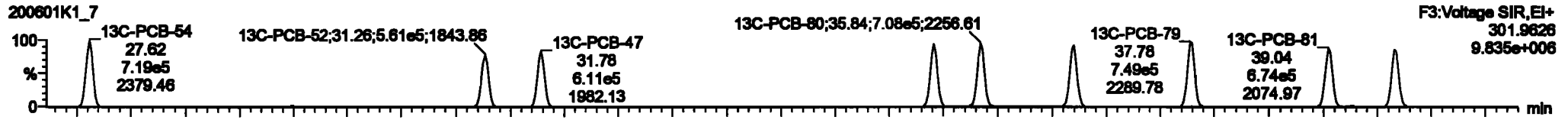
Last Altered: Tuesday, June 02, 2020 10:33:30 Pacific Daylight Time
Printed: Tuesday, June 02, 2020 10:35:13 Pacific Daylight Time

Name: 200601K1_7, Date: 01-Jun-2020, Time: 18:21:53, ID: SS200601K1-1 PCB 209 SS 19G2612, Description: PCB 209 SS 19G2612

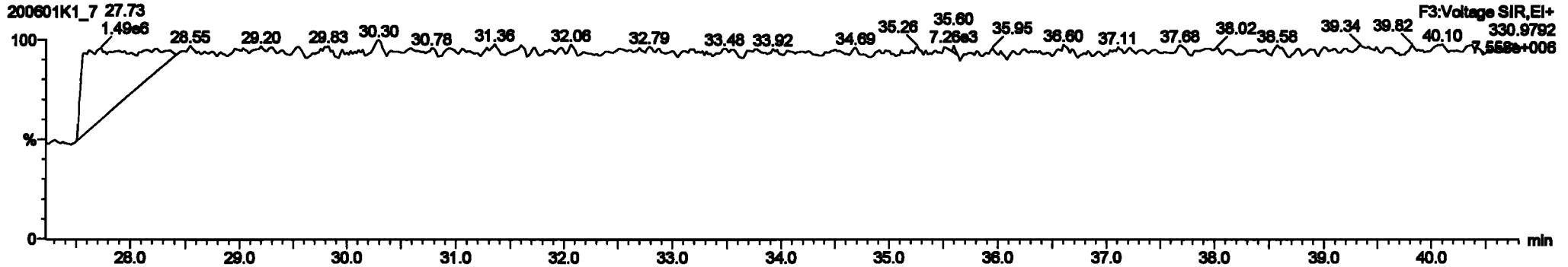
PCB-54



13C-PCB-54



PFK3a



Dataset: Untitled

Last Altered: Tuesday, June 02, 2020 10:33:30 Pacific Daylight Time

Printed: Tuesday, June 02, 2020 10:35:13 Pacific Daylight Time

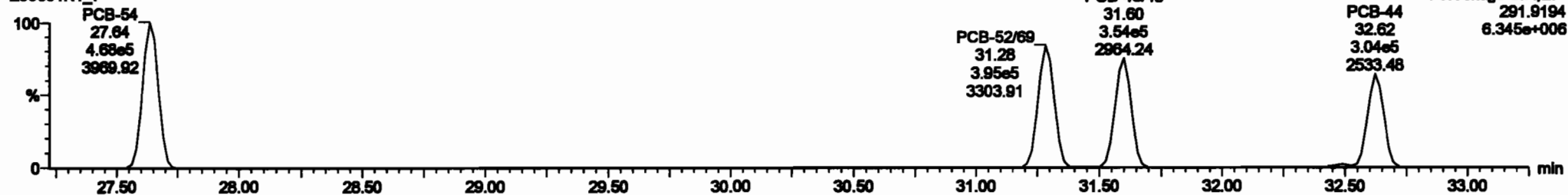
Name: 200601K1_7, Date: 01-Jun-2020, Time: 18:21:53, ID: SS200601K1-1 PCB 209 SS 19G2612, Description: PCB 209 SS 19G2612

PCB-50

200601K1_7



200601K1_7

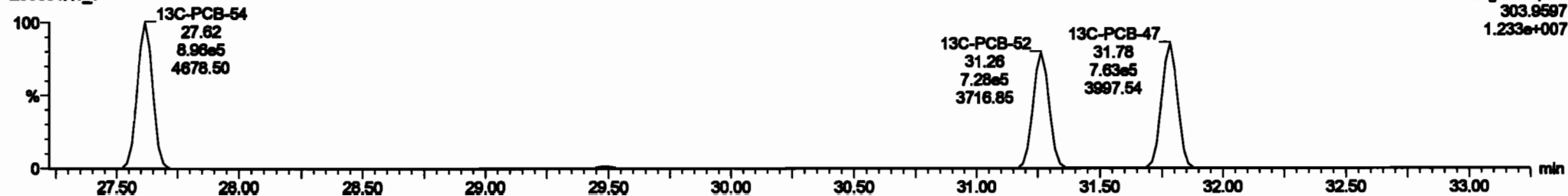


13C-PCB-52

200601K1_7



200601K1_7




Dataset: Untitled

Last Altered: Tuesday, June 02, 2020 10:33:30 Pacific Daylight Time
Printed: Tuesday, June 02, 2020 10:35:13 Pacific Daylight Time

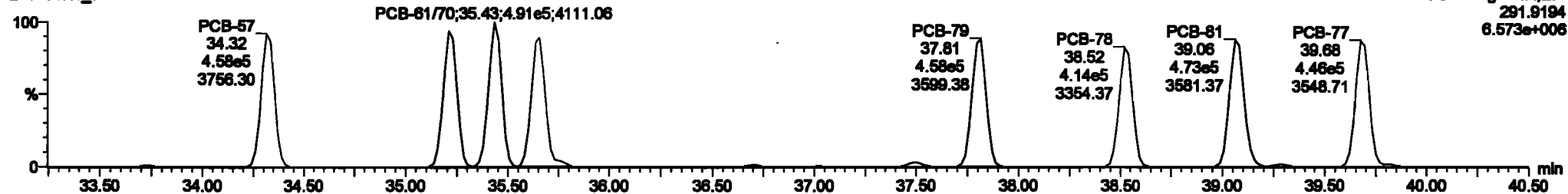
Name: 200601K1_7, Date: 01-Jun-2020, Time: 18:21:53, ID: SS200601K1-1 PCB 209 SS 19G2612, Description: PCB 209 SS 19G2612

PCB-68

200601K1_7

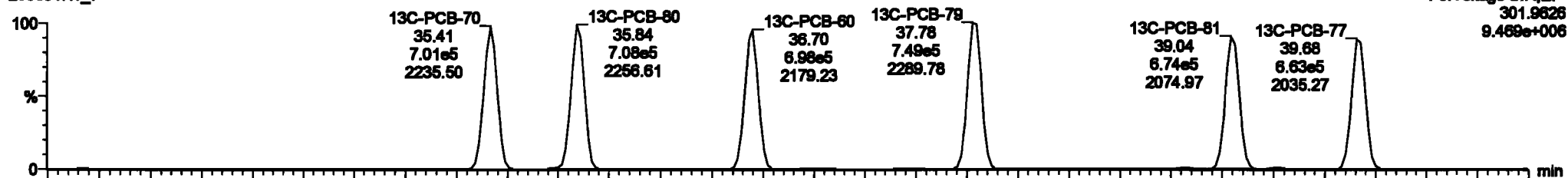


200601K1_7

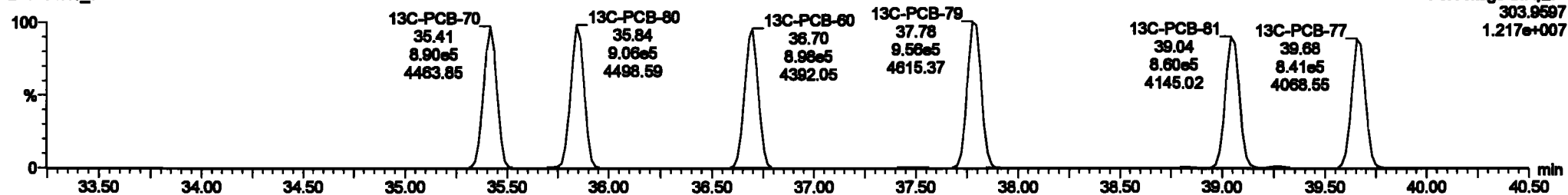


13C-PCB-60

200601K1_7



200601K1_7



#	Name	Step	BA	Qty	PreF	IntStd	PostRT	RT	PreLR	PreF	PreF-Pkt	Comp	DL	QWC
217	13C-PCB-138	0.88ul	1.27	NO	1.0000	1.000	45.60	45.63	1.000	0.000	NO	100.0	100	0.120
218	13C-PCB-182	0.72ul	0.47	NO	1.0000	1.000	45.43	45.43	0.000	0.000	NO	100.0	100	0.122
219	13C-PCB-205	7.84ul	0.90	NO	1.0000	1.000	54.95	54.95	1.000	0.000	NO	100.0	100	0.148
220	13C-PCB-78	1.70ul	0.70	NO	1.0000	1.000	37.80	37.70	1.000	1.000	NO	100.0	100	0.0815
221	13C-PCB-176	0.88ul	0.44	NO	0.7000	1.000	45.80	45.80	0.000	0.000	NO	100.0	100	0.126
222	13C-PCB-78	1.70ul	0.70	NO	1.0001	1.000	37.70	37.70	0.000	0.000	NO	100.7	100	0.0841
223	13C-PCB-176	0.88ul	0.44	NO	1.0000	1.000	45.87	45.88	0.000	0.000	NO	100.0	100	0.131
224	Total Micro-PCBs				1.0000	1.000	0.00	0.000	0.000	0.000	NO	100.0		0.0281 100.0
225	Total DI-PCBs				1.0000	1.000	0.00	0.000	0.000	0.000	NO	000.0		0.280 000.0
226	2nd Function TAP-PCBs				1.0000	1.000	0.00	0.000	0.000	0.000	NO	00.70		0.110 00.70
227	2nd Function TAP-PCBs				0.0000	1.000	0.00	0.000	0.000	0.000	NO	200.4		0.311 200.4
228	Total PCBs				4.0000	1.000	0.00	0.000	0.000	0.000	NO	100.0		0.000 100.0

#	Name	PostRT	RT	Int. Step	Int. Step	1st Rate (Peak)	BA	Qty	QWC	Comp.
30	PCB-64	27.04	27.04	3.820ul	4.880ul	0.770	0.70	NO	47.874	47.874
31	PCB-6200	31.30	31.30	2.805ul	3.891ul	0.770	0.70	NO	48.220	48.220
40	PCB-4398	31.80	31.80	2.700ul	3.520ul	0.770	0.70	NO	48.317	48.317
46	PCB-44	32.80	32.80	2.570ul	3.043ul	0.770	0.70	NO	47.188	47.188
50	PCB-67	34.30	34.30	3.880ul	4.977ul	0.770	0.77	NO	43.838	43.838
64	PCB-74	35.20	35.21	3.730ul	4.725ul	0.770	0.70	NO	45.028	45.028
69	PCB-8180	35.43	35.43	3.700ul	4.880ul	0.770	0.77	NO	51.834	51.834
88	PCB-7088	35.62	35.65	3.891ul	4.830ul	0.770	0.70	NO	44.671	44.671




Dataset: Untitled

Last Altered: Tuesday, June 02, 2020 10:33:30 Pacific Daylight Time
Printed: Tuesday, June 02, 2020 10:35:13 Pacific Daylight Time

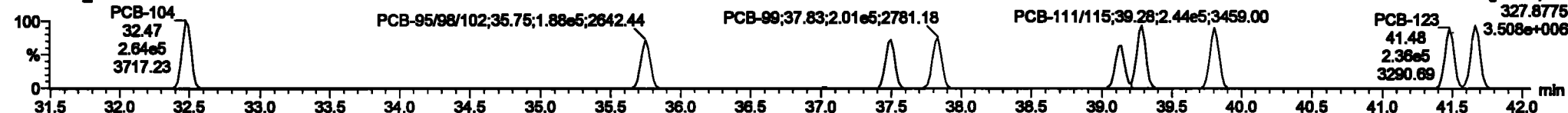
Name: 200601K1_7, Date: 01-Jun-2020, Time: 18:21:53, ID: SS200601K1-1 PCB 209 SS 19G2612, Description: PCB 209 SS 19G2612

PCB-104

200601K1_7




200601K1_7

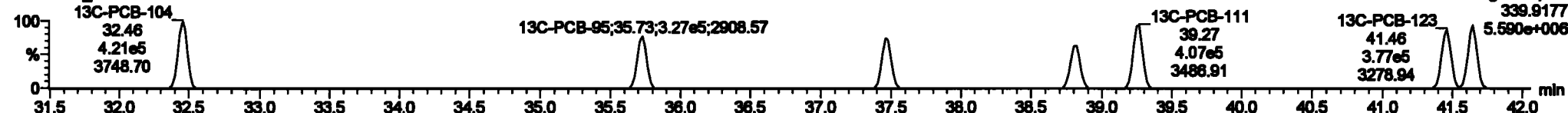


13C-PCB-104

200601K1_7

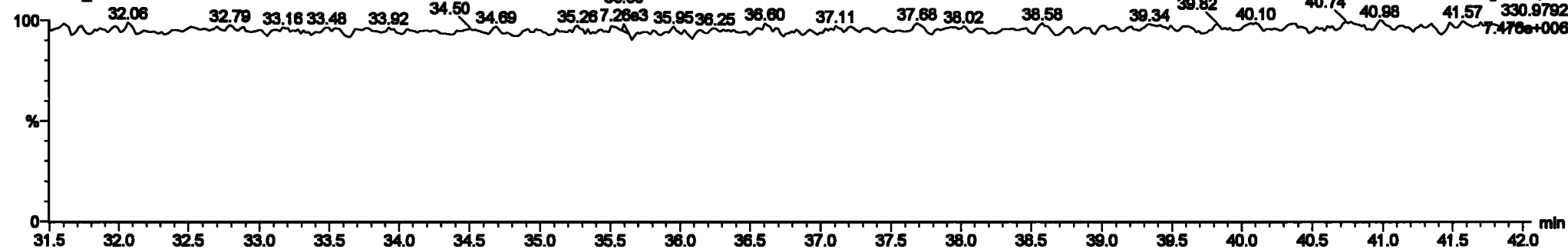


200601K1_7



PFK3b

200601K1_7



Dataset: Untitled

Last Altered: Tuesday, June 02, 2020 10:33:30 Pacific Daylight Time
Printed: Tuesday, June 02, 2020 10:35:13 Pacific Daylight Time

Name: 200601K1_7, Date: 01-Jun-2020, Time: 18:21:53, ID: SS200601K1-1 PCB 209 SS 19G2612, Description: PCB 209 SS 19G2612


PCB-96

200601K1_7



F3:Voltage SIR,EI+
325.8804
5.431e+006


200601K1_7



F3:Voltage SIR,EI+
327.8775
3.508e+006


13C-PCB-95

200601K1_7



F3:Voltage SIR,EI+
337.9207
9.091e+006

200601K1_7



F3:Voltage SIR,EI+
339.9177
5.590e+006

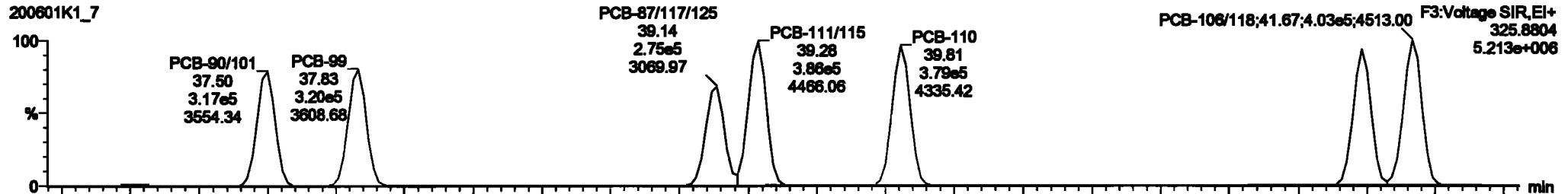
Dataset: Untitled

Last Altered: Tuesday, June 02, 2020 10:33:30 Pacific Daylight Time
Printed: Tuesday, June 02, 2020 10:35:13 Pacific Daylight Time

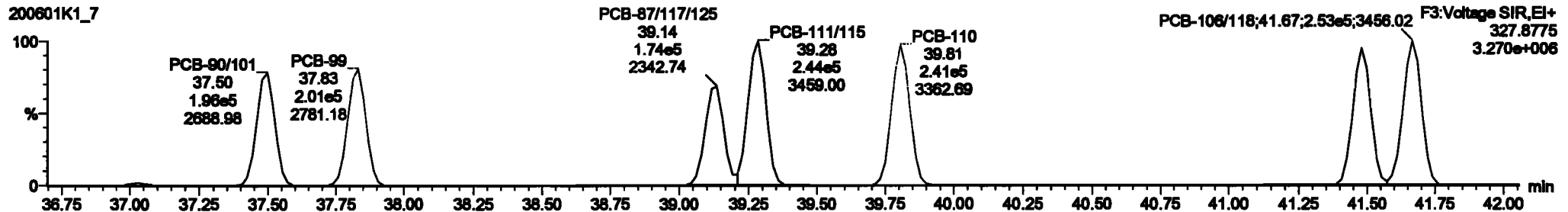
Name: 200601K1_7, Date: 01-Jun-2020, Time: 18:21:53, ID: SS200601K1-1 PCB 209 SS 19G2612, Description: PCB 209 SS 19G2612

PCB-119

200601K1_7

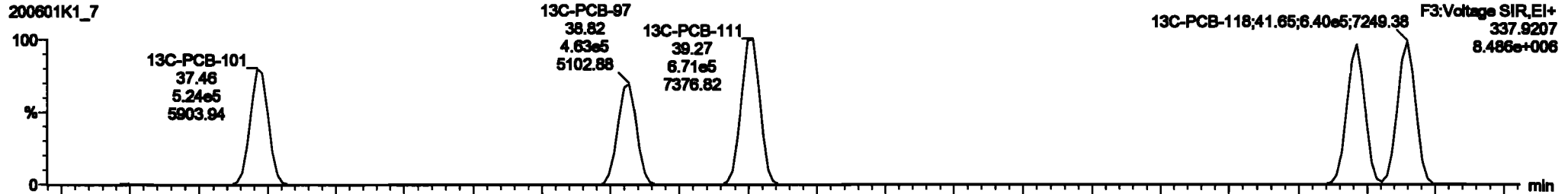


200601K1_7

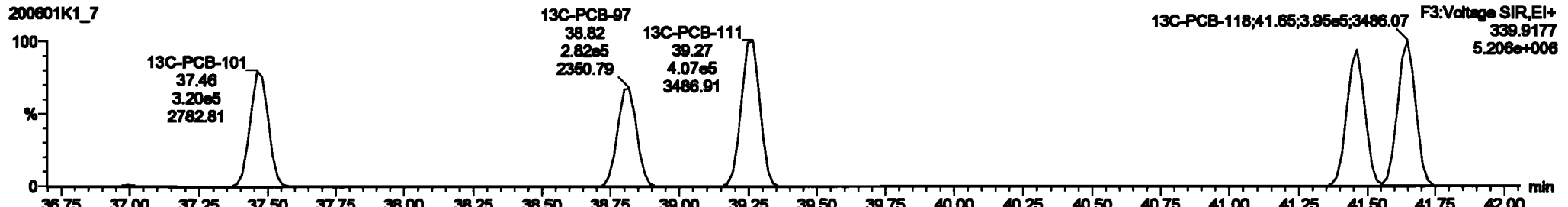


13C-PCB-111

200601K1_7



200601K1_7




Dataset: Untitled

Last Altered: Tuesday, June 02, 2020 10:33:30 Pacific Daylight Time
Printed: Tuesday, June 02, 2020 10:35:13 Pacific Daylight Time

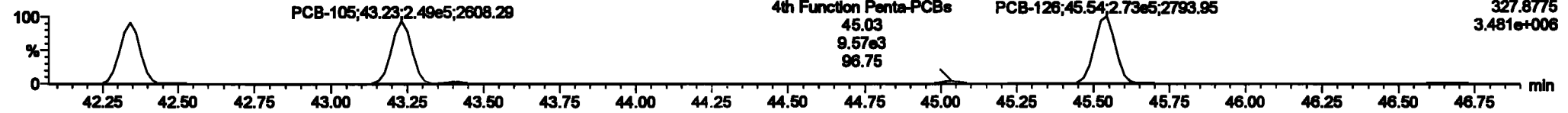
Name: 200601K1_7, Date: 01-Jun-2020, Time: 18:21:53, ID: SS200601K1-1 PCB 209 SS 19G2612, Description: PCB 209 SS 19G2612

PCB-114

200601K1_7

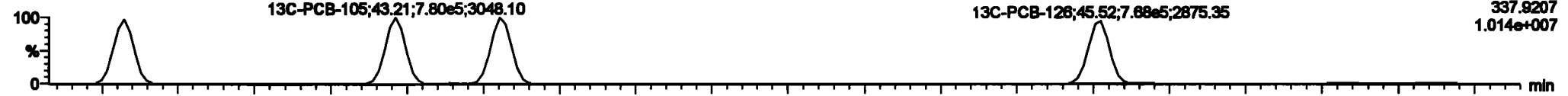


200601K1_7

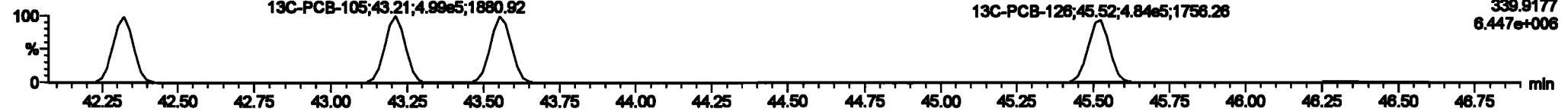


13C-PCB-114

200601K1_7

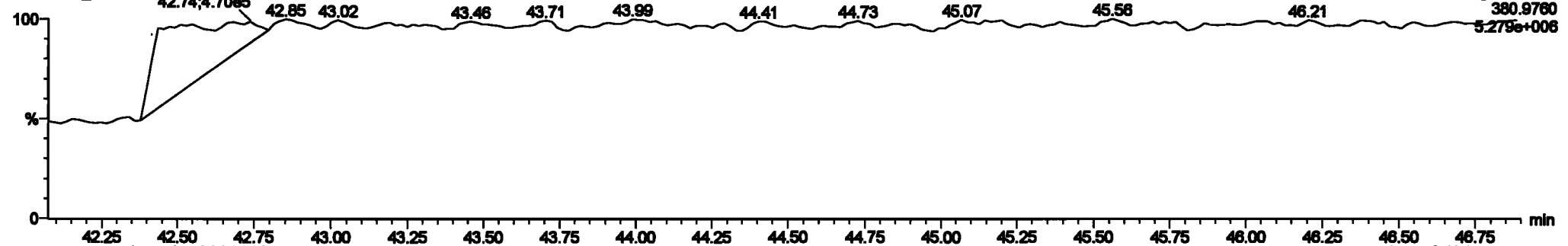


200601K1_7



PFK4a

200601K1_7




Dataset: Untitled

Last Altered: Tuesday, June 02, 2020 10:33:30 Pacific Daylight Time
Printed: Tuesday, June 02, 2020 10:35:13 Pacific Daylight Time

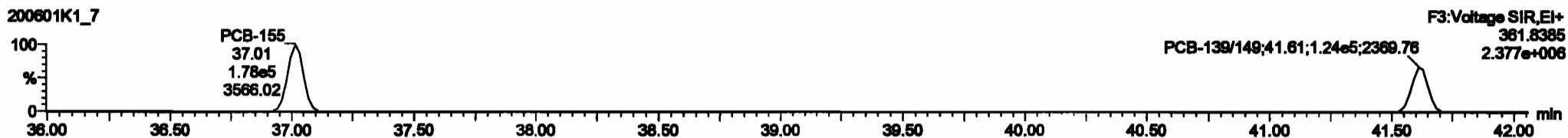
Name: 200601K1_7, Date: 01-Jun-2020, Time: 18:21:53, ID: SS200601K1-1 PCB 209 SS 19G2612, Description: PCB 209 SS 19G2612

PCB-155

200601K1_7



200601K1_7

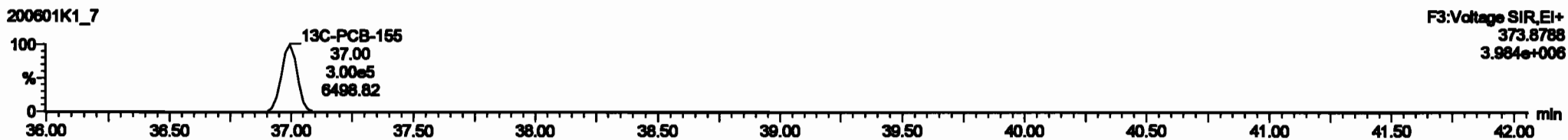


13C-PCB-155

200601K1_7

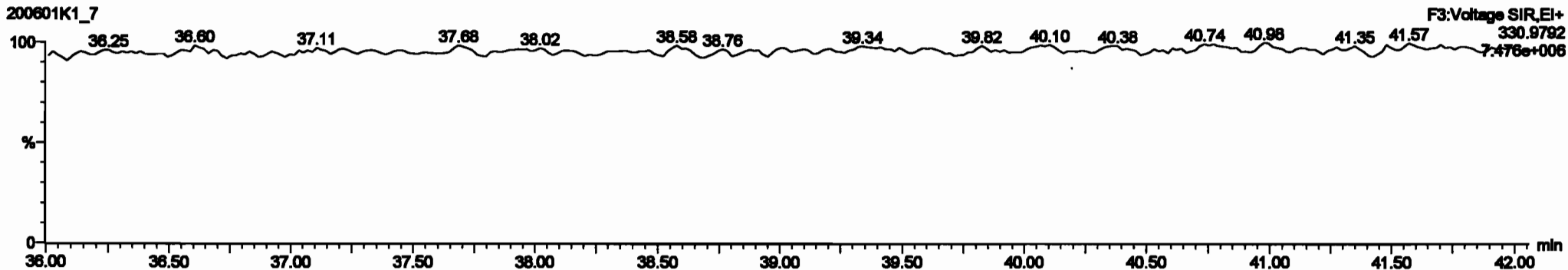


200601K1_7



PFK3c

200601K1_7

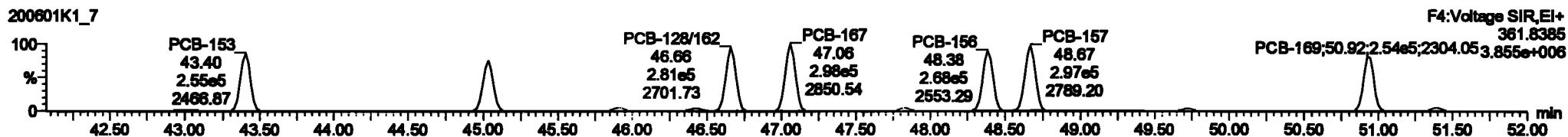
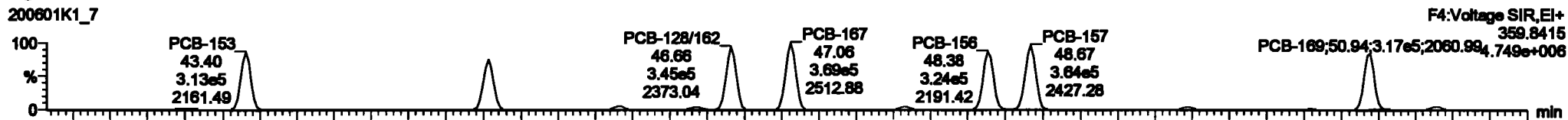


Dataset: Untitled

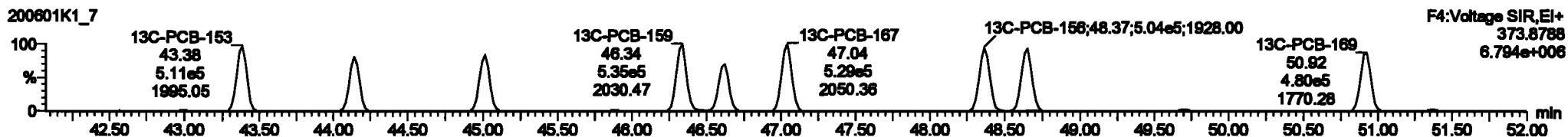
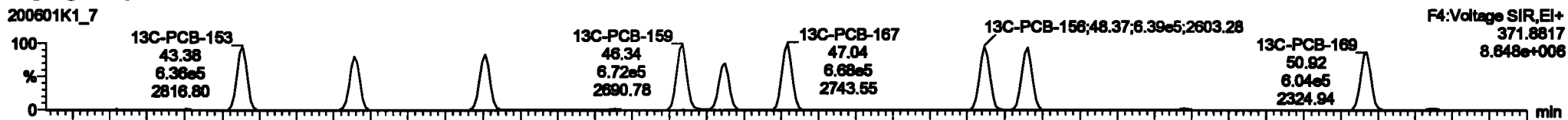
Last Altered: Tuesday, June 02, 2020 10:33:30 Pacific Daylight Time
Printed: Tuesday, June 02, 2020 10:35:13 Pacific Daylight Time

Name: 200601K1_7, Date: 01-Jun-2020, Time: 18:21:53, ID: SS200601K1-1 PCB 209 SS 19G2612, Description: PCB 209 SS 19G2612

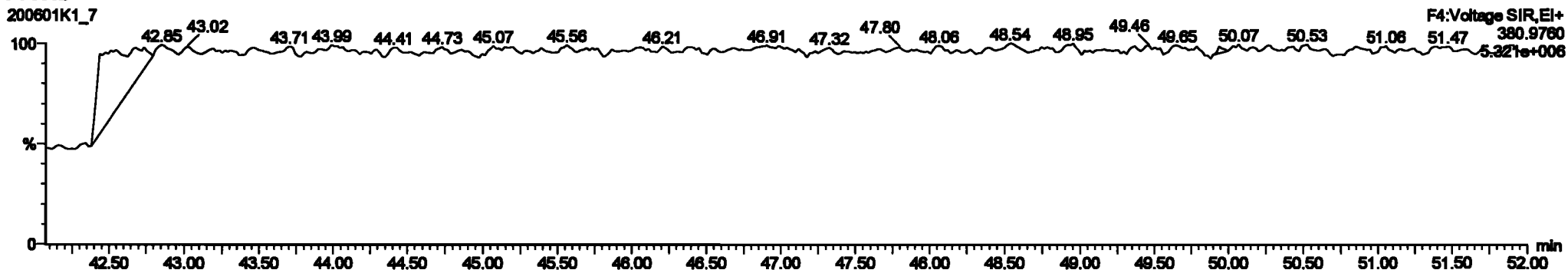
PCB-134/143



13C-PCB-153



PFK4b

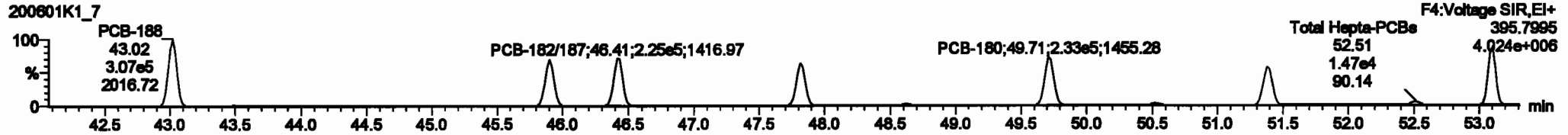
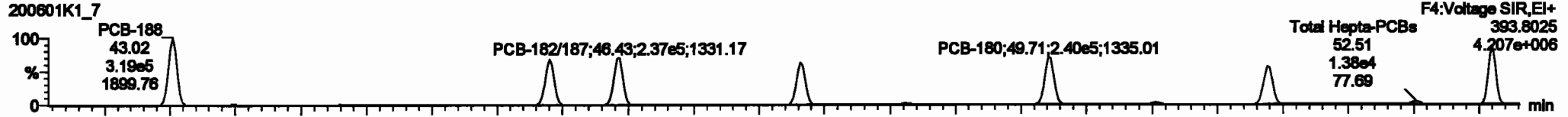


Dataset: Untitled

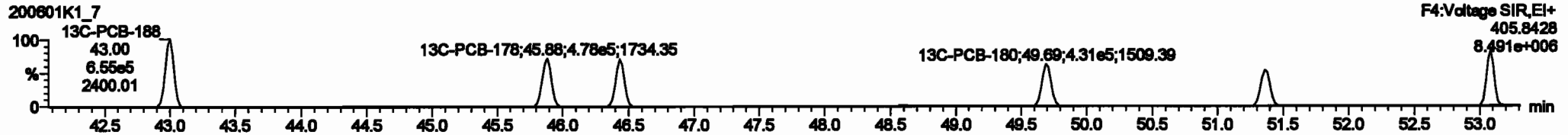

Last Altered: Tuesday, June 02, 2020 10:33:30 Pacific Daylight Time
Printed: Tuesday, June 02, 2020 10:35:13 Pacific Daylight Time

Name: 200601K1_7, Date: 01-Jun-2020, Time: 18:21:53, ID: SS200601K1-1 PCB 209 SS 19G2612, Description: PCB 209 SS 19G2612

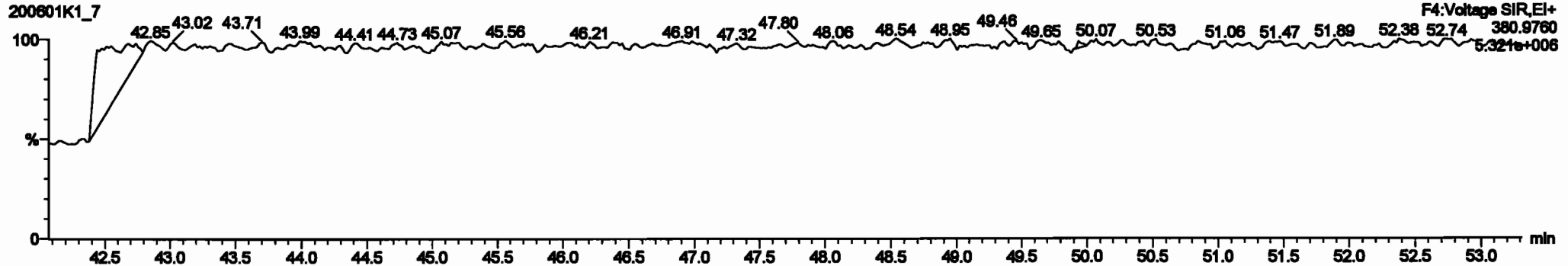
PCB-188



13C-PCB-188



PFK4c



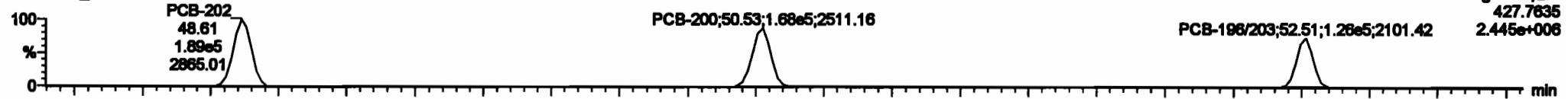
Dataset: Untitled

Last Altered: Tuesday, June 02, 2020 10:33:30 Pacific Daylight Time
Printed: Tuesday, June 02, 2020 10:35:13 Pacific Daylight Time

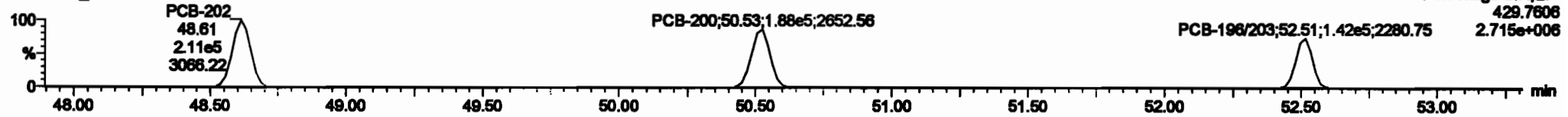
Name: 200601K1_7, Date: 01-Jun-2020, Time: 18:21:53, ID: SS200601K1-1 PCB 209 SS 19G2612, Description: PCB 209 SS 19G2612

PCB-202

200601K1_7

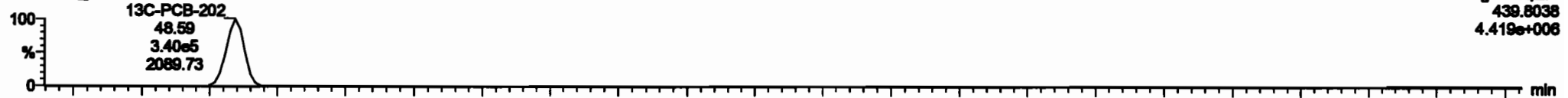


200601K1_7

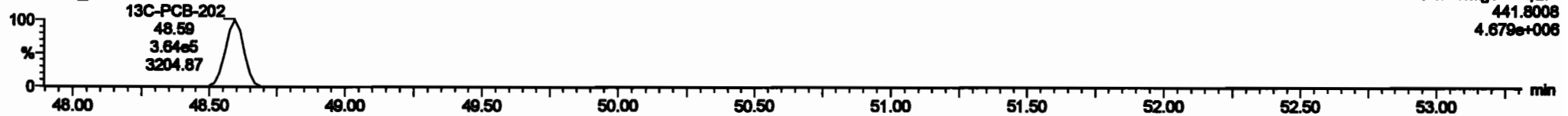


13C-PCB-202

200601K1_7

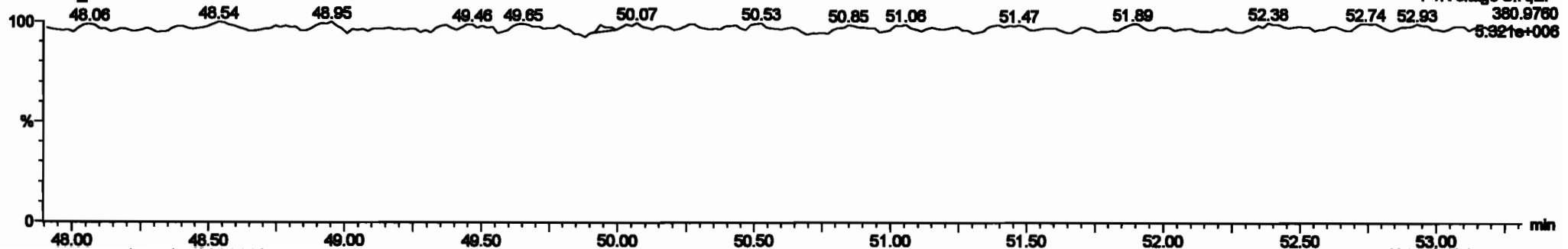


200601K1_7



PFK4d

200601K1_7



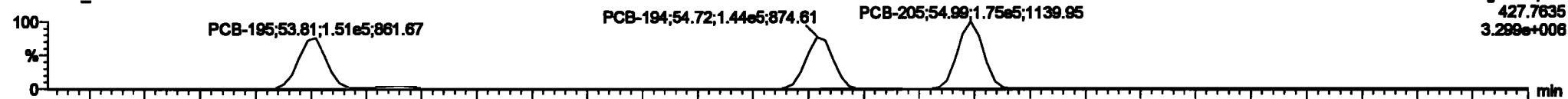
Dataset: Untitled

Last Altered: Tuesday, June 02, 2020 10:33:30 Pacific Daylight Time
Printed: Tuesday, June 02, 2020 10:35:13 Pacific Daylight Time

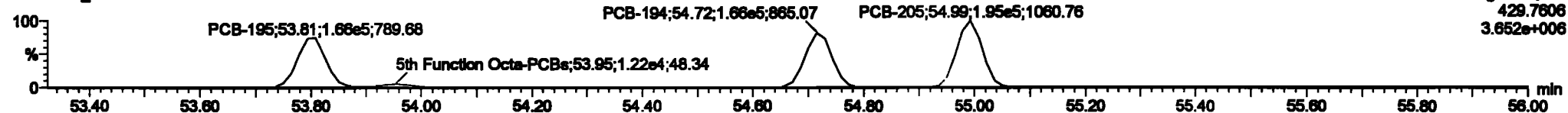
Name: 200601K1_7, Date: 01-Jun-2020, Time: 18:21:53, ID: SS200601K1-1 PCB 209 SS 19G2612, Description: PCB 209 SS 19G2612

PCB-195

200601K1_7

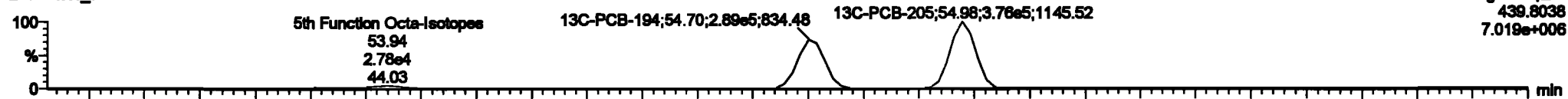


200601K1_7

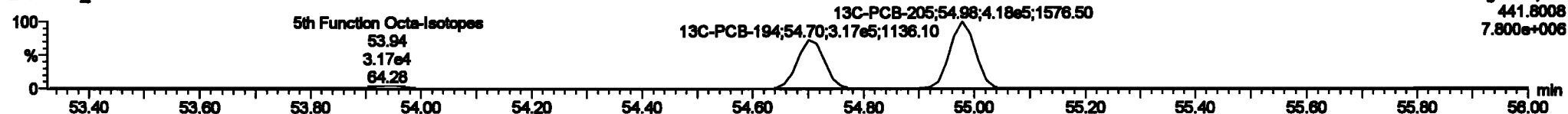


13C-PCB-194

200601K1_7

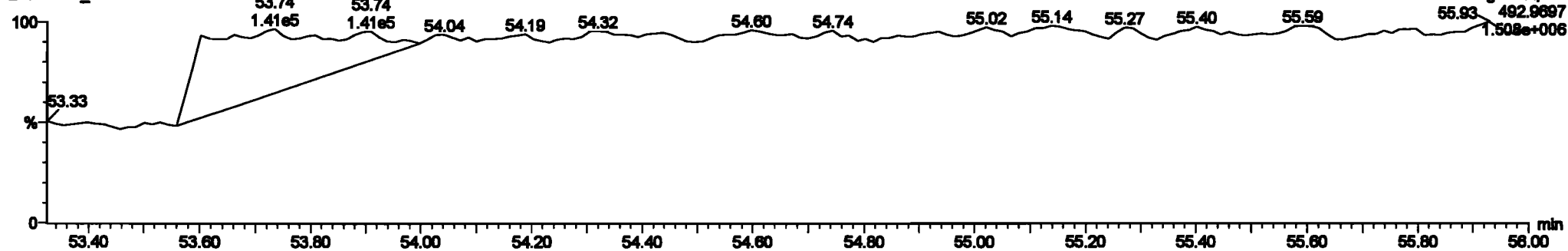


200601K1_7



PFK5a

200601K1_7



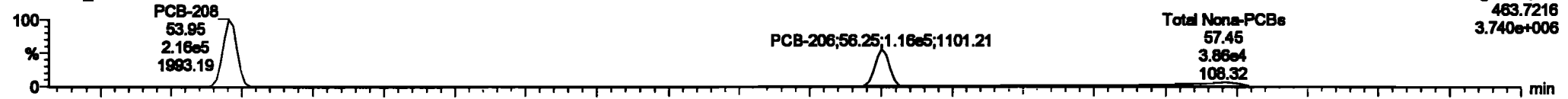
Dataset: Untitled

Last Altered: Tuesday, June 02, 2020 10:33:30 Pacific Daylight Time
Printed: Tuesday, June 02, 2020 10:35:13 Pacific Daylight Time

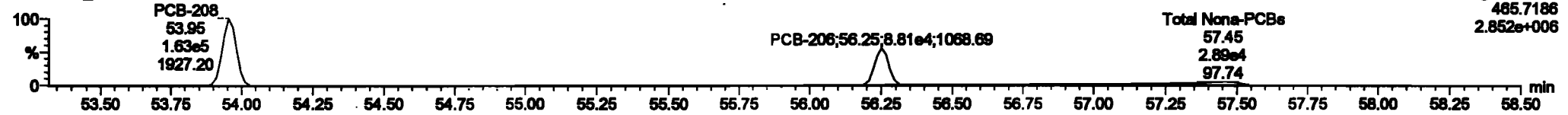
Name: 200601K1_7, Date: 01-Jun-2020, Time: 18:21:53, ID: SS200601K1-1 PCB 209 SS 19G2612, Description: PCB 209 SS 19G2612

PCB-208

200601K1_7

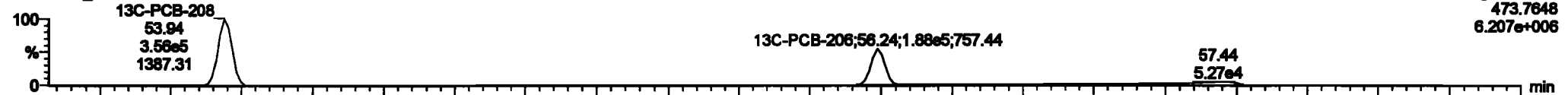


200601K1_7

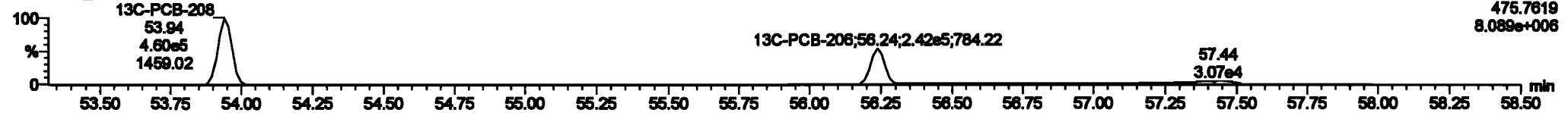


13C-PCB-208

200601K1_7

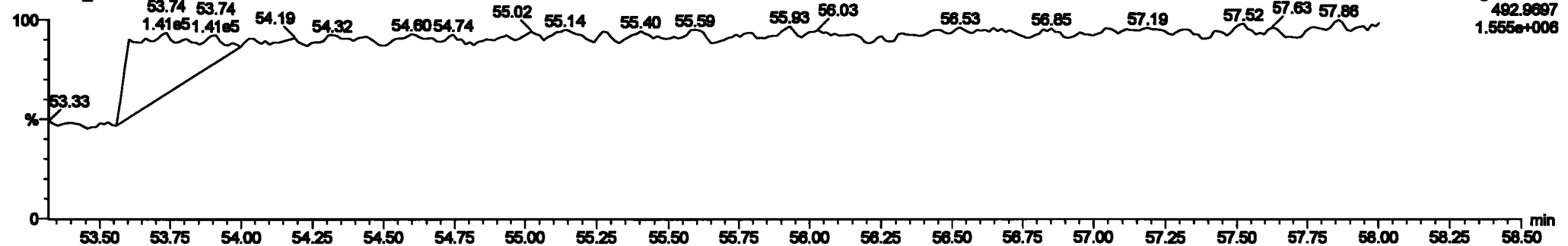


200601K1_7



PFK5

200601K1_7



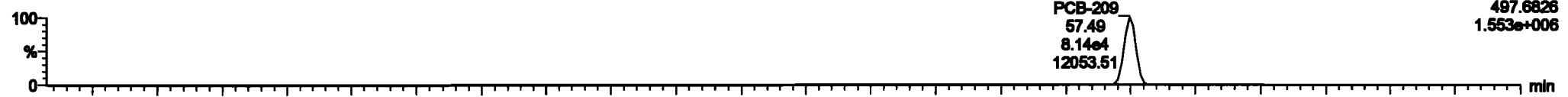
Dataset: Untitled

Last Altered: Tuesday, June 02, 2020 10:33:30 Pacific Daylight Time
Printed: Tuesday, June 02, 2020 10:35:13 Pacific Daylight Time

Name: 200601K1_7, Date: 01-Jun-2020, Time: 18:21:53, ID: SS200601K1-1 PCB 209 SS 19G2612, Description: PCB 209 SS 19G2612


PCB-209

200601K1_7



F5:Voltage SIR,EI+
497.6826
1.553e+006

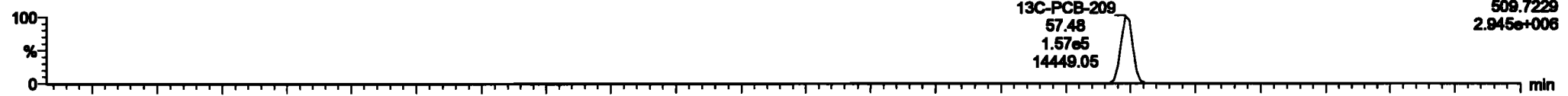
200601K1_7



F5:Voltage SIR,EI+
498.6797
1.324e+006


13C-PCB-209

200601K1_7



F5:Voltage SIR,EI+
509.7229
2.945e+006

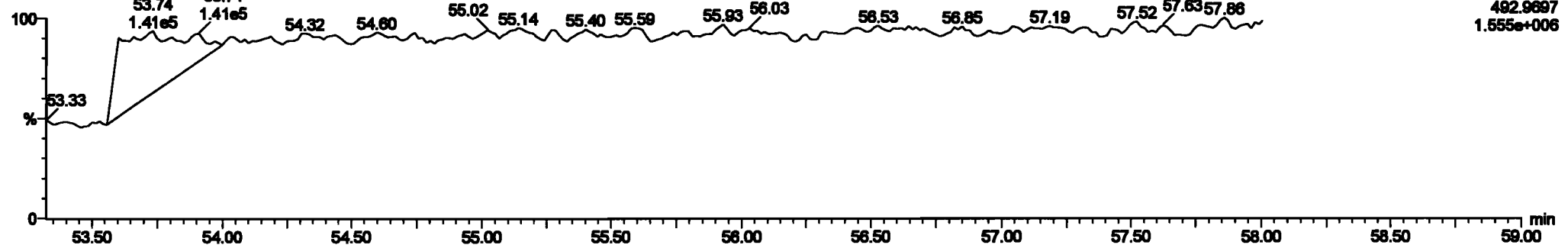
200601K1_7



F5:Voltage SIR,EI+
511.7199
2.526e+006

PFK5b

200601K1_7



F5:Voltage SIR,EI+
492.9697
1.555e+006