

June 25, 2020

**Vista Work Order No. 2001009**

Ms. Delaney Peterson  
Anchor QEA, LLC  
720 Olive Way, Suite 1900  
Seattle, WA 98101

Dear Ms. Peterson,

Enclosed are the amended results for the sample set received at Vista Analytical Laboratory on May 07, 2020 under your Project Name 'Gasco PDI'.

Vista Analytical Laboratory is committed to serving you effectively. If you require additional information, please contact me at 916-673-1520 or by email at [mmaier@vista-analytical.com](mailto:mmaier@vista-analytical.com).

Thank you for choosing Vista as part of your analytical support team.

Sincerely,

Martha Maier  
Laboratory Director



*Vista Analytical Laboratory certifies that the report herein meets all the requirements set forth by NELAP for those applicable test methods. Results relate only to the samples as received by the laboratory. This report should not be reproduced except in full without the written approval of Vista.*

## **Vista Work Order No. 2001009**

### **Case Narrative**

#### **Sample Condition on Receipt:**

Eleven sediment samples were received in good condition and within the method temperature requirements. The samples were received and stored securely in accordance with Vista standard operating procedures and EPA methodology. As directed, this report was amended to change the ID of sample "PDI-078SC-A-09-09.6-200505" to "PDI-078SC-A-09-9.6-200505".

#### **Analytical Notes:**

##### **EPA Method 1613B**

These samples were extracted and analyzed for tetra-through-octa chlorinated dioxins and furans by EPA Method 1613B using a ZB-5MS GC column.

##### Holding Times

The samples were extracted and analyzed within the method hold times.

##### Quality Control

The Initial Calibration and Continuing Calibration Verifications met the method acceptance criteria.

A Method Blank and Ongoing Precision and Recovery (OPR) sample were extracted and analyzed with the preparation batch. No analytes were detected above 1/2 the quantitation limits in the Method Blank. The OPR recoveries were within the method acceptance criteria.

As requested, a duplicate was performed on sample "PDI-070SC-A-06-07-200505". The RPDs outside of the acceptance criteria are listed in bold font.

Labeled standard recoveries for all QC and field samples were within method acceptance criteria.

## TABLE OF CONTENTS

Case Narrative.....	1
Table of Contents.....	3
Sample Inventory.....	4
Analytical Results.....	5
Qualifiers.....	21
Certifications.....	22
Sample Receipt.....	25
Extraction Information.....	29
Sample Data - EPA Method 1613.....	35
Confirmation.....	625
Continuing Calibration.....	660
Initial Calibration.....	765

# Sample Inventory Report

<b>Vista Sample ID</b>	<b>Client Sample ID</b>	<b>Sampled</b>	<b>Received</b>	<b>Components/Containers</b>
2001009-01	PDI-070SC-A-06-07-200505	05-May-20 09:20	07-May-20 09:50	Amber Glass, 120 mL
2001009-02	PDI-070SC-A-07-8.4-200505	05-May-20 09:20	07-May-20 09:50	Amber Glass, 120 mL
2001009-03	PDI-070SC-B-00-02-200505	05-May-20 09:05	07-May-20 09:50	Amber Glass, 120 mL
2001009-04	PDI-070SC-B-02-05-200505	05-May-20 09:05	07-May-20 09:50	Amber Glass, 120 mL
2001009-05	PDI-070SC-B-05-07-200505	05-May-20 09:05	07-May-20 09:50	Amber Glass, 120 mL
2001009-06	PDI-078SC-A-08-09-200505	05-May-20 10:50	07-May-20 09:50	Amber Glass, 120 mL
2001009-07	PDI-078SC-A-09-9.6-200505	05-May-20 10:50	07-May-20 09:50	Amber Glass, 120 mL
2001009-08	PDI-1078SC-A-08-09-200505	05-May-20 10:50	07-May-20 09:50	Amber Glass, 120 mL
2001009-09	PDI-078SC-B-00-02-200505	05-May-20 10:30	07-May-20 09:50	Amber Glass, 120 mL
2001009-10	PDI-078SC-B-02-05-200505	05-May-20 10:30	07-May-20 09:50	Amber Glass, 120 mL
2001009-11	PDI-078SC-B-05-07-200505	05-May-20 10:30	07-May-20 09:50	Amber Glass, 120 mL

## **ANALYTICAL RESULTS**

Sample ID: Method Blank					EPA Method 1613B			
Matrix: Solid Sample Size: 10.0 g		QC Batch: B0E0118 Date Extracted: 15-May-2020 16:26		Lab Sample: B0E0118-BLK1 Date Analyzed: 29-May-20 15:59 Column: ZB-5MS				
Analyte	Conc. (pg/g)	DL	EMPC	Qualifiers	Labeled Standard	%R	LCL-UCL	Qualifiers
2,3,7,8-TCDD	ND	0.142			IS 13C-2,3,7,8-TCDD	94.6	25 - 164	
1,2,3,7,8-PeCDD	ND	0.161			13C-1,2,3,7,8-PeCDD	79.9	25 - 181	
1,2,3,4,7,8-HxCDD	ND	0.197			13C-1,2,3,4,7,8-HxCDD	90.8	32 - 141	
1,2,3,6,7,8-HxCDD	ND	0.205			13C-1,2,3,6,7,8-HxCDD	89.4	28 - 130	
1,2,3,7,8,9-HxCDD	ND	0.226			13C-1,2,3,7,8,9-HxCDD	88.9	32 - 141	
1,2,3,4,6,7,8-HpCDD	ND	0.192			13C-1,2,3,4,6,7,8-HpCDD	68.8	23 - 140	
OCDD	ND	0.305			13C-OCDD	66.9	17 - 157	
2,3,7,8-TCDF	ND	0.114			13C-2,3,7,8-TCDF	81.7	24 - 169	
1,2,3,7,8-PeCDF	ND		0.0717		13C-1,2,3,7,8-PeCDF	86.7	24 - 185	
2,3,4,7,8-PeCDF	ND		0.0464		13C-2,3,4,7,8-PeCDF	82.5	21 - 178	
1,2,3,4,7,8-HxCDF	0.0745			J	13C-1,2,3,4,7,8-HxCDF	93.3	26 - 152	
1,2,3,6,7,8-HxCDF	ND	0.103			13C-1,2,3,6,7,8-HxCDF	87.4	26 - 123	
2,3,4,6,7,8-HxCDF	ND	0.120			13C-2,3,4,6,7,8-HxCDF	84.9	28 - 136	
1,2,3,7,8,9-HxCDF	ND	0.165			13C-1,2,3,7,8,9-HxCDF	85.1	29 - 147	
1,2,3,4,6,7,8-HpCDF	ND	0.168			13C-1,2,3,4,6,7,8-HpCDF	65.9	28 - 143	
1,2,3,4,7,8,9-HpCDF	ND	0.143			13C-1,2,3,4,7,8,9-HpCDF	74.6	26 - 138	
OCDF	ND		0.140		13C-OCDF	68.5	17 - 157	
					CRS 37Cl-2,3,7,8-TCDD	91.7	35 - 197	
					<b>Toxic Equivalent Quotient (TEQ) Data (pg/g dry wt)</b>			
					TEQMinWHO2005Dioxin 0.00745			
<b>TOTALS</b>								
Total TCDD	ND	0.142						
Total PeCDD	ND	0.161						
Total HxCDD	ND	0.226						
Total HpCDD	ND	0.192						
Total TCDF	ND	0.114						
Total PeCDF	ND		0.118					
Total HxCDF	0.0745							
Total HpCDF	ND	0.168						

DL - Sample specific estimated detection limit  
EMPC - Estimated maximum possible concentration

LCL-UCL- Lower control limit - upper control limit  
The results are reported in dry weight. The sample size is reported in wet weight.  
Min-The TEQ is calculated using zero for the concentration of congeners that are not detected.

Sample ID: OPR					EPA Method 1613B		
Matrix: Solid	QC Batch: B0E0118	Lab Sample: B0E0118-BS1					
Sample Size: 10.0 g	Date Extracted: 15-May-2020 16:26	Date Analyzed: 29-May-20 14:29	Column: ZB-5MS				
Analyte	Amt Found (pg/g)	Spike Amt	%R	Limits	Labeled Standard	%R	LCL-UCL
2,3,7,8-TCDD	17.5	20.0	87.6	67 - 158	IS 13C-2,3,7,8-TCDD	87.6	20 - 175
1,2,3,7,8-PeCDD	94.8	100	94.8	70 - 142	13C-1,2,3,7,8-PeCDD	75.0	21 - 227
1,2,3,4,7,8-HxCDD	83.6	100	83.6	70 - 164	13C-1,2,3,4,7,8-HxCDD	88.6	21 - 193
1,2,3,6,7,8-HxCDD	80.8	100	80.8	76 - 134	13C-1,2,3,6,7,8-HxCDD	82.9	25 - 163
1,2,3,7,8,9-HxCDD	83.9	100	83.9	64 - 162	13C-1,2,3,7,8,9-HxCDD	82.6	21 - 193
1,2,3,4,6,7,8-HpCDD	92.7	100	92.7	70 - 140	13C-1,2,3,4,6,7,8-HpCDD	65.2	26 - 166
OCDD	173	200	86.3	78 - 144	13C-OCDD	64.0	13 - 199
2,3,7,8-TCDF	16.2	20.0	80.9	75 - 158	13C-2,3,7,8-TCDF	77.8	22 - 152
1,2,3,7,8-PeCDF	80.1	100	80.1	80 - 134	13C-1,2,3,7,8-PeCDF	84.6	21 - 192
2,3,4,7,8-PeCDF	80.1	100	80.1	68 - 160	13C-2,3,4,7,8-PeCDF	84.8	13 - 328
1,2,3,4,7,8-HxCDF	79.9	100	79.9	72 - 134	13C-1,2,3,4,7,8-HxCDF	86.4	19 - 202
1,2,3,6,7,8-HxCDF	84.3	100	84.3	84 - 130	13C-1,2,3,6,7,8-HxCDF	79.7	21 - 159
2,3,4,6,7,8-HxCDF	84.6	100	84.6	70 - 156	13C-2,3,4,6,7,8-HxCDF	81.9	22 - 176
1,2,3,7,8,9-HxCDF	84.1	100	84.1	78 - 130	13C-1,2,3,7,8,9-HxCDF	80.5	17 - 205
1,2,3,4,6,7,8-HpCDF	83.4	100	83.4	82 - 122	13C-1,2,3,4,6,7,8-HpCDF	60.5	21 - 158
1,2,3,4,7,8,9-HpCDF	82.6	100	82.6	78 - 138	13C-1,2,3,4,7,8,9-HpCDF	68.3	20 - 186
OCDF	172	200	86.2	63 - 170	13C-OCDF	66.0	13 - 199
					CRS 37Cl-2,3,7,8-TCDD	95.9	31 - 191

LCL-UCL - Lower control limit - upper control limit

**Sample ID: PDI-070SC-A-06-07-200505** **EPA Method 1613B**

<b>Client Data</b>	<b>Sample Data</b>	<b>Laboratory Data</b>
Name: Anchor QEA, LLC	Matrix: Sediment	Lab Sample: 2001009-01      Date Received: 07-May-2020 9:50
Project: Gasco PDI	Sample Size: 13.4 g	QC Batch: B0E0118      Date Extracted: 15-May-2020 16:26
Date Collected: 05-May-2020 9:20	% Solids: 74.7	Date Analyzed : 08-Jun-20 01:48      Column: ZB-5MS

Analyte	Conc. (pg/g)	DL	EMPC	Qualifiers	Labeled Standard	%R	LCL-UCL	Qualifiers
2,3,7,8-TCDD	ND	0.0857			IS 13C-2,3,7,8-TCDD	96.1	25 - 164	
1,2,3,7,8-PeCDD	ND	0.134			13C-1,2,3,7,8-PeCDD	96.2	25 - 181	
1,2,3,4,7,8-HxCDD	ND	0.241			13C-1,2,3,4,7,8-HxCDD	80.3	32 - 141	
1,2,3,6,7,8-HxCDD	0.759			J	13C-1,2,3,6,7,8-HxCDD	77.7	28 - 130	
1,2,3,7,8,9-HxCDD	ND	0.285			13C-1,2,3,7,8,9-HxCDD	75.9	32 - 141	
1,2,3,4,6,7,8-HpCDD	51.7				13C-1,2,3,4,6,7,8-HpCDD	63.4	23 - 140	
OCDD	375				13C-OCDD	54.3	17 - 157	
2,3,7,8-TCDF	0.416			J	13C-2,3,7,8-TCDF	87.6	24 - 169	
1,2,3,7,8-PeCDF	0.487			J	13C-1,2,3,7,8-PeCDF	88.3	24 - 185	
2,3,4,7,8-PeCDF	ND		0.133		13C-2,3,4,7,8-PeCDF	88.6	21 - 178	
1,2,3,4,7,8-HxCDF	0.924			J, B	13C-1,2,3,4,7,8-HxCDF	83.2	26 - 152	
1,2,3,6,7,8-HxCDF	0.317			J	13C-1,2,3,6,7,8-HxCDF	85.8	26 - 123	
2,3,4,6,7,8-HxCDF	0.0910			J	13C-2,3,4,6,7,8-HxCDF	85.9	28 - 136	
1,2,3,7,8,9-HxCDF	0.0795			J	13C-1,2,3,7,8,9-HxCDF	82.7	29 - 147	
1,2,3,4,6,7,8-HpCDF	3.45				13C-1,2,3,4,6,7,8-HpCDF	72.0	28 - 143	
1,2,3,4,7,8,9-HpCDF	0.253			J	13C-1,2,3,4,7,8,9-HpCDF	68.7	26 - 138	
OCDF	12.5				13C-OCDF	57.1	17 - 157	
					CRS 37Cl-2,3,7,8-TCDD	105	35 - 197	

**Toxic Equivalent Quotient (TEQ) Data (pg/g dry wt)**

TEQMinWHO2005Dioxin      0.944

<b>TOTALS</b>								
Total TCDD	ND	0.0857						
Total PeCDD	0.202		0.281					
Total HxCDD	11.6		12.1					
Total HpCDD	132							
Total TCDF	0.929		0.966					
Total PeCDF	0.778		1.62					
Total HxCDF	3.15		3.99	B				
Total HpCDF	13.8							

DL - Sample specific estimated detection limit  
EMPC - Estimated maximum possible concentration

LCL-UCL- Lower control limit - upper control limit  
The results are reported in dry weight. The sample size is reported in wet weight.  
Min-The TEQ is calculated using zero for the concentration of congeners that are not detected.



Sample ID: Duplicate					EPA Method 1613B				
Source Client ID: PDI-070SC-A-06-07-200505		QC Batch: B0E0118		Lab Sample: B0E0118-DUP1					
Source LabNumber: 2001009-01		Date Extracted: 15-May-2020 16:26		Date Analyzed: 08-Jun-20 01:02 Column: ZB-5MS					
Matrix: Solid									
Sample Size: 13.5 g									
Analyte	Conc. (pg/g)	DL	EMPC	Qualifiers	Labeled Standard	%R	LCL-UCL	Qualifiers	
2,3,7,8-TCDD	ND	0.110			IS 13C-2,3,7,8-TCDD	89.6	25 - 164		
1,2,3,7,8-PeCDD	ND	0.251			13C-1,2,3,7,8-PeCDD	85.6	25 - 181		
1,2,3,4,7,8-HxCDD	ND		0.279		13C-1,2,3,4,7,8-HxCDD	67.4	32 - 141		
1,2,3,6,7,8-HxCDD	ND		1.55		13C-1,2,3,6,7,8-HxCDD	65.9	28 - 130		
1,2,3,7,8,9-HxCDD	0.551			J	13C-1,2,3,7,8,9-HxCDD	62.2	32 - 141		
1,2,3,4,6,7,8-HpCDD	132				13C-1,2,3,4,6,7,8-HpCDD	51.5	23 - 140		
OCDD	923				13C-OCDD	40.8	17 - 157		
2,3,7,8-TCDF	0.530				13C-2,3,7,8-TCDF	81.4	24 - 169		
1,2,3,7,8-PeCDF	0.948			J	13C-1,2,3,7,8-PeCDF	83.4	24 - 185		
2,3,4,7,8-PeCDF	0.467			J	13C-2,3,4,7,8-PeCDF	80.6	21 - 178		
1,2,3,4,7,8-HxCDF	1.47			J, B	13C-1,2,3,4,7,8-HxCDF	74.9	26 - 152		
1,2,3,6,7,8-HxCDF	ND		0.349		13C-1,2,3,6,7,8-HxCDF	76.7	26 - 123		
2,3,4,6,7,8-HxCDF	0.195			J	13C-2,3,4,6,7,8-HxCDF	72.7	28 - 136		
1,2,3,7,8,9-HxCDF	ND	0.175			13C-1,2,3,7,8,9-HxCDF	71.7	29 - 147		
1,2,3,4,6,7,8-HpCDF	6.16				13C-1,2,3,4,6,7,8-HpCDF	60.9	28 - 143		
1,2,3,4,7,8,9-HpCDF	0.486			J	13C-1,2,3,4,7,8,9-HpCDF	56.5	26 - 138		
OCDF	31.6				13C-OCDF	44.1	17 - 157		
					CRS 37Cl-2,3,7,8-TCDD	107	35 - 197		
					<b>Toxic Equivalent Quotient (TEQ) Data (pg/g dry wt)</b>				
					TEQMinWHO2005Dioxin		2.12		
<b>TOTALS</b>									
Total TCDD	ND		0.0563						
Total PeCDD	1.08		1.45						
Total HxCDD	28.3		30.8						
Total HpCDD	347								
Total TCDF	1.04		1.64						
Total PeCDF	2.86		3.55						
Total HxCDF	5.85		6.53	B					
Total HpCDF	29.7								

DL - Sample specific estimated detection limit

EMPC - Estimated maximum possible concentration

LCL-UCL - Lower control limit - upper control limit

The results are reported in dry weight.

weight.

The sample size is reported in wet

Sample ID: Duplicate					EPA Method 1613B				
Source Client ID: PDI-070SC-A-06-07-200505					Duplicate Lab Sample: B0E0118-DUP1				
Source LabNumber: 2001009-01									
Matrix: Solid									
Analyte	Dup Conc. (pg/g )	Source Conc.	RPD	RPD Limits	Labeled Standard	Dup %R	Source %R	LCL-UCL	
2,3,7,8-TCDD	ND	ND	NA	25	IS 13C-2,3,7,8-TCDD	89.6	96.1	25 - 164	
1,2,3,7,8-PeCDD	ND	ND	NA	25	13C-1,2,3,7,8-PeCDD	85.6	96.2	25 - 181	
1,2,3,4,7,8-HxCDD	ND	ND	NA	25	13C-1,2,3,4,7,8-HxCDD	67.4	80.3	32 - 141	
1,2,3,6,7,8-HxCDD	ND	0.759	#	25	13C-1,2,3,6,7,8-HxCDD	65.9	77.7	28 - 130	
1,2,3,7,8,9-HxCDD	0.551	ND	#	25	13C-1,2,3,7,8,9-HxCDD	62.2	75.9	32 - 141	
1,2,3,4,6,7,8-HpCDD	132	51.7	<b>87.3</b>	25	13C-1,2,3,4,6,7,8-HpCDD	51.5	63.4	23 - 140	
OCDD	923	375	<b>84.4</b>	25	13C-OCDD	40.8	54.3	17 - 157	
2,3,7,8-TCDF	0.530	0.416	24.2	25	13C-2,3,7,8-TCDF	81.4	87.6	24 - 169	
1,2,3,7,8-PeCDF	0.948	0.487	<b>64.3</b>	25	13C-1,2,3,7,8-PeCDF	83.4	88.3	24 - 185	
2,3,4,7,8-PeCDF	0.467	ND	#	25	13C-2,3,4,7,8-PeCDF	80.6	88.6	21 - 178	
1,2,3,4,7,8-HxCDF	1.47	0.924	<b>45.8</b>	25	13C-1,2,3,4,7,8-HxCDF	74.9	83.2	26 - 152	
1,2,3,6,7,8-HxCDF	ND	0.317	#	25	13C-1,2,3,6,7,8-HxCDF	76.7	85.8	26 - 123	
2,3,4,6,7,8-HxCDF	0.195	0.0910	<b>72.6</b>	25	13C-2,3,4,6,7,8-HxCDF	72.7	85.9	28 - 136	
1,2,3,7,8,9-HxCDF	ND	0.0795	#	25	13C-1,2,3,7,8,9-HxCDF	71.7	82.7	29 - 147	
1,2,3,4,6,7,8-HpCDF	6.16	3.45	<b>56.4</b>	25	13C-1,2,3,4,6,7,8-HpCDF	60.9	72.0	28 - 143	
1,2,3,4,7,8,9-HpCDF	0.486	0.253	<b>62.9</b>	25	13C-1,2,3,4,7,8,9-HpCDF	56.5	68.7	26 - 138	
OCDF	31.6	12.5	<b>86.9</b>	25	13C-OCDF	44.1	57.1	17 - 157	
					CRS 37Cl-2,3,7,8-TCDD	107	105	35 - 197	

LCL-UCL - Lower control limit - upper control limit  
The results are reported in dry weight.  
The sample size is reported in wet weight. Results reported to the MDL

**Sample ID: PDI-070SC-A-07-8.4-200505** **EPA Method 1613B**

<b>Client Data</b>	<b>Sample Data</b>	<b>Laboratory Data</b>
Name: Anchor QEA, LLC	Matrix: Sediment	Lab Sample: 2001009-02      Date Received: 07-May-2020 9:50
Project: Gasco PDI	Sample Size: 14.1 g	QC Batch: B0E0118      Date Extracted: 15-May-2020 16:26
Date Collected: 05-May-2020 9:20	% Solids: 71.2	Date Analyzed : 08-Jun-20 02:35 Column: ZB-5MS 10-Jun-20 16:29 Column: DB-225

Analyte	Conc. (pg/g)	DL	EMPC	Qualifiers	Labeled Standard	%R	LCL-UCL	Qualifiers
2,3,7,8-TCDD	ND		0.358		IS 13C-2,3,7,8-TCDD	83.0	25 - 164	
1,2,3,7,8-PeCDD	0.825			J	13C-1,2,3,7,8-PeCDD	84.1	25 - 181	
1,2,3,4,7,8-HxCDD	1.52			J	13C-1,2,3,4,7,8-HxCDD	69.9	32 - 141	
1,2,3,6,7,8-HxCDD	7.27				13C-1,2,3,6,7,8-HxCDD	69.7	28 - 130	
1,2,3,7,8,9-HxCDD	3.39				13C-1,2,3,7,8,9-HxCDD	69.3	32 - 141	
1,2,3,4,6,7,8-HpCDD	449				13C-1,2,3,4,6,7,8-HpCDD	69.3	23 - 140	
OCDD	3210				13C-OCDD	70.4	17 - 157	
2,3,7,8-TCDF	38.8				13C-2,3,7,8-TCDF	75.9	24 - 169	
1,2,3,7,8-PeCDF	70.7				13C-1,2,3,7,8-PeCDF	78.8	24 - 185	
2,3,4,7,8-PeCDF	7.63				13C-2,3,4,7,8-PeCDF	81.6	21 - 178	
1,2,3,4,7,8-HxCDF	105			B	13C-1,2,3,4,7,8-HxCDF	70.5	26 - 152	
1,2,3,6,7,8-HxCDF	30.6				13C-1,2,3,6,7,8-HxCDF	71.3	26 - 123	
2,3,4,6,7,8-HxCDF	6.32				13C-2,3,4,6,7,8-HxCDF	78.5	28 - 136	
1,2,3,7,8,9-HxCDF	5.48				13C-1,2,3,7,8,9-HxCDF	74.7	29 - 147	
1,2,3,4,6,7,8-HpCDF	60.1				13C-1,2,3,4,6,7,8-HpCDF	65.6	28 - 143	
1,2,3,4,7,8,9-HpCDF	17.2				13C-1,2,3,4,7,8,9-HpCDF	71.6	26 - 138	
OCDF	160				13C-OCDF	69.8	17 - 157	
					CRS 37Cl-2,3,7,8-TCDD	99.7	35 - 197	

**Toxic Equivalent Quotient (TEQ) Data (pg/g dry wt)**

TEQMinWHO2005Dioxin	31.3
---------------------	------

<b>TOTALS</b>								
Total TCDD	3.40		4.87					
Total PeCDD	5.11		9.88					
Total HxCDD	116							
Total HpCDD	1120							
Total TCDF	117		118					
Total PeCDF	162		163					
Total HxCDF	189			B				
Total HpCDF	185							

DL - Sample specific estimated detection limit  
EMPC - Estimated maximum possible concentration

LCL-UCL- Lower control limit - upper control limit  
The results are reported in dry weight. The sample size is reported in wet weight.  
Min-The TEQ is calculated using zero for the concentration of congeners that are not detected.

**Sample ID: PDI-070SC-B-00-02-200505** **EPA Method 1613B**

<b>Client Data</b>	<b>Sample Data</b>	<b>Laboratory Data</b>
Name: Anchor QEA, LLC	Matrix: Sediment	Lab Sample: 2001009-03      Date Received: 07-May-2020 9:50
Project: Gasco PDI	Sample Size: 15.5 g	QC Batch: B0E0118      Date Extracted: 15-May-2020 16:26
Date Collected: 05-May-2020 9:05	% Solids: 65.5	Date Analyzed : 08-Jun-20 03:21      Column: ZB-5MS 10-Jun-20 17:00      Column: DB-225

Analyte	Conc. (pg/g)	DL	EMPC	Qualifiers	Labeled Standard	%R	LCL-UCL	Qualifiers
2,3,7,8-TCDD	ND		0.403		IS 13C-2,3,7,8-TCDD	76.7	25 - 164	
1,2,3,7,8-PeCDD	ND		0.859		13C-1,2,3,7,8-PeCDD	77.1	25 - 181	
1,2,3,4,7,8-HxCDD	1.68			J	13C-1,2,3,4,7,8-HxCDD	65.1	32 - 141	
1,2,3,6,7,8-HxCDD	8.67				13C-1,2,3,6,7,8-HxCDD	64.1	28 - 130	
1,2,3,7,8,9-HxCDD	4.08				13C-1,2,3,7,8,9-HxCDD	63.1	32 - 141	
1,2,3,4,6,7,8-HpCDD	511				13C-1,2,3,4,6,7,8-HpCDD	60.1	23 - 140	
OCDD	3220				13C-OCDD	58.0	17 - 157	
2,3,7,8-TCDF	11.7				13C-2,3,7,8-TCDF	72.9	24 - 169	
1,2,3,7,8-PeCDF	9.98				13C-1,2,3,7,8-PeCDF	73.7	24 - 185	
2,3,4,7,8-PeCDF	ND		1.98		13C-2,3,4,7,8-PeCDF	73.8	21 - 178	
1,2,3,4,7,8-HxCDF	20.0			B	13C-1,2,3,4,7,8-HxCDF	72.1	26 - 152	
1,2,3,6,7,8-HxCDF	6.28				13C-1,2,3,6,7,8-HxCDF	71.2	26 - 123	
2,3,4,6,7,8-HxCDF	1.93			J	13C-2,3,4,6,7,8-HxCDF	71.4	28 - 136	
1,2,3,7,8,9-HxCDF	0.810			J	13C-1,2,3,7,8,9-HxCDF	70.7	29 - 147	
1,2,3,4,6,7,8-HpCDF	30.9				13C-1,2,3,4,6,7,8-HpCDF	65.4	28 - 143	
1,2,3,4,7,8,9-HpCDF	4.18				13C-1,2,3,4,7,8,9-HpCDF	62.6	26 - 138	
OCDF	91.6				13C-OCDF	58.0	17 - 157	
					CRS 37Cl-2,3,7,8-TCDD	89.4	35 - 197	

**Toxic Equivalent Quotient (TEQ) Data (pg/g dry wt)**

TEQMinWHO2005Dioxin      12.3

<b>TOTALS</b>			
Total TCDD	3.95		6.03
Total PeCDD	7.20		11.1
Total HxCDD	118		122
Total HpCDD	1240		
Total TCDF	41.3		44.4
Total PeCDF	33.6		38.4
Total HxCDF	62.3		B
Total HpCDF	114		

DL - Sample specific estimated detection limit  
EMPC - Estimated maximum possible concentration

LCL-UCL- Lower control limit - upper control limit  
The results are reported in dry weight. The sample size is reported in wet weight.  
Min-The TEQ is calculated using zero for the concentration of congeners that are not detected.

**Sample ID: PDI-070SC-B-02-05-200505** **EPA Method 1613B**

<b>Client Data</b>	<b>Sample Data</b>	<b>Laboratory Data</b>
Name: Anchor QEA, LLC	Matrix: Sediment	Lab Sample: 2001009-04      Date Received: 07-May-2020 9:50
Project: Gasco PDI	Sample Size: 18.3 g	QC Batch: B0E0118      Date Extracted: 15-May-2020 16:26
Date Collected: 05-May-2020 9:05	% Solids: 55.1	Date Analyzed : 08-Jun-20 04:07      Column: ZB-5MS 10-Jun-20 17:32      Column: DB-225

Analyte	Conc. (pg/g)	DL	EMPC	Qualifiers	Labeled Standard	%R	LCL-UCL	Qualifiers
2,3,7,8-TCDD	ND		0.900		IS 13C-2,3,7,8-TCDD	87.3	25 - 164	
1,2,3,7,8-PeCDD	1.92			J	13C-1,2,3,7,8-PeCDD	81.2	25 - 181	
1,2,3,4,7,8-HxCDD	2.45			J	13C-1,2,3,4,7,8-HxCDD	65.5	32 - 141	
1,2,3,6,7,8-HxCDD	15.1				13C-1,2,3,6,7,8-HxCDD	64.5	28 - 130	
1,2,3,7,8,9-HxCDD	6.31				13C-1,2,3,7,8,9-HxCDD	60.0	32 - 141	
1,2,3,4,6,7,8-HpCDD	442				13C-1,2,3,4,6,7,8-HpCDD	51.2	23 - 140	
OCDD	4070				13C-OCDD	40.2	17 - 157	
2,3,7,8-TCDF	39.9				13C-2,3,7,8-TCDF	80.9	24 - 169	
1,2,3,7,8-PeCDF	56.9				13C-1,2,3,7,8-PeCDF	80.2	24 - 185	
2,3,4,7,8-PeCDF	23.9				13C-2,3,4,7,8-PeCDF	77.2	21 - 178	
1,2,3,4,7,8-HxCDF	96.1			B	13C-1,2,3,4,7,8-HxCDF	73.4	26 - 152	
1,2,3,6,7,8-HxCDF	31.8				13C-1,2,3,6,7,8-HxCDF	72.5	26 - 123	
2,3,4,6,7,8-HxCDF	8.40				13C-2,3,4,6,7,8-HxCDF	65.7	28 - 136	
1,2,3,7,8,9-HxCDF	4.53				13C-1,2,3,7,8,9-HxCDF	67.0	29 - 147	
1,2,3,4,6,7,8-HpCDF	78.8				13C-1,2,3,4,6,7,8-HpCDF	57.7	28 - 143	
1,2,3,4,7,8,9-HpCDF	14.9				13C-1,2,3,4,7,8,9-HpCDF	53.1	26 - 138	
OCDF	195				13C-OCDF	41.7	17 - 157	
					CRS 37Cl-2,3,7,8-TCDD	102	35 - 197	

**Toxic Equivalent Quotient (TEQ) Data (pg/g dry wt)**  
TEQMinWHO2005Dioxin      37.9

<b>TOTALS</b>								
Total TCDD	6.36		9.23					
Total PeCDD	15.1		17.8					
Total HxCDD	150		151					
Total HpCDD	1040							
Total TCDF	138		140					
Total PeCDF	162		163					
Total HxCDF	222			B				
Total HpCDF	228		230					

DL - Sample specific estimated detection limit  
EMPC - Estimated maximum possible concentration

LCL-UCL- Lower control limit - upper control limit  
The results are reported in dry weight. The sample size is reported in wet weight.  
Min-The TEQ is calculated using zero for the concentration of congeners that are not detected.

**Sample ID: PDI-070SC-B-05-07-200505** **EPA Method 1613B**

<b>Client Data</b>	<b>Sample Data</b>	<b>Laboratory Data</b>
Name: Anchor QEA, LLC	Matrix: Sediment	Lab Sample: 2001009-05      Date Received: 07-May-2020 9:50
Project: Gasco PDI	Sample Size: 13.9 g	QC Batch: B0E0118      Date Extracted: 15-May-2020 16:26
Date Collected: 05-May-2020 9:05	% Solids: 72.8	Date Analyzed : 08-Jun-20 04:53      Column: ZB-5MS 10-Jun-20 18:04      Column: DB-225

Analyte	Conc. (pg/g)	DL	EMPC	Qualifiers	Labeled Standard	%R	LCL-UCL	Qualifiers
2,3,7,8-TCDD	ND	0.141			IS 13C-2,3,7,8-TCDD	88.2	25 - 164	
1,2,3,7,8-PeCDD	ND		0.346		13C-1,2,3,7,8-PeCDD	91.3	25 - 181	
1,2,3,4,7,8-HxCDD	0.630			J	13C-1,2,3,4,7,8-HxCDD	74.5	32 - 141	
1,2,3,6,7,8-HxCDD	3.80				13C-1,2,3,6,7,8-HxCDD	69.1	28 - 130	
1,2,3,7,8,9-HxCDD	ND		1.48		13C-1,2,3,7,8,9-HxCDD	67.0	32 - 141	
1,2,3,4,6,7,8-HpCDD	180				13C-1,2,3,4,6,7,8-HpCDD	59.0	23 - 140	
OCDD	1470				13C-OCDD	49.7	17 - 157	
2,3,7,8-TCDF	5.18				13C-2,3,7,8-TCDF	80.6	24 - 169	
1,2,3,7,8-PeCDF	6.12				13C-1,2,3,7,8-PeCDF	82.8	24 - 185	
2,3,4,7,8-PeCDF	2.18			J	13C-2,3,4,7,8-PeCDF	83.5	21 - 178	
1,2,3,4,7,8-HxCDF	11.3			B	13C-1,2,3,4,7,8-HxCDF	78.5	26 - 152	
1,2,3,6,7,8-HxCDF	3.36				13C-1,2,3,6,7,8-HxCDF	78.3	26 - 123	
2,3,4,6,7,8-HxCDF	1.22			J	13C-2,3,4,6,7,8-HxCDF	78.8	28 - 136	
1,2,3,7,8,9-HxCDF	0.690			J	13C-1,2,3,7,8,9-HxCDF	74.0	29 - 147	
1,2,3,4,6,7,8-HpCDF	16.8				13C-1,2,3,4,6,7,8-HpCDF	66.2	28 - 143	
1,2,3,4,7,8,9-HpCDF	2.16			J	13C-1,2,3,4,7,8,9-HpCDF	64.1	26 - 138	
OCDF	46.4				13C-OCDF	51.6	17 - 157	
					CRS 37Cl-2,3,7,8-TCDD	102	35 - 197	

**Toxic Equivalent Quotient (TEQ) Data (pg/g dry wt)**

TEQMinWHO2005Dioxin      5.90

<b>TOTALS</b>								
Total TCDD	0.360							
Total PeCDD	0.604		3.33					
Total HxCDD	43.1		44.6					
Total HpCDD	428							
Total TCDF	12.6		15.5					
Total PeCDF	18.8		21.3					
Total HxCDF	37.6			B				
Total HpCDF	62.8							

DL - Sample specific estimated detection limit  
EMPC - Estimated maximum possible concentration

LCL-UCL- Lower control limit - upper control limit  
The results are reported in dry weight. The sample size is reported in wet weight.  
Min-The TEQ is calculated using zero for the concentration of congeners that are not detected.

**Sample ID: PDI-078SC-A-08-09-200505** **EPA Method 1613B**

<b>Client Data</b>	<b>Sample Data</b>	<b>Laboratory Data</b>
Name: Anchor QEA, LLC	Matrix: Sediment	Lab Sample: 2001009-06      Date Received: 07-May-2020 9:50
Project: Gasco PDI	Sample Size: 16.3 g	QC Batch: B0E0118      Date Extracted: 15-May-2020 16:26
Date Collected: 05-May-2020 10:50	% Solids: 61.8	Date Analyzed : 08-Jun-20 05:39 Column: ZB-5MS 10-Jun-20 18:35 Column: DB-225

Analyte	Conc. (pg/g)	DL	EMPC	Qualifiers	Labeled Standard	%R	LCL-UCL	Qualifiers
2,3,7,8-TCDD	0.534				IS 13C-2,3,7,8-TCDD	90.6	25 - 164	
1,2,3,7,8-PeCDD	ND		0.906		13C-1,2,3,7,8-PeCDD	94.4	25 - 181	
1,2,3,4,7,8-HxCDD	ND		0.727		13C-1,2,3,4,7,8-HxCDD	78.4	32 - 141	
1,2,3,6,7,8-HxCDD	5.80				13C-1,2,3,6,7,8-HxCDD	74.5	28 - 130	
1,2,3,7,8,9-HxCDD	2.44			J	13C-1,2,3,7,8,9-HxCDD	74.2	32 - 141	
1,2,3,4,6,7,8-HpCDD	192				13C-1,2,3,4,6,7,8-HpCDD	70.5	23 - 140	
OCDD	2200				13C-OCDD	67.9	17 - 157	
2,3,7,8-TCDF	82.2				13C-2,3,7,8-TCDF	81.8	24 - 169	
1,2,3,7,8-PeCDF	98.3				13C-1,2,3,7,8-PeCDF	87.5	24 - 185	
2,3,4,7,8-PeCDF	45.6				13C-2,3,4,7,8-PeCDF	88.8	21 - 178	
1,2,3,4,7,8-HxCDF	156			B	13C-1,2,3,4,7,8-HxCDF	85.8	26 - 152	
1,2,3,6,7,8-HxCDF	40.4				13C-1,2,3,6,7,8-HxCDF	85.3	26 - 123	
2,3,4,6,7,8-HxCDF	10.6				13C-2,3,4,6,7,8-HxCDF	87.2	28 - 136	
1,2,3,7,8,9-HxCDF	5.26				13C-1,2,3,7,8,9-HxCDF	84.5	29 - 147	
1,2,3,4,6,7,8-HpCDF	81.7				13C-1,2,3,4,6,7,8-HpCDF	78.3	28 - 143	
1,2,3,4,7,8,9-HpCDF	23.9				13C-1,2,3,4,7,8,9-HpCDF	78.4	26 - 138	
OCDF	181				13C-OCDF	70.6	17 - 157	
					CRS 37Cl-2,3,7,8-TCDD	100	35 - 197	

**Toxic Equivalent Quotient (TEQ) Data (pg/g dry wt)**

TEQMinWHO2005Dioxin      51.1

<b>TOTALS</b>			
Total TCDD	15.3		16.8
Total PeCDD	11.3		13.3
Total HxCDD	65.6		66.3
Total HpCDD	533		
Total TCDF	261		272
Total PeCDF	304		307
Total HxCDF	296		B
Total HpCDF	236		

DL - Sample specific estimated detection limit  
EMPC - Estimated maximum possible concentration

LCL-UCL- Lower control limit - upper control limit  
The results are reported in dry weight. The sample size is reported in wet weight.  
Min-The TEQ is calculated using zero for the concentration of congeners that are not detected.

**Sample ID: PDI-078SC-A-09-9.6-200505** **EPA Method 1613B**

<b>Client Data</b>	<b>Sample Data</b>	<b>Laboratory Data</b>
Name: Anchor QEA, LLC	Matrix: Sediment	Lab Sample: 2001009-07      Date Received: 07-May-2020 9:50
Project: Gasco PDI	Sample Size: 15.9 g	QC Batch: B0E0118      Date Extracted: 15-May-2020 16:26
Date Collected: 05-May-2020 10:50	% Solids: 63.0	Date Analyzed : 08-Jun-20 06:26 Column: ZB-5MS 10-Jun-20 19:07 Column: DB-225

Analyte	Conc. (pg/g)	DL	EMPC	Qualifiers	Labeled Standard	%R	LCL-UCL	Qualifiers
2,3,7,8-TCDD	ND		0.193		IS 13C-2,3,7,8-TCDD	96.3	25 - 164	
1,2,3,7,8-PeCDD	0.352			J	13C-1,2,3,7,8-PeCDD	95.9	25 - 181	
1,2,3,4,7,8-HxCDD	0.471			J	13C-1,2,3,4,7,8-HxCDD	79.1	32 - 141	
1,2,3,6,7,8-HxCDD	ND		2.81		13C-1,2,3,6,7,8-HxCDD	76.9	28 - 130	
1,2,3,7,8,9-HxCDD	ND		0.985		13C-1,2,3,7,8,9-HxCDD	74.2	32 - 141	
1,2,3,4,6,7,8-HpCDD	222				13C-1,2,3,4,6,7,8-HpCDD	70.8	23 - 140	
OCDD	1960				13C-OCDD	61.8	17 - 157	
2,3,7,8-TCDF	49.0				13C-2,3,7,8-TCDF	89.9	24 - 169	
1,2,3,7,8-PeCDF	82.2				13C-1,2,3,7,8-PeCDF	89.3	24 - 185	
2,3,4,7,8-PeCDF	30.9				13C-2,3,4,7,8-PeCDF	93.0	21 - 178	
1,2,3,4,7,8-HxCDF	128			B	13C-1,2,3,4,7,8-HxCDF	89.1	26 - 152	
1,2,3,6,7,8-HxCDF	36.3				13C-1,2,3,6,7,8-HxCDF	85.1	26 - 123	
2,3,4,6,7,8-HxCDF	8.22				13C-2,3,4,6,7,8-HxCDF	85.5	28 - 136	
1,2,3,7,8,9-HxCDF	6.51				13C-1,2,3,7,8,9-HxCDF	84.9	29 - 147	
1,2,3,4,6,7,8-HpCDF	62.5				13C-1,2,3,4,6,7,8-HpCDF	80.9	28 - 143	
1,2,3,4,7,8,9-HpCDF	21.1				13C-1,2,3,4,7,8,9-HpCDF	77.9	26 - 138	
OCDF	151				13C-OCDF	64.3	17 - 157	
					CRS 37Cl-2,3,7,8-TCDD	108	35 - 197	

**Toxic Equivalent Quotient (TEQ) Data (pg/g dry wt)**

TEQMinWHO2005Dioxin      38.6

<b>TOTALS</b>								
Total TCDD	5.43		5.76					
Total PeCDD	1.92		3.20					
Total HxCDD	39.0		43.4					
Total HpCDD	517							
Total TCDF	160		168					
Total PeCDF	222		224					
Total HxCDF	231			B				
Total HpCDF	169							

DL - Sample specific estimated detection limit  
EMPC - Estimated maximum possible concentration

LCL-UCL- Lower control limit - upper control limit  
The results are reported in dry weight. The sample size is reported in wet weight.  
Min-The TEQ is calculated using zero for the concentration of congeners that are not detected.



**Sample ID: PDI-1078SC-A-08-09-200505** **EPA Method 1613B**

<b>Client Data</b>	<b>Sample Data</b>	<b>Laboratory Data</b>
Name: Anchor QEA, LLC	Matrix: Sediment	Lab Sample: 2001009-08      Date Received: 07-May-2020 9:50
Project: Gasco PDI	Sample Size: 16.2 g	QC Batch: B0E0118      Date Extracted: 15-May-2020 16:26
Date Collected: 05-May-2020 10:50	% Solids: 62.1	Date Analyzed : 08-Jun-20 07:12 Column: ZB-5MS 10-Jun-20 19:39 Column: DB-225

Analyte	Conc. (pg/g)	DL	EMPC	Qualifiers	Labeled Standard	%R	LCL-UCL	Qualifiers
2,3,7,8-TCDD	0.715				IS 13C-2,3,7,8-TCDD	93.2	25 - 164	
1,2,3,7,8-PeCDD	1.00			J	13C-1,2,3,7,8-PeCDD	98.6	25 - 181	
1,2,3,4,7,8-HxCDD	0.913			J	13C-1,2,3,4,7,8-HxCDD	81.3	32 - 141	
1,2,3,6,7,8-HxCDD	6.15				13C-1,2,3,6,7,8-HxCDD	77.0	28 - 130	
1,2,3,7,8,9-HxCDD	2.84				13C-1,2,3,7,8,9-HxCDD	75.9	32 - 141	
1,2,3,4,6,7,8-HpCDD	209				13C-1,2,3,4,6,7,8-HpCDD	72.2	23 - 140	
OCDD	2550				13C-OCDD	69.4	17 - 157	
2,3,7,8-TCDF	63.6				13C-2,3,7,8-TCDF	85.4	24 - 169	
1,2,3,7,8-PeCDF	79.3				13C-1,2,3,7,8-PeCDF	87.2	24 - 185	
2,3,4,7,8-PeCDF	32.6				13C-2,3,4,7,8-PeCDF	90.1	21 - 178	
1,2,3,4,7,8-HxCDF	155			B	13C-1,2,3,4,7,8-HxCDF	89.5	26 - 152	
1,2,3,6,7,8-HxCDF	52.3				13C-1,2,3,6,7,8-HxCDF	87.1	26 - 123	
2,3,4,6,7,8-HxCDF	11.0				13C-2,3,4,6,7,8-HxCDF	89.4	28 - 136	
1,2,3,7,8,9-HxCDF	4.56				13C-1,2,3,7,8,9-HxCDF	87.8	29 - 147	
1,2,3,4,6,7,8-HpCDF	108				13C-1,2,3,4,6,7,8-HpCDF	84.1	28 - 143	
1,2,3,4,7,8,9-HpCDF	31.3				13C-1,2,3,4,7,8,9-HpCDF	76.1	26 - 138	
OCDF	208				13C-OCDF	71.9	17 - 157	
					CRS 37Cl-2,3,7,8-TCDD	112	35 - 197	

**Toxic Equivalent Quotient (TEQ) Data (pg/g dry wt)**

TEQMinWHO2005Dioxin      47.8

<b>TOTALS</b>								
Total TCDD	14.1		14.9					
Total PeCDD	9.69		13.2					
Total HxCDD	74.4							
Total HpCDD	595							
Total TCDF	208		220					
Total PeCDF	241							
Total HxCDF	295		308	B				
Total HpCDF	281		283					

DL - Sample specific estimated detection limit  
EMPC - Estimated maximum possible concentration

LCL-UCL- Lower control limit - upper control limit  
The results are reported in dry weight. The sample size is reported in wet weight.  
Min-The TEQ is calculated using zero for the concentration of congeners that are not detected.

**Sample ID: PDI-078SC-B-00-02-200505** **EPA Method 1613B**

<b>Client Data</b>	<b>Sample Data</b>	<b>Laboratory Data</b>
Name: Anchor QEA, LLC	Matrix: Sediment	Lab Sample: 2001009-09      Date Received: 07-May-2020 9:50
Project: Gasco PDI	Sample Size: 14.8 g	QC Batch: B0E0118      Date Extracted: 15-May-2020 16:26
Date Collected: 05-May-2020 10:30	% Solids: 68.7	Date Analyzed : 08-Jun-20 07:58 Column: ZB-5MS 10-Jun-20 20:10 Column: DB-225

Analyte	Conc. (pg/g)	DL	EMPC	Qualifiers	Labeled Standard	%R	LCL-UCL	Qualifiers
2,3,7,8-TCDD	ND		0.551		IS 13C-2,3,7,8-TCDD	81.8	25 - 164	
1,2,3,7,8-PeCDD	0.761			J	13C-1,2,3,7,8-PeCDD	80.4	25 - 181	
1,2,3,4,7,8-HxCDD	0.875			J	13C-1,2,3,4,7,8-HxCDD	67.2	32 - 141	
1,2,3,6,7,8-HxCDD	5.20				13C-1,2,3,6,7,8-HxCDD	67.1	28 - 130	
1,2,3,7,8,9-HxCDD	2.10			J	13C-1,2,3,7,8,9-HxCDD	63.7	32 - 141	
1,2,3,4,6,7,8-HpCDD	220				13C-1,2,3,4,6,7,8-HpCDD	61.4	23 - 140	
OCDD	2000				13C-OCDD	59.6	17 - 157	
2,3,7,8-TCDF	43.8				13C-2,3,7,8-TCDF	77.5	24 - 169	
1,2,3,7,8-PeCDF	53.6				13C-1,2,3,7,8-PeCDF	77.6	24 - 185	
2,3,4,7,8-PeCDF	21.0				13C-2,3,4,7,8-PeCDF	77.3	21 - 178	
1,2,3,4,7,8-HxCDF	96.3			B	13C-1,2,3,4,7,8-HxCDF	76.5	26 - 152	
1,2,3,6,7,8-HxCDF	28.4				13C-1,2,3,6,7,8-HxCDF	74.8	26 - 123	
2,3,4,6,7,8-HxCDF	5.78				13C-2,3,4,6,7,8-HxCDF	75.2	28 - 136	
1,2,3,7,8,9-HxCDF	3.56				13C-1,2,3,7,8,9-HxCDF	73.6	29 - 147	
1,2,3,4,6,7,8-HpCDF	60.3				13C-1,2,3,4,6,7,8-HpCDF	70.5	28 - 143	
1,2,3,4,7,8,9-HpCDF	17.1				13C-1,2,3,4,7,8,9-HpCDF	66.2	26 - 138	
OCDF	162				13C-OCDF	59.2	17 - 157	
					CRS 37Cl-2,3,7,8-TCDD	88.9	35 - 197	

**Toxic Equivalent Quotient (TEQ) Data (pg/g dry wt)**

TEQMinWHO2005Dioxin      30.9

<b>TOTALS</b>								
Total TCDD	7.95		9.66					
Total PeCDD	5.58		8.24					
Total HxCDD	60.9		61.9					
Total HpCDD	529							
Total TCDF	458		465					
Total PeCDF	168		169					
Total HxCDF	183			B				
Total HpCDF	182							

DL - Sample specific estimated detection limit  
EMPC - Estimated maximum possible concentration

LCL-UCL- Lower control limit - upper control limit  
The results are reported in dry weight. The sample size is reported in wet weight.  
Min-The TEQ is calculated using zero for the concentration of congeners that are not detected.

**Sample ID: PDI-078SC-B-02-05-200505** **EPA Method 1613B**

<b>Client Data</b>	<b>Sample Data</b>	<b>Laboratory Data</b>
Name: Anchor QEA, LLC	Matrix: Sediment	Lab Sample: 2001009-10      Date Received: 07-May-2020 9:50
Project: Gasco PDI	Sample Size: 17.1 g	QC Batch: B0E0118      Date Extracted: 15-May-2020 16:26
Date Collected: 05-May-2020 10:30	% Solids: 59.1	Date Analyzed : 10-Jun-20 07:57 Column: ZB-5MS 10-Jun-20 20:42 Column: DB-225

Analyte	Conc. (pg/g)	DL	EMPC	Qualifiers	Labeled Standard	%R	LCL-UCL	Qualifiers
2,3,7,8-TCDD	1.79				IS 13C-2,3,7,8-TCDD	90.3	25 - 164	
1,2,3,7,8-PeCDD	3.24				13C-1,2,3,7,8-PeCDD	95.3	25 - 181	
1,2,3,4,7,8-HxCDD	4.83				13C-1,2,3,4,7,8-HxCDD	89.6	32 - 141	
1,2,3,6,7,8-HxCDD	21.4				13C-1,2,3,6,7,8-HxCDD	93.0	28 - 130	
1,2,3,7,8,9-HxCDD	10.9				13C-1,2,3,7,8,9-HxCDD	91.0	32 - 141	
1,2,3,4,6,7,8-HpCDD	693				13C-1,2,3,4,6,7,8-HpCDD	98.2	23 - 140	
OCDD	7730			D	13C-OCDD	96.6	17 - 157	D
2,3,7,8-TCDF	457				13C-2,3,7,8-TCDF	80.7	24 - 169	
1,2,3,7,8-PeCDF	746				13C-1,2,3,7,8-PeCDF	99.7	24 - 185	
2,3,4,7,8-PeCDF	415				13C-2,3,4,7,8-PeCDF	98.9	21 - 178	
1,2,3,4,7,8-HxCDF	1280			B	13C-1,2,3,4,7,8-HxCDF	91.0	26 - 152	
1,2,3,6,7,8-HxCDF	360				13C-1,2,3,6,7,8-HxCDF	88.4	26 - 123	
2,3,4,6,7,8-HxCDF	80.7				13C-2,3,4,6,7,8-HxCDF	87.9	28 - 136	
1,2,3,7,8,9-HxCDF	52.1				13C-1,2,3,7,8,9-HxCDF	88.3	29 - 147	
1,2,3,4,6,7,8-HpCDF	568				13C-1,2,3,4,6,7,8-HpCDF	85.4	28 - 143	
1,2,3,4,7,8,9-HpCDF	211				13C-1,2,3,4,7,8,9-HpCDF	93.8	26 - 138	
OCDF	1110				13C-OCDF	93.1	17 - 157	
					CRS 37Cl-2,3,7,8-TCDD	92.1	35 - 197	

**Toxic Equivalent Quotient (TEQ) Data (pg/g dry wt)**  
TEQMinWHO2005Dioxin      396

<b>TOTALS</b>								
Total TCDD	23.8		25.5					
Total PeCDD	16.5		31.1					
Total HxCDD	191							
Total HpCDD	1520							
Total TCDF	2480		2540					
Total PeCDF	2130							
Total HxCDF	2300		2310	B				
Total HpCDF	1620							

DL - Sample specific estimated detection limit  
EMPC - Estimated maximum possible concentration

LCL-UCL- Lower control limit - upper control limit  
The results are reported in dry weight. The sample size is reported in wet weight.  
Min-The TEQ is calculated using zero for the concentration of congeners that are not detected.

**Sample ID: PDI-078SC-B-05-07-200505** **EPA Method 1613B**

<b>Client Data</b>	<b>Sample Data</b>	<b>Laboratory Data</b>
Name: Anchor QEA, LLC	Matrix: Sediment	Lab Sample: 2001009-11      Date Received: 07-May-2020 9:50
Project: Gasco PDI	Sample Size: 16.7 g	QC Batch: B0E0118      Date Extracted: 15-May-2020 16:26
Date Collected: 05-May-2020 10:30	% Solids: 60.2	Date Analyzed : 08-Jun-20 09:31 Column: ZB-5MS 10-Jun-20 21:14 Column: DB-225

Analyte	Conc. (pg/g)	DL	EMPC	Qualifiers	Labeled Standard	%R	LCL-UCL	Qualifiers
2,3,7,8-TCDD	0.852				IS 13C-2,3,7,8-TCDD	82.3	25 - 164	
1,2,3,7,8-PeCDD	1.88			J	13C-1,2,3,7,8-PeCDD	89.1	25 - 181	
1,2,3,4,7,8-HxCDD	2.04			J	13C-1,2,3,4,7,8-HxCDD	69.8	32 - 141	
1,2,3,6,7,8-HxCDD	11.2				13C-1,2,3,6,7,8-HxCDD	67.8	28 - 130	
1,2,3,7,8,9-HxCDD	4.96				13C-1,2,3,7,8,9-HxCDD	69.0	32 - 141	
1,2,3,4,6,7,8-HpCDD	430				13C-1,2,3,4,6,7,8-HpCDD	70.9	23 - 140	
OCDD	5320				13C-OCDD	70.9	17 - 157	
2,3,7,8-TCDF	137				13C-2,3,7,8-TCDF	79.6	24 - 169	
1,2,3,7,8-PeCDF	244				13C-1,2,3,7,8-PeCDF	83.4	24 - 185	
2,3,4,7,8-PeCDF	93.3				13C-2,3,4,7,8-PeCDF	87.1	21 - 178	
1,2,3,4,7,8-HxCDF	398			B	13C-1,2,3,4,7,8-HxCDF	79.6	26 - 152	
1,2,3,6,7,8-HxCDF	133				13C-1,2,3,6,7,8-HxCDF	76.9	26 - 123	
2,3,4,6,7,8-HxCDF	26.2				13C-2,3,4,6,7,8-HxCDF	80.1	28 - 136	
1,2,3,7,8,9-HxCDF	19.6				13C-1,2,3,7,8,9-HxCDF	86.2	29 - 147	
1,2,3,4,6,7,8-HpCDF	227				13C-1,2,3,4,6,7,8-HpCDF	86.5	28 - 143	
1,2,3,4,7,8,9-HpCDF	71.5				13C-1,2,3,4,7,8,9-HpCDF	76.9	26 - 138	
OCDF	510				13C-OCDF	70.5	17 - 157	
					CRS 37Cl-2,3,7,8-TCDD	94.9	35 - 197	

**Toxic Equivalent Quotient (TEQ) Data (pg/g dry wt)**  
TEQMinWHO2005Dioxin      120

<b>TOTALS</b>								
Total TCDD	12.6		13.7					
Total PeCDD	17.0		19.6					
Total HxCDD	128							
Total HpCDD	1140							
Total TCDF	460		478					
Total PeCDF	646		654					
Total HxCDF	790		794	B				
Total HpCDF	669		673					

DL - Sample specific estimated detection limit  
EMPC - Estimated maximum possible concentration

LCL-UCL- Lower control limit - upper control limit  
The results are reported in dry weight. The sample size is reported in wet weight.  
Min-The TEQ is calculated using zero for the concentration of congeners that are not detected.

## DATA QUALIFIERS & ABBREVIATIONS

B	This compound was also detected in the method blank
Conc.	Concentration
CRS	Cleanup Recovery Standard
D	Dilution
DL	Detection limit
E	The associated compound concentration exceeded the calibration range of the instrument
H	Recovery and/or RPD was outside laboratory acceptance limits
I	Chemical Interference
IS	Internal Standard
J	The amount detected is below the Reporting Limit/LOQ
LOD	Limit of Detection
LOQ	Limit of Quantitation
M	Estimated Maximum Possible Concentration (CA Region 2 projects only)
NA	Not applicable
ND	Not Detected
OPR	Ongoing Precision and Recovery sample
P	The reported concentration may include contribution from chlorinated diphenyl ether(s).
Q	The ion transition ratio is outside of the acceptance criteria.
RL	Reporting Limit
TEQ	Toxic Equivalency
U	Not Detected (specific projects only)
*	See Cover Letter

Unless otherwise noted, solid sample results are reported in dry weight. Tissue samples are reported in wet weight.

### Vista Analytical Laboratory Certifications

Accrediting Authority	Certificate Number
Alaska Department of Environmental Conservation	17-013
Arkansas Department of Environmental Quality	19-013-0
California Department of Health – ELAP	2892
DoD ELAP - A2LA Accredited - ISO/IEC 17025:2005	3091.01
Florida Department of Health	E87777-23
Hawaii Department of Health	N/A
Louisiana Department of Environmental Quality	01977
Maine Department of Health	2018017
Massachusetts Department of Environmental Protection	N/A
Michigan Department of Environmental Quality	9932
Minnesota Department of Health	1521520
New Hampshire Environmental Accreditation Program	207718-B
New Jersey Department of Environmental Protection	190001
New York Department of Health	11411
Oregon Laboratory Accreditation Program	4042-010
Pennsylvania Department of Environmental Protection	016
Texas Commission on Environmental Quality	T104704189-19-10
Vermont Department of Health	VT-4042
Virginia Department of General Services	10272
Washington Department of Ecology	C584-19
Wisconsin Department of Natural Resources	998036160

*Current certificates and lists of licensed parameters are located in the Quality Assurance office and are available upon request.*

## NELAP Accredited Test Methods

MATRIX: Air	
Description of Test	Method
Determination of Polychlorinated p-Dioxins & Polychlorinated Dibenzofurans	EPA 23
Determination of Polychlorinated p-Dioxins & Polychlorinated Dibenzofurans	EPA TO-9A

MATRIX: Biological Tissue	
Description of Test	Method
Tetra- through Octa-Chlorinated Dioxins and Furans by Isotope Dilution GC/HRMS	EPA 1613B
Brominated Diphenyl Ethers by HRGC/HRMS	EPA 1614A
Chlorinated Biphenyl Congeners in Water, Soil, Sediment, and Tissue by GC/HRMS	EPA 1668A/C
Pesticides in Water, Soil, Sediment, Biosolids, and Tissue by HRGC/HRMS	EPA 1699
Perfluorinated Alkyl Acids in Drinking Water by SPE and LC/MS/MS	EPA 537
Polychlorinated Dibenzo-p-Dioxins and Polychlorinated Dibenzofurans by GC/HRMS	EPA 8280A/B
Polychlorinated Dibenzodioxins (PCDDs) and Polychlorinated Dibenzofurans (PCDFs) by GC/HRMS	EPA 8290/8290A

MATRIX: Drinking Water	
Description of Test	Method
2,3,7,8-Tetrachlorodibenzo- p-dioxin (2,3,7,8-TCDD) GC/HRMS	EPA 1613/1613B
1,4-Dioxane (1,4-Diethyleneoxide) analysis by GC/HRMS	EPA 522
Perfluorinated Alkyl Acids in Drinking Water by SPE and LC/MS/MS	EPA 537
Perfluorinated Alkyl Acids in Drinking Water by SPE and LC/MS/MS	ISO 25101 2009

MATRIX: Non-Potable Water	
Description of Test	Method
Tetra- through Octa-Chlorinated Dioxins and Furans by Isotope Dilution GC/HRMS	EPA 1613B
Brominated Diphenyl Ethers by HRGC/HRMS	EPA 1614A
Chlorinated Biphenyl Congeners in Water, Soil, Sediment, and Tissue by GC/HRMS	EPA 1668A/C
Pesticides in Water, Soil, Sediment, Biosolids, and Tissue by HRGC/HRMS	EPA 1699
Perfluorinated Alkyl Acids in Drinking Water by SPE and LC/MS/MS	EPA 537
Dioxin by GC/HRMS	EPA 613
Polychlorinated Dibenzo-p-Dioxins and Polychlorinated Dibenzofurans by GC/HRMS	EPA 8280A/B
Polychlorinated Dibenzodioxins (PCDDs) and Polychlorinated Dibenzofurans (PCDFs) by GC/HRMS	EPA 8290/8290A

MATRIX: Solids	
Description of Test	Method
Tetra-Octa Chlorinated Dioxins and Furans by Isotope Dilution GC/HRMS	EPA 1613
Tetra- through Octa-Chlorinated Dioxins and Furans by Isotope Dilution GC/HRMS	EPA 1613B
Brominated Diphenyl Ethers by HRGC/HRMS	EPA 1614A
Chlorinated Biphenyl Congeners in Water, Soil, Sediment, and Tissue by GC/HRMS	EPA 1668A/C
Pesticides in Water, Soil, Sediment, Biosolids, and Tissue by HRGC/HRMS	EPA 1699
Perfluorinated Alkyl Acids in Drinking Water by SPE and LC/MS/MS	EPA 537
Polychlorinated Dibenzo-p-Dioxins and Polychlorinated Dibenzofurans by GC/HRMS	EPA 8280A/B
Polychlorinated Dibenzodioxins (PCDDs) and Polychlorinated Dibenzofurans (PCDFs) by GC/HRMS	EPA 8290/8290A



**ENVIRONMENTAL SAMPLE CHAIN OF CUSTODY**

**POC:** # Delaney Peterson (360-715-2707)  
 1605 Cornwall Avenue, Bellingham, WA 98225

**Project:** Gasco PDI  
**Client:** NW Natural

2001009  
 2.4°C

**COC ID:** VISTA-20200505-150130  
**Sample Custodian:** CO  
**Lab:** VISTA

COC Sample Number	Field Sample ID	Sample Type	Matrix	Collected		Containers #	Lab QC*	Test Request	Method	TAT**	Preservative
				Date	Time						
001	PDI-070SC-A-06-07-200505	N	SE	05/05/2020	9:20	1	<input type="checkbox"/>				
								Dioxin/Furans	E1613B	30	4°C
								Total solids (VISTA)	SM2540G	30	4°C
002	PDI-070SC-A-07-8.4-200505	N	SE	05/05/2020	9:20	1	<input type="checkbox"/>				
								Dioxin/Furans	E1613B	30	4°C
								Total solids (VISTA)	SM2540G	30	4°C
003	PDI-070SC-B-00-02-200505	N	SE	05/05/2020	9:05	1	<input type="checkbox"/>				
								Dioxin/Furans	E1613B	30	4°C
								Total solids (VISTA)	SM2540G	30	4°C
004	PDI-070SC-B-02-05-200505	N	SE	05/05/2020	9:05	1	<input type="checkbox"/>				
								Dioxin/Furans	E1613B	30	4°C
								Total solids (VISTA)	SM2540G	30	4°C
005	PDI-070SC-B-05-07-200505	N	SE	05/05/2020	9:05	1	<input type="checkbox"/>				
								Dioxin/Furans	E1613B	30	4°C
								Total solids (VISTA)	SM2540G	30	4°C
006	PDI-078SC-A-08-09-200505	N	SE	05/05/2020	10:50	1	<input type="checkbox"/>				
								Dioxin/Furans	E1613B	30	4°C
								Total solids (VISTA)	SM2540G	30	4°C
007	PDI-078SC-A-09-9.6-200505	N	SE	05/05/2020	10:50	1	<input type="checkbox"/>				
								Dioxin/Furans	E1613B	30	4°C
								Total solids (VISTA)	SM2540G	30	4°C

Comment:

Relinquished By:	Received By:	Relinquished By:	Received By:	Relinquished By:	Received By:
Signature <i>[Signature]</i>	Signature <i>[Signature]</i>	Signature	Signature	Signature	Signature
Print Name <i>Lucas Henry</i>	Print Name <i>Marissa Sparks</i>	Print Name	Print Name	Print Name	Print Name
Company <i>AQ</i>	Company <i>Voh</i>	Company	Company	Company	Company
Date/Time <i>5/6/2020/804</i>	Date/Time <i>05/07/20 0950</i>	Date/Time	Date/Time	Date/Time	Date/Time

\* Lab QC Requested for sample when box is checked \*\* TAT = Turn Around Time in DAYS # POC = Project Point of Contact

**ENVIRONMENTAL SAMPLE CHAIN OF CUSTODY**

**POC:** # Delaney Peterson (360-715-2707)  
 1605 Cornwall Avenue, Bellingham, WA 98225

**Project:** Gasco PDI  
**Client:** NW Natural

2001009  
 2.4°C

**COC ID:** VISTA-20200505-150130  
**Sample Custodian:** CO  
**Lab:** VISTA

COC Sample Number	Field Sample ID	Sample Type	Matrix	Collected Date	Time	Containers #	Lab QC	Test Request	Method	TAT**	Preservative
008	PDI-1078SC-A-08-09-200505	FD	SE	05/05/2020		1	<input type="checkbox"/>	Dioxin/Furans Total solids (VISTA)	E1613B SM2540G	30 30	4°C 4°C
009	PDI-078SC-B-00-02-200505	N	SE	05/05/2020	10:30	1	<input type="checkbox"/>	Dioxin/Furans Total solids (VISTA)	E1613B SM2540G	30 30	4°C 4°C
010	PDI-078SC-B-02-05-200505	N	SE	05/05/2020	10:30	1	<input type="checkbox"/>	Dioxin/Furans Total solids (VISTA)	E1613B SM2540G	30 30	4°C 4°C
011	PDI-078SC-B-05-07-200505	N	SE	05/05/2020	10:30	1	<input type="checkbox"/>	Dioxin/Furans Total solids (VISTA)	E1613B SM2540G	30 30	4°C 4°C

Comment:					
Relinquished By:	Received By:	Relinquished By:	Received By:	Relinquished By:	Received By:
Signature <i>Lucas Henry</i>	Signature <i>MariSSa Sparks</i>	Signature	Signature	Signature	Signature
Print Name <i>Lucas Henry</i>	Print Name <i>MariSSa Sparks</i>	Print Name	Print Name	Print Name	Print Name
Company <i>AQ</i>	Company <i>Vah</i>	Company	Company	Company	Company
Date/Time <i>5/6/2020 0804</i>	Date/Time <i>05/07/20 0950</i>	Date/Time	Date/Time	Date/Time	Date/Time

\* Lab QC Requested for sample when box is checked \*\* TAT = Turn Around Time in DAYS # POC = Project Point of Contact

## Sample Log-In Checklist

Page # 1 of 1

Vista Work Order #: 2001009

TAT Std

<b>Samples Arrival:</b>	<b>Date/Time</b> <u>05/07/20 09:50</u>	<b>Initials:</b> <u>WWS</u>	<b>Location:</b> <u>WR-2</u>
			<b>Shelf/Rack:</b> <u>N/A</u>
<b>Delivered By:</b>	<input checked="" type="radio"/> FedEx	<input type="radio"/> UPS	<input type="radio"/> On Trac
		<input type="radio"/> GLS	<input type="radio"/> DHL
		<input type="radio"/> Hand Delivered	<input type="radio"/> Other
<b>Preservation:</b>	<input checked="" type="radio"/> Ice	<input type="radio"/> Blue Ice	<input type="radio"/> Dry Ice
	<input type="radio"/> None		
<b>Temp °C:</b> <u>2.4</u> (uncorrected)	<b>Probe used:</b> Y / <input checked="" type="radio"/> N		<b>Thermometer ID:</b> <u>IR-3</u>
<b>Temp °C:</b> <u>2.4</u> (corrected)			

	YES	NO	NA
Shipping Container(s) Intact?	<input checked="" type="checkbox"/>	<input type="checkbox"/>	<input type="checkbox"/>
Shipping Custody Seals Intact?	<input checked="" type="checkbox"/>	<input type="checkbox"/>	<input type="checkbox"/>
Airbill <u>    </u> Trk # <u>7704 0371 2605</u>	<input checked="" type="checkbox"/>	<input type="checkbox"/>	<input type="checkbox"/>
Shipping Documentation Present?	<input checked="" type="checkbox"/>	<input type="checkbox"/>	<input type="checkbox"/>
Shipping Container	<input type="checkbox"/> Vista	<input checked="" type="checkbox"/> Client	<input type="checkbox"/> Retain
			<input checked="" type="checkbox"/> Return
			<input type="checkbox"/> Dispose
Chain of Custody / Sample Documentation Present?	<input checked="" type="checkbox"/>	<input type="checkbox"/>	<input type="checkbox"/>
Chain of Custody / Sample Documentation Complete?	<input checked="" type="checkbox"/>	<input type="checkbox"/>	<input type="checkbox"/>
Holding Time Acceptable?	<input checked="" type="checkbox"/>	<input type="checkbox"/>	<input type="checkbox"/>
<b>Logged In:</b>	<b>Date/Time</b> <u>05/07/20</u>	<b>Initials:</b> <u>KS</u>	<b>Location:</b> <u>WR-2</u>
			<b>Shelf/Rack:</b> <u>G-3</u>
COC Anomaly/Sample Acceptance Form completed?		<input type="checkbox"/>	<input checked="" type="checkbox"/>
		<input checked="" type="checkbox"/>	<input checked="" type="checkbox"/>

Comments:

# CoC/Label Reconciliation Report WO# 2001009

LabNumber	CoC Sample ID	SampleAlias	Sample Date/Time	Container	BaseMatrix	Sample Comments
2001009-01	A PDI-070SC-A-06-07-200505	<input checked="" type="checkbox"/>	05-May-20 09:20	Amber Glass, 120 mL	Solid	
2001009-02	A PDI-070SC-A-07-8.4-200505	<input checked="" type="checkbox"/>	05-May-20 09:20	Amber Glass, 120 mL	Solid	
2001009-03	A PDI-070SC-B-00-02-200505	<input checked="" type="checkbox"/>	05-May-20 09:05	Amber Glass, 120 mL	Solid	
2001009-04	A PDI-070SC-B-02-05-200505	<input checked="" type="checkbox"/>	05-May-20 09:05	Amber Glass, 120 mL	Solid	
2001009-05	A PDI-070SC-B-05-07-200505	<input checked="" type="checkbox"/>	05-May-20 09:05	Amber Glass, 120 mL	Solid	
2001009-06	A PDI-078SC-A-08-09-200505	<input checked="" type="checkbox"/>	05-May-20 10:50	Amber Glass, 120 mL	Solid	
2001009-07	A PDI-078SC-A-09-09.6-200505	<input type="checkbox"/> *	05-May-20 10:50	Amber Glass, 120 mL	Solid	
2001009-08	A PDI-1078SC-A-08-09-200505	<input checked="" type="checkbox"/>	05-May-20 10:50	Amber Glass, 120 mL	Solid	
2001009-09	A PDI-078SC-B-00-02-200505	<input checked="" type="checkbox"/>	05-May-20 10:30	Amber Glass, 120 mL	Solid	
2001009-10	A PDI-078SC-B-02-05-200505	<input checked="" type="checkbox"/>	05-May-20 10:30	Amber Glass, 120 mL	Solid	
2001009-11	A PDI-078SC-B-05-07-200505	<input checked="" type="checkbox"/>	05-May-20 10:30	Amber Glass, 120 mL	Solid	

Checkmarks indicate that information on the COC reconciled with the sample label.  
Any discrepancies are noted in the following columns.

	Yes	No	NA
Sample Container Intact?	<input checked="" type="checkbox"/>	<input type="checkbox"/>	<input type="checkbox"/>
Sample Custody Seals Intact?	<input type="checkbox"/>	<input type="checkbox"/>	<input checked="" type="checkbox"/>
Adequate Sample Volume?	<input checked="" type="checkbox"/>	<input type="checkbox"/>	<input type="checkbox"/>
Container Type Appropriate for Analysis(es)	<input checked="" type="checkbox"/>	<input type="checkbox"/>	<input type="checkbox"/>
Preservation Documented: Na2S2O3 Trizma <u>None</u> Other	<input type="checkbox"/>	<input type="checkbox"/>	<input checked="" type="checkbox"/>
If Chlorinated or Drinking Water Samples, Acceptable Preservation?	<input type="checkbox"/>	<input type="checkbox"/>	<input checked="" type="checkbox"/>

Comments: \* Label A-09-9.6-200505  
COC A-09-09.6-200505

Verified by/Date: Ng 05/07/2020

## **EXTRACTION INFORMATION**

Process Sheet  
**Workorder: 2001009**

Prep Expiration: 2021-05-05  
 Client: Anchor QEA, LLC

**Workorder Due: 05-Jun-20 00:00**  
 TAT: 29

Method: **1613 Full List**  
 Matrix: **Solid**  
 Client Matrix: Sediment  
 Also run: **Percent Solids**

Prep Batch: BOE0118

Prep Data Entered: 05/21/20 RR  
 Date and Initials

Initial Sequence: SOF0019

LabSampleID	Recon	ClientSampleID	Date Received	Location	Comments
2001009-01 A	<input checked="" type="checkbox"/>	PDI-070SC-A-06-07-200505 ✓	07-May-20 09:50	WR-2 G-3	
2001009-02	<input checked="" type="checkbox"/>	PDI-070SC-A-07-8.4-200505 ✓	07-May-20 09:50	WR-2 G-3	
2001009-03	<input checked="" type="checkbox"/>	PDI-070SC-B-00-02-200505 ✓	07-May-20 09:50	WR-2 G-3	
2001009-04	<input checked="" type="checkbox"/>	PDI-070SC-B-02-05-200505 ✓	07-May-20 09:50	WR-2 G-3	
2001009-05	<input checked="" type="checkbox"/>	PDI-070SC-B-05-07-200505 ✓	07-May-20 09:50	WR-2 G-3	
2001009-06	<input checked="" type="checkbox"/>	PDI-078SC-A-08-09-200505 ✓	07-May-20 09:50	WR-2 G-3	
2001009-07	<input checked="" type="checkbox"/>	PDI-078SC-A-09-09.6-200505 ✓	07-May-20 09:50	WR-2 G-3	
2001009-08	<input checked="" type="checkbox"/>	PDI-1078SC-A-08-09-200505 ✓	07-May-20 09:50	WR-2 G-3	
2001009-09	<input checked="" type="checkbox"/>	PDI-078SC-B-00-02-200505 ✓	07-May-20 09:50	WR-2 G-3	
2001009-10	<input checked="" type="checkbox"/>	PDI-078SC-B-02-05-200505 ✓	07-May-20 09:50	WR-2 G-3	
2001009-11	<input checked="" type="checkbox"/>	PDI-078SC-B-05-07-200505 ✓	07-May-20 09:50	WR-2 G-3	

**WO Comments: Dioxin - 10g (dry weight)**  
**One dup required per batch of 20 samples**

Pre-Prep Check Out: RR 05/08/20  
 Pre-Prep Check In: RR 05/08/20

Prep Check Out: RR 05/16/20  
 Prep Check In: RR 05/16/20

Prep Reconciled Initials/Date: RR 05/08/20  
 Spike Reconciled Initials/Date: ME 05/16/2020  
 VialBoxID: Toxic

PREPARATION BENCH SHEET

Matrix: Solid

B0E0118

Chemist: RR

Method: 1613 Full List

Prepared using: HRMS - Soxhlet

Prep Date/Time: 15-May-20 16:26

C	VISTA Sample ID	G Eqv	Sample Amt. (g)	IS/NS CHEM/WIT DATE	CRS CHEM/WIT DATE	AP CHEM/ DATE	ABSG CHEM/ DATE	AA CHEM/ DATE	Florisol CHEM/ DATE	RS CHEM/WIT DATE
<input type="checkbox"/>	B0E0118-BLK1	NA	(10.00)	RR/F 05/16/20	EM #3 05/24/20	EM 05/20/20	RR 05/20/20	RR 05/20/20	RR 05/21/20	RR ME 05/21/20
<input type="checkbox"/>	B0E0118-BS1	↓	(10.00)	↓	↓	↓	↓	↓	↓	↓
<input type="checkbox"/>	B0E0118-DUP1 2001009-01	13.38	13.46	↓	↓	N/A	yellow	↓	↓	↓
<input type="checkbox"/>	2000933-01RE4	16.66	16.70	↓	↓	↓	↓	↓	↓	↓
<input type="checkbox"/>	2001009-01	13.38	13.40	↓	↓	↓	↓	↓	↓	↓
<input type="checkbox"/>	2001009-02	14.05	14.11	↓	↓	EM 05/20/20	↓	↓	↓	↓
<input type="checkbox"/>	2001009-03	15.26	15.54	↓	↓	EM 05/20/20	↓	↓	↓	↓
<input type="checkbox"/>	2001009-04	18.14	18.29	↓	↓	N/A	↓	↓	↓	↓
<input type="checkbox"/>	2001009-05	13.74	13.85	↓	↓	↓	↓	↓	↓	↓
<input type="checkbox"/>	2001009-06	16.18	16.31	↓	↓	↓	↓	↓	↓	↓
<input type="checkbox"/>	2001009-07 <sup>ⓐ</sup>	15.86	15.86	↓	↓	↓	BIK/pink	↓	↓	↓
<input type="checkbox"/>	2001009-08	16.10	16.20	↓	↓	↓	↓	↓	↓	↓
<input type="checkbox"/>	2001009-09	14.56	14.82	↓	↓	EM 05/20/20	↓	↓	↓	↓
<input type="checkbox"/>	2001009-10	16.93	17.06	↓	↓	↓	↓	↓	↓	↓
<input type="checkbox"/>	2001009-11	16.60	16.67	↓	↓	↓	↓	↓	↓	↓

IS Name <u>V2</u>	NS Name <u>V1</u>	CRS Name <u>V1</u>	RS Name <u>V1</u>	Cycle Time	APP: SEFUN SOX <u>SDS</u>	Check Out: Chemist/Date: <u>RR 05/14/20</u>
PCDD/F <u>19L2301, 10mL</u>	PCDD/F <u>18F1913, 10mL</u>	PCDD/F <u>19I11002, 10mL</u>	PCDD/F <u>19I1603, 10mL</u>	Start Date/Time <u>05/16/20 1643</u>	SOLV: <u>Toluene</u>	Check In: Chemist/Date: <u>RR 05/16/20</u>
PCB _____	PCB _____	PCB _____	PCB _____	Stop Date/Time <u>05/17/20 0857</u>	Other <u>NA</u>	Balance ID: <u>HRMS-9</u>
PAH _____	PAH _____	PAH _____	PAH _____	Final Volume(s) <u>C14 20mL</u>		

Comments:

- 1 = Sample approached dryness on rotovap
- 2 = Sample bumped on rotovap; lost < 5%
- 3 = Sample poured through Na2SO4 to remove water
- 4 = Precipitate present at Final Volume

- 5 = Sample homogenized in secondary container
- 6 = Sample clogged during extraction; pipetted and used Nitrogen to assist

<sup>ⓐ</sup>wiretrol broke in half during CRS spike EM 05/20/20

LabNumber	WetWeight (Initial)	% Solids (Extraction Solids)	DryWeight	Final	Extracted	Ext By	Spike	SpikeAmount	ClientMatrix	Analysis
2000933-01RE4	16.7 ✓	60.02886	10.0248	20 ✓	15-May-20 16:26	RR ✓			Sediment	1613 Full List
2001009-01	13.4 ✓	74.71482	10.0118	20	15-May-20 16:26	RR			Sediment	1613 Full List
2001009-02	14.11 ✓	71.18929	10.0448	20	15-May-20 16:26	RR			Sediment	1613 Full List
2001009-03	15.54 ✓	65.53571	10.1842	20	15-May-20 16:26	RR			Sediment	1613 Full List
2001009-04	18.29 ✓	55.11482	10.0805	20	15-May-20 16:26	RR			Sediment	1613 Full List
2001009-05	13.85 ✓	72.76315	10.0777	20	15-May-20 16:26	RR			Sediment	1613 Full List
2001009-06	16.31 ✓	61.81818	10.0825	20	15-May-20 16:26	RR			Sediment	1613 Full List
2001009-07	15.86 ✓	63.04348	9.9987	20	15-May-20 16:26	RR			Sediment	1613 Full List
2001009-08	16.2 ✓	62.11657	10.0629	20	15-May-20 16:26	RR			Sediment	1613 Full List
2001009-09	14.82 ✓	68.68132	10.1786	20	15-May-20 16:26	RR			Sediment	1613 Full List
2001009-10	17.06 ✓	59.07474	10.0782	20	15-May-20 16:26	RR			Sediment	1613 Full List
2001009-11	16.67 ✓	60.24096	10.0422	20	15-May-20 16:26	RR			Sediment	1613 Full List
B0E0118-BLK1	10 ✓			20	15-May-20 16:26	RR				QC
B0E0118-BS1	10 ✓			20	15-May-20 16:26	RR	18F1913 ✓	10 ✓		QC
B0E0118-DUP1	13.46 ✓	74.71482	10.0566	20 ✓	15-May-20 16:26	RR ✓				QC

All bolded data on report verified against written benchsheet by (initial/date) RR /05/21/20



Percent Moisture/ Percent Solids

D2216-90

BATCH ID BOE0069

Analyst: RR ✓	Test Code: %Moist/%Solids	Data Entry Verified by: (Initial and Date) RR 05/15/20 ✓
Analyte: Dried at 110°C+/-5°C	Units: %	
Oven ID: 01 ✓ 02		

Inst HRMS-8 ✓ Date/Time IN: 05/08/20 1647 ✓ Date/Time OUT: 05/14/20 0809 ✓

Particle Size	SampID	SampType	Initial and Date:		Wet Pan and Sample Weight (g)	Dry Pan and Sample Weight (g)	Dry Sample Weight (g)	%Solids RawVal	RR 05/08/20 ✓		pH Before	pH After	Acid Added	Sample Homogenized*
			Pan Tare WL (gms)	RR 05/08/20 ✓					RR 05/14/20 ✓	Visual Inspection				
	2001009-01	A ✓	Sample	1.3100 ✓	6.5700 ✓	5.2400 ✓	3.9300	74.71	MUD ✓	NA	NA	NA	NA	X ✓
	2001009-02	A	Sample	1.3000 ✓	7.2700 ✓	5.5500 ✓	4.2500	71.19	SAND ✓	NA	NA	NA	NA	X
	2001009-03	A	Sample	1.3100 ✓	6.9100 ✓	4.9800 ✓	3.6700	65.54	SAND ✓	NA	NA	NA	NA	X
	2001009-04	A	Sample	1.3200 ✓	6.1100 ✓	3.9600 ✓	2.6400	55.11	MUD ✓	NA	NA	NA	NA	X
	2001009-05	A	Sample	1.3300 ✓	8.9300 ✓	6.8600 ✓	5.5300	72.76	MUD ✓	NA	NA	NA	NA	X
	2001009-06	A	Sample	1.3200 ✓	5.1700 ✓	3.7000 ✓	2.3800	61.82	MUD ✓	NA	NA	NA	NA	X
	2001009-07	A	Sample	1.3300 ✓	8.6900 ✓	5.9700 ✓	4.6400	63.04	MUD ✓	NA	NA	NA	NA	X
	2001009-08	A	Sample	1.3100 ✓	7.8300 ✓	5.3600 ✓	4.0500	62.12	MUD ✓	NA	NA	NA	NA	X
	2001009-09	A	Sample	1.3000 ✓	6.7600 ✓	5.0500 ✓	3.7500	68.68	MUD ✓	NA	NA	NA	NA	X
	2001009-10	A	Sample	1.3100 ✓	6.9300 ✓	4.6300 ✓	3.3200	59.07	MUD ✓	NA	NA	NA	NA	X
	2001009-11	A	Sample	1.3100 ✓	6.2900 ✓	4.3100 ✓	3.0000	60.24	MUD ✓	NA	NA	NA	NA	X

\*Sample homogenized in sample container unless otherwise noted.

Percent Moisture/ Percent Solids

D2216-90

BATCH ID B0E0069

Analyst: <b>RR</b>	Test Code: %Moist/%Solids	Data Entry Verified by: (Initial and Date) <u>NA</u>
Analyte: Dried at 110°C±5°C	Units: %	
Oven ID: <u>01</u> 02		

Inst **HPMS-8**

Date/Time IN: 05/08/20  
1647

Date/Time OUT: 05/14/20  
0809

Particle Size	SampID	SampType	Initial and Date:		Wet Pan and Sample Weight (g)	Dry Pan and Sample Weight (g)	Dry Sample Weight (g)	%Solids RawVal	Visual Inspection	Cl.	pH Before	pH After	Acid Added	Sample Homogenized*
			Pan Tare Wt. (gms)	RR 05/08/20										

\*Sample homogenized in sample container unless otherwise noted.

SAMPLE DATA – EPA METHOD 1613

Dataset: U:\VG7.PRO\Results\200529D1\200529D1\_4.qld

Last Altered: Friday, May 29, 2020 16:54:14 Pacific Daylight Time  
Printed: Friday, May 29, 2020 16:55:11 Pacific Daylight Time

*DB 5/29/20 C700/01/2020*

Method: C:\MassLynx\Default.PRO\MethDB\1613\_rrt.mdb 27 Apr 2020 14:17:24  
Calibration: U:\VG7.PRO\CurveDB\db-5\_1613vg7-3-9-20.cdb 09 Mar 2020 17:20:28

Name: 200529D1\_4, Date: 29-May-2020, Time: 15:59:32, ID: B0E0118-BLK1 Method Blank 10, Description: Method Blank

#	Name	Resp	RA	n/y	RRF	wt/vol	Pred.RT	RT	Pred.RRT	RRT	Conc.	%Rec	DL	EMPC
1	1 2,3,7,8-TCDD			NO	0.987	10.000	26.143		1.001				0.142	
2	2 1,2,3,7,8-PeCDD			NO	0.982	10.000	30.610		1.001				0.161	
3	3 1,2,3,4,7,8-HxCDD			NO	1.17	10.000	33.916		1.000				0.197	
4	4 1,2,3,6,7,8-HxCDD			NO	1.04	10.000	34.016		1.000				0.205	
5	5 1,2,3,7,8,9-HxCDD			NO	1.00	10.000	34.346		1.001				0.226	
6	6 1,2,3,4,6,7,8-HpCDD			NO	0.992	10.000	37.758		1.000				0.192	
7	7 OCDD			NO	1.04	10.000	41.038		1.000				0.305	
8	8 2,3,7,8-TCDF			NO	0.882	10.000	25.357		1.001				0.114	
9	9 1,2,3,7,8-PeCDF	4.98e1	0.94	YES	1.05	10.000	29.442	29.46	1.001	1.001	0.089938		0.0749	0.0717
10	10 2,3,4,7,8-PeCDF	3.88e1	0.61	YES	1.06	10.000	30.337	30.31	1.001	1.000	0.074535		0.0988	0.0464
11	11 1,2,3,4,7,8-HxCDF	2.69e1	1.28	NO	1.08	10.000	33.006	33.03	1.000	1.001	0.074527		0.101	0.0745
12	12 1,2,3,6,7,8-HxCDF			NO	1.04	10.000	33.137		1.000				0.103	
13	13 2,3,4,6,7,8-HxCDF			NO	1.11	10.000	33.764		1.001				0.120	
14	14 1,2,3,7,8,9-HxCDF			NO	1.06	10.000	34.696		1.000				0.165	
15	15 1,2,3,4,6,7,8-HpCDF			NO	1.13	10.000	36.576		1.001				0.168	
16	16 1,2,3,4,7,8,9-HpCDF			NO	1.33	10.000	38.295		1.000				0.143	
17	17 OCDF	3.08e1	0.52	YES	0.933	10.000	41.258	41.28	1.000	1.001	0.19249		0.224	0.140
18	18 13C-2,3,7,8-TCDD	8.03e4	0.79	NO	1.21	10.000	26.226	26.11	1.026	1.022	189.17	94.6	0.678	
19	19 13C-1,2,3,7,8-PeCDD	5.59e4	0.64	NO	0.996	10.000	30.724	30.59	1.202	1.197	159.76	79.9	0.748	
20	20 13C-1,2,3,4,7,8-HxCDD	4.17e4	1.28	NO	0.679	10.000	33.891	33.91	1.014	1.014	181.69	90.8	0.893	
21	21 13C-1,2,3,6,7,8-HxCDD	5.14e4	1.28	NO	0.850	10.000	34.001	34.02	1.017	1.018	178.88	89.4	0.713	
22	22 13C-1,2,3,7,8,9-HxCDD	4.79e4	1.33	NO	0.798	10.000	34.272	34.31	1.025	1.027	177.74	88.9	0.759	
23	23 13C-1,2,3,4,6,7,8-HpCDD	3.24e4	1.04	NO	0.697	10.000	37.735	37.75	1.129	1.129	137.67	68.8	1.30	
24	24 13C-OCDD	5.24e4	0.85	NO	0.579	10.000	40.756	41.04	1.219	1.228	267.59	66.9	0.950	
25	25 13C-2,3,7,8-TCDF	1.13e5	0.75	NO	1.13	10.000	25.305	25.33	0.990	0.991	163.36	81.7	0.748	
26	26 13C-1,2,3,7,8-PeCDF	1.06e5	1.62	NO	0.996	10.000	29.541	29.42	1.156	1.151	173.30	86.7	0.898	
27	27 13C-2,3,4,7,8-PeCDF	9.82e4	1.57	NO	0.969	10.000	30.443	30.31	1.191	1.186	165.01	82.5	0.923	
28	28 13C-1,2,3,4,7,8-HxCDF	6.67e4	0.49	NO	1.06	10.000	33.022	33.01	0.988	0.988	186.50	93.3	0.826	
29	29 13C-1,2,3,6,7,8-HxCDF	6.94e4	0.48	NO	1.18	10.000	33.156	33.13	0.992	0.991	174.84	87.4	0.744	
30	30 13C-2,3,4,6,7,8-HxCDF	6.06e4	0.49	NO	1.06	10.000	33.727	33.73	1.009	1.009	169.72	84.9	0.827	
31	31 13C-1,2,3,7,8,9-HxCDF	5.06e4	0.50	NO	0.879	10.000	34.626	34.70	1.036	1.038	170.27	85.1	0.994	

Dataset: U:\VG7.PRO\Results\200529D1\200529D1\_4.qld

Last Altered: Friday, May 29, 2020 16:54:14 Pacific Daylight Time

Printed: Friday, May 29, 2020 16:55:11 Pacific Daylight Time

Name: 200529D1\_4, Date: 29-May-2020, Time: 15:59:32, ID: B0E0118-BLK1 Method Blank 10, Description: Method Blank

#	Name	Resp	RA	n/y	RRF	wt/vol	Pred.RT	RT	Pred.RRT	RRT	Conc.	%Rec	DL	EMPC
32	13C-1,2,3,4,6,7,8-HpCDF	3.98e4	0.41	NO	0.893	10.000	36.331	36.54	1.087	1.093	131.85	65.9	0.945	
33	13C-1,2,3,4,7,8,9-HpCDF	3.09e4	0.41	NO	0.613	10.000	38.336	38.29	1.147	1.146	149.17	74.6	1.38	
34	13C-OCDF	6.87e4	0.86	NO	0.741	10.000	40.910	41.26	1.224	1.234	274.18	68.5	0.846	
35	37Cl-2,3,7,8-TCDD	3.04e4			1.18	10.000	26.223	26.13	1.026	1.022	73.341	91.7	0.210	
36	13C-1,2,3,4-TCDD	7.03e4	0.81	NO	1.00	10.000	25.480	25.56	1.000	1.000	200.00	100	0.818	
37	13C-1,2,3,4-TCDF	1.23e5	0.77	NO	1.00	10.000	24.020	24.15	1.000	1.000	200.00	100	0.843	
38	13C-1,2,3,4,6,9-HxCDF	6.76e4	0.48	NO	1.00	10.000	33.530	33.42	1.000	1.000	200.00	100	0.874	
39	Total Tetra-Dioxins				0.987	10.000	24.620		0.000				0.0847	
40	Total Penta-Dioxins				0.982	10.000	29.960		0.000				0.0457	
41	Total Hexa-Dioxins				1.04	10.000	33.635		0.000				0.117	
42	Total Hepta-Dioxins				0.992	10.000	37.640		0.000				0.110	
43	Total Tetra-Furans				0.882	10.000	23.610		0.000				0.0416	
44	1st Func. Penta-Furans				1.05	10.000	27.090		0.000				0.0135	
45	Total Penta-Furans				1.05	10.000	29.275		0.000		0.00000		0.0431	0.118
46	Total Hexa-Furans				1.11	10.000	33.555		0.000		0.074527		0.115	0.0745
47	Total Hepta-Furans				1.13	10.000	37.835		0.000				0.0826	

Vista Analytical Laboratory

Dataset: U:\VG7.PRO\Results\200529D1\200529D1\_4.qld

Last Altered: Friday, May 29, 2020 16:54:14 Pacific Daylight Time

Printed: Friday, May 29, 2020 16:55:11 Pacific Daylight Time

Method: C:\MassLynx\Default.PRO\MethDB\1613\_rrt.mdb 27 Apr 2020 14:17:24

Calibration: U:\VG7.PRO\CurveDB\db-5\_1613vg7-3-9-20.cdb 09 Mar 2020 17:20:28

Name: 200529D1\_4, Date: 29-May-2020, Time: 15:59:32, ID: B0E0118-BLK1 Method Blank 10, Description: Method Blank

Tetra-Dioxins

	Name	RT	m1 Height	m2 Height	m1 Resp	m2 Resp	RA	n/y	Resp	Conc.	EMPC	DL
1												

Penta-Dioxins

	Name	RT	m1 Height	m2 Height	m1 Resp	m2 Resp	RA	n/y	Resp	Conc.	EMPC	DL
1												

Hexa-Dioxins

	Name	RT	m1 Height	m2 Height	m1 Resp	m2 Resp	RA	n/y	Resp	Conc.	EMPC	DL
1												

Hepta-Dioxins

	Name	RT	m1 Height	m2 Height	m1 Resp	m2 Resp	RA	n/y	Resp	Conc.	EMPC	DL
1												

Tetra-Furans

	Name	RT	m1 Height	m2 Height	m1 Resp	m2 Resp	RA	n/y	Resp	Conc.	EMPC	DL
1												

Penta-Furans function 1

	Name	RT	m1 Height	m2 Height	m1 Resp	m2 Resp	RA	n/y	Resp	Conc.	EMPC	DL
1												

Vista Analytical Laboratory

Dataset: U:\VG7.PRO\Results\200529D1\200529D1\_4.qld

Last Altered: Friday, May 29, 2020 16:54:14 Pacific Daylight Time

Printed: Friday, May 29, 2020 16:55:11 Pacific Daylight Time

Name: 200529D1\_4, Date: 29-May-2020, Time: 15:59:32, ID: B0E0118-BLK1 Method Blank 10, Description: Method Blank

**Penta-Furans**

	Name	RT	m1 Height	m2 Height	m1 Resp	m2 Resp	RA	n/y	Resp	Conc.	EMPC	DL
1	1,2,3,7,8-PeCDF	29.46	5.620e2	5.870e2	2.416e1	2.569e1	0.94	YES	4.984e1	0.00000	0.071712	0.0949
2	2,3,4,7,8-PeCDF	30.31	5.020e2	3.820e2	1.469e1	2.412e1	0.61	YES	3.880e1	0.00000	0.046410	0.0988

**Hexa-Furans**

	Name	RT	m1 Height	m2 Height	m1 Resp	m2 Resp	RA	n/y	Resp	Conc.	EMPC	DL
1	1,2,3,4,7,8-HxCDF	33.03	3.580e2	3.790e2	1.509e1	1.181e1	1.28	NO	2.690e1	0.074527	0.074527	0.101

**Hepta-Furans**

	Name	RT	m1 Height	m2 Height	m1 Resp	m2 Resp	RA	n/y	Resp	Conc.	EMPC	DL
1												

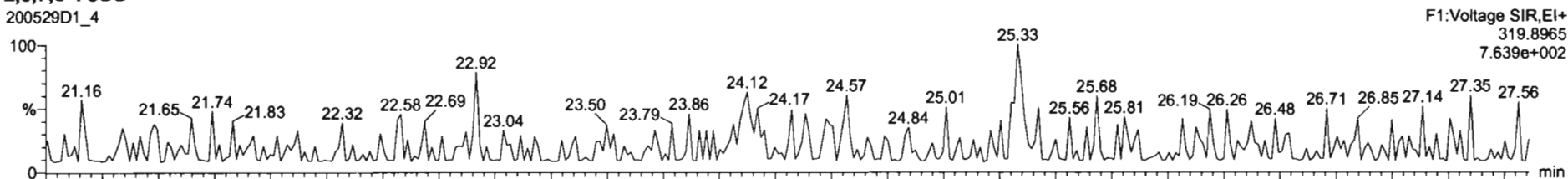
Dataset: U:\VG7.PRO\Results\200529D1\200529D1\_4.qld

Last Altered: Friday, May 29, 2020 16:46:29 Pacific Daylight Time  
Printed: Friday, May 29, 2020 16:48:15 Pacific Daylight Time

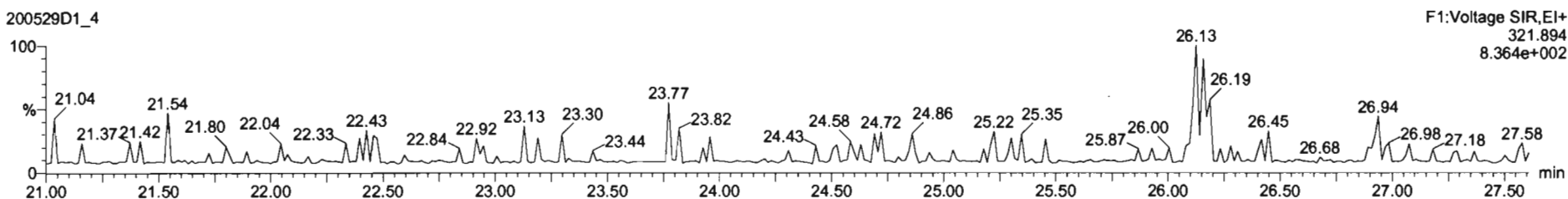
Method: C:\MassLynx\Default.PRO\MethDB\1613\_rrt.mdb 27 Apr 2020 14:17:24  
Calibration: U:\VG7.PRO\CurveDB\db-5\_1613vg7-3-9-20.cdb 09 Mar 2020 17:20:28

Name: 200529D1\_4, Date: 29-May-2020, Time: 15:59:32, ID: B0E0118-BLK1 Method Blank 10, Description: Method Blank


2,3,7,8-TCDD  
200529D1\_4



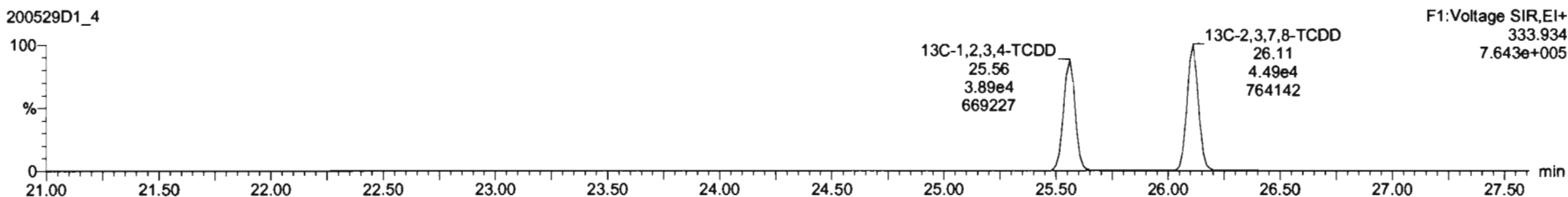
200529D1\_4



13C-2,3,7,8-TCDD  
200529D1\_4



200529D1\_4





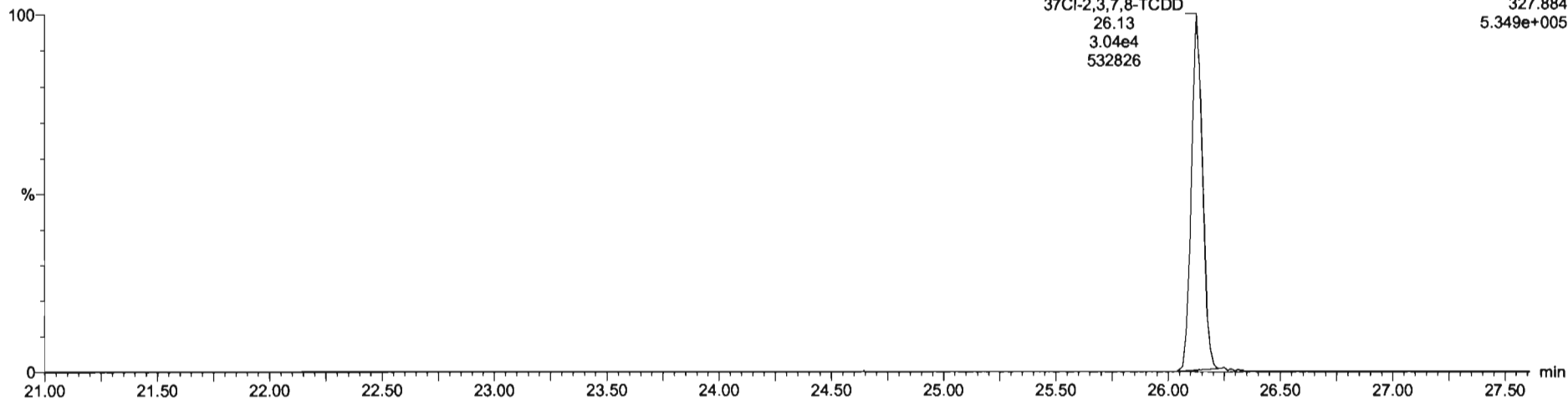
Dataset: U:\VG7.PRO\Results\200529D1\200529D1\_4.qld

Last Altered: Friday, May 29, 2020 16:46:29 Pacific Daylight Time  
Printed: Friday, May 29, 2020 16:48:15 Pacific Daylight Time

Name: 200529D1\_4, Date: 29-May-2020, Time: 15:59:32, ID: B0E0118-BLK1 Method Blank 10, Description: Method Blank


**37Cl-2,3,7,8-TCDD**

200529D1\_4

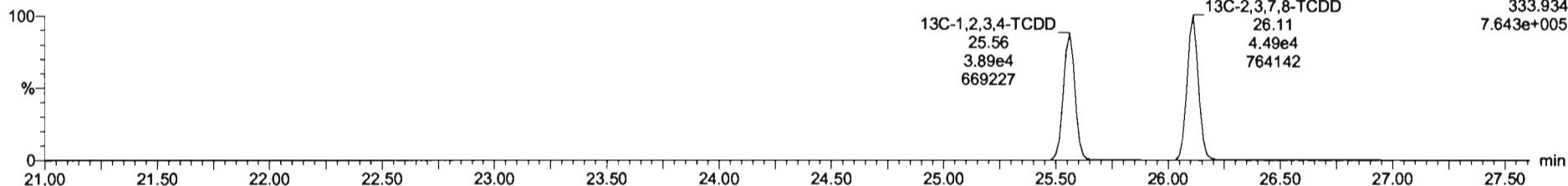


**13C-1,2,3,4-TCDD**

200529D1\_4



200529D1\_4



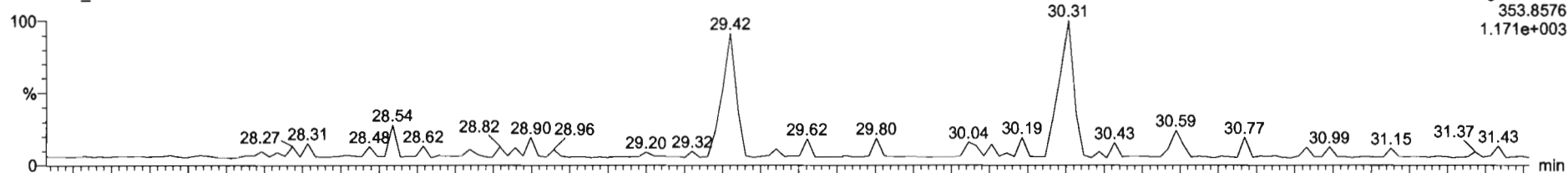
Dataset: U:\VG7.PRO\Results\200529D1\200529D1\_4.qld

Last Altered: Friday, May 29, 2020 16:46:29 Pacific Daylight Time  
Printed: Friday, May 29, 2020 16:48:15 Pacific Daylight Time

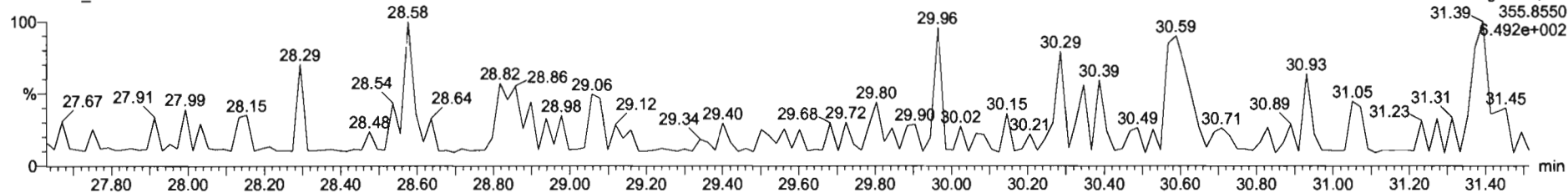
Name: 200529D1\_4, Date: 29-May-2020, Time: 15:59:32, ID: B0E0118-BLK1 Method Blank 10, Description: Method Blank

1,2,3,7,8-PeCDD

200529D1\_4




200529D1\_4

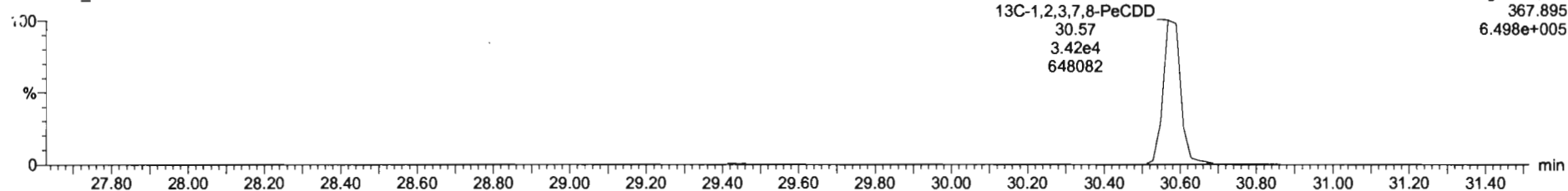


13C-1,2,3,7,8-PeCDD

200529D1\_4



200529D1\_4



Dataset: U:\VG7.PRO\Results\200529D1\200529D1\_4.qld

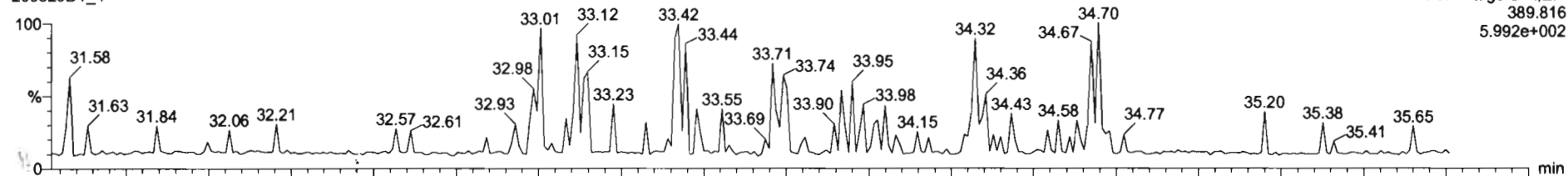
Last Altered: Friday, May 29, 2020 16:46:29 Pacific Daylight Time

Printed: Friday, May 29, 2020 16:48:15 Pacific Daylight Time

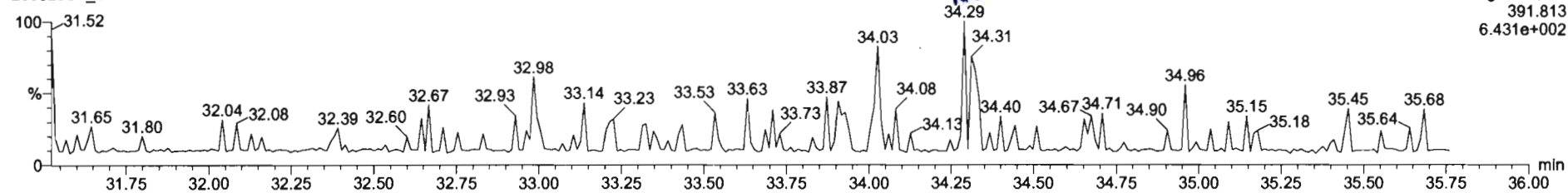
Name: 200529D1\_4, Date: 29-May-2020, Time: 15:59:32, ID: B0E0118-BLK1 Method Blank 10, Description: Method Blank

1,2,3,4,7,8-HxCDD

200529D1\_4

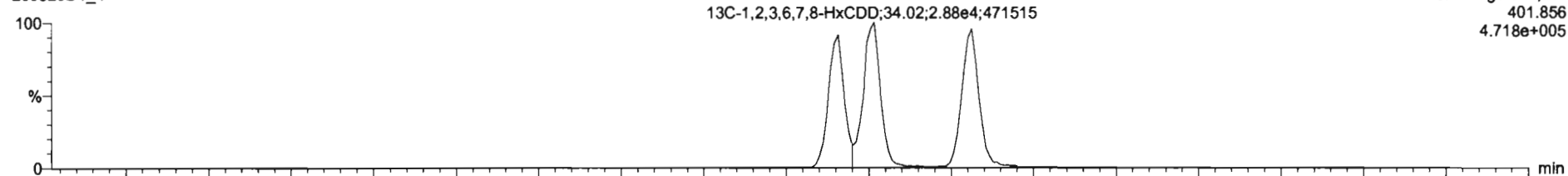


200529D1\_4

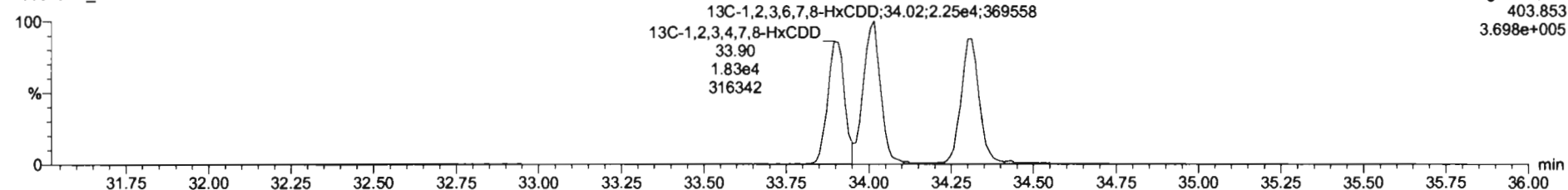


13C-1,2,3,4,7,8-HxCDD

200529D1\_4



200529D1\_4



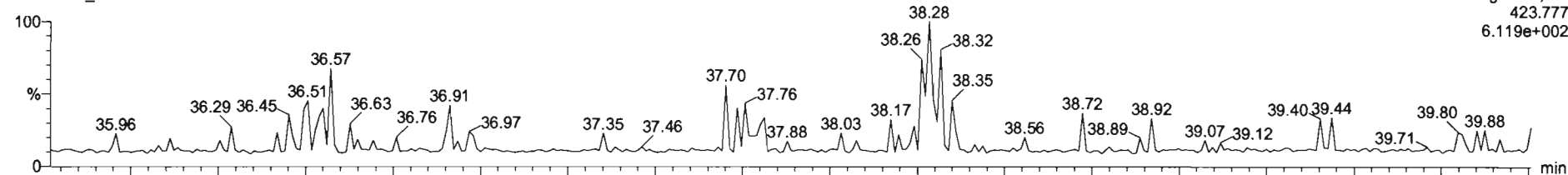
Dataset: U:\WG7.PRO\Results\200529D1\200529D1\_4.qid

Last Altered: Friday, May 29, 2020 16:46:29 Pacific Daylight Time  
Printed: Friday, May 29, 2020 16:48:15 Pacific Daylight Time

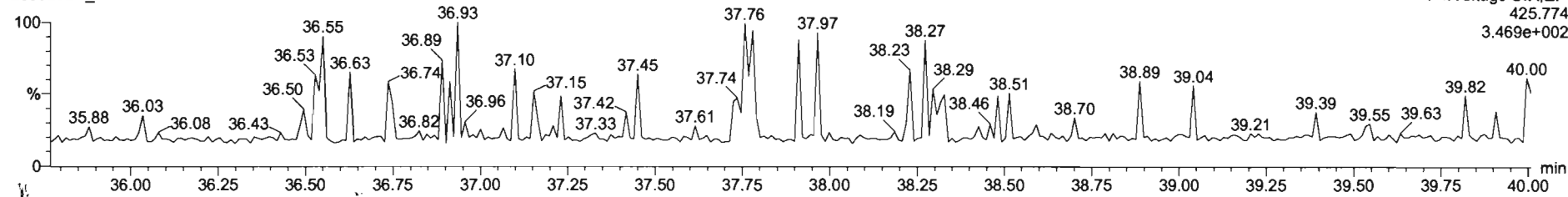
Name: 200529D1\_4, Date: 29-May-2020, Time: 15:59:32, ID: B0E0118-BLK1 Method Blank 10, Description: Method Blank

1,2,3,4,6,7,8-HpCDD

200529D1\_4

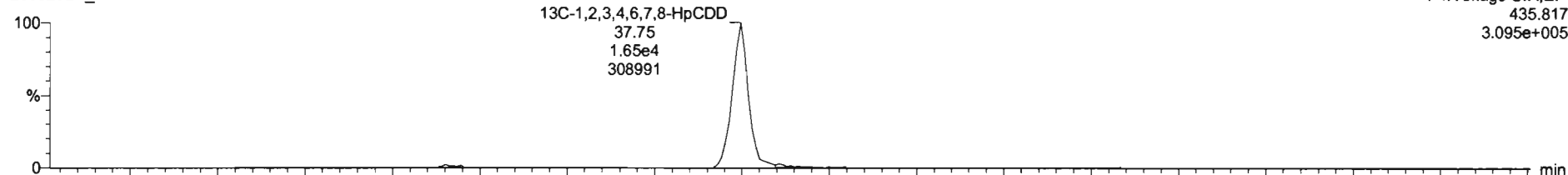


200529D1\_4

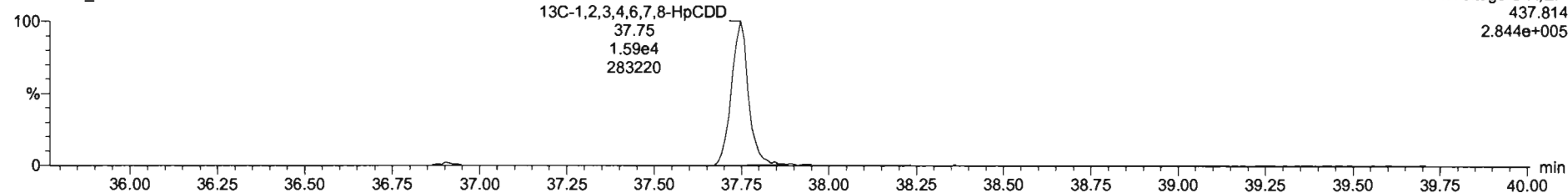


13C-1,2,3,4,6,7,8-HpCDD

200529D1\_4



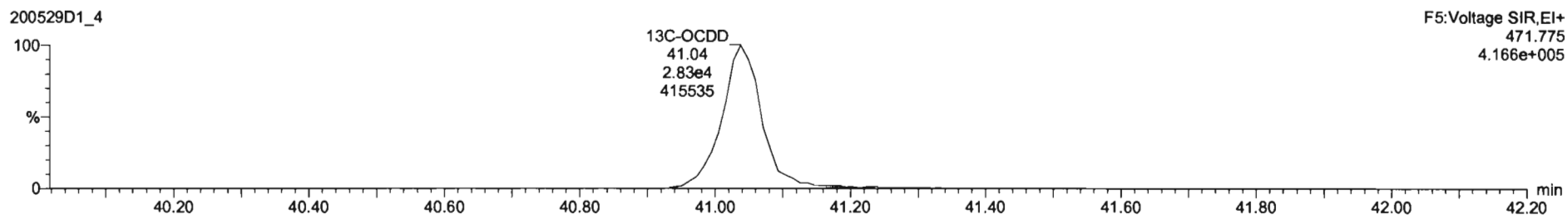
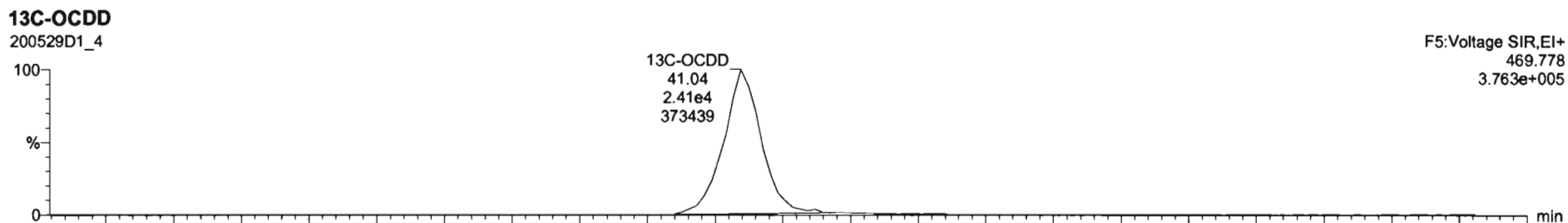
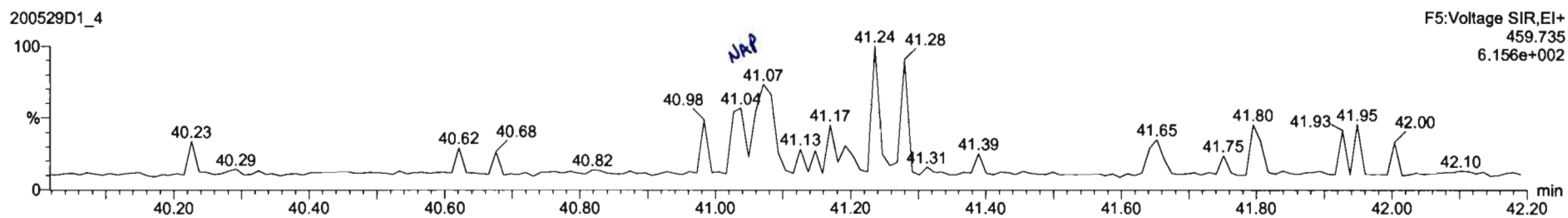
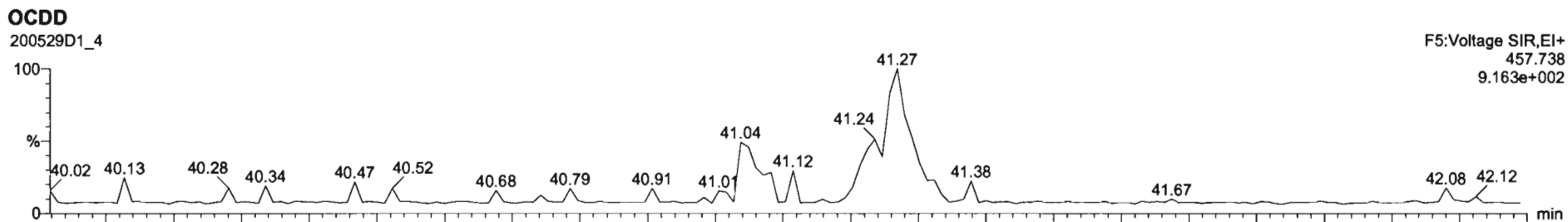
200529D1\_4



Dataset: U:\VG7.PRO\Results\200529D1\200529D1\_4.qld

Last Altered: Friday, May 29, 2020 16:46:29 Pacific Daylight Time  
Printed: Friday, May 29, 2020 16:48:15 Pacific Daylight Time

Name: 200529D1\_4, Date: 29-May-2020, Time: 15:59:32, ID: B0E0118-BLK1 Method Blank 10, Description: Method Blank

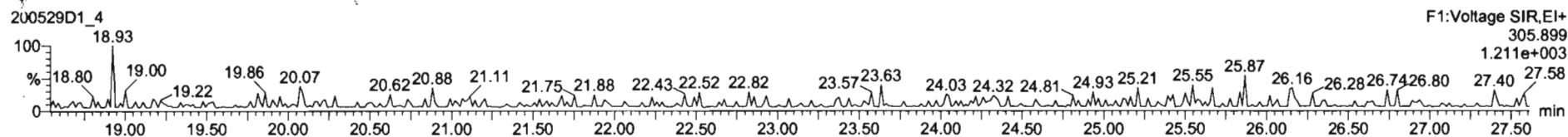
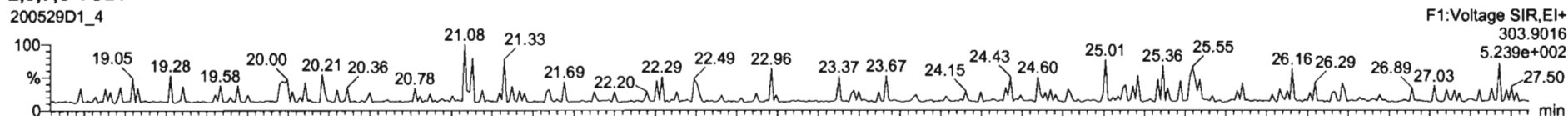


Dataset: U:\VG7.PRO\Results\200529D1\200529D1\_4.qld

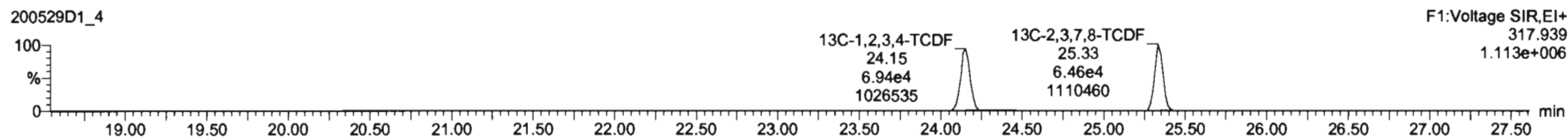

Last Altered: Friday, May 29, 2020 16:46:29 Pacific Daylight Time  
Printed: Friday, May 29, 2020 16:48:15 Pacific Daylight Time

Name: 200529D1\_4, Date: 29-May-2020, Time: 15:59:32, ID: B0E0118-BLK1 Method Blank 10, Description: Method Blank

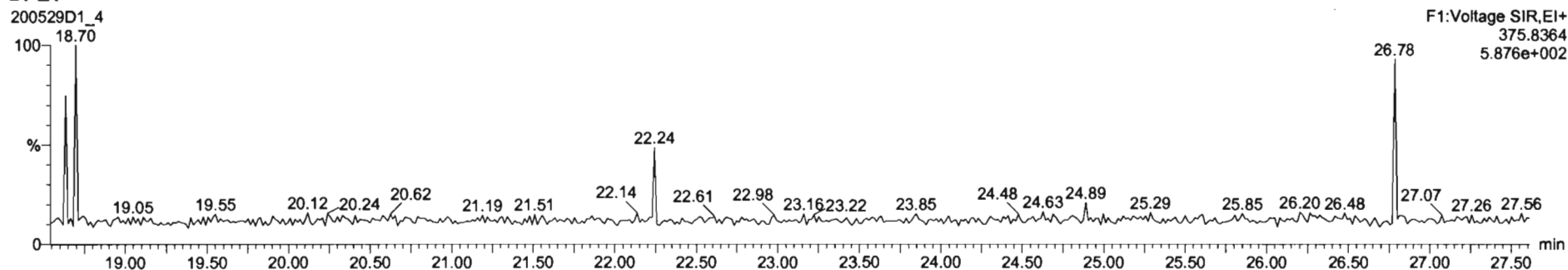
2,3,7,8-TCDF



13C-2,3,7,8-TCDF



DPE1



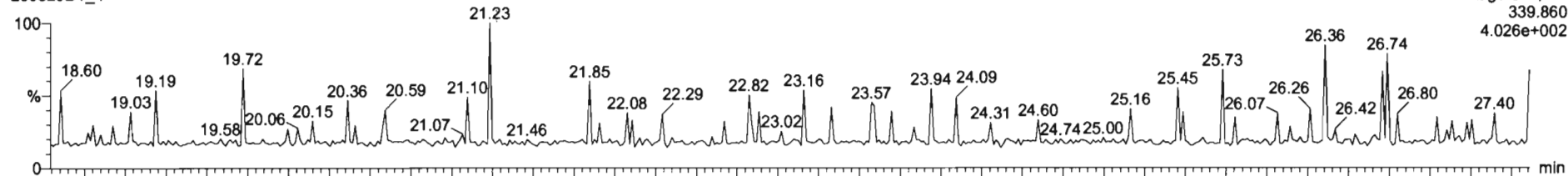
Dataset: U:\VG7.PRO\Results\200529D1\200529D1\_4.qld

Last Altered: Friday, May 29, 2020 16:46:29 Pacific Daylight Time  
Printed: Friday, May 29, 2020 16:48:15 Pacific Daylight Time

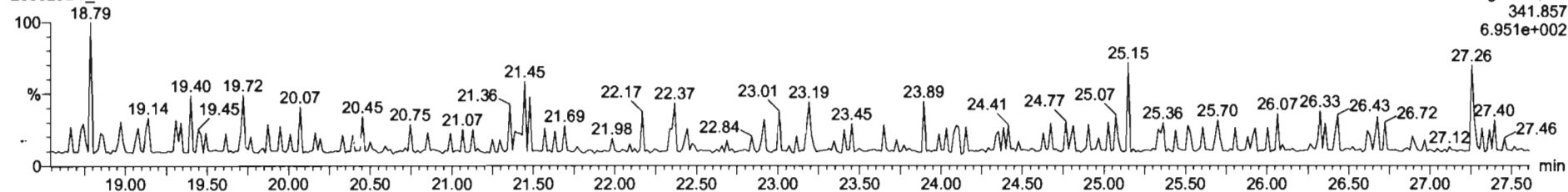
Name: 200529D1\_4, Date: 29-May-2020, Time: 15:59:32, ID: B0E0118-BLK1 Method Blank 10, Description: Method Blank

1st Func. Penta-Furans

200529D1\_4

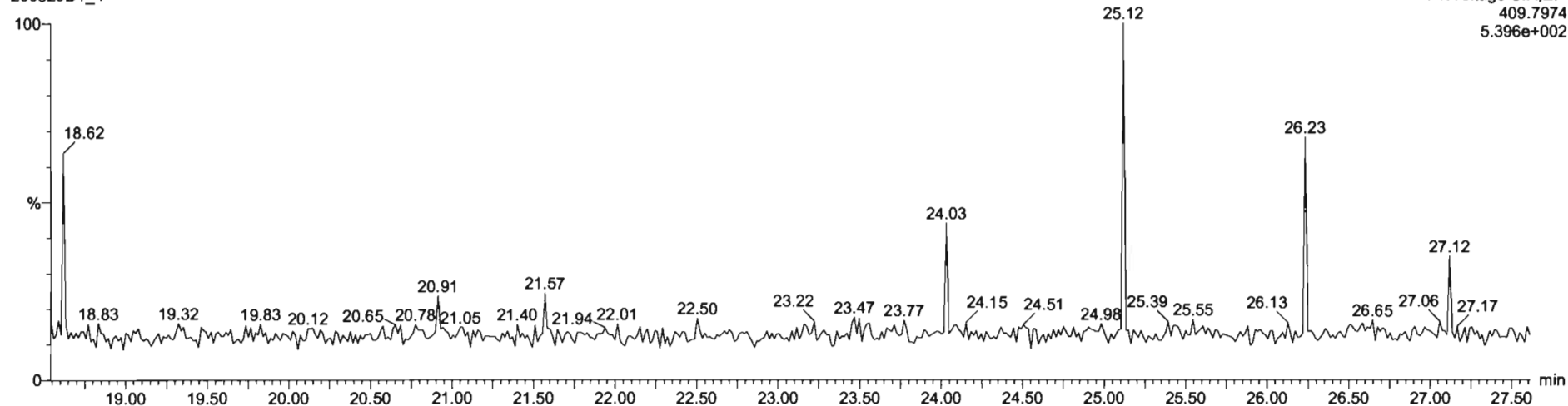


200529D1\_4



DPE6

200529D1\_4




Dataset: U:\VG7.PRO\Results\200529D1\200529D1\_4.qld

Last Altered: Friday, May 29, 2020 16:46:29 Pacific Daylight Time  
Printed: Friday, May 29, 2020 16:48:15 Pacific Daylight Time

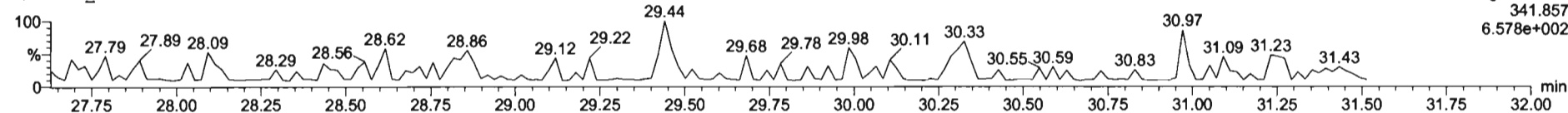
Name: 200529D1\_4, Date: 29-May-2020, Time: 15:59:32, ID: B0E0118-BLK1 Method Blank 10, Description: Method Blank

**1,2,3,7,8-PeCDF**

200529D1\_4




200529D1\_4




**13C-1,2,3,7,8-PeCDF**

200529D1\_4

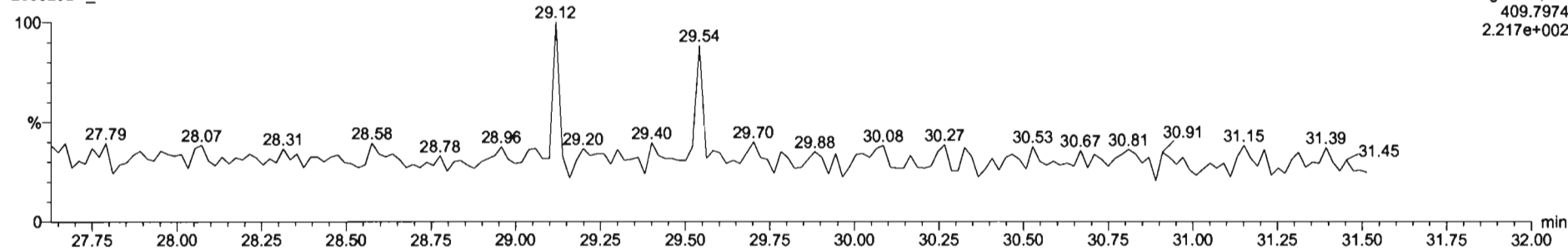


200529D1\_4

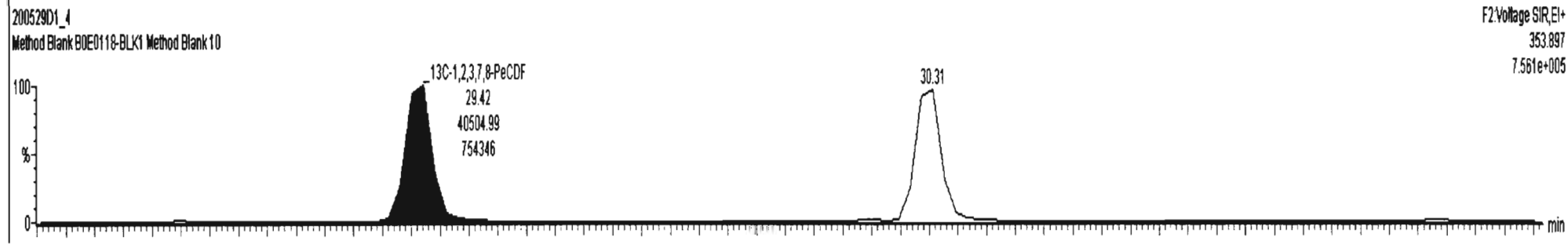
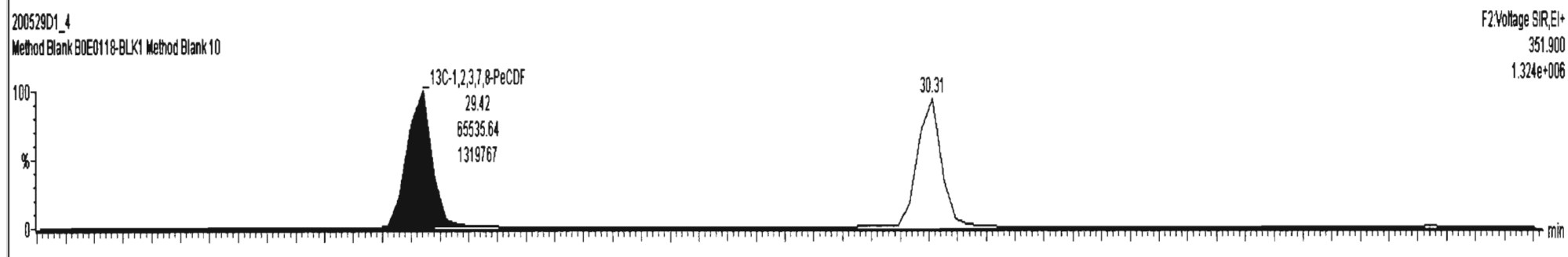
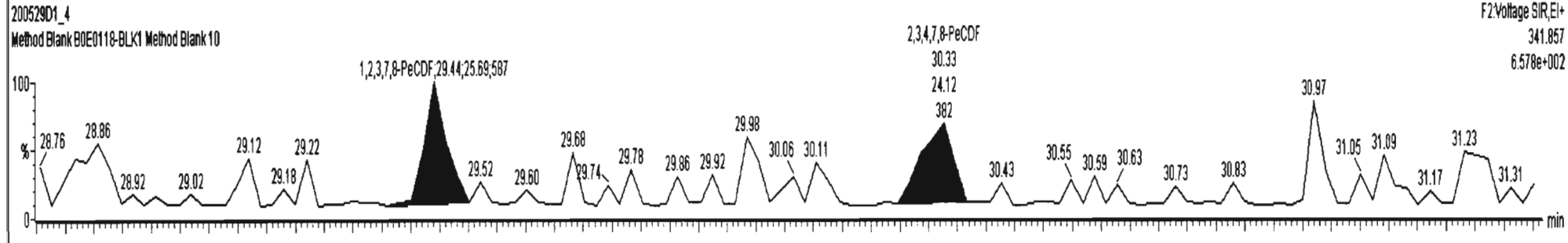
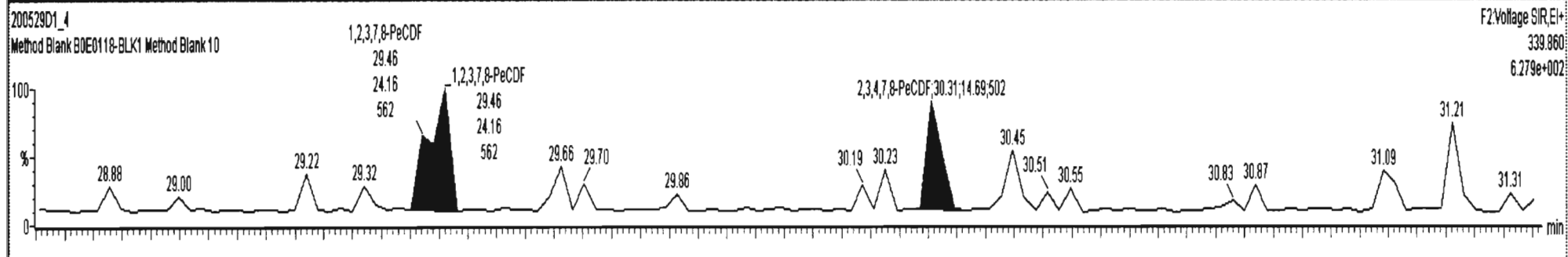


**DPE2**

200529D1\_4







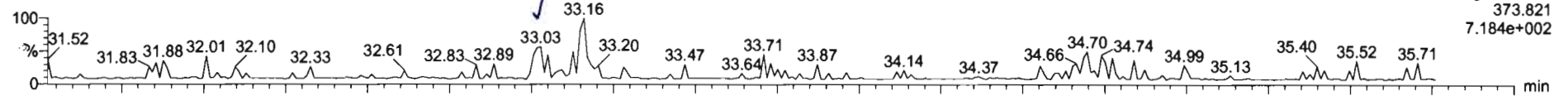
Dataset: U:\VG7.PRO\Results\200529D1\200529D1\_4.qld

Last Altered: Friday, May 29, 2020 16:46:29 Pacific Daylight Time  
Printed: Friday, May 29, 2020 16:48:15 Pacific Daylight Time

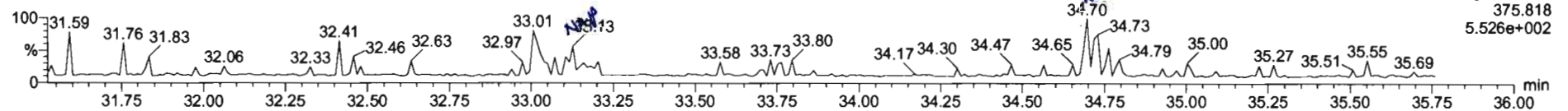
Name: 200529D1\_4, Date: 29-May-2020, Time: 15:59:32, ID: B0E0118-BLK1 Method Blank 10, Description: Method Blank

1,2,3,4,7,8-HxCDF

200529D1\_4

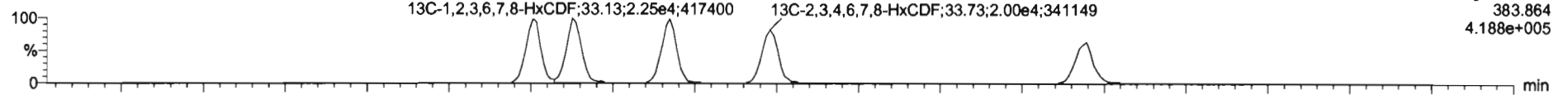


200529D1\_4

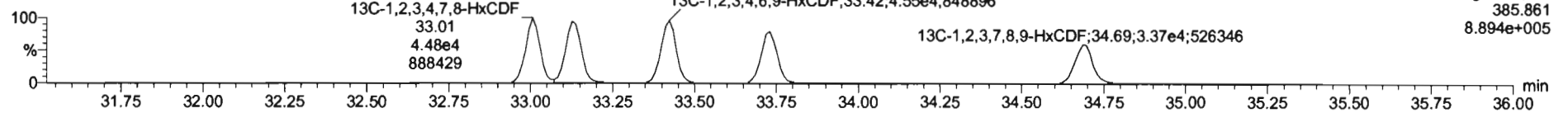


13C-1,2,3,4,7,8-HxCDF

200529D1\_4

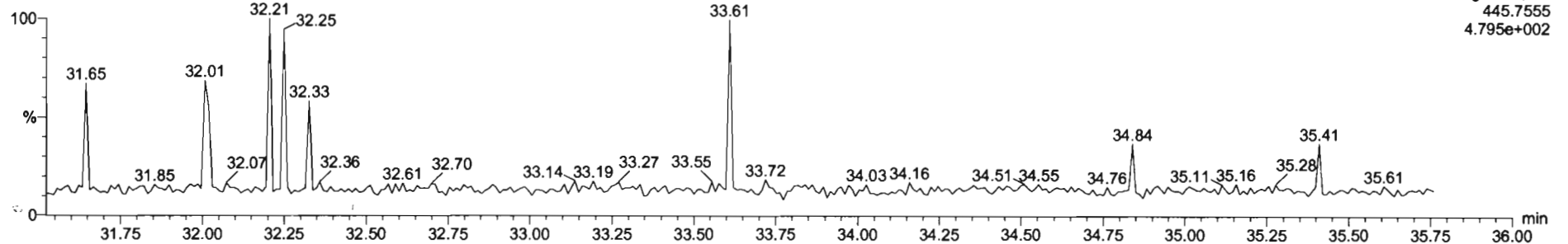


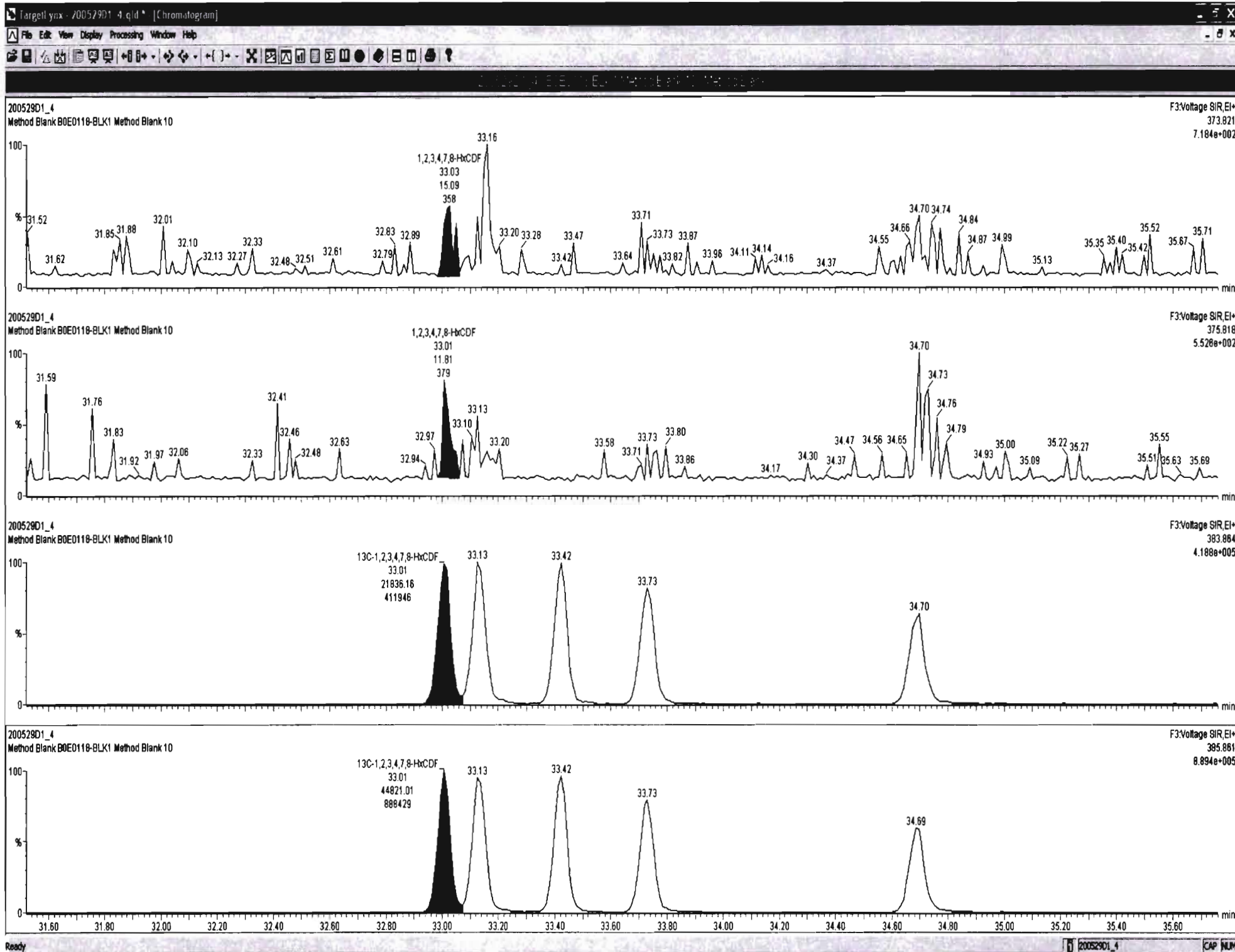
200529D1\_4



DPE3

200529D1\_4





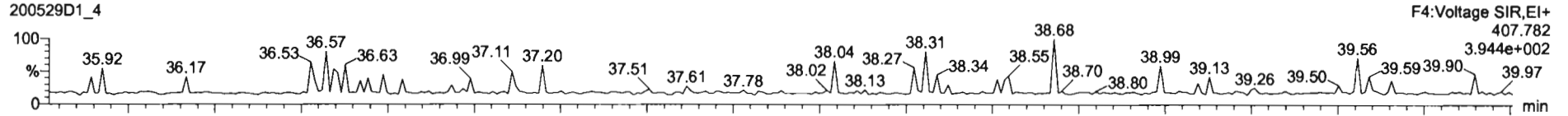
Dataset: U:\VG7.PRO\Results\200529D1\200529D1\_4.qld

Last Altered: Friday, May 29, 2020 16:46:29 Pacific Daylight Time  
Printed: Friday, May 29, 2020 16:48:15 Pacific Daylight Time

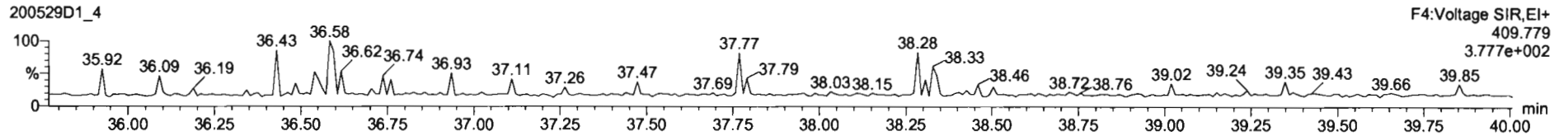
Name: 200529D1\_4, Date: 29-May-2020, Time: 15:59:32, ID: B0E0118-BLK1 Method Blank 10, Description: Method Blank

1,2,3,4,6,7,8-HpCDF

200529D1\_4

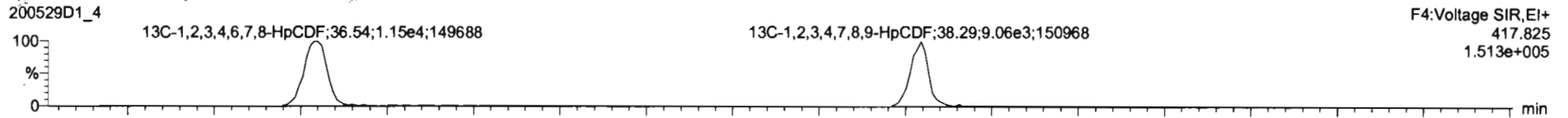


200529D1\_4

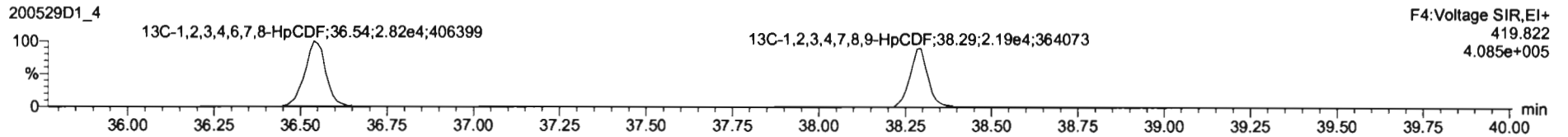


13C-1,2,3,4,6,7,8-HpCDF

200529D1\_4

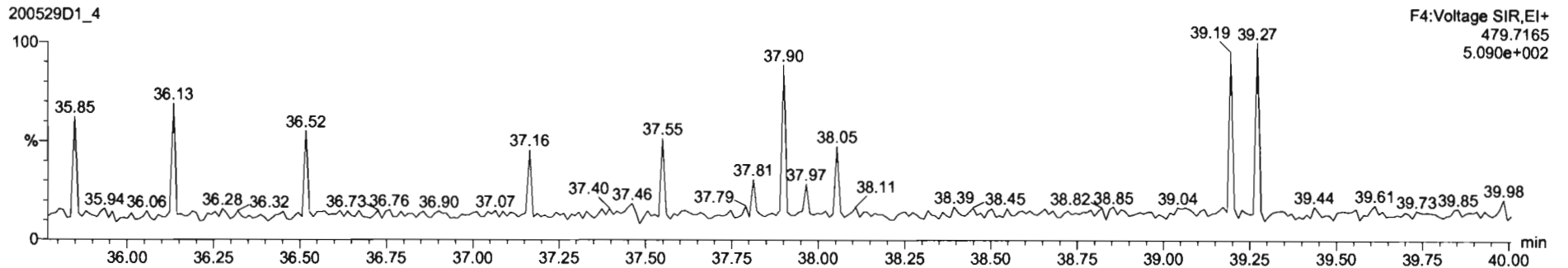


200529D1\_4



DPE4

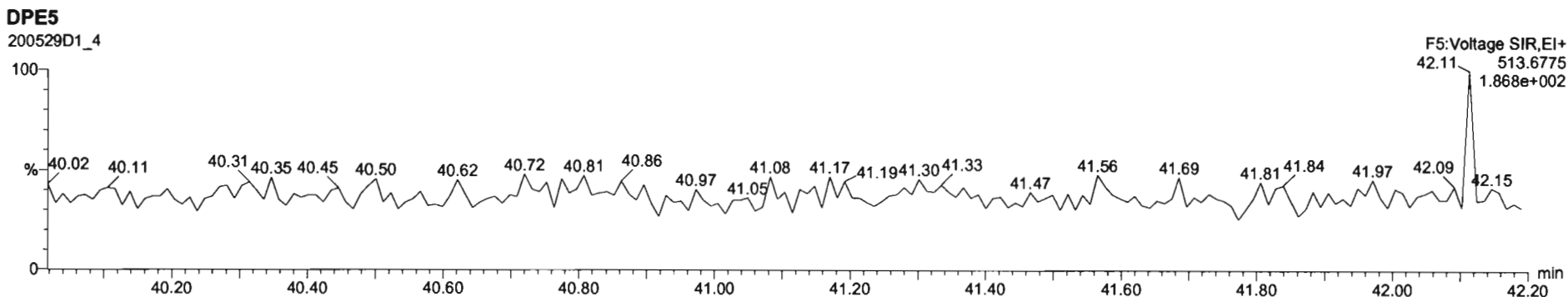
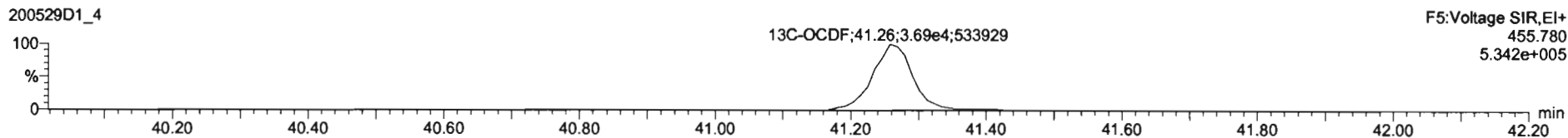
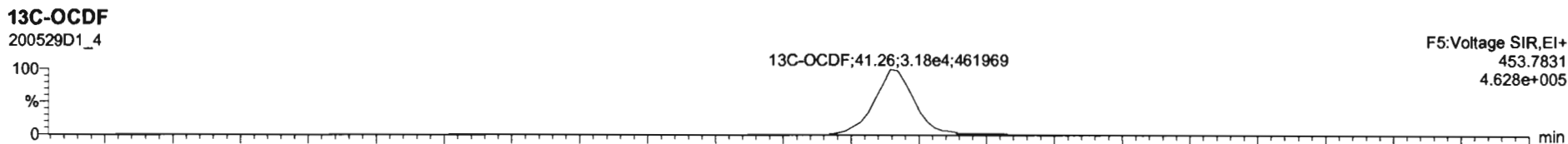
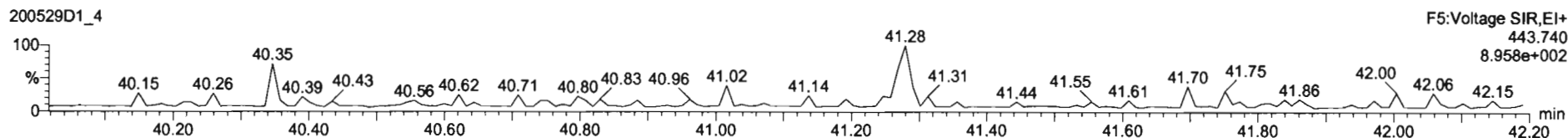
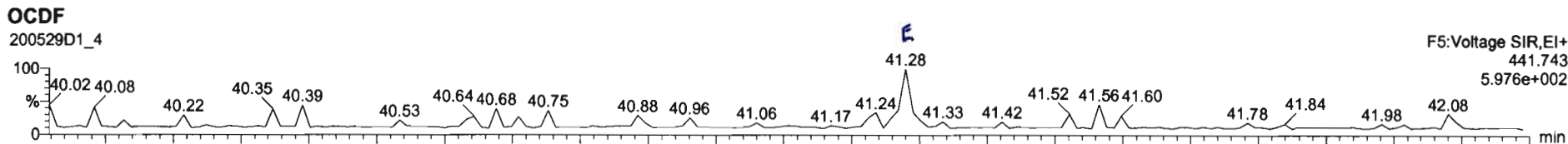
200529D1\_4

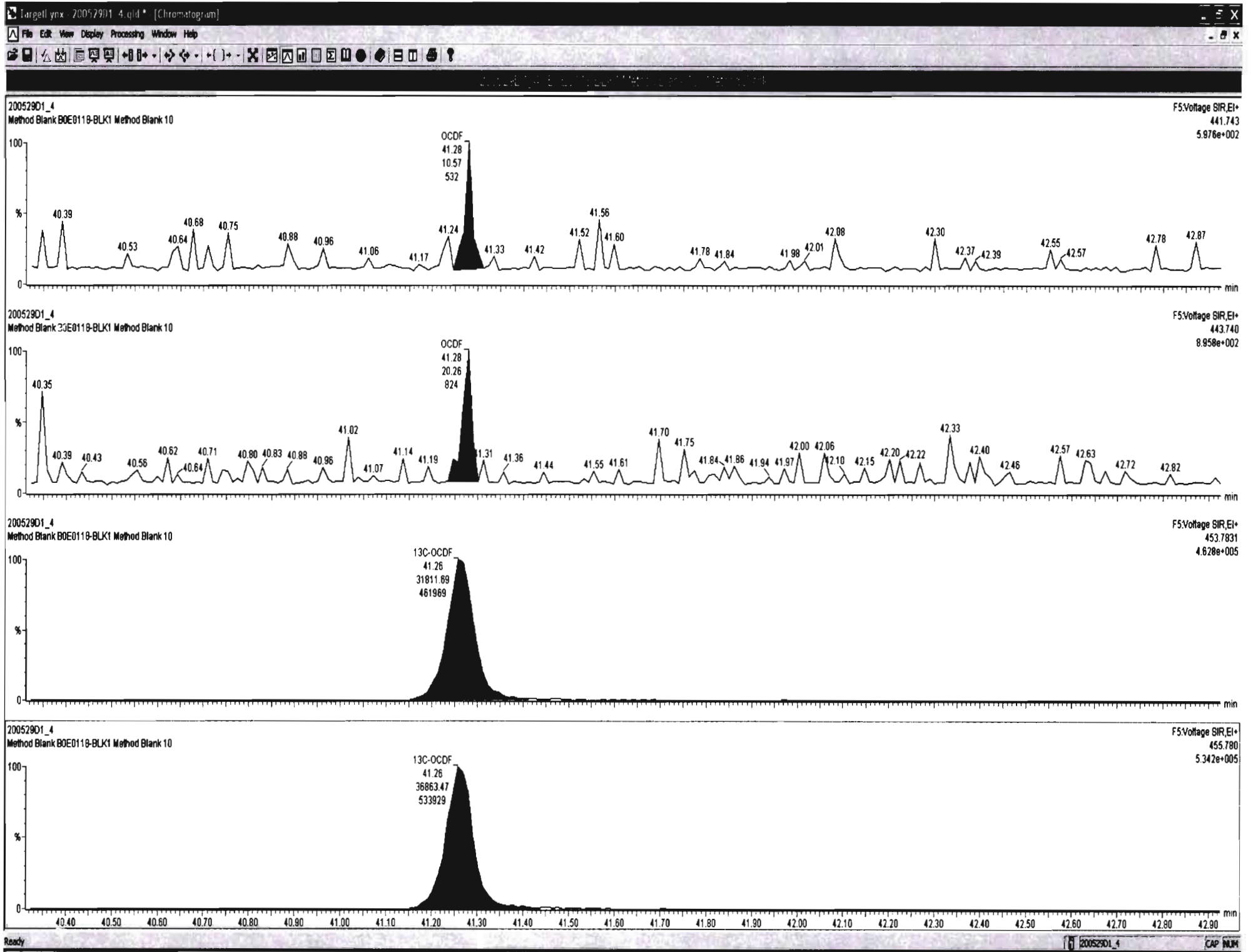


Dataset: U:\VG7.PRO\Results\200529D1\200529D1\_4.qld

Last Altered: Friday, May 29, 2020 16:46:29 Pacific Daylight Time  
Printed: Friday, May 29, 2020 16:48:15 Pacific Daylight Time

Name: 200529D1\_4, Date: 29-May-2020, Time: 15:59:32, ID: B0E0118-BLK1 Method Blank 10, Description: Method Blank

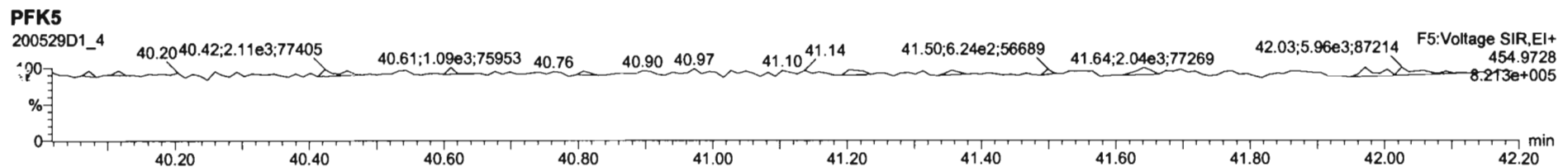
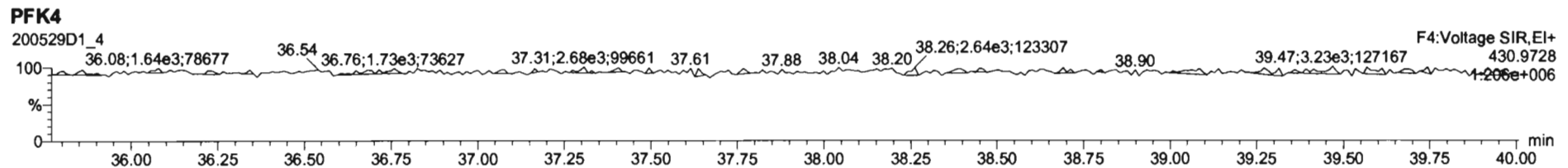
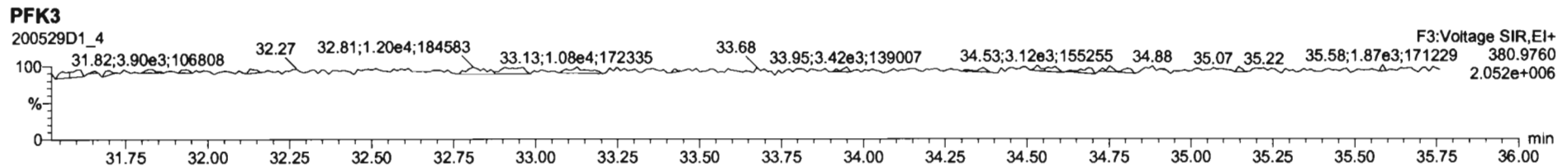
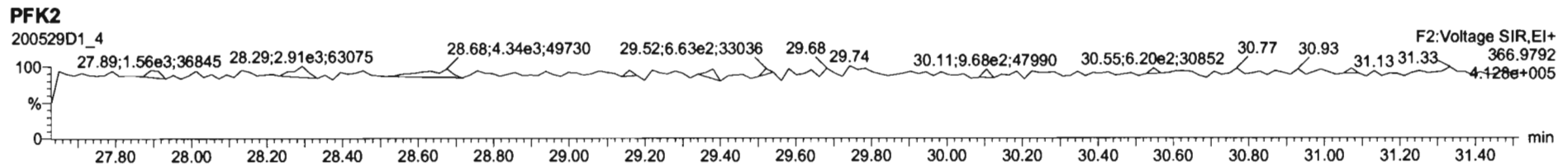
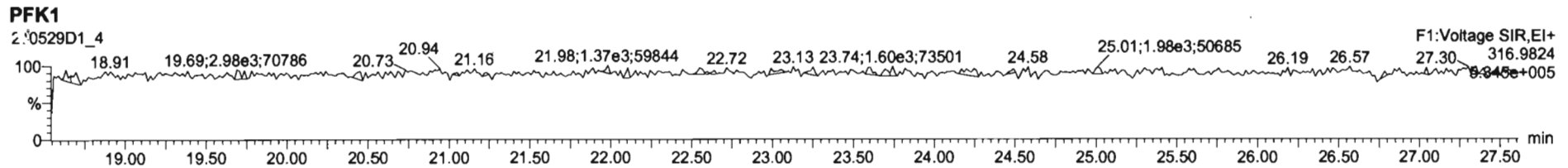




Dataset: U:\VG7.PRO\Results\200529D1\200529D1\_4.qld

Last Altered: Friday, May 29, 2020 16:46:29 Pacific Daylight Time  
Printed: Friday, May 29, 2020 16:48:15 Pacific Daylight Time

Name: 200529D1\_4, Date: 29-May-2020, Time: 15:59:32, ID: B0E0118-BLK1 Method Blank 10, Description: Method Blank



Dataset: U:\VG7.PRO\Results\200529D1\200529D1\_2.qld

Last Altered: Friday, May 29, 2020 15:43:13 Pacific Daylight Time  
Printed: Friday, May 29, 2020 15:47:55 Pacific Daylight Time

*DB 5/29/20 C7 cal 01/2020*

Method: C:\MassLynx\Default.PRO\MethDB\1613\_rrt.mdb 27 Apr 2020 14:17:24  
Calibration: U:\VG7.PRO\CurveDB\db-5\_1613vg7-3-9-20.cdb 09 Mar 2020 17:20:28

Name: 200529D1\_2, Date: 29-May-2020, Time: 14:29:12, ID: B0E0118-BS1 OPR 10, Description: OPR

#	Name	Resp	RA	n/y	RRF	wt/vol	Pred.RT	RT	Pred.RRT	RRT	Conc.	%Rec	DL	EMPC
1	1 2,3,7,8-TCDD	6.52e3	0.79	NO	0.987	10.000	26.143	26.14	1.001	1.001	17.528	87.6 <del>67</del> - 158	0.205	17.5
2	2 1,2,3,7,8-PeCDD	2.48e4	0.61	NO	0.982	10.000	30.609	30.61	1.001	1.001	94.756	94.8 <del>70</del> - 142	0.395	94.8
3	3 1,2,3,4,7,8-HxCDD	2.04e4	1.31	NO	1.17	10.000	33.916	33.92	1.000	1.000	83.648	83.6 <del>70</del> - 164	0.418	83.6
4	4 1,2,3,6,7,8-HxCDD	2.04e4	1.22	NO	1.04	10.000	34.005	34.03	1.000	1.001	80.819	80.8 <del>76</del> - 134	0.418	80.8
5	5 1,2,3,7,8,9-HxCDD	1.92e4	1.26	NO	1.00	10.000	34.335	34.32	1.001	1.001	83.869	83.9 <del>64</del> - 162	0.477	83.9
6	6 1,2,3,4,6,7,8-HpCDD	1.44e4	1.02	NO	0.992	10.000	37.758	37.76	1.000	1.000	92.669	92.7 <del>70</del> - 140	0.606	92.7
7	7 OCDD	2.29e4	0.88	NO	1.04	10.000	41.038	41.05	1.000	1.000	172.60	86.3 <del>78</del> - 144	0.843	173
8	8 2,3,7,8-TCDF	7.68e3	0.75	NO	0.882	10.000	25.372	25.38	1.001	1.001	16.185	80.9 <del>75</del> - 158	0.166	16.2
9	9 1,2,3,7,8-PeCDF	4.33e4	1.59	NO	1.05	10.000	29.441	29.44	1.001	1.001	80.141	80.1 <del>80</del> - 134	0.173	80.1
10	10 2,3,4,7,8-PeCDF	4.28e4	1.65	NO	1.06	10.000	30.337	30.33	1.001	1.001	80.067	80.1 <del>68</del> - 160	0.176	80.1
11	11 1,2,3,4,7,8-HxCDF	2.73e4	1.24	NO	1.08	10.000	33.006	33.02	1.000	1.000	79.898	79.9 <del>72</del> - 134	0.457	79.9
12	12 1,2,3,6,7,8-HxCDF	2.84e4	1.22	NO	1.04	10.000	33.148	33.15	1.000	1.000	84.342	84.3 <del>84</del> - 130	0.471	84.3
13	13 2,3,4,6,7,8-HxCDF	2.81e4	1.22	NO	1.11	10.000	33.753	33.74	1.001	1.001	84.562	84.6 <del>70</del> - 156	0.520	84.6
14	14 1,2,3,7,8,9-HxCDF	2.17e4	1.19	NO	1.06	10.000	34.685	34.70	1.000	1.000	84.071	84.1 <del>78</del> - 150	0.747	84.1
15	15 1,2,3,4,6,7,8-HpCDF	1.76e4	1.02	NO	1.13	10.000	36.587	36.56	1.001	1.000	83.421	83.4 <del>82</del> - 122	1.02	83.4
16	16 1,2,3,4,7,8,9-HpCDF	1.59e4	0.99	NO	1.33	10.000	38.284	38.30	1.000	1.000	82.569	82.6 <del>78</del> - 138	0.900	82.6
17	17 OCDF	2.72e4	0.90	NO	0.933	10.000	41.258	41.27	1.000	1.000	172.42	86.2 <del>63</del> - 170	0.693	172
18	18 13C-2,3,7,8-TCDD	7.54e4	0.81	NO	1.21	10.000	26.226	26.11	1.026	1.022	175.25	87.6 <del>20</del> - 175	0.696	
19	19 13C-1,2,3,7,8-PeCDD	5.32e4	0.63	NO	0.996	10.000	30.724	30.59	1.202	1.197	149.97	75.0 <del>21</del> - 227	0.506	
20	20 13C-1,2,3,4,7,8-HxCDD	4.15e4	1.29	NO	0.679	10.000	33.891	33.91	1.014	1.014	177.23	88.6 <del>21</del> - 193	0.994	
21	21 13C-1,2,3,6,7,8-HxCDD	4.86e4	1.33	NO	0.850	10.000	34.001	34.00	1.017	1.017	165.79	82.9 <del>25</del> - 163	0.794	
22	22 13C-1,2,3,7,8,9-HxCDD	4.56e4	1.27	NO	0.798	10.000	34.272	34.30	1.025	1.026	165.21	82.6 <del>21</del> - 193	0.845	
23	23 13C-1,2,3,4,6,7,8-HpCDD	3.14e4	1.07	NO	0.697	10.000	37.735	37.75	1.129	1.129	130.39	65.2 <del>26</del> - 166	1.29	
24	24 13C-OCDD	5.12e4	0.89	NO	0.579	10.000	40.756	41.04	1.219	1.228	256.12	64.0 <del>13</del> - 198	0.949	
25	25 13C-2,3,7,8-TCDF	1.08e5	0.75	NO	1.13	10.000	25.305	25.35	0.990	0.992	155.55	77.8 <del>22</del> - 152	0.789	
26	26 13C-1,2,3,7,8-PeCDF	1.03e5	1.64	NO	0.996	10.000	29.541	29.42	1.156	1.151	169.11	84.6 <del>21</del> - 192	0.563	
27	27 13C-2,3,4,7,8-PeCDF	1.01e5	1.61	NO	0.969	10.000	30.443	30.31	1.191	1.186	169.57	84.8 <del>13</del> - 328	0.579	
28	28 13C-1,2,3,4,7,8-HxCDF	6.31e4	0.50	NO	1.06	10.000	33.022	33.01	0.988	0.988	172.71	86.4 <del>19</del> - 202	1.11	
29	29 13C-1,2,3,6,7,8-HxCDF	6.47e4	0.48	NO	1.18	10.000	33.156	33.14	0.992	0.991	159.39	79.7 <del>21</del> - 159	0.995	
30	30 13C-2,3,4,6,7,8-HxCDF	5.98e4	0.49	NO	1.06	10.000	33.727	33.72	1.009	1.009	163.84	81.9 <del>22</del> - 176	1.11	
31	31 13C-1,2,3,7,8,9-HxCDF	4.89e4	0.49	NO	0.879	10.000	34.626	34.69	1.036	1.038	160.92	80.5 <del>17</del> - 205	1.33	



Dataset: U:\VG7.PRO\Results\200529D1\200529D1\_2.qld

Last Altered: Friday, May 29, 2020 15:43:13 Pacific Daylight Time

Printed: Friday, May 29, 2020 15:47:55 Pacific Daylight Time

Name: 200529D1\_2, Date: 29-May-2020, Time: 14:29:12, ID: B0E0118-BS1 OPR 10, Description: OPR

#	Name	Resp	RA	n/y	RRF	wt/vol	Pred.RT	RT	Pred.RRT	RRT	Conc.	%Rec	Di	EMPC
32	13C-1,2,3,4,6,7,8-HpCDF	3.73e4	0.42	NO	0.893	10.000	36.331	36.55	1.087	1.094	121.08	60.5 <i>21-158</i>	0.968	
33	13C-1,2,3,4,7,8,9-HpCDF	2.89e4	0.41	NO	0.613	10.000	38.336	38.28	1.147	1.145	136.60	68.3 <i>20-186</i>	1.41	
34	13C-OCDF	6.76e4	0.84	NO	0.741	10.000	40.910	41.26	1.224	1.234	263.94	66.0 <i>13-198</i>	0.805	
35	37Cl-2,3,7,8-TCDD	3.23e4			1.18	10.000	26.223	26.13	1.026	1.022	76.747	95.9 <i>31-191</i>	0.210	
36	13C-1,2,3,4-TCDD	7.13e4	0.83	NO	1.00	10.000	25.480	25.56	1.000	1.000	200.00	100	0.840	
37	13C-1,2,3,4-TCDF	1.23e5	0.76	NO	1.00	10.000	24.020	24.15	1.000	1.000	200.00	100	0.889	
38	13C-1,2,3,4,6,9-HxCDF	6.91e4	0.47	NO	1.00	10.000	33.530	33.42	1.000	1.000	200.00	100	1.17	

Dataset: U:\VG7.PRO\Results\200529D1\200529D1\_2.qld

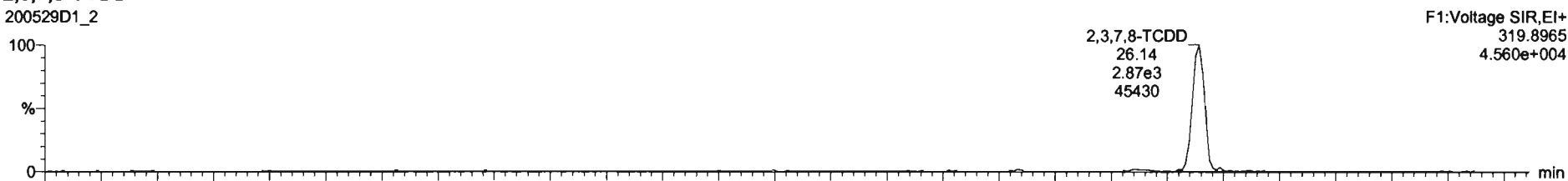
Last Altered: Friday, May 29, 2020 15:33:33 Pacific Daylight Time  
Printed: Friday, May 29, 2020 15:35:05 Pacific Daylight Time

Method: C:\MassLynx\Default.PRO\MethDB\1613\_rrt.mdb 27 Apr 2020 14:17:24  
Calibration: U:\VG7.PRO\CurveDB\db-5\_1613vg7-3-9-20.cdb 09 Mar 2020 17:20:28

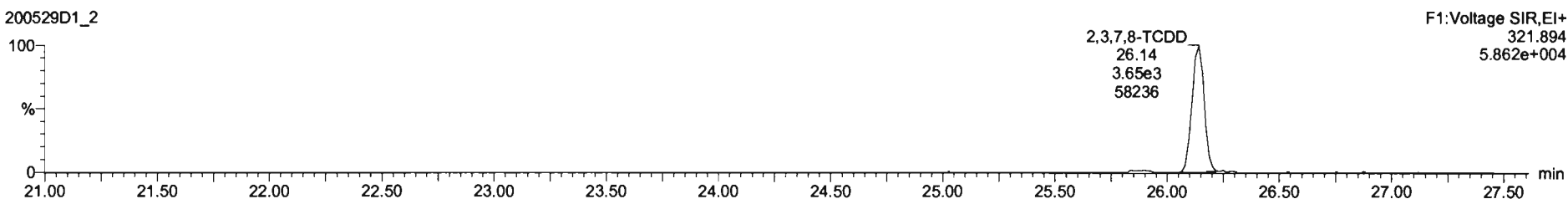
Name: 200529D1\_2, Date: 29-May-2020, Time: 14:29:12, ID: B0E0118-BS1 OPR 10, Description: OPR

**2,3,7,8-TCDD**

200529D1\_2

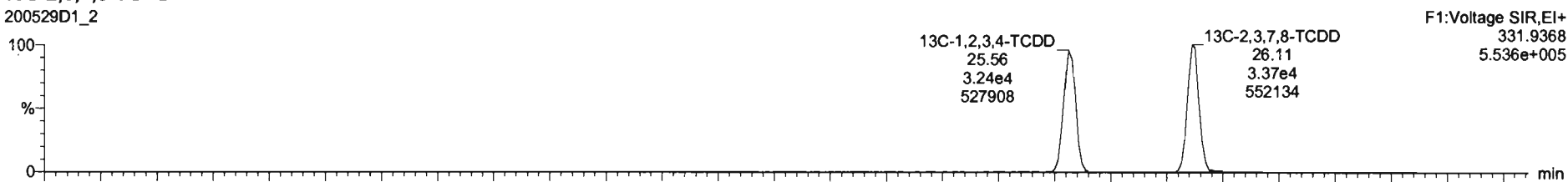


200529D1\_2

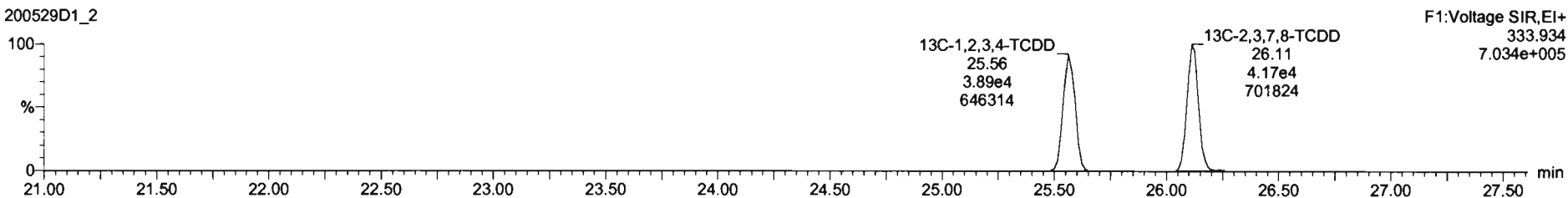


**13C-2,3,7,8-TCDD**

200529D1\_2



200529D1\_2



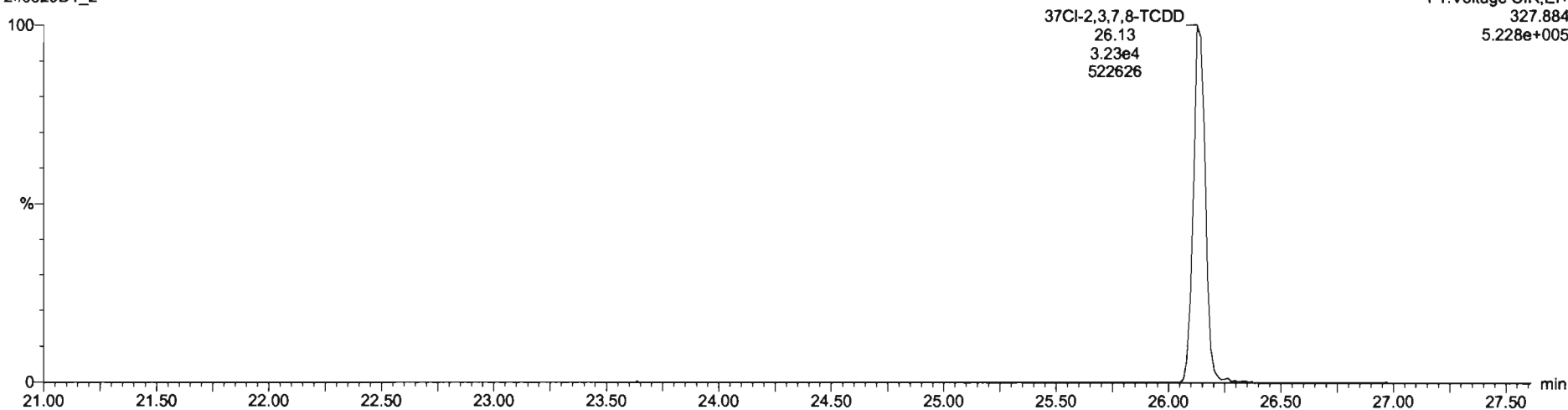
Dataset: U:\VG7.PRO\Results\200529D1\200529D1\_2.qld

Last Altered: Friday, May 29, 2020 15:33:33 Pacific Daylight Time  
Printed: Friday, May 29, 2020 15:35:05 Pacific Daylight Time

Name: 200529D1\_2, Date: 29-May-2020, Time: 14:29:12, ID: B0E0118-BS1 OPR 10, Description: OPR


**37Cl-2,3,7,8-TCDD**

200529D1\_2




**13C-1,2,3,4-TCDD**

200529D1\_2



200529D1\_2




Dataset: U:\VG7.PRO\Results\200529D1\200529D1\_2.qld

Last Altered: Friday, May 29, 2020 15:33:33 Pacific Daylight Time  
Printed: Friday, May 29, 2020 15:35:05 Pacific Daylight Time

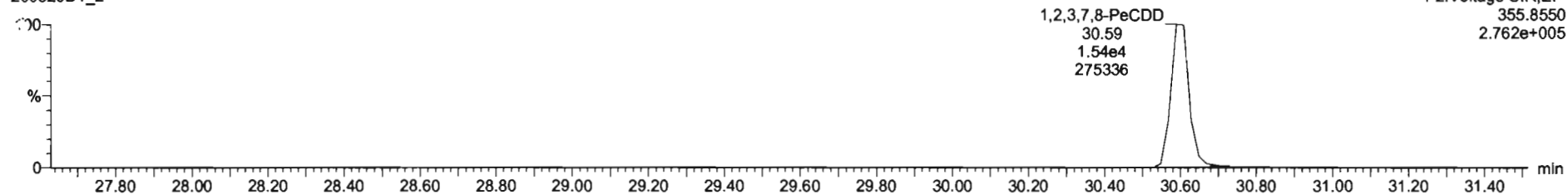
Name: 200529D1\_2, Date: 29-May-2020, Time: 14:29:12, ID: B0E0118-BS1 OPR 10, Description: OPR

**1,2,3,7,8-PeCDD**

200529D1\_2




200529D1\_2

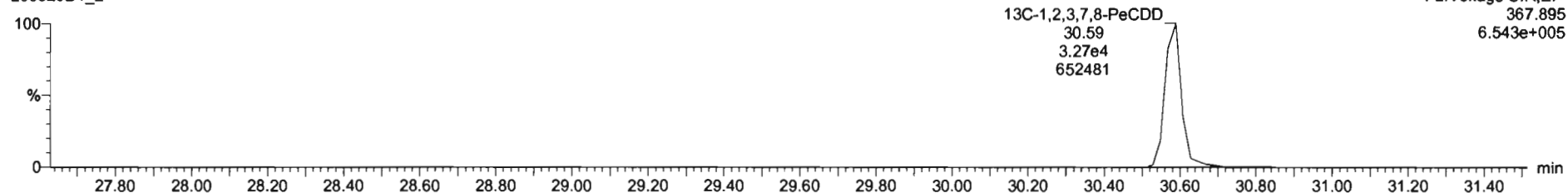


**13C-1,2,3,7,8-PeCDD**

200529D1\_2



200529D1\_2



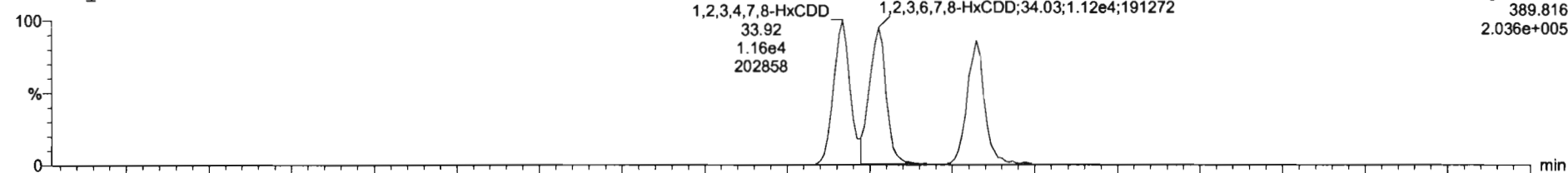
Dataset: U:\VG7.PRO\Results\200529D1\200529D1\_2.qld

Last Altered: Friday, May 29, 2020 15:33:33 Pacific Daylight Time  
Printed: Friday, May 29, 2020 15:35:05 Pacific Daylight Time

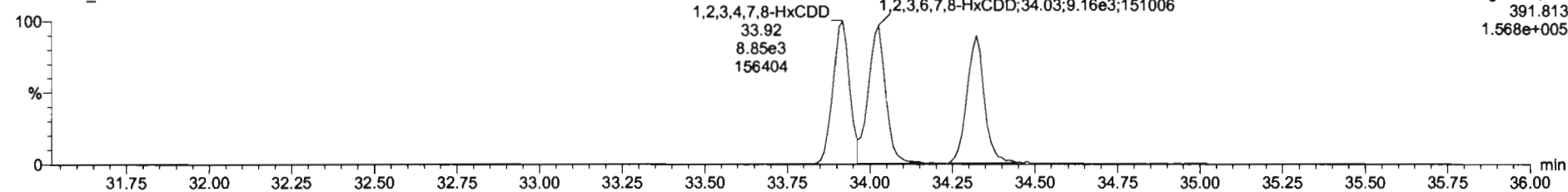
Name: 200529D1\_2, Date: 29-May-2020, Time: 14:29:12, ID: B0E0118-BS1 OPR 10, Description: OPR

1,2,3,4,7,8-HxCDD

200529D1\_2

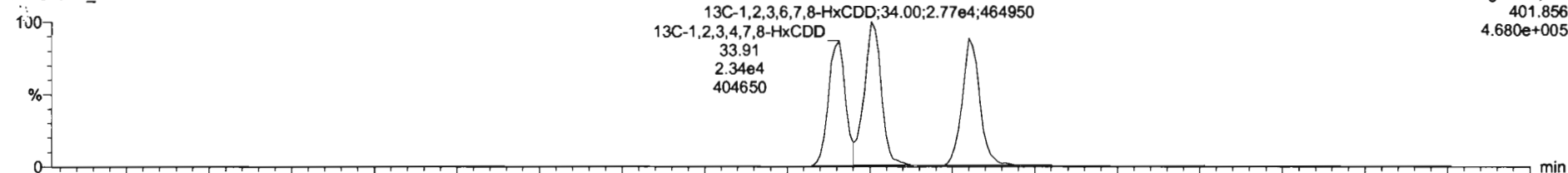


200529D1\_2

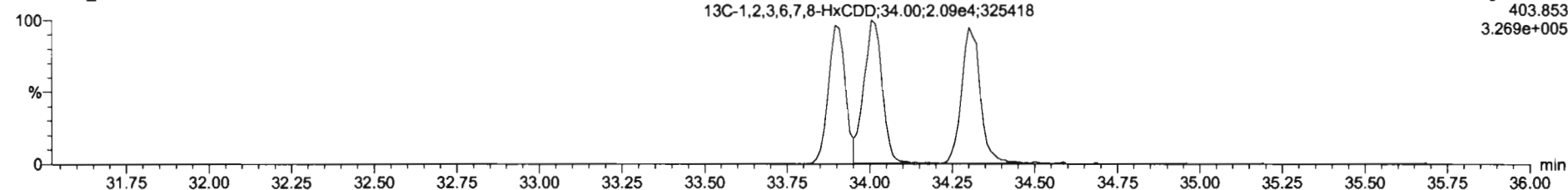


13C-1,2,3,4,7,8-HxCDD

200529D1\_2



200529D1\_2



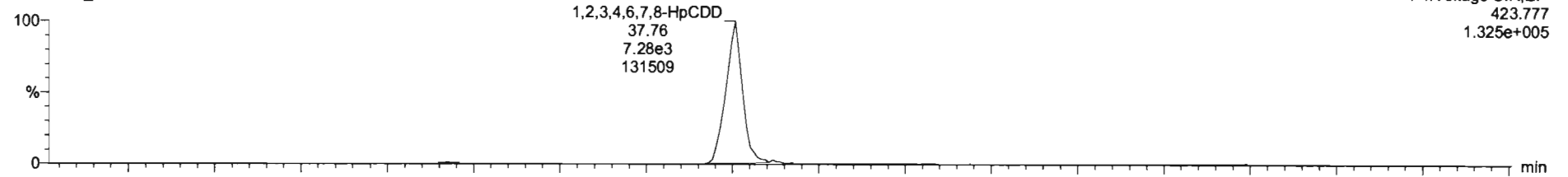
Dataset: U:\VG7.PRO\Results\200529D1\200529D1\_2.qld

Last Altered: Friday, May 29, 2020 15:33:33 Pacific Daylight Time  
Printed: Friday, May 29, 2020 15:35:05 Pacific Daylight Time

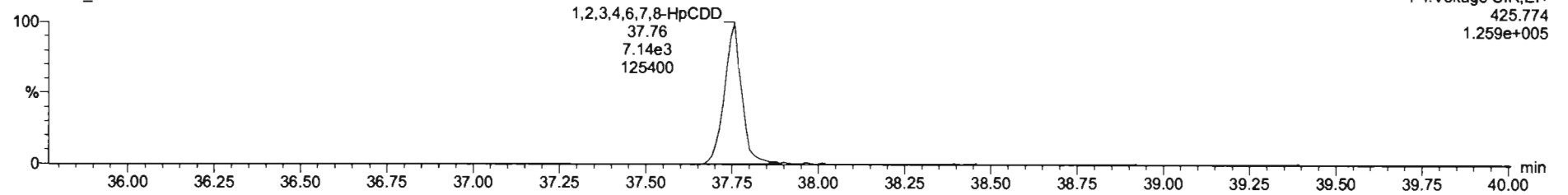
Name: 200529D1\_2, Date: 29-May-2020, Time: 14:29:12, ID: B0E0118-BS1 OPR 10, Description: OPR

1,2,3,4,6,7,8-HpCDD

200529D1\_2

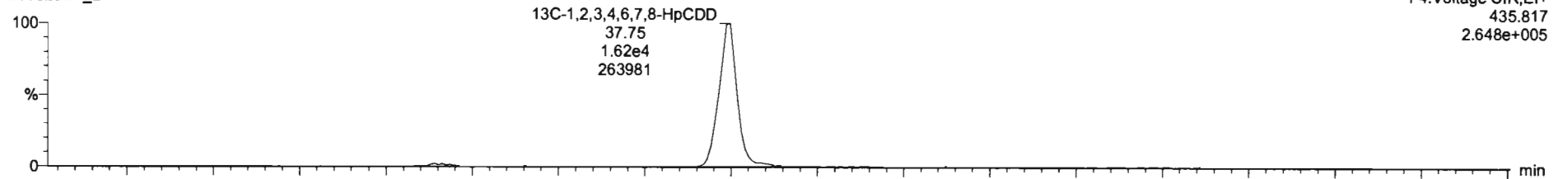


200529D1\_2

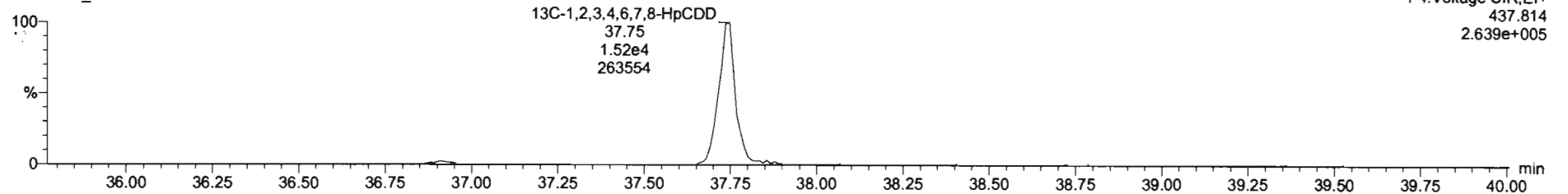


13C-1,2,3,4,6,7,8-HpCDD

200529D1\_2



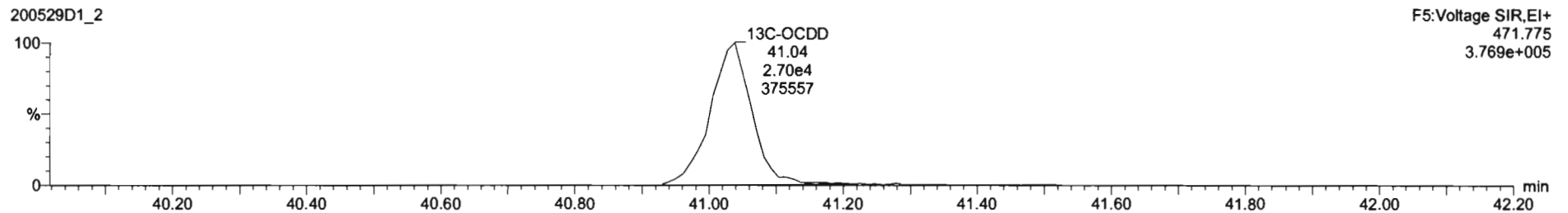
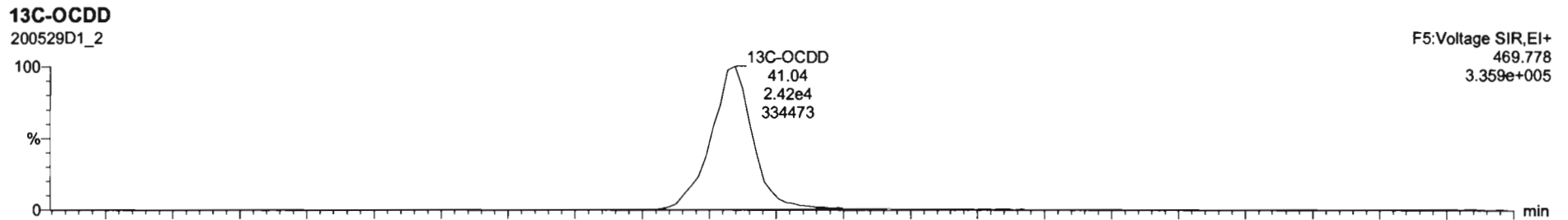
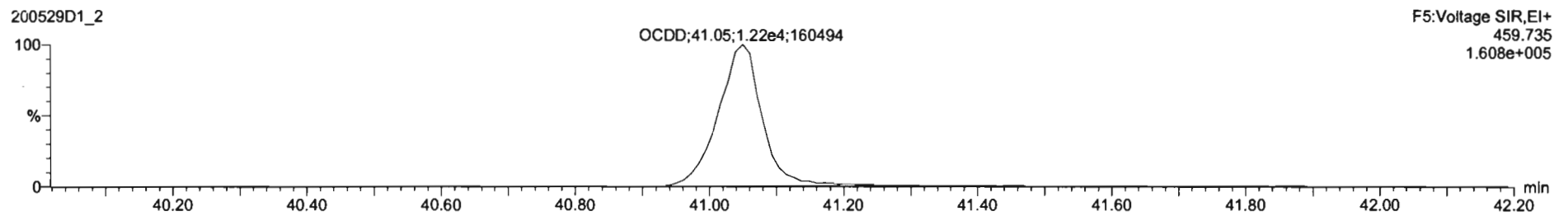
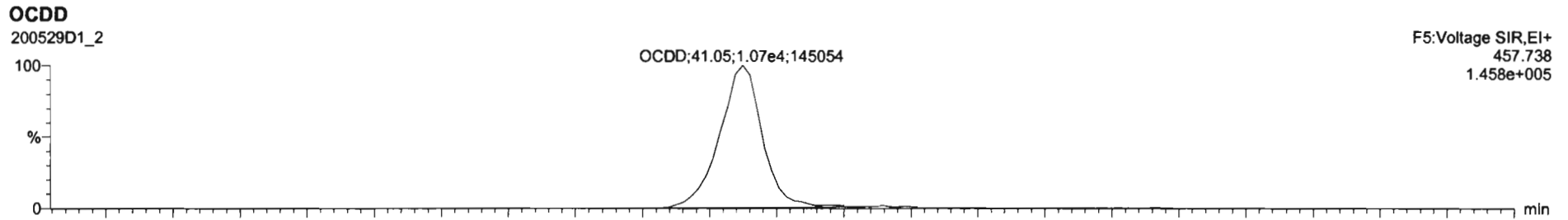
200529D1\_2



Dataset: U:\VG7.PRO\Results\200529D1\200529D1\_2.qld

Last Altered: Friday, May 29, 2020 15:33:33 Pacific Daylight Time  
Printed: Friday, May 29, 2020 15:35:05 Pacific Daylight Time

Name: 200529D1\_2, Date: 29-May-2020, Time: 14:29:12, ID: B0E0118-BS1 OPR 10, Description: OPR



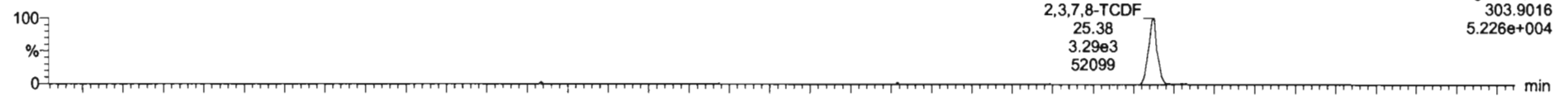
Dataset: U:\VG7.PRO\Results\200529D1\200529D1\_2.qld

Last Altered: Friday, May 29, 2020 15:33:33 Pacific Daylight Time  
Printed: Friday, May 29, 2020 15:35:05 Pacific Daylight Time

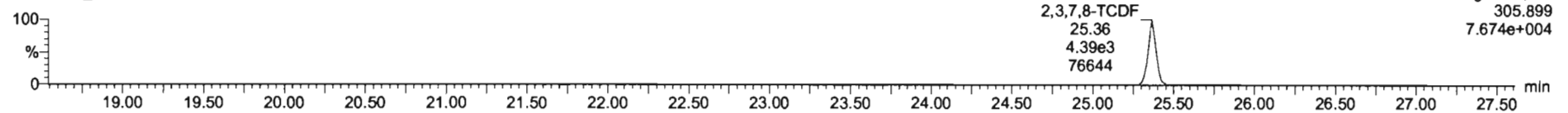
Name: 200529D1\_2, Date: 29-May-2020, Time: 14:29:12, ID: B0E0118-BS1 OPR 10, Description: OPR

**2,3,7,8-TCDF**

200529D1\_2

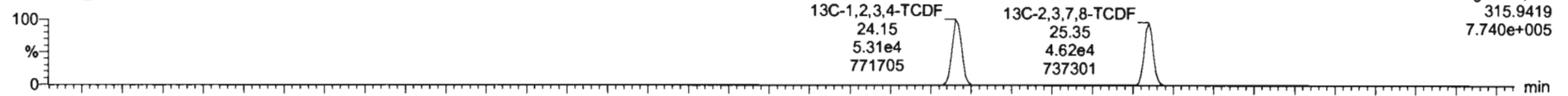


200529D1\_2

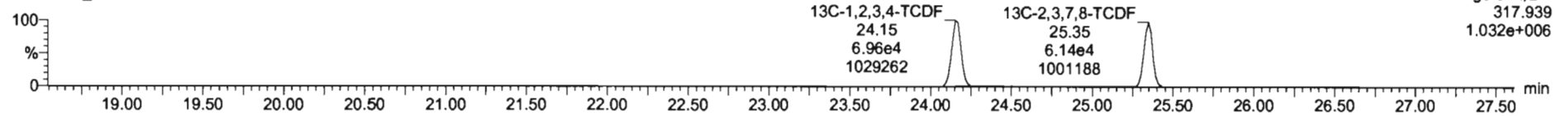


**13C-2,3,7,8-TCDF**

200529D1\_2

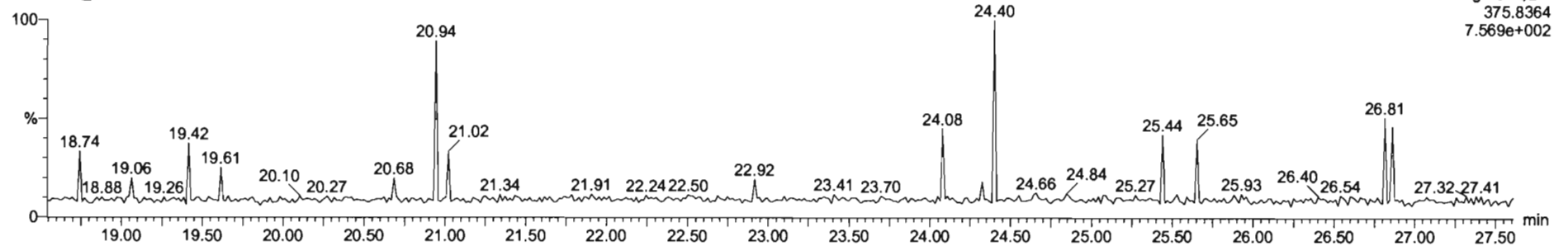


200529D1\_2



**DPE1**

200529D1\_2





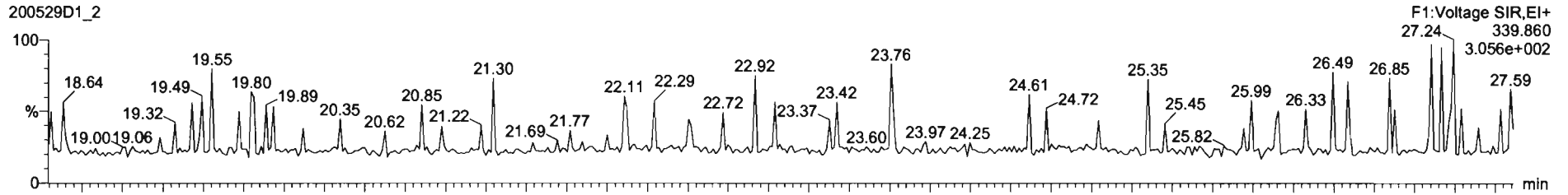
Dataset: U:\VG7.PRO\Results\200529D1\200529D1\_2.qld

Last Altered: Friday, May 29, 2020 15:33:33 Pacific Daylight Time  
Printed: Friday, May 29, 2020 15:35:05 Pacific Daylight Time

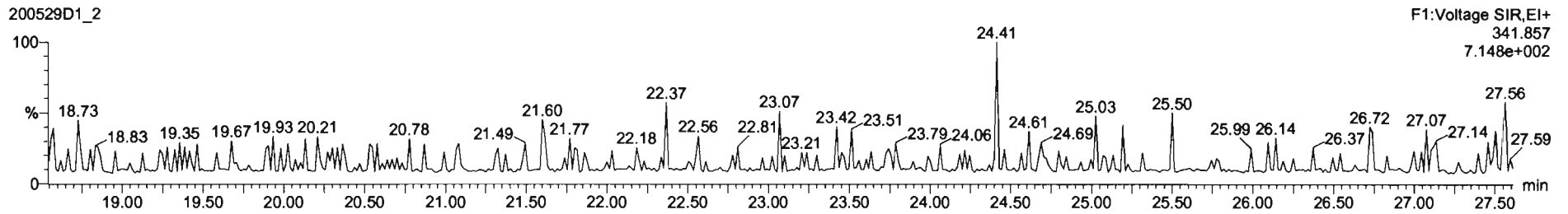
Name: 200529D1\_2, Date: 29-May-2020, Time: 14:29:12, ID: B0E0118-BS1 OPR 10, Description: OPR

1st Func. Penta-Furans

200529D1\_2

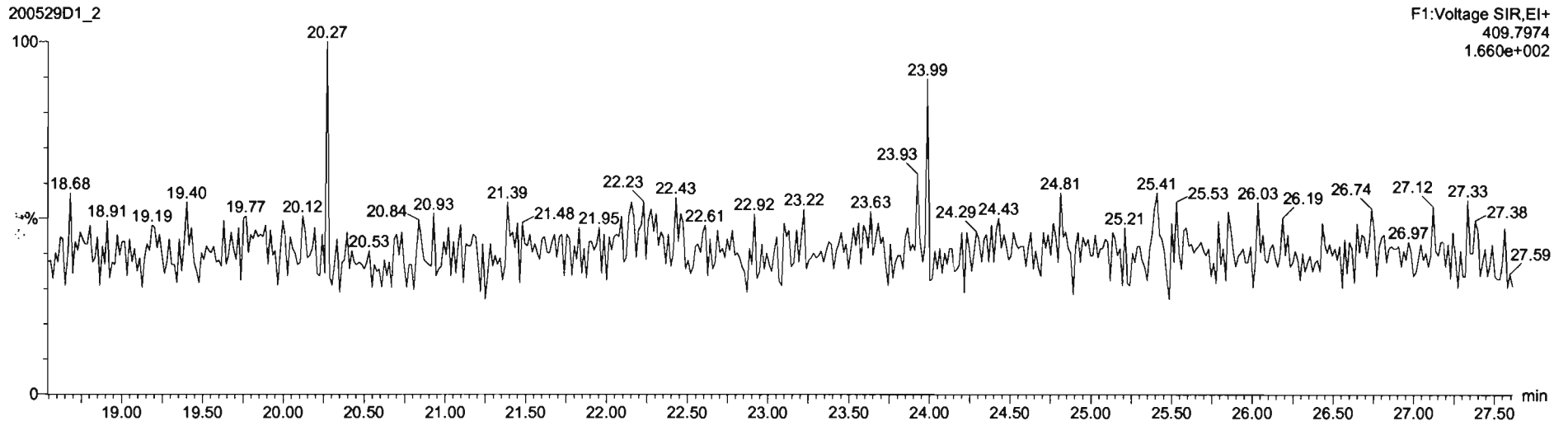


200529D1\_2



DPE6

200529D1\_2



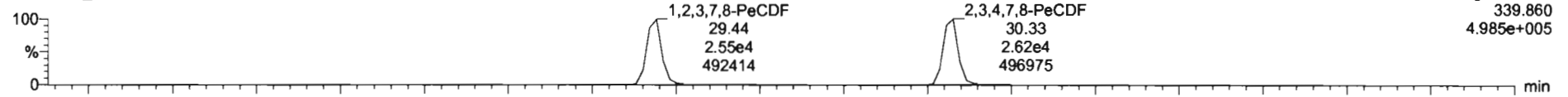
Dataset: U:\VG7.PRO\Results\200529D1\200529D1\_2.qld

Last Altered: Friday, May 29, 2020 15:33:33 Pacific Daylight Time  
Printed: Friday, May 29, 2020 15:35:05 Pacific Daylight Time

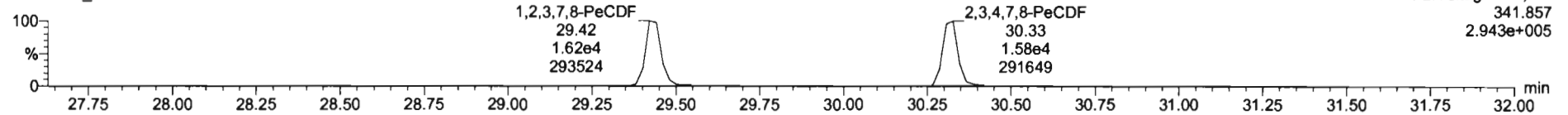
Name: 200529D1\_2, Date: 29-May-2020, Time: 14:29:12, ID: B0E0118-BS1 OPR 10, Description: OPR

**1,2,3,7,8-PeCDF**

200529D1\_2

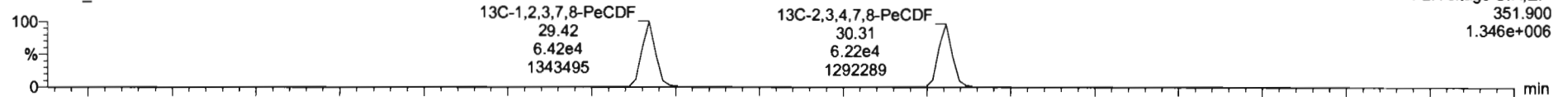


200529D1\_2

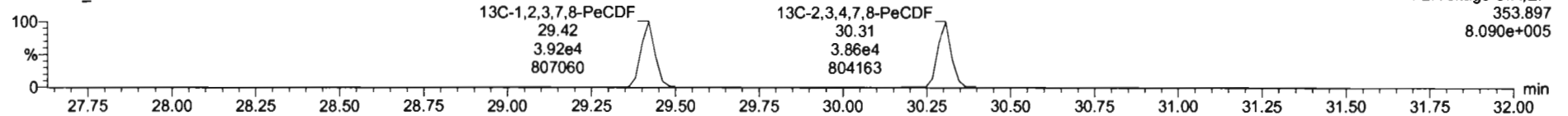


**13C-1,2,3,7,8-PeCDF**

200529D1\_2

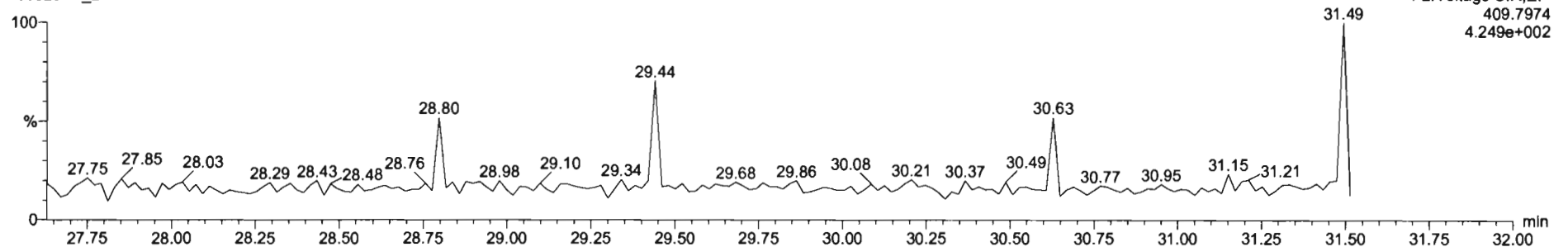



200529D1\_2






**DPE2**

200529D1\_2





200529D1\_2-BOE0118-BS1 OPR 10 - OPR

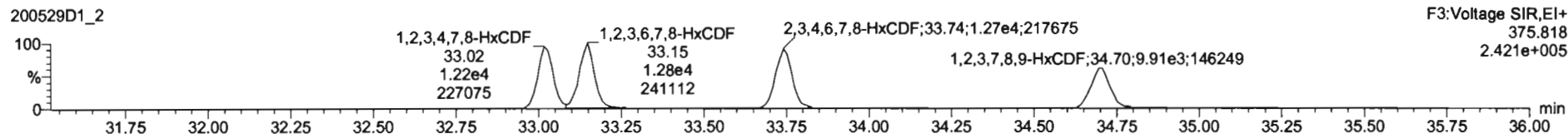
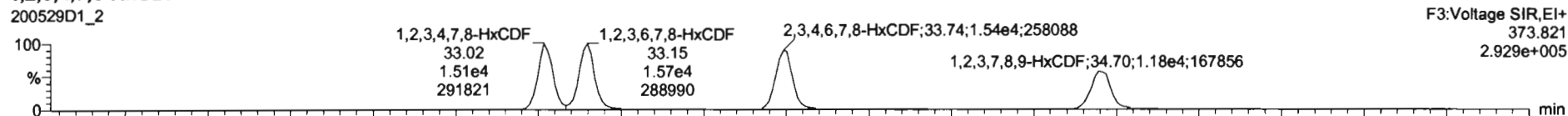


Dataset: U:\VG7.PRO\Results\200529D1\200529D1\_2.qld

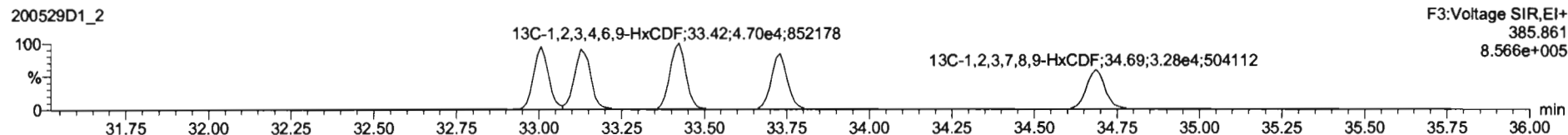
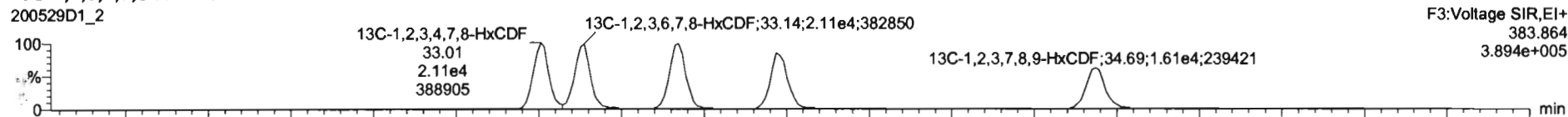
Last Altered: Friday, May 29, 2020 15:33:33 Pacific Daylight Time  
Printed: Friday, May 29, 2020 15:35:05 Pacific Daylight Time

Name: 200529D1\_2, Date: 29-May-2020, Time: 14:29:12, ID: B0E0118-BS1 OPR 10, Description: OPR

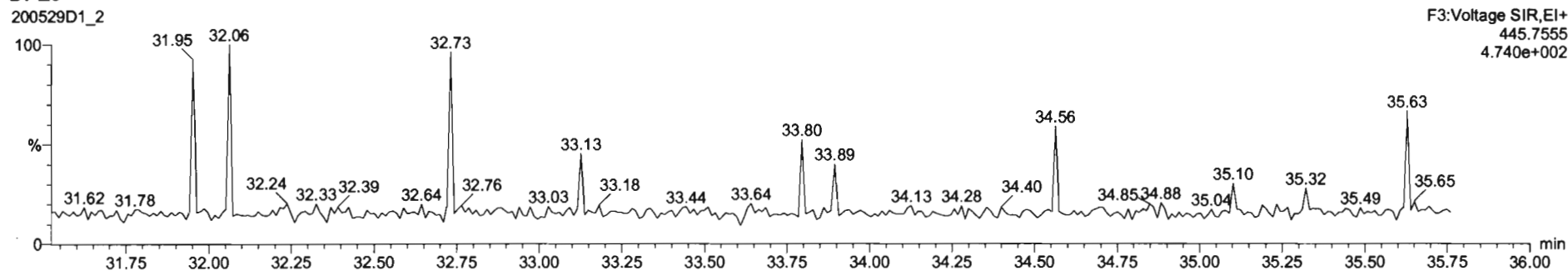
**1,2,3,4,7,8-HxCDF**



**13C-1,2,3,4,7,8-HxCDF**



**DPE3**





Dataset: U:\VG7.PRO\Results\200529D1\200529D1\_2.qld

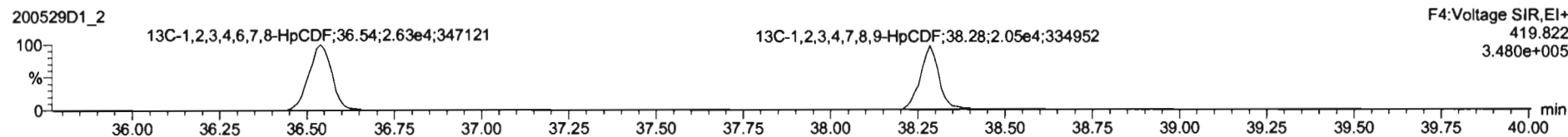

Last Altered: Friday, May 29, 2020 15:33:33 Pacific Daylight Time  
Printed: Friday, May 29, 2020 15:35:05 Pacific Daylight Time

Name: 200529D1\_2, Date: 29-May-2020, Time: 14:29:12, ID: B0E0118-BS1 OPR 10, Description: OPR

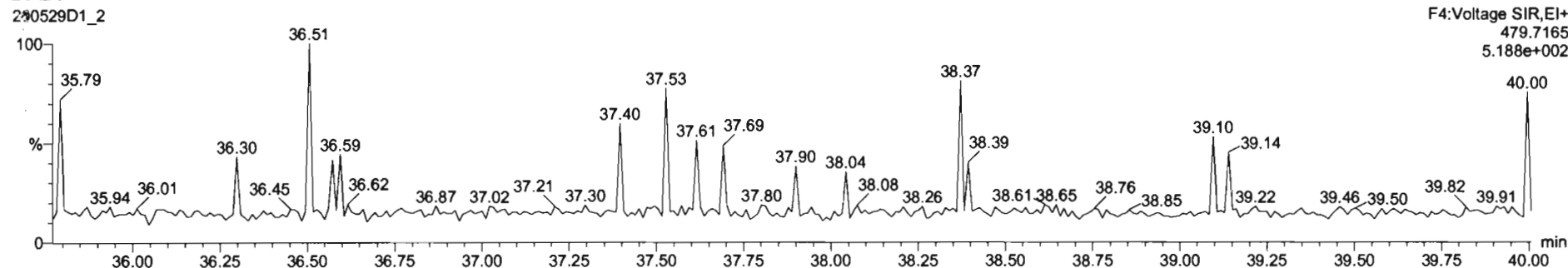
1,2,3,4,6,7,8-HpCDF



13C-1,2,3,4,6,7,8-HpCDF



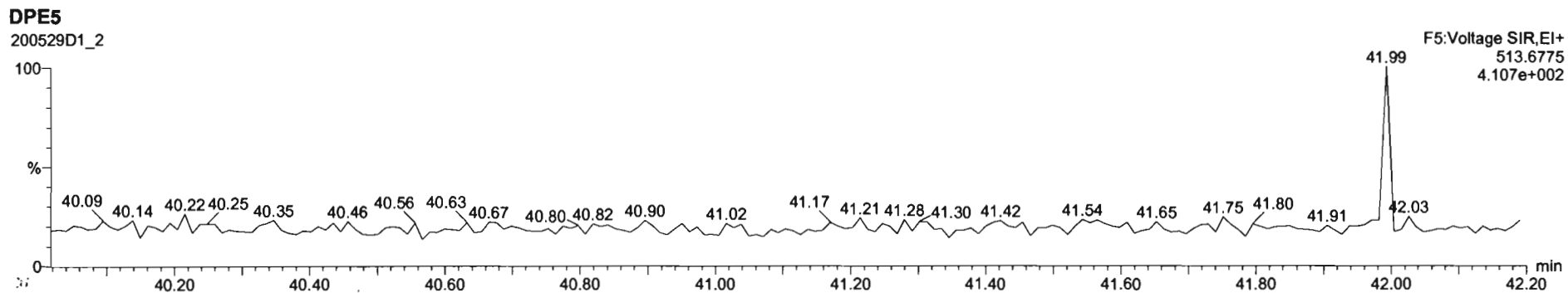
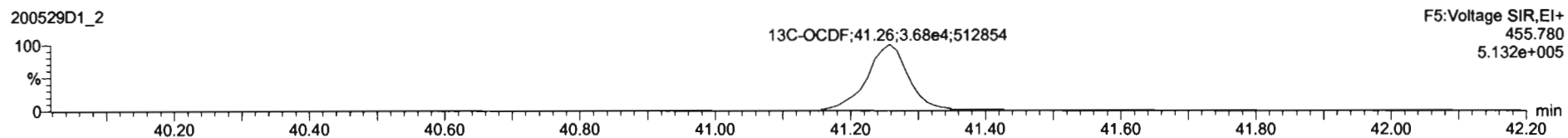
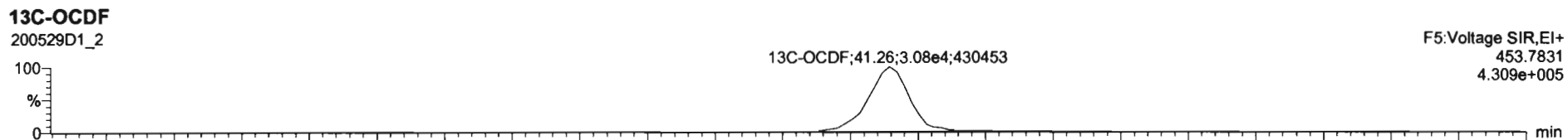
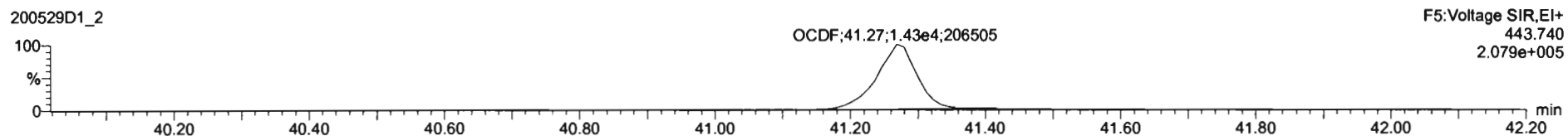
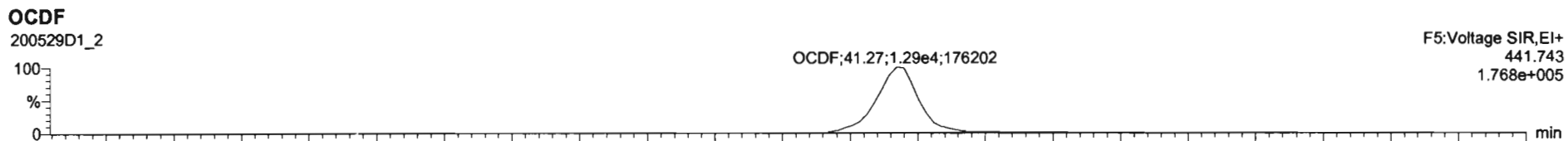
DPE4



Dataset: U:\VG7.PRO\Results\200529D1\200529D1\_2.qld

Last Altered: Friday, May 29, 2020 15:33:33 Pacific Daylight Time  
Printed: Friday, May 29, 2020 15:35:05 Pacific Daylight Time

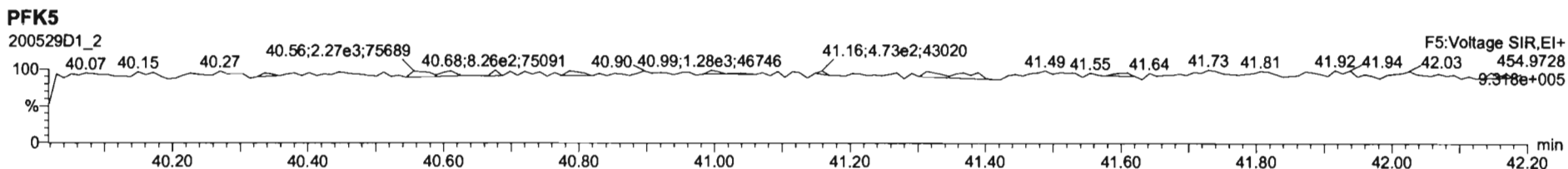
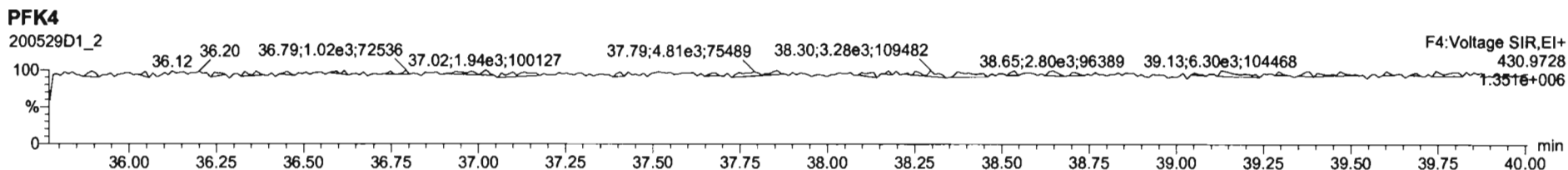
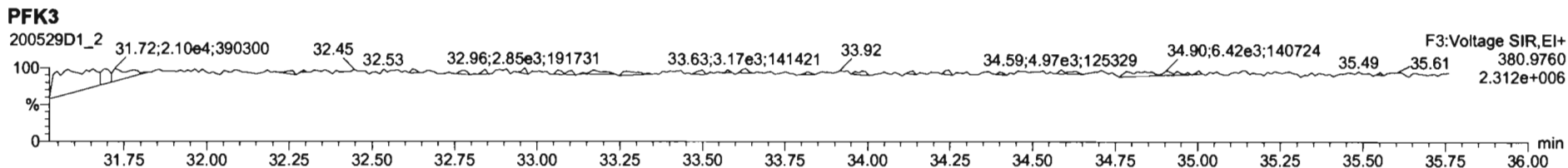
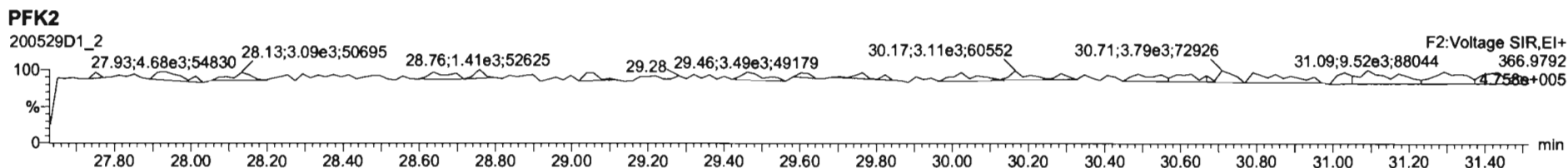
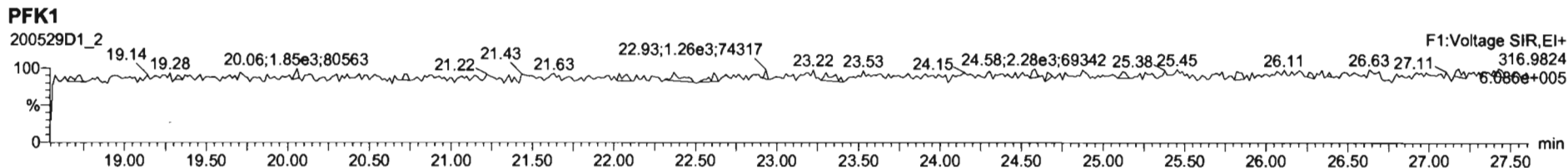
Name: 200529D1\_2, Date: 29-May-2020, Time: 14:29:12, ID: B0E0118-BS1 OPR 10, Description: OPR



Dataset: U:\VG7.PRO\Results\200529D1\200529D1\_2.qld

Last Altered: Friday, May 29, 2020 15:33:33 Pacific Daylight Time  
Printed: Friday, May 29, 2020 15:35:05 Pacific Daylight Time

Name: 200529D1\_2, Date: 29-May-2020, Time: 14:29:12, ID: B0E0118-BS1 OPR 10, Description: OPR



Dataset: U:\VG12.PRO\Results\200607R2\200607R2-7B.qld

Last Altered: Wednesday, June 24, 2020 08:52:15 Pacific Daylight Time

Printed: Wednesday, June 24, 2020 08:52:42 Pacific Daylight Time

HN 06/24/2020

dl 6/24/20

Method: Untitled 01 Jun 2020 11:54:45

Calibration: U:\VG12.PRO\CurveDB\ldb5\_1613vg12-5-28-20.cdb 28 May 2020 16:52:08

Name: 200607R2\_7, Date: 08-Jun-2020, Time: 01:48:45, ID: 2001009-01 PDI-070SC-A-06-07-200505 13.4, Description: PDI-070SC-A-06-07-200505

#	Name	Resp	RA	n/y	RRF	wt/vol	Pred.RT	RT	Pred.RRT	RRT	Conc.	%Rec	DL	EMPC
1	1 2,3,7,8-TCDD												0.0657	
2	2 1,2,3,7,8-PeCDD			NO	0.908	10.012	31.457		1.001				0.134	
3	3 1,2,3,4,7,8-HxCDD			NO	1.03	10.012	34.814		1.000				0.241	
4	4 1,2,3,6,7,8-HxCDD	1.11e3	1.36	NO	0.892	10.012	34.911	34.92	1.000	1.000	0.75880		0.242	0.759
5	5 1,2,3,7,8,9-HxCDD			NO	0.887	10.012	35.199		1.000				0.285	
6	6 1,2,3,4,6,7,8-HpCDD	4.06e4	1.08	NO	0.864	10.012	38.736	38.73	1.000	1.000	51.743		0.392	51.7
7	7 OCDD	2.53e5	0.81	NO	0.914	10.012	41.716	41.73	1.000	1.000	375.48		0.517	375
8	8 2,3,7,8-TCDF	1.08e3	0.71	NO	0.751	10.012	25.567	25.57	1.001	1.001	0.41578		0.0749	0.416
9	9 1,2,3,7,8-PeCDF	1.20e3	1.35	NO	0.893	10.012	30.160	30.17	1.001	1.001	0.48668		0.128	0.487
10	10 2,3,4,7,8-PeCDF	4.86e2	2.71	YES	0.935	10.012	31.134	31.15	1.001	1.001	0.19350		0.123	0.133
11	11 1,2,3,4,7,8-HxCDF	1.42e3	1.08	NO	0.884	10.012	33.931	33.94	1.000	1.000	0.92402		0.118	0.924
12	12 1,2,3,6,7,8-HxCDF	5.88e2	1.23	NO	0.889	10.012	34.058	34.08	1.000	1.001	0.31735		0.111	0.317
13	13 2,3,4,6,7,8-HxCDF	1.55e2	1.12	NO	0.934	10.012	34.648	34.65	1.000	1.001	0.091037		0.114	0.0910
14	14 1,2,3,7,8,9-HxCDF	1.02e2	1.33	NO	0.871	10.012	35.550	35.59	1.000	1.001	0.079489		0.177	0.0795
15	15 1,2,3,4,6,7,8-HpCDF	3.50e3	0.98	NO	0.873	10.012	37.344	37.33	1.001	1.001	3.4524		0.253	3.45
16	16 1,2,3,4,7,8,9-HpCDF	1.91e2	1.08	NO	1.01	10.012	39.278	39.31	1.000	1.001	0.25322		0.297	0.253
17	17 OCDF	8.92e3	0.84	NO	0.806	10.012	41.908	41.93	1.000	1.001	12.471		0.263	12.5
18	18 13C-2,3,7,8-TCDD	4.88e5	0.79	NO	1.16	10.012	26.461	26.44	1.026	1.026	191.99	96.1	0.380	
19	19 13C-1,2,3,7,8-PeCDD	3.59e5	0.64	NO	0.849	10.012	31.637	31.43	1.227	1.219	192.11	96.2	0.424	
20	20 13C-1,2,3,4,7,8-HxCDD	2.60e5	1.30	NO	0.779	10.012	34.809	34.80	1.014	1.014	160.45	80.3	1.00	
21	21 13C-1,2,3,6,7,8-HxCDD	3.28e5	1.21	NO	1.02	10.012	34.922	34.91	1.017	1.017	155.26	77.7	0.768	
22	22 13C-1,2,3,7,8,9-HxCDD	2.85e5	1.19	NO	0.903	10.012	35.193	35.19	1.025	1.025	151.59	75.9	0.865	
23	23 13C-1,2,3,4,6,7,8-HpCDD	1.82e5	1.00	NO	0.689	10.012	38.715	38.72	1.128	1.128	126.65	63.4	0.747	
24	24 13C-OCDD	2.94e5	0.90	NO	0.652	10.012	41.736	41.72	1.216	1.215	217.03	54.3	0.633	
25	25 13C-2,3,7,8-TCDF	6.89e5	0.78	NO	1.06	10.012	25.504	25.54	0.989	0.991	174.90	87.6	0.378	
26	26 13C-1,2,3,7,8-PeCDF	5.50e5	1.63	NO	0.838	10.012	30.023	30.14	1.165	1.169	176.42	88.3	0.586	
27	27 13C-2,3,4,7,8-PeCDF	5.37e5	1.64	NO	0.817	10.012	30.975	31.11	1.202	1.207	176.89	88.6	0.601	
28	28 13C-1,2,3,4,7,8-HxCDF	3.48e5	0.50	NO	1.01	10.012	33.941	33.93	0.989	0.989	166.14	83.2	0.926	
29	29 13C-1,2,3,6,7,8-HxCDF	4.16e5	0.50	NO	1.17	10.012	34.064	34.05	0.992	0.992	171.42	85.8	0.799	
30	30 13C-2,3,4,6,7,8-HxCDF	3.65e5	0.48	NO	1.02	10.012	34.637	34.63	1.009	1.009	171.64	85.9	0.913	
31	31 13C-1,2,3,7,8,9-HxCDF	2.96e5	0.48	NO	0.860	10.012	35.537	35.55	1.035	1.036	165.24	82.7	1.09	



Dataset: U:\VG12.PRO\Results\200607R2\200607R2-7B.qld

Last Altered: Wednesday, June 24, 2020 08:52:15 Pacific Daylight Time  
Printed: Wednesday, June 24, 2020 08:52:42 Pacific Daylight Time

Name: 200607R2\_7, Date: 08-Jun-2020, Time: 01:48:45, ID: 2001009-01 PDI-070SC-A-06-07-200505 13.4, Description: PDI-070SC-A-06-07-200505

#	Name	Resp	RA	n/y	RRF	wt/vol	Pred.RT	RT	Pred.RRT	RRT	Conc.	%Rec	DL	EMPC
32	32 13C-1,2,3,4,6,7,8-HpCDF	2.32e5	0.43	NO	0.774	10.012	37.284	37.31	1.086	1.087	143.87	72.0	0.727	
33	33 13C-1,2,3,4,7,8,9-HpCDF	1.49e5	0.43	NO	0.521	10.012	39.312	39.28	1.145	1.144	137.30	68.7	1.08	
34	34 13C-OCDF	3.54e5	0.89	NO	0.746	10.012	41.907	41.91	1.221	1.221	228.26	57.1	0.492	
35	35 37Cl-2,3,7,8-TCDD	1.92e5			1.04	10.012	26.492	26.47	1.028	1.027	84.217	105	0.110	
36	36 13C-1,2,3,4-TCDD	4.39e5	0.80	NO	1.00	10.012	25.890	25.78	1.000	1.000	199.76	100	0.439	
37	37 13C-1,2,3,4-TCDF	7.43e5	0.77	NO	1.00	10.012	24.360	24.09	1.000	1.000	199.76	100	0.400	
38	38 13C-1,2,3,4,6,9-HxCDF	4.16e5	0.51	NO	1.00	10.012	34.420	34.33	1.000	1.000	199.76	100	0.933	
39	39 Total Tetra-Dioxins				0.888	10.012	24.620		0.000				0.0458	
40	40 Total Penta-Dioxins				0.908	10.012	29.960		0.000		0.20195		0.0645	0.281
41	41 Total Hexa-Dioxins				0.892	10.012	33.635		0.000		11.625		0.267	12.1
42	42 Total Hepta-Dioxins				0.864	10.012	37.640		0.000		131.82		0.392	132
43	43 Total Tetra-Furans				0.751	10.012	23.610		0.000		0.92933		0.0749	0.966
44	44 1st Func. Penta-Furans				0.893	10.012	27.580		0.000		0.00000		0.00775	0.411
45	45 Total Penta-Furans				0.893	10.012	29.275		0.000		0.77811		0.128	1.21
46	46 Total Hexa-Furans				0.934	10.012	33.555		0.000		3.1505		0.122	3.99
47	47 Total Hepta-Furans				0.873	10.012	37.835		0.000		13.843		0.289	13.8

Vista Analytical Laboratory

Dataset: U:\VG12.PRO\Results\200607R2\200607R2-7B.qld

Last Altered: Wednesday, June 24, 2020 08:52:15 Pacific Daylight Time

Printed: Wednesday, June 24, 2020 08:52:42 Pacific Daylight Time

Method: Untitled 01 Jun 2020 11:54:45

Calibration: U:\VG12.PRO\CurveDB\ddb5\_1613vg12-5-28-20.cdb 28 May 2020 16:52:08

Name: 200607R2\_7, Date: 08-Jun-2020, Time: 01:48:45, ID: 2001009-01 PDI-070SC-A-06-07-200505 13.4, Description: PDI-070SC-A-06-07-200505

**Tetra-Dioxins**

	Name	RT	m1 Height	m2 Height	m1 Resp	m2 Resp	RA	n/y	Resp	Conc.	EMPC	DL
1												

**Penta-Dioxins**

	Name	RT	m1 Height	m2 Height	m1 Resp	m2 Resp	RA	n/y	Resp	Conc.	EMPC	DL
1	Total Penta-Dioxins	29.21	3.159e3	2.987e3	1.342e2	1.952e2	0.69	NO	3.293e2	0.20195	0.20195	0.0645
2	Total Penta-Dioxins	29.70	2.492e3	2.305e3	1.056e2	7.871e1	1.34	YES	0.000e0	0.00000	0.078674	0.0645

**Hexa-Dioxins**

	Name	RT	m1 Height	m2 Height	m1 Resp	m2 Resp	RA	n/y	Resp	Conc.	EMPC	DL
1	Total Hexa-Dioxins	33.31	7.370e4	6.691e4	3.997e3	3.383e3	1.18	NO	7.380e3	5.6758	5.6758	0.267
2	Total Hexa-Dioxins	33.88	7.769e3	6.173e3	4.721e2	3.372e2	1.40	NO	8.092e2	0.62241	0.62241	0.267
3	Total Hexa-Dioxins	34.13	4.766e4	3.793e4	3.243e3	2.696e3	1.20	NO	5.940e3	4.5684	4.5684	0.267
4	Total Hexa-Dioxins	34.23	6.977e3	6.838e3	3.463e2	3.375e2	1.03	YES	0.000e0	0.00000	0.48112	0.267
5	1,2,3,6,7,8-HxCDD	34.92	1.133e4	9.843e3	6.424e2	4.709e2	1.36	NO	1.113e3	0.75880	0.75880	0.242

**Hepta-Dioxins**

	Name	RT	m1 Height	m2 Height	m1 Resp	m2 Resp	RA	n/y	Resp	Conc.	EMPC	DL
1	Total Hepta-Dioxins	37.73	4.012e5	4.045e5	3.278e4	3.011e4	1.09	NO	6.289e4	80.074	80.074	0.392
2	1,2,3,4,6,7,8-HpCDD	38.73	2.871e5	2.789e5	2.107e4	1.957e4	1.08	NO	4.064e4	51.743	51.743	0.392

**Tetra-Furans**

	Name	RT	m1 Height	m2 Height	m1 Resp	m2 Resp	RA	n/y	Resp	Conc.	EMPC	DL
1	Total Tetra-Furans	21.41	4.317e3	4.989e3	2.918e2	3.398e2	0.86	NO	6.317e2	0.24392	0.24392	0.0749
2	Total Tetra-Furans	24.60	4.797e3	5.271e3	3.231e2	3.752e2	0.86	NO	6.983e2	0.26962	0.26962	0.0749
3	2,3,7,8-TCDF	25.57	6.290e3	8.613e3	4.454e2	6.314e2	0.71	NO	1.077e3	0.41578	0.41578	0.0749
4	Total Tetra-Furans	27.58	1.702e3	9.280e2	8.451e1	5.368e1	1.57	YES	0.000e0	0.00000	0.036689	0.0749

Vista Analytical Laboratory

Dataset: U:\VG12.PRO\Results\200607R2\200607R2-7B.qld

Last Altered: Wednesday, June 24, 2020 08:52:15 Pacific Daylight Time

Printed: Wednesday, June 24, 2020 08:52:42 Pacific Daylight Time

Name: 200607R2\_7, Date: 08-Jun-2020, Time: 01:48:45, ID: 2001009-01 PDI-070SC-A-06-07-200505 13.4, Description: PDI-070SC-A-06-07-200505

**Penta-Furans function 1**

	Name	RT	m1 Height	m2 Height	m1 Resp	m2 Resp	RA	n/y	Resp	Conc.	EMPC	DL
1	1st Func. Penta-Furans	27.56	1.005e4	6.757e3	6.062e2	4.713e2	1.29	YES	0.000e0	0.00000	0.41064	0.0236

**Penta-Furans**

	Name	RT	m1 Height	m2 Height	m1 Resp	m2 Resp	RA	n/y	Resp	Conc.	EMPC	DL
1	Total Penta-Furans	29.16	6.422e3	5.254e3	4.202e2	2.875e2	1.46	NO	7.077e2	0.29142	0.29142	0.128
2	1,2,3,7,8-PeCDF	30.17	1.344e4	7.908e3	6.879e2	5.077e2	1.35	NO	1.196e3	0.48668	0.48668	0.128
3	Total Penta-Furans	30.41	7.408e3	2.157e3	3.738e2	1.368e2	2.73	YES	0.000e0	0.00000	0.14363	0.128
4	2,3,4,7,8-PeCDF	31.15	8.254e3	5.516e3	3.553e2	1.312e2	2.71	YES	4.865e2	0.00000	0.13307	0.123
5	Total Penta-Furans	31.18	7.227e3	5.516e3	2.314e2	2.275e2	1.02	YES	0.000e0	0.00000	0.15675	0.128

**Hexa-Furans**

	Name	RT	m1 Height	m2 Height	m1 Resp	m2 Resp	RA	n/y	Resp	Conc.	EMPC	DL
1	Total Hexa-Furans	32.77	3.842e3	3.350e3	1.212e2	1.432e2	0.85	YES	0.000e0	0.00000	0.13146	0.122
2	Total Hexa-Furans	32.94	1.311e4	1.434e4	6.530e2	6.263e2	1.04	YES	0.000e0	0.00000	0.70806	0.122
3	Total Hexa-Furans	33.48	3.054e4	2.473e4	1.607e3	1.289e3	1.25	NO	2.896e3	1.7386	1.7386	0.122
4	1,2,3,4,7,8-HxCDF	33.94	1.427e4	1.337e4	7.384e2	6.865e2	1.08	NO	1.425e3	0.92402	0.92402	0.118
5	1,2,3,6,7,8-HxCDF	34.08	5.273e3	3.774e3	3.248e2	2.632e2	1.23	NO	5.880e2	0.31735	0.31735	0.111
6	2,3,4,6,7,8-HxCDF	34.65	2.723e3	1.742e3	8.212e1	7.323e1	1.12	NO	1.554e2	0.091037	0.091037	0.114
7	1,2,3,7,8,9-HxCDF	35.59	1.545e3	1.336e3	5.851e1	4.388e1	1.33	NO	1.024e2	0.079489	0.079489	0.177

**Hepta-Furans**

	Name	RT	m1 Height	m2 Height	m1 Resp	m2 Resp	RA	n/y	Resp	Conc.	EMPC	DL
1	1,2,3,4,6,7,8-HpCDF	37.33	2.401e4	2.325e4	1.728e3	1.772e3	0.98	NO	3.500e3	3.4524	3.4524	0.253
2	Total Hepta-Furans	37.95	5.745e4	5.327e4	4.199e3	4.238e3	0.99	NO	8.437e3	10.138	10.138	0.289
3	1,2,3,4,7,8,9-HpCDF	39.31	1.960e3	1.580e3	9.927e1	9.183e1	1.08	NO	1.911e2	0.25322	0.25322	0.297

Dataset: Untitled

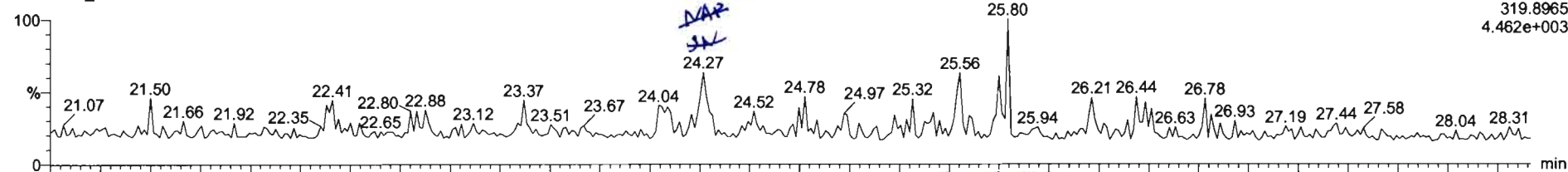
Last Altered: Monday, June 08, 2020 08:53:03 Pacific Daylight Time

Printed: Monday, June 08, 2020 08:56:43 Pacific Daylight Time

Name: 200607R2\_7, Date: 08-Jun-2020, Time: 01:48:45, ID: 2001009-01 PDI-070SC-A-06-07-200505 13.4, Description: PDI-070SC-A-06-07-200505

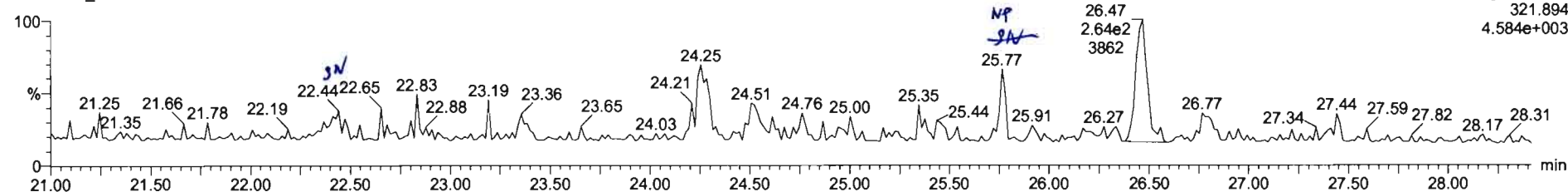
2,3,7,8-TCDD

200607R2\_7



F1:Voltage SIR,EI+  
319.8965  
4.462e+003


200607R2\_7



F1:Voltage SIR,EI+  
321.894  
4.584e+003

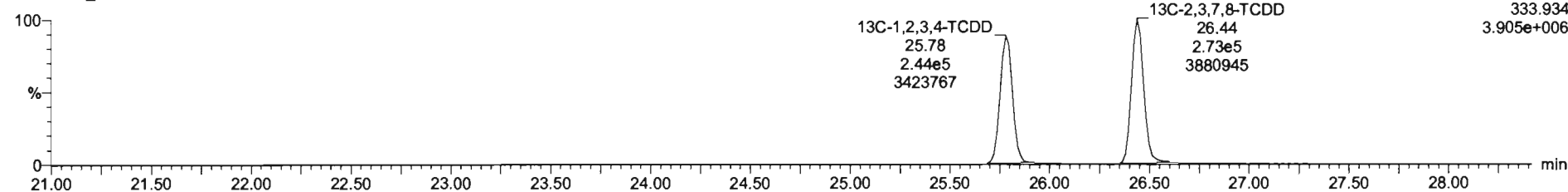
13C-2,3,7,8-TCDD

200607R2\_7



F1:Voltage SIR,EI+  
331.9368  
3.110e+006

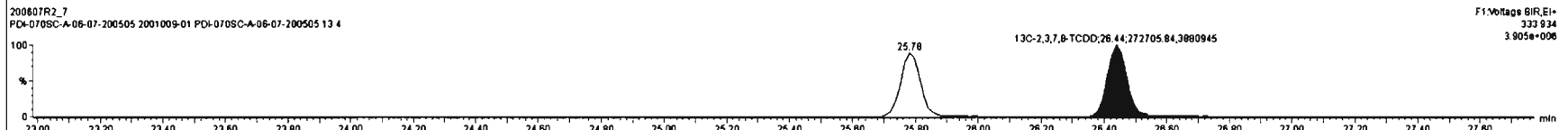

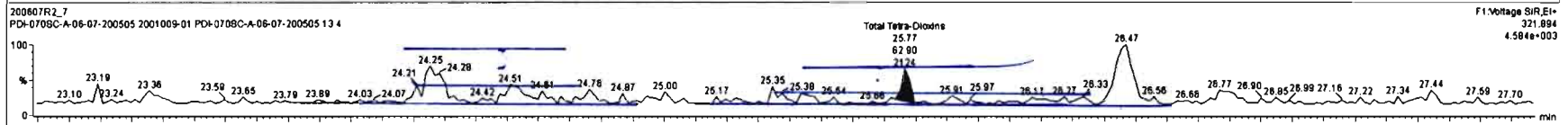
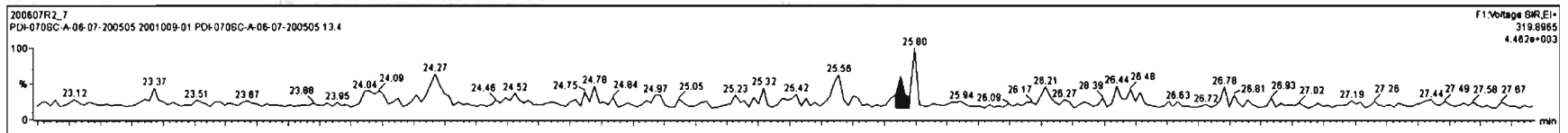
200607R2\_7



F1:Voltage SIR,EI+  
333.934  
3.905e+006

21	Name	Resp	RA	n/y	RWF	wt/vol	Pred.RT	RT	RRT	Conc	WRec	DL	EMPC
39	Total Tetra-Dioxine				0.8923	10.012	24.82			0.0534		0.2459	0.0534
40	Total Penta-Dioxine				0.9001	10.012	29.36					0.0645	
41	Total Hexa-Dioxine				0.8923	10.012	33.83			10.0		0.267	11.0
42	Total Hepta-Dioxine				0.8638	10.012	37.64			134		0.758	134
43	Total Tetra-Furane				0.7510	10.012	23.81			0.524		0.0748	1.02
44	1st Func. Penta-Furane				0.8925	10.012	27.58			0.000		0.00775	0.411

21	Name	RT	m1 Resp	m2 Resp	RA	n/y	EMPC	Conc.
51	Total Tetra-Dioxine	25.75	5.31361	8.29061	0.84	NO	0.053434	0.053434



Dataset: Untitled

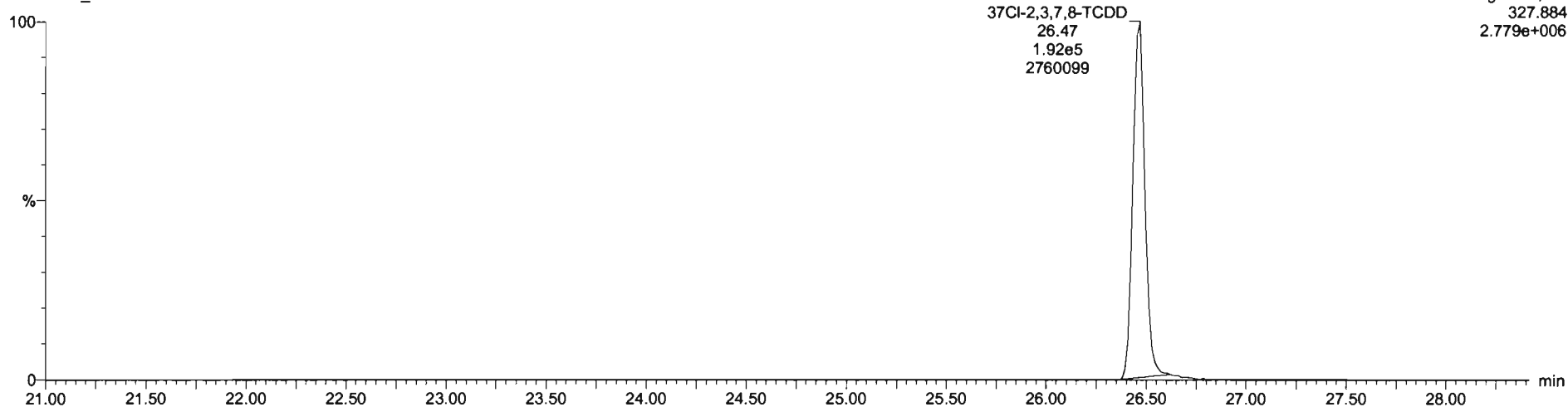
Last Altered: Monday, June 08, 2020 08:53:03 Pacific Daylight Time

Printed: Monday, June 08, 2020 08:56:43 Pacific Daylight Time

Name: 200607R2\_7, Date: 08-Jun-2020, Time: 01:48:45, ID: 2001009-01 PDI-070SC-A-06-07-200505 13.4, Description: PDI-070SC-A-06-07-200505


**37Cl-2,3,7,8-TCDD**

200607R2\_7

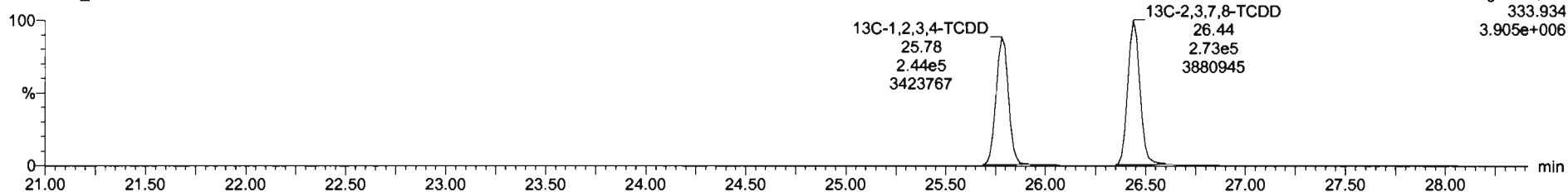


**13C-1,2,3,4-TCDD**

200607R2\_7



200607R2\_7



Dataset: Untitled

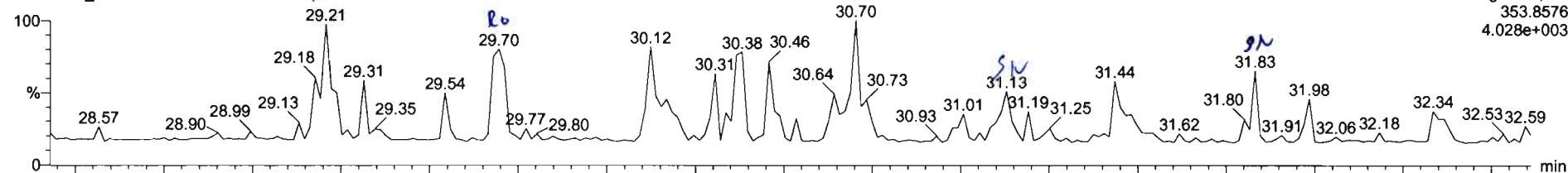
Last Altered: Monday, June 08, 2020 08:53:03 Pacific Daylight Time

Printed: Monday, June 08, 2020 08:56:43 Pacific Daylight Time

Name: 200607R2\_7, Date: 08-Jun-2020, Time: 01:48:45, ID: 2001009-01 PDI-070SC-A-06-07-200505 13.4, Description: PDI-070SC-A-06-07-200505

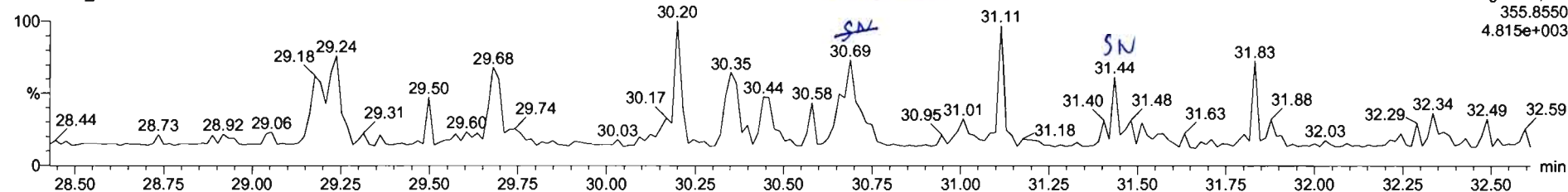
1,2,3,7,8-PeCDD

200607R2\_7



F2:Voltage SIR,EI+  
353.8576  
4.028e+003

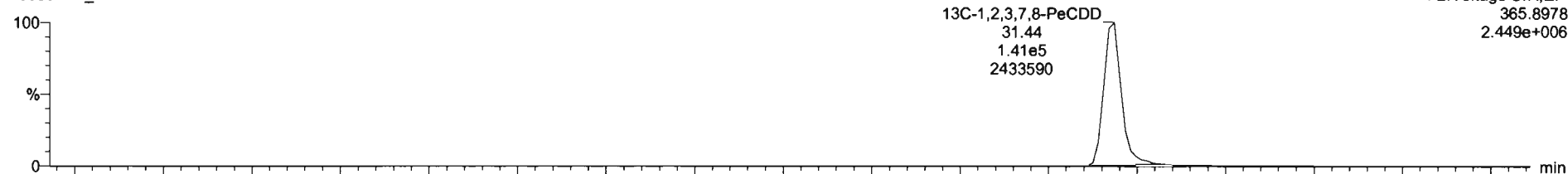
200607R2\_7



F2:Voltage SIR,EI+  
355.8550  
4.815e+003

13C-1,2,3,7,8-PeCDD

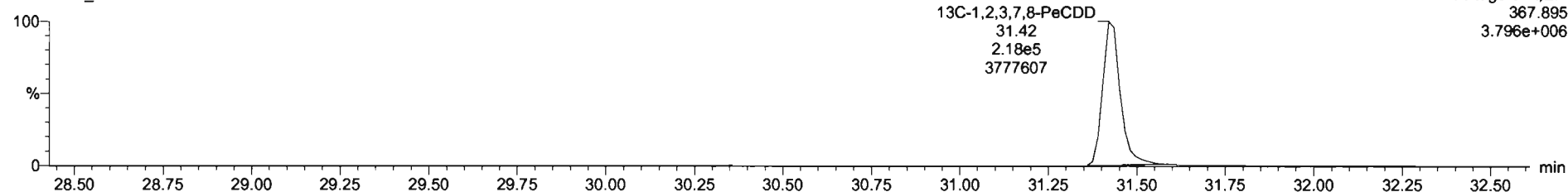
200607R2\_7



13C-1,2,3,7,8-PeCDD  
31.44  
1.41e5  
2433590

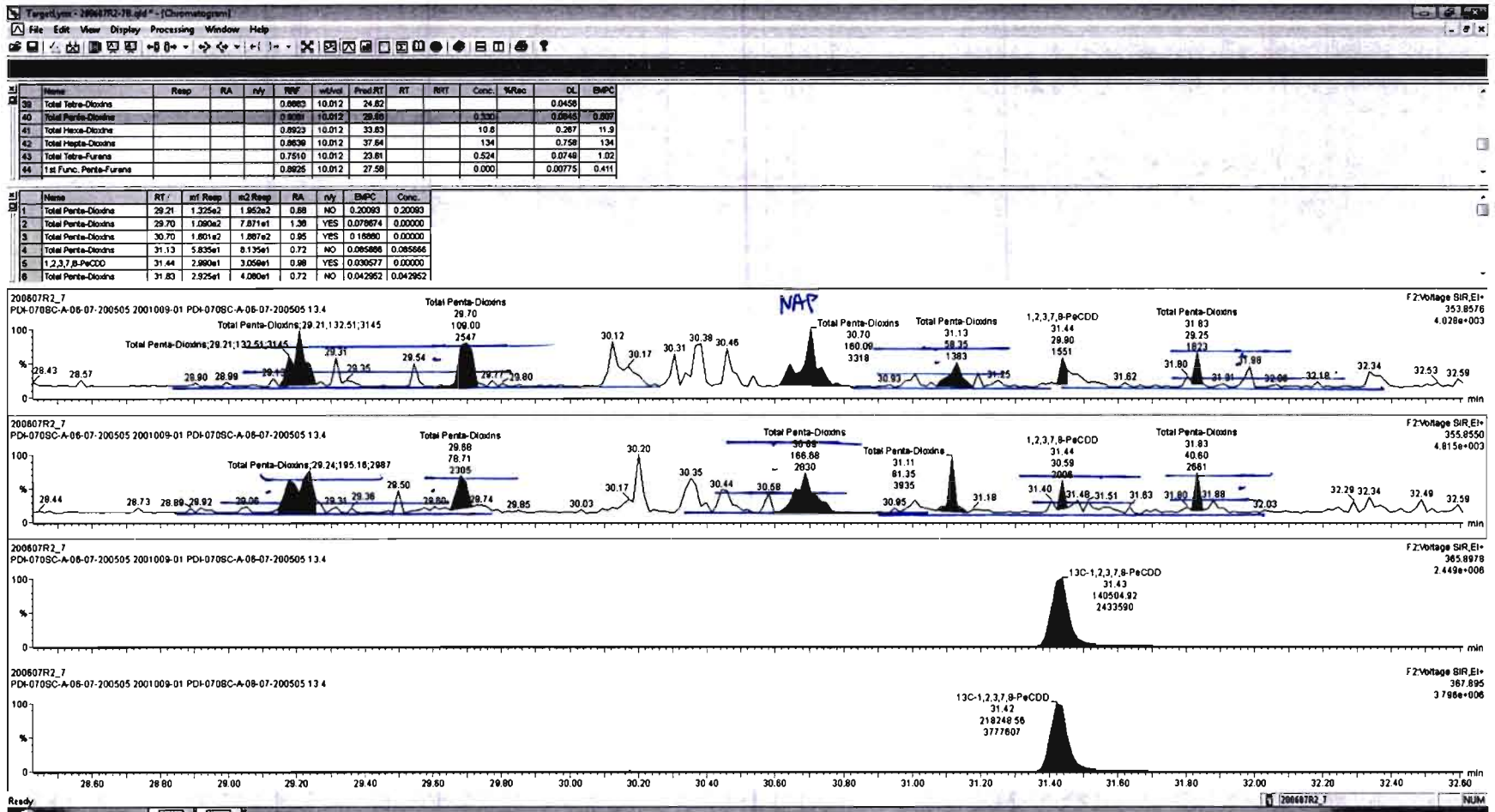
F2:Voltage SIR,EI+  
365.8978  
2.449e+006

200607R2\_7



13C-1,2,3,7,8-PeCDD  
31.42  
2.18e5  
3777607

F2:Voltage SIR,EI+  
367.895  
3.796e+006





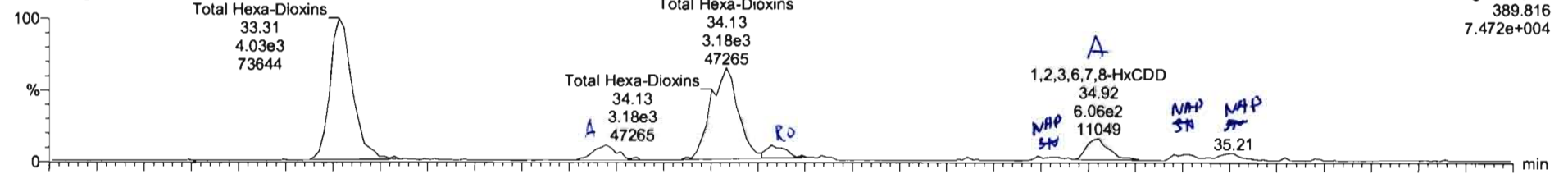
Dataset: Untitled

Last Altered: Monday, June 08, 2020 08:53:03 Pacific Daylight Time  
Printed: Monday, June 08, 2020 08:56:43 Pacific Daylight Time

Name: 200607R2\_7, Date: 08-Jun-2020, Time: 01:48:45, ID: 2001009-01 PDI-070SC-A-06-07-200505 13.4, Description: PDI-070SC-A-06-07-200505

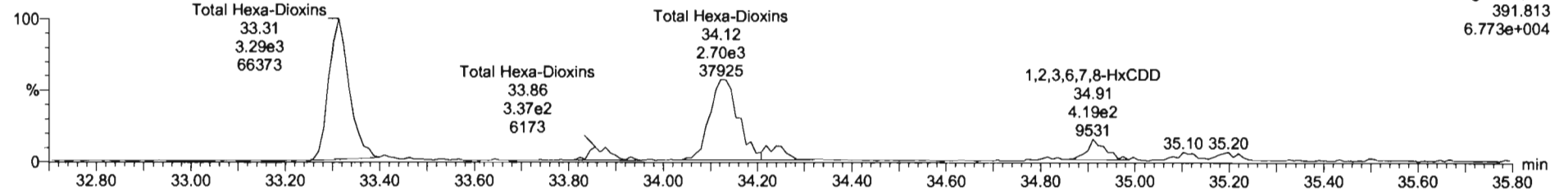
1,2,3,4,7,8-HxCDD

200607R2\_7



F3: Voltage SIR, EI+  
389.816  
7.472e+004

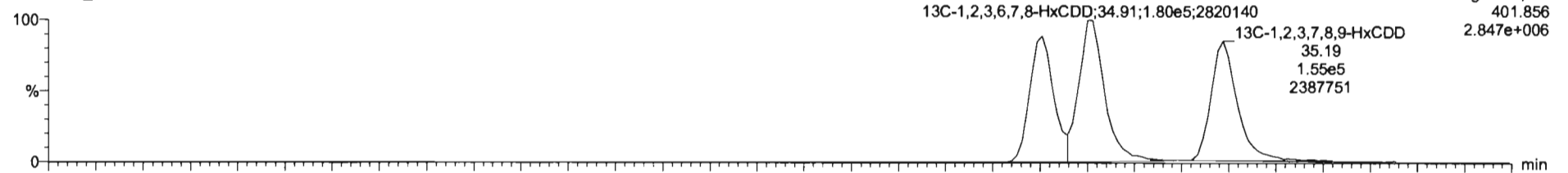
200607R2\_7



F3: Voltage SIR, EI+  
391.813  
6.773e+004

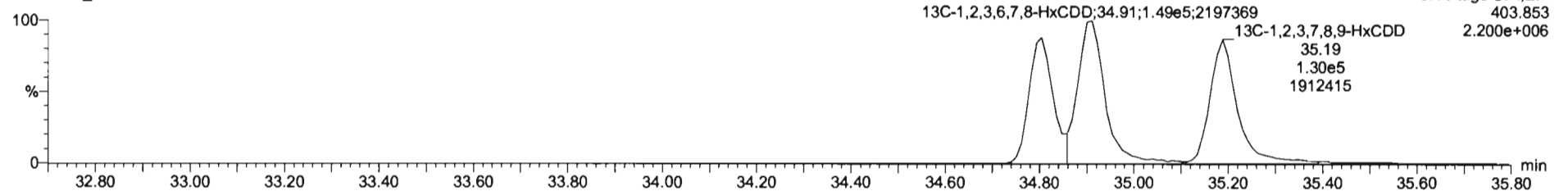
13C-1,2,3,4,7,8-HxCDD

200607R2\_7



F3: Voltage SIR, EI+  
401.856  
2.847e+006

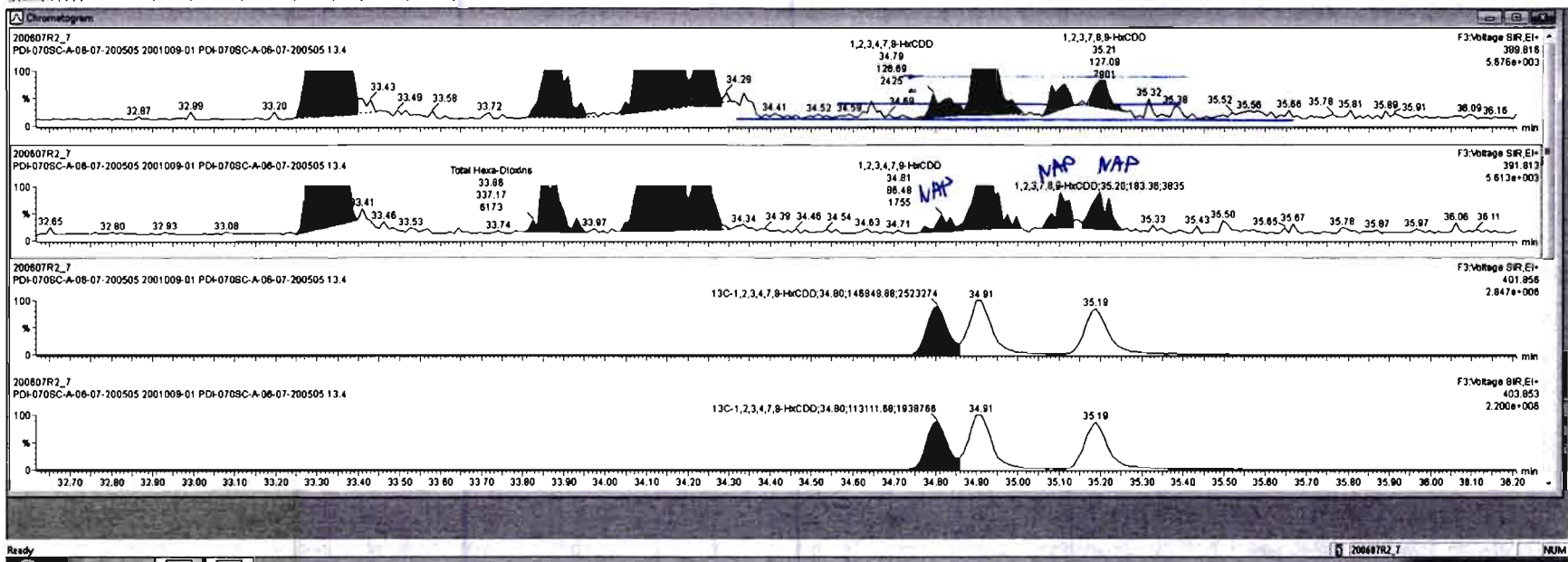
200607R2\_7



F3: Voltage SIR, EI+  
403.853  
2.200e+006

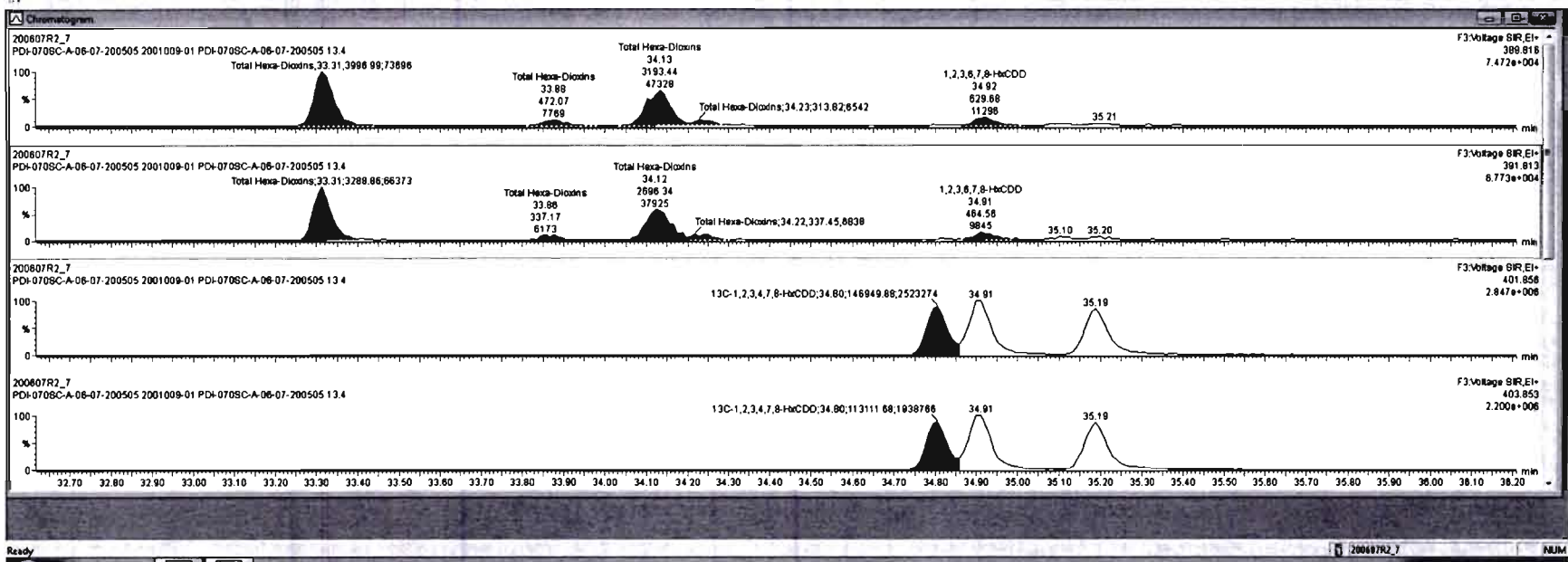
Name	Resp	RA	n/y	RF	wt/val	Prod.PT	RT	RRT	Conc.	%Rec	DL	BkPC
38 Total Toluene-Dioxins				0.8653	10.012	24.62					0.0458	
40 Total Penta-Dioxins				0.9081	10.012	29.90			0.201	0.0845	0.280	
41 Total Hexa-Dioxins				0.8628	10.012	33.80			11.8	0.267	12.4	
42 Total Hepta-Dioxins				0.8638	10.012	37.64			134	0.758	134	
43 Total Toluene-Furans				0.7510	10.012	23.81			0.524	0.0749	1.02	
44 1st Func. Penta-Furans				0.8925	10.012	27.58			0.000	0.00775	0.411	

Name	RT	m1 Resp	m2 Resp	RA	n/y	BkPC	Conc.
1 Total Hexa-Dioxins	33.31	3.997e3	3.289e3	1.22	NO	5.8038	5.8038
2 Total Hexa-Dioxins	33.88	4.721e2	3.372e2	1.40	NO	0.82241	0.82241
3 Total Hexa-Dioxins	34.13	3.193e3	2.896e3	1.18	NO	4.5300	4.5300
4 Total Hexa-Dioxins	34.23	3.138e2	3.375e2	0.93	YES	0.43601	0.00000
5 1,2,3,4,7,8-HxCDD	34.79	1.267e2	8.648e1	1.47	YES	0.14398	0.00000
6 1,2,3,6,7,8-HxCDD	34.92	8.297e2	4.646e2	1.36	NO	0.74583	0.74583



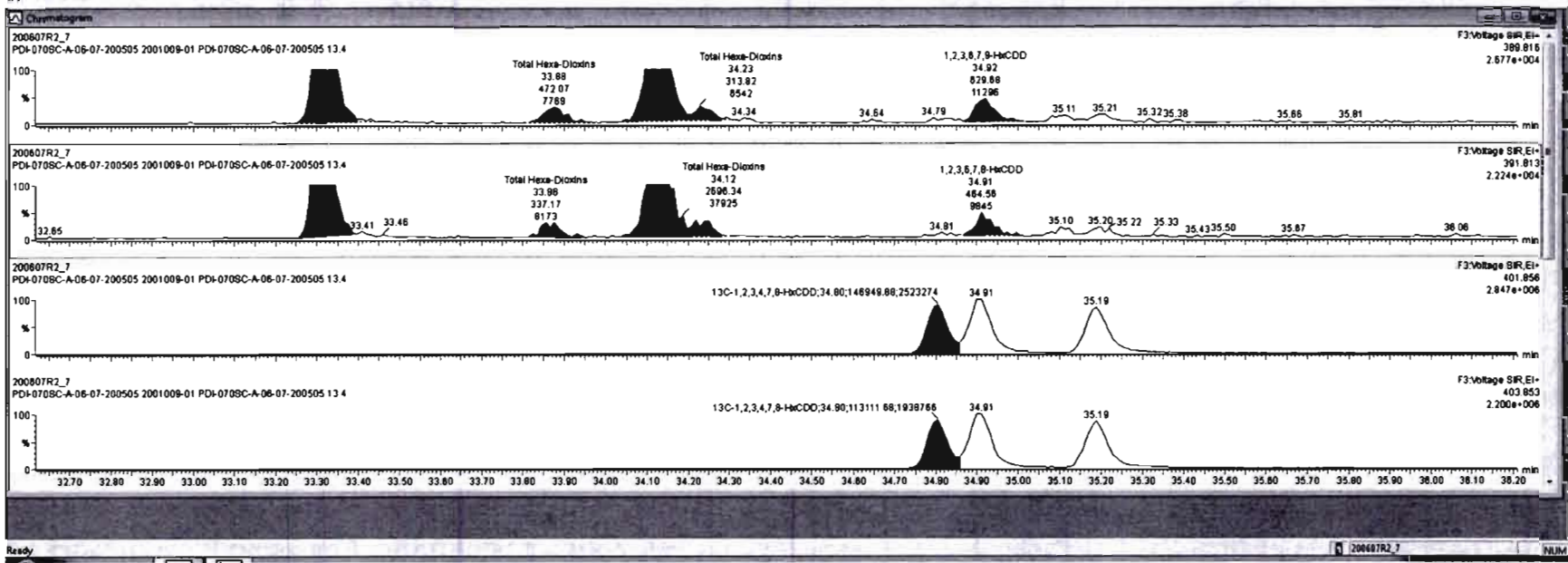
Name	Resp	RA	n/y	RFI	Vol/Val	Pred RT	RT	RRT	Conc	%Rec	DL	EMPC
38 Total Tetra-Dioxins				0.8883	10.012	24.82					0.0458	
40 Total Penta-Dioxins				0.8081	10.012	29.98			0.201		0.0845	0.201
41 Total Hexa-Dioxins				0.8923	10.012	33.82			11.8		0.287	11.8
42 Total Hepta-Dioxins				0.8638	10.012	37.84			134		0.758	134
43 Total Tetra-Furans				0.7510	10.012	23.81			0.524		0.0749	1.02
44 1st Func. Penta-Furans				0.8825	10.012	27.58			0.000		0.00775	0.411

Name	RT	ml Resp	nl Resp	RA	n/y	EMPC	Conc.
1 Total Hexa-Dioxins	33.31	3.987e3	3.289e3	1.22	NO	5.8038	5.8038
2 Total Hexa-Dioxins	33.88	4.721e2	3.272e2	1.40	NO	0.82241	0.82241
3 Total Hexa-Dioxins	34.13	3.183e3	2.888e3	1.18	NO	4.5300	4.5300
4 Total Hexa-Dioxins	34.23	3.139e2	3.375e2	0.93	YES	0.43601	0.00000
5 1,2,3,6,7,8-HxCDD	34.92	6.297e2	4.846e2	1.38	NO	0.74583	0.74583



Name	Resp	RA	rvy	RF	WV	ProdRT	RT	VRT	Conc	Units	DL	BPFC
39 Total Tetra-Dioxins				0.8993	10.012	24.82					0.0458	
40 Total Penta-Dioxins				0.9081	10.012	25.28			0.201		0.0845	0.201
41 Total Hexa-Dioxins				0.8923	10.012	35.83			11.8		0.282	11.8
42 Total Hepta-Dioxins				0.8838	10.012	37.84			134		0.758	134
43 Total Tetra-Furans				0.7510	10.012	23.81			0.624		0.0748	1.02
44 1st Func. Penta-Furans				0.8825	10.012	27.58			0.000		0.00775	0.411

Name	RT	WV	RA	RVY	BPFC	Conc.
1 Total Hexa-Dioxins	33.31	3.987e3	3.289e3	1.22	NO	5.8038
2 Total Hexa-Dioxins	33.88	4.771e2	3.372e2	1.40	NO	0.82241
3 Total Hexa-Dioxins	34.13	3.183e3	2.896e3	1.18	NO	4.5300
4 Total Hexa-Dioxins	34.23	3.139e2	3.375e2	0.93	YES	0.43801
5 1,2,3,6,7,8-HxCDD	34.92	6.267e2	4.646e2	1.38	NO	0.74583



Dataset: Untitled


Last Altered: Monday, June 08, 2020 08:53:03 Pacific Daylight Time

Printed: Monday, June 08, 2020 08:56:43 Pacific Daylight Time

Name: 200607R2\_7, Date: 08-Jun-2020, Time: 01:48:45, ID: 2001009-01 PDI-070SC-A-06-07-200505 13.4, Description: PDI-070SC-A-06-07-200505

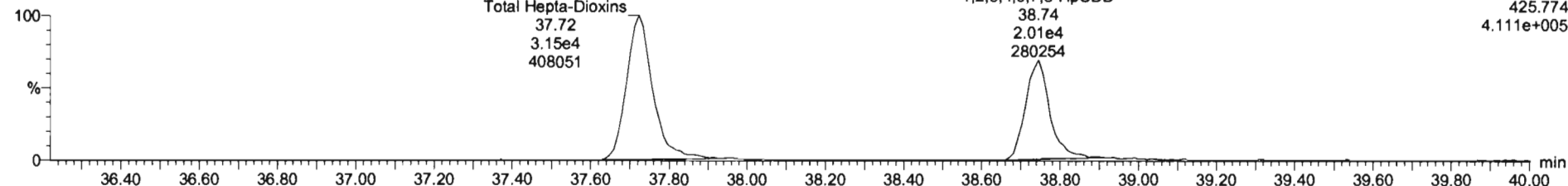
1,2,3,4,6,7,8-HpCDD

200607R2\_7



F4:Voltage SIR,EI+  
423.777  
4.030e+005

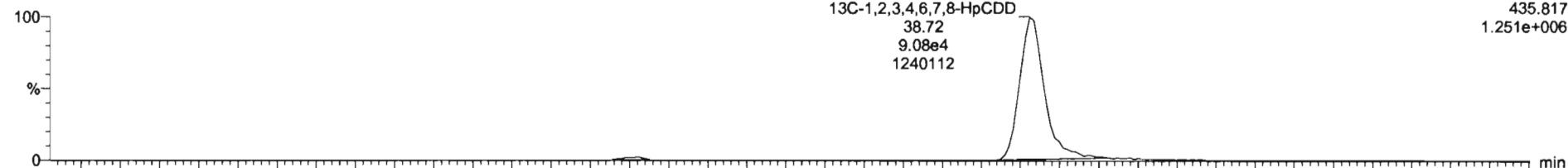
200607R2\_7



F4:Voltage SIR,EI+  
425.774  
4.111e+005

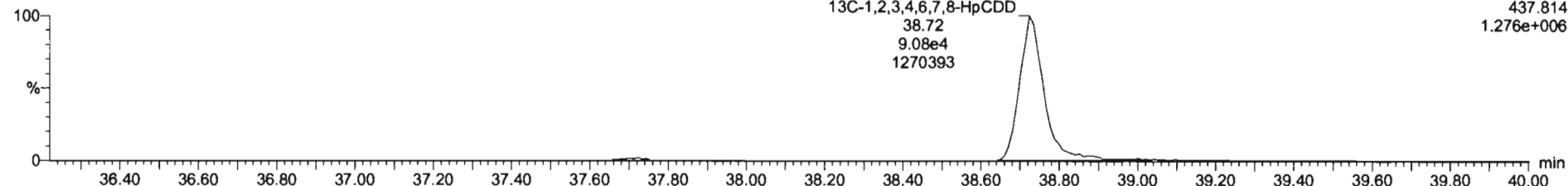
13C-1,2,3,4,6,7,8-HpCDD

200607R2\_7



F4:Voltage SIR,EI+  
435.817  
1.251e+006

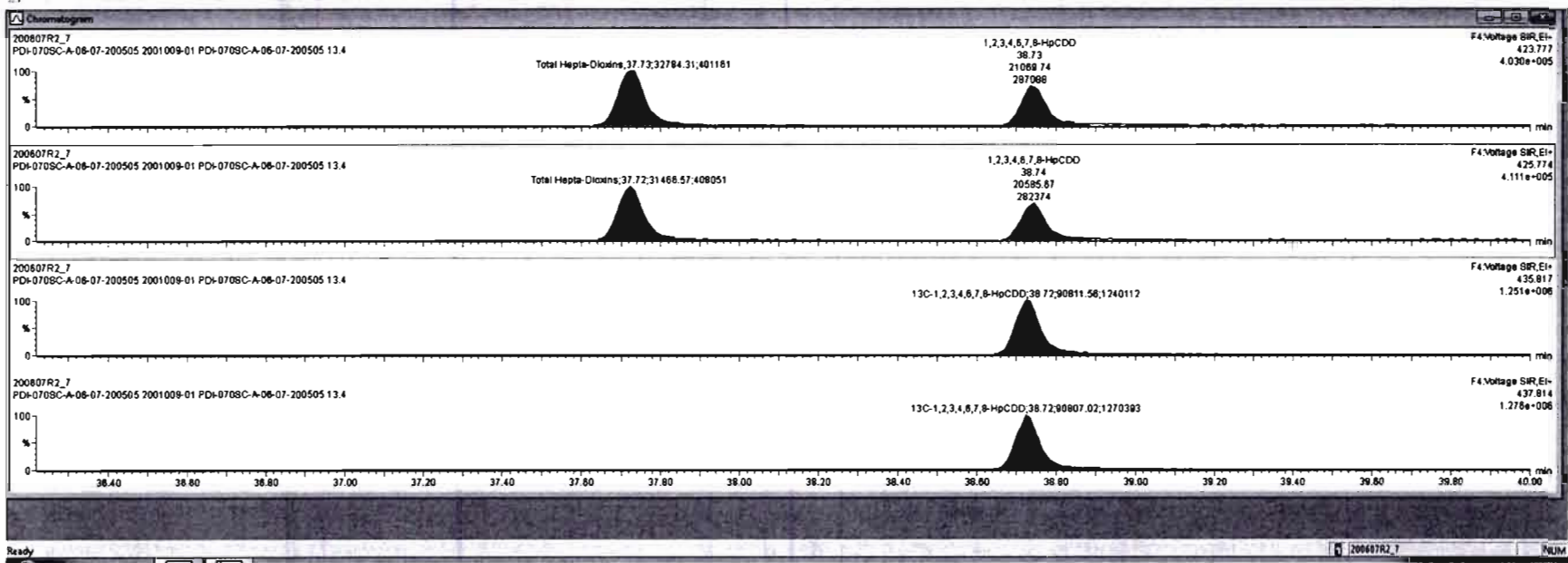
200607R2\_7



F4:Voltage SIR,EI+  
437.814  
1.276e+006

Name	Resp	RA	n/y	RR'	wt/nd	Prod RT	RT	RRT	Conc	%Rec	DL	BPIC
39 Total Tetra-Dioxins				0.8663	10.012	24.82					0.0458	
40 Total Penta-Dioxins				0.9081	10.012	28.96			0.201		0.0645	0.201
41 Total Hexa-Dioxins				0.8923	10.012	33.83			11.5		0.287	11.9
42 Total Hepta-Dioxins				0.8628	10.012	37.84			1.36		0.788	1.36
43 Total Tetra-Furans				0.7510	10.012	23.81			0.524		0.0748	1.02
44 1st Func. Penta-Furans				0.8625	10.012	27.58			0.000		0.00775	0.411

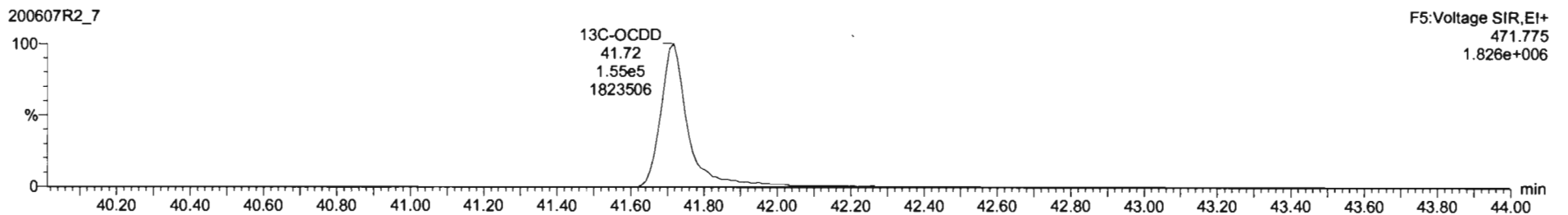
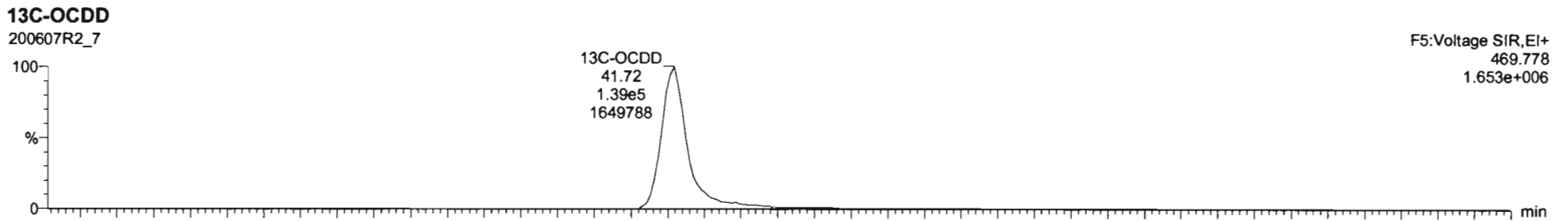
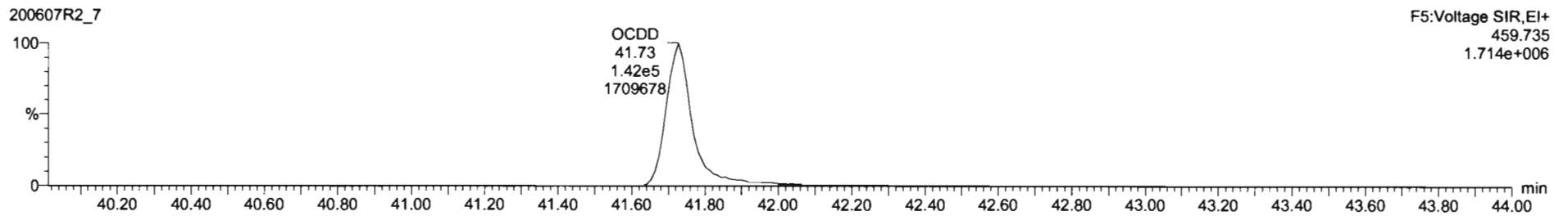
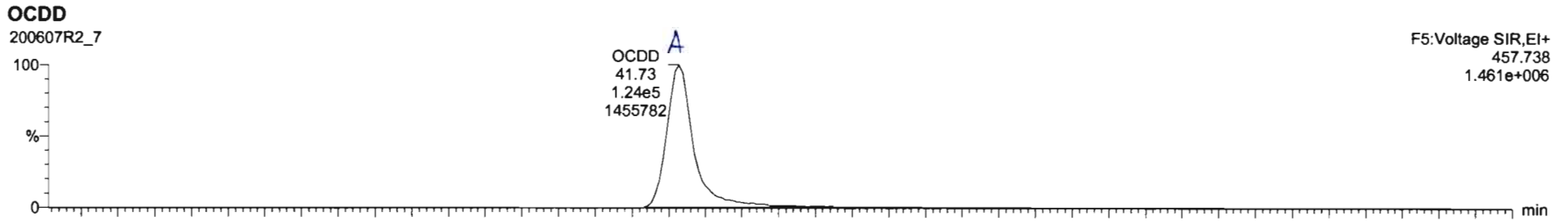
Name	RT/	m1 Resp	m2 Resp	RA	n/y	BPIC	Conc.
1 Total Hepta-Dioxins	37.73	3.278e4	3.147e4	1.04	NO	81.803	81.803
2 1,2,3,4,6,7,8-HpCDD	38.73	2.107e4	2.058e4	1.02	NO	53.036	53.035



Dataset: Untitled

Last Altered: Monday, June 08, 2020 08:53:03 Pacific Daylight Time  
Printed: Monday, June 08, 2020 08:56:43 Pacific Daylight Time

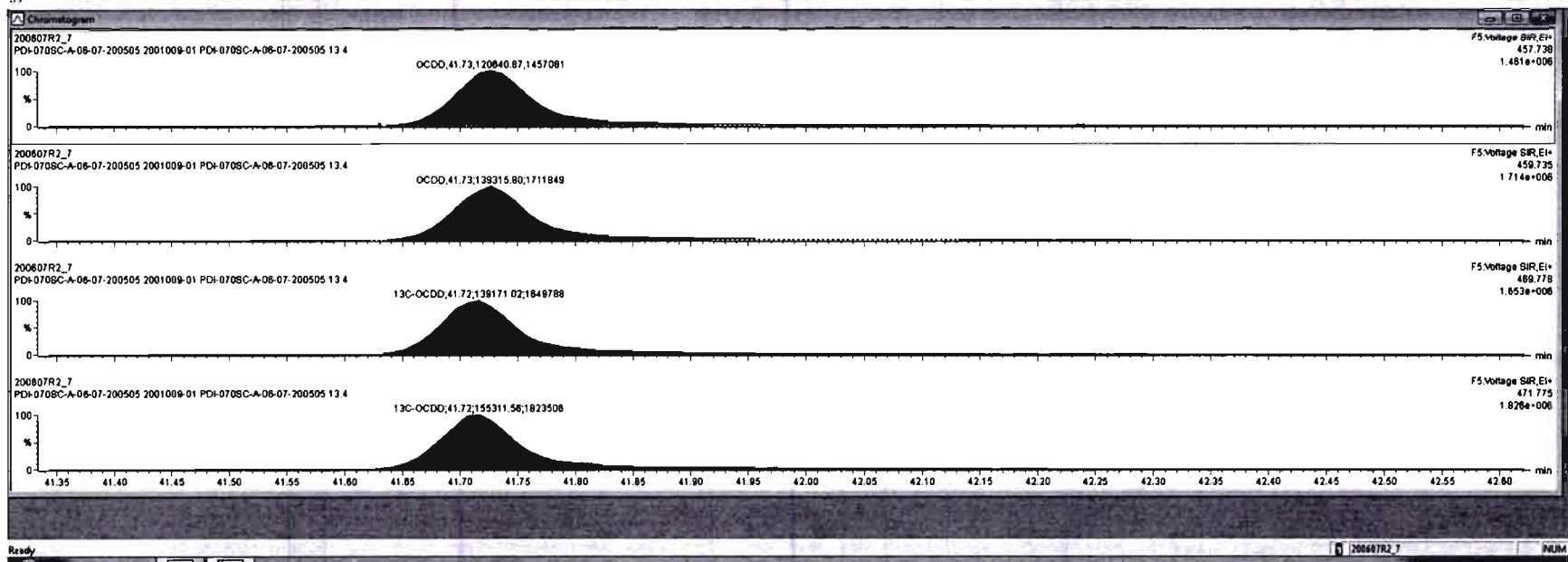
Name: 200607R2\_7, Date: 08-Jun-2020, Time: 01:48:45, ID: 2001009-01 PDI-070SC-A-06-07-200505 13.4, Description: PDI-070SC-A-06-07-200505



TargetList - 200607R2\_70.dld  
 File Edit View Display Processing Window Help

ID	Name	Resp	RA	nly	RNF	wtVed	Pred RT	RT	RRT	Conc	%Resp	DL	EMPC
7	OCDD	2.85e2	0.87	NO	0.9138	16.872	41.72	41.73	1.000	286	1.14	0.35	
8	2,3,7,8-TCDF	9.74e2	0.85	YES	0.7510	10.012	25.57	25.57	1.001	0.378	0.0748	0.330	
9	1,2,3,7,8-PeCDF	1.24e3	1.52	NO	0.8925	10.012	30.18	30.17	1.001	0.303	0.128	0.303	
10	2,3,4,7,8-PeCDF	1.01e3	1.75	NO	0.8248	10.012	31.15	31.15	1.001	0.404	0.123	0.404	
11	1,2,3,4,7,8-HxCDF	1.48e3	1.06	YES	0.8845	10.012	33.83	33.84	1.000	0.968	0.118	0.887	
12	1,2,3,6,7,8-HxCDF	5.33e2	1.25	NO	0.8892	10.012	34.06	34.06	1.001	0.286	0.111	0.286	

ID	Name	RT	m1 Resp	m2 Resp	RA	nly	EMPC	Conc.
1								





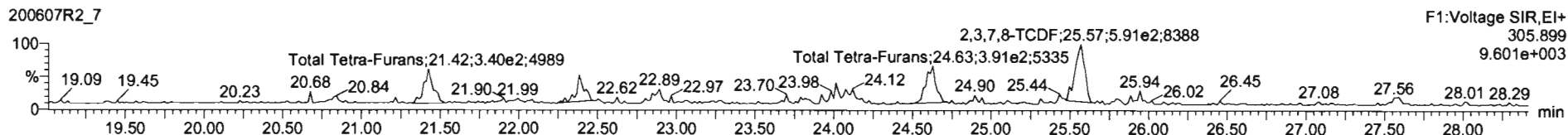
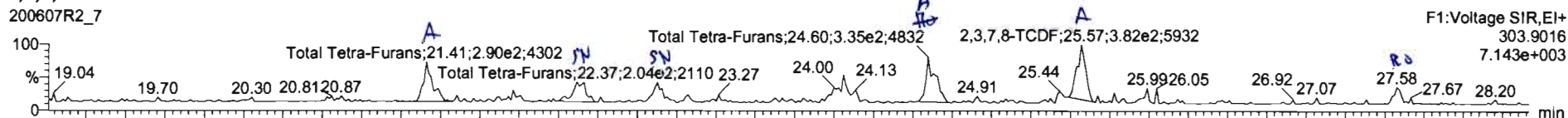
Dataset: Untitled

Last Altered: Monday, June 08, 2020 08:53:03 Pacific Daylight Time  
Printed: Monday, June 08, 2020 08:56:43 Pacific Daylight Time

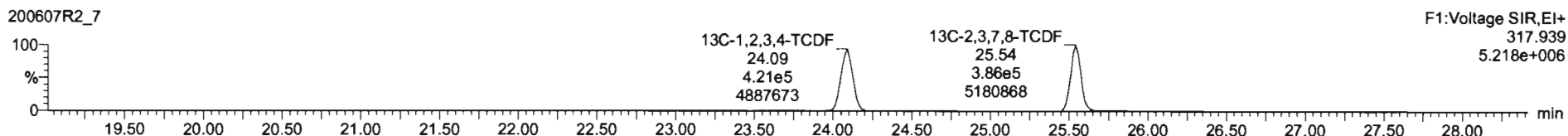
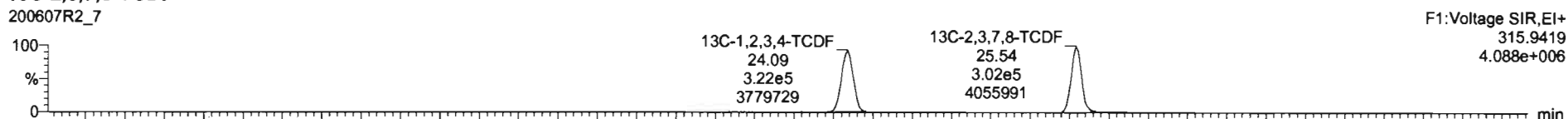
Name: 200607R2\_7, Date: 08-Jun-2020, Time: 01:48:45, ID: 2001009-01 PDI-070SC-A-06-07-200505 13.4, Description: PDI-070SC-A-06-07-200505

HY 06/23/2020

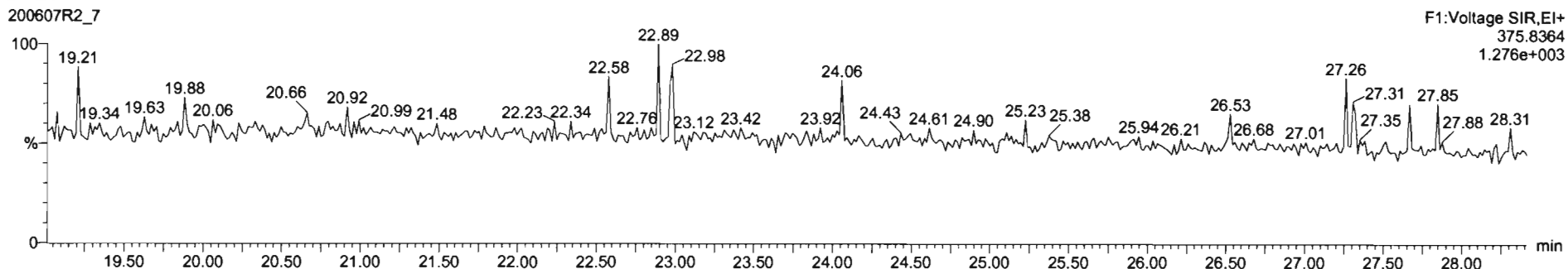
2,3,7,8-TCDF



13C-2,3,7,8-TCDF



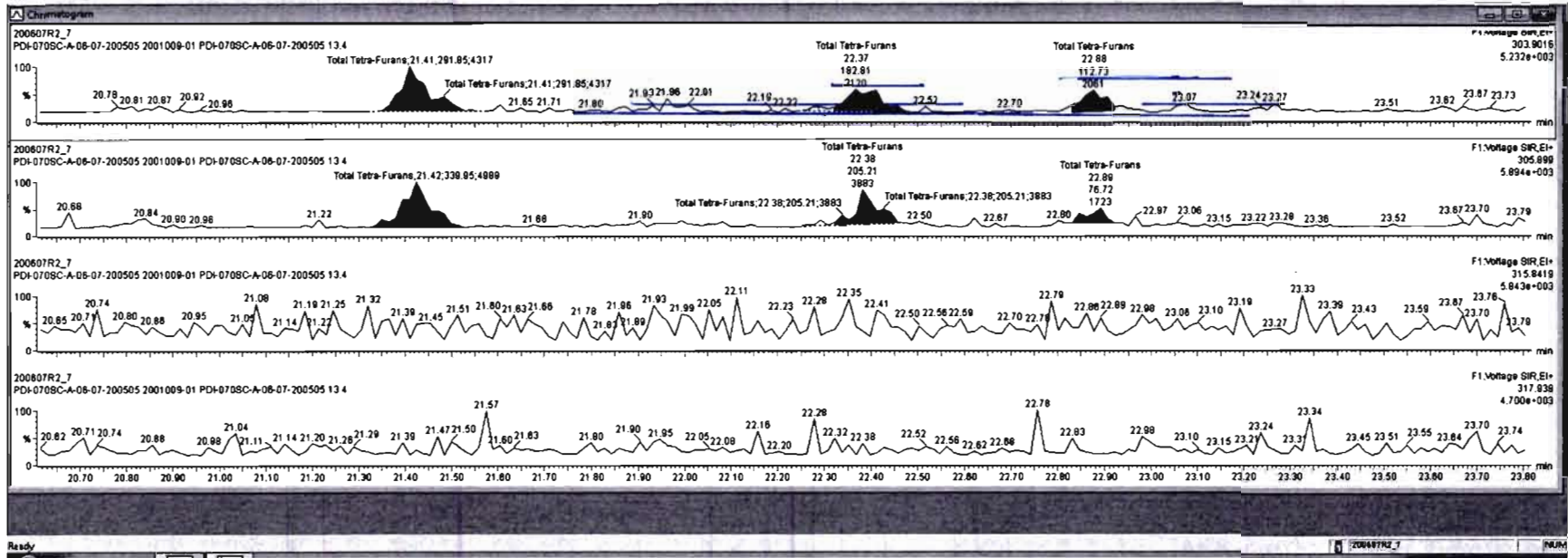
DPE1





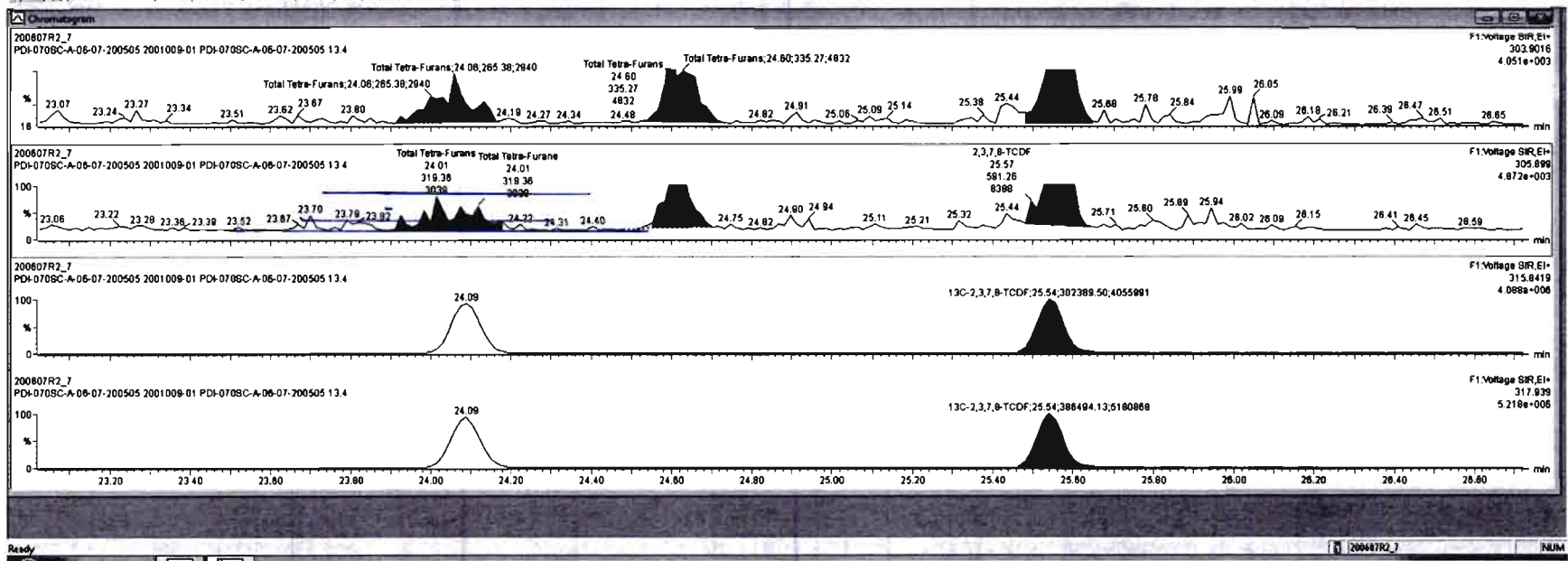
Name	Resp	RA	n/y	RF	WtVcl	ProdRT	RT	RTT	Conc	WRec	DL	EMPC
Total Tetra-Furans				0.7810	10.012	21.81			1.18		0.0746	1.56
1st Func. Penta-Furans				0.8925	10.012	27.59			0.000		0.00715	0.411
Total Penta-Furans				0.8925	10.012	26.27			1.25		0.128	1.25
Total Hexa-Furans				0.8341	10.012	33.58			2.91		0.122	3.81
Total Hepta-Furans				0.8734	10.012	37.83			13.2		0.280	13.2
PK1												

Name	RT	mL Resp	m2 Resp	RA	n/y	EMPC	Conc
Total Tetra-Furans	21.41	2.918e2	3.288e2	0.86	NO	0.24392	0.24392
Total Tetra-Furans	22.37	1.828e2	2.052e2	0.88	YES	0.14025	0.00000
Total Tetra-Furans	22.88	1.127e2	7.872e1	1.47	YES	0.052434	0.00000
Total Tetra-Furans	24.06	2.854e2	3.194e2	0.83	NO	0.22579	0.22579
Total Tetra-Furans	24.80	3.353e2	3.808e2	0.86	NO	0.28036	0.28036
2,3,7,8-TCDF	25.57	4.454e2	5.913e2	0.75	NO	0.40030	0.40030



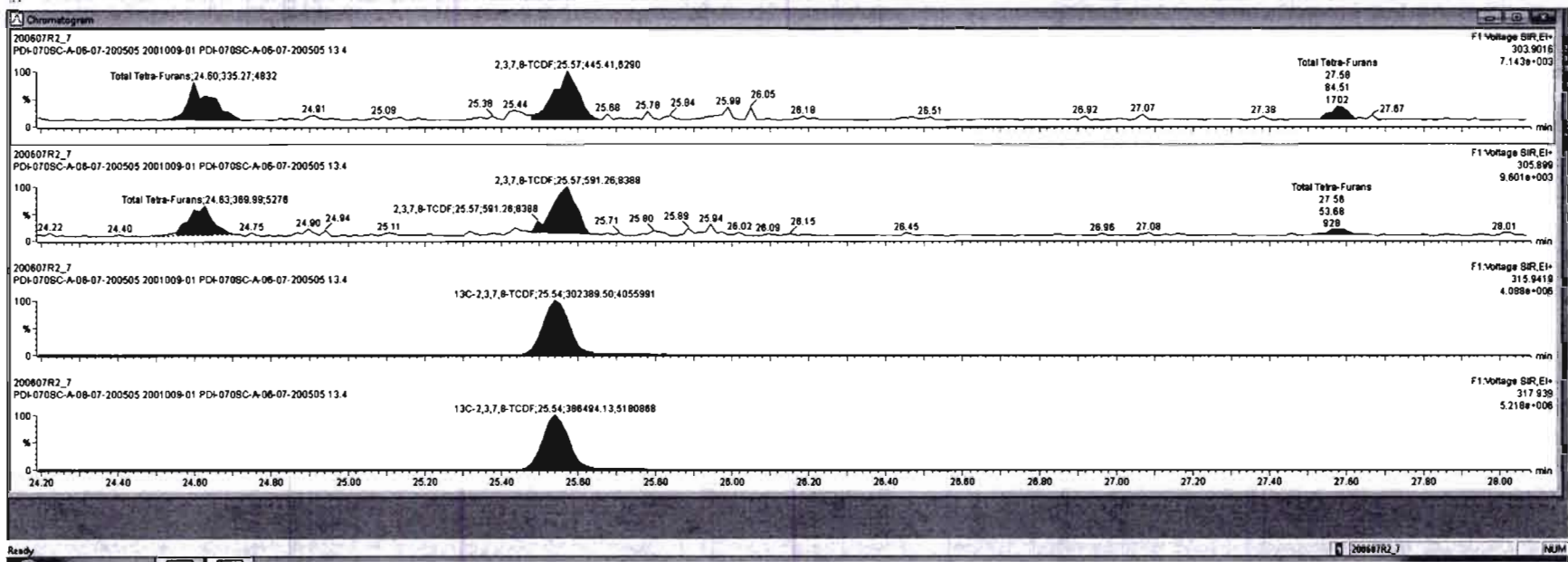
Name	Resp	PLA	nHy	RFW	wtAval	ProdRET	RT	RRT	Conc	%Rec	DL	EMPC
43 Total Tetra-Furans				0.7816	18.012	23.91			0.070		0.0749	1.22
44 1st Furc. Penta-Furans				0.8925	10.012	27.58			0.001		0.00775	0.411
45 Total Penta-Furans				0.8925	10.012	29.27			1.25		0.128	1.25
46 Total Hexa-Furans				0.8341	10.012	33.56			2.91		0.122	3.81
47 Total Hepta-Furans				0.8734	10.012	37.83			13.2		0.289	13.2
48 PFTOT												

Name	RT	ml Resp	ml2 Resp	RA	nHy	EMPC	Conc
1 Total Tetra-Furans	21.41	2.918e2	3.308e2	0.86	NO	0.24392	0.24392
2 Total Tetra-Furans	22.37	1.829e2	2.052e2	0.89	YES	0.14025	0.00000
3 Total Tetra-Furans	22.88	1.127e2	7.872e1	1.47	YES	0.052434	0.00000
4 Total Tetra-Furans	24.06	2.854e2	3.194e2	0.83	NO	0.22579	0.22579
5 Total Tetra-Furans	24.80	3.353e2	3.700e2	0.91	YES	0.25288	0.00000
6 2,3,7,8-TCDF	25.57	4.454e2	5.913e2	0.75	NO	0.40030	0.40030



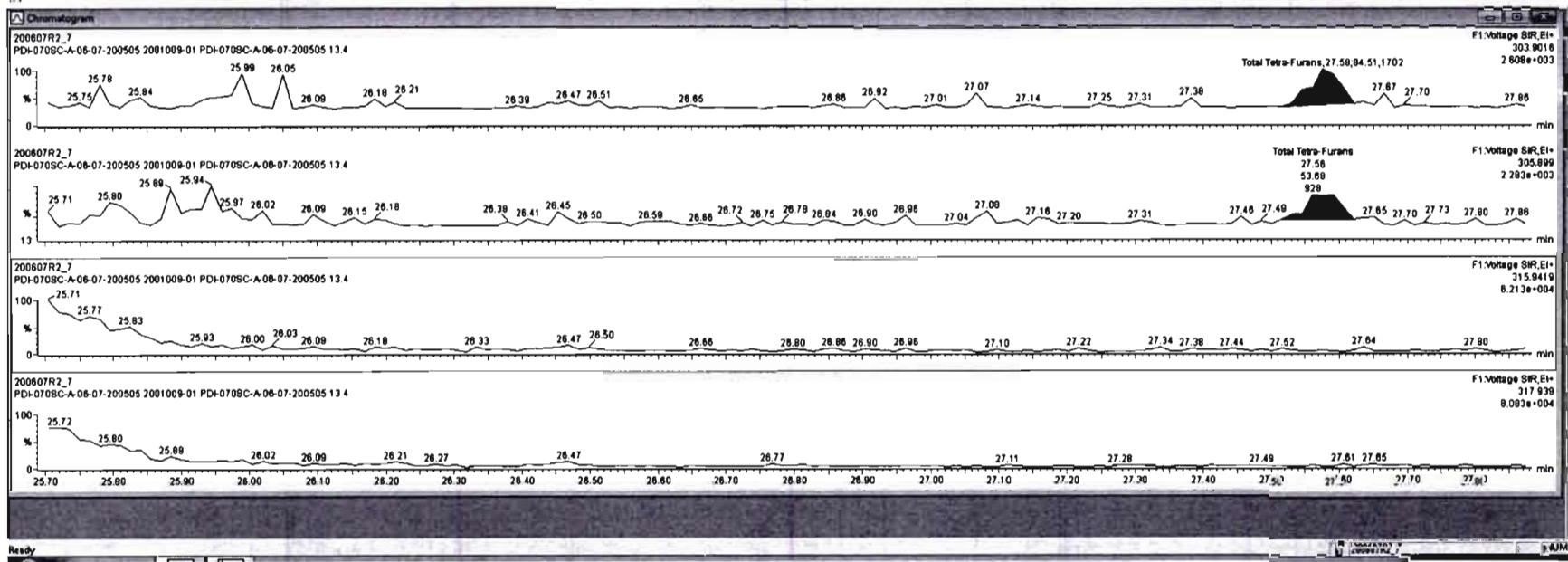
ID	Name	Resp	RA	n/y	RW	wtVol	Prod.RT	RT	RRT	Conc	%Rec	DL	EMPC
43	Total Tetra-Furans				0.7918	10.012	23.91			0.844		0.0749	0.824
44	1st Func. Penta-Furans				0.8625	10.012	27.58			0.000		0.00775	0.411
45	Total Penta-Furans				0.8625	10.012	28.27			1.25		0.128	1.25
46	Total Hexa-Furans				0.8341	10.012	33.66			2.91		0.122	3.81
47	Total Hepta-Furans				0.8734	10.012	37.83					0.289	13.2
48	PFK1												

ID	Name	RT	wt Resp	m2 Resp	RA	n/y	EMPC	Conc
1	Total Tetra-Furans	21.41	2.916e2	3.308e2	0.88	NO	0.24382	0.24382
2	Total Tetra-Furans	24.80	3.352e2	3.700e2	0.91	YES	0.25288	0.00000
3	2,3,7,8-TCDF	25.57	4.454e2	5.913e2	0.75	NO	0.40030	0.40030
4	Total Tetra-Furans	27.58	8.451e1	5.368e1	1.57	YES	0.036689	0.00000



SI	Name	Resp	RA	n/y	RFV	wt/nd	Pred RT	RT	RTT	Conc	%Rec	DL	EMPC
43	Total Tetra-Furans				0.7912	38.952	27.81			0.000	0.00775	0.324	
44	1st Func. Penta-Furans				0.8925	10.012	27.58			1.25	0.128	1.25	
45	Total Penta-Furans				0.8925	10.012	27.58			2.91	0.122	3.81	
46	Total Hexa-Furans				0.8734	10.012	27.83				0.286	13.2	
47	Total Hepta-Furans												
48	PFK1												

SI	Name	RT	Int Resp	Int Resp	RA	n/y	EMPC	Conc.
1	Total Tetra-Furans	21.41	2.918e2	3.399e2	0.86	NO	0.24382	0.24382
2	Total Tetra-Furans	24.80	3.353e2	3.700e2	0.91	YES	0.25298	0.00000
3	2,3,7,8-TCDF	25.57	4.454e2	5.913e2	0.75	NO	0.40030	0.40030
4	Total Tetra-Furans	27.58	8.451e1	5.368e1	1.57	YES	0.03689	0.00000



Dataset: Untitled

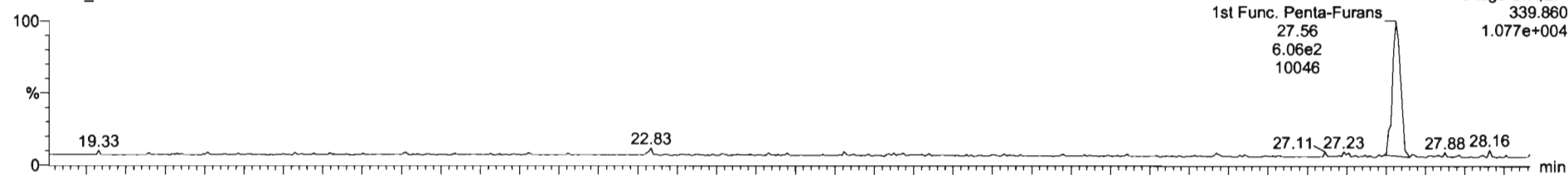
Last Altered: Monday, June 08, 2020 08:53:03 Pacific Daylight Time

Printed: Monday, June 08, 2020 08:56:43 Pacific Daylight Time

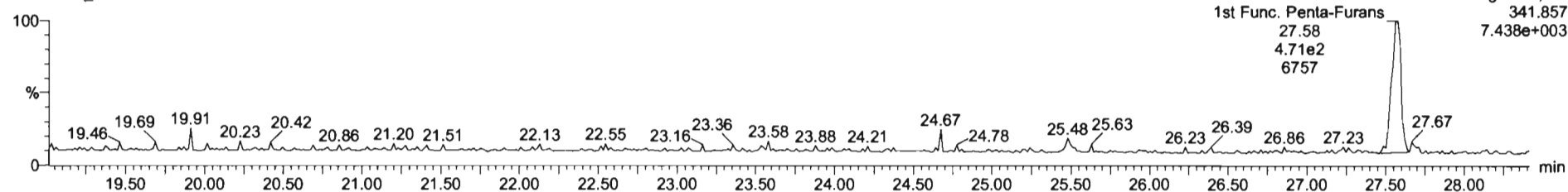
Name: 200607R2\_7, Date: 08-Jun-2020, Time: 01:48:45, ID: 2001009-01 PDI-070SC-A-06-07-200505 13.4, Description: PDI-070SC-A-06-07-200505

1st Func. Penta-Furans

200607R2\_7

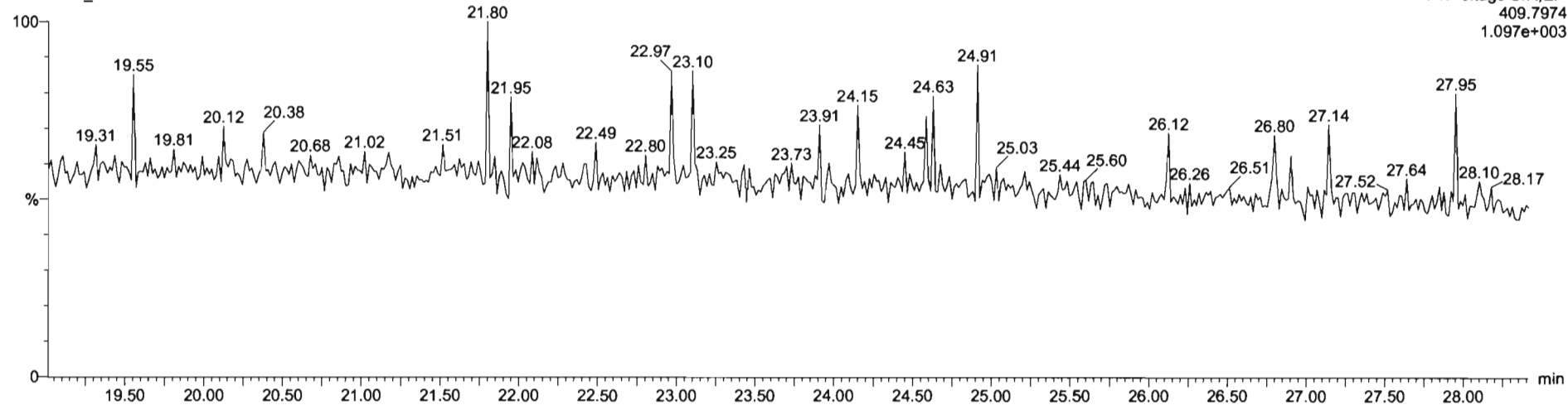


200607R2\_7



DPE6

200607R2\_7



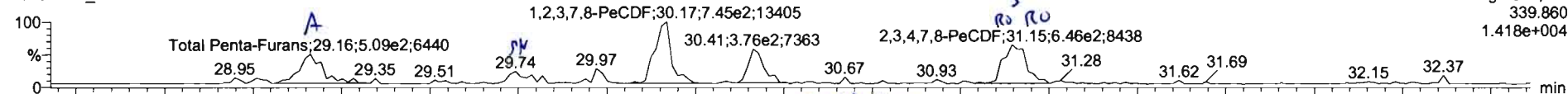
Dataset: Untitled

Last Altered: Monday, June 08, 2020 08:53:03 Pacific Daylight Time  
Printed: Monday, June 08, 2020 08:56:43 Pacific Daylight Time

Name: 200607R2\_7, Date: 08-Jun-2020, Time: 01:48:45, ID: 2001009-01 PDI-070SC-A-06-07-200505 13.4, Description: PDI-070SC-A-06-07-200505

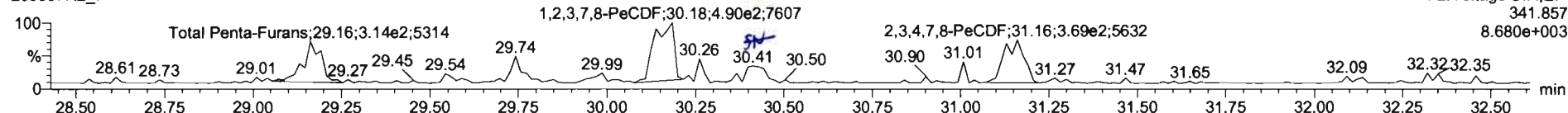
**1,2,3,7,8-PeCDF**

200607R2\_7



F2:Voltage SIR,EI+  
339.860  
1.418e+004


200607R2\_7



F2:Voltage SIR,EI+  
341.857  
8.680e+003

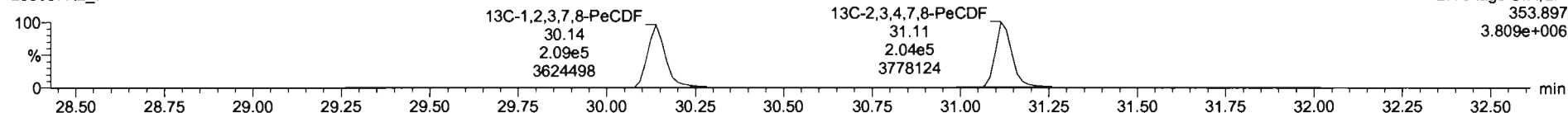
**13C-1,2,3,7,8-PeCDF**

200607R2\_7



F2:Voltage SIR,EI+  
351.900  
5.898e+006

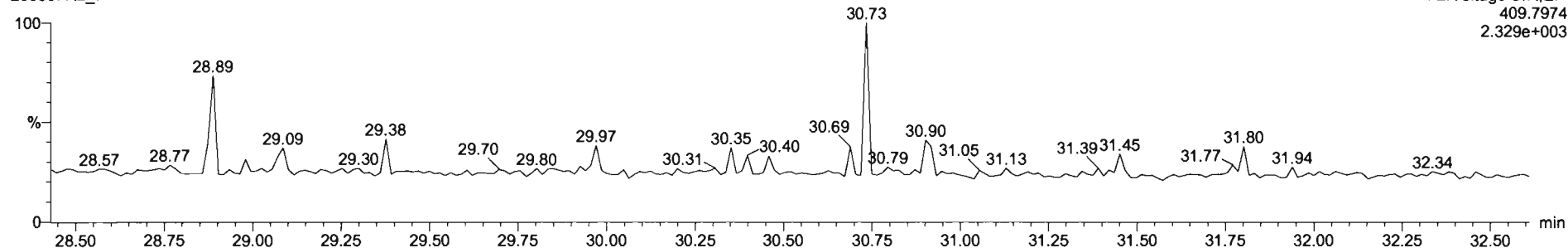
200607R2\_7



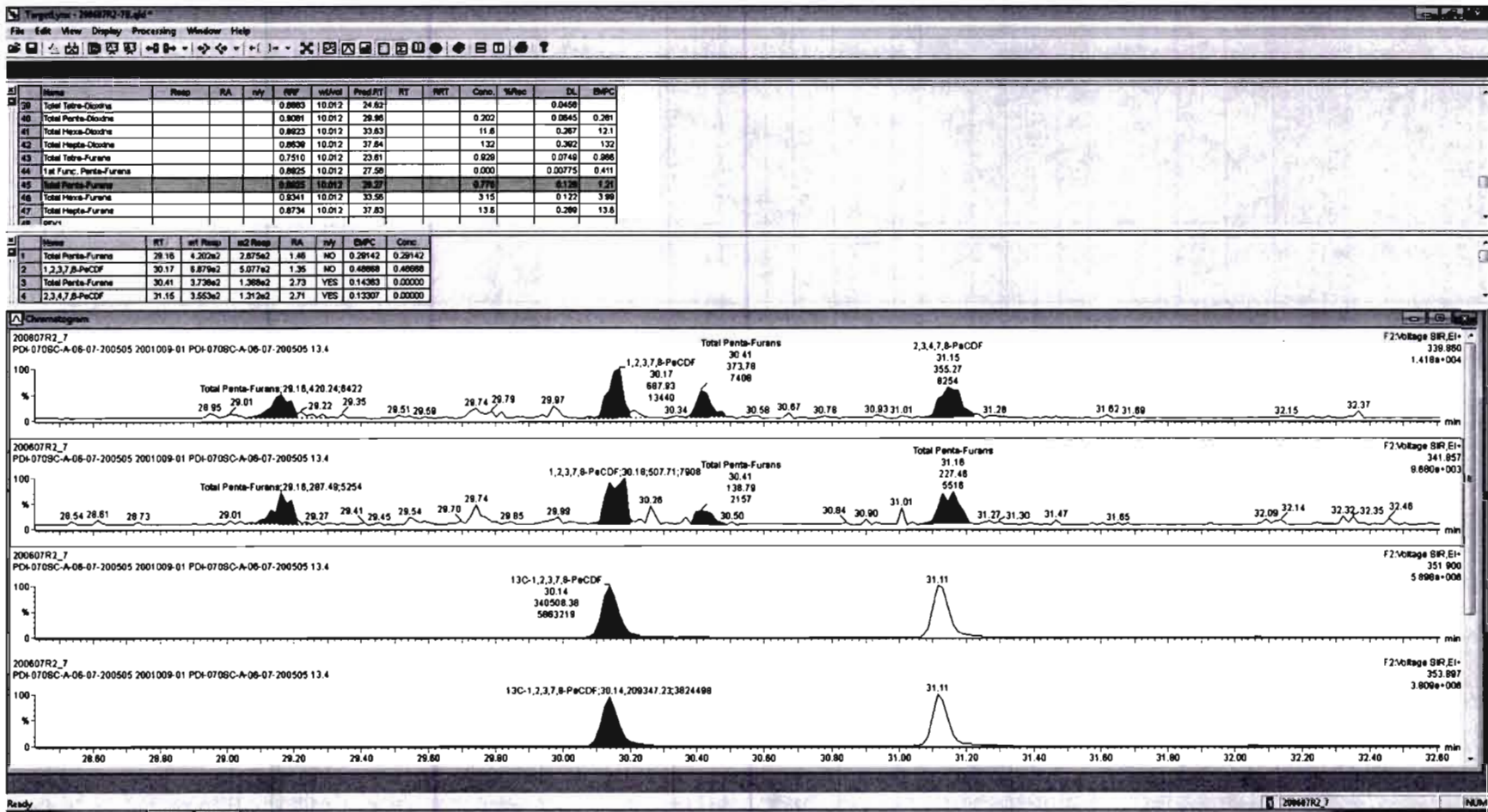
F2:Voltage SIR,EI+  
353.897  
3.809e+006

**DPE2**

200607R2\_7



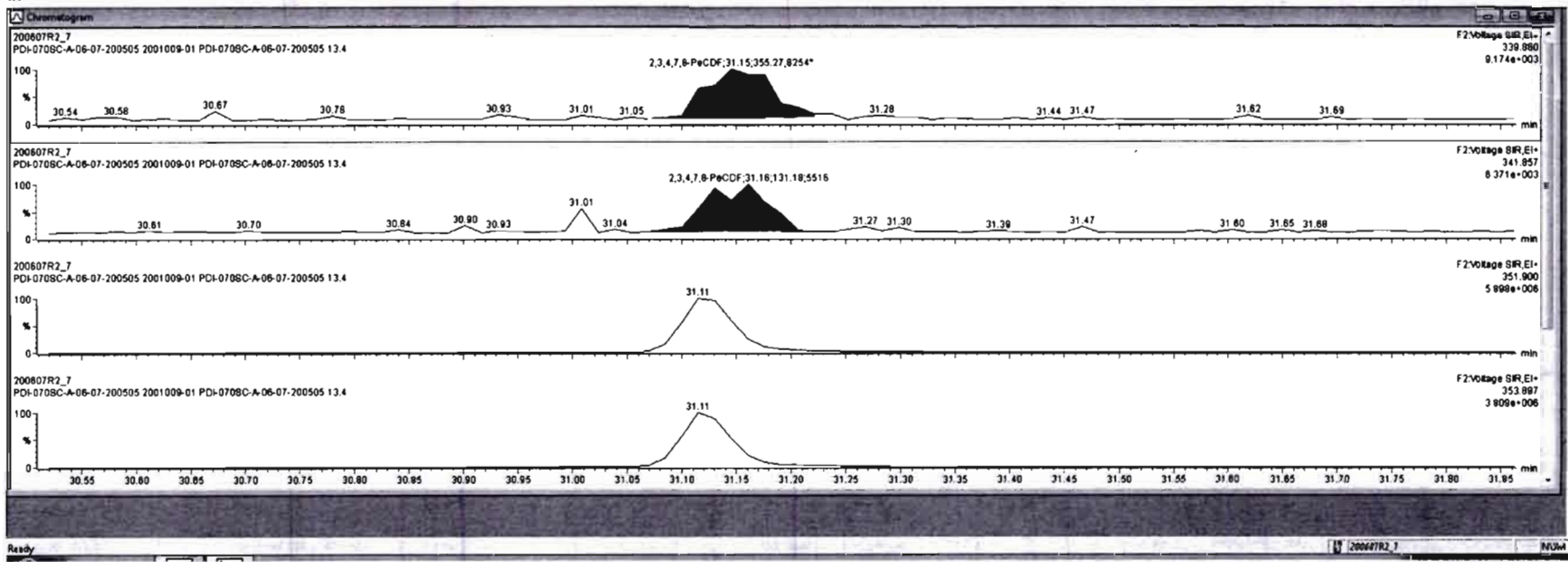
F2:Voltage SIR,EI+  
409.7974  
2.329e+003





#	Name	Resp	RA	nly	RRT	id/Ref	Prod RT	RT	RRT	Conc	%Rec	DL	BtPC
39	Total Toluene-Oxidns				0.8923	10.012	24.62					0.0458	
40	Total Penta-Oxidns				0.8921	10.012	28.98					0.0645	
41	Total Hexa-Oxidns				0.8923	10.012	33.83			11.5		0.287	11.9
42	Total Hepta-Oxidns				0.8639	10.012	37.84			136		0.758	136
43	Total Toluene-Furans				0.7610	10.012	23.81			0.244		0.0748	0.281
44	1st Func. Penta-Furans				0.8925	10.012	27.59			0.000		0.00775	0.411

#	Name	RT	Int Resp	Int2 Resp	RA	nly	BtPC	Conc
1	Total Penta-Furans	29.16	4.202e2	2.875e2	1.48	NO	0.29142	0.29142
2	1,2,3,7,8-PeCDF	30.17	5.879e2	5.077e2	1.35	NO	0.48668	0.48668
3	2,3,4,7,8-PeCDF	31.15	3.871e2	1.312e2	2.80	YES	0.13307	0.00000
4	Total Penta-Furans	31.18	2.369e2	2.275e2	1.04	YES	0.18047	0.00000





Dataset: Untitled

Last Altered: Monday, June 08, 2020 08:53:03 Pacific Daylight Time  
Printed: Monday, June 08, 2020 08:56:43 Pacific Daylight Time

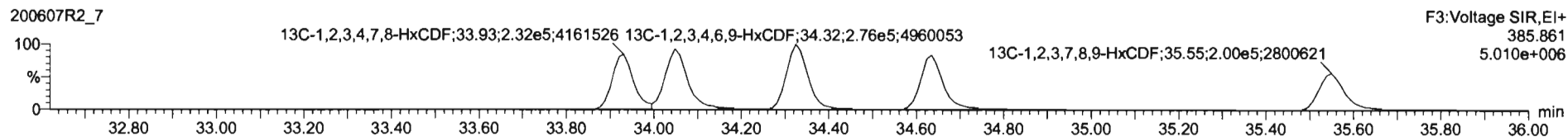
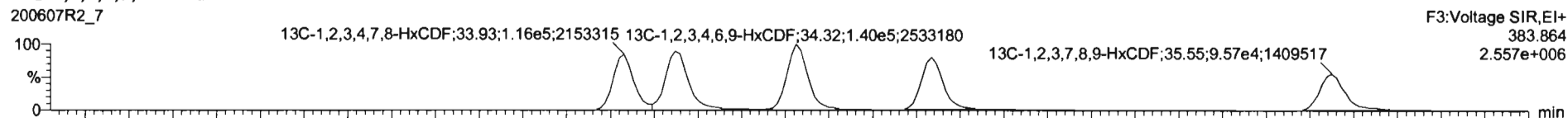
Name: 200607R2\_7, Date: 08-Jun-2020, Time: 01:48:45, ID: 2001009-01 PDI-070SC-A-06-07-200505 13.4, Description: PDI-070SC-A-06-07-200505

HN 06/23/2020

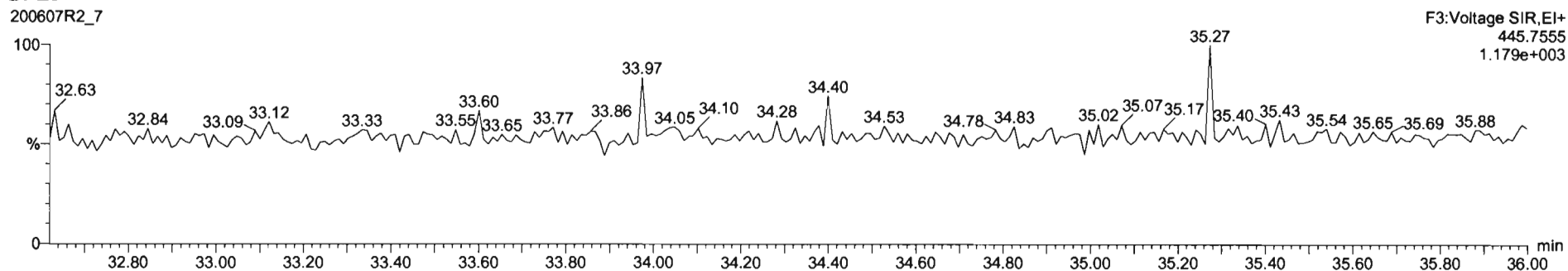
1,2,3,4,7,8-HxCDF

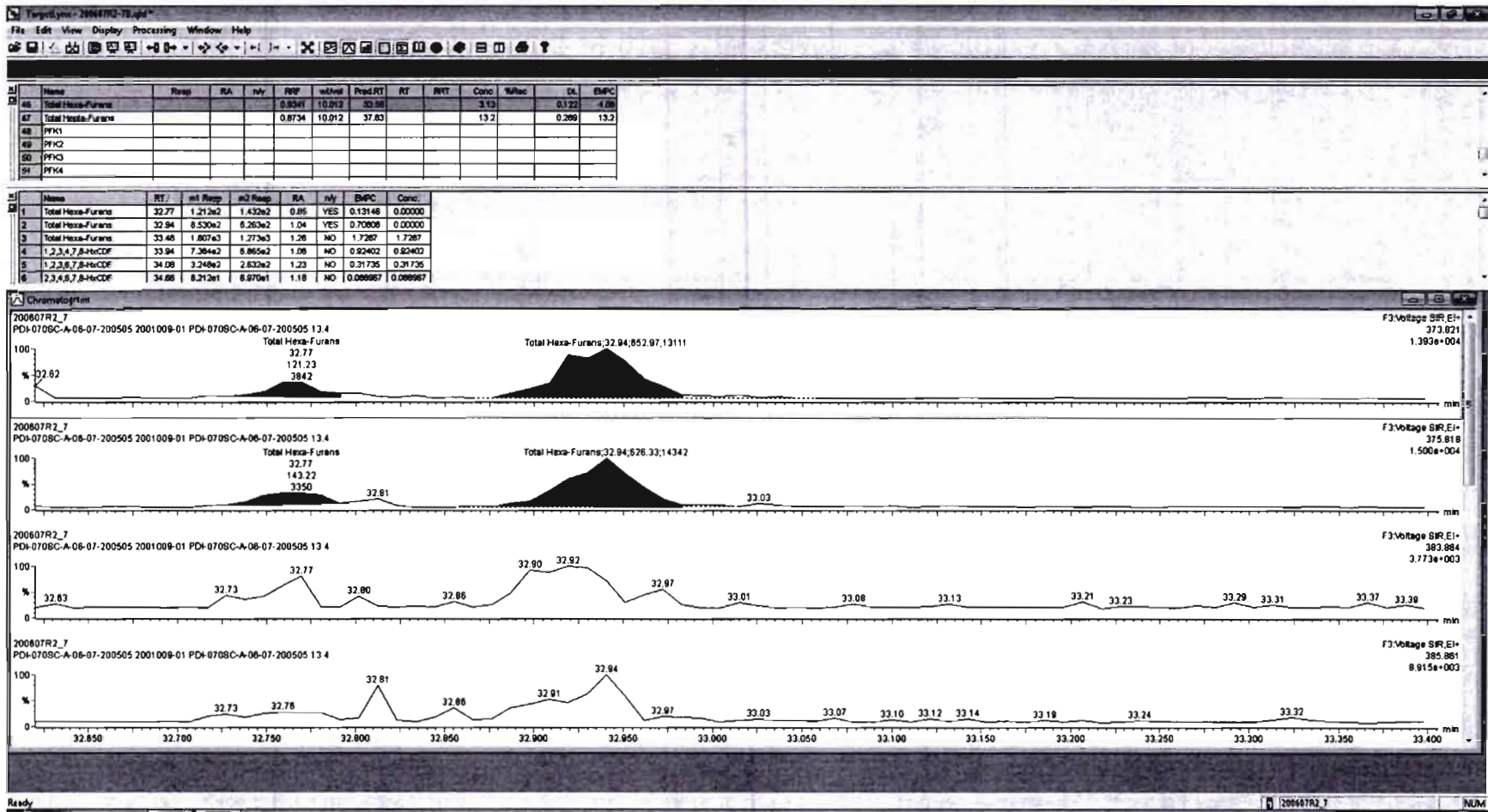


13C-1,2,3,4,7,8-HxCDF



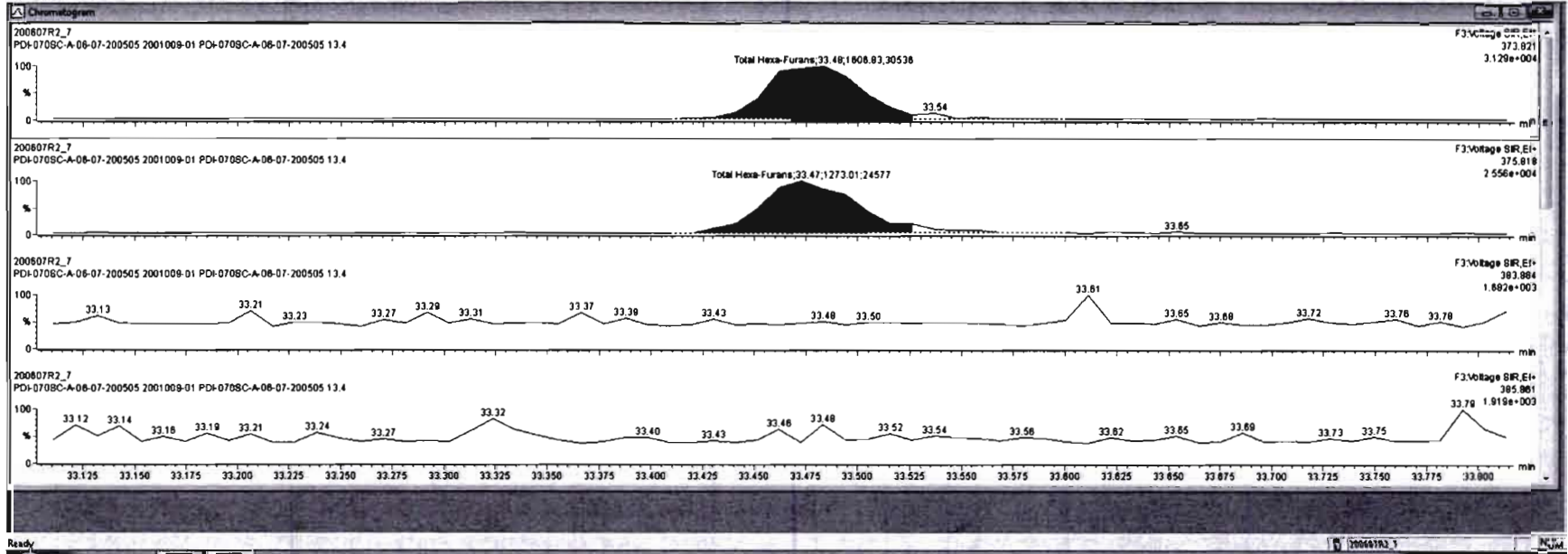
DPE3





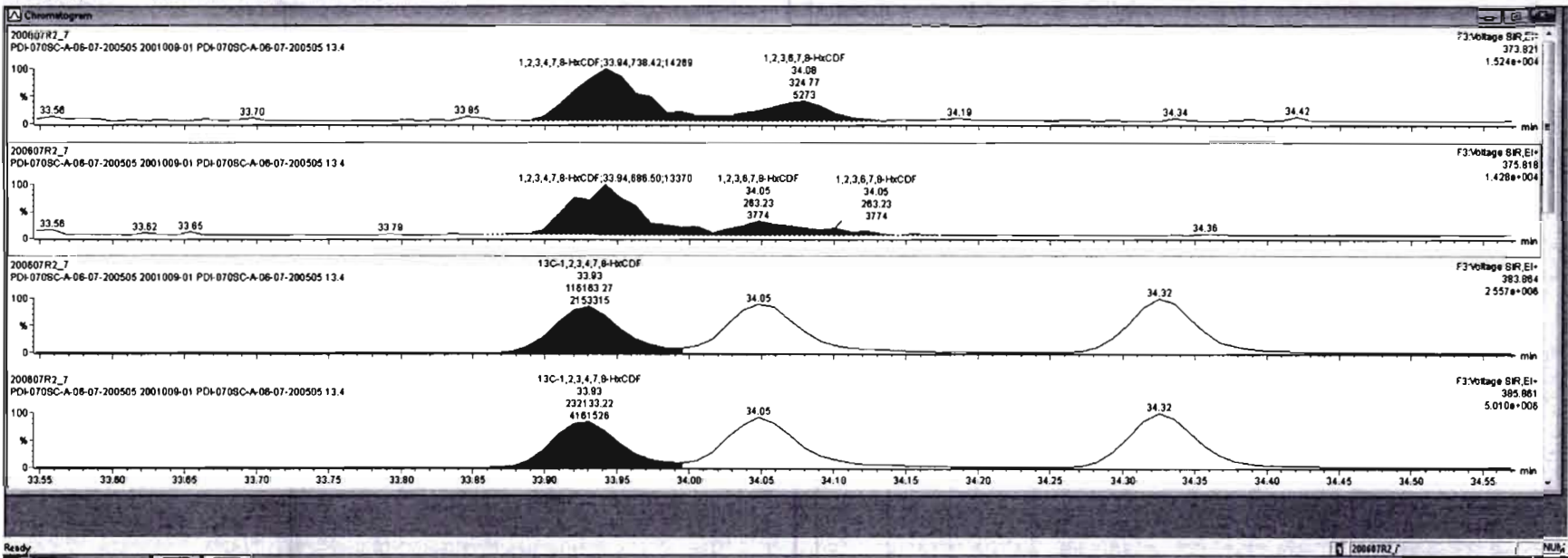
Item	Name	Resp	RA	rv	RFW	wtAval	ProdRT	RT	RRT	Conc.	%Rec	DL	EMPC
46	Total Hexa-Furans				0.8241	10.012	33.86			3.13		0.132	4.08
47	Total Hepta-Furans				0.8734	10.012	37.83			13.2		0.289	13.2
48	PFK1												
49	PFK2												
50	PFK3												
51	PFK4												

Item	Name	RT	wt Resp	wt2 Resp	RA	rv	EMPC	Conc.
1	Total Hexa-Furans	32.77	1.21262	1.43262	0.85	YES	0.13148	0.00000
2	Total Hexa-Furans	32.94	8.55042	8.28362	1.04	YES	0.70008	0.00000
3	Total Hexa-Furans	33.48	1.80763	1.27363	1.28	NO	1.7287	1.7287
4	1,2,3,4,7,8-HxCDF	33.94	7.38442	8.88542	1.08	NO	0.82402	0.82402
5	1,2,3,6,7,8-HxCDF	34.08	3.24842	2.83242	1.23	NO	0.31735	0.31735
6	2,3,4,6,7,8-HxCDF	34.86	8.21261	6.97061	1.18	NO	0.08867	0.08867



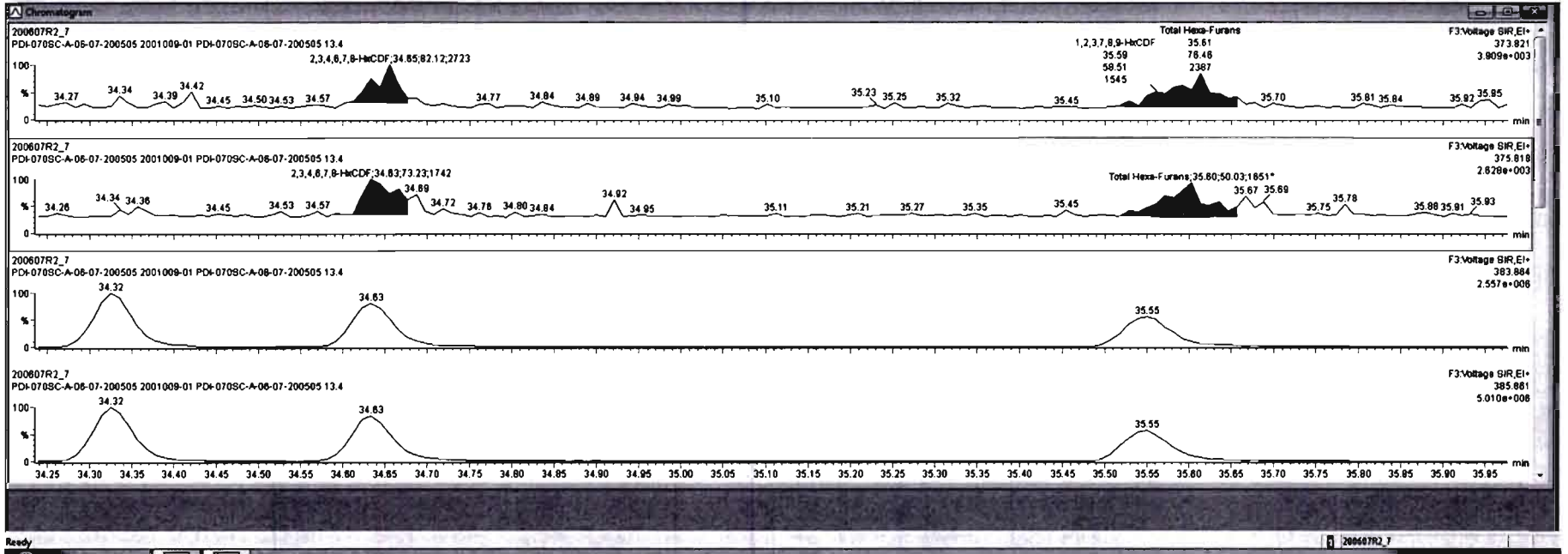
#	Name	Flag	RA	n/y	RF	wtAve	Prod RT	RT	I/RT	Conc.	%Reo	DL	EMPC
46	Total Hexa-Furane				0.9341	10.012	33.58			3.13	0.122	4.88	
47	Total Hepta-Furane				0.8734	10.012	37.83			13.2	0.289	13.2	
48	PFK1												
49	PFK2												
50	PFK3												
51	PFK4												

#	Name	RT	wt Flag	wt Name	RA	n/y	EMPC	Conc.
1	Total Hexa-Furane	33.77	1.21262	1.43262	0.85	YES	0.13146	0.00000
2	Total Hexa-Furane	33.94	6.53962	8.26362	1.94	YES	0.70808	0.00000
3	Total Hexa-Furane	33.48	1.60763	1.27363	1.28	NO	1.7267	1.7267
4	1,2,3,4,7,8-HxCDF	33.94	7.38462	8.86562	1.08	NO	0.93402	0.82402
5	1,2,3,6,7,8-HxCDF	34.08	3.24862	2.83262	1.23	NO	0.31735	0.31735
6	2,3,4,6,7,8-HxCDF	34.86	8.21261	6.97061	1.18	NO	0.086667	0.086667



Index	Name	Peak	RA	rv	RPC	intVid	Prod.RT	RT	RRT	Conc.	%Rec	DL	EMPC
46	Total Hexa-Furans				0.8941	10.012	33.86			3.16	0.122	4.00	
47	Total Hepta-Furans				0.8734	10.012	37.83			13.6	0.288	13.6	
48	PFX1												
49	PFX2												
50	PFX3												
51	PFX4												

Index	Name	RT	int Peak	int Recg	RA	rv	EMPC	Conc.
1	Total Hexa-Furans	32.77	1.212e2	1.432e2	0.85	YES	0.13146	0.00000
2	Total Hexa-Furans	32.94	6.530e2	6.263e2	1.04	YES	0.70808	0.00000
3	Total Hexa-Furans	33.40	1.807e3	1.289e3	1.25	NO	1.7388	1.7388
4	1,2,3,4,7,8-HxCDF	33.94	7.284e2	6.885e2	1.08	NO	0.82402	0.82402
5	1,2,3,6,7,8-HxCDF	34.08	3.248e2	2.632e2	1.23	NO	0.31735	0.31735
6	1,2,3,6,7,8-HxCDF	34.85	8.712e1	7.327e1	1.17	NO	0.09107	0.09107

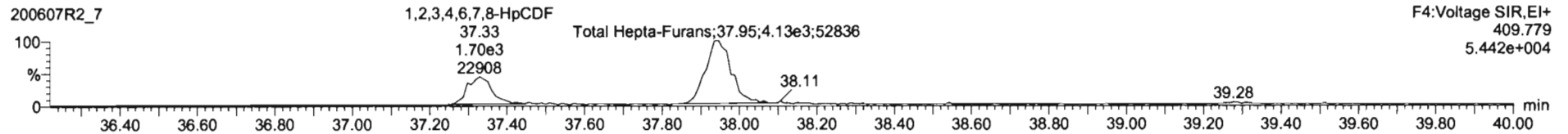
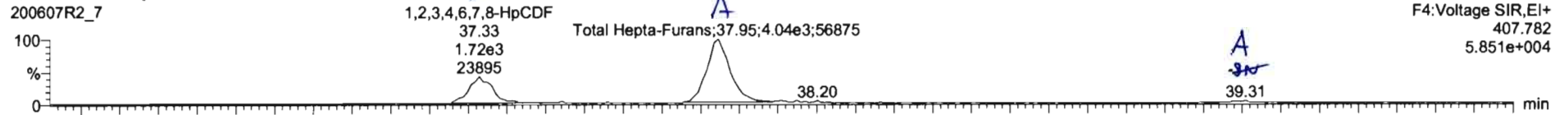


Dataset: Untitled

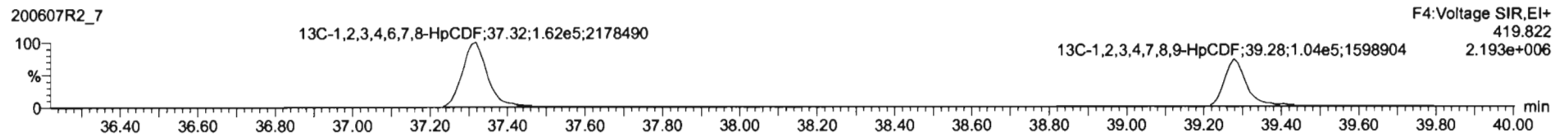

Last Altered: Monday, June 08, 2020 08:53:03 Pacific Daylight Time  
Printed: Monday, June 08, 2020 08:56:43 Pacific Daylight Time

Name: 200607R2\_7, Date: 08-Jun-2020, Time: 01:48:45, ID: 2001009-01 PDI-070SC-A-06-07-200505 13.4, Description: PDI-070SC-A-06-07-200505

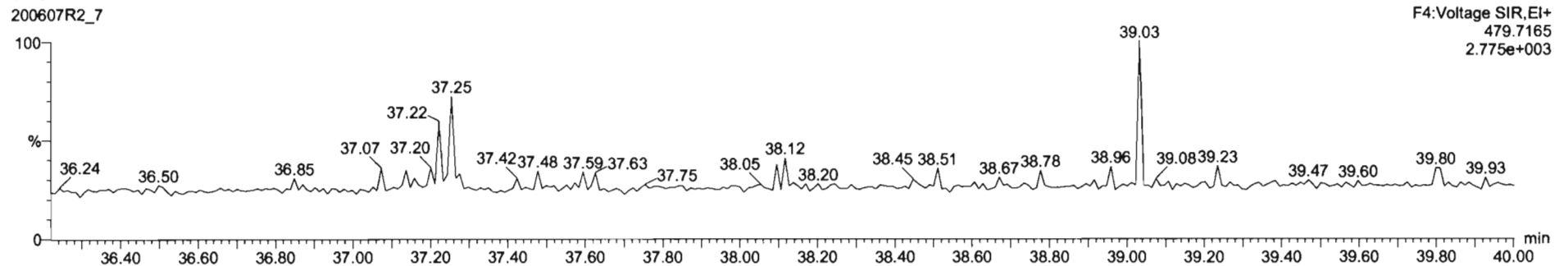
1,2,3,4,6,7,8-HpCDF



13C-1,2,3,4,6,7,8-HpCDF



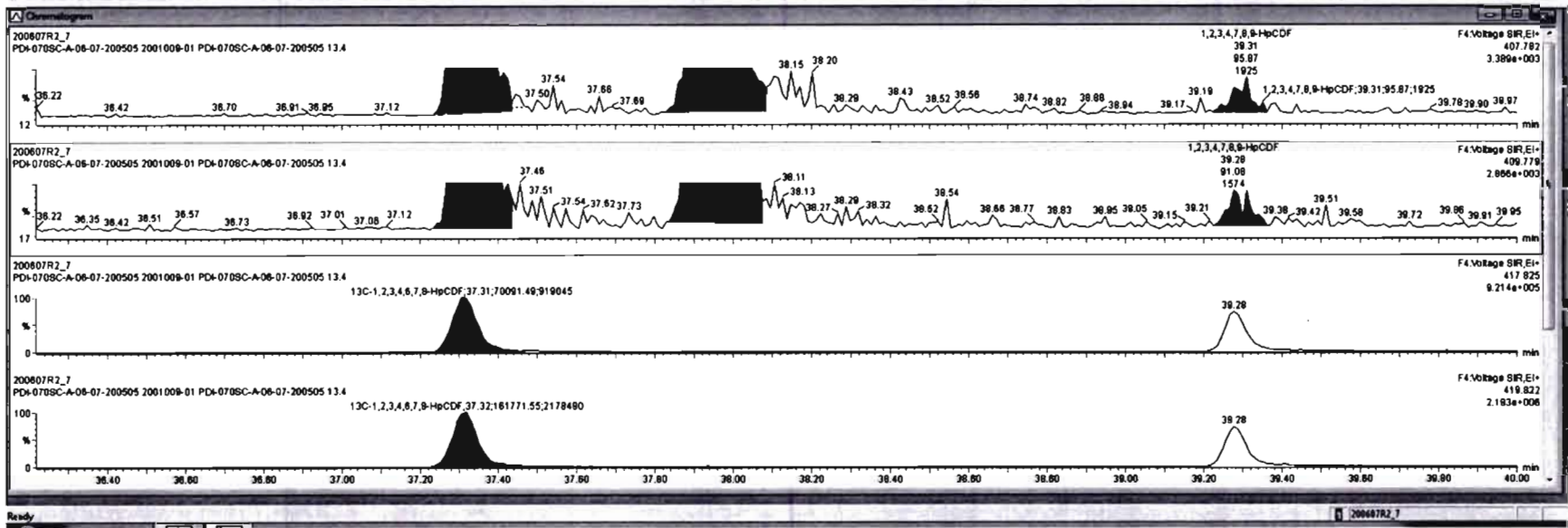
DPE4



Target Comp - 200607R2-78.d\data  
 File Edit View Display Processing Window Help

SI	Name	Resp	RA	n/y	RR'	intVal	Prod.RT	RT	RRT	Conc	%Rec	DL	StdPC
46	Total Hexa-Furans				0.9341	10.012	33.56			3.15		0.122	4.06
47	Total Hepta-Furans				0.8734	10.012	37.85			13.6		0.388	13.9
48	PFH1												
49	PFH2												
50	PFH3												
51	PFH4												

SI	Name	RT	int Resp	std Resp	RA	n/y	StdPC	Conc
1	1,2,3,4,6,7,8-HpCDF	37.33	1.726e3	1.772e3	0.88	NO	3.4524	3.4524
2	Total Hepta-Furans	37.85	4.186e3	4.238e3	0.88	NO	10.138	10.138
3	1,2,3,4,7,8,9-HpCDF	38.31	9.587e1	9.108e1	1.05	NO	0.24772	0.24772

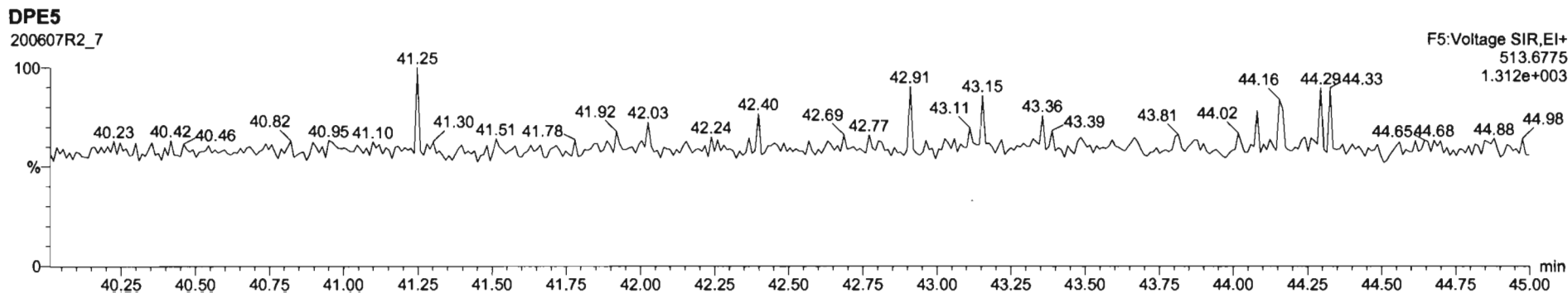
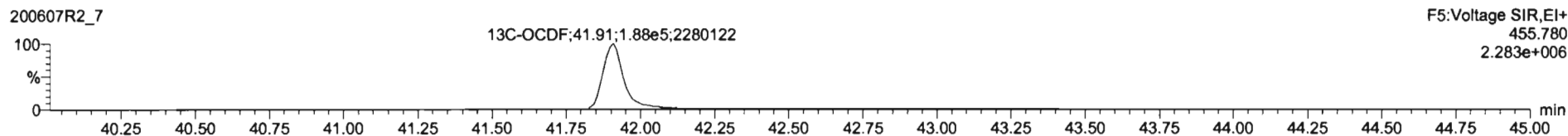

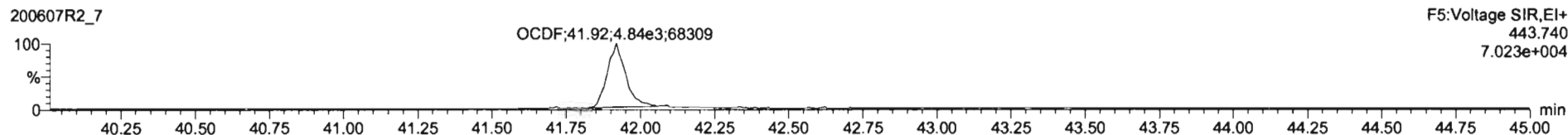





Dataset: Untitled

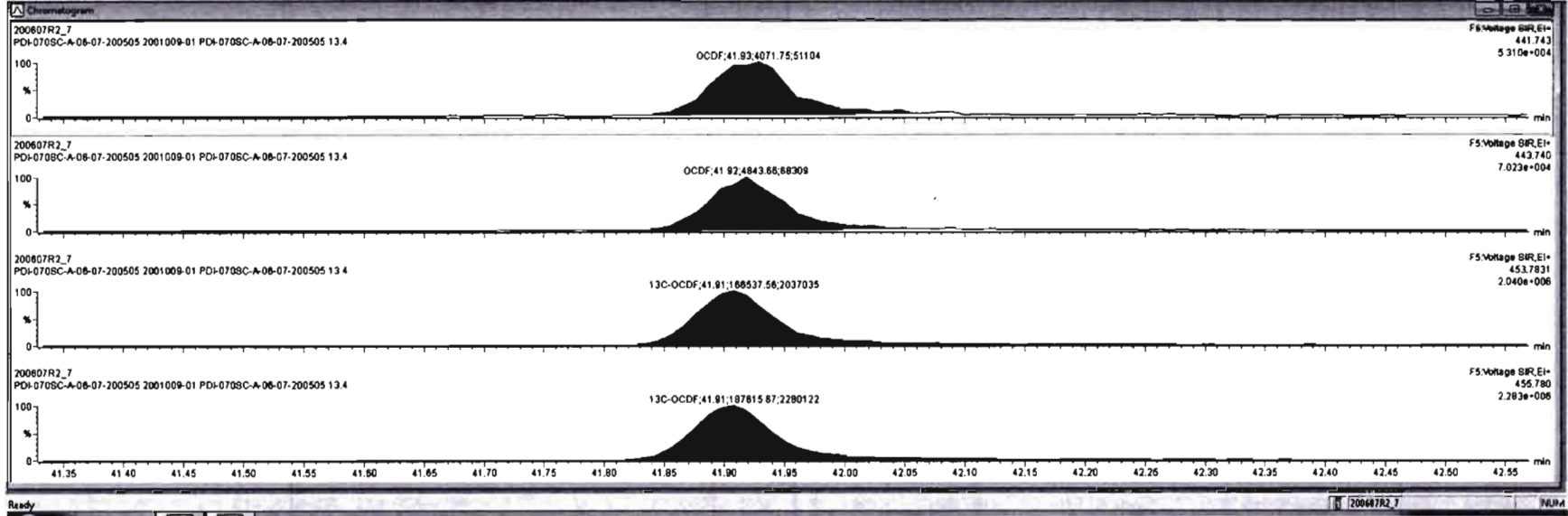
Last Altered: Monday, June 08, 2020 08:53:03 Pacific Daylight Time  
Printed: Monday, June 08, 2020 08:56:43 Pacific Daylight Time

Name: 200607R2\_7, Date: 08-Jun-2020, Time: 01:48:45, ID: 2001009-01 PDI-070SC-A-06-07-200505 13.4, Description: PDI-070SC-A-06-07-200505



#	Name	Resp	RA	rvf	RRF	wtAve	ProdRT	RT	RRT	Conc.	%Peak	DL	EmpC
17	OCDF	8.83e3	0.84	NO	0.8085	10.012	41.81	41.83	1.028	192	98.1	0.365	12.8
18	13C-2,3,7,8-13CDD	4.88e5	0.79	NO	1.1563	10.012	28.40	28.44	1.028	192	98.1	0.365	
19	13C-1,2,3,7,8-PeCDD	3.58e5	0.84	NO	0.8490	10.012	31.64	31.43	1.219	182	98.2	0.424	
20	13C-1,2,3,4,7,8-HxCDD	2.80e5	1.30	NO	0.7780	10.012	34.81	34.80	1.014	160	80.3	1.00	
21	13C-1,2,3,6,7,8-HxCDD	3.28e5	1.21	NO	1.0187	10.012	34.82	34.81	1.017	156	77.7	0.768	
22	13C-1,2,3,7,8,9-HxCDD	2.85e5	1.19	NO	0.8027	10.012	35.19	35.18	1.025	152	75.9	0.865	

#	Name	RT	Int Resp	Int Resp	RA	rvf	EmpC	Conc.
1								



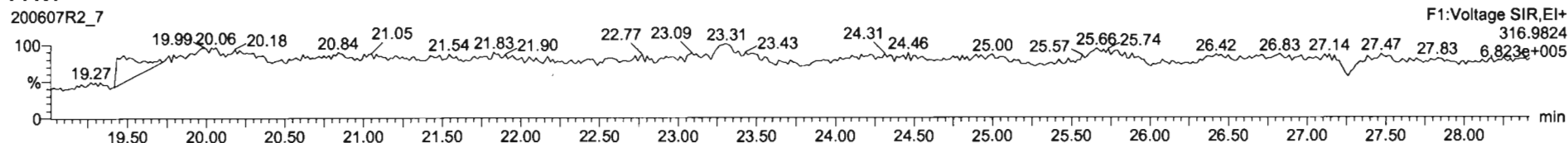
Dataset: Untitled

Last Altered: Monday, June 08, 2020 08:53:03 Pacific Daylight Time

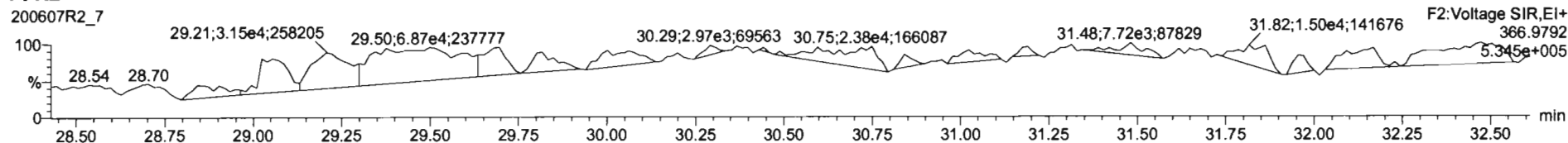
Printed: Monday, June 08, 2020 08:56:43 Pacific Daylight Time

Name: 200607R2\_7, Date: 08-Jun-2020, Time: 01:48:45, ID: 2001009-01 PDI-070SC-A-06-07-200505 13.4, Description: PDI-070SC-A-06-07-200505

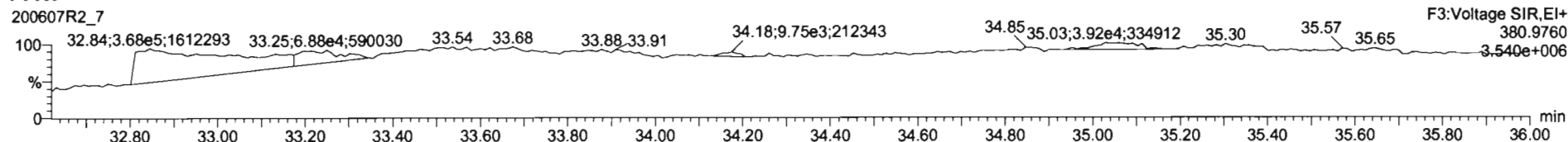
**PFK1**



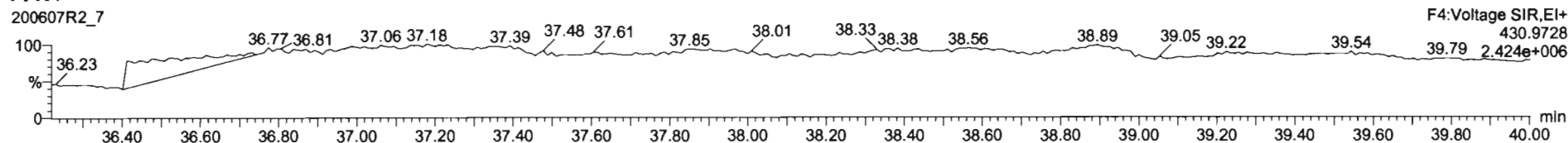
**PFK2**



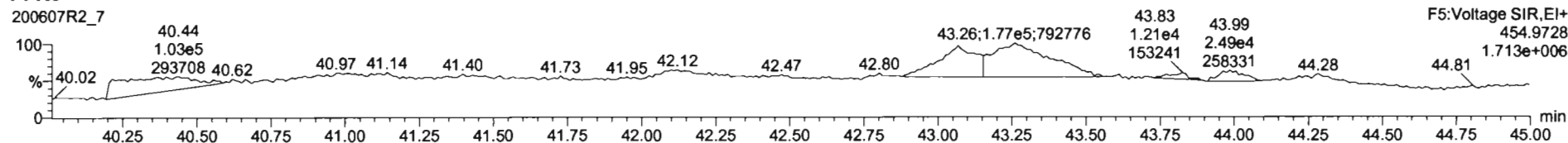
**PFK3**



**PFK4**



**PFK5**



Dataset: U:\VG12.PRO\Results\200607R2\200607R2-6B.qld

Last Altered: Tuesday, June 23, 2020 3:17:59 PM Pacific Daylight Time  
Printed: Tuesday, June 23, 2020 3:19:07 PM Pacific Daylight Time

06/23/2020  
H/W 06/22

6/23/20

Method: Untitled 01 Jun 2020 11:54:45

Calibration: U:\VG12.PRO\CurveDB\db5\_1613vg12-5-28-20.cdb 28 May 2020 16:52:08

Name: 200607R2\_6, Date: 08-Jun-2020, Time: 01:02:31, ID: B0E0118-DUP1 Duplicate 13.46, Description: Duplicate

#	Name	Resp	RA	n/y	RRF	wt/vol	Pred.RT	RT	Pred.RRT	RRT	Conc.	%Rec	DL	EMPC
1	1 2,3,7,8-TCDD					✓							0.110	
2	2 1,2,3,7,8-PeCDD			NO	0.908	10.057	31.442		1.001				0.251	
3	3 1,2,3,4,7,8-HxCDD	3.35e2	1.58	YES	1.03	10.057	34.814	34.84	1.000	1.001	0.32130		0.332	0.279
4	4 1,2,3,6,7,8-HxCDD	1.96e3	1.46	YES	0.892	10.057	34.900	34.91	1.000	1.000	1.7059		0.329	1.55
5	5 1,2,3,7,8,9-HxCDD	5.28e2	1.27	NO	0.887	10.057	35.198	35.19	1.000	1.000	0.55128		0.393	0.551
6	6 1,2,3,4,6,7,8-HpCDD	7.77e4	1.02	NO	0.864	10.057	38.735	38.73	1.000	1.000	131.93		1.19	132
7	7 OCDD	4.31e5	0.88	NO	0.914	10.057	41.706	41.73	1.000	1.001	923.47		1.94	923
8	8 2,3,7,8-TCDF	1.19e3	0.75	NO	0.751	10.057	25.567	25.56	1.001	1.001	0.53046	OK	0.0921	0.530
9	9 1,2,3,7,8-PeCDF	2.06e3	1.54	NO	0.893	10.057	30.159	30.14	1.001	1.000	0.94799		0.0861	0.948
10	10 2,3,4,7,8-PeCDF	9.99e2	1.64	NO	0.935	10.057	31.134	31.13	1.001	1.000	0.46665		0.0840	0.467
11	11 1,2,3,4,7,8-HxCDF	1.89e3	1.15	NO	0.884	10.057	33.931	33.94	1.000	1.000	1.4733		0.116	1.47
12	12 1,2,3,6,7,8-HxCDF	6.43e2	1.70	YES	0.889	10.057	34.058	34.07	1.000	1.001	0.48026		0.104	0.349
13	13 2,3,4,6,7,8-HxCDF	2.60e2	1.10	NO	0.934	10.057	34.668	34.67	1.001	1.001	0.19483		0.119	0.195
14	14 1,2,3,7,8,9-HxCDF			NO	0.871	10.057	35.549		1.000				0.175	
15	15 1,2,3,4,6,7,8-HpCDF	4.88e3	1.02	NO	0.873	10.057	37.344	37.33	1.001	1.001	6.1622		0.345	6.16
16	16 1,2,3,4,7,8,9-HpCDF	2.78e2	1.11	NO	1.01	10.057	39.277	39.28	1.000	1.000	0.48561		0.426	0.486
17	17 OCDF	1.61e4	0.85	NO	0.806	10.057	41.897	41.91	1.000	1.000	31.643		0.511	31.6
18	18 13C-2,3,7,8-TCDD	4.20e5	0.78	NO	1.16	10.057	26.461	26.44	1.026	1.026	178.19	89.6	0.338	
19	19 13C-1,2,3,7,8-PeCDD	2.95e5	0.63	NO	0.849	10.057	31.637	31.42	1.227	1.219	170.19	85.6	0.526	
20	20 13C-1,2,3,4,7,8-HxCDD	2.01e5	1.38	NO	0.779	10.057	34.809	34.80	1.014	1.014	134.03	67.4	0.741	
21	21 13C-1,2,3,6,7,8-HxCDD	2.56e5	1.25	NO	1.02	10.057	34.922	34.90	1.017	1.017	130.97	65.9	0.567	
22	22 13C-1,2,3,7,8,9-HxCDD	2.15e5	1.22	NO	0.903	10.057	35.193	35.19	1.025	1.025	123.76	62.2	0.639	
23	23 13C-1,2,3,4,6,7,8-HpCDD	1.36e5	1.07	NO	0.689	10.057	38.715	38.72	1.128	1.128	102.39	51.5	0.591	
24	24 13C-OCDD	2.03e5	0.84	NO	0.652	10.057	41.736	41.71	1.216	1.215	162.20	40.8	0.674	
25	25 13C-2,3,7,8-TCDF	5.96e5	0.78	NO	1.06	10.057	25.504	25.54	0.989	0.991	161.84	81.4	0.341	
26	26 13C-1,2,3,7,8-PeCDF	4.83e5	1.57	NO	0.838	10.057	30.023	30.14	1.165	1.169	165.83	83.4	0.729	
27	27 13C-2,3,4,7,8-PeCDF	4.55e5	1.64	NO	0.817	10.057	30.975	31.11	1.202	1.207	160.39	80.6	0.748	
28	28 13C-1,2,3,4,7,8-HxCDF	2.89e5	0.51	NO	1.01	10.057	33.941	33.93	0.989	0.989	149.01	74.9	0.887	
29	29 13C-1,2,3,6,7,8-HxCDF	3.42e5	0.51	NO	1.17	10.057	34.064	34.05	0.992	0.992	152.61	76.7	0.766	
30	30 13C-2,3,4,6,7,8-HxCDF	2.84e5	0.50	NO	1.02	10.057	34.637	34.63	1.009	1.009	144.49	72.7	0.875	
31	31 13C-1,2,3,7,8,9-HxCDF	2.36e5	0.51	NO	0.860	10.057	35.537	35.55	1.035	1.036	142.63	71.7	1.04	

Dataset: U:\VG12.PRO\Results\200607R2\200607R2-6B.qld

Last Altered: Tuesday, June 23, 2020 3:17:59 PM Pacific Daylight Time  
Printed: Tuesday, June 23, 2020 3:19:07 PM Pacific Daylight Time

Name: 200607R2\_6, Date: 08-Jun-2020, Time: 01:02:31, ID: B0E0118-DUP1 Duplicate 13.46, Description: Duplicate

#	Name	Resp	RA	n/y	RRF	wt/vol	Pred.RT	RT	Pred.RRT	RRT	Conc.	%Rec	DL	EMPC
32	32 13C-1,2,3,4,6,7,8-HpCDF	1.80e5	0.42	NO	0.774	10.057	37.284	37.31	1.086	1.087	121.03	60.9	0.626	
33	33 13C-1,2,3,4,7,8,9-HpCDF	1.12e5	0.39	NO	0.521	10.057	39.312	39.28	1.145	1.144	112.32	56.5	0.930	
34	34 13C-OCDF	2.52e5	0.87	NO	0.746	10.057	41.907	41.90	1.221	1.221	175.57	44.1	0.618	
35	35 37Cl-2,3,7,8-TCDD	1.80e5			1.04	10.057	26.492	26.45	1.028	1.026	84.891	107	0.193	
36	36 13C-1,2,3,4-TCDD	4.06e5	0.80	NO	1.00	10.057	25.890	25.78	1.000	1.000	198.87	100	0.391	
37	37 13C-1,2,3,4-TCDF	6.91e5	0.79	NO	1.00	10.057	24.360	24.09	1.000	1.000	198.87	100	0.361	
38	38 13C-1,2,3,4,6,9-HxCDF	3.82e5	0.50	NO	1.00	10.057	34.420	34.33	1.000	1.000	198.87	100	0.894	
39	39 Total Tetra-Dioxins				0.888	10.057	24.620		0.000		0.00000		0.0569	0.0563
40	40 Total Penta-Dioxins				0.908	10.057	29.960		0.000		1.0756		0.251	1.45
41	41 Total Hexa-Dioxins				0.892	10.057	33.635		0.000		28.319		0.366	30.8
42	42 Total Hepta-Dioxins				0.864	10.057	37.640		0.000		347.22		1.19	347
43	43 Total Tetra-Furans				0.751	10.057	23.610		0.000		1.0385		0.0921	1.64
44	44 1st Func. Penta-Furans				0.893	10.057	27.580		0.000		0.82889		0.0375	0.829
45	45 Total Penta-Furans				0.893	10.057	29.275		0.000		2.0302		0.0870	2.72
46	46 Total Hexa-Furans				0.934	10.057	33.555		0.000		5.8544		0.119	6.53
47	47 Total Hepta-Furans				0.873	10.057	37.835		0.000		29.715		0.403	29.7

Dataset: U:\VG12.PRO\Results\200607R2\200607R2-6B.qld

Last Altered: Tuesday, June 23, 2020 3:17:59 PM Pacific Daylight Time  
 Printed: Tuesday, June 23, 2020 3:19:07 PM Pacific Daylight Time

Method: Untitled 01 Jun 2020 11:54:45  
 Calibration: U:\VG12.PRO\CurveDB\db5\_1613vg12-5-28-20.cdb 28 May 2020 16:52:08

Name: 200607R2\_6, Date: 08-Jun-2020, Time: 01:02:31, ID: B0E0118-DUP1 Duplicate 13.46, Description: Duplicate

**Tetra-Dioxins**

	Name	RT	m1 Height	m2 Height	m1 Resp	m2 Resp	RA	n/y	Resp	Conc.	EMPC	DL
1	Total Tetra-Dioxins	22.43	2.051e3	2.446e3	6.386e1	5.979e1	1.07	YES	0.000e0	0.00000	0.056349	0.0000...

**Penta-Dioxins**

	Name	RT	m1 Height	m2 Height	m1 Resp	m2 Resp	RA	n/y	Resp	Conc.	EMPC	DL
1	Total Penta-Dioxins	29.18	4.447e3	6.151e3	2.541e2	4.479e2	0.57	NO	7.021e2	0.52148	0.52148	0.251
2	Total Penta-Dioxins	29.68	4.295e3	5.915e3	2.337e2	3.100e2	0.75	YES	0.000e0	0.00000	0.37532	0.251
3	Total Penta-Dioxins	30.66	5.167e3	6.495e3	2.911e2	4.548e2	0.64	NO	7.460e2	0.55409	0.55409	0.251

**Hexa-Dioxins**

	Name	RT	m1 Height	m2 Height	m1 Resp	m2 Resp	RA	n/y	Resp	Conc.	EMPC	DL
1	Total Hexa-Dioxins	33.31	1.553e5	1.202e5	7.922e3	6.445e3	1.23	NO	1.437e4	14.308	14.308	0.366
2	Total Hexa-Dioxins	33.86	1.472e4	1.072e4	7.789e2	6.426e2	1.21	NO	1.422e3	1.4157	1.4157	0.366
3	Total Hexa-Dioxins	34.12	8.534e4	7.262e4	5.672e3	4.718e3	1.20	NO	1.039e4	10.348	10.348	0.366
4	Total Hexa-Dioxins	34.22	1.483e4	1.052e4	9.830e2	7.193e2	1.37	NO	1.702e3	1.6953	1.6953	0.366
5	1,2,3,4,7,8-HxCDD	34.84	3.905e3	3.241e3	2.051e2	1.299e2	1.58	YES	3.351e2	0.00000	0.27912	0.332
6	1,2,3,6,7,8-HxCDD	34.91	1.966e4	1.387e4	1.163e3	7.957e2	1.46	YES	1.959e3	0.00000	1.5521	0.329
7	Total Hexa-Dioxins	35.10	7.628e3	5.589e3	4.327e2	2.769e2	1.56	YES	0.000e0	0.00000	0.61765	0.366
8	1,2,3,7,8,9-HxCDD	35.19	4.854e3	7.422e3	2.951e2	2.328e2	1.27	NO	5.280e2	0.55128	0.55128	0.393

**Hepta-Dioxins**

	Name	RT	m1 Height	m2 Height	m1 Resp	m2 Resp	RA	n/y	Resp	Conc.	EMPC	DL
1	Total Hepta-Dioxins	37.72	8.129e5	8.161e5	6.447e4	6.239e4	1.03	NO	1.269e5	215.29	215.29	1.19
2	1,2,3,4,6,7,8-HpCDD	38.73	5.630e5	5.534e5	3.918e4	3.856e4	1.02	NO	7.774e4	131.93	131.93	1.19

Dataset: U:\VG12.PRO\Results\200607R2\200607R2-6B.qld

Last Altered: Tuesday, June 23, 2020 3:17:59 PM Pacific Daylight Time  
 Printed: Tuesday, June 23, 2020 3:19:07 PM Pacific Daylight Time

Name: 200607R2\_6, Date: 08-Jun-2020, Time: 01:02:31, ID: B0E0118-DUP1 Duplicate 13.46, Description: Duplicate

**Tetra-Furans**

	Name	RT	m1 Height	m2 Height	m1 Resp	m2 Resp	RA	n/y	Resp	Conc.	EMPC	DL
1	Total Tetra-Furans	21.40	3.110e3	5.707e3	1.189e2	2.759e2	0.43	YES	0.000e0	0.00000	0.12145	0.0921
2	Total Tetra-Furans	21.42	4.162e3	6.150e3	2.041e2	3.306e2	0.62	YES	0.000e0	0.00000	0.20851	0.0921
3	Total Tetra-Furans	24.01	2.862e3	3.694e3	2.618e2	4.400e2	0.60	YES	0.000e0	0.00000	0.26747	0.0921
4	Total Tetra-Furans	24.61	7.122e3	8.143e3	5.332e2	6.100e2	0.87	NO	1.143e3	0.50807	0.50807	0.0921
5	2,3,7,8-TCDF	25.56	8.879e3	1.037e4	5.105e2	6.831e2	0.75	NO	1.194e3	0.53046	0.53046	0.0921

**Penta-Furans function 1**

	Name	RT	m1 Height	m2 Height	m1 Resp	m2 Resp	RA	n/y	Resp	Conc.	EMPC	DL
1	1st Func. Penta-Furans	27.56	1.812e4	1.104e4	1.061e3	6.849e2	1.55	NO	1.746e3	0.82889	0.82889	0.0375

**Penta-Furans**

	Name	RT	m1 Height	m2 Height	m1 Resp	m2 Resp	RA	n/y	Resp	Conc.	EMPC	DL
1	Total Penta-Furans	29.15	1.258e4	8.717e3	8.299e2	4.664e2	1.78	NO	1.296e3	0.61552	0.61552	0.0870
2	Total Penta-Furans	29.73	4.297e3	2.495e3	1.876e2	9.036e1	2.08	YES	0.000e0	0.00000	0.10941	0.0870
3	Total Penta-Furans	29.97	2.744e3	1.953e3	1.294e2	1.293e2	1.00	YES	0.000e0	0.00000	0.10106	0.0870
4	1,2,3,7,8-PeCDF	30.14	1.757e4	1.344e4	1.245e3	8.102e2	1.54	NO	2.056e3	0.94799	0.94799	0.0861
5	Total Penta-Furans	30.43	9.823e3	5.426e3	5.426e2	2.969e2	1.83	YES	0.000e0	0.00000	0.35950	0.0870
6	2,3,4,7,8-PeCDF	31.13	1.454e4	9.716e3	6.201e2	3.788e2	1.64	NO	9.988e2	0.46665	0.46665	0.0840
7	Total Penta-Furans	31.16	1.011e4	4.232e3	3.234e2	9.813e1	3.30	YES	0.000e0	0.00000	0.11881	0.0870

**Hexa-Furans**

	Name	RT	m1 Height	m2 Height	m1 Resp	m2 Resp	RA	n/y	Resp	Conc.	EMPC	DL
1	Total Hexa-Furans	32.76	4.570e3	5.776e3	2.459e2	2.725e2	0.90	YES	0.000e0	0.00000	0.32887	0.119
2	Total Hexa-Furans	32.93	1.744e4	1.140e4	7.556e2	6.377e2	1.18	NO	1.393e3	1.0314	1.0314	0.119
3	Total Hexa-Furans	33.47	4.612e4	3.582e4	2.281e3	1.981e3	1.15	NO	4.262e3	3.1549	3.1549	0.119
4	1,2,3,4,7,8-HxCDF	33.94	2.356e4	1.744e4	1.011e3	8.802e2	1.15	NO	1.891e3	1.4733	1.4733	0.116
5	1,2,3,6,7,8-HxCDF	34.07	5.774e3	5.567e3	4.051e2	2.382e2	1.70	YES	6.433e2	0.00000	0.34859	0.104
6	2,3,4,6,7,8-HxCDF	34.67	2.842e3	2.882e3	1.362e2	1.235e2	1.10	NO	2.597e2	0.19483	0.19483	0.119

Dataset: U:\VG12.PRO\Results\200607R2\200607R2-6B.qld

Last Altered: Tuesday, June 23, 2020 3:17:59 PM Pacific Daylight Time

Printed: Tuesday, June 23, 2020 3:19:07 PM Pacific Daylight Time

---

Name: 200607R2\_6, Date: 08-Jun-2020, Time: 01:02:31, ID: B0E0118-DUP1 Duplicate 13.46, Description: Duplicate

Hepta-Furans

	Name	RT	m1 Height	m2 Height	m1 Resp	m2 Resp	RA	n/y	Resp	Conc.	EMPC	DL
1	1,2,3,4,6,7,8-HpCDF	37.33	3.350e4	3.489e4	2.460e3	2.416e3	1.02	NO	4.876e3	6.1622	6.1622	0.345
2	Total Hepta-Furans	37.95	9.872e4	1.011e5	7.273e3	7.551e3	0.96	NO	1.482e4	23.067	23.067	0.403
3	1,2,3,4,7,8,9-HpCDF	39.28	4.230e3	2.695e3	1.462e2	1.320e2	1.11	NO	2.782e2	0.48561	0.48561	0.426



Dataset: Untitled

Last Altered: Monday, June 08, 2020 08:53:03 Pacific Daylight Time

Printed: Monday, June 08, 2020 08:56:43 Pacific Daylight Time

Method: U:\VG12.PRO\MethDB\1613rrt-06-01-20.mdb 01 Jun 2020 11:54:45


Calibration: U:\VG12.PRO\CurveDB\lb5\_1613vg12-5-28-20.cdb 28 May 2020 16:52:08

Name: 200607R2\_6, Date: 08-Jun-2020, Time: 01:02:31, ID: B0E0118-DUP1 Duplicate 13.46, Description: Duplicate

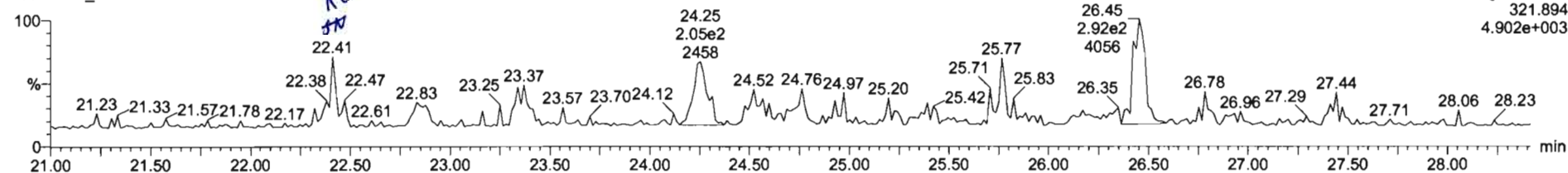
HN 06/23/2020

2,3,7,8-TCDD

200607R2\_6




200607R2\_6

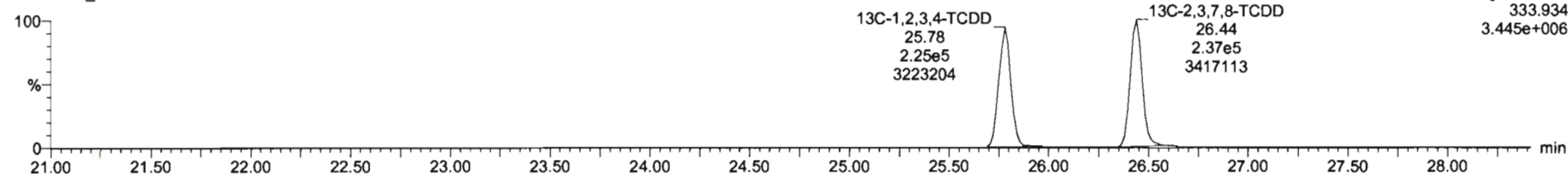


13C-2,3,7,8-TCDD

200607R2\_6



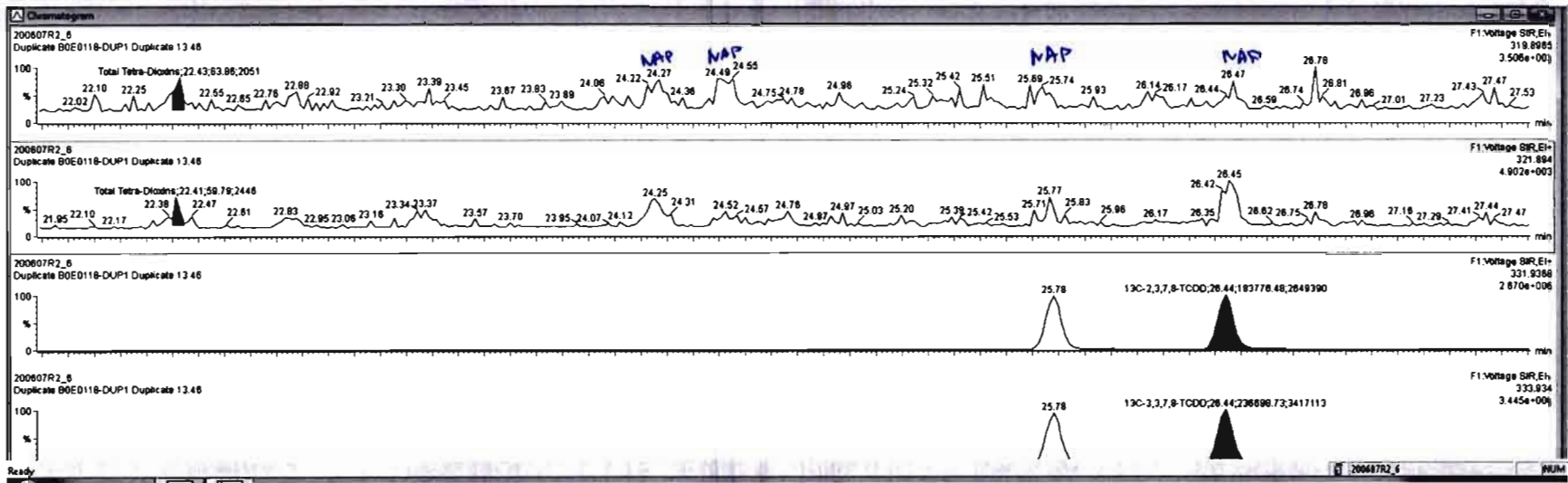
200607R2\_6



TieredLynx - 20060702-01.rpt  
 File Edit View Display Processing Window Help  
 [Icons for file operations and window management]

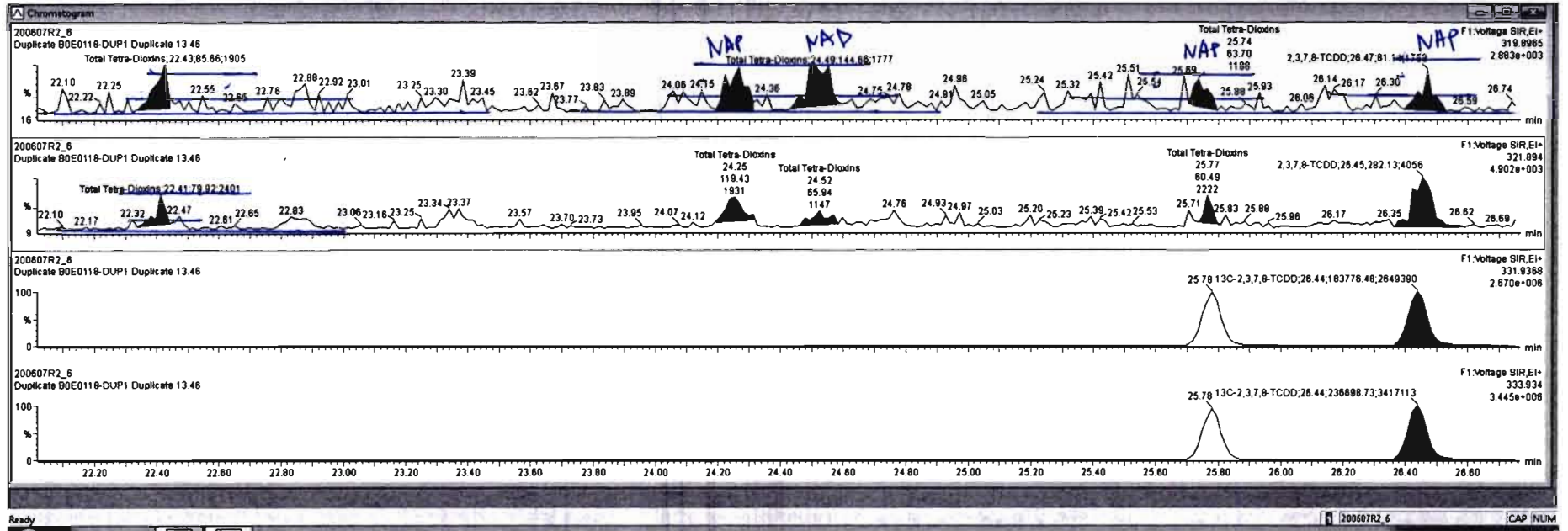
Name	Resp	RA	nl	RF	nlVal	Prod.RT	RT	RRT	Conc.	%Area	GL	BPFC
39 Total Tetra-Dioxine				0.0000	10.057	24.92			1.06	0.251	0.0000	
40 Total Penta-Dioxine				0.0001	10.057	29.96			20.3	0.368	30.1	
41 Total Hexa-Dioxine				0.0020	10.057	33.83			347	1.19	347	
42 Total Hepta-Dioxine				0.0038	10.057	37.84			1.04	0.0621	1.78	
43 Total Tetra-Furane				0.0025	10.057	27.59			0.029	0.0375	0.828	
44 1st Func. Penta-Furane				0.0025	10.057	26.27			1.41	0.0870	2.41	
45 Total Penta-Furane				0.0041	10.057	33.56			5.85	0.119	6.53	
46 Total Hexa-Furane				0.0734	10.057	37.83			29.7	0.403	29.7	

Name	RT	nl Resp	nl2 Resp	RA	nl	BPFC	Conc.
1 Total Tetra-Dioxine	22.43	6.386e1	5.979e1	1.07	YES	0.056348	0.00000



Name	Resp	RA	n/y	R/R	w/val	RT	R/R	Conc.	%Rec	DL	EMPC
39 Total Tetra-Dioxins				0.8983	10.057			0.000	0.0680	0.466	
40 Total Penta-Dioxins				0.9081	10.057			1.14	0.251	1.52	
41 Total Hexa-Dioxins				0.8923	10.057			26.6	0.395	30.3	
42 Total Hepta-Dioxins				0.8639	10.057			345	1.19	346	
43 Total Tetra-Furans				0.7510	10.057			0.896	0.0221	1.84	
44 1st Func. Penta-Furans				0.8925	10.057			0.829	0.0375	0.828	
45 Total Penta-Furans				0.8925	10.057			1.36	0.0870	2.40	
46 Total Hexa-Furans				0.9341	10.057			5.89	0.119	6.32	
47 Total Hepta-Furans				0.8734	10.057			29.0	0.403	29.0	
48 PFK1											

Name	RT	m1 Resp	m2 Resp	RA	n/y	EMPC	Conc.
1 Total Tetra-Dioxins	22.43	8.566e1	7.982e1	1.07	YES	0.075322	0.00000
2 Total Tetra-Dioxins	24.27	1.277e2	1.194e2	1.07	YES	0.11255	0.00000
3 Total Tetra-Dioxins	24.49	1.447e2	6.594e1	2.19	YES	0.062145	0.00000
4 Total Tetra-Dioxins	25.74	6.370e1	6.049e1	1.05	YES	0.057003	0.00000



Dataset: Untitled

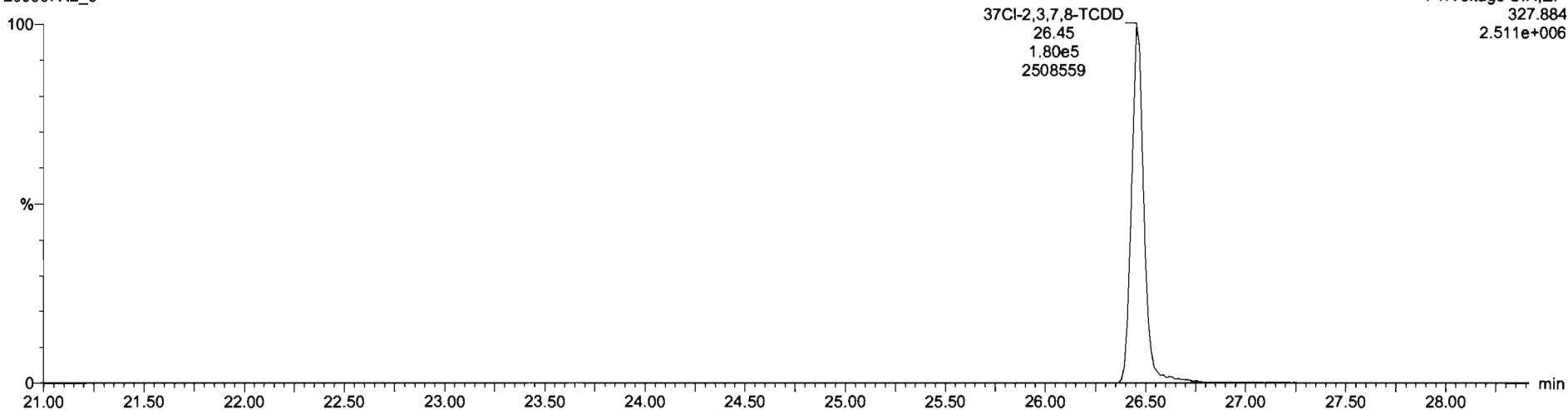
Last Altered: Monday, June 08, 2020 08:53:03 Pacific Daylight Time

Printed: Monday, June 08, 2020 08:56:43 Pacific Daylight Time

Name: 200607R2\_6, Date: 08-Jun-2020, Time: 01:02:31, ID: B0E0118-DUP1 Duplicate 13.46, Description: Duplicate

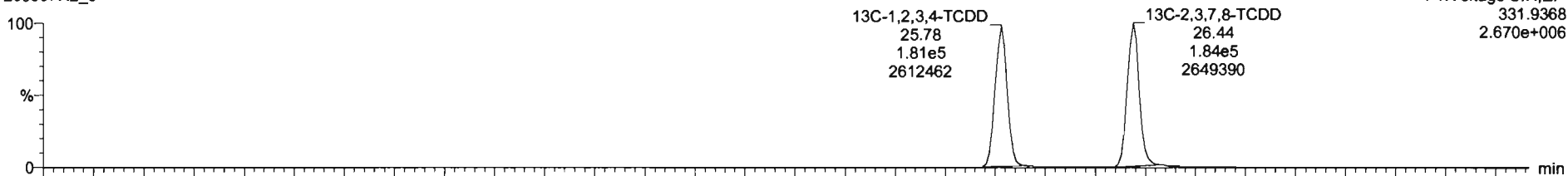
**37Cl-2,3,7,8-TCDD**

200607R2\_6

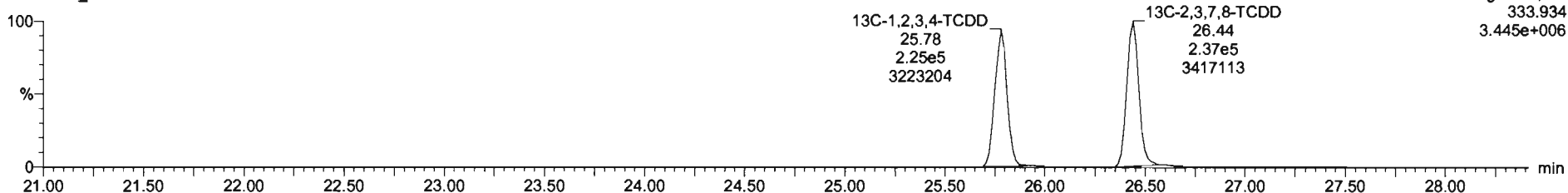


**13C-1,2,3,4-TCDD**

200607R2\_6



200607R2\_6



Dataset: Untitled

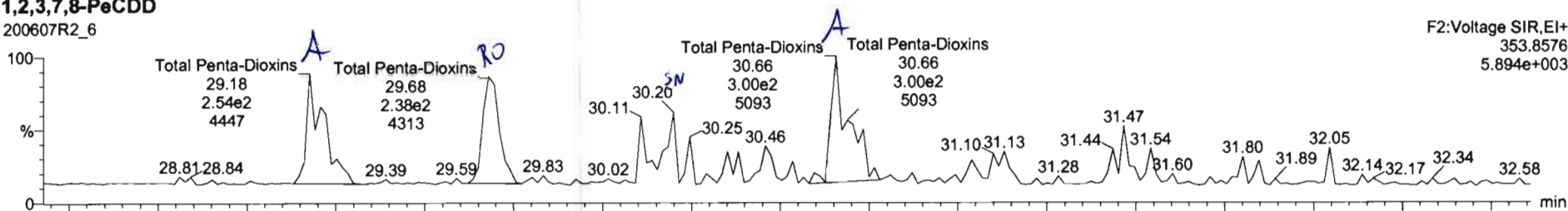
Last Altered: Monday, June 08, 2020 08:53:03 Pacific Daylight Time

Printed: Monday, June 08, 2020 08:56:43 Pacific Daylight Time

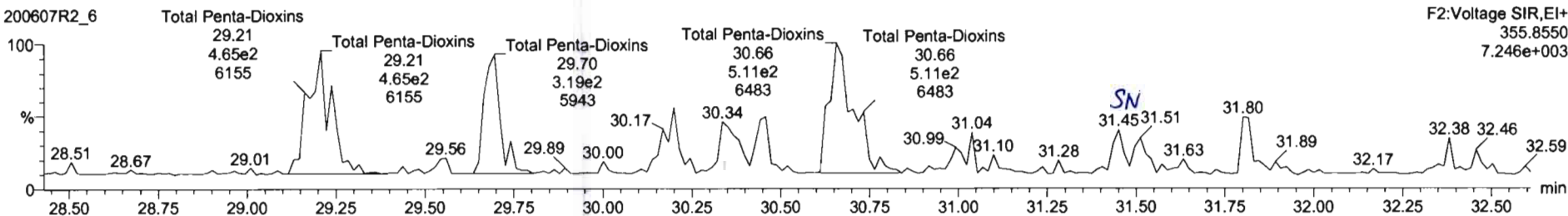
Name: 200607R2\_6, Date: 08-Jun-2020, Time: 01:02:31, ID: B0E0118-DUP1 Duplicate 13.46, Description: Duplicate

1,2,3,7,8-PeCDD

200607R2\_6




200607R2\_6

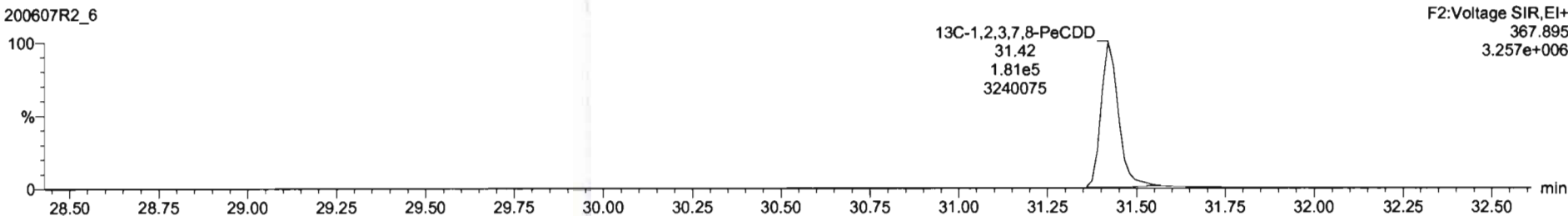


13C-1,2,3,7,8-PeCDD

200607R2\_6

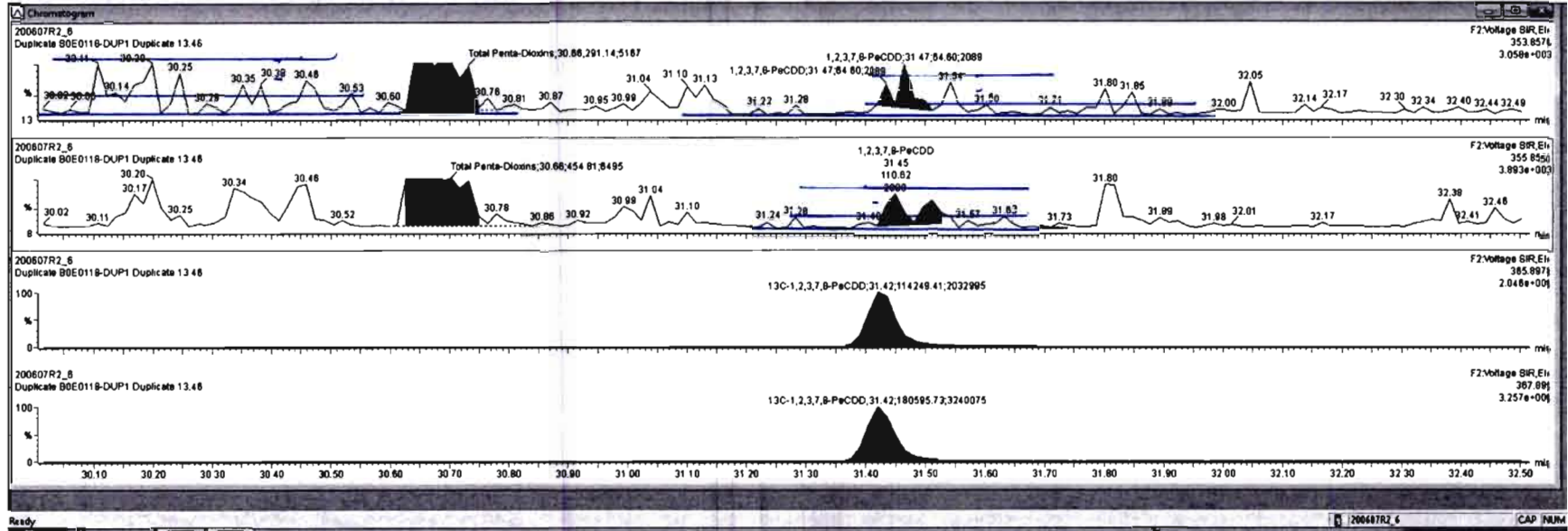


200607R2\_6



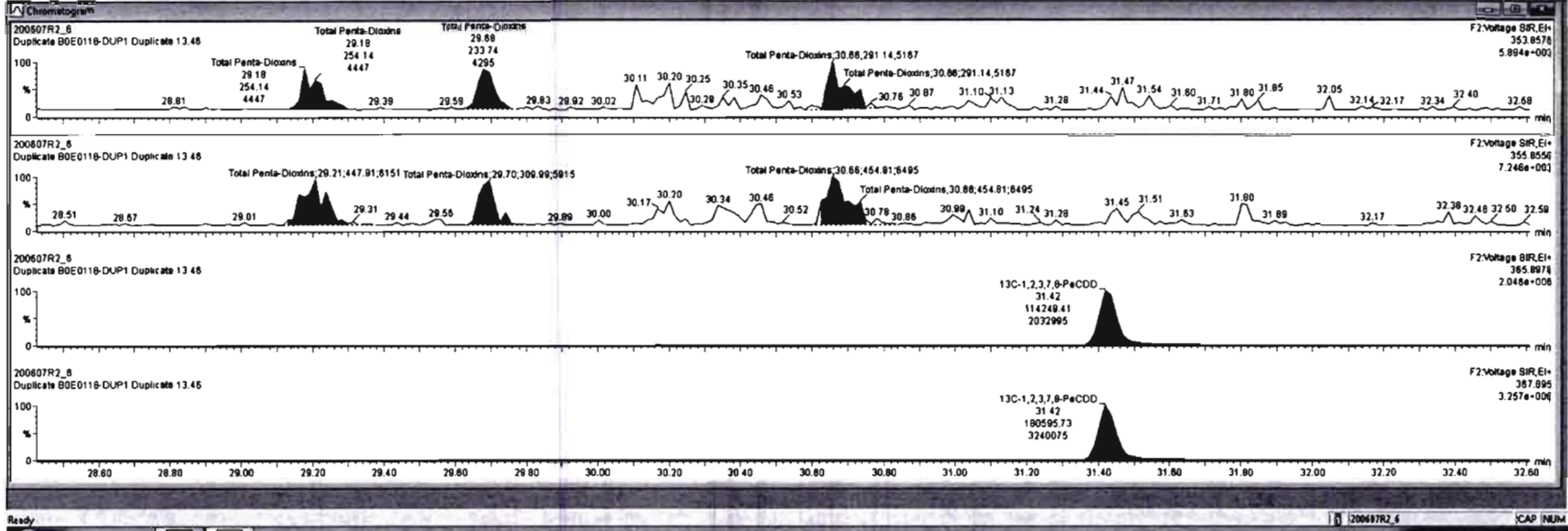
Name	Resp	RA	n/y	RWF	val/val	RT	RRT	Conc.	%Rec	DL	BMP/C
39 Total Tetra-Dioxins				0.9993	10.057				0.0590		
40 Total Penta-Dioxins				0.9991	10.057			1.21	0.261	1.08	
41 Total Hexa-Dioxins				0.9923	10.057			26.9	6.366	30.3	
42 Total Hepta-Dioxins				0.9639	10.057			345	1.19	346	
43 Total Tetra-Furans				0.7510	10.057			0.998	0.0271	1.84	
44 1st Func. Penta-Furans				0.8925	10.057			0.829	0.0375	0.829	
45 Total Penta-Furans				0.8241	10.057			1.36	0.0870	2.40	
46 Total Hexa-Furans				0.8734	10.057			5.89	0.118	8.32	
47 Total Hepta-Furans								29.0	0.403	29.0	
48 JPK1											

Name	RT	ref Resp	m2 Resp	RA	n/y	BMP/C	Conc.
1 Total Penta-Dioxins	29.18	2.541e2	4.479e2	0.57	NO	0.52148	0.52148
2 Total Penta-Dioxins	29.86	2.337e2	3.100e2	0.75	YES	0.37532	0.00000
3 Total Penta-Dioxins	30.86	2.911e2	4.549e2	0.64	NO	0.55409	0.55409
4 1,2,3,7,8-PeCDD	31.47	8.460e1	1.108e2	0.58	NO	0.13015	0.13015



SI	Name	Resp	RA	nly	RFI	idVol	RT	RRT	Conc	%Rec	DL	EMPC
39	Total Tetra-Dioxins				0.8983	10.057				1.28	0.0507	
40	Total Penta-Dioxins				3.8991	10.057				26.4	0.365	30.3
41	Total Hexa-Dioxins				0.8623	10.057				345	1.19	348
42	Total Hepta-Dioxins				0.7510	10.057				0.896	0.021	1.84
43	Total Tetra-Furans				0.8625	10.057				0.829	0.0375	0.829
44	1st Func. Penta-Furans				0.8625	10.057				1.36	0.0870	2.40
45	Total Penta-Furans				0.8341	10.057				5.89	0.119	8.32
46	Total Hexa-Furans				0.8734	10.057				28.0	0.403	28.0
48	IPFK1											

SI	Name	RT	m1 Resp	m2 Resp	RA	nly	EMPC	Conc
1	Total Penta-Dioxins	29.18	2.541e2	4.479e2	0.57	NO	0.52148	0.52148
2	Total Penta-Dioxins	29.89	2.337e2	3.100e2	0.75	YES	0.37532	0.00000
3	Total Penta-Dioxins	30.86	2.911e2	4.548e2	0.64	NO	0.55408	0.55408



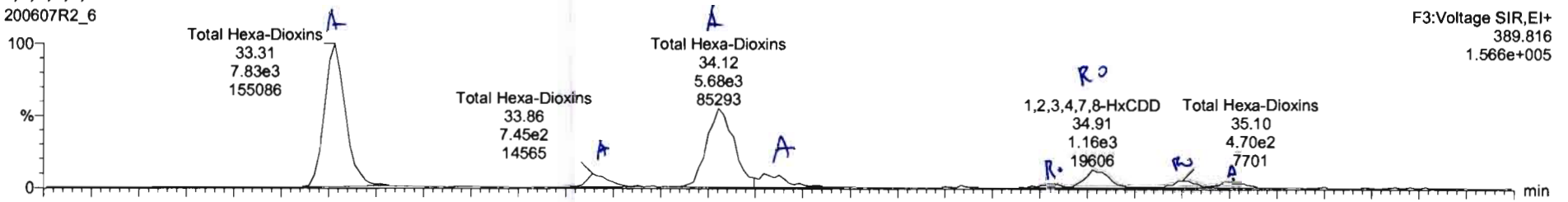
Dataset: Untitled

Last Altered: Monday, June 08, 2020 08:53:03 Pacific Daylight Time  
Printed: Monday, June 08, 2020 08:56:43 Pacific Daylight Time

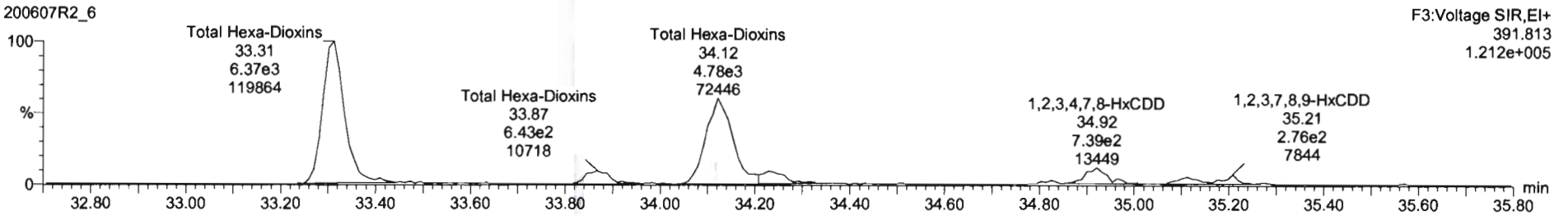
Name: 200607R2\_6, Date: 08-Jun-2020, Time: 01:02:31, ID: B0E0118-DUP1 Duplicate 13.46, Description: Duplicate

1,2,3,4,7,8-HxCDD

200607R2\_6

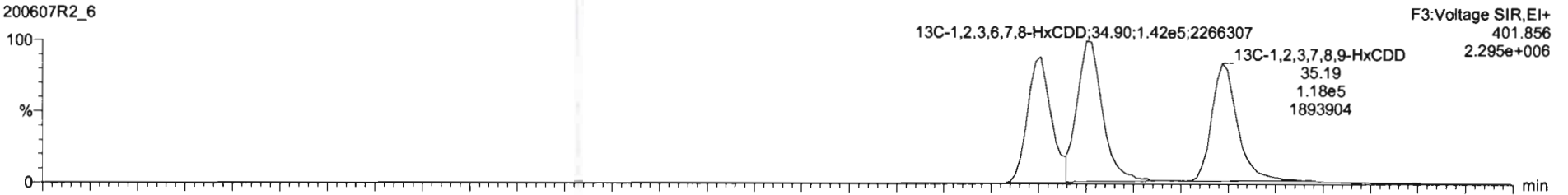


200607R2\_6

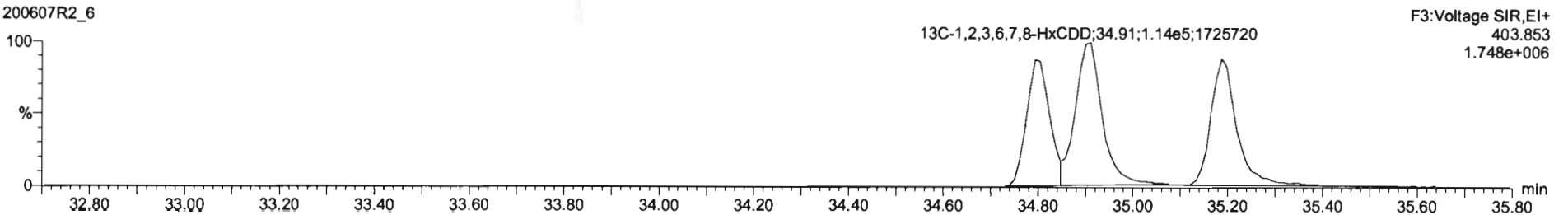


13C-1,2,3,4,7,8-HxCDD

200607R2\_6



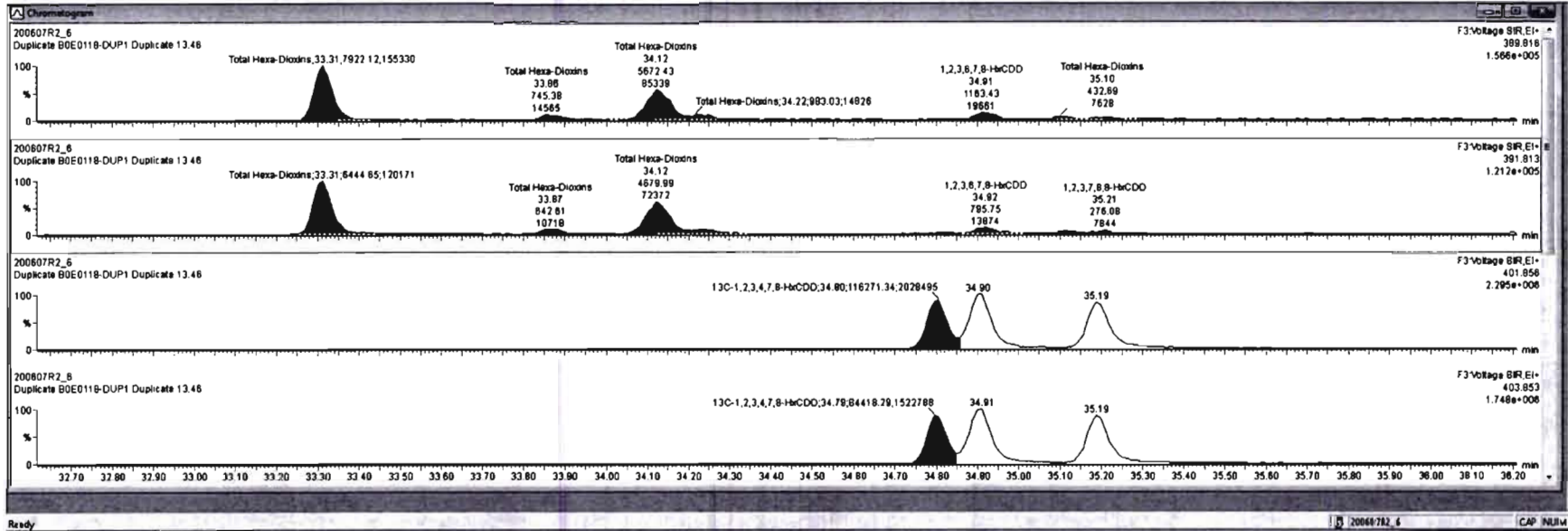
200607R2\_6





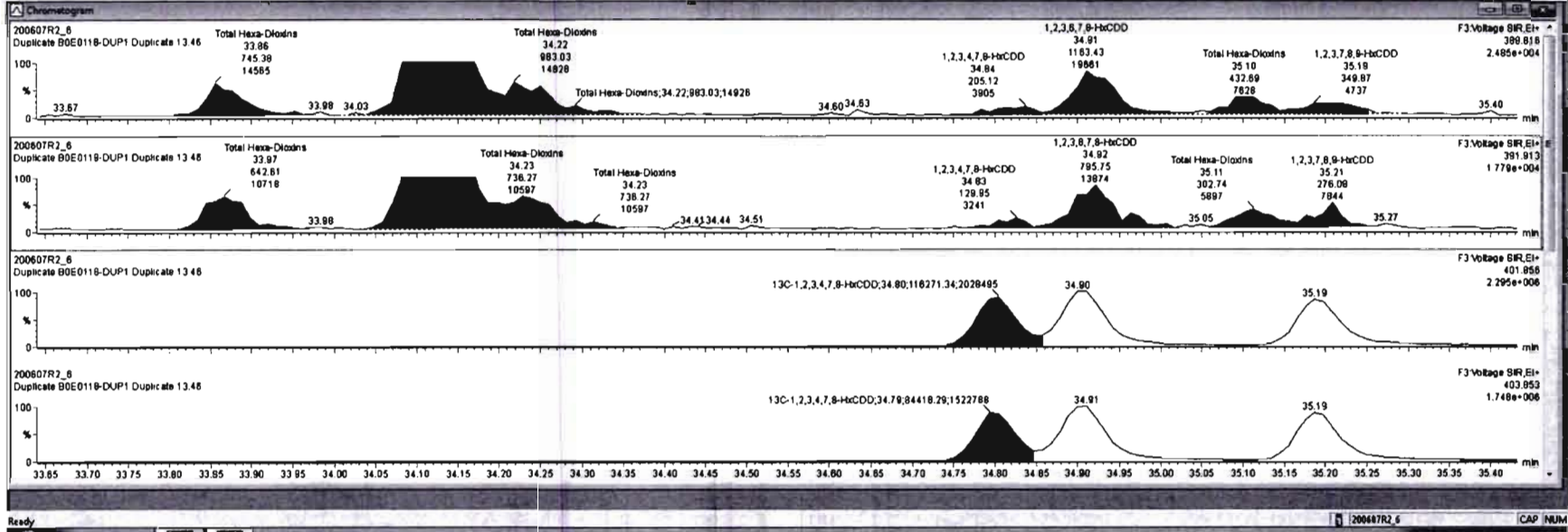
Peak	Name	Resp	RA	rvly	RFW	vdVof	RT	RWT	Conc.	%Rec	DL	EMPC
38	Total Tetra-Dioxins				0.8083	10.057					0.0568	
40	Total Penta-Dioxins				0.8061	10.057			1.06		0.251	1.45
41	Total Hexa-Dioxins				0.8023	10.057			28.4		0.268	30.8
42	Total Hepta-Dioxins				0.8036	10.057			345		1.19	348
43	Total Tetra-Furans				0.7510	10.057			0.869		0.0821	1.84
44	1st Func. Penta-Furans				0.8825	10.057			0.829		0.0375	0.829
45	Total Penta-Furans				0.8825	10.057			1.36		0.0870	2.40
46	Total Hexa-Furans				0.8341	10.057			5.68		0.118	8.32
47	Total Hepta-Furans				0.8734	10.057			29.0		0.403	29.0
48	PFK1											

Peak	Name	RT	m1 Resp	m2 Resp	RA	rvly	EMPC	Conc.
1	Total Hexa-Dioxins	33.31	7.522e3	8.445e3	1.23	NO	14.308	14.308
2	Total Hexa-Dioxins	33.86	7.454e2	8.426e2	1.16	NO	1.3823	1.3823
3	Total Hexa-Dioxins	34.12	5.872e2	4.880e3	1.21	NO	10.310	10.310
4	Total Hexa-Dioxins	34.22	9.830e2	7.363e2	1.34	NO	1.7122	1.7122



SI	Name	Resp	RA	n/y	R/R	wt/wt	RT	RRT	Conc.	%Rec	DL	EMPC
39	Total Tetra-Dioxins				0.0083	10.057					0.0569	
40	Total Penta-Dioxins				0.9081	10.057			1.06		0.251	1.45
41	Total Hexa-Dioxins				0.8929	10.057			34.4		0.398	32.5
42	Total Hepta-Dioxins											
43	Total Tetra-Furans				0.7510	10.057			0.896		0.0221	1.84
44	1st Func. Penta-Furans				0.8925	10.057			0.829		0.0375	0.829
45	Total Penta-Furans				0.8925	10.057			1.38		0.0870	2.40
46	Total Hexa-Furans				0.8341	10.057			5.89		0.119	6.32
47	Total Hepta-Furans				0.8734	10.057			29.0		0.403	29.0
48	PFK1											

SI	Name	RT	m1 Resp	m2 Resp	RA	n/y	EMPC	Conc.
1	Total Hexa-Dioxins	33.31	7.922e3	6.445e3	1.23	NO	14.308	14.308
2	Total Hexa-Dioxins	33.86	7.454e2	6.426e2	1.16	NO	1.3623	1.3623
3	Total Hexa-Dioxins	34.12	5.872e3	4.860e3	1.21	NO	10.310	10.310
4	Total Hexa-Dioxins	34.22	9.830e2	7.363e2	1.34	NO	1.7122	1.7122




Dataset: Untitled

Last Altered: Monday, June 08, 2020 08:53:03 Pacific Daylight Time  
Printed: Monday, June 08, 2020 08:56:43 Pacific Daylight Time

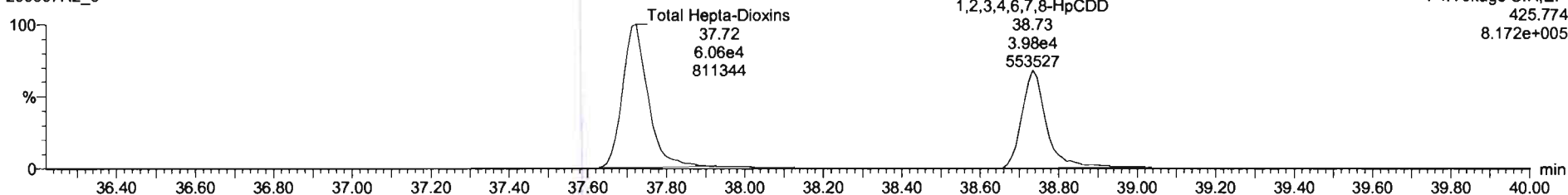
Name: 200607R2\_6, Date: 08-Jun-2020, Time: 01:02:31, ID: B0E0118-DUP1 Duplicate 13.46, Description: Duplicate

1,2,3,4,6,7,8-HpCDD

200607R2\_6

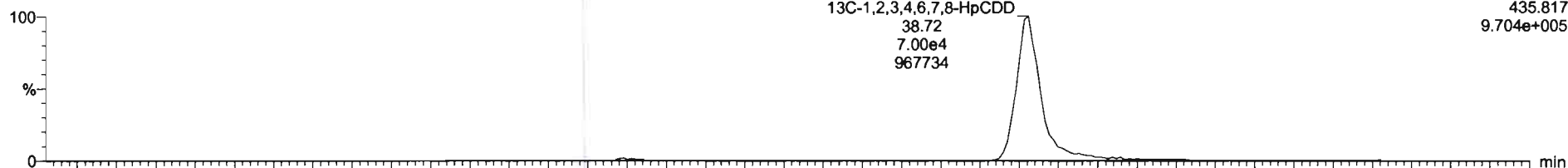


200607R2\_6

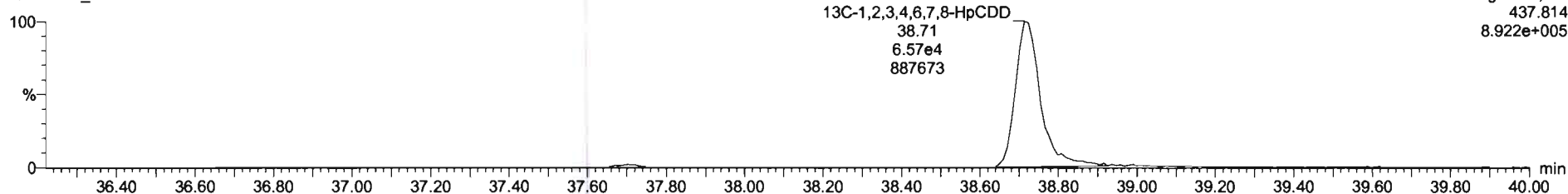


13C-1,2,3,4,6,7,8-HpCDD

200607R2\_6

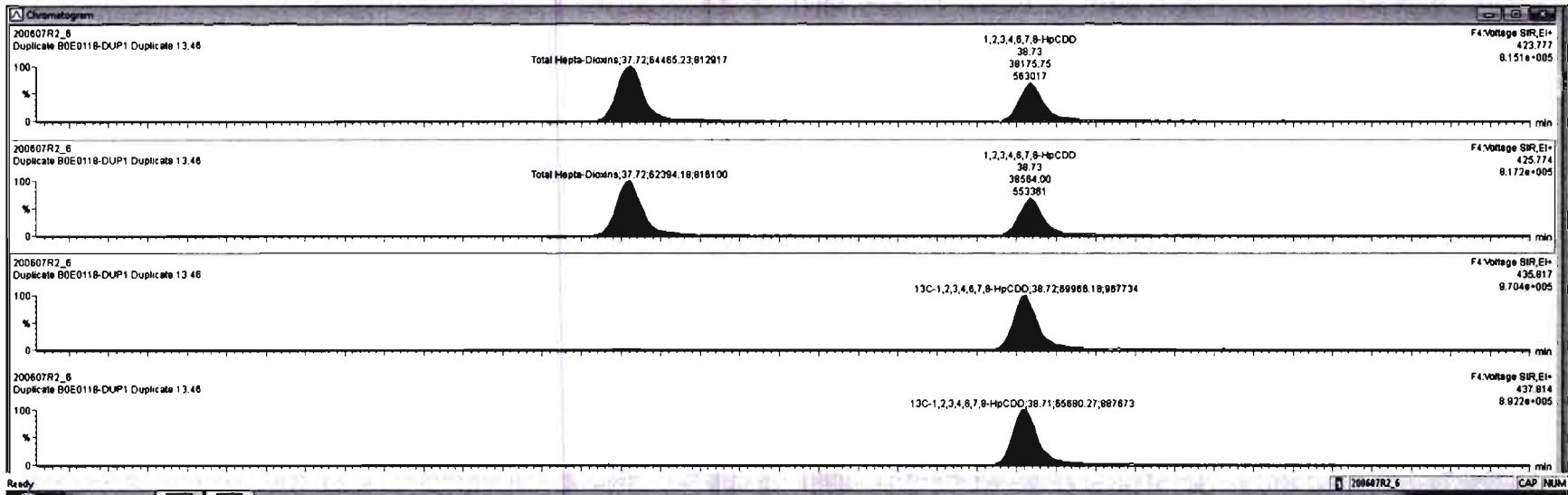


200607R2\_6



SL	Name	Resp	RA	n/y	R/R	nd/val	RT	RRT	Conc.	%Rec	DL	EMPC
39	Total Tetra-Dioxins				0.9993	10.057					0.9569	
40	Total Penta-Dioxins				0.9081	10.057			1.06		0.251	1.45
41	Total Hexa-Dioxins				0.8923	10.057			26.4		0.369	30.9
42	Total Hepta-Dioxins				0.8929	10.057			34.7		0.118	34.7
43	Total Tetra-Furans				0.7510	10.057			0.896		0.027	1.84
44	1st Func. Penta-Furans				0.8925	10.057			0.829		0.0375	0.829
45	Total Penta-Furans				0.8925	10.057			1.38		0.0870	2.40
46	Total Hexa-Furans				0.9341	10.057			5.89		0.118	6.32
47	Total Hepta-Furans				0.8734	10.057			29.0		0.403	29.0
48	PFK1											

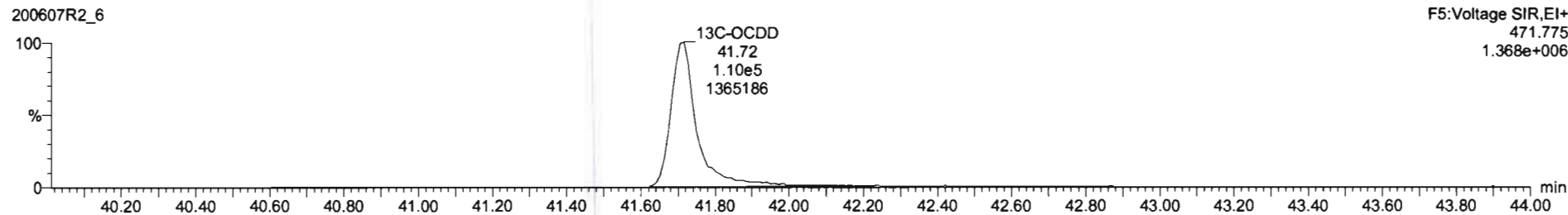
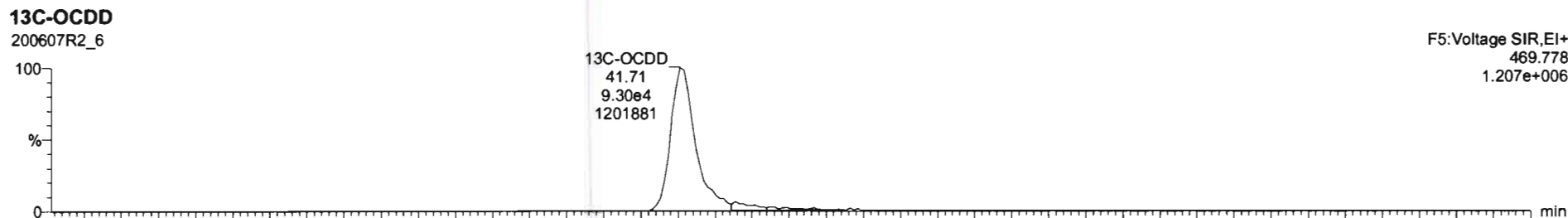
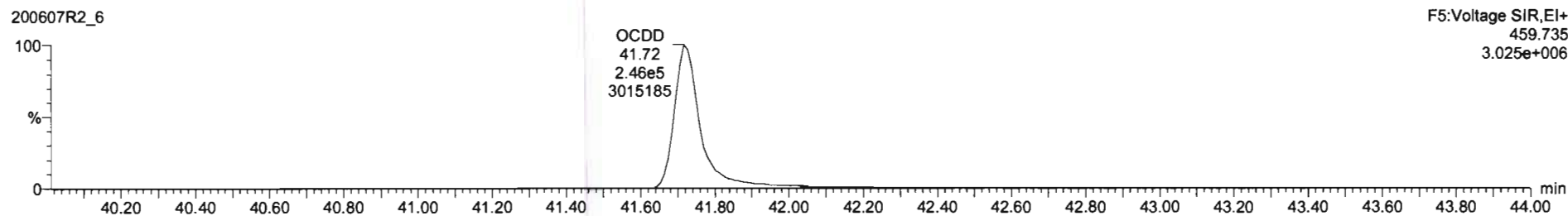
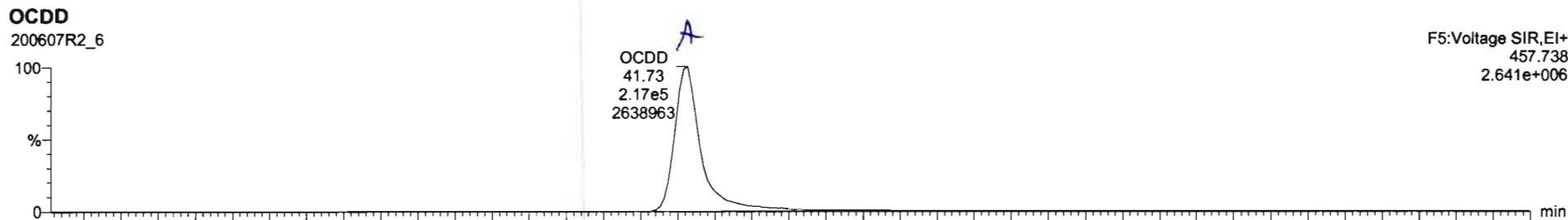
SL	Name	RT	m1 Resp	m2 Resp	RA	n/y	EMPC	Comp.
1	Total Hepta-Dioxins	37.72	6.447e4	6.239e4	1.03	NO	215.29	215.29
2	1,2,3,4,6,7,8-HpCDD	36.73	3.918e4	3.858e4	1.02	NO	131.93	131.93



Dataset: Untitled

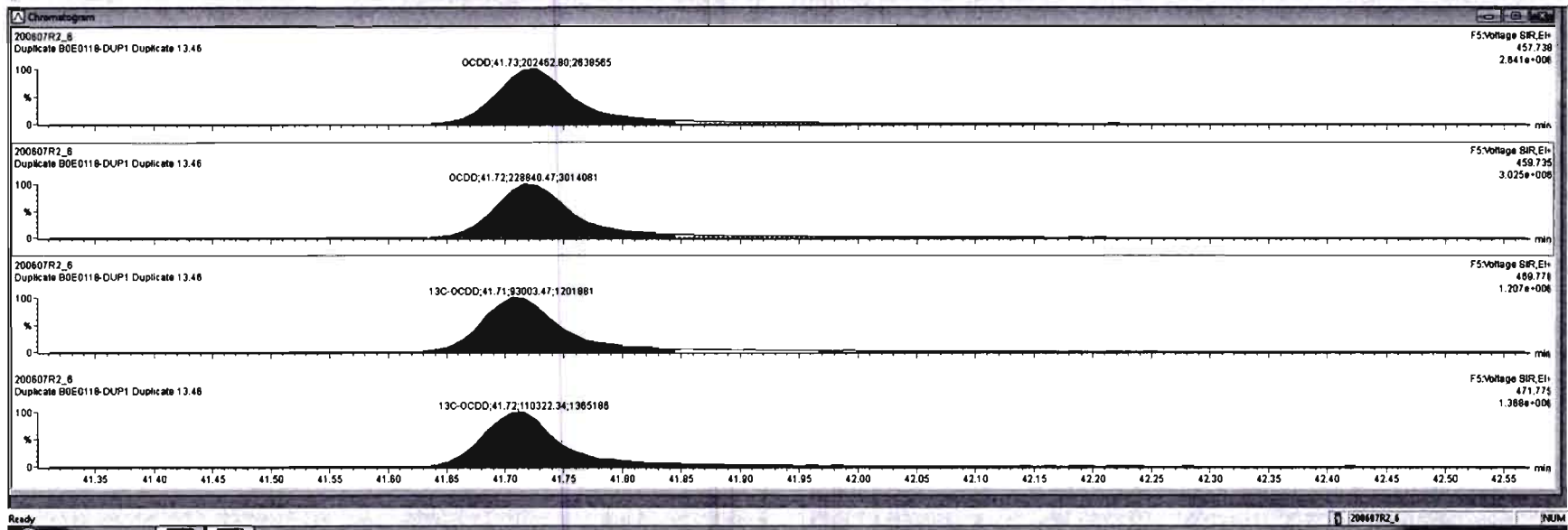
Last Altered: Monday, June 08, 2020 08:53:03 Pacific Daylight Time  
Printed: Monday, June 08, 2020 08:56:43 Pacific Daylight Time

Name: 200607R2\_6, Date: 08-Jun-2020, Time: 01:02:31, ID: B0E0118-DUP1 Duplicate 13.46, Description: Duplicate



SI	Name	Resp	RA	nY	RFI	wtVal	RT	RRT	Conc.	%Area	DL	EMPC
7	OCDD	4.31e3	0.85	NO	0.9178	19.957	41.73	1.000	0.504		1.94	0.584
8	1,2,3,7,8-TCDF	1.31e3	0.73	NO	0.7510	10.057	25.58	1.001	0.504		0.921	0.584
9	1,2,3,7,8-HxCDF	2.07e3	1.56	NO	0.8925	10.057	30.14	1.000	0.264		0.981	0.954
10	1,2,3,4,7,8-HxCDF	1.31e3	2.12	YES	0.5249	10.057	31.13	1.000	0.839		0.980	0.522
11	1,2,3,4,7,8-HxCDF	1.91e3	1.16	NO	0.8845	10.057	33.94	1.000	1.48		0.116	1.48
12	1,2,3,6,7,8-HxCDF	6.16e2	1.75	YES	0.8892	10.057	34.07	1.001	0.403		0.104	0.327
13	1,2,3,4,6,7,8-HxCDF			NO	0.5341	10.057					0.119	
14	1,2,3,7,8,9-HxCDF			NO	0.8707	10.057					0.175	
15	1,2,3,4,6,7,8-HxCDF	4.61e3	1.06	NO	0.8734	10.057	37.31	1.001	5.83		0.345	5.83
16	1,2,3,4,7,8,9-HxCDF			NO	1.0128	10.057					0.426	

SI	Name	RT	nt Resp	z:2 Resp	RA	nY	EMPC	Conc.
1								



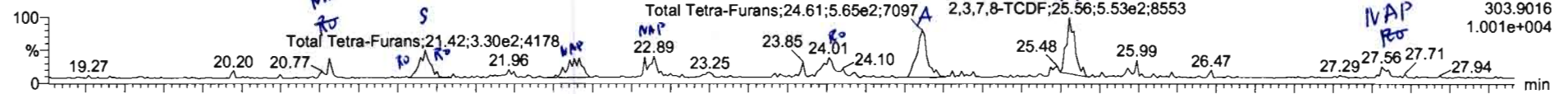
Dataset: Untitled

Last Altered: Monday, June 08, 2020 08:53:03 Pacific Daylight Time  
Printed: Monday, June 08, 2020 08:56:43 Pacific Daylight Time

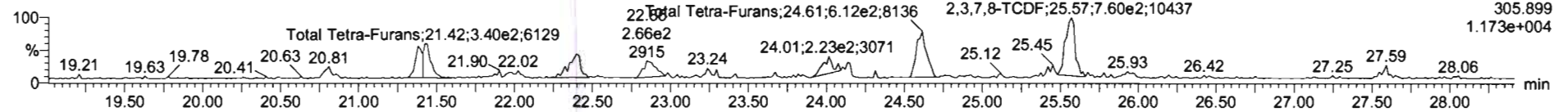
Name: 200607R2\_6, Date: 08-Jun-2020, Time: 01:02:31, ID: B0E0118-DUP1 Duplicate 13.46, Description: Duplicate

2,3,7,8-TCDF

200607R2\_6

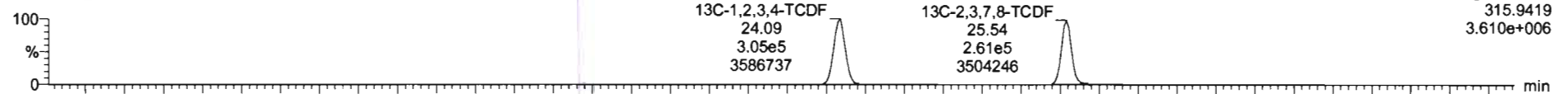


200607R2\_6

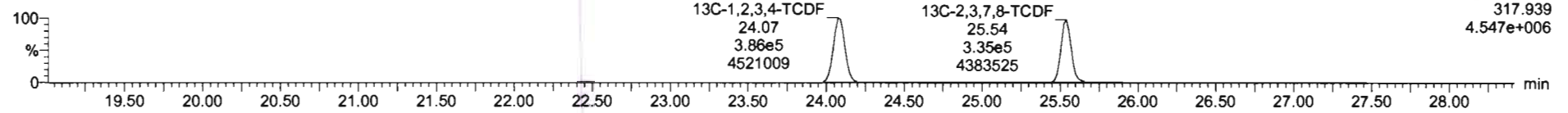


13C-2,3,7,8-TCDF

200607R2\_6

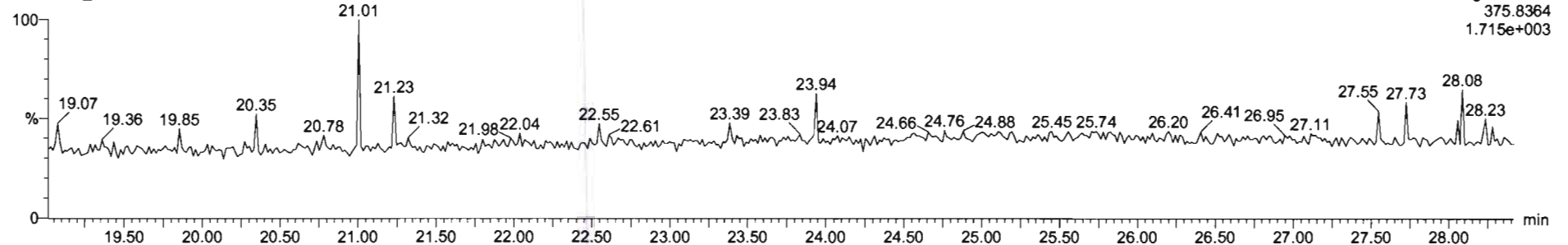


200607R2\_6



DPE1

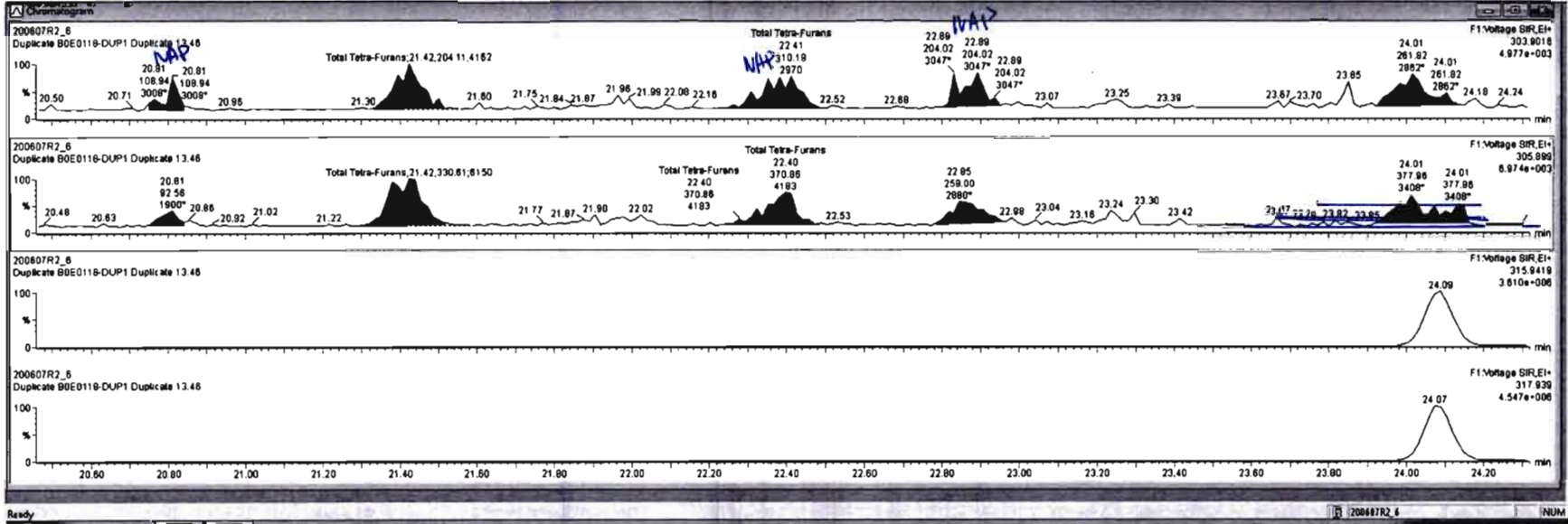
200607R2\_6



TargetLynx - 200607R2-08.spl  
 File Edit View Display Processing Window Help

43	Name	Resp	RA	n/y	RF	wtAval	RT	RFI	Conc	%Rec	DL	EMPC
43	Total Tetra-Furans				0.7510	10.057			0.829	0.0375	1.70	
44	1st Func. Penta-Furans				0.8625	10.057			1.36	0.0870	2.40	
45	Total Penta-Furans				0.8625	10.057			5.89	0.110	8.32	
46	Total Hexa-Furans				0.8341	10.057			29.0	0.403	29.0	
47	Total Hepta-Furans				0.8734	10.057						
48	PFK1											
49	PFK2											
50	PFK3											
51	PFK4											
52	PFK5											

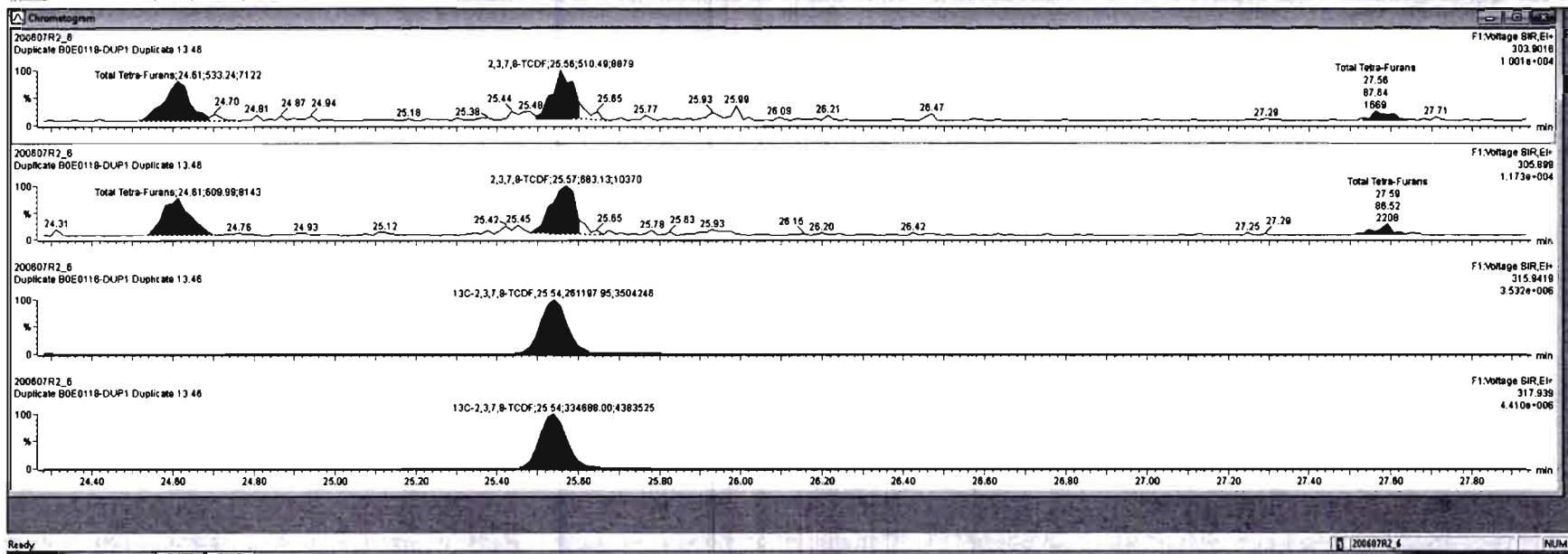
1	Name	RT	m1 Resp	m2 Resp	RA	n/y	EMPC	Conc.
1	Total Tetra-Furans	21.39	1.189e2	2.759e2	0.43	YES	0.12145	0.00000
2	Total Tetra-Furans	21.42	2.041e2	3.305e2	0.62	YES	0.20851	0.00000
3	Total Tetra-Furans	22.41	3.102e2	3.709e2	0.84	NO	0.30287	0.30287
4	Total Tetra-Furans	24.81	5.645e2	5.119e2	0.92	YES	0.48133	0.00000





SL	Name	Resp	RA	n/y	RFW	wt/val	RT	RRT	Conc.	%Rec	DL	EMPC
43	Total Tetra-Furans				0.7510	10.057			1.04	0.0821	1.78	
44	1st Func. Penta-Furans				0.8925	10.057			0.828	0.0375	0.828	
45	Total Penta-Furans				0.8925	10.057			1.38	0.0670	2.40	
46	Total Hexa-Furans				0.8341	10.057			5.89	0.119	8.32	
47	Total Hepta-Furans				0.8734	10.057			29.0	0.403	29.0	
48	PFNT											

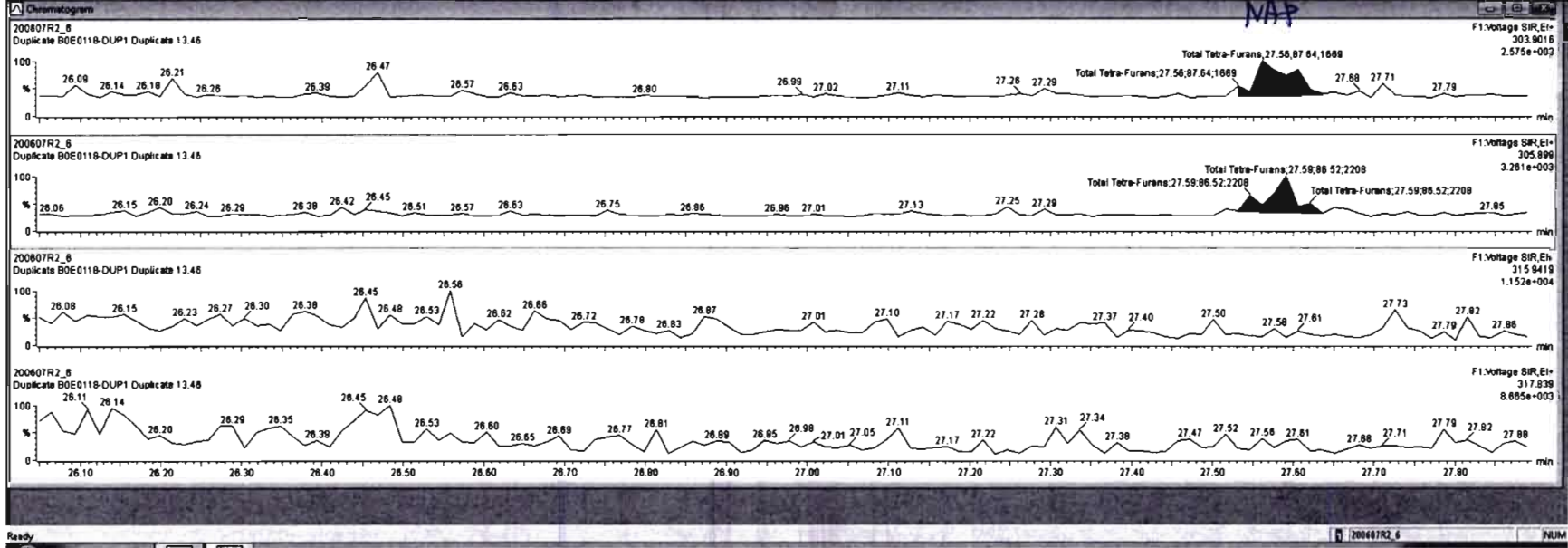
SL	Name	RT	wt Resp	wt Resp	RA	JY	EMPC	Conc.
1	Total Tetra-Furans	20.81	1.089e2	9.256e1	1.18	YES	0.072808	0.00000
2	Total Tetra-Furans	21.38	1.189e2	2.759e2	0.43	YES	0.12145	0.00000
3	Total Tetra-Furans	21.42	7.041e2	3.308e2	0.82	YES	0.20851	0.00000
4	Total Tetra-Furans	24.01	2.818e2	4.400e2	0.80	YES	0.28747	0.00000
5	Total Tetra-Furans	24.81	5.332e2	8.100e2	0.87	NO	0.50807	0.50807
6	2,3,7,8-TCDF	25.56	5.105e2	8.831e2	0.75	NO	0.83046	0.83046



Targetlynx - 20007R2-48.rpt  
 File Edit View Display Processing Window Help

RT	Name	Flowp	RA	nly	RFI	WVnd	RT	FRF	Conc.	%Rec	DL	EMPC
43	Total Tetra-Furans				0.7510	10.057			1.04	0.0621	1.78	
44	1st Furc. Penta-Furans				0.8625	10.057			0.029	0.0375	0.828	
45	Total Penta-Furans				0.8625	10.057			1.38	0.0870	2.40	
46	Total Hexa-Furans				0.8341	10.057			5.89	0.119	6.33	
47	Total Hepta-Furans				0.8734	10.057			29.0	0.403	28.0	
48	FTX1											

RT	Name	m1 Resp	m2 Resp	RA	nly	EMPC	Conc.
1	Total Tetra-Furans	20.81	1.066e2	9.256e1	1.18	YES	0.072609
2	Total Tetra-Furans	21.38	1.186e2	2.758e2	0.43	YES	0.12145
3	Total Tetra-Furans	21.42	3.041e2	3.308e2	0.82	YES	0.20861
4	Total Tetra-Furans	24.01	3.618e2	4.400e2	0.80	YES	0.28747
5	Total Tetra-Furans	24.81	5.332e2	6.100e2	0.87	NO	0.50807
6	2,3,7,8-TCDF	25.56	6.106e2	8.831e2	0.75	NO	0.53046



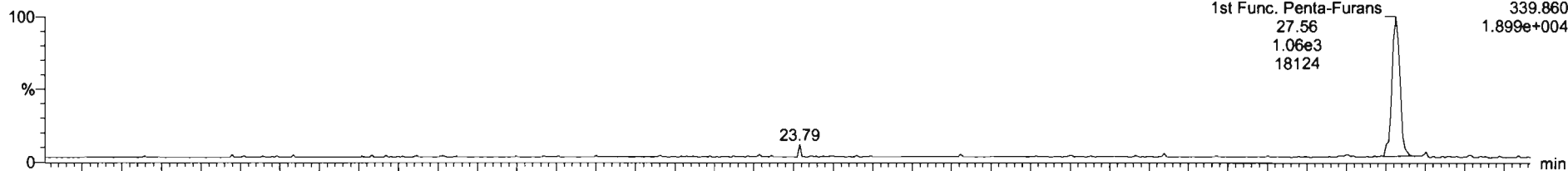
Dataset: Untitled

Last Altered: Monday, June 08, 2020 08:53:03 Pacific Daylight Time  
Printed: Monday, June 08, 2020 08:56:43 Pacific Daylight Time

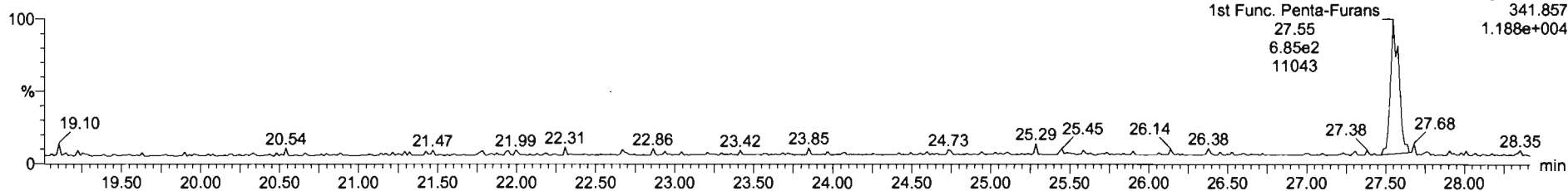
Name: 200607R2\_6, Date: 08-Jun-2020, Time: 01:02:31, ID: B0E0118-DUP1 Duplicate 13.46, Description: Duplicate

1st Func. Penta-Furans

200607R2\_6

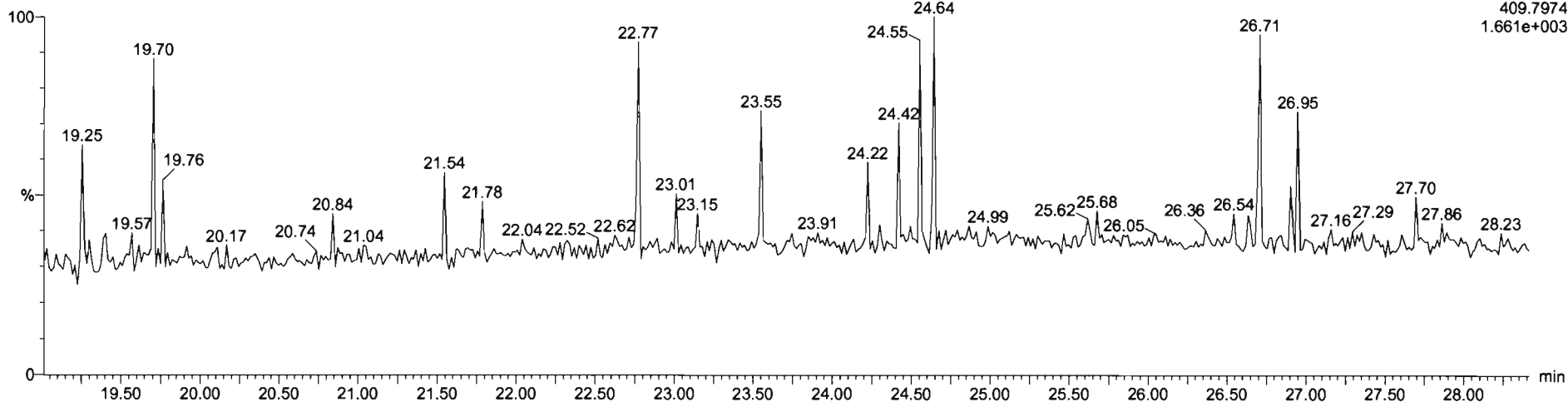


200607R2\_6



DPE6

200607R2\_6



Dataset: Untitled


Last Altered: Monday, June 08, 2020 08:53:03 Pacific Daylight Time  
Printed: Monday, June 08, 2020 08:56:43 Pacific Daylight Time

Name: 200607R2\_6, Date: 08-Jun-2020, Time: 01:02:31, ID: B0E0118-DUP1 Duplicate 13.46, Description: Duplicate

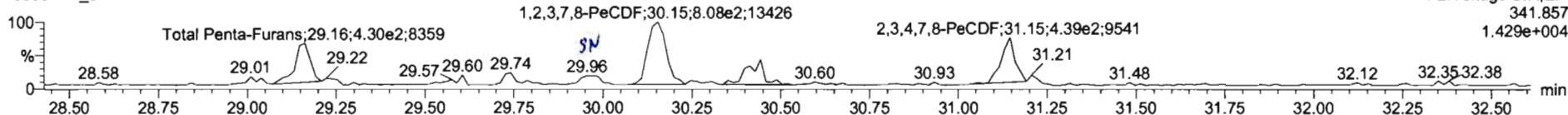
HN 06/09/2020

**1,2,3,7,8-PeCDF**

200607R2\_6




200607R2\_6

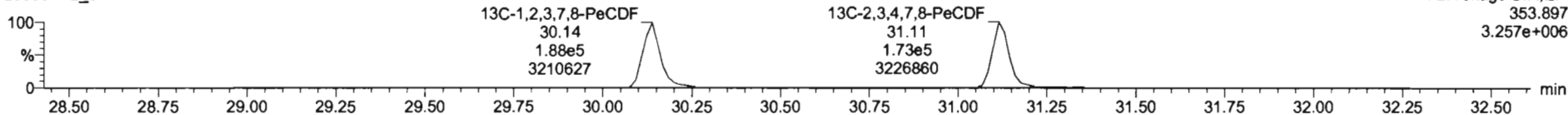


**13C-1,2,3,7,8-PeCDF**

200607R2\_6

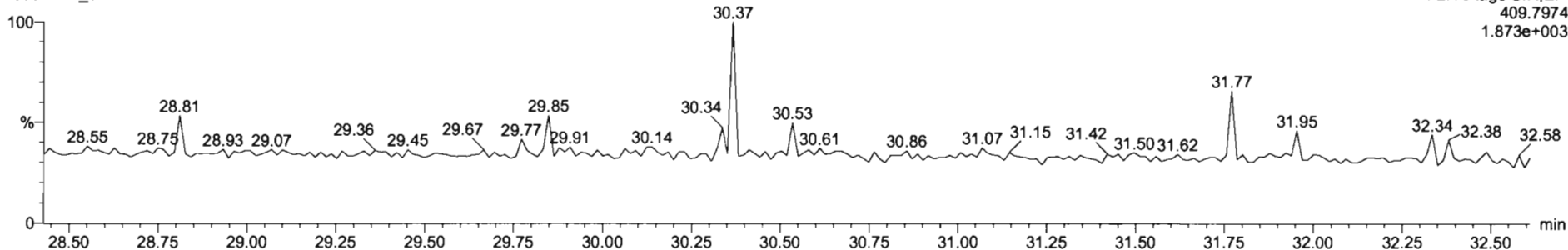


200607R2\_6



**DPE2**

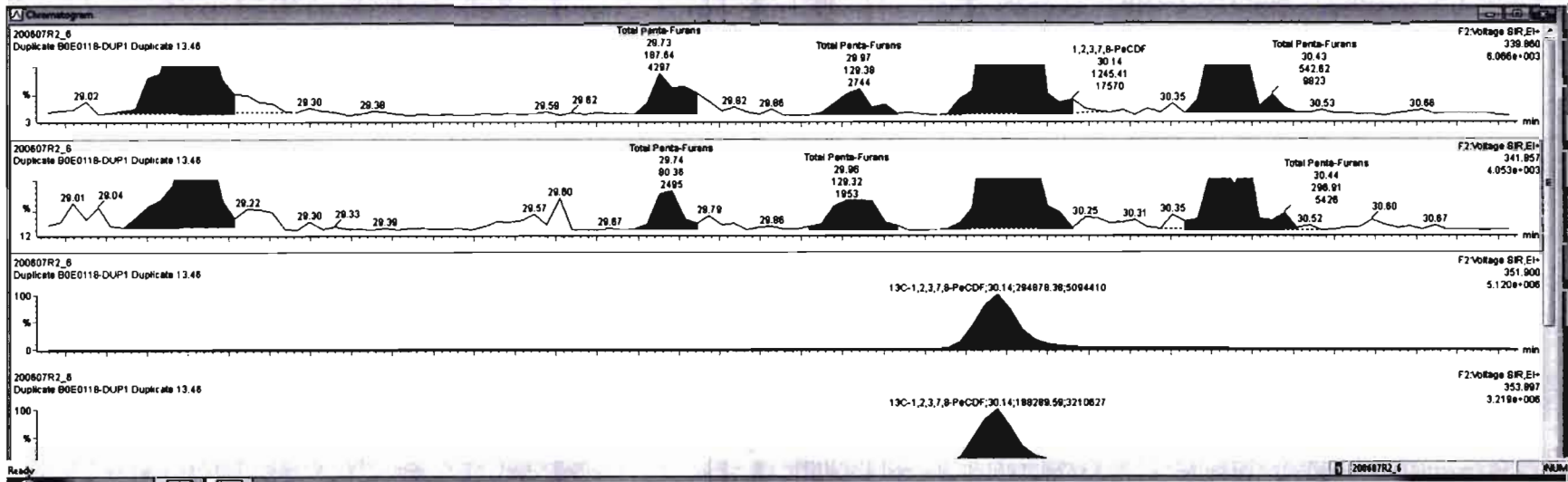
200607R2\_6





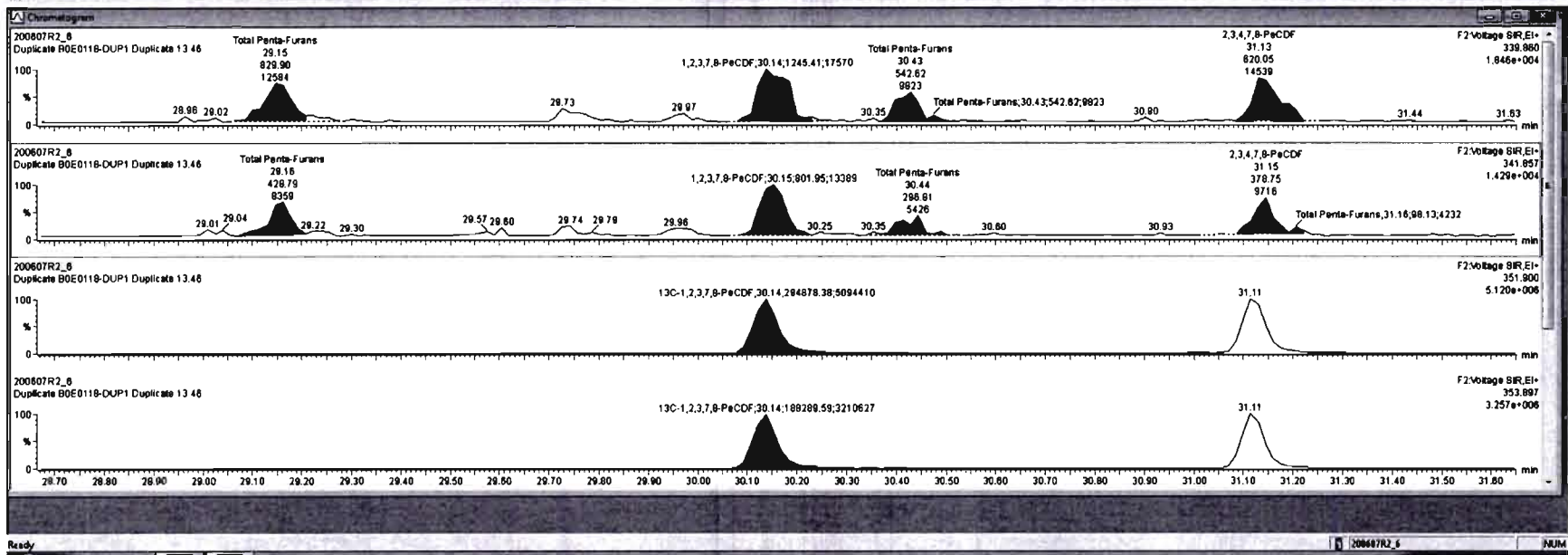
Name	Flow	RA	n/y	RVF	wtVal	Pred.RT	RT	RRT	Conc.	%Rec	DL	StdPC
38 Total Tetra-Dioxins				0.0003	10.057	24.62			0.000		0.0568	0.0563
40 Total Penta-Dioxins				0.0001	10.057	29.86			1.08		0.251	1.45
41 Total Hexa-Dioxins				0.0023	10.057	33.83			18.2		0.366	16.1
42 Total Hepta-Dioxins				0.0030	10.057	37.84			347		1.19	34.7
43 Total Tetra-Furans				0.7510	10.057	23.81			1.04		0.0821	1.84
44 1st Func. Penta-Furans				0.0025	10.057	27.59			0.628		0.0375	0.628
45 Total Hexa-Furans				0.0025	10.057	28.27			1.71		0.0876	2.72
46 Total Hepta-Furans				0.0341	10.057	33.58			5.95		0.118	8.53
47 Total Hepta-Furans per1				0.0734	10.057	37.83			28.7		0.403	28.7

Name	RT	ret Flow	std Flow	RA	n/y	StdPC	Conc.
1 2,3,4,7-β-PeCDF	31.13	6.201e2	3.709e2	1.84	NO	0.46985	0.46985
2 Total Penta-Furans	30.43	5.428e2	2.989e2	1.83	YES	0.35950	0.00000
3 1,2,3,7-β-PeCDF	30.14	1.245e3	8.102e2	1.54	NO	0.84798	0.84798
4 Total Penta-Furans	29.15	6.286e2	4.864e2	1.78	NO	0.81562	0.00000
5 Total Penta-Furans	31.16	3.224e2	9.813e1	3.30	YES	0.91891	0.00000
6 Total Penta-Furans	28.87	1.284e2	1.283e2	1.60	YES	0.10108	0.00000
7 Total Penta-Furans	28.73	1.878e2	9.038e1	2.08	YES	0.10841	0.00000



Peak	Name	Resp	RA	n/y	RFW	wtAve	RT	RRT	Conc.	%Rec	DL	EMPC
45	Total Penta-Furans				0.8929	16.957			1.41	0.0020	2.41	
46	Total Hexa-Furans				0.8341	10.057			5.80	0.119	8.32	
47	Total Hepta-Furans				0.8734	10.057			29.0	0.403	29.0	
48	PFK1											
49	PFK2											
50	PFK3											

Peak	Name	RT	int. Resp	n2 Resp	RA	n/y	EMPC	Conc.
1	Total Penta-Furans	29.15	8.299e2	4.299e2	1.93	YES	0.52039	0.00000
2	1,2,3,7,8-PeCDF	30.14	1.245e3	8.020e2	1.55	NO	0.94417	0.94417
3	Total Penta-Furans	30.43	5.428e2	2.989e2	1.83	YES	0.35950	0.00000
4	2,3,4,7,8-PeCDF	31.13	6.201e2	3.789e2	1.64	NO	0.46685	0.46685
5	Total Penta-Furans	31.16	3.234e2	9.813e1	3.30	YES	0.11681	0.00000

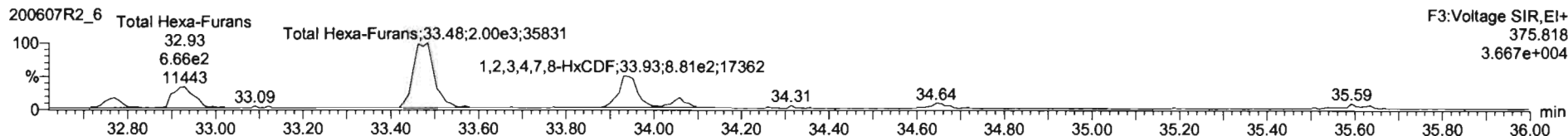
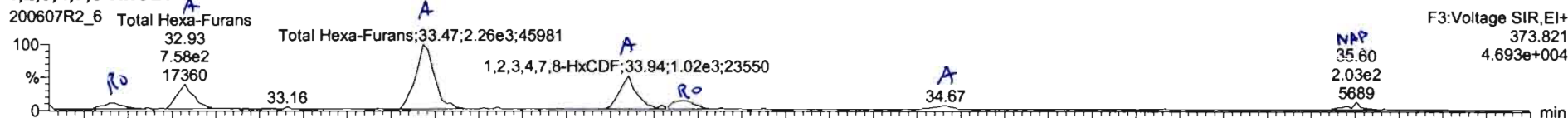


Dataset: Untitled

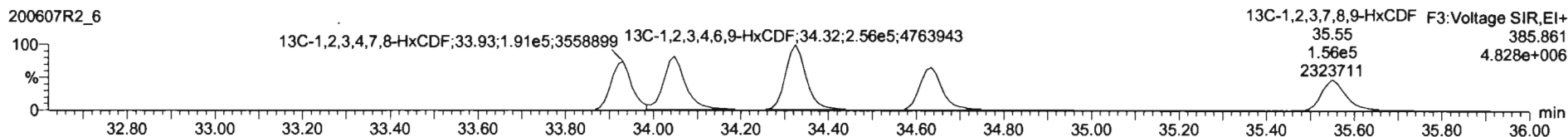
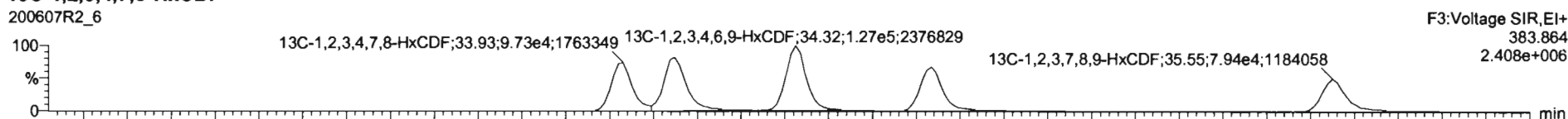
Last Altered: Monday, June 08, 2020 08:53:03 Pacific Daylight Time  
Printed: Monday, June 08, 2020 08:56:43 Pacific Daylight Time

Name: 200607R2\_6, Date: 08-Jun-2020, Time: 01:02:31, ID: B0E0118-DUP1 Duplicate 13.46, Description: Duplicate

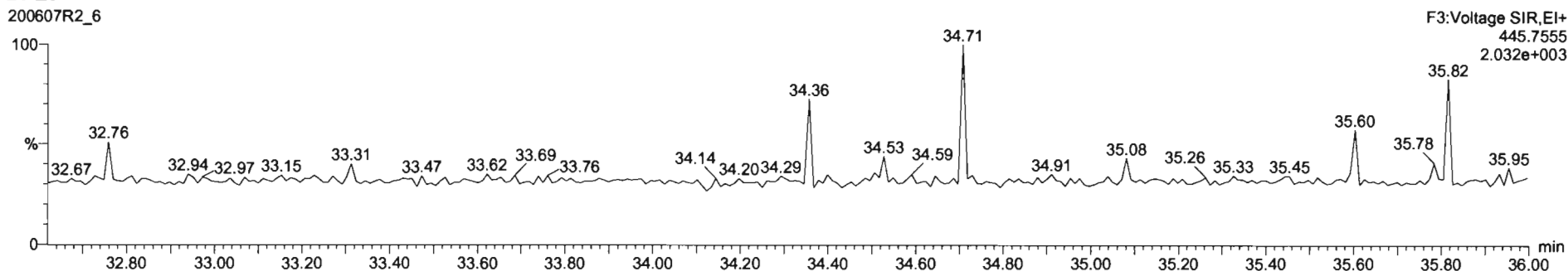
**1,2,3,4,7,8-HxCDF**



**13C-1,2,3,4,7,8-HxCDF**



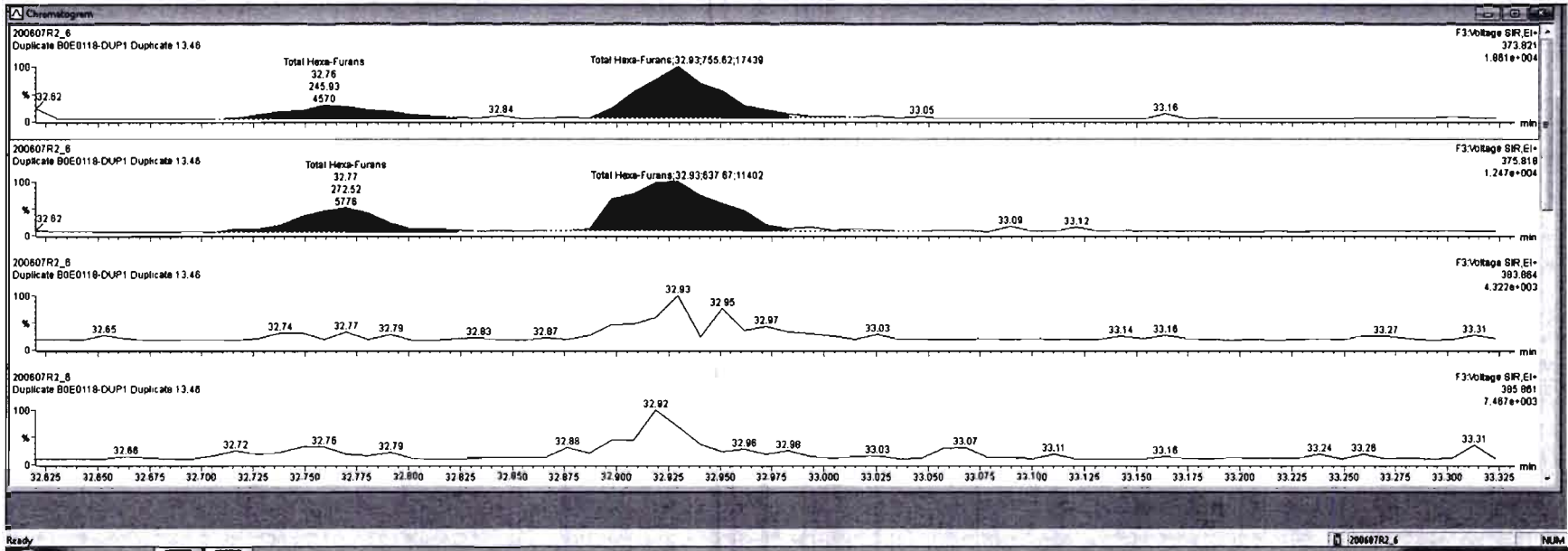
**DPE3**



TargetLynx - 200607R2-68.spl  
 File Edit View Display Processing Window Help

RT	Name	Resp	RA	n/y	RF	vdVol	Prod RT	RT	RRT	Conc	%Rec	DL	EMPC
46	Total Hexa-Furans				0.9341	10.057	37.83			2.85		0.119	8.83
47	Total Hepta-Furans				0.8734	10.057	37.83			29.0		0.403	29.0
48	PFK1												
49	PFK2												
50	PFK3												
51	PFK4												

RT	Name	mi Resp	m2 Resp	RA	n/y	EMPC	Conc	
1	Total Hexa-Furans	32.76	2.459e2	2.725e2	0.90	YES	0.32087	0.00000
2	Total Hexa-Furans	32.93	7.556e2	8.377e2	1.18	NO	1.0214	1.0214
3	Total Hexa-Furans	33.47	2.281e3	1.981e3	1.15	NO	3.1548	3.1548
4	1,2,3,4,7,8-hxCDF	33.94	1.011e3	8.802e2	1.15	NO	1.4733	1.4733
5	1,2,3,6,7,8-hxCDF	34.07	4.051e2	2.382e2	1.70	YES	0.34859	0.00000
6	2,3,4,6,7,8-hxCDF	34.87	1.362e2	1.235e2	1.10	NO	0.19483	0.19483

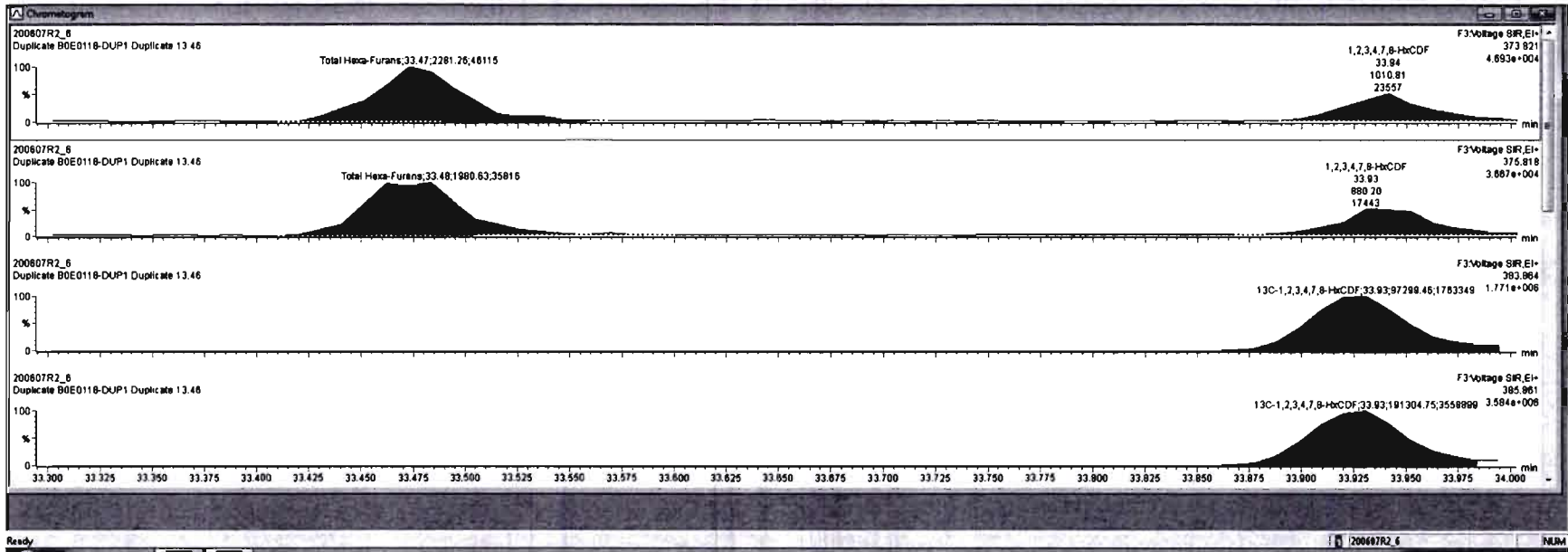






Name	Resp	RA	n/y	RF	wtVol	Pred RT	RT	RTT	Conc.	%Rec	DL	EMPC
46 Total Hexa-Furans				0.9341	10.057	33.06					0.119	8.53
47 Total Hepta-Furans				0.8734	10.057	37.83			29.0		0.403	29.0
48 PPK1												
49 PPK2												
50 PPK3												
51 PPK4												

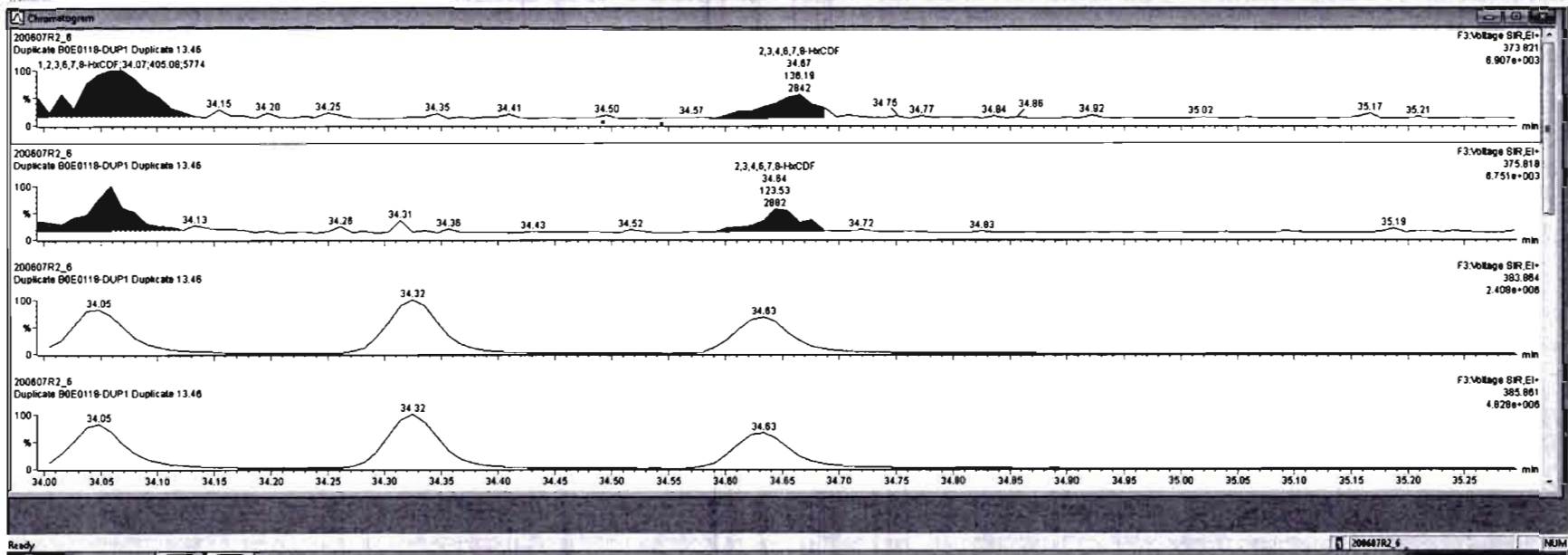
Name	RT	nt Resp	nt2 Resp	RA	n/y	EMPC	Conc.
1 Total Hexa-Furans	32.76	2.458e2	2.725e2	0.90	YES	0.32087	0.00000
2 Total Hexa-Furans	32.83	7.558e2	8.377e2	1.18	NO	1.0314	1.0314
3 Total Hexa-Furans	33.47	2.281e3	1.981e3	1.15	NO	3.1549	3.1549
4 1,2,3,4,7,8-HxCDF	33.94	1.011e3	8.802e2	1.15	NO	1.4733	1.4733
5 1,2,3,6,7,8-HxCDF	34.07	4.051e2	2.362e2	1.70	YES	0.34858	0.00000
6 2,3,4,6,7,8-HxCDF	34.67	1.362e2	1.235e2	1.10	NO	0.19483	0.19483



Targetlynx - 20060702-08.sls  
 File Edit View Display Processing Window Help

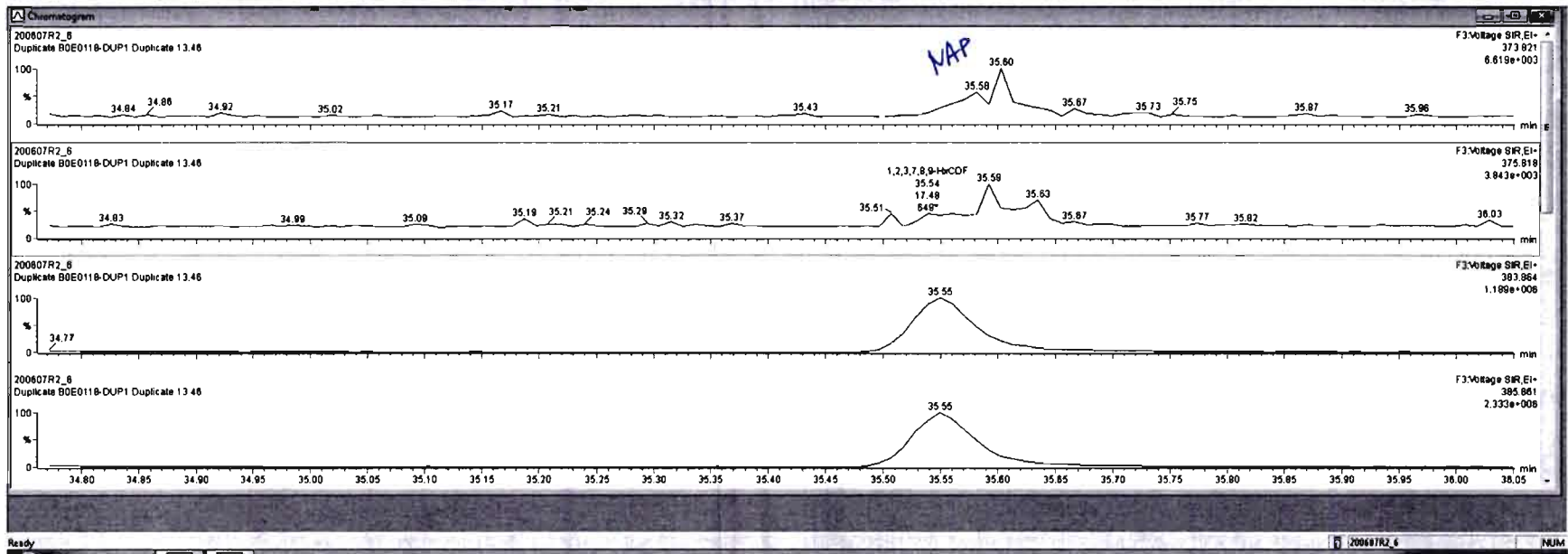
Name	Resp	RA	n/y	RFV	wtVal	Pred.RT	RT	RRT	Conc.	%Rec	CL	EMPC
45	Total Hexa-Furans			0.9041	10.057	33.55			3.55		0.119	6.53
47	Total Hepta-Furans			0.8734	10.057	37.83			29.0		0.403	29.0
48	PFK1											
49	PFK2											
50	PFK3											
51	PFK4											

Name	RT	wt Resp	wt2 Resp	RA	n/y	EMPC	Conc.	
1	Total Hexa-Furans	32.76	2.459e2	2.755e2	0.90	YES	0.32987	0.00000
2	Total Hexa-Furans	32.83	7.559e2	6.377e2	1.19	NO	1.0314	1.0314
3	Total Hexa-Furans	33.47	2.261e3	1.981e3	1.15	NO	3.1549	3.1549
4	1,2,3,4,7,8-HxCDF	33.94	1.011e3	8.802e2	1.15	NO	1.4733	1.4733
5	1,2,3,6,7,8-HxCDF	34.07	4.051e2	2.362e2	1.70	YES	0.34868	0.00000
6	2,3,4,6,7,8-HxCDF	34.87	1.362e2	1.235e2	1.10	NO	0.19483	0.19483



Name	Resp	RA	inY	RFI	wtAval	Prod RT	RT	RRT	Conc	%Rec	DL	EMPC
46 Total Hexe-Furane				0.8341	10.057	33.88			5.86		0.119	8.31
47 Total Hept-Furane				0.8734	10.057	37.83			29.0		0.403	28.0
48 PFK1												
49 PFK2												
50 PFK3												
51 PFK4												

Name	RT	ml Resp	ml Resp	RA	inY	EMPC	Conc
1 Total Hexe-Furane	32.78	2.459e2	2.725e2	0.90	YES	0.32987	0.00000
2 Total Hexe-Furane	32.83	7.556e2	6.377e2	1.18	NO	1.0314	1.0314
3 Total Hexe-Furane	33.47	2.261e3	1.981e3	1.15	NO	3.1548	3.1548
4 1,2,3,4,7,8-HxCDF	33.94	1.011e3	8.802e2	1.15	NO	1.4733	1.4733
5 1,2,3,6,7,8-HxCDF	34.07	4.051e2	2.382e2	1.70	YES	0.34659	0.00000
6 1,2,3,7,8-HxCDF	35.57	4.335e1	1.748e1	2.48	YES	0.037961	0.00000



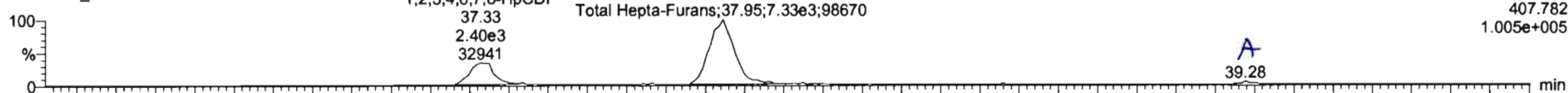
Dataset: Untitled

Last Altered: Monday, June 08, 2020 08:53:03 Pacific Daylight Time  
Printed: Monday, June 08, 2020 08:56:43 Pacific Daylight Time

Name: 200607R2\_6, Date: 08-Jun-2020, Time: 01:02:31, ID: B0E0118-DUP1 Duplicate 13.46, Description: Duplicate

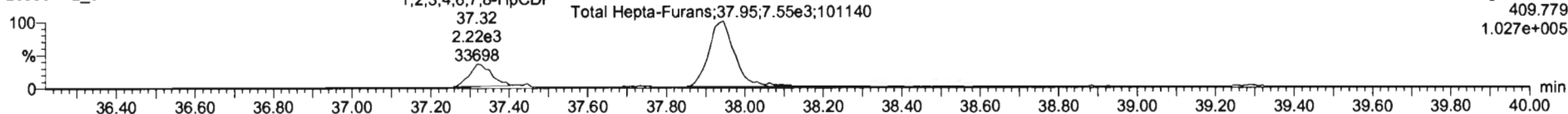
**1,2,3,4,6,7,8-HpCDF**

200607R2\_6



F4:Voltage SIR,EI+  
407.782  
1.005e+005


200607R2\_6



F4:Voltage SIR,EI+  
409.779  
1.027e+005

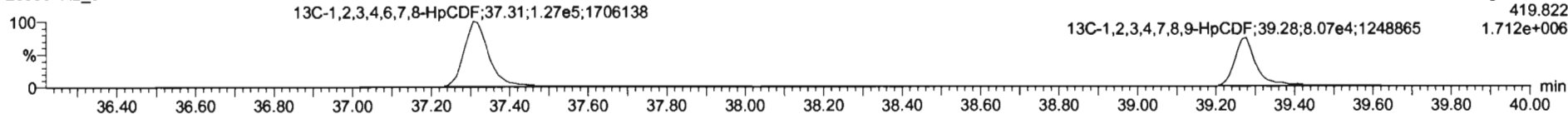
**13C-1,2,3,4,6,7,8-HpCDF**

200607R2\_6



F4:Voltage SIR,EI+  
417.825  
7.574e+005

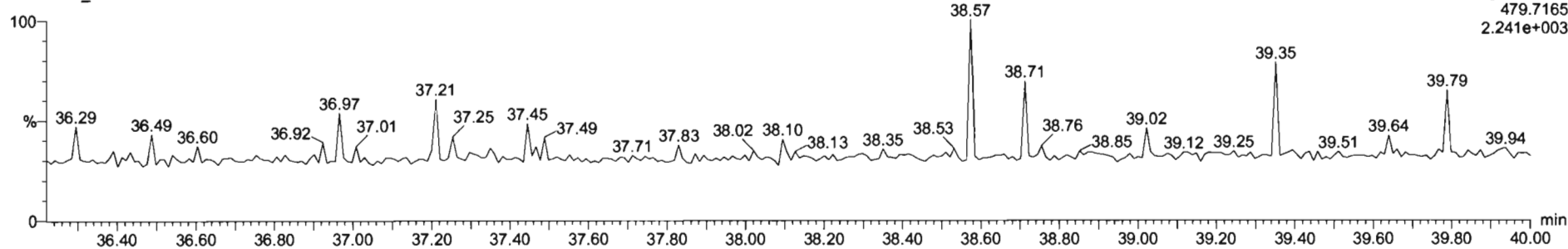
200607R2\_6



F4:Voltage SIR,EI+  
419.822  
1.712e+006

**DPE4**

200607R2\_6

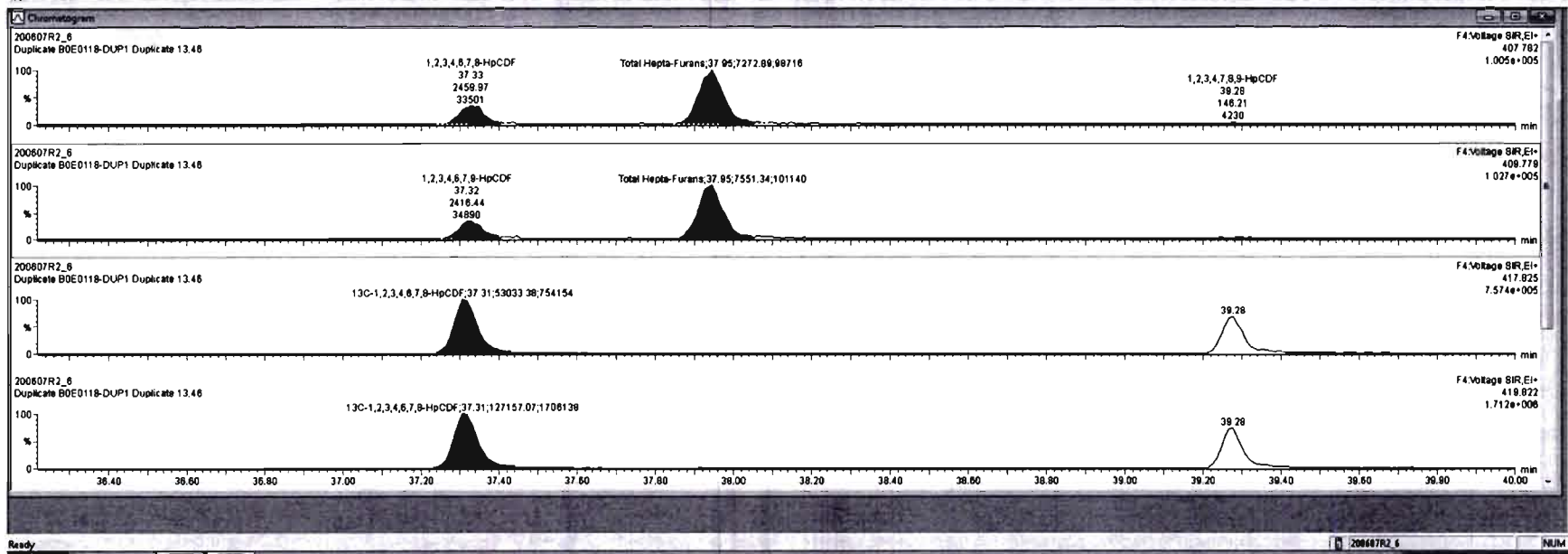


F4:Voltage SIR,EI+  
479.7165  
2.241e+003

TargetLynn - 200607R2-02.qtd  
 File Edit View Display Processing Window Help

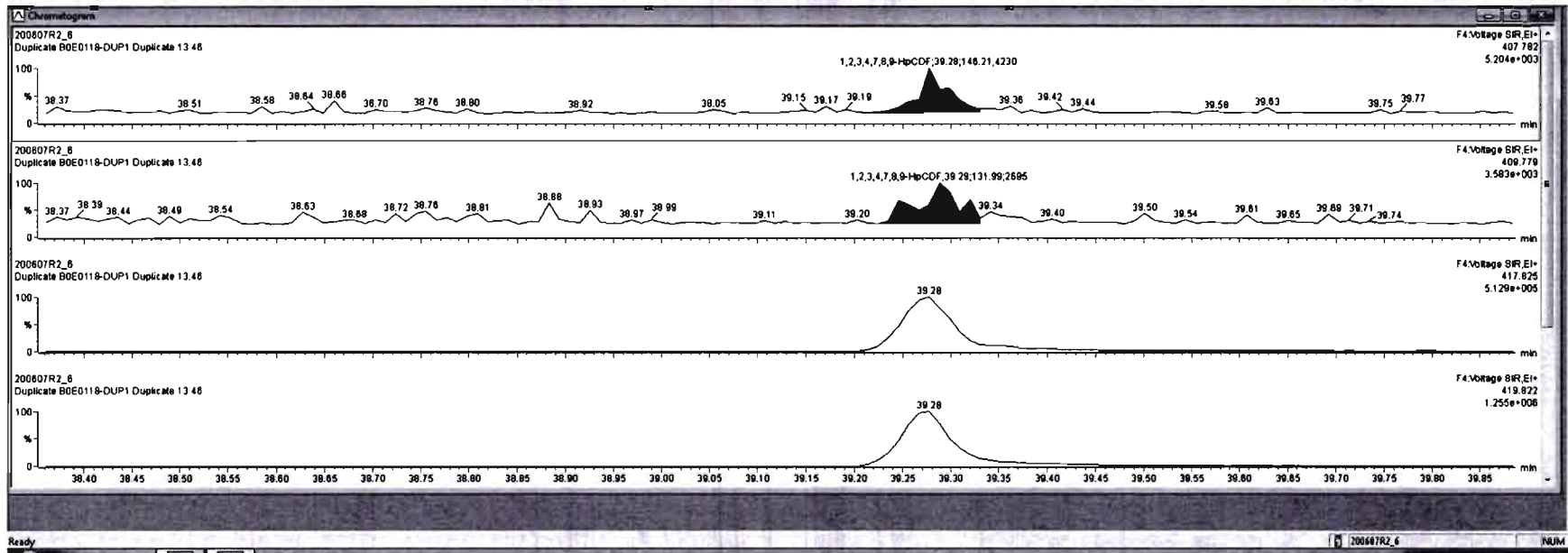
Name	Resp	RA	ref	RFW	WtAval	ProdRT	RT	RRT	Conc.	%Rec	DL	EMPC
46 Total Hexa-Furans				0.8341	10.057	33.50			5.85		0.118	0.53
47 Total Hepta-Furans				0.8734	18.857	37.81			28.7		0.401	28.7
48 PFK1												
49 PFK2												
50 PFK3												
51 PFK4												

Name	RT	Int Resp	Int Resp	RA	ref	EMPC	Conc.
1 1,2,3,4,6,7,8-HpCDF	37.33	2.489e3	2.416e3	1.02	NO	8.1622	8.1622
2 Total Hepta-Furans	37.95	7.273e3	7.551e3	0.96	NO	23.067	23.067
3 1,2,3,4,7,8,9-HpCDF	39.28	1.462e2	1.320e2	1.11	NO	0.48581	0.48581



Name	Resp	RA	rvj	RFI	VolVol	ProdRT	RT	RRT	Conc	%Rec	DL	EWPC
46	Total Hexa-Furane			0.8341	10.057	33.56			5.95		0.119	6.53
47	Total Hepta-Furane			8.8794	10.029	37.35			28.7		8.403	28.7
48	PFY1											
49	PFY2											
50	PFY3											
51	PFY4											

Name	RT	m1 Resp	m2 Resp	RA	rvj	EWPC	Conc.
1	1,2,3,4,7,8-HpCDF	37.33	2.460e3	2.416e3	1.02	NO	6.1822
2	Total Hepta-Furane	37.95	7.273e3	7.551e3	0.96	NO	23.087
3	1,2,3,4,7,8-HpCDF	38.28	1.482e2	1.320e2	1.11	NO	0.48561

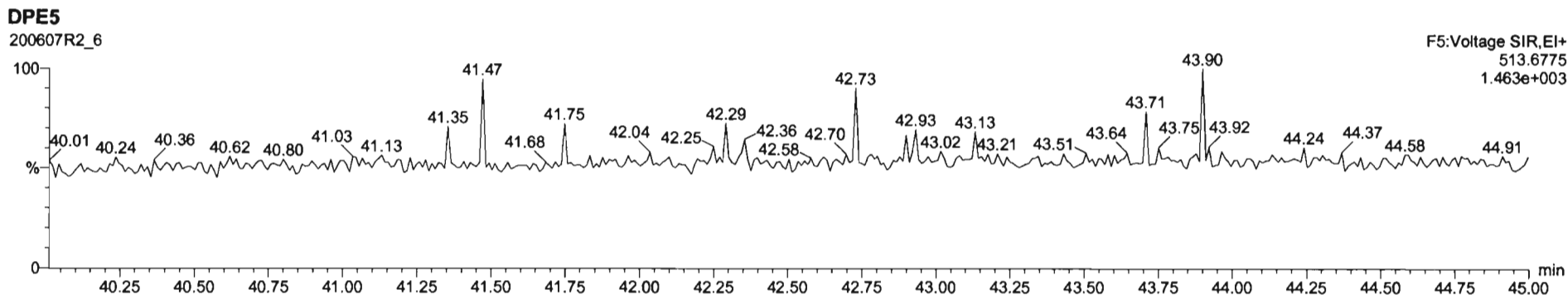
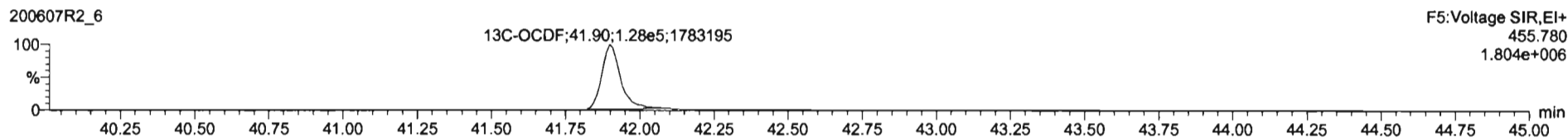

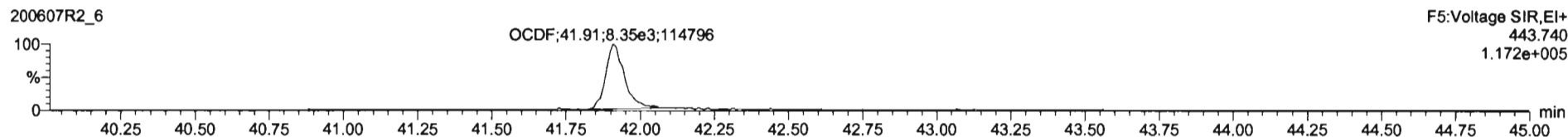



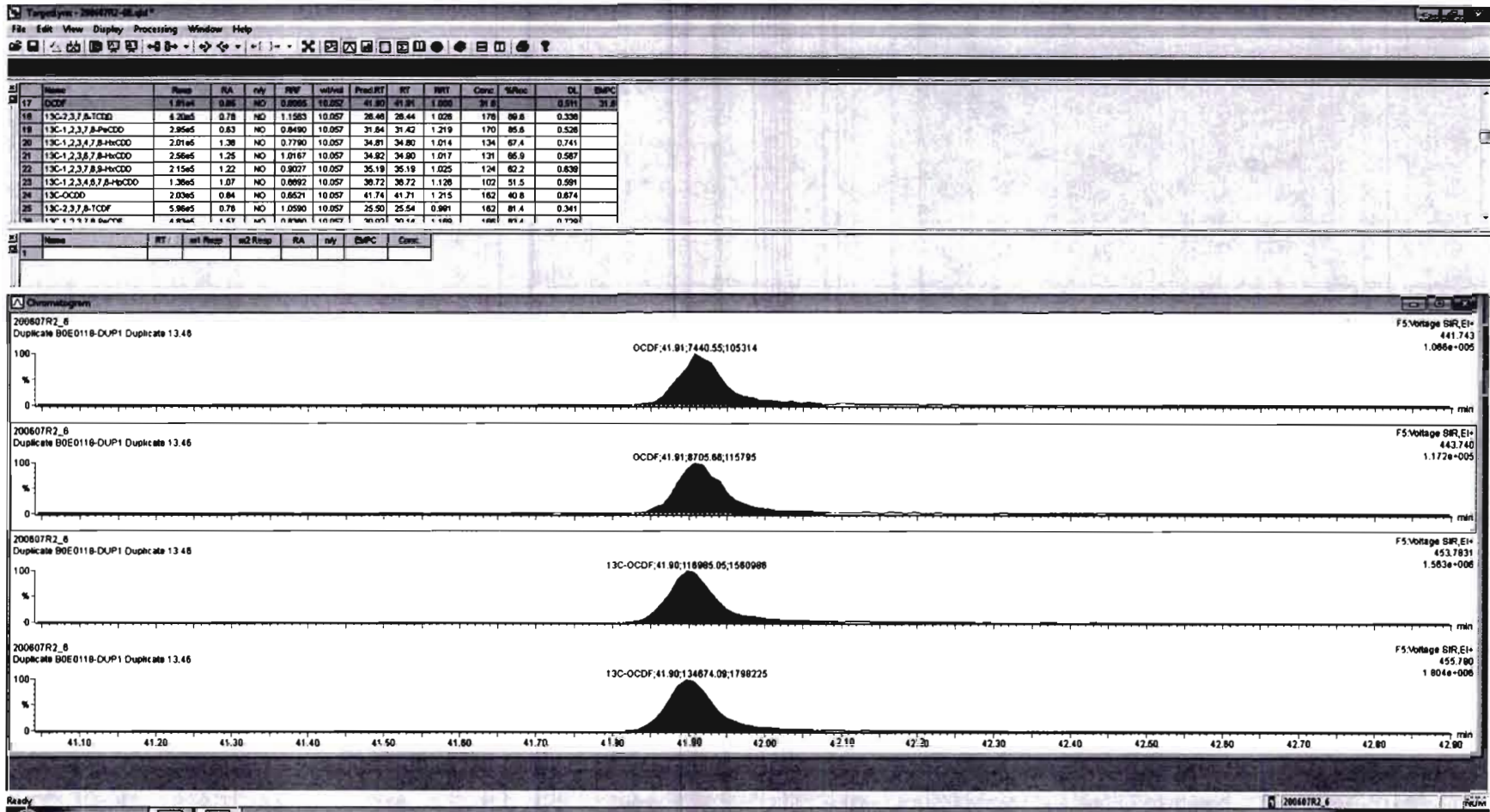
Dataset: Untitled

Last Altered: Monday, June 08, 2020 08:53:03 Pacific Daylight Time

Printed: Monday, June 08, 2020 08:56:43 Pacific Daylight Time

Name: 200607R2\_6, Date: 08-Jun-2020, Time: 01:02:31, ID: B0E0118-DUP1 Duplicate 13.46, Description: Duplicate







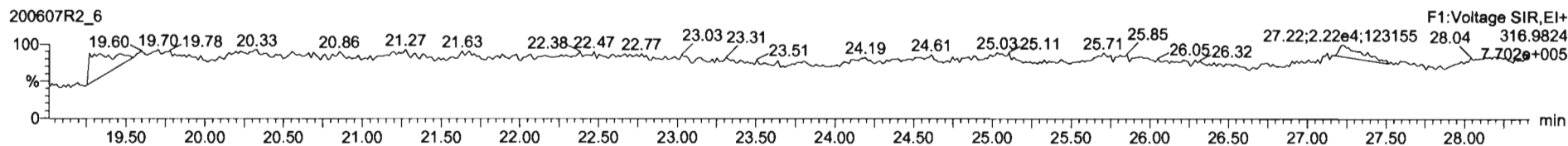
Dataset: Untitled

Last Altered: Monday, June 08, 2020 08:53:03 Pacific Daylight Time

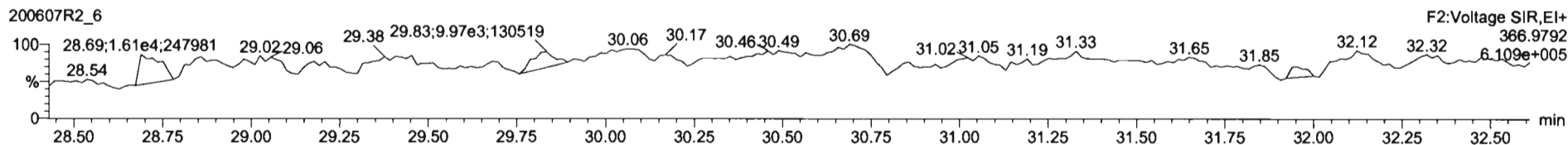
Printed: Monday, June 08, 2020 08:56:43 Pacific Daylight Time

Name: 200607R2\_6, Date: 08-Jun-2020, Time: 01:02:31, ID: B0E0118-DUP1 Duplicate 13.46, Description: Duplicate

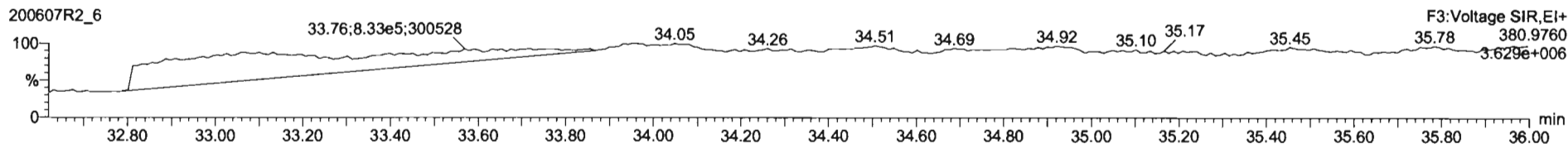
**PFK1**



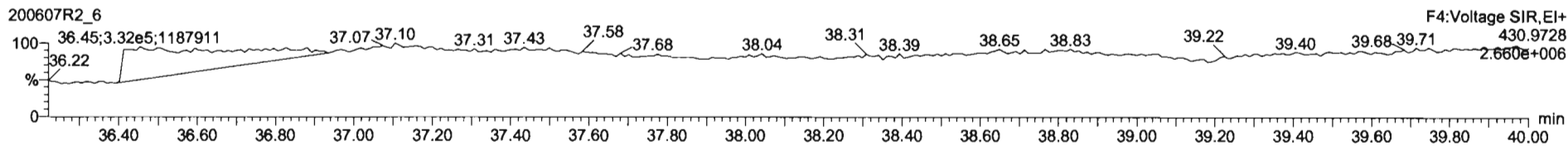
**PFK2**



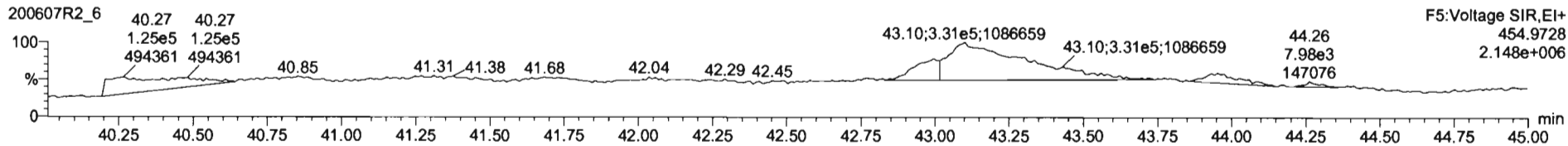
**PFK3**



**PFK4**



**PFK5**



Dataset: U:\VG12.PRO\Results\200607R2\200607R2-8.qld

Last Altered: Tuesday, June 23, 2020 3:27:31 PM Pacific Daylight Time

Printed: Tuesday, June 23, 2020 3:28:05 PM Pacific Daylight Time

*FIN 06/23/2020*

*A 6/23/20*

Method: U:\VG12.PRO\MethDB\1613rrt-06-01-20.mdb 01 Jun 2020 11:54:45

Calibration: U:\VG12.PRO\CurveDB\db5\_1613vg12-5-28-20.cdb 28 May 2020 16:52:08

Name: 200607R2\_8, Date: 08-Jun-2020, Time: 02:35:01, ID: 2001009-02 PDI-070SC-A-07-8.4-200505 14.11, Description: PDI-070SC-A-07-8.4-200505

#	Name	Resp	RA	n/y	RRF	wt/vol	Pred.RT	RT	Pred.RRT	RRT	Conc.	%Rec	DL	EMPC
1	1 2,3,7,8-TCDD	8.46e2	0.52	YES	0.888	10.045	26.486	26.47	1.001	1.001	0.45741		0.149	0.358
2	2 1,2,3,7,8-PeCDD	1.16e3	0.57	NO	0.908	10.045	31.457	31.43	1.001	1.000	0.82493		0.314	0.825
3	3 1,2,3,4,7,8-HxCDD	1.72e3	1.32	NO	1.03	10.045	34.814	34.83	1.000	1.001	1.5209		0.562	1.52
4	4 1,2,3,6,7,8-HxCDD	9.24e3	1.35	NO	0.892	10.045	34.910	34.93	1.000	1.001	7.2652		0.570	7.27
5	5 1,2,3,7,8,9-HxCDD	3.78e3	1.27	NO	0.887	10.045	35.209	35.20	1.000	1.000	3.3895		0.668	3.39
6	6 1,2,3,4,6,7,8-HpCDD	3.73e5	1.04	NO	0.864	10.045	38.746	38.74	1.000	1.000	448.63		1.44	449
7	7 OCDD	2.71e6	0.88	NO	0.914	10.045	41.737	41.75	1.000	1.000	3208.1		2.10	3210
8	8 2,3,7,8-TCDF	1.01e5	0.73	NO	0.751	10.045	25.582	25.57	1.001	1.001	46.72	38.782	0.244	46.5
9	9 1,2,3,7,8-PeCDF	1.50e5	1.57	NO	0.893	10.045	30.159	30.15	1.001	1.001	70.702		0.427	70.7
10	10 2,3,4,7,8-PeCDF	1.71e4	1.56	NO	0.935	10.045	31.161	31.18	1.001	1.001	7.6251		0.360	7.63
11	11 1,2,3,4,7,8-HxCDF	1.33e5	1.21	NO	0.884	10.045	33.931	33.94	1.000	1.000	104.86		0.432	105
12	12 1,2,3,6,7,8-HxCDF	4.54e4	1.22	NO	0.889	10.045	34.058	34.07	1.000	1.001	30.551		0.416	30.6
13	13 2,3,4,6,7,8-HxCDF	9.53e3	1.17	NO	0.934	10.045	34.679	34.65	1.001	1.000	6.3207		0.429	6.32
14	14 1,2,3,7,8,9-HxCDF	6.17e3	1.09	NO	0.871	10.045	35.560	35.60	1.000	1.001	5.4844		0.652	5.48
15	15 1,2,3,4,6,7,8-HpCDF	5.37e4	1.00	NO	0.873	10.045	37.355	37.34	1.001	1.001	60.119		0.799	60.1
16	16 1,2,3,4,7,8,9-HpCDF	1.31e4	0.97	NO	1.01	10.045	39.288	39.31	1.000	1.001	17.244		0.825	17.2
17	17 OCDF	1.35e5	0.87	NO	0.806	10.045	41.919	41.94	1.000	1.001	160.16		0.728	160
18	18 13C-2,3,7,8-TCDD	4.15e5	0.83	NO	1.16	10.045	26.476	26.45	1.026	1.026	165.29	83.0	0.312	
19	19 13C-1,2,3,7,8-PeCDD	3.08e5	0.66	NO	0.849	10.045	31.656	31.43	1.227	1.219	167.41	84.1	0.275	
20	20 13C-1,2,3,4,7,8-HxCDD	2.18e5	1.31	NO	0.779	10.045	34.809	34.80	1.014	1.014	139.11	69.9	0.740	
21	21 13C-1,2,3,6,7,8-HxCDD	2.84e5	1.28	NO	1.02	10.045	34.922	34.91	1.017	1.017	138.76	69.7	0.567	
22	22 13C-1,2,3,7,8,9-HxCDD	2.50e5	1.25	NO	0.903	10.045	35.193	35.20	1.025	1.025	137.94	69.3	0.639	
23	23 13C-1,2,3,4,6,7,8-HpCDD	1.91e5	1.02	NO	0.689	10.045	38.715	38.73	1.128	1.128	138.07	69.3	0.504	
24	24 13C-OCDD	3.68e5	0.91	NO	0.652	10.045	41.736	41.74	1.216	1.216	280.23	70.4	0.696	
25	25 13C-2,3,7,8-TCDF	5.77e5	0.78	NO	1.06	10.045	25.519	25.56	0.989	0.991	151.02	75.9	0.356	
26	26 13C-1,2,3,7,8-PeCDF	4.75e5	1.65	NO	0.838	10.045	30.041	30.14	1.165	1.168	156.93	78.8	0.872	
27	27 13C-2,3,4,7,8-PeCDF	4.79e5	1.62	NO	0.817	10.045	30.993	31.13	1.202	1.207	162.46	81.6	0.894	
28	28 13C-1,2,3,4,7,8-HxCDF	2.85e5	0.50	NO	1.01	10.045	33.941	33.93	0.989	0.989	140.43	70.5	0.951	
29	29 13C-1,2,3,6,7,8-HxCDF	3.33e5	0.51	NO	1.17	10.045	34.064	34.05	0.992	0.992	141.88	71.3	0.821	
30	30 13C-2,3,4,6,7,8-HxCDF	3.21e5	0.52	NO	1.02	10.045	34.637	34.64	1.009	1.009	156.28	78.5	0.938	
31	31 13C-1,2,3,7,8,9-HxCDF	2.57e5	0.52	NO	0.860	10.045	35.537	35.56	1.035	1.036	148.77	74.7	1.11	

Dataset: U:\VG12.PRO\Results\200607R2\200607R2-8.qld

Last Altered: Tuesday, June 23, 2020 3:27:31 PM Pacific Daylight Time

Printed: Tuesday, June 23, 2020 3:28:05 PM Pacific Daylight Time

Name: 200607R2\_8, Date: 08-Jun-2020, Time: 02:35:01, ID: 2001009-02 PDI-070SC-A-07-8.4-200505 14.11, Description: PDI-070SC-A-07-8.4-200505

#	Name	Resp	RA	n/y	RRF	w/vol	Pred.RT	RT	Pred.RRT	RRT	Conc.	%Rec	DL	EMPC
32	13C-1,2,3,4,6,7,8-HpCDF	2.03e5	0.43	NO	0.774	10.045	37.284	37.32	1.086	1.087	130.58	65.6	0.793	
33	13C-1,2,3,4,7,8,9-HpCDF	1.49e5	0.41	NO	0.521	10.045	39.312	39.29	1.145	1.145	142.58	71.6	1.18	
34	13C-OCDF	4.17e5	0.87	NO	0.746	10.045	41.907	41.92	1.221	1.221	278.03	69.8	0.443	
35	37Cl-2,3,7,8-TCDD	1.79e5			1.04	10.045	26.507	26.47	1.028	1.026	79.371	99.7	0.216	
36	13C-1,2,3,4-TCDD	4.32e5	0.79	NO	1.00	10.045	25.890	25.80	1.000	1.000	199.11	100	0.361	
37	13C-1,2,3,4-TCDF	7.19e5	0.79	NO	1.00	10.045	24.360	24.10	1.000	1.000	199.11	100	0.377	
38	13C-1,2,3,4,6,9-HxCDF	4.01e5	0.50	NO	1.00	10.045	34.420	34.33	1.000	1.000	199.11	100	0.958	
39	Total Tetra-Dioxins				0.888	10.045	24.620		0.000		3.4014		0.149	4.87
40	Total Penta-Dioxins				0.908	10.045	29.960		0.000		5.1051		0.314	9.88
41	Total Hexa-Dioxins				0.892	10.045	33.635		0.000		116.32		0.625	116
42	Total Hepta-Dioxins				0.864	10.045	37.640		0.000		1117.6		1.44	1120
43	Total Tetra-Furans				0.751	10.045	23.610		0.000		117.29		0.244	118
44	1st Func. Penta-Furans				0.893	10.045	27.580		0.000		2.0435		0.0281	2.04
45	Total Penta-Furans				0.893	10.045	29.275		0.000		159.82		0.402	161
46	Total Hexa-Furans				0.934	10.045	33.555		0.000		188.94		0.453	189
47	Total Hepta-Furans				0.873	10.045	37.835		0.000		185.49		0.866	185

Dataset: U:\VG12.PRO\Results\200607R2\200607R2-8.qld

Last Altered: Tuesday, June 23, 2020 3:27:31 PM Pacific Daylight Time  
 Printed: Tuesday, June 23, 2020 3:28:05 PM Pacific Daylight Time

Method: U:\VG12.PRO\MethDB\1613rrt-06-01-20.mdb 01 Jun 2020 11:54:45  
 Calibration: U:\VG12.PRO\CurveDB\lb5\_1613vg12-5-28-20.cdb 28 May 2020 16:52:08

Name: 200607R2\_8, Date: 08-Jun-2020, Time: 02:35:01, ID: 2001009-02 PDI-070SC-A-07-8.4-200505 14.11, Description: PDI-070SC-A-07-8.4-200505

**Tetra-Dioxins**

	Name	RT	m1 Height	m2 Height	m1 Resp	m2 Resp	RA	n/y	Resp	Conc.	EMPC	DL
1	Total Tetra-Dioxins	22.43	8.793e3	1.007e4	6.987e2	9.164e2	0.76	NO	1.615e3	0.87286	0.87286	0.149
2	Total Tetra-Dioxins	22.88	5.271e3	5.553e3	3.790e2	4.938e2	0.77	NO	8.727e2	0.47165	0.47165	0.149
3	Total Tetra-Dioxins	23.37	4.350e3	4.852e3	3.108e2	4.196e2	0.74	NO	7.304e2	0.39471	0.39471	0.149
4	Total Tetra-Dioxins	24.25	2.863e3	2.881e3	1.278e2	1.628e2	0.79	NO	2.907e2	0.15709	0.15709	0.149
5	Total Tetra-Dioxins	24.51	5.289e3	6.567e3	5.352e2	6.428e2	0.83	NO	1.178e3	0.63662	0.63662	0.149
6	Total Tetra-Dioxins	24.75	5.454e3	5.524e3	3.616e2	4.430e2	0.82	NO	8.046e2	0.43481	0.43481	0.149
7	Total Tetra-Dioxins	24.97	2.842e3	2.274e3	2.342e2	1.865e2	1.26	YES	0.000e0	0.00000	0.17842	0.149
8	Total Tetra-Dioxins	25.26	1.933e3	2.304e3	1.204e2	1.377e2	0.87	NO	2.581e2	0.13947	0.13947	0.149
9	Total Tetra-Dioxins	25.42	3.277e3	3.804e3	2.167e2	3.277e2	0.66	NO	5.444e2	0.29422	0.29422	0.149
10	Total Tetra-Dioxins	25.76	2.766e3	3.136e3	1.917e2	2.283e2	0.84	NO	0.000e0	0.00000	0.22696	0.149
11	Total Tetra-Dioxins	26.21	6.050e3	8.685e3	4.280e2	6.581e2	0.65	YES	0.000e0	0.00000	0.53170	0.149
12	2,3,7,8-TCDD	26.47	4.202e3	8.802e3	2.880e2	5.584e2	0.52	YES	8.464e2	0.00000	0.35777	0.149
13	Total Tetra-Dioxins	26.80	3.283e3	4.150e3	1.427e2	2.552e2	0.56	YES	0.000e0	0.00000	0.17729	0.149

**Penta-Dioxins**

	Name	RT	m1 Height	m2 Height	m1 Resp	m2 Resp	RA	n/y	Resp	Conc.	EMPC	DL
1	Total Penta-Dioxins	29.22	1.628e4	3.131e4	1.280e3	2.413e3	0.53	YES	0.000e0	0.00000	2.3539	0.314
2	Total Penta-Dioxins	29.68	8.040e3	1.727e4	5.370e2	8.433e2	0.64	NO	1.380e3	0.98127	0.98127	0.314
3	Total Penta-Dioxins	30.20	1.764e4	1.637e4	7.608e2	9.638e2	0.79	YES	0.000e0	0.00000	1.1169	0.314
4	Total Penta-Dioxins	30.37	1.130e4	1.723e4	5.993e2	7.846e2	0.76	YES	0.000e0	0.00000	0.90917	0.314
5	Total Penta-Dioxins	30.46	7.875e3	1.310e4	3.508e2	6.474e2	0.54	NO	9.981e2	0.70959	0.70959	0.314
6	Total Penta-Dioxins	30.66	9.952e3	2.091e4	9.941e2	1.645e3	0.60	NO	2.639e3	1.8761	1.8761	0.314
7	Total Penta-Dioxins	30.99	4.578e3	6.368e3	2.983e2	3.405e2	0.88	YES	0.000e0	0.00000	0.39462	0.314
8	1,2,3,7,8-PeCDD	31.43	8.154e3	1.579e4	4.199e2	7.405e2	0.57	NO	1.160e3	0.82493	0.82493	0.314
9	Total Penta-Dioxins	31.53	5.930e3	9.134e3	2.490e2	4.004e2	0.62	NO	6.494e2	0.46166	0.46166	0.314
10	Total Penta-Dioxins	31.85	3.043e3	5.556e3	1.287e2	2.252e2	0.57	NO	3.539e2	0.25159	0.25159	0.314

Dataset: U:\VG12.PRO\Results\200607R2\200607R2-8.qld

Last Altered: Tuesday, June 23, 2020 3:27:31 PM Pacific Daylight Time  
 Printed: Tuesday, June 23, 2020 3:28:05 PM Pacific Daylight Time

Name: 200607R2\_8, Date: 08-Jun-2020, Time: 02:35:01, ID: 2001009-02 PDI-070SC-A-07-8.4-200505 14.11, Description: PDI-070SC-A-07-8.4-200505

Hexa-Dioxins

	Name	RT	m1 Height	m2 Height	m1 Resp	m2 Resp	RA	n/y	Resp	Conc.	EMPC	DL
1	Total Hexa-Dioxins	33.32	5.591e5	4.714e5	2.900e4	2.376e4	1.22	NO	5.277e4	46.955	46.955	0.625
2	Total Hexa-Dioxins	33.87	6.269e4	5.240e4	3.461e3	2.769e3	1.25	NO	6.230e3	5.5440	5.5440	0.625
3	Total Hexa-Dioxins	34.13	3.750e5	3.122e5	2.669e4	2.140e4	1.25	NO	4.809e4	42.797	42.797	0.625
4	Total Hexa-Dioxins	34.24	6.253e4	4.841e4	3.687e3	2.973e3	1.24	NO	6.660e3	5.9263	5.9263	0.625
5	1,2,3,4,7,8-HxCDD	34.83	1.788e4	1.460e4	9.777e2	7.429e2	1.32	NO	1.721e3	1.5209	1.5209	0.562
6	1,2,3,6,7,8-HxCDD	34.93	8.183e4	6.414e4	5.309e3	3.931e3	1.35	NO	9.240e3	7.2652	7.2652	0.570
7	Total Hexa-Dioxins	35.12	3.431e4	2.413e4	1.894e3	1.393e3	1.36	NO	3.286e3	2.9245	2.9245	0.625
8	1,2,3,7,8,9-HxCDD	35.20	3.256e4	2.254e4	2.119e3	1.663e3	1.27	NO	3.782e3	3.3895	3.3895	0.668

Hepta-Dioxins

	Name	RT	m1 Height	m2 Height	m1 Resp	m2 Resp	RA	n/y	Resp	Conc.	EMPC	DL
1	Total Hepta-Dioxins	37.72	3.528e6	3.407e6	2.809e5	2.747e5	1.02	NO	5.556e5	669.00	669.00	1.44
2	1,2,3,4,6,7,8-HpCDD	38.74	2.546e6	2.499e6	1.895e5	1.831e5	1.04	NO	3.726e5	448.63	448.63	1.44

Tetra-Furans

	Name	RT	m1 Height	m2 Height	m1 Resp	m2 Resp	RA	n/y	Resp	Conc.	EMPC	DL
1	Total Tetra-Furans	20.83	5.595e3	6.336e3	4.615e2	5.692e2	0.81	NO	1.031e3	0.47335	0.47335	0.244
2	Total Tetra-Furans	21.44	4.973e4	6.040e4	4.611e3	5.557e3	0.83	NO	1.017e4	4.6702	4.6702	0.244
3	Total Tetra-Furans	22.40	6.711e4	9.340e4	6.784e3	8.822e3	0.77	NO	1.561e4	7.1678	7.1678	0.244
4	Total Tetra-Furans	22.91	2.071e4	2.932e4	2.149e3	2.732e3	0.79	NO	4.882e3	2.2420	2.2420	0.244
5	Total Tetra-Furans	23.27	1.636e4	1.889e4	1.384e3	1.800e3	0.77	NO	3.184e3	1.4623	1.4623	0.244
6	Total Tetra-Furans	24.10	5.922e4	7.427e4	6.958e3	9.491e3	0.73	NO	1.645e4	7.5544	7.5544	0.244
7	Total Tetra-Furans	24.63	4.178e5	5.708e5	3.337e4	4.664e4	0.72	NO	8.001e4	36.748	36.748	0.244
8	Total Tetra-Furans	24.91	1.443e4	2.218e4	1.220e3	1.858e3	0.66	NO	3.078e3	1.4139	1.4139	0.244
9	Total Tetra-Furans	25.36	8.127e3	9.680e3	3.612e2	5.806e2	0.62	YES	0.000e0	0.00000	0.38129	0.244
10	Total Tetra-Furans	25.47	5.662e4	8.020e4	2.784e3	4.242e3	0.66	NO	7.026e3	3.2269	3.2269	0.244
11	2,3,7,8-TCDF	25.57	5.629e5	7.655e5	4.253e4	5.865e4	0.73	NO	1.012e5	46.472	46.472	0.244
12	Total Tetra-Furans	25.94	2.774e4	3.300e4	2.024e3	2.419e3	0.84	NO	4.443e3	2.0405	2.0405	0.244
13	Total Tetra-Furans	26.20	4.560e3	6.124e3	2.453e2	3.436e2	0.71	NO	5.889e2	0.27048	0.27048	0.244
14	Total Tetra-Furans	27.58	5.370e4	6.762e4	3.603e3	4.113e3	0.88	NO	7.716e3	3.5440	3.5440	0.244

Vista Analytical Laboratory

Dataset: U:\VG12.PRO\Results\200607R2\200607R2-8.qld

Last Altered: Tuesday, June 23, 2020 3:27:31 PM Pacific Daylight Time

Printed: Tuesday, June 23, 2020 3:28:05 PM Pacific Daylight Time

Name: 200607R2\_8, Date: 08-Jun-2020, Time: 02:35:01, ID: 2001009-02 PDI-070SC-A-07-8.4-200505 14.11, Description: PDI-070SC-A-07-8.4-200505

**Fanta-Furans function 1**

	Name	RT	m1 Height	m2 Height	m1 Resp	m2 Resp	RA	n/y	Resp	Conc.	EMPC	DL
1	1st Func. Penta-Furans	27.58	4.503e4	2.877e4	2.566e3	1.801e3	1.43	NO	4.367e3	2.0435	2.0435	0.0281

**Penta-Furans**

	Name	RT	m1 Height	m2 Height	m1 Resp	m2 Resp	RA	n/y	Resp	Conc.	EMPC	DL
1	Total Penta-Furans	29.02	1.879e4	1.530e4	1.126e3	9.049e2	1.24	YES	0.000e0	0.00000	0.86650	0.402
2	Total Penta-Furans	29.18	4.329e5	2.670e5	2.801e4	1.761e4	1.59	NO	4.562e4	21.346	21.346	0.402
3	Total Penta-Furans	29.76	5.219e4	2.537e4	3.325e3	2.105e3	1.58	NO	5.430e3	2.5409	2.5409	0.402
4	Total Penta-Furans	29.97	1.572e5	1.013e5	8.348e3	5.008e3	1.67	NO	1.336e4	6.2495	6.2495	0.402
5	1,2,3,7,8-PeCDF	30.15	1.604e6	9.897e5	9.200e4	5.844e4	1.57	NO	1.504e5	70.702	70.702	0.427
6	Total Penta-Furans	30.43	4.795e5	3.099e5	2.526e4	1.637e4	1.54	NO	4.163e4	19.480	19.480	0.402
7	Total Penta-Furans	31.15	7.789e5	5.182e5	3.958e4	2.495e4	1.59	NO	6.453e4	30.193	30.193	0.402
8	2,3,4,7,8-PeCDF	31.18	4.539e5	2.839e5	1.045e4	6.691e3	1.56	NO	1.714e4	7.6251	7.6251	0.360
9	Total Penta-Furans	32.08	3.936e4	3.333e4	2.147e3	1.458e3	1.47	NO	3.605e3	1.6867	1.6867	0.402

**Hexa-Furans**

	Name	RT	m1 Height	m2 Height	m1 Resp	m2 Resp	RA	n/y	Resp	Conc.	EMPC	DL
1	Total Hexa-Furans	32.77	3.070e4	2.496e4	1.666e3	1.359e3	1.23	NO	3.025e3	2.1559	2.1559	0.453
2	Total Hexa-Furans	32.93	1.937e5	1.569e5	9.963e3	8.058e3	1.24	NO	1.802e4	12.845	12.845	0.453
3	Total Hexa-Furans	33.48	3.125e5	2.511e5	1.524e4	1.284e4	1.19	NO	2.808e4	20.012	20.012	0.453
4	Total Hexa-Furans	33.85	1.857e4	1.624e4	6.642e2	5.688e2	1.17	NO	1.233e3	0.87889	0.87889	0.453
5	1,2,3,4,7,8-HxCDF	33.94	1.435e6	1.191e6	7.262e4	5.996e4	1.21	NO	1.326e5	104.86	104.86	0.432
6	1,2,3,6,7,8-HxCDF	34.07	3.640e5	3.004e5	2.496e4	2.049e4	1.22	NO	4.545e4	30.551	30.551	0.416
7	2,3,4,6,7,8-HxCDF	34.65	9.033e4	7.502e4	5.145e3	4.381e3	1.17	NO	9.526e3	6.3207	6.3207	0.429
8	1,2,3,7,8,9-HxCDF	35.60	1.063e5	9.622e4	3.212e3	2.958e3	1.09	NO	6.169e3	5.4844	5.4844	0.652
9	Total Hexa-Furans	35.61	1.079e5	9.612e4	4.493e3	3.686e3	1.22	NO	8.178e3	5.8294	5.8294	0.453

Vista Analytical Laboratory

Dataset: U:\VG12.PRO\Results\200607R2\200607R2-8.qld

Last Altered: Tuesday, June 23, 2020 3:27:31 PM Pacific Daylight Time

Printed: Tuesday, June 23, 2020 3:28:05 PM Pacific Daylight Time

Name: 200607R2\_8, Date: 08-Jun-2020, Time: 02:35:01, ID: 2001009-02 PDI-070SC-A-07-8.4-200505 14.11, Description: PDI-070SC-A-07-8.4-200505

Hepta-Furans

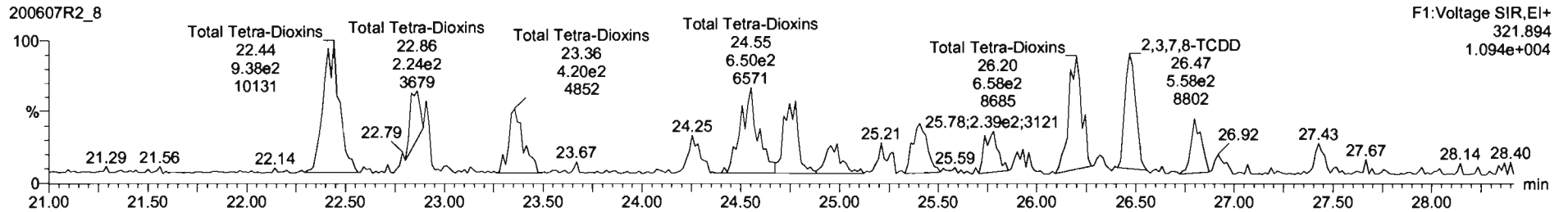
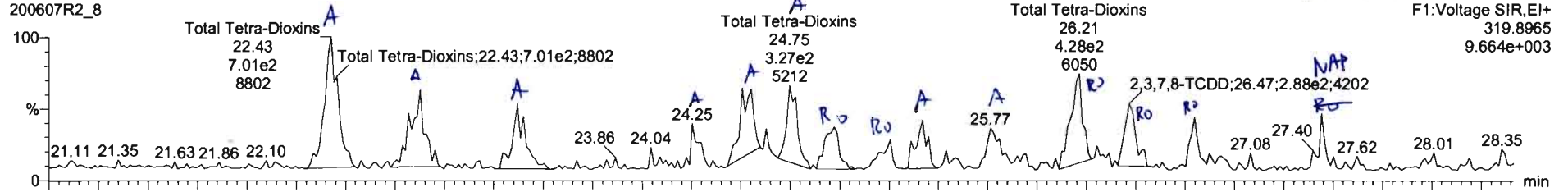
	Name	RT	m1 Height	m2 Height	m1 Resp	m2 Resp	RA	n/y	Resp	Conc.	EMPC	DL
1	1,2,3,4,6,7,8-HpCDF	37.34	3.532e5	3.616e5	2.676e4	2.689e4	1.00	NO	5.365e4	60.119	60.119	0.799
2	Total Hepta-Furans	37.95	5.569e5	5.407e5	4.235e4	4.133e4	1.02	NO	8.368e4	108.12	108.12	0.866
3	1,2,3,4,7,8,9-HpCDF	39.31	1.019e5	1.027e5	6.469e3	6.639e3	0.97	NO	1.311e4	17.244	17.244	0.825

Dataset: Untitled

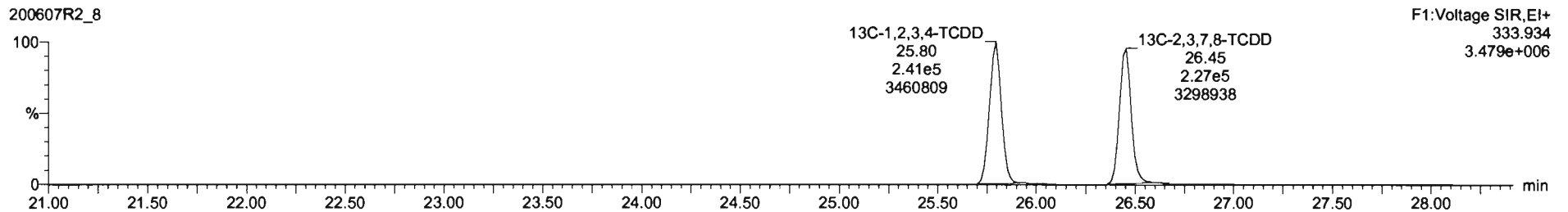
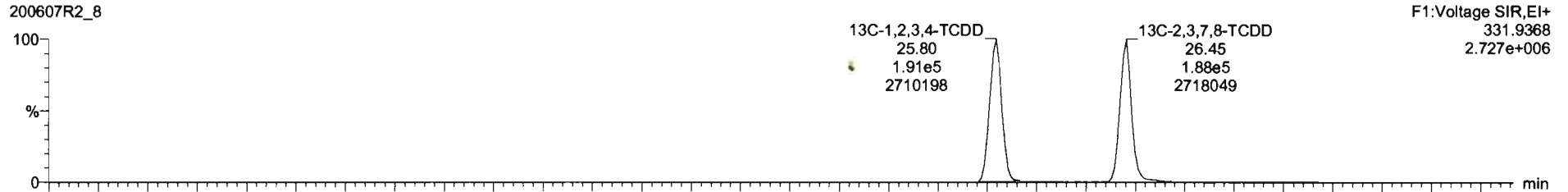
Last Altered: Monday, June 08, 2020 08:53:03 Pacific Daylight Time  
Printed: Monday, June 08, 2020 08:56:43 Pacific Daylight Time

Name: 200607R2\_8, Date: 08-Jun-2020, Time: 02:35:01, ID: 2001009-02 PDI-070SC-A-07-8.4-200505 14.11, Description: PDI-070SC-A-07-8.4-200505

2,3,7,8-TCDD



13C-2,3,7,8-TCDD

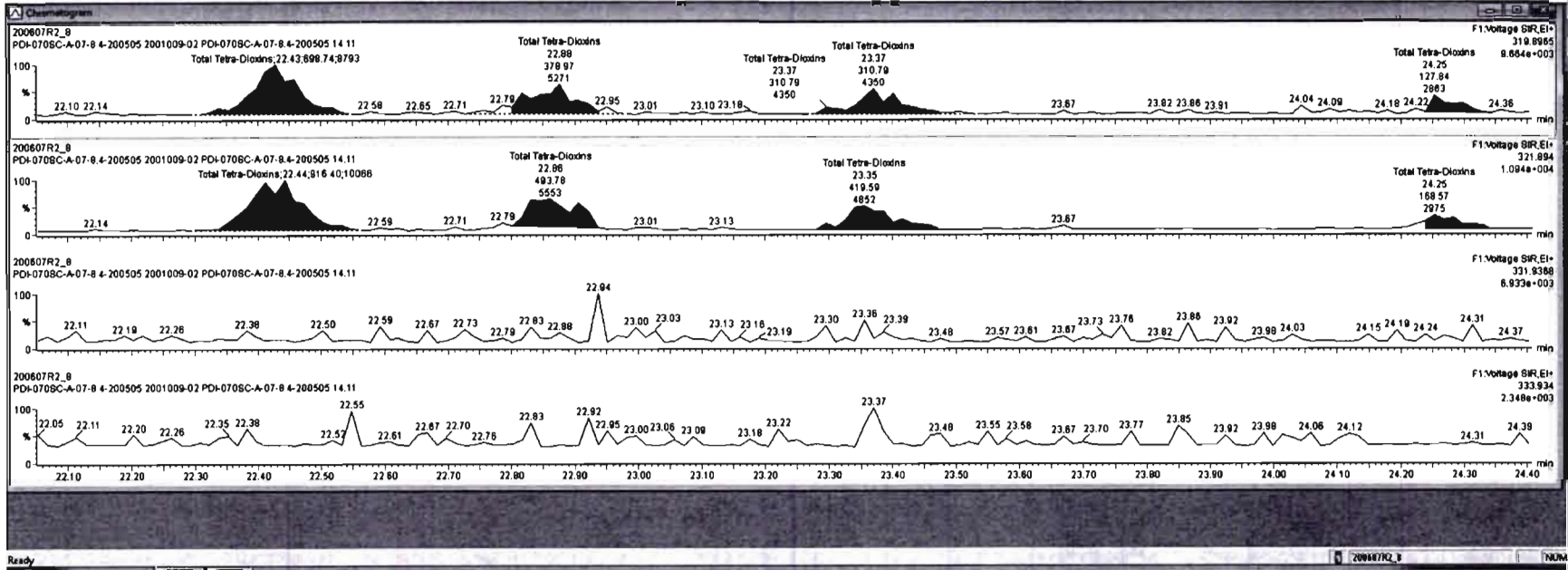




TargetLynx - 20060702-4.e4  
 File Edit View Display Processing Window Help

ID	Name	Resp	RA	n/y	RF	wtAve	Prod RT	RT	RRT	Conc.	%Rec	DL	EMPC
39	Total Tetra-Dioxins				0.9893	10.045	24.82			3.27		0.148	4.38
40	Total Penta-Dioxins				0.9091	10.045	29.98			4.90		0.314	8.73

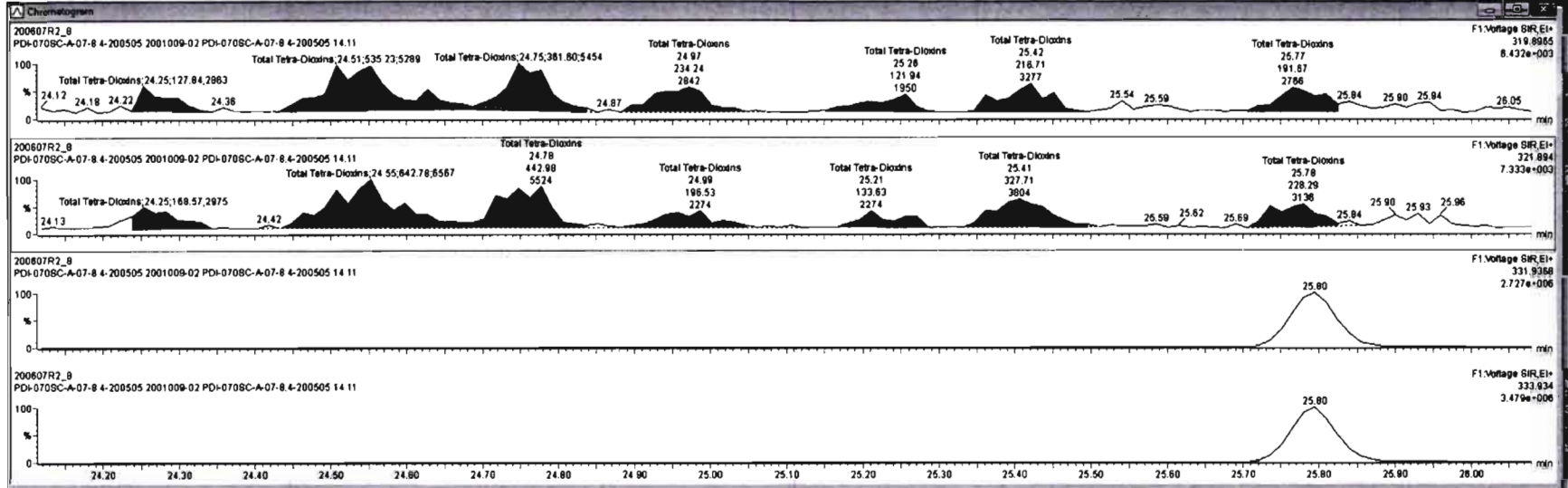
ID	Name	RT	Int Resp	m2 Resp	RA	n/y	EMPC	Conc.
1	Total Tetra-Dioxins	22.43	6.887e2	0.164e2	0.76	NO	0.87288	0.87288
2	Total Tetra-Dioxins	22.88	3.790e2	4.938e2	0.77	NO	0.47185	0.47185
3	Total Tetra-Dioxins	23.37	3.109e2	4.198e2	0.74	NO	0.38471	0.38471
4	Total Tetra-Dioxins	24.25	1.278e2	1.686e2	0.78	NO	0.18019	0.18019
5	Total Tetra-Dioxins	24.51	6.352e2	6.505e2	0.82	NO	0.84079	0.84079
6	Total Tetra-Dioxins	24.75	3.616e2	4.430e2	0.82	NO	0.43481	0.43481
7	Total Tetra-Dioxins	24.97	2.342e2	1.885e2	1.28	YES	0.17842	0.00000
8	Total Tetra-Dioxins	25.28	1.219e2	1.338e2	0.91	YES	0.12782	0.00000



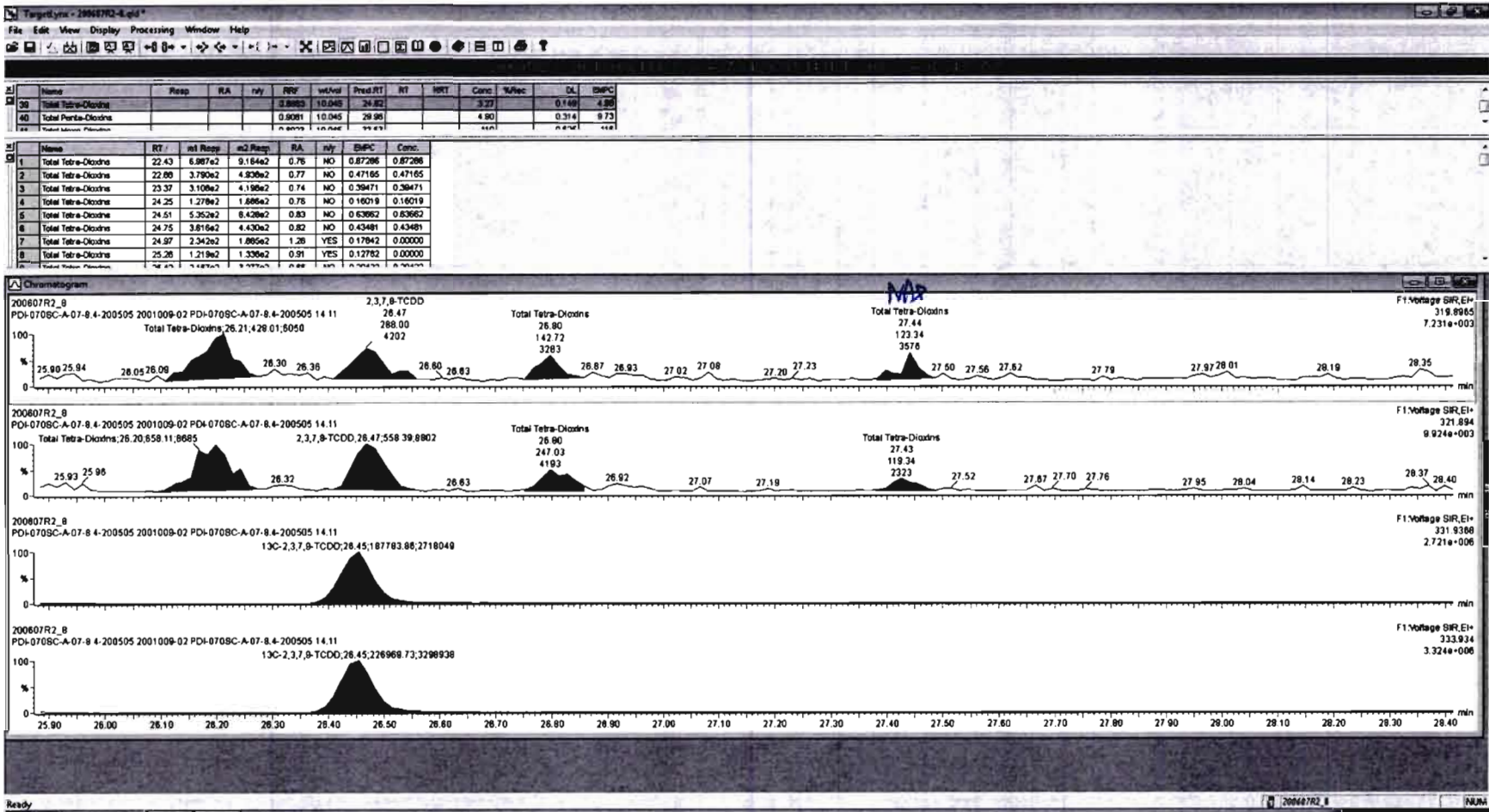
Targetlynx - 20040702-8.qtd  
 File Edit View Display Processing Window Help  
 [Icons for file operations and window management]

Name	Resp	RA	n/y	RF	wt/val	Prod RT	RT	RRT	Conc	%Res	DL	EMPC
39 Total Tetra-Dioxins				0.9053	18.045	24.82			3.27		0.149	4.95
40 Total Penta-Dioxins				0.9091	10.045	29.39			4.90		0.314	9.73

Name	RT	m1 Resp	m2 Resp	RA	n/y	EMPC	Conc.
1 Total Tetra-Dioxins	22.43	6.967e2	9.164e2	0.78	NO	0.87286	0.87286
2 Total Tetra-Dioxins	22.88	3.790e2	4.830e2	0.77	NO	0.47185	0.47185
3 Total Tetra-Dioxins	23.37	3.108e2	4.198e2	0.74	NO	0.38471	0.38471
4 Total Tetra-Dioxins	24.25	1.278e2	1.686e2	0.78	NO	0.16019	0.16019
5 Total Tetra-Dioxins	24.51	5.352e2	8.428e2	0.83	NO	0.63662	0.63662
6 Total Tetra-Dioxins	24.75	3.616e2	4.430e2	0.82	NO	0.43481	0.43481
7 Total Tetra-Dioxins	24.97	2.342e2	1.965e2	1.28	YES	0.17942	0.00000
8 Total Tetra-Dioxins	25.26	1.219e2	1.338e2	0.91	YES	0.12782	0.00000



Ready [20060702\_8] INRM



Dataset: Untitled

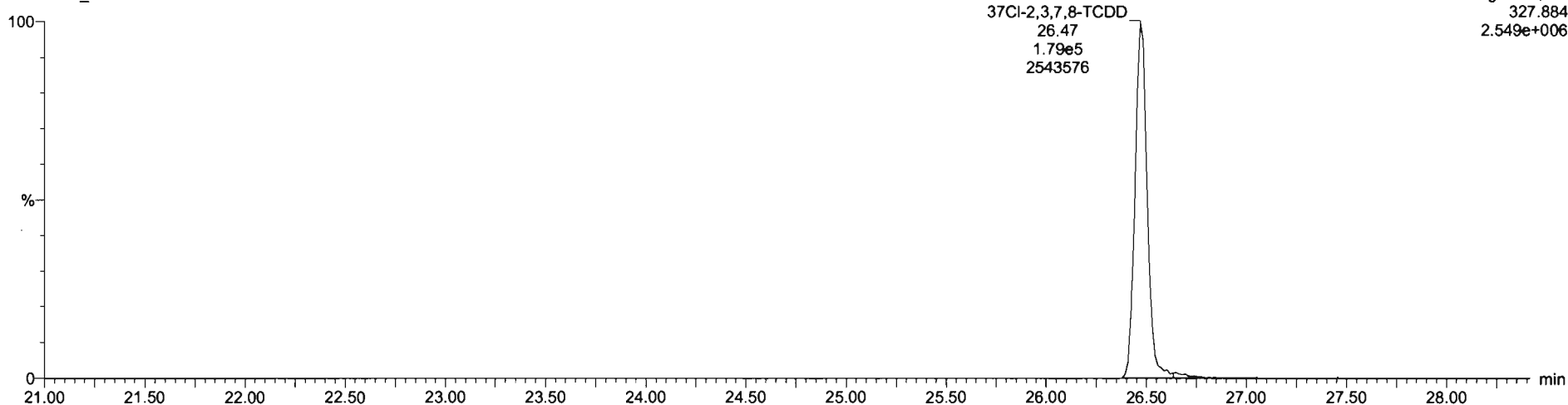
Last Altered: Monday, June 08, 2020 08:53:03 Pacific Daylight Time

Printed: Monday, June 08, 2020 08:56:43 Pacific Daylight Time

Name: 200607R2\_8, Date: 08-Jun-2020, Time: 02:35:01, ID: 2001009-02 PDI-070SC-A-07-8.4-200505 14.11, Description: PDI-070SC-A-07-8.4-200505

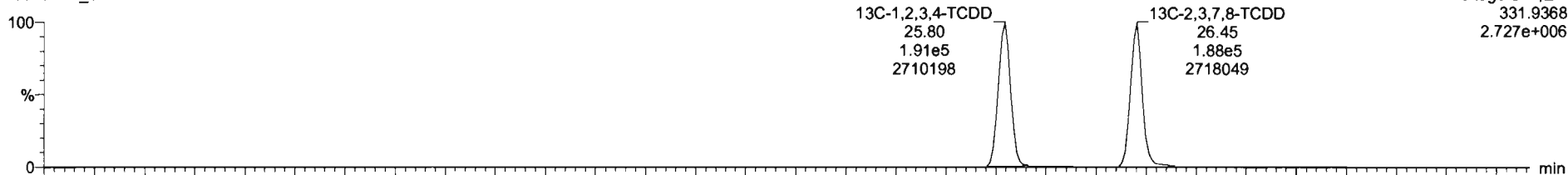
**37Cl-2,3,7,8-TCDD**

200607R2\_8

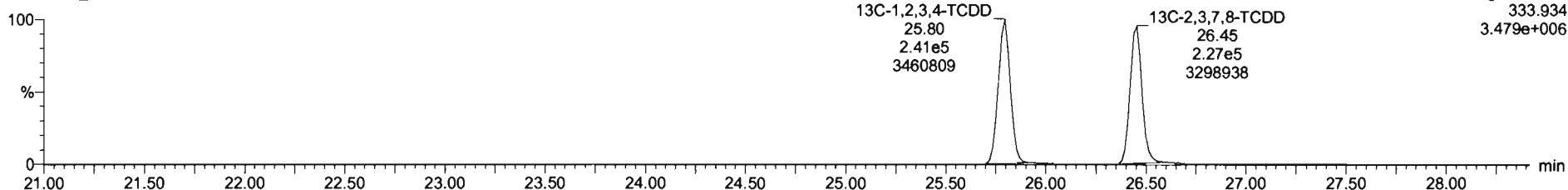


**13C-1,2,3,4-TCDD**

200607R2\_8



200607R2\_8



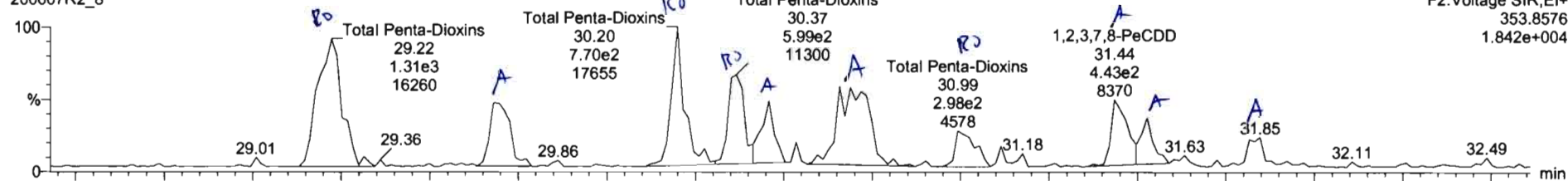
Dataset: Untitled

Last Altered: Monday, June 08, 2020 08:53:03 Pacific Daylight Time  
Printed: Monday, June 08, 2020 08:56:43 Pacific Daylight Time

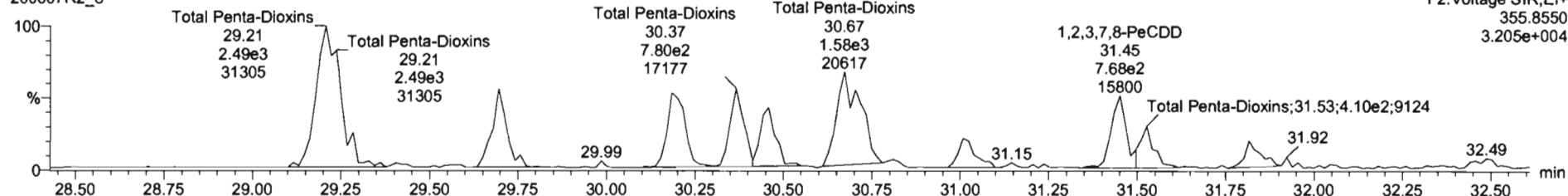
Name: 200607R2\_8, Date: 08-Jun-2020, Time: 02:35:01, ID: 2001009-02 PDI-070SC-A-07-8.4-200505 14.11, Description: PDI-070SC-A-07-8.4-200505

**1,2,3,7,8-PeCDD**

200607R2\_8

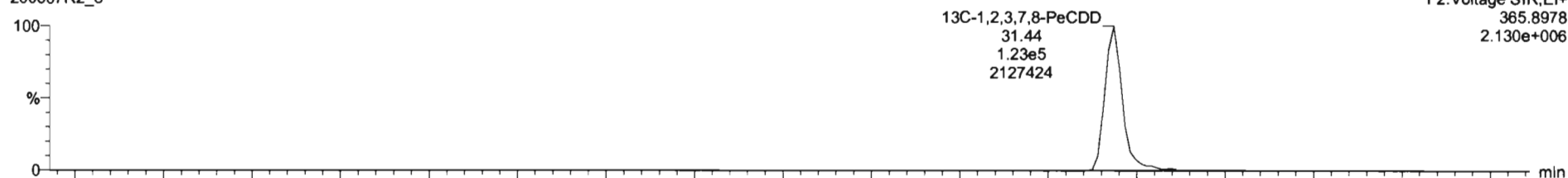


200607R2\_8

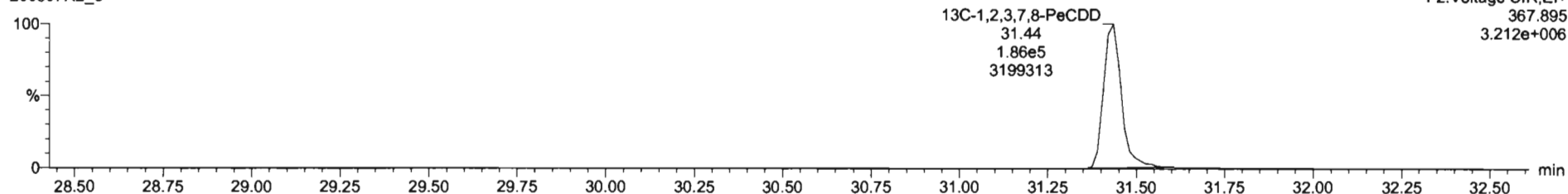


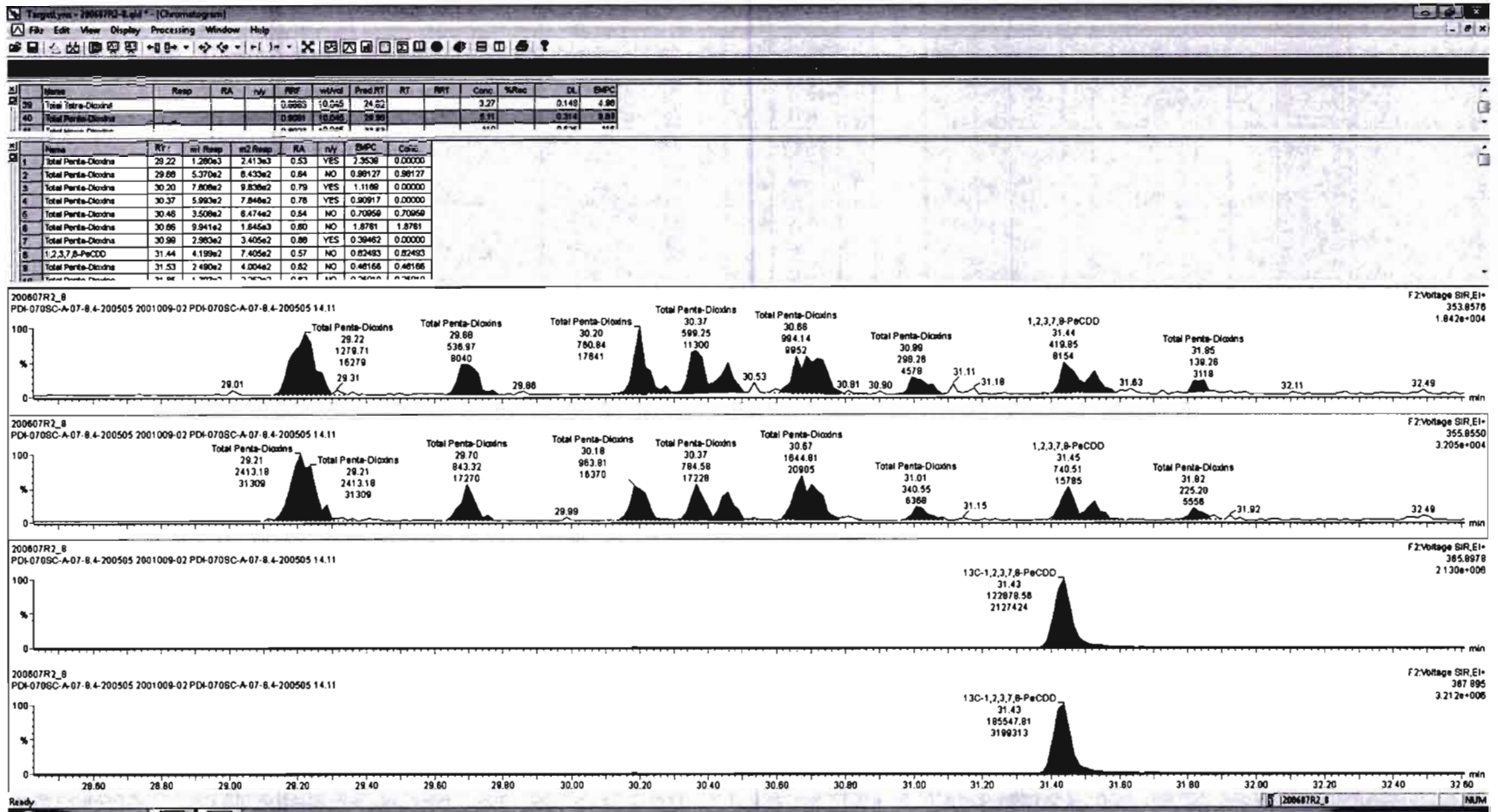
**13C-1,2,3,7,8-PeCDD**

200607R2\_8



200607R2\_8





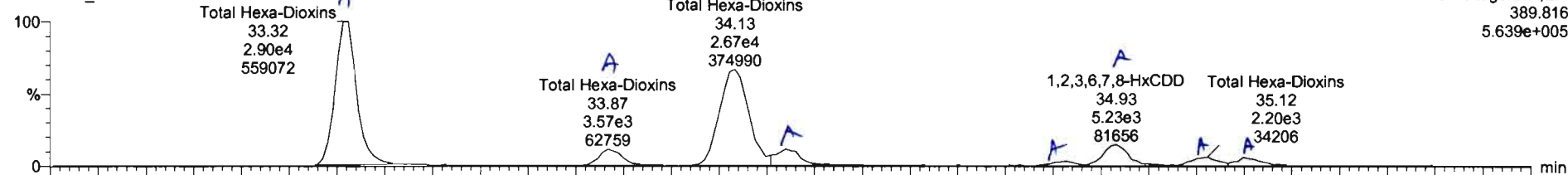
Dataset: Untitled

Last Altered: Monday, June 08, 2020 08:53:03 Pacific Daylight Time  
Printed: Monday, June 08, 2020 08:56:43 Pacific Daylight Time

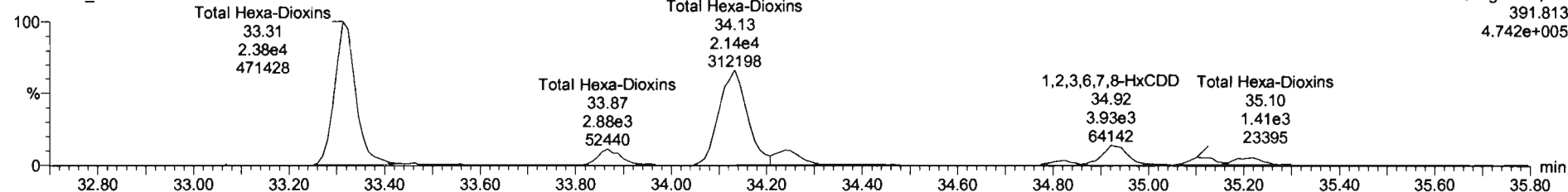
Name: 200607R2\_8, Date: 08-Jun-2020, Time: 02:35:01, ID: 2001009-02 PDI-070SC-A-07-8.4-200505 14.11, Description: PDI-070SC-A-07-8.4-200505

1,2,3,4,7,8-HxCDD

200607R2\_8




200607R2\_8

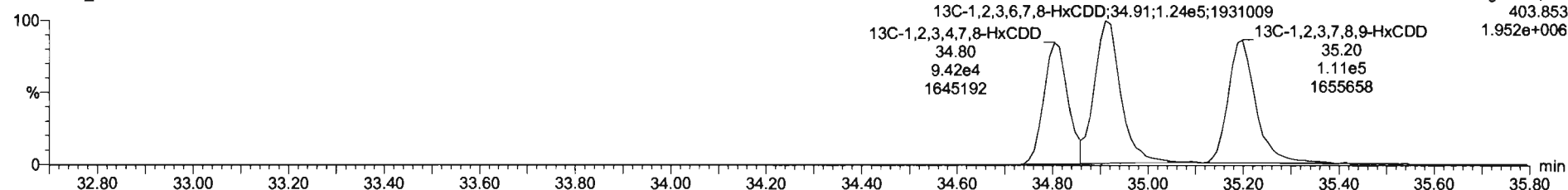


13C-1,2,3,4,7,8-HxCDD

200607R2\_8

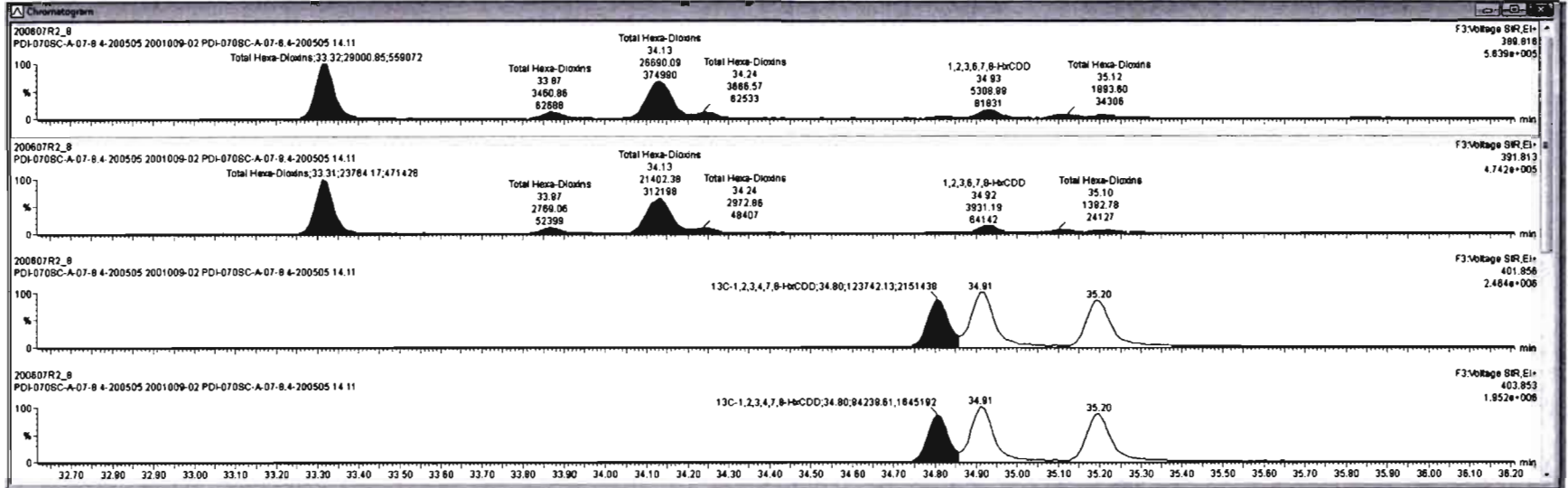


200607R2\_8



#	Name	Resp	RA	n/y	REF	wtAval	Prod.RT	RT	RRT	Conc.	%Rec	DL	EMPC
1	2,3,7,8-TCDD	8.46e2	0.52	YES	0.8983	10.045	28.49	28.47	1.001	0.457		0.149	0.358
2	1,2,3,7,8-PeCDD	1.16e3	0.57	NO	0.8081	10.045	31.46	31.44	1.000	0.825		0.314	0.825

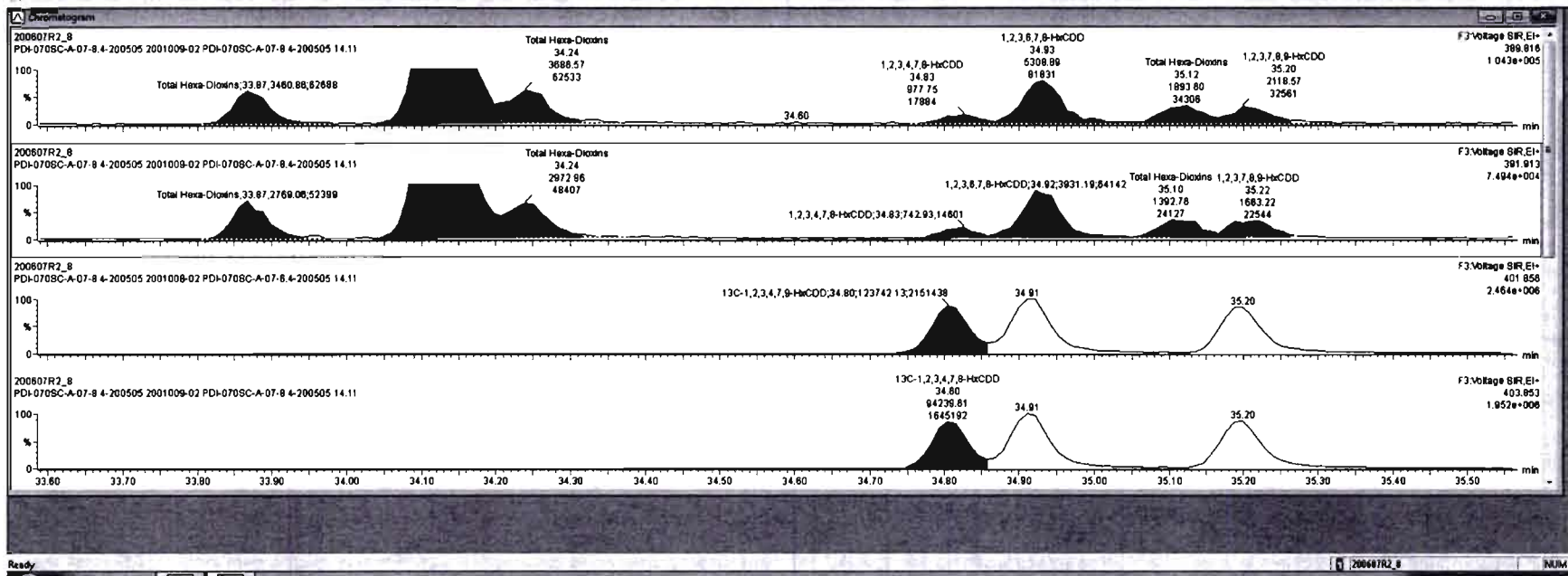
#	Name	RT	wt Resp	m2 Resp	RA	n/y	EMPC	Conc.
1	Total Hexa-Dioxins	33.32	2.900e4	2.376e4	1.22	NO	46.955	46.955
2	Total Hexa-Dioxins	33.87	3.481e3	2.788e3	1.25	NO	5.5440	5.5440
3	Total Hexa-Dioxins	34.13	2.868e4	2.140e4	1.25	NO	42.737	42.737
4	Total Hexa-Dioxins	34.24	3.887e3	2.973e3	1.24	NO	5.9263	5.9263
5	1,2,3,4,7,8-HxCDD	34.83	9.777e2	7.429e2	1.32	NO	1.5209	1.5209
6	1,2,3,6,7,8-HxCDD	34.93	5.309e3	3.931e3	1.35	NO	7.2652	7.2652
7	Total Hexa-Dioxins	35.12	1.894e3	1.383e3	1.38	NO	2.9245	2.9245
8	1,2,3,7,8-HxCDD	35.20	2.119e3	1.863e3	1.27	NO	3.3695	3.3695





Name	Resp	RA	nY	nY	wVol	PredRT	RT	RTT	Conc.	%Rec	DL	BSPC
1 2,3,7,8-TCDD	8.46e2	0.52	YES	0.8889	10.945	26.49	26.47	1.001	0.457		0.148	0.250
2 1,2,3,7,8-PeCDD	1.15e3	0.57	NO	0.8091	10.945	31.48	31.44	1.000	0.825		0.314	0.825

Name	RT	m1 Resp	m2 Resp	Rt	nY	BSPC	Conc.
1 Total Hexa-Chlorins	33.32	2.800e4	2.378e4	1.22	NO	46.965	46.965
2 Total Hexa-Chlorins	33.87	3.481e3	2.789e3	1.25	NO	5.5440	5.5440
3 Total Hexa-Chlorins	34.13	7.889e4	2.140e4	1.25	NO	42.797	42.797
4 Total Hexa-Chlorins	34.24	3.687e3	2.973e3	1.24	NO	5.9263	5.9263
5 1,2,3,4,7,8-HxCDD	34.83	9.777e2	7.428e2	1.32	NO	1.5209	1.5209
6 1,2,3,6,7,8-HxCDD	34.90	5.309e3	3.931e3	1.35	NO	7.2652	7.2652
7 Total Hexa-Chlorins	35.12	1.894e3	1.393e3	1.36	NO	2.9245	2.9245
8 1,2,3,7,8-HxCDD	35.20	2.119e3	1.863e3	1.27	NO	3.3695	3.3695



Dataset: Untitled


Last Altered: Monday, June 08, 2020 08:53:03 Pacific Daylight Time

Printed: Monday, June 08, 2020 08:56:43 Pacific Daylight Time

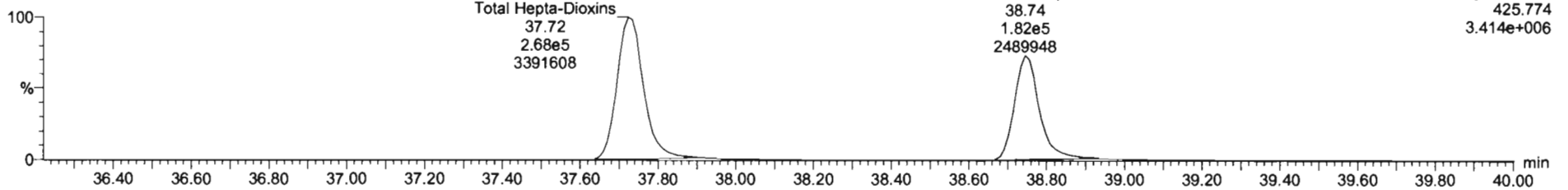
Name: 200607R2\_8, Date: 08-Jun-2020, Time: 02:35:01, ID: 2001009-02 PDI-070SC-A-07-8.4-200505 14.11, Description: PDI-070SC-A-07-8.4-200505

1,2,3,4,6,7,8-HpCDD

200607R2\_8

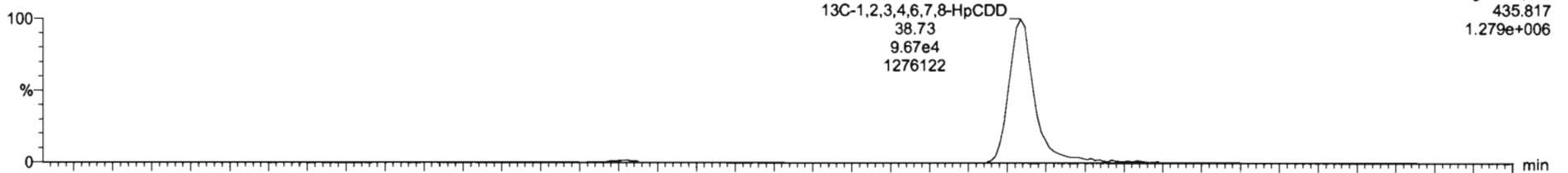


200607R2\_8

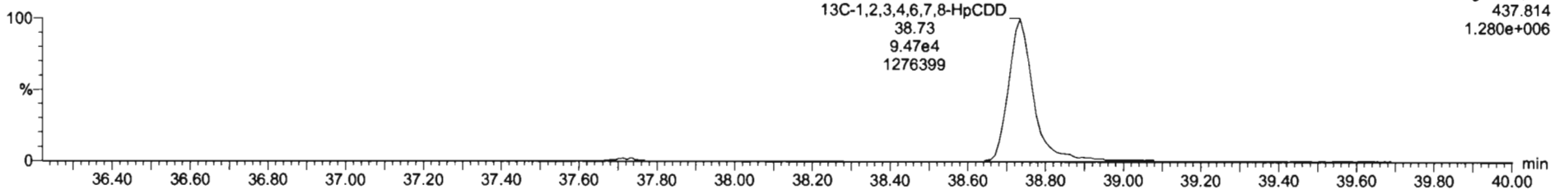


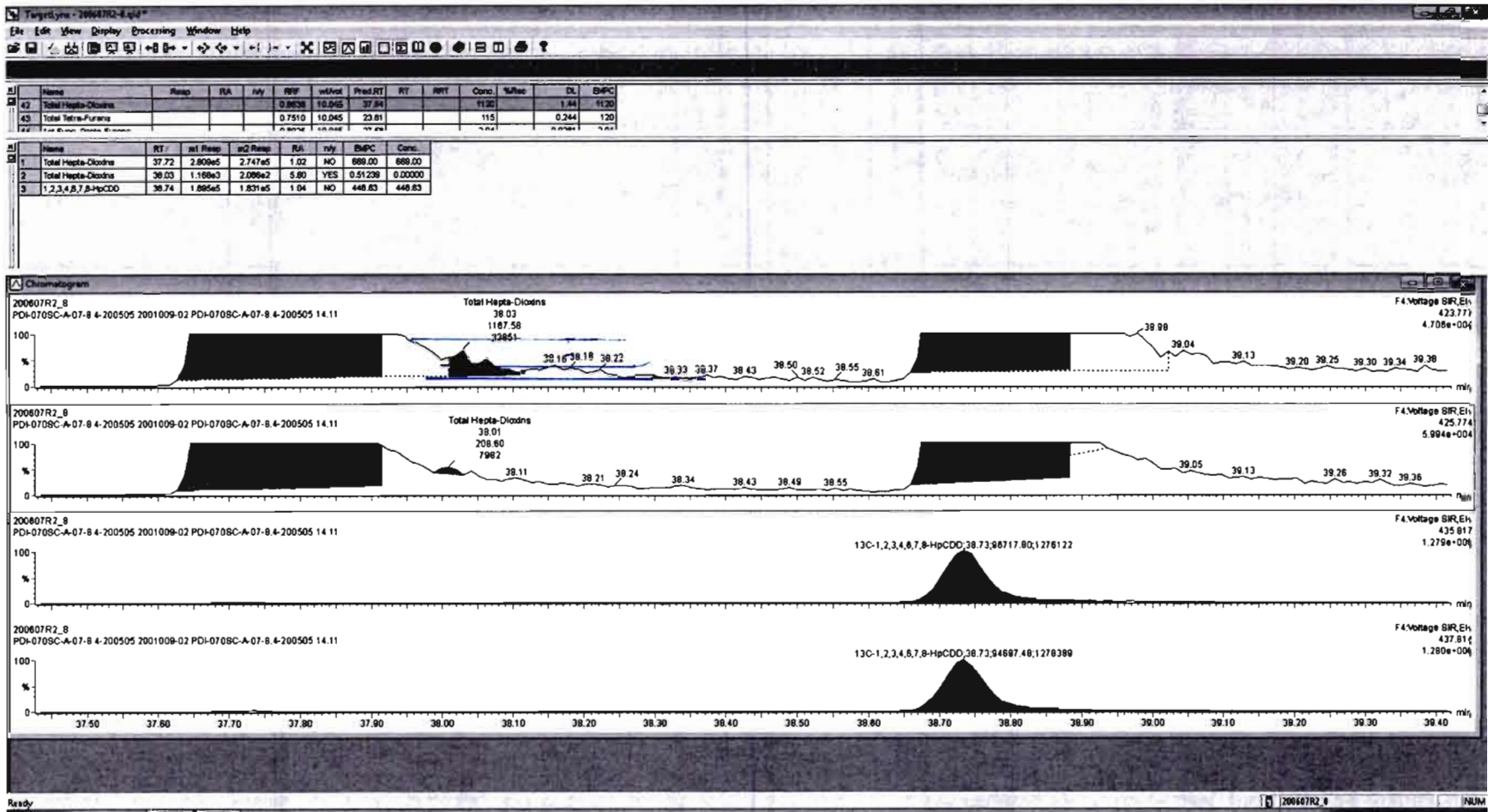
13C-1,2,3,4,6,7,8-HpCDD

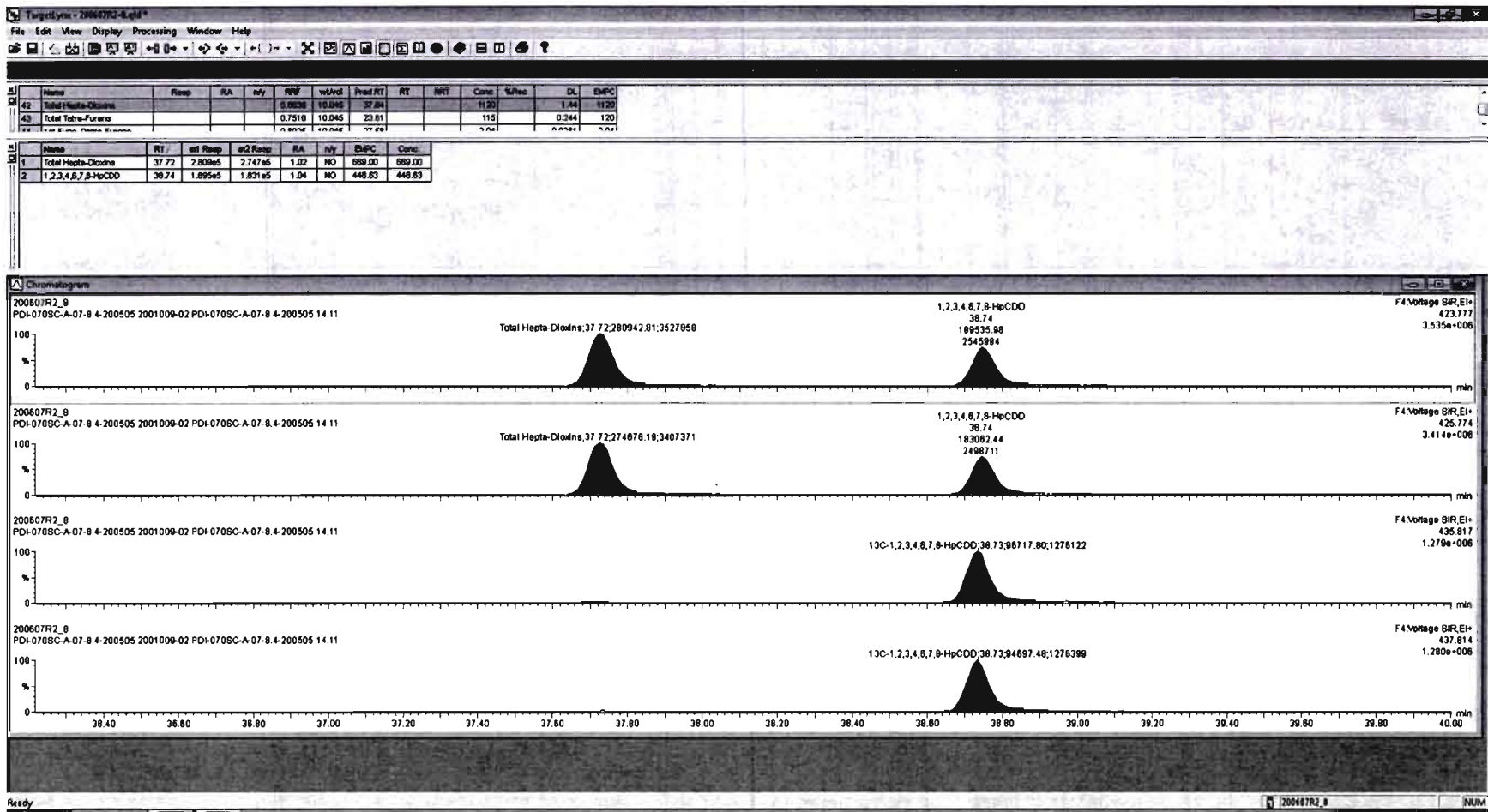
200607R2\_8



200607R2\_8



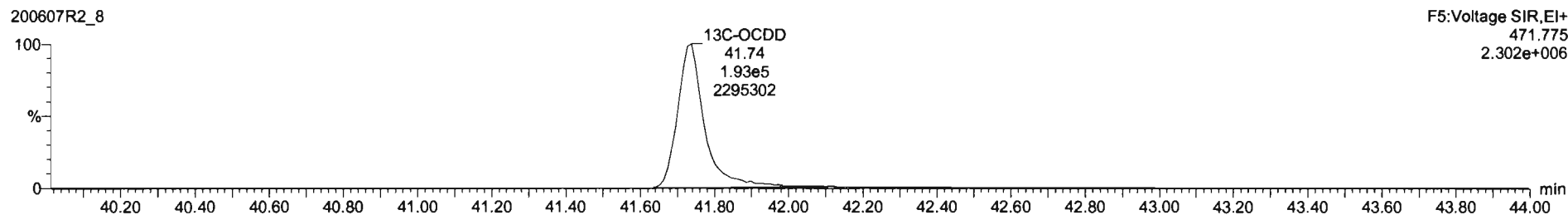
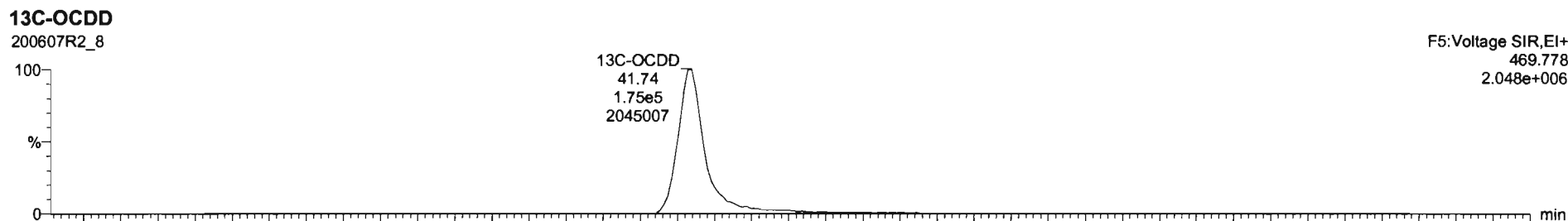
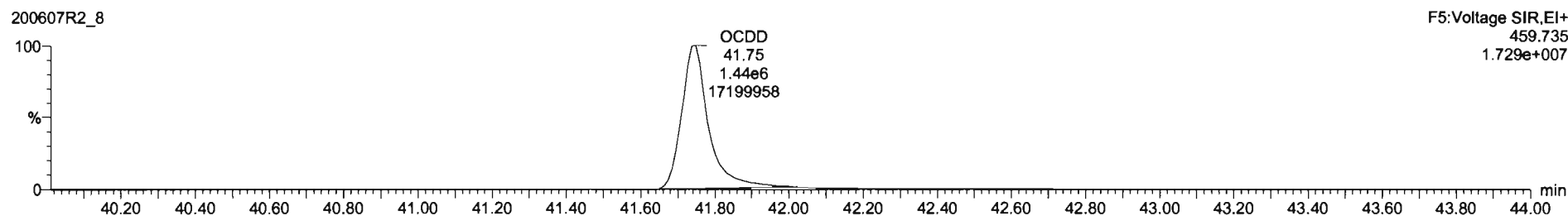
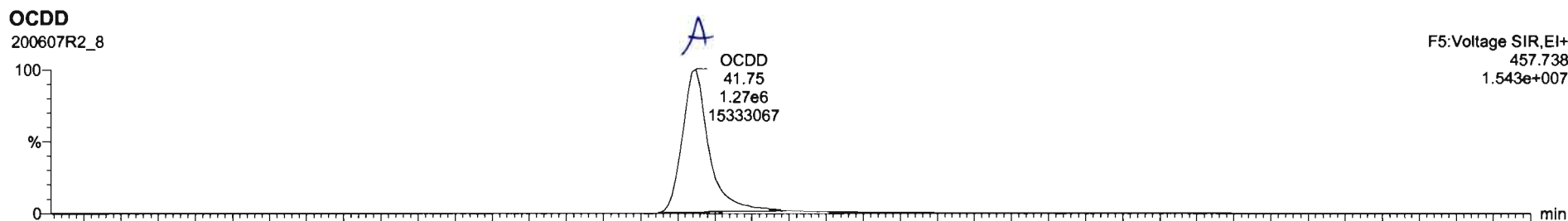




Dataset: Untitled

Last Altered: Monday, June 08, 2020 08:53:03 Pacific Daylight Time  
Printed: Monday, June 08, 2020 08:56:43 Pacific Daylight Time

Name: 200607R2\_8, Date: 08-Jun-2020, Time: 02:35:01, ID: 2001009-02 PDI-070SC-A-07-8.4-200505 14.11, Description: PDI-070SC-A-07-8.4-200505




Dataset: Untitled

Last Altered: Monday, June 08, 2020 08:53:03 Pacific Daylight Time  
Printed: Monday, June 08, 2020 08:56:43 Pacific Daylight Time

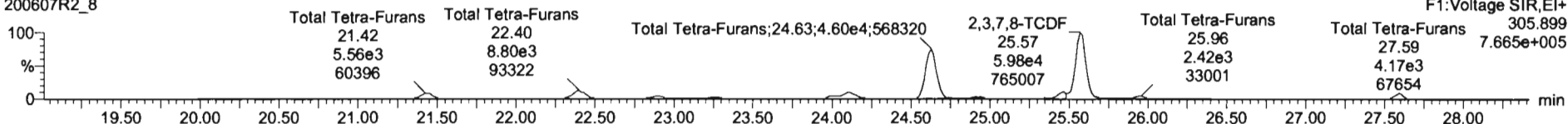
Name: 200607R2\_8, Date: 08-Jun-2020, Time: 02:35:01, ID: 2001009-02 PDI-070SC-A-07-8.4-200505 14.11, Description: PDI-070SC-A-07-8.4-200505

**2,3,7,8-TCDF**

200607R2\_8

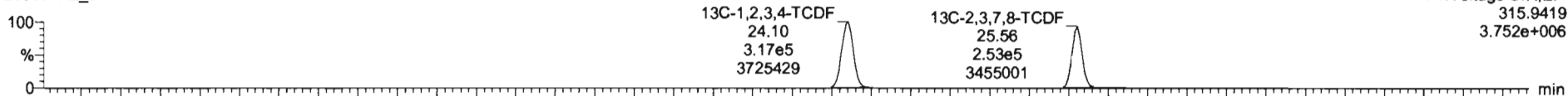


200607R2\_8

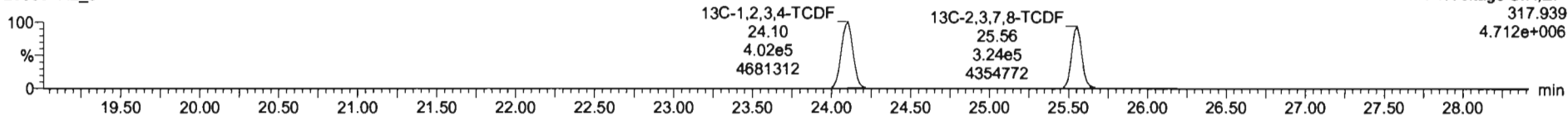


**13C-2,3,7,8-TCDF**

200607R2\_8

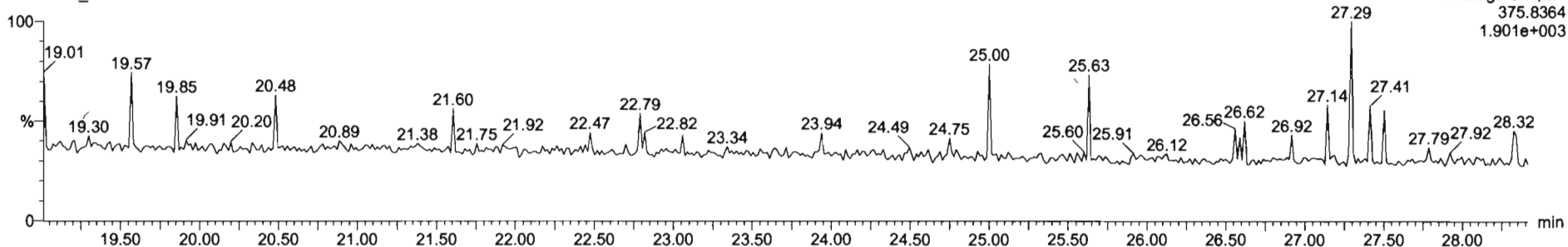


200607R2\_8



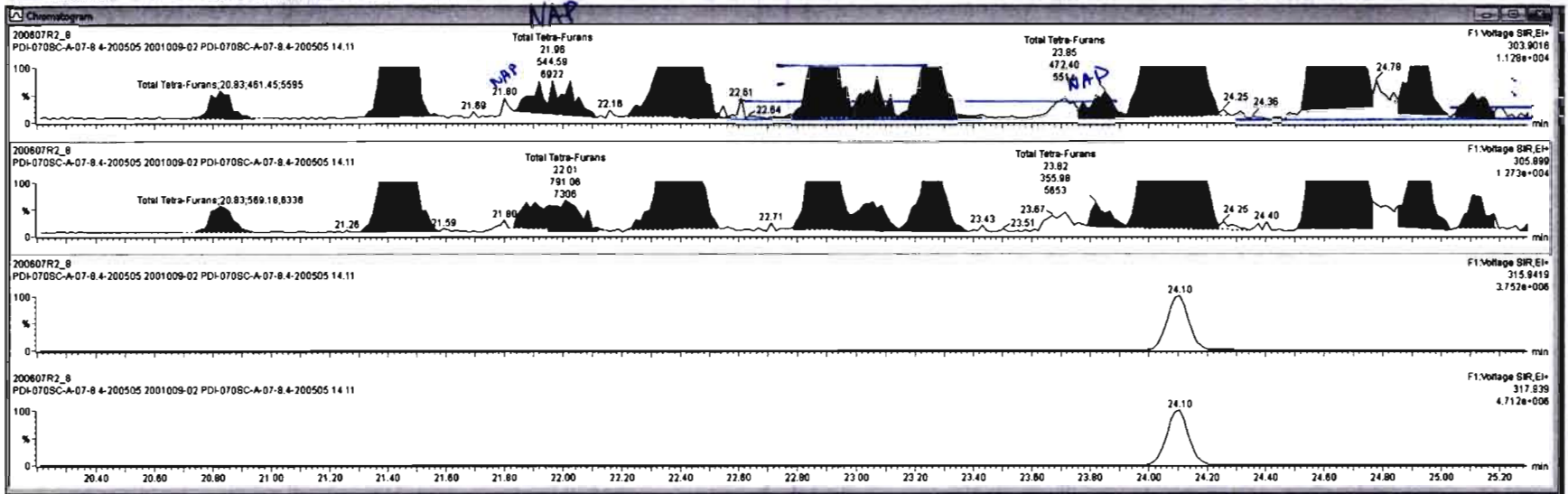
**DPE1**

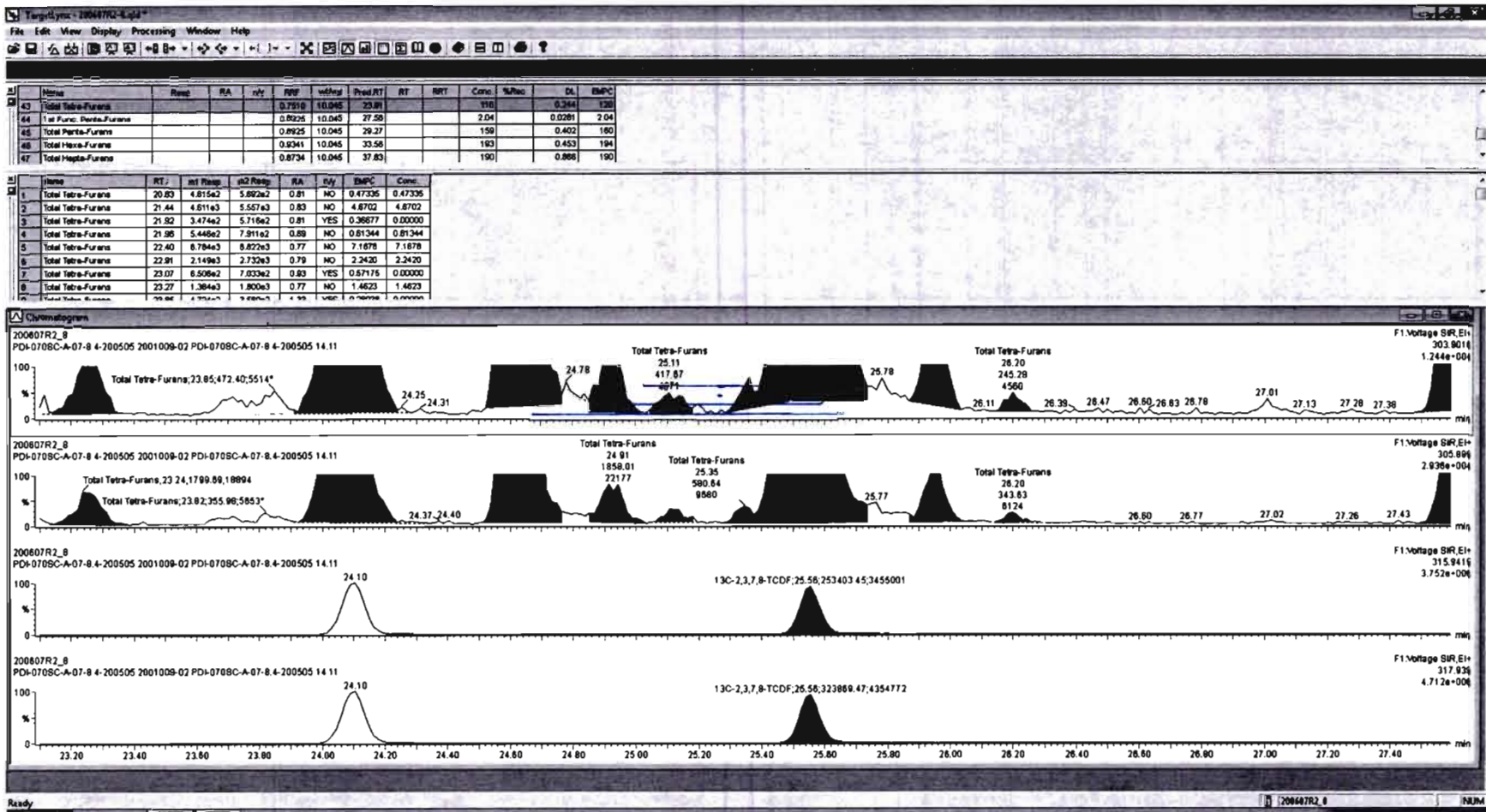
200607R2\_8



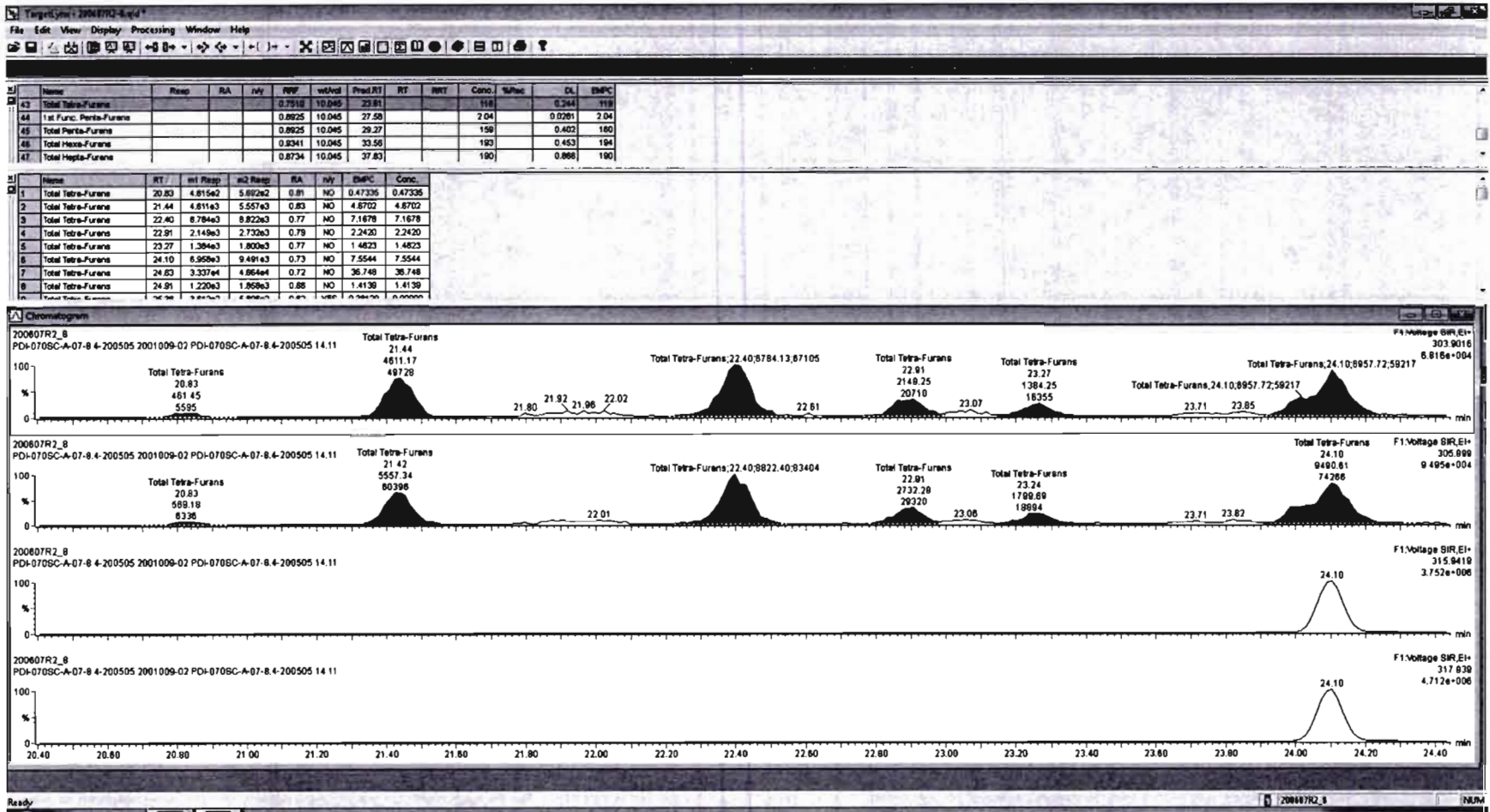
Name	Resp	RA	nV	RF	wtAve	Prod.RT	RT	RPT	Conc.	%Ave	DL	EMPC
43 Total Tetra-Furans				0.7510	10.045	23.91					0.264	128
44 1st Func. Penta-Furans				0.8925	10.045	27.50			2.04		0.0281	2.04
45 Total Penta-Furans				0.8925	10.045	29.27			1.50		0.402	180
46 Total Hexa-Furans				0.8341	10.045	33.56			1.83		0.463	184
47 Total Hepta-Furans				0.8734	10.045	37.83					0.868	190

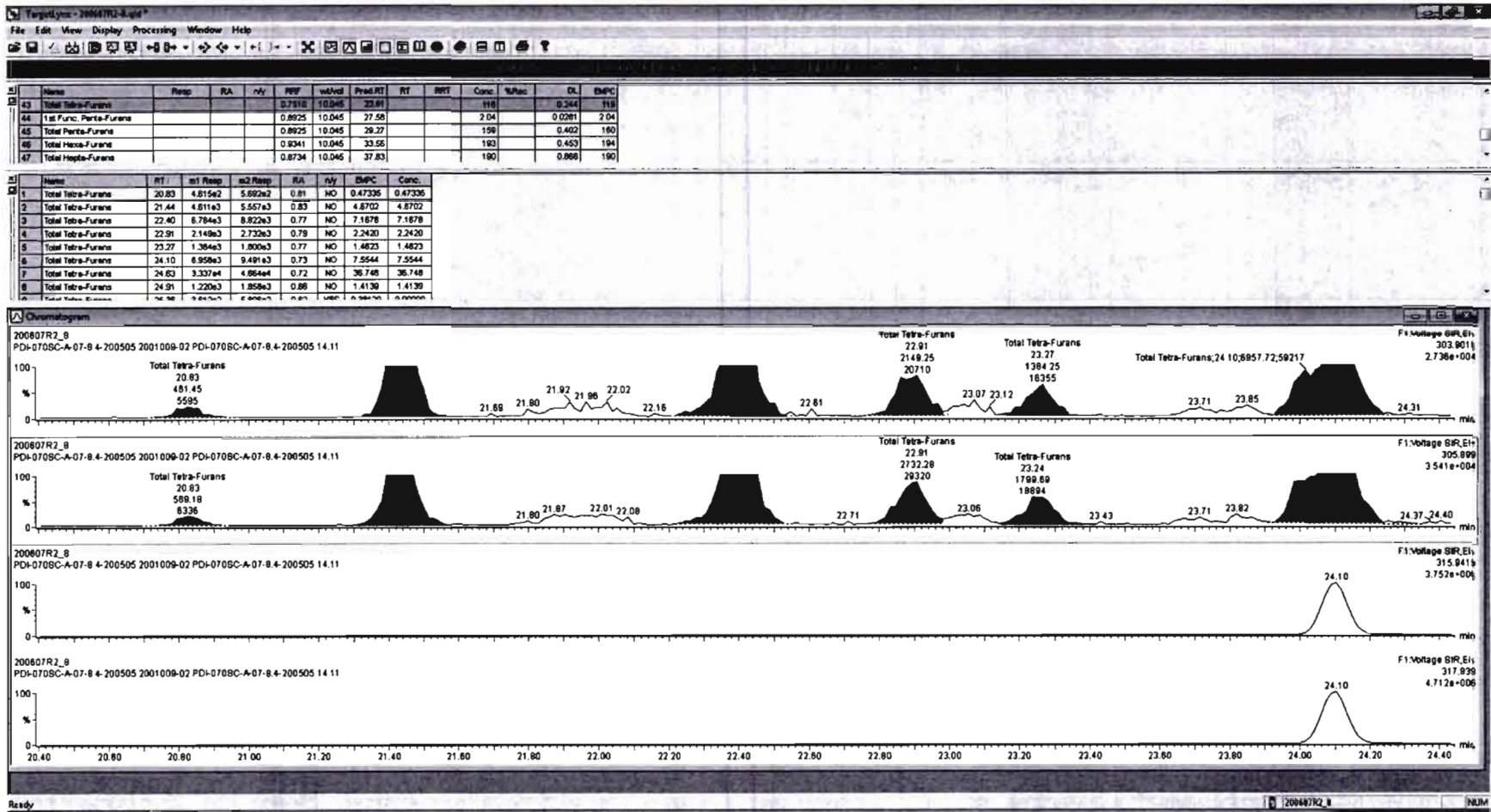
Name	RT	m1 Resp	m2 Resp	RA	nV	EMPC	Conc.
1 Total Tetra-Furans	20.83	4.815e2	3.892e2	0.81	NO	0.47335	0.47335
2 Total Tetra-Furans	21.44	4.811e3	5.557e3	0.83	NO	4.8702	4.8702
3 Total Tetra-Furans	21.92	3.474e2	5.716e2	0.81	YES	0.38677	0.00000
4 Total Tetra-Furans	21.98	5.446e2	7.911e2	0.89	NO	0.81344	0.81344
5 Total Tetra-Furans	22.40	8.784e3	8.822e3	0.77	NO	7.1878	7.1878
6 Total Tetra-Furans	22.91	2.149e3	2.732e3	0.79	NO	2.2420	2.2420
7 Total Tetra-Furans	23.07	6.506e2	7.032e2	0.83	YES	0.57175	0.00000
8 Total Tetra-Furans	23.27	1.384e3	1.800e3	0.77	NO	1.4823	1.4823





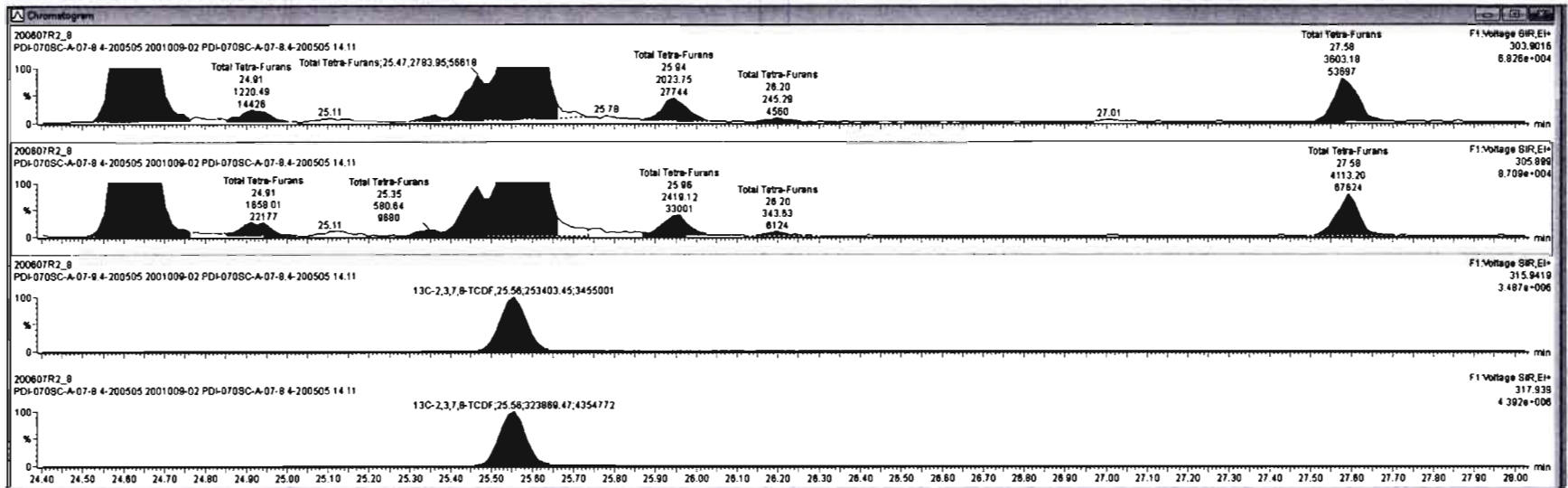






Name	RT	RA	RV	RF	WtAve	Prod RT	RT	RRT	Conc	%Rec	DL	EMPC
43 Total Tetra-Furans				0.7516	10.045	23.81					0.264	118
44 1st Func. Penta-Furans				0.8925	10.045	27.58			2.04		0.0281	2.04
45 Total Penta-Furans				0.8925	10.045	29.27			1.98		0.402	160
46 Total Hexa-Furans				0.8241	10.045	33.56			1.93		0.453	194
47 Total Hepta-Furans				0.8734	10.045	37.83			1.90		0.868	190

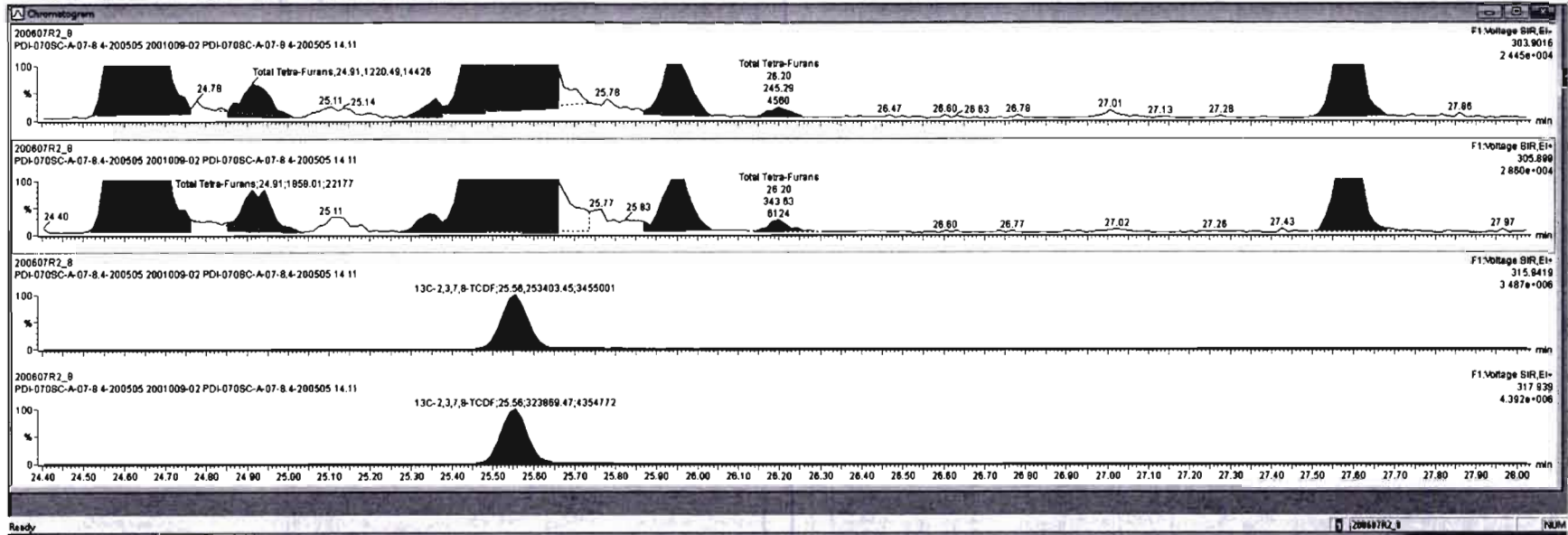
Name	RT	m1 Resp	m2 Resp	RA	RV	EMPC	Conc.
1 Total Tetra-Furans	20.83	4.815e2	5.882e2	0.81	NO	0.47335	0.47336
2 Total Tetra-Furans	21.44	4.811e3	5.557e3	0.83	NO	4.8702	4.8702
3 Total Tetra-Furans	22.40	6.784e3	8.822e3	0.77	NO	7.1678	7.1678
4 Total Tetra-Furans	22.81	2.149e3	2.732e3	0.79	NO	2.2420	2.2420
5 Total Tetra-Furans	23.27	1.384e3	1.800e3	0.77	NO	1.4823	1.4823
6 Total Tetra-Furans	24.10	6.958e3	9.491e3	0.73	NO	7.5544	7.5544
7 Total Tetra-Furans	24.83	3.337e4	4.894e4	0.72	NO	36.748	36.748
8 Total Tetra-Furans	24.81	1.220e3	1.858e3	0.86	NO	1.4130	1.4130



Targetlyn - 20047R2-4.gd  
 File Edit View Display Processing Window Help

SI	Name	Resp	RA	n/y	FW	wtVal	Prod RT	RT	RRT	Conc	%Rec	DL	BkPC
43	Total Tetra-Furans				0.7510	10.045	23.91			917		0.254	139
44	1st Func. Penta-Furans				0.8925	10.045	27.50			2.04		0.0281	2.04
45	Total Penta-Furans				0.8925	10.045	28.27			1.99		0.402	190
46	Total Hexa-Furans				0.8341	10.045	33.58			193		0.453	194
47	Total Hepta-Furans				0.8734	10.045	37.83			190		0.866	190

SI	Name	RT	m1 Resp	m2 Resp	RA	n/y	BkPC	Conc.
1	Total Tetra-Furans	20.83	4.615e2	5.892e2	0.81	NO	0.47335	0.47335
2	Total Tetra-Furans	21.44	4.611e3	5.557e3	0.83	NO	4.8702	4.8702
3	Total Tetra-Furans	22.40	6.784e3	8.822e3	0.77	NO	7.1878	7.1878
4	Total Tetra-Furans	22.91	2.149e3	2.732e3	0.79	NO	2.2420	2.2420
5	Total Tetra-Furans	23.27	1.384e3	1.800e3	0.77	NO	1.4823	1.4823
6	Total Tetra-Furans	24.10	6.959e3	9.491e3	0.73	NO	7.5544	7.5544
7	Total Tetra-Furans	24.63	3.337e4	4.884e4	0.72	NO	36.748	36.748
8	Total Tetra-Furans	24.91	1.220e3	1.859e3	0.88	NO	1.4139	1.4139




Dataset: Untitled

Last Altered: Monday, June 08, 2020 08:53:03 Pacific Daylight Time  
Printed: Monday, June 08, 2020 08:56:43 Pacific Daylight Time

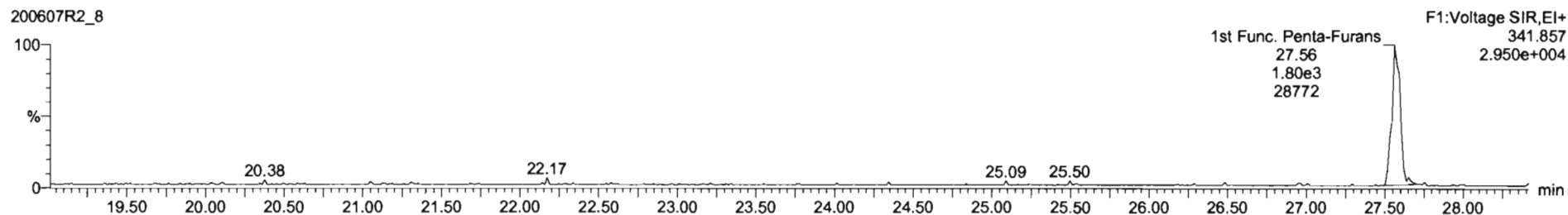
Name: 200607R2\_8, Date: 08-Jun-2020, Time: 02:35:01, ID: 2001009-02 PDI-070SC-A-07-8.4-200505 14.11, Description: PDI-070SC-A-07-8.4-200505

1st Func. Penta-Furans

200607R2\_8

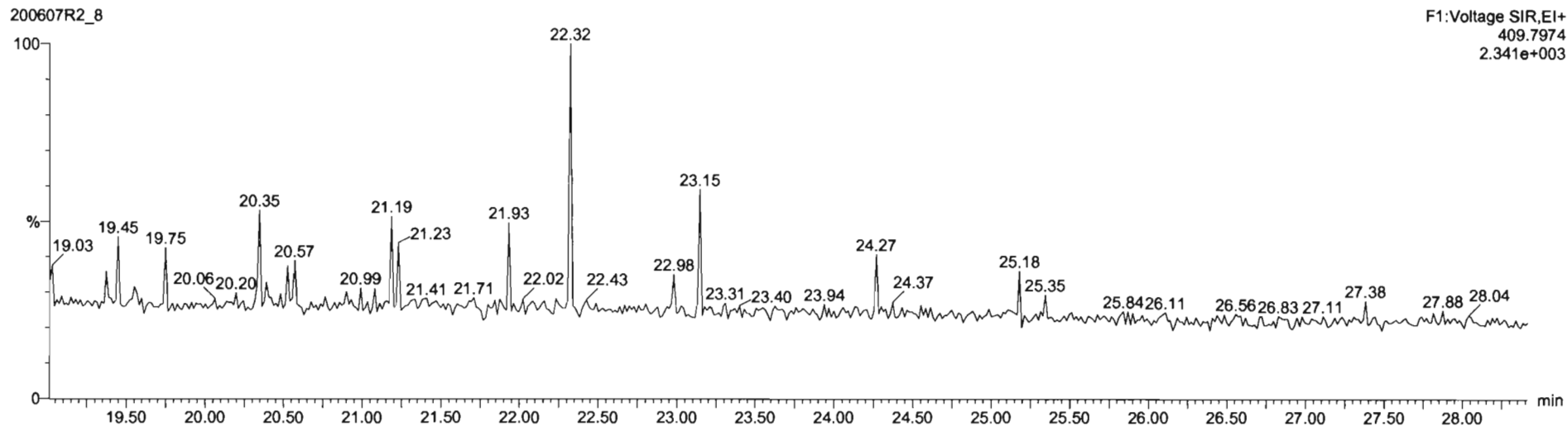


200607R2\_8



DPE6

200607R2\_8

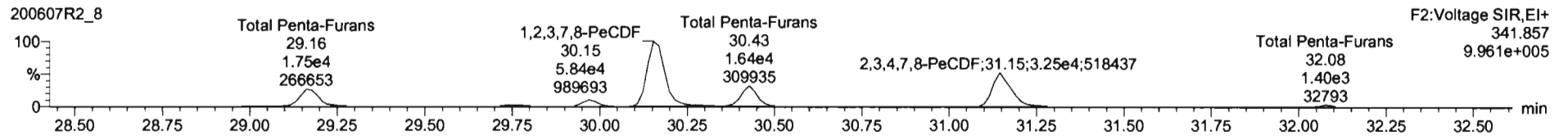
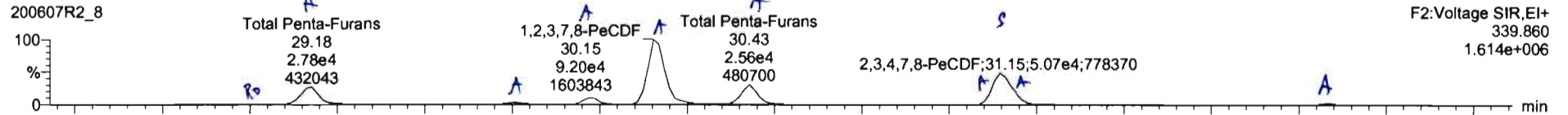


Dataset: Untitled

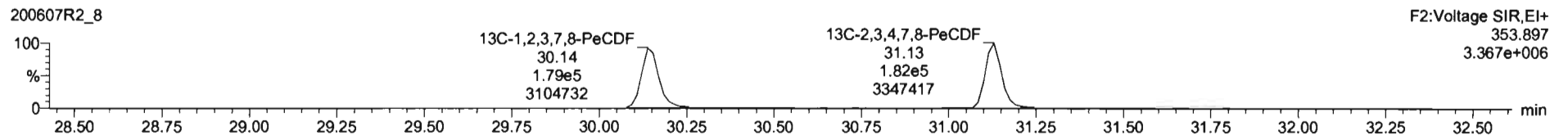

Last Altered: Monday, June 08, 2020 08:53:03 Pacific Daylight Time  
Printed: Monday, June 08, 2020 08:56:43 Pacific Daylight Time

Name: 200607R2\_8, Date: 08-Jun-2020, Time: 02:35:01, ID: 2001009-02 PDI-070SC-A-07-8.4-200505 14.11, Description: PDI-070SC-A-07-8.4-200505

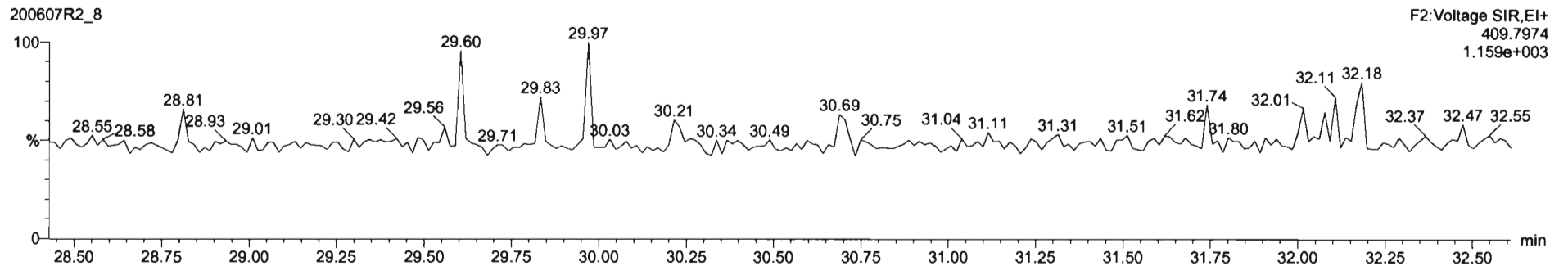
**1,2,3,7,8-PeCDF**

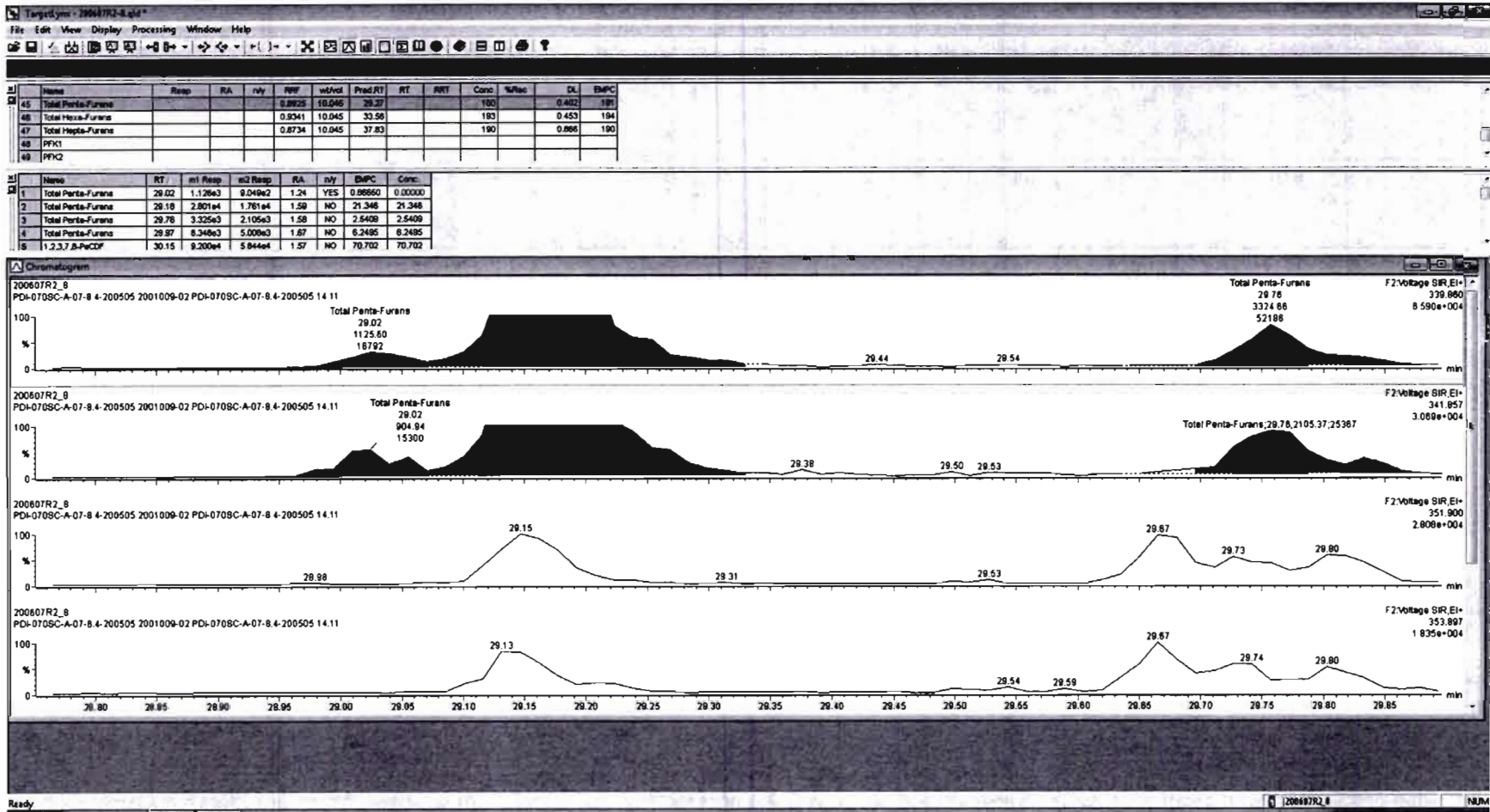


**13C-1,2,3,7,8-PeCDF**



**DPE2**

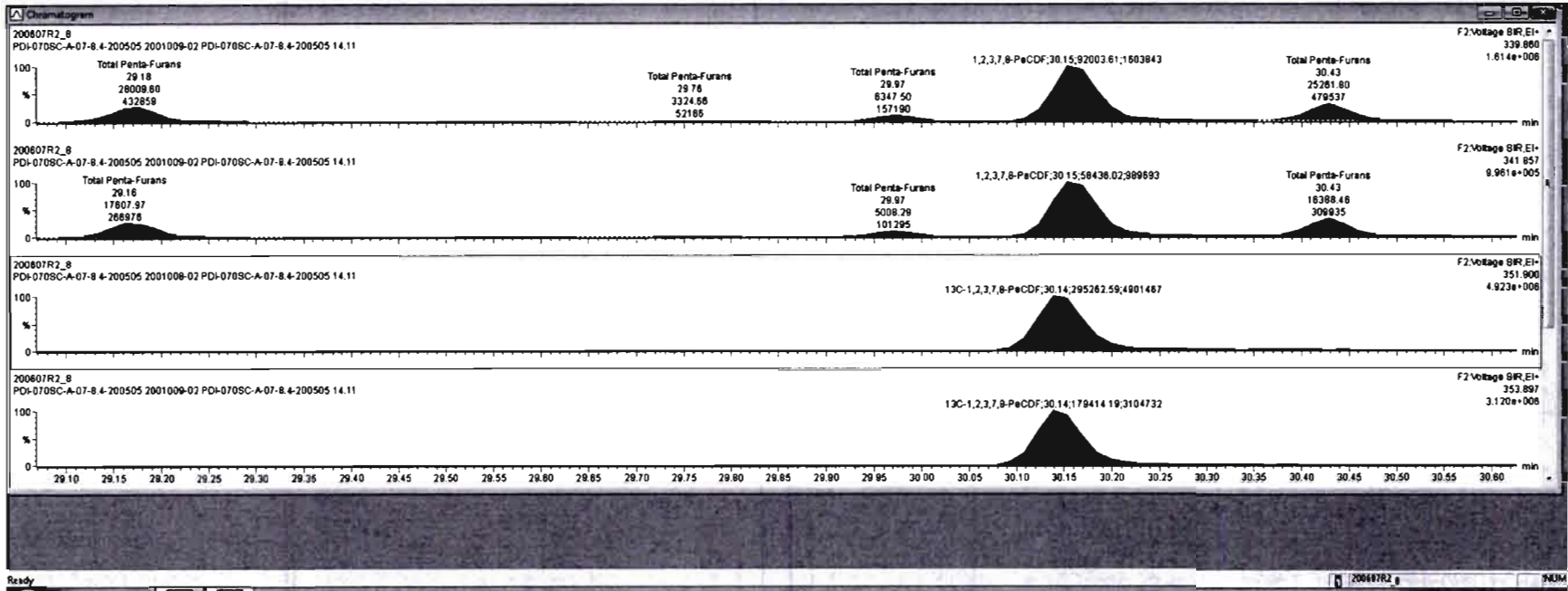




Targetlynx - 200807R2-2.rtd  
 File Edit View Display Processing Window Help

Name	Resp	RA	n/y	R/R	wtVol	Prod RT	RT	RRT	Conc	%Rec	DL	EMPC
45 Total Penta-Furans				0.9625	10.045	28.27					0.492	191
46 Total Hexa-Furans				0.9341	10.045	33.58			193		0.453	194
47 Total Hepta-Furans				0.8734	10.045	37.83			190		0.868	190
48 PPK1												
49 PPK2												

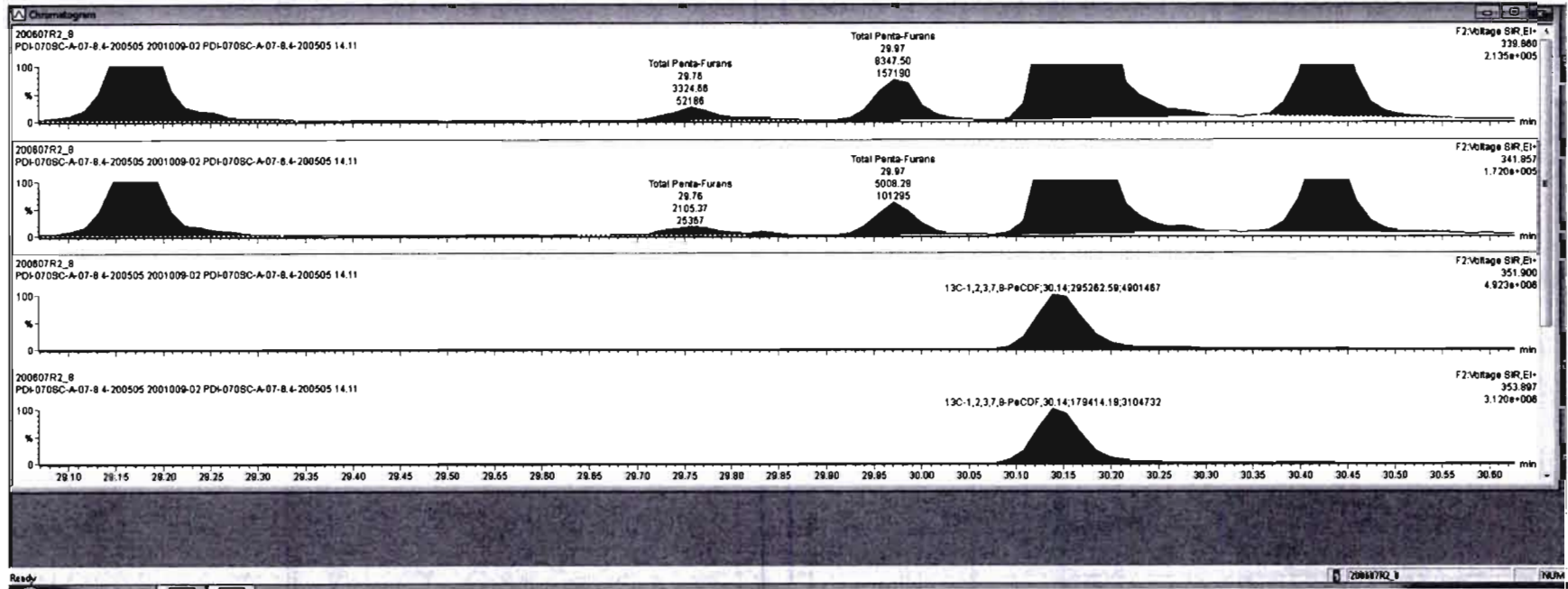
Name	RT	m1 Resp	m2 Resp	RA	n/y	EMPC	Conc.
1 Total Penta-Furans	29.02	1.126e3	9.049e2	1.24	YES	0.86850	0.00000
2 Total Penta-Furans	29.18	2.801e4	1.761e4	1.59	NO	21.346	21.346
3 Total Penta-Furans	29.76	3.325e3	2.105e3	1.59	NO	2.5409	2.5409
4 Total Penta-Furans	29.87	8.349e3	5.008e3	1.87	NO	6.2495	6.2495
5 1,2,3,7,8-PeCDF	30.15	9.200e4	5.844e4	1.57	NO	70.702	70.702

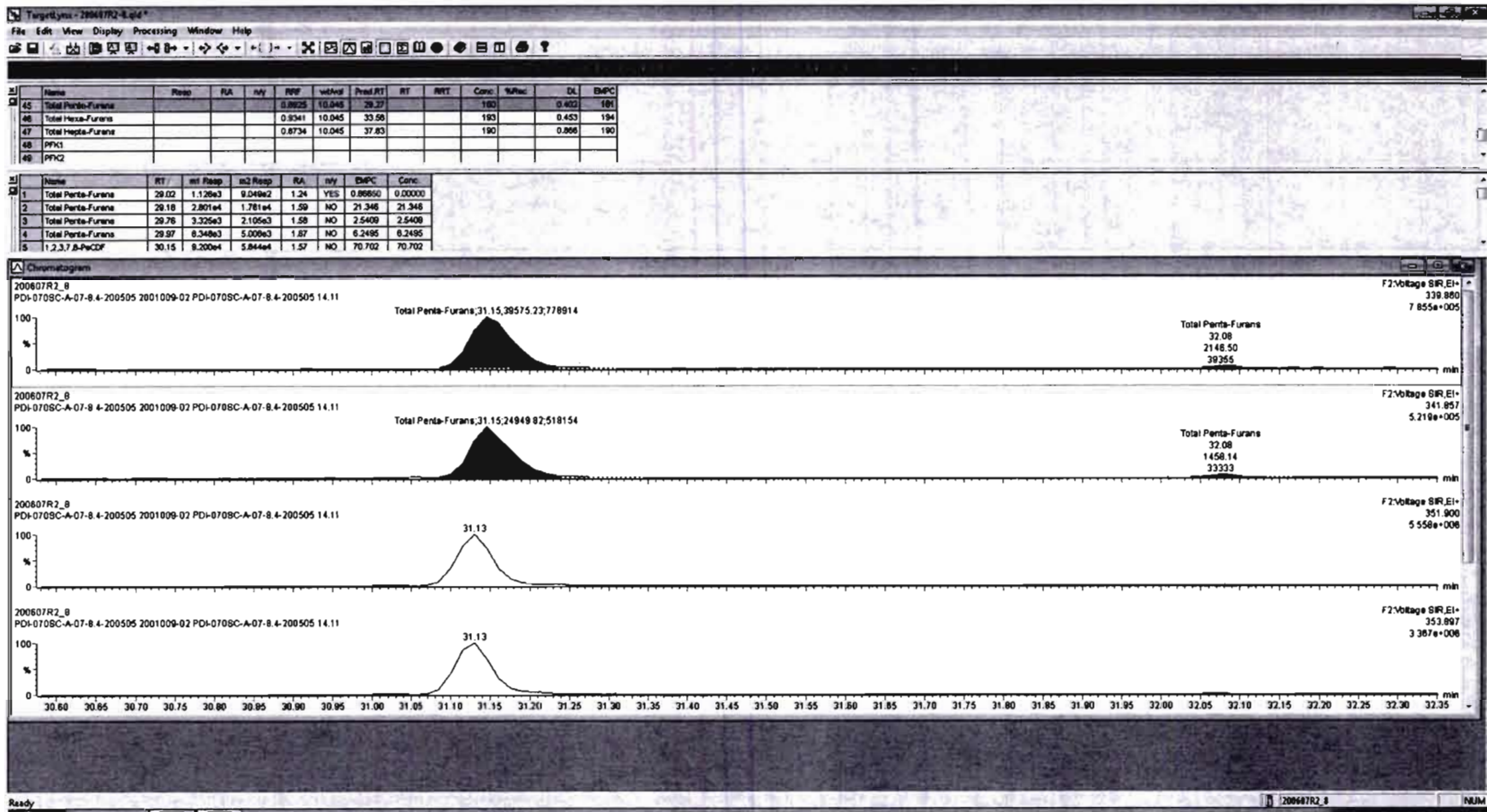




Item	Name	Resp	RA	rvj	RF	wtVol	Pred RT	RT	RRT	Conc.	%Rec	DL	EMPC
45	Total Penta-Furans				0.8928	10.045	29.27					0.453	194
46	Total Hexa-Furans				0.8341	10.045	33.58			193		0.866	190
47	Total Hepta-Furans				0.8734	10.045	37.83						
48	PPK1												
49	PPK2												

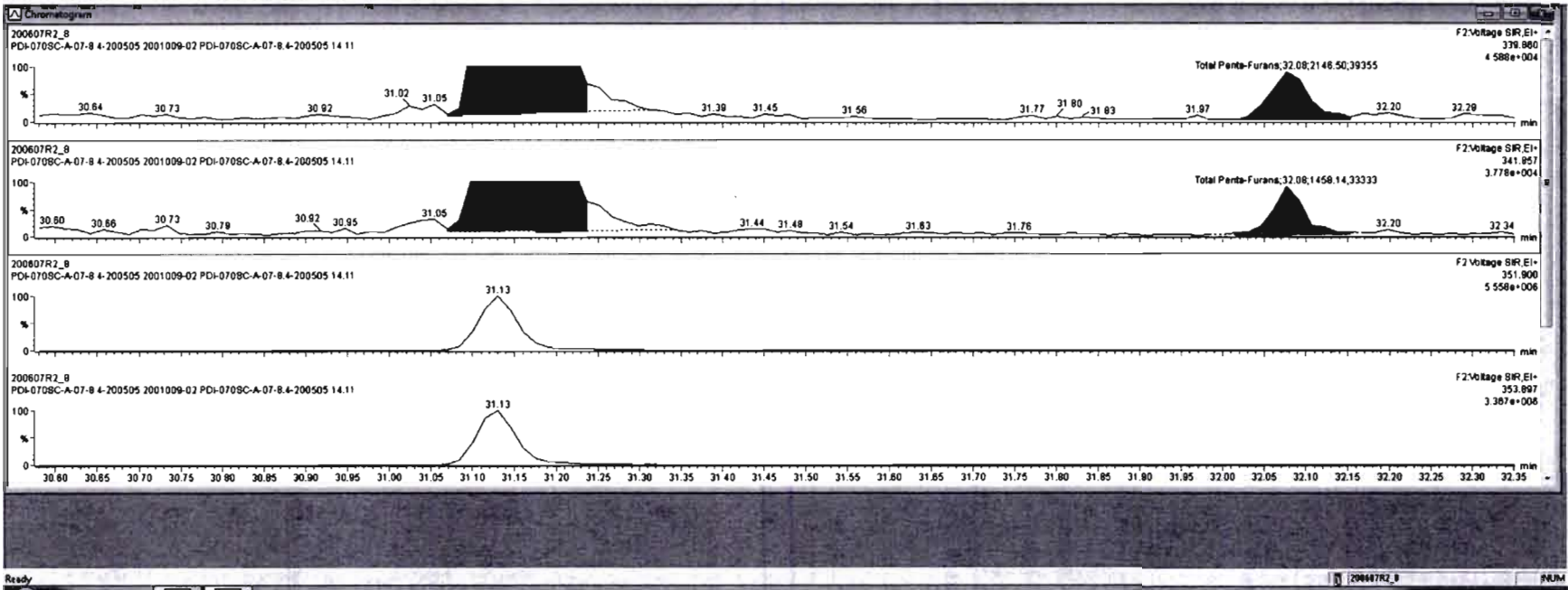
Item	Name	RT	int Resp	int2 Resp	RA	rvj	EMPC	Conc.
1	Total Penta-Furans	29.02	1.126e3	9.049e2	1.24	YES	0.86850	0.00000
2	Total Penta-Furans	29.18	2.801e4	1.781e4	1.58	NO	21.348	21.348
3	Total Penta-Furans	29.76	3.325e3	2.105e3	1.58	NO	2.5409	2.5409
4	Total Penta-Furans	29.97	8.349e3	5.008e3	1.87	NO	6.2495	6.2495
5	1,2,3,7,8-PeCDF	30.15	9.200e4	5.844e4	1.57	NO	70.702	70.702





Name	Resp	RA	n/y	RRF	wtAvd	Prod RT	RT	RRT	Conc.	%Rec	DL	EMPC
45	Total Penta-Furans			0.8925	10.045	28.27			181		0.402	181
46	Total Hexa-Furans			0.8341	10.045	33.56			193		0.453	194
47	Total Hepta-Furans			0.8734	10.045	37.83			190		0.866	190
48	PFK1											
49	PFK2											

Name	RT	m1 Resp	m2 Resp	RA	n/y	EMPC	Conc.	
1	Total Penta-Furans	29.02	1.126e3	9.049e2	1.24	YES	0.86550	0.00000
2	Total Penta-Furans	29.18	2.801e4	1.781e4	1.59	NO	21.346	21.346
3	Total Penta-Furans	29.76	3.325e3	2.105e3	1.58	NO	2.5409	2.5409
4	Total Penta-Furans	29.87	8.349e3	5.009e3	1.87	NO	6.2495	6.2495
5	1,2,3,7,8-PeCDF	30.15	9.200e4	5.844e4	1.57	NO	70.702	70.702




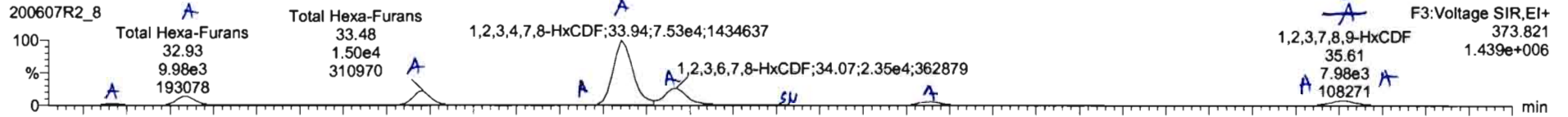
Dataset: Untitled

Last Altered: Monday, June 08, 2020 08:53:03 Pacific Daylight Time  
Printed: Monday, June 08, 2020 08:56:43 Pacific Daylight Time

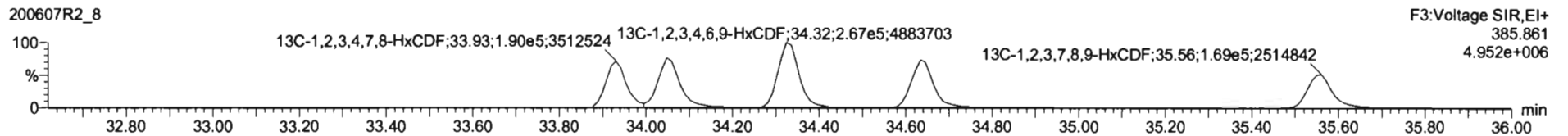
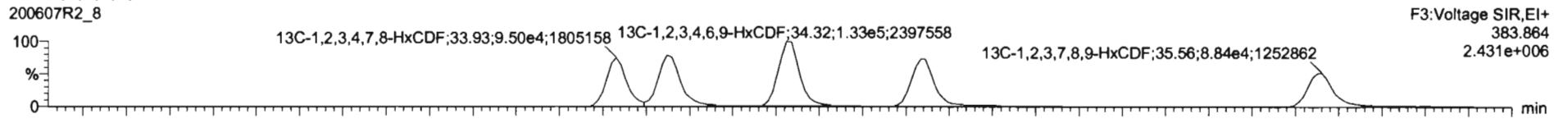
Name: 200607R2\_8, Date: 08-Jun-2020, Time: 02:35:01, ID: 2001009-02 PDI-070SC-A-07-8.4-200505 14.11, Description: PDI-070SC-A-07-8.4-200505

HN 06/10/2020

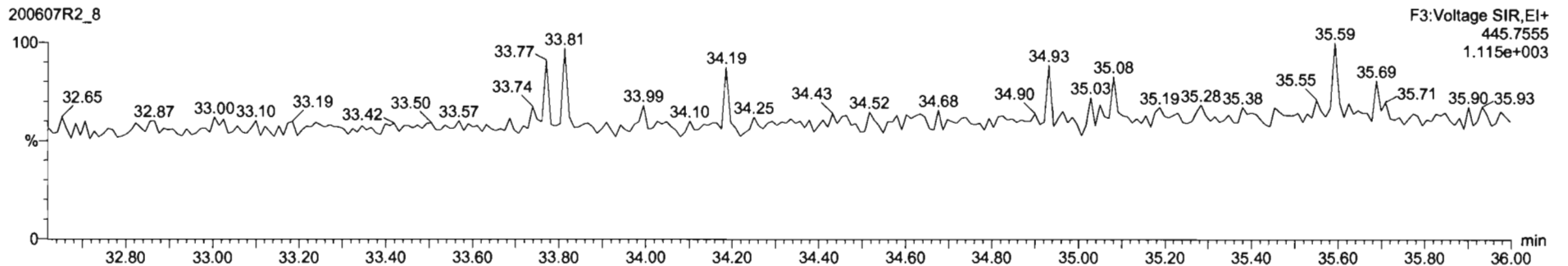
1,2,3,4,7,8-HxCDF



13C-1,2,3,4,7,8-HxCDF



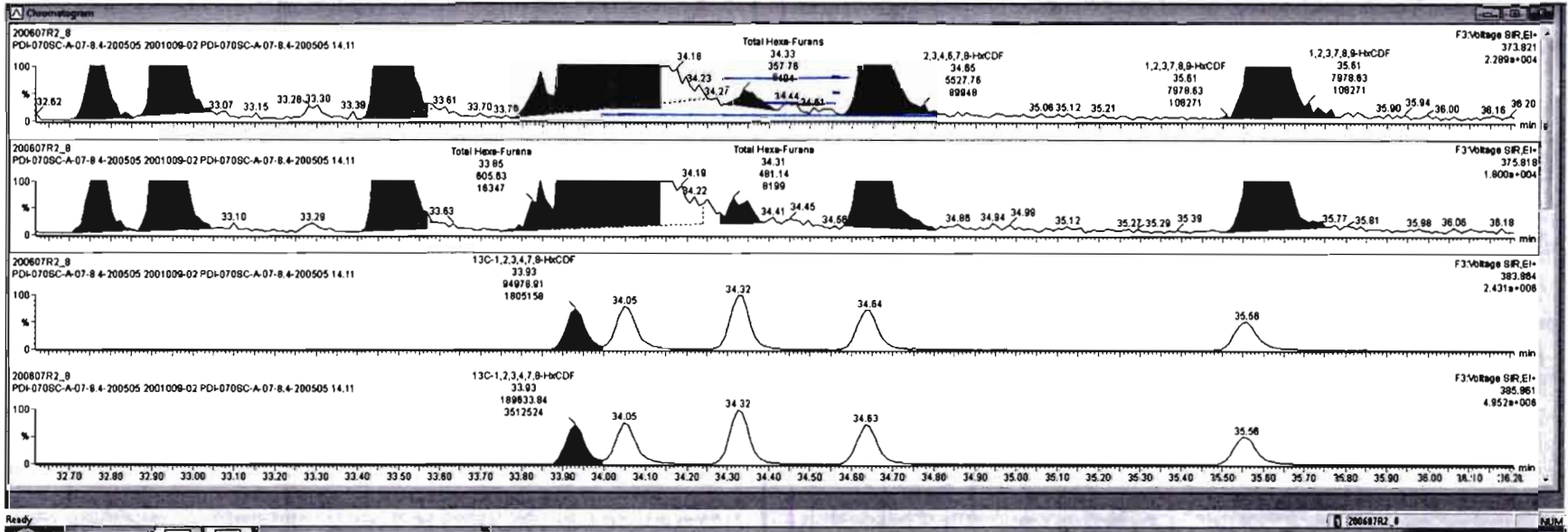
DPE3





Name	Resp	RA	n/y	RF	val	Prod_RT	RT	PRT	Conc.	%Rec	DL	EMPC
45 Total Penta-Furans				0.8925	10.045	29.27			100	0.402	181	
46 Total Hexa-Furans				0.8341	10.045	33.98			191	0.453	182	
47 Total Hepta-Furans				0.8734	10.045	37.83			190	0.886	190	
48 PFK1												
49 PFK2												

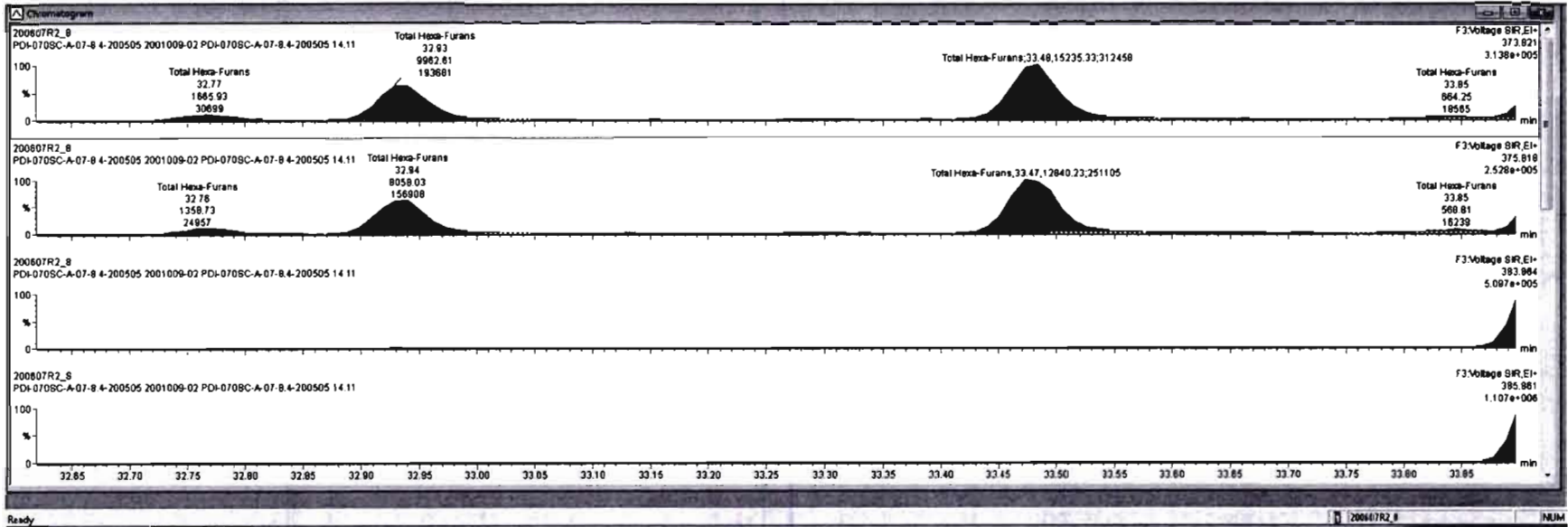
Name	RT	m1 Resp	m2 Resp	RA	n/y	EMPC	Conc.
1 Total Hexa-Furans	32.77	1.866e3	1.309e3	1.23	NO	2.1558	2.1558
2 Total Hexa-Furans	32.93	9.982e3	8.130e3	1.23	NO	12.810	12.910
3 Total Hexa-Furans	33.48	1.524e4	1.284e4	1.19	NO	20.012	20.012
4 Total Hexa-Furans	33.85	8.827e2	6.058e2	1.13	NO	0.91828	0.91828
5 1,2,3,4,7,8-HxCDF	33.94	7.262e4	5.908e4	1.21	NO	104.86	104.86
6 1,2,3,6,7,8-HxCDF	34.07	2.496e4	2.049e4	1.22	NO	30.551	30.551
7 Total Hexa-Furans	34.33	3.579e2	4.811e2	0.74	YES	0.48065	0.00000
8 2,3,4,6,7,8-HxCDF	34.85	5.528e3	4.690e3	1.18	NO	6.7731	6.7731
9 1,2,3,7,8,9-HxCDF	35.81	7.979e3	6.607e3	1.20	NO	13.019	13.019



TargetLynx - 200607R2\_E.ltd  
 File Edit View Display Processing Window Help

Name	Resp	RA	n/y	RFW	wtAvr	Prod RT	RT	RRT	Conc	%Rec	DL	EMPC
46 Total Hexa-Furans				0.8243	10.046	33.86			190	0.463	190	
47 Total Hepta-Furans				0.8734	10.046	37.83						
48 PFK1												
49 PFK2												
50 PFK3												

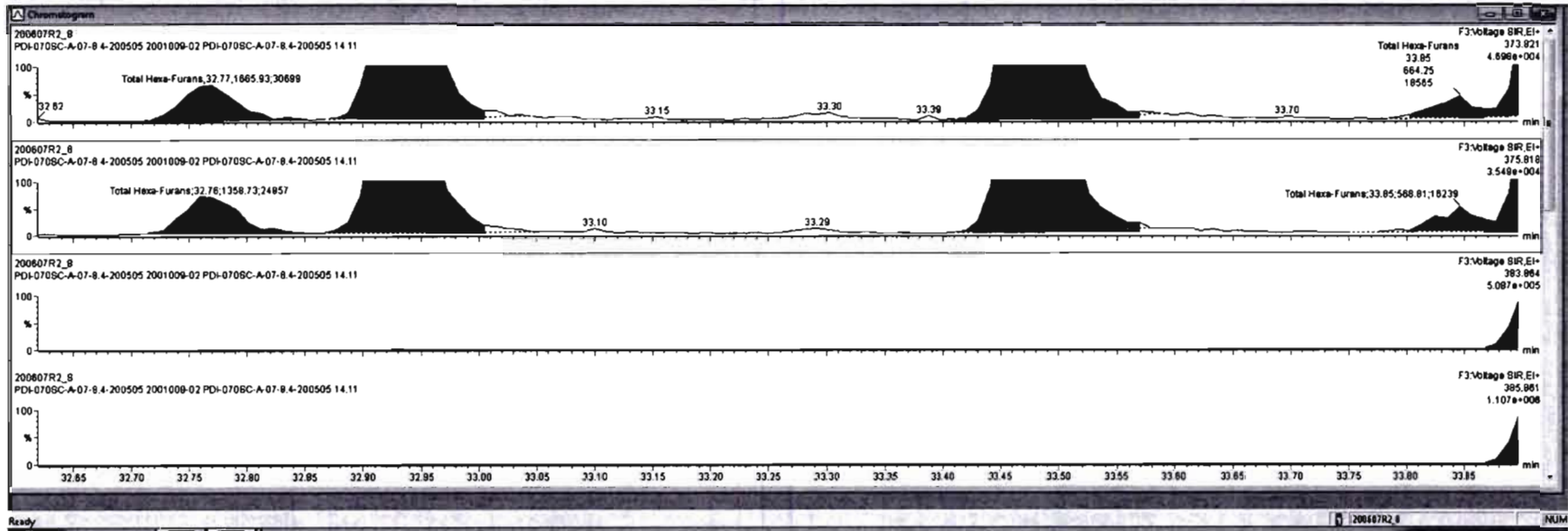
Name	RT	m1 Resp	m2 Resp	RA	n/y	EMPC	Conc
1 Total Hexa-Furans	32.77	1.866e3	1.369e3	1.23	NO	2.1559	2.1559
2 Total Hexa-Furans	32.83	8.963e3	8.068e3	1.24	NO	12.845	12.845
3 Total Hexa-Furans	33.48	1.524e4	1.204e4	1.19	NO	20.012	20.012
4 Total Hexa-Furans	33.85	6.642e2	5.806e2	1.17	NO	0.87899	0.87899
5 1,2,3,4,7,8-HxCDF	33.94	7.262e4	5.806e4	1.21	NO	104.86	104.86
6 1,2,3,6,7,8-HxCDF	34.07	2.496e4	2.049e4	1.22	NO	30.551	30.551
7 2,3,4,6,7,8-HxCDF	34.65	5.145e3	4.381e3	1.17	NO	6.3207	6.3207
8 1,2,3,7,8,9-HxCDF	35.60	3.212e3	2.868e3	1.09	NO	5.4844	5.4844
9 Total Hexa-Furans	35.81	4.483e3	3.886e3	1.22	NO	5.8294	5.8294



Targetlyn - 200607R2-4.eid  
 File Edit View Display Processing Window Help

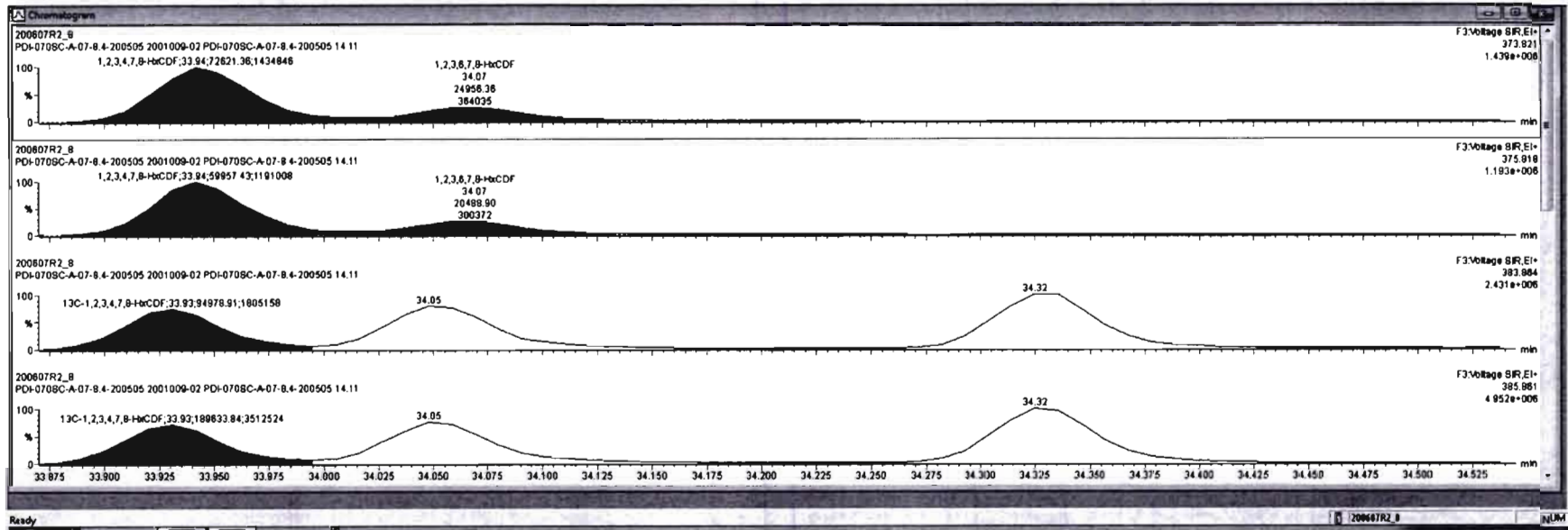
SL	Name	Resp	RA	n/y	RF	wtAve	Prod.RT	RT	RRT	Conc.	%Rec	DL	EMPC
46	Total Hexa-Furans				0.8241	10.045	33.56			190	0.853	190	
47	Total Hepta-Furans				0.8734	10.045	37.83						
48	PPK1												
49	PPK2												
50	PPK3												

SL	Name	RT	wt Resp	nc2 Resp	RA	n/y	EMPC	Conc.
1	Total Hexa-Furans	32.77	1.898e3	1.359e3	1.23	NO	2.1558	2.1558
2	Total Hexa-Furans	32.93	9.953e3	8.059e3	1.24	NO	12.845	12.845
3	Total Hexa-Furans	33.48	1.524e4	1.284e4	1.19	NO	20.012	20.012
4	Total Hexa-Furans	33.85	6.642e2	5.888e2	1.17	NO	0.87889	0.87889
5	1,2,3,4,7,8-HxCDF	33.94	7.282e4	5.998e4	1.21	NO	104.88	104.88
6	1,2,3,6,7,8-HxCDF	34.07	2.498e4	2.049e4	1.22	NO	30.551	30.551
7	2,3,4,6,7,8-HxCDF	34.85	5.145e3	4.381e3	1.17	NO	6.3207	6.3207
8	1,2,3,7,8,9-HxCDF	35.80	3.212e3	2.958e3	1.09	NO	5.4844	5.4844
9	Total Hexa-Furans	35.81	4.483e3	3.888e3	1.22	NO	5.8294	5.8294



#	Name	Resp	RA	n/y	PRF	wtAve	Prod RT	RT	RRT	Conc	%Rec	DL	EMPC
46	Total Hexa-Furane				0.8041	10.045	33.38					0.453	188
47	Total Hepta-Furane				0.8734	10.045	37.83			190		0.866	190
48	PK1												
49	PK2												
50	PK3												

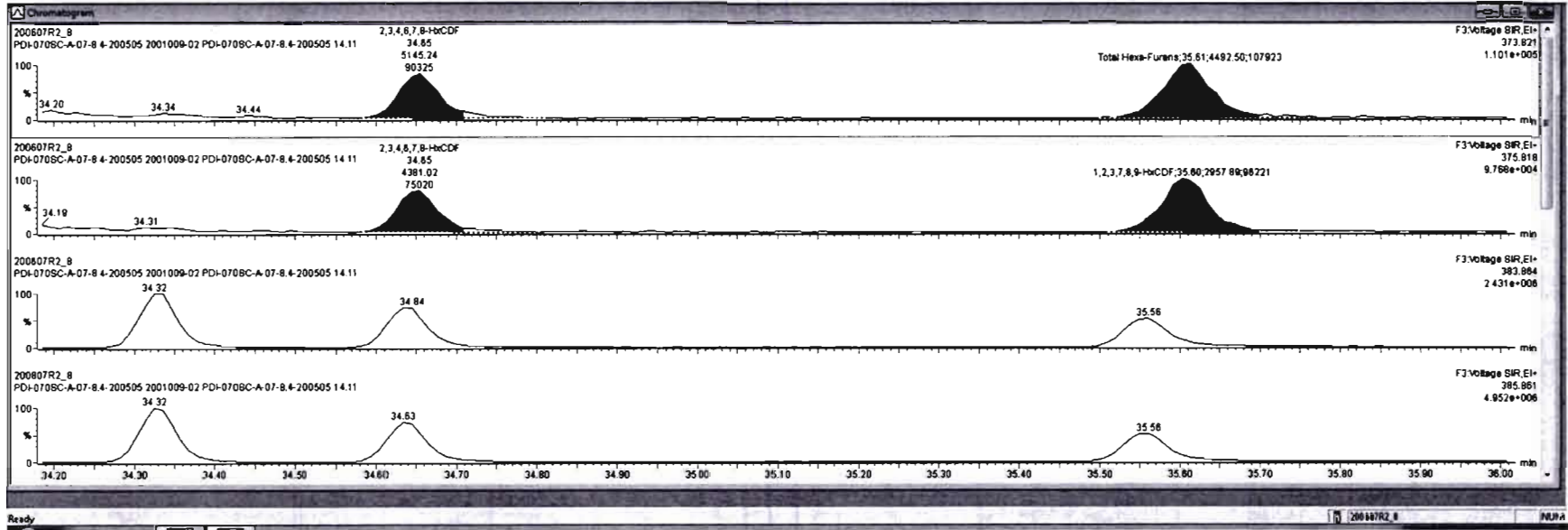
#	Name	RT	m1 Resp	m2 Resp	RA	n/y	EMPC	Conc.
1	Total Hexa-Furane	32.77	1.888e3	1.359e3	1.23	NO	2.1559	2.1559
2	Total Hexa-Furane	32.83	9.983e3	8.059e3	1.24	NO	12.845	12.845
3	Total Hexa-Furane	33.48	1.524e4	1.284e4	1.19	NO	20.012	20.012
4	Total Hexa-Furane	33.05	8.642e2	5.899e2	1.17	NO	0.87809	0.87809
5	1,2,3,4,7,8-HxCDF	33.94	7.262e4	5.988e4	1.21	NO	104.88	104.88
6	1,2,3,6,7,8-HxCDF	34.07	2.496e4	2.049e4	1.22	NO	30.551	30.551
7	2,3,4,6,7,8-HxCDF	34.85	5.145e3	4.381e3	1.17	NO	6.3207	6.3207
8	1,2,3,7,8-HxCDF	35.80	3.212e3	2.958e3	1.09	NO	5.4844	5.4844
9	Total Hexa-Furane	35.61	4.493e3	3.886e3	1.22	NO	5.8294	5.8294





Name	Resp	RA	n/y	RF	wtAvd	Prod RT	RT	RRT	Conc.	%Rec	DL	EMPC
46	Total Hexa-Furans			0.8341	10.045	33.58			190		0.455	188
47	Total Hepta-Furans			0.8734	10.045	37.83					0.886	190
48	PFK1											
49	PFK2											
50	PFK3											

Name	RT	m1 Resp	m2 Resp	RA	n/y	EMPC	Conc.	
1	Total Hexa-Furans	32.77	1.886e3	1.359e3	1.23	NO	2.1558	2.1558
2	Total Hexa-Furans	32.83	9.983e3	8.058e3	1.24	NO	12.845	12.845
3	Total Hexa-Furans	33.48	1.524e4	1.284e4	1.19	NO	20.012	20.012
4	Total Hexa-Furans	33.85	6.642e2	5.886e2	1.17	NO	0.87089	0.87089
5	1,2,3,4,7,8-HxCDF	33.94	7.262e4	5.898e4	1.21	NO	104.88	104.88
6	1,2,3,6,7,8-HxCDF	34.07	2.496e4	2.049e4	1.22	NO	30.551	30.551
7	2,3,4,6,7,8-HxCDF	34.85	5.145e3	4.381e3	1.17	NO	6.3207	6.3207
8	1,2,3,7,8,9-HxCDF	35.80	3.212e3	2.858e3	1.00	NO	5.4844	5.4844
9	Total Hexa-Furans	35.81	4.483e3	3.888e3	1.22	NO	5.8294	5.8294



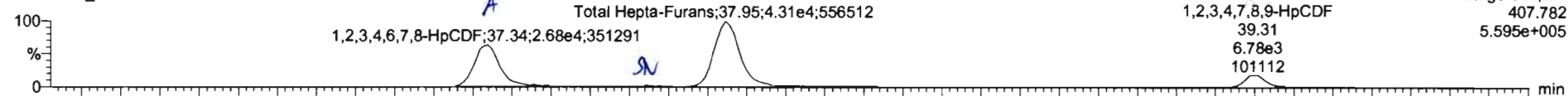
Dataset: Untitled

Last Altered: Monday, June 08, 2020 08:53:03 Pacific Daylight Time  
Printed: Monday, June 08, 2020 08:56:43 Pacific Daylight Time

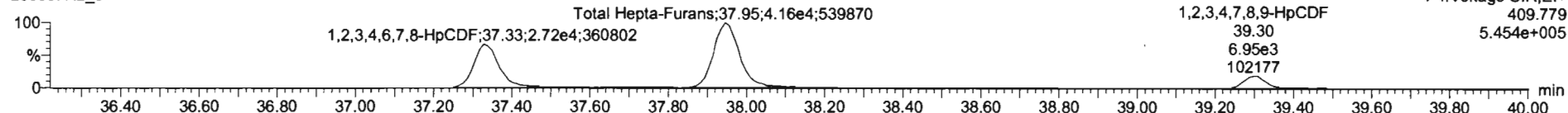
Name: 200607R2\_8, Date: 08-Jun-2020, Time: 02:35:01, ID: 2001009-02 PDI-070SC-A-07-8.4-200505 14.11, Description: PDI-070SC-A-07-8.4-200505

**1,2,3,4,6,7,8-HpCDF**

200607R2\_8




200607R2\_8

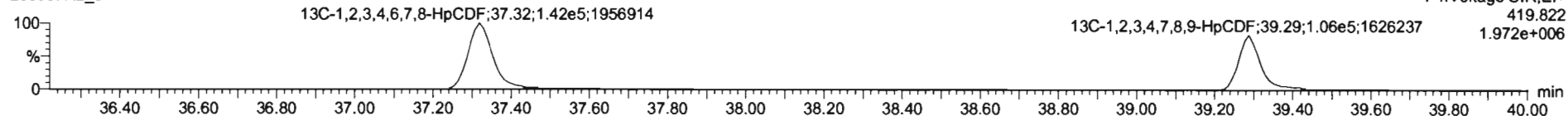


**13C-1,2,3,4,6,7,8-HpCDF**

200607R2\_8

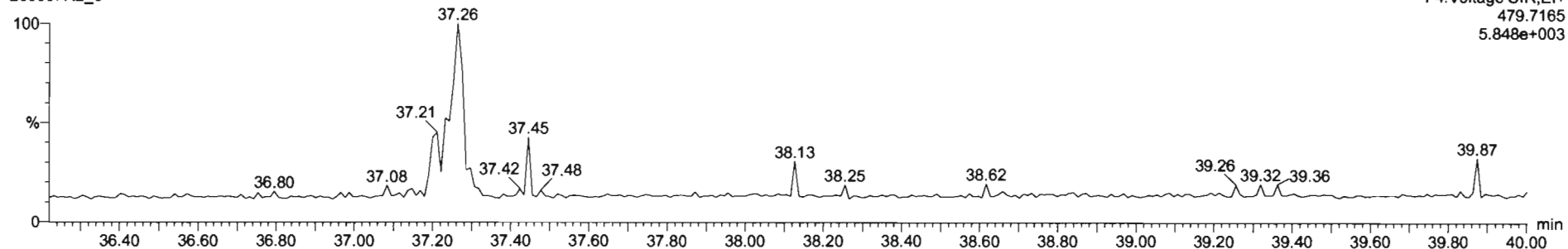


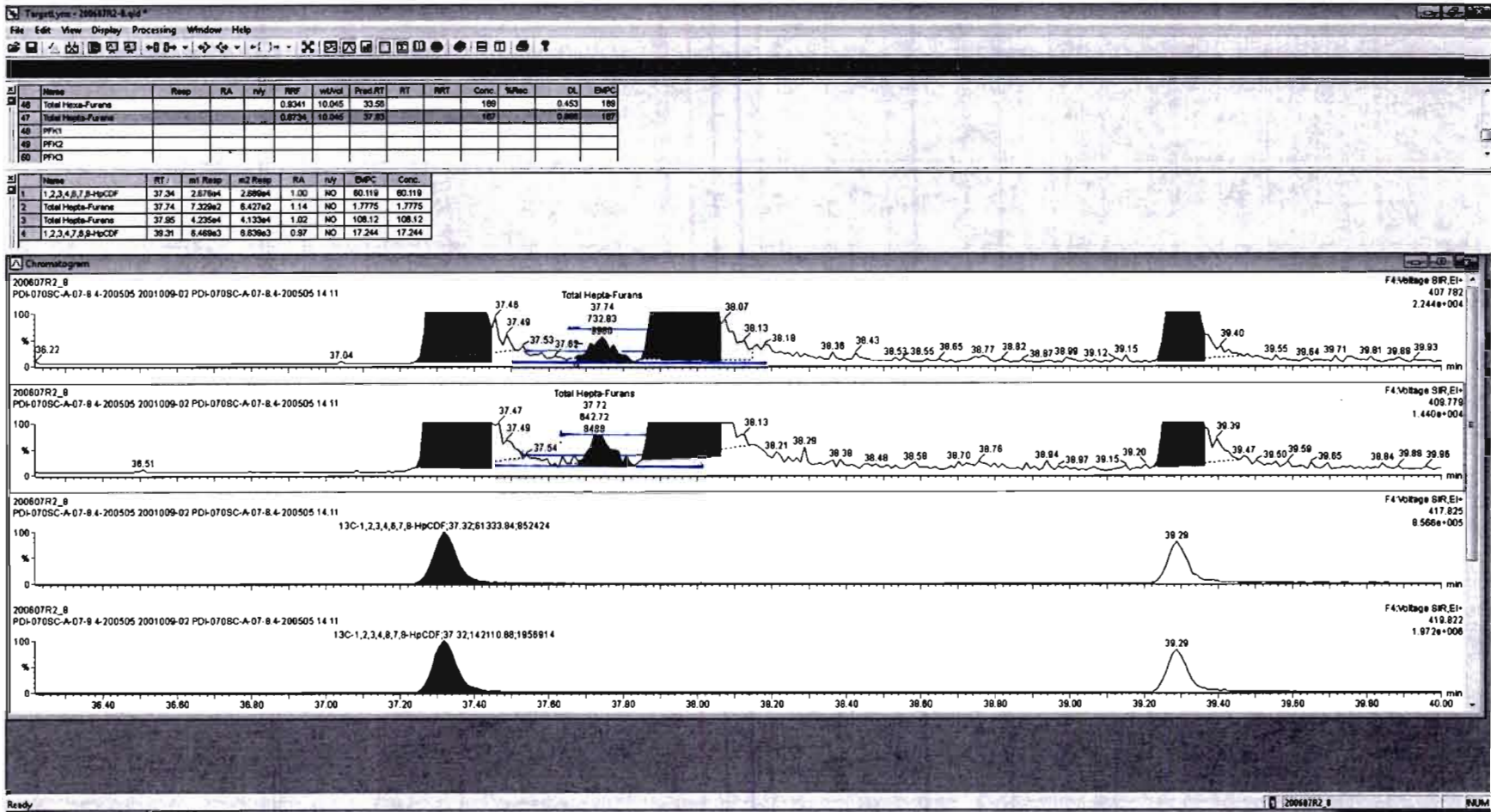
200607R2\_8



**DPE4**

200607R2\_8





Dataset: Untitled


Last Altered: Monday, June 08, 2020 08:53:03 Pacific Daylight Time

Printed: Monday, June 08, 2020 08:56:43 Pacific Daylight Time

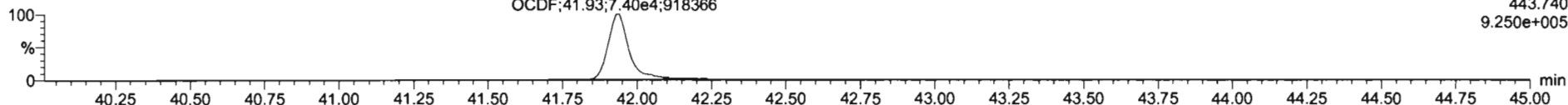
Name: 200607R2\_8, Date: 08-Jun-2020, Time: 02:35:01, ID: 2001009-02 PDI-070SC-A-07-8.4-200505 14.11, Description: PDI-070SC-A-07-8.4-200505

**OCDF**

200607R2\_8




200607R2\_8

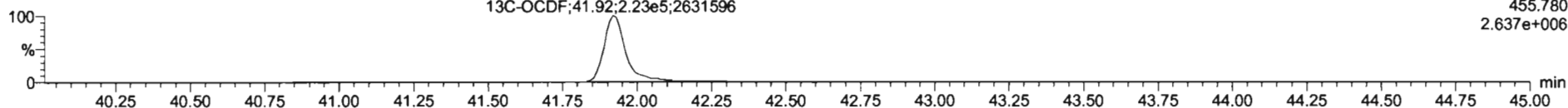


**13C-OCDF**

200607R2\_8

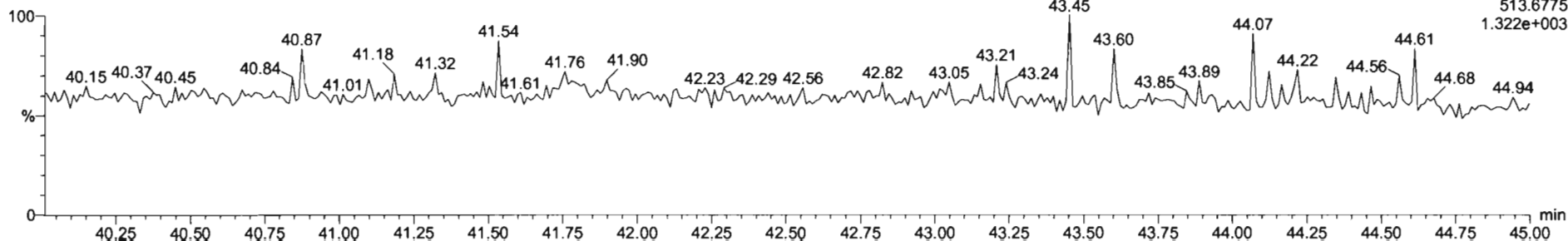


200607R2\_8



**DPE5**

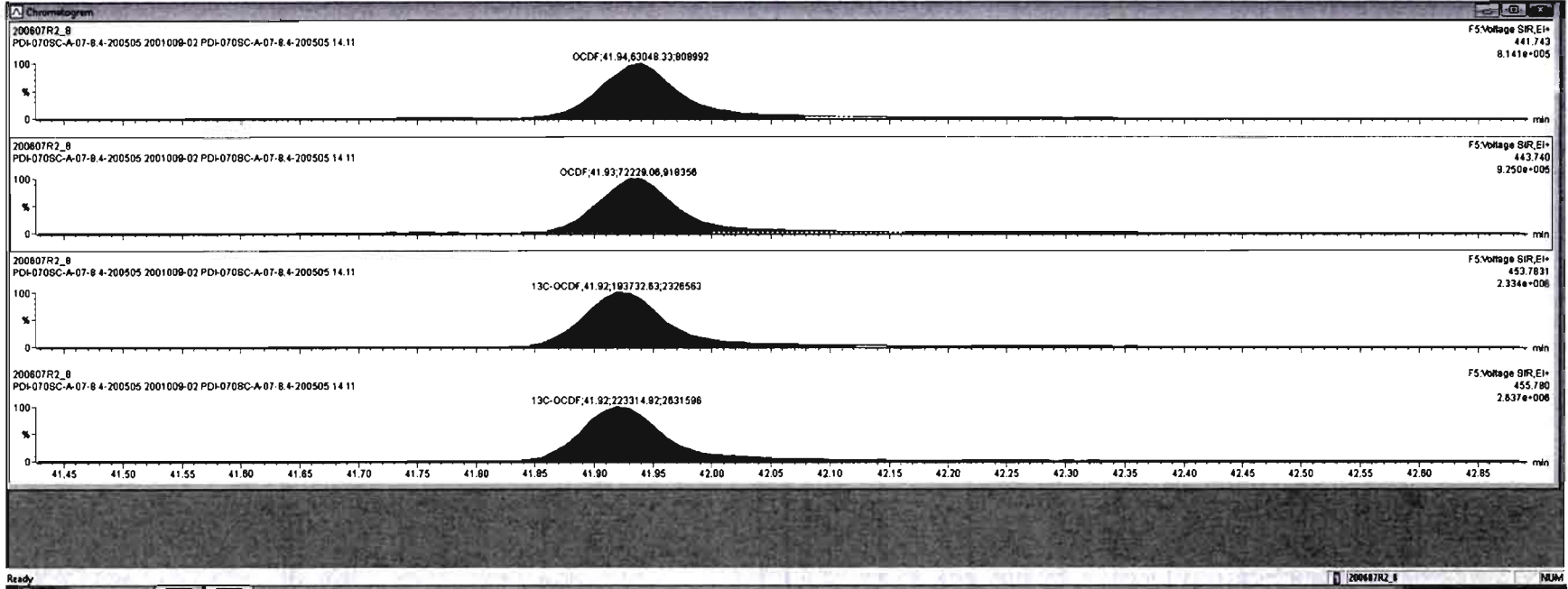
200607R2\_8





ID	Name	Resp	RA	n/y	R/R	wt/Vol	Prod.RT	RT	RRT	Conc	%Rec	CL	EMPC
17	OCDF	1.35e5	0.87	NO	0.8008	16.9NS	41.82	41.34	1.001	185	83.0	0.726	158
18	13C-2,3,7,8-1CDD	4.15e5	0.83	NO	1.1563	10.045	28.48	28.45	1.028	185	83.0	0.312	
19	13C-1,2,3,7,8-PwCDD	3.08e5	0.86	NO	0.8490	10.045	31.86	31.43	1.219	187	84.1	0.275	
20	13C-1,2,3,4,7,8-TeCDD	2.18e5	1.31	NO	0.7780	10.045	34.81	34.80	1.014	138	88.9	0.740	
21	13C-1,2,3,8,7,8-TeCDD	2.84e5	1.28	NO	1.0167	10.045	34.92	34.91	1.017	138	88.7	0.587	

ID	Name	RT	wt Resp	n2 Resp	RA	n/y	EMPC	Conc.
1								



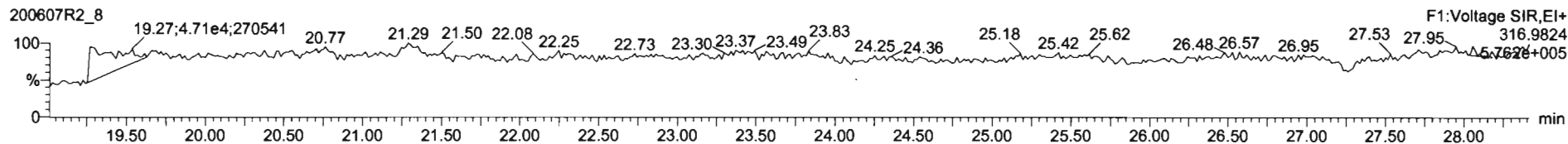
Dataset: Untitled

Last Altered: Monday, June 08, 2020 08:53:03 Pacific Daylight Time

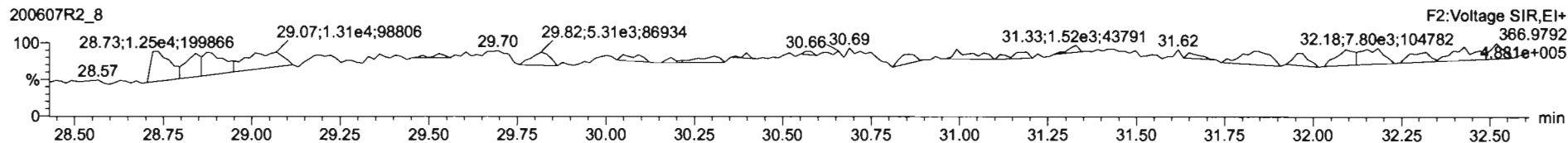
Printed: Monday, June 08, 2020 08:56:43 Pacific Daylight Time

Name: 200607R2\_8, Date: 08-Jun-2020, Time: 02:35:01, ID: 2001009-02 PDI-070SC-A-07-8.4-200505 14.11, Description: PDI-070SC-A-07-8.4-200505

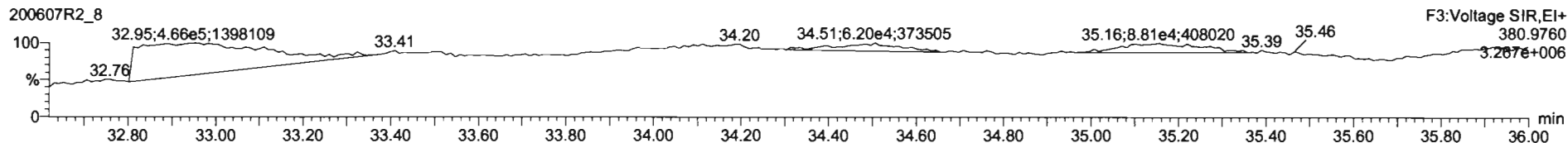
**PFK1**



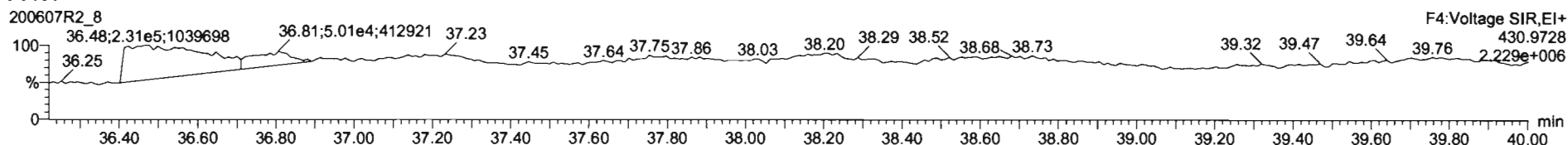
**PFK2**



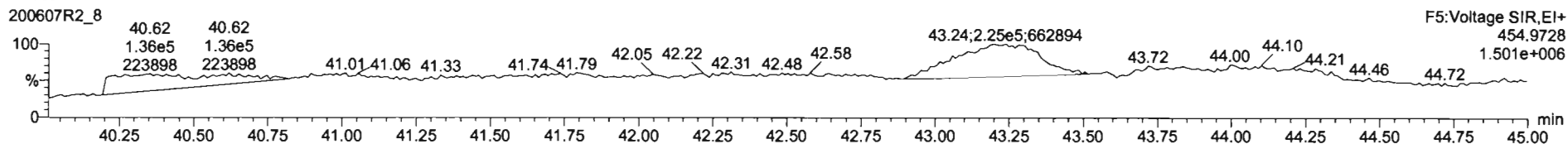
**PFK3**



**PFK4**



**PFK5**



Dataset: U:\VG12.PRO\Results\200607R2\200607R2-9B.qld

Last Altered: Wednesday, June 10, 2020 16:27:31 Pacific Daylight Time  
Printed: Wednesday, June 10, 2020 16:29:15 Pacific Daylight Time

*HN 06/10/2020*  
*JA 6/23/20*

Method: Untitled 01 Jun 2020 11:54:45  
Calibration: U:\VG12.PRO\CurveDB\db5\_1613vg12-5-28-20.cdb 28 May 2020 16:52:08

Name: 200607R2\_9, Date: 08-Jun-2020, Time: 03:21:16, ID: 2001009-03 PDI-070SC-B-00-02-200505 15.54, Description: PDI-070SC-B-00-02-200505

#	Name	Resp	RA	n/y	RRF	wt/vol	Pred.RT	RT	Pred.RRT	RRT	Conc.	%Rec	DL	EMPC
1	2,3,7,8-TCDD	7.86e2	0.53	YES	0.888	10.184	26.471	26.45	1.001	1.001	0.50804		0.164	0.403
2	1,2,3,7,8-PeCDD	1.09e3	0.78	YES	0.908	10.184	31.442	31.43	1.001	1.000	0.93632		0.248	0.859
3	1,2,3,4,7,8-HxCDD	1.63e3	1.13	NO	1.03	10.184	34.803	34.81	1.000	1.001	1.6774		0.493	1.68
4	1,2,3,6,7,8-HxCDD	9.32e3	1.32	NO	0.892	10.184	34.900	34.91	1.000	1.000	8.6694		0.485	8.67
5	1,2,3,7,8,9-HxCDD	3.81e3	1.23	NO	0.887	10.184	35.199	35.21	1.000	1.001	4.0759		0.600	4.08
6	1,2,3,4,6,7,8-HpCDD	3.38e5	1.02	NO	0.864	10.184	38.735	38.74	1.000	1.001	510.99		2.01	511
7	OCDD	2.06e6	0.89	NO	0.914	10.184	41.716	41.73	1.000	1.000	3222.9		2.33	3220
8	2,3,7,8-TCDF	2.24e4	0.77	NO	0.751	10.184	25.567	25.56	1.001	1.001	11.673	ok	0.142	11.7
9	1,2,3,7,8-PeCDF	1.82e4	1.62	NO	0.893	10.184	30.160	30.15	1.001	1.000	9.9844		0.264	9.98
10	2,3,4,7,8-PeCDF	7.07e3	3.90	YES	0.935	10.184	31.115	31.15	1.000	1.001	3.7092		0.232	1.98
11	1,2,3,4,7,8-HxCDF	2.38e4	1.21	NO	0.884	10.184	33.920	33.93	1.000	1.000	20.040		0.382	20.0
12	1,2,3,6,7,8-HxCDF	8.59e3	1.20	NO	0.889	10.184	34.058	34.06	1.000	1.000	6.2836		0.357	6.28
13	2,3,4,6,7,8-HxCDF	2.44e3	1.34	NO	0.934	10.184	34.669	34.63	1.001	1.000	1.9345		0.396	1.93
14	1,2,3,7,8,9-HxCDF	7.93e2	1.19	NO	0.871	10.184	35.539	35.58	1.000	1.001	0.81050		0.579	0.810
15	1,2,3,4,6,7,8-HpCDF	2.53e4	1.01	NO	0.873	10.184	37.344	37.32	1.001	1.000	30.898		0.465	30.9
16	1,2,3,4,7,8,9-HpCDF	2.55e3	1.02	NO	1.01	10.184	39.277	39.29	1.000	1.000	4.1800		0.549	4.18
17	OCDF	5.91e4	0.88	NO	0.806	10.184	41.908	41.92	1.000	1.000	91.567		0.585	91.6
18	13C-2,3,7,8-TCDD	3.42e5	0.79	NO	1.16	10.184	26.461	26.44	1.026	1.026	150.70	76.7	0.337	
19	13C-1,2,3,7,8-PeCDD	2.52e5	0.63	NO	0.849	10.184	31.637	31.42	1.227	1.219	151.40	77.1	0.433	
20	13C-1,2,3,4,7,8-HxCDD	1.84e5	1.28	NO	0.779	10.184	34.809	34.79	1.014	1.014	127.83	65.1	0.666	
21	13C-1,2,3,6,7,8-HxCDD	2.37e5	1.28	NO	1.02	10.184	34.922	34.90	1.017	1.017	125.90	64.1	0.510	
22	13C-1,2,3,7,8,9-HxCDD	2.07e5	1.33	NO	0.903	10.184	35.193	35.19	1.025	1.025	123.85	63.1	0.575	
23	13C-1,2,3,4,6,7,8-HpCDD	1.50e5	1.04	NO	0.689	10.184	38.715	38.72	1.128	1.128	118.00	60.1	0.742	
24	13C-OCDD	2.74e5	0.86	NO	0.652	10.184	41.736	41.72	1.216	1.215	227.61	58.0	0.551	
25	13C-2,3,7,8-TCDF	5.01e5	0.78	NO	1.06	10.184	25.504	25.54	0.989	0.991	143.07	72.9	0.402	
26	13C-1,2,3,7,8-PeCDF	4.01e5	1.59	NO	0.838	10.184	30.023	30.14	1.165	1.169	144.66	73.7	0.619	
27	13C-2,3,4,7,8-PeCDF	3.91e5	1.65	NO	0.817	10.184	30.975	31.11	1.202	1.207	144.85	73.8	0.635	
28	13C-1,2,3,4,7,8-HxCDF	2.64e5	0.49	NO	1.01	10.184	33.941	33.92	0.989	0.988	141.69	72.1	0.775	
29	13C-1,2,3,6,7,8-HxCDF	3.02e5	0.50	NO	1.17	10.184	34.064	34.05	0.992	0.992	139.87	71.2	0.669	
30	13C-2,3,4,6,7,8-HxCDF	2.65e5	0.52	NO	1.02	10.184	34.637	34.63	1.009	1.009	140.15	71.4	0.764	
31	13C-1,2,3,7,8,9-HxCDF	2.21e5	0.50	NO	0.860	10.184	35.537	35.54	1.035	1.035	138.79	70.7	0.909	

Dataset: U:\VG12.PRO\Results\200607R2\200607R2-9B.qld

Last Altered: Wednesday, June 10, 2020 16:27:31 Pacific Daylight Time  
Printed: Wednesday, June 10, 2020 16:29:15 Pacific Daylight Time

Name: 200607R2\_9, Date: 08-Jun-2020, Time: 03:21:16, ID: 2001009-03 PDI-070SC-B-00-02-200505 15.54, Description: PDI-070SC-B-00-02-200505

#	Name	Resp	RA	n/y	RRF	wt/vol	Pred.RT	RT	Pred.RRT	RRT	Conc.	%Rec	DL	EMPC
32	13C-1,2,3,4,6,7,8-HpCDF	1.84e5	0.42	NO	0.774	10.184	37.284	37.31	1.086	1.087	128.47	65.4	0.801	
33	13C-1,2,3,4,7,8,9-HpCDF	1.18e5	0.41	NO	0.521	10.184	39.312	39.28	1.145	1.144	122.92	62.6	1.19	
34	13C-OCDF	3.14e5	0.89	NO	0.746	10.184	41.907	41.91	1.221	1.221	227.81	58.0	0.675	
35	37Cl-2,3,7,8-TCDD	1.43e5			1.04	10.184	26.492	26.45	1.028	1.026	70.194	89.4	0.122	
36	13C-1,2,3,4-TCDD	3.85e5	0.80	NO	1.00	10.184	25.890	25.78	1.000	1.000	196.38	100	0.390	
37	13C-1,2,3,4-TCDF	6.49e5	0.79	NO	1.00	10.184	24.360	24.09	1.000	1.000	196.38	100	0.426	
38	13C-1,2,3,4,6,9-HxCDF	3.63e5	0.51	NO	1.00	10.184	34.420	34.33	1.000	1.000	196.38	100	0.781	
39	Total Tetra-Dioxins				0.888	10.184	24.620		0.000		3.9546		0.164	6.03
40	Total Penta-Dioxins				0.908	10.184	29.960		0.000		7.2050		0.248	11.1
41	Total Hexa-Dioxins				0.892	10.184	33.635		0.000		118.01		0.547	122
42	Total Hepta-Dioxins				0.864	10.184	37.640		0.000		1240.1		2.01	1240
43	Total Tetra-Furans				0.751	10.184	23.610		0.000		41.286		0.142	44.4
44	1st Func. Penta-Furans				0.893	10.184	27.580		0.000		6.4302		0.0390	6.43
45	Total Penta-Furans				0.893	10.184	29.275		0.000		27.147		0.254	31.9
46	Total Hexa-Furans				0.934	10.184	33.555		0.000		62.265		0.401	62.3
47	Total Hepta-Furans				0.873	10.184	37.835		0.000		113.80		0.532	114



Vista Analytical Laboratory

Dataset: U:\VG12.PRO\Results\200607R2\200607R2-9B.qld

Last Altered: Wednesday, June 10, 2020 16:27:31 Pacific Daylight Time

Printed: Wednesday, June 10, 2020 16:29:15 Pacific Daylight Time

Method: Untitled 01 Jun 2020 11:54:45

Calibration: U:\VG12.PRO\CurveDB\db5\_1613vg12-5-28-20.cdb 28 May 2020 16:52:08

Name: 200607R2\_9, Date: 08-Jun-2020, Time: 03:21:16, ID: 2001009-03 PDI-070SC-B-00-02-200505 15.54, Description: PDI-070SC-B-00-02-200505

**Tetra-Dioxins**

	Name	RT	m1 Height	m2 Height	m1 Resp	m2 Resp	RA	n/y	Resp	Conc.	EMPC	DL
1	Total Tetra-Dioxins	22.44	9.330e3	1.451e4	9.637e2	1.179e3	0.82	NO	2.143e3	1.3850	1.3850	0.164
2	Total Tetra-Dioxins	22.86	5.843e3	5.521e3	4.971e2	5.375e2	0.92	YES	0.000e0	0.00000	0.61493	0.164
3	Total Tetra-Dioxins	23.39	3.581e3	5.359e3	2.446e2	2.885e2	0.85	NO	5.331e2	0.34463	0.34463	0.164
4	Total Tetra-Dioxins	24.27	2.173e3	3.016e3	1.060e2	2.331e2	0.45	YES	0.000e0	0.00000	0.15752	0.164
5	Total Tetra-Dioxins	24.30	3.316e3	2.054e3	2.225e2	4.549e1	4.89	YES	0.000e0	0.00000	0.052048	0.164
6	Total Tetra-Dioxins	24.51	5.545e3	1.044e4	5.142e2	6.193e2	0.83	NO	1.133e3	0.73266	0.73266	0.164
7	Total Tetra-Dioxins	24.73	4.899e3	5.858e3	2.718e2	4.519e2	0.60	YES	0.000e0	0.00000	0.40384	0.164
8	Total Tetra-Dioxins	24.93	2.283e3	3.585e3	2.096e2	1.886e2	1.11	YES	0.000e0	0.00000	0.21577	0.164
9	Total Tetra-Dioxins	25.41	3.974e3	2.978e3	1.938e2	1.994e2	0.97	YES	0.000e0	0.00000	0.22818	0.164
10	Total Tetra-Dioxins	26.18	9.384e3	1.534e4	8.060e2	1.165e3	0.69	NO	1.971e3	1.2741	1.2741	0.164
11	2,3,7,8-TCDD	26.45	4.704e3	7.137e3	2.709e2	5.150e2	0.53	YES	7.859e2	0.00000	0.40254	0.164
12	Total Tetra-Dioxins	27.40	3.356e3	4.006e3	1.519e2	1.857e2	0.82	NO	3.375e2	0.21819	0.21819	0.164

**Penta-Dioxins**

	Name	RT	m1 Height	m2 Height	m1 Resp	m2 Resp	RA	n/y	Resp	Conc.	EMPC	DL
1	Total Penta-Dioxins	29.19	2.147e4	3.239e4	1.482e3	2.093e3	0.71	NO	3.576e3	3.0655	3.0655	0.248
2	Total Penta-Dioxins	29.70	1.179e4	1.112e4	5.422e2	7.034e2	0.77	YES	0.000e0	0.00000	0.98294	0.248
3	Total Penta-Dioxins	30.18	9.102e3	1.680e4	5.159e2	8.758e2	0.59	NO	1.392e3	1.1932	1.1932	0.248
4	Total Penta-Dioxins	30.34	9.342e3	1.449e4	4.628e2	7.403e2	0.63	NO	1.203e3	1.0314	1.0314	0.248
5	Total Penta-Dioxins	30.43	5.417e3	1.572e4	3.067e2	5.191e2	0.59	NO	8.258e2	0.70800	0.70800	0.248
6	Total Penta-Dioxins	30.66	1.044e4	1.302e4	8.417e2	1.081e3	0.78	YES	0.000e0	0.00000	1.5102	0.248
7	Total Penta-Dioxins	31.01	8.843e3	9.525e3	3.594e2	5.301e2	0.68	NO	8.895e2	0.76261	0.76261	0.248
8	1,2,3,7,8-PeCDD	31.43	1.098e4	1.366e4	4.775e2	6.146e2	0.78	YES	1.092e3	0.00000	0.85890	0.248
9	Total Penta-Dioxins	31.50	3.906e3	6.915e3	2.216e2	3.692e2	0.60	NO	0.000e0	0.00000	0.50650	0.248
10	Total Penta-Dioxins	31.83	3.520e3	7.659e3	1.929e2	3.253e2	0.59	NO	5.182e2	0.44423	0.44423	0.248

Dataset: U:\VG12.PRO\Results\200607R2\200607R2-9B.qld

Last Altered: Wednesday, June 10, 2020 16:27:31 Pacific Daylight Time  
 Printed: Wednesday, June 10, 2020 16:29:15 Pacific Daylight Time

Name: 200607R2\_9, Date: 08-Jun-2020, Time: 03:21:16, ID: 2001009-03 PDI-070SC-B-00-02-200505 15.54, Description: PDI-070SC-B-00-02-200505

Hexa-Dioxins

	Name	RT	m1 Height	m2 Height	m1 Resp	m2 Resp	RA	n/y	Resp	Conc.	EMPC	DL
1	Total Hexa-Dioxins	33.30	5.233e5	4.189e5	2.695e4	2.129e4	1.27	NO	4.824e4	50.764	50.764	0.547
2	Total Hexa-Dioxins	33.86	5.747e4	4.989e4	3.173e3	2.584e3	1.23	NO	5.757e3	6.0580	6.0580	0.547
3	Total Hexa-Dioxins	34.12	3.311e5	2.617e5	2.350e4	1.873e4	1.25	NO	4.223e4	44.439	44.439	0.547
4	Total Hexa-Dioxins	34.24	5.032e4	3.048e4	2.574e3	1.550e3	1.66	YES	0.000e0	0.00000	3.6524	0.547
5	1,2,3,4,7,8-HxCDD	34.81	1.779e4	1.418e4	8.607e2	7.644e2	1.13	NO	1.625e3	1.6774	1.6774	0.493
6	1,2,3,6,7,8-HxCDD	34.91	8.434e4	6.783e4	5.313e3	4.010e3	1.32	NO	9.323e3	8.6694	8.6694	0.485
7	Total Hexa-Dioxins	35.11	2.369e4	1.904e4	1.265e3	9.471e2	1.34	NO	2.212e3	2.3271	2.3271	0.547
8	1,2,3,7,8,9-HxCDD	35.21	2.796e4	2.401e4	2.099e3	1.706e3	1.23	NO	3.805e3	4.0759	4.0759	0.600

Hepta-Dioxins

	Name	RT	m1 Height	m2 Height	m1 Resp	m2 Resp	RA	n/y	Resp	Conc.	EMPC	DL
1	Total Hepta-Dioxins	37.71	3.153e6	3.090e6	2.425e5	2.398e5	1.01	NO	4.823e5	729.11	729.11	2.01
2	1,2,3,4,6,7,8-HpCDD	38.74	2.415e6	2.353e6	1.704e5	1.675e5	1.02	NO	3.380e5	510.99	510.99	2.01

Vista Analytical Laboratory

Dataset: U:\VG12.PRO\Results\200607R2\200607R2-9B.qld

Last Altered: Wednesday, June 10, 2020 16:27:31 Pacific Daylight Time

Printed: Wednesday, June 10, 2020 16:29:15 Pacific Daylight Time

Name: 200607R2\_9, Date: 08-Jun-2020, Time: 03:21:16, ID: 2001009-03 PDI-070SC-B-00-02-200505 15.54, Description: PDI-070SC-B-00-02-200505

**Tetra-Furans**

	Name	RT	m1 Height	m2 Height	m1 Resp	m2 Resp	RA	n/y	Resp	Conc.	EMPC	DL
1	Total Tetra-Furans	20.80	7.110e3	8.461e3	5.431e2	6.889e2	0.79	NO	1.232e3	0.64310	0.64310	0.142
2	Total Tetra-Furans	21.41	3.410e4	4.621e4	3.084e3	4.211e3	0.73	NO	7.295e3	3.8081	3.8081	0.142
3	Total Tetra-Furans	21.86	7.617e3	4.766e3	3.210e2	2.746e2	1.17	YES	0.000e0	0.00000	0.25369	0.142
4	Total Tetra-Furans	21.99	7.767e3	9.456e3	9.540e2	1.230e3	0.78	NO	2.184e3	1.1401	1.1401	0.142
5	Total Tetra-Furans	22.38	3.542e4	4.340e4	3.442e3	4.591e3	0.75	NO	8.033e3	4.1931	4.1931	0.142
6	Total Tetra-Furans	22.85	1.571e4	2.189e4	1.462e3	2.011e3	0.73	NO	3.473e3	1.8131	1.8131	0.142
7	Total Tetra-Furans	23.04	3.594e3	5.285e3	2.298e2	4.050e2	0.57	YES	0.000e0	0.00000	0.27581	0.142
8	Total Tetra-Furans	23.24	8.172e3	1.008e4	6.166e2	9.830e2	0.63	YES	0.000e0	0.00000	0.73991	0.142
9	Total Tetra-Furans	24.00	1.567e4	1.948e4	1.219e3	1.515e3	0.80	NO	2.734e3	1.4273	1.4273	0.142
10	Total Tetra-Furans	24.10	3.210e4	3.972e4	2.903e3	3.598e3	0.81	NO	6.501e3	3.3937	3.3937	0.142
11	Total Tetra-Furans	24.61	9.903e4	1.315e5	7.494e3	1.020e4	0.73	NO	1.769e4	9.2359	9.2359	0.142
12	Total Tetra-Furans	24.91	7.553e3	8.851e3	4.806e2	7.807e2	0.62	YES	0.000e0	0.00000	0.57676	0.142
13	Total Tetra-Furans	25.12	3.681e3	4.386e3	2.461e2	3.620e2	0.68	NO	6.081e2	0.31743	0.31743	0.142
14	Total Tetra-Furans	25.33	3.167e3	5.029e3	2.212e2	3.098e2	0.71	NO	5.310e2	0.27719	0.27719	0.142
15	Total Tetra-Furans	25.45	3.089e4	4.437e4	1.779e3	2.550e3	0.70	NO	4.329e3	2.2600	2.2600	0.142
16	2,3,7,8-TCDF	25.56	1.241e5	1.795e5	9.728e3	1.263e4	0.77	NO	2.236e4	11.673	11.673	0.142
17	Total Tetra-Furans	25.93	1.427e4	1.604e4	9.607e2	1.154e3	0.83	NO	2.115e3	1.1041	1.1041	0.142
18	Total Tetra-Furans	27.56	2.041e4	2.031e4	1.331e3	1.374e3	0.97	YES	0.000e0	0.00000	1.2696	0.142

**Penta-Furans function 1**

	Name	RT	m1 Height	m2 Height	m1 Resp	m2 Resp	RA	n/y	Resp	Conc.	EMPC	DL
1	1st Func. Penta-Furans	27.55	1.091e5	6.560e4	7.332e3	4.238e3	1.73	NO	1.157e4	6.4302	6.4302	0.0390

Vista Analytical Laboratory

Dataset: U:\VG12.PRO\Results\200607R2\200607R2-9B.qld

Last Altered: Wednesday, June 10, 2020 16:27:31 Pacific Daylight Time

Printed: Wednesday, June 10, 2020 16:29:15 Pacific Daylight Time

Name: 200607R2\_9, Date: 08-Jun-2020, Time: 03:21:16, ID: 2001009-03 PDI-070SC-B-00-02-200505 15.54, Description: PDI-070SC-B-00-02-200505

**Penta-Furans**

	Name	RT	m1 Height	m2 Height	m1 Resp	m2 Resp	RA	n/y	Resp	Conc.	EMPC	DL
1	Total Penta-Furans	29.01	1.089e4	6.653e3	5.847e2	4.400e2	1.33	NO	1.025e3	0.56948	0.56948	0.254
2	Total Penta-Furans	29.16	1.423e5	9.473e4	9.232e3	6.459e3	1.43	NO	1.569e4	8.7197	8.7197	0.254
3	Total Penta-Furans	29.74	3.121e4	2.289e4	2.307e3	1.684e3	1.37	NO	3.991e3	2.2177	2.2177	0.254
4	Total Penta-Furans	29.97	3.152e4	1.687e4	1.491e3	1.028e3	1.45	NO	2.519e3	1.3997	1.3997	0.254
5	1,2,3,7,8-PeCDF	30.15	1.832e5	1.267e5	1.125e4	6.940e3	1.62	NO	1.819e4	9.9844	9.9844	0.264
6	Total Penta-Furans	30.41	7.962e4	5.299e4	4.528e3	3.131e3	1.45	NO	7.659e3	4.2561	4.2561	0.254
7	2,3,4,7,8-PeCDF	31.15	1.063e5	5.856e4	5.629e3	1.443e3	3.90	YES	7.072e3	0.00000	1.9766	0.232
8	Total Penta-Furans	31.16	9.505e4	7.048e4	2.674e3	3.592e3	0.74	YES	0.000e0	0.00000	2.4449	0.254
9	Total Penta-Furans	32.06	7.537e3	6.143e3	3.963e2	3.127e2	1.27	YES	0.000e0	0.00000	0.36237	0.254

**Hexa-Furans**

	Name	RT	m1 Height	m2 Height	m1 Resp	m2 Resp	RA	n/y	Resp	Conc.	EMPC	DL
1	Total Hexa-Furans	32.75	3.996e4	3.255e4	2.158e3	1.725e3	1.25	NO	3.882e3	3.1061	3.1061	0.401
2	Total Hexa-Furans	32.93	1.515e5	1.180e5	7.163e3	5.884e3	1.22	NO	1.305e4	10.438	10.438	0.401
3	Total Hexa-Furans	33.47	2.402e5	2.004e5	1.247e4	1.032e4	1.21	NO	2.280e4	18.238	18.238	0.401
4	1,2,3,4,7,8-HxCDF	33.93	2.442e5	1.980e5	1.306e4	1.077e4	1.21	NO	2.382e4	20.040	20.040	0.382
5	1,2,3,6,7,8-HxCDF	34.06	6.870e4	5.726e4	4.692e3	3.895e3	1.20	NO	8.587e3	6.2836	6.2836	0.357
6	2,3,4,6,7,8-HxCDF	34.63	2.240e4	2.106e4	1.397e3	1.040e3	1.34	NO	2.437e3	1.9345	1.9345	0.396
7	1,2,3,7,8,9-HxCDF	35.58	1.415e4	1.317e4	4.310e2	3.616e2	1.19	NO	7.927e2	0.81050	0.81050	0.579
8	Total Hexa-Furans	35.59	1.875e4	2.095e4	9.113e2	8.568e2	1.06	NO	1.768e3	1.4146	1.4146	0.401

**Hepta-Furans**

	Name	RT	m1 Height	m2 Height	m1 Resp	m2 Resp	RA	n/y	Resp	Conc.	EMPC	DL
1	1,2,3,4,6,7,8-HpCDF	37.32	1.614e5	1.644e5	1.273e4	1.255e4	1.01	NO	2.528e4	30.898	30.898	0.465
2	Total Hepta-Furans	37.95	3.375e5	3.441e5	2.677e4	2.616e4	1.02	NO	5.293e4	78.718	78.718	0.532
3	1,2,3,4,7,8,9-HpCDF	39.29	2.389e4	2.256e4	1.291e3	1.261e3	1.02	NO	2.553e3	4.1800	4.1800	0.549

Dataset: Untitled

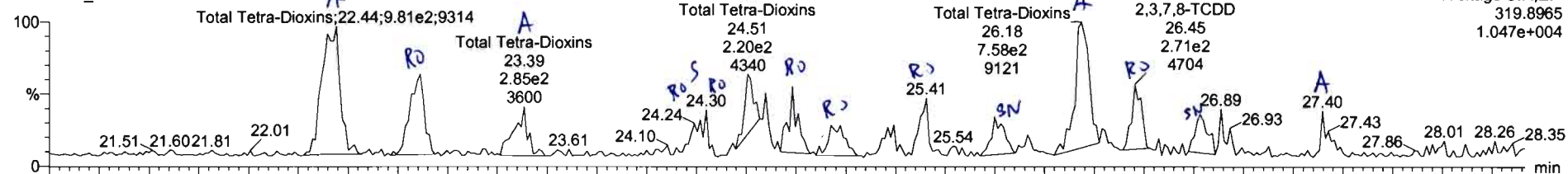
Last Altered: Monday, June 08, 2020 08:53:03 Pacific Daylight Time

Printed: Monday, June 08, 2020 08:56:43 Pacific Daylight Time

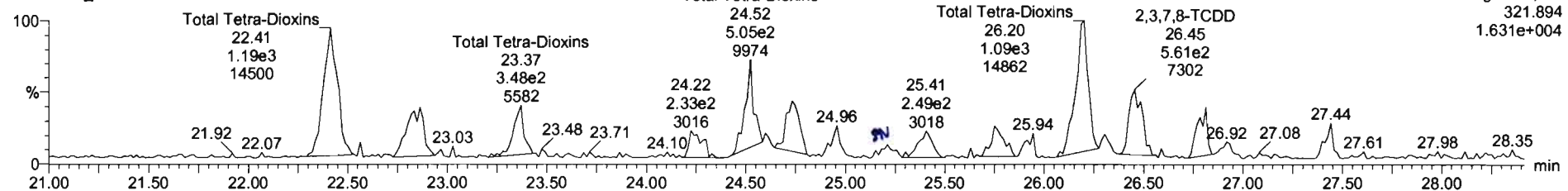
Name: 200607R2\_9, Date: 08-Jun-2020, Time: 03:21:16, ID: 2001009-03 PDI-070SC-B-00-02-200505 15.54, Description: PDI-070SC-B-00-02-200505

2,3,7,8-TCDD

200607R2\_9

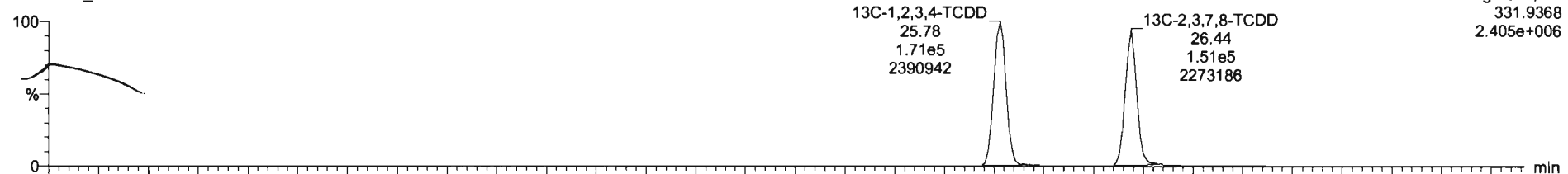


200607R2\_9

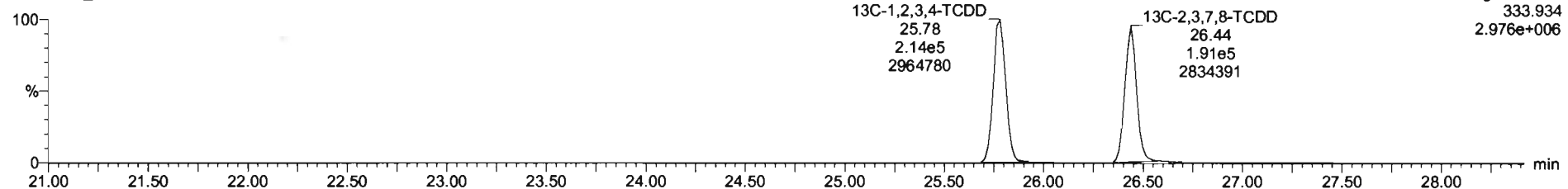


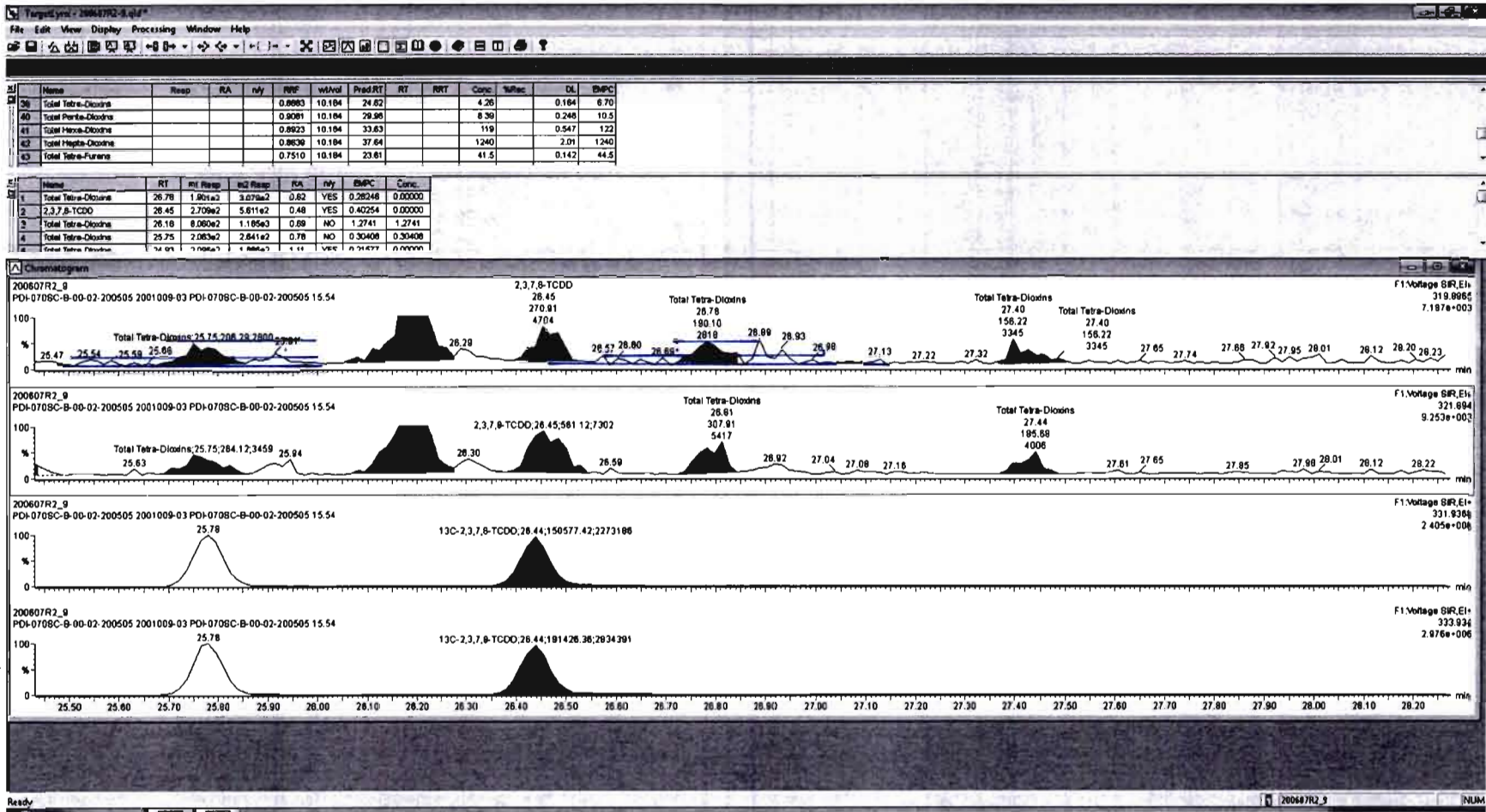
13C-2,3,7,8-TCDD

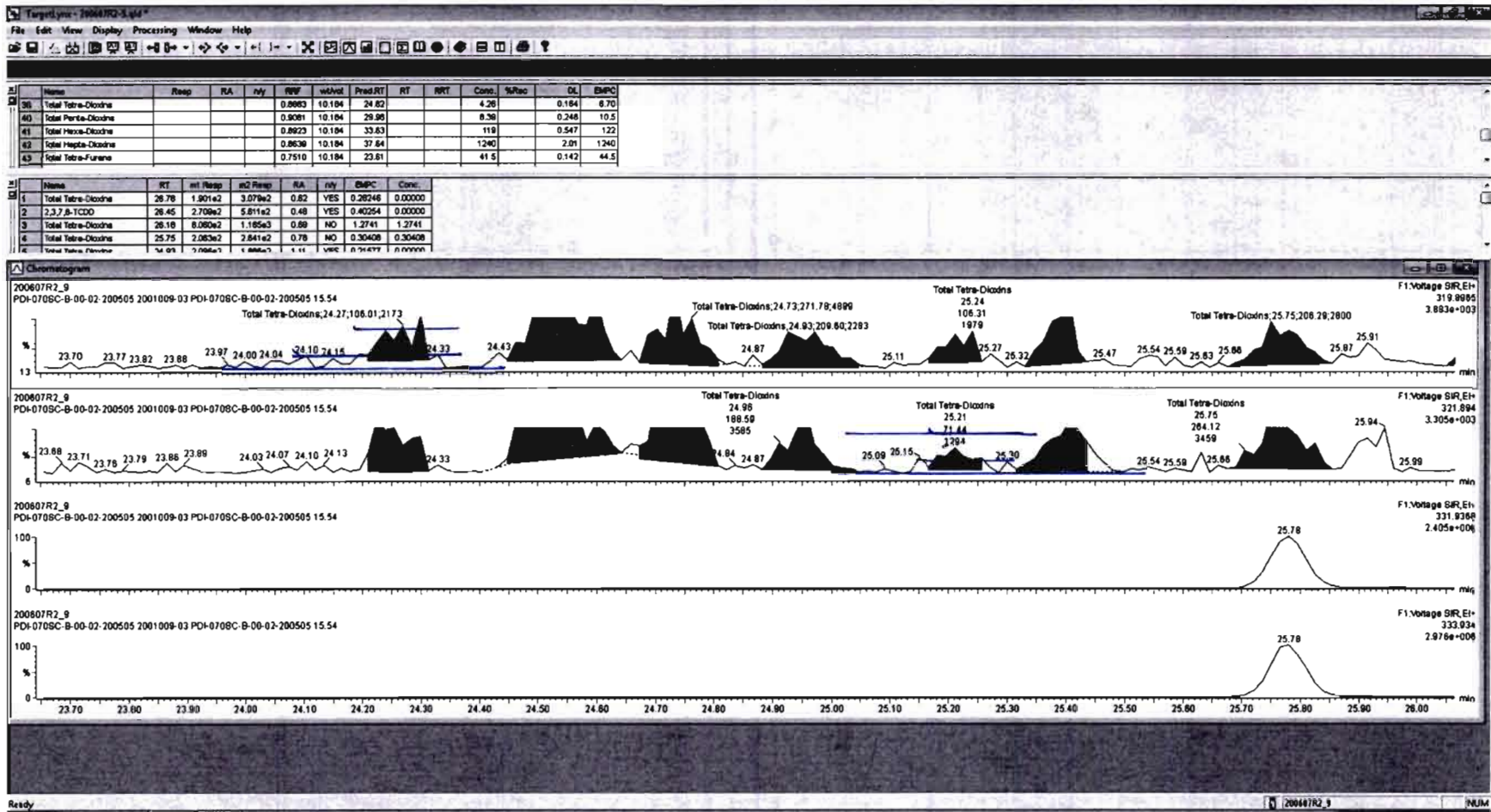
200607R2\_9



200607R2\_9



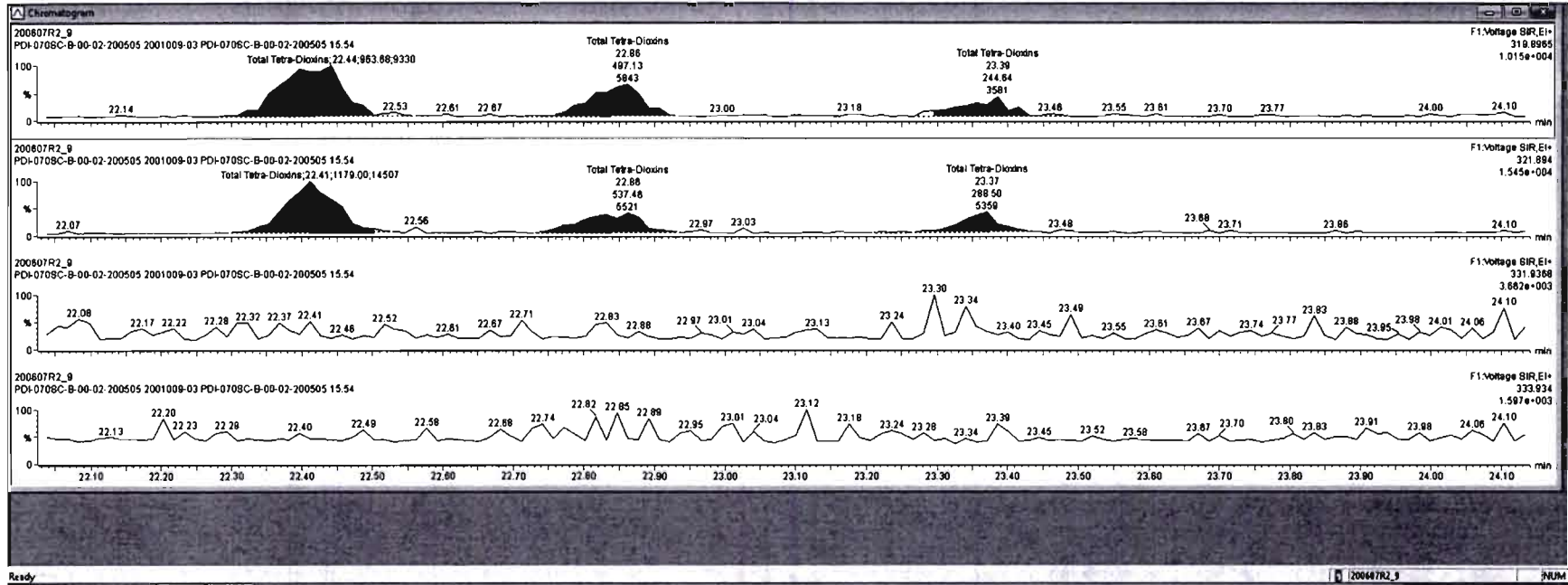




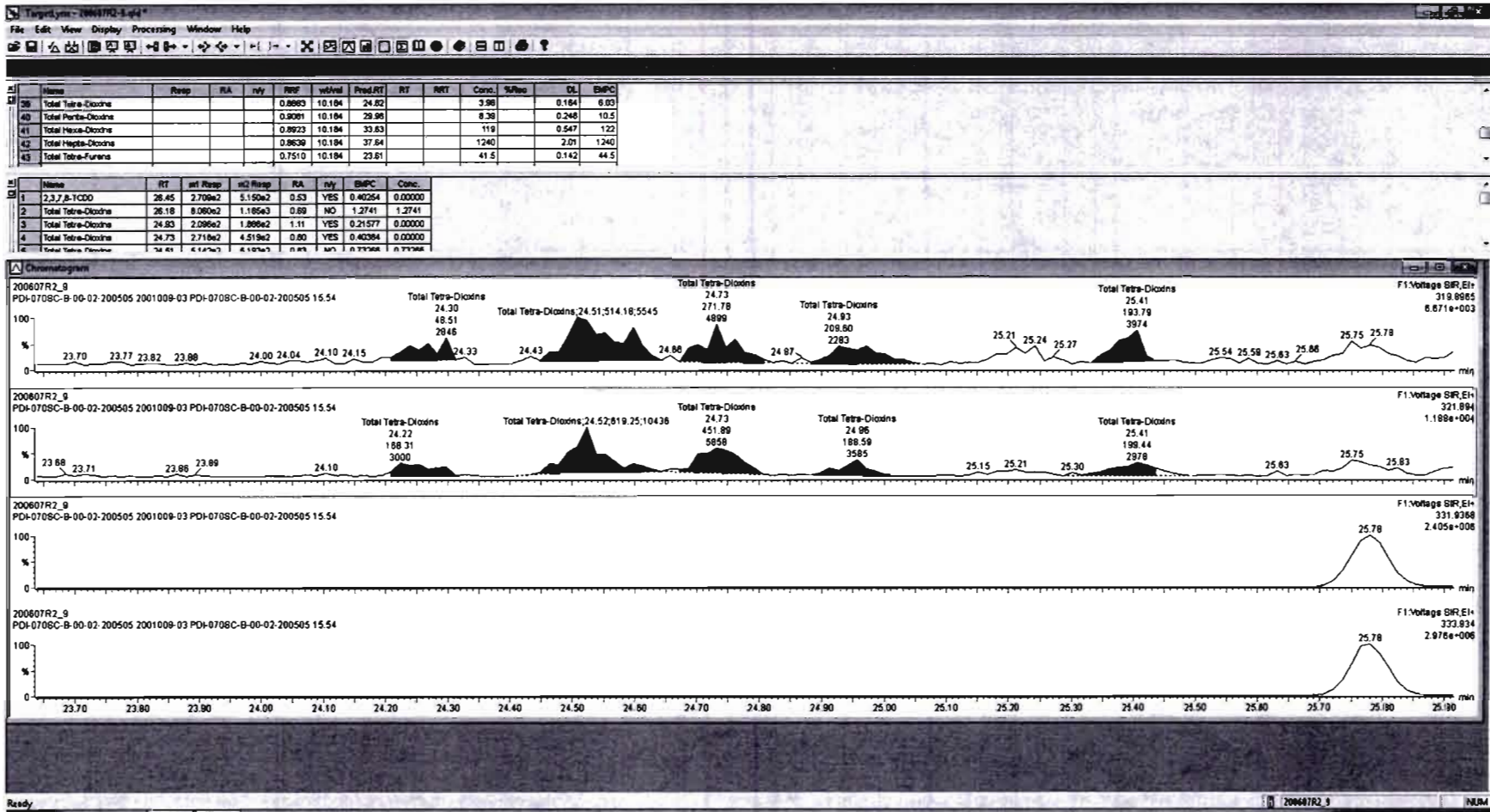
Target: 200109-2.q.d  
 File Edit View Display Processing Window Help

#	Name	Resp	RA	nfy	RfF	wtVal	ProdRT	RT	RRT	Conc.	%Rec	DL	EMPC
39	Total Tetra-Dioxins				0.8883	10.184	24.82			4.10		0.164	8.21
40	Total Penta-Dioxins				0.9081	10.184	29.80			8.30		0.248	10.5
41	Total Hexa-Dioxins				0.8923	10.184	33.83			1.19		0.547	1.22
42	Total Hepta-Dioxins				0.8839	10.184	37.84			1240		3.01	1240
43	Total Tetra-Furans				0.7510	10.184	23.81			41.5		0.142	44.5

#	Name	RT	RI Range	m2 Range	RA	nfy	EMPC	Conc.
1	Total Tetra-Dioxins	26.78	1.801e2	3.079e2	0.62	YES	0.26246	0.00000
2	2,3,7,8-TCDF	26.45	3.708e2	5.811e2	0.48	YES	0.40264	0.00000
3	Total Tetra-Dioxins	25.18	8.080e2	1.185e3	0.89	NO	1.2741	1.2741
4	Total Tetra-Dioxins	25.75	2.083e2	2.841e2	0.78	NO	0.30408	0.30408
5	Total Tetra-Dioxins	24.01	5.086e2	1.188e3	1.11	NO	0.91477	0.00000

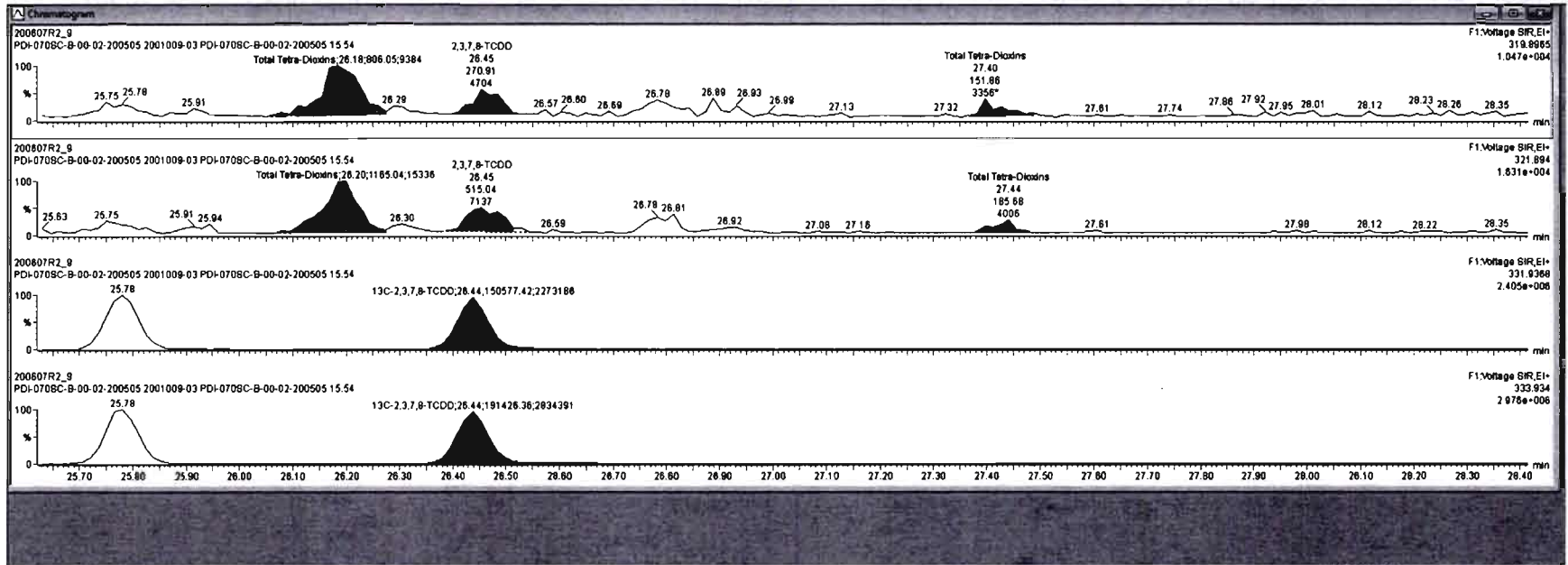






#	Name	Resp	RA	rvf	RFV	wtAve	ProdRT	RT	RRT	Conc.	%Rec	DL	ExpC
39	Total Tetra-Dioxins				0.8963	10.194	24.82			3.96		0.164	8.83
40	Total Penta-Dioxins				0.9081	10.194	29.96			8.36		0.246	10.5
41	Total Hexa-Dioxins				0.8923	10.194	33.83			11.6		0.547	12.2
42	Total Hepta-Dioxins				0.8638	10.194	37.84			12.40		2.01	12.60
43	Total Tetra-Furans				0.7510	10.194	23.81			41.5		0.142	44.5

#	Name	RT	Int Resp	Int Resp	RA	rvf	SNPC	Conc.
1	2,3,7,8-TCDD	26.45	2.709e2	5.150e2	0.53	YES	0.40254	0.00000
2	Total Tetra-Dioxins	26.18	8.080e2	1.185e3	0.89	NO	1.2741	1.2741
3	Total Tetra-Dioxins	24.93	2.096e2	1.866e2	1.11	YES	0.21577	0.00000
4	Total Tetra-Dioxins	24.73	2.718e2	4.519e2	0.80	YES	0.40384	0.00000
5	Total Tetra-Dioxins	24.41	4.147e2	8.187e2	0.81	NO	0.71368	0.71368



Dataset: Untitled

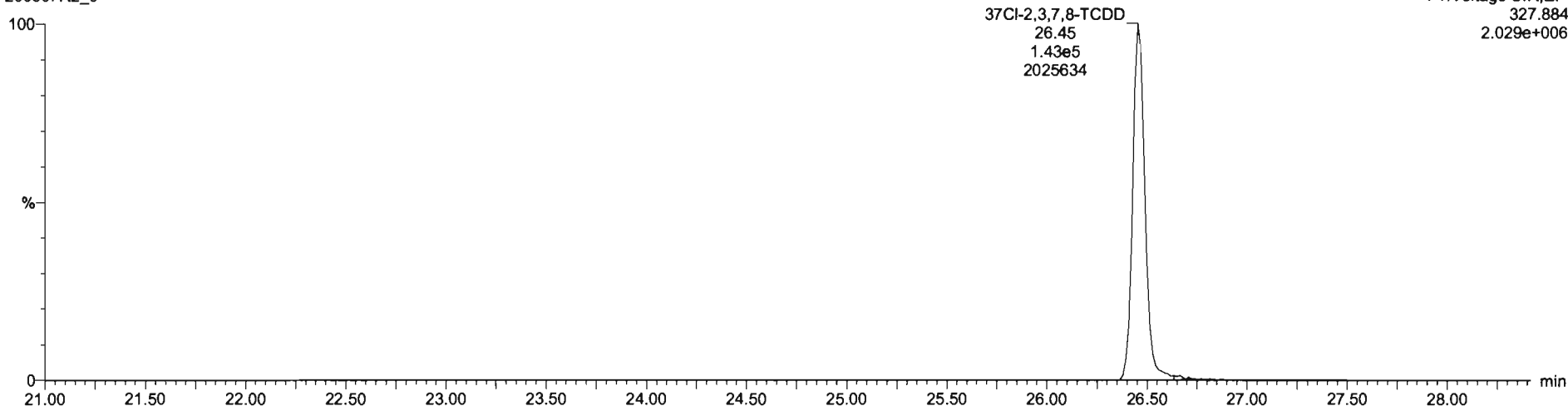
Last Altered: Monday, June 08, 2020 08:53:03 Pacific Daylight Time

Printed: Monday, June 08, 2020 08:56:43 Pacific Daylight Time

Name: 200607R2\_9, Date: 08-Jun-2020, Time: 03:21:16, ID: 2001009-03 PDI-070SC-B-00-02-200505 15.54, Description: PDI-070SC-B-00-02-200505


**37Cl-2,3,7,8-TCDD**

200607R2\_9

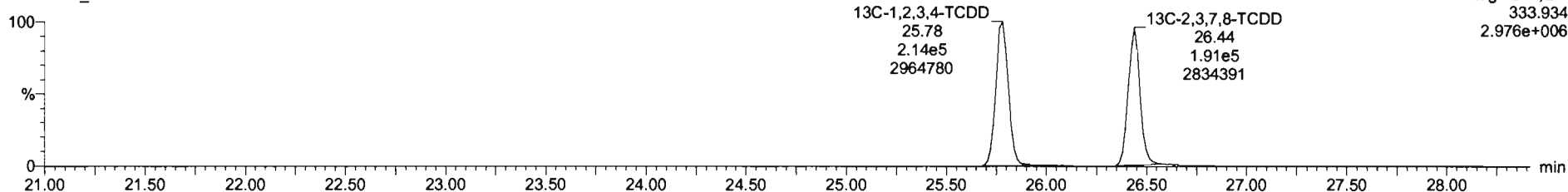


**13C-1,2,3,4-TCDD**

200607R2\_9



200607R2\_9

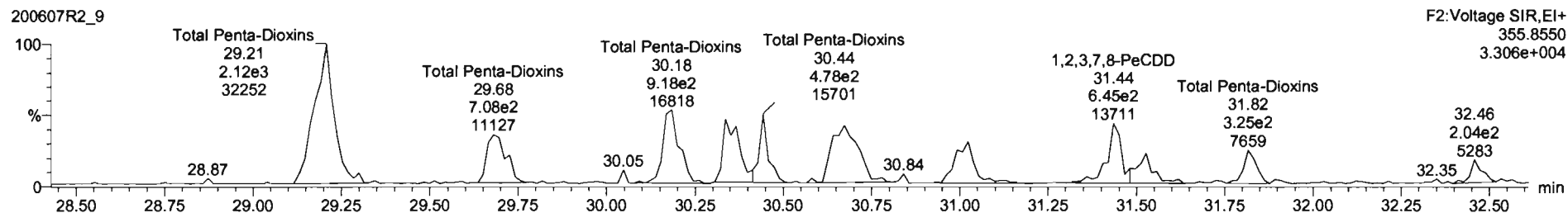
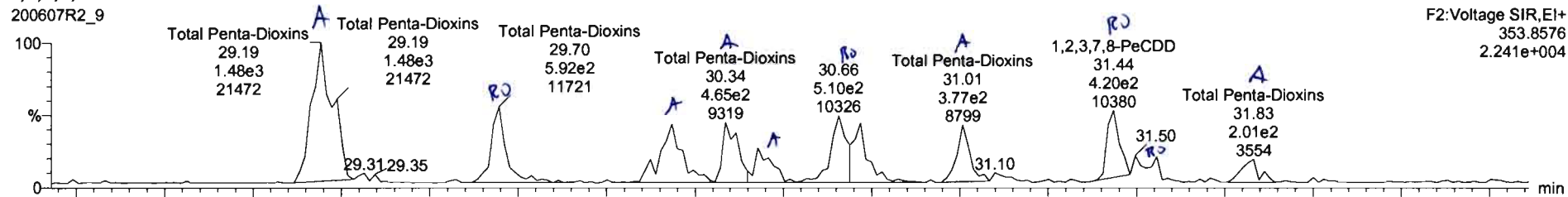


Dataset: Untitled

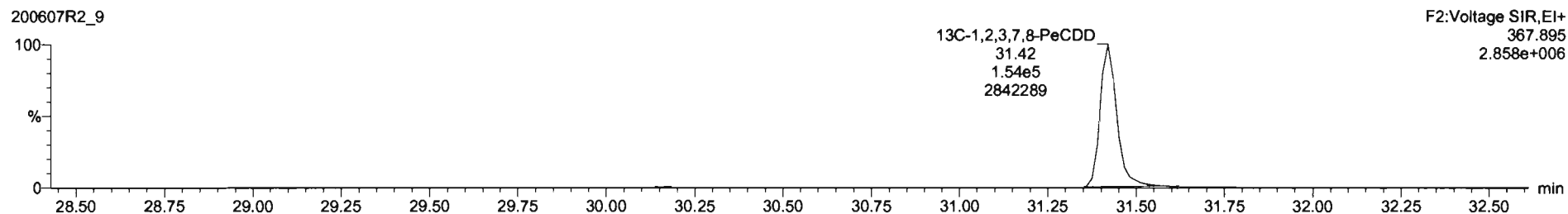
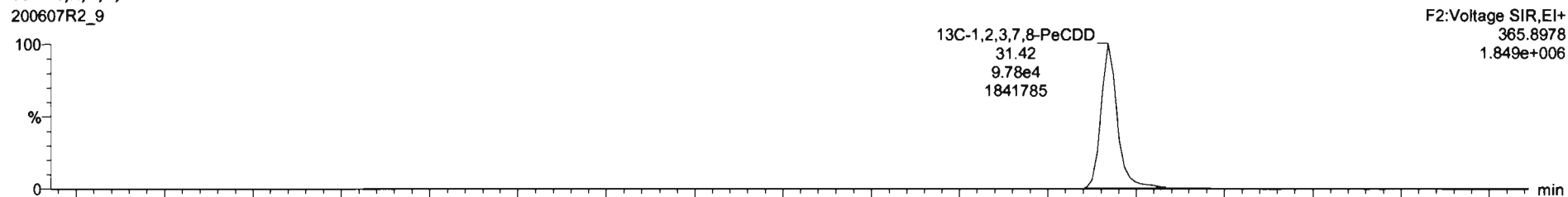
Last Altered: Monday, June 08, 2020 08:53:03 Pacific Daylight Time  
Printed: Monday, June 08, 2020 08:56:43 Pacific Daylight Time

Name: 200607R2\_9, Date: 08-Jun-2020, Time: 03:21:16, ID: 2001009-03 PDI-070SC-B-00-02-200505 15.54, Description: PDI-070SC-B-00-02-200505

**1,2,3,7,8-PeCDD**



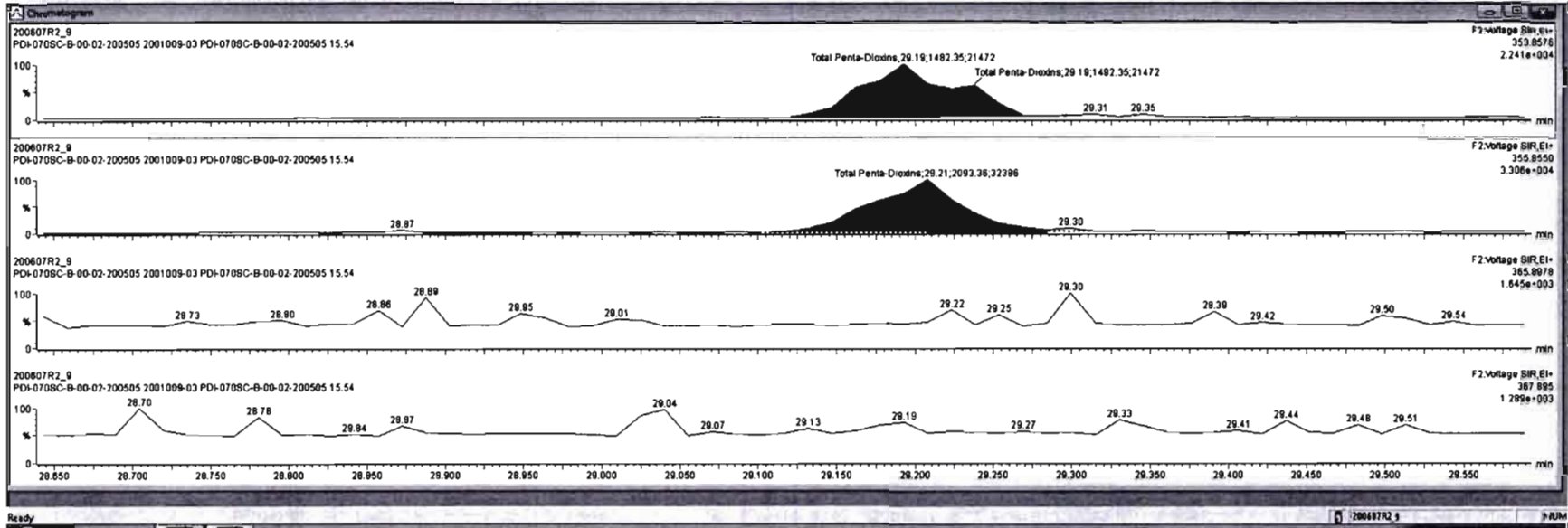
**13C-1,2,3,7,8-PeCDD**

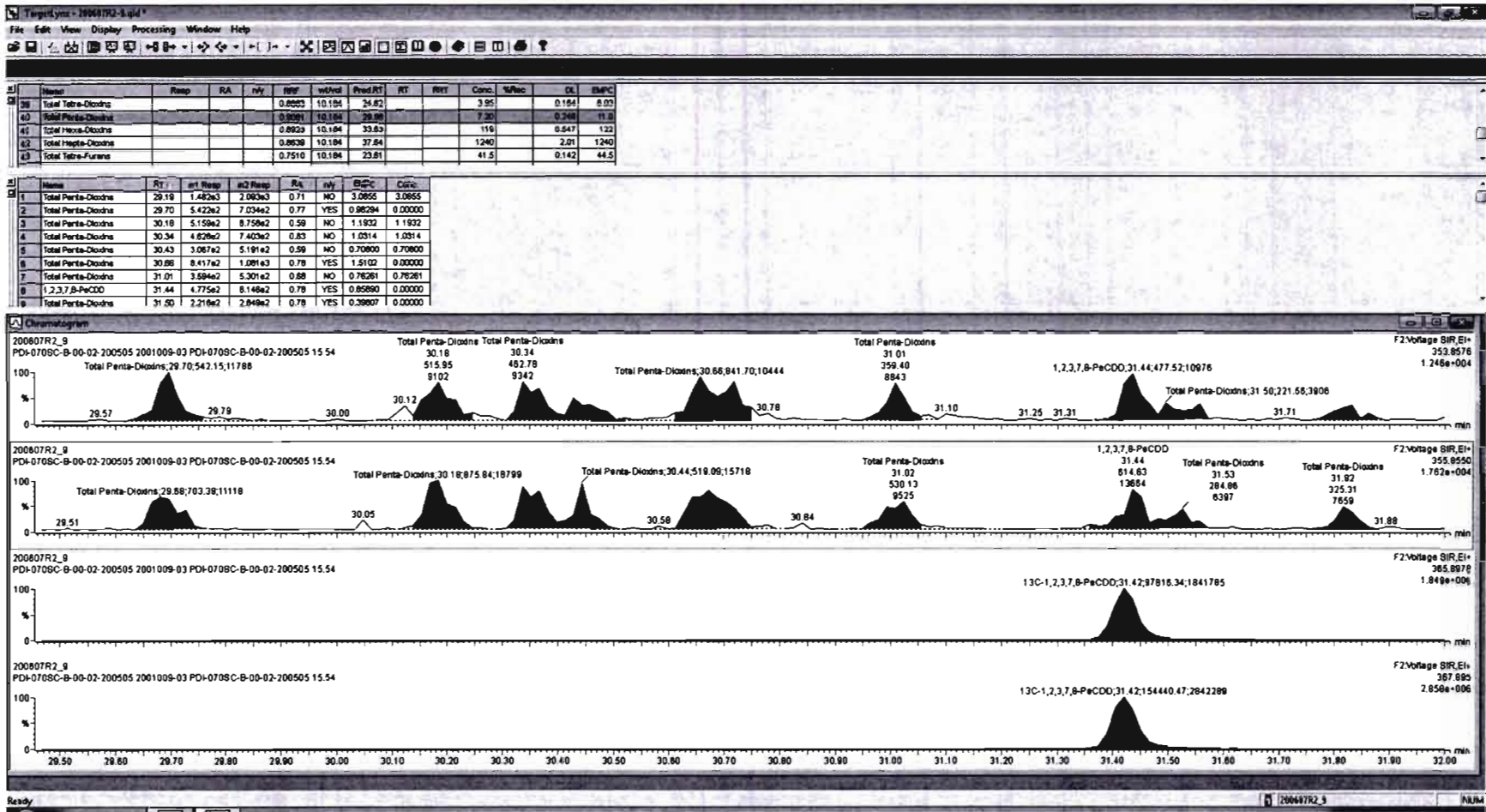


TargetLynx - 200607R2-9.qtd  
 File Edit View Display Processing Window Help

#	Name	Resp	RA	n/y	RF	wt/Vol	Pred.RT	RT	RRT	Conc	%Rec	DL	EBPC
39	Total Tetra-Dioxins				0.8883	10.184	24.82			3.95		0.184	6.03
40	Total Penta-Dioxins				0.9091	10.184	28.98			7.21		0.240	15.8
41	Total Hexa-Dioxins				0.8923	10.184	33.83			116		0.547	122
42	Total Hepta-Dioxins				0.8626	10.184	37.84			1240		2.01	1240
43	Total Tetra-Furans				0.7510	10.184	23.81			41.5		0.142	44.5

#	Name	RT	wt Resp	w2 Resp	RA	n/y	EBPC	Conc
1	Total Penta-Dioxins	28.18	1.482e3	2.002e3	0.71	NO	3.0856	3.0856
2	Total Penta-Dioxins	28.70	5.422e2	7.034e2	0.77	YES	0.88284	0.00000
3	Total Penta-Dioxins	30.18	6.108e2	8.882e2	0.68	NO	1.2937	1.2937
4	Total Penta-Dioxins	30.34	4.828e2	7.470e2	0.62	NO	1.0372	1.0372
5	Total Penta-Dioxins	30.43	3.067e2	5.191e2	0.59	NO	0.70800	0.70800
6	Total Penta-Dioxins	30.68	8.021e2	1.047e3	0.77	YES	1.4625	0.00000
7	Total Penta-Dioxins	31.01	3.584e2	5.301e2	0.68	NO	0.76261	0.76261
8	1,2,3,7,8-PeCDD	31.44	4.775e2	6.148e2	0.78	YES	0.65890	0.00000
9	Total Penta-Dioxins	31.90	1.891e2	2.848e2	0.68	NO	0.40637	0.00000





Dataset: Untitled

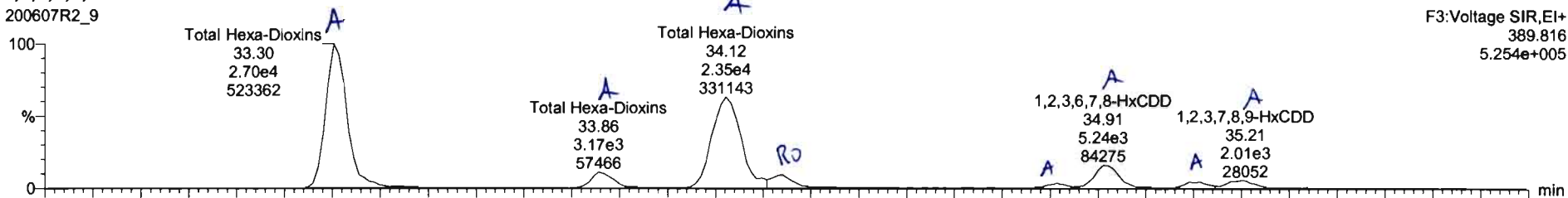
Last Altered: Monday, June 08, 2020 08:53:03 Pacific Daylight Time

Printed: Monday, June 08, 2020 08:56:43 Pacific Daylight Time

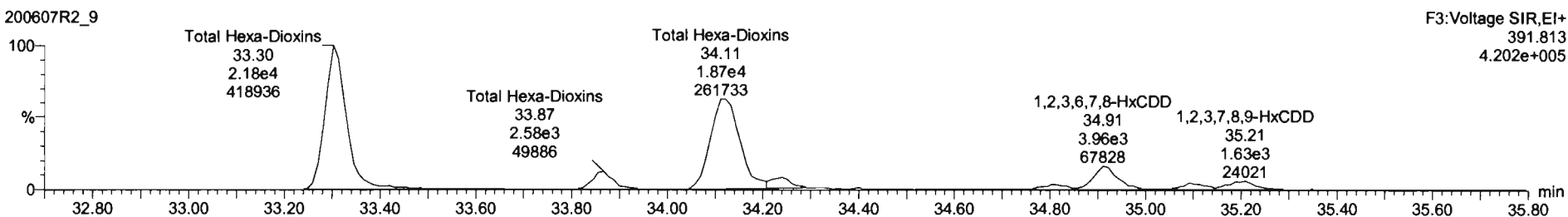
Name: 200607R2\_9, Date: 08-Jun-2020, Time: 03:21:16, ID: 2001009-03 PDI-070SC-B-00-02-200505 15.54, Description: PDI-070SC-B-00-02-200505

1,2,3,4,7,8-HxCDD

200607R2\_9




200607R2\_9

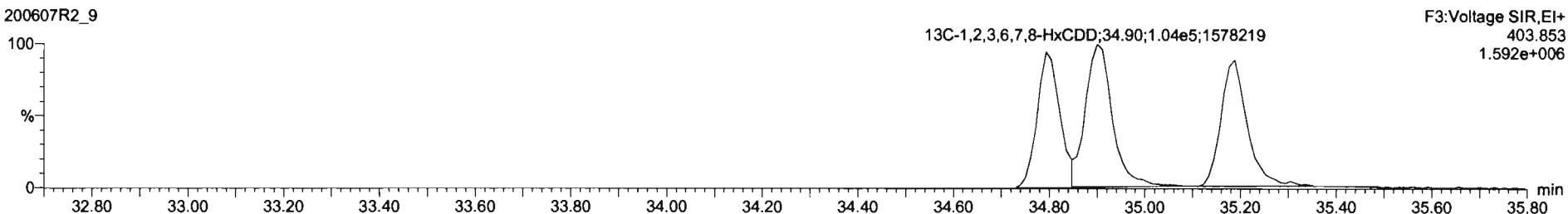


13C-1,2,3,4,7,8-HxCDD

200607R2\_9



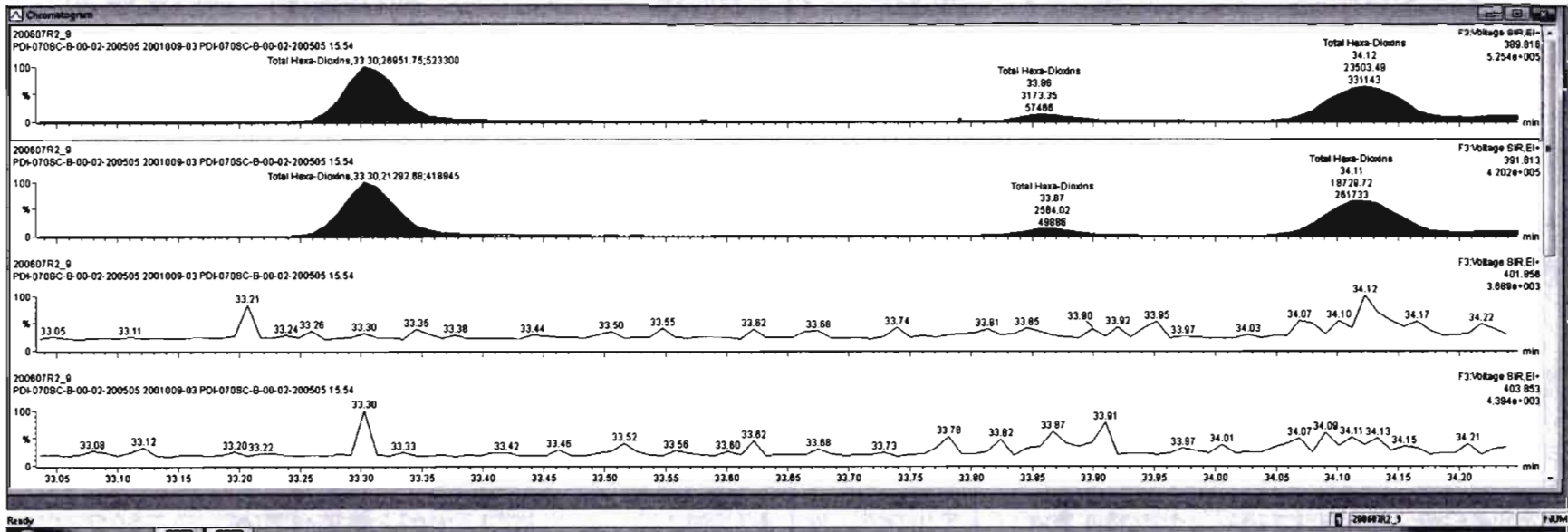
200607R2\_9



TargetLynx - 20060702\_9.qld  
 File Edit View Display Processing Window Help

Name	Resp	RA	n/y	RFV	stdDev	Prod.RT	RT	RRT	Conc.	%Rec	DL	dBPC
39 Total Tetra-Chlorine				0.0003	10.104	24.62			3.95	0.184	6.03	
40 Total Penta-Chlorine				0.0001	10.104	28.90			7.20	0.240	11.0	
41 Total Hexa-Chlorine				0.0023	10.104	33.03			118	8.647	33	
42 Total Hepta-Chlorine				0.8530	10.104	37.04			1240	3.01	1240	
43 Total Tetra-Furane				0.7510	10.104	23.61			41.5	0.142	44.5	

Name	RT	int Resp	m3 Resp	RA	n/y	dBPC	Conc.
1 Total Hexa-Dioxine	33.30	2.865e4	2.175e4	1.27	NO	50.784	50.784
2 Total Hexa-Dioxine	33.86	3.173e3	2.584e3	1.23	NO	8.0590	8.0590
3 Total Hexa-Dioxine	34.12	2.350e4	1.873e4	1.25	NO	44.438	44.438
4 Total Hexa-Dioxine	34.24	2.574e3	1.550e3	1.68	YES	3.8524	0.00000
5 1,2,3,4,7,8-HxCDD	34.81	8.607e2	7.844e2	1.13	NO	1.8774	1.8774
6 1,2,3,6,7,8-HxCDD	34.91	5.313e3	4.010e3	1.32	NO	8.8694	8.8694
7 Total Hexa-Dioxine	35.11	1.285e3	9.471e2	1.34	NO	2.3271	2.3271
8 1,2,3,7,8,9-HxCDD	35.21	2.089e3	1.708e3	1.23	NO	4.0758	4.0758

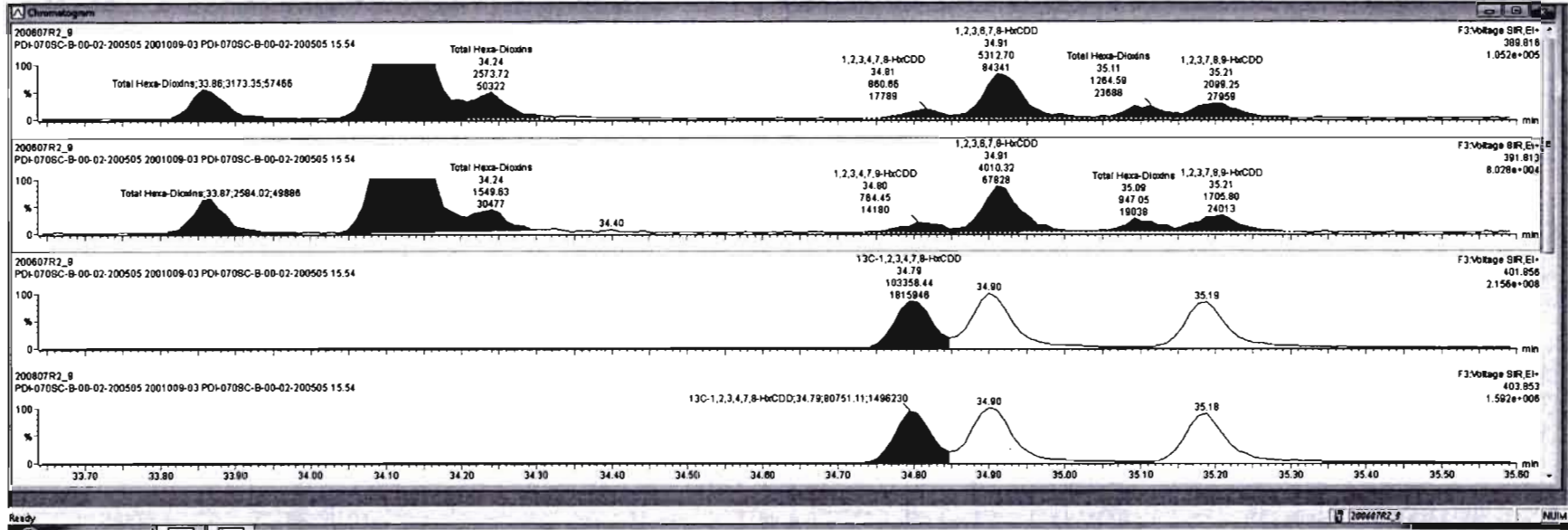






#	Name	Resp	RA	n/y	RPF	intgrl	Prod.RT	RT	PRT	Conc	%Rec	DL	EnPC
38	Total Hexa-Dioxins				0.8803	10.184	24.82			3.85		0.184	8.83
41	Total Hexa-Dioxins				0.8001	10.184	29.28			7.20		0.248	11.0
41	Total Hexa-Dioxins				3.8823	10.184	35.33			118		0.557	122
42	Total Hexa-Dioxins				0.8539	10.184	37.84			1240		2.01	1240
43	Total Tetra-Furans				0.7510	10.184	23.81			41.5		0.142	44.5

#	Name	RT	int Ramp	int3 Resp	RA	n/y	EnPC	Conc
1	Total Hexa-Dioxins	33.30	2.895e4	2.129e4	1.27	NO	50.784	50.784
2	Total Hexa-Dioxins	33.86	3.173e3	2.584e3	1.23	NO	6.0580	6.0580
3	Total Hexa-Dioxins	34.12	2.350e4	1.873e4	1.25	NO	44.438	44.438
4	Total Hexa-Dioxins	34.24	2.574e3	1.550e3	1.88	YES	3.8524	0.00000
5	1,2,3,4,7,8-HxCDD	34.81	8.607e2	7.644e2	1.13	NO	1.8774	1.8774
6	1,2,3,7,8-HxCDD	34.91	5.313e3	4.010e3	1.32	NO	8.8894	8.8894
7	Total Hexa-Dioxins	35.11	1.285e3	9.471e2	1.34	NO	2.3271	2.3271
8	1,2,3,7,8,9-HxCDD	35.21	2.088e3	1.706e3	1.23	NO	4.0758	4.0758



Dataset: Untitled


Last Altered: Monday, June 08, 2020 08:53:03 Pacific Daylight Time

Printed: Monday, June 08, 2020 08:56:43 Pacific Daylight Time

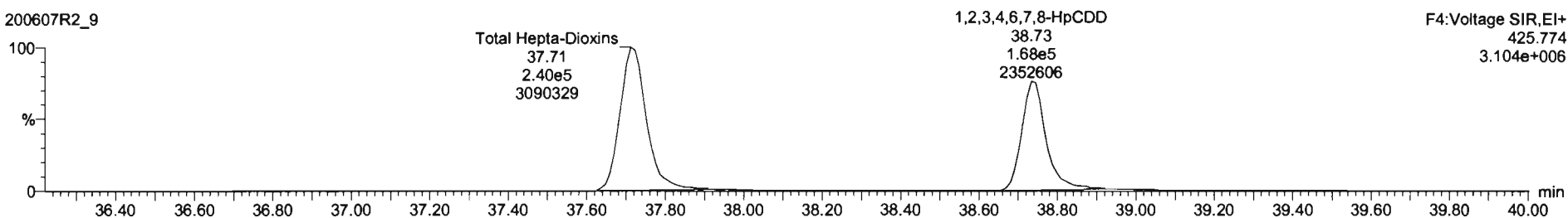
Name: 200607R2\_9, Date: 08-Jun-2020, Time: 03:21:16, ID: 2001009-03 PDI-070SC-B-00-02-200505 15.54, Description: PDI-070SC-B-00-02-200505

1,2,3,4,6,7,8-HpCDD

200607R2\_9

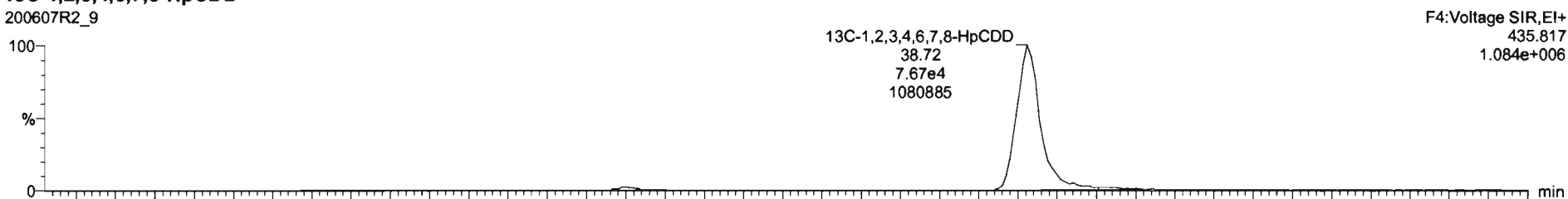


200607R2\_9

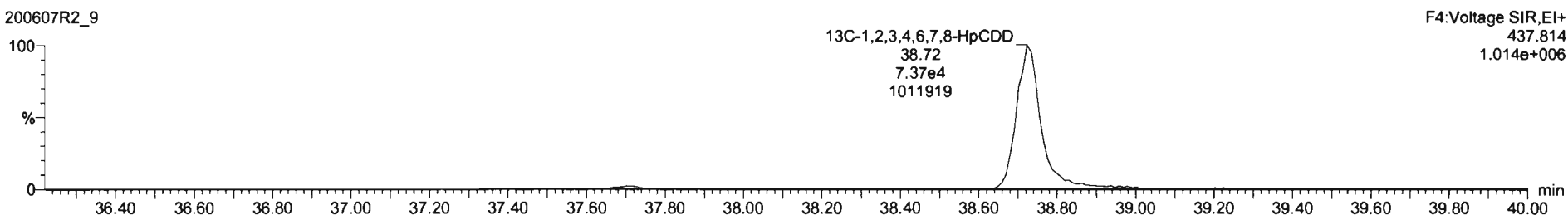


13C-1,2,3,4,6,7,8-HpCDD

200607R2\_9



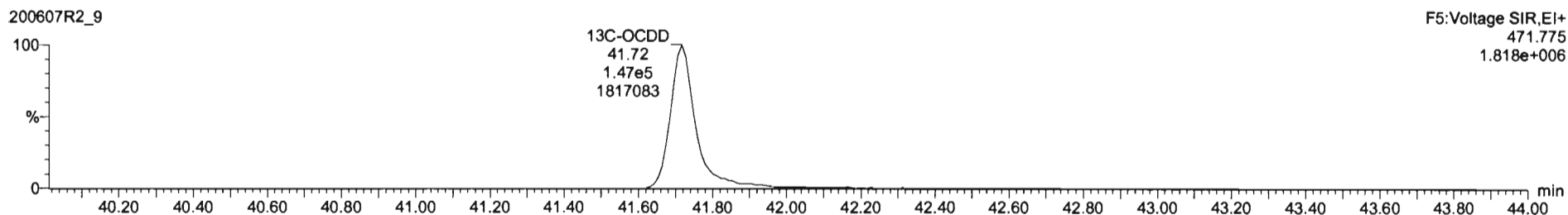
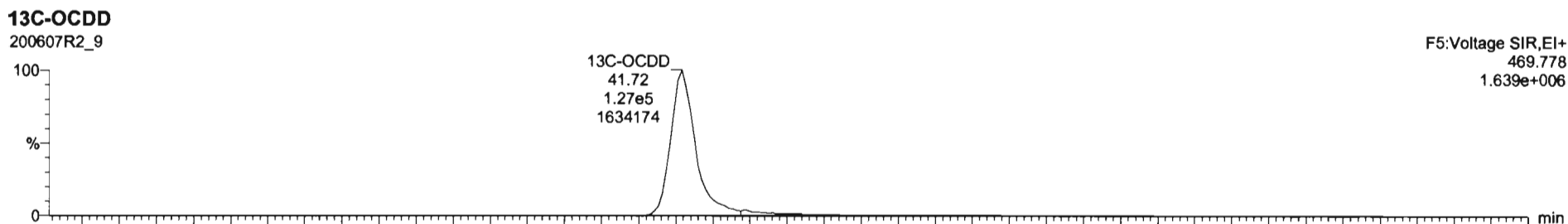
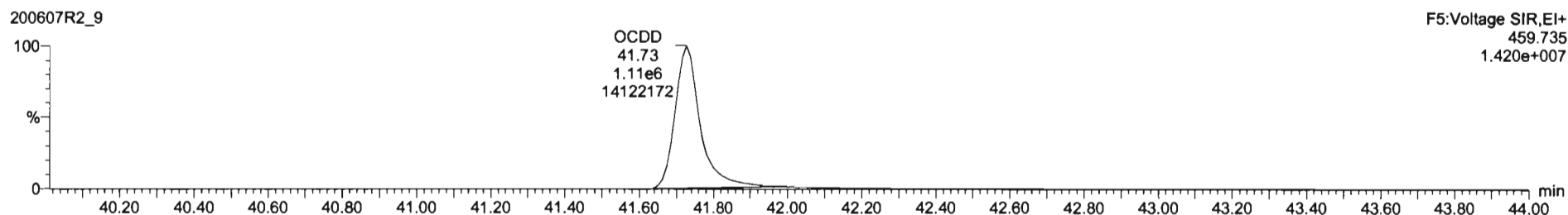
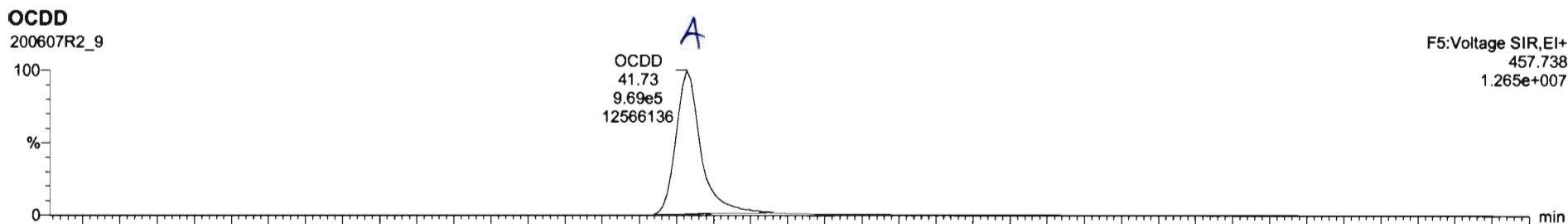
200607R2\_9



Dataset: Untitled

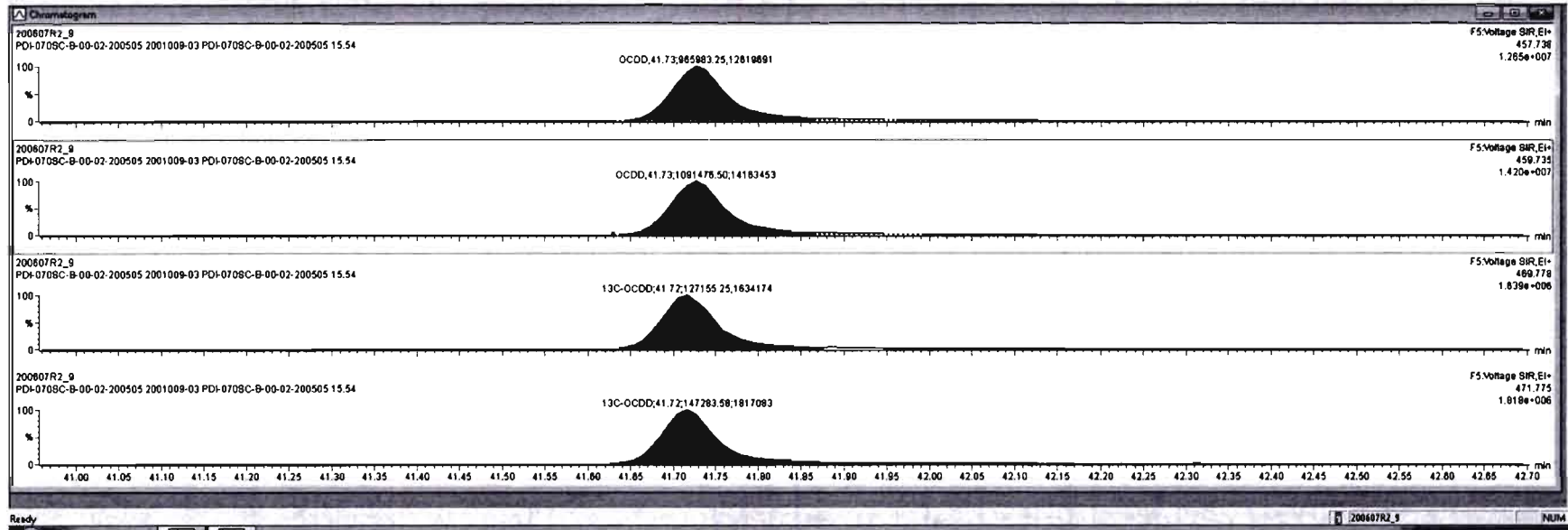
Last Altered: Monday, June 08, 2020 08:53:03 Pacific Daylight Time  
Printed: Monday, June 08, 2020 08:56:43 Pacific Daylight Time

Name: 200607R2\_9, Date: 08-Jun-2020, Time: 03:21:16, ID: 2001009-03 PDI-070SC-B-00-02-200505 15.54, Description: PDI-070SC-B-00-02-200505



Name	Resp	RA	nV	InjP	WtVol	ProdRT	WT	IntT	Conc.	%Rec	DL	EMPC
7	OCDD	2.08e+	0.89	NO	0.9138	10.184	41.72	1.000	20.8		2.31	3028
8	2,3,7,8-TCDF	2.77e+	0.78	NO	0.7510	10.184	25.57	25.58	1.001	11.8	0.142	11.9
9	1,2,3,7,8-PeCDF	1.83e+	1.84	NO	0.8825	10.184	30.18	30.15	1.000	10.1	0.264	10.1
10	2,3,4,7,8-PeCDF	1.33e+	1.86	NO	0.8348	10.184	31.15	31.15	1.001	7.14	0.232	7.14
11	1,2,3,4,7,8-HxCDF	2.47e+	1.21	NO	0.8845	10.184	33.82	33.83	1.000	20.8	0.382	20.8

Name	RT	m1 Resp	m2 Resp	RA	nV	EMPC	Conc.
1							

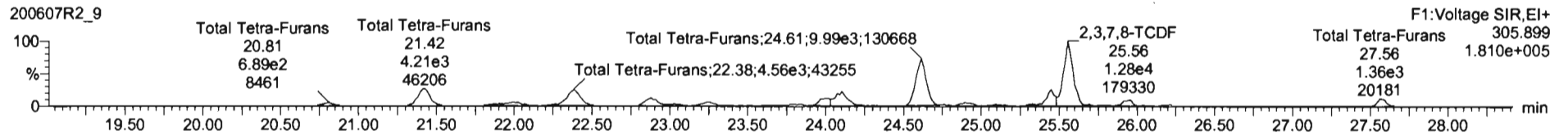



Dataset: Untitled

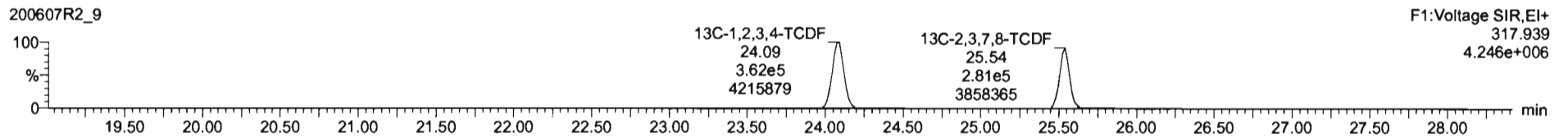
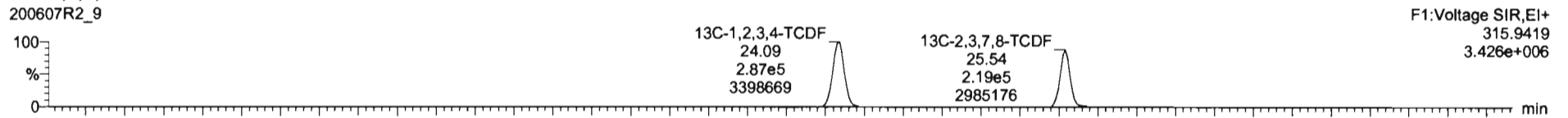
Last Altered: Monday, June 08, 2020 08:53:03 Pacific Daylight Time  
Printed: Monday, June 08, 2020 08:56:43 Pacific Daylight Time

Name: 200607R2\_9, Date: 08-Jun-2020, Time: 03:21:16, ID: 2001009-03 PDI-070SC-B-00-02-200505 15.54, Description: PDI-070SC-B-00-02-200505

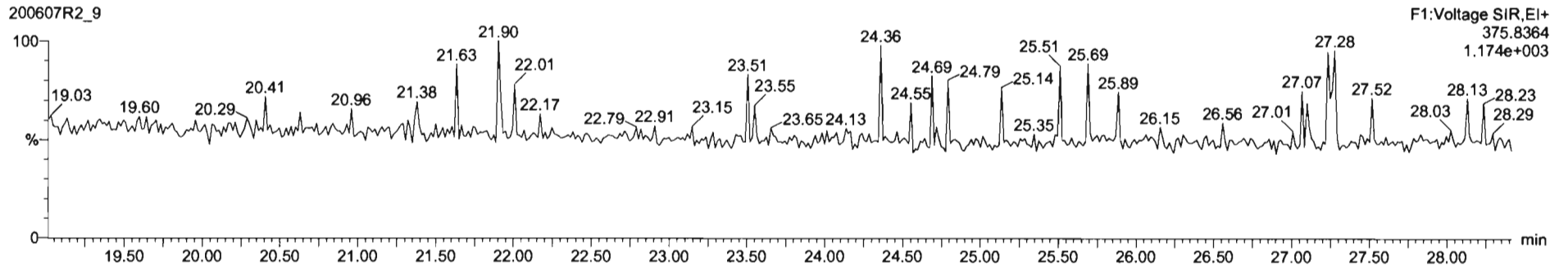
**2,3,7,8-TCDF**



**13C-2,3,7,8-TCDF**



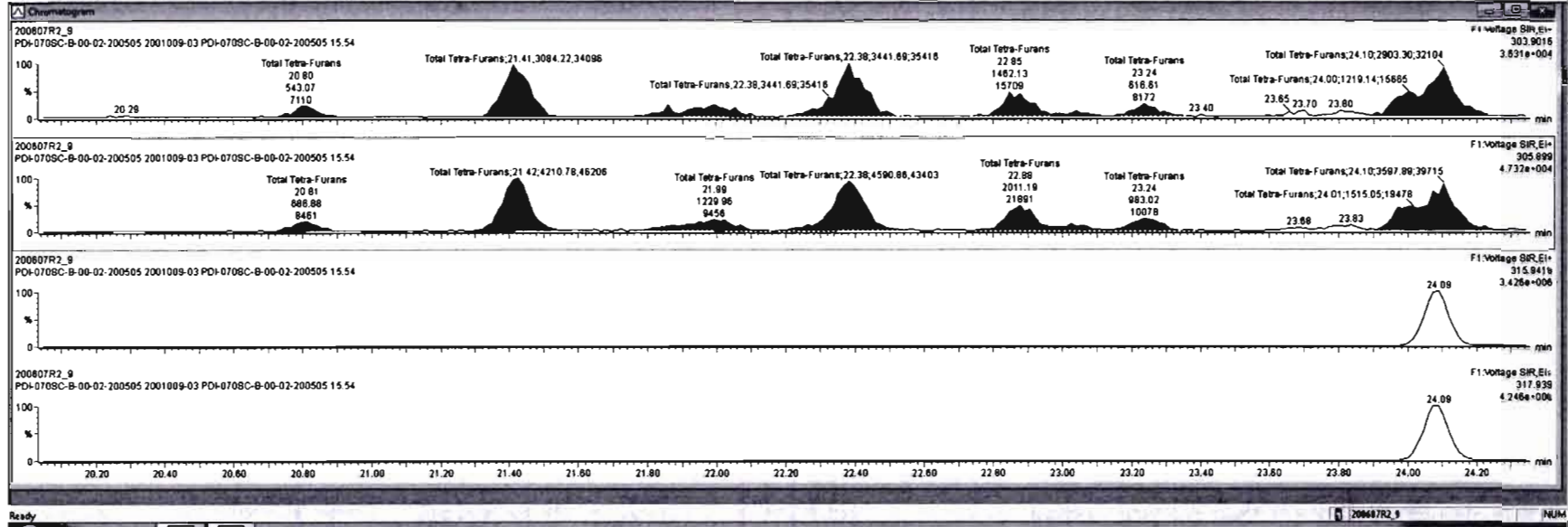
**DPE1**

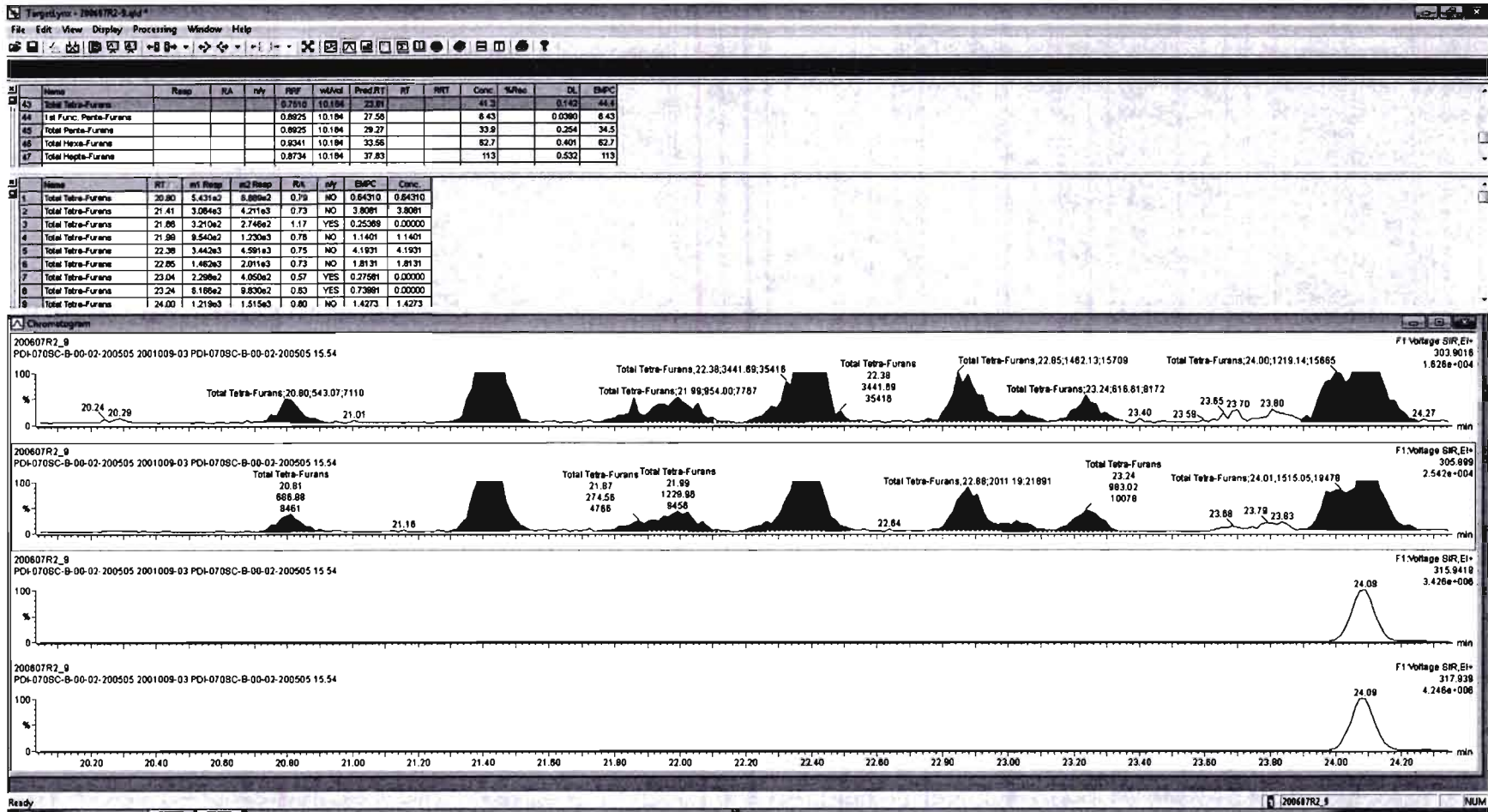


TargetLynx - 200807R2-9.qld  
 File Edit View Display Processing Window Help

ID	Name	Reop	RA	n/y	RW	wt/wd	PredRT	RT	RRT	Conc	%Inc	DL	EMPC
43	Total Tetra-Furans				0.7510	10.194	23.91			43.3		0.142	44.6
44	1st Furc. Penta-Furans				0.8625	10.194	27.50			6.43		0.0390	6.43
45	Total Penta-Furans				0.8925	10.194	28.27			33.9		0.254	34.5
46	Total Hexa-Furans				0.8241	10.194	33.58			62.7		0.401	62.7
47	Total Hepta-Furans				0.8734	10.194	37.83			113		0.532	113

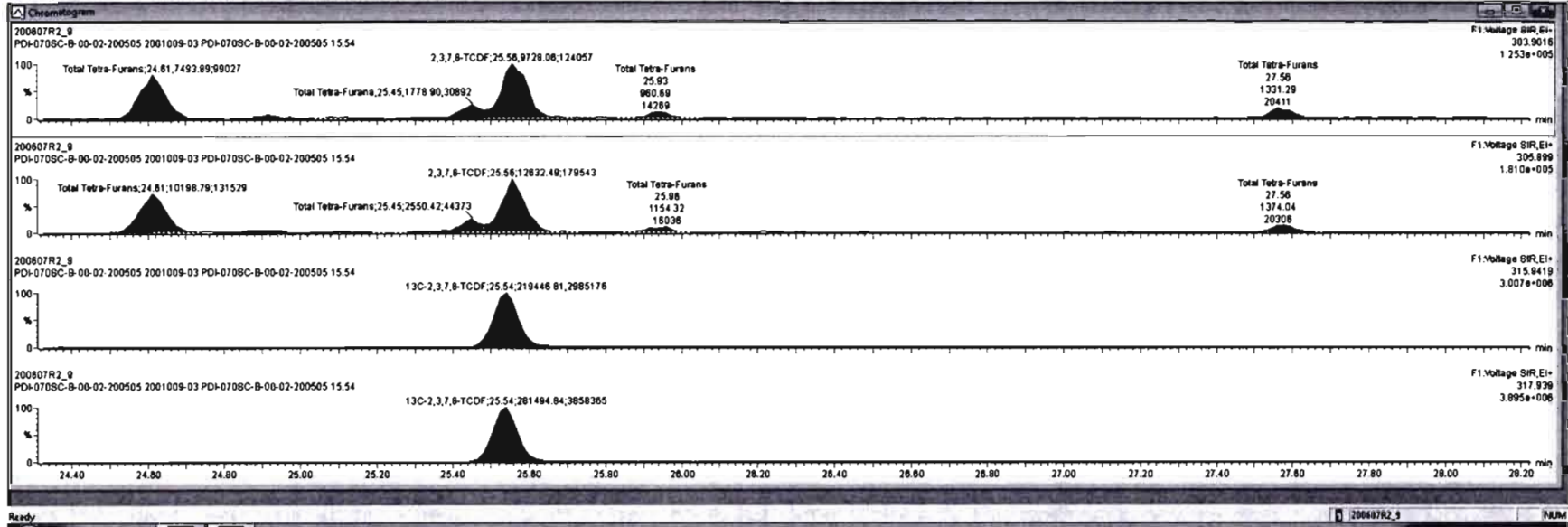
ID	Name	RT	wt Range	wt Range	RA	n/y	EMPC	Conc
1	Total Tetra-Furans	20.80	5.431e2	8.880e2	0.79	NO	0.84310	0.66310
2	Total Tetra-Furans	21.41	3.284e2	4.211e3	0.73	NO	3.8081	3.8081
3	Total Tetra-Furans	21.86	3.210e2	2.748e2	1.17	YES	0.25389	0.00000
4	Total Tetra-Furans	21.98	9.540e2	1.230e3	0.78	NO	1.1401	1.1401
5	Total Tetra-Furans	22.38	3.442e3	4.591e3	0.75	NO	4.1931	4.1931
6	Total Tetra-Furans	22.85	1.462e3	2.011e3	0.73	NO	1.8131	1.8131
7	Total Tetra-Furans	23.04	2.286e2	4.050e2	0.57	YES	0.27581	0.00000
8	Total Tetra-Furans	23.24	8.186e2	9.830e2	0.83	YES	0.73981	0.00000
9	Total Tetra-Furans	24.00	1.219e3	1.515e3	0.80	NO	1.4273	1.4273





SL	Name	Resp	RA	n/y	RRF	wtVd	Prod.RT	RT	RTT	Conc	%Rec	DL	EMPC
43	Total Tetra-Furans				0.7519	10.194	23.91			8.3		0.142	44.4
44	1st Func. Penta-Furans				0.8925	10.194	27.59			8.43		0.0390	8.43
45	Total Penta-Furans				0.8925	10.194	29.27			33.9		0.254	34.5
46	Total Hexa-Furans				0.8341	10.194	33.56			62.7		0.401	62.7
47	Total Hepta-Furans				0.8734	10.194	37.83			113		0.532	113

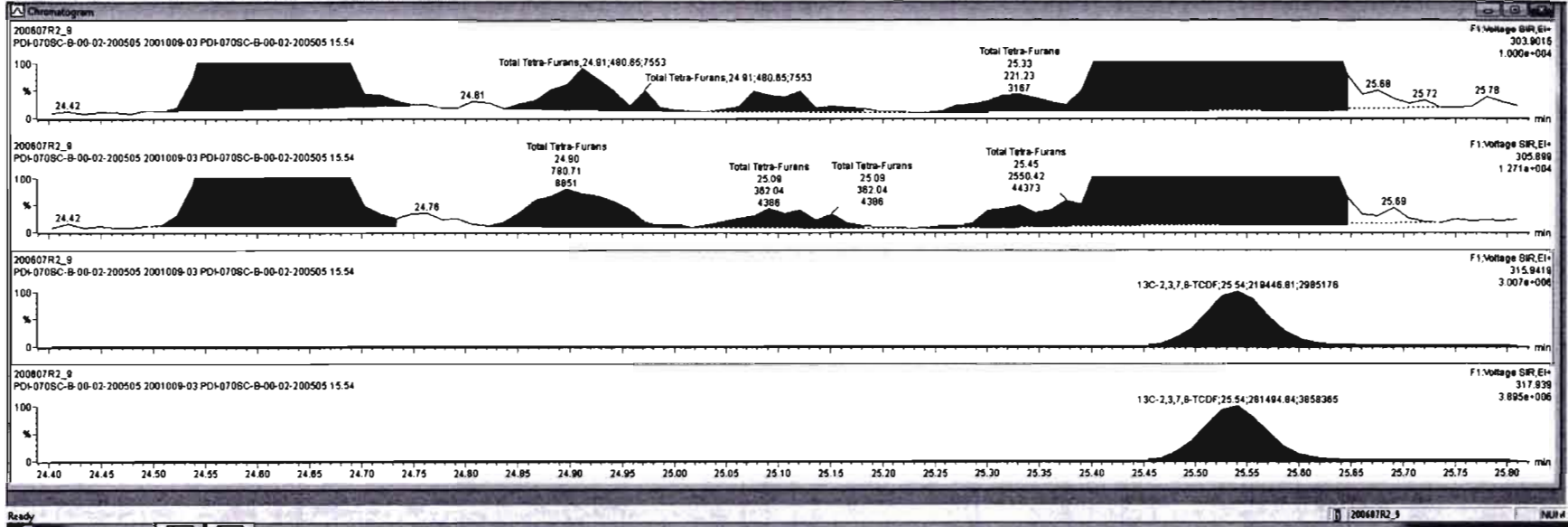
SL	Name	RT	n1 Flag	m2 Flag	RA	n/y	EMPC	Conc.
1	Total Tetra-Furans	20.80	5.431e2	8.889e2	0.79	NO	0.64310	0.64310
2	Total Tetra-Furans	21.41	3.084e3	4.211e3	0.73	NO	3.8081	3.8081
3	Total Tetra-Furans	21.86	3.210e2	2.748e2	1.17	YES	0.25369	0.00000
4	Total Tetra-Furans	21.99	9.540e2	1.230e3	0.78	NO	1.1401	1.1401
5	Total Tetra-Furans	22.38	3.442e3	4.591e3	0.75	NO	4.1931	4.1931
6	Total Tetra-Furans	22.85	1.462e3	2.011e3	0.73	NO	1.8131	1.8131
7	Total Tetra-Furans	23.04	2.286e2	4.060e2	0.57	YES	0.27581	0.00000
8	Total Tetra-Furans	23.24	8.186e2	9.830e2	0.63	YES	0.73981	0.00000
9	Total Tetra-Furans	24.00	1.219e3	1.515e3	0.80	NO	1.4273	1.4273

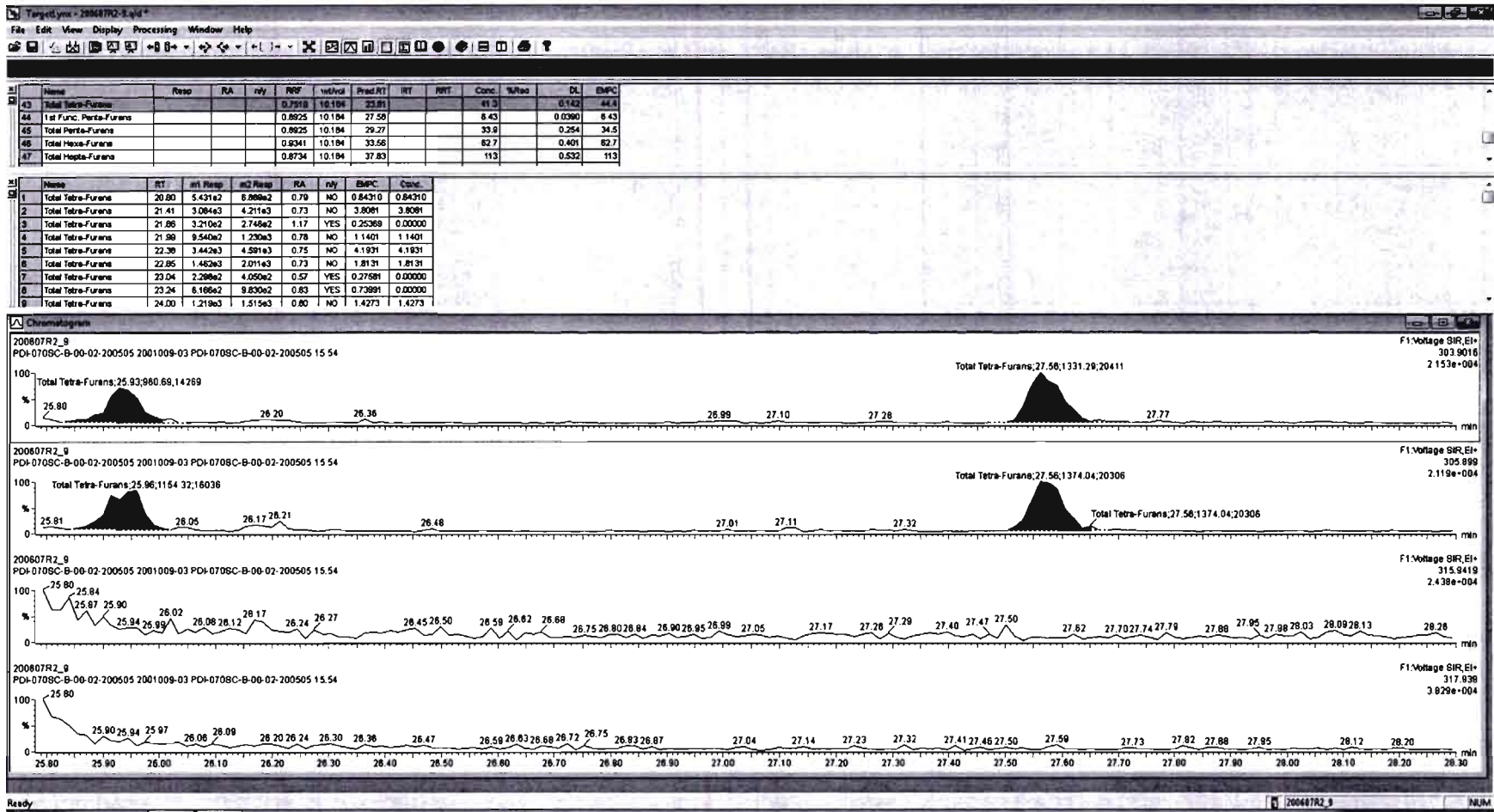




#	Name	Retap	RA	nH	RF	wtVol	ProdRT	RT	RRT	Conc.	%Rec	DL	EMPC
43	Total Tetra-Furans				0.7910	10.194	22.05			81.3		0.142	44.4
44	Total Penta-Furans				0.8925	10.194	27.50			8.43		0.0360	8.43
45	Total Hexa-Furans				0.8925	10.194	28.27			33.9		0.254	34.5
46	Total Hepta-Furans				0.8341	10.194	33.56			62.7		0.401	62.7
47	Total Tetra-Furans				0.8734	10.194	37.83			113		0.532	113

#	Name	RT	wt Resp	wt Resp	RA	nH	EMPC	Conc.
1	Total Tetra-Furans	20.80	5.431e2	8.898e2	0.79	NO	0.84310	0.84310
2	Total Tetra-Furans	21.41	3.084e3	4.211e3	0.73	NO	3.8091	3.8091
3	Total Tetra-Furans	21.86	3.210e2	2.746e2	1.17	YES	0.25389	0.00000
4	Total Tetra-Furans	21.99	9.540e2	1.230e3	0.78	NO	1.1401	1.1401
5	Total Tetra-Furans	22.38	3.442e3	4.581e3	0.75	NO	4.1931	4.1931
6	Total Tetra-Furans	22.85	1.462e3	2.011e3	0.73	NO	1.8131	1.8131
7	Total Tetra-Furans	23.04	2.298e2	4.050e2	0.57	YES	0.27581	0.00000
8	Total Tetra-Furans	23.24	8.186e2	9.830e2	0.83	YES	0.73991	0.00000
9	Total Tetra-Furans	24.00	1.219e3	1.515e3	0.80	NO	1.4273	1.4273





Dataset: Untitled


Last Altered: Monday, June 08, 2020 08:53:03 Pacific Daylight Time

Printed: Monday, June 08, 2020 08:56:43 Pacific Daylight Time

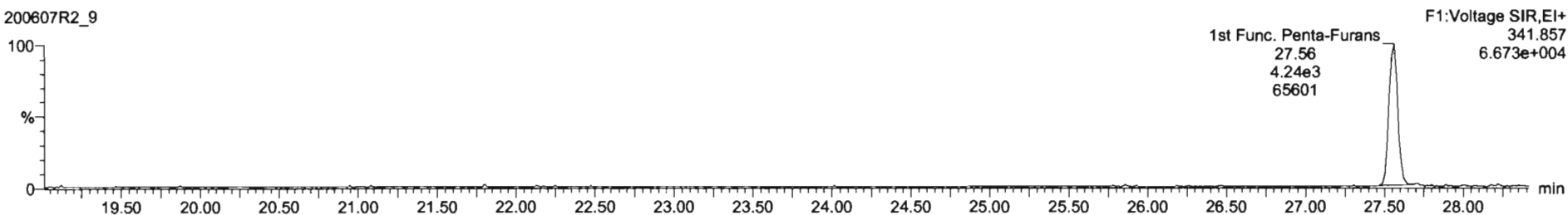
Name: 200607R2\_9, Date: 08-Jun-2020, Time: 03:21:16, ID: 2001009-03 PDI-070SC-B-00-02-200505 15.54, Description: PDI-070SC-B-00-02-200505

1st Func. Penta-Furans

200607R2\_9

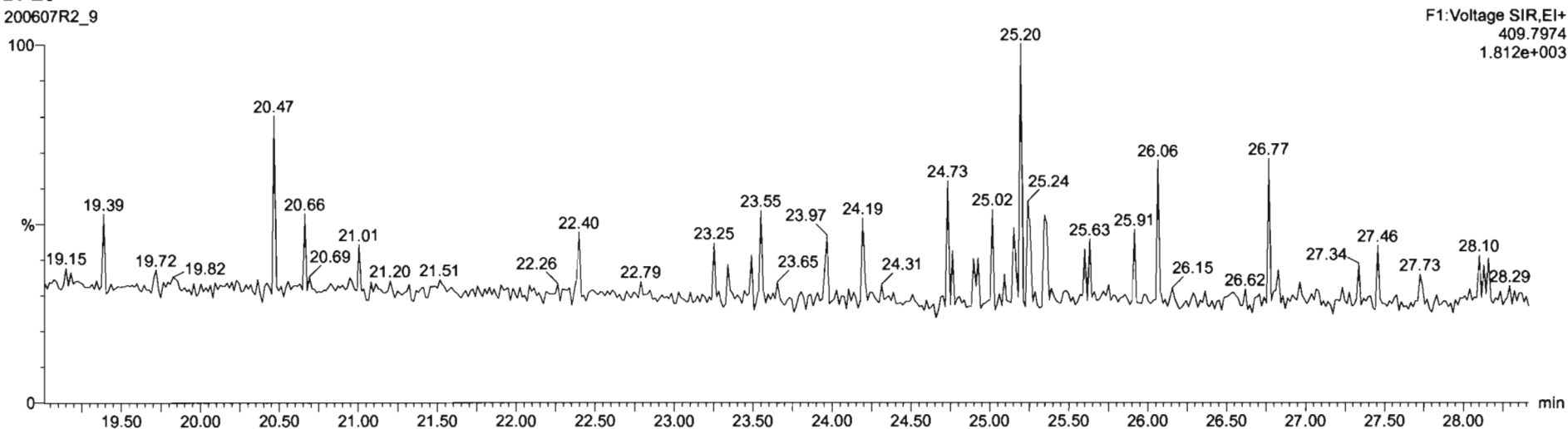


200607R2\_9



DPE6

200607R2\_9

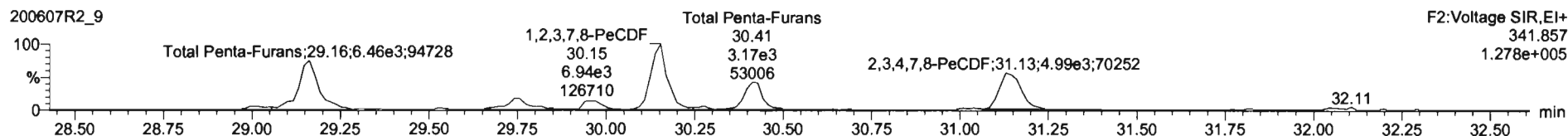
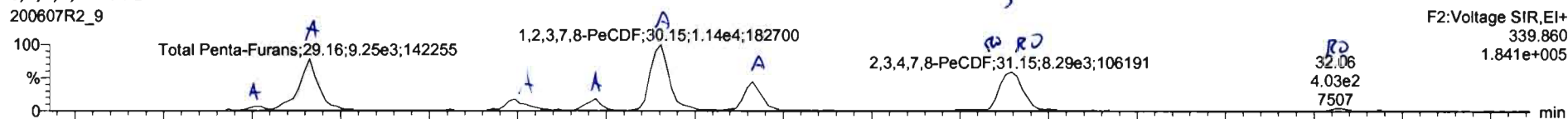


Dataset: Untitled

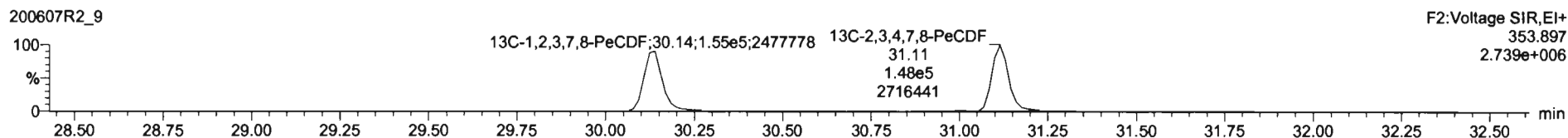

Last Altered: Monday, June 08, 2020 08:53:03 Pacific Daylight Time  
Printed: Monday, June 08, 2020 08:56:43 Pacific Daylight Time

Name: 200607R2\_9, Date: 08-Jun-2020, Time: 03:21:16, ID: 2001009-03 PDI-070SC-B-00-02-200505 15.54, Description: PDI-070SC-B-00-02-200505

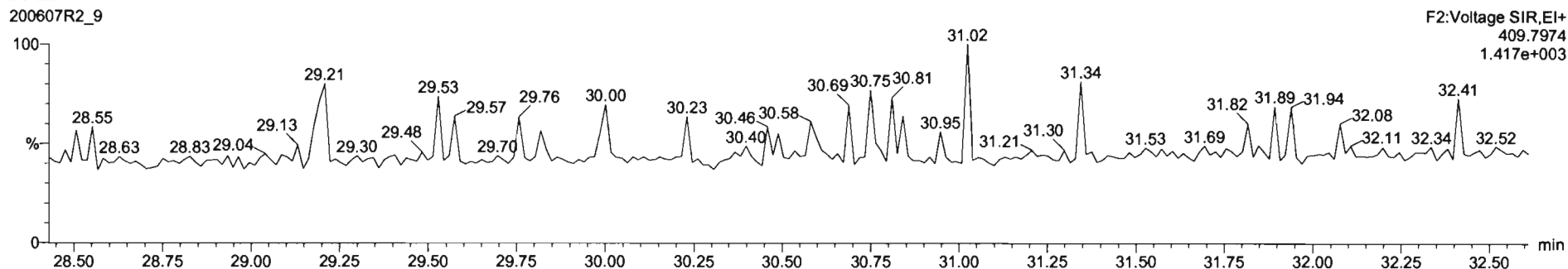
**1,2,3,7,8-PeCDF**



**13C-1,2,3,7,8-PeCDF**



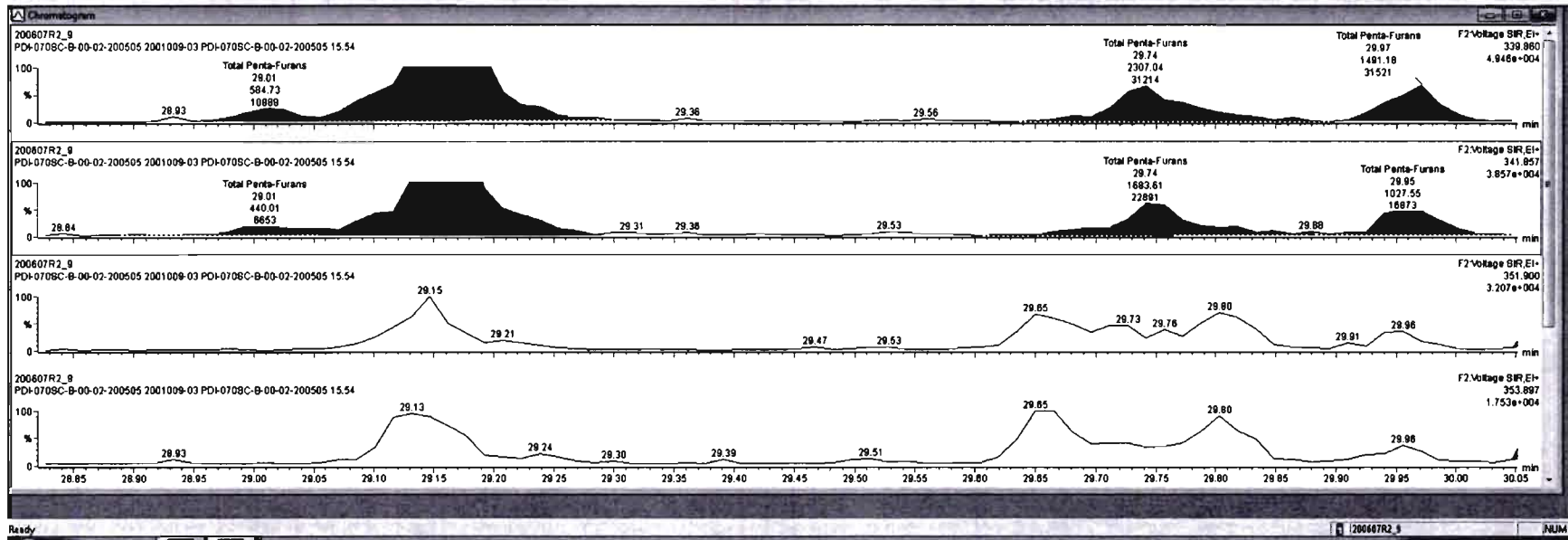
**DPE2**





Name	Resp	RA	n/y	RF	wtAve	Pred RT	RT	RRT	Conc	%Rec	DL	EMPC
45 Total Penta-Furans				0.9928	10.184	29.27			27.1		0.354	29.8
46 Total Hexa-Furans				0.9341	10.184	33.36			82.7		0.401	82.7
47 Total Hepta-Furans				0.8734	10.184	37.83			113		0.532	113
48 PPK1												
49 PPK2												

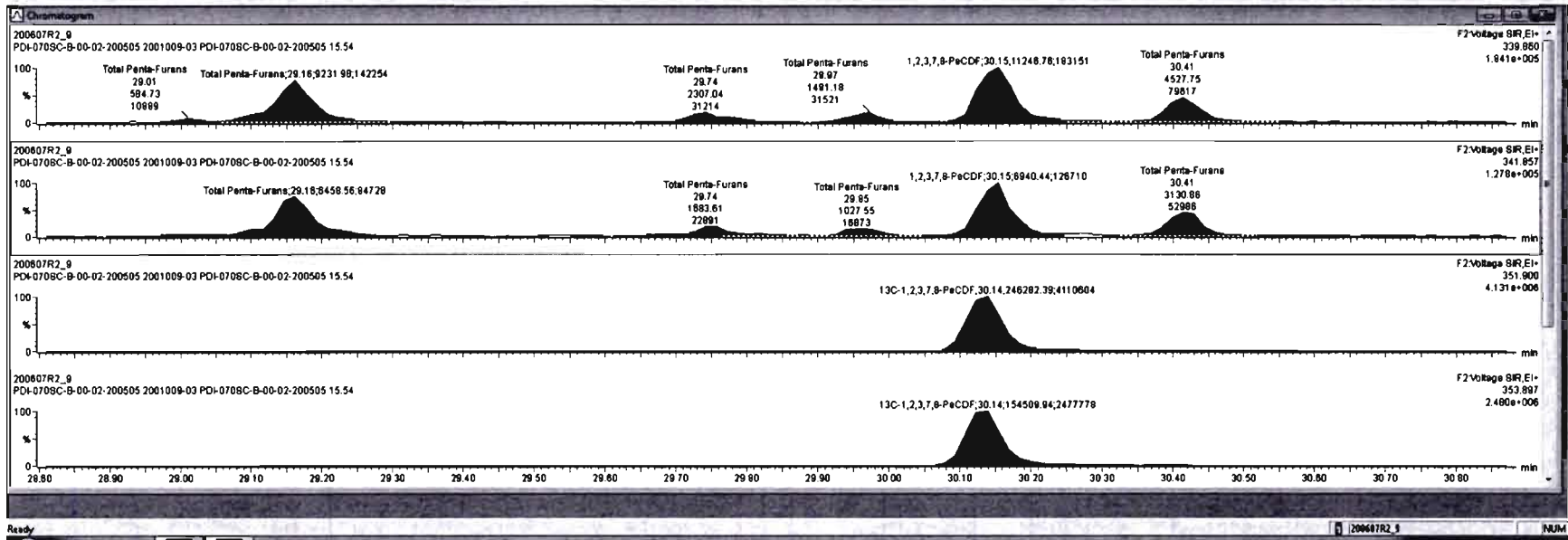
Name	RT	nt Resp	nt Resp	RA	n/y	EMPC	Conc
2 1,2,3,7,8-PeCDF	30.16	1.125e4	8.840e3	1.62	NO	0.0844	0.0844
3 Total Penta-Furans	29.01	6.847e2	4.400e2	1.33	NO	0.58948	0.58948
4 Total Penta-Furans	29.16	9.222e2	6.458e2	1.43	NO	0.7197	0.7197
5 Total Penta-Furans	29.74	2.307e3	1.884e3	1.37	NO	2.2177	2.2177
6 Total Penta-Furans	30.41	4.528e3	3.171e3	1.45	NO	4.2561	4.2561
7 2,3,4,7,8-PeCDF	31.15	5.629e3	1.443e3	3.80	YES	1.8786	0.00000
8 Total Penta-Furans	32.06	4.027e2	3.127e2	1.29	YES	0.36817	0.00000
9 Total Penta-Furans	31.16	2.874e3	3.582e3	0.74	YES	2.4449	0.00000

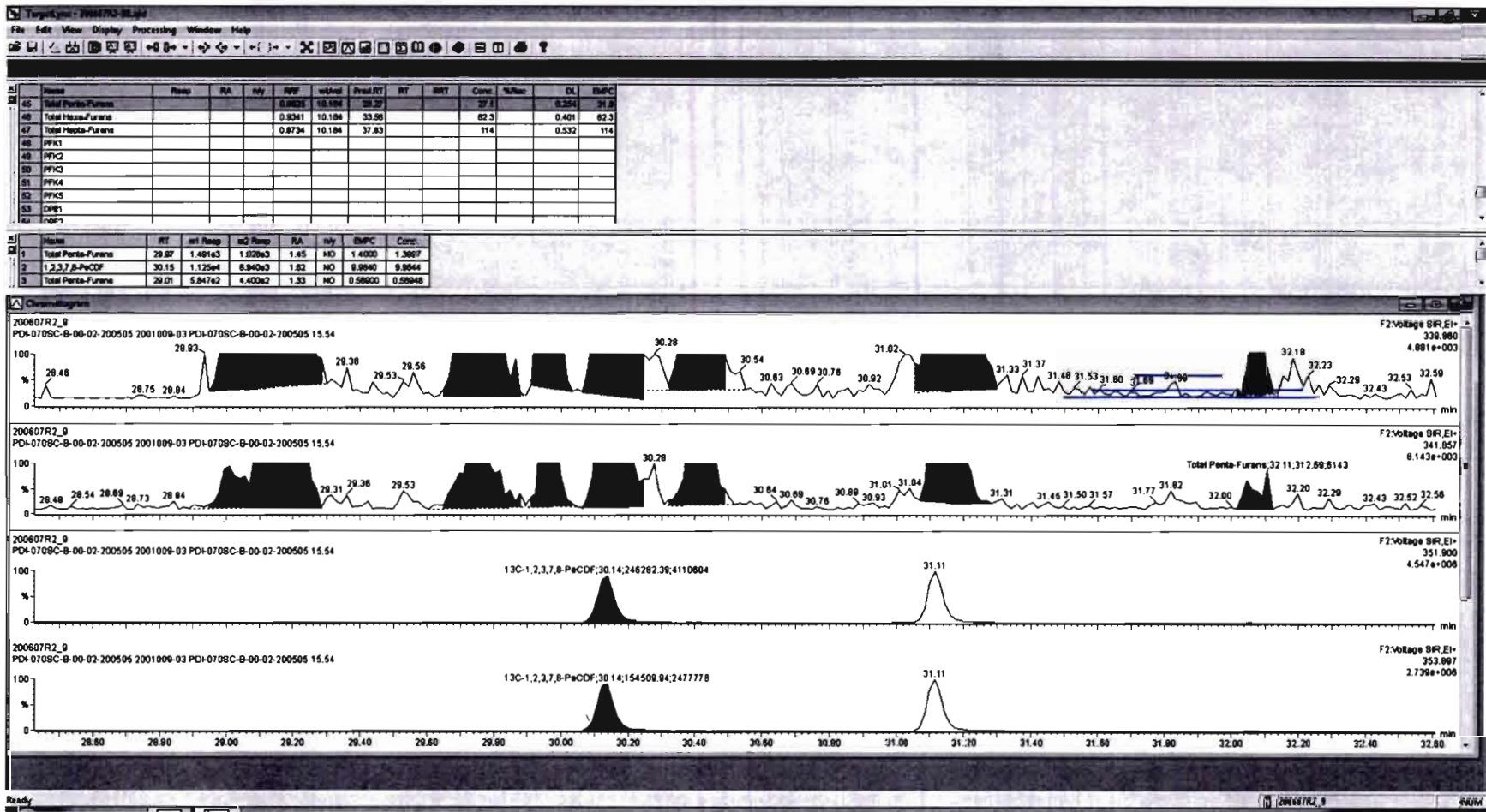


TargetLynx - 200607R2\_9B.sld  
 File Edit View Display Processing Window Help

SI	Name	Resp	RA	n/y	RF	wt/Vol	Pred RT	RT	RTI	Conc	%Rec	DL	SLPC
45	Total Penta-Furans				0.9525	10.194	29.27			27.1		0.354	31.9
46	Total Hexa-Furans				0.9341	10.194	33.56			62.7		0.401	62.7
47	Total Hepta-Furans				0.8734	10.194	37.83			113		0.532	113
48	PFK1												
49	PFK2												

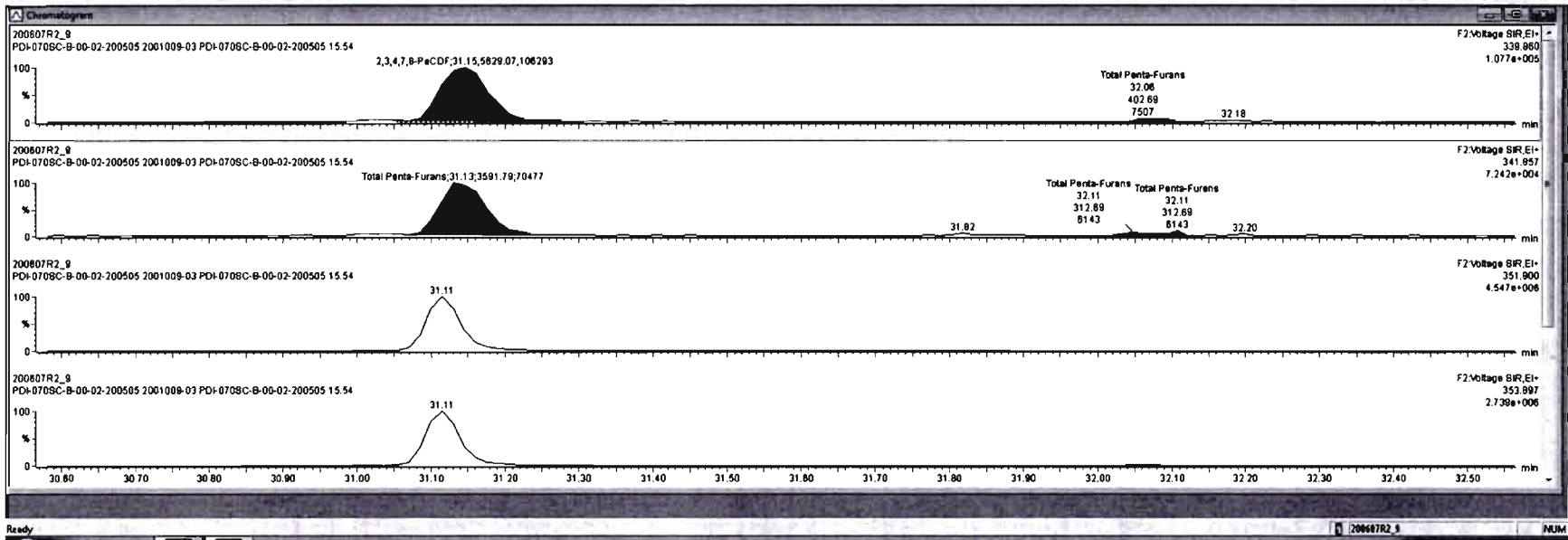
SI	Name	RT	int Area	n3 Resp	RA	n/y	SLPC	Conc
2	1,2,3,7,8-PeCDF	30.15	1.125e4	8.940e3	1.52	NO	9.9844	9.9844
3	Total Penta-Furans	29.01	5.847e2	4.400e2	1.33	NO	0.55948	0.55948
4	Total Penta-Furans	29.18	8.222e3	6.459e3	1.43	NO	8.7197	8.7197
5	Total Penta-Furans	29.74	2.307e3	1.884e3	1.37	NO	2.2177	2.2177
6	Total Penta-Furans	30.41	4.529e3	3.131e3	1.45	NO	4.2561	4.2561
7	2,3,4,7,8-PeCDF	31.15	5.629e3	1.443e3	3.80	YES	1.9786	0.00000
8	Total Penta-Furans	32.06	4.027e2	3.127e2	1.29	YES	0.36817	0.00000
9	Total Penta-Furans	31.16	2.674e3	3.582e3	0.74	YES	2.4448	0.00000





SI	Name	Resp	RA	n/y	RF#	wtVol	Pred RT	RT	RRT	Conc	%Rec	DL	EMPC
45	Total Penta-Furans				0.9825	10.194	28.27			27.1	0.294	27.9	
46	Total Hexa-Furans				0.5341	10.194	33.58			62.7	0.401	62.7	
47	Total Hepta-Furans				0.8734	10.194	37.83			113	0.532	113	
48	PK1												
49	PK2												

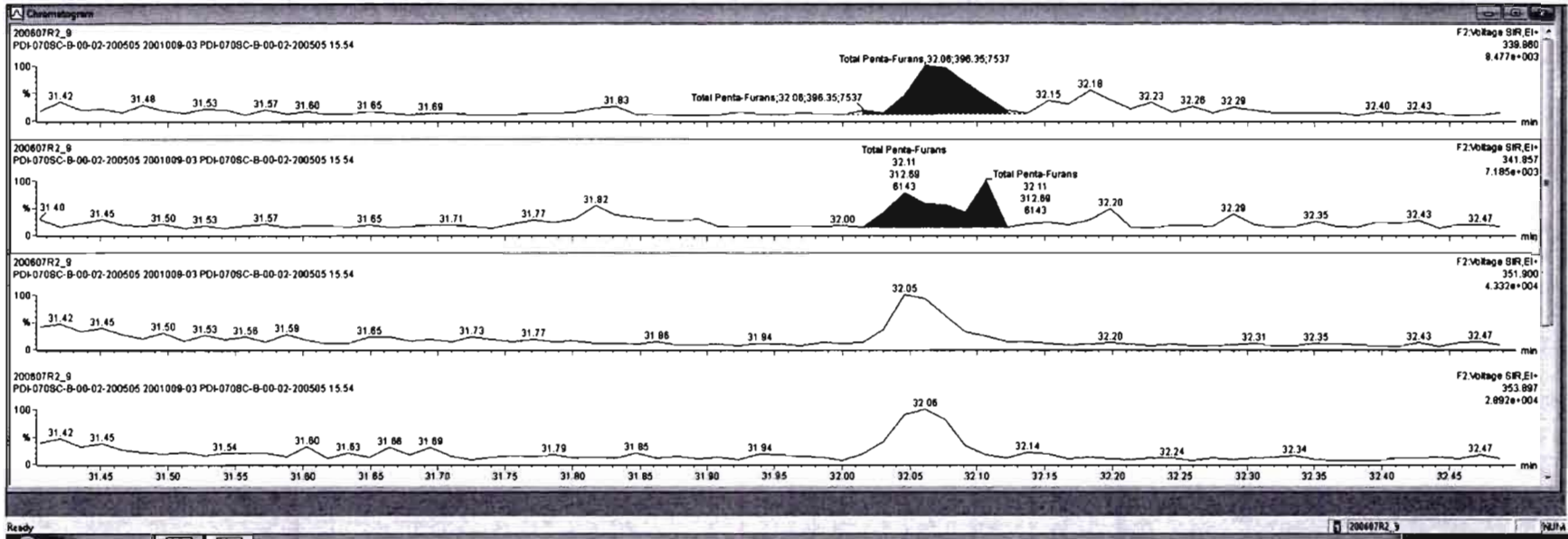
SI	Name	RT	wt Resp	wt2 Resp	RA	n/y	EMPC	Conc.
2	1,2,3,7,8-PeCDF	30.16	1.125e4	8.943e3	1.62	NO	0.0844	0.0844
3	Total Penta-Furans	29.01	5.847e2	4.400e2	1.33	NO	0.66948	0.66948
4	Total Penta-Furans	28.18	9.232e3	8.458e3	1.43	NO	8.7197	8.7197
5	Total Penta-Furans	28.74	2.307e3	1.884e3	1.37	NO	2.2177	2.2177
6	Total Penta-Furans	30.41	4.528e3	3.171e3	1.45	NO	4.2581	4.2581
7	2,3,4,7,8-PeCDF	31.15	5.629e3	1.443e3	3.80	YES	1.8788	0.00000
8	Total Penta-Furans	32.08	4.027e2	3.127e2	1.29	YES	0.38817	0.00000
9	Total Penta-Furans	31.16	2.674e3	3.582e3	0.74	YES	2.4448	0.00000





Peak	Name	Resp	RA	inj	RFI	injVol	ProdRT	RT	WRT	Conc.	%Area	DL	EMPC
45	Total Penta-Furans				0.9626	10.194	29.27			27.3	0.254	21.9	
46	Total Hexa-Furans				0.5341	10.194	33.50			62.7	0.401	62.7	
47	Total Hepta-Furans				0.8734	10.194	37.83			113	0.532	113	
48	PFK1												
49	PFK2												

Peak	Name	RT	inj Resp	inj Prod	RA	inj	EMPC	Conc.
1	Total Penta-Furans	29.97	1.491e3	1.029e3	1.45	NO	1.3997	1.3997
2	1,2,3,7,8-PeCDF	30.15	1.126e4	8.940e3	1.82	NO	9.9844	9.9844
3	Total Penta-Furans	29.01	5.047e2	4.400e2	1.33	NO	0.58948	0.58948
4	Total Penta-Furans	29.18	9.232e3	8.459e3	1.43	NO	8.7197	8.7197
5	Total Penta-Furans	29.74	2.307e3	1.684e3	1.37	NO	2.2177	2.2177
6	Total Penta-Furans	30.41	4.528e3	3.131e3	1.45	NO	4.2581	4.2581
7	2,3,4,7,8-PeCDF	31.15	5.829e3	1.443e3	3.90	YES	1.9786	0.00000
8	Total Penta-Furans	32.06	3.963e2	3.127e2	1.27	YES	0.36237	0.00000


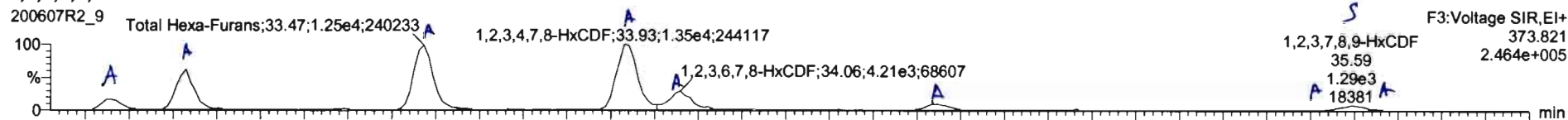


Dataset: Untitled

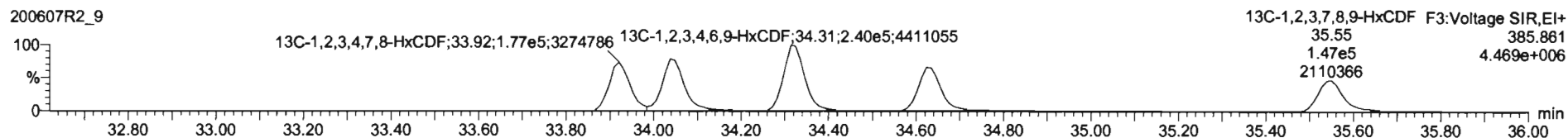
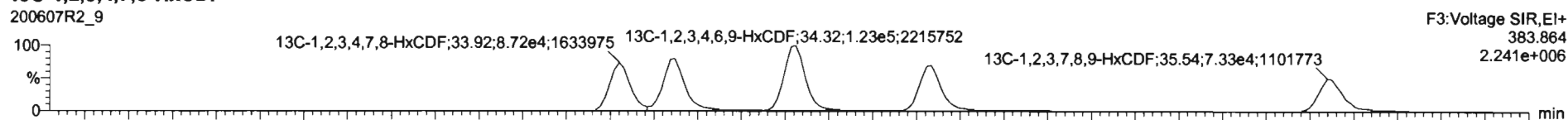
Last Altered: Monday, June 08, 2020 08:53:03 Pacific Daylight Time  
Printed: Monday, June 08, 2020 08:56:43 Pacific Daylight Time

Name: 200607R2\_9, Date: 08-Jun-2020, Time: 03:21:16, ID: 2001009-03 PDI-070SC-B-00-02-200505 15.54, Description: PDI-070SC-B-00-02-200505

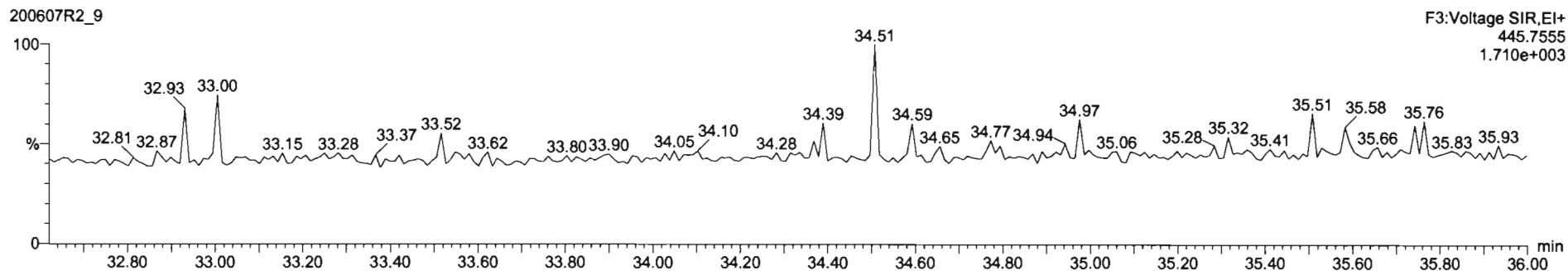
**1,2,3,4,7,8-HxCDF**



**13C-1,2,3,4,7,8-HxCDF**

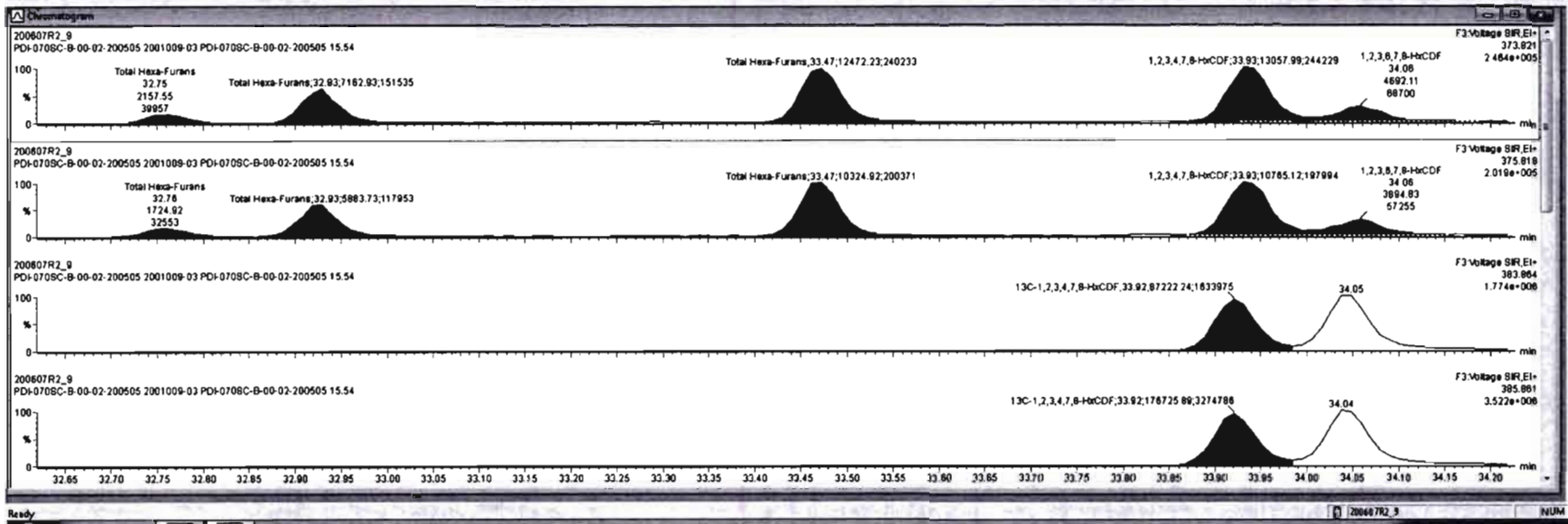


**DPE3**



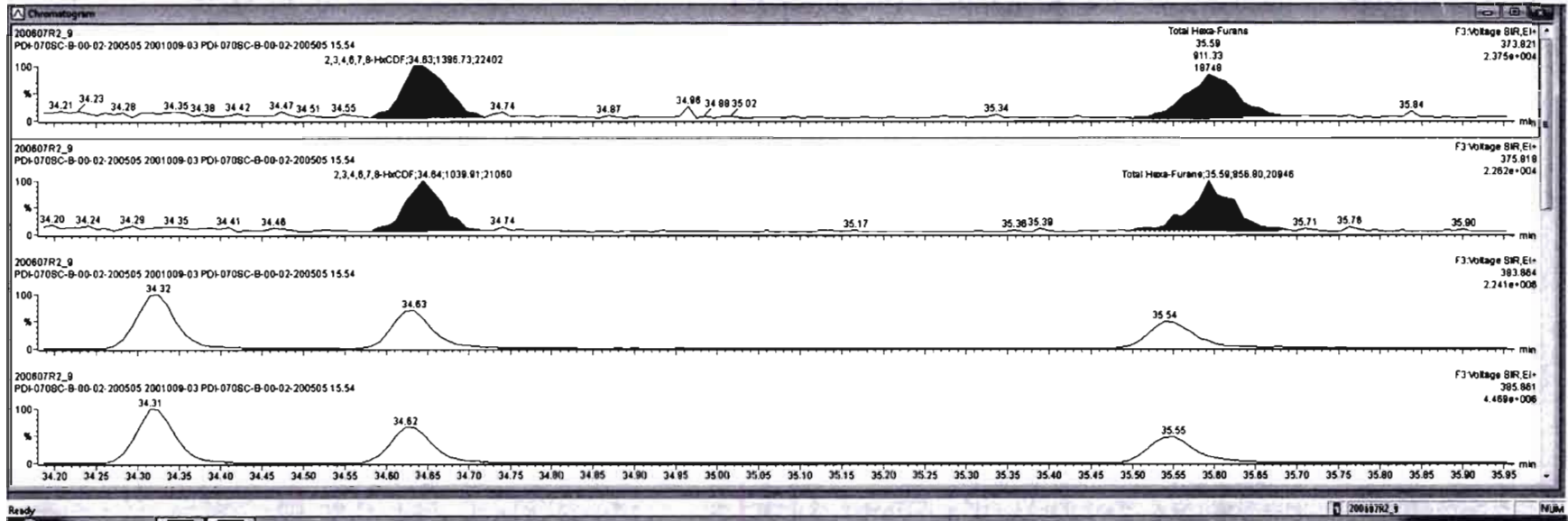
Name	Resp	RA	rvy	RFV	vdAve	ProdRT	RT	RRT	Conc.	%Res	DL	EMPC
45 Total Penta-Furans				0.8925	10.194	28.27			27.1	0.254	31.9	
46 Total Hexa-Furans				0.9341	10.194	30.58			42.3	0.401	62.3	
47 Total Hepta-Furans				0.8734	10.194	37.83			113	0.532	113	
48 PFK1												
49 PFK2												

Name	RT	int Resp	std Resp	RA	rvy	EMPC	Conc.
1 Total Hexa-Furans	32.75	2.158e3	1.725e3	1.25	NO	3.1081	3.1081
2 Total Hexa-Furans	32.93	7.183e3	5.884e3	1.22	NO	10.438	10.438
3 Total Hexa-Furans	33.47	1.247e4	1.023e4	1.21	NO	18.238	18.238
4 1,2,3,4,7,8-HxCDF	33.93	1.306e4	1.077e4	1.21	NO	20.040	20.040
5 1,2,3,6,7,8-HxCDF	34.08	4.892e3	3.895e3	1.20	NO	6.2838	6.2838
6 2,3,4,6,7,8-HxCDF	34.83	1.267e3	1.040e3	1.34	NO	1.9345	1.9345
7 1,2,3,7,8-HxCDF	35.58	4.310e2	3.816e2	1.19	NO	0.81050	0.81050
8 Total Hexa-Furans	35.59	9.113e2	8.588e2	1.08	NO	1.4146	1.4146



Name	Resp	RA	n/y	RF	wtAve	Prod RT	RT	RRT	Conc.	%Rec	DL	EMPC
45 Total Penta-Furans				0.6925	10.194	28.27		27.1		0.254	31.9	
46 Total Hexa-Furans				0.8341	10.194	33.98			83.3	0.401	62.3	
47 Total Hepta-Furans				0.8734	10.194	37.83			113	0.532	113	
48 PPK1												
48 PPK2												

Name	RT	ml Resp	uG Resp	RA	n/y	EMPC	Conc.
1 Total Hexa-Furans	32.75	2.158e3	1.725e3	1.25	NO	3.1081	3.1081
2 Total Hexa-Furans	32.50	7.183e3	5.884e3	1.22	NO	10.438	10.438
3 Total Hexa-Furans	33.47	1.247e4	1.023e4	1.21	NO	18.238	18.238
4 1,2,3,4,7,8-HxCDF	33.93	1.326e4	1.077e4	1.21	NO	20.040	20.040
5 1,2,3,6,7,8-HxCDF	34.06	4.692e3	3.895e3	1.20	NO	6.2838	6.2838
6 2,3,4,6,7,8-HxCDF	34.83	1.307e3	1.040e3	1.34	NO	1.9345	1.9345
7 1,2,3,7,8-HxCDF	35.58	4.310e2	3.816e2	1.19	NO	0.81050	0.81050
8 Total Hexa-Furans	35.59	9.113e2	8.598e2	1.06	NO	1.4146	1.4146

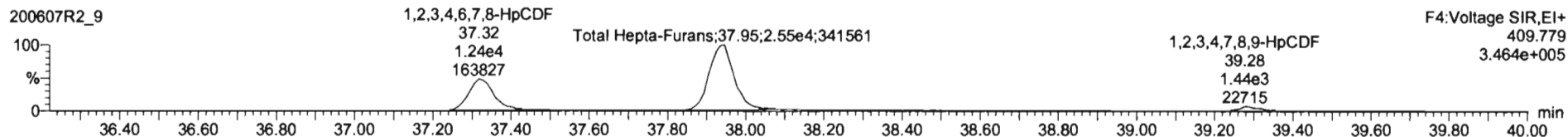
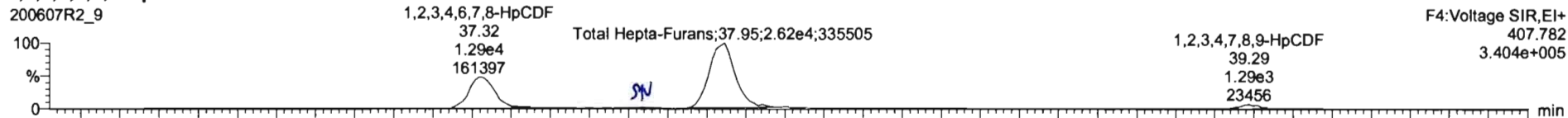


Dataset: Untitled

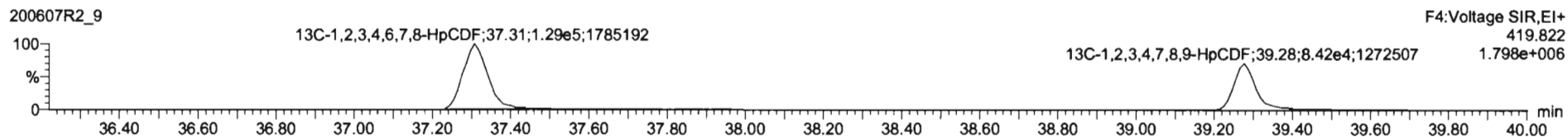

Last Altered: Monday, June 08, 2020 08:53:03 Pacific Daylight Time  
Printed: Monday, June 08, 2020 08:56:43 Pacific Daylight Time

Name: 200607R2\_9, Date: 08-Jun-2020, Time: 03:21:16, ID: 2001009-03 PDI-070SC-B-00-02-200505 15.54, Description: PDI-070SC-B-00-02-200505

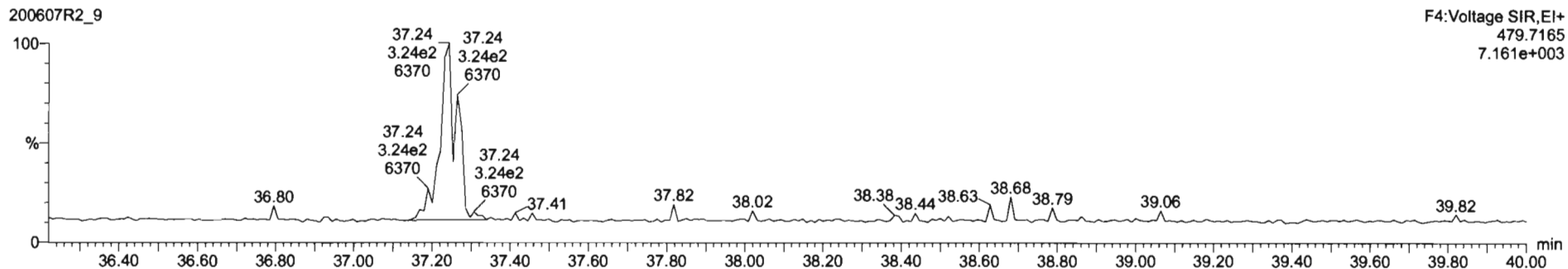
**1,2,3,4,6,7,8-HpCDF**

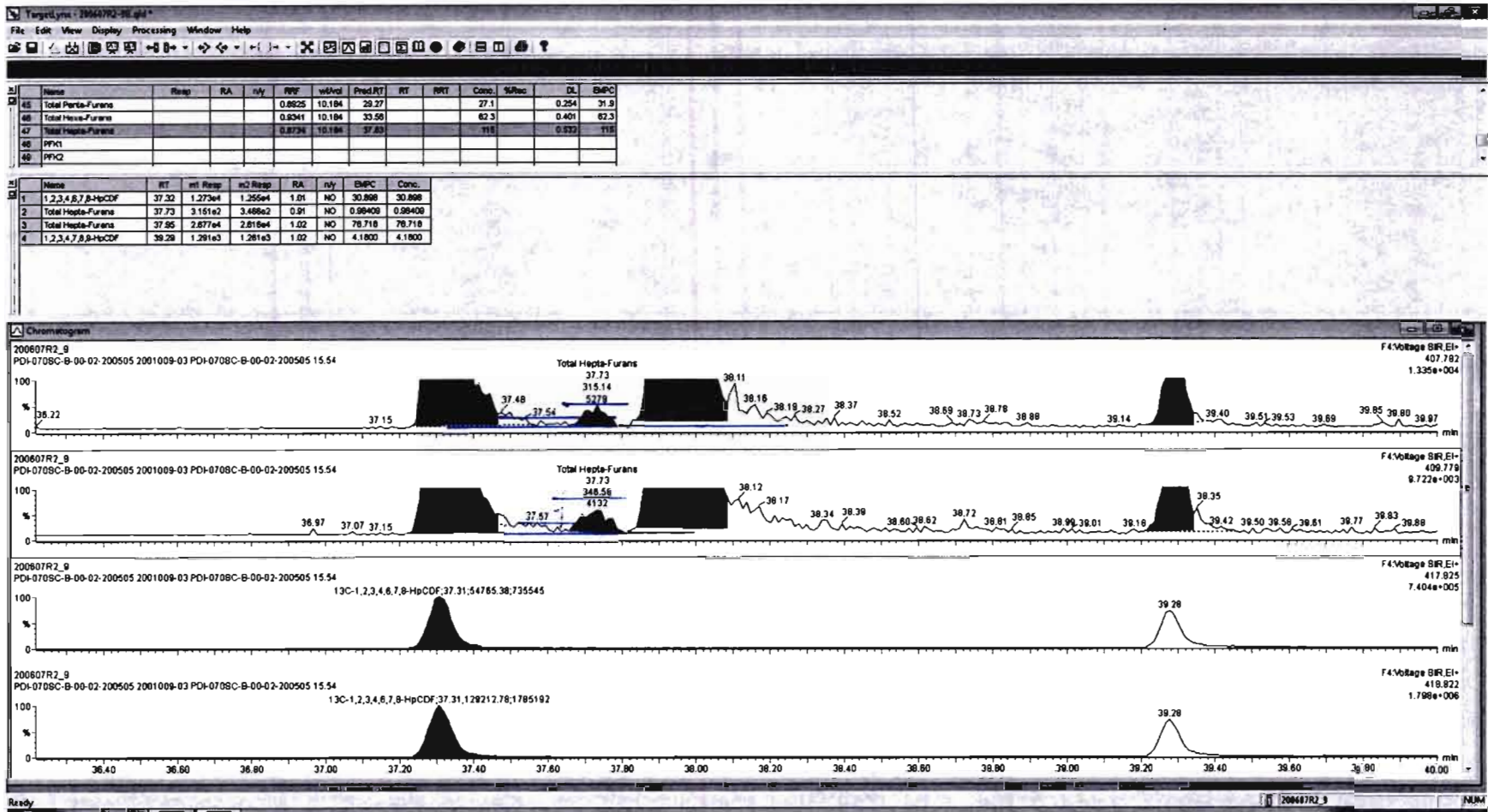


**13C-1,2,3,4,6,7,8-HpCDF**



**DPE4**

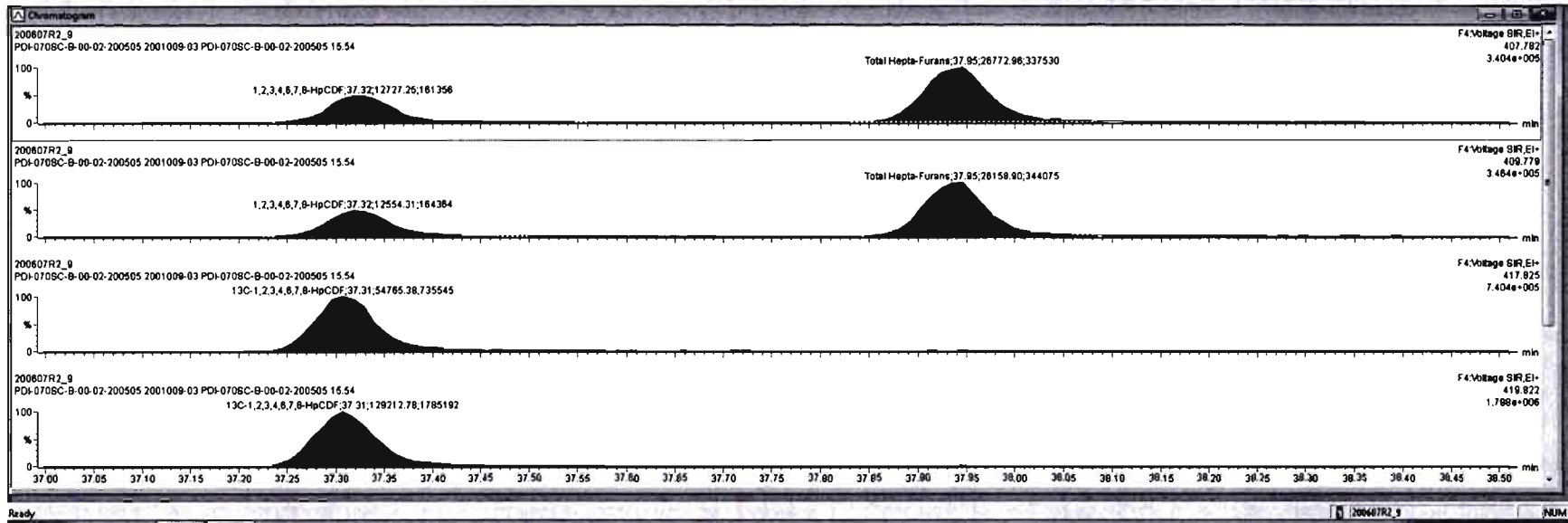


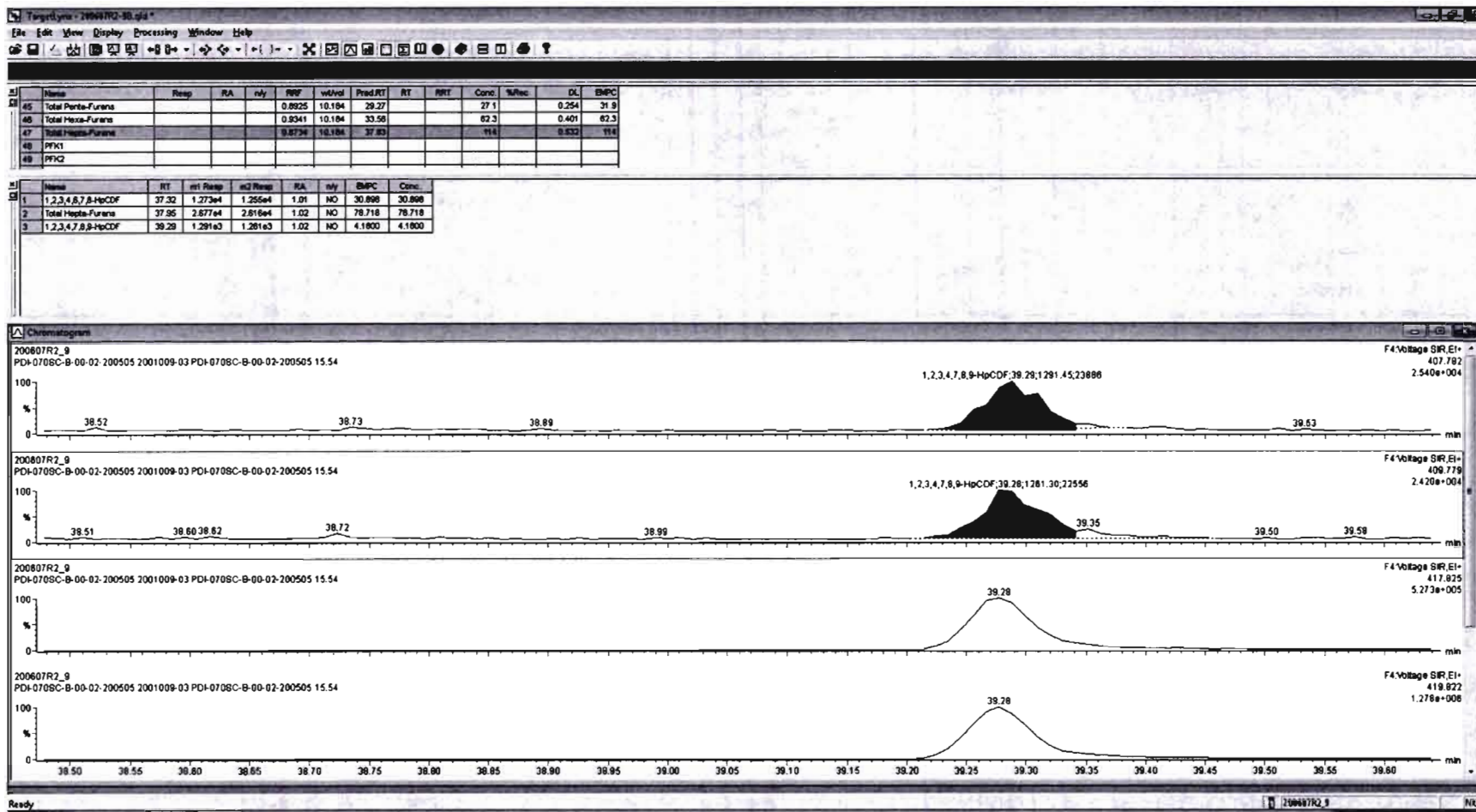


Targetlyn - 200470-98.rpt  
 File Edit View Display Processing Window Help

Name	Reop	RA	nfy	RFV	wtVal	ProdRT	RT	PRY	Conc.	%Rec	DL	DBPC
45 Total Penta-Furans				0.8625	10.184	29.27			27.1	0.254	31.9	
46 Total Hexa-Furans				0.8341	10.184	33.56			62.3	0.401	62.3	
47 Total Hepta-Furans				0.8728	10.184	37.83			714	0.832	714	
48 PFK1												
49 PFK2												

Name	RT	int Resp	int Resp	RA	nfy	DBPC	Conc.
1 1,2,3,4,6,7,8-HpCDF	37.32	1.273e4	1.255e4	1.01	NO	30.888	30.888
2 Total Hepta-Furans	37.85	2.877e4	2.816e4	1.02	NO	78.718	78.718
3 1,2,3,4,7,8,9-HpCDF	38.29	1.291e3	1.281e3	1.02	NO	4.1800	4.1800







Dataset: Untitled


Last Altered: Monday, June 08, 2020 08:53:03 Pacific Daylight Time

Printed: Monday, June 08, 2020 08:56:43 Pacific Daylight Time

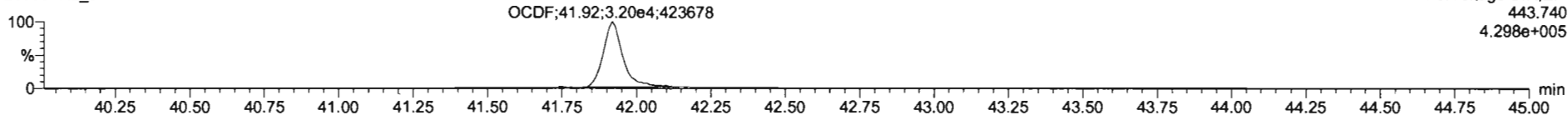
Name: 200607R2\_9, Date: 08-Jun-2020, Time: 03:21:16, ID: 2001009-03 PDI-070SC-B-00-02-200505 15.54, Description: PDI-070SC-B-00-02-200505

**OCDF**

200607R2\_9

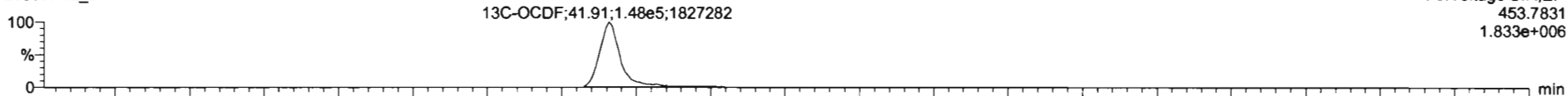


200607R2\_9

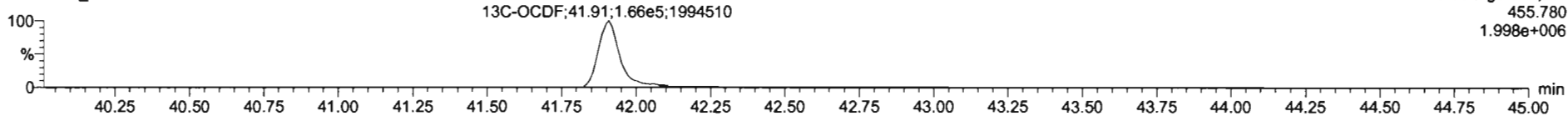


**13C-OCDF**

200607R2\_9

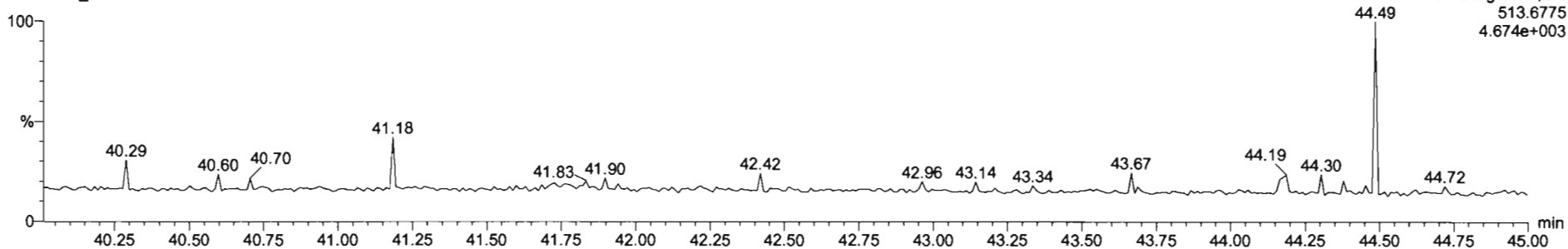


200607R2\_9



**DPE5**

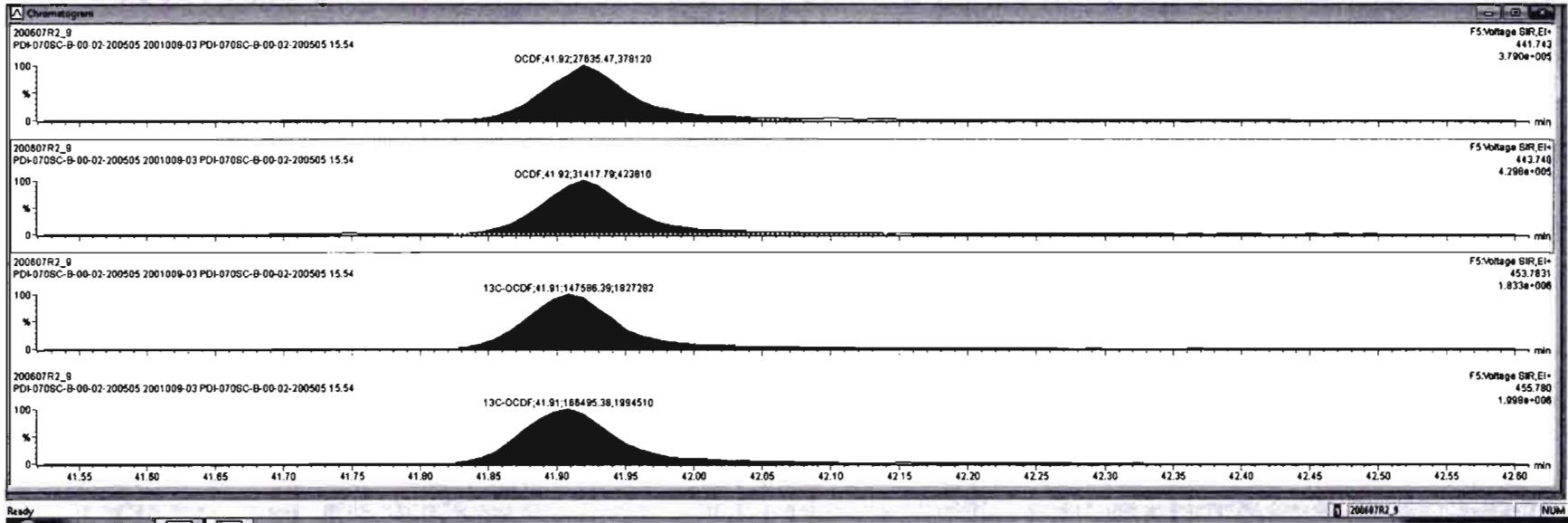
200607R2\_9



Targetlyn - 2001072-RE.qld  
 File Edit View Display Processing Window Help

#	Name	Resp	RA	rv	RIF	id/id	Prod/IT	RT	RRT	Conc.	%Rec	DL	EMPC
17	OCDF	5.81e5	0.98	NO	0.8002	10.184	41.81	41.82	1.800	51.8		0.560	
18	13C-2,3,7,8-TCDD	3.42e5	0.79	NO	1.1563	10.184	28.48	28.44	1.528	151	78.7	0.337	
19	13C-1,2,3,7,8-PeCDD	2.52e5	0.83	NO	0.8490	10.184	31.84	31.42	1.219	151	77.1	0.433	
20	13C-1,2,3,4,7,8-HxCDD	1.84e5	1.28	NO	0.7790	10.184	34.81	34.78	1.014	128	85.1	0.688	
21	13C-1,2,3,6,7,8-HxCDD	2.32e5	1.28	NO	1.0167	10.184	34.82	34.80	1.017	128	84.1	0.510	

#	Name	RT	int Resp	int2 Resp	RA	rv	EMPC	Conc.
1								



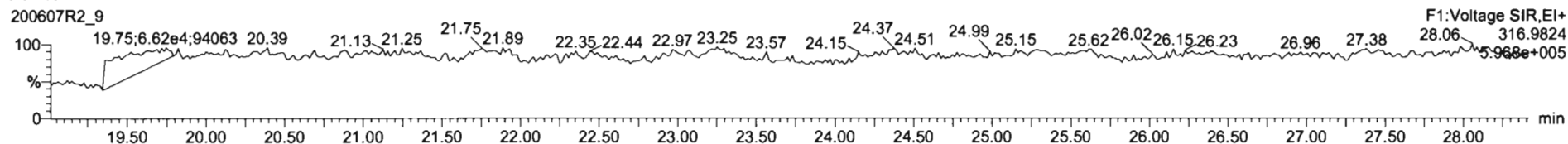
Dataset: Untitled

Last Altered: Monday, June 08, 2020 08:53:03 Pacific Daylight Time

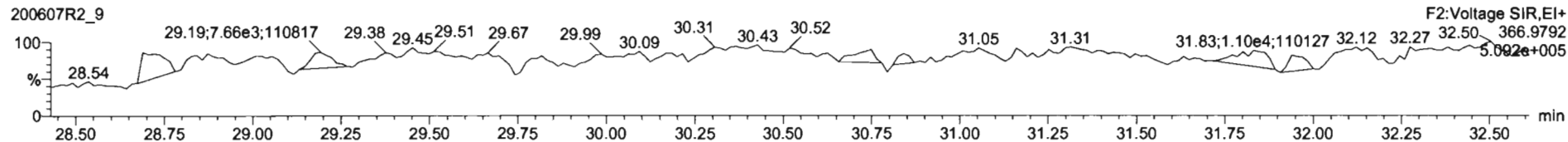
Printed: Monday, June 08, 2020 08:56:43 Pacific Daylight Time

Name: 200607R2\_9, Date: 08-Jun-2020, Time: 03:21:16, ID: 2001009-03 PDI-070SC-B-00-02-200505 15.54, Description: PDI-070SC-B-00-02-200505

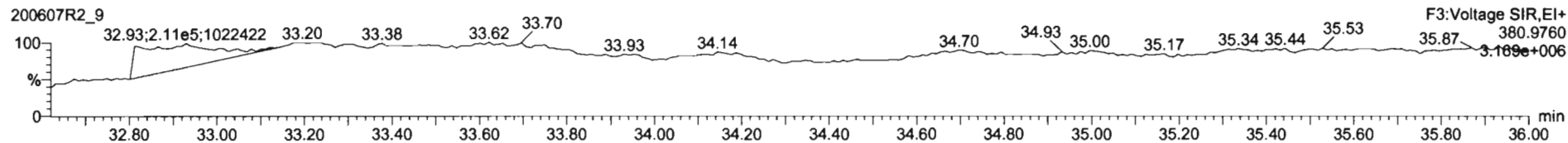
PFK1



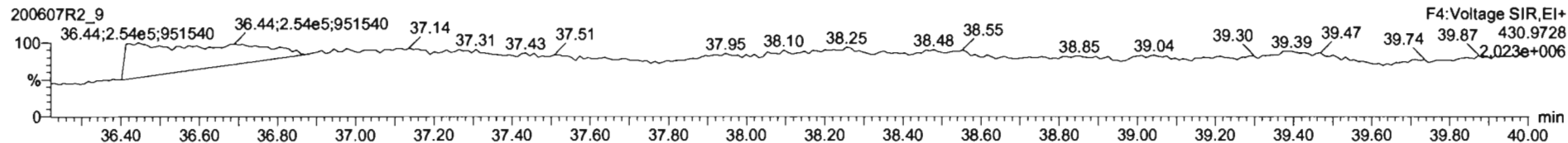
PFK2



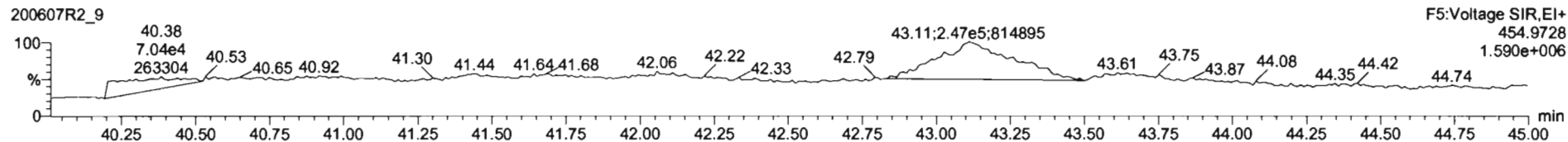
PFK3



PFK4



PFK5



Dataset: U:\VG12.PRO\Results\200607R2\200607R2-10B.qld

Last Altered: Tuesday, June 23, 2020 3:41:37 PM Pacific Daylight Time

Printed: Tuesday, June 23, 2020 3:43:01 PM Pacific Daylight Time

HN 06/23/2020

h 6/23/20

Method: Untitled 01 Jun 2020 11:54:45

Calibration: U:\VG12.PRO\CurveDB\db5\_1613vg12-5-28-20.cdb 28 May 2020 16:52:08

Name: 200607R2\_10, Date: 08-Jun-2020, Time: 04:07:29, ID: 2001009-04 PDI-070SC-B-02-05-200505 18.29, Description: PDI-070SC-B-02-05-200505

#	Name	Resp	RA	n/y	RRF	w/vol	Pred.RT	RT	Pred.RRT	RRT	Conc.	%Rec	DL	EMPC
1	1 2,3,7,8-TCDD	1.79e3	0.65	YES	0.888	10.081	26.486	26.48	1.001	1.001	0.99099		0.193	0.900
2	2 1,2,3,7,8-PeCDD	2.41e3	0.68	NO	0.908	10.081	31.457	31.47	1.001	1.001	1.9170		0.480	1.92
3	3 1,2,3,4,7,8-HxCDD	2.44e3	1.42	NO	1.03	10.081	34.814	34.80	1.000	1.000	2.4485		0.431	2.45
4	4 1,2,3,6,7,8-HxCDD	1.67e4	1.30	NO	0.892	10.081	34.911	34.92	1.000	1.000	15.078		0.413	15.1
5	5 1,2,3,7,8,9-HxCDD	5.73e3	1.37	NO	0.887	10.081	35.209	35.21	1.000	1.000	6.3119		0.518	6.31
6	6 1,2,3,4,6,7,8-HpCDD	2.55e5	1.02	NO	0.864	10.081	38.735	38.74	1.000	1.001	441.50		2.01	442
7	7 OCDD	1.85e6	0.88	NO	0.914	10.081	41.727	41.74	1.000	1.000	4074.5		3.16	4070
8	8 2,3,7,8-TCDF	9.62e4	0.73	NO	0.751	10.081	25.582	25.57	1.001	1.001	43.835 (39.9)		0.250	43.8
9	9 1,2,3,7,8-PeCDF	1.16e5	1.57	NO	0.893	10.081	30.160	30.15	1.001	1.000	56.868		0.275	56.9
10	10 2,3,4,7,8-PeCDF	4.80e4	1.50	NO	0.935	10.081	31.136	31.15	1.000	1.001	23.907		0.246	23.9
11	11 1,2,3,4,7,8-HxCDF	1.19e5	1.21	NO	0.884	10.081	33.931	33.94	1.000	1.000	96.140		0.394	96.1
12	12 1,2,3,6,7,8-HxCDF	4.53e4	1.22	NO	0.889	10.081	34.058	34.07	1.000	1.001	31.828		0.376	31.8
13	13 2,3,4,6,7,8-HxCDF	9.96e3	1.26	NO	0.934	10.081	34.669	34.65	1.001	1.001	8.3959		0.452	8.40
14	14 1,2,3,7,8,9-HxCDF	4.30e3	1.17	NO	0.871	10.081	35.550	35.60	1.000	1.001	4.5330		0.606	4.53
15	15 1,2,3,4,6,7,8-HpCDF	5.81e4	0.99	NO	0.873	10.081	37.355	37.34	1.001	1.001	78.840		0.720	78.8
16	16 1,2,3,4,7,8,9-HpCDF	7.88e3	0.91	NO	1.01	10.081	39.277	39.30	1.000	1.001	14.881		0.831	14.9
17	17 OCDF	9.27e4	0.89	NO	0.806	10.081	41.919	41.93	1.000	1.000	195.44		0.832	195
18	18 13C-2,3,7,8-TCDD	4.03e5	0.83	NO	1.16	10.081	26.476	26.45	1.026	1.026	173.18	87.3	0.286	
19	19 13C-1,2,3,7,8-PeCDD	2.75e5	0.64	NO	0.849	10.081	31.656	31.43	1.227	1.219	161.04	81.2	0.594	
20	20 13C-1,2,3,4,7,8-HxCDD	1.91e5	1.28	NO	0.779	10.081	34.809	34.80	1.014	1.014	129.95	65.5	0.776	
21	21 13C-1,2,3,6,7,8-HxCDD	2.46e5	1.24	NO	1.02	10.081	34.922	34.91	1.017	1.017	127.90	64.5	0.595	
22	22 13C-1,2,3,7,8,9-HxCDD	2.03e5	1.27	NO	0.903	10.081	35.193	35.20	1.025	1.025	119.05	60.0	0.670	
23	23 13C-1,2,3,4,6,7,8-HpCDD	1.32e5	1.04	NO	0.689	10.081	38.715	38.72	1.128	1.128	101.67	51.2	0.604	
24	24 13C-OCDD	1.97e5	0.86	NO	0.652	10.081	41.736	41.73	1.216	1.216	159.61	40.2	0.535	
25	25 13C-2,3,7,8-TCDF	5.80e5	0.76	NO	1.06	10.081	25.519	25.56	0.989	0.991	160.47	80.9	0.401	
26	26 13C-1,2,3,7,8-PeCDF	4.55e5	1.61	NO	0.838	10.081	30.041	30.14	1.165	1.168	159.19	80.2	0.691	
27	27 13C-2,3,4,7,8-PeCDF	4.26e5	1.63	NO	0.817	10.081	30.993	31.13	1.202	1.207	153.11	77.2	0.709	
28	28 13C-1,2,3,4,7,8-HxCDF	2.77e5	0.50	NO	1.01	10.081	33.941	33.93	0.989	0.989	145.58	73.4	0.821	
29	29 13C-1,2,3,6,7,8-HxCDF	3.17e5	0.50	NO	1.17	10.081	34.064	34.05	0.992	0.992	143.88	72.5	0.709	
30	30 13C-2,3,4,6,7,8-HxCDF	2.52e5	0.49	NO	1.02	10.081	34.637	34.63	1.009	1.009	130.42	65.7	0.810	
31	31 13C-1,2,3,7,8,9-HxCDF	2.16e5	0.49	NO	0.860	10.081	35.537	35.55	1.035	1.036	132.86	67.0	0.963	

Dataset: U:\VG12.PRO\Results\200607R2\200607R2-10B.qld

Last Altered: Tuesday, June 23, 2020 3:41:37 PM Pacific Daylight Time

Printed: Tuesday, June 23, 2020 3:43:01 PM Pacific Daylight Time

Name: 200607R2\_10, Date: 08-Jun-2020, Time: 04:07:29, ID: 2001009-04 PDI-070SC-B-02-05-200505 18.29, Description: PDI-070SC-B-02-05-200505

#	Name	Resp	RA	n/y	RRF	wt/vol	Pred.RT	RT	Pred.RRT	RRT	Conc.	%Rec	DL	EMPC
32	13C-1,2,3,4,6,7,8-HpCDF	1.68e5	0.43	NO	0.774	10.081	37.284	37.32	1.086	1.087	114.41	57.7	0.632	
33	13C-1,2,3,4,7,8,9-HpCDF	1.04e5	0.41	NO	0.521	10.081	39.312	39.28	1.145	1.144	105.29	53.1	0.939	
34	13C-OCDF	2.33e5	0.88	NO	0.746	10.081	41.907	41.92	1.221	1.221	165.59	41.7	0.471	
35	37Cl-2,3,7,8-TCDD	1.69e5			1.04	10.081	26.507	26.47	1.028	1.026	81.042	102	0.114	
36	13C-1,2,3,4-TCDD	3.99e5	0.78	NO	1.00	10.081	25.890	25.80	1.000	1.000	198.40	100	0.331	
37	13C-1,2,3,4-TCDF	6.77e5	0.79	NO	1.00	10.081	24.360	24.10	1.000	1.000	198.40	100	0.424	
38	13C-1,2,3,4,6,9-HxCDF	3.75e5	0.51	NO	1.00	10.081	34.420	34.33	1.000	1.000	198.40	100	0.827	
39	Total Tetra-Dioxins				0.888	10.081	24.620		0.000		6.3566		0.193	9.23
40	Total Penta-Dioxins				0.908	10.081	29.960		0.000		15.119		0.480	17.8
41	Total Hexa-Dioxins				0.892	10.081	33.635		0.000		149.98		0.471	151
42	Total Hepta-Dioxins				0.864	10.081	37.640		0.000		1041.5		2.01	1040
43	Total Tetra-Furans				0.751	10.081	23.610		0.000		138.04		0.250	140
44	1st Func. Penta-Furans				0.893	10.081	27.580		0.000		13.693		0.0417	13.7
45	Total Penta-Furans				0.893	10.081	29.275		0.000		147.93		0.267	149
46	Total Hexa-Furans				0.934	10.081	33.555		0.000		222.03		0.426	222
47	Total Hepta-Furans				0.873	10.081	37.835		0.000		228.13		0.814	230

7

14

Vista Analytical Laboratory

Dataset: U:\VG12.PRO\Results\200607R2\200607R2-10B.qld

Last Altered: Tuesday, June 23, 2020 3:41:37 PM Pacific Daylight Time

Printed: Tuesday, June 23, 2020 3:43:01 PM Pacific Daylight Time

Method: Untitled 01 Jun 2020 11:54:45

Callbration: U:\VG12.PRO\CurveDB\db5\_1613vg12-5-28-20.cdb 28 May 2020 16:52:08

Name: 200607R2\_10, Date: 08-Jun-2020, Time: 04:07:29, ID: 2001009-04 PDI-070SC-B-02-05-200505 18.29, Description: PDI-070SC-B-02-05-200505

**Tetra-Dioxins**

	Name	RT	m1 Height	m2 Height	m1 Resp	m2 Resp	RA	n/y	Resp	Conc.	EMPC	DL
1	Total Tetra-Dioxins	22.43	1.656e4	1.998e4	1.536e3	2.000e3	0.77	NO	3.536e3	1.9602	1.9602	0.193
2	Total Tetra-Dioxins	22.86	1.036e4	1.058e4	7.996e2	1.025e3	0.78	NO	1.825e3	1.0116	1.0116	0.193
3	Total Tetra-Dioxins	23.39	5.237e3	6.767e3	4.197e2	5.439e2	0.77	NO	9.636e2	0.53422	0.53422	0.193
4	Total Tetra-Dioxins	24.28	3.417e3	6.066e3	2.198e2	3.979e2	0.55	YES	0.000e0	0.00000	0.28007	0.193
5	Total Tetra-Dioxins	24.55	8.356e3	8.384e3	6.742e2	7.128e2	0.95	YES	0.000e0	0.00000	0.69944	0.193
6	Total Tetra-Dioxins	24.75	9.833e3	1.180e4	6.817e2	7.358e2	0.93	YES	0.000e0	0.00000	0.72202	0.193
7	Total Tetra-Dioxins	24.96	4.215e3	3.989e3	2.196e2	3.110e2	0.71	NO	5.306e2	0.29416	0.29416	0.193
8	Total Tetra-Dioxins	25.23	2.927e3	4.876e3	1.978e2	2.763e2	0.72	NO	4.741e2	0.26286	0.26286	0.193
9	Total Tetra-Dioxins	25.41	4.307e3	5.631e3	2.493e2	3.455e2	0.72	NO	5.948e2	0.32975	0.32975	0.193
10	Total Tetra-Dioxins	25.80	3.309e3	3.952e3	2.444e2	2.744e2	0.89	YES	0.000e0	0.00000	0.26924	0.193
11	Total Tetra-Dioxins	26.21	1.594e4	2.137e4	1.361e3	1.659e3	0.82	NO	3.019e3	1.6739	1.6739	0.193
12	2,3,7,8-TCDD	26.48	9.313e3	1.447e4	7.062e2	1.081e3	0.65	YES	1.788e3	0.00000	0.89995	0.193
13	Total Tetra-Dioxins	26.80	5.978e3	4.455e3	2.413e2	2.816e2	0.86	NO	5.229e2	0.28987	0.28987	0.193

**Penta-Dioxins**

	Name	RT	m1 Height	m2 Height	m1 Resp	m2 Resp	RA	n/y	Resp	Conc.	EMPC	DL
1	Total Penta-Dioxins	29.22	3.155e4	4.869e4	2.390e3	4.044e3	0.59	NO	6.434e3	5.1106	5.1106	0.480
2	Total Penta-Dioxins	29.70	9.596e3	1.854e4	5.230e2	9.356e2	0.56	NO	1.459e3	1.1586	1.1586	0.480
3	Total Penta-Dioxins	30.20	2.118e4	3.307e4	1.292e3	1.690e3	0.76	YES	0.000e0	0.00000	2.1879	0.480
4	Total Penta-Dioxins	30.37	2.221e4	2.855e4	9.637e2	1.529e3	0.63	NO	2.493e3	1.9800	1.9800	0.480
5	Total Penta-Dioxins	30.44	1.098e4	2.324e4	6.279e2	1.000e3	0.63	NO	1.628e3	1.2934	1.2934	0.480
6	Total Penta-Dioxins	30.67	1.369e4	1.988e4	1.086e3	1.699e3	0.64	NO	2.785e3	2.2122	2.2122	0.480
7	Total Penta-Dioxins	31.02	4.362e3	7.054e3	2.161e2	4.583e2	0.47	YES	0.000e0	0.00000	0.44421	0.480
8	1,2,3,7,8-PeCDD	31.47	1.882e4	2.845e4	9.779e2	1.435e3	0.68	NO	2.413e3	1.9170	1.9170	0.480
9	Total Penta-Dioxins	31.53	6.338e3	1.320e4	4.039e2	5.828e2	0.69	NO	9.867e2	0.78376	0.78376	0.480
10	Total Penta-Dioxins	31.83	7.586e3	7.902e3	3.421e2	4.929e2	0.69	NO	8.350e2	0.66326	0.66326	0.480

Vista Analytical Laboratory

Dataset: U:\VG12.PRO\Results\200607R2\200607R2-10B.qld

Last Altered: Tuesday, June 23, 2020 3:41:37 PM Pacific Daylight Time

Printed: Tuesday, June 23, 2020 3:43:01 PM Pacific Daylight Time

Name: 200607R2\_10, Date: 08-Jun-2020, Time: 04:07:29, ID: 2001009-04 PDI-070SC-B-02-05-200505 18.29, Description: PDI-070SC-B-02-05-200505

Hexa-Dioxins

	Name	RT	m1 Height	m2 Height	m1 Resp	m2 Resp	RA	n/y	Resp	Conc.	EMPC	DL
1	Total Hexa-Dioxins	33.31	5.922e5	4.563e5	2.951e4	2.362e4	1.25	NO	5.313e4	55.339	55.339	0.471
2	Total Hexa-Dioxins	33.87	5.445e4	4.476e4	2.862e3	2.302e3	1.24	NO	5.163e3	5.3783	5.3783	0.471
3	Total Hexa-Dioxins	34.13	4.967e5	3.824e5	3.222e4	2.605e4	1.24	NO	5.827e4	60.690	60.690	0.471
4	Total Hexa-Dioxins	34.24	3.792e4	2.934e4	2.611e3	1.929e3	1.35	NO	4.540e3	4.7293	4.7293	0.471
5	1,2,3,4,7,8-HxCDD	34.80	2.732e4	1.845e4	1.431e3	1.010e3	1.42	NO	2.441e3	2.4485	2.4485	0.431
6	1,2,3,6,7,8-HxCDD	34.92	1.604e5	1.191e5	9.425e3	7.247e3	1.30	NO	1.667e4	15.078	15.078	0.413
7	Total Hexa-Dioxins	35.10	1.836e4	9.645e3	1.125e3	6.507e2	1.73	YES	0.000e0	0.00000	1.5182	0.471
8	1,2,3,7,8,9-HxCDD	35.21	5.148e4	3.921e4	3.309e3	2.424e3	1.37	NO	5.733e3	6.3119	6.3119	0.518

Hepta-Dioxins

	Name	RT	m1 Height	m2 Height	m1 Resp	m2 Resp	RA	n/y	Resp	Conc.	EMPC	DL
1	Total Hepta-Dioxins	37.72	2.278e6	2.194e6	1.759e5	1.703e5	1.03	NO	3.461e5	600.02	600.02	2.01
2	1,2,3,4,6,7,8-HpCDD	38.74	1.787e6	1.732e6	1.286e5	1.261e5	1.02	NO	2.547e5	441.50	441.50	2.01

Dataset: U:\VG12.PRO\Results\200607R2\200607R2-10B.qld

Last Altered: Tuesday, June 23, 2020 3:41:37 PM Pacific Daylight Time  
 Printed: Tuesday, June 23, 2020 3:43:01 PM Pacific Daylight Time

Name: 200607R2\_10, Date: 08-Jun-2020, Time: 04:07:29, ID: 2001009-04 PDI-070SC-B-02-05-200505 18.29, Description: PDI-070SC-B-02-05-200505

**Tetra-Furans**

	Name	RT	m1 Height	m2 Height	m1 Resp	m2 Resp	RA	n/y	Resp	Conc.	EMPC	DL
1	Total Tetra-Furans	20.83	1.603e4	1.714e4	1.176e3	1.576e3	0.75	NO	2.751e3	1.2540	1.2540	0.250
2	Total Tetra-Furans	21.42	7.142e4	1.017e5	6.478e3	9.067e3	0.71	NO	1.555e4	7.0853	7.0853	0.250
3	Total Tetra-Furans	21.99	2.518e4	3.222e4	3.906e3	5.161e3	0.76	NO	9.067e3	4.1326	4.1326	0.250
4	Total Tetra-Furans	22.40	9.283e4	1.336e5	1.040e4	1.405e4	0.74	NO	2.445e4	11.145	11.145	0.250
5	Total Tetra-Furans	22.91	3.964e4	6.271e4	3.885e3	5.592e3	0.69	NO	9.477e3	4.3192	4.3192	0.250
6	Total Tetra-Furans	23.07	1.183e4	1.456e4	1.065e3	1.526e3	0.70	NO	2.591e3	1.1808	1.1808	0.250
7	Total Tetra-Furans	23.25	2.610e4	3.141e4	2.138e3	2.974e3	0.72	NO	5.112e3	2.3300	2.3300	0.250
8	Total Tetra-Furans	23.70	9.458e3	1.078e4	7.503e2	9.719e2	0.77	NO	1.722e3	0.78494	0.78494	0.250
9	Total Tetra-Furans	23.82	9.901e3	1.437e4	9.022e2	1.304e3	0.69	NO	2.206e3	1.0056	1.0056	0.250
10	Total Tetra-Furans	24.01	3.759e4	5.332e4	2.726e3	3.592e3	0.76	NO	6.318e3	2.8795	2.8795	0.250
11	Total Tetra-Furans	24.12	8.197e4	1.022e5	8.315e3	1.059e4	0.79	NO	1.890e4	8.6147	8.6147	0.250
12	Total Tetra-Furans	24.63	4.286e5	5.611e5	3.346e4	4.582e4	0.73	NO	7.928e4	36.134	36.134	0.250
13	Total Tetra-Furans	24.93	1.731e4	2.612e4	1.435e3	2.258e3	0.64	YES	0.000e0	0.00000	1.5031	0.250
14	Total Tetra-Furans	25.12	1.300e4	1.418e4	1.054e3	1.303e3	0.81	NO	2.356e3	1.0740	1.0740	0.250
15	Total Tetra-Furans	25.36	1.087e4	1.880e4	7.647e2	1.208e3	0.63	YES	0.000e0	0.00000	0.80117	0.250
16	Total Tetra-Furans	25.47	7.396e4	1.030e5	4.685e3	6.644e3	0.71	NO	1.133e4	5.1632	5.1632	0.250
17	2,3,7,8-TCDF	25.57	5.315e5	7.342e5	4.055e4	5.563e4	0.73	NO	9.618e4	43.835	43.835	0.250
18	Total Tetra-Furans	25.94	4.193e4	5.326e4	3.196e3	3.995e3	0.80	NO	7.191e3	3.2776	3.2776	0.250
19	Total Tetra-Furans	26.21	6.324e3	1.157e4	4.355e2	5.512e2	0.79	NO	9.867e2	0.44971	0.44971	0.250
20	Total Tetra-Furans	27.59	4.637e4	6.568e4	3.280e3	4.121e3	0.80	NO	7.401e3	3.3734	3.3734	0.250

**Penta-Furans function 1**

	Name	RT	m1 Height	m2 Height	m1 Resp	m2 Resp	RA	n/y	Resp	Conc.	EMPC	DL
1	1st Func. Penta-Furans	27.58	2.873e5	1.659e5	1.699e4	1.016e4	1.67	NO	2.715e4	13.693	13.693	0.0417



Dataset: U:\VG12.PRO\Results\200607R2\200607R2-10B.qld

Last Altered: Tuesday, June 23, 2020 3:41:37 PM Pacific Daylight Time  
 Printed: Tuesday, June 23, 2020 3:43:01 PM Pacific Daylight Time

Name: 200607R2\_10, Date: 08-Jun-2020, Time: 04:07:29, ID: 2001009-04 PDI-070SC-B-02-05-200505 18.29, Description: PDI-070SC-B-02-05-200505

**Penta-Furans**

	Name	RT	m1 Height	m2 Height	m1 Resp	m2 Resp	RA	n/y	Resp	Conc.	EMPC	DL
1	Total Penta-Furans	29.02	5.402e4	3.132e4	3.250e3	1.913e3	1.70	NO	5.163e3	2.6040	2.6040	0.267
2	Total Penta-Furans	29.18	5.305e5	3.345e5	3.599e4	2.312e4	1.56	NO	5.912e4	29.816	29.816	0.267
3	Total Penta-Furans	29.76	7.834e4	4.672e4	6.444e3	4.081e3	1.58	NO	1.052e4	5.3082	5.3082	0.267
4	Total Penta-Furans	29.97	1.329e5	7.957e4	6.289e3	4.373e3	1.44	NO	1.066e4	5.3775	5.3775	0.267
5	1,2,3,7,8-PeCDF	30.15	1.207e6	8.010e5	7.116e4	4.525e4	1.57	NO	1.164e5	56.868	56.868	0.275
6	Total Penta-Furans	30.43	3.646e5	2.362e5	2.034e4	1.264e4	1.61	NO	3.297e4	16.631	16.631	0.267
7	Total Penta-Furans	31.04	3.498e4	3.124e4	1.683e3	1.310e3	1.28	YES	0.000e0	0.00000	1.3963	0.267
8	2,3,4,7,8-PeCDF	31.15	5.637e5	3.719e5	2.878e4	1.925e4	1.50	NO	4.803e4	23.907	23.907	0.246
9	Total Penta-Furans	31.18	3.031e5	1.979e5	7.446e3	4.735e3	1.57	NO	1.218e4	6.1436	6.1436	0.267
10	Total Penta-Furans	32.08	2.823e4	1.942e4	1.454e3	1.063e3	1.37	NO	2.517e3	1.2697	1.2697	0.267

**Hexa-Furans**

	Name	RT	m1 Height	m2 Height	m1 Resp	m2 Resp	RA	n/y	Resp	Conc.	EMPC	DL
1	Total Hexa-Furans	32.77	1.257e5	1.012e5	5.940e3	5.011e3	1.19	NO	1.095e4	8.7551	8.7551	0.426
2	Total Hexa-Furans	32.93	4.027e5	3.500e5	2.060e4	1.734e4	1.19	NO	3.794e4	30.334	30.334	0.426
3	Total Hexa-Furans	33.29	9.774e3	1.228e4	4.771e2	3.944e2	1.21	NO	8.715e2	0.69679	0.69679	0.426
4	Total Hexa-Furans	33.47	5.047e5	4.035e5	2.461e4	1.995e4	1.23	NO	4.456e4	35.624	35.624	0.426
5	Total Hexa-Furans	33.85	2.645e4	2.449e4	1.266e3	1.040e3	1.22	NO	2.306e3	1.8437	1.8437	0.426
6	1,2,3,4,7,8-HxCDF	33.94	1.249e6	1.042e6	6.510e4	5.375e4	1.21	NO	1.189e5	96.140	96.140	0.394
7	1,2,3,6,7,8-HxCDF	34.07	3.828e5	3.073e5	2.486e4	2.042e4	1.22	NO	4.528e4	31.828	31.828	0.376
8	2,3,4,6,7,8-HxCDF	34.65	1.012e5	7.668e4	5.556e3	4.404e3	1.26	NO	9.960e3	8.3959	8.3959	0.452
9	1,2,3,7,8,9-HxCDF	35.60	6.930e4	6.077e4	2.314e3	1.981e3	1.17	NO	4.295e3	4.5330	4.5330	0.606
10	Total Hexa-Furans	35.61	7.864e4	5.984e4	2.738e3	2.119e3	1.29	NO	4.857e3	3.8833	3.8833	0.426

**Hepta-Furans**

	Name	RT	m1 Height	m2 Height	m1 Resp	m2 Resp	RA	n/y	Resp	Conc.	EMPC	DL
1	1,2,3,4,6,7,8-HpCDF	37.34	4.002e5	4.138e5	2.892e4	2.922e4	0.99	NO	5.814e4	78.840	78.840	0.720
2	Total Hepta-Furans	37.73	1.021e4	7.788e3	4.270e2	5.531e2	0.77	YES	0.000e0	0.00000	1.4029	0.814
3	Total Hepta-Furans	37.95	5.334e5	5.213e5	4.063e4	3.961e4	1.03	NO	8.024e4	134.40	134.40	0.814
4	1,2,3,4,7,8,9-HpCDF	39.30	5.983e4	6.704e4	3.755e3	4.124e3	0.91	NO	7.879e3	14.881	14.881	0.831

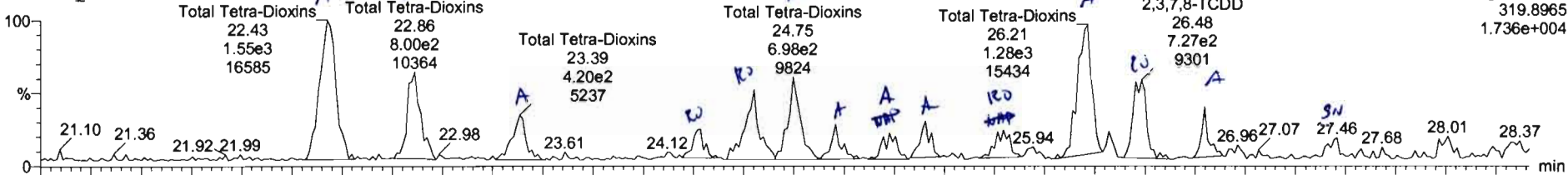
Dataset: Untitled

Last Altered: Monday, June 08, 2020 08:53:03 Pacific Daylight Time  
Printed: Monday, June 08, 2020 08:56:43 Pacific Daylight Time

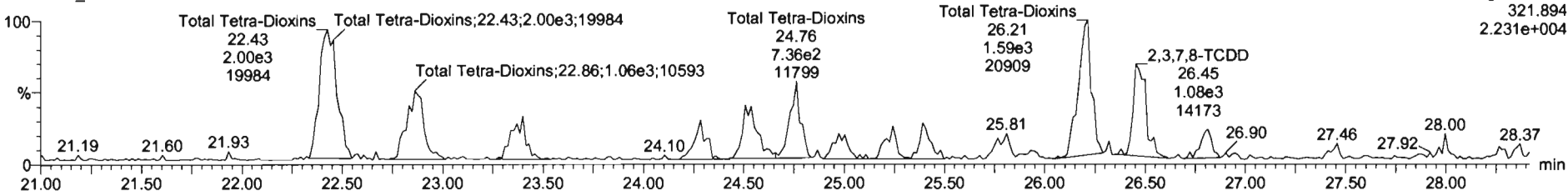
Name: 200607R2\_10, Date: 08-Jun-2020, Time: 04:07:29, ID: 2001009-04 PDI-070SC-B-02-05-200505 18.29, Description: PDI-070SC-B-02-05-200505

2,3,7,8-TCDD

200607R2\_10

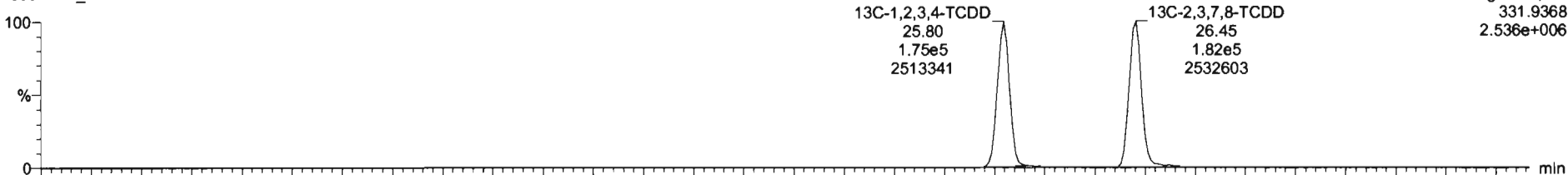


200607R2\_10

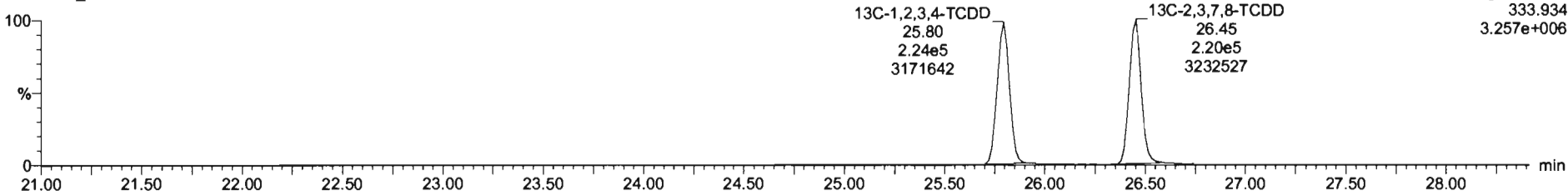


13C-2,3,7,8-TCDD

200607R2\_10

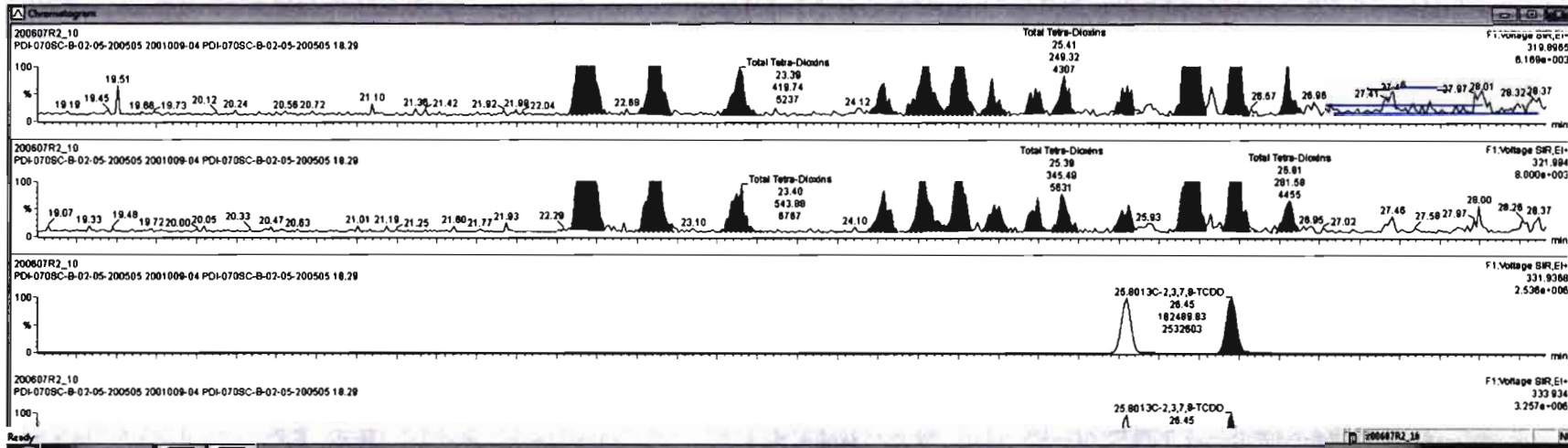


200607R2\_10



Name	Peak	RA	inj	RF	valAval	Prod_RT	RT	BRT	Conc.	%Rea	DL	EMPC
39 Total Tetra-Dioxins				0.8883	10.081	24.82			6.39		0.189	9.35
40 Total Penta-Dioxins				0.8081	10.081	28.98			15.1		0.480	17.3
41 Total Hexa-Dioxins				0.8923	10.081	33.83			150		0.471	151
42 Total Hepta-Dioxins				0.8630	10.081	37.84			1040		2.01	1040
43 Total Tetra-Furans				0.7510	10.081	23.81			1.38		0.250	140
44 1st Func. Penta-Furans				0.8625	10.081	27.58			13.7		0.0417	13.7
45 Total Penta-Furans				0.8625	10.081	28.27			140		0.287	148
46 Total Hexa-Furans				0.8341	10.081	33.58			222		0.28	222
47 Total Hepta-Furans				0.8734	10.081	37.83			228		0.814	228

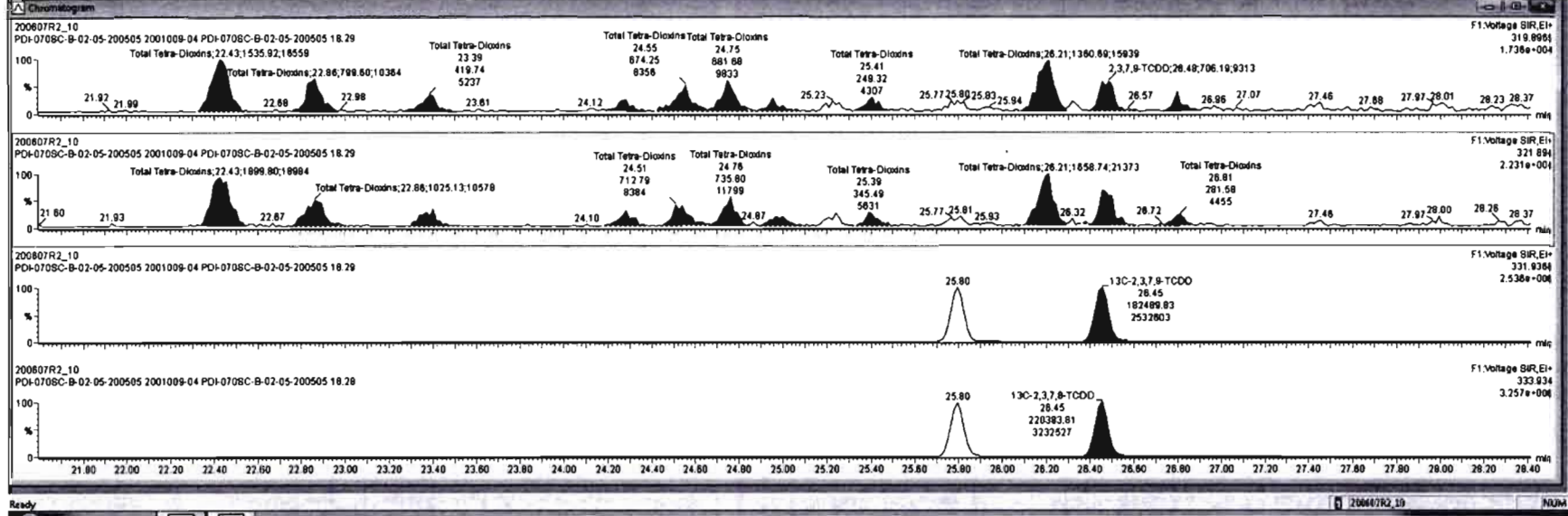
Name	RT	Int Peak	Int Resp	RA	inj	EMPC	Comp
4 Total Tetra-Dioxins	24.28	2.199e2	3.579e2	0.95	YES	0.20007	0.00000
5 Total Tetra-Dioxins	24.95	6.742e2	7.128e2	0.95	YES	0.89944	0.00000
6 Total Tetra-Dioxins	24.75	8.817e2	7.358e2	0.83	YES	0.72202	0.00000
7 Total Tetra-Dioxins	24.98	2.199e2	3.110e2	0.71	NO	0.28416	0.28416
8 Total Tetra-Dioxins	25.23	1.979e2	2.783e2	0.72	NO	0.26286	0.26286
9 Total Tetra-Dioxins	25.41	2.493e2	3.456e2	0.72	NO	0.32875	0.32875
10 Total Tetra-Dioxins	25.80	2.444e2	2.744e2	0.88	YES	0.28924	0.00000
11 Total Tetra-Dioxins	26.21	1.391e3	1.659e3	0.82	NO	1.8739	1.8739
13 2,3,7,8-TCDD	26.48	7.282e2	1.081e3	0.85	YES	0.86886	0.00000
15 Total Tetra-Dioxins	26.80	2.413e2	2.816e2	0.88	NO	0.28987	0.28987



Targetlyn - 200607R2-10.qtd  
 File Edit View Display Processing Window Help

SI	Name	Resp	RA	nly	RF	wtVol	Prod RT	RT	RRT	Conc.	%Res	DL	BSPC
1	2,3,7,8-TCDD	1.79e3	0.85	YES	0.8863	10.001	26.48	26.48	1.001	0.891		0.193	0.800
2	1,2,3,7,8-PeCDD	2.86e3	0.82	NO	0.8081	10.001	31.48	31.47	1.001	2.13		0.490	2.13
3	1,2,3,4,7,8-HxCDD	2.44e3	1.42	NO	1.2334	10.001	34.81	34.80	1.000	2.45		0.431	2.45
4	1,2,3,6,7,8-HxCDD	1.87e4	1.30	NO	0.8823	10.001	34.91	34.92	1.000	15.1		0.413	15.1
5	1,2,3,7,8,9-HxCDD	8.00e3	1.43	YES	0.8868	10.001	35.21	35.21	1.000	8.61		0.519	8.68

SI	Name	RT	nt Resp	nt2 Resp	RA	nly	BSPC	Conc.
1	Total Tetra-Chlorine	26.80	2.413e2	2.816e2	0.86	NO	0.28987	0.28987
2	2,3,7,8-TCDD	26.48	7.062e2	1.081e3	0.85	YES	0.88985	0.00000
3	Total Tetra-Chlorine	28.21	1.361e3	1.659e3	0.82	NO	1.8738	1.8738
4	Total Tetra-Chlorine	25.41	3.453e2	3.455e2	0.72	NO	0.32975	0.32975
5	Total Tetra-Chlorine	24.98	2.196e2	3.110e2	0.71	NO	0.29418	0.29418
6	Total Tetra-Chlorine	24.75	6.817e2	7.358e2	0.93	YES	0.72202	0.00000
7	Total Tetra-Chlorine	24.55	6.742e2	7.128e2	0.86	YES	0.68844	0.00000
8	Total Tetra-Chlorine	24.28	2.196e2	3.979e2	0.55	YES	0.28007	0.00000
9	Total Tetra-Chlorine	23.39	4.197e2	5.439e2	0.77	NO	0.53422	0.53422



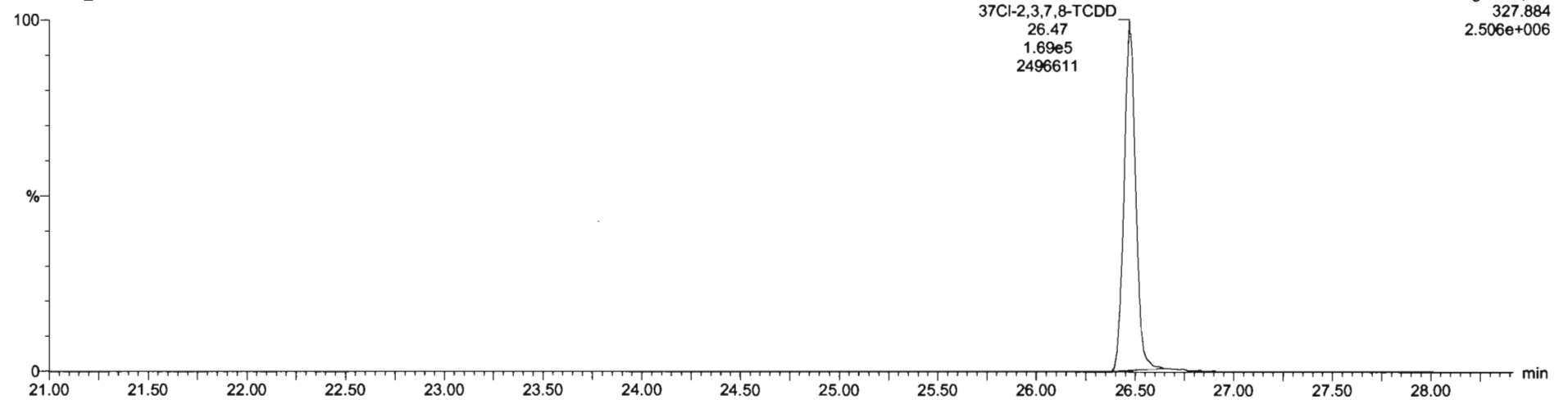
Dataset: Untitled

Last Altered: Monday, June 08, 2020 08:53:03 Pacific Daylight Time  
Printed: Monday, June 08, 2020 08:56:43 Pacific Daylight Time

Name: 200607R2\_10, Date: 08-Jun-2020, Time: 04:07:29, ID: 2001009-04 PDI-070SC-B-02-05-200505 18.29, Description: PDI-070SC-B-02-05-200505

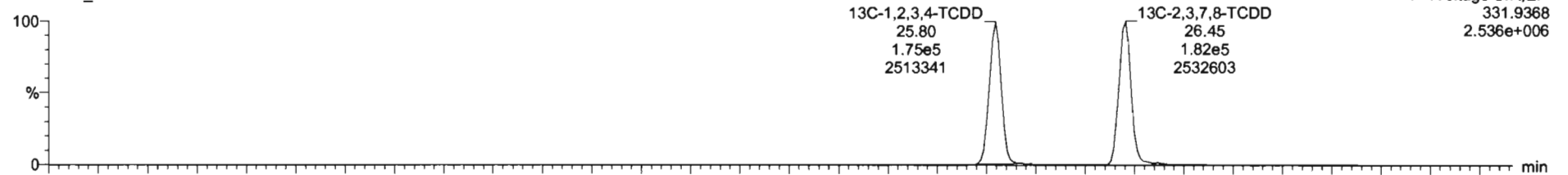
**37Cl-2,3,7,8-TCDD**

200607R2\_10

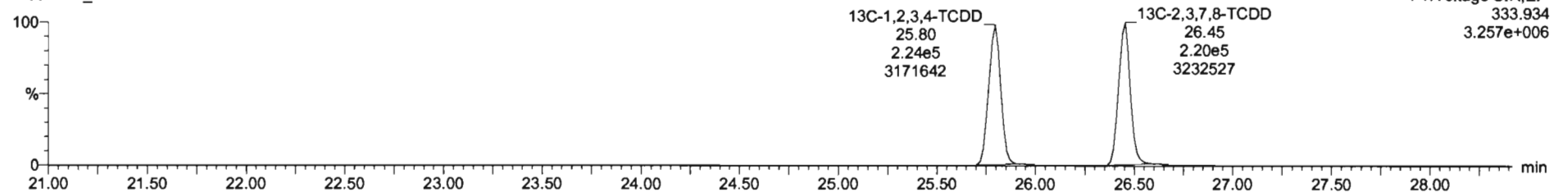


**13C-1,2,3,4-TCDD**

200607R2\_10



200607R2\_10



Dataset: Untitled

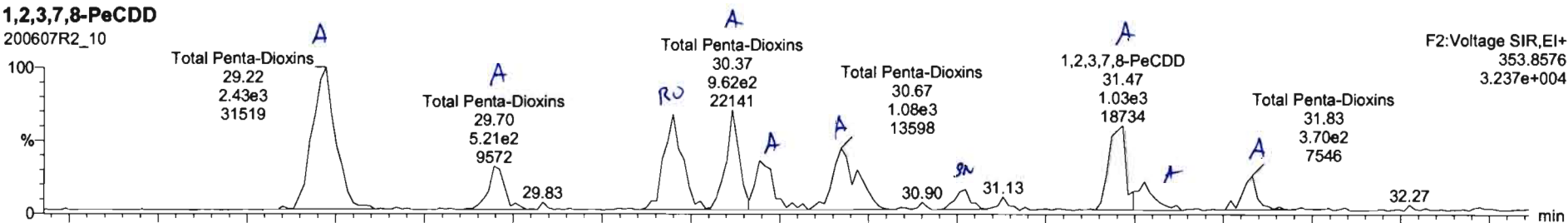
Last Altered: Monday, June 08, 2020 08:53:03 Pacific Daylight Time

Printed: Monday, June 08, 2020 08:56:43 Pacific Daylight Time

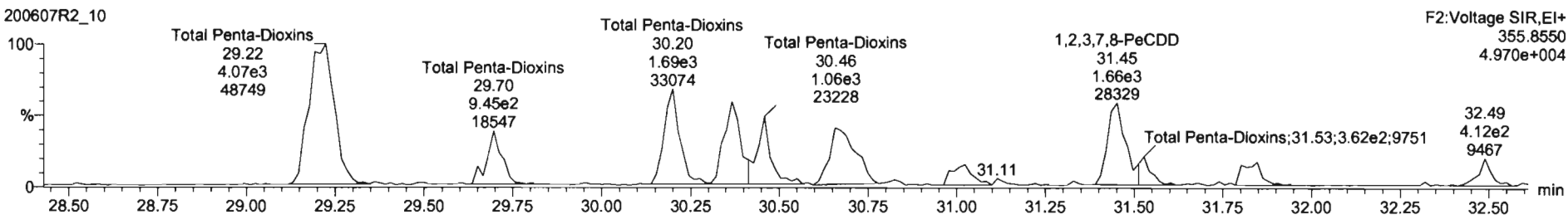
Name: 200607R2\_10, Date: 08-Jun-2020, Time: 04:07:29, ID: 2001009-04 PDI-070SC-B-02-05-200505 18.29, Description: PDI-070SC-B-02-05-200505

1,2,3,7,8-PeCDD

200607R2\_10

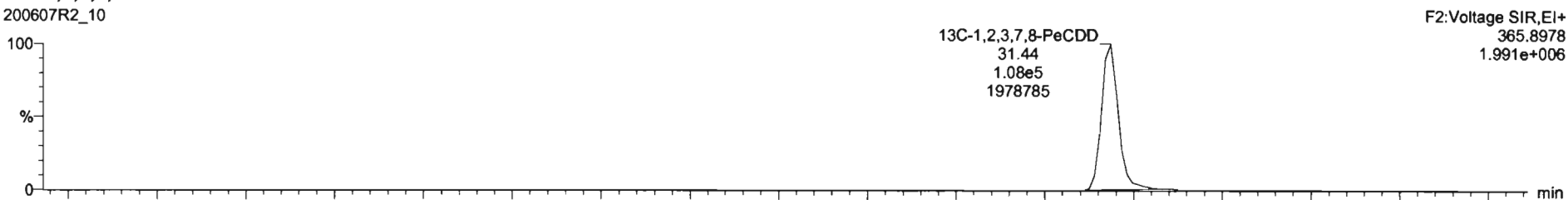


200607R2\_10

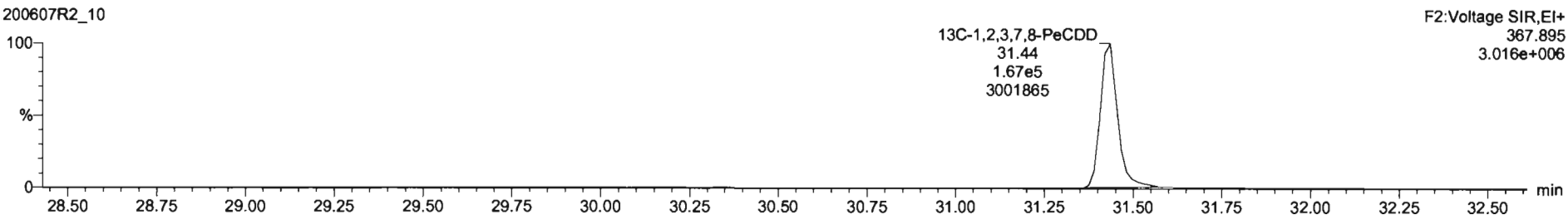


13C-1,2,3,7,8-PeCDD

200607R2\_10

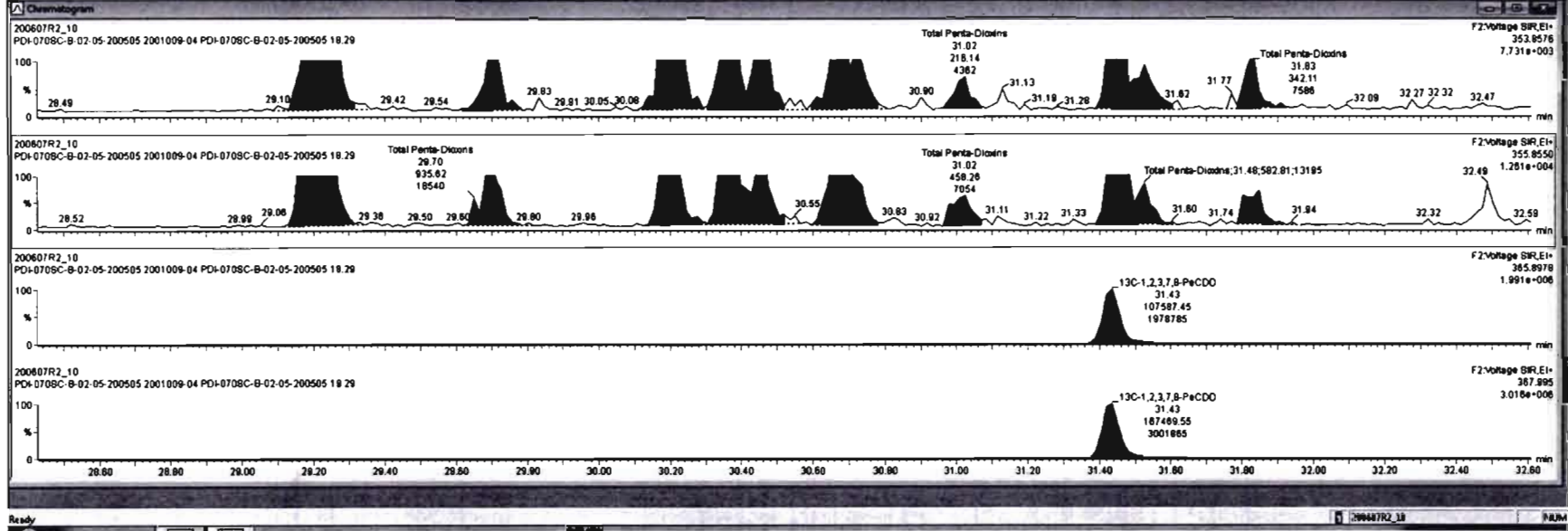


200607R2\_10



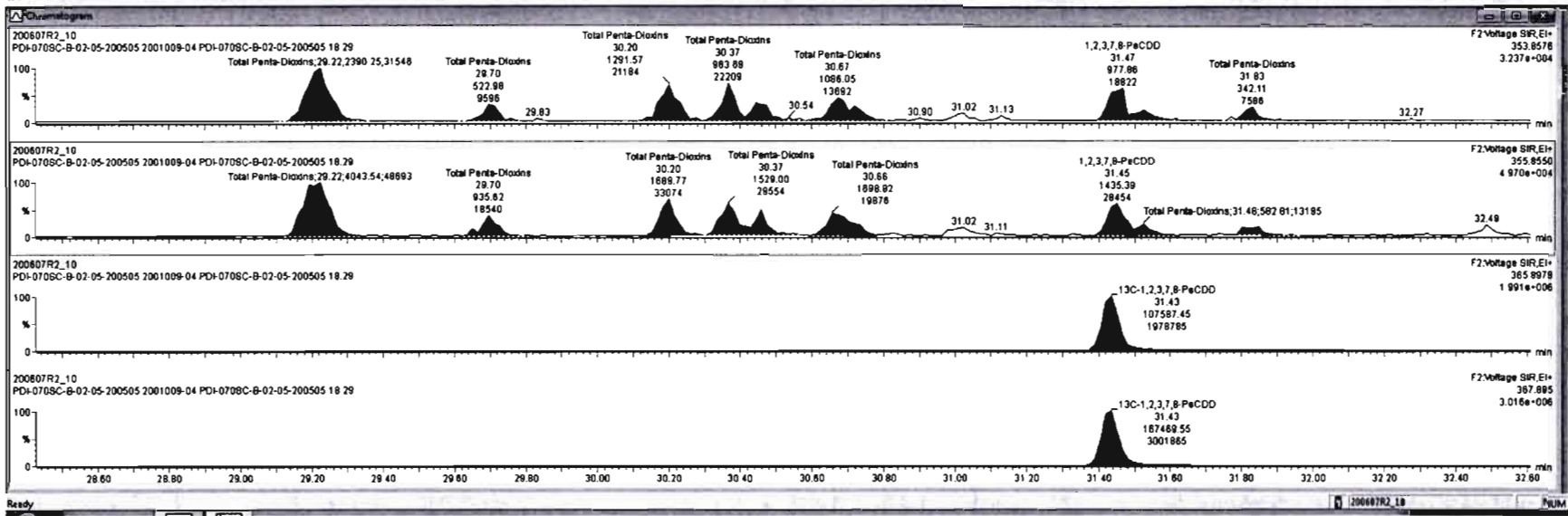
Name	Resp	RA	rvy	RFV	wtVnd	PresRT	RT	RRT	Conc.	WtAcc	DL	BtPC
38 Total Tetra-Dioxins				0.8883	10.081	24.82			8.38		0.182	8.23
40 Total Penta-Dioxins				0.8887	10.081	24.88			15.5		0.285	17.8
41 Total Hexa-Dioxins				0.8929	10.081	33.83			150		0.471	151
42 Total Hepta-Dioxins				0.8838	10.081	37.84			1040		2.01	1040
43 Total Tetra-Furans				0.7510	10.081	23.81			138		0.260	140
44 1st Func. Penta-Furans				0.8825	10.081	27.58			13.7		0.0417	13.7
45 Total Penta-Furans				0.8825	10.081	28.27			148		0.287	148
46 Total Hexa-Furans				0.9341	10.081	33.58			222		0.426	222
47 Total Hepta-Furans				0.8734	10.081	37.83			228		0.814	228

Name	RT	wt Resp	wf Resp	RA	rvy	BtPC	Conc.
1 Total Penta-Dioxins	28.22	7.380e3	4.044e3	0.58	NO	5.1108	5.1108
2 Total Penta-Dioxins	28.70	5.230e2	9.358e2	0.56	NO	1.1588	1.1588
3 Total Penta-Dioxins	30.20	1.282e3	1.880e3	0.78	YES	2.1879	0.20000
4 Total Penta-Dioxins	30.37	8.637e2	1.528e3	0.83	NO	1.8800	1.8800



Name	Resp	RA	n/y	RF	Wt/Fnd	Prod RT	RT	RTT	Conc	%Rec	DL	ELC
40 Total Penta-Dioxins				0.0091	10.00%	29.86			143	0.471	150	
41 Total Penta-Dioxins				0.8923	10.00%	33.83			1030	3.01	1030	
42 Total Hexa-Dioxins				0.8639	10.00%	37.64			134	0.250	136	
43 Total Tetra-Furans				0.7510	10.00%	23.81			13.7	0.0417	13.7	
44 1st Func. Penta-Furans				0.8925	10.00%	27.59						

Name	RT	rel. Resp	std Resp	RA	n/y	ELC	Conc.
1 Total Penta-Dioxins	29.22	7.360e3	4.044e3	0.59	NO	5.1106	5.1106
2 Total Penta-Dioxins	29.70	5.230e2	9.356e2	0.56	NO	1.1596	1.1596
3 Total Penta-Dioxins	30.20	1.292e3	1.690e3	0.78	YES	2.1879	0.00000
4 Total Penta-Dioxins	30.37	9.837e2	1.529e3	0.83	NO	1.9800	1.9800
5 Total Penta-Dioxins	30.44	6.279e2	1.000e3	0.83	NO	1.2934	1.2934
6 Total Penta-Dioxins	30.87	1.069e3	1.699e3	0.64	NO	2.2122	2.2122
7 1,2,3,7,8-PeCDD	31.47	9.779e2	1.435e3	0.88	NO	1.9170	1.9170
8 Total Penta-Dioxins	31.53	4.039e2	5.828e2	0.69	NO	0.78376	0.78376
9 Total Penta-Dioxins	31.83	3.421e2	4.929e2	0.69	NO	0.86326	0.86326





Dataset: Untitled

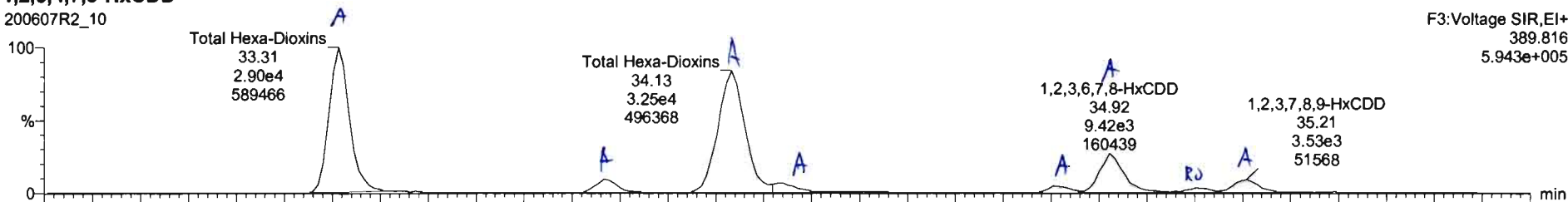
Last Altered: Monday, June 08, 2020 08:53:03 Pacific Daylight Time

Printed: Monday, June 08, 2020 08:56:43 Pacific Daylight Time

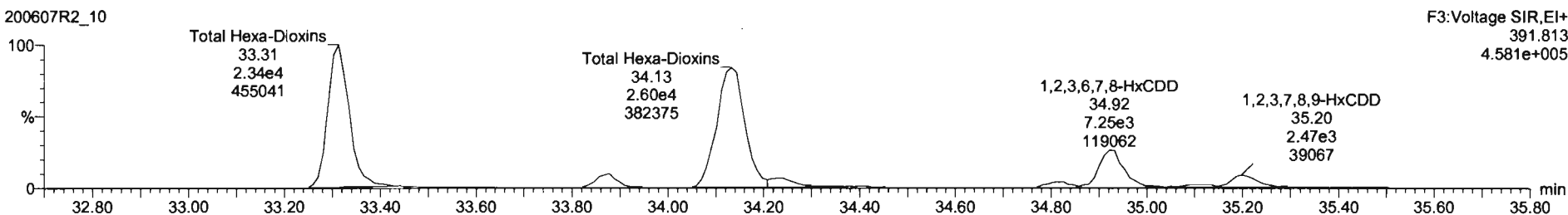
Name: 200607R2\_10, Date: 08-Jun-2020, Time: 04:07:29, ID: 2001009-04 PDI-070SC-B-02-05-200505 18.29, Description: PDI-070SC-B-02-05-200505

1,2,3,4,7,8-HxCDD

200607R2\_10




200607R2\_10

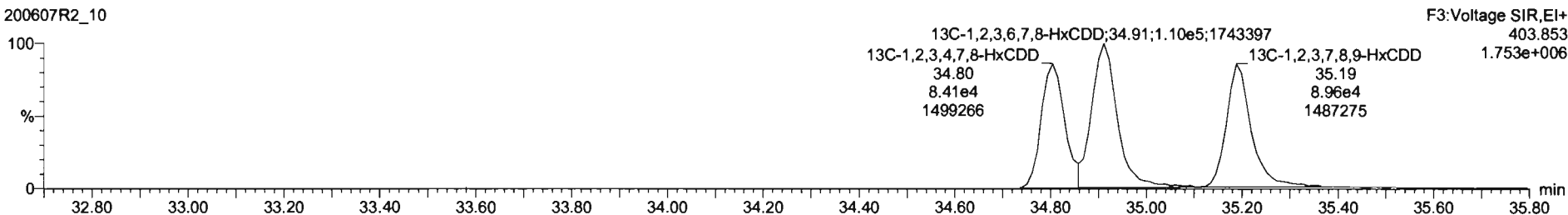


13C-1,2,3,4,7,8-HxCDD

200607R2\_10



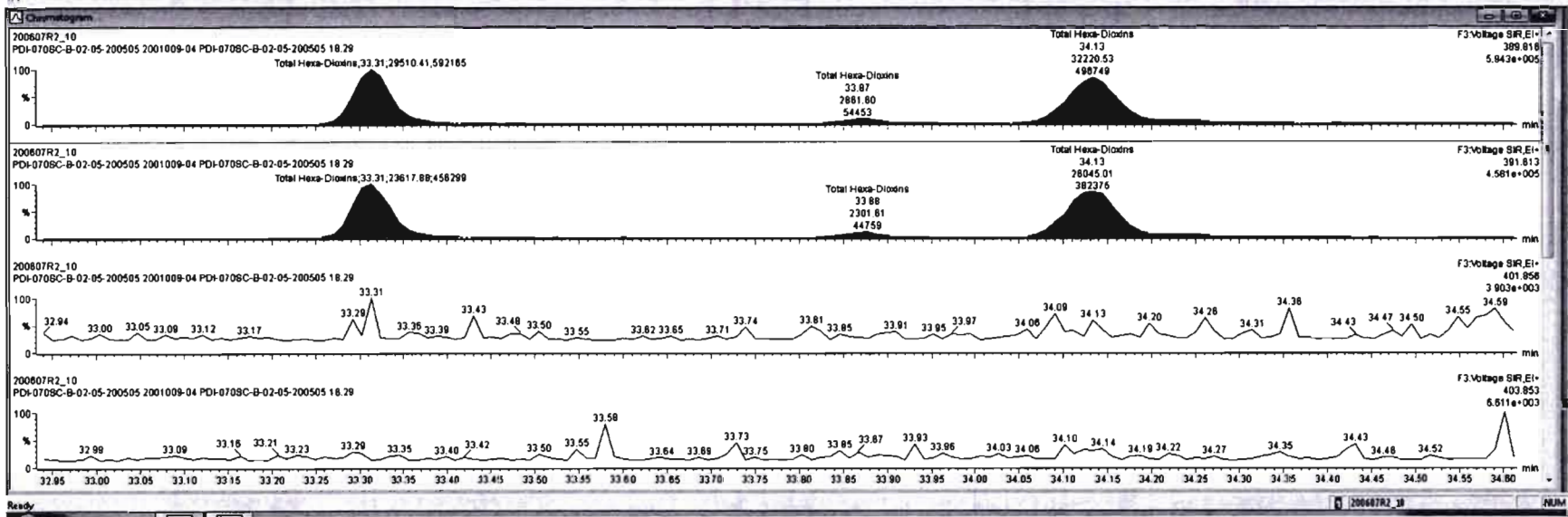
200607R2\_10





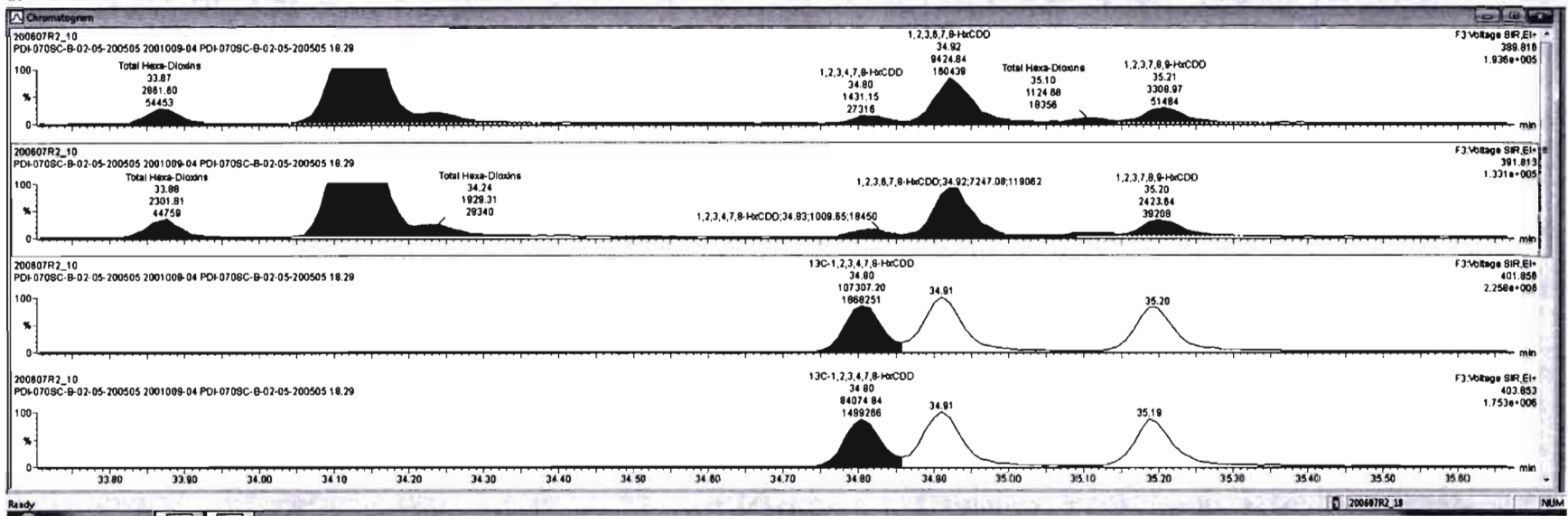
Name	Resp	RA	n/y	RPF	wt/rod	Pred RT	RT	RRT	Conc.	%Rec	DL	EBPC
40 Total Penta-Dioxins				0.9091	10.081	29.96			15.1		0.490	17.3
41 Total Hexa-Dioxins				0.8925	10.081	33.83			1.96		0.473	1.81
42 Total Hepta-Dioxins				0.8639	10.081	37.84			1030		3.01	1030
43 Total Tetra-Furans				0.7510	10.081	23.81			134		0.260	1.99
44 1st Func. Penta-Furans				0.8625	10.081	27.58			13.7		0.0417	13.7

Name	RT	int Resp	m3 Resp	RA	n/y	EBPC	Conc.
1 Total Hexa-Dioxins	33.31	2.951e4	2.382e4	1.25	NO	56.339	56.339
2 Total Hexa-Dioxins	33.87	2.862e3	2.302e3	1.24	NO	5.3783	5.3783
3 Total Hexa-Dioxins	34.13	3.222e4	2.805e4	1.24	NO	60.690	60.690
4 Total Hexa-Dioxins	34.24	2.811e3	1.829e3	1.35	NO	4.7293	4.7293
5 1,2,3,4,7,8-HxCDD	34.80	1.431e3	1.010e3	1.42	NO	2.4485	2.4485
6 1,2,3,6,7,8-HxCDD	34.82	8.425e3	7.247e3	1.30	NO	15.078	15.078
7 Total Hexa-Dioxins	35.10	1.125e3	6.507e2	1.73	YES	1.5182	0.00000
8 1,2,3,7,8,9-HxCDD	35.21	3.309e3	2.424e3	1.37	NO	6.3119	6.3119



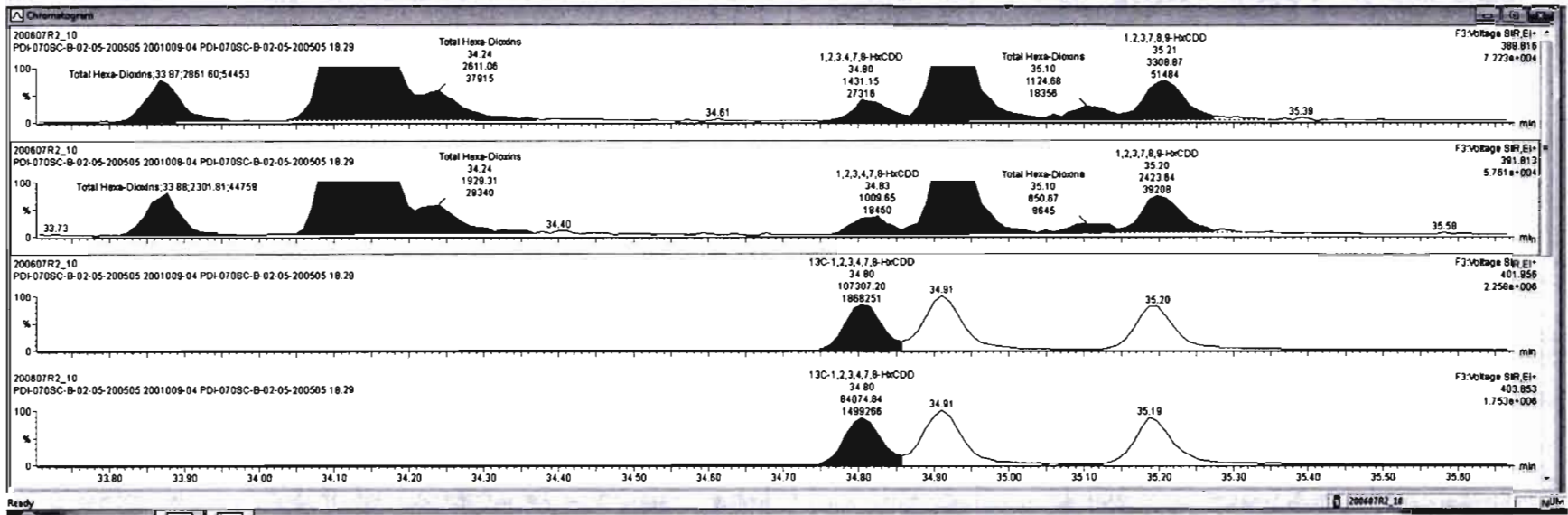
SL	Name	Resp	RA	rvf	RF	rdAval	Prod RT	RT	RRT	Conc.	%Rec	DL	EMPC
40	Total Penta-Dioxins				0.8001	10.081	29.96			15.1		0.490	17.3
41	Total Hexa-Dioxins				0.8023	10.081	33.85			130		0.474	181
42	Total Hepta-Dioxins				0.8639	10.081	37.54			1030		2.01	1030
43	Total Tetra-Furans				0.7510	10.081	23.61			134		0.250	139
44	1st Furans, Penta-Furans				0.8825	10.081	27.58			13.7		0.0417	13.7

SL	Name	RT	Int Resp	rd Filter	RA	rvf	EMPC	Conc.
1	Total Hexa-Dioxins	33.31	2.851e4	3.383e4	1.25	NO	56.339	56.339
2	Total Hexa-Dioxins	33.87	2.862e3	2.307e3	1.24	NO	5.3783	5.3783
3	Total Hexa-Dioxins	34.13	3.222e4	2.805e4	1.24	NO	60.890	60.690
4	Total Hexa-Dioxins	34.24	2.811e3	1.929e3	1.35	NO	4.7293	4.7293
5	1,2,3,4,7,8-HxCDD	34.80	1.431e3	1.010e3	1.42	NO	2.4485	2.4485
6	1,2,3,6,7,8-HxCDD	34.92	8.425e3	7.247e3	1.30	NO	15.078	15.078
7	Total Hexa-Dioxins	35.10	1.125e3	8.507e2	1.73	YES	1.5182	0.00000
8	1,2,3,7,8,9-HxCDD	35.21	3.309e3	2.424e3	1.37	NO	6.3119	6.3119



Name	Resp	RA	rvy	RRC	method	Prod RT	RT	RRT	Conc	%Rec	DL	BAPC
40 Total Penta-Dioxins				0.8091	10.081	29.96			15.1		0.460	17.3
41 Total Hexa-Dioxins				0.8925	10.081	33.82			1.8		0.477	1.61
42 Total Hepta-Dioxins				0.8639	10.081	37.64			1030		2.01	1030
43 Total Tetra-Furans				0.7510	10.081	23.81			134		0.260	136
44 1st Func. Penta-Furans				0.8925	10.081	27.58			13.7		0.0417	13.7

Name	RT	nl Resp	nl2 Resp	RA	rvy	BAPC	Conc
1 Total Hexa-Dioxins	33.31	2.951e4	2.363e4	1.25	NO	55.339	55.339
2 Total Hexa-Dioxins	33.87	2.862e3	2.303e3	1.24	NO	5.3783	5.3783
3 Total Hexa-Dioxins	34.13	3.222e4	2.805e4	1.24	NO	80.890	80.890
4 Total Hexa-Dioxins	34.24	2.811e3	1.929e3	1.35	NO	4.7293	4.7293
5 1,2,3,4,7,8-HxCDD	34.80	1.431e3	1.010e3	1.42	NO	2.4485	2.4485
6 1,2,3,6,7,8-HxCDD	34.92	9.425e3	7.247e3	1.30	NO	15.078	15.078
7 Total Hexa-Dioxins	35.10	1.125e3	6.507e2	1.73	YES	1.5182	0.00000
8 1,2,3,7,8,9-HxCDD	35.21	3.309e3	2.424e3	1.37	NO	6.3119	6.3119



Dataset: Untitled


Last Altered: Monday, June 08, 2020 08:53:03 Pacific Daylight Time

Printed: Monday, June 08, 2020 08:56:43 Pacific Daylight Time

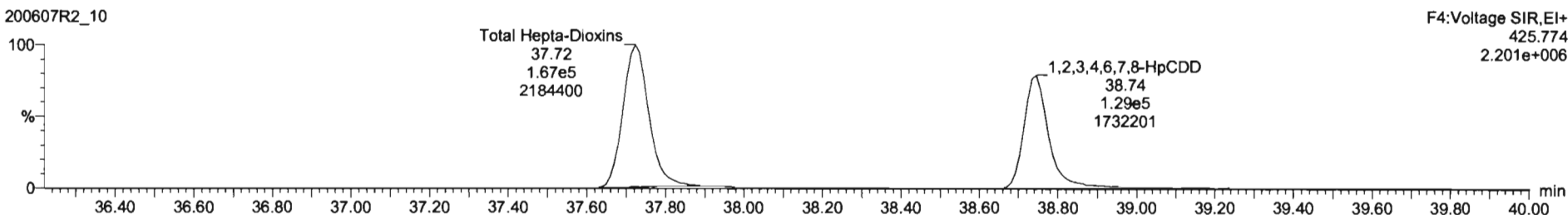
Name: 200607R2\_10, Date: 08-Jun-2020, Time: 04:07:29, ID: 2001009-04 PDI-070SC-B-02-05-200505 18.29, Description: PDI-070SC-B-02-05-200505

**1,2,3,4,6,7,8-HpCDD**

200607R2\_10

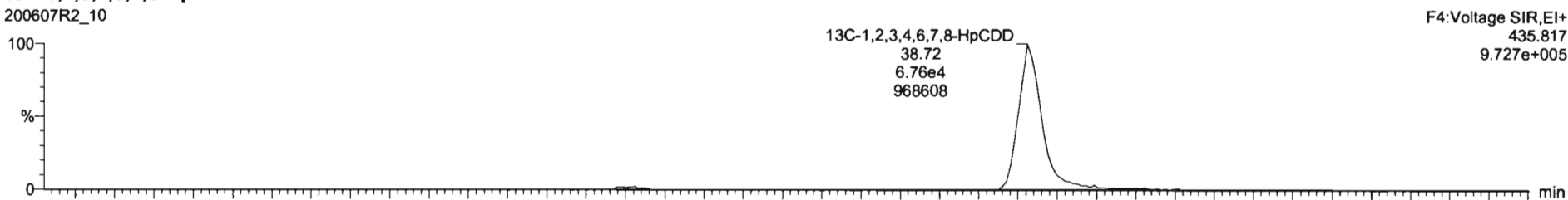


200607R2\_10

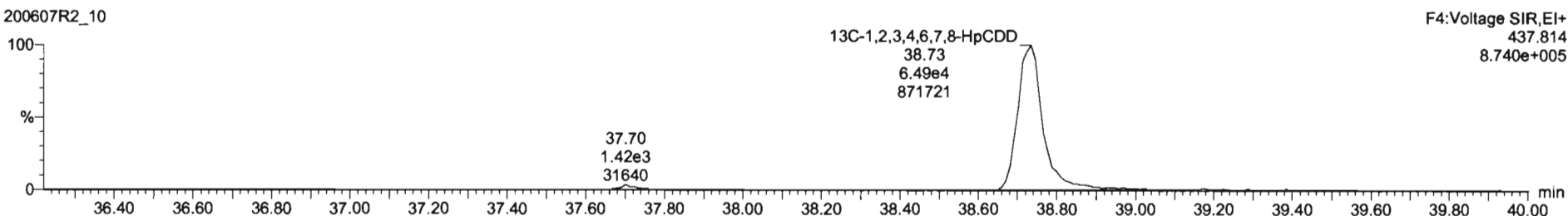


**13C-1,2,3,4,6,7,8-HpCDD**

200607R2\_10

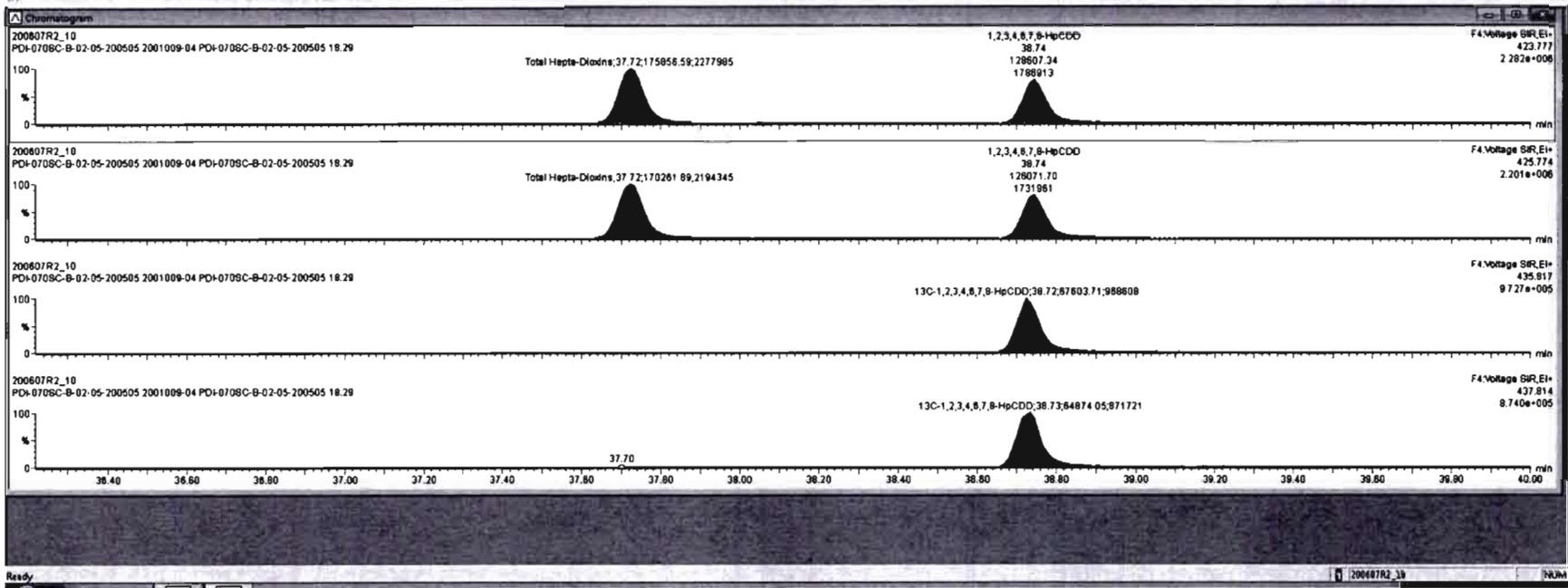


200607R2\_10



#	Name	Resp	RA	n/y	R/R	w/nd	Prod RT	RT	RRT	Conc	%Rec	DL	B/BPC
40	Total Penta-Dioxins				0.9061	10.00%	28.98			15.1		0.480	17.5
41	Total Hexa-Dioxins				0.8623	10.00%	33.63			150		0.471	151
42	Total Hepta-Dioxins				0.8558	10.00%	37.58			1045		3.89	1060
43	Total Tetra-Furans				0.7510	10.00%	23.81			134		0.260	130
44	1st Func. Penta-Furans				0.8625	10.00%	27.59			13.7		0.0417	13.7

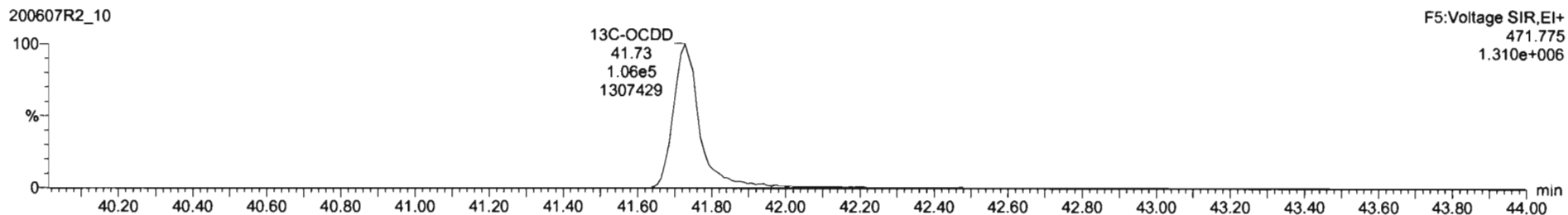
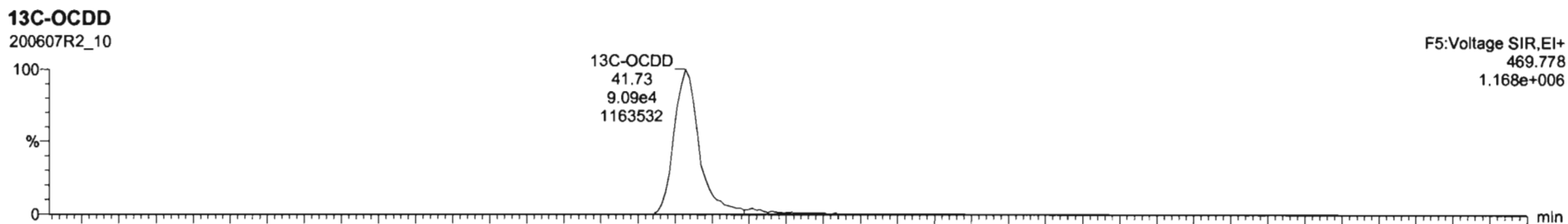
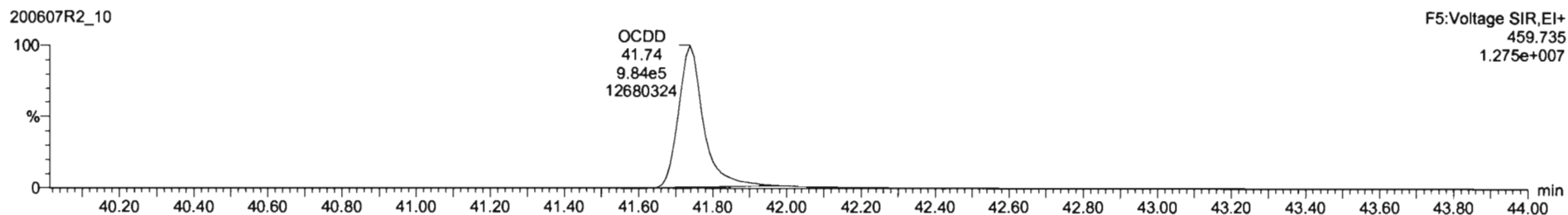
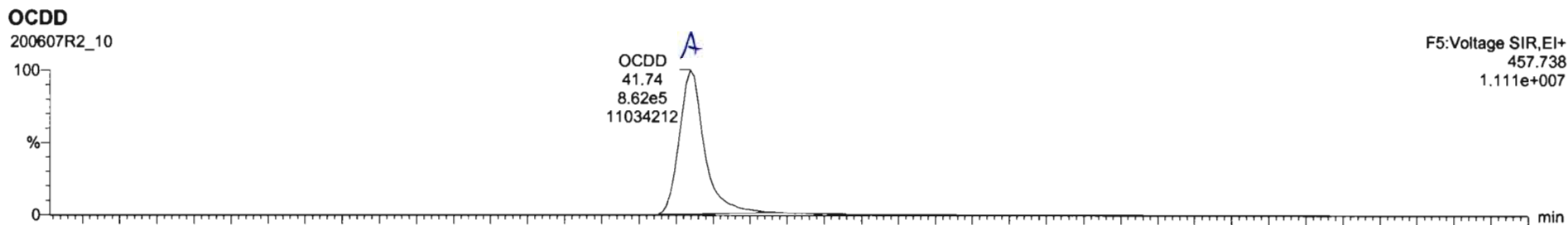
#	Name	RT	n/y	Resp	w/nd	RA	n/y	B/BPC	Conc.
1	Total Hepta-Dioxins	37.72	1.750e5	1.703e5	1.03	NO	800.02	800.02	
2	1,2,3,4,6,7,8-HpCDD	38.74	1.286e5	1.281e5	1.02	NO	441.80	441.80	

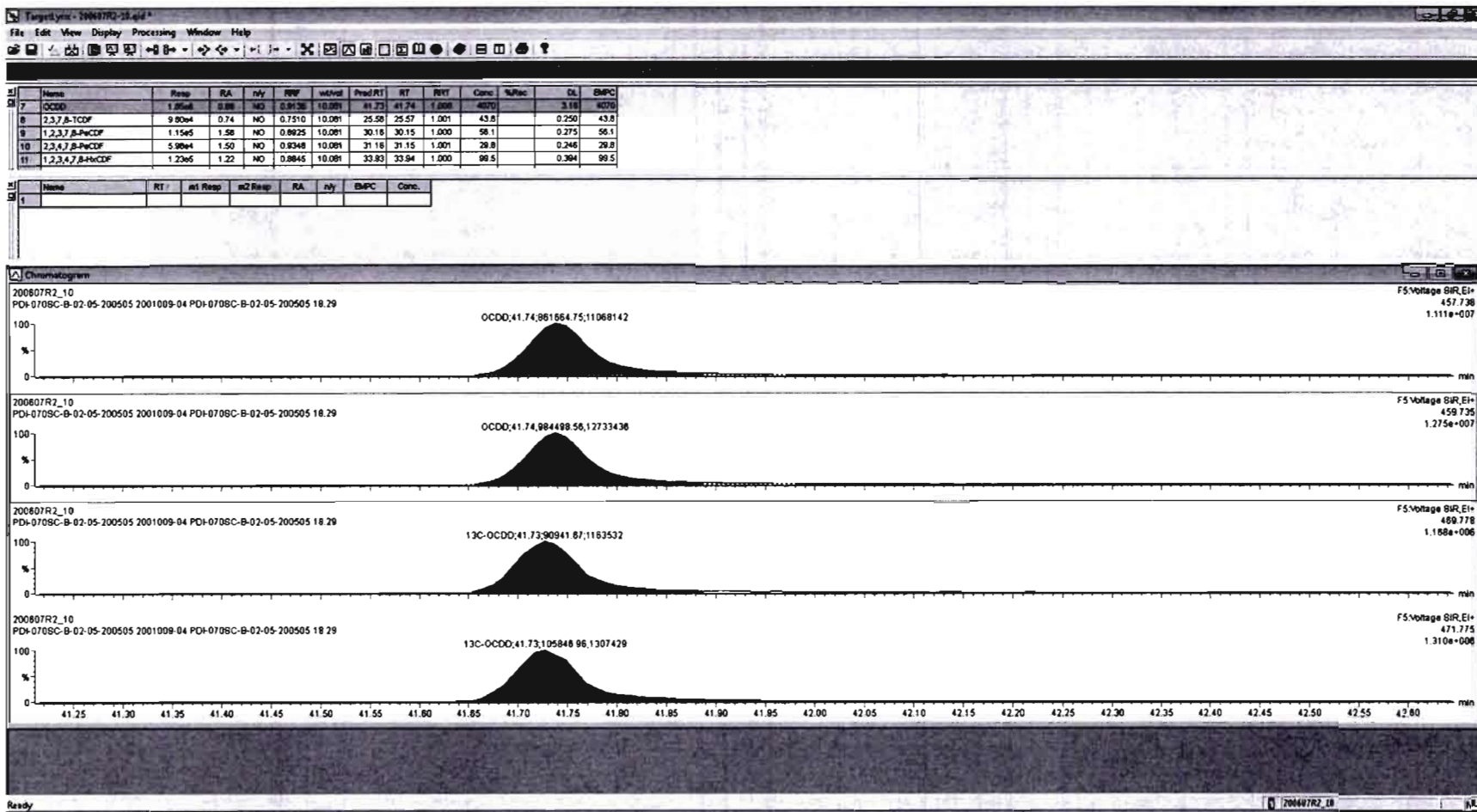


Dataset: Untitled

Last Altered: Monday, June 08, 2020 08:53:03 Pacific Daylight Time  
Printed: Monday, June 08, 2020 08:56:43 Pacific Daylight Time

Name: 200607R2\_10, Date: 08-Jun-2020, Time: 04:07:29, ID: 2001009-04 PDI-070SC-B-02-05-200505 18.29, Description: PDI-070SC-B-02-05-200505





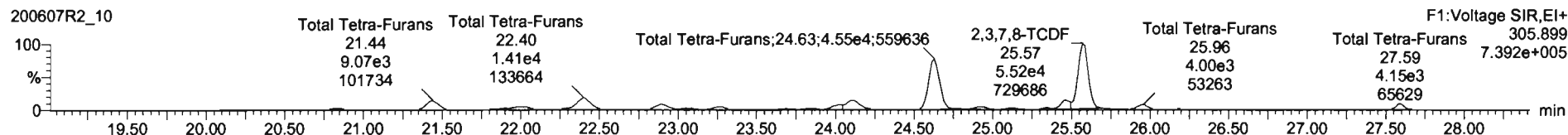



Dataset: Untitled

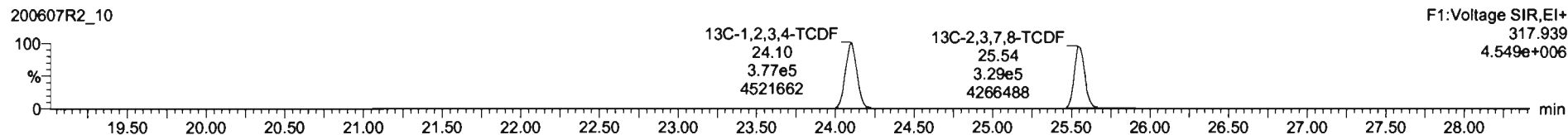
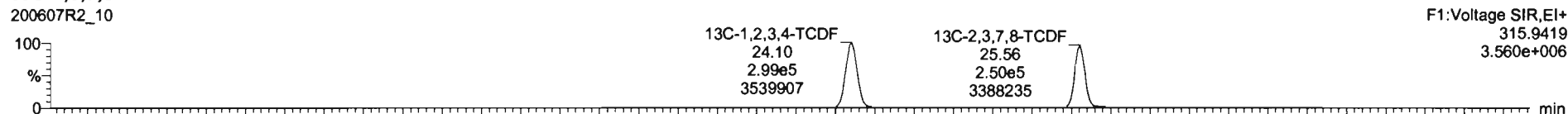
Last Altered: Monday, June 08, 2020 08:53:03 Pacific Daylight Time  
Printed: Monday, June 08, 2020 08:56:43 Pacific Daylight Time

Name: 200607R2\_10, Date: 08-Jun-2020, Time: 04:07:29, ID: 2001009-04 PDI-070SC-B-02-05-200505 18.29, Description: PDI-070SC-B-02-05-200505

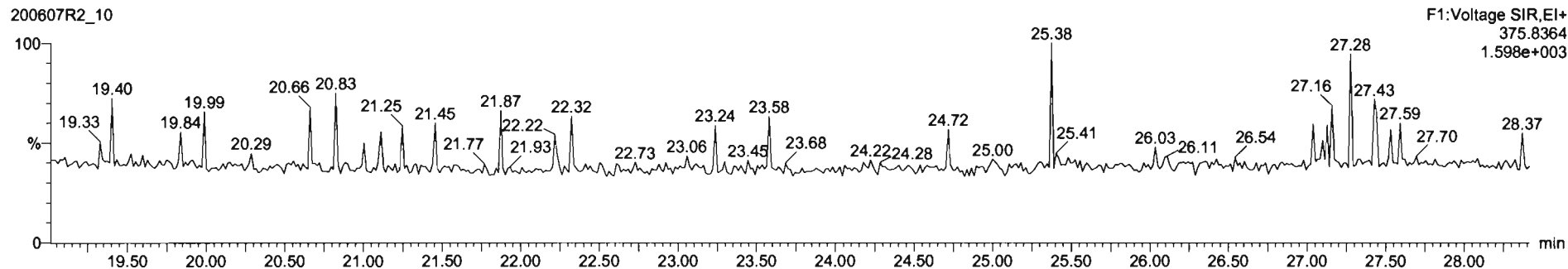
### 2,3,7,8-TCDF



### 13C-2,3,7,8-TCDF

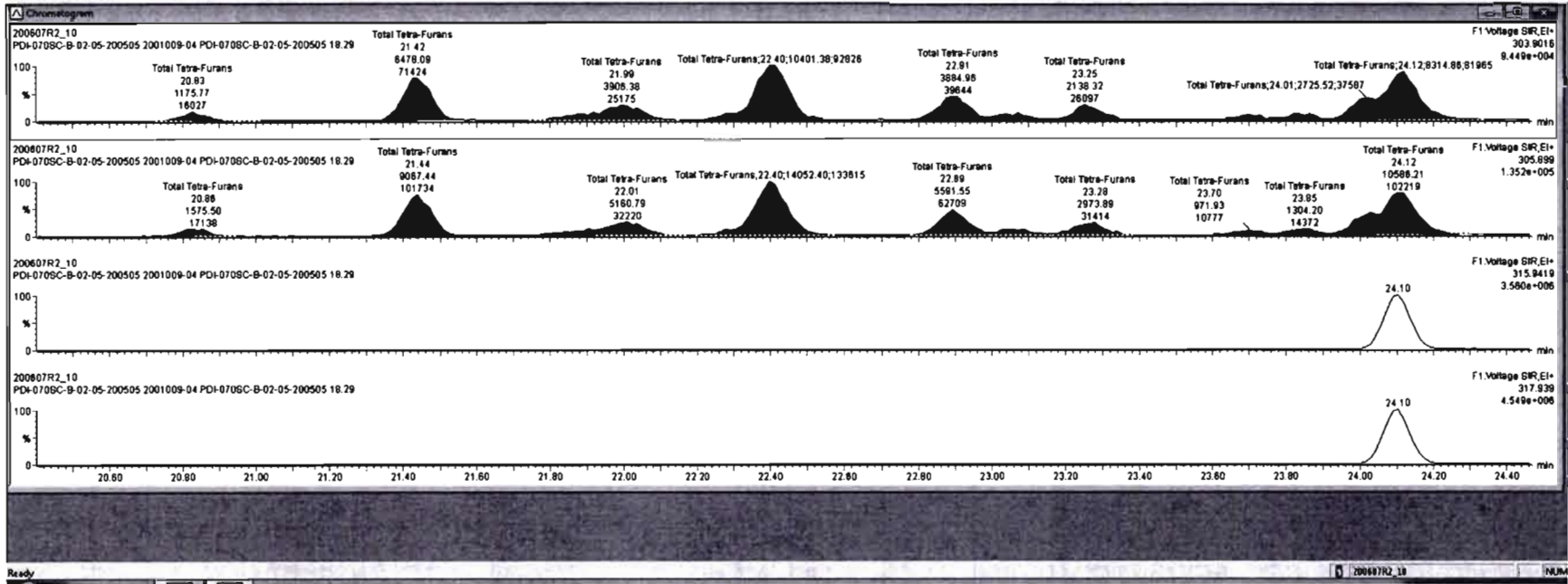


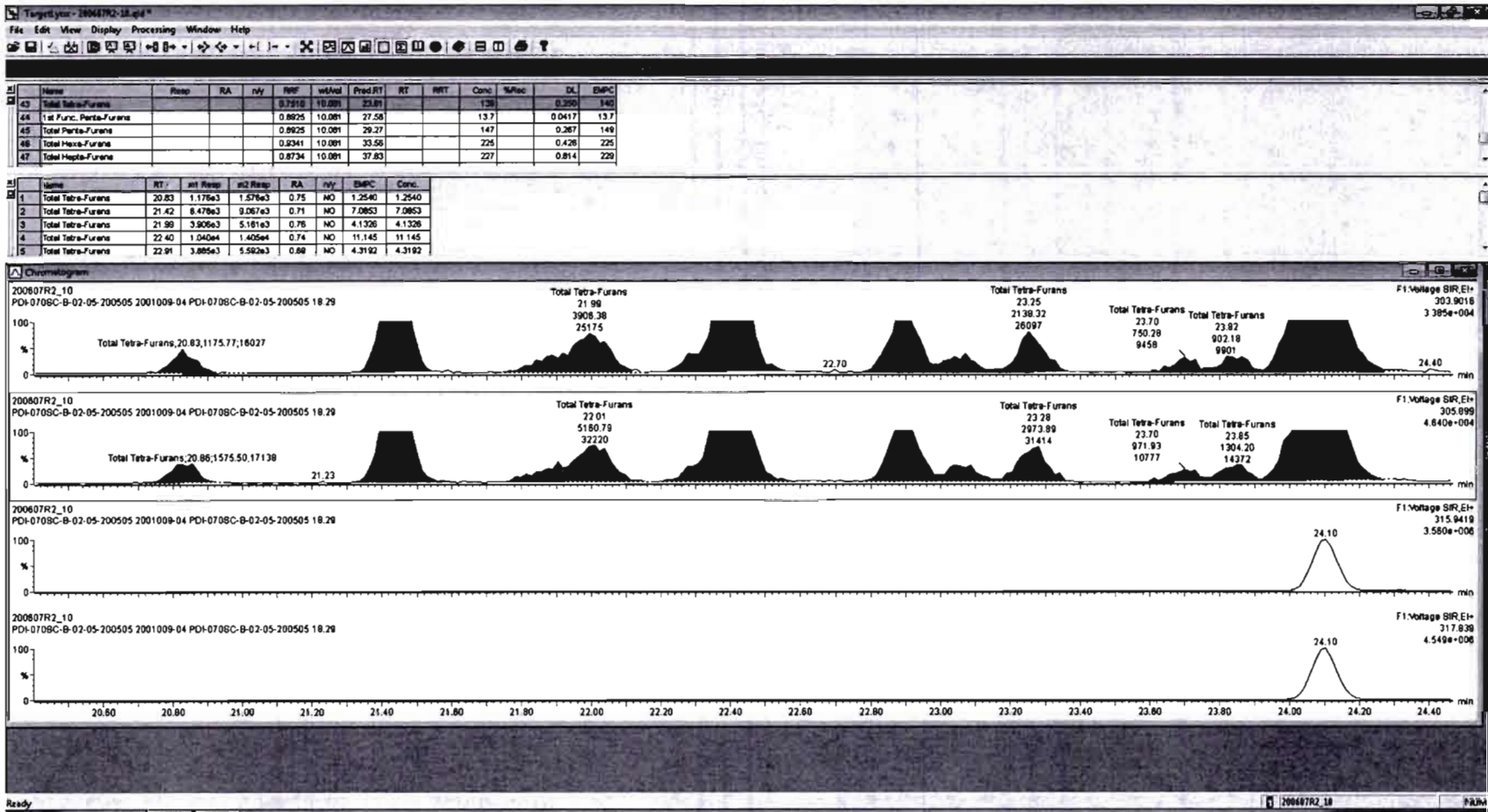
### DPE1



SI	Name	Resp	RA	rv	RF	wVed	Prod RT	RT	RRT	Conc	WRec	DL	EMPC
43	Total Tetra-Furans				0.7819	10.081	23.91			136		0.290	146
44	1st Func. Penta-Furans				0.8925	10.081	27.58			137		0.0417	137
45	Total Penta-Furans				0.8925	10.081	28.27			147		0.287	148
46	Total Hexa-Furans				0.8341	10.081	33.58			225		0.426	225
47	Total Hepta-Furans				0.8734	10.081	37.83			227		0.814	229

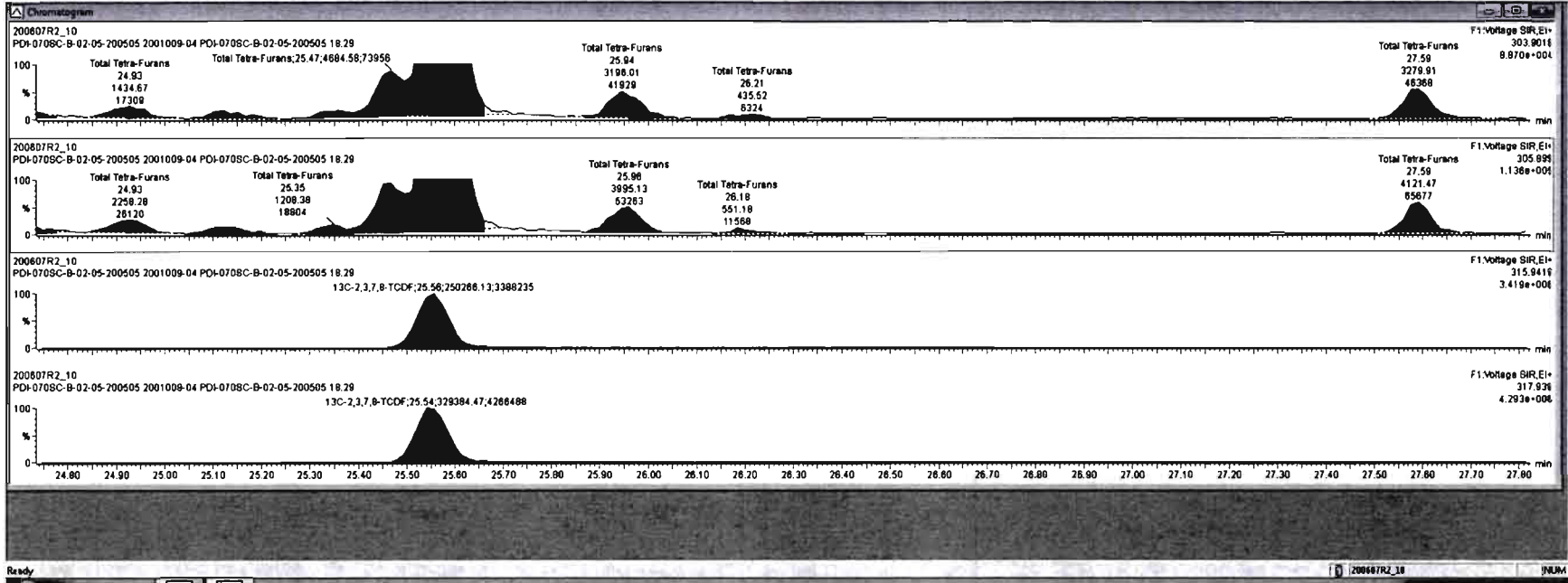
SI	Name	RT	int. Resp	adj Resp	RA	rv	EMPC	Conc.
1	Total Tetra-Furans	20.83	1.171e3	1.579e3	0.75	NO	1.2540	1.2540
2	Total Tetra-Furans	21.42	6.479e3	9.067e3	0.71	NO	7.0853	7.0853
3	Total Tetra-Furans	21.99	3.309e3	5.191e3	0.78	NO	4.1326	4.1326
4	Total Tetra-Furans	22.40	1.040e4	1.405e4	0.74	NO	11.145	11.145
8	Total Tetra-Furans	22.91	3.895e3	5.592e3	0.69	NO	4.3182	4.3182

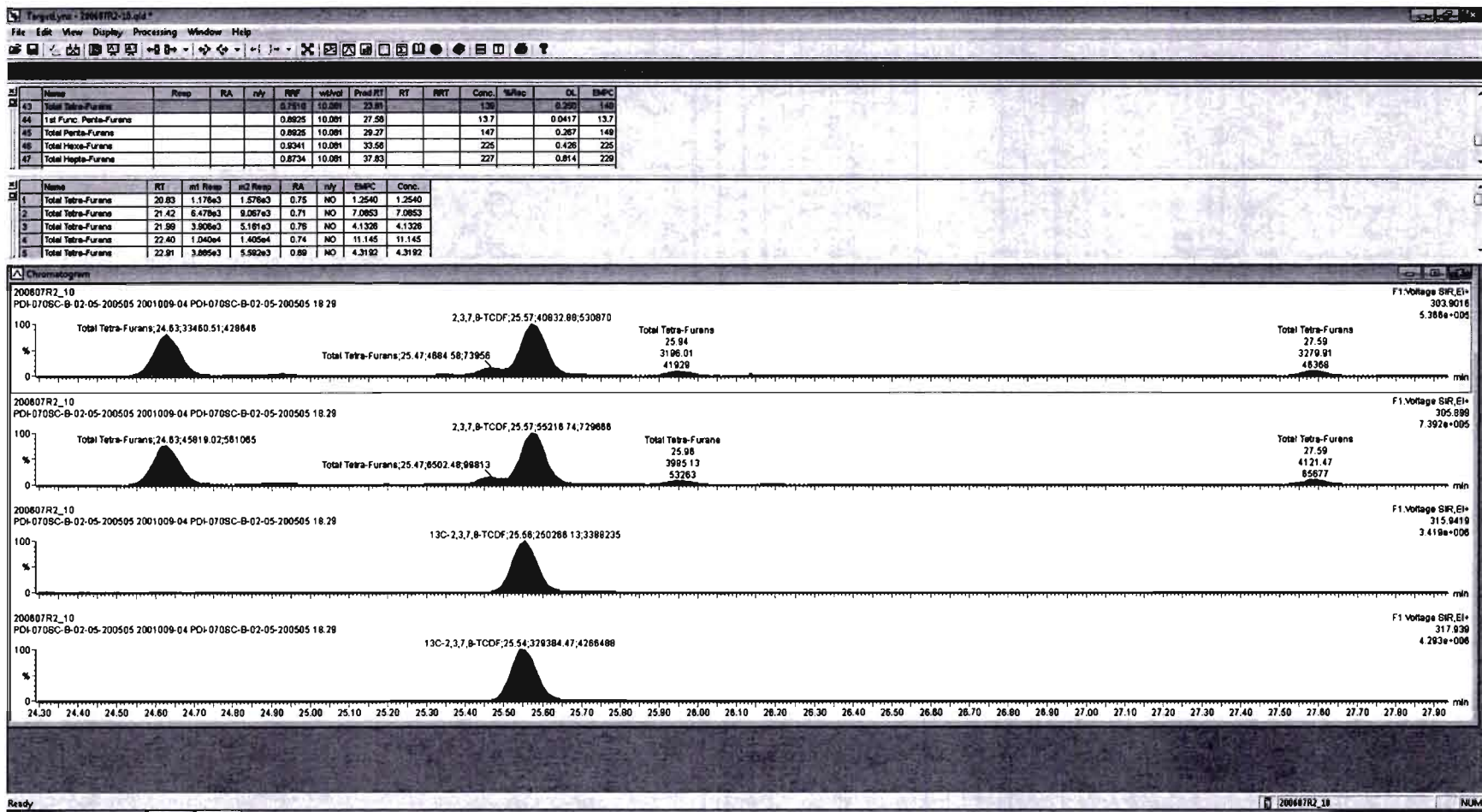


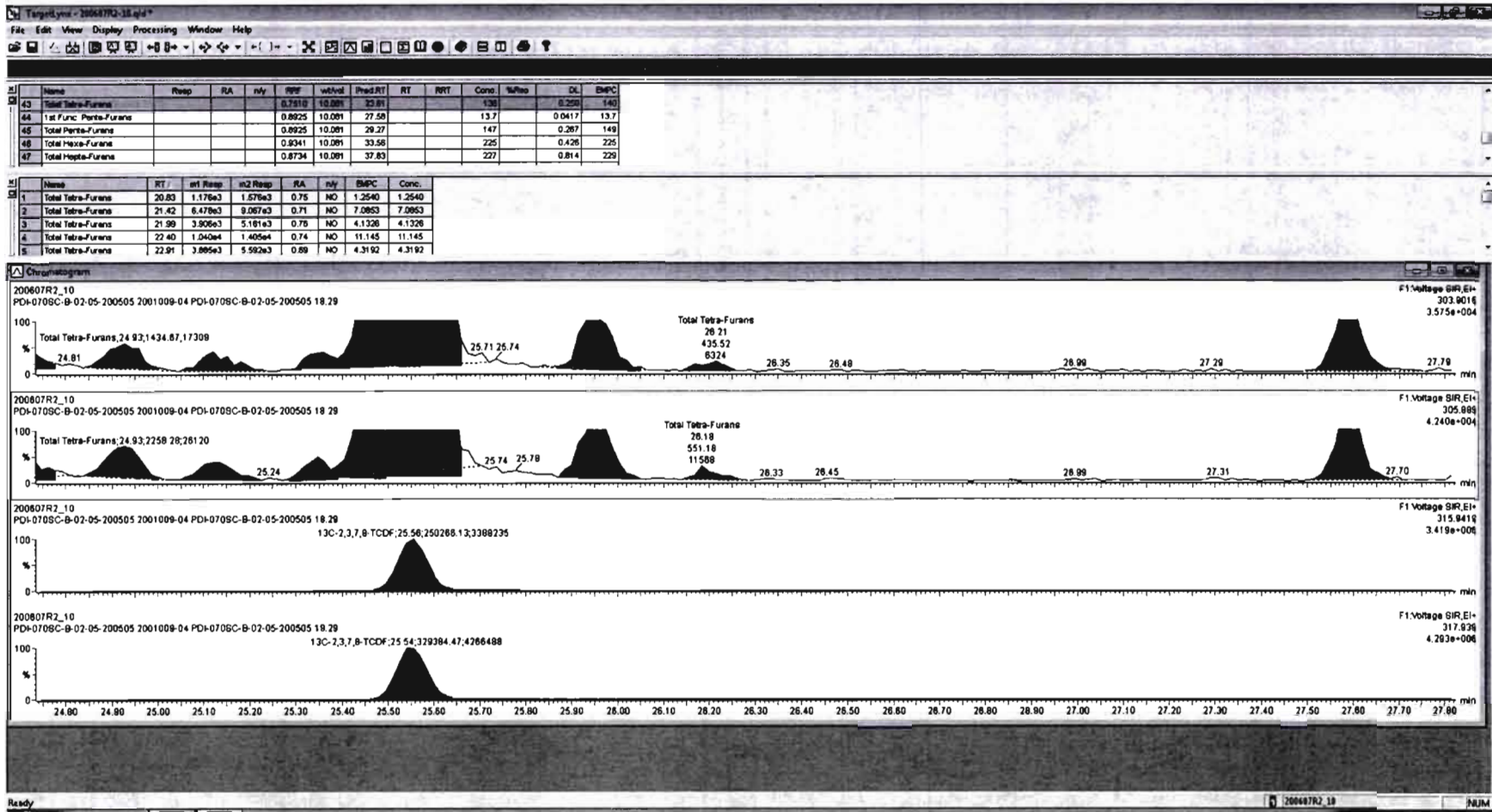


#	Name	Resp	RA	nY	RWF	wtVol	ProdRT	RT	RRT	Conc	%Rec	DL	BkC
43	Total Tetra-Furans				0.7910	10.081	23.91			20		0.250	146
44	1st Func. Penta-Furans				0.8025	10.081	27.58			13.7		0.0417	13.7
45	Total Penta-Furans				0.8025	10.081	28.27			147		0.267	148
46	Total Hexa-Furans				0.8241	10.081	33.56			225		0.428	225
47	Total Hepta-Furans				0.8734	10.081	37.83			227		0.814	229

#	Name	RT	mi Range	sd Range	RA	nY	BkC	Conc
1	Total Tetra-Furans	20.83	1.176e3	1.576e3	0.75	NO	1.2540	1.2540
2	Total Tetra-Furans	21.42	8.478e3	9.087e3	0.71	NO	7.0853	7.0853
3	Total Tetra-Furans	21.89	3.806e3	5.181e3	0.78	NO	4.1328	4.1328
4	Total Tetra-Furans	22.40	1.040e4	1.405e4	0.74	NO	11.145	11.145
5	Total Tetra-Furans	22.91	3.885e3	5.582e3	0.89	NO	4.3182	4.3182








Dataset: Untitled

Last Altered: Monday, June 08, 2020 08:53:03 Pacific Daylight Time  
Printed: Monday, June 08, 2020 08:56:43 Pacific Daylight Time

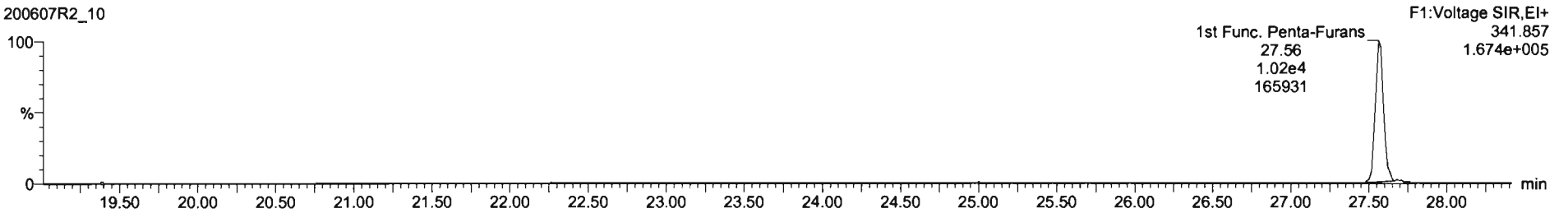
Name: 200607R2\_10, Date: 08-Jun-2020, Time: 04:07:29, ID: 2001009-04 PDI-070SC-B-02-05-200505 18.29, Description: PDI-070SC-B-02-05-200505

1st Func. Penta-Furans

200607R2\_10

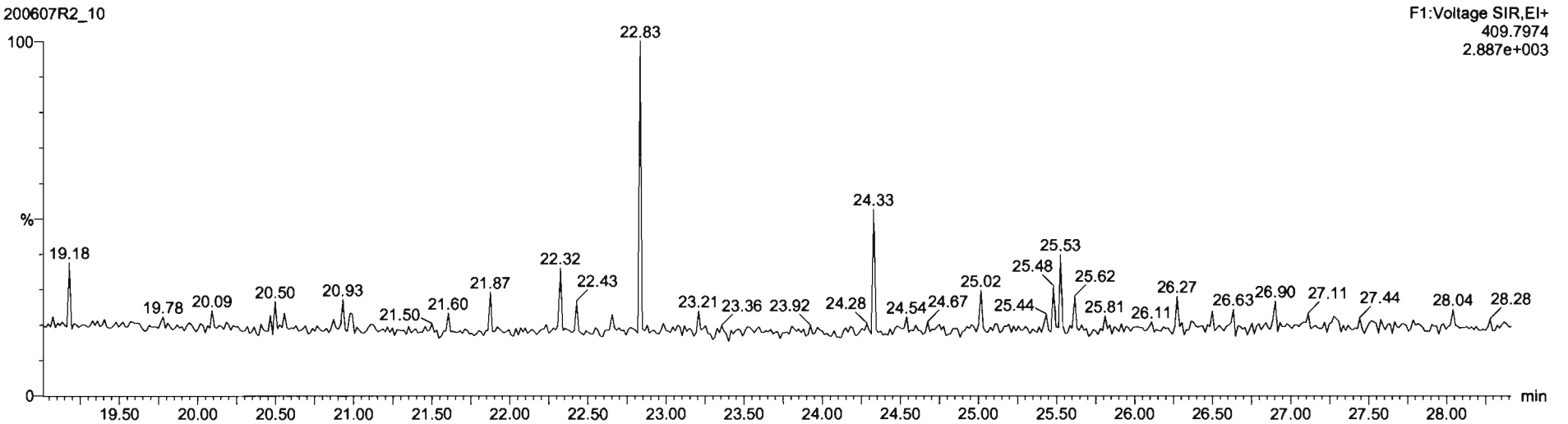


200607R2\_10



DPE6

200607R2\_10

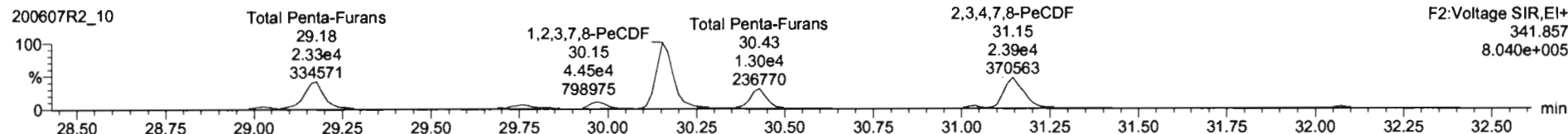
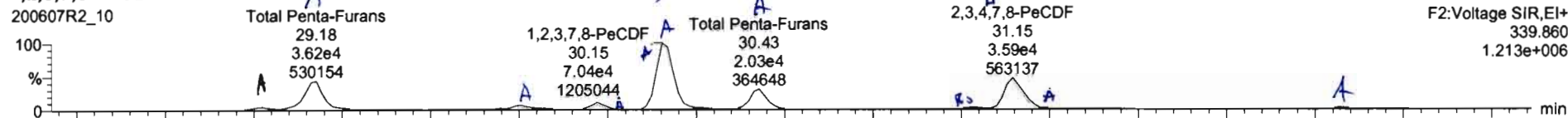


Dataset: Untitled

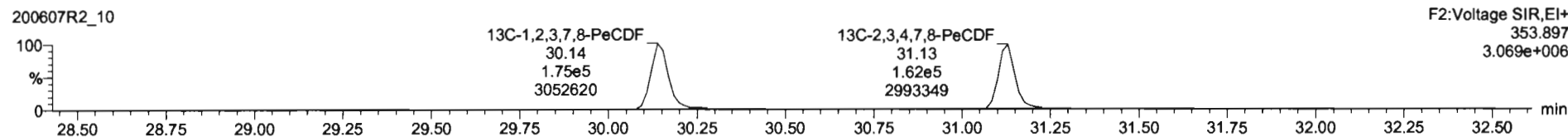
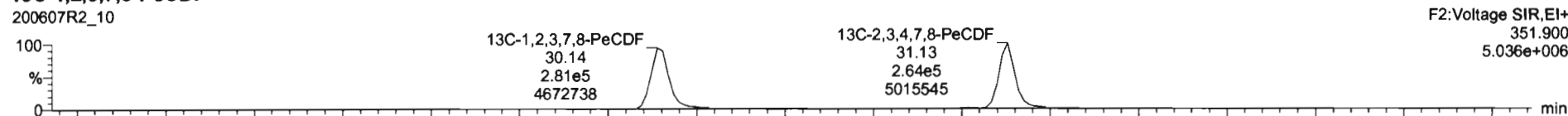
Last Altered: Monday, June 08, 2020 08:53:03 Pacific Daylight Time  
Printed: Monday, June 08, 2020 08:56:43 Pacific Daylight Time

Name: 200607R2\_10, Date: 08-Jun-2020, Time: 04:07:29, ID: 2001009-04 PDI-070SC-B-02-05-200505 18.29, Description: PDI-070SC-B-02-05-200505

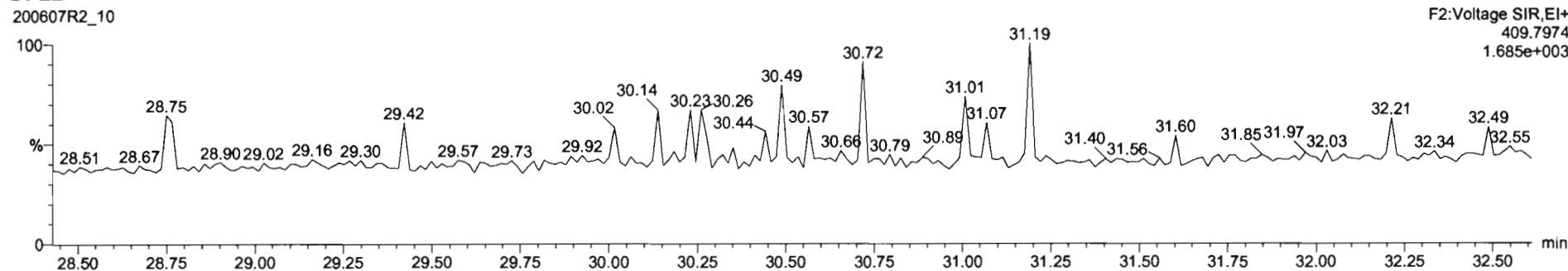
**1,2,3,7,8-PeCDF**



**13C-1,2,3,7,8-PeCDF**



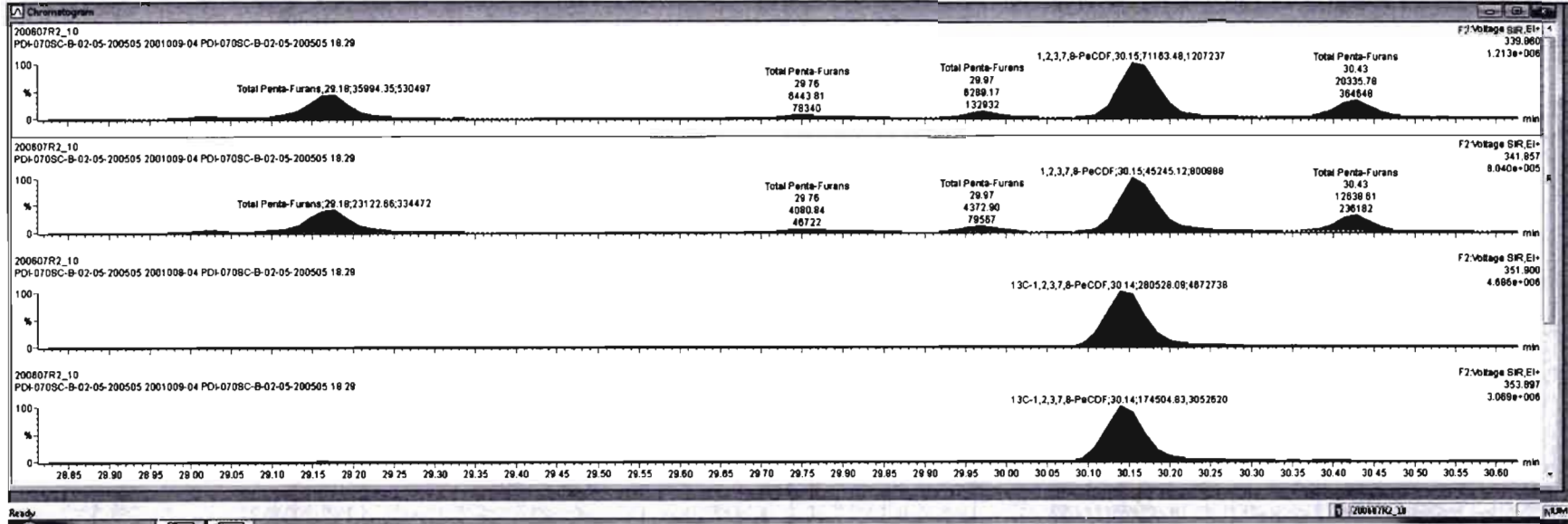
**DPE2**





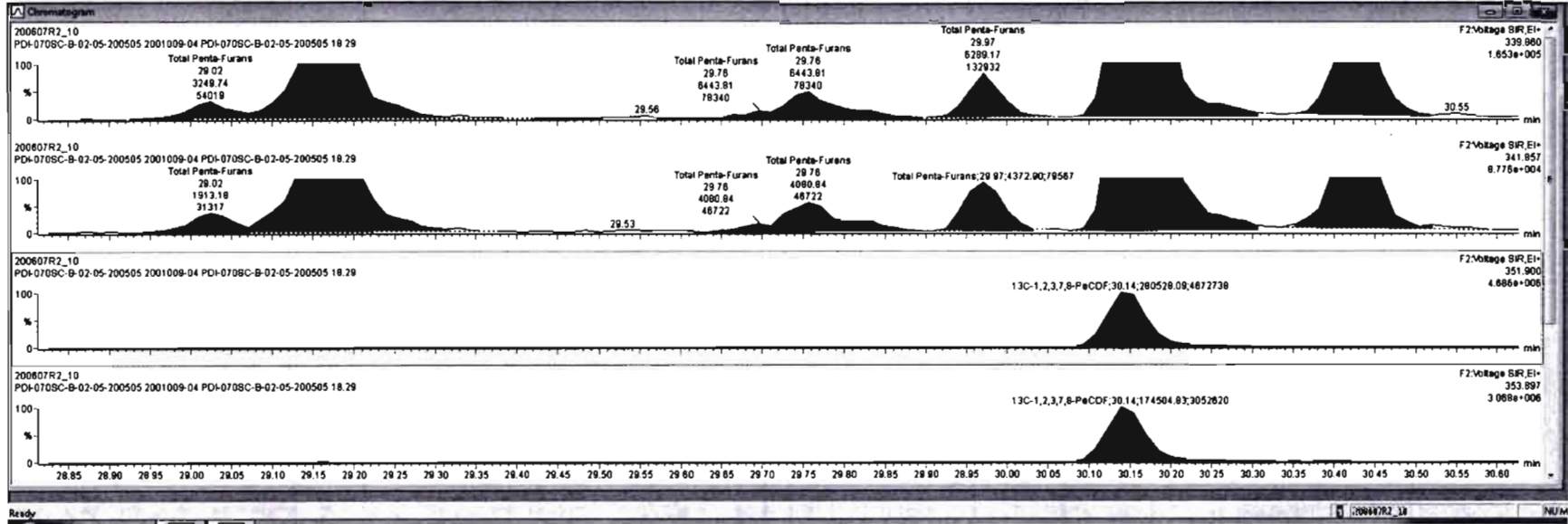
Name	Resp	RA	n/y	RFI	wtAdj	Prod RT	RT	IRT	Conc.	%Rec	DL	EBPC
45 Total Penta-Furans				0.8628	10.091	29.27						148
46 Total Hexa-Furans				0.8341	10.091	33.58			225	0.428	225	
47 Total Hepta-Furans				0.8734	10.091	37.83			227	0.814	229	
48 PFK1												
49 PFK2												

Name	RT	Int Resp	Int Resp	RA	n/y	EBPC	Conc.
1 Total Penta-Furans	29.02	3.262e3	1.813e3	1.70	NO	2.8040	2.8040
2 Total Penta-Furans	29.18	3.598e4	2.312e4	1.58	NO	29.816	29.816
3 Total Penta-Furans	29.76	8.444e3	4.081e3	1.58	NO	5.3082	5.3082
4 Total Penta-Furans	29.97	8.288e3	4.373e3	1.44	NO	5.3775	5.3775
5 1,2,3,7,8-PeCDF	30.15	7.116e4	4.525e4	1.57	NO	56.868	56.868
6 Total Penta-Furans	30.43	2.034e4	1.264e4	1.81	NO	16.831	16.831
7 Total Penta-Furans	31.04	1.883e3	1.316e3	1.28	YES	1.3883	0.00000
8 2,3,4,7,8-PeCDF	31.15	2.878e4	1.825e4	1.50	NO	23.907	23.907
9 Total Penta-Furans	31.18	7.446e3	4.735e3	1.57	NO	8.1438	8.1438



RT	Name	Resp	RA	n/y	FWF	wtAdj	Prod RT	RT	RTT	Conc	%Res	DL	BPFC
45	Total Penta-Furans				0.9825	10.081	29.27					0.267	148
46	Total Hexa-Furans				0.8341	10.081	33.58			225		0.428	225
47	Total Hepta-Furans				0.8734	10.081	37.83			227		0.814	229
48	PK1												
49	PK2												

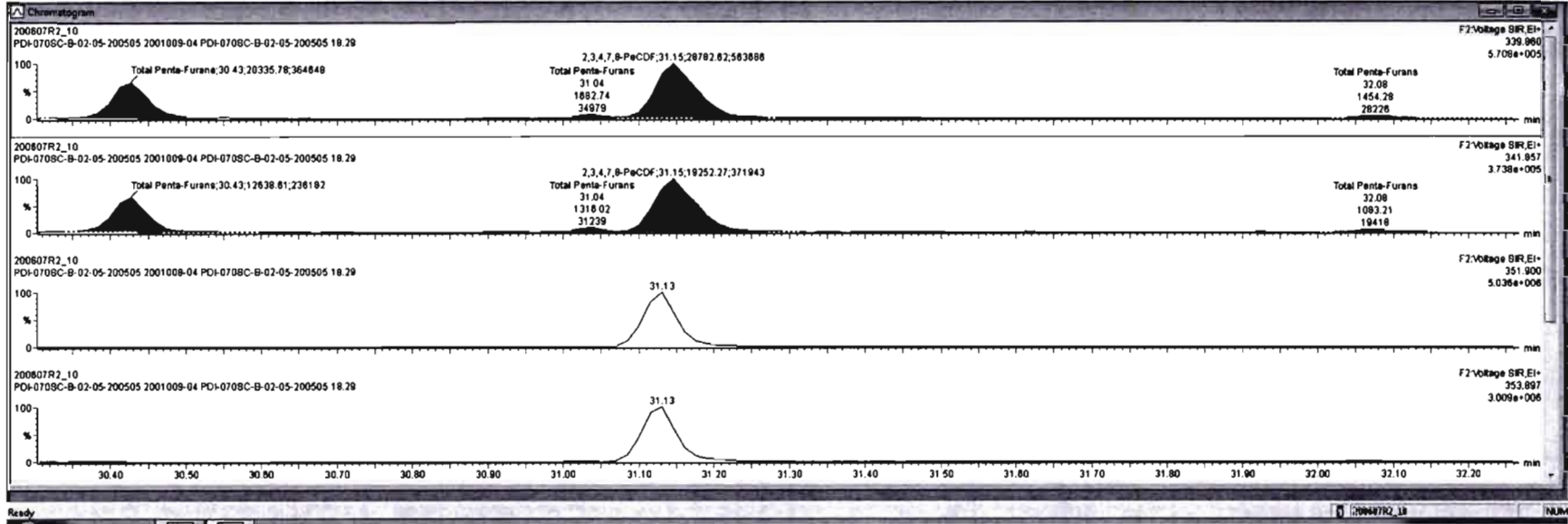
RT	Name	RT	wt Resp	wt Resp	RA	n/y	BPFC	Conc
1	Total Penta-Furans	28.02	3.250e3	1.813e3	1.70	NO	2.8040	2.8040
2	Total Penta-Furans	29.18	3.590e4	2.312e4	1.56	NO	29.816	29.816
3	Total Penta-Furans	29.76	6.444e3	4.081e3	1.58	NO	5.3082	5.3082
4	Total Penta-Furans	29.97	6.289e3	4.373e3	1.44	NO	5.3775	5.3775
5	1,2,3,7,8-PeCDF	30.15	7.116e4	4.526e4	1.57	NO	56.868	96.868
6	Total Penta-Furans	30.43	2.034e4	1.264e4	1.61	NO	18.631	18.631
7	Total Penta-Furans	31.04	1.883e3	1.316e3	1.28	YES	1.3983	0.00000
8	2,3,4,7,8-PeCDF	31.15	2.878e4	1.825e4	1.50	NO	23.807	23.907
9	Total Penta-Furans	31.18	7.446e3	4.736e3	1.57	NO	6.1436	6.1436



TargetLynx - 200607R2-100.kd  
 File Edit View Display Processing Window Help

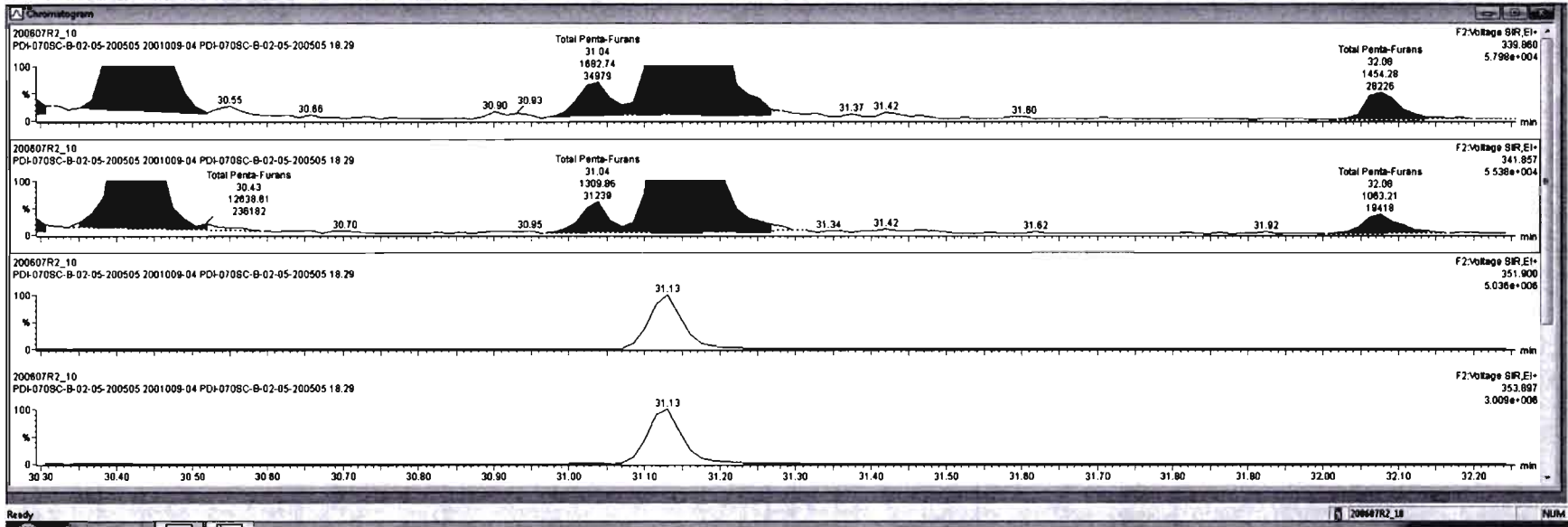
Name	Resp	RA	n/y	PPV	wVol	Prod RT	RT	PRC	Conc	%Fac	DL	EMPC
45 Total Penta-Furans				0.9928	16.081	28.27				1.48	0.287	148
46 Total Hexa-Furans				0.9341	10.081	33.58				225	0.428	225
47 Total Hepta-Furans				0.8734	10.081	37.83				227	0.814	229
48 PPK1												
49 PPK2												

Name	RT	wf Resp	w3 Resp	RA	n/y	EMPC	Conc
1 Total Penta-Furans	28.02	3.350e3	1.813e3	1.70	NO	2.0240	2.8040
2 Total Penta-Furans	29.18	3.560e4	2.212e4	1.58	NO	26.816	20.816
3 Total Penta-Furans	29.76	8.444e3	4.081e3	1.58	NO	5.3082	5.3082
4 Total Penta-Furans	29.87	8.269e3	4.373e3	1.44	NO	5.3775	5.3775
5 1,2,3,7,8-PeCDF	30.15	7.116e4	4.526e4	1.57	NO	56.868	96.868
6 Total Penta-Furans	30.43	2.034e4	1.264e4	1.61	NO	16.831	16.831
7 Total Penta-Furans	31.04	1.883e3	1.318e3	1.28	YES	1.3983	0.00000
8 2,3,4,7,8-PeCDF	31.15	2.878e4	1.925e4	1.50	NO	23.907	23.907
9 Total Penta-Furans	31.18	7.446e3	4.735e3	1.57	NO	6.1436	6.1436



Name	RT	RA	rvf	RF	WtAve	Prod RT	RT	RRT	Conc.	%Sig	DL	EMPC
45 Total Penta-Furans				0.8253	10.081	28.27			1.68		0.397	148
46 Total Hexa-Furans				0.8341	10.081	33.50			225		0.428	225
47 Total Hepta-Furans				0.8734	10.081	37.83			227		0.814	229
48 PFK1												
49 PFK2												

Name	RT	Int Resp	Ac Resp	RA	rvf	EMPC	Conc.
1 Total Penta-Furans	29.02	3.250e3	1.913e3	1.70	NO	2.8040	2.8040
2 Total Penta-Furans	28.18	3.598e4	2.312e4	1.56	NO	29.816	29.816
3 Total Penta-Furans	29.76	6.444e3	4.081e3	1.58	NO	5.3082	5.3082
4 Total Penta-Furans	28.97	6.289e3	4.373e3	1.44	NO	5.3775	5.3775
5 1,2,3,7-B-PeCDF	30.15	7.116e4	4.525e4	1.57	NO	58.868	58.868
6 Total Penta-Furans	30.43	2.034e4	1.284e4	1.61	NO	16.831	16.831
7 Total Penta-Furans	31.04	1.883e3	1.310e3	1.28	YES	1.3963	0.00000
8 2,3,4,7-B-PeCDF	31.15	2.878e4	1.825e4	1.50	NO	23.907	23.907
9 Total Penta-Furans	31.18	7.446e3	4.735e3	1.57	NO	8.1438	8.1438





Dataset: Untitled

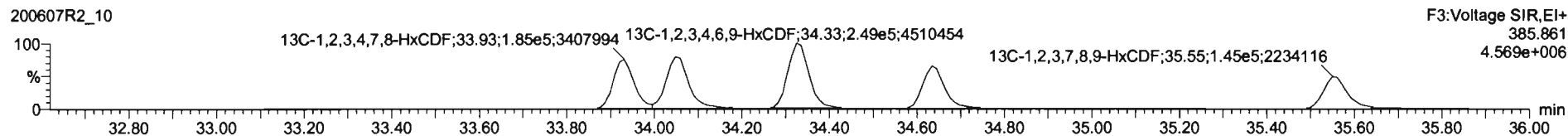
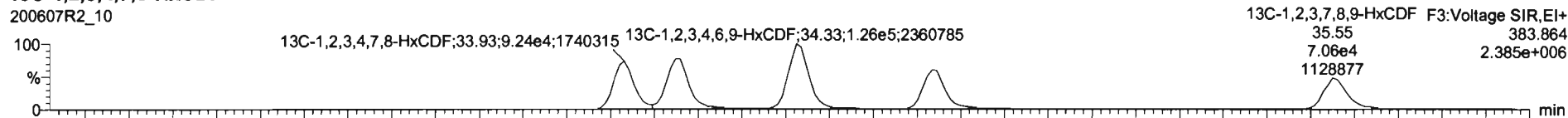
Last Altered: Monday, June 08, 2020 08:53:03 Pacific Daylight Time  
Printed: Monday, June 08, 2020 08:56:43 Pacific Daylight Time

Name: 200607R2\_10, Date: 08-Jun-2020, Time: 04:07:29, ID: 2001009-04 PDI-070SC-B-02-05-200505 18.29, Description: PDI-070SC-B-02-05-200505

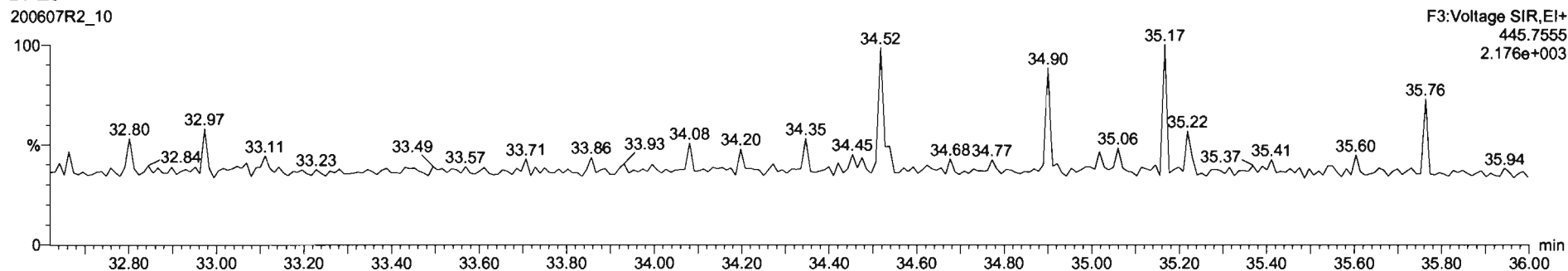
1,2,3,4,7,8-HxCDF

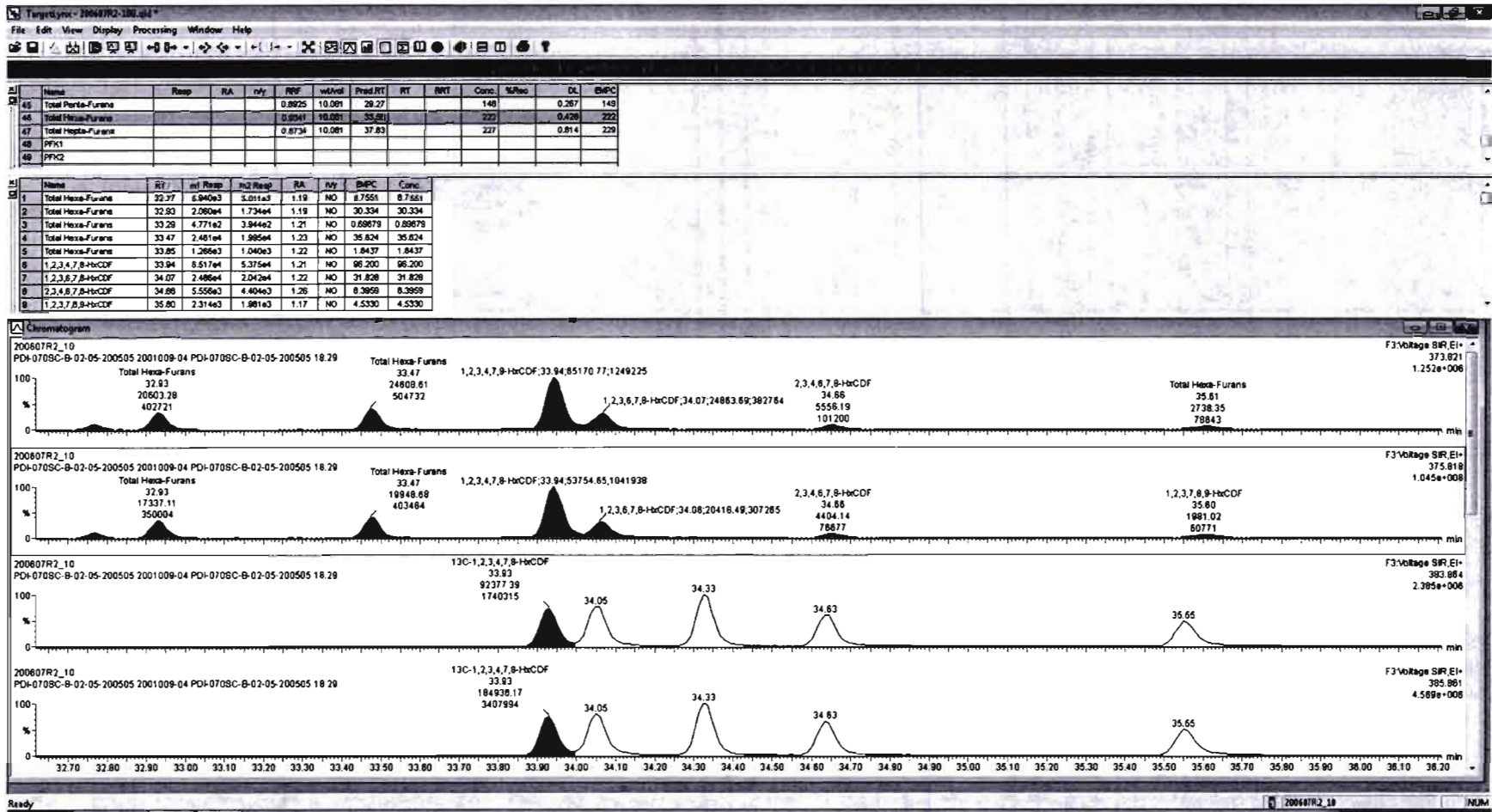


13C-1,2,3,4,7,8-HxCDF



DPE3

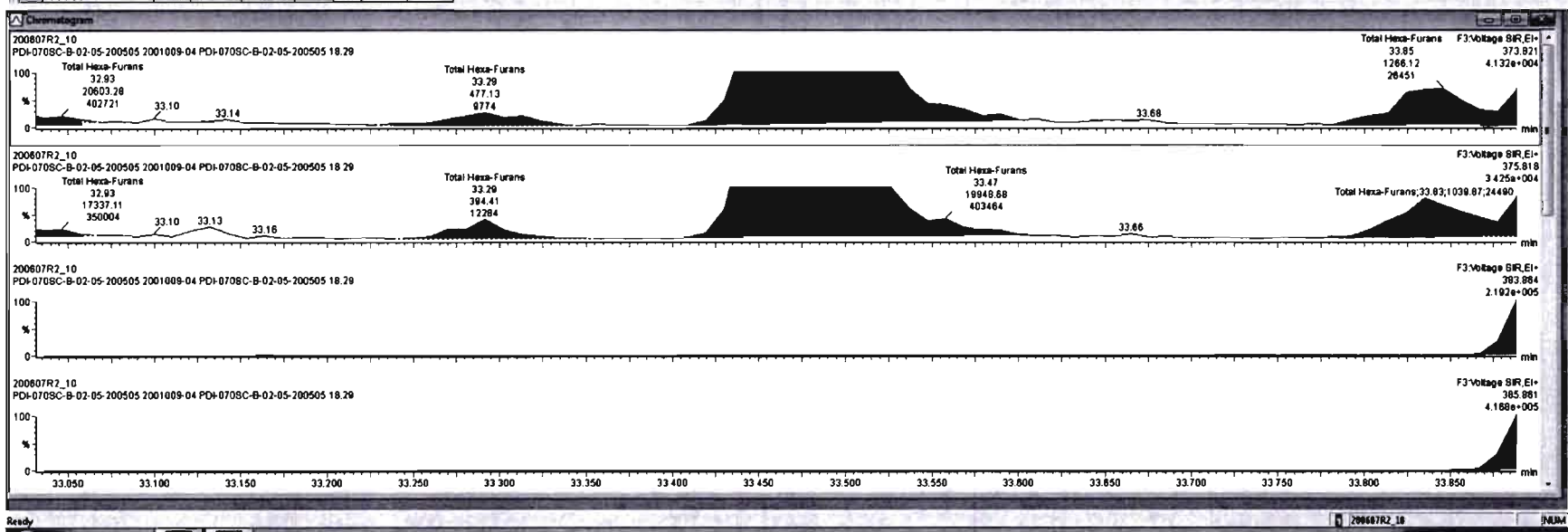


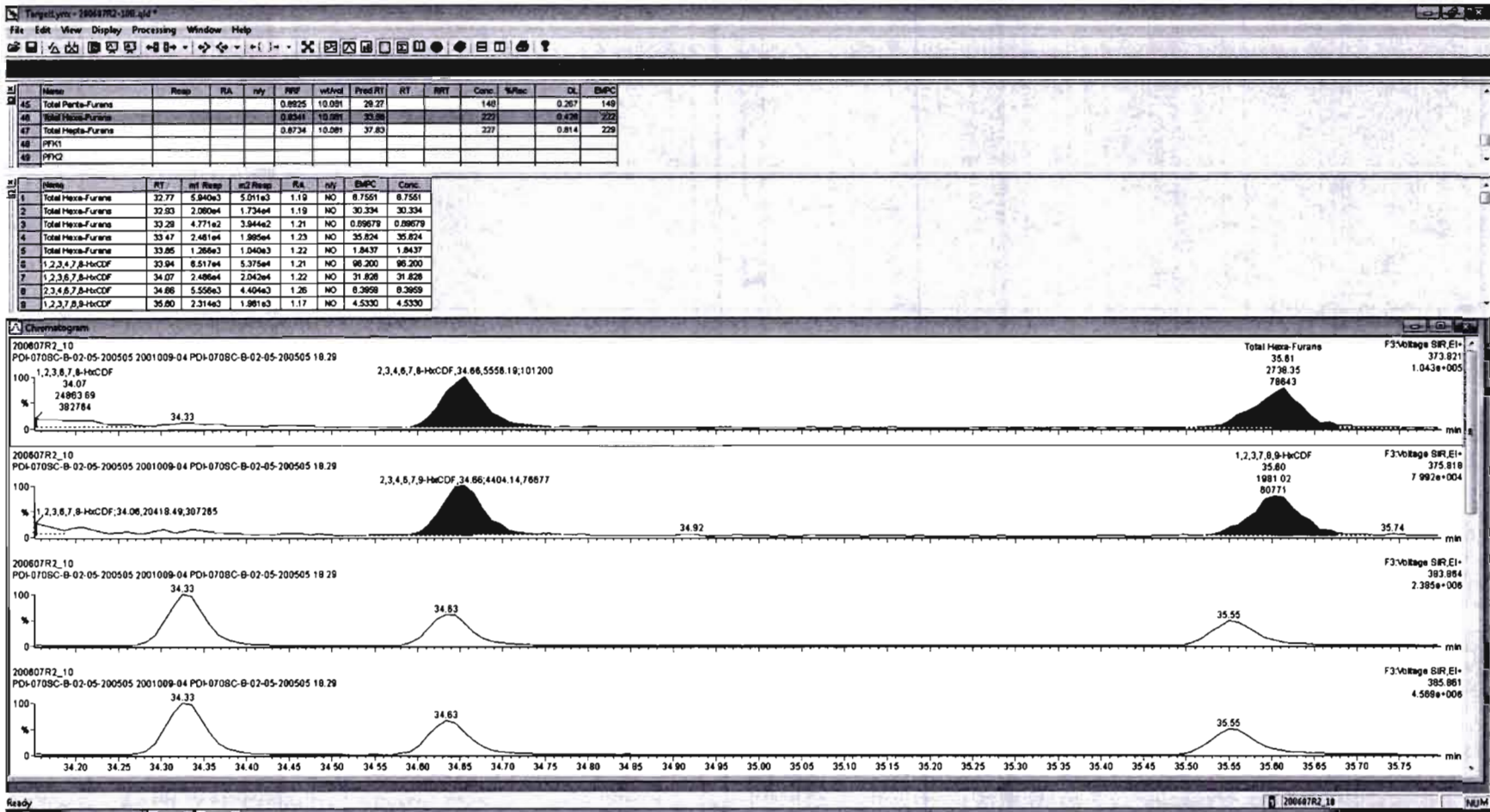


Targetlyn - 200607R2-100.sld  
 File Edit View Display Processing Window Help

#	Name	Resp	RA	n/y	RF	wt/Vol	Prod RT	RT	RRT	Conc.	%Rec	DL	EMPC
45	Total Penta-Furans				0.8825	10.001	29.27			148		0.267	149
46	Total Hexa-Furans				0.8941	10.001	33.26			222		0.438	222
47	Total Hepta-Furans				0.8734	10.001	37.83			227		0.814	229
48	PPK1												
49	PPK2												

#	Name	RT	wt Resp	m3 Resp	RA	n/y	EMPC	Conc.
1	Total Hexa-Furans	32.77	5.846e3	5.011e3	1.19	NO	8.7551	8.7551
2	Total Hexa-Furans	32.93	2.080e4	1.794e4	1.19	NO	30.334	30.334
3	Total Hexa-Furans	33.29	4.771e2	3.944e2	1.21	NO	0.89679	0.89679
4	Total Hexa-Furans	33.47	2.481e4	1.985e4	1.23	NO	35.824	35.824
5	Total Hexa-Furans	33.85	1.266e3	1.040e3	1.22	NO	1.8437	1.8437
6	1,2,3,4,7,8-HxCDF	33.94	8.517e4	5.375e4	1.21	NO	98.200	98.200
7	1,2,3,6,7,8-HxCDF	34.07	2.488e4	2.042e4	1.22	NO	31.828	31.828
8	2,3,4,6,7,8-HxCDF	34.06	5.556e3	4.404e3	1.26	NO	8.3959	8.3959
9	1,2,3,7,8,9-HxCDF	35.80	2.314e3	1.981e3	1.17	NO	4.5330	4.5330





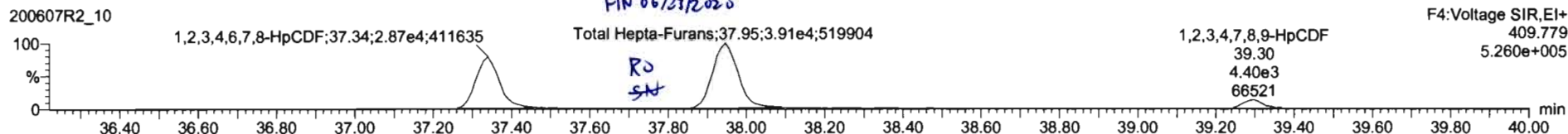
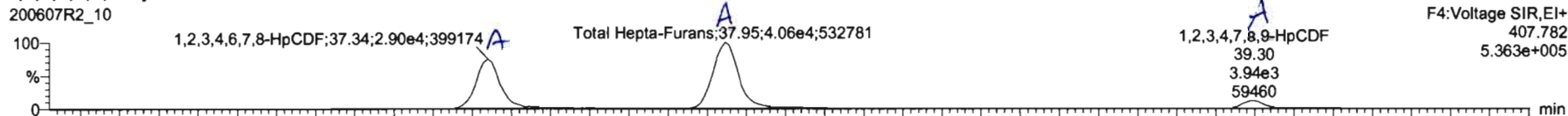


Dataset: Untitled

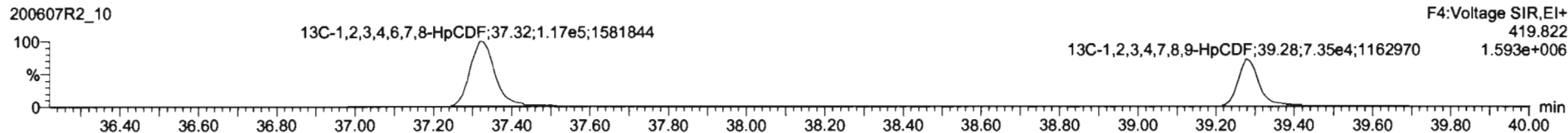

Last Altered: Monday, June 08, 2020 08:53:03 Pacific Daylight Time  
Printed: Monday, June 08, 2020 08:56:43 Pacific Daylight Time

Name: 200607R2\_10, Date: 08-Jun-2020, Time: 04:07:29, ID: 2001009-04 PDI-070SC-B-02-05-200505 18.29, Description: PDI-070SC-B-02-05-200505

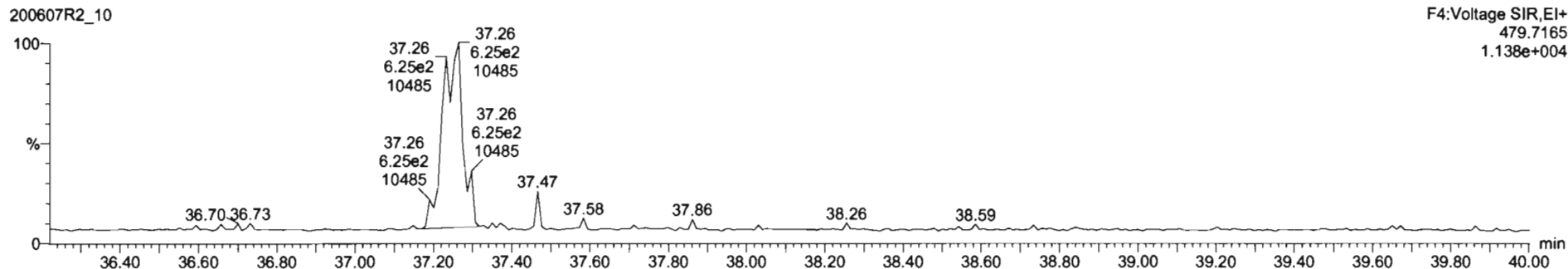
1,2,3,4,6,7,8-HpCDF



13C-1,2,3,4,6,7,8-HpCDF

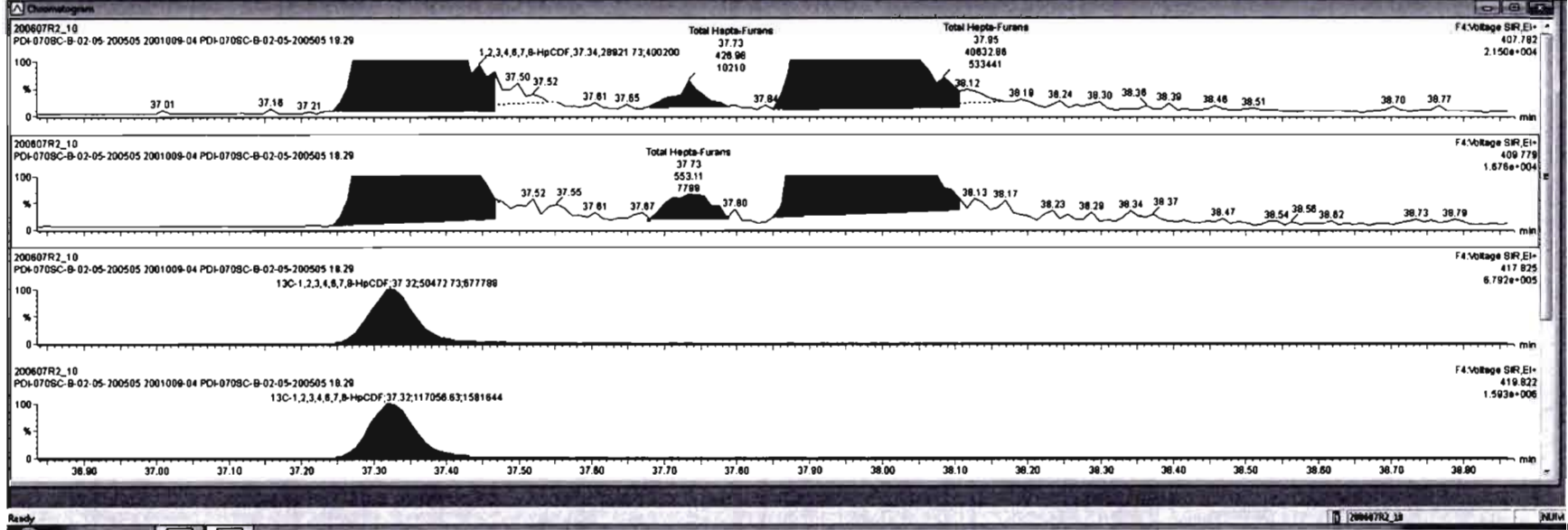


DPE4



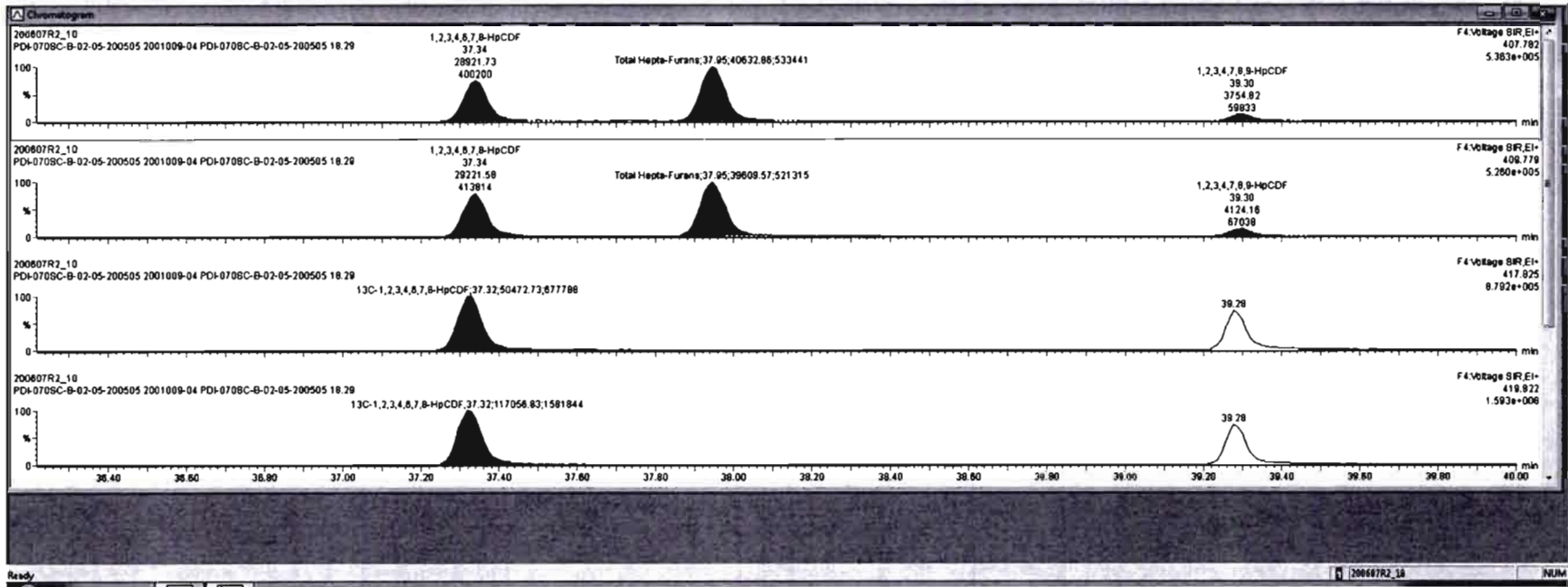
Mass	Resp	RA	rvf	RFV	ndVal	Prod/RT	RT	RRT	Conc.	%Reo	DL	StPC
39	Total Tetra-Chloride			0.8903	10.081	24.82			8.36		0.193	9.23
40	Total Penta-Chloride			0.9091	10.081	29.96			15.1		0.490	17.8
41	Total Hexa-Chloride			0.8923	10.081	33.63			150		0.471	151
42	Total Hepta-Chloride			0.8639	10.081	37.64			1040		2.01	1040
43	Total Tetra-Furans			0.7510	10.081	23.81			138		0.250	140
44	1,8-Furic-Penta-Furans			0.8825	10.081	27.58			13.7		0.0417	13.7
45	Total Penta-Furans			0.8825	10.081	29.27			148		0.287	148
46	Total Hexa-Furans			0.8341	10.081	33.56			222		0.426	222
47	Total Hepta-Furans			0.8734	10.081	37.82			228		0.614	228

Mass	RT	nd Resp	nd Resp	RA	rvf	StPC	Conc.
1	1,2,3,4,6,7,8-HpCDF	37.34	2.892e4	2.922e4	0.89	ND	78.840
2	Total Hepta-Furans	37.73	4.270e2	5.571e2	0.77	YES	1.4028
3	Total Hepta-Furans	37.95	4.083e4	3.981e4	1.03	NO	134.40
4	1,2,3,4,7,8-HpCDF	38.30	3.755e3	4.124e3	0.91	NO	14.891



Item	Resp	RA	rv	RF	wtVed	Pred.RT	RT	RTT	Conc	%Rec	DL	dBPC
45	Total Penta-Furans				0.8625	10.001	29.27		148		0.267	149
46	Total Hexa-Furans				0.9341	10.001	33.58		222		0.426	222
47	Total Hepta-Furans				0.8126	10.001	37.83		228		0.814	228
48	PPN1											
49	PPN2											

Item	RT	int Resp	std Resp	RA	rv	dBPC	Conc
1	1,2,3,4,6,7,8-HpCDF	37.34	2.862e4	2.822e4	0.99	NO	78.840
2	Total Hepta-Furans	37.95	4.063e4	3.881e4	1.03	NO	134.40
3	1,2,3,4,7,8,9-HpCDF	39.30	3.755e3	4.124e3	0.91	NO	14.881



Dataset: Untitled

Last Altered: Monday, June 08, 2020 08:53:03 Pacific Daylight Time

Printed: Monday, June 08, 2020 08:56:43 Pacific Daylight Time

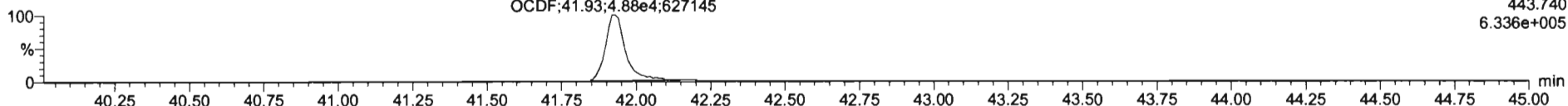
Name: 200607R2\_10, Date: 08-Jun-2020, Time: 04:07:29, ID: 2001009-04 PDI-070SC-B-02-05-200505 18.29, Description: PDI-070SC-B-02-05-200505

**OCDF**

200607R2\_10




200607R2\_10

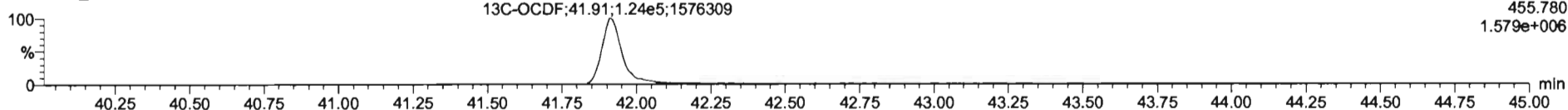


**13C-OCDF**

200607R2\_10

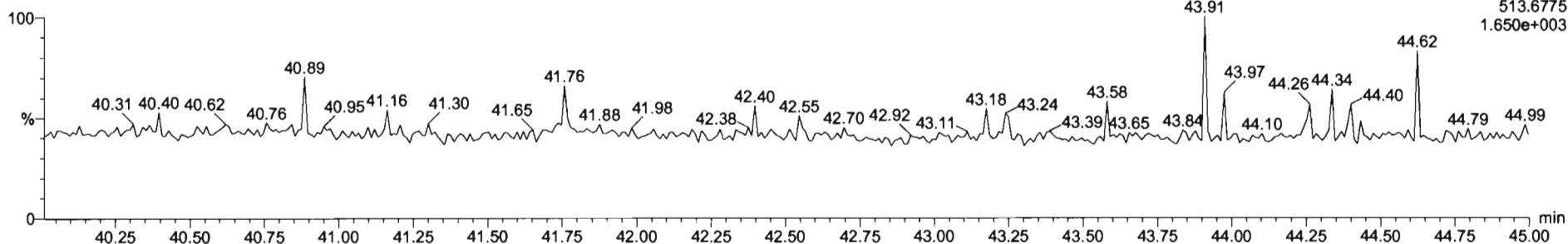


200607R2\_10



**DPE5**

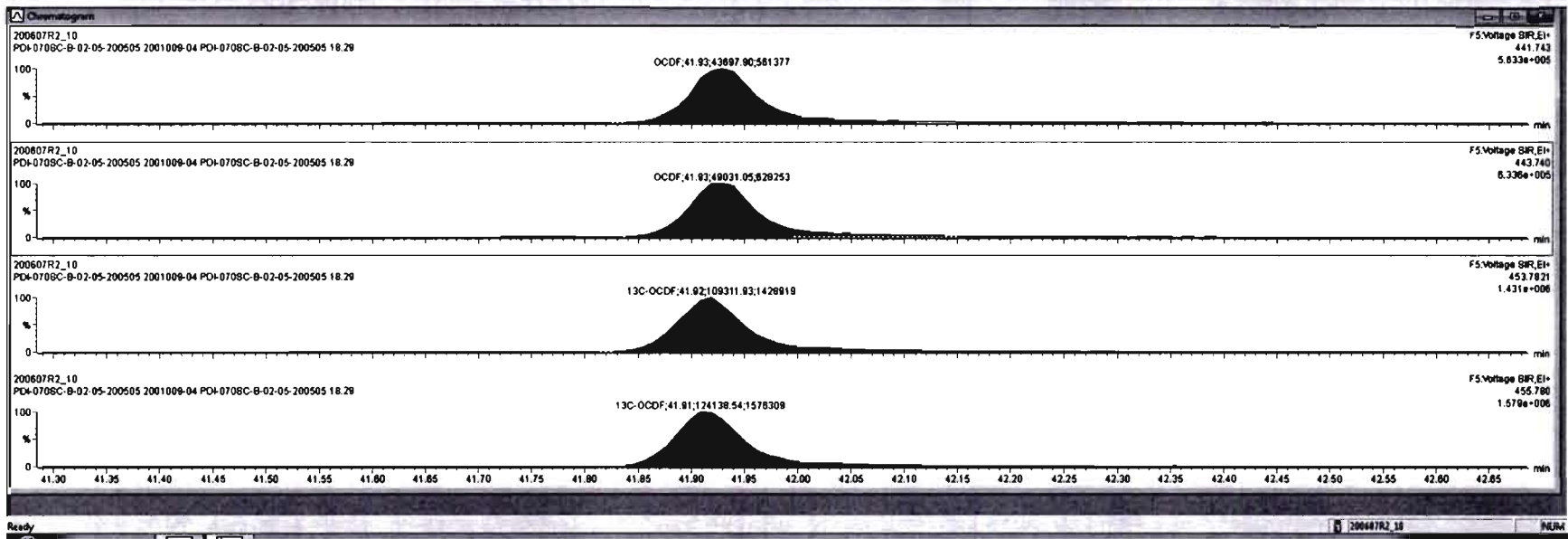
200607R2\_10



Targetlyn - 20060702-181.rpt  
 File Edit View Display Processing Window Help

Name	Resp	RA	rt	RFP	rtVid	ProdRT	RT	RRT	Conc	%Rec	DL	EMPC
17	OCDF	4.02e5	0.83	NO	0.0000	10.000	41.80	41.80	1.000	100	0.000	100
18	13C-2,3,7,8-TCDD	4.02e5	0.83	NO	1.1953	10.000	28.48	28.45	1.008	173	87.3	0.280
19	13C-1,2,3,7,8-HxCDD	2.75e5	0.84	NO	0.8490	10.000	31.68	31.43	1.219	161	81.2	0.594
20	13C-1,2,3,4,7,8-HxCDD	1.91e5	1.28	NO	0.7790	10.000	34.81	34.80	1.014	130	85.5	0.776
21	13C-1,2,3,6,7,8-HxCDD	2.46e5	1.24	NO	1.0167	10.000	34.82	34.81	1.017	128	84.5	0.595
22	13C-1,2,3,7,8-HxCDD	2.03e5	1.27	NO	0.9027	10.000	35.19	35.20	1.025	119	80.0	0.870
23	13C-1,2,3,4,6,7,8-HpCDD	1.32e5	1.04	NO	0.6882	10.000	38.72	38.72	1.128	102	51.2	0.904
24	13C-OCDF	1.87e5	0.86	NO	0.8521	10.000	41.74	41.73	1.216	160	40.2	0.535
25	13C-2,3,7,8-TCDF	5.80e5	0.78	NO	1.0590	10.000	25.52	25.58	0.991	180	80.8	0.401

Name	RT	rt Resp	m2 Resp	RA	rt	EMPC	Conc.
1							



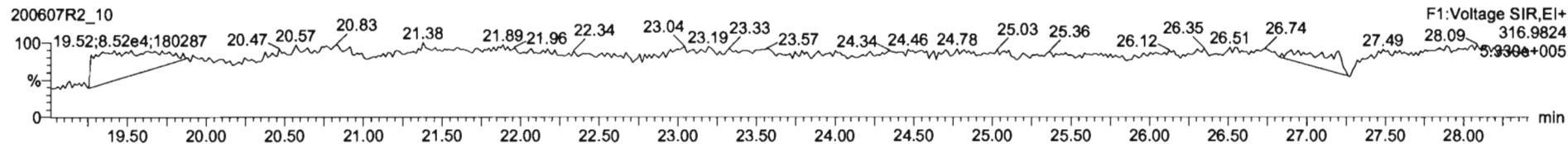
Dataset: Untitled

Last Altered: Monday, June 08, 2020 08:53:03 Pacific Daylight Time

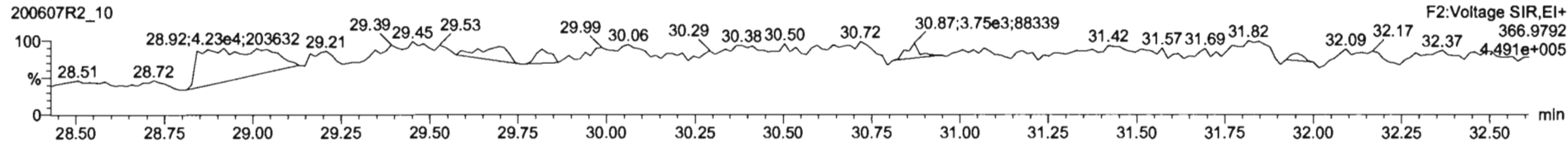
Printed: Monday, June 08, 2020 08:56:43 Pacific Daylight Time

Name: 200607R2\_10, Date: 08-Jun-2020, Time: 04:07:29, ID: 2001009-04 PDI-070SC-B-02-05-200505 18.29, Description: PDI-070SC-B-02-05-200505

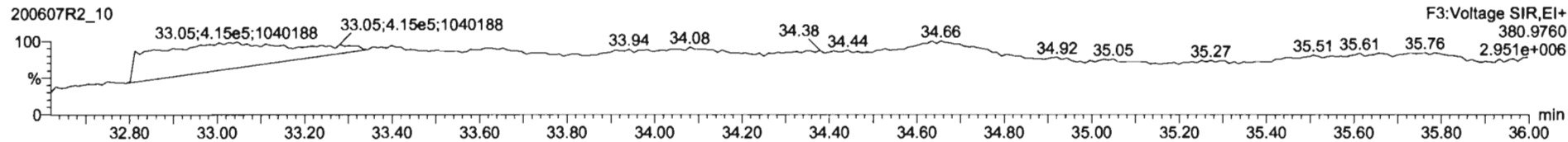
PFK1



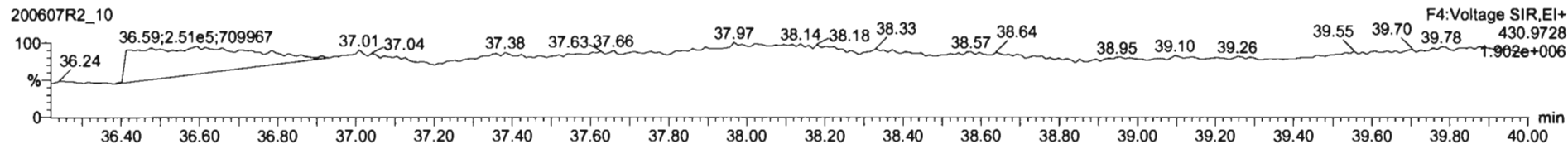
PFK2



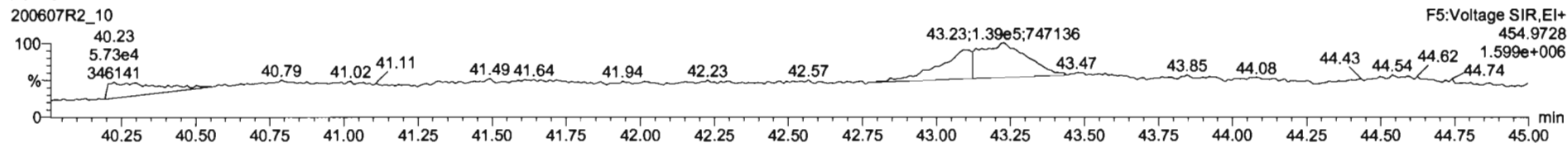
PFK3



PFK4



PFK5



Dataset: U:\VG12.PRO\Results\200607R2\200607R2-11B.qld

Last Altered: Monday, June 22, 2020 9:21:27 AM Pacific Daylight Time

Printed: Monday, June 22, 2020 9:25:56 AM Pacific Daylight Time

HN 06/22/2020

6/23/20

Method: Untitled 01 Jun 2020 11:54:45

Calibration: U:\VG12.PRO\CurveDB\db5\_1613vg12-5-28-20.cdb 28 May 2020 16:52:08

Name: 200607R2\_11, Date: 08-Jun-2020, Time: 04:53:44, ID: 2001009-05 PDI-070SC-B-05-07-200505 13.85, Description: PDI-070SC-B-05-07-200505

#	Name	Resp	RA	n/y	RRF	wt/vol	Pred.RT	RT	Pred.RRT	RRT	Conc.	%Rec	DL	EMPG
1	2,3,7,8-TCDD												0.191	
2	1,2,3,7,8-PeCDD	4.80e2	0.79	YES	0.908	10.078	31.457	31.47	1.001	1.001	0.38003		0.249	0.346
3	1,2,3,4,7,8-HxCDD	6.55e2	1.12	NO	1.03	10.078	34.825	34.85	1.000	1.001	0.62975		0.334	0.630
4	1,2,3,6,7,8-HxCDD	4.13e3	1.21	NO	0.892	10.078	34.911	34.93	1.000	1.001	3.8015		0.351	3.80
5	1,2,3,7,8,9-HxCDD	1.51e3	1.02	YES	0.887	10.078	35.209	35.20	1.000	1.000	1.6210		0.421	1.48
6	1,2,3,4,6,7,8-HpCDD	1.10e5	1.03	NO	0.864	10.078	38.746	38.76	1.000	1.001	180.34		1.30	180
7	OCDD	7.56e5	0.89	NO	0.914	10.078	41.727	41.74	1.000	1.000	1472.2		2.23	1470
8	2,3,7,8-TCDF	1.02e4	0.70	NO	0.751	10.078	25.582	25.57	1.001	1.001	5.1752	ok	0.184	5.18
9	1,2,3,7,8-PeCDF	1.16e4	1.55	NO	0.893	10.078	30.160	30.15	1.001	1.000	6.1171		0.259	6.12
10	2,3,4,7,8-PeCDF	4.27e3	1.50	NO	0.935	10.078	31.136	31.15	1.000	1.000	2.1786		0.220	2.18
11	1,2,3,4,7,8-HxCDF	1.38e4	1.22	NO	0.884	10.078	33.931	33.95	1.000	1.001	11.349		0.277	11.3
12	1,2,3,6,7,8-HxCDF	4.74e3	1.17	NO	0.889	10.078	34.068	34.08	1.000	1.001	3.3609		0.253	3.36
13	2,3,4,6,7,8-HxCDF	1.59e3	1.32	NO	0.934	10.078	34.679	34.65	1.001	1.000	1.2166		0.271	1.22
14	1,2,3,7,8,9-HxCDF	6.63e2	1.32	NO	0.871	10.078	35.560	35.59	1.000	1.001	0.69043		0.431	0.690
15	1,2,3,4,6,7,8-HpCDF	1.30e4	0.97	NO	0.873	10.078	37.365	37.34	1.001	1.000	16.806		0.384	16.8
16	1,2,3,4,7,8,9-HpCDF	1.27e3	1.02	NO	1.01	10.078	39.288	39.29	1.000	1.000	2.1630		0.454	2.16
17	OCDF	2.50e4	0.85	NO	0.806	10.078	41.918	41.93	1.000	1.000	46.432		0.480	46.4
18	13C-2,3,7,8-TCDD	3.63e5	0.79	NO	1.16	10.078	26.476	26.45	1.026	1.026	175.12	88.2	0.283	
19	13C-1,2,3,7,8-PeCDD	2.76e5	0.66	NO	0.849	10.078	31.656	31.43	1.227	1.219	181.19	91.3	0.647	
20	13C-1,2,3,4,7,8-HxCDD	2.00e5	1.30	NO	0.779	10.078	34.819	34.81	1.014	1.014	147.89	74.5	0.859	
21	13C-1,2,3,6,7,8-HxCDD	2.42e5	1.25	NO	1.02	10.078	34.932	34.91	1.017	1.017	137.12	69.1	0.658	
22	13C-1,2,3,7,8,9-HxCDD	2.08e5	1.26	NO	0.903	10.078	35.204	35.20	1.025	1.025	133.02	67.0	0.741	
23	13C-1,2,3,4,6,7,8-HpCDD	1.40e5	1.07	NO	0.689	10.078	38.726	38.73	1.128	1.128	117.16	59.0	0.576	
24	13C-OCDD	2.23e5	0.93	NO	0.652	10.078	41.748	41.73	1.216	1.215	197.30	49.7	0.609	
25	13C-2,3,7,8-TCDF	5.21e5	0.78	NO	1.06	10.078	25.519	25.56	0.989	0.991	159.90	80.6	0.472	
26	13C-1,2,3,7,8-PeCDF	4.23e5	1.61	NO	0.838	10.078	30.041	30.14	1.165	1.168	164.29	82.8	1.15	
27	13C-2,3,4,7,8-PeCDF	4.16e5	1.52	NO	0.817	10.078	30.993	31.13	1.202	1.207	165.77	83.5	1.18	
28	13C-1,2,3,4,7,8-HxCDF	2.72e5	0.51	NO	1.01	10.078	33.950	33.93	0.989	0.988	155.74	78.5	0.972	
29	13C-1,2,3,6,7,8-HxCDF	3.15e5	0.51	NO	1.17	10.078	34.074	34.06	0.992	0.992	155.41	78.3	0.839	
30	13C-2,3,4,6,7,8-HxCDF	2.77e5	0.50	NO	1.02	10.078	34.647	34.64	1.009	1.009	156.45	78.8	0.958	
31	13C-1,2,3,7,8,9-HxCDF	2.19e5	0.50	NO	0.860	10.078	35.547	35.56	1.035	1.036	146.77	74.0	1.14	

Dataset: U:\VG12.PRO\Results\200607R2\200607R2-11B.qld

Last Altered: Monday, June 22, 2020 9:21:27 AM Pacific Daylight Time  
Printed: Monday, June 22, 2020 9:25:56 AM Pacific Daylight Time

Name: 200607R2\_11, Date: 08-Jun-2020, Time: 04:53:44, ID: 2001009-05 PDI-070SC-B-05-07-200505 13.85, Description: PDI-070SC-B-05-07-200505

#	Name	Resp	RA	n/y	RRF	wt/vol	Pred.RT	RT	Pred.RRT	RRT	Conc.	%Rec	DL	EMPC
32	32 13C-1,2,3,4,6,7,8-HpCDF	1.76e5	0.42	NO	0.774	10.078	37.295	37.33	1.086	1.087	131.34	66.2	0.668	
33	33 13C-1,2,3,4,7,8,9-HpCDF	1.15e5	0.43	NO	0.521	10.078	39.324	39.29	1.145	1.144	127.12	64.1	0.993	
34	34 13C-OCDF	2.65e5	0.87	NO	0.746	10.078	41.920	41.92	1.221	1.221	205.00	51.6	0.586	
35	35 37Cl-2,3,7,8-TCDD	1.51e5			1.04	10.078	26.507	26.47	1.028	1.026	81.237	102	0.0596	
36	36 13C-1,2,3,4-TCDD	3.56e5	0.81	NO	1.00	10.078	25.890	25.80	1.000	1.000	198.46	100	0.328	
37	37 13C-1,2,3,4-TCDF	6.10e5	0.76	NO	1.00	10.078	24.360	24.10	1.000	1.000	198.46	100	0.500	
38	38 13C-1,2,3,4,6,9-HxCDF	3.44e5	0.51	NO	1.00	10.078	34.420	34.33	1.000	1.000	198.46	100	0.979	
39	39 Total Tetra-Dioxins				0.888	10.078	24.620		0.000		0.36024		0.141	0.360
40	40 Total Penta-Dioxins				0.908	10.078	29.960		0.000		0.60441		0.249	3.33
41	41 Total Hexa-Dioxins				0.892	10.078	33.635		0.000		43.140		0.384	44.6
42	42 Total Hepta-Dioxins				0.864	10.078	37.640		0.000		428.32		1.30	428
43	43 Total Tetra-Furans				0.751	10.078	23.610		0.000		12.617		0.184	15.5
44	44 1st Func. Penta-Furans				0.893	10.078	27.580		0.000		3.8862		0.0445	3.89
45	45 Total Penta-Furans				0.893	10.078	29.275		0.000		14.871		0.245	17.4
46	46 Total Hexa-Furans				0.934	10.078	33.555		0.000		37.574		0.287	37.6
47	47 Total Hepta-Furans				0.873	10.078	37.835		0.000		62.842		0.440	62.8



Vista Analytical Laboratory

Dataset: U:\VG12.PRO\Results\200607R2\200607R2-11B.qld

Last Altered: Monday, June 22, 2020 9:21:27 AM Pacific Daylight Time

Printed: Monday, June 22, 2020 9:25:56 AM Pacific Daylight Time

Method: Untitled 01 Jun 2020 11:54:45

Calibration: U:\VG12.PRO\CurveDB\ldb5\_1613vg12-5-28-20.cdb 28 May 2020 16:52:08

Name: 200607R2\_11, Date: 08-Jun-2020, Time: 04:53:44, ID: 2001009-05 PDI-070SC-B-05-07-200505 13.85, Description: PDI-070SC-B-05-07-200505

**Tetra-Dioxins**

	Name	RT	m1 Height	m2 Height	m1 Resp	m2 Resp	RA	n/y	Resp	Conc.	EMPC	DL
1	Total Tetra-Dioxins	22.43	3.445e3	4.596e3	2.630e2	3.223e2	0.82	NO	5.853e2	0.36024	0.36024	0.141

**Penta-Dioxins**

	Name	RT	m1 Height	m2 Height	m1 Resp	m2 Resp	RA	n/y	Resp	Conc.	EMPC	DL
1	Total Penta-Dioxins	29.22	8.692e3	1.254e4	6.740e2	8.334e2	0.81	YES	0.000e0	0.00000	1.0766	0.249
2	Total Penta-Dioxins	29.71	3.940e3	3.960e3	2.239e2	2.496e2	0.90	YES	0.000e0	0.00000	0.32249	0.249
3	Total Penta-Dioxins	30.20	6.259e3	5.697e3	2.962e2	3.122e2	0.95	YES	0.000e0	0.00000	0.40329	0.249
4	Total Penta-Dioxins	30.37	3.604e3	7.013e3	1.578e2	3.614e2	0.44	YES	0.000e0	0.00000	0.32351	0.249
5	Total Penta-Dioxins	30.46	2.162e3	3.398e3	1.581e2	1.952e2	0.81	YES	0.000e0	0.00000	0.25218	0.249
6	Total Penta-Dioxins	30.67	3.689e3	5.675e3	2.711e2	4.916e2	0.55	NO	7.626e2	0.60441	0.60441	0.249
7	1,2,3,7,8-PeCDD	31.47	5.532e3	8.695e3	2.113e2	2.682e2	0.79	YES	4.795e2	0.00000	0.34646	0.249

**Hexa-Dioxins**

	Name	RT	m1 Height	m2 Height	m1 Resp	m2 Resp	RA	n/y	Resp	Conc.	EMPC	DL
1	Total Hexa-Dioxins	33.32	1.974e5	1.441e5	9.704e3	7.767e3	1.25	NO	1.747e4	17.939	17.939	0.384
2	Total Hexa-Dioxins	33.88	2.161e4	1.493e4	1.104e3	7.795e2	1.42	NO	1.883e3	1.9337	1.9337	0.384
3	Total Hexa-Dioxins	34.13	1.308e5	1.040e5	9.094e3	7.162e3	1.27	NO	1.626e4	16.691	16.691	0.384
4	Total Hexa-Dioxins	34.25	1.259e4	1.364e4	8.343e2	7.249e2	1.15	NO	1.559e3	1.6010	1.6010	0.384
5	1,2,3,4,7,8-HxCDD	34.85	6.483e3	6.939e3	3.454e2	3.098e2	1.12	NO	6.552e2	0.62975	0.62975	0.334
6	1,2,3,6,7,8-HxCDD	34.93	4.197e4	3.646e4	2.264e3	1.869e3	1.21	NO	4.133e3	3.8015	3.8015	0.351
7	Total Hexa-Dioxins	35.12	8.711e3	5.621e3	2.945e2	2.345e2	1.26	NO	5.291e2	0.54322	0.54322	0.384
8	1,2,3,7,8,9-HxCDD	35.20	1.289e4	9.630e3	7.602e2	7.484e2	1.02	YES	1.509e3	0.00000	1.4756	0.421

**Hepta-Dioxins**

	Name	RT	m1 Height	m2 Height	m1 Resp	m2 Resp	RA	n/y	Resp	Conc.	EMPC	DL
1	Total Hepta-Dioxins	37.73	9.929e5	1.005e6	7.574e4	7.542e4	1.00	NO	1.512e5	247.97	247.97	1.30
2	1,2,3,4,6,7,8-HpCDD	38.76	7.987e5	7.664e5	5.568e4	5.426e4	1.03	NO	1.099e5	180.34	180.34	1.30

Dataset: U:\VG12.PRO\Results\200607R2\200607R2-11B.qld

Last Altered: Monday, June 22, 2020 9:21:27 AM Pacific Daylight Time  
Printed: Monday, June 22, 2020 9:25:56 AM Pacific Daylight Time

Name: 200607R2\_11, Date: 08-Jun-2020, Time: 04:53:44, ID: 2001009-05 PDI-070SC-B-05-07-200505 13.85, Description: PDI-070SC-B-05-07-200505

**Tetra-Furans**

	Name	RT	m1 Height	m2 Height	m1 Resp	m2 Resp	RA	n/y	Resp	Conc.	EMPC	DL
1	Total Tetra-Furans	20.83	3.380e3	3.640e3	2.207e2	2.269e2	0.97	YES	0.000e0	0.00000	0.20378	0.184
2	Total Tetra-Furans	21.42	1.280e4	1.525e4	1.111e3	1.420e3	0.78	NO	2.532e3	1.2846	1.2846	0.184
3	Total Tetra-Furans	22.40	1.434e4	1.675e4	1.339e3	1.524e3	0.88	NO	2.863e3	1.4526	1.4526	0.184
4	Total Tetra-Furans	22.89	8.030e3	7.165e3	5.093e2	5.545e2	0.92	YES	0.000e0	0.00000	0.49801	0.184
5	Total Tetra-Furans	24.10	8.494e3	9.807e3	1.221e3	1.226e3	1.00	YES	0.000e0	0.00000	1.1014	0.184
6	Total Tetra-Furans	24.63	5.143e4	5.660e4	3.617e3	4.601e3	0.79	NO	8.218e3	4.1700	4.1700	0.184
7	Total Tetra-Furans	25.47	8.610e3	1.250e4	4.485e2	6.046e2	0.74	NO	1.053e3	0.53433	0.53433	0.184
8	2,3,7,8-TCDF	25.57	5.304e4	7.943e4	4.216e3	5.983e3	0.70	NO	1.020e4	5.1752	5.1752	0.184
9	Total Tetra-Furans	25.96	5.689e3	1.063e4	4.411e2	6.840e2	0.64	YES	0.000e0	0.00000	0.51454	0.184
10	Total Tetra-Furans	27.61	8.258e3	8.974e3	5.671e2	6.243e2	0.91	YES	0.000e0	0.00000	0.56068	0.184

**Penta-Furans function 1**

	Name	RT	m1 Height	m2 Height	m1 Resp	m2 Resp	RA	n/y	Resp	Conc.	EMPC	DL
1	1st Func. Penta-Furans	27.58	6.918e4	4.601e4	4.417e3	2.922e3	1.51	NO	7.339e3	3.8862	3.8862	0.0445

**Penta-Furans**

	Name	RT	m1 Height	m2 Height	m1 Resp	m2 Resp	RA	n/y	Resp	Conc.	EMPC	DL
1	Total Penta-Furans	29.04	9.996e3	4.692e3	5.934e2	3.343e2	1.77	NO	9.277e2	0.49129	0.49129	0.245
2	Total Penta-Furans	29.18	6.631e4	4.331e4	4.361e3	2.706e3	1.61	NO	7.067e3	3.7425	3.7425	0.245
3	Total Penta-Furans	29.76	1.201e4	1.276e4	8.921e2	7.490e2	1.19	YES	0.000e0	0.00000	0.77716	0.245
4	Total Penta-Furans	29.97	1.525e4	1.016e4	8.450e2	4.961e2	1.70	NO	1.341e3	0.71017	0.71017	0.245
5	1,2,3,7,8-PeCDF	30.15	1.102e5	8.621e4	7.083e3	4.567e3	1.55	NO	1.165e4	6.1171	6.1171	0.259
6	Total Penta-Furans	30.43	3.683e4	2.943e4	2.027e3	1.539e3	1.32	YES	0.000e0	0.00000	1.7659	0.245
7	2,3,4,7,8-PeCDF	31.15	6.730e4	4.651e4	2.561e3	1.711e3	1.50	NO	4.272e3	2.1786	2.1786	0.220
8	Total Penta-Furans	31.16	5.629e4	3.916e4	1.819e3	1.262e3	1.44	NO	3.081e3	1.6315	1.6315	0.245

Dataset: U:\VG12.PRO\Results\200607R2\200607R2-11B.qld

Last Altered: Monday, June 22, 2020 9:21:27 AM Pacific Daylight Time

Printed: Monday, June 22, 2020 9:25:56 AM Pacific Daylight Time

Name: 200607R2\_11, Date: 08-Jun-2020, Time: 04:53:44, ID: 2001009-05 PDI-070SC-B-05-07-200505 13.85, Description: PDI-070SC-B-05-07-200505

Hexa-Furans

	Name	RT	m1 Height	m2 Height	m1 Resp	m2 Resp	RA	n/y	Resp	Conc.	EMPC	DL
1	Total Hexa-Furans	32.77	3.100e4	2.570e4	1.522e3	1.237e3	1.23	NO	2.759e3	2.1657	2.1657	0.287
2	Total Hexa-Furans	32.94	8.467e4	7.565e4	4.445e3	4.107e3	1.08	NO	8.551e3	6.7116	6.7116	0.287
3	Total Hexa-Furans	33.48	1.566e5	1.267e5	7.713e3	6.704e3	1.15	NO	1.442e4	11.315	11.315	0.287
4	1,2,3,4,7,8-HxCDF	33.95	1.449e5	1.267e5	7.568e3	6.196e3	1.22	NO	1.376e4	11.349	11.349	0.277
5	1,2,3,6,7,8-HxCDF	34.08	3.865e4	3.293e4	2.556e3	2.180e3	1.17	NO	4.737e3	3.3609	3.3609	0.253
6	2,3,4,6,7,8-HxCDF	34.65	1.849e4	1.439e4	9.044e2	6.835e2	1.32	NO	1.588e3	1.2166	1.2166	0.271
7	1,2,3,7,8,9-HxCDF	35.59	1.192e4	8.594e3	3.774e2	2.854e2	1.32	NO	6.628e2	0.69043	0.69043	0.431
8	Total Hexa-Furans	35.62	1.157e4	9.981e3	5.669e2	4.078e2	1.39	NO	9.747e2	0.76499	0.76499	0.287

Hepta-Furans

	Name	RT	m1 Height	m2 Height	m1 Resp	m2 Resp	RA	n/y	Resp	Conc.	EMPC	DL
1	1,2,3,4,6,7,8-HpCDF	37.34	9.547e4	8.958e4	6.431e3	6.618e3	0.97	NO	1.305e4	16.806	16.806	0.384
2	Total Hepta-Furans	37.96	1.955e5	1.910e5	1.424e4	1.388e4	1.03	NO	2.812e4	43.873	43.873	0.440
3	1,2,3,4,7,8,9-HpCDF	39.29	1.170e4	1.229e4	6.403e2	6.277e2	1.02	NO	1.268e3	2.1630	2.1630	0.454

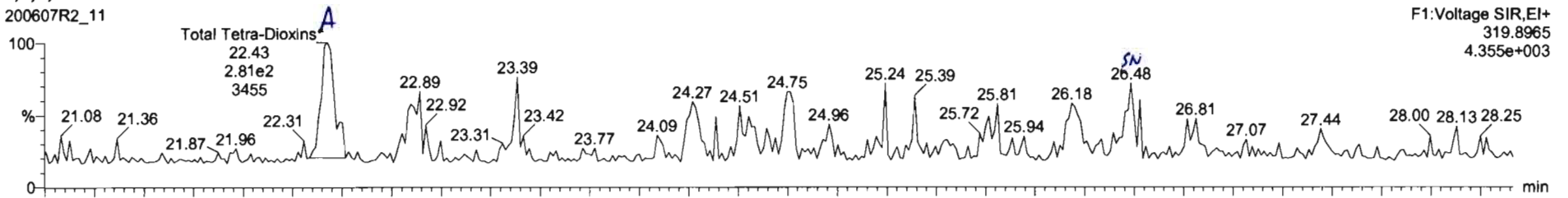
Dataset: Untitled

Last Altered: Monday, June 08, 2020 08:53:03 Pacific Daylight Time  
Printed: Monday, June 08, 2020 08:56:43 Pacific Daylight Time

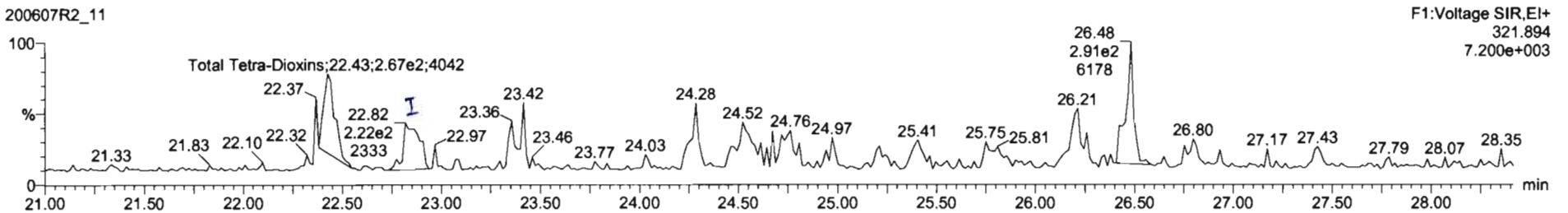
Name: 200607R2\_11, Date: 08-Jun-2020, Time: 04:53:44, ID: 2001009-05 PDI-070SC-B-05-07-200505 13.85, Description: PDI-070SC-B-05-07-200505

2,3,7,8-TCDD

200607R2\_11

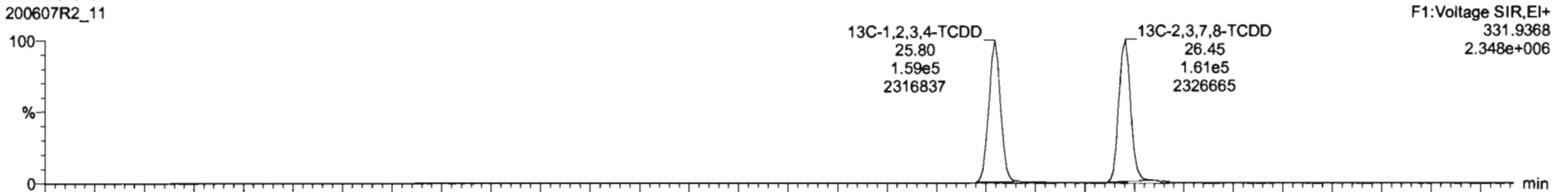


200607R2\_11

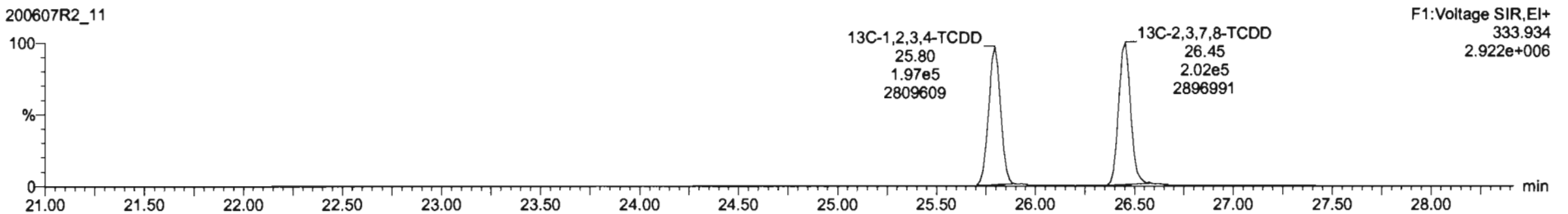


13C-2,3,7,8-TCDD

200607R2\_11

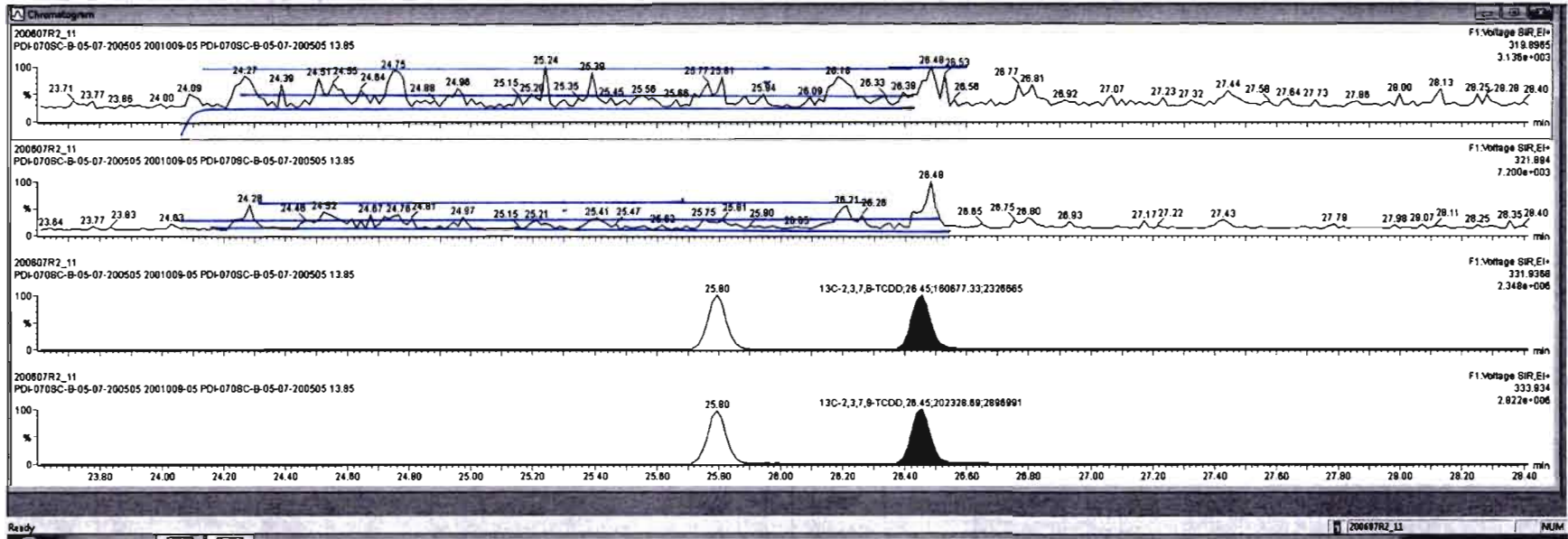


200607R2\_11



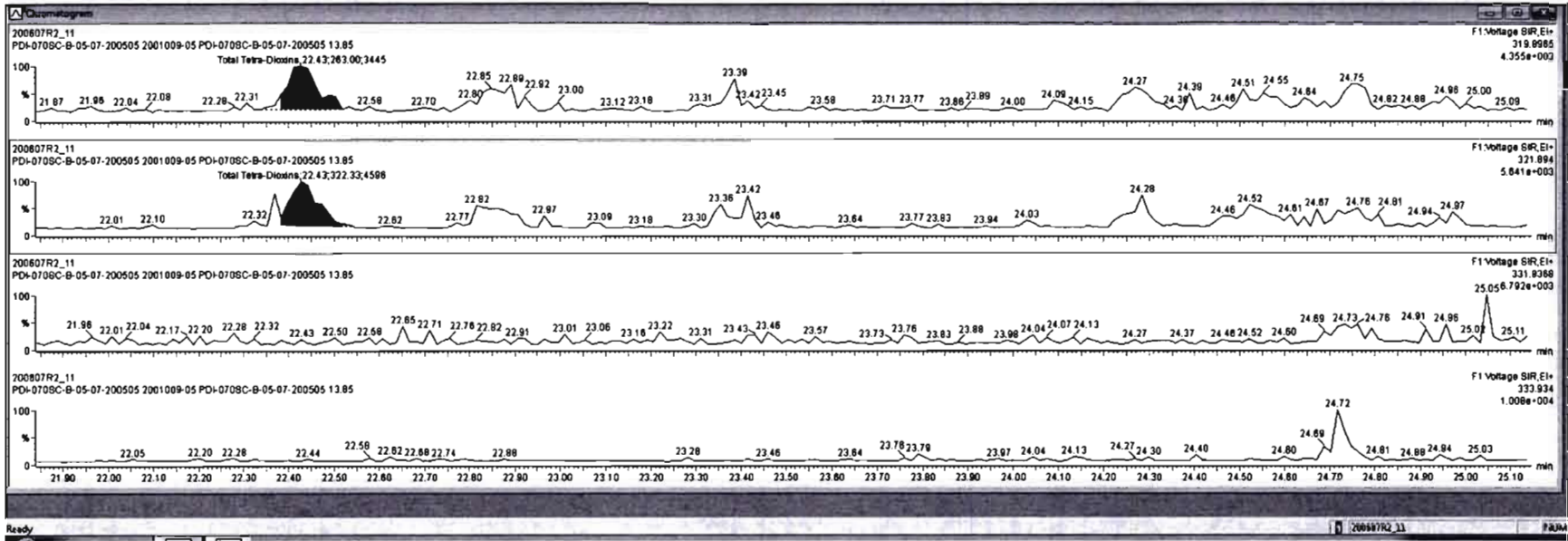
Name	Resp	RA	rvf	RFV	rdVal	ProdRT	RT	RRT	Conc.	%Rec	DL	EMPC
39 Total Tetra-Chlorine				0.8853	10.078	24.82			0.000		0.141	0.389
40 Total Penta-Chlorine				0.8081	10.078	28.98			0.000		0.130	2.13
41 Total Hexa-Chlorine				0.8823	10.078	33.83			40.8		0.384	43.8
42 Total Hepta-Chlorine				0.8838	10.078	37.84			434		1.30	436
43 Total Tetra-Furans				0.7610	10.078	22.81			12.2		0.184	15.5
44 1st Func. Penta-Furans				0.8825	10.078	27.58			3.88		0.0445	3.88
45 Total Penta-Furans				0.8825	10.078	28.27			15.0		0.245	17.8
46 Total Hexa-Furans				0.8341	10.078	33.58			38.1		0.287	38.1
47 Total Hepta-Furans				0.8714	10.078	37.81			81.1		0.440	81.1

Name	RT	m1 Resp	m2 Resp	RA	rvf	EMPC	Conc.
1 Total Tetra-Chlorine	22.43	2.630e2	3.223e2	0.82	NO	0.36024	0.36024



Name	Resp	RA	nY	nY	wVvd	Prod RT	RT	RRT	Conc	%Rec	DL	EMPC
39 Total Tetra-Chlorine				0.0000	10.078	24.82			0.000		0.141	0.290
40 Total Penta-Chlorine				0.0001	10.078	29.28			0.000		0.130	2.13
41 Total Hexa-Chlorine				0.0023	10.078	33.83			40.8		0.304	43.8
42 Total Hepta-Chlorine				0.0628	10.078	37.64			434		1.30	426
43 Total Tetra-Furane				0.7510	10.078	23.61			12.2		0.184	15.5
44 1st Func. Penta-Furane				0.0025	10.078	27.59			3.89		0.0445	3.89
45 Total Penta-Furane				0.0025	10.078	28.27			15.0		0.245	17.6
46 Total Hexa-Furane				0.0341	10.078	33.55			38.1		0.287	38.1
47 Total Hepta-Furane				0.0734	10.078	37.81			81.1		0.467	81.1

Name	RT	m1 Resp	m2 Resp	RA	nY	EMPC	Conc
1 Total Tetra-Chlorine	22.43	2.630e2	3.223e2	0.82	NO	0.36024	0.36024



Dataset: Untitled

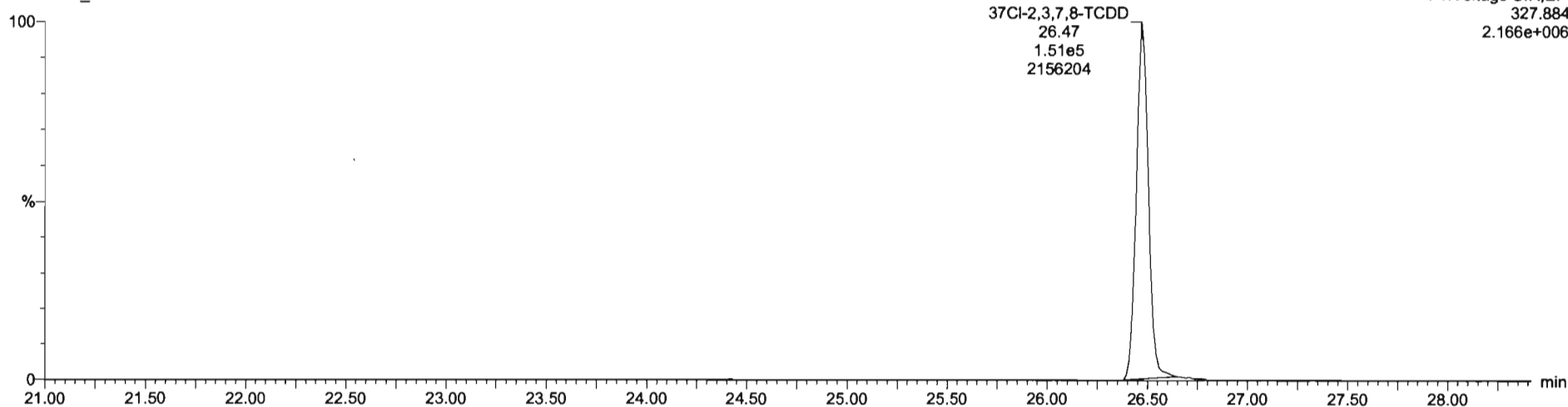
Last Altered: Monday, June 08, 2020 08:53:03 Pacific Daylight Time

Printed: Monday, June 08, 2020 08:56:43 Pacific Daylight Time

Name: 200607R2\_11, Date: 08-Jun-2020, Time: 04:53:44, ID: 2001009-05 PDI-070SC-B-05-07-200505 13.85, Description: PDI-070SC-B-05-07-200505


**37Cl-2,3,7,8-TCDD**

200607R2\_11

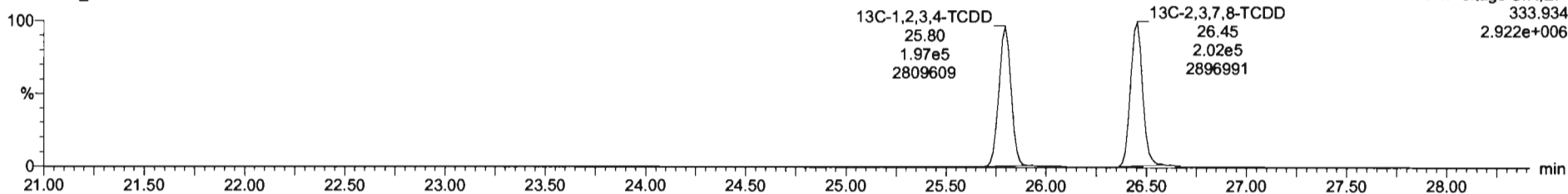


**13C-1,2,3,4-TCDD**

200607R2\_11



200607R2\_11



Dataset: Untitled

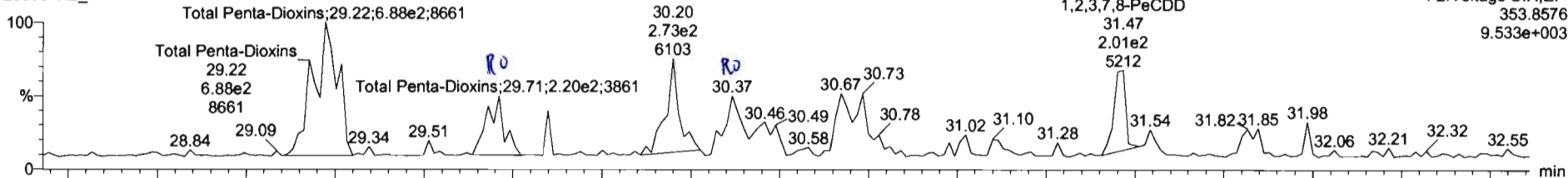
Last Altered: Monday, June 08, 2020 08:53:03 Pacific Daylight Time

Printed: Monday, June 08, 2020 08:56:43 Pacific Daylight Time

Name: 200607R2\_11, Date: 08-Jun-2020, Time: 04:53:44, ID: 2001009-05 PDI-070SC-B-05-07-200505 13.85, Description: PDI-070SC-B-05-07-200505

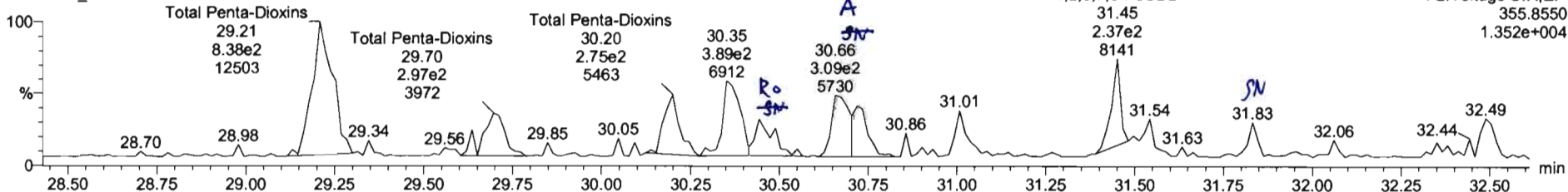
1,2,3,7,8-PeCDD

200607R2\_11



F2: Voltage SIR, EI+  
353.8576  
9.533e+003

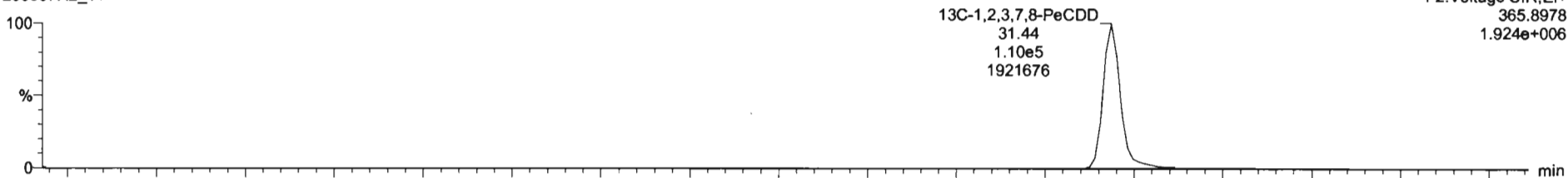
200607R2\_11



F2: Voltage SIR, EI+  
355.8550  
1.352e+004

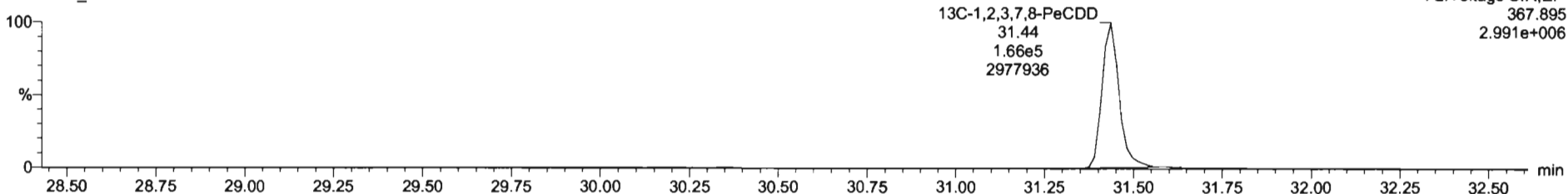
13C-1,2,3,7,8-PeCDD

200607R2\_11



F2: Voltage SIR, EI+  
365.8978  
1.924e+006

200607R2\_11

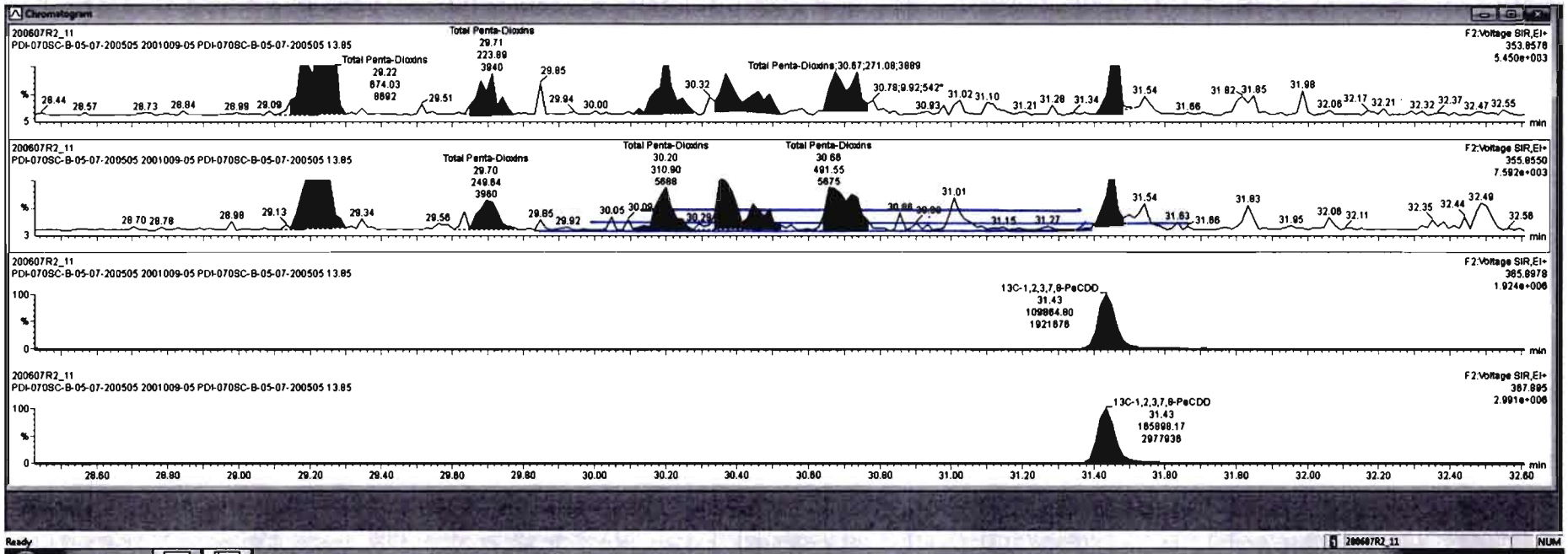


F2: Voltage SIR, EI+  
367.895  
2.991e+006



#	Name	Resp	RA	n/y	FWF	width	Prod RT	RT	FWT	Conc.	%Fac	DL	EMPC
38	Total Tetra-Dioxins				0.8883	10.078	24.82			0.380	0.141	0.380	
40	Total Penta-Dioxins				0.8091	10.078	28.88			0.670	0.240	3.30	
41	Total Hexa-Dioxins				0.8823	10.078	33.83			21.9	0.394	23.3	
42	Total Hepta-Dioxins				0.8839	10.078	37.84			4.28	1.30	4.28	
43	Total Tetra-Furans				0.7510	10.078	23.81			12.8	0.184	15.0	
44	1st Func. Penta-Furans				0.8825	10.078	27.58			3.89	0.0445	3.89	
45	Total Penta-Furans				0.8825	10.078	29.27			14.9	0.245	17.4	

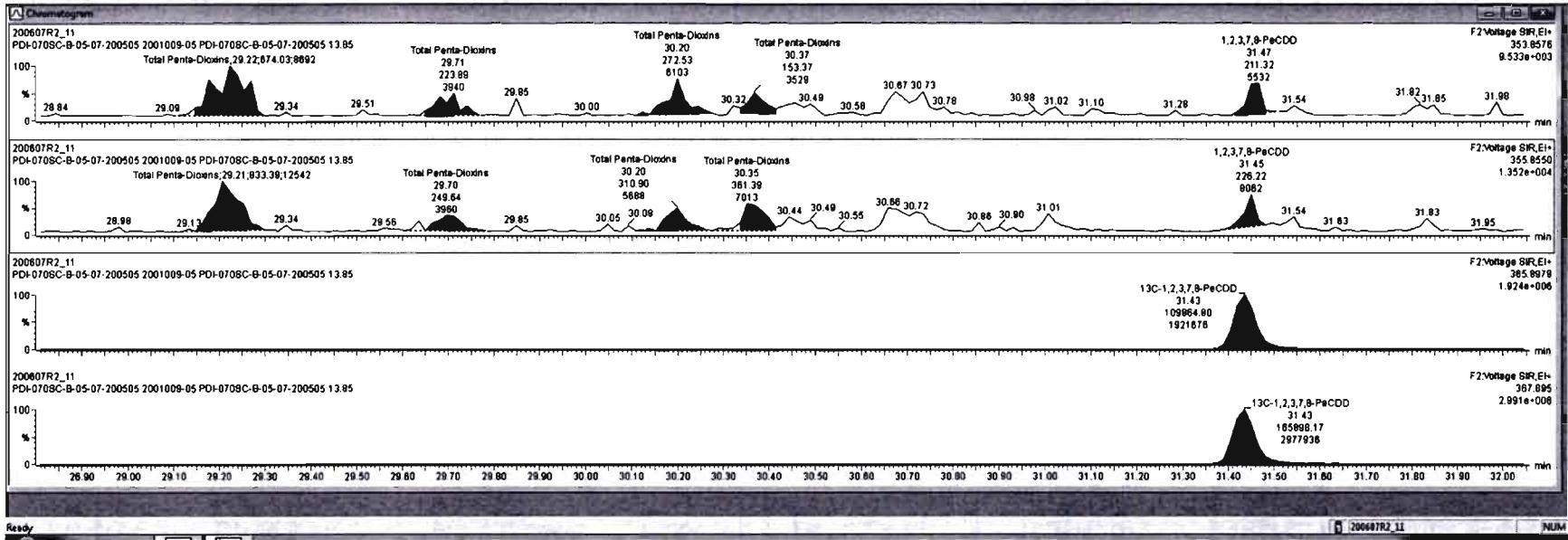
#	Name	RT	m1 Resp	m2 Resp	RA	n/y	EMPC	Conc.
1	Total Penta-Dioxins	29.22	6.740e2	6.334e2	0.81	YES	1.0786	0.00000
2	Total Penta-Dioxins	29.71	2.239e2	2.496e2	0.90	YES	0.32249	0.00000
3	Total Penta-Dioxins	30.20	2.957e2	3.106e2	0.95	YES	0.40163	0.00000
4	1,2,3,7,8-PeCDD	31.47	2.113e2	2.882e2	0.79	YES	0.34648	0.00000
5	Total Penta-Dioxins	30.37	1.578e2	3.814e2	0.44	YES	0.32351	0.00000



Targetlynx - 200607R2-11.qtd  
 File Edit View Display Processing Window Help

Name	Resp	RA	rv	RFP	wt/vol	Pred.RT	RT	RFT	Conc.	%Incs	DL	EMPC
39 Total Tetra-Dioxins				0.8883	10.078	24.82			0.360		0.141	0.390
40 Total Penta-Dioxins				0.8883	10.078	24.82			0.260		0.138	0.261
41 Total Hexa-Dioxins				0.8823	10.078	33.83			21.0		0.384	23.8
42 Total Hepta-Dioxins				0.8836	10.078	37.84			105		1.30	186
43 Total Tetra-Furans				0.7510	10.078	23.81			12.2		0.184	15.5
44 1st Func. Penta-Furans				0.8825	10.078	27.59			3.89		0.0445	3.89
45 Total Penta-Furans				0.8825	10.078	29.27			15.0		0.245	17.8
46 Total Hexa-Furans				0.9341	10.078	33.56			38.1		0.287	38.1
47 Total Hepta-Furans				0.9274	10.078	37.83			61.1		0.440	61.1

Name	RT	wt Resp	wt2 Resp	RA	rv	EMPC	Conc.
1 Total Penta-Dioxins	28.22	6.740e2	6.334e2	0.81	YES	1.0786	0.00000
2 Total Penta-Dioxins	28.71	2.739e2	2.498e2	0.90	YES	0.32249	0.00000
3 Total Penta-Dioxins	30.20	2.725e2	3.108e2	0.86	YES	0.40163	0.00000
4 Total Penta-Dioxins	30.37	1.534e2	3.814e2	0.42	YES	0.31448	0.00000
5 1,2,3,7,8-PeCDD	31.47	2.113e2	2.262e2	0.93	YES	0.28224	0.00000



Dataset: Untitled

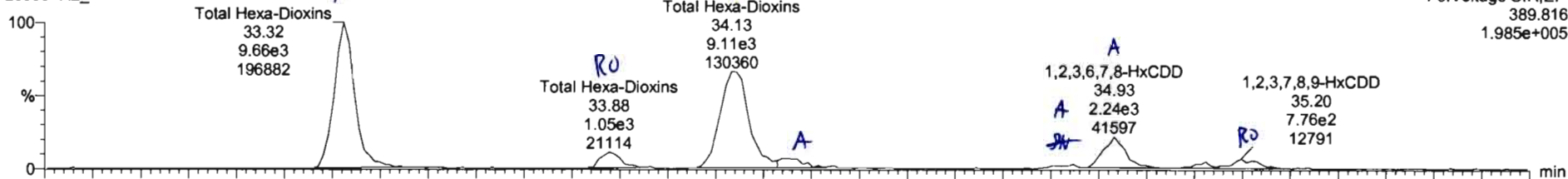
Last Altered: Monday, June 08, 2020 08:53:03 Pacific Daylight Time  
Printed: Monday, June 08, 2020 08:56:43 Pacific Daylight Time

Name: 200607R2\_11, Date: 08-Jun-2020, Time: 04:53:44, ID: 2001009-05 PDI-070SC-B-05-07-200505 13.85, Description: PDI-070SC-B-05-07-200505

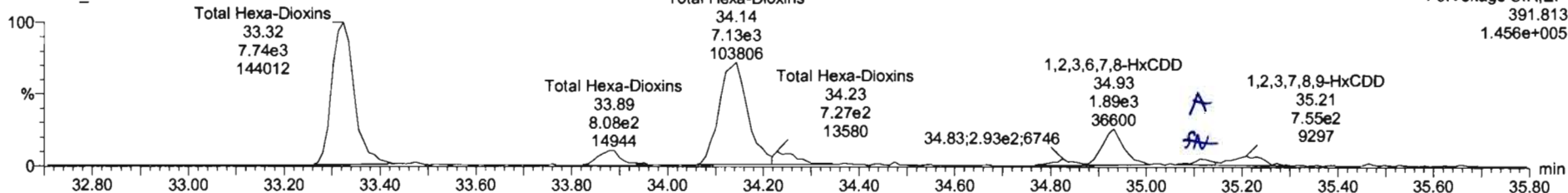
HW 06/22/2020

1,2,3,4,7,8-HxCDD

200607R2\_11

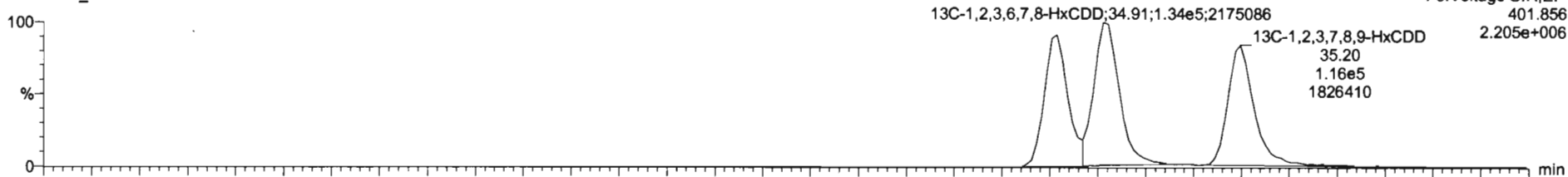


200607R2\_11

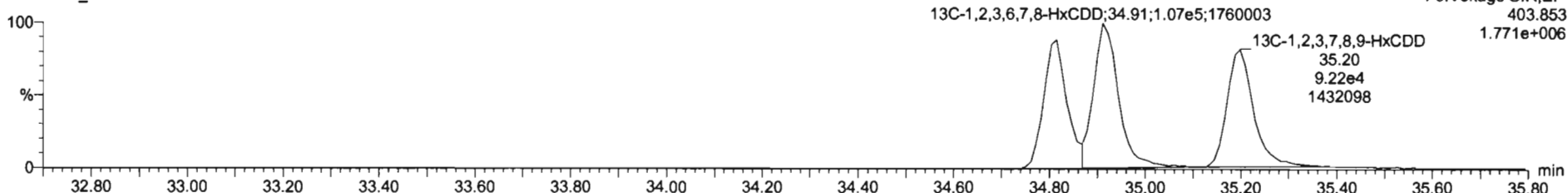


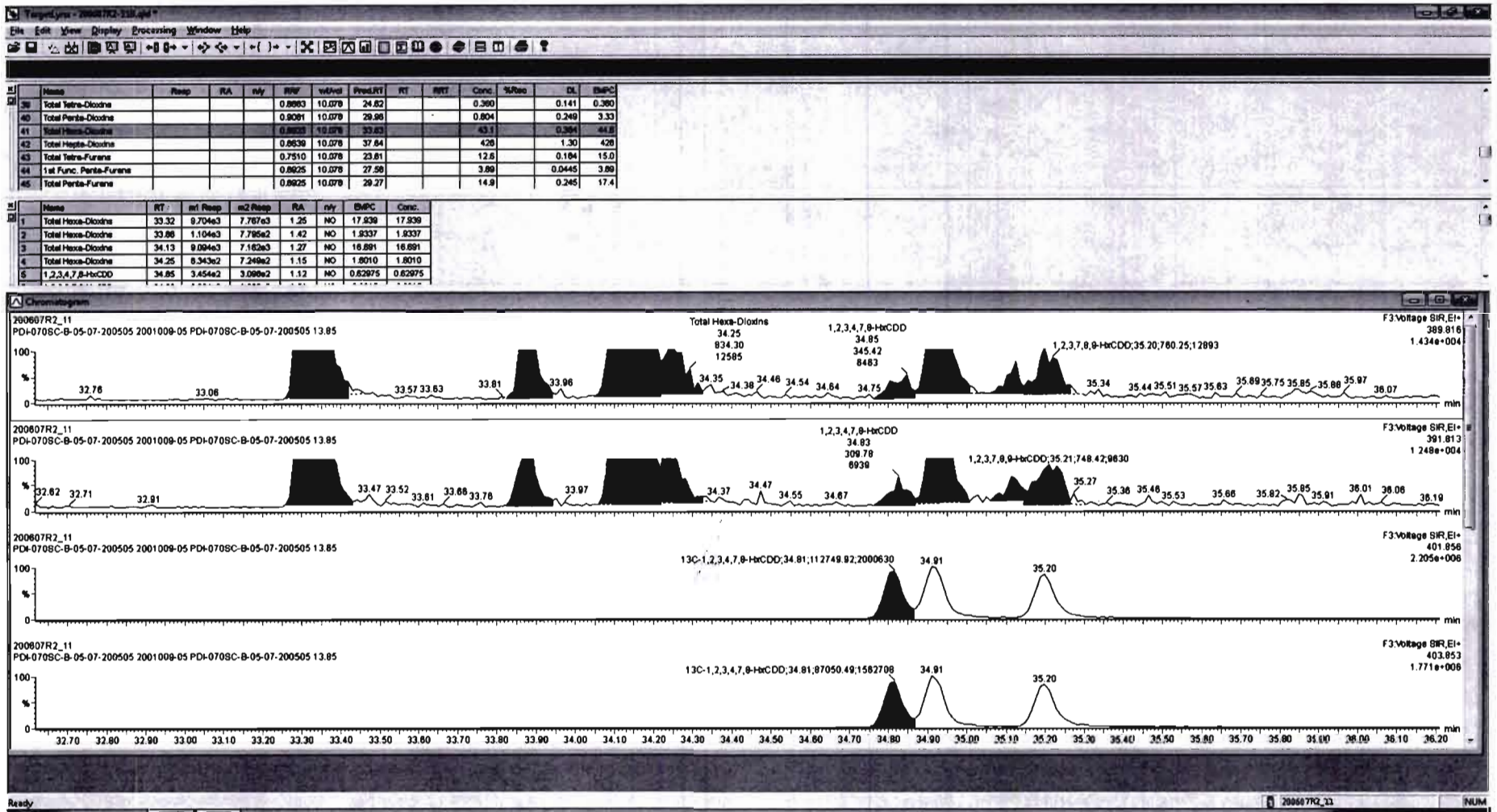
13C-1,2,3,4,7,8-HxCDD

200607R2\_11



200607R2\_11






Dataset: Untitled

Last Altered: Monday, June 08, 2020 08:53:03 Pacific Daylight Time  
Printed: Monday, June 08, 2020 08:56:43 Pacific Daylight Time

Name: 200607R2\_11, Date: 08-Jun-2020, Time: 04:53:44, ID: 2001009-05 PDI-070SC-B-05-07-200505 13.85, Description: PDI-070SC-B-05-07-200505

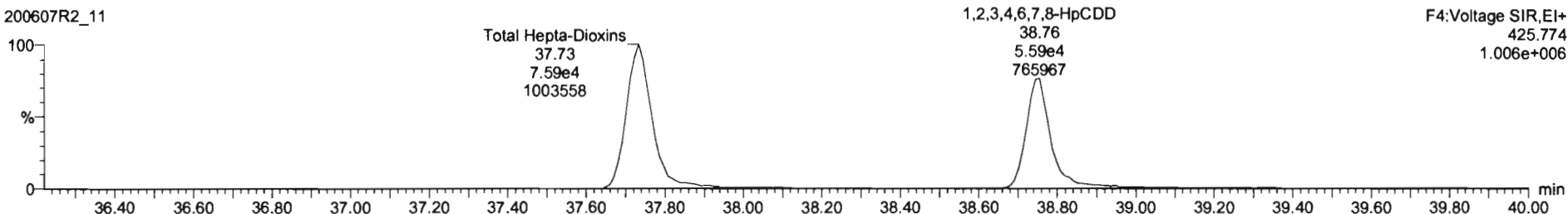
1,2,3,4,6,7,8-HpCDD

200607R2\_11



F4:Voltage SIR,EI+  
423.777  
9.965e+005


200607R2\_11



F4:Voltage SIR,EI+  
425.774  
1.006e+006

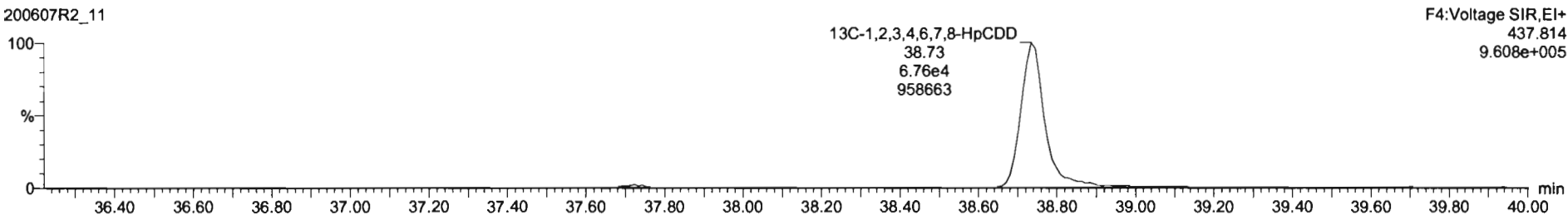
13C-1,2,3,4,6,7,8-HpCDD

200607R2\_11



F4:Voltage SIR,EI+  
435.817  
9.960e+005

200607R2\_11

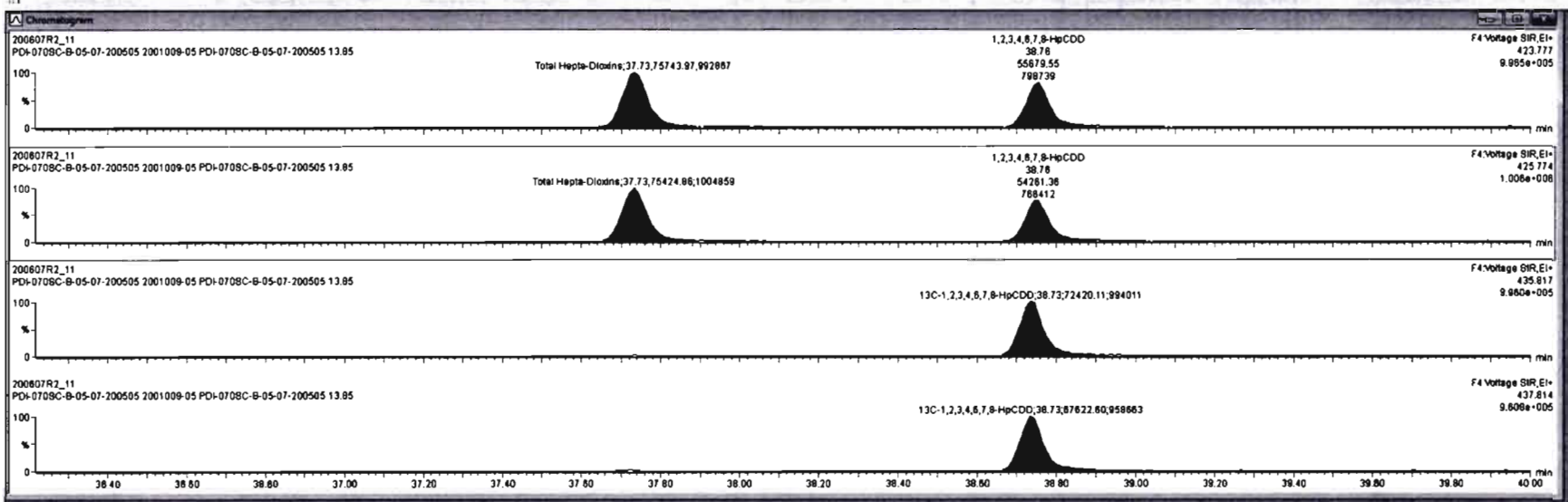


F4:Voltage SIR,EI+  
437.814  
9.608e+005

Targetlyn - 200607R2\_11.qtd  
 File Edit View Display Processing Window Help

#	Name	Resp	RA	rvf	RIF	idihal	Pres.RT	RT	RRT	Conc.	Units	DL	EMPC
37	13C-1,2,3,4-TCDF	8.10e5	0.78	NO	1.0000	10.078	24.26	24.10	1.000	198	100	0.500	
38	13C-1,2,3,4,6,8-HxCDF	3.44e5	0.51	NO	1.0000	10.078	34.47	34.33	1.000	198	100	0.879	
39	Total Tetra-Dioxins				0.8883	10.078	24.82			0.360		0.141	0.380
40	Total Penta-Dioxins				0.9091	10.078	28.95			0.000		0.130	2.41
41	Total Hexa-Dioxins				0.8923	10.078	33.63			39.8		0.384	42.8
42	Total Hepta-Dioxins				0.8628	10.078	37.84			426		1.30	438
43	Total Tetra-Furans				0.7510	10.078	23.81			12.2		0.184	15.5
44	1st Furc. Penta-Furane				0.8925	10.078	27.58			3.89		0.0445	3.88
45	Total Benzo-Furans				0.8874	10.078	26.77			14.0		0.340	17.6

#	Name	RT	int Resp	int Resp	RA	rvf	EMPC	Conc.
1	Total Hepta-Dioxins	37.73	7.574e4	7.542e4	1.00	NO	247.87	247.87
2	1,2,3,4,6,7,8-HpCDD	38.76	5.588e4	5.426e4	1.00	NO	180.34	180.34

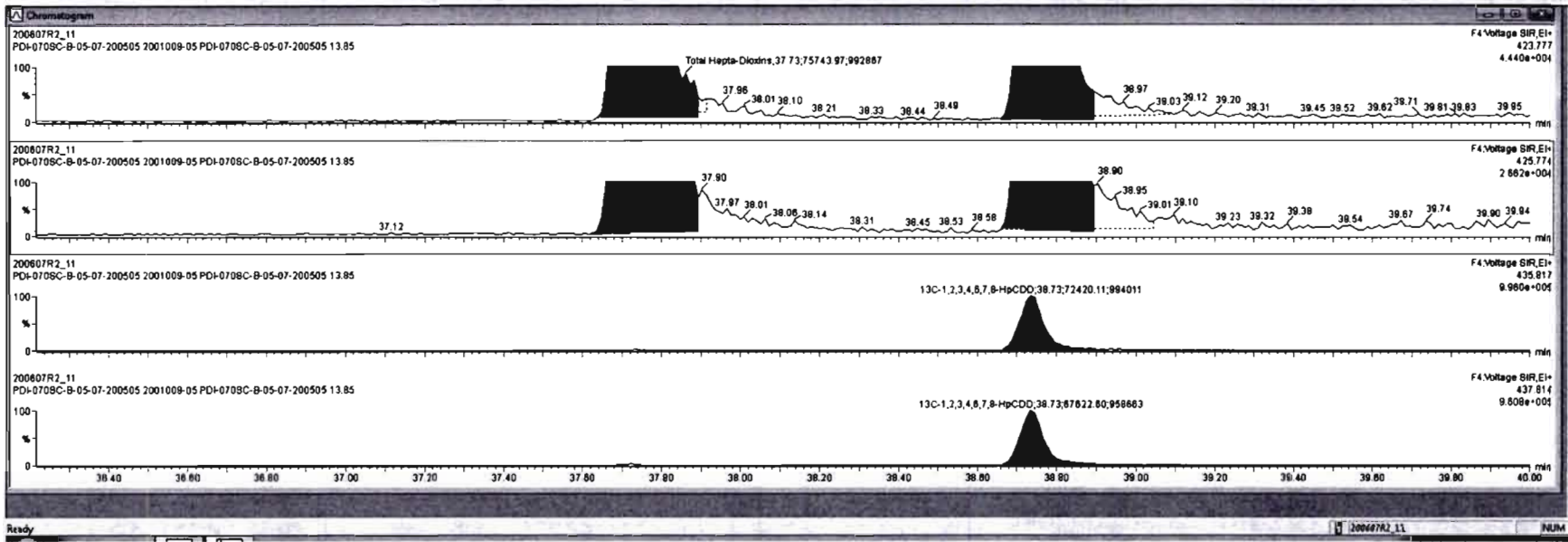


TargetLync - 200607R2-11.Ltd\*

File Edit View Display Processing Window Help

#	Name	Retp	RA	ip	RIF	StdDev	Prod.RT	RT	RRT	Conc.	Units	DL	EMPC
37	13C-1,2,3,4-TCDF	8.19e5	0.78	NO	1.0000	10.078	24.26	24.10	1.000	198	100	0.500	
38	13C-1,2,3,4,8,9-HxCDF	3.44e5	0.51	NO	1.0000	10.078	34.42	34.33	1.000	198	100	0.879	
39	Total Tetra-Dioxins				0.8893	10.078	24.62			0.380		0.141	0.380
40	Total Penta-Dioxins				0.9091	10.078	29.95			0.000		0.130	2.41
41	Total Hexa-Dioxins				0.9023	10.078	33.83			39.8		0.384	42.8
42	Total Hepta-Dioxins				0.8638	10.078	37.84			4.26		1.30	42.8
43	Total Tetra-Furans				0.7610	10.078	23.61			12.2		0.194	15.5
44	1st Func. Penta-Furans				0.8925	10.078	27.58			3.89		0.0445	3.89
44	Total Dioxin/Furan				0.8674	10.078	34.77			14.0		0.744	17.8

#	Name	RT	Int Resp	Std Resp	RA	ip	EMPC	Conc.
1	Total Hepta-Dioxins	37.73	7.574e4	7.542e4	1.00	NO	247.97	247.97
2	1,2,3,4,6,7,8-HpCDD	38.78	5.589e4	5.426e4	1.03	NO	180.34	180.34

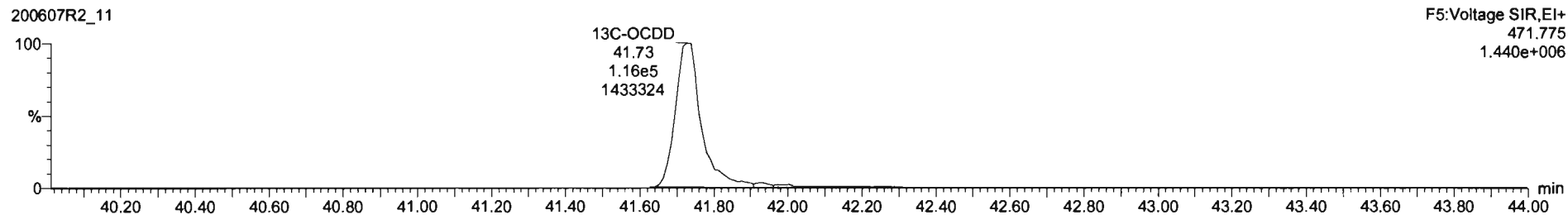
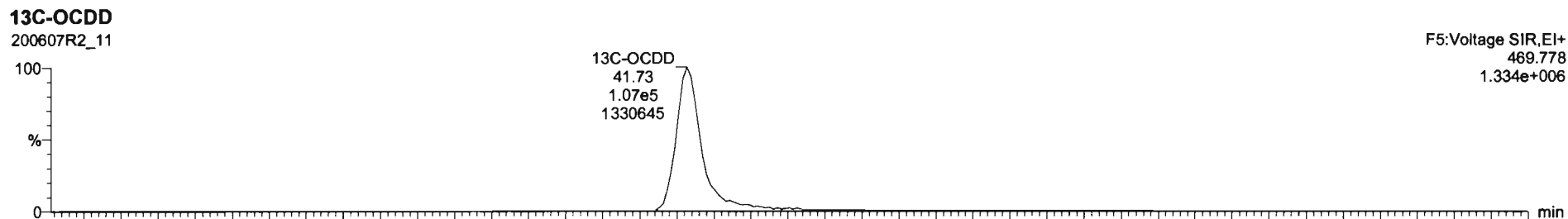
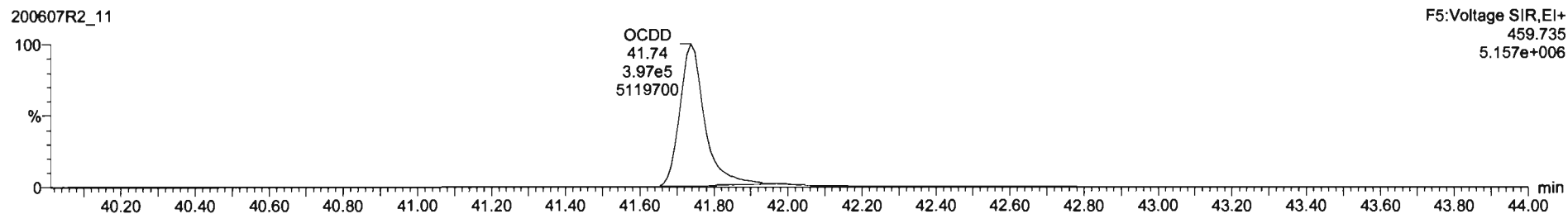
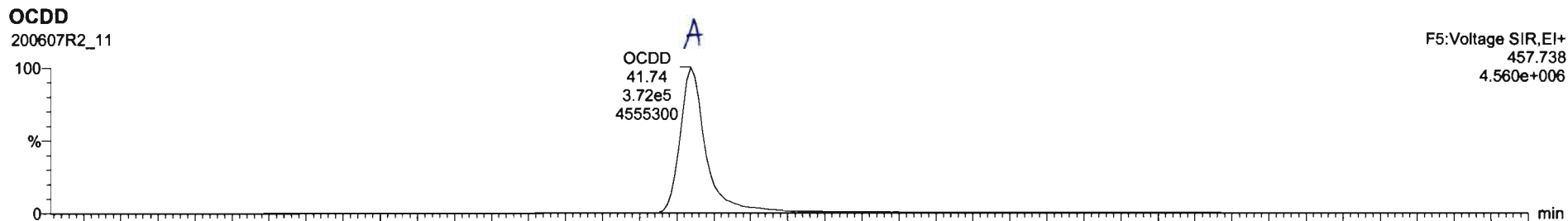


Dataset: Untitled

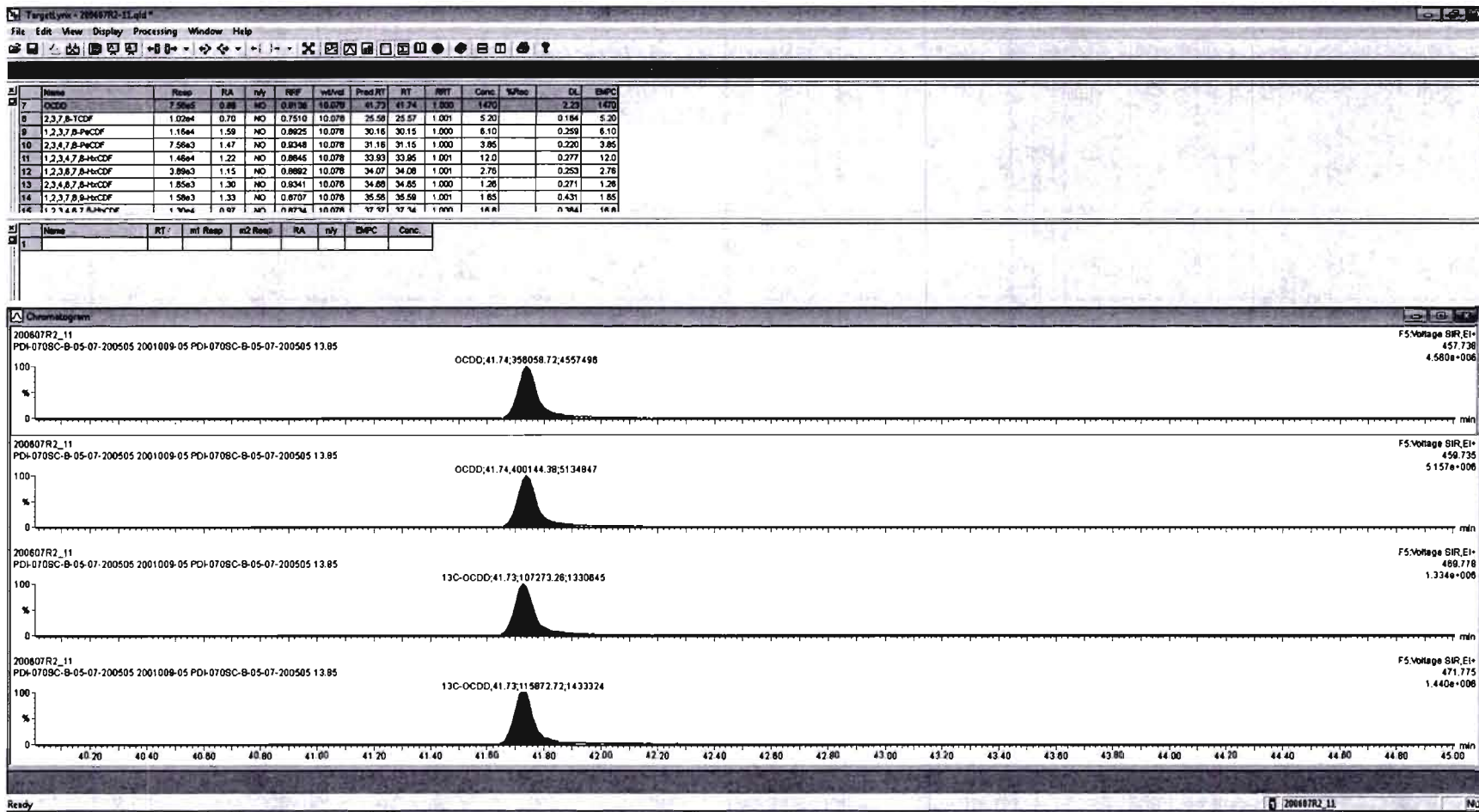
Last Altered: Monday, June 08, 2020 08:53:03 Pacific Daylight Time

Printed: Monday, June 08, 2020 08:56:43 Pacific Daylight Time

Name: 200607R2\_11, Date: 08-Jun-2020, Time: 04:53:44, ID: 2001009-05 PDI-070SC-B-05-07-200505 13.85, Description: PDI-070SC-B-05-07-200505







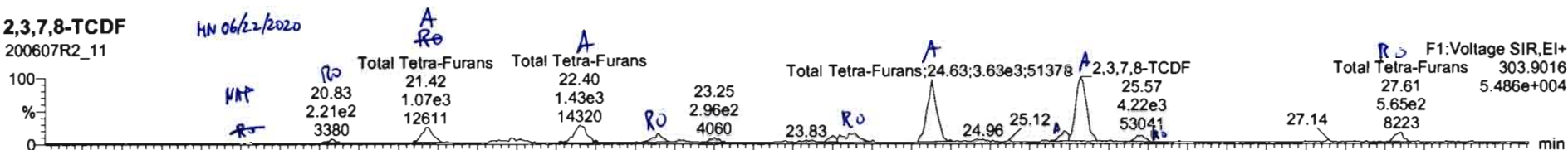
Dataset: Untitled

Last Altered: Monday, June 08, 2020 08:53:03 Pacific Daylight Time  
Printed: Monday, June 08, 2020 08:56:43 Pacific Daylight Time

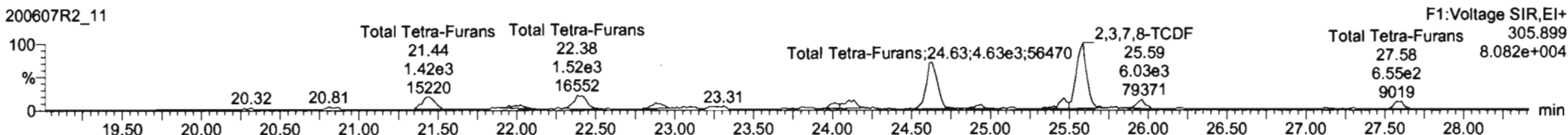
HN 06/11/2020  
Name: 200607R2\_11, Date: 08-Jun-2020, Time: 04:53:44, ID: 2001009-05 PDI-070SC-B-05-07-200505 13.85, Description: PDI-070SC-B-05-07-200505

2,3,7,8-TCDF  
200607R2\_11

HN 06/22/2020

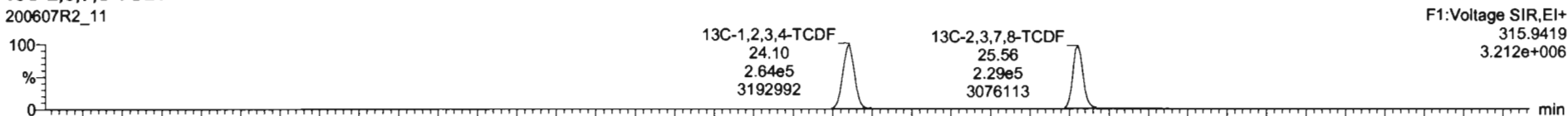


200607R2\_11

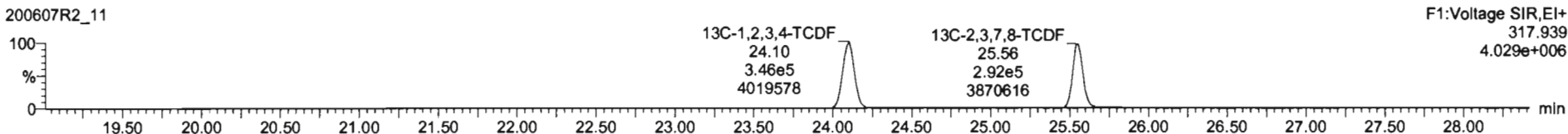


13C-2,3,7,8-TCDF

200607R2\_11

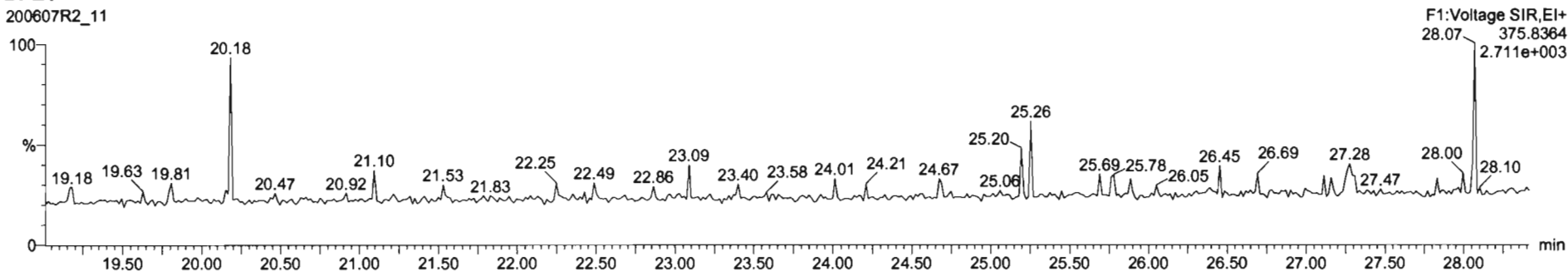


200607R2\_11



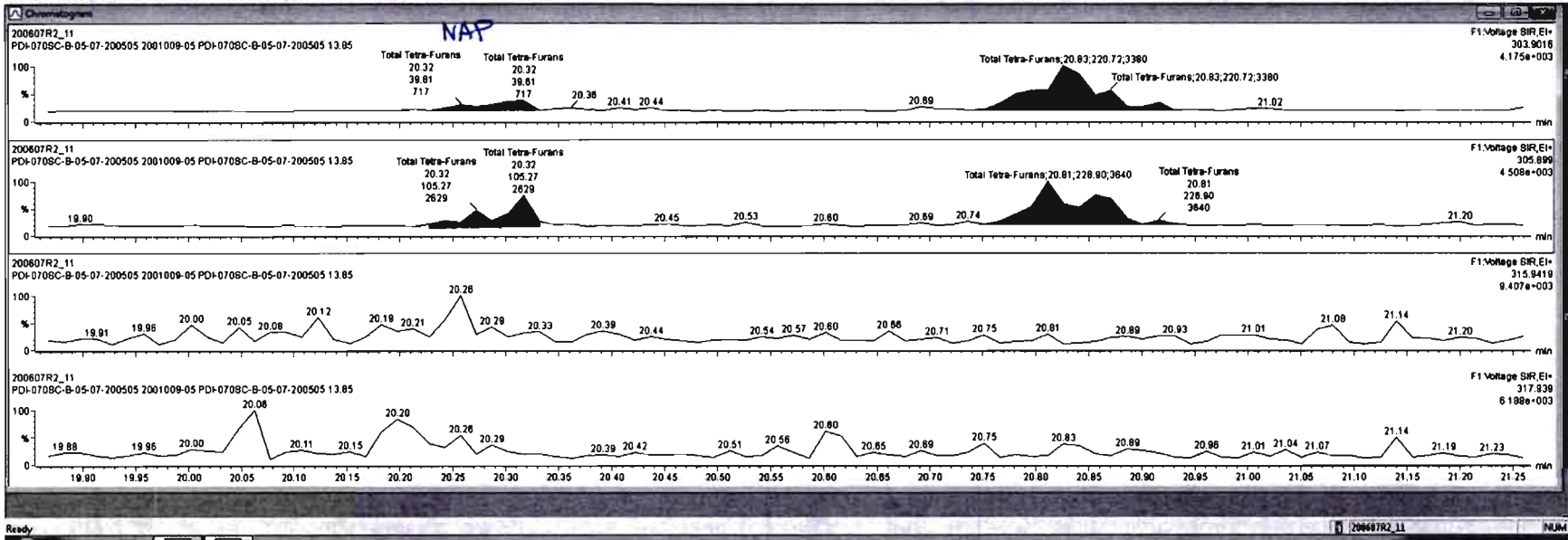
DPE1

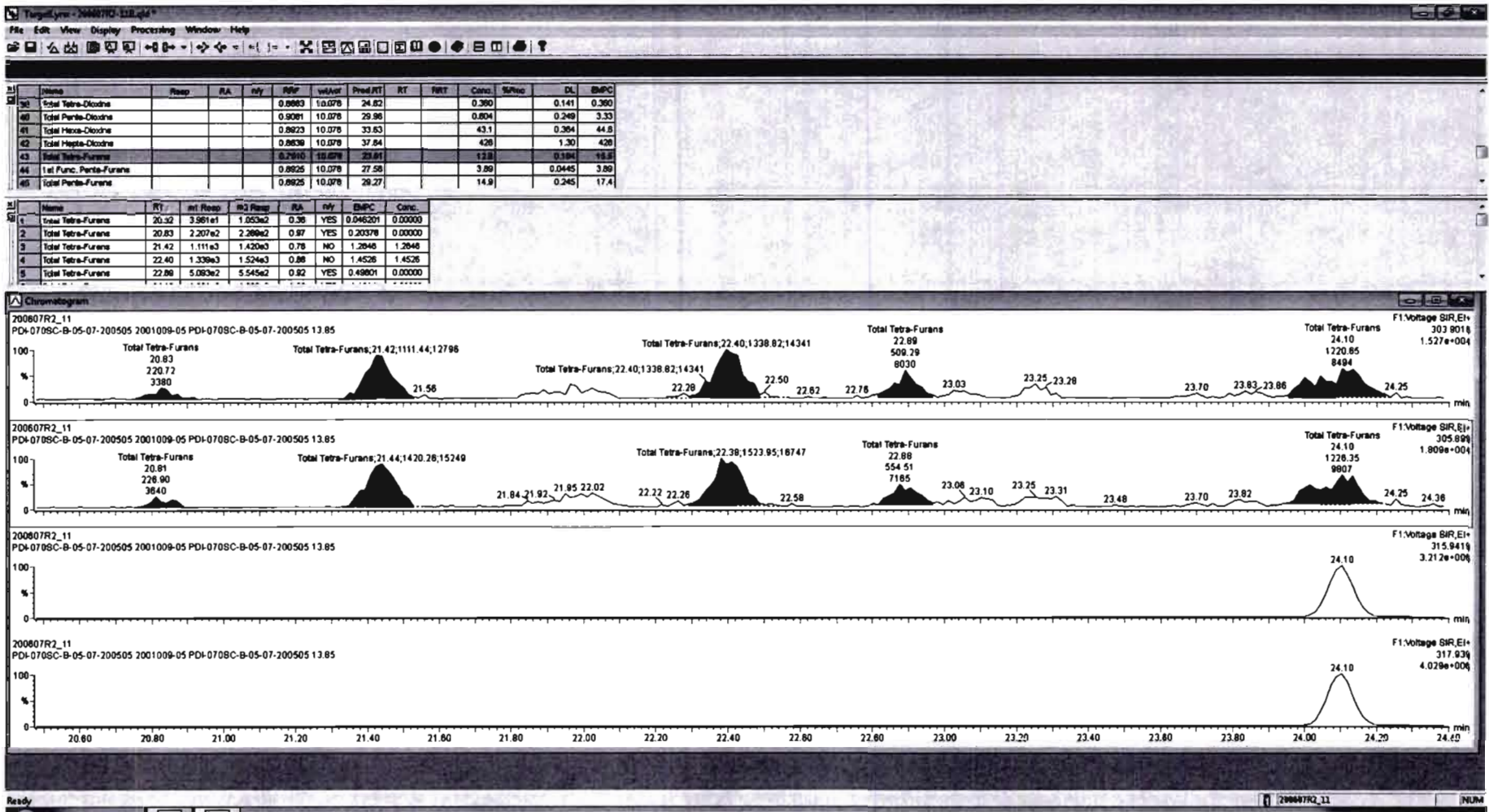
200607R2\_11



#	Name	Resp	RA	rvy	FWF	VolVol	ProdRT	RT	RRT	Conc	%Rec	DL	BMP
43	Total Tetra-Furans				0.7518	10.078	27.58			3.80		0.0445	3.80
44	Total Furc. Penta-Furans				0.8925	10.078	20.27			15.0		0.245	17.6
45	Total Penta-Furans				0.8241	10.078	33.56			38.1		0.287	38.1
47	Total Hexa-Furans				0.8734	10.078	37.83			63.1		0.440	63.1
48	PFK1												
49	PFK2												
50	PFK3												
51	PFK4												

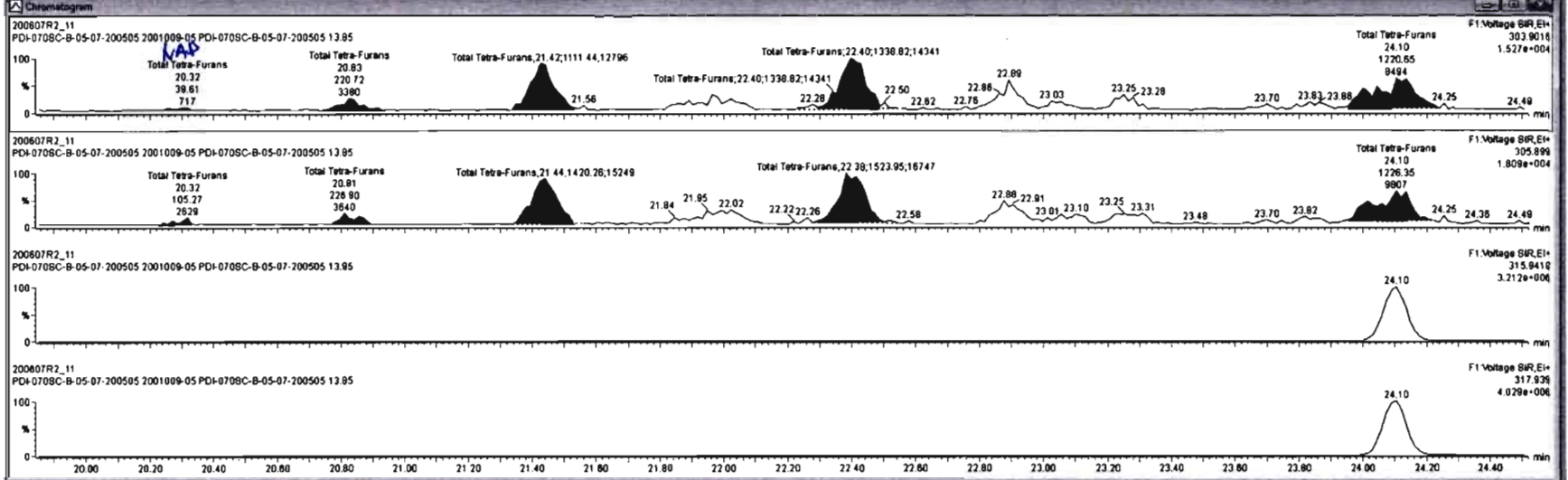
#	Name	RT	m1 Resp	m2 Resp	RA	rvy	BMP	Conc
1	Total Tetra-Furans	20.32	3.96161	1.05362	0.38	YES	0.046201	0.00000
2	Total Tetra-Furans	20.83	2.20762	2.26962	0.97	YES	0.20378	0.00000
3	Total Tetra-Furans	21.42	1.11163	1.42063	0.78	NO	1.2846	1.2846
4	Total Tetra-Furans	22.40	1.53963	1.52463	0.88	NO	1.4526	1.4526
5	Total Tetra-Furans	22.88	5.34862	6.83862	0.81	NO	0.80807	0.80807





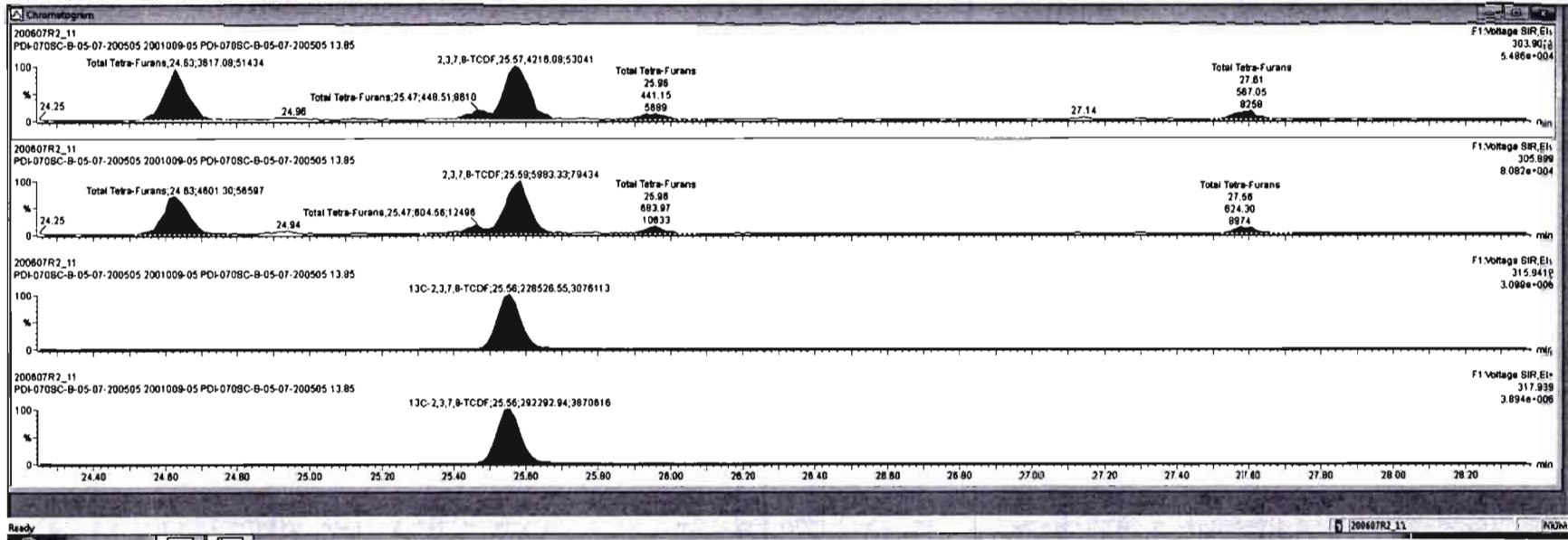
Name	Resp	RA	rvy	RF	rdVol	ProdRT	RT	RRT	Conc.	%Rec	DL	ESPC
43 Total Tetra-Furans				0.7910	10.078	23.81			12.8		81.84	151
44 1st Furc. Penta-Furans				0.8925	10.078	27.50			3.90		0.0445	3.80
45 Total Penta-Furans				0.8925	10.078	28.27			15.0		0.245	17.6
46 Total Hexa-Furans				0.8341	10.078	33.58			38.1		0.287	38.1
47 Total Hepta-Furans				0.8734	10.078	37.83			83.1		0.440	83.1
48 PFK1												
49 PFK2												
50 PFK3												
61 PFK4												

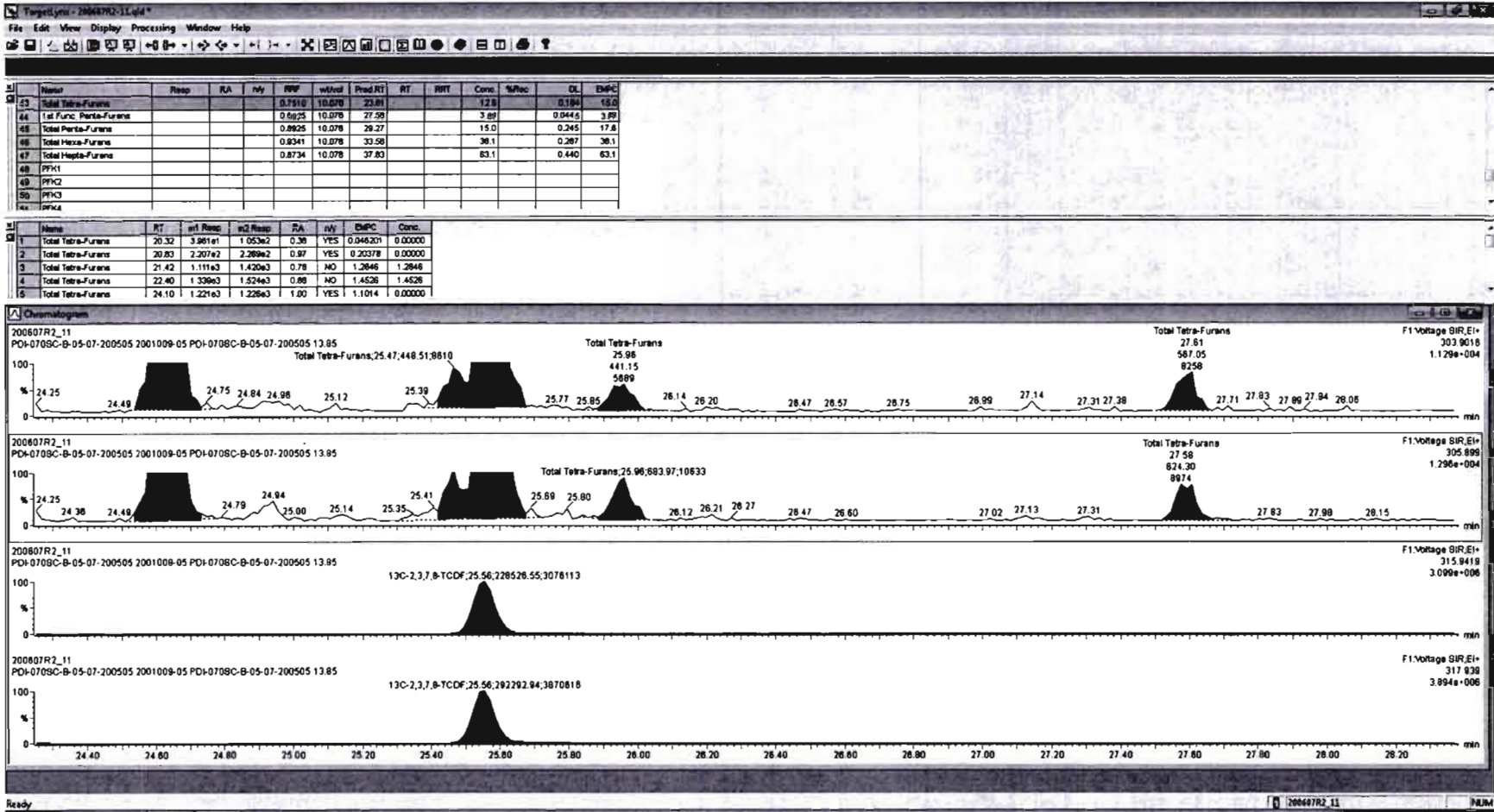
Name	RT	m1 Resp	m2 Resp	RA	rvy	BMP	Conc.
1 Total Tetra-Furans	20.32	3.861e1	1.053e2	0.36	YES	0.046201	0.00000
2 Total Tetra-Furans	20.83	2.207e2	2.289e2	0.97	YES	0.20378	0.00000
3 Total Tetra-Furans	21.42	1.111e3	1.420e3	0.78	NO	1.2846	1.2848
4 Total Tetra-Furans	22.40	1.339e3	1.524e3	0.88	NO	1.4526	1.4528
5 Total Tetra-Furans	24.10	1.221e3	1.226e3	1.00	YES	1.1014	0.00000



#	Name	Resp	RA	n/y	RF	wtVol	ProdRT	RT	RRT	Calc	%Rec	DL	EMPC
43	Total Tetra-Furans				0.8718	10.078	23.81			13.8		0.184	15.0
44	1st Furc. Penta-Furans				0.8825	10.078	27.58			3.86		0.0445	3.80
45	Total Penta-Furans				0.8825	10.078	28.27			15.0		0.245	17.6
46	Total Hexa-Furans				0.8341	10.078	33.56			38.1		0.287	38.1
47	Total Hepta-Furans				0.8734	10.078	37.83			63.1		0.440	63.1
48	PFK1												
49	PFK2												
50	PFK3												
51	PFK4												

#	Name	RT	nt Resp	m2 Resp	RA	n/y	EMPC	Conc.
1	Total Tetra-Furans	20.32	3.981e1	1.053e2	0.38	YES	0.046201	0.00000
2	Total Tetra-Furans	20.83	2.207e2	2.269e2	0.97	YES	0.20379	0.00000
3	Total Tetra-Furans	21.42	1.111e3	1.420e3	0.78	NO	1.2846	1.2846
4	Total Tetra-Furans	22.40	1.339e3	1.524e3	0.88	NO	1.4528	1.4528
5	Total Tetra-Furans	24.10	1.221e3	1.228e3	1.00	YES	1.1014	0.00000





Dataset: Untitled

Last Altered: Monday, June 08, 2020 08:53:03 Pacific Daylight Time

Printed: Monday, June 08, 2020 08:56:43 Pacific Daylight Time

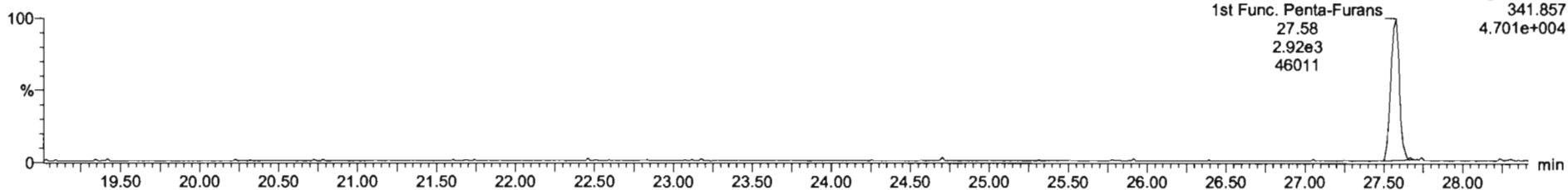
Name: 200607R2\_11, Date: 08-Jun-2020, Time: 04:53:44, ID: 2001009-05 PDI-070SC-B-05-07-200505 13.85, Description: PDI-070SC-B-05-07-200505

1st Func. Penta-Furans

200607R2\_11

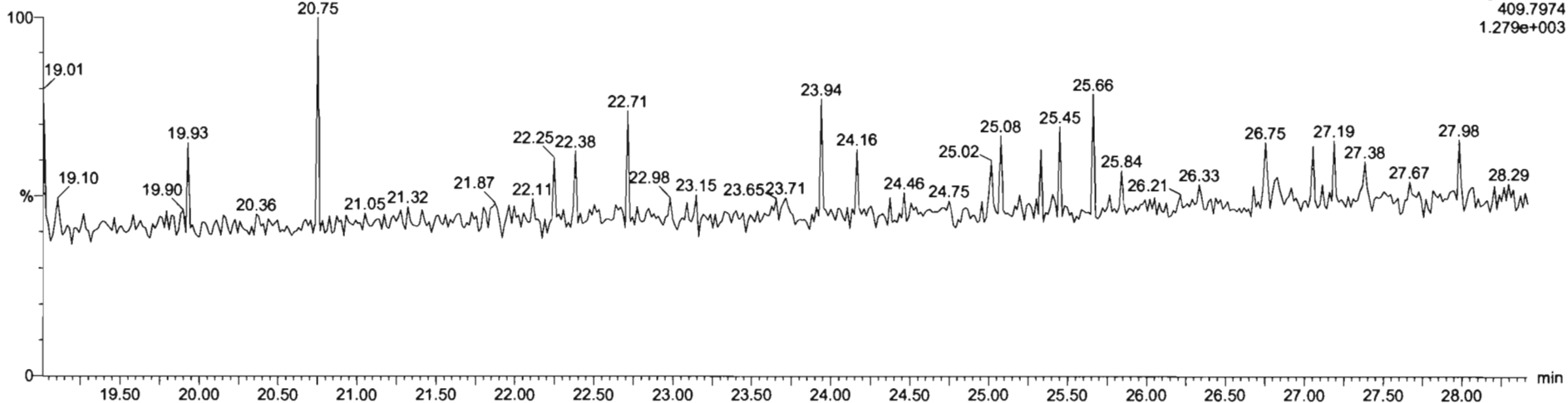


200607R2\_11



DPE6

200607R2\_11





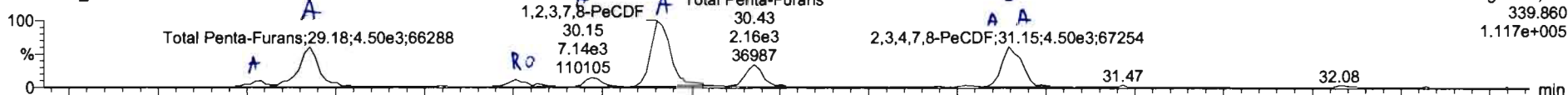
Dataset: Untitled

Last Altered: Monday, June 08, 2020 08:53:03 Pacific Daylight Time  
Printed: Monday, June 08, 2020 08:56:43 Pacific Daylight Time

Name: 200607R2\_11, Date: 08-Jun-2020, Time: 04:53:44, ID: 2001009-05 PDI-070SC-B-05-07-200505 13.85, Description: PDI-070SC-B-05-07-200505

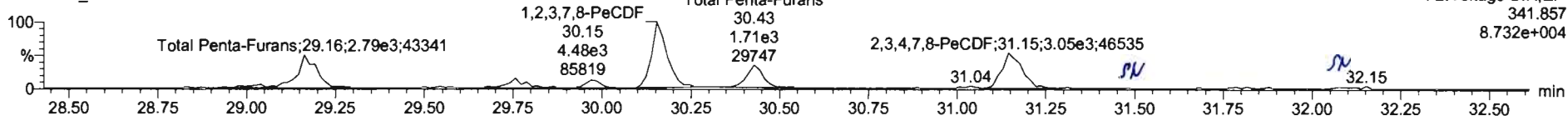
**1,2,3,7,8-PeCDF**

200607R2\_11



F2:Voltage SIR,EI+  
339.860  
1.117e+005

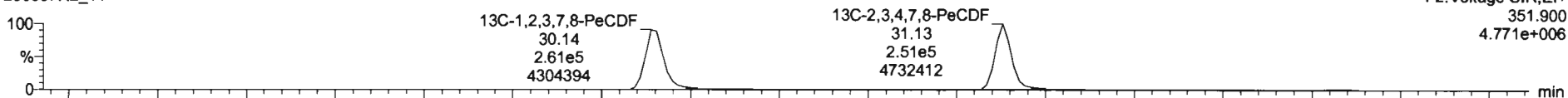
200607R2\_11



F2:Voltage SIR,EI+  
341.857  
8.732e+004

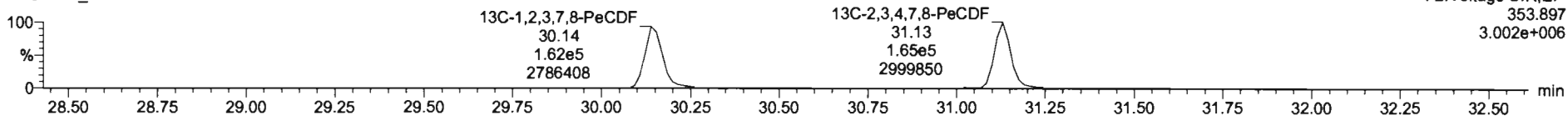
**13C-1,2,3,7,8-PeCDF**

200607R2\_11



F2:Voltage SIR,EI+  
351.900  
4.771e+006

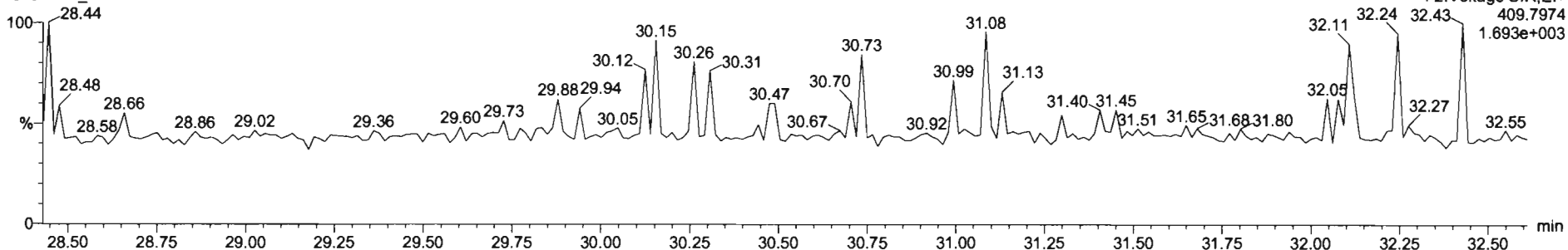
200607R2\_11



F2:Voltage SIR,EI+  
353.897  
3.002e+006

**DPE2**

200607R2\_11

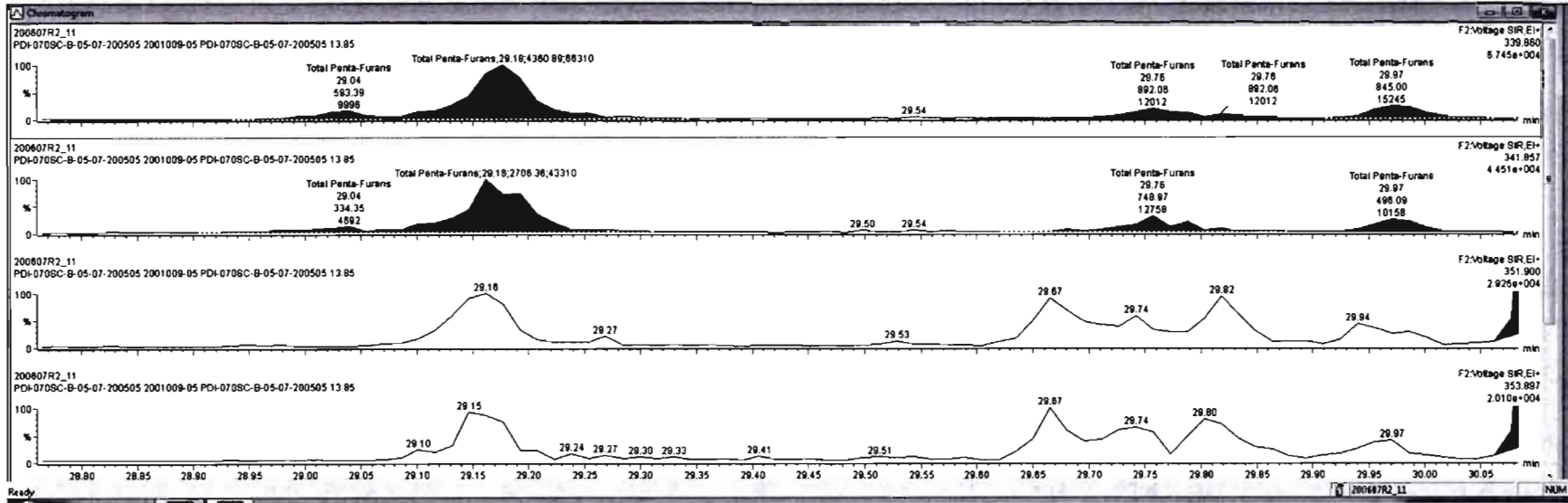


F2:Voltage SIR,EI+  
409.7974  
1.693e+003



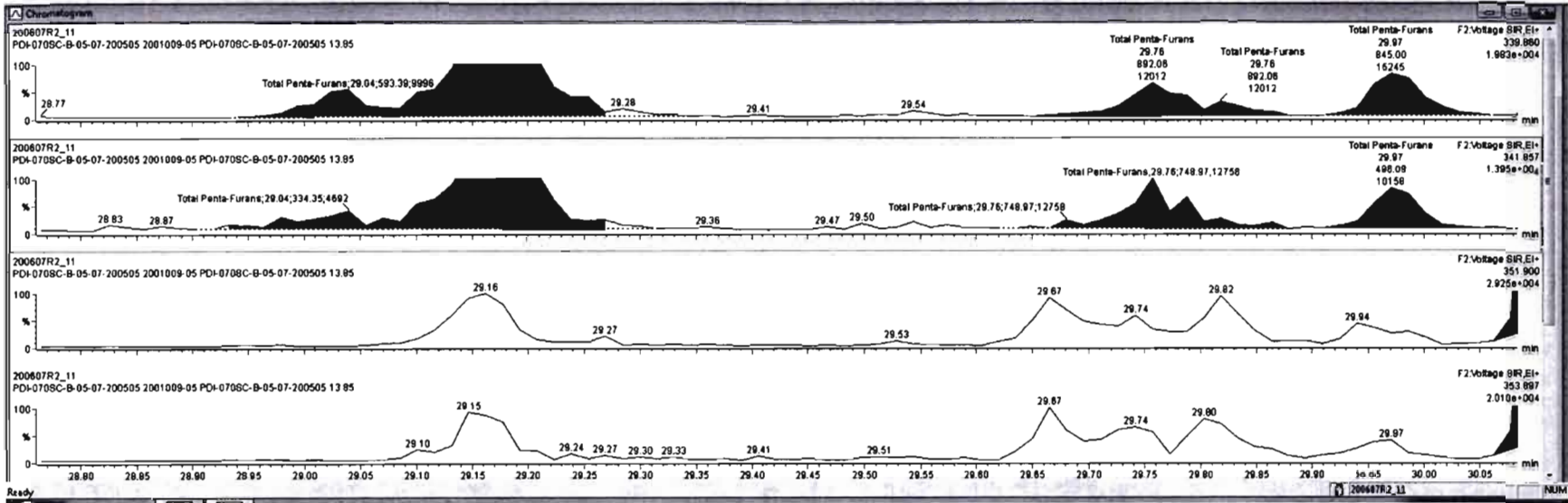
Name	Resp	RA	nly	RF	val	Prod.RT	RT	RRT	Conc	%Rec	DL	EMPC
43 Total Tetra-Furans				0.7510	10.078	23.81			12.8		0.184	15.0
44 1st Func. Penta-Furans				0.8925	10.078	27.58			3.86		0.0445	3.99
45 Total Penta-Furans				0.8925	10.078	29.27			14.8		0.267	12.4
46 Total Hexa-Furans				0.8341	10.078	33.58			38.1		0.440	63.1
47 Total Hepta-Furans				0.8734	10.078	37.83						
48 PFC1												
49 PFC2												
50 PFC3												
51 PFC4												

Name	RT	int Resp	int Resp	RA	nly	EMPC	Conc
1 Total Penta-Furans	29.04	5.834e2	3.343e2	1.77	NO	0.49128	0.49128
2 Total Penta-Furans	29.18	4.361e3	2.706e3	1.81	NO	3.7425	3.7425
3 Total Penta-Furans	29.76	8.921e2	7.490e2	1.19	YES	0.77716	0.00000
4 Total Penta-Furans	29.87	8.450e2	4.961e2	1.70	NO	0.71017	0.71017
5 1,2,3,7,8-PeCDF	30.15	7.083e3	4.517e3	1.57	NO	8.081	8.081
6 Total Penta-Furans	30.43	2.027e3	1.538e3	1.32	YES	1.7898	0.00000
7 2,3,4,7,8-PeCDF	31.15	4.503e3	3.055e3	1.47	NO	3.8541	3.8541



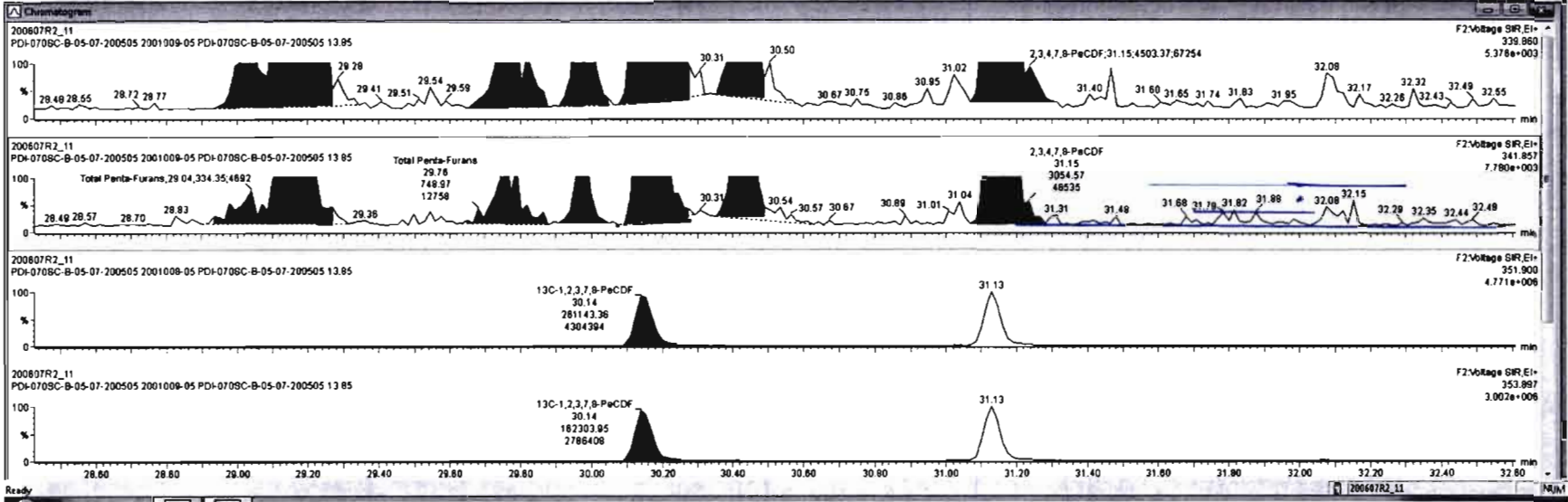
#	Name	Resp	RA	rvy	RPV	wt/val	Pred RT	RT	RRT	Conc.	%Rec	DL	BMPC
43	Total Tetra-Furans				0.7510	10.078	23.81			12.8		0.184	15.0
44	1st Func. Penta-Furans				0.8925	10.078	27.58			3.88		0.0445	3.89
45	Total Penta-Furans				0.8925	10.078	28.27			16.8		0.249	12.8
46	Total Hexa-Furans				0.8341	10.078	33.55			38.1		0.287	36.1
47	Total Hepta-Furans				0.8734	10.078	37.83			63.1		0.440	63.1
48	PFY1												
49	PFY2												
50	PFY3												
49	PFY4												

#	Name	RT	m1 Resp	m2 Resp	RA	rvy	BMPC	Conc.
1	Total Penta-Furans	29.04	5.93462	3.38362	1.77	NO	0.48128	0.48128
2	Total Penta-Furans	29.18	4.36163	2.70663	1.81	NO	3.7425	3.7425
3	Total Penta-Furans	29.78	8.82162	7.48062	1.19	YES	0.77718	0.00000
4	Total Penta-Furans	29.97	8.45062	4.86162	1.70	NO	0.71017	0.71017
5	1,2,3,7-B-PeCDF	30.15	7.08363	4.51763	1.57	NO	6.0911	6.0911
6	Total Penta-Furans	30.43	2.02763	1.53963	1.52	YES	1.7858	0.00000
7	2,3,4,7-B-PeCDF	31.15	4.50363	3.05563	1.47	NO	3.8541	3.8541



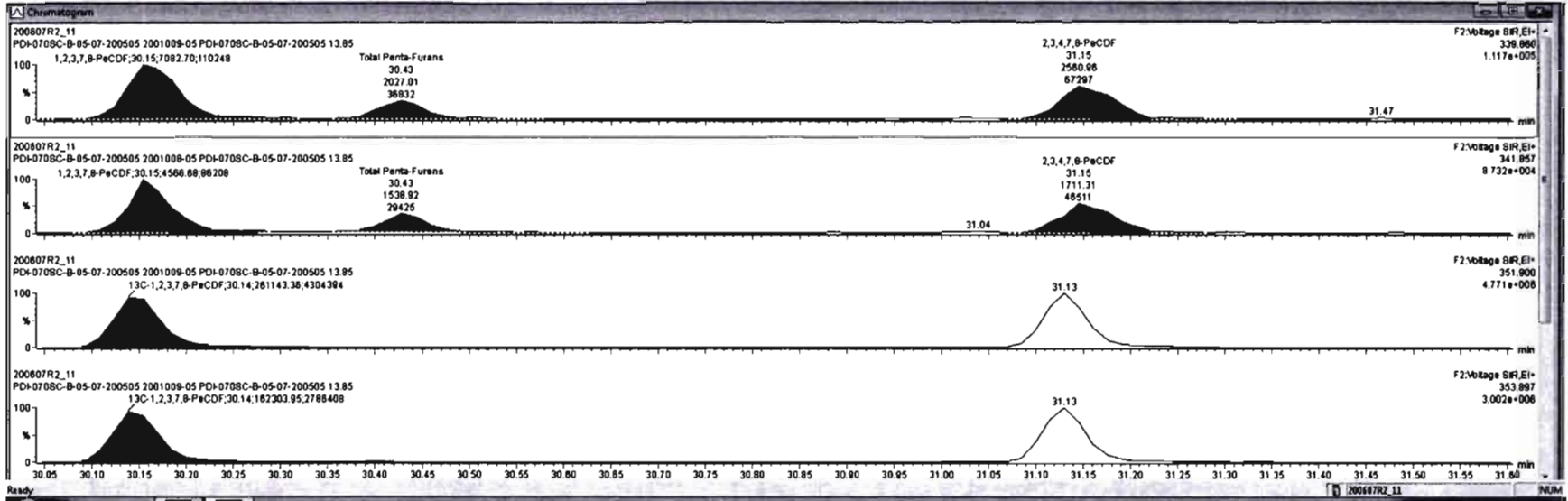
#	Name	Resp	RA	rvy	RNF	int/Std	Prod:RT	RT	RPT	Conc.	%Rec	CL	EMPC
43	Total Tetra-Furans				0.7510	10.078	23.81			12.6		0.184	15.0
44	1st Func. Penta-Furans				0.8825	10.078	27.50			3.80		0.0445	3.80
45	Total Penta-Furans				0.8825	10.078	28.27			14.8		0.241	17.6
46	Total Hexa-Furans				0.8341	10.078	33.56			38.1		0.287	38.1
47	Total Hepta-Furans				0.8734	10.078	37.83			63.1		0.440	63.1
48	PFY1												
49	PFY2												
50	PFY3												
51	PFY4												

#	Name	RT	int Resp	int Resp	RA	rvy	EMPC	Conc.
1	Total Penta-Furans	29.04	5.83442	3.34362	1.77	NO	0.48128	0.48128
2	Total Penta-Furans	29.18	4.361e3	2.70863	1.81	NO	3.7425	3.7425
3	Total Penta-Furans	29.76	8.921e2	7.490e2	1.19	YES	0.77716	0.00000
4	Total Penta-Furans	29.37	8.450e2	4.981e2	1.70	NO	0.71017	0.71017
5	1,2,3,7,8-PeCDF	30.15	7.083e3	4.517e3	1.57	NO	8.0911	8.0911
6	Total Penta-Furans	30.43	2.027e3	1.539e3	1.32	YES	1.7850	0.00000
7	2,3,4,7,8-PeCDF	31.15	4.503e3	3.055e3	1.47	NO	3.8541	3.8541



Name	Resp	RA	n/y	RP	val/val	Prod/RT	RT	NRT	Conc.	Units	CL	EMPC
45 Total Penta-Furans				0.8826	10.078	28.29			14.8		0.248	17.4
46 Total Hexa-Furans				0.8241	10.078	33.58			30.1		0.287	30.1
47 Total Hepta-Furans				0.8734	10.078	37.83			63.1		0.440	63.1
48 PFH1												
49 PFH2												
50 PFH3												
51 PFH4												
52 PFH5												
6% Incon												

Name	RT	m1 Resp	m2 Resp	RA	n/y	EMPC	Conc.
1 Total Penta-Furans	29.04	5.934e2	3.343e2	1.77	NO	0.49728	0.49728
2 Total Penta-Furans	29.10	4.361e3	2.708e3	1.81	NO	3.7425	3.7425
3 Total Penta-Furans	29.78	8.921e2	7.480e2	1.19	YES	0.77718	0.00000
4 Total Penta-Furans	29.87	8.460e2	4.981e2	1.70	NO	0.71017	0.71017
5 1,2,3,7,8-PeCDF	30.15	7.083e3	4.587e3	1.55	NO	8.1171	8.1171
6 Total Penta-Furans	30.43	2.027e3	1.539e3	1.32	YES	1.7859	0.00000
7 2,3,4,7,8-PeCDF	31.15	2.561e3	1.711e3	1.50	NO	2.1786	2.1786



Dataset: Untitled

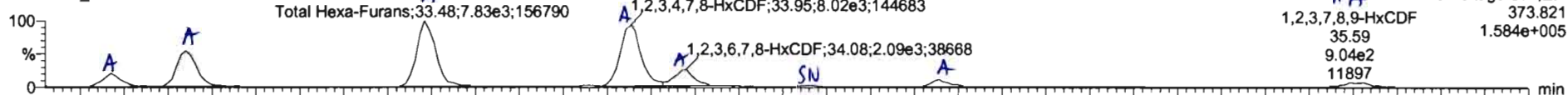
Last Altered: Monday, June 08, 2020 08:53:03 Pacific Daylight Time

Printed: Monday, June 08, 2020 08:56:43 Pacific Daylight Time


Name: 200607R2\_11, Date: 08-Jun-2020, Time: 04:53:44, ID: 2001009-05 PDI-070SC-B-05-07-200505 13.85, Description: PDI-070SC-B-05-07-200505

1,2,3,4,7,8-HxCDF

200607R2\_11

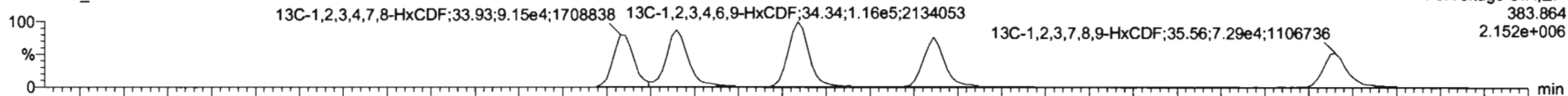


200607R2\_11

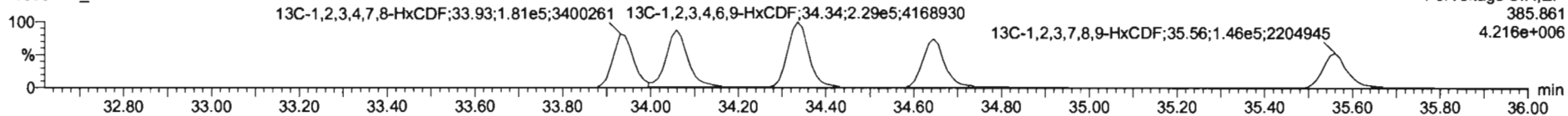


13C-1,2,3,4,7,8-HxCDF

200607R2\_11

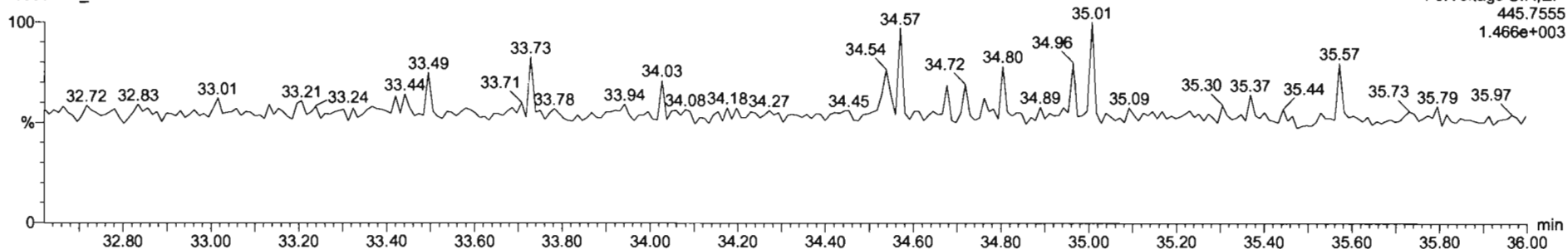


200607R2\_11



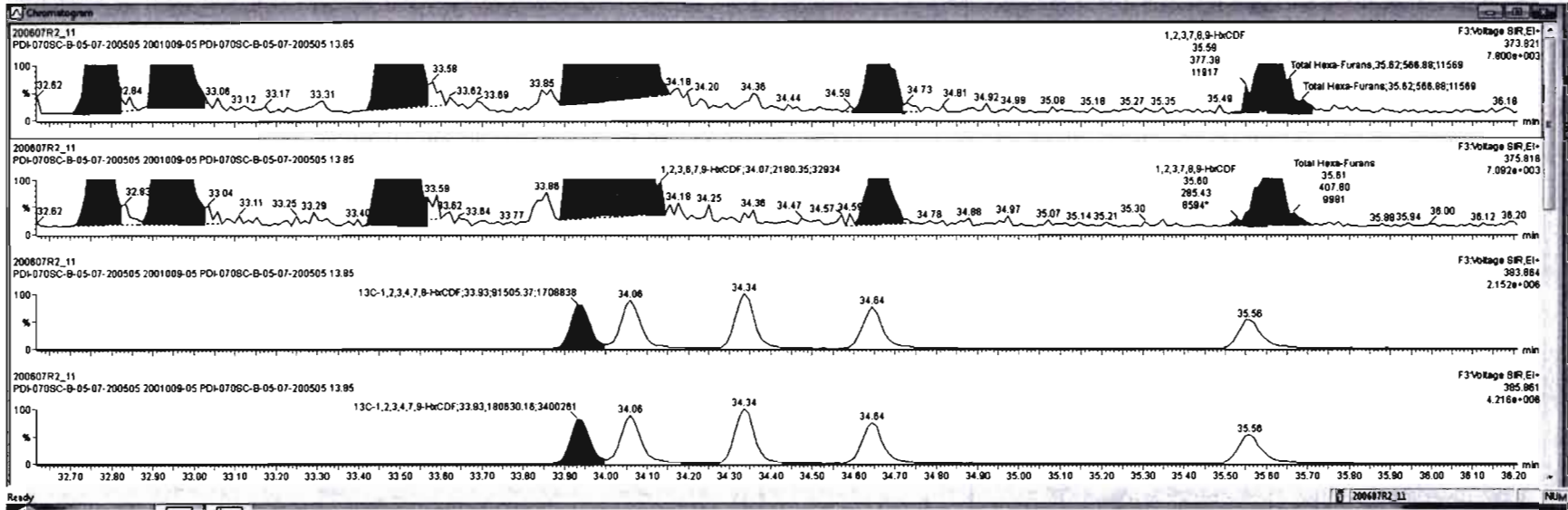
DPE3

200607R2\_11



Name	Resp	RA	nV	RF	w/h	Pre-RT	RT	RFI	Conc	%Rec	QL	EMPC
45 Total Penta-Furans				0.8925	10.078	28.27			14.9		0.345	17.4
46 Total Hexa-Furans				0.8241	10.078	35.98			37.8		0.287	37.4
47 Total Hepta-Furans				0.8734	10.078	37.83			63.1		0.440	63.1
48 PFK1												
49 PFK2												
50 PFK3												
51 PFK4												
52 PFK5												
64 Inert												

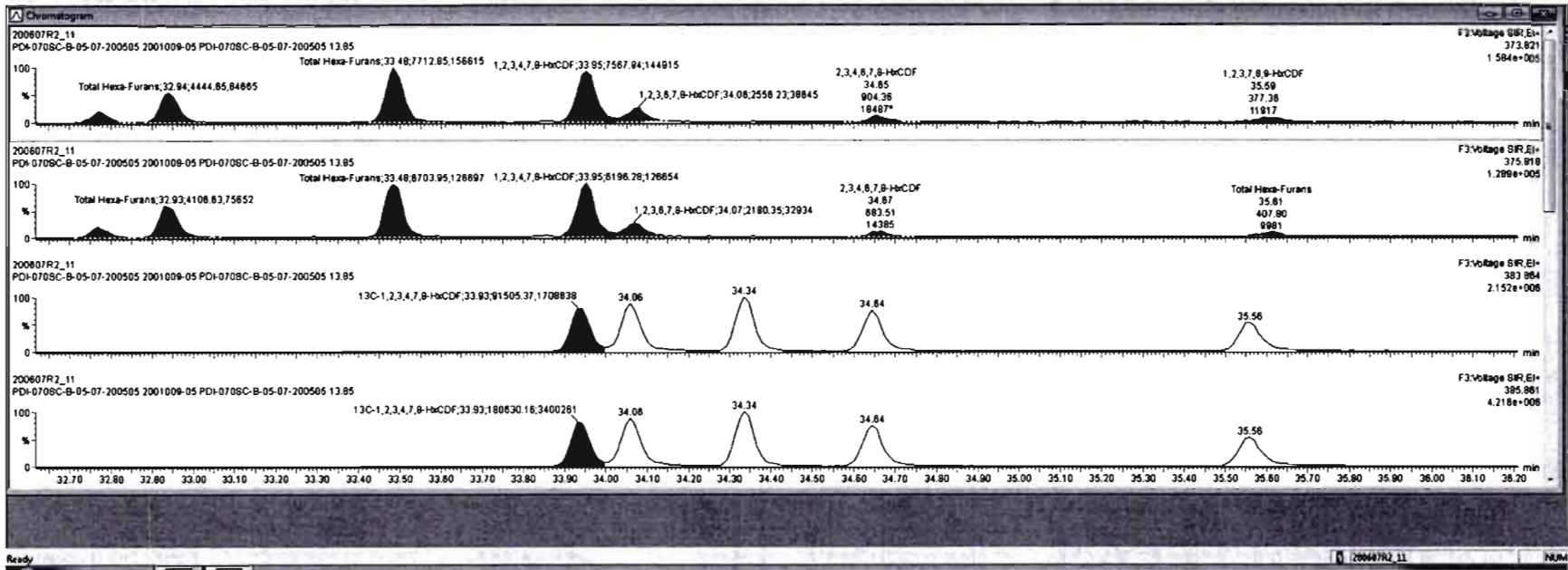
Name	RT	n1 Resp	n2 Resp	RA	nV	EMPC	Conc
1 Total Hexa-Furans	32.77	1.522e3	1.257e3	1.23	NO	2.1657	2.1657
2 Total Hexa-Furans	32.94	4.445e3	4.107e3	1.08	NO	8.7116	8.7116
3 Total Hexa-Furans	33.48	7.712e3	8.704e3	1.15	NO	11.315	11.315
4 1,2,3,4,7,8-HxCDF	33.86	7.589e3	8.189e3	1.22	NO	11.348	11.348
5 1,2,3,6,7,8-HxCDF	34.00	2.568e3	2.180e3	1.17	NO	3.2608	3.2608
6 2,3,4,6,7,8-HxCDF	34.85	8.829e2	8.825e2	1.28	NO	1.1849	1.1849
7 1,2,3,7,8,9-HxCDF	35.59	3.774e2	2.895e2	1.30	NO	0.89462	0.89462



TargetLine - 20060702\_110.d  
 File Edit View Display Processing Window Help

ID	Name	Resp	RA	nly	RF	wtd	Prod RT	RT	RTI	Conc	Units	DL	ELPC
45	Total Penta-Furans				0.8925	10.078	29.27			14.9		0.245	17.4
46	Total Hexa-Furans				0.9341	10.078	33.58			37.5		0.287	37.5
47	Total Hepta-Furans				0.8734	10.078	37.83			63.1		0.440	63.1


ID	Name	RT	ref Resp	in2 Resp	RA	nly	ELPC	Conc
1	Total Hexa-Furans	32.77	1.522e3	1.237e3	1.23	NO	2.1657	2.1667
2	Total Hexa-Furans	32.84	4.445e3	4.107e3	1.08	NO	6.7116	6.7116
3	Total Hexa-Furans	33.46	7.713e3	6.704e3	1.15	NO	11.315	11.315
4	1,2,3,4,7,8-HxCDF	33.95	7.589e3	6.196e3	1.22	NO	11.349	11.349
5	1,2,3,6,7,8-HxCDF	34.08	2.556e3	2.180e3	1.17	NO	3.3609	3.3609
6	2,3,4,6,7,8-HxCDF	34.85	8.629e2	6.835e2	1.26	NO	1.1849	1.1849
7	1,2,3,7,8,9-HxCDF	35.59	3.774e2	2.895e2	1.30	NO	0.69482	0.69482
8	Total Hexa-Furans	35.82	5.869e2	4.079e2	1.38	NO	0.76498	0.76498





Name	Resp	RA	n/y	Resp	wtVol	ProdRT	RT	PRT	Conc	%Rec	DL	EMPC
465 Total Penta-Furans				0.8925	10.078	29.27			14.8	0.246		17.4
466 Total Hexa-Furans				0.9341	10.078	33.50			37.5	0.287		37.5
467 Total Hepta-Furans				0.8734	10.078	37.83			63.1	0.440		63.1

Name	RT	wt Resp	m2 Resp	RA	n/y	EMPC	Conc.
1 Total Hexa-Furans	32.77	1.522e3	1.237e3	1.23	NO	2.1857	2.1857
2 Total Hexa-Furans	32.94	4.445e3	4.107e3	1.09	NO	8.7116	8.7116
3 Total Hexa-Furans	33.46	7.713e3	8.704e3	1.15	NO	11.315	11.315
4 1,2,3,4,7,8-HxCDF	33.95	7.566e3	6.196e3	1.22	NO	11.349	11.349
5 1,2,3,6,7,8-HxCDF	34.08	2.556e3	2.180e3	1.17	NO	3.3809	3.3809
6 2,3,4,6,7,8-HxCDF	34.85	8.829e2	6.835e2	1.26	NO	1.1849	1.1849
7 1,2,3,7,8,9-HxCDF	35.59	3.774e2	2.895e2	1.30	NO	0.89462	0.89462
8 Total Hexa-Furans	35.82	5.869e2	4.070e2	1.39	NO	0.76499	0.76499

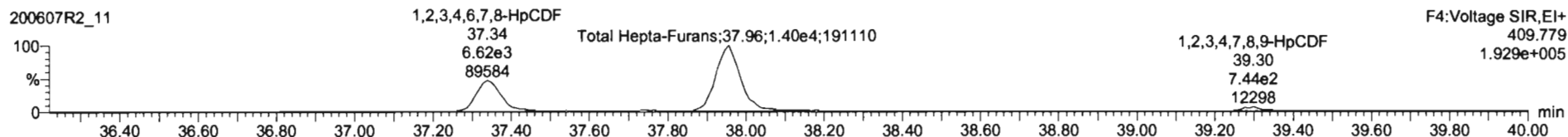
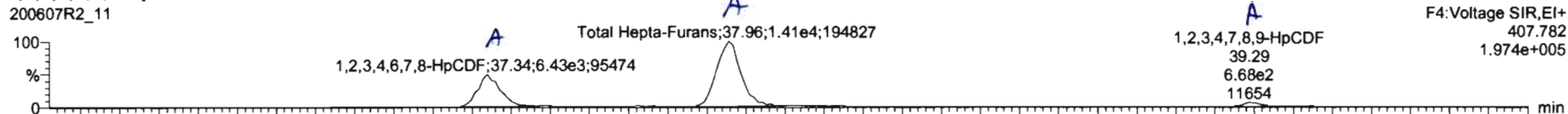


Dataset: Untitled

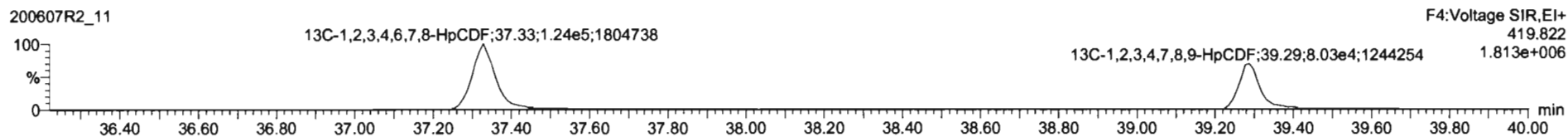

Last Altered: Monday, June 08, 2020 08:53:03 Pacific Daylight Time  
Printed: Monday, June 08, 2020 08:56:43 Pacific Daylight Time

Name: 200607R2\_11, Date: 08-Jun-2020, Time: 04:53:44, ID: 2001009-05 PDI-070SC-B-05-07-200505 13.85, Description: PDI-070SC-B-05-07-200505

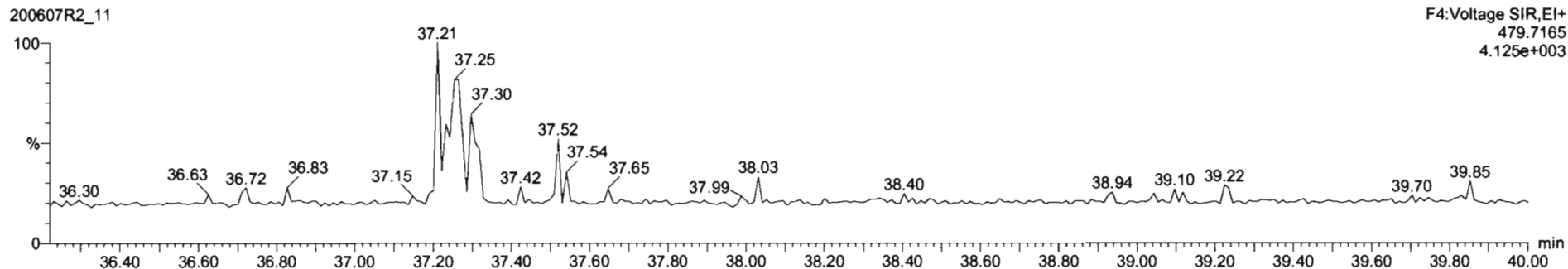
**1,2,3,4,6,7,8-HpCDF**



**13C-1,2,3,4,6,7,8-HpCDF**

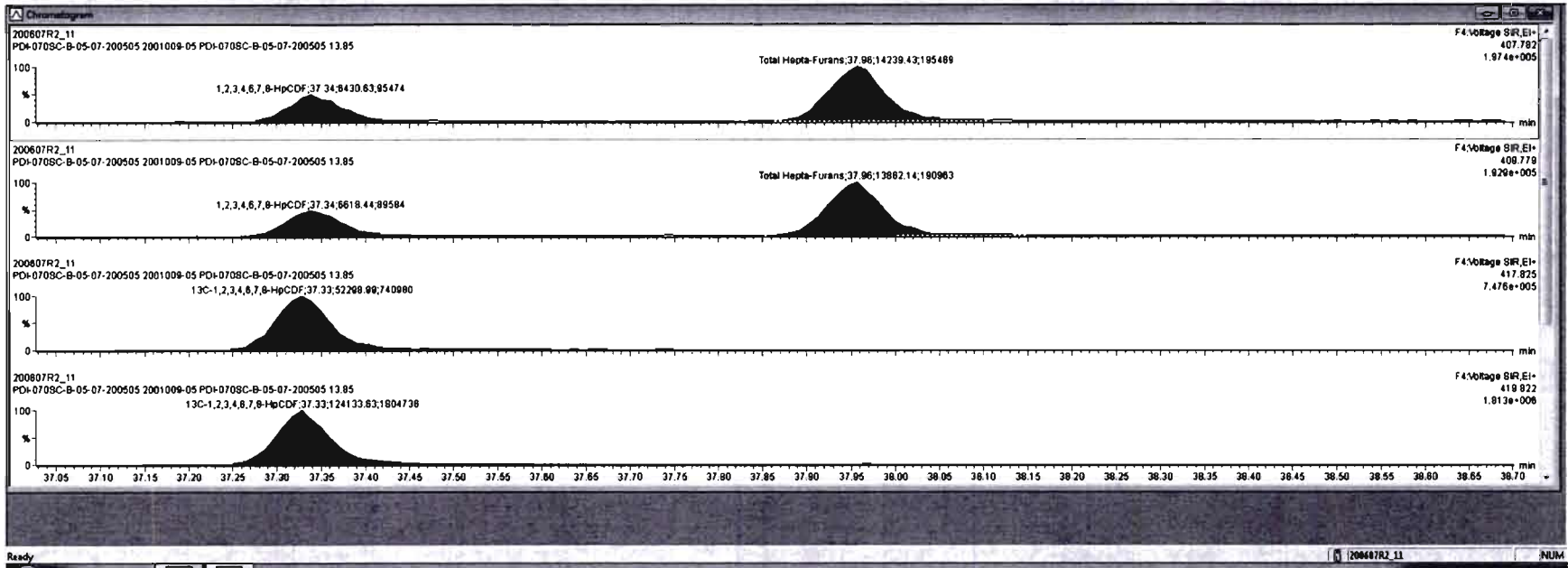


**DPE4**



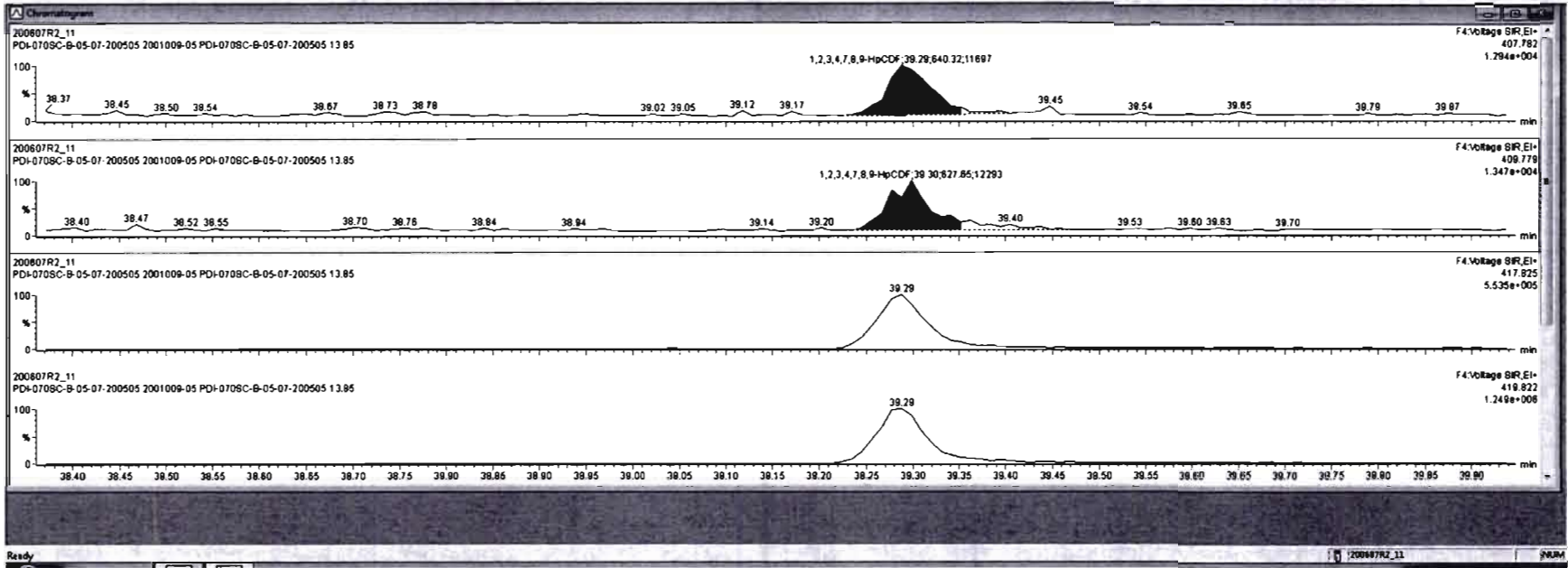
Name	Resp	RA	n/y	RF	wtArd	Prod.RT	RT	RRT	Conc.	%Res	DL	EMPC
45 Total Penta-Furans				0.8925	10.076	28.27			14.9		0.245	17.4
46 Total Hexa-Furans				0.9341	10.076	33.56			37.6		0.267	37.6
47 Total Hepta-Furans				0.8231	10.076	37.83			82.8		0.440	82.8

Name	RT	m1 Resp	m2 Resp	RA	n/y	EMPC	Conc.
1 1,2,3,4,6,7,8-HpCDF	37.34	6.431e3	6.816e3	0.97	NO	18.806	18.806
2 Total Hepta-Furans	37.96	1.424e4	1.386e4	1.03	NO	43.873	43.873
3 1,2,3,4,7,8-HpCDF	38.29	6.403e2	6.277e2	1.02	NO	2.1630	2.1630



Name	Resp	RA	n/y	RF	wt/wtd	Prod.RT	RT	RRT	Conc.	%Rec	DL	EMPC
45 Total Penta-Furans				0.8925	10.070	28.27			14.9	0.245	17.4	
46 Total Hepta-Furans				0.8341	10.070	33.50			37.6	0.267	37.0	
47 Total Hepta-Furans				0.8734	10.070	37.81			63.8	0.466	43.8	

Name	RT	m1 Resp	m2 Resp	RA	n/y	EMPC	Conc.
1 1,2,3,4,6,7,8-HpCDF	37.34	6.431e3	6.816e3	0.97	NO	16.806	16.806
2 Total Hepta-Furans	37.86	1.424e4	1.306e4	1.03	NO	43.873	43.873
3 1,2,3,4,7,8,9-HpCDF	38.29	8.403e2	8.277e2	1.02	NO	2.1830	2.1830



Dataset: Untitled


Last Altered: Monday, June 08, 2020 08:53:03 Pacific Daylight Time

Printed: Monday, June 08, 2020 08:56:43 Pacific Daylight Time


Name: 200607R2\_11, Date: 08-Jun-2020, Time: 04:53:44, ID: 2001009-05 PDI-070SC-B-05-07-200505 13.85, Description: PDI-070SC-B-05-07-200505

**OCDF**

200607R2\_11




200607R2\_11

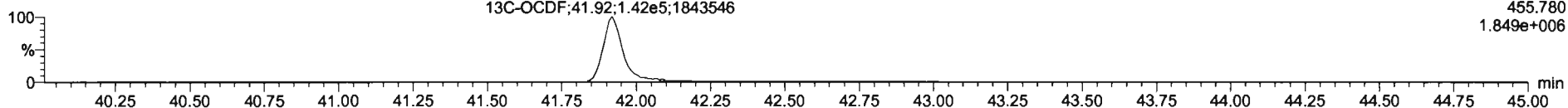


**13C-OCDF**

200607R2\_11

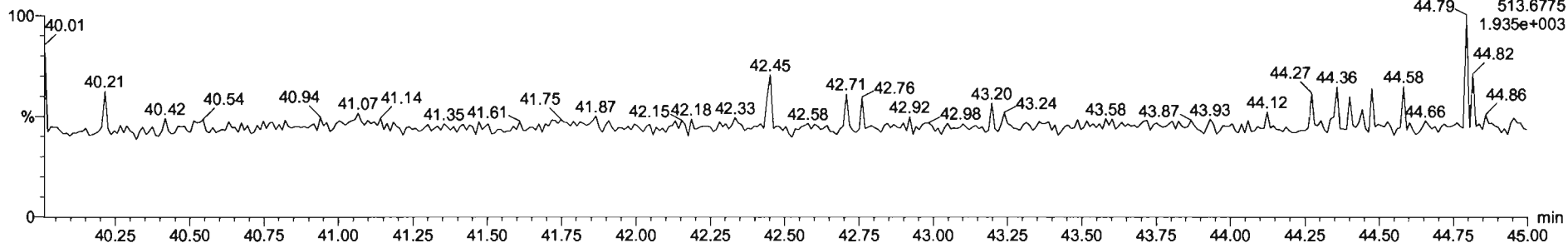


200607R2\_11



**DPE5**

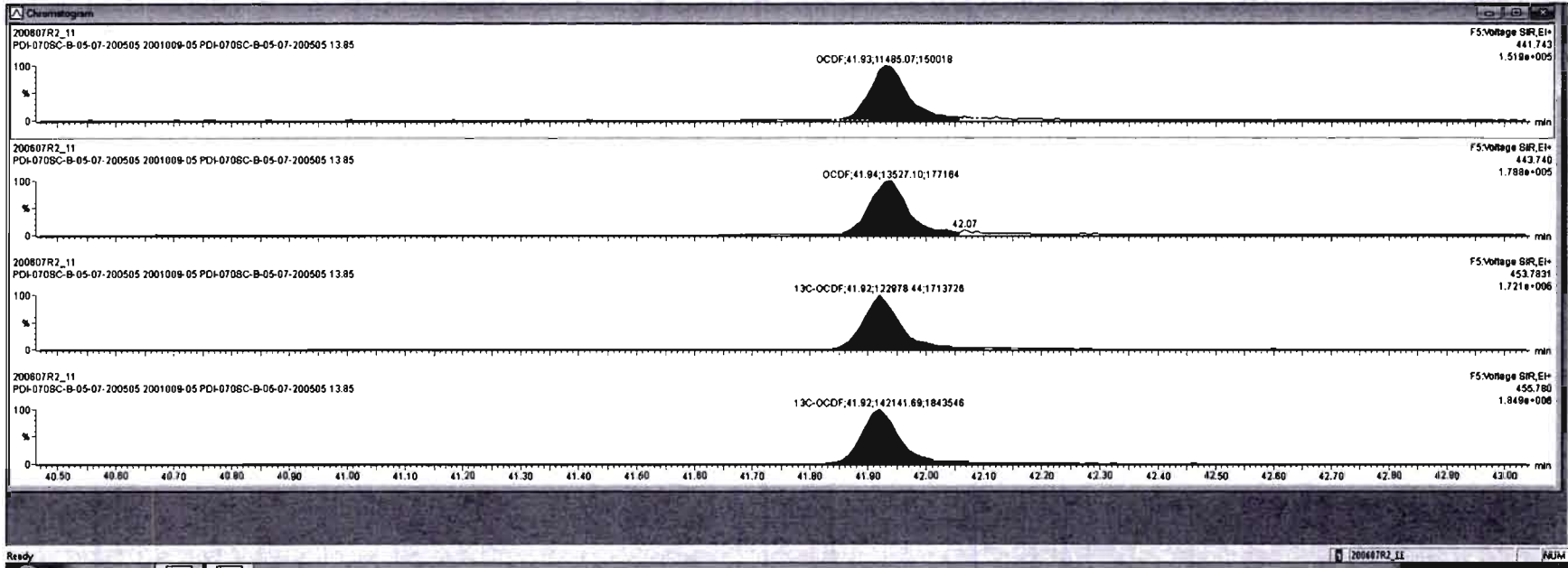
200607R2\_11



TargetLine - 200807R2\_11B.qld  
 File Edit View Display Processing Window Help

Name	Resp	RA	ny	RF	ndVrd	PresRT	RT	RRT	Comp.	%Rec	DL	BSPC
17	OCDP	2.82e5	0.88	NO	0.8490	10.070	41.92	41.93	1.609	88.4	0.690	48.4
18	13C-2,3,7,8-TCDD	3.83e5	0.79	NO	1.1853	10.070	28.48	28.45	1.028	175	88.2	0.283
19	13C-1,2,3,7,8-PeCDD	2.78e5	0.88	NO	0.8490	10.070	31.86	31.43	1.219	181	91.3	0.847

Name	RT	m1 Resp	m2 Resp	RA	ny	BSPC	Comp.
1							



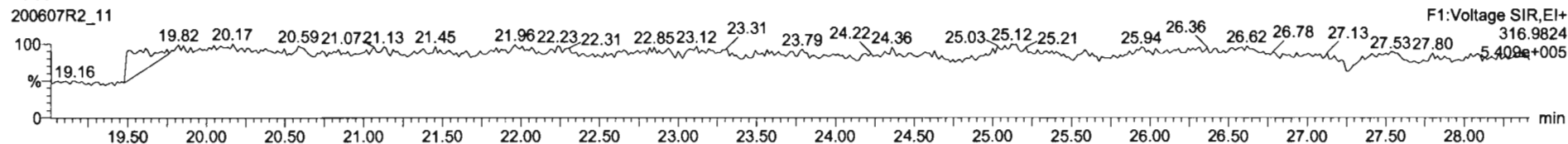
Dataset: Untitled

Last Altered: Monday, June 08, 2020 08:53:03 Pacific Daylight Time

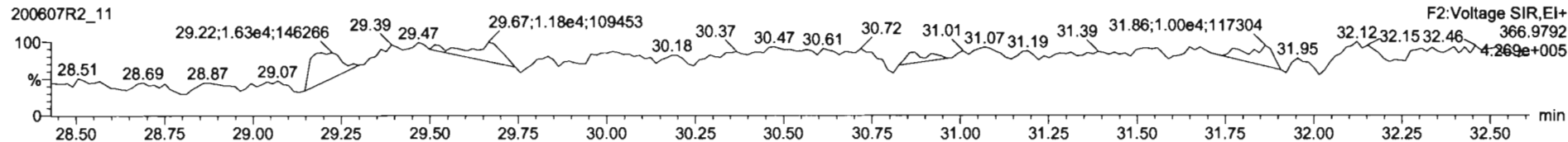
Printed: Monday, June 08, 2020 08:56:43 Pacific Daylight Time

Name: 200607R2\_11, Date: 08-Jun-2020, Time: 04:53:44, ID: 2001009-05 PDI-070SC-B-05-07-200505 13.85, Description: PDI-070SC-B-05-07-200505

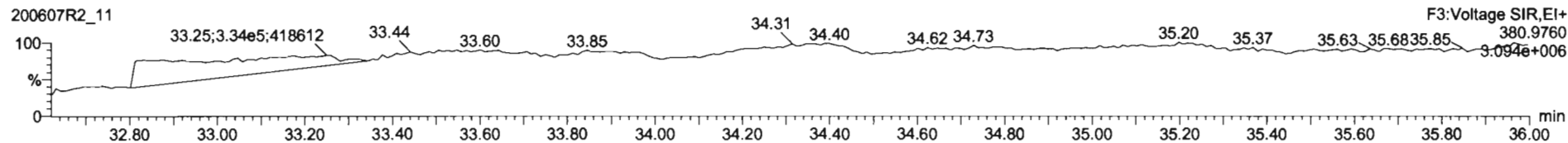
PFK1



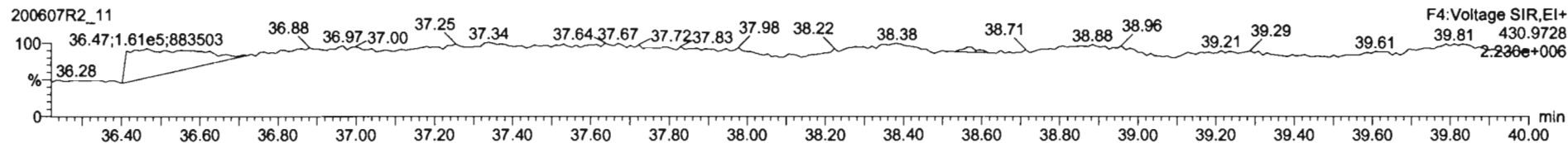
PFK2



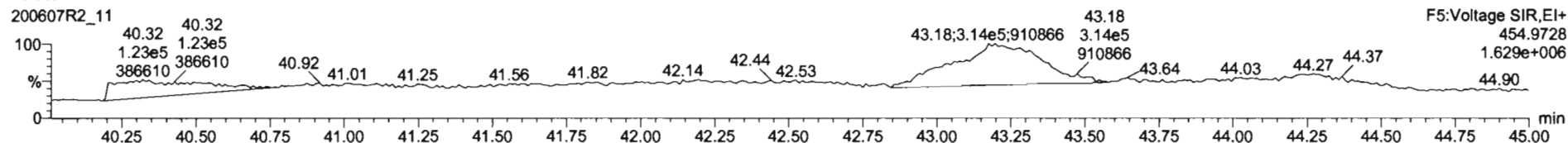
PFK3



PFK4



PFK5



Dataset: U:\VG12.PRO\Results\200607R2\200607R2-12b.qld

Last Altered: Monday, June 22, 2020 10:06:53 AM Pacific Daylight Time  
Printed: Monday, June 22, 2020 10:07:52 AM Pacific Daylight Time

*HW 06/22/2020*

*du 6/23/20*

Method: Untitled 01 Jun 2020 11:54:45

Calibration: U:\VG12.PRO\CurveDB\db5\_1613vg12-5-28-20.cdb 28 May 2020 16:52:08

Name: 200607R2\_12, Date: 08-Jun-2020, Time: 05:39:58, ID: 2001009-06 PDI-078SC-A-08-09-200505 16.31, Description: PDI-078SC-A-08-09-200505

#	Name	Resp	RA	n/y	RRF	wt/vol	Pred.RT	RT	Pred.RRT	RRT	Conc.	%Rec	DL	EMPC
1	1 2,3,7,8-TCDD	9.56e2	0.67	NO	0.888	10.083	26.471	26.47	1.001	1.001	0.53433		0.160	0.534
2	2 1,2,3,7,8-PeCDD	1.41e3	0.81	YES	0.908	10.083	31.442	31.43	1.001	1.000	<del>1.6063</del>		<del>0.448</del>	0.906
3	3 1,2,3,4,7,8-HxCDD	9.54e2	1.48	YES	1.03	10.083	34.814	34.81	1.000	1.000	<del>0.89304</del>		<del>0.411</del>	0.727
4	4 1,2,3,6,7,8-HxCDD	7.38e3	1.32	NO	0.892	10.083	34.911	34.92	1.000	1.000	5.7991		0.415	5.80
5	5 1,2,3,7,8,9-HxCDD	2.73e3	1.36	NO	0.887	10.083	35.199	35.21	1.000	1.001	2.4414		0.477	2.44
6	6 1,2,3,4,6,7,8-HpCDD	1.52e5	1.05	NO	0.864	10.083	38.735	38.73	1.000	1.000	192.33		1.32	192
7	7 OCDD	1.67e6	0.87	NO	0.914	10.083	41.716	41.73	1.000	1.000	2197.3		1.82	2200
8	8 2,3,7,8-TCDF	1.95e5	0.73	NO	0.751	10.083	25.567	25.57	1.001	1.001	<del>91.894</del> 82.244		0.263	91.6
9	9 1,2,3,7,8-PeCDF	2.10e5	1.56	NO	0.893	10.083	30.160	30.15	1.001	1.000	98.326		0.414	98.3
10	10 2,3,4,7,8-PeCDF	1.01e5	1.57	NO	0.935	10.083	31.121	31.13	1.000	1.000	45.641		0.408	45.6
11	11 1,2,3,4,7,8-HxCDF	2.25e5	1.23	NO	0.884	10.083	33.920	33.94	1.000	1.001	156.21		0.539	156
12	12 1,2,3,6,7,8-HxCDF	6.72e4	1.23	NO	0.889	10.083	34.058	34.06	1.000	1.000	40.355		0.512	40.4
13	13 2,3,4,6,7,8-HxCDF	1.66e4	1.27	NO	0.934	10.083	34.669	34.64	1.001	1.000	10.581		0.556	10.6
14	14 1,2,3,7,8,9-HxCDF	6.26e3	1.14	NO	0.871	10.083	35.550	35.58	1.000	1.001	5.2581		0.810	5.26
15	15 1,2,3,4,6,7,8-HpCDF	8.15e4	1.00	NO	0.873	10.083	37.355	37.33	1.001	1.000	81.696		0.723	81.7
16	16 1,2,3,4,7,8,9-HpCDF	1.86e4	1.09	NO	1.01	10.083	39.267	39.29	1.000	1.001	23.893		0.786	23.9
17	17 OCDF	1.45e5	0.86	NO	0.806	10.083	41.908	41.92	1.000	1.000	181.26		0.740	181
18	18 13C-2,3,7,8-TCDD	3.99e5	0.77	NO	1.16	10.083	26.461	26.44	1.026	1.026	179.72	90.6	0.315	
19	19 13C-1,2,3,7,8-PeCDD	3.06e5	0.63	NO	0.849	10.083	31.637	31.42	1.227	1.219	187.28	94.4	0.505	
20	20 13C-1,2,3,4,7,8-HxCDD	2.28e5	1.29	NO	0.779	10.083	34.809	34.80	1.014	1.014	155.53	78.4	0.823	
21	21 13C-1,2,3,6,7,8-HxCDD	2.83e5	1.29	NO	1.02	10.083	34.922	34.91	1.017	1.017	147.73	74.5	0.630	
22	22 13C-1,2,3,7,8,9-HxCDD	2.50e5	1.27	NO	0.903	10.083	35.193	35.19	1.025	1.025	147.18	74.2	0.710	
23	23 13C-1,2,3,4,6,7,8-HpCDD	1.82e5	1.01	NO	0.889	10.083	38.715	38.72	1.128	1.128	139.90	70.5	0.558	
24	24 13C-OCDD	3.31e5	0.91	NO	0.652	10.083	41.736	41.72	1.216	1.215	269.41	67.9	0.631	
25	25 13C-2,3,7,8-TCDF	5.62e5	0.78	NO	1.06	10.083	25.504	25.54	0.989	0.991	162.21	81.8	0.387	
26	26 13C-1,2,3,7,8-PeCDF	4.76e5	1.61	NO	0.838	10.083	30.023	30.14	1.165	1.169	173.59	87.5	0.833	
27	27 13C-2,3,4,7,8-PeCDF	4.70e5	1.63	NO	0.817	10.083	30.975	31.11	1.202	1.207	176.16	88.8	0.855	
28	28 13C-1,2,3,4,7,8-HxCDF	3.23e5	0.50	NO	1.01	10.083	33.941	33.92	0.989	0.988	170.10	85.8	0.864	
29	29 13C-1,2,3,6,7,8-HxCDF	3.72e5	0.51	NO	1.17	10.083	34.064	34.05	0.992	0.992	169.12	85.3	0.746	
30	30 13C-2,3,4,6,7,8-HxCDF	3.33e5	0.50	NO	1.02	10.083	34.637	34.63	1.009	1.009	173.01	87.2	0.852	
31	31 13C-1,2,3,7,8,9-HxCDF	2.71e5	0.49	NO	0.860	10.083	35.537	35.55	1.035	1.036	167.67	84.5	1.01	



Dataset: U:\VG12.PRO\Results\200607R2\200607R2-12b.qld

Last Altered: Monday, June 22, 2020 10:06:53 AM Pacific Daylight Time  
Printed: Monday, June 22, 2020 10:07:52 AM Pacific Daylight Time

Name: 200607R2\_12, Date: 08-Jun-2020, Time: 05:39:58, ID: 2001009-06 PDI-078SC-A-08-09-200505 16.31, Description: PDI-078SC-A-08-09-200505

#	Name	Resp	RA	n/y	RRF	wt/vol	Pred.RT	RT	Pred.RRT	RRT	Conc.	%Rec	DL	EMPC
32	32 13C-1,2,3,4,6,7,8-HpCDF	2.27e5	0.42	NO	0.774	10.083	37.284	37.32	1.086	1.087	155.36	78.3	0.653	
33	33 13C-1,2,3,4,7,8,9-HpCDF	1.52e5	0.43	NO	0.521	10.083	39.312	39.27	1.145	1.144	155.46	78.4	0.971	
34	34 13C-OCDF	3.93e5	0.88	NO	0.746	10.083	41.907	41.91	1.221	1.221	279.94	70.6	0.751	
35	35 37Cl-2,3,7,8-TCDD	1.58e5			1.04	10.083	26.492	26.45	1.028	1.026	79.481	100	0.0785	
36	36 13C-1,2,3,4-TCDD	3.81e5	0.80	NO	1.00	10.083	25.890	25.78	1.000	1.000	198.36	100	0.364	
37	37 13C-1,2,3,4-TCDF	6.48e5	0.79	NO	1.00	10.083	24.360	24.09	1.000	1.000	198.36	100	0.410	
38	38 13C-1,2,3,4,6,9-HxCDF	3.73e5	0.51	NO	1.00	10.083	34.420	34.33	1.000	1.000	198.36	100	0.871	
39	39 Total Tetra-Dioxins				0.888	10.083	24.620		0.000		15.342		0.160	16.8
40	40 Total Penta-Dioxins				0.908	10.083	29.960		0.000		11.250		0.148	13.3
41	41 Total Hexa-Dioxins				0.892	10.083	33.635		0.000		65.608		0.453	66.3
42	42 Total Hepta-Dioxins				0.864	10.083	37.640		0.000		532.75		1.32	533
43	43 Total Tetra-Furans				0.751	10.083	23.610		0.000		260.97		0.263	272
44	44 1st Func. Penta-Furans				0.893	10.083	27.580		0.000		23.192		0.0425	23.2
45	45 Total Penta-Furans				0.893	10.083	29.275		0.000		280.42		0.421	283
46	46 Total Hexa-Furans				0.934	10.083	33.555		0.000		296.25		0.566	296
47	47 Total Hepta-Furans				0.873	10.083	37.835		0.000		236.20		0.798	236

Dataset: U:\VG12.PRO\Results\200607R2\200607R2-12b.qld

Last Altered: Monday, June 22, 2020 10:06:53 AM Pacific Daylight Time  
 Printed: Monday, June 22, 2020 10:07:52 AM Pacific Daylight Time

Method: Untitled 01 Jun 2020 11:54:45

Calibration: U:\VG12.PRO\CurveDB\db5\_1613vg12-5-28-20.cdb 28 May 2020 16:52:08

Name: 200607R2\_12, Date: 08-Jun-2020, Time: 05:39:58, ID: 2001009-06 PDI-078SC-A-08-09-200505 16.31, Description: PDI-078SC-A-08-09-200505

**Tetra-Dioxins**

	Name	RT	m1 Height	m2 Height	m1 Resp	m2 Resp	RA	n/y	Resp	Conc.	EMPC	DL
1	Total Tetra-Dioxins	22.41	9.707e4	1.248e5	9.356e3	1.185e4	0.79	NO	2.121e4	11.855	11.855	0.160
2	Total Tetra-Dioxins	22.88	1.135e4	1.556e4	1.074e3	1.231e3	0.87	NO	2.305e3	1.2887	1.2887	0.160
3	Total Tetra-Dioxins	23.37	4.214e3	5.777e3	3.972e2	5.015e2	0.79	NO	8.988e2	0.50242	0.50242	0.160
4	Total Tetra-Dioxins	24.49	5.192e3	5.440e3	6.047e2	5.390e2	1.12	YES	0.000e0	0.00000	0.53332	0.160
5	Total Tetra-Dioxins	24.73	6.884e3	6.904e3	5.155e2	5.796e2	0.89	YES	0.000e0	0.00000	0.57350	0.160
6	Total Tetra-Dioxins	25.44	3.431e3	3.948e3	2.527e2	2.521e2	1.00	YES	0.000e0	0.00000	0.24948	0.160
7	Total Tetra-Dioxins	26.18	1.242e4	1.652e4	9.400e2	1.138e3	0.83	NO	2.078e3	1.1615	1.1615	0.160
8	2,3,7,8-TCDD	26.47	6.754e3	9.666e3	3.836e2	5.722e2	0.67	NO	9.558e2	0.53433	0.53433	0.160
9	Total Tetra-Dioxins	26.48	5.342e3	9.630e3	9.171e1	1.836e2	0.50	YES	0.000e0	0.00000	0.11785	0.160

**Penta-Dioxins**

	Name	RT	m1 Height	m2 Height	m1 Resp	m2 Resp	RA	n/y	Resp	Conc.	EMPC	DL
1	Total Penta-Dioxins	29.22	2.511e4	4.034e4	1.964e3	3.095e3	0.63	NO	5.060e3	3.6165	3.6165	0.148
2	Total Penta-Dioxins	29.68	1.080e4	1.780e4	5.260e2	8.203e2	0.64	NO	1.346e3	0.96227	0.96227	0.148
3	Total Penta-Dioxins	30.18	3.212e4	4.339e4	1.835e3	2.751e3	0.67	NO	4.586e3	3.2783	3.2783	0.148
4	Total Penta-Dioxins	30.37	1.140e4	1.572e4	5.757e2	7.558e2	0.76	YES	0.000e0	0.00000	0.88060	0.148
5	Total Penta-Dioxins	30.46	8.401e3	1.193e4	4.096e2	7.539e2	0.54	NO	1.164e3	0.83166	0.83166	0.148
6	Total Penta-Dioxins	30.67	1.344e4	1.673e4	9.948e2	1.437e3	0.69	NO	2.431e3	1.7379	1.7379	0.148
7	Total Penta-Dioxins	30.99	3.950e3	3.296e3	1.432e2	2.079e2	0.69	NO	3.512e2	0.25101	0.25101	0.148
8	1,2,3,7,8-PeCDD	31.43	1.198e4	1.304e4	6.299e2	7.780e2	0.81	YES	1.408e3	0.00000	0.90640	0.148
9	Total Penta-Dioxins	31.50	2.479e3	5.878e3	1.423e2	2.173e2	0.65	NO	3.596e2	0.25704	0.25704	0.148
10	Total Penta-Dioxins	31.71	5.395e3	3.141e3	3.038e2	1.867e2	1.63	YES	0.000e0	0.00000	0.21753	0.148
11	Total Penta-Dioxins	31.83	4.459e3	5.480e3	1.619e2	2.795e2	0.58	NO	4.413e2	0.31545	0.31545	0.148

Vista Analytical Laboratory

Dataset: U:\VG12.PRO\Results\200607R2\200607R2-12b.qld

Last Altered: Monday, June 22, 2020 10:06:53 AM Pacific Daylight Time

Printed: Monday, June 22, 2020 10:07:52 AM Pacific Daylight Time

Name: 200607R2\_12, Date: 08-Jun-2020, Time: 05:39:58, ID: 2001009-06 PDI-078SC-A-08-09-200505 16.31, Description: PDI-078SC-A-08-09-200505

Hexa-Dioxins

	Name	RT	m1 Height	m2 Height	m1 Resp	m2 Resp	RA	n/y	Resp	Conc.	EMPC	DL
1	Total Hexa-Dioxins	33.31	3.278e5	2.670e5	1.670e4	1.393e4	1.20	NO	3.062e4	26.842	26.842	0.453
2	Total Hexa-Dioxins	33.87	3.242e4	2.674e4	1.792e3	1.353e3	1.32	NO	3.145e3	2.7567	2.7567	0.453
3	Total Hexa-Dioxins	34.13	2.341e5	1.846e5	1.581e4	1.281e4	1.23	NO	2.861e4	25.078	25.078	0.453
4	Total Hexa-Dioxins	34.25	2.057e4	1.871e4	1.085e3	9.804e2	1.11	NO	2.065e3	1.8100	1.8100	0.453
5	1,2,3,4,7,8-HxCDD	34.81	1.104e4	8.857e3	5.686e2	3.855e2	1.48	YES	9.541e2	0.00000	0.72677	0.411
6	1,2,3,6,7,8-HxCDD	34.92	7.596e4	5.027e4	4.193e3	3.182e3	1.32	NO	7.376e3	5.7991	5.7991	0.415
7	Total Hexa-Dioxins	35.10	1.061e4	8.290e3	5.877e2	4.168e2	1.41	NO	1.004e3	0.88036	0.88036	0.453
8	1,2,3,7,8,9-HxCDD	35.21	2.440e4	1.865e4	1.575e3	1.155e3	1.36	NO	2.730e3	2.4414	2.4414	0.477

Hepta-Dioxins

	Name	RT	m1 Height	m2 Height	m1 Resp	m2 Resp	RA	n/y	Resp	Conc.	EMPC	DL
1	Total Hepta-Dioxins	37.72	1.756e6	1.692e6	1.363e5	1.327e5	1.03	NO	2.691e5	340.42	340.42	1.32
2	1,2,3,4,6,7,8-HpCDD	38.73	1.103e6	1.060e6	7.797e4	7.406e4	1.05	NO	1.520e5	192.33	192.33	1.32

Vista Analytical Laboratory

Dataset: U:\VG12.PRO\Results\200607R2\200607R2-12b.qld

Last Altered: Monday, June 22, 2020 10:06:53 AM Pacific Daylight Time

Printed: Monday, June 22, 2020 10:07:52 AM Pacific Daylight Time

Name: 200607R2\_12, Date: 08-Jun-2020, Time: 05:39:58, ID: 2001009-06 PDI-078SC-A-08-09-200505 16.31, Description: PDI-078SC-A-08-09-200505

**Tetra-Furans**

	Name	RT	m1 Height	m2 Height	m1 Resp	m2 Resp	RA	n/y	Resp	Conc.	EMPC	DL
1	Total Tetra-Furans	20.27	3.700e3	5.138e3	2.934e2	4.168e2	0.70	NO	7.102e2	0.33407	0.33407	0.263
2	Total Tetra-Furans	20.81	1.864e4	2.668e4	1.605e3	2.069e3	0.78	NO	3.674e3	1.7280	1.7280	0.263
3	Total Tetra-Furans	21.42	8.164e4	9.524e4	7.156e3	9.120e3	0.78	NO	1.628e4	7.6561	7.6561	0.263
4	Total Tetra-Furans	22.01	3.121e4	4.181e4	4.375e3	5.749e3	0.76	NO	1.012e4	4.7618	4.7618	0.263
5	Total Tetra-Furans	22.40	2.070e5	3.030e5	2.143e4	2.863e4	0.75	NO	5.006e4	23.548	23.548	0.263
6	Total Tetra-Furans	22.88	8.074e4	1.061e5	7.780e3	1.041e4	0.75	NO	1.819e4	8.5584	8.5584	0.263
7	Total Tetra-Furans	23.04	6.776e3	7.287e3	5.112e2	6.924e2	0.74	NO	1.204e3	0.56615	0.56615	0.263
8	Total Tetra-Furans	23.25	3.030e4	3.636e4	2.689e3	3.560e3	0.76	NO	6.249e3	2.9394	2.9394	0.263
9	Total Tetra-Furans	23.67	6.227e3	9.641e3	6.397e2	9.155e2	0.70	NO	1.555e3	0.73155	0.73155	0.263
10	Total Tetra-Furans	23.83	4.648e3	8.977e3	2.998e2	6.042e2	0.50	YES	0.000e0	0.00000	0.32421	0.263
11	Total Tetra-Furans	24.09	8.752e4	1.258e5	1.260e4	1.749e4	0.72	NO	3.009e4	14.156	14.156	0.263
12	Total Tetra-Furans	24.61	1.014e6	1.358e6	7.949e4	1.075e5	0.74	NO	1.870e5	87.946	87.946	0.263
13	Total Tetra-Furans	24.91	4.297e4	4.988e4	3.484e3	4.136e3	0.84	NO	7.619e3	3.5839	3.5839	0.263
14	Total Tetra-Furans	25.35	1.531e4	2.041e4	6.900e2	1.032e3	0.67	NO	1.722e3	0.80995	0.80995	0.263
15	Total Tetra-Furans	25.45	1.267e5	1.517e5	7.658e3	9.975e3	0.77	NO	1.763e4	8.2944	8.2944	0.263
16	2,3,7,8-TCDF	25.57	1.061e6	1.472e6	8.231e4	1.125e5	0.73	NO	1.948e5	91.624	91.624	0.263
17	Total Tetra-Furans	25.93	4.704e4	7.023e4	3.410e3	4.526e3	0.75	NO	7.936e3	3.7328	3.7328	0.263
18	Total Tetra-Furans	26.20	8.396e3	1.391e4	6.718e2	7.372e2	0.91	YES	0.000e0	0.00000	0.61376	0.263
19	Total Tetra-Furans	27.58	1.865e5	1.775e5	1.221e4	1.211e4	1.01	YES	0.000e0	0.00000	10.080	0.263

**Penta-Furans function 1**

	Name	RT	m1 Height	m2 Height	m1 Resp	m2 Resp	RA	n/y	Resp	Conc.	EMPC	DL
1	1st Func. Penta-Furans	27.56	5.218e5	3.129e5	3.064e4	1.871e4	1.64	NO	4.935e4	23.192	23.192	0.0425

Dataset: U:\VG12.PRO\Results\200607R2\200607R2-12b.qld

Last Altered: Monday, June 22, 2020 10:06:53 AM Pacific Daylight Time  
 Printed: Monday, June 22, 2020 10:07:52 AM Pacific Daylight Time

Name: 200607R2\_12, Date: 08-Jun-2020, Time: 05:39:58, ID: 2001009-06 PDI-078SC-A-08-09-200505 16.31, Description: PDI-078SC-A-08-09-200505

**Penta-Furans**

	Name	RT	m1 Height	m2 Height	m1 Resp	m2 Resp	RA	n/y	Resp	Conc.	EMPC	DL
1	Total Penta-Furans	29.01	4.417e4	2.674e4	2.379e3	1.333e3	1.78	YES	0.000e0	0.00000	1.5978	0.421
2	Total Penta-Furans	29.16	1.180e6	7.537e5	7.257e4	4.628e4	1.57	NO	1.188e5	55.858	55.858	0.421
3	Total Penta-Furans	29.76	8.828e4	5.921e4	8.017e3	5.038e3	1.59	NO	1.306e4	6.1357	6.1357	0.421
4	Total Penta-Furans	29.95	2.831e5	1.734e5	1.625e4	9.770e3	1.66	NO	2.602e4	12.229	12.229	0.421
5	1,2,3,7,8-PeCDF	30.15	2.232e6	1.481e6	1.282e5	8.214e4	1.56	NO	2.104e5	98.326	98.326	0.414
6	Total Penta-Furans	30.41	9.380e5	5.976e5	5.293e4	3.313e4	1.60	NO	8.606e4	40.445	40.445	0.421
7	Total Penta-Furans	31.02	2.007e4	1.064e4	8.841e2	4.210e2	2.10	YES	0.000e0	0.00000	0.50459	0.421
8	2,3,4,7,8-PeCDF	31.13	1.236e6	7.855e5	6.185e4	3.929e4	1.57	NO	1.011e5	45.641	45.641	0.408
9	Total Penta-Furans	31.16	9.681e5	5.477e5	2.524e4	1.503e4	1.68	NO	4.027e4	18.926	18.926	0.421
10	Total Penta-Furans	32.08	6.856e4	4.173e4	3.809e3	2.263e3	1.68	NO	6.072e3	2.8538	2.8538	0.421
11	Total Penta-Furans	32.18	2.923e4	9.285e3	1.419e3	6.655e2	2.13	YES	0.000e0	0.00000	0.79755	0.421

**Hexa-Furans**

	Name	RT	m1 Height	m2 Height	m1 Resp	m2 Resp	RA	n/y	Resp	Conc.	EMPC	DL
1	Total Hexa-Furans	32.76	1.195e5	9.308e4	6.302e3	4.910e3	1.28	NO	1.121e4	7.3351	7.3351	0.566
2	Total Hexa-Furans	32.93	4.766e5	3.961e5	2.370e4	1.948e4	1.22	NO	4.318e4	28.253	28.253	0.566
3	Total Hexa-Furans	33.28	1.005e4	8.678e3	4.993e2	4.354e2	1.15	NO	9.347e2	0.61157	0.61157	0.566
4	Total Hexa-Furans	33.47	5.355e5	4.277e5	2.675e4	2.183e4	1.23	NO	4.858e4	31.786	31.786	0.566
5	Total Hexa-Furans	33.83	2.796e4	2.167e4	1.416e3	1.174e3	1.21	NO	2.589e3	1.6941	1.6941	0.566
6	1,2,3,4,7,8-HxCDF	33.94	2.384e6	1.858e6	1.238e5	1.009e5	1.23	NO	2.247e5	156.21	156.21	0.539
7	1,2,3,6,7,8-HxCDF	34.06	5.896e5	5.051e5	3.711e4	3.010e4	1.23	NO	6.721e4	40.355	40.355	0.512
8	Total Hexa-Furans	34.33	1.676e4	1.575e4	8.714e2	7.711e2	1.13	NO	1.643e3	1.0746	1.0746	0.566
9	2,3,4,6,7,8-HxCDF	34.64	1.696e5	1.247e5	9.265e3	7.317e3	1.27	NO	1.658e4	10.581	10.581	0.556
10	1,2,3,7,8,9-HxCDF	35.58	1.606e5	1.407e5	3.340e3	2.922e3	1.14	NO	6.262e3	5.2581	5.2581	0.810
11	Total Hexa-Furans	35.59	2.033e5	1.672e5	1.096e4	9.034e3	1.21	NO	2.000e4	13.083	13.083	0.566

Vista Analytical Laboratory

Dataset: U:\VG12.PRO\Results\200607R2\200607R2-12b.qld

Last Altered: Monday, June 22, 2020 10:06:53 AM Pacific Daylight Time

Printed: Monday, June 22, 2020 10:07:52 AM Pacific Daylight Time

Name: 200607R2\_12, Date: 08-Jun-2020, Time: 05:39:58, ID: 2001009-06 PDI-078SC-A-08-09-200505 16.31, Description: PDI-078SC-A-08-09-200505

Hepta-Furans

	Name	RT	m1 Height	m2 Height	m1 Resp	m2 Resp	RA	n/y	Resp	Conc.	EMPC	DL
1	1,2,3,4,6,7,8-HpCDF	37.33	5.731e5	5.782e5	4.065e4	4.083e4	1.00	NO	8.148e4	81.696	81.696	0.723
2	Total Hepta-Furans	37.72	1.307e4	1.062e4	7.615e2	7.258e2	1.05	NO	1.487e3	1.7825	1.7825	0.798
3	Total Hepta-Furans	37.95	6.966e5	7.019e5	5.370e4	5.379e4	1.00	NO	1.075e5	128.83	128.83	0.798
4	1,2,3,4,7,8,9-HpCDF	39.29	1.551e5	1.450e5	9.704e3	8.898e3	1.09	NO	1.860e4	23.893	23.893	0.786

Dataset: Untitled


Last Altered: Monday, June 08, 2020 08:53:03 Pacific Daylight Time

Printed: Monday, June 08, 2020 08:56:43 Pacific Daylight Time

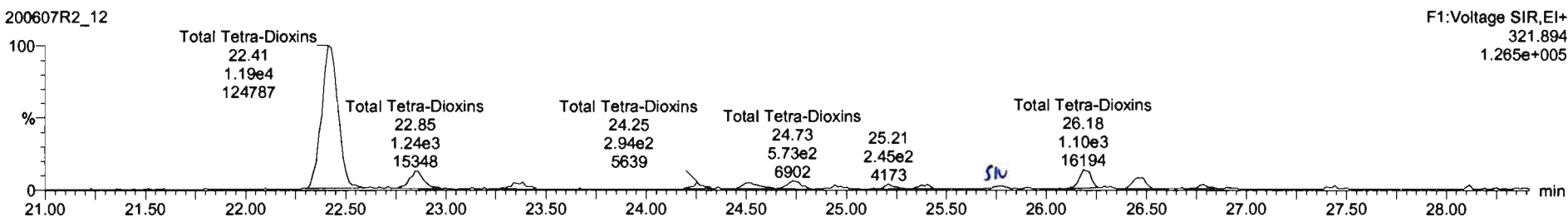
Name: 200607R2\_12, Date: 08-Jun-2020, Time: 05:39:58, ID: 2001009-06 PDI-078SC-A-08-09-200505 16.31, Description: PDI-078SC-A-08-09-200505

2,3,7,8-TCDD

200607R2\_12

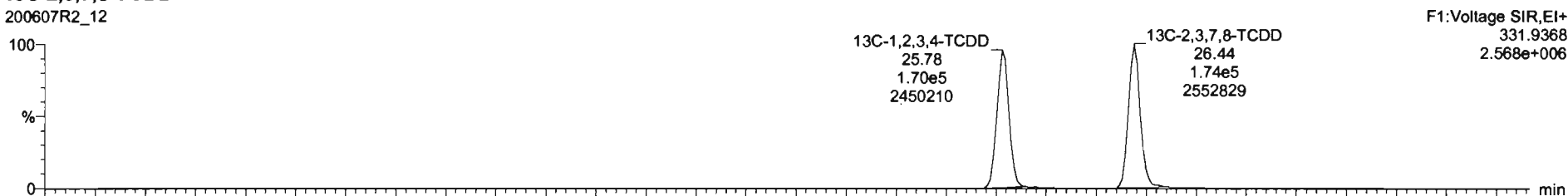


200607R2\_12

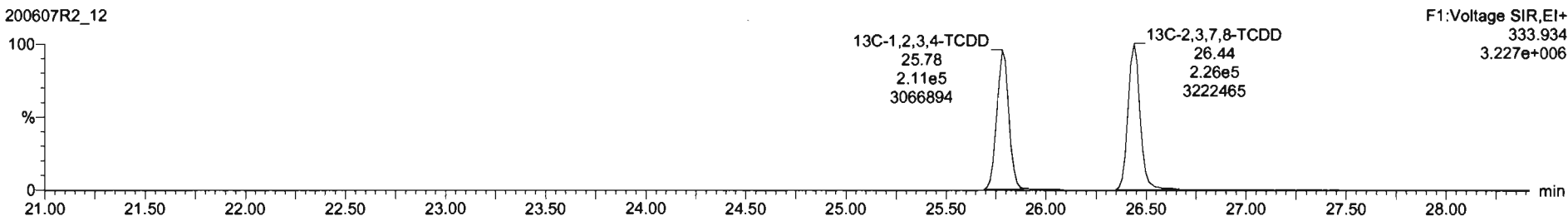


13C-2,3,7,8-TCDD

200607R2\_12



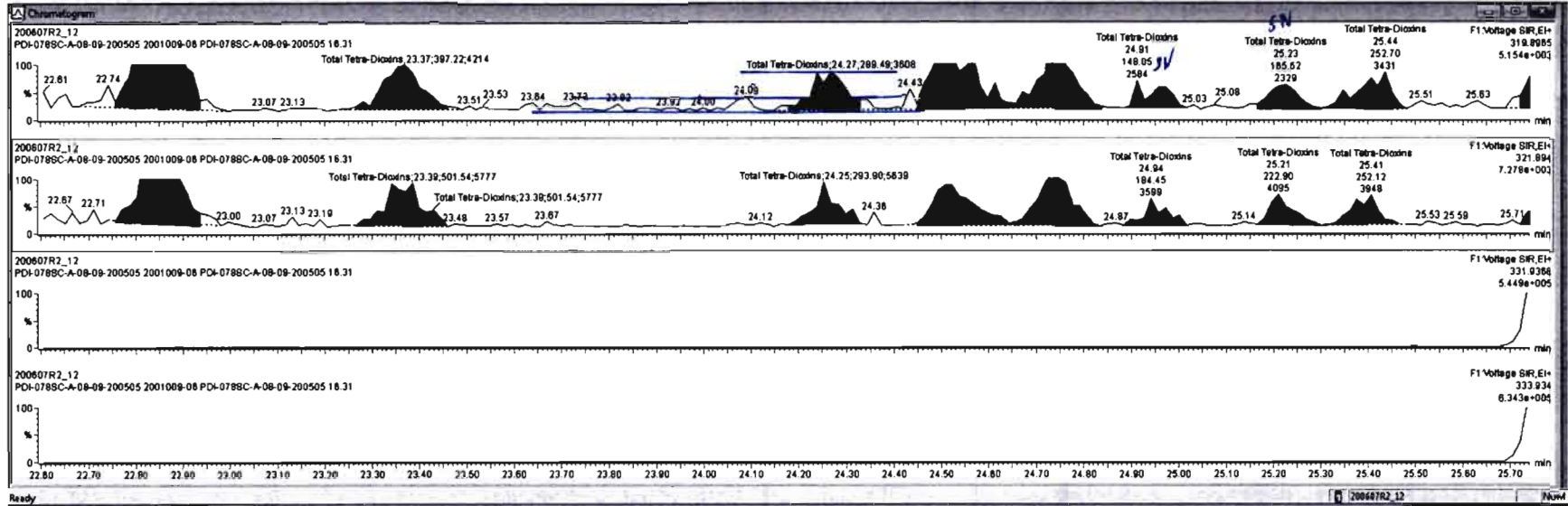
200607R2\_12



Targetlyn - 200107R2-12.qtd  
 File Edit View Display Processing Window Help

#	Name	Resp	RA	rvj	RWF	rdVal	Prod_RT	RT	RWT	Conc.	%Rec	DL	EMPC
39	Total Tetra-Dioxins				0.8683	10.083	24.82			15.7		0.189	17.8
40	Total Penta-Dioxins				0.9081	10.083	29.98			9.87		0.148	12.5
41	Total Hexa-Dioxins				0.8923	10.083	33.83			65.8		0.453	66.5
42	Total Hepta-Dioxins				0.8639	10.083	37.84			527		1.32	527
43	Total Tetra-Furans				0.7510	10.083	23.61			243		0.263	263
44	1st Func. Penta-Furans				0.8825	10.083	27.59			23.2		0.0425	23.2
45	Total Penta-Furans				0.8825	10.083	29.27			279		0.421	280

#	Name	RT	m1 Resp	m2 Resp	RA	rvj	EMPC	Conc.
1	Total Tetra-Dioxins	22.41	9.356e3	1.185e4	0.79	NO	11.855	11.855
2	Total Tetra-Dioxins	22.86	1.074e3	1.231e3	0.87	NO	1.2867	1.2867
3	Total Tetra-Dioxins	23.37	3.972e2	5.015e2	0.79	NO	0.50242	0.50242
4	Total Tetra-Dioxins	24.27	2.895e2	2.839e2	0.99	YES	0.28080	0.00000
5	Total Tetra-Dioxins	24.49	6.047e2	5.380e2	1.12	YES	0.53332	0.00000
6	Total Tetra-Dioxins	24.73	5.155e2	5.786e2	0.89	YES	0.57260	0.00000
7	Total Tetra-Dioxins	24.91	1.481e2	1.845e2	0.80	NO	0.18698	0.18698
8	Total Tetra-Dioxins	25.23	1.855e2	2.229e2	0.74	NO	0.21713	0.21713

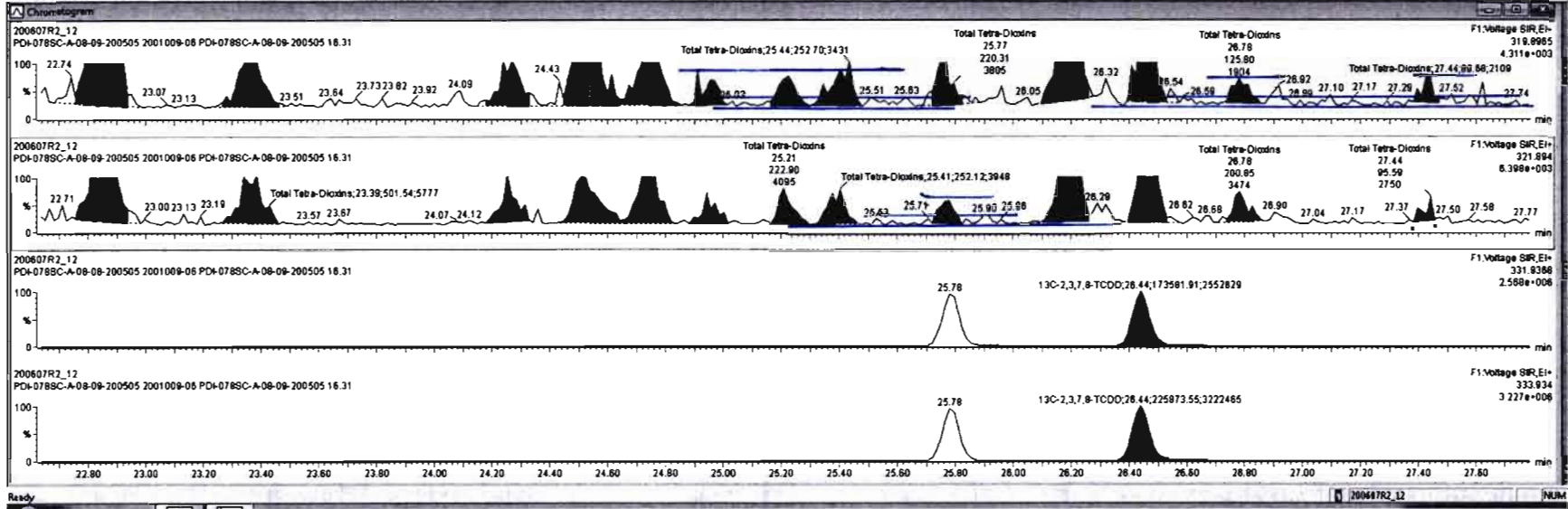




TargetLine = 200607R2\_12.d\data  
 File Edit View Display Processing Window Help

Name	Resp	RA	n/y	RF	Initial	Pres RT	RT	RFI	Conc.	%Rec	DL	EMPC
38 Total Tetra-Dioxins				0.9091	10.083	29.98			9.87		0.148	12.5
40 Total Penta-Dioxins				0.8923	10.083	33.83			65.8		0.453	66.5
41 Total Hexa-Dioxins				0.8639	10.083	37.64			527		1.32	527
42 Total Hepta-Furans				0.7510	10.083	23.81			243		0.263	263
44 1st Func. Penta-Furans				0.8925	10.083	27.58			23.2		0.0425	23.2
46 Total Penta-Furans				0.8925	10.083	28.27			279		0.421	280

Name	RT	Int Resp	Int Resp	RA	n/y	EMPC	Conc.
1 Total Tetra-Dioxins	22.41	9.356e3	1.185e4	0.79	NO	11.856	11.856
2 Total Tetra-Dioxins	22.88	1.074e3	1.231e3	0.87	NO	1.2687	1.2687
3 Total Tetra-Dioxins	23.37	3.972e2	5.015e2	0.79	NO	0.50242	0.50242
4 Total Tetra-Dioxins	24.27	7.895e2	2.938e2	0.98	YES	0.28080	0.00000
5 Total Tetra-Dioxins	24.49	6.047e2	5.390e2	1.12	YES	0.53332	0.00000
6 Total Tetra-Dioxins	24.73	5.155e2	5.798e2	0.89	YES	0.57350	0.00000
7 Total Tetra-Dioxins	24.81	1.481e2	1.845e2	0.80	NO	0.19588	0.19588
8 Total Tetra-Dioxins	25.23	1.655e2	2.229e2	0.74	NO	0.21713	0.21713

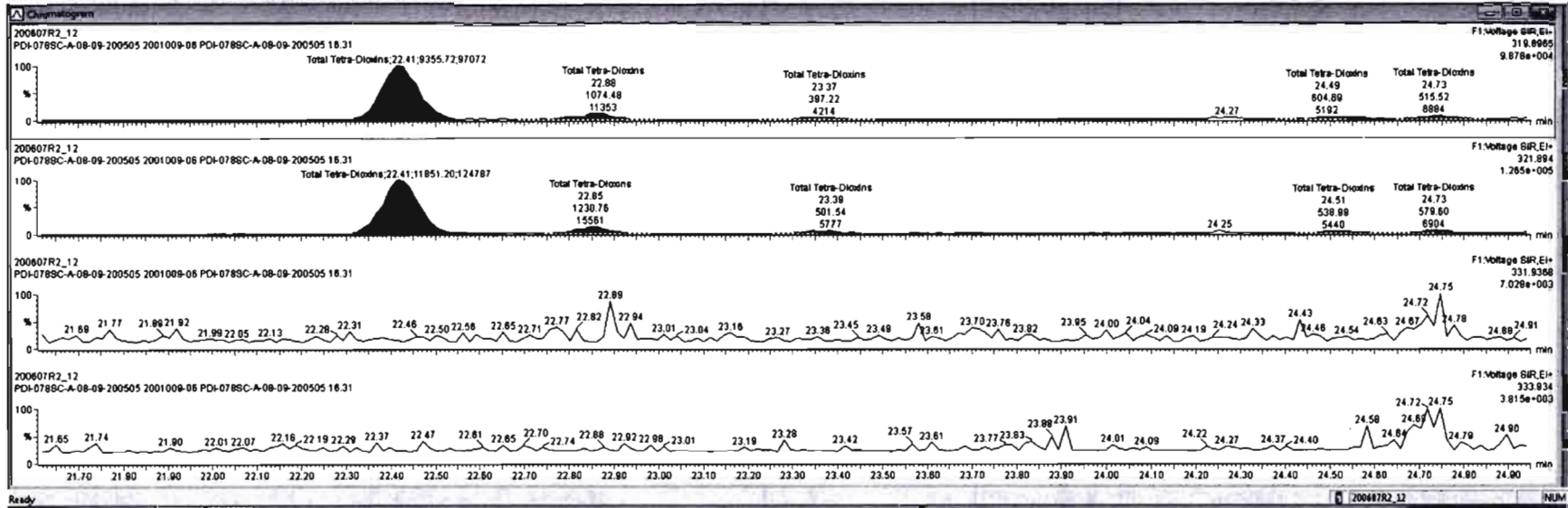


Targetlyn - 20060702\_12.d

File Edit View Display Processing Window Help

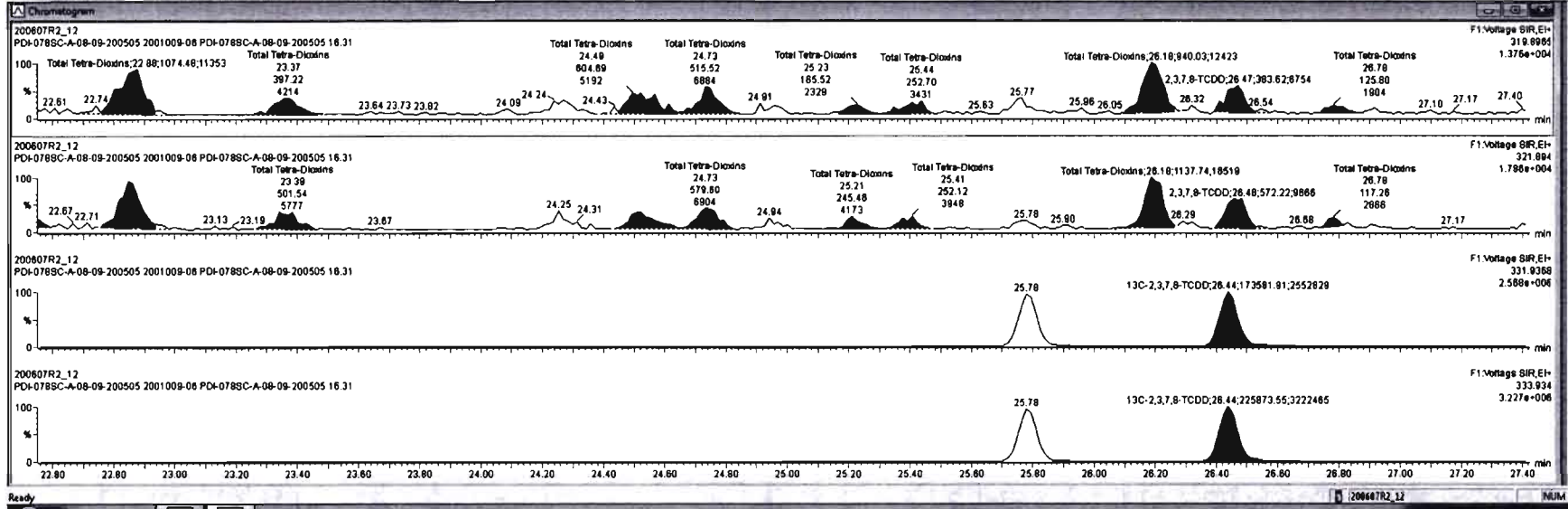
Name	Resp	RA	nY	RF	wtVol	Prod RT	RT	RTT	Conc	%Rec	DL	EMPC
39 Total Tetra-Dioxins				0.8993	10.083	24.27			15.8		0.148	17.5
40 Total Penta-Dioxins				0.9081	10.083	29.88			9.87		0.453	66.5
41 Total Hexa-Dioxins				0.8923	10.083	33.83			65.8		1.32	527
42 Total Hepta-Dioxins				0.8639	10.083	37.84			627		0.263	263
43 Total Tetra-Furans				0.7510	10.083	23.81			23.2		0.0425	23.2
44 1st Func. Penta-Furans				0.8925	10.083	27.59			278		0.421	280
45 Total Penta-Furans												

Name	RT	m1 Resp	m2 Resp	RA	nY	EMPC	Conc.
1 Total Tetra-Dioxins	22.41	8.259e3	1.165e4	0.79	NO	11.856	11.856
2 Total Tetra-Dioxins	22.88	1.074e3	1.231e3	0.87	NO	1.2887	1.2887
3 Total Tetra-Dioxins	23.37	3.972e2	5.015e2	0.79	NO	0.50242	0.50242
4 Total Tetra-Dioxins	24.49	8.047e2	5.380e2	1.12	YES	0.53332	0.00000
5 Total Tetra-Dioxins	24.73	5.155e2	5.786e2	0.89	YES	0.57360	0.00000
6 Total Tetra-Dioxins	25.23	1.855e2	2.455e2	0.87	NO	0.22874	0.22874
7 Total Tetra-Dioxins	25.44	2.527e2	2.521e2	1.00	YES	0.24948	0.00000
8 Total Tetra-Dioxins	28.18	8.400e2	1.136e3	0.83	NO	1.1615	1.1615



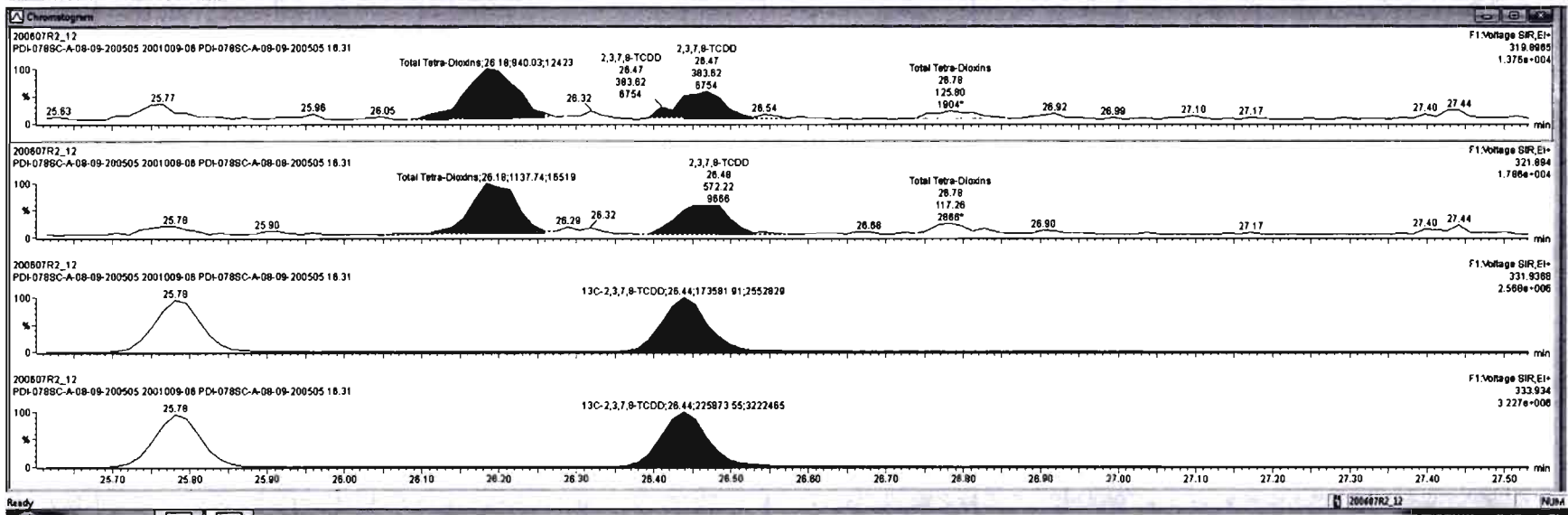
#	Name	Resp	RA	nly	RP%	VolVol	Peak RT	RT	RRT	Conc.	%Rec	CL	EMPC
39	Total Tetra-Dioxins				0.8825	10.083	24.82			9.87	15.8	0.160	17.2
40	Total Penta-Dioxins				0.9091	10.083	28.89			9.87	0.148	0.453	86.5
41	Total Hexa-Dioxins				0.8825	10.083	33.83			9.87	1.32	0.283	263
42	Total Hepta-Dioxins				0.8638	10.083	37.84			9.87	0.0425	0.421	280
43	Total Tetra-Furans				0.7510	10.083	23.81			243			
44	1st Func. Penta-Furans				0.8825	10.083	27.58			23.2			
45	Total Penta-Furans				0.8825	10.083	28.27			278			

#	Name	RT	m1 Resp	m2 Resp	RA	nly	EMPC	Conc.
1	Total Tetra-Dioxins	22.41	9.356e3	1.185e4	0.79	NO	11.855	11.855
2	Total Tetra-Dioxins	22.88	1.074e3	1.231e3	0.87	NO	1.2887	1.2887
3	Total Tetra-Dioxins	23.37	3.872e2	5.015e2	0.79	NO	0.50242	0.50242
4	Total Tetra-Dioxins	24.49	8.047e2	5.380e2	1.12	YES	0.53332	0.00000
5	Total Tetra-Dioxins	24.73	5.155e2	5.786e2	0.89	YES	0.57350	0.00000
6	Total Tetra-Dioxins	25.23	1.855e2	2.455e2	0.87	NO	0.22874	0.22874
7	Total Tetra-Dioxins	25.44	2.527e2	2.521e2	1.00	YES	0.24948	0.00000
8	Total Tetra-Dioxins	26.18	8.400e2	1.138e3	0.83	NO	1.1815	1.1815



#	Name	Reop	RA	rly	IRF	Initial	Final RT	RT	IRF	Conc.	%Rec	DL	DLFC
39	Total Tetra-Dioxins				0.8925	10.083	26.42			15.8		0.148	17.3
40	Total Penta-Dioxins				0.8925	10.083	29.98			9.67		0.148	12.5
41	Total Hexa-Dioxins				0.8923	10.083	33.43			65.8		0.453	66.5
42	Total Hepta-Dioxins				0.8638	10.083	37.84			527		1.32	527
43	Total Tetra-Furans				0.7510	10.083	23.61			243		0.283	263
44	1st Func. Penta-Furans				0.8925	10.083	27.58			23.2		0.0425	23.2
45	Total Penta-Furans				0.8925	10.083	29.27			279		0.421	280

#	Name	RT	mt Reap	ac Reap	RA	rly	ISMP	Conc.
1	Total Tetra-Dioxins	22.41	0.356e3	1.185e4	0.79	NO	11.855	11.855
2	Total Tetra-Dioxins	22.88	1.074e3	1.231e3	0.87	NO	1.2887	1.2887
3	Total Tetra-Dioxins	23.37	3.972e2	5.015e2	0.79	NO	0.50242	0.50242
4	Total Tetra-Dioxins	24.48	6.047e2	5.380e2	1.12	YES	0.53332	0.00000
5	Total Tetra-Dioxins	24.73	5.155e2	5.798e2	0.89	YES	0.57350	0.00000
6	Total Tetra-Dioxins	25.23	1.855e2	2.455e2	0.87	NO	0.22874	0.22874
7	Total Tetra-Dioxins	25.44	2.527e2	2.521e2	1.00	YES	0.24946	0.00000
8	Total Tetra-Dioxins	26.18	9.400e2	1.138e3	0.83	NO	1.1815	1.1815



Dataset: Untitled

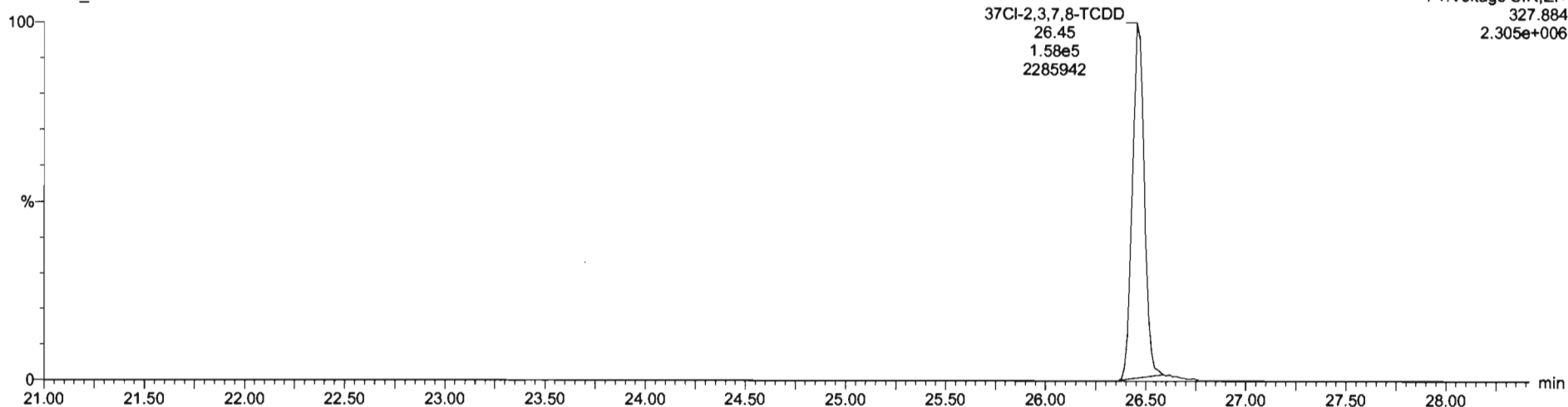
Last Altered: Monday, June 08, 2020 08:53:03 Pacific Daylight Time

Printed: Monday, June 08, 2020 08:56:43 Pacific Daylight Time

Name: 200607R2\_12, Date: 08-Jun-2020, Time: 05:39:58, ID: 2001009-06 PDI-078SC-A-08-09-200505 16.31, Description: PDI-078SC-A-08-09-200505

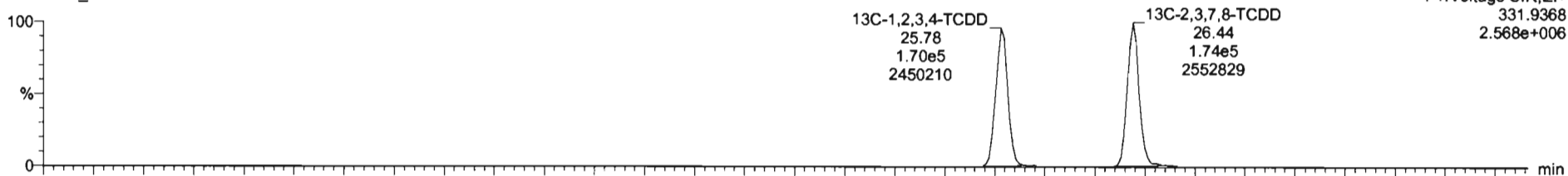
**37Cl-2,3,7,8-TCDD**

200607R2\_12

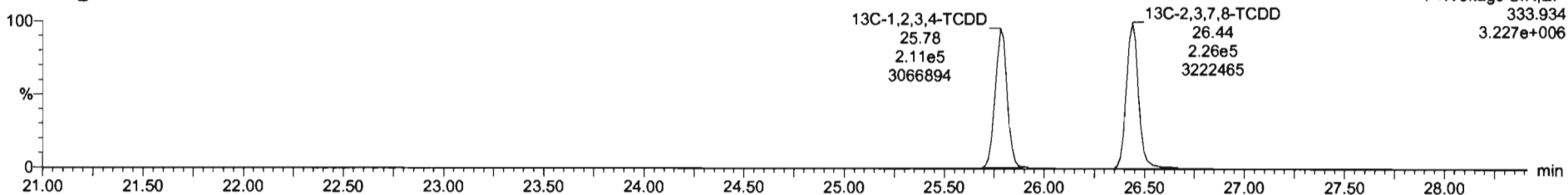


**13C-1,2,3,4-TCDD**

200607R2\_12



200607R2\_12



Dataset: Untitled

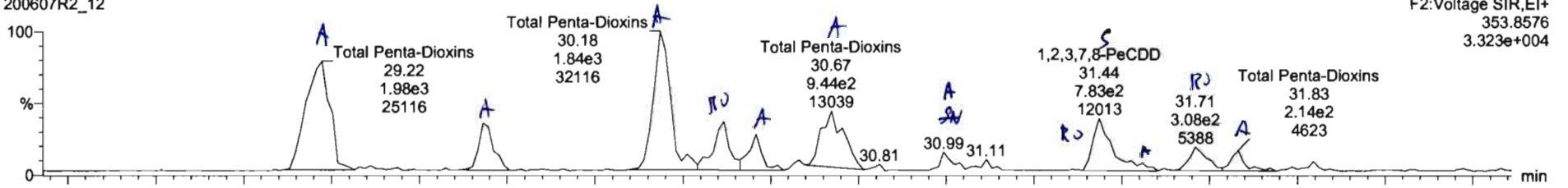
Last Altered: Monday, June 08, 2020 08:53:03 Pacific Daylight Time  
Printed: Monday, June 08, 2020 08:56:43 Pacific Daylight Time

Name: 200607R2\_12, Date: 08-Jun-2020, Time: 05:39:58, ID: 2001009-06 PDI-078SC-A-08-09-200505 16.31, Description: PDI-078SC-A-08-09-200505

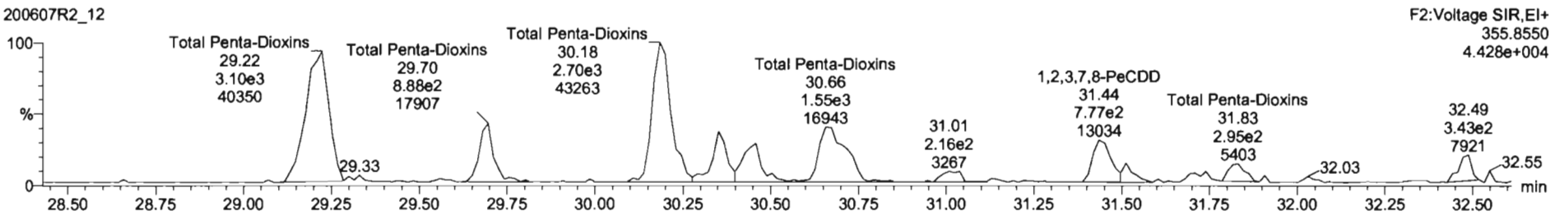
HW 06/22/2020

1,2,3,7,8-PeCDD

200607R2\_12

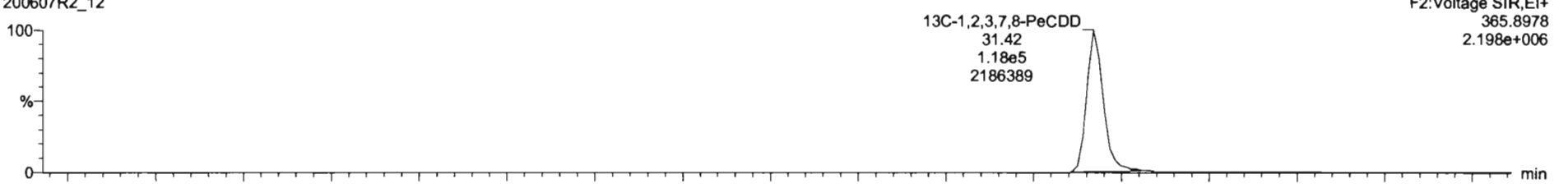


200607R2\_12

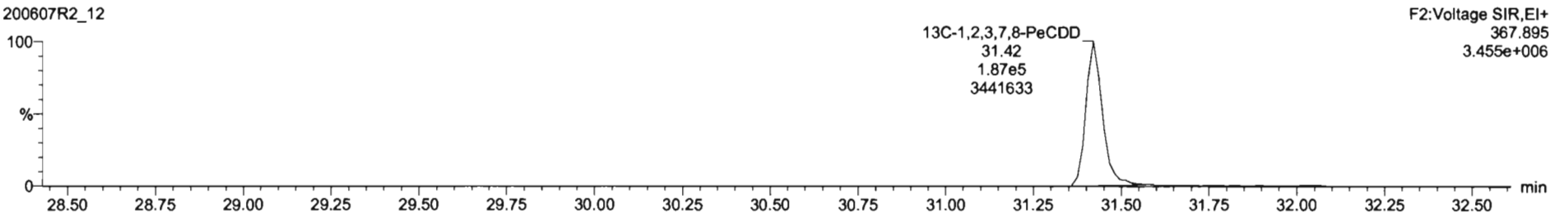


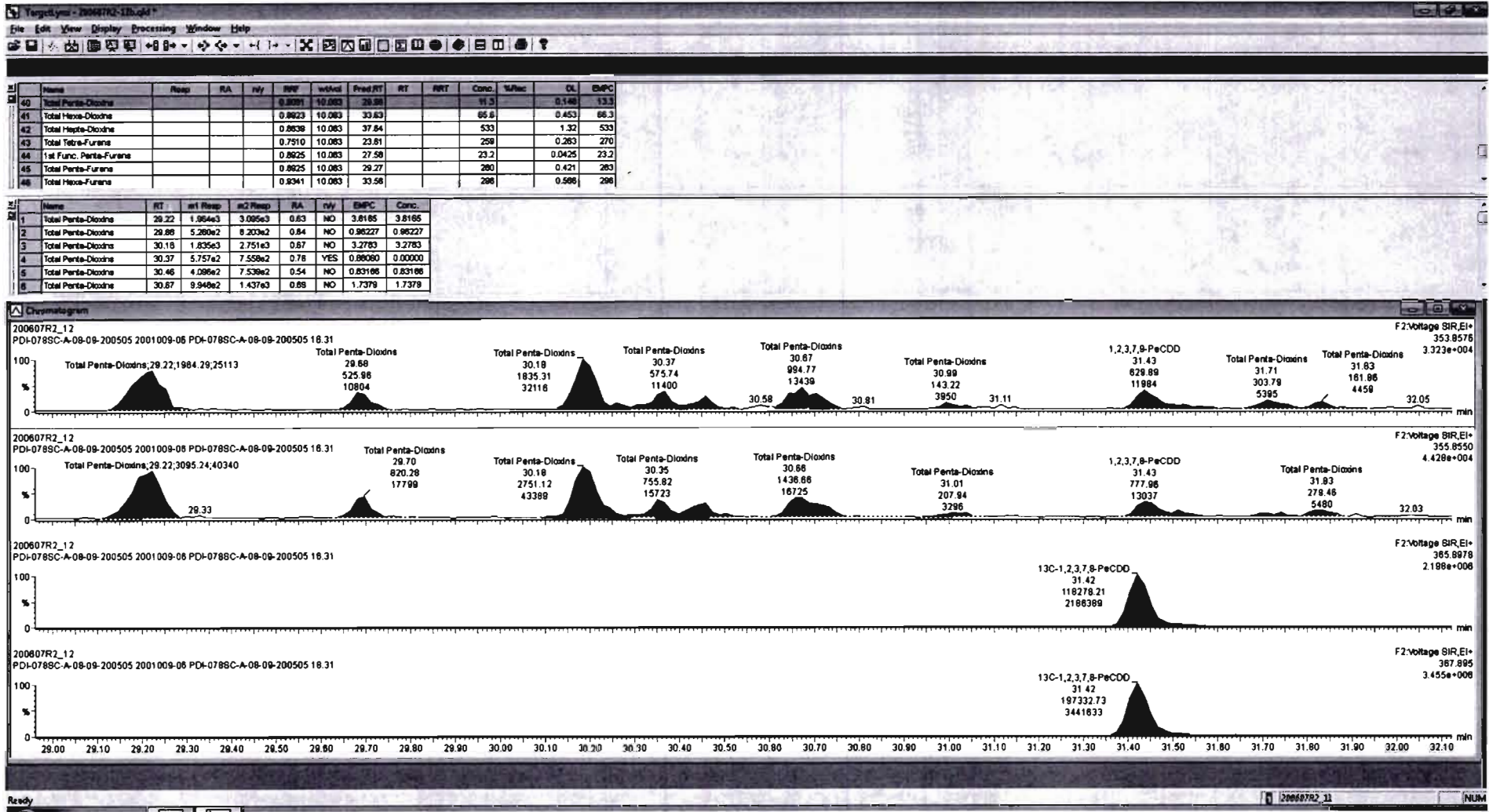
13C-1,2,3,7,8-PeCDD

200607R2\_12



200607R2\_12

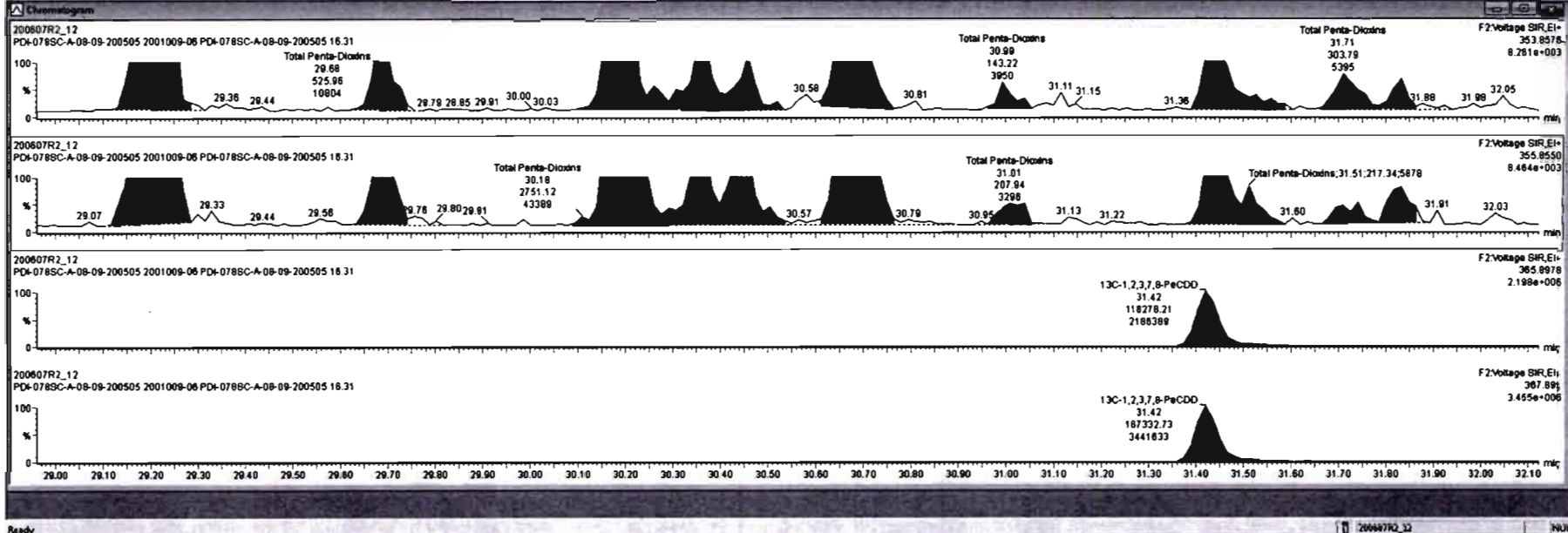






#	Name	Resp	RA	n/y	RF	relVol	ProdJIT	RT	RFI	Conc	Relac	DL	EMPC
40	Total Penta-Dioxins				0.8091	10.083	30.88			11.3		0.148	13.3
41	Total Hexa-Dioxins				0.8923	10.083	33.83			65.6		0.453	86.3
42	Total Hepta-Dioxins				0.8630	10.083	37.84			533		1.32	533
43	Total Tetra-Furans				0.7510	10.083	23.81			259		0.283	270
44	1st Func. Penta-Furans				0.8625	10.083	27.58			23.2		0.0425	23.2
45	Total Penta-Furans				0.8925	10.083	29.27			290		0.421	283
46	Total Hexa-Furans				0.9341	10.083	33.58			296		0.586	296

#	Name	RT	rel Resp	rel Conc	RA	n/y	EMPC	Conc.
1	Total Penta-Dioxins	29.22	1.894e3	3.085e3	0.83	NO	3.8185	3.8185
2	Total Penta-Dioxins	29.68	5.280e2	8.203e2	0.84	NO	0.98227	0.98227
3	Total Penta-Dioxins	30.18	1.835e3	2.751e3	0.87	NO	3.2783	3.2783
4	Total Penta-Dioxins	30.37	5.757e2	7.559e2	0.78	YES	0.88080	0.00000
5	Total Penta-Dioxins	30.46	4.098e2	7.539e2	0.54	NO	0.83188	0.83188
6	Total Penta-Dioxins	30.87	8.848e2	1.437e3	0.88	NO	1.7379	1.7379





Dataset: Untitled

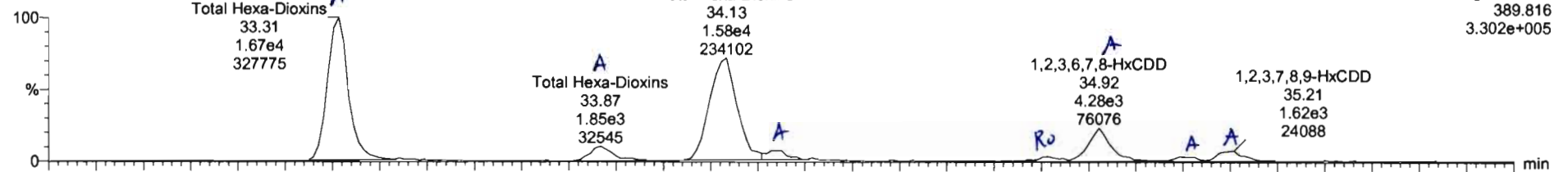
Last Altered: Monday, June 08, 2020 08:53:03 Pacific Daylight Time

Printed: Monday, June 08, 2020 08:56:43 Pacific Daylight Time

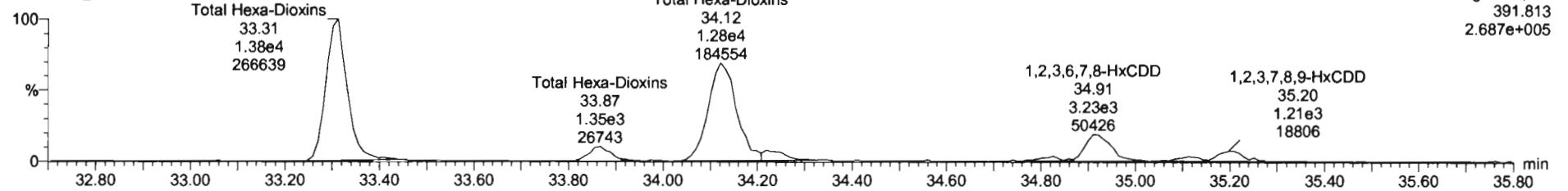
Name: 200607R2\_12, Date: 08-Jun-2020, Time: 05:39:58, ID: 2001009-06 PDI-078SC-A-08-09-200505 16.31, Description: PDI-078SC-A-08-09-200505

1,2,3,4,7,8-HxCDD

200607R2\_12

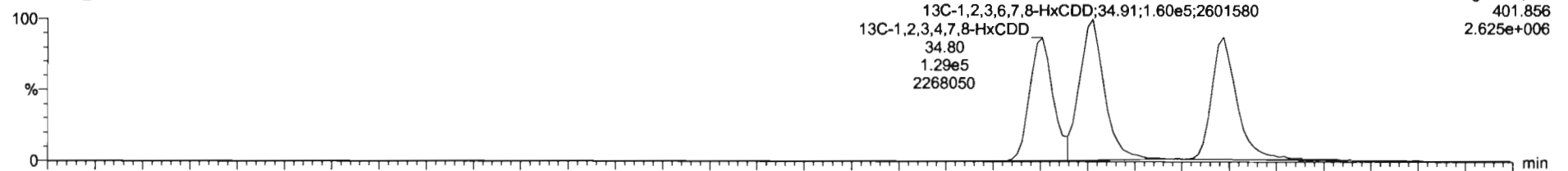


200607R2\_12

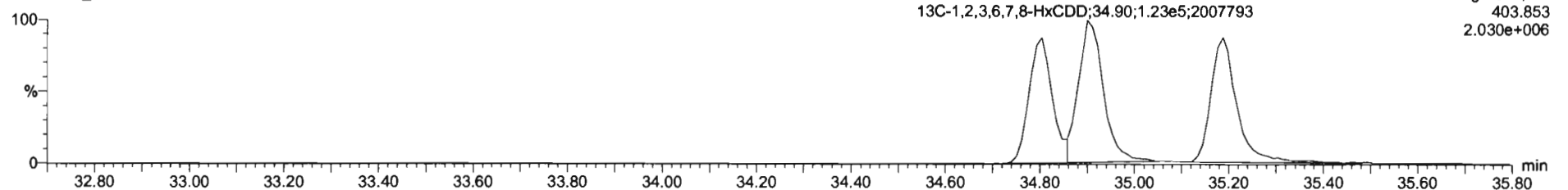


13C-1,2,3,4,7,8-HxCDD

200607R2\_12

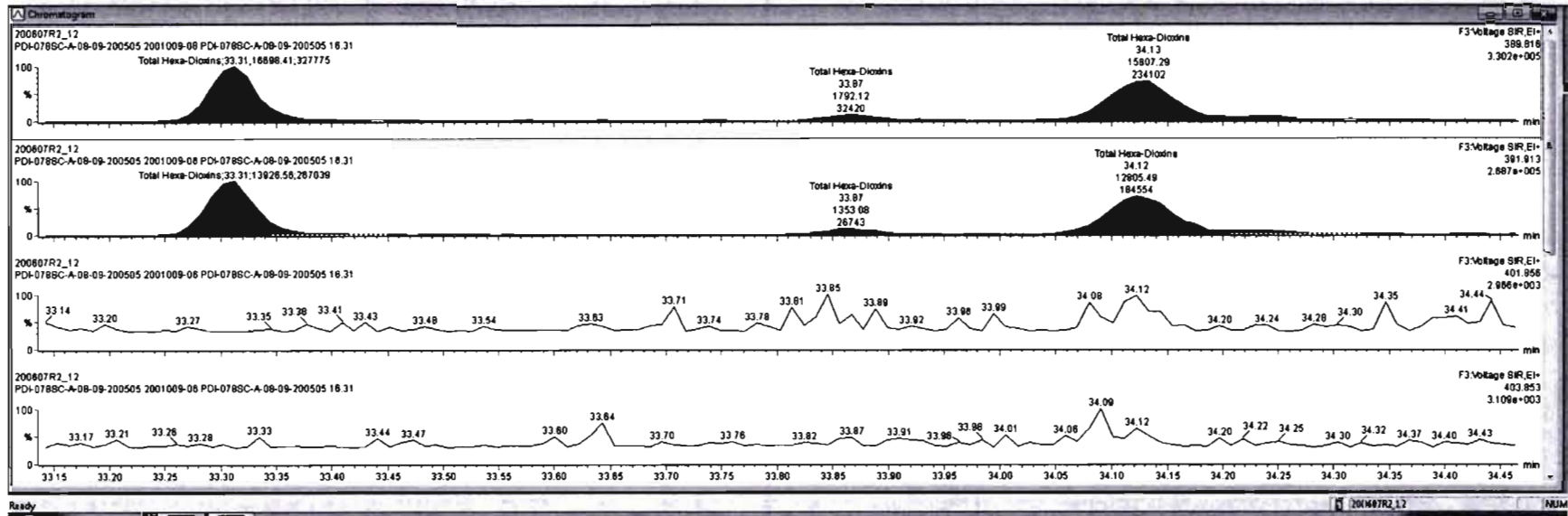


200607R2\_12



SI	Name	Resp	RA	nlv	RFW	wt/Vol	Prod RT	RT	RRT	Conc.	%Rec	DL	EWPC
41	Total Hexa-Dioxins				0.8623	10.083	33.83			85.6	0.455	88.3	
42	Total Hepta-Dioxins				0.8638	10.083	37.84			527	1.32	527	
43	Total Tetra-Furans				0.7510	10.083	23.81			243	0.283	263	
44	1st Furic, Penta-Furans				0.8925	10.083	27.58			23.2	0.0425	23.2	
45	Total Penta-Furans				0.8925	10.083	28.27			278	0.421	280	
46	Total Hexa-Furans				0.8241	10.083	33.56			286	0.588	288	
47	Total Hepta-Furans				0.8734	10.083	37.83			235	0.788	235	

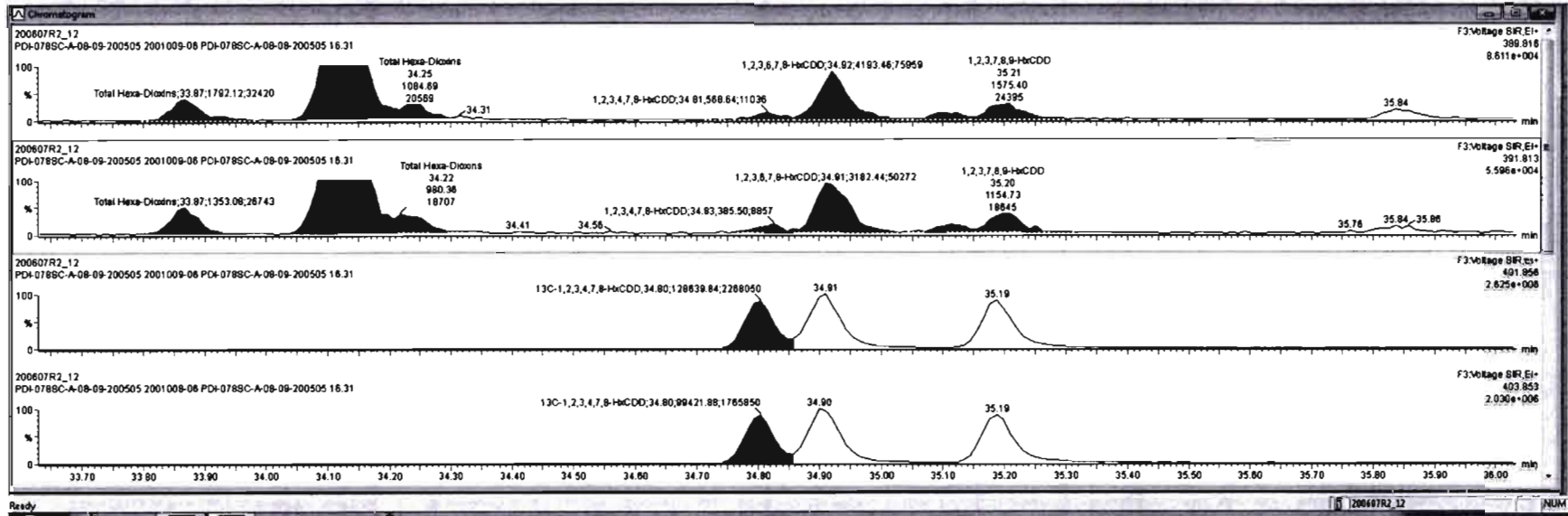
SI	Name	RT	Int Resp	nlv Resp	RA	nlv	EWPC	Conc.
1	Total Hexa-Dioxins	33.31	1.870e4	1.263e4	1.20	NO	26.842	26.842
2	Total Hexa-Dioxins	33.87	1.792e3	1.352e3	1.32	NO	2.7587	2.7587
3	Total Hexa-Dioxins	34.13	1.581e4	1.281e4	1.23	NO	25.078	25.078
4	Total Hexa-Dioxins	34.25	1.085e3	8.804e2	1.11	NO	1.8100	1.8100
5	1,2,3,4,7,8-HxCDD	34.81	5.886e2	3.855e2	1.48	YES	0.72677	0.00000
6	1,2,3,6,7,8-HxCDD	34.82	4.193e3	3.182e3	1.32	NO	5.7901	5.7901
7	Total Hexa-Dioxins	35.10	5.877e2	4.188e2	1.41	NO	0.88036	0.88036
8	1,2,3,7,8,9-HxCDD	35.21	1.575e3	1.155e3	1.38	NO	2.4414	2.4414



Target.ms - 200607R2-12.qtd  
 File Edit View Display Processing Window Help

Name	Resp	RA	rv	RF	vs/vor	Prod RT	RT	RRT	Conc.	%Rec	DL	EWPC
41 Total Hexa-Dioxins				0.8623	10.083	37.83					6.425	88.3
42 Total Hepta-Dioxins				0.8638	10.083	37.84			527		1.32	527
43 Total Tetra-Furans				0.7510	10.083	23.81			243		0.283	263
44 1st Func. Penta-Furans				0.8925	10.083	27.58			23.2		0.0425	23.2
45 Total Penta-Furans				0.8925	10.083	28.27			278		0.421	280
46 Total Hexa-Furans				0.9241	10.083	33.58			289		0.568	289
47 Total Hepta-Furans				0.8734	10.083	37.83			235		0.798	235

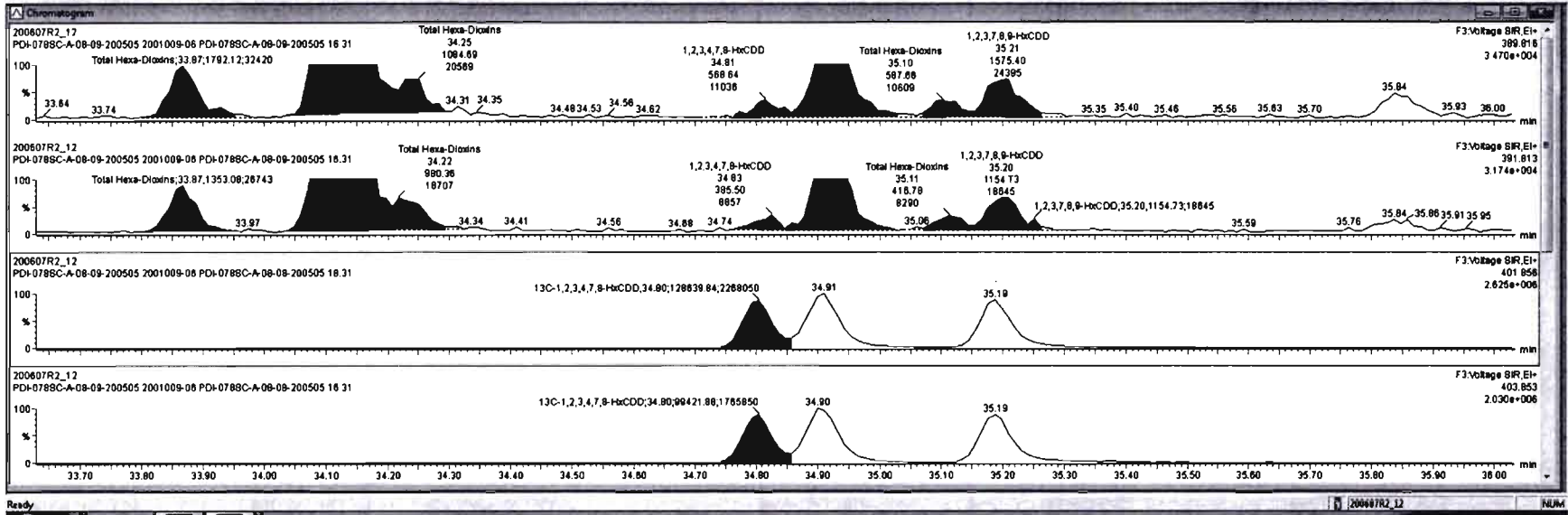
Name	RT	int Resp	ac2 Resp	RA	rv	EWPC	Conc.
1 Total Hexa-Dioxins	33.31	1.870e4	1.283e4	1.20	NO	26.842	26.842
2 Total Hexa-Dioxins	33.87	1.792e3	1.353e3	1.32	NO	2.7587	2.7587
3 Total Hexa-Dioxins	34.13	1.581e4	1.281e4	1.23	NO	25.078	25.078
4 Total Hexa-Dioxins	34.25	1.085e3	9.804e2	1.11	NO	1.8100	1.8100
5 1,2,3,4,7,8-HxCDD	34.81	5.886e2	3.895e2	1.48	YES	0.72677	0.00000
6 1,2,3,6,7,8-HxCDD	34.82	4.193e3	3.182e3	1.32	NO	5.7901	5.7901
7 Total Hexa-Dioxins	35.10	5.877e2	4.188e2	1.41	NO	0.88036	0.88036
8 1,2,3,7,8-HxCDD	35.21	1.575e3	1.155e3	1.36	NO	2.4414	2.4414



TargetLynx - 200607R2-12.d44  
 File Edit View Display Processing Window Help

Name	Resp	RA	n/y	RWF	wtAvd	Prod RT	RT	RRT	Conc.	%Rec	DL	ELPC
41 Total Hexa-Chlorine				0.8825	10.083	37.64			527		1.52	527
42 Total Hepta-Dioxine				0.8638	10.083	37.64			343		0.263	263
43 Total Tetra-Furane				0.8625	10.083	27.58			23.2		0.0425	23.2
44 Tot Furc. Hexa-Furane				0.8625	10.083	27.58			279		0.421	280
45 Total Penta-Furane				0.9341	10.083	33.58			298		0.586	298
46 Total Hexa-Furane				0.8734	10.083	37.83			235		0.798	235

Name	RT	mt Resp	nt Resp	RA	n/y	ELPC	Conc.
1 Total Hexa-Dioxine	33.31	1.670e4	1.393e4	1.20	NO	26.842	26.842
2 Total Hexa-Dioxine	33.87	1.792e3	1.353e3	1.32	NO	2.7567	2.7567
3 Total Hexa-Dioxine	34.13	1.581e4	1.291e4	1.23	NO	25.078	25.078
4 Total Hexa-Dioxine	34.25	1.085e3	9.804e2	1.11	NO	1.8100	1.8100
5 1,2,3,4,7,8-HxCDD	34.81	5.886e2	3.855e2	1.48	YES	0.72677	0.00000
6 1,2,3,6,7,8-HxCDD	34.92	4.193e2	3.182e2	1.32	NO	5.7991	5.7991
7 Total Hexa-Dioxine	35.10	5.877e2	4.188e2	1.41	NO	0.88038	0.88038
8 1,2,3,7,8-HxCDD	35.21	1.575e3	1.155e3	1.36	NO	2.4414	2.4414




Dataset: Untitled

Last Altered: Monday, June 08, 2020 08:53:03 Pacific Daylight Time  
Printed: Monday, June 08, 2020 08:56:43 Pacific Daylight Time

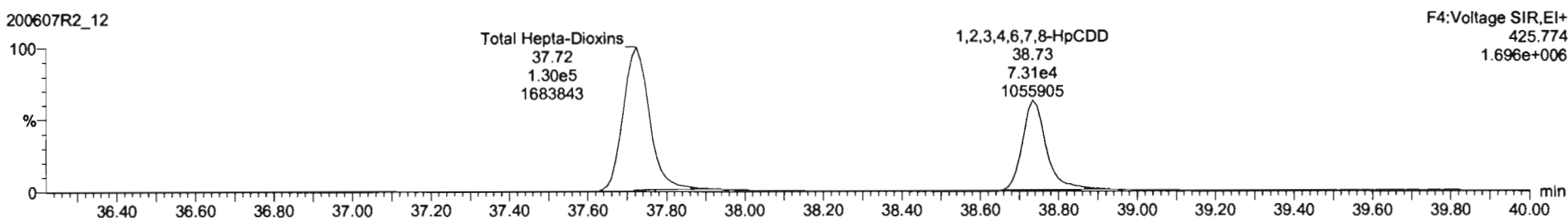
Name: 200607R2\_12, Date: 08-Jun-2020, Time: 05:39:58, ID: 2001009-06 PDI-078SC-A-08-09-200505 16.31, Description: PDI-078SC-A-08-09-200505

**1,2,3,4,6,7,8-HpCDD**

200607R2\_12




200607R2\_12

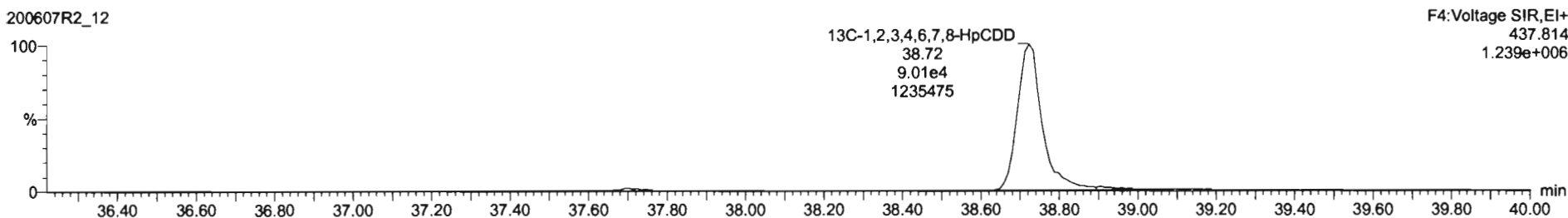


**13C-1,2,3,4,6,7,8-HpCDD**

200607R2\_12

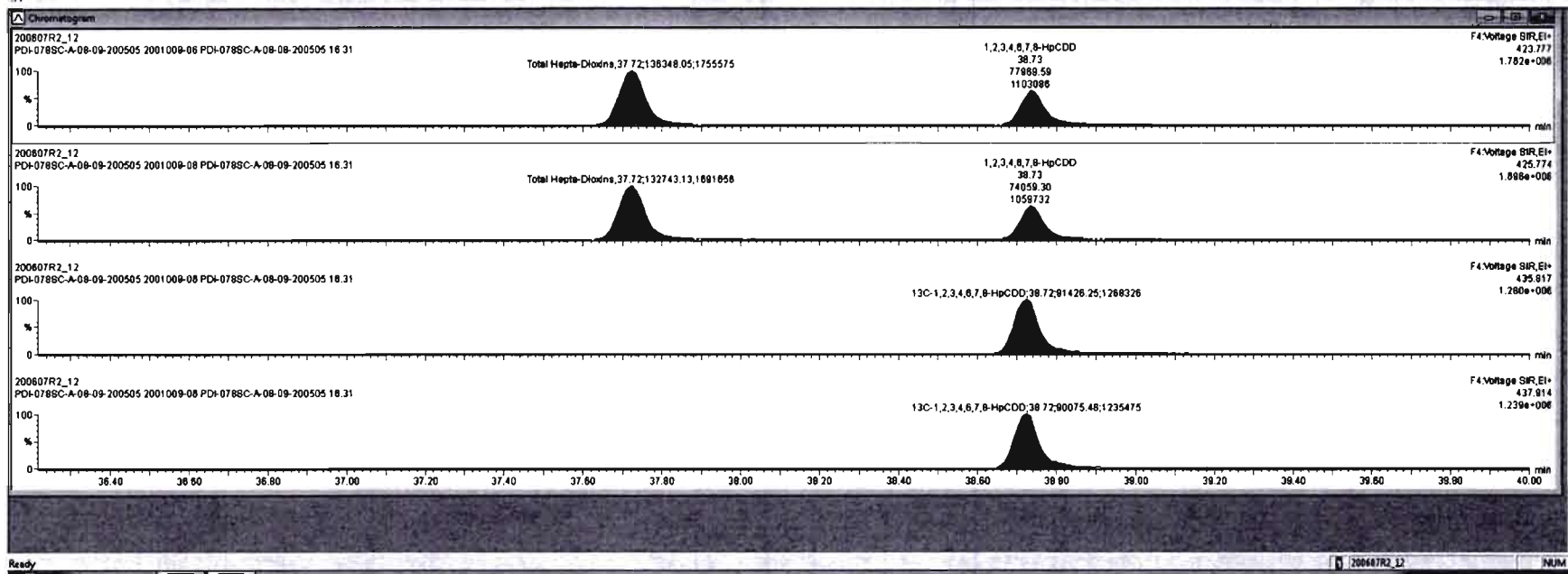


200607R2\_12



#	Name	Resp	RA	rvf	RFW	retVal	ProdRT	RT	RRT	Conc.	SRatio	DL	ELPC
41	Total Hexa-Dioxins				0.8923	10.083	33.63			55.8		0.453	55.3
42	Total Hepta-Dioxins				0.8923	10.083	37.81			233		1.262	233
43	Total Tetra-Furans				0.7510	10.083	23.81			343		0.263	263
44	1st Func. Penta-Furans				0.8625	10.083	27.58			23.2		0.0425	23.2
45	Total Penta-Furans				0.8625	10.083	28.27			279		0.421	280
46	Total Hexa-Furans				0.9341	10.083	33.58			289		0.566	289
47	Total Hepta-Furans				0.8734	10.083	37.83			235		0.796	235

#	Name	RT	m1 Resp	m2 Resp	RA	rvf	ELPC	Conc.
1	Total Hepta-Dioxins	37.72	1.363e5	1.327e5	1.03	NO	340.42	340.42
2	1,2,3,4,6,7,8-HpCDD	38.73	7.797e4	7.408e4	1.05	NO	192.33	192.33

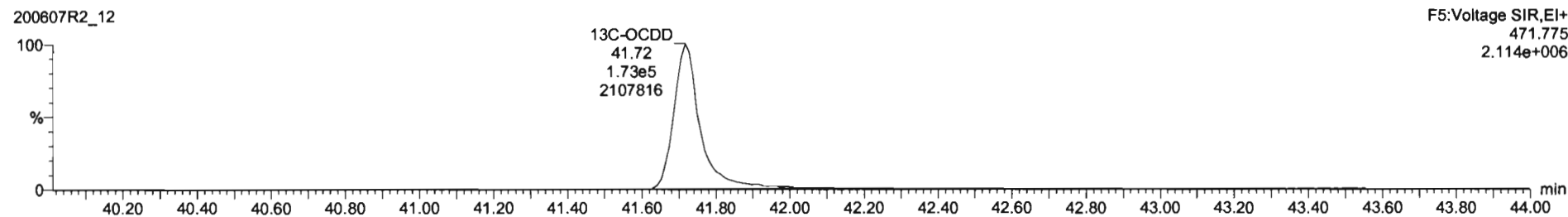
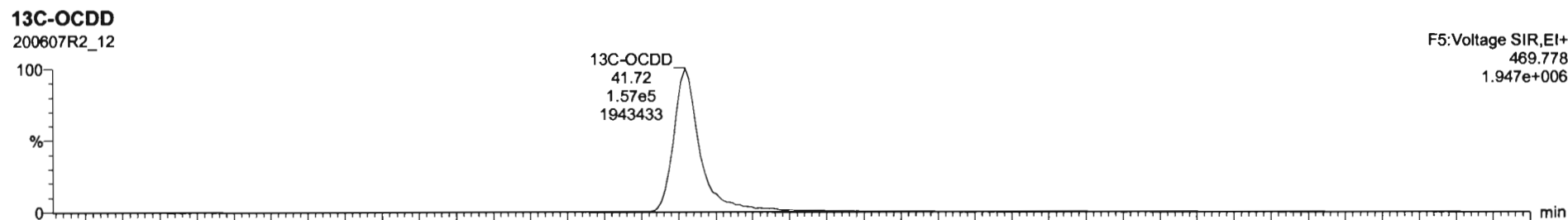
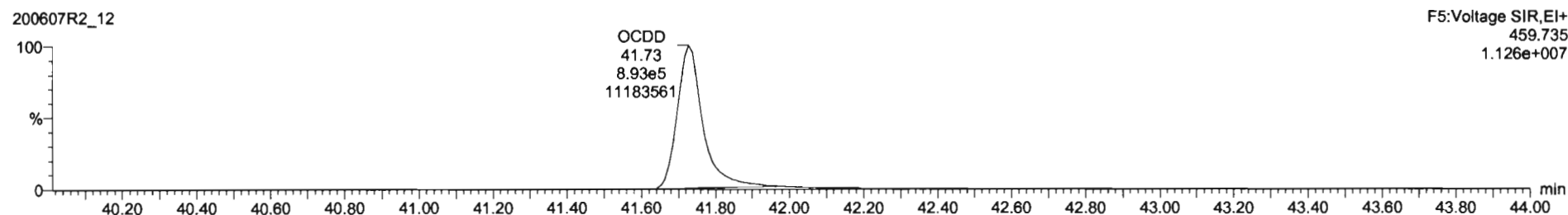
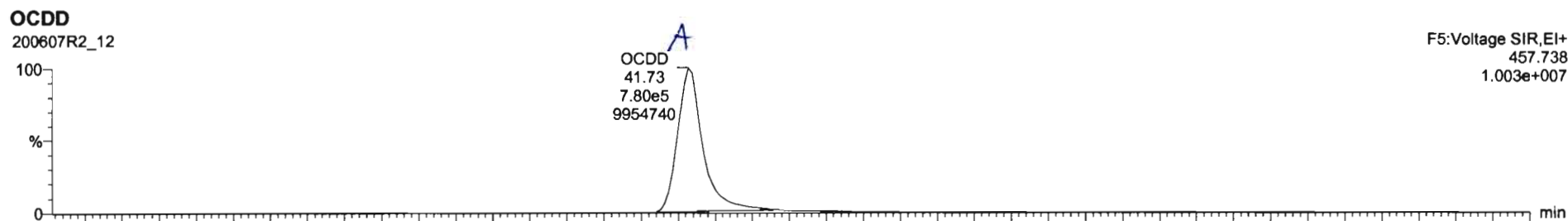


Dataset: Untitled

Last Altered: Monday, June 08, 2020 08:53:03 Pacific Daylight Time

Printed: Monday, June 08, 2020 08:56:43 Pacific Daylight Time

Name: 200607R2\_12, Date: 08-Jun-2020, Time: 05:39:58, ID: 2001009-06 PDI-078SC-A-08-09-200505 16.31, Description: PDI-078SC-A-08-09-200505




Dataset: Untitled

Last Altered: Monday, June 08, 2020 08:53:03 Pacific Daylight Time  
Printed: Monday, June 08, 2020 08:56:43 Pacific Daylight Time

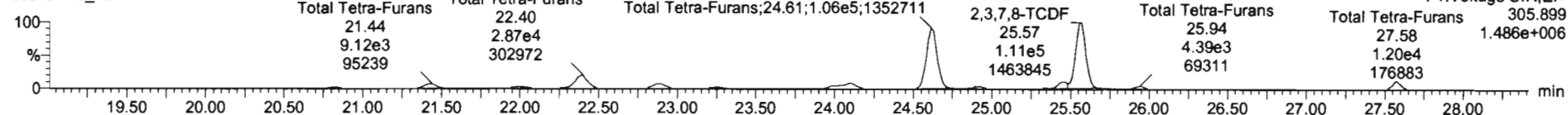
Name: 200607R2\_12, Date: 08-Jun-2020, Time: 05:39:58, ID: 2001009-06 PDI-078SC-A-08-09-200505 16.31, Description: PDI-078SC-A-08-09-200505

2,3,7,8-TCDF

200607R2\_12

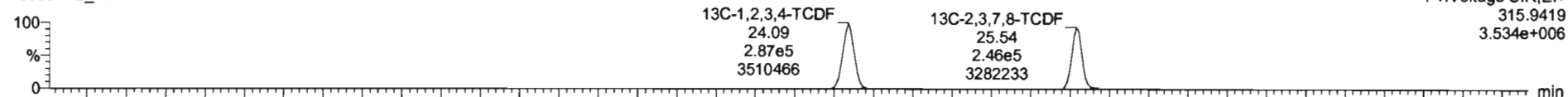


200607R2\_12

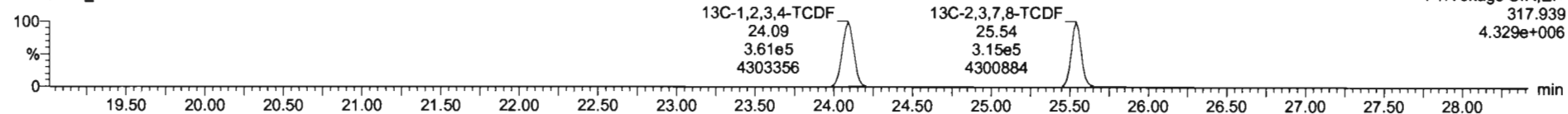


13C-2,3,7,8-TCDF

200607R2\_12

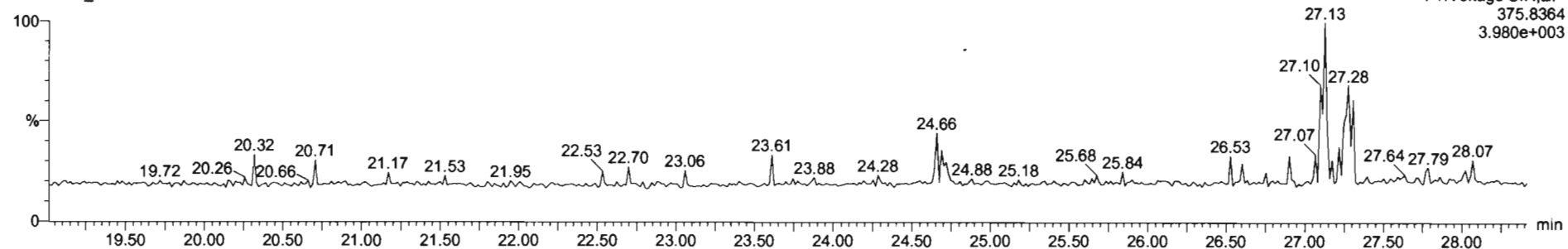


200607R2\_12



DPE1

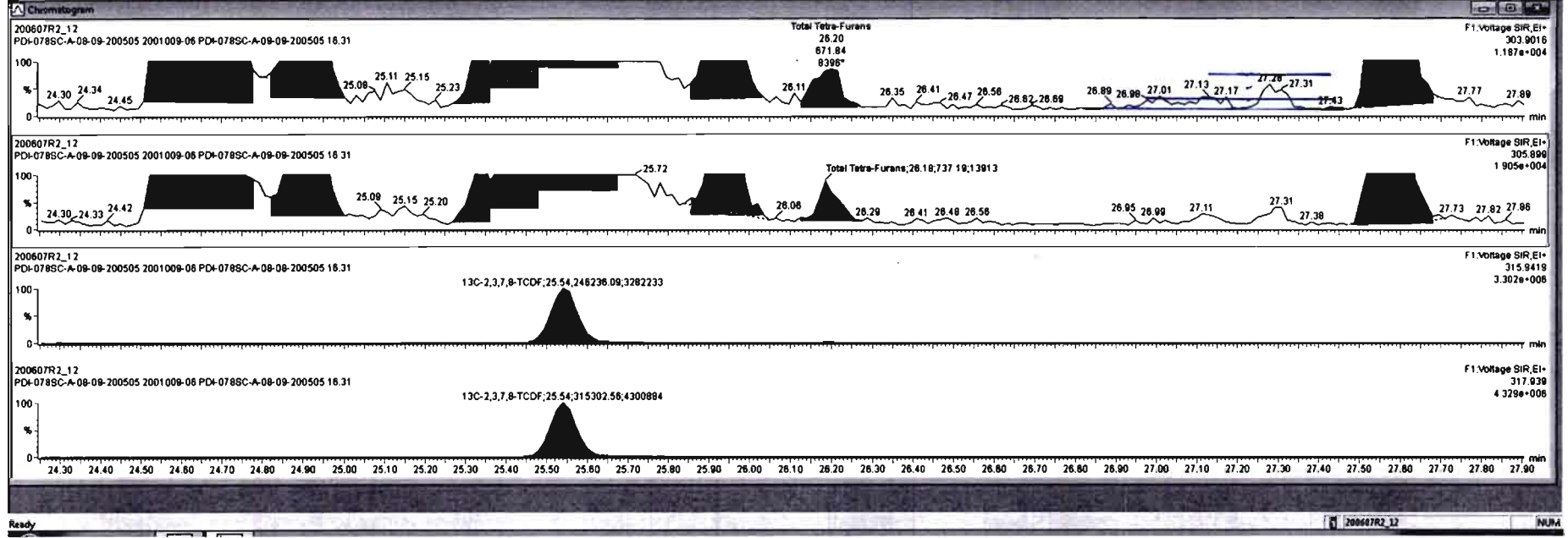
200607R2\_12





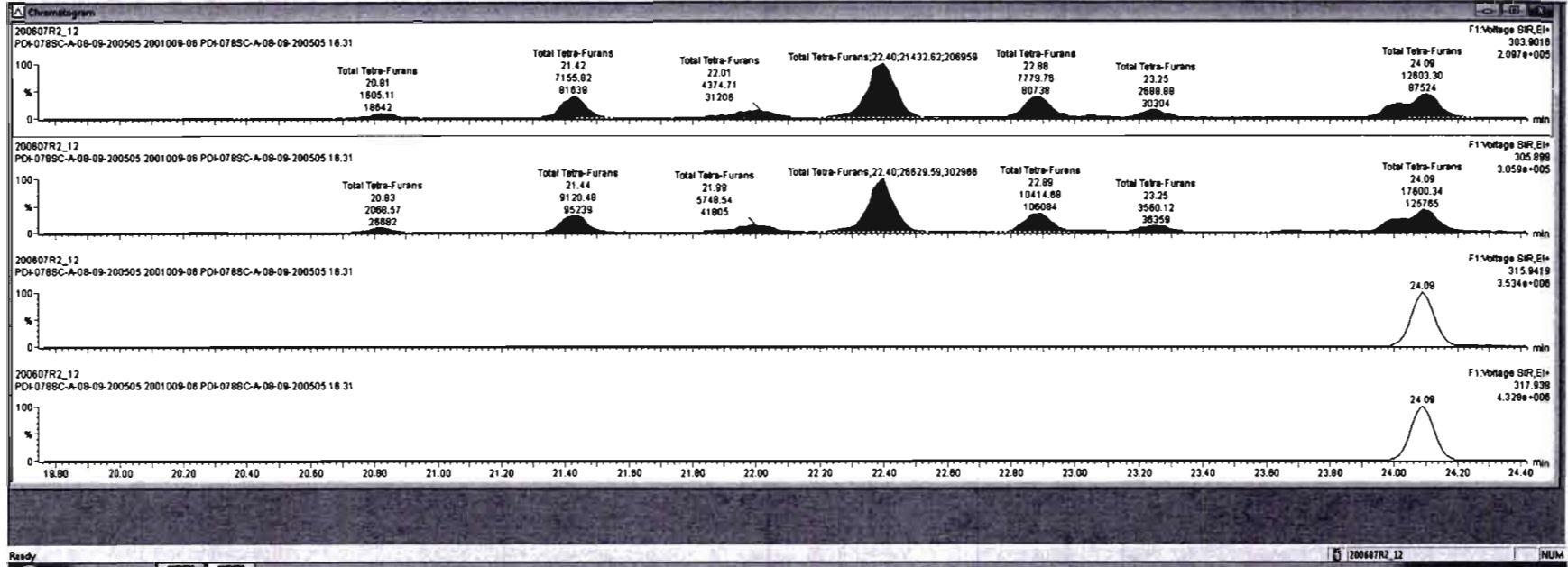
#	Name	Resp	RA	n/y	FW	WtVal	Prod.RT	RT	RRT	Conc.	%Rec	DL	EMPC
40	Total Para-Dioxine				0.9091	10.083	29.96			11.3	0.148	13.3	
41	Total Hexa-Dioxine				0.8923	10.083	33.83			85.6	0.453	66.3	
42	Total Hepta-Dioxine				0.8838	10.083	37.84			533	1.32	530	
43	Total Tetra-Furane				9.2710	10.083	23.81			281	0.283	272	
44	1st Func. Para-Furane				0.8625	10.083	27.58			23.2	0.0425	23.2	
45	Total Para-Furane				0.8625	10.083	29.27			280	0.421	283	
46	Total Hexa-Furane				0.8341	10.083	33.58			298	0.586	296	

#	Name	RT	rel. Peak	m2 Peak	RA	n/y	EMPC	Conc.
1	Total Tetra-Furane	20.27	2.934e2	4.168e2	0.70	NO	0.33407	0.33407
2	Total Tetra-Furane	20.81	1.805e3	2.089e3	0.78	NO	1.7280	1.7280
3	Total Tetra-Furane	21.42	7.158e3	9.120e3	0.78	NO	7.6561	7.6561
4	Total Tetra-Furane	22.01	4.375e3	5.749e3	0.76	NO	4.7818	4.7818
5	Total Tetra-Furane	22.40	2.143e4	2.863e4	0.75	NO	23.548	23.548
6	Total Tetra-Furane	22.88	7.780e3	1.041e4	0.75	NO	6.5504	6.5504



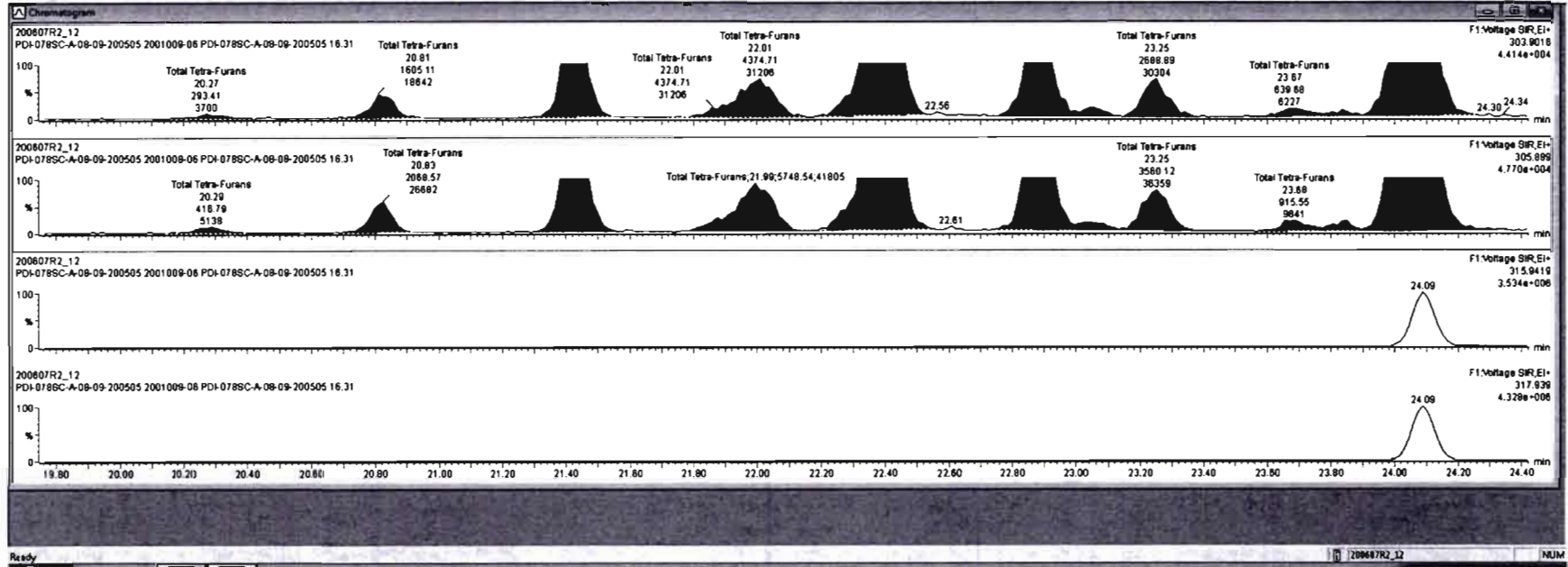
#	Name	Resp	RA	nV	RF	wAve	Prod RT	RT	RRT	Conc	%iso	DL	EMPC
43	Total Tetra-Furans				0.7916	10.083	23.81			258		0.260	770
44	1st Func. Penta-Furans				0.8925	10.083	27.50			23.2		0.0475	23.2
45	Total Penta-Furans				0.8925	10.083	29.27			276		0.421	280
46	Total Hexa-Furans				0.9341	10.083	33.56			290		0.560	290
47	Total Hepta-Furans				0.9734	10.083	37.83			235		0.790	235
48	PFY1												
49	PFY2												

#	Name	RT	m1 Resp	m2 Resp	RA	nV	EMPC	Conc.
1	Total Tetra-Furans	20.27	2.934e2	4.188e2	0.70	MO	0.33407	0.33407
2	Total Tetra-Furans	20.81	1.805e3	2.089e3	0.78	MO	1.7280	1.7280
3	Total Tetra-Furans	21.42	7.158e3	9.120e3	0.78	MO	7.8581	7.8581
4	Total Tetra-Furans	22.01	4.375e3	5.748e3	0.78	MO	4.7818	4.7818



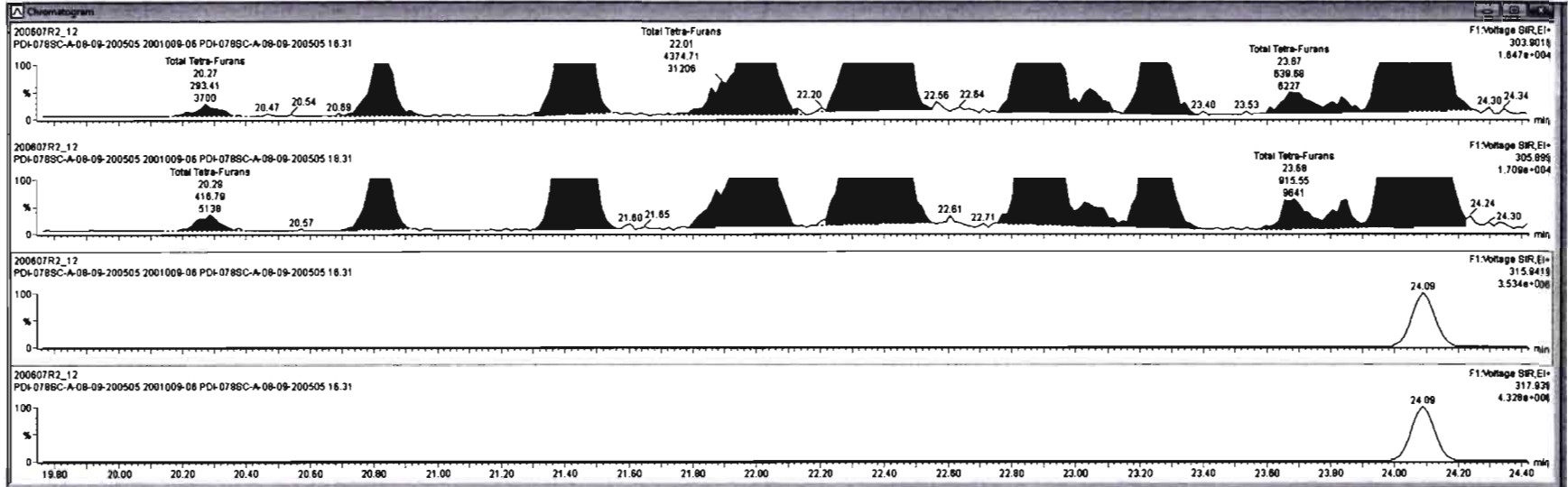
Name	Resp	RA	nly	RPF	wtAve	Prod RT	RT	RRT	Conc.	%Rec	DL	EMPC
43 Total Tetra-Furans				0.7910	10.083	23.81			258		0.283	378
44 1st Func. Penta-Furans				0.8925	10.083	27.56			232		0.0425	232
45 Total Penta-Furans				0.8925	10.083	29.27			279		0.421	280
46 Total Hexa-Furans				0.9341	10.083	33.56			290		0.586	289
47 Total Hepta-Furans				0.8734	10.083	37.83			235		0.798	235
48 PFK1												
49 PFK2												

Name	RT	m1 Resp	m2 Resp	RA	nly	EMPC	Conc.
1 Total Tetra-Furans	20.27	2.934e2	4.188e2	0.79	NO	0.33407	0.33407
2 Total Tetra-Furans	20.81	1.805e3	2.069e3	0.78	NO	1.7280	1.7280
3 Total Tetra-Furans	21.42	7.156e3	9.120e3	0.78	NO	7.6561	7.6561
4 Total Tetra-Furans	22.01	4.375e3	5.748e3	0.78	NO	4.7818	4.7818



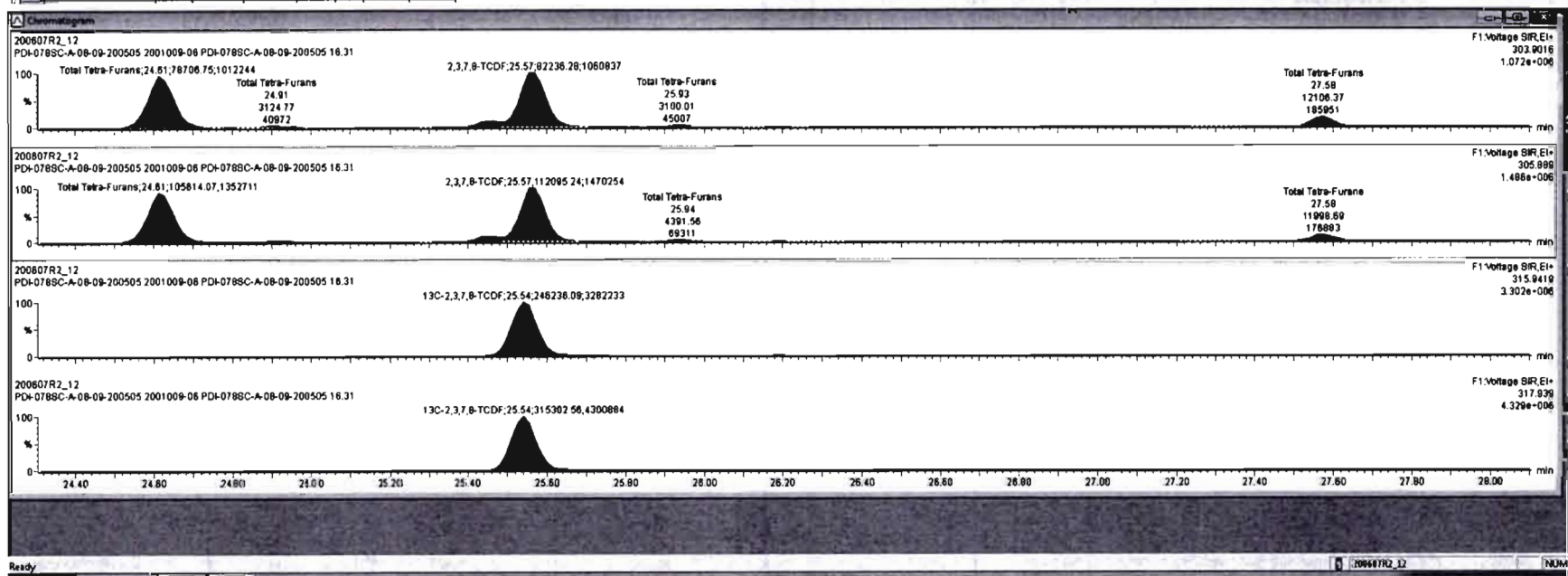
#	Name	Resp	RA	rvj	RFV	wtFnd	ProdRT	RT	IRT	Conc.	%Rec	DL	EMPC
43	Total Tetra-Furans				0.7518	10.083	23.81					0.267	271
44	1st Func. Penta-Furans				0.8625	10.083	27.56			23.2		0.0425	232
45	Total Penta-Furans				0.8625	10.083	29.27			278		0.421	260
46	Total Hexa-Furans				0.8341	10.083	33.56			294		0.585	269
47	Total Hepta-Furans				0.8734	10.083	37.83			235		0.798	235
48	PFK1												
49	PFK2												

#	Name	RT	st Resp	nd Resp	RA	rvj	EMPC	Conc.
1	Total Tetra-Furans	20.27	2.834e2	4.168e2	0.70	NO	0.33407	0.33407
2	Total Tetra-Furans	20.81	1.805e3	2.088e3	0.78	NO	1.7280	1.7280
3	Total Tetra-Furans	21.42	7.158e3	9.120e3	0.78	NO	7.6581	7.6581
4	Total Tetra-Furans	22.01	4.375e3	5.748e3	0.78	NO	4.7818	4.7818



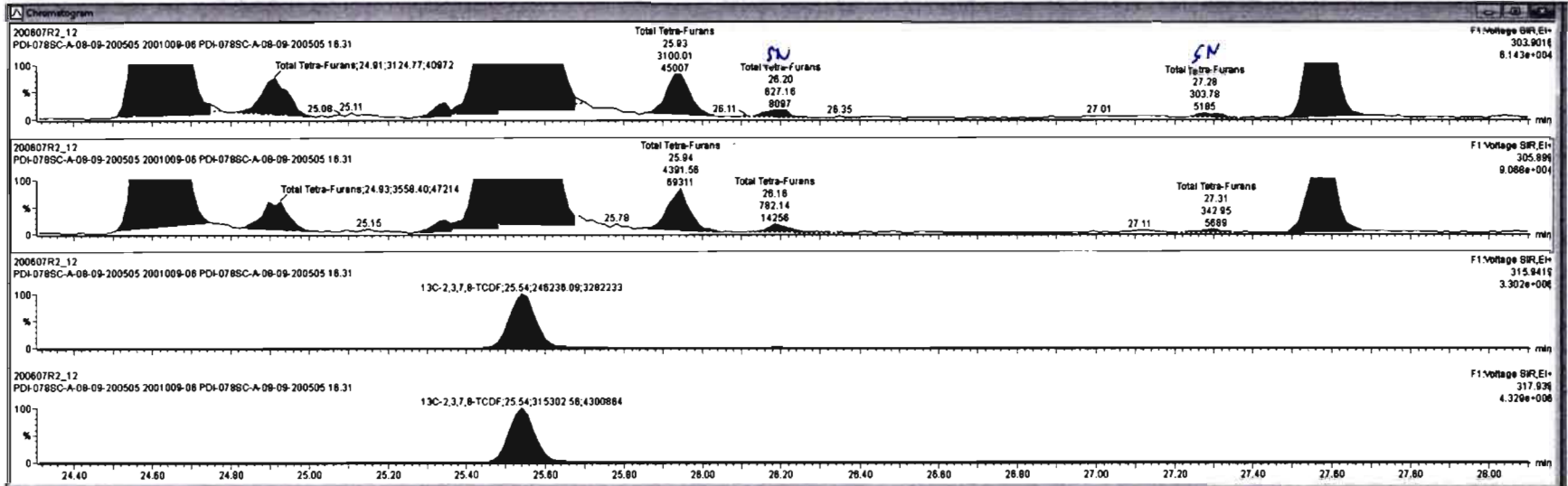
SL	Name	Resp	RA	n/y	RFI	wt/col	Prod RT	RT	RRT	Conc	%Res	OL	EMPC
43	Total Tetra-Furans				0.7518	16.083	23.81			236		0.283	270
44	1st Func. Penta-Furans				0.8925	10.063	27.58			23.2		0.0425	23.2
45	Total Penta-Furans				0.8925	10.063	28.27			279		0.421	280
46	Total Hexa-Furans				0.9341	10.063	33.58			290		0.568	299
47	Total Hepta-Furans				0.8734	10.063	37.83			235		0.798	235
48	PPK1												
49	PPK2												

SL	Name	RT	wt Resp	wt2 Resp	RA	n/y	EMPC	Conc.
1	Total Tetra-Furans	20.27	2.834e2	4.168e2	0.70	NO	0.33407	0.33407
2	Total Tetra-Furans	20.81	1.805e3	2.089e3	0.78	NO	1.7280	1.7280
3	Total Tetra-Furans	21.42	7.156e3	9.120e3	0.78	NO	7.8561	7.8561
4	Total Tetra-Furans	22.01	4.375e3	5.748e3	0.78	NO	4.7818	4.7818



#	Name	Resp	RA	rvly	RFV	wtAcd	Prod RT	RT	RRT	Conc	%Rec	DL	BMP
43	Total Tetra-Furans				0.7719	10.083	23.81			209		0.263	238
44	1st Func. Penta-Furans				0.8925	10.083	27.59			23.2		0.0425	23.2
45	Total Penta-Furans				0.8925	10.083	28.27			279		0.421	280
46	Total Hexa-Furans				0.9341	10.083	33.56			289		0.566	299
47	Total Hepta-Furans				0.8734	10.083	37.83			235		0.798	236
48	PFK1												
48	PFK2												

#	Name	RT	wt Resp	wt Resp	RA	rvly	BMP	Conc
1	Total Tetra-Furans	20.27	2.824e2	4.188e2	0.70	NO	0.33407	0.33407
2	Total Tetra-Furans	20.81	1.805e3	2.069e3	0.78	NO	1.7280	1.7280
3	Total Tetra-Furans	21.42	7.159e3	9.120e3	0.78	NO	7.8591	7.8591
4	Total Tetra-Furans	22.01	4.375e3	5.749e3	0.78	NO	4.7818	4.7818



Dataset: Untitled


Last Altered: Monday, June 08, 2020 08:53:03 Pacific Daylight Time

Printed: Monday, June 08, 2020 08:56:43 Pacific Daylight Time

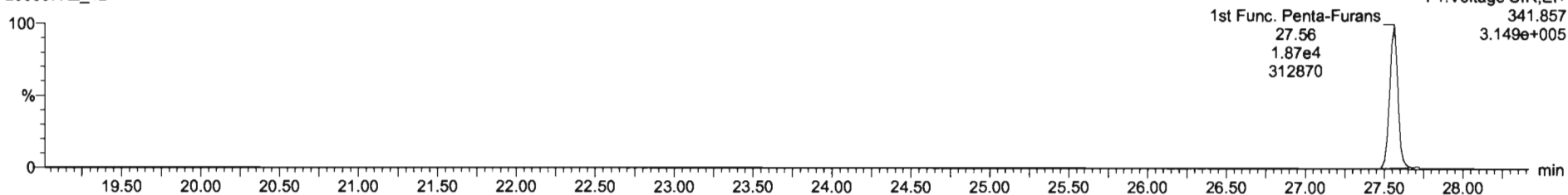
Name: 200607R2\_12, Date: 08-Jun-2020, Time: 05:39:58, ID: 2001009-06 PDI-078SC-A-08-09-200505 16.31, Description: PDI-078SC-A-08-09-200505

1st Func. Penta-Furans

200607R2\_12

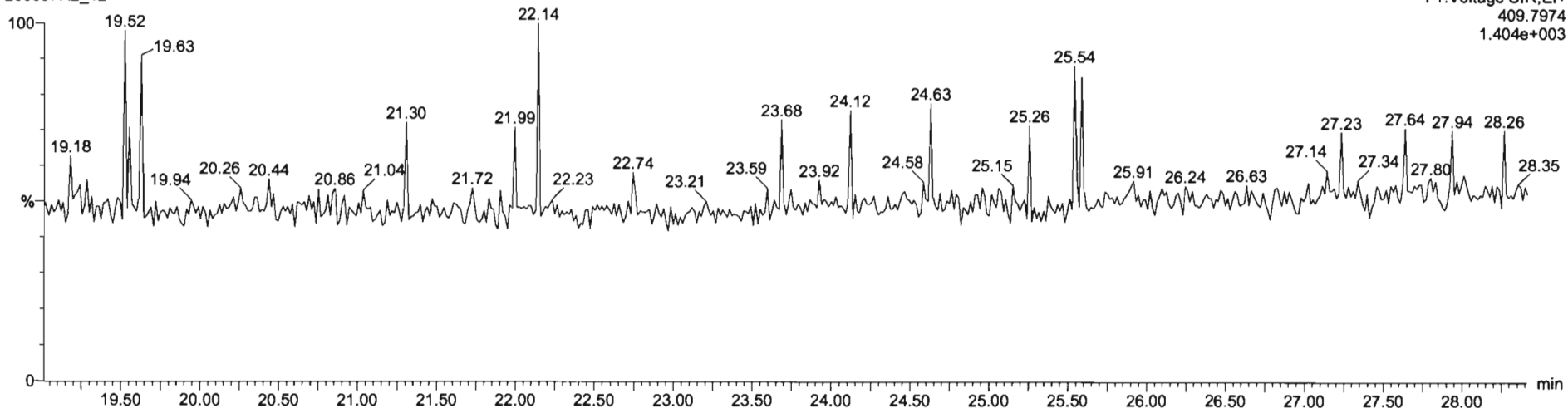


200607R2\_12



DPE6

200607R2\_12



Dataset: Untitled

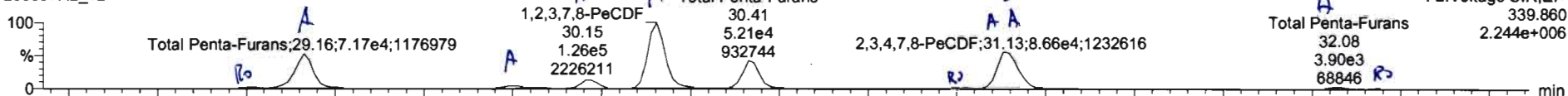
Last Altered: Monday, June 08, 2020 08:53:03 Pacific Daylight Time

Printed: Monday, June 08, 2020 08:56:43 Pacific Daylight Time

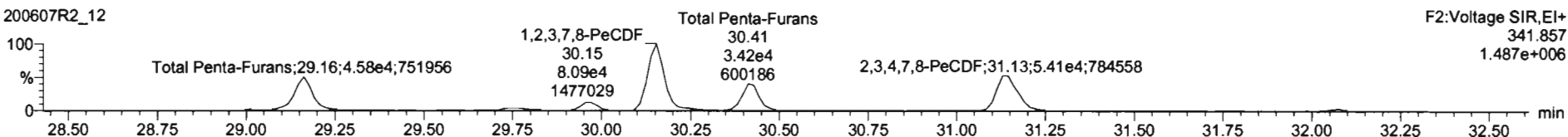
Name: 200607R2\_12, Date: 08-Jun-2020, Time: 05:39:58, ID: 2001009-06 PDI-078SC-A-08-09-200505 16.31, Description: PDI-078SC-A-08-09-200505

### 1,2,3,7,8-PeCDF

200607R2\_12

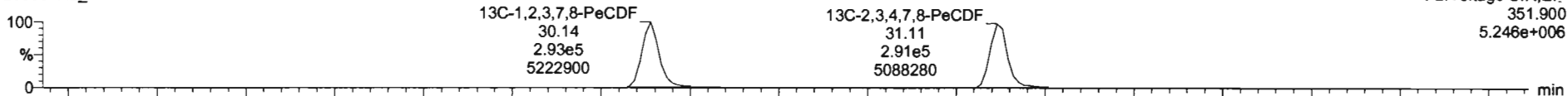


200607R2\_12

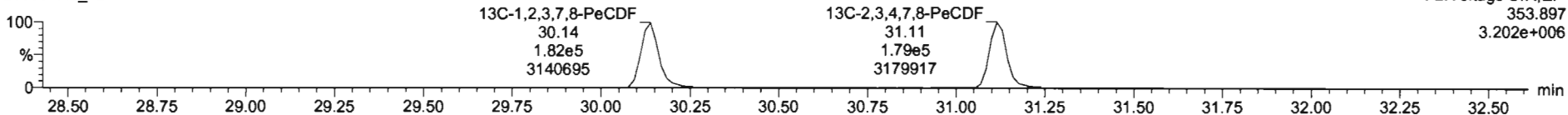


### 13C-1,2,3,7,8-PeCDF

200607R2\_12

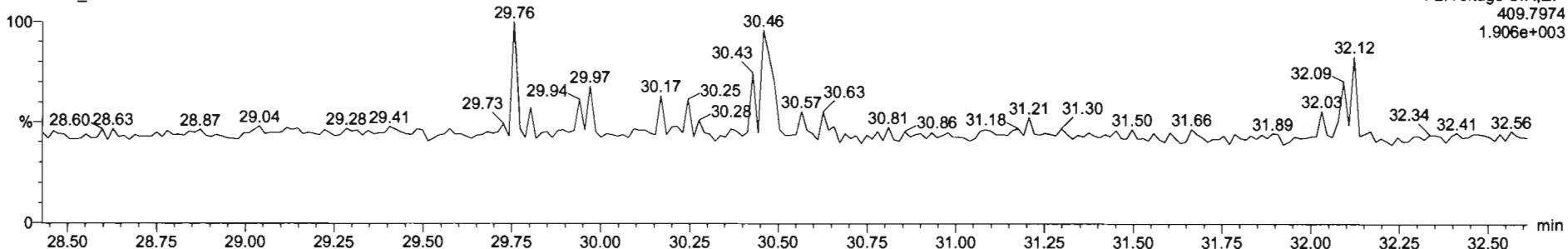


200607R2\_12



### DPE2

200607R2\_12






TargetLynx - 200607R2\_12L.mxd  
 File Edit View Display Processing Window Help

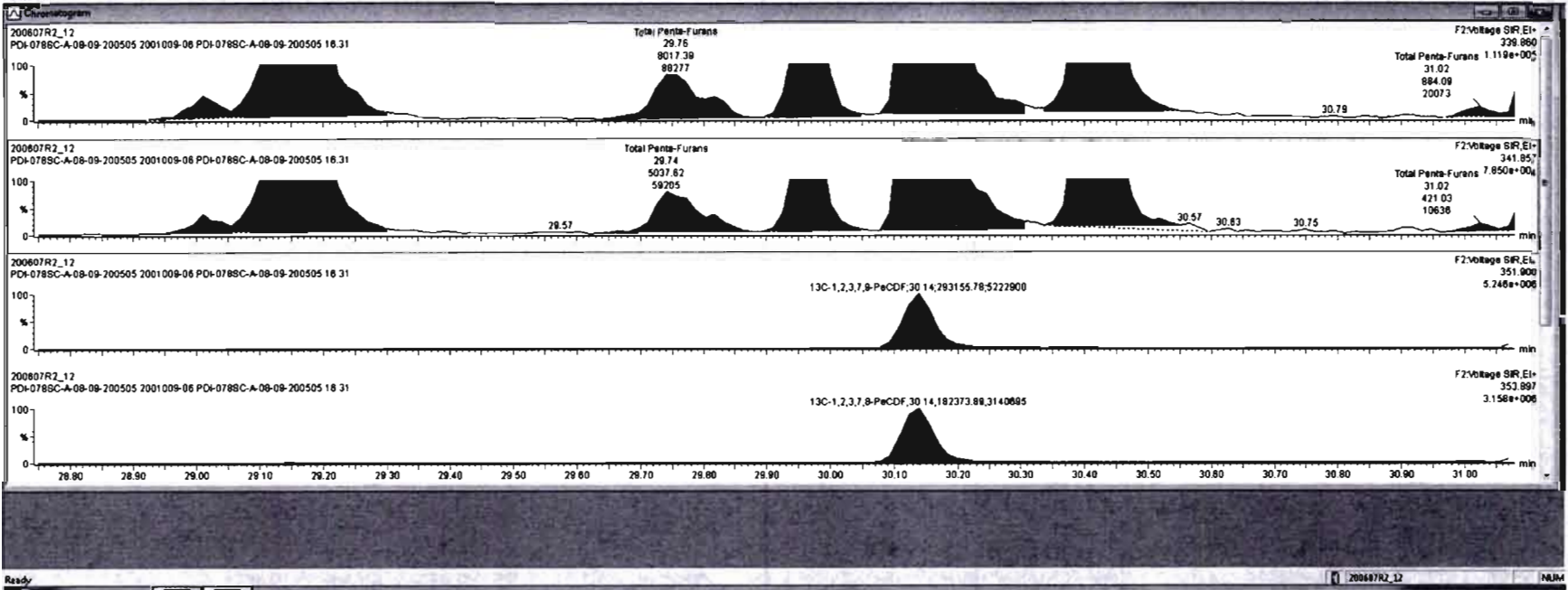
Name	Resp	RA	rvf	RFI	wtAval	Prod RT	RT	BRT	Conc.	%Res	DL	EMPC
45 Total Penta-Furans				0.8925	10.083	28.27			290		0.421	283
46 Total Hexa-Furans				0.8541	10.083	33.56			290		0.560	280
47 Total Hepta-Furans				0.8734	10.083	37.83			235		0.796	235
48 PFK1												
49 PFK2												
50 PFK3												
51 PFK4												


Name	RT	m1 Resp	m2 Resp	RA	rvf	EMPC	Conc.
1 Total Penta-Furans	29.01	2.379e3	1.333e3	1.78	YES	1.5978	0.00000
2 Total Penta-Furans	29.16	7.267e4	4.820e4	1.57	NO	56.858	56.858
3 Total Penta-Furans	29.76	8.017e3	5.039e3	1.58	NO	8.1357	8.1357



Name	Resp	RA	nly	RRF	wtAve	Prod RT	RT	RRT	Conc.	%Rec	DL	EMPC
45	Total Penta-Furans			0.8825	10.083	28.27			290		0.421	283
46	Total Hexa-Furans			0.8341	10.083	33.58			298		0.585	298
47	Total Hepta-Furans			0.8734	10.083	37.83			235		0.798	235
48	PFK1											
49	PFK2											
50	PFK3											
51	PFK4											

Name	RT	m1 Resp	m2 Resp	RA	nly	EMPC	Conc.	
1	Total Penta-Furans	29.01	2.379e3	1.333e3	1.78	YES	1.5878	0.00000
2	Total Penta-Furans	29.18	7.257e4	4.828e4	1.57	NO	55.858	55.858
3	Total Penta-Furans	28.78	8.017e3	5.009e3	1.58	NO	8.1367	8.1367

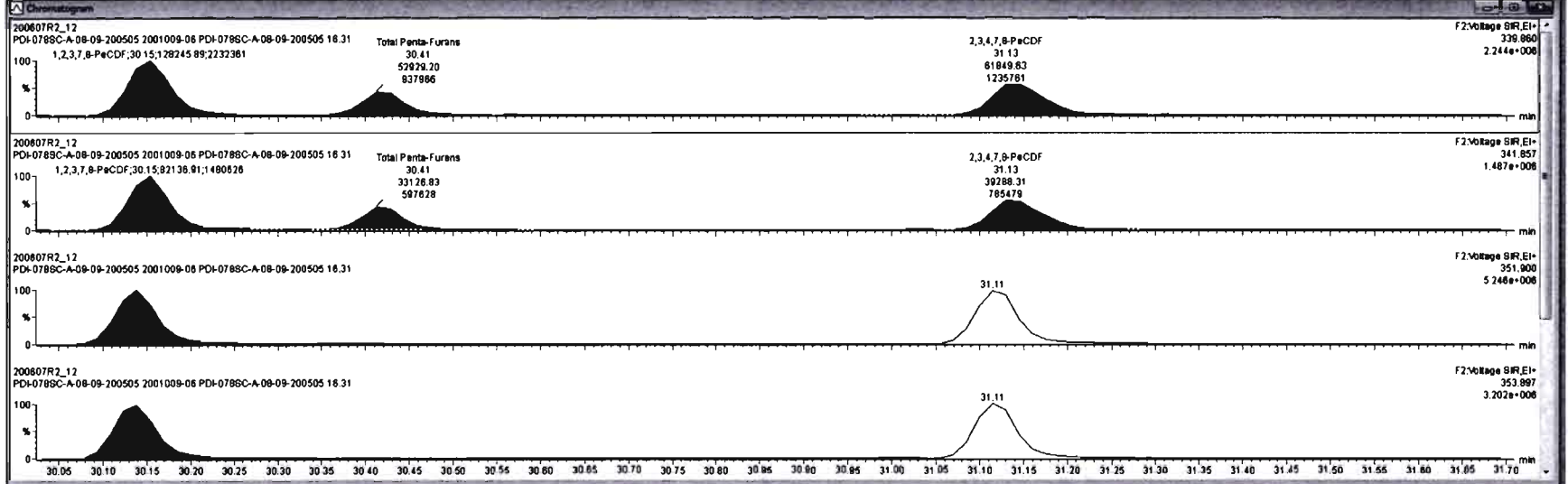




TargetCytos - 20060702-126.sld  
 File Edit View Display Processing Window Help

#	Name	Resp	RA	rvy	RF	stdAid	Prod RT	RT	IRT	Conc.	SPMS	DL	SMPC
45	Total Penta-Furans				0.8625	10.003	29.27			295		0.431	285
46	Total Hexa-Furans				0.8341	10.003	33.90			298		0.586	298
47	Total Hepta-Furans				0.8734	10.003	37.83			235		0.798	235
48	PFK1												
49	PFK2												
50	PFK3												
51	PFK4												

#	Name	RT	int Resp	std Resp	RA	rvy	SMPC	Conc.
1	Total Penta-Furans	29.01	2.379e3	1.353e3	1.78	YES	1.5978	0.00000
2	Total Penta-Furans	29.16	7.257e4	4.828e4	1.57	NO	55.858	55.858
3	Total Penta-Furans	29.76	8.017e3	5.009e3	1.88	NO	8.1267	8.1267


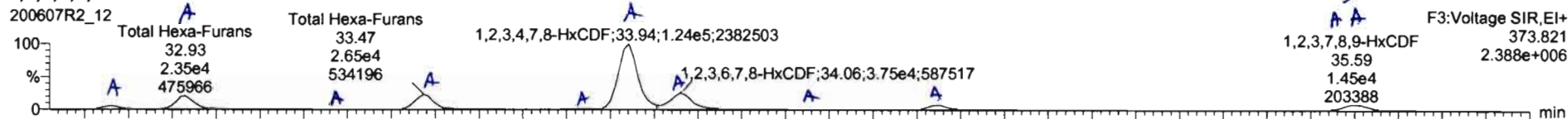


Dataset: Untitled

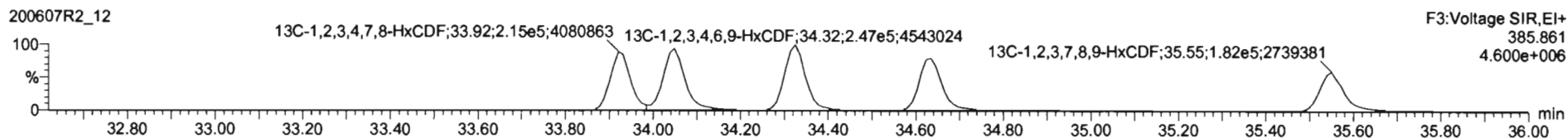
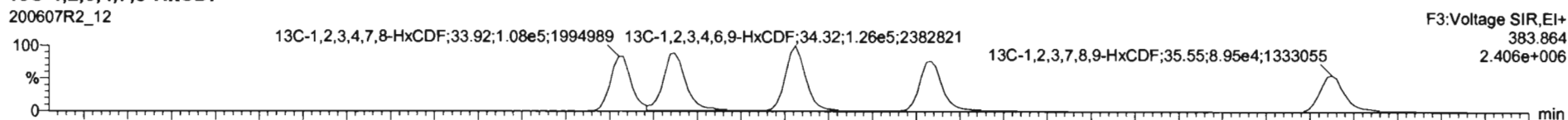
Last Altered: Monday, June 08, 2020 08:53:03 Pacific Daylight Time  
Printed: Monday, June 08, 2020 08:56:43 Pacific Daylight Time

Name: 200607R2\_12, Date: 08-Jun-2020, Time: 05:39:58, ID: 2001009-06 PDI-078SC-A-08-09-200505 16.31, Description: PDI-078SC-A-08-09-200505

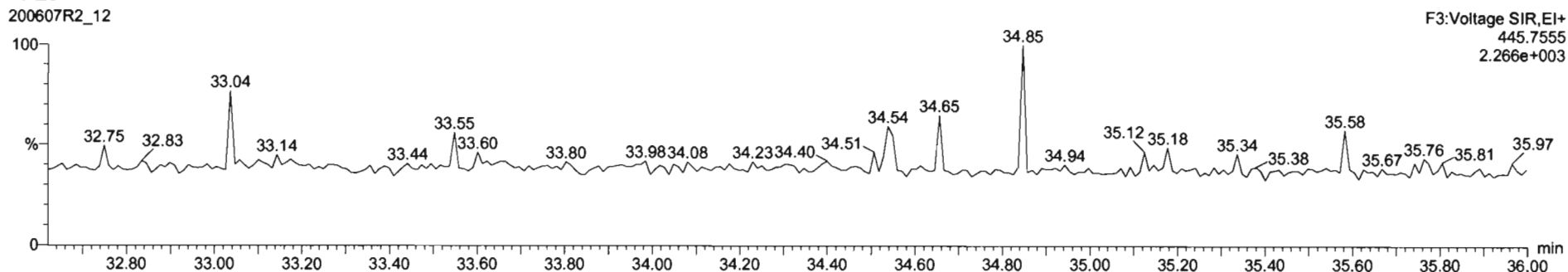
1,2,3,4,7,8-HxCDF

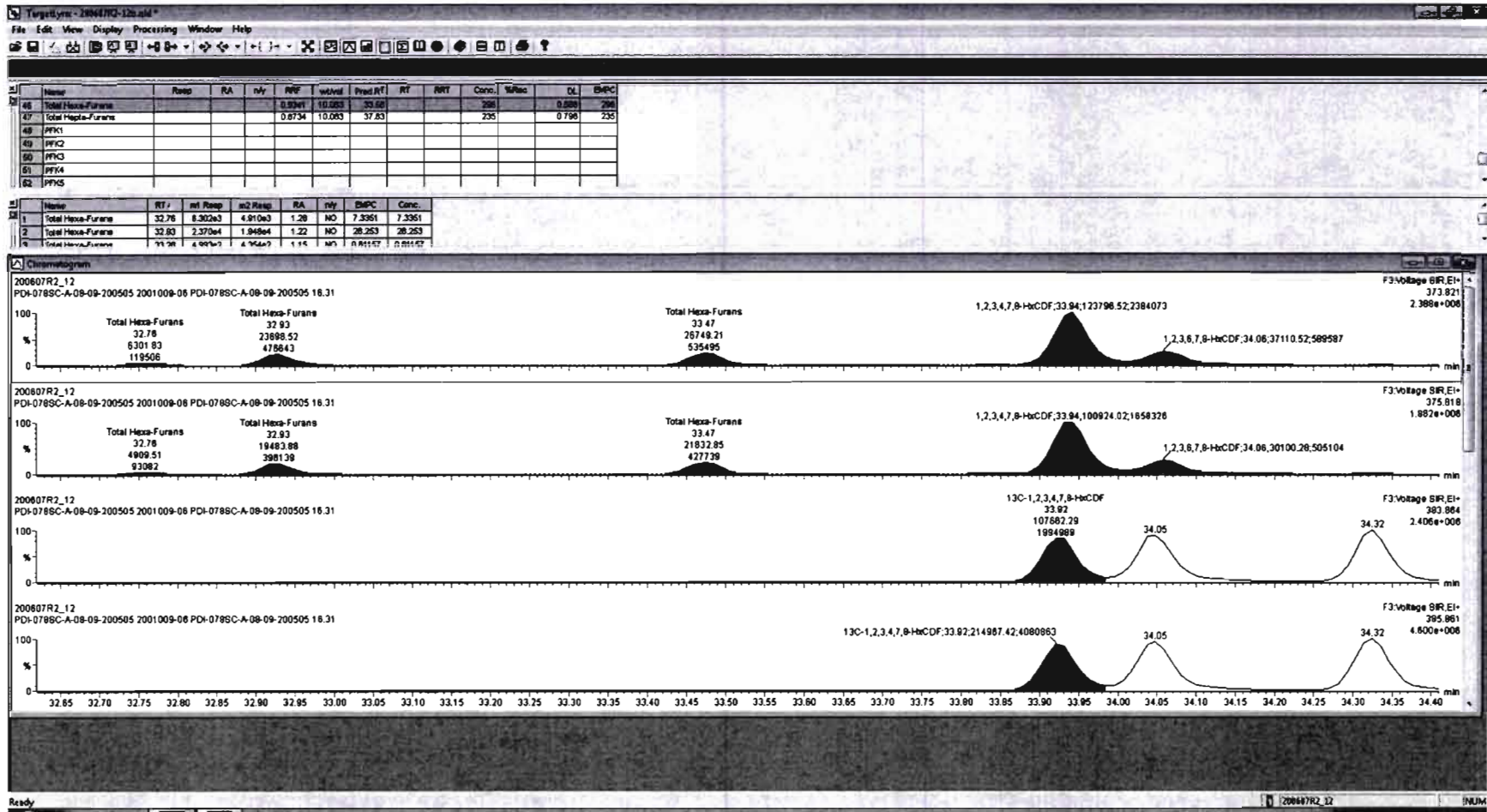


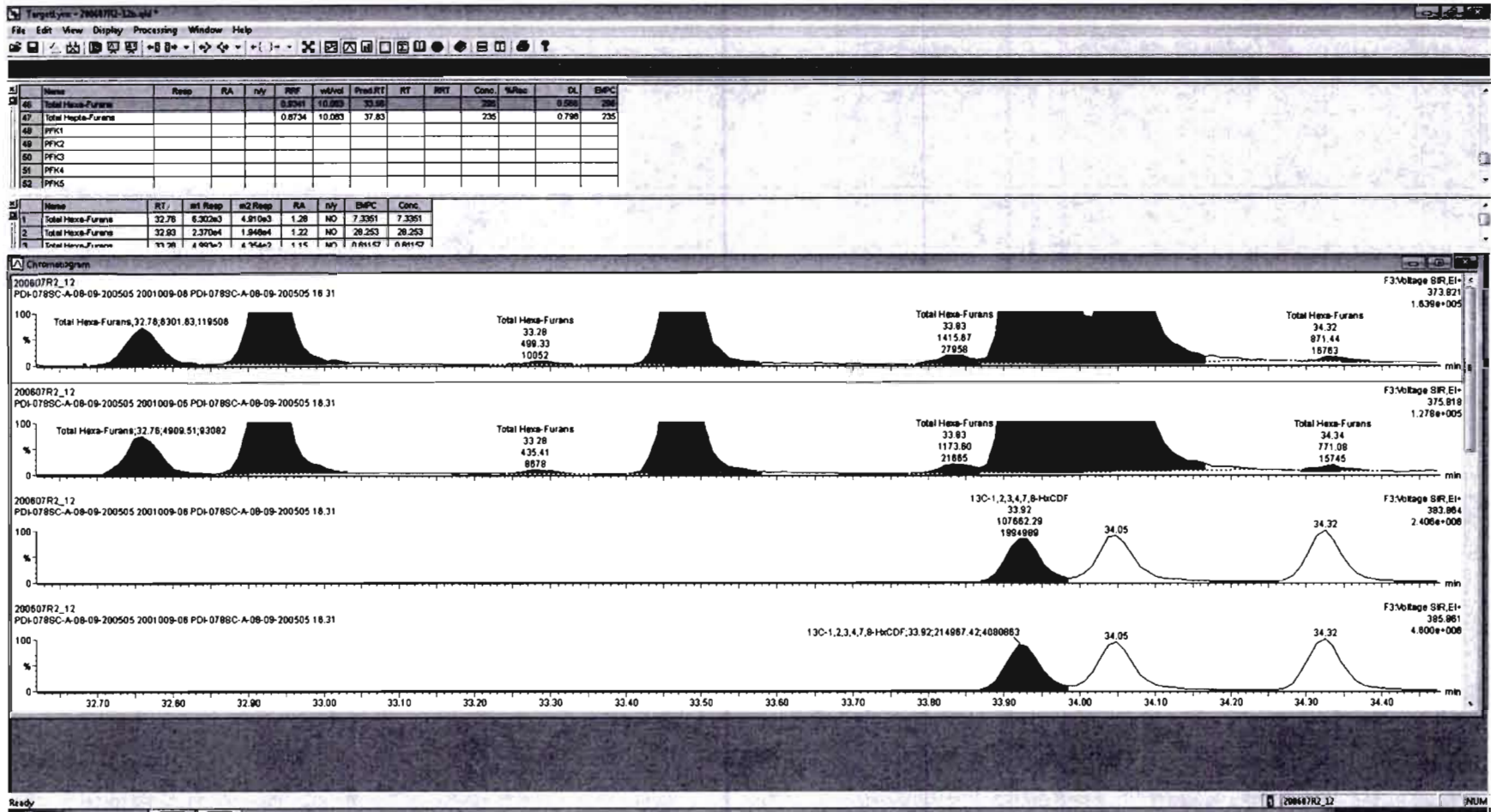
13C-1,2,3,4,7,8-HxCDF



DPE3

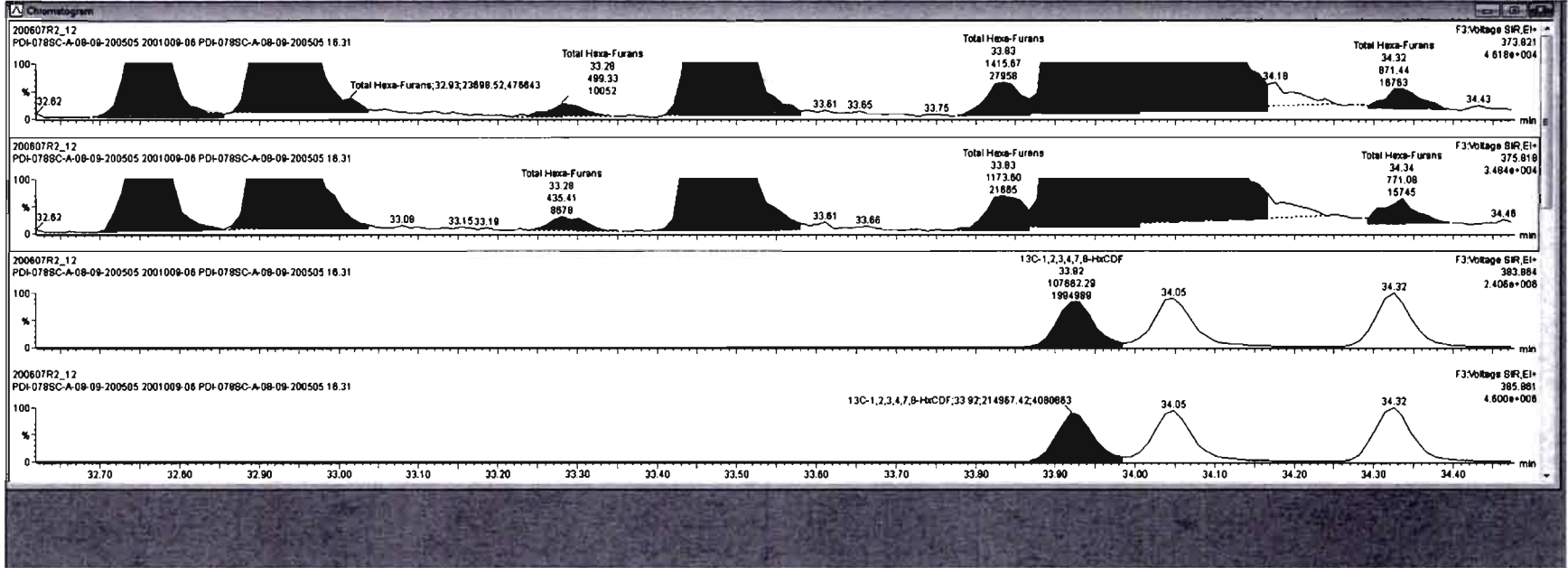




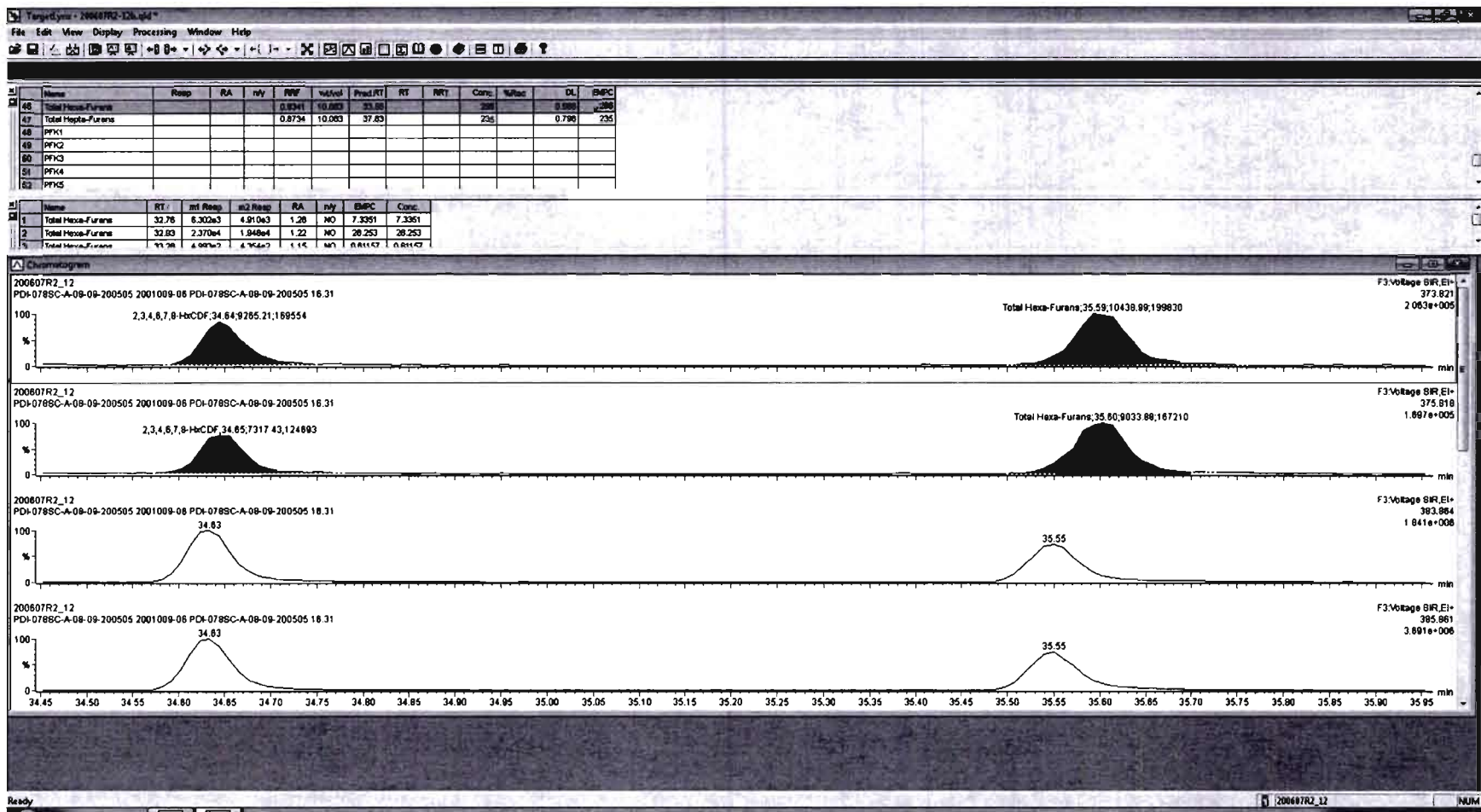


#	Name	Resp	RA	n/y	RF	wtAve	ProdRT	RT	RRT	Conc.	%Res	DL	EMPC
46	Total Hexa-Furans				0.8341	10.003	33.38			235		0.790	235
47	Total Hepta-Furans				0.8734	10.003	37.83						
48	PFY1												
49	PFY2												
50	PFY3												
51	PFY4												
52	PFY5												

#	Name	RT	m1 Resp	m2 Resp	RA	n/y	EMPC	Conc
1	Total Hexa-Furans	32.76	6.302e3	4.810e3	1.28	NO	7.3351	7.3351
2	Total Hexa-Furans	32.80	2.370e4	1.948e4	1.22	NO	28.253	28.253
3	Total Hexa-Furans	33.08	4.001e7	4.944e7	1.15	MP	0.8157	0.8157







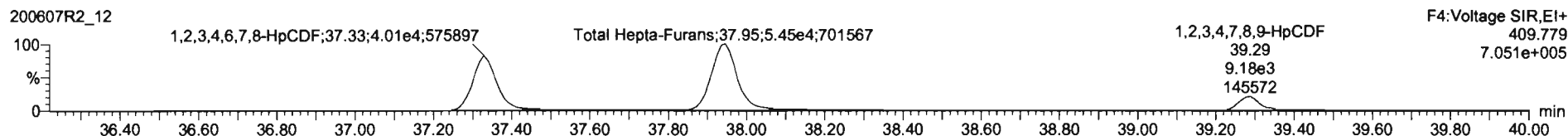
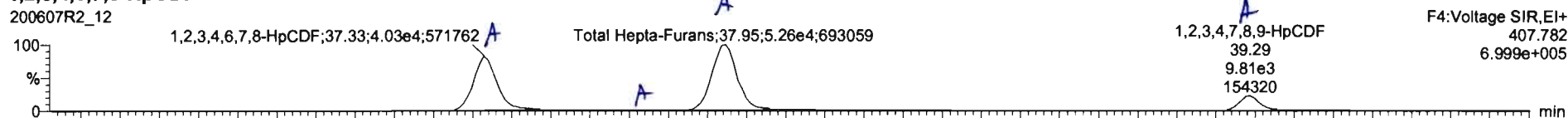
Dataset: Untitled

Last Altered: Monday, June 08, 2020 08:53:03 Pacific Daylight Time



Printed: Monday, June 08, 2020 08:56:43 Pacific Daylight Time

Name: 200607R2\_12, Date: 08-Jun-2020, Time: 05:39:58, ID: 2001009-06 PDI-078SC-A-08-09-200505 16.31, Description: PDI-078SC-A-08-09-200505

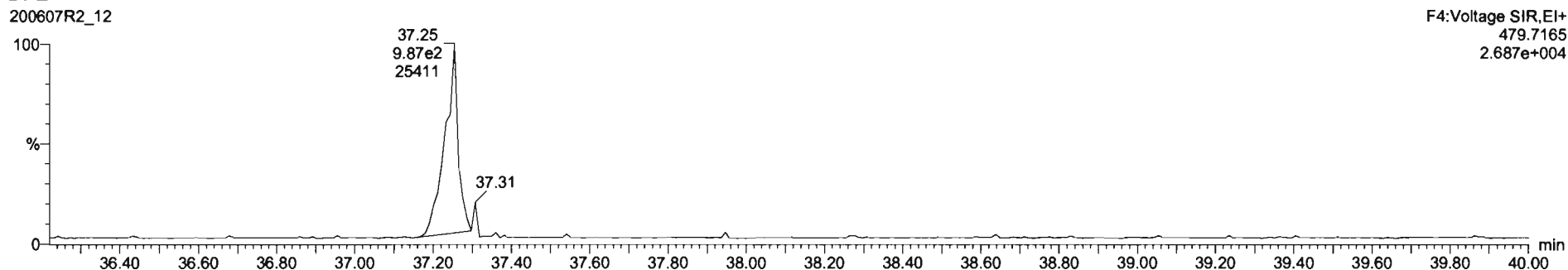
**1,2,3,4,6,7,8-HpCDF**

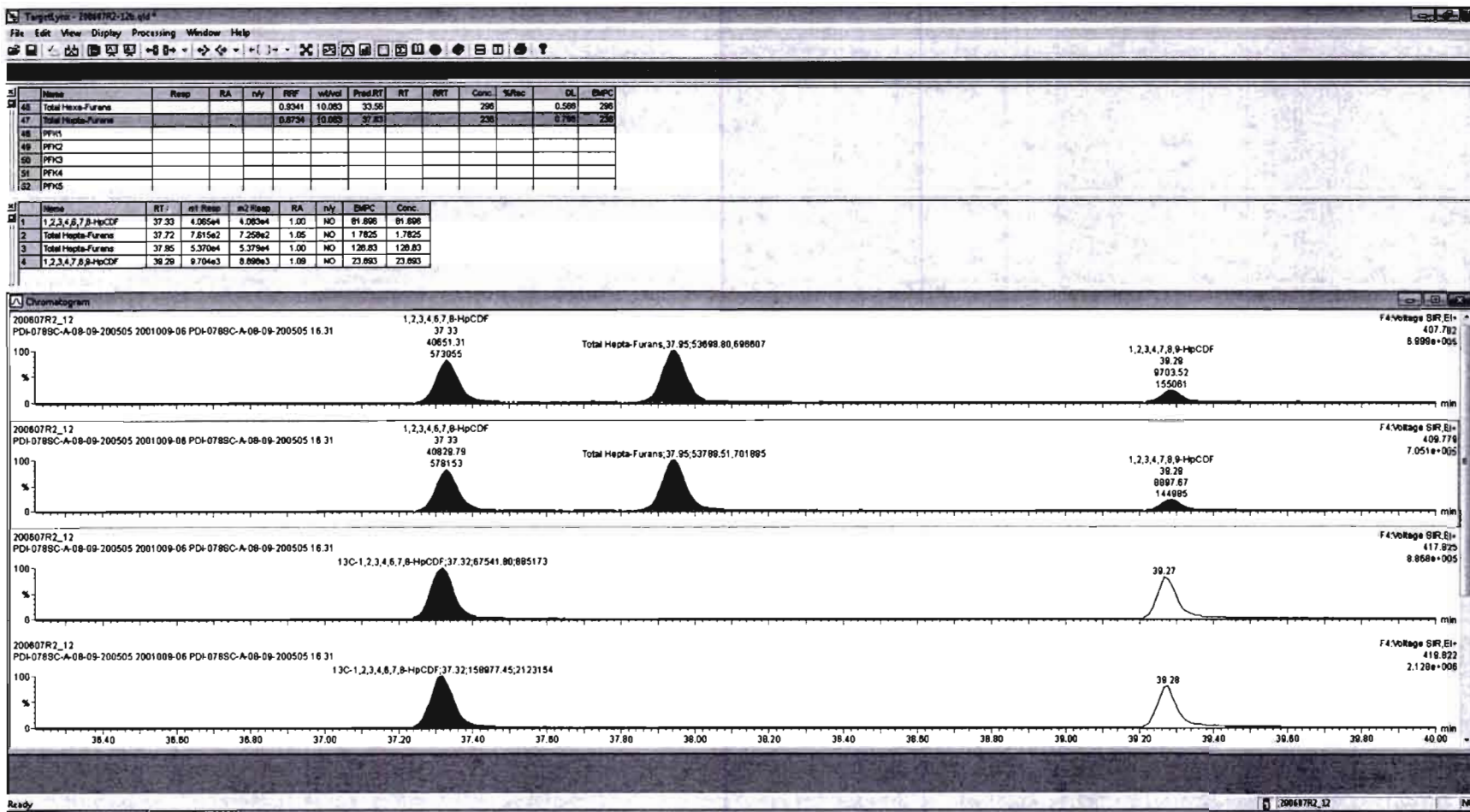


**13C-1,2,3,4,6,7,8-HpCDF**



**DPE4**

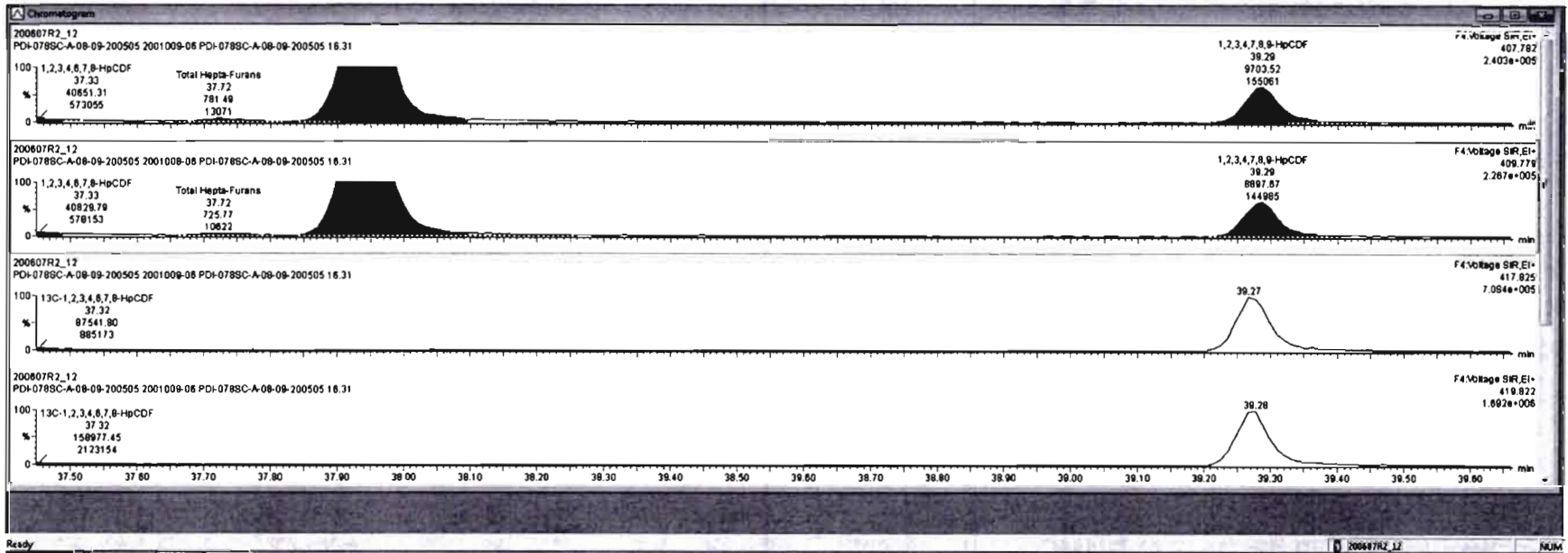




TargetLynx: 20040702-12b.sld  
 File Edit View Display Processing Window Help


#	Name	Resp	RA	n/y	RWF	wtVol	Pred.RT	RT	RRT	Conc.	%Rec	DL	EMPC
46	Total Hexa-Furans				0.9341	10.003	33.56			290		0.586	286
47	Total Hepta-Furans				0.8736	10.003	37.83			238		0.780	238
48	PFK1												
49	PFK2												
50	PFK3												
51	PFK4												
52	PFK5												

#	Name	RT	m1 Resp	m2 Resp	RA	n/y	EMPC	Conc.
1	1,2,3,4,6,7,8-HpCDF	37.33	4.065e4	4.083e4	1.00	NO	81.696	81.696
2	Total Hepta-Furans	37.72	7.616e2	7.259e2	1.05	NO	1.7825	1.7825
3	Total Hepta-Furans	37.85	5.370e4	5.379e4	1.00	NO	126.83	126.83
4	1,2,3,4,7,8,9-HpCDF	39.29	9.704e3	8.898e3	1.08	NO	23.893	23.893



Name	Resp	RA	n/y	RRF	wt/Vol	Prod RT	RT	RRT	Conc.	%Rec	DL	ExPC
46 Total Hexa-Furans				0.8341	10.083	33.50			296		0.596	296
47 Total Hepta-Furans				0.8734	10.083	37.81			236		0.736	236
48 PFK1												
49 PFK2												
50 PFK3												
51 PFK4												
52 PFK5												

Name	RT	Int Resp	Int Resp	RA	n/y	ExPC	Conc.
1 1,2,3,4,6,7,8-HpCDF	37.33	4.065e4	4.063e4	1.00	NO	81.898	81.898
2 Total Hepta-Furans	37.72	7.815e2	7.258e2	1.05	NO	1.7825	1.7825
3 Total Hepta-Furans	37.95	5.370e4	5.379e4	1.00	NO	126.83	126.83
4 1,2,3,4,7,8,9-HpCDF	39.29	8.704e3	8.898e3	1.08	NO	23.893	23.893



Dataset: Untitled

Last Altered: Monday, June 08, 2020 08:53:03 Pacific Daylight Time  
Printed: Monday, June 08, 2020 08:56:43 Pacific Daylight Time

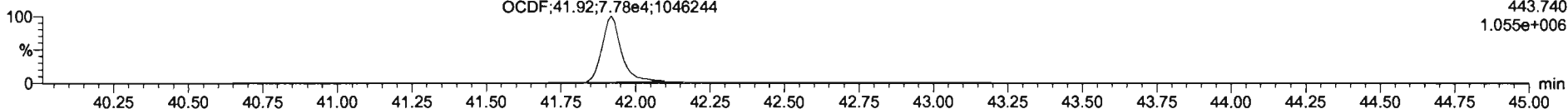
Name: 200607R2\_12, Date: 08-Jun-2020, Time: 05:39:58, ID: 2001009-06 PDI-078SC-A-08-09-200505 16.31, Description: PDI-078SC-A-08-09-200505

**OCDF**

200607R2\_12




200607R2\_12

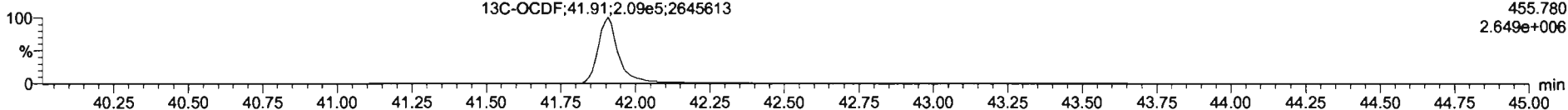


**13C-OCDF**

200607R2\_12

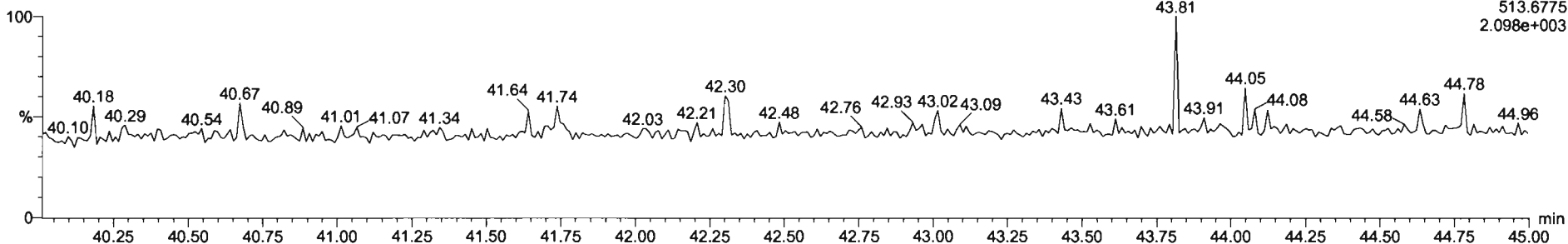


200607R2\_12



**DPE5**

200607R2\_12



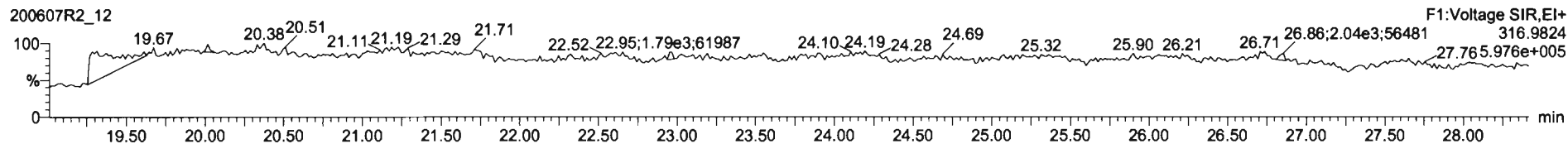
Dataset: Untitled

Last Altered: Monday, June 08, 2020 08:53:03 Pacific Daylight Time

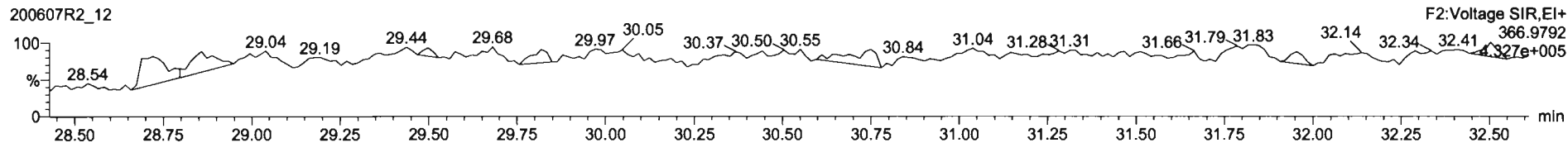
Printed: Monday, June 08, 2020 08:56:43 Pacific Daylight Time

Name: 200607R2\_12, Date: 08-Jun-2020, Time: 05:39:58, ID: 2001009-06 PDI-078SC-A-08-09-200505 16.31, Description: PDI-078SC-A-08-09-200505

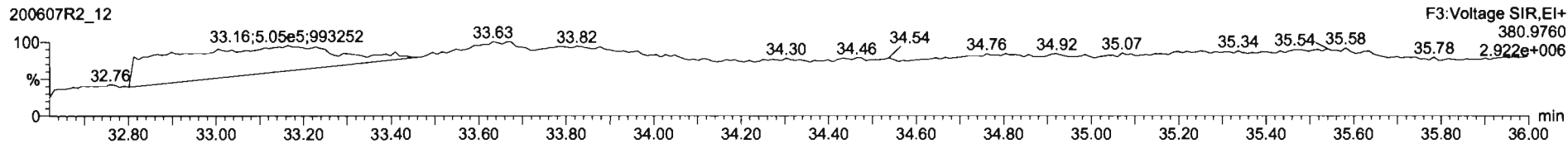
**PFK1**



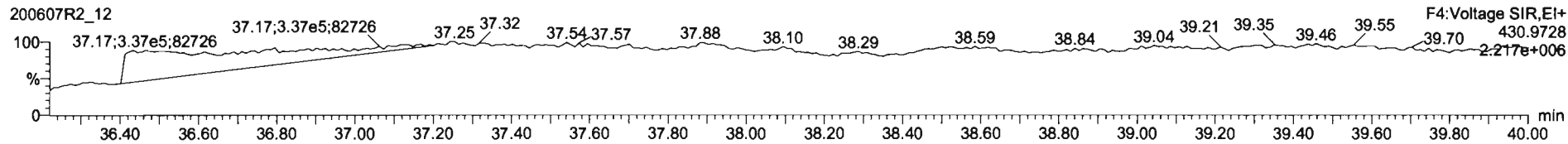
**PFK2**



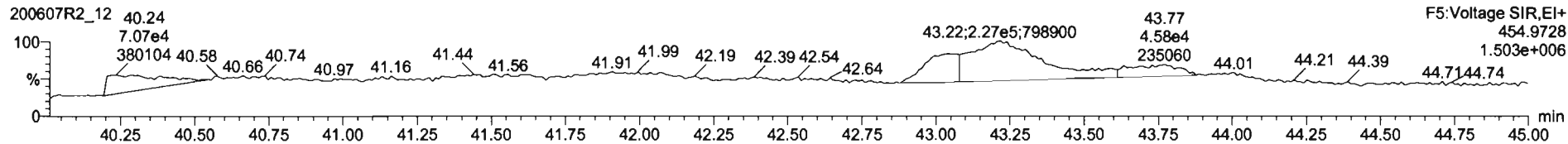
**PFK3**



**PFK4**



**PFK5**



Dataset: U:\VG12.PRO\Results\200607R2\200607R2-13B.qld

Last Altered: Monday, June 22, 2020 10:37:17 AM Pacific Daylight Time  
Printed: Monday, June 22, 2020 10:42:01 AM Pacific Daylight Time

HW 06/22/2020

8/ 6/23/20

Method: Untitled 01 Jun 2020 11:54:45

Calibration: U:\VG12.PRO\CurveDB\db5\_1613vg12-5-28-20.cdb 28 May 2020 16:52:08

Name: 200607R2\_13, Date: 08-Jun-2020, Time: 06:26:11, ID: 2001009-07 PDI-078SC-A-09-09.6-200505 15.86, Description: PDI-078SC-A-09-09.6-200505

#	Name	Resp	RA	n/y	RRF	wt/vol	Pred.RT	RT	Pred.RRT	RRT	Conc.	%Rec	DL	EMFC
1	1 2,3,7,8-TCDD	4.86e2	0.48	YES	0.888	9.999 ✓	26.471	26.45	1.001	1.001	<del>0.2667</del>		<del>0.163</del>	0.193
2	2 1,2,3,7,8-PeCDD	4.95e2	0.57	NO	0.908	9.999	31.442	31.45	1.001	1.001	0.35250		0.273	0.352
3	3 1,2,3,4,7,8-HxCDD	5.48e2	1.11	NO	1.03	9.999	34.814	34.81	1.000	1.000	0.47068		0.454	0.471
4	4 1,2,3,6,7,8-HxCDD	3.95e3	1.46	YES	0.892	9.999	34.910	34.92	1.000	1.000	<del>3.9905</del>		<del>0.452</del>	2.81
5	5 1,2,3,7,8,9-HxCDD	1.16e3	1.43	YES	0.887	9.999	35.199	35.19	1.000	1.000	<del>1.0680</del>		<del>0.536</del>	0.985
6	6 1,2,3,4,6,7,8-HpCDD	1.72e5	1.01	NO	0.864	9.999	38.735	38.73	1.000	1.000	222.34		1.30	222
7	7 OCDD	1.32e6	0.89	NO	0.914	9.999	41.706	41.72	1.000	1.000	1958.9		1.66	1960
8	8 2,3,7,8-TCDF	1.34e5	0.74	NO	0.751	9.999	25.567	25.57	1.001	1.001	<del>55.824</del> 48.980		0.244	59.0
9	9 1,2,3,7,8-PeCDF	1.74e5	1.53	NO	0.893	9.999	30.159	30.15	1.001	1.001	82.194		0.370	82.2
10	10 2,3,4,7,8-PeCDF	6.94e4	1.59	NO	0.935	9.999	31.136	31.15	1.000	1.000	30.902		0.336	30.9
11	11 1,2,3,4,7,8-HxCDF	1.86e5	1.20	NO	0.884	9.999	33.931	33.94	1.000	1.000	128.28		0.467	128
12	12 1,2,3,6,7,8-HxCDF	5.87e4	1.22	NO	0.889	9.999	34.058	34.07	1.000	1.001	36.288		0.453	36.3
13	13 2,3,4,6,7,8-HxCDF	1.23e4	1.22	NO	0.934	9.999	34.669	34.65	1.001	1.001	8.2231		0.521	8.22
14	14 1,2,3,7,8,9-HxCDF	7.58e3	1.17	NO	0.871	9.999	35.550	35.59	1.000	1.001	6.5147		0.720	6.51
15	15 1,2,3,4,6,7,8-HpCDF	6.26e4	1.01	NO	0.873	9.999	37.355	37.33	1.001	1.000	62.532		0.601	62.5
16	16 1,2,3,4,7,8,9-HpCDF	1.58e4	0.97	NO	1.01	9.999	39.277	39.29	1.000	1.000	21.057		0.718	21.1
17	17 OCDF	1.07e5	0.84	NO	0.806	9.999	41.897	41.91	1.000	1.000	151.49		0.618	151
18	18 13C-2,3,7,8-TCDD	4.23e5	0.80	NO	1.16	9.999	26.461	26.44	1.026	1.026	192.70	96.3	0.314	
19	19 13C-1,2,3,7,8-PeCDD	3.09e5	0.64	NO	0.849	9.999	31.637	31.42	1.227	1.219	191.83	95.9	0.566	
20	20 13C-1,2,3,4,7,8-HxCDD	2.25e5	1.29	NO	0.779	9.999	34.809	34.80	1.014	1.014	158.13	79.1	0.568	
21	21 13C-1,2,3,6,7,8-HxCDD	2.86e5	1.29	NO	1.02	9.999	34.922	34.91	1.017	1.017	153.78	76.9	0.435	
22	22 13C-1,2,3,7,8,9-HxCDD	2.45e5	1.24	NO	0.903	9.999	35.193	35.19	1.025	1.025	148.32	74.2	0.490	
23	23 13C-1,2,3,4,6,7,8-HpCDD	1.79e5	1.13	NO	0.689	9.999	38.715	38.72	1.128	1.128	141.60	70.8	0.582	
24	24 13C-OCDD	2.95e5	0.82	NO	0.652	9.999	41.736	41.71	1.216	1.215	247.34	61.8	0.631	
25	25 13C-2,3,7,8-TCDF	6.03e5	0.76	NO	1.06	9.999	25.504	25.54	0.989	0.991	179.92	89.9	0.445	
26	26 13C-1,2,3,7,8-PeCDF	4.73e5	1.65	NO	0.838	9.999	30.023	30.14	1.165	1.169	178.53	89.3	0.883	
27	27 13C-2,3,4,7,8-PeCDF	4.81e5	1.58	NO	0.817	9.999	30.975	31.13	1.202	1.208	186.01	93.0	0.907	
28	28 13C-1,2,3,4,7,8-HxCDF	3.29e5	0.51	NO	1.01	9.999	33.941	33.93	0.989	0.989	178.17	89.1	1.11	
29	29 13C-1,2,3,6,7,8-HxCDF	3.64e5	0.50	NO	1.17	9.999	34.064	34.05	0.992	0.992	170.29	85.1	0.957	
30	30 13C-2,3,4,6,7,8-HxCDF	3.20e5	0.51	NO	1.02	9.999	34.637	34.63	1.009	1.009	171.06	85.5	1.09	
31	31 13C-1,2,3,7,8,9-HxCDF	2.67e5	0.49	NO	0.860	9.999	35.537	35.55	1.035	1.036	169.87	84.9	1.30	



Dataset: U:\VG12.PRO\Results\200607R2\200607R2-13B.qld

Last Altered: Monday, June 22, 2020 10:37:17 AM Pacific Daylight Time  
Printed: Monday, June 22, 2020 10:42:01 AM Pacific Daylight Time

Name: 200607R2\_13, Date: 08-Jun-2020, Time: 06:26:11, ID: 2001009-07 PDI-078SC-A-09-09.6-200505 15.86, Description: PDI-078SC-A-09-09.6-200505

#	Name	Resp	RA	n/y	RRF	wt/vol	Pred.RT	RT	Pred.RRT	RRT	Conc.	%Rec	DL	EMPC
32	13C-1,2,3,4,6,7,8-HpCDF	2.29e5	0.41	NO	0.774	9.999	37.284	37.32	1.086	1.087	161.80	80.9	0.735	
33	13C-1,2,3,4,7,8,9-HpCDF	1.49e5	0.41	NO	0.521	9.999	39.312	39.28	1.145	1.144	155.75	77.9	1.09	
34	13C-OCDF	3.51e5	0.89	NO	0.746	9.999	41.907	41.90	1.221	1.221	257.38	64.3	0.882	
35	37Cl-2,3,7,8-TCDD	1.70e5			1.04	9.999	26.492	26.47	1.028	1.027	86.398	108	0.0821	
36	13C-1,2,3,4-TCDD	3.80e5	0.81	NO	1.00	9.999	25.890	25.78	1.000	1.000	200.03	100	0.363	
37	13C-1,2,3,4-TCDF	6.33e5	0.78	NO	1.00	9.999	24.360	24.09	1.000	1.000	200.03	100	0.471	
38	13C-1,2,3,4,6,9-HxCDF	3.66e5	0.50	NO	1.00	9.999	34.420	34.33	1.000	1.000	200.03	100	1.12	
39	Total Tetra-Dioxins				0.888	9.999	24.620		0.000		5.4274		0.163	5.76
40	Total Penta-Dioxins				0.908	9.999	29.960		0.000		1.9224		0.273	3.20
41	Total Hexa-Dioxins				0.892	9.999	33.635		0.000		39.000		0.500	43.4
42	Total Hepta-Dioxins				0.864	9.999	37.640		0.000		517.43		1.30	517
43	Total Tetra-Furans				0.751	9.999	23.610		0.000		160.25		0.244	168
44	1st Func. Penta-Furans				0.893	9.999	27.580		0.000		7.9165		0.0526	7.92
45	Total Penta-Furans				0.893	9.999	29.275		0.000		213.59		0.361	216
46	Total Hexa-Furans				0.934	9.999	33.555		0.000		231.21		0.507	231
47	Total Hepta-Furans				0.873	9.999	37.835		0.000		169.09		0.692	169

Vista Analytical Laboratory

Dataset: U:\VG12.PRO\Results\200607R2\200607R2-13B.qld

Last Altered: Monday, June 22, 2020 10:37:17 AM Pacific Daylight Time

Printed: Monday, June 22, 2020 10:42:01 AM Pacific Daylight Time

Method: Untitled 01 Jun 2020 11:54:45

Calibration: U:\VG12.PRO\CurveDB\db5\_1613vg12-5-28-20.cdb 28 May 2020 16:52:08

Name: 200607R2\_13, Date: 08-Jun-2020, Time: 06:26:11, ID: 2001009-07 PDI-078SC-A-09-09.6-200505 15.86, Description: PDI-078SC-A-09-09.6-200505

**Tetra-Dioxins**

	Name	RT	m1 Height	m2 Height	m1 Resp	m2 Resp	RA	n/y	Resp	Conc.	EMPC	DL
1	Total Tetra-Dioxins	22.43	3.594e4	5.082e4	3.700e3	4.750e3	0.78	NO	8.450e3	4.4997	4.4997	0.163
2	Total Tetra-Dioxins	22.86	3.300e3	4.632e3	2.998e2	3.812e2	0.79	NO	6.810e2	0.36264	0.36264	0.163
3	Total Tetra-Dioxins	24.25	1.446e3	3.421e3	1.105e2	2.205e2	0.50	YES	0.000e0	0.00000	0.13526	0.163
4	Total Tetra-Dioxins	24.52	3.088e3	4.061e3	1.870e2	2.420e2	0.77	NO	4.290e2	0.22844	0.22844	0.163
5	Total Tetra-Dioxins	26.20	4.797e3	4.892e3	2.836e2	3.486e2	0.81	NO	6.322e2	0.33667	0.33667	0.163
6	2,3,7,8-TCDD	26.45	2.949e3	5.445e3	1.580e2	3.278e2	0.48	YES	4.857e2	0.00000	0.19337	0.163

**Penta-Dioxins**

	Name	RT	m1 Height	m2 Height	m1 Resp	m2 Resp	RA	n/y	Resp	Conc.	EMPC	DL
1	Total Penta-Dioxins	29.22	1.252e4	1.792e4	8.288e2	1.101e3	0.75	YES	0.000e0	0.00000	1.2793	0.273
2	Total Penta-Dioxins	30.20	1.311e4	2.050e4	7.354e2	1.035e3	0.71	NO	1.770e3	1.2616	1.2616	0.273
3	Total Penta-Dioxins	30.35	6.077e3	6.212e3	1.640e2	2.686e2	0.61	NO	4.326e2	0.30833	0.30833	0.273
4	1,2,3,7,8-PeCDD	31.45	4.131e3	6.848e3	1.795e2	3.150e2	0.57	NO	4.946e2	0.35250	0.35250	0.273

**Hexa-Dioxins**

	Name	RT	m1 Height	m2 Height	m1 Resp	m2 Resp	RA	n/y	Resp	Conc.	EMPC	DL
1	Total Hexa-Dioxins	33.31	2.285e5	1.665e5	1.165e4	8.847e3	1.32	NO	2.049e4	18.211	18.211	0.500
2	Total Hexa-Dioxins	33.87	2.207e4	2.001e4	1.313e3	1.060e3	1.24	NO	2.373e3	2.1086	2.1086	0.500
3	Total Hexa-Dioxins	34.12	1.567e5	1.249e5	1.047e4	8.688e3	1.21	NO	1.916e4	17.025	17.025	0.500
4	Total Hexa-Dioxins	34.25	1.233e4	1.170e4	6.981e2	6.337e2	1.10	NO	1.332e3	1.1835	1.1835	0.500
5	1,2,3,4,7,8-HxCDD	34.81	7.752e3	5.450e3	2.887e2	2.596e2	1.11	NO	5.483e2	0.47068	0.47068	0.454
6	1,2,3,6,7,8-HxCDD	34.92	3.839e4	2.853e4	2.344e3	1.602e3	1.46	YES	3.946e3	0.00000	2.8099	0.452
7	Total Hexa-Dioxins	35.12	6.654e3	6.851e3	4.306e2	2.993e2	1.44	YES	0.000e0	0.00000	0.59580	0.500
8	1,2,3,7,8,9-HxCDD	35.19	1.025e4	9.189e3	6.830e2	4.777e2	1.43	YES	1.161e3	0.00000	0.98466	0.536

Vista Analytical Laboratory

Dataset: U:\VG12.PRO\Results\200607R2\200607R2-13B.qld

Last Altered: Monday, June 22, 2020 10:37:17 AM Pacific Daylight Time

Printed: Monday, June 22, 2020 10:42:01 AM Pacific Daylight Time

Name: 200607R2\_13, Date: 08-Jun-2020, Time: 06:26:11, ID: 2001009-07 PDI-078SC-A-09-09.6-200505 15.86, Description: PDI-078SC-A-09-09.6-200505

Hepta-Dioxins

	Name	RT	m1 Height	m2 Height	m1 Resp	m2 Resp	RA	n/y	Resp	Conc.	EMPC	DL
1	Total Hepta-Dioxins	37.72	1.461e6	1.442e6	1.159e5	1.118e5	1.04	NO	2.277e5	295.09	295.09	1.30
2	1,2,3,4,6,7,8-HpCDD	38.73	1.159e6	1.169e6	8.632e4	8.522e4	1.01	NO	1.715e5	222.34	222.34	1.30

Tetra-Furans

	Name	RT	m1 Height	m2 Height	m1 Resp	m2 Resp	RA	n/y	Resp	Conc.	EMPC	DL
1	Total Tetra-Furans	20.81	8.429e3	1.131e4	5.873e2	8.866e2	0.66	NO	1.474e3	0.65116	0.65116	0.244
2	Total Tetra-Furans	21.42	3.881e4	4.998e4	3.175e3	4.366e3	0.73	NO	7.542e3	3.3319	3.3319	0.244
3	Total Tetra-Furans	21.98	2.408e4	3.187e4	2.745e3	3.715e3	0.74	NO	6.459e3	2.8536	2.8536	0.244
4	Total Tetra-Furans	22.38	1.503e5	1.850e5	1.399e4	1.816e4	0.77	NO	3.215e4	14.206	14.206	0.244
5	Total Tetra-Furans	22.88	5.394e4	7.125e4	5.171e3	6.944e3	0.74	NO	1.211e4	5.3522	5.3522	0.244
6	Total Tetra-Furans	23.25	2.283e4	2.483e4	1.712e3	2.234e3	0.77	NO	3.946e3	1.7434	1.7434	0.244
7	Total Tetra-Furans	23.67	5.692e3	7.710e3	4.240e2	5.314e2	0.80	NO	9.554e2	0.42211	0.42211	0.244
8	Total Tetra-Furans	23.83	5.274e3	5.678e3	2.325e2	3.266e2	0.71	NO	5.591e2	0.24700	0.24700	0.244
9	Total Tetra-Furans	24.01	3.349e4	4.506e4	2.186e3	2.917e3	0.75	NO	5.103e3	2.2545	2.2545	0.244
10	Total Tetra-Furans	24.10	5.718e4	7.030e4	5.357e3	7.056e3	0.76	NO	1.241e4	5.4841	5.4841	0.244
11	Total Tetra-Furans	24.63	6.414e5	8.781e5	5.395e4	7.224e4	0.75	NO	1.262e5	55.751	55.751	0.244
12	Total Tetra-Furans	24.90	2.472e4	3.486e4	2.043e3	2.991e3	0.68	NO	5.034e3	2.2240	2.2240	0.244
13	Total Tetra-Furans	25.35	5.968e3	8.470e3	3.336e2	6.174e2	0.54	YES	0.000e0	0.00000	0.33879	0.244
14	Total Tetra-Furans	25.47	6.610e4	9.710e4	4.068e3	5.637e3	0.72	NO	9.705e3	4.2876	4.2876	0.244
15	2,3,7,8-TCDF	25.57	7.828e5	9.949e5	5.674e4	7.686e4	0.74	NO	1.336e5	59.024	59.024	0.244
16	Total Tetra-Furans	25.93	2.653e4	3.560e4	1.980e3	2.587e3	0.77	NO	4.567e3	2.0179	2.0179	0.244
17	Total Tetra-Furans	26.20	4.809e3	7.655e3	3.660e2	5.385e2	0.68	NO	9.045e2	0.39962	0.39962	0.244
18	Total Tetra-Furans	27.58	1.569e5	1.387e5	1.063e4	9.085e3	1.17	YES	0.000e0	0.00000	7.1040	0.244

Penta-Furans function 1

	Name	RT	m1 Height	m2 Height	m1 Resp	m2 Resp	RA	n/y	Resp	Conc.	EMPC	DL
1	1st Func. Penta-Furans	27.56	1.603e5	1.093e5	1.013e4	6.721e3	1.51	NO	1.685e4	7.9165	7.9165	0.0526

Dataset: U:\VG12.PRO\Results\200607R2\200607R2-13B.qld

Last Altered: Monday, June 22, 2020 10:37:17 AM Pacific Daylight Time

Printed: Monday, June 22, 2020 10:42:01 AM Pacific Daylight Time

Name: 200607R2\_13, Date: 08-Jun-2020, Time: 06:26:11, ID: 2001009-07 PDI-078SC-A-09-09.6-200505 15.86, Description: PDI-078SC-A-09-09.6-200505

**Penta-Furans**

	Name	RT	m1 Height	m2 Height	m1 Resp	m2 Resp	RA	n/y	Resp	Conc.	EMPC	DL
1	Total Penta-Furans	29.02	2.402e4	1.609e4	1.230e3	9.729e2	1.26	YES	0.000e0	0.00000	0.95055	0.361
2	Total Penta-Furans	29.16	8.286e5	5.130e5	4.995e4	3.198e4	1.56	NO	8.193e4	38.494	38.494	0.361
3	Total Penta-Furans	29.76	4.418e4	2.991e4	4.303e3	2.846e3	1.51	NO	7.149e3	3.3589	3.3589	0.361
4	Total Penta-Furans	29.97	2.098e5	1.412e5	1.143e4	6.979e3	1.64	NO	1.840e4	8.6471	8.6471	0.361
5	1,2,3,7,8-PeCDF	30.15	1.927e6	1.264e6	1.050e5	6.857e4	1.53	NO	1.736e5	82.194	82.194	0.370
6	Total Penta-Furans	30.43	7.022e5	4.209e5	3.665e4	2.397e4	1.53	NO	6.063e4	28.485	28.485	0.361
7	Total Penta-Furans	31.02	1.385e4	5.045e3	5.641e2	2.388e2	2.36	YES	0.000e0	0.00000	0.28609	0.361
8	2,3,4,7,8-PeCDF	31.15	9.575e5	5.928e5	4.262e4	2.678e4	1.59	NO	6.941e4	30.902	30.902	0.336
9	Total Penta-Furans	31.16	8.119e5	5.047e5	2.521e4	1.537e4	1.64	NO	4.059e4	19.069	19.069	0.361
10	Total Penta-Furans	32.08	6.095e4	3.301e4	3.273e3	1.913e3	1.71	NO	5.186e3	2.4367	2.4367	0.361
11	Total Penta-Furans	32.18	6.339e4	2.264e4	3.142e3	1.244e3	2.53	YES	0.000e0	0.00000	1.4900	0.361

**Hexa-Furans**

	Name	RT	m1 Height	m2 Height	m1 Resp	m2 Resp	RA	n/y	Resp	Conc.	EMPC	DL
1	Total Hexa-Furans	32.77	6.090e4	4.474e4	2.852e3	2.327e3	1.23	NO	5.179e3	3.4665	3.4665	0.507
2	Total Hexa-Furans	32.93	2.917e5	2.569e5	1.405e4	1.249e4	1.13	NO	2.654e4	17.768	17.768	0.507
3	Total Hexa-Furans	33.47	3.230e5	2.742e5	1.627e4	1.360e4	1.20	NO	2.987e4	19.994	19.994	0.507
4	Total Hexa-Furans	33.85	1.956e4	1.587e4	7.657e2	6.896e2	1.11	NO	1.455e3	0.97411	0.97411	0.507
5	1,2,3,4,7,8-HxCDF	33.94	1.937e6	1.613e6	1.017e5	8.469e4	1.20	NO	1.864e5	128.28	128.28	0.467
6	1,2,3,6,7,8-HxCDF	34.07	4.780e5	3.890e5	3.220e4	2.648e4	1.22	NO	5.868e4	36.288	36.288	0.453
7	2,3,4,6,7,8-HxCDF	34.65	1.221e5	8.809e4	6.752e3	5.536e3	1.22	NO	1.229e4	8.2231	8.2231	0.521
8	1,2,3,7,8,9-HxCDF	35.59	1.630e5	1.293e5	4.083e3	3.497e3	1.17	NO	7.580e3	6.5147	6.5147	0.720
9	Total Hexa-Furans	35.60	1.717e5	1.507e5	7.948e3	6.554e3	1.21	NO	1.450e4	9.7069	9.7069	0.507

**Hepta-Furans**

	Name	RT	m1 Height	m2 Height	m1 Resp	m2 Resp	RA	n/y	Resp	Conc.	EMPC	DL
1	1,2,3,4,6,7,8-HpCDF	37.33	4.331e5	4.409e5	3.150e4	3.113e4	1.01	NO	6.263e4	62.532	62.532	0.601
2	Total Hepta-Furans	37.95	4.666e5	4.404e5	3.546e4	3.508e4	1.01	NO	7.054e4	85.498	85.498	0.692
3	1,2,3,4,7,8,9-HpCDF	39.29	1.355e5	1.257e5	7.791e3	8.046e3	0.97	NO	1.584e4	21.057	21.057	0.718

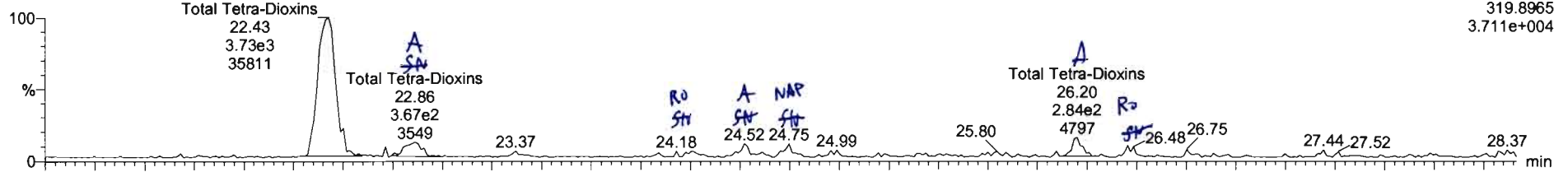
Dataset: Untitled

Last Altered: Monday, June 08, 2020 08:53:03 Pacific Daylight Time  
Printed: Monday, June 08, 2020 08:56:43 Pacific Daylight Time

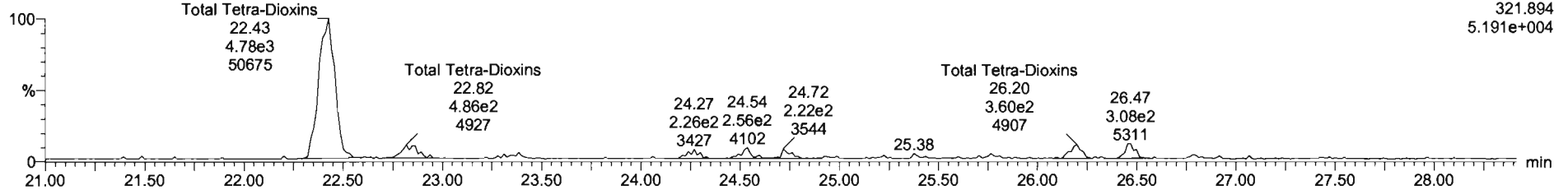
Name: 200607R2\_13, Date: 08-Jun-2020, Time: 06:26:11, ID: 2001009-07 PDI-078SC-A-09-09.6-200505 15.86, Description: PDI-078SC-A-09-09.6-200505

2,3,7,8-TCDD

200607R2\_13

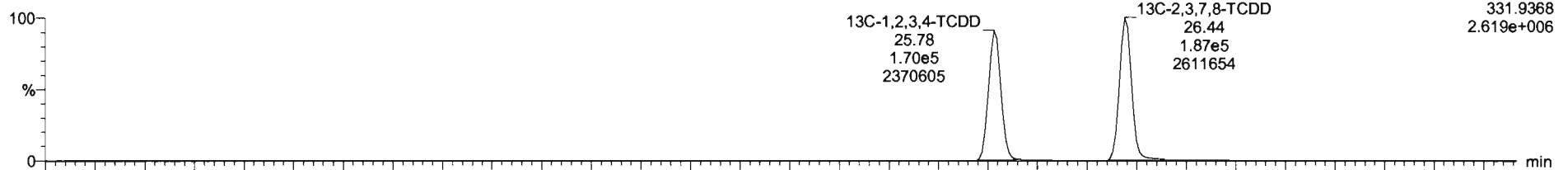


200607R2\_13

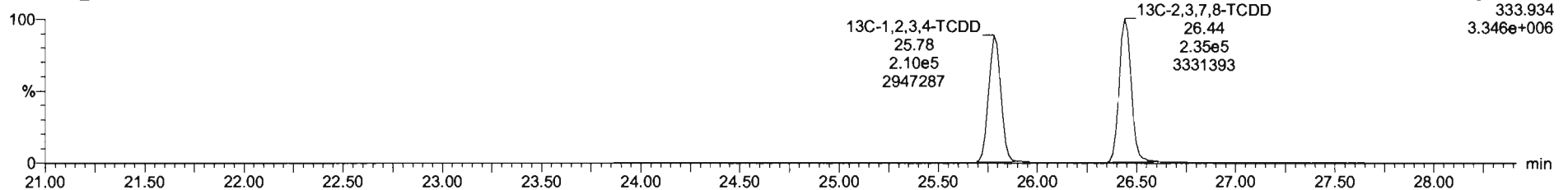


13C-2,3,7,8-TCDD

200607R2\_13

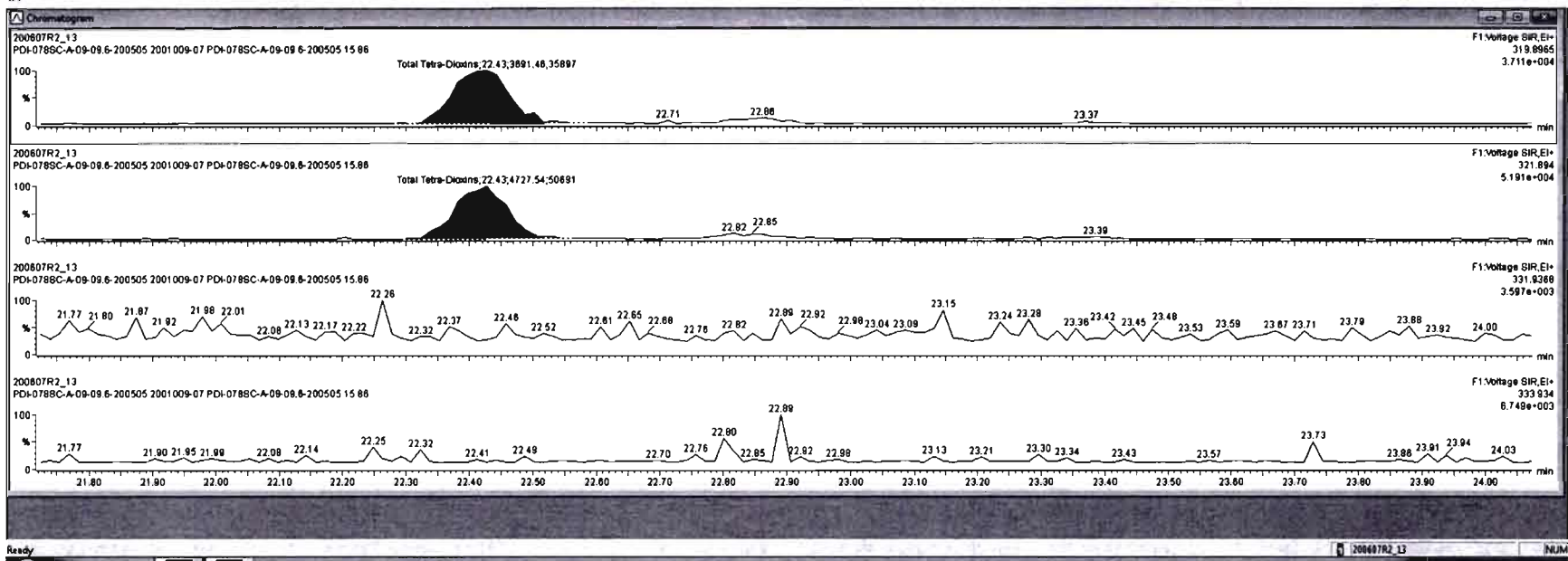


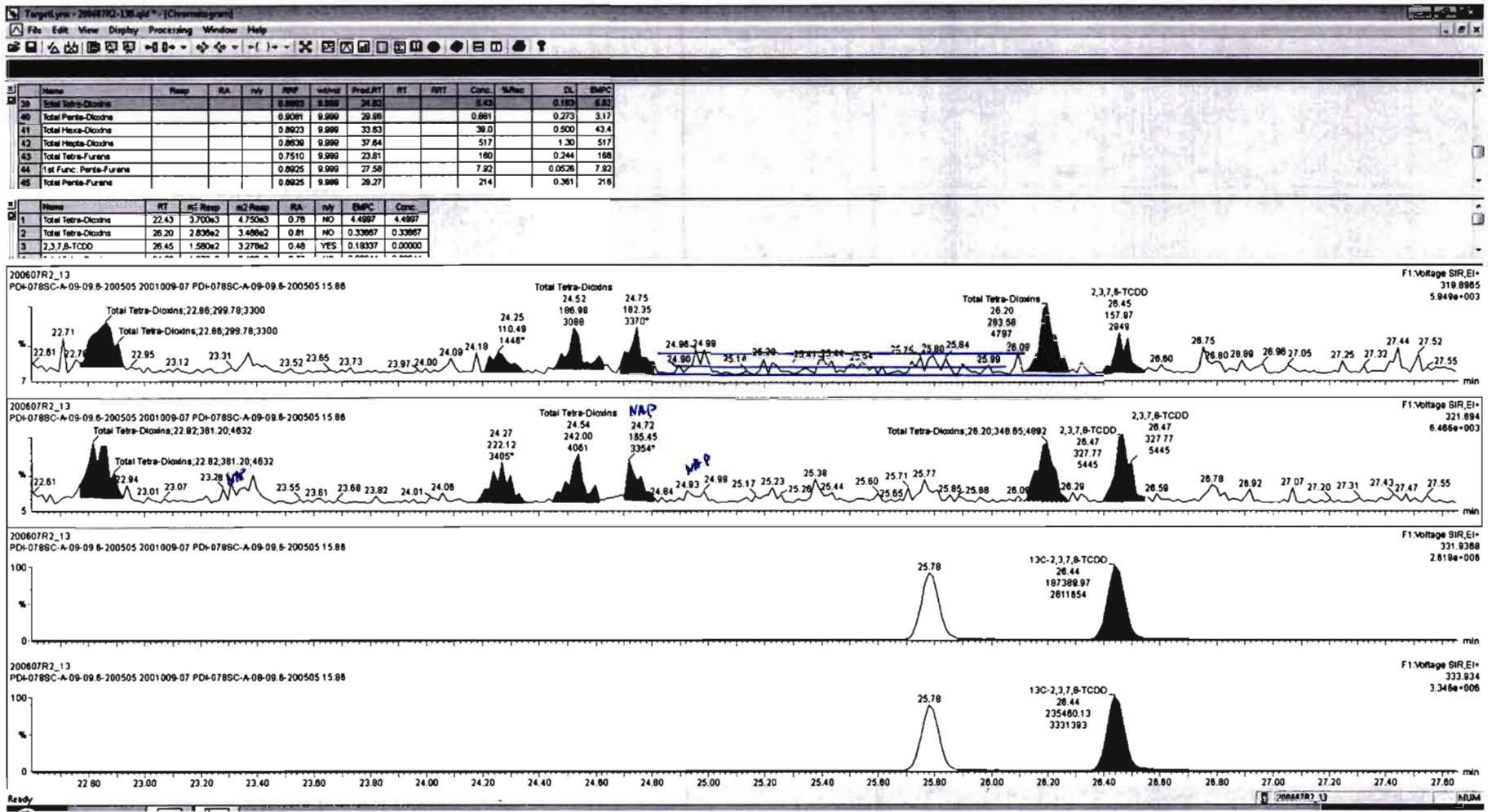
200607R2\_13



#	Name	Resp	RA	rly	RNF	in2Ret	Prod RT	RT	RHT	Conc	%Rec	DL	EMPC
39	Total Tetra-Dioxins				0.8983	9.899	24.82			1.41		0.183	4.88
40	Total Penta-Dioxins				0.9091	9.899	29.98					0.273	2.82
41	Total Hexa-Dioxins				0.8923	9.899	33.83					0.500	42.8
42	Total Hepta-Dioxins				0.8630	9.899	37.84					1.30	518
43	Total Tetra-Furans				0.7510	9.899	23.81					0.244	168
44	1st Func. Penta-Furans				0.8925	9.899	27.58					0.0526	7.92
45	Total Penta-Furans				0.8925	9.899	28.27					0.381	213

#	Name	RT	in2 Resp	in2 Resp	RA	rly	EMPC	Conc.
1	Total Tetra-Dioxins	26.20	2.836e2	3.486e2	0.81	NO	0.30867	0.30867
2	Total Tetra-Dioxins	22.43	3.691e3	4.728e3	0.78	NO	4.4833	4.4833





Dataset: Untitled

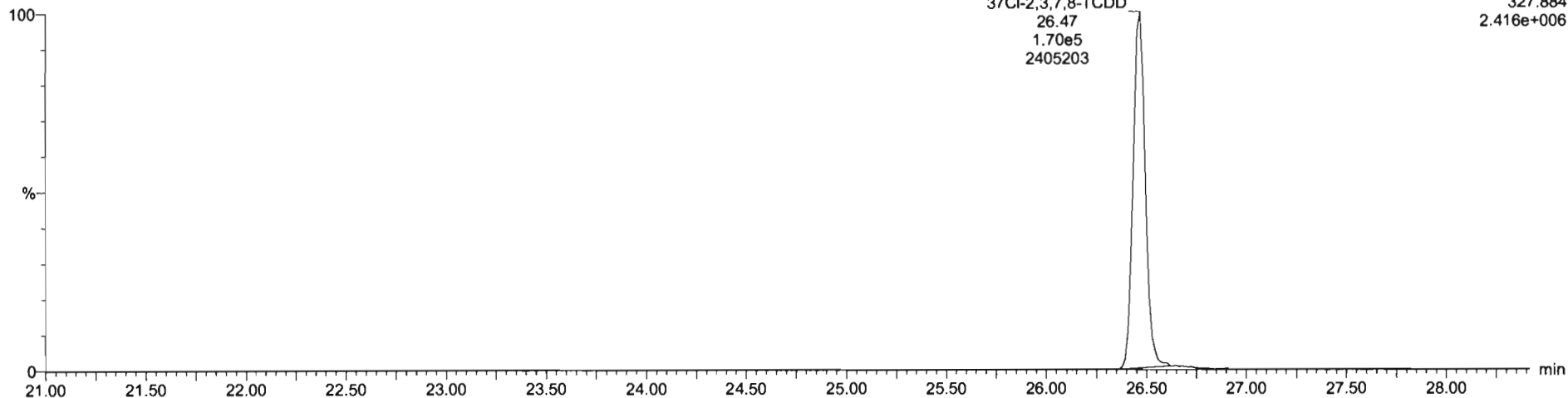
Last Altered: Monday, June 08, 2020 08:53:03 Pacific Daylight Time

Printed: Monday, June 08, 2020 08:56:43 Pacific Daylight Time

Name: 200607R2\_13, Date: 08-Jun-2020, Time: 06:26:11, ID: 2001009-07 PDI-078SC-A-09-09.6-200505 15.86, Description: PDI-078SC-A-09-09.6-200505


**37Cl-2,3,7,8-TCDD**

200607R2\_13

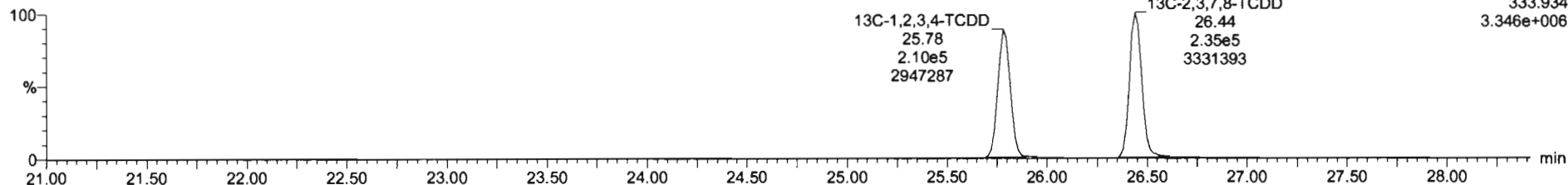


**13C-1,2,3,4-TCDD**

200607R2\_13



200607R2\_13





Dataset: Untitled

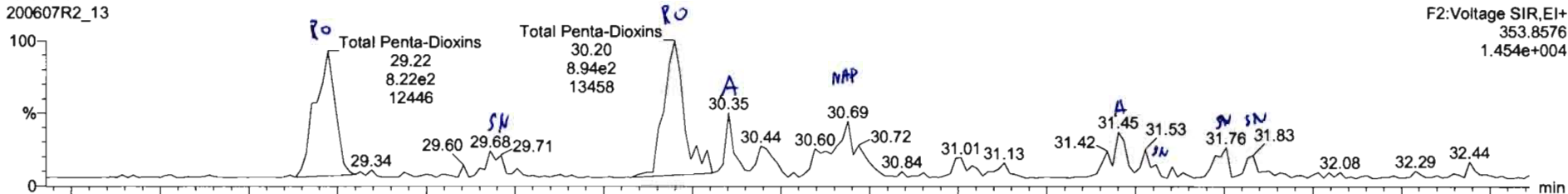
Last Altered: Monday, June 08, 2020 08:53:03 Pacific Daylight Time

Printed: Monday, June 08, 2020 08:56:43 Pacific Daylight Time

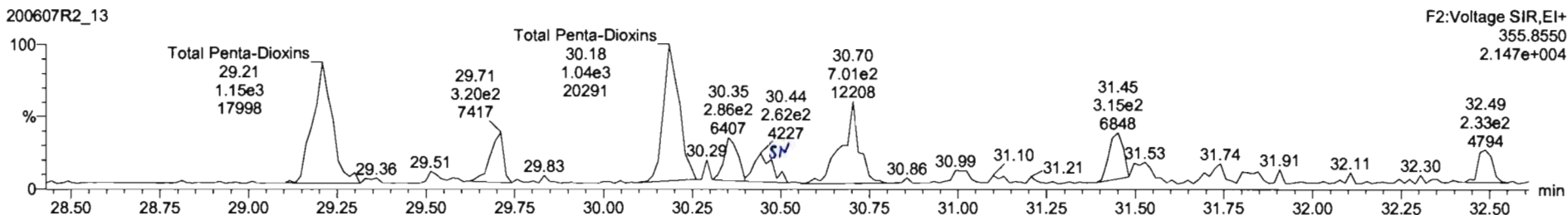
Name: 200607R2\_13, Date: 08-Jun-2020, Time: 06:26:11, ID: 2001009-07 PDI-078SC-A-09-09.6-200505 15.86, Description: PDI-078SC-A-09-09.6-200505

1,2,3,7,8-PeCDD

200607R2\_13

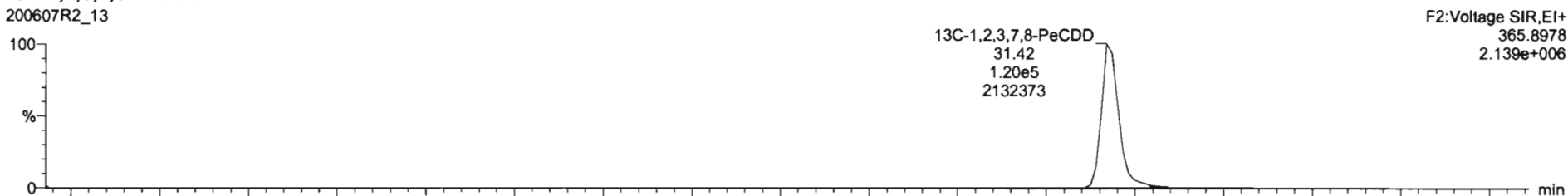


200607R2\_13

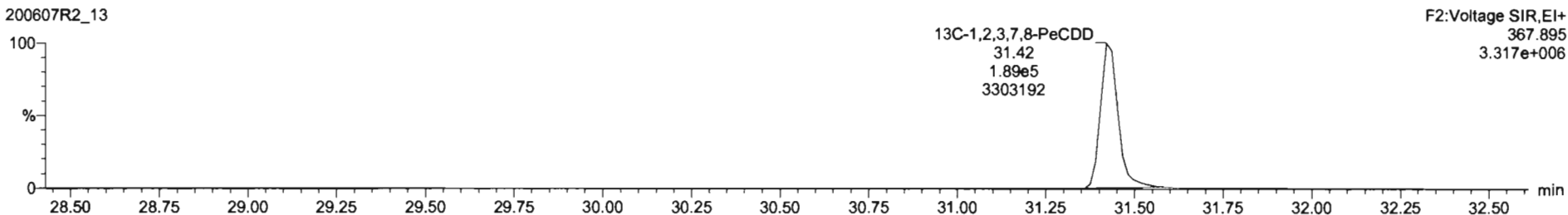


13C-1,2,3,7,8-PeCDD

200607R2\_13

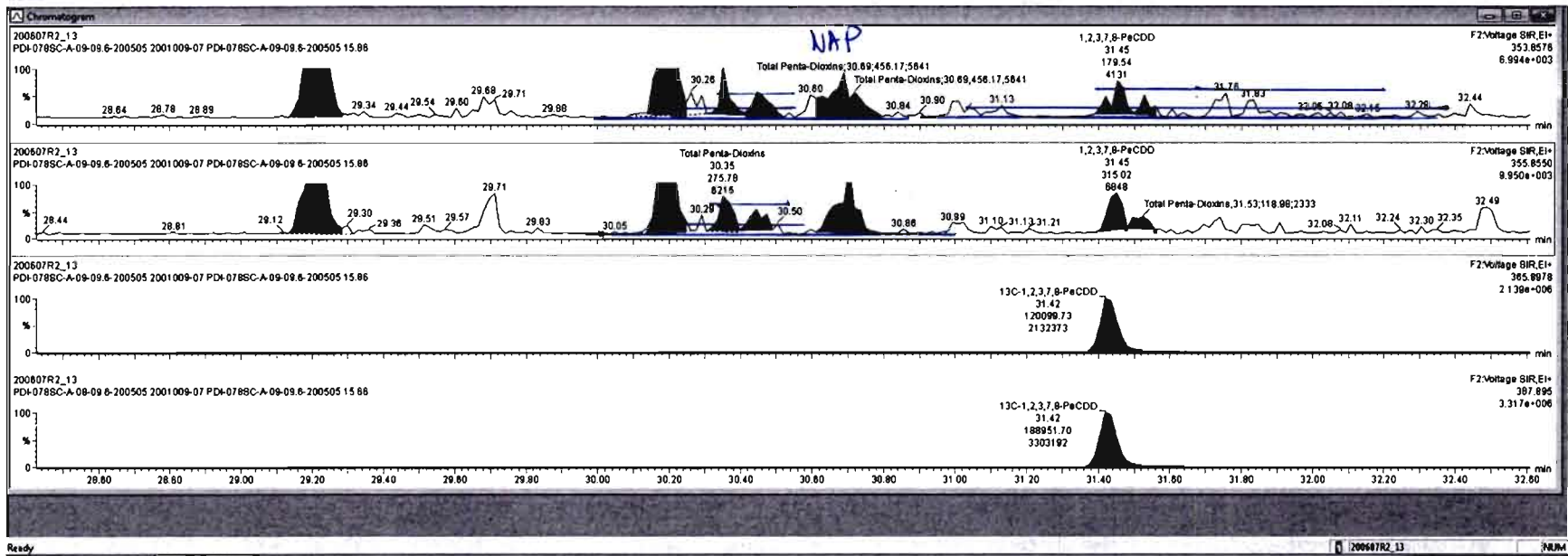


200607R2\_13



ID	Name	Resp	RA	n/y	RF	w/d	Pred RT	RT	RRT	Conc.	%Rec	DL	EMPC
39	Total Tetra-Dioxins				0.9993	9.999	24.62			4.82		0.163	4.82
40	Total Penta-Dioxins				0.9991	9.999	29.98			1.35		0.273	4.26
41	Total Hexa-Dioxins				0.9923	9.999	33.43			37.8		0.500	42.8
42	Total Tetra-Furans				0.8639	9.999	37.64			518		1.30	518
43	Total Tetra-Furans				0.7510	9.999	23.61			159		0.244	168
44	1st Func. Penta-Furans				0.8825	9.999	27.59			7.32		0.0526	7.82
45	Total Penta-Furans				0.8825	9.999	29.27			207		0.261	213

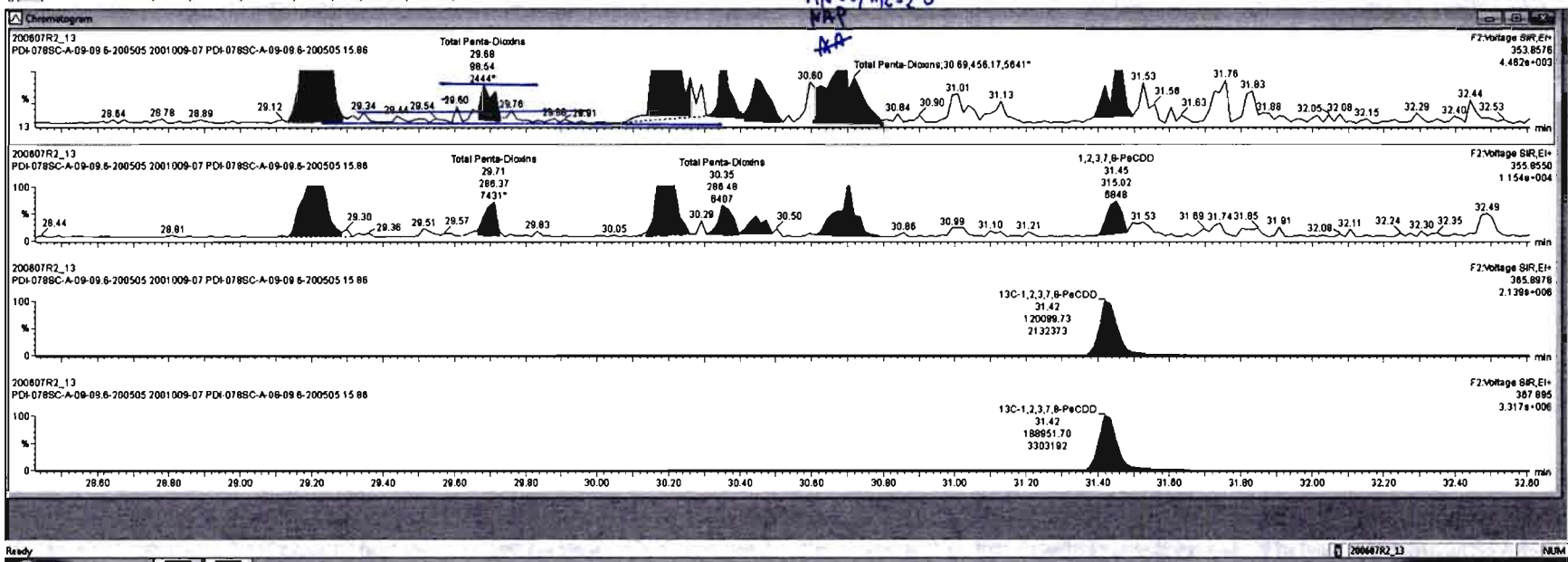
ID	Name	RT	m1 Resp	m2 Resp	RA	n/y	EMPC	Conc.
1	Total Penta-Dioxins	30.20	7.709e2	1.033e3	0.75	YES	1.1907	0.00000
2	Total Penta-Dioxins	29.22	8.289e2	1.112e3	0.75	YES	1.2923	0.00000
3	Total Penta-Dioxins	30.44	1.721e2	1.744e2	0.89	YES	0.20256	0.00000
6	Total Penta-Dioxins	30.35	1.879e2	2.758e2	0.81	NO	0.31824	0.31824
5	Total Penta-Dioxins	30.69	4.562e2	6.404e2	0.71	NO	0.78159	0.78159



Name	Resp	RA	n/y	RP	wt/Vol	Prod.RT	RT	PRT	Conc	%Rec	DL	EMPC
39 Total Tetra-Dioxins				0.8683	9.899	24.82			4.82		0.163	4.82
40 Total Penta-Dioxins				0.8683	9.899	24.82			1.76		0.279	4.82
41 Total Hexa-Dioxins				0.8625	9.899	33.53			37.8		0.500	42.8
42 Total Hepta-Dioxins				0.8630	9.899	37.84			518		1.30	518
43 Total Tetra-Furans				0.7510	9.899	23.81			159		0.244	188
44 1st Func. Penta-Furans				0.8925	9.899	27.59			7.92		0.0526	7.92
45 Total Penta-Furans				0.8925	9.899	28.27			207		0.361	213

Name	RT	m1 Resp	m2 Resp	RA	n/y	EMPC	Conc
1 Total Penta-Dioxins	30.20	7.754e2	1.036e3	0.75	YES	1.2033	0.00000
2 Total Penta-Dioxins	29.22	8.289e2	1.112e3	0.75	YES	1.2823	0.00000
3 Total Penta-Dioxins	30.44	1.417e2	1.819e2	0.78	YES	0.21136	0.00000
4 Total Penta-Dioxins	30.35	1.507e2	2.865e2	0.53	YES	0.27783	0.00000
5 Total Penta-Dioxins	30.89	4.054e2	6.404e2	0.83	NO	0.74544	0.74544

*Handwritten:* H/W 6/1/2008  
 MAP  
 AA



Dataset: Untitled

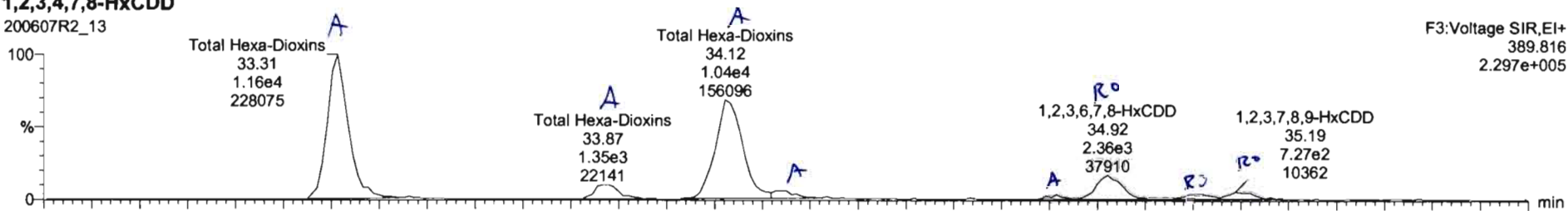
Last Altered: Monday, June 08, 2020 08:53:03 Pacific Daylight Time

Printed: Monday, June 08, 2020 08:56:43 Pacific Daylight Time

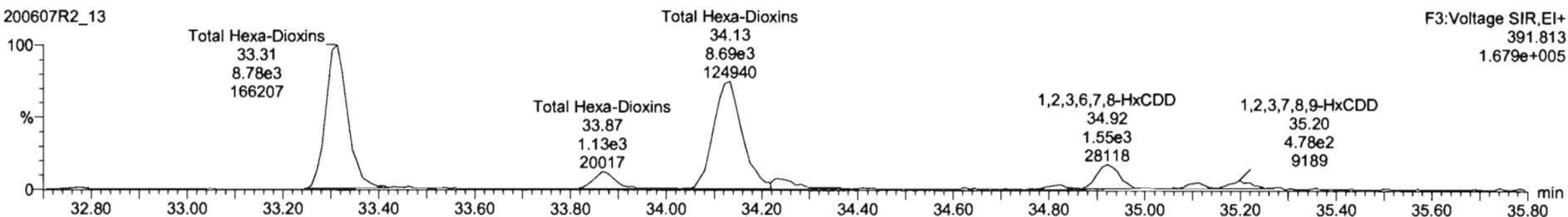
Name: 200607R2\_13, Date: 08-Jun-2020, Time: 06:26:11, ID: 2001009-07 PDI-078SC-A-09-09.6-200505 15.86, Description: PDI-078SC-A-09-09.6-200505

1,2,3,4,7,8-HxCDD

200607R2\_13




200607R2\_13

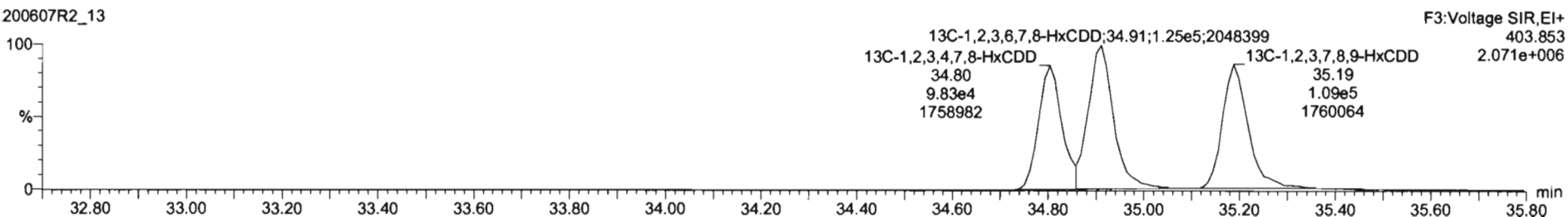


13C-1,2,3,4,7,8-HxCDD

200607R2\_13

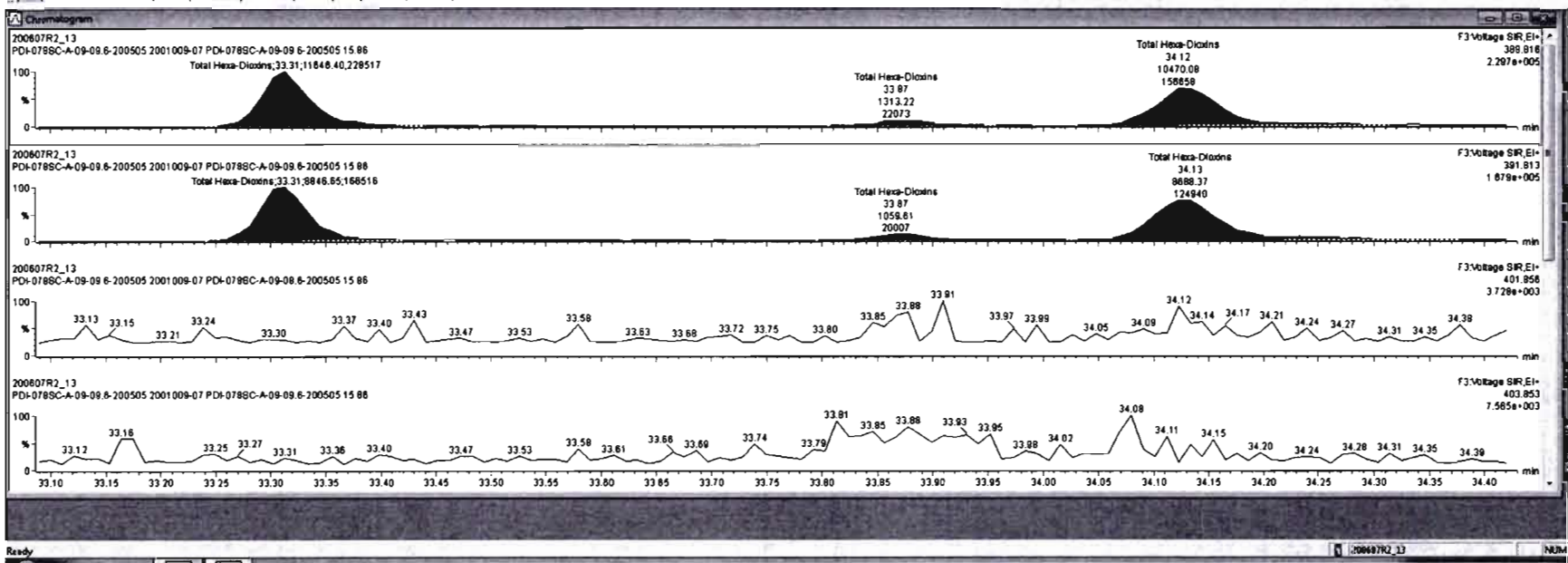


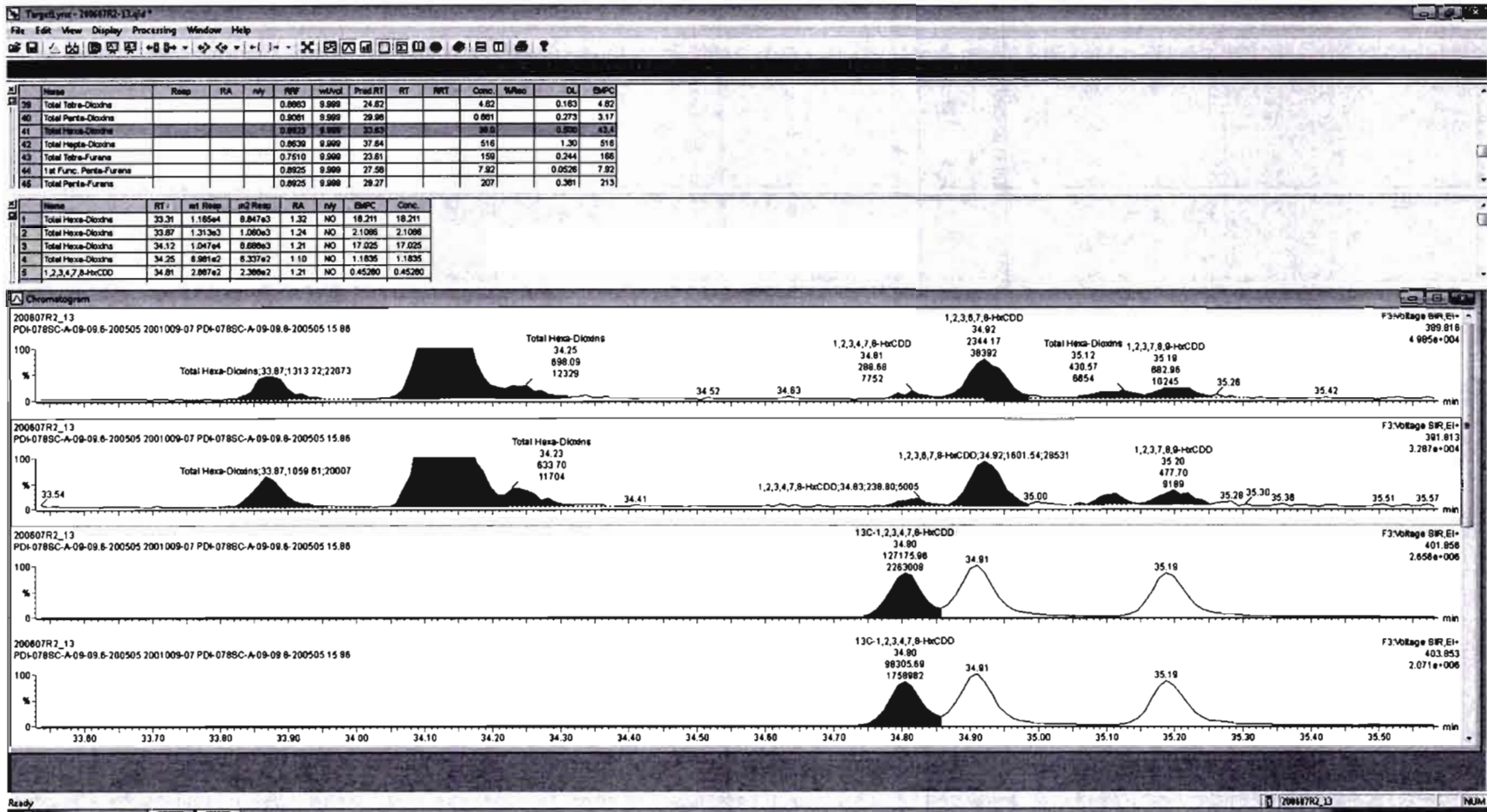
200607R2\_13



Name	Resp	RA	rvy	RF	wVol	Prod RT	RT	RTT	Conc.	%Rec	DL	ELPC
39 Total Tetra-Dioxins				0.8663	9.999	24.62			4.82		0.163	4.82
40 Total Penta-Dioxins				0.9081	9.999	29.96			0.861		0.273	3.17
41 Total Hexa-Dioxins				0.8923	9.999	33.83			39.2		0.369	43.4
42 Total Hepta-Dioxins				0.8839	9.999	37.64			518		1.30	518
43 Total Tetra-Furans				0.7510	9.999	23.61			159		0.244	186
44 1st Func. Penta-Furans				0.8825	9.999	27.59			7.82		0.0526	7.82
45 Total Penta-Furans				0.8825	9.999	29.27			207		0.361	213

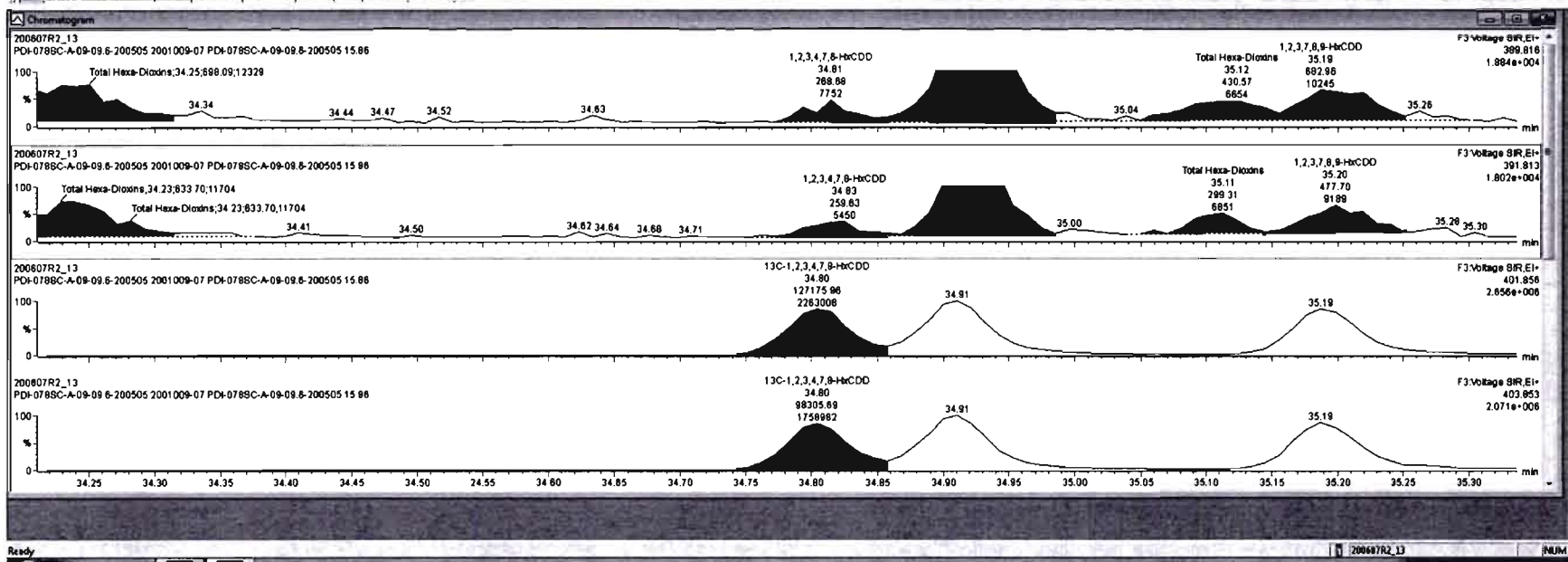
Name	RT	Int Resp	Int Resp	RA	rvy	ELPC	Conc.
1 Total Hexa-Dioxins	33.31	1.185e4	8.847e3	1.32	NO	18.211	18.211
2 Total Hexa-Dioxins	33.87	1.313e3	1.080e3	1.24	NO	2.1088	2.1088
3 Total Hexa-Dioxins	34.12	1.047e4	8.888e3	1.21	NO	17.025	17.025
4 Total Hexa-Dioxins	34.25	8.981e2	6.337e2	1.10	NO	1.1635	1.1635
5 1,2,3,4,7,8-hxCDD	34.81	2.867e2	2.388e2	1.21	NO	0.45280	0.45280





#	Name	Resp	RA	rly	RWF	wtVof	ProdRT	RT	RRT	Conc.	%Hw	DL	EMPC
39	Total Tetra-Dioxins				0.8953	9.999	24.62			4.82		0.163	4.82
40	Total Penta-Dioxins				0.9061	9.999	29.98			0.891		0.273	3.17
41	Total Hexa-Dioxins				3.9223	9.999	33.92			39.2		0.898	43.6
42	Total Hepta-Dioxins				0.8539	9.999	37.84			518		1.30	518
43	Total Tetra-Furans				0.7510	9.999	23.81			158		0.244	188
44	1st Func. Penta-Furans				0.8925	9.999	27.59			7.82		0.0528	7.82
45	Total Penta-Furans				0.8925	9.999	29.27			207		0.361	213

#	Name	RT	m1 Resp	m2 Resp	RA	rly	EMPC	Conc.
1	Total Hexa-Dioxins	33.31	1.165e4	8.847e3	1.32	NO	18.211	18.211
2	Total Hexa-Dioxins	33.87	1.313e3	1.080e3	1.24	NO	2.1086	2.1086
3	Total Hexa-Dioxins	34.12	1.047e4	8.888e3	1.21	NO	17.025	17.025
4	Total Hexa-Dioxins	34.25	8.991e2	6.337e2	1.10	NO	1.1835	1.1835
5	1,2,3,4,7,8-HxCDD	34.81	2.887e2	2.598e2	1.11	NO	0.47088	0.47088



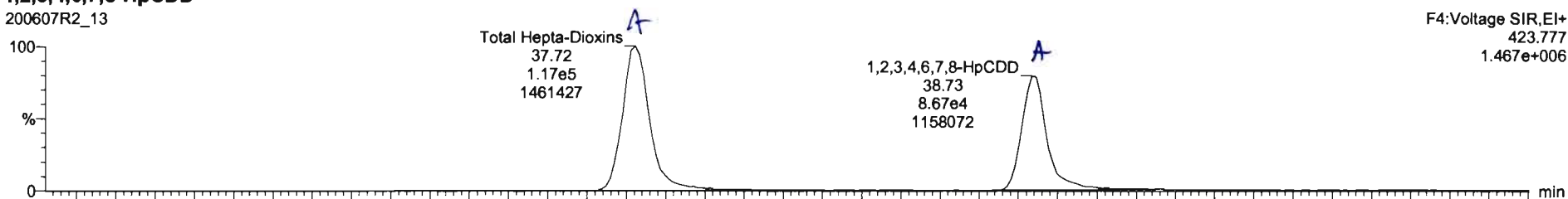
Dataset: Untitled

Last Altered: Monday, June 08, 2020 08:53:03 Pacific Daylight Time  
Printed: Monday, June 08, 2020 08:56:43 Pacific Daylight Time

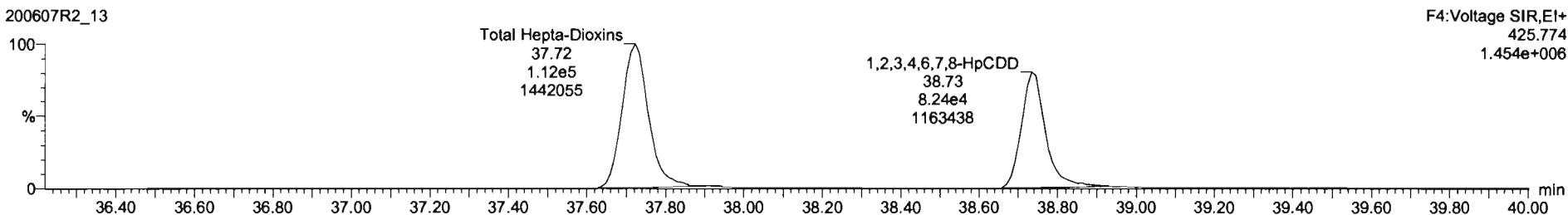
Name: 200607R2\_13, Date: 08-Jun-2020, Time: 06:26:11, ID: 2001009-07 PDI-078SC-A-09-09.6-200505 15.86, Description: PDI-078SC-A-09-09.6-200505

**1,2,3,4,6,7,8-HpCDD**

200607R2\_13

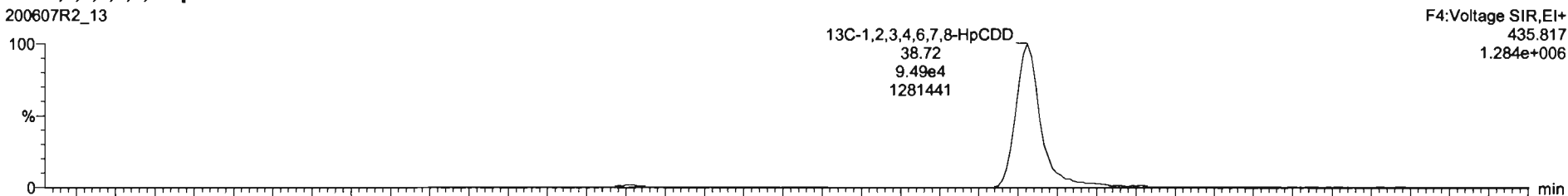


200607R2\_13

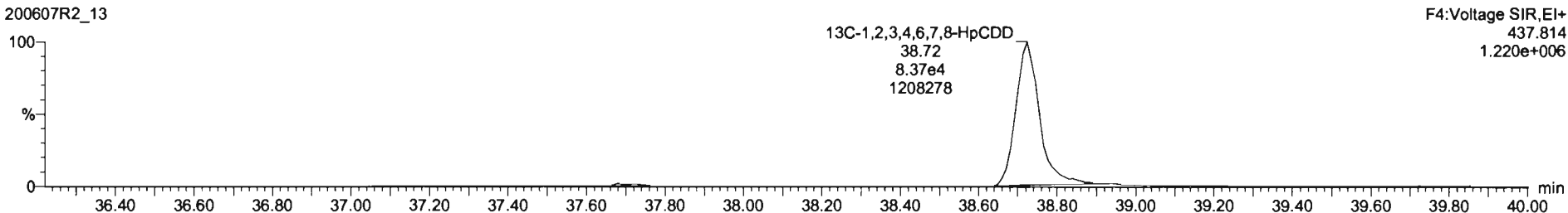


**13C-1,2,3,4,6,7,8-HpCDD**

200607R2\_13



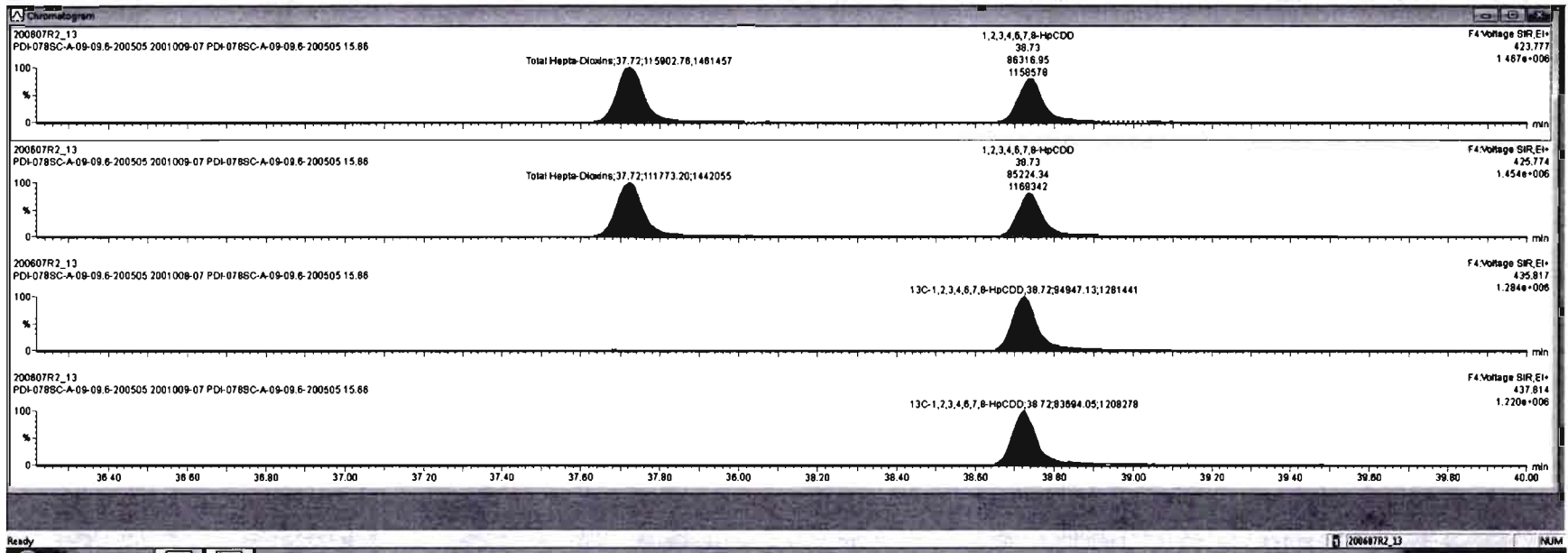
200607R2\_13





Name	Resp	RA	nly	RF	wtAvd	ProdRT	RT	RRT	Conc	%Rec	DL	EMPC
38 Total Tetra-Dioxins				0.8983	9.999	24.62			4.82		0.163	4.82
40 Total Penta-Dioxins				0.9091	9.999	29.96			0.81		0.273	3.17
41 Total Hexa-Dioxins				0.8623	9.999	33.83			39.0		0.500	43.4
42 Total Hepta-Dioxins				0.8629	9.999	27.84			81.7		1.30	81.7
43 Total Tetra-Furans				0.7610	9.999	23.61			1.69		0.244	1.69
44 1st Func. Penta-Furans				0.8625	9.999	27.59			7.92		0.0526	7.92
45 Total Penta-Furans				0.8625	9.999	28.27			207		0.381	213

Name	RT	m1 Resp	m2 Resp	RA	nly	EMPC	Conc
1 Total Hepta-Dioxins	37.72	1.159e5	1.118e5	1.04	NO	205.09	205.09
2 1,2,3,4,6,7,8-HpCDD	38.73	8.632e4	8.522e4	1.01	NO	222.34	222.34

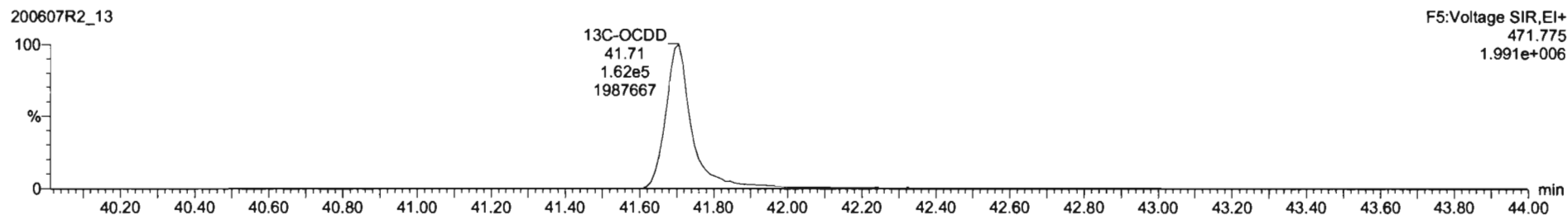
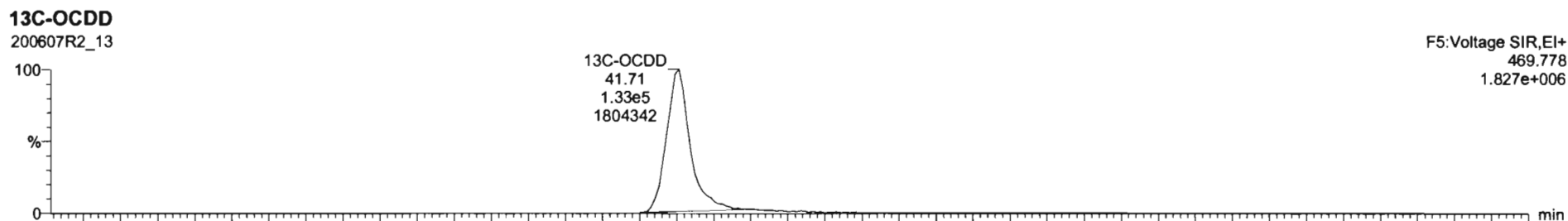
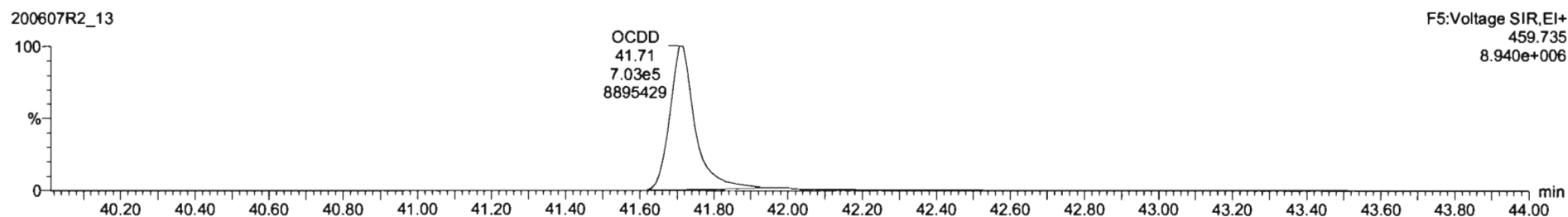
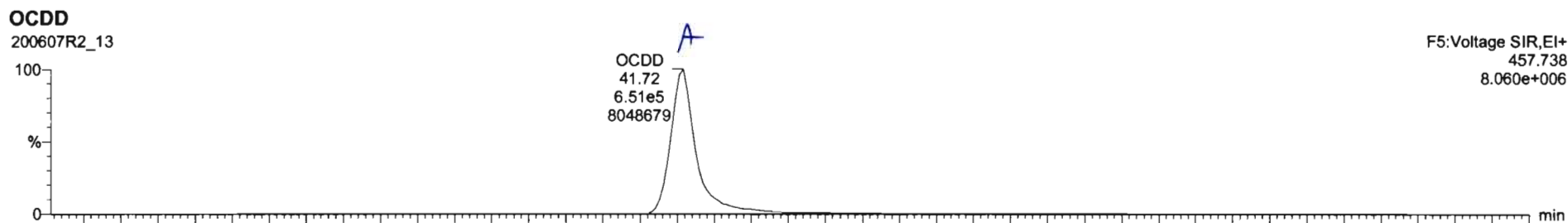


Dataset: Untitled

Last Altered: Monday, June 08, 2020 08:53:03 Pacific Daylight Time

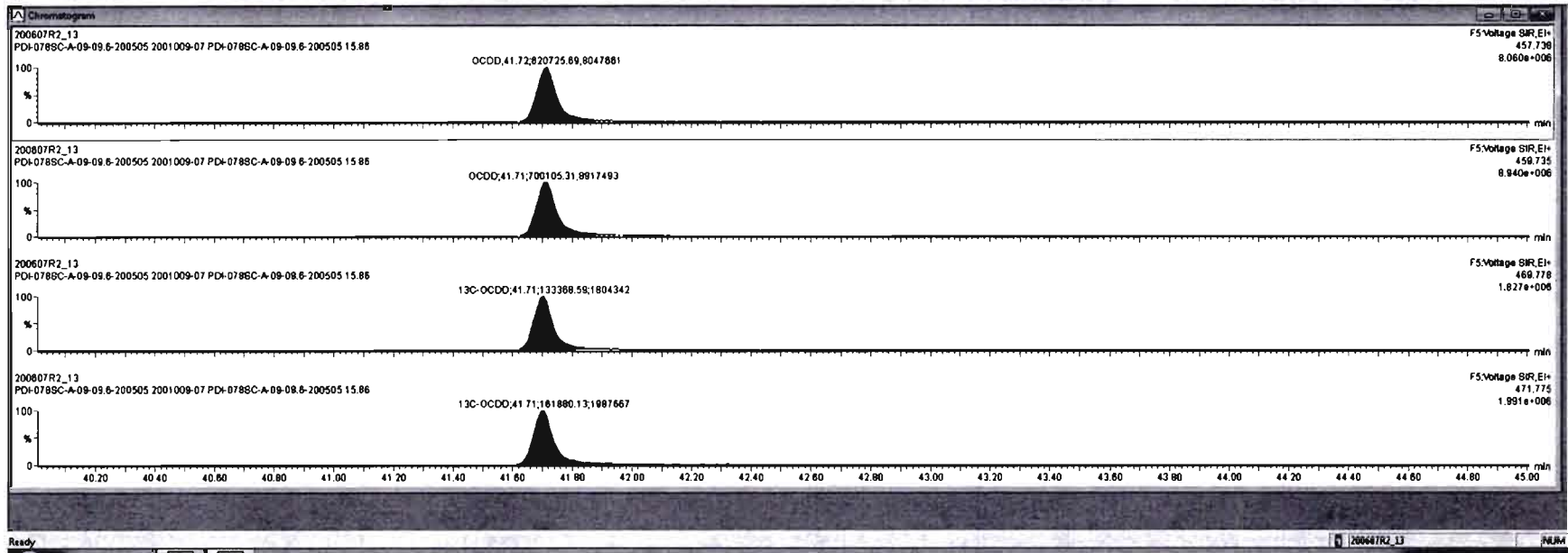
Printed: Monday, June 08, 2020 08:56:43 Pacific Daylight Time

Name: 200607R2\_13, Date: 08-Jun-2020, Time: 06:26:11, ID: 2001009-07 PDI-078SC-A-09-09.6-200505 15.86, Description: PDI-078SC-A-09-09.6-200505



#	Name	Resp	RA	n/y	RF	wtVol	Prod RT	RT	RRT	Conc.	%Area	DL	EMPC
7	OCDD	1.33e6	0.88	NO	0.9138	0.888	41.71	41.72	1.000	11800	1.99	1880	
8	2,3,7,8-TCDF	1.32e6	0.74	NO	0.7510	0.889	25.57	25.57	1.001	58.3	0.244	58.5	
9	1,2,3,7,8-PeCDF	1.71e6	1.54	NO	0.8625	0.999	30.16	30.15	1.001	80.9	0.370	80.9	
10	1,2,3,4,7,8-HxCDF	1.08e6	1.80	NO	0.9248	0.999	31.18	31.15	1.000	48.8	0.328	48.6	
11	1,2,3,4,7,8-HxCDF	1.91e6	1.19	NO	0.8845	0.999	33.83	33.84	1.000	131	0.487	131	
12	1,2,3,6,7,8-HxCDF	5.11e4	1.16	NO	0.8892	0.999	34.06	34.07	1.001	31.8	0.453	31.6	
13	2,3,4,6,7,8-HxCDF	1.25e4	1.16	NO	0.8341	0.999	34.87	34.85	1.001	8.34	0.521	8.34	

#	Name	RT	m1 Resp	m2 Resp	RA	n/y	EMPC	Conc.
1								



Dataset: Untitled


Last Altered: Monday, June 08, 2020 08:53:03 Pacific Daylight Time

Printed: Monday, June 08, 2020 08:56:43 Pacific Daylight Time

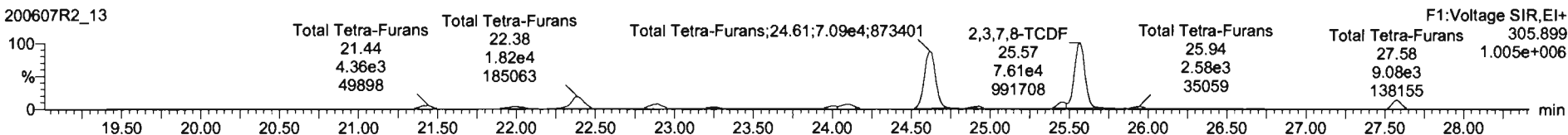
Name: 200607R2\_13, Date: 08-Jun-2020, Time: 06:26:11, ID: 2001009-07 PDI-078SC-A-09-09.6-200505 15.86, Description: PDI-078SC-A-09-09.6-200505

**2,3,7,8-TCDF**

200607R2\_13

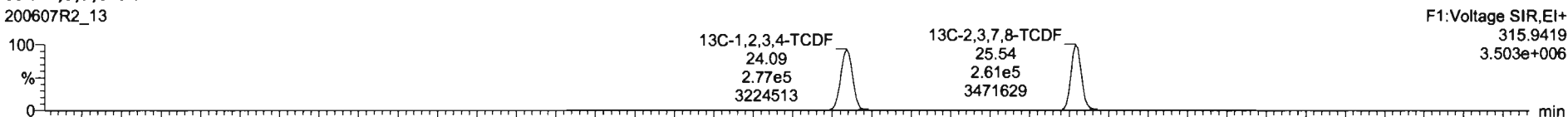


200607R2\_13

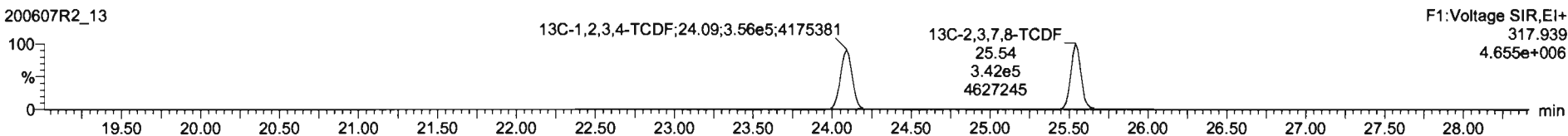


**13C-2,3,7,8-TCDF**

200607R2\_13

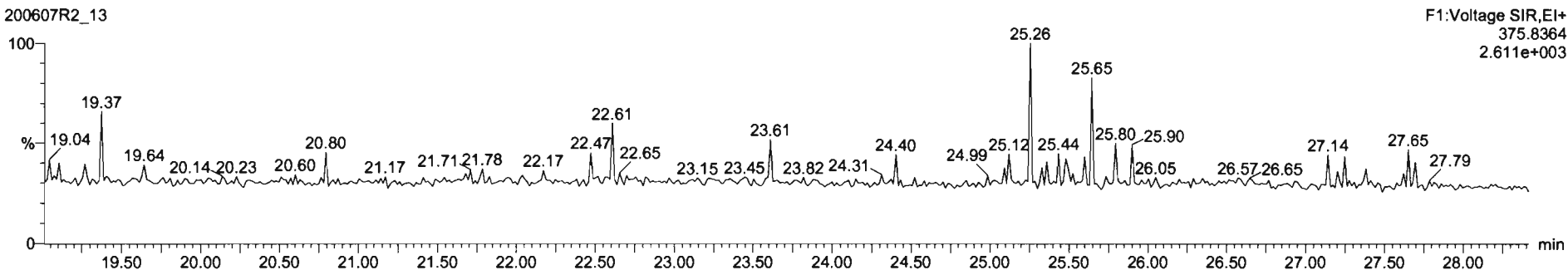


200607R2\_13



**DPE1**

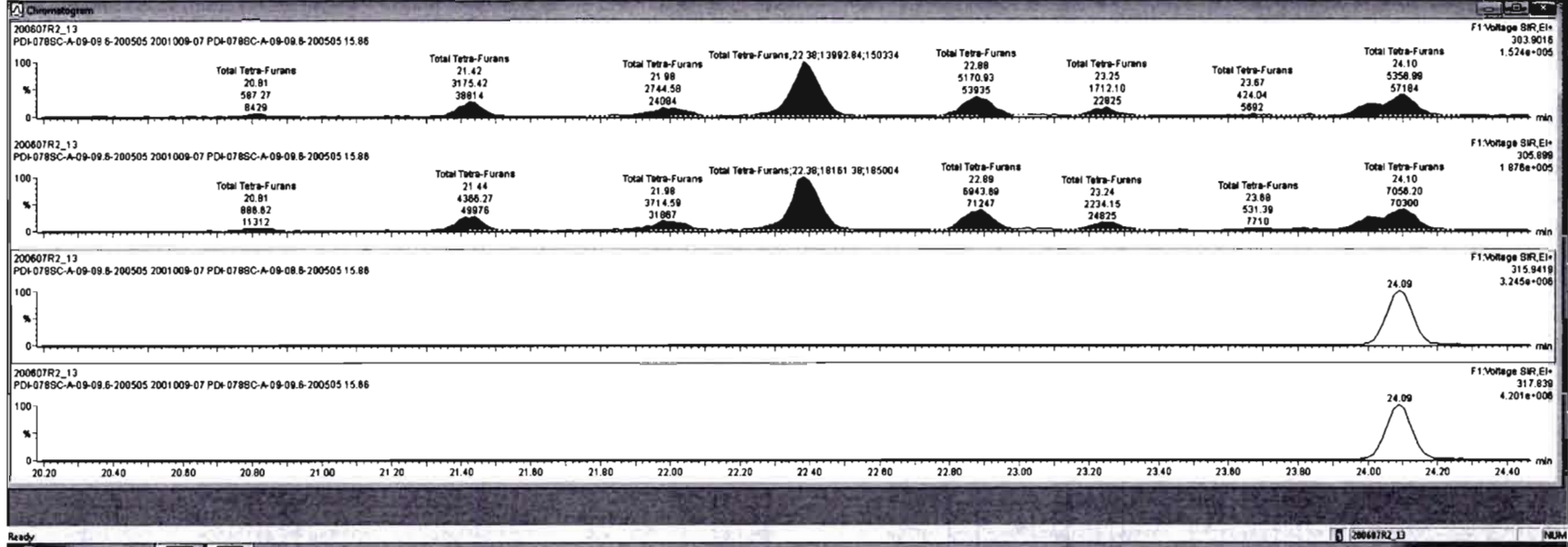
200607R2\_13

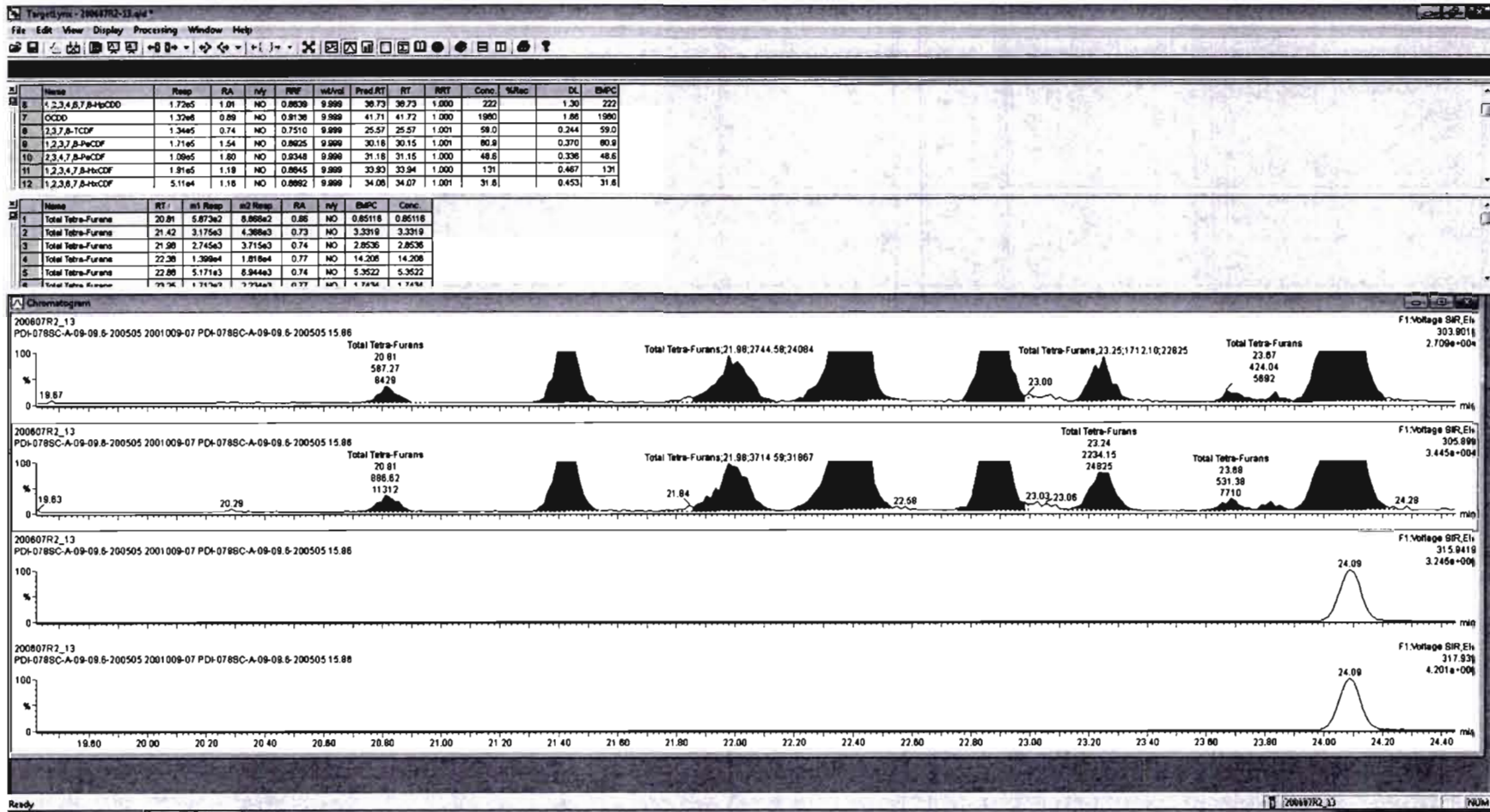


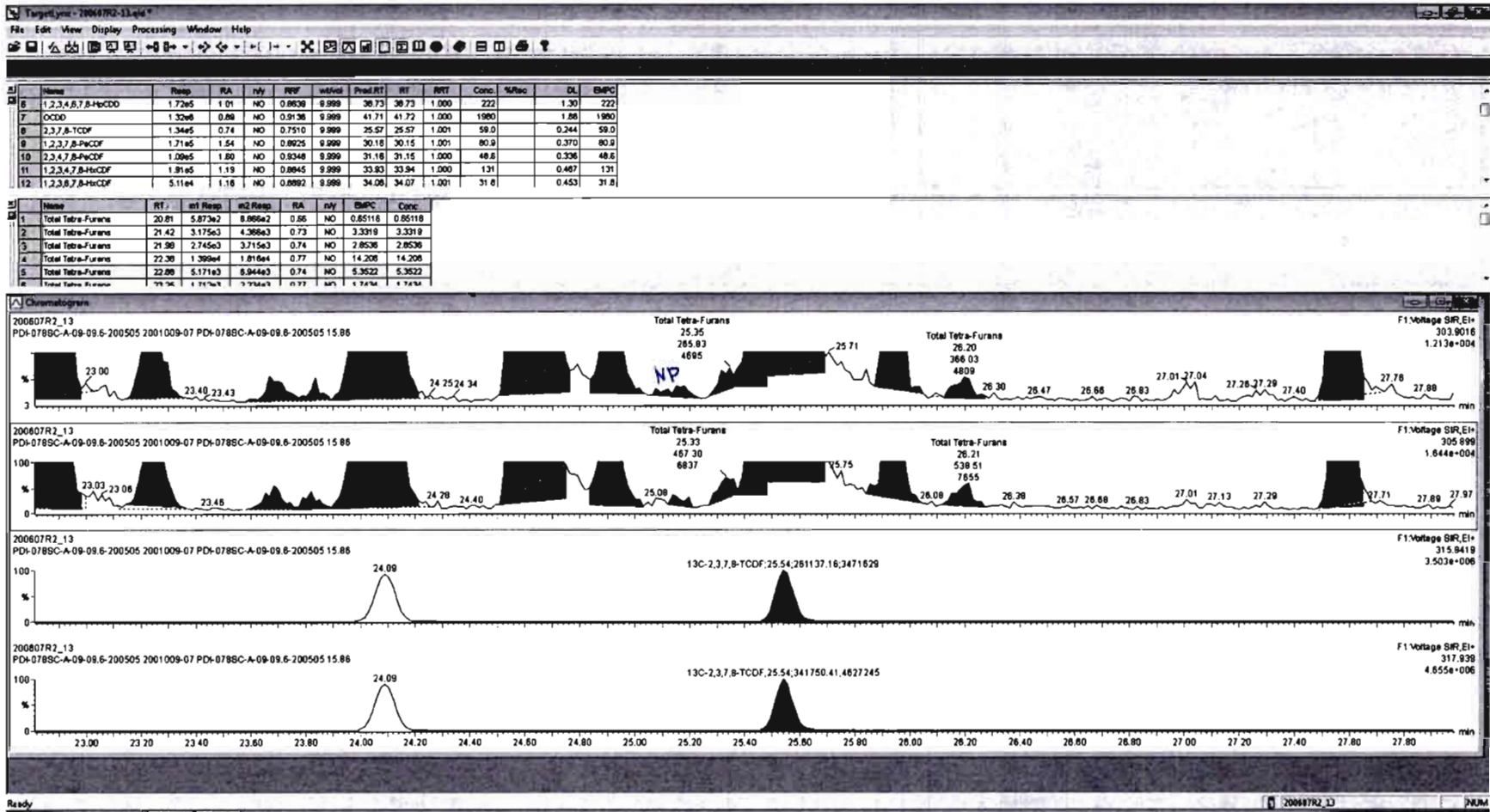
TargetLine - 200607R2-13.d  
 File Edit View Display Processing Window Help

#	Name	Resp	RA	rvy	RFW	wt/ed	Pres RT	RT	RRT	Conc.	%Rec	DL	EMPC
6	1,2,3,4,6,7,8-HxCDD	1.72e5	1.01	NO	0.8639	9.999	38.73	38.73	1.000	222		1.30	222
7	OCDD	1.32e6	0.88	NO	0.8138	9.999	41.71	41.72	1.000	1980		1.86	1980
8	2,3,7,8-TCDF	1.34e5	0.74	NO	0.7510	9.999	25.57	25.57	1.001	59.0		0.244	59.0
9	1,2,3,7,8-PeCDF	1.71e5	1.54	NO	0.8925	9.999	30.18	30.15	1.001	60.8		0.370	60.8
10	2,3,4,7,8-PeCDF	1.09e5	1.80	NO	0.9348	9.999	31.18	31.15	1.000	48.8		0.326	48.8
11	1,2,3,4,7,8-HxCDF	1.91e5	1.19	NO	0.8845	9.999	33.83	33.84	1.000	131		0.467	131
12	1,2,3,6,7,8-HxCDF	5.11e4	1.18	NO	0.8892	9.999	34.06	34.07	1.001	31.8		0.453	31.8

#	Name	RT	Int Resp	Int Resp	RA	rvy	EMPC	Conc.
1	Total Tetra-Furans	20.81	5.873e2	8.866e2	0.88	NO	0.85116	0.85116
2	Total Tetra-Furans	21.42	3.175e3	4.386e3	0.73	NO	3.3319	3.3319
3	Total Tetra-Furans	21.98	2.745e3	3.715e3	0.74	NO	2.8536	2.8536
4	Total Tetra-Furans	22.88	1.399e4	1.818e4	0.77	NO	14.208	14.208
5	Total Tetra-Furans	22.88	5.171e3	6.944e3	0.74	NO	5.3522	5.3522
6	Total Tetra-Furans	23.25	1.712e3	2.282e3	0.77	NO	1.7474	1.7474

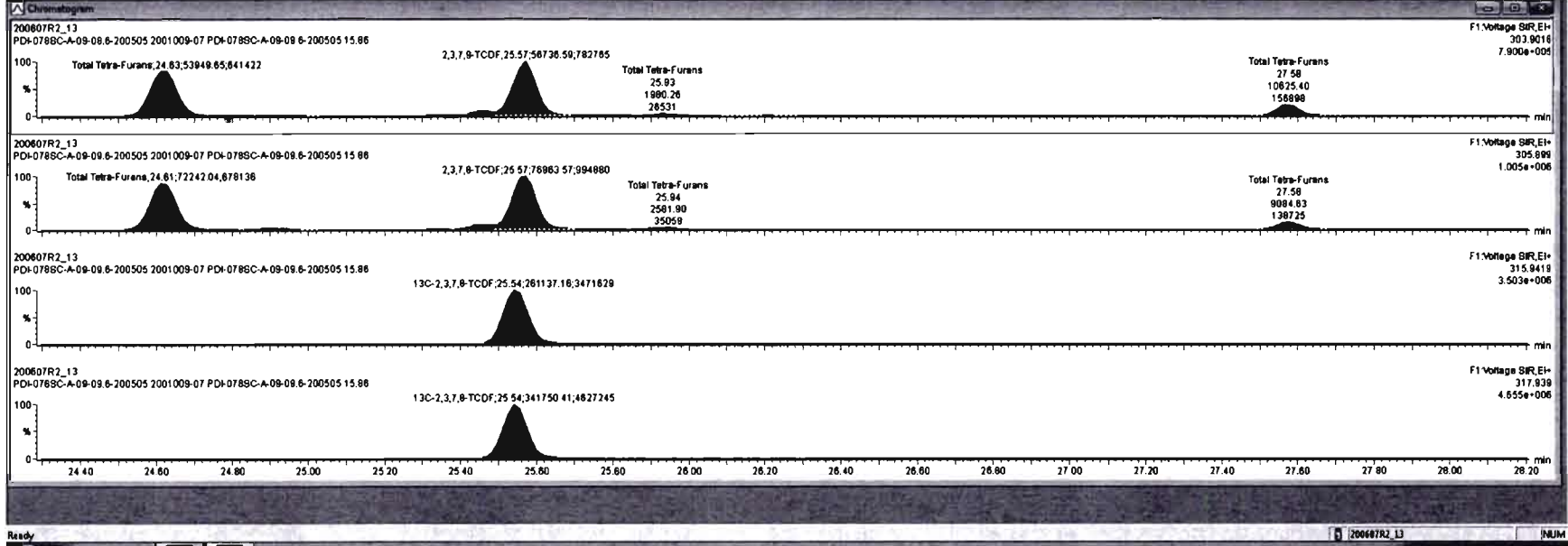






Name	Resp	RA	n/y	RF	wtAval	ProdRT	RT	RRT	Conc.	%Rec	DL	EMPC
1,2,3,4,6,7,8-HpCDO	1.72e5	1.01	NO	0.8639	9.999	38.73	38.73	1.000	222	1.20	222	
OCDO	1.32e6	0.89	NO	0.9136	9.999	41.71	41.72	1.000	1990	1.86	1990	
2,3,7,8-TCDF	1.34e5	0.74	NO	0.9510	9.999	25.57	25.57	1.001	59.0	0.344	59.0	
1,2,3,7,8-PeCDF	1.71e5	1.54	NO	0.8925	9.999	30.16	30.15	1.001	80.9	0.370	80.9	
1,2,3,4,7,8-PeCDF	1.06e5	1.60	NO	0.9248	9.999	31.18	31.15	1.000	48.6	0.236	48.6	
1,2,3,4,7,8-HxCDF	1.91e5	1.19	NO	0.8845	9.999	33.83	33.94	1.000	131	0.407	131	
1,2,3,6,7,8-HxCDF	5.11e4	1.16	NO	0.8992	9.999	34.06	34.07	1.001	31.8	0.453	31.8	

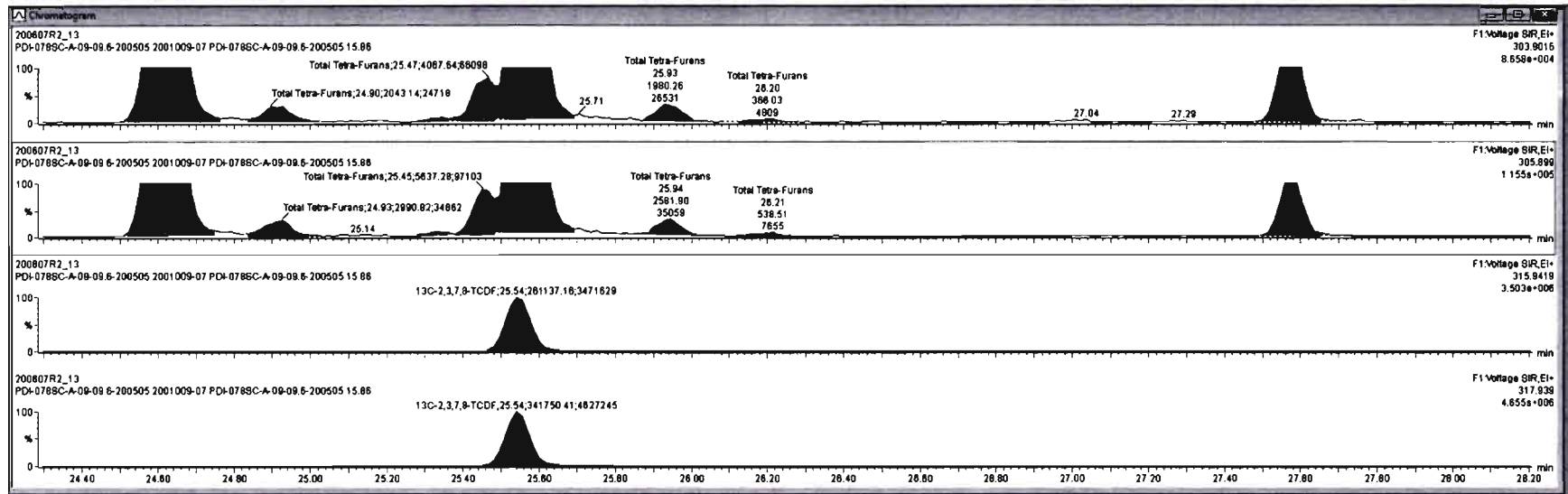
Name	RT	m1 Resp	m2 Resp	RA	n/y	EMPC	Conc.
Total Tetra-Furans	20.81	5.873e2	8.895e2	0.66	NO	0.85118	0.85118
Total Tetra-Furans	21.42	3.175e3	4.368e3	0.73	NO	3.3319	3.3319
Total Tetra-Furans	21.88	2.745e3	3.715e3	0.74	NO	2.8536	2.8536
Total Tetra-Furans	22.38	1.388e4	1.816e4	0.77	NO	14.206	14.206
Total Tetra-Furans	22.88	5.171e3	6.944e3	0.74	NO	5.3522	5.3522





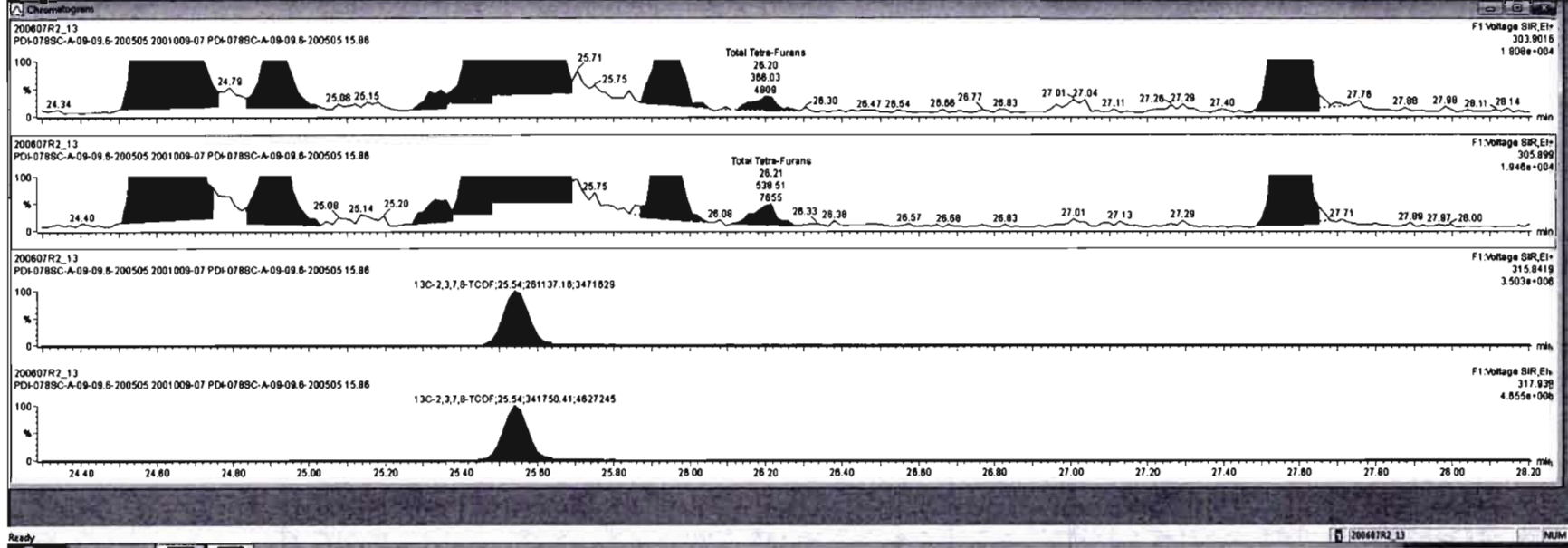
#	Name	Reop	RA	nly	RF	wtAnd	Prod RT	RT	RRT	Conc.	Wt%	DL	EMPC
6	1,2,3,4,6,7,8-HxCDD	1.7265	1.01	NO	0.8838	9.899	38.73	38.73	1.000	222	1.30	222	
7	OCDD	1.3286	0.88	NO	0.9136	9.899	41.71	41.72	1.000	1980	1.86	1980	
8	2,3,7,8-TCDF	1.3465	0.74	NO	0.7510	9.899	25.57	25.57	1.001	59.0	0.344	59.0	
9	1,2,3,7,8-PeCDF	1.7165	1.54	NO	0.8925	9.899	30.16	30.15	1.001	80.9	0.370	80.9	
10	2,3,4,7,8-PeCDF	1.0965	1.80	NO	0.9348	9.899	31.16	31.15	1.000	48.8	0.326	48.8	
11	1,2,3,4,7,8-HxCDF	1.9165	1.19	NO	0.8845	9.899	33.83	33.84	1.000	131	0.467	131	
12	1,2,3,6,7,8-HxCDF	5.1164	1.16	NO	0.8882	9.899	34.06	34.07	1.001	31.6	0.453	31.6	

#	Name	RT	m1 Reop	m2 Reop	RA	nly	EMPC	Conc
1	Total Tetra-Furans	20.81	5.873e2	8.868e2	0.88	NO	0.85118	0.85116
2	Total Tetra-Furans	21.42	3.175e3	4.386e3	0.73	NO	3.3319	3.3319
3	Total Tetra-Furans	21.98	2.745e3	3.715e3	0.74	NO	2.8536	2.8536
4	Total Tetra-Furans	22.38	1.399e4	1.818e4	0.77	NO	14.208	14.208
5	Total Tetra-Furans	22.88	5.171e3	6.844e3	0.74	NO	5.3522	5.3522



#	Name	Resp	RA	n/y	Res	wt/val	Prod RT	RT	RTI	Conc	%Rec	DL	EMPC
6	1,2,3,4,6,7,8-HxCDO	1.72e5	1.01	NO	0.8639	9.999	36.73	36.73	1.000	222		1.30	222
7	OCDO	1.32e8	0.88	NO	0.9136	9.999	41.71	41.72	1.000	1980		1.86	1980
8	2,3,7,8-TCDF	1.34e5	0.74	NO	0.7510	9.999	25.57	25.57	1.001	59.0		0.244	59.0
9	1,2,3,7,8-PeCDF	1.71e5	1.54	NO	0.8925	9.999	30.18	30.15	1.001	80.9		0.370	80.9
10	2,3,4,7,8-PeCDF	1.09e5	1.80	NO	0.9349	9.999	31.18	31.15	1.000	48.8		0.226	48.8
11	1,2,3,4,7,8-HxCDF	1.91e5	1.18	NO	0.8845	9.999	33.83	33.94	1.000	121		0.467	121
12	1,2,3,6,7,8-HxCDF	5.11e4	1.18	NO	0.8862	9.999	34.06	34.07	1.001	31.8		0.453	31.8

#	Name	RT	m1 Resp	m2 Resp	RA	n/y	EMPC	Conc.
1	Total Tetra-Furans	26.01	5.873e2	8.868e2	0.68	NO	0.85118	0.85118
2	Total Tetra-Furans	21.42	3.175e3	4.386e3	0.73	NO	3.3319	3.3319
3	Total Tetra-Furans	21.98	2.745e3	3.715e3	0.74	NO	2.8536	2.8536
4	Total Tetra-Furans	22.38	1.399e4	1.819e4	0.77	NO	14.208	14.208
5	Total Tetra-Furans	22.88	5.171e3	6.944e3	0.74	NO	5.3522	5.3522
6	Total Tetra-Furans	23.26	1.747e3	2.326e3	0.77	NO	1.7474	1.7474



Dataset: Untitled


Last Altered: Monday, June 08, 2020 08:53:03 Pacific Daylight Time

Printed: Monday, June 08, 2020 08:56:43 Pacific Daylight Time

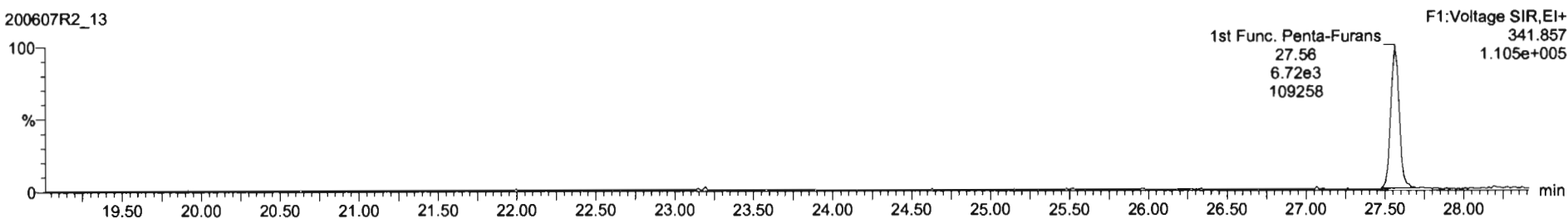
Name: 200607R2\_13, Date: 08-Jun-2020, Time: 06:26:11, ID: 2001009-07 PDI-078SC-A-09-09.6-200505 15.86, Description: PDI-078SC-A-09-09.6-200505

1st Func. Penta-Furans

200607R2\_13

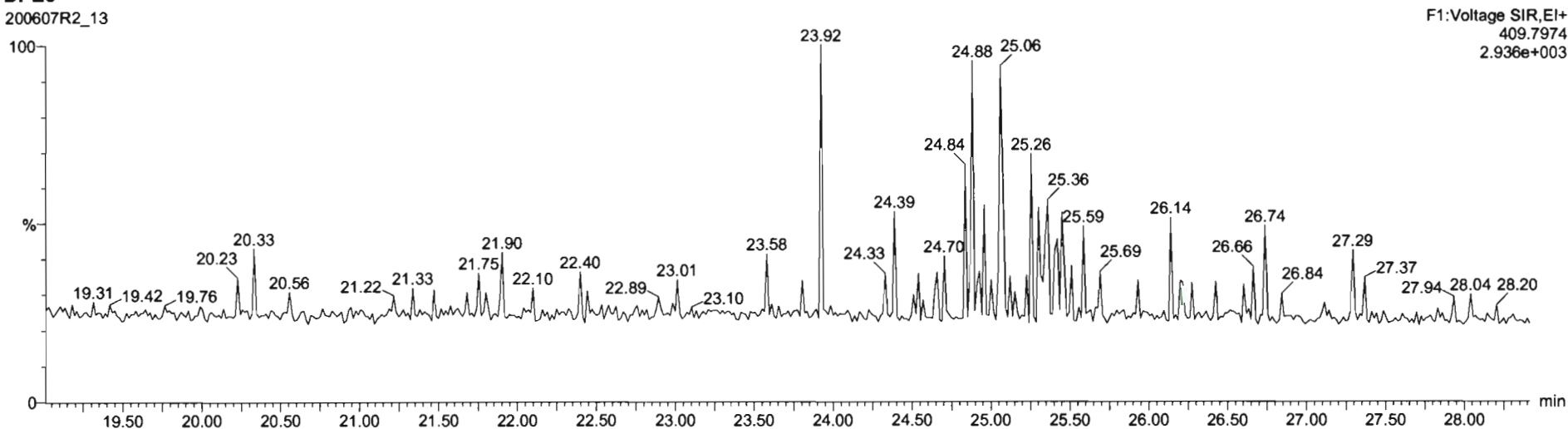


200607R2\_13



DPE6

200607R2\_13

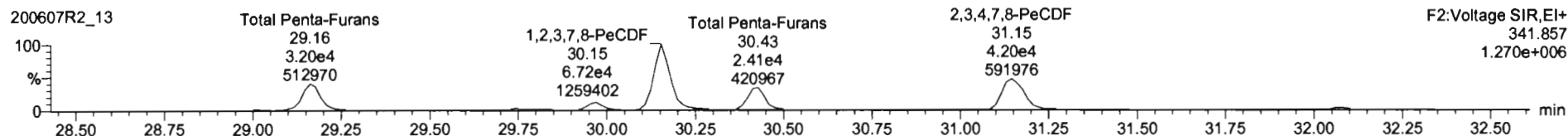
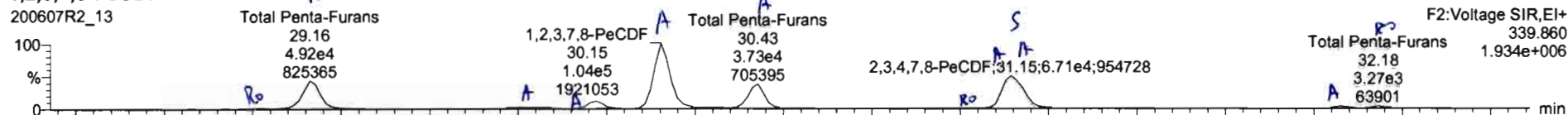


Dataset: Untitled

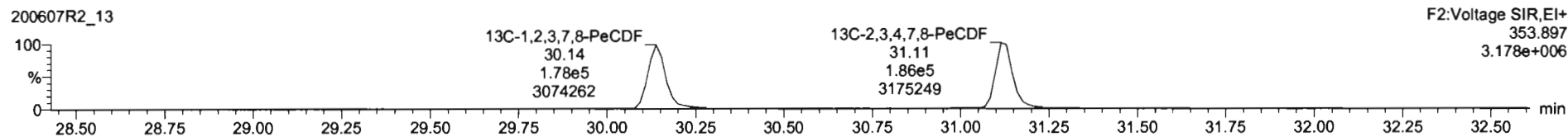

Last Altered: Monday, June 08, 2020 08:53:03 Pacific Daylight Time  
Printed: Monday, June 08, 2020 08:56:43 Pacific Daylight Time

Name: 200607R2\_13, Date: 08-Jun-2020, Time: 06:26:11, ID: 2001009-07 PDI-078SC-A-09-09.6-200505 15.86, Description: PDI-078SC-A-09-09.6-200505

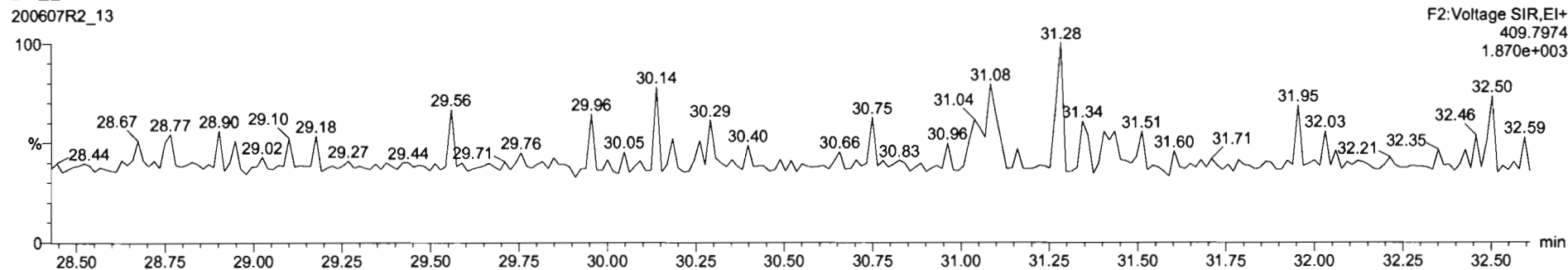
**1,2,3,7,8-PeCDF**

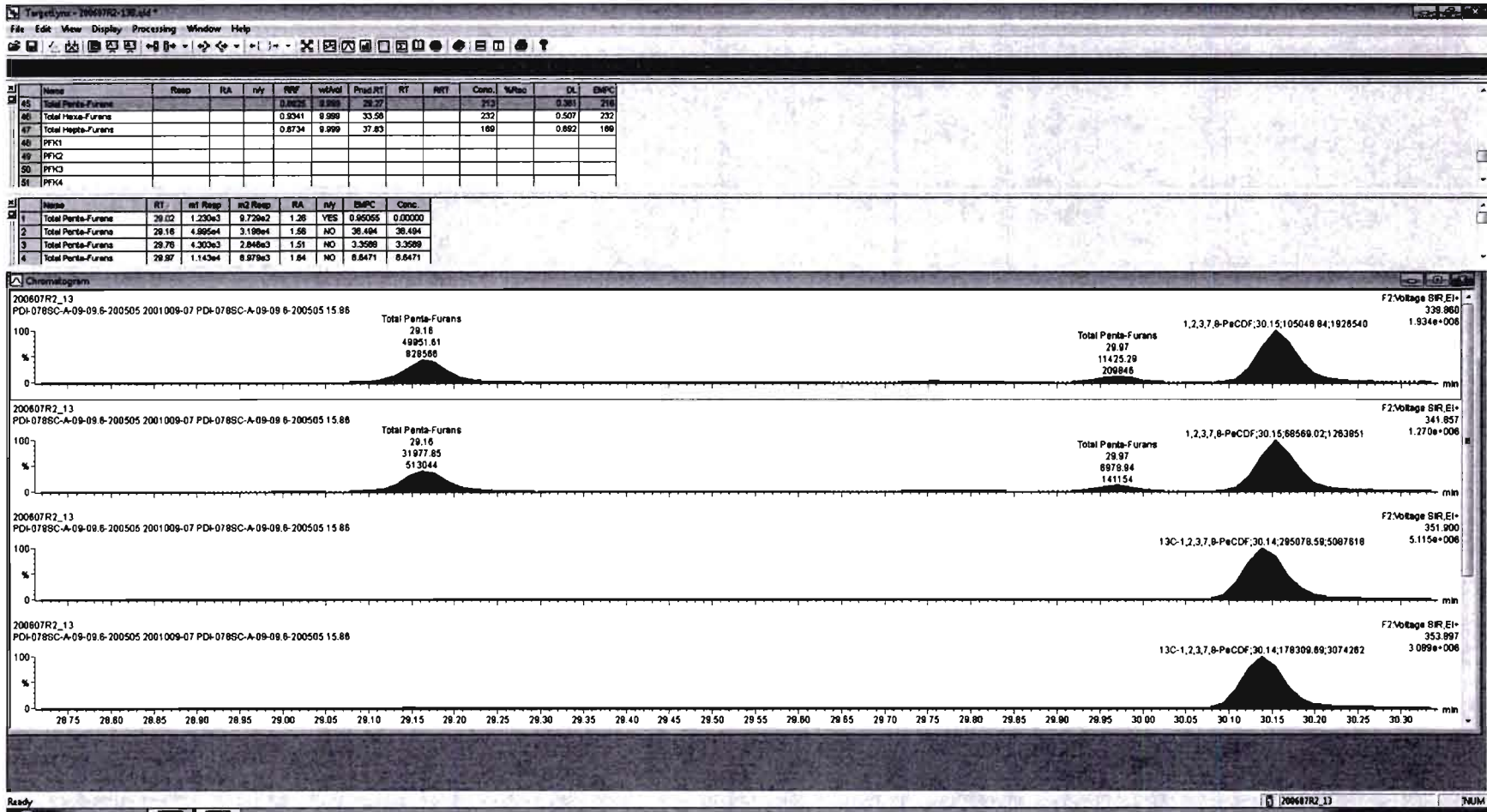


**13C-1,2,3,7,8-PeCDF**



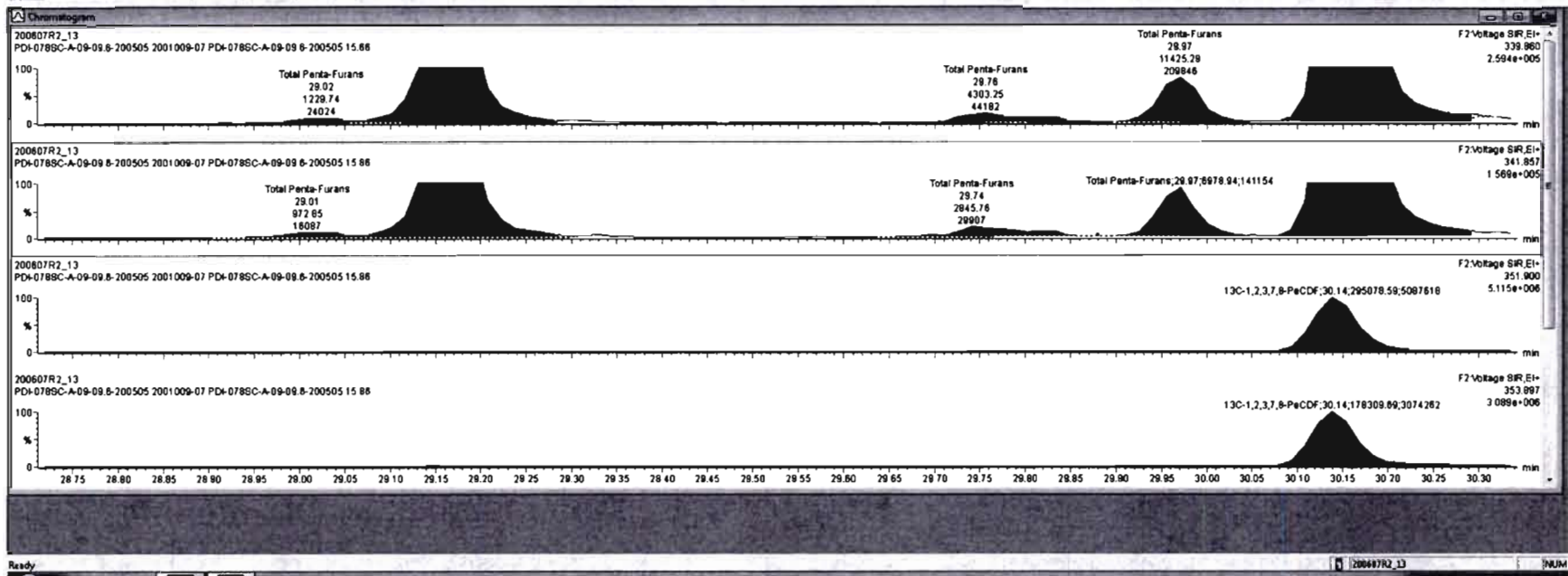
**DPE2**





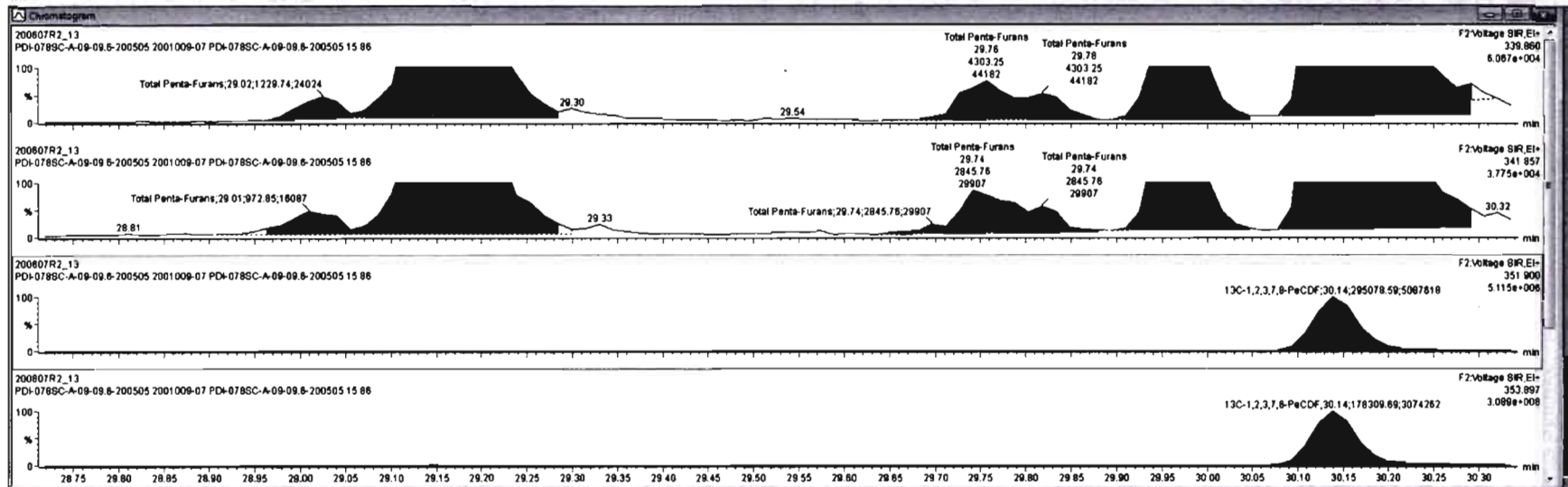
Name	Resp	RA	n/y	RFI	wt/Vol	Prod RT	RT	RRT	Conc.	%Rec	DL	EMPC
45 Total Penta-Furans				0.9525	8.888	28.27			252	0.507	232	
46 Total Hexa-Furans				0.8341	8.988	33.58			232	0.507	232	
47 Total Hepta-Furans				0.8734	8.999	37.83			188	0.892	188	
48 PFN1												
49 PFN2												
50 PFN3												
51 PFN4												

Name	RT	Int Resp	Int Resp	RA	n/y	EMPC	Conc.
1 Total Penta-Furans	29.02	1.230e3	9.729e2	1.28	YES	0.95056	0.00000
2 Total Penta-Furans	29.16	4.995e4	3.198e4	1.58	NO	38.494	38.494
3 Total Penta-Furans	29.78	4.300e3	2.046e3	1.51	NO	3.3589	3.3589
4 Total Penta-Furans	29.87	1.143e4	5.979e3	1.54	NO	8.6471	8.6471



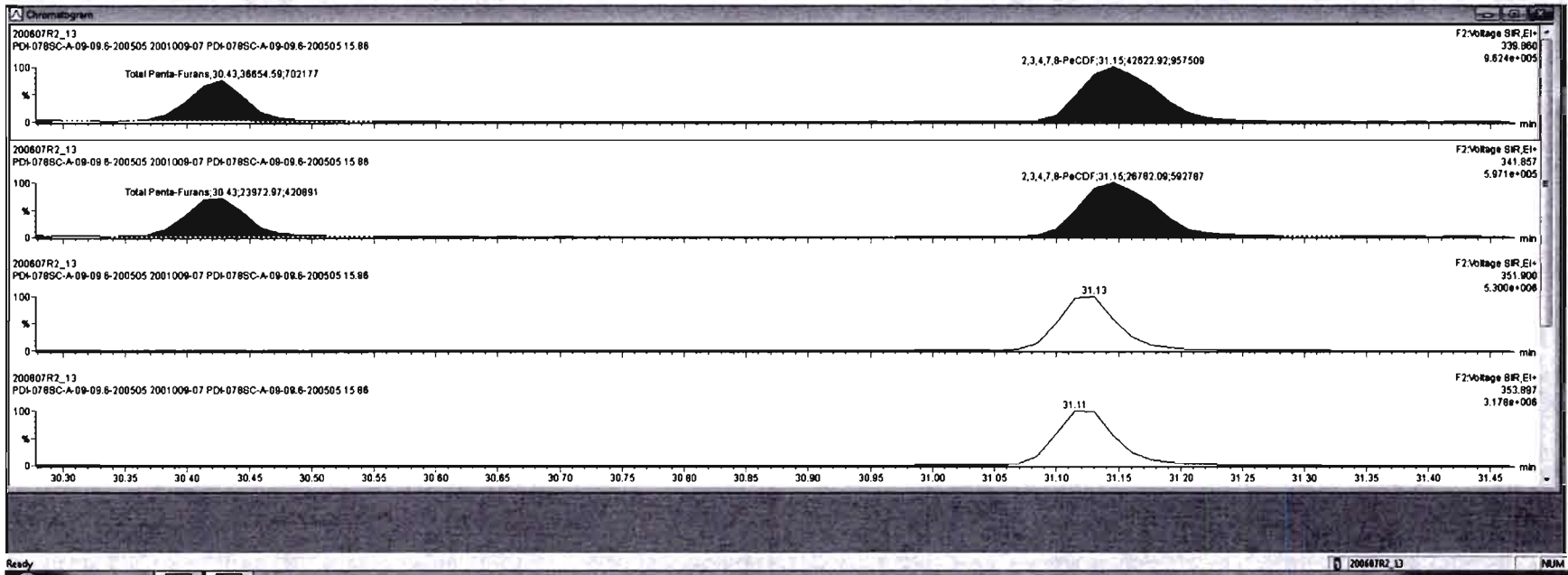
#	Name	Resp	RA	rly	RRF	VolAdj	Prod RT	RT	RRT	Conc.	%Rec	DL	EMPC
45	Total Penta-Furans				0.8925	8.999	29.27			215		0.391	218
46	Total Hexa-Furans				0.8341	9.999	33.59			232		0.507	232
47	Total Hepta-Furans				0.8734	9.999	37.83			189		0.892	189
48	PFY1												
49	PFY2												
50	PFY3												
51	PFY4												

#	Name	RT	m1 Resp	m2 Resp	RA	rly	EMPC	Conc.
1	Total Penta-Furans	29.02	1.230e3	9.729e2	1.28	YES	0.85055	0.00000
2	Total Penta-Furans	29.16	4.995e4	3.199e4	1.58	NO	36.494	36.494
3	Total Penta-Furans	29.76	4.303e3	2.846e3	1.51	NO	3.3588	3.3588
4	Total Penta-Furans	29.97	1.143e4	8.579e3	1.84	NO	8.8471	8.8471



Name	Resp	RA	nly	RF	WdWd	Prod RT	RT	RRT	Conc.	%Rec	DL	EMPC
45 Total Penta-Furans				12.8525	1.898	33.37			232		0.507	232
46 Total Hexa-Furans				0.8734	9.999	37.83			169		0.682	169
47 Total Hepta-Furans												
48 PFY1												
49 PFY2												
50 PFY3												
51 PFY4												

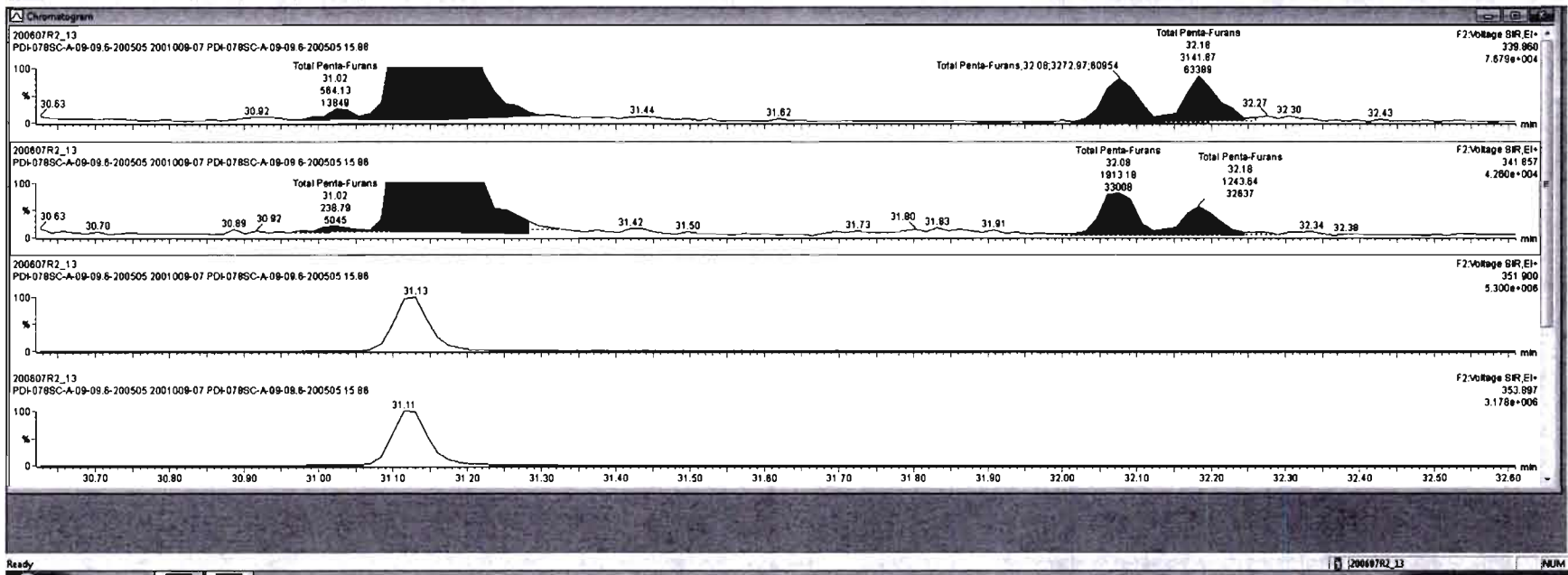
Name	RT	m1 Resp	m2 Resp	RA	nly	EMPC	Conc.
1 Total Penta-Furans	29.02	1.230e3	6.729e2	1.28	YES	0.95055	0.00000
2 Total Penta-Furans	29.16	4.985e4	3.189e4	1.58	NO	36.494	36.494
3 Total Penta-Furans	29.78	4.303e3	2.845e3	1.51	NO	3.3599	3.3599
4 Total Penta-Furans	29.97	1.143e4	6.979e3	1.84	NO	8.8471	8.8471





Name	Resp	RA	rly	RWF	wtVol	Prod RT	RT	RRT	Conc.	%Rec	DL	EMPC
45 Total Penta-Furans				0.8925	8.899	28.27			213		0.281	218
46 Total Hexa-Furans				0.8341	9.999	33.56			232		0.507	232
47 Total Hepta-Furans				0.8734	9.999	37.83			169		0.692	169
48 PFK1												
49 PFK2												
50 PFK3												
51 PFK4												

Name	RT	m1 Resp	m2 Resp	RA	rly	EMPC	Conc.
1 Total Penta-Furans	29.02	1.230e3	9.720e2	1.26	YES	0.85055	0.00000
2 Total Penta-Furans	29.16	4.995e4	3.190e4	1.65	NO	36.494	36.494
3 Total Penta-Furans	29.76	4.303e3	2.846e3	1.51	NO	3.3589	3.3589
4 Total Penta-Furans	29.97	1.143e4	8.979e3	1.84	NO	8.8471	8.8471


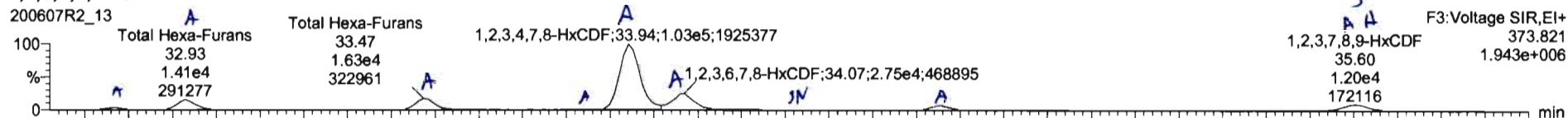


Dataset: Untitled

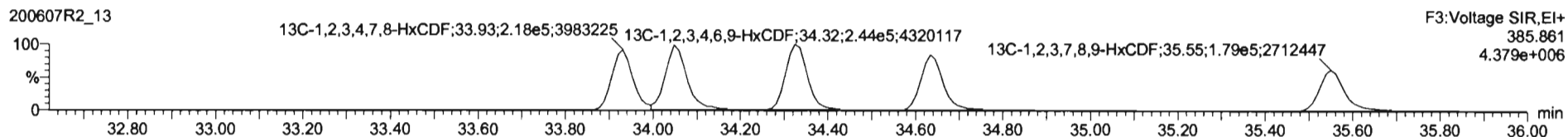
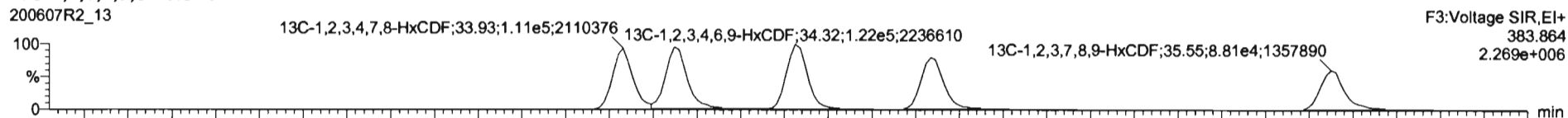
Last Altered: Monday, June 08, 2020 08:53:03 Pacific Daylight Time  
Printed: Monday, June 08, 2020 08:56:43 Pacific Daylight Time

Name: 200607R2\_13, Date: 08-Jun-2020, Time: 06:26:11, ID: 2001009-07 PDI-078SC-A-09-09.6-200505 15.86, Description: PDI-078SC-A-09-09.6-200505

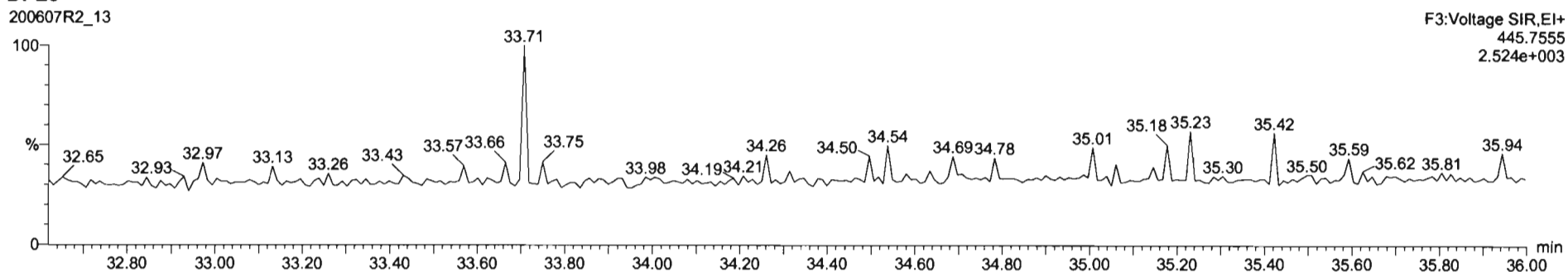
**1,2,3,4,7,8-HxCDF**



**13C-1,2,3,4,7,8-HxCDF**



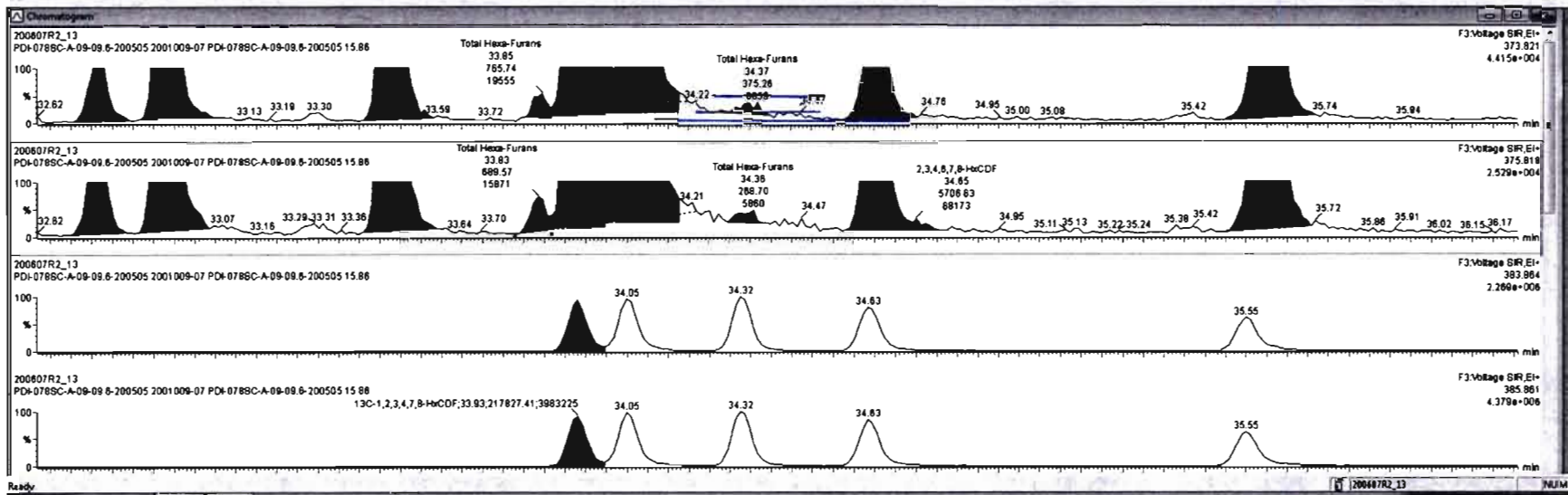
**DPE3**





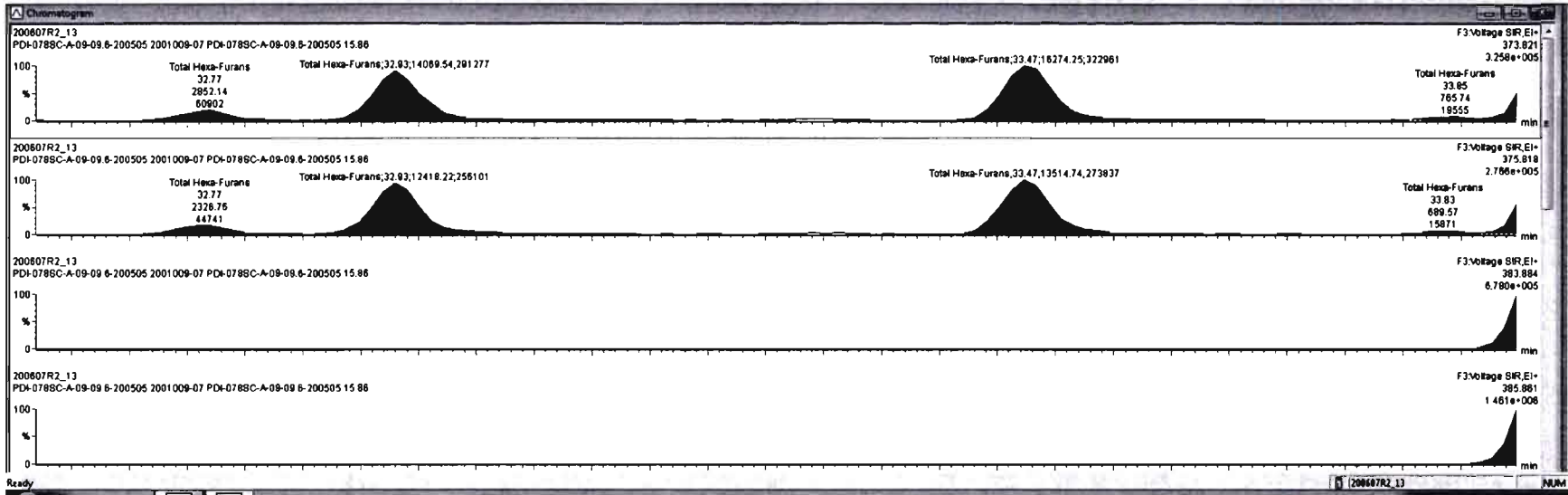
Name	Resp	RA	n/y	RF	wt/wd	Pres RT	RT	RRT	Conc.	%Rec	DL	EMPC
45 Total Penta-Furans				0.8925	8.989	28.27			214		0.361	216
46 Total Hexa-Furans				0.8541	8.888	35.38			294		0.887	294
47 Total Hepta-Furans				0.8734	8.988	37.83			168		0.882	168
48 PFK1												
49 PFK2												
50 PFK3												
51 PFK4												

Name	RT	nt Resp	nd Resp	RA	n/y	EMPC	Conc.
1 Total Hexa-Furans	32.77	2.852e3	2.327e3	1.23	NO	3.4885	3.4885
2 Total Hexa-Furans	32.93	1.407e4	1.242e4	1.13	NO	17.730	17.730
3 Total Hexa-Furans	33.47	1.627e4	1.351e4	1.20	NO	19.938	19.938
4 Total Hexa-Furans	33.85	7.857e2	8.898e2	1.11	NO	0.87411	0.87411
5 1,2,3,4,7,8-HxCDF	33.94	1.017e5	8.488e4	1.20	NO	128.28	128.28
6 1,2,3,6,7,8-HxCDF	34.07	3.220e4	2.848e4	1.22	NO	38.288	38.288
7 Total Hexa-Furans	34.37	3.753e2	2.887e2	1.40	NO	0.43104	0.43104
8 2,3,4,6,7,8-HxCDF	34.85	8.750e3	5.707e3	1.18	NO	8.3380	8.3380
9 1,2,3,7,8,9-HxCDF	35.80	1.198e4	9.888e3	1.21	NO	18.775	18.775



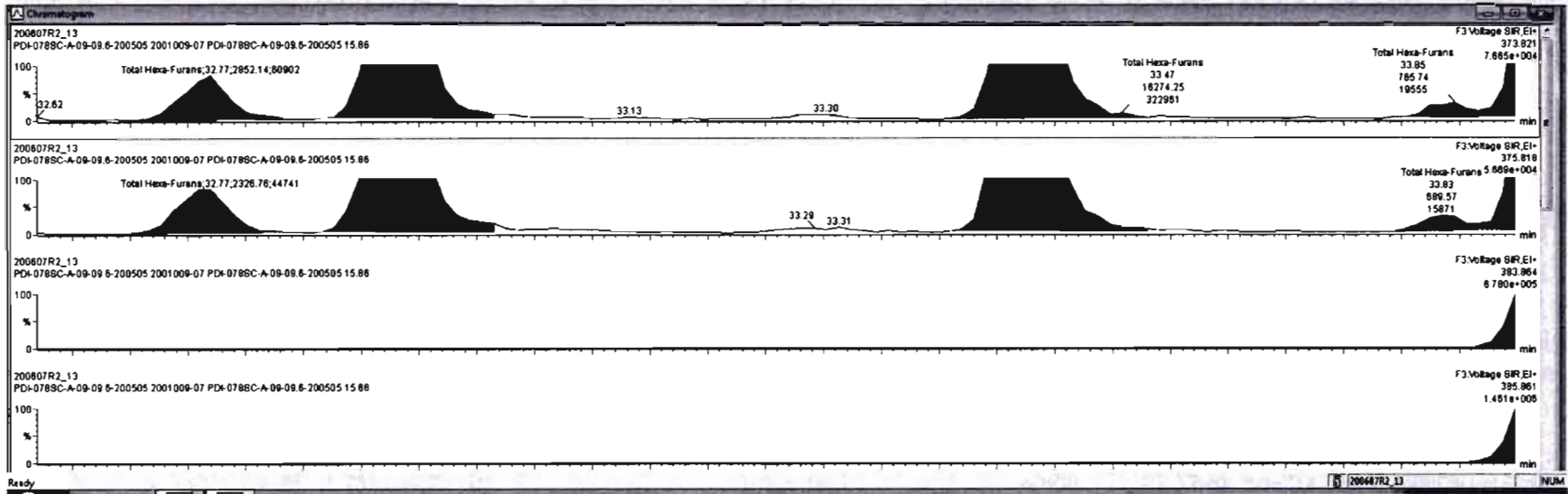
#	Name	Resp	RA	nly	RPF	wt/wd	Prod RT	RT	PRT	Conc.	%Rec	DL	EMPC
45	Total Penta-Furans				0.8925	0.899	29.27			214		0.361	216
46	Total Hexa-Furans				0.8391	0.899	33.99			251		0.897	231
47	Total Hepta-Furans				0.8734	0.899	37.83			169		0.692	169
48	PFK1												
49	PFK2												
50	PFK3												
51	PFK4												

#	Name	RT	m1 Resp	m2 Resp	RA	nly	EMPC	Conc.
1	Total Hexa-Furans	32.77	2.852e3	2.327e3	1.23	NO	3.4685	3.4685
2	Total Hexa-Furans	32.93	1.407e4	1.242e4	1.13	NO	17.730	17.730
3	Total Hexa-Furans	33.47	1.627e4	1.351e4	1.20	NO	19.939	19.939
4	Total Hexa-Furans	33.85	7.857e2	6.898e2	1.11	NO	0.87411	0.87411
5	1,2,3,4,7,8-HxCDF	33.94	1.017e5	8.489e4	1.20	NO	128.28	128.28
6	1,2,3,6,7,8-HxCDF	34.07	3.220e4	2.649e4	1.22	NO	36.288	36.288
7	2,3,4,6,7,8-HxCDF	34.85	6.752e3	5.536e3	1.22	NO	8.2231	8.2231
8	1,2,3,7,8-HxCDF	35.59	4.083e3	3.497e3	1.17	NO	6.5147	6.5147
9	Total Hexa-Furans	35.80	7.948e3	6.554e3	1.21	NO	9.7089	9.7089



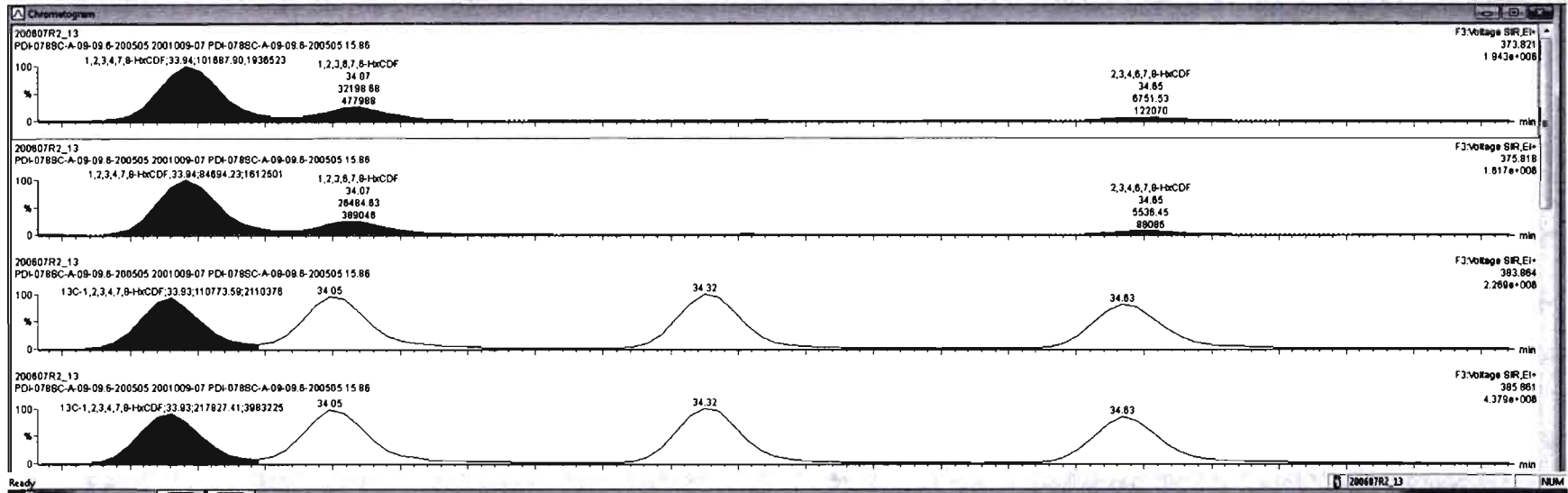
Name	Resp	RA	rvf	RFV	VolVol	ProdRT	RT	RRT	Conc	%Rec	DL	EMPC
45 Total Penta-Furans				0.8625	9.999	28.27			214		0.381	218
46 Total Hexa-Furans				0.8541	9.999	33.96			231		0.507	238
47 Total Hepta-Furans				0.8734	9.999	37.83			199		0.892	199
48 PFY1												
49 PFY2												
50 PFY3												
51 PFY4												

Name	RT	m1 Resp	m2 Resp	RA	rvf	EMPC	Conc
1 Total Hexa-Furans	32.77	2.852e3	2.327e3	1.23	NO	3.4685	3.4685
2 Total Hexa-Furans	32.83	1.407e4	1.242e4	1.13	NO	17.730	17.730
3 Total Hexa-Furans	33.47	1.827e4	1.351e4	1.20	NO	19.938	19.938
4 Total Hexa-Furans	33.85	7.857e2	8.898e2	1.11	NO	0.97411	0.97411
5 1,2,3,4,7,8-HxCDF	33.84	1.017e5	8.489e4	1.20	NO	128.28	128.28
6 1,2,3,6,7,8-HxCDF	34.07	3.220e4	2.648e4	1.22	NO	36.288	36.288
7 2,3,4,6,7,8-HxCDF	34.85	6.752e3	5.536e3	1.22	NO	8.2231	8.2231
8 1,2,3,7,8,9-HxCDF	35.58	4.083e3	3.487e3	1.17	NO	6.5147	6.5147
9 Total Hexa-Furans	35.80	7.948e3	6.554e3	1.21	NO	9.7088	9.7088



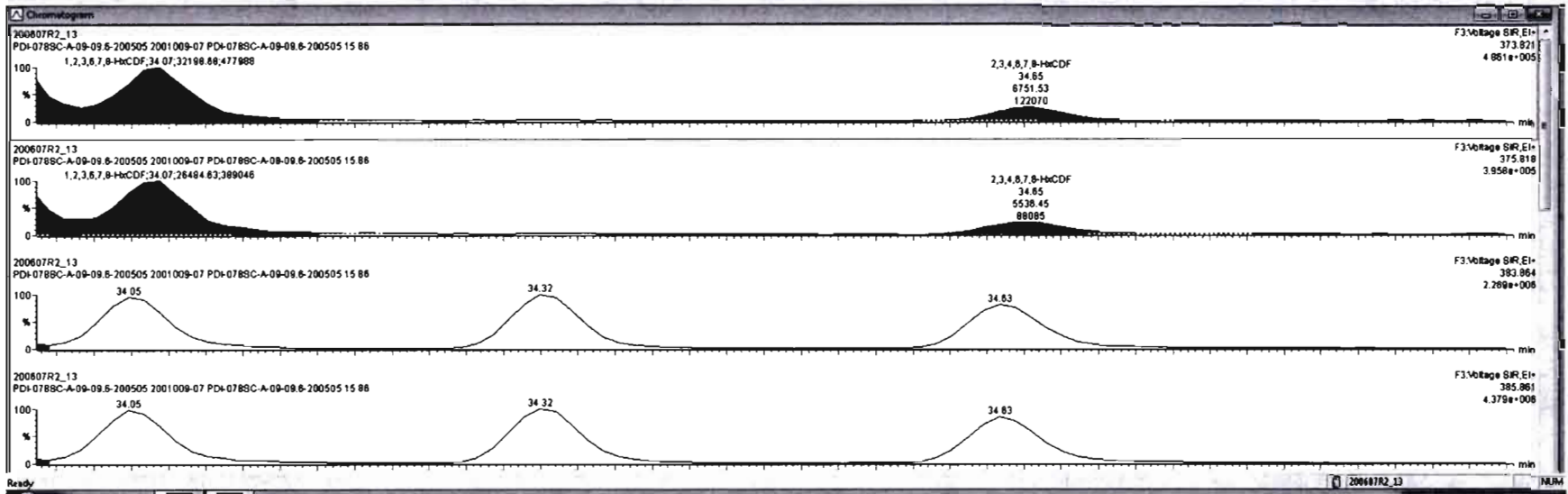
Item	Name	Resp	RA	rly	RPV	VolAdj	Prod RT	RT	RPV	Conc.	%Rec	DL	EMPC
45	Total Pentis-Furans				0.8925	9.999	29.27			214		0.261	216
46	Total Hexis-Furans				0.8581	9.999	33.59			231		0.207	233
47	Total Heptis-Furans				0.8734	9.999	37.83			169		0.682	169
48	PFK1												
49	PFK2												
50	PFK3												
51	PFK4												

Item	Name	RT	m1 Resp	m2 Resp	RA	rly	EMPC	Conc.
1	Total Hexis-Furans	32.77	2.852e3	2.327e3	1.33	NO	3.4665	3.4665
2	Total Hexis-Furans	32.93	1.407e4	1.242e4	1.13	NO	17.730	17.730
3	Total Hexis-Furans	33.47	1.627e4	1.351e4	1.20	NO	19.938	19.938
4	Total Hexis-Furans	33.85	7.657e2	8.898e2	1.11	NO	0.87411	0.87411
5	1,2,3,4,7,8-HxCDF	33.94	1.017e5	8.489e4	1.20	NO	128.28	128.28
6	1,2,3,6,7,8-HxCDF	34.07	3.220e4	2.649e4	1.22	NO	36.288	36.288
7	2,3,4,6,7,8-HxCDF	34.85	6.752e3	5.538e3	1.22	NO	8.2231	8.2231
8	1,2,3,7,8-HxCDF	35.59	4.083e3	3.497e3	1.17	NO	6.5147	6.5147
9	Total Hexis-Furans	35.80	7.948e3	6.554e3	1.21	NO	9.7089	9.7089




Name	Resp	RA	nly	RF	VolVol	Prod RT	RT	RRT	Conc	%Rec	DL	EMPC
45	Total Penta-Furans			0.8925	9.888	28.27			214	0.301	218	
46	Total Hexa-Furans			0.8341	9.888	33.96			231	0.807	238	
47	Total Hepta-Furans			0.8734	9.999	37.83			169	0.892	169	
48	PFK1											
49	PFK2											
50	PFK3											
51	PFK4											

Name	RT	Int Resp	Int Resp	RA	nly	EMPC	Conc
1	Total Hexa-Furans	32.77	2.852e3	2.327e3	1.23	NO	3.4665
2	Total Hexa-Furans	32.93	1.407e4	1.242e4	1.13	NO	17.730
3	Total Hexa-Furans	33.47	1.627e4	1.351e4	1.20	NO	19.939
4	Total Hexa-Furans	33.85	7.857e2	8.896e2	1.11	NO	0.87411
5	1,2,3,4,7,8-HxCDF	33.94	1.017e5	8.489e4	1.20	NO	126.26
6	1,2,3,6,7,8-HxCDF	34.07	3.220e4	2.648e4	1.22	NO	36.286
7	2,3,4,6,7,8-HxCDF	34.65	8.752e3	5.536e3	1.22	NO	8.2231
8	1,2,3,7,8,9-HxCDF	35.59	4.083e3	3.487e3	1.17	NO	6.5147
9	Total Hexa-Furans	35.80	7.948e3	6.554e3	1.21	NO	9.7089



Name	Resp	RA	rv	RF	wt/Vol	Prod RT	RT	RRT	Conc.	%Rec	DL	EMPC
45 Total Penta-Furans				0.8925	8.895	29.27			214		0.351	210
46 Total Hexa-Furans				0.8734	8.899	37.83			231		0.887	230
47 Total Hepta-Furans									180		0.882	180
48 PFK1												
49 PFK2												
50 PFK3												
51 PFK4												

Name	RT	ml Resp	ml2 Resp	RA	rv	EMPC	Conc.
1 Total Hexa-Furans	32.77	2.852e3	2.227e3	1.23	NO	3.4885	3.4885
2 Total Hexa-Furans	32.83	1.407e4	1.242e4	1.13	NO	17.730	17.730
3 Total Hexa-Furans	33.47	1.827e4	1.351e4	1.20	NO	19.939	19.939
4 Total Hexa-Furans	33.85	7.857e2	8.898e2	1.11	NO	0.97411	0.97411
5 1,2,3,6,7,8-HxCDF	33.84	1.017e5	8.488e4	1.20	NO	128.28	128.28
6 1,2,3,6,7,8-HxCDF	34.07	3.220e4	2.648e4	1.22	NO	36.288	36.288
7 2,3,4,6,7,8-HxCDF	34.85	8.752e3	5.536e3	1.22	NO	8.2231	8.2231
8 1,2,3,7,8-HxCDF	35.59	4.083e3	3.497e3	1.17	NO	8.5147	8.5147
9 Total Hexa-Furans	35.80	7.848e3	6.554e3	1.21	NO	9.7088	9.7088



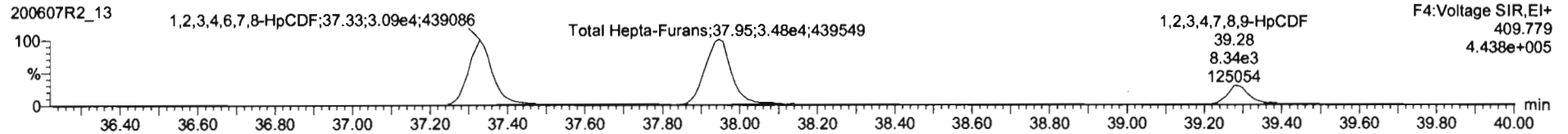
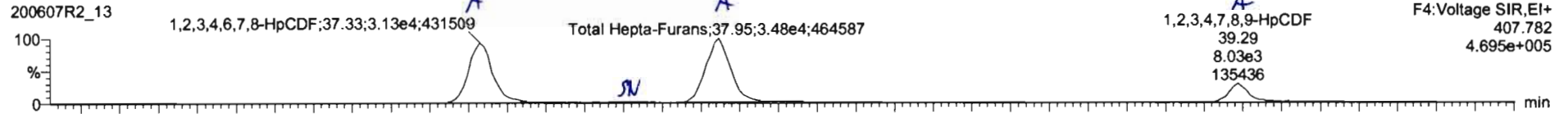


Dataset: Untitled

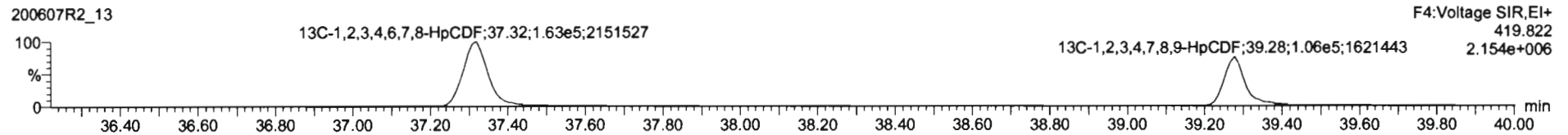

Last Altered: Monday, June 08, 2020 08:53:03 Pacific Daylight Time  
Printed: Monday, June 08, 2020 08:56:43 Pacific Daylight Time

Name: 200607R2\_13, Date: 08-Jun-2020, Time: 06:26:11, ID: 2001009-07 PDI-078SC-A-09-09.6-200505 15.86, Description: PDI-078SC-A-09-09.6-200505

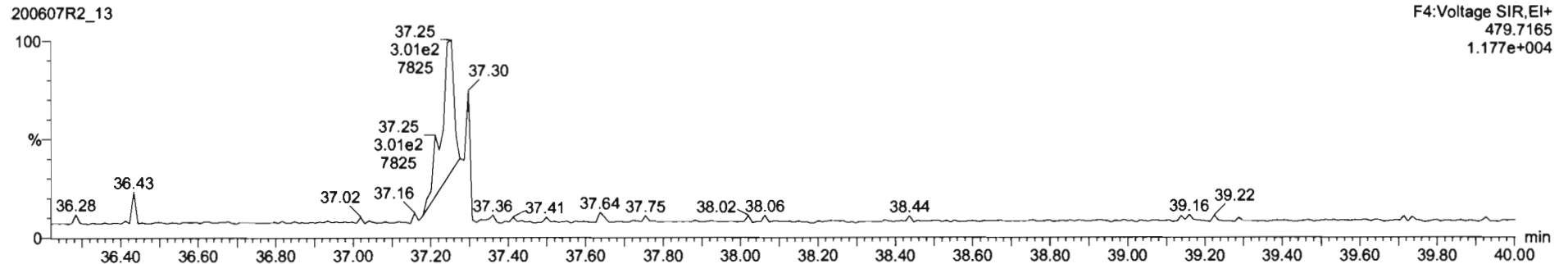
1,2,3,4,6,7,8-HpCDF



13C-1,2,3,4,6,7,8-HpCDF

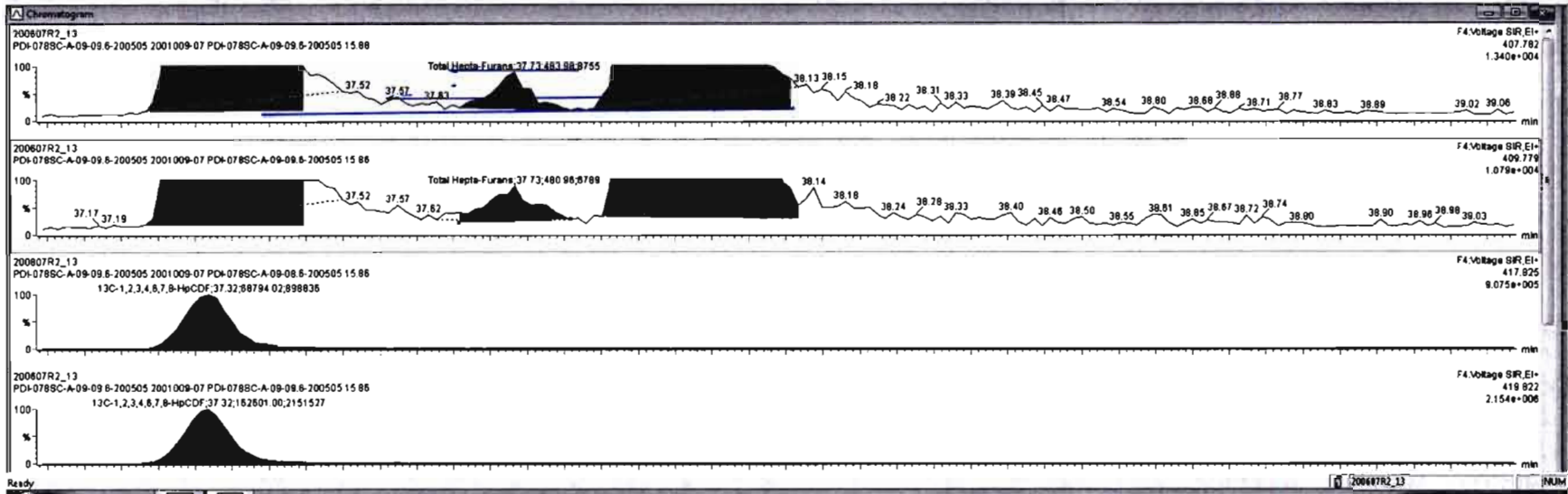


DPE4



Name	Resp	RA	n/y	RF	wt/Vol	Prod RT	RT	RRT	Conc.	%Rec	DL	BkPC
45 Total Penta-Furans				0.8925	8.899	29.27			214		0.361	216
46 Total Hexa-Furans				0.9341	8.899	33.58			731		0.507	731
47 Total Hepta-Furans				0.8734	8.899	37.83			171		0.982	171
48 PFN1												
49 PFN2												
50 PFN3												
51 PFN4												

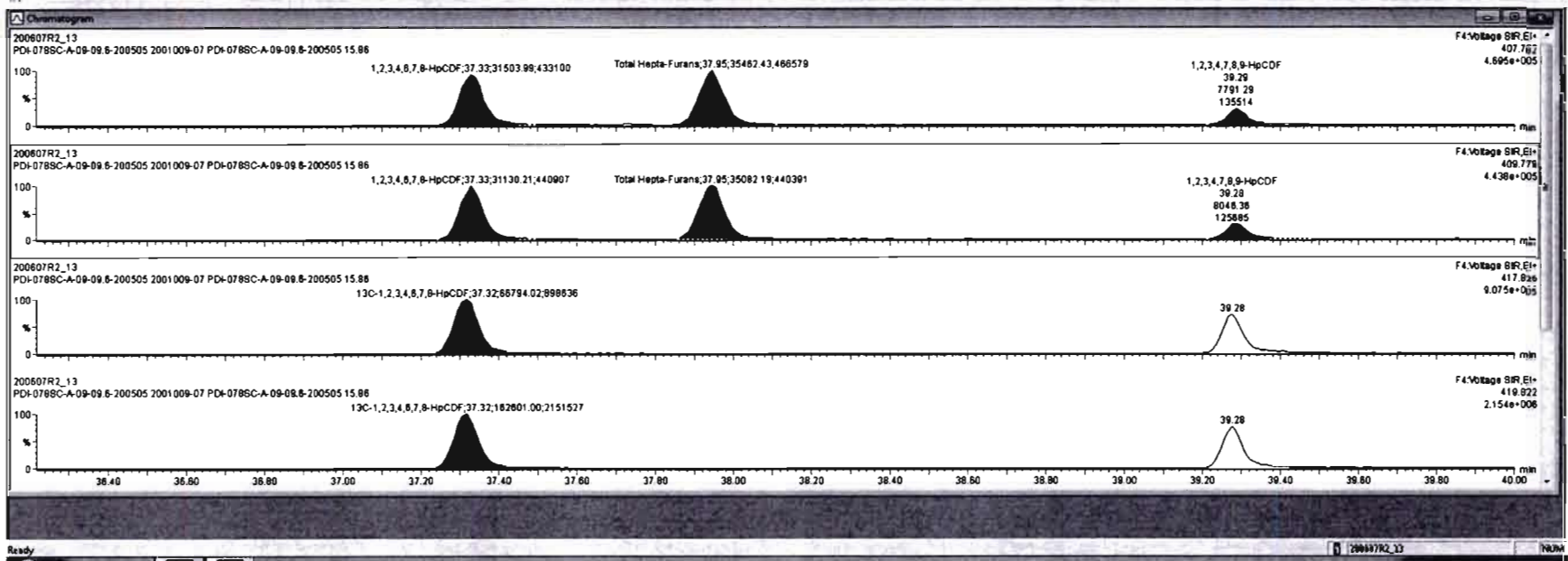
Name	RT	m1 Resp	m2 Resp	RA	n/y	BkPC	Conc.
1 1,2,3,4,6,7,8-HpCDF	37.33	3.150e4	3.113e4	1.01	NO	62.532	62.532
2 Total Hepta-Furans	37.73	4.840e2	4.810e2	1.01	NO	1.1695	1.1695
3 Total Hepta-Furans	37.95	3.548e4	3.508e4	1.01	NO	85.498	85.498
4 1,2,3,4,7,8-HpCDF	38.29	6.030e3	6.385e3	0.98	NO	21.824	21.824





ID	Name	Resp	RA	n/y	R/R	wt/nd	Pred RT	RT	RTT	Conc.	%Rec	DL	EMPC
45	Total Penta-Furans				0.8925	8.988	29.27			214		0.361	216
46	Total Hexa-Furans				0.9341	8.988	33.56			231		0.507	231
47	Total Hepta-Furans				0.8724	8.988	37.83			198		0.882	198
48	PFK1												
49	PFK2												
50	PFK3												
51	PFK4												

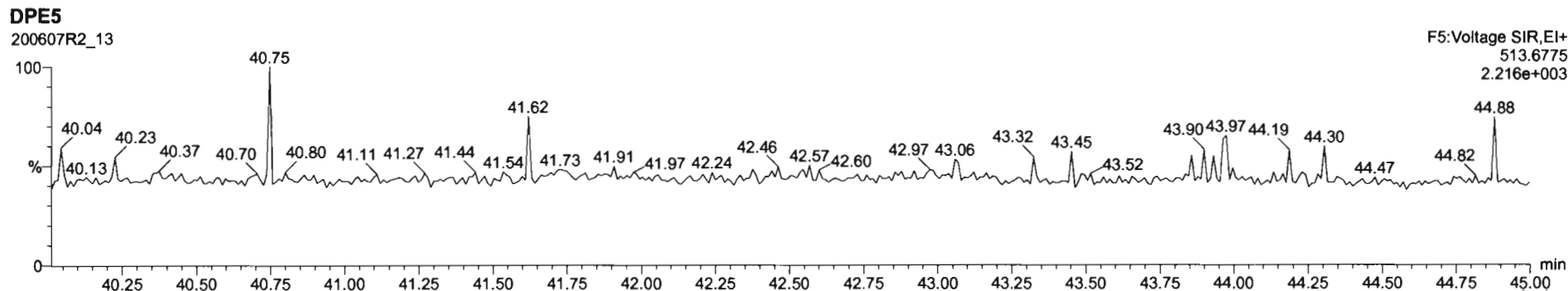
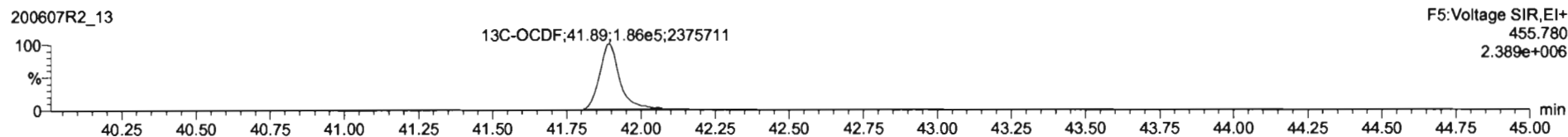

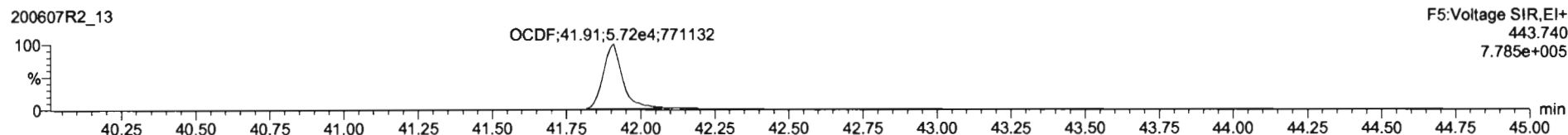

ID	Name	RT	wt Resp	w2 Resp	RA	n/y	EMPC	Conc.
1	1,2,3,4,8,7,8-HpCDF	37.33	3.150e4	3.113e4	1.01	NO	62.532	62.532
2	Total Hepta-Furans	37.95	3.546e4	3.508e4	1.01	NO	85.498	85.498
3	1,2,3,4,7,8,9-HpCDF	39.28	7.781e3	8.048e3	0.87	NO	21.057	21.057



Dataset: Untitled

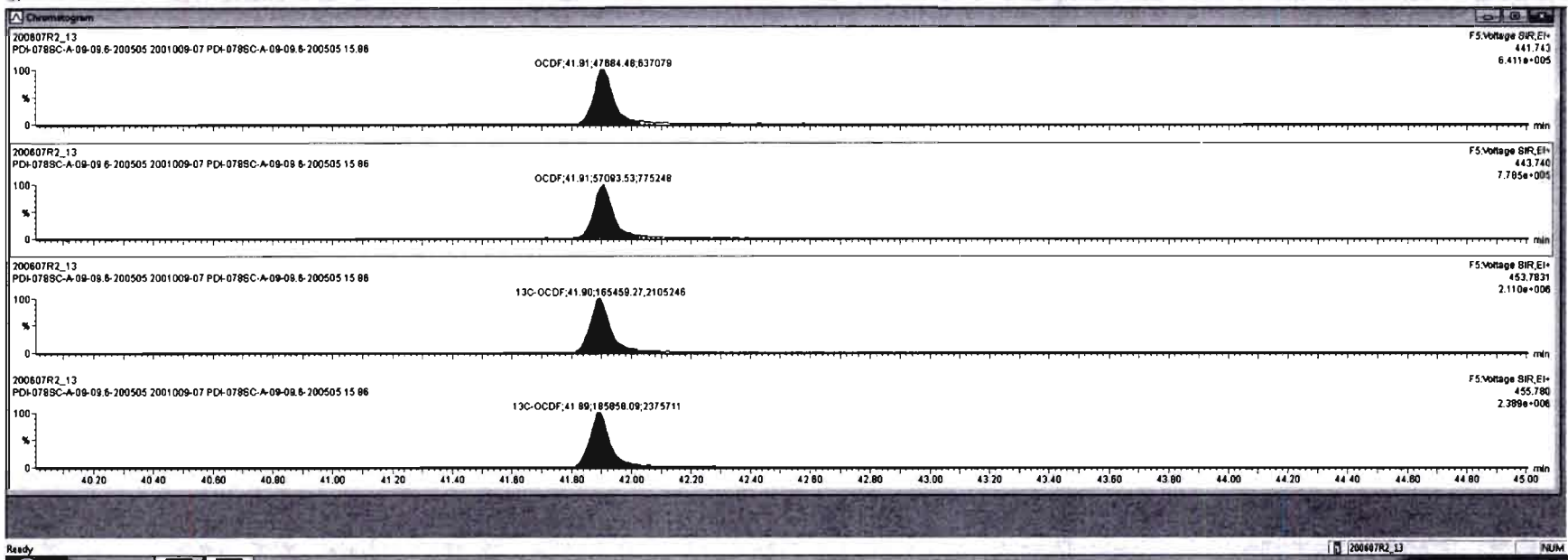
Last Altered: Monday, June 08, 2020 08:53:03 Pacific Daylight Time  
Printed: Monday, June 08, 2020 08:56:43 Pacific Daylight Time

Name: 200607R2\_13, Date: 08-Jun-2020, Time: 06:26:11, ID: 2001009-07 PDI-078SC-A-09-09.6-200505 15.86, Description: PDI-078SC-A-09-09.6-200505



#	Name	Resp	RA	n/y	RP	wtAval	Prod.RT	RT	RRT	Conc.	%Rec	DL	BtPC
17	OCDF	1.75e5	0.84	NO	0.8025	0.999	31.30	31.30	1.000	1.46		0.018	148
18	13C-1,2,3,7,8-TCDD	4.72e5	0.80	NO	1.1563	0.999	28.45	28.44	1.028	183	98.3	0.314	
19	13C-1,2,3,7,8-PeCDD	3.08e5	0.84	NO	0.8490	0.999	31.64	31.42	1.219	182	95.9	0.568	
20	13C-1,2,3,4,7,8-HxCDD	2.25e5	1.28	NO	0.7790	0.999	34.81	34.80	1.014	158	78.1	0.588	
21	13C-1,2,3,6,7,8-HxCDD	2.86e5	1.29	NO	1.0187	0.999	34.92	34.91	1.017	154	78.9	0.435	
22	13C-1,2,3,7,8,9-HxCDD	2.45e5	1.24	NO	0.9027	0.999	35.19	35.19	1.025	148	74.2	0.490	
23	13C-1,2,3,6,7,8,9-HxCDD	1.79e5	1.13	NO	0.6882	0.999	36.72	36.72	1.126	142	70.8	0.582	

#	Name	RT	ml Resp	nl Resp	RA	n/y	BtPC	Conc.
1								



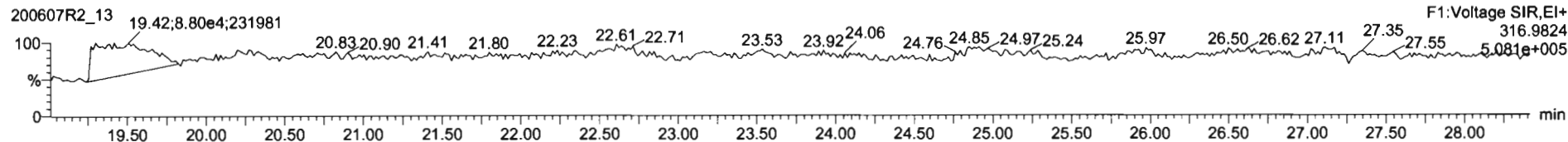
Dataset: Untitled

Last Altered: Monday, June 08, 2020 08:53:03 Pacific Daylight Time

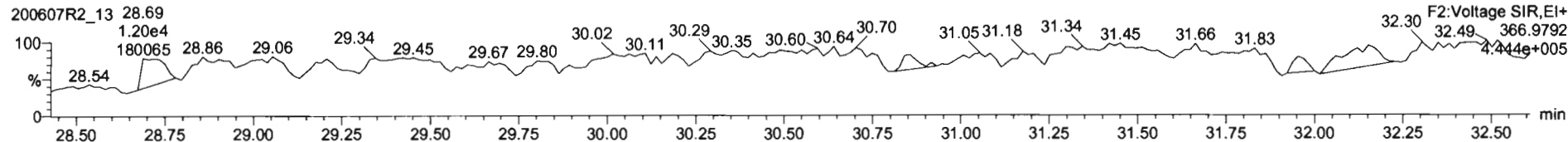
Printed: Monday, June 08, 2020 08:56:43 Pacific Daylight Time

Name: 200607R2\_13, Date: 08-Jun-2020, Time: 06:26:11, ID: 2001009-07 PDI-078SC-A-09-09.6-200505 15.86, Description: PDI-078SC-A-09-09.6-200505

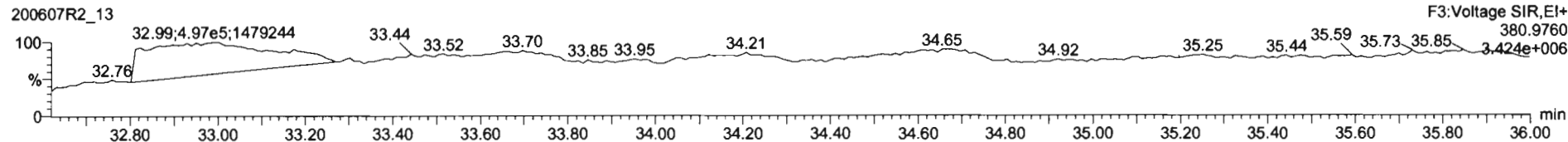
PFK1



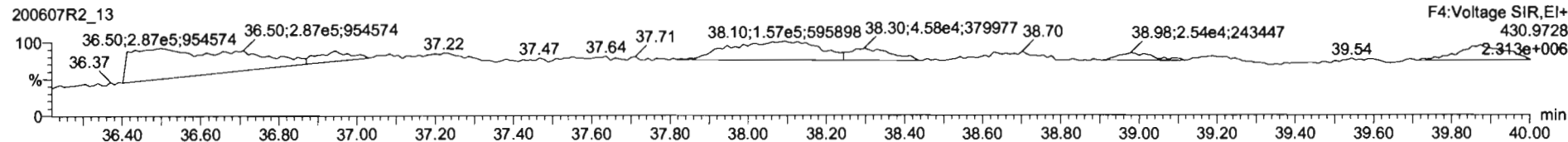
PFK2



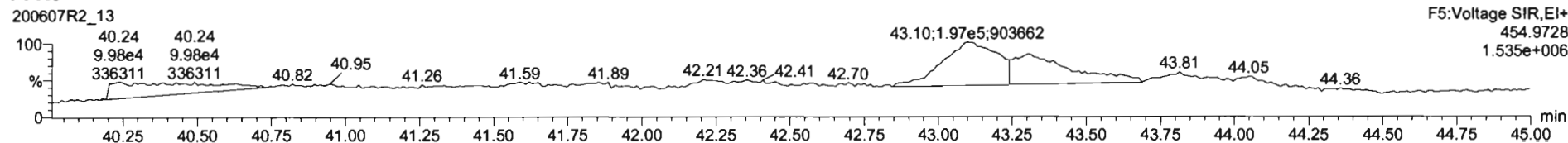
PFK3



PFK4



PFK5



Dataset: U:\VG12.PRO\Results\200607R2\200607R2-14B.qld

Last Altered: Monday, June 22, 2020 10:47:37 AM Pacific Daylight Time  
Printed: Monday, June 22, 2020 11:02:26 AM Pacific Daylight Time

HW 06/22/2020

lu 6/23/20

Method: U:\VG12.PRO\MethDB\1613rrt-06-01-20.mdb 01 Jun 2020 11:54:45  
Calibration: U:\VG12.PRO\CurveDB\db5\_1613vg12-5-28-20.cdb 28 May 2020 16:52:08

Name: 200607R2\_14, Date: 08-Jun-2020, Time: 07:12:28, ID: 2001009-08 PDI-1078SC-A-08-09-200505 16.2, Description: PDI-1078SC-A-08-09-200505

#	Name	Resp	RA	n/y	RRF	wt/vol	Pred.RT	RT	Pred.RRT	RRT	Conc.	%Rec	DL	EMPC
1	1 2,3,7,8-TCDD	1.33e3	0.76	NO	0.888	10.063	26.471	26.47	1.001	1.001	0.71477		0.171	0.715
2	2 1,2,3,7,8-PeCDD	1.48e3	0.69	NO	0.908	10.063	31.442	31.45	1.001	1.001	1.0014		0.243	1.00
3	3 1,2,3,4,7,8-HxCDD	1.17e3	1.10	NO	1.03	10.063	34.814	34.81	1.000	1.000	0.91289		0.460	0.913
4	4 1,2,3,6,7,8-HxCDD	8.44e3	1.25	NO	0.892	10.063	34.911	34.93	1.000	1.001	6.1474		0.499	6.15
5	5 1,2,3,7,8,9-HxCDD	3.39e3	1.30	NO	0.887	10.063	35.199	35.20	1.000	1.000	2.8390		0.580	2.84
6	6 1,2,3,4,6,7,8-HpCDD	1.77e5	1.04	NO	0.864	10.063	38.735	38.74	1.000	1.001	209.20		1.62	209
7	7 OCDD	2.07e6	0.85	NO	0.914	10.063	41.716	41.73	1.000	1.000	2553.1		1.75	2550
8	8 2,3,7,8-TCDF	1.71e5	0.74	NO	0.751	10.063	25.567	25.57	1.001	1.001	<del>74.747</del> 63.637		0.314	74.7
9	9 1,2,3,7,8-PeCDF	1.74e5	1.59	NO	0.893	10.063	30.160	30.15	1.001	1.000	79.294		0.417	79.3
10	10 2,3,4,7,8-PeCDF	7.57e4	1.57	NO	0.935	10.063	31.146	31.15	1.001	1.001	32.605		0.397	32.6
11	11 1,2,3,4,7,8-HxCDF	2.43e5	1.20	NO	0.884	10.063	33.931	33.94	1.000	1.000	155.23		0.389	155
12	12 1,2,3,6,7,8-HxCDF	9.28e4	1.19	NO	0.889	10.063	34.058	34.06	1.000	1.000	52.295		0.380	52.3
13	13 2,3,4,6,7,8-HxCDF	1.84e4	1.15	NO	0.934	10.063	34.669	34.65	1.001	1.001	10.994		0.395	11.0
14	14 1,2,3,7,8,9-HxCDF	5.89e3	1.22	NO	0.871	10.063	35.550	35.58	1.000	1.001	4.5634		0.590	4.56
15	15 1,2,3,4,6,7,8-HpCDF	1.21e5	1.00	NO	0.873	10.063	37.355	37.34	1.001	1.001	108.33		0.575	108
16	16 1,2,3,4,7,8,9-HpCDF	2.47e4	0.97	NO	1.01	10.063	39.277	39.29	1.000	1.000	31.293		0.689	31.3
17	17 OCDF	1.77e5	0.85	NO	0.806	10.063	41.908	41.92	1.000	1.000	208.08		0.785	208
18	18 13C-2,3,7,8-TCDD	4.17e5	0.79	NO	1.16	10.063	26.461	26.44	1.026	1.026	185.19	93.2	0.381	
19	19 13C-1,2,3,7,8-PeCDD	3.24e5	0.64	NO	0.849	10.063	31.637	31.42	1.227	1.219	195.94	98.6	0.513	
20	20 13C-1,2,3,4,7,8-HxCDD	2.47e5	1.31	NO	0.779	10.063	34.809	34.80	1.014	1.014	161.56	81.3	0.587	
21	21 13C-1,2,3,6,7,8-HxCDD	3.06e5	1.30	NO	1.02	10.063	34.922	34.91	1.017	1.017	153.13	77.0	0.450	
22	22 13C-1,2,3,7,8,9-HxCDD	2.67e5	1.25	NO	0.903	10.063	35.193	35.19	1.025	1.025	150.81	75.9	0.507	
23	23 13C-1,2,3,4,6,7,8-HpCDD	1.94e5	1.09	NO	0.689	10.063	38.715	38.72	1.128	1.128	143.50	72.2	0.647	
24	24 13C-OCDD	3.53e5	0.87	NO	0.652	10.063	41.736	41.72	1.216	1.215	275.92	69.4	0.629	
25	25 13C-2,3,7,8-TCDF	6.07e5	0.77	NO	1.06	10.063	25.504	25.54	0.989	0.991	169.82	85.4	0.407	
26	26 13C-1,2,3,7,8-PeCDF	4.90e5	1.61	NO	0.838	10.063	30.023	30.14	1.165	1.169	173.32	87.2	0.898	
27	27 13C-2,3,4,7,8-PeCDF	4.93e5	1.63	NO	0.817	10.063	30.975	31.11	1.202	1.207	179.14	90.1	0.922	
28	28 13C-1,2,3,4,7,8-HxCDF	3.52e5	0.50	NO	1.01	10.063	33.941	33.93	0.989	0.989	177.83	89.5	0.946	
29	29 13C-1,2,3,6,7,8-HxCDF	3.97e5	0.51	NO	1.17	10.063	34.064	34.05	0.992	0.992	173.07	87.1	0.817	
30	30 13C-2,3,4,6,7,8-HxCDF	3.57e5	0.50	NO	1.02	10.063	34.637	34.63	1.009	1.009	177.73	89.4	0.933	
31	31 13C-1,2,3,7,8,9-HxCDF	2.95e5	0.49	NO	0.860	10.063	35.537	35.55	1.035	1.036	174.56	87.8	1.11	

Dataset: U:\VG12.PRO\Results\200607R2\200607R2-14B.qld

Last Altered: Monday, June 22, 2020 10:47:37 AM Pacific Daylight Time

Printed: Monday, June 22, 2020 11:02:26 AM Pacific Daylight Time

Name: 200607R2\_14, Date: 08-Jun-2020, Time: 07:12:28, ID: 2001009-08 PDI-1078SC-A-08-09-200505 16.2, Description: PDI-1078SC-A-08-09-200505

#	Name	Resp	RA	n/y	RRF	wt/vol	Pred.RT	RT	Pred.RRT	RRT	Conc.	%Rec	DL	EMPC
32	32 13C-1,2,3,4,6,7,8-HpCDF	2.54e5	0.42	NO	0.774	10.063	37.284	37.32	1.086	1.087	167.18	84.1	0.682	
33	33 13C-1,2,3,4,7,8,9-HpCDF	1.55e5	0.42	NO	0.521	10.063	39.312	39.28	1.145	1.144	151.33	76.1	1.01	
34	34 13C-OCDF	4.18e5	0.87	NO	0.746	10.063	41.907	41.91	1.221	1.221	285.77	71.9	0.567	
35	35 37Cl-2,3,7,8-TCDD	1.80e5			1.04	10.063	26.492	26.47	1.028	1.027	89.310	112	0.0861	
36	36 13C-1,2,3,4-TCDD	3.87e5	0.80	NO	1.00	10.063	25.890	25.78	1.000	1.000	198.75	100	0.440	
37	37 13C-1,2,3,4-TCDF	6.70e5	0.79	NO	1.00	10.063	24.360	24.09	1.000	1.000	198.75	100	0.431	
38	38 13C-1,2,3,4,6,9-HxCDF	3.90e5	0.52	NO	1.00	10.063	34.420	34.33	1.000	1.000	198.75	100	0.953	
39	39 Total Tetra-Dioxins				0.888	10.063	24.620		0.000		14.057		0.171	14.9
40	40 Total Penta-Dioxins				0.908	10.063	29.960		0.000		9.6860		0.243	13.2
41	41 Total Hexa-Dioxins				0.892	10.063	33.635		0.000		74.429		0.534	74.4
42	42 Total Hepta-Dioxins				0.864	10.063	37.640		0.000		594.99		1.62	595
43	43 Total Tetra-Furans				0.751	10.063	23.610		0.000		207.85		0.314	220
44	44 1st Func. Penta-Furans				0.893	10.063	27.580		0.000		19.106		0.0511	19.1
45	45 Total Penta-Furans				0.893	10.063	29.275		0.000		222.26		0.416	222
46	46 Total Hexa-Furans				0.934	10.063	33.555		0.000		295.04		0.411	308
47	47 Total Hepta-Furans				0.873	10.063	37.835		0.000		281.37		0.659	283



Dataset: U:\VG12.PRO\Results\200607R2\200607R2-14B.qld

Last Altered: Monday, June 22, 2020 10:47:37 AM Pacific Daylight Time  
 Printed: Monday, June 22, 2020 11:02:26 AM Pacific Daylight Time

Method: U:\VG12.PRO\MethDB\1613rrt-06-01-20.mdb 01 Jun 2020 11:54:45  
 Calibration: U:\VG12.PRO\CurveDB\db5\_1613vg12-5-28-20.cdb 28 May 2020 16:52:08

Name: 200607R2\_14, Date: 08-Jun-2020, Time: 07:12:28, ID: 2001009-08 PDI-1078SC-A-08-09-200505 16.2, Description: PDI-1078SC-A-08-09-200505

**Tetra-Dioxins**

	Name	RT	m1 Height	m2 Height	m1 Resp	m2 Resp	RA	n/y	iResp	Conc.	EMPC	DL
1	Total Tetra-Dioxins	22.43	9.727e4	1.245e5	8.666e3	1.091e4	0.79	NO	1.958e4	10.497	10.497	0.171
2	Total Tetra-Dioxins	22.83	9.826e3	1.354e4	9.047e2	1.334e3	0.68	NO	2.239e3	1.2004	1.2004	0.171
3	Total Tetra-Dioxins	23.39	4.256e3	6.990e3	3.461e2	5.864e2	0.59	YES	0.000e0	0.00000	0.42656	0.171
4	Total Tetra-Dioxins	24.54	4.686e3	7.857e3	3.977e2	5.982e2	0.66	NO	9.959e2	0.53393	0.53393	0.171
5	Total Tetra-Dioxins	24.75	6.384e3	6.052e3	4.134e2	4.649e2	0.89	YES	0.000e0	0.00000	0.44114	0.171
6	Total Tetra-Dioxins	26.18	1.045e4	1.344e4	9.080e2	1.163e3	0.78	NO	2.071e3	1.1105	1.1105	0.171
7	2,3,7,8-TCDD	26.47	8.292e3	1.379e4	5.740e2	7.592e2	0.76	NO	1.333e3	0.71477	0.71477	0.171

**Penta-Dioxins**

	Name	RT	m1 Height	m2 Height	m1 Resp	m2 Resp	RA	n/y	Resp	Conc.	EMPC	DL
1	Total Penta-Dioxins	29.22	2.538e4	4.479e4	1.960e3	3.390e3	0.58	NO	5.350e3	3.6116	3.6116	0.243
2	Total Penta-Dioxins	29.70	1.223e4	1.644e4	6.214e2	8.809e2	0.71	NO	1.502e3	1.0142	1.0142	0.243
3	Total Penta-Dioxins	30.20	2.762e4	6.536e4	1.659e3	3.194e3	0.52	YES	0.000e0	0.00000	2.8974	0.243
4	Total Penta-Dioxins	30.37	1.141e4	1.780e4	5.621e2	9.642e2	0.58	NO	1.526e3	1.0305	1.0305	0.243
5	Total Penta-Dioxins	30.44	8.466e3	1.783e4	4.097e2	7.352e2	0.56	NO	1.145e3	0.77296	0.77296	0.243
6	Total Penta-Dioxins	30.69	1.303e4	2.035e4	1.127e3	1.636e3	0.69	NO	2.763e3	1.8655	1.8655	0.243
7	1,2,3,7,8-PeCDD	31.45	1.210e4	1.428e4	6.045e2	8.788e2	0.69	NO	1.483e3	1.0014	1.0014	0.243
8	Total Penta-Dioxins	31.51	4.264e3	6.522e3	1.981e2	4.072e2	0.49	YES	0.000e0	0.00000	0.34596	0.243
9	Total Penta-Dioxins	31.71	6.519e3	6.918e3	3.121e2	2.434e2	1.28	YES	0.000e0	0.00000	0.26781	0.243
10	Total Penta-Dioxins	31.82	3.721e3	6.681e3	2.121e2	3.652e2	0.58	NO	5.773e2	0.38976	0.38976	0.243

Dataset: U:\VG12.PRO\Results\200607R2\200607R2-14B.qld

Last Altered: Monday, June 22, 2020 10:47:37 AM Pacific Daylight Time

Printed: Monday, June 22, 2020 11:02:26 AM Pacific Daylight Time

Name: 200607R2\_14, Date: 08-Jun-2020, Time: 07:12:28, ID: 2001009-08 PDI-1078SC-A-08-09-200505 16.2, Description: PDI-1078SC-A-08-09-200505

**Hexa-Dioxins**

	Name	RT	m1 Height	m2 Height	m1 Resp	m2 Resp	RA	n/y	Resp	Conc.	EMPC	DL
1	Total Hexa-Dioxins	33.31	3.785e5	3.183e5	1.991e4	1.691e4	1.18	NO	3.683e4	30.000	30.000	0.534
2	Total Hexa-Dioxins	33.87	3.734e4	3.171e4	2.070e3	1.679e3	1.23	NO	3.750e3	3.0546	3.0546	0.534
3	Total Hexa-Dioxins	34.13	2.880e5	2.326e5	1.942e4	1.526e4	1.27	NO	3.468e4	28.252	28.252	0.534
4	Total Hexa-Dioxins	34.24	3.107e4	2.248e4	1.483e3	1.120e3	1.32	NO	2.603e3	2.1204	2.1204	0.534
5	1,2,3,4,7,8-HxCDD	34.81	1.150e4	1.080e4	6.141e2	5.591e2	1.10	NO	1.173e3	0.91289	0.91289	0.460
6	1,2,3,6,7,8-HxCDD	34.93	6.970e4	6.698e4	4.686e3	3.753e3	1.25	NO	8.439e3	6.1474	6.1474	0.499
7	Total Hexa-Dioxins	35.11	1.449e4	1.287e4	7.065e2	6.471e2	1.09	NO	1.354e3	1.1027	1.1027	0.534
8	1,2,3,7,8,9-HxCDD	35.20	2.778e4	2.339e4	1.916e3	1.471e3	1.30	NO	3.387e3	2.8390	2.8390	0.580

**Hepta-Dioxins**

	Name	RT	m1 Height	m2 Height	m1 Resp	m2 Resp	RA	n/y	Resp	Conc.	EMPC	DL
1	Total Hepta-Dioxins	37.72	2.137e6	2.166e6	1.637e5	1.620e5	1.01	NO	3.257e5	385.78	385.78	1.62
2	1,2,3,4,6,7,8-HpCDD	38.74	1.254e6	1.215e6	8.995e4	8.666e4	1.04	NO	1.766e5	209.20	209.20	1.62

Dataset: U:\VG12.PRO\Results\200607R2\200607R2-14B.qld

Last Altered: Monday, June 22, 2020 10:47:37 AM Pacific Daylight Time  
 Printed: Monday, June 22, 2020 11:02:26 AM Pacific Daylight Time

Name: 200607R2\_14, Date: 08-Jun-2020, Time: 07:12:28, ID: 2001009-08 PDI-1078SC-A-08-09-200505 16.2, Description: PDI-1078SC-A-08-09-200505

**Tetra-Furans**

	Name	RT	m1 Height	m2 Height	m1 Resp	m2 Resp	RA	n/y	Resp	Conc.	EMPC	DL
1	Total Tetra-Furans	20.81	1.609e4	2.000e4	1.262e3	1.899e3	0.66	NO	3.161e3	1.3788	1.3788	0.314
2	Total Tetra-Furans	21.44	8.296e4	1.168e5	7.139e3	9.709e3	0.74	NO	1.685e4	7.3498	7.3498	0.314
3	Total Tetra-Furans	22.01	2.511e4	3.457e4	3.329e3	4.647e3	0.72	NO	7.976e3	3.4795	3.4795	0.314
4	Total Tetra-Furans	22.40	1.911e5	2.523e5	1.849e4	2.490e4	0.74	NO	4.338e4	18.926	18.926	0.314
5	Total Tetra-Furans	22.91	7.223e4	1.024e5	7.301e3	9.806e3	0.74	NO	1.711e4	7.4631	7.4631	0.314
6	Total Tetra-Furans	23.07	6.399e3	9.976e3	5.731e2	7.616e2	0.75	NO	1.335e3	0.58226	0.58226	0.314
7	Total Tetra-Furans	23.27	2.408e4	3.506e4	2.225e3	3.300e3	0.67	NO	5.525e3	2.4102	2.4102	0.314
8	Total Tetra-Furans	23.70	7.161e3	8.831e3	5.454e2	7.795e2	0.70	NO	1.325e3	0.57797	0.57797	0.314
9	Total Tetra-Furans	23.85	4.585e3	7.370e3	4.480e2	5.705e2	0.79	NO	1.019e3	0.44433	0.44433	0.314
10	Total Tetra-Furans	24.00	5.159e4	7.277e4	3.953e3	5.603e3	0.71	NO	9.556e3	4.1687	4.1687	0.314
11	Total Tetra-Furans	24.10	8.364e4	1.112e5	7.403e3	1.021e4	0.72	NO	1.761e4	7.6843	7.6843	0.314
12	Total Tetra-Furans	24.63	8.342e5	1.129e6	6.693e4	9.020e4	0.74	NO	1.571e5	68.549	68.549	0.314
13	Total Tetra-Furans	24.90	2.847e4	4.736e4	2.552e3	3.966e3	0.64	YES	0.000e0	0.00000	2.5595	0.314
14	Total Tetra-Furans	25.17	3.640e3	4.589e3	3.499e2	4.430e2	0.79	NO	7.929e2	0.34589	0.34589	0.314
15	Total Tetra-Furans	25.33	1.388e4	1.484e4	7.772e2	8.046e2	0.97	YES	0.000e0	0.00000	0.62129	0.314
16	Total Tetra-Furans	25.47	1.024e5	1.435e5	5.778e3	8.039e3	0.72	NO	1.382e4	6.0280	6.0280	0.314
17	2,3,7,8-TCDF	25.57	9.928e5	1.303e6	7.280e4	9.854e4	0.74	NO	1.713e5	74.747	74.747	0.314
18	Total Tetra-Furans	25.94	4.446e4	6.103e4	3.084e3	4.384e3	0.70	NO	7.467e3	3.2576	3.2576	0.314
19	Total Tetra-Furans	26.20	6.048e3	9.231e3	4.493e2	5.915e2	0.76	NO	1.041e3	0.45405	0.45405	0.314
20	Total Tetra-Furans	27.58	1.778e5	1.630e5	1.171e4	1.122e4	1.04	YES	0.000e0	0.00000	8.6635	0.314

**Penta-Furans function 1**

	Name	RT	m1 Height	m2 Height	m1 Resp	m2 Resp	RA	n/y	Resp	Conc.	EMPC	DL
1	1st Func. Penta-Furans	27.56	4.166e5	2.752e5	2.622e4	1.597e4	1.64	NO	4.219e4	19.106	19.106	0.0511

Vista Analytical Laboratory

Dataset: U:\VG12.PRO\Results\200607R2\200607R2-14B.qld

Last Altered: Monday, June 22, 2020 10:47:37 AM Pacific Daylight Time

Printed: Monday, June 22, 2020 11:02:26 AM Pacific Daylight Time

Name: 200607R2\_14, Date: 08-Jun-2020, Time: 07:12:28, ID: 2001009-08 PDI-1078SC-A-08-09-200505 16.2, Description: PDI-1078SC-A-08-09-200505

**Penta-Furans**

	Name	RT	m1 Height	m2 Height	m1 Resp	m2 Resp	RA	n/y	Resp	Conc.	EMPC	DL
1	Total Penta-Furans	29.01	3.762e4	2.479e4	2.184e3	1.440e3	1.52	NO	3.624e3	1.6411	1.6411	0.416
2	Total Penta-Furans	29.16	8.556e5	5.494e5	5.667e4	3.497e4	1.62	NO	9.164e4	41.501	41.501	0.416
3	Total Penta-Furans	29.74	8.664e4	6.049e4	7.755e3	5.434e3	1.43	NO	1.319e4	5.9734	5.9734	0.416
4	Total Penta-Furans	29.97	2.626e5	1.549e5	1.331e4	8.136e3	1.64	NO	2.145e4	9.7138	9.7138	0.416
5	1,2,3,7,8-PeCDF	30.15	1.853e6	1.215e6	1.070e5	6.744e4	1.59	NO	1.745e5	79.294	79.294	0.417
6	Total Penta-Furans	30.43	7.683e5	4.679e5	4.414e4	2.708e4	1.63	NO	7.122e4	32.255	32.255	0.416
7	2,3,4,7,8-PeCDF	31.15	9.958e5	6.380e5	4.625e4	2.942e4	1.57	NO	7.567e4	32.605	32.605	0.397
8	Total Penta-Furans	31.16	8.010e5	5.085e5	2.399e4	1.392e4	1.72	NO	3.791e4	17.169	17.169	0.416
9	Total Penta-Furans	32.08	5.311e4	3.479e4	2.909e3	1.754e3	1.66	NO	4.663e3	2.111E	2.111E	0.416

**Hexa-Furans**

	Name	RT	m1 Height	m2 Height	m1 Resp	m2 Resp	RA	n/y	Resp	Conc.	EMPC	DL
1	Total Hexa-Furans	32.76	1.169e5	9.841e4	5.952e3	5.052e3	1.18	NO	1.100e4	6.6906	6.6906	0.411
2	Total Hexa-Furans	32.93	5.712e5	4.571e5	2.785e4	2.246e4	1.24	NO	5.031e4	30.590	30.590	0.411
3	Total Hexa-Furans	33.47	6.295e5	5.247e5	3.124e4	2.580e4	1.21	NO	5.704e4	34.681	34.681	0.411
4	Total Hexa-Furans	33.83	2.571e4	2.077e4	9.666e2	9.723e2	0.99	YES	0.000e0	0.00000	1.0616	0.411
5	1,2,3,4,7,8-HxCDF	33.94	2.517e6	2.089e6	1.326e5	1.105e5	1.20	NO	2.431e5	155.23	155.23	0.389
6	1,2,3,6,7,8-HxCDF	34.06	7.892e5	6.349e5	5.045e4	4.235e4	1.19	NO	9.280e4	52.295	52.295	0.380
7	Total Hexa-Furans	34.33	1.586e4	1.729e4	8.707e2	1.196e3	0.73	YES	0.000e0	0.00000	0.95633	0.411
8	2,3,4,6,7,8-HxCDF	34.65	1.730e5	1.563e5	9.847e3	8.583e3	1.15	NO	1.843e4	10.994	10.994	0.395
9	1,2,3,7,8,9-HxCDF	35.58	1.481e5	1.272e5	3.236e3	2.655e3	1.22	NO	5.891e3	4.5634	4.5634	0.590
10	Total Hexa-Furans	35.59	1.731e5	1.571e5	9.291e3	8.000e3	1.16	NO	0.000e0	0.00000	10.512	0.411

**Hepta-Furans**

	Name	RT	m1 Height	m2 Height	m1 Resp	m2 Resp	RA	n/y	Resp	Conc.	EMPC	DL
1	1,2,3,4,6,7,8-HpCDF	37.34	8.301e5	8.463e5	6.048e4	6.057e4	1.00	NO	1.210e5	108.33	108.33	0.575
2	Total Hepta-Furans	37.72	1.125e4	1.187e4	6.688e2	6.992e2	0.96	NO	0.000e0	0.00000	1.5218	0.659
3	Total Hepta-Furans	37.95	8.496e5	8.196e5	6.360e4	6.382e4	1.00	NO	1.274e5	141.75	141.75	0.659
4	1,2,3,4,7,8,9-HpCDF	39.29	2.127e5	1.957e5	1.213e4	1.256e4	0.97	NO	2.469e4	31.293	31.293	0.689


Dataset: Untitled

Last Altered: Monday, June 08, 2020 08:53:03 Pacific Daylight Time  
Printed: Monday, June 08, 2020 08:56:43 Pacific Daylight Time

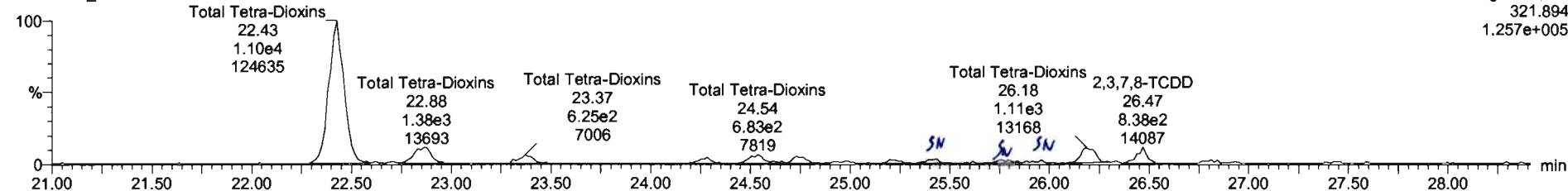
Name: 200607R2\_14, Date: 08-Jun-2020, Time: 07:12:28, ID: 2001009-08 PDI-1078SC-A-08-09-200505 16.2, Description: PDI-1078SC-A-08-09-200505

2,3,7,8-TCDD

200607R2\_14




200607R2\_14

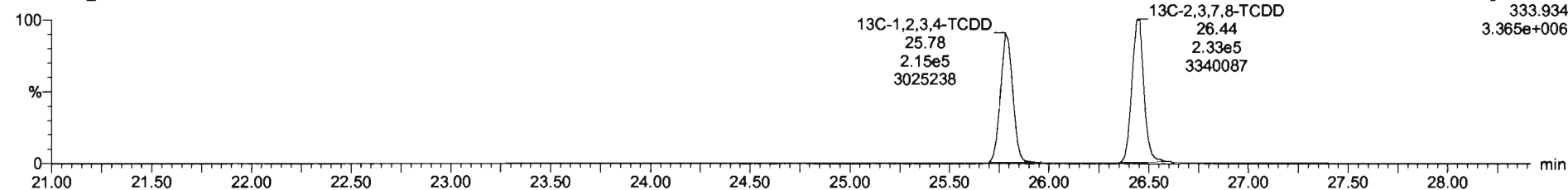


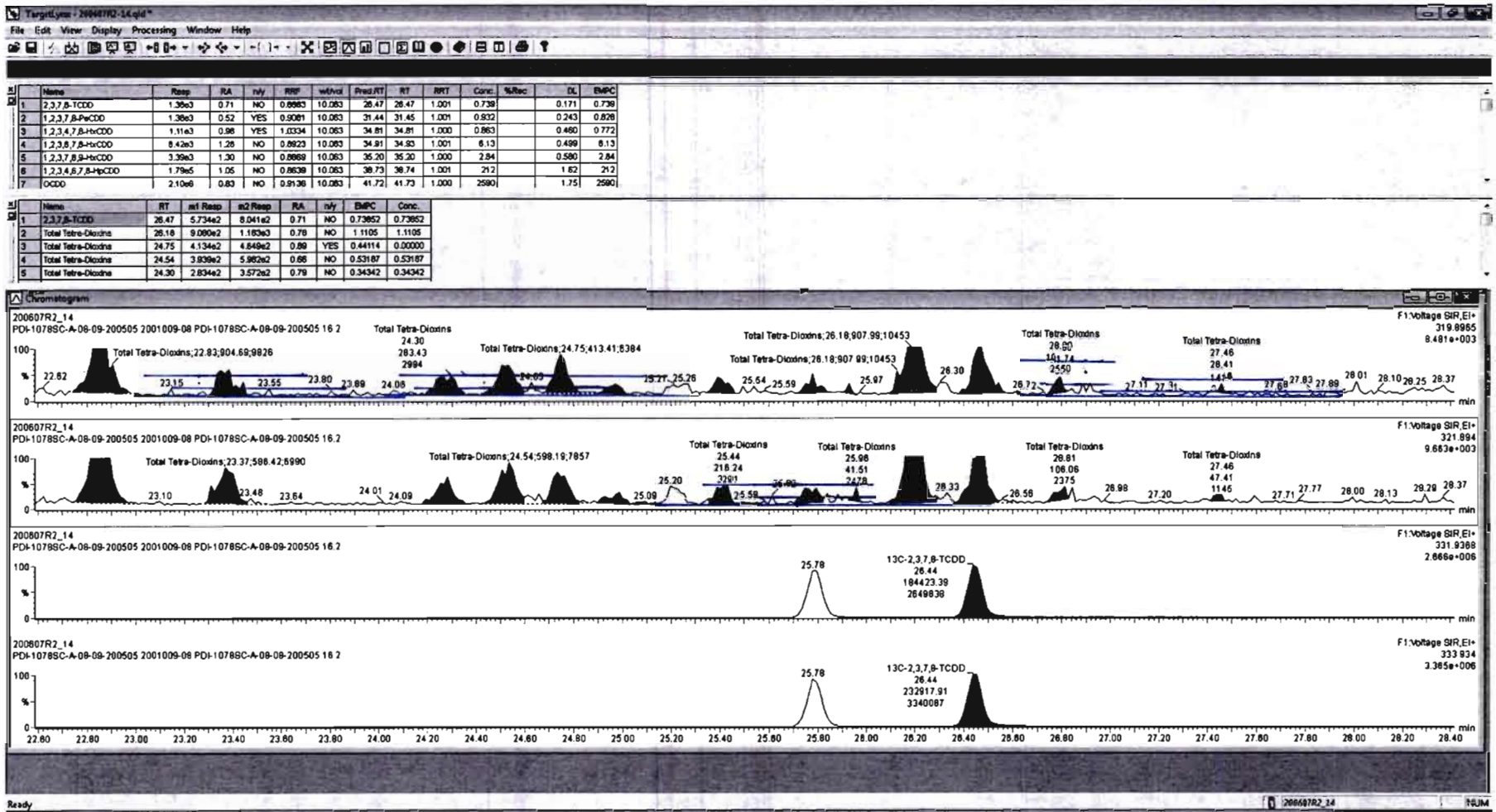
13C-2,3,7,8-TCDD

200607R2\_14



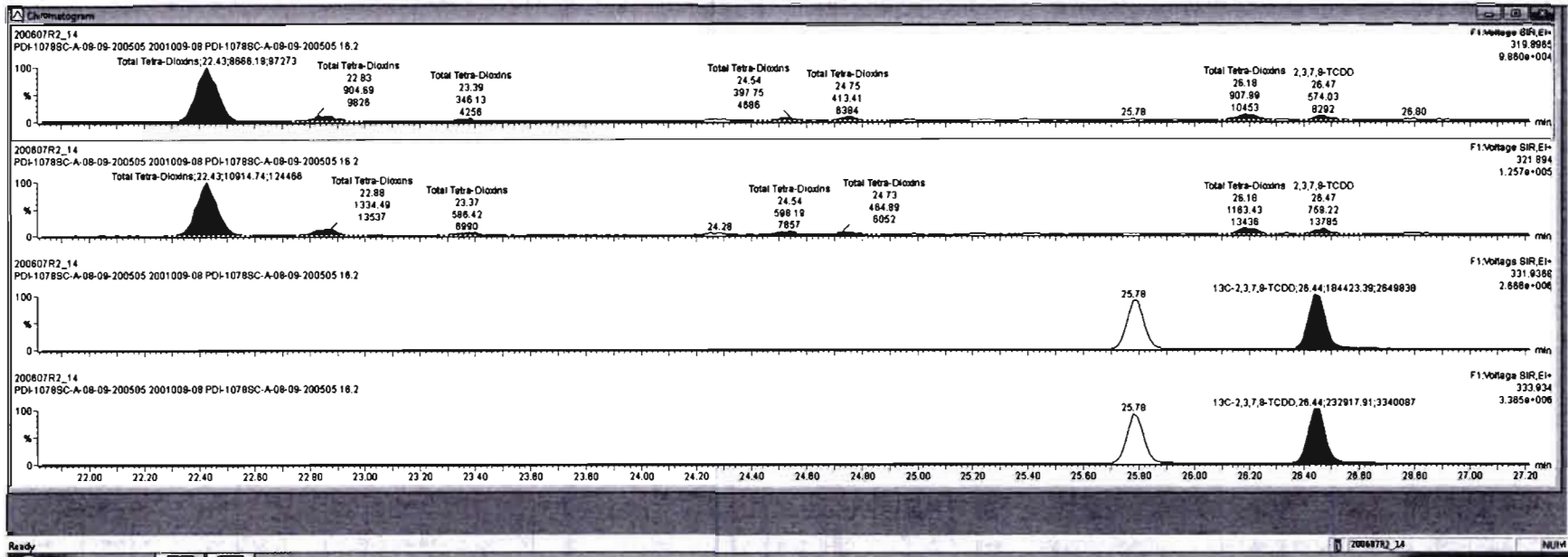
200607R2\_14





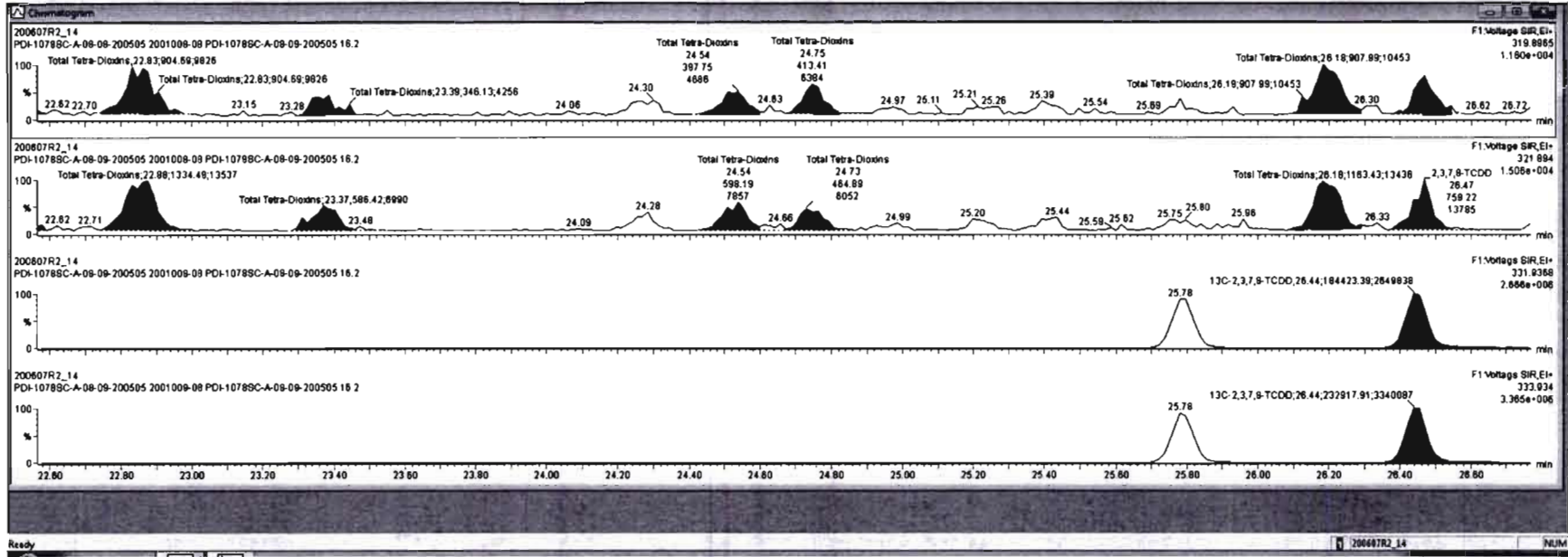
#	Name	Resp	RA	n/y	RFV	wAval	Prod.RT	RT	PRT	Conc.	%Rec	DL	EMPC
1	2,3,7,8-TCDD	1.33e3	0.78	NO	0.8883	10.083	28.47	26.47	1.001	0.715		0.171	0.715
2	1,2,3,7,8-PeCDD	1.38e3	0.52	YES	0.8081	10.083	31.44	31.45	1.001	0.927		0.243	0.828
3	1,2,3,4,7,8-HxCDD	1.11e2	0.98	YES	1.0334	10.083	34.81	34.81	1.000	0.863		0.460	0.772
4	1,2,3,6,7,8-HxCDD	8.42e2	1.28	NO	0.8623	10.083	34.91	34.92	1.001	6.13		0.488	6.13
5	1,2,3,7,8,9-HxCDD	3.35e2	1.30	NO	0.8699	10.083	35.20	35.20	1.000	2.84		0.580	2.84
6	1,2,3,4,6,7,8-HpCDD	1.75e2	1.05	NO	0.8638	10.083	38.73	38.74	1.001	212		1.62	212
7	OCDD	2.10e5	0.83	NO	0.9136	10.083	41.72	41.73	1.000	2580		1.75	2580

#	Name	RT	m1 Resp	m2 Resp	RA	n/y	EMPC	Conc.
1	Total Tetra-Dioxins	22.43	8.666e3	1.001e4	0.79	NO	10.487	10.487
2	Total Tetra-Dioxins	22.83	9.047e2	1.334e3	0.88	NO	1.2004	1.2004
3	Total Tetra-Dioxins	23.38	3.481e2	5.884e2	0.58	YES	0.42656	0.00000
4	Total Tetra-Dioxins	24.54	3.877e2	5.982e2	0.85	NO	0.53383	0.53383
5	Total Tetra-Dioxins	24.75	4.134e2	4.848e2	0.89	YES	0.44114	0.00000



Name	Resp	RA	n/y	RF	Method	Pred.Ret	RT	RRT	Concn	%Rec	DL	EMPC
2,3,7,8-TCDD	1.30e3	0.78	NO	0.8663	10.063	26.47	26.47	1.001	0.715		0.171	0.715
1,2,3,7,8-PeCDD	1.39e3	0.52	YES	0.8091	10.063	31.44	31.45	1.001	0.822		0.243	0.826
1,2,3,4,7,8-HxCDD	1.11e3	0.96	YES	1.0334	10.063	34.81	34.81	1.000	0.863		0.460	0.772
1,2,3,6,7,8-HxCDD	8.29e3	1.28	NO	0.8923	10.063	34.81	34.83	1.001	6.13		0.490	6.13
1,2,3,7,8,9-HxCDD	3.39e3	1.30	NO	0.8869	10.063	35.20	35.20	1.000	2.84		0.580	2.84
1,2,3,4,6,7,8-HxCDD	1.79e5	1.06	NO	0.8639	10.063	36.73	36.74	1.001	212		1.82	212
OCDD	2.10e6	0.83	NO	0.9136	10.063	41.72	41.73	1.000	2590		1.75	2590

Name	RF	Int Resp	n2 Resp	RA	n/y	EMPC	Concn
Total Tetra-Dioxins	22.43	8.866e3	1.001e4	0.79	NO	10.497	10.497
Total Tetra-Dioxins	22.83	9.047e2	1.334e3	0.89	NO	1.2004	1.2004
Total Tetra-Dioxins	23.38	3.481e2	5.864e2	0.59	YES	0.42656	0.00000
Total Tetra-Dioxins	24.54	3.977e2	5.982e2	0.86	NO	0.53393	0.53393
Total Tetra-Dioxins	24.75	4.134e2	4.849e2	0.89	YES	0.44114	0.00000





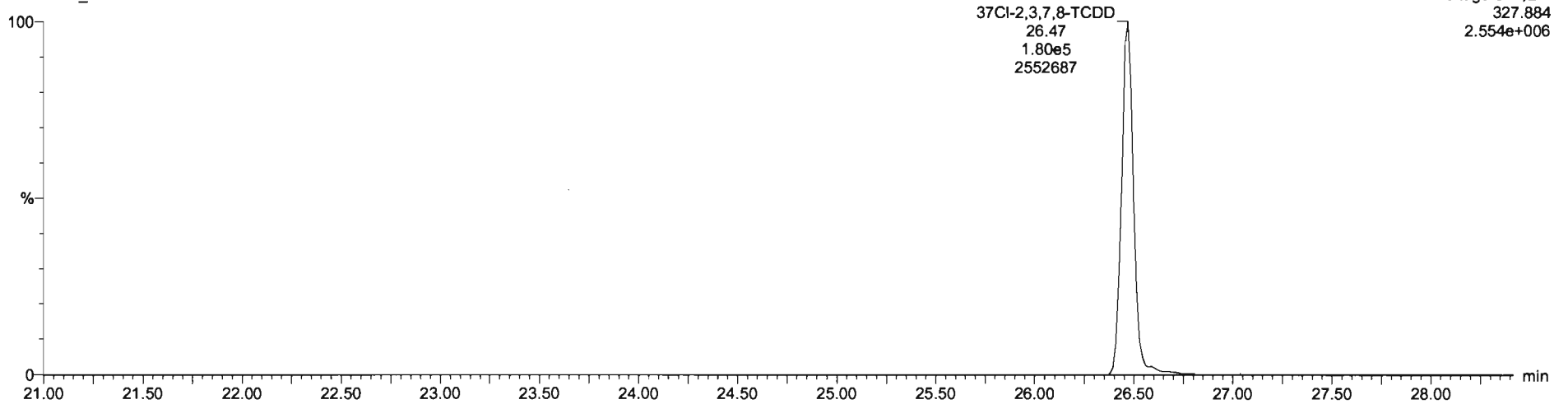
Dataset: Untitled

Last Altered: Monday, June 08, 2020 08:53:03 Pacific Daylight Time  
Printed: Monday, June 08, 2020 08:56:43 Pacific Daylight Time

Name: 200607R2\_14, Date: 08-Jun-2020, Time: 07:12:28, ID: 2001009-08 PDI-1078SC-A-08-09-200505 16.2, Description: PDI-1078SC-A-08-09-200505

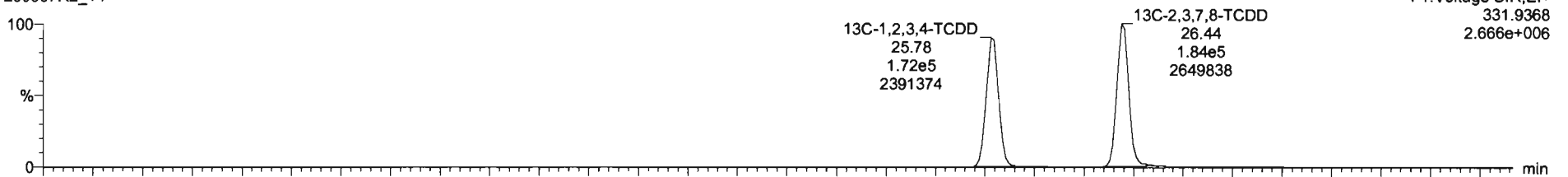
**37Cl-2,3,7,8-TCDD**

200607R2\_14

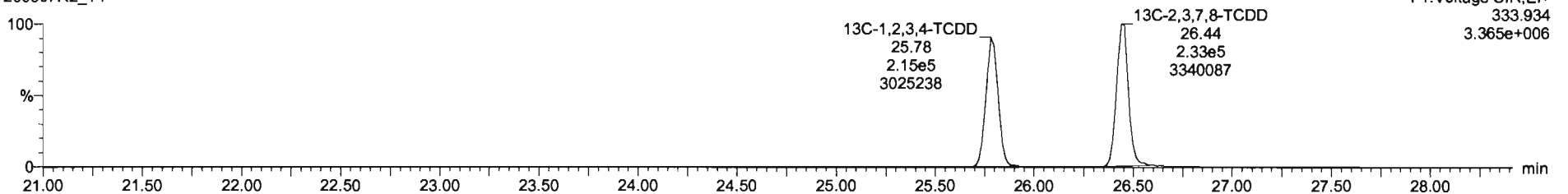


**13C-1,2,3,4-TCDD**

200607R2\_14



200607R2\_14



Dataset: Untitled

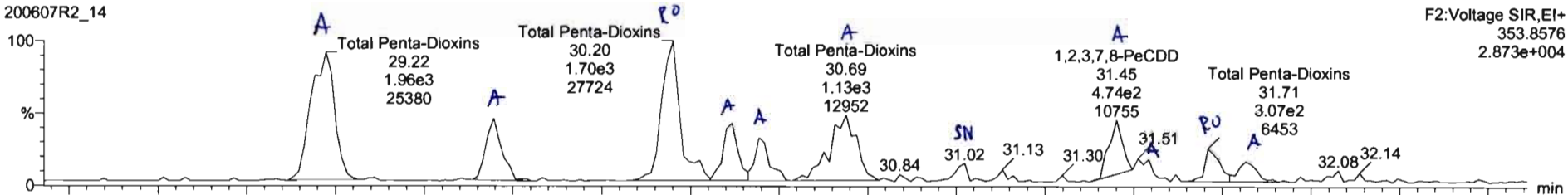
Last Altered: Monday, June 08, 2020 08:53:03 Pacific Daylight Time

Printed: Monday, June 08, 2020 08:56:43 Pacific Daylight Time

Name: 200607R2\_14, Date: 08-Jun-2020, Time: 07:12:28, ID: 2001009-08 PDI-1078SC-A-08-09-200505 16.2, Description: PDI-1078SC-A-08-09-200505

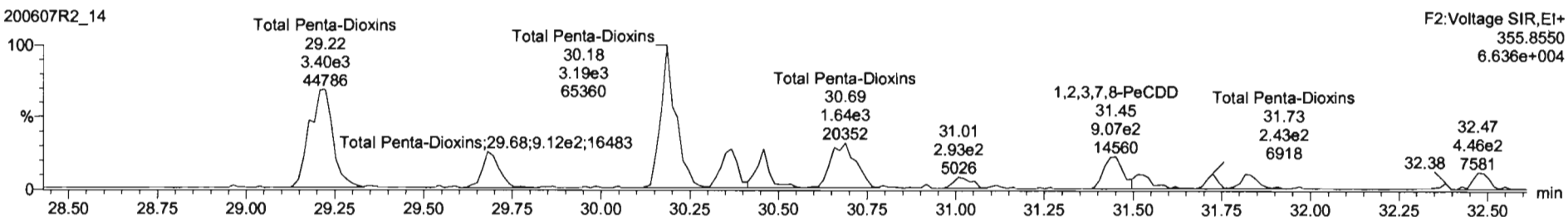
1,2,3,7,8-PeCDD

200607R2\_14



F2:Voltage SIR,EI+  
353.8576  
2.873e+004

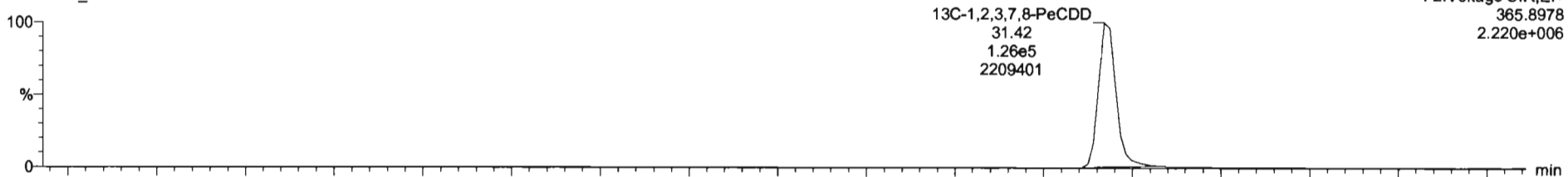
200607R2\_14



F2:Voltage SIR,EI+  
355.8550  
6.636e+004

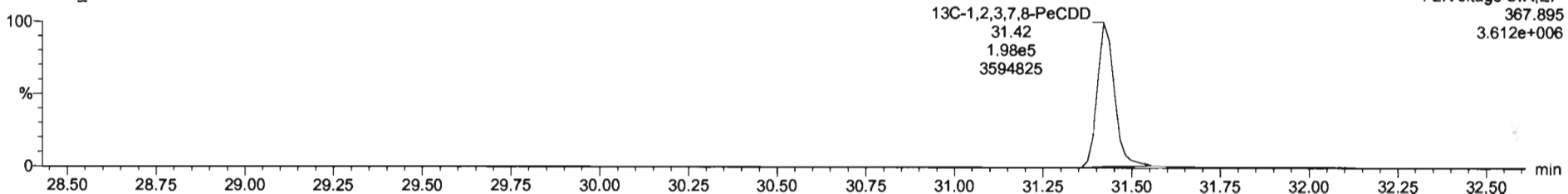
13C-1,2,3,7,8-PeCDD

200607R2\_14



F2:Voltage SIR,EI+  
365.8978  
2.220e+006

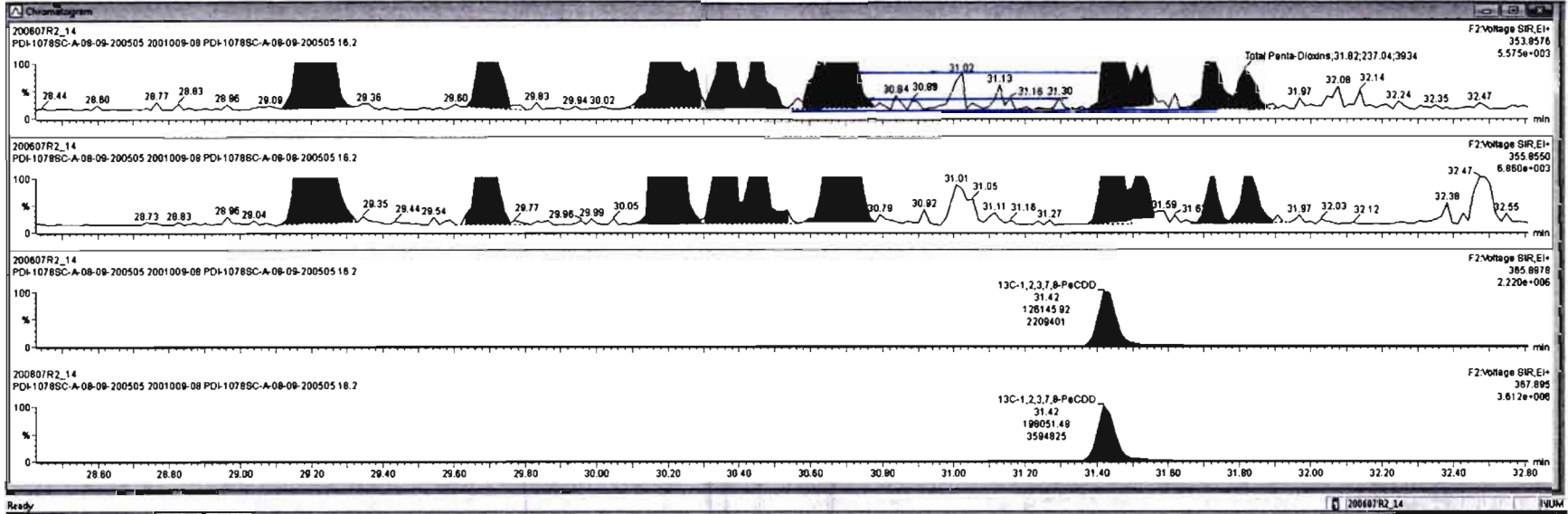
200607R2\_14



F2:Voltage SIR,EI+  
367.895  
3.612e+006

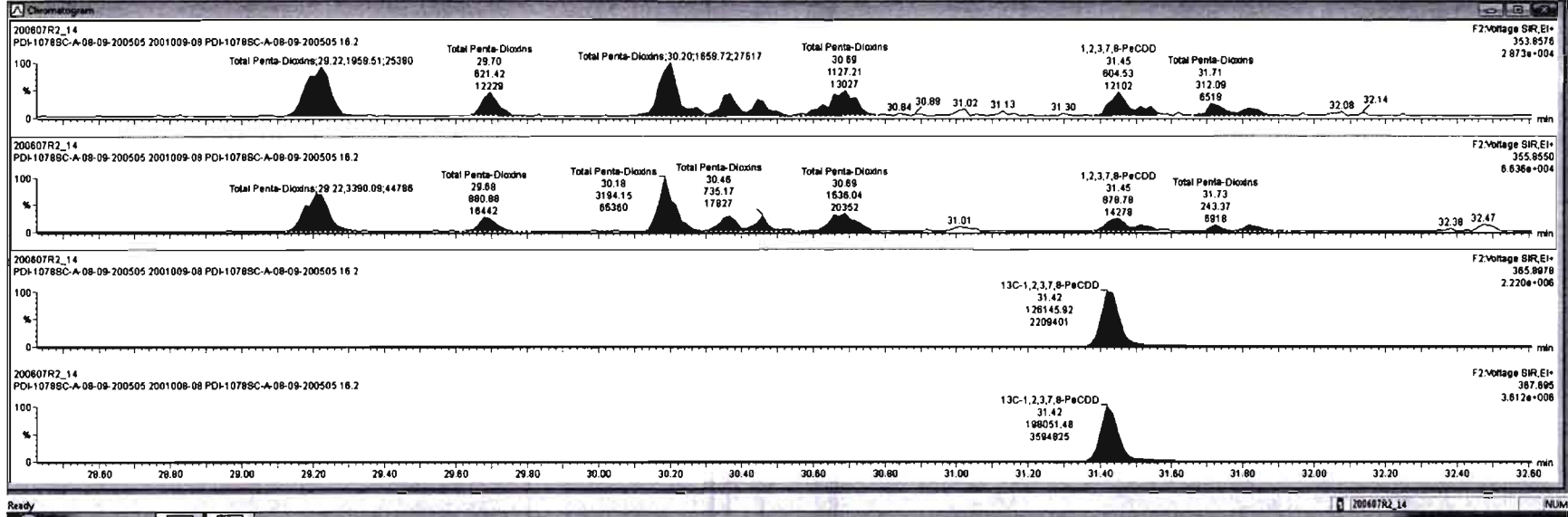
SI	Name	Resp	RA	n/y	RF	wtAvd	Prod RT	RT	RRT	Conc	%Rec	DL	EMPC
40	Total Penta-Dioxins				0.0001	10.003	29.88			8.70	0.543	13.3	
41	Total Hexa-Dioxins				0.8573	10.003	33.63			73.5	0.541	74.3	
42	Total Hepta-Dioxins				0.8639	10.003	37.64			508	1.82	598	
43	Total Tetra-Furans				0.7510	10.003	23.81			206	0.214	216	
44	Total Func. Penta-Furans				0.8825	10.003	27.58			18.1	0.0511	18.1	
45	Total Penta-Furans				0.8825	10.003	29.27			221	0.418	223	
46	Total Hexa-Furans				0.9341	10.003	33.56			308	0.411	310	

SI	Name	RT	m1 Resp	m2 Resp	RA	n/y	EMPC	Conc.
1	Total Penta-Dioxins	29.22	1.980e3	3.300e3	0.59	NO	3.6116	3.6116
2	Total Penta-Dioxins	29.70	6.214e2	8.809e2	0.71	NO	1.0142	1.0142
3	Total Penta-Dioxins	30.20	1.659e3	3.194e3	0.52	YES	2.8974	0.00000
4	Total Penta-Dioxins	30.37	5.821e2	9.842e2	0.58	NO	1.0305	1.0305
5	Total Penta-Dioxins	30.44	4.097e2	7.352e2	0.56	NO	0.77296	0.77296
6	Total Penta-Dioxins	30.89	1.127e3	1.638e3	0.69	NO	1.8655	1.8655
7	1,2,3,7,8-PeCDD	31.45	6.045e2	8.788e2	0.69	NO	1.2014	1.2014
8	Total Penta-Dioxins	31.51	1.981e2	2.758e2	0.72	NO	0.31988	0.00000



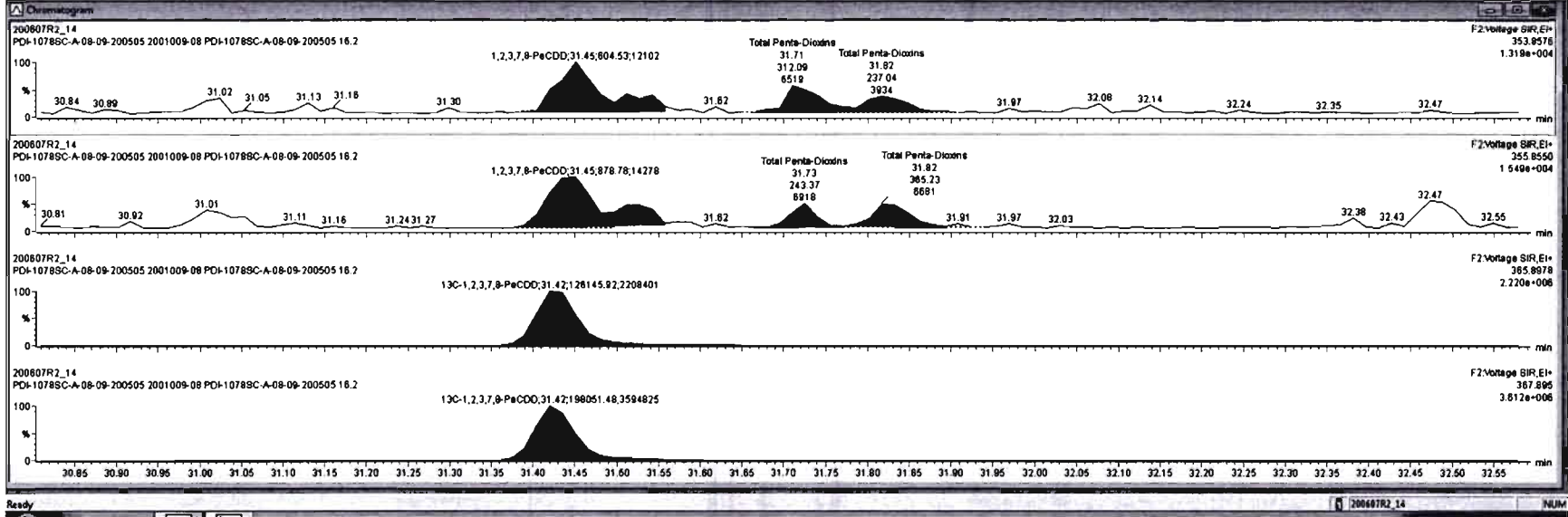
Name	Area	RA	nHy	RRF	wAdj	Prod RT	RT	RRT	Conc	%Rec	DL	EMPC
20 Total Penta-Dioxins				0.9091	10.003	29.25			8.75		0.343	13.3
21 Total Hexa-Dioxins				0.8923	10.003	33.83			73.5		0.534	74.3
22 Total Hexa-Furans				0.8639	10.003	37.84			698		1.82	598
23 Total Hexa-Furans				0.7510	10.003	23.81			206		0.214	216
24 1st Func. Penta-Furans				0.8925	10.003	27.58			19.1		0.6511	19.1
25 Total Penta-Furans				0.8925	10.003	29.27			221		0.418	223
26 Total Hexa-Furans				0.8341	10.003	33.58			308		0.411	310

Name	RT	m1 Resp	m2 Resp	RA	nHy	EMPC	Conc.
1 Total Penta-Dioxins	29.22	1.960e3	3.390e3	0.59	NO	3.8116	3.8116
2 Total Penta-Dioxins	29.70	6.214e2	8.809e2	0.71	NO	1.0142	1.0142
3 Total Penta-Dioxins	30.20	1.859e3	3.194e3	0.52	YES	2.8974	0.00000
4 Total Penta-Dioxins	30.37	5.821e2	9.842e2	0.58	NO	1.0305	1.0305
5 Total Penta-Dioxins	30.44	4.097e2	7.352e2	0.58	NO	0.77298	0.77298
6 Total Penta-Dioxins	30.89	1.127e3	1.836e3	0.69	NO	1.8895	1.8895
7 1,2,3,7,8-PeCDD	31.45	6.045e2	8.786e2	0.69	NO	1.0014	1.0014
8 Total Penta-Dioxins	31.51	1.981e2	2.759e2	0.72	NO	0.31986	0.00000



Menu	Resp	RA	nly	FWF	wMod	Pred RT	RT	RRY	Conc	%Rec	CL	EMPC
20 Total Penta-Dioxins				0.8981	10.083	29.26			870		8.293	13.2
41 Total Hexa-Dioxins				0.8923	10.083	33.63			73.5		0.534	74.3
42 Total Hexa-Furans				0.8839	10.083	37.64			598		1.82	598
43 Total Hexa-Furans				0.7510	10.083	23.61			205		0.214	216
44 1st Func. Penta-Furans				0.8925	10.083	27.58			181		0.0511	18.1
45 Total Penta-Furans				0.8925	10.083	29.27			221		0.416	223
46 Total Hexa-Furans				0.8341	10.083	33.58			308		0.411	310

Name	RT	m1 Resp	m2 Resp	RA	nly	EMPC	Conc
1 Total Penta-Dioxins	29.22	1.980e3	3.300e3	0.59	NO	3.8116	3.8116
2 Total Penta-Dioxins	29.70	8.214e2	8.809e2	0.71	NO	1.0142	1.0142
3 Total Penta-Dioxins	30.20	1.859e3	3.194e3	0.52	YES	2.8974	0.00000
4 Total Penta-Dioxins	30.37	5.821e2	9.842e2	0.58	NO	1.0305	1.0305
5 Total Penta-Dioxins	30.44	4.087e2	7.352e2	0.56	NO	0.77298	0.77298
6 Total Penta-Dioxins	30.89	1.127e3	1.636e3	0.69	NO	1.8655	1.8655
7 1,2,3,7,8-PeCDD	31.45	8.045e2	8.786e2	0.69	NO	1.0014	1.0014
8 Total Penta-Dioxins	31.51	1.981e2	2.758e2	0.72	NO	0.31988	0.00000



Dataset: Untitled

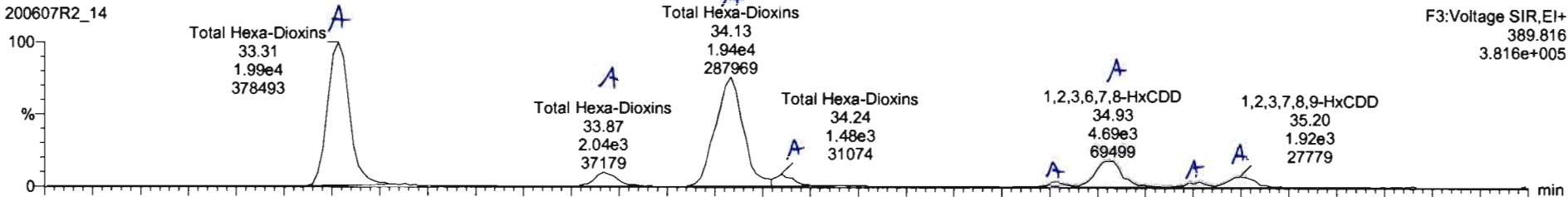
Last Altered: Monday, June 08, 2020 08:53:03 Pacific Daylight Time

Printed: Monday, June 08, 2020 08:56:43 Pacific Daylight Time

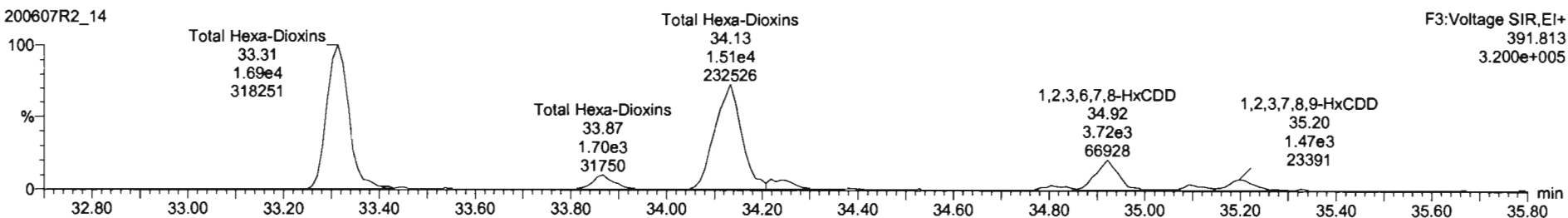
Name: 200607R2\_14, Date: 08-Jun-2020, Time: 07:12:28, ID: 2001009-08 PDI-1078SC-A-08-09-200505 16.2, Description: PDI-1078SC-A-08-09-200505

1,2,3,4,7,8-HxCDD

200607R2\_14




200607R2\_14

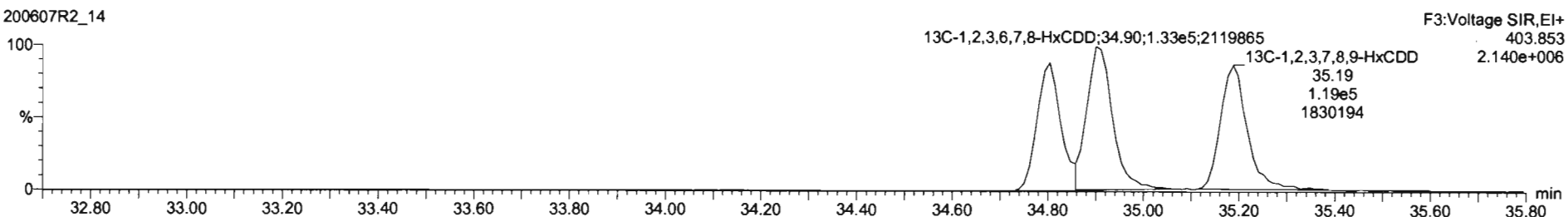


13C-1,2,3,4,7,8-HxCDD

200607R2\_14

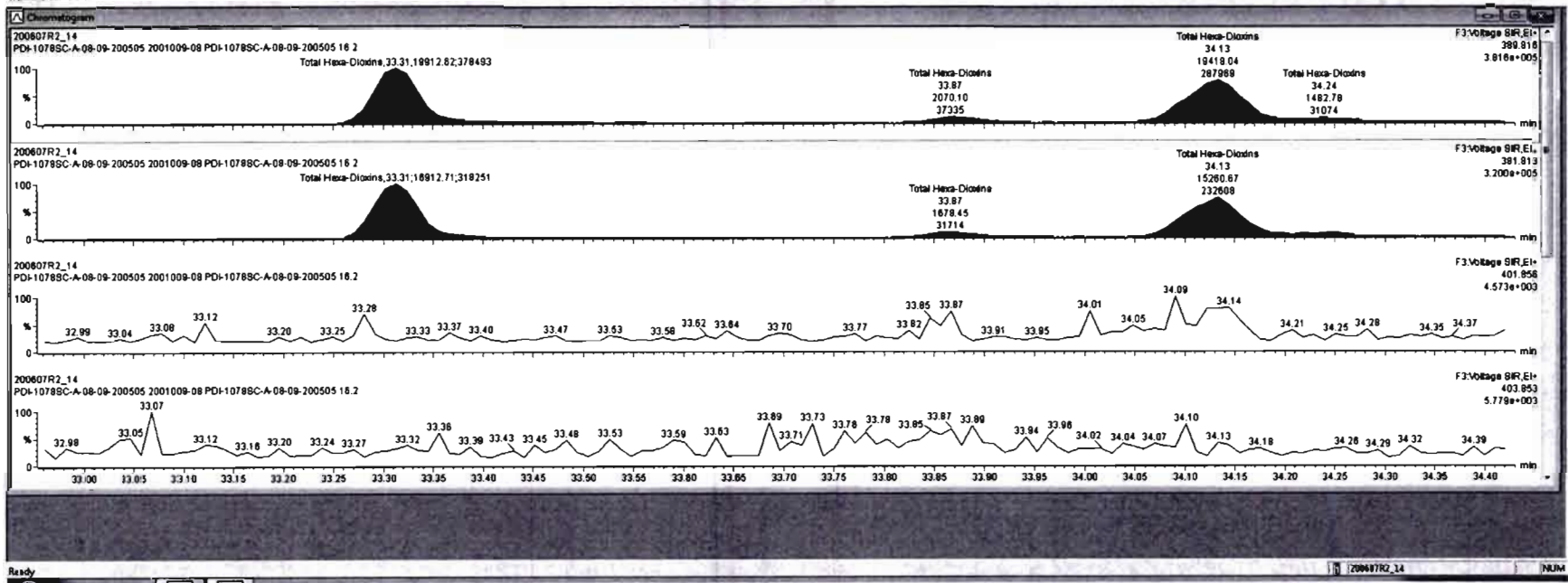


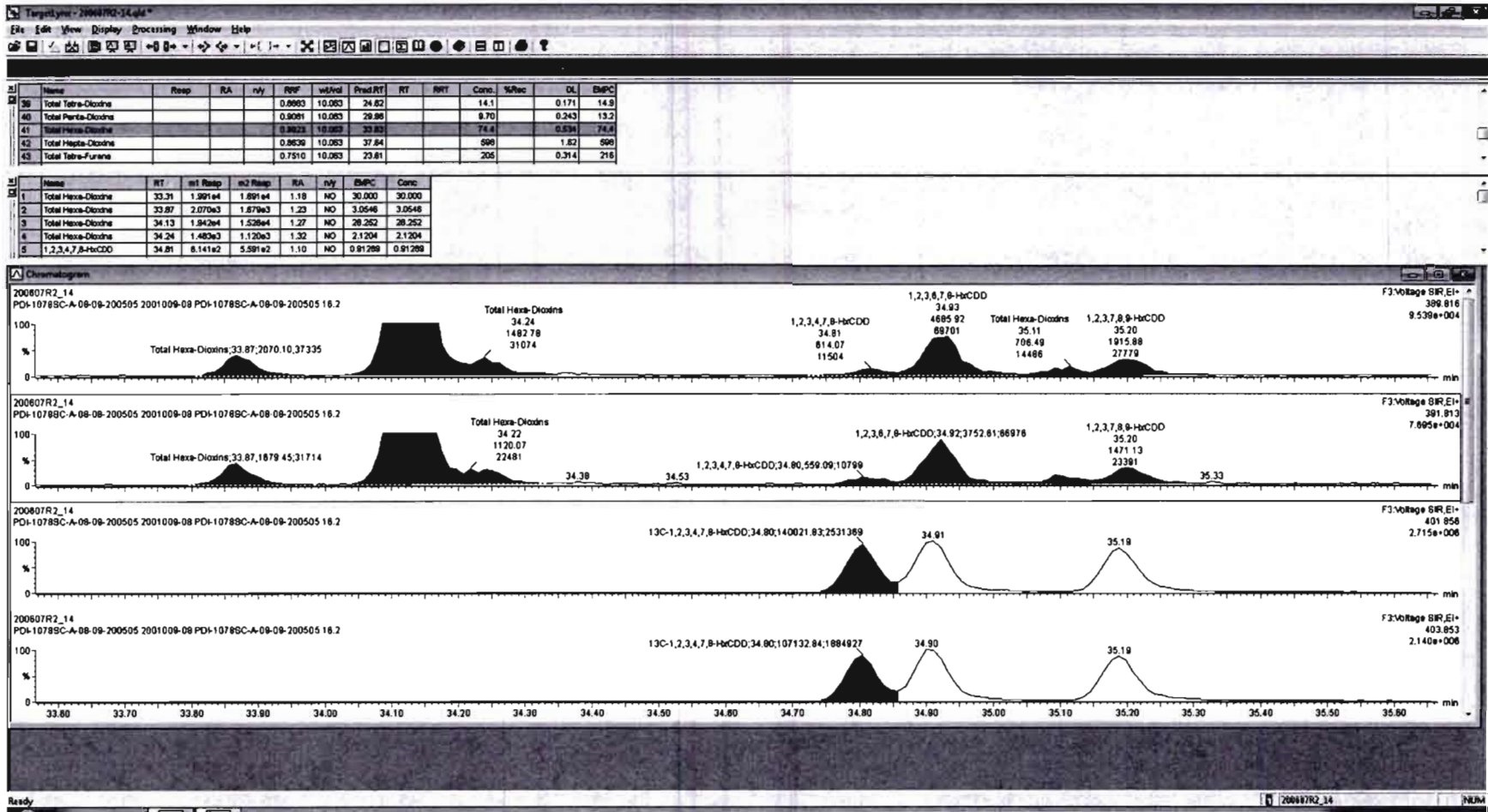
200607R2\_14



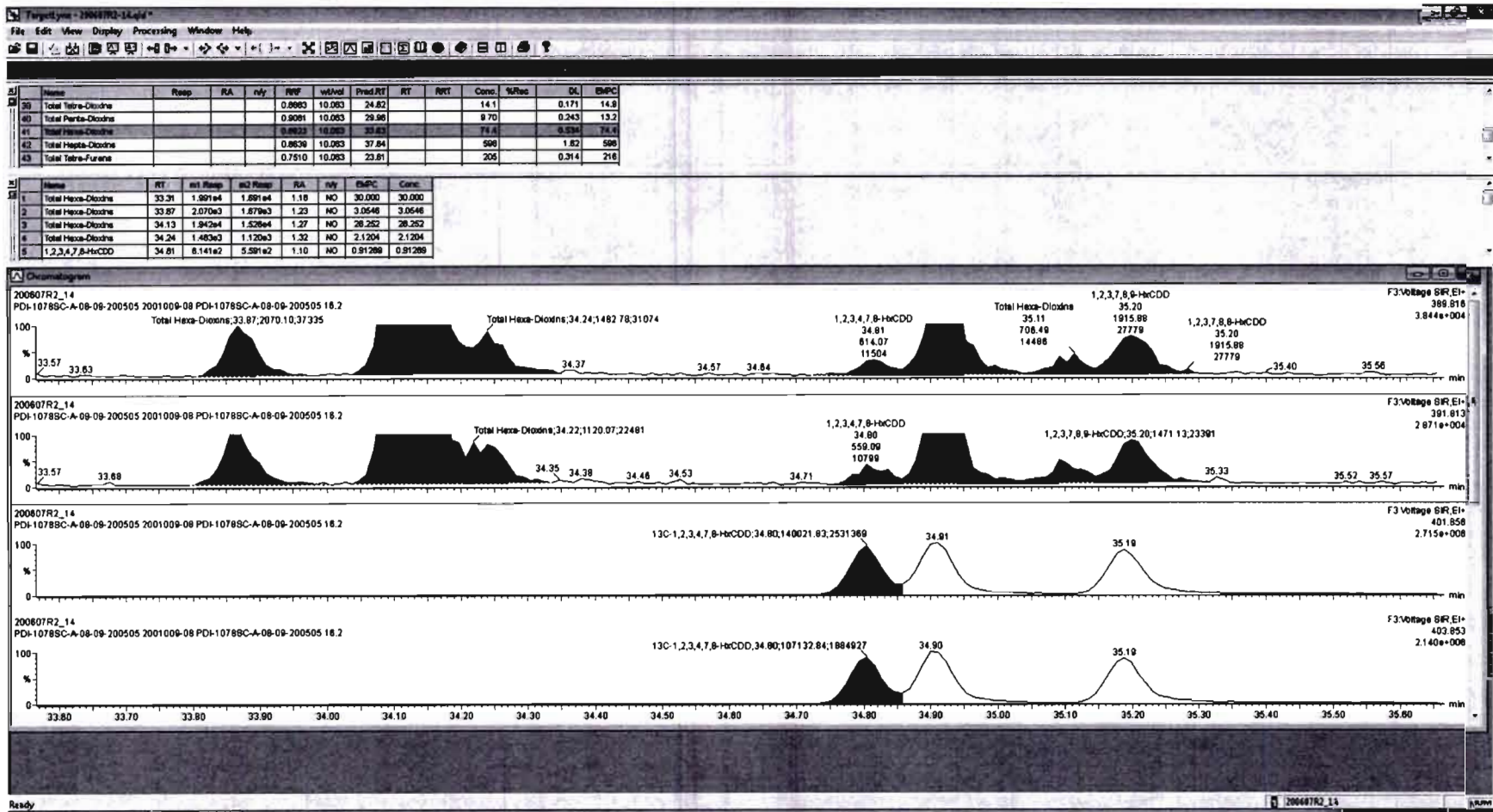
Name	Resp	RA	n/y	R/R	wt/Avol	Prod/CI	RT	RRT	Conc.	%Rec	OL	EMPC
38 Total Tetra-Dioxins				0.8983	10.083	24.82			14.1		0.171	14.9
40 Total Penta-Dioxins				0.9091	10.083	28.96			9.70		0.243	13.2
41 Total Hexa-Dioxins				0.8933	10.083	39.85			7.4		0.839	24.4
42 Total Hepta-Dioxins				0.8639	10.083	37.84			599		1.82	599
43 Total Tetra-Furans				0.7510	10.083	23.81			205		0.214	215

Name	RT	Int Resp	n2 Resp	RA	n/y	EMPC	Conc.
1 Total Hexa-Dioxins	33.31	1.891e4	1.891e4	1.18	NO	30.000	30.000
2 Total Hexa-Dioxins	33.87	2.070e3	1.879e3	1.23	NO	3.0546	3.0546
3 Total Hexa-Dioxins	34.13	1.942e4	1.528e4	1.27	NO	28.252	28.252
4 Total Hexa-Dioxins	34.24	1.483e3	1.120e3	1.32	NO	2.1204	2.1204
6 1,2,3,4,7,8-HxCDD	34.81	8.141e2	5.591e2	1.10	NO	0.91299	0.91299










Dataset: Untitled

Last Altered: Monday, June 08, 2020 08:53:03 Pacific Daylight Time  
Printed: Monday, June 08, 2020 08:56:43 Pacific Daylight Time

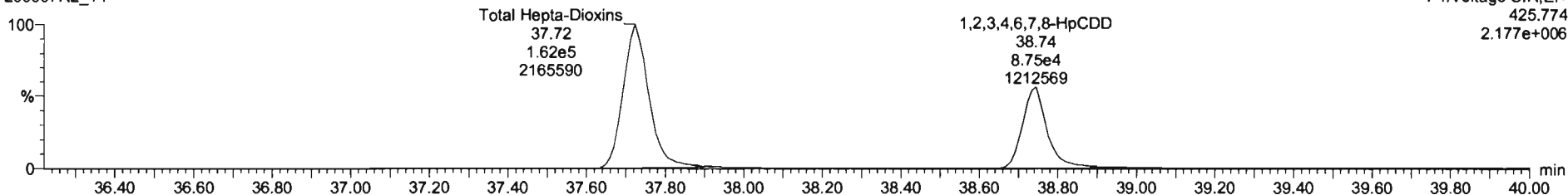
Name: 200607R2\_14, Date: 08-Jun-2020, Time: 07:12:28, ID: 2001009-08 PDI-1078SC-A-08-09-200505 16.2, Description: PDI-1078SC-A-08-09-200505

**1,2,3,4,6,7,8-HpCDD**

200607R2\_14

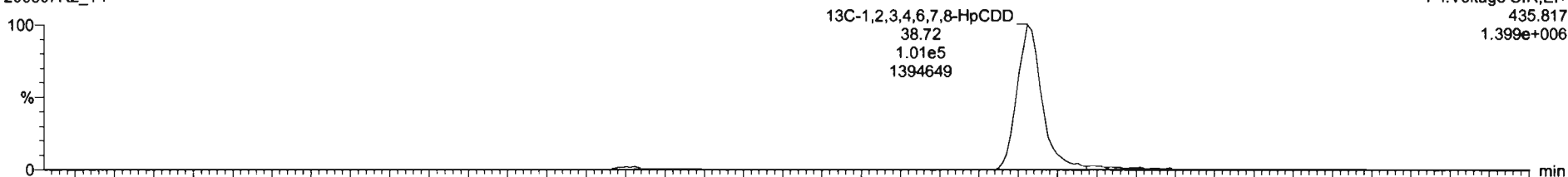


200607R2\_14

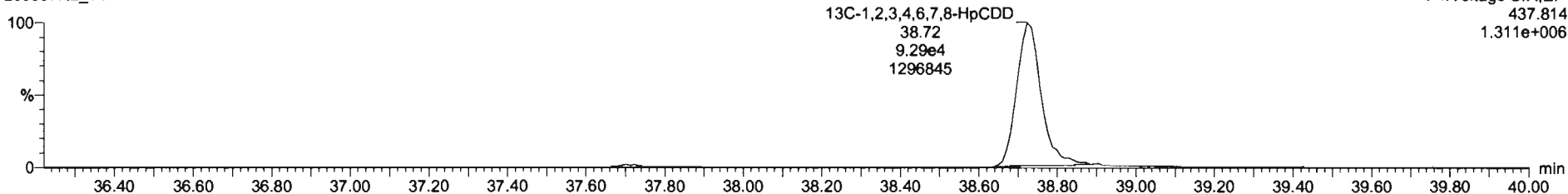


**13C-1,2,3,4,6,7,8-HpCDD**

200607R2\_14



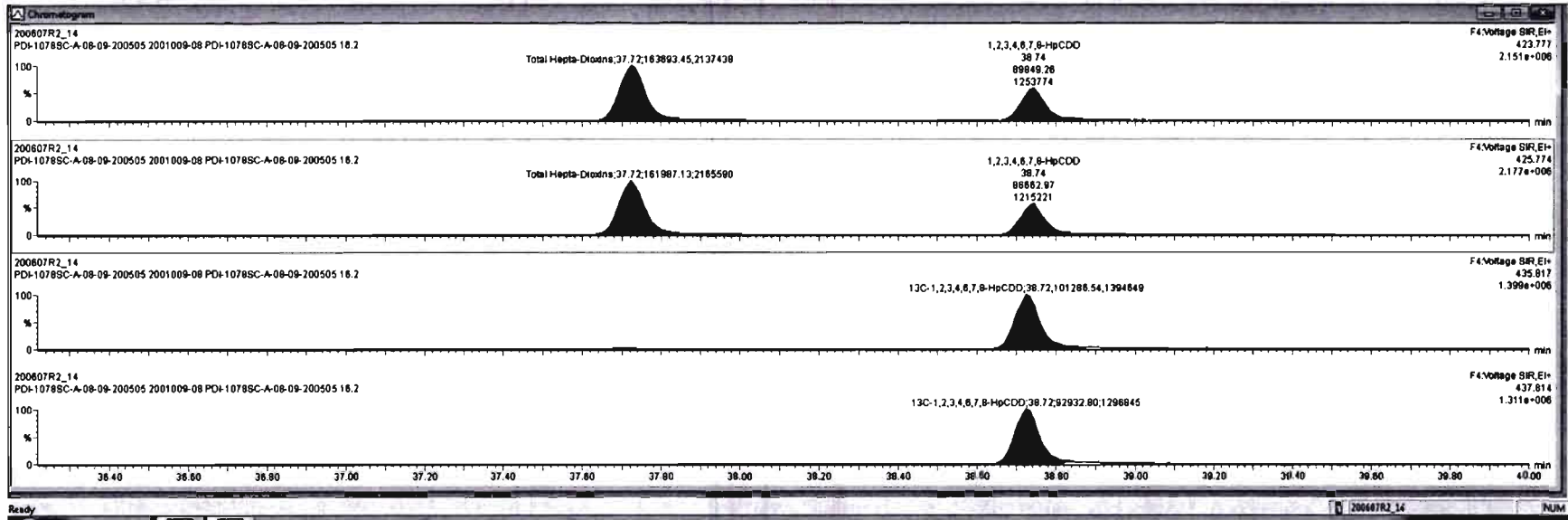
200607R2\_14





Name	Resp	RA	n/y	N/F	wt/val	Pred RT	RT	RRT	Conc.	%Inc	DL	EMPC
39 Total Tetra-Dioxins				0.8953	10.063	24.82			14.1		0.171	14.9
40 Total Penta-Dioxins				0.9061	10.063	28.96			9.70		0.243	13.2
41 Total Hexa-Dioxins				0.8923	10.063	33.83			74.4		0.534	74.4
42 Total Hepta-Dioxins				0.8829	10.063	37.81			599		1.82	599
43 Total Tetra-Furans				0.7510	10.063	23.81			205		0.314	218

Name	RT	wt Resp	nc Resp	RA	n/y	EMPC	Conc.
1 Total Hepta-Dioxins	37.72	1.837e5	1.830e5	1.01	NO	395.78	395.78
2 1,2,3,4,6,7,8-HpCDD	38.74	8.895e4	8.898e4	1.04	NO	208.20	208.20



Dataset: Untitled

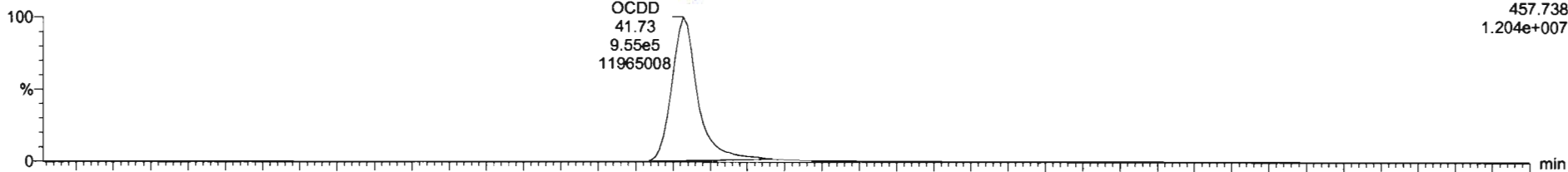
Last Altered: Monday, June 08, 2020 08:53:03 Pacific Daylight Time

Printed: Monday, June 08, 2020 08:56:43 Pacific Daylight Time

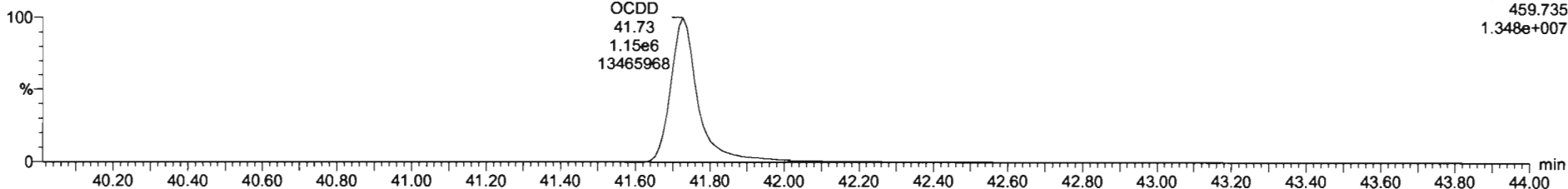
Name: 200607R2\_14, Date: 08-Jun-2020, Time: 07:12:28, ID: 2001009-08 PDI-1078SC-A-08-09-200505 16.2, Description: PDI-1078SC-A-08-09-200505

**OCDD**

200607R2\_14

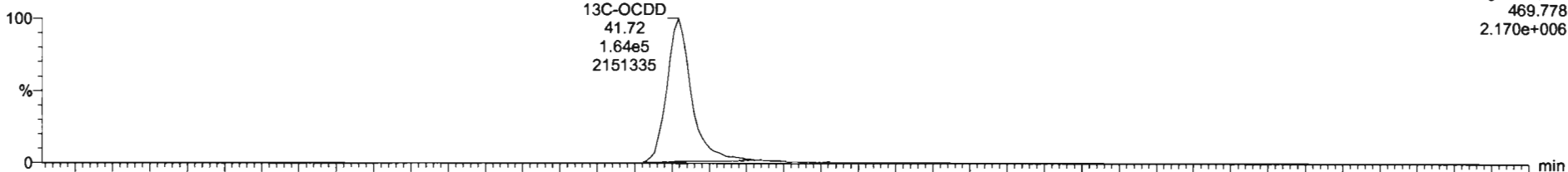


200607R2\_14

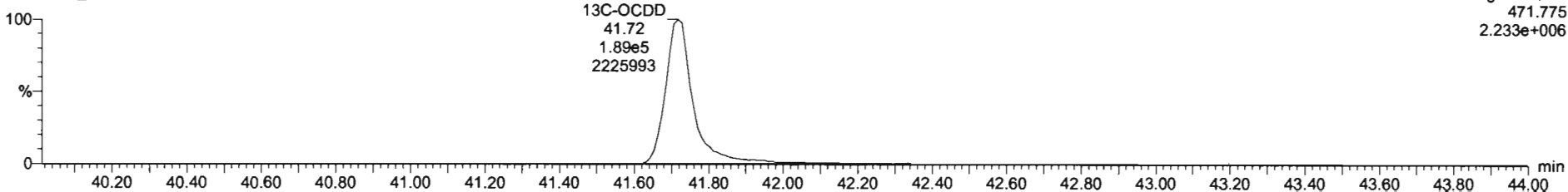


**13C-OCDD**

200607R2\_14



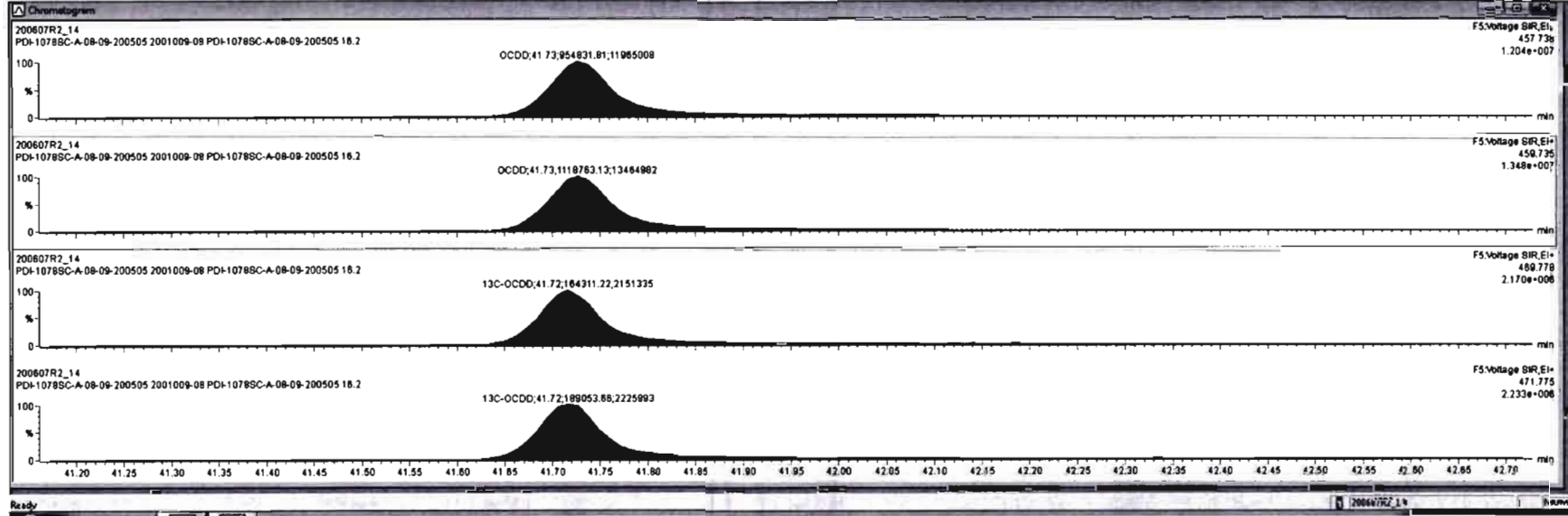
200607R2\_14



Target: 20060702-14.qtd  
 File Edit View Display Processing Window Help

Name	Resp	RA	nly	RF	wtAve	ProdRT	RT	RRT	Conc	Wtrec	DL	BtPC
7	OCDD	2.07e5	0.85	NO	0.9126	10.083	41.72	41.72	1.000	2550	1.75	2550
8	2,3,7,8-TCDF	1.81e5	0.74	NO	0.7510	10.083	25.57	25.57	1.001	73.8	0.314	73.8
9	1,2,3,7,8-PeCDF	1.74e5	1.59	NO	0.8925	10.083	30.16	30.15	1.000	79.3	0.417	79.3
10	2,3,4,7,8-PeCDF	1.13e5	1.82	NO	0.9349	10.083	31.15	31.15	1.001	48.9	0.387	48.9
11	1,2,3,4,7,8-HxCDF	2.48e5	1.20	NO	0.8845	10.083	33.82	33.94	1.000	156	0.389	156

Name	RT	Int Resp	Int2 Resp	RA	nly	BtPC	Conv
9							

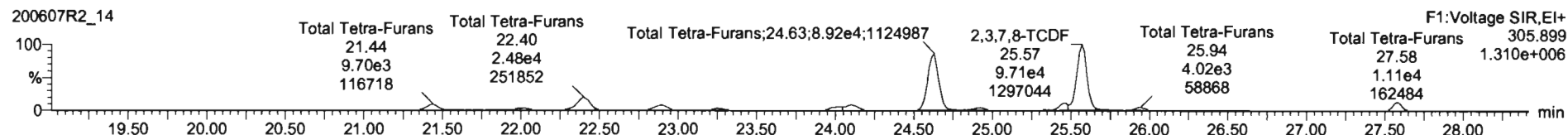



Dataset: Untitled

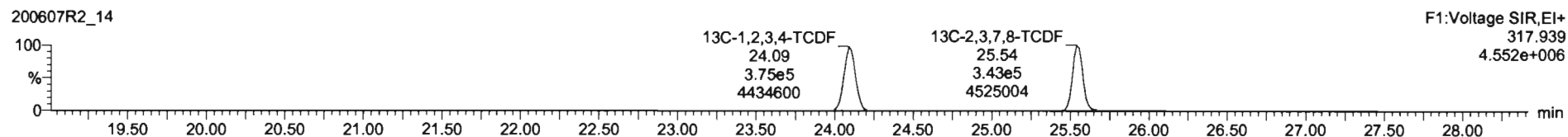
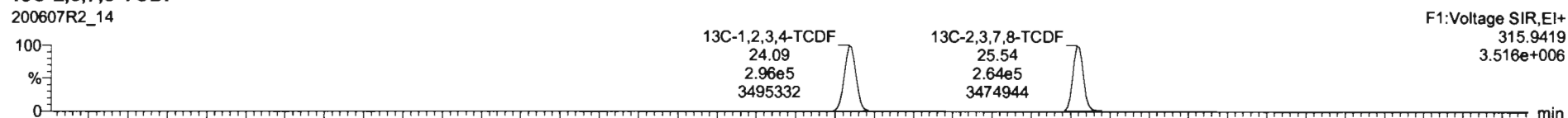
Last Altered: Monday, June 08, 2020 08:53:03 Pacific Daylight Time  
Printed: Monday, June 08, 2020 08:56:43 Pacific Daylight Time

Name: 200607R2\_14, Date: 08-Jun-2020, Time: 07:12:28, ID: 2001009-08 PDI-1078SC-A-08-09-200505 16.2, Description: PDI-1078SC-A-08-09-200505

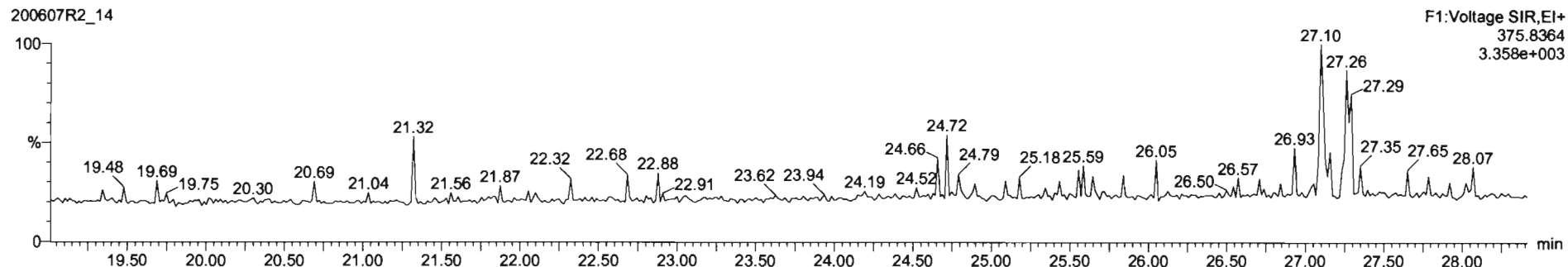
**2,3,7,8-TCDF**



**13C-2,3,7,8-TCDF**

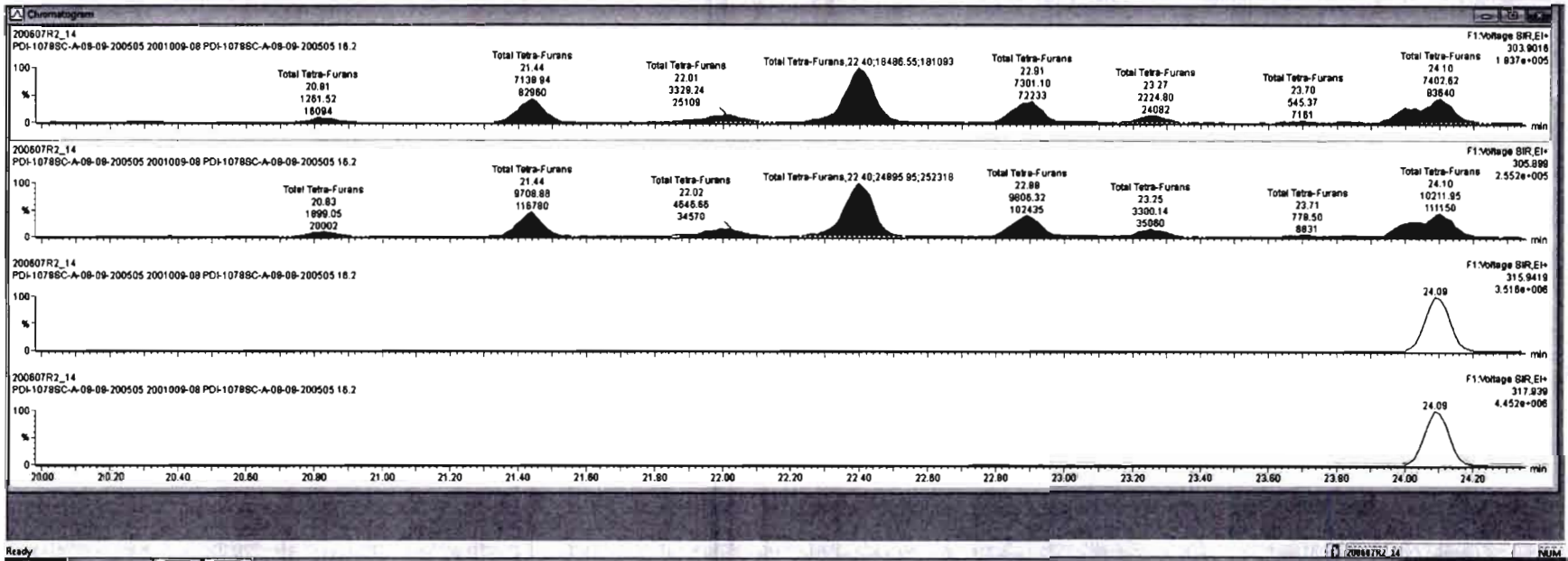


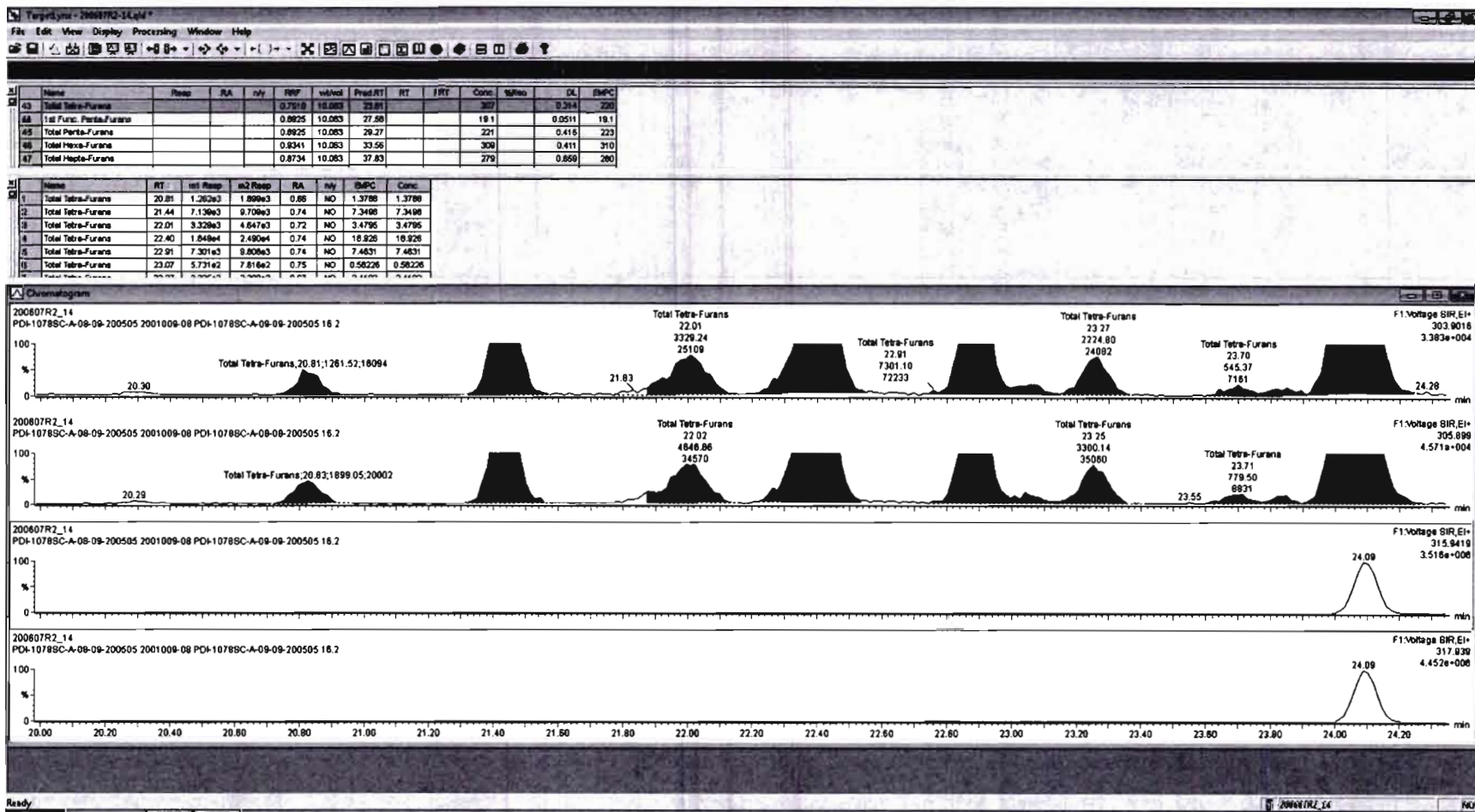
**DPE1**



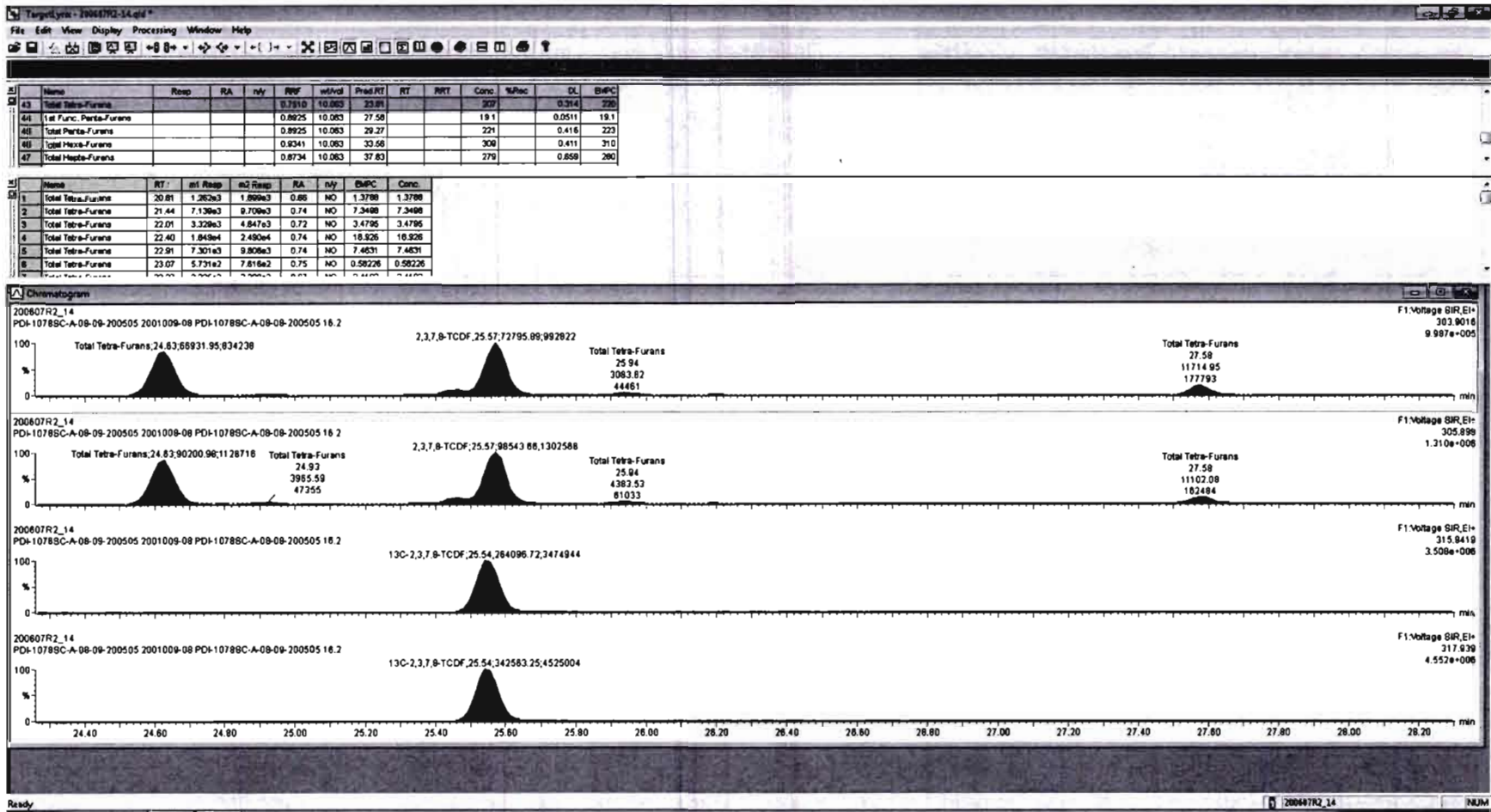
#	Name	Resp	RA	nHy	IRF	StdAval	Extad.RT	RT	RRT	Conc	%Rec	DL	EMPC
43	Total Tetra-Furans				0.7518	10.083	23.81			207		0.314	228
44	1st Func. Penta-Furans				0.8925	10.083	27.58			19.1		0.0511	19.1
45	Total Penta-Furans				0.8925	10.083	29.27			221		0.418	223
46	Total Hexa-Furans				0.9341	10.083	33.56			306		0.411	310
47	Total Hepta-Furans				0.8734	10.083	37.83			278		0.859	280

#	Name	RT	m1 Resp	m2 Resp	RA	nHy	EMPC	Conc
1	Total Tetra-Furans	20.81	1.262e3	1.890e3	0.88	NO	1.3789	1.3789
2	Total Tetra-Furans	21.44	7.138e3	9.709e3	0.74	NO	7.3498	7.3498
3	Total Tetra-Furans	22.01	3.329e3	4.847e3	0.72	NO	3.4795	3.4795
4	Total Tetra-Furans	22.40	1.845e4	2.480e4	0.74	NO	18.828	18.828
5	Total Tetra-Furans	22.81	7.301e3	9.808e3	0.74	NO	7.4831	7.4831
6	Total Tetra-Furans	23.07	5.731e2	7.616e2	0.75	NO	0.58228	0.58228



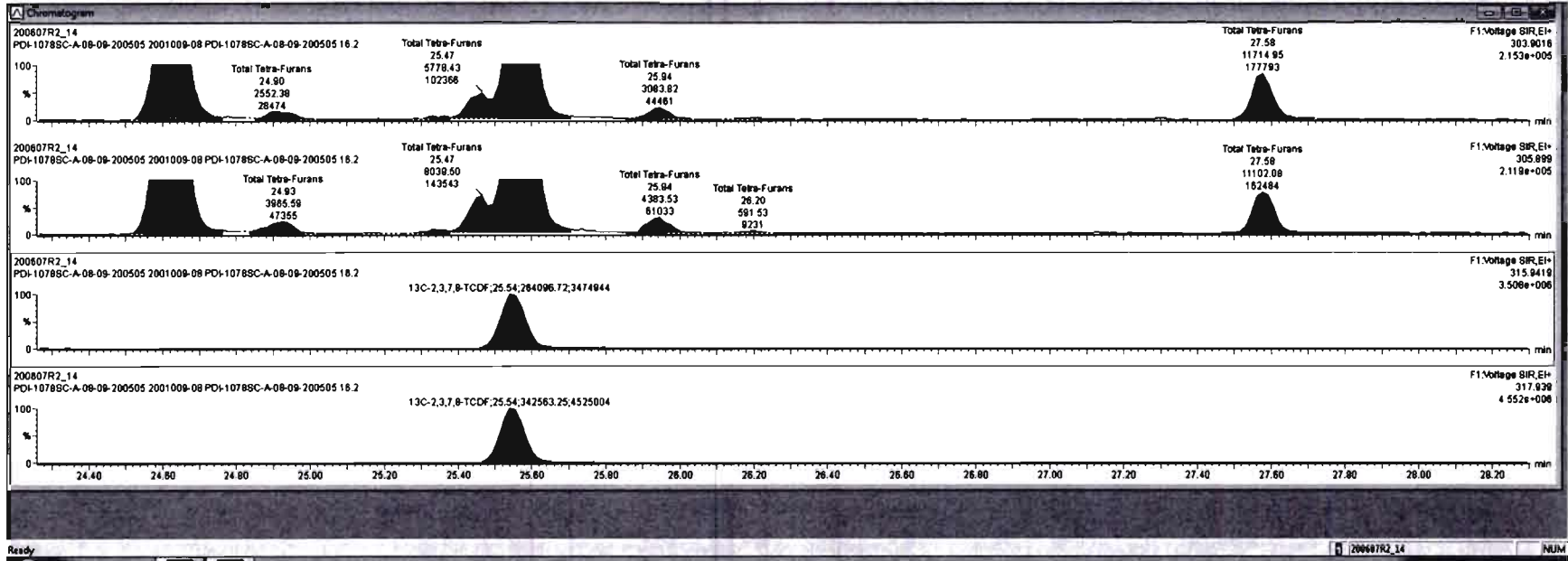


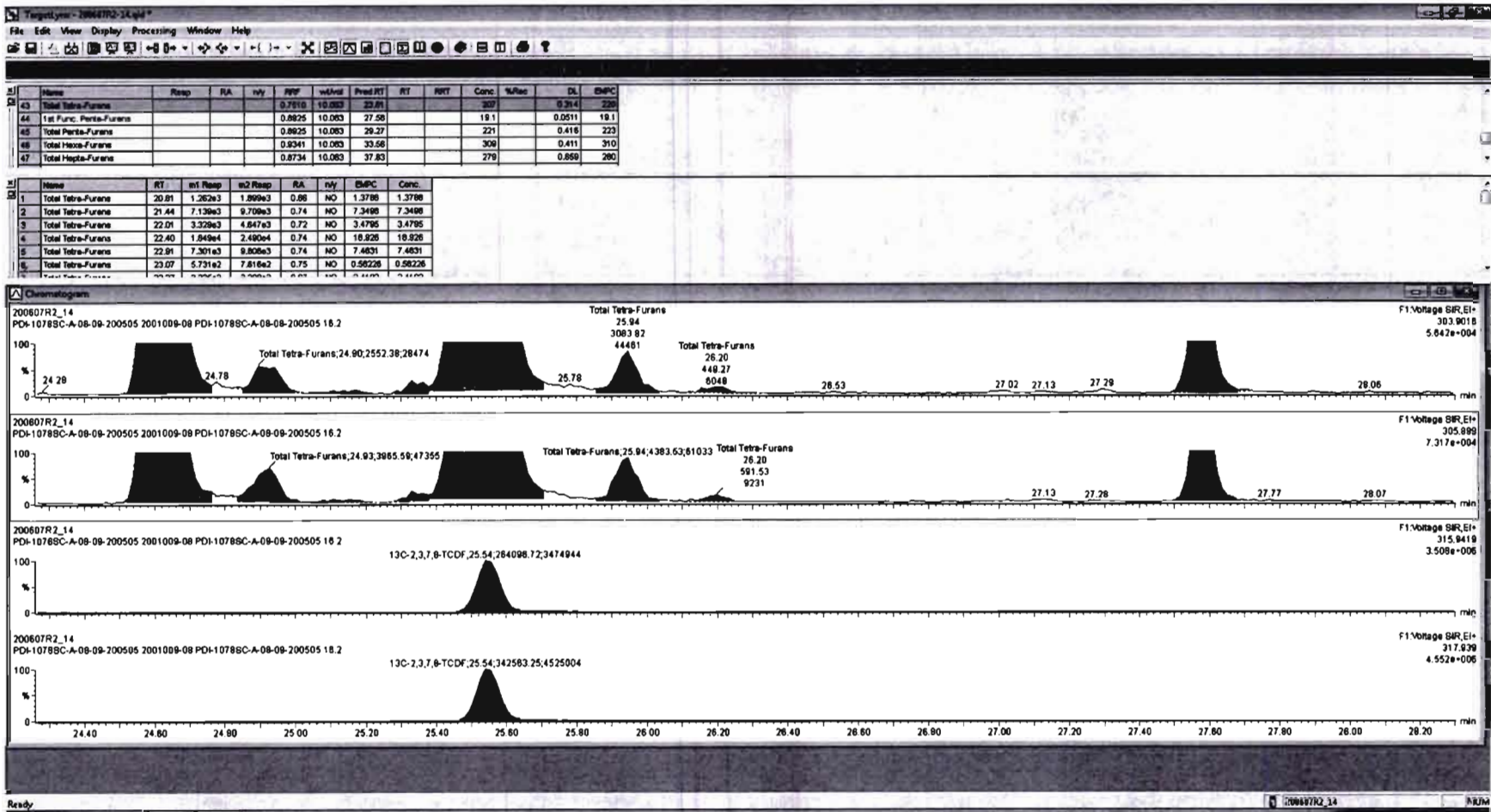




SL	Name	Resp	RA	nly	RFV	wbVol	ProdRT	RT	NRT	Conc.	%Rec	DL	EMPC
43	Total Tetra-Furans				0.7510	10.063	25.81					0.394	228
44	1st Func. Penta-Furans				0.8625	10.063	27.58			19.1	0.0511	18.1	
45	Total Penta-Furans				0.8625	10.063	29.27			221	0.418	223	
46	Total Hexa-Furans				0.8341	10.063	33.56			308	0.411	310	
47	Total Hepta-Furans				0.8734	10.063	37.83			278	0.658	280	

SL	Name	RT	sd Resp	sd Resp	RA	nly	EMPC	Gain
1	Total Tetra-Furans	20.81	1.262e3	1.899e3	0.68	NO	1.3788	1.3788
2	Total Tetra-Furans	21.44	7.136e3	9.709e3	0.74	NO	7.3498	7.3498
3	Total Tetra-Furans	22.01	3.329e3	4.647e3	0.72	NO	3.4795	3.4795
4	Total Tetra-Furans	22.40	1.849e4	2.480e4	0.74	NO	18.828	18.828
5	Total Tetra-Furans	22.91	7.301e3	9.806e3	0.74	NO	7.4831	7.4831
6	Total Tetra-Furans	23.07	5.731e2	7.816e2	0.75	NO	0.58228	0.58228

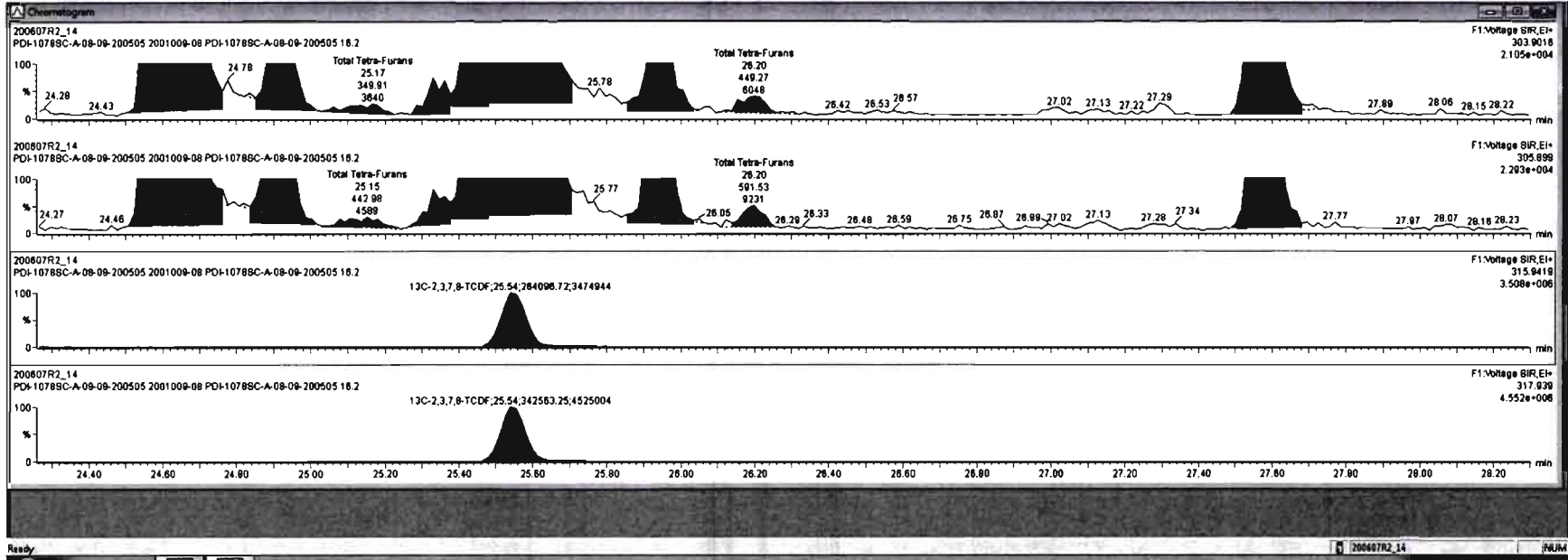






Name	Resp	RA	rvy	RWF	wtVol	Prod RT	RT	RTT	Conc	%Rec	DL	dBPC
43 Total Tetra-Furans				0.7919	10.063	25.91			207		0.914	230
44 1st Furc. Penta-Furans				0.8925	10.063	27.58			181		0.2611	19.1
45 Total Penta-Furans				0.8925	10.063	29.27			321		0.418	223
46 Total Hexa-Furans				0.8341	10.063	33.68			308		0.411	310
47 Total Hepta-Furans				0.8734	10.063	37.83			278		0.859	280

Name	RT	RT Resp	in3 Resp	RA	rvy	dBPC	Conc
1 Total Tetra-Furans	20.81	1.262e3	1.899e3	0.66	NO	1.3788	1.3788
2 Total Tetra-Furans	21.44	7.139e3	9.709e3	0.74	NO	7.3498	7.3498
3 Total Tetra-Furans	22.01	3.329e3	4.547e3	0.72	NO	3.4795	3.4795
4 Total Tetra-Furans	22.40	1.849e4	2.490e4	0.74	NO	18.826	18.826
5 Total Tetra-Furans	22.91	7.301e3	9.806e3	0.74	NO	7.4831	7.4831
6 Total Tetra-Furans	23.07	5.731e2	7.616e2	0.75	NO	0.58226	0.58226




Dataset: Untitled

Last Altered: Monday, June 08, 2020 08:53:03 Pacific Daylight Time  
Printed: Monday, June 08, 2020 08:56:43 Pacific Daylight Time

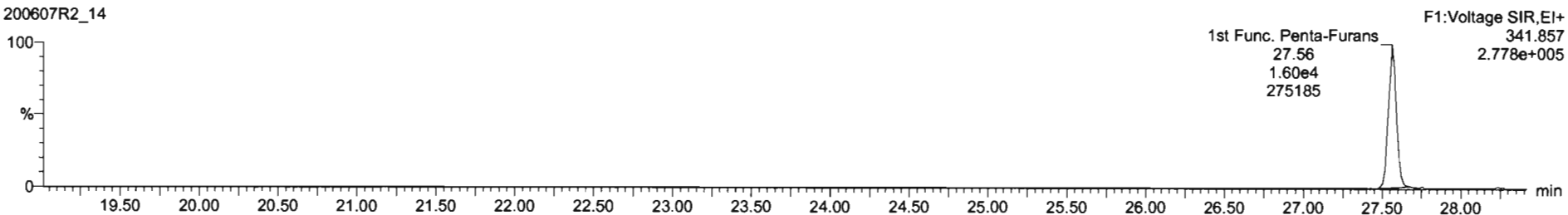
Name: 200607R2\_14, Date: 08-Jun-2020, Time: 07:12:28, ID: 2001009-08 PDI-1078SC-A-08-09-200505 16.2, Description: PDI-1078SC-A-08-09-200505

1st Func. Penta-Furans

200607R2\_14

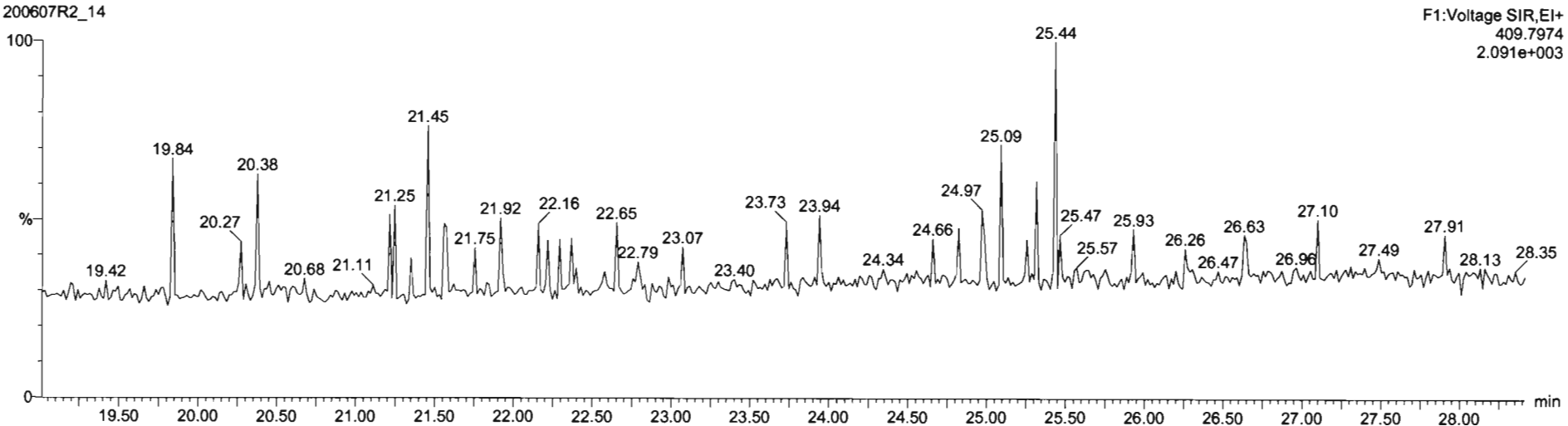


200607R2\_14



DPE6

200607R2\_14

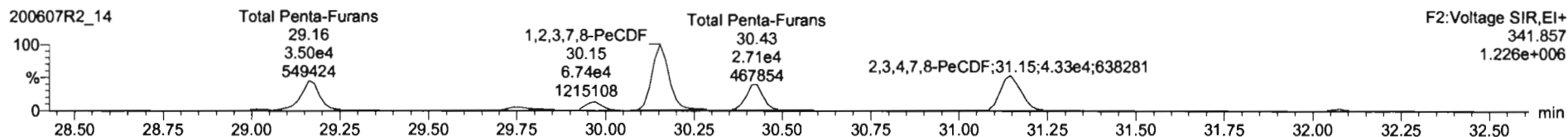
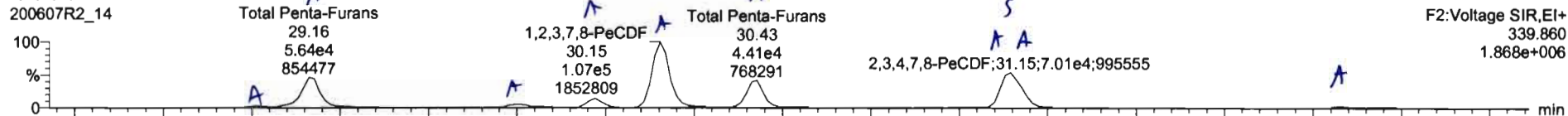


Dataset: Untitled

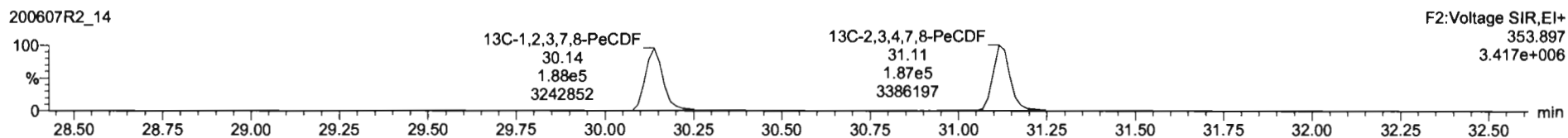
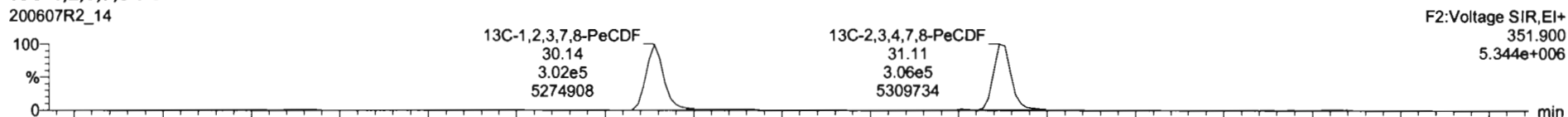
Last Altered: Monday, June 08, 2020 08:53:03 Pacific Daylight Time  
Printed: Monday, June 08, 2020 08:56:43 Pacific Daylight Time

Name: 200607R2\_14, Date: 08-Jun-2020, Time: 07:12:28, ID: 2001009-08 PDI-1078SC-A-08-09-200505 16.2, Description: PDI-1078SC-A-08-09-200505

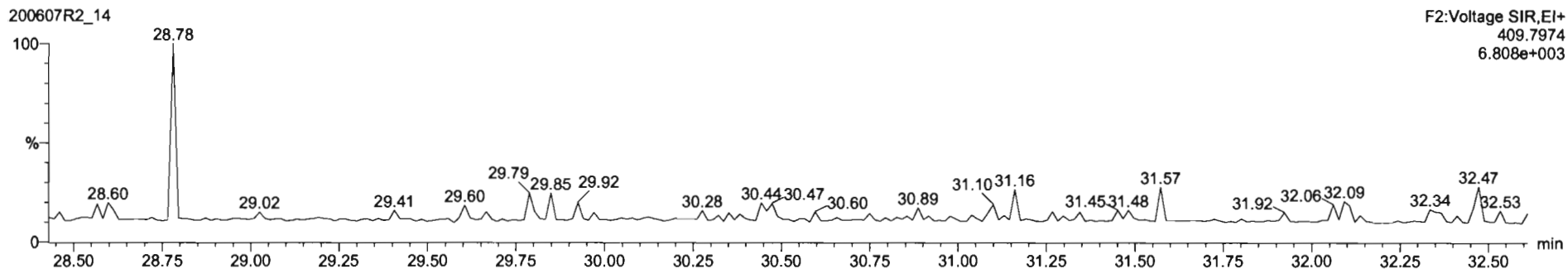
**1,2,3,7,8-PeCDF**



**13C-1,2,3,7,8-PeCDF**



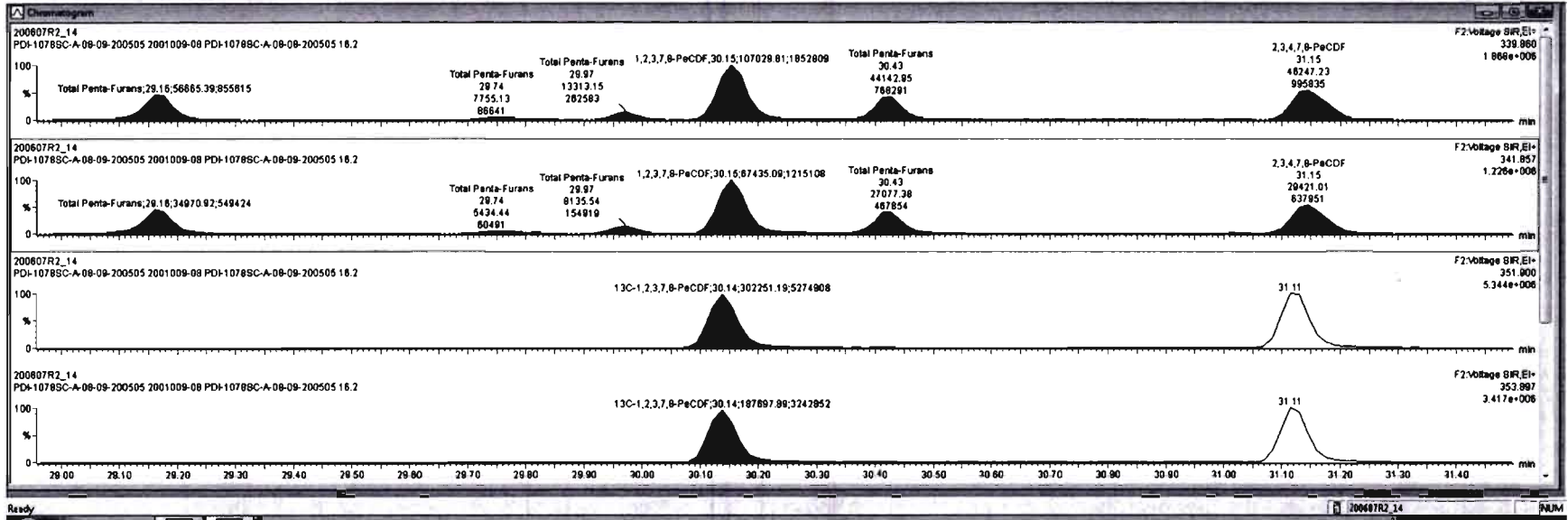
**DPE2**





SL	Name	Resp	RA	nly	RF	VolAval	ProdRT	RT	RRT	Conc	%Rec	DL	EMPC
43	Total Tetre-Furans				0.7510	10.083	23.81			206		0.314	220
44	1st Furc. Penta-Furans				0.8825	10.083	27.58			19.1		0.0511	19.1
45	Total Penta-Furans				0.8825	10.083	28.27			322		0.411	322
46	Total Hexa-Furans				0.8341	10.083	33.58			308		0.411	310
47	Total Hepta-Furans				0.8734	10.083	37.83			279		0.859	280

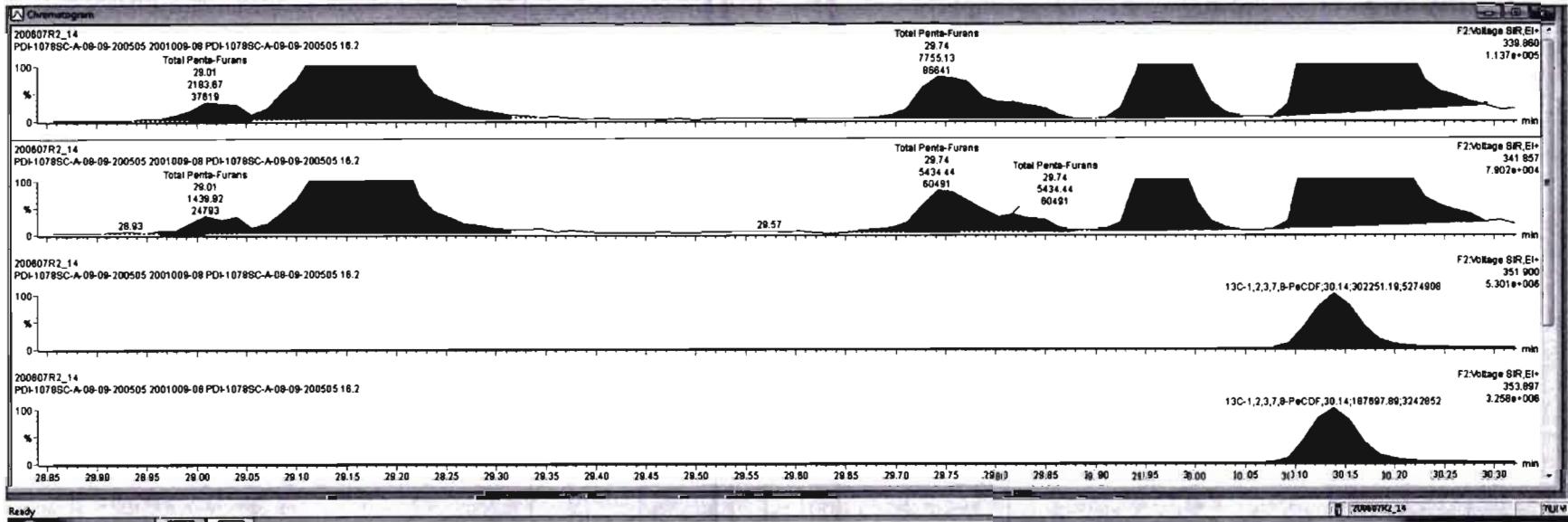
SL	Name	RT	mI Resp	nI Resp	RA	nly	EMPC	Conc
1	Total Penta-Furans	29.01	2.184e3	1.440e3	1.52	NO	1.6411	1.6411
2	Total Penta-Furans	29.18	5.087e4	3.487e4	1.82	NO	41.501	41.501
3	Total Penta-Furans	29.74	7.756e3	5.436e3	1.43	NO	5.9734	5.9734
4	Total Penta-Furans	29.97	1.331e4	8.136e3	1.84	NO	9.7138	9.7138
5	1,2,3,7,8-PeCDF	30.15	1.070e5	8.744e4	1.58	NO	79.294	79.294
6	Total Penta-Furans	30.43	4.414e4	2.708e4	1.83	NO	32.255	32.255
7	2,3,4,7,8-PeCDF	31.15	4.825e4	2.942e4	1.57	NO	32.806	32.806
8	Total Penta-Furans	31.18	2.295e4	1.340e4	1.71	NO	16.463	16.463
9	Total Penta-Furans	32.08	2.809e3	1.754e3	1.88	NO	2.1118	2.1118





RT	Name	Resp	RA	n/y	RFV	ndVal	Prod RT	RT	PRT	Conc.	%Rec	DL	EMPC
43	Total Tetra-Furans				0.7510	10.063	23.61			208		0.214	220
44	1st Func. Penta-Furans				0.8625	10.063	27.56			18.1		0.0511	18.1
45	Total Penta-Furans				0.8625	10.063	29.37			222		0.418	232
46	Total Hexa-Furans				0.9341	10.063	33.56			306		0.411	310
47	Total Hepta-Furans				0.8734	10.063	37.63			278		0.859	280

RT	Name	RT	nd Resp	nd Resp	RA	n/y	EMPC	Conc.
1	Total Penta-Furans	29.01	2.184e3	1.440e3	1.52	NO	1.8411	1.8411
2	Total Penta-Furans	29.18	5.867e4	3.487e4	1.82	NO	41.501	41.501
3	Total Penta-Furans	29.74	7.756e3	5.434e3	1.43	NO	5.9734	5.9734
4	Total Penta-Furans	29.97	1.321e4	8.136e3	1.64	NO	9.7138	9.7138
5	1,2,3,7,8-PeCDF	30.15	1.070e5	8.744e4	1.59	NO	79.284	79.284
6	Total Penta-Furans	30.43	4.414e4	2.709e4	1.83	NO	32.255	32.255
7	2,3,4,7,8-PeCDF	31.15	4.825e4	2.842e4	1.57	NO	32.806	32.806
8	Total Penta-Furans	31.16	2.295e4	1.340e4	1.71	NO	16.483	16.483
9	Total Penta-Furans	32.08	2.908e3	1.754e3	1.68	NO	2.1118	2.1118

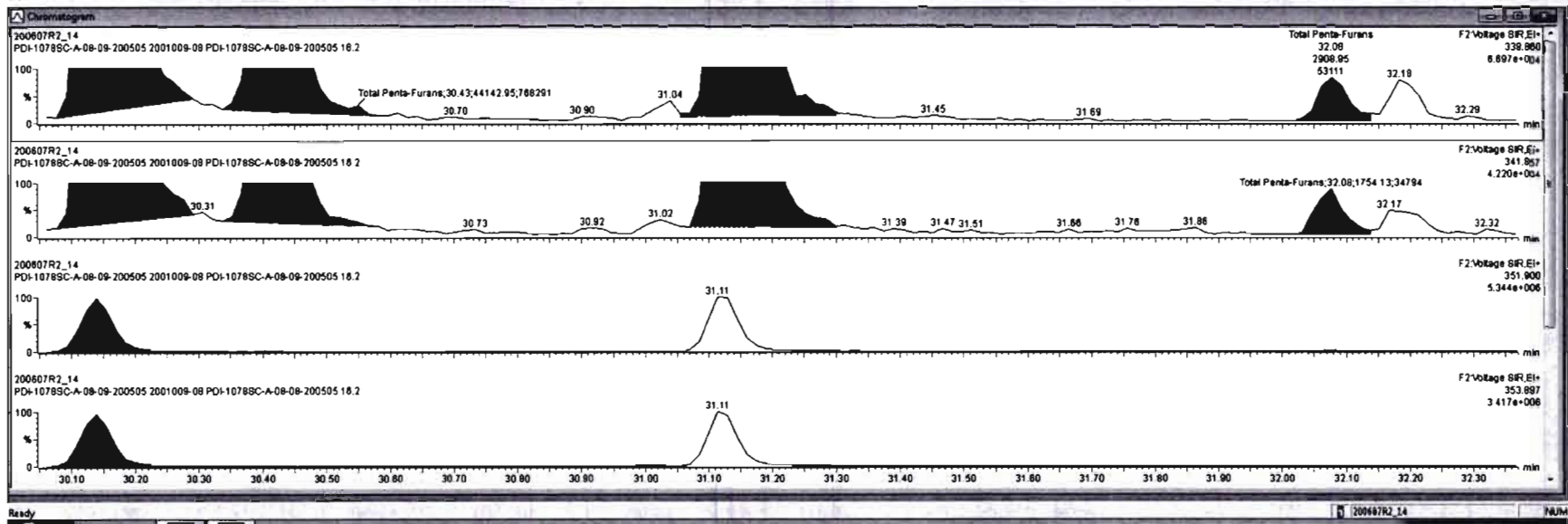




ThermoLynx - 20060702-14.d  
 File Edit View Display Processing Window Help

Mass	Resp	RA	Hy	FW	WtVol	Pred RT	RT	RRT	Conc	WRec	DL	EMPC
43	Total Tetra-Furans			0.7510	10.083	23.81			208		0.314	220
44	1st Func. Penta-Furans			0.8925	10.083	27.58			18.1		0.0511	19.1
45	Total Penta-Furans			0.8925	10.083	29.27			222		0.418	222
46	Total Hexa-Furans			0.9341	10.083	33.58			308		0.411	310
47	Total Hepta-Furans			0.8734	10.083	37.83			279		0.858	280

Mass	RT	1st Resp	Wt Vol	RA	Hy	EMPC	Conc
1	Total Penta-Furans	29.01	2.184e3	1.440e3	1.52	NO	1.8411
2	Total Penta-Furans	29.18	5.887e4	2.497e4	1.82	NO	41.501
3	Total Penta-Furans	29.74	7.756e3	5.434e3	1.43	NO	5.9734
4	Total Penta-Furans	29.87	1.331e4	8.138e3	1.84	NO	9.7138
5	1,2,3,7,β-PeCDF	30.15	1.070e5	8.744e4	1.59	NO	79.294
6	Total Penta-Furans	30.43	4.414e4	2.708e4	1.83	NO	32.255
7	2,3,4,7,β-PeCDF	31.15	4.825e4	2.842e4	1.57	NO	32.805
8	Total Penta-Furans	31.18	2.285e4	1.340e4	1.71	NO	16.483
9	Total Penta-Furans	32.08	2.909e3	1.754e3	1.86	NO	2.1118





Dataset: Untitled

Last Altered: Monday, June 08, 2020 08:53:03 Pacific Daylight Time

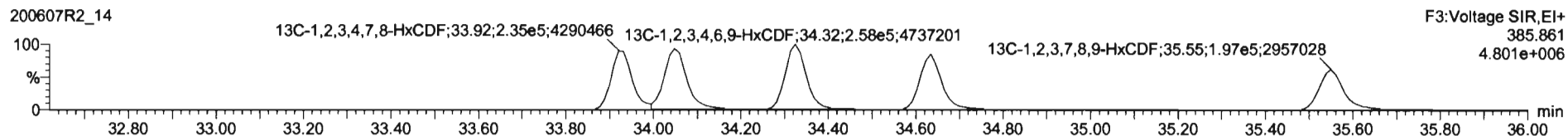
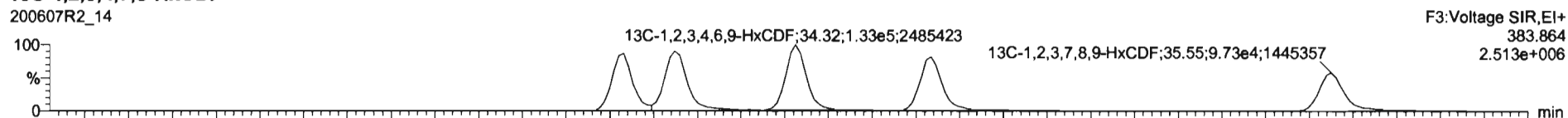
Printed: Monday, June 08, 2020 08:56:43 Pacific Daylight Time

Name: 200607R2\_14, Date: 08-Jun-2020, Time: 07:12:28, ID: 2001009-08 PDI-1078SC-A-08-09-200505 16.2, Description: PDI-1078SC-A-08-09-200505

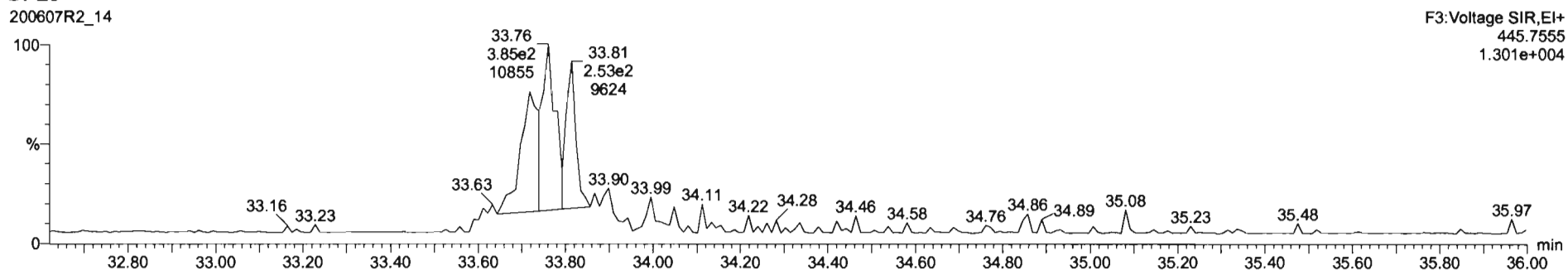
**1,2,3,4,7,8-HxCDF**



**13C-1,2,3,4,7,8-HxCDF**

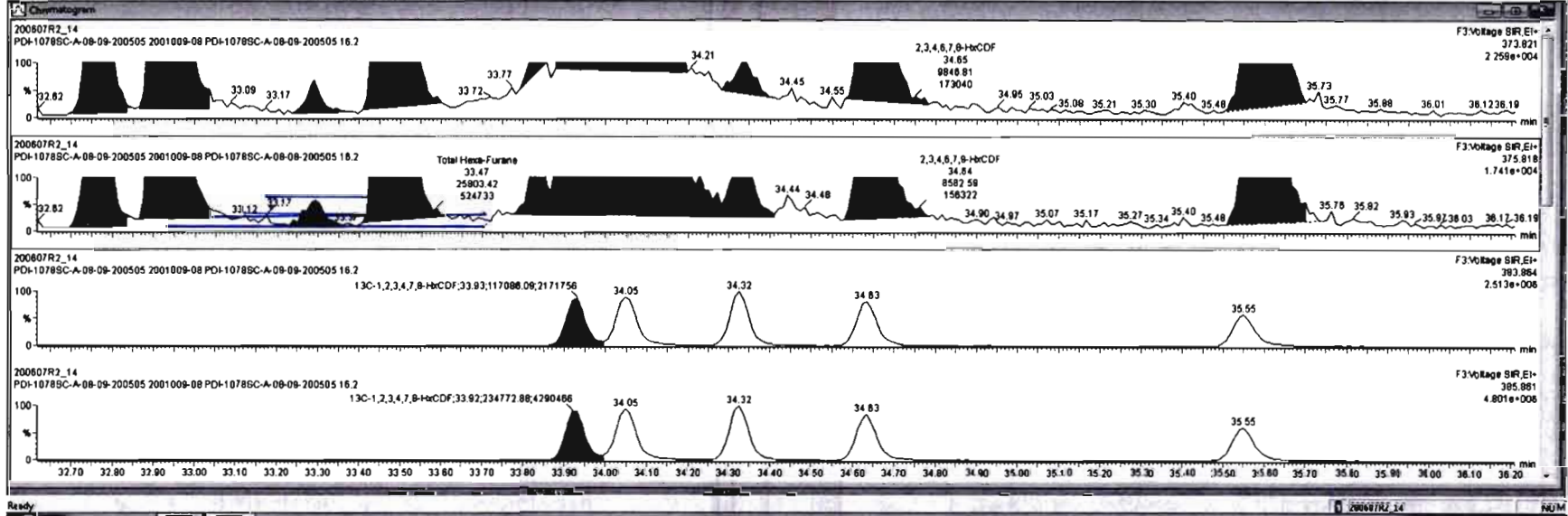


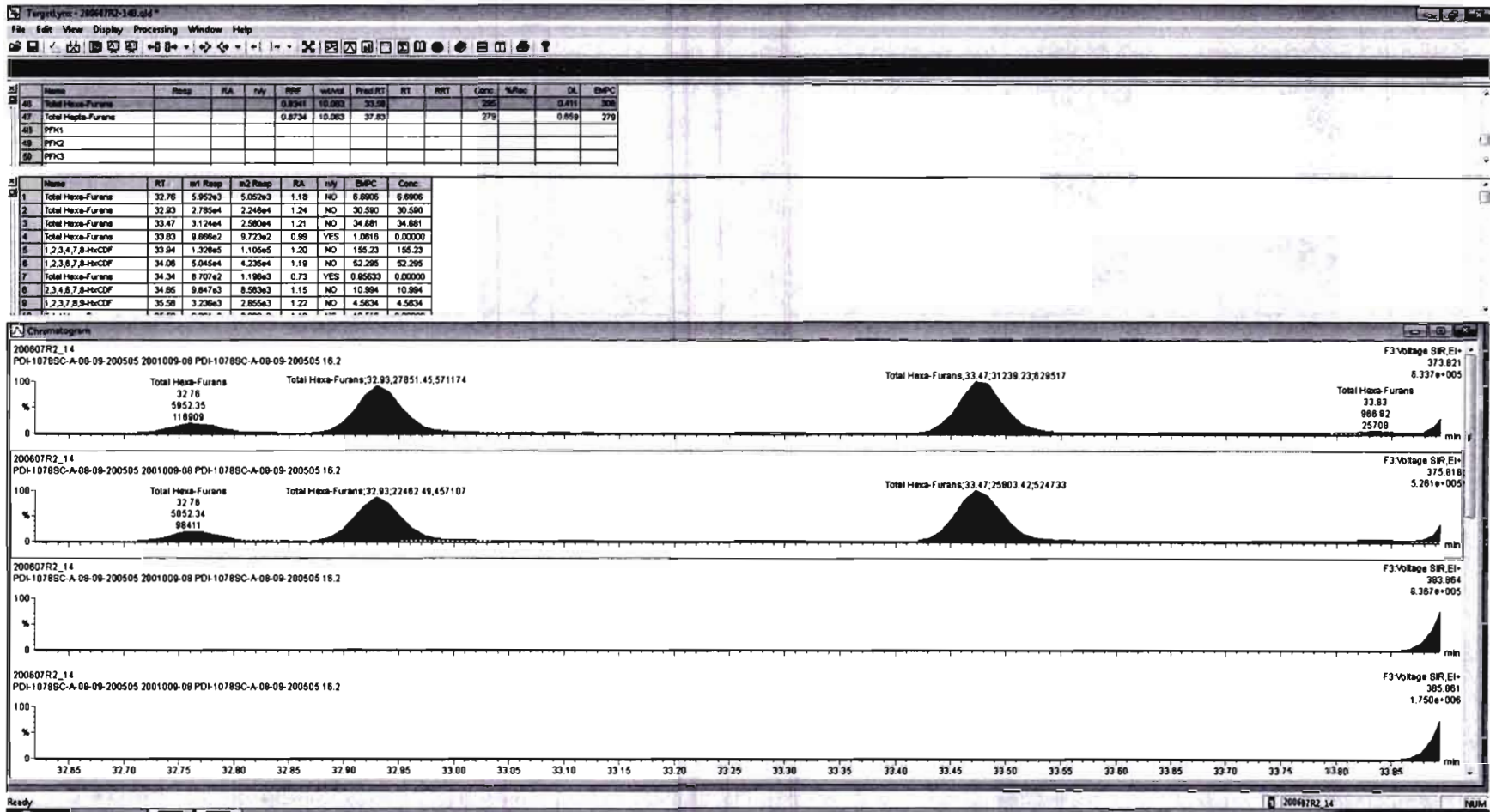
**DPE3**



SI	Name	Resp	RA	rvf	RFV	wtVal	ProdRT	RT	RRT	Conc	%Inc	DL	EMPC
43	Total Tetra-Furans				0.7510	10.003	23.81			208		0.314	220
44	1st Func. Penta-Furans				0.8625	10.003	27.58			19.1		0.0511	19.1
45	Total Penta-Furans				0.8925	10.003	28.27			222		0.416	222
46	Total Hexa-Furans				0.8941	10.003	33.58			306		0.411	311
47	Total Hepta-Furans				0.8734	10.003	37.83			276		0.858	280

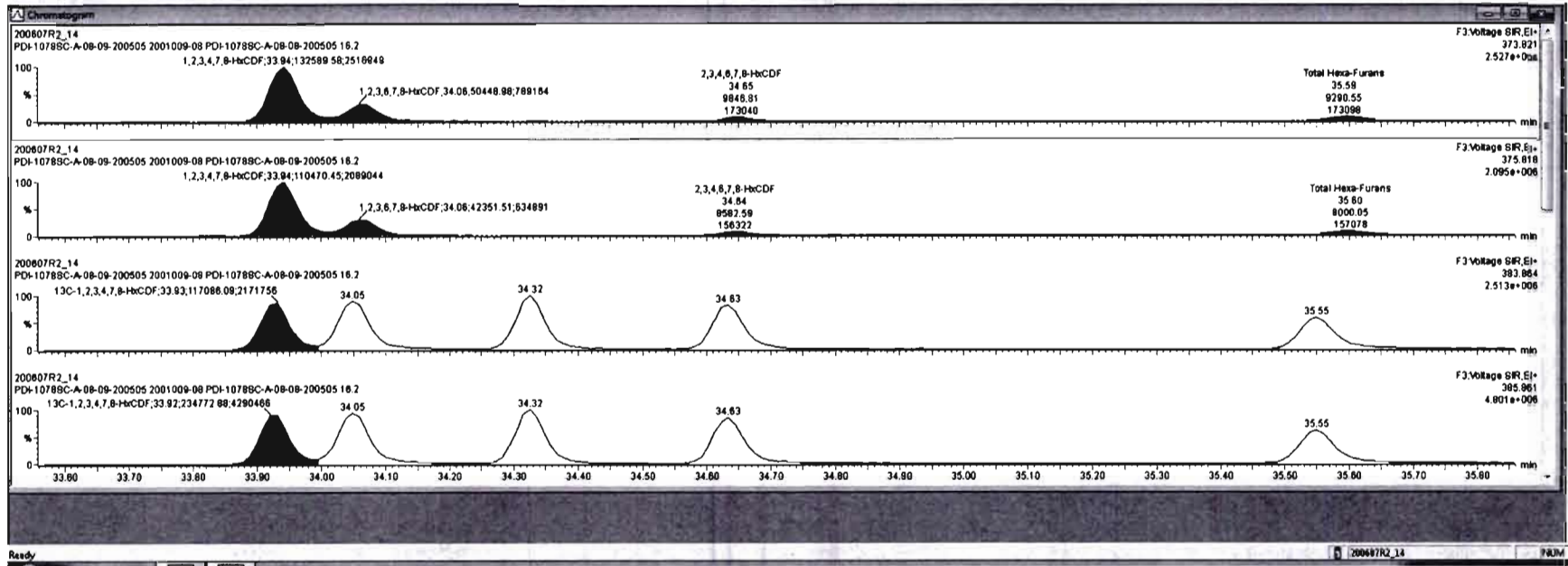
SI	Name	RT	RT Resp	wt Resp	RA	rvf	EMPC	Conc
1	Total Hexa-Furans	32.78	5.853e3	5.052e3	1.18	NO	6.8006	6.8906
2	Total Hexa-Furans	32.83	2.785e4	2.248e4	1.24	NO	30.550	30.580
3	Total Hexa-Furans	33.28	5.737e2	4.584e2	1.25	NO	0.62815	0.62815
4	Total Hexa-Furans	33.47	3.124e4	2.580e4	1.21	NO	34.881	34.881
5	Total Hexa-Furans	33.83	5.168e2	9.723e2	0.53	YES	0.58733	0.00000
6	1,2,3,4,7,8-HxCDF	33.94	1.353e5	1.124e5	1.20	NO	198.24	198.24
7	1,2,3,6,7,8-HxCDF	34.06	4.588e4	4.185e4	1.10	NO	48.443	48.443
8	Total Hexa-Furans	34.33	7.087e2	1.198e3	0.59	YES	0.77836	0.00000
9	2,3,4,6,7,8-HxCDF	34.65	9.847e3	8.583e3	1.15	NO	10.984	10.984





RT	Name	Resp	RA	rvf	RFW	wtVad	ProdRT	RT	RRT	Conc.	%Rec	DL	ESPC
46	Total Hexa-Furans				0.8341	10.003	33.86					0.411	330
47	Total Hepta-Furans				0.8734	10.003	37.83			279		0.858	279
48	PPY1												
49	PPY2												
50	PPY3												

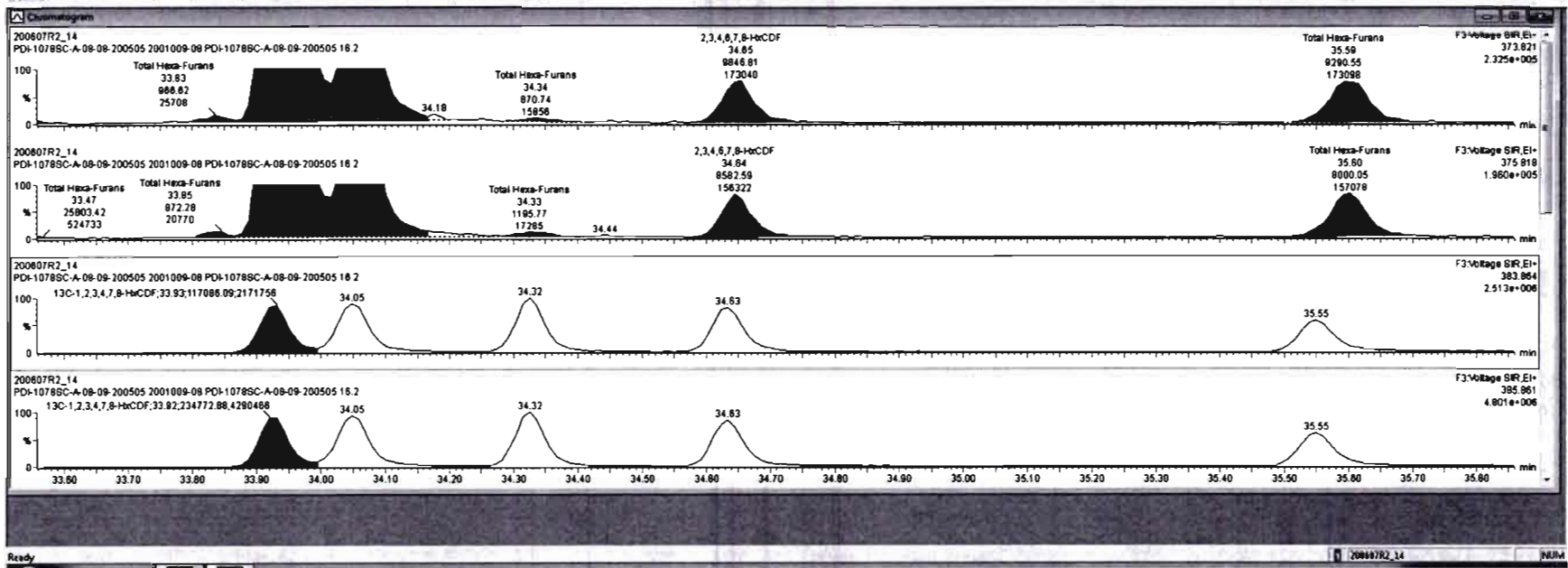
Name	RT	int Resp	int Resp	RA	rvf	ESPC	Conc.
1 Total Hexa-Furans	32.76	5.952e3	5.052e3	1.18	NO	6.6908	6.6908
2 Total Hexa-Furans	32.83	2.785e4	2.248e4	1.24	NO	30.580	30.580
3 Total Hexa-Furans	33.47	3.124e4	2.580e4	1.21	NO	34.681	34.681
4 Total Hexa-Furans	33.83	9.898e2	9.723e2	0.99	YES	1.0816	0.00000
5 1,2,3,4,7,8-HxCDF	33.94	1.328e5	1.105e5	1.20	NO	155.23	155.23
6 1,2,3,6,7,8-HxCDF	34.06	5.045e4	4.235e4	1.19	NO	52.295	52.295



Targetlyn - 1004792-140.cdf  
 File Edit View Display Processing Window Help

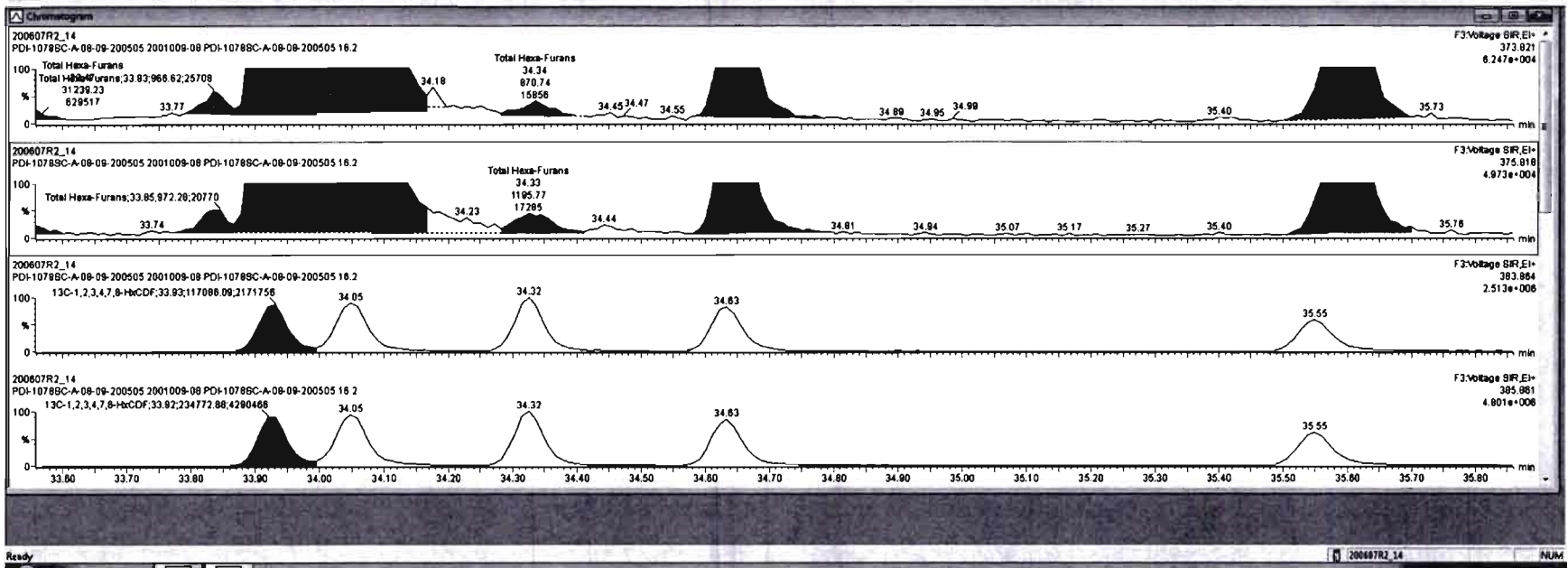
Name	Resp	RA	rfy	RFI	wtAval	Prod RT	RT	RRT	Conc.	%Prod	DL	EMPC
46	Total Hexa-Furans			0.8741	10.083	33.58			295	0.411	308	
47	Total Hepta-Furans			0.8734	10.083	37.83			279	0.858	279	
48	PFK1											
49	PFK2											
50	PFK3											

Name	RT	wt Peak	wt Range	RA	rfy	EMPC	Conc.
1	Total Hexa-Furans	32.78	5.853e3	5.853e3	1.18	NO	8.8806
2	Total Hexa-Furans	32.83	2.786e4	2.248e4	1.24	NO	30.580
3	Total Hexa-Furans	33.47	3.124e4	2.580e4	1.21	NO	34.891
4	Total Hexa-Furans	33.83	8.896e2	9.723e2	0.98	YES	1.0816
5	1,2,3,4,7,8-HxCDF	33.94	1.328e5	1.105e5	1.20	NO	155.23
6	1,2,3,6,7,8-HxCDF	34.06	5.045e4	4.225e4	1.19	NO	52.295



Name	Resp	RA	inj	RPF	wtAval	Prod RT	RT	RRT	Conc.	%Rec	DL	EMPC
46	Total Hexa-Furans			0.8341	10.083	33.95			295		0.411	358
47	Total Hepta-Furans			0.8734	10.083	37.83			279		0.858	279
48	PFK1											
49	PFK2											
50	PFK3											

Name	RT	m1 Resp	m2 Resp	RA	inj	EMPC	Conc.
1	Total Hexa-Furans	32.78	5.952e3	5.052e3	1.18	NO	6.8906
2	Total Hexa-Furans	32.83	2.785e4	2.248e4	1.24	NO	30.590
3	Total Hexa-Furans	33.47	3.124e4	2.680e4	1.21	NO	34.681
4	Total Hexa-Furans	33.83	8.868e2	9.722e2	0.99	YES	1.0816
5	1,2,3,4,7,8-HxCDF	33.94	1.328e5	1.105e5	1.20	NO	156.23
6	1,2,3,6,7,8-HxCDF	34.06	5.045e4	4.235e4	1.19	NO	52.295



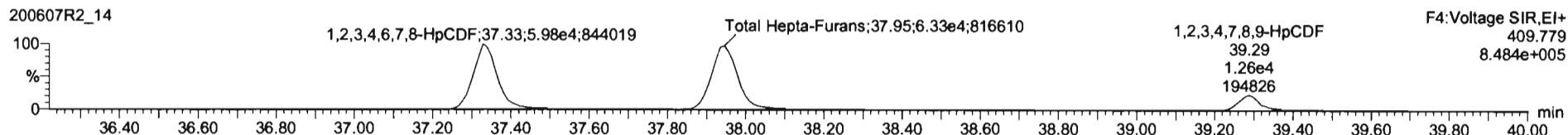
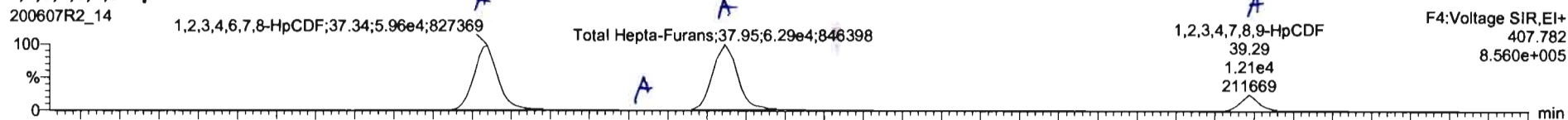
Dataset: Untitled

Last Altered: Monday, June 08, 2020 08:53:03 Pacific Daylight Time

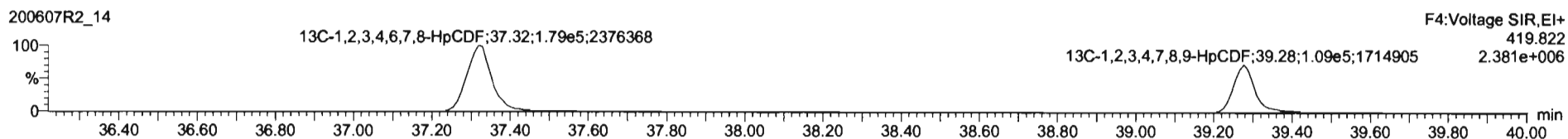

Printed: Monday, June 08, 2020 08:56:43 Pacific Daylight Time

Name: 200607R2\_14, Date: 08-Jun-2020, Time: 07:12:28, ID: 2001009-08 PDI-1078SC-A-08-09-200505 16.2, Description: PDI-1078SC-A-08-09-200505

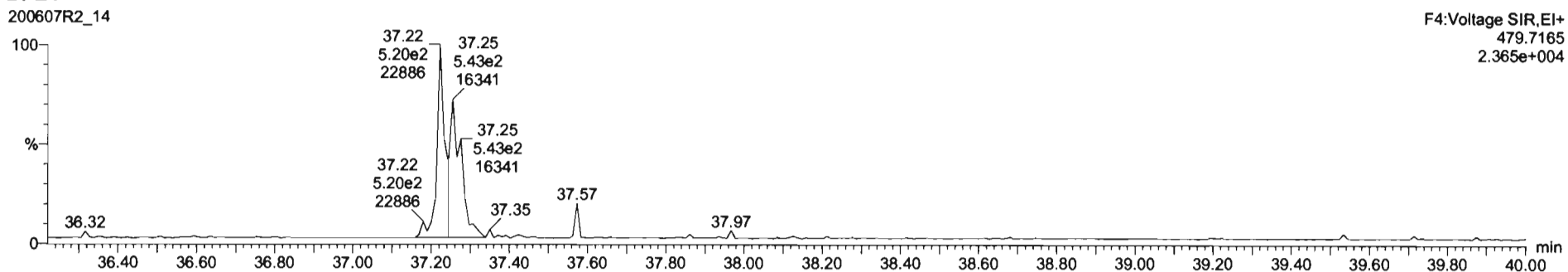
**1,2,3,4,6,7,8-HpCDF**




**13C-1,2,3,4,6,7,8-HpCDF**



**DPE4**



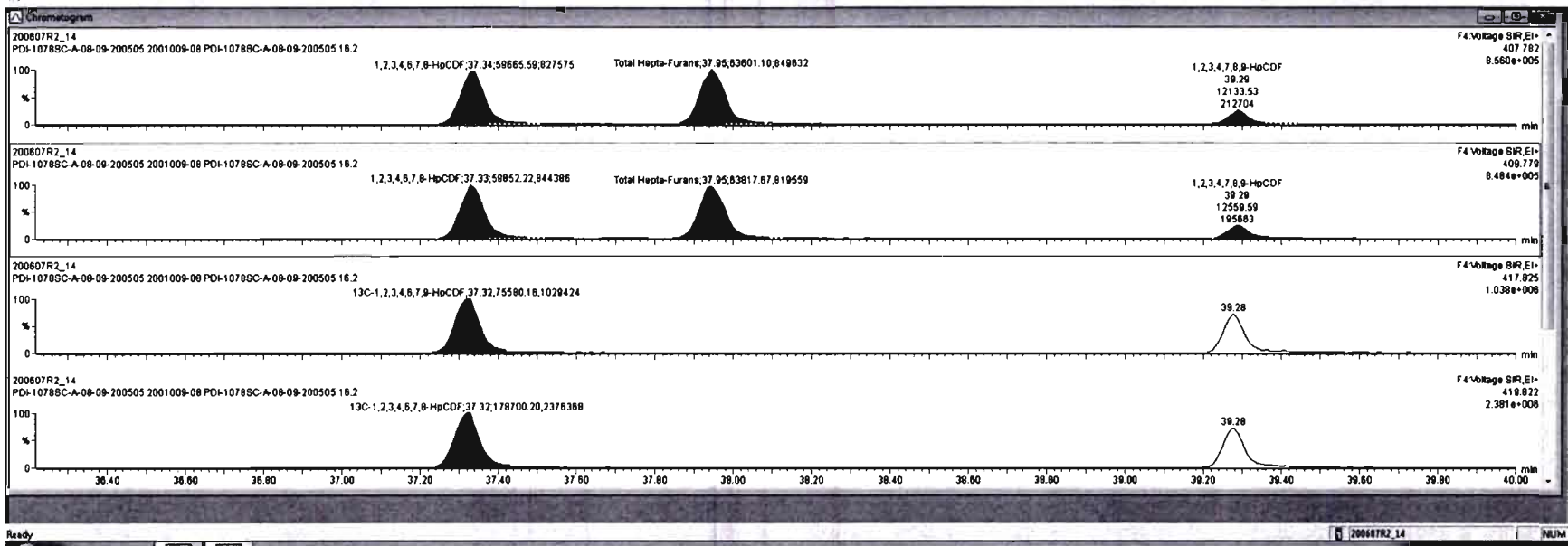






Name	Resp	RA	nly	RDF	WtFac	PresRT	RT	RRT	Conc	Units	DL	EMPC
46	Total Hexa-Furans			0.8341	10.063	33.51			255		0.411	308
47	Total Hepta-Furans			0.8736	10.953	37.32			280		0.658	280
48	PFK1											
49	PFK2											
50	PFK3											
51	PFK4											

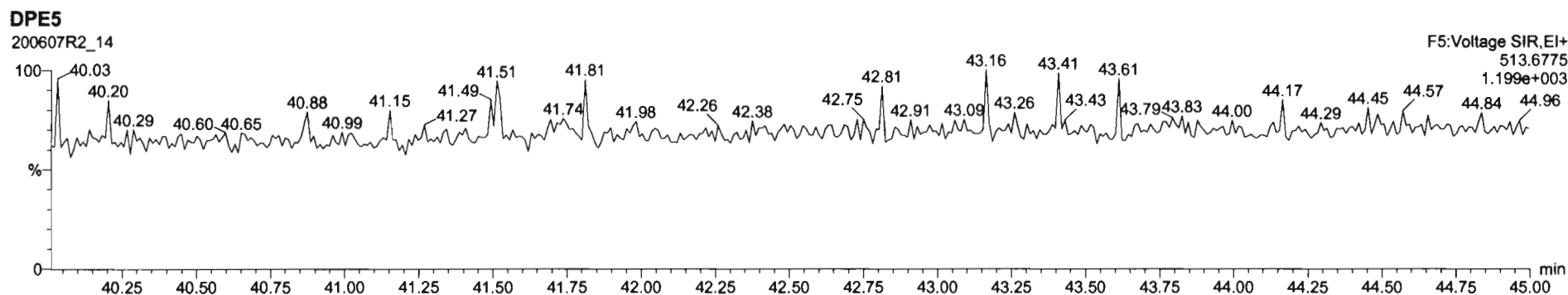
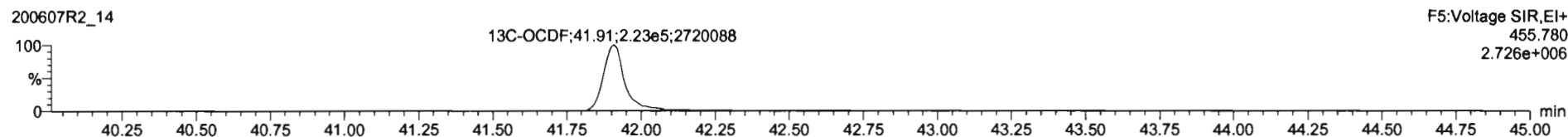

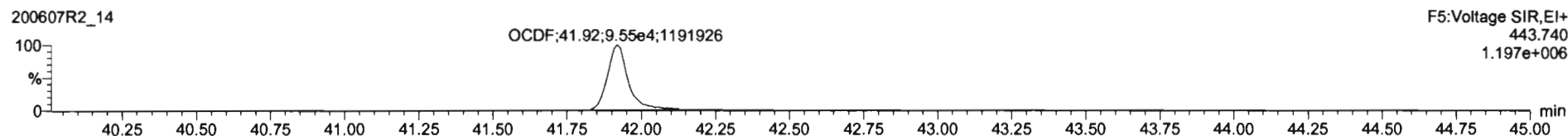

Name	RT /	m1 Resp	m2 Resp	RA	nly	EMPC	Conc.
1	1,2,3,4,6,7,8-HpCDF	37.34	5.967e4	5.985e4	1.00	NO	106.96
2	Total Hepta-Furans	37.95	6.360e4	6.382e4	1.00	NO	141.75
3	1,2,3,4,7,8,9-HpCDF	39.29	1.213e4	1.258e4	0.97	NO	31.293



Dataset: Untitled

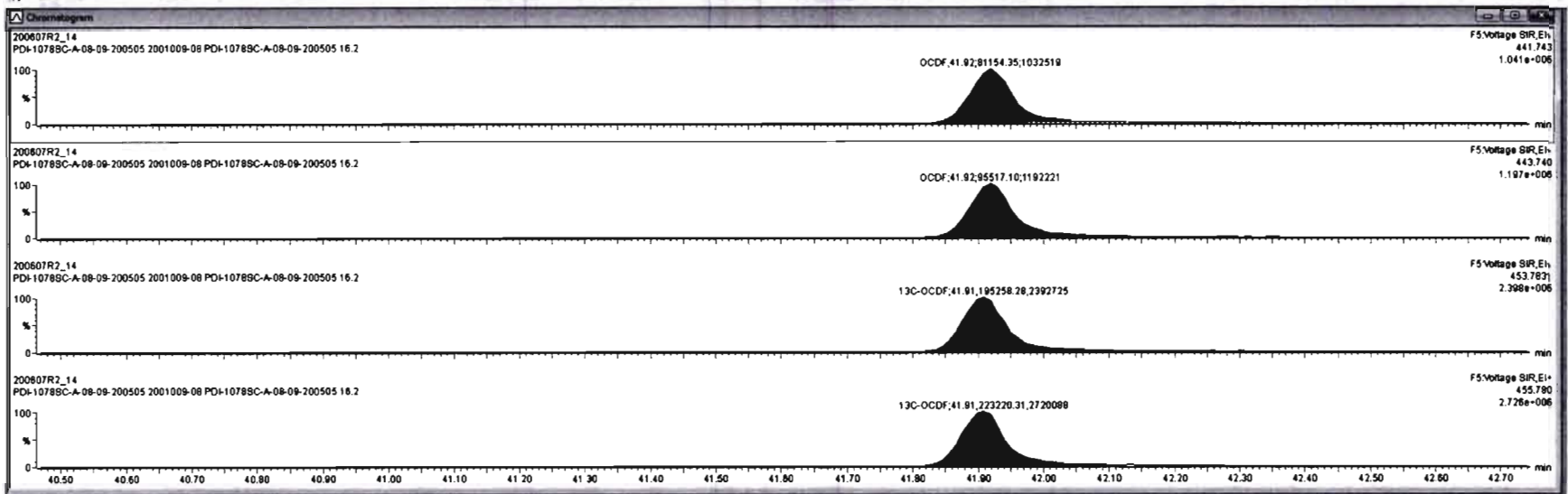
Last Altered: Monday, June 08, 2020 08:53:03 Pacific Daylight Time  
Printed: Monday, June 08, 2020 08:56:43 Pacific Daylight Time

Name: 200607R2\_14, Date: 08-Jun-2020, Time: 07:12:28, ID: 2001009-08 PDI-1078SC-A-08-09-200505 16.2, Description: PDI-1078SC-A-08-09-200505



#	Name	Resp	RA	rvy	RWF	wtVol	PresRT	RT	RRT	Conc.	%Rec	DL	BWPC
17	OCDF	4.77e5	0.85	NO	0.8206	10.063	41.21	41.82	1.650	209		0.765	
18	13C-2,3,7,8-13CDO	4.17e5	0.79	NO	1.583	10.063	28.40	28.44	1.028	185	93.2	0.261	
19	13C-1,2,3,7,8-HxCDO	3.24e5	0.84	NO	0.8490	10.063	31.84	31.42	1.219	198	98.6	0.513	
20	13C-1,2,3,6,7,8-HxCDO	2.47e5	1.31	NO	0.7790	10.063	34.81	34.80	1.014	162	81.3	0.587	
21	13C-1,2,3,6,7,8-HxCDO	3.06e5	1.30	NO	1.0167	10.063	34.92	34.91	1.017	153	77.0	0.450	
22	13C-1,2,3,7,8-HxCDO	2.67e5	1.25	NO	0.9027	10.063	35.19	35.18	1.025	151	75.8	0.507	

#	Name	RT	int Resp	int Resp	RA	rvy	BWPC	Conc.
1								

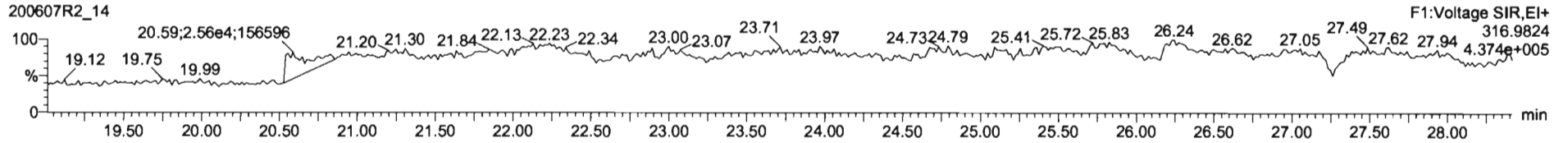


Dataset: Untitled

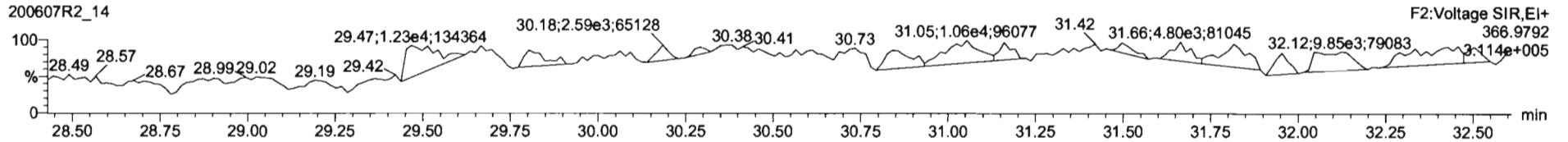
Last Altered: Monday, June 08, 2020 08:53:03 Pacific Daylight Time  
Printed: Monday, June 08, 2020 08:56:43 Pacific Daylight Time

Name: 200607R2\_14, Date: 08-Jun-2020, Time: 07:12:28, ID: 2001009-08 PDI-1078SC-A-08-09-200505 16.2, Description: PDI-1078SC-A-08-09-200505

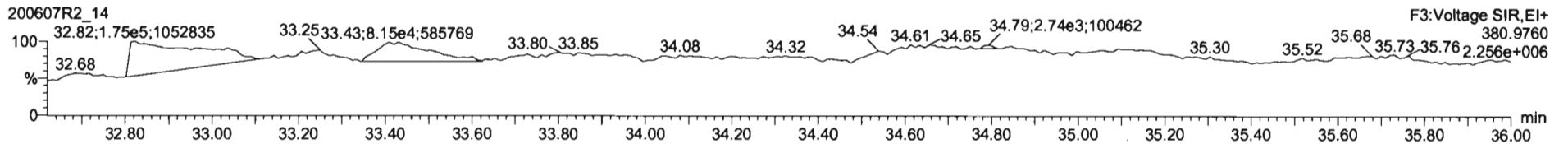
PFK1



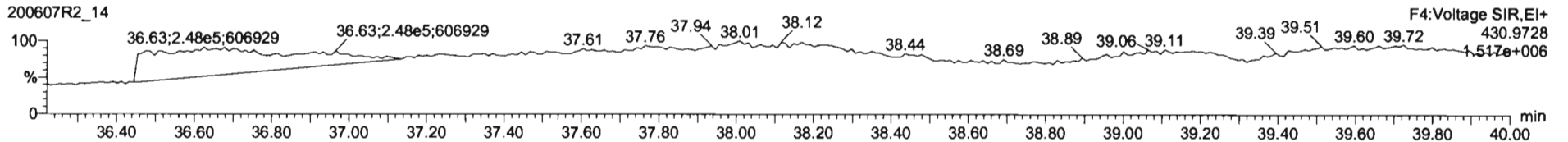
PFK2



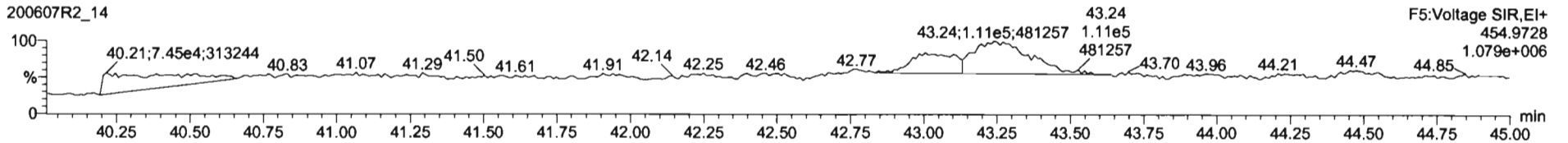
PFK3



PFK4



PFK5



Dataset: U:\VG12.PRO\Results\200607R2\200607R2-15B.qld

Last Altered: Monday, June 22, 2020 11:24:59 AM Pacific Daylight Time  
Printed: Monday, June 22, 2020 11:26:30 AM Pacific Daylight Time

HN 06/22/2020

lu 6/23/20

Method: U:\VG12.PRO\MethDB\1613rrt-06-01-20.mdb 01 Jun 2020 11:54:45  
Calibration: U:\VG12.PRO\CurveDB\db5\_1613vg12-5-28-20.cdb 28 May 2020 16:52:08

Name: 200607R2\_15, Date: 08-Jun-2020, Time: 07:58:44, ID: 2001009-09 PDI-078SC-B-00-02-200505 14.82, Description: PDI-078SC-B-00-02-200505

#	Name	Resp	RA	n/y	RRF	wt/vol	Pred.RT	RT	Pred.RRT	RRT	Conc.	%Rec	DL	EMPC
1	1 2,3,7,8-TCDD	9.17e2	0.57	YES	0.888	10.179	26.471	26.48	1.001	1.002	0.06049		0.240	0.551
2	2 1,2,3,7,8-PeCDD	7.79e2	0.58	NO	0.908	10.179	31.442	31.44	1.001	1.000	0.76093		0.344	0.761
3	3 1,2,3,4,7,8-HxCDD	7.39e2	1.36	NO	1.03	10.179	34.803	34.81	1.000	1.001	0.87495		0.339	0.875
4	4 1,2,3,6,7,8-HxCDD	4.94e3	1.20	NO	0.892	10.179	34.900	34.92	1.000	1.001	5.2025		0.333	5.20
5	5 1,2,3,7,8,9-HxCDD	1.67e3	1.22	NO	0.887	10.179	35.188	35.19	1.000	1.000	2.1013		0.408	2.10
6	6 1,2,3,4,6,7,8-HpCDD	1.26e5	1.03	NO	0.864	10.179	38.725	38.73	1.000	1.001	220.49		1.91	220
7	7 OCDD	1.11e6	0.88	NO	0.914	10.179	41.695	41.72	1.000	1.001	2000.0		1.97	2000
8	8 2,3,7,8-TCDF	7.72e4	0.73	NO	0.751	10.179	25.567	25.57	1.001	1.001	<del>44.798</del> 43.811		0.355	44.8
9	9 1,2,3,7,8-PeCDF	8.70e4	1.58	NO	0.893	10.179	30.159	30.15	1.001	1.001	53.599		0.477	53.6
10	10 2,3,4,7,8-PeCDF	3.47e4	1.53	NO	0.935	10.179	31.146	31.15	1.001	1.001	21.049		0.444	21.0
11	11 1,2,3,4,7,8-HxCDF	1.03e5	1.22	NO	0.884	10.179	33.920	33.93	1.000	1.000	96.273		0.478	96.3
12	12 1,2,3,6,7,8-HxCDF	3.45e4	1.21	NO	0.889	10.179	34.047	34.06	1.000	1.001	28.423		0.455	28.4
13	13 2,3,4,6,7,8-HxCDF	6.48e3	1.26	NO	0.934	10.179	34.669	34.64	1.001	1.000	5.7806		0.505	5.78
14	14 1,2,3,7,8,9-HxCDF	3.06e3	1.13	NO	0.871	10.179	35.539	35.58	1.000	1.001	3.5574		0.736	3.56
15	15 1,2,3,4,6,7,8-HpCDF	4.50e4	1.00	NO	0.873	10.179	37.355	37.32	1.001	1.000	60.337		0.694	60.3
16	16 1,2,3,4,7,8,9-HpCDF	9.35e3	1.02	NO	1.01	10.179	39.267	39.28	1.000	1.000	17.148		0.854	17.1
17	17 OCDF	8.98e4	0.84	NO	0.806	10.179	41.897	41.91	1.000	1.000	161.71		0.515	162
18	18 13C-2,3,7,8-TCDD	3.07e5	0.78	NO	1.16	10.179	26.461	26.44	1.026	1.026	160.79	81.8	0.328	
19	19 13C-1,2,3,7,8-PeCDD	2.22e5	0.65	NO	0.849	10.179	31.637	31.42	1.227	1.219	157.90	80.4	0.562	
20	20 13C-1,2,3,4,7,8-HxCDD	1.61e5	1.30	NO	0.779	10.179	34.809	34.79	1.014	1.014	132.01	67.2	0.967	
21	21 13C-1,2,3,6,7,8-HxCDD	2.09e5	1.28	NO	1.02	10.179	34.922	34.90	1.017	1.017	131.78	67.1	0.741	
22	22 13C-1,2,3,7,8,9-HxCDD	1.77e5	1.29	NO	0.903	10.179	35.193	35.18	1.025	1.025	125.24	63.7	0.835	
23	23 13C-1,2,3,4,6,7,8-HpCDD	1.30e5	1.09	NO	0.689	10.179	38.715	38.71	1.128	1.128	120.56	61.4	0.740	
24	24 13C-OCDD	2.39e5	0.90	NO	0.652	10.179	41.736	41.69	1.216	1.215	234.23	59.6	0.653	
25	25 13C-2,3,7,8-TCDF	4.51e5	0.79	NO	1.06	10.179	25.504	25.54	0.989	0.991	152.20	77.5	0.422	
26	26 13C-1,2,3,7,8-PeCDF	3.57e5	1.58	NO	0.838	10.179	30.023	30.14	1.165	1.169	152.44	77.6	0.995	
27	27 13C-2,3,4,7,8-PeCDF	3.47e5	1.63	NO	0.817	10.179	30.975	31.11	1.202	1.207	151.94	77.3	1.02	
28	28 13C-1,2,3,4,7,8-HxCDF	2.37e5	0.49	NO	1.01	10.179	33.941	33.92	0.989	0.988	150.38	76.5	0.938	
29	29 13C-1,2,3,6,7,8-HxCDF	2.68e5	0.52	NO	1.17	10.179	34.064	34.04	0.992	0.992	147.00	74.8	0.810	
30	30 13C-2,3,4,6,7,8-HxCDF	2.36e5	0.52	NO	1.02	10.179	34.637	34.63	1.009	1.009	147.76	75.2	0.925	
31	31 13C-1,2,3,7,8,9-HxCDF	1.94e5	0.51	NO	0.860	10.179	35.537	35.54	1.035	1.035	144.70	73.6	1.10	

Dataset: U:\VG12.PRO\Results\200607R2\200607R2-15B.qld

Last Altered: Monday, June 22, 2020 11:24:59 AM Pacific Daylight Time  
Printed: Monday, June 22, 2020 11:26:30 AM Pacific Daylight Time

Name: 200607R2\_15, Date: 08-Jun-2020, Time: 07:58:44, ID: 2001009-09 PDI-078SC-B-00-02-200505 14.82, Description: PDI-078SC-B-00-02-200505

#	Name	Resp	RA	n/y	RRF	wt/vol	Pred.RT	RT	Pred.RRT	RRT	Conc.	%Rec	DL	EMPC
32	32 13C-1,2,3,4,6,7,8-HpCDF	1.68e5	0.43	NO	0.774	10.179	37.284	37.32	1.086	1.087	138.61	70.5	0.739	
33	33 13C-1,2,3,4,7,8,9-HpCDF	1.06e5	0.42	NO	0.521	10.179	39.312	39.27	1.145	1.144	129.99	66.2	1.10	
34	34 13C-OCDF	2.71e5	0.90	NO	0.746	10.179	41.907	41.90	1.221	1.221	232.46	59.2	0.523	
35	35 37Cl-2,3,7,8-TCDD	1.20e5			1.04	10.179	26.492	26.47	1.028	1.027	69.836	88.9	0.109	
36	36 13C-1,2,3,4-TCDD	3.25e5	0.80	NO	1.00	10.179	25.890	25.78	1.000	1.000	196.49	100	0.379	
37	37 13C-1,2,3,4-TCDF	5.50e5	0.78	NO	1.00	10.179	24.360	24.09	1.000	1.000	196.49	100	0.447	
38	38 13C-1,2,3,4,6,9-HxCDF	3.07e5	0.50	NO	1.00	10.179	34.420	34.33	1.000	1.000	196.49	100	0.945	
39	39 Total Tetra-Dioxins				0.888	10.179	24.620		0.000		7.9488		0.240	9.66
40	40 Total Penta-Dioxins				0.908	10.179	29.960		0.000		5.5826		0.344	8.24
41	41 Total Hexa-Dioxins				0.892	10.179	33.635		0.000		60.868		0.374	61.9
42	42 Total Hepta-Dioxins				0.864	10.179	37.640		0.000		529.22		1.91	529
43	43 Total Tetra-Furans				0.751	10.179	23.610		0.000		458.45		0.355	465
44	44 1st Func. Penta-Furans				0.893	10.179	27.580		0.000		25.946		0.0597	25.9
45	45 Total Penta-Furans				0.893	10.179	29.275		0.000		142.32		0.471	143
46	46 Total Hexa-Furans				0.934	10.179	33.555		0.000		182.74		0.509	183
47	47 Total Hepta-Furans				0.873	10.179	37.835		0.000		181.94		0.808	182

Vista Analytical Laboratory

Dataset: U:\VG12.PRO\Results\200607R2\200607R2-15B.qld

Last Altered: Monday, June 22, 2020 11:24:59 AM Pacific Daylight Time

Printed: Monday, June 22, 2020 11:26:30 AM Pacific Daylight Time

Method: U:\VG12.PRO\MethDB\1613rrt-06-01-20.mdb 01 Jun 2020 11:54:45

Calibration: U:\VG12.PRO\CurveDB\db5\_1613vg12-5-28-20.cdb 28 May 2020 16:52:08

Name: 200607R2\_15, Date: 08-Jun-2020, Time: 07:58:44, ID: 2001009-09 PDI-078SC-B-00-02-200505 14.82, Description: PDI-078SC-B-00-02-200505

**Tetra-Dioxins**

	Name	RT	m1 Height	m2 Height	m1 Resp	m2 Resp	RA	n/y	Resp	Conc.	EMPC	DL
1	Total Tetra-Dioxins	22.40	2.368e4	3.575e4	2.411e3	3.076e3	0.78	NO	5.488e3	3.9505	3.9505	0.240
2	Total Tetra-Dioxins	22.83	5.807e3	8.187e3	6.695e2	7.751e2	0.86	NO	1.445e3	1.0400	1.0400	0.240
3	Total Tetra-Dioxins	23.34	4.045e3	4.805e3	2.280e2	3.731e2	0.61	YES	0.000e0	0.00000	0.37724	0.240
4	Total Tetra-Dioxins	24.24	1.738e3	2.844e3	1.519e2	1.848e2	0.82	NO	3.367e2	0.24237	0.24237	0.240
5	Total Tetra-Dioxins	24.52	4.392e3	5.914e3	4.341e2	5.529e2	0.79	NO	9.870e2	0.71056	0.71056	0.240
6	Total Tetra-Dioxins	24.75	5.957e3	8.154e3	3.630e2	5.337e2	0.68	NO	8.967e2	0.64554	0.64554	0.240
7	Total Tetra-Dioxins	24.96	2.241e3	2.885e3	1.272e2	1.499e2	0.85	NO	2.771e2	0.19950	0.19950	0.240
8	Total Tetra-Dioxins	25.24	3.076e3	3.049e3	1.449e2	1.856e2	0.78	NO	3.305e2	0.23793	0.23793	0.240
9	Total Tetra-Dioxins	25.41	5.273e3	3.829e3	2.214e2	2.743e2	0.81	NO	4.957e2	0.35686	0.35686	0.240
10	Total Tetra-Dioxins	25.77	1.955e3	3.142e3	1.418e2	2.037e2	0.70	NO	3.455e2	0.24875	0.24875	0.240
11	Total Tetra-Dioxins	26.21	7.642e3	8.643e3	5.783e2	6.142e2	0.94	YES	0.000e0	0.00000	0.78258	0.240
12	2,3,7,8-TCDD	26.48	4.167e3	8.101e3	3.333e2	5.842e2	0.57	YES	9.175e2	0.00000	0.55148	0.240
13	Total Tetra-Dioxins	26.78	3.626e3	4.762e3	1.811e2	2.590e2	0.70	NO	4.401e2	0.31681	0.31681	0.240

**Penta-Dioxins**

	Name	RT	m1 Height	m2 Height	m1 Resp	m2 Resp	RA	n/y	Resp	Conc.	EMPC	DL
1	Total Penta-Dioxins	29.21	1.704e4	1.758e4	9.079e2	1.312e3	0.69	NO	2.220e3	2.1686	2.1686	0.344
2	Total Penta-Dioxins	29.70	4.730e3	8.594e3	2.546e2	4.790e2	0.53	YES	0.000e0	0.00000	0.64335	0.344
3	Total Penta-Dioxins	30.18	6.311e3	1.199e4	4.684e2	6.396e2	0.73	YES	0.000e0	0.00000	1.0182	0.344
4	Total Penta-Dioxins	30.35	5.612e3	1.065e4	2.837e2	6.584e2	0.43	YES	0.000e0	0.00000	0.71701	0.344
5	Total Penta-Dioxins	30.46	5.949e3	8.424e3	2.937e2	4.055e2	0.72	NO	6.992e2	0.68291	0.68291	0.344
6	Total Penta-Dioxins	30.67	9.046e3	1.109e4	5.809e2	9.628e2	0.60	NO	1.544e3	1.5076	1.5076	0.344
7	1,2,3,7,8-PeCDD	31.44	7.683e3	1.152e4	2.846e2	4.945e2	0.58	NO	7.791e2	0.76093	0.76093	0.344
8	Total Penta-Dioxins	31.51	3.860e3	8.297e3	1.714e2	3.022e2	0.57	NO	4.736e2	0.46258	0.46258	0.344
9	Total Penta-Dioxins	31.80	2.896e3	3.872e3	1.376e2	1.766e2	0.78	YES	0.000e0	0.00000	0.28117	0.344



Dataset: U:\VG12.PRO\Results\200607R2\200607R2-15B.qld

Last Altered: Monday, June 22, 2020 11:24:59 AM Pacific Daylight Time  
 Printed: Monday, June 22, 2020 11:26:30 AM Pacific Daylight Time

Name: 200607R2\_15, Date: 08-Jun-2020, Time: 07:58:44, ID: 2001009-09 PDI-078SC-B-00-02-200505 14.82, Description: PDI-078SC-B-00-02-200505

**Hexa-Dioxins**

	Name	RT	m1 Height	m2 Height	m1 Resp	m2 Resp	RA	n/y	Resp	Conc.	EMPC	DL
1	Total Hexa-Dioxins	33.30	2.099e5	1.741e5	1.094e4	8.685e3	1.26	NO	1.962e4	23.729	23.729	0.374
2	Total Hexa-Dioxins	33.86	2.377e4	1.852e4	1.142e3	9.488e2	1.20	NO	2.091e3	2.5288	2.5288	0.374
3	Total Hexa-Dioxins	34.12	1.618e5	1.355e5	1.100e4	9.181e3	1.20	NO	2.018e4	24.401	24.401	0.374
4	Total Hexa-Dioxins	34.23	1.728e4	1.201e4	9.242e2	7.552e2	1.22	NO	1.679e3	2.0308	2.0308	0.374
5	1,2,3,4,7,8-HxCDD	34.81	9.246e3	5.367e3	4.261e2	3.128e2	1.36	NO	7.389e2	0.87495	0.87495	0.339
6	1,2,3,6,7,8-HxCDD	34.92	4.429e4	3.966e4	2.691e3	2.252e3	1.20	NO	4.943e3	5.2025	5.2025	0.333
7	Total Hexa-Dioxins	35.10	1.066e4	7.231e3	5.666e2	3.916e2	1.45	YES	0.000e0	0.00000	1.0608	0.374
8	1,2,3,7,8,9-HxCDD	35.19	1.679e4	1.562e4	9.204e2	7.540e2	1.22	NO	1.674e3	2.1013	2.1013	0.408

**Hepta-Dioxins**

	Name	RT	m1 Height	m2 Height	m1 Resp	m2 Resp	RA	n/y	Resp	Conc.	EMPC	DL
1	Total Hepta-Dioxins	37.70	1.255e6	1.205e6	9.063e4	8.550e4	1.06	NO	1.761e5	308.72	308.72	1.91
2	1,2,3,4,6,7,8-HpCDD	38.73	9.566e5	9.159e5	6.394e4	6.185e4	1.03	NO	1.258e5	220.49	220.49	1.91

Dataset: U:\VG12.PRO\Results\200607R2\200607R2-15B.qld

Last Altered: Monday, June 22, 2020 11:24:59 AM Pacific Daylight Time  
 Printed: Monday, June 22, 2020 11:26:30 AM Pacific Daylight Time

Name: 200607R2\_15, Date: 08-Jun-2020, Time: 07:58:44, ID: 2001009-09 PDI-078SC-B-00-02-200505 14.82, Description: PDI-078SC-B-00-02-200505

**Tetra-Furans**

	Name	RT	m1 Height	m2 Height	m1 Resp	m2 Resp	RA	n/y	Resp	Conc.	EMPC	DL
1	Total Tetra-Furans	20.29	3.198e3	6.105e3	2.538e2	3.558e2	0.71	NO	6.095e2	0.35381	0.35381	0.355
2	Total Tetra-Furans	20.83	2.782e4	3.687e4	2.327e3	3.088e3	0.75	NO	5.414e3	3.1428	3.1428	0.355
3	Total Tetra-Furans	21.42	2.596e6	3.427e6	2.306e5	3.074e5	0.75	NO	5.380e5	312.28	312.28	0.355
4	Total Tetra-Furans	21.87	1.754e4	2.319e4	2.323e3	3.196e3	0.73	NO	5.519e3	3.2034	3.2034	0.355
5	Total Tetra-Furans	21.99	1.495e4	1.861e4	1.231e3	1.587e3	0.78	NO	2.818e3	1.6360	1.6360	0.355
6	Total Tetra-Furans	22.40	1.276e5	1.596e5	1.188e4	1.551e4	0.77	NO	2.739e4	15.898	15.898	0.355
7	Total Tetra-Furans	22.88	3.112e4	4.003e4	2.794e3	3.758e3	0.74	NO	6.552e3	3.8029	3.8029	0.355
8	Total Tetra-Furans	23.01	5.063e3	6.833e3	4.265e2	6.514e2	0.65	NO	1.078e3	0.62568	0.62568	0.355
9	Total Tetra-Furans	23.25	2.085e4	2.294e4	1.830e3	2.178e3	0.84	NO	4.008e3	2.3263	2.3263	0.355
10	Total Tetra-Furans	23.68	4.199e3	4.247e3	3.100e2	3.744e2	0.83	NO	6.844e2	0.39728	0.39728	0.355
11	Total Tetra-Furans	23.83	5.497e3	6.269e3	3.714e2	4.357e2	0.85	NO	8.072e2	0.46851	0.46851	0.355
12	Total Tetra-Furans	24.00	6.132e4	9.373e4	5.065e3	7.373e3	0.69	NO	1.244e4	7.2193	7.2193	0.355
13	Total Tetra-Furans	24.10	6.558e4	8.846e4	6.274e3	8.459e3	0.74	NO	1.473e4	8.5518	8.5518	0.355
14	Total Tetra-Furans	24.63	3.949e5	5.269e5	3.260e4	4.288e4	0.76	NO	7.549e4	43.815	43.815	0.355
15	Total Tetra-Furans	24.91	1.491e4	2.031e4	1.268e3	1.572e3	0.81	NO	2.840e3	1.6486	1.6486	0.355
16	Total Tetra-Furans	25.09	4.300e3	7.851e3	3.513e2	5.552e2	0.63	YES	0.000e0	0.00000	0.46878	0.355
17	Total Tetra-Furans	25.32	7.075e3	1.104e4	3.815e2	4.042e2	0.94	YES	0.000e0	0.00000	0.41531	0.355
18	Total Tetra-Furans	25.45	7.167e4	1.002e5	4.049e3	5.695e3	0.71	NO	9.743e3	5.6554	5.6554	0.355
19	2,3,7,8-TCDF	25.57	4.485e5	5.942e5	3.264e4	4.453e4	0.73	NO	7.718e4	44.798	44.798	0.355
20	Total Tetra-Furans	25.93	2.061e4	3.150e4	1.517e3	2.234e3	0.68	NO	3.751e3	2.1773	2.1773	0.355
21	Total Tetra-Furans	26.17	5.339e3	5.742e3	3.395e2	4.413e2	0.77	NO	7.809e2	0.45325	0.45325	0.355
22	Total Tetra-Furans	27.58	7.717e4	8.948e4	5.012e3	5.551e3	0.90	YES	0.000e0	0.00000	5.7033	0.355

**Penta-Furans function 1**

	Name	RT	m1 Height	m2 Height	m1 Resp	m2 Resp	RA	n/y	Resp	Conc.	EMPC	DL
1	1st Func. Penta-Furans	27.56	4.243e5	2.540e5	2.580e4	1.570e4	1.64	NO	4.150e4	25.946	25.946	0.0597

Dataset: U:\VG12.PRO\Results\200607R2\200607R2-15B.qld

Last Altered: Monday, June 22, 2020 11:24:59 AM Pacific Daylight Time  
Printed: Monday, June 22, 2020 11:26:30 AM Pacific Daylight Time

Name: 200607R2\_15, Date: 08-Jun-2020, Time: 07:58:44, ID: 2001009-09 PDI-078SC-B-00-02-200505 14.82, Description: PDI-078SC-B-00-02-200505

**Penta-Furans**

	Name	RT	m1 Height	m2 Height	m1 Resp	m2 Resp	RA	n/y	Resp	Conc.	EMPC	DL
1	Total Penta-Furans	29.02	1.836e4	9.038e3	1.001e3	5.546e2	1.80	YES	0.000e0	0.00000	0.88420	0.471
2	Total Penta-Furans	29.16	4.357e5	2.719e5	2.786e4	1.799e4	1.55	NO	4.585e4	28.664	28.664	0.471
3	Total Penta-Furans	29.74	4.500e4	3.042e4	3.705e3	2.390e3	1.55	NO	6.095e3	3.8106	3.8106	0.471
4	Total Penta-Furans	29.97	1.060e5	6.863e4	5.739e3	3.780e3	1.52	NO	9.519e3	5.9512	5.9512	0.471
5	1,2,3,7,8-PeCDF	30.15	9.681e5	6.218e5	5.325e4	3.373e4	1.58	NO	8.698e4	53.599	53.599	0.477
6	Total Penta-Furans	30.41	3.348e5	2.088e5	1.916e4	1.240e4	1.55	NO	3.156e4	19.733	19.733	0.471
7	2,3,4,7,8-PeCDF	31.15	4.249e5	2.777e5	2.100e4	1.375e4	1.53	NO	3.475e4	21.049	21.049	0.444
8	Total Penta-Furans	31.16	3.121e5	2.074e5	8.002e3	5.244e3	1.53	NO	1.325e4	8.2821	8.2821	0.471
9	Total Penta-Furans	32.06	2.649e4	1.217e4	1.205e3	7.573e2	1.59	NO	1.962e3	1.2268	1.2268	0.471

**Hexa-Furans**

	Name	RT	m1 Height	m2 Height	m1 Resp	m2 Resp	RA	n/y	iResp	Conc.	EMPC	DL
1	Total Hexa-Furans	32.76	4.033e4	4.001e4	2.148e3	2.010e3	1.07	NO	4.158e3	3.7441	3.7441	0.509
2	Total Hexa-Furans	32.92	2.081e5	1.799e5	1.016e4	8.417e3	1.21	NO	1.858e4	16.728	16.728	0.509
3	Total Hexa-Furans	33.47	2.677e5	2.171e5	1.289e4	1.056e4	1.22	NO	2.345e4	21.117	21.117	0.509
4	Total Hexa-Furans	33.83	1.384e4	8.301e3	6.319e2	4.760e2	1.33	NO	1.108e3	0.99746	0.99746	0.509
5	1,2,3,4,7,8-HxCDF	33.93	1.091e6	9.004e5	5.640e4	4.613e4	1.22	NO	1.025e5	96.273	96.273	0.478
6	1,2,3,6,7,8-HxCDF	34.06	2.874e5	2.311e5	1.886e4	1.560e4	1.21	NO	3.446e4	28.423	28.423	0.455
7	2,3,4,6,7,8-HxCDF	34.64	6.798e4	5.736e4	3.611e3	2.868e3	1.26	NO	6.480e3	5.7806	5.7806	0.505
8	1,2,3,7,8,9-HxCDF	35.58	6.355e4	6.136e4	1.622e3	1.440e3	1.13	NO	3.062e3	3.5574	3.5574	0.736
9	Total Hexa-Furans	35.59	8.274e4	6.559e4	3.607e3	3.189e3	1.13	NO	6.797e3	6.1196	6.1196	0.509

**Hepta-Furans**

	Name	RT	m1 Height	m2 Height	m1 Resp	m2 Resp	RA	n/y	Resp	Conc.	EMPC	DL
1	1,2,3,4,6,7,8-HpCDF	37.32	3.450e5	3.395e5	2.249e4	2.247e4	1.00	NO	4.496e4	60.337	60.337	0.694
2	Total Hepta-Furans	37.72	5.830e3	6.727e3	4.165e2	4.382e2	0.95	NO	8.547e2	1.4066	1.4066	0.808
3	Total Hepta-Furans	37.94	4.440e5	4.359e5	3.150e4	3.111e4	1.01	NO	6.261e4	103.05	103.05	0.808
4	1,2,3,4,7,8,9-HpCDF	39.28	8.361e4	8.030e4	4.714e3	4.635e3	1.02	NO	9.348e3	17.148	17.148	0.854

Dataset: Untitled

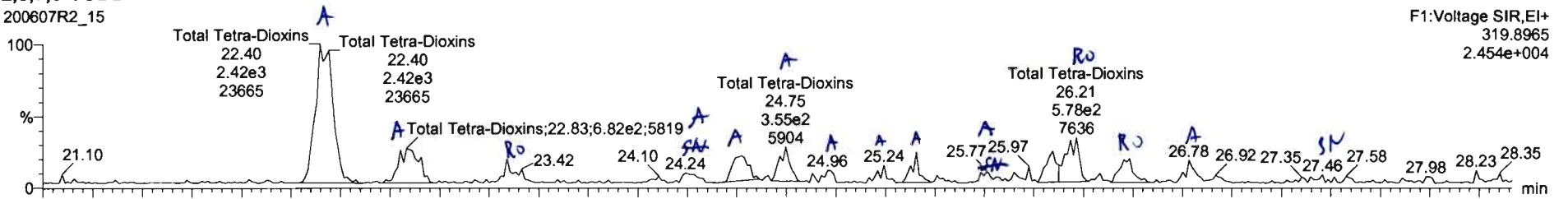
Last Altered: Monday, June 08, 2020 08:53:03 Pacific Daylight Time  
Printed: Monday, June 08, 2020 08:56:43 Pacific Daylight Time

Name: 200607R2\_15, Date: 08-Jun-2020, Time: 07:58:44, ID: 2001009-09 PDI-078SC-B-00-02-200505 14.82, Description: PDI-078SC-B-00-02-200505

HN 06/22/2020

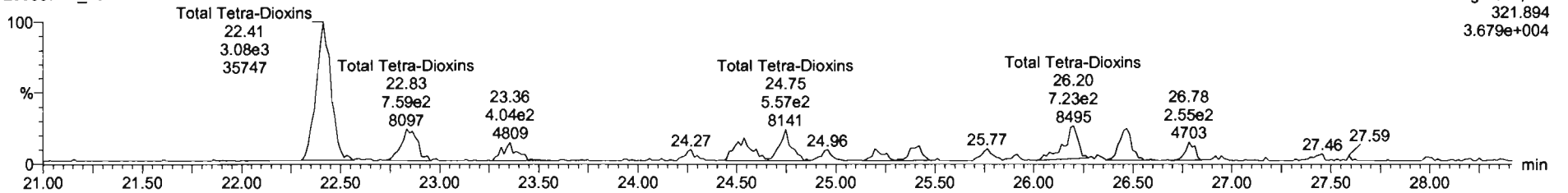
2,3,7,8-TCDD

200607R2\_15



F1:Voltage SIR,EI+  
319.8965  
2.454e+004

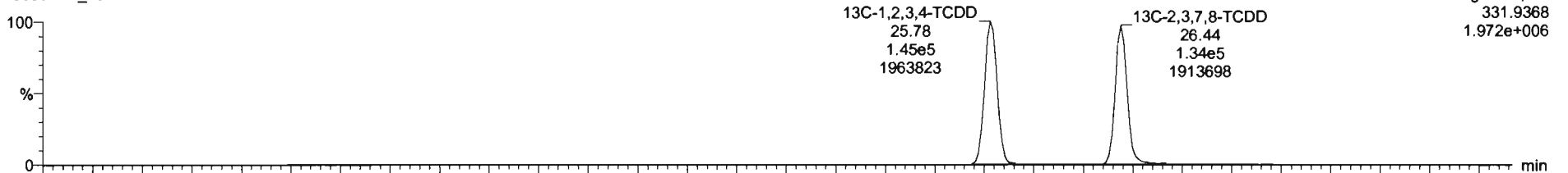
200607R2\_15



F1:Voltage SIR,EI+  
321.894  
3.679e+004

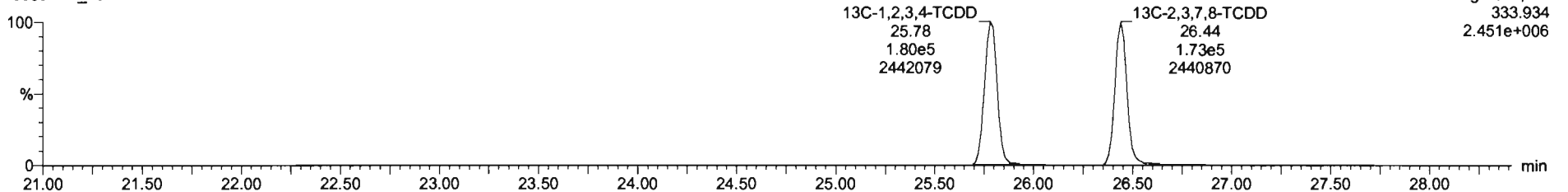
13C-2,3,7,8-TCDD

200607R2\_15

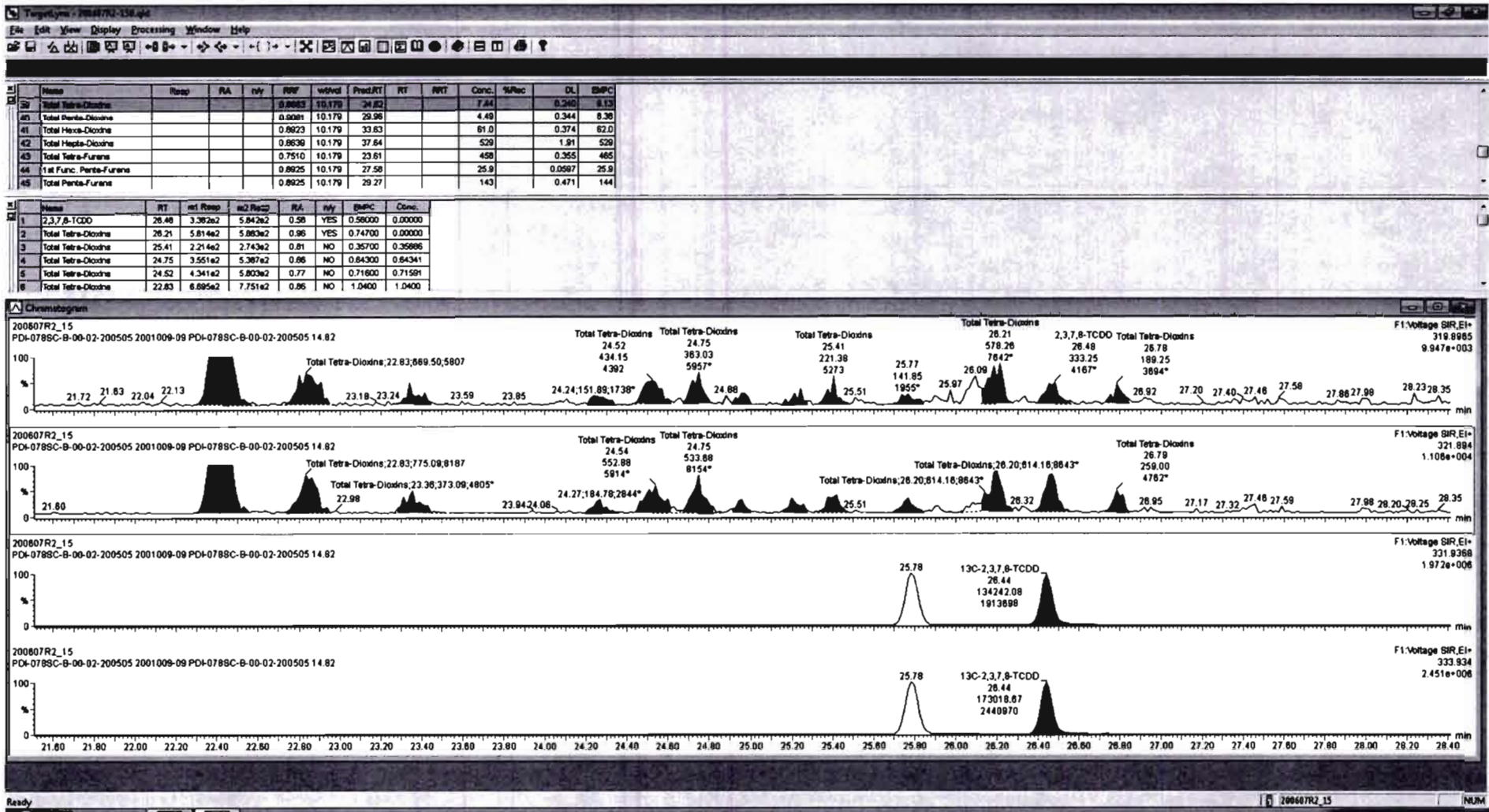


F1:Voltage SIR,EI+  
331.9368  
1.972e+006

200607R2\_15



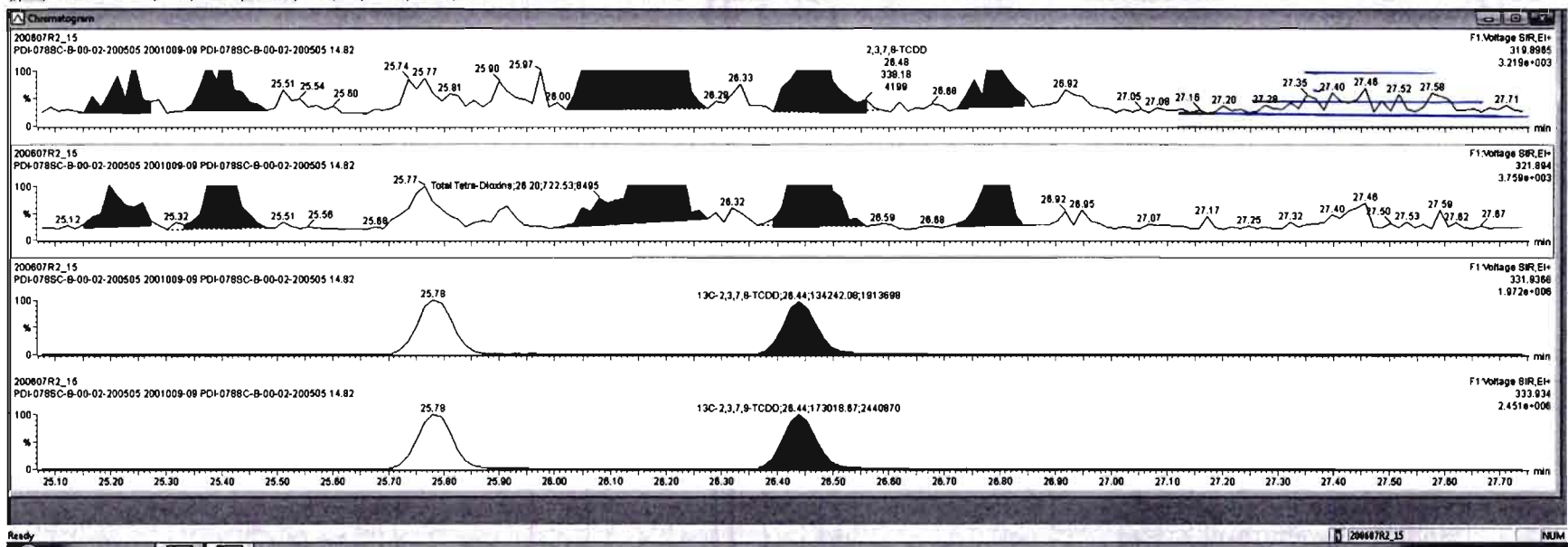
F1:Voltage SIR,EI+  
333.934  
2.451e+006



Targetlynx-2000/R2-13.spd  
 File Edit View Display Processing Window Help

Name	Resp	RA	n/y	RP	wt/Vol	Prod/RT	RT	RRT	Conc.	%Rec	DL	EMPC
39	Total Tetra-Dioxins			0.9959	10.178	25.82			7.25		0.545	9.32
40	Total Penta-Dioxins			0.9991	10.178	29.90			1.50		0.344	4.78
41	Total Hexa-Dioxins			0.8623	10.178	33.83			59.8		0.374	62.0
42	Total Hepta-Dioxins			0.8639	10.178	37.84			534		1.81	536
43	Total Tetra-Furans			0.7510	10.178	23.81			441		0.365	457
44	1st Func. Penta-Furans			0.8925	10.178	27.59			25.9		0.0587	25.9

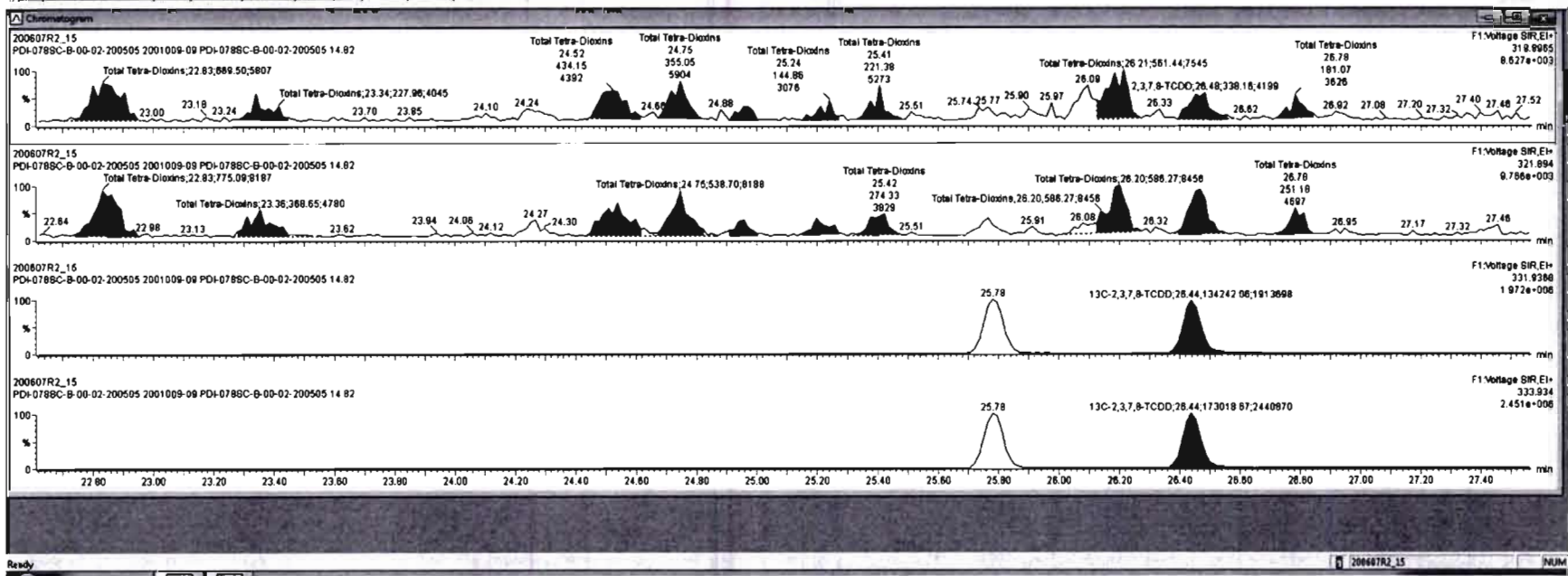
Name	RT	ml Resp	ml2 Resp	RA	n/y	EMPC	Conc.
1	2,3,7,8-TCDD	26.48	3.382e2	5.842e2	0.58	YES	0.59980
2	Total Tetra-Dioxins	26.21	6.815e2	7.225e2	1.22	YES	0.82067
3	Total Tetra-Dioxins	25.41	2.214e2	2.743e2	0.81	NO	0.35686
4	Total Tetra-Dioxins	24.75	3.551e2	5.387e2	0.88	NO	0.84341
5	Total Tetra-Dioxins	24.52	4.341e2	5.803e2	0.77	NO	0.71591
6	Total Tetra-Dioxins	22.83	6.895e2	7.751e2	0.86	NO	1.0400
7	Total Tetra-Dioxins	22.40	2.411e3	3.078e3	0.78	NO	3.9505



TargetName = 20060720-15.sp4  
 File Edit View Display Processing Window Help

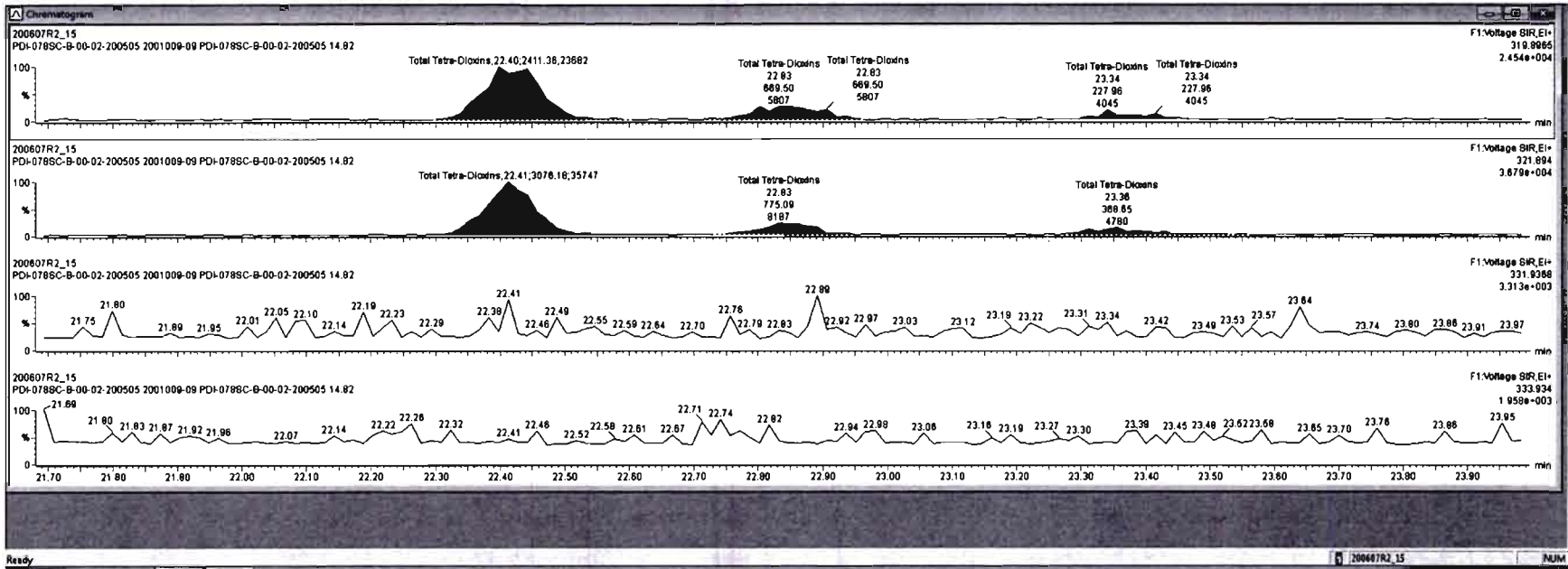
SI	Name	Peak	RA	n/y	R/R	wtVed	Prod RT	RT	RRT	Conc.	%Rec	DL	EMPC
39	Total Tetra-Dioxins				0.9993	10.178	24.92			7.46	0.340	8.13	
40	Total Penta-Dioxins				0.9981	10.178	28.98			4.49	0.344	8.30	
41	Total Hexa-Dioxins				0.9923	10.178	33.83			81.0	0.374	82.0	
42	Total Hepta-Dioxins				0.8839	10.178	37.84			620	1.91	520	
43	Total Tetra-Furans				0.7510	10.178	23.81			458	0.355	485	
44	1st Func. Penta-Furans				0.8825	10.178	27.58			25.9	0.0587	25.9	

SI	Name	RT	wt Peak	n3 Peak	RA	n/y	EMPC	Conc.
1	Total Tetra-Dioxins	22.40	2.411e3	3.076e3	0.78	NO	3.9505	3.9505
2	Total Tetra-Dioxins	22.83	6.885e2	7.751e2	0.88	NO	1.0400	1.0400
3	Total Tetra-Dioxins	23.34	2.280e2	3.886e2	0.62	YES	0.37724	0.00000
4	Total Tetra-Dioxins	24.52	4.341e2	5.803e2	0.77	NO	0.71591	0.71591
5	Total Tetra-Dioxins	24.75	3.551e2	5.387e2	0.66	NO	0.64341	0.64341



#	Name	Resp	RA	nly	RF	wt/vol	Prod RT	RT	WRT	Conc	%Plac	DL	BtPC
38	Total Tetra-Dioxins				8.8925	10.179	24.82			7.44		8.340	8.33
40	Total Penta-Dioxins				0.8091	10.179	29.88			4.49		0.344	8.38
41	Total Hexa-Dioxins				0.8923	10.179	33.83			81.0		0.374	82.0
42	Total Hepta-Dioxins				0.8638	10.179	37.84			529		1.91	528
43	Total Tetra-Furans				0.7510	10.179	23.81			458		0.355	465
44	1st Func. Penta-Furans				0.8925	10.179	27.58			25.9		0.0587	25.9

#	Name	RT	m1 Resp	m2 Resp	RA	nly	BtPC	Conc.
1	Total Tetra-Dioxins	22.40	2.411e3	3.076e3	0.78	NO	3.9505	3.9505
2	Total Tetra-Dioxins	22.83	8.895e2	7.751e2	0.86	NO	1.0400	1.0400
3	Total Tetra-Dioxins	23.34	2.260e2	3.886e2	0.82	YES	0.37724	0.00000
4	Total Tetra-Dioxins	24.52	4.341e2	5.803e2	0.77	NO	0.71581	0.71581
5	Total Tetra-Dioxins	24.75	3.551e2	5.387e2	0.86	NO	0.64341	0.64341





Dataset: Untitled

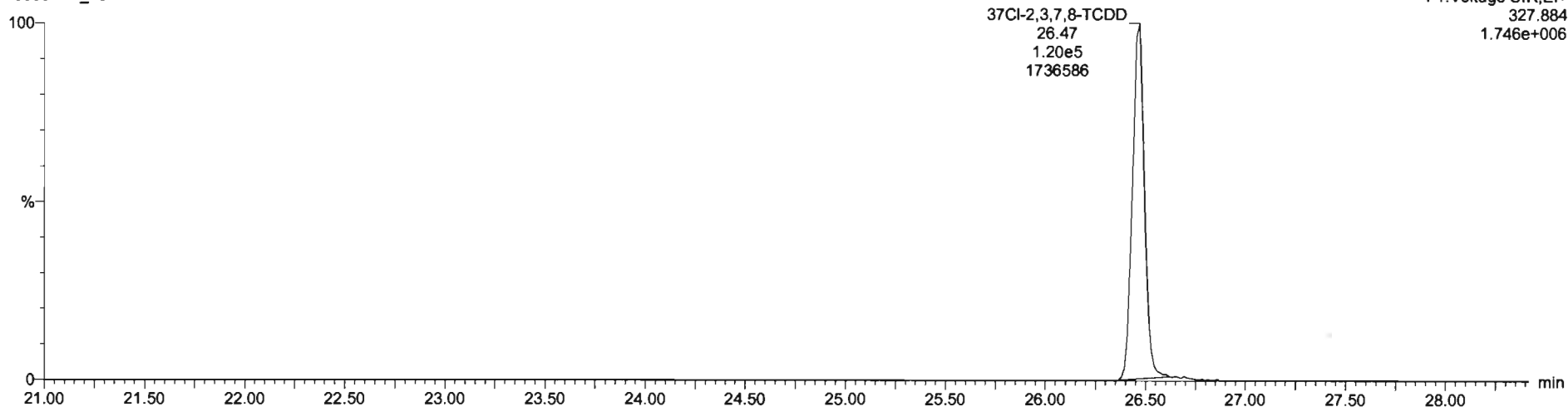
Last Altered: Monday, June 08, 2020 08:53:03 Pacific Daylight Time

Printed: Monday, June 08, 2020 08:56:43 Pacific Daylight Time

Name: 200607R2\_15, Date: 08-Jun-2020, Time: 07:58:44, ID: 2001009-09 PDI-078SC-B-00-02-200505 14.82, Description: PDI-078SC-B-00-02-200505

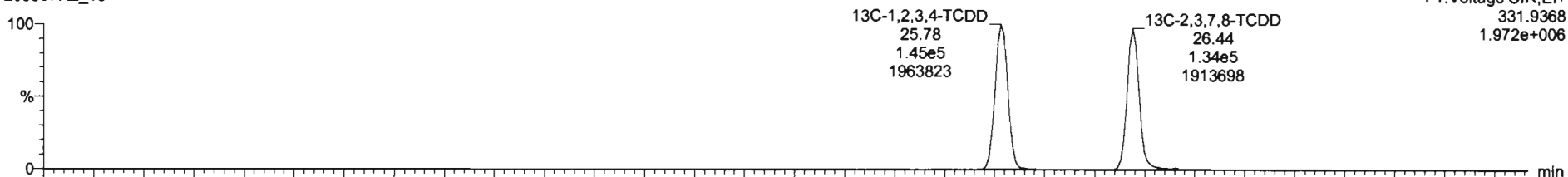
**37Cl-2,3,7,8-TCDD**

200607R2\_15

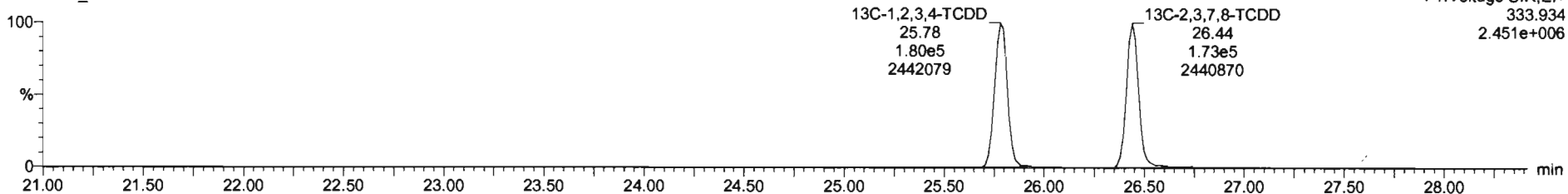


**13C-1,2,3,4-TCDD**

200607R2\_15



200607R2\_15



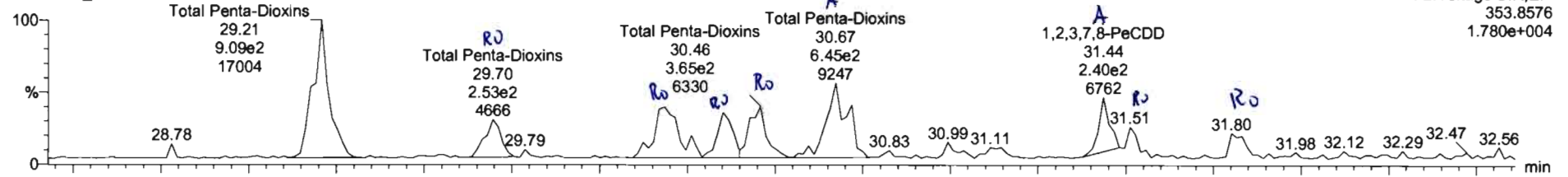
Dataset: Untitled

Last Altered: Monday, June 08, 2020 08:53:03 Pacific Daylight Time  
Printed: Monday, June 08, 2020 08:56:43 Pacific Daylight Time

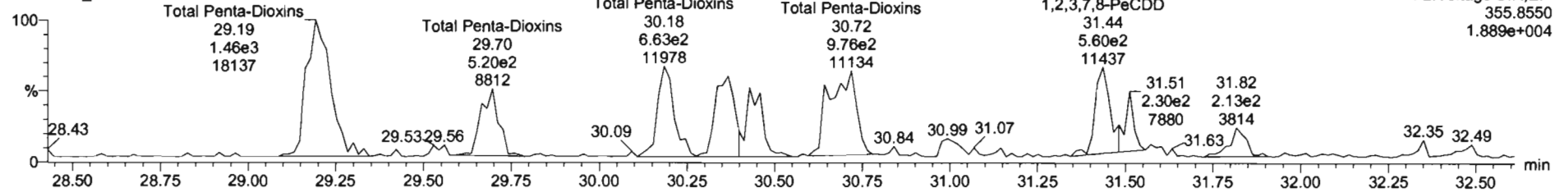
Name: 200607R2\_15, Date: 08-Jun-2020, Time: 07:58:44, ID: 2001009-09 PDI-078SC-B-00-02-200505 14.82, Description: PDI-078SC-B-00-02-200505

1,2,3,7,8-PeCDD

200607R2\_15

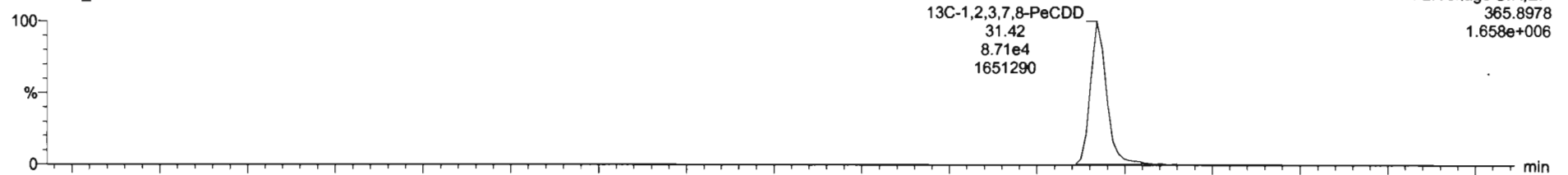


200607R2\_15

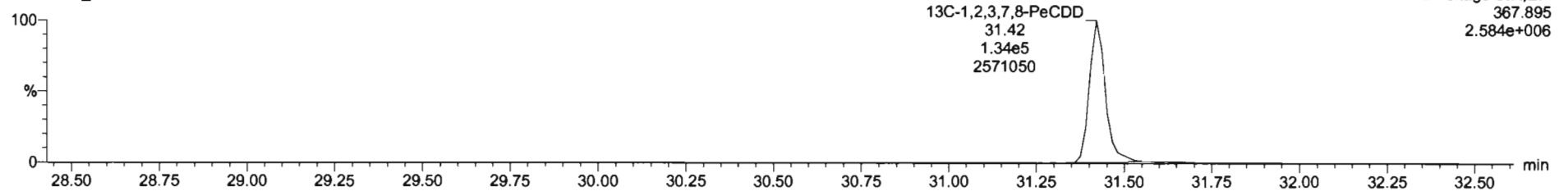


13C-1,2,3,7,8-PeCDD

200607R2\_15

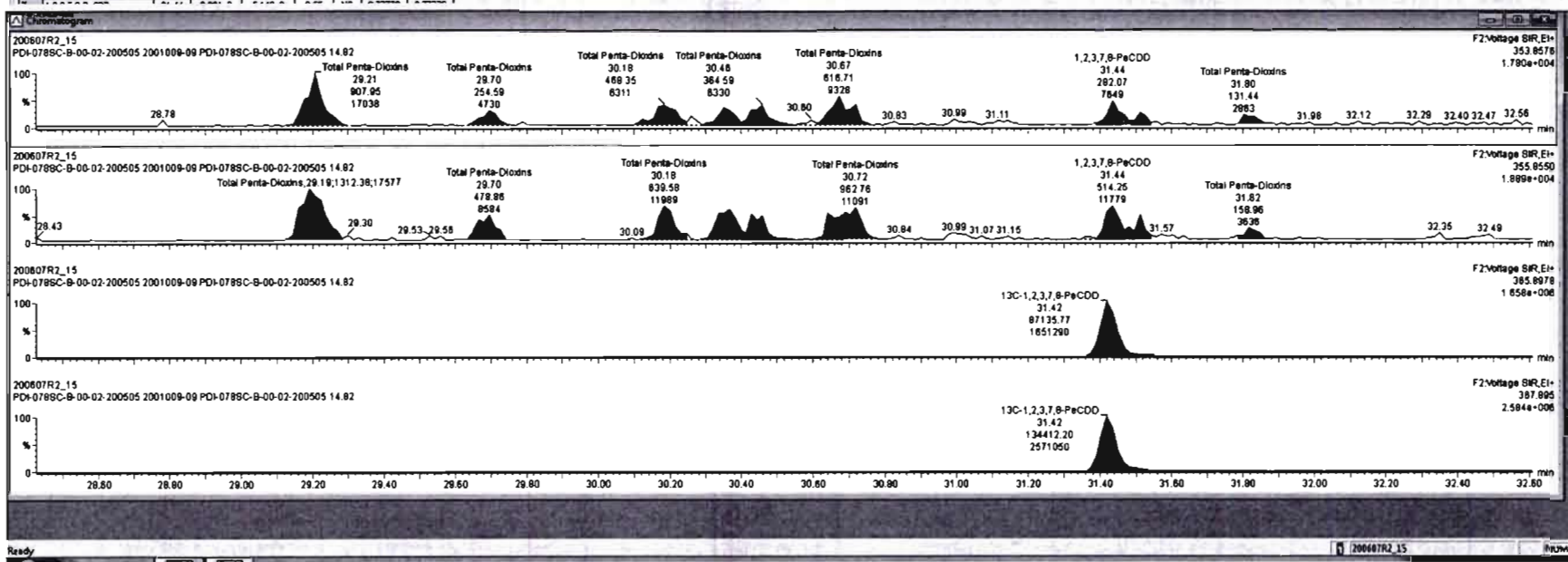


200607R2\_15



Name	Resp	RA	n/y	RNF	width	Prod RT	RT	RRT	Conc	%Rec	DL	EMPC
39 Total Tetra-Dioxins				0.8883	10.178	24.82			7.25		0.240	9.32
40 Total Penta-Dioxins				0.8995	10.178	25.98			8.48		0.374	9.31
41 Total Hexa-Dioxins				0.8923	10.178	33.83			69.8		1.81	526
42 Total Hepta-Dioxins				0.8839	10.178	37.84			534		1.81	526
43 Total Tetra-Furans				0.7510	10.178	23.81			441		0.355	457
44 1st Func. Penta-Furans				0.8825	10.178	27.59			25.9		0.0587	25.9

Name	RT	m1 Resp	m2 Resp	RA	n/y	EMPC	Conc.
1 Total Penta-Dioxins	29.21	9.079e2	1.312e3	0.89	NO	2.1886	2.1886
2 Total Penta-Dioxins	29.70	2.546e2	4.790e2	0.53	YES	0.64335	0.00000
3 Total Penta-Dioxins	30.18	4.884e2	8.395e2	0.73	YES	1.0182	0.00000
4 Total Penta-Dioxins	30.35	2.837e2	8.584e2	0.43	YES	0.71701	0.00000
5 Total Penta-Dioxins	30.46	3.846e2	4.983e2	0.73	YES	0.78325	0.00000
8 Total Penta-Dioxins	30.87	6.187e2	9.628e2	0.84	NO	1.6427	1.5427



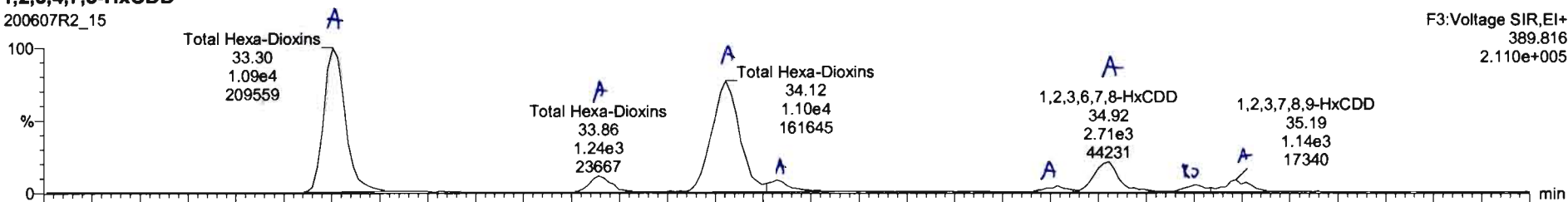
Dataset: Untitled

Last Altered: Monday, June 08, 2020 08:53:03 Pacific Daylight Time  
Printed: Monday, June 08, 2020 08:56:43 Pacific Daylight Time

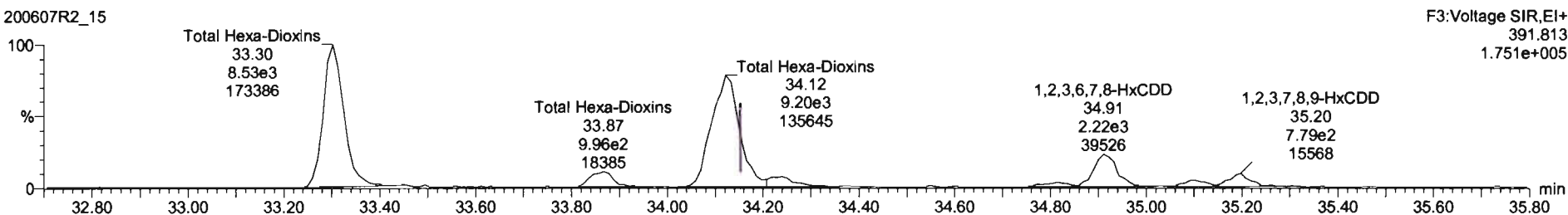
Name: 200607R2\_15, Date: 08-Jun-2020, Time: 07:58:44, ID: 2001009-09 PDI-078SC-B-00-02-200505 14.82, Description: PDI-078SC-B-00-02-200505

1,2,3,4,7,8-HxCDD

200607R2\_15




200607R2\_15

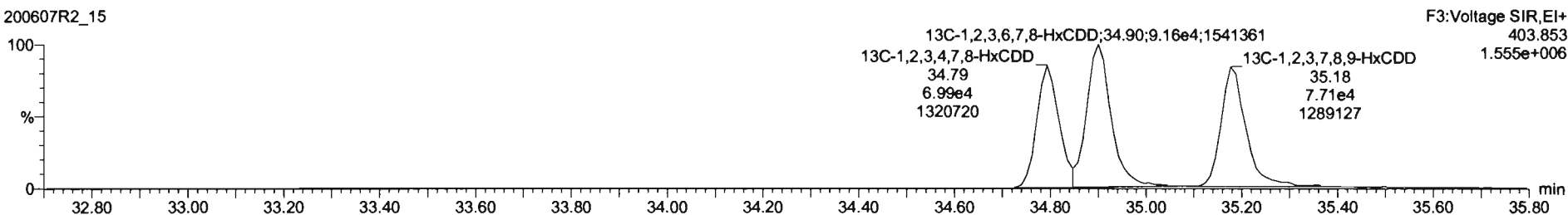


13C-1,2,3,4,7,8-HxCDD

200607R2\_15

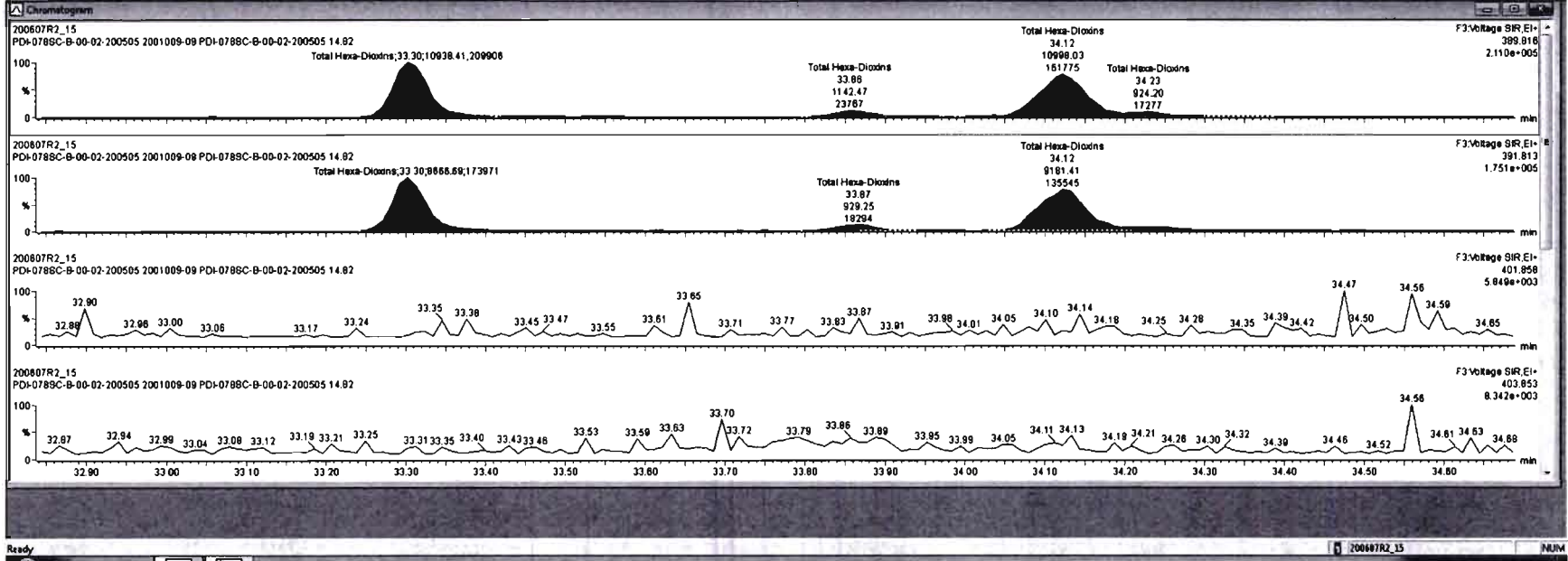


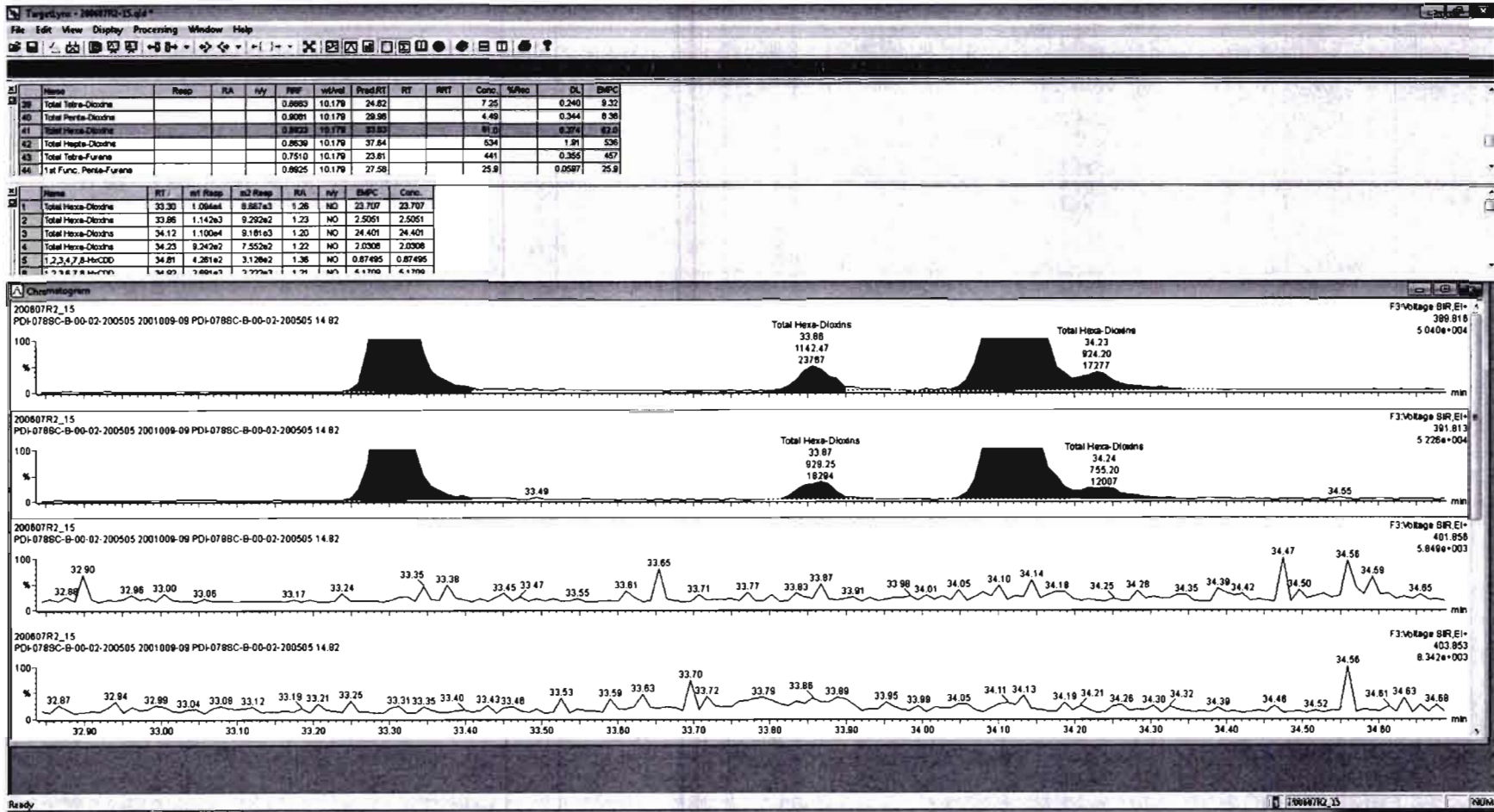
200607R2\_15



#	Name	Resp	RA	rv	RPF	wt/vol	Prod RT	RT	RRT	Conc.	%Rec	DL	EWPC
38	Total Tetra-Dioxins				0.8883	10.178	24.82			7.25		0.240	8.32
40	Total Penta-Dioxins				0.9001	10.178	29.88			4.48		0.344	8.36
41	Total Hexa-Dioxins				0.8638	10.178	37.84			534		1.81	538
43	Total Tetra-Furans				0.7510	10.178	23.81			441		0.355	487
44	1st Func. Penta-Furans				0.8925	10.178	27.58			25.9		0.0587	25.9

#	Name	RT	wt Resp	wt2 Resp	RA	rv	EWPC	Conc.
1	Total Hexa-Dioxins	33.30	1.094e4	8.867e3	1.26	NO	23.707	23.707
2	Total Hexa-Dioxins	33.86	1.142e3	9.292e2	1.23	NO	2.5051	2.5051
3	Total Hexa-Dioxins	34.12	1.100e4	9.181e3	1.20	NO	24.401	24.401
4	Total Hexa-Dioxins	34.23	8.242e2	7.552e2	1.22	NO	2.0308	2.0308
5	1,2,3,4,7,8-HxCDD	34.81	4.261e2	3.126e2	1.38	NO	0.87495	0.87495

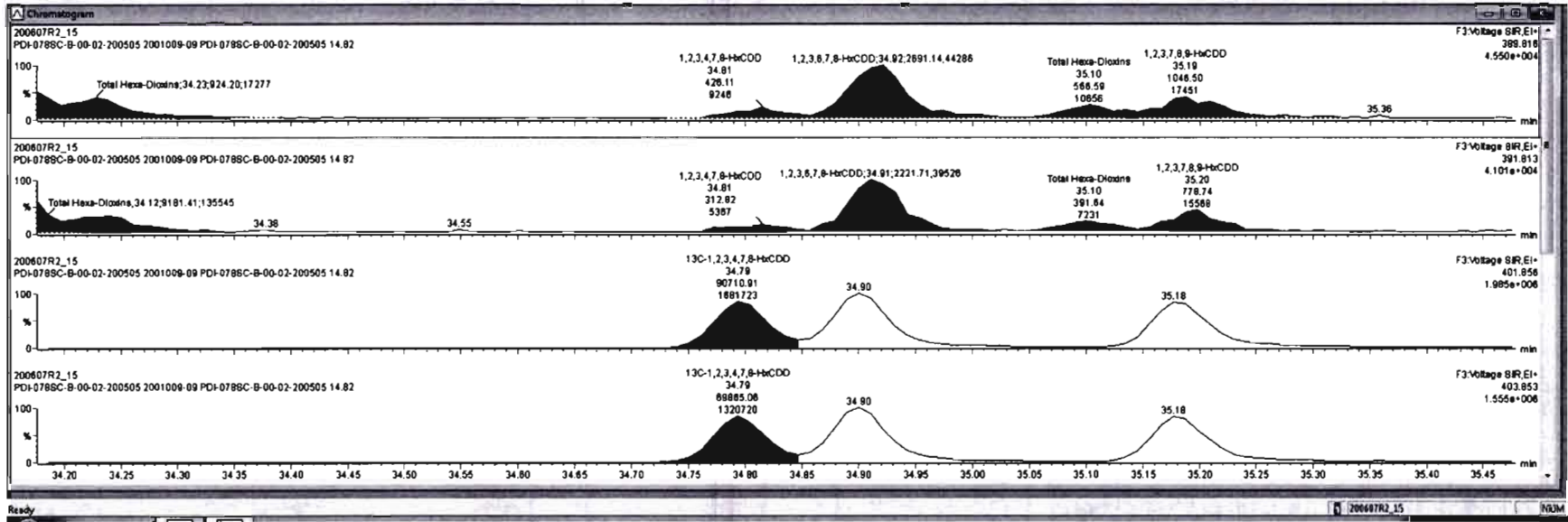






#	Name	Resp	RA	rvy	RT	intVal	ProdRT	RT	RTT	Conc	%Rec	DL	EMPC
38	Total Tetra-Dioxins				0.8903	10.179	24.82			7.25		0.240	8.22
40	Total Penta-Dioxins				0.9091	10.179	29.98			4.49		0.344	8.36
41	Total Hexa-Dioxins				0.9123	10.179	33.82			81.6		0.374	83.6
42	Total Hepta-Dioxins				0.9638	10.179	37.64			534		1.81	536
43	Total Tetra-Furans				0.7510	10.179	23.81			441		0.355	457
44	1st Func. Penta-Furans				0.8925	10.179	27.59			25.9		0.0597	25.9

#	Name	RT	int Resp	int2 Resp	RA	rvy	EMPC	Conc
1	Total Hexa-Dioxins	33.30	1.064e4	8.867e3	1.26	NO	23.707	23.707
2	Total Hexa-Dioxins	33.86	1.142e3	8.262e2	1.23	NO	2.5051	2.5051
3	Total Hexa-Dioxins	34.12	1.100e4	8.181e3	1.20	NO	24.401	24.401
4	Total Hexa-Dioxins	34.23	8.242e2	7.552e2	1.22	NO	2.0308	2.0308
5	1,2,3,4,7,8-HxCDD	34.81	4.261e2	3.128e2	1.36	NO	0.87495	0.87495
6	1,2,3,6,7,8-HxCDD	34.82	2.891e3	2.222e3	1.21	NO	5.1708	5.1708
7	Total Hexa-Dioxins	35.10	5.886e2	3.916e2	1.45	YES	1.0608	0.00000
8	1,2,3,7,8,9-HxCDD	35.19	1.047e3	7.787e2	1.34	NO	2.2908	2.2908




Dataset: Untitled

Last Altered: Monday, June 08, 2020 08:53:03 Pacific Daylight Time  
Printed: Monday, June 08, 2020 08:56:43 Pacific Daylight Time

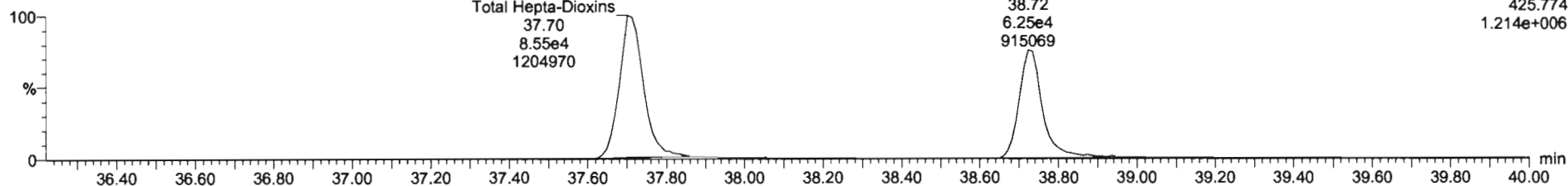
Name: 200607R2\_15, Date: 08-Jun-2020, Time: 07:58:44, ID: 2001009-09 PDI-078SC-B-00-02-200505 14.82, Description: PDI-078SC-B-00-02-200505

1,2,3,4,6,7,8-HpCDD

200607R2\_15




200607R2\_15

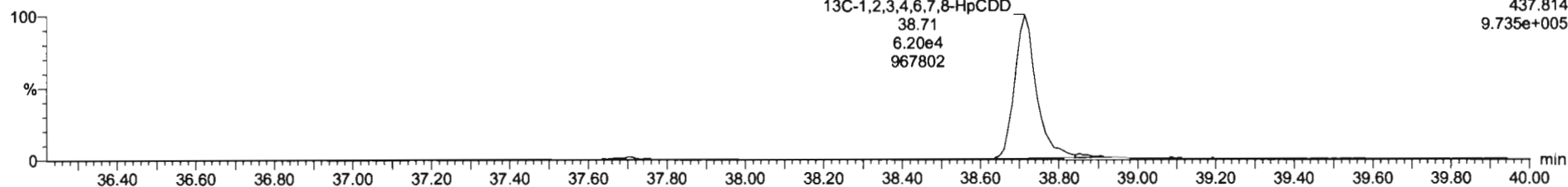


13C-1,2,3,4,6,7,8-HpCDD

200607R2\_15



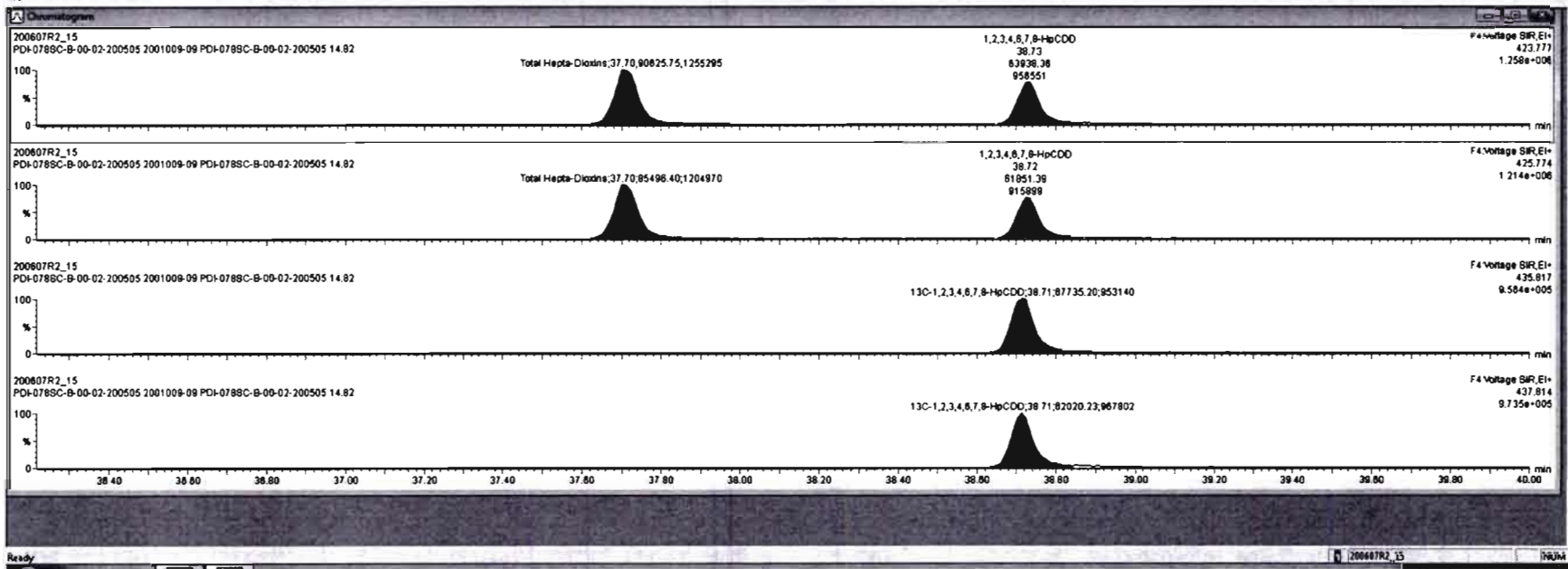
200607R2\_15





SI	Name	Resp	RA	n/y	RW	wt/val	Prod RT	RT	RRT	Conc.	%Area	DL	ELPC
38	Total Tetra-Dioxins				0.8883	10.178	24.62			7.25	0.240	9.32	
40	Total Penta-Dioxins				0.9081	10.178	29.98			4.48	0.344	8.38	
41	Total Hexa-Dioxins				0.8923	10.178	33.63			81.0	0.374	62.0	
42	Total Hepta-Dioxins				8.8093	10.178	37.61			528	1.81	688	
43	Total Tetra-Furans				0.7510	10.178	23.81			441	0.355	457	
44	1st Func. Penta-Furans				0.6925	10.178	27.58			25.9	0.0587	25.9	

Name	RT	Int Resp	Int Conc	RA	n/y	ELPC	Conc.
1 Total Hepta-Dioxins	37.70	9.063e4	8.550e4	1.08	NO	308.72	308.72
2 1,2,3,4,6,7,8-HpCDD	38.73	8.394e4	8.185e4	1.03	NO	220.48	220.48

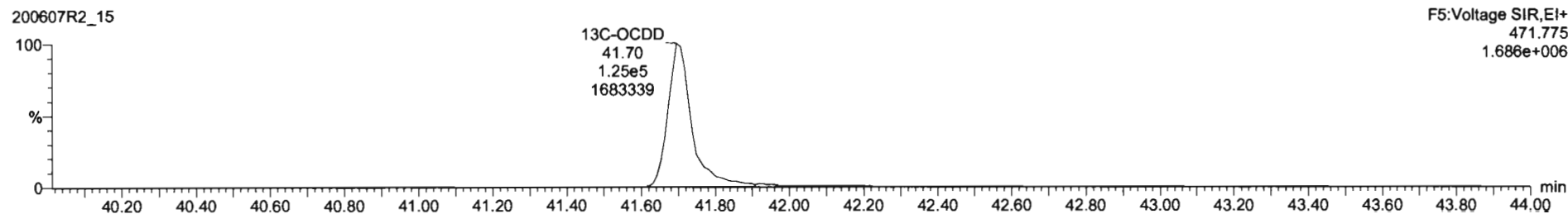
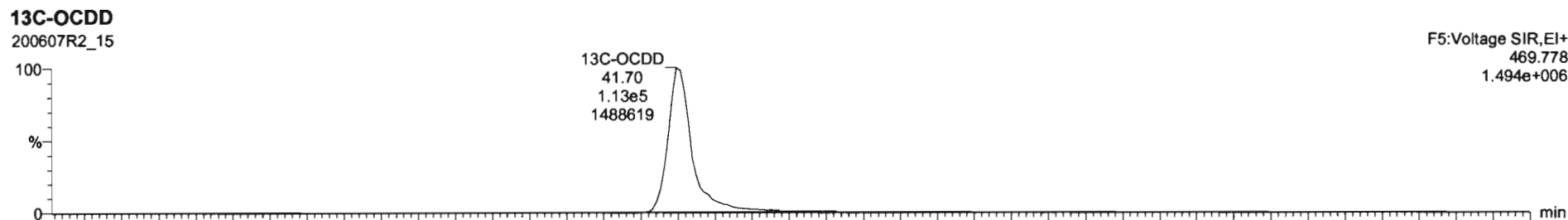
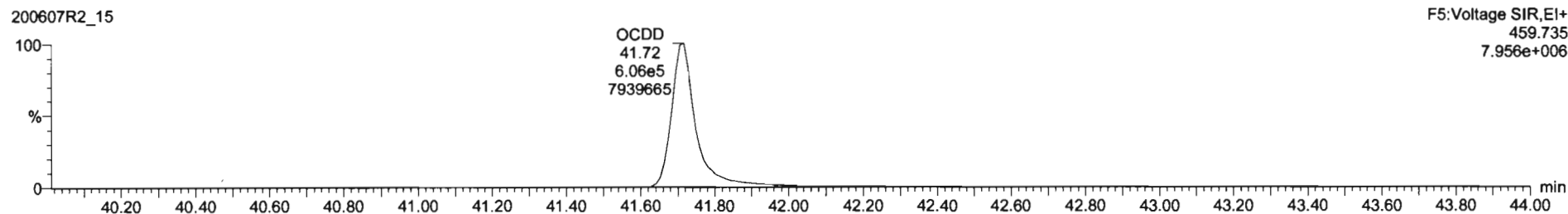
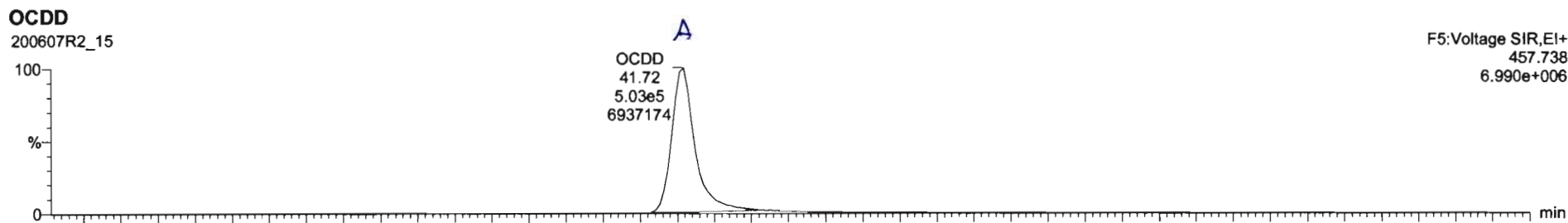


Dataset: Untitled

Last Altered: Monday, June 08, 2020 08:53:03 Pacific Daylight Time

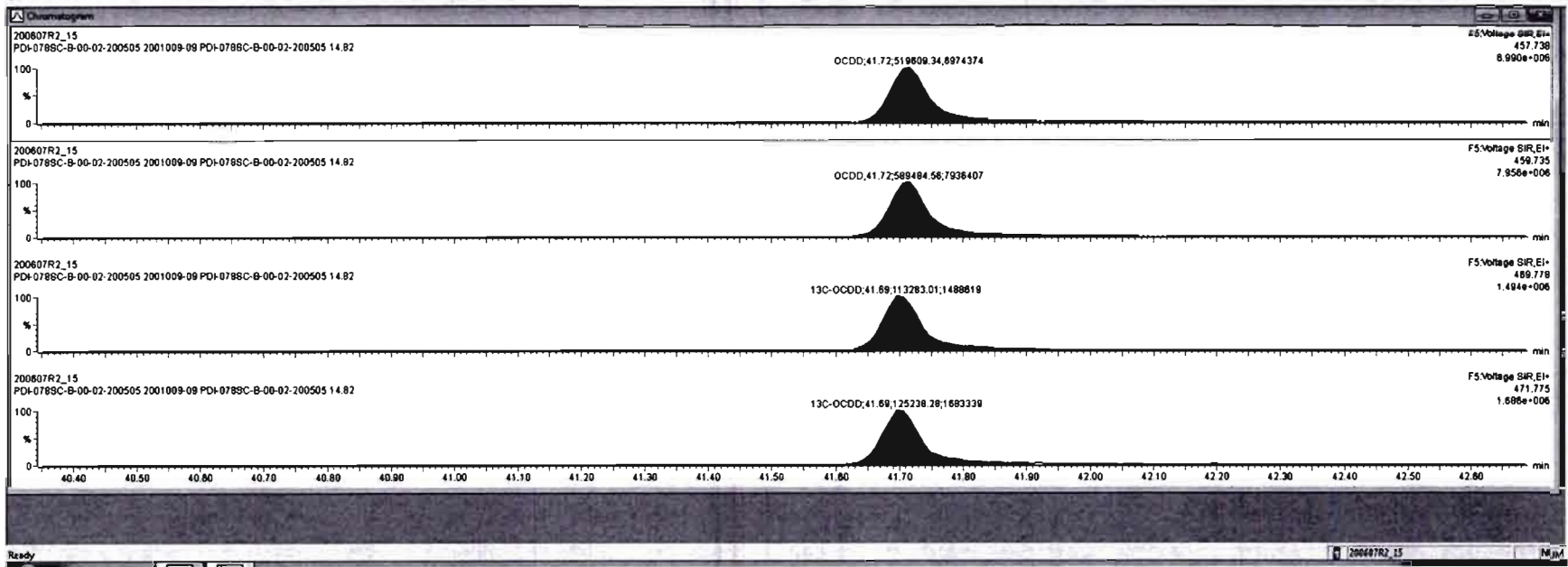
Printed: Monday, June 08, 2020 08:56:43 Pacific Daylight Time

Name: 200607R2\_15, Date: 08-Jun-2020, Time: 07:58:44, ID: 2001009-09 PDI-078SC-B-00-02-200505 14.82, Description: PDI-078SC-B-00-02-200505



Name	Resp	RA	rvf	IPF	valAid	Prod RT	RT	IPRT	Conc.	%/Seq	DL	EMPC
7	OCDD	1.11e4	0.73	NO	0.8738	10.170	41.89	41.23	1.001	25.21	1.87	29.8
8	2,3,7,8-TCDF	7.85e4	0.73	NO	0.7510	10.170	25.57	25.57	1.001	44.4	0.355	44.4
9	1,2,3,7,8-PeCDF	8.86e4	1.80	NO	0.8925	10.170	30.18	30.15	1.001	53.4	0.477	53.4
10	1,2,3,4,7,8-PeCDF	4.84e4	1.58	NO	0.9248	10.170	31.15	31.15	1.001	29.3	0.444	29.3
11	1,2,3,4,7,8-HxCDF	1.06e5	1.22	NO	0.8845	10.170	33.82	33.83	1.000	99.4	0.478	99.4
12	1,2,3,6,7,8-HxCDF	3.08e4	1.25	NO	0.8992	10.170	34.05	34.08	1.001	25.4	0.455	25.4

Name	RT	ret Resp	int Resp	RA	rvf	EMPC	Conc.
1							




Dataset: Untitled

Last Altered: Monday, June 08, 2020 08:53:03 Pacific Daylight Time  
Printed: Monday, June 08, 2020 08:56:43 Pacific Daylight Time

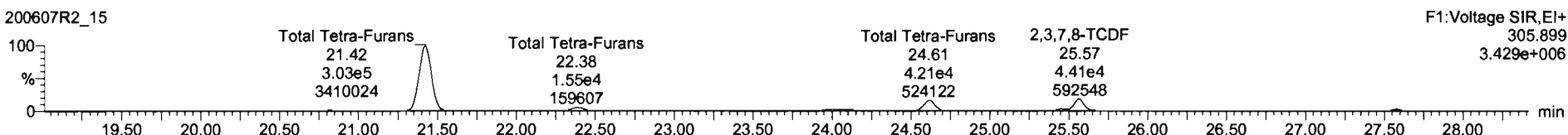
Name: 200607R2\_15, Date: 08-Jun-2020, Time: 07:58:44, ID: 2001009-09 PDI-078SC-B-00-02-200505 14.82, Description: PDI-078SC-B-00-02-200505

**2,3,7,8-TCDF**

200607R2\_15

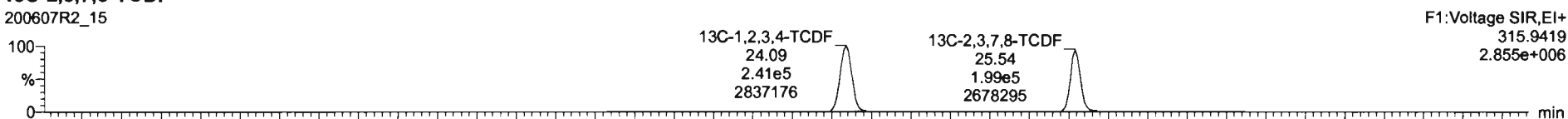


200607R2\_15

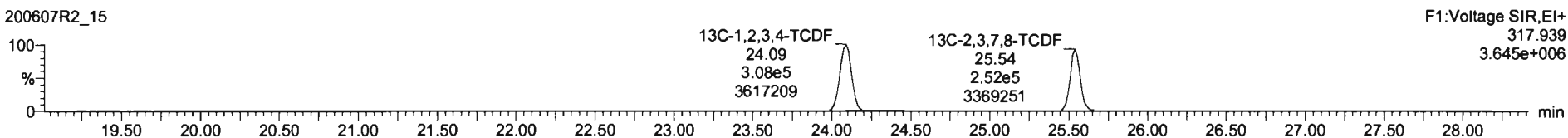


**13C-2,3,7,8-TCDF**

200607R2\_15

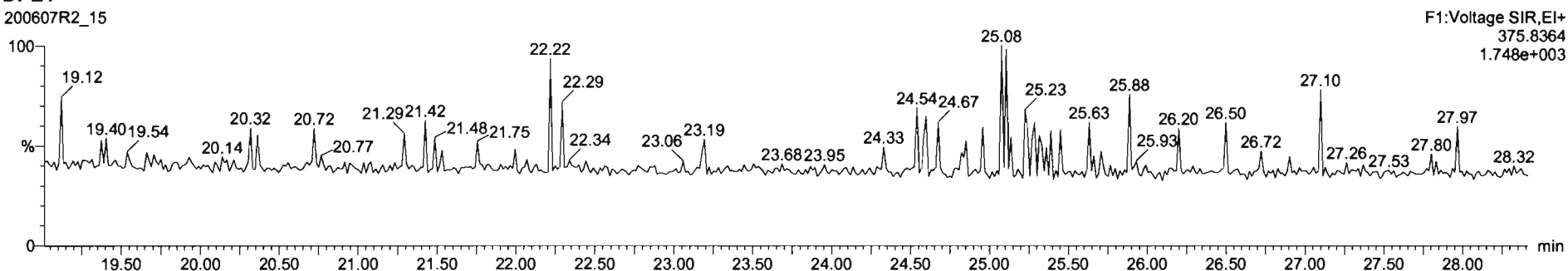


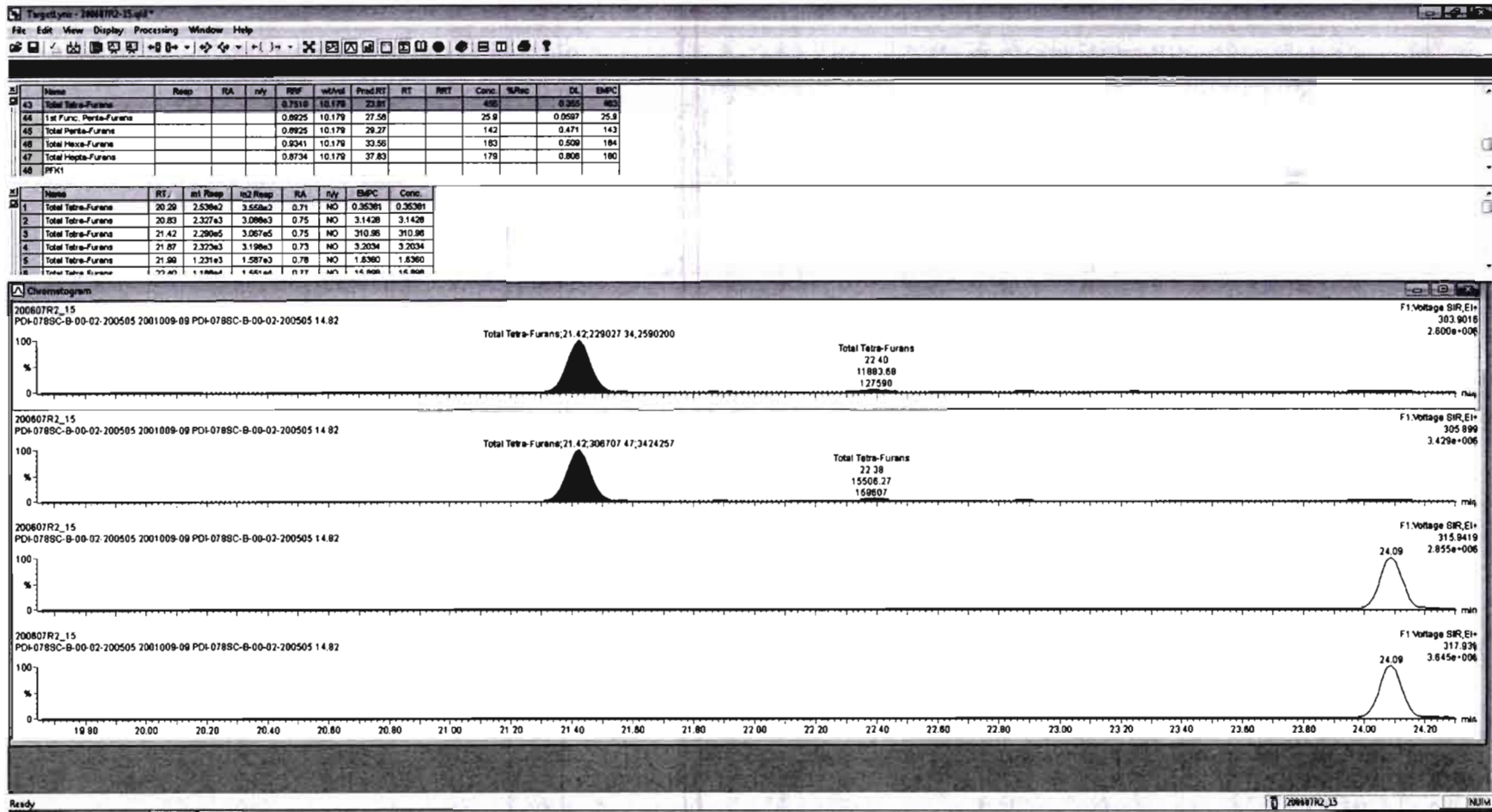
200607R2\_15

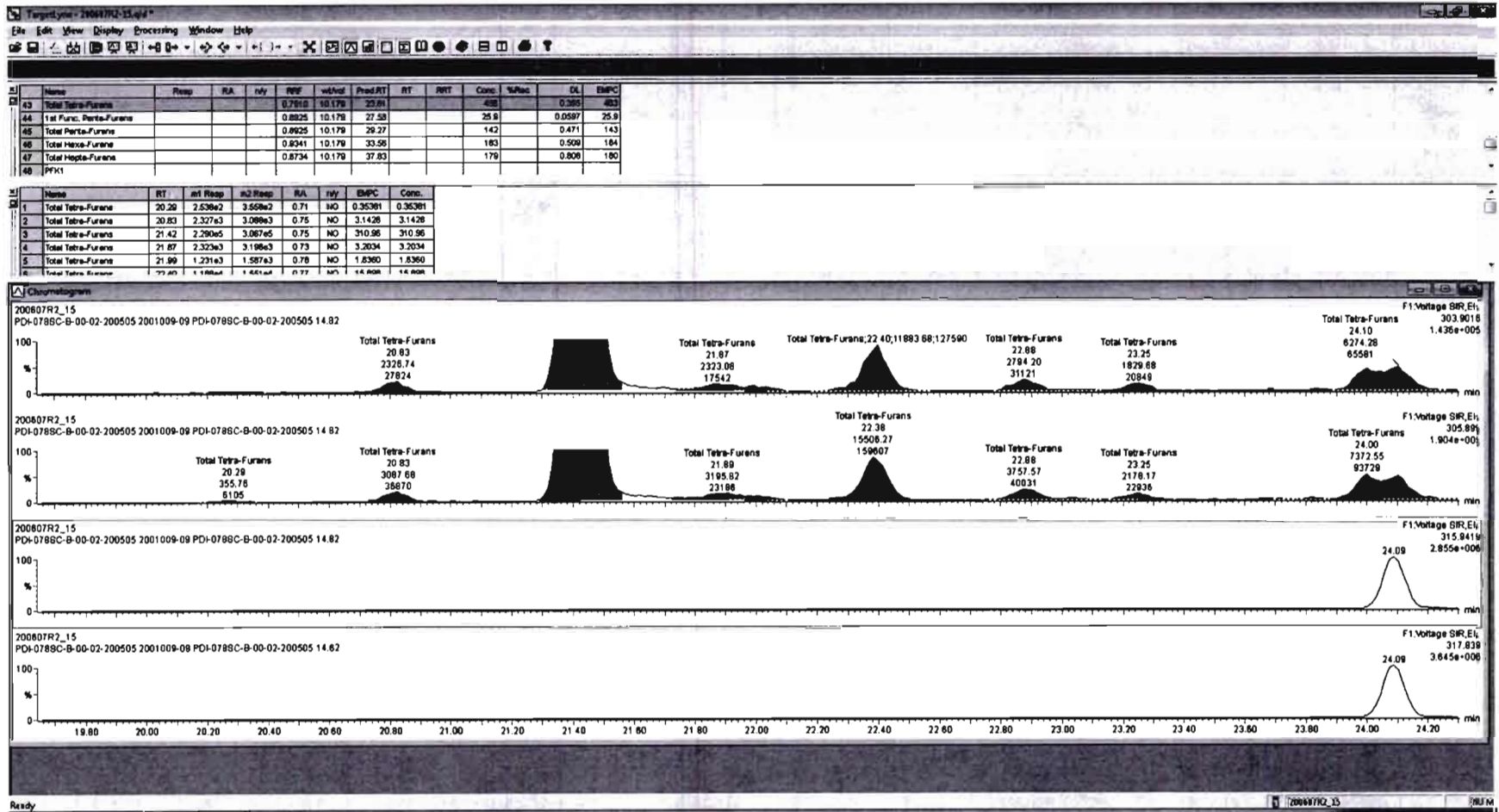


**DPE1**

200607R2\_15

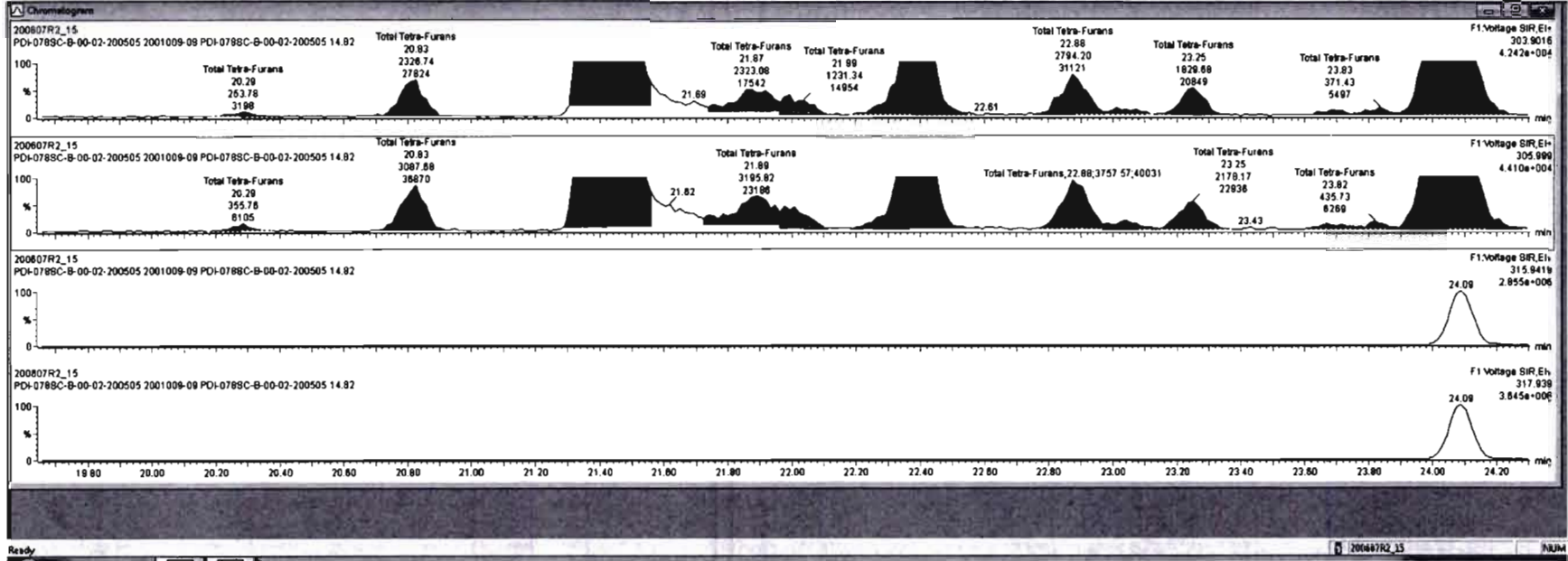






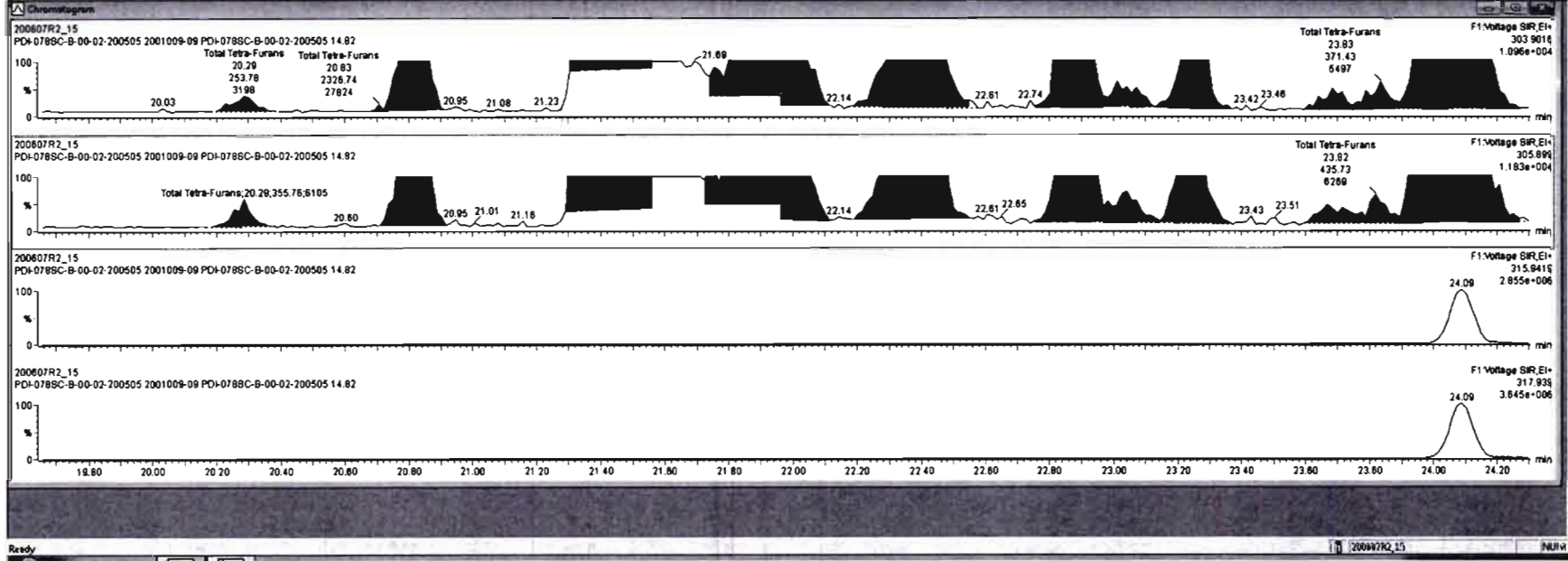
Peak	Name	Ratio	RA	n/y	FW	wtVol	Prod RT	RT	RRT	Conc.	%Rec	DL	BP
43	Total Tetra-Furans				0.7519	19.178	23.81			436		0.355	683
44	1st Furic Penta-Furans				0.8925	10.178	27.58			25.8		0.0597	25.8
45	Total Penta-Furans				0.8925	10.178	29.27			142		0.471	143
46	Total Hexa-Furans				0.8941	10.178	33.56			183		0.508	184
47	Total Hepta-Furans				0.8734	10.178	37.83			179		0.808	180
48	PPK1												

Peak	Name	RT	wt Resp	n2 Resp	RA	n/y	SNPC	Conc.
1	Total Tetra-Furans	20.20	2.538e2	3.558e2	0.71	NO	0.35381	0.35381
2	Total Tetra-Furans	20.83	2.327e3	3.088e3	0.75	NO	3.1428	3.1428
3	Total Tetra-Furans	21.42	2.280e5	3.087e5	0.75	NO	310.86	310.86
4	Total Tetra-Furans	21.87	2.323e3	3.195e3	0.73	NO	3.2034	3.2034
5	Total Tetra-Furans	21.99	1.231e3	1.587e3	0.78	NO	1.8380	1.8380
6	Total Tetra-Furans	22.81	1.188e4	1.441e4	0.77	NO	14.808	14.808



#	Name	Ratio	RA	rv	RF	wtVal	Pres.PT	RT	RRT	Conc.	%Area	DL	EMPC
43	Total Tetra-Furans				0.7918	10.178	23.81			498	0.399	88	
44	Total Furc. Penta-Furans				0.8025	10.178	27.59			25.9	0.0587	25.8	
45	Total Penta-Furans				0.8025	10.178	28.27			142	0.471	143	
46	Total Hexa-Furans				0.8041	10.178	33.56			183	0.508	184	
47	Total Hepta-Furans				0.8734	10.178	37.83			179	0.806	180	
48	PFK1												

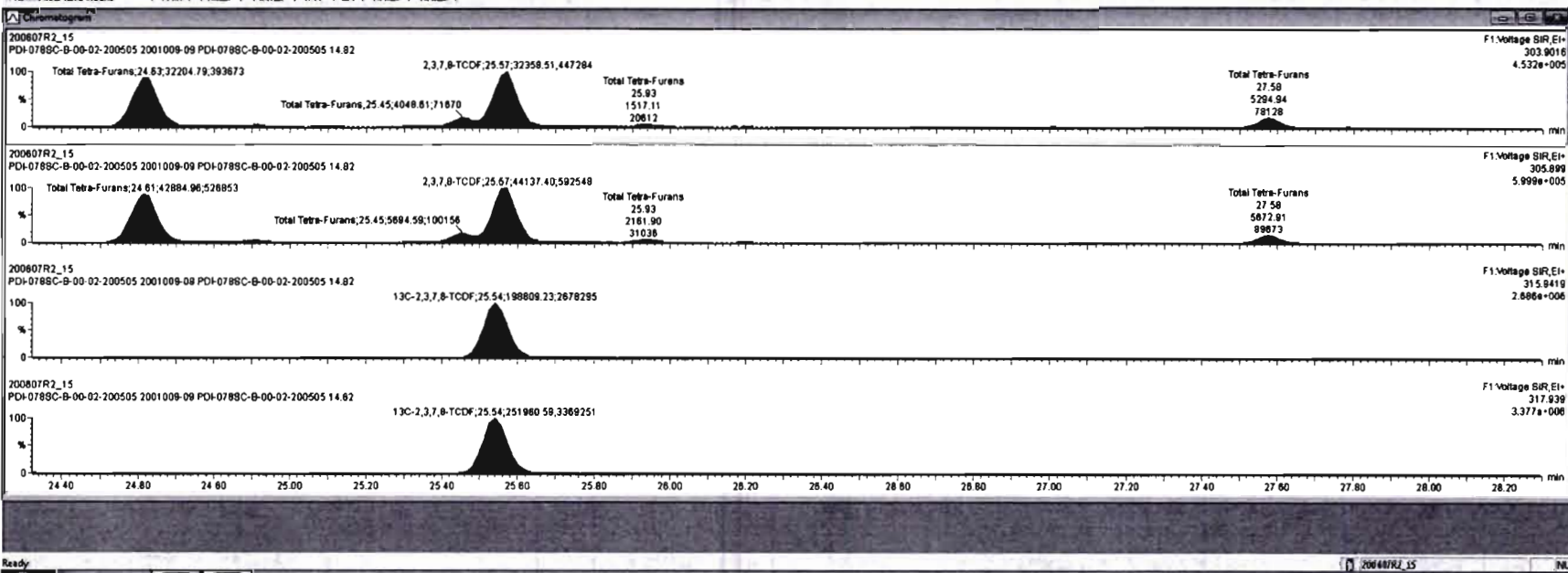
#	Name	RT	m1 Resp	m2 Resp	RA	rv	EMPC	Conc.
1	Total Tetra-Furans	20.29	2.638e2	3.658e2	0.71	NO	0.36381	0.36381
2	Total Tetra-Furans	20.83	2.327e3	3.098e3	0.75	NO	3.1428	3.1428
3	Total Tetra-Furans	21.42	2.290e5	3.087e5	0.75	NO	310.86	310.86
4	Total Tetra-Furans	21.87	2.323e3	3.195e3	0.73	NO	3.2034	3.2034
5	Total Tetra-Furans	21.98	1.231e3	1.587e3	0.78	NO	1.6360	1.6360
6	Total Tetra-Furans	23.49	1.188e4	1.661e4	0.77	NO	14.808	14.808





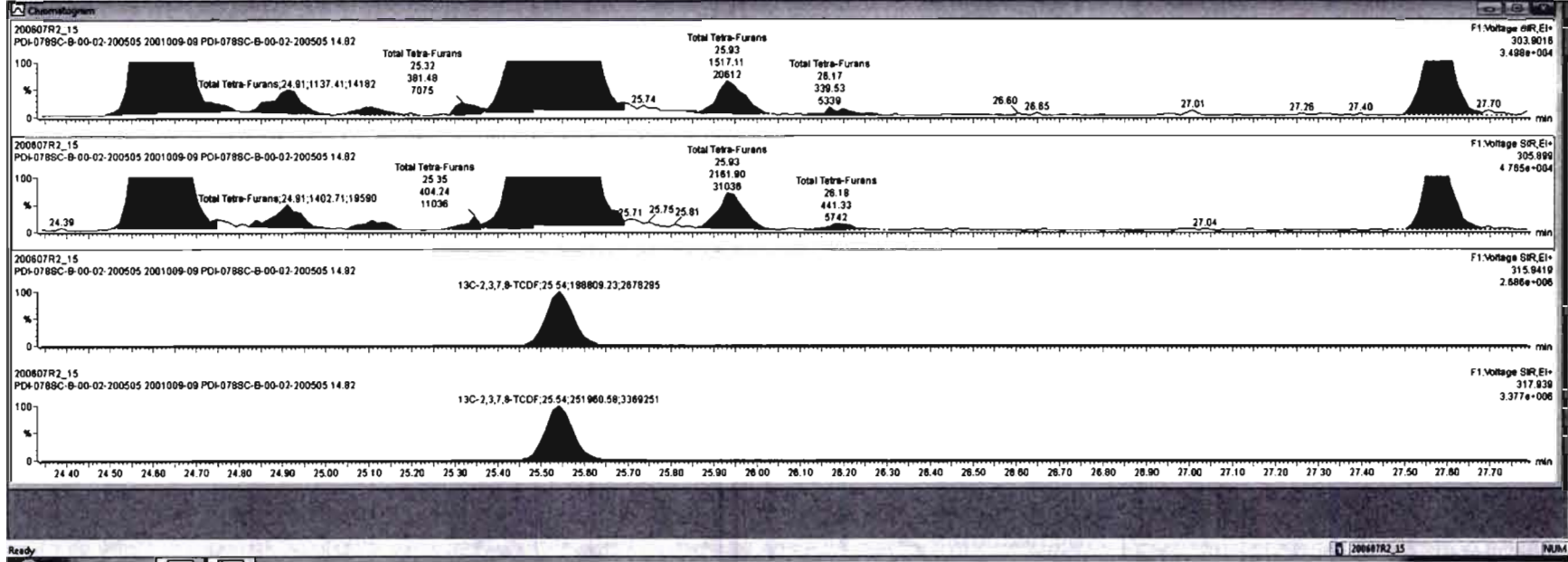
#	Name	Resp	RA	July	RRF	wtAve	Prod RT	RT	RRT	Conc	%Rec	DL	EMPC
43	Total Tetra-Furans				0.7910	10.179	23.81			459	0.355	483	
44	1st Furc: Penta-Furans				0.8925	10.179	27.58			25.9	0.0587	25.8	
45	Total Penta-Furans				0.8925	10.179	29.27			142	0.471	143	
46	Total Hexa-Furans				0.8341	10.179	33.55			183	0.509	184	
47	Total Hepta-Furans				0.8734	10.179	37.83			179	0.808	180	
48	PFK1												

#	Name	RT	m1 Resp	m2 Resp	RA	July	EMPC	Conc
1	Total Tetra-Furans	20.29	2.538e2	3.559e2	0.71	NO	0.35381	0.35381
2	Total Tetra-Furans	20.83	2.327e3	3.098e3	0.75	NO	3.1428	3.1428
3	Total Tetra-Furans	21.42	2.280e5	3.087e5	0.75	NO	310.98	310.98
4	Total Tetra-Furans	21.87	2.323e3	3.198e3	0.73	NO	3.2034	3.2034
5	Total Tetra-Furans	21.99	1.231e3	1.587e3	0.78	NO	1.8360	1.8360
6	Total Tetra-Furans	25.45	1.188e4	1.601e4	0.77	NO	1.8360	1.8360



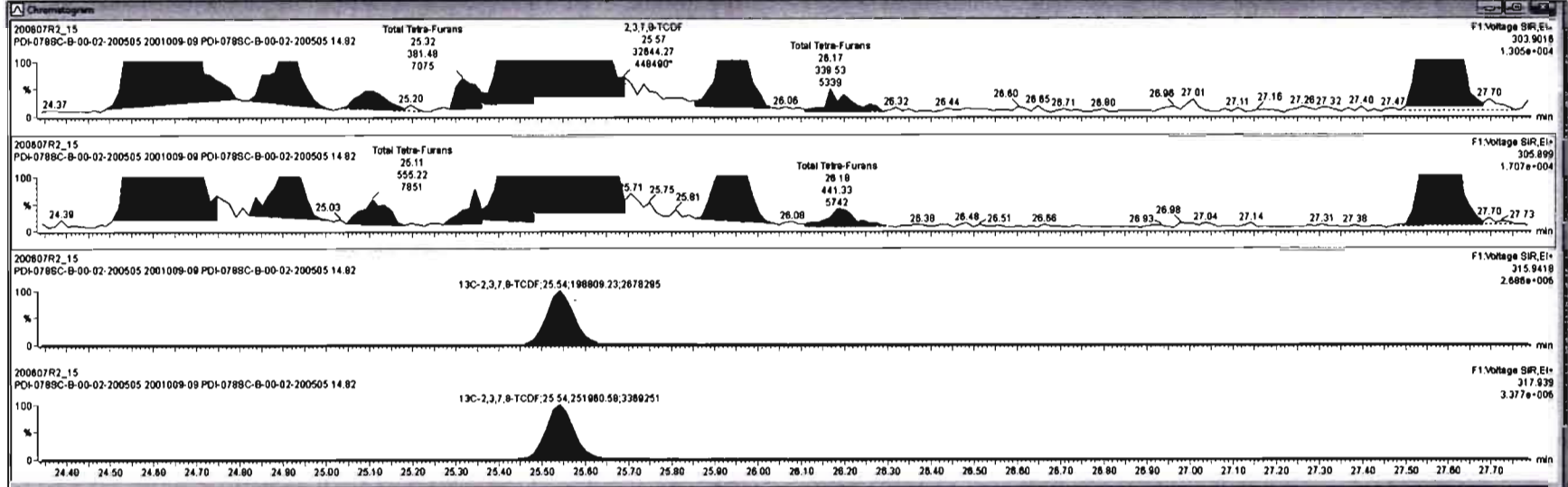
#	Name	Resp	RA	rvf	rvf	wtAvl	Prod RT	RT	IntT	Conc.	%Recd	DL	EMPC
43	Total Tetra-Furans				0.7516	10.179	23.81			408		0.260	25.8
44	Total Furc. Penta-Furans				0.8925	10.179	27.59			25.9		0.0597	25.8
45	Total Penta-Furans				0.8925	10.179	29.27			142		0.471	14.3
46	Total Hexa-Furans				0.8341	10.179	33.58			183		0.509	184
47	Total Hepta-Furans				0.8734	10.179	37.83			178		0.808	180
48	PFKI												

#	Name	RT	rt Resp	m2 Resp	RA	rvf	EMPC	Conc.
1	Total Tetra-Furans	20.20	2.530e2	3.550e2	0.71	NO	0.35381	0.36381
2	Total Tetra-Furans	20.83	2.327e3	3.089e3	0.75	NO	3.1428	3.1428
3	Total Tetra-Furans	21.42	2.280e5	3.087e5	0.75	NO	310.86	310.86
4	Total Tetra-Furans	21.87	2.323e3	3.198e3	0.73	NO	3.2034	3.2034
5	Total Tetra-Furans	21.99	1.231e3	1.587e3	0.78	NO	1.8360	1.8360
6	Total Tetra-Furans	23.40	1.188e4	1.600e4	0.77	NO	14.808	14.808



ID	Name	Resp	RA	nNy	RFI	wtVol	Prod.RT	RT	PRT	Conc.	%Rec	DL	BAPC
43	Total Tetra-Furans				0.7519	10.178	25.81					0.265	483
44	1st Furc. Penta-Furans				0.8925	10.178	27.50			25.9		0.8697	25.8
45	Total Penta-Furans				0.8925	10.178	28.27			142		0.471	143
46	Total Hexa-Furans				0.9341	10.178	33.56			183		0.509	184
47	Total Hepta-Furans				0.8734	10.178	37.83			179		0.808	180
48	PPK1												

ID	Name	RT /	Int Resp	Int3 Resp	RA	nNy	BAPC	Conc.
1	Total Tetra-Furans	20.20	2.638e2	3.558e2	0.71	NO	0.35381	0.35381
2	Total Tetra-Furans	20.83	2.327e3	3.088e3	0.75	NO	3.1428	3.1428
3	Total Tetra-Furans	21.42	2.280e5	3.087e5	0.75	NO	310.96	310.96
4	Total Tetra-Furans	21.87	2.323e3	3.188e3	0.73	NO	3.2034	3.2034
5	Total Tetra-Furans	21.99	1.231e3	1.587e3	0.78	NO	1.8360	1.8360
6	Total Tetra-Furans	22.41	1.488e2	1.661e2	0.77	NO	1.6.808	1.6.808



Dataset: Untitled


Last Altered: Monday, June 08, 2020 08:53:03 Pacific Daylight Time

Printed: Monday, June 08, 2020 08:56:43 Pacific Daylight Time

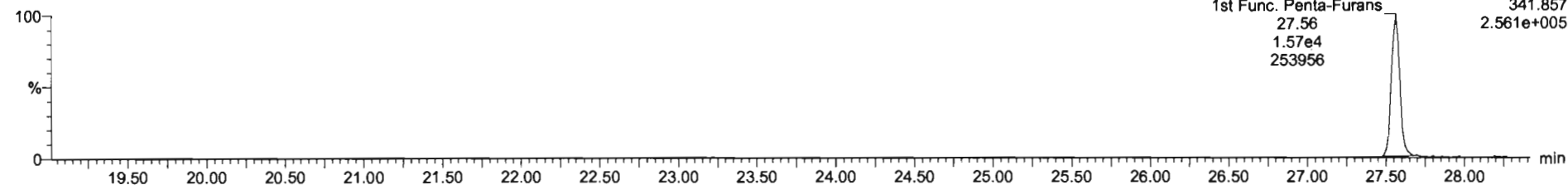
Name: 200607R2\_15, Date: 08-Jun-2020, Time: 07:58:44, ID: 2001009-09 PDI-078SC-B-00-02-200505 14.82, Description: PDI-078SC-B-00-02-200505

1st Func. Penta-Furans

200607R2\_15

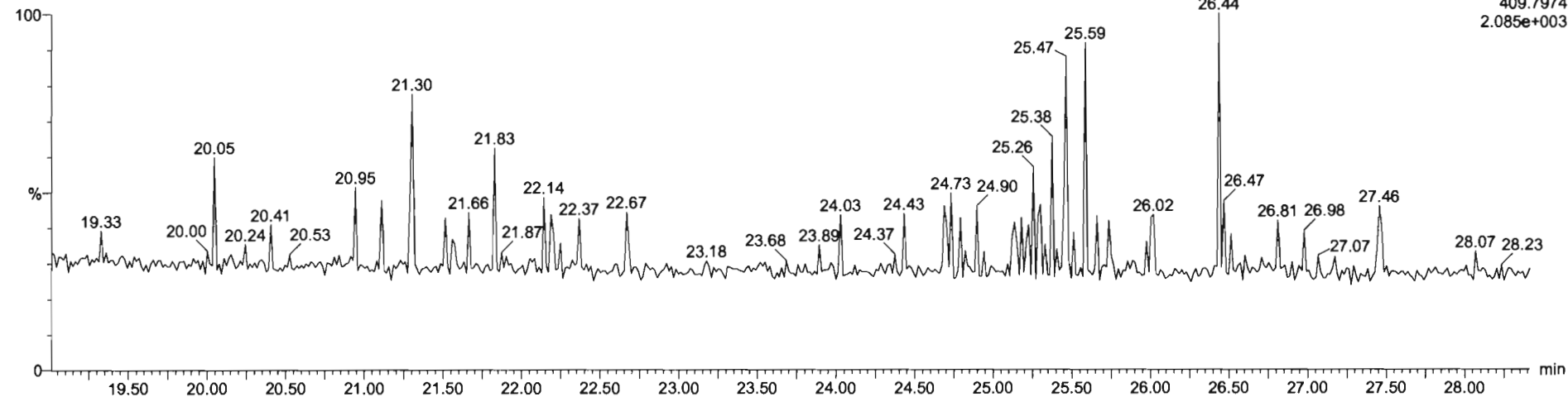


200607R2\_15



DPE6

200607R2\_15

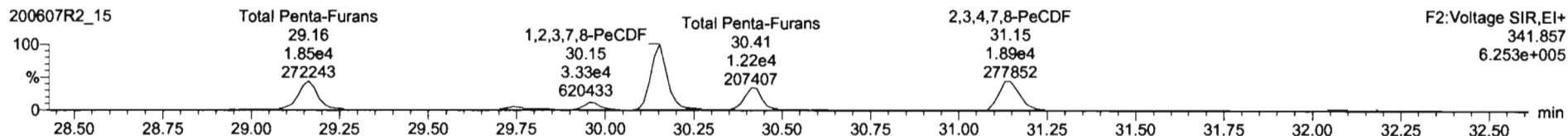
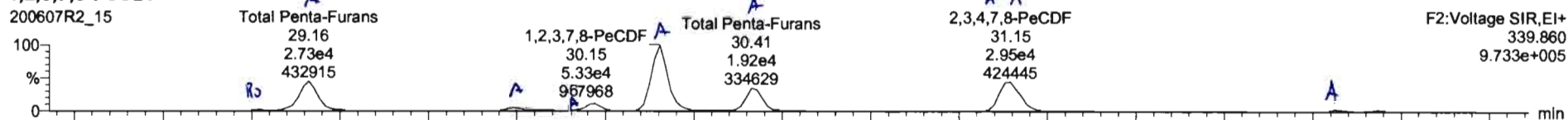


Dataset: Untitled

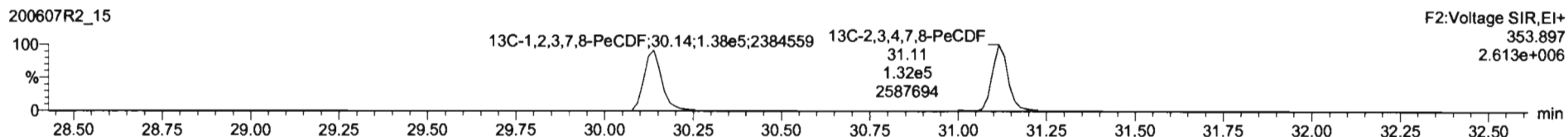
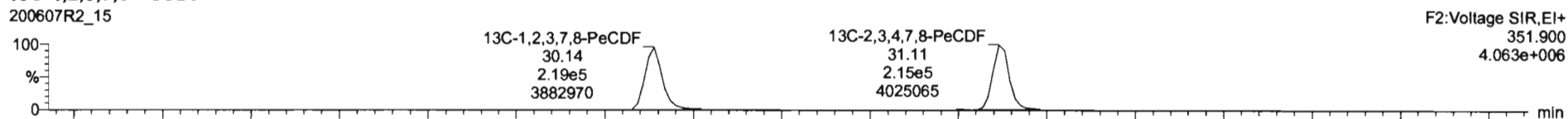
Last Altered: Monday, June 08, 2020 08:53:03 Pacific Daylight Time  
Printed: Monday, June 08, 2020 08:56:43 Pacific Daylight Time

Name: 200607R2\_15, Date: 08-Jun-2020, Time: 07:58:44, ID: 2001009-09 PDI-078SC-B-00-02-200505 14.82, Description: PDI-078SC-B-00-02-200505

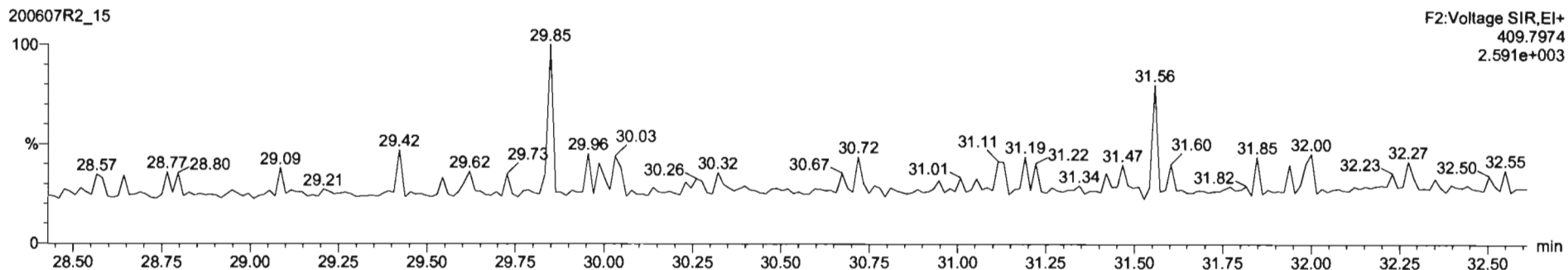
**1,2,3,7,8-PeCDF**



**13C-1,2,3,7,8-PeCDF**

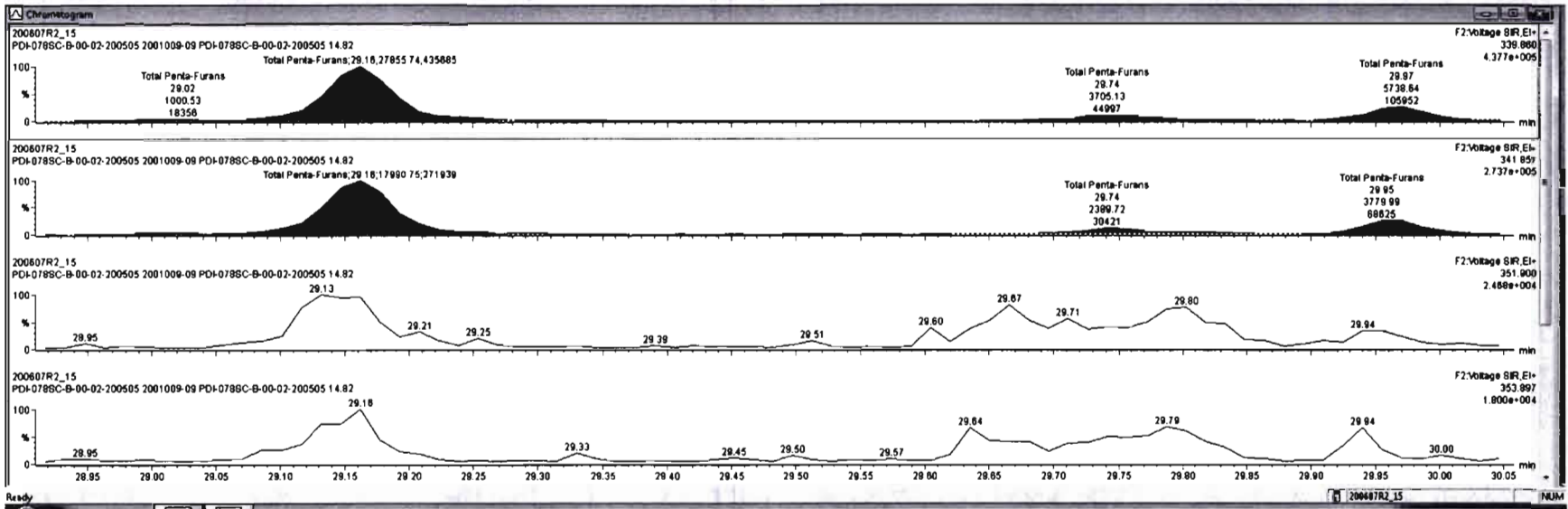


**DPE2**



Name	Resp	RA	rvf	RVF	val/val	Prod RT	RT	RRT	Conc	%Rec	DL	EMPC
43 Total Tetra-Furans				0.7510	10.179	23.01			450		0.355	465
44 1st Func. Penta-Furans				0.8925	10.179	27.50			25.9		0.0597	25.9
45 Total Penta-Furans				0.8925	10.179	26.27			143		5.471	148
46 Total Hexa-Furans				0.9341	10.179	33.56			183		0.500	184
47 Total Hepta-Furans				0.8734	10.179	37.83			178		0.808	180
48 PPK1												

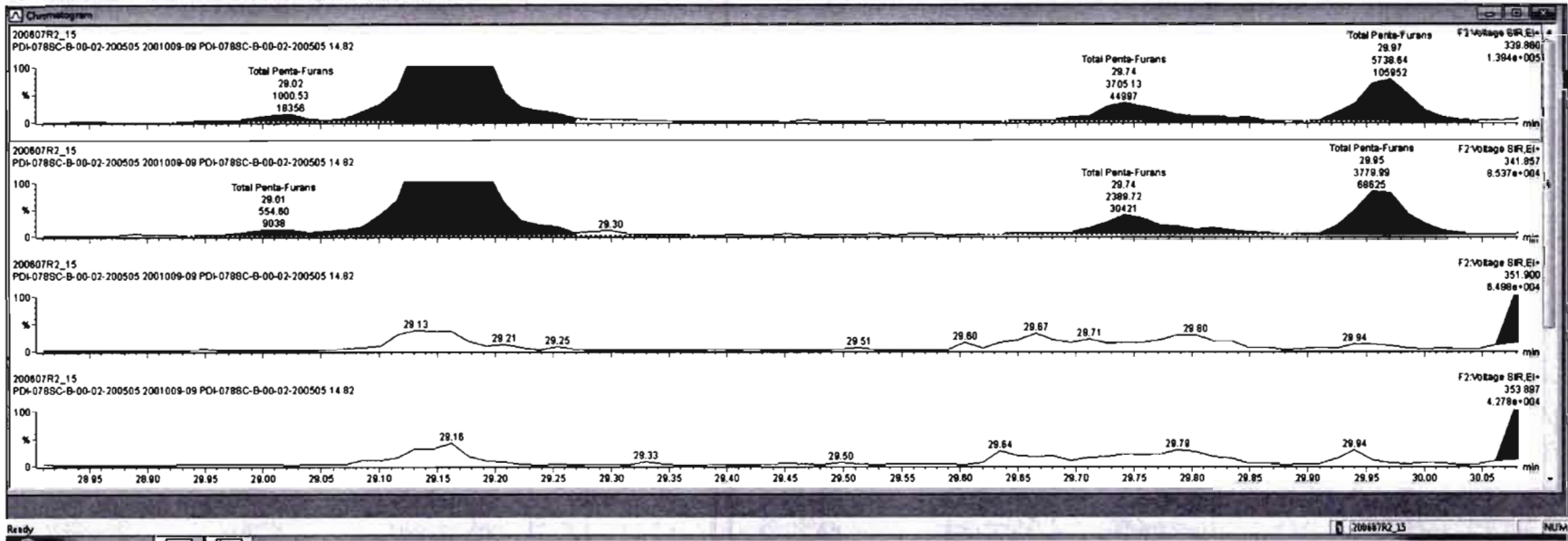
Name	RT	int Resp	int Prep	RA	rvf	EMPC	Conc
1 Total Penta-Furans	29.02	1.001e3	5.545e2	1.80	YES	0.86420	0.00000
2 Total Penta-Furans	29.18	2.786e4	1.790e4	1.55	NO	28.864	28.864
3 Total Penta-Furans	29.74	3.705e3	2.390e3	1.55	NO	3.8105	3.8108
4 Total Penta-Furans	29.97	5.739e3	3.780e3	1.52	NO	5.9512	5.9512
5 1,2,3,7,8-PeCDF	30.15	5.325e4	3.373e4	1.58	NO	53.598	53.598
6 Total Penta-Furans	30.41	1.916e4	1.240e4	1.55	NO	19.733	19.733
7 2,3,4,7,8-PeCDF	31.15	2.100e4	1.375e4	1.53	NO	21.048	21.048
8 Total Penta-Furans	31.16	8.504e3	5.244e3	1.82	NO	8.5960	8.5960
9 Total Penta-Furans	32.08	1.205e3	7.573e2	1.58	NO	1.2285	1.2288






Name	Resp	RA	n/y	RFI	width	Prod RT	RT	RTI	Conc.	%Rec	DL	EMPC
43 Total Tetra-Furans				0.7510	10.179	23.81			458	0.355	465	
44 1st Func. Penta-Furans				0.8925	10.179	27.59			25.8	0.6997	25.9	
45 Total Hexa-Furans				0.8241	10.179	33.37			143	0.671	134	
46 Total Hepta-Furans				0.8734	10.179	37.83			179	0.808	180	
49 PFY1												

Name	RT	int Resp	int Resp	RA	n/y	EMPC	Conc.
1 Total Penta-Furans	29.02	1.001e3	5.548e2	1.80	YES	0.88420	0.00000
2 Total Penta-Furans	29.16	2.788e4	1.709e4	1.55	NO	28.864	28.864
3 Total Penta-Furans	29.74	3.705e3	2.380e3	1.55	NO	3.8106	3.8106
4 Total Penta-Furans	29.97	5.739e3	3.780e3	1.52	NO	5.8512	5.8512
5 1,2,3,7,8-PeCDF	30.15	5.325e4	3.373e4	1.58	NO	53.599	53.599
6 Total Penta-Furans	30.41	1.918e4	1.240e4	1.55	NO	19.733	19.733
7 2,3,4,7,8-PeCDF	31.15	2.100e4	1.375e4	1.53	NO	21.049	21.049



Name	Resp	RA	n/y	RF	w/w	Prod RT	RT	PRT	Conc	%Rec	DL	BAPC
43 Total Tetra-Furans				0.7510	10.179	23.81			450		0.355	465
44 1st Func. Penta-Furans				0.8625	10.179	27.50			25.9		0.0597	25.9
45 Total Penta-Furans				0.9222	10.179	28.27			143		0.471	154
46 Total Hexa-Furans				0.9241	10.179	33.58			163		0.508	184
47 Total Hepta-Furans				0.8734	10.179	37.83			179		0.608	180
48 PFT1												

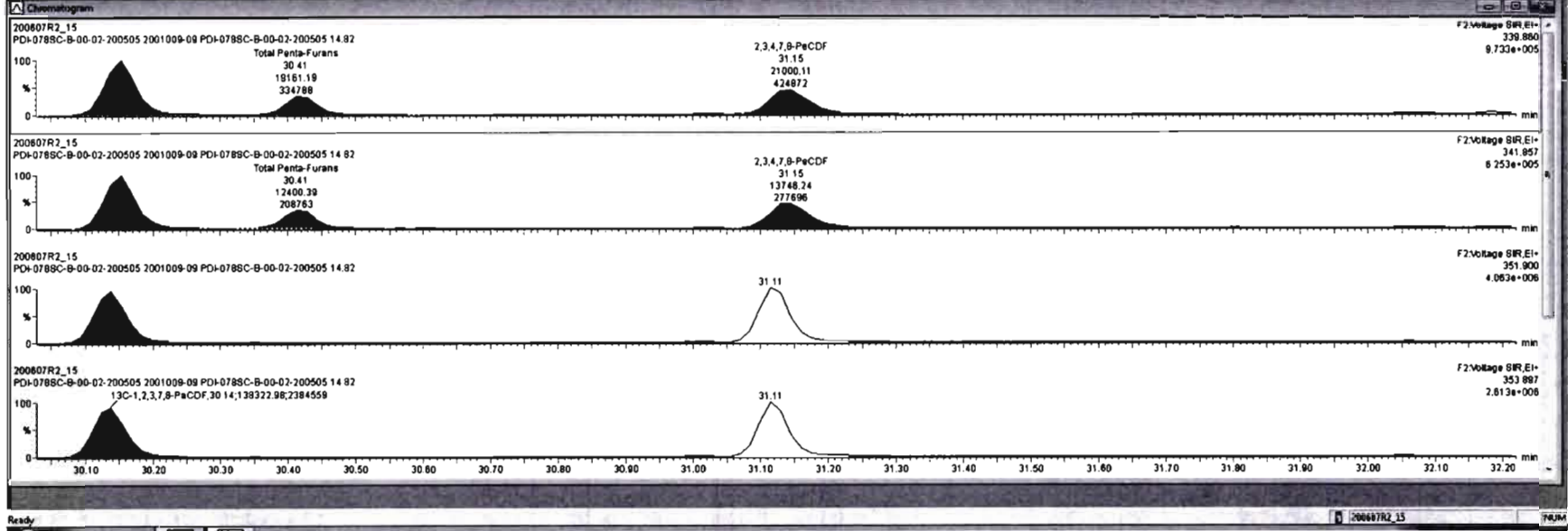
Name	RT	m1 Resp	m2 Resp	RA	n/y	BAPC	Conc.
1 Total Penta-Furans	29.02	1.001e3	5.546e2	1.80	YES	0.88420	0.00000
2 Total Penta-Furans	28.18	2.786e4	1.709e4	1.55	NO	28.864	28.864
3 Total Penta-Furans	29.74	3.705e3	2.390e3	1.55	NO	3.8106	3.8106
4 Total Penta-Furans	29.97	5.739e3	3.780e3	1.52	NO	5.9512	5.9512
5 1,2,3,7,8-PeCDF	30.15	5.325e4	3.373e4	1.58	NO	53.598	53.599
6 Total Penta-Furans	30.41	1.916e4	1.240e4	1.55	NO	19.730	19.733
7 2,3,4,7,8-PeCDF	31.15	2.100e4	1.375e4	1.53	NO	21.049	21.049
8 Total Penta-Furans	31.15	2.100e4	1.375e4	1.53	NO	21.049	21.049






Name	Resp	RA	n/y	RF	wtAvl	Prod RT	RT	RRT	Conc.	%Wgt	DL	BMP
43 Total Tetra-Furans				0.7510	10.179	23.81			458	0.355	485	
44 1st Func. Penta-Furans				0.8625	10.179	27.58			25.8	0.0507	25.9	
45 Total Penta-Furans				0.9228	10.179	29.37			143	0.271	146	
46 Total Hexa-Furans				0.9341	10.179	33.58			183	0.508	184	
47 Total Hepta-Furans				0.8734	10.179	37.83			179	0.808	180	
48 PPK1												

Name	RT	Int Resp	Int Resp	RA	n/y	BMP	Conc.
1 Total Penta-Furans	29.02	1.001e3	5.548e2	1.80	YES	0.88430	0.00000
2 Total Penta-Furans	29.16	2.786e4	1.799e4	1.55	NO	28.864	28.864
3 Total Penta-Furans	29.74	3.705e3	2.300e3	1.55	NO	3.8106	3.8106
4 Total Penta-Furans	29.97	5.739e3	3.780e3	1.52	NO	5.9512	5.9512
5 1,2,3,7,8-PeCDF	30.15	5.325e4	3.373e4	1.58	NO	53.599	53.599
6 Total Penta-Furans	30.41	1.918e4	1.240e4	1.55	NO	19.733	19.733
7 2,3,4,7,8-PeCDF	31.15	2.100e4	1.375e4	1.53	NO	21.049	21.049







Dataset: Untitled

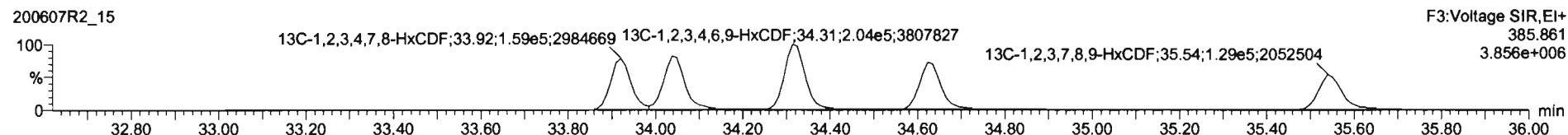
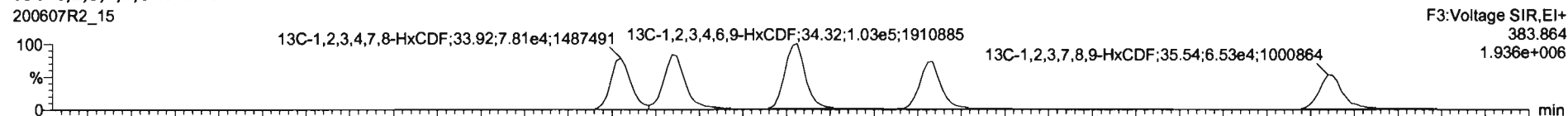
Last Altered: Monday, June 08, 2020 08:53:03 Pacific Daylight Time  
Printed: Monday, June 08, 2020 08:56:43 Pacific Daylight Time

Name: 200607R2\_15, Date: 08-Jun-2020, Time: 07:58:44, ID: 2001009-09 PDI-078SC-B-00-02-200505 14.82, Description: PDI-078SC-B-00-02-200505

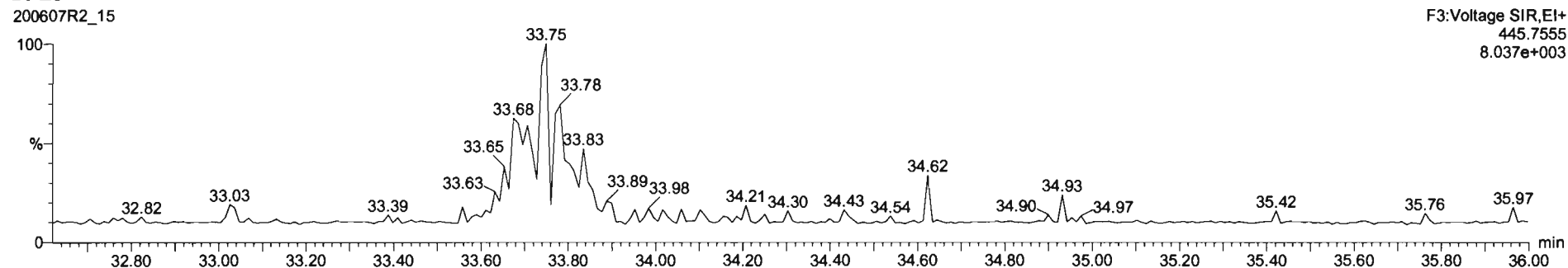
**1,2,3,4,7,8-HxCDF**



**13C-1,2,3,4,7,8-HxCDF**

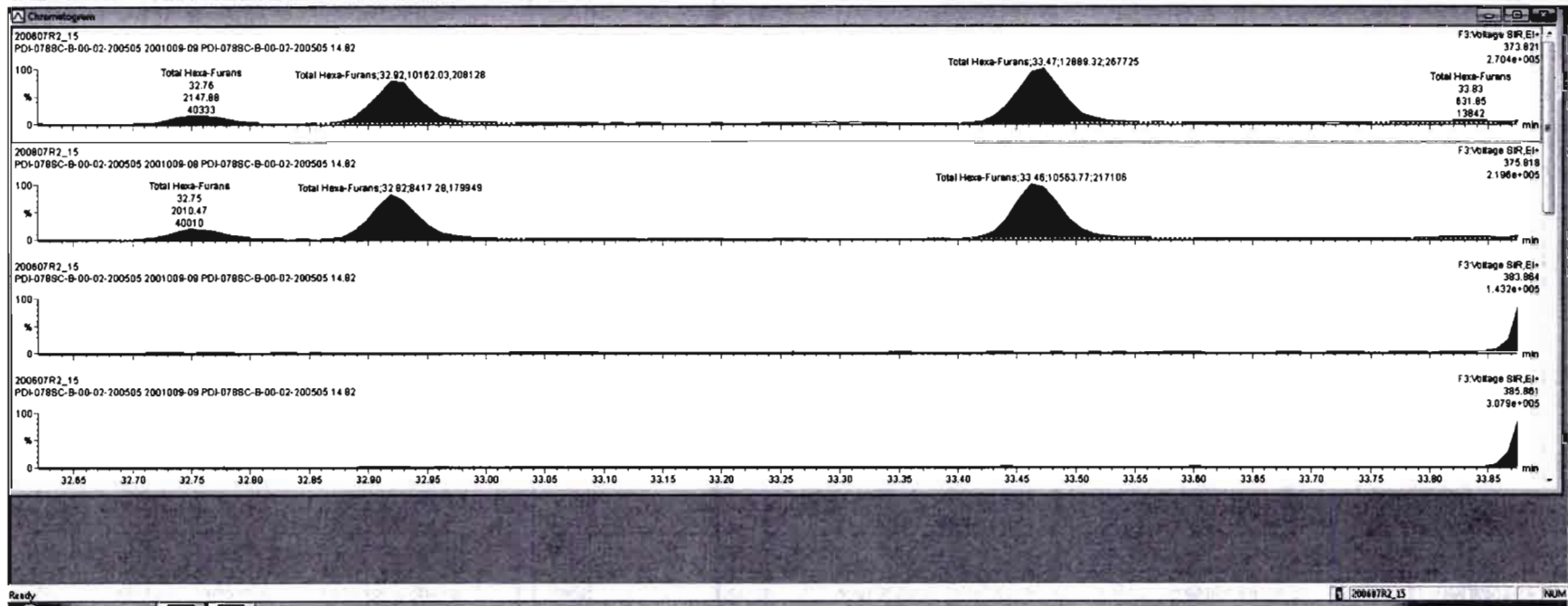


**DPE3**



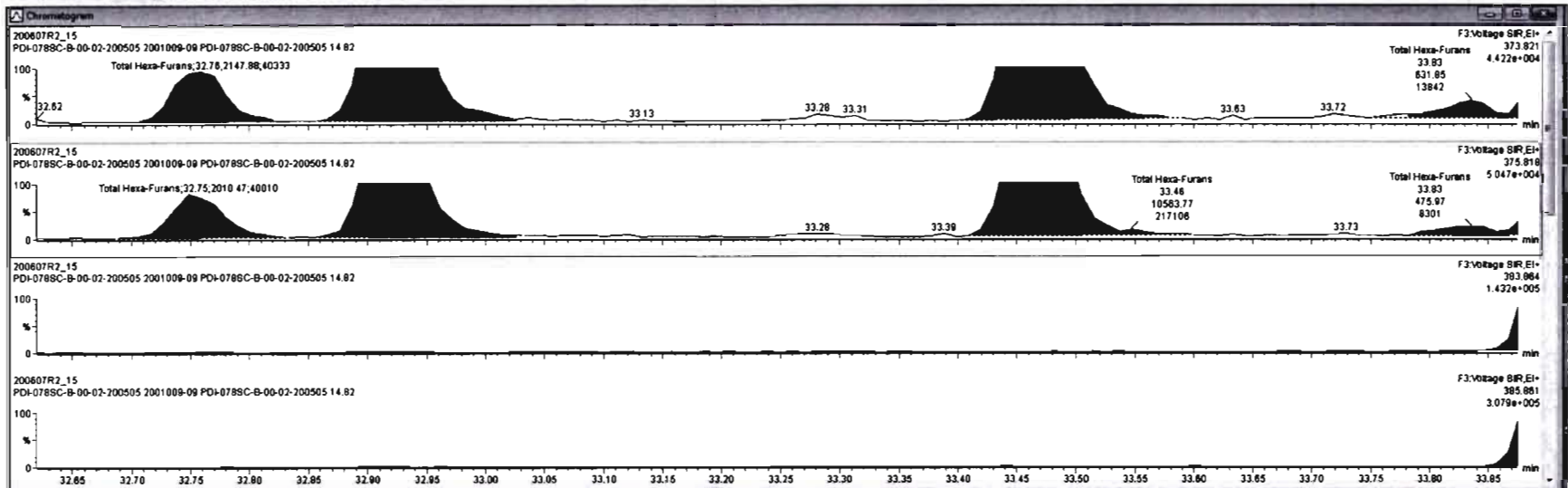
SI	Name	Resp	RA	n/y	RS'	wt/wt	Prod RT	RT	RRT	Conc.	%Rec	DL	EMPC
43	Total Tetra-Furans				0.7510	10.178	23.81			458		0.355	465
44	1st Func. Penta-Furans				0.8925	10.178	27.58			25.9		0.0597	25.9
45	Total Penta-Furans				0.8925	10.178	28.27			143		0.471	144
46	Total Hexa-Furans				0.8341	10.178	32.58			183		0.208	183
47	Total Hepta-Furans				0.8724	10.178	37.83			178		0.808	180
48	PPK1												

SI	Name	RT	rel Resp	in2 Resp	RA	n/y	EMPC	Conc.
1	Total Hexa-Furans	32.76	2.148e3	2.010e3	1.07	NO	3.7441	3.7441
2	Total Hexa-Furans	32.82	1.016e4	8.417e3	1.21	NO	16.728	16.728
3	Total Hexa-Furans	33.47	1.289e4	1.058e4	1.22	NO	21.117	21.117



SI	Name	Resp	RA	inj	RFI	wtVol	Pred RT	RT	RRT	Conc	%Rec	DL	BPIC
43	Total Tetra-Furans				0.7510	10.178	23.81			450	0.355	465	
44	1st Func. Penta-Furans				0.8625	10.178	27.58			25.8	0.0597	25.9	
45	Total Penta-Furans				0.8625	10.178	26.27			143	0.471	144	
46	Total Hexa-Furans				0.8541	10.178	33.58			183	0.528	182	
47	Total Hepta-Furans				0.8734	10.178	37.63			176	0.808	180	
48	PPM1												

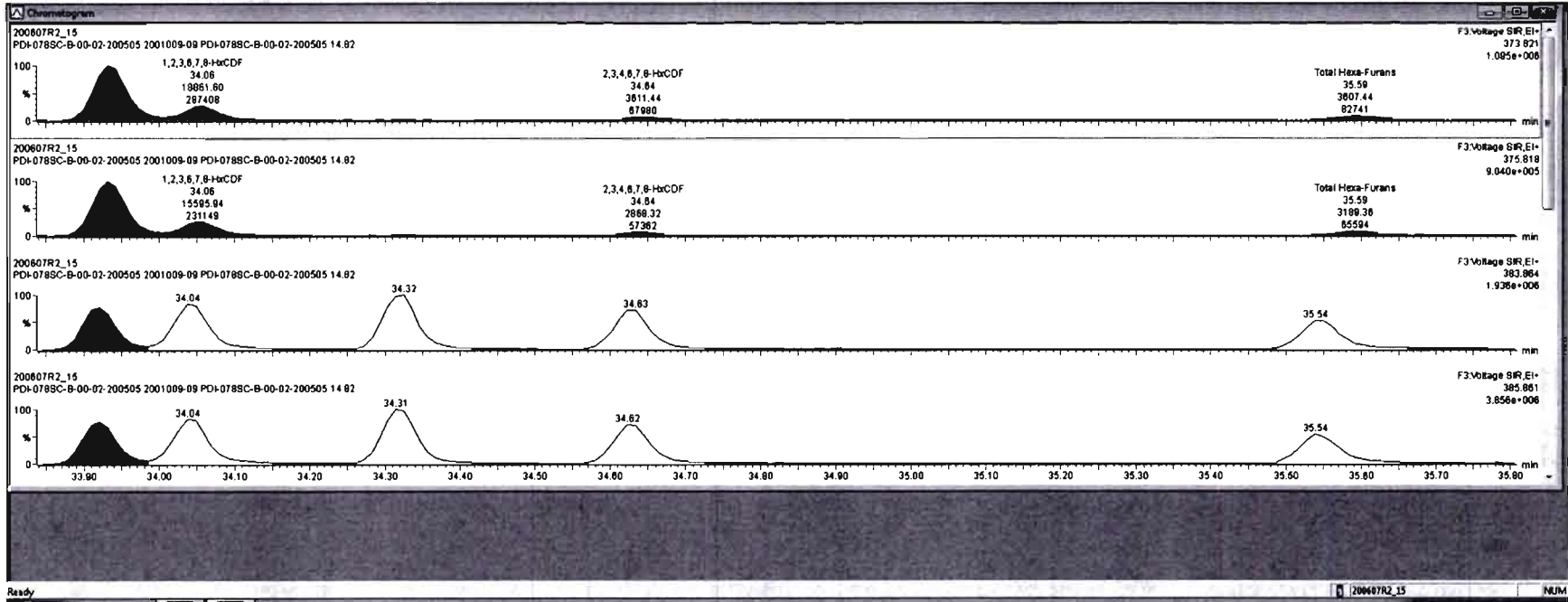
SI	Name	RT	m1 Resp	m2 Resp	RA	inj	BPIC	Conc.
1	Total Hexa-Furans	32.76	2.148e3	2.010e3	1.07	NO	3.7441	3.7441
2	Total Hexa-Furans	32.92	1.016e4	8.417e3	1.21	NO	18.728	18.728
3	Total Hexa-Furans	33.47	1.289e4	1.056e4	1.22	NO	21.117	21.117



Targetlyn - 20060702-15.qtd  
 File Edit View Display Processing Window Help

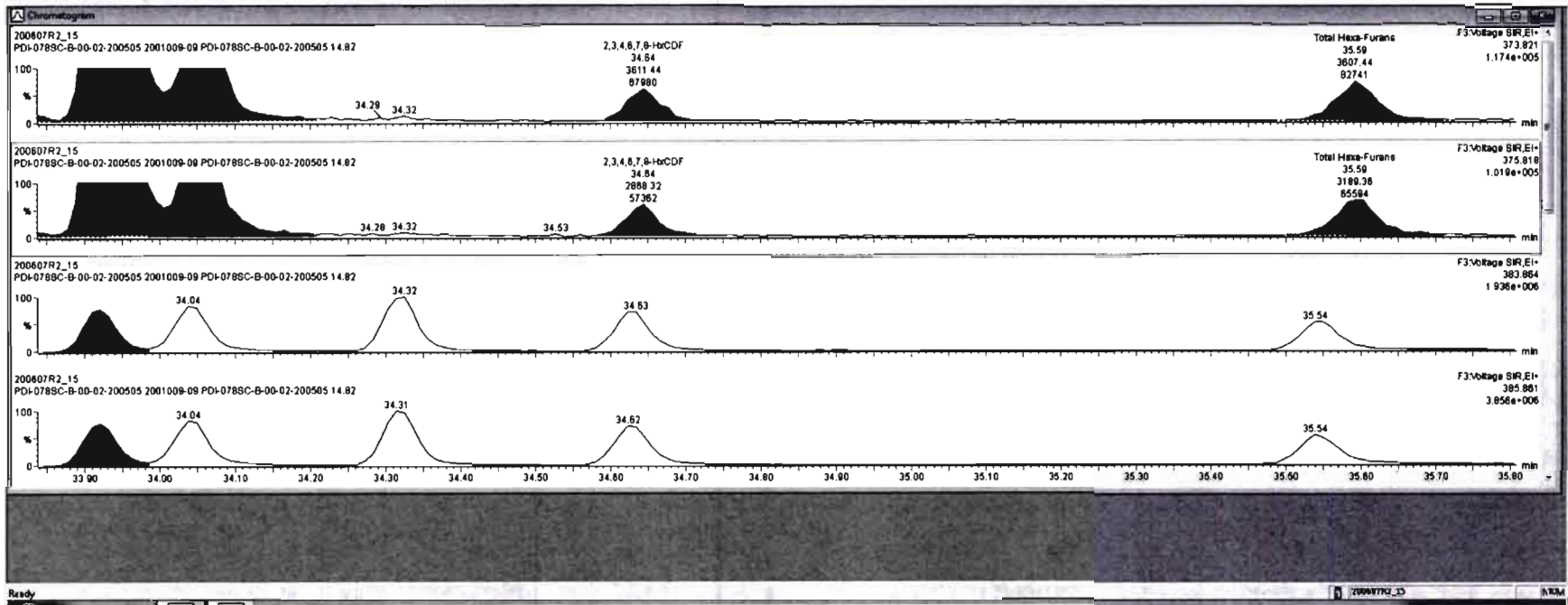
Sl	Name	Resp	RA	n/y	R/R	wt/Vol	Pred RT	RT	RRT	Conc.	%Rec	DL	ENPC
43	Total Tetra-Furans				0.7510	10.178	23.81			458		0.355	485
44	1st Func. Penta-Furans				0.8625	10.178	27.58			25.9		0.0587	25.9
45	Total Penta-Furans				0.8625	10.178	28.37			143		0.471	144
46	Total Hexa-Furans				0.8371	10.178	32.28			182		0.528	183
47	Total Hepta-Furans				0.8734	10.178	37.83			176		0.808	180
48	PPK1												

Sl	Name	RT	m1 Resp	m2 Resp	RA	n/y	ENPC	Conc.
1	Total Hexa-Furans	32.76	2.148e3	2.010e3	1.07	NO	3.7441	3.7441
2	Total Hexa-Furans	32.82	1.018e4	8.417e3	1.21	NO	16.728	16.728
3	Total Hexa-Furans	33.47	1.288e4	1.058e4	1.22	NO	21.117	21.117



#	Name	Resp	RA	n/y	RFI	wt/Avr	ProdRT	RT	RRT	Conc.	%Rec	DL	BtPC
43	Total Tetra-Furans				0.7510	10.178	23.81			458		0.355	485
44	1st Func. Penta-Furans				0.8625	10.178	27.58			25.8		0.0587	25.9
45	Total Penta-Furans				0.8925	10.178	28.27			143		0.471	144
46	Total Hexa-Furans				0.8241	10.178	32.58			182		0.288	183
47	Total Hepta-Furans				0.8734	10.178	37.83			176		0.808	180
48	PFY1												

#	Name	RT	nt Resp	nt2 Resp	RA	n/y	BtPC	Conc.
1	Total Hexa-Furans	32.78	2.148e3	2.010e3	1.07	NO	3.7441	3.7441
2	Total Hexa-Furans	32.82	1.016e4	8.417e3	1.21	NO	16.728	16.728
3	Total Hexa-Furans	33.47	1.289e4	1.008e4	1.22	NO	21.117	21.117



Dataset: Untitled

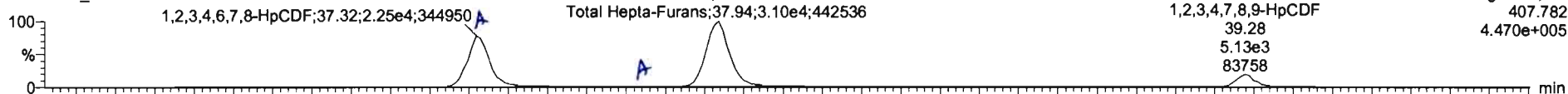
Last Altered: Monday, June 08, 2020 08:53:03 Pacific Daylight Time

Printed: Monday, June 08, 2020 08:56:43 Pacific Daylight Time

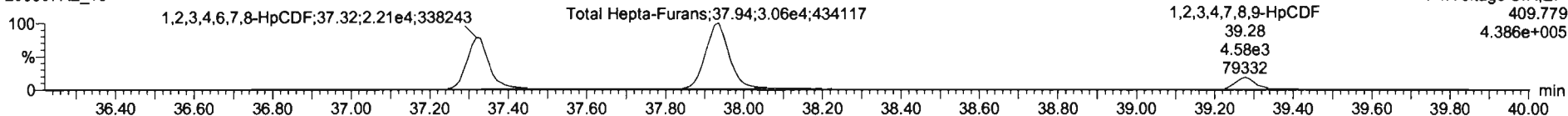
Name: 200607R2\_15, Date: 08-Jun-2020, Time: 07:58:44, ID: 2001009-09 PDI-078SC-B-00-02-200505 14.82, Description: PDI-078SC-B-00-02-200505

**1,2,3,4,6,7,8-HpCDF**

200607R2\_15




200607R2\_15




**13C-1,2,3,4,6,7,8-HpCDF**

200607R2\_15

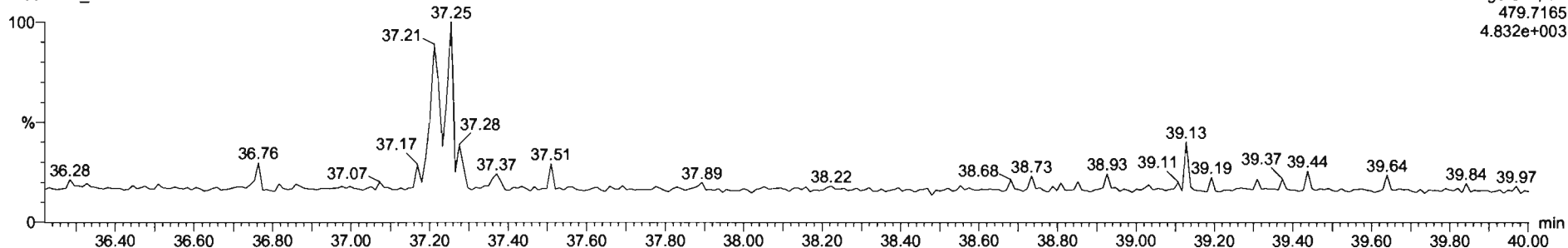


200607R2\_15



**DPE4**

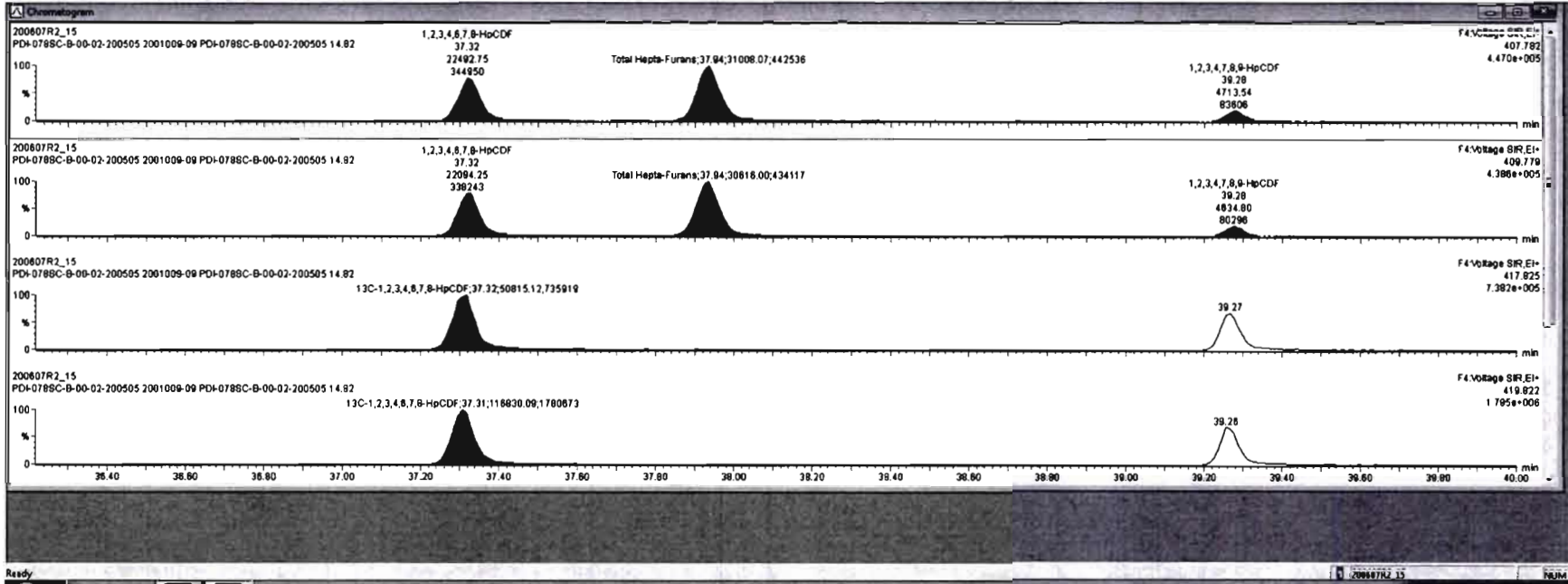
200607R2\_15





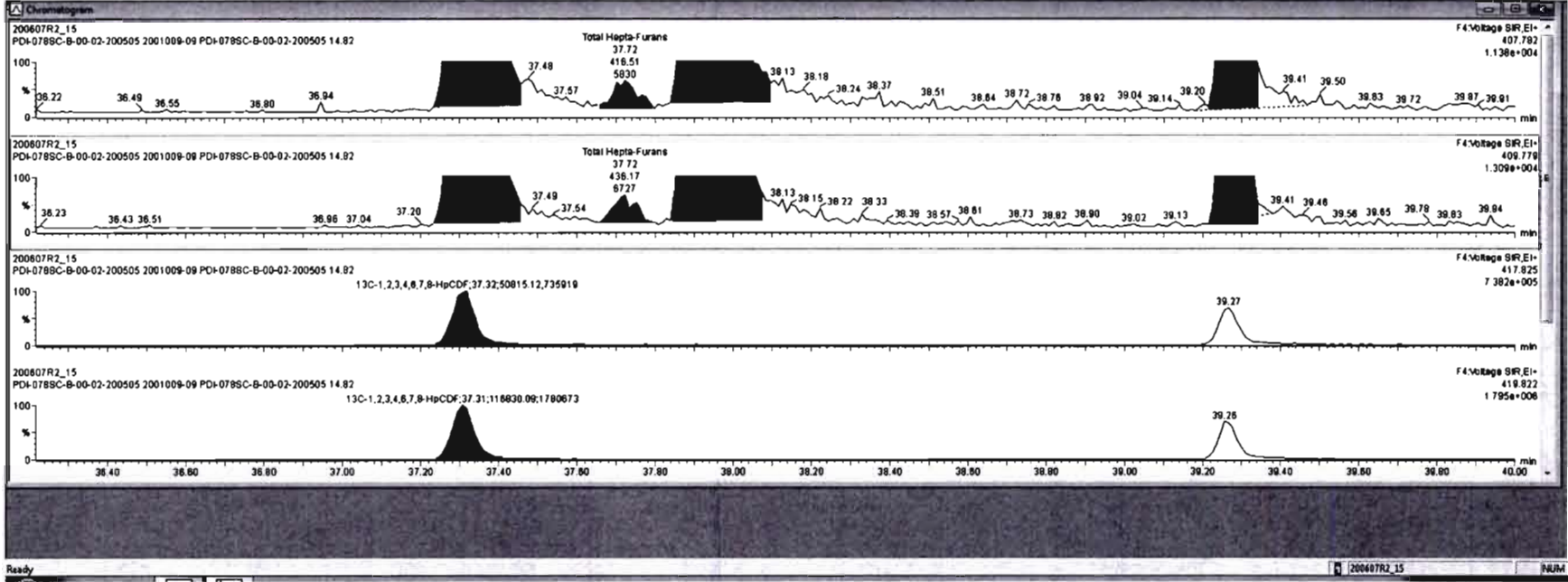
#	Name	Resp	RA	n/y	FW	wtAval	ProdRT	RT	RRT	Conc.	%Res	DL	EMPC
43	Total Tetra-Furans				0.7510	10.179	23.81			459	0.355	465	
44	1st Func. Penta-Furans				0.8925	10.179	27.58			25.9	0.0087	25.9	
45	Total Penta-Furans				0.8925	10.179	29.27			143	0.471	144	
46	Total Hexa-Furans				0.9341	10.179	33.50			183	0.509	183	
47	Total Hepta-Furans				0.8734	10.179	37.85			199	0.808	185	
48	PFYK1												

#	Name	RT	ml Resp	ng Resp	RA	n/y	EMPC	Conc.
1	1,2,3,4,6,7,8-HpCDF	37.32	2.240e4	2.209e4	1.02	NO	59.834	59.834
2	Total Hepta-Furans	37.72	4.165e2	4.382e2	0.95	NO	1.4068	1.4068
3	Total Hepta-Furans	37.94	3.101e4	3.082e4	1.01	NO	101.42	101.42
4	1,2,3,4,7,8-HpCDF	39.28	4.714e3	4.835e3	1.02	NO	17.148	17.148



#	Name	Resp	RA	rvy	RF	width	Peak RT	RT	RRT	Conc.	%Rec	DL	EMPC
43	Total Tetra-Furans				0.7510	10.179	23.81			458	0.355	485	
44	1st Func. Penta-Furans				0.8825	10.179	27.58			25.9	0.0587	25.9	
45	Total Penta-Furans				0.8825	10.179	29.27			143	0.471	144	
46	Total Hexa-Furans				0.9341	10.179	33.58			183	0.508	183	
47	Total Hepta-Furans				0.9736	10.179	37.83			180	0.908	180	
48	PFK1												

#	Name	RT	m1 Resp	m2 Resp	RA	rvy	EMPC	Conc.
1	1,2,3,4,6,7,8-HpCDF	37.32	2.240e4	2.200e4	1.02	NO	58.834	59.834
2	Total Hepta-Furans	37.72	4.185e2	4.362e2	0.95	NO	1.4068	1.4068
3	Total Hepta-Furans	37.84	3.101e4	3.062e4	1.01	NO	101.42	101.42
4	1,2,3,4,7,8-HpCDF	38.28	4.714e3	4.835e3	1.02	NO	17.148	17.148



Dataset: Untitled


Last Altered: Monday, June 08, 2020 08:53:03 Pacific Daylight Time

Printed: Monday, June 08, 2020 08:56:43 Pacific Daylight Time

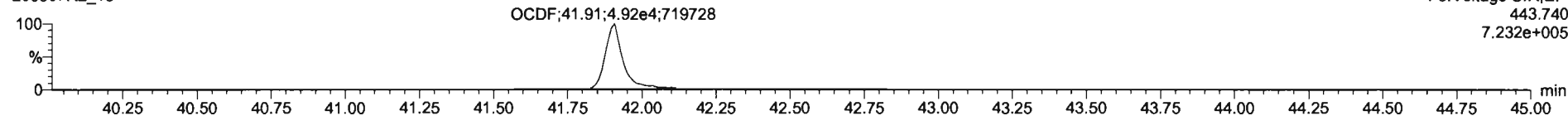
Name: 200607R2\_15, Date: 08-Jun-2020, Time: 07:58:44, ID: 2001009-09 PDI-078SC-B-00-02-200505 14.82, Description: PDI-078SC-B-00-02-200505

**OCDF**

200607R2\_15




200607R2\_15

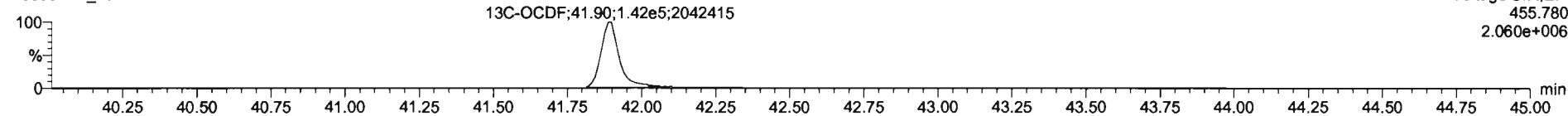


**13C-OCDF**

200607R2\_15

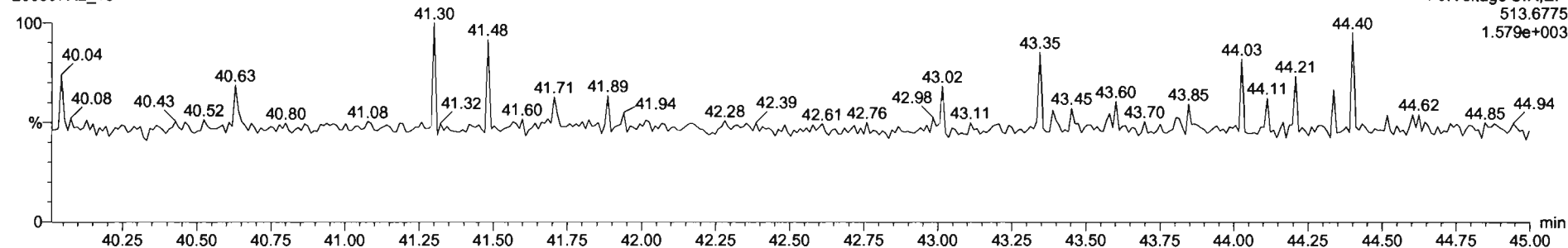


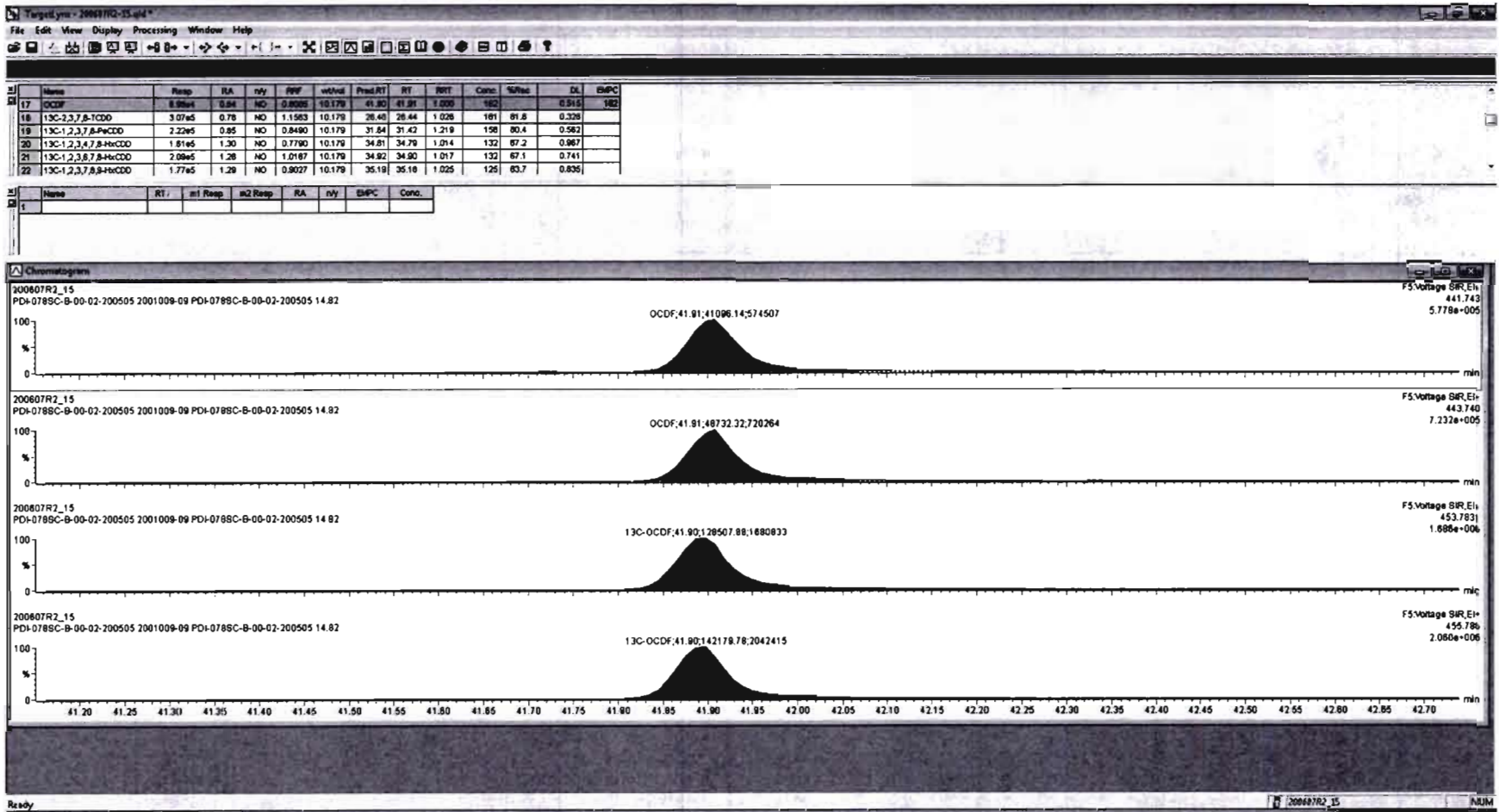
200607R2\_15



**DPE5**

200607R2\_15



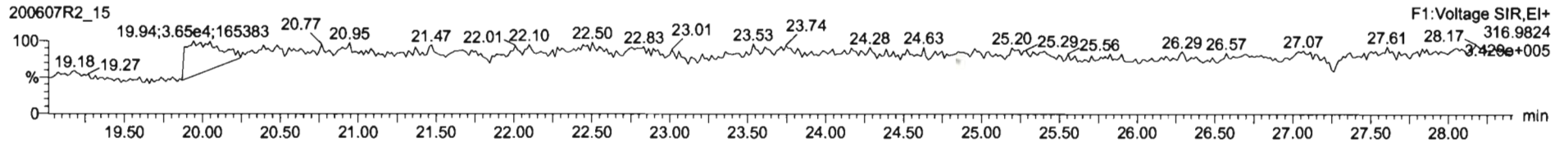


Dataset: Untitled

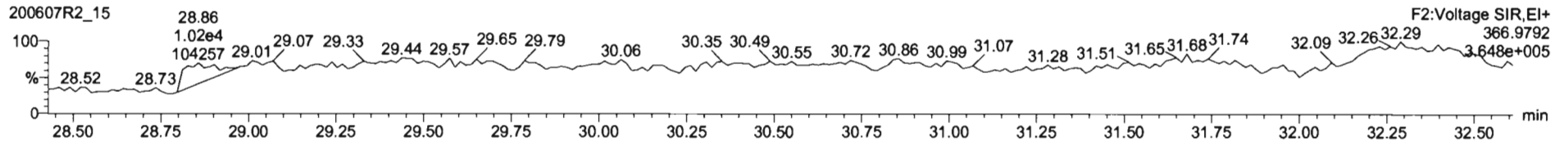
Last Altered: Monday, June 08, 2020 08:53:03 Pacific Daylight Time  
Printed: Monday, June 08, 2020 08:56:43 Pacific Daylight Time

Name: 200607R2\_15, Date: 08-Jun-2020, Time: 07:58:44, ID: 2001009-09 PDI-078SC-B-00-02-200505 14.82, Description: PDI-078SC-B-00-02-200505

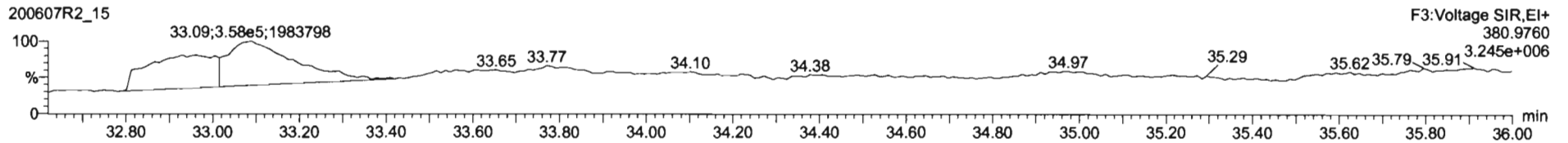
PFK1



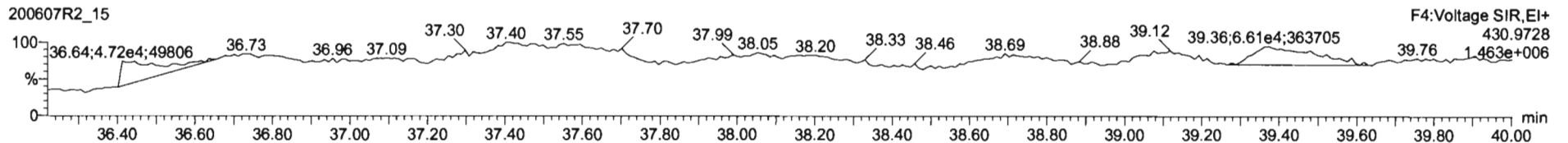
PFK2



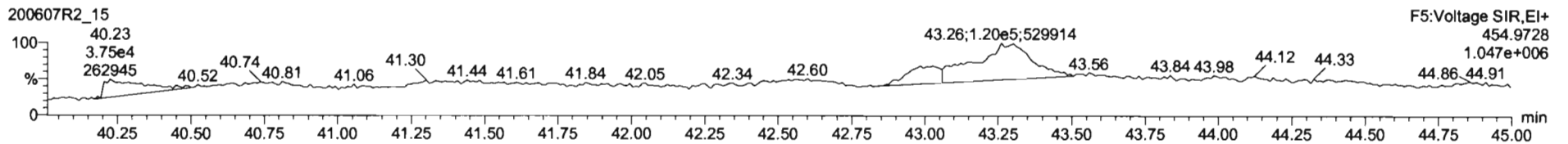
PFK3



PFK4



PFK5



Dataset: U:\VG12.PRO\Results\200609R2\200609R2-12B.qld

Last Altered: Monday, June 22, 2020 11:38:36 AM Pacific Daylight Time  
Printed: Monday, June 22, 2020 11:39:26 AM Pacific Daylight Time

HN 06/22/2020  
\* E see dilution

Method: U:\VG12.PRO\MethDB\1613rrt-06-01-20.mdb 01 Jun 2020 11:54:45  
Calibration: U:\VG12.PRO\CurveDB\db5\_1613vg12-5-28-20.cdb 28 May 2020 16:52:08

de 6/23/20

Name: 200609R2\_12, Date: 10-Jun-2020, Time: 07:57:34, ID: 2001009-10 PDI-078SC-B-02-05-200505 17.06, Description: PDI-078SC-B-02-05-200505

#	Name	Resp	RA	n/y	RRF	wt/vol	Pred.RT	RT	Pred.RRT	RRT	Conc.	%Rec	DL	EMPC
1	1 2,3,7,8-TCDD	6.14e3	0.74	NO	0.888	10.078	26.501	26.48	1.001	1.001	1.7883		0.228	1.79
2	2 1,2,3,7,8-PeCDD	8.81e3	0.60	NO	0.908	10.078	31.473	31.47	1.001	1.000	3.2397		0.228	3.24
3	3 1,2,3,4,7,8-HxCDD	9.75e3	1.18	NO	1.03	10.078	34.836	34.84	1.000	1.000	4.8345		0.395	4.83
4	4 1,2,3,6,7,8-HxCDD	5.05e4	1.21	NO	0.892	10.078	34.921	34.93	1.000	1.000	21.399		0.370	21.4
5	5 1,2,3,7,8,9-HxCDD	2.22e4	1.27	NO	0.887	10.078	35.209	35.21	1.000	1.000	10.889		0.456	10.9
6	6 1,2,3,4,6,7,8-HpCDD	1.13e6	1.02	NO	0.864	10.078	38.757	38.76	1.000	1.000	692.85		1.11	693
7	7 OCDD	1.31e7	0.88	NO	0.914	10.078	41.727	41.74	1.000	1.000	7815.8	E	1.81	7820
8	8 2,3,7,8-TCDF	1.68e6	0.75	NO	0.751	10.078	25.596	25.60	1.001	1.001	521.50	456.79	0.666	522
9	9 1,2,3,7,8-PeCDF	2.80e6	1.53	NO	0.893	10.078	30.190	30.18	1.001	1.000	746.19		0.812	746
10	10 2,3,4,7,8-PeCDF	1.57e6	1.52	NO	0.935	10.078	31.177	31.16	1.001	1.000	415.28		0.721	415
11	11 1,2,3,4,7,8-HxCDF	2.90e6	1.19	NO	0.884	10.078	33.942	33.96	1.000	1.001	1277.0		0.966	1280
12	12 1,2,3,6,7,8-HxCDF	9.23e5	1.17	NO	0.889	10.078	34.079	34.08	1.000	1.000	360.16		0.891	360
13	13 2,3,4,6,7,8-HxCDF	1.89e5	1.19	NO	0.934	10.078	34.690	34.67	1.001	1.000	80.701		1.06	80.7
14	14 1,2,3,7,8,9-HxCDF	9.63e4	1.15	NO	0.871	10.078	35.560	35.60	1.000	1.001	52.127		1.42	52.1
15	15 1,2,3,4,6,7,8-HpCDF	9.16e5	1.00	NO	0.873	10.078	37.365	37.35	1.001	1.001	567.67		1.27	568
16	16 1,2,3,4,7,8,9-HpCDF	2.92e5	1.00	NO	1.01	10.078	39.288	39.30	1.000	1.000	211.02		1.16	211
17	17 OCDF	1.74e6	0.86	NO	0.806	10.078	41.919	41.93	1.000	1.000	1113.8		0.746	1110
18	18 13C-2,3,7,8-TCDD	7.67e5	0.79	NO	1.16	10.078	26.491	26.47	1.026	1.026	179.17	90.3	0.271	
19	19 13C-1,2,3,7,8-PeCDD	5.94e5	0.62	NO	0.849	10.078	31.674	31.45	1.227	1.219	189.08	95.3	0.407	
20	20 13C-1,2,3,4,7,8-HxCDD	3.87e5	1.25	NO	0.779	10.078	34.819	34.83	1.014	1.014	177.84	89.6	0.444	
21	21 13C-1,2,3,6,7,8-HxCDD	5.24e5	1.24	NO	1.02	10.078	34.932	34.92	1.017	1.017	184.52	93.0	0.340	
22	22 13C-1,2,3,7,8,9-HxCDD	4.55e5	1.22	NO	0.903	10.078	35.204	35.20	1.025	1.025	180.50	91.0	0.383	
23	23 13C-1,2,3,4,6,7,8-HpCDD	3.75e5	1.01	NO	0.689	10.078	38.726	38.74	1.128	1.128	194.84	98.2	0.484	
24	24 13C-OCDD	7.26e5	0.88	NO	0.652	10.078	41.748	41.73	1.216	1.215	398.07	100	0.636	
25	25 13C-2,3,7,8-TCDF	8.52e5	0.77	NO	1.06	10.078	25.534	25.57	0.989	0.991	160.24	80.7	0.309	
26	26 13C-1,2,3,7,8-PeCDF	8.33e5	1.58	NO	0.838	10.078	30.058	30.17	1.165	1.169	197.90	99.7	0.750	
27	27 13C-2,3,4,7,8-PeCDF	8.05e5	1.56	NO	0.817	10.078	31.011	31.15	1.202	1.207	196.26	98.9	0.769	
28	28 13C-1,2,3,4,7,8-HxCDF	5.09e5	0.50	NO	1.01	10.078	33.950	33.94	0.989	0.989	180.65	91.0	0.699	
29	29 13C-1,2,3,6,7,8-HxCDF	5.72e5	0.51	NO	1.17	10.078	34.074	34.07	0.992	0.992	175.44	88.4	0.604	
30	30 13C-2,3,4,6,7,8-HxCDF	4.98e5	0.50	NO	1.02	10.078	34.647	34.65	1.009	1.009	174.42	87.9	0.690	
31	31 13C-1,2,3,7,8,9-HxCDF	4.21e5	0.48	NO	0.860	10.078	35.547	35.56	1.035	1.036	175.22	88.3	0.820	

Dataset: U:\VG12.PRO\Results\200609R2\200609R2-12B.qld

Last Altered: Monday, June 22, 2020 11:38:36 AM Pacific Daylight Time

Printed: Monday, June 22, 2020 11:39:26 AM Pacific Daylight Time

Name: 200609R2\_12, Date: 10-Jun-2020, Time: 07:57:34, ID: 2001009-10 PDI-078SC-B-02-05-200505 17.06, Description: PDI-078SC-B-02-05-200505

#	Name	Resp	RA	n/y	RRF	wt/vol	Pred.RT	RT	Pred.RRT	RRT	Conc.	%Rec	DL	EMPC
32	32 13C-1,2,3,4,6,7,8-HpCDF	3.67e5	0.43	NO	0.774	10.078	37.295	37.33	1.086	1.087	169.42	85.4	0.672	
33	33 13C-1,2,3,4,7,8,9-HpCDF	2.71e5	0.42	NO	0.521	10.078	39.324	39.29	1.145	1.144	186.07	93.8	0.999	
34	34 13C-OCDF	7.70e5	0.87	NO	0.746	10.078	41.920	41.92	1.221	1.221	369.33	93.1	0.735	
35	35 37Cl-2,3,7,8-TCDD	2.81e5			1.04	10.078	26.522	26.50	1.028	1.027	73.108	92.1	0.0993	
36	36 13C-1,2,3,4-TCDD	7.35e5	0.78	NO	1.00	10.078	25.890	25.81	1.000	1.000	198.45	100	0.314	
37	37 13C-1,2,3,4-TCDF	9.97e5	0.77	NO	1.00	10.078	24.360	24.13	1.000	1.000	198.45	100	0.327	
38	38 13C-1,2,3,4,6,9-HxCDF	5.55e5	0.50	NO	1.00	10.078	34.420	34.33	1.000	1.000	198.45	100	0.705	
39	39 Total Tetra-Dioxins				0.888	10.078	24.620		0.000		23.764		0.228	25.5
40	40 Total Penta-Dioxins				0.908	10.078	29.960		0.000		16.482		0.228	31.1
41	41 Total Hexa-Dioxins				0.892	10.078	33.635		0.000		191.50		0.423	191
42	42 Total Hepta-Dioxins				0.864	10.078	37.640		0.000		1520.5		1.11	1520
43	43 Total Tetra-Furans				0.751	10.078	23.610		0.000		2484.3		0.666	2540
44	44 1st Func. Penta-Furans				0.893	10.078	27.580		0.000		189.35		0.0443	189
45	45 Total Penta-Furans				0.893	10.078	29.275		0.000		1937.3		0.784	1940
46	46 Total Hexa-Furans				0.934	10.078	33.555		0.000		2301.6		1.02	2310
47	47 Total Hepta-Furans				0.873	10.078	37.835		0.000		1623.2		1.31	1620

Vista Analytical Laboratory

Dataset: U:\VG12.PRO\Results\200609R2\200609R2-12B.qld

Last Altered: Monday, June 22, 2020 11:38:36 AM Pacific Daylight Time

Printed: Monday, June 22, 2020 11:39:26 AM Pacific Daylight Time

Method: U:\VG12.PRO\MethDB\1613rrt-06-01-20.mdb 01 Jun 2020 11:54:45

Calibration: U:\VG12.PRO\CurveDB\lb5\_1613vg12-5-28-20.cdb 28 May 2020 16:52:08

Name: 200609R2\_12, Date: 10-Jun-2020, Time: 07:57:34, ID: 2001009-10 PDI-078SC-B-02-05-200505 17.06, Description: PDI-078SC-B-02-05-200505

Tetra-Dioxins

	Name	RT	m1 Height	m2 Height	m1 Resp	m2 Resp	RA	n/y	Resp	Conc.	EMPC	DL
1	Total Tetra-Dioxins	22.47	1.500e5	1.970e5	1.445e4	1.862e4	0.78	NO	3.307e4	9.6341	9.6341	0.228
2	Total Tetra-Dioxins	22.89	4.505e4	5.643e4	4.087e3	5.294e3	0.77	NO	9.381e3	2.7328	2.7328	0.228
3	Total Tetra-Dioxins	23.42	1.130e4	1.505e4	9.712e2	1.334e3	0.73	NO	2.306e3	0.67165	0.67165	0.228
4	Total Tetra-Dioxins	24.31	1.107e4	1.146e4	6.410e2	7.891e2	0.81	NO	1.430e3	0.41661	0.41661	0.228
5	Total Tetra-Dioxins	24.55	3.466e4	4.353e4	3.038e3	4.087e3	0.74	NO	7.125e3	2.0754	2.0754	0.228
6	Total Tetra-Dioxins	24.76	3.792e4	4.099e4	2.806e3	3.510e3	0.80	NO	6.316e3	1.8400	1.8400	0.228
7	Total Tetra-Dioxins	24.99	1.362e4	1.201e4	8.622e2	9.826e2	0.88	NO	1.845e3	0.53743	0.53743	0.228
8	Total Tetra-Dioxins	25.27	8.806e3	1.105e4	4.653e2	6.828e2	0.68	NO	1.148e3	0.33446	0.33446	0.228
9	Total Tetra-Dioxins	25.44	1.446e4	1.614e4	9.241e2	1.212e3	0.76	NO	2.136e3	0.62212	0.62212	0.228
10	Total Tetra-Dioxins	25.80	9.608e3	1.151e4	8.521e2	9.187e2	0.93	YES	0.000e0	0.00000	0.47371	0.228
11	Total Tetra-Dioxins	25.94	1.114e4	5.698e3	7.185e2	4.415e2	1.63	YES	0.000e0	0.00000	0.22766	0.228
12	Total Tetra-Dioxins	26.12	3.352e4	2.372e4	2.159e3	1.552e3	1.39	YES	0.000e0	0.00000	0.80042	0.228
13	Total Tetra-Dioxins	26.23	4.868e4	5.993e4	3.243e3	4.088e3	0.79	NO	7.331e3	2.1355	2.1355	0.228
14	Total Tetra-Dioxins	26.36	5.459e3	7.313e3	2.917e2	3.690e2	0.79	NO	6.607e2	0.19247	0.19247	0.228
15	2,3,7,8-TCDD	26.48	3.767e4	4.664e4	2.613e3	3.526e3	0.74	NO	6.139e3	1.7883	1.7883	0.228
16	Total Tetra-Dioxins	26.83	1.759e4	2.134e4	1.208e3	1.479e3	0.82	NO	2.688e3	0.78296	0.78296	0.228
17	Total Tetra-Dioxins	26.96	8.648e3	7.712e3	5.055e2	4.561e2	1.11	YES	0.000e0	0.00000	0.23517	0.228



Dataset: U:\VG12.PRO\Results\200609R2\200609R2-12B.qld

Last Altered: Monday, June 22, 2020 11:38:36 AM Pacific Daylight Time  
Printed: Monday, June 22, 2020 11:39:26 AM Pacific Daylight Time

Name: 200609R2\_12, Date: 10-Jun-2020, Time: 07:57:34, ID: 2001009-10 PDI-078SC-B-02-05-200505 17.06, Description: PDI-078SC-B-02-05-200505

**Penta-Dioxins**

	Name	RT	m1 Height	m2 Height	m1 Resp	m2 Resp	RA	n/y	Resp	Conc.	EMPC	DL
1	Total Penta-Dioxins	29.24	1.024e5	1.884e5	8.323e3	1.555e4	0.54	YES	0.000e0	0.00000	7.9203	0.228
2	Total Penta-Dioxins	29.71	3.671e4	6.721e4	2.040e3	3.626e3	0.56	NO	5.667e3	2.0843	2.0843	0.228
3	Total Penta-Dioxins	30.22	1.036e5	1.607e5	6.575e3	9.036e3	0.73	YES	0.000e0	0.00000	5.4170	0.228
4	Total Penta-Dioxins	30.38	6.090e4	9.416e4	3.166e3	5.340e3	0.59	NO	8.506e3	3.1286	3.1286	0.228
5	Total Penta-Dioxins	30.47	4.140e4	6.796e4	2.361e3	3.737e3	0.63	NO	6.098e3	2.2428	2.2428	0.228
6	Total Penta-Dioxins	30.69	4.585e4	8.515e4	3.913e3	6.977e3	0.56	NO	1.089e4	4.0054	4.0054	0.228
7	Total Penta-Dioxins	31.02	1.146e4	2.042e4	6.054e2	1.125e3	0.54	NO	1.730e3	0.63647	0.63647	0.228
8	1,2,3,7,8-PeCDD	31.47	6.102e4	1.050e5	3.314e3	5.494e3	0.60	NO	8.808e3	3.2397	3.2397	0.228
9	Total Penta-Dioxins	31.53	2.123e4	2.926e4	1.363e3	1.798e3	0.76	YES	0.000e0	0.00000	1.0777	0.228
10	Total Penta-Dioxins	31.76	1.051e4	7.996e3	2.800e2	2.689e2	1.04	YES	0.000e0	0.00000	0.16120	0.228
11	Total Penta-Dioxins	31.83	1.870e4	3.274e4	1.128e3	1.983e3	0.57	NO	3.112e3	1.1444	1.1444	0.228

**Hexa-Dioxins**

	Name	RT	m1 Height	m2 Height	m1 Resp	m2 Resp	RA	n/y	Resp	Conc.	EMPC	DL
1	Total Hexa-Dioxins	33.32	1.333e6	1.094e6	7.142e4	5.743e4	1.24	NO	1.288e5	62.890	62.890	0.423
2	Total Hexa-Dioxins	33.88	1.766e5	1.481e5	9.633e3	7.732e3	1.25	NO	1.736e4	8.4758	8.4758	0.423
3	Total Hexa-Dioxins	34.14	1.213e6	9.948e5	8.596e4	6.866e4	1.25	NO	1.546e5	75.469	75.469	0.423
4	Total Hexa-Dioxins	34.26	8.329e4	6.886e4	5.222e3	3.967e3	1.32	NO	9.189e3	4.4852	4.4852	0.423
5	1,2,3,4,7,8-HxCDD	34.84	9.335e4	7.801e4	5.275e3	4.472e3	1.18	NO	9.748e3	4.8345	4.8345	0.395
6	1,2,3,6,7,8-HxCDD	34.93	4.473e5	3.605e5	2.763e4	2.282e4	1.21	NO	5.045e4	21.399	21.399	0.370
7	Total Hexa-Dioxins	35.11	5.621e4	4.115e4	3.417e3	2.839e3	1.20	NO	6.256e3	3.0537	3.0537	0.423
8	1,2,3,7,8,9-HxCDD	35.21	1.761e5	1.387e5	1.239e4	9.770e3	1.27	NO	2.216e4	10.889	10.889	0.456

**Hepta-Dioxins**

	Name	RT	m1 Height	m2 Height	m1 Resp	m2 Resp	RA	n/y	Resp	Conc.	EMPC	DL
1	Total Hepta-Dioxins	37.74	7.563e6	7.545e6	6.796e5	6.727e5	1.01	NO	1.352e6	827.68	827.68	1.11
2	1,2,3,4,6,7,8-HpCDD	38.76	7.641e6	7.597e6	5.706e5	5.614e5	1.02	NO	1.132e6	692.85	692.85	1.11

Dataset: U:\VG12.PRO\Results\200609R2\200609R2-12B.qld

Last Altered: Monday, June 22, 2020 11:38:36 AM Pacific Daylight Time  
Printed: Monday, June 22, 2020 11:39:26 AM Pacific Daylight Time

Name: 200609R2\_12, Date: 10-Jun-2020, Time: 07:57:34, ID: 2001009-10 PDI-078SC-B-02-05-200505 17.06, Description: PDI-078SC-B-02-05-200505

**Tetra-Furans**

	Name	RT	m1 Height	m2 Height	m1 Resp	m2 Resp	RA	n/y	Resp	Conc.	EMPC	DL
1	Total Tetra-Furans	20.33	7.810e3	1.252e4	6.518e2	9.057e2	0.72	NO	1.557e3	0.48283	0.48283	0.666
2	Total Tetra-Furans	20.86	1.654e5	1.952e5	1.375e4	1.765e4	0.78	NO	3.140e4	9.7335	9.7335	0.666
3	Total Tetra-Furans	21.47	1.705e7	2.257e7	1.497e6	1.984e6	0.75	NO	3.481e6	1079.1	1079.1	0.666
4	Total Tetra-Furans	21.93	1.422e5	1.760e5	1.490e4	1.812e4	0.82	NO	3.302e4	10.237	10.237	0.666
5	Total Tetra-Furans	22.02	1.423e5	1.971e5	1.658e4	2.233e4	0.74	NO	3.891e4	12.061	12.061	0.666
6	Total Tetra-Furans	22.43	1.495e6	1.975e6	1.490e5	2.021e5	0.74	NO	3.511e5	108.84	108.84	0.666
7	Total Tetra-Furans	22.92	4.112e5	5.631e5	4.071e4	5.423e4	0.75	NO	9.494e4	29.433	29.433	0.666
8	Total Tetra-Furans	23.10	4.193e4	5.745e4	3.749e3	4.475e3	0.84	NO	8.224e3	2.5495	2.5495	0.666
9	Total Tetra-Furans	23.30	2.716e5	3.575e5	2.403e4	3.192e4	0.75	NO	5.594e4	17.343	17.343	0.666
10	Total Tetra-Furans	23.74	5.410e4	7.200e4	4.733e3	6.359e3	0.74	NO	1.109e4	3.4385	3.4385	0.666
11	Total Tetra-Furans	23.88	3.582e4	4.759e4	2.378e3	3.240e3	0.73	NO	5.619e3	1.7418	1.7418	0.666
12	Total Tetra-Furans	24.04	6.341e5	8.730e5	5.329e4	7.312e4	0.73	NO	1.264e5	39.185	39.185	0.666
13	Total Tetra-Furans	24.13	7.459e5	1.015e6	6.327e4	8.413e4	0.75	NO	1.474e5	45.697	45.697	0.666
14	Total Tetra-Furans	24.66	8.808e6	1.150e7	7.142e5	9.504e5	0.75	NO	1.665e6	516.02	516.02	0.666
15	Total Tetra-Furans	24.94	2.870e5	3.881e5	2.410e4	3.143e4	0.77	NO	5.553e4	17.215	17.215	0.666
16	Total Tetra-Furans	25.14	2.811e4	3.373e4	2.325e3	2.720e3	0.85	NO	5.045e3	1.5639	1.5639	0.666
17	Total Tetra-Furans	25.38	9.336e4	1.373e5	6.073e3	8.781e3	0.69	NO	1.485e4	4.6048	4.6048	0.666
18	Total Tetra-Furans	25.48	9.381e5	1.318e6	5.519e4	7.580e4	0.73	NO	1.310e5	40.607	40.607	0.666
19	2,3,7,8-TCDF	25.60	9.265e6	1.247e7	7.200e5	9.622e5	0.75	NO	1.682e6	521.50	521.50	0.666
20	Total Tetra-Furans	25.96	3.731e5	5.077e5	2.788e4	3.644e4	0.77	NO	6.432e4	19.940	19.940	0.666
21	Total Tetra-Furans	26.23	6.145e4	8.218e4	4.107e3	5.581e3	0.74	NO	9.688e3	3.0033	3.0033	0.666
22	Total Tetra-Furans	27.02	4.449e4	2.734e4	2.677e3	1.632e3	1.64	YES	0.000e0	0.00000	0.89524	0.666
23	Total Tetra-Furans	27.29	1.737e4	1.376e4	1.129e3	7.396e2	1.53	YES	0.000e0	0.00000	0.40582	0.666
24	Total Tetra-Furans	27.61	1.422e6	1.524e6	9.733e4	1.034e5	0.94	YES	0.000e0	0.00000	56.757	0.666

**Penta-Furans function 1**

	Name	RT	m1 Height	m2 Height	m1 Resp	m2 Resp	RA	n/y	Resp	Conc.	EMPC	DL
1	1st Func. Penta-Furans	27.59	7.009e6	4.422e6	4.261e5	2.714e5	1.57	NO	6.975e5	189.35	189.35	0.0443

Dataset: U:\VG12.PRO\Results\200609R2\200609R2-12B.qld

Last Altered: Monday, June 22, 2020 11:38:36 AM Pacific Daylight Time  
Printed: Monday, June 22, 2020 11:39:26 AM Pacific Daylight Time

Name: 200609R2\_12, Date: 10-Jun-2020, Time: 07:57:34, ID: 2001009-10 PDI-078SC-B-02-05-200505 17.06, Description: PDI-078SC-B-02-05-200505

**Penta-Furans**

	Name	RT	m1 Height	m2 Height	m1 Resp	m2 Resp	RA	n/y	Resp	Conc.	EMPC	DL
1	Total Penta-Furans	29.06	3.615e5	2.132e5	2.191e4	1.320e4	1.66	NO	3.510e4	9.5302	9.5302	0.784
2	Total Penta-Furans	29.19	1.189e7	7.831e6	7.483e5	4.897e5	1.53	NO	1.238e6	336.08	336.08	0.784
3	Total Penta-Furans	29.77	4.470e5	3.072e5	3.098e4	2.042e4	1.52	NO	5.140e4	13.955	13.955	0.784
4	Total Penta-Furans	29.83	3.135e5	1.868e5	1.466e4	9.105e3	1.61	NO	2.377e4	6.4527	6.4527	0.784
5	Total Penta-Furans	29.99	3.464e6	2.272e6	1.907e5	1.233e5	1.55	NO	3.139e5	85.227	85.227	0.784
6	1,2,3,7,8-PeCDF	30.18	2.788e7	1.800e7	1.690e6	1.106e6	1.53	NO	2.796e6	746.19	746.19	0.812
7	Total Penta-Furans	30.44	1.167e7	7.685e6	6.728e5	4.378e5	1.54	NO	1.111e6	301.52	301.52	0.784
8	Total Penta-Furans	30.93	6.226e4	3.663e4	2.790e3	1.834e3	1.52	NO	4.624e3	1.2553	1.2553	0.784
9	Total Penta-Furans	31.05	1.824e5	1.196e5	8.709e3	5.965e3	1.46	NO	1.467e4	3.9837	3.9837	0.784
10	2,3,4,7,8-PeCDF	31.16	1.434e7	9.385e6	9.492e5	6.255e5	1.52	NO	1.575e6	415.28	415.28	0.721
11	Total Penta-Furans	31.47	5.335e4	2.910e4	3.682e3	1.945e3	1.89	YES	0.000e0	0.00000	1.3466	0.784
12	Total Penta-Furans	32.09	7.628e5	4.895e5	3.986e4	2.574e4	1.55	NO	6.561e4	17.811	17.811	0.784

**Hexa-Furans**

	Name	RT	m1 Height	m2 Height	m1 Resp	m2 Resp	RA	n/y	Resp	Conc.	EMPC	DL
1	Total Hexa-Furans	32.78	9.219e5	7.857e5	4.611e4	3.865e4	1.19	NO	8.475e4	36.009	36.009	1.02
2	Total Hexa-Furans	32.96	5.068e6	4.140e6	2.443e5	2.032e5	1.20	NO	4.476e5	190.15	190.15	1.02
3	Total Hexa-Furans	33.30	7.801e4	6.349e4	3.650e3	3.014e3	1.21	NO	6.665e3	2.8316	2.8316	1.02
4	Total Hexa-Furans	33.49	4.976e6	4.071e6	2.515e5	2.112e5	1.19	NO	4.626e5	196.55	196.55	1.02
5	Total Hexa-Furans	33.86	2.916e5	2.438e5	1.269e4	1.062e4	1.19	NO	2.331e4	9.9042	9.9042	1.02
6	1,2,3,4,7,8-HxCDF	33.96	2.766e7	2.327e7	1.572e6	1.323e6	1.19	NO	2.895e6	1277.0	1277.0	0.966
7	1,2,3,6,7,8-HxCDF	34.08	7.593e6	6.503e6	4.978e5	4.257e5	1.17	NO	9.235e5	360.16	360.16	0.891
8	Total Hexa-Furans	34.36	1.080e5	1.353e5	5.683e3	9.493e3	0.60	YES	0.000e0	0.00000	4.3617	1.02
9	Total Hexa-Furans	34.47	2.935e4	4.498e4	1.172e3	3.214e3	0.36	YES	0.000e0	0.00000	0.89921	1.02
10	2,3,4,6,7,8-HxCDF	34.67	1.752e6	1.472e6	1.027e5	8.653e4	1.19	NO	1.892e5	80.701	80.701	1.06
11	1,2,3,7,8,9-HxCDF	35.60	2.096e6	1.786e6	5.148e4	4.480e4	1.15	NO	9.628e4	52.127	52.127	1.42
12	Total Hexa-Furans	35.61	2.487e6	2.083e6	1.249e5	1.013e5	1.23	NO	2.262e5	96.104	96.104	1.02

Vista Analytical Laboratory

Dataset: U:\VG12.PRO\Results\200609R2\200609R2-12B.qld

Last Altered: Monday, June 22, 2020 11:38:36 AM Pacific Daylight Time

Printed: Monday, June 22, 2020 11:39:26 AM Pacific Daylight Time

Name: 200609R2\_12, Date: 10-Jun-2020, Time: 07:57:34, ID: 2001009-10 PDI-078SC-B-02-05-200505 17.06, Description: PDI-078SC-B-02-05-200505

Hepta-Furans

	Name	RT	m1 Height	m2 Height	m1 Resp	m2 Resp	RA	n/y	Resp	Conc.	EMPC	DL
1	1,2,3,4,6,7,8-HpCDF	37.35	5.672e6	5.728e6	4.573e5	4.590e5	1.00	NO	9.163e5	567.67	567.67	1.27
2	Total Hepta-Furans	37.76	8.921e4	8.399e4	6.753e3	6.249e3	1.08	NO	1.300e4	9.2654	9.2654	1.31
3	Total Hepta-Furans	37.97	6.511e6	6.432e6	5.861e5	5.860e5	1.00	NO	1.172e6	835.25	835.25	1.31
4	1,2,3,4,7,8,9-HpCDF	39.30	2.112e6	2.158e6	1.459e5	1.459e5	1.00	NO	2.918e5	211.02	211.02	1.16

Dataset: Untitled

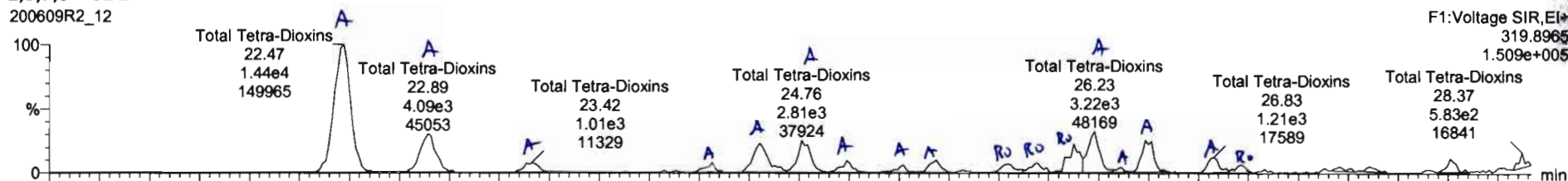
Last Altered: Wednesday, June 10, 2020 10:19:23 Pacific Daylight Time  
Printed: Wednesday, June 10, 2020 10:19:39 Pacific Daylight Time

Method: U:\VG12.PRO\MethDB\1613rrt-06-01-20.mdb 01 Jun 2020 11:54:45  
Calibration: U:\VG12.PRO\CurveDB\db5\_1613vg12-5-28-20.cdb 28 May 2020 16:52:08

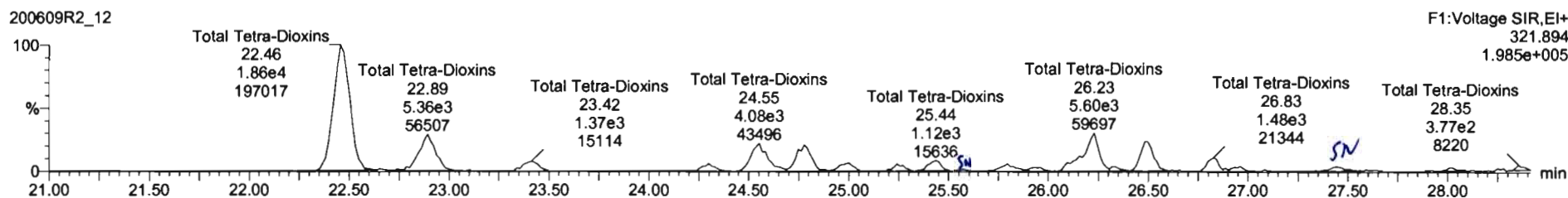
Name: 200609R2\_12, Date: 10-Jun-2020, Time: 07:57:34, ID: 2001009-10 PDI-078SC-B-02-05-200505 17.06, Description: PDI-078SC-B-02-05-200505

2,3,7,8-TCDD

200609R2\_12




200609R2\_12

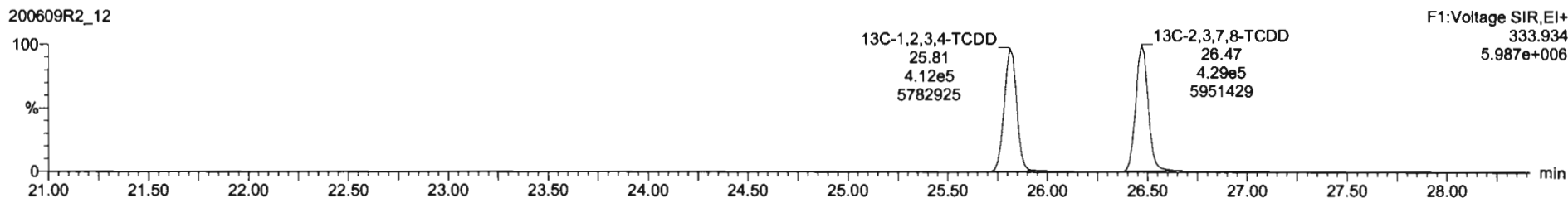


13C-2,3,7,8-TCDD

200609R2\_12

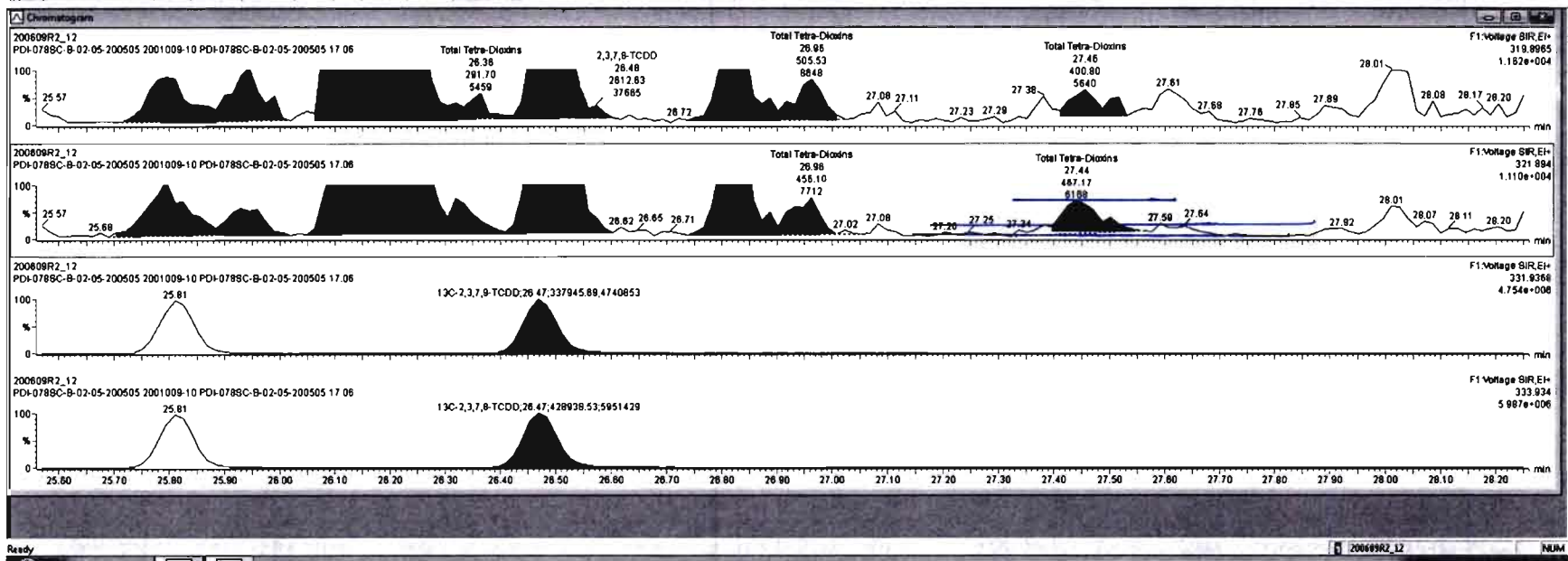


200609R2\_12



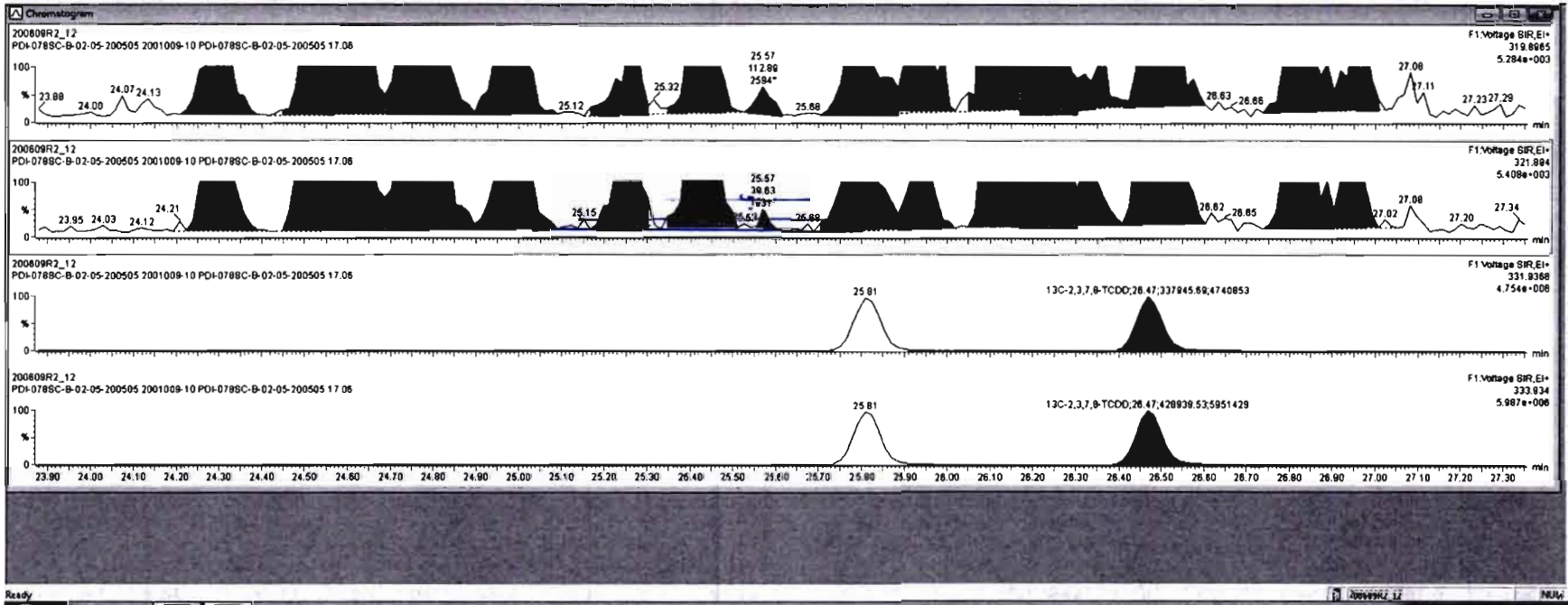
#	Name	Resp	RA	n/y	RPF	wt/Vol	Prod RT	RT	RRT	Conc.	%Rec	DL	EMPC
38	Total Tetra-Dioxins				0.9553	16.078	24.62			25.2		0.228	25.2
40	Total Penta-Dioxins				0.9091	10.078	29.99			25.2		0.228	32.8
41	Total Hexa-Dioxins				0.8923	10.078	33.83			186		0.423	190
42	Total Hepta-Dioxins				0.8639	10.078	37.64			1510		1.11	1510
43	Total Tetra-Furans				0.7510	10.078	23.61			2450		0.666	2510
44	1st Func. Penta-Furans				0.8925	10.078	27.58			189		0.0443	199

#	Name	RT	m1 Resp	m2 Resp	RA	n/y	EMPC	Conc.
1	Total Tetra-Dioxins	26.36	2.917e2	3.690e2	0.79	NO	0.19247	0.19247
2	Total Tetra-Dioxins	26.23	5.335e3	5.800e3	0.95	YES	2.8875	0.00000
3	Total Tetra-Dioxins	25.94	7.165e2	4.415e2	1.83	YES	0.22766	0.00000
4	Total Tetra-Dioxins	25.80	8.521e2	8.187e2	0.93	YES	0.47371	0.00000
5	Total Tetra-Dioxins	25.44	9.241e2	1.212e3	0.78	NO	0.62212	0.62212
6	Total Tetra-Dioxins	25.27	4.853e2	8.848e2	0.88	NO	0.33498	0.33498



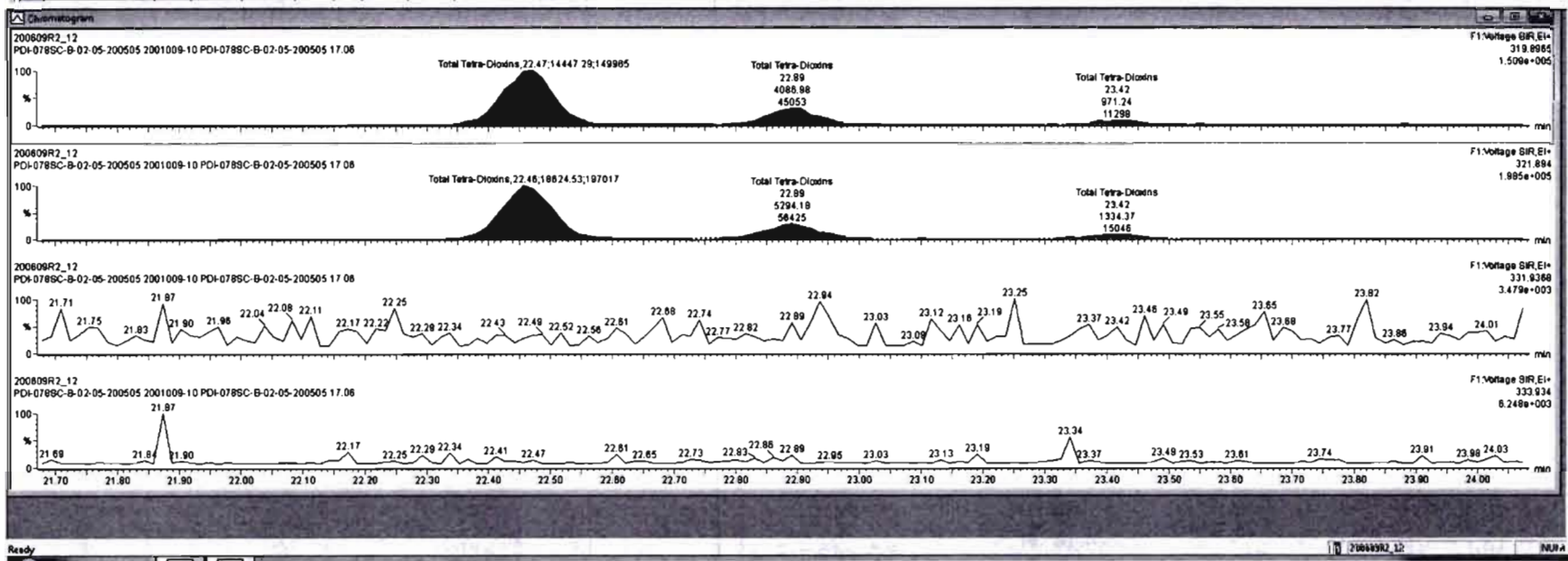
#	Name	Resp	RA	n/y	RRF	wtAval	Prod.RT	RT	RRT	Conc.	%Rec	DL	EMPC
39	Total Tetra-Chlorine				0.8983	10.078	24.82			23.8		0.228	26.8
40	Total Penta-Chlorine				0.9081	10.078	28.98			25.2		0.228	32.8
41	Total Hexa-Chlorine				0.8923	10.078	33.83			186		0.423	190
42	Total Hepta-Chlorine				0.8636	10.078	37.84			1510		1.11	1510
43	Total Tetra-Furans				0.7510	10.078	23.81			2450		0.886	2510
44	1st Func. Penta-Furans				0.8925	10.078	27.59			189		0.0443	189

#	Name	RT	m1 Resp	m2 Resp	RA	n/y	EMPC	Conc.
1	Total Tetra-Chlorine	22.47	1.445e4	1.862e4	0.78	NO	0.6341	0.6341
2	Total Tetra-Chlorine	22.89	4.087e3	5.294e3	0.77	NO	2.7328	2.7328
3	Total Tetra-Chlorine	23.47	0.717e7	1.946e7	0.73	NO	0.87166	0.87166



#	Name	Rfexp	RA	rly	RFI	wtAnal	Prod RT	RT	RRT	Conc.	%Rec	DL	EMPC
38	Total Tetra-Dioxins				0.8983	10.078	24.85			21.8		0.239	25.8
40	Total Penta-Dioxins				0.8081	10.078	28.90			25.2		0.228	32.8
41	Total Hexa-Dioxins				0.8923	10.078	33.83			186		0.423	190
42	Total Hepta-Dioxins									1510		1.11	1510
43	Total Tetra-Furans				0.7510	10.078	23.81			2450		0.688	2510
44	1st Func. Penta-Furans				0.8925	10.078	27.58			189		0.0443	189

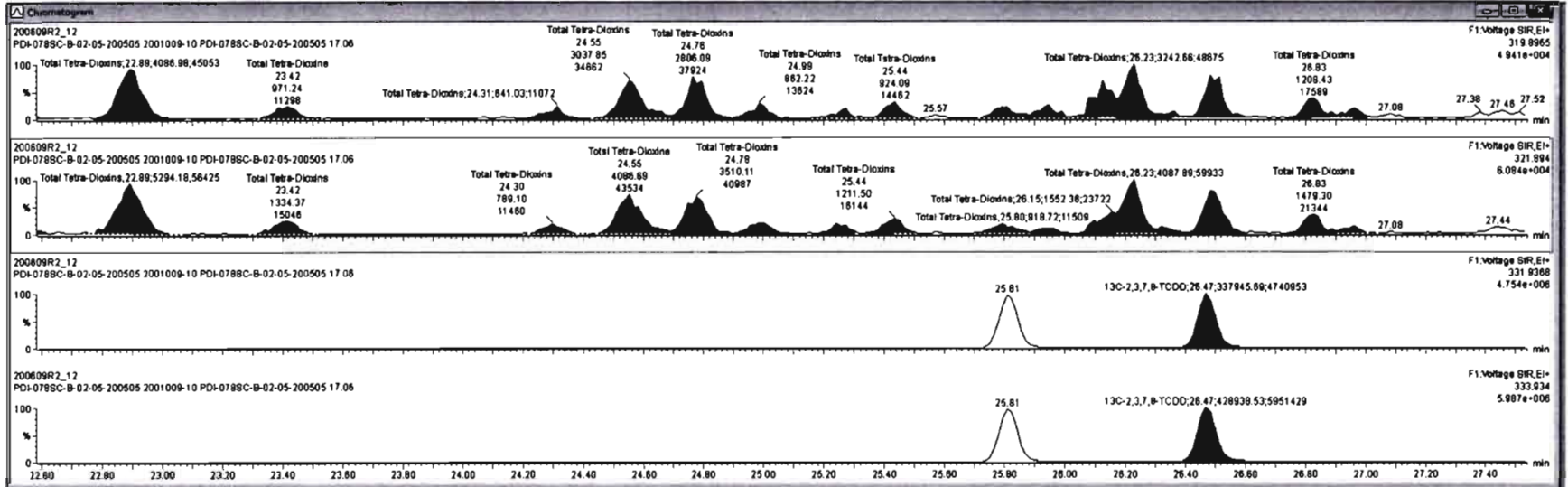
#	Name	RT	m1 Resp	m2 Resp	RA	rly	EMPC	Conc.
1	Total Tetra-Dioxins	26.36	2.817e2	3.880e2	0.79	NO	0.16247	0.16247
2	Total Tetra-Dioxins	26.23	5.335e3	5.800e3	0.95	YES	2.8875	0.00000
3	Total Tetra-Dioxins	25.94	7.185e2	4.415e2	1.63	YES	0.22786	0.00000
4	Total Tetra-Dioxins	25.80	8.521e2	8.187e2	0.93	YES	0.47371	0.00000
5	Total Tetra-Dioxins	25.44	8.241e2	1.212e3	0.78	NO	0.82212	0.82212
6	Total Tetra-Dioxins	25.27	4.853e2	6.846e2	0.88	NO	0.33488	0.33488

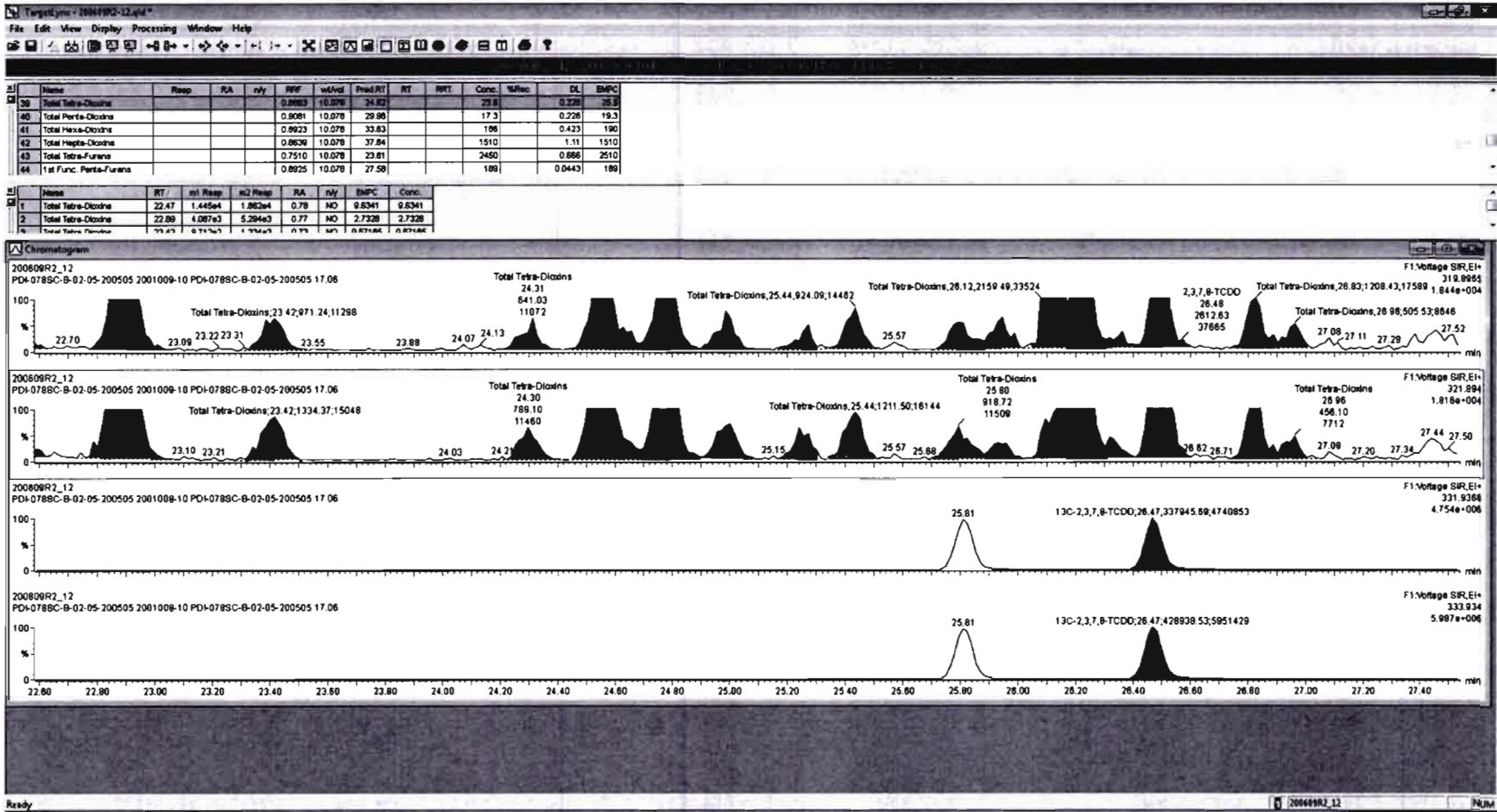




#	Name	Resp	RA	rly	RFI	VolAve	Prod.RT	RT	RRT	Conc.	%Area	OL	EMPC
38	Total Tetra-Dioxins				0.8623	10.078	24.82			23.8		0.226	25.5
40	Total Penta-Dioxins				0.8081	10.078	29.96			17.3		0.226	19.3
41	Total Hexa-Dioxins				0.8623	10.078	33.83			1.86		0.423	190
42	Total Hepta-Dioxins				0.8623	10.078	37.94			1510		1.11	1510
43	Total Tetra-Furans				0.7510	10.078	22.81			2450		0.666	2510
44	1st Func. Penta-Furans				0.8925	10.078	27.58			189		0.0443	189

#	Name	RT	m1 Resp	m2 Resp	RA	rly	EMPC	Conc.
1	Total Tetra-Dioxins	22.47	1.445e4	1.882e4	0.78	NO	9.6341	9.6341
2	Total Tetra-Dioxins	22.80	4.087e3	5.294e3	0.77	NO	2.7328	2.7328





Dataset: Untitled

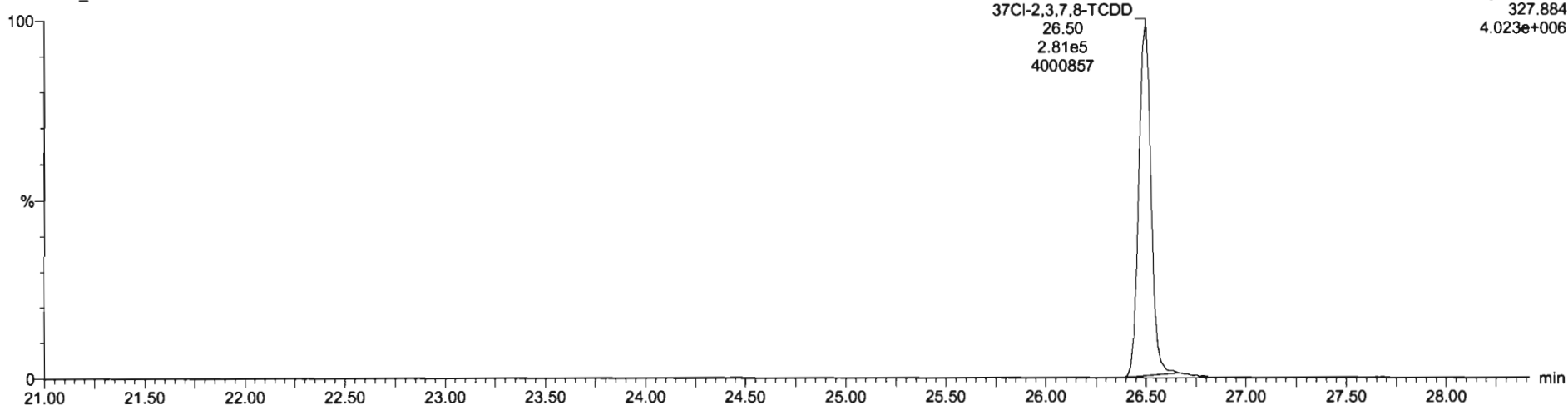
Last Altered: Wednesday, June 10, 2020 10:19:23 Pacific Daylight Time

Printed: Wednesday, June 10, 2020 10:19:39 Pacific Daylight Time

Name: 200609R2\_12, Date: 10-Jun-2020, Time: 07:57:34, ID: 2001009-10 PDI-078SC-B-02-05-200505 17.06, Description: PDI-078SC-B-02-05-200505

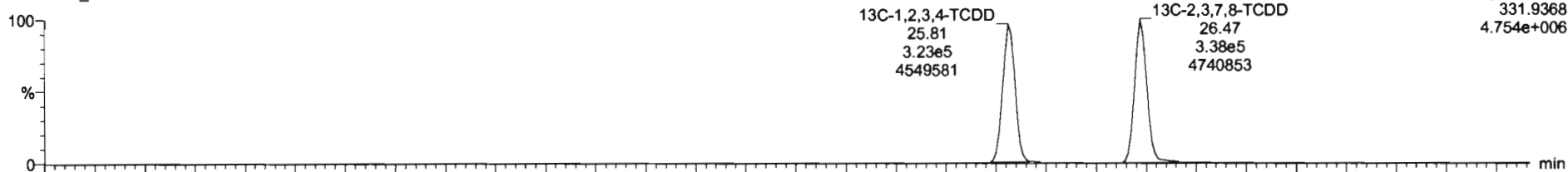
**37Cl-2,3,7,8-TCDD**

200609R2\_12

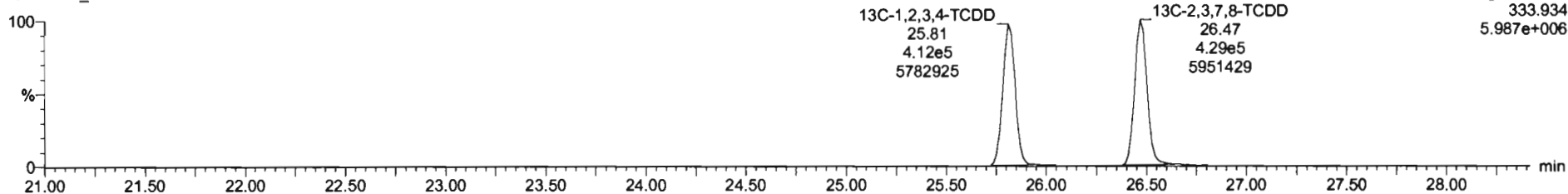


**13C-1,2,3,4-TCDD**

200609R2\_12



200609R2\_12



Dataset: Untitled

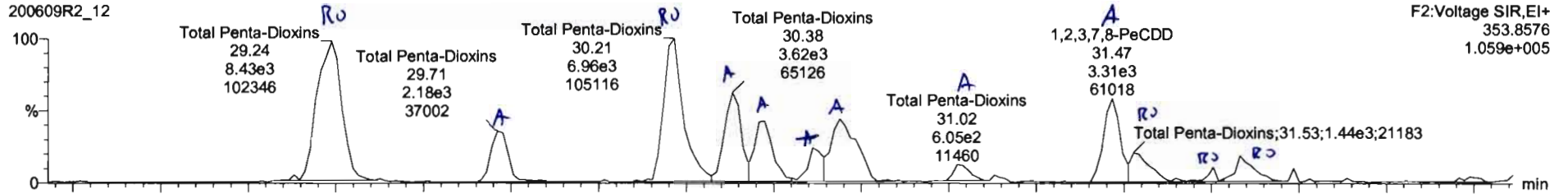
Last Altered: Wednesday, June 10, 2020 10:19:23 Pacific Daylight Time  
Printed: Wednesday, June 10, 2020 10:19:39 Pacific Daylight Time

Name: 200609R2\_12, Date: 10-Jun-2020, Time: 07:57:34, ID: 2001009-10 PDI-078SC-B-02-05-200505 17.06, Description: PDI-078SC-B-02-05-200505

HW 06/17/2020

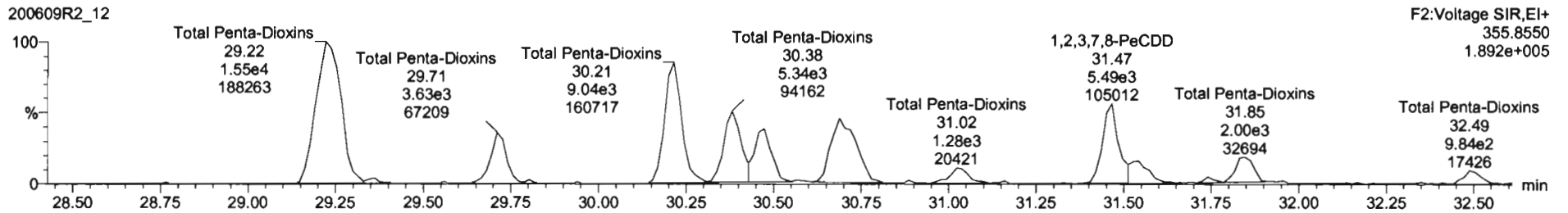
1,2,3,7,8-PeCDD

200609R2\_12



F2:Voltage SIR,EI+  
353.8576  
1.059e+005

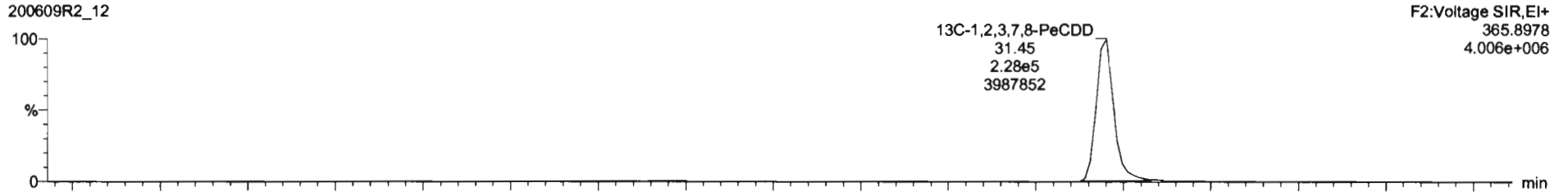
200609R2\_12



F2:Voltage SIR,EI+  
355.8550  
1.892e+005

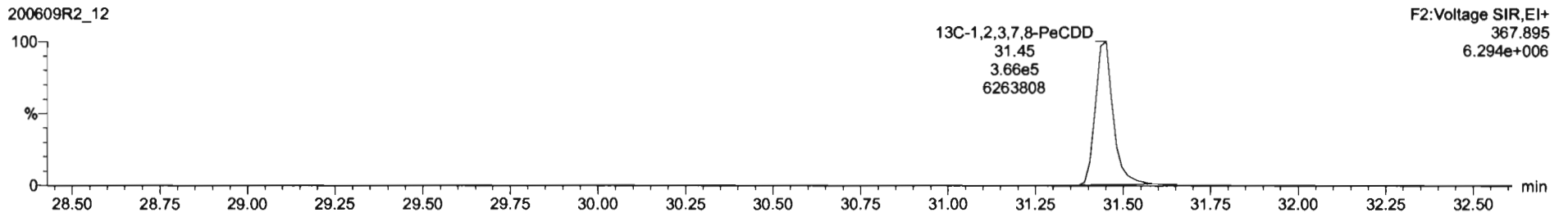
13C-1,2,3,7,8-PeCDD

200609R2\_12



F2:Voltage SIR,EI+  
365.8978  
4.006e+006

200609R2\_12

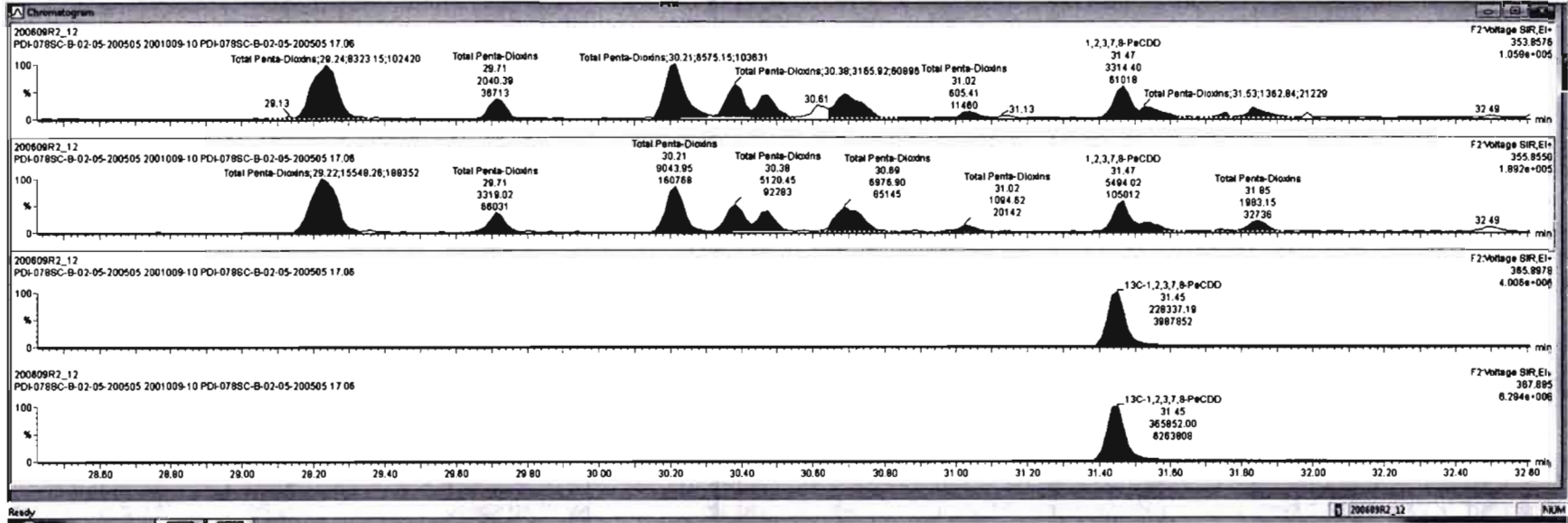


F2:Voltage SIR,EI+  
367.895  
6.294e+006



SI	Name	Retap	RA	rvy	RFV	vsVol	Prod.RT	RT	RRT	Conc.	%Rec	DL	EMPC
39	Total Tetra-Dioxins				0.8003	10.078	24.62			23.8		0.228	25.5
40	Total Penta-Dioxins				0.8003	10.078	29.88			18.3		0.228	30.9
41	Total Hexa-Dioxins				0.8003	10.078	33.83			1.86		0.423	1.80
42	Total Hepta-Dioxins				0.8003	10.078	37.54			1510		1.11	1510
43	Total Tetra-Furans				0.7510	10.078	23.81			2450		0.868	2510
44	1st Func. Penta-Furans				0.8925	10.078	27.58			1.88		0.0443	1.88

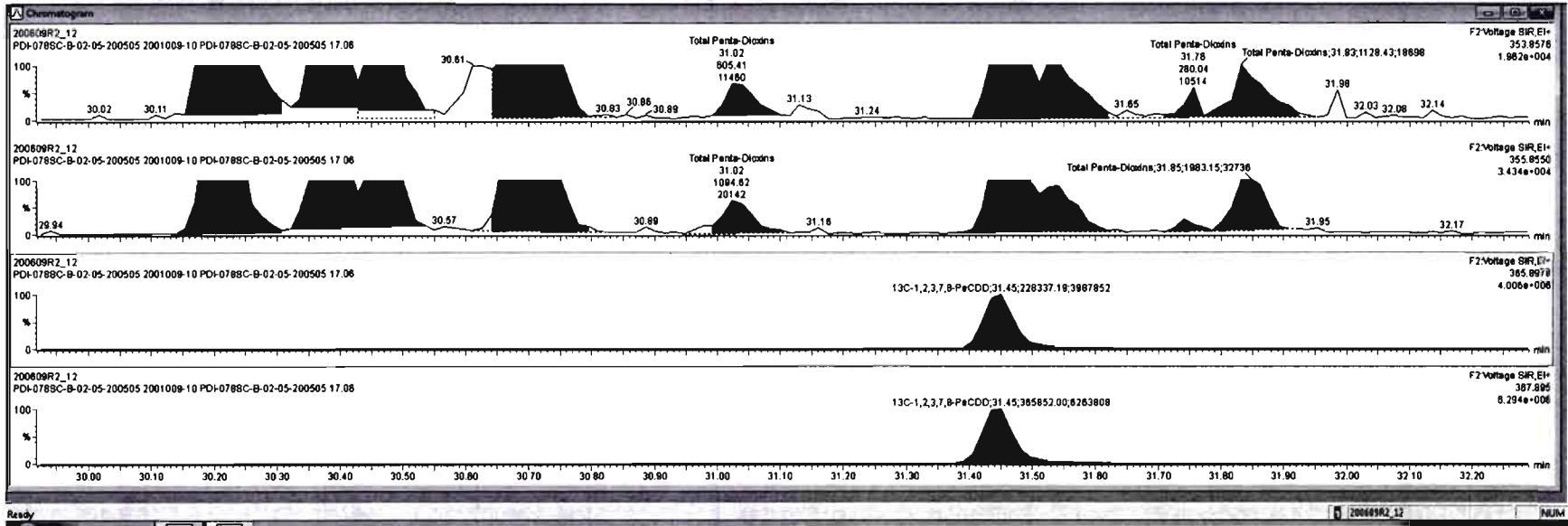
SI	Name	RT	ret Resp	in2 Resp	RA	rvy	EMPC	Conc.
1	Total Penta-Dioxins	29.24	8.323e3	1.555e4	0.54	YES	7.9203	0.00000
2	Total Penta-Dioxins	29.71	2.040e3	3.319e3	0.61	NO	1.9712	1.9712
3	Total Penta-Dioxins	30.21	8.575e3	9.044e3	0.73	YES	5.4219	0.00000
4	Total Penta-Dioxins	30.38	3.166e3	5.120e3	0.82	NO	3.0477	3.0477
5	Total Penta-Dioxins	30.47	2.361e3	3.737e3	0.63	NO	2.2428	2.2428
6	Total Penta-Dioxins	30.89	3.913e3	8.977e3	0.58	NO	4.0054	4.0054
7	Total Penta-Dioxins	31.02	8.054e3	1.085e3	0.55	NO	0.82527	0.62527
8	1,2,3,7,8-PeCDD	31.47	3.314e3	5.484e3	0.80	NO	3.2387	3.2387



Targetlyn - 2006092-12.qtd  
 File Edit View Display Processing Window Help

#	Name	Reap	RA	ry	RFP	wtVol	ProdRT	RT	RRT	Conc	%Rec	DL	EWPC
39	Total Tetra-Dioxins				0.8953	10.078	24.82			29.9		0.238	25.5
40	Total Penta-Dioxins				0.8991	10.078	28.91			18.2		0.238	29.8
41	Total Hexa-Dioxins				0.8923	10.078	33.63			1.88		0.423	190
42	Total Hepta-Dioxins				0.8938	10.078	37.84			1510		1.11	1510
43	Total Tolu-Furans				0.7510	10.078	23.81			2450		0.686	2510
44	1st Func. Penta-Furans				0.8925	10.078	27.59			189		0.0443	189

#	Name	RT	m1 Reap	m2 Reap	RA	ry	EWPC	Conc.
1	Total Penta-Dioxins	29.24	8.323e3	1.555e4	0.54	YES	7.9203	0.00000
2	Total Penta-Dioxins	29.71	2.040e3	3.319e3	0.81	NO	1.9712	1.9712
3	Total Penta-Dioxins	30.21	6.575e3	9.044e3	0.73	YES	5.4219	0.00000
4	Total Penta-Dioxins	30.38	3.188e3	5.120e3	0.82	NO	3.0477	3.0477
5	Total Penta-Dioxins	30.47	2.361e3	3.737e3	0.83	NO	2.2428	2.2428
6	Total Penta-Dioxins	30.89	3.913e3	6.977e3	0.56	NO	4.0064	4.0064
7	Total Penta-Dioxins	31.02	6.054e2	1.095e3	0.55	NO	0.82527	0.82527
8	1,2,3,7,8-PeCDD	31.47	3.314e3	5.494e3	0.80	NO	3.2397	3.2397



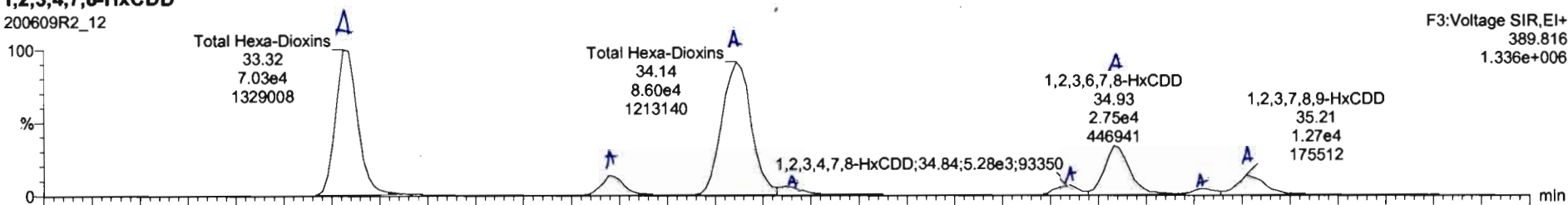
Dataset: Untitled

Last Altered: Wednesday, June 10, 2020 10:19:23 Pacific Daylight Time  
Printed: Wednesday, June 10, 2020 10:19:39 Pacific Daylight Time

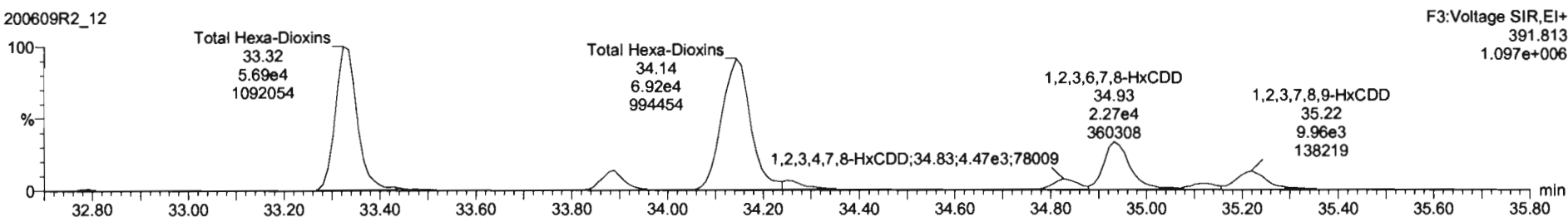
Name: 200609R2\_12, Date: 10-Jun-2020, Time: 07:57:34, ID: 2001009-10 PDI-078SC-B-02-05-200505 17.06, Description: PDI-078SC-B-02-05-200505

1,2,3,4,7,8-HxCDD

200609R2\_12




200609R2\_12

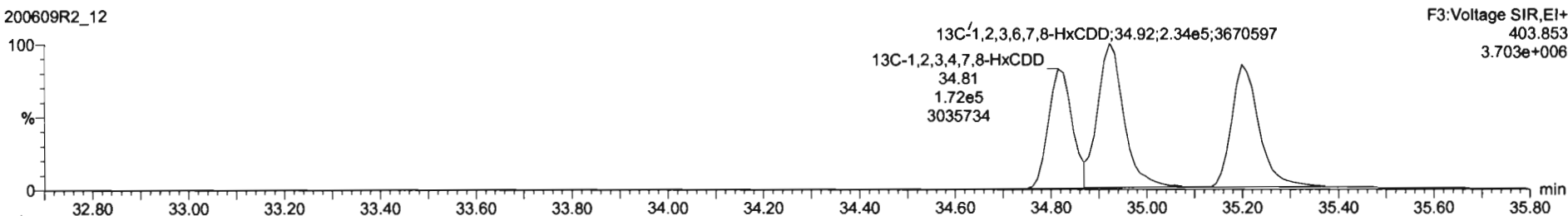


13C-1,2,3,4,7,8-HxCDD

200609R2\_12



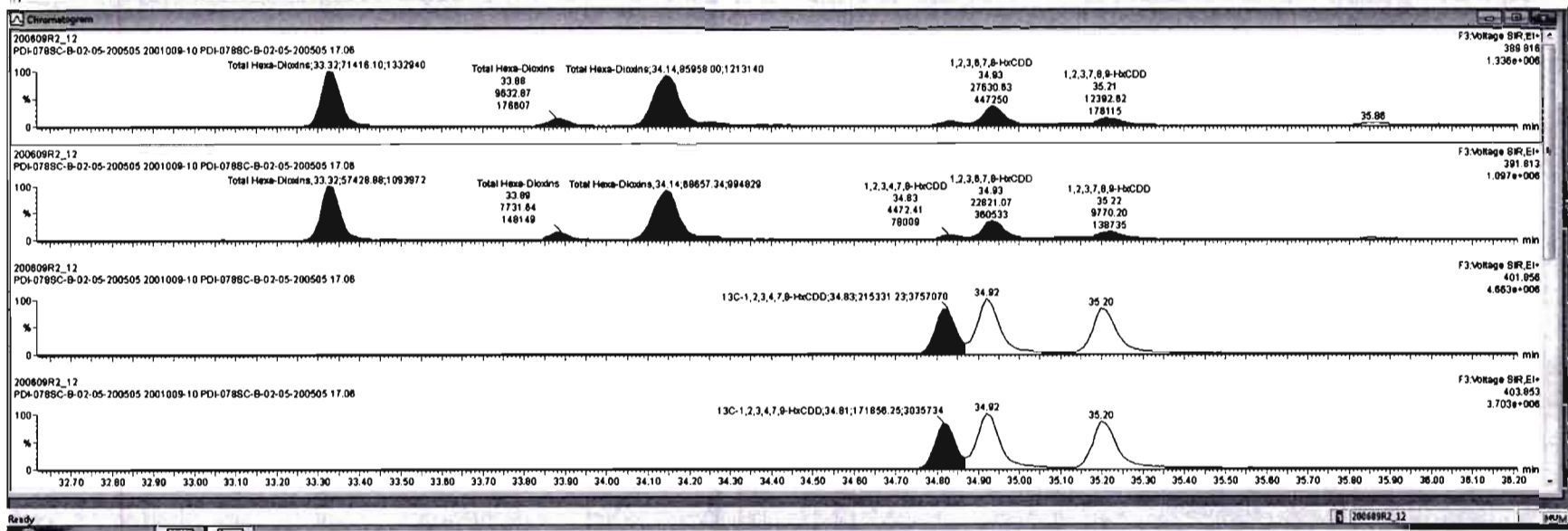
200609R2\_12





ID	Name	Resp	RA	n/y	RFI	wt/ret	Pred RT	RT	RRT	Conc.	%Rec	DL	EMPC
39	Total Tetra-Dioxins				0.8663	10.078	24.82			23.8		0.228	25.5
40	Total Penta-Dioxins				0.9081	10.078	29.96			18.3		0.228	30.9
41	Total Hexa-Dioxins				0.8933	10.078	33.83			1.81		0.432	181
42	Total Hepta-Dioxins				0.8630	10.078	37.84			1510		1.11	1510
43	Total Tetra-Furans				0.7510	10.078	23.81			2450		0.688	2510
44	1st Func. Penta-Furans				0.8825	10.078	27.58			188		0.0443	188

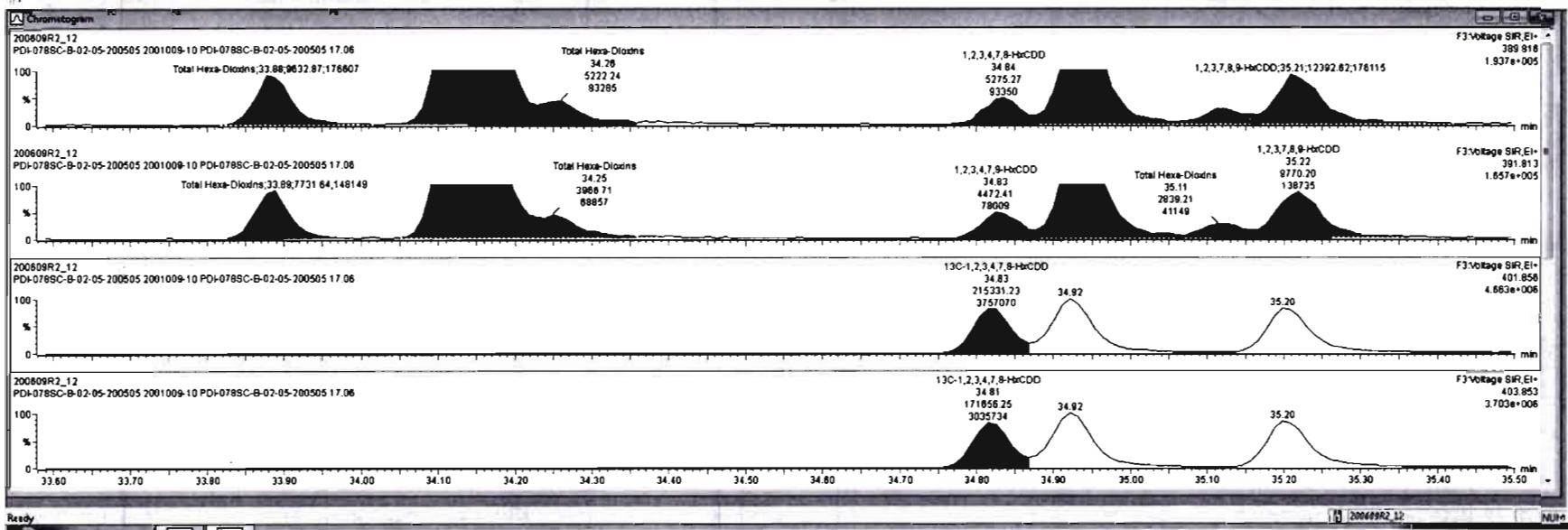
ID	Name	RT	m1 Resp	m2 Resp	RA	n/y	EMPC	Conc.
1	Total Hexa-Dioxins	33.32	7.142e4	5.743e4	1.24	NO	62.880	62.880
2	Total Hexa-Dioxins	33.88	8.830e3	7.732e3	1.25	NO	8.4758	8.4758
3	Total Hexa-Dioxins	34.14	8.586e4	8.065e4	1.25	NO	75.468	75.468
4	Total Hexa-Dioxins	34.28	5.222e3	3.987e3	1.32	NO	4.4852	4.4852
5	1,2,3,4,7,8-HxCDD	34.84	5.275e3	4.472e3	1.18	NO	4.8345	4.8345
6	1,2,3,6,7,8-HxCDD	34.83	2.783e4	2.282e4	1.21	NO	21.308	21.308
7	Total Hexa-Dioxins	35.11	3.417e3	2.839e3	1.20	NO	3.0537	3.0537
8	1,2,3,7,8,9-HxCDD	35.21	1.239e4	9.770e3	1.27	NO	10.888	10.888





#	Name	Resp	RA	n/y	RF	wtAval	Prod RT	RT	RRT	Conc	%Rec	DL	EMPC
39	Total Tetra-Dioxins				0.8663	10.078	24.62			23.8		0.226	25.5
40	Total Penta-Dioxins				0.8081	10.078	29.98			19.3		0.226	30.9
41	Total Hexa-Dioxins				0.8626	10.078	33.62			1.81		0.423	188
42	Total Hexa-Dioxins				0.8630	10.078	37.64			1510		1.11	1510
43	Total Tetra-Furans				0.7510	10.078	23.81			2450		0.868	2510
44	1st Func. Penta-Furans				0.8925	10.078	27.58			180		0.0443	189

#	Name	RT	m1 Resp	m2 Resp	RA	n/y	EMPC	Conc.
1	Total Hexa-Dioxins	33.32	7.142e4	5.743e4	1.24	NO	62.890	62.890
2	Total Hexa-Dioxins	33.80	8.633e3	7.732e3	1.25	NO	8.4758	8.4758
3	Total Hexa-Dioxins	34.14	8.596e4	6.896e4	1.25	NO	75.469	75.469
4	Total Hexa-Dioxins	34.26	5.222e3	3.987e3	1.32	NO	4.4852	4.4852
5	1,2,3,4,7,8-HxCDD	34.84	5.275e3	4.472e3	1.18	NO	4.8345	4.8345
6	1,2,3,6,7,8-HxCDD	34.83	2.783e4	2.282e4	1.21	NO	21.399	21.399
7	Total Hexa-Dioxins	35.11	3.417e3	2.839e3	1.20	NO	3.0537	3.0537
8	1,2,3,7,8,9-HxCDD	35.21	1.239e4	9.770e3	1.27	NO	10.889	10.889



Dataset: Untitled


Last Altered: Wednesday, June 10, 2020 10:19:23 Pacific Daylight Time

Printed: Wednesday, June 10, 2020 10:19:39 Pacific Daylight Time

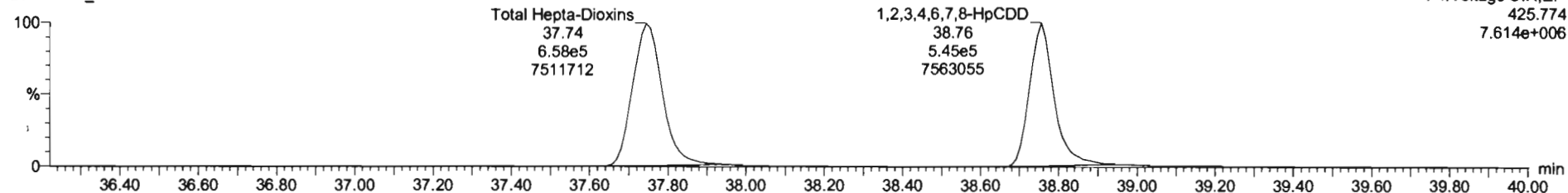
Name: 200609R2\_12, Date: 10-Jun-2020, Time: 07:57:34, ID: 2001009-10 PDI-078SC-B-02-05-200505 17.06, Description: PDI-078SC-B-02-05-200505

**1,2,3,4,6,7,8-HpCDD**

200609R2\_12

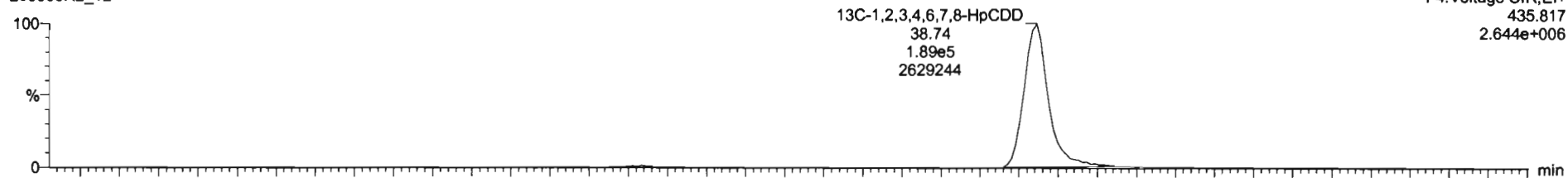


200609R2\_12

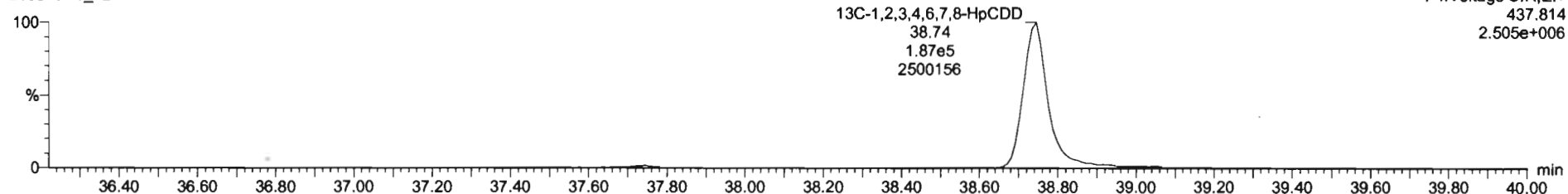


**13C-1,2,3,4,6,7,8-HpCDD**

200609R2\_12



200609R2\_12

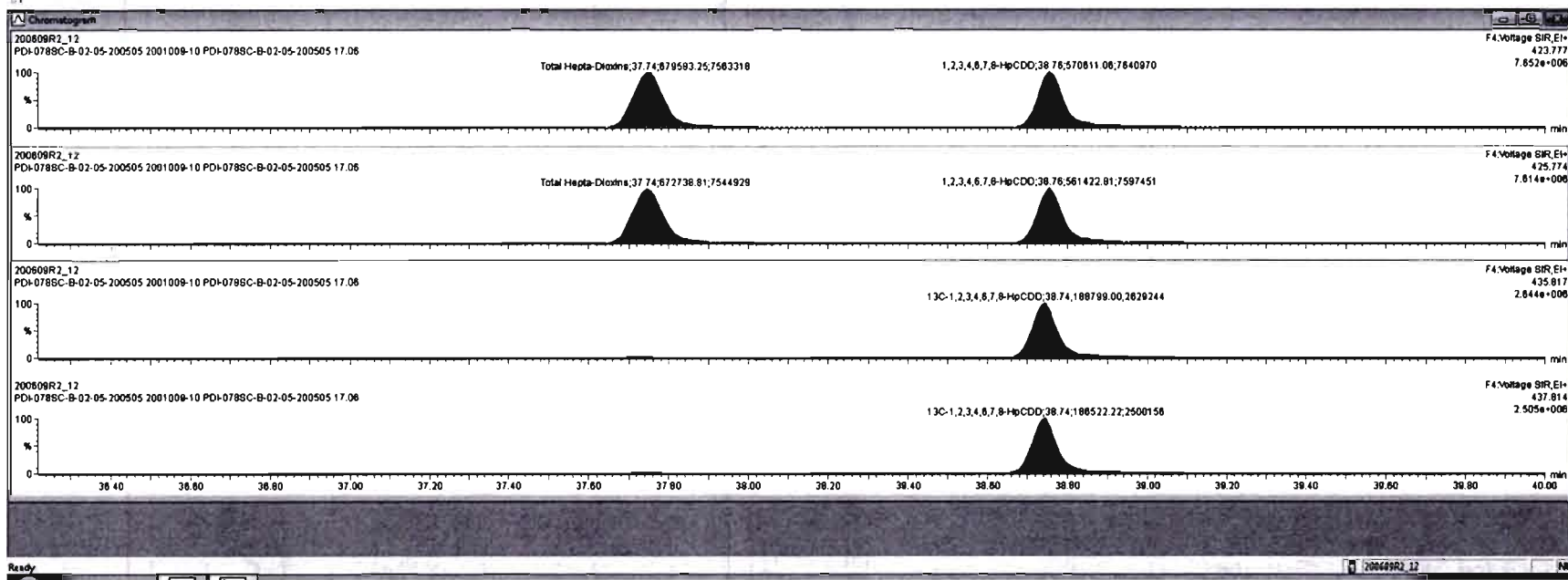


TargetLynx - 200609R2\_12.q44

File Edit View Display Processing Window Help

#	Name	Reop	RA	n/y	RRF	StdDev	Peak RT	RT	RRT	Conc	%Rec	DL	EMPC
38	Total Tetra-Dioxins				0.8863	10.078	24.62			23.8		0.228	25.5
40	Total Penta-Dioxins				0.9091	10.078	28.96			18.3		0.228	30.8
41	Total Hexa-Dioxins				0.8923	10.078	33.83			191		0.423	191
42	Total Hepta-Dioxins				0.8838	10.078	37.84			1520		1.11	1520
43	Total Tetra-Furans				0.7510	10.078	23.81			2450		0.888	2510
44	1st Func. Penta-Furans				0.8925	10.078	27.59			189		0.0443	189

#	Name	RT	m1 Reop	m2 Reop	RA	n/y	EMPC	Conc.
1	Total Hepta-Dioxins	37.74	6.706e5	6.727e5	1.01	NO	827.88	827.88
2	1,2,3,4,6,7,8-HpCDD	38.76	5.706e5	5.814e5	1.02	NO	682.85	682.85



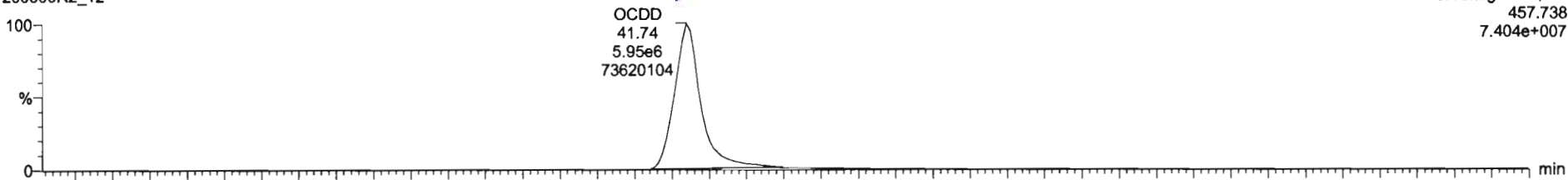
Dataset: Untitled

Last Altered: Wednesday, June 10, 2020 10:19:23 Pacific Daylight Time  
Printed: Wednesday, June 10, 2020 10:19:39 Pacific Daylight Time

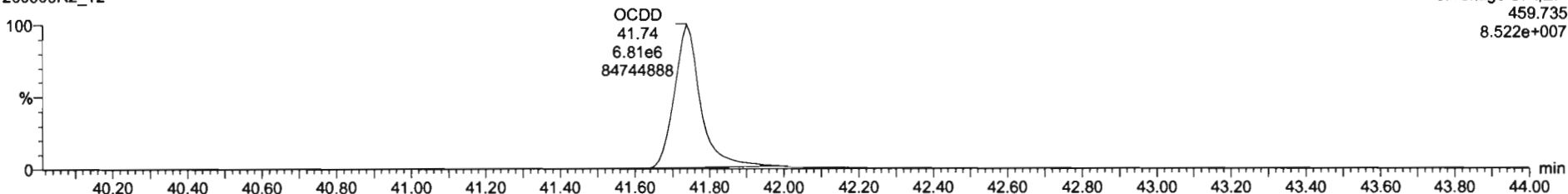
Name: 200609R2\_12, Date: 10-Jun-2020, Time: 07:57:34, ID: 2001009-10 PDI-078SC-B-02-05-200505 17.06, Description: PDI-078SC-B-02-05-200505

**OCDD**

200609R2\_12

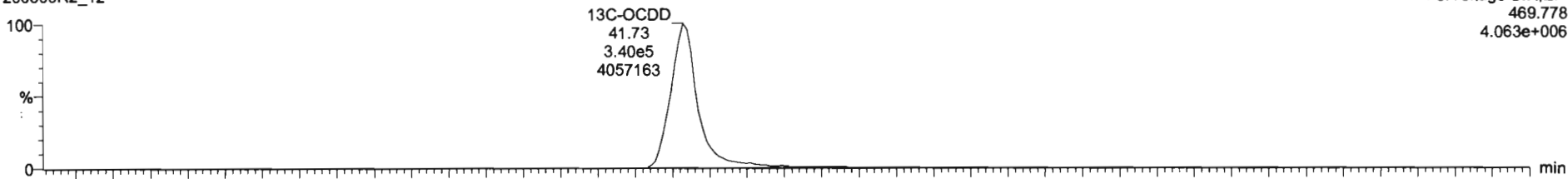


200609R2\_12

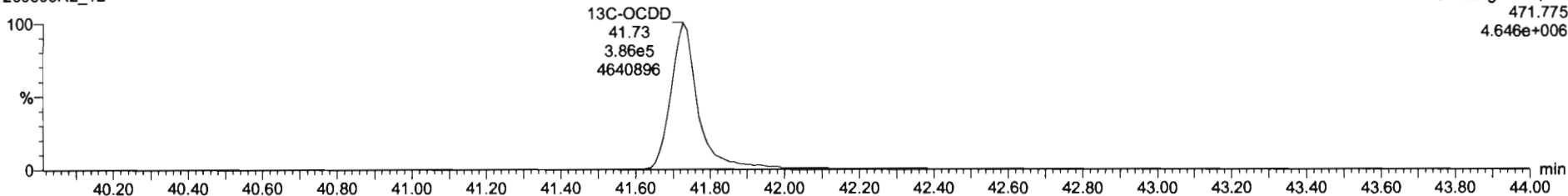


**13C-OCDD**

200609R2\_12



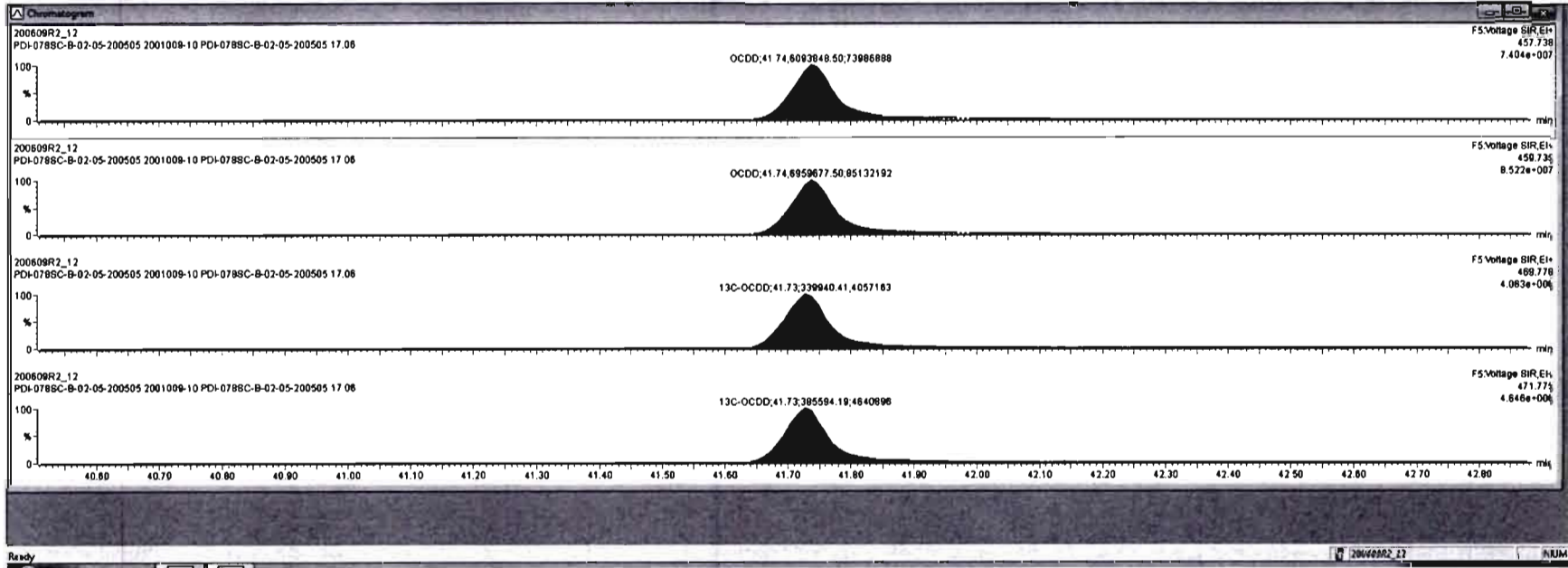
200609R2\_12



Targetlyn - 2004092-12.spl  
 File Edit View Display Processing Window Help

#	Name	Resp	RA	n/y	RF	wtVol	Prod RT	RT	RRT	Conc.	%Rec	DL	EMPC
7	OCDD	1.21e7	0.74	NO	0.9738	10.078	41.73	41.73	1.000	518		1.81	7658
8	2,3,7,8-TCDF	1.05e6	0.74	NO	0.7510	10.078	25.80	25.80	1.001	518		0.880	518
9	1,2,3,7,8-PeCDF	2.75e6	1.53	NO	0.8925	10.078	30.19	30.18	1.000	734		0.812	734
10	2,3,4,7,8-PeCDF	1.55e6	1.51	NO	0.8248	10.078	31.18	31.18	1.000	412		0.721	412
11	1,2,3,4,7,8-HxCDF	2.89e6	1.19	NO	0.8845	10.078	33.84	33.86	1.001	1280		0.968	1280
12	1,2,3,6,7,8-HxCDF	9.19e5	1.14	NO	0.8952	10.078	34.08	34.08	1.000	358		0.891	358

#	Name	RT	m1 Resp	m2 Resp	RA	n/y	EMPC	Conc.
1								




Dataset: Untitled

Last Altered: Wednesday, June 10, 2020 10:19:23 Pacific Daylight Time  
Printed: Wednesday, June 10, 2020 10:19:39 Pacific Daylight Time

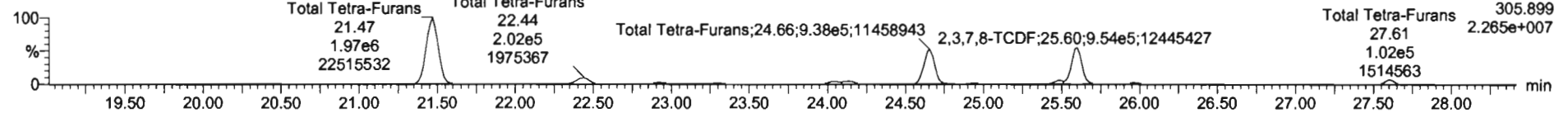
Name: 200609R2\_12, Date: 10-Jun-2020, Time: 07:57:34, ID: 2001009-10 PDI-078SC-B-02-05-200505 17.06, Description: PDI-078SC-B-02-05-200505

**2,3,7,8-TCDF**

200609R2\_12

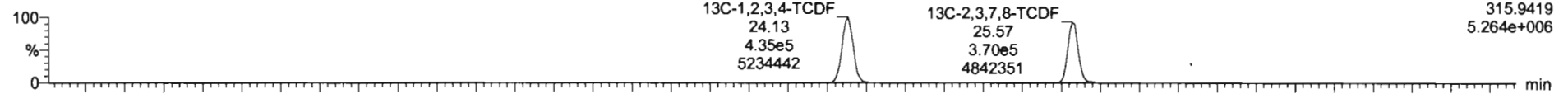


200609R2\_12

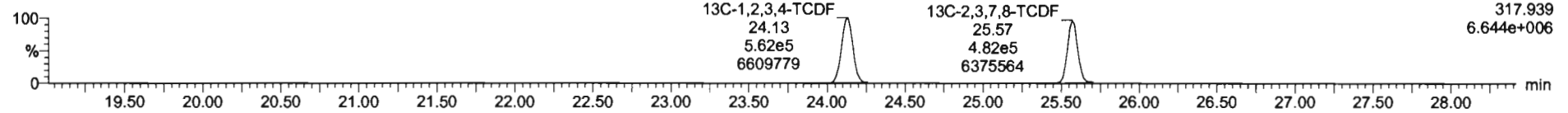


**13C-2,3,7,8-TCDF**

200609R2\_12

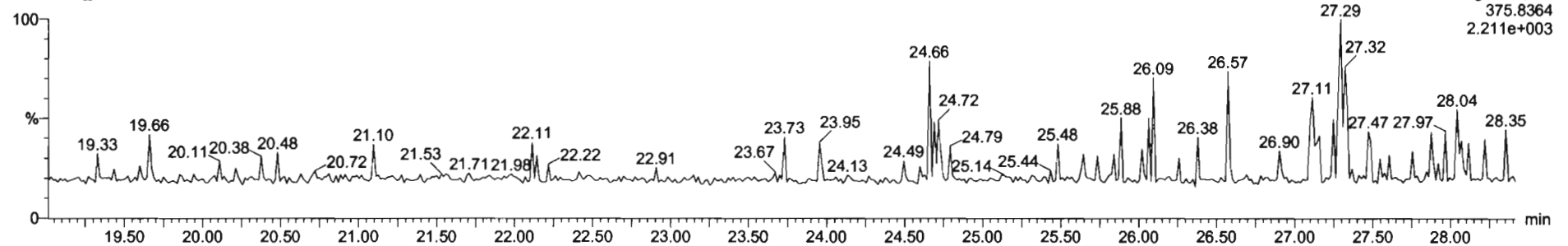


200609R2\_12



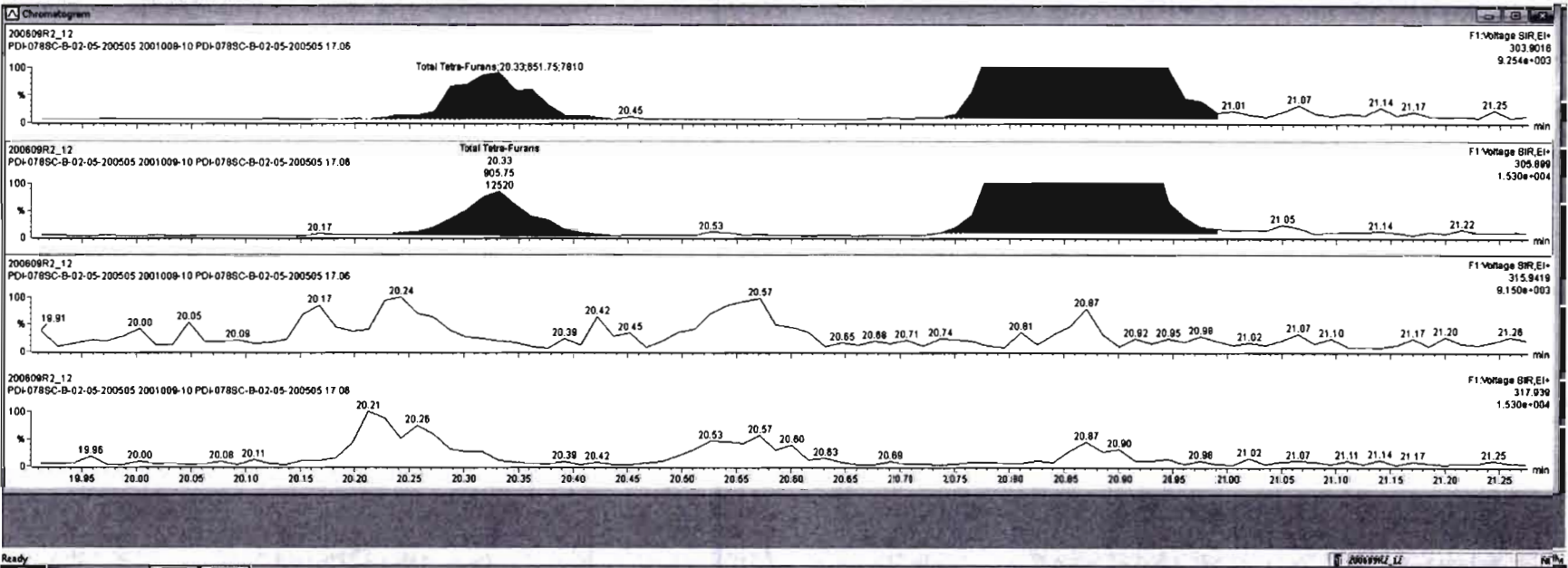
**DPE1**

200609R2\_12



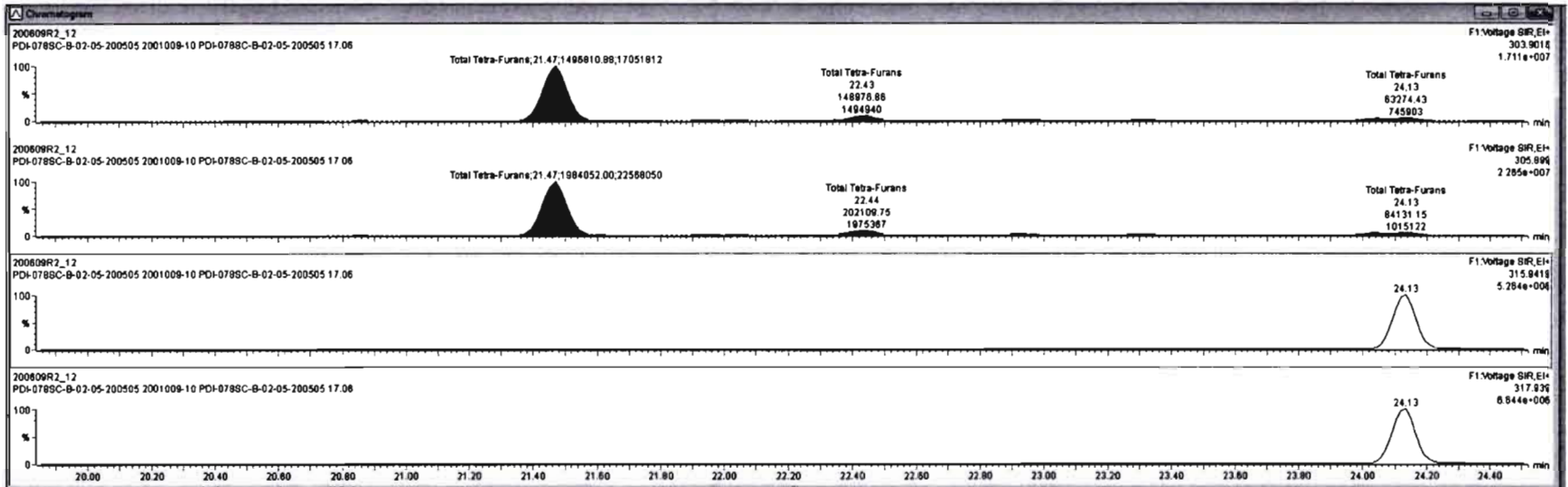
#	Name	Resp	RA	n/y	RFV	wtAval	Prod RT	RT	IRT	Conc.	%Rec	DL	EMPC
43	Total Tetra-Furans				0.7610	10.076	23.81			2460	0.888	2540	
44	1st Furc. Penta-Furans				0.8925	10.076	27.50			189	0.0443	189	
45	Total Penta-Furans				0.8925	10.076	28.27			1890	0.784	1900	
46	Total Hexa-Furans				0.8341	10.076	33.56			2320	1.02	2320	
47	Total Hepta-Furans				0.8734	10.076	37.83			1800	1.31	1800	
48	PFKT												

#	Name	RT	m1 Resp	m2 Resp	RA	n/y	EMPC	Conc.
1	Total Tetra-Furans	20.33	6.518e2	9.057e2	0.72	NO	0.48283	0.48283
2	Total Tetra-Furans	20.86	1.375e4	1.785e4	0.78	NO	9.7335	9.7335
3	Total Tetra-Furans	21.47	1.497e6	1.984e6	0.75	NO	1079.1	1079.1
4	Total Tetra-Furans	21.83	1.490e4	1.812e4	0.82	NO	10.237	10.237
5	Total Tetra-Furans	22.02	1.858e4	2.333e4	0.74	NO	12.061	12.061



SL	Name	Resp	RA	n/y	PPV	nd/val	Prod RT	RT	RRT	Conc	%Rec	DL	EMPC
43	Total Tetra-Furans				0.7510	10.078	23.85					0.858	3548
44	1st Func. Penta-Furans				0.8925	10.078	27.58			188	0.0443	189	
45	Total Penta-Furans				0.8925	10.078	29.27			1800	0.784	1800	
46	Total Hexa-Furans				0.8341	10.078	33.66			2320	1.02	2320	
47	Total Hepta-Furans				0.8734	10.078	37.83			1600	1.31	1600	
48	PPM												

SL	Name	RT	Int Resp	Int Resp	RA	n/y	EMPC	Conc
1	Total Tetra-Furans	20.33	8.518e2	9.057e2	0.73	NO	0.48283	0.48283
2	Total Tetra-Furans	20.88	1.375e4	1.785e4	0.78	NO	9.7336	9.7336
3	Total Tetra-Furans	21.47	1.497e6	1.904e6	0.75	NO	1079.1	1079.1
4	Total Tetra-Furans	21.93	1.490e4	1.812e4	0.82	NO	10.237	10.237
5	Total Tetra-Furans	22.02	1.858e4	2.233e4	0.74	NO	12.081	12.081

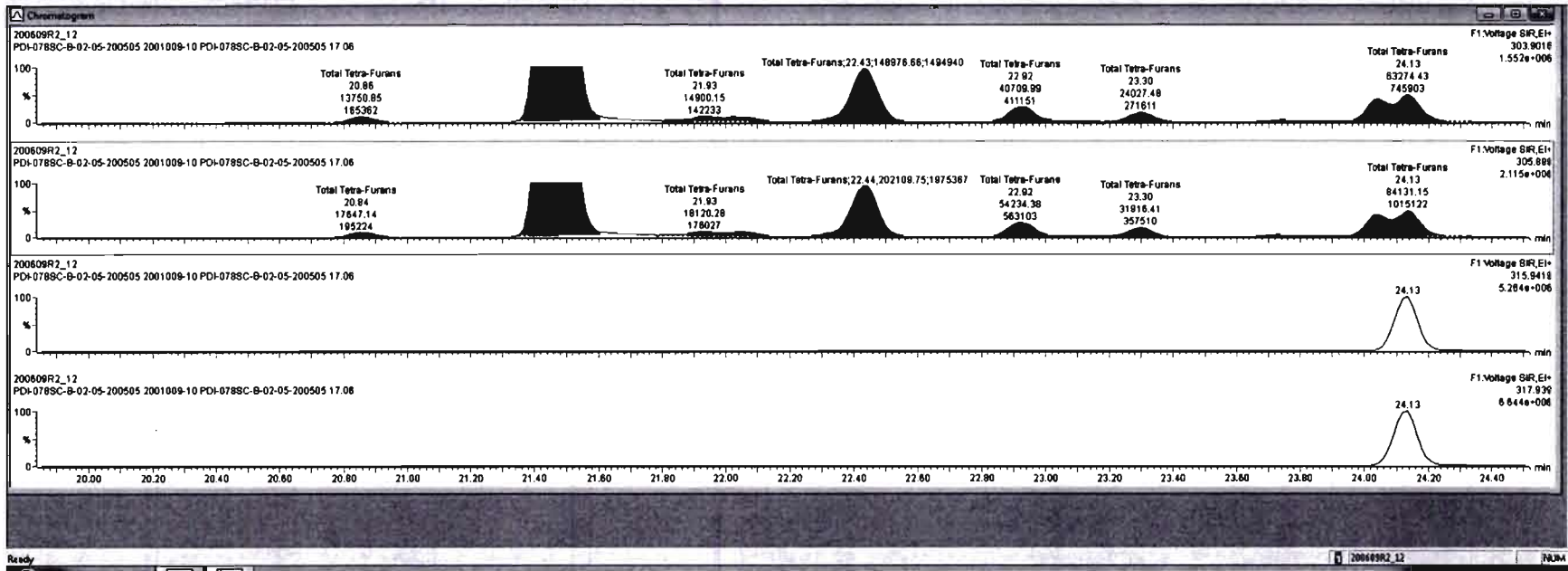




Targetlyn - 200609R2\_12.qtd  
 File Edit View Display Processing Window Help

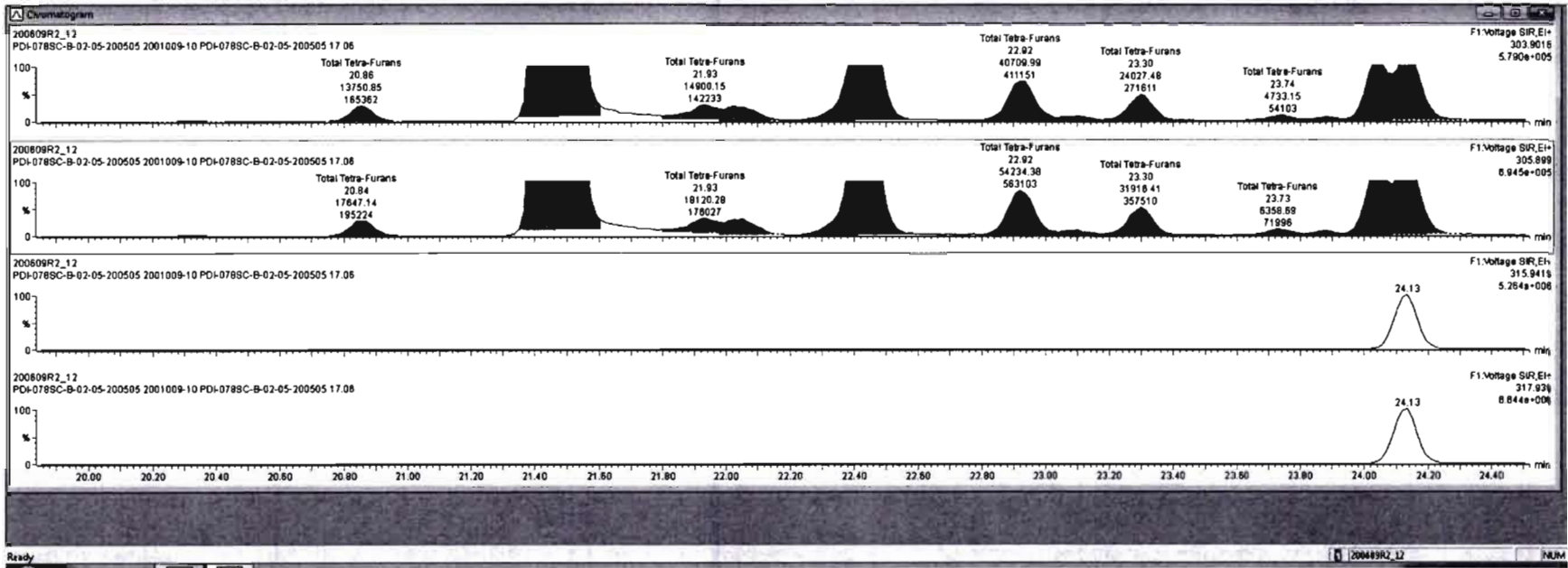
#	Name	Resp	PA	n/y	N/P	Wt/Std	Pres/RT	RT	WRT	Cons	%Rec	DL	EWFC
43	Total Tetra-Furans					0.7518	10.078	23.81		2480		0.668	25.46
44	1st Func. Penta-Furans					0.8625	10.078	27.58		189		0.0443	189
45	Total Penta-Furans					0.8625	10.078	29.27		1090		0.784	1900
46	Total Hexa-Furans					0.9341	10.078	33.56		2320		1.02	2320
47	Total Hepta-Furans					0.8734	10.078	37.83		1800		1.31	1800
48	PFK1												

#	Name	RT /	n/y Resp	m2 Resp	PA	n/y	EWFC	Cons.
1	Total Tetra-Furans	20.33	8.518e2	9.057e2	0.72	NO	0.48283	0.48283
2	Total Tetra-Furans	20.86	1.375e4	1.785e4	0.78	NO	0.7335	9.7335
3	Total Tetra-Furans	21.47	1.497e8	1.884e8	0.75	NO	1079.1	1079.1
4	Total Tetra-Furans	21.83	1.490e4	1.812e4	0.82	NO	10.237	10.237
5	Total Tetra-Furans	22.02	1.859e4	2.232e4	0.74	NO	12.061	12.061



#	Name	Resp	RA	n/y	RF	wtFac	ProdRT	RT	RRT	Conc.	%Rec	DL	EMPC
43	Total Tetra-Furans				0.7510	10.078	23.81					0.000	2548
44	1st Func. Penta-Furans				0.8925	10.078	27.50			198		0.0443	189
45	Total Penta-Furans				0.8925	10.078	29.27			1890		0.784	1900
46	Total Hexa-Furans				0.8341	10.078	33.56			2320		1.02	2320
47	Total Hepta-Furans				0.8734	10.078	37.83			1600		1.31	1600
48	PFNT												

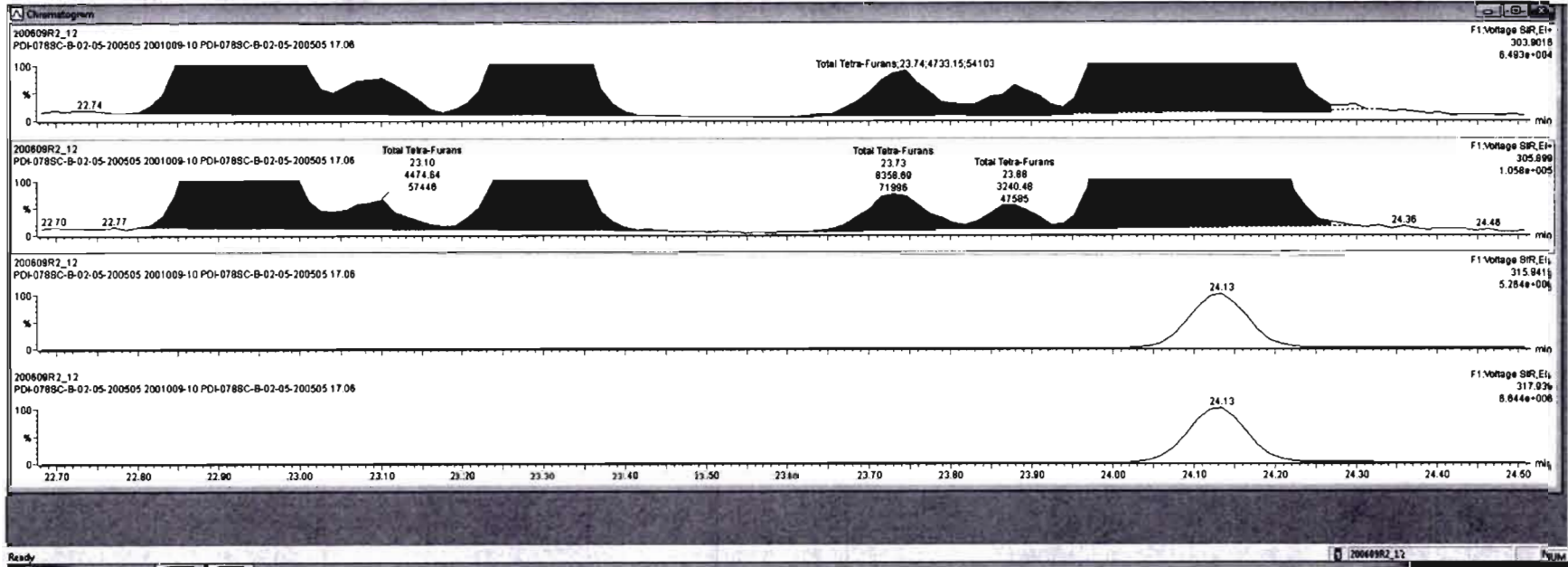
#	Name	RT	m1 Resp	m2 Resp	RA	n/y	EMPC	Conc.
1	Total Tetra-Furans	20.33	8.618e2	9.057e2	0.72	NO	0.48283	0.48283
2	Total Tetra-Furans	20.86	1.375e4	1.785e4	0.78	NO	9.7335	9.7335
3	Total Tetra-Furans	21.47	1.487e6	1.984e6	0.75	NO	1079.1	1079.1
4	Total Tetra-Furans	21.93	1.490e4	1.812e4	0.82	NO	10.237	10.237
5	Total Tetra-Furans	22.02	1.858e4	2.233e4	0.74	NO	12.061	12.061

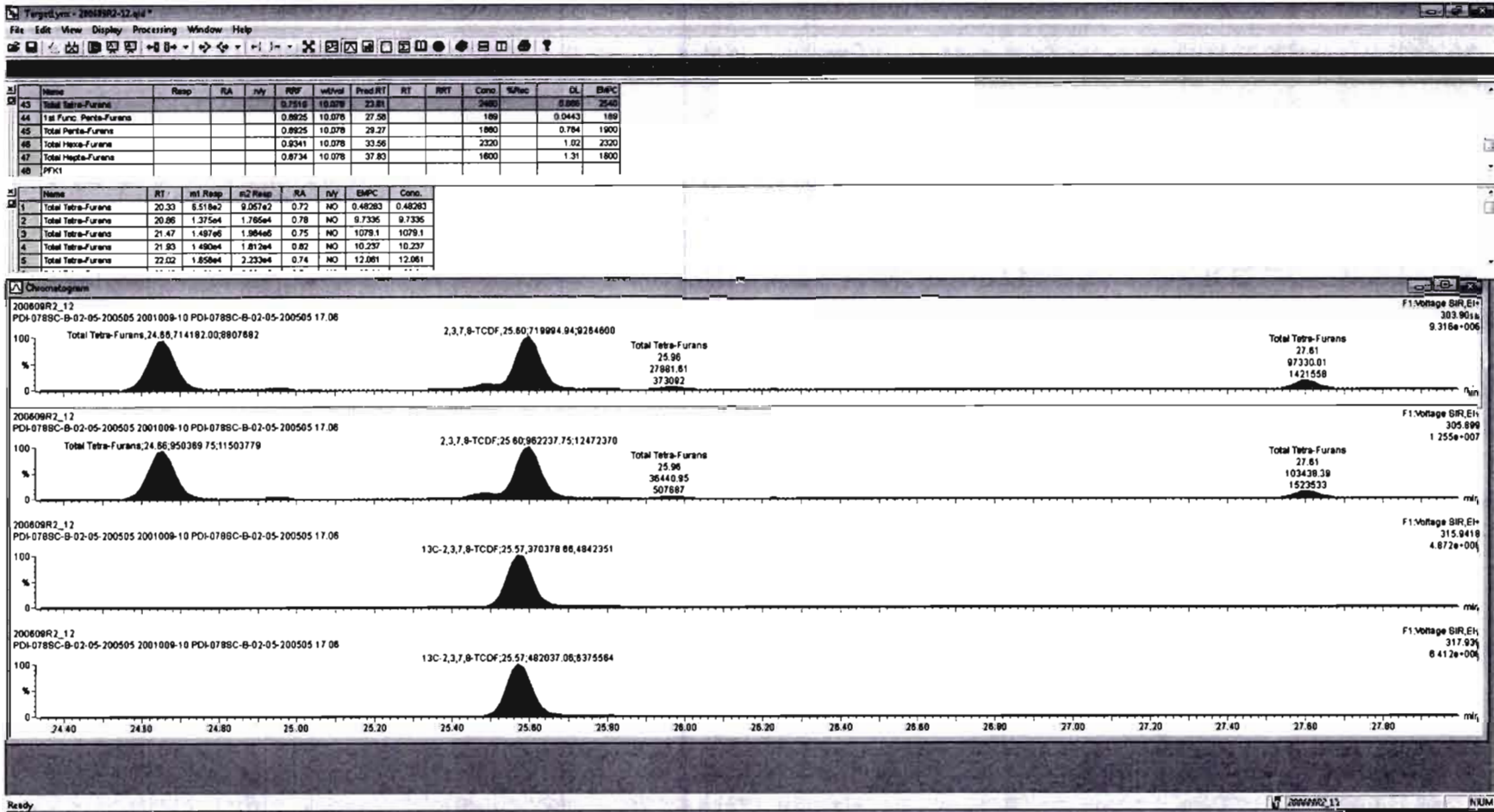


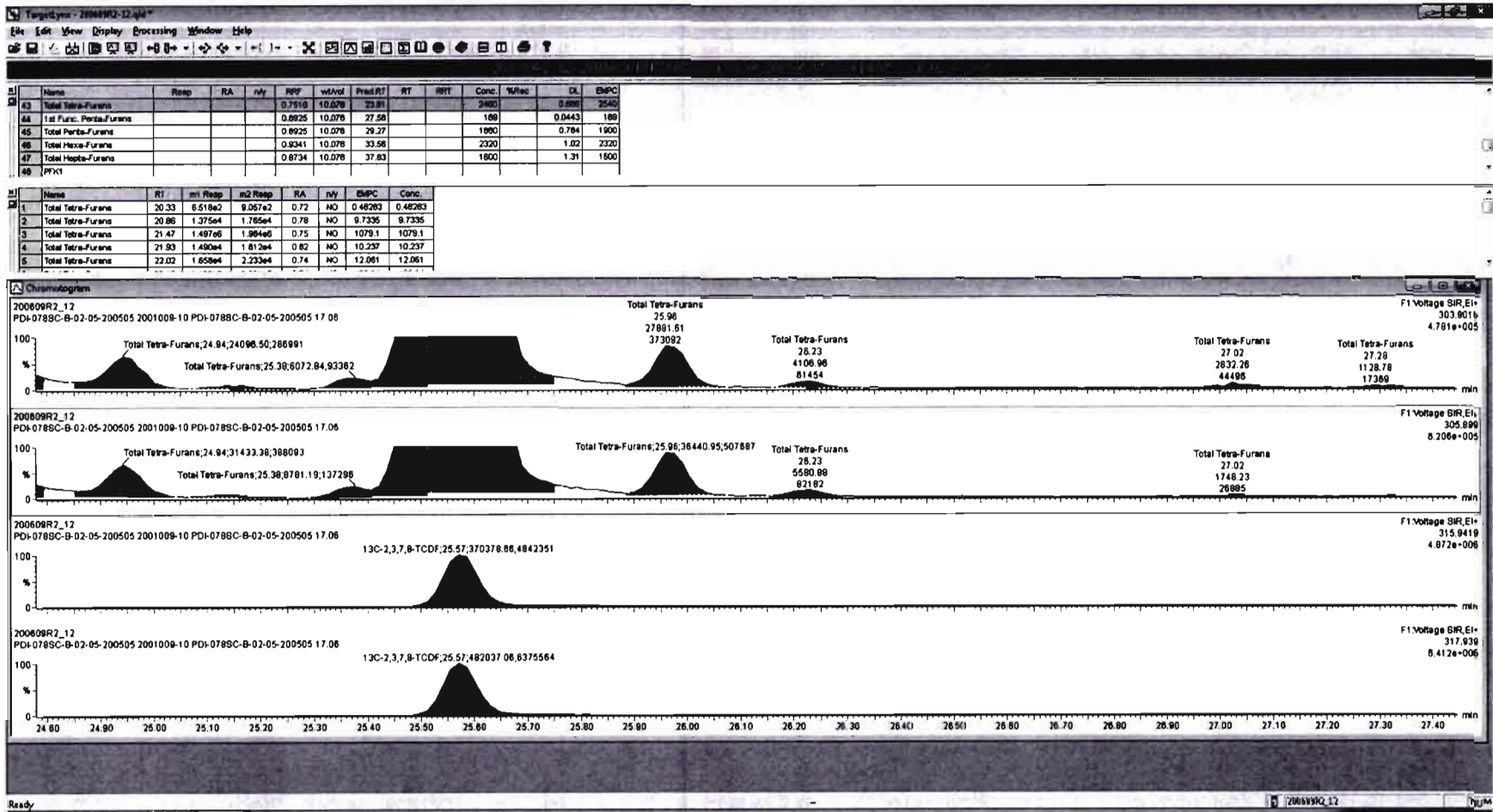


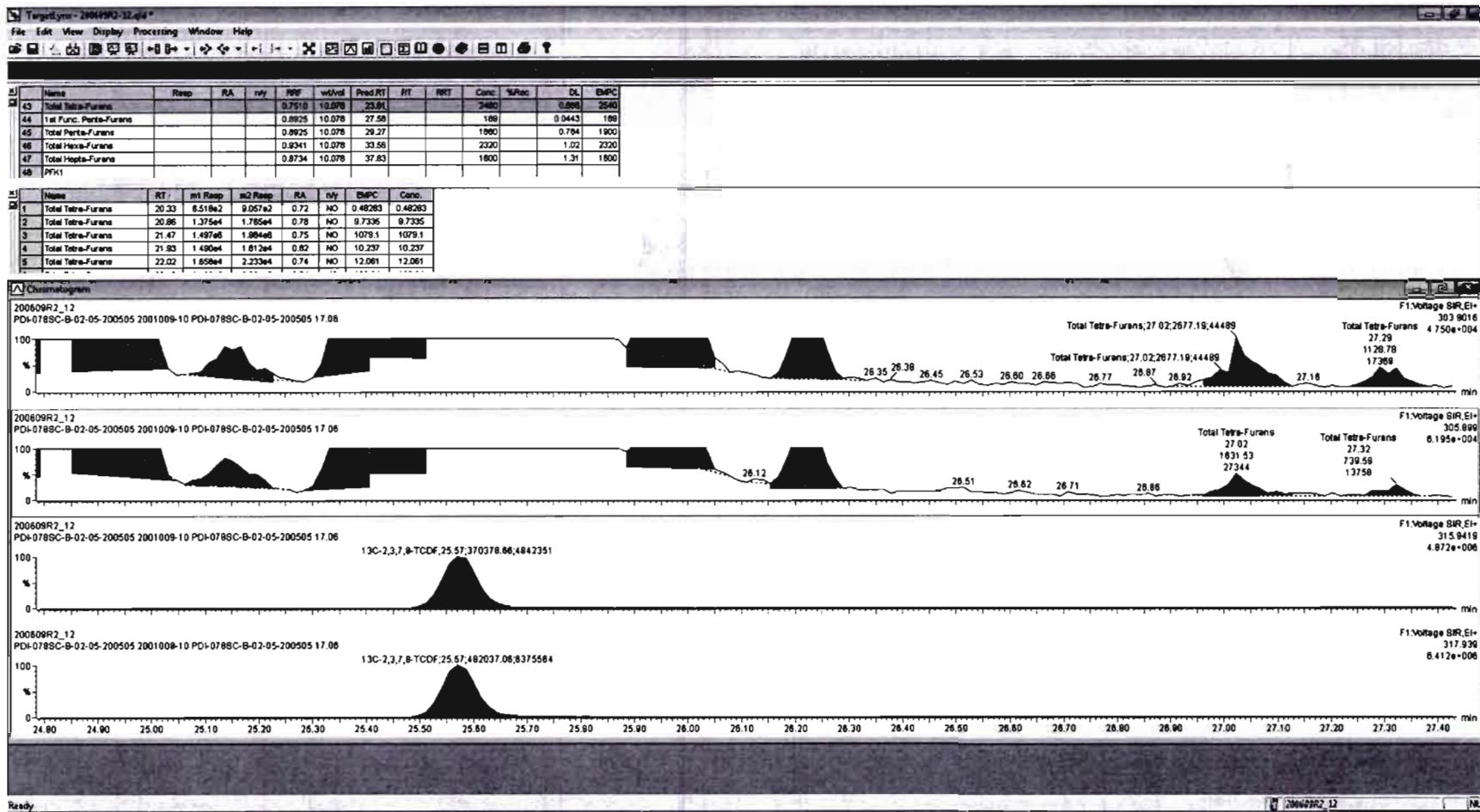
43	Name	Resp	RA	n/y	FWF	wtAve	Prod.RT	RT	RRT	Conc.	%Rec	DL	EMPC
	Total Tetra-Furans				0.7516	10.078	23.81					0.880	2540
44	1st Furc. Penta-Furans				0.8625	10.078	27.50			188		0.0443	199
45	Total Penta-Furans				0.8625	10.078	29.27			1800		0.794	1800
46	Total Hexa-Furans				0.9341	10.078	33.56			2330		1.02	2330
47	Total Hepta-Furans				0.8734	10.078	37.83			1600		1.31	1600
48	PPX1												

51	Name	RT	m1 Resp	m2 Resp	RA	n/y	EMPC	Conc.
1	Total Tetra-Furans	20.33	6.510e2	9.057e2	0.72	NO	0.48283	0.48283
2	Total Tetra-Furans	20.86	1.375e4	1.785e4	0.78	NO	9.7335	9.7335
3	Total Tetra-Furans	21.47	1.487e0	1.904e0	0.75	NO	1079.1	1079.1
4	Total Tetra-Furans	21.83	1.490e4	1.812e4	0.82	NO	10.237	10.237
5	Total Tetra-Furans	22.02	1.850e4	2.233e4	0.74	NO	12.061	12.061







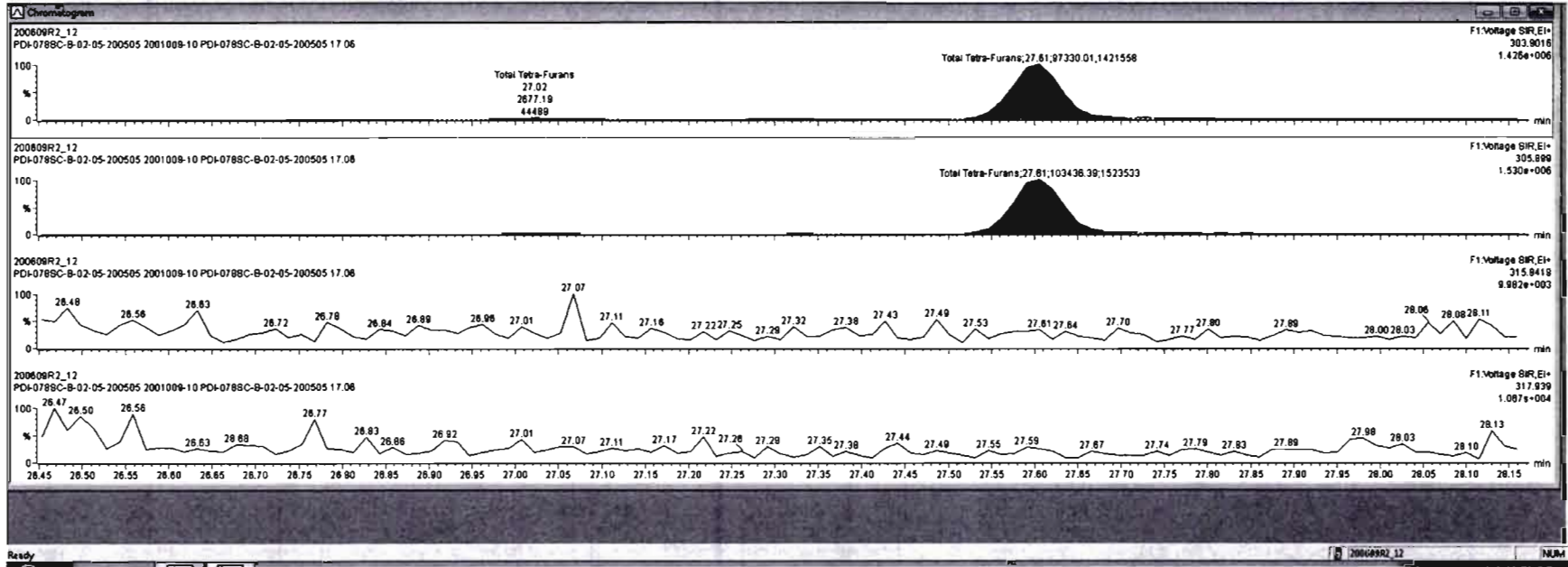


Target.ync - 2001092-12.qtd

File Edit View Display Processing Window Help

Name	Resp	RA	rvy	FRF	wtHd	Prod.RT	RT	RRT	Conc	%Fac	DL	EMPC
43 Total Tetra-Furans				0.7510	10.076	27.61			2480		0.869	2540
44 1st Func. Para-Furans				0.8925	10.076	27.58			188		0.0443	188
45 Total Para-Furans				0.8925	10.076	29.27			1880		0.784	1900
46 Total Hexa-Furans				0.9341	10.076	33.56			2320		1.02	2320
47 Total Hepta-Furans				0.8734	10.076	37.83			1600		1.31	1800
48 PFK1												

Name	RT	m1 Resp	m2 Resp	RA	rvy	EMPC	Conc.
1 Total Tetra-Furans	20.33	8.518e2	0.067e2	0.72	NO	0.48283	0.48283
2 Total Tetra-Furans	20.86	1.375e4	1.765e4	0.78	NO	9.7335	9.7335
3 Total Tetra-Furans	21.47	1.487e6	1.984e6	0.75	NO	1079.1	1079.1
4 Total Tetra-Furans	21.93	1.490e4	1.812e4	0.82	NO	10.237	10.237
5 Total Tetra-Furans	22.02	1.858e4	2.233e4	0.74	NO	12.061	12.061



Dataset: Untitled


Last Altered: Wednesday, June 10, 2020 10:19:23 Pacific Daylight Time

Printed: Wednesday, June 10, 2020 10:19:39 Pacific Daylight Time

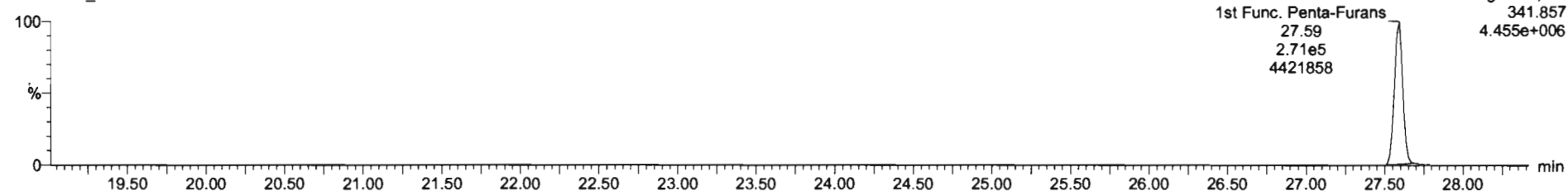
Name: 200609R2\_12, Date: 10-Jun-2020, Time: 07:57:34, ID: 2001009-10 PDI-078SC-B-02-05-200505 17.06, Description: PDI-078SC-B-02-05-200505

1st Func. Penta-Furans

200609R2\_12

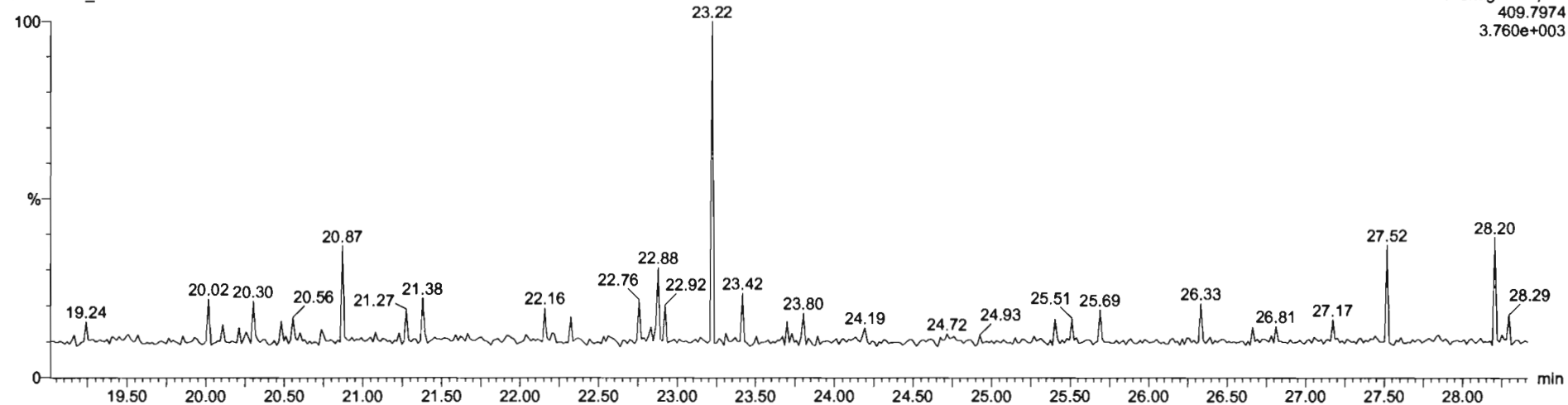


200609R2\_12



DPE6

200609R2\_12



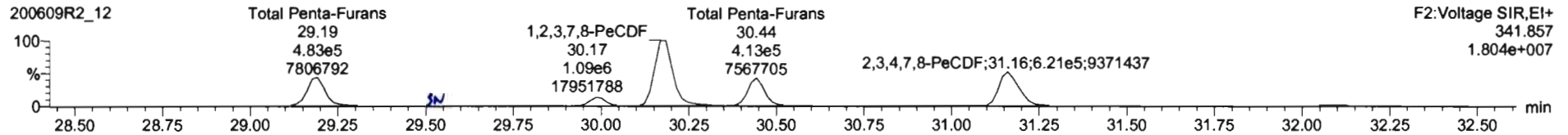
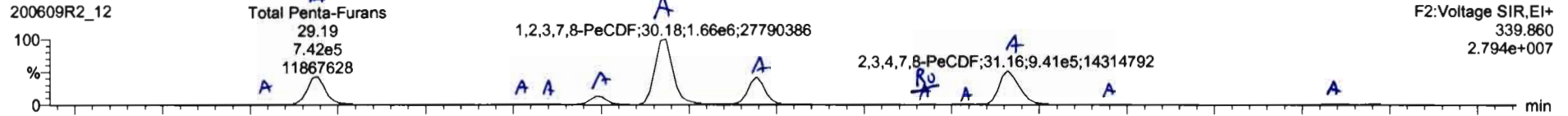


Dataset: Untitled

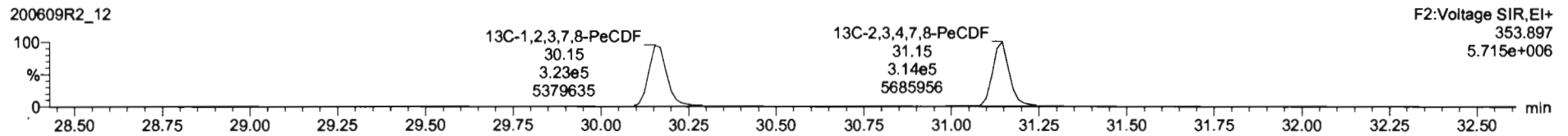

Last Altered: Wednesday, June 10, 2020 10:19:23 Pacific Daylight Time  
Printed: Wednesday, June 10, 2020 10:19:39 Pacific Daylight Time

Name: 200609R2\_12, Date: 10-Jun-2020, Time: 07:57:34, ID: 2001009-10 PDI-078SC-B-02-05-200505 17.06, Description: PDI-078SC-B-02-05-200505

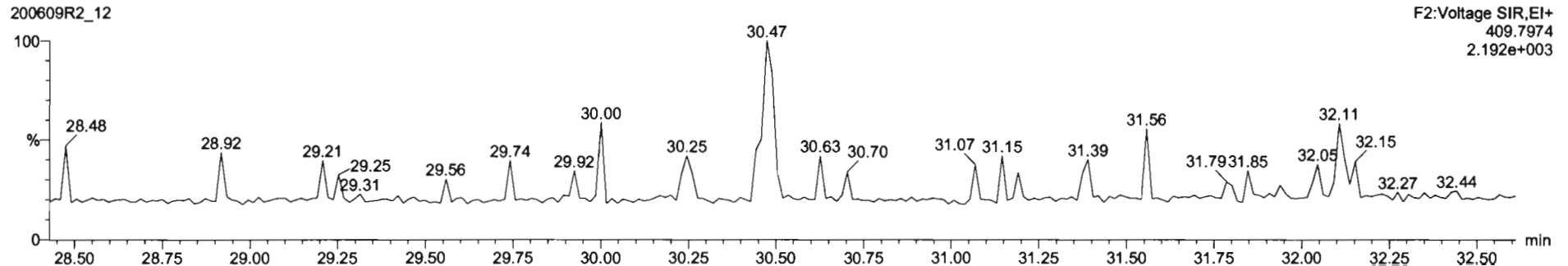
**1,2,3,7,8-PeCDF**



**13C-1,2,3,7,8-PeCDF**

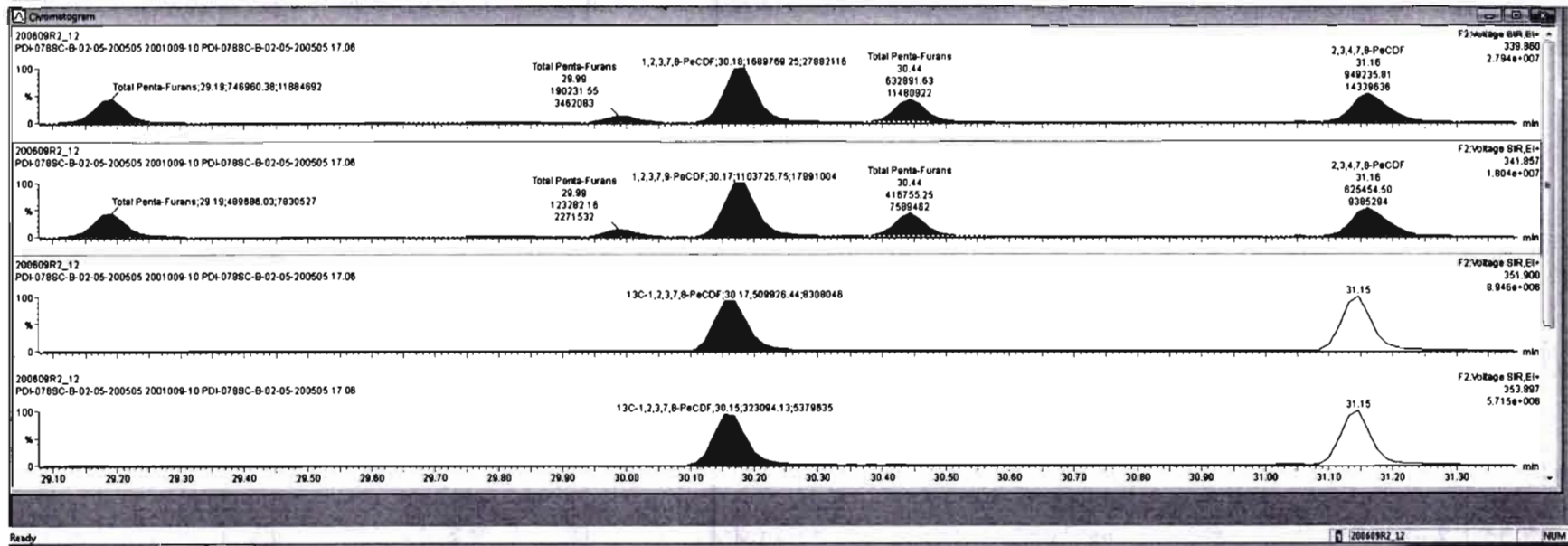


**DPE2**



Name	Resp	RA	n/y	RFI	wtVal	Prod.RT	RT	NRT	Conc.	%Rec	DL	BkPC
45 Total Penta-Furans				0.9628	10.078	29.27			1800		8.794	1800
46 Total Hexa-Furans				0.9341	10.078	33.58			2320		1.02	2320
47 Total Hepta-Furans				0.8734	10.078	37.83			1800		1.31	1800
48 PFY1												
49 PFY2												
50 PFY3												

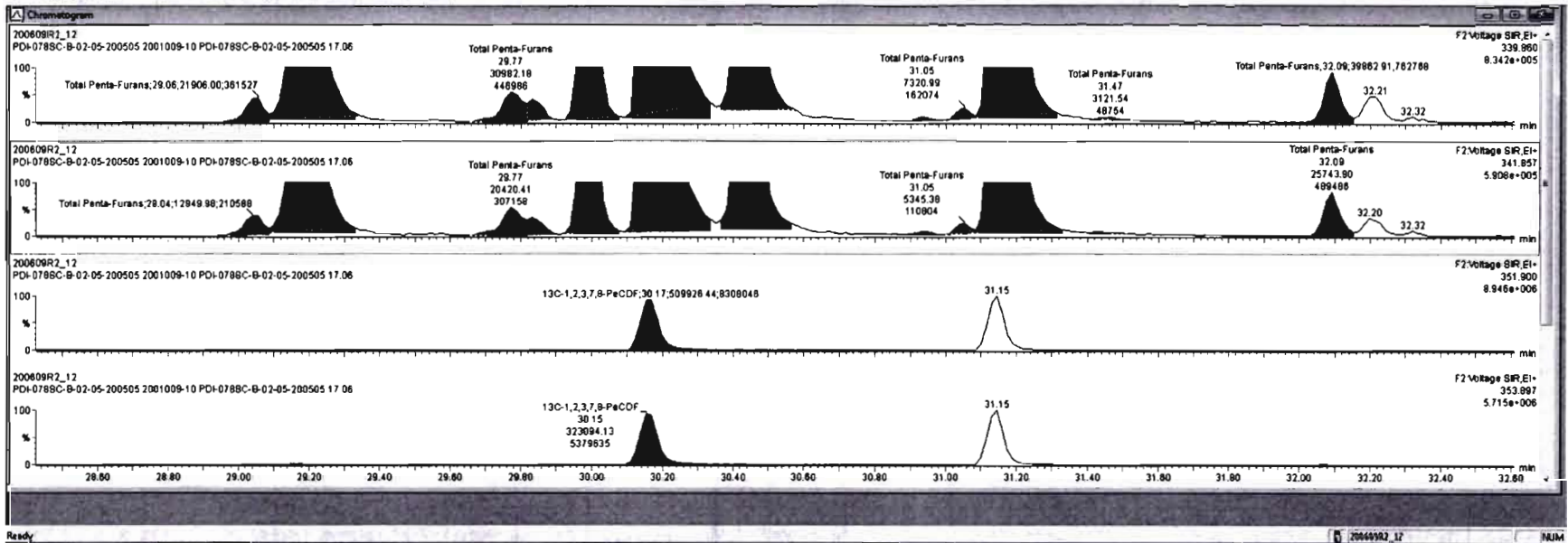
Name	RT	m1 Resp	m2 Resp	RA	n/y	BkPC	Conc.
1 Total Penta-Furans	29.06	2.191e4	1.295e4	1.69	NO	9.4830	9.4627
2 Total Penta-Furans	29.19	7.470e5	4.897e5	1.52	NO	336.73	336.73
3 Total Penta-Furans	29.77	3.088e4	2.042e4	1.52	NO	13.956	13.955
4 Total Penta-Furans	29.83	1.430e4	9.105e3	1.57	NO	6.3540	6.3540
5 Total Penta-Furans	29.90	1.902e5	1.233e5	1.54	NO	85.113	85.113
6 1,2,3,7,8-PeCDF	30.18	1.680e5	1.104e5	1.53	NO	745.82	745.82
7 Total Penta-Furans	30.44	6.329e5	4.188e5	1.52	NO	284.96	284.96

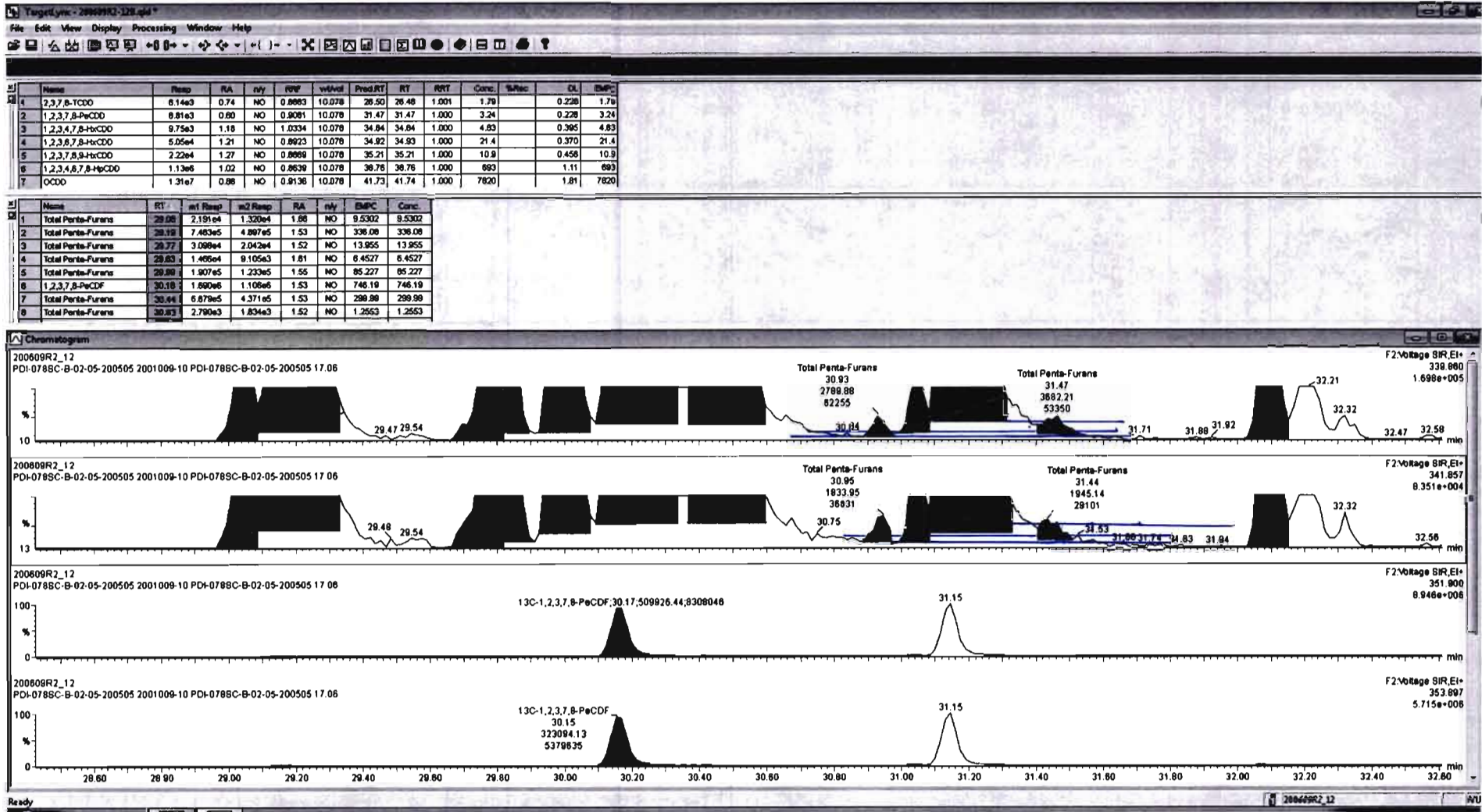


Targetlyn - 2004092-32.glad  
 File Edit View Display Processing Window Help

Name	Resp	RA	rv	RF	rvAve	Prod RT	RT	IRT	Conc.	%Rec	DL	EMPC
45 Total Penta-Furans				0.8825	10.078	28.27			1830		0.784	1839
46 Total Hexa-Furans				0.8341	10.078	33.58			2320		1.02	2320
47 Total Hepta-Furans				0.8734	10.078	37.83			1600		1.31	1600
48 PFK1												
49 PFK2												
50 PFK3												

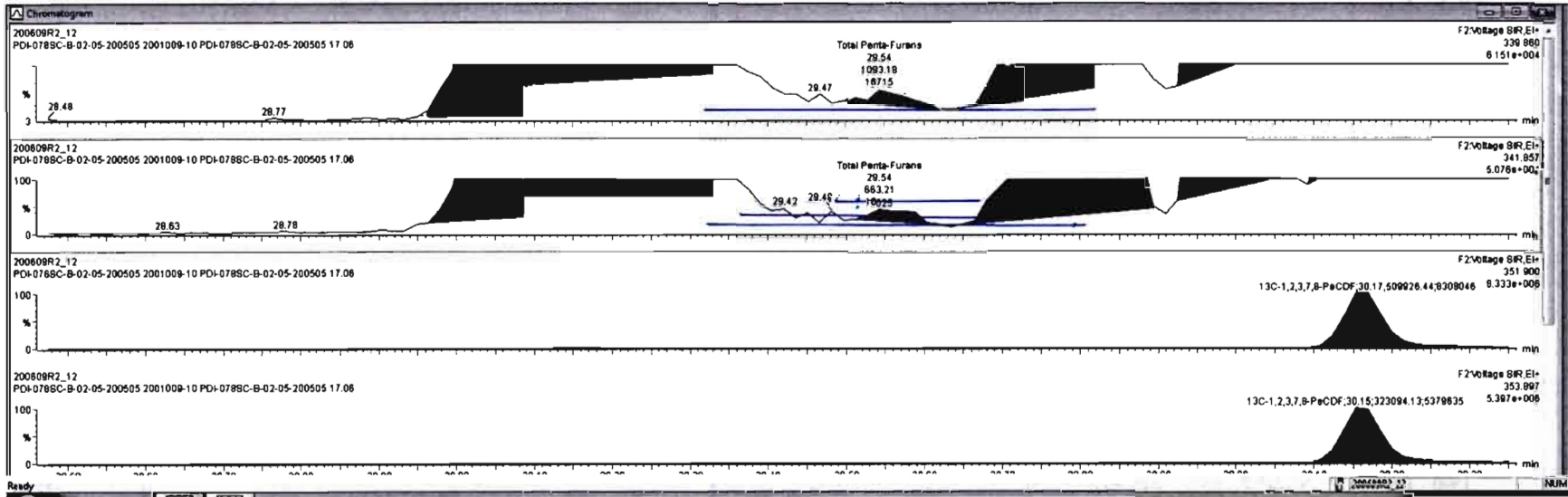
Name	RT	int Resp	int Resp	RA	rv	EMPC	Conc.
1 Total Penta-Furans	29.06	2.191e4	1.295e4	1.89	NO	9.4627	9.4627
2 Total Penta-Furans	29.19	7.470e5	4.897e5	1.53	NO	336.73	336.73
3 Total Penta-Furans	29.77	3.099e4	2.042e4	1.52	NO	13.955	13.955
4 Total Penta-Furans	29.83	1.430e4	9.105e3	1.57	NO	8.3540	8.3540
5 Total Penta-Furans	29.99	1.902e5	1.233e5	1.54	NO	85.113	85.113
6 1,2,3,7,8-PeCDF	30.18	1.890e6	1.104e6	1.53	NO	745.82	745.82
7 Total Penta-Furans	30.44	6.423e5	4.295e5	1.50	NO	290.97	290.97





Name	Resp	RA	n/y	R/F	VolVol	ProdRT	RT	RRT	Conc	%Rec	OL	EMPC
45 Total Penta-Furans				0.8925	10.078	28.27			1890	0.794	1.918	
46 Total Hexa-Furans				0.8341	10.078	33.56			2320	1.02	2320	
47 Total Hepta-Furans				0.8734	10.078	37.83			1600	1.31	1800	
48 PFY1												
49 PFY2												
50 PFY3												

Name	RT	m1 Resp	m2 Resp	RA	n/y	EMPC	Conc.
1 Total Penta-Furans	29.06	2.191e4	1.295e4	1.88	NO	9.4827	9.4827
2 Total Penta-Furans	28.19	7.470e5	4.897e5	1.53	NO	335.73	335.73
3 Total Penta-Furans	29.54	1.083e3	8.832e2	1.85	NO	0.47683	0.47683
4 Total Penta-Furans	29.77	2.803e4	2.818e4	1.03	YES	12.866	0.00000
5 Total Penta-Furans	28.99	1.870e5	1.214e5	1.54	NO	83.723	83.723
6 1,2,3,7,8-PeCDF	30.18	1.860e6	1.088e6	1.53	NO	733.77	733.77
7 Total Penta-Furans	30.44	6.365e5	4.132e5	1.54	NO	285.01	285.01
8 Total Penta-Furans	30.88	8.558e2	3.170e2	2.07	YES	0.21945	0.00000
9 Total Penta-Furans	30.83	2.368e3	1.834e3	1.29	YES	1.0586	0.00000
10 Total Penta-Furans	31.05	7.321e3	4.657e3	1.57	NO	3.2517	3.2517


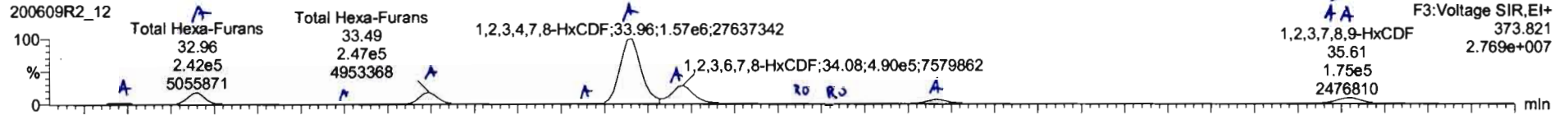


Dataset: Untitled

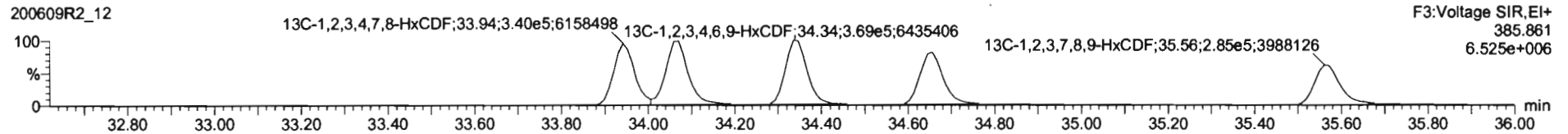
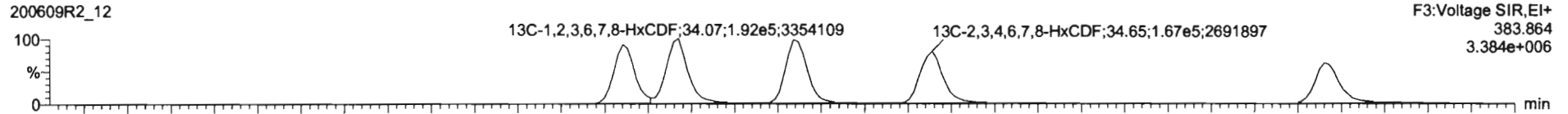
Last Altered: Wednesday, June 10, 2020 10:19:23 Pacific Daylight Time  
Printed: Wednesday, June 10, 2020 10:19:39 Pacific Daylight Time

Name: 200609R2\_12, Date: 10-Jun-2020, Time: 07:57:34, ID: 2001009-10 PDI-078SC-B-02-05-200505 17.06, Description: PDI-078SC-B-02-05-200505

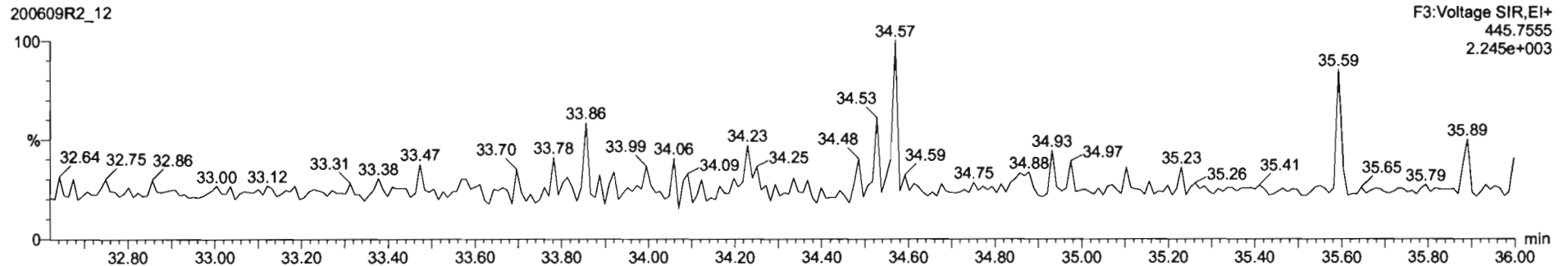
**1,2,3,4,7,8-HxCDF**




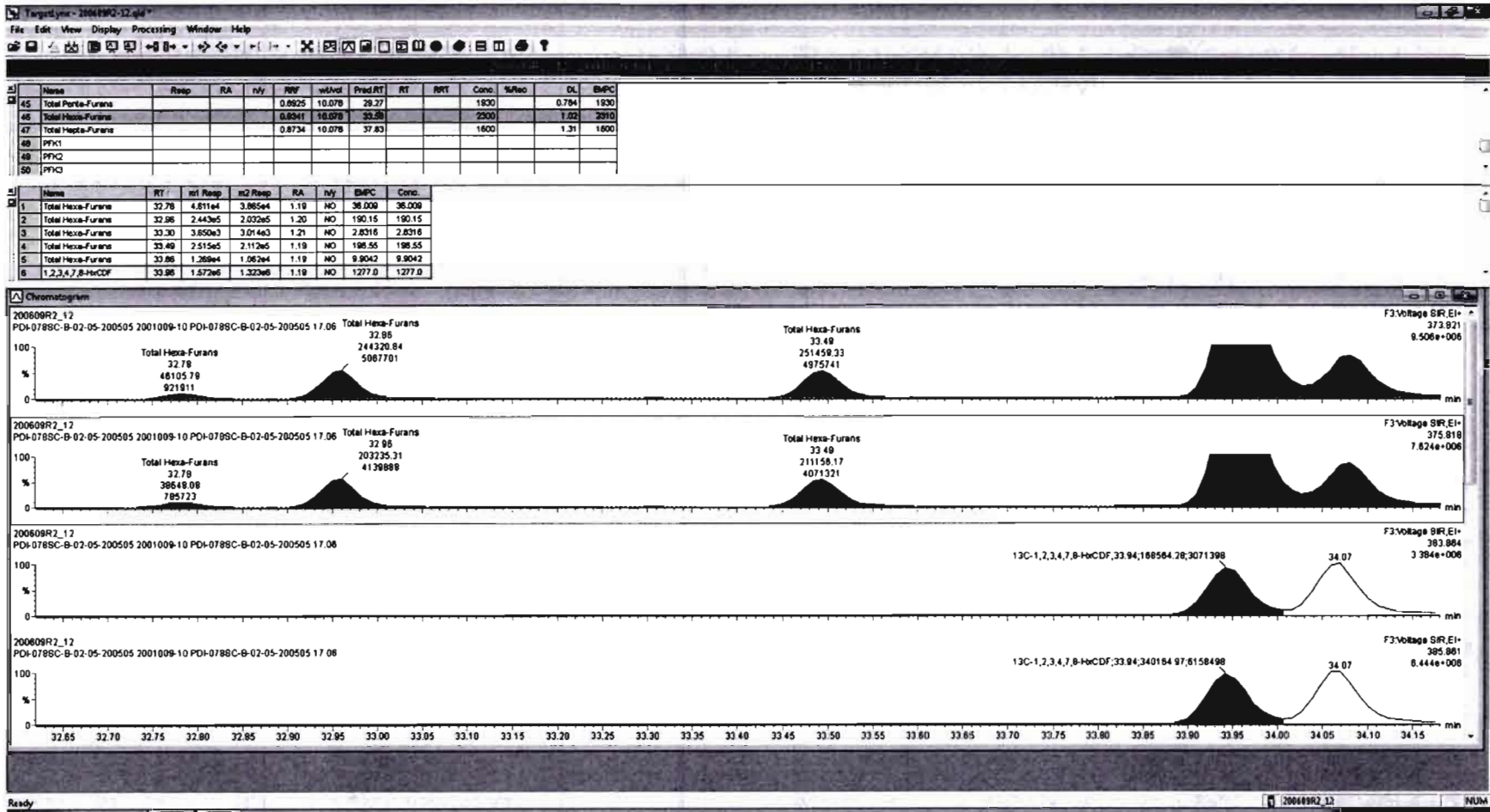
**13C-1,2,3,4,7,8-HxCDF**



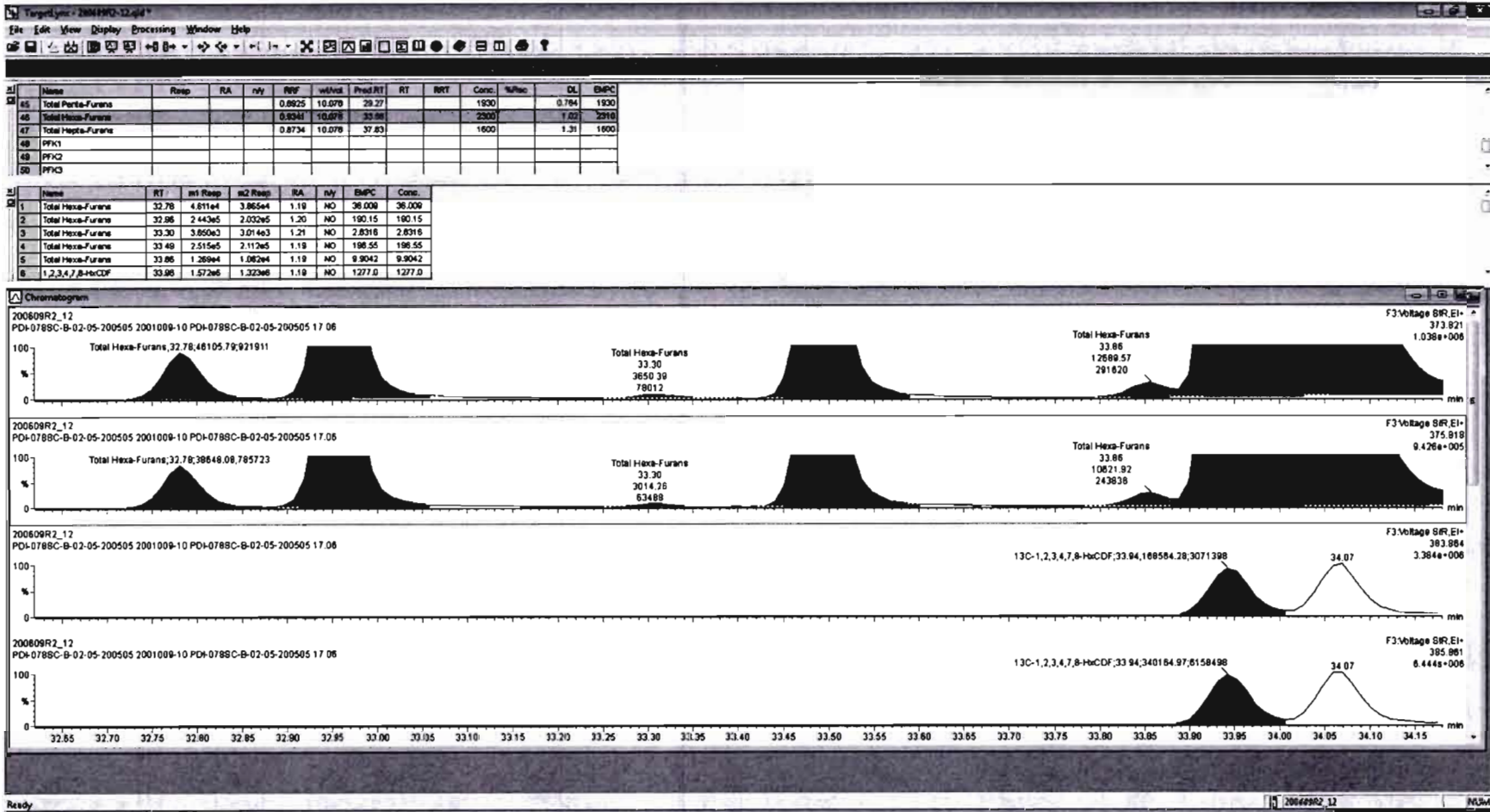
**DPE3**





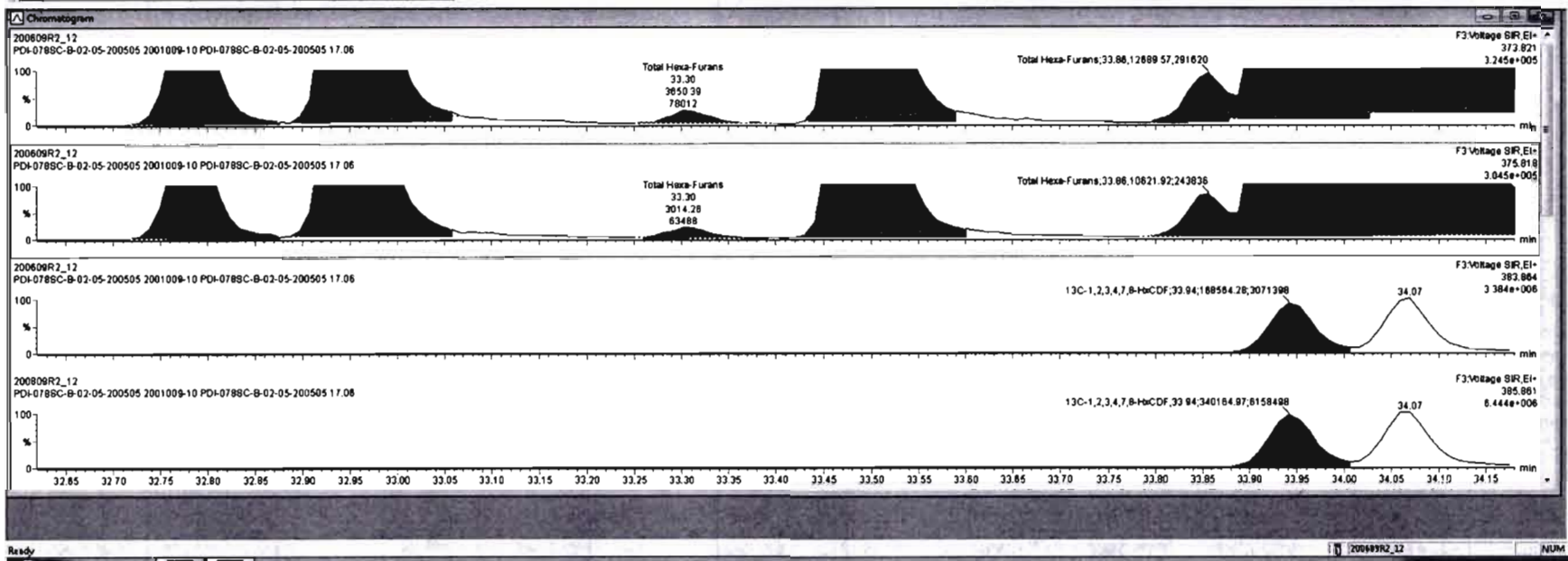


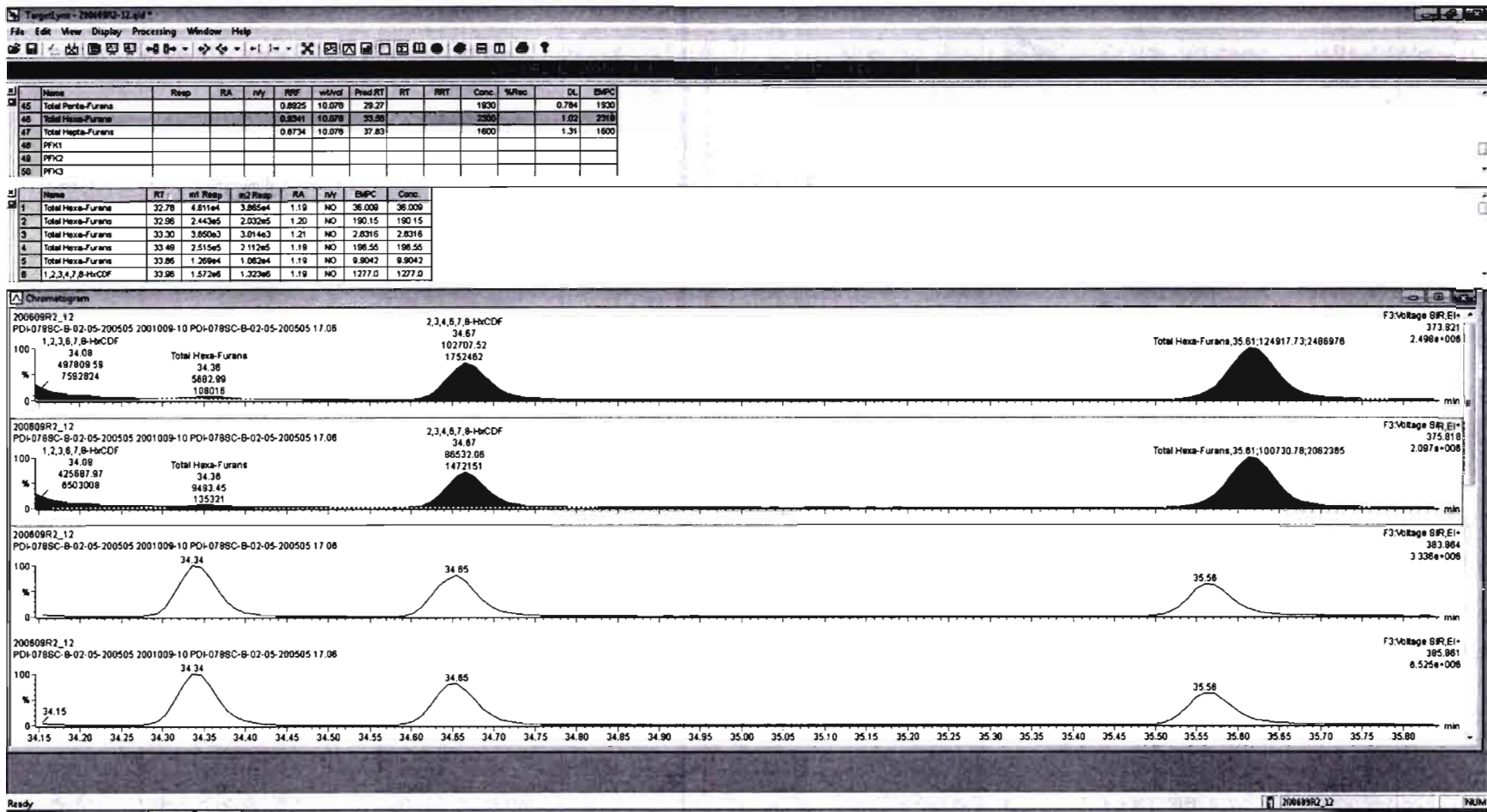




Name	Resp	RA	n/y	RF	wt/Int	Prod RT	RT	RRT	Conc.	%Rec	DL	EMPC
45 Total Penta-Furans				0.8925	10.078	28.27			1830		0.784	1830
46 Total Hexa-Furans				0.8541	18.078	33.98			2300		1.62	2318
47 Total Hepta-Furans				0.8734	10.078	37.83			1600		1.31	1600
48 PFH1												
49 PFH2												
50 PFH3												

Name	RT	m1 Resp	m2 Resp	RA	n/y	EMPC	Conc.
1 Total Hexa-Furans	32.78	4.811e4	3.885e4	1.19	NO	36.009	36.009
2 Total Hexa-Furans	32.96	2.443e5	2.032e5	1.20	NO	190.15	190.15
3 Total Hexa-Furans	33.30	3.850e3	3.014e3	1.21	NO	2.8318	2.8318
4 Total Hexa-Furans	33.49	2.515e5	2.112e5	1.18	NO	198.55	198.55
5 Total Hexa-Furans	33.86	1.289e4	1.082e4	1.19	NO	9.9042	9.9042
6 1,2,3,4,7,8-HxCDF	33.96	1.572e6	1.322e6	1.19	NO	1277.0	1277.0

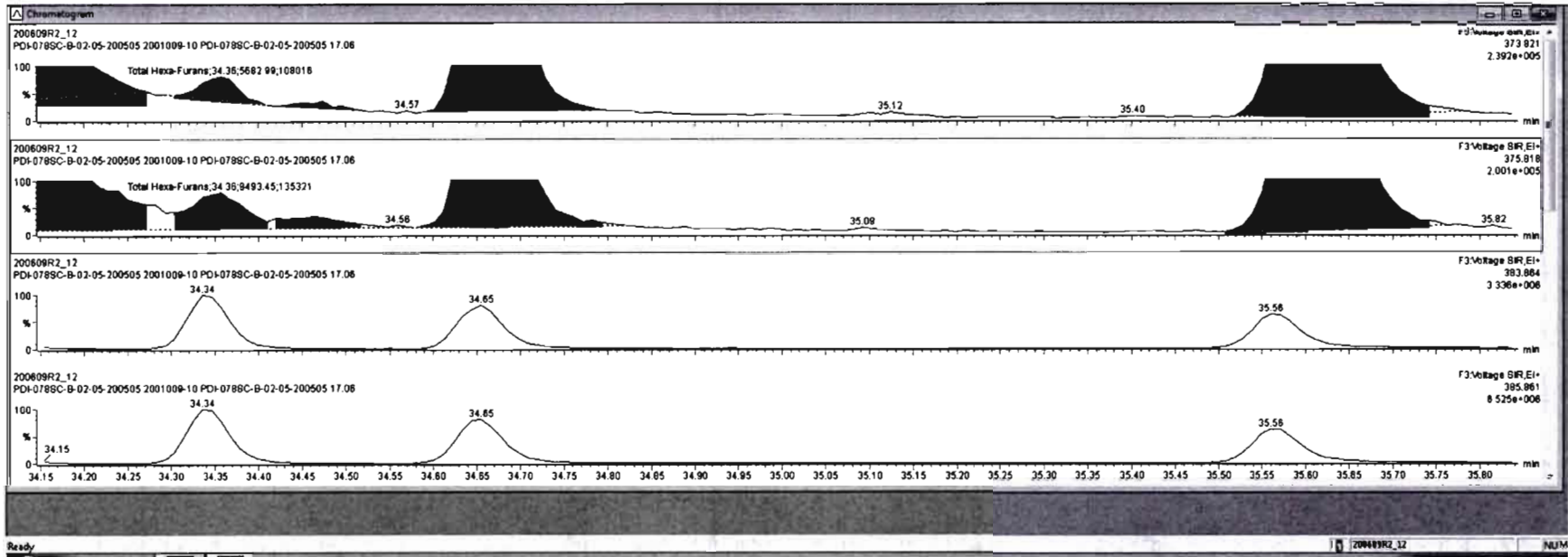






Name	Resp	RA	n/y	RFV	wtVal	Prod.RT	RT	RRT	Conc.	%Rec	DL	EMPC
45 Total Penta-Furans				0.8925	10.078	28.27			1900	0.784	1930	
46 Total Hexa-Furans				0.8311	18.078	33.86			2300	1.021	2310	
47 Total Hepta-Furans				0.8734	10.078	37.83			1600	1.31	1600	
48 PFK1												
49 PFK2												
50 PFK3												

Name	RT /	wt Resp	m2 Resp	RA	n/y	EMPC	Conc.
1 Total Hexa-Furans	32.78	4.611e4	3.865e4	1.19	NO	36.008	36.008
2 Total Hexa-Furans	32.86	2.443e5	2.032e5	1.20	NO	190.15	190.15
3 Total Hexa-Furans	33.30	3.650e3	3.014e3	1.21	NO	2.8316	2.8316
4 Total Hexa-Furans	33.48	2.515e5	2.112e5	1.19	NO	196.55	196.55
5 Total Hexa-Furans	33.86	1.269e4	1.062e4	1.19	NO	9.9042	9.9042
6 1,2,3,4,7,8-HxCDF	33.86	1.572e6	1.323e6	1.19	NO	1277.0	1277.0



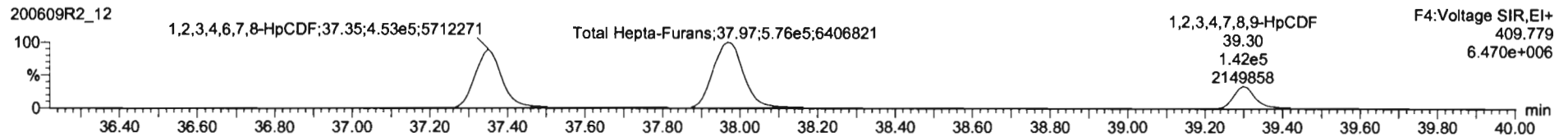
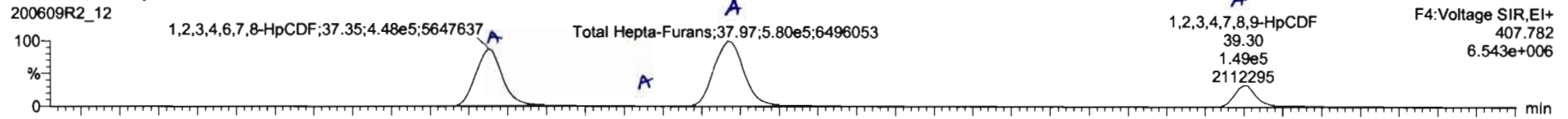
Dataset: Untitled

Last Altered: Wednesday, June 10, 2020 10:19:23 Pacific Daylight Time

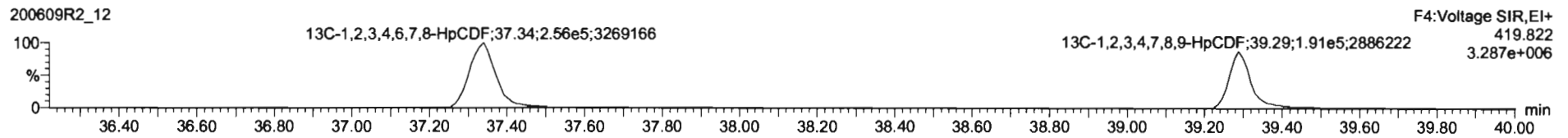

Printed: Wednesday, June 10, 2020 10:19:39 Pacific Daylight Time

Name: 200609R2\_12, Date: 10-Jun-2020, Time: 07:57:34, ID: 2001009-10 PDI-078SC-B-02-05-200505 17.06, Description: PDI-078SC-B-02-05-200505

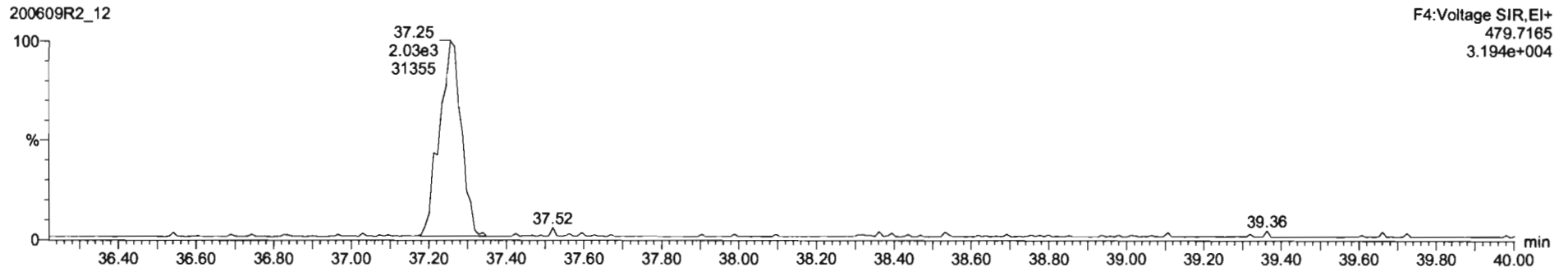
**1,2,3,4,6,7,8-HpCDF**



**13C-1,2,3,4,6,7,8-HpCDF**

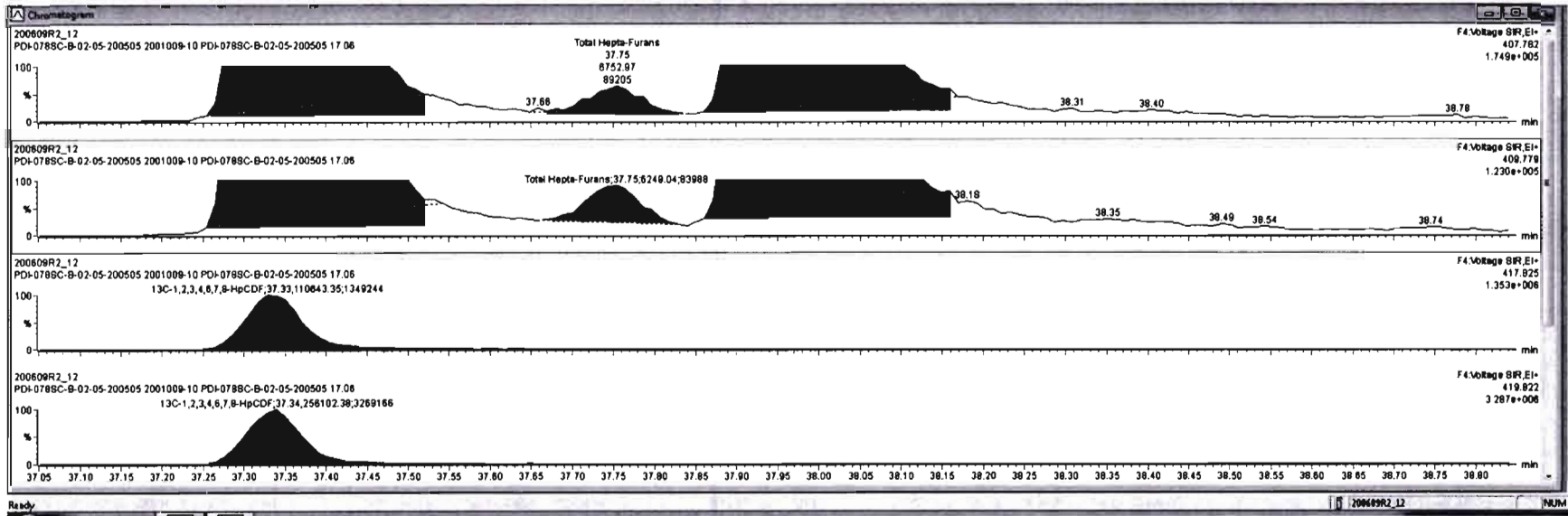


**DPE4**



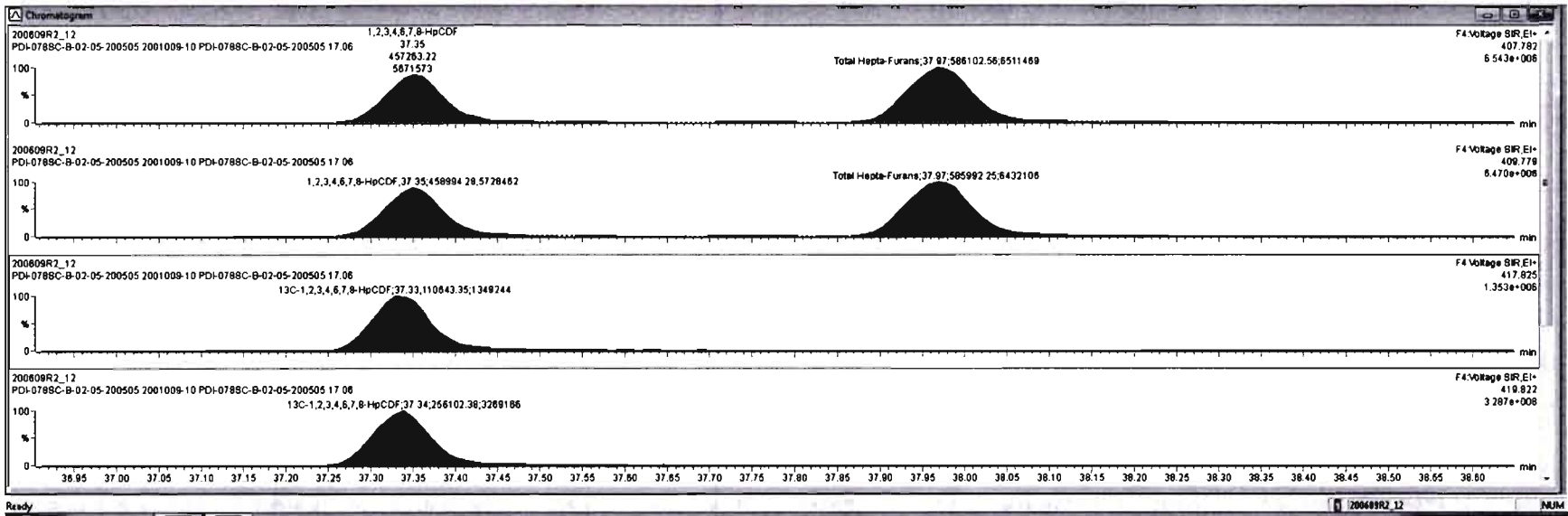
Name	Resp	RA	n/y	RF%	wt/vol	Prod/RT	RT	RRT	Conc.	%Rec	DL	EMPC
45 Total Penta-Furans				0.8625	10.078	29.27			1930	0.784	1930	
46 Total Hexa-Furans				0.9341	10.078	33.58			2300	1.02	2310	
47 Total Hepta-Furans				0.8734	10.078	37.83			1830	1.31	1830	
48 PFN1												
49 PFN2												
50 PFN3												

Name	RT /	m1 Resp	m2 Resp	RA	n/y	EMPC	Conc.
1 1,2,3,4,6,7,8-HpCDF	37.35	4.573e5	4.590e5	1.00	NO	567.87	567.87
2 Total Hepta-Furans	37.75	6.753e3	6.249e3	1.08	NO	9.2654	9.2654
3 Total Hepta-Furans	37.97	5.861e5	5.890e5	1.00	NO	635.25	635.25
4 1,2,3,4,7,8-HpCDF	38.30	1.459e5	1.459e5	1.00	NO	211.02	211.02



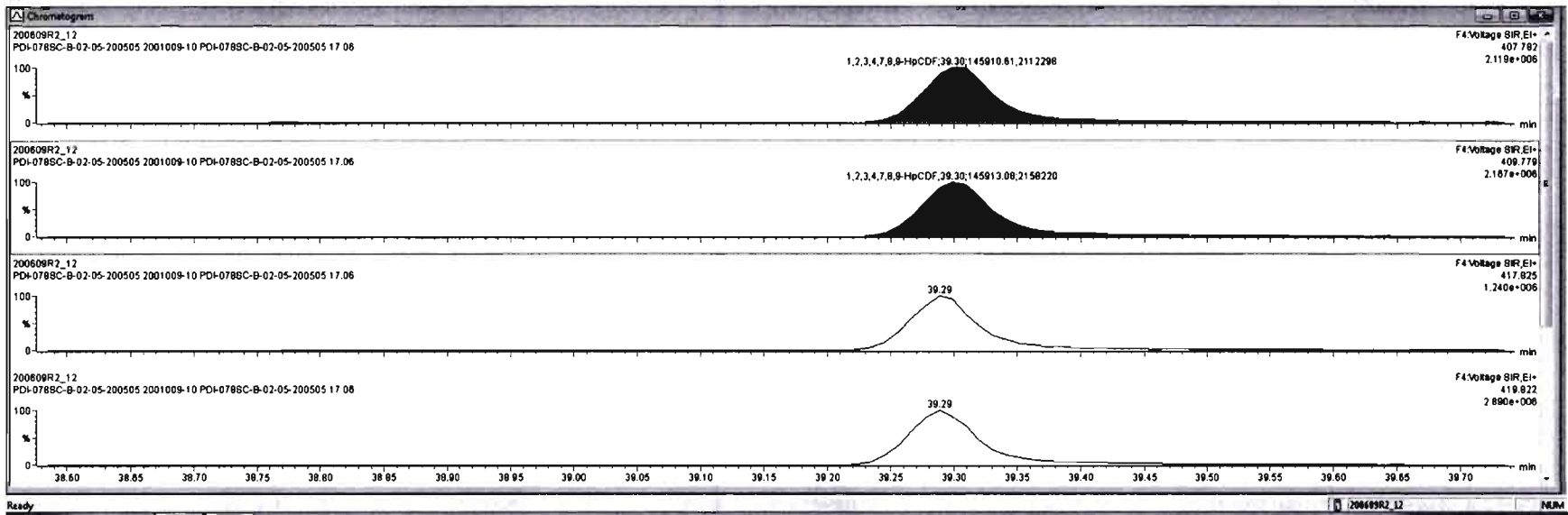
Name	Resp	RA	n/y	RF	Wt/Vol	Prod.RT	RT	RRT	Conc.	%Rec	DL	EMPC
45 Total Penta-Furans				0.8925	10.078	28.27			1930	0.784	1930	
46 Total Hexa-Furans				0.8341	10.078	33.56			2300	1.02	2310	
47 Total Hepta-Furans				0.8734	10.078	37.89			1830	1.31	1820	
48 PFK1												
49 PFK2												
50 PFK3												

Name	RT	m1 Resp	m2 Resp	RA	n/y	EMPC	Conc.
1 1,2,3,4,6,7,8-HpCDF	37.35	4.573e5	4.590e5	1.00	NO	567.67	587.67
2 Total Hepta-Furans	37.75	8.753e3	6.249e3	1.08	NO	9.2654	9.2654
3 Total Hepta-Furans	37.97	5.861e5	5.860e5	1.00	NO	835.25	835.25
4 1,2,3,4,7,8-HpCDF	38.30	1.459e5	1.459e5	1.00	NO	211.02	211.02



SL	Name	Resp	RA	nly	RF	wtVol	Prod RT	RT	RRT	Conc.	%Rec	DL	EMPC
45	Total Penta-Furans				0.8925	10.076	29.27			1930		0.784	1930
46	Total Hexa-Furans				0.8341	10.076	33.56			2300		1.02	2310
47	Total Hepta-Furans				0.8734	10.076	37.83			1830		1.31	1830
48	PFK1												
49	PFK2												
50	PFK3												

SL	Name	RT	m1 Resp	m2 Resp	RA	nly	EMPC	Conc.
1	1,2,3,4,6,7,8-HpCDF	37.35	4.573e5	4.590e5	1.00	NO	567.57	567.57
2	Total Hepta-Furans	37.75	6.753e3	6.249e3	1.08	NO	9.2654	9.2654
3	Total Hepta-Furans	37.97	5.861e5	5.860e5	1.00	NO	835.25	835.25
4	1,2,3,4,7,8-HpCDF	39.30	1.459e5	1.459e5	1.00	NO	211.02	211.02

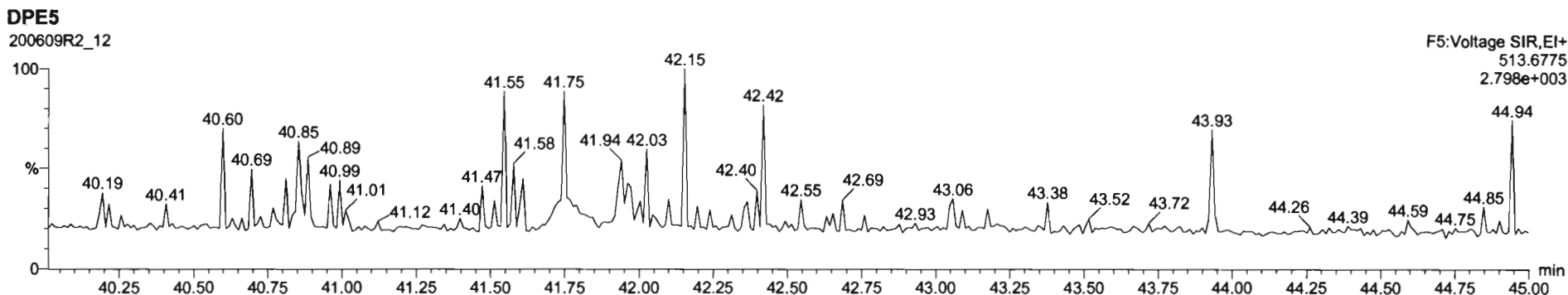
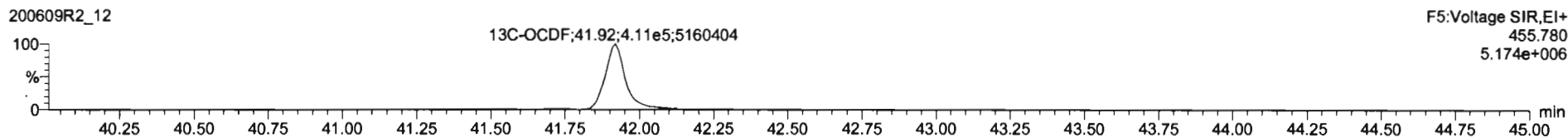

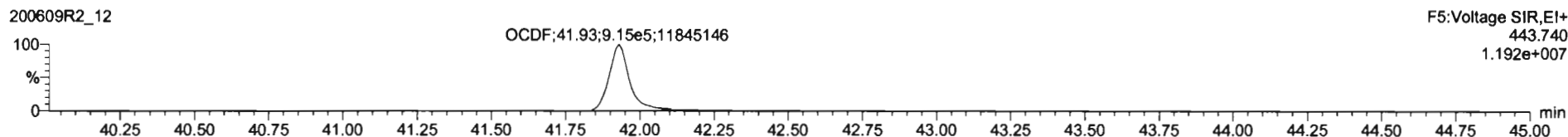





Dataset: Untitled

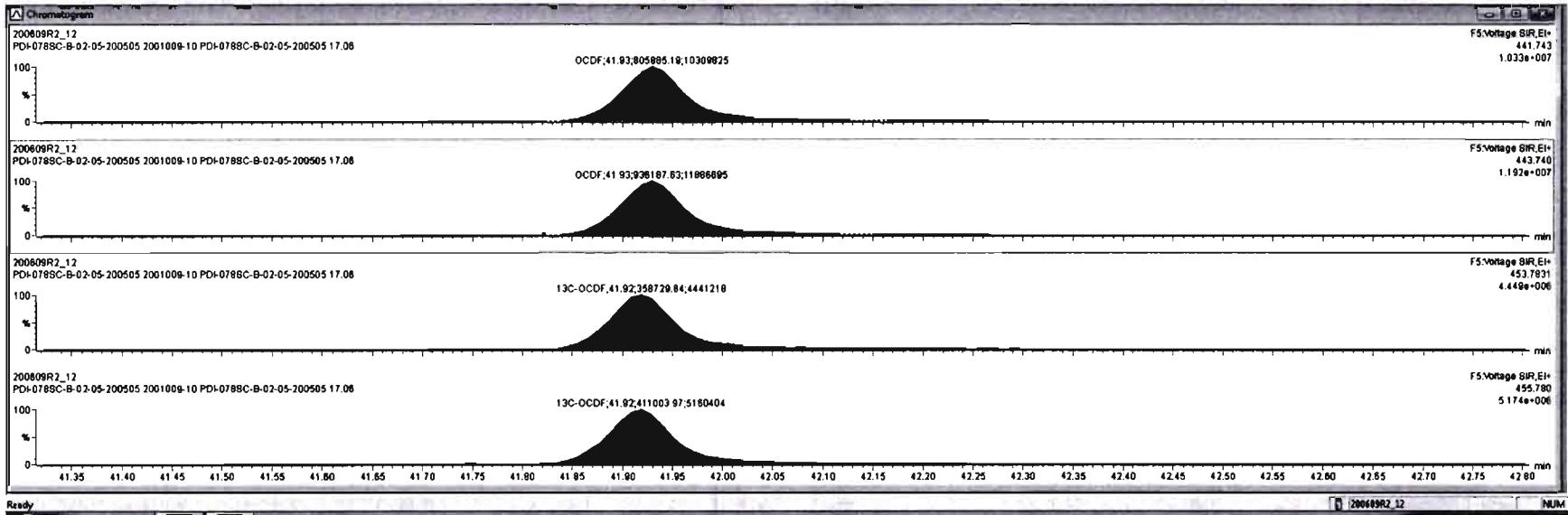
Last Altered: Wednesday, June 10, 2020 10:19:23 Pacific Daylight Time  
Printed: Wednesday, June 10, 2020 10:19:39 Pacific Daylight Time

Name: 200609R2\_12, Date: 10-Jun-2020, Time: 07:57:34, ID: 2001009-10 PDI-078SC-B-02-05-200505 17.06, Description: PDI-078SC-B-02-05-200505



Name	Resp	RA	n/y	R/W	VolVol	Prod RT	RT	RRT	Conc.	%Rec	DL	EMPC
17	OCCF	1.74e5	0.85	NO	0.8935	10.078	41.83	1.800	1110		0.74e	1110
18	13C-2,3,7,8-TCDD	7.87e5	0.78	NO	1.1583	10.078	28.49	28.47	1.026	179	80.3	0.271
19	13C-1,2,3,7,8-PeCDD	5.84e5	0.82	NO	0.8490	10.078	31.87	31.45	1.219	199	95.3	0.407
20	13C-1,2,3,4,7,8-HxCDD	3.87e5	1.25	NO	0.7700	10.078	34.82	34.83	1.014	178	89.8	0.444
21	13C-1,2,3,6,7,8-HxCDD	5.24e5	1.24	NO	1.0167	10.078	34.82	34.82	1.017	185	93.0	0.340
22	13C-1,2,3,7,8,9-HxCDD	4.55e5	1.22	NO	0.9027	10.078	35.20	35.20	1.025	180	91.0	0.383

Name	RT	Int Resp	Int2 Resp	RA	n/y	EMPC	Conc.
1							



Dataset: Untitled

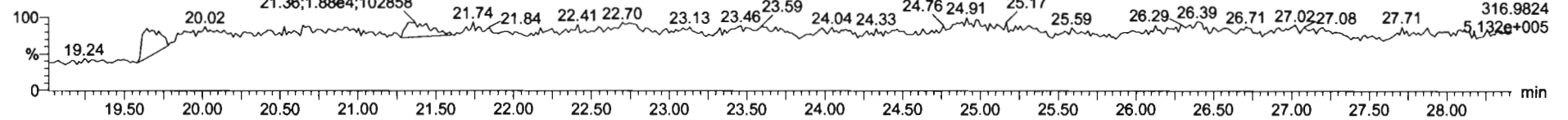
Last Altered: Wednesday, June 10, 2020 10:19:23 Pacific Daylight Time

Printed: Wednesday, June 10, 2020 10:19:39 Pacific Daylight Time

Name: 200609R2\_12, Date: 10-Jun-2020, Time: 07:57:34, ID: 2001009-10 PDI-078SC-B-02-05-200505 17.06, Description: PDI-078SC-B-02-05-200505

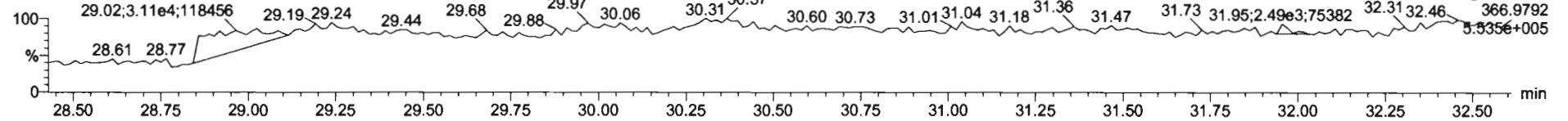
**PFK1**

200609R2\_12



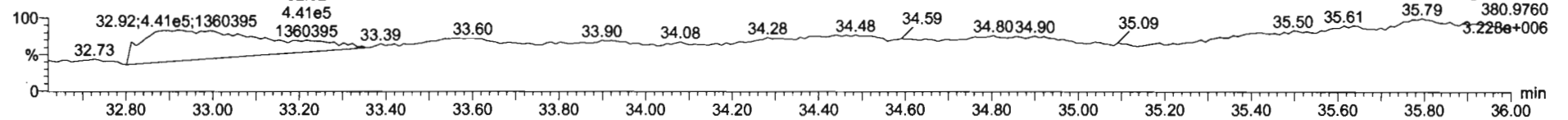
**PFK2**

200609R2\_12



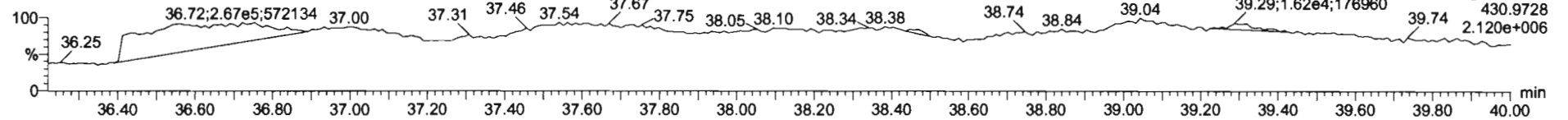
**PFK3**

200609R2\_12



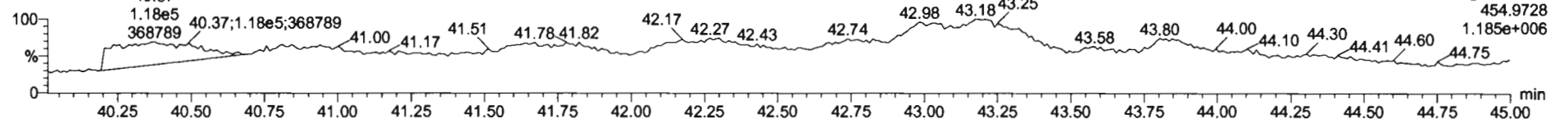
**PFK4**

200609R2\_12



**PFK5**

200609R2\_12



Dataset: U:\VG12.PRO\Results\200609R2\200609R2-13.qld

Last Altered: Wednesday, June 17, 2020 8:56:34 AM Pacific Daylight Time  
Printed: Wednesday, June 17, 2020 9:00:09 AM Pacific Daylight Time

HW 06/17/2020

6/20/20

Method: U:\VG12.PRO\MethDB\1613rrt-06-01-20.mdb 01 Jun 2020 11:54:45  
Calibration: U:\VG12.PRO\CurveDB\db5\_1613vg12-5-28-20.cdb 28 May 2020 16:52:08

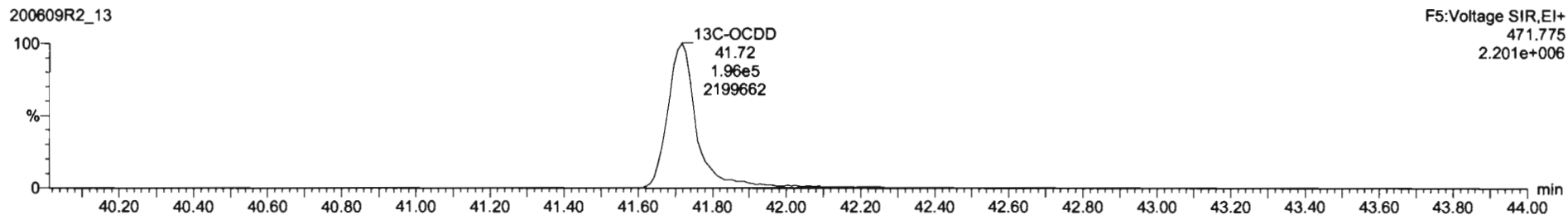
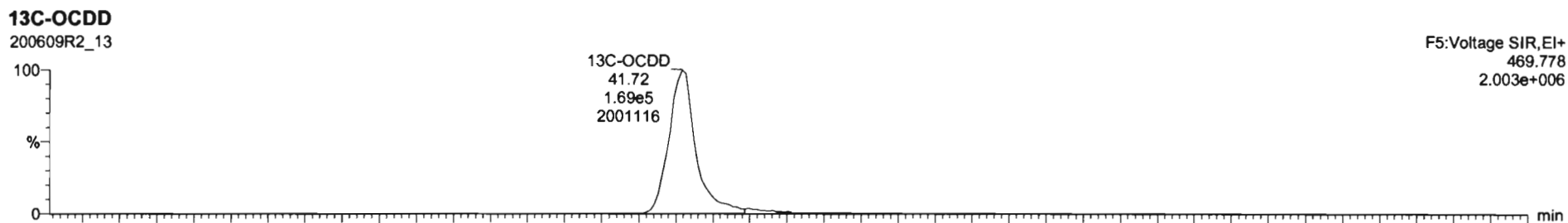
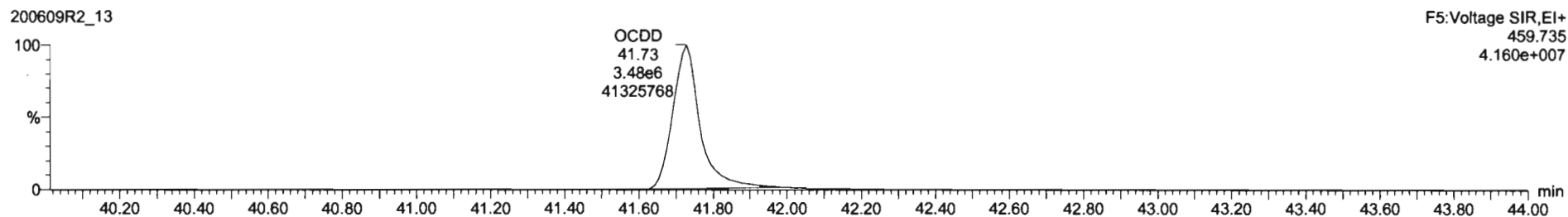
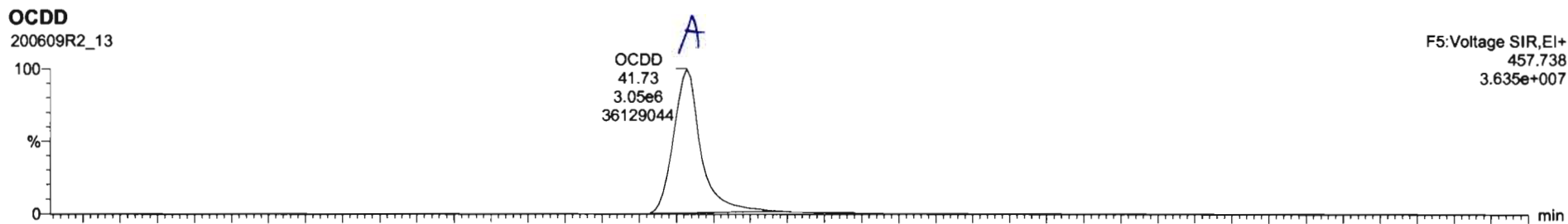
Name: 200609R2\_13, Date: 10-Jun-2020, Time: 08:43:46, ID: 2001009-10@2X PDI-078SC-B-02-05-200505 17.06, Description: PDI-078SC-B-02-05-200505

#	Name	Resp	RA	n/y	RRF	wt/vol	Pred.RT	RT	Pred.RRT	RRT	Conc.	%Rec	DL	EMPC
1	7 OCDD	6.49e6	0.87	NO	0.914	10.078	41.716	41.73	1.000	1.000	7730.7		3.74	7730
2	24 13C-OCDD	3.65e5	0.86	NO	0.652	10.078	41.748	41.72	1.216	1.215	383.31	96.6	1.11	
3	38 13C-1,2,3,4,6,9-HxCDF	2.90e5	0.50	NO	1.00	10.078	34.420	34.33	1.000	1.000	198.45	100	1.10	

Dataset: Untitled

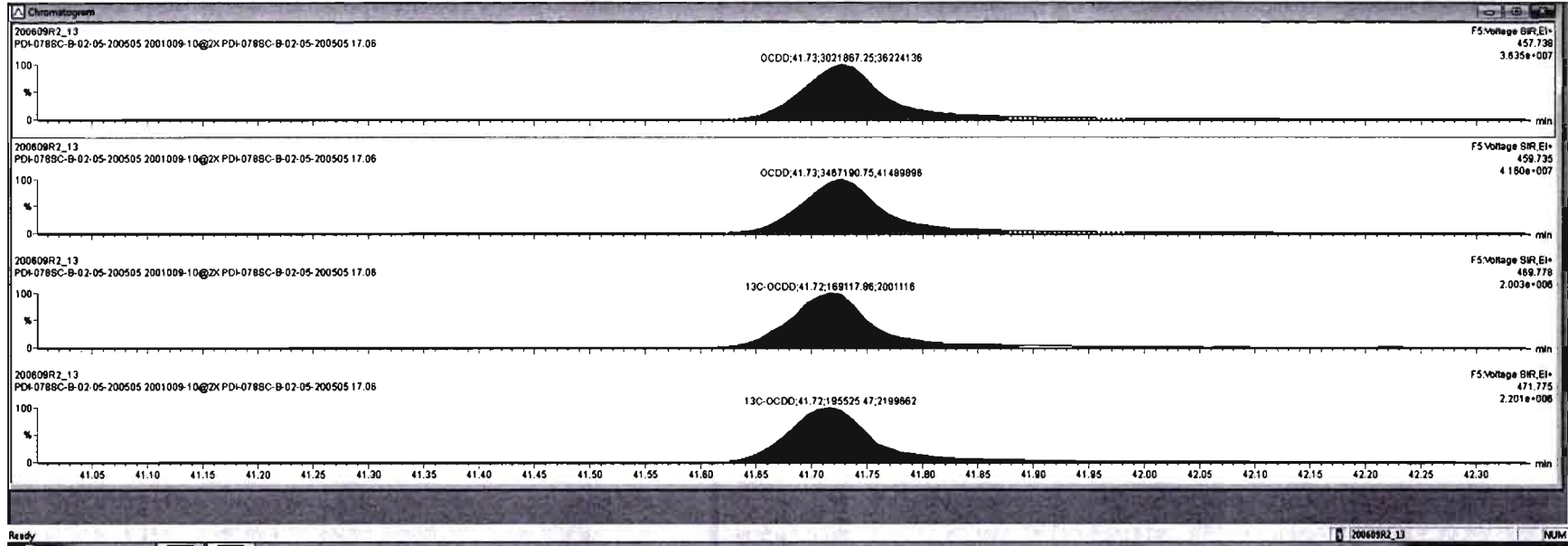
Last Altered: Wednesday, June 10, 2020 10:19:23 Pacific Daylight Time  
Printed: Wednesday, June 10, 2020 10:19:39 Pacific Daylight Time

Name: 200609R2\_13, Date: 10-Jun-2020, Time: 08:43:46, ID: 2001009-10@2X PDI-078SC-B-02-05-200505 17.06, Description: PDI-078SC-B-02-05-200505



#	Name	Resp	RA	n/y	FW	wt/Vol	Pred RT	RT	IRT	Conc.	%Rec	DL	EMPC
1	2,3,7,8-TCDD	3.35e3	0.87	NO	0.8883	10.078	28.50	28.50	1.001	1.95	0.261	1.95	
2	1,2,3,7,8-PeCDD	5.31e3	0.58	NO	0.9081	10.078	31.46	31.43	1.000	3.82	0.408	3.82	
3	1,2,3,4,7,8-HxCDD	4.72e3	1.22	NO	1.2334	10.078	34.83	34.83	1.000	4.88	0.818	4.88	
4	1,2,3,6,7,8-HxCDD	2.34e4	1.18	NO	0.8823	10.078	34.81	34.83	1.001	20.1	0.804	20.1	
5	1,2,3,7,8,9-HxCDD	1.05e4	1.09	NO	0.8889	10.078	35.21	35.21	1.000	10.4	0.880	10.4	
6	1,2,3,4,6,7,8-HxCDD	5.68e4	1.02	NO	0.8838	10.078	38.73	38.73	1.000	703	2.07	703	
7	OCDD	8.48e5	0.87	NO	0.9136	10.078	41.72	41.72	1.006	7730	3.74	7730	

#	Name	RT	int Resp	int Resp	RA	n/y	EMPC	Conc.
1								



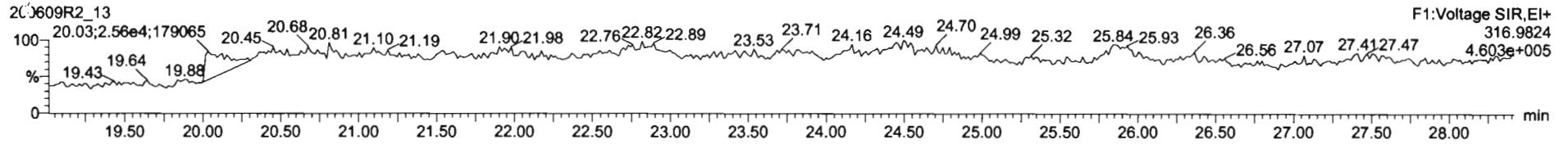
Dataset: Untitled

Last Altered: Wednesday, June 10, 2020 10:19:23 Pacific Daylight Time

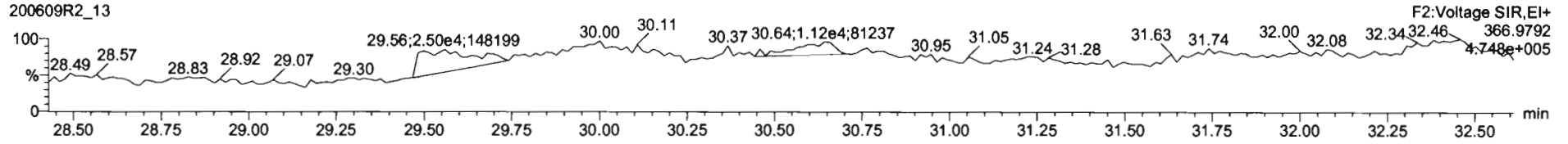
Printed: Wednesday, June 10, 2020 10:19:39 Pacific Daylight Time

Name: 200609R2\_13, Date: 10-Jun-2020, Time: 08:43:46, ID: 2001009-10@2X PDI-078SC-B-02-05-200505 17.06, Description: PDI-078SC-B-02-05-200505

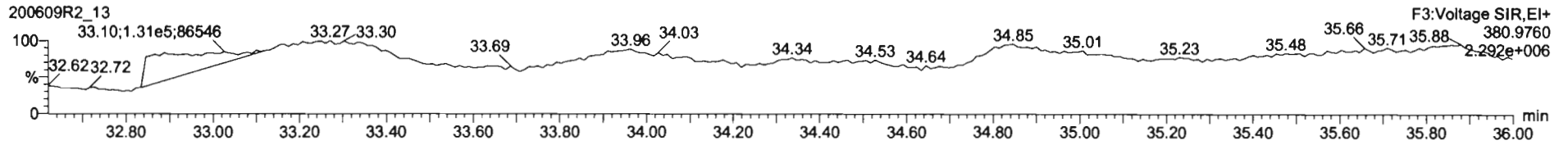
PFK1



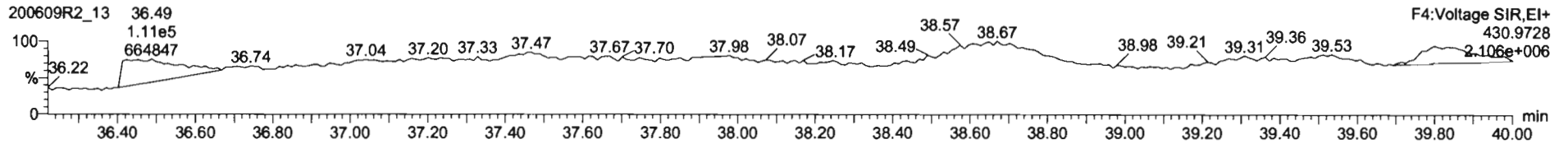
PFK2



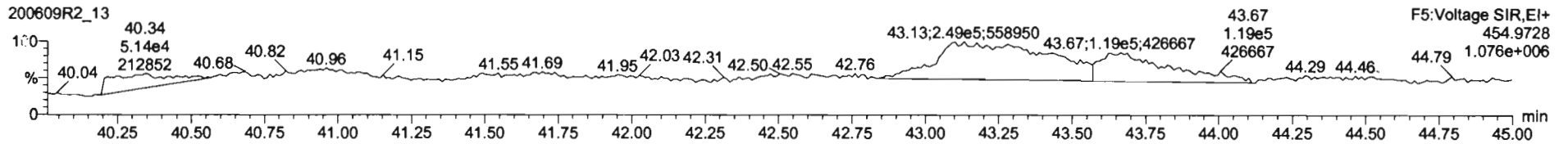
PFK3



PFK4



PFK5



Dataset: U:\VG12.PRO\Results\200607R2\200607R2-17B.qld

Last Altered: Monday, June 22, 2020 11:47:21 AM Pacific Daylight Time  
Printed: Monday, June 22, 2020 11:48:06 AM Pacific Daylight Time

*HN 06/22/2020*

*du 6/23/20*

Method: U:\VG12.PRO\MethDB\1613rrt-06-01-20.mdb 01 Jun 2020 11:54:45  
Calibration: U:\VG12.PRO\CurveDB\db5\_1613vg12-5-28-20.cdb 28 May 2020 16:52:08

Name: 200607R2\_17, Date: 08-Jun-2020, Time: 09:31:14, ID: 2001009-11 PDI-078SC-B-05-07-200505 16.67, Description: PDI-078SC-B-05-07-200505

#	Name	Resp	RA	n/y	RRF	wt/vol	Pred.RT	RT	Pred.RRT	RRT	Conc.	%Rec	DL	EMPC
1	1 2,3,7,8-TCDD	1.26e3	0.74	NO	0.888	10.042	26.471	26.47	1.001	1.001	0.85151		0.316	0.852
2	2 1,2,3,7,8-PeCDD	2.25e3	0.72	NO	0.908	10.042	31.442	31.43	1.001	1.000	1.8773		0.294	1.88
3	3 1,2,3,4,7,8-HxCDD	2.25e3	1.29	NO	1.03	10.042	34.814	34.81	1.000	1.000	2.0406		0.695	2.04
4	4 1,2,3,6,7,8-HxCDD	1.35e4	1.28	NO	0.892	10.042	34.911	34.92	1.000	1.000	11.168		0.686	11.2
5	5 1,2,3,7,8,9-HxCDD	5.37e3	1.21	NO	0.887	10.042	35.199	35.20	1.000	1.000	4.9604		0.759	4.96
6	6 1,2,3,4,6,7,8-HpCDD	3.56e5	1.01	NO	0.864	10.042	38.725	38.73	1.000	1.001	429.55		1.82	430
7	7 OCDD	4.40e6	0.88	NO	0.914	10.042	41.706	41.72	1.000	1.000	5315.6		2.67	5320
8	8 2,3,7,8-TCDF	3.24e5	0.74	NO	0.751	10.042	25.567	25.57	1.001	1.001	172.81	137.13	0.350	173
9	9 1,2,3,7,8-PeCDF	4.50e5	1.58	NO	0.893	10.042	30.160	30.15	1.001	1.000	243.59		0.778	244
10	10 2,3,4,7,8-PeCDF	1.84e5	1.59	NO	0.935	10.042	31.146	31.15	1.001	1.001	93.330		0.717	93.3
11	11 1,2,3,4,7,8-HxCDF	5.53e5	1.20	NO	0.884	10.042	33.920	33.94	1.000	1.001	397.58		0.791	398
12	12 1,2,3,6,7,8-HxCDF	2.08e5	1.22	NO	0.889	10.042	34.058	34.06	1.000	1.000	132.68		0.739	133
13	13 2,3,4,6,7,8-HxCDF	3.93e4	1.17	NO	0.934	10.042	34.669	34.65	1.001	1.000	26.205		0.814	26.2
14	14 1,2,3,7,8,9-HxCDF	2.48e4	1.14	NO	0.871	10.042	35.550	35.59	1.000	1.001	19.587		1.09	19.6
15	15 1,2,3,4,6,7,8-HpCDF	2.61e5	1.02	NO	0.873	10.042	37.344	37.33	1.001	1.001	227.27		0.991	227
16	16 1,2,3,4,7,8,9-HpCDF	5.69e4	1.03	NO	1.01	10.042	39.267	39.29	1.000	1.001	71.532		1.32	71.5
17	17 OCDF	4.24e5	0.86	NO	0.806	10.042	41.897	41.91	1.000	1.000	509.87		0.776	510
18	18 13C-2,3,7,8-TCDD	3.31e5	0.81	NO	1.16	10.042	26.461	26.44	1.026	1.026	163.95	82.3	0.302	
19	19 13C-1,2,3,7,8-PeCDD	2.63e5	0.64	NO	0.849	10.042	31.637	31.42	1.227	1.219	177.36	89.1	0.580	
20	20 13C-1,2,3,4,7,8-HxCDD	2.12e5	1.32	NO	0.779	10.042	34.809	34.80	1.014	1.014	138.99	69.8	0.938	
21	21 13C-1,2,3,6,7,8-HxCDD	2.69e5	1.26	NO	1.02	10.042	34.922	34.91	1.017	1.017	135.10	67.8	0.719	
22	22 13C-1,2,3,7,8,9-HxCDD	2.43e5	1.21	NO	0.903	10.042	35.193	35.19	1.025	1.025	137.39	69.0	0.810	
23	23 13C-1,2,3,4,6,7,8-HpCDD	1.91e5	1.04	NO	0.689	10.042	38.715	38.71	1.128	1.128	141.30	70.9	0.699	
24	24 13C-OCDD	3.61e5	0.90	NO	0.652	10.042	41.736	41.71	1.216	1.215	282.27	70.9	0.797	
25	25 13C-2,3,7,8-TCDF	4.98e5	0.77	NO	1.06	10.042	25.504	25.54	0.989	0.991	158.60	79.6	0.471	
26	26 13C-1,2,3,7,8-PeCDF	4.12e5	1.64	NO	0.838	10.042	30.023	30.14	1.165	1.169	166.01	83.4	1.15	
27	27 13C-2,3,4,7,8-PeCDF	4.20e5	1.64	NO	0.817	10.042	30.975	31.11	1.202	1.207	173.53	87.1	1.18	
28	28 13C-1,2,3,4,7,8-HxCDF	3.13e5	0.51	NO	1.01	10.042	33.941	33.92	0.989	0.988	158.57	79.6	1.13	
29	29 13C-1,2,3,6,7,8-HxCDF	3.50e5	0.51	NO	1.17	10.042	34.064	34.05	0.992	0.992	153.07	76.9	0.977	
30	30 13C-2,3,4,6,7,8-HxCDF	3.20e5	0.51	NO	1.02	10.042	34.637	34.63	1.009	1.009	159.61	80.1	1.12	
31	31 13C-1,2,3,7,8,9-HxCDF	2.90e5	0.49	NO	0.860	10.042	35.537	35.55	1.035	1.036	171.75	86.2	1.33	



Dataset: U:\VG12.PRO\Results\200607R2\200607R2-17B.qld

Last Altered: Monday, June 22, 2020 11:47:21 AM Pacific Daylight Time

Printed: Monday, June 22, 2020 11:48:06 AM Pacific Daylight Time

Name: 200607R2\_17, Date: 08-Jun-2020, Time: 09:31:14, ID: 2001009-11 PDI-078SC-B-05-07-200505 16.67, Description: PDI-078SC-B-05-07-200505

#	Name	Resp	RA	n/y	RRF	w/vol	Pred.RT	RT	Pred.RRT	RRT	Conc.	%Rec	DL	EMPC
32	13C-1,2,3,4,6,7,8-HpCDF	2.62e5	0.42	NO	0.774	10.042	37.284	37.31	1.086	1.087	172.28	86.5	0.790	
33	13C-1,2,3,4,7,8,9-HpCDF	1.56e5	0.42	NO	0.521	10.042	39.312	39.27	1.145	1.144	153.13	76.9	1.17	
34	13C-OCDF	4.11e5	0.83	NO	0.746	10.042	41.907	41.90	1.221	1.221	280.91	70.5	0.931	
35	37Cl-2,3,7,8-TCDD	1.37e5			1.04	10.042	26.492	26.47	1.028	1.027	75.634	94.9	0.190	
36	13C-1,2,3,4-TCDD	3.48e5	0.81	NO	1.00	10.042	25.890	25.78	1.000	1.000	199.16	100	0.349	
37	13C-1,2,3,4-TCDF	5.90e5	0.79	NO	1.00	10.042	24.360	24.09	1.000	1.000	199.16	100	0.499	
38	13C-1,2,3,4,6,9-HxCDF	3.91e5	0.51	NO	1.00	10.042	34.420	34.33	1.000	1.000	199.16	100	1.14	
39	Total Tetra-Dioxins				0.888	10.042	24.620		0.000		12.597		0.316	13.7
40	Total Penta-Dioxins				0.908	10.042	29.960		0.000		16.985		0.294	19.6
41	Total Hexa-Dioxins				0.892	10.042	33.635		0.000		128.07		0.744	128
42	Total Hepta-Dioxins				0.864	10.042	37.640		0.000		1139.5		1.82	1140
43	Total Tetra-Furans				0.751	10.042	23.610		0.000		460.44		0.350	478
44	1st Func. Penta-Furans				0.893	10.042	27.580		0.000		37.441		0.104	37.4
45	Total Penta-Furans				0.893	10.042	29.275		0.000		608.33		0.764	617
46	Total Hexa-Furans				0.934	10.042	33.555		0.000		789.70		0.813	794
47	Total Hepta-Furans				0.873	10.042	37.835		0.000		668.66		1.19	673

Dataset: U:\VG12.PRO\Results\200607R2\200607R2-17B.qld

Last Altered: Monday, June 22, 2020 11:47:21 AM Pacific Daylight Time

Printed: Monday, June 22, 2020 11:48:06 AM Pacific Daylight Time

Method: U:\VG12.PRO\MethDB\1613rrt-06-01-20.mdb 01 Jun 2020 11:54:45

Calibration: U:\VG12.PRO\CurveDB\db5\_1613vg12-5-28-20.cdb 28 May 2020 16:52:08

Name: 200607R2\_17, Date: 08-Jun-2020, Time: 09:31:14, ID: 2001009-11 PDI-078SC-B-05-07-200505 16.67, Description: PDI-078SC-B-05-07-200505

**Tetra-Dioxins**

	Name	RT	m1 Height	m2 Height	m1 Resp	m2 Resp	RA	n/y	Resp	Conc.	EMPC	DL
1	Total Tetra-Dioxins	22.43	5.328e4	7.466e4	5.366e3	6.653e3	0.81	NO	1.202e4	8.1294	8.1294	0.316
2	Total Tetra-Dioxins	22.88	1.291e4	1.752e4	1.226e3	1.585e3	0.77	NO	2.811e3	1.9014	1.9014	0.316
3	Total Tetra-Dioxins	23.34	4.403e3	7.456e3	2.657e2	5.402e2	0.49	YES	0.000e0	0.00000	0.41315	0.316
4	Total Tetra-Dioxins	24.28	4.717e3	5.517e3	3.310e2	3.682e2	0.90	YES	0.000e0	0.00000	0.44078	0.316
5	Total Tetra-Dioxins	24.75	7.654e3	9.235e3	5.752e2	6.749e2	0.85	NO	1.250e3	0.84552	0.84552	0.316
6	Total Tetra-Dioxins	26.21	7.185e3	1.125e4	5.177e2	7.678e2	0.67	NO	1.285e3	0.86949	0.86949	0.316
7	2,3,7,8-TCDD	26.47	6.899e3	1.021e4	5.334e2	7.255e2	0.74	NO	1.259e3	0.85151	0.85151	0.316
8	Total Tetra-Dioxins	26.77	3.235e3	5.174e3	1.705e2	2.336e2	0.73	NO	0.000e0	0.00000	0.27337	0.316

**Penta-Dioxins**

	Name	RT	m1 Height	m2 Height	m1 Resp	m2 Resp	RA	n/y	Resp	Conc.	EMPC	DL
1	Total Penta-Dioxins	29.21	3.359e4	5.771e4	2.612e3	4.232e3	0.62	NO	6.845e3	5.7022	5.7022	0.294
2	Total Penta-Dioxins	29.70	1.195e4	2.282e4	7.696e2	1.290e3	0.60	NO	2.060e3	1.7160	1.7160	0.294
3	Total Penta-Dioxins	30.18	2.476e4	3.395e4	1.364e3	2.086e3	0.65	NO	3.451e3	2.8747	2.8747	0.294
4	Total Penta-Dioxins	30.35	1.597e4	2.656e4	7.890e2	1.317e3	0.60	NO	2.106e3	1.7547	1.7547	0.294
5	Total Penta-Dioxins	30.44	1.005e4	1.845e4	5.071e2	8.484e2	0.60	NO	1.356e3	1.1293	1.1293	0.294
6	Total Penta-Dioxins	30.66	1.599e4	2.344e4	1.454e3	1.908e3	0.76	YES	0.000e0	0.00000	2.5909	0.294
7	Total Penta-Dioxins	31.01	3.772e3	5.707e3	2.171e2	3.287e2	0.66	NO	5.458e2	0.45470	0.45470	0.294
8	1,2,3,7,8-PeCDD	31.43	2.016e4	2.226e4	9.450e2	1.308e3	0.72	NO	2.253e3	1.8773	1.8773	0.294
9	Total Penta-Dioxins	31.51	5.491e3	9.642e3	3.528e2	5.118e2	0.69	NO	8.646e2	0.72033	0.72033	0.294
10	Total Penta-Dioxins	31.82	7.521e3	1.108e4	3.562e2	5.515e2	0.65	NO	9.078e2	0.75624	0.75624	0.294

Dataset: U:\VG12.PRO\Results\200607R2\200607R2-17B.qld

Last Altered: Monday, June 22, 2020 11:47:21 AM Pacific Daylight Time

Printed: Monday, June 22, 2020 11:48:06 AM Pacific Daylight Time

Name: 200607R2\_17, Date: 08-Jun-2020, Time: 09:31:14, ID: 2001009-11 PDI-078SC-B-05-07-200505 16.67, Description: PDI-078SC-B-05-07-200505

Hexa-Dioxins

	Name	RT	m1 Height	m2 Height	m1 Resp	m2 Resp	RA	n/y	Resp	Conc.	EMPC	DL
1	Total Hexa-Dioxins	33.31	6.311e5	4.980e5	3.131e4	2.512e4	1.25	NO	5.643e4	52.119	52.119	0.744
2	Total Hexa-Dioxins	33.87	7.237e4	5.950e4	3.877e3	3.304e3	1.17	NO	7.181e3	6.6323	6.6323	0.744
3	Total Hexa-Dioxins	34.12	4.171e5	3.279e5	2.761e4	2.198e4	1.26	NO	4.959e4	45.803	45.803	0.744
4	Total Hexa-Dioxins	34.24	3.624e4	3.008e4	1.932e3	1.689e3	1.14	NO	3.621e3	3.3440	3.3440	0.744
5	1,2,3,4,7,8-HxCDD	34.81	2.462e4	1.750e4	1.267e3	9.818e2	1.29	NO	2.249e3	2.0406	2.0406	0.695
6	1,2,3,6,7,8-HxCDD	34.92	1.265e5	9.700e4	7.573e3	5.908e3	1.28	NO	1.348e4	11.168	11.168	0.686
7	Total Hexa-Dioxins	35.10	2.404e4	1.952e4	1.197e3	9.723e2	1.23	NO	2.170e3	2.0040	2.0040	0.744
8	1,2,3,7,8,9-HxCDD	35.20	4.639e4	3.740e4	2.943e3	2.431e3	1.21	NO	5.373e3	4.9604	4.9604	0.759

Hepta-Dioxins

	Name	RT	m1 Height	m2 Height	m1 Resp	m2 Resp	RA	n/y	Resp	Conc.	EMPC	DL
1	Total Hepta-Dioxins	37.72	3.718e6	3.657e6	2.980e5	2.903e5	1.03	NO	5.883e5	709.99	709.99	1.82
2	1,2,3,4,6,7,8-HpCDD	38.73	2.480e6	2.425e6	1.785e5	1.774e5	1.01	NO	3.559e5	429.55	429.55	1.82

Dataset: U:\VG12.PRO\Results\200607R2\200607R2-17B.qld

Last Altered: Monday, June 22, 2020 11:47:21 AM Pacific Daylight Time  
 Printed: Monday, June 22, 2020 11:48:06 AM Pacific Daylight Time

Name: 200607R2\_17, Date: 08-Jun-2020, Time: 09:31:14, ID: 2001009-11 PDI-078SC-B-05-07-200505 16.67, Description: PDI-078SC-B-05-07-200505

**Tetra-Furans**

	Name	RT	m1 Height	m2 Height	m1 Resp	m2 Resp	RA	n/y	Resp	Conc.	EMPC	DL
1	Total Tetra-Furans	20.29	3.594e3	4.460e3	2.582e2	3.277e2	0.79	NO	5.859e2	0.31224	0.31224	0.350
2	Total Tetra-Furans	20.81	2.034e4	2.929e4	1.860e3	2.413e3	0.77	NO	4.273e3	2.2772	2.2772	0.350
3	Total Tetra-Furans	21.42	8.050e4	1.159e5	7.469e3	1.058e4	0.71	NO	1.804e4	9.6163	9.6163	0.350
4	Total Tetra-Furans	22.01	4.299e4	6.147e4	5.909e3	8.281e3	0.71	NO	1.419e4	7.5619	7.5619	0.350
5	Total Tetra-Furans	22.40	3.347e5	4.341e5	3.192e4	4.338e4	0.74	NO	7.531e4	40.132	40.132	0.350
6	Total Tetra-Furans	22.88	1.171e5	1.454e5	1.060e4	1.450e4	0.73	NO	2.510e4	13.378	13.378	0.350
7	Total Tetra-Furans	23.03	1.117e4	1.242e4	8.693e2	1.083e3	0.80	NO	1.952e3	1.0402	1.0402	0.350
8	Total Tetra-Furans	23.25	4.616e4	6.357e4	4.390e3	6.182e3	0.71	NO	1.057e4	5.6336	5.6336	0.350
9	Total Tetra-Furans	23.70	9.354e3	1.255e4	8.209e2	1.208e3	0.68	NO	2.029e3	1.0811	1.0811	0.350
10	Total Tetra-Furans	23.83	7.012e3	1.071e4	5.710e2	7.635e2	0.75	NO	1.334e3	0.71114	0.71114	0.350
11	Total Tetra-Furans	24.00	8.085e4	9.179e4	5.892e3	7.418e3	0.79	NO	1.331e4	7.0935	7.0935	0.350
12	Total Tetra-Furans	24.10	1.298e5	1.650e5	1.146e4	1.504e4	0.76	NO	2.650e4	14.123	14.123	0.350
13	Total Tetra-Furans	24.63	1.611e6	2.168e6	1.277e5	1.712e5	0.75	NO	2.989e5	159.31	159.31	0.350
14	Total Tetra-Furans	24.91	5.111e4	7.366e4	3.911e3	5.282e3	0.74	NO	9.193e3	4.8994	4.8994	0.350
15	Total Tetra-Furans	25.12	8.373e3	7.096e3	5.254e2	5.668e2	0.93	YES	0.000e0	0.00000	0.53464	0.350
16	Total Tetra-Furans	25.35	2.120e4	2.367e4	1.103e3	1.398e3	0.79	NO	2.501e3	1.3331	1.3331	0.350
17	Total Tetra-Furans	25.47	1.791e5	2.243e5	9.549e3	1.283e4	0.74	NO	2.238e4	11.925	11.925	0.350
18	2,3,7,8-TCDF	25.57	1.887e6	2.492e6	1.377e5	1.865e5	0.74	NO	3.243e5	172.81	172.81	0.350
19	Total Tetra-Furans	25.93	7.226e4	9.404e4	4.919e3	6.351e3	0.77	NO	1.127e4	6.0060	6.0060	0.350
20	Total Tetra-Furans	26.20	1.175e4	2.013e4	9.663e2	1.281e3	0.75	NO	2.248e3	1.1978	1.1978	0.350
21	Total Tetra-Furans	27.58	2.735e5	2.572e5	1.838e4	1.759e4	1.05	YES	0.000e0	0.00000	16.590	0.350

**Penta-Furans function 1**

	Name	RT	m1 Height	m2 Height	m1 Resp	m2 Resp	RA	n/y	Resp	Conc.	EMPC	DL
1	1st Func. Penta-Furans	27.56	7.074e5	4.429e5	4.287e4	2.693e4	1.59	NO	6.980e4	37.441	37.441	0.104

Vista Analytical Laboratory

Dataset: U:\VG12.PRO\Results\200607R2\200607R2-17B.qld

Last Altered: Monday, June 22, 2020 11:47:21 AM Pacific Daylight Time

Printed: Monday, June 22, 2020 11:48:06 AM Pacific Daylight Time

Name: 200607R2\_17, Date: 08-Jun-2020, Time: 09:31:14, ID: 2001009-11 PDI-078SC-B-05-07-200505 16.67, Description: PDI-078SC-B-05-07-200505

**Penta-Furans**

	Name	RT	m1 Height	m2 Height	m1 Resp	m2 Resp	RA	n/y	Resp	Conc.	EMPC	DL
1	Total Penta-Furans	29.02	5.273e4	3.478e4	3.507e3	2.004e3	1.75	NO	5.511e3	2.9561	2.9561	0.764
2	Total Penta-Furans	29.16	2.172e6	1.431e6	1.278e5	8.078e4	1.58	NO	2.086e5	111.9C	111.9C	0.764
3	Total Penta-Furans	29.76	1.166e5	9.179e4	9.887e3	1.018e4	0.97	YES	0.000e0	0.00000	8.7248	0.764
4	Total Penta-Furans	29.97	5.178e5	3.264e5	2.732e4	1.747e4	1.56	NO	4.479e4	24.025	24.025	0.764
5	1,2,3,7,8-PeCDF	30.15	4.868e6	3.132e6	2.758e5	1.742e5	1.58	NO	4.500e5	243.59	243.59	0.778
6	Total Penta-Furans	30.43	1.694e6	1.005e6	9.807e4	5.851e4	1.68	NO	1.566e5	83.987	83.987	0.764
7	2,3,4,7,8-PeCDF	31.15	2.414e6	1.502e6	1.130e5	7.088e4	1.59	NO	1.839e5	93.330	93.330	0.717
8	Total Penta-Furans	31.16	1.802e6	1.135e6	4.903e4	3.012e4	1.63	NO	7.915e4	42.453	42.453	0.764
9	Total Penta-Furans	32.08	1.297e5	7.833e4	6.890e3	4.472e3	1.54	NO	1.136e4	6.0942	6.0942	0.764

**Hexa-Furans**

	Name	RT	m1 Height	m2 Height	m1 Resp	m2 Resp	RA	n/y	Resp	Conc.	EMPC	DL
1	Total Hexa-Furans	32.76	2.780e5	2.344e5	1.357e4	1.146e4	1.18	NO	2.503e4	16.764	16.764	0.813
2	Total Hexa-Furans	32.93	1.156e6	9.529e5	5.762e4	4.730e4	1.22	NO	1.049e5	70.282	70.282	0.813
3	Total Hexa-Furans	33.29	2.530e4	2.368e4	1.364e3	9.954e2	1.37	NO	2.360e3	1.5807	1.5807	0.813
4	Total Hexa-Furans	33.47	1.582e6	1.312e6	7.655e4	6.281e4	1.22	NO	1.394e5	93.350	93.350	0.813
5	Total Hexa-Furans	33.83	5.952e4	5.312e4	2.674e3	2.487e3	1.08	NO	5.161e3	3.4567	3.4567	0.813
6	1,2,3,4,7,8-HxCDF	33.94	5.790e6	4.830e6	3.015e5	2.518e5	1.20	NO	5.533e5	397.58	397.58	0.791
7	1,2,3,6,7,8-HxCDF	34.06	1.595e6	1.300e6	1.139e5	9.365e4	1.22	NO	2.076e5	132.68	132.68	0.739
8	Total Hexa-Furans	34.35	4.752e4	3.897e4	2.703e3	3.064e3	0.88	YES	0.000e0	0.00000	3.2705	0.813
9	Total Hexa-Furans	34.45	8.236e3	1.305e4	4.983e2	9.686e2	0.51	YES	0.000e0	0.00000	0.60292	0.813
10	2,3,4,6,7,8-HxCDF	34.65	3.706e5	3.002e5	2.117e4	1.815e4	1.17	NO	3.932e4	26.205	26.205	0.814
11	1,2,3,7,8,9-HxCDF	35.59	5.138e5	4.098e5	1.320e4	1.160e4	1.14	NO	2.480e4	19.587	19.587	1.09
12	Total Hexa-Furans	35.60	5.346e5	4.405e5	2.334e4	1.877e4	1.24	NO	4.211e4	28.208	28.208	0.813

Vista Analytical Laboratory

Dataset: U:\VG12.PRO\Results\200607R2\200607R2-17B.qld

Last Altered: Monday, June 22, 2020 11:47:21 AM Pacific Daylight Time

Printed: Monday, June 22, 2020 11:48:06 AM Pacific Daylight Time

Name: 200607R2\_17, Date: 08-Jun-2020, Time: 09:31:14, ID: 2001009-11 PDI-078SC-B-05-07-200505 16.67, Description: PDI-078SC-B-05-07-200505

Hepta-Furans

	Name	RT	m1 Height	m2 Height	m1 Resp	m2 Resp	RA	n/y	Resp	Conc.	EMPC	DL
1	1,2,3,4,6,7,8-HpCDF	37.33	1.740e6	1.736e6	1.317e5	1.292e5	1.02	NO	2.608e5	227.27	227.27	0.991
2	Total Hepta-Furans	37.72	2.985e4	3.056e4	1.940e3	2.281e3	0.85	YES	0.000e0	0.00000	4.1502	1.19
3	Total Hepta-Furans	37.95	2.189e6	2.182e6	1.706e5	1.685e5	1.01	NO	3.392e5	369.86	369.86	1.19
4	1,2,3,4,7,8,9-HpCDF	39.29	4.794e5	4.495e5	2.888e4	2.804e4	1.03	NO	5.693e4	71.532	71.532	1.32

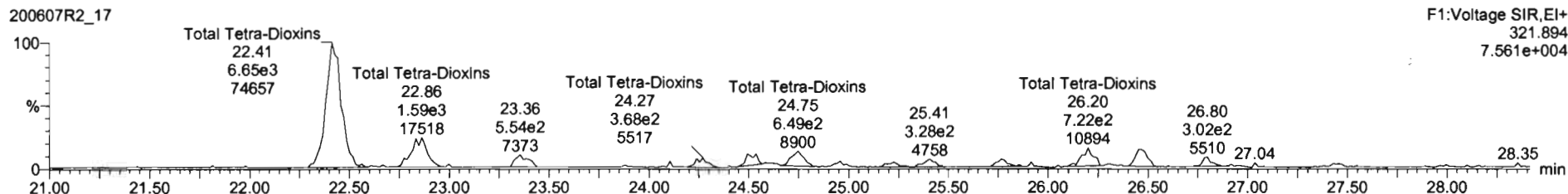
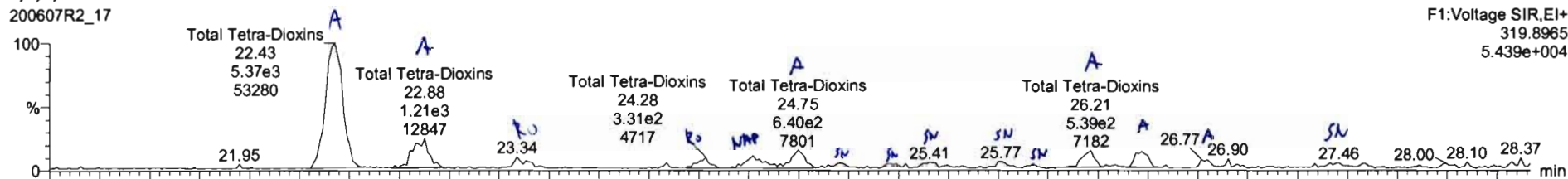
Dataset: Untitled

Last Altered: Monday, June 08, 2020 10:27:55 Pacific Daylight Time  
Printed: Monday, June 08, 2020 10:28:19 Pacific Daylight Time

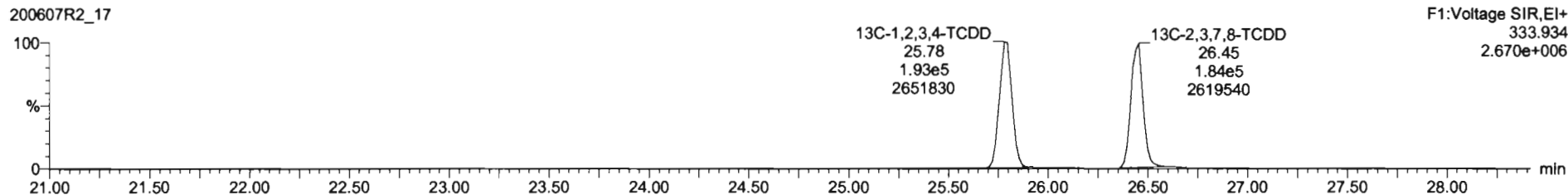

Method: U:\VG12.PRO\MethDB\1613rrt-06-01-20.mdb 01 Jun 2020 11:54:45  
Calibration: U:\VG12.PRO\CurveDB\db5\_1613vg12-5-28-20.cdb 28 May 2020 16:52:08

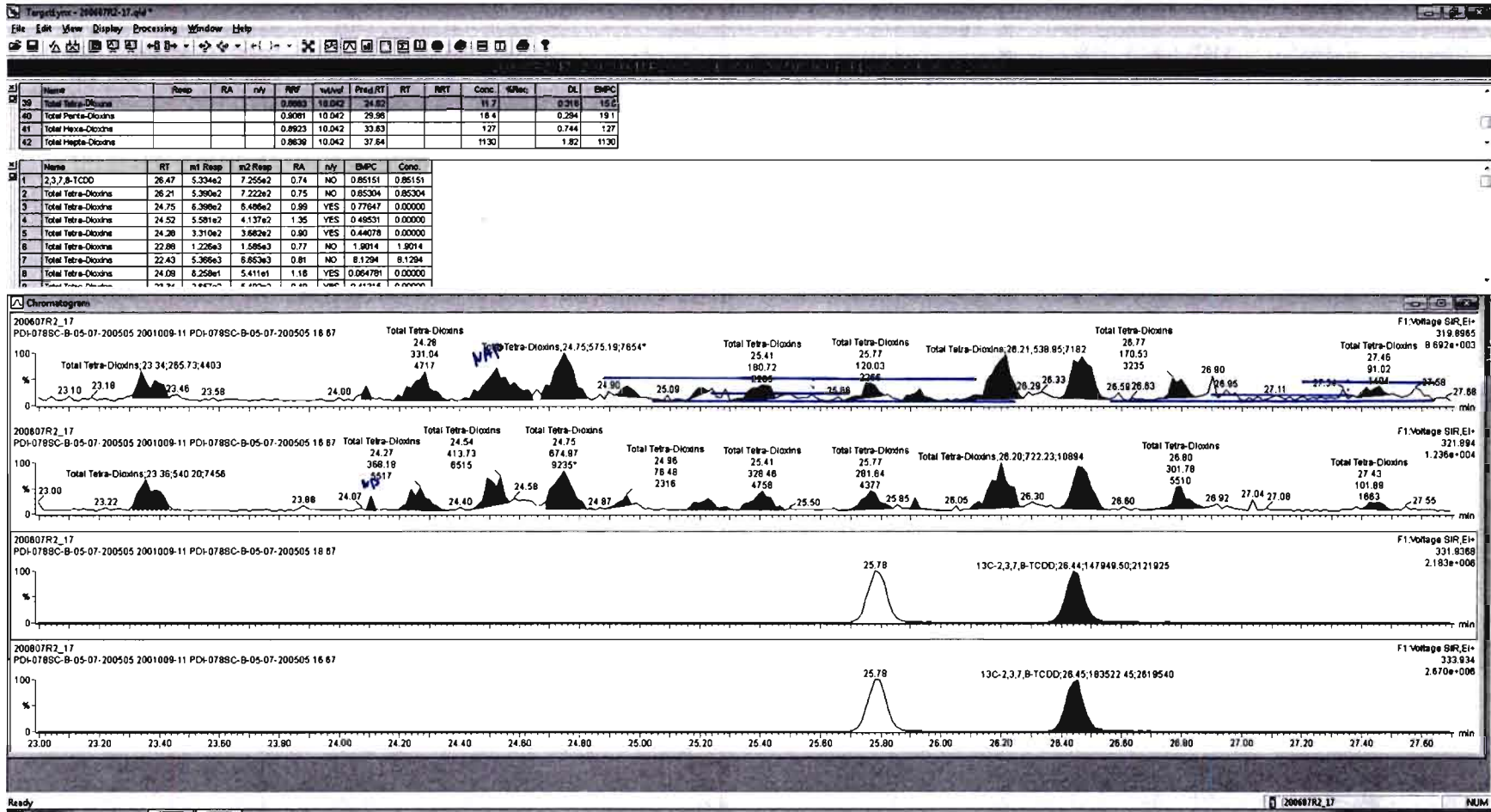
Name: 200607R2\_17, Date: 08-Jun-2020, Time: 09:31:14, ID: 2001009-11 PDI-078SC-B-05-07-200505 16.67, Description: PDI-078SC-B-05-07-200505

2,3,7,8-TCDD



13C-2,3,7,8-TCDD

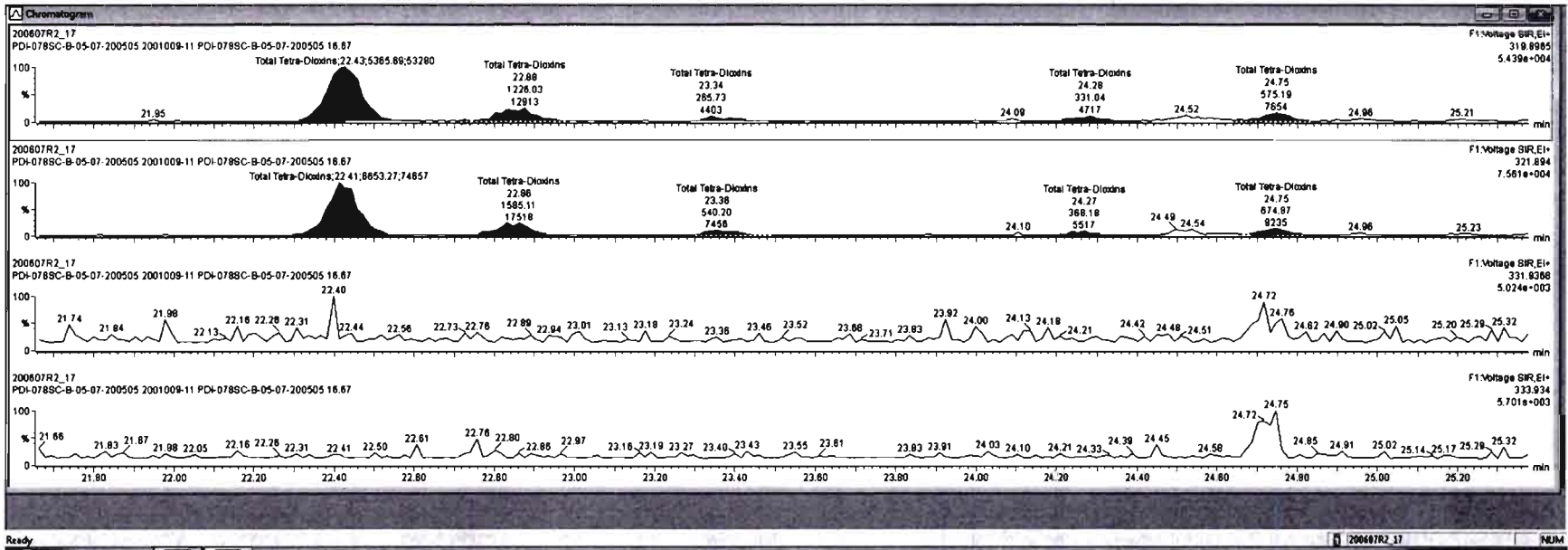






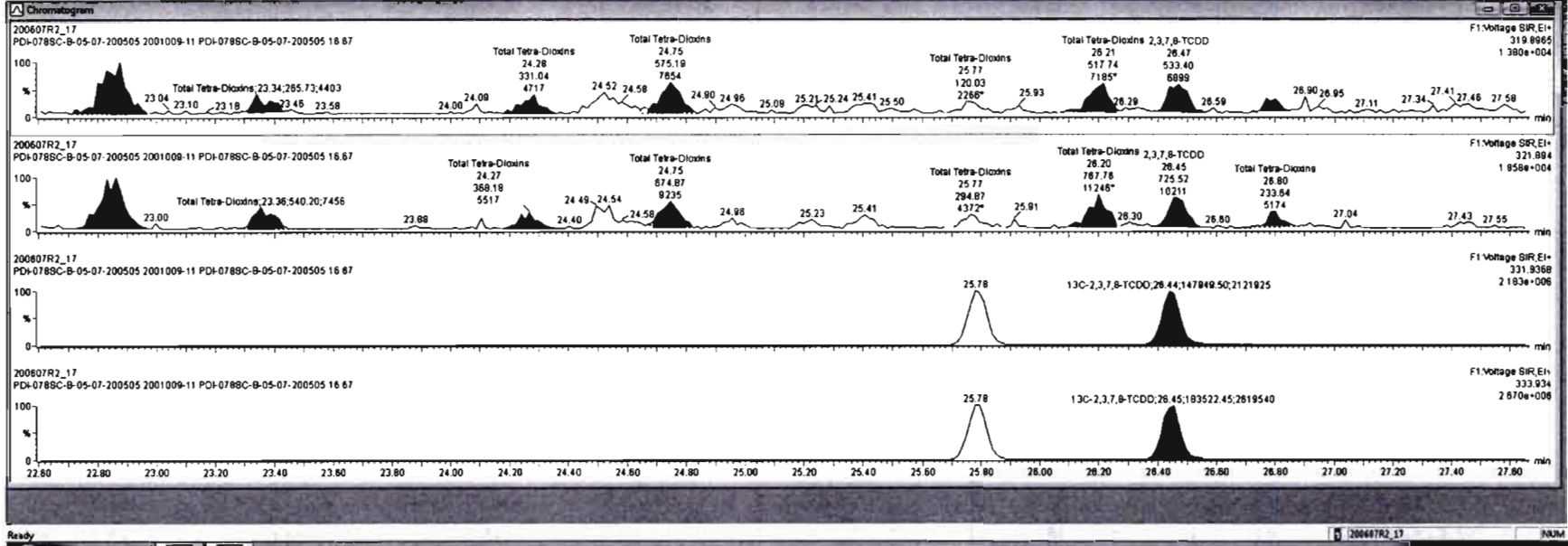
SI	Name	Resp	RA	July	RFI	relAval	Prod RT	RT	RTT	Conc.	%RelC	DL	EMPC
38	Total Tetra-Dioxins				0.8883	10.042	24.83			12.8		0.319	13.2
40	Total Penta-Dioxins				0.8081	10.042	29.96			18.4		0.294	19.1
41	Total Hexa-Dioxins				0.8923	10.042	33.63			127		0.744	127
42	Total Hepta-Dioxins				0.8636	10.042	37.64			1130		1.82	1130

SI	Name	RT	rel Resp	rel Flag	RA	July	EMPC	Conc.
1	2,3,7,8-TCDD	26.47	5.334e2	7.255e2	0.74	NO	0.85151	0.85151
2	Total Tetra-Dioxins	26.21	5.360e2	7.222e2	0.75	NO	0.85304	0.85304
3	Total Tetra-Dioxins	24.75	5.752e2	6.749e2	0.85	NO	0.84552	0.84552
4	Total Tetra-Dioxins	24.26	3.310e2	3.882e2	0.90	YES	0.44078	0.00000
5	Total Tetra-Dioxins	22.88	1.226e3	1.585e3	0.77	NO	1.9014	1.9014
6	Total Tetra-Dioxins	22.43	5.366e3	6.653e3	0.81	NO	8.1294	8.1294
7	Total Tetra-Dioxins	23.34	2.857e2	5.402e2	0.48	YES	0.41315	0.00000
8	Total Tetra-Dioxins	26.77	1.705e2	2.336e2	0.73	NO	0.27337	0.00000



#	Name	Resp	RA	n/y	RPF	ndVal	Prod RT	RT	RRT	Conc.	%Rec	DL	BAPC
39	Total Tetra-Dioxins				0.8953	10.042	24.82			12.8		0.216	13.9
40	Total Penta-Dioxins				0.8091	10.042	29.96			15.4		0.294	19.1
41	Total Hexa-Dioxins				0.8923	10.042	33.83			127		0.744	127
42	Total Hepta-Dioxins				0.8639	10.042	37.84			1130		1.82	1130

#	Name	RT	nt Resp	nt2 Resp	RA	n/y	BAPC	Conc.
1	2,3,7,8-TCDD	26.47	5.234e2	7.255e2	0.74	NO	0.85151	0.85161
2	Total Tetra-Dioxins	26.21	5.390e2	7.222e2	0.75	NO	0.85304	0.85304
3	Total Tetra-Dioxins	24.75	5.752e2	8.748e2	0.85	NO	0.84552	0.84552
4	Total Tetra-Dioxins	24.26	3.310e2	3.682e2	0.90	YES	0.44078	0.00000
5	Total Tetra-Dioxins	22.88	1.226e3	1.595e3	0.77	NO	1.9014	1.9014
6	Total Tetra-Dioxins	22.43	5.366e3	8.853e3	0.81	NO	8.1294	8.1294
7	Total Tetra-Dioxins	23.34	2.857e2	5.402e2	0.49	YES	0.41315	0.00000
8	Total Tetra-Dioxins	26.77	1.705e2	2.336e2	0.73	NO	0.27337	0.00000



Dataset: Untitled

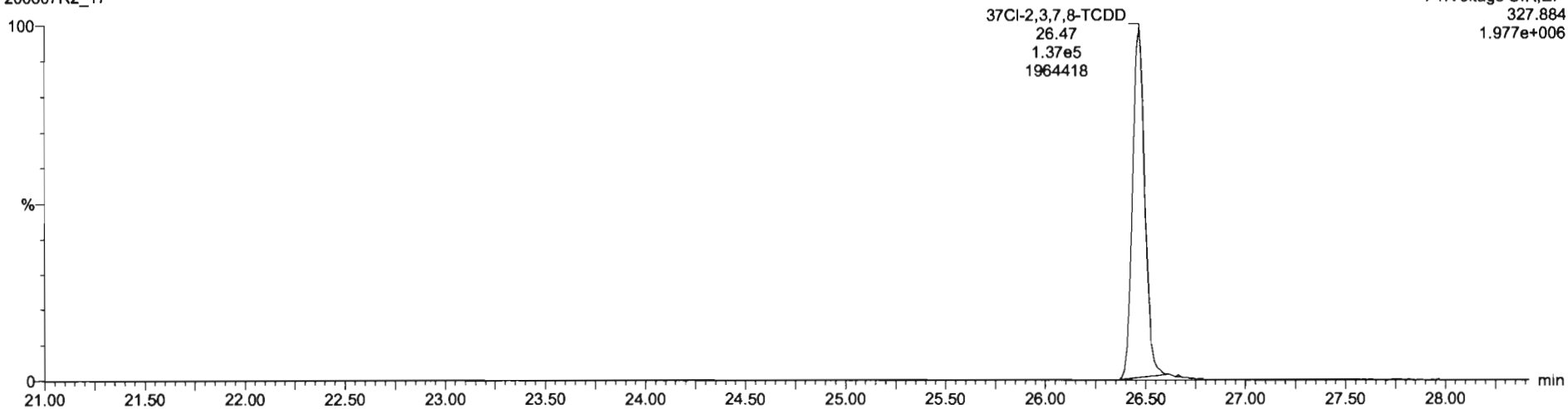
Last Altered: Monday, June 08, 2020 10:27:55 Pacific Daylight Time

Printed: Monday, June 08, 2020 10:28:19 Pacific Daylight Time

Name: 200607R2\_17, Date: 08-Jun-2020, Time: 09:31:14, ID: 2001009-11 PDI-078SC-B-05-07-200505 16.67, Description: PDI-078SC-B-05-07-200505


**37Cl-2,3,7,8-TCDD**

200607R2\_17

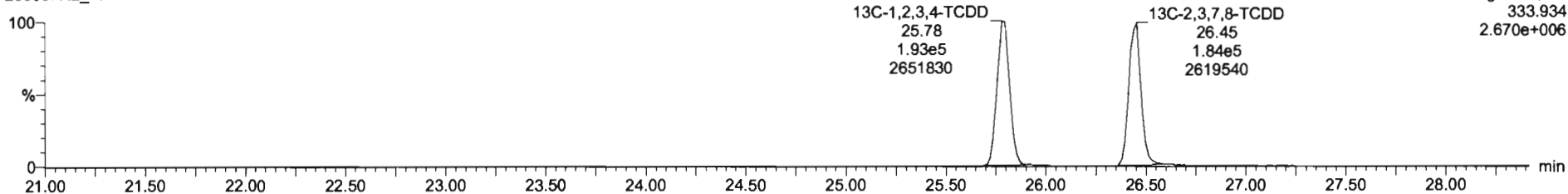


**13C-1,2,3,4-TCDD**

200607R2\_17



200607R2\_17



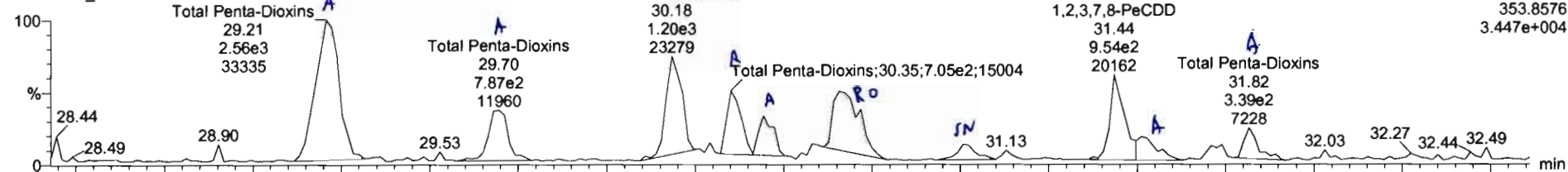
Dataset: Untitled

Last Altered: Monday, June 08, 2020 10:27:55 Pacific Daylight Time  
Printed: Monday, June 08, 2020 10:28:19 Pacific Daylight Time

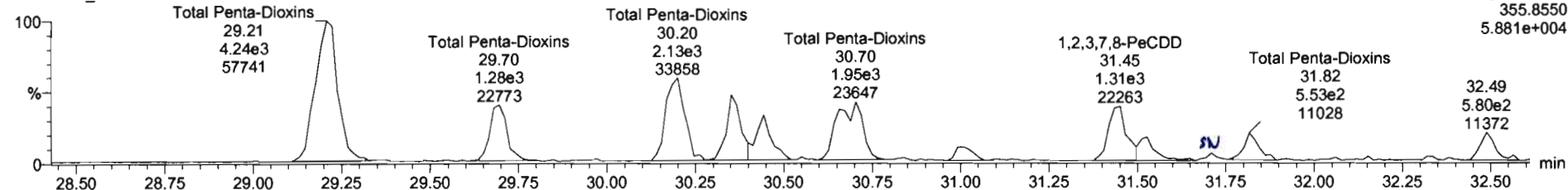
Name: 200607R2\_17, Date: 08-Jun-2020, Time: 09:31:14, ID: 2001009-11 PDI-078SC-B-05-07-200505 16.67, Description: PDI-078SC-B-05-07-200505

**1,2,3,7,8-PeCDD**

200607R2\_17

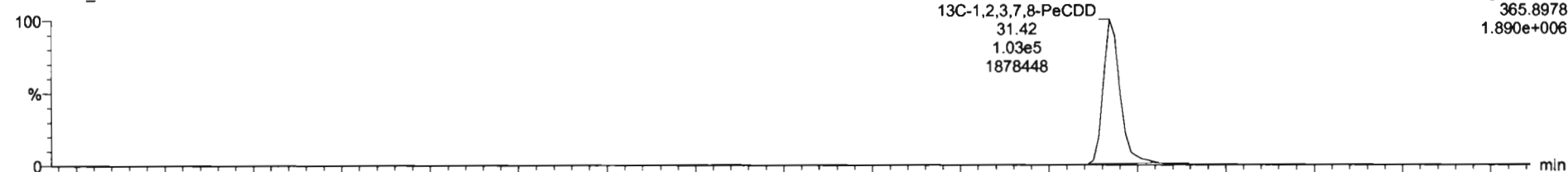


200607R2\_17

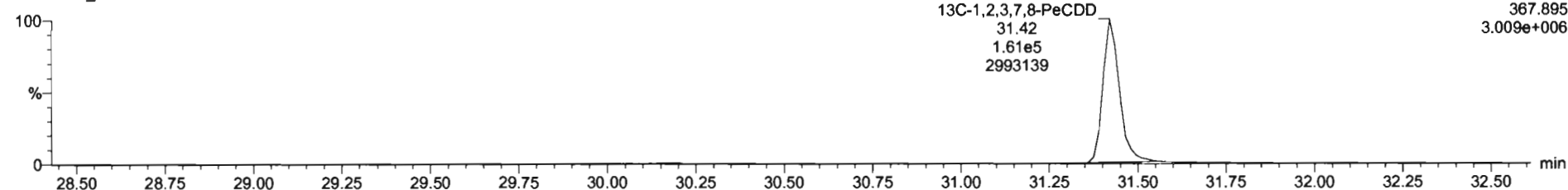


**13C-1,2,3,7,8-PeCDD**

200607R2\_17



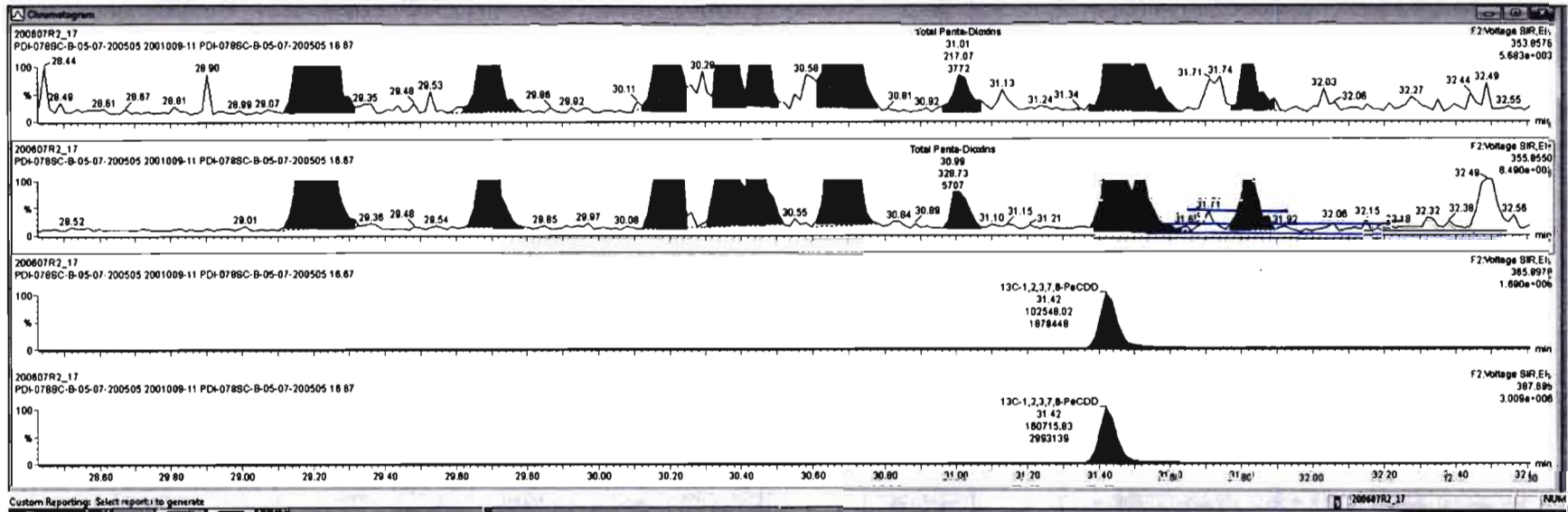
200607R2\_17



TargetLine - 200607R2\_17.eid  
 File Edit View Display Processing Window Help

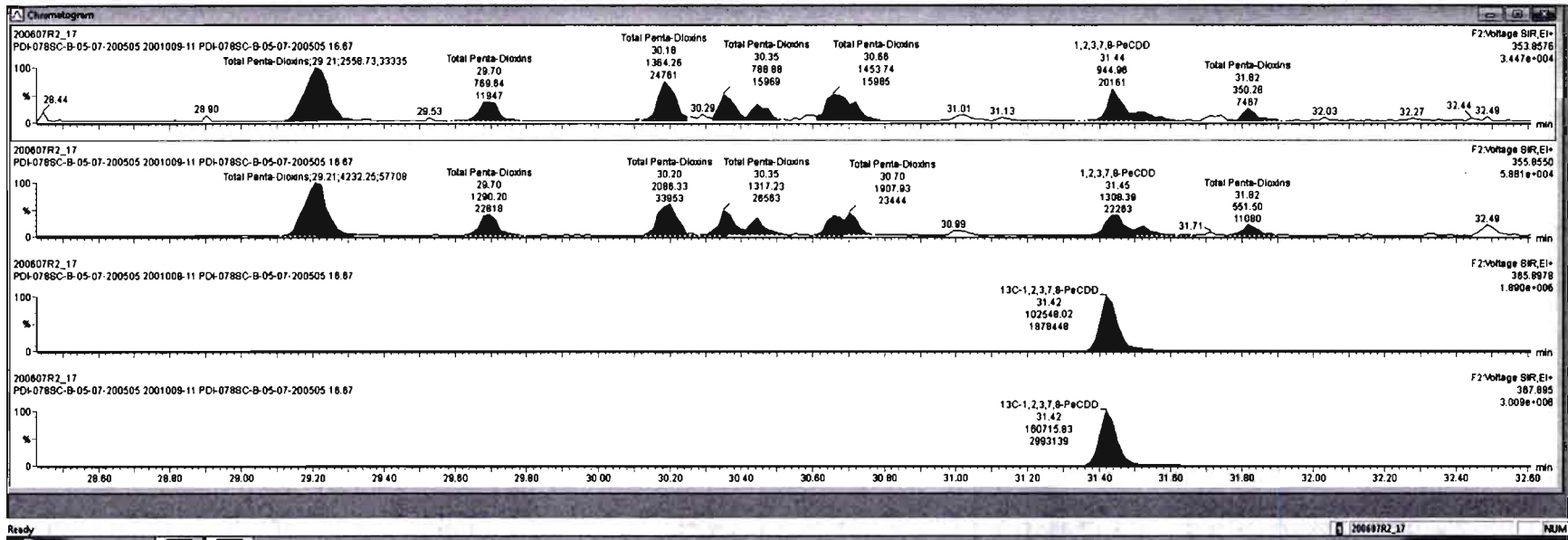
#	Name	Peak	RA	n/y	FW	width	Prod RT	RT	IRT	Conc.	%Mass	DL	EMPC
40	Total Penta-Dioxins				0.8039	10.042	29.85			19.3		0.384	18.3
41	Total Hexa-Dioxins				0.8823	10.042	33.83			1.26		0.744	1.26
42	Total Hepta-Dioxins				0.8638	10.042	37.84			11.40		1.82	11.40
43	Total Tetra-Furans				0.7510	10.042	23.81			490		0.360	478
44	1st Furic, Penta-Furans				0.8825	10.042	27.58			37.4		0.104	37.4
45	Total Penta-Furans				0.8825	10.042	28.27			808		0.784	817
46	Total Hexa-Furans				0.9341	10.042	33.58			790		0.813	794

#	Name	RT	int. Peak	int. Peak	RA	n/y	EMPC	Conc.
1	Total Penta-Dioxins	29.21	2.559e3	4.222e3	0.80	NO	5.8575	5.8575
2	Total Penta-Dioxins	29.70	7.898e2	1.290e3	0.80	NO	1.7180	1.7180
3	Total Penta-Dioxins	30.18	1.364e3	2.086e3	0.85	NO	2.8747	2.8747
4	Total Penta-Dioxins	30.30	7.860e2	1.317e3	0.80	NO	1.7547	1.7547
5	Total Penta-Dioxins	30.44	5.071e2	8.484e2	0.80	NO	1.1283	1.1283
6	Total Penta-Dioxins	30.89	1.454e3	1.808e3	0.76	YES	2.5908	0.00000
7	Total Penta-Dioxins	31.01	2.171e2	3.267e2	0.88	NO	0.45470	0.45470
8	1,2,3,7,8-PeCDD	31.43	8.450e2	1.308e3	0.72	NO	1.8773	1.8773



ID	Name	Resp	RA	n/y	R/S	wt/Vol	Pred RT	RT	RRT	Conc	%Rec	DL	EMPC
39	Total Tetra-Dioxins				0.8983	10.042	24.82			12.8		0.316	13.7
40	Total Penta-Dioxins				0.9091	10.042	26.36			16.5		0.294	18.1
41	Total Hexa-Dioxins				0.8923	10.042	33.63			127		0.744	127
42	Total Hepta-Dioxins				0.8536	10.042	37.64			1130		1.82	1130

ID	Name	RT	wt Resp	m2 Resp	RA	n/y	EMPC	Conc.
1	Total Penta-Dioxins	29.21	2.550e3	4.232e3	0.60	NO	5.6575	5.6575
2	Total Penta-Dioxins	29.70	7.686e2	1.280e3	0.60	NO	1.7160	1.7160
3	Total Penta-Dioxins	30.18	1.364e3	2.086e3	0.65	NO	2.8747	2.8747
4	Total Penta-Dioxins	30.35	7.890e2	1.317e3	0.60	NO	1.7547	1.7547
5	Total Penta-Dioxins	30.44	5.071e2	8.484e2	0.60	NO	1.1293	1.1293
6	Total Penta-Dioxins	30.86	1.454e3	1.808e3	0.76	YES	2.5908	0.00000
7	1,2,3,7,8-PeCDD	31.44	8.450e2	1.308e3	0.72	NO	1.8773	1.8773
8	Total Penta-Dioxins	31.51	3.528e2	5.118e2	0.68	NO	0.72033	0.72033
9	Total Penta-Dioxins	31.82	3.503e2	5.515e2	0.64	NO	0.75127	0.75127



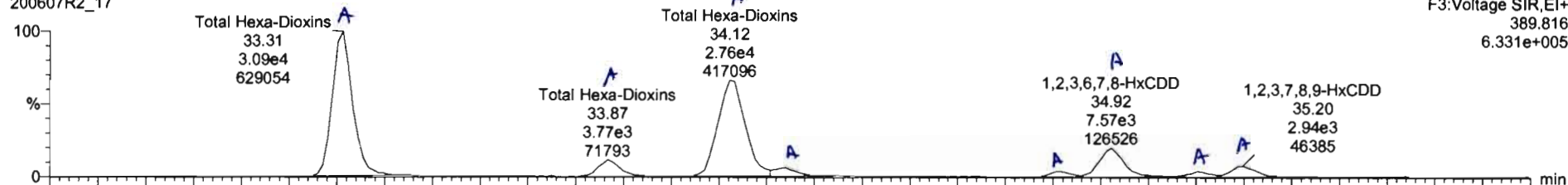
Dataset: Untitled

Last Altered: Monday, June 08, 2020 10:27:55 Pacific Daylight Time  
Printed: Monday, June 08, 2020 10:28:19 Pacific Daylight Time

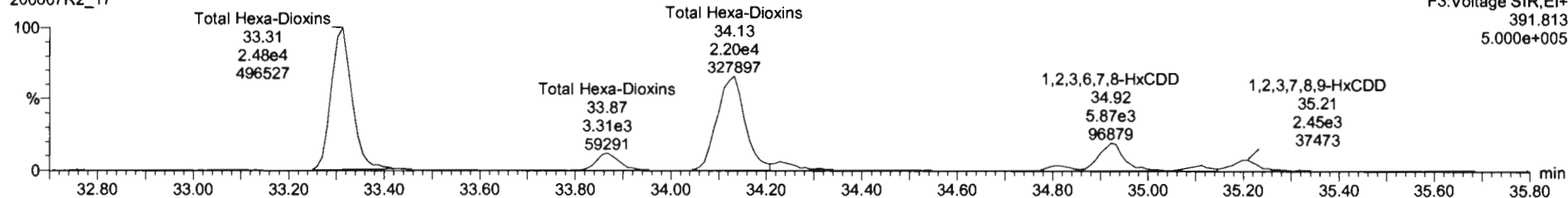
Name: 200607R2\_17, Date: 08-Jun-2020, Time: 09:31:14, ID: 2001009-11 PDI-078SC-B-05-07-200505 16.67, Description: PDI-078SC-B-05-07-200505

1,2,3,4,7,8-HxCDD

200607R2\_17




200607R2\_17

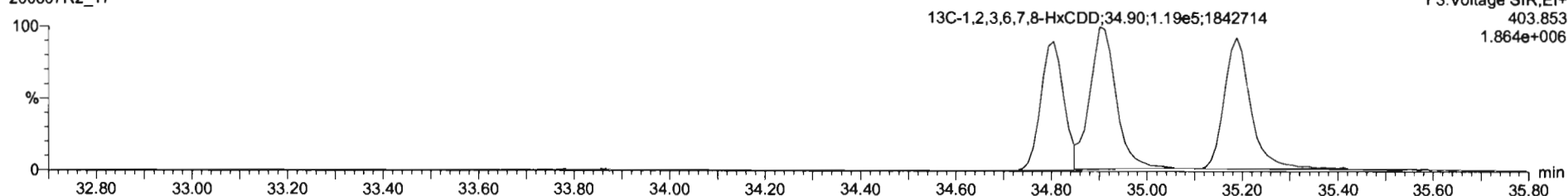


13C-1,2,3,4,7,8-HxCDD

200607R2\_17



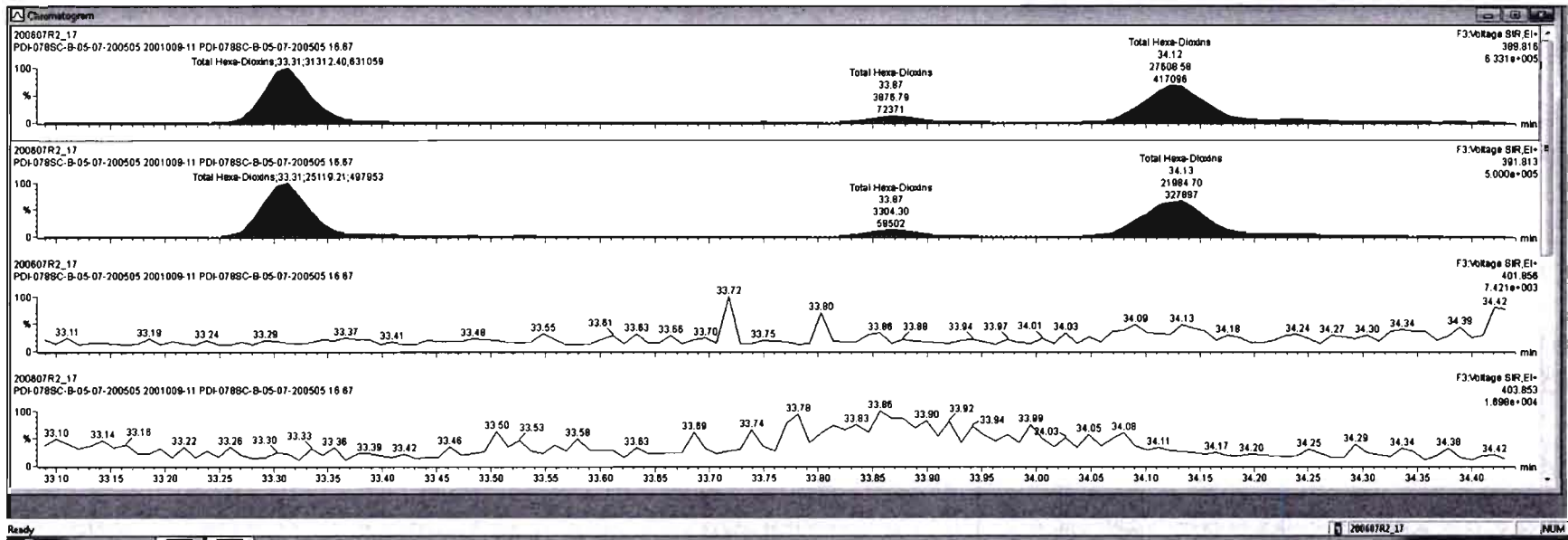
200607R2\_17





SI	Name	Resp	RA	n/y	R/R	wt/val	Prod RT	RT	RRT	Conc.	%Rec	DL	EMPC
39	Total Tetra-Dioxins				0.8883	10.042	24.82			12.8		0.316	13.7
40	Total Penta-Dioxins				0.9081	10.042	29.98			18.5		0.284	19.1
41	Total Hexa-Dioxins				0.8823	10.042	33.83			1.38		9.744	1.38
42	Total Hepta-Dioxins				0.8830	10.042	37.84			11.30		1.82	11.30

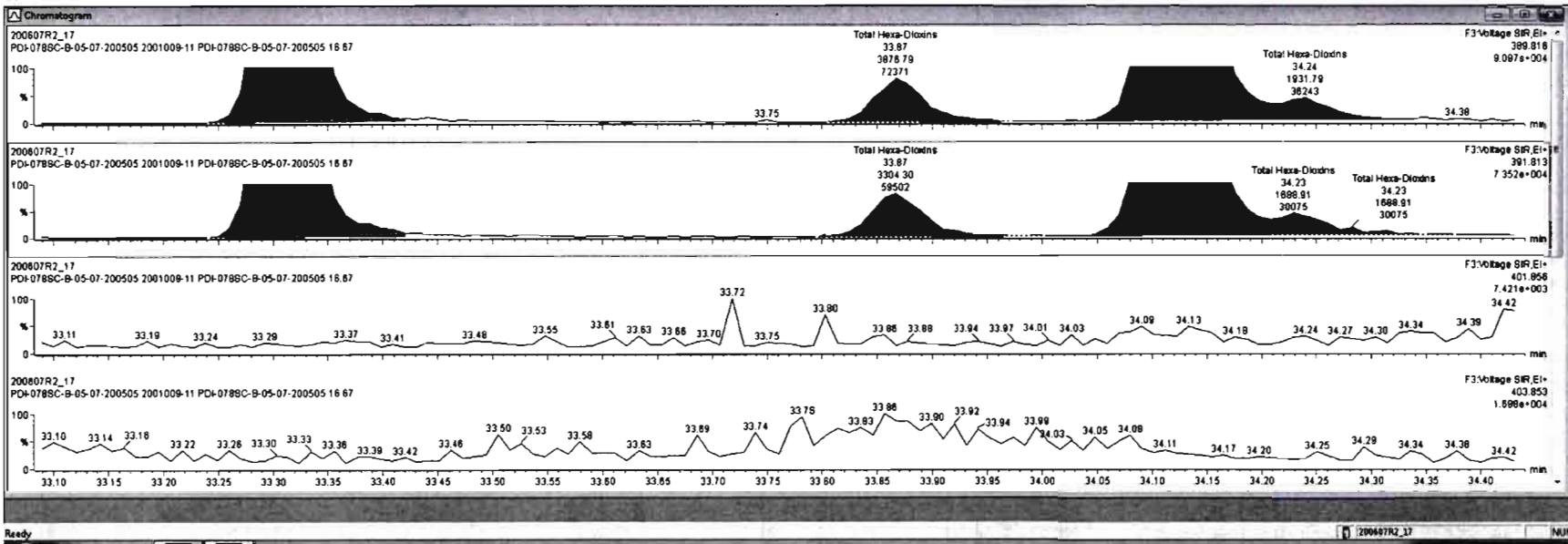
SI	Name	RT	m1 Resp	m2 Resp	RA	n/y	EMPC	Conc.
1	Total Hexa-Dioxins	33.31	3.131e4	2.512e4	1.25	NO	52.119	52.119
2	Total Hexa-Dioxins	33.87	3.877e3	3.304e3	1.17	NO	6.6323	6.6323
3	Total Hexa-Dioxins	34.12	2.761e4	2.198e4	1.26	NO	45.803	45.803
4	Total Hexa-Dioxins	34.24	1.832e3	1.688e3	1.14	NO	3.3440	3.3440
5	1,2,3,4,7,8-HxCDD	34.81	1.267e3	9.810e2	1.29	NO	2.0406	2.0406
6	1,2,3,6,7,8-HxCDD	34.82	7.573e3	5.908e3	1.26	NO	11.188	11.188
7	Total Hexa-Dioxins	35.10	1.197e3	9.723e2	1.23	NO	2.0040	2.0040
8	1,2,3,7,8,9-HxCDD	35.20	2.943e3	2.431e3	1.21	NO	4.9604	4.9604





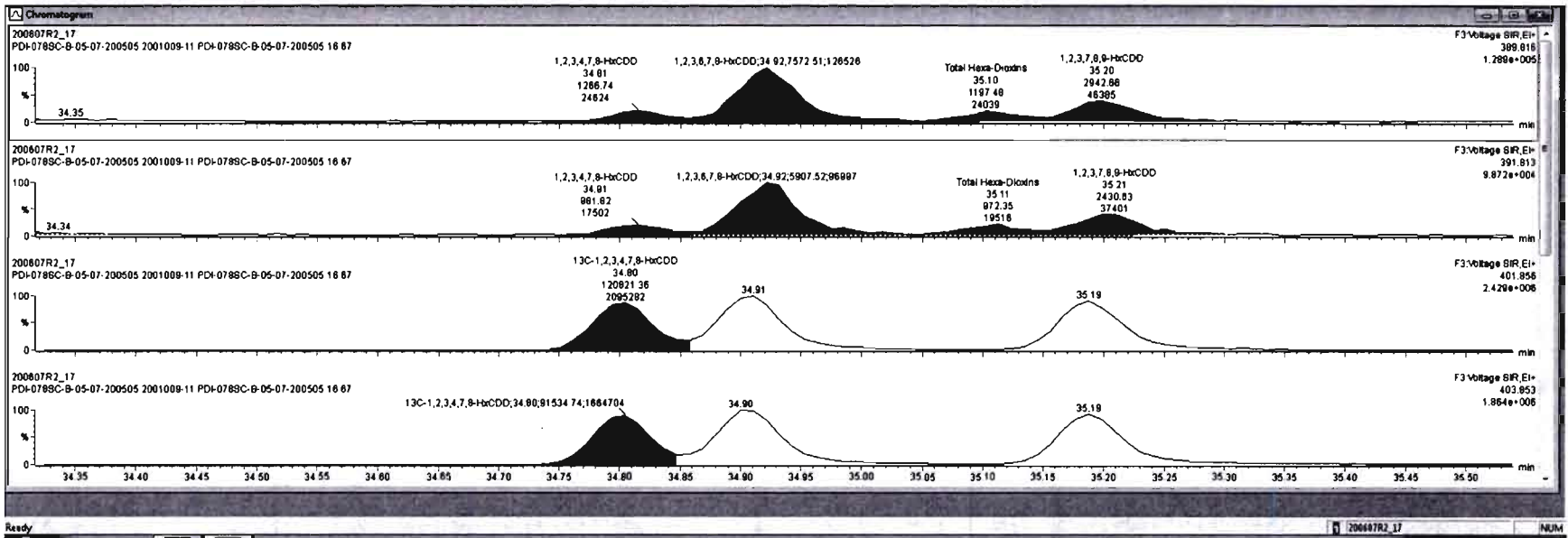
Name	Resp	RA	n/y	R/F	wtAval	Prod RT	RT	RRT	Conc.	%Rec	DL	EMPC
39 Total Tetra-Chlorins				0.8883	10.042	24.82			12.6		0.216	13.7
40 Total Penta-Chlorins				0.9081	10.042	29.98			16.5		0.294	19.1
41 Total Hexa-Chlorins				0.8923	10.042	33.83			1.26		0.764	7.9
42 Total Hepta-Chlorins				0.8639	10.042	37.64			11.30		1.82	11.30


Name	RT	m1 Resp	m2 Resp	RA	n/y	EMPC	Conc.
1 Total Hexa-Chlorins	33.31	3.131e4	2.512e4	1.25	NO	52.119	52.119
2 Total Hexa-Chlorins	33.87	3.877e3	3.304e3	1.17	NO	6.6323	6.6323
3 Total Hexa-Chlorins	34.12	2.761e4	2.198e4	1.26	NO	45.803	45.803
4 Total Hexa-Chlorins	34.24	1.832e3	1.689e3	1.14	NO	3.3440	3.3440
5 1,2,3,4,7,8-HxCDD	34.81	1.267e3	9.818e2	1.29	NO	2.0406	2.0406
6 1,2,3,6,7,8-HxCDD	34.92	7.573e3	5.809e3	1.28	NO	11.188	11.188
7 Total Hexa-Chlorins	35.10	1.197e3	9.723e2	1.23	NO	2.0040	2.0040
8 1,2,3,7,8,9-HxCDD	35.20	2.943e3	2.431e3	1.21	NO	4.9604	4.9604



#	Name	Resp	RA	n/y	RNF	wt/dwt	Prod RT	RT	RRT	Conc.	%Rec	DL	BMP
39	Total Tetra-Dioxins				0.8883	10.042	24.82			12.6		0.316	13.7
40	Total Penta-Dioxins				0.8081	10.042	29.36			16.5		0.294	19.1
41	Total Hexa-Dioxins				0.8923	10.042	33.83			3.28		0.744	128
42	Total Hepta-Dioxins				0.8639	10.042	37.64			11.90		1.82	11.90

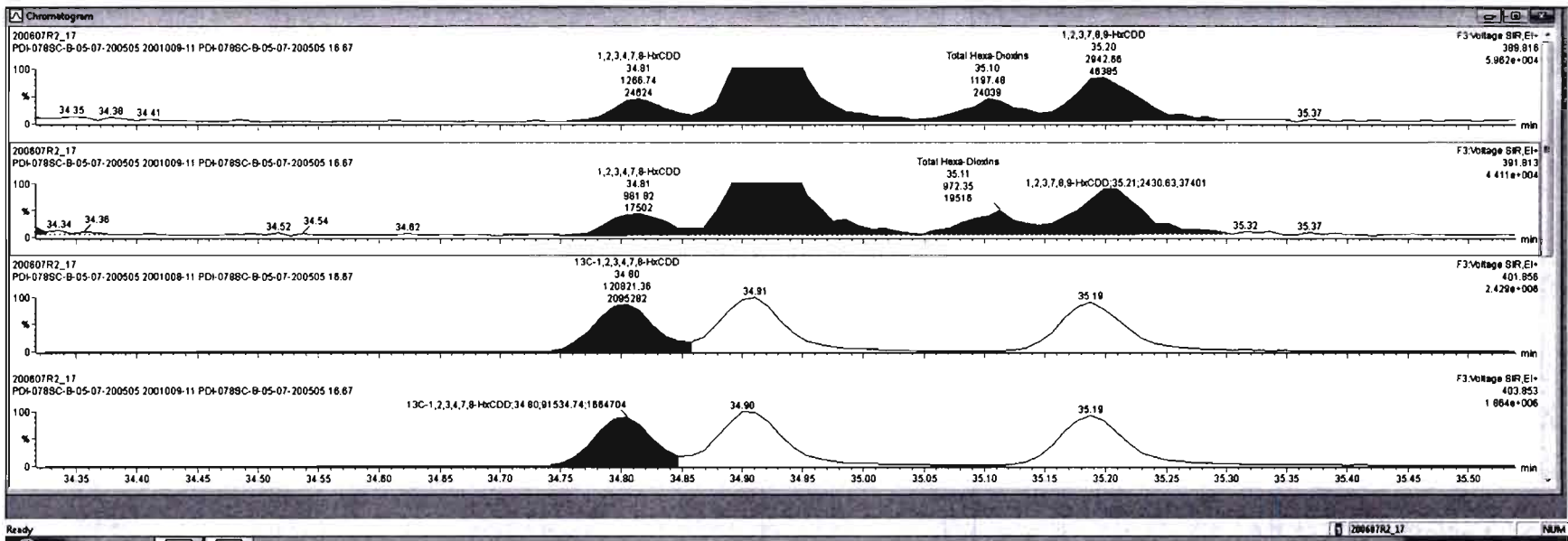
#	Name	RT	m1 Resp	m2 Resp	RA	n/y	BMP	Conc.
1	Total Hexa-Dioxins	33.31	3.131e4	2.512e4	1.25	NO	52.119	52.119
2	Total Hexa-Dioxins	33.87	3.877e3	3.304e3	1.17	NO	6.8323	6.8323
3	Total Hexa-Dioxins	34.12	2.761e4	2.198e4	1.26	NO	45.803	45.803
4	Total Hexa-Dioxins	34.24	1.932e3	1.689e3	1.14	NO	3.3440	3.3440
5	1,2,3,4,7,8-HxCDD	34.81	1.267e3	9.818e2	1.29	NO	2.0406	2.0406
6	1,2,3,6,7,8-HxCDD	34.92	7.573e3	5.909e3	1.28	NO	11.188	11.188
7	Total Hexa-Dioxins	35.10	1.187e3	9.723e2	1.23	NO	2.0040	2.0040
8	1,2,3,7,8,9-HxCDD	35.20	2.943e3	2.431e3	1.21	NO	4.8604	4.8604





#	Name	Resp	RA	n/y	RFI	wtVal	ProdRT	RT	RRT	Conc.	%Rec	DL	BtPC
39	Total Tetra-Dioxins				0.8963	10.042	24.82			12.6		0.216	13.7
40	Total Penta-Dioxins				0.9061	10.042	29.90			16.5		0.294	18.1
41	Total Hexa-Dioxins				0.8973	10.042	33.83			3.28		0.764	1.88
42	Total Hepta-Dioxins				0.8636	10.042	37.84			11.30		1.82	11.30

#	Name	RT	Int Resp	m2 Resp	RA	n/y	BtPC	Conc.
1	Total Hexa-Dioxins	33.31	3.131e4	2.512e4	1.25	NO	52.119	52.119
2	Total Hexa-Dioxins	33.87	3.877e3	3.304e3	1.17	NO	6.6323	6.6323
3	Total Hexa-Dioxins	34.12	2.781e4	2.198e4	1.28	NO	45.803	45.803
4	Total Hexa-Dioxins	34.24	1.932e3	1.689e3	1.14	NO	3.3440	3.3440
5	1,2,3,4,7,8-HxCDD	34.81	1.267e3	9.819e2	1.29	NO	2.0406	2.0406
6	1,2,3,6,7,8-HxCDD	34.92	7.573e3	5.908e3	1.28	NO	11.188	11.188
7	Total Hexa-Dioxins	35.10	1.197e3	9.723e2	1.23	NO	2.0040	2.0040
8	1,2,3,7,8,9-HxCDD	35.20	2.943e3	2.431e3	1.21	NO	4.9604	4.9604



Dataset: Untitled

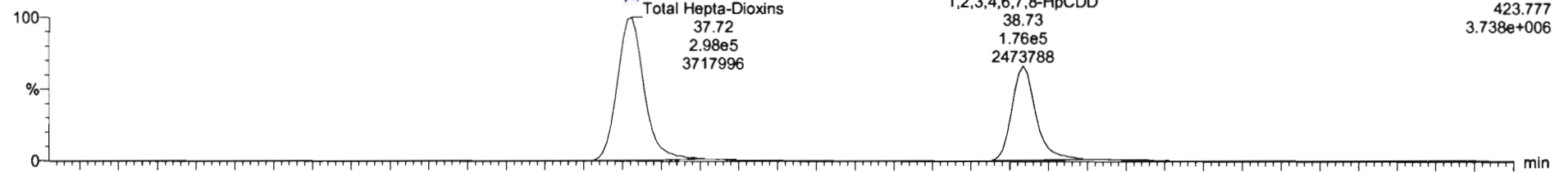
Last Altered: Monday, June 08, 2020 10:27:55 Pacific Daylight Time

Printed: Monday, June 08, 2020 10:28:19 Pacific Daylight Time

Name: 200607R2\_17, Date: 08-Jun-2020, Time: 09:31:14, ID: 2001009-11 PDI-078SC-B-05-07-200505 16.67, Description: PDI-078SC-B-05-07-200505

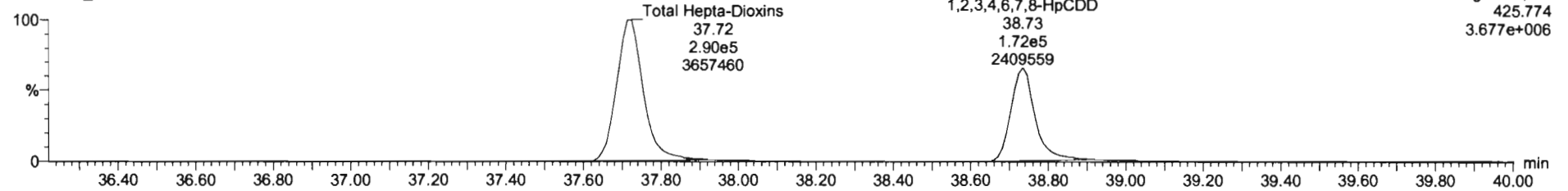
**1,2,3,4,6,7,8-HpCDD**

200607R2\_17



F4:Voltage SIR,EI+  
423.777  
3.738e+006


200607R2\_17



F4:Voltage SIR,EI+  
425.774  
3.677e+006

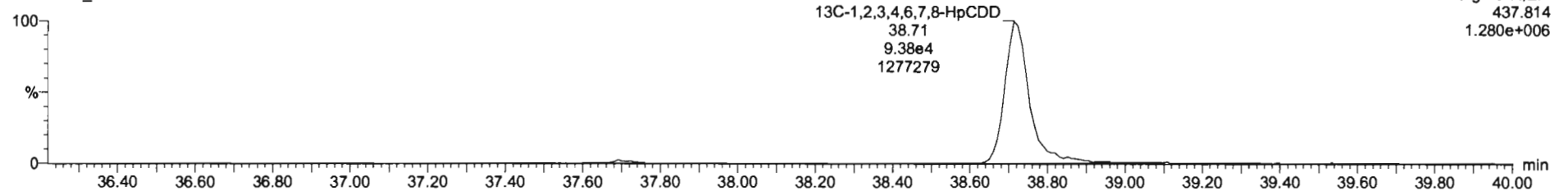
**13C-1,2,3,4,6,7,8-HpCDD**

200607R2\_17



F4:Voltage SIR,EI+  
435.817  
1.342e+006

200607R2\_17

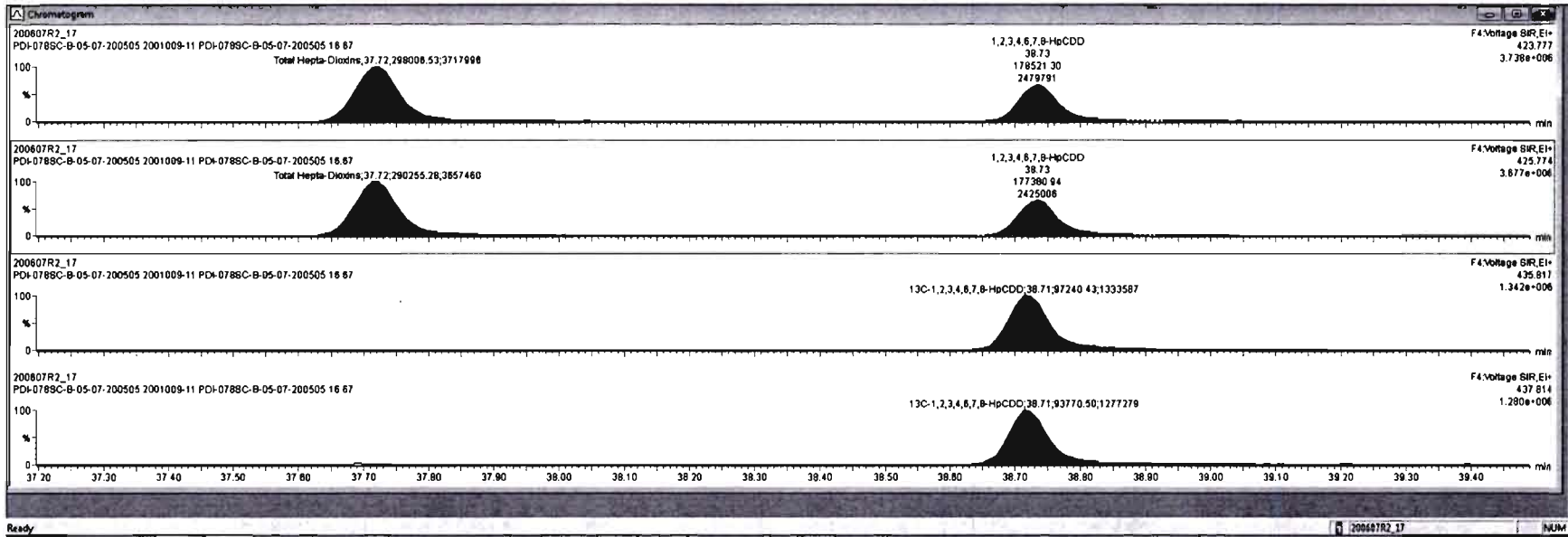


F4:Voltage SIR,EI+  
437.814  
1.280e+006

TargetLynx - 200607R2-17.qtd  
 File Edit View Display Processing Window Help

Name	Resp	RA	rly	RRF	stdAct	Prod RT	RT	RRT	Conc.	%Rec	DL	dBPC
39 Total Tetra-Dioxins				0.8893	10.042	24.82			12.8		0.318	13.7
40 Total Penta-Dioxins				0.8091	10.042	28.98			18.5		0.284	19.1
41 Total Hexa-Dioxins				0.8923	10.042	33.83			128		0.744	128
42 Total Hepta-Dioxins				0.8538	10.042	37.84			1140		1.82	1140

Name	RT	m1 Resp	m2 Resp	RA	rly	dBPC	Conc.
1 Total Hepta-Dioxins	37.72	2.960e5	2.903e5	1.03	NO	709.99	709.99
2 1,2,3,4,6,7,8-HpCDD	38.73	1.785e5	1.774e5	1.01	NO	429.55	429.55



Dataset: Untitled

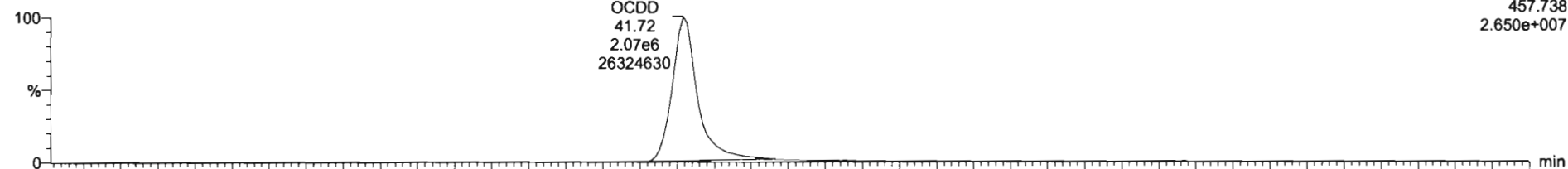
Last Altered: Monday, June 08, 2020 10:27:55 Pacific Daylight Time

Printed: Monday, June 08, 2020 10:28:19 Pacific Daylight Time

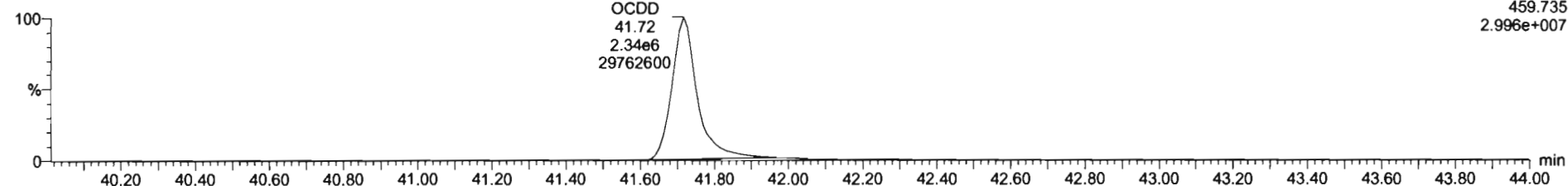
Name: 200607R2\_17, Date: 08-Jun-2020, Time: 09:31:14, ID: 2001009-11 PDI-078SC-B-05-07-200505 16.67, Description: PDI-078SC-B-05-07-200505

**OCDD**

200607R2\_17

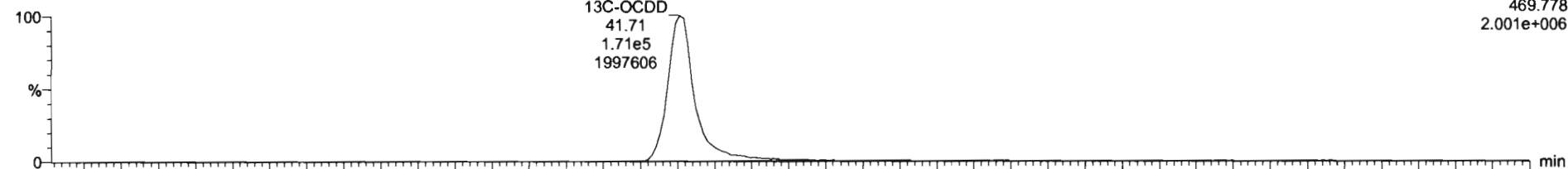


200607R2\_17

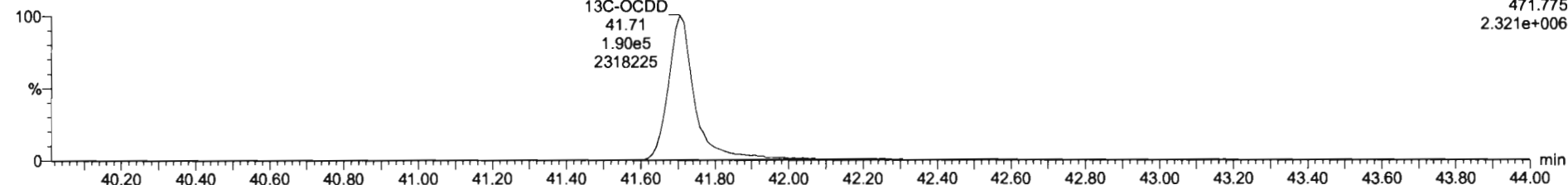


**13C-OCDD**

200607R2\_17



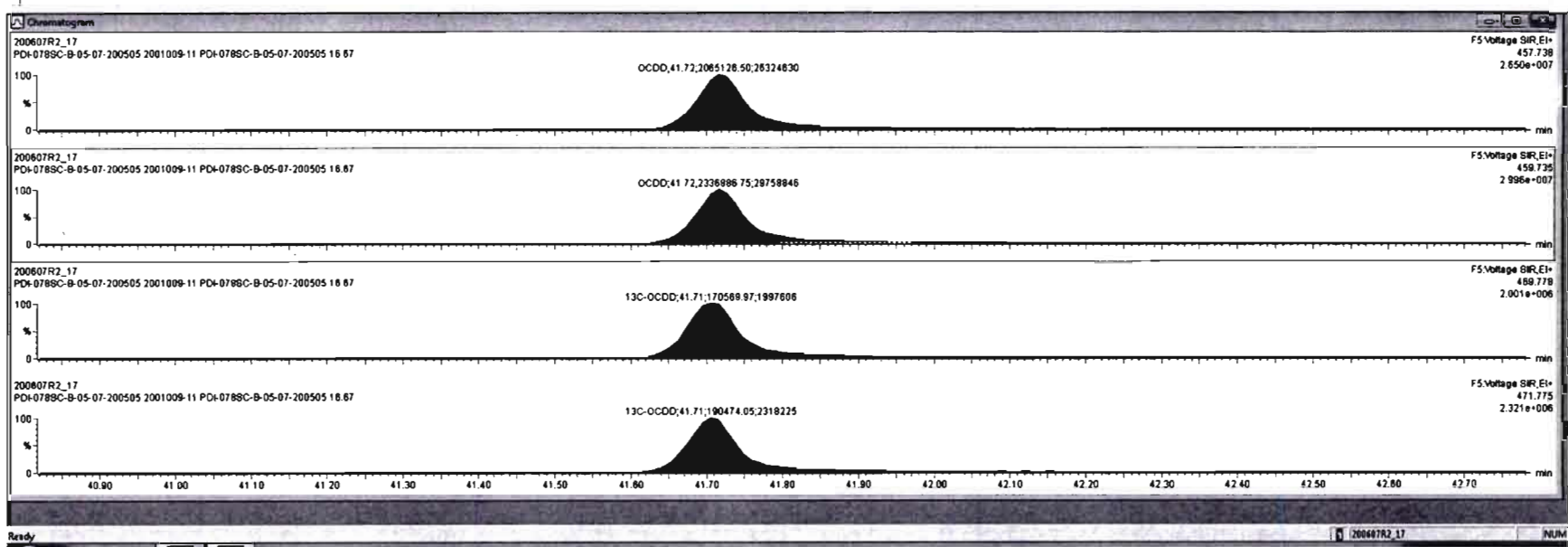
200607R2\_17



Target: 200607R2\_17.qtd  
 File Edit View Display Processing Window Help

Name	Resp	RA	n/y	RRF	wtVol	Pred RT	RT	NRT	Conc	%Rec	DL	EMPC
7	OCDD	4.40e0	0.88	NO	0.9136	18.942	41.71	41.72	1.000	53.00	2.87	53.00
8	2,3,7,8-TCDF	3.72e0	0.74	NO	0.7510	10.042	25.57	25.57	1.001	172	0.350	172
9	1,2,3,7,8-PeCDF	4.44e0	1.58	NO	0.8925	10.042	30.18	30.15	1.000	240	0.778	240
10	2,3,4,7,8-PeCDF	2.82e0	1.81	NO	0.9348	10.042	31.15	31.15	1.001	133	0.717	133

Name	RT	m1 Resp	m2 Resp	RA	n/y	EMPC	Conc.
1							

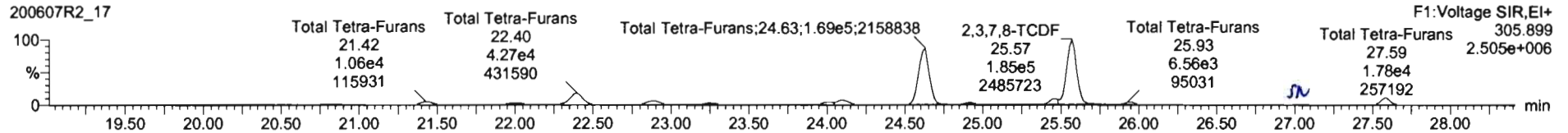



Dataset: Untitled

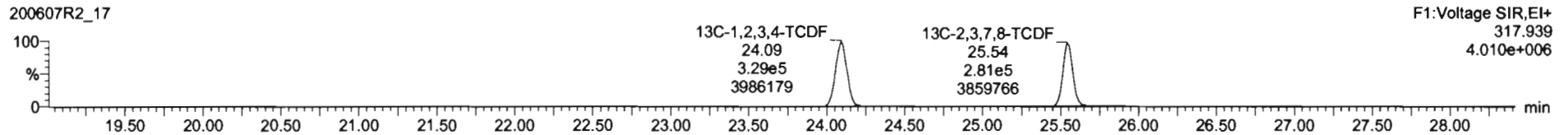
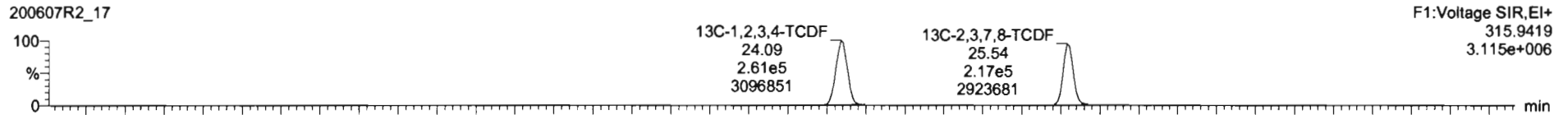
Last Altered: Monday, June 08, 2020 10:27:55 Pacific Daylight Time  
Printed: Monday, June 08, 2020 10:28:19 Pacific Daylight Time

Name: 200607R2\_17, Date: 08-Jun-2020, Time: 09:31:14, ID: 2001009-11 PDI-078SC-B-05-07-200505 16.67, Description: PDI-078SC-B-05-07-200505

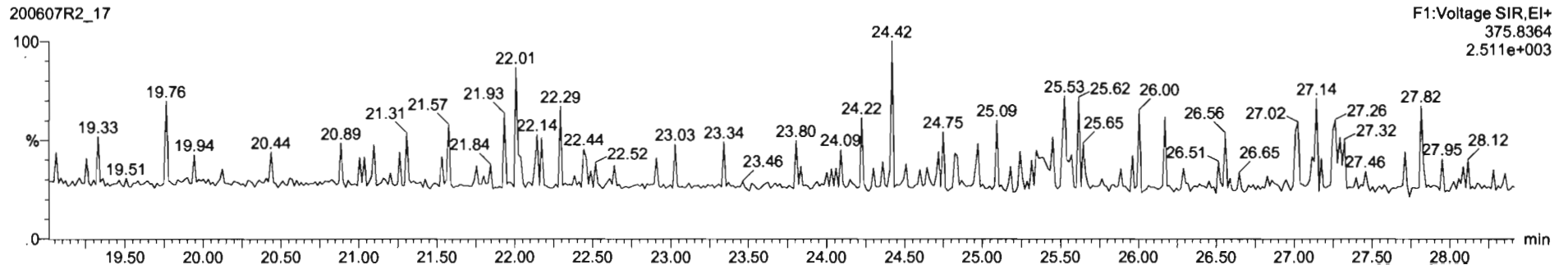
**2,3,7,8-TCDF**



**13C-2,3,7,8-TCDF**



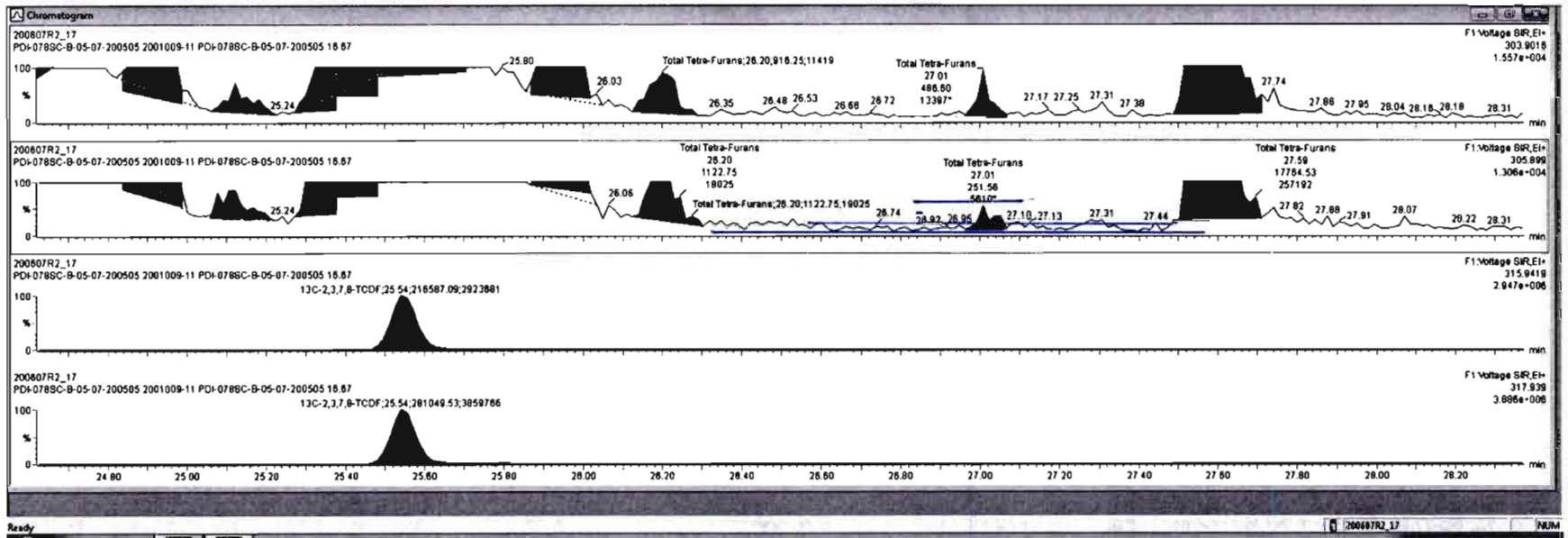
**DPE1**





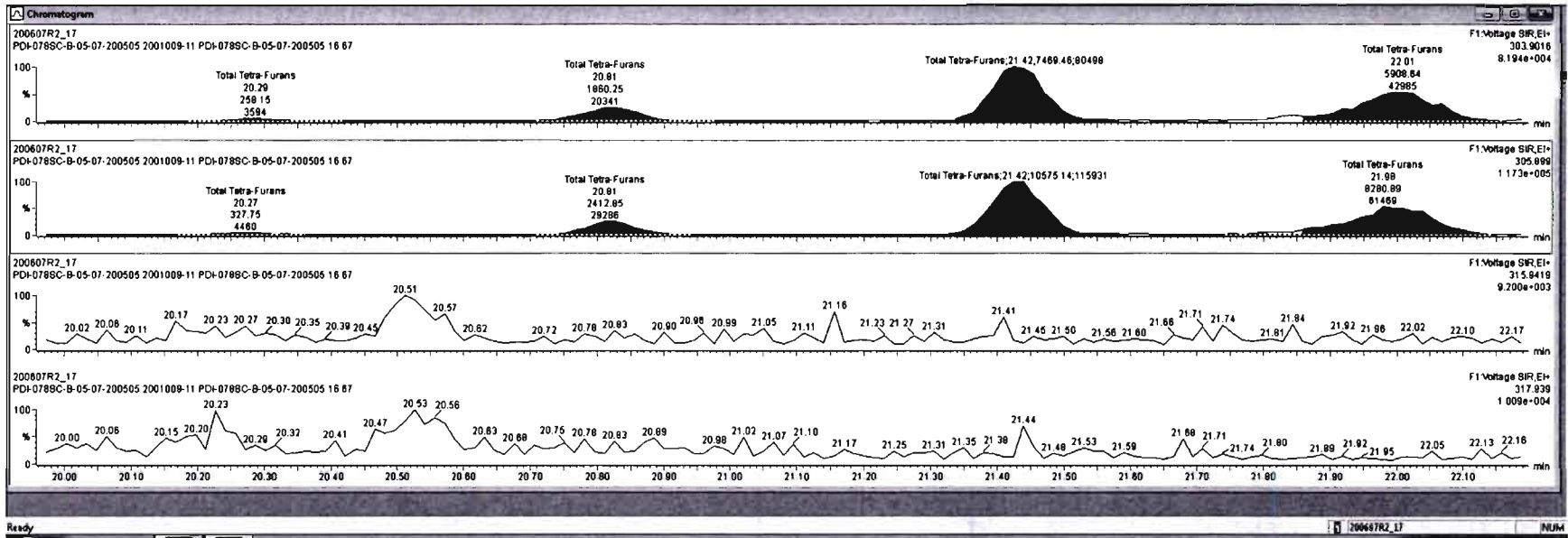
Name	Resp	RA	n/y	R/P	wt/vol	Prod RT	RT	PRT	Conc	%Rec	DL	EMPC
43 Total Tetra-Furans					0.7518	10.042	23.81		436		0.360	476
44 1st Func. Penta-Furans					0.8925	10.042	27.58		37.4		0.104	37.4
45 Total Penta-Furans					0.8925	10.042	26.27		599		0.764	611
46 Total Hexa-Furans					0.9341	10.042	33.56		762		0.813	796

Name	RT	wt Resp	wt3 Resp	RA	n/y	EMPC	Conc.
1 Total Tetra-Furans	20.29	2.582e2	3.277e2	0.79	NO	0.31224	0.31224
2 Total Tetra-Furans	20.81	1.860e3	2.413e3	0.77	NO	2.2772	2.2772
3 Total Tetra-Furans	21.42	7.469e3	1.059e4	0.71	NO	9.6163	9.6163
4 Total Tetra-Furans	22.01	5.809e3	8.281e3	0.71	NO	7.5619	7.5619
5 Total Tetra-Furans	22.40	3.192e4	4.338e4	0.74	NO	40.132	40.132
6 Total Tetra-Furans	22.88	1.060e4	1.450e4	0.73	NO	13.378	13.378
7 Total Tetra-Furans	23.03	8.693e2	1.083e3	0.80	NO	1.0402	1.0402
8 Total Tetra-Furans	23.25	4.390e3	5.182e3	0.71	NO	5.6336	5.6336
9 Total Tetra-Furans	23.70	8.208e2	1.209e3	0.88	NO	1.0811	1.0811



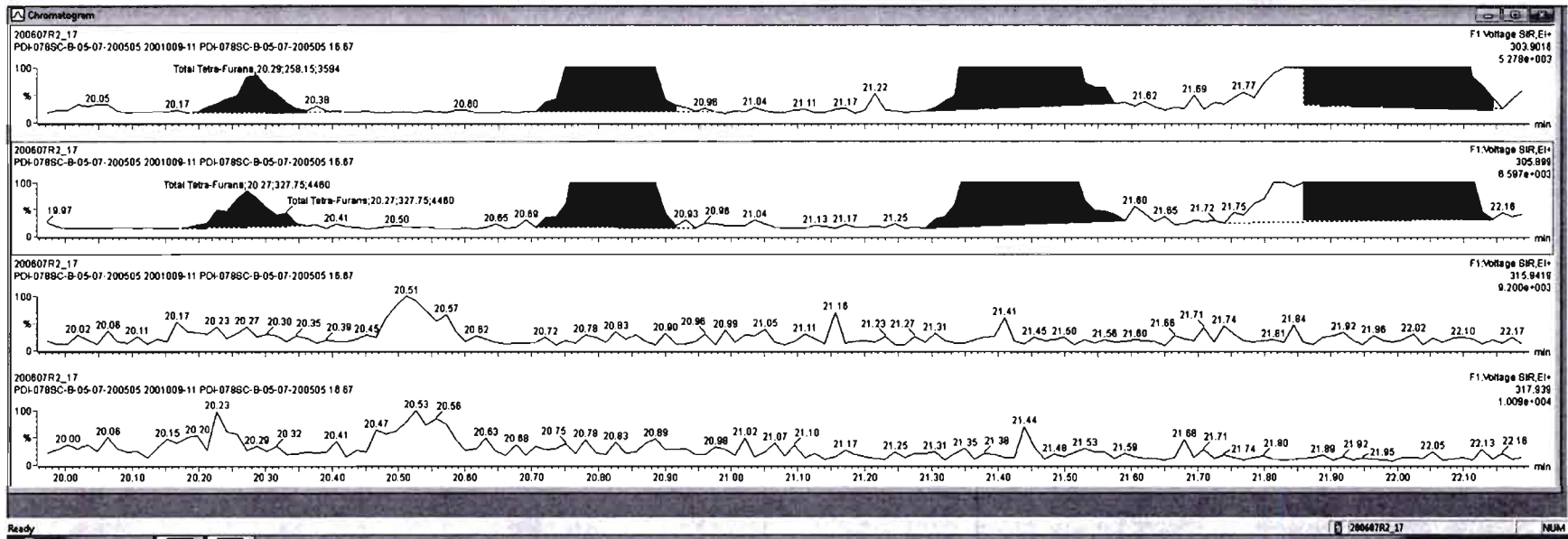
Name	Resp	RA	n/y	RF	wt/Vol	Prod RT	RT	RRT	Conc.	%Rec	DL	EMPC
43 Total Tetra-Furans				0.7513	10.042	20.81			459		0.300	475
44 1st Furc. Penta-Furans				0.8925	10.042	27.59			3741		0.104	374
45 Total Penta-Furans				0.8925	10.042	29.27			590		0.784	811
46 Total Hexa-Furans				0.8341	10.042	33.56			793		0.813	796

Name	RT	m1 Resp	m2 Resp	RA	n/y	EMPC	Conc.
1 Total Tetra-Furans	20.29	2.582e2	3.277e2	0.79	NQ	0.31224	0.31224
2 Total Tetra-Furans	20.81	1.860e3	2.413e3	0.77	NQ	2.2772	2.2772
3 Total Tetra-Furans	21.42	7.489e3	1.059e4	0.71	NQ	9.6163	9.6163
4 Total Tetra-Furans	22.01	5.909e3	8.281e3	0.71	NQ	7.5818	7.5818
5 Total Tetra-Furans	22.40	3.192e4	4.338e4	0.74	NQ	40.132	40.132
6 Total Tetra-Furans	22.88	1.060e4	1.450e4	0.73	NQ	13.378	13.378
7 Total Tetra-Furans	23.03	8.893e2	1.083e3	0.80	NQ	1.0402	1.0402
8 Total Tetra-Furans	23.25	4.390e3	8.182e3	0.71	NQ	5.6336	5.6336
9 Total Tetra-Furans	23.70	8.209e2	1.206e3	0.88	NQ	1.0811	1.0811



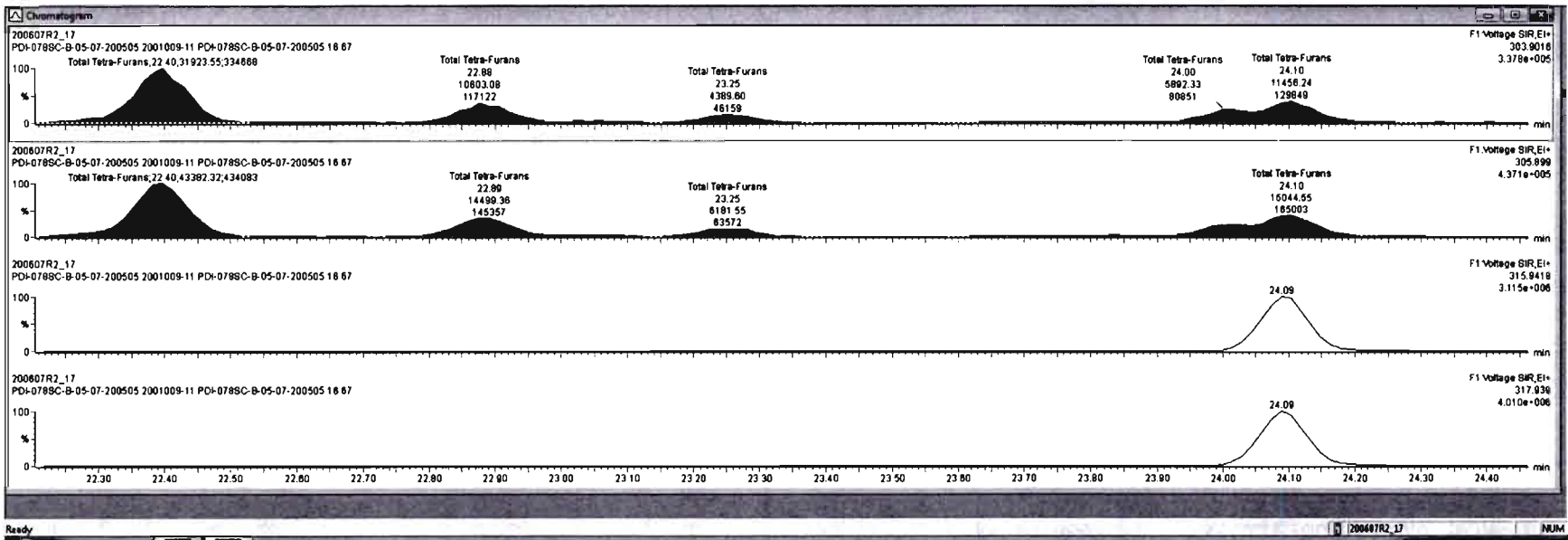
Name	Resp	RA	n/y	RRF	wtAvol	Pred RT	RT	RRT	Conc	%Rec	DL	EMPC
43 Total Tetra-Furans				0.7510	10.042	23.81					0.350	478
44 1st Func. Penta-Furans				0.8825	10.042	27.58			37.4		0.104	37.4
45 Total Penta-Furans				0.8825	10.042	28.27			590		0.784	611
46 Total Hexa-Furans				0.8341	10.042	33.56			780		0.813	796

Name	RT	int Resp	int Resp	RA	n/y	EMPC	Comp.
1 Total Tetra-Furans	20.29	2.582e2	3.277e2	0.79	NO	0.31224	0.31224
2 Total Tetra-Furans	20.81	1.860e3	2.413e3	0.77	NO	2.2772	2.2772
3 Total Tetra-Furans	21.42	7.469e3	1.059e4	0.71	NO	9.8183	9.8183
4 Total Tetra-Furans	22.01	5.909e3	8.281e3	0.71	NO	7.5819	7.5819
5 Total Tetra-Furans	22.40	3.192e4	4.338e4	0.74	NO	40.132	40.132
6 Total Tetra-Furans	22.89	1.060e4	1.450e4	0.73	NO	13.378	13.378
7 Total Tetra-Furans	23.03	8.893e2	1.083e3	0.80	NO	1.0402	1.0402
8 Total Tetra-Furans	23.25	4.390e3	6.182e3	0.71	NO	5.8336	5.8336
9 Total Tetra-Furans	23.70	8.209e2	1.208e3	0.88	NO	1.0811	1.0811



Name	Resp	RA	nHy	RRF	wtAvef	PredRT	RT	RRT	Conc.	%Rec	DL	EMPC
43 Total Tetra-Furans				0.7510	10.562	22.61			498		0.350	475
44 1st Func. Penta-Furans				0.8625	10.042	27.56			37.4		0.104	37.4
45 Total Penta-Furans				0.8625	10.042	29.27			599		0.764	611
46 Total Hexa-Furans				0.8341	10.042	33.56			793		0.813	795

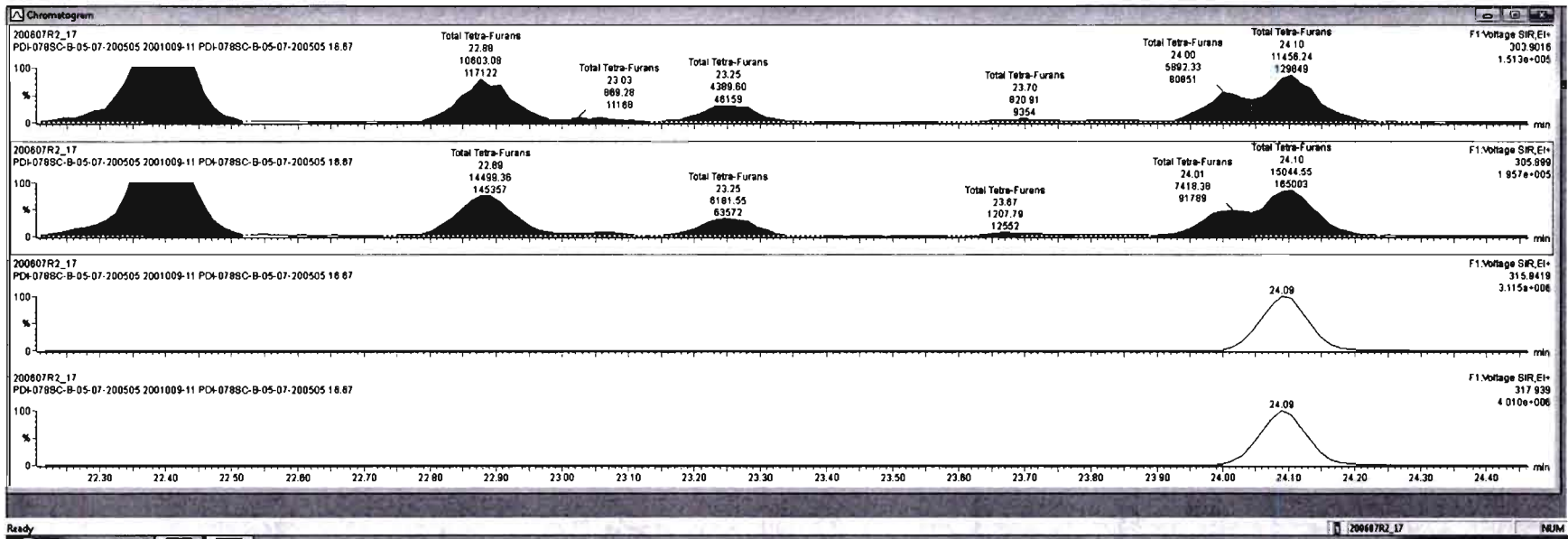
Name	RT	int Resp	int Resp	RA	nHy	EMPC	Conc.
1 Total Tetra-Furans	20.29	2.582e2	3.277e2	0.79	NO	0.31224	0.31224
2 Total Tetra-Furans	20.81	1.850e3	2.413e3	0.77	NO	2.2772	2.2772
3 Total Tetra-Furans	21.42	7.453e3	1.059e4	0.71	NO	9.8163	9.8163
4 Total Tetra-Furans	22.01	5.908e3	8.281e3	0.71	NO	7.5619	7.5619
5 Total Tetra-Furans	22.40	3.192e4	4.338e4	0.74	NO	40.132	40.132
6 Total Tetra-Furans	22.88	1.060e4	1.450e4	0.73	NO	13.378	13.378
7 Total Tetra-Furans	23.03	6.893e2	1.083e3	0.80	NO	1.0402	1.0402
8 Total Tetra-Furans	23.25	4.390e2	6.182e3	0.71	NO	5.8336	5.8336
9 Total Tetra-Furans	23.70	8.209e2	1.206e3	0.88	NO	1.0811	1.0811



TargetLynx - 200607R2-17.sld  
 File Edit View Display Processing Window Help

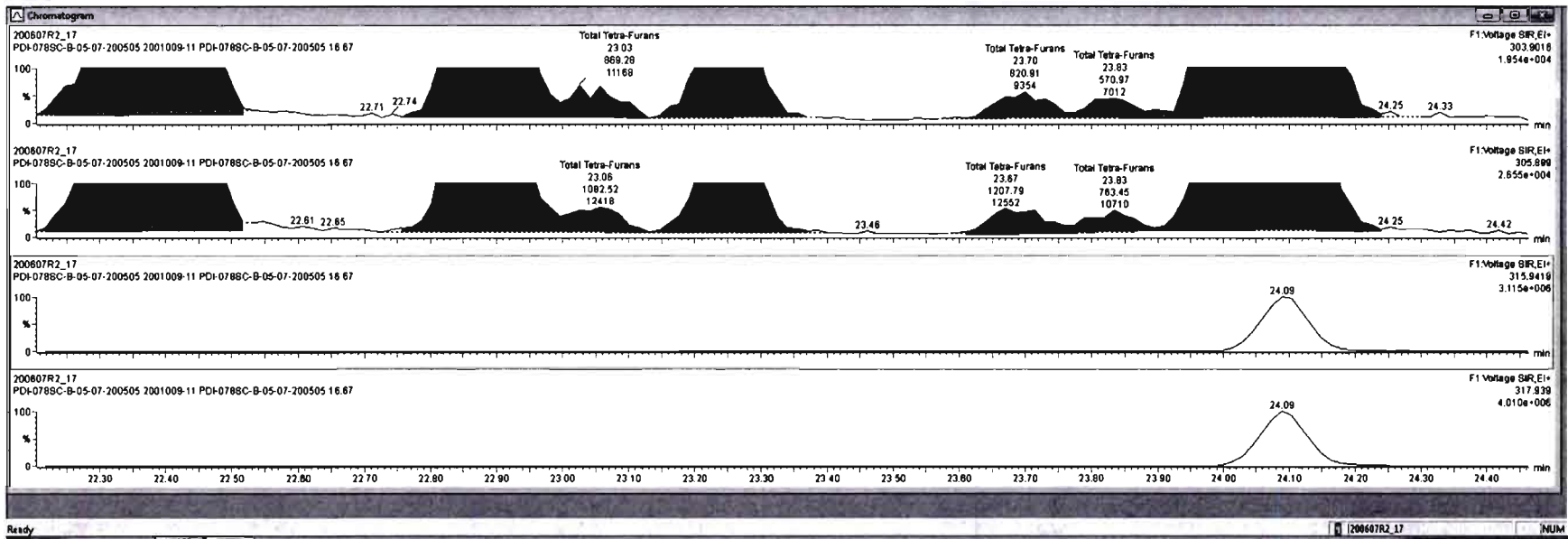
#	Name	Resp	RA	inY	RRF	wtAvr	Pred RT	RT	RRT	Conc.	%Rec	DL	EMPC
43	Total Tetra-Furans				0.7510	10.042	23.81			408		0.350	478
44	1st Func. Penta-Furans				0.8925	10.042	27.58			37.4		0.104	37.4
45	Total Penta-Furans				0.8925	10.042	29.27			599		0.784	611
46	Total Hexa-Furans				0.8341	10.042	33.56			793		0.813	798

#	Name	RT	m1 Resp	m2 Resp	RA	inY	EMPC	Conc.
1	Total Tetra-Furans	20.29	2.592e2	3.277e2	0.79	NO	0.31224	0.31224
2	Total Tetra-Furans	20.81	1.860e3	2.413e3	0.77	NO	2.2772	2.2772
3	Total Tetra-Furans	21.42	7.469e3	1.059e4	0.71	NO	9.8163	9.8163
4	Total Tetra-Furans	22.01	5.909e3	8.281e3	0.71	NO	7.5819	7.5819
5	Total Tetra-Furans	22.40	3.192e4	4.336e4	0.74	NO	40.132	40.132
6	Total Tetra-Furans	22.88	1.060e4	1.450e4	0.73	NO	13.378	13.378
7	Total Tetra-Furans	23.03	8.693e2	1.083e3	0.80	NO	1.0402	1.0402
8	Total Tetra-Furans	23.25	4.390e3	6.182e3	0.71	NO	5.8336	5.8336
9	Total Tetra-Furans	23.70	8.209e2	1.206e3	0.88	NO	1.0811	1.0811



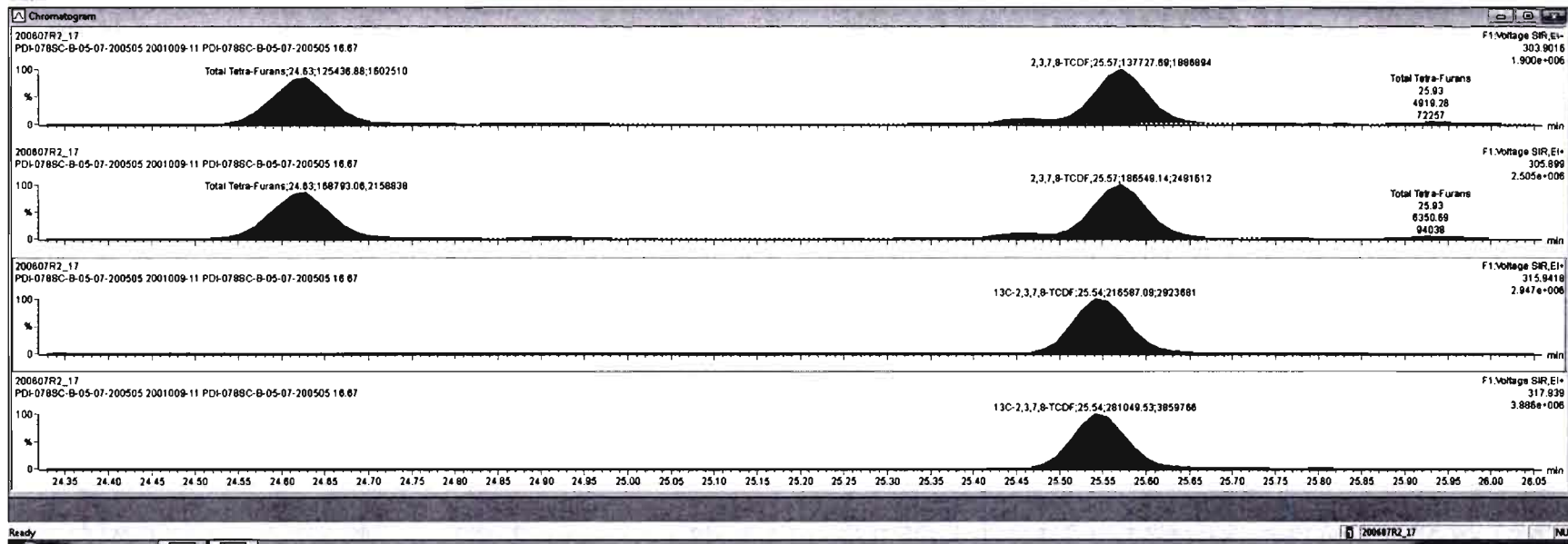
Name	Resp	RA	n/y	RFV	wt/val	Pred RT	RT	RRT	Conc.	%Rec	DL	EMPC
43 Total Tetra-Furans				0.7510	10.042	23.81			458		0.350	475
44 1st Func. Penta-Furans				0.8825	10.042	27.58			37.4		0.104	37.4
45 Total Penta-Furans				0.8925	10.042	29.27			590		0.764	611
46 Total Hexa-Furans				0.8341	10.042	33.56			793		0.813	796

Name	RT	m1 Resp	m2 Resp	RA	n/y	EMPC	Conc.
1 Total Tetra-Furans	20.29	2.592e2	3.277e2	0.79	NO	0.31224	0.31224
2 Total Tetra-Furans	20.81	1.880e3	2.413e3	0.77	NO	2.2772	2.2772
3 Total Tetra-Furans	21.42	7.488e3	1.059e4	0.71	NO	9.6163	9.6163
4 Total Tetra-Furans	22.01	5.808e3	8.281e3	0.71	NO	7.5619	7.5619
5 Total Tetra-Furans	22.40	3.192e4	4.338e4	0.74	NO	40.132	40.132
6 Total Tetra-Furans	22.88	1.060e4	1.450e4	0.73	NO	13.378	13.378
7 Total Tetra-Furans	23.03	8.893e2	1.083e3	0.80	NO	1.0402	1.0402
8 Total Tetra-Furans	23.25	4.390e2	5.182e3	0.71	NO	5.8336	5.8336
9 Total Tetra-Furans	23.70	8.209e2	1.206e3	0.89	NO	1.0811	1.0811



#	Name	Resp	RA	nV	RRF	wtVol	Prod RT	RT	RRT	Conc.	%Rec	DL	EMPC
43	Total Tetra-Furans				0.7518	10.042	29.81			498		0.360	475
44	1st Furc. Penta-Furans				0.8925	10.042	27.58			37.4		0.104	37.4
45	Total Penta-Furans				0.8925	10.042	29.27			599		0.764	611
46	Total Hexa-Furans				0.9341	10.042	33.55			793		0.813	796

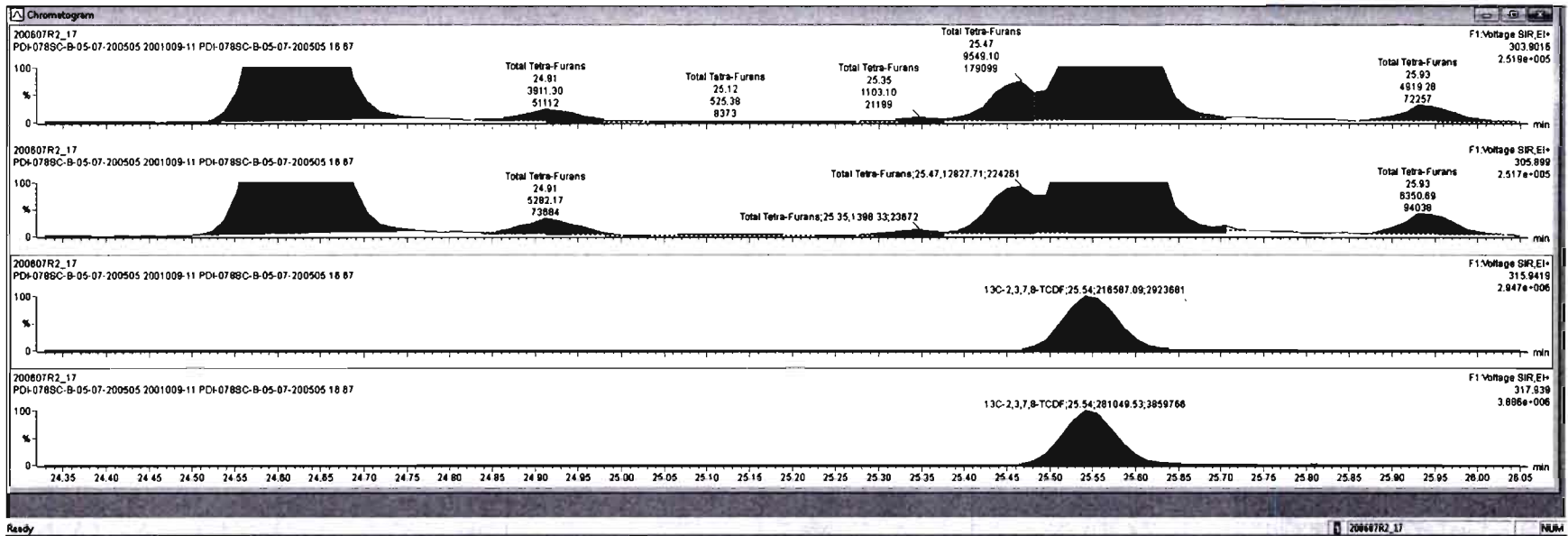
#	Name	RT	m1 Resp	m2 Resp	RA	nV	EMPC	Conc.
1	Total Tetra-Furans	20.29	2.582e2	3.277e2	0.79	NO	0.31224	0.31224
2	Total Tetra-Furans	20.91	1.850e3	2.413e3	0.77	NO	2.2772	2.2772
3	Total Tetra-Furans	21.42	7.489e3	1.059e4	0.71	NO	9.6163	9.6163
4	Total Tetra-Furans	22.01	5.909e3	8.281e3	0.71	NO	7.5919	7.5919
5	Total Tetra-Furans	22.40	3.192e4	4.339e4	0.74	NO	40.132	40.132
6	Total Tetra-Furans	22.88	1.060e4	1.450e4	0.73	NO	13.378	13.378
7	Total Tetra-Furans	23.03	8.893e2	1.083e3	0.80	NO	1.0402	1.0402
8	Total Tetra-Furans	23.25	4.390e3	6.182e3	0.71	NO	5.8336	5.8336
9	Total Tetra-Furans	23.70	8.209e2	1.206e3	0.68	NO	1.0811	1.0811





ID	Name	Resp	RA	nly	RRF	WtAdj	Prod RT	RT	RRT	Conc	%Rec	DL	EMPC
43	Total Tetra-Furans				0.7510	10.042	23.81			458		0.350	475
44	Total Penta-Furans				0.8825	10.042	27.58			37.4		0.104	37.4
45	Total Hexa-Furans				0.8825	10.042	29.27			589		0.784	611
46	Total Hexa-Furans				0.8341	10.042	33.56			793		0.813	796

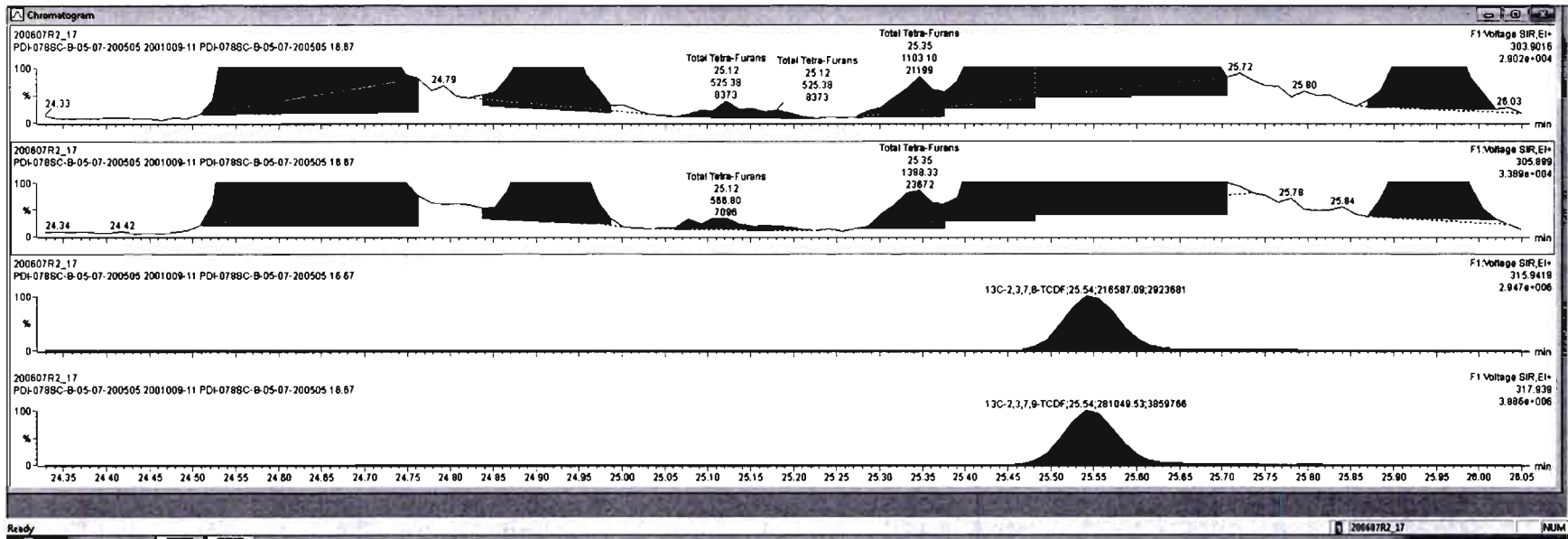
ID	Name	RT	int Resp	m2 Resp	RA	nly	EMPC	Conc.
1	Total Tetra-Furans	20.29	2.582e2	3.277e2	0.79	NO	0.31224	0.31224
2	Total Tetra-Furans	20.81	1.860e3	2.413e3	0.77	NO	2.2772	2.2772
3	Total Tetra-Furans	21.42	7.489e3	1.056e4	0.71	NO	9.8163	9.8163
4	Total Tetra-Furans	22.01	5.909e3	8.281e3	0.71	NO	7.5818	7.5818
5	Total Tetra-Furans	22.40	3.192e4	4.336e4	0.74	NO	40.132	40.132
6	Total Tetra-Furans	22.88	1.080e4	1.450e4	0.73	NO	13.378	13.378
7	Total Tetra-Furans	23.03	8.693e2	1.083e3	0.80	NO	1.0402	1.0402
8	Total Tetra-Furans	23.25	4.390e3	6.182e3	0.71	NO	5.6336	5.6336
9	Total Tetra-Furans	23.70	8.209e2	1.206e3	0.88	NO	1.0811	1.0811





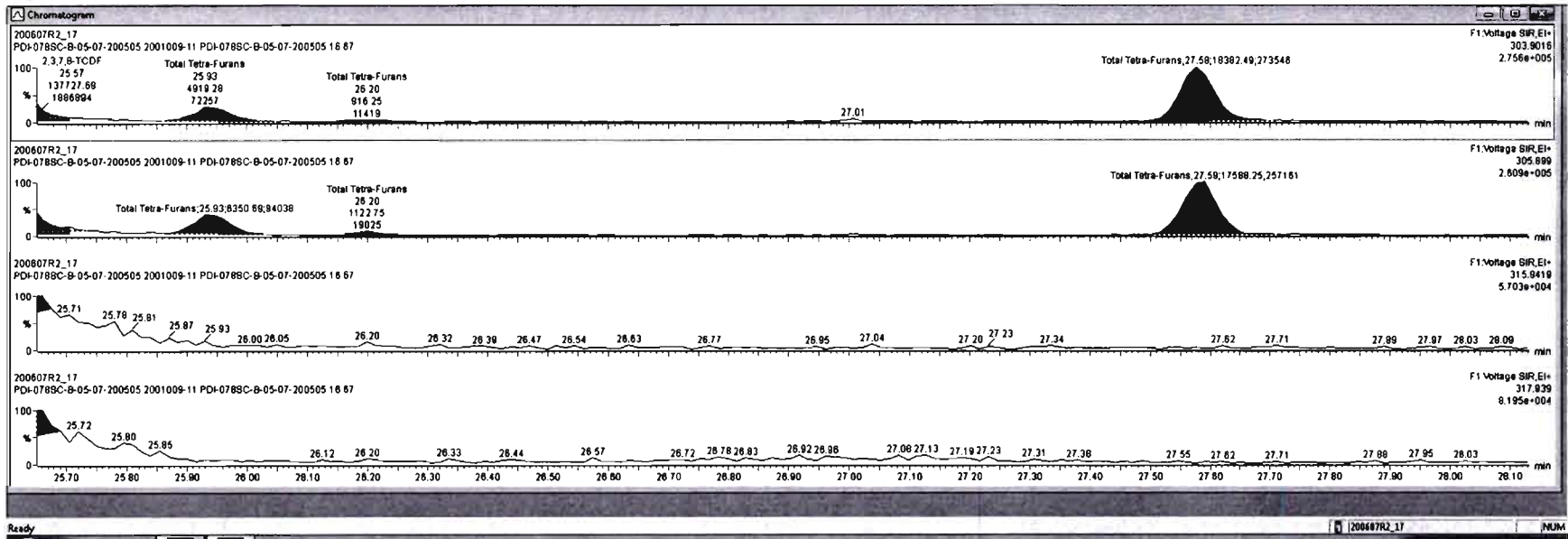
#	Name	Resp	RA	nly	RFI	wtVol	Pred RT	RT	RRT	Conc.	%Rec	DL	BMP
43	Total Tetra-Furans				0.7510	10.042	23.81			436		0.350	475
44	1st Func. Penta-Furans				0.8925	10.042	27.58			37.4		0.104	37.4
45	Total Penta-Furans				0.8925	10.042	29.37			599		0.754	611
46	Total Hexa-Furans				0.8341	10.042	33.56			793		0.813	796

#	Name	RT	m1 Resp	m2 Resp	RA	nly	BMP	Conc.
1	Total Tetra-Furans	20.29	2.582e2	3.277e2	0.79	NO	0.31224	0.31224
2	Total Tetra-Furans	20.81	1.850e3	2.413e3	0.77	NO	2.2772	2.2772
3	Total Tetra-Furans	21.42	7.468e3	1.059e4	0.71	NO	9.6163	9.6163
4	Total Tetra-Furans	22.01	5.809e3	8.261e3	0.71	NO	7.5619	7.5619
5	Total Tetra-Furans	22.40	3.192e4	4.336e4	0.74	NO	40.132	40.132
6	Total Tetra-Furans	22.88	1.060e4	1.450e4	0.73	NO	13.378	13.378
7	Total Tetra-Furans	23.03	8.893e2	1.083e3	0.80	NO	1.0402	1.0402
8	Total Tetra-Furans	23.25	4.390e3	5.192e3	0.71	NO	5.5336	5.5336
9	Total Tetra-Furans	23.70	8.209e2	1.206e3	0.68	NO	1.0811	1.0811



Name	Resp	RA	n/y	RF	wt/Vol	Pred RT	RT	RRT	Conc.	%Rec	DL	EMPC
43 Total Tetra-Furans				0.7510	10.042	23.81			458		0.350	475
44 1st Func. Penta-Furans				0.8925	10.042	27.58			37.4		0.104	37.4
45 Total Penta-Furans				0.8925	10.042	29.27			599		0.764	611
46 Total Hexa-Furans				0.8341	10.042	33.56			783		0.813	798

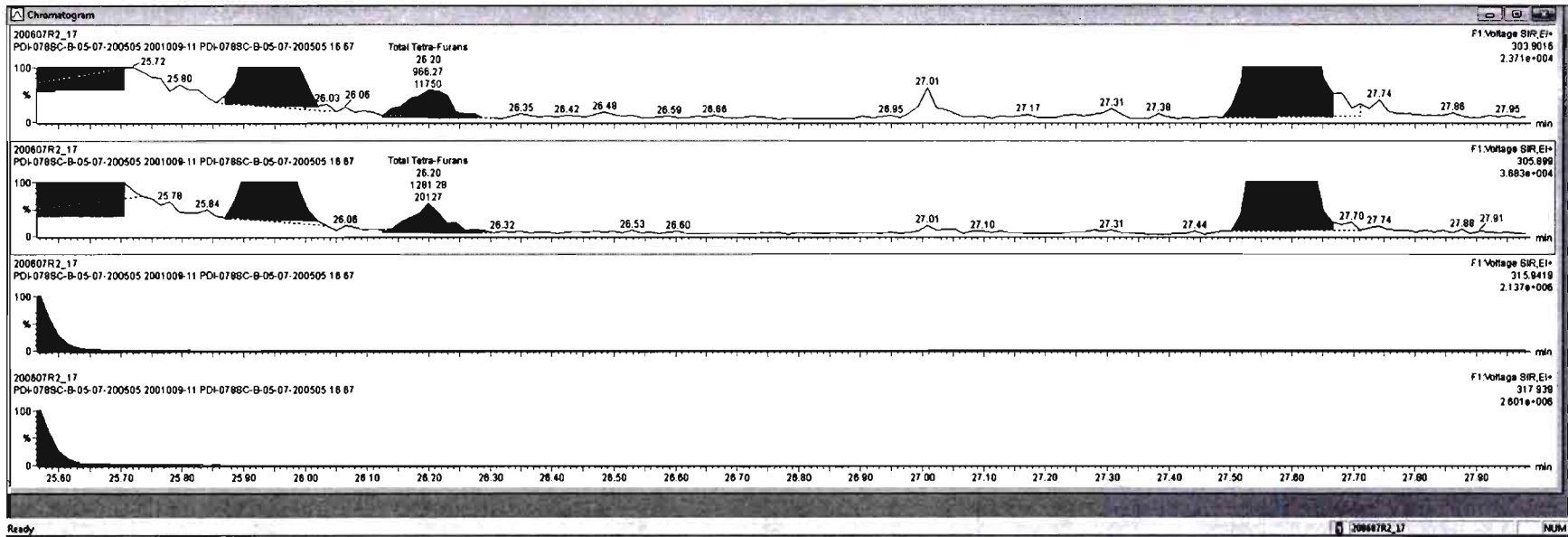
Name	RT	Int Resp	n2 Resp	RA	n/y	EMPC	Conc.
1 Total Tetra-Furans	20.29	2.582e2	3.277e2	0.79	NO	0.31224	0.31224
2 Total Tetra-Furans	20.81	1.860e3	2.413e3	0.77	NO	2.2772	2.2772
3 Total Tetra-Furans	21.42	7.468e3	1.059e4	0.71	NO	9.8163	9.8163
4 Total Tetra-Furans	22.01	5.909e3	8.261e3	0.71	NO	7.5619	7.5619
5 Total Tetra-Furans	22.40	3.192e4	4.336e4	0.74	NO	40.132	40.132
6 Total Tetra-Furans	22.88	1.060e4	1.450e4	0.73	NO	13.378	13.378
7 Total Tetra-Furans	23.03	8.693e2	1.063e3	0.80	NO	1.0402	1.0402
8 Total Tetra-Furans	23.25	4.390e3	6.182e3	0.71	NO	5.6336	5.6336
9 Total Tetra-Furans	23.70	8.209e2	1.206e3	0.88	NO	1.0811	1.0811





Name	Resp	RA	n/y	RSP	wtVol	Pred RT	RT	RRT	Conc	%Rec	DL	EMPC
43 Total Tetra-Furans				0.7519	10.042	23.81				0.559	478	
44 1st Func. Penta-Furans				0.8925	10.042	27.58			37.4	0.104	37.4	
45 Total Penta-Furans				0.8925	10.042	28.27			599	0.764	611	
46 Total Hexa-Furans				0.9341	10.042	33.58			793	0.813	798	

Name	RT	m1 Resp	m2 Resp	RA	n/y	EMPC	Conc.
1 Total Tetra-Furans	20.29	2.582e2	3.277e2	0.79	NO	0.31224	0.31224
2 Total Tetra-Furans	20.81	1.860e3	2.413e3	0.77	NO	2.2772	2.2772
3 Total Tetra-Furans	21.42	7.469e3	1.058e4	0.71	NO	9.6163	9.6163
4 Total Tetra-Furans	22.01	5.909e3	8.281e3	0.71	NO	7.5819	7.5819
5 Total Tetra-Furans	22.40	3.192e4	4.338e4	0.74	NO	40.132	40.132
6 Total Tetra-Furans	22.88	1.060e4	1.450e4	0.73	NO	13.378	13.378
7 Total Tetra-Furans	23.03	8.853e2	1.083e3	0.80	NO	1.0402	1.0402
8 Total Tetra-Furans	23.25	4.390e3	6.182e3	0.71	NO	5.8336	5.8336
9 Total Tetra-Furans	23.70	8.209e2	1.208e3	0.68	NO	1.0811	1.0811




Dataset: Untitled

Last Altered: Monday, June 08, 2020 10:27:55 Pacific Daylight Time  
Printed: Monday, June 08, 2020 10:28:19 Pacific Daylight Time

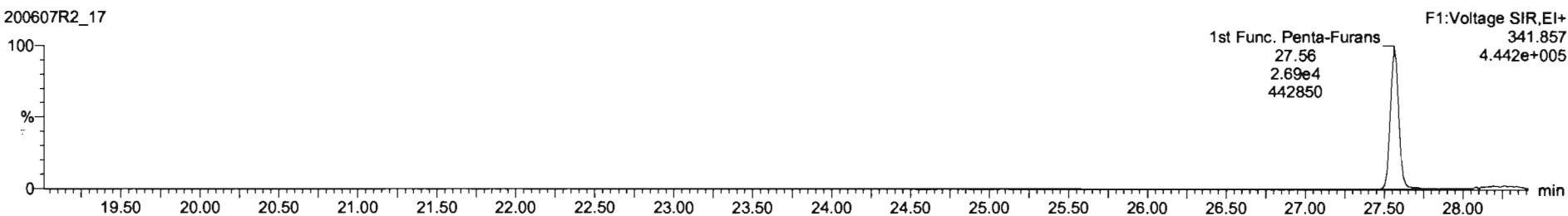
Name: 200607R2\_17, Date: 08-Jun-2020, Time: 09:31:14, ID: 2001009-11 PDI-078SC-B-05-07-200505 16.67, Description: PDI-078SC-B-05-07-200505

1st Func. Penta-Furans

200607R2\_17

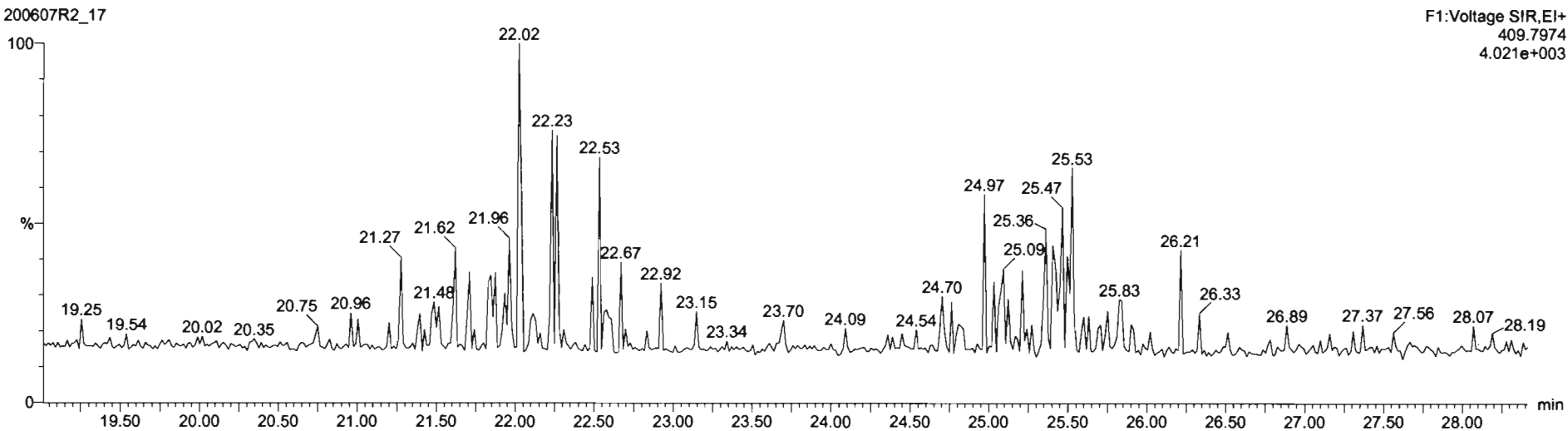


200607R2\_17



DPE6

200607R2\_17

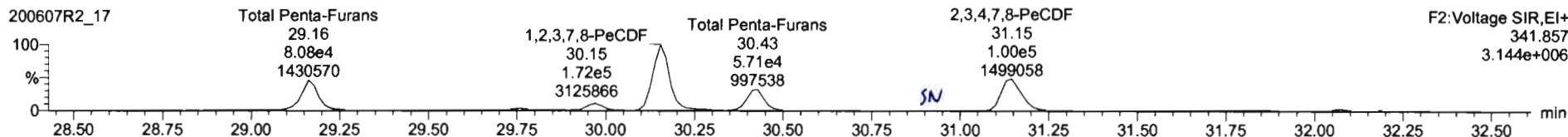
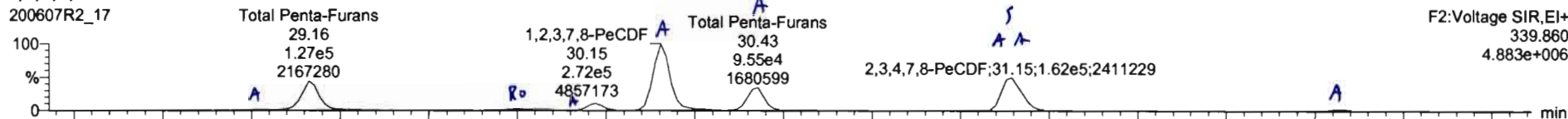


Dataset: Untitled

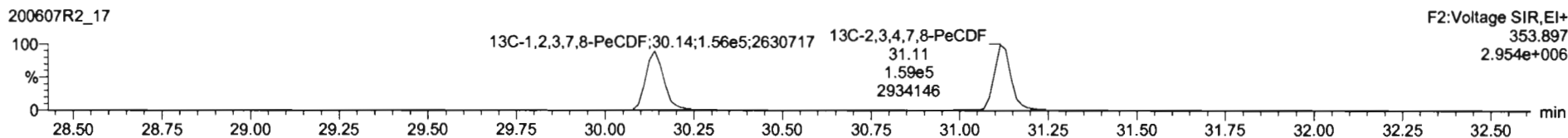
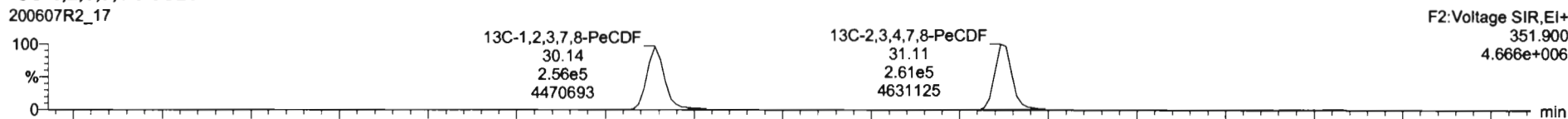
Last Altered: Monday, June 08, 2020 10:27:55 Pacific Daylight Time  
Printed: Monday, June 08, 2020 10:28:19 Pacific Daylight Time

Name: 200607R2\_17, Date: 08-Jun-2020, Time: 09:31:14, ID: 2001009-11 PDI-078SC-B-05-07-200505 16.67, Description: PDI-078SC-B-05-07-200505

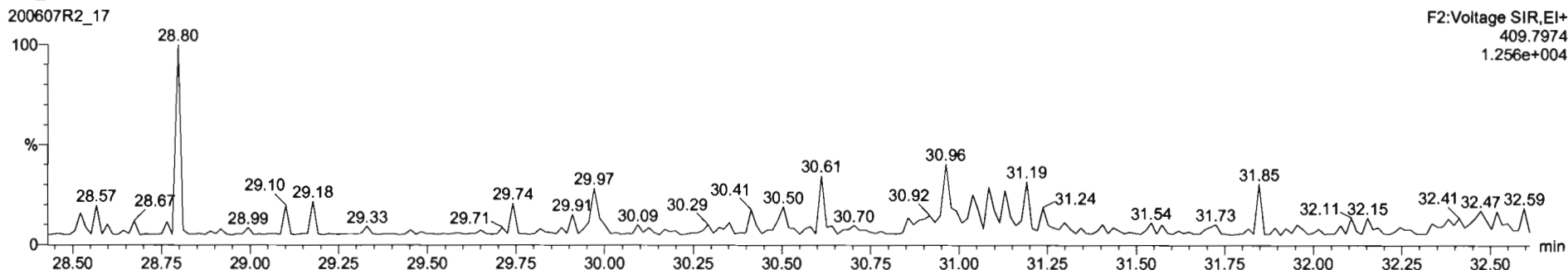
**1,2,3,7,8-PeCDF**



**13C-1,2,3,7,8-PeCDF**

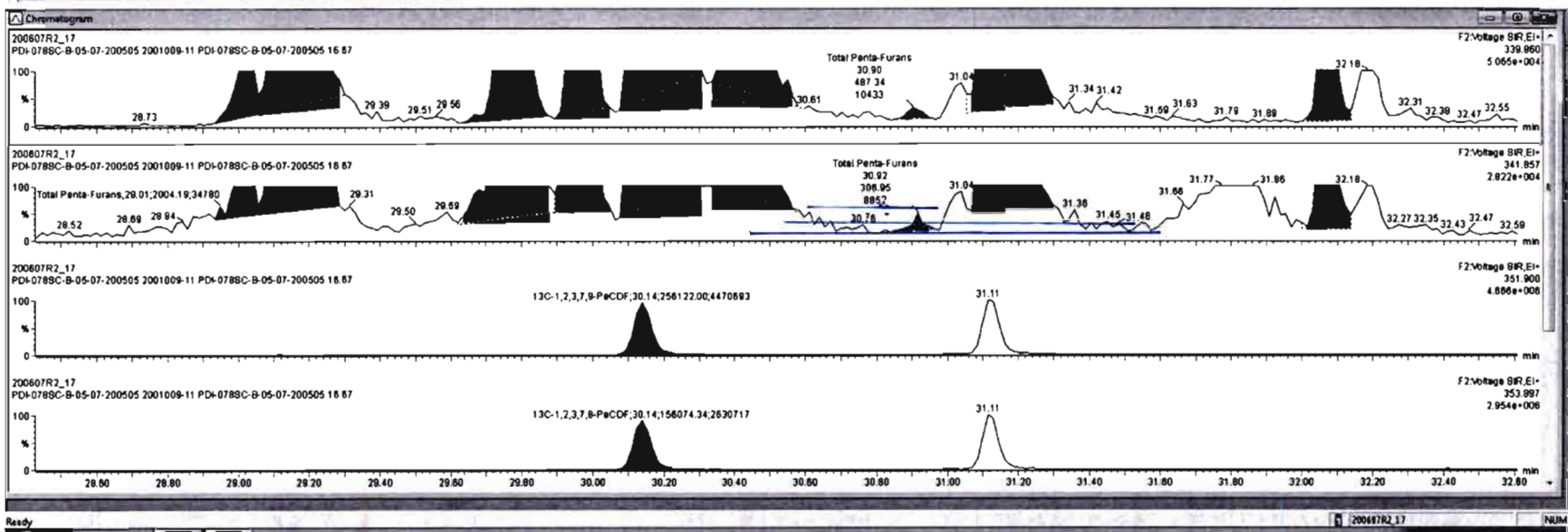


**DPE2**



Name	Resp	RA	n/y	RRF	wtAvd	Pred.RT	RT	RRT	Conc	%Rec	DL	EMPC
43 Total Tetra-Furans				0.7510	10.042	23.61			460		0.350	470
44 1st Func. Penta-Furans				0.8925	10.042	27.58			37.4		0.104	37.4
45 Total Penta-Furans				0.8925	10.042	26.27			607		0.784	616
46 Total Hexa-Furans				0.9341	10.042	33.56			793		0.813	796

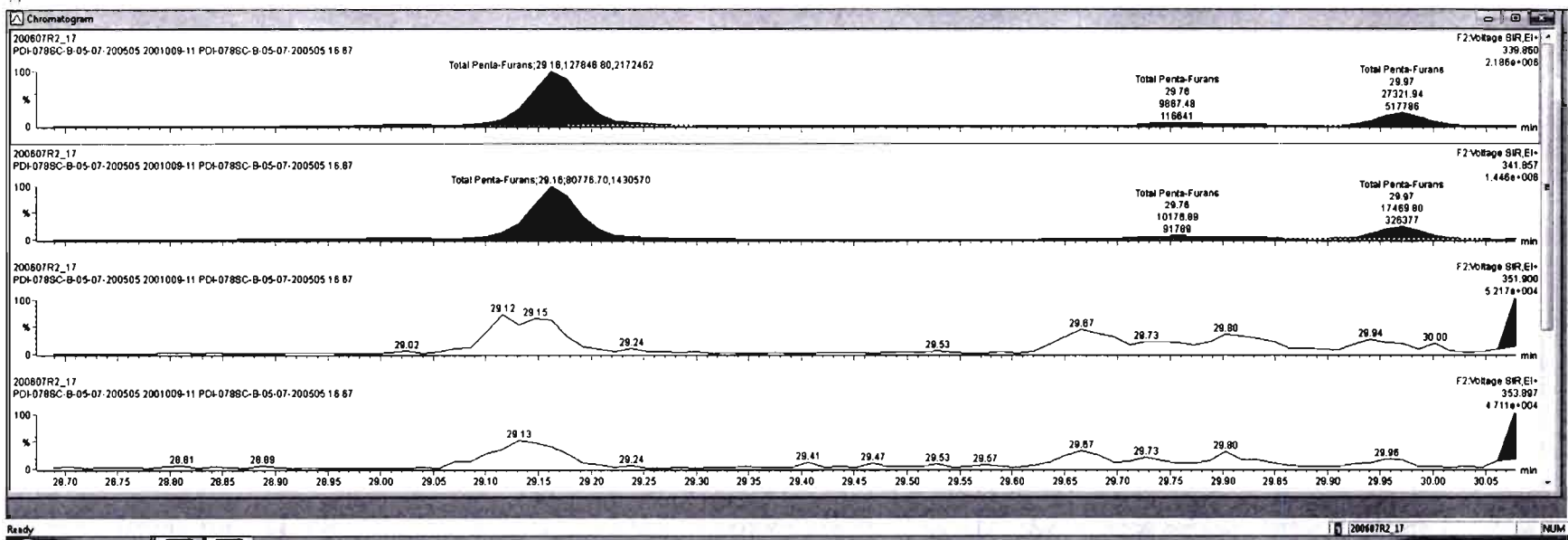
Name	RT	m1 Resp	m2 Resp	RA	n/y	EMPC	Conc.
1 Total Penta-Furans	29.02	3.507e3	2.004e3	1.75	NO	2.9561	2.9561
2 Total Penta-Furans	29.16	1.278e5	8.078e4	1.58	NO	111.90	111.90
3 Total Penta-Furans	29.76	9.867e3	9.582e3	1.03	YES	8.7248	0.000000
4 Total Penta-Furans	29.97	2.732e4	1.725e4	1.58	NO	23.909	23.909
5 1,2,3,7,8-PeCDF	30.15	2.750e5	1.735e5	1.59	NO	243.22	243.22
6 Total Penta-Furans	30.43	9.737e4	5.712e4	1.70	NO	82.859	82.859
7 Total Penta-Furans	30.90	4.872e2	3.070e2	1.59	NO	0.42603	0.42603
8 2,3,4,7,8-PeCDF	31.15	1.130e5	7.006e4	1.59	NO	93.330	93.330
9 Total Penta-Furans	31.18	4.875e4	3.012e4	1.62	NO	42.304	42.304
10 Total Penta-Furans	32.06	8.890e3	4.472e3	1.54	NO	8.0942	6.0942



Targetlyn - 200607R2-17.qtd  
 File Edit View Display Processing Window Help

Name	Resp	RA	n/y	RRF	wt/Vol	Pred RT	RT	RRT	Conc	%Rec	DL	EMPC
43 Total Tetra-Furans				0.7510	10.042	23.61			460	0.350	478	
44 1st Func. Penta-Furans				0.8825	10.042	27.58			37.4	0.104	37.4	
45 Total Penta-Furans				0.8925	10.042	29.27			608	0.784	617	
46 Total Hexa-Furans				0.9341	10.042	33.56			793	0.813	798	

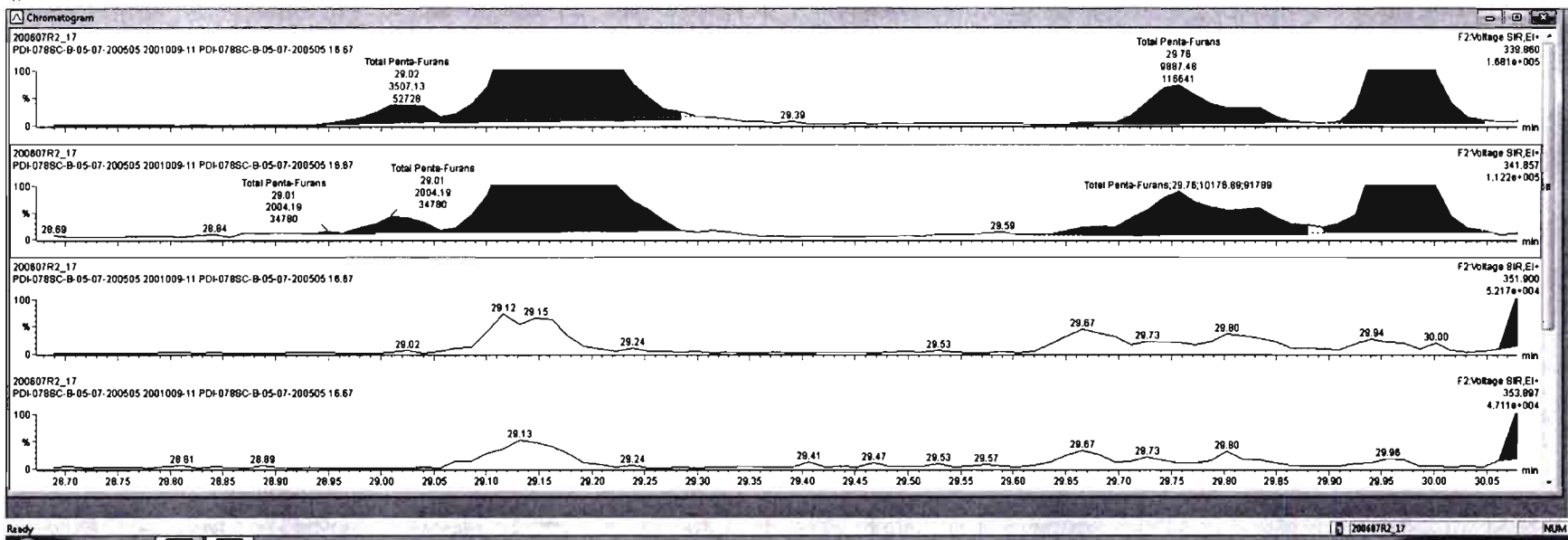
Name	RT	m1 Resp	m2 Resp	RA	n/y	EMPC	Conc.
1 Total Penta-Furans	29.02	3.507e3	2.004e3	1.75	NO	2.9561	2.9561
2 Total Penta-Furans	29.16	1.278e5	8.078e4	1.59	NO	111.90	111.90
3 Total Penta-Furans	29.78	9.867e3	1.019e4	0.97	YES	8.7248	0.00000
4 Total Penta-Furans	29.97	7.732e4	1.747e4	1.56	NO	24.025	24.025
5 1,2,3,7,β-PeCDF	30.15	7.758e5	1.742e5	1.58	NO	243.59	243.59
6 Total Penta-Furans	30.43	9.807e4	5.951e4	1.68	NO	83.987	83.987
7 2,3,4,7,β-PeCDF	31.15	1.130e5	7.089e4	1.59	NO	93.330	93.330
8 Total Penta-Furans	31.16	4.903e4	3.012e4	1.63	NO	42.453	42.453
9 Total Penta-Furans	32.08	8.890e3	4.472e3	1.54	NO	6.0942	6.0942





Name	Resp	RA	n/y	RF <sup>2</sup>	wt/Vol	Pred RT	RT	RRT	Conc	%Rec	DL	EMPC
43 Total Tetra-Furans				0.7510	10.042	23.61			460		0.350	478
44 1st Func. Penta-Furans				0.8925	10.042	27.58			37.4		0.194	37.4
45 Total Penta-Furans				0.8925	10.042	28.27			608		0.784	817
46 Total Hexa-Furans				0.8341	10.042	33.58			793		0.813	798

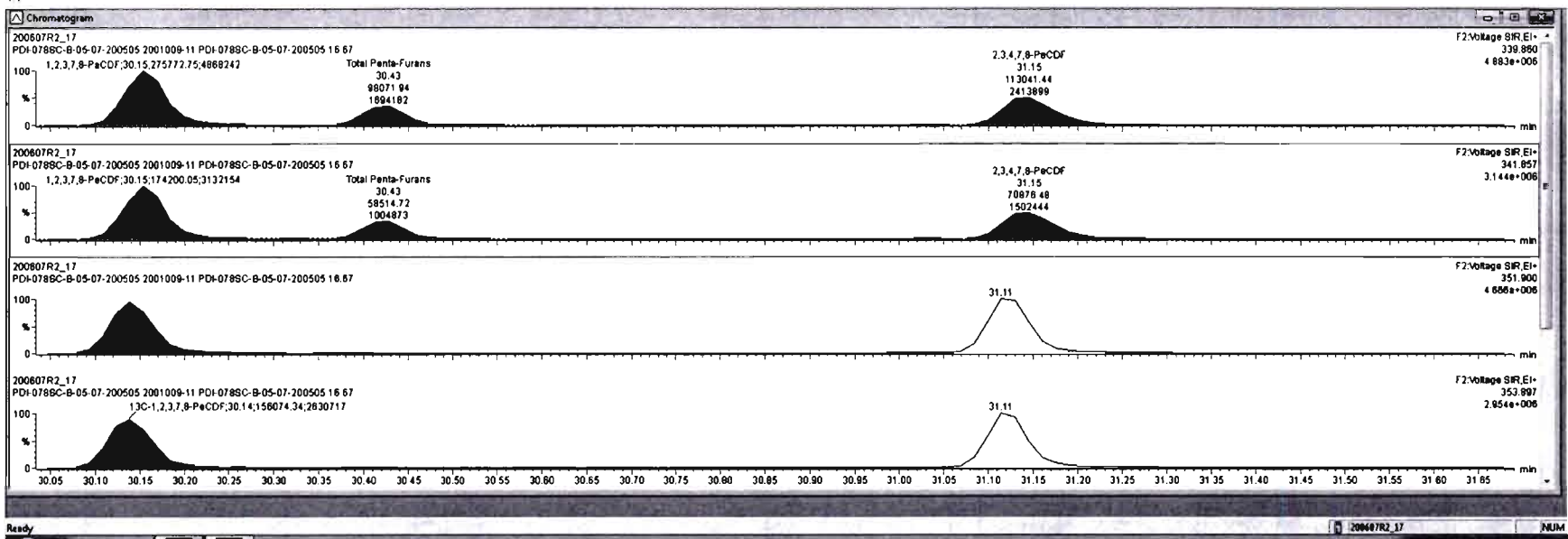
Name	RT	m1 Resp	m2 Resp	RA	n/y	EMPC	Conc.
1 Total Penta-Furans	29.02	3.507e3	2.004e3	1.75	NO	2.9561	2.9561
2 Total Penta-Furans	29.16	1.278e5	8.078e4	1.59	NO	111.90	111.90
3 Total Penta-Furans	29.76	9.887e3	1.019e4	0.97	YES	8.7248	0.00000
4 Total Penta-Furans	29.97	2.732e4	1.747e4	1.58	NO	24.025	24.025
5 1,2,3,7,β-PeCDF	30.15	2.758e5	1.742e5	1.58	NO	243.59	243.59
6 Total Penta-Furans	30.43	9.907e4	5.851e4	1.68	NO	83.987	83.987
7 2,3,4,7,β-PeCDF	31.15	1.130e5	7.088e4	1.58	NO	93.330	93.330
8 Total Penta-Furans	31.16	4.903e4	3.012e4	1.63	NO	42.453	42.453
9 Total Penta-Furans	32.08	6.890e3	4.472e3	1.54	NO	6.0942	6.0942





Name	Resp	RA	nV	RF	wtVol	Pred RT	RT	RRT	Conc	%Rec	DL	EMPC
43 Total Tetra-Furans				0.7510	10.042	23.61			460		0.350	478
44 1st Func. Penta-Furans				0.8925	10.042	27.58			37.4		0.104	37.4
45 Total Penta-Furans				0.8925	10.042	29.27			608		0.284	617
46 Total Hexa-Furans				0.8341	10.042	33.56			793		0.813	798

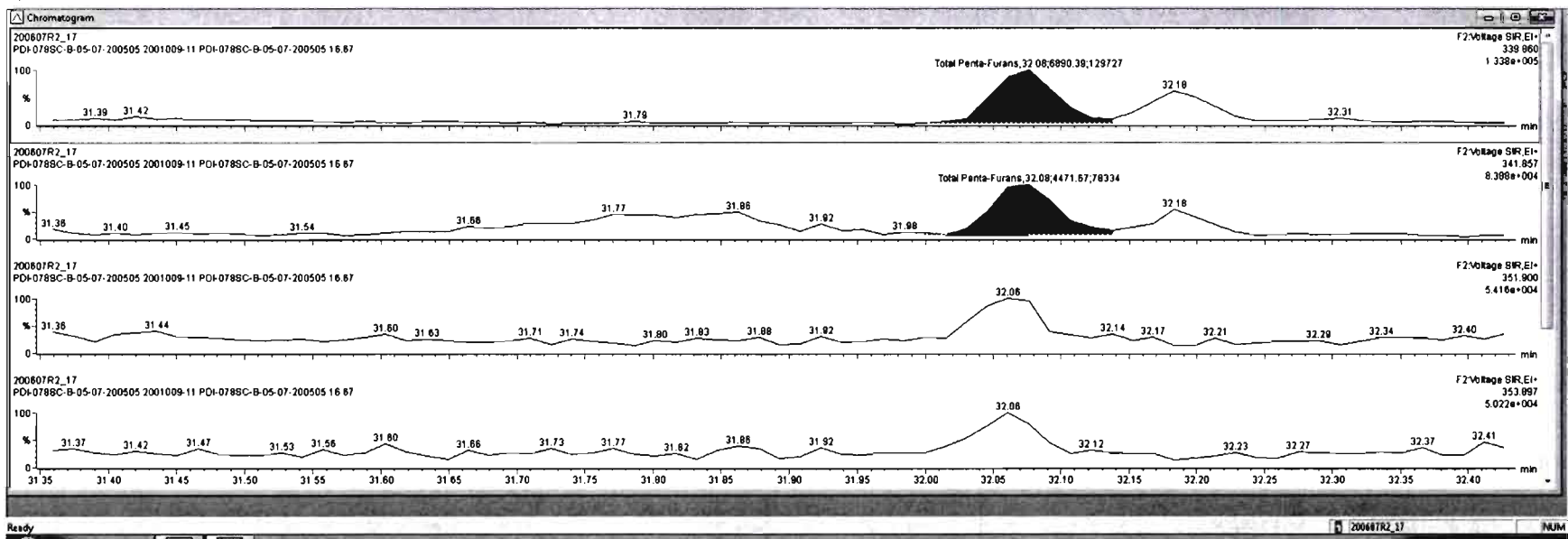
Name	RT	m1 Resp	m2 Resp	RA	nV	EMPC	Conc.
1 Total Penta-Furans	29.02	3.507e3	2.004e3	1.75	NO	2.9561	2.9561
2 Total Penta-Furans	29.16	1.278e5	8.078e4	1.58	NO	111.90	111.90
3 Total Penta-Furans	29.76	9.887e3	1.018e4	0.97	YES	8.7248	0.00000
4 Total Penta-Furans	29.97	2.732e4	1.747e4	1.58	NO	24.025	24.025
5 1,2,3,7,8-PeCDF	30.15	2.758e5	1.742e5	1.58	NO	243.59	243.59
6 Total Penta-Furans	30.43	9.807e4	5.851e4	1.88	NO	83.987	83.987
7 2,3,4,7,8-PeCDF	31.15	1.130e5	7.088e4	1.59	NO	93.330	93.330
8 Total Penta-Furans	31.16	4.903e4	3.012e4	1.63	NO	42.453	42.453
9 Total Penta-Furans	32.08	6.890e3	4.472e3	1.54	NO	6.0942	6.0942



TargetLynx - 200607R2\_17.q4  
 File Edit View Display Processing Window Help

Name	Resp	RA	rvy	RRF	wtVol	Pred RT	RT	RRT	Conc.	%Rec	DL	EMPC
43 Total Tetra-Furans				0.7510	10.042	23.61			460		0.350	478
44 1st Func. Penta-Furans				0.8925	10.042	27.58			37.4		0.104	37.4
45 Total Penta-Furans				0.8925	10.042	28.27			608		0.754	617
46 Total Hexa-Furans				0.9341	10.042	33.56			783		0.813	796

Name	RT	ml Resp	m2 Resp	RA	rvy	EMPC	Conc.
1 Total Penta-Furans	29.02	3.507e3	2.004e3	1.75	NO	2.9561	2.9561
2 Total Penta-Furans	28.16	1.278e5	8.078e4	1.59	NO	111.90	111.90
3 Total Penta-Furans	28.76	9.867e3	1.019e4	0.97	YES	8.7249	0.00000
4 Total Penta-Furans	29.97	7.732e4	1.747e4	1.56	NO	24.025	24.025
5 1,2,3,7,8-PeCDF	30.15	2.758e5	1.742e5	1.58	NO	243.59	243.59
6 Total Penta-Furans	30.43	9.807e4	5.851e4	1.68	NO	83.987	83.987
7 2,3,4,7,8-PeCDF	31.15	1.130e5	7.098e4	1.59	NO	93.330	93.330
8 Total Penta-Furans	31.19	4.903e4	3.012e4	1.83	NO	42.453	42.453
9 Total Penta-Furans	32.08	6.890e3	4.472e3	1.54	NO	6.0942	6.0942





Dataset: Untitled

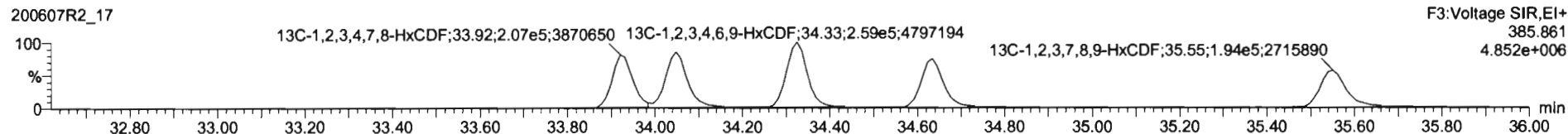
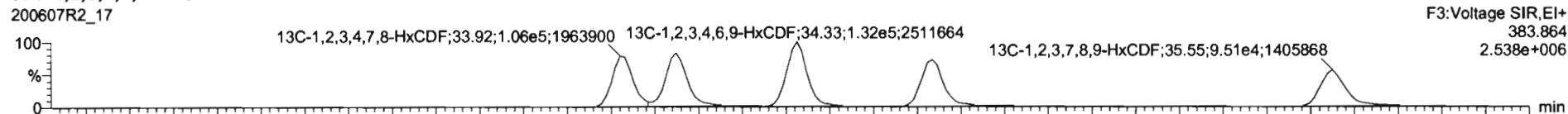
Last Altered: Monday, June 08, 2020 10:27:55 Pacific Daylight Time  
Printed: Monday, June 08, 2020 10:28:19 Pacific Daylight Time

Name: 200607R2\_17, Date: 08-Jun-2020, Time: 09:31:14, ID: 2001009-11 PDI-078SC-B-05-07-200505 16.67, Description: PDI-078SC-B-05-07-200505

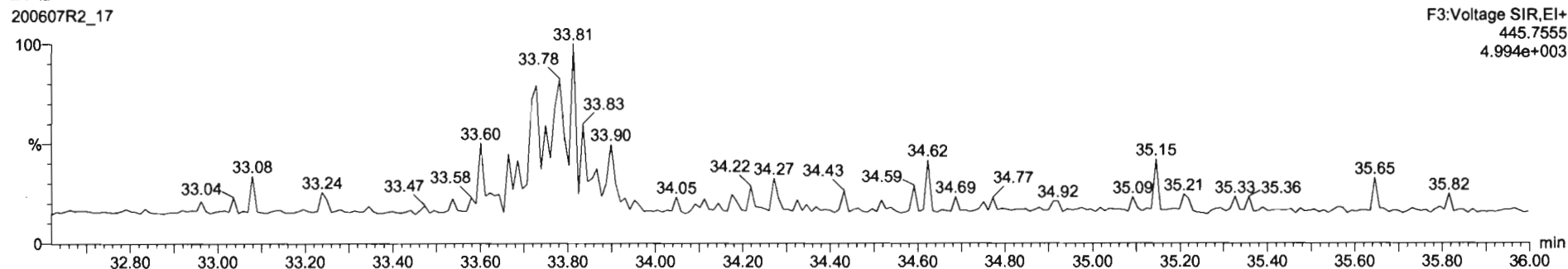
**1,2,3,4,7,8-HxCDF**

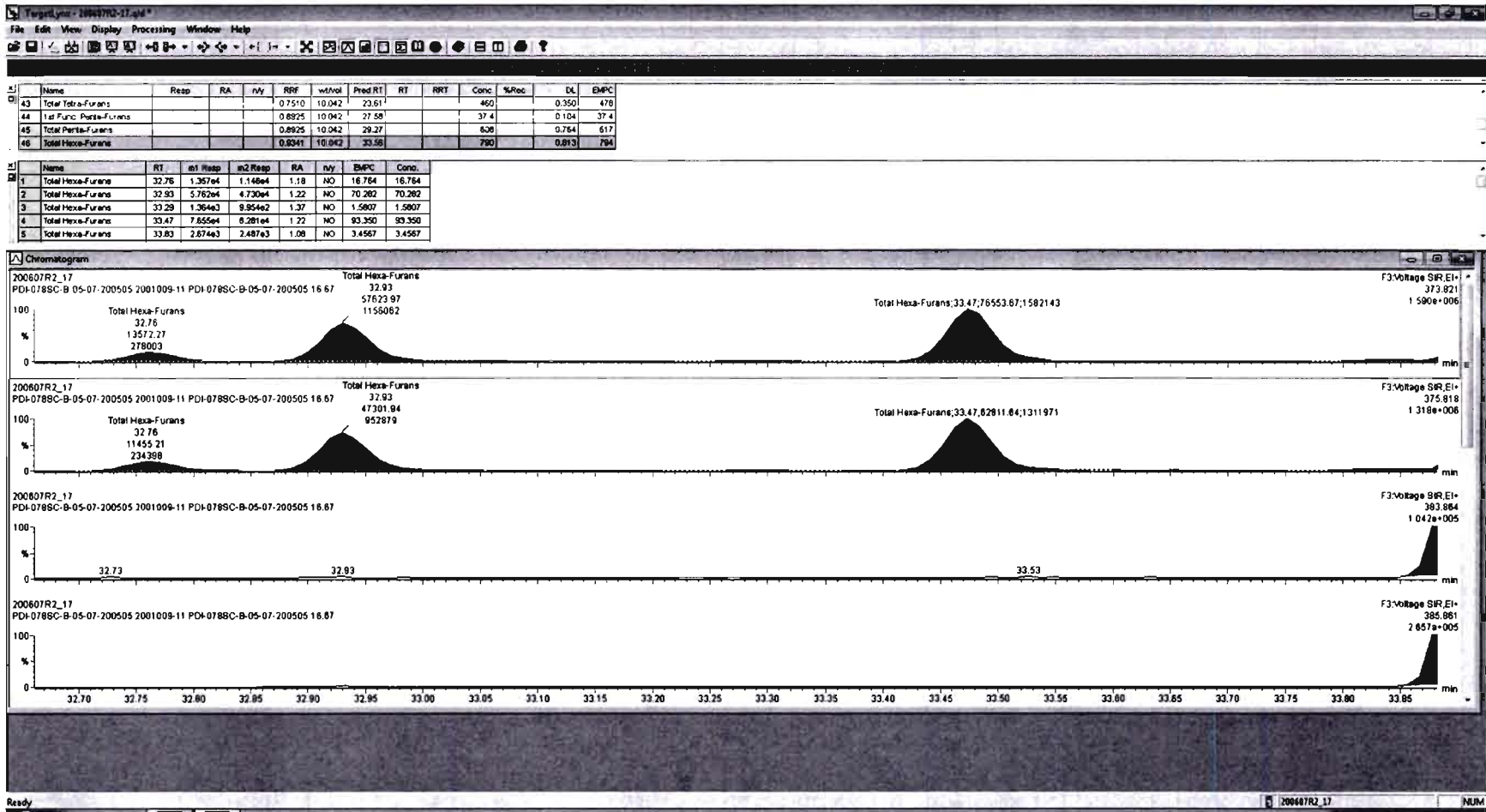


**13C-1,2,3,4,7,8-HxCDF**



**DPE3**

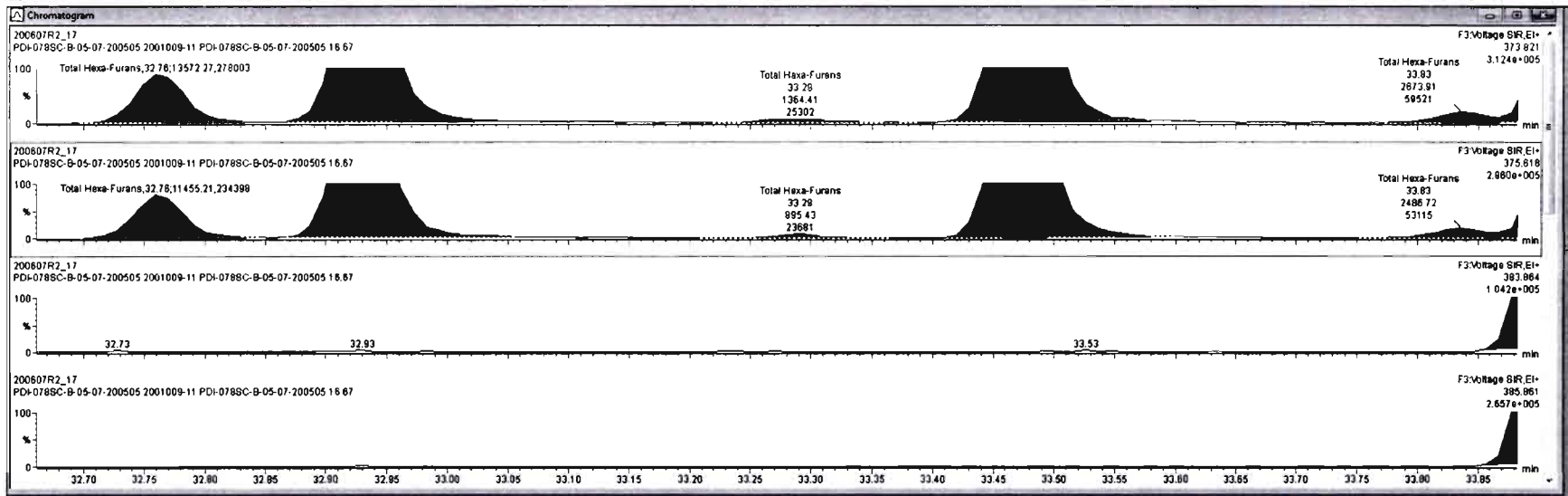




Targetlyn - 200607R2\_17.qtd  
 File Edit View Display Processing Window Help

Name	Resp	RA	n/y	RPF	wt/vol	Pred RT	RT	RRT	Conc	%Rec	DL	EMPC
43 Total Tetra-Furans				0.7510	10.042	23.81			460	0.350	478	
44 1st Furc. Penta-Furans				0.8925	10.042	27.58			37.4	0.104	37.4	
45 Total Penta-Furans				0.8925	10.042	29.27			608	0.784	617	
46 Total Hexa-Furans				0.9341	10.042	33.58			790	0.813	794	

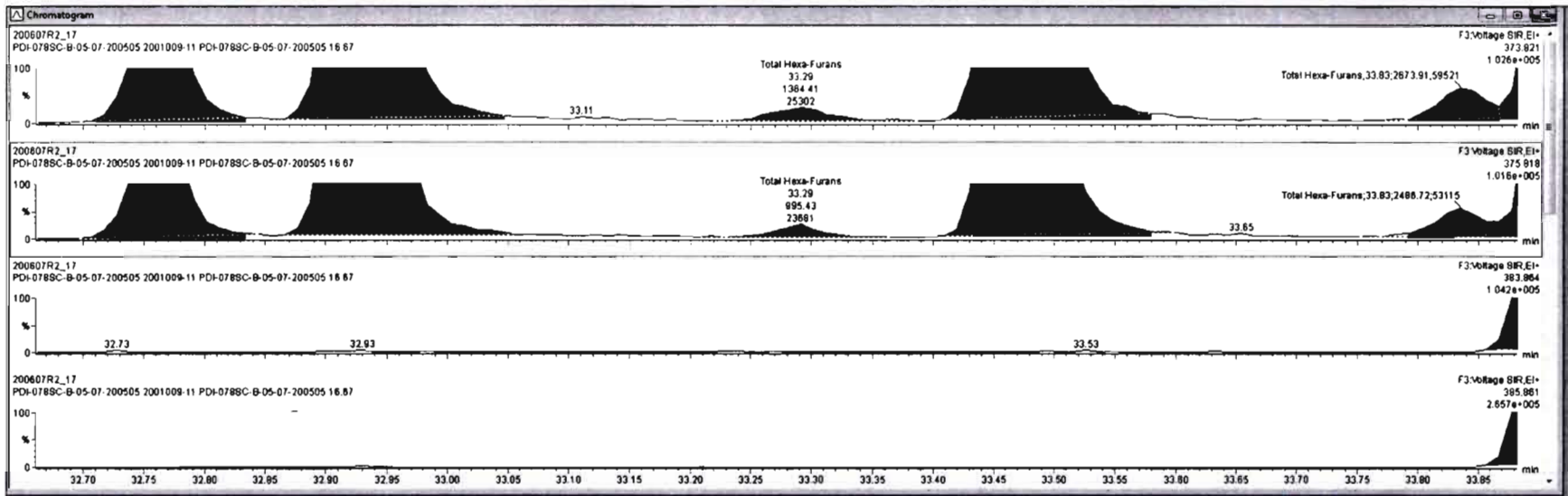
Name	RT	m1 Resp	m2 Resp	RA	n/y	EMPC	Conc.
1 Total Hexa-Furans	32.76	1.357e4	1.146e4	1.18	NO	16.764	16.764
2 Total Hexa-Furans	32.80	5.762e4	4.730e4	1.22	NO	70.282	70.282
3 Total Hexa-Furans	33.28	1.364e3	9.954e2	1.37	NO	1.5807	1.5807
4 Total Hexa-Furans	33.47	7.855e4	6.781e4	1.22	NO	83.350	83.350
5 Total Hexa-Furans	33.83	2.674e3	2.487e3	1.06	NO	3.4587	3.4587



Ready 200607R2\_17 NUM

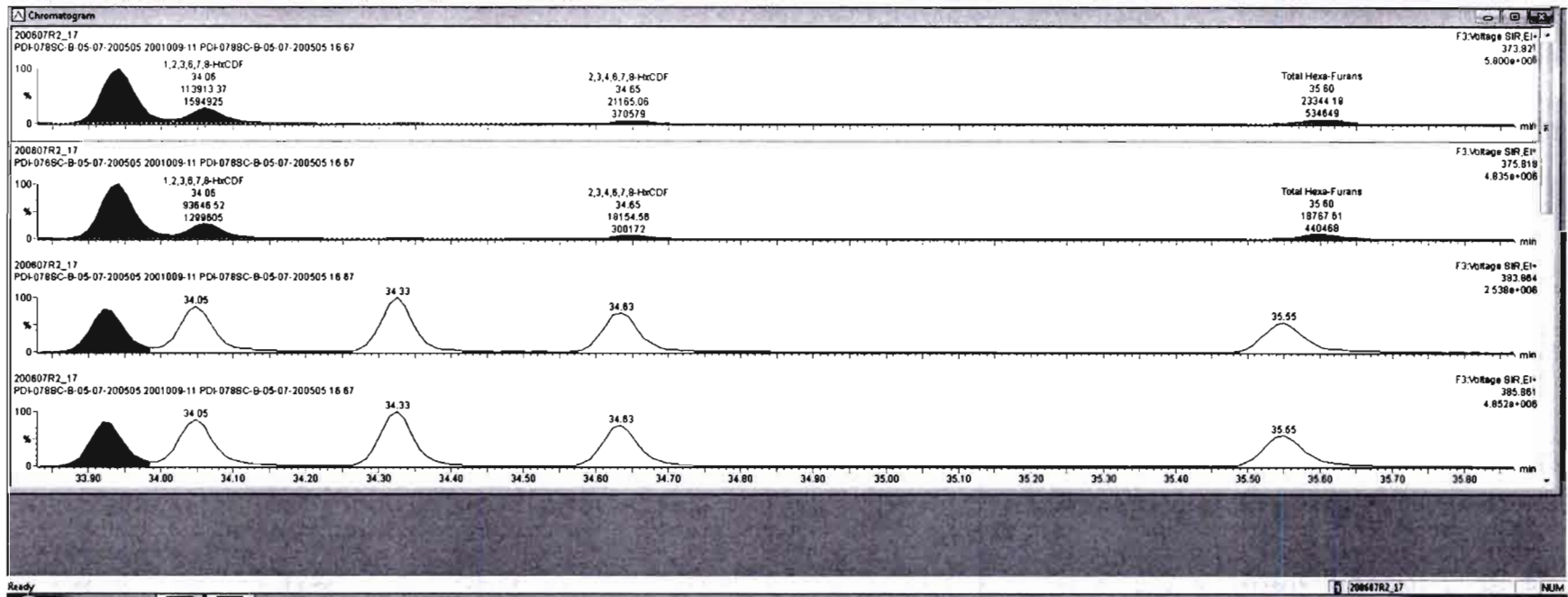
Name	Resp	RA	n/y	RF	wt/vol	Pred RT	RT	RRT	Conc	%Rec	DL	EMPC
43 Total Tetra-Furans				0.7510	10.042	23.61			460		0.350	478
44 1st Func. Penta-Furans				0.8925	10.042	27.58			37.4		0.104	37.4
45 Total Penta-Furans				0.8925	10.042	29.27			608		0.784	817
46 Total Hexa-Furans				0.9341	10.042	33.58			790		0.813	794

Name	RT	m1 Resp	m2 Resp	RA	n/y	EMPC	Conc.
1 Total Hexa-Furans	32.78	1.257e4	1.145e4	1.18	NO	16.764	16.764
2 Total Hexa-Furans	32.83	5.762e4	4.730e4	1.22	NO	70.282	70.282
3 Total Hexa-Furans	33.29	1.364e3	9.954e2	1.37	NO	1.5807	1.5807
4 Total Hexa-Furans	33.47	7.855e4	8.261e4	1.22	NO	93.350	93.350
5 Total Hexa-Furans	33.83	2.674e3	2.487e3	1.08		3.4567	3.4567



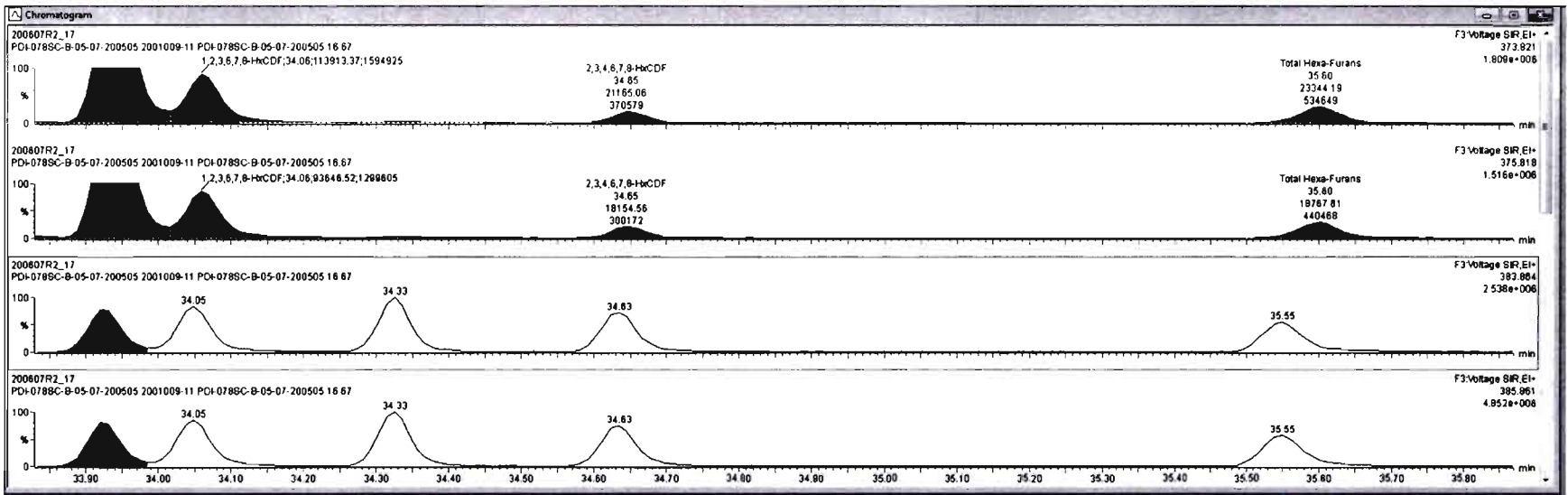
Name	Resp	RA	n/y	RPF	wtVol	Prod RT	RT	RRT	Conc	%Rec	DL	EMPC
43 Total Tetra-Furans				0.7510	10.042	23.61			460		0.250	476
44 Tri-Func. Penta-Furans				0.8925	10.042	27.59			37.4		0.104	37.4
45 Total Penta-Furans				0.8925	10.042	29.27			606		0.764	617
46 Total Hexa-Furans				0.8341	10.042	33.59			790		0.813	794

Name	RT	m1 Resp	m2 Resp	RA	n/y	EMPC	Conc.
1 Total Hexa-Furans	32.78	1.357e4	1.146e4	1.18	NO	16.764	16.764
2 Total Hexa-Furans	32.93	5.762e4	4.730e4	1.22	NO	70.282	70.282
3 Total Hexa-Furans	33.29	1.364e3	9.954e2	1.37	NO	1.5807	1.5807
4 Total Hexa-Furans	33.47	7.855e4	6.281e4	1.22	NO	93.350	93.350
5 Total Hexa-Furans	33.83	2.674e3	2.487e3	1.09	NO	3.4567	3.4567

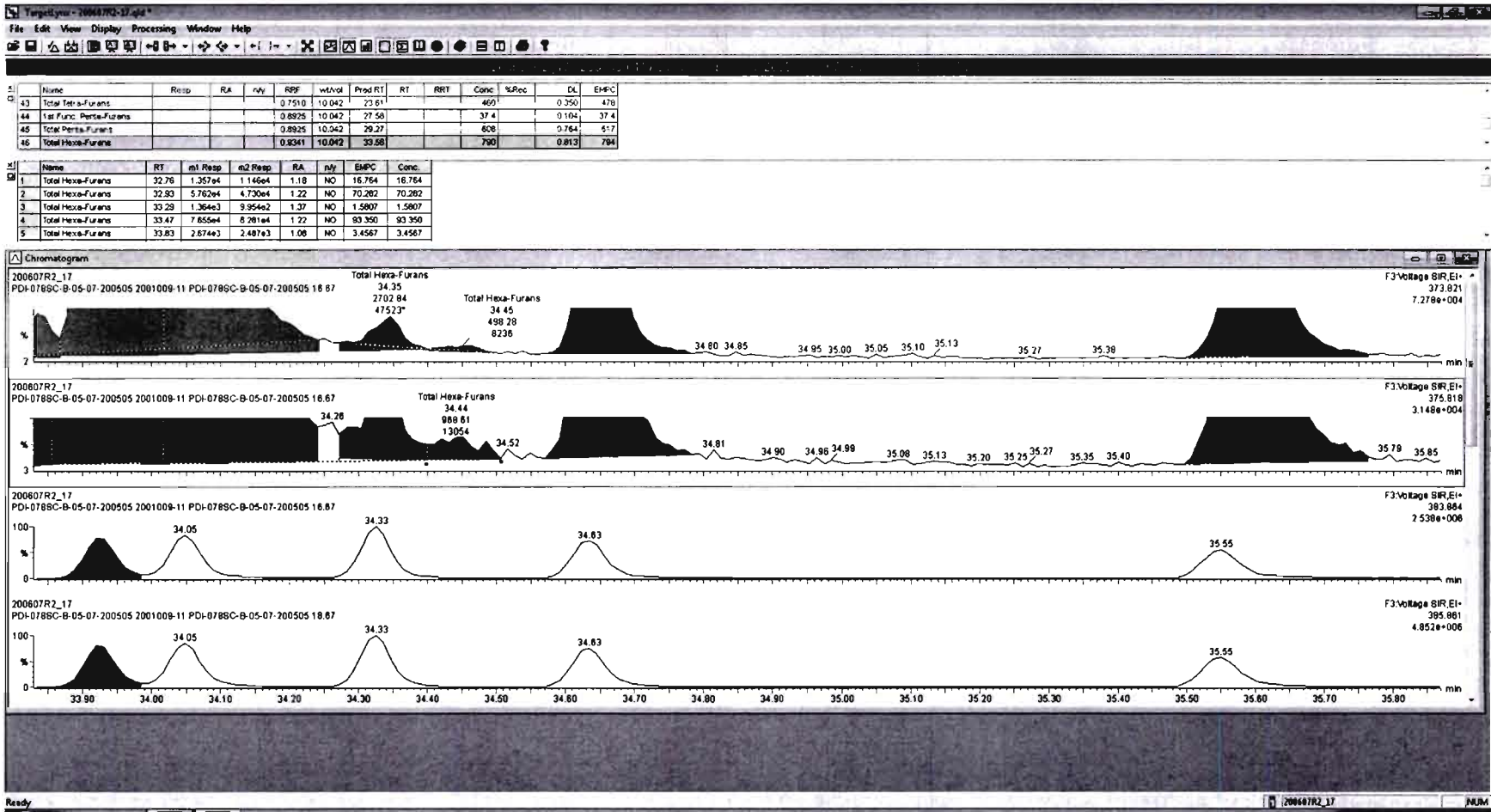


Name	Resp	RA	nV	RRF	mt/Vol	Prod RT	RT	RRT	Conc	%Rec	DL	EMPC
43 Total Tetra-Furans				0.7510	10.042	23.61			460		0.350	478
44 1st Furan: Pentofurans				0.8925	10.042	27.58			37.4		0.104	37.4
45 Total Penta-Furans				0.8925	10.042	29.27			629		0.764	617
46 Total Hexa-Furans				0.9341	10.042	33.58			790		0.813	794

Name	RT	m1 Resp	m2 Resp	RA	nV	EMPC	Conc
1 Total Hexa-Furans	32.76	1.357e4	1.146e4	1.18	NO	16.764	16.764
2 Total Hexa-Furans	32.93	5.762e4	4.730e4	1.22	NO	70.282	70.282
3 Total Hexa-Furans	33.29	1.364e3	9.954e2	1.37	NO	1.5807	1.5807
4 Total Hexa-Furans	33.47	7.855e4	6.281e4	1.22	NO	93.350	93.350
5 Total Hexa-Furans	33.83	2.674e3	2.487e3	1.08	NO	3.4567	3.4567





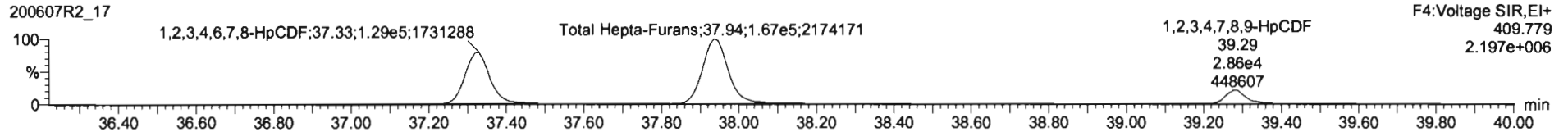
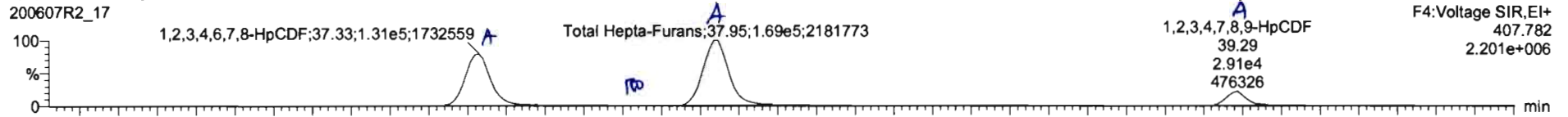


Dataset: Untitled

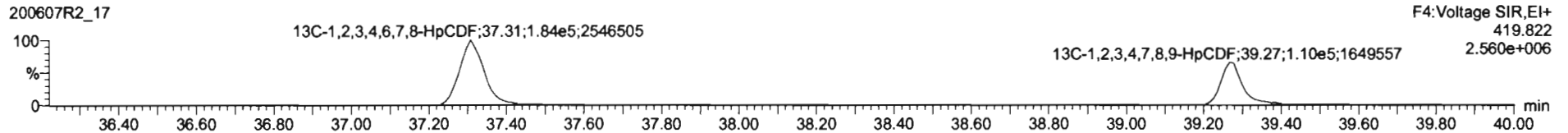

Last Altered: Monday, June 08, 2020 10:27:55 Pacific Daylight Time  
Printed: Monday, June 08, 2020 10:28:19 Pacific Daylight Time

Name: 200607R2\_17, Date: 08-Jun-2020, Time: 09:31:14, ID: 2001009-11 PDI-078SC-B-05-07-200505 16.67, Description: PDI-078SC-B-05-07-200505

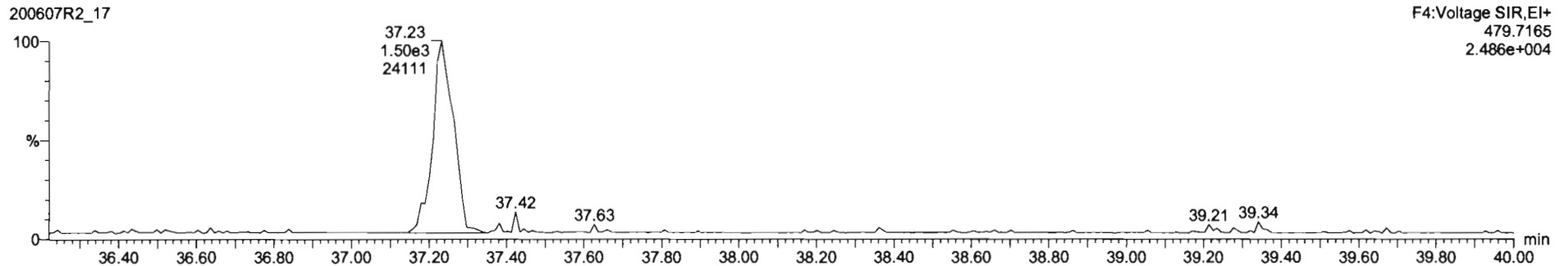
**1,2,3,4,6,7,8-HpCDF**



**<sup>13</sup>C-1,2,3,4,6,7,8-HpCDF**



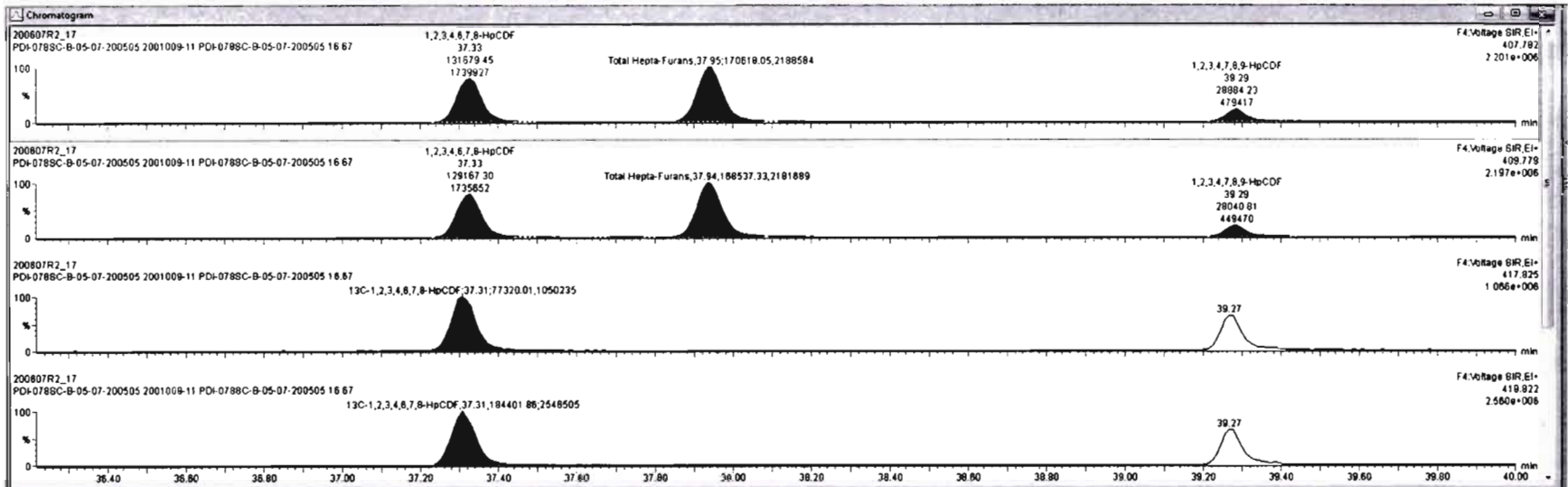
**DPE4**





Name	Resp	RA	nV	RF	wdVol	ProdRT	RT	RRT	Conc	%Rec	DL	EMPC
43 Total Tetra-Furans				0.7510	10.942	23.61			460		0.350	478
44 1st Furic Penta-Furans				0.8925	10.942	27.58			37.4		0.104	37.4
45 Total Penta-Furans				0.8925	10.942	29.27			629		3.764	517
46 Total Hexa-Furans				0.9341	13.042	32.96			790		0.813	794

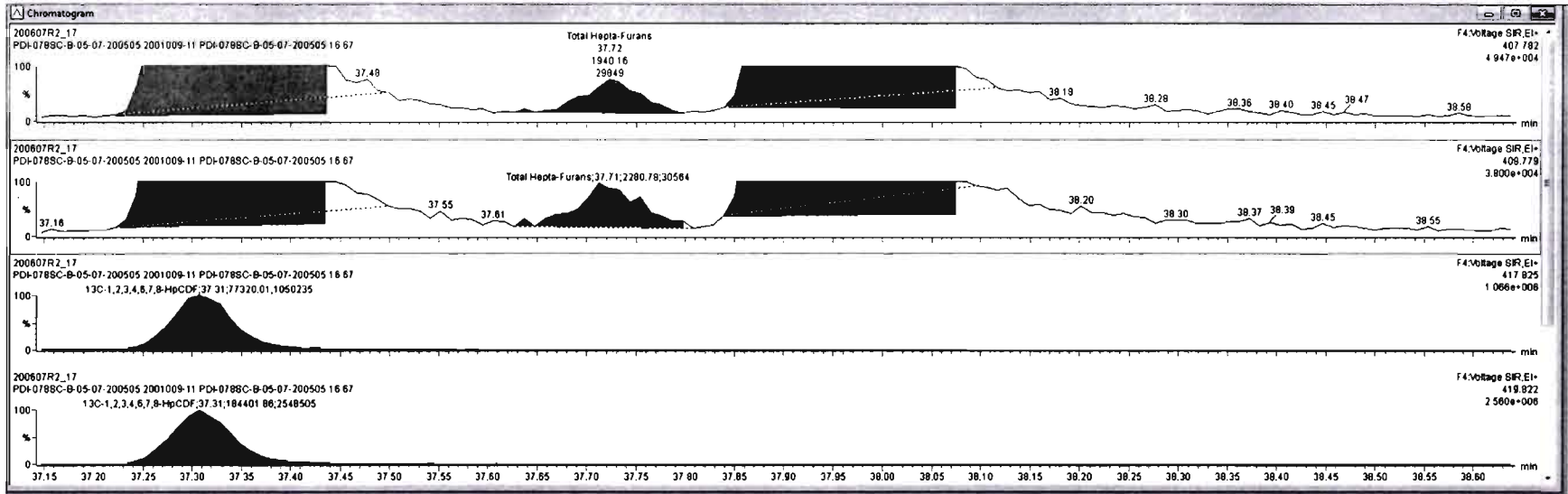
Name	RT	ml Resp	ml2 Resp	RA	nV	EMPC	Conc
1 1,2,3,4,6,7,8-HpCDF	37.33	1.317e5	1.292e5	1.02	NO	227.27	227.27
2 Total Hepta-Furans	37.72	1.940e3	2.261e3	0.85	YES	4.1502	0.00000
3 Total Hepta-Furans	37.96	1.706e5	1.685e5	1.01	NO	369.86	369.86
4 1,2,3,4,7,8,9-HpCDF	39.29	2.888e4	2.804e4	1.03	NO	71.532	71.532



Ready 200807R2\_17

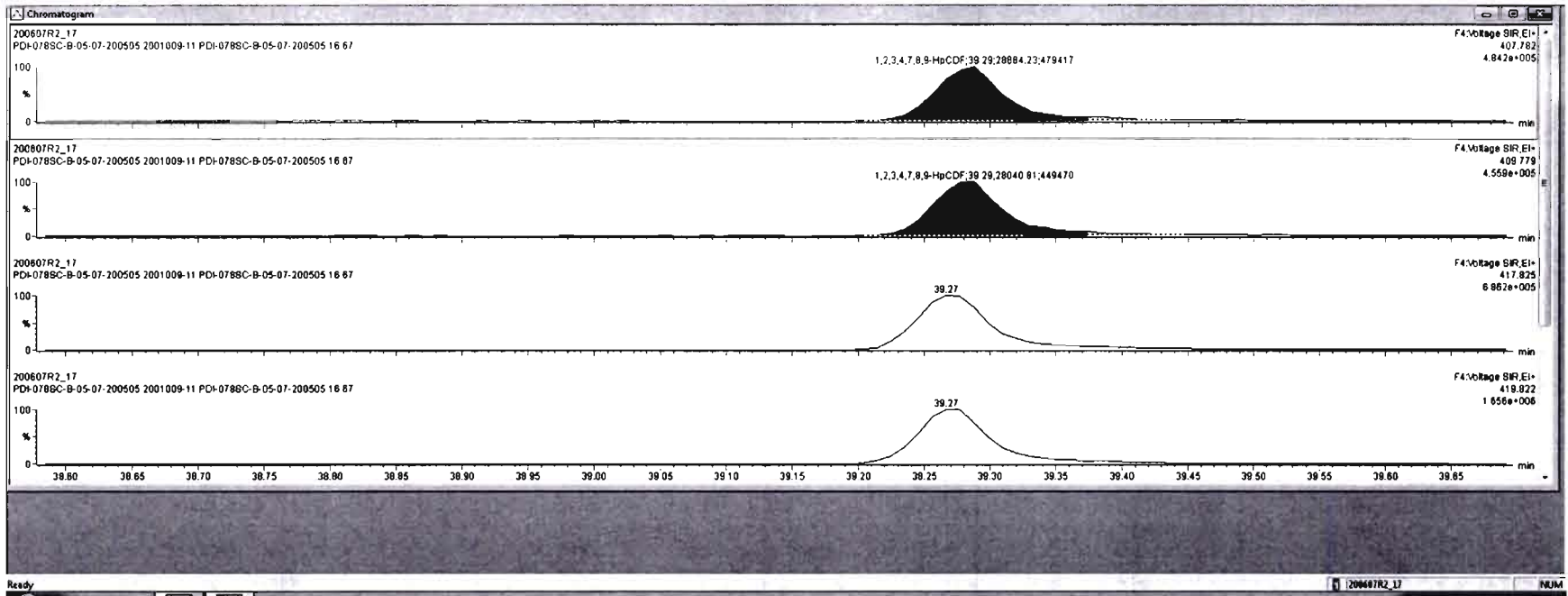
#	Name	Resp	RA	n/y	R/F	id/val	Pred RT	RT	RRT	Conc	%Rec	Dt	EMPC
43	Total Tetra-Furans					0.7510	10.042	23.61		460		0.550	470
44	Total Penta-Furans					0.8825	10.042	27.18		37.4		0.104	37.4
45	Total Hexa-Furans					3.8825	10.042	29.27		628		0.764	617
46	Total Hepta-Furans					0.9341	13.042	33.56		790		0.813	794

#	Name	RT	m1 Resp	m2 Resp	RA	n/y	EMPC	Conc.
1	1,2,3,4,6,7,8-HpCDF	37.33	1.317e5	1.292e5	1.02	NO	227.27	227.27
2	Total Hepta-Furans	37.72	1.940e3	2.201e3	0.85	YES	4.1502	0.00000
3	Total Hepta-Furans	37.95	1.705e5	1.685e5	1.01	NO	369.86	369.86
4	1,2,3,4,7,8,9-HpCDF	38.29	2.869e4	2.804e4	1.03	NO	71.532	71.532



#	Name	Resp	RA	n/y	RWF	VolVol	Prod RT	RT	RRT	Conc	%Rec	DL	EMPC
43	Total Tetra-Furans				0.7510	10.042	23.81			460	0.350	470	
44	Total Penta-Furans				0.0925	10.042	27.68			37.4	0.104	37.4	
45	Total Hexa-Furans				0.0925	10.042	29.37			608	0.164	617	
46	Total Hepta-Furans				0.0341	13.042	33.96			780	0.313	794	

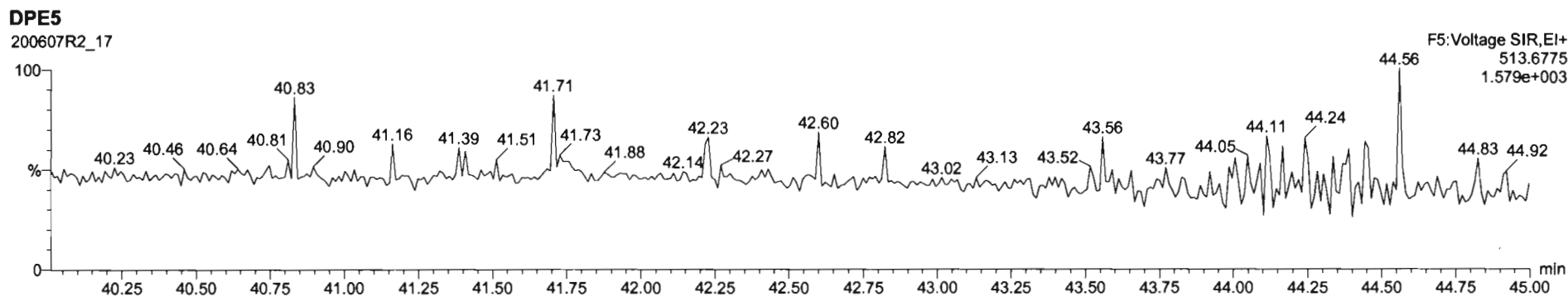
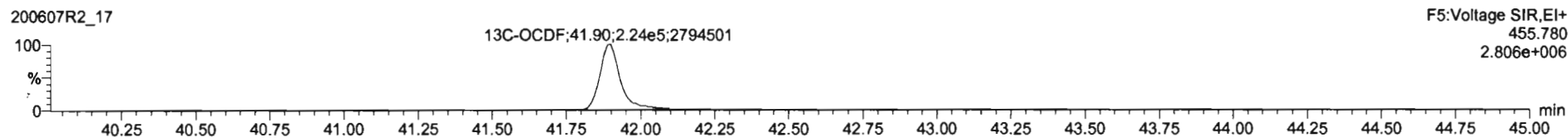

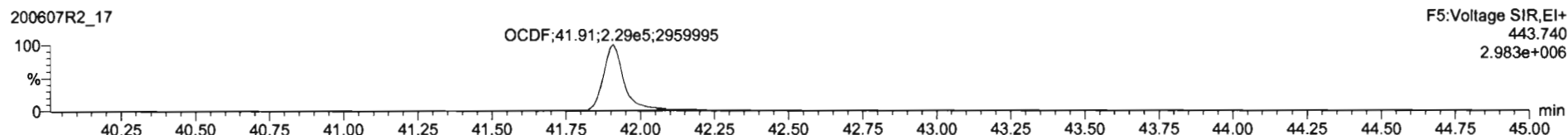

#	Name	RT	m1 Resp	m2 Resp	RA	n/y	EMPC	Conc.
1	1,2,3,4,6,7,8-HxCDF	37.33	1.317e5	1.292e5	1.02	NO	227.27	227.27
2	Total Hepta-Furans	37.72	1.940e3	2.281e3	0.85	YES	4.1502	0.00000
3	Total Hepta-Furans	37.95	1.705e5	1.685e5	1.01	NO	369.86	369.86
4	1,2,3,4,7,8,9-HxCDF	38.29	2.888e4	2.804e4	1.03	NO	71.532	71.532



Dataset: Untitled

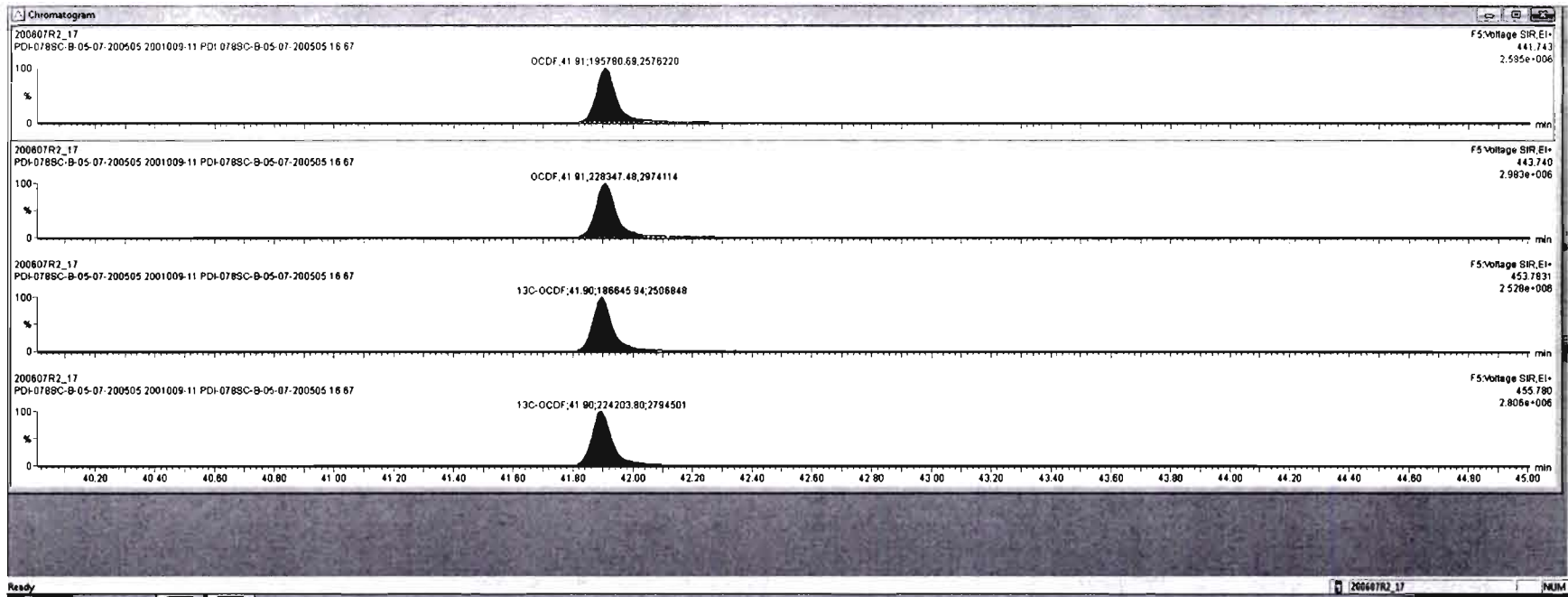
Last Altered: Monday, June 08, 2020 10:27:55 Pacific Daylight Time  
Printed: Monday, June 08, 2020 10:28:19 Pacific Daylight Time

Name: 200607R2\_17, Date: 08-Jun-2020, Time: 09:31:14, ID: 2001009-11 PDI-078SC-B-05-07-200505 16.67, Description: PDI-078SC-B-05-07-200505



Name	Resp	RA	nV	RRF	WtAval	ProdRT	RT	RRT	Conc	%Rec	DL	EMPC
17	OCDP	4.24e5	0.80	ND	0.8665	10.042	41.80	41.81	1.000	510	0.376	510
18	13C-1,3,7,8-13C6	1.11e5	0.81	ND	1.1563	10.042	29.45	29.44	1.026	54	80.3	0.302
19	13C-1,2,3,7,8-Pe-13C6	2.53e5	0.84	ND	0.8490	10.042	31.64	31.42	1.219	177	89.1	0.981
20	13C-1,2,3,4,7,8-Pe-13C6	2.12e5	1.32	ND	0.7790	10.042	34.81	34.80	1.014	129	98.8	0.926

Name	RT	m1 Resp	m2 Resp	RA	nV	EMPC	Conc.
1							



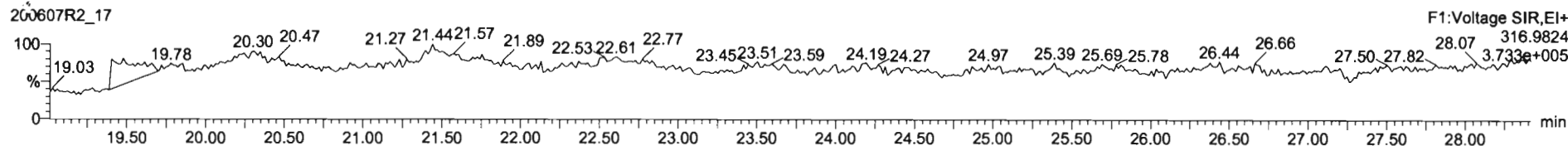
Dataset: Untitled

Last Altered: Monday, June 08, 2020 10:27:55 Pacific Daylight Time

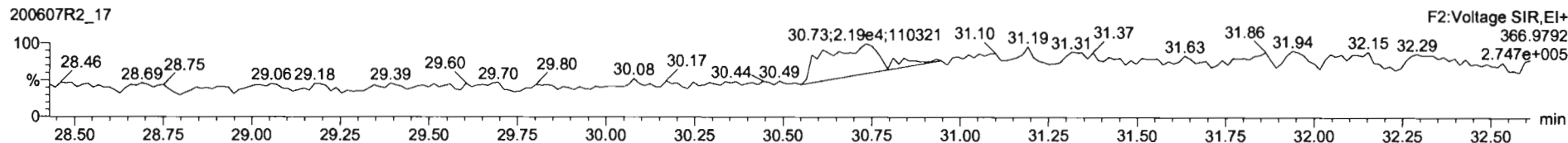
Printed: Monday, June 08, 2020 10:28:19 Pacific Daylight Time

Name: 200607R2\_17, Date: 08-Jun-2020, Time: 09:31:14, ID: 2001009-11 PDI-078SC-B-05-07-200505 16.67, Description: PDI-078SC-B-05-07-200505

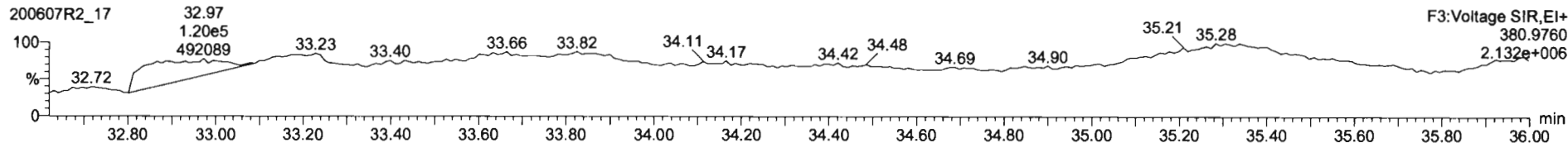
**PFK1**



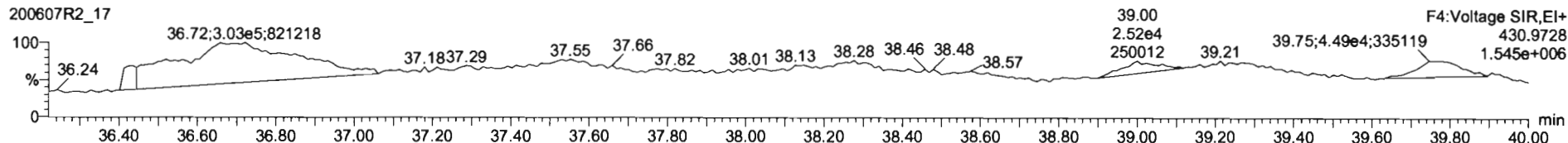
**PFK2**



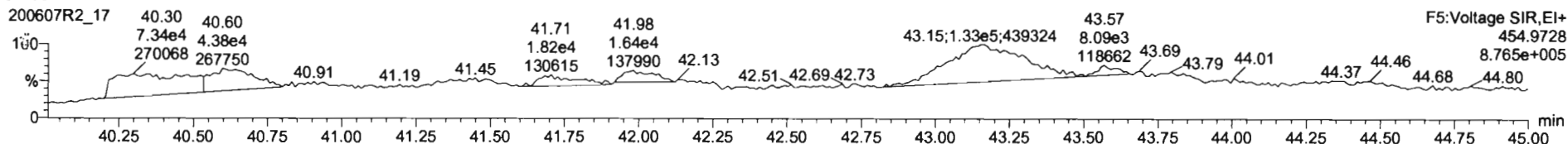
**PFK3**



**PFK4**



**PFK5**





## **CONFIRMATION**

Dataset: U:\VG7.PRO\Results\200610D1\200610D1\_10.qld

Last Altered: Wednesday, June 10, 2020 16:56:08 Pacific Daylight Time  
Printed: Wednesday, June 10, 2020 16:56:27 Pacific Daylight Time

*DB 6/10/20*

Method: C:\MassLynx\Default.PRO\MethDB\tcdf.mdb 23 Mar 2020 11:10:19  
Calibration: U:\VG7.PRO\CurveDB\db-225\_1613tcdfvg7-2-11-20.cdb 12 Feb 2020 11:17:56

*JL 6/23/20*

Name: 200610D1\_10, Date: 10-Jun-2020, Time: 16:29:02, ID: 2001009-02RE1 PDI-070SC-A-07-8.4-200505 14.11, Description: PDI-070SC-A-07-8.4-200505

#	Name	Resp	RA	n/y	RRF	wt/vol	Pred.RT	RT	Pred.RRT	RRT	Conc.	%Rec	DL	EMPO
1	1 2,3,7,8-TCDF	3.28e3	0.70	NO	0.982	10.045 ✓	17.701	17.72	1.000	1.002	<del>33.732</del>		2.42	38.8
2	2 13C-2,3,7,8-TCDF	1.72e4	0.80	NO	1.08	10.045	17.747	17.68	1.133	1.134	168.46	84.6	5.61	
3	3 13C-1,2,3,4-TCDF	1.87e4	0.72	NO	1.00	10.045	15.660	15.59	1.000	1.000	199.11 ✓	100	6.07	

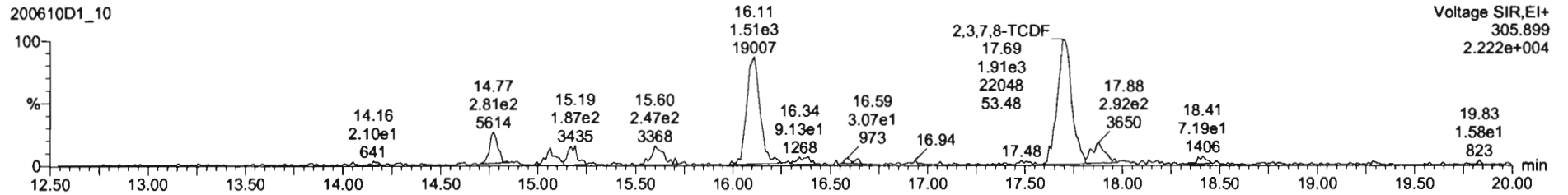
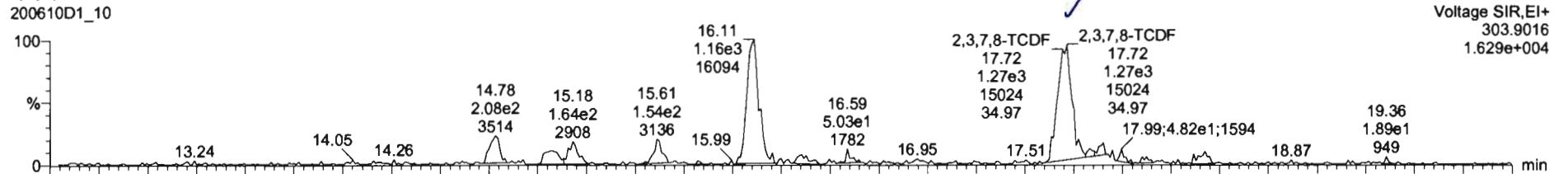
Dataset: U:\VG7.PRO\Results\200610D1\200610D1\_10.qld

Last Altered: Wednesday, June 10, 2020 16:53:57 Pacific Daylight Time  
Printed: Wednesday, June 10, 2020 16:55:07 Pacific Daylight Time

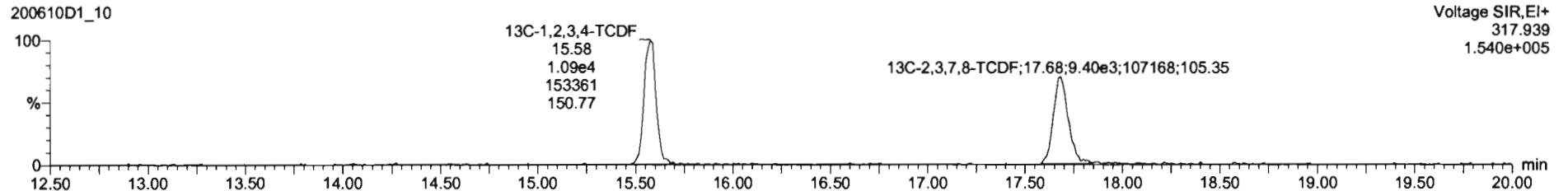

Method: C:\MassLynx\Default.PRO\MethDB\tcdf.mdb 23 Mar 2020 11:10:19  
Calibration: U:\VG7.PRO\CurveDB\db-225\_1613tcdfvg7-2-11-20.cdb 12 Feb 2020 11:17:56

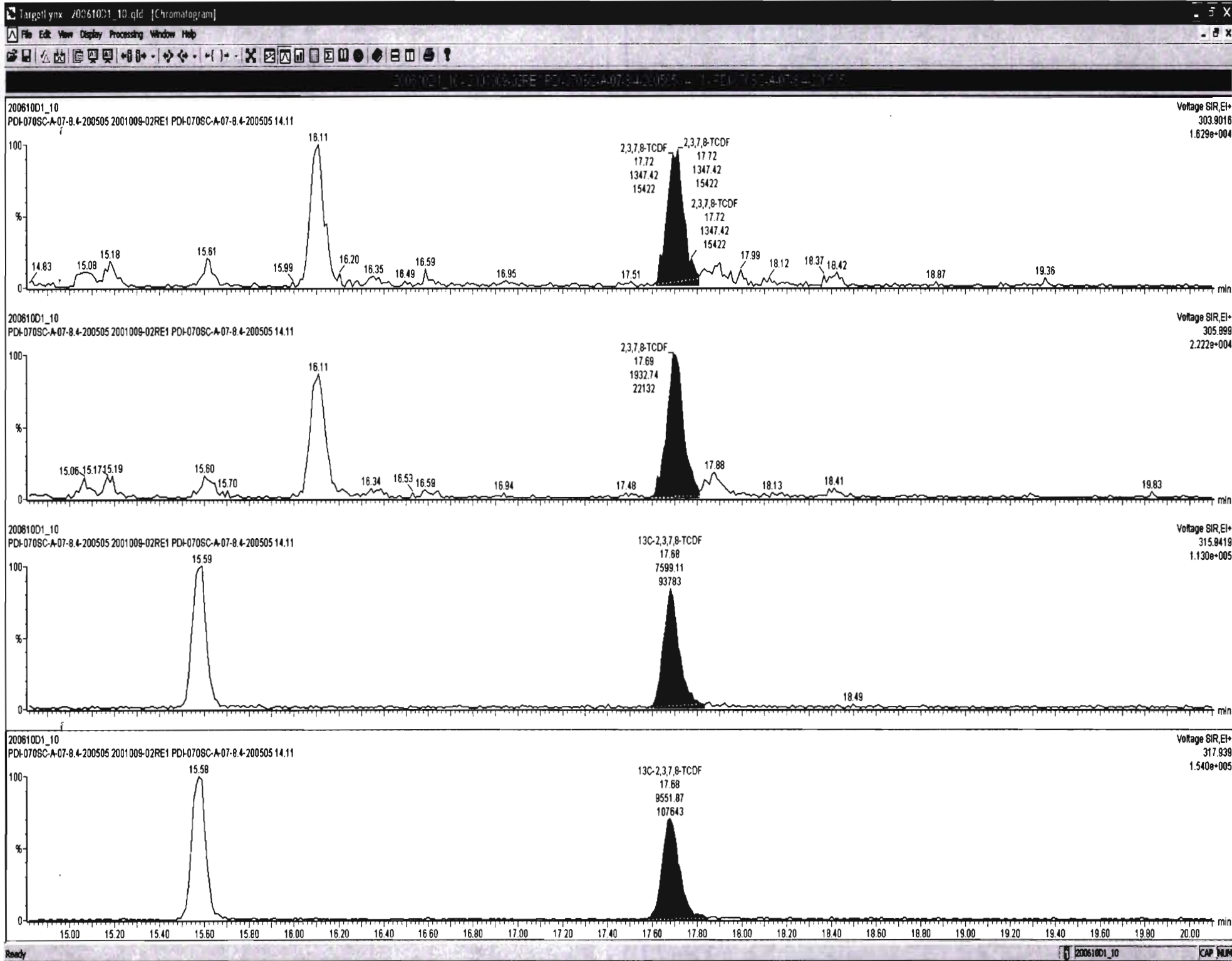
Name: 200610D1\_10, Date: 10-Jun-2020, Time: 16:29:02, ID: 2001009-02RE1 PDI-070SC-A-07-8.4-200505 14.11, Description: PDI-070SC-A-07-8.4-200505

2,3,7,8-TCDF



13C-2,3,7,8-TCDF





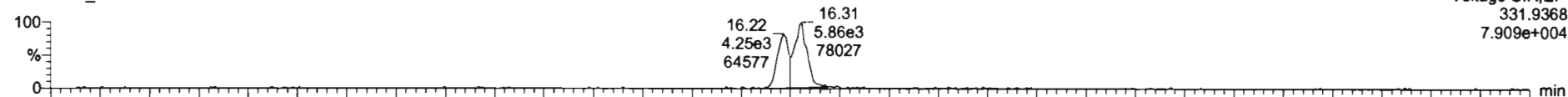
Dataset: U:\VG7.PRO\Results\200610D1\200610D1\_10.qld

Last Altered: Wednesday, June 10, 2020 16:53:57 Pacific Daylight Time  
Printed: Wednesday, June 10, 2020 16:55:07 Pacific Daylight Time

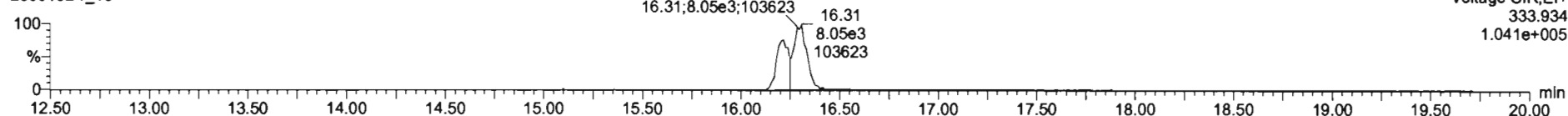
Name: 200610D1\_10, Date: 10-Jun-2020, Time: 16:29:02, ID: 2001009-02RE1 PDI-070SC-A-07-8.4-200505 14.11, Description: PDI-070SC-A-07-8.4-200505

13C-1,2,3,4-TCDD

200610D1\_10

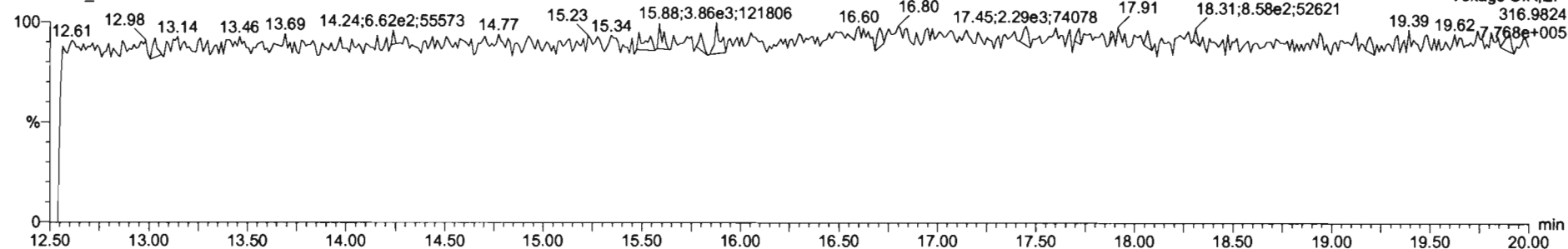


200610D1\_10



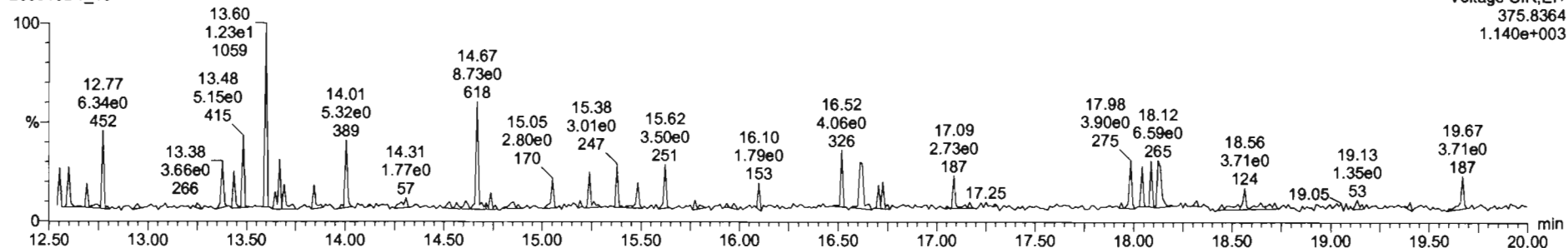
PFK1

200610D1\_10



DPE1

200610D1\_10



Dataset: U:\VG7.PRO\Results\200610D1\200610D1\_11.qld

Last Altered: Thursday, June 11, 2020 11:20:19 Pacific Daylight Time  
Printed: Thursday, June 11, 2020 11:22:45 Pacific Daylight Time

*DB 6/11/20*

*su 6/23/20*

Method: C:\MassLynx\Default.PRO\MethDB\tcdf.mdb 23 Mar 2020 11:10:19  
Calibration: U:\VG7.PRO\CurveDB\db-225\_1613tcdfvg7-2-11-20.cdb 12 Feb 2020 11:17:56

Name: 200610D1\_11, Date: 10-Jun-2020, Time: 17:00:44, ID: 2001009-03RE1 PDI-070SC-B-00-02-200505 15.54, Description: PDI-070SC-B-00-02-200505

#	Name	Resp	RA	n/y	RRF	wt/vol	Pred.RT	RT	Pred.RRT	RRT	Conc.	%Rec	DL	EMPC
1	2,3,7,8-TCDF	8.67e2	0.73	NO	0.982	10.184 ✓	17.701	17.70	1.000	1.001	12.160		3.81	12.2
2	13C-2,3,7,8-TCDF	1.43e4	0.72	NO	1.08	10.184	17.724	17.68	1.133	1.136	144.21	73.4	5.35	
3	13C-1,2,3,4-TCDF	1.79e4	0.75	NO	1.00	10.184	15.660	15.56	1.000	1.000	196.38 ✓	100	5.80	

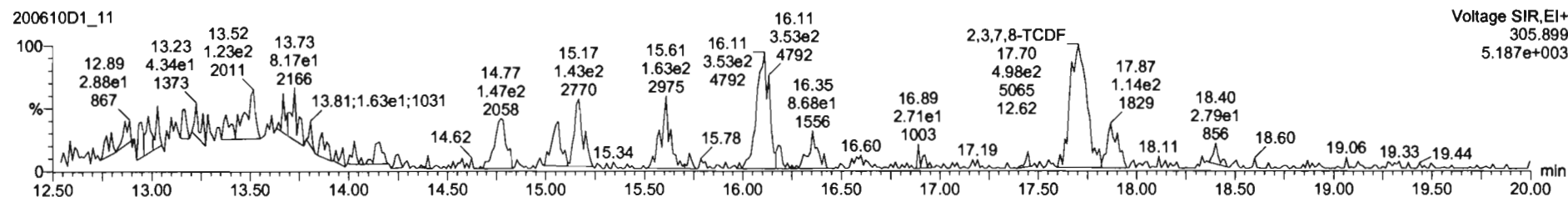
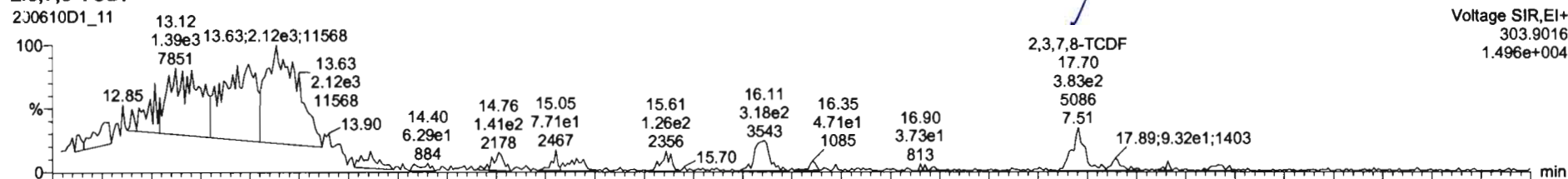
Dataset: U:\VG7.PRO\Results\200610D1\200610D1\_11.qld

Last Altered: Wednesday, June 10, 2020 23:27:15 Pacific Daylight Time  
Printed: Thursday, June 11, 2020 11:19:51 Pacific Daylight Time

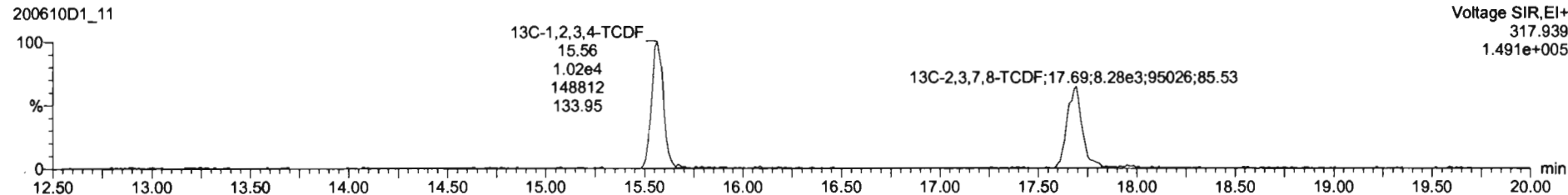

Method: C:\MassLynx\Default.PRO\MethDB\tcdf.mdb 23 Mar 2020 11:10:19  
Calibration: U:\VG7.PRO\CurveDB\ldb-225\_1613tcdfvg7-2-11-20.cdb 12 Feb 2020 11:17:56

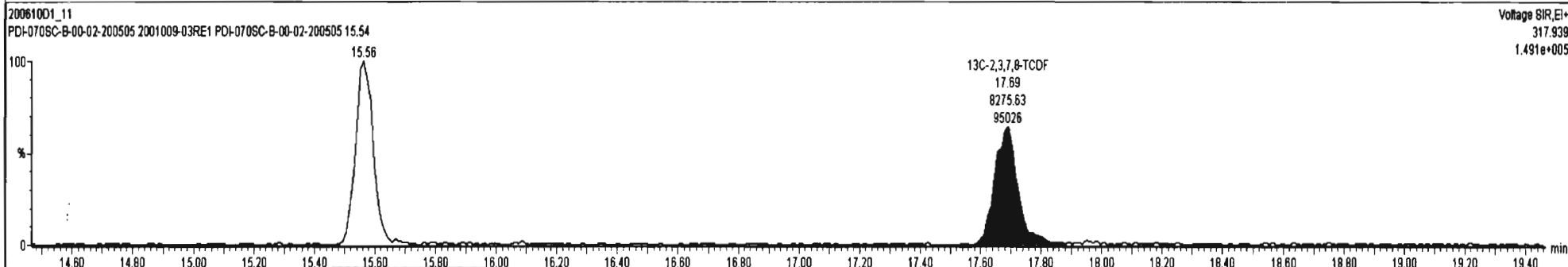

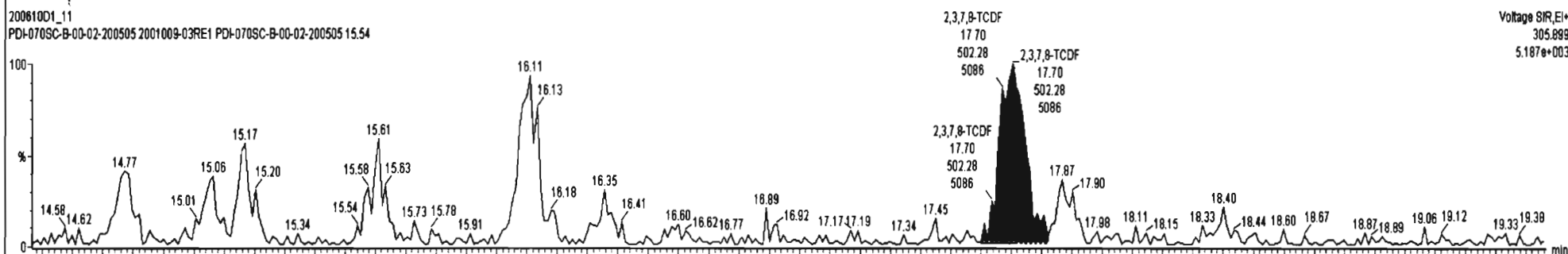
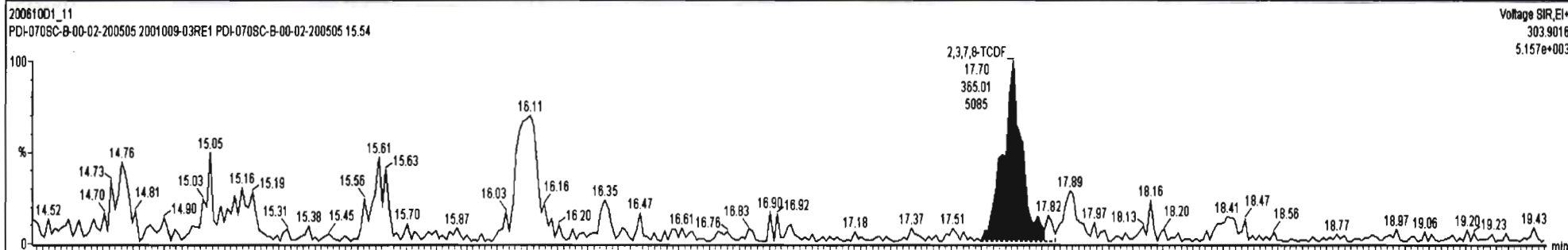
Name: 200610D1\_11, Date: 10-Jun-2020, Time: 17:00:44, ID: 2001009-03RE1 PDI-070SC-B-00-02-200505 15.54, Description: PDI-070SC-B-00-02-200505

2,3,7,8-TCDF



13C-2,3,7,8-TCDF







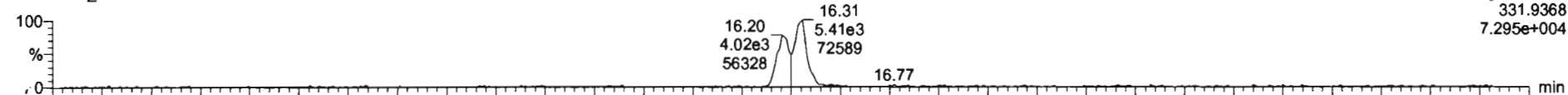
Dataset: U:\VG7.PRO\Results\200610D1\200610D1\_11.qld

Last Altered: Wednesday, June 10, 2020 23:27:15 Pacific Daylight Time  
Printed: Thursday, June 11, 2020 11:19:51 Pacific Daylight Time

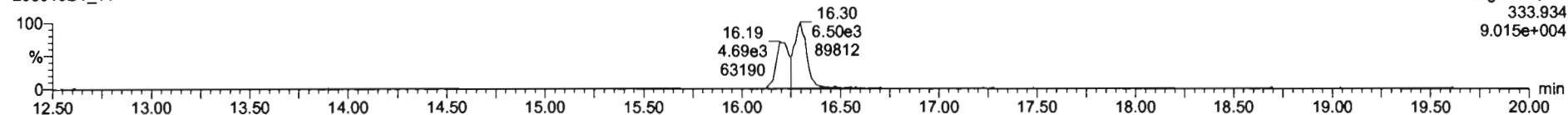
Name: 200610D1\_11, Date: 10-Jun-2020, Time: 17:00:44, ID: 2001009-03RE1 PDI-070SC-B-00-02-200505 15.54, Description: PDI-070SC-B-00-02-200505

13C-1,2,3,4-TCDD

200610D1\_11

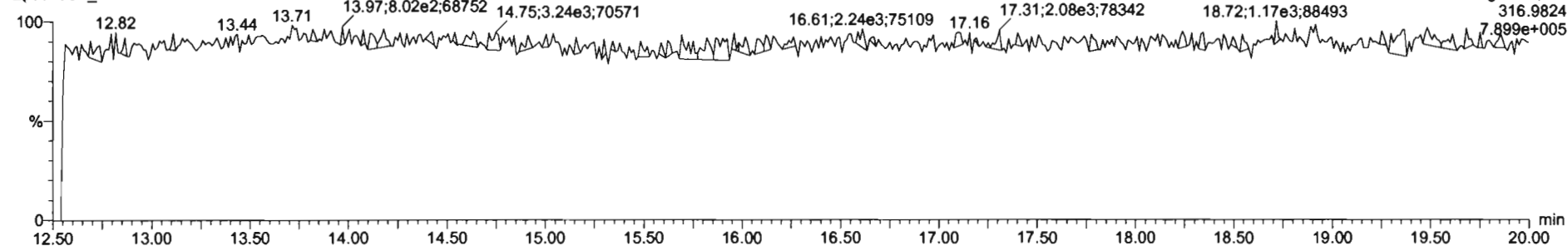


200610D1\_11



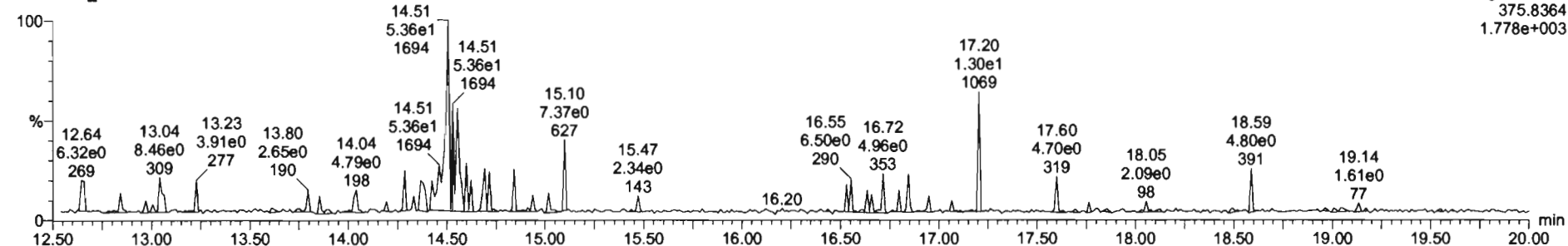
PFK1

200610D1\_11



DPE1

200610D1\_11



Dataset: U:\VG7.PRO\Results\200610D1\200610D1\_12.qld

Last Altered: Wednesday, June 10, 2020 23:28:13 Pacific Daylight Time  
Printed: Thursday, June 11, 2020 11:24:38 Pacific Daylight Time

DB 6/11/20

ju 6/22/20

Method: C:\MassLynx\Default.PRO\MethDB\tcdf.mdb 23 Mar 2020 11:10:19  
Calibration: U:\VG7.PRO\CurveDB\db-225\_1613tcdfvg7-2-11-20.cdb 12 Feb 2020 11:17:56

Name: 200610D1\_12, Date: 10-Jun-2020, Time: 17:32:27, ID: 2001009-04RE1 PDI-070SC-B-02-05-200505 18.29, Description: PDI-070SC-B-02-05-200505

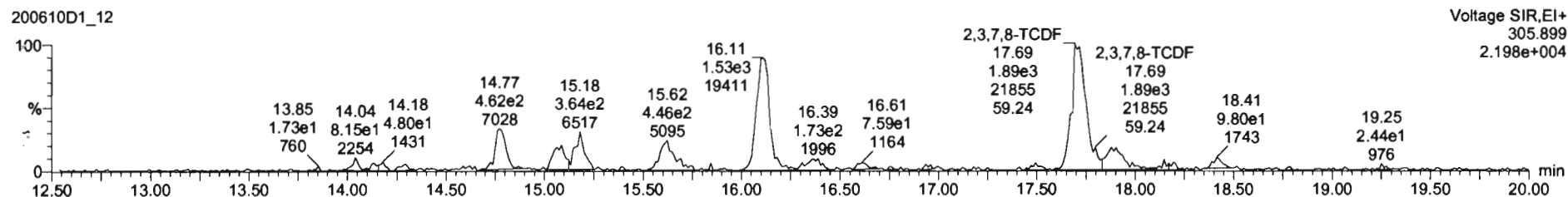
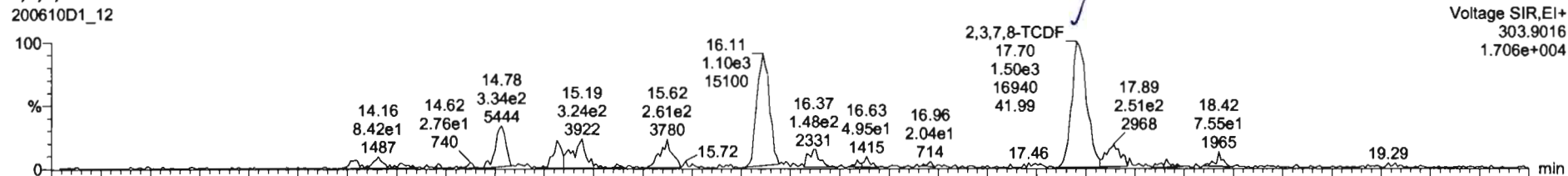
#	Name	Resp	RA	n/y	RRF	wt/vol	Pred.RT	RT	Pred.RRT	RRT	Conc.	%Rec	DL	EMPC
1	2,3,7,8-TCDF	3.39e3	0.80	NO	0.982	10.081 ✓	17.712	17.70	1.000	1.001	39.881		2.65	39.9
2	13C-2,3,7,8-TCDF	1.72e4	0.78	NO	1.08	10.081	17.736	17.69	1.133	1.136	166.53	83.9	4.99	
3	13C-1,2,3,4-TCDF	1.89e4	0.77	NO	1.00	10.081	15.660	15.57	1.000	1.000	198.40 ✓	100	5.40	

Dataset: U:\VG7.PRO\Results\200610D1\200610D1\_12.qld  
Last Altered: Wednesday, June 10, 2020 23:28:13 Pacific Daylight Time  
Printed: Thursday, June 11, 2020 11:24:57 Pacific Daylight Time

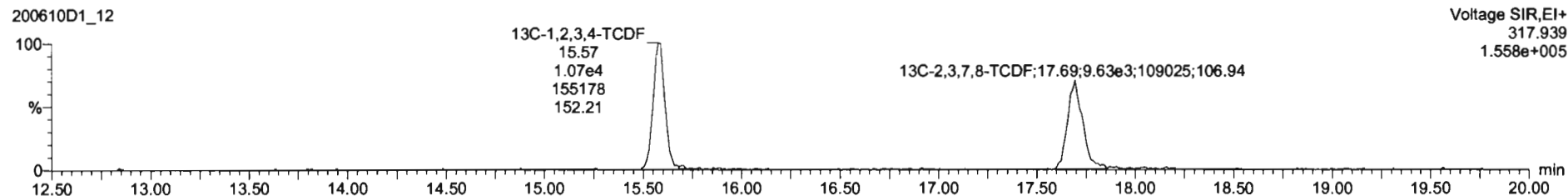

Method: C:\MassLynx\Default.PRO\MethDB\tcdf.mdb 23 Mar 2020 11:10:19  
Calibration: U:\VG7.PRO\CurveDB\db-225\_1613tcdfvg7-2-11-20.cdb 12 Feb 2020 11:17:56

Name: 200610D1\_12, Date: 10-Jun-2020, Time: 17:32:27, ID: 2001009-04RE1 PDI-070SC-B-02-05-200505 18.29, Description: PDI-070SC-B-02-05-200505

2,3,7,8-TCDF



13C-2,3,7,8-TCDF



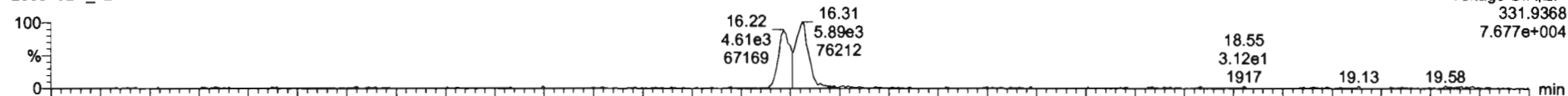
Dataset: U:\VG7.PRO\Results\200610D1\200610D1\_12.qld

Last Altered: Wednesday, June 10, 2020 23:28:13 Pacific Daylight Time  
Printed: Thursday, June 11, 2020 11:24:57 Pacific Daylight Time

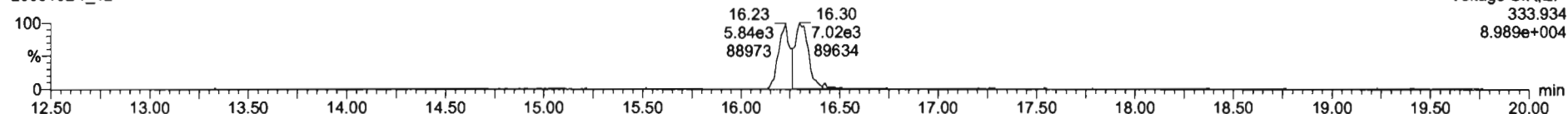
Name: 200610D1\_12, Date: 10-Jun-2020, Time: 17:32:27, ID: 2001009-04RE1 PDI-070SC-B-02-05-200505 18.29, Description: PDI-070SC-B-02-05-200505

13C-1,2,3,4-TCDD

200610D1\_12

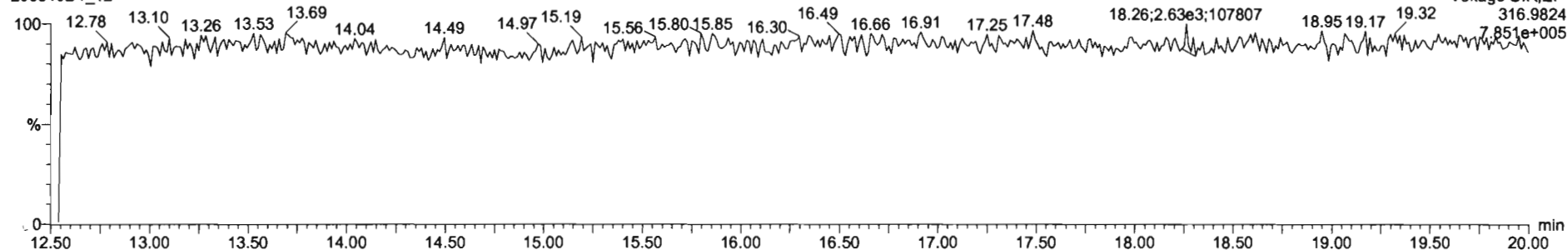


200610D1\_12



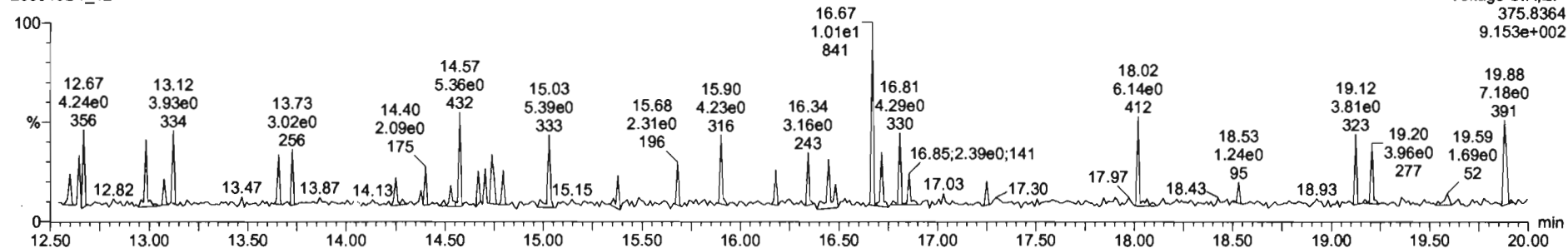
PFK1

200610D1\_12



DPE1

200610D1\_12



Dataset: U:\VG7.PRO\Results\200610D1\200610D1\_13.qld

Last Altered: Thursday, June 11, 2020 11:27:37 Pacific Daylight Time  
Printed: Thursday, June 11, 2020 11:27:51 Pacific Daylight Time

DB 6/11/20

JK 6/20/20

Method: C:\MassLynx\Default.PRO\MethDB\tcdf.mdb 23 Mar 2020 11:10:19  
Calibration: U:\VG7.PRO\CurveDB\db-225\_1613tcdfvg7-2-11-20.cdb 12 Feb 2020 11:17:56

Name: 200610D1\_13, Date: 10-Jun-2020, Time: 18:04:09, ID: 2001009-05RE1 PDI-070SC-B-05-07-200505 13.85, Description: PDI-070SC-B-05-07-200505

#	Name	Resp	RA	n/y	RRF	wt/vol	Pred.RT	RT	Pred.RRT	RRT	Conc.	%Rec	DL	EMPC
1	1 2,3,7,8-TCDF	3.93e2	0.66	NO	0.982	10.078 ✓	17.724	17.69	1.000	0.999	5.3048		1.85	5.30
2	2 13C-2,3,7,8-TCDF	1.50e4	0.80	NO	1.08	10.078	17.747	17.70	1.133	1.136	163.65	82.5	6.09	
3	3 13C-1,2,3,4-TCDF	1.68e4	0.84	NO	1.00	10.078	15.660	15.59	1.000	1.000	198.46 ✓	100	6.59	

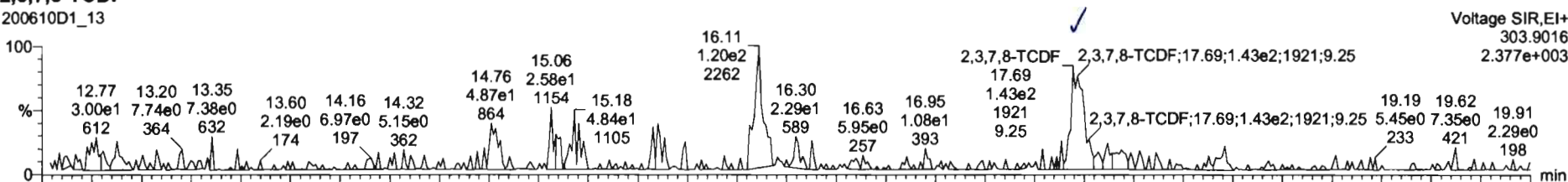
Dataset: U:\VG7.PRO\Results\200610D1\200610D1\_13.qld

Last Altered: Wednesday, June 10, 2020 23:29:12 Pacific Daylight Time  
Printed: Thursday, June 11, 2020 11:26:38 Pacific Daylight Time

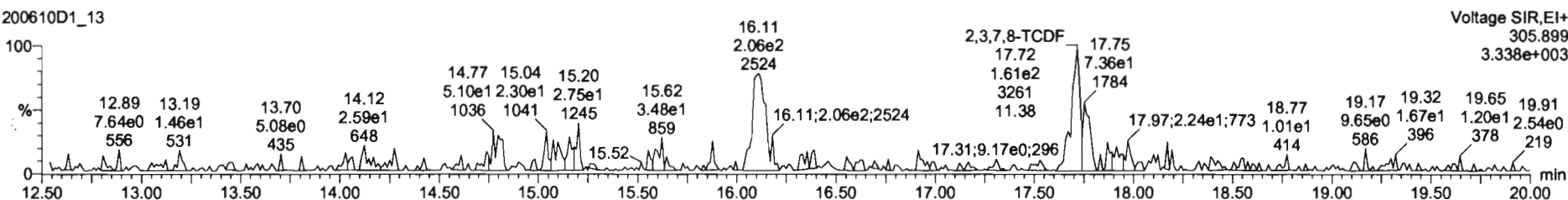
Method: C:\MassLynx\Default.PRO\MethDB\tcdf.mdb 23 Mar 2020 11:10:19  
Calibration: U:\VG7.PRO\CurveDB\db-225\_1613tcdfvg7-2-11-20.cdb 12 Feb 2020 11:17:56

Name: 200610D1\_13, Date: 10-Jun-2020, Time: 18:04:09, ID: 2001009-05RE1 PDI-070SC-B-05-07-200505 13.85, Description: PDI-070SC-B-05-07-200505

2,3,7,8-TCDF  
200610D1\_13




200610D1\_13

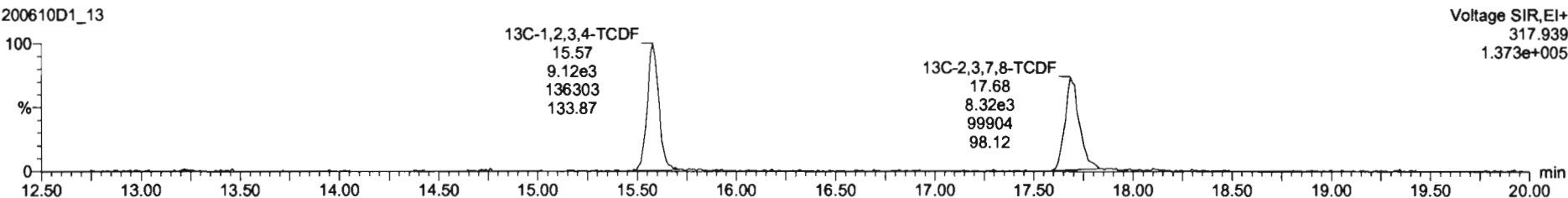


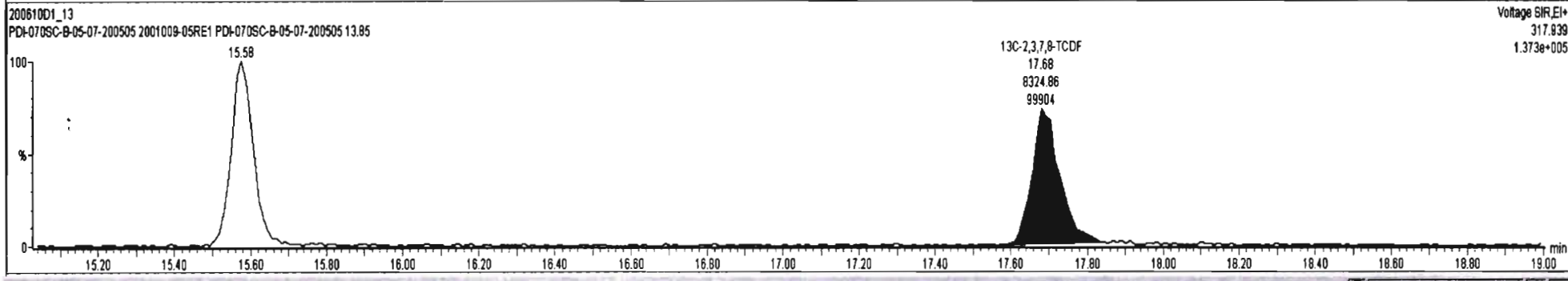

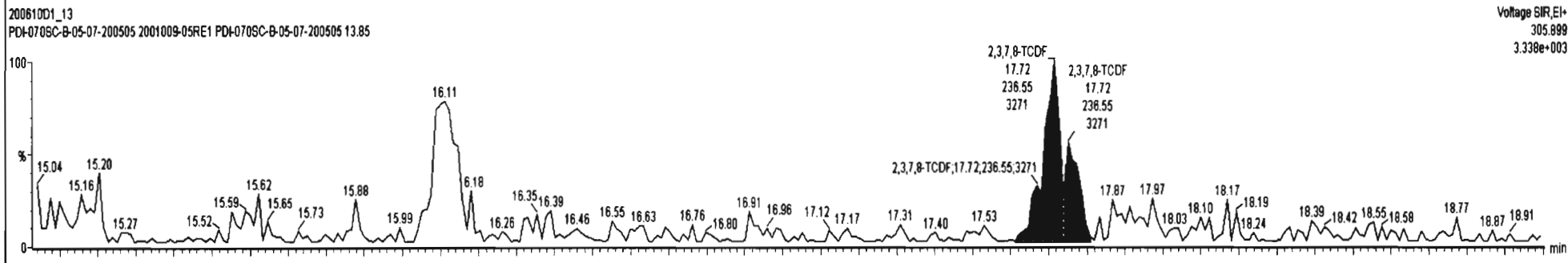
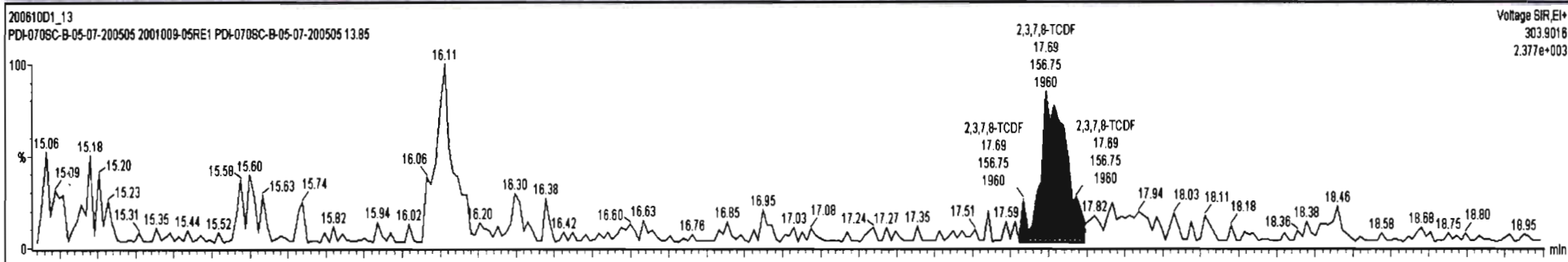
13C-2,3,7,8-TCDF

200610D1\_13



200610D1\_13





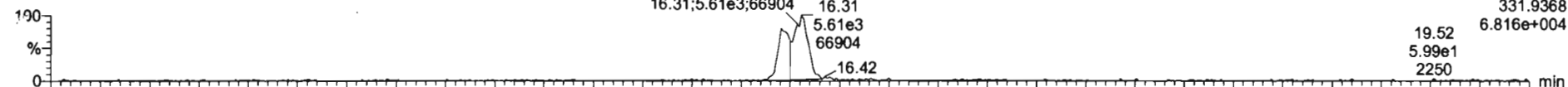
Dataset: U:\VG7.PRO\Results\200610D1\200610D1\_13.qld

Last Altered: Wednesday, June 10, 2020 23:29:12 Pacific Daylight Time  
Printed: Thursday, June 11, 2020 11:26:38 Pacific Daylight Time

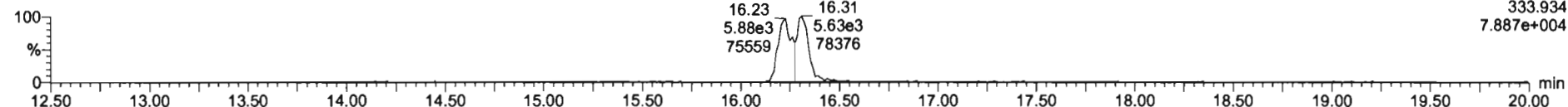
Name: 200610D1\_13, Date: 10-Jun-2020, Time: 18:04:09, ID: 2001009-05RE1 PDI-070SC-B-05-07-200505 13.85, Description: PDI-070SC-B-05-07-200505

13C-1,2,3,4-TCDD

200610D1\_13

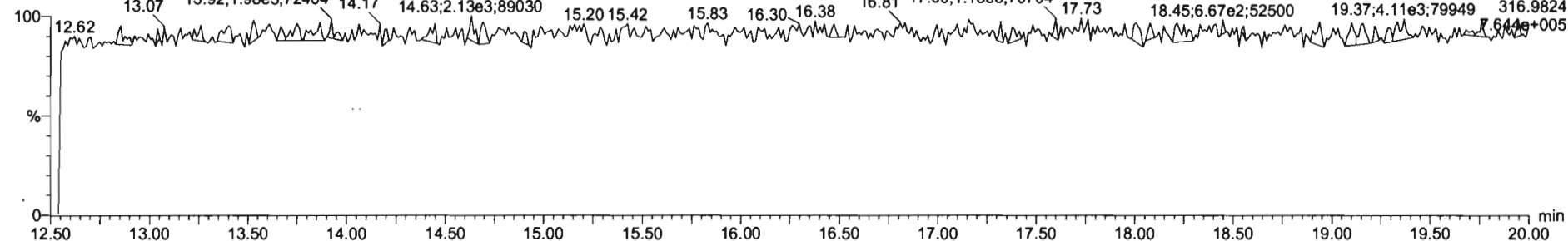


200610D1\_13



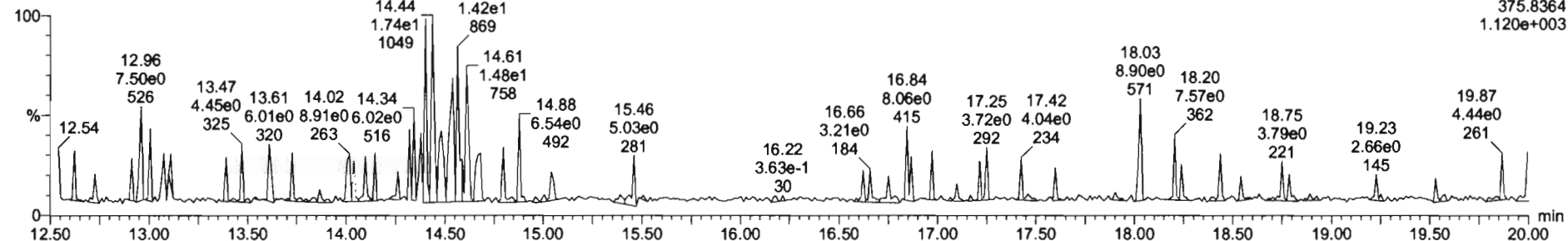
PFK1

200610D1\_13



DPE1

200610D1\_13





Dataset: U:\VG7.PRO\Results\200610D1\200610D1\_14.qld

Last Altered: Wednesday, June 10, 2020 23:30:09 Pacific Daylight Time

Printed: Thursday, June 11, 2020 11:30:28 Pacific Daylight Time

*DB 6/11/20*

*JA 6/20/20*

Method: C:\MassLynx\Default.PRO\MethDB\tcdf.mdb 23 Mar 2020 11:10:19

Calibration: U:\VG7.PRO\CurveDB\db-225\_1613tcdfvg7-2-11-20.cdb 12 Feb 2020 11:17:56

Name: 200610D1\_14, Date: 10-Jun-2020, Time: 18:35:51, ID: 2001009-06RE1 PDI-078SC-A-08-09-200505 16.31, Description: PDI-078SC-A-08-09-200505

#	Name	Resp	RA	n/y	RRF	wt/vol	Pred.RT	RT	Pred.RRT	RRT	Conc.	%Rec	DL	EMPC
1	1 2,3,7,8-TCDF	6.41e3	0.84	NO	0.982	10.083 ✓	17.712	17.73	1.000	1.002	82.244		2.78	82.2
2	2 13C-2,3,7,8-TCDF	1.57e4	0.81	NO	1.08	10.083	17.747	17.69	1.133	1.135	154.70	78.0	5.45	
3	3 13C-1,2,3,4-TCDF	1.86e4	0.81	NO	1.00	10.083	15.660	15.59	1.000	1.000	198.36 ✓	100	5.90	

Dataset: U:\VG7.PRO\Results\200610D1\200610D1\_14.qld

Last Altered: Wednesday, June 10, 2020 23:30:09 Pacific Daylight Time

Printed: Thursday, June 11, 2020 11:30:48 Pacific Daylight Time

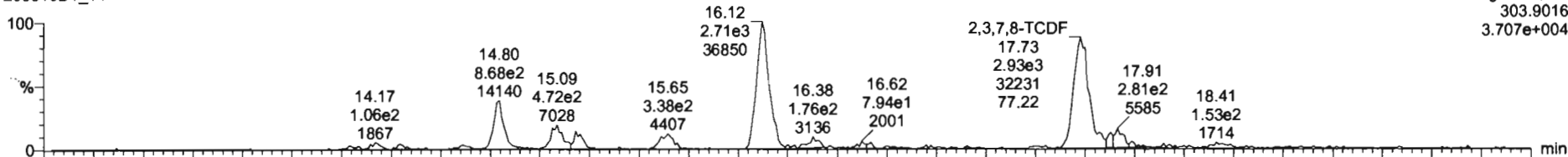
Method: C:\MassLynx\Default.PRO\MethDB\tcdf.mdb 23 Mar 2020 11:10:19

Calibration: U:\VG7.PRO\CurveDB\ldb-225\_1613tcdfvg7-2-11-20.cdb 12 Feb 2020 11:17:56

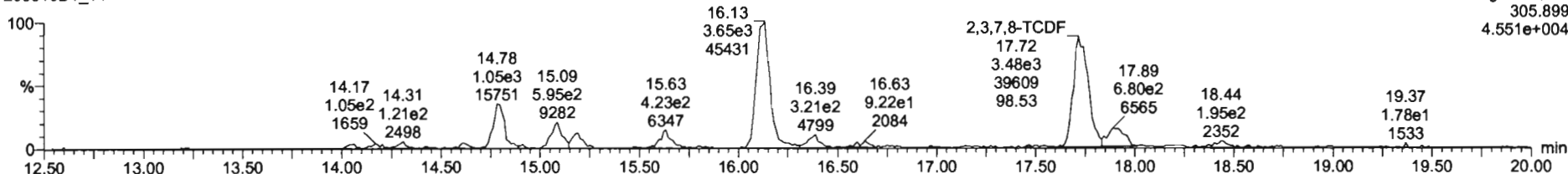
Name: 200610D1\_14, Date: 10-Jun-2020, Time: 18:35:51, ID: 2001009-06RE1 PDI-078SC-A-08-09-200505 16.31, Description: PDI-078SC-A-08-09-200505

2,3,7,8-TCDF

200610D1\_14



200610D1\_14

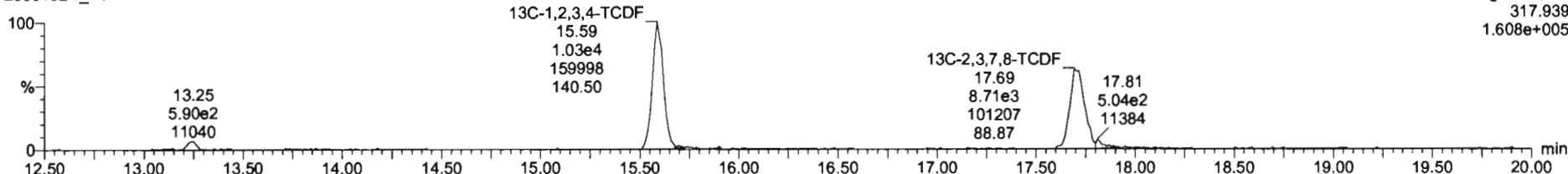


13C-2,3,7,8-TCDF

200610D1\_14



200610D1\_14



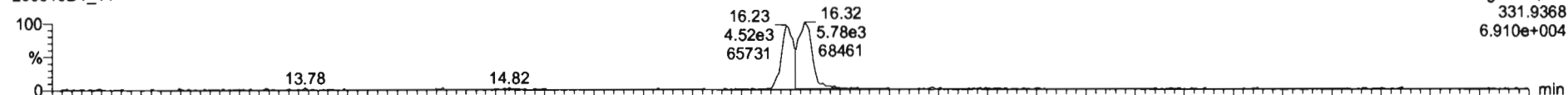
Dataset: U:\VG7.PRO\Results\200610D1\200610D1\_14.qld

Last Altered: Wednesday, June 10, 2020 23:30:09 Pacific Daylight Time  
Printed: Thursday, June 11, 2020 11:30:48 Pacific Daylight Time

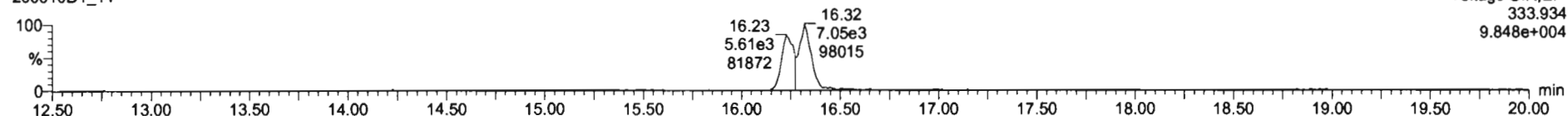
Name: 200610D1\_14, Date: 10-Jun-2020, Time: 18:35:51, ID: 2001009-06RE1 PDI-078SC-A-08-09-200505 16.31, Description: PDI-078SC-A-08-09-200505

13C-1,2,3,4-TCDD

200610D1\_14

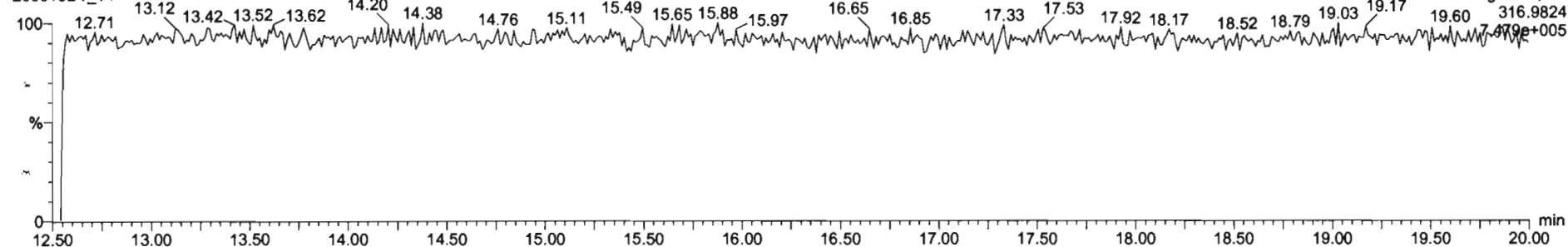


200610D1\_14



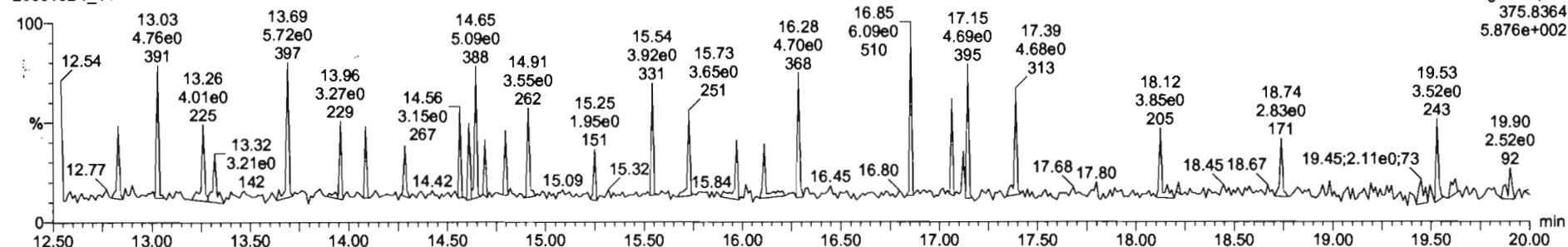
PFK1

200610D1\_14



DPE1

200610D1\_14



Dataset: U:\VG7.PRO\Results\200610D1\200610D1\_15.qld

Last Altered: Wednesday, June 10, 2020 23:31:07 Pacific Daylight Time

Printed: Thursday, June 11, 2020 11:32:43 Pacific Daylight Time

DB 6/11/20

Method: C:\MassLynx\Default.PRO\MethDB\tcdf.mdb 23 Mar 2020 11:10:19

Calibration: U:\VG7.PRO\CurveDB\db-225\_1613tcdfvg7-2-11-20.cdb 12 Feb 2020 11:17:56

6/20/20

Name: 200610D1\_15, Date: 10-Jun-2020, Time: 19:07:27, ID: 2001009-07RE1 PDI-078SC-A-09-09.6-200505 15.86, Description: PDI-078SC-A-09-09.6-200505

#	Name	Resp	RA	n/y	RRF	wt/vol	Pred.RT	RT	Pred.RRT	RRT	Conc.	%Rec	DL	EMPC
1	1 2,3,7,8-TCDF	4.47e3	0.73	NO	0.982	9.999	17.701	17.69	1.000	1.001	48.980		2.30	49.0
2	2 13C-2,3,7,8-TCDF	1.86e4	0.75	NO	1.08	9.999	17.724	17.68	1.133	1.136	182.23	91.1	5.41	
3	3 13C-1,2,3,4-TCDF	1.89e4	0.84	NO	1.00	9.999	15.660	15.56	1.000	1.000	200.03	100	5.86	

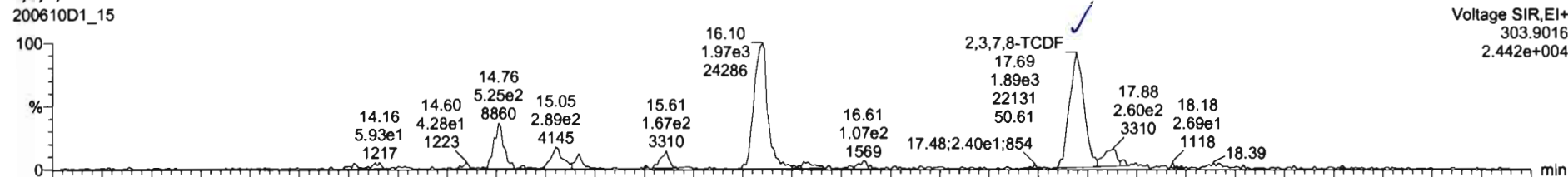
Dataset: U:\VG7.PRO\Results\200610D1\200610D1\_15.qld

Last Altered: Wednesday, June 10, 2020 23:31:07 Pacific Daylight Time  
Printed: Thursday, June 11, 2020 11:32:24 Pacific Daylight Time

Method: C:\MassLynx\Default.PRO\MethDB\tcdf.mdb 23 Mar 2020 11:10:19  
Calibration: U:\VG7.PRO\CurveDB\ldb-225\_1613tcdfvg7-2-11-20.cdb 12 Feb 2020 11:17:56

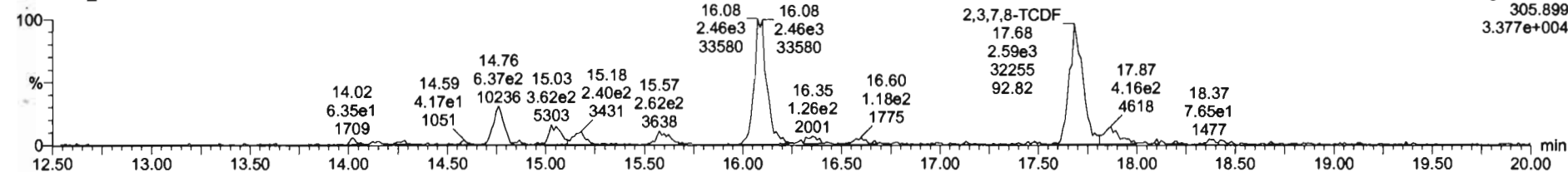
Name: 200610D1\_15, Date: 10-Jun-2020, Time: 19:07:27, ID: 2001009-07RE1 PDI-078SC-A-09-09.6-200505 15.86, Description: PDI-078SC-A-09-09.6-200505

2,3,7,8-TCDF




Voltage SIR, EI+  
303.9016  
2.442e+004

200610D1\_15



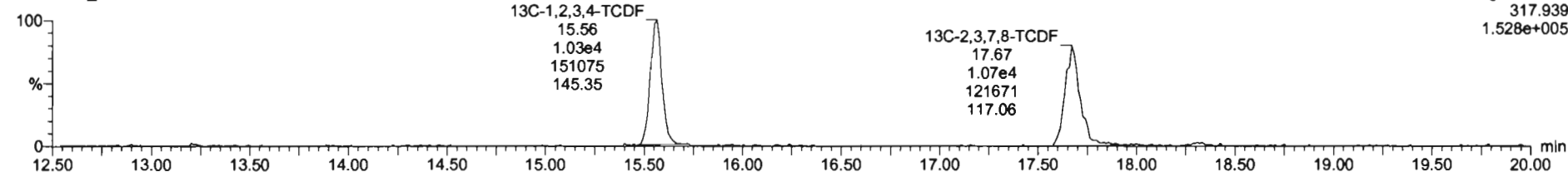
Voltage SIR, EI+  
305.899  
3.377e+004

13C-2,3,7,8-TCDF



Voltage SIR, EI+  
315.9419  
1.319e+005

200610D1\_15



Voltage SIR, EI+  
317.939  
1.528e+005

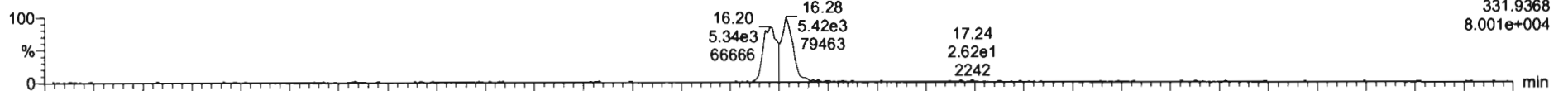
Dataset: U:\VG7.PRO\Results\200610D1\200610D1\_15.qld

Last Altered: Wednesday, June 10, 2020 23:31:07 Pacific Daylight Time  
Printed: Thursday, June 11, 2020 11:32:24 Pacific Daylight Time

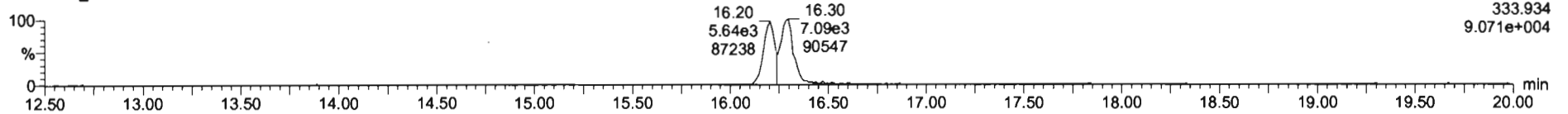
Name: 200610D1\_15, Date: 10-Jun-2020, Time: 19:07:27, ID: 2001009-07RE1 PDI-078SC-A-09-09.6-200505 15.86, Description: PDI-078SC-A-09-09.6-200505

**13C-1,2,3,4-TCDD**

200610D1\_15

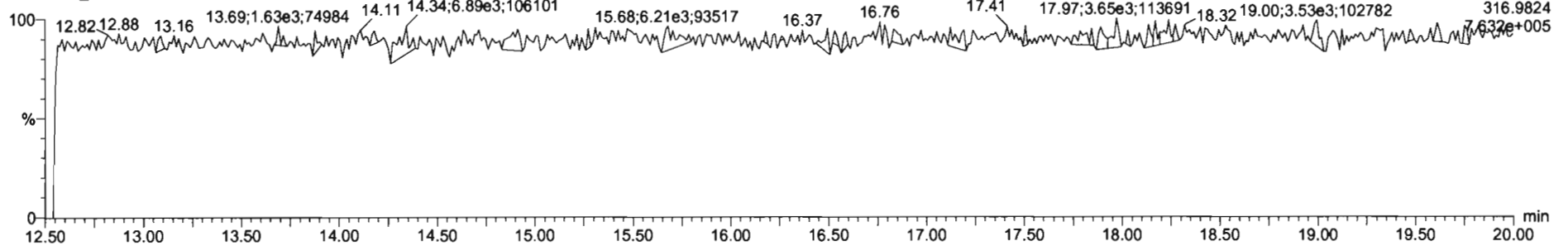


200610D1\_15



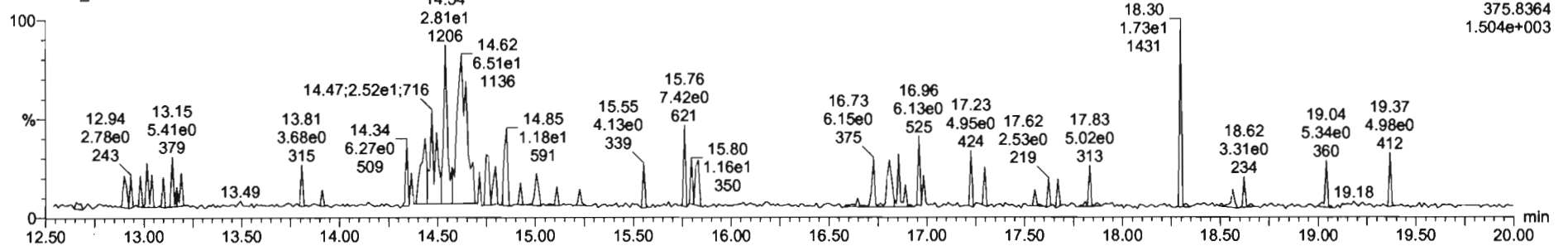
**PFK1**

200610D1\_15



**DPE1**

200610D1\_15



Dataset: U:\VG7.PRO\Results\200610D1\200610D1\_16.qld

Last Altered: Wednesday, June 10, 2020 23:32:09 Pacific Daylight Time  
Printed: Thursday, June 11, 2020 11:34:16 Pacific Daylight Time

*DB 6/11/20*

*J 6/20/20*

Method: C:\MassLynx\Default.PRO\MethDB\tcdf.mdb 23 Mar 2020 11:10:19  
Calibration: U:\VG7.PRO\CurveDB\db-225\_1613tcdfvg7-2-11-20.cdb 12 Feb 2020 11:17:56

Name: 200610D1\_16, Date: 10-Jun-2020, Time: 19:39:12, ID: 2001009-08RE1 PDI-1078SC-A-08-09-200505 16.2, Description: PDI-1078SC-A-08-09-200505

#	Name	Resp	RA	n/y	RRF	wt/vol	Pred.RT	RT	Pred.RRT	RRT	Conc.	%Rec	DL	EMPC
1	1 2,3,7,8-TCDF	5.46e3	0.77	NO	0.982	10.063 ✓	17.736	17.74	1.000	1.001	63.637		2.65	63.6
2	2 13C-2,3,7,8-TCDF	1.74e4	0.73	NO	1.08	10.063	17.759	17.72	1.133	1.136	167.21	84.1	6.22	
3	3 13C-1,2,3,4-TCDF	1.90e4	0.77	NO	1.00	10.063	15.660	15.60	1.000	1.000	198.75 ✓	100	6.74	

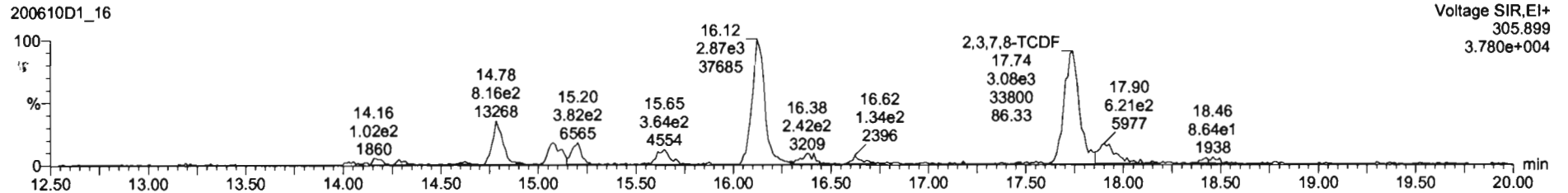
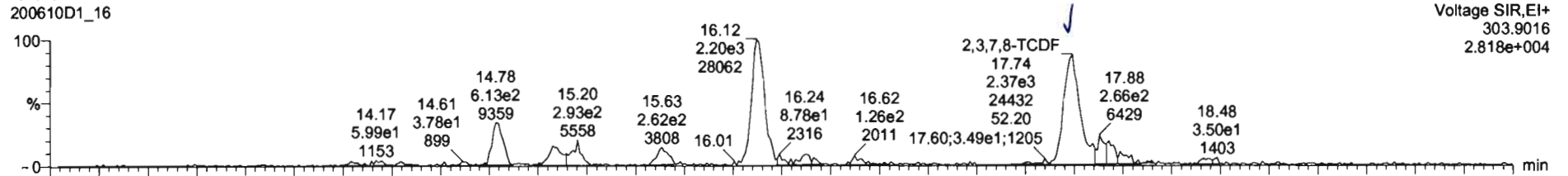
Dataset: U:\VG7.PRO\Results\200610D1\200610D1\_16.qld

Last Altered: Wednesday, June 10, 2020 23:32:09 Pacific Daylight Time  
Printed: Thursday, June 11, 2020 11:34:35 Pacific Daylight Time

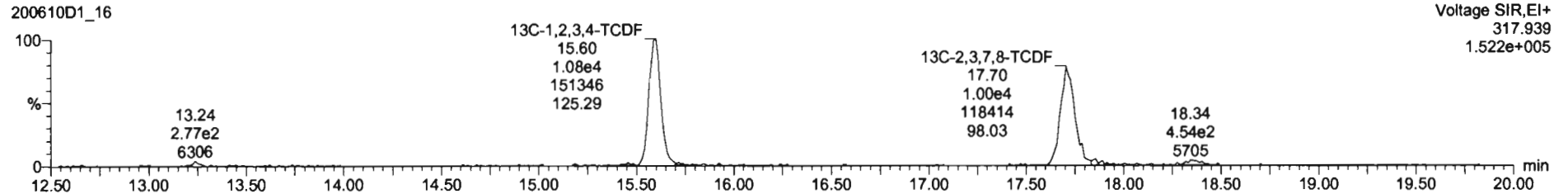
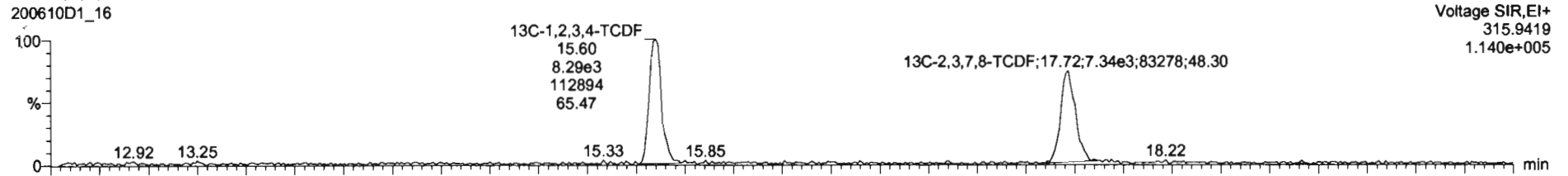
Method: C:\MassLynx\Default.PRO\MethDB\tcdf.mdb 23 Mar 2020 11:10:19  
Calibration: U:\VG7.PRO\CurveDB\db-225\_1613tcdfvg7-2-11-20.cdb 12 Feb 2020 11:17:56

Name: 200610D1\_16, Date: 10-Jun-2020, Time: 19:39:12, ID: 2001009-08RE1 PDI-1078SC-A-08-09-200505 16.2, Description: PDI-1078SC-A-08-09-200505

2,3,7,8-TCDF



13C-2,3,7,8-TCDF





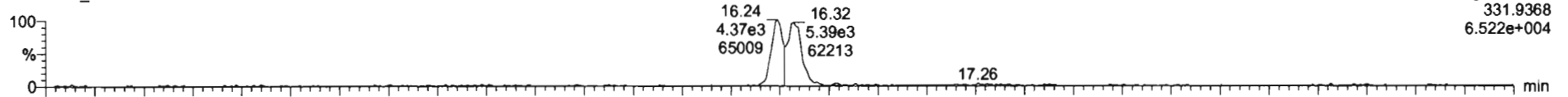
Dataset: U:\VG7.PRO\Results\200610D1\200610D1\_16.qld

Last Altered: Wednesday, June 10, 2020 23:32:09 Pacific Daylight Time  
Printed: Thursday, June 11, 2020 11:34:35 Pacific Daylight Time

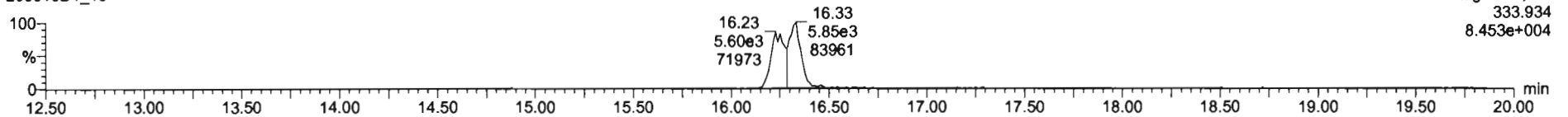
Name: 200610D1\_16, Date: 10-Jun-2020, Time: 19:39:12, ID: 2001009-08RE1 PDI-1078SC-A-08-09-200505 16.2, Description: PDI-1078SC-A-08-09-200505

13C-1,2,3,4-TCDD

200610D1\_16

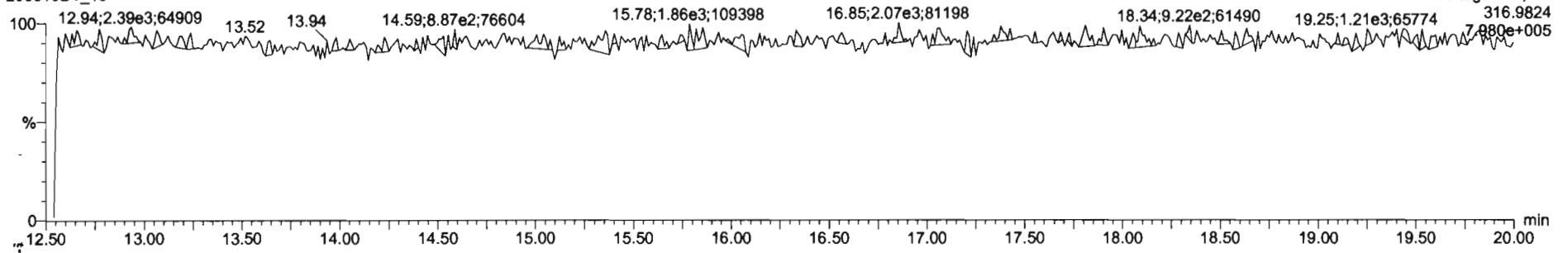


200610D1\_16



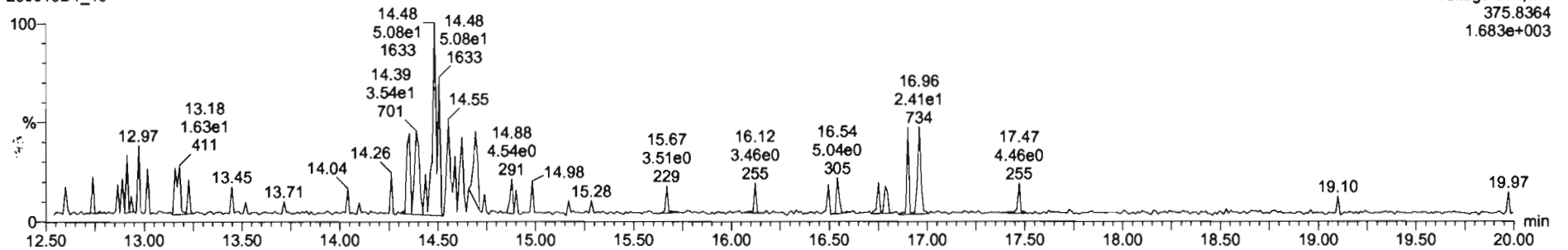
PFK1

200610D1\_16



DPE1

200610D1\_16



Dataset: U:\VG7.PRO\Results\200610D1\200610D1\_17.qld

Last Altered: Wednesday, June 10, 2020 23:33:07 Pacific Daylight Time  
Printed: Thursday, June 11, 2020 11:36:42 Pacific Daylight Time

DB 6/11/20

6/20/20

Method: C:\MassLynx\Default.PRO\MethDB\tcdf.mdb 23 Mar 2020 11:10:19  
Calibration: U:\VG7.PRO\CurveDB\ldb-225\_1613tcdfvg7-2-11-20.cdb 12 Feb 2020 11:17:56

Name: 200610D1\_17, Date: 10-Jun-2020, Time: 20:10:52, ID: 2001009-09RE1 PDI-078SC-B-00-02-200505 14.82, Description: PDI-078SC-B-00-02-200505

#	Name	Resp	RA	n/y	RRF	wt/vol	Pred.RT	RT	Pred.RRT	RRT	Conc.	%Rec	DL	EMPC
1	1 2,3,7,8-TCDF	3.69e3	0.82	NO	0.982	10.179	17.736	17.74	1.000	1.001	43.811		2.47	43.8
2	2 13C-2,3,7,8-TCDF	1.69e4	0.85	NO	1.08	10.179	17.747	17.72	1.133	1.137	155.03	78.9	5.51	
3	3 13C-1,2,3,4-TCDF	1.97e4	0.73	NO	1.00	10.179	15.660	15.59	1.000	1.000	196.49	100	5.96	

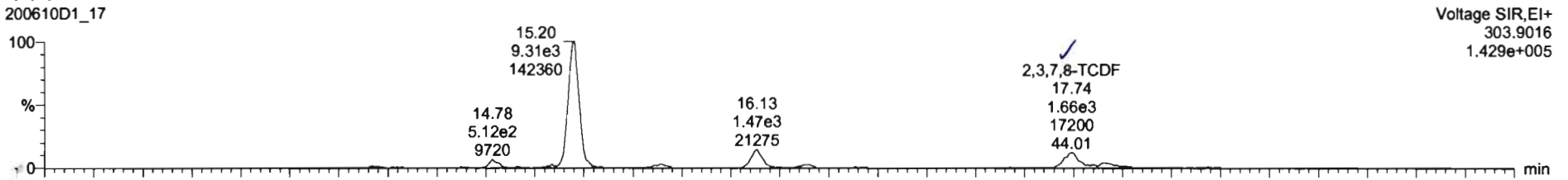
Dataset: U:\VG7.PRO\Results\200610D1\200610D1\_17.qld

Last Altered: Wednesday, June 10, 2020 23:33:07 Pacific Daylight Time  
Printed: Thursday, June 11, 2020 11:37:01 Pacific Daylight Time


Method: C:\MassLynx\Default.PRO\MethDB\tcdf.mdb 23 Mar 2020 11:10:19  
Calibration: U:\VG7.PRO\CurveDB\db-225\_1613tcdfvg-2-11-20.cdb 12 Feb 2020 11:17:56

Name: 200610D1\_17, Date: 10-Jun-2020, Time: 20:10:52, ID: 2001009-09RE1 PDI-078SC-B-00-02-200505 14.82, Description: PDI-078SC-B-00-02-200505

2,3,7,8-TCDF  
200610D1\_17




200610D1\_17

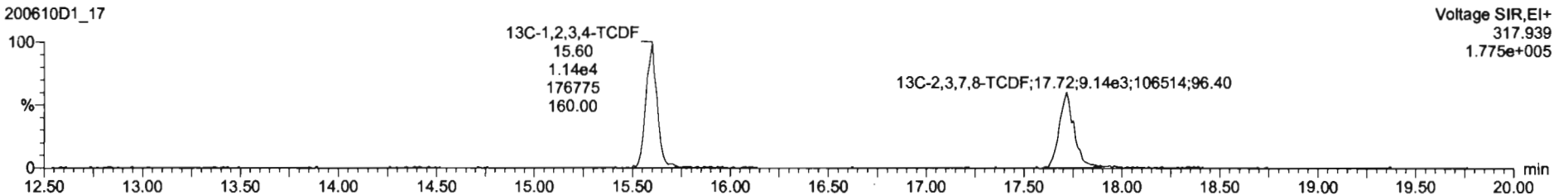


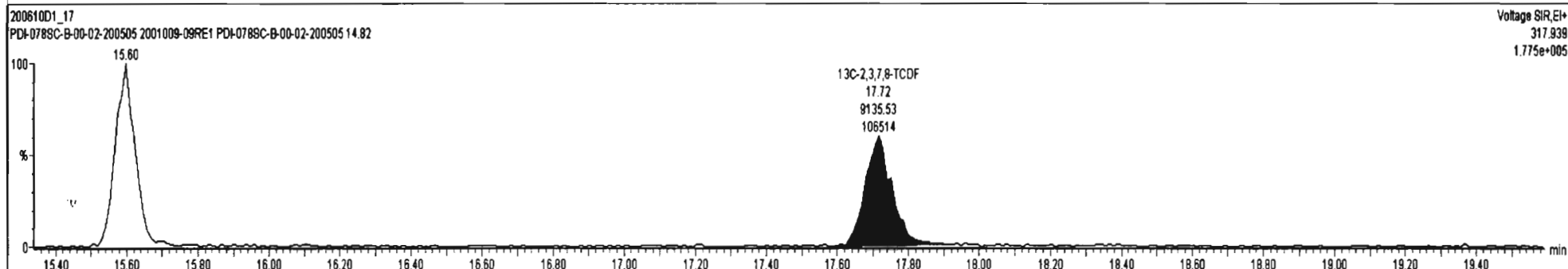
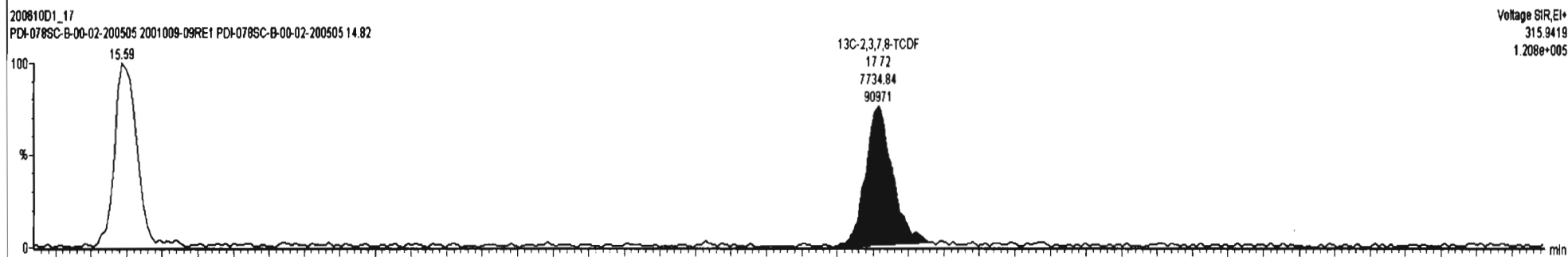
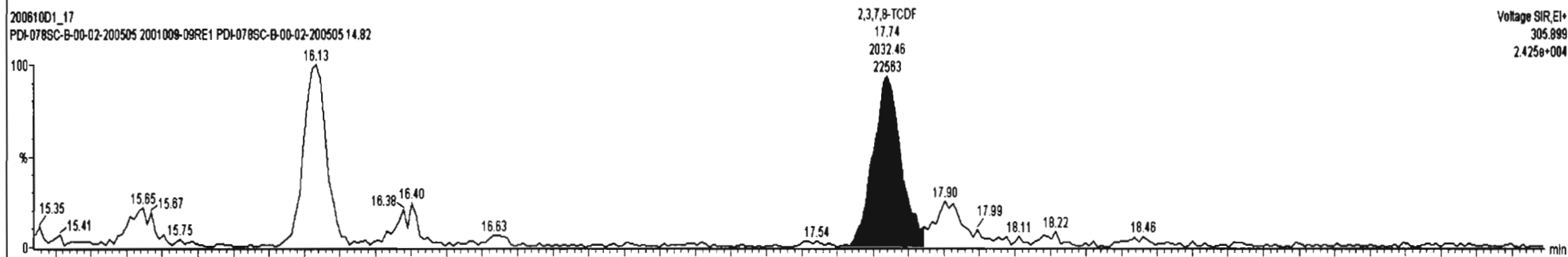
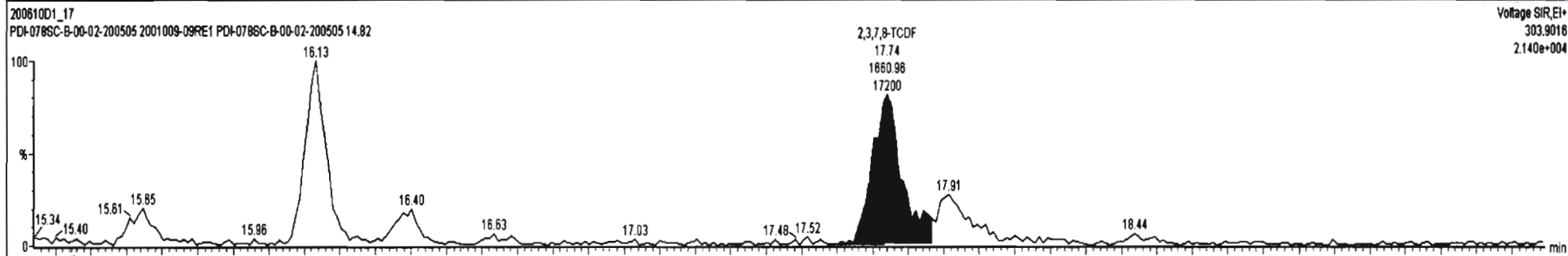
13C-2,3,7,8-TCDF

200610D1\_17



200610D1\_17





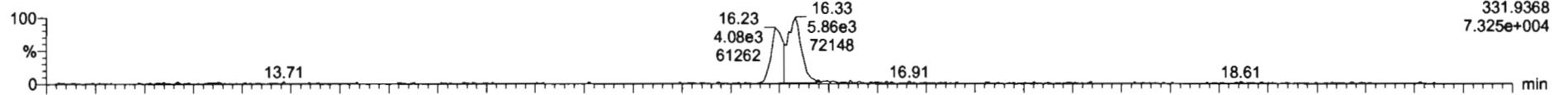
Dataset: U:\VG7.PRO\Results\200610D1\200610D1\_17.qld

Last Altered: Wednesday, June 10, 2020 23:33:07 Pacific Daylight Time  
Printed: Thursday, June 11, 2020 11:37:01 Pacific Daylight Time

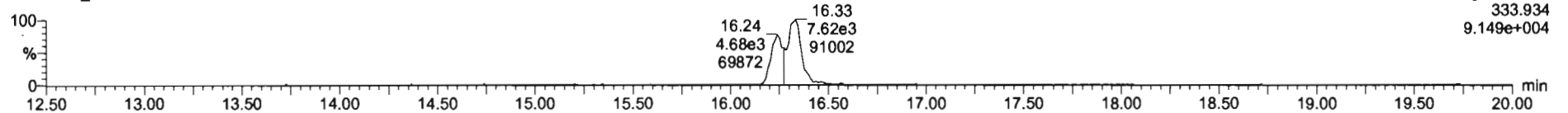
Name: 200610D1\_17, Date: 10-Jun-2020, Time: 20:10:52, ID: 2001009-09RE1 PDI-078SC-B-00-02-200505 14.82, Description: PDI-078SC-B-00-02-200505

**13C-1,2,3,4-TCDD**

200610D1\_17

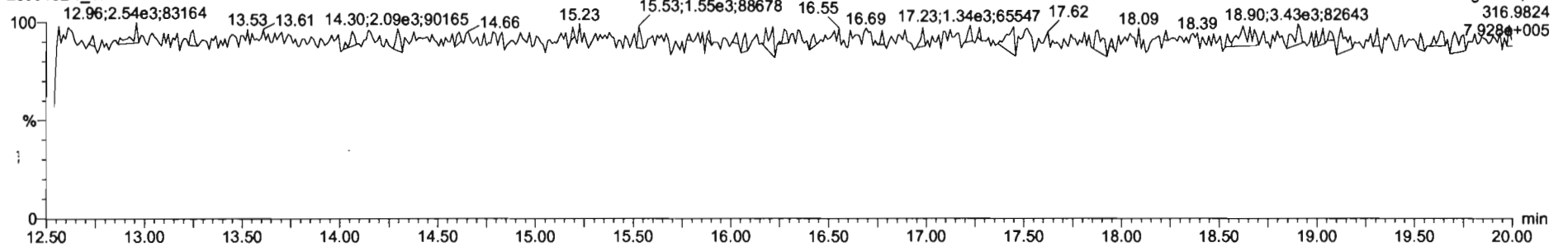


200610D1\_17



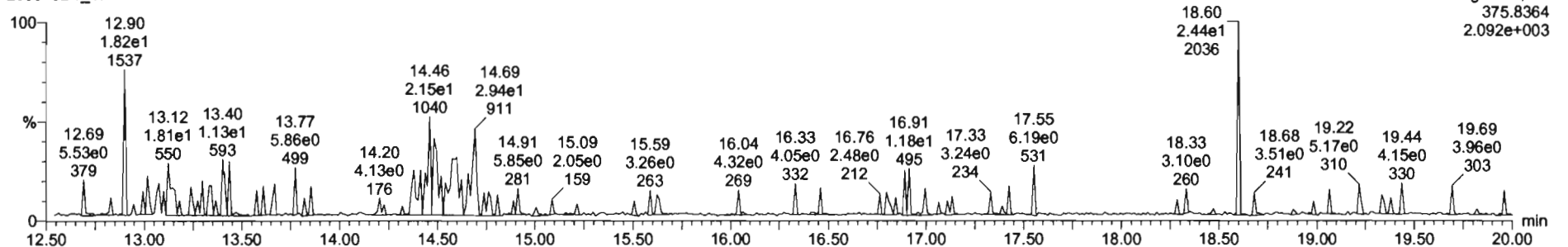
**PFK1**

200610D1\_17



**DPE1**

200610D1\_17



Dataset: U:\VG7.PRO\Results\200610D1\200610D1\_18.qld

Last Altered: Wednesday, June 10, 2020 23:34:05 Pacific Daylight Time  
Printed: Thursday, June 11, 2020 11:39:18 Pacific Daylight Time

*DB 6/11/20*

*De 6/20/20*

Method: C:\MassLynx\Default.PRO\MethDB\tcdf.mdb 23 Mar 2020 11:10:19  
Callbration: U:\VG7.PRO\CurveDB\db-225\_1613tcdfvg7-2-11-20.cdb 12 Feb 2020 11:17:56

Name: 200610D1\_18, Date: 10-Jun-2020, Time: 20:42:35, ID: 2001009-10RE1 PDI-078SC-B-02-05-200505 17.06, Description: PDI-078SC-B-02-05-200505

#	Name	Resp	RA	n/y	RRF	w/vol	Pred.RT	RT	Pred.RRT	RRT	Conc.	%Rec	DL	EMPC
1	1 2,3,7,8-TCDF	3.60e4	0.77	NO	0.982	10.078	17.724	17.73	1.000	1.001	456.79		4.86	457
2	2 13C-2,3,7,8-TCDF	1.59e4	0.79	NO	1.08	10.078	17.747	17.70	1.133	1.136	153.20	77.2	5.80	
3	3 13C-1,2,3,4-TCDF	1.91e4	0.80	NO	1.00	10.078	15.660	15.59	1.000	1.000	198.45	100	6.28	

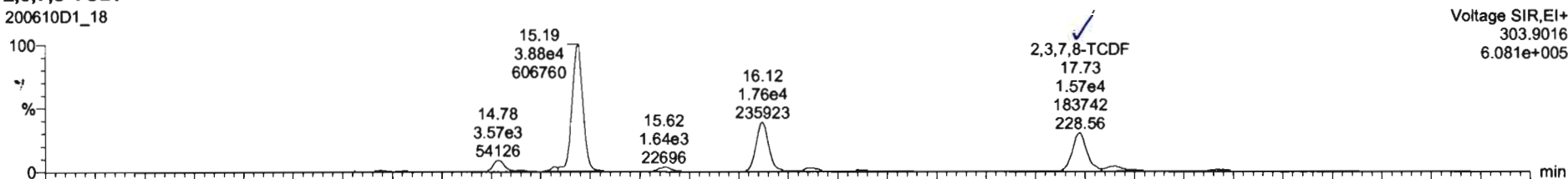
Dataset: U:\VG7.PRO\Results\200610D1\200610D1\_18.qld

Last Altered: Wednesday, June 10, 2020 23:34:05 Pacific Daylight Time  
Printed: Thursday, June 11, 2020 11:39:36 Pacific Daylight Time

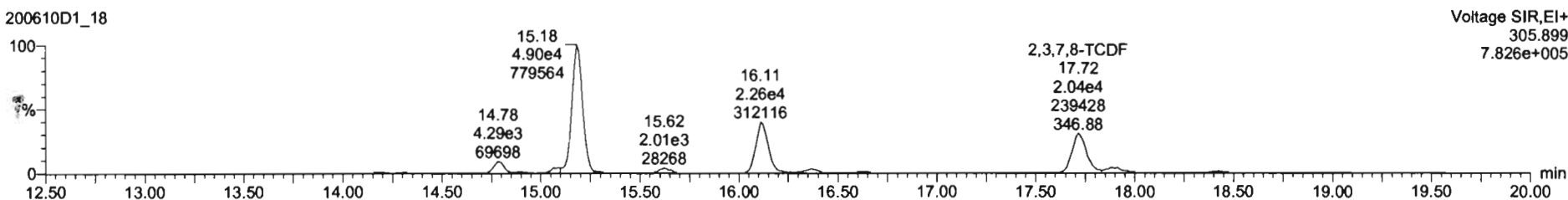
Method: C:\MassLynx\Default.PRO\MethDB\tcdf.mdb 23 Mar 2020 11:10:19  
Calibration: U:\VG7.PRO\CurveDB\db-225\_1613tcdfvg7-2-11-20.cdb 12 Feb 2020 11:17:56

Name: 200610D1\_18, Date: 10-Jun-2020, Time: 20:42:35, ID: 2001009-10RE1 PDI-078SC-B-02-05-200505 17.06, Description: PDI-078SC-B-02-05-200505

2,3,7,8-TCDF  
200610D1\_18



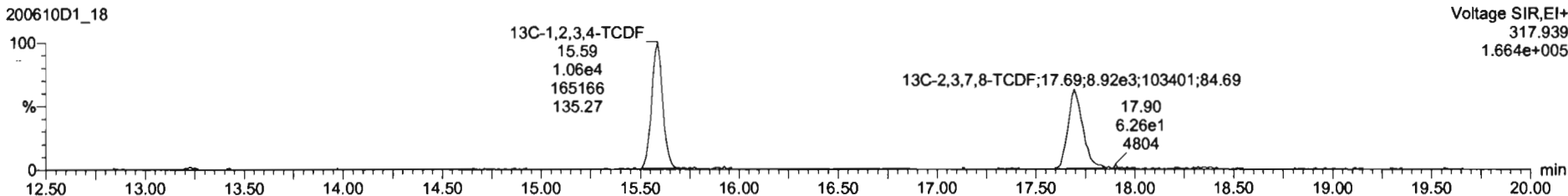
200610D1\_18



13C-2,3,7,8-TCDF  
200610D1\_18



200610D1\_18

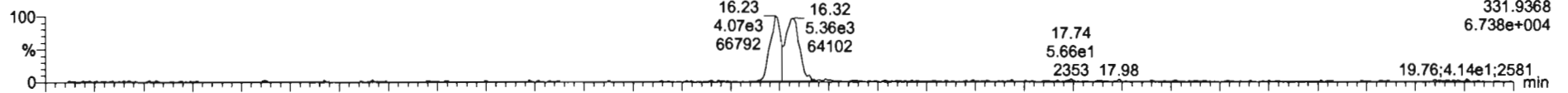


Dataset: U:\VG7.PRO\Results\200610D1\200610D1\_18.qld  
Last Altered: Wednesday, June 10, 2020 23:34:05 Pacific Daylight Time  
Printed: Thursday, June 11, 2020 11:39:36 Pacific Daylight Time

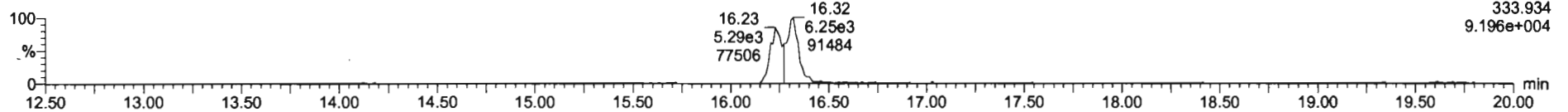
Name: 200610D1\_18, Date: 10-Jun-2020, Time: 20:42:35, ID: 2001009-10RE1 PDI-078SC-B-02-05-200505 17.06, Description: PDI-078SC-B-02-05-200505

13C-1,2,3,4-TCDD

200610D1\_18

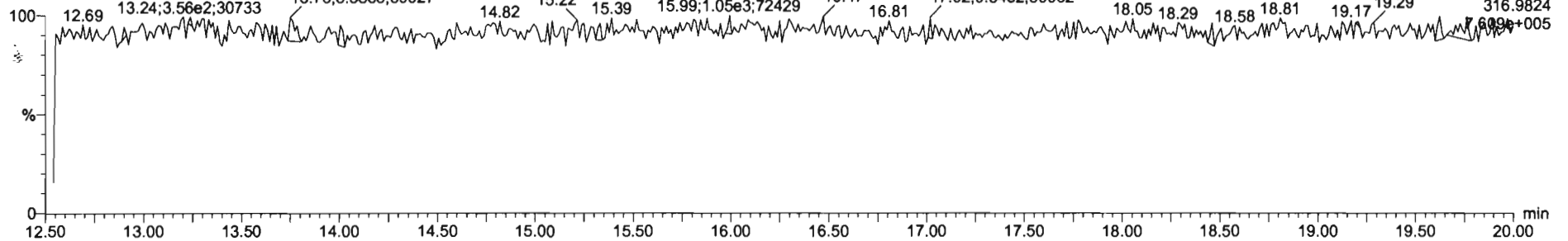


200610D1\_18



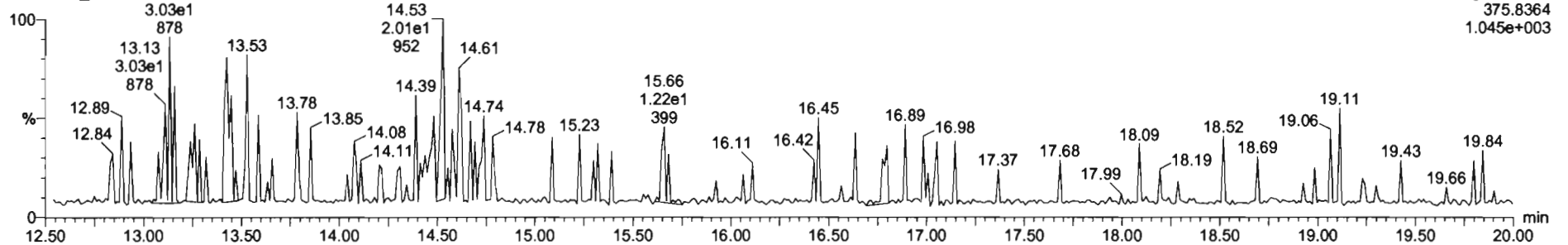
PFK1

200610D1\_18



DPE1

200610D1\_18





Dataset: U:\VG7.PRO\Results\200610D1\200610D1\_19.qld

Last Altered: Wednesday, June 10, 2020 23:35:07 Pacific Daylight Time

Printed: Thursday, June 11, 2020 11:41:06 Pacific Daylight Time

*DB 6/11/20*

*de 6/20/20*

Method: C:\MassLynx\Default.PRO\MethDB\tcdf.mdb 23 Mar 2020 11:10:19

Calibration: U:\VG7.PRO\CurveDB\db-225\_1613tcdfvg7-2-11-20.cdb 12 Feb 2020 11:17:56

Name: 200610D1\_19, Date: 10-Jun-2020, Time: 21:14:17, ID: 2001009-11RE1 PDI-078SC-B-05-07-200505 16.67, Description: PDI-078SC-B-05-07-200505

#	Name	Resp	RA	n/y	RRF	wt/vol	Pred.RT	RT	Pred.RRT	RRT	Conc.	%Rec	DL	EMPC
1	1 2,3,7,8-TCDF	1.18e4	0.81	NO	0.982	10.042	17.724	17.70	1.000	1.000	137.13		4.59	137
2	2 13C-2,3,7,8-TCDF	1.74e4	0.86	NO	1.08	10.042	17.724	17.70	1.133	1.138	157.79	79.2	5.53	
3	3 13C-1,2,3,4-TCDF	2.03e4	0.76	NO	1.00	10.042	15.660	15.56	1.000	1.000	199.16	100	5.99	

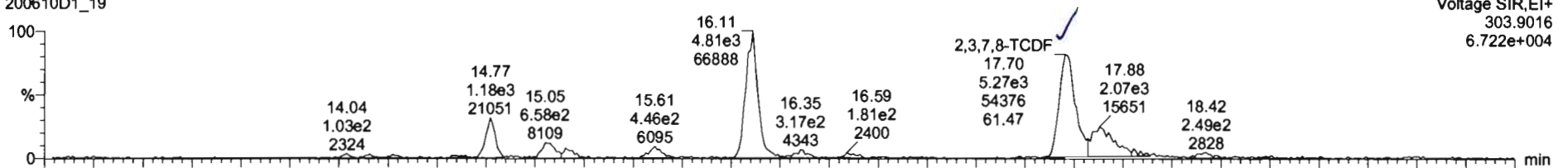
Dataset: U:\VG7.PRO\Results\200610D1\200610D1\_19.qld

Last Altered: Wednesday, June 10, 2020 23:35:07 Pacific Daylight Time  
Printed: Thursday, June 11, 2020 11:41:24 Pacific Daylight Time

Method: C:\MassLynx\Default.PRO\MethDB\tcdf.mdb 23 Mar 2020 11:10:19  
Calibration: U:\VG7.PRO\CurveDB\db-225\_1613tcdfvg7-2-11-20.cdb 12 Feb 2020 11:17:56

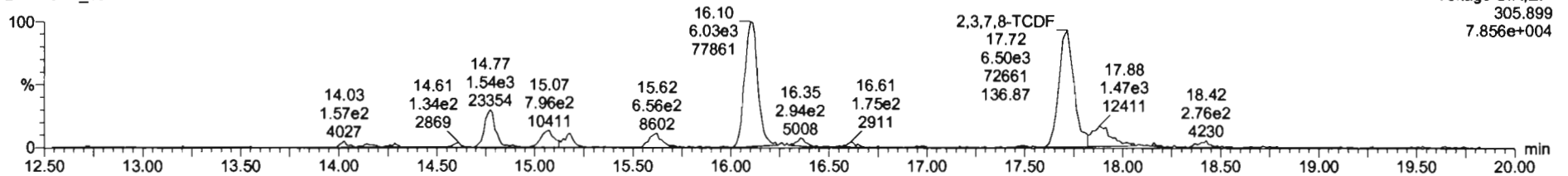
Name: 200610D1\_19, Date: 10-Jun-2020, Time: 21:14:17, ID: 2001009-11RE1 PDI-078SC-B-05-07-200505 16.67, Description: PDI-078SC-B-05-07-200505

2,3,7,8-TCDF  
200610D1\_19



Voltage SIR, EI+  
303.9016  
6.722e+004

200610D1\_19



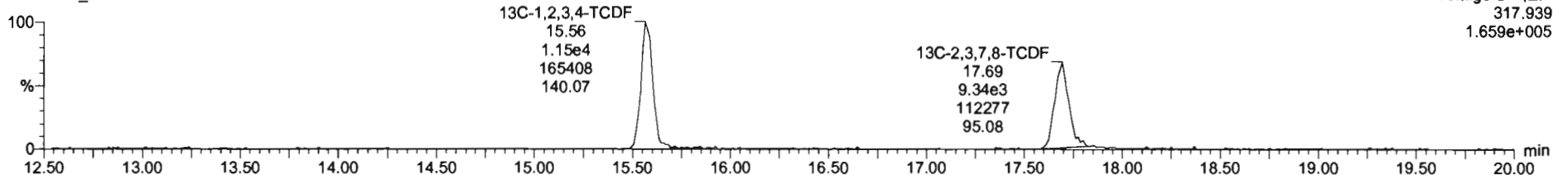
Voltage SIR, EI+  
305.899  
7.856e+004

13C-2,3,7,8-TCDF  
200610D1\_19



Voltage SIR, EI+  
315.9419  
1.317e+005

200610D1\_19



Voltage SIR, EI+  
317.939  
1.659e+005

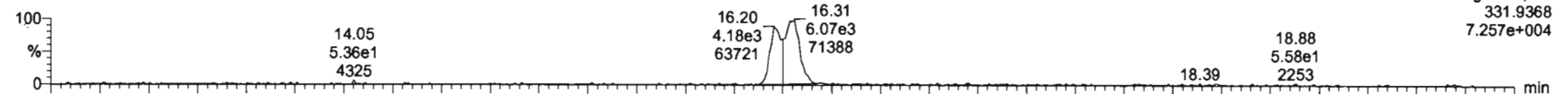
Dataset: U:\VG7.PRO\Results\200610D1\200610D1\_19.qld

Last Altered: Wednesday, June 10, 2020 23:35:07 Pacific Daylight Time  
Printed: Thursday, June 11, 2020 11:41:24 Pacific Daylight Time

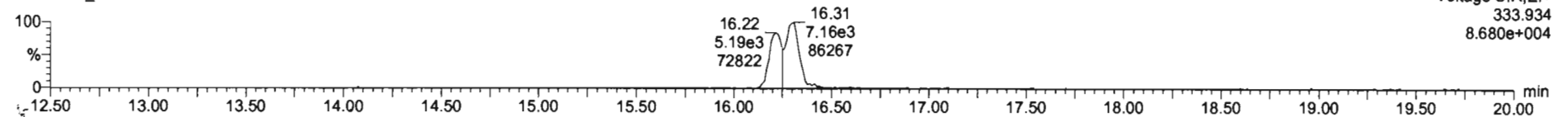
Name: 200610D1\_19, Date: 10-Jun-2020, Time: 21:14:17, ID: 2001009-11RE1 PDI-078SC-B-05-07-200505 16.67, Description: PDI-078SC-B-05-07-200505

13C-1,2,3,4-TCDD

200610D1\_19

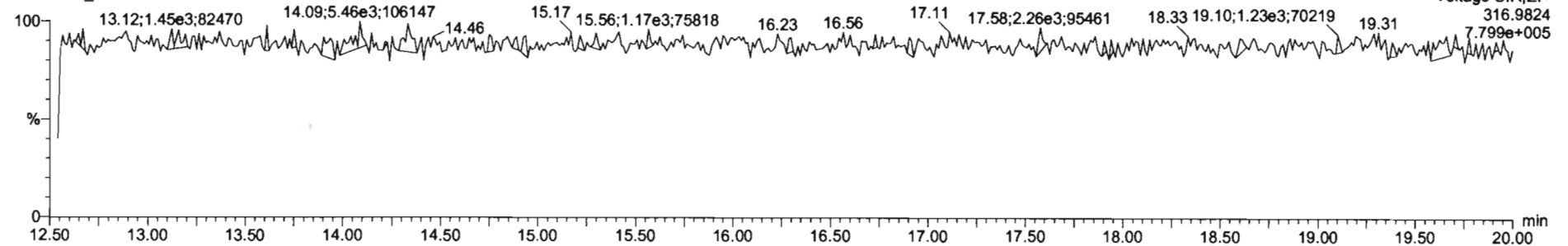


200610D1\_19



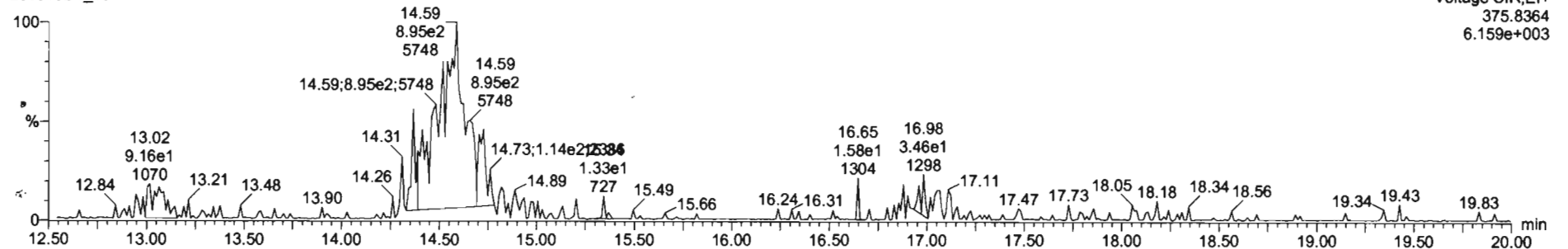
PFK1

200610D1\_19



DPE1

200610D1\_19



**CONTINUING CALIBRATION**

# HRMS CALIBRATION STANDARDS REVIEW CHECKLIST

**Beg. Calibration ID:** ST200529 D1-1

**Reviewed By:** CT 06/01/2020

*Initials & Date*

**End Calibration ID:** NA

	<u>Beg.</u>	<u>End</u>
<b>Ion abundance within QC limits?</b>	<input checked="" type="checkbox"/>	<input type="checkbox"/> NA
<b>Concentrations within criteria?</b>	<input checked="" type="checkbox"/>	<input type="checkbox"/>
<b>TCDD/TCDF Valleys &lt;25%</b>	<input checked="" type="checkbox"/>	<input type="checkbox"/>
<b>First and last eluters present?</b>	<input checked="" type="checkbox"/>	<input type="checkbox"/>
<b>Retention Times within criteria?</b>	<input checked="" type="checkbox"/>	<input type="checkbox"/>
<b>Verification Std. named correctly?</b> (ST-Year-Month-Day-VG ID)	<input checked="" type="checkbox"/>	<input type="checkbox"/>
<b>Forms signed and dated?</b>	<input checked="" type="checkbox"/>	<input type="checkbox"/>
<b>Correct ICAL referenced?</b>	<u>DB</u>	<input type="checkbox"/>
<b><u>Run Log:</u></b>		
- Correct Instrument listed?	<input checked="" type="checkbox"/>	<input checked="" type="checkbox"/>
- Samples within 12 hour clock?	(Y)	N
- Bottle position verified?	<u>DB</u>	<input type="checkbox"/>

**Mass resolution  $\geq$**

5k     6-8K     8K     10K  
 1614    1699    429    1613/1668/8280

**Intergrated peaks display correctly?**

**GC Break <20%**

**8280 CS1 End Standard:**

- Ratios within limits, S/N <2.5:1, CS1 within 12 hours

**Comments:**

A) 2 masses did not lock on

	<u>Beg.</u>	<u>End</u>
<b>Mass resolution <math>\geq</math></b>	<input checked="" type="checkbox"/>	<input checked="" type="checkbox"/> A
<b>Intergrated peaks display correctly?</b>	<input checked="" type="checkbox"/>	<input type="checkbox"/> NA
<b>GC Break &lt;20%</b>	<input type="checkbox"/>	<input type="checkbox"/> NA
<b><u>8280 CS1 End Standard:</u></b>	<input type="checkbox"/>	<input type="checkbox"/> NA

Dataset: U:\VG7.PRO\Results\200529D1\200529D1\_1.qld

Last Altered: Friday, May 29, 2020 14:41:51 Pacific Daylight Time  
Printed: Friday, May 29, 2020 14:42:42 Pacific Daylight Time

*DB 5/29/20 07:06/04/2020*

Method: C:\MassLynx\Default.PRO\MethDB\1613\_rrt.mdb 27 Apr 2020 14:17:24  
Calibration: U:\VG7.PRO\CurveDB\cb-5\_1613vg7-3-9-20.cdb 09 Mar 2020 17:20:28

Name: 200529D1\_1, Date: 29-May-2020, Time: 13:44:04, ID: ST200529D1-1 1613 CS3 19L2305, Description: 1613 CS3 19L2305

#	Name	Resp	RA	n/y	RRF	wt/vol	Pred.RT	RT	Pred.RRT	RRT	Conf.	%Rec	DL	EMPC
1	1 2,3,7,8-TCDD	5.80e3	0.83	NO	0.987	1.000	26.143	26.13	1.001	1.001	8.3846	83.6 78-129	0.127	8.36
2	2 1,2,3,7,8-PeCDD	2.22e4	0.85	NO	0.982	1.000	30.589	30.59	1.001	1.001	48.441	86.9 78-130	0.197	48.4
3	3 1,2,3,4,7,8-HxCDD	1.85e4	1.28	NO	1.17	1.000	33.905	33.91	1.000	1.000	44.948	89.9 78-128	0.387	44.9
4	4 1,2,3,6,7,8-HxCDD	1.90e4	1.27	NO	1.04	1.000	34.005	34.02	1.000	1.000	41.758	83.5 78-128	0.374	41.8
5	5 1,2,3,7,8,9-HxCDD	1.81e4	1.28	NO	1.00	1.000	34.335	34.31	1.001	1.000	45.707	91.4 82-122	0.437	45.7
6	6 1,2,3,4,6,7,8-HpCDD	1.42e4	1.03	NO	0.982	1.000	37.758	37.76	1.000	1.000	50.372	101 86-116	0.524	50.4
7	7 OCDD	2.42e4	0.88	NO	1.04	1.000	41.038	41.06	1.000	1.001	89.456	89.5 79-126	0.359	89.5
8	8 2,3,7,8-TCDF	7.72e3	0.76	NO	0.882	1.000	25.373	25.36	1.001	1.001	8.7479	87.5 84-120	0.110	8.75
9	9 1,2,3,7,8-PeCDF	3.64e4	1.81	NO	1.05	1.000	29.421	29.42	1.001	1.001	41.011	82.0 82-120	0.121	41.0
10	10 2,3,4,7,8-PeCDF	3.43e4	1.80	NO	1.06	1.000	30.317	30.31	1.001	1.001	41.492	83.0 82-120	0.125	41.5
11	11 1,2,3,4,7,8-HxCDF	2.66e4	1.29	NO	1.06	1.000	32.995	33.02	1.000	1.001	45.037	90.1 90-112	0.332	45.0
12	12 1,2,3,6,7,8-HxCDF	2.79e4	1.21	NO	1.04	1.000	33.137	33.14	1.000	1.000	44.406	88.8 98-114	0.299	44.4
13	13 2,3,4,6,7,8-HxCDF	2.61e4	1.22	NO	1.11	1.000	33.753	33.74	1.001	1.001	45.175	90.4 88-114	0.336	45.2
14	14 1,2,3,7,8,9-HxCDF	2.07e4	1.23	NO	1.06	1.000	34.674	34.70	1.000	1.001	45.186	90.4 90-112	0.519	45.2
15	15 1,2,3,4,6,7,8-HpCDF	1.94e4	1.00	NO	1.13	1.000	36.576	36.55	1.001	1.000	45.006	90.0 90-110	0.439	45.0
16	16 1,2,3,4,7,8,9-HpCDF	1.57e4	1.03	NO	1.33	1.000	38.295	38.31	1.000	1.000	43.934	87.9 86-116	0.448	43.9
17	17 OCDF	2.90e4	0.87	NO	0.933	1.000	41.258	41.26	1.000	1.001	92.981	93.0 63-159	0.241	93.0
18	18 13C-2,3,7,8-TCDD	7.03e4	0.79	NO	1.21	1.000	26.228	26.11	1.028	1.022	98.943	98.9 82-121	0.391	
19	19 13C-1,2,3,7,8-PeCDD	4.87e4	0.63	NO	0.996	1.000	30.725	30.57	1.202	1.198	78.003	78.0 62-160	0.228	
20	20 13C-1,2,3,4,7,8-HxCDD	3.51e4	1.31	NO	0.679	1.000	33.880	33.90	1.014	1.014	97.633	97.6 85-119	0.553	
21	21 13C-1,2,3,6,7,8-HxCDD	4.38e4	1.27	NO	0.850	1.000	33.990	34.00	1.017	1.018	97.411	97.4 85-118	0.442	
22	22 13C-1,2,3,7,8,9-HxCDD	3.96e4	1.21	NO	0.798	1.000	34.261	34.30	1.025	1.027	93.566	93.6 85-118	0.470	
23	23 13C-1,2,3,4,6,7,8-HpCDD	2.84e4	1.04	NO	0.697	1.000	37.723	37.75	1.129	1.130	77.075	77.1 72-158	0.704	
24	24 13C-OCDD	5.22e4	0.92	NO	0.579	1.000	40.743	41.04	1.219	1.228	170.33	85.2 48-207	1.08	
25	25 13C-2,3,7,8-TCDF	1.00e5	0.75	NO	1.13	1.000	25.308	25.35	0.990	0.992	99.095	99.1 71-140	0.520	
26	26 13C-1,2,3,7,8-PeCDF	8.49e4	1.65	NO	0.996	1.000	29.541	29.40	1.158	1.150	95.103	95.1 76-150	0.250	
27	27 13C-2,3,4,7,8-PeCDF	7.79e4	1.64	NO	0.969	1.000	30.443	30.29	1.191	1.185	89.704	89.7 77-130	0.257	
28	28 13C-1,2,3,4,7,8-HxCDF	5.46e4	0.51	NO	1.06	1.000	33.011	33.00	0.988	0.988	97.490	97.5 76-131	0.608	
29	29 13C-1,2,3,6,7,8-HxCDF	6.02e4	0.50	NO	1.18	1.000	33.145	33.13	0.992	0.991	96.740	96.7 70-143	0.546	
30	30 13C-2,3,4,6,7,8-HxCDF	5.20e4	0.50	NO	1.06	1.000	33.718	33.72	1.009	1.009	93.018	93.0 73-137	0.807	
31	31 13C-1,2,3,7,8,9-HxCDF	4.33e4	0.49	NO	0.879	1.000	34.815	34.67	1.036	1.036	93.070	93.1 74-135	0.729	

Dataset: U:\VG7.PRO\Results\200529D1\200529D1\_1.qld

Last Altered: Friday, May 29, 2020 14:41:51 Pacific Daylight Time

Printed: Friday, May 29, 2020 14:42:42 Pacific Daylight Time

Name: 200529D1\_1, Date: 29-May-2020, Time: 13:44:04, ID: ST200529D1-1 1613 CS3 19L2305, Description: 1613 CS3 19L2305

#	Name	Resp	RA	n/y	RRF	w/vol	Pred.RT	RT	Pred.RRT	RRT	Conc. #	%Rec	DL	EMPC
32	13C-1,2,3,4,6,7,8-HpCDF	3.81e4	0.42	NO	0.893	1.000	36.319	36.54	1.087	1.094	80.683	80.7 78-129	0.529	
33	13C-1,2,3,4,7,8,9-HpCDF	2.69e4	0.41	NO	0.813	1.000	38.324	38.30	1.147	1.146	82.701	82.7 77-129	0.770	
34	13C-OCDF	6.69e4	0.88	NO	0.741	1.000	40.897	41.28	1.224	1.235	170.37	85.2 48-267	0.374	
35	37Cl-2,3,7,8-TCDD	6.55e3			1.18	1.000	28.223	28.13	1.028	1.022	9.2402	92.4 79-127	0.0950	
36	13C-1,2,3,4-TCDD	6.01e4	0.79	NO	1.00	1.000	25.480	25.58	1.000	1.000	100.00	100	0.472	
37	13C-1,2,3,4-TCDF	8.96e4	0.73	NO	1.00	1.000	24.020	24.15	1.000	1.000	100.00	100	0.585	
38	13C-1,2,3,4,6,8-HxCDF	5.29e4	0.48	NO	1.00	1.000	33.530	33.41	1.000	1.000	100.00	100	0.841	

Dataset: Untitled

Last Altered: Monday, June 01, 2020 10:11:40 Pacific Daylight Time

Printed: Monday, June 01, 2020 10:12:09 Pacific Daylight Time

Method: C:\MassLynx\Default.pro\Methdb\CPSM.mdb 18 May 2020 14:57:34

Calibration: U:\VG7.PRO\CurveDB\db-5\_1613vg7-3-9-20.cdb 09 Mar 2020 17:20:28

Name: 200529D1\_1, Date: 29-May-2020, Time: 13:44:04, ID: ST200529D1-1 1613 CS3 19L2305, Description: 1613 CS3 19L2305

#	Name	RT
1	1,3,6,8-TCDD (First)	22.81
2	1,2,8,9-TCDD (Last)	26.98
3	1,2,4,7,9-PeCDD (First)	28.58
4	1,2,3,6,9-PeCDD (Last)	30.95
5	1,2,4,6,7,9-HxCDD (First)	32.38
6	1,2,3,7,8,9-HxCDD (Last)	34.31
7	1,2,3,4,6,7,9-HpCDD (First)	36.92
8	1,2,3,4,6,7,8-HpCDD (Last)	37.76
9	1,3,6,8-TCDF (First)	20.71
10	1,2,6,9-TCDF (Last)	27.12
11	1,3,4,6,8-PeCDF (First)	27.07
12	1,2,3,8,9-PeCDF (Last)	31.19
13	1,2,3,4,6,8-HxCDF (First)	31.82
14	1,2,3,7,8,9-HxCDF (Last)	34.70
15	1,2,3,4,6,7,8-HpCDF (First)	36.55
16	1,2,3,4,7,8,9-HpCDF (Last)	38.31



Dataset: Untitled

Last Altered: Monday, June 01, 2020 09:29:13 Pacific Daylight Time

Printed: Monday, June 01, 2020 09:29:27 Pacific Daylight Time

Method: C:\MassLynx\Default.PROMethDB\1613\_rrt.mdb 27 Apr 2020 14:17:24

Calibration: U:\VG7.PRO\CurveDB\db-5\_1613vg7-3-9-20.cdb 09 Mar 2020 17:20:28

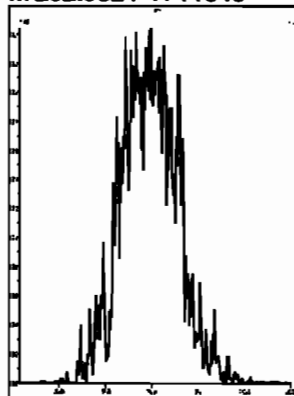
Compound name: 2,3,7,8-TCDD

Name	ID	Acq.Date	Acq.Time
200529D1_1	ST200529D1-1 1613 CS3 18L2305	29-May-20	13:44:04
200529D1_2	B0E0118-BS1 OPR 10	29-May-20	14:29:12
200529D1_3	SOLVENT BLANK	29-May-20	15:14:20
200529D1_4	B0E0118-BLK1 Method Blank 10	29-May-20	15:59:32
200529D1_5	2000933-01RE4 PDI-1154SC-A-01-02-200422...	29-May-20	16:44:40
200529D1_6	2000933-02RE3 PDI-154SC-A-00-01-200422 ...	29-May-20	17:29:47
200529D1_7	2000933-04RE3 PDI-154SC-A-02-03-200422 ...	29-May-20	18:14:55
200529D1_8	B0E0055-DUP1 Duplicate 13.27	29-May-20	19:00:02
200529D1_9	2000933-05RE3 PDI-154SC-A-03-04-200422 ...	29-May-20	19:45:10
200529D1_10	2000933-06RE3 PDI-154SC-A-04-05-200422 ...	29-May-20	20:30:19
200529D1_11	2000933-07RE3 PDI-154SC-A-05-06-200422 ...	29-May-20	21:15:28
200529D1_12	2000933-08RE3 PDI-154SC-A-06-07-200422 ...	29-May-20	22:00:33
200529D1_13	2000933-09RE3 PDI-154SC-A-07-08-200422 ...	29-May-20	22:45:39
200529D1_14	2000933-10RE3 PDI-155SC-A-00-01-200422 ...	29-May-20	23:30:48
200529D1_15	2000933-11RE3 PDI-155SC-A-01-02-200422 ...	30-May-20	00:15:52

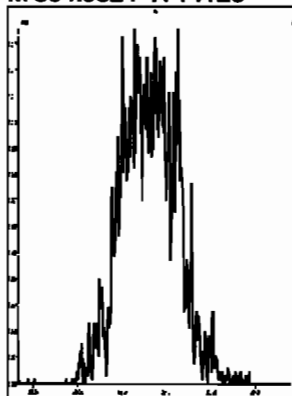
File: Experiment: ocdd\_db5.exp Reference: Pfk.ref Function: 1 @ 200 (ppm)

Printed: Friday, May 29, 2020 13:40:26 Pacific Daylight Time

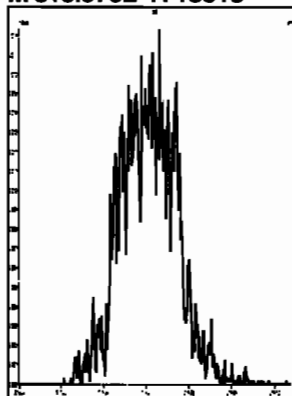
M 292.9824 R 11845



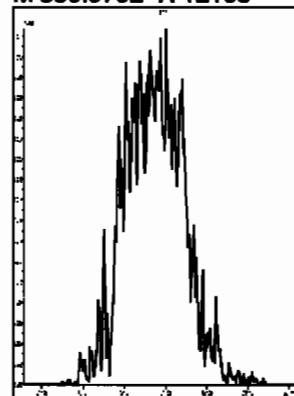
M 304.9824 R 14126



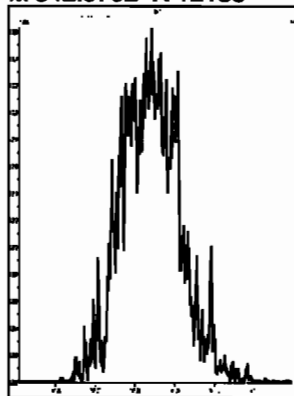
M 318.9792 R 13513



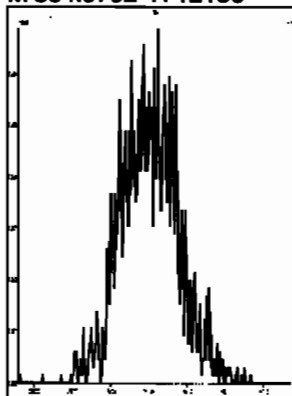
M 330.9792 R 12193



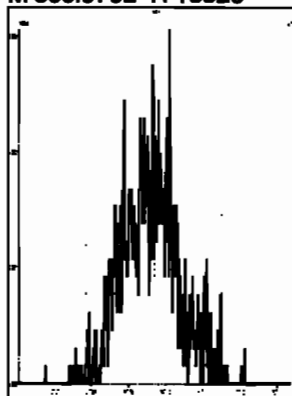
M 342.9792 R 12138



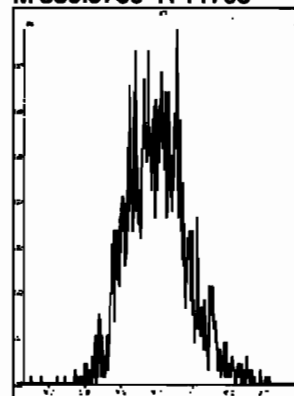
M 354.9792 R 12136



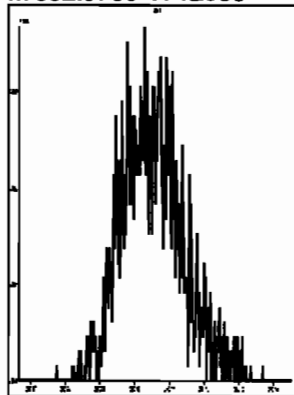
M 366.9792 R 15526



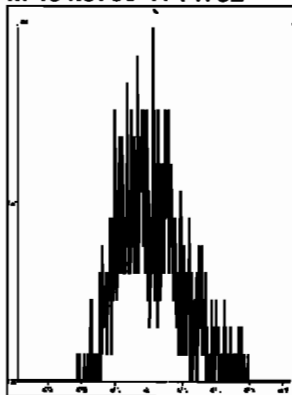
M 380.9760 R 11795



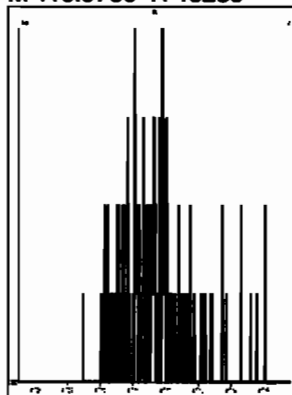
M 392.9760 R 12686



M 404.9760 R 14792



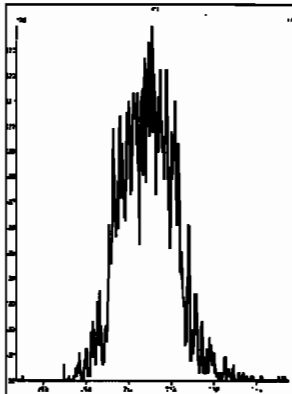
M 416.9760 R 46289



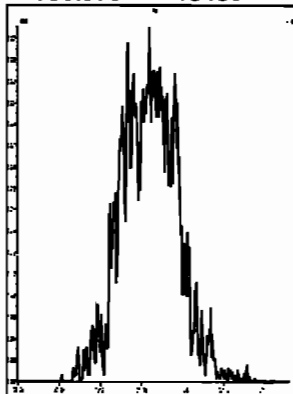
File: Experiment: ocdd\_db5.exp Reference: Pfk.ref Function: 2 @ 200 (ppm)

Printed: Friday, May 29, 2020 13:40:56 Pacific Daylight Time

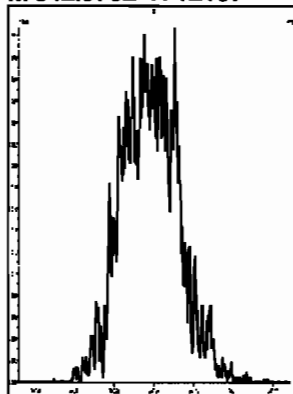
M 318.9792 R 12500



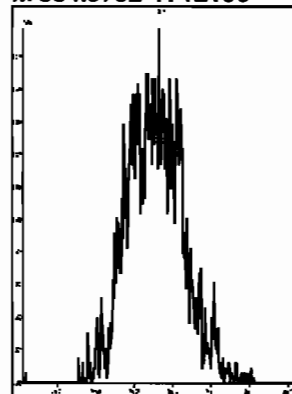
M 330.9792 R 13439



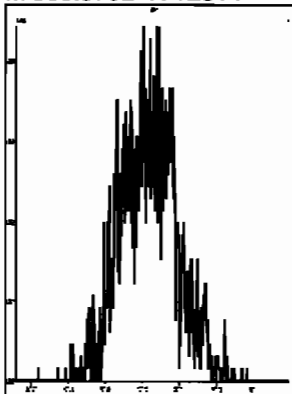
M 342.9792 R 12197



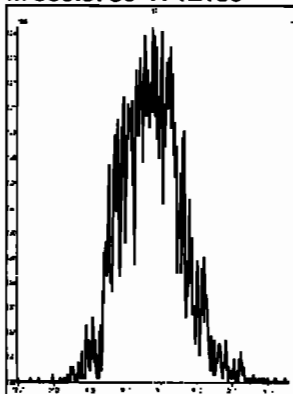
M 354.9792 R 12190



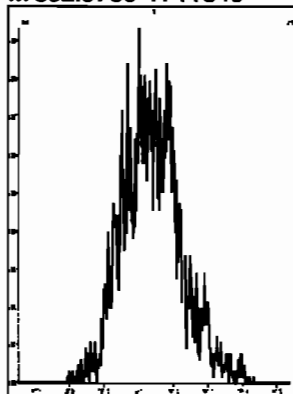
M 366.9792 R 12314



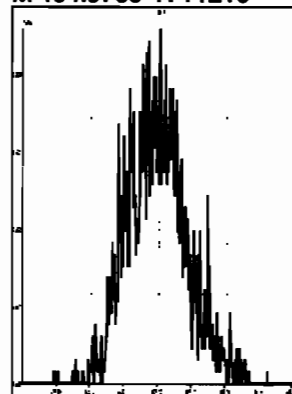
M 380.9760 R 12139



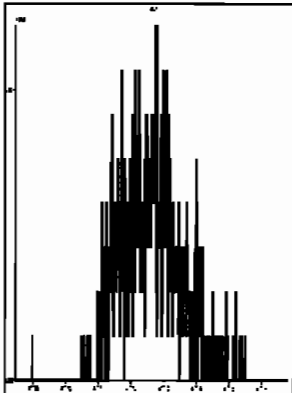
M 392.9760 R 11849



M 404.9760 R 11210



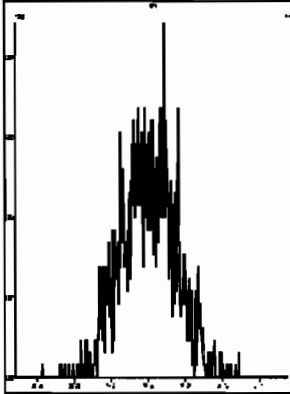
M 416.9760 R 16895



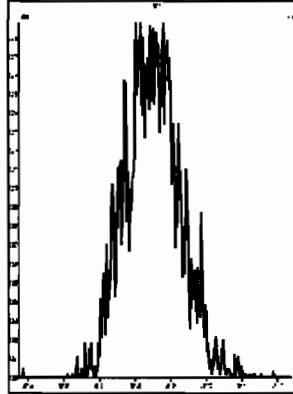
File: Experiment: ocdd\_db5.exp Reference: Pfk.ref Function: 3 @ 200 (ppm)

Printed: Friday, May 29, 2020 13:41:31 Pacific Daylight Time

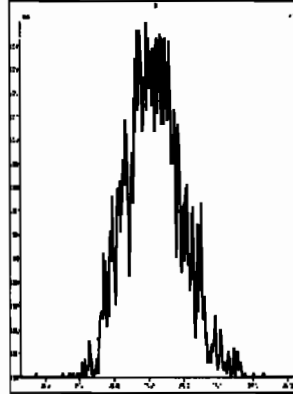
M 366.9792 R 14043



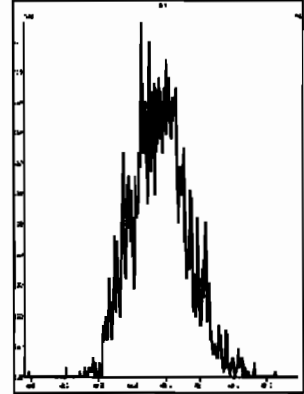
M 380.9760 R 12138



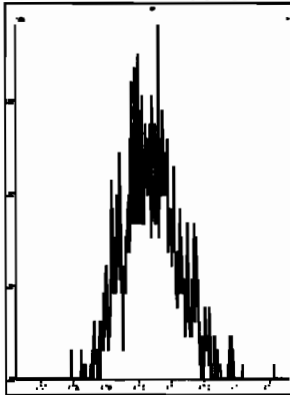
M 392.9760 R 12433



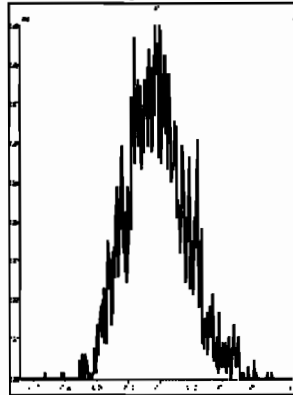
M 404.9760 R 11363



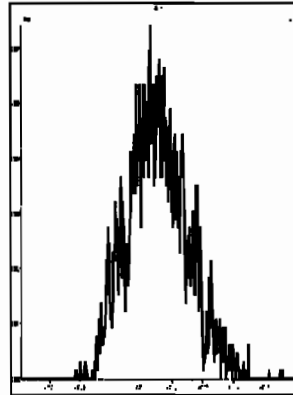
M 416.9760 R 13516



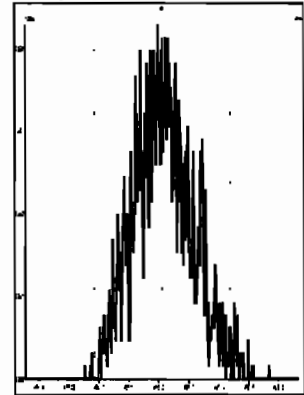
M 430.9728 R 11262



M 442.9728 R 10869



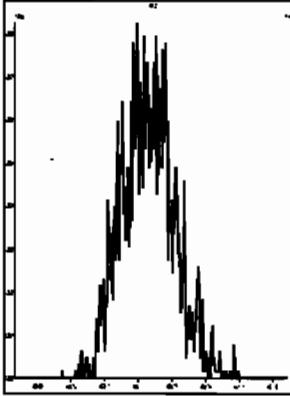
M 454.9728 R 11012



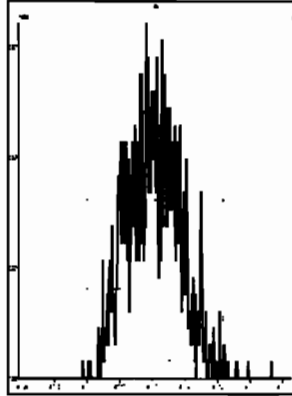
File: Experiment: ocdd\_db5.exp Reference: Pfk.ref Function: 4 @ 200 (ppm)

Printed: Friday, May 29, 2020 13:42:02 Pacific Daylight Time

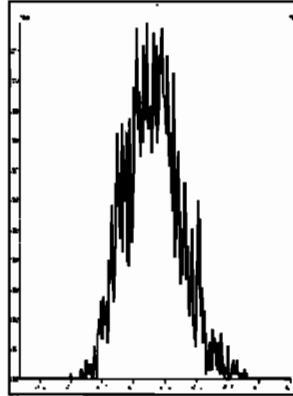
M 404.9760 R 12626



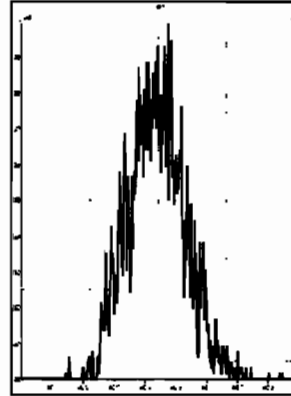
M 416.9760 R 12503



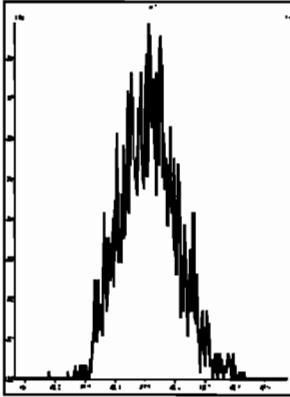
M 430.9728 R 12435



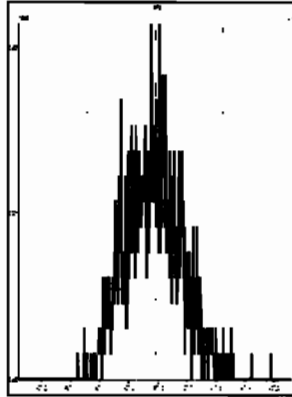
M 442.9728 R 12195



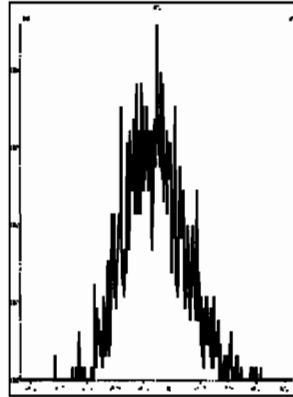
M 454.9728 R 11160



M 466.9728 R 12079



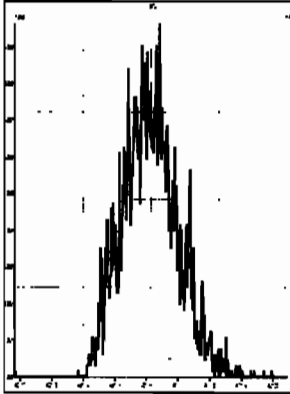
M 480.9696 R 10684



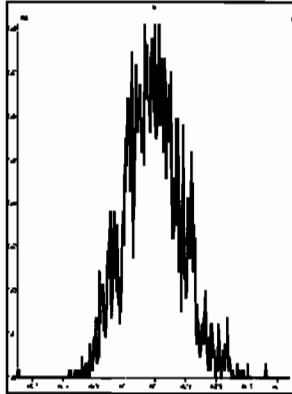
File: Experiment: ocdd\_db5.exp Reference: Pfk.ref Function: 5 @ 200 (ppm)

Printed: Friday, May 29, 2020 13:42:38 Pacific Daylight Time

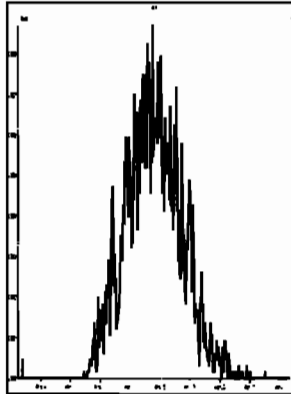
M 430.9728 R 11626



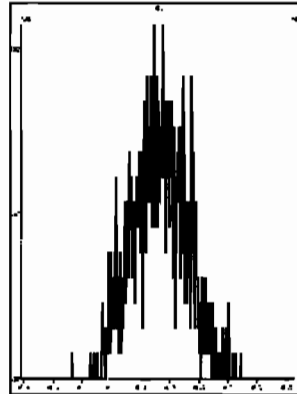
M 442.9728 R 12256



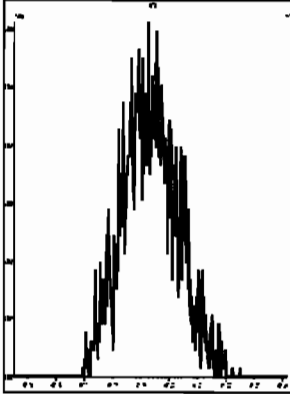
M 454.9728 R 11737



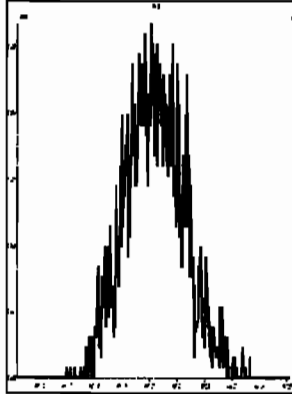
M 466.9728 R 12253



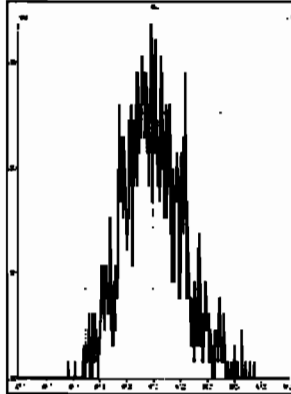
M 480.9696 R 10963



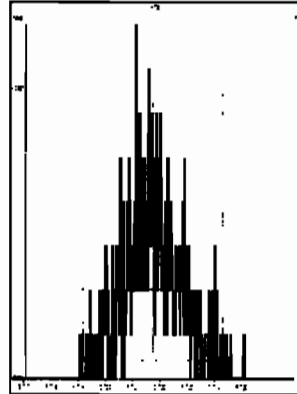
M 492.9696 R 10201

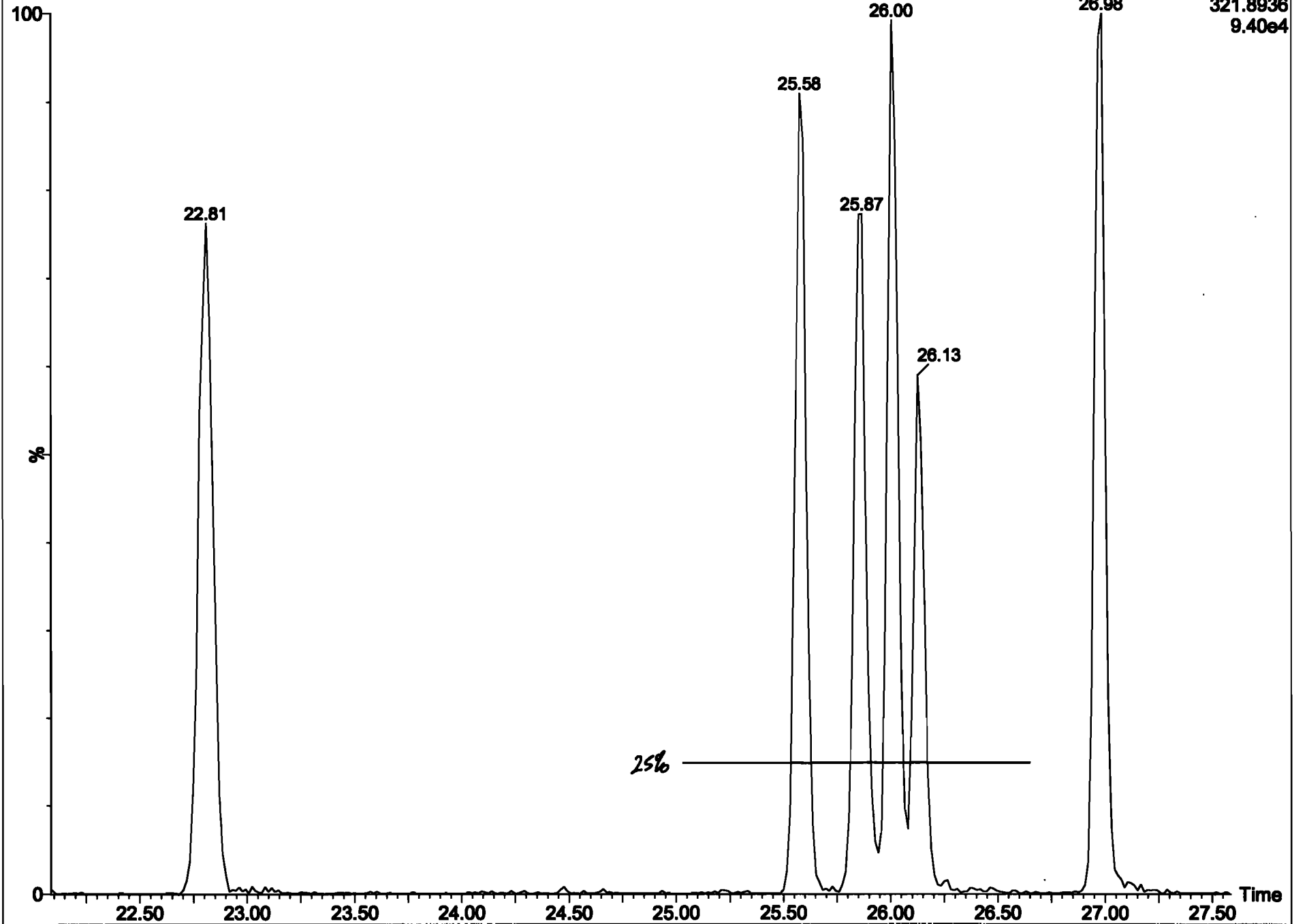


M 504.9696 R 12019



M 516.9697 R 15721





Dataset: U:\VG7.PRO\Results\200529D1\200529D1\_1.qld

Last Altered: Friday, May 29, 2020 14:26:45 Pacific Daylight Time  
Printed: Friday, May 29, 2020 14:29:53 Pacific Daylight Time


Method: C:\MassLynx\Default.PRO\MethDB\1613\_rrt.mdb 27 Apr 2020 14:17:24  
Calibration: U:\VG7.PRO\CurveDB\db-5\_1613vg7-3-9-20.cdb 09 Mar 2020 17:20:28

Name: 200529D1\_1, Date: 29-May-2020, Time: 13:44:04, ID: ST200529D1-1 1613 CS3 19L2305, Description: 1613 CS3 19L2305

2,3,7,8-TCDD  
200529D1\_1



200529D1\_1




13C-2,3,7,8-TCDD

200529D1\_1



200529D1\_1



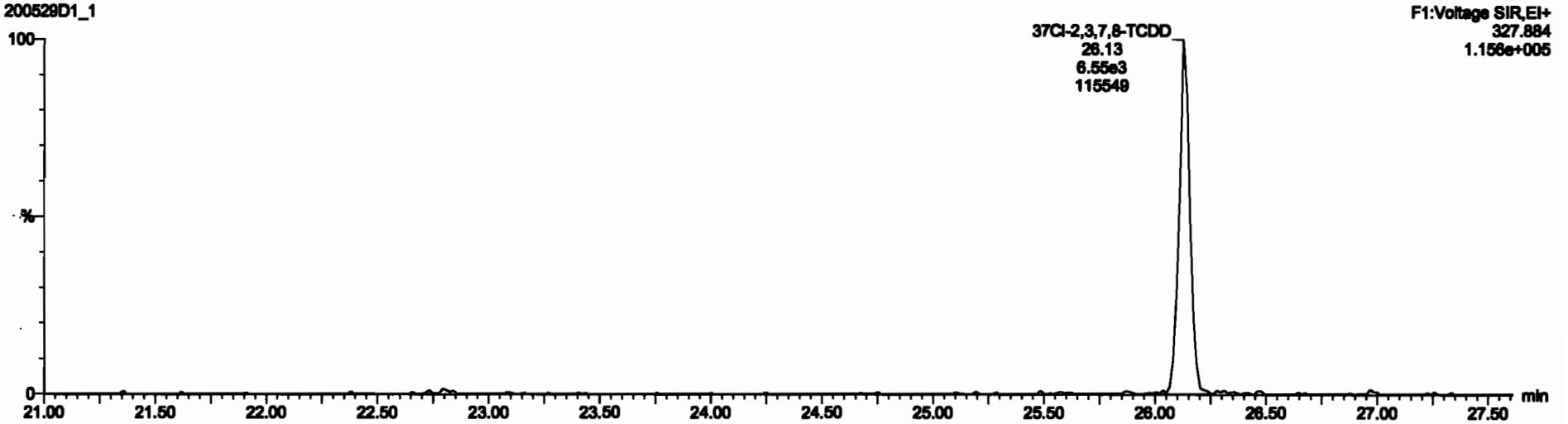


Dataset: U:\VG7.PRO\Results\200529D1\200529D1\_1.qld


Last Altered: Friday, May 29, 2020 14:28:45 Pacific Daylight Time  
Printed: Friday, May 29, 2020 14:29:53 Pacific Daylight Time

Name: 200529D1\_1, Date: 29-May-2020, Time: 13:44:04, ID: ST200529D1-1 1613 CS3 19L2305, Description: 1613 CS3 19L2305


37Cl-2,3,7,8-TCDD  
200529D1\_1



13C-1,2,3,4-TCDD  
200529D1\_1



200529D1\_1



Dataset: U:\VG7.PRO\Results\200529D1\200529D1\_1.qld

Last Altered: Friday, May 29, 2020 14:26:45 Pacific Daylight Time  
Printed: Friday, May 29, 2020 14:29:53 Pacific Daylight Time

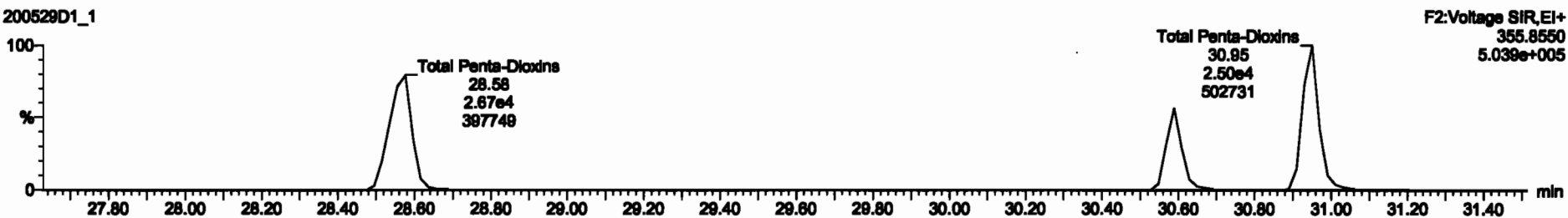
Name: 200529D1\_1, Date: 29-May-2020, Time: 13:44:04, ID: ST200529D1-1 1613 CS3 19L2305, Description: 1613 CS3 19L2305

1,2,3,7,8-PeCDD

200529D1\_1



200529D1\_1

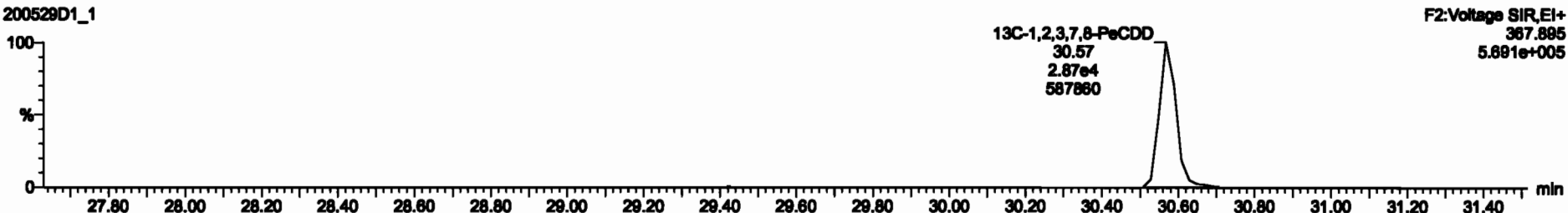


13C-1,2,3,7,8-PeCDD

200529D1\_1



200529D1\_1



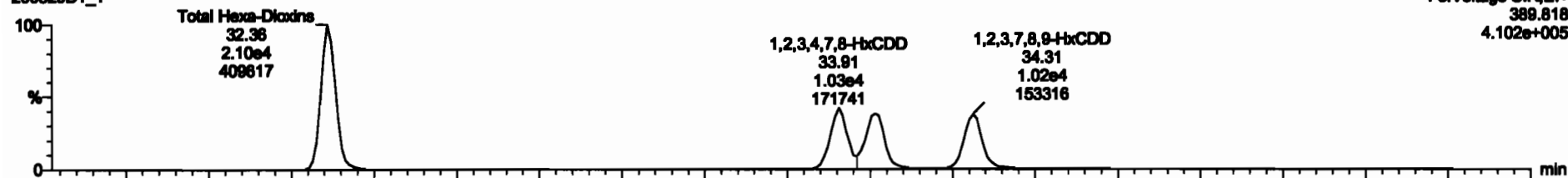
Dataset: U:\VG7.PRO\Results\200529D1\200529D1\_1.qld

Last Altered: Friday, May 29, 2020 14:28:45 Pacific Daylight Time  
Printed: Friday, May 29, 2020 14:29:53 Pacific Daylight Time

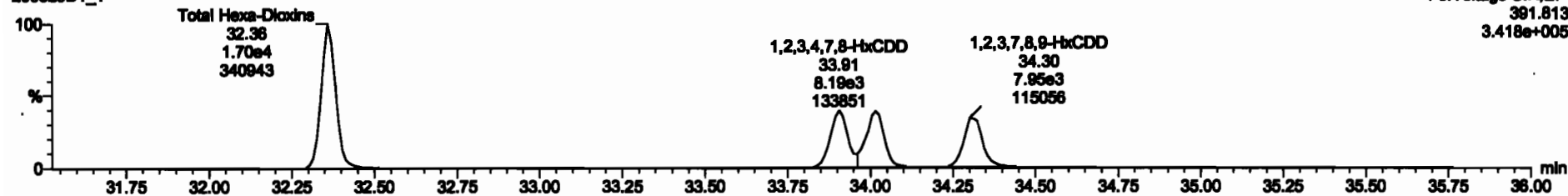
Name: 200529D1\_1, Date: 29-May-2020, Time: 13:44:04, ID: ST200529D1-1 1613 CS3 19L2305, Description: 1613 CS3 19L2305

1,2,3,4,7,8-HxCDD

200529D1\_1

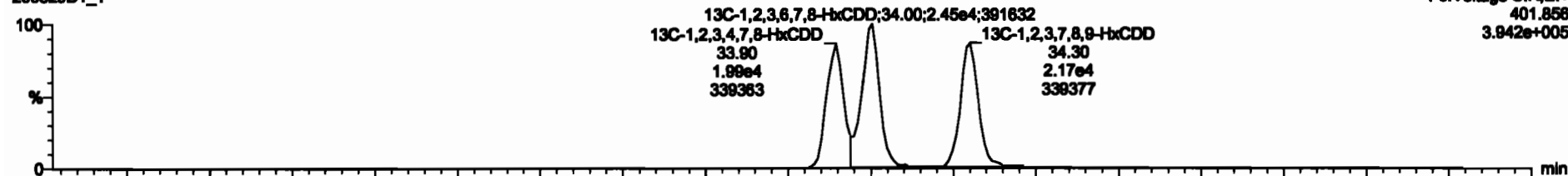


200529D1\_1

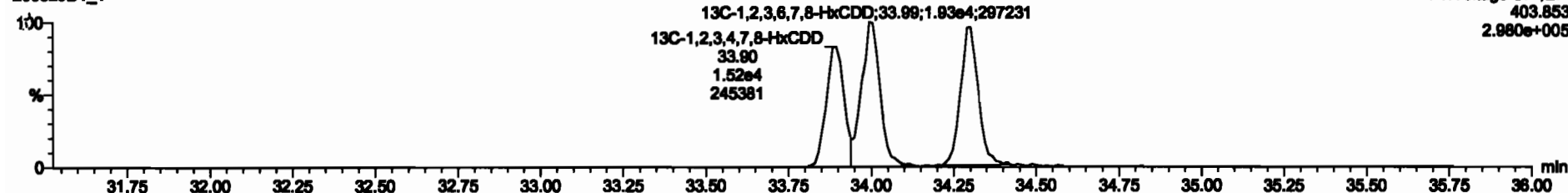


13C-1,2,3,4,7,8-HxCDD

200529D1\_1



200529D1\_1



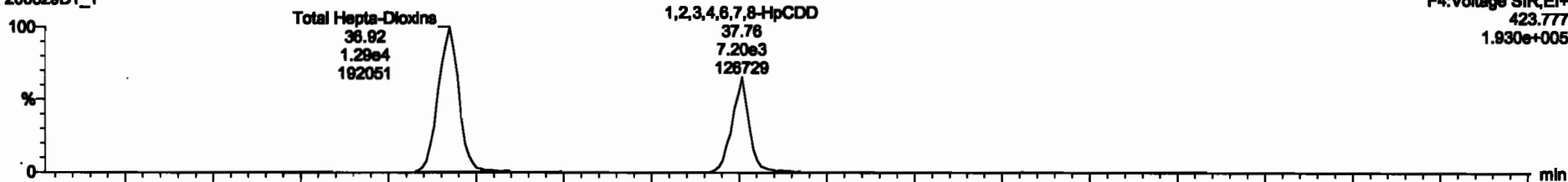
Dataset: U:\VG7.PRO\Results\200529D1\200529D1\_1.qld

Last Altered: Friday, May 29, 2020 14:26:45 Pacific Daylight Time  
Printed: Friday, May 29, 2020 14:29:53 Pacific Daylight Time

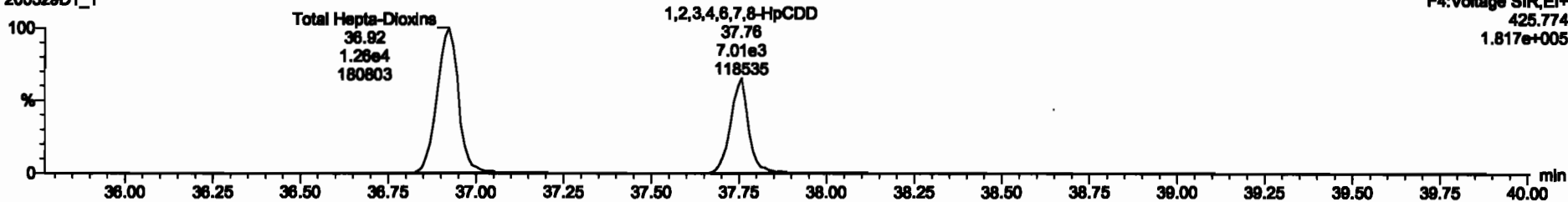
Name: 200529D1\_1, Date: 29-May-2020, Time: 13:44:04, ID: ST200529D1-1 1613 CS3 19L2305, Description: 1613 CS3 19L2305

1,2,3,4,6,7,8-HpCDD

200529D1\_1

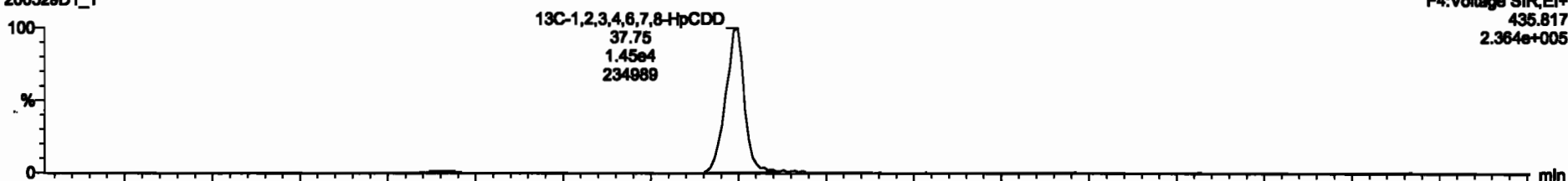


200529D1\_1

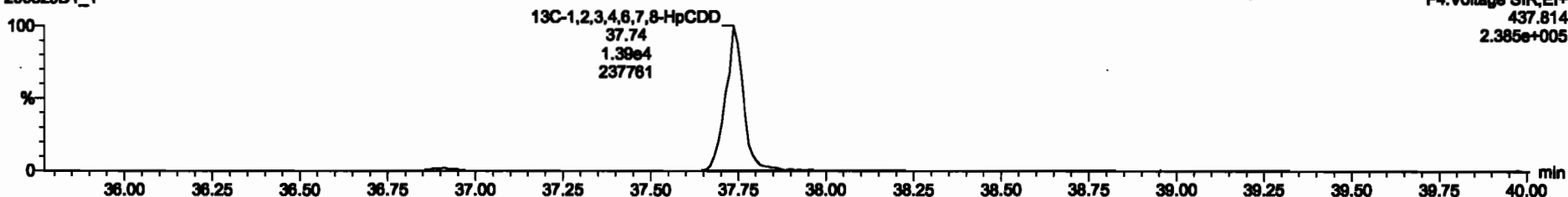


13C-1,2,3,4,6,7,8-HpCDD

200529D1\_1



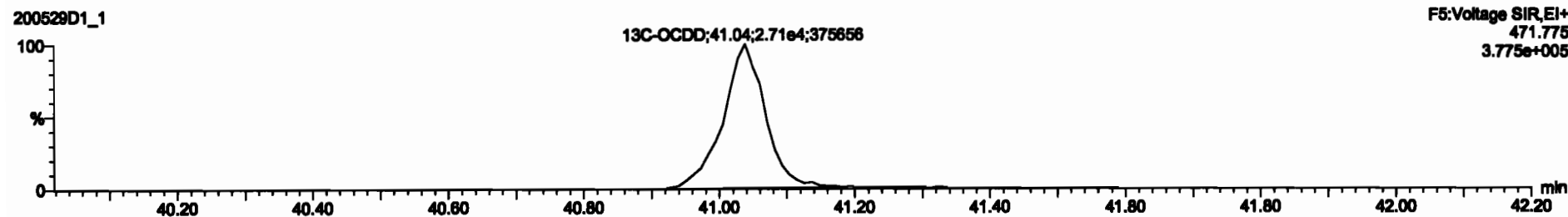
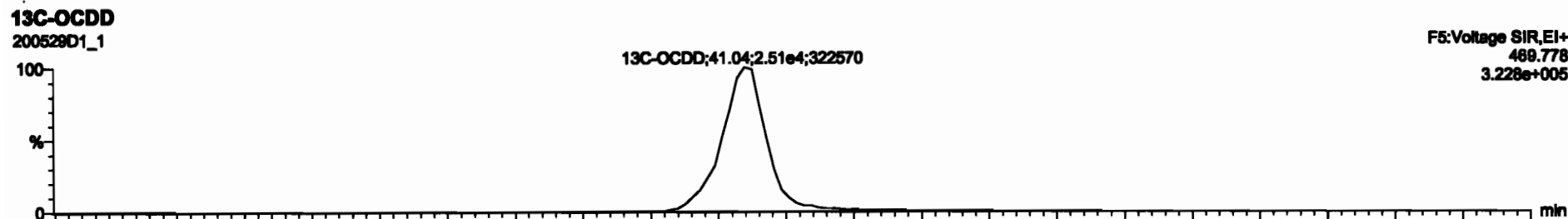
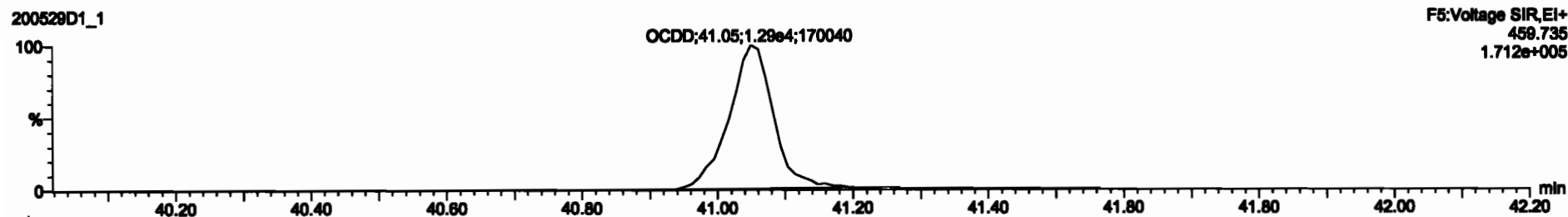
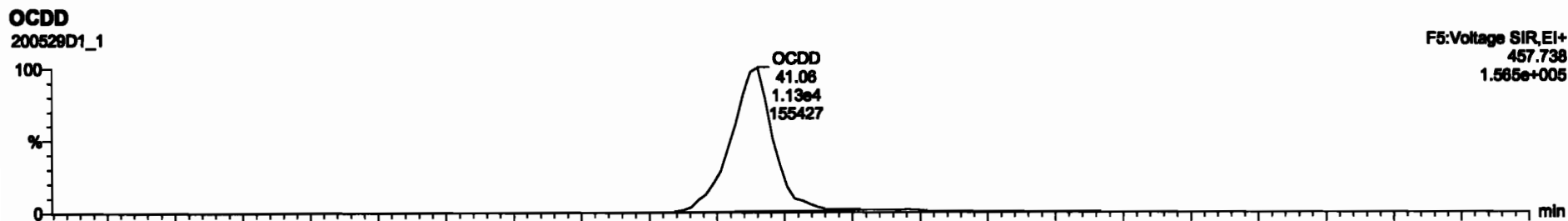
200529D1\_1



Dataset: U:\VG7.PRO\Results\200529D1\200529D1\_1.qld

Last Altered: Friday, May 29, 2020 14:28:45 Pacific Daylight Time  
Printed: Friday, May 29, 2020 14:29:53 Pacific Daylight Time

Name: 200529D1\_1, Date: 29-May-2020, Time: 13:44:04, ID: ST200529D1-1 1613 CS3 19L2305, Description: 1613 CS3 19L2305



Dataset: U:\VG7.PRO\Results\200529D1\200529D1\_1.qld

Last Altered: Friday, May 29, 2020 14:26:45 Pacific Daylight Time  
Printed: Friday, May 29, 2020 14:29:53 Pacific Daylight Time

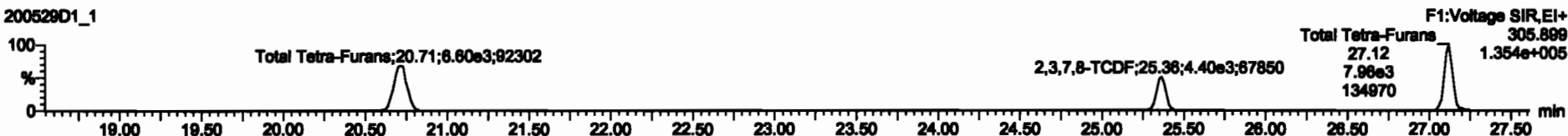
Name: 200529D1\_1, Date: 29-May-2020, Time: 13:44:04, ID: ST200529D1-1 1613 CS3 19L2305, Description: 1613 CS3 19L2305

**2,3,7,8-TCDF**

200529D1\_1

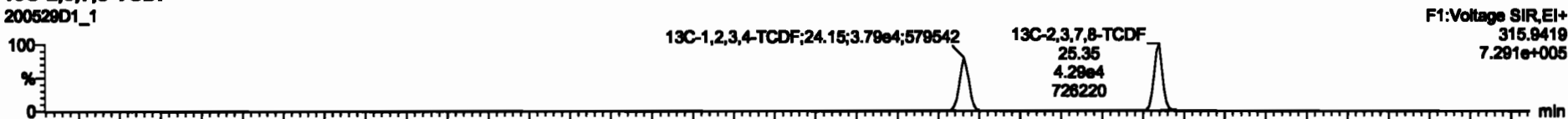


200529D1\_1

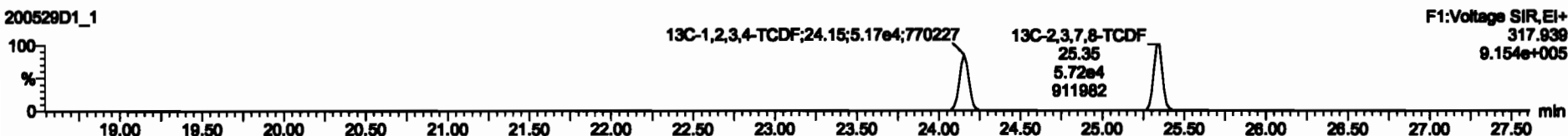


**13C-2,3,7,8-TCDF**

200529D1\_1

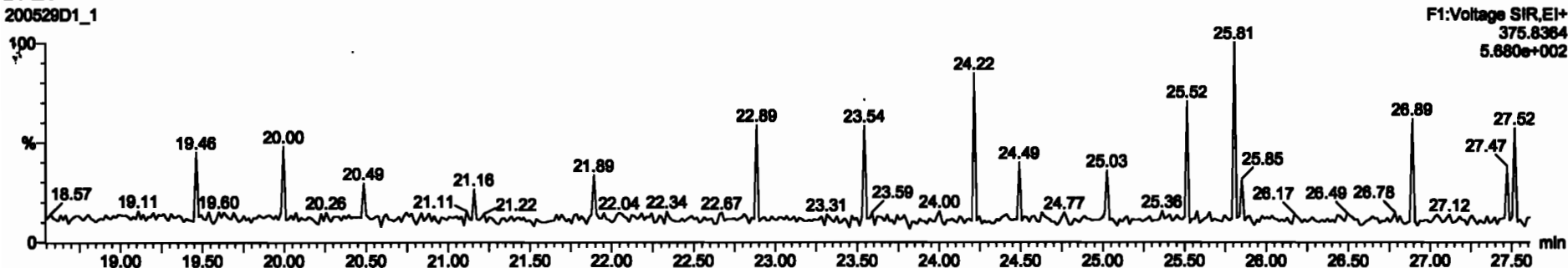


200529D1\_1



**DPE1**

200529D1\_1



Dataset: U:\VG7.PRO\Results\200529D1\200529D1\_1.qld

Last Altered: Friday, May 29, 2020 14:26:45 Pacific Daylight Time  
Printed: Friday, May 29, 2020 14:29:53 Pacific Daylight Time

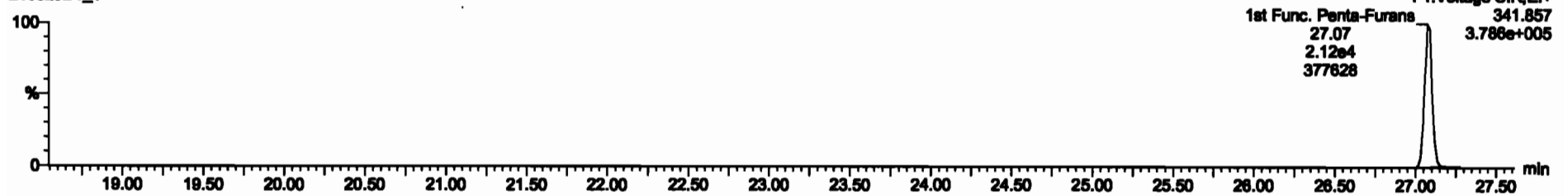
Name: 200529D1\_1, Date: 29-May-2020, Time: 13:44:04, ID: ST200529D1-1 1613 CS3 19L2305, Description: 1613 CS3 19L2305

1st Func. Penta-Furans

200529D1\_1

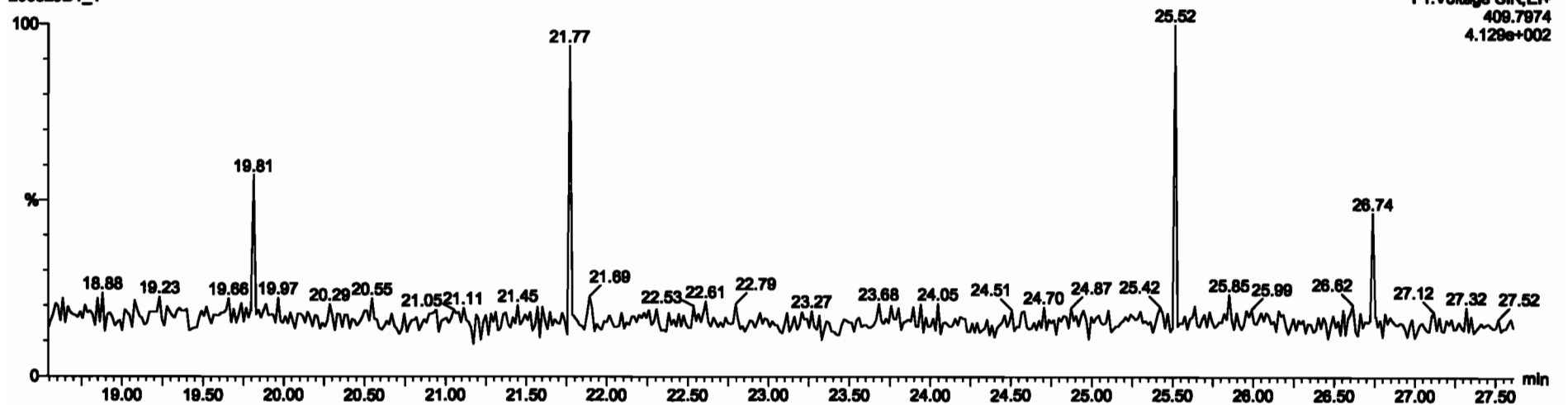


200529D1\_1



DPE6

200529D1\_1




Dataset: U:\VG7.PRO\Results\200529D1\200529D1\_1.qld

Last Altered: Friday, May 29, 2020 14:26:45 Pacific Daylight Time  
Printed: Friday, May 29, 2020 14:29:53 Pacific Daylight Time

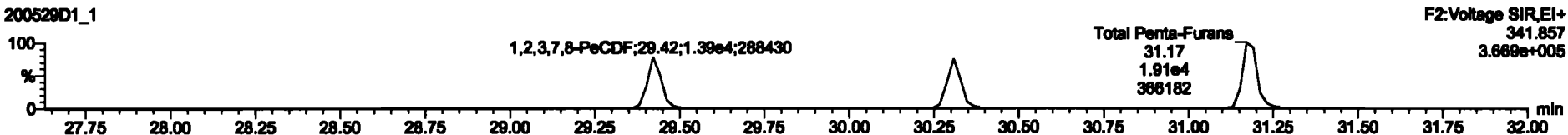
Name: 200529D1\_1, Date: 29-May-2020, Time: 13:44:04, ID: ST200529D1-1 1613 CS3 19L2305, Description: 1613 CS3 19L2305

**1,2,3,7,8-PeCDF**

200529D1\_1




200529D1\_1

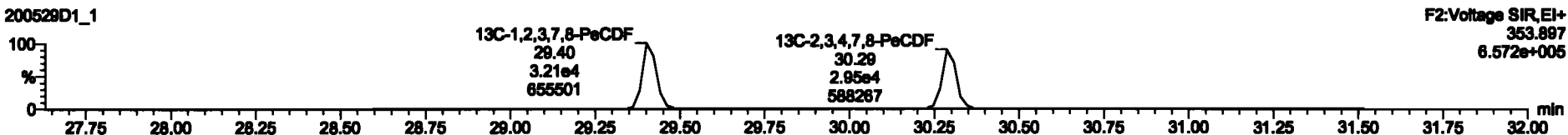


**13C-1,2,3,7,8-PeCDF**

200529D1\_1

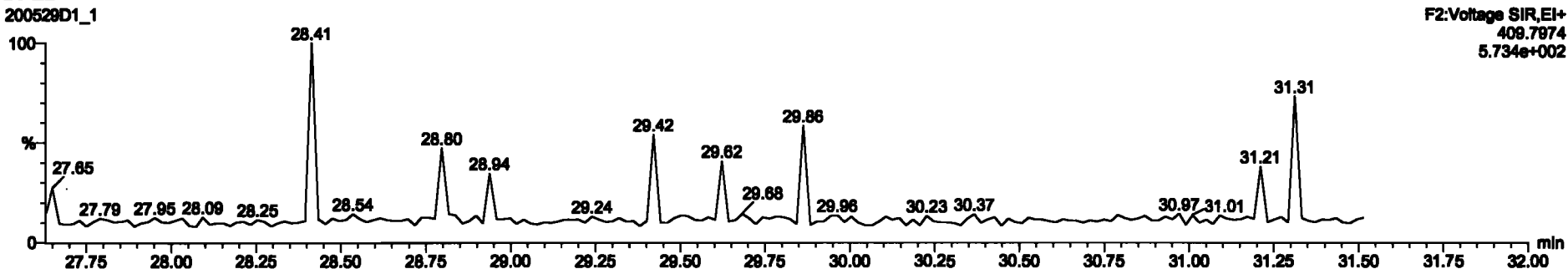


200529D1\_1






**DPE2**

200529D1\_1





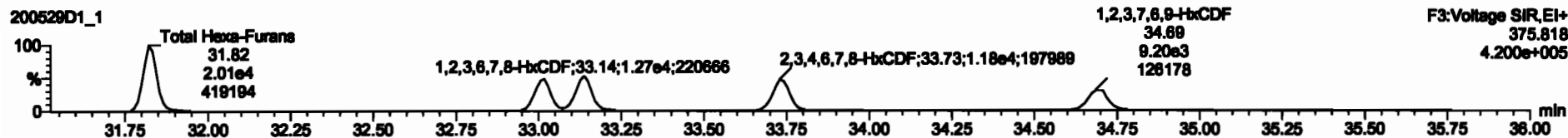
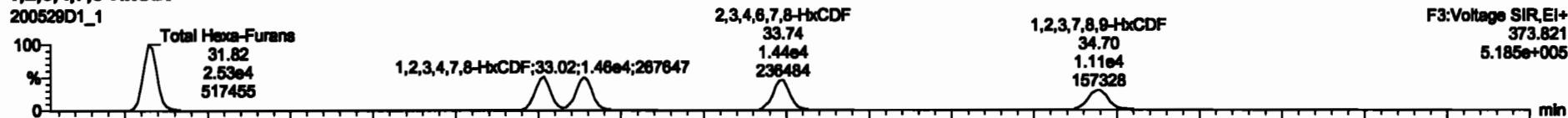


Dataset: U:\VG7.PRO\Results\200529D1\200529D1\_1.qld

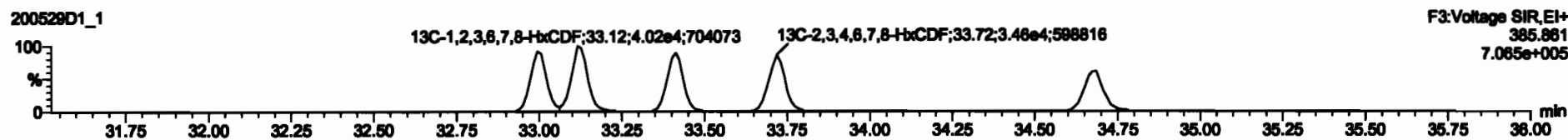
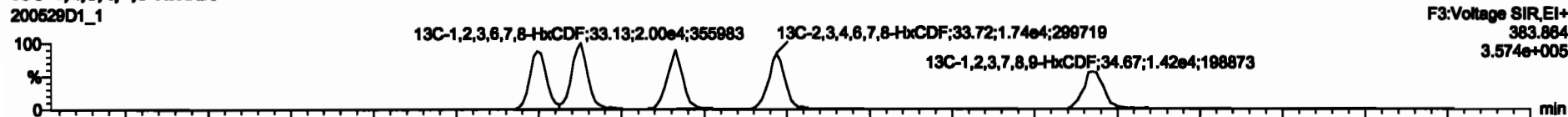
Last Altered: Friday, May 29, 2020 14:26:45 Pacific Daylight Time  
Printed: Friday, May 29, 2020 14:29:53 Pacific Daylight Time

Name: 200529D1\_1, Date: 29-May-2020, Time: 13:44:04, ID: ST200529D1-1 1613 CS3 19L2305, Description: 1613 CS3 19L2305

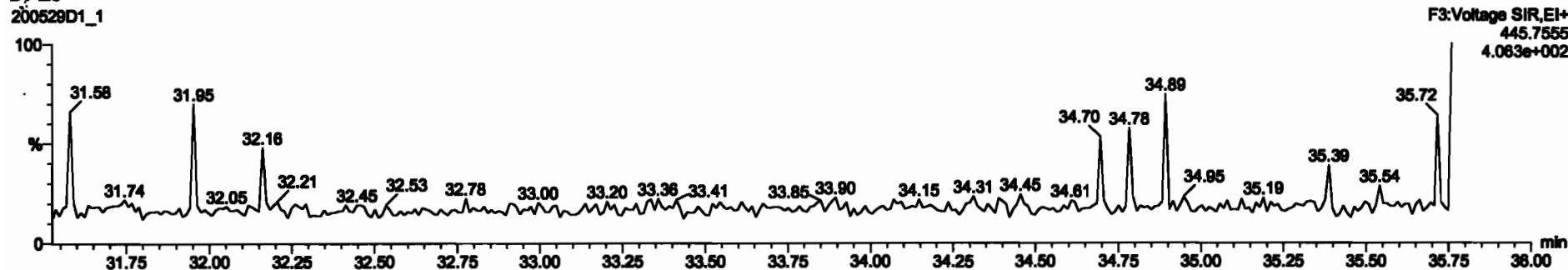
1,2,3,4,7,8-HxCDF

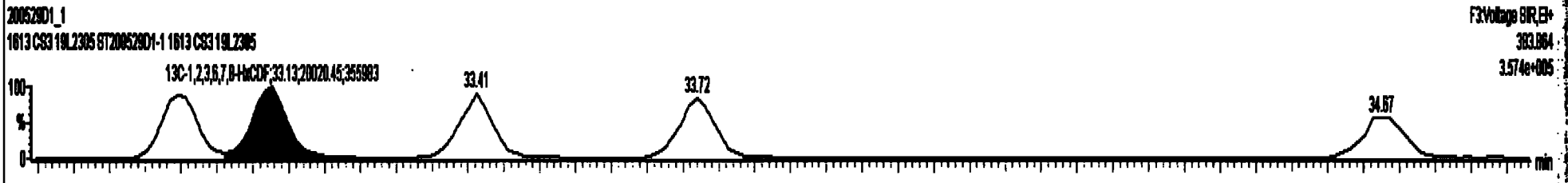
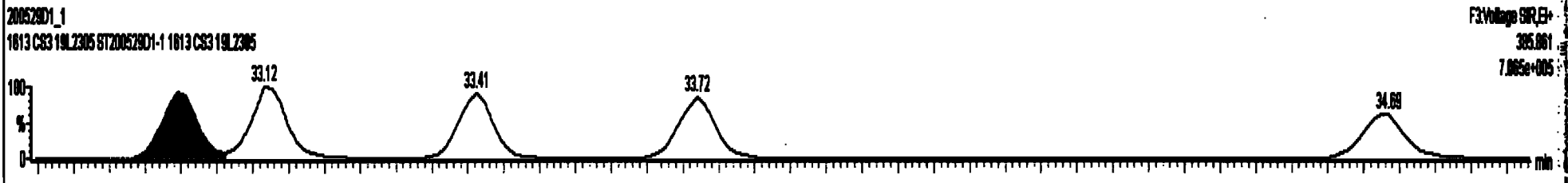
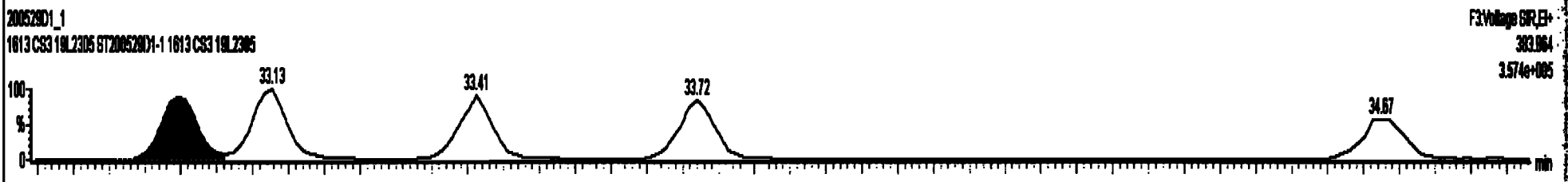
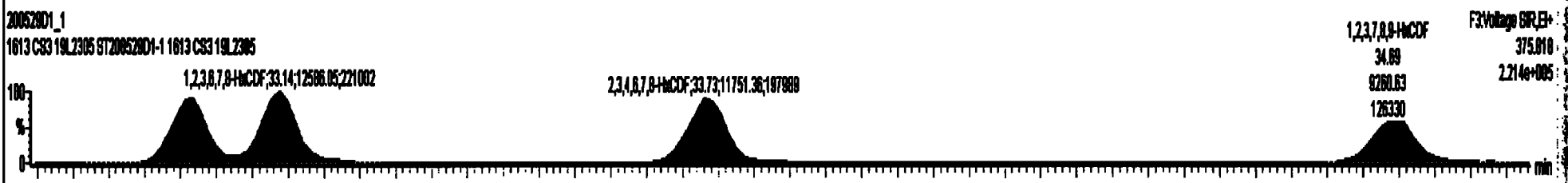
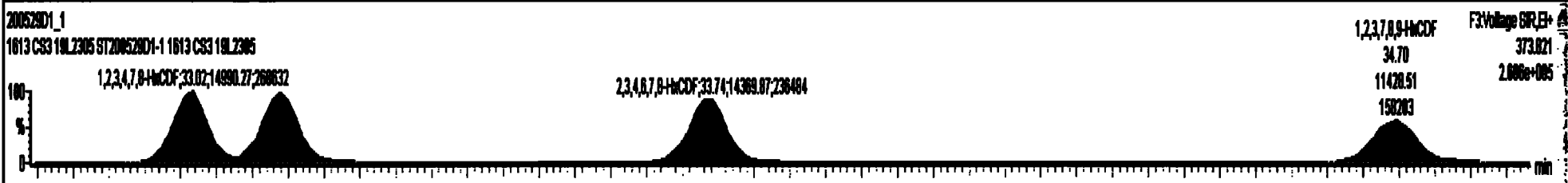
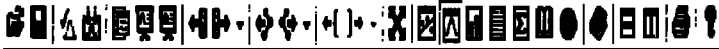


13C-1,2,3,4,7,8-HxCDF



DPE3






Dataset: U:\VG7.PRO\Results\200529D1\200529D1\_1.qld

Last Altered: Friday, May 29, 2020 14:26:45 Pacific Daylight Time  
Printed: Friday, May 29, 2020 14:29:53 Pacific Daylight Time


Name: 200529D1\_1, Date: 29-May-2020, Time: 13:44:04, ID: ST200529D1-1 1613 CS3 19L2305, Description: 1613 CS3 19L2305

1,2,3,4,6,7,8-HpCDF

200529D1\_1




200529D1\_1




13C-1,2,3,4,6,7,8-HpCDF

200529D1\_1

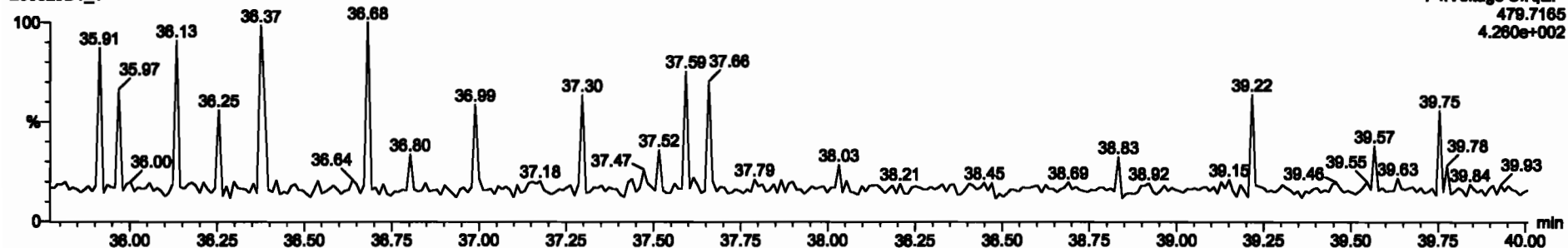






200529D1\_1



DPE4

200529D1\_1

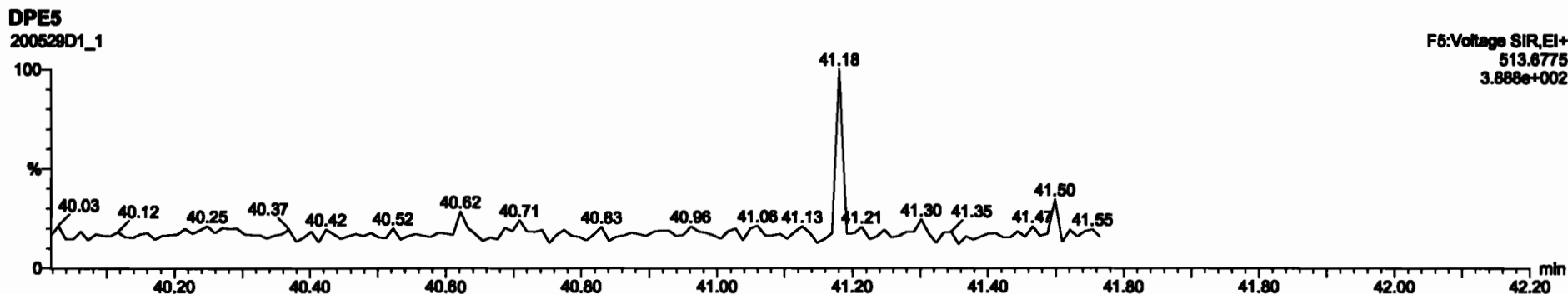
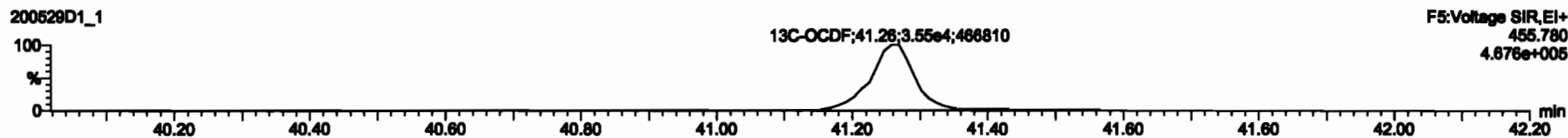
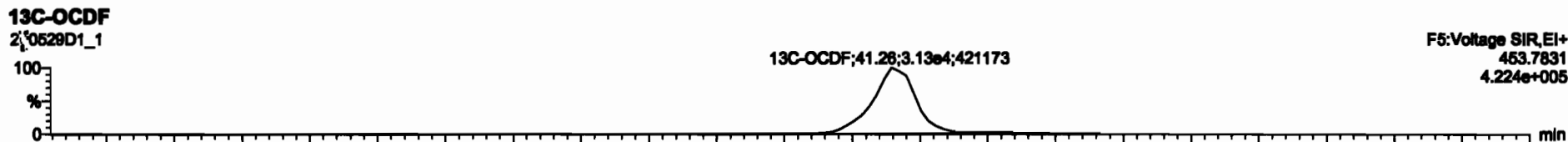
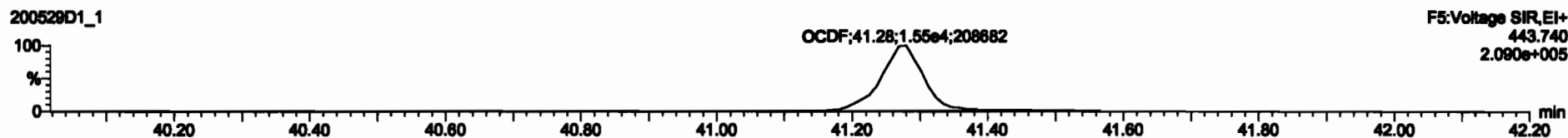
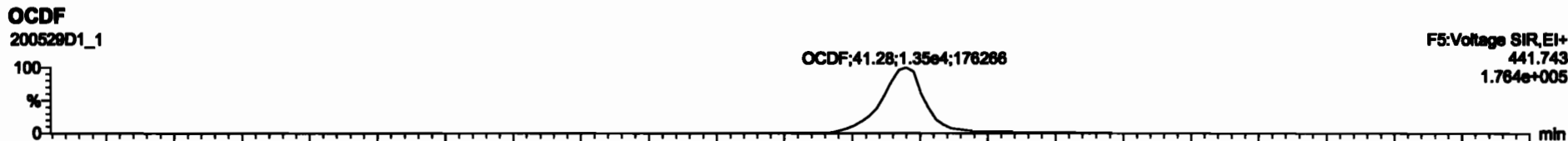




Dataset: U:\VG7.PRO\Results\200529D1\200529D1\_1.qld

Last Altered: Friday, May 29, 2020 14:26:45 Pacific Daylight Time  
Printed: Friday, May 29, 2020 14:29:53 Pacific Daylight Time

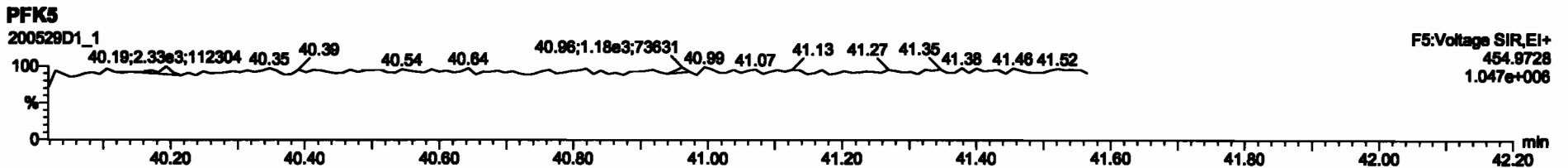
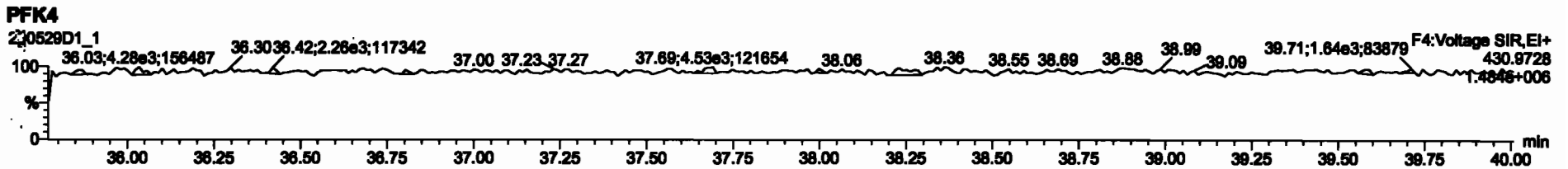
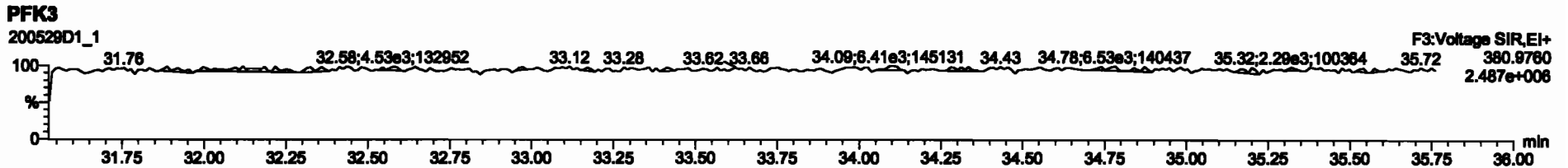
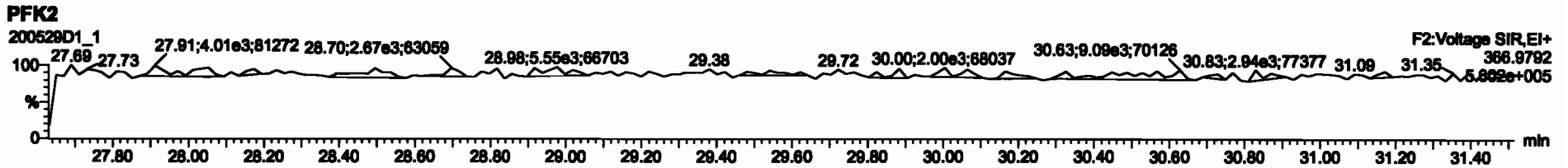
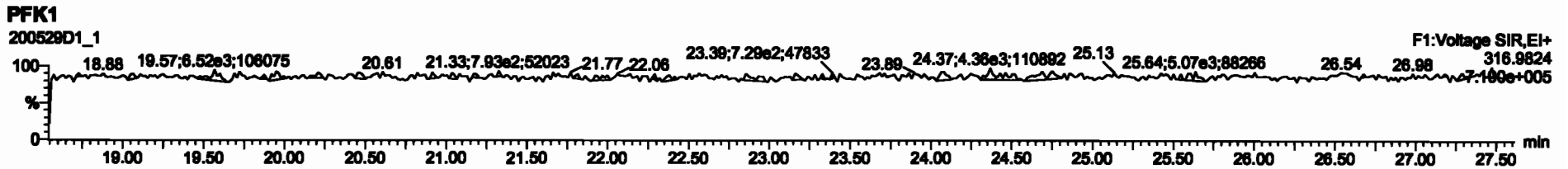
Name: 200529D1\_1, Date: 29-May-2020, Time: 13:44:04, ID: ST200529D1-1 1613 CS3 19L2305, Description: 1613 CS3 19L2305



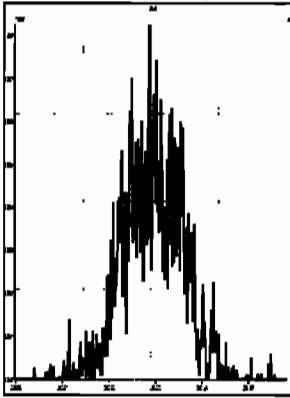
Dataset: U:\VG7.PRO\Results\200529D1\200529D1\_1.qld

Last Altered: Friday, May 29, 2020 14:26:45 Pacific Daylight Time  
Printed: Friday, May 29, 2020 14:29:53 Pacific Daylight Time

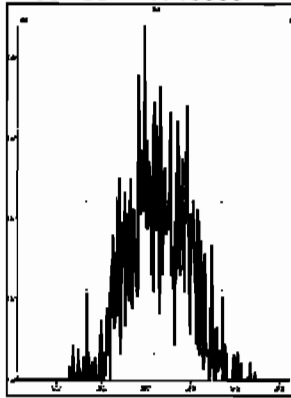
Name: 200529D1\_1, Date: 29-May-2020, Time: 13:44:04, ID: ST200529D1-1 1613 CS3 19L2305, Description: 1613 CS3 19L2305



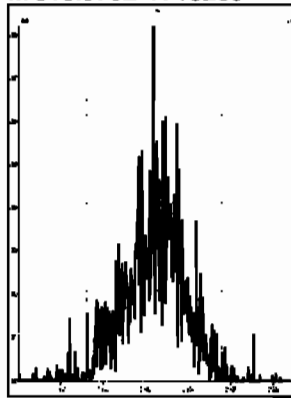
M 292.9824 R 12627



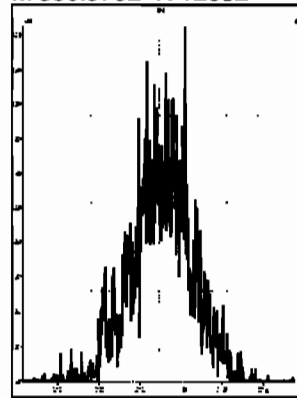
M 304.9824 R 13888



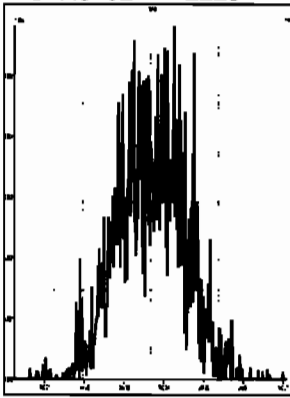
M 318.9792 R 13269



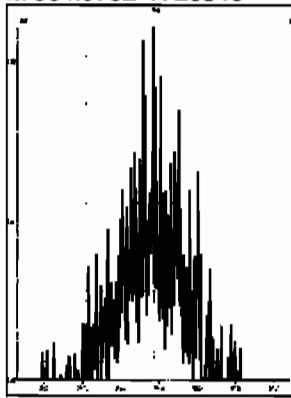
M 330.9792 R 12052



M 342.9792 R 12225



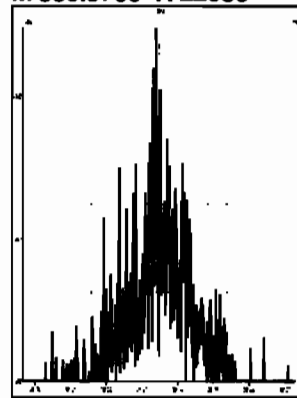
M 354.9792 R 20346



M 366.9792 R 146530



M 380.9760 R 22056




M 392.9760 R 1041625



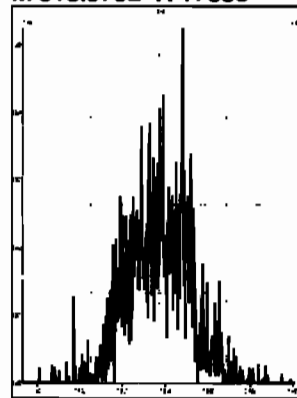
M 404.9760 R 500001



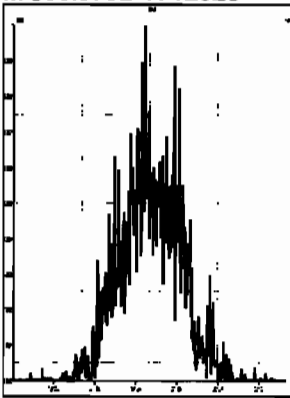
M 416.9760 R 1041659



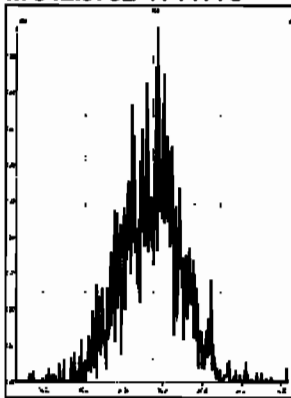
M 318.9792 R 17838



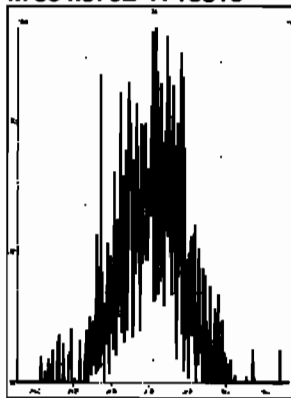
M 330.9792 R 12928



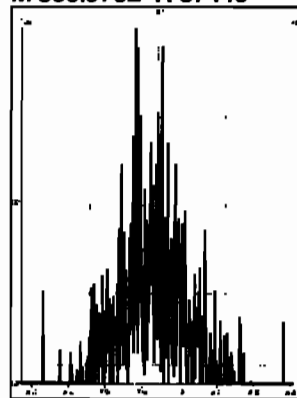
M 342.9792 R 11775



M 354.9792 R 18315



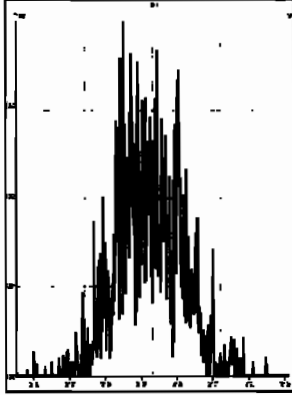
M 366.9792 R 57449



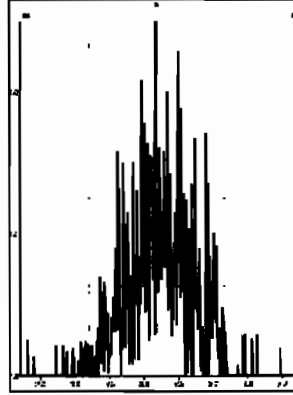


Printed: Saturday, May 30, 2020 01:09:04 Pacific Daylight Time

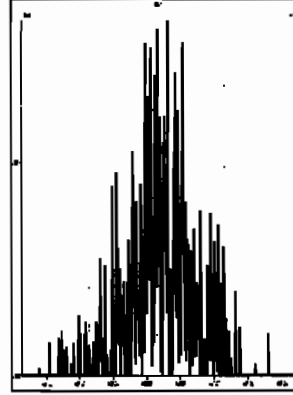
M 380.9760 R 13219



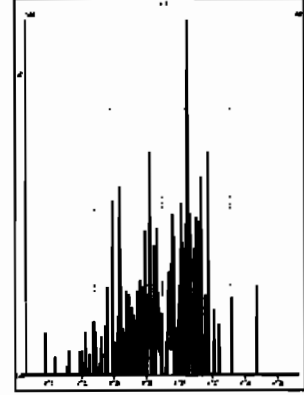
M 392.9760 R 21014



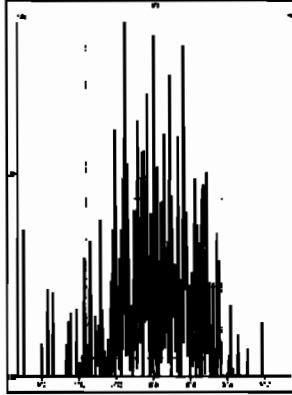
M 404.9760 R 34497



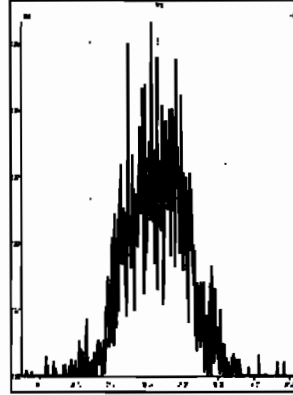
M 416.9760 R 1250010



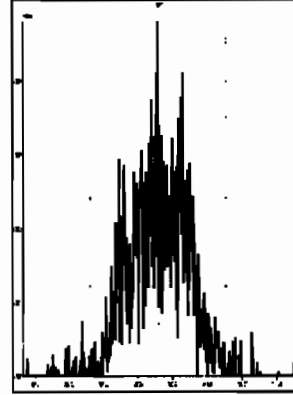
M 366.9792 R 215773



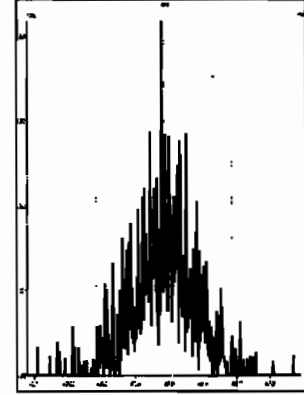
M 380.9760 R 12671



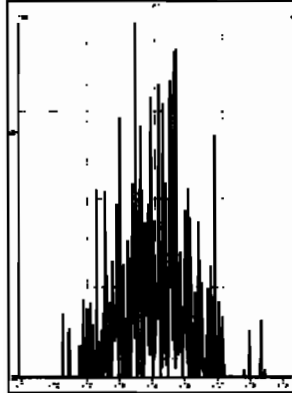
M 392.9760 R 14452



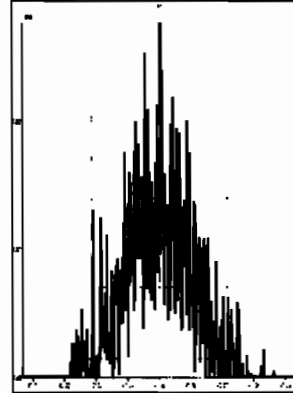
M 404.9760 R 15586



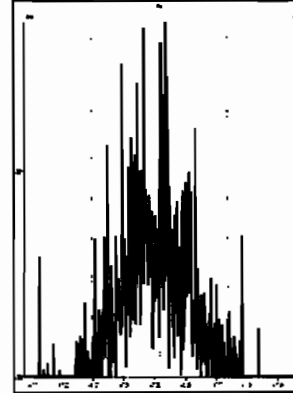
M 416.9760 R 179486



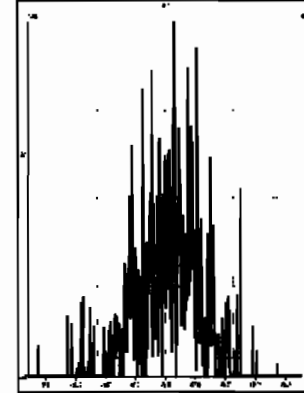
M 430.9728 R 18978



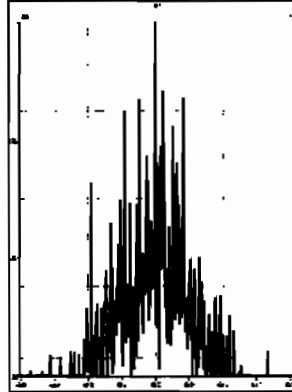
M 442.9728 R 21468



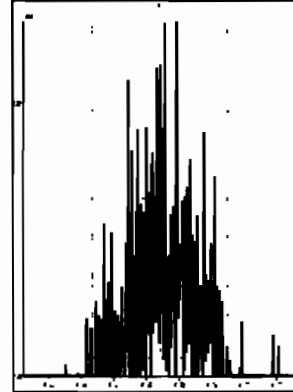
M 454.9728 R 64705



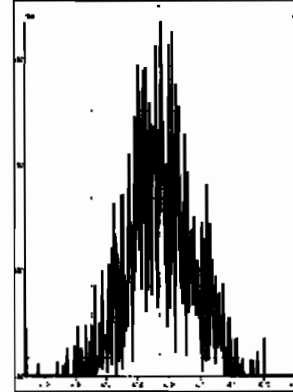
M 404.9760 R 34124



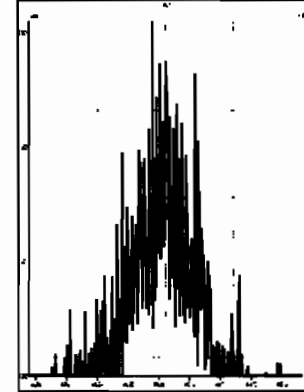
M 416.9760 R 59912



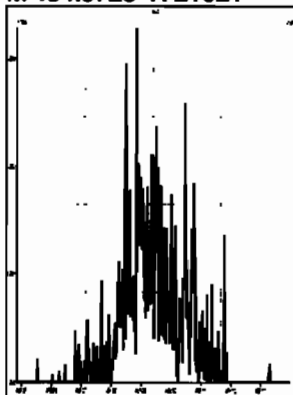
M 430.9728 R 16414



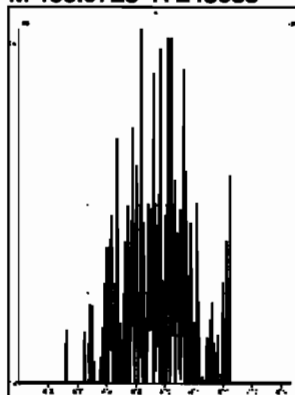
M 442.9728 R 15829



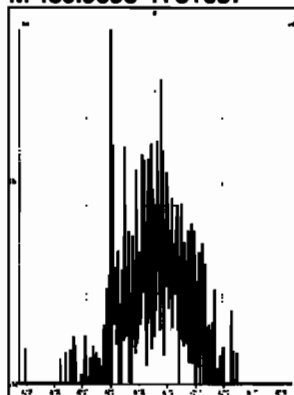
M 454.9728 R 21021



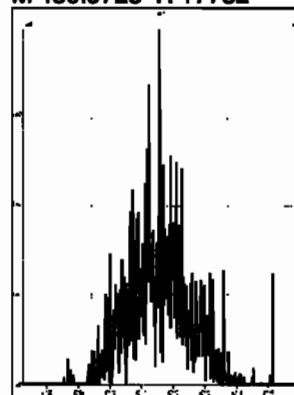
M 466.9728 R 243055



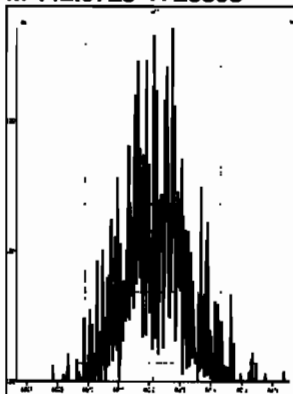
M 480.9696 R 31657



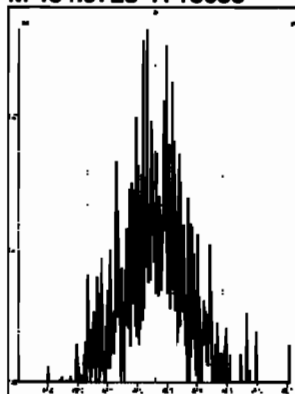
M 430.9728 R 17752



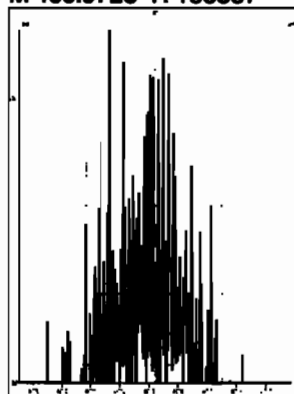
M 442.9728 R 26895



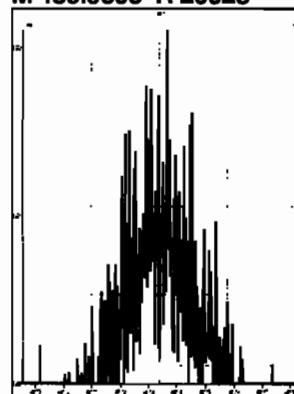
M 454.9728 R 18633



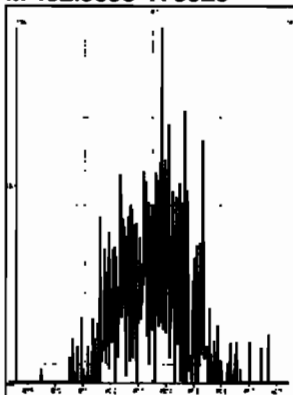
M 466.9728 R 138887



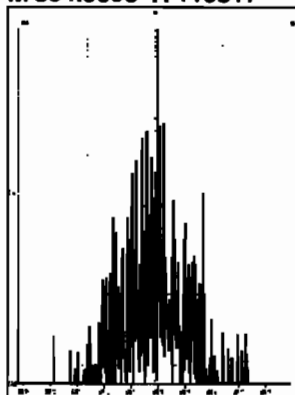
M 480.9696 R 20923



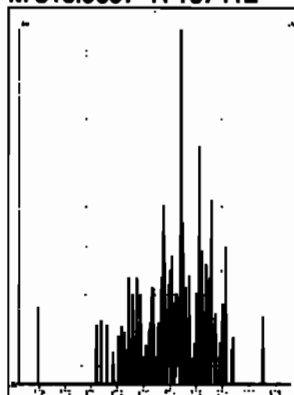
M 492.9696 R 9920



M 504.9696 R 119317



M 516.9697 R 167412



# HRMS CALIBRATION STANDARDS REVIEW CHECKLIST

**Beg. Calibration ID:** ST20060702-1

**Reviewed By:** CT 06/09/2020  
*Initials & Date*

**End Calibration ID:** NA

	<u>Beg.</u>	<u>End</u>		<u>Beg.</u>	<u>End</u>
<b>Ion abundance within QC limits?</b>	<input checked="" type="checkbox"/>	<input type="checkbox"/> NA	<b>Mass resolution <math>\geq</math></b>	<input checked="" type="checkbox"/>	<input checked="" type="checkbox"/>
<b>Concentrations within criteria?</b>	<input checked="" type="checkbox"/>	<input type="checkbox"/>	<input type="checkbox"/> 5k <input type="checkbox"/> 6-8K <input type="checkbox"/> 8K <input checked="" type="checkbox"/> 10K 1614    1699    429    1613/1668/8280		
<b>TCDD/TCDF Valleys &lt;25%</b>	<input checked="" type="checkbox"/>	<input type="checkbox"/>	<b>Intergrated peaks display correctly?</b>	<input checked="" type="checkbox"/>	<input type="checkbox"/> NA
<b>First and last eluters present?</b>	<input checked="" type="checkbox"/>	<input type="checkbox"/>	<b>GC Break &lt;20%</b>	<input type="checkbox"/> NA	
<b>Retention Times within criteria?</b>	<input checked="" type="checkbox"/>	<input type="checkbox"/>	<b><u>8280 CS1 End Standard:</u></b>		
<b>Verification Std. named correctly?</b> (ST-Year-Month-Day-VG ID)	<input checked="" type="checkbox"/>	<input type="checkbox"/>	<b>- Ratios within limits, S/N &lt;2.5:1, CS1 within 12 hours</b>	<input type="checkbox"/> NA	
<b>Forms signed and dated?</b>	<input checked="" type="checkbox"/>	<input type="checkbox"/>	<b>Comments:</b>		
<b>Correct ICAL referenced?</b>	<u>GPB</u>	<input type="checkbox"/>			
<b><u>Run Log:</u></b>					
<b>- Correct instrument listed?</b>	<input checked="" type="checkbox"/>	<input type="checkbox"/> ↓			
<b>- Samples within 12 hour clock?</b>	<input checked="" type="checkbox"/> (Y)	N			
<b>- Bottle position verified?</b>	<u>GPB</u>				

Dataset: U:\VG12.PRO\Results\200607R2\200607R2-2.qld

Last Altered: Monday, June 08, 2020 07:31:12 Pacific Daylight Time  
Printed: Monday, June 08, 2020 07:31:32 Pacific Daylight Time

*GRB 06/08/2020*

*C7 06/08/2020*

Method: U:\VG12.PRO\MethDB\1613rrt-06-01-20.mdb 01 Jun 2020 11:54:45  
Calibration: U:\VG12.PRO\CurveDB\db5\_1613vg12-5-28-20.cdb 28 May 2020 16:52:08

Name: 200607R2\_2, Date: 07-Jun-2020, Time: 21:57:33, ID: ST200607R2\_1 1613 CS3 19L2305, Description: 1613 CS3 19L2305

#	Name	Resp	IS Resp	RA	n/y	RRF	Pred.RT	RT	RT Flag	Pred.RRT	RRT	Conc.	%Rec	STD out
1	1 2,3,7,8-TCDD	6.53e4	7.62e5	0.79	NO	0.888	26.49	26.47	NO	1.001	1.001	9.6441	96.4	NO
2	2 1,2,3,7,8-PeCDD	2.33e5	5.44e5	0.60	NO	0.908	31.46	31.45	NO	1.001	1.000	47.168	94.3	NO
3	3 1,2,3,4,7,8-HxCDD	1.84e5	3.61e5	1.23	NO	1.03	34.81	34.83	NO	1.000	1.001	49.282	98.6	NO
4	4 1,2,3,6,7,8-HxCDD	1.97e5	4.73e5	1.24	NO	0.892	34.91	34.93	NO	1.000	1.001	46.672	93.3	NO
5	5 1,2,3,7,8,9-HxCDD	1.75e5	4.19e5	1.23	NO	0.887	35.21	35.21	NO	1.000	1.000	46.996	94.0	NO
6	6 1,2,3,4,6,7,8-HpCDD	1.32e5	3.01e5	1.00	NO	0.864	38.75	38.76	NO	1.000	1.001	50.746	101	NO
7	7 OCDD	2.57e5	5.74e5	0.87	NO	0.914	41.73	41.75	NO	1.000	1.001	98.097	98.1	NO
8	8 2,3,7,8-TCDF	7.17e4	1.00e6	0.75	NO	0.751	25.58	25.59	NO	1.001	1.001	9.5386	95.4	NO
9	9 1,2,3,7,8-PeCDF	3.51e5	8.07e5	1.57	NO	0.893	30.16	30.15	NO	1.001	1.001	48.741	97.5	NO
10	10 2,3,4,7,8-PeCDF	3.49e5	7.85e5	1.54	NO	0.935	31.16	31.15	NO	1.001	1.000	47.556	95.1	NO
11	11 1,2,3,4,7,8-HxCDF	2.08e5	4.75e5	1.21	NO	0.884	33.93	33.94	NO	1.000	1.000	49.565	99.1	NO
12	12 1,2,3,6,7,8-HxCDF	2.45e5	5.53e5	1.21	NO	0.889	34.07	34.07	NO	1.000	1.000	49.834	99.7	NO
13	13 2,3,4,6,7,8-HxCDF	2.25e5	4.84e5	1.21	NO	0.934	34.68	34.66	NO	1.001	1.000	49.795	99.6	NO
14	14 1,2,3,7,8,9-HxCDF	1.70e5	3.95e5	1.22	NO	0.871	35.56	35.57	NO	1.000	1.000	49.509	99.0	NO
15	15 1,2,3,4,6,7,8-HpCDF	1.57e5	3.64e5	1.02	NO	0.873	37.37	37.34	NO	1.001	1.000	49.433	98.9	NO
16	16 1,2,3,4,7,8,9-HpCDF	1.18e5	2.29e5	1.01	NO	1.01	39.30	39.31	NO	1.000	1.000	50.927	102	NO
17	17 OCDF	2.64e5	6.86e5	0.87	NO	0.806	41.92	41.93	NO	1.000	1.000	95.626	95.6	NO
18	18 13C-2,3,7,8-TCDD	7.62e5	6.51e5	0.78	NO	1.16	26.48	26.45	NO	1.026	1.026	101.27	101	NO
19	19 13C-1,2,3,7,8-PeCDD	5.44e5	6.51e5	0.63	NO	0.849	31.66	31.44	NO	1.227	1.219	98.489	98.5	NO
20	20 13C-1,2,3,4,7,8-HxCDD	3.61e5	4.82e5	1.28	NO	0.779	34.82	34.80	NO	1.014	1.014	96.189	96.2	NO
21	21 13C-1,2,3,6,7,8-HxCDD	4.73e5	4.82e5	1.26	NO	1.02	34.93	34.91	NO	1.017	1.017	96.504	96.5	NO
22	22 13C-1,2,3,7,8,9-HxCDD	4.19e5	4.82e5	1.26	NO	0.903	35.20	35.20	NO	1.025	1.025	96.174	96.2	NO
23	23 13C-1,2,3,4,6,7,8-HpCDD	3.01e5	4.82e5	1.07	NO	0.689	38.73	38.73	NO	1.128	1.128	90.583	90.6	NO
24	24 13C-OCDD	5.74e5	4.82e5	0.90	NO	0.652	41.75	41.73	NO	1.216	1.215	182.41	91.2	NO
25	25 13C-2,3,7,8-TCDF	1.00e6	9.27e5	0.77	NO	1.06	25.52	25.56	NO	0.989	0.991	101.97	102	NO
26	26 13C-1,2,3,7,8-PeCDF	8.07e5	9.27e5	1.59	NO	0.838	30.04	30.14	NO	1.165	1.168	103.81	104	NO
27	27 13C-2,3,4,7,8-PeCDF	7.85e5	9.27e5	1.52	NO	0.817	30.99	31.13	NO	1.202	1.207	103.71	104	NO
28	28 13C-1,2,3,4,7,8-HxCDF	4.75e5	4.82e5	0.51	NO	1.01	33.95	33.93	NO	0.989	0.988	97.708	97.7	NO
29	29 13C-1,2,3,6,7,8-HxCDF	5.53e5	4.82e5	0.51	NO	1.17	34.07	34.06	NO	0.992	0.992	98.265	98.3	NO
30	30 13C-2,3,4,6,7,8-HxCDF	4.84e5	4.82e5	0.50	NO	1.02	34.65	34.64	NO	1.009	1.009	98.288	98.3	NO
31	31 13C-1,2,3,7,8,9-HxCDF	3.95e5	4.82e5	0.52	NO	0.860	35.55	35.56	NO	1.035	1.036	95.289	95.3	NO

Dataset: U:\VG12.PRO\Results\200607R2\200607R2-2.qld

Last Altered: Monday, June 08, 2020 07:31:12 Pacific Daylight Time  
Printed: Monday, June 08, 2020 07:31:32 Pacific Daylight Time

Name: 200607R2\_2, Date: 07-Jun-2020, Time: 21:57:33, ID: ST200607R2\_1 1613 CS3 19L2305, Description: 1613 CS3 19L2305

#	Name	Resp	IS Resp	RA	n/y	RRF	Pred.RT	RT	RT Flag	Pred.RRT	RRT	Conc.	%Rec	STD out
32	32 13C-1,2,3,4,6,7,8-HpCDF	3.64e5	4.82e5	0.42	NO	0.774	37.30	37.33	NO	1.086	1.087	97.435	97.4	NO
33	33 13C-1,2,3,4,7,8,9-HpCDF	2.29e5	4.82e5	0.42	NO	0.521	39.32	39.30	NO	1.145	1.145	91.285	91.3	NO
34	34 13C-OCDF	6.86e5	4.82e5	0.86	NO	0.746	41.92	41.92	NO	1.221	1.221	190.61	95.3	NO
35	35 37Cl-2,3,7,8-TCDD	6.88e4	6.51e5			1.04	26.51	26.47	NO	1.028	1.026	10.202	102	NO
36	36 13C-1,2,3,4-TCDD	6.51e5	6.51e5	0.78	NO	1.00	25.89	25.80	NO	1.000	1.000	100.00	100	NO
37	37 13C-1,2,3,4-TCDF	9.27e5	9.27e5	0.78	NO	1.00	24.36	24.10	NO	1.000	1.000	100.00	100	NO
38	38 13C-1,2,3,4,6,9-HxCDF	4.82e5	4.82e5	0.52	NO	1.00	34.42	34.34	NO	1.000	1.000	100.00	100	YES <del>OK</del>

Dataset: Untitled

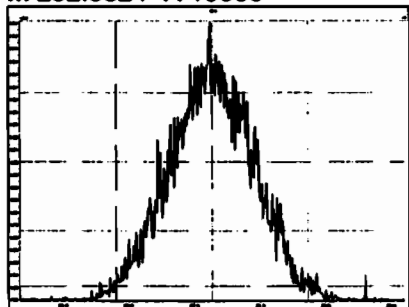
Last Altered: Monday, June 08, 2020 10:28:46 Pacific Daylight Time  
Printed: Monday, June 08, 2020 10:28:49 Pacific Daylight Time

Method: U:\VG12.PRO\MethDB\1613rrt-06-01-20.mdb 01 Jun 2020 11:54:45  
Calibration: U:\VG12.PRO\CurveDB\db5\_1613vg12-5-28-20.cdb 28 May 2020 16:52:08

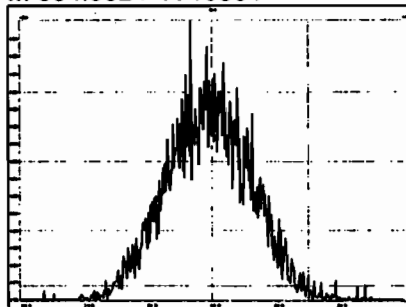
Compound name: 2,3,7,8-TCDD

	Name	ID	Acq.Date	Acq.Time
1	200607R2_1	SOLVENT BLANK	07-Jun-20	21:11:19
2	200607R2_2	ST200607R2_1 1613 CS3 19L2305	07-Jun-20	21:57:33
3	200607R2_3	SOLVENT BLANK	07-Jun-20	22:43:48
4	200607R2_4	2001007-05 PDI-058SC-B-02-05-200505 16.21	07-Jun-20	23:30:02
5	200607R2_5	2001007-06 PDI-058SC-B-05-07-200505 17.03	08-Jun-20	00:16:16
6	200607R2_6	B0E0118-DUP1 Duplicate 13.46	08-Jun-20	01:02:31
7	200607R2_7	2001009-01 PDI-070SC-A-06-07-200505 13.4	08-Jun-20	01:48:45
8	200607R2_8	2001009-02 PDI-070SC-A-07-8.4-200505 14.11	08-Jun-20	02:35:01
9	200607R2_9	2001009-03 PDI-070SC-B-00-02-200505 15.54	08-Jun-20	03:21:16
10	200607R2_10	2001009-04 PDI-070SC-B-02-05-200505 18.29	08-Jun-20	04:07:29
11	200607R2_11	2001009-05 PDI-070SC-B-05-07-200505 13.85	08-Jun-20	04:53:44
12	200607R2_12	2001009-06 PDI-078SC-A-08-09-200505 16.31	08-Jun-20	05:39:58
13	200607R2_13	2001009-07 PDI-078SC-A-09-09.6-200505 15....	08-Jun-20	06:26:11
14	200607R2_14	2001009-08 PDI-1078SC-A-08-09-200505 16.2	08-Jun-20	07:12:28
15	200607R2_15	2001009-09 PDI-078SC-B-00-02-200505 14.82	08-Jun-20	07:58:44
16	200607R2_16	2001009-10 PDI-078SC-B-02-05-200505 17.06	08-Jun-20	08:44:59
17	200607R2_17	2001009-11 PDI-078SC-B-05-07-200505 16.67	08-Jun-20	09:31:14

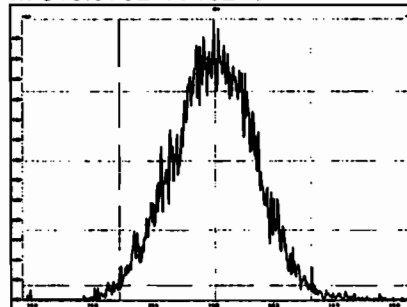
M 292.9824 R 10666



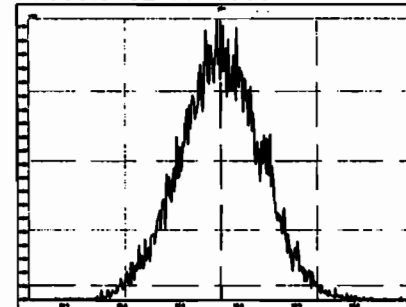
M 304.9824 R 10851



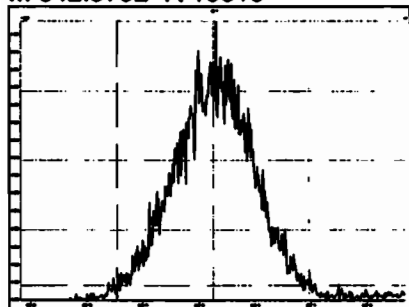
M 318.9792 R 10243



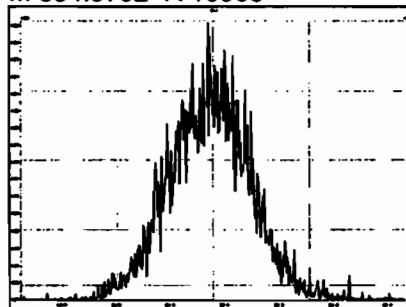
M 330.9792 R 10063



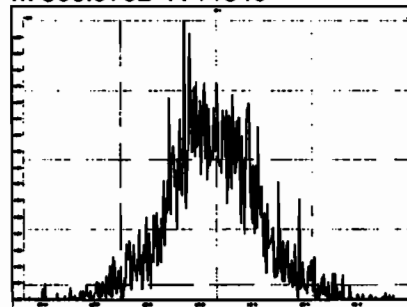
M 342.9792 R 10615



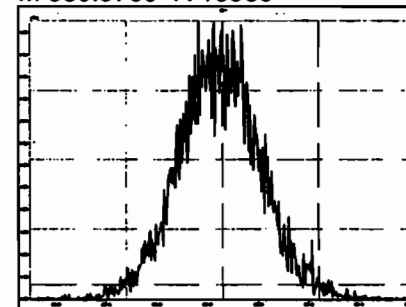
M 354.9792 R 10968



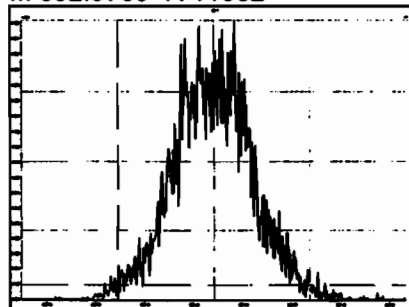
M 366.9792 R 11540



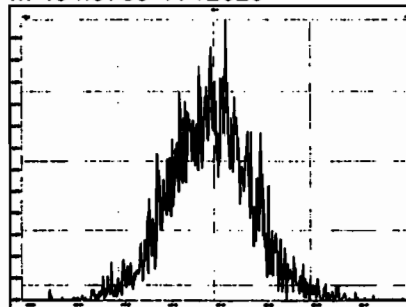
M 380.9760 R 10930



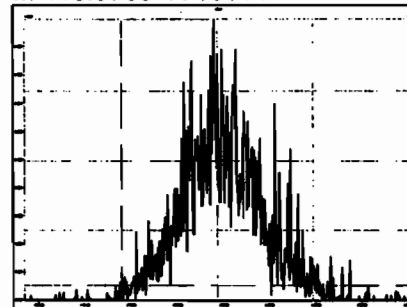
M 392.9760 R 11062



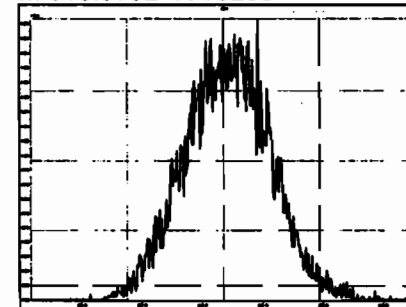
M 404.9760 R 12629



M 416.9760 R 16114

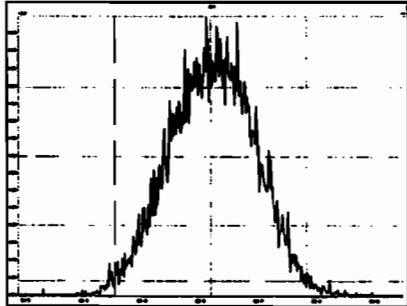


M 318.9792 R 10288

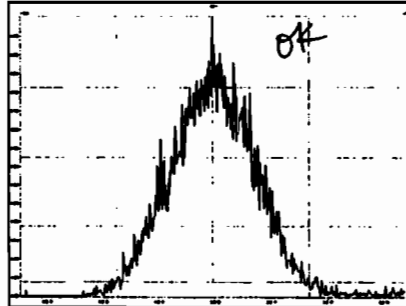


Printed: Sunday, June 07, 2020 21:11:16 Pacific Daylight Time

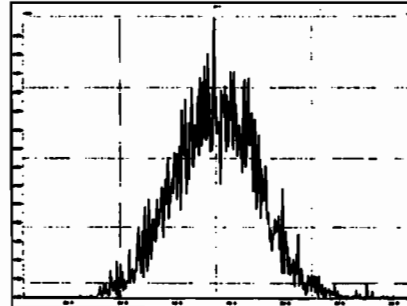
M 330.9792 R 10248



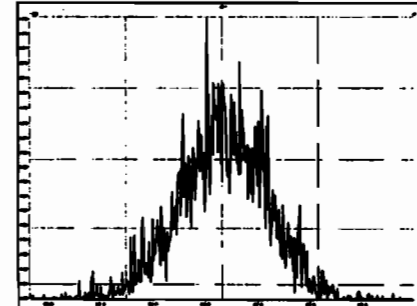
M 342.9792 R 9888



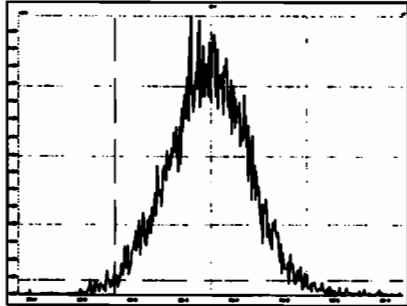
M 354.9792 R 11194



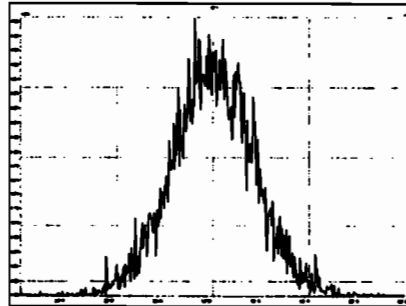
M 366.9792 R 11322



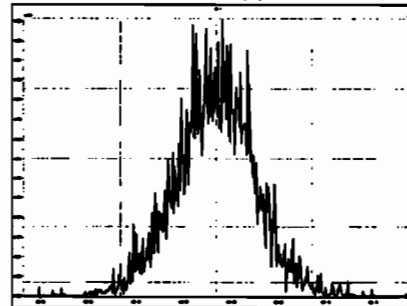
M 380.9760 R 10395



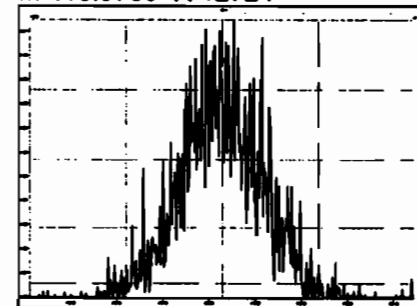
M 392.9760 R 11160



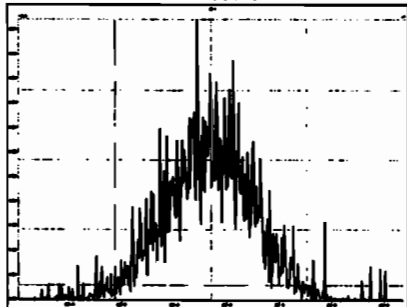
M 404.9760 R 12106



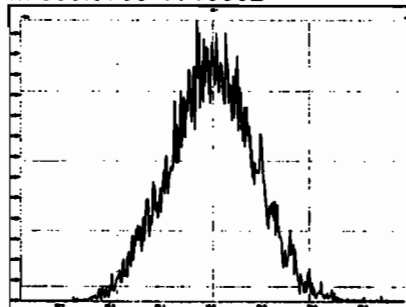
M 416.9760 R 12724



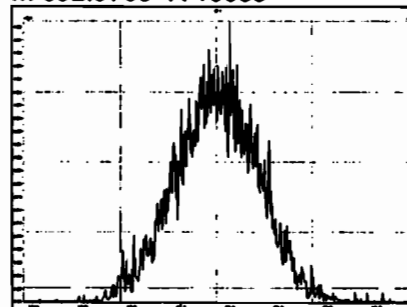
M 366.9792 R 12820



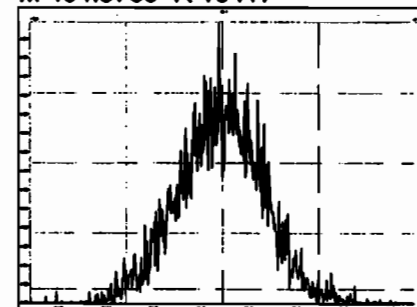
M 380.9760 R 10332



M 392.9760 R 10039



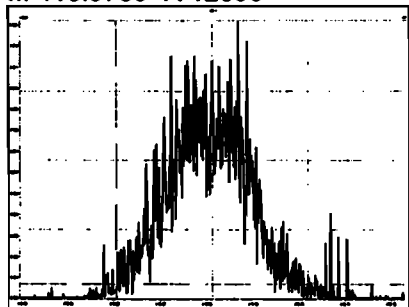
M 404.9760 R 10417



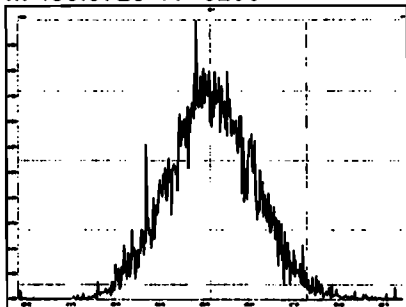


Printed: Sunday, June 07, 2020 21:11:16 Pacific Daylight Time

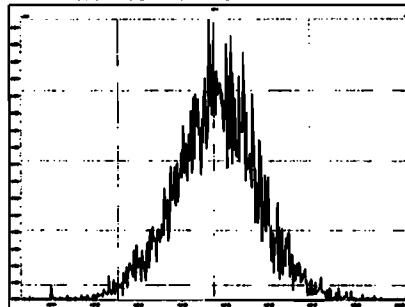
M 416.9760 R 12606



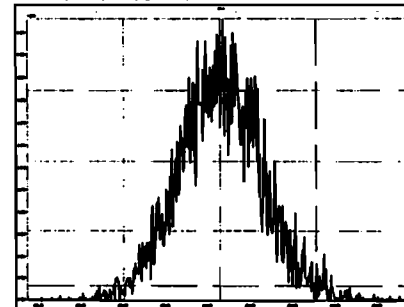
M 430.9728 R 10256



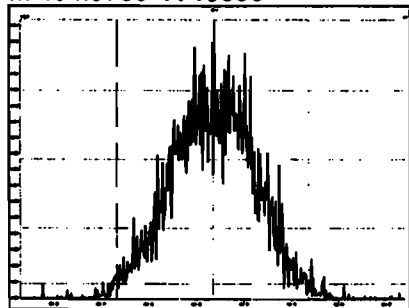
M 442.9728 R 11043



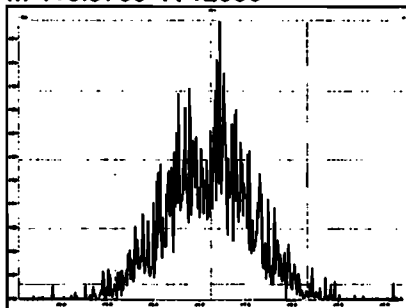
M 454.9728 R 11709



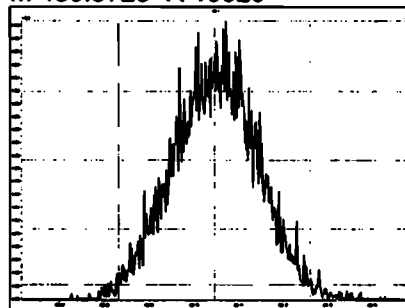
M 404.9760 R 10506



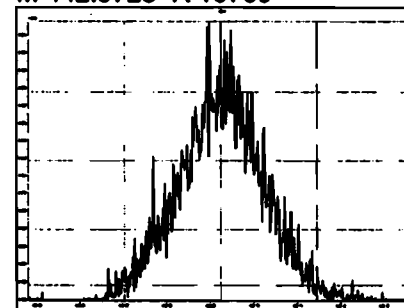
M 416.9760 R 12056



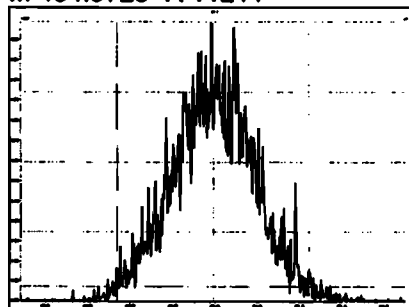
M 430.9728 R 10020



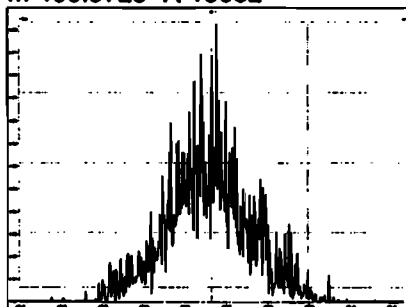
M 442.9728 R 10760



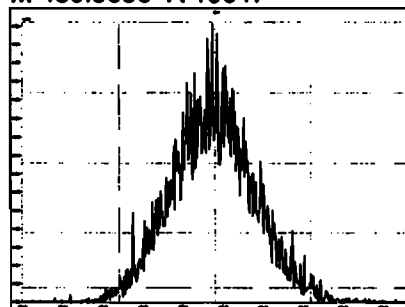
M 454.9728 R 11211



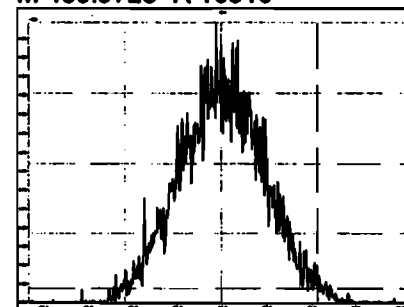
M 466.9728 R 13652



M 480.9696 R 10647

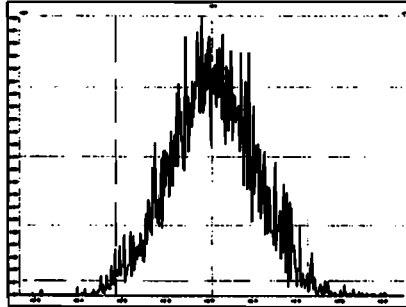


M 430.9728 R 10510

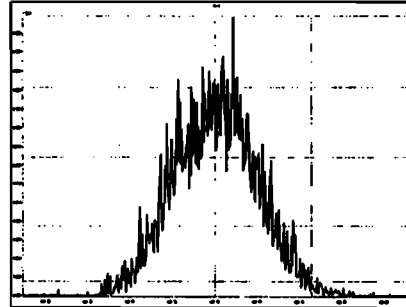


Printed: Sunday, June 07, 2020 21:11:16 Pacific Daylight Time

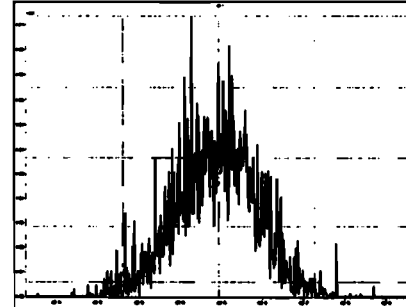
M 442.9728 R 11289



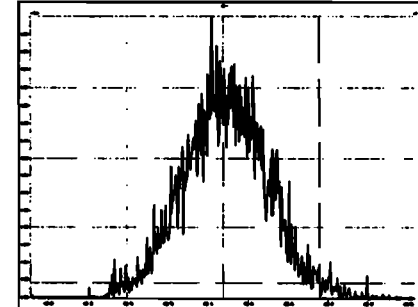
M 454.9728 R 11312



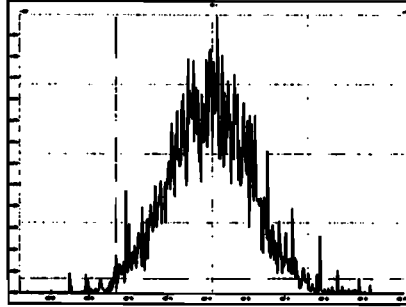
M 466.9728 R 14001



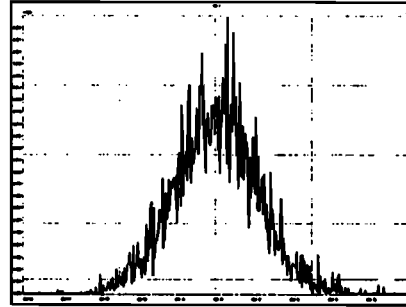
M 480.9696 R 10943



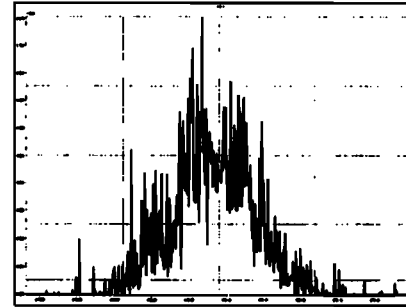
M 492.9696 R 10965



M 504.9696 R 11067



M 516.9697 R 14692



Dataset: Untitled

Last Altered: Monday, June 08, 2020 07:21:23 Pacific Daylight Time

Printed: Monday, June 08, 2020 07:21:49 Pacific Daylight Time

Method: U:\VG12.PROMethDB\CPSM.mdb 26 May 2020 10:39:11

Calibration: U:\VG12.PRO\CurveDB\db5\_1613vg12-5-28-20.cdb 28 May 2020 16:52:08

Name: 200607R2\_2, Date: 07-Jun-2020, Time: 21:57:33, ID: ST200607R2\_1 1613 CS3 19L2305, Description: 1613 CS3 19L2305

#	Name	RT
1	1,3,6,8-TCDD (First)	22.44
2	1,2,8,9-TCDD (Last)	27.44
3	1,2,4,7,9-PeCDD (First)	29.22
4	1,2,3,8,9-PeCDD (Last)	31.83
5	1,2,4,6,7,9-HxCDD (First)	33.31
6	1,2,3,7,8,9-HxCDD (Last)	35.21
7	1,2,3,4,6,7,9-HpCDD (First)	37.73
8	1,2,3,4,6,7,8-HpCDD (Last)	38.76
9	1,3,6,8-TCDF (First)	20.30
10	1,2,8,9-TCDF (Last)	27.59
11	1,3,4,6,8-PeCDF (First)	27.55
12	1,2,3,8,9-PeCDF (Last)	32.08
13	1,2,3,4,6,8-HxCDF (First)	32.77
14	1,2,3,7,8,9-HxCDF (Last)	35.57
15	1,2,3,4,6,7,8-HpCDF (First)	37.34
16	1,2,3,4,7,8,9-HpCDF (Last)	39.31

Dataset: Untitled

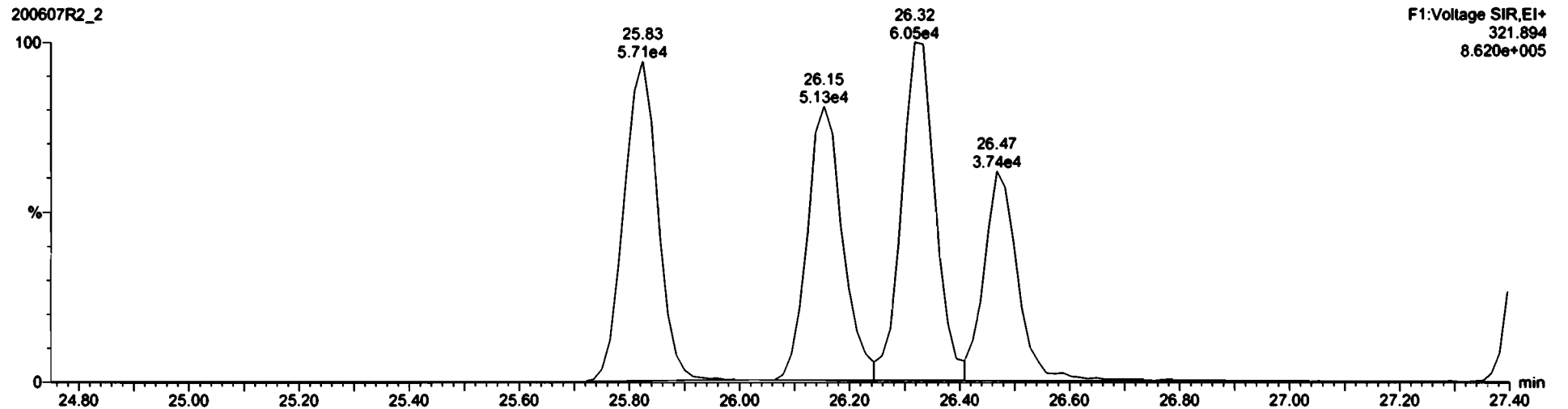
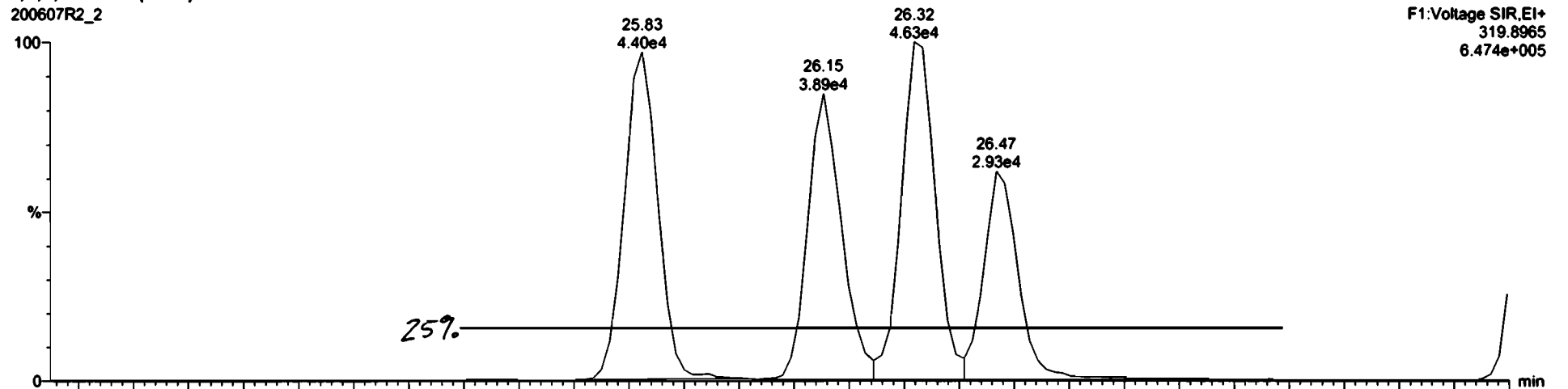
Last Altered: Monday, June 08, 2020 07:21:23 Pacific Daylight Time  
Printed: Monday, June 08, 2020 07:21:49 Pacific Daylight Time

GRB 06/08/2020

Method: U:\VG12.PROMethDB\CPSM.mdb 26 May 2020 10:39:11  
Calibration: U:\VG12.PRO\CurveDB\db5\_1613vg12-5-28-20.cdb 28 May 2020 16:52:08

Name: 200607R2\_2, Date: 07-Jun-2020, Time: 21:57:33, ID: ST200607R2\_1 1613 CS3 19L2305, Description: 1613 CS3 19L2305

1,3,6,8-TCDD (First)



Dataset: Untitled

Last Altered: Monday, June 08, 2020 07:28:34 Pacific Daylight Time

Printed: Monday, June 08, 2020 07:28:39 Pacific Daylight Time


Method: U:\VG12.PRO\MethDB\1613rrt-06-01-20.mdb 01 Jun 2020 11:54:45

Calibration: U:\VG12.PRO\CurveDB\db5\_1613vg12-5-28-20.cdb 28 May 2020 16:52:08

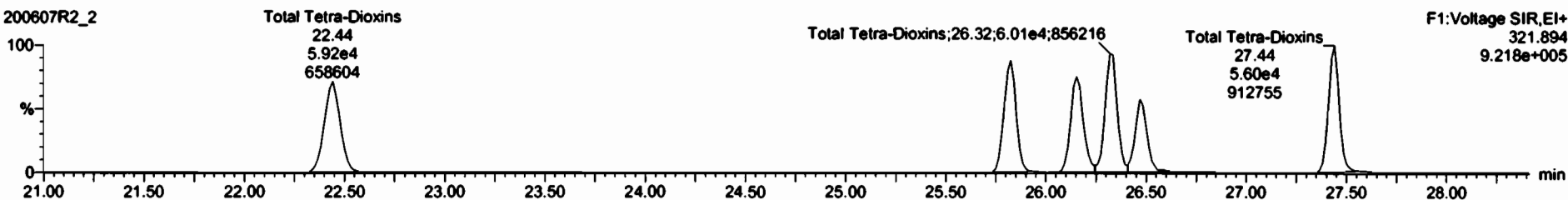
Name: 200607R2\_2, Date: 07-Jun-2020, Time: 21:57:33, ID: ST200607R2\_1 1613 CS3 19L2305, Description: 1613 CS3 19L2305

2,3,7,8-TCDD

200607R2\_2




200607R2\_2

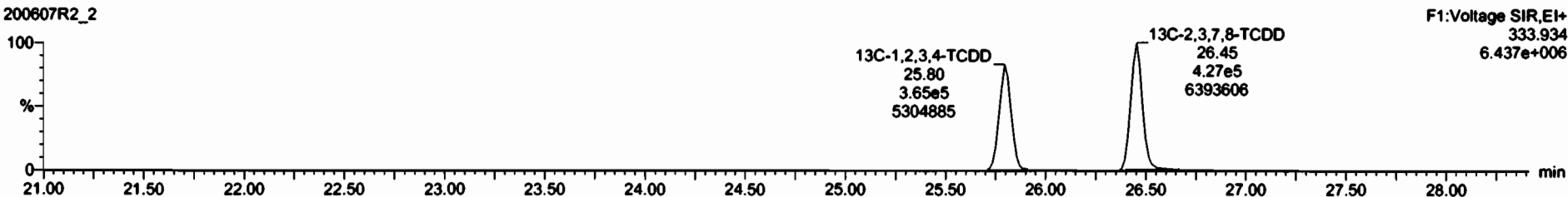


13C-2,3,7,8-TCDD

200607R2\_2



200607R2\_2



Dataset: Untitled

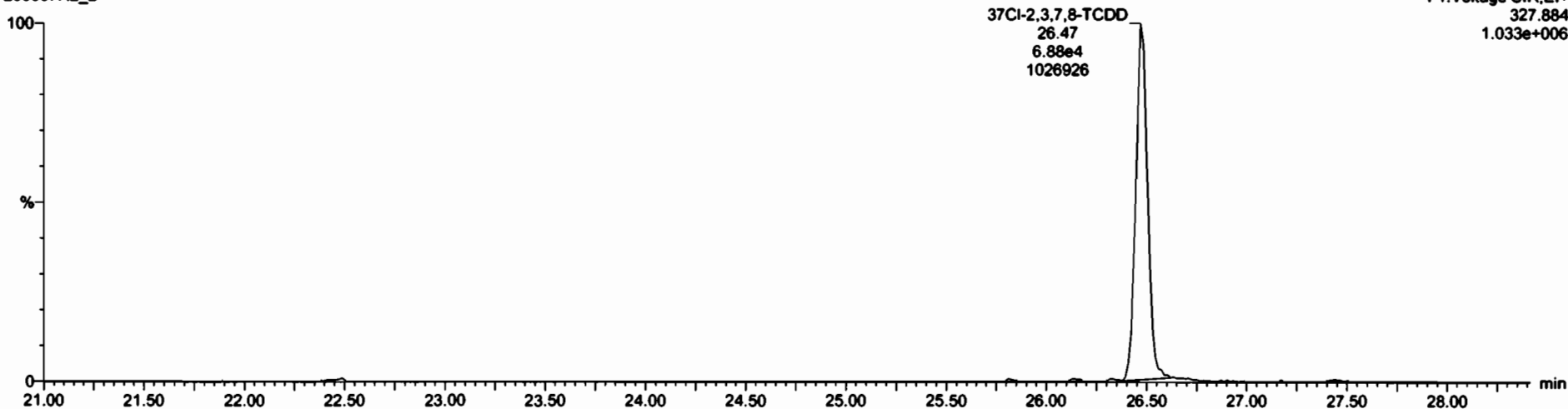
Last Altered: Monday, June 08, 2020 07:28:34 Pacific Daylight Time

Printed: Monday, June 08, 2020 07:28:39 Pacific Daylight Time

Name: 200607R2\_2, Date: 07-Jun-2020, Time: 21:57:33, ID: ST200607R2\_1 1613 CS3 19L2305, Description: 1613 CS3 19L2305


37Cl-2,3,7,8-TCDD

200607R2\_2

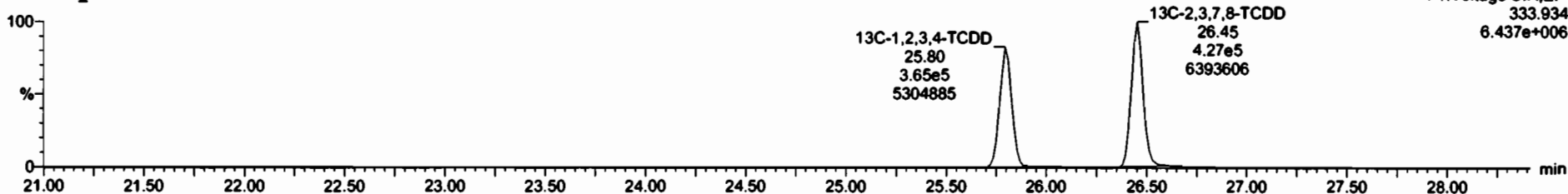


13C-1,2,3,4-TCDD

200607R2\_2



200607R2\_2



Dataset: Untitled

Last Altered: Monday, June 08, 2020 07:28:34 Pacific Daylight Time  
Printed: Monday, June 08, 2020 07:28:39 Pacific Daylight Time

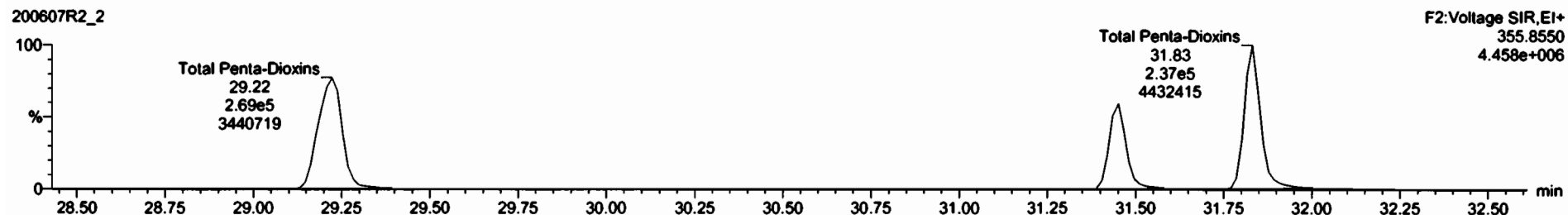
Name: 200607R2\_2, Date: 07-Jun-2020, Time: 21:57:33, ID: ST200607R2\_1 1613 CS3 19L2305, Description: 1613 CS3 19L2305

1,2,3,7,8-PeCDD

200607R2\_2



200607R2\_2

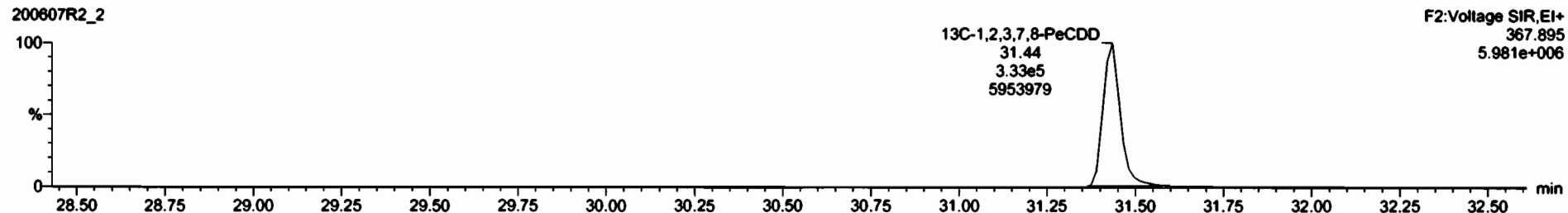


13C-1,2,3,7,8-PeCDD

200607R2\_2



200607R2\_2




Dataset: Untitled

Last Altered: Monday, June 08, 2020 07:28:34 Pacific Daylight Time  
Printed: Monday, June 08, 2020 07:28:39 Pacific Daylight Time

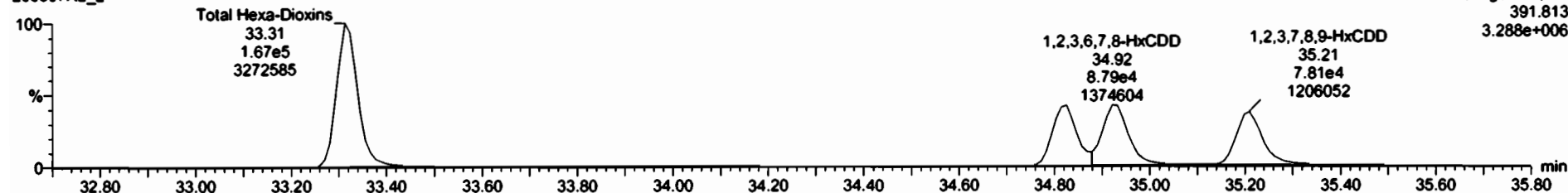
Name: 200607R2\_2, Date: 07-Jun-2020, Time: 21:57:33, ID: ST200607R2\_1 1613 CS3 19L2305, Description: 1613 CS3 19L2305

1,2,3,4,7,8-HxCDD

200607R2\_2




200607R2\_2

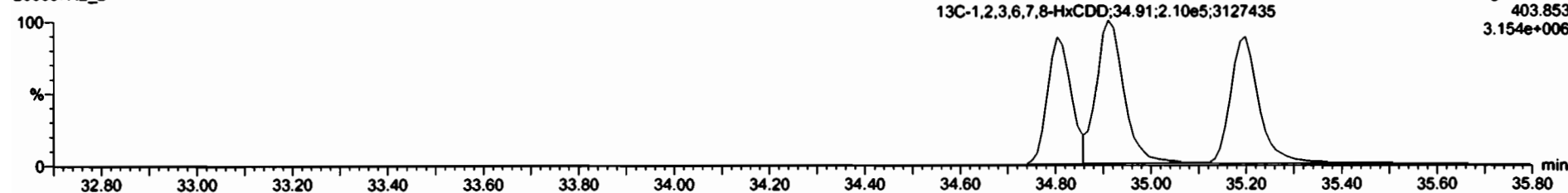


13C-1,2,3,4,7,8-HxCDD

200607R2\_2

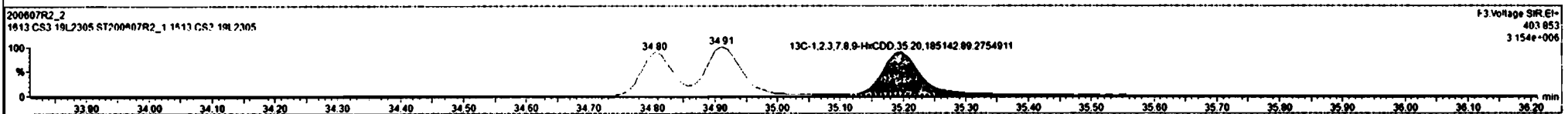
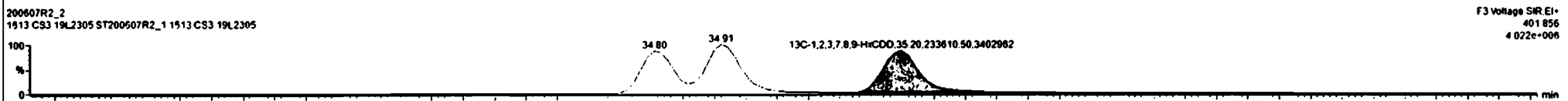
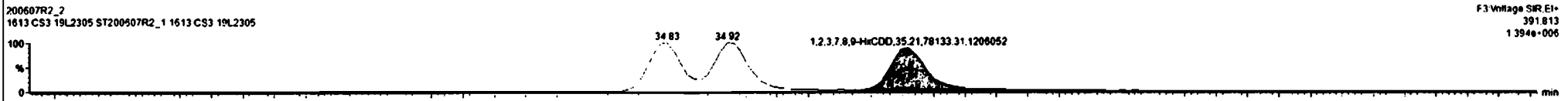
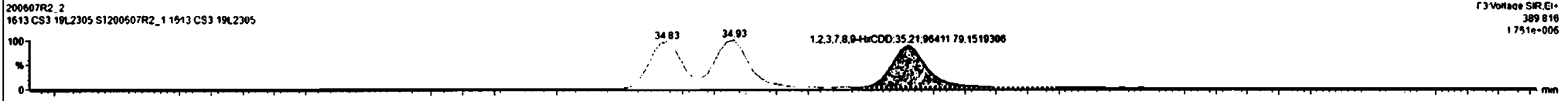


200607R2\_2





#	RT	Comp	IS Comp	Prod RA	RA	dy	RFP	Prod RT	RT	RT Flag	Prod RRT	RRT	Conc.	%Rec	STD	end
1	2.3.7.8-TCDD	6.53e4	7.62e5	0.77	0.79	NO	0.0083	26.49	26.47	NO	1.001	1.001	9.64	96.4	NO	
2	1,2,3,7,8-PeCDD	2.33e5	5.44e5	0.63	0.60	NO	0.0061	31.46	31.45	NO	1.001	1.000	47.2	94.3	NO	
3	1,2,3,4,7,8-HxCDD	1.84e5	3.61e5	1.24	1.23	NO	1.0334	34.81	34.83	NO	1.000	1.001	49.3	96.6	NO	
4	1,2,3,6,7,8-HxCDD	1.07e5	4.73e5	1.24	1.24	NO	0.0023	34.81	34.83	NO	1.000	1.001	46.7	93.3	NO	
5	1,2,3,7,8-HxCDF	1.32e5	3.01e5	1.04	1.00	NO	0.0039	36.75	36.76	NO	1.000	1.001	56.7	101	NO	
6	OCDD	2.09e5	6.19e5	0.80	0.80	NO	0.0136	41.73	41.75	NO	1.000	1.001	96.7	96.7	NO	
7	2,3,7,8-TCDF	7.17e4	1.00e6	0.77	0.75	NO	0.0751	25.58	25.59	NO	1.001	1.001	9.54	95.4	NO	
8	1,2,3,7,8-PeCDF	3.51e5	8.07e5	1.56	1.57	NO	0.0025	30.16	30.15	NO	1.001	1.001	46.7	97.5	NO	
9	2,3,4,7,8-PeCDF	3.49e5	7.95e5	1.56	1.54	NO	0.0348	31.16	31.15	NO	1.001	1.000	47.6	95.1	NO	
10	1,2,3,4,7,8-HxCDF	2.08e5	4.75e5	1.24	1.21	NO	0.0045	33.93	33.94	NO	1.000	1.000	49.6	99.1	NO	
11	1,2,3,6,7,8-HxCDF	2.45e5	5.53e5	1.24	1.21	NO	0.0092	34.07	34.07	NO	1.000	1.000	49.6	99.7	NO	
12	2,3,4,6,7,8-HxCDF	2.25e5	4.84e5	1.24	1.21	NO	0.0341	34.66	34.66	NO	1.001	1.000	49.6	99.6	NO	
13	1,2,3,7,8-HxCDF	1.70e5	3.96e5	1.24	1.22	NO	0.0707	35.56	35.57	NO	1.000	1.000	49.5	99.8	NO	
14	1,2,3,4,6,7,8-HpCDF	1.57e5	3.64e5	1.04	1.02	NO	0.0734	37.37	37.34	NO	1.001	1.000	49.4	96.9	NO	
15	1,2,3,4,7,8-HpCDF	1.24e5	2.31e5	1.04	0.99	NO	1.0120	38.38	38.31	NO	1.000	1.000	53.0	106	NO	
16	OCDF	2.64e5	6.08e5	0.80	0.87	NO	0.0065	41.92	41.93	NO	1.000	1.000	95.6	95.6	NO	
17	1,2,3,7,8-PeCDD	7.63e5	6.51e5	0.77	0.78	NO	1.1563	26.48	26.45	NO	1.026	1.026	101	101	NO	
18	1,2,3,7,8-PeCDD	5.44e5	6.51e5	0.63	0.63	NO	0.0490	31.66	31.44	NO	1.227	1.219	98.5	98.5	NO	
19	1,2,3,4,7,8-HxCDD	3.61e5	4.82e5	1.24	1.28	NO	0.7790	34.82	34.80	NO	1.014	1.014	98.2	98.2	NO	
20	1,2,3,6,7,8-HxCDD	4.73e5	4.82e5	1.24	1.26	NO	1.0167	34.83	34.81	NO	1.017	1.017	96.5	96.5	NO	



Dataset: Untitled

Last Altered: Monday, June 08, 2020 07:28:34 Pacific Daylight Time  
Printed: Monday, June 08, 2020 07:28:39 Pacific Daylight Time

Name: 200607R2\_2, Date: 07-Jun-2020, Time: 21:57:33, ID: ST200607R2\_1 1613 CS3 19L2305, Description: 1613 CS3 19L2305

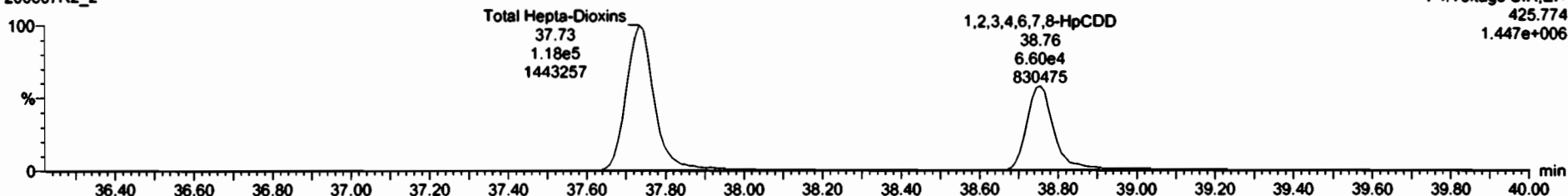
1,2,3,4,6,7,8-HpCDD

200607R2\_2



F4:Voltage SIR,EI+  
423.777  
1.470e+006

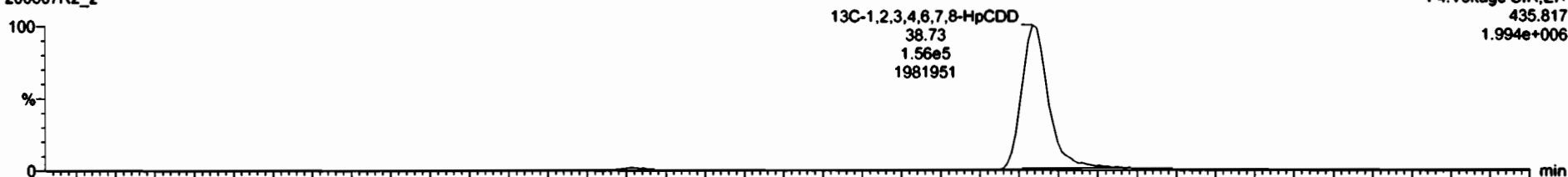
200607R2\_2



F4:Voltage SIR,EI+  
425.774  
1.447e+006

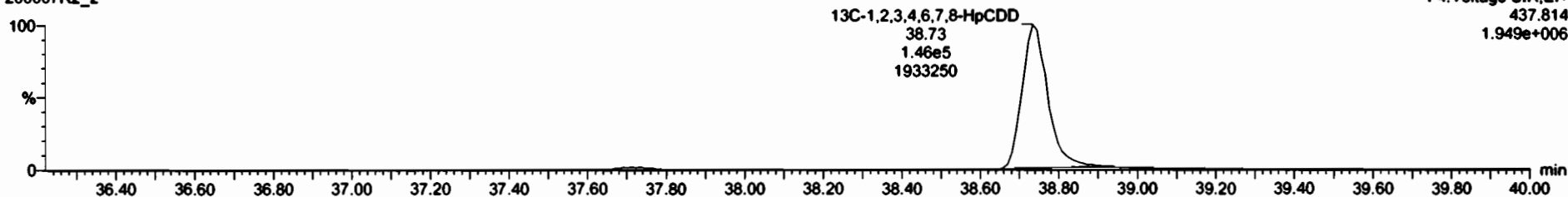
13C-1,2,3,4,6,7,8-HpCDD

200607R2\_2



F4:Voltage SIR,EI+  
435.817  
1.994e+006

200607R2\_2



F4:Voltage SIR,EI+  
437.814  
1.949e+006

Dataset: Untitled

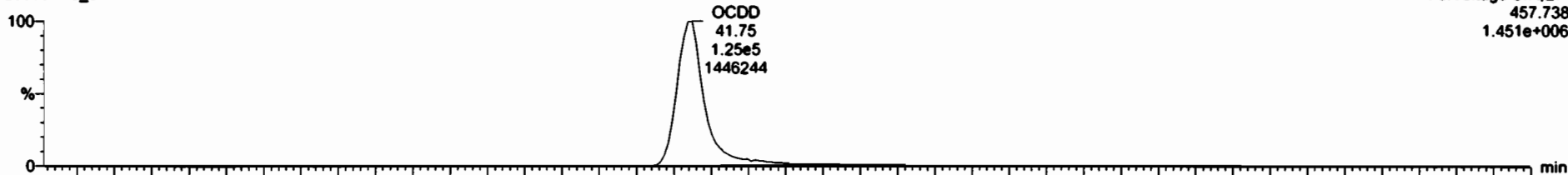
Last Altered: Monday, June 08, 2020 07:28:34 Pacific Daylight Time

Printed: Monday, June 08, 2020 07:28:39 Pacific Daylight Time

Name: 200607R2\_2, Date: 07-Jun-2020, Time: 21:57:33, ID: ST200607R2\_1 1613 CS3 19L2305, Description: 1613 CS3 19L2305

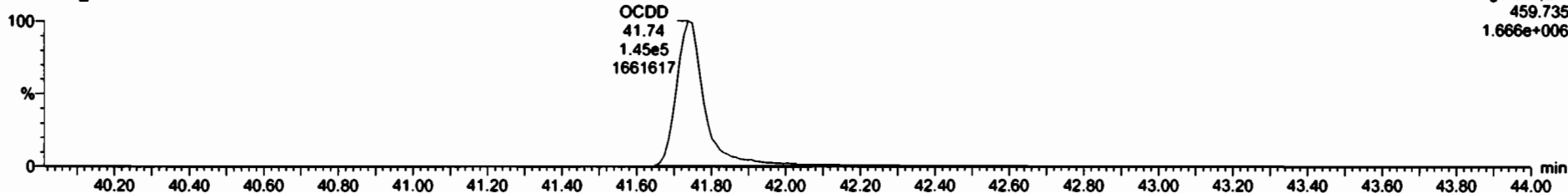
**OCDD**

200607R2\_2



F5:Voltage SIR,EI+  
457.738  
1.451e+006

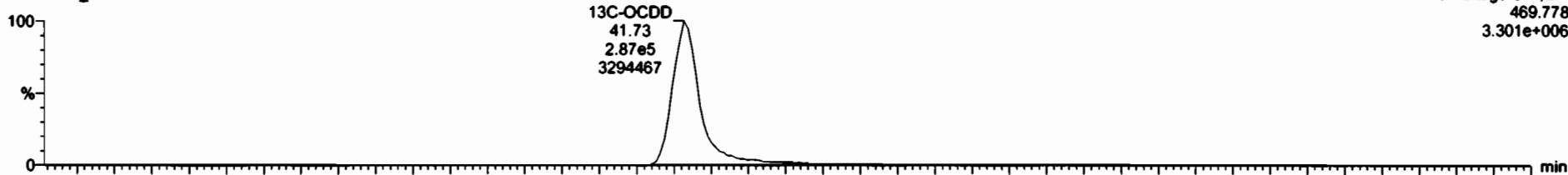
200607R2\_2



F5:Voltage SIR,EI+  
459.735  
1.666e+006

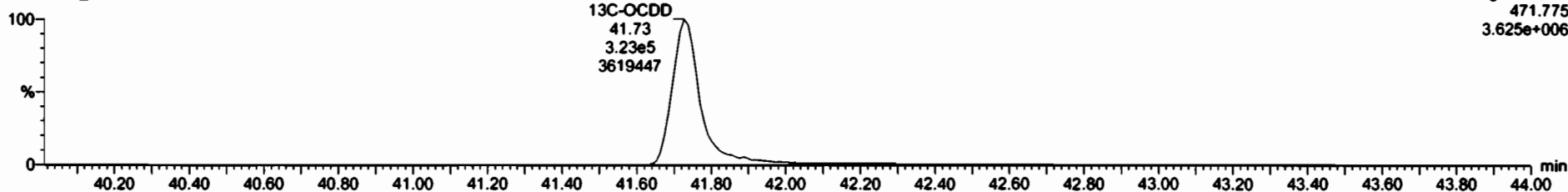
**13C-OCDD**

200607R2\_2







F5:Voltage SIR,EI+  
469.778  
3.301e+006

200607R2\_2



F5:Voltage SIR,EI+  
471.775  
3.625e+006

ID	Name	Resp	IS Resp	ProdRA	RA	Adj	RPV	ProdRT	RT	RT Flag	ProdARRT	ARRT	Conc.	%Rec	STD out
1	1,2,3,7,8-TCDD	6.53e4	7.62e5	0.77	0.79	NO	0.8883	26.49	26.47	NO	1.001	1.001	9.64	96.4	NO
2	1,2,3,7,8-PeCDD	2.33e5	5.44e5	0.63	0.60	NO	0.9081	31.46	31.45	NO	1.001	1.000	47.2	94.3	NO
3	1,2,3,4,7,8-HxCDD	1.84e5	3.61e5	1.24	1.23	NO	1.0334	34.81	34.83	NO	1.000	1.001	49.3	98.6	NO
4	1,2,3,6,7,8-HxCDD	1.97e5	4.73e5	1.24	1.24	NO	0.8823	34.91	34.93	NO	1.000	1.001	46.7	93.3	NO
5	1,2,3,7,8,9-HxCDD	1.75e5	4.19e5	1.24	1.23	NO	0.8889	35.21	35.21	NO	1.000	1.000	47.0	94.0	NO
6	1,2,3,4,6,7,8-HpCDD	1.32e5	3.91e5	1.04	1.00	NO	0.8630	36.75	36.76	NO	1.000	1.001	50.7	101	NO
7	1,2,3,6,7,8-HxCDF	3.51e5	8.97e5	1.55	1.57	NO	0.8925	30.16	30.15	NO	1.001	1.001	46.7	97.5	NO
8	1,2,3,7,8-PeCDF	3.51e5	8.97e5	1.55	1.57	NO	0.8925	30.16	30.15	NO	1.001	1.001	46.7	97.5	NO
9	1,2,3,7,8-PeCDF	3.51e5	8.97e5	1.55	1.57	NO	0.8925	30.16	30.15	NO	1.001	1.001	46.7	97.5	NO
10	2,3,4,7,8-PeCDF	3.48e5	7.85e5	1.56	1.54	NO	0.9348	31.16	31.15	NO	1.001	1.000	47.6	95.1	NO
11	1,2,3,4,7,8-HxCDF	2.08e5	4.75e5	1.24	1.21	NO	0.8845	33.93	33.94	NO	1.000	1.000	49.6	99.1	NO
12	1,2,3,6,7,8-HxCDF	2.45e5	5.53e5	1.24	1.21	NO	0.8892	34.07	34.07	NO	1.000	1.000	49.8	99.7	NO
13	2,3,4,6,7,8-HxCDF	2.25e5	4.84e5	1.24	1.21	NO	0.9341	34.68	34.68	NO	1.001	1.000	49.8	99.6	NO
14	1,2,3,7,8,9-HxCDF	1.70e5	3.95e5	1.24	1.22	NO	0.8707	35.56	35.57	NO	1.000	1.000	49.5	99.0	NO
15	1,2,3,4,6,7,8-HpCDF	1.57e5	3.64e5	1.04	1.02	NO	0.8734	37.37	37.34	NO	1.001	1.000	49.4	98.0	NO
16	1,2,3,4,7,8,9-HpCDF	1.24e5	2.31e5	1.04	0.99	NO	1.0128	39.38	39.31	NO	1.000	1.000	53.0	106	NO
17	OCDF	2.64e5	6.88e5	0.80	0.87	NO	0.8065	41.92	41.93	NO	1.000	1.000	95.6	95.6	NO
18	13C-2,3,7,8-TCDD	7.62e5	6.51e5	0.77	0.78	NO	1.1563	26.46	26.45	NO	1.026	1.826	101	101	NO
19	13C-1,2,3,7,8-PeCDD	5.44e5	6.51e5	0.63	0.63	NO	0.8490	31.66	31.44	NO	1.227	1.219	96.5	96.5	NO
20	13C-1,2,3,4,7,8-HxCDD	3.61e5	4.82e5	1.24	1.26	NO	0.7790	34.82	34.80	NO	1.014	1.014	96.2	96.2	NO
21	13C-1,2,3,6,7,8-HxCDD	4.73e5	4.82e5	1.24	1.26	NO	1.0167	34.93	34.91	NO	1.017	1.017	96.5	96.5	NO



Dataset: Untitled

Last Altered: Monday, June 08, 2020 07:28:34 Pacific Daylight Time  
Printed: Monday, June 08, 2020 07:28:39 Pacific Daylight Time


Name: 200607R2\_2, Date: 07-Jun-2020, Time: 21:57:33, ID: ST200607R2\_1 1613 CS3 19L2305, Description: 1613 CS3 19L2305

**2,3,7,8-TCDF**

200607R2\_2




200607R2\_2

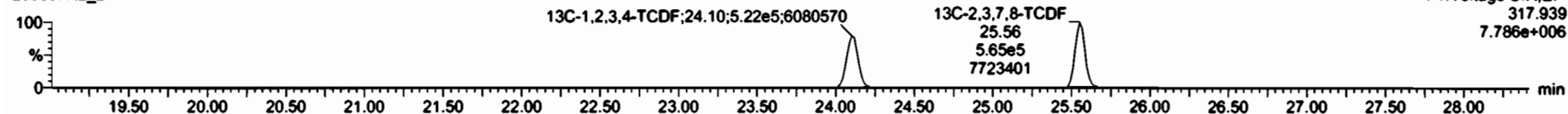


**13C-2,3,7,8-TCDF**

200607R2\_2

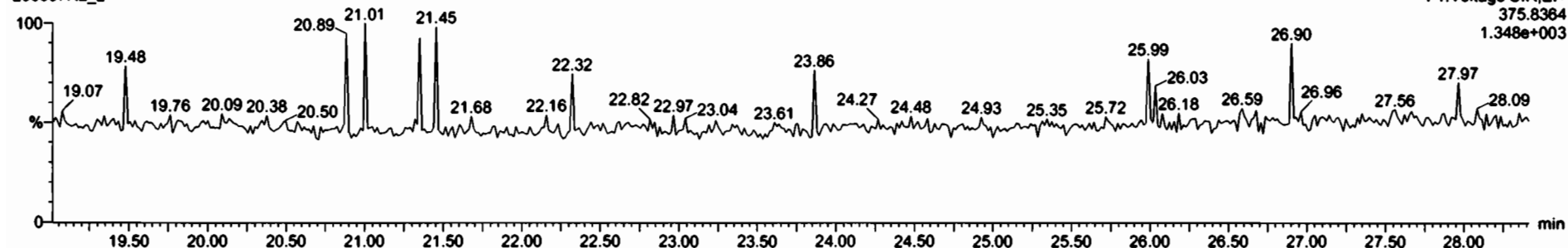


200607R2\_2



**DPE1**

200607R2\_2



Dataset: Untitled

Last Altered: Monday, June 08, 2020 07:28:34 Pacific Daylight Time

Printed: Monday, June 08, 2020 07:28:39 Pacific Daylight Time

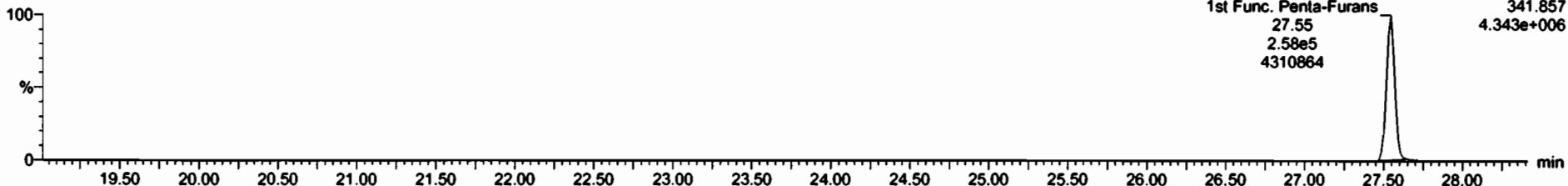
Name: 200607R2\_2, Date: 07-Jun-2020, Time: 21:57:33, ID: ST200607R2\_1 1613 CS3 19L2305, Description: 1613 CS3 19L2305

1st Func. Penta-Furans

200607R2\_2

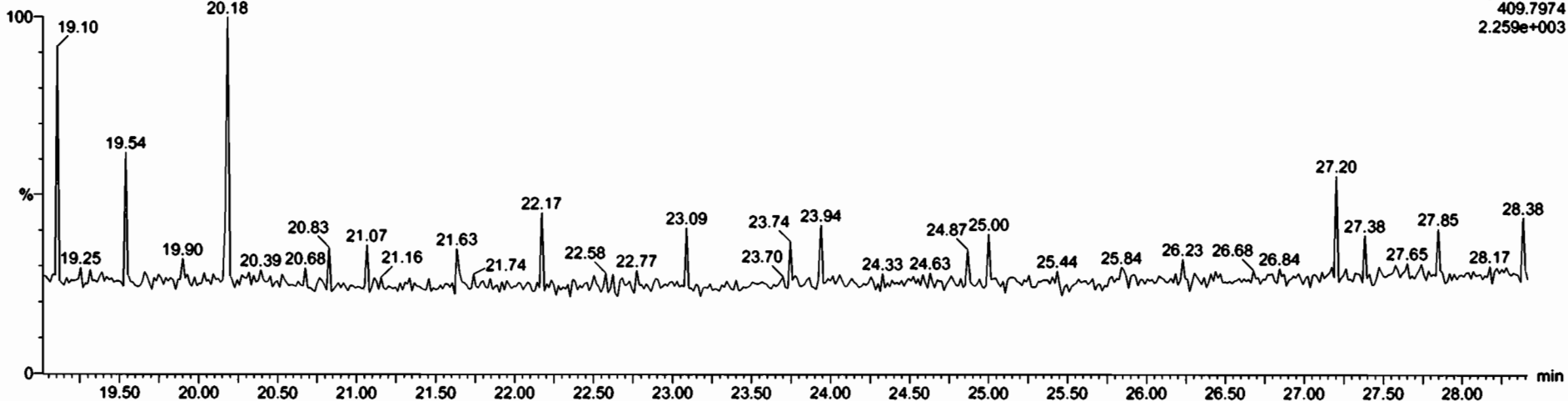


200607R2\_2



DPE6

200607R2\_2




Dataset: Untitled

Last Altered: Monday, June 08, 2020 07:28:34 Pacific Daylight Time  
Printed: Monday, June 08, 2020 07:28:39 Pacific Daylight Time


Name: 200607R2\_2, Date: 07-Jun-2020, Time: 21:57:33, ID: ST200607R2\_1 1613 CS3 19L2305, Description: 1613 CS3 19L2305

**1,2,3,7,8-PeCDF**

200607R2\_2




200607R2\_2

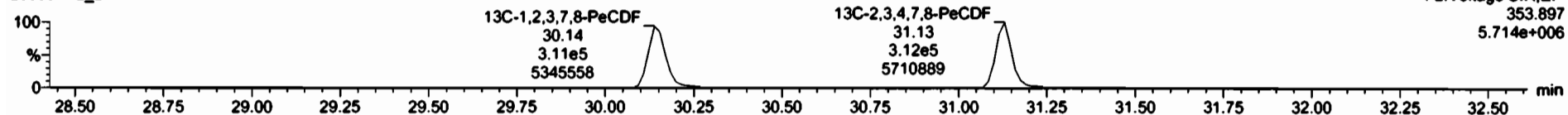


**13C-1,2,3,7,8-PeCDF**

200607R2\_2

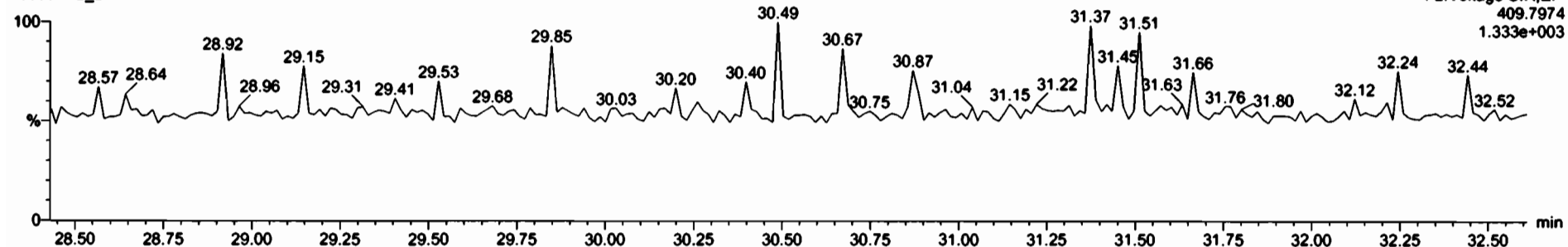


200607R2\_2



**DPE2**

200607R2\_2




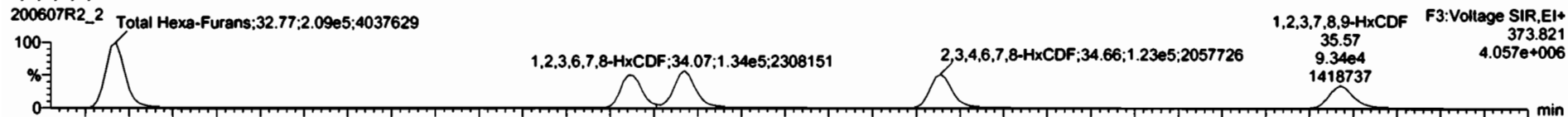
Dataset: Untitled

Last Altered: Monday, June 08, 2020 07:28:34 Pacific Daylight Time

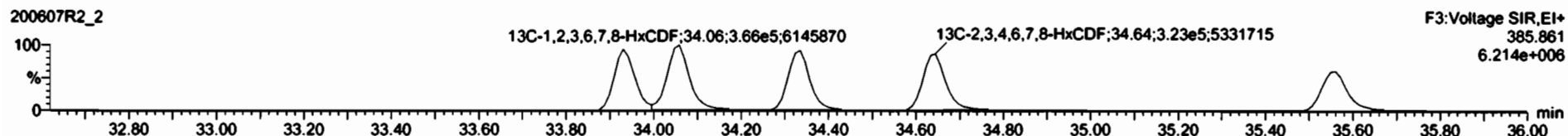
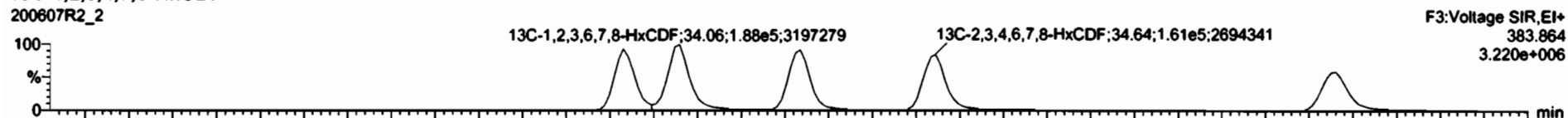
Printed: Monday, June 08, 2020 07:28:39 Pacific Daylight Time

Name: 200607R2\_2, Date: 07-Jun-2020, Time: 21:57:33, ID: ST200607R2\_1 1613 CS3 19L2305, Description: 1613 CS3 19L2305

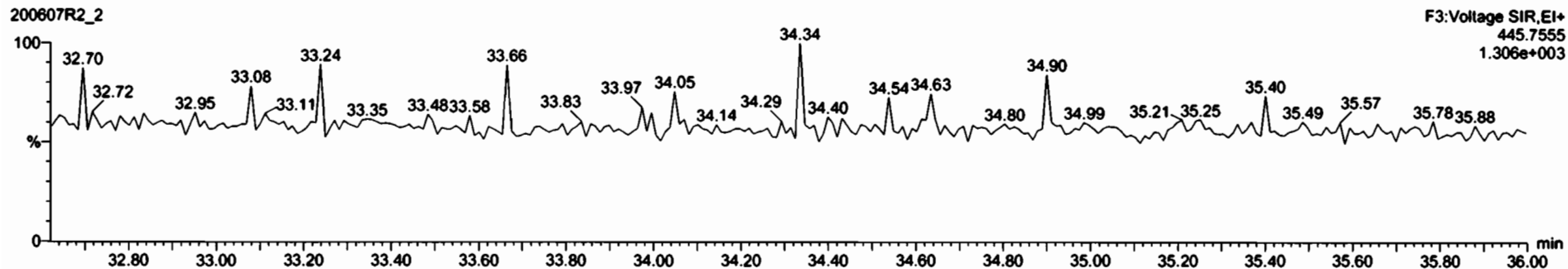
1,2,3,4,7,8-HxCDF



13C-1,2,3,4,7,8-HxCDF



DPE3





Dataset: Untitled

Last Altered: Monday, June 08, 2020 07:28:34 Pacific Daylight Time  
Printed: Monday, June 08, 2020 07:28:39 Pacific Daylight Time

Name: 200607R2\_2, Date: 07-Jun-2020, Time: 21:57:33, ID: ST200607R2\_1 1613 CS3 19L2305, Description: 1613 CS3 19L2305


1,2,3,4,6,7,8-HpCDF

200607R2\_2



F4: Voltage SIR, EI+  
407.782  
1.042e+006

200607R2\_2



F4: Voltage SIR, EI+  
409.779  
1.038e+006


13C-1,2,3,4,6,7,8-HpCDF

200607R2\_2



F4: Voltage SIR, EI+  
417.825  
1.322e+006

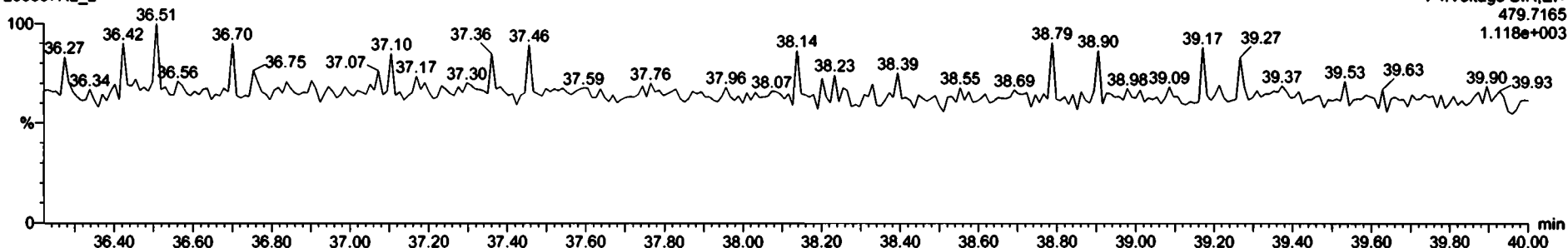
200607R2\_2



F4: Voltage SIR, EI+  
419.822  
3.246e+006

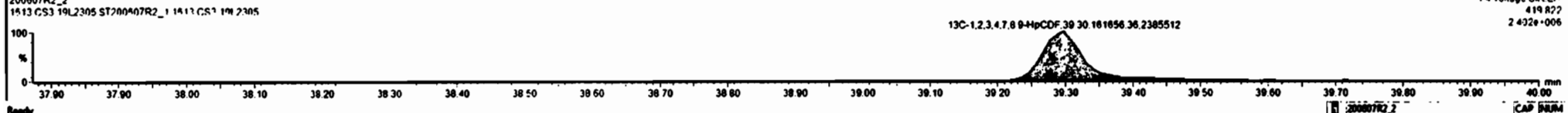


DPE4

200607R2\_2



F4: Voltage SIR, EI+  
479.7165  
1.118e+003

#	Retain	Resp	IS Resp	Prod RA	RA	aly	RP	Prod RT	RT	RT Flag	Prod RRT	RRT	Conc.	%Res	STD dev
1	1.2,3,7,8-TCDD	6.53e4	7.62e5	0.77	0.79	NO	0.8883	26.49	26.47	NO	1.001	1.001	9.64	96.4	NO
2	1,2,3,7,8-PeCDD	2.33e5	5.44e5	0.63	0.60	NO	0.9081	31.46	31.45	NO	1.001	1.000	47.2	94.3	NO
3	1,2,3,4,7,8-HxCDD	1.84e5	3.61e5	1.24	1.23	NO	1.0334	34.81	34.83	NO	1.000	1.001	49.3	98.6	NO
4	1,2,3,6,7,8-HxCDD	1.97e5	4.73e5	1.24	1.24	NO	0.8823	34.91	34.93	NO	1.000	1.001	46.7	93.3	NO
5	1,2,3,7,8,9-HxCDD	1.75e5	4.19e5	1.24	1.23	NO	0.8889	35.21	35.21	NO	1.000	1.000	47.0	94.8	NO
6	1,2,3,4,6,7,8-HxCDD	1.32e5	3.01e5	1.04	1.00	NO	0.8638	36.75	36.76	NO	1.000	1.001	50.7	101	NO
7	OCDD	2.57e5	5.74e5	0.88	0.87	NO	0.9136	41.73	41.75	NO	1.000	1.001	98.1	98.1	NO
8	2,3,7,8-TCDF	7.17e4	1.88e6	0.77	0.75	NO	0.7510	25.58	25.59	NO	1.001	1.001	9.54	95.4	NO
9	1,2,3,7,8-PeCDF	3.51e5	8.87e5	1.55	1.57	NO	0.8925	30.16	30.15	NO	1.001	1.001	48.7	97.5	NO
10	1,2,3,4,7,8-HxCDF	3.49e5	7.85e5	1.55	1.54	NO	0.9348	31.18	31.15	NO	1.001	1.000	47.6	95.1	NO
11	1,2,3,4,7,8-HxCDF	2.86e5	4.75e5	1.24	1.21	NO	0.8845	33.93	33.94	NO	1.000	1.000	49.6	99.1	NO
12	1,2,3,6,7,8-HxCDF	2.45e5	5.53e5	1.24	1.21	NO	0.8992	34.07	34.07	NO	1.000	1.000	49.8	99.7	NO
13	1,2,3,4,6,7,8-HxCDF	2.25e5	4.84e5	1.24	1.21	NO	0.9341	34.68	34.68	NO	1.001	1.000	49.8	99.8	NO
14	1,2,3,7,8,9-HxCDF	1.70e5	3.95e5	1.24	1.22	NO	0.8787	35.56	35.57	NO	1.000	1.000	49.5	99.0	NO
15	1,2,3,4,6,7,8-HxCDF	1.57e5	3.84e5	1.04	1.02	NO	0.8734	37.37	37.34	NO	1.001	1.000	49.4	98.9	NO
16	1,2,3,4,7,8,9-HxCDF	1.18e5	2.72e5	1.04	1.03	NO	1.0000	38.30	38.31	NO	1.000	1.000	98.9	100	NO
17	OCDF	2.64e5	6.88e5	0.88	0.87	NO	0.8065	41.92	41.93	NO	1.000	1.000	95.6	95.6	NO
18	13C-2,3,7,8-TCDD	7.62e5	6.51e5	0.77	0.78	NO	1.1563	26.48	26.45	NO	1.026	1.026	101	101	NO
19	13C-1,2,3,7,8-PeCDD	5.44e5	6.51e5	0.63	0.63	NO	0.8490	31.66	31.44	NO	1.227	1.219	98.5	98.5	NO
20	13C-1,2,3,4,7,8-HxCDD	3.61e5	4.82e5	1.24	1.26	NO	0.7790	34.82	34.80	NO	1.014	1.014	98.2	98.2	NO
21	13C-1,2,3,6,7,8-HxCDD	4.73e5	4.82e5	1.24	1.26	NO	1.0167	34.93	34.91	NO	1.017	1.017	98.5	98.5	NO



Dataset: Untitled

Last Altered: Monday, June 08, 2020 07:28:34 Pacific Daylight Time

Printed: Monday, June 08, 2020 07:28:39 Pacific Daylight Time

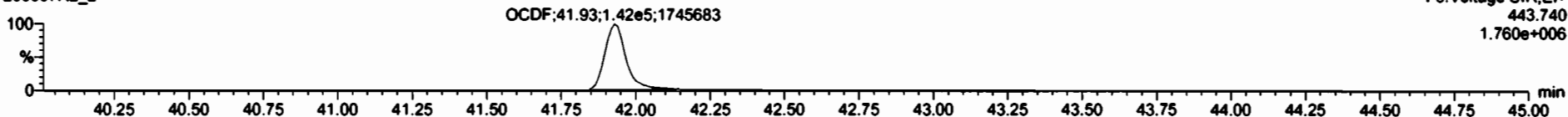
Name: 200607R2\_2, Date: 07-Jun-2020, Time: 21:57:33, ID: ST200607R2\_1 1613 CS3 19L2305, Description: 1613 CS3 19L2305

**OCDF**

200607R2\_2




200607R2\_2

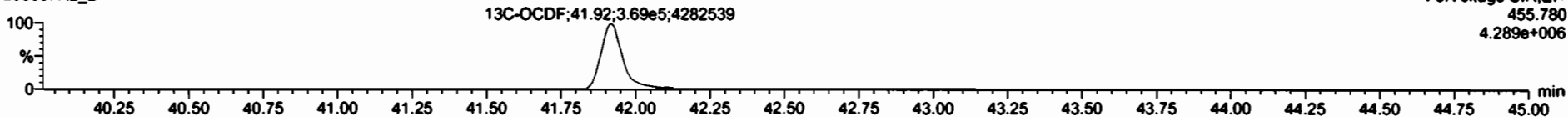


**13C-OCDF**

200607R2\_2

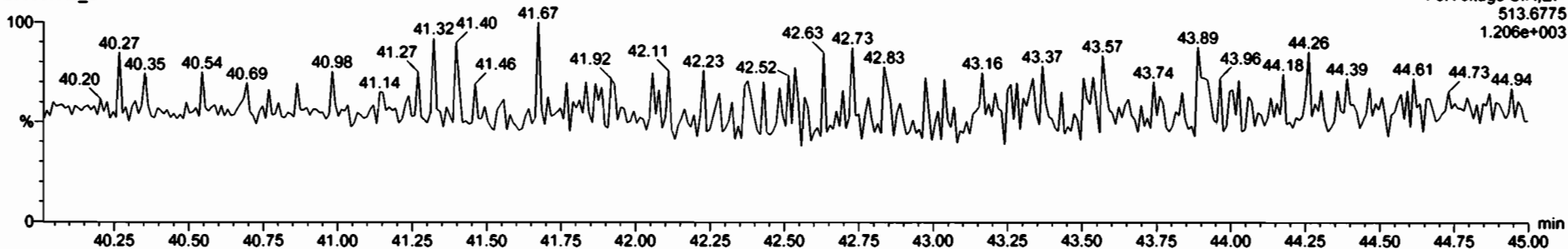


200607R2\_2



**DPE5**

200607R2\_2



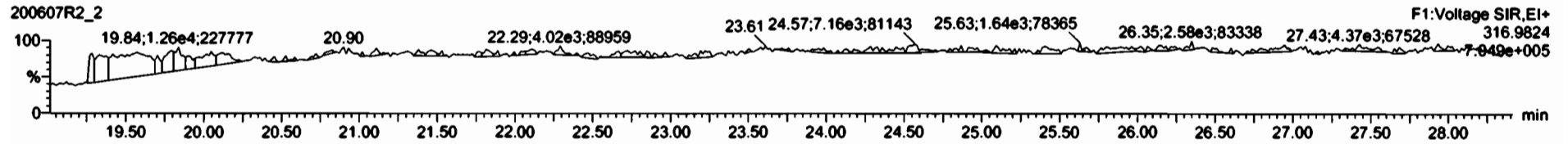
Dataset: Untitled

Last Altered: Monday, June 08, 2020 07:28:34 Pacific Daylight Time

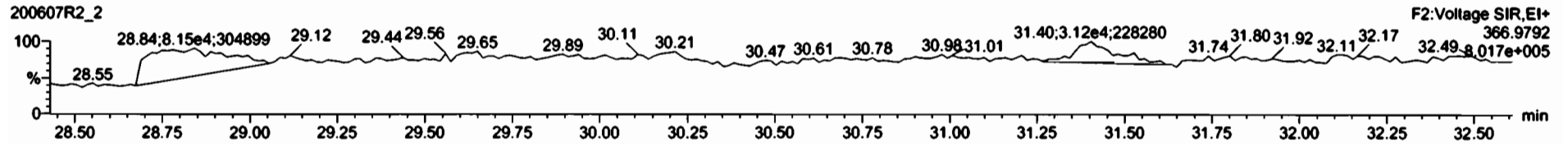
Printed: Monday, June 08, 2020 07:28:39 Pacific Daylight Time

Name: 200607R2\_2, Date: 07-Jun-2020, Time: 21:57:33, ID: ST200607R2\_1 1613 CS3 19L2305, Description: 1613 CS3 19L2305

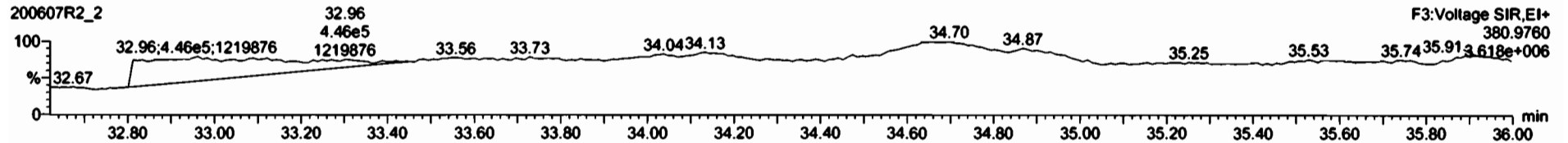
**PFK1**



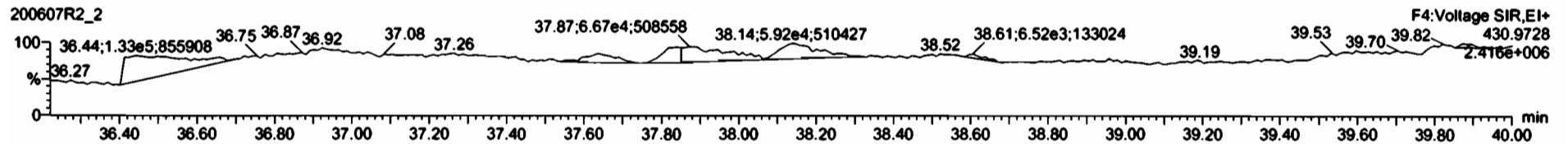
**PFK2**



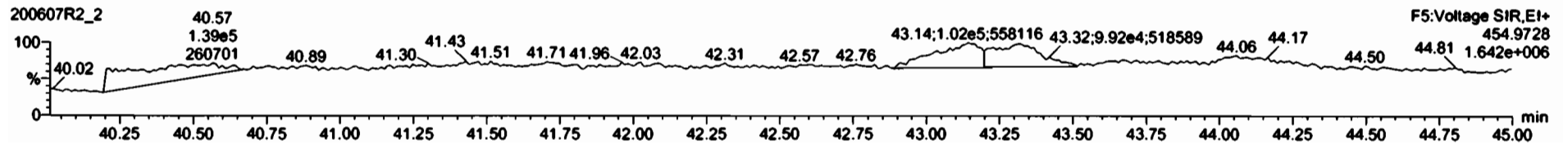
**PFK3**



**PFK4**

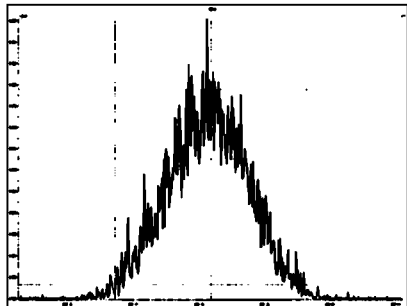


**PFK5**

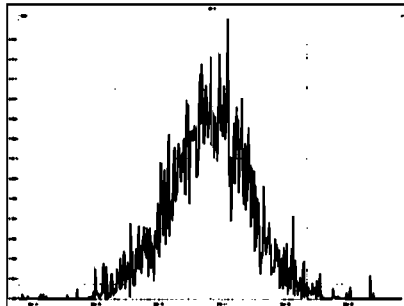


Printed: Monday, June 08, 2020 10:26:18 Pacific Daylight Time

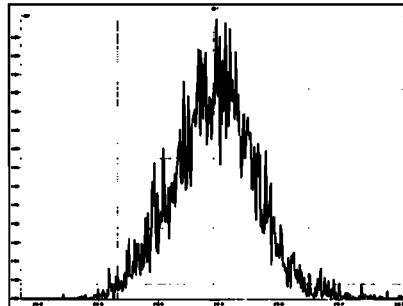
M 292.9824 R 11020



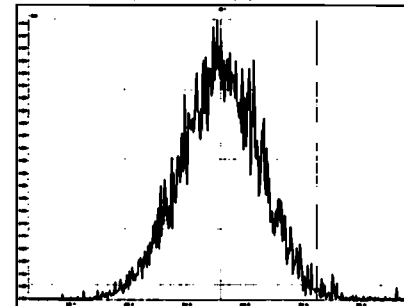
M 304.9824 R 11994



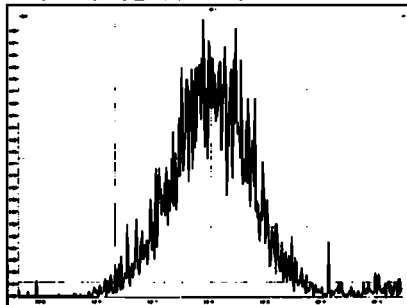
M 318.9792 R 10752



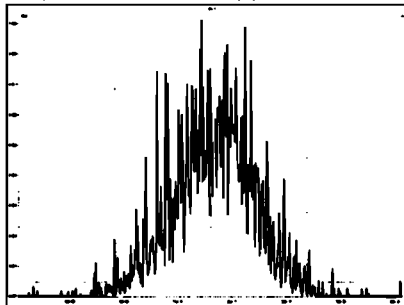
M 330.9792 R 11037



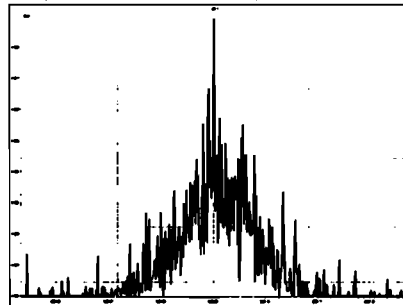
M 342.9792 R 11764



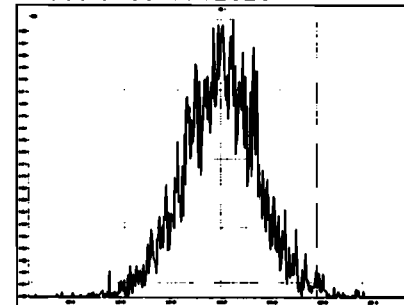
M 354.9792 R 13499



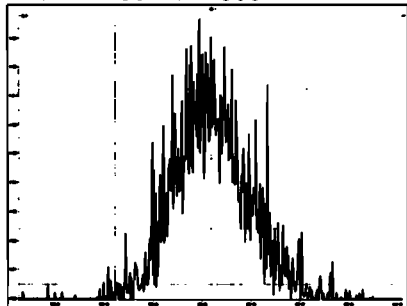
M 366.9792 R 17183



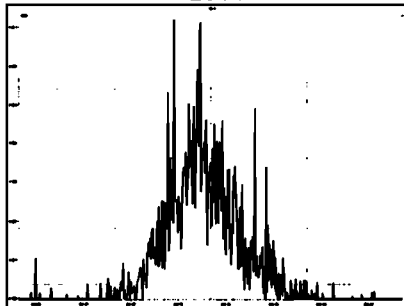
M 380.9760 R 12626



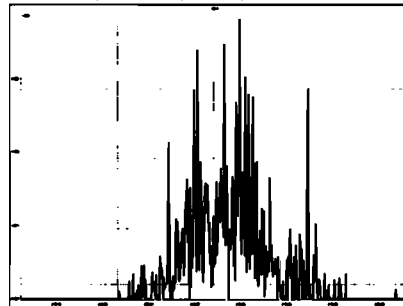
M 392.9760 R 14308



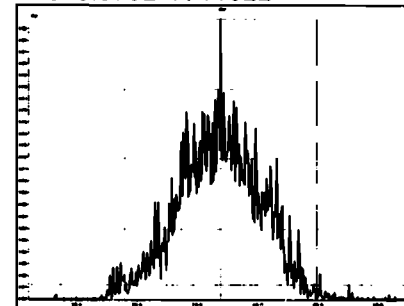
M 404.9760 R 29564



M 416.9760 R 46439

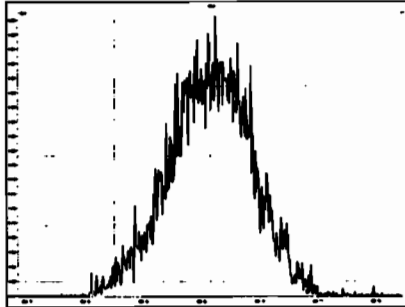


M 318.9792 R 11522

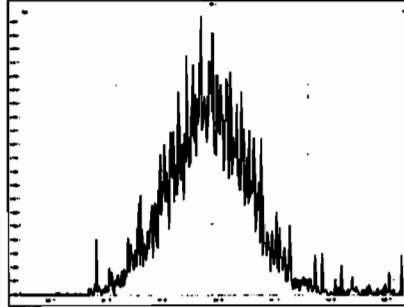


Printed: Monday, June 08, 2020 10:26:18 Pacific Daylight Time

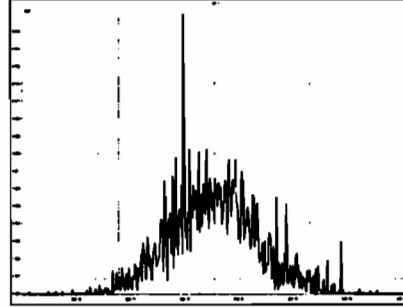
M 330.9792 R 10384



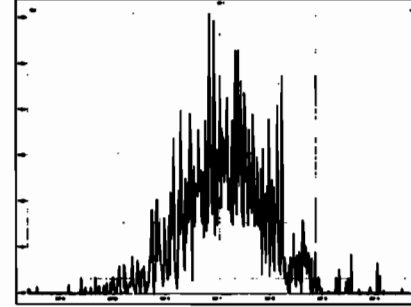
M 342.9792 R 11468



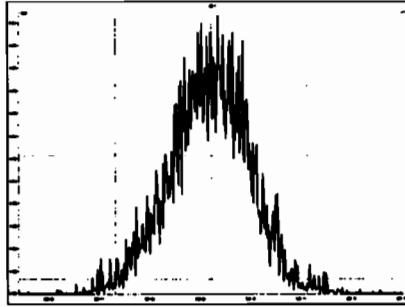
M 354.9792 R 12963



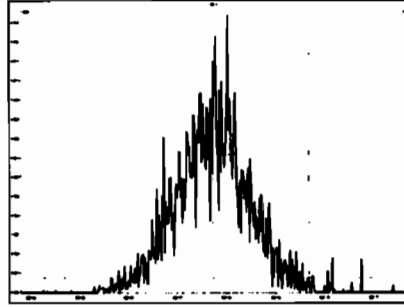
M 366.9792 R 16850



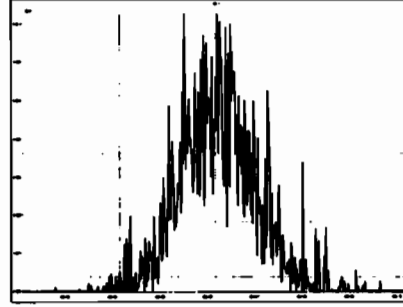
M 380.9760 R 12407



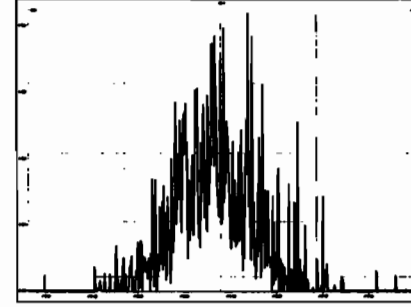
M 392.9760 R 13715



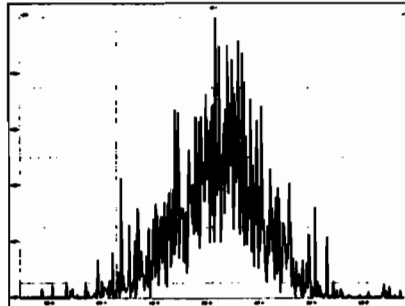
M 404.9760 R 15122



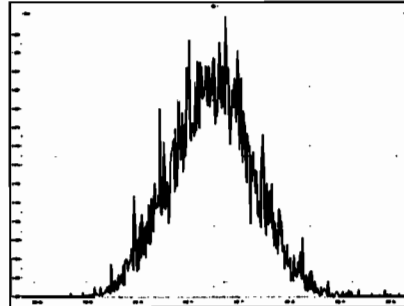
M 416.9760 R 19231



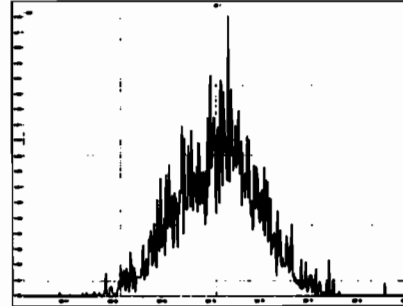
M 366.9792 R 13883



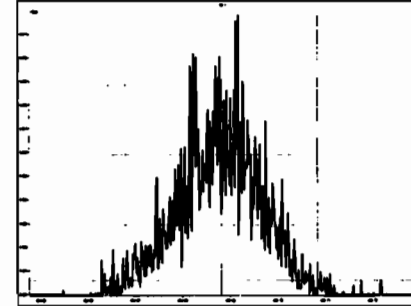
M 380.9760 R 10266



M 392.9760 R 12023

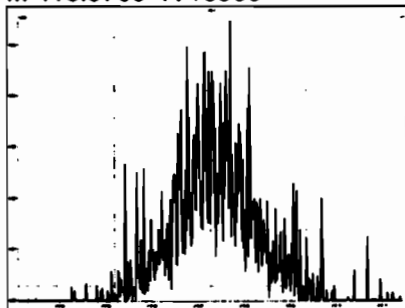


M 404.9760 R 11849

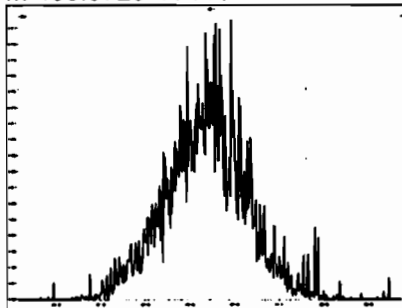


Printed: Monday, June 08, 2020 10:26:18 Pacific Daylight Time

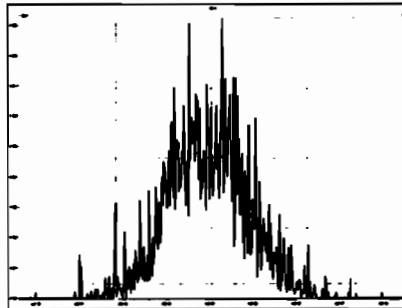
M 416.9760 R 15966



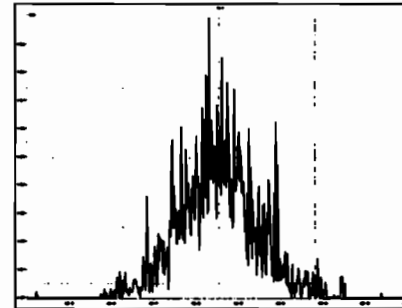
M 430.9728 R 11061



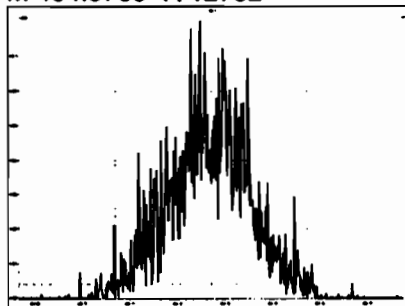
M 442.9728 R 12213



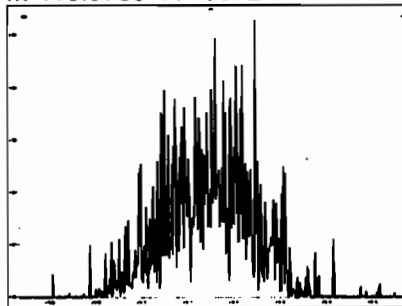
M 454.9728 R 15191



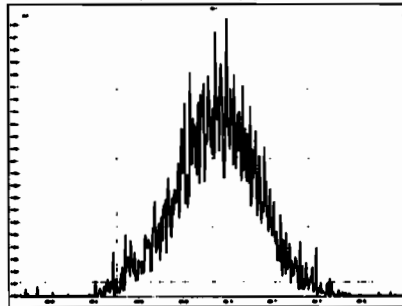
M 404.9760 R 12732



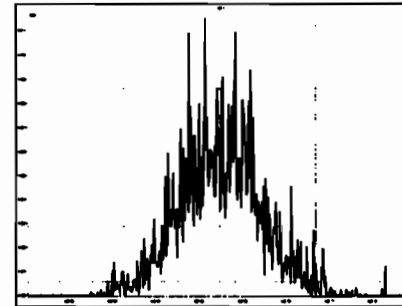
M 416.9760 R 13612



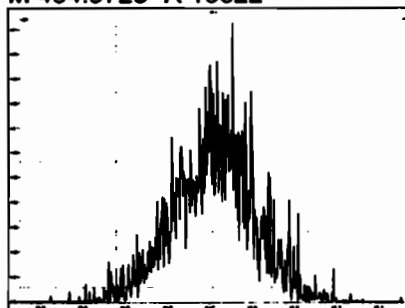
M 430.9728 R 11238



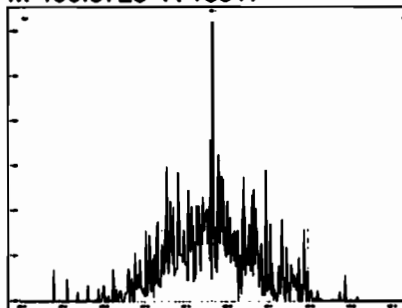
M 442.9728 R 12789



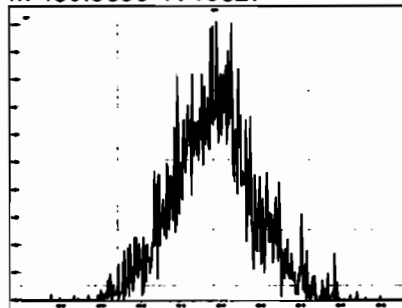
M 454.9728 R 13622



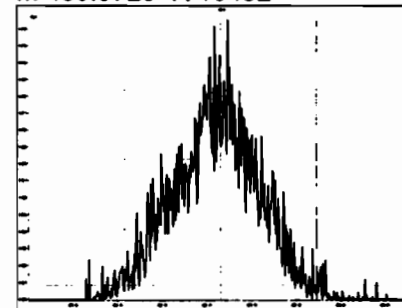
M 466.9728 R 18317



M 480.9696 R 13527

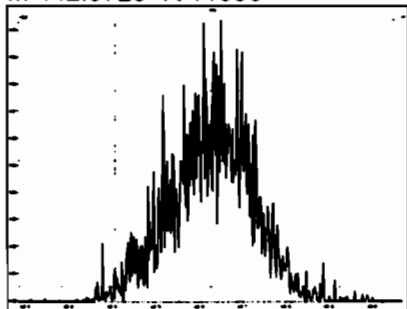


M 430.9728 R 10492

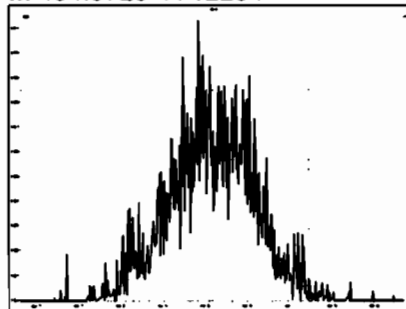


Printed: Monday, June 08, 2020 10:26:18 Pacific Daylight Time

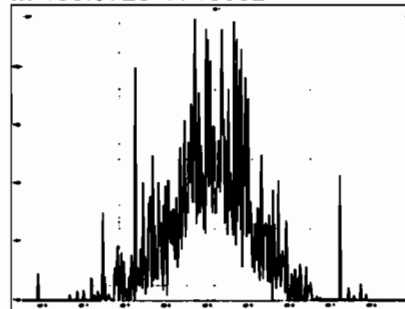
M 442.9728 R 11086



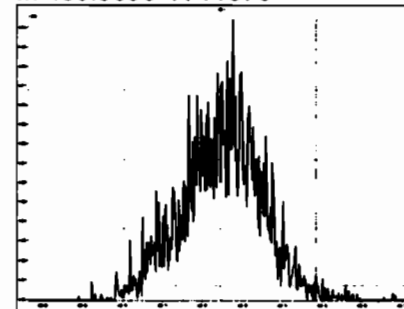
M 454.9728 R 12284



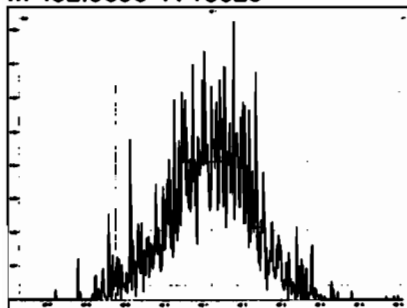
M 466.9728 R 18052



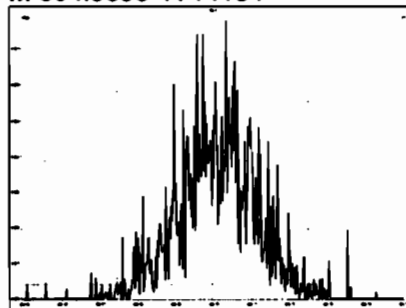
M 480.9696 R 11576



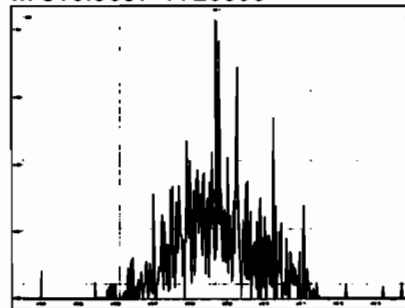
M 492.9696 R 13625



M 504.9696 R 14184



M 516.9697 R 26506





# HRMS CALIBRATION STANDARDS REVIEW CHECKLIST

**Beg. Calibration ID:** ST200609R2-1

**Reviewed By:** CT06/10/2020  
*Initials & Date*

**End Calibration ID:** NA

	<u>Beg.</u>	<u>End</u>		<u>Beg.</u>	<u>End</u>
<b>Ion abundance within QC limits?</b>	<input checked="" type="checkbox"/>	<input type="checkbox"/> <u>NA</u>	<b>Mass resolution <math>\geq</math></b>	<input checked="" type="checkbox"/>	<input checked="" type="checkbox"/>
<b>Concentrations within criteria?</b>	<input checked="" type="checkbox"/>	<input type="checkbox"/>	<input type="checkbox"/> 5k <input type="checkbox"/> 6-8K <input type="checkbox"/> 8K <input checked="" type="checkbox"/> 10K 1614    1699    429    1613/1668/8280		
<b>TCDD/TCDF Valleys &lt;25%</b>	<input checked="" type="checkbox"/>	<input type="checkbox"/>	<b>Intergrated peaks display correctly?</b>	<input checked="" type="checkbox"/>	<input type="checkbox"/> <u>NA</u>
<b>First and last eluters present?</b>	<input checked="" type="checkbox"/>	<input type="checkbox"/>	<b>GC Break &lt;20%</b>	<input type="checkbox"/> <u>NA</u>	
<b>Retention Times within criteria?</b>	<input checked="" type="checkbox"/>	<input type="checkbox"/>	<b><u>8280 CS1 End Standard:</u></b>		
<b>Verification Std. named correctly?</b> (ST-Year-Month-Day-VG ID)	<input checked="" type="checkbox"/>	<input type="checkbox"/>	<b>- Ratios within limits, S/N &lt;2.5:1, CS1 within 12 hours</b>	<input type="checkbox"/> <u>NA</u>	
<b>Forms signed and dated?</b>	<input checked="" type="checkbox"/>	<input type="checkbox"/>	<b>Comments:</b>		
<b>Correct ICAL referenced?</b>	<u>GRB</u>	<input type="checkbox"/>			
<b><u>Run Log:</u></b>					
<b>- Correct instrument listed?</b>	<input checked="" type="checkbox"/>	<input type="checkbox"/> <u>✓</u>			
<b>- Samples within 12 hour clock?</b>	<input checked="" type="checkbox"/> <u>(Y)</u>	<input type="checkbox"/> <u>N</u>			
<b>- Bottle position verified?</b>	<input type="checkbox"/> <u>GRB</u>	<input type="checkbox"/>			

Dataset: U:\VG12.PRO\Results\200609R2\200609R2-2.qld  
 Last Altered: Wednesday, June 10, 2020 07:25:53 Pacific Daylight Time  
 Printed: Wednesday, June 10, 2020 07:26:39 Pacific Daylight Time

*GRB 06/10/2020*  
*C1006/10/2020*

Method: U:\VG12.PRO\MethDB\1613rrt-06-01-20.mdb 01 Jun 2020 11:54:45  
 Calibration: U:\VG12.PRO\CurveDB\db5\_1613vg12-5-28-20.cdb 28 May 2020 16:52:08

Name: 200609R2\_2, Date: 10-Jun-2020, Time: 00:15:10, ID: ST200609R2\_1 1613 CS3 19L2305, Description: 1613 CS3 19L2305

#	Name	Resp	IS Resp	RA	n/y	RRF	Pred.RT	RT	RT Flag	Pred.RRT	RRT	Conc.	%Rec	STD out
1	1 2,3,7,8-TCDD	7.46e4	8.61e5	0.77	NO	0.888	26.50	26.48	NO	1.001	1.001	9.7451	97.5	NO
2	2 1,2,3,7,8-PeCDD	2.42e5	5.66e5	0.62	NO	0.908	31.46	31.45	NO	1.001	1.000	47.057	94.1	NO
3	3 1,2,3,4,7,8-HxCDD	1.87e5	3.61e5	1.23	NO	1.03	34.83	34.84	NO	1.000	1.001	49.942	99.9	NO
4	4 1,2,3,6,7,8-HxCDD	2.05e5	4.86e5	1.22	NO	0.892	34.92	34.94	NO	1.000	1.001	47.184	94.4	NO
5	5 1,2,3,7,8,9-HxCDD	1.80e5	4.21e5	1.24	NO	0.887	35.22	35.22	NO	1.000	1.000	48.173	96.3	NO
6	6 1,2,3,4,6,7,8-HpCDD	1.24e5	2.99e5	1.00	NO	0.864	38.76	38.77	NO	1.000	1.001	48.040	96.1	NO
7	7 OCDD	2.36e5	5.19e5	0.90	NO	0.914	41.74	41.76	NO	1.000	1.001	99.439	99.4	NO
8	8 2,3,7,8-TCDF	7.75e4	1.09e6	0.71	NO	0.751	25.60	25.60	NO	1.001	1.001	9.5079	95.1	NO
9	9 1,2,3,7,8-PeCDF	3.64e5	8.51e5	1.58	NO	0.893	30.17	30.17	NO	1.001	1.001	47.842	95.7	NO
10	10 2,3,4,7,8-PeCDF	3.67e5	8.14e5	1.58	NO	0.935	31.18	31.15	NO	1.001	1.000	48.261	96.5	NO
11	11 1,2,3,4,7,8-HxCDF	2.18e5	4.89e5	1.23	NO	0.884	33.94	33.96	NO	1.000	1.001	50.442	101	NO
12	12 1,2,3,6,7,8-HxCDF	2.54e5	5.62e5	1.21	NO	0.889	34.08	34.08	NO	1.000	1.000	50.760	102	NO
13	13 2,3,4,6,7,8-HxCDF	2.33e5	4.95e5	1.21	NO	0.934	34.69	34.67	NO	1.001	1.000	50.450	101	NO
14	14 1,2,3,7,8,9-HxCDF	1.68e5	3.87e5	1.22	NO	0.871	35.57	35.58	NO	1.000	1.000	49.939	99.9	NO
15	15 1,2,3,4,6,7,8-HpCDF	1.55e5	3.50e5	0.97	NO	0.873	37.38	37.35	NO	1.001	1.000	50.875	102	NO
16	16 1,2,3,4,7,8,9-HpCDF	1.12e5	2.25e5	0.99	NO	1.01	39.31	39.31	NO	1.000	1.000	49.295	98.6	NO
17	17 OCDF	2.35e5	5.95e5	0.87	NO	0.806	41.93	41.95	NO	1.000	1.001	98.166	98.2	NO
18	18 13C-2,3,7,8-TCDD	8.61e5	7.14e5	0.79	NO	1.16	26.49	26.47	NO	1.026	1.026	104.26	104	NO
19	19 13C-1,2,3,7,8-PeCDD	5.66e5	7.14e5	0.62	NO	0.849	31.67	31.44	NO	1.227	1.218	93.361	93.4	NO
20	20 13C-1,2,3,4,7,8-HxCDD	3.61e5	4.96e5	1.26	NO	0.779	34.83	34.81	NO	1.014	1.014	93.619	93.6	NO
21	21 13C-1,2,3,6,7,8-HxCDD	4.86e5	4.96e5	1.28	NO	1.02	34.94	34.92	NO	1.017	1.017	96.503	96.5	NO
22	22 13C-1,2,3,7,8,9-HxCDD	4.21e5	4.96e5	1.26	NO	0.903	35.22	35.21	NO	1.025	1.025	94.048	94.0	NO
23	23 13C-1,2,3,4,6,7,8-HpCDD	2.99e5	4.96e5	1.04	NO	0.689	38.74	38.74	NO	1.128	1.128	87.565	87.6	NO
24	24 13C-OCDD	5.19e5	4.96e5	0.90	NO	0.652	41.76	41.74	NO	1.216	1.215	160.68	80.3	NO
25	25 13C-2,3,7,8-TCDF	1.09e6	1.03e6	0.77	NO	1.06	25.53	25.57	NO	0.989	0.991	99.488	99.5	NO
26	26 13C-1,2,3,7,8-PeCDF	8.51e5	1.03e6	1.61	NO	0.838	30.06	30.15	NO	1.165	1.168	98.620	98.6	NO
27	27 13C-2,3,4,7,8-PeCDF	8.14e5	1.03e6	1.58	NO	0.817	31.01	31.15	NO	1.202	1.207	96.756	96.8	NO
28	28 13C-1,2,3,4,7,8-HxCDF	4.89e5	4.96e5	0.50	NO	1.01	33.96	33.94	NO	0.989	0.988	97.871	97.9	NO
29	29 13C-1,2,3,6,7,8-HxCDF	5.62e5	4.96e5	0.51	NO	1.17	34.09	34.07	NO	0.992	0.992	97.134	97.1	NO
30	30 13C-2,3,4,6,7,8-HxCDF	4.95e5	4.96e5	0.50	NO	1.02	34.66	34.65	NO	1.009	1.009	97.699	97.7	NO
31	31 13C-1,2,3,7,8,9-HxCDF	3.87e5	4.96e5	0.51	NO	0.860	35.56	35.57	NO	1.035	1.036	90.767	90.8	NO

Dataset: U:\VG12.PRO\Results\200609R2\200609R2-2.qld

Last Altered: Wednesday, June 10, 2020 07:25:53 Pacific Daylight Time  
Printed: Wednesday, June 10, 2020 07:26:39 Pacific Daylight Time

Name: 200609R2\_2, Date: 10-Jun-2020, Time: 00:15:10, ID: ST200609R2\_1 1613 CS3 19L2305, Description: 1613 CS3 19L2305

	# Name	Resp	IS Resp	RA	n/y	RRF	Pred.RT	RT	RT Flag	Pred.RRT	RRT	Conc.	%Rec	STD out
32	32 13C-1,2,3,4,6,7,8-HpCDF	3.50e5	4.96e5	0.42	NO	0.774	37.31	37.34	NO	1.086	1.087	91.058	91.1	NO
33	33 13C-1,2,3,4,7,8,9-HpCDF	2.25e5	4.96e5	0.42	NO	0.521	39.34	39.31	NO	1.145	1.145	87.056	87.1	NO
34	34 13C-OCDF	5.95e5	4.96e5	0.85	NO	0.746	41.93	41.93	NO	1.221	1.221	160.86	80.4	NO
35	35 37Cl-2,3,7,8-TCDD	8.08e4	7.14e5			1.04	26.52	26.48	NO	1.028	1.026	10.911	109	NO
36	36 13C-1,2,3,4-TCDD	7.14e5	7.14e5	0.78	NO	1.00	25.89	25.81	NO	1.000	1.000	100.00	100	NO
37	37 13C-1,2,3,4-TCDF	1.03e6	1.03e6	0.78	NO	1.00	24.36	24.12	NO	1.000	1.000	100.00	100	NO
38	38 13C-1,2,3,4,6,9-HxCDF	4.96e5	4.96e5	0.50	NO	1.00	34.42	34.35	NO	1.000	1.000	100.00	100	YES

Dataset: Untitled

Last Altered: Wednesday, June 10, 2020 12:00:12 Pacific Daylight Time  
Printed: Wednesday, June 10, 2020 12:00:16 Pacific Daylight Time

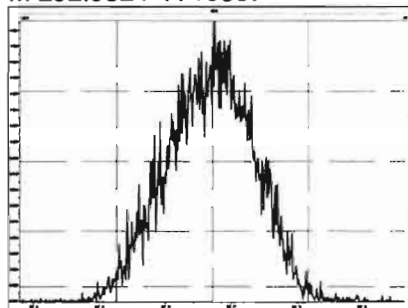
Method: U:\VG12.PRO\MethDB\1613rrt-06-01-20.mdb 01 Jun 2020 11:54:45  
Calibration: U:\VG12.PRO\CurveDB\db5\_1613vg12-5-28-20.cdb 28 May 2020 16:52:08

Compound name: 2,3,7,8-TCDD

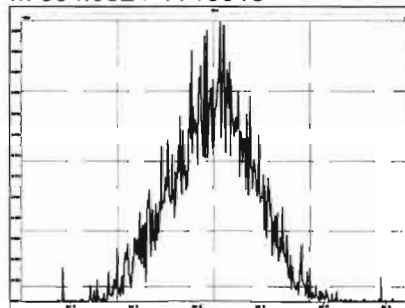
	Name	ID	Acq.Date	Acq.Time
1	200609R2_1	SOLVENT BLANK	09-Jun-20	23:28:55
2	200609R2_2	ST200609R2_1 1613 CS3 19L2305	10-Jun-20	00:15:10
3	200609R2_3	SOLVENT BLANK	10-Jun-20	01:01:24
4	200609R2_4	2001050-01 PDI-FB-2005121245 1.0098	10-Jun-20	01:47:37
5	200609R2_5	2001050-02 PDI-RB-2005121245 0.9942	10-Jun-20	02:33:53
6	200609R2_6	2001014-01 2535691 0.9812	10-Jun-20	03:20:08
7	200609R2_7	2001019-01 EFF-001 Composite 0.9873	10-Jun-20	04:06:21
8	200609R2_8	2001019-02 RSW-001 1.0011	10-Jun-20	04:52:37
9	200609R2_9	2001021-01 LU03271 0.8867	10-Jun-20	05:38:53
10	200609R2_10	2001023-01 Ads C 0.9995	10-Jun-20	06:25:07
11	200609R2_11	2001048-01 Effluent 001 0.99735	10-Jun-20	07:11:21
12	200609R2_12	2001009-10 PDI-078SC-B-02-05-200505 17.06	10-Jun-20	07:57:34
13	200609R2_13	2001009-10@2X PDI-078SC-B-02-05-200505 ...	10-Jun-20	08:43:46
14	200609R2_14	2001034-01@2X PDI-085SC-B-00-02-200508 ...	10-Jun-20	09:30:02
15	200609R2_15	2001034-03@2X PDI-085SC-B-05-07-200508 ...	10-Jun-20	10:16:16
16	200609R2_16	2001034-02@5X PDI-085SC-B-02-05-200508 ...	10-Jun-20	11:02:30

Printed: Tuesday, June 09, 2020 23:28:12 Pacific Daylight Time

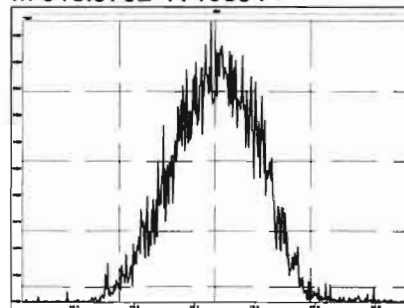
M 292.9824 R 10357



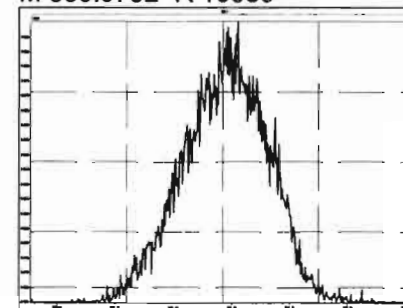
M 304.9824 R 10918



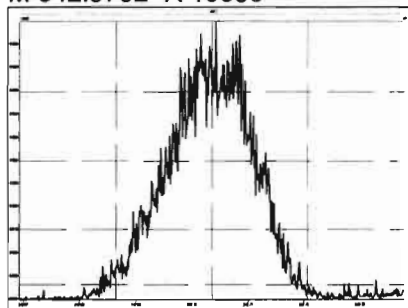
M 318.9792 R 10594



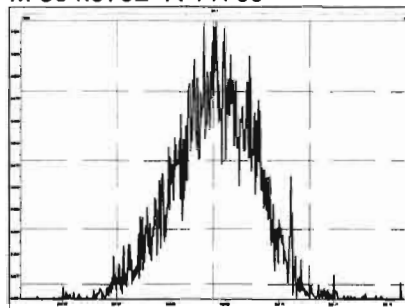
M 330.9792 R 10080



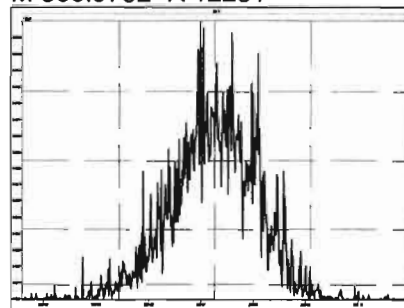
M 342.9792 R 10395



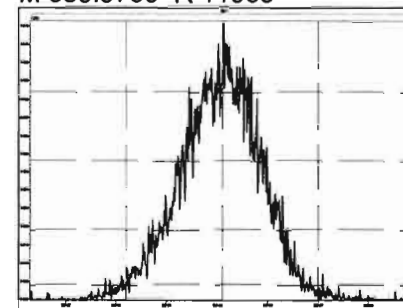
M 354.9792 R 11709



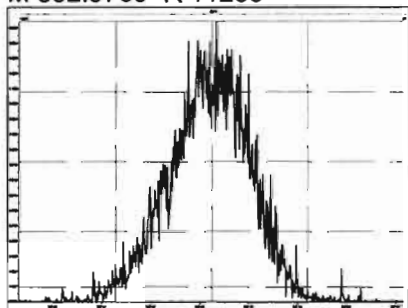
M 366.9792 R 12251



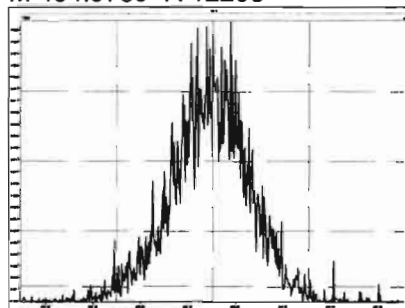
M 380.9760 R 11063



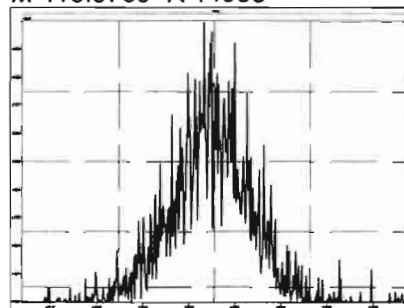
M 392.9760 R 11266



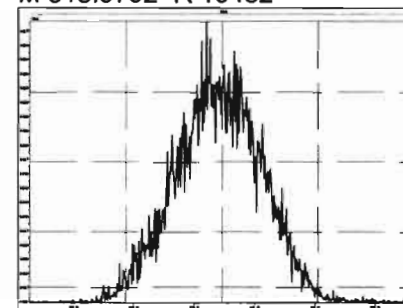
M 404.9760 R 12205



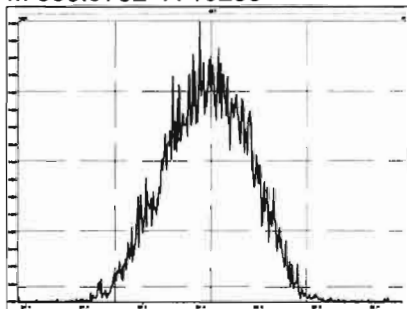
M 416.9760 R 14053



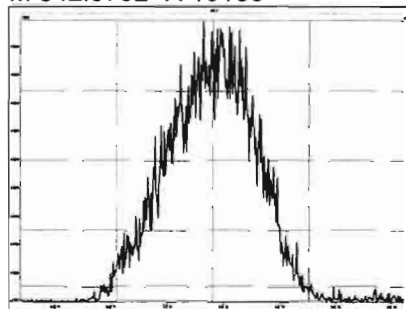
M 318.9792 R 10482



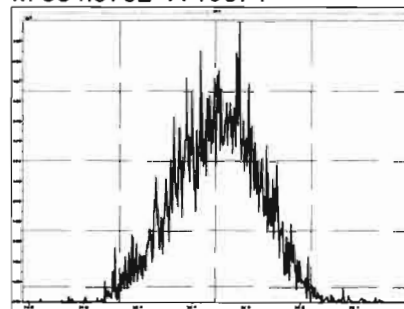
M 330.9792 R 10288



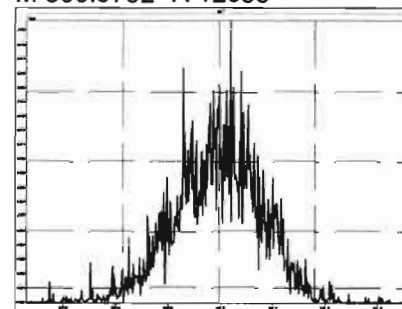
M 342.9792 R 10183



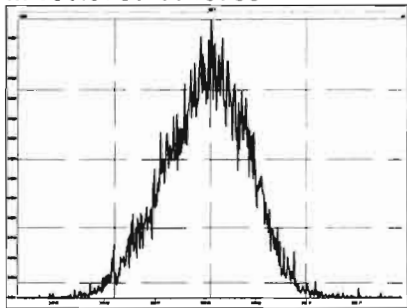
M 354.9792 R 10674



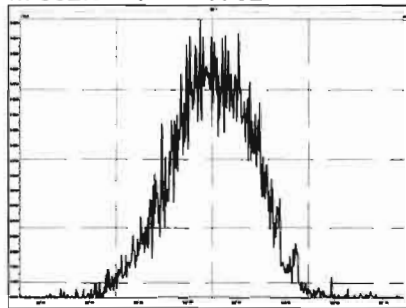
M 366.9792 R 12099



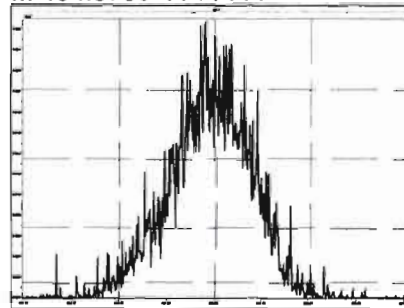
M 380.9760 R 10798



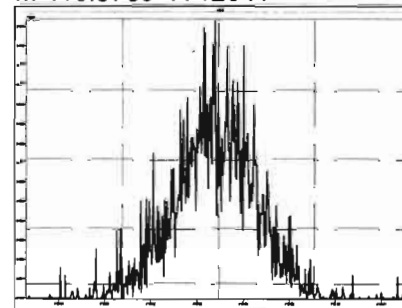
M 392.9760 R 10782



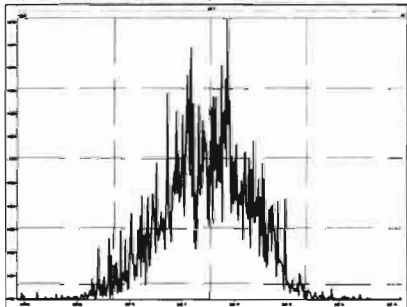
M 404.9760 R 11444



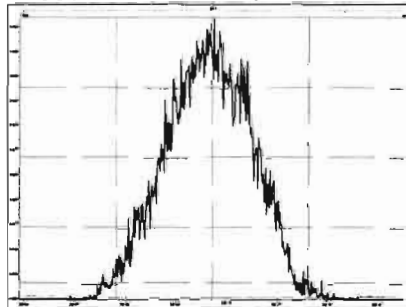
M 416.9760 R 12641



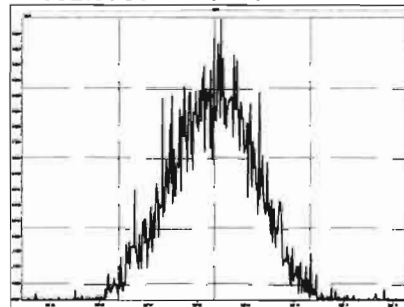
M 366.9792 R 10788



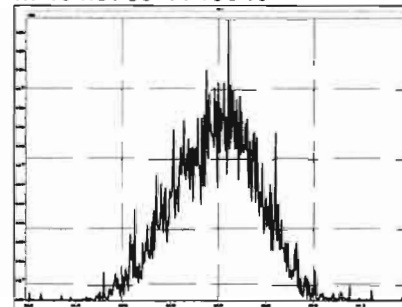
M 380.9760 R 10330



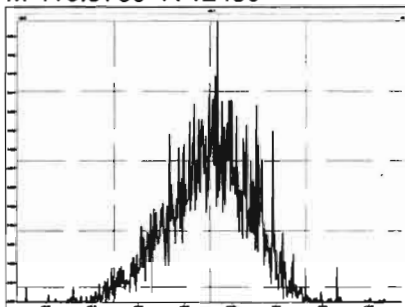
M 392.9760 R 10690



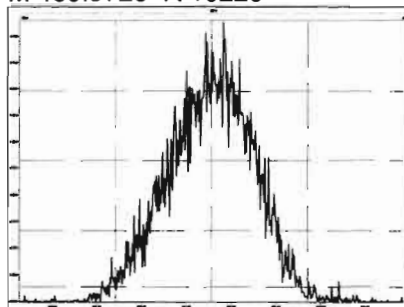
M 404.9760 R 10940



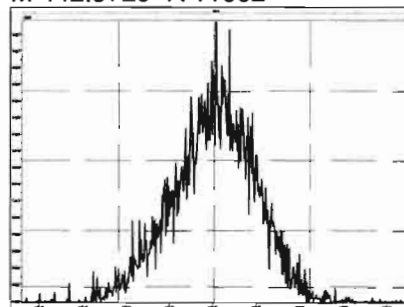
M 416.9760 R 12490



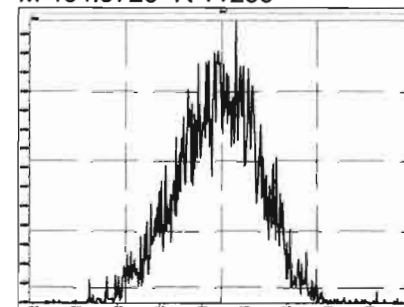
M 430.9728 R 10228



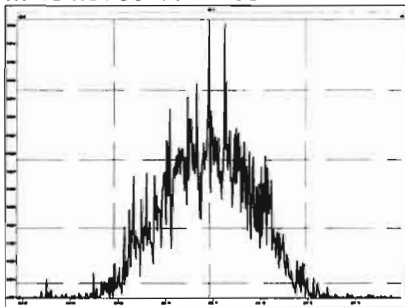
M 442.9728 R 11582



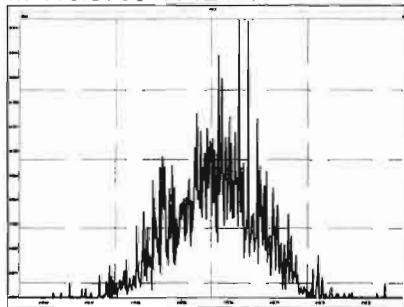
M 454.9728 R 11233



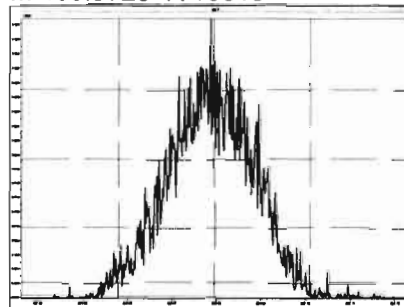
M 404.9760 R 11160



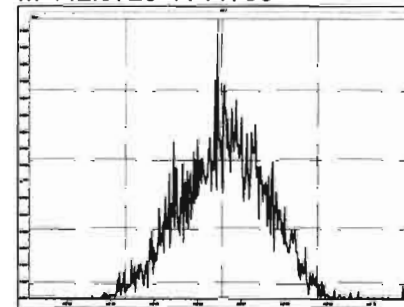
M 416.9760 R 12447



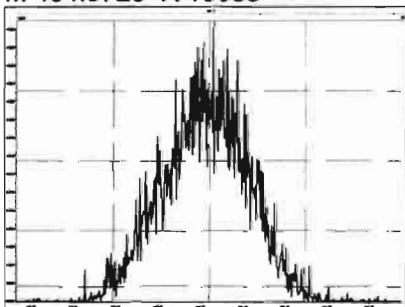
M 430.9728 R 10519



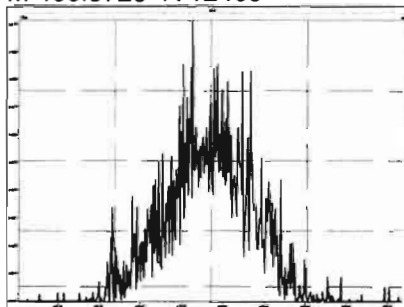
M 442.9728 R 11796



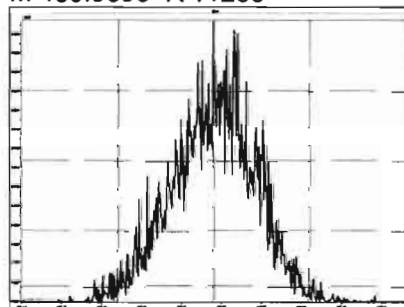
M 454.9728 R 10988



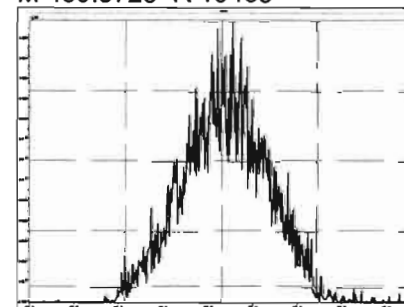
M 466.9728 R 12468



M 480.9696 R 11238

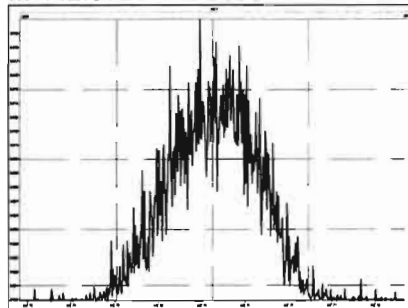


M 430.9728 R 10463

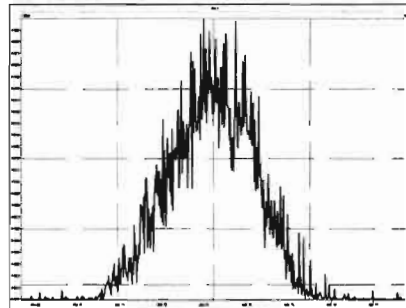


Printed: Tuesday, June 09, 2020 23:28:12 Pacific Daylight Time

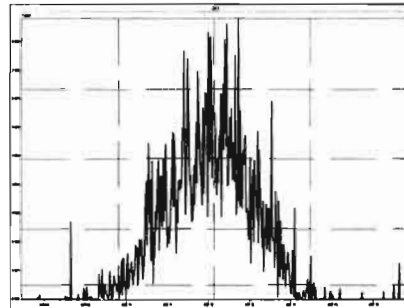
M 442.9728 R 10869



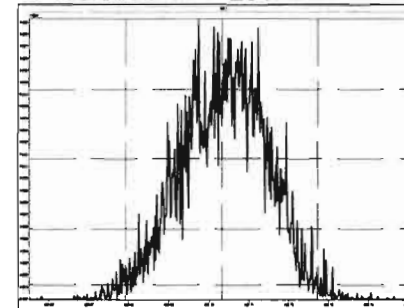
M 454.9728 R 10638



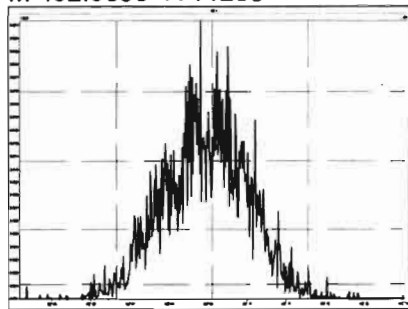
M 466.9728 R 12297



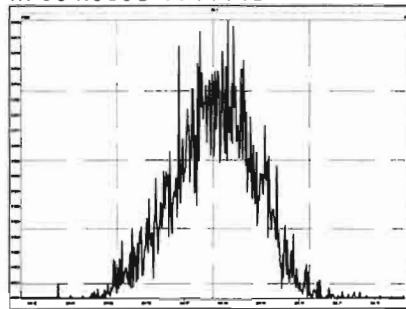
M 480.9696 R 11201



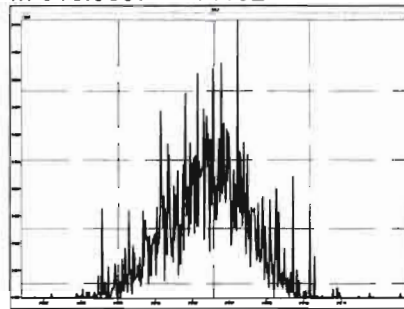
M 492.9696 R 11286



M 504.9696 R 11148



M 516.9697 R 14102





Dataset: Untitled

Last Altered: Wednesday, June 10, 2020 07:27:08 Pacific Daylight Time

Printed: Wednesday, June 10, 2020 07:27:27 Pacific Daylight Time

Method: U:\VG12.PRO\MethDB\CPSM.mdb 26 May 2020 10:39:11

Calibration: U:\VG12.PRO\CurveDB\db5\_1613vg12-5-28-20.cdb 28 May 2020 16:52:08

Name: 200609R2\_2, Date: 10-Jun-2020, Time: 00:15:10, ID: ST200609R2\_1 1613 CS3 19L2305, Description: 1613 CS3 19L2305

#	Name	RT
1	1,3,6,8-TCDD (First)	22.46
2	1,2,8,9-TCDD (Last)	27.44
3	1,2,4,7,9-PeCDD (First)	29.24
4	1,2,3,8,9-PeCDD (Last)	31.83
5	1,2,4,6,7,9-HxCDD (First)	33.32
6	1,2,3,7,8,9-HxCDD (Last)	35.22
7	1,2,3,4,6,7,9-HpCDD (First)	37.75
8	1,2,3,4,6,7,8-HpCDD (Last)	38.77
9	1,3,6,8-TCDF (First)	20.32
10	1,2,8,9-TCDF (Last)	27.61
11	1,3,4,6,8-PeCDF (First)	27.56
12	1,2,3,8,9-PeCDF (Last)	32.09
13	1,2,3,4,6,8-HxCDF (First)	32.78
14	1,2,3,7,8,9-HxCDF (Last)	35.58
15	1,2,3,4,6,7,8-HpCDF (First)	37.35
16	1,2,3,4,7,8,9-HpCDF (Last)	39.31

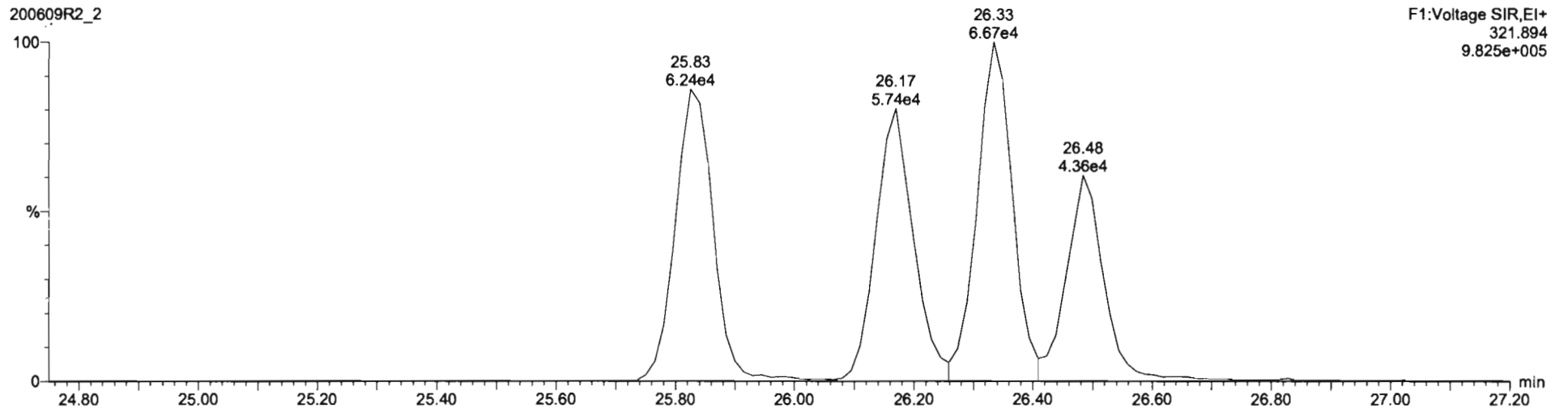
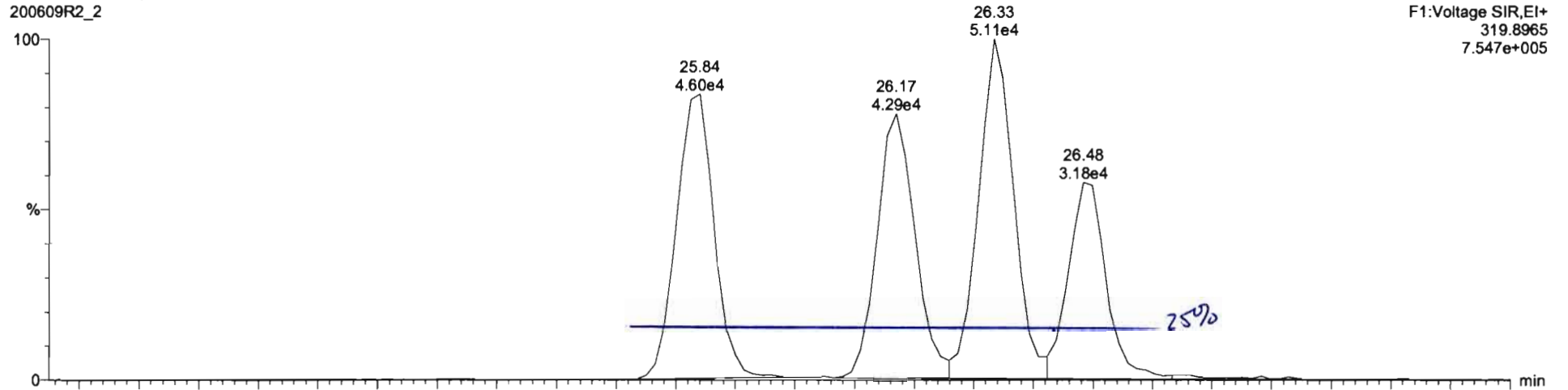
Dataset: Untitled

Last Altered: Wednesday, June 10, 2020 07:27:08 Pacific Daylight Time  
Printed: Wednesday, June 10, 2020 07:27:27 Pacific Daylight Time

Method: U:\VG12.PRO\MethDB\CPSM.mdb 26 May 2020 10:39:11  
Calibration: U:\VG12.PRO\CurveDB\db5\_1613vg12-5-28-20.cdb 28 May 2020 16:52:08

Name: 200609R2\_2, Date: 10-Jun-2020, Time: 00:15:10, ID: ST200609R2\_1 1613 CS3 19L2305, Description: 1613 CS3 19L2305

1,3,6,8-TCDD (First)



Dataset: Untitled

Last Altered: Wednesday, June 10, 2020 07:26:58 Pacific Daylight Time

Printed: Wednesday, June 10, 2020 07:27:01 Pacific Daylight Time

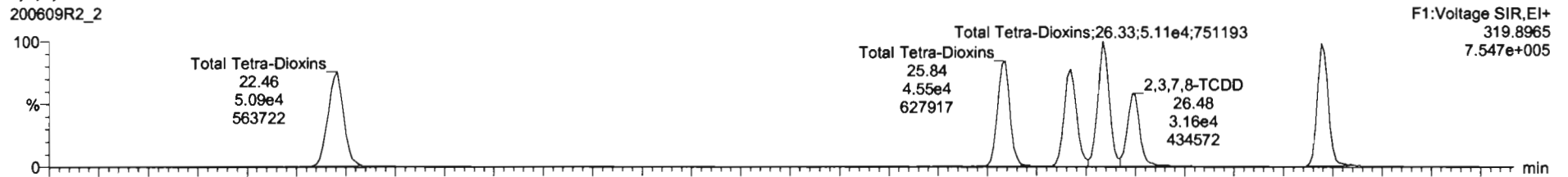
Method: U:\VG12.PRO\MethDB\1613rrt-06-01-20.mdb 01 Jun 2020 11:54:45

Calibration: U:\VG12.PRO\CurveDB\db5\_1613vg12-5-28-20.cdb 28 May 2020 16:52:08

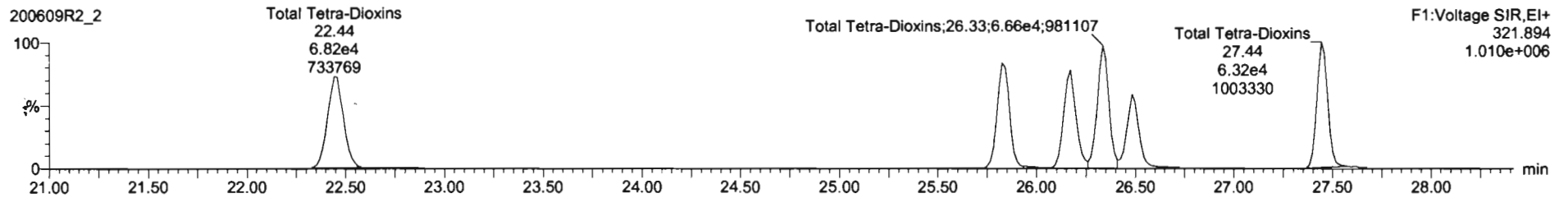
Name: 200609R2\_2, Date: 10-Jun-2020, Time: 00:15:10, ID: ST200609R2\_1 1613 CS3 19L2305, Description: 1613 CS3 19L2305

2,3,7,8-TCDD

200609R2\_2

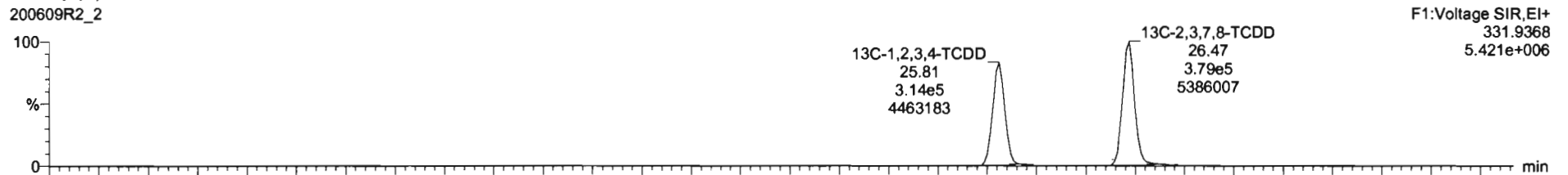


200609R2\_2

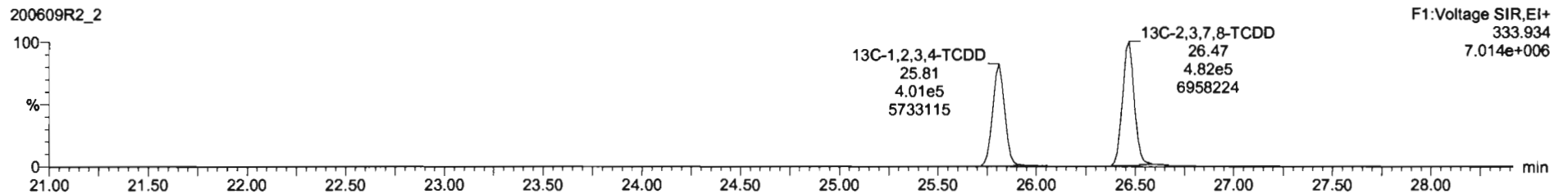


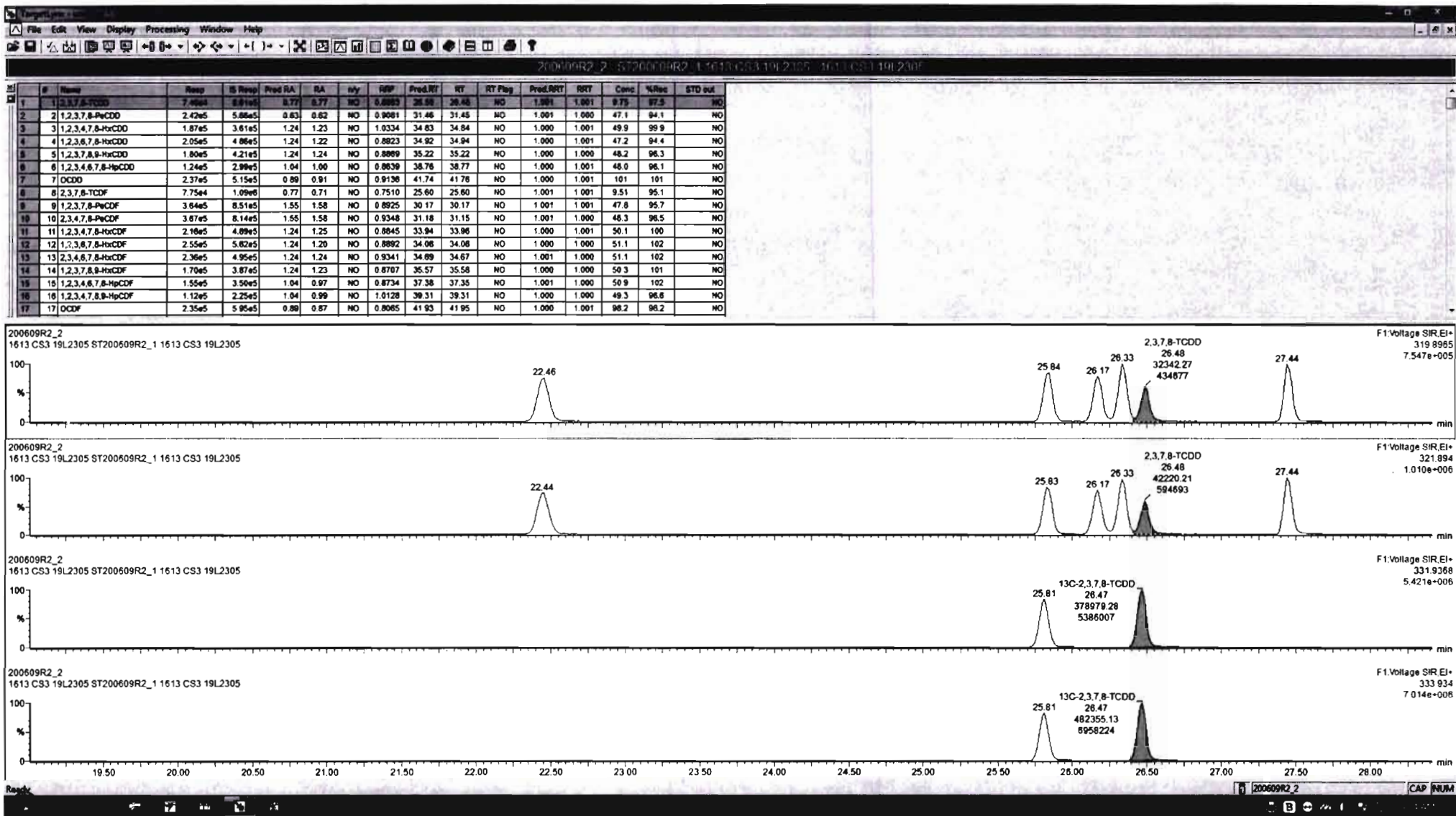
13C-2,3,7,8-TCDD

200609R2\_2



200609R2\_2





Dataset: Untitled

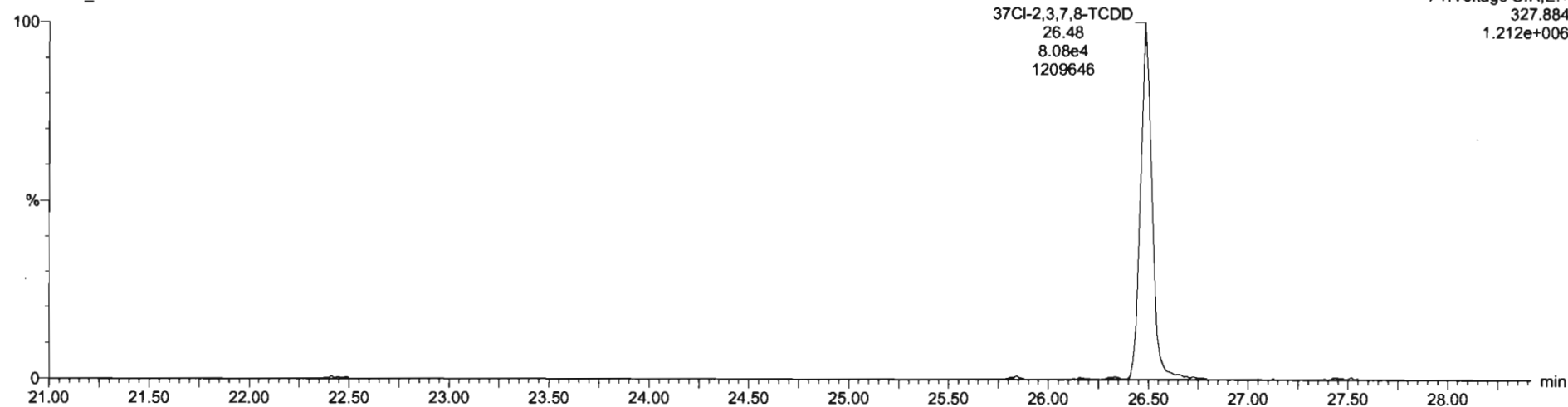
Last Altered: Wednesday, June 10, 2020 07:26:58 Pacific Daylight Time

Printed: Wednesday, June 10, 2020 07:27:01 Pacific Daylight Time

Name: 200609R2\_2, Date: 10-Jun-2020, Time: 00:15:10, ID: ST200609R2\_1 1613 CS3 19L2305, Description: 1613 CS3 19L2305

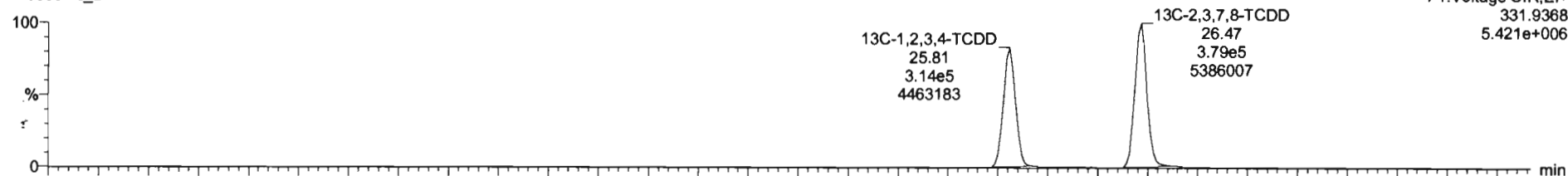
**37Cl-2,3,7,8-TCDD**

200609R2\_2

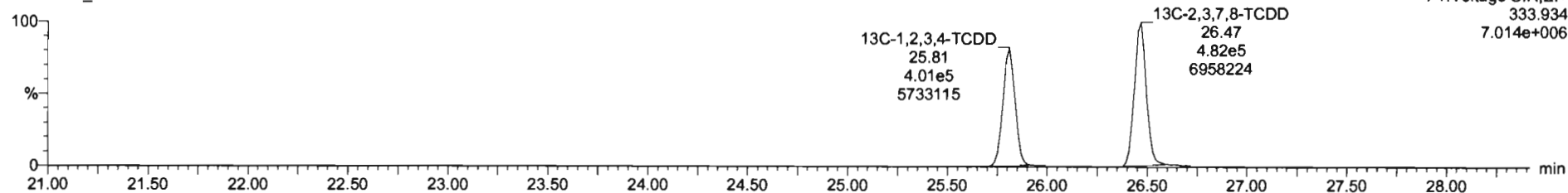


**13C-1,2,3,4-TCDD**

200609R2\_2



200609R2\_2



Dataset: Untitled

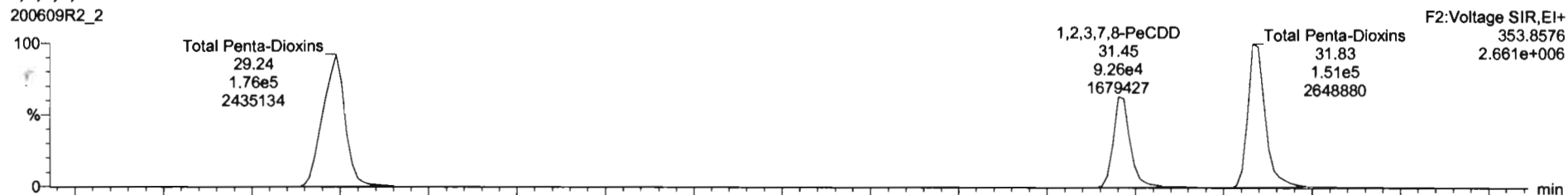
Last Altered: Wednesday, June 10, 2020 07:26:58 Pacific Daylight Time

Printed: Wednesday, June 10, 2020 07:27:01 Pacific Daylight Time

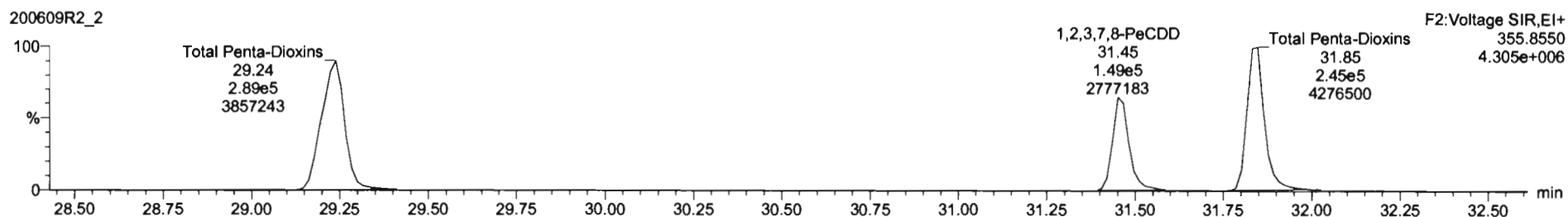
Name: 200609R2\_2, Date: 10-Jun-2020, Time: 00:15:10, ID: ST200609R2\_1 1613 CS3 19L2305, Description: 1613 CS3 19L2305

**1,2,3,7,8-PeCDD**

200609R2\_2




200609R2\_2

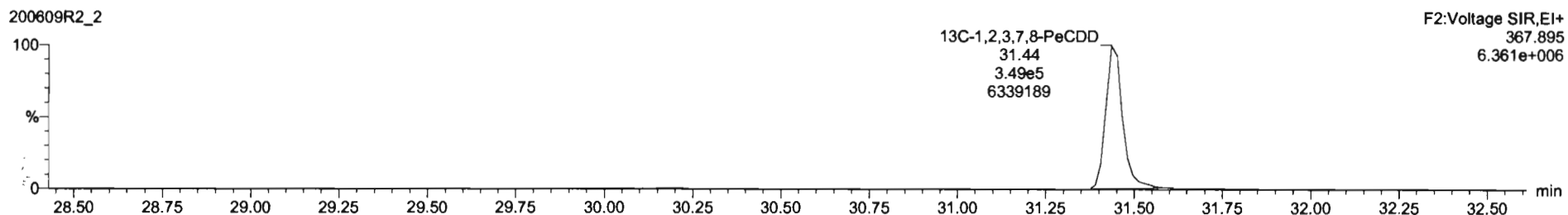


**13C-1,2,3,7,8-PeCDD**

200609R2\_2



200609R2\_2



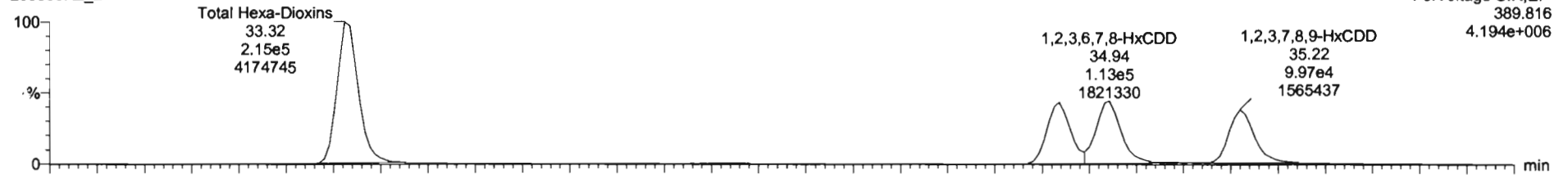
Dataset: Untitled

Last Altered: Wednesday, June 10, 2020 07:26:58 Pacific Daylight Time  
Printed: Wednesday, June 10, 2020 07:27:01 Pacific Daylight Time

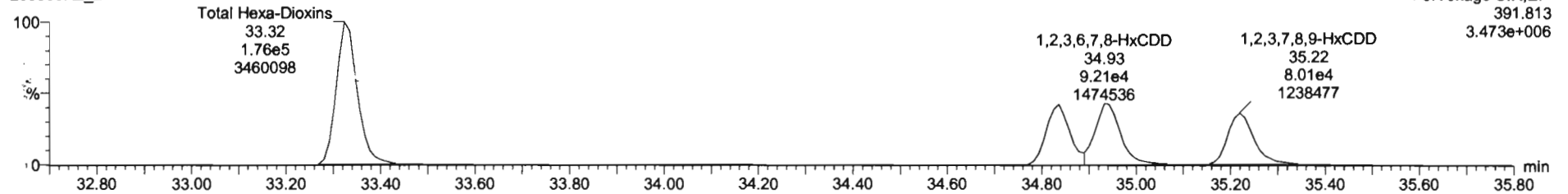
Name: 200609R2\_2, Date: 10-Jun-2020, Time: 00:15:10, ID: ST200609R2\_1 1613 CS3 19L2305, Description: 1613 CS3 19L2305

**1,2,3,4,7,8-HxCDD**

200609R2\_2

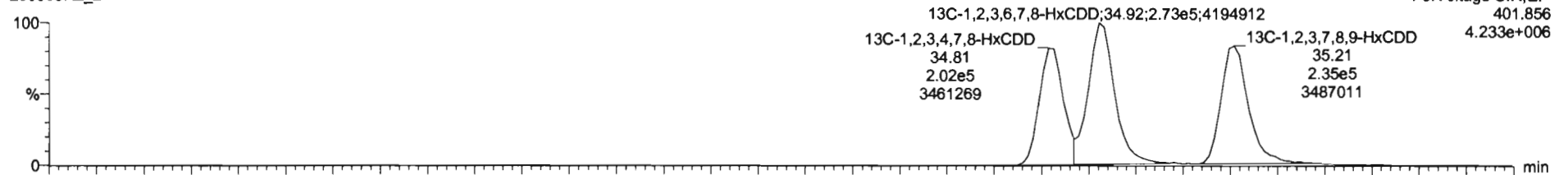


200609R2\_2

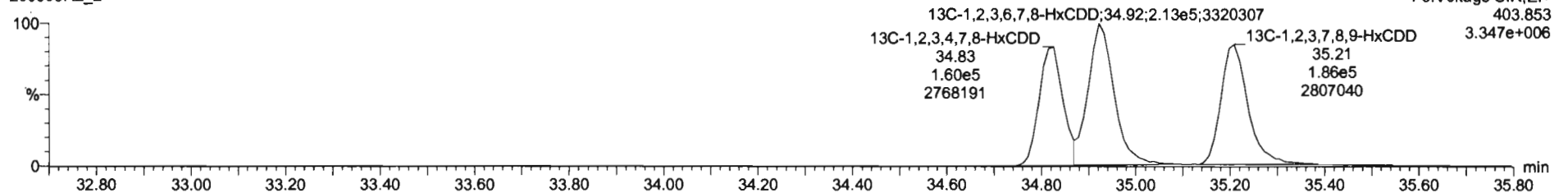


**13C-1,2,3,4,7,8-HxCDD**

200609R2\_2



200609R2\_2




Dataset: Untitled

Last Altered: Wednesday, June 10, 2020 07:26:58 Pacific Daylight Time  
Printed: Wednesday, June 10, 2020 07:27:01 Pacific Daylight Time

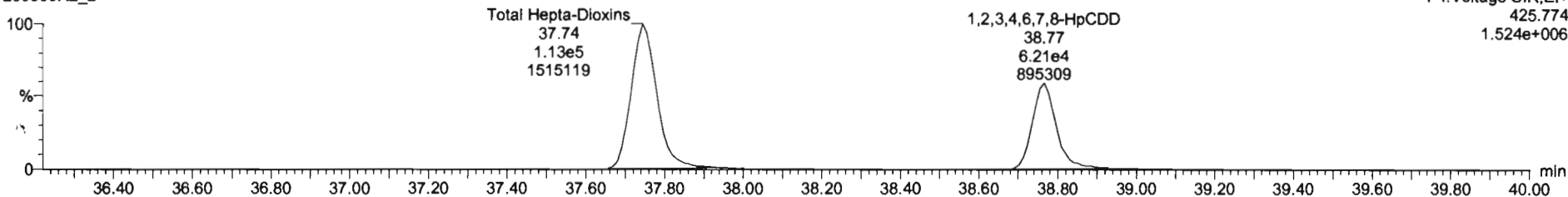
Name: 200609R2\_2, Date: 10-Jun-2020, Time: 00:15:10, ID: ST200609R2\_1 1613 CS3 19L2305, Description: 1613 CS3 19L2305

**1,2,3,4,6,7,8-HpCDD**

200609R2\_2

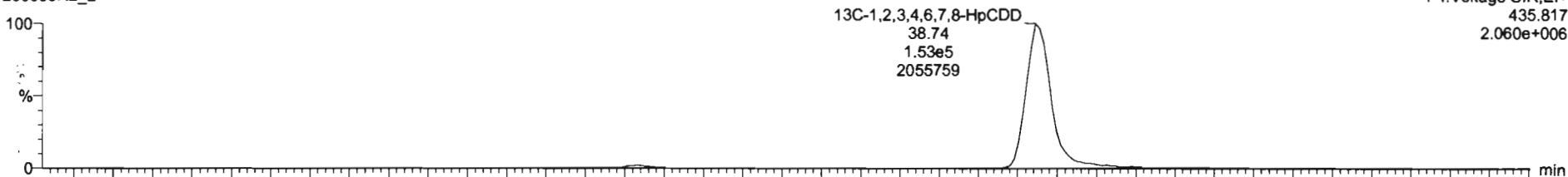


200609R2\_2

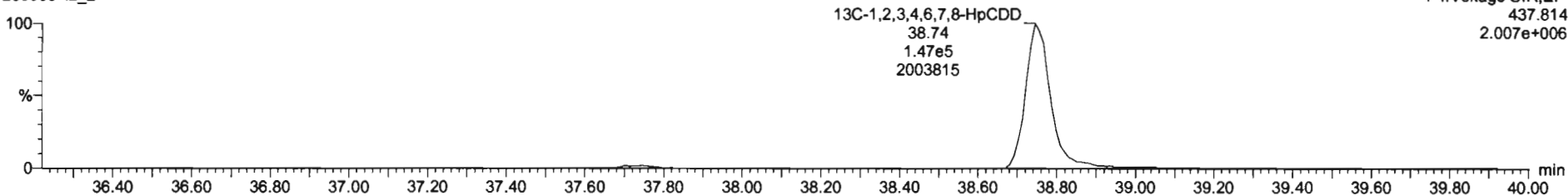


**13C-1,2,3,4,6,7,8-HpCDD**

200609R2\_2



200609R2\_2





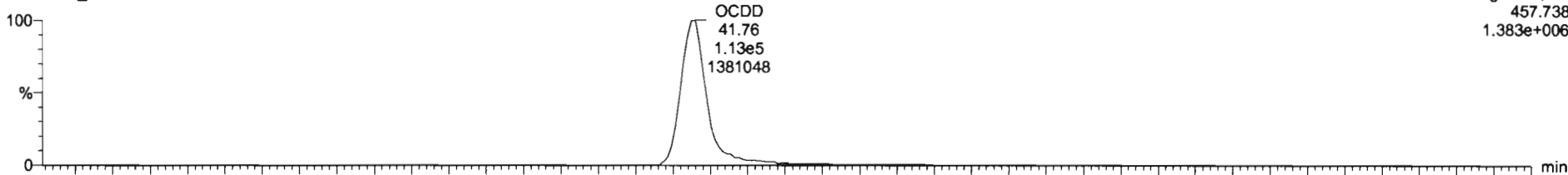
Dataset: Untitled

Last Altered: Wednesday, June 10, 2020 07:26:58 Pacific Daylight Time  
Printed: Wednesday, June 10, 2020 07:27:01 Pacific Daylight Time

Name: 200609R2\_2, Date: 10-Jun-2020, Time: 00:15:10, ID: ST200609R2\_1 1613 CS3 19L2305, Description: 1613 CS3 19L2305

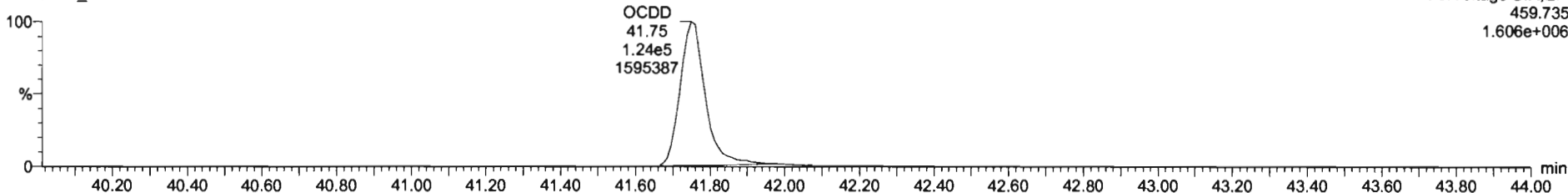
**OCDD**

200609R2\_2



F5:Voltage SIR,EI+  
457.738  
1.383e+006

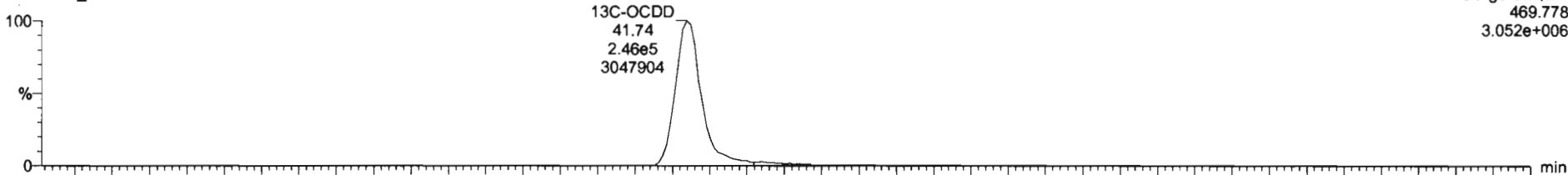
200609R2\_2



F5:Voltage SIR,EI+  
459.735  
1.606e+006

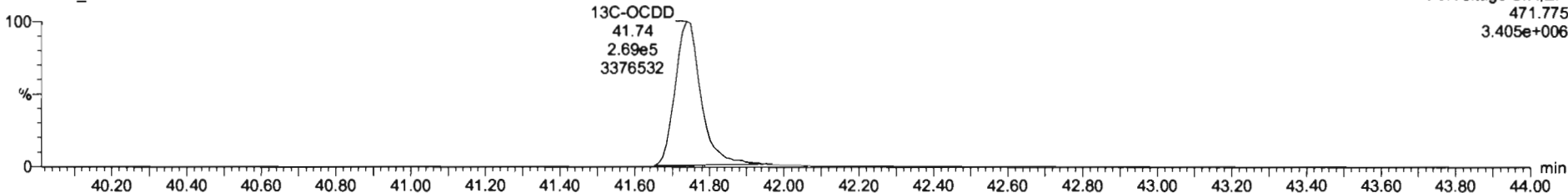
**13C-OCDD**

200609R2\_2

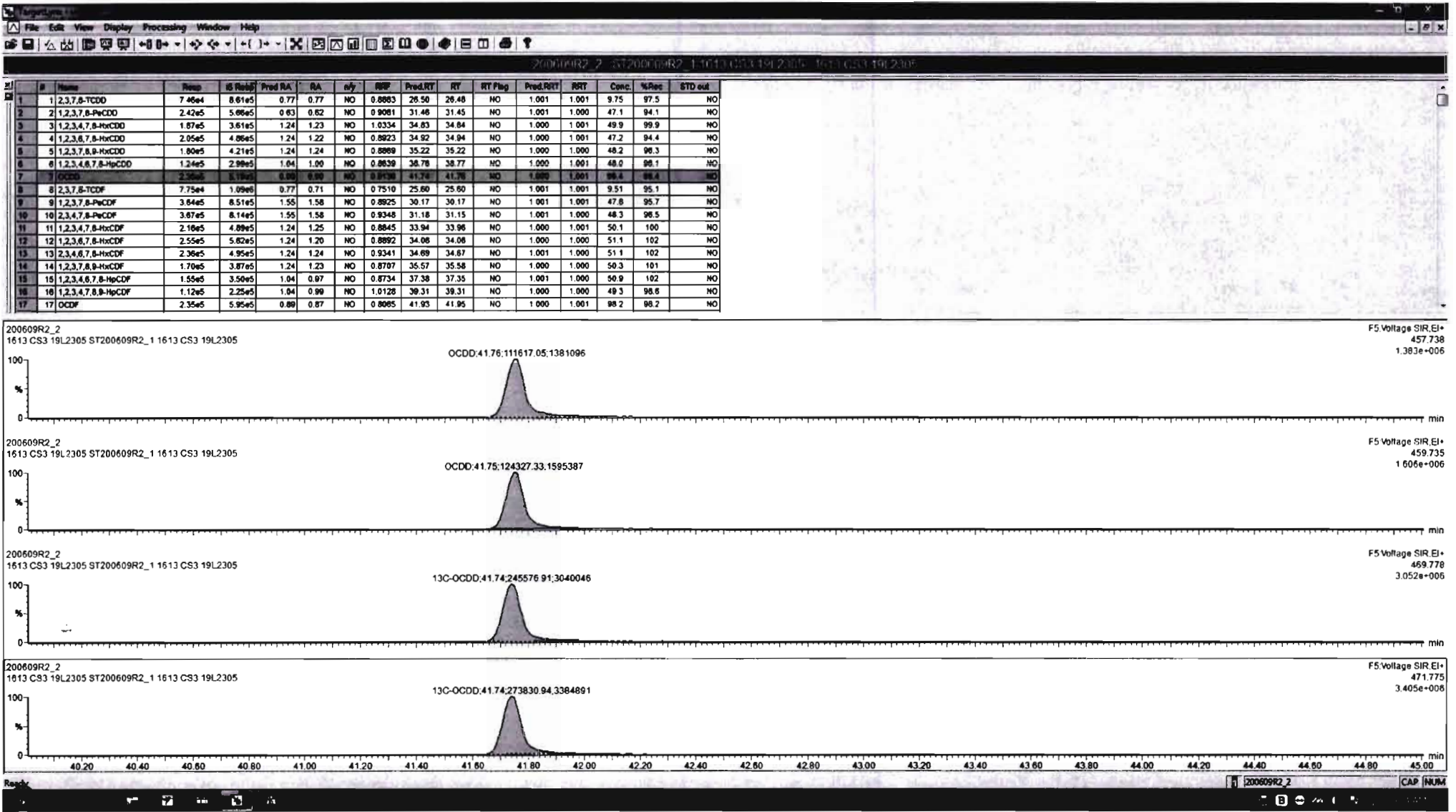


F5:Voltage SIR,EI+  
469.778  
3.052e+006

200609R2\_2



F5:Voltage SIR,EI+  
471.775  
3.405e+006




Dataset: Untitled

Last Altered: Wednesday, June 10, 2020 07:26:58 Pacific Daylight Time  
Printed: Wednesday, June 10, 2020 07:27:01 Pacific Daylight Time


Name: 200609R2\_2, Date: 10-Jun-2020, Time: 00:15:10, ID: ST200609R2\_1 1613 CS3 19L2305, Description: 1613 CS3 19L2305

**2,3,7,8-TCDF**

200609R2\_2

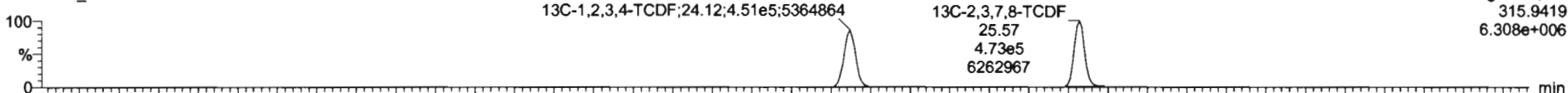


200609R2\_2

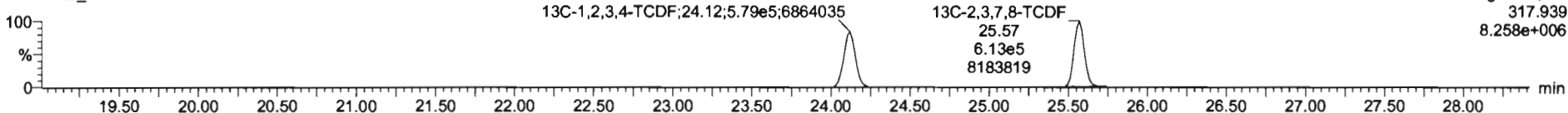


**13C-2,3,7,8-TCDF**

200609R2\_2

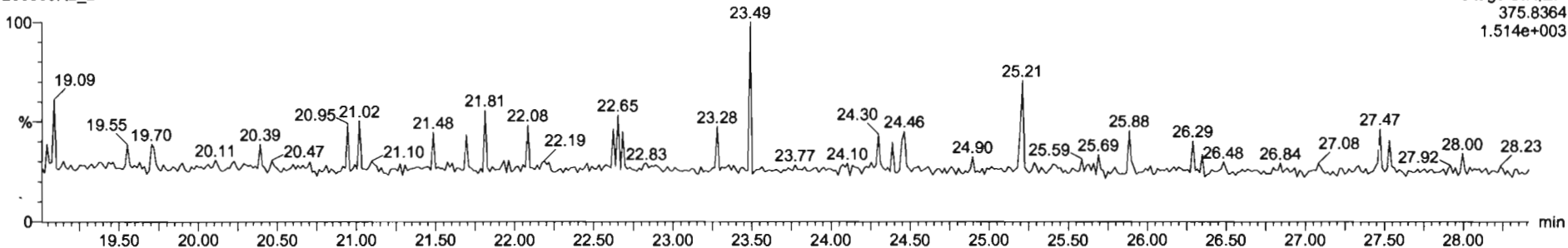


200609R2\_2



**DPE1**

200609R2\_2




Dataset: Untitled

Last Altered: Wednesday, June 10, 2020 07:26:58 Pacific Daylight Time  
Printed: Wednesday, June 10, 2020 07:27:01 Pacific Daylight Time

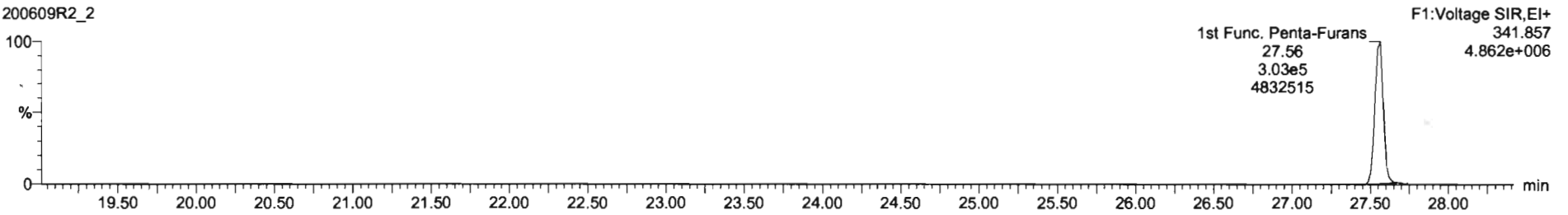
Name: 200609R2\_2, Date: 10-Jun-2020, Time: 00:15:10, ID: ST200609R2\_1 1613 CS3 19L2305, Description: 1613 CS3 19L2305

1st Func. Penta-Furans

200609R2\_2

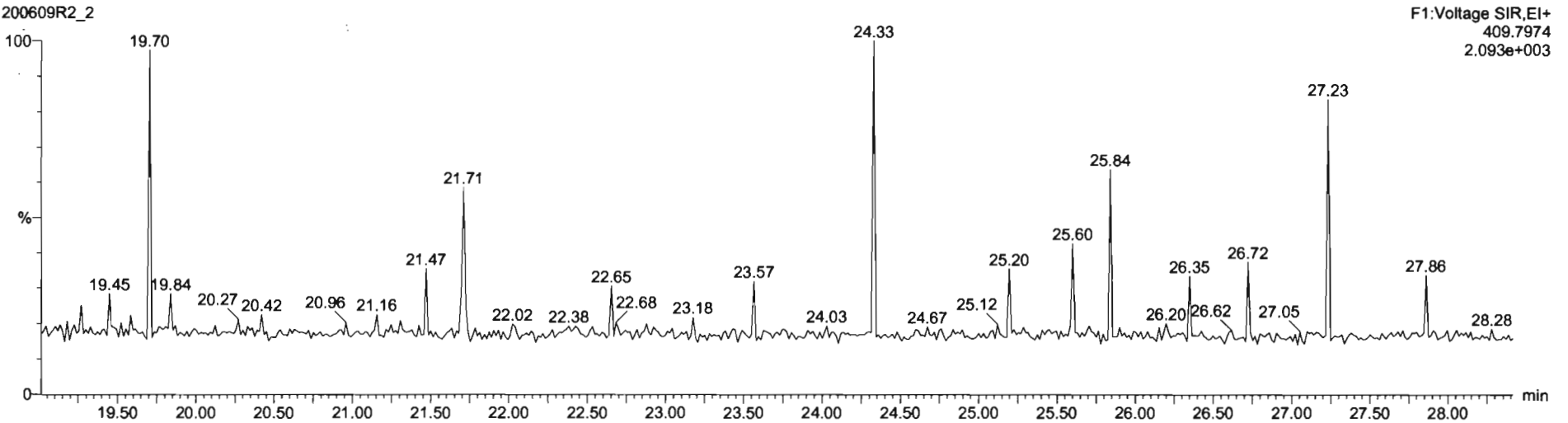


200609R2\_2



DPE6

200609R2\_2



Dataset: Untitled


Last Altered: Wednesday, June 10, 2020 07:26:58 Pacific Daylight Time

Printed: Wednesday, June 10, 2020 07:27:01 Pacific Daylight Time

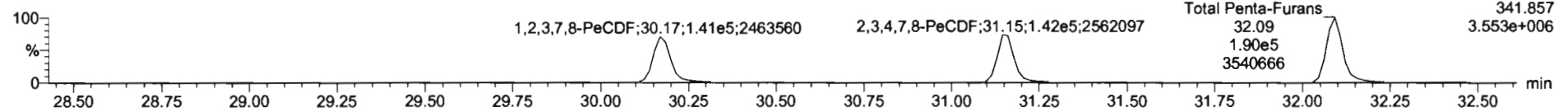
Name: 200609R2\_2, Date: 10-Jun-2020, Time: 00:15:10, ID: ST200609R2\_1 1613 CS3 19L2305, Description: 1613 CS3 19L2305

**1,2,3,7,8-PeCDF**

200609R2\_2




200609R2\_2

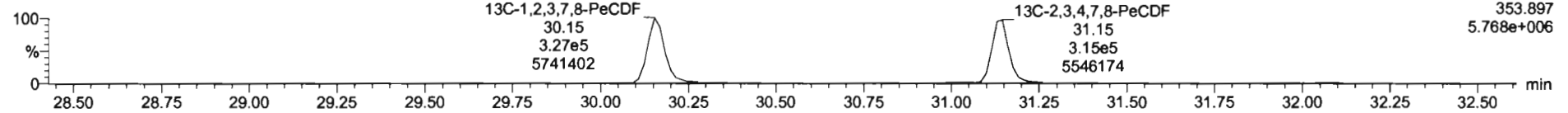


**13C-1,2,3,7,8-PeCDF**

200609R2\_2

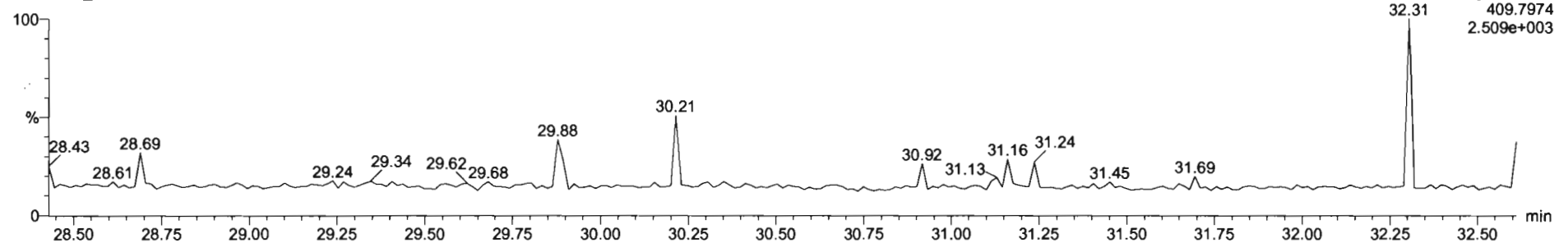


200609R2\_2



**DPE2**

200609R2\_2





Dataset: Untitled

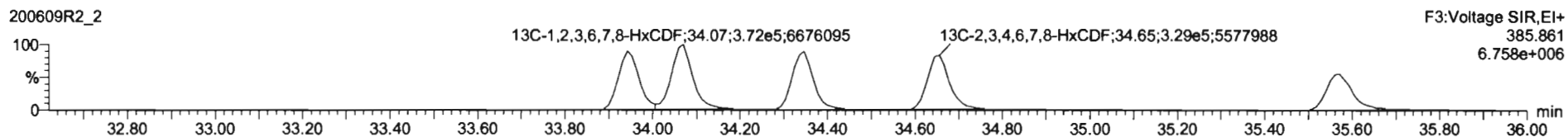
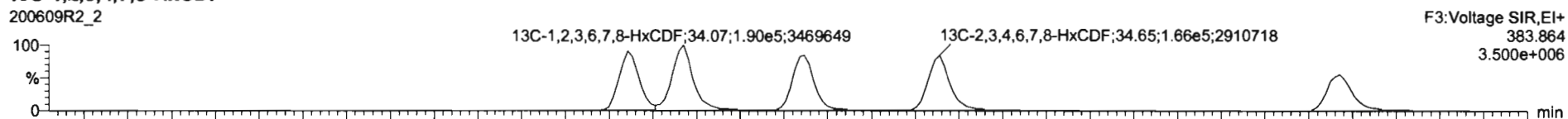
Last Altered: Wednesday, June 10, 2020 07:26:58 Pacific Daylight Time  
Printed: Wednesday, June 10, 2020 07:27:01 Pacific Daylight Time

Name: 200609R2\_2, Date: 10-Jun-2020, Time: 00:15:10, ID: ST200609R2\_1 1613 CS3 19L2305, Description: 1613 CS3 19L2305

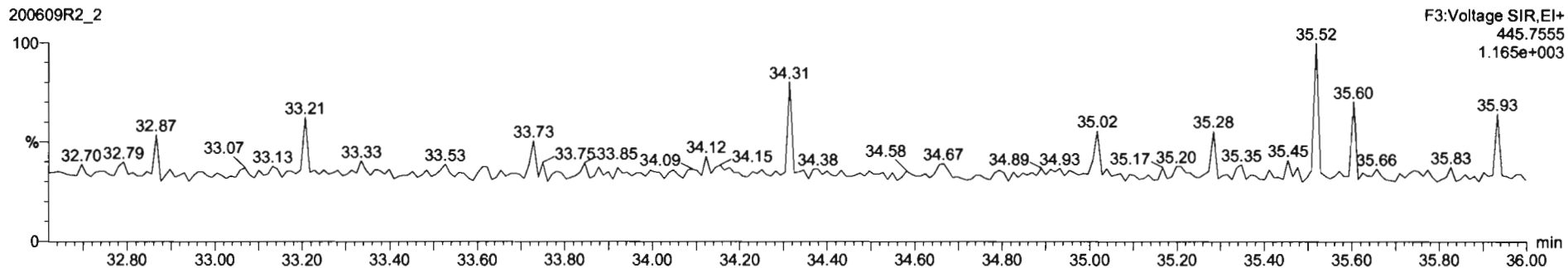
**1,2,3,4,7,8-HxCDF**

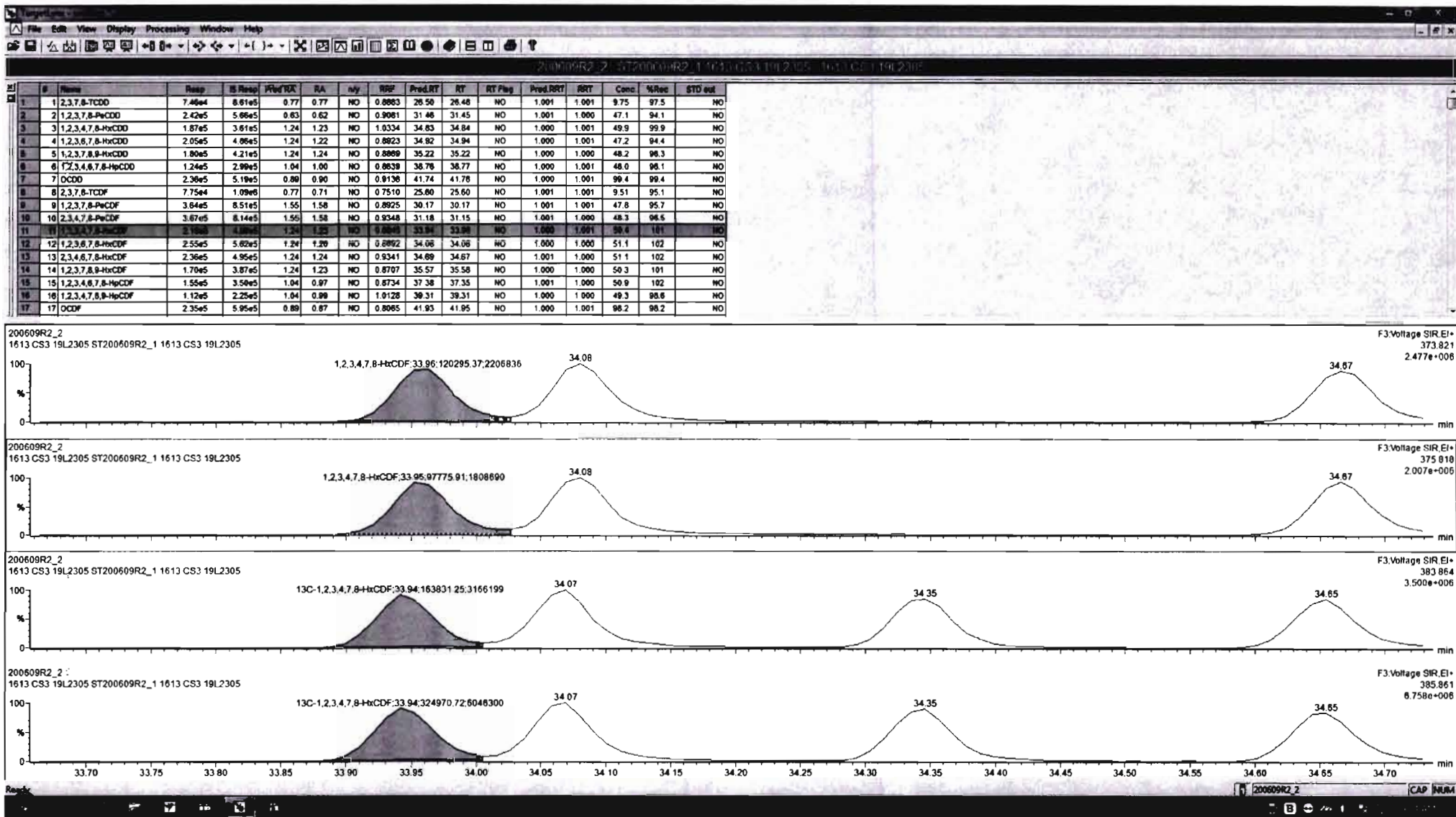


**13C-1,2,3,4,7,8-HxCDF**

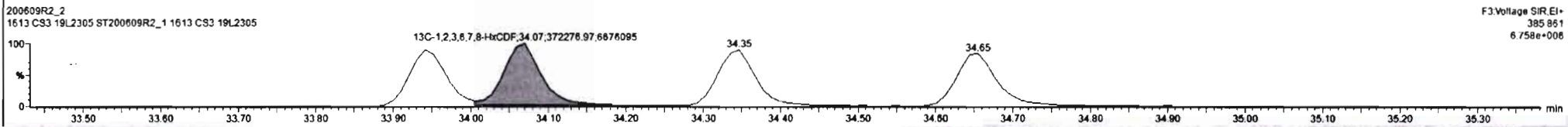
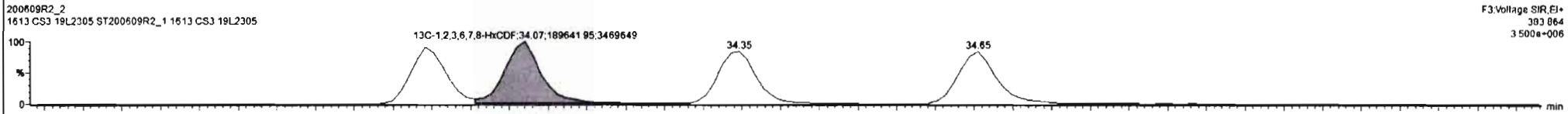



**DPE3**





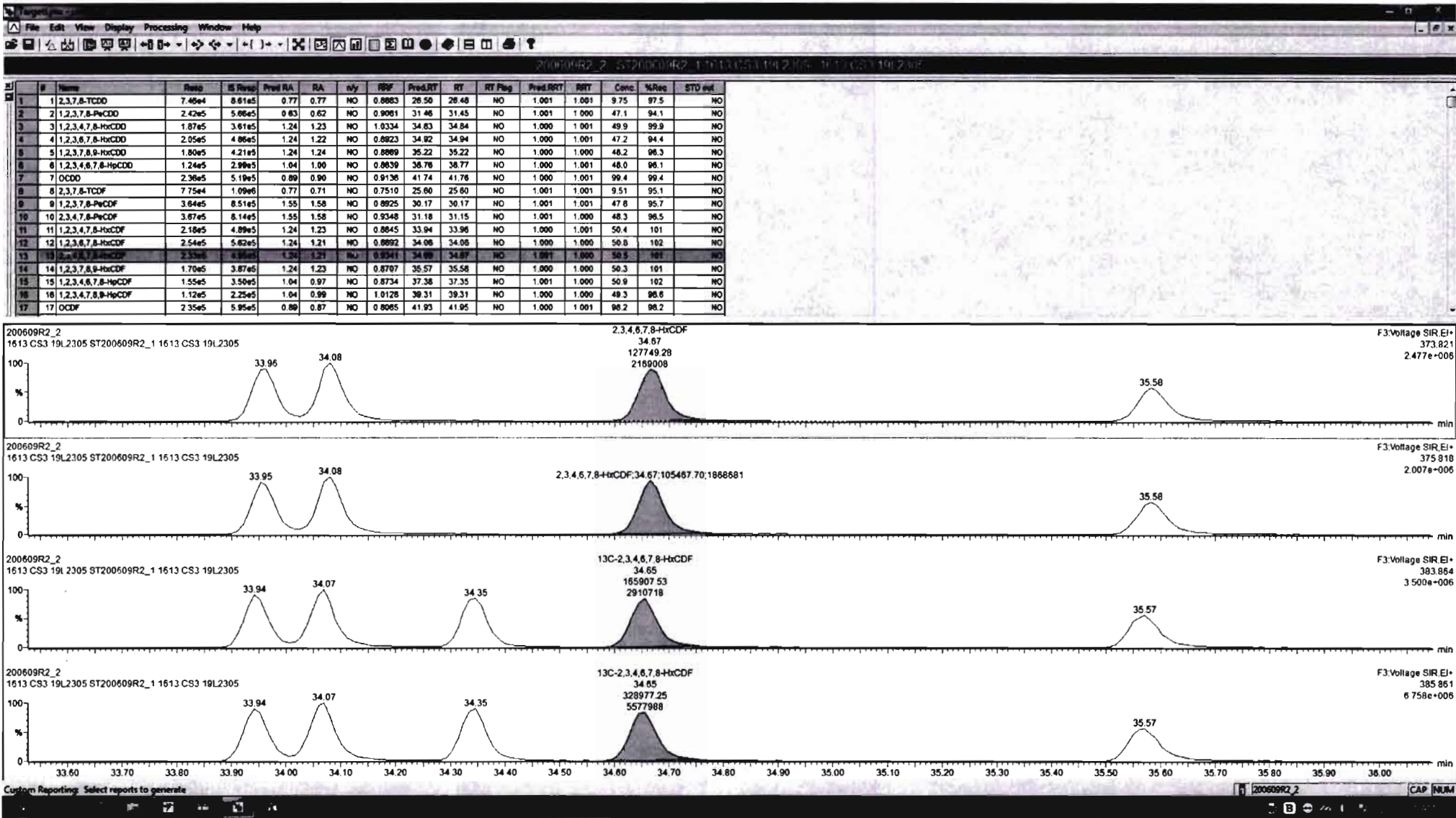
#	Name	Resp	IS Resp	Pred RA	RA	July	RPV	Pred RT	RT	RT Flag	Pred RRT	RRT	Conc.	MRec	STD out
1	2,3,7,8-TCDD	7.46e4	8.61e5	0.77	0.77	NO	0.8863	26.50	26.48	NO	1.001	1.001	9.75	97.5	NO
2	1,2,3,7,8-PeCDD	2.42e5	5.86e5	0.63	0.62	NO	0.9081	31.48	31.45	NO	1.001	1.000	47.1	94.1	NO
3	1,2,3,4,7,8-HxCDD	1.87e5	3.61e5	1.24	1.23	NO	1.0334	34.83	34.84	NO	1.000	1.001	49.9	99.9	NO
4	1,2,3,6,7,8-HxCDD	2.05e5	4.86e5	1.24	1.22	NO	0.8823	34.82	34.84	NO	1.000	1.001	47.2	94.4	NO
5	1,2,3,7,8,9-HxCDD	1.80e5	4.21e5	1.24	1.24	NO	0.8869	35.22	35.22	NO	1.000	1.000	48.2	96.3	NO
6	1,2,3,4,6,7,8-HpCDD	1.24e5	2.99e5	1.04	1.00	NO	0.8639	38.76	38.77	NO	1.000	1.001	48.0	96.1	NO
7	OCDD	2.38e5	5.19e5	0.89	0.90	NO	0.9138	41.74	41.78	NO	1.000	1.001	99.4	99.4	NO
8	2,3,7,8-TCDF	7.75e4	1.09e6	0.77	0.71	NO	0.7510	25.60	25.60	NO	1.001	1.001	9.51	95.1	NO
9	1,2,3,7,8-PeCDF	3.64e5	8.51e5	1.55	1.58	NO	0.8925	30.17	30.17	NO	1.001	1.001	47.8	95.7	NO
10	2,3,4,7,8-PeCDF	3.67e5	8.14e5	1.55	1.58	NO	0.9348	31.18	31.15	NO	1.001	1.000	48.3	96.5	NO
11	1,2,3,4,7,8-HxCDF	2.18e5	4.89e5	1.24	1.23	NO	0.8945	33.94	33.96	NO	1.000	1.001	50.4	101	NO
12	1,2,3,6,7,8-HxCDF	2.36e5	5.82e5	1.24	1.21	NO	0.8883	34.69	34.68	NO	1.000	1.000	50.9	102	NO
13	1,2,3,4,6,7,8-HpCDF	2.36e5	4.95e5	1.24	1.24	NO	0.9341	34.69	34.67	NO	1.001	1.000	51.1	102	NO
14	1,2,3,7,8,9-HxCDF	1.70e5	3.87e5	1.24	1.23	NO	0.8707	35.57	35.58	NO	1.000	1.000	50.3	101	NO
15	1,2,3,4,6,7,8-HpCDF	1.55e5	3.50e5	1.04	0.97	NO	0.8734	37.38	37.35	NO	1.001	1.000	50.9	102	NO
16	1,2,3,4,7,8,9-HpCDF	1.12e5	2.25e5	1.04	0.99	NO	1.0128	39.31	39.31	NO	1.000	1.000	49.3	96.8	NO
17	OCDF	2.35e5	5.95e5	0.89	0.87	NO	0.8065	41.93	41.96	NO	1.000	1.001	98.2	98.2	NO

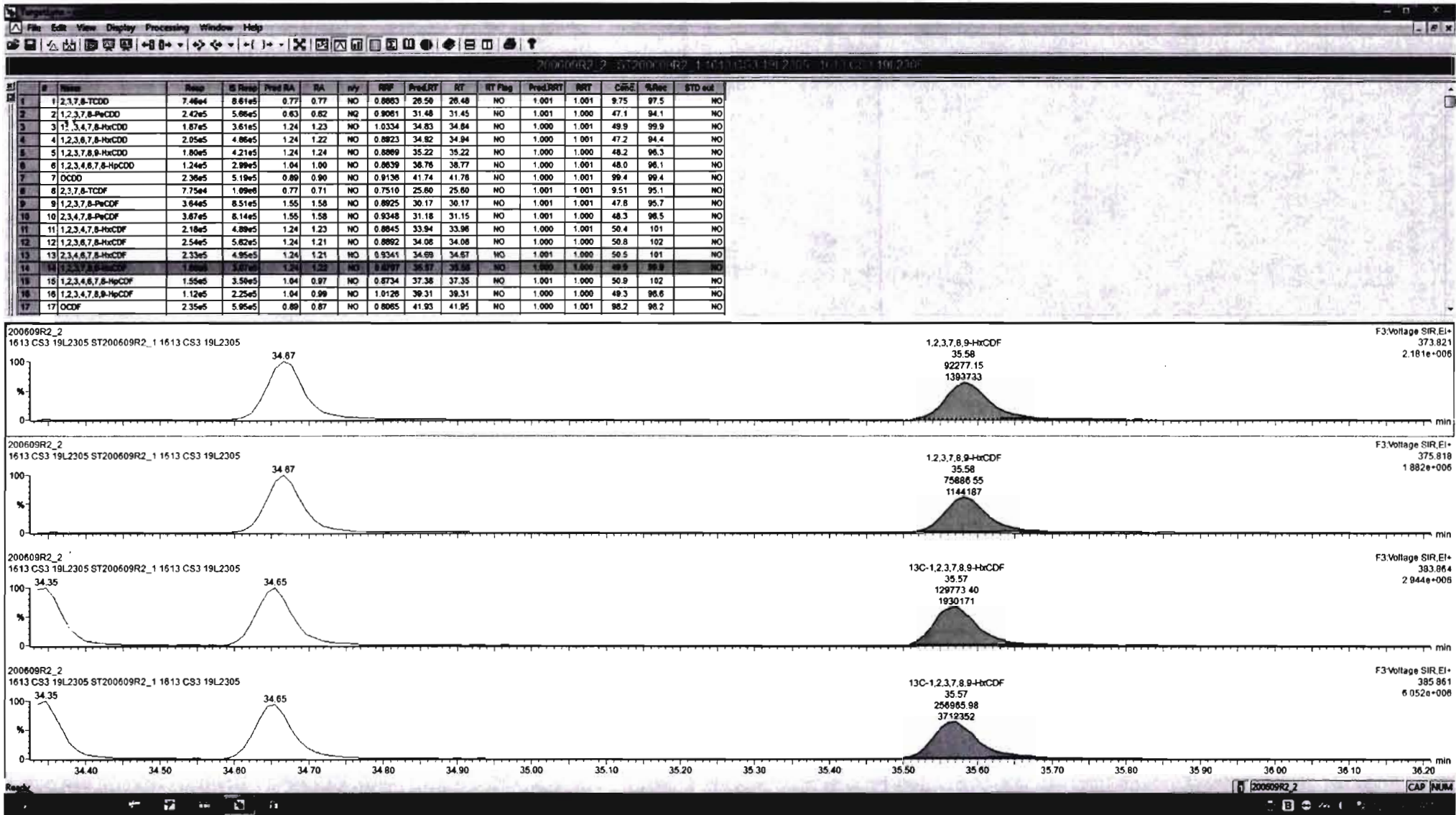


Custom Reporting: Select reports to generate

200609R2\_2 CAP NUM







Dataset: Untitled


Last Altered: Wednesday, June 10, 2020 07:26:58 Pacific Daylight Time

Printed: Wednesday, June 10, 2020 07:27:01 Pacific Daylight Time

Name: 200609R2\_2, Date: 10-Jun-2020, Time: 00:15:10, ID: ST200609R2\_1 1613 CS3 19L2305, Description: 1613 CS3 19L2305

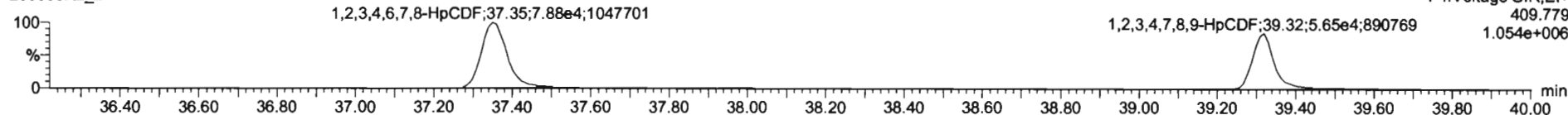
**1,2,3,4,6,7,8-HpCDF**

200609R2\_2



F4:Voltage SIR,EI+  
407.782  
1.053e+006


200609R2\_2



F4:Voltage SIR,EI+  
409.779  
1.054e+006

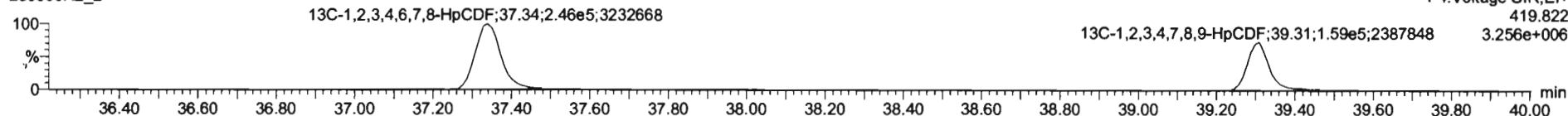
**13C-1,2,3,4,6,7,8-HpCDF**

200609R2\_2



F4:Voltage SIR,EI+  
417.825  
1.416e+006

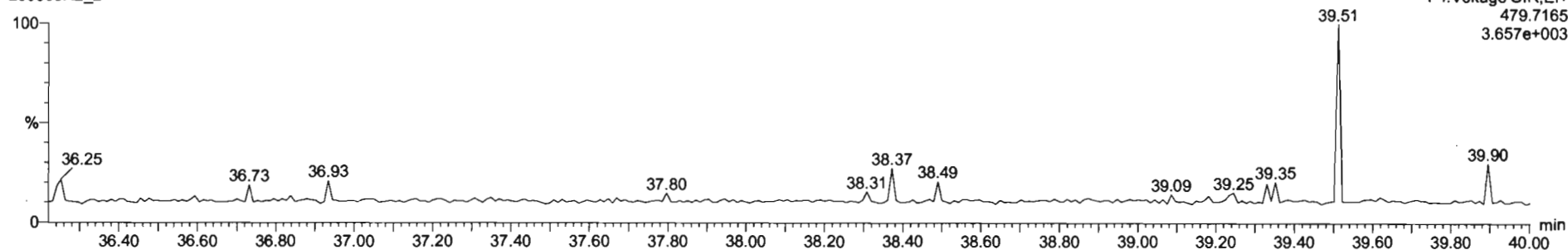
200609R2\_2



F4:Voltage SIR,EI+  
419.822  
3.256e+006

**DPE4**

200609R2\_2



F4:Voltage SIR,EI+  
479.7165  
3.657e+003


Dataset: Untitled

Last Altered: Wednesday, June 10, 2020 07:26:58 Pacific Daylight Time  
Printed: Wednesday, June 10, 2020 07:27:01 Pacific Daylight Time

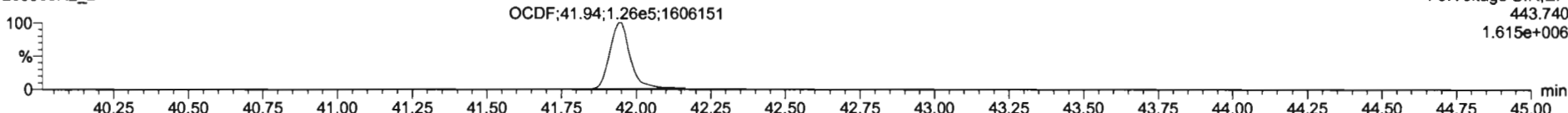
Name: 200609R2\_2, Date: 10-Jun-2020, Time: 00:15:10, ID: ST200609R2\_1 1613 CS3 19L2305, Description: 1613 CS3 19L2305

**OCDF**

200609R2\_2




200609R2\_2

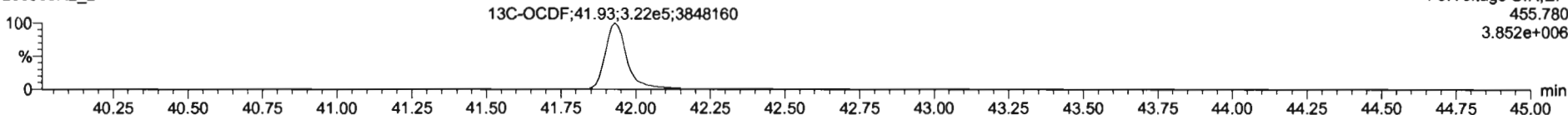


**13C-OCDF**

200609R2\_2

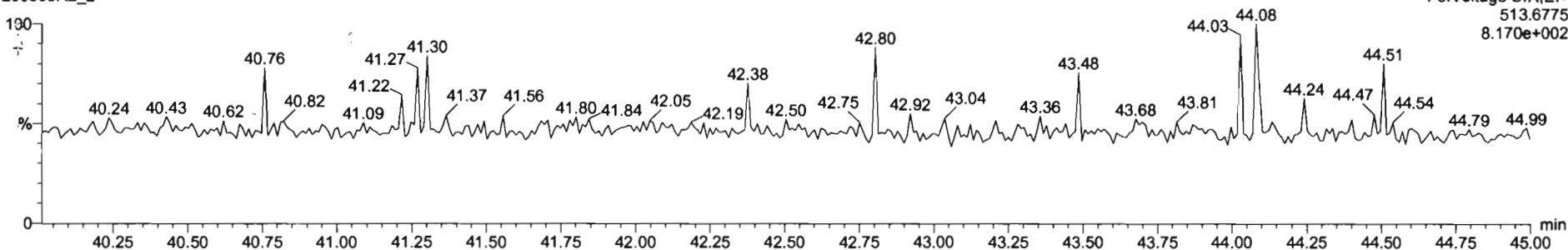


200609R2\_2



**DPE5**

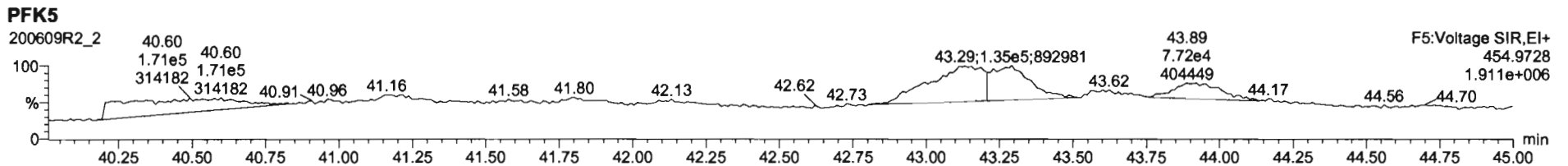
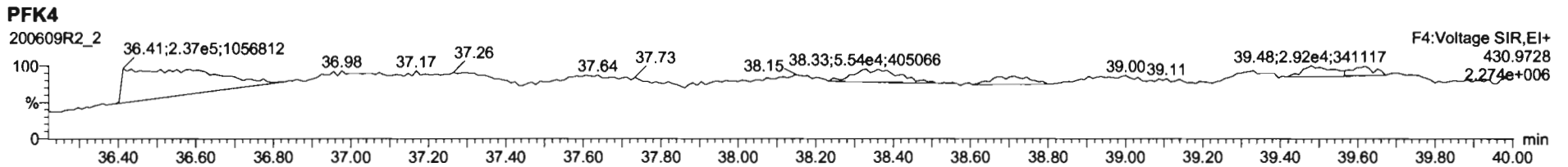
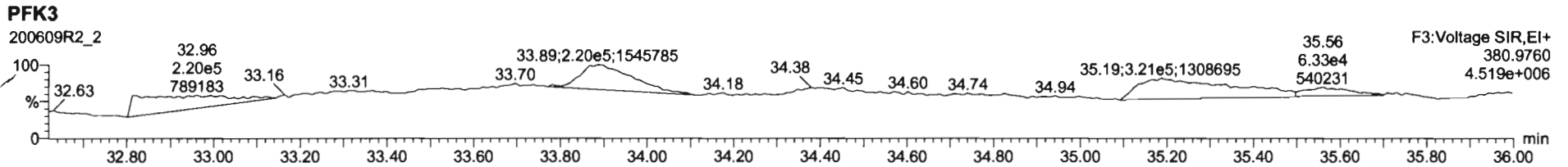
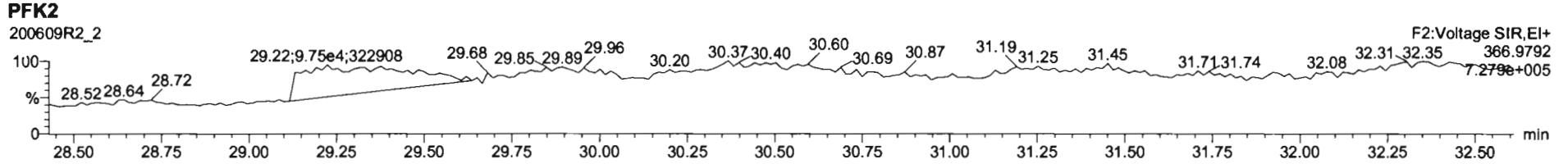
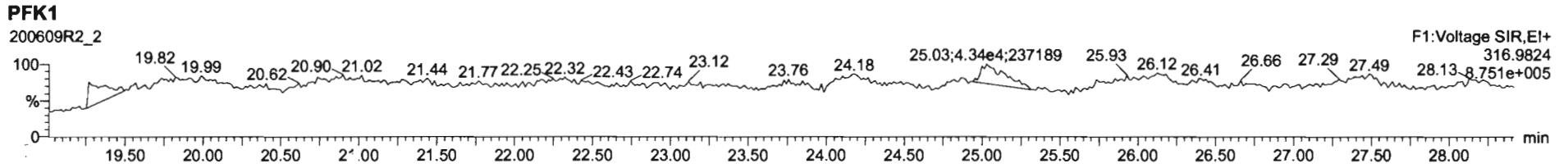
200609R2\_2



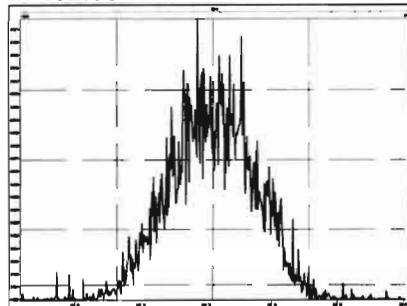
Dataset: Untitled

Last Altered: Wednesday, June 10, 2020 07:26:58 Pacific Daylight Time  
Printed: Wednesday, June 10, 2020 07:27:01 Pacific Daylight Time

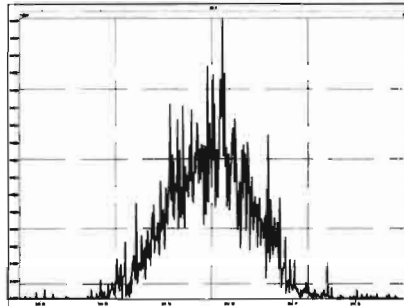
Name: 200609R2\_2, Date: 10-Jun-2020, Time: 00:15:10, ID: ST200609R2\_1 1613 CS3 19L2305, Description: 1613 CS3 19L2305



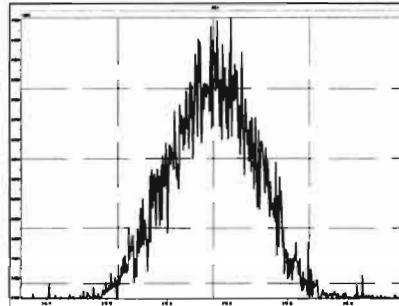
M 292.9824 R 10752



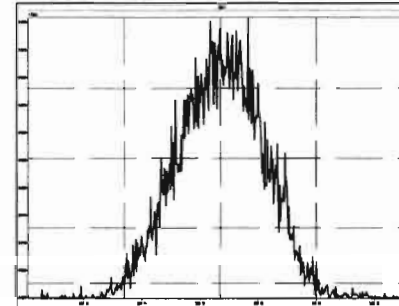
M 304.9824 R 11854



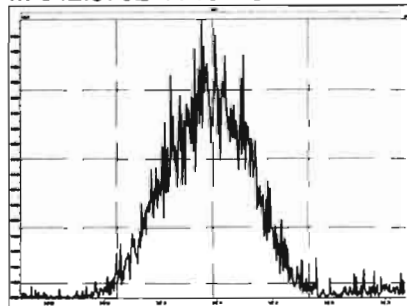
M 318.9792 R 10504



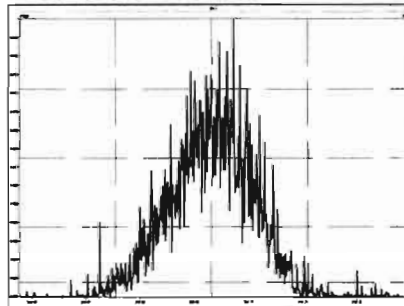
M 330.9792 R 10736



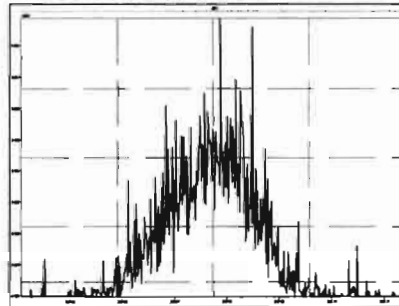
M 342.9792 R 10438



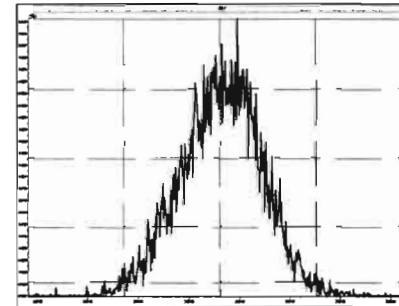
M 354.9792 R 12109



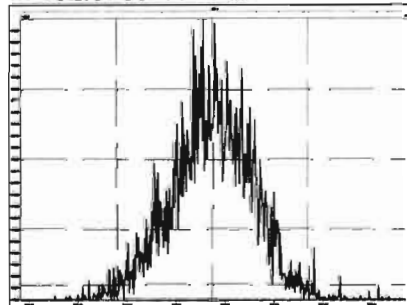
M 366.9792 R 12259



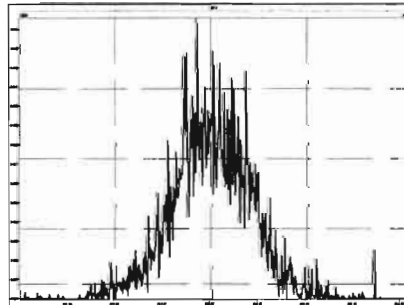
M 380.9760 R 11311



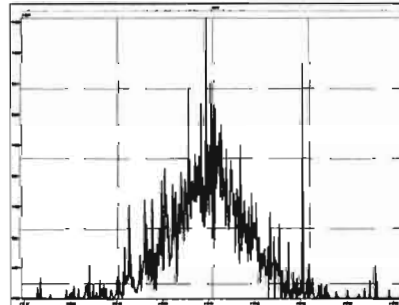
M 392.9760 R 12297



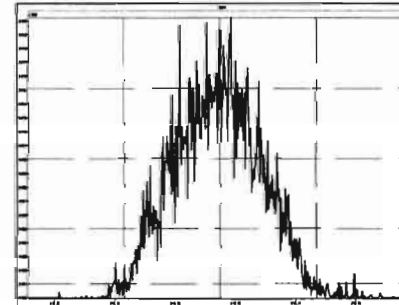
M 404.9760 R 13966



M 416.9760 R 13441

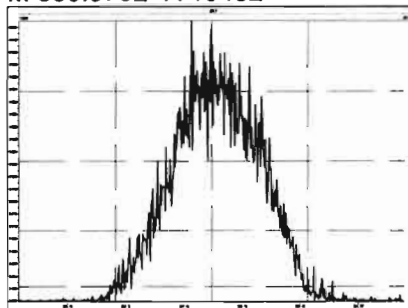


M 318.9792 R 10567

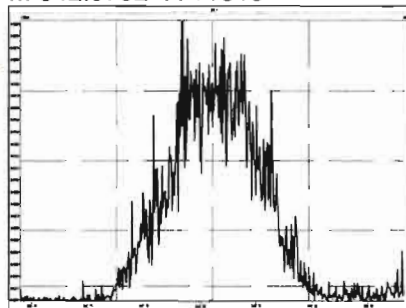


Printed: Wednesday, June 10, 2020 11:57:35 Pacific Daylight Time

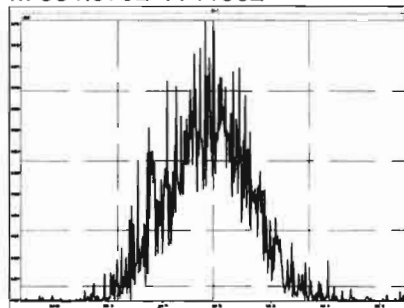
M 330.9792 R 10482



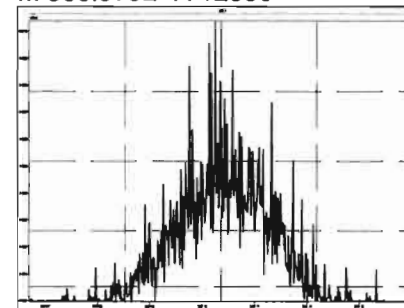
M 342.9792 R 11313



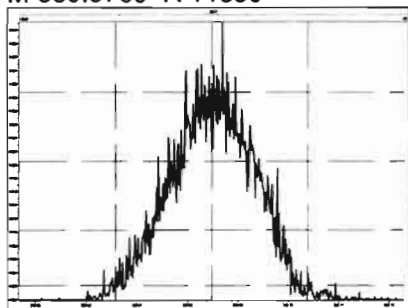
M 354.9792 R 11932



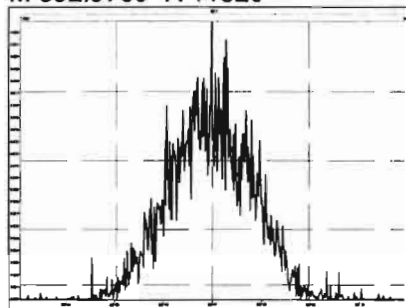
M 366.9792 R 12886



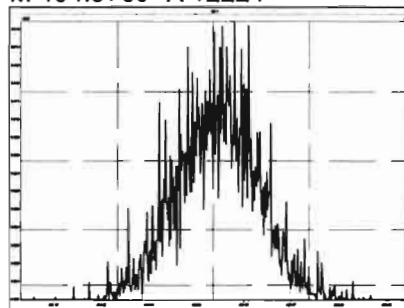
M 380.9760 R 11390



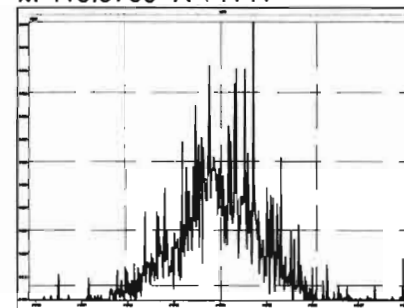
M 392.9760 R 11820



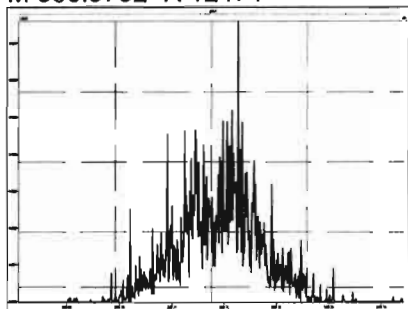
M 404.9760 R 12224



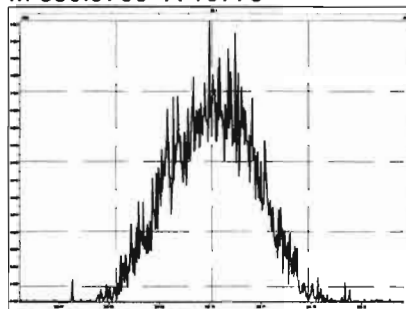
M 416.9760 R 14141



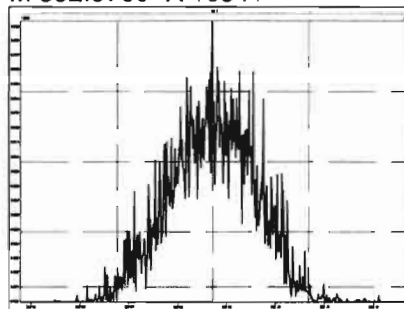
M 366.9792 R 12474



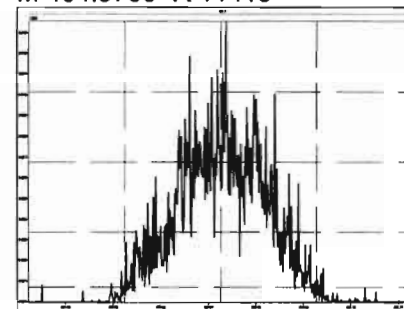
M 380.9760 R 10775



M 392.9760 R 10941

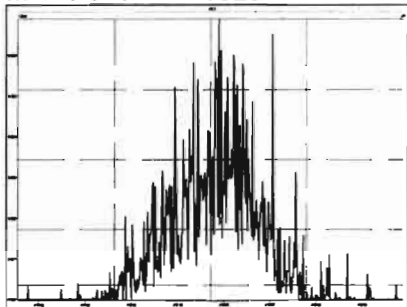


M 404.9760 R 11415

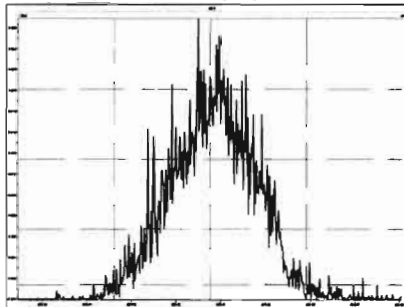


Printed: Wednesday, June 10, 2020 11:57:35 Pacific Daylight Time

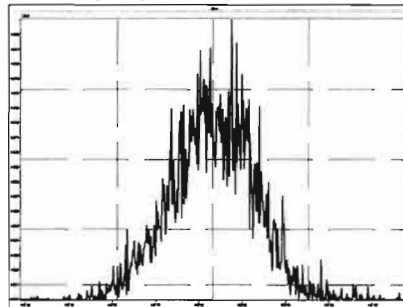
M 416.9760 R 13528



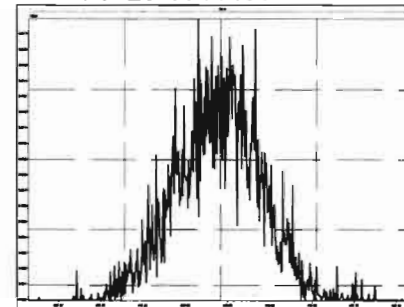
M 430.9728 R 10943



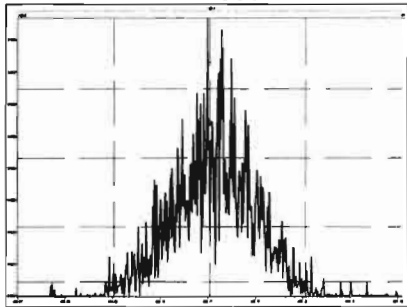
M 442.9728 R 11350



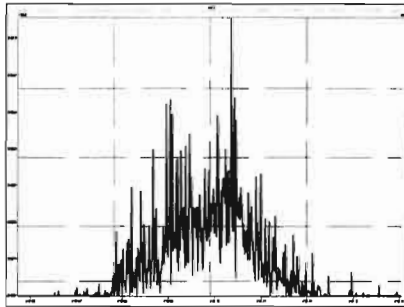
M 454.9728 R 11493



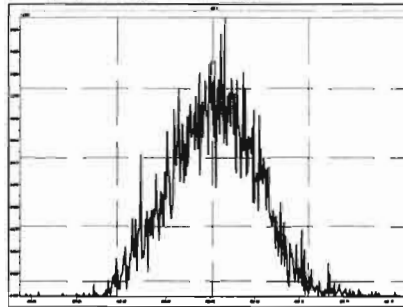
M 404.9760 R 12886



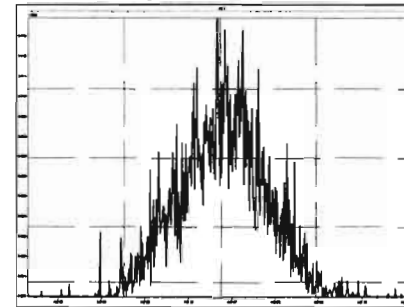
M 416.9760 R 15180



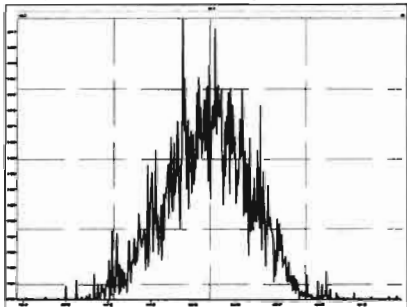
M 430.9728 R 11168



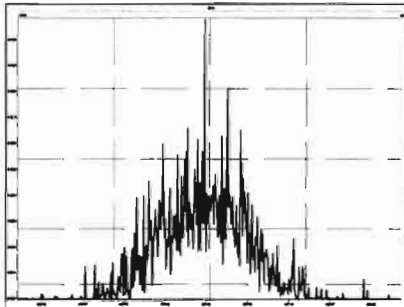
M 442.9728 R 11214



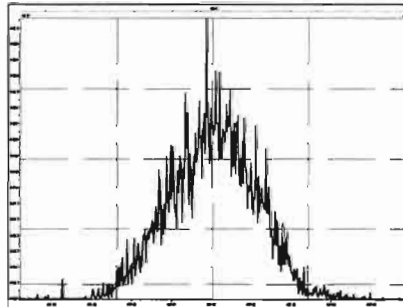
M 454.9728 R 11573



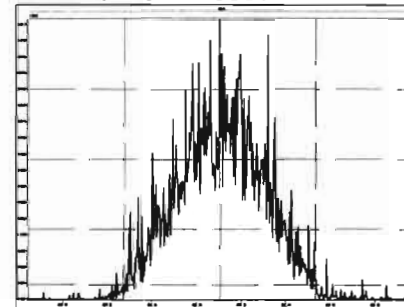
M 466.9728 R 13426



M 480.9696 R 10690

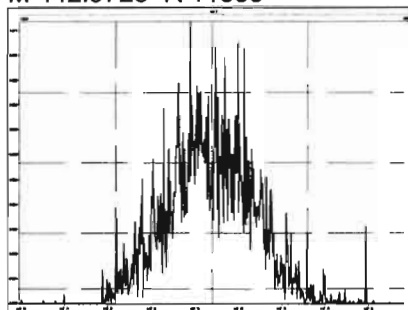


M 430.9728 R 10563

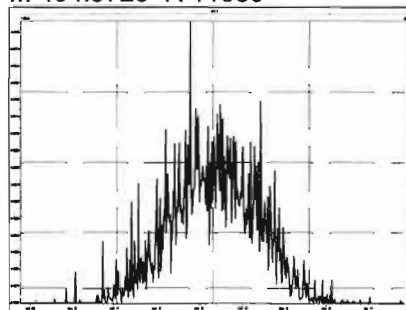




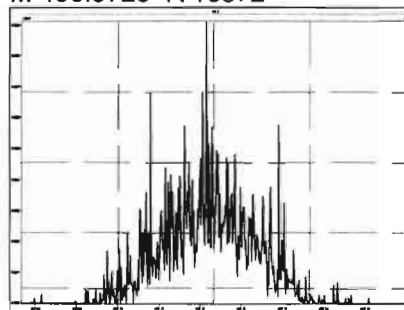
M 442.9728 R 11633



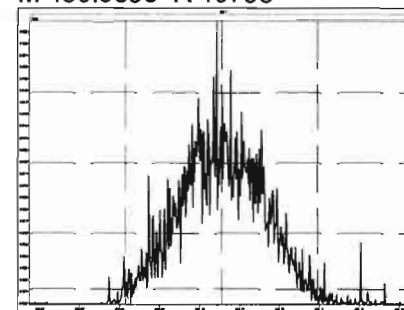
M 454.9728 R 11580



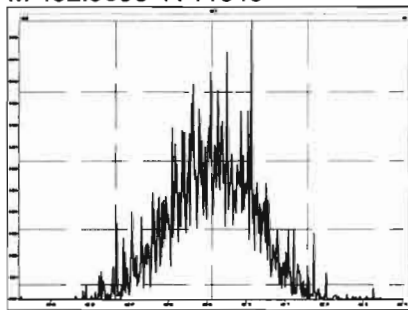
M 466.9728 R 13872



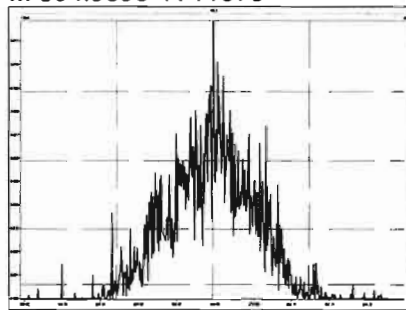
M 480.9696 R 10798



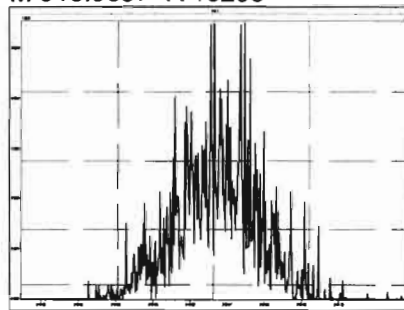
M 492.9696 R 11848



M 504.9696 R 11573



M 516.9697 R 15208



**HRMS CALIBRATION STANDARDS REVIEW CHECKLIST**

**Beg. Calibration ID:** ST200610D1-1

**Reviewed By:** PT 06/11/2020  
*Initials & Date*

**End Calibration ID:** NA

	<u>Beg.</u>	<u>End</u>
<b>Ion abundance within QC limits?</b>	<input checked="" type="checkbox"/>	<input type="checkbox"/> NA
<b>Concentrations within criteria?</b>	<input checked="" type="checkbox"/>	<input type="checkbox"/>
<b>TCDD/TCDF Valleys &lt;25%</b>	<input checked="" type="checkbox"/>	<input type="checkbox"/>
<b>First and last eluters present?</b>	<input type="checkbox"/> NA	<input type="checkbox"/>
<b>Retention Times within criteria?</b>	<input checked="" type="checkbox"/>	<input type="checkbox"/>
<b>Verification Std. named correctly?</b> (ST-Year-Month-Day-VG ID)	<input checked="" type="checkbox"/>	<input type="checkbox"/>
<b>Forms signed and dated?</b>	<input checked="" type="checkbox"/>	<input type="checkbox"/>
<b>Correct ICAL referenced?</b>	<u>DB</u>	<input type="checkbox"/>
<b><u>Run Log:</u></b>		
- Correct instrument listed?	<input checked="" type="checkbox"/>	<input type="checkbox"/> N
- Samples within 12 hour clock?	<input checked="" type="checkbox"/> Y	N
- Bottle position verified?	<u>DB</u>	<input type="checkbox"/>

	<u>Beg.</u>	<u>End</u>
<b>Mass resolution <math>\geq</math></b>	<input checked="" type="checkbox"/>	<input type="checkbox"/>
<input type="checkbox"/> 5k <input type="checkbox"/> 6-8K <input type="checkbox"/> 8K <input checked="" type="checkbox"/> 10K 1614   1699   429   1613/1668/8280		
<b>Intergrated peaks display correctly?</b>	<input checked="" type="checkbox"/>	<input type="checkbox"/> NA
<b>GC Break &lt;20%</b>		<input type="checkbox"/> NA
<b><u>8280 CS1 End Standard:</u></b>		
- Ratios within limits, S/N <2.5:1, CS1 within 12 hours		<input type="checkbox"/> NA

**Comments:**

Dataset: U:\VG7.PRO\Results\200610D1\200610D1\_2.qld

Last Altered: Wednesday, June 10, 2020 13:26:50 Pacific Daylight Time  
Printed: Wednesday, June 10, 2020 13:27:37 Pacific Daylight Time

*JB 6/10/20 CT 06/11/2020*

Method: C:\MassLynx\Default.PRO\MethDB\tcdf.mdb 23 Mar 2020 11:10:19  
Calibration: U:\VG7.PRO\CurveDB\db-225\_1613tcdfvg7-2-11-20.cdb 12 Feb 2020 11:17:56

Name: 200610D1\_2, Date: 10-Jun-2020, Time: 12:09:41, ID: ST200610D1-1 1613 CS3 19L2305, Description: 1613 CS3 19L2305

#	Name	Resp	RA	n/y	RRF	wt/vol	Pred.RT	RT	Pred.RRT	RRT	Conc.	%Rec	DL	EMPC
1	1 2,3,7,8-TCDF	1.90e3	0.70	NO	0.982	1.000	17.666	17.66	1.000	1.001	8.9912	89.9 <del>84</del> -120	0.823	8.99
2	2 13C-2,3,7,8-TCDF	2.15e4	0.78	NO	1.08	1.000	17.701	17.65	1.133	1.135	97.294	97.3 <del>71</del> -140	2.61	
3	3 13C-1,2,3,4-TCDF	2.04e4	0.74	NO	1.00	1.000	15.660	15.54	1.000	1.000	100.00	100	2.83	

Vista Analytical Laboratory VG-11

Dataset: Untitled

Last Altered: Thursday, June 11, 2020 09:51:48 Pacific Daylight Time

Printed: Thursday, June 11, 2020 09:51:56 Pacific Daylight Time

Method: C:\MassLynx\Default.PRO\MethDB\tcdf.mdb 23 Mar 2020 11:10:19

Callbration: U:\VG7.PRO\CurveDB\db-225\_1613tcdfvg7-2-11-20.cdb 12 Feb 2020 11:17:56

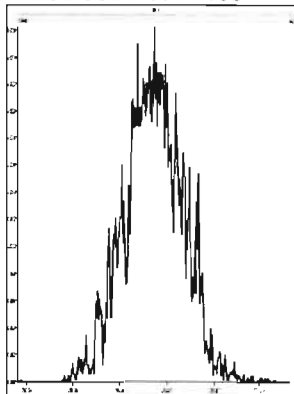
Compound name: 2,3,7,8-TCDF

	Name	ID	Acq.Date	Acq.Time
1	200610D1_1	CP200610D1-1 DB-225 CPSM	10-Jun-20	11:39:34
2	200610D1_2	ST200610D1-1 1613 CS3 19L2305	10-Jun-20	12:09:41
3	200610D1_3	SOLVENT BLANK	10-Jun-20	12:41:20
4	200610D1_4	2000995-09RE1 PDI-072SC-B-02-04-200430 ...	10-Jun-20	13:13:05
5	200610D1_5	2000995-10RE1 PDI-072SC-B-04-06-200430 ...	10-Jun-20	13:44:45
6	200610D1_6	2000995-11RE1 PDI-072SC-B-06-08-200430 ...	10-Jun-20	14:16:34
7	200610D1_7	2000995-12RE1 PDI-1072SC-B-02-04-200430...	10-Jun-20	14:55:36
8	200610D1_8	B0E0079-DUP1RE1 Duplicate	10-Jun-20	15:25:38
9	200610D1_9	B0E0118-DUP1RE1 Duplicate	10-Jun-20	15:57:20
10	200610D1_10	2001009-02RE1 PDI-070SC-A-07-8.4-200505 ...	10-Jun-20	16:29:02
11	200610D1_11	2001009-03RE1 PDI-070SC-B-00-02-200505 ...	10-Jun-20	17:00:44
12	200610D1_12	2001009-04RE1 PDI-070SC-B-02-05-200505 ...	10-Jun-20	17:32:27
13	200610D1_13	2001009-05RE1 PDI-070SC-B-05-07-200505 ...	10-Jun-20	18:04:09
14	200610D1_14	2001009-06RE1 PDI-078SC-A-08-09-200505 ...	10-Jun-20	18:35:51
15	200610D1_15	2001009-07RE1 PDI-078SC-A-09-09.6-20050...	10-Jun-20	19:07:27
16	200610D1_16	2001009-08RE1 PDI-1078SC-A-08-09-200505...	10-Jun-20	19:39:12
17	200610D1_17	2001009-09RE1 PDI-078SC-B-00-02-200505 ...	10-Jun-20	20:10:52
18	200610D1_18	2001009-10RE1 PDI-078SC-B-02-05-200505 ...	10-Jun-20	20:42:35
19	200610D1_19	2001009-11RE1 PDI-078SC-B-05-07-200505 ...	10-Jun-20	21:14:17
20	200610D1_20	2001034-01RE1 PDI-085SC-B-00-02-200508 ...	10-Jun-20	21:46:00
21	200610D1_21	2001034-02RE1 PDI-085SC-B-02-05-200508 ...	10-Jun-20	22:17:43
22	200610D1_22	2001034-03RE1 PDI-085SC-B-05-07-200508 ...	10-Jun-20	22:49:25

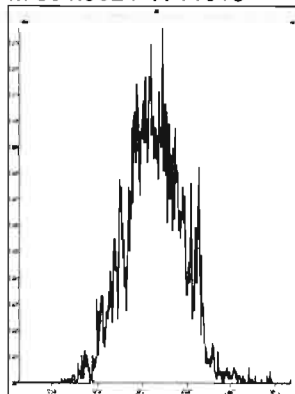
File: Experiment: tcdf\_db225.exp Reference: Pfk.ref Function: 1 @ 200 (ppm)

Printed: Wednesday, June 10, 2020 11:38:43 Pacific Daylight Time

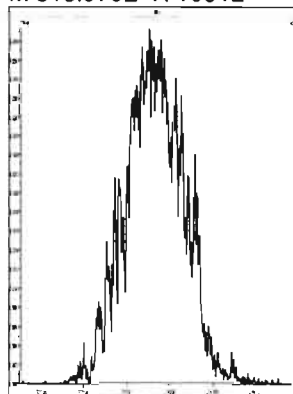
M 292.9824 R 11465



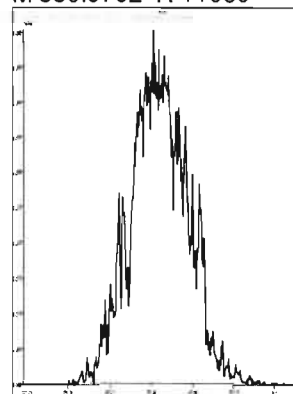
M 304.9824 R 11015



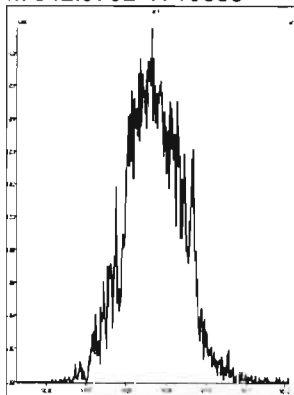
M 318.9792 R 10912



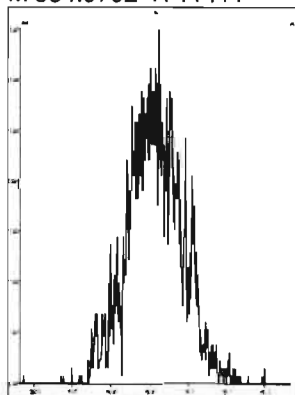
M 330.9792 R 11060



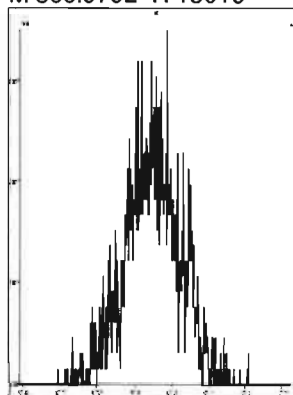
M 342.9792 R 10635



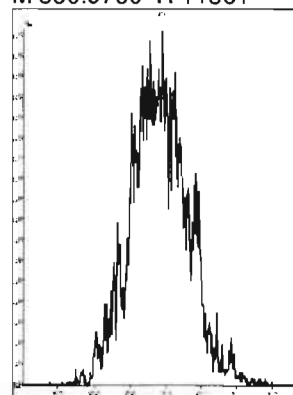
M 354.9792 R 11411

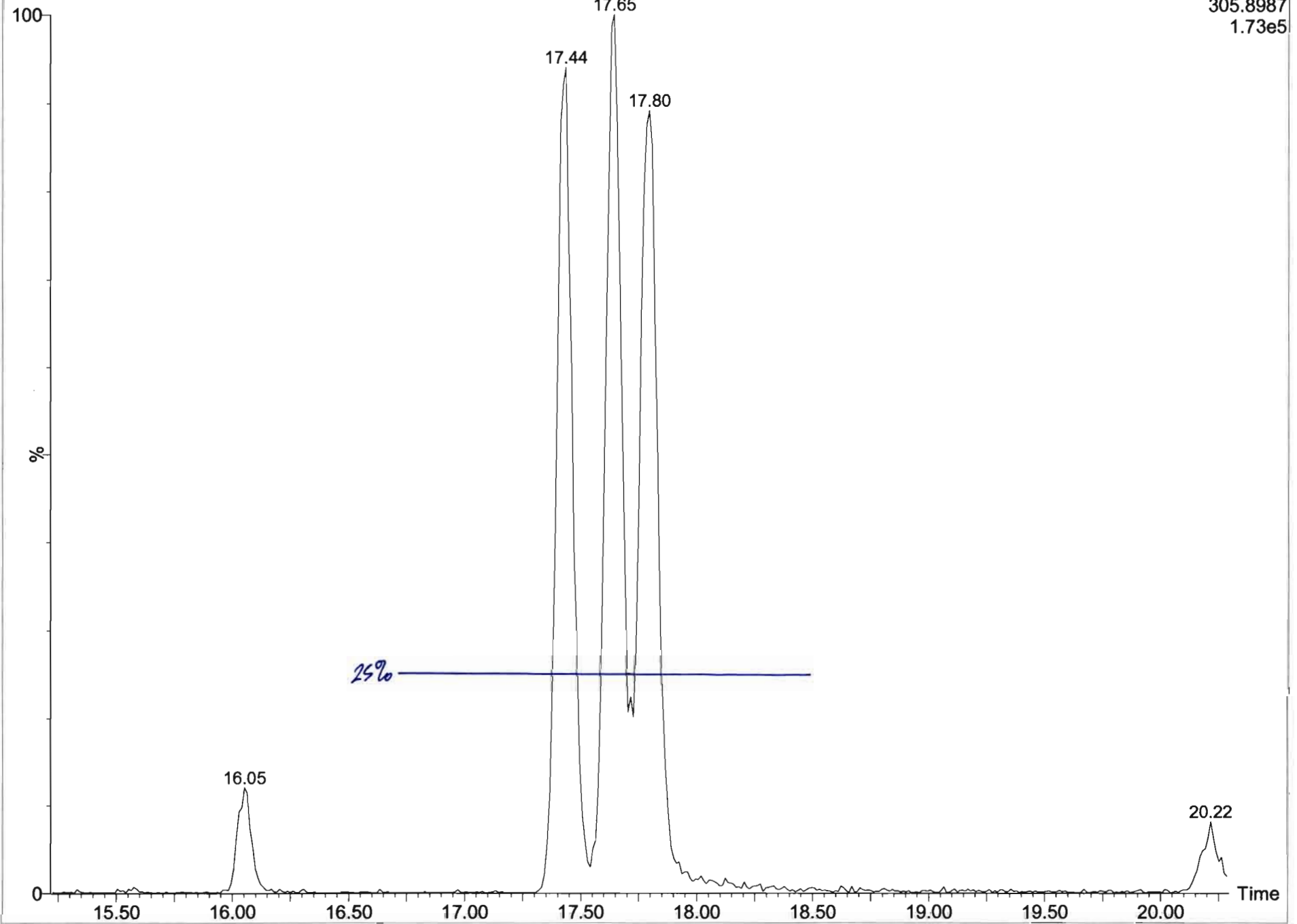


M 366.9792 R 13019



M 380.9760 R 11361





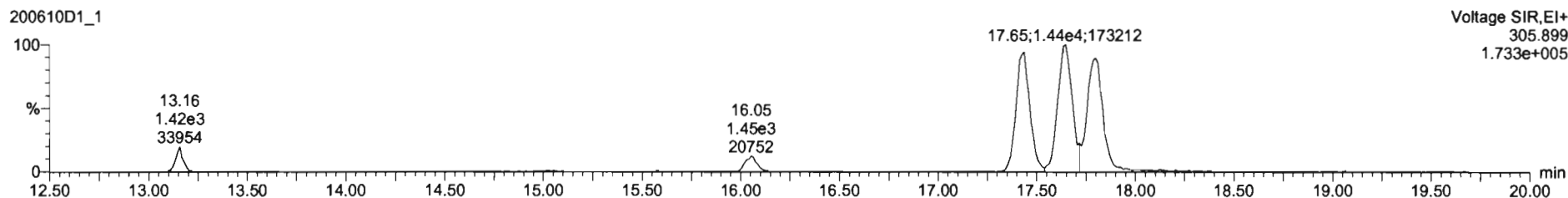
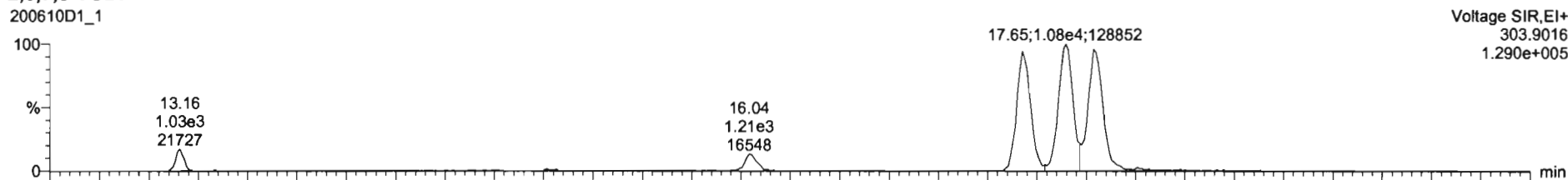
Dataset: U:\VG7.PRO\Results\200610D1\200610D1\_1.qld

Last Altered: Wednesday, June 10, 2020 13:23:28 Pacific Daylight Time  
Printed: Wednesday, June 10, 2020 13:24:46 Pacific Daylight Time

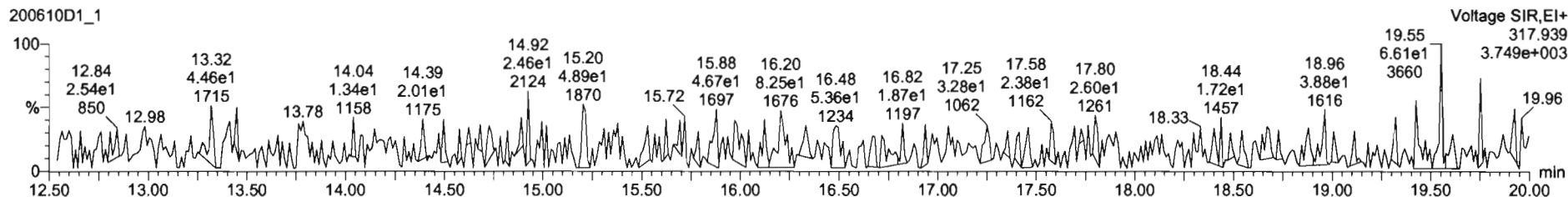
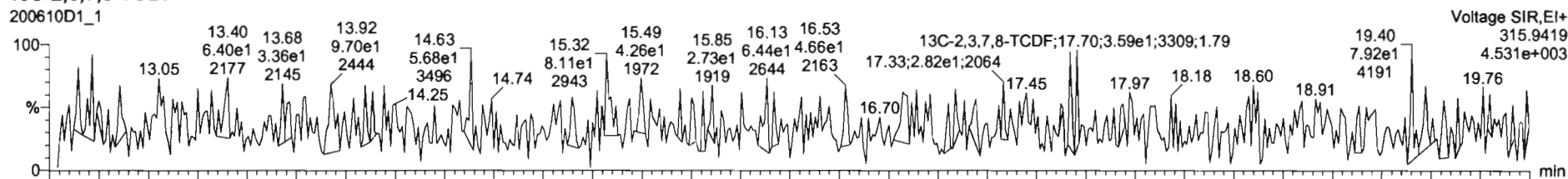
Method: C:\MassLynx\Default.PRO\MethDB\tcdf.mdb 23 Mar 2020 11:10:19  
Calibration: U:\VG7.PRO\CurveDB\db-225\_1613tcdfvg7-2-11-20.cdb 12 Feb 2020 11:17:56

Name: 200610D1\_1, Date: 10-Jun-2020, Time: 11:39:34, ID: CP200610D1-1 DB-225 CPSM, Description: DB-225 CPSM

2,3,7,8-TCDF



13C-2,3,7,8-TCDF

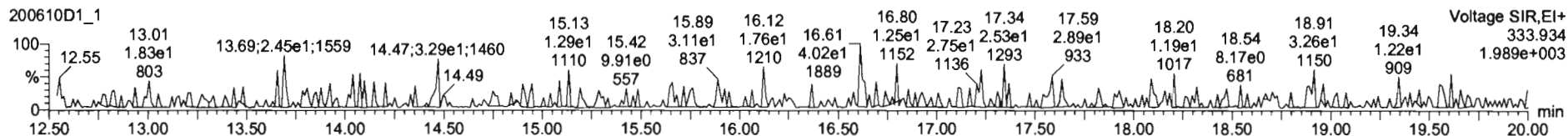
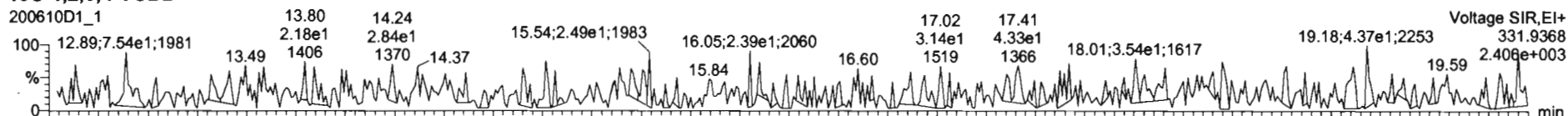


Dataset: U:\VG7.PRO\Results\200610D1\200610D1\_1.qld

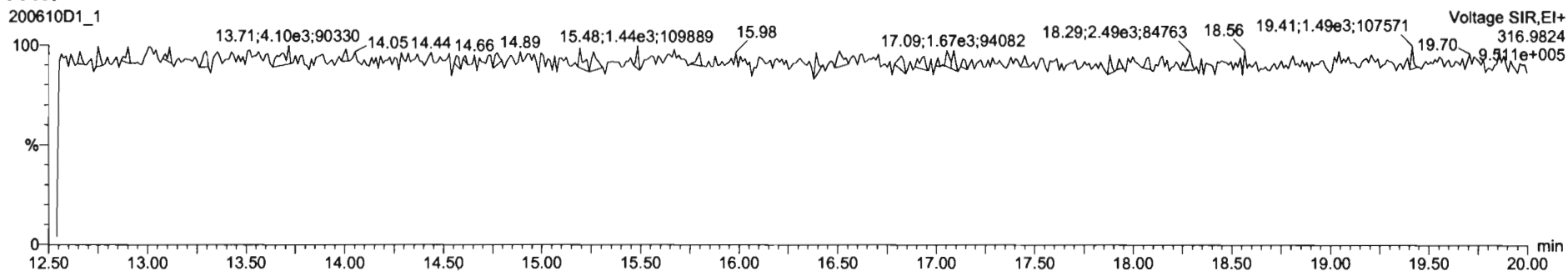
Last Altered: Wednesday, June 10, 2020 13:23:28 Pacific Daylight Time  
Printed: Wednesday, June 10, 2020 13:24:46 Pacific Daylight Time

Name: 200610D1\_1, Date: 10-Jun-2020, Time: 11:39:34, ID: CP200610D1-1 DB-225 CPSM, Description: DB-225 CPSM

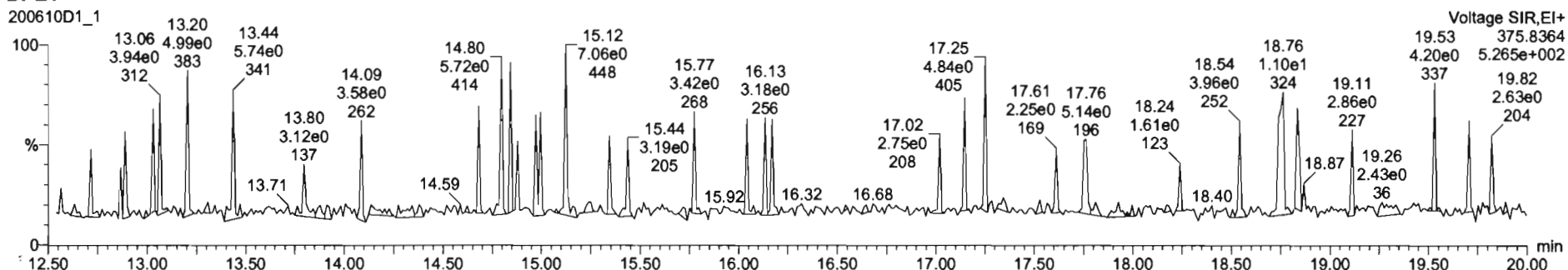
13C-1,2,3,4-TCDD



PFK1



DPE1





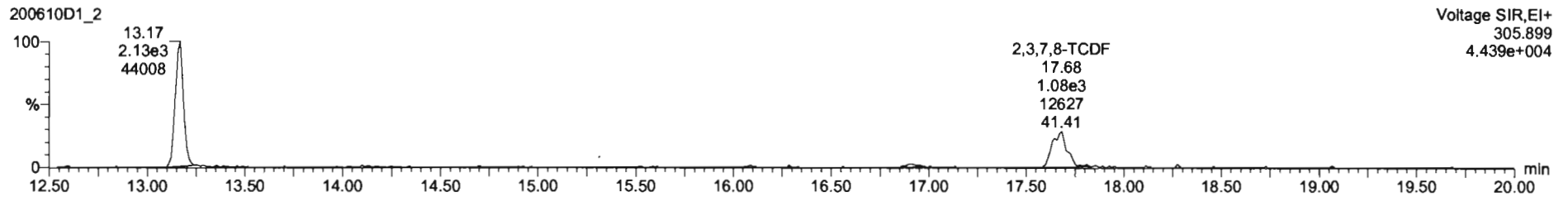

Dataset: U:\VG7.PRO\Results\200610D1\200610D1\_2.qld

Last Altered: Wednesday, June 10, 2020 13:24:54 Pacific Daylight Time  
Printed: Wednesday, June 10, 2020 13:25:53 Pacific Daylight Time

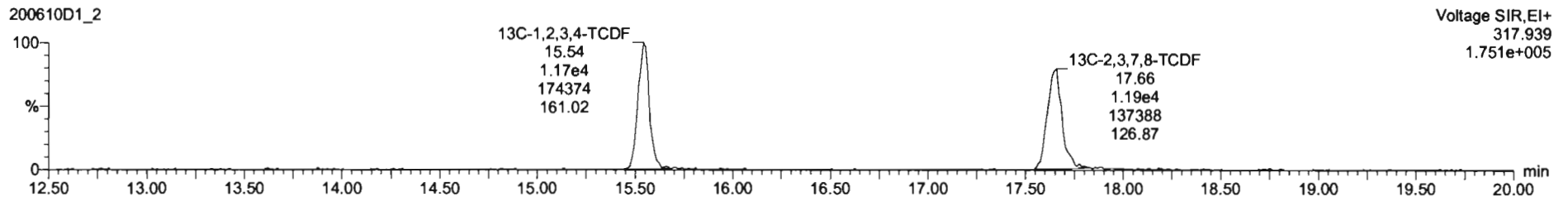

Method: C:\MassLynx\Default.PRO\MethDB\tcdf.mdb 23 Mar 2020 11:10:19  
Calibration: U:\VG7.PRO\CurveDB\db-225\_1613tcdfvg7-2-11-20.cdb 12 Feb 2020 11:17:56

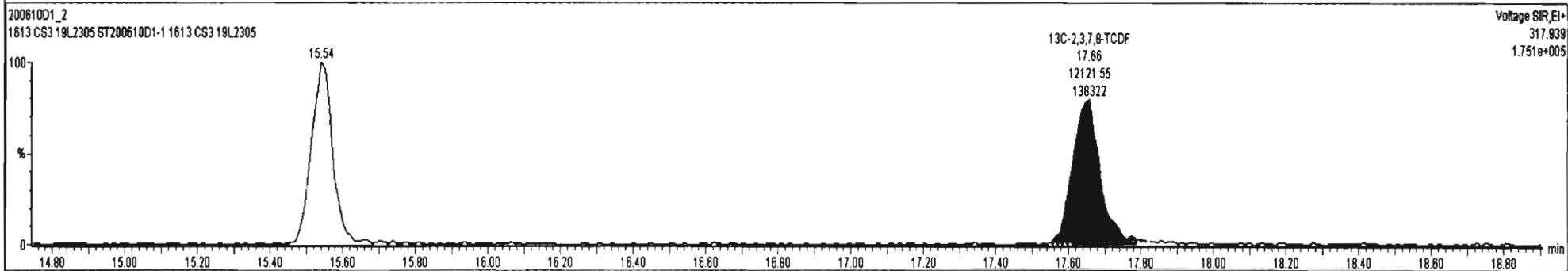
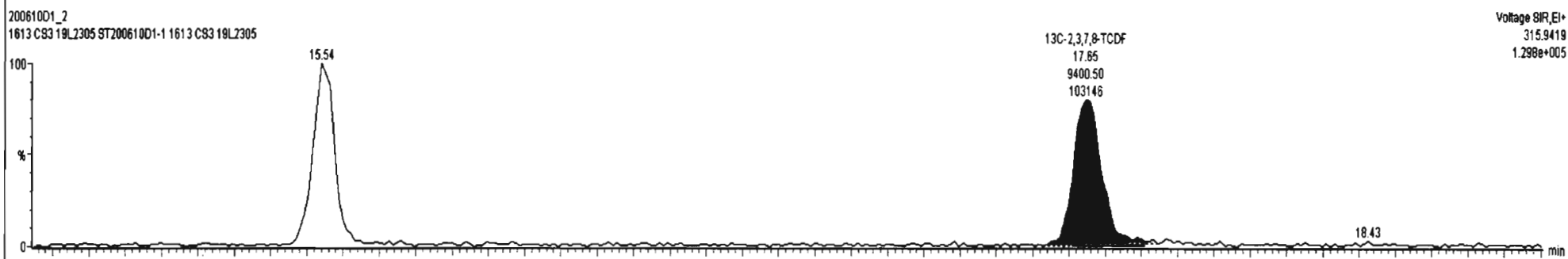
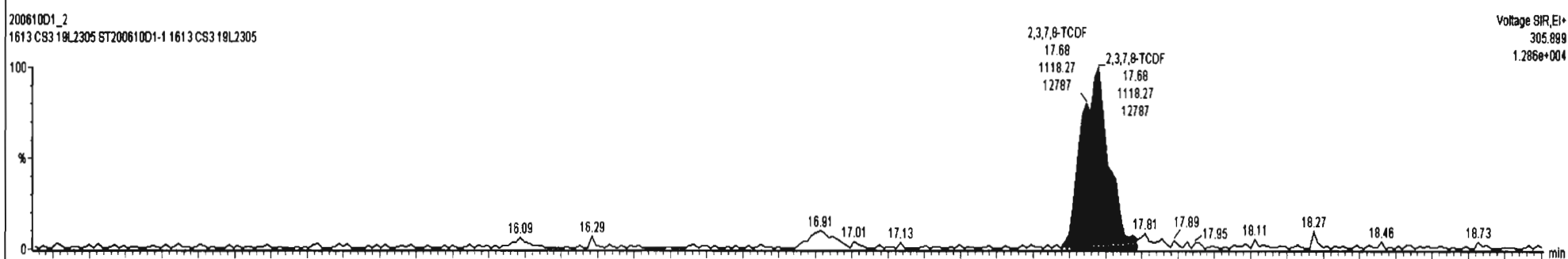
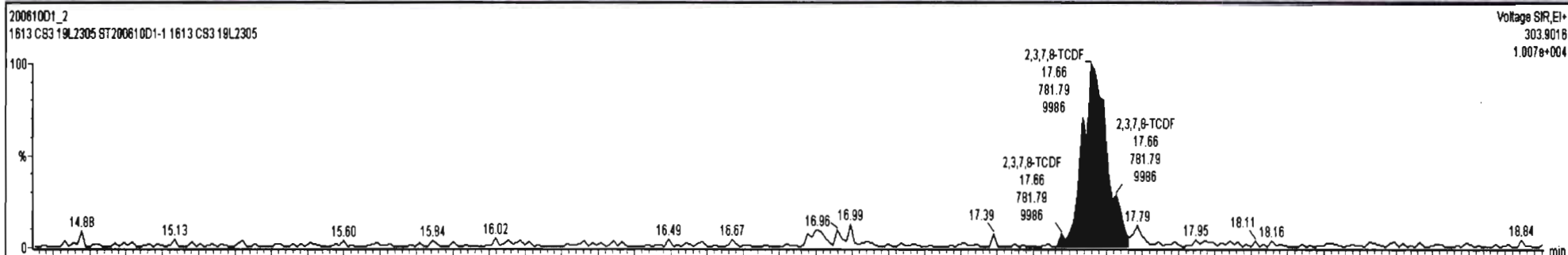
Name: 200610D1\_2, Date: 10-Jun-2020, Time: 12:09:41, ID: ST200610D1-1 1613 CS3 19L2305, Description: 1613 CS3 19L2305

2,3,7,8-TCDF



13C-2,3,7,8-TCDF





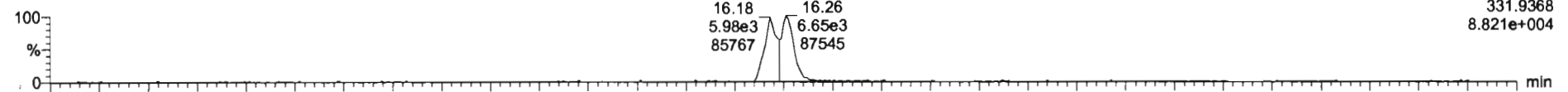
Dataset: U:\VG7.PRO\Results\200610D1\200610D1\_2.qld

Last Altered: Wednesday, June 10, 2020 13:24:54 Pacific Daylight Time  
Printed: Wednesday, June 10, 2020 13:25:53 Pacific Daylight Time

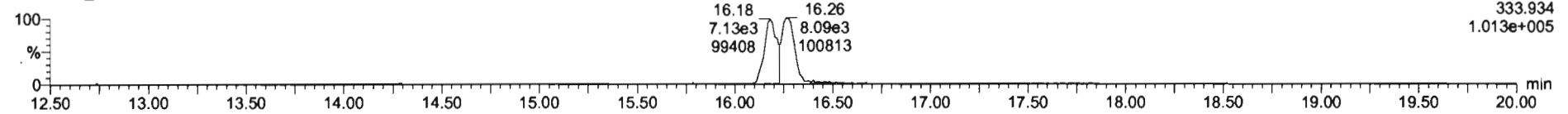
Name: 200610D1\_2, Date: 10-Jun-2020, Time: 12:09:41, ID: ST200610D1-1 1613 CS3 19L2305, Description: 1613 CS3 19L2305

13C-1,2,3,4-TCDD

200610D1\_2

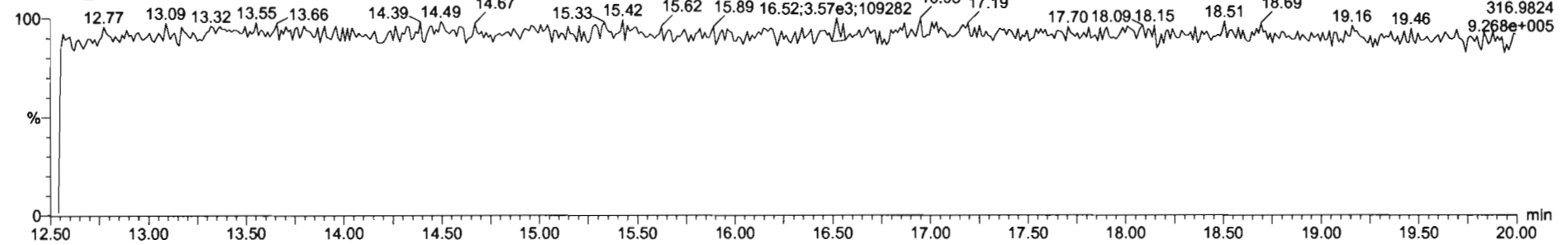


200610D1\_2



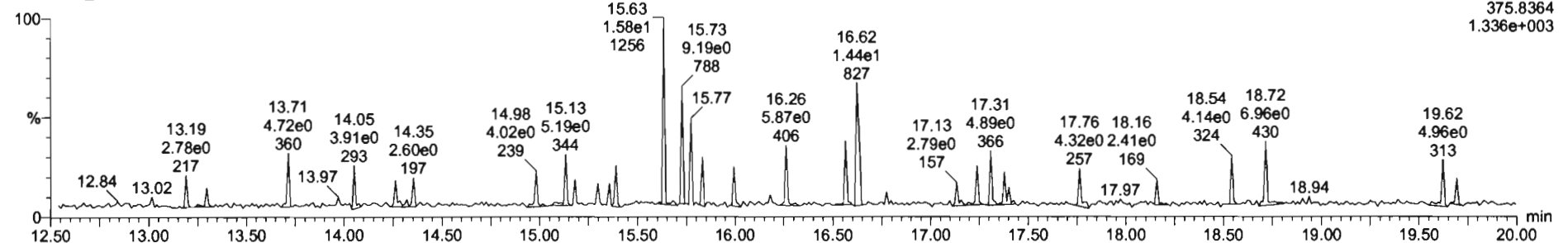
PFK1

200610D1\_2



DPE1

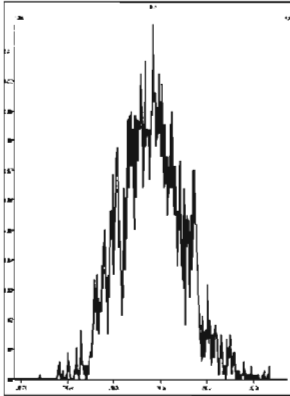
200610D1\_2



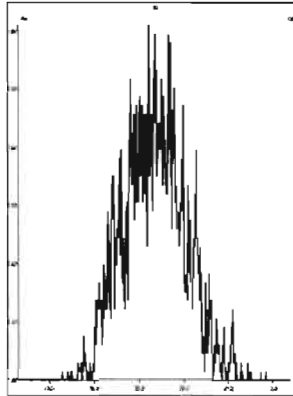
File: Experiment: tcdf\_db225.exp Reference: Pfk.ref Function: 1 @ 200 (ppm)

Printed: Wednesday, June 10, 2020 23:22:36 Pacific Daylight Time

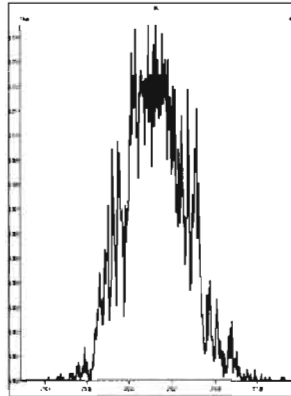
M 292.9824 R 10551



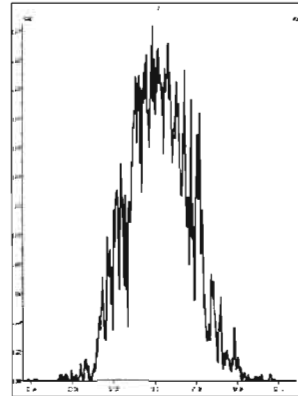
M 304.9824 R 12377



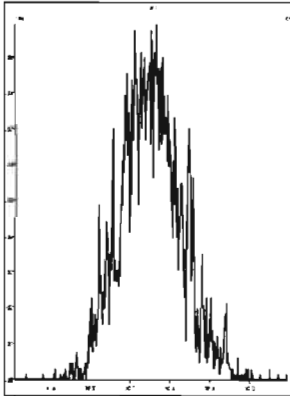
M 318.9792 R 10460



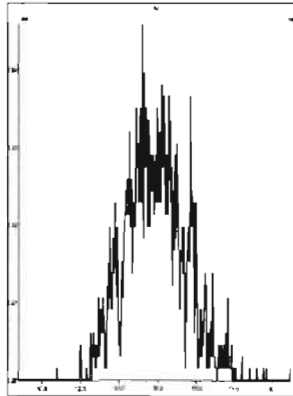
M 330.9792 R 10826



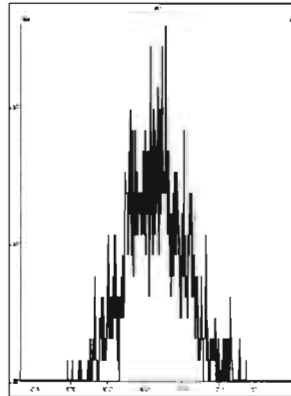
M 342.9792 R 10332



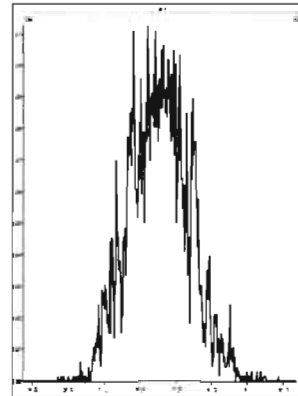
M 354.9792 R 10679



M 366.9792 R 12436



M 380.9760 R 10727



## **INITIAL CALIBRATION**

Dataset: U:\VG7.PRO\Results\200309D1\200309D1\_CRV.qld  
 Last Altered: Monday, March 09, 2020 17:20:28 Pacific Daylight Time  
 Printed: Monday, March 09, 2020 17:23:44 Pacific Daylight Time

*DB 3/9/20 C7 03/10/2020*

Method: C:\MassLynx\Default.PRO\MethDB\1613\_rrt.mdb 09 Mar 2020 11:30:34  
 Calibration: U:\VG7.PRO\CurveDB\db-5\_1613vg7-3-9-20.cdb 09 Mar 2020 17:20:28

**Compound name: 2,3,7,8-TCDD**

Response Factor: 0.986791  
 RRF SD: 0.0674267, Relative SD: 6.83293  
 Response type: Internal Std ( Ref 18 ), Area \* ( IS Conc. / IS Area )  
 Curve type: RF

	Name	Std. Conc	RA	n/y	RT	RRT	Resp	IS Resp	Conc.	%Dev	RRF	X = dropped
1	200309D1_1	0.250	0.85	NO	25.88	1.001	1.59e2	6.81e4	0.237	-5.3	0.934	MM
2	200309D1_2	0.500	0.88	NO	25.85	1.000	3.14e2	6.95e4	0.457	-8.6	0.902	MM
3	200309D1_3	2.00	0.84	NO	25.88	1.001	1.33e3	6.75e4	1.99	-0.3	0.984	bb
4	200309D1_4	40.0	0.78	NO	25.90	1.001	2.62e4	6.74e4	39.3	-1.7	0.970	bb
5	200309D1_5	300	0.77	NO	25.90	1.001	2.32e5	7.20e4	327	9.1	1.08	db
6	200309D1_6	10.0	0.84	NO	25.90	1.001	5.95e3	5.65e4	10.7	6.7	1.05	db

**Compound name: 1,2,3,7,8-PeCDD**

Response Factor: 0.982426  
 RRF SD: 0.0451347, Relative SD: 4.59421  
 Response type: Internal Std ( Ref 19 ), Area \* ( IS Conc. / IS Area )  
 Curve type: RF

	Name	Std. Conc	RA	n/y	RT	RRT	Resp	IS Resp	Conc.	%Dev	RRF	X = dropped
1	200309D1_1	1.25	0.66	NO	30.47	1.000	6.61e2	5.66e4	1.19	-5.0	0.933	bb
2	200309D1_2	2.50	0.63	NO	30.47	1.000	1.30e3	5.32e4	2.49	-0.5	0.977	bb
3	200309D1_3	10.0	0.68	NO	30.47	1.000	5.19e3	5.49e4	9.61	-3.9	0.944	bb
4	200309D1_4	200	0.62	NO	30.49	1.001	1.12e5	5.55e4	205	2.7	1.01	bb
5	200309D1_5	1500	0.63	NO	30.49	1.001	9.76e5	6.16e4	1610	7.5	1.06	bb
6	200309D1_6	50.0	0.63	NO	30.49	1.001	2.35e4	4.81e4	49.6	-0.7	0.975	bb

Vista Analytical Laboratory

Dataset: U:\VG7.PRO\Results\200309D1\200309D1\_CRV.qld

Last Altered: Monday, March 09, 2020 17:20:28 Pacific Daylight Time

Printed: Monday, March 09, 2020 17:23:44 Pacific Daylight Time

**Compound name: 1,2,3,4,7,8-HxCDD**

Response Factor: 1.17437

RRF SD: 0.0577382, Relative SD: 4.91652

Response type: Internal Std ( Ref 20 ), Area \* ( IS Conc. / IS Area )

Curve type: RF

	Name	Std. Conc	RA	n/y	RT	RRT	Resp	IS Resp	Conc.	%Dev	RRF	X = dropped
1	200309D1_1	1.25	1.18	NO	33.75	1.000	6.45e2	4.51e4	1.22	-2.7	1.14	bd
2	200309D1_2	2.50	1.21	NO	33.76	1.000	1.19e3	4.27e4	2.37	-5.1	1.11	bd
3	200309D1_3	10.0	1.21	NO	33.76	1.001	5.25e3	4.33e4	10.3	3.2	1.21	bd
4	200309D1_4	200	1.27	NO	33.77	1.000	1.15e5	4.94e4	199	-0.5	1.17	bd
5	200309D1_5	1500	1.25	NO	33.76	1.000	1.01e6	5.28e4	1620	8.2	1.27	bd
6	200309D1_6	50.0	1.30	NO	33.77	1.000	2.32e4	4.08e4	48.4	-3.2	1.14	bd

**Compound name: 1,2,3,6,7,8-HxCDD**

Response Factor: 1.0362

RRF SD: 0.0515873, Relative SD: 4.9785

Response type: Internal Std ( Ref 21 ), Area \* ( IS Conc. / IS Area )

Curve type: RF

	Name	Std. Conc	RA	n/y	RT	RRT	Resp	IS Resp	Conc.	%Dev	RRF	X = dropped
1	200309D1_1	1.25	1.28	NO	33.86	1.000	7.20e2	5.91e4	1.17	-6.0	0.974	db
2	200309D1_2	2.50	1.34	NO	33.86	1.000	1.47e3	5.50e4	2.58	3.0	1.07	db
3	200309D1_3	10.0	1.28	NO	33.86	1.000	5.81e3	5.52e4	10.2	1.5	1.05	db
4	200309D1_4	200	1.25	NO	33.88	1.000	1.24e5	5.99e4	199	-0.3	1.03	db
5	200309D1_5	1500	1.26	NO	33.87	1.000	1.05e6	6.33e4	1600	7.0	1.11	db
6	200309D1_6	50.0	1.22	NO	33.87	1.000	2.48e4	5.06e4	47.4	-5.2	0.982	db

**Compound name: 1,2,3,7,8,9-HxCDD**

Response Factor: 1.00287

RRF SD: 0.0694501, Relative SD: 6.92514

Response type: Internal Std ( Ref 22 ), Area \* ( IS Conc. / IS Area )

Curve type: RF

	Name	Std. Conc	RA	n/y	RT	RRT	Resp	IS Resp	Conc.	%Dev	RRF	X = dropped
1	200309D1_1	1.25	1.14	NO	34.15	1.000	6.16e2	5.38e4	1.14	-8.7	0.915	bb
2	200309D1_2	2.50	1.18	NO	34.16	1.000	1.32e3	5.16e4	2.55	1.8	1.02	bb

Dataset: U:\VG7.PRO\Results\200309D1\200309D1\_CRV.qld

Last Altered: Monday, March 09, 2020 17:20:28 Pacific Daylight Time  
 Printed: Monday, March 09, 2020 17:23:44 Pacific Daylight Time

**Compound name: 1,2,3,7,8,9-HxCDD**

	Name	Std. Conc	RA	n/y	RT	RRT	Resp	IS Resp	Conc.	%Dev	RRF	X = dropped
3	200309D1_3	10.0	1.23	NO	34.16	1.000	5.12e3	5.22e4	9.77	-2.3	0.980	bb
4	200309D1_4	200	1.27	NO	34.17	1.000	1.18e5	5.76e4	204	1.9	1.02	bd
5	200309D1_5	1500	1.24	NO	34.16	1.000	1.01e6	6.01e4	1670	11.5	1.12	bb
6	200309D1_6	50.0	1.22	NO	34.17	1.001	2.27e4	4.73e4	47.9	-4.3	0.960	bb

**Compound name: 1,2,3,4,6,7,8-HpCDD**

Response Factor: 0.991554  
 RRF SD: 0.0575038, Relative SD: 5.79936  
 Response type: Internal Std ( Ref 23 ), Area \* ( IS Conc. / IS Area )  
 Curve type: RF

	Name	Std. Conc	RA	n/y	RT	RRT	Resp	IS Resp	Conc.	%Dev	RRF	X = dropped
1	200309D1_1	1.25	1.12	NO	37.64	1.001	5.97e2	4.76e4	1.26	1.1	1.00	bb
2	200309D1_2	2.50	1.03	NO	37.65	1.001	1.03e3	4.11e4	2.54	1.5	1.01	bb
3	200309D1_3	10.0	1.06	NO	37.64	1.000	4.11e3	4.54e4	9.13	-8.7	0.905	bb
4	200309D1_4	200	1.07	NO	37.65	1.000	1.01e5	4.89e4	208	4.0	1.03	bd
5	200309D1_5	1500	1.03	NO	37.64	1.000	9.00e5	5.66e4	1600	7.0	1.06	bb
6	200309D1_6	50.0	1.03	NO	37.65	1.001	1.97e4	4.19e4	47.6	-4.9	0.943	bb

**Compound name: OCDD**

Response Factor: 1.03532  
 RRF SD: 0.0416085, Relative SD: 4.01889  
 Response type: Internal Std ( Ref 24 ), Area \* ( IS Conc. / IS Area )  
 Curve type: RF

	Name	Std. Conc	RA	n/y	RT	RRT	Resp	IS Resp	Conc.	%Dev	RRF	X = dropped
1	200309D1_1	2.50	0.91	NO	40.83	1.000	9.32e2	7.50e4	2.40	-3.9	0.994	MM
2	200309D1_2	5.00	0.78	NO	40.85	1.000	1.85e3	6.85e4	5.23	4.6	1.08	bd
3	200309D1_3	20.0	0.98	NO	40.85	1.000	7.01e3	7.19e4	18.8	-5.8	0.975	bd
4	200309D1_4	400	0.93	NO	40.85	1.000	1.78e5	8.39e4	410	2.5	1.06	bd
5	200309D1_5	3000	0.89	NO	40.86	1.000	1.63e6	1.03e5	3040	1.4	1.05	bb
6	200309D1_6	100	0.91	NO	40.86	1.000	3.46e4	6.60e4	101	1.4	1.05	bd



Dataset: U:\VG7.PRO\Results\200309D1\200309D1\_CRV.qld

Last Altered: Monday, March 09, 2020 17:20:28 Pacific Daylight Time  
Printed: Monday, March 09, 2020 17:23:44 Pacific Daylight Time

**Compound name: 2,3,7,8-TCDF**

Response Factor: 0.881772

RRF SD: 0.0293286, Relative SD: 3.3261

Response type: Internal Std ( Ref 25 ), Area \* ( IS Conc. / IS Area )

Curve type: RF

	Name	Std. Conc	RA	n/y	RT	RRT	Resp	IS Resp	Conc.	%Dev	RRF	X = dropped
1	200309D1_1	0.250	0.66	NO	25.06	1.000	2.28e2	1.00e5	0.258	3.0	0.909	MM
2	200309D1_2	0.500	0.76	NO	25.06	1.001	4.83e2	1.06e5	0.514	2.8	0.907	MM
3	200309D1_3	2.00	0.88	NO	25.07	1.000	1.84e3	1.05e5	1.99	-0.6	0.876	MM
4	200309D1_4	40.0	0.74	NO	25.09	1.001	3.49e4	1.05e5	37.6	-6.0	0.829	bb
5	200309D1_5	300	0.76	NO	25.09	1.001	3.02e5	1.13e5	303	1.0	0.891	bb
6	200309D1_6	10.0	0.74	NO	25.07	1.001	7.83e3	8.90e4	9.97	-0.3	0.879	bb

**Compound name: 1,2,3,7,8-PeCDF**

Response Factor: 1.04525

RRF SD: 0.0516323, Relative SD: 4.93972

Response type: Internal Std ( Ref 26 ), Area \* ( IS Conc. / IS Area )

Curve type: RF

	Name	Std. Conc	RA	n/y	RT	RRT	Resp	IS Resp	Conc.	%Dev	RRF	X = dropped
1	200309D1_1	1.25	1.46	NO	29.28	1.001	1.15e3	9.51e4	1.16	-7.6	0.966	bb
2	200309D1_2	2.50	1.57	NO	29.28	1.001	2.47e3	8.89e4	2.66	6.5	1.11	bb
3	200309D1_3	10.0	1.52	NO	29.28	1.001	9.45e3	9.31e4	9.71	-2.9	1.01	bb
4	200309D1_4	200	1.61	NO	29.30	1.001	1.99e5	9.40e4	203	1.3	1.06	bd
5	200309D1_5	1500	1.56	NO	29.30	1.001	1.61e6	9.94e4	1550	3.4	1.08	bb
6	200309D1_6	50.0	1.62	NO	29.28	1.000	3.93e4	7.57e4	49.7	-0.7	1.04	bd

**Compound name: 2,3,4,7,8-PeCDF**

Response Factor: 1.06003

RRF SD: 0.0406821, Relative SD: 3.83782

Response type: Internal Std ( Ref 27 ), Area \* ( IS Conc. / IS Area )

Curve type: RF

	Name	Std. Conc	RA	n/y	RT	RRT	Resp	IS Resp	Conc.	%Dev	RRF	X = dropped
1	200309D1_1	1.25	1.66	NO	30.19	1.001	1.25e3	9.11e4	1.30	3.6	1.10	bb
2	200309D1_2	2.50	1.72	NO	30.19	1.000	2.10e3	8.35e4	2.38	-5.0	1.01	bb

Vista Analytical Laboratory

Dataset: U:\VG7.PRO\Results\200309D1\200309D1\_CRV.qld

Last Altered: Monday, March 09, 2020 17:20:28 Pacific Daylight Time

Printed: Monday, March 09, 2020 17:23:44 Pacific Daylight Time

**Compound name: 2,3,4,7,8-PeCDF**

	Name	Std. Conc	RA	n/y	RT	RRT	Resp	IS Resp	Conc.	%Dev	RRF	X = dropped
3	200309D1_3	10.0	1.59	NO	30.19	1.001	9.41e3	8.81e4	10.1	0.8	1.07	bb
4	200309D1_4	200	1.60	NO	30.21	1.001	1.95e5	9.25e4	199	-0.4	1.06	bb
5	200309D1_5	1500	1.56	NO	30.19	1.000	1.64e6	9.85e4	1570	4.6	1.11	bb
6	200309D1_6	50.0	1.59	NO	30.19	1.000	3.92e4	7.68e4	48.2	-3.7	1.02	bb

**Compound name: 1,2,3,4,7,8-HxCDF**

Response Factor: 1.08299

RRF SD: 0.038965, Relative SD: 3.59793

Response type: Internal Std ( Ref 28 ), Area \* ( IS Conc. / IS Area )

Curve type: RF

	Name	Std. Conc	RA	n/y	RT	RRT	Resp	IS Resp	Conc.	%Dev	RRF	X = dropped
1	200309D1_1	1.25	1.27	NO	32.87	1.000	9.32e2	7.17e4	1.20	-3.9	1.04	bd
2	200309D1_2	2.50	1.18	NO	32.89	1.000	1.90e3	6.72e4	2.61	4.3	1.13	bd
3	200309D1_3	10.0	1.24	NO	32.89	1.001	7.56e3	6.92e4	10.1	0.8	1.09	bd
4	200309D1_4	200	1.25	NO	32.90	1.000	1.60e5	7.40e4	200	-0.1	1.08	dd
5	200309D1_5	1500	1.24	NO	32.89	1.000	1.35e6	8.03e4	1550	3.3	1.12	dd
6	200309D1_6	50.0	1.27	NO	32.90	1.001	3.35e4	6.48e4	47.8	-4.4	1.04	bd

**Compound name: 1,2,3,6,7,8-HxCDF**

Response Factor: 1.04248

RRF SD: 0.0426252, Relative SD: 4.08882

Response type: Internal Std ( Ref 29 ), Area \* ( IS Conc. / IS Area )

Curve type: RF

	Name	Std. Conc	RA	n/y	RT	RRT	Resp	IS Resp	Conc.	%Dev	RRF	X = dropped
1	200309D1_1	1.25	1.22	NO	33.01	1.001	9.80e2	8.01e4	1.17	-6.1	0.979	db
2	200309D1_2	2.50	1.28	NO	33.02	1.001	1.97e3	7.44e4	2.54	1.6	1.06	db
3	200309D1_3	10.0	1.24	NO	33.01	1.000	8.06e3	7.79e4	9.92	-0.8	1.03	db
4	200309D1_4	200	1.25	NO	33.02	1.000	1.76e5	8.37e4	201	0.7	1.05	db
5	200309D1_5	1500	1.25	NO	33.02	1.001	1.46e6	8.80e4	1590	6.3	1.11	db
6	200309D1_6	50.0	1.26	NO	33.02	1.001	3.62e4	7.06e4	49.2	-1.7	1.02	db

Vista Analytical Laboratory

Dataset: U:\VG7.PRO\Results\200309D1\200309D1\_CRV.qld

Last Altered: Monday, March 09, 2020 17:20:28 Pacific Daylight Time

Printed: Monday, March 09, 2020 17:23:44 Pacific Daylight Time

**Compound name: 2,3,4,6,7,8-HxCDF**

Response Factor: 1.11095

RRF SD: 0.0463148, Relative SD: 4.16894

Response type: Internal Std ( Ref 30 ), Area \* ( IS Conc. / IS Area )

Curve type: RF

	Name	Std. Conc	RA	n/y	RT	RRT	Resp	IS Resp	Conc.	%Dev	RRF	X = dropped
1	200309D1_1	1.25	1.18	NO	33.59	1.000	9.35e2	7.20e4	1.17	-6.5	1.04	bb
2	200309D1_2	2.50	1.26	NO	33.60	1.000	1.86e3	6.61e4	2.53	1.3	1.13	bb
3	200309D1_3	10.0	1.25	NO	33.59	1.000	7.62e3	7.02e4	9.77	-2.3	1.09	bb
4	200309D1_4	200	1.26	NO	33.61	1.000	1.69e5	7.56e4	202	0.8	1.12	bb
5	200309D1_5	1500	1.24	NO	33.60	1.001	1.42e6	8.06e4	1590	6.0	1.18	bb
6	200309D1_6	50.0	1.27	NO	33.60	1.000	3.50e4	6.26e4	50.3	0.7	1.12	bb

**Compound name: 1,2,3,7,8,9-HxCDF**

Response Factor: 1.05671

RRF SD: 0.0544012, Relative SD: 5.14816

Response type: Internal Std ( Ref 31 ), Area \* ( IS Conc. / IS Area )

Curve type: RF

	Name	Std. Conc	RA	n/y	RT	RRT	Resp	IS Resp	Conc.	%Dev	RRF	X = dropped
1	200309D1_1	1.25	1.16	NO	34.53	1.001	7.41e2	5.94e4	1.18	-5.5	0.999	MM
2	200309D1_2	2.50	1.24	NO	34.53	1.001	1.40e3	5.56e4	2.37	-5.0	1.00	bb
3	200309D1_3	10.0	1.24	NO	34.53	1.001	6.08e3	5.62e4	10.2	2.4	1.08	bb
4	200309D1_4	200	1.24	NO	34.53	1.000	1.35e5	6.28e4	204	1.8	1.08	bb
5	200309D1_5	1500	1.24	NO	34.53	1.001	1.16e6	6.79e4	1620	8.1	1.14	bb
6	200309D1_6	50.0	1.29	NO	34.53	1.000	2.76e4	5.32e4	49.1	-1.8	1.04	bb

**Compound name: 1,2,3,4,6,7,8-HpCDF**

Response Factor: 1.12811

RRF SD: 0.0801215, Relative SD: 7.10229

Response type: Internal Std ( Ref 32 ), Area \* ( IS Conc. / IS Area )

Curve type: RF

	Name	Std. Conc	RA	n/y	RT	RRT	Resp	IS Resp	Conc.	%Dev	RRF	X = dropped
1	200309D1_1	1.25	0.99	NO	36.32	1.001	7.86e2	6.36e4	1.10	-12.3	0.989	bb
2	200309D1_2	2.50	0.99	NO	36.34	1.001	1.64e3	5.53e4	2.63	5.1	1.19	bb

Vista Analytical Laboratory

Dataset: U:\VG7.PRO\Results\200309D1\200309D1\_CRV.qld

Last Altered: Monday, March 09, 2020 17:20:28 Pacific Daylight Time

Printed: Monday, March 09, 2020 17:23:44 Pacific Daylight Time

**Compound name: 1,2,3,4,6,7,8-HpCDF**

	Name	Std. Conc	RA	n/y	RT	RRT	Resp	IS Resp	Conc.	%Dev	RRF	X = dropped
3	200309D1_3	10.0	0.98	NO	36.34	1.001	6.50e3	5.84e4	9.87	-1.3	1.11	bb
4	200309D1_4	200	1.01	NO	36.34	1.000	1.41e5	6.29e4	199	-0.3	1.12	bb
5	200309D1_5	1500	1.04	NO	36.34	1.001	1.26e6	6.88e4	1630	8.5	1.22	bb
6	200309D1_6	50.0	1.03	NO	36.34	1.000	2.92e4	5.16e4	50.2	0.3	1.13	bb

**Compound name: 1,2,3,4,7,8,9-HpCDF**

Response Factor: 1.33317

RRF SD: 0.0694325, Relative SD: 5.20809

Response type: Internal Std ( Ref 33 ), Area \* ( IS Conc. / IS Area )

Curve type: RF

	Name	Std. Conc	RA	n/y	RT	RRT	Resp	IS Resp	Conc.	%Dev	RRF	X = dropped
1	200309D1_1	1.25	0.90	NO	38.15	1.000	6.45e2	4.04e4	1.20	-4.2	1.28	MM
2	200309D1_2	2.50	0.91	NO	38.15	1.000	1.25e3	3.60e4	2.60	4.1	1.39	bb
3	200309D1_3	10.0	1.13	NO	38.16	1.000	5.08e3	3.98e4	9.58	-4.2	1.28	bb
4	200309D1_4	200	1.03	NO	38.16	1.000	1.18e5	4.51e4	196	-1.9	1.31	bb
5	200309D1_5	1500	1.03	NO	38.16	1.000	1.08e6	4.99e4	1630	8.6	1.45	bb
6	200309D1_6	50.0	1.01	NO	38.16	1.000	2.39e4	3.67e4	48.8	-2.3	1.30	bb

**Compound name: OCDF**

Response Factor: 0.932771

RRF SD: 0.056358, Relative SD: 6.04199

Response type: Internal Std ( Ref 34 ), Area \* ( IS Conc. / IS Area )

Curve type: RF

	Name	Std. Conc	RA	n/y	RT	RRT	Resp	IS Resp	Conc.	%Dev	RRF	X = dropped
1	200309D1_1	2.50	1.01	NO	41.05	1.000	1.07e3	1.01e5	2.26	-9.6	0.843	MM
2	200309D1_2	5.00	0.92	NO	41.06	1.000	1.94e3	8.54e4	4.86	-2.7	0.907	bb
3	200309D1_3	20.0	0.93	NO	41.07	1.000	8.47e3	9.16e4	19.8	-0.9	0.924	bb
4	200309D1_4	400	0.89	NO	41.07	1.000	2.16e5	1.10e5	419	4.7	0.977	bb
5	200309D1_5	3000	0.90	NO	41.08	1.000	1.90e6	1.26e5	3230	7.6	1.00	bb
6	200309D1_6	100	0.90	NO	41.07	1.000	3.98e4	8.45e4	101	0.9	0.941	bb

Dataset: U:\VG7.PRO\Results\200309D1\200309D1\_CRV.qld

Last Altered: Monday, March 09, 2020 17:20:28 Pacific Daylight Time  
 Printed: Monday, March 09, 2020 17:23:44 Pacific Daylight Time

**Compound name: 13C-2,3,7,8-TCDD**

Response Factor: 1.20655  
 RRF SD: 0.128513, Relative SD: 10.6512  
 Response type: Internal Std ( Ref 36 ), Area \* ( IS Conc. / IS Area )  
 Curve type: RF

	Name	Std. Conc	RA	n/y	RT	RRT	Resp	IS Resp	Conc.	%Dev	RRF	X = dropped
1	200309D1_1	100	0.74	NO	25.85	1.022	6.81e4	4.86e4	116	16.1	1.40	bb
2	200309D1_2	100	0.75	NO	25.85	1.023	6.95e4	6.31e4	91.3	-8.7	1.10	bb
3	200309D1_3	100	0.76	NO	25.87	1.023	6.75e4	6.45e4	86.8	-13.2	1.05	bb
4	200309D1_4	100	0.80	NO	25.87	1.023	6.74e4	5.33e4	105	4.7	1.26	bb
5	200309D1_5	100	0.74	NO	25.88	1.023	7.20e4	5.70e4	105	4.7	1.26	bb
6	200309D1_6	100	0.75	NO	25.87	1.023	5.65e4	4.86e4	96.3	-3.7	1.16	bb

**Compound name: 13C-1,2,3,7,8-PeCDD**

Response Factor: 0.995685  
 RRF SD: 0.128012, Relative SD: 12.8567  
 Response type: Internal Std ( Ref 36 ), Area \* ( IS Conc. / IS Area )  
 Curve type: RF

	Name	Std. Conc	RA	n/y	RT	RRT	Resp	IS Resp	Conc.	%Dev	RRF	X = dropped
1	200309D1_1	100	0.63	NO	30.47	1.205	5.66e4	4.86e4	117	17.0	1.17	bb
2	200309D1_2	100	0.64	NO	30.47	1.206	5.32e4	6.31e4	84.7	-15.3	0.844	bd
3	200309D1_3	100	0.63	NO	30.47	1.205	5.49e4	6.45e4	85.6	-14.4	0.852	bb
4	200309D1_4	100	0.62	NO	30.47	1.205	5.55e4	5.33e4	105	4.6	1.04	bb
5	200309D1_5	100	0.62	NO	30.47	1.204	6.16e4	5.70e4	109	8.6	1.08	bb
6	200309D1_6	100	0.64	NO	30.47	1.205	4.81e4	4.86e4	99.4	-0.6	0.990	bb

**Compound name: 13C-1,2,3,4,7,8-HxCDD**

Response Factor: 0.678621  
 RRF SD: 0.0705651, Relative SD: 10.3983  
 Response type: Internal Std ( Ref 38 ), Area \* ( IS Conc. / IS Area )  
 Curve type: RF

	Name	Std. Conc	RA	n/y	RT	RRT	Resp	IS Resp	Conc.	%Dev	RRF	X = dropped
1	200309D1_1	100	1.29	NO	33.74	1.014	4.51e4	6.21e4	107	7.1	0.727	bd
2	200309D1_2	100	1.28	NO	33.75	1.015	4.27e4	7.06e4	89.1	-10.9	0.605	bd

Dataset: U:\VG7.PRO\Results\200309D1\200309D1\_CRV.qld

Last Altered: Monday, March 09, 2020 17:20:28 Pacific Daylight Time  
 Printed: Monday, March 09, 2020 17:23:44 Pacific Daylight Time

**Compound name: 13C-1,2,3,4,7,8-HxCDD**

	Name	Std. Conc	RA	n/y	RT	RRT	Resp	IS Resp	Conc.	%Dev	RRF	X = dropped
3	200309D1_3	100	1.31	NO	33.74	1.014	4.33e4	7.46e4	85.6	-14.4	0.581	bd
4	200309D1_4	100	1.30	NO	33.76	1.014	4.94e4	6.86e4	106	6.1	0.720	bd
5	200309D1_5	100	1.31	NO	33.75	1.014	5.28e4	7.00e4	111	11.2	0.755	bd
6	200309D1_6	100	1.30	NO	33.76	1.015	4.08e4	5.96e4	101	0.9	0.685	bd

**Compound name: 13C-1,2,3,6,7,8-HxCDD**

Response Factor: 0.849636  
 RRF SD: 0.0787027, Relative SD: 9.26311  
 Response type: Internal Std ( Ref 38 ), Area \* ( IS Conc. / IS Area )  
 Curve type: RF

	Name	Std. Conc	RA	n/y	RT	RRT	Resp	IS Resp	Conc.	%Dev	RRF	X = dropped
1	200309D1_1	100	1.40	NO	33.85	1.017	5.91e4	6.21e4	112	12.1	0.952	dd
2	200309D1_2	100	1.28	NO	33.86	1.018	5.50e4	7.06e4	91.7	-8.3	0.779	dd
3	200309D1_3	100	1.34	NO	33.85	1.017	5.52e4	7.46e4	87.1	-12.9	0.740	dd
4	200309D1_4	100	1.39	NO	33.87	1.017	5.99e4	6.86e4	103	2.8	0.873	dd
5	200309D1_5	100	1.27	NO	33.86	1.017	6.33e4	7.00e4	106	6.4	0.904	db
6	200309D1_6	100	1.28	NO	33.86	1.017	5.06e4	5.96e4	99.9	-0.1	0.849	dd

**Compound name: 13C-1,2,3,7,8,9-HxCDD**

Response Factor: 0.798357  
 RRF SD: 0.0695869, Relative SD: 8.71626  
 Response type: Internal Std ( Ref 38 ), Area \* ( IS Conc. / IS Area )  
 Curve type: RF

	Name	Std. Conc	RA	n/y	RT	RRT	Resp	IS Resp	Conc.	%Dev	RRF	X = dropped
1	200309D1_1	100	1.39	NO	34.14	1.026	5.38e4	6.21e4	109	8.6	0.867	dd
2	200309D1_2	100	1.30	NO	34.15	1.026	5.16e4	7.06e4	91.6	-8.4	0.731	dd
3	200309D1_3	100	1.32	NO	34.15	1.026	5.22e4	7.46e4	87.7	-12.3	0.700	dd
4	200309D1_4	100	1.37	NO	34.16	1.026	5.76e4	6.86e4	105	5.2	0.840	dd
5	200309D1_5	100	1.32	NO	34.15	1.026	6.01e4	7.00e4	108	7.6	0.859	bd
6	200309D1_6	100	1.29	NO	34.15	1.026	4.73e4	5.96e4	99.4	-0.6	0.793	dd

Vista Analytical Laboratory

Dataset: U:\VG7.PRO\Results\200309D1\200309D1\_CRV.qld

Last Altered: Monday, March 09, 2020 17:20:28 Pacific Daylight Time

Printed: Monday, March 09, 2020 17:23:44 Pacific Daylight Time

**Compound name: 13C-1,2,3,4,6,7,8-HpCDD**

Response Factor: 0.696902

RRF SD: 0.0877249, Relative SD: 12.5878

Response type: Internal Std ( Ref 38 ), Area \* ( IS Conc. / IS Area )

Curve type: RF

	Name	Std. Conc	RA	n/y	RT	RRT	Resp	IS Resp	Conc.	%Dev	RRF	X = dropped
1	200309D1_1	100	1.07	NO	37.61	1.131	4.76e4	6.21e4	110	10.1	0.767	bd
2	200309D1_2	100	1.10	NO	37.63	1.131	4.11e4	7.06e4	83.6	-16.4	0.582	bd
3	200309D1_3	100	1.09	NO	37.63	1.131	4.54e4	7.46e4	87.4	-12.6	0.609	bd
4	200309D1_4	100	1.06	NO	37.64	1.131	4.89e4	6.86e4	102	2.2	0.712	bd
5	200309D1_5	100	1.07	NO	37.63	1.131	5.66e4	7.00e4	116	16.0	0.808	bd
6	200309D1_6	100	1.09	NO	37.63	1.131	4.19e4	5.96e4	101	0.8	0.703	bd

**Compound name: 13C-OCDD**

Response Factor: 0.579001

RRF SD: 0.095468, Relative SD: 16.4884

Response type: Internal Std ( Ref 38 ), Area \* ( IS Conc. / IS Area )

Curve type: RF

	Name	Std. Conc	RA	n/y	RT	RRT	Resp	IS Resp	Conc.	%Dev	RRF	X = dropped
1	200309D1_1	200	0.94	NO	40.82	1.227	7.50e4	6.21e4	209	4.3	0.604	bd
2	200309D1_2	200	0.88	NO	40.84	1.228	6.85e4	7.06e4	168	-16.2	0.485	bd
3	200309D1_3	200	0.87	NO	40.84	1.228	7.19e4	7.46e4	167	-16.7	0.482	bd
4	200309D1_4	200	0.89	NO	40.84	1.227	8.39e4	6.86e4	211	5.5	0.611	bb
5	200309D1_5	200	0.90	NO	40.85	1.228	1.03e5	7.00e4	255	27.4	0.738	bd
6	200309D1_6	200	0.90	NO	40.85	1.228	6.60e4	5.96e4	191	-4.4	0.554	bb

**Compound name: 13C-2,3,7,8-TCDF**

Response Factor: 1.12702

RRF SD: 0.101934, Relative SD: 9.04461

Response type: Internal Std ( Ref 37 ), Area \* ( IS Conc. / IS Area )

Curve type: RF

	Name	Std. Conc	RA	n/y	RT	RRT	Resp	IS Resp	Conc.	%Dev	RRF	X = dropped
1	200309D1_1	100	0.77	NO	25.06	0.991	1.00e5	8.02e4	111	11.1	1.25	bb
2	200309D1_2	100	0.79	NO	25.04	0.991	1.06e5	1.00e5	94.3	-5.7	1.06	bd

Vista Analytical Laboratory

Dataset: U:\VG7.PRO\Results\200309D1\200309D1\_CRV.qld

Last Altered: Monday, March 09, 2020 17:20:28 Pacific Daylight Time

Printed: Monday, March 09, 2020 17:23:44 Pacific Daylight Time

**Compound name: 13C-2,3,7,8-TCDF**

	Name	Std. Conc	RA	n/y	RT	RRT	Resp	IS Resp	Conc.	%Dev	RRF	X = dropped
3	200309D1_3	100	0.79	NO	25.07	0.992	1.05e5	1.08e5	86.3	-13.7	0.972	bd
4	200309D1_4	100	0.77	NO	25.07	0.992	1.05e5	8.88e4	105	5.1	1.18	bd
5	200309D1_5	100	0.75	NO	25.07	0.991	1.13e5	9.48e4	106	5.7	1.19	bd
6	200309D1_6	100	0.77	NO	25.06	0.991	8.90e4	8.10e4	97.4	-2.6	1.10	bb

**Compound name: 13C-1,2,3,7,8-PeCDF**

Response Factor: 0.996069

RRF SD: 0.123213, Relative SD: 12.3699

Response type: Internal Std ( Ref 37 ), Area \* ( IS Conc. / IS Area )

Curve type: RF

	Name	Std. Conc	RA	n/y	RT	RRT	Resp	IS Resp	Conc.	%Dev	RRF	X = dropped
1	200309D1_1	100	1.63	NO	29.26	1.157	9.51e4	8.02e4	119	19.0	1.18	bd
2	200309D1_2	100	1.66	NO	29.26	1.158	8.89e4	1.00e5	89.1	-10.9	0.888	bd
3	200309D1_3	100	1.71	NO	29.26	1.157	9.31e4	1.08e5	86.6	-13.4	0.862	bd
4	200309D1_4	100	1.56	NO	29.28	1.158	9.40e4	8.88e4	106	6.3	1.06	bb
5	200309D1_5	100	1.62	NO	29.28	1.157	9.94e4	9.48e4	105	5.3	1.05	bb
6	200309D1_6	100	1.58	NO	29.28	1.158	7.57e4	8.10e4	93.8	-6.2	0.934	bb

**Compound name: 13C-2,3,4,7,8-PeCDF**

Response Factor: 0.969008

RRF SD: 0.126598, Relative SD: 13.0647

Response type: Internal Std ( Ref 37 ), Area \* ( IS Conc. / IS Area )

Curve type: RF

	Name	Std. Conc	RA	n/y	RT	RRT	Resp	IS Resp	Conc.	%Dev	RRF	X = dropped
1	200309D1_1	100	1.61	NO	30.17	1.193	9.11e4	8.02e4	117	17.1	1.14	bb
2	200309D1_2	100	1.68	NO	30.19	1.194	8.35e4	1.00e5	86.1	-13.9	0.834	bb
3	200309D1_3	100	1.64	NO	30.17	1.193	8.81e4	1.08e5	84.1	-15.9	0.815	bb
4	200309D1_4	100	1.61	NO	30.19	1.194	9.25e4	8.88e4	108	7.6	1.04	bb
5	200309D1_5	100	1.65	NO	30.19	1.193	9.85e4	9.48e4	107	7.2	1.04	bb
6	200309D1_6	100	1.61	NO	30.19	1.194	7.68e4	8.10e4	97.9	-2.1	0.948	bb



Vista Analytical Laboratory

Dataset: U:\VG7.PRO\Results\200309D1\200309D1\_CRV.qld

Last Altered: Monday, March 09, 2020 17:20:28 Pacific Daylight Time

Printed: Monday, March 09, 2020 17:23:44 Pacific Daylight Time

**Compound name: 13C-1,2,3,4,7,8-HxCDF**

Response Factor: 1.05776

RRF SD: 0.0965106, Relative SD: 9.12401

Response type: Internal Std ( Ref 38 ), Area \* ( IS Conc. / IS Area )

Curve type: RF

	Name	Std. Conc	RA	n/y	RT	RRT	Resp	IS Resp	Conc.	%Dev	RRF	X = dropped
1	200309D1_1	100	0.49	NO	32.86	0.988	7.17e4	6.21e4	109	9.1	1.15	bd
2	200309D1_2	100	0.50	NO	32.87	0.988	6.72e4	7.06e4	90.0	-10.0	0.952	bd
3	200309D1_3	100	0.52	NO	32.86	0.988	6.92e4	7.46e4	87.8	-12.2	0.928	bd
4	200309D1_4	100	0.50	NO	32.89	0.988	7.40e4	6.86e4	102	2.0	1.08	bd
5	200309D1_5	100	0.49	NO	32.87	0.988	8.03e4	7.00e4	108	8.5	1.15	bd
6	200309D1_6	100	0.50	NO	32.87	0.988	6.48e4	5.96e4	103	2.8	1.09	bd

**Compound name: 13C-1,2,3,6,7,8-HxCDF**

Response Factor: 1.17529

RRF SD: 0.103469, Relative SD: 8.80369

Response type: Internal Std ( Ref 38 ), Area \* ( IS Conc. / IS Area )

Curve type: RF

	Name	Std. Conc	RA	n/y	RT	RRT	Resp	IS Resp	Conc.	%Dev	RRF	X = dropped
1	200309D1_1	100	0.49	NO	32.98	0.991	8.01e4	6.21e4	110	9.8	1.29	db
2	200309D1_2	100	0.51	NO	32.99	0.992	7.44e4	7.06e4	89.7	-10.3	1.05	db
3	200309D1_3	100	0.50	NO	32.99	0.992	7.79e4	7.46e4	88.9	-11.1	1.04	db
4	200309D1_4	100	0.51	NO	33.01	0.991	8.37e4	6.86e4	104	3.7	1.22	dd
5	200309D1_5	100	0.51	NO	32.99	0.991	8.80e4	7.00e4	107	7.0	1.26	db
6	200309D1_6	100	0.50	NO	33.00	0.991	7.06e4	5.96e4	101	0.9	1.19	db

**Compound name: 13C-2,3,4,6,7,8-HxCDF**

Response Factor: 1.05681

RRF SD: 0.0990019, Relative SD: 9.36796

Response type: Internal Std ( Ref 38 ), Area \* ( IS Conc. / IS Area )

Curve type: RF

	Name	Std. Conc	RA	n/y	RT	RRT	Resp	IS Resp	Conc.	%Dev	RRF	X = dropped
1	200309D1_1	100	0.50	NO	33.58	1.009	7.20e4	6.21e4	110	9.8	1.16	bb
2	200309D1_2	100	0.50	NO	33.59	1.010	6.61e4	7.06e4	88.7	-11.3	0.937	bb

Vista Analytical Laboratory

Dataset: U:\VG7.PRO\Results\200309D1\200309D1\_CRV.qld

Last Altered: Monday, March 09, 2020 17:20:28 Pacific Daylight Time

Printed: Monday, March 09, 2020 17:23:44 Pacific Daylight Time

**Compound name: 13C-2,3,4,6,7,8-HxCDF**

	Name	Std. Conc	RA	n/y	RT	RRT	Resp	IS Resp	Conc.	%Dev	RRF	X = dropped
3	200309D1_3	100	0.49	NO	33.58	1.009	7.02e4	7.46e4	89.1	-10.9	0.942	bd
4	200309D1_4	100	0.51	NO	33.60	1.009	7.56e4	6.86e4	104	4.2	1.10	bd
5	200309D1_5	100	0.51	NO	33.58	1.009	8.06e4	7.00e4	109	8.9	1.15	bb
6	200309D1_6	100	0.51	NO	33.59	1.009	6.26e4	5.96e4	99.4	-0.6	1.05	bb

**Compound name: 13C-1,2,3,7,8,9-HxCDF**

Response Factor: 0.879281

RRF SD: 0.0892233, Relative SD: 10.1473

Response type: Internal Std ( Ref 38 ), Area \* ( IS Conc. / IS Area )

Curve type: RF

	Name	Std. Conc	RA	n/y	RT	RRT	Resp	IS Resp	Conc.	%Dev	RRF	X = dropped
1	200309D1_1	100	0.49	NO	34.51	1.037	5.94e4	6.21e4	109	8.8	0.956	bb
2	200309D1_2	100	0.51	NO	34.51	1.037	5.56e4	7.06e4	89.6	-10.4	0.788	bd
3	200309D1_3	100	0.50	NO	34.51	1.037	5.62e4	7.46e4	85.7	-14.3	0.753	bb
4	200309D1_4	100	0.51	NO	34.53	1.037	6.28e4	6.86e4	104	4.1	0.916	bb
5	200309D1_5	100	0.50	NO	34.51	1.037	6.79e4	7.00e4	110	10.3	0.969	bd
6	200309D1_6	100	0.55	NO	34.52	1.037	5.32e4	5.96e4	102	1.6	0.893	bd

**Compound name: 13C-1,2,3,4,6,7,8-HpCDF**

Response Factor: 0.892598

RRF SD: 0.100339, Relative SD: 11.2413

Response type: Internal Std ( Ref 38 ), Area \* ( IS Conc. / IS Area )

Curve type: RF

	Name	Std. Conc	RA	n/y	RT	RRT	Resp	IS Resp	Conc.	%Dev	RRF	X = dropped
1	200309D1_1	100	0.43	NO	36.30	1.091	6.36e4	6.21e4	115	14.7	1.02	bb
2	200309D1_2	100	0.45	NO	36.32	1.092	5.53e4	7.06e4	87.8	-12.2	0.784	bd
3	200309D1_3	100	0.44	NO	36.32	1.092	5.84e4	7.46e4	87.7	-12.3	0.783	bb
4	200309D1_4	100	0.43	NO	36.33	1.091	6.29e4	6.86e4	103	2.6	0.916	bb
5	200309D1_5	100	0.44	NO	36.32	1.091	6.88e4	7.00e4	110	10.0	0.982	bb
6	200309D1_6	100	0.44	NO	36.33	1.092	5.16e4	5.96e4	97.1	-2.9	0.867	bb

Vista Analytical Laboratory

Dataset: U:\VG7.PRO\Results\200309D1\200309D1\_CRV.qld

Last Altered: Monday, March 09, 2020 17:20:28 Pacific Daylight Time

Printed: Monday, March 09, 2020 17:23:44 Pacific Daylight Time

**Compound name: 13C-1,2,3,4,7,8,9-HpCDF**

Response Factor: 0.613443

RRF SD: 0.0778172, Relative SD: 12.6853

Response type: Internal Std ( Ref 38 ), Area \* ( IS Conc. / IS Area )

Curve type: RF

	Name	Std. Conc	RA	n/y	RT	RRT	Resp	IS Resp	Conc.	%Dev	RRF	X = dropped
1	200309D1_1	100	0.41	NO	38.14	1.146	4.04e4	6.21e4	106	6.1	0.651	bd
2	200309D1_2	100	0.42	NO	38.15	1.147	3.60e4	7.06e4	83.2	-16.8	0.510	bb
3	200309D1_3	100	0.45	NO	38.15	1.147	3.98e4	7.46e4	87.0	-13.0	0.534	bb
4	200309D1_4	100	0.40	NO	38.15	1.146	4.51e4	6.86e4	107	7.2	0.658	bb
5	200309D1_5	100	0.43	NO	38.15	1.146	4.99e4	7.00e4	116	16.3	0.713	bd
6	200309D1_6	100	0.42	NO	38.15	1.146	3.67e4	5.96e4	100	0.3	0.615	bb

**Compound name: 13C-OCDF**

Response Factor: 0.741294

RRF SD: 0.118564, Relative SD: 15.9941

Response type: Internal Std ( Ref 38 ), Area \* ( IS Conc. / IS Area )

Curve type: RF

	Name	Std. Conc	RA	n/y	RT	RRT	Resp	IS Resp	Conc.	%Dev	RRF	X = dropped
1	200309D1_1	200	0.84	NO	41.04	1.234	1.01e5	6.21e4	220	9.8	0.814	bd
2	200309D1_2	200	0.85	NO	41.06	1.234	8.54e4	7.06e4	163	-18.3	0.605	bd
3	200309D1_3	200	0.89	NO	41.06	1.234	9.16e4	7.46e4	166	-17.1	0.614	bb
4	200309D1_4	200	0.87	NO	41.06	1.233	1.10e5	6.86e4	217	8.4	0.804	bd
5	200309D1_5	200	0.87	NO	41.07	1.234	1.26e5	7.00e4	243	21.5	0.901	bb
6	200309D1_6	200	0.90	NO	41.06	1.234	8.45e4	5.96e4	191	-4.3	0.709	bd

**Compound name: 37Cl-2,3,7,8-TCDD**

Response Factor: 1.17955

RRF SD: 0.101212, Relative SD: 8.58061

Response type: Internal Std ( Ref 36 ), Area \* ( IS Conc. / IS Area )

Curve type: RF

	Name	Std. Conc	RA	n/y	RT	RRT	Resp	IS Resp	Conc.	%Dev	RRF	X = dropped
1	200309D1_1	0.250			25.87	1.023	1.52e2	4.86e4	0.266	6.3	1.25	bb
2	200309D1_2	0.500			25.90	1.025	3.46e2	6.31e4	0.465	-6.9	1.10	bb

Dataset: U:\VG7.PRO\Results\200309D1\200309D1\_CRV.qld

Last Altered: Monday, March 09, 2020 17:20:28 Pacific Daylight Time  
 Printed: Monday, March 09, 2020 17:23:44 Pacific Daylight Time

**Compound name: 37CI-2,3,7,8-TCDD**

	Name	Std. Conc	RA	n/y	RT	RRT	Resp	IS Resp	Conc.	%Dev	RRF	X = dropped
3	200309D1_3	2.00			25.88	1.024	1.36e3	6.45e4	1.78	-10.9	1.05	bb
4	200309D1_4	40.0			25.90	1.024	2.63e4	5.33e4	41.9	4.6	1.23	bd
5	200309D1_5	200			25.90	1.024	1.49e5	5.70e4	222	11.1	1.31	bb
6	200309D1_6	10.0			25.88	1.024	5.49e3	4.86e4	9.58	-4.2	1.13	bd

**Compound name: 13C-1,2,3,4-TCDD**

Response Factor: 1

RRF SD: 0, Relative SD: 0

Response type: Internal Std ( Ref 36 ), Area \* ( IS Conc. / IS Area )

Curve type: RF

	Name	Std. Conc	RA	n/y	RT	RRT	Resp	IS Resp	Conc.	%Dev	RRF	X = dropped
1	200309D1_1	100	0.78	NO	25.29	1.000	4.86e4	4.86e4	100	0.0	1.00	bb
2	200309D1_2	100	0.76	NO	25.27	1.000	6.31e4	6.31e4	100	0.0	1.00	bb
3	200309D1_3	100	0.81	NO	25.29	1.000	6.45e4	6.45e4	100	0.0	1.00	bb
4	200309D1_4	100	0.79	NO	25.29	1.000	5.33e4	5.33e4	100	0.0	1.00	bd
5	200309D1_5	100	0.80	NO	25.30	1.000	5.70e4	5.70e4	100	0.0	1.00	bb
6	200309D1_6	100	0.80	NO	25.29	1.000	4.86e4	4.86e4	100	0.0	1.00	bd

**Compound name: 13C-1,2,3,4-TCDF**

Response Factor: 1

RRF SD: 9.93014e-017, Relative SD: 9.93014e-015

Response type: Internal Std ( Ref 37 ), Area \* ( IS Conc. / IS Area )

Curve type: RF

	Name	Std. Conc	RA	n/y	RT	RRT	Resp	IS Resp	Conc.	%Dev	RRF	X = dropped
1	200309D1_1	100	0.79	NO	23.79	1.000	8.02e4	8.02e4	100	0.0	1.00	bb
2	200309D1_2	100	0.74	NO	23.77	1.000	1.00e5	1.00e5	100	0.0	1.00	bb
3	200309D1_3	100	0.74	NO	23.80	1.000	1.08e5	1.08e5	100	0.0	1.00	bd
4	200309D1_4	100	0.77	NO	23.79	1.000	8.88e4	8.88e4	100	0.0	1.00	bb
5	200309D1_5	100	0.77	NO	23.80	1.000	9.48e4	9.48e4	100	0.0	1.00	bb
6	200309D1_6	100	0.80	NO	23.80	1.000	8.10e4	8.10e4	100	0.0	1.00	bd

Dataset: U:\VG7.PRO\Results\200309D1\200309D1\_CRV.qld

Last Altered: Monday, March 09, 2020 17:20:28 Pacific Daylight Time  
Printed: Monday, March 09, 2020 17:23:44 Pacific Daylight Time

**Compound name: 13C-1,2,3,4,6,9-HxCDF**

Response Factor: 1

RRF SD: 0, Relative SD: 0

Response type: Internal Std ( Ref 38 ), Area \* ( IS Conc. / IS Area )

Curve type: RF

	Name	Std. Conc	RA	n/y	RT	RRT	Resp	IS Resp	Conc.	%Dev	RRF	X = dropped
1	200309D1_1	100	0.49	NO	33.27	1.000	6.21e4	6.21e4	100	0.0	1.00	bb
2	200309D1_2	100	0.51	NO	33.27	1.000	7.06e4	7.06e4	100	0.0	1.00	bb
3	200309D1_3	100	0.51	NO	33.27	1.000	7.46e4	7.46e4	100	0.0	1.00	bb
4	200309D1_4	100	0.52	NO	33.29	1.000	6.86e4	6.86e4	100	0.0	1.00	db
5	200309D1_5	100	0.51	NO	33.28	1.000	7.00e4	7.00e4	100	0.0	1.00	bb
6	200309D1_6	100	0.48	NO	33.28	1.000	5.96e4	5.96e4	100	0.0	1.00	bb

Dataset: U:\VG7.PRO\Results\200309D1\200309D1\_CRV.qld

Last Altered: Monday, March 09, 2020 17:20:28 Pacific Daylight Time  
Printed: Monday, March 09, 2020 17:25:37 Pacific Daylight Time

Method: C:\MassLynx\Default.PRO\MethDB\1613\_rrt.mdb 09 Mar 2020 11:30:34  
Calibration: U:\VG7.PRO\CurveDB\db-5\_1613vg7-3-9-20.cdb 09 Mar 2020 17:20:28

Name: 200309D1\_1, Date: 09-Mar-2020, Time: 12:30:36, ID: ST200309D1-1 1613 CS0 19L2302, Description: 1613 CS0 19L2302

#	Name	Resp	RA	n/y	RRF	wt/vol	Pred.RT	RT	Pred.RRT	RRT	Conc.	%Rec	DL	EMPC
1	1 2,3,7,8-TCDD	1.59e2	0.85	NO	0.987	1.000	25.882	25.88	1.001	1.001	0.23670	94.7	0.180	0.237
2	2 1,2,3,7,8-PeCDD	6.61e2	0.66	NO	0.982	1.000	30.488	30.47	1.001	1.000	1.1872	95.0	0.148	1.19
3	3 1,2,3,4,7,8-HxCDD	6.45e2	1.18	NO	1.17	1.000	33.751	33.75	1.000	1.000	1.2168	97.3	0.234	1.22
4	4 1,2,3,6,7,8-HxCDD	7.20e2	1.28	NO	1.04	1.000	33.851	33.86	1.000	1.000	1.1745	94.0	0.231	1.17
5	5 1,2,3,7,8,9-HxCDD	6.16e2	1.14	NO	1.00	1.000	34.170	34.15	1.001	1.000	1.1409	91.3	0.254	1.14
6	6 1,2,3,4,6,7,8-HpCDD	5.97e2	1.12	NO	0.992	1.000	37.626	37.64	1.000	1.001	1.2638	101	0.133	1.26
7	7 OCDD	9.32e2	0.91	NO	1.04	1.000	40.819	40.83	1.000	1.000	2.4013	96.1	0.241	2.40
8	8 2,3,7,8-TCDF	2.28e2	0.66	NO	0.882	1.000	25.081	25.06	1.001	1.000	0.25760	103	0.116	0.258
9	9 1,2,3,7,8-PeCDF	1.15e3	1.46	NO	1.05	1.000	29.280	29.28	1.001	1.001	1.1551	92.4	0.0925	1.16
10	10 2,3,4,7,8-PeCDF	1.25e3	1.66	NO	1.06	1.000	30.195	30.19	1.001	1.001	1.2951	104	0.0825	1.30
11	11 1,2,3,4,7,8-HxCDF	9.32e2	1.27	NO	1.08	1.000	32.863	32.87	1.000	1.000	1.2013	96.1	0.101	1.20
12	12 1,2,3,6,7,8-HxCDF	9.80e2	1.22	NO	1.04	1.000	32.994	33.01	1.000	1.001	1.1737	93.9	0.0997	1.17
13	13 2,3,4,6,7,8-HxCDF	9.35e2	1.18	NO	1.11	1.000	33.610	33.59	1.001	1.000	1.1686	93.5	0.0998	1.17
14	14 1,2,3,7,8,9-HxCDF	7.41e2	1.16	NO	1.06	1.000	34.509	34.53	1.000	1.001	1.1817	94.5	0.153	1.18
15	15 1,2,3,4,6,7,8-HpCDF	7.86e2	0.99	NO	1.13	1.000	36.334	36.32	1.001	1.001	1.0959	87.7	0.190	1.10
16	16 1,2,3,4,7,8,9-HpCDF	6.45e2	0.90	NO	1.33	1.000	38.142	38.15	1.000	1.000	1.1971	95.8	0.191	1.20
17	17 OCDF	1.07e3	1.01	NO	0.933	1.000	41.039	41.05	1.000	1.000	2.2593	90.4	0.184	2.26
18	18 13C-2,3,7,8-TCDD	6.81e4	0.74	NO	1.21	1.000	25.943	25.85	1.026	1.022	116.14	116	1.31	
19	19 13C-1,2,3,7,8-PeCDD	5.66e4	0.63	NO	0.996	1.000	30.393	30.47	1.202	1.205	117.05	117	0.796	
20	20 13C-1,2,3,4,7,8-HxCDD	4.51e4	1.29	NO	0.679	1.000	33.735	33.74	1.014	1.014	107.10	107	0.951	
21	21 13C-1,2,3,6,7,8-HxCDD	5.91e4	1.40	NO	0.850	1.000	33.845	33.85	1.017	1.017	112.07	112	0.760	
22	22 13C-1,2,3,7,8,9-HxCDD	5.38e4	1.39	NO	0.798	1.000	34.114	34.14	1.025	1.026	108.57	109	0.808	
23	23 13C-1,2,3,4,6,7,8-HpCDD	4.76e4	1.07	NO	0.697	1.000	37.561	37.61	1.129	1.131	110.10	110	0.806	
24	24 13C-OCDD	7.50e4	0.94	NO	0.579	1.000	40.569	40.82	1.219	1.227	208.67	104	1.85	
25	25 13C-2,3,7,8-TCDF	1.00e5	0.77	NO	1.13	1.000	25.033	25.06	0.990	0.991	111.10	111	1.01	
26	26 13C-1,2,3,7,8-PeCDF	9.51e4	1.63	NO	0.996	1.000	29.223	29.26	1.156	1.157	118.96	119	1.13	
27	27 13C-2,3,4,7,8-PeCDF	9.11e4	1.61	NO	0.969	1.000	30.115	30.17	1.191	1.193	117.15	117	1.16	
28	28 13C-1,2,3,4,7,8-HxCDF	7.17e4	0.49	NO	1.06	1.000	32.870	32.86	0.988	0.988	109.10	109	0.930	
29	29 13C-1,2,3,6,7,8-HxCDF	8.01e4	0.49	NO	1.18	1.000	33.003	32.98	0.992	0.991	109.77	110	0.837	
30	30 13C-2,3,4,6,7,8-HxCDF	7.20e4	0.50	NO	1.06	1.000	33.572	33.58	1.009	1.009	109.77	110	0.931	
31	31 13C-1,2,3,7,8,9-HxCDF	5.94e4	0.49	NO	0.879	1.000	34.467	34.51	1.036	1.037	108.76	109	1.12	

Dataset: U:\VG7.PRO\Results\200309D1\200309D1\_CRV.qld

Last Altered: Monday, March 09, 2020 17:20:28 Pacific Daylight Time

Printed: Monday, March 09, 2020 17:25:37 Pacific Daylight Time

Name: 200309D1\_1, Date: 09-Mar-2020, Time: 12:30:36, ID: ST200309D1-1 1613 CS0 19L2302, Description: 1613 CS0 19L2302

	# Name	Resp	RA	n/y	RRF	wt/vol	Pred.RT	RT	Pred.RRT	RRT	Conc.	%Rec	DL	EMPC
32	32 13C-1,2,3,4,6,7,8-HpCDF	6.36e4	0.43	NO	0.893	1.000	36.164	36.30	1.087	1.091	114.72	115	0.962	
33	33 13C-1,2,3,4,7,8,9-HpCDF	4.04e4	0.41	NO	0.613	1.000	38.160	38.14	1.147	1.146	106.06	106	1.40	
34	34 13C-OCDF	1.01e5	0.84	NO	0.741	1.000	40.722	41.04	1.224	1.234	219.65	110	1.02	
35	35 37Cl-2,3,7,8-TCDD	1.52e2			1.18	1.000	25.941	25.87	1.026	1.023	0.26571	106	0.0945	
36	36 13C-1,2,3,4-TCDD	4.86e4	0.78	NO	1.00	1.000	25.440	25.29	1.000	1.000	100.00	100	1.58	
37	37 13C-1,2,3,4-TCDF	8.02e4	0.79	NO	1.00	1.000	23.970	23.79	1.000	1.000	100.00	100	1.14	
38	38 13C-1,2,3,4,6,9-HxCDF	6.21e4	0.49	NO	1.00	1.000	33.260	33.27	1.000	1.000	100.00	100	0.984	

Dataset: U:\VG7.PRO\Results\200309D1\200309D1\_CRV.qld

Last Altered: Monday, March 09, 2020 17:20:28 Pacific Daylight Time

Printed: Monday, March 09, 2020 17:25:37 Pacific Daylight Time

Name: 200309D1\_2, Date: 09-Mar-2020, Time: 13:13:59, ID: ST200309D1-2 1613 CS1 19L2303, Description: 1613 CS1 19L2303

#	Name	Resp	RA	n/y	RRF	wt/vol	Pred.RT	RT	Pred.RRT	RRT	Conc.	%Rec	DL	EMPC
1	1 2,3,7,8-TCDD	3.14e2	0.88	NO	0.987	1.000	25.882	25.85	1.001	1.000	0.45712	91.4	0.151	0.457
2	2 1,2,3,7,8-PeCDD	1.30e3	0.63	NO	0.982	1.000	30.488	30.47	1.001	1.000	2.4865	99.5	0.173	2.49
3	3 1,2,3,4,7,8-HxCDD	1.19e3	1.21	NO	1.17	1.000	33.762	33.76	1.000	1.000	2.3736	94.9	0.211	2.37
4	4 1,2,3,6,7,8-HxCDD	1.47e3	1.34	NO	1.04	1.000	33.862	33.86	1.000	1.000	2.5750	103	0.217	2.58
5	5 1,2,3,7,8,9-HxCDD	1.32e3	1.18	NO	1.00	1.000	34.181	34.16	1.001	1.000	2.5461	102	0.230	2.55
6	6 1,2,3,4,6,7,8-HpCDD	1.03e3	1.03	NO	0.992	1.000	37.637	37.65	1.000	1.001	2.5372	101	0.150	2.54
7	7 OCDD	1.85e3	0.78	NO	1.04	1.000	40.841	40.85	1.000	1.000	5.2302	105	0.302	5.23
8	8 2,3,7,8-TCDF	4.83e2	0.76	NO	0.882	1.000	25.066	25.06	1.001	1.001	0.51421	103	0.101	0.514
9	9 1,2,3,7,8-PeCDF	2.47e3	1.57	NO	1.05	1.000	29.280	29.28	1.001	1.001	2.6630	107	0.0882	2.66
10	10 2,3,4,7,8-PeCDF	2.10e3	1.72	NO	1.06	1.000	30.216	30.19	1.001	1.000	2.3750	95.0	0.0901	2.38
11	11 1,2,3,4,7,8-HxCDF	1.90e3	1.18	NO	1.08	1.000	32.874	32.89	1.000	1.000	2.6075	104	0.0890	2.61
12	12 1,2,3,6,7,8-HxCDF	1.97e3	1.28	NO	1.04	1.000	33.005	33.02	1.000	1.001	2.5390	102	0.0914	2.54
13	13 2,3,4,6,7,8-HxCDF	1.86e3	1.26	NO	1.11	1.000	33.621	33.60	1.001	1.000	2.5318	101	0.102	2.53
14	14 1,2,3,7,8,9-HxCDF	1.40e3	1.24	NO	1.06	1.000	34.509	34.53	1.000	1.001	2.3747	95.0	0.146	2.37
15	15 1,2,3,4,6,7,8-HpCDF	1.64e3	0.99	NO	1.13	1.000	36.356	36.34	1.001	1.001	2.6271	105	0.121	2.63
16	16 1,2,3,4,7,8,9-HpCDF	1.25e3	0.91	NO	1.33	1.000	38.152	38.15	1.000	1.000	2.6032	104	0.135	2.60
17	17 OCDF	1.94e3	0.92	NO	0.933	1.000	41.060	41.06	1.000	1.000	4.8641	97.3	0.263	4.86
18	18 13C-2,3,7,8-TCDD	6.95e4	0.75	NO	1.21	1.000	25.927	25.85	1.026	1.023	91.317	91.3	0.806	
19	19 13C-1,2,3,7,8-PeCDD	5.32e4	0.64	NO	0.996	1.000	30.375	30.47	1.202	1.206	84.744	84.7	0.624	
20	20 13C-1,2,3,4,7,8-HxCDD	4.27e4	1.28	NO	0.679	1.000	33.735	33.75	1.014	1.015	89.104	89.1	0.804	
21	21 13C-1,2,3,6,7,8-HxCDD	5.50e4	1.28	NO	0.850	1.000	33.845	33.86	1.017	1.018	91.724	91.7	0.642	
22	22 13C-1,2,3,7,8,9-HxCDD	5.16e4	1.30	NO	0.798	1.000	34.114	34.15	1.025	1.026	91.609	91.6	0.684	
23	23 13C-1,2,3,4,6,7,8-HpCDD	4.11e4	1.10	NO	0.697	1.000	37.561	37.63	1.129	1.131	83.563	83.6	0.824	
24	24 13C-OCDD	6.85e4	0.88	NO	0.579	1.000	40.568	40.84	1.219	1.228	167.58	83.8	1.10	
25	25 13C-2,3,7,8-TCDF	1.06e5	0.79	NO	1.13	1.000	25.018	25.04	0.990	0.991	94.333	94.3	0.693	
26	26 13C-1,2,3,7,8-PeCDF	8.89e4	1.66	NO	0.996	1.000	29.205	29.26	1.156	1.158	89.102	89.1	0.594	
27	27 13C-2,3,4,7,8-PeCDF	8.35e4	1.68	NO	0.969	1.000	30.097	30.19	1.191	1.194	86.064	86.1	0.610	
28	28 13C-1,2,3,4,7,8-HxCDF	6.72e4	0.50	NO	1.06	1.000	32.870	32.87	0.988	0.988	89.967	90.0	0.773	
29	29 13C-1,2,3,6,7,8-HxCDF	7.44e4	0.51	NO	1.18	1.000	33.003	32.99	0.992	0.992	89.740	89.7	0.696	
30	30 13C-2,3,4,6,7,8-HxCDF	6.61e4	0.50	NO	1.06	1.000	33.572	33.59	1.009	1.010	88.678	88.7	0.774	
31	31 13C-1,2,3,7,8,9-HxCDF	5.56e4	0.51	NO	0.879	1.000	34.467	34.51	1.036	1.037	89.599	89.6	0.930	
32	32 13C-1,2,3,4,6,7,8-HpCDF	5.53e4	0.45	NO	0.893	1.000	36.164	36.32	1.087	1.092	87.812	87.8	0.737	
33	33 13C-1,2,3,4,7,8,9-HpCDF	3.60e4	0.42	NO	0.613	1.000	38.160	38.15	1.147	1.147	83.156	83.2	1.07	
34	34 13C-OCDF	8.54e4	0.85	NO	0.741	1.000	40.721	41.06	1.224	1.234	163.34	81.7	0.958	



Dataset: U:\VG7.PRO\Results\200309D1\200309D1\_CRV.qld

Last Altered: Monday, March 09, 2020 17:20:28 Pacific Daylight Time

Printed: Monday, March 09, 2020 17:25:37 Pacific Daylight Time

Name: 200309D1\_2, Date: 09-Mar-2020, Time: 13:13:59, ID: ST200309D1-2 1613 CS1 19L2303, Description: 1613 CS1 19L2303

	# Name	Resp	RA	n/y	RRF	wt/vol	Pred.RT	RT	Pred.RRT	RRT	Conc.	%Rec	DL	EMPC
35	35 37Cl-2,3,7,8-TCDD	3.46e2			1.18	1.000	25.925	25.90	1.026	1.025	0.46531	93.1	0.0580	
36	36 13C-1,2,3,4-TCDD	6.31e4	0.76	NO	1.00	1.000	25.440	25.27	1.000	1.000	100.00	100	0.973	
37	37 13C-1,2,3,4-TCDF	1.00e5	0.74	NO	1.00	1.000	23.970	23.77	1.000	1.000	100.00	100	0.781	
38	38 13C-1,2,3,4,6,9-HxCDF	7.06e4	0.51	NO	1.00	1.000	33.260	33.27	1.000	1.000	100.00	100	0.818	

2

Dataset: U:\VG7.PRO\Results\200309D1\200309D1\_CRV.qld

Last Altered: Monday, March 09, 2020 17:20:28 Pacific Daylight Time

Printed: Monday, March 09, 2020 17:25:37 Pacific Daylight Time

Name: 200309D1\_3, Date: 09-Mar-2020, Time: 13:58:44, ID: ST200309D1-3 1613 CS2 19L2304, Description: 1613 CS2 19L2304

#	Name	Resp	RA	n/y	RRF	wt/vol	Pred.RT	RT	Pred.RRT	RRT	Conc.	%Rec	DL	EMPC
1	1 2,3,7,8-TCDD	1.33e3	0.84	NO	0.987	1.000	25.898	25.88	1.001	1.001	1.9943	99.7	0.132	1.99
2	2 1,2,3,7,8-PeCDD	5.19e3	0.68	NO	0.982	1.000	30.488	30.47	1.001	1.000	9.6066	96.1	0.122	9.61
3	3 1,2,3,4,7,8-HxCDD	5.25e3	1.21	NO	1.17	1.000	33.751	33.76	1.000	1.001	10.317	103	0.203	10.3
4	4 1,2,3,6,7,8-HxCDD	5.81e3	1.28	NO	1.04	1.000	33.851	33.86	1.000	1.000	10.153	102	0.202	10.2
5	5 1,2,3,7,8,9-HxCDD	5.12e3	1.23	NO	1.00	1.000	34.181	34.16	1.001	1.000	9.7729	97.7	0.222	9.77
6	6 1,2,3,4,6,7,8-HpCDD	4.11e3	1.06	NO	0.992	1.000	37.637	37.64	1.000	1.000	9.1270	91.3	0.292	9.13
7	7 OCDD	7.01e3	0.98	NO	1.04	1.000	40.841	40.85	1.000	1.000	18.831	94.2	0.499	18.8
8	8 2,3,7,8-TCDF	1.84e3	0.88	NO	0.882	1.000	25.097	25.07	1.001	1.000	1.9875	99.4	0.0873	1.99
9	9 1,2,3,7,8-PeCDF	9.45e3	1.52	NO	1.05	1.000	29.280	29.28	1.001	1.001	9.7097	97.1	0.108	9.71
10	10 2,3,4,7,8-PeCDF	9.41e3	1.59	NO	1.06	1.000	30.195	30.19	1.001	1.001	10.078	101	0.108	10.1
11	11 1,2,3,4,7,8-HxCDF	7.56e3	1.24	NO	1.08	1.000	32.863	32.89	1.000	1.001	10.081	101	0.187	10.1
12	12 1,2,3,6,7,8-HxCDF	8.06e3	1.24	NO	1.04	1.000	33.005	33.01	1.000	1.000	9.9232	99.2	0.180	9.92
13	13 2,3,4,6,7,8-HxCDF	7.62e3	1.25	NO	1.11	1.000	33.610	33.59	1.001	1.000	9.7731	97.7	0.204	9.77
14	14 1,2,3,7,8,9-HxCDF	6.08e3	1.24	NO	1.06	1.000	34.509	34.53	1.000	1.001	10.241	102	0.284	10.2
15	15 1,2,3,4,6,7,8-HpCDF	6.50e3	0.98	NO	1.13	1.000	36.356	36.34	1.001	1.001	9.8699	98.7	0.207	9.87
16	16 1,2,3,4,7,8,9-HpCDF	5.08e3	1.13	NO	1.33	1.000	38.152	38.16	1.000	1.000	9.5761	95.8	0.214	9.58
17	17 OCDF	8.47e3	0.93	NO	0.933	1.000	41.060	41.07	1.000	1.000	19.817	99.1	0.376	19.8
18	18 13C-2,3,7,8-TCDD	6.75e4	0.76	NO	1.21	1.000	25.943	25.87	1.026	1.023	86.833	86.8	0.686	
19	19 13C-1,2,3,7,8-PeCDD	5.49e4	0.63	NO	0.996	1.000	30.393	30.47	1.202	1.205	85.593	85.6	0.482	
20	20 13C-1,2,3,4,7,8-HxCDD	4.33e4	1.31	NO	0.679	1.000	33.735	33.74	1.014	1.014	85.583	85.6	0.680	
21	21 13C-1,2,3,6,7,8-HxCDD	5.52e4	1.34	NO	0.850	1.000	33.845	33.85	1.017	1.017	87.110	87.1	0.543	
22	22 13C-1,2,3,7,8,9-HxCDD	5.22e4	1.32	NO	0.798	1.000	34.114	34.15	1.025	1.026	87.691	87.7	0.578	
23	23 13C-1,2,3,4,6,7,8-HpCDD	4.54e4	1.09	NO	0.697	1.000	37.561	37.63	1.129	1.131	87.366	87.4	0.858	
24	24 13C-OCDD	7.19e4	0.87	NO	0.579	1.000	40.569	40.84	1.219	1.228	166.63	83.3	1.24	
25	25 13C-2,3,7,8-TCDF	1.05e5	0.79	NO	1.13	1.000	25.033	25.07	0.990	0.992	86.283	86.3	0.579	
26	26 13C-1,2,3,7,8-PeCDF	9.31e4	1.71	NO	0.996	1.000	29.223	29.26	1.156	1.157	86.564	86.6	0.597	
27	27 13C-2,3,4,7,8-PeCDF	8.81e4	1.64	NO	0.969	1.000	30.115	30.17	1.191	1.193	84.144	84.1	0.613	
28	28 13C-1,2,3,4,7,8-HxCDF	6.92e4	0.52	NO	1.06	1.000	32.870	32.86	0.988	0.988	87.755	87.8	0.692	
29	29 13C-1,2,3,6,7,8-HxCDF	7.79e4	0.50	NO	1.18	1.000	33.003	32.99	0.992	0.992	88.899	88.9	0.623	
30	30 13C-2,3,4,6,7,8-HxCDF	7.02e4	0.49	NO	1.06	1.000	33.572	33.58	1.009	1.009	89.104	89.1	0.693	
31	31 13C-1,2,3,7,8,9-HxCDF	5.62e4	0.50	NO	0.879	1.000	34.467	34.51	1.036	1.037	85.675	85.7	0.833	
32	32 13C-1,2,3,4,6,7,8-HpCDF	5.84e4	0.44	NO	0.893	1.000	36.164	36.32	1.087	1.092	87.725	87.7	0.660	
33	33 13C-1,2,3,4,7,8,9-HpCDF	3.98e4	0.45	NO	0.613	1.000	38.160	38.15	1.147	1.147	87.041	87.0	0.961	
34	34 13C-OCDF	9.16e4	0.89	NO	0.741	1.000	40.722	41.06	1.224	1.234	165.73	82.9	0.674	

Dataset: U:\VG7.PRO\Results\200309D1\200309D1\_CRV.qld

Last Altered: Monday, March 09, 2020 17:20:28 Pacific Daylight Time

Printed: Monday, March 09, 2020 17:25:37 Pacific Daylight Time

Name: 200309D1\_3, Date: 09-Mar-2020, Time: 13:58:44, ID: ST200309D1-3 1613 CS2 19L2304, Description: 1613 CS2 19L2304

	# Name	Resp	RA	n/y	RRF	wt/vol	Pred.RT	RT	Pred.RRT	RRT	Conc.	%Rec	DL	EMPC
35	35 37Cl-2,3,7,8-TCDD	1.36e3			1.18	1.000	25.941	25.88	1.026	1.024	1.7827	89.1	0.0590	
36	36 13C-1,2,3,4-TCDD	6.45e4	0.81	NO	1.00	1.000	25.440	25.29	1.000	1.000	100.00	100	0.827	
37	37 13C-1,2,3,4-TCDF	1.08e5	0.74	NO	1.00	1.000	23.970	23.80	1.000	1.000	100.00	100	0.652	
38	38 13C-1,2,3,4,6,9-HxCDF	7.46e4	0.51	NO	1.00	1.000	33.260	33.27	1.000	1.000	100.00	100	0.732	

Dataset: U:\VG7.PRO\Results\200309D1\200309D1\_CRV.qld

Last Altered: Monday, March 09, 2020 17:20:28 Pacific Daylight Time  
Printed: Monday, March 09, 2020 17:25:37 Pacific Daylight Time

Name: 200309D1\_4, Date: 09-Mar-2020, Time: 14:43:39, ID: ST200309D1-4 1613 CS4 19L2306, Description: 1613 CS4 19L2306

#	Name	Resp	RA	n/y	RRF	wt/vol	Pred.RT	RT	Pred.RRT	RRT	Conc.	%Rec	DL	EMPC
1	1 2,3,7,8-TCDD	2.62e4	0.78	NO	0.987	1.000	25.898	25.90	1.001	1.001	39.325	98.3	0.180	39.3
2	2 1,2,3,7,8-PeCDD	1.12e5	0.62	NO	0.982	1.000	30.488	30.49	1.001	1.001	205.44	103	0.238	205
3	3 1,2,3,4,7,8-HxCDD	1.15e5	1.27	NO	1.17	1.000	33.773	33.77	1.000	1.000	199.05	99.5	0.343	199
4	4 1,2,3,6,7,8-HxCDD	1.24e5	1.25	NO	1.04	1.000	33.873	33.88	1.000	1.000	199.49	99.7	0.369	199
5	5 1,2,3,7,8,9-HxCDD	1.18e5	1.27	NO	1.00	1.000	34.192	34.17	1.001	1.000	203.80	102	0.410	204
6	6 1,2,3,4,6,7,8-HpCDD	1.01e5	1.07	NO	0.992	1.000	37.648	37.65	1.000	1.000	208.09	104	0.559	208
7	7 OCDD	1.78e5	0.93	NO	1.04	1.000	40.841	40.85	1.000	1.000	409.83	102	0.994	410
8	8 2,3,7,8-TCDF	3.49e4	0.74	NO	0.882	1.000	25.097	25.09	1.001	1.001	37.585	94.0	0.111	37.6
9	9 1,2,3,7,8-PeCDF	1.99e5	1.61	NO	1.05	1.000	29.300	29.30	1.001	1.001	202.61	101	0.285	203
10	10 2,3,4,7,8-PeCDF	1.95e5	1.60	NO	1.06	1.000	30.216	30.21	1.001	1.001	199.26	99.6	0.284	199
11	11 1,2,3,4,7,8-HxCDF	1.60e5	1.25	NO	1.08	1.000	32.885	32.90	1.000	1.000	199.76	99.9	0.474	200
12	12 1,2,3,6,7,8-HxCDF	1.76e5	1.25	NO	1.04	1.000	33.016	33.02	1.000	1.000	201.37	101	0.492	201
13	13 2,3,4,6,7,8-HxCDF	1.69e5	1.26	NO	1.11	1.000	33.632	33.61	1.001	1.000	201.62	101	0.518	202
14	14 1,2,3,7,8,9-HxCDF	1.35e5	1.24	NO	1.06	1.000	34.531	34.53	1.000	1.000	203.64	102	0.758	204
15	15 1,2,3,4,6,7,8-HpCDF	1.41e5	1.01	NO	1.13	1.000	36.367	36.34	1.001	1.000	199.39	99.7	0.583	199
16	16 1,2,3,4,7,8,9-HpCDF	1.18e5	1.03	NO	1.33	1.000	38.153	38.16	1.000	1.000	196.14	98.1	0.588	196
17	17 OCDF	2.16e5	0.89	NO	0.933	1.000	41.061	41.07	1.000	1.000	418.95	105	0.740	419
18	18 13C-2,3,7,8-TCDD	6.74e4	0.80	NO	1.21	1.000	25.943	25.87	1.026	1.023	104.74	105	0.781	
19	19 13C-1,2,3,7,8-PeCDD	5.55e4	0.62	NO	0.996	1.000	30.393	30.47	1.202	1.205	104.59	105	0.335	
20	20 13C-1,2,3,4,7,8-HxCDD	4.94e4	1.30	NO	0.679	1.000	33.757	33.76	1.014	1.014	106.08	106	0.701	
21	21 13C-1,2,3,6,7,8-HxCDD	5.99e4	1.39	NO	0.850	1.000	33.867	33.87	1.017	1.017	102.78	103	0.560	
22	22 13C-1,2,3,7,8,9-HxCDD	5.76e4	1.37	NO	0.798	1.000	34.137	34.16	1.025	1.026	105.18	105	0.596	
23	23 13C-1,2,3,4,6,7,8-HpCDD	4.89e4	1.06	NO	0.697	1.000	37.586	37.64	1.129	1.131	102.16	102	0.741	
24	24 13C-OCDD	8.39e4	0.89	NO	0.579	1.000	40.595	40.84	1.219	1.227	211.07	106	1.44	
25	25 13C-2,3,7,8-TCDF	1.05e5	0.77	NO	1.13	1.000	25.033	25.07	0.990	0.992	105.13	105	0.636	
26	26 13C-1,2,3,7,8-PeCDF	9.40e4	1.56	NO	0.996	1.000	29.223	29.28	1.156	1.158	106.33	106	0.706	
27	27 13C-2,3,4,7,8-PeCDF	9.25e4	1.61	NO	0.969	1.000	30.115	30.19	1.191	1.194	107.56	108	0.726	
28	28 13C-1,2,3,4,7,8-HxCDF	7.40e4	0.50	NO	1.06	1.000	32.892	32.89	0.988	0.988	101.98	102	0.732	
29	29 13C-1,2,3,6,7,8-HxCDF	8.37e4	0.51	NO	1.18	1.000	33.025	33.01	0.992	0.991	103.74	104	0.658	
30	30 13C-2,3,4,6,7,8-HxCDF	7.56e4	0.51	NO	1.06	1.000	33.594	33.60	1.009	1.009	104.20	104	0.732	
31	31 13C-1,2,3,7,8,9-HxCDF	6.28e4	0.51	NO	0.879	1.000	34.490	34.53	1.036	1.037	104.13	104	0.880	
32	32 13C-1,2,3,4,6,7,8-HpCDF	6.29e4	0.43	NO	0.893	1.000	36.188	36.33	1.087	1.091	102.64	103	0.760	
33	33 13C-1,2,3,4,7,8,9-HpCDF	4.51e4	0.40	NO	0.613	1.000	38.185	38.15	1.147	1.146	107.20	107	1.11	
34	34 13C-OCDF	1.10e5	0.87	NO	0.741	1.000	40.749	41.06	1.224	1.233	216.88	108	0.988	

Dataset: U:\VG7.PRO\Results\200309D1\200309D1\_CRV.qld

Last Altered: Monday, March 09, 2020 17:20:28 Pacific Daylight Time

Printed: Monday, March 09, 2020 17:25:37 Pacific Daylight Time

Name: 200309D1\_4, Date: 09-Mar-2020, Time: 14:43:39, ID: ST200309D1-4 1613 CS4 19L2306, Description: 1613 CS4 19L2306

	# Name	Resp	RA	n/y	RRF	wt/vol	Pred.RT	RT	Pred.RRT	RRT	Conc.	%Rec	DL	EMPC
35	35 37Cl-2,3,7,8-TCDD	2.63e4			1.18	1.000	25.941	25.90	1.026	1.024	41.856	105	0.130	
36	36 13C-1,2,3,4-TCDD	5.33e4	0.79	NO	1.00	1.000	25.440	25.29	1.000	1.000	100.00	100	0.942	
37	37 13C-1,2,3,4-TCDF	8.88e4	0.77	NO	1.00	1.000	23.970	23.79	1.000	1.000	100.00	100	0.717	
38	38 13C-1,2,3,4,6,9-HxCDF	6.86e4	0.52	NO	1.00	1.000	33.260	33.29	1.000	1.000	100.00	100	0.774	

Dataset: U:\VG7.PRO\Results\200309D1\200309D1\_CRV.qld

Last Altered: Monday, March 09, 2020 17:20:28 Pacific Daylight Time  
Printed: Monday, March 09, 2020 17:25:37 Pacific Daylight Time

Name: 200309D1\_5, Date: 09-Mar-2020, Time: 15:28:28, ID: ST200309D1-5 1613 CS5 19L2307, Description: 1613 CS5 19L2307

#	Name	Resp	RA	n/y	RRF	wt/vol	Pred.RT	RT	Pred.RRT	RRT	Conc.	%Rec	DL	EMPC
1	1 2,3,7,8-TCDD	2.32e5	0.77	NO	0.987	1.000	25.913	25.90	1.001	1.001	327.37	109	0.234	327
2	2 1,2,3,7,8-PeCDD	9.76e5	0.63	NO	0.982	1.000	30.488	30.49	1.001	1.001	1612.8	108	0.392	1610
3	3 1,2,3,4,7,8-HxCDD	1.01e6	1.25	NO	1.17	1.000	33.762	33.76	1.000	1.000	1623.4	108	0.881	1620
4	4 1,2,3,6,7,8-HxCDD	1.05e6	1.26	NO	1.04	1.000	33.862	33.87	1.000	1.000	1604.8	107	0.891	1600
5	5 1,2,3,7,8,9-HxCDD	1.01e6	1.24	NO	1.00	1.000	34.181	34.16	1.001	1.000	1673.1	112	0.950	1670
6	6 1,2,3,4,6,7,8-HpCDD	9.00e5	1.03	NO	0.992	1.000	37.637	37.64	1.000	1.000	1604.4	107	1.42	1600
7	7 OCDD	1.63e6	0.89	NO	1.04	1.000	40.852	40.86	1.000	1.000	3041.1	101	1.86	3040
8	8 2,3,7,8-TCDF	3.02e5	0.76	NO	0.882	1.000	25.097	25.09	1.001	1.001	303.14	101	0.185	303
9	9 1,2,3,7,8-PeCDF	1.61e6	1.56	NO	1.05	1.000	29.300	29.30	1.001	1.001	1550.4	103	0.447	1550
10	10 2,3,4,7,8-PeCDF	1.64e6	1.56	NO	1.06	1.000	30.216	30.19	1.001	1.000	1569.6	105	0.436	1570
11	11 1,2,3,4,7,8-HxCDF	1.35e6	1.24	NO	1.08	1.000	32.874	32.89	1.000	1.000	1549.7	103	0.869	1550
12	12 1,2,3,6,7,8-HxCDF	1.46e6	1.25	NO	1.04	1.000	33.005	33.02	1.000	1.001	1594.8	106	0.890	1590
13	13 2,3,4,6,7,8-HxCDF	1.42e6	1.24	NO	1.11	1.000	33.610	33.60	1.001	1.001	1590.7	106	0.922	1590
14	14 1,2,3,7,8,9-HxCDF	1.16e6	1.24	NO	1.06	1.000	34.509	34.53	1.000	1.001	1621.1	108	1.27	1620
15	15 1,2,3,4,6,7,8-HpCDF	1.26e6	1.04	NO	1.13	1.000	36.356	36.34	1.001	1.001	1627.7	109	1.18	1630
16	16 1,2,3,4,7,8,9-HpCDF	1.08e6	1.03	NO	1.33	1.000	38.152	38.16	1.000	1.000	1628.7	109	1.18	1630
17	17 OCDF	1.90e6	0.90	NO	0.933	1.000	41.071	41.08	1.000	1.000	3229.2	108	0.975	3230
18	18 13C-2,3,7,8-TCDD	7.20e4	0.74	NO	1.21	1.000	25.959	25.88	1.026	1.023	104.67	105	0.662	
19	19 13C-1,2,3,7,8-PeCDD	6.16e4	0.62	NO	0.996	1.000	30.412	30.47	1.202	1.204	108.60	109	0.305	
20	20 13C-1,2,3,4,7,8-HxCDD	5.28e4	1.31	NO	0.679	1.000	33.746	33.75	1.014	1.014	111.22	111	0.548	
21	21 13C-1,2,3,6,7,8-HxCDD	6.33e4	1.27	NO	0.850	1.000	33.856	33.86	1.017	1.017	106.39	106	0.438	
22	22 13C-1,2,3,7,8,9-HxCDD	6.01e4	1.32	NO	0.798	1.000	34.125	34.15	1.025	1.026	107.57	108	0.466	
23	23 13C-1,2,3,4,6,7,8-HpCDD	5.66e4	1.07	NO	0.697	1.000	37.573	37.63	1.129	1.131	115.97	116	0.730	
24	24 13C-OCDD	1.03e5	0.90	NO	0.579	1.000	40.582	40.85	1.219	1.228	254.77	127	1.05	
25	25 13C-2,3,7,8-TCDF	1.13e5	0.75	NO	1.13	1.000	25.048	25.07	0.990	0.991	105.72	106	0.463	
26	26 13C-1,2,3,7,8-PeCDF	9.94e4	1.62	NO	0.996	1.000	29.240	29.28	1.156	1.157	105.26	105	0.710	
27	27 13C-2,3,4,7,8-PeCDF	9.85e4	1.65	NO	0.969	1.000	30.133	30.19	1.191	1.193	107.22	107	0.730	
28	28 13C-1,2,3,4,7,8-HxCDF	8.03e4	0.49	NO	1.06	1.000	32.881	32.87	0.988	0.988	108.45	108	0.611	
29	29 13C-1,2,3,6,7,8-HxCDF	8.80e4	0.51	NO	1.18	1.000	33.014	32.99	0.992	0.991	106.99	107	0.550	
30	30 13C-2,3,4,6,7,8-HxCDF	8.06e4	0.51	NO	1.06	1.000	33.583	33.58	1.009	1.009	108.86	109	0.612	
31	31 13C-1,2,3,7,8,9-HxCDF	6.79e4	0.50	NO	0.879	1.000	34.478	34.51	1.036	1.037	110.26	110	0.735	
32	32 13C-1,2,3,4,6,7,8-HpCDF	6.88e4	0.44	NO	0.893	1.000	36.176	36.32	1.087	1.091	110.02	110	0.625	
33	33 13C-1,2,3,4,7,8,9-HpCDF	4.99e4	0.43	NO	0.613	1.000	38.172	38.15	1.147	1.146	116.26	116	0.910	
34	34 13C-OCDF	1.26e5	0.87	NO	0.741	1.000	40.735	41.07	1.224	1.234	243.03	122	0.651	

Dataset: U:\VG7.PRO\Results\200309D1\200309D1\_CRV.qld

Last Altered: Monday, March 09, 2020 17:20:28 Pacific Daylight Time

Printed: Monday, March 09, 2020 17:25:37 Pacific Daylight Time

Name: 200309D1\_5, Date: 09-Mar-2020, Time: 15:28:28, ID: ST200309D1-5 1613 CS5 19L2307, Description: 1613 CS5 19L2307

	# Name	Resp	RA	n/y	RRF	wt/vol	Pred.RT	RT	Pred.RRT	RRT	Conc.	%Rec	DL	EMPC
35	35 37Cl-2,3,7,8-TCDD	1.49e5			1.18	1.000	25.956	25.90	1.026	1.024	222.19	111	0.107	
36	36 13C-1,2,3,4-TCDD	5.70e4	0.80	NO	1.00	1.000	25.440	25.30	1.000	1.000	100.00	100	0.799	
37	37 13C-1,2,3,4-TCDF	9.48e4	0.77	NO	1.00	1.000	23.970	23.80	1.000	1.000	100.00	100	0.522	
38	38 13C-1,2,3,4,6,9-HxCDF	7.00e4	0.51	NO	1.00	1.000	33.260	33.28	1.000	1.000	100.00	100	0.646	

Dataset: U:\VG7.PRO\Results\200309D1\200309D1\_CRV.qld

Last Altered: Monday, March 09, 2020 17:20:28 Pacific Daylight Time

Printed: Monday, March 09, 2020 17:25:37 Pacific Daylight Time

Name: 200309D1\_6, Date: 09-Mar-2020, Time: 16:13:17, ID: ST200309D1-6 1613 CS3 19L2305, Description: 1613 CS3 19L2305

#	Name	Resp	RA	n/y	RRF	wt/vol	Pred.RT	RT	Pred.RRT	RRT	Conc.	%Rec	DL	EMPC
1	1 2,3,7,8-TCDD	5.95e3	0.84	NO	0.987	1.000	25.898	25.90	1.001	1.001	10.674	107	0.194	10.7
2	2 1,2,3,7,8-PeCDD	2.35e4	0.63	NO	0.982	1.000	30.488	30.49	1.001	1.001	49.627	99.3	0.344	49.6
3	3 1,2,3,4,7,8-HxCDD	2.32e4	1.30	NO	1.17	1.000	33.773	33.77	1.000	1.000	48.395	96.8	0.509	48.4
4	4 1,2,3,6,7,8-HxCDD	2.48e4	1.22	NO	1.04	1.000	33.862	33.87	1.000	1.000	47.392	94.8	0.461	47.4
5	5 1,2,3,7,8,9-HxCDD	2.27e4	1.22	NO	1.00	1.000	34.181	34.17	1.001	1.001	47.860	95.7	0.560	47.9
6	6 1,2,3,4,6,7,8-HpCDD	1.97e4	1.03	NO	0.992	1.000	37.637	37.65	1.000	1.001	47.566	95.1	0.441	47.6
7	7 OCDD	3.46e4	0.91	NO	1.04	1.000	40.852	40.86	1.000	1.000	101.37	101	0.624	101
8	8 2,3,7,8-TCDF	7.83e3	0.74	NO	0.882	1.000	25.082	25.07	1.001	1.001	9.9734	99.7	0.156	9.97
9	9 1,2,3,7,8-PeCDF	3.93e4	1.62	NO	1.05	1.000	29.300	29.28	1.001	1.000	49.656	99.3	0.270	49.7
10	10 2,3,4,7,8-PeCDF	3.92e4	1.59	NO	1.06	1.000	30.216	30.19	1.001	1.000	48.173	96.3	0.249	48.2
11	11 1,2,3,4,7,8-HxCDF	3.35e4	1.27	NO	1.08	1.000	32.874	32.90	1.000	1.001	47.795	95.6	0.276	47.8
12	12 1,2,3,6,7,8-HxCDF	3.62e4	1.26	NO	1.04	1.000	33.005	33.02	1.000	1.001	49.151	98.3	0.297	49.2
13	13 2,3,4,6,7,8-HxCDF	3.50e4	1.27	NO	1.11	1.000	33.621	33.60	1.001	1.000	50.326	101	0.319	50.3
14	14 1,2,3,7,8,9-HxCDF	2.76e4	1.29	NO	1.06	1.000	34.520	34.53	1.000	1.000	49.086	98.2	0.440	49.1
15	15 1,2,3,4,6,7,8-HpCDF	2.92e4	1.03	NO	1.13	1.000	36.367	36.34	1.001	1.000	50.171	100	0.440	50.2
16	16 1,2,3,4,7,8,9-HpCDF	2.39e4	1.01	NO	1.33	1.000	38.153	38.16	1.000	1.000	48.848	97.7	0.441	48.8
17	17 OCDF	3.98e4	0.90	NO	0.933	1.000	41.061	41.07	1.000	1.000	100.89	101	0.581	101
18	18 13C-2,3,7,8-TCDD	5.65e4	0.75	NO	1.21	1.000	25.943	25.87	1.026	1.023	96.302	96.3	0.696	
19	19 13C-1,2,3,7,8-PeCDD	4.81e4	0.64	NO	0.996	1.000	30.393	30.47	1.202	1.205	99.417	99.4	0.255	
20	20 13C-1,2,3,4,7,8-HxCDD	4.08e4	1.30	NO	0.679	1.000	33.746	33.76	1.014	1.015	100.91	101	0.783	
21	21 13C-1,2,3,6,7,8-HxCDD	5.06e4	1.28	NO	0.850	1.000	33.856	33.86	1.017	1.017	99.923	99.9	0.625	
22	22 13C-1,2,3,7,8,9-HxCDD	4.73e4	1.29	NO	0.798	1.000	34.126	34.15	1.025	1.026	99.381	99.4	0.666	
23	23 13C-1,2,3,4,6,7,8-HpCDD	4.19e4	1.09	NO	0.697	1.000	37.574	37.63	1.129	1.131	100.84	101	0.763	
24	24 13C-OCDD	6.60e4	0.90	NO	0.579	1.000	40.582	40.85	1.219	1.228	191.28	95.6	0.964	
25	25 13C-2,3,7,8-TCDF	8.90e4	0.77	NO	1.13	1.000	25.033	25.06	0.990	0.991	97.439	97.4	0.514	
26	26 13C-1,2,3,7,8-PeCDF	7.57e4	1.58	NO	0.996	1.000	29.223	29.28	1.156	1.158	93.786	93.8	0.878	
27	27 13C-2,3,4,7,8-PeCDF	7.68e4	1.61	NO	0.969	1.000	30.115	30.19	1.191	1.194	97.866	97.9	0.902	
28	28 13C-1,2,3,4,7,8-HxCDF	6.48e4	0.50	NO	1.06	1.000	32.881	32.87	0.988	0.988	102.75	103	0.667	
29	29 13C-1,2,3,6,7,8-HxCDF	7.06e4	0.50	NO	1.18	1.000	33.014	33.00	0.992	0.991	100.87	101	0.601	
30	30 13C-2,3,4,6,7,8-HxCDF	6.26e4	0.51	NO	1.06	1.000	33.583	33.59	1.009	1.009	99.391	99.4	0.668	
31	31 13C-1,2,3,7,8,9-HxCDF	5.32e4	0.55	NO	0.879	1.000	34.479	34.52	1.036	1.037	101.58	102	0.803	
32	32 13C-1,2,3,4,6,7,8-HpCDF	5.16e4	0.44	NO	0.893	1.000	36.176	36.33	1.087	1.092	97.081	97.1	0.587	
33	33 13C-1,2,3,4,7,8,9-HpCDF	3.67e4	0.42	NO	0.613	1.000	38.173	38.15	1.147	1.146	100.29	100	0.855	
34	34 13C-OCDF	8.45e4	0.90	NO	0.741	1.000	40.735	41.06	1.224	1.234	191.36	95.7	0.540	



Dataset: U:\VG7.PRO\Results\200309D1\200309D1\_CRV.qld

Last Altered: Monday, March 09, 2020 17:20:28 Pacific Daylight Time

Printed: Monday, March 09, 2020 17:25:37 Pacific Daylight Time

Name: 200309D1\_6, Date: 09-Mar-2020, Time: 16:13:17, ID: ST200309D1-6 1613 CS3 19L2305, Description: 1613 CS3 19L2305

	# Name	Resp	RA	n/y	RRF	wt/vol	Pred.RT	RT	Pred.RRT	RRT	Conc.	%Rec	DL	EMPC
35	35 37Cl-2,3,7,8-TCDD	5.49e3			1.18	1.000	25.941	25.88	1.026	1.024	9.5783	95.8	0.129	
36	36 13C-1,2,3,4-TCDD	4.86e4	0.80	NO	1.00	1.000	25.440	25.29	1.000	1.000	100.00	100	0.839	
37	37 13C-1,2,3,4-TCDF	8.10e4	0.80	NO	1.00	1.000	23.970	23.80	1.000	1.000	100.00	100	0.580	
38	38 13C-1,2,3,4,6,9-HxCDF	5.96e4	0.48	NO	1.00	1.000	33.260	33.28	1.000	1.000	100.00	100	0.706	

Dataset: Untitled

Last Altered: Monday, March 09, 2020 17:27:14 Pacific Daylight Time  
Printed: Monday, March 09, 2020 17:27:43 Pacific Daylight Time

Method: C:\MassLynx\Default.pro\Methdb\CPSM.mdb 05 Mar 2020 16:02:56  
Calibration: U:\VG7.PRO\CurveDB\db-5\_1613vg7-2-27-20.cdb 28 Feb 2020 10:40:27

Name: 200309D1\_6, Date: 09-Mar-2020, Time: 16:13:17, ID: ST200309D1-6 1613 CS3 19L2305, Description: 1613 CS3 19L2305

	# Name	RT
1	1 1,3,6,8-TCDD (First)	22.35
2	2 1,2,8,9-TCDD (Last)	26.77
3	3 1,2,4,7,9-PeCDD (First)	28.41
4	4 1,2,3,8,9-PeCDD (Last)	30.85
5	5 1,2,4,6,7,9-HxCDD (First)	32.26
6	6 1,2,3,7,8,9-HxCDD (Last)	34.17
7	7 1,2,3,4,6,7,9-HpCDD (First)	36.74
8	8 1,2,3,4,6,7,8-HpCDD (Last)	37.65
9	9 1,3,6,8-TCDF (First)	20.19
10	10 1,2,8,9-TCDF (Last)	26.91
11	11 1,3,4,6,8-PeCDF (First)	26.88
12	12 1,2,3,8,9-PeCDF (Last)	31.07
13	13 1,2,3,4,6,8-HxCDF (First)	31.73
14	14 1,2,3,7,8,9-HxCDF (Last)	34.53
15	15 1,2,3,4,6,7,8-HpCDF (First)	36.34
16	16 1,2,3,4,7,8,9-HpCDF (Last)	38.16

Dataset: Untitled

Last Altered: Tuesday, March 10, 2020 09:21:15 Pacific Daylight Time  
Printed: Tuesday, March 10, 2020 09:21:30 Pacific Daylight Time

Method: C:\MassLynx\Default.pro\Methdb\1613\_rrt.mdb 09 Mar 2020 11:30:34  
Calibration: U:\VG7.PRO\CurveDB\db-5\_1613vg7-2-27-20.cdb 28 Feb 2020 10:40:27

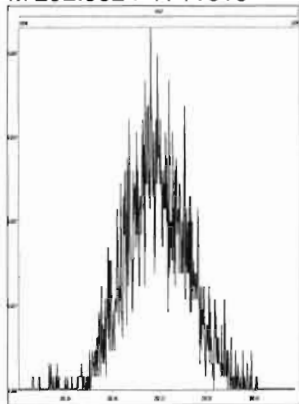
Compound name: 2,3,7,8-TCDD

	Name	ID	Acq.Date	Acq.Time
1	200309D1_1	ST200309D1-1 1613 CS0 19L2302	09-Mar-20	12:30:36
2	200309D1_2	ST200309D1-2 1613 CS1 19L2303	09-Mar-20	13:13:59
3	200309D1_3	ST200309D1-3 1613 CS2 19L2304	09-Mar-20	13:58:44
4	200309D1_4	ST200309D1-4 1613 CS4 19L2306	09-Mar-20	14:43:39
5	200309D1_5	ST200309D1-5 1613 CS5 19L2307	09-Mar-20	15:28:28
6	200309D1_6	ST200309D1-6 1613 CS3 19L2305	09-Mar-20	16:13:17
7	200309D1_7	SOLVENT BLANK	09-Mar-20	16:58:12
8	200309D1_8	SS200309D1-1 1613 SSS 19L2308	09-Mar-20	17:43:01
9	200309D1_9	B0A0186-BS1 OPR 1	09-Mar-20	18:27:57
10	200309D1_10	SOLVENT BLANK	09-Mar-20	19:12:46
11	200309D1_11	B0B0297-BLK1 Method Blank 1	09-Mar-20	19:57:35
12	200309D1_12	B0A0143-BLK1 Method Blank 10	09-Mar-20	20:42:24
13	200309D1_13	B0A0186-BLK1 Method Blank 1	09-Mar-20	21:27:13
14	200309D1_14	2000418-01 GAIN-D-001-C-022620 1	09-Mar-20	22:12:00
15	200309D1_15	2000141-01 RO Brine 1.02453	09-Mar-20	22:56:48
16	200309D1_16	1902883-12RE1 RBC-LMB-1-5-L 25.01	09-Mar-20	23:40:51

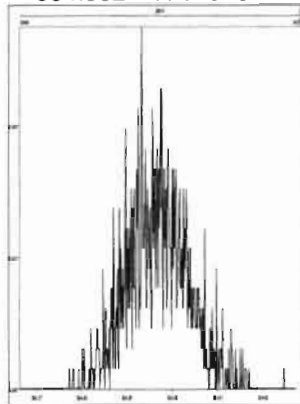
File: Experiment: ocdd\_db5.exp Reference: Pfk.ref Function: 1 @ 200 (ppm)

Printed: Monday, March 09, 2020 12:27:34 Pacific Daylight Time

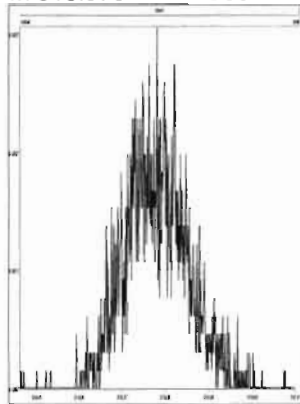
M 292.9824 R 11315



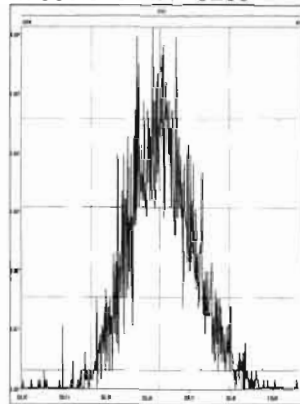
M 304.9824 R 14046



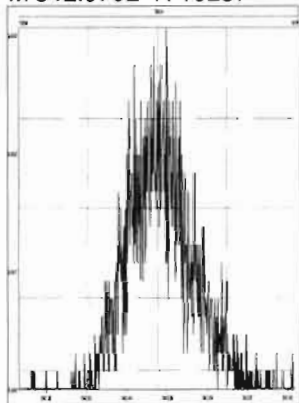
M 318.9792 R 11960



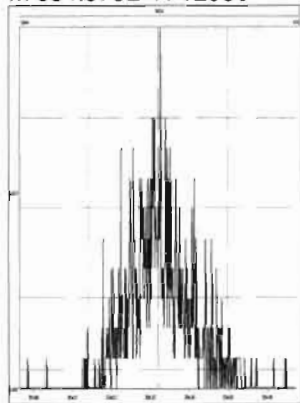
M 330.9792 R 10289



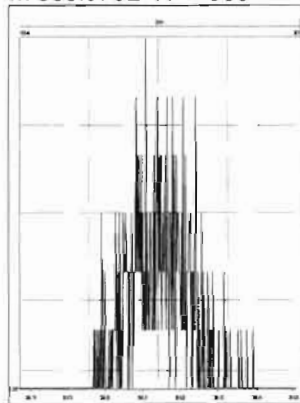
M 342.9792 R 10287



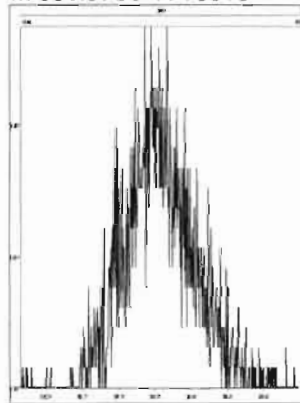
M 354.9792 R 12950



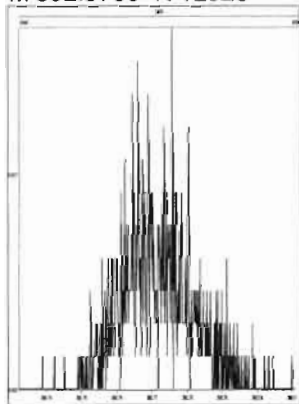
M 366.9792 R 14880



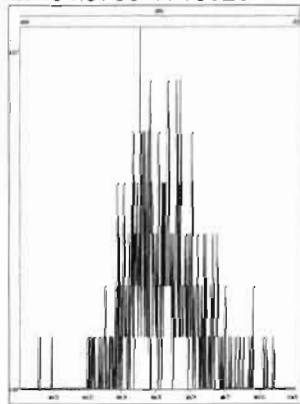
M 380.9760 R 10919




M 392.9760 R 12626



M 404.9760 R 13023



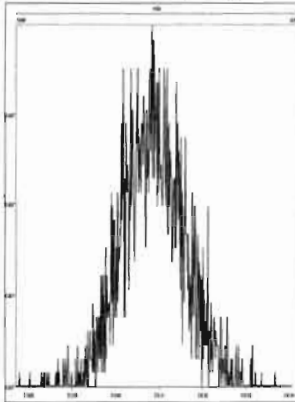
M 416.9760 R 73505



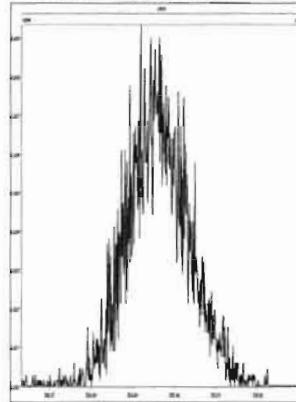
File: Experiment: ocdd\_db5.exp Reference: Pfk.ref Function: 2 @ 200 (ppm)

Printed: Monday, March 09, 2020 12:27:59 Pacific Daylight Time

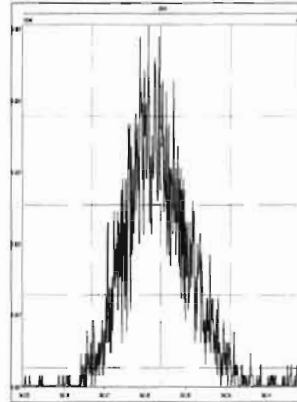
M 318.9792 R 11261



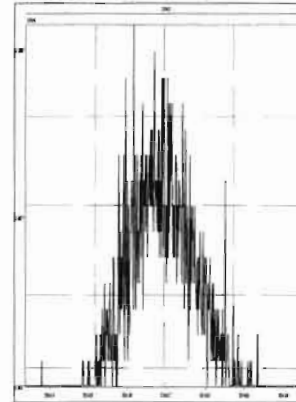
M 330.9792 R 11011




M 342.9792 R 11849



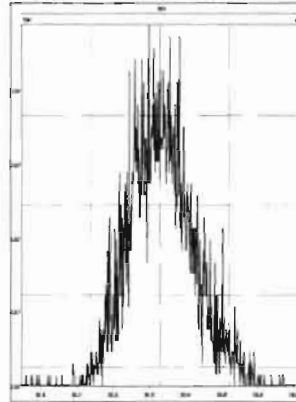
M 354.9792 R 13296



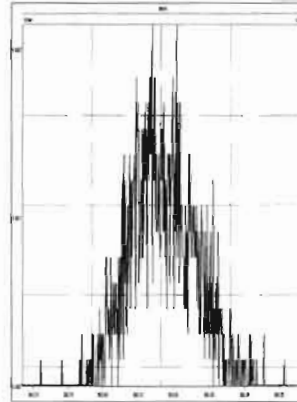
M 366.9792 R 13890



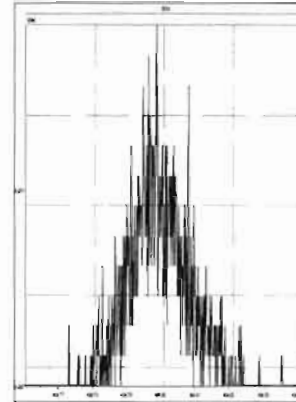
M 380.9760 R 11736



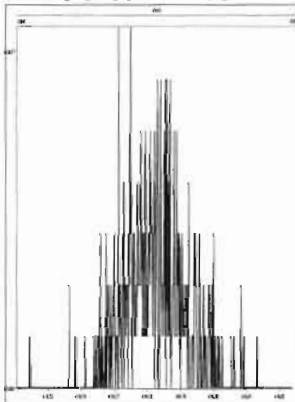
M 392.9760 R 13738



M 404.9760 R 14792




M 416.9760 R 60984



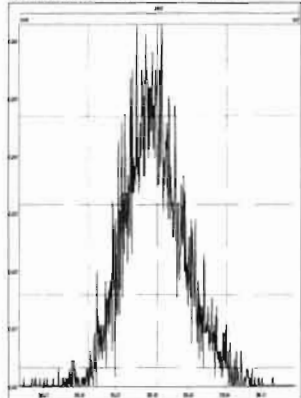
File: Experiment: ocdd\_db5.exp Reference: Pfk.ref Function: 3 @ 200 (ppm)

Printed: Monday, March 09, 2020 12:28:21 Pacific Daylight Time

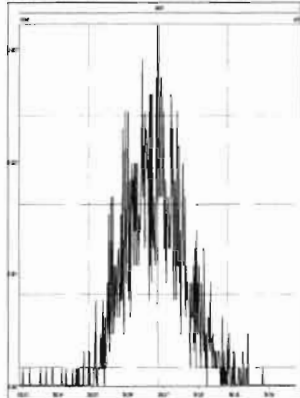
M 366.9792 R 14364



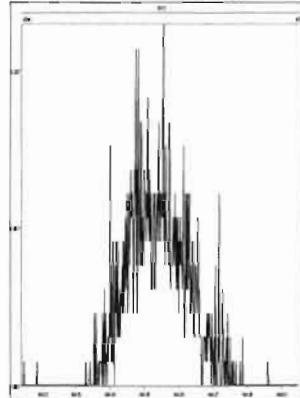
M 380.9760 R 11682



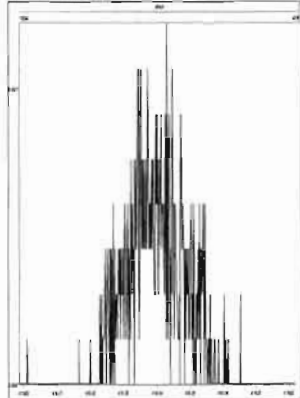
M 392.9760 R 11366



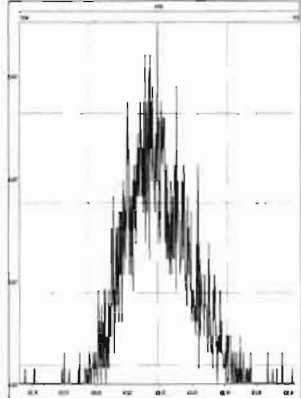
M 404.9760 R 12377




M 416.9760 R 13231



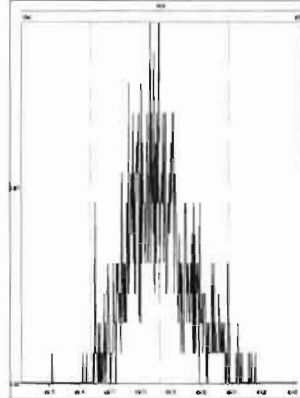
M 430.9728 R 10461



M 442.9728 R 12376



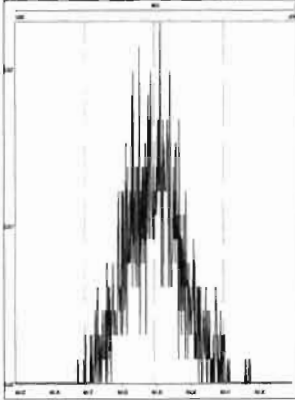
M 454.9728 R 12692



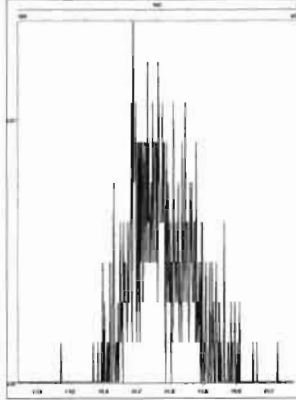
File: Experiment: ocdd\_db5.exp Reference: Pfk.ref Function: 4 @ 200 (ppm)

Printed: Monday, March 09, 2020 12:28:48 Pacific Daylight Time

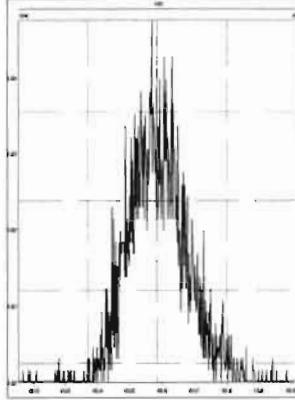
M 404.9760 R 15825



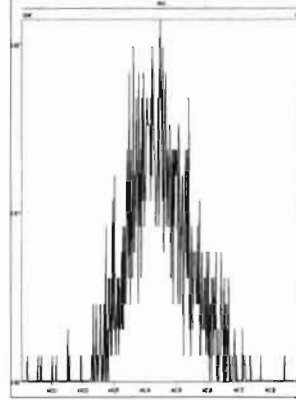
M 416.9760 R 27472




M 430.9728 R 12379



M 442.9728 R 11521



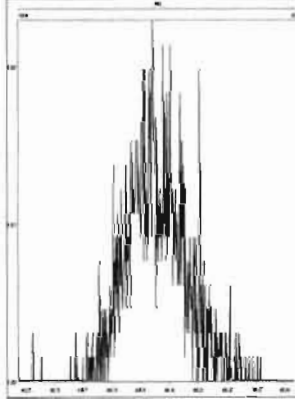
M 454.9728 R 11362



M 466.9728 R 16557



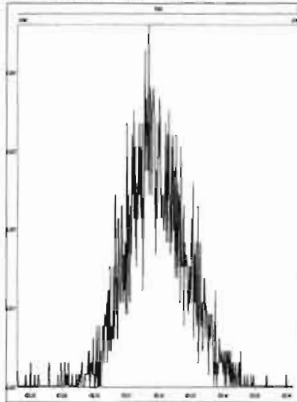
M 480.9696 R 13586



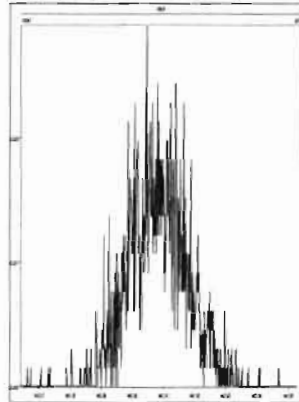
File: Experiment: ocdd\_db5.exp Reference: Pfk.ref Function: 5 @ 200 (ppm)

Printed: Monday, March 09, 2020 12:29:46 Pacific Daylight Time

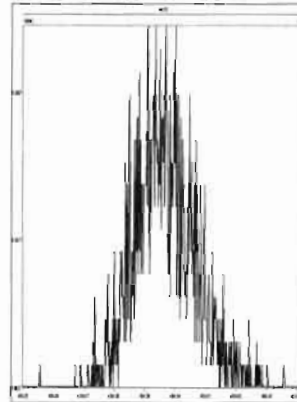
M 430.9728 R 11111



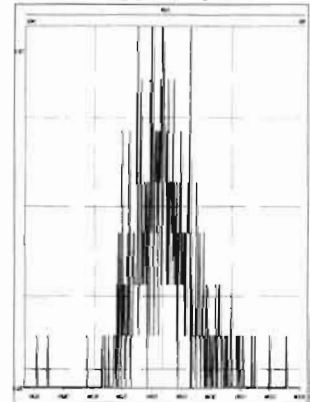
M 442.9728 R 12819



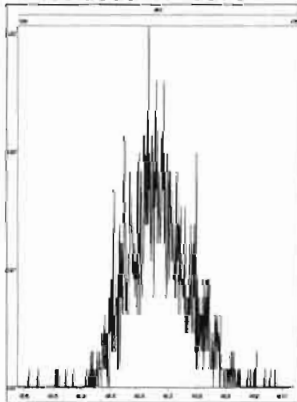
M 454.9728 R 13017



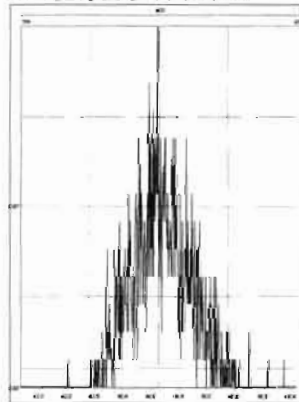
M 466.9728 R 16127



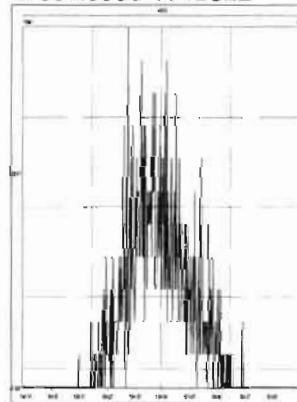
M 480.9696 R 13370



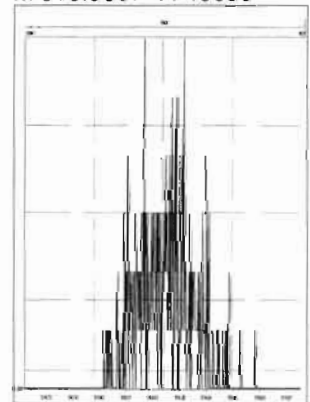
M 492.9696 R 14124



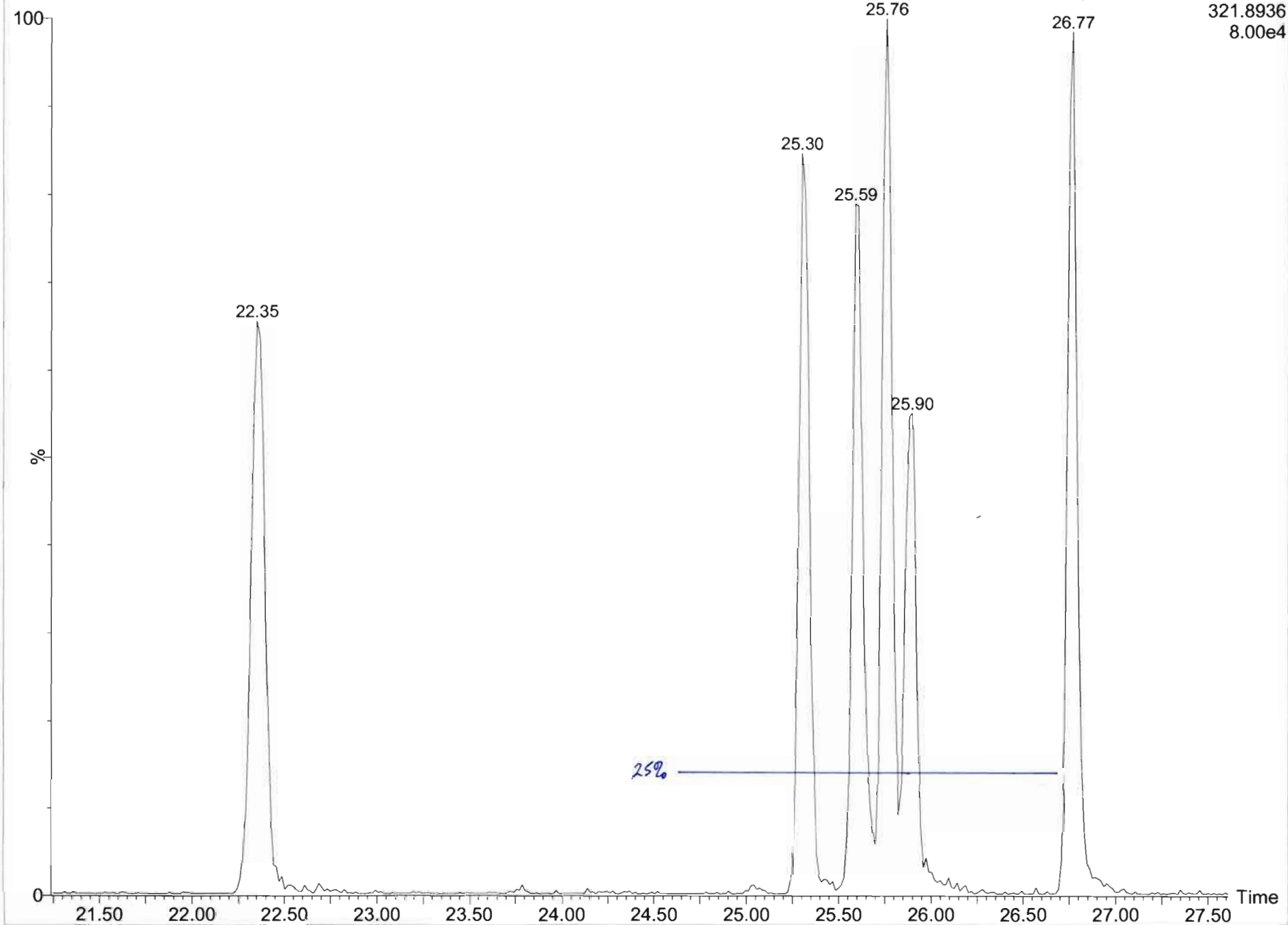
M 504.9696 R 12822



M 516.9697 R 49006







Dataset: U:\VG7.PRO\Results\200309D1\200309D1\_CRV.qld

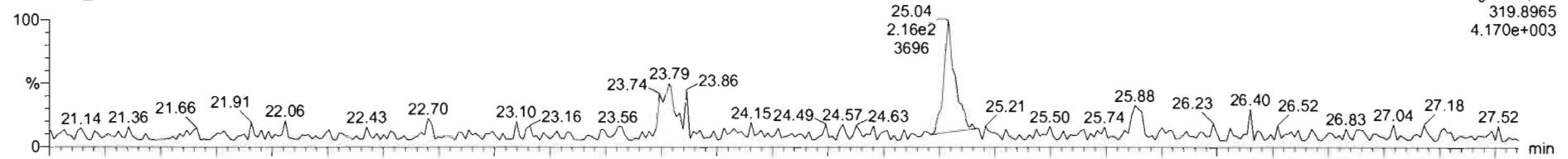
Last Altered: Monday, March 09, 2020 16:58:54 Pacific Daylight Time  
Printed: Monday, March 09, 2020 17:00:26 Pacific Daylight Time

Method: C:\MassLynx\Default.PRO\MethDB\1613\_rrt.mdb 09 Mar 2020 11:30:34  
Calibration: 09 Mar 2020 16:58:54

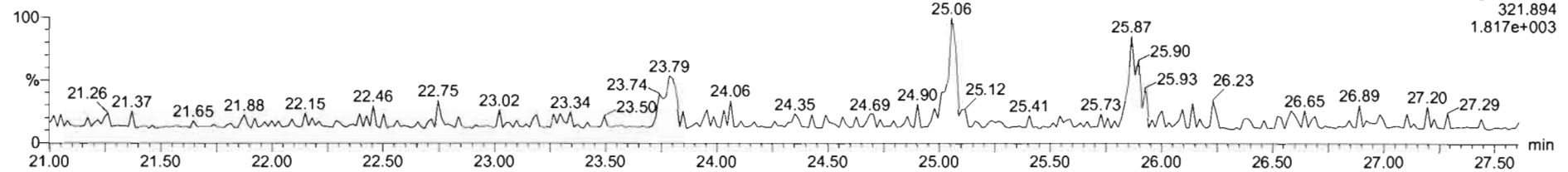
Name: 200309D1\_1, Date: 09-Mar-2020, Time: 12:30:36, ID: ST200309D1-1 1613 CS0 19L2302, Description: 1613 CS0 19L2302

**2,3,7,8-TCDD**

200309D1\_1




200309D1\_1

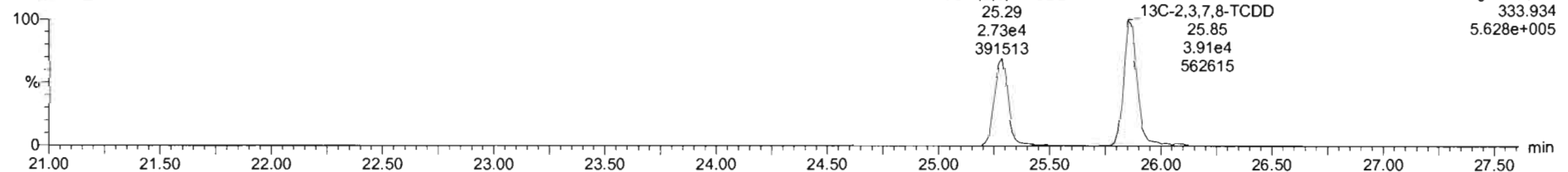


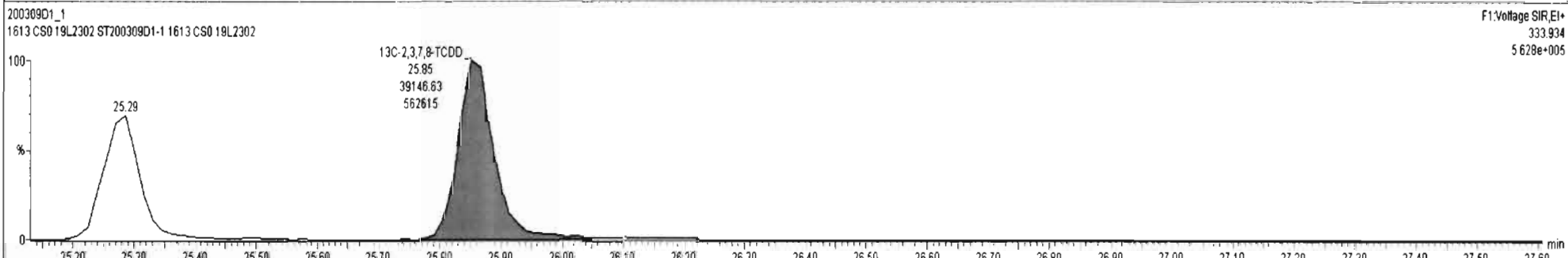

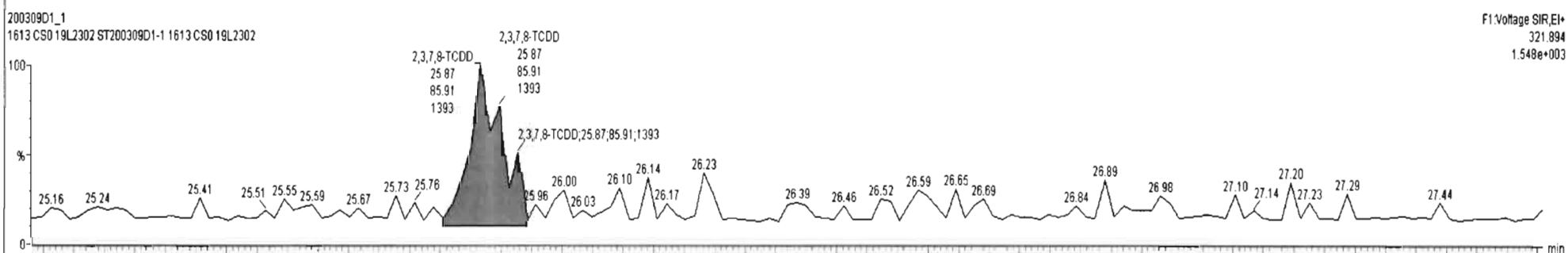
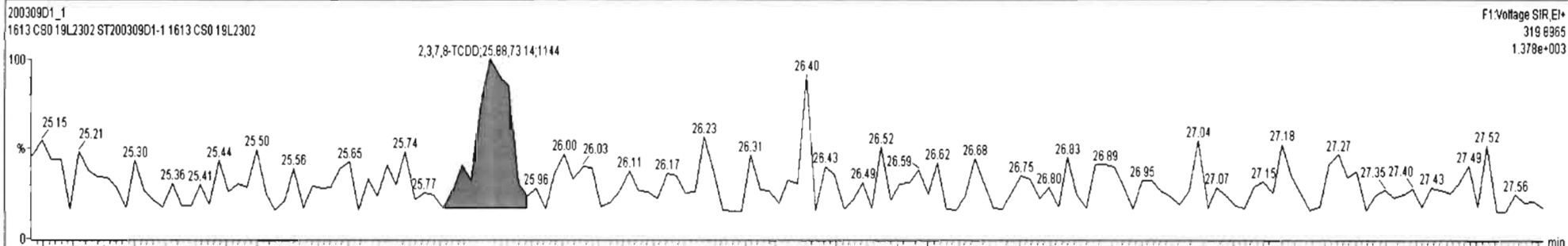
**13C-2,3,7,8-TCDD**

200309D1\_1



200309D1\_1





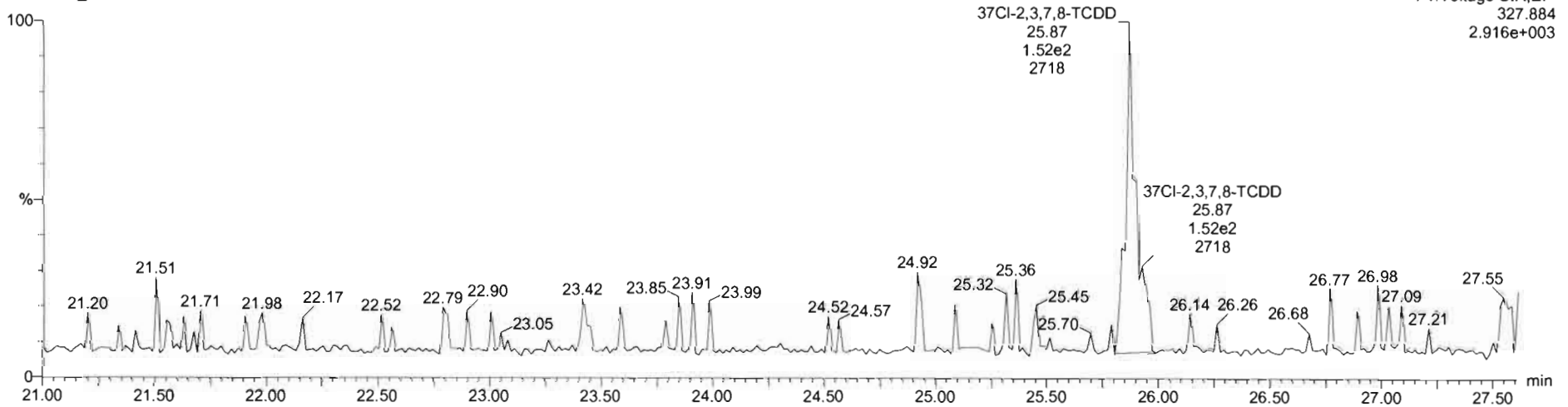
Dataset: U:\VG7.PRO\Results\200309D1\200309D1\_CRV.qld

Last Altered: Monday, March 09, 2020 16:58:54 Pacific Daylight Time  
Printed: Monday, March 09, 2020 17:00:26 Pacific Daylight Time

Name: 200309D1\_1, Date: 09-Mar-2020, Time: 12:30:36, ID: ST200309D1-1 1613 CS0 19L2302, Description: 1613 CS0 19L2302

**37Cl-2,3,7,8-TCDD**

200309D1\_1



F1:Voltage SIR,EI+  
327.884  
2.916e+003

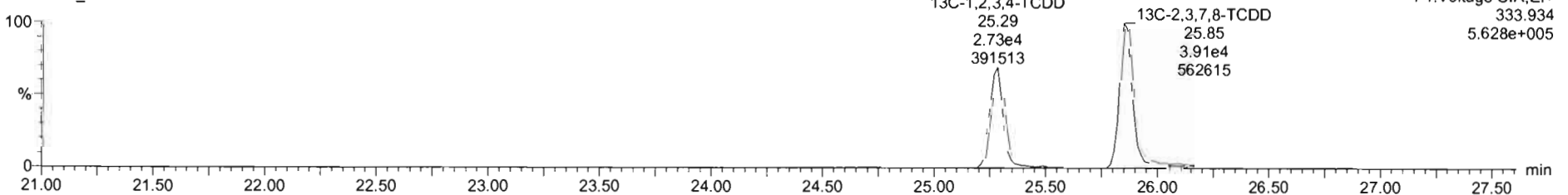
**13C-1,2,3,4-TCDD**

200309D1\_1



F1:Voltage SIR,EI+  
331.9368  
4.352e+005

200309D1\_1



F1:Voltage SIR,EI+  
333.934  
5.628e+005

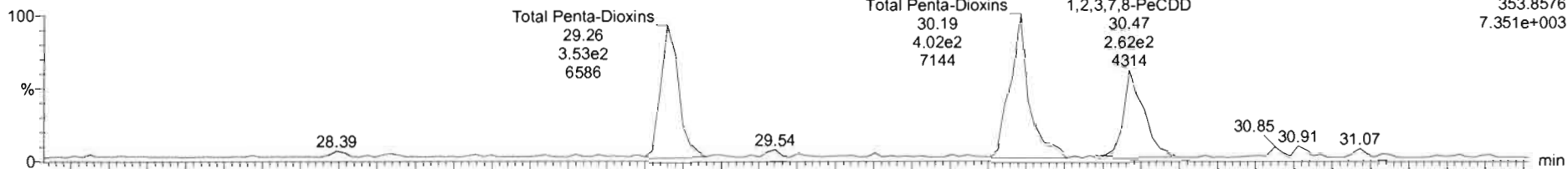
Dataset: U:\VG7.PRO\Results\200309D1\200309D1\_CRV.qld

Last Altered: Monday, March 09, 2020 16:58:54 Pacific Daylight Time  
Printed: Monday, March 09, 2020 17:00:26 Pacific Daylight Time

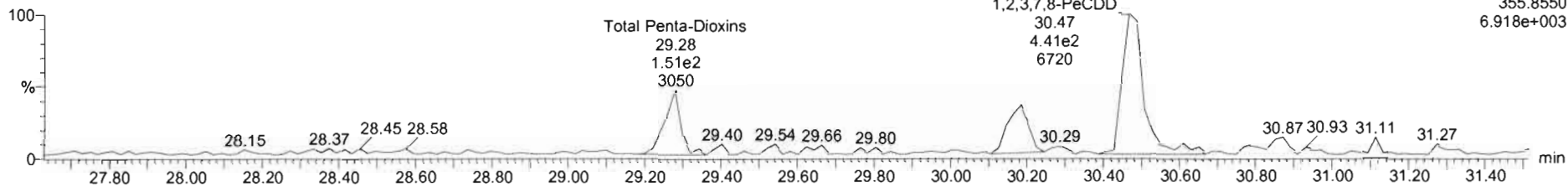
Name: 200309D1\_1, Date: 09-Mar-2020, Time: 12:30:36, ID: ST200309D1-1 1613 CS0 19L2302, Description: 1613 CS0 19L2302

1,2,3,7,8-PeCDD

200309D1\_1




200309D1\_1

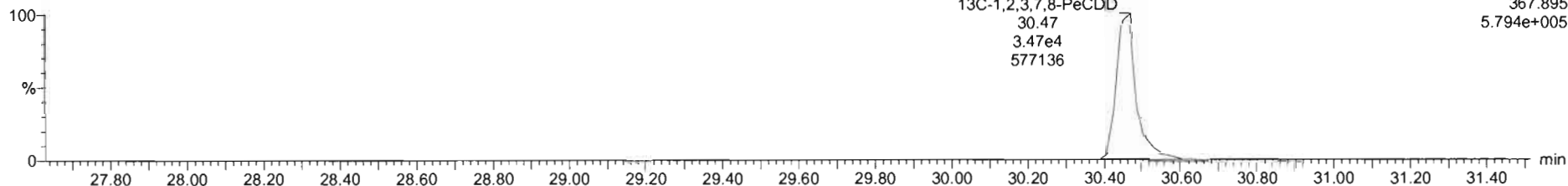


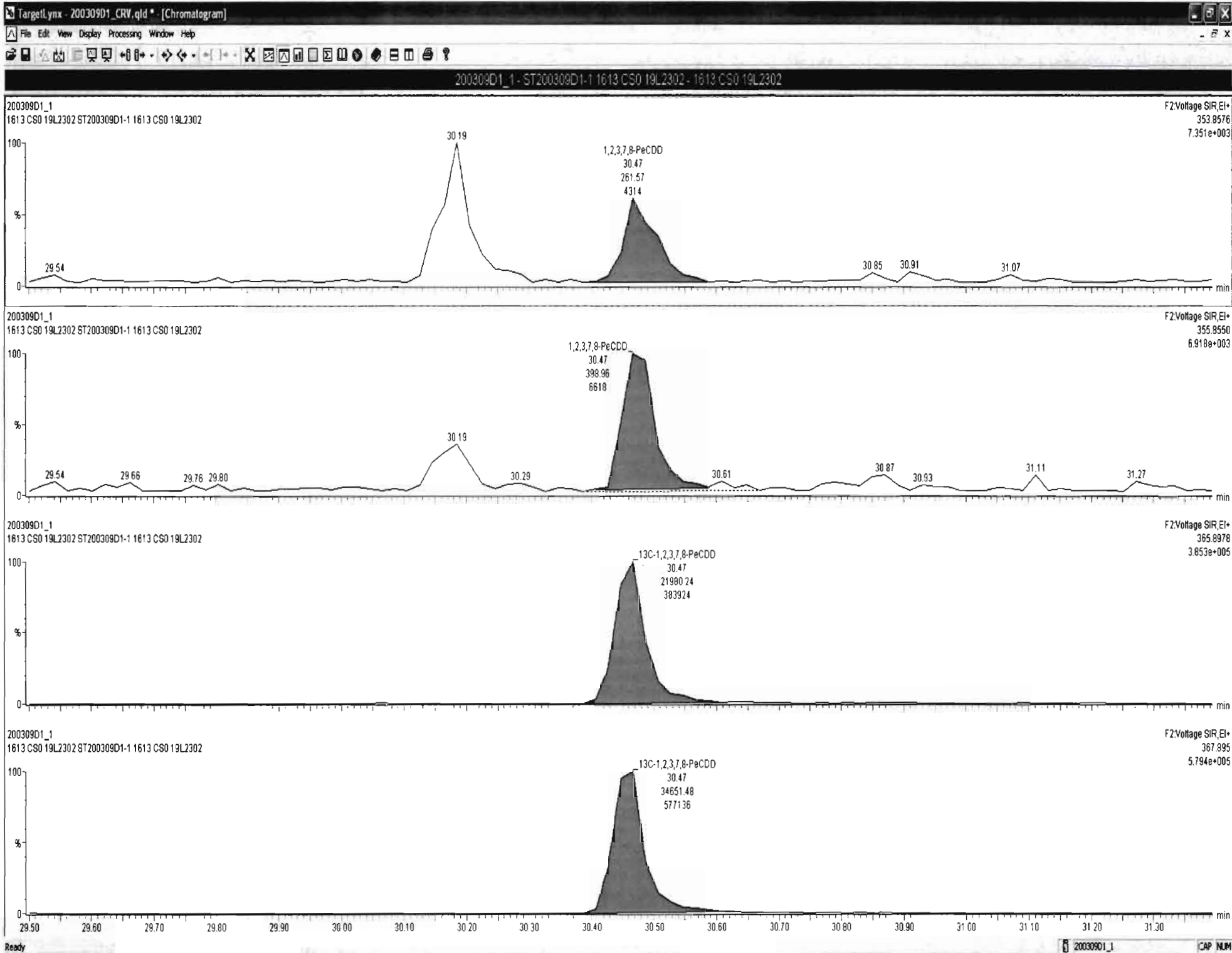
13C-1,2,3,7,8-PeCDD

200309D1\_1



200309D1\_1





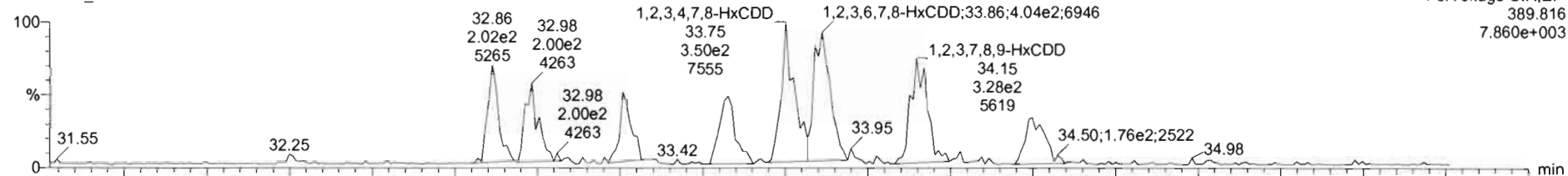
Dataset: U:\VG7.PRO\Results\200309D1\200309D1\_CRV.qld

Last Altered: Monday, March 09, 2020 16:58:54 Pacific Daylight Time  
Printed: Monday, March 09, 2020 17:00:26 Pacific Daylight Time

Name: 200309D1\_1, Date: 09-Mar-2020, Time: 12:30:36, ID: ST200309D1-1 1613 CS0 19L2302, Description: 1613 CS0 19L2302

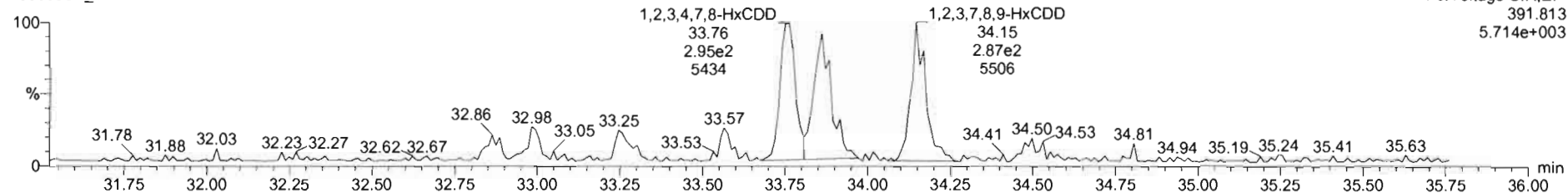
1,2,3,4,7,8-HxCDD

200309D1\_1



F3:Voltage SIR,EI+  
389.816  
7.860e+003

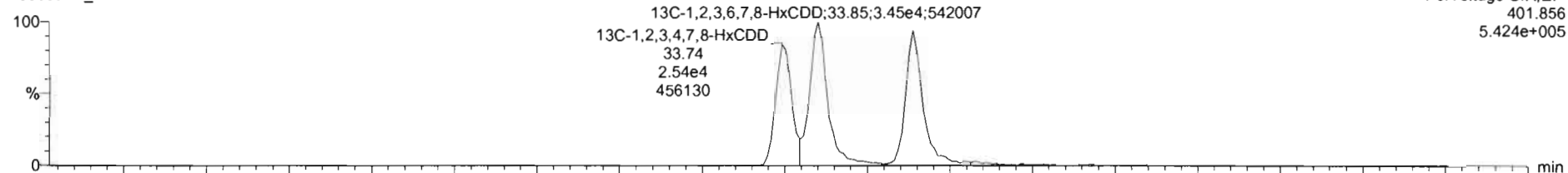
200309D1\_1



F3:Voltage SIR,EI+  
391.813  
5.714e+003

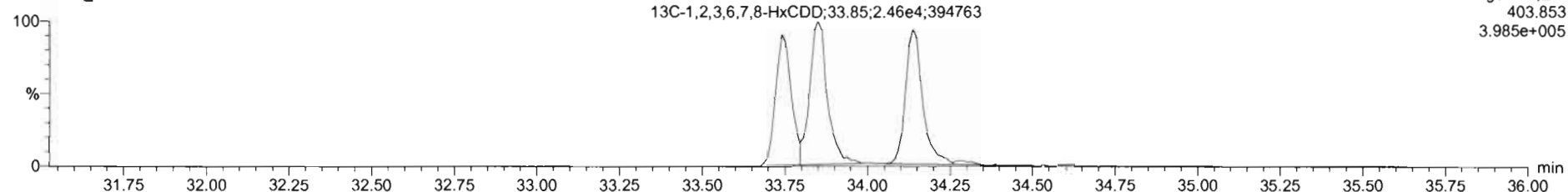
13C-1,2,3,4,7,8-HxCDD

200309D1\_1



F3:Voltage SIR,EI+  
401.856  
5.424e+005

200309D1\_1



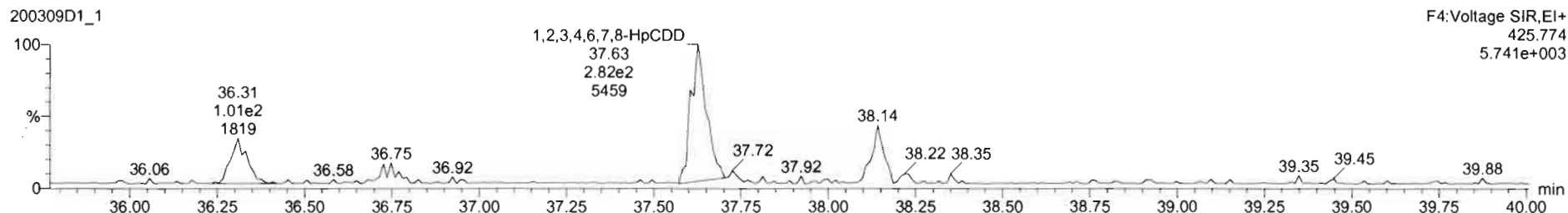
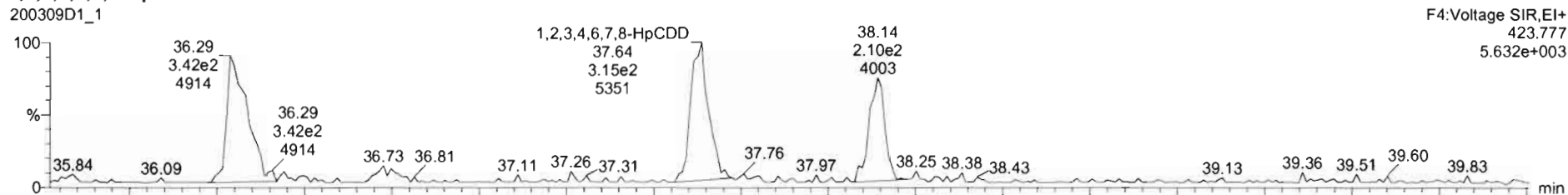
F3:Voltage SIR,EI+  
403.853  
3.985e+005

Dataset: U:\VG7.PRO\Results\200309D1\200309D1\_CRV.qld

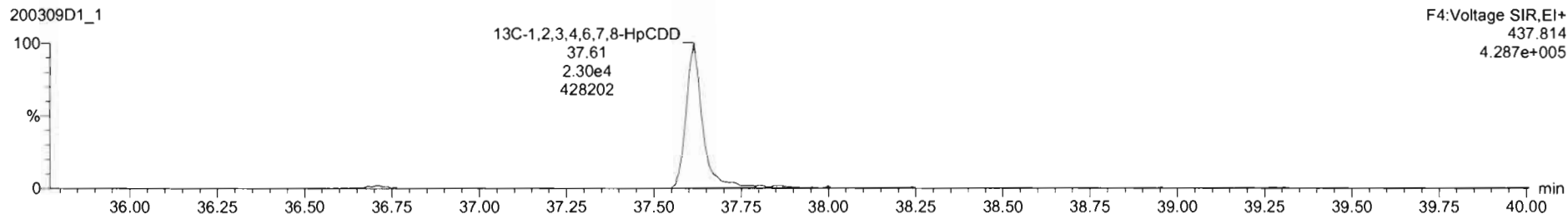
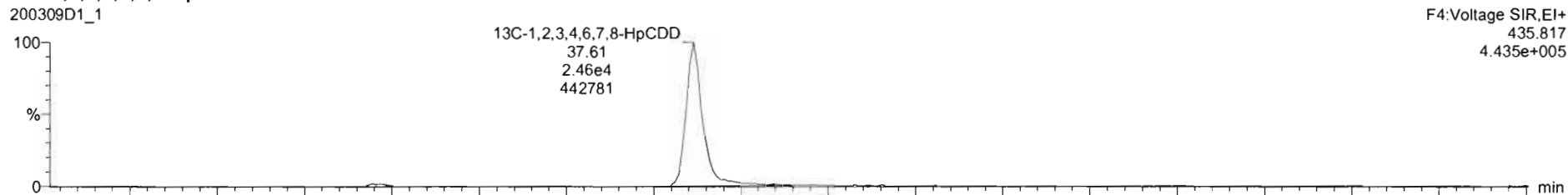
Last Altered: Monday, March 09, 2020 16:58:54 Pacific Daylight Time  
Printed: Monday, March 09, 2020 17:00:26 Pacific Daylight Time

Name: 200309D1\_1, Date: 09-Mar-2020, Time: 12:30:36, ID: ST200309D1-1 1613 CS0 19L2302, Description: 1613 CS0 19L2302

**1,2,3,4,6,7,8-HpCDD**



**13C-1,2,3,4,6,7,8-HpCDD**

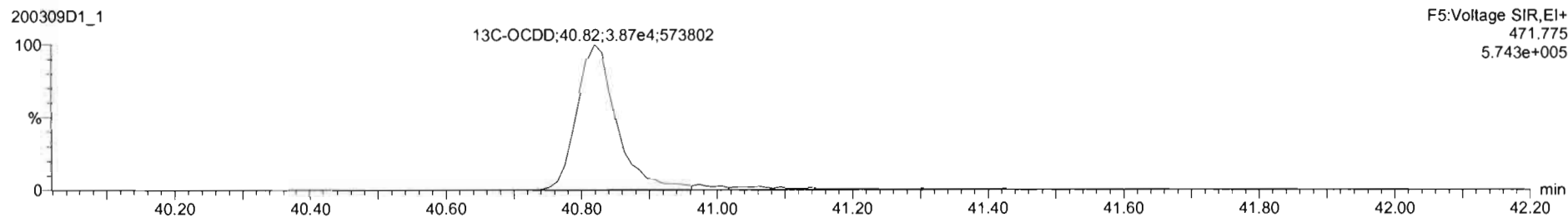
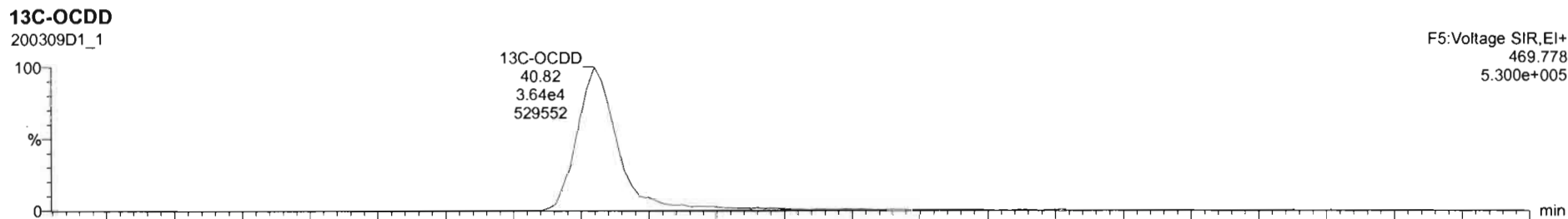
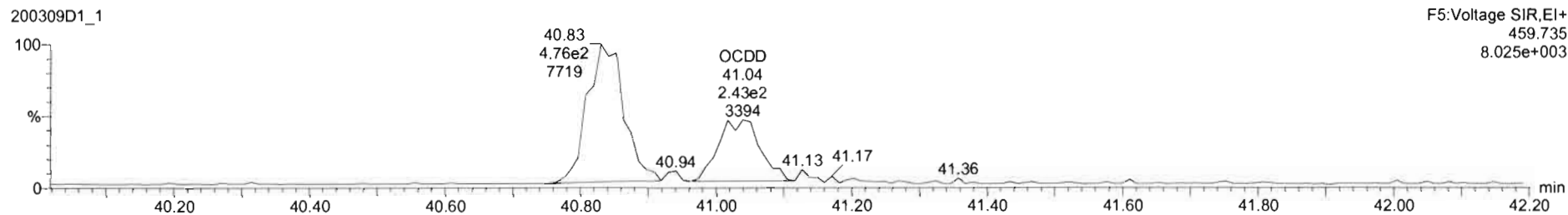
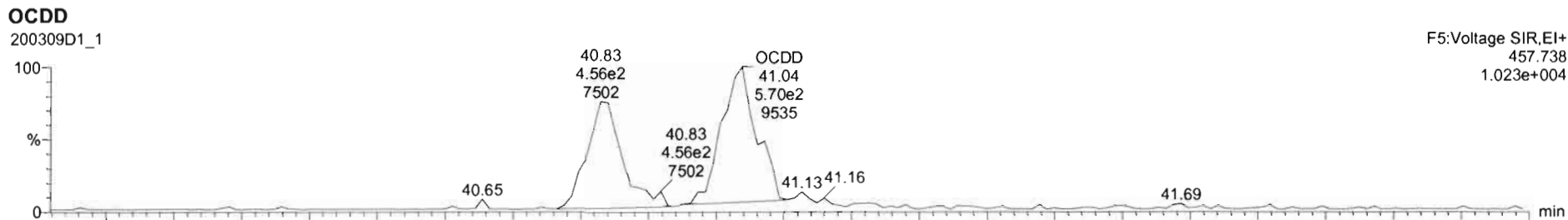


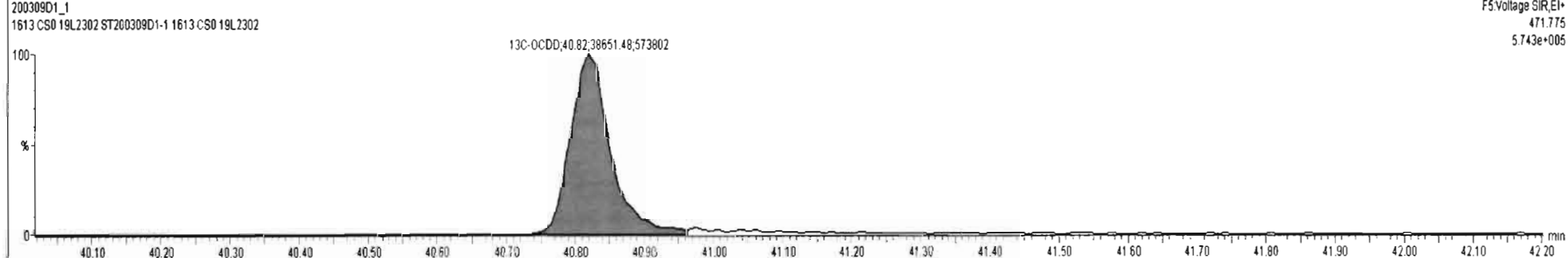
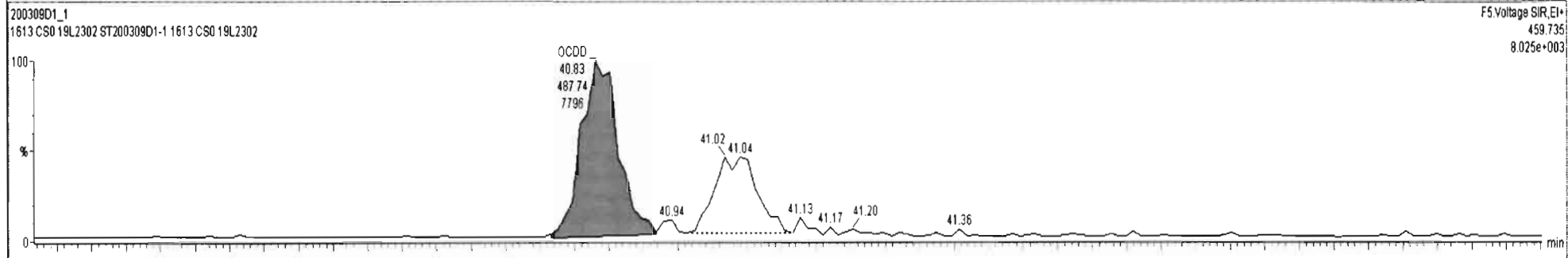
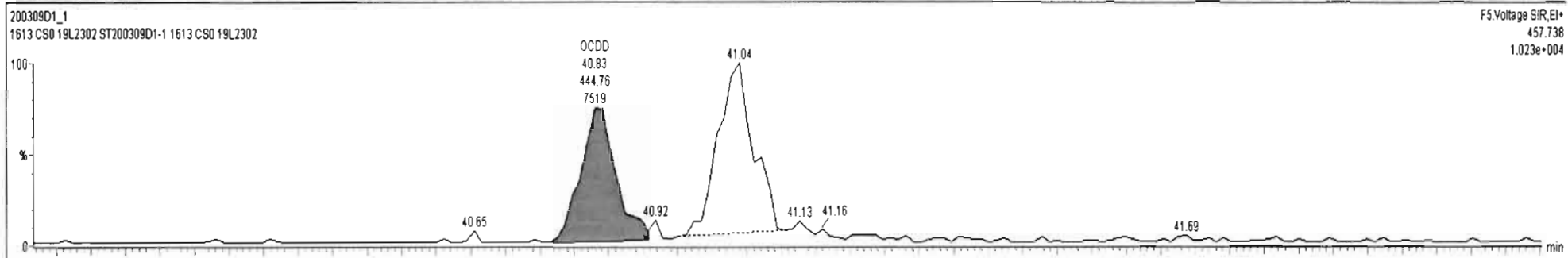


Dataset: U:\VG7.PRO\Results\200309D1\200309D1\_CRV.qld

Last Altered: Monday, March 09, 2020 16:58:54 Pacific Daylight Time  
Printed: Monday, March 09, 2020 17:00:26 Pacific Daylight Time

Name: 200309D1\_1, Date: 09-Mar-2020, Time: 12:30:36, ID: ST200309D1-1 1613 CS0 19L2302, Description: 1613 CS0 19L2302





Dataset: U:\VG7.PRO\Results\200309D1\200309D1\_CRV.qld

Last Altered: Monday, March 09, 2020 16:58:54 Pacific Daylight Time  
Printed: Monday, March 09, 2020 17:00:26 Pacific Daylight Time

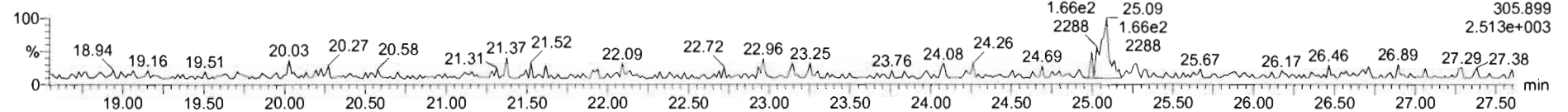
Name: 200309D1\_1, Date: 09-Mar-2020, Time: 12:30:36, ID: ST200309D1-1 1613 CS0 19L2302, Description: 1613 CS0 19L2302

**2,3,7,8-TCDF**

200309D1\_1

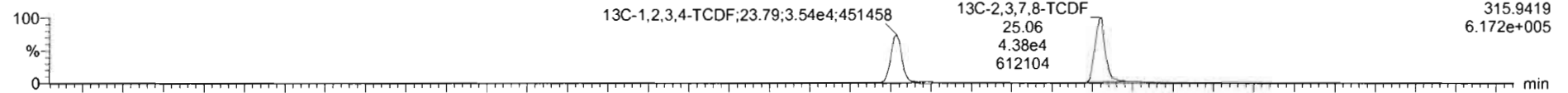


200309D1\_1

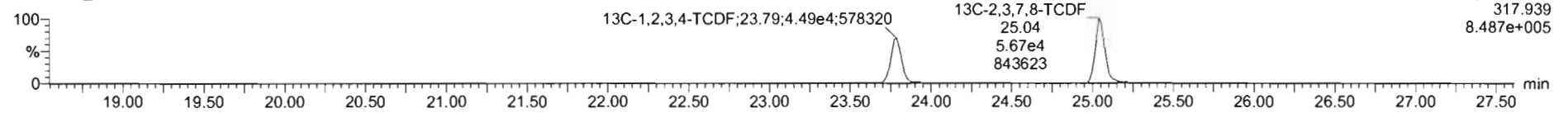


**13C-2,3,7,8-TCDF**

200309D1\_1

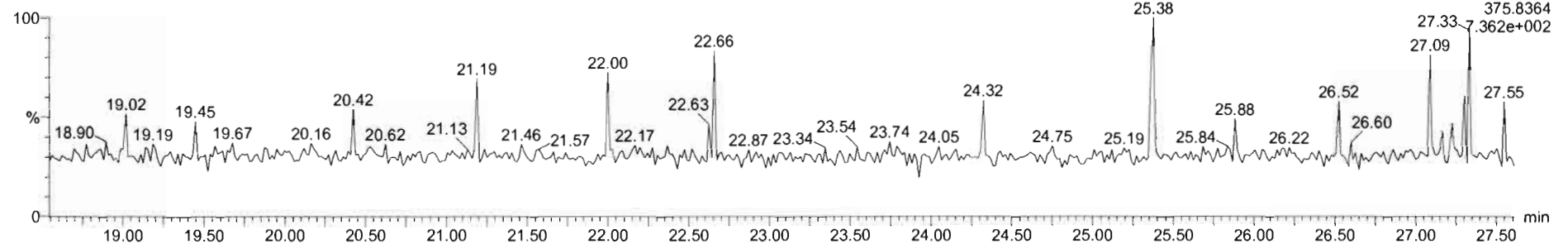


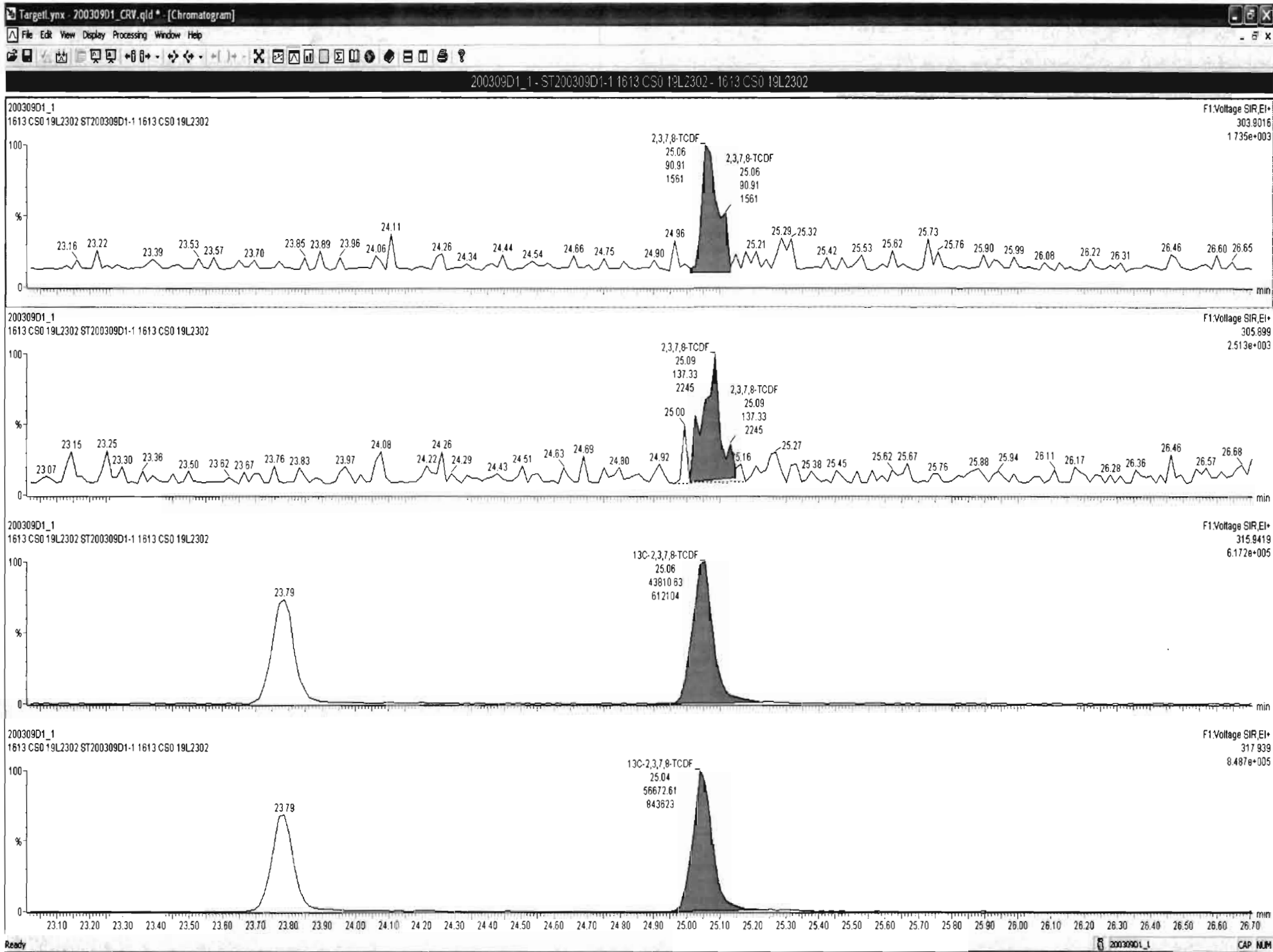
200309D1\_1



**DPE1**

200309D1\_1



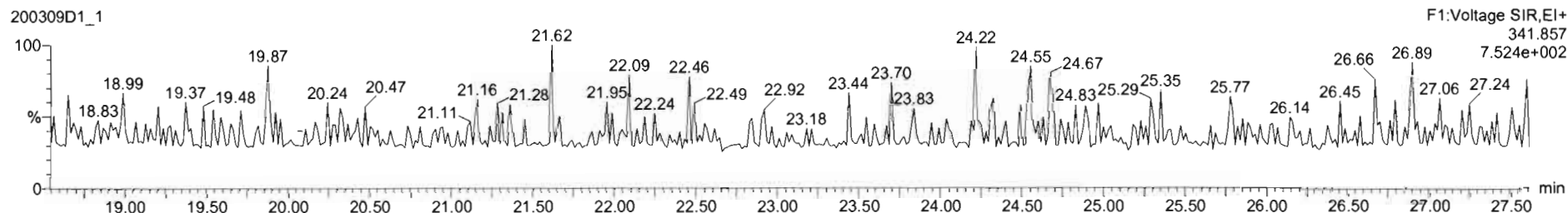
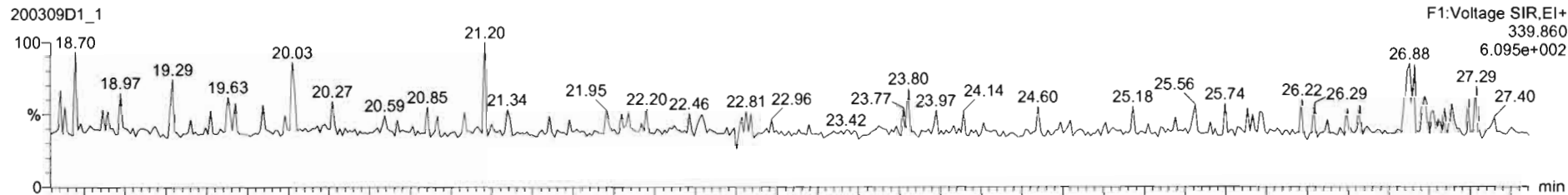


Dataset: U:\VG7.PRO\Results\200309D1\200309D1\_CRV.qld

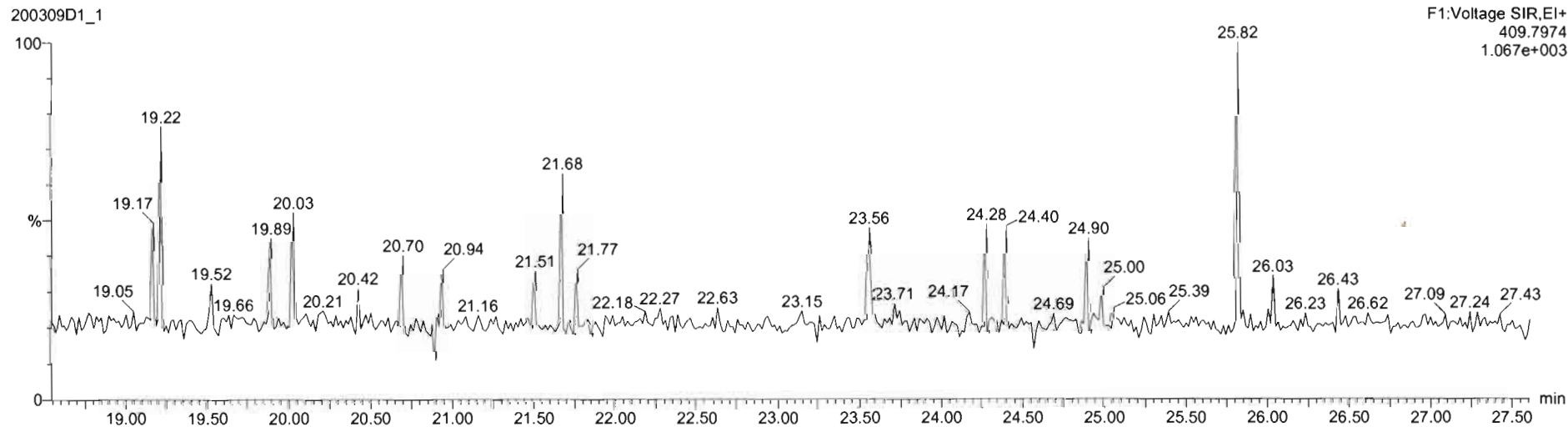
Last Altered: Monday, March 09, 2020 16:58:54 Pacific Daylight Time  
Printed: Monday, March 09, 2020 17:00:26 Pacific Daylight Time

Name: 200309D1\_1, Date: 09-Mar-2020, Time: 12:30:36, ID: ST200309D1-1 1613 CS0 19L2302, Description: 1613 CS0 19L2302

1st Func. Penta-Furans



DPE6

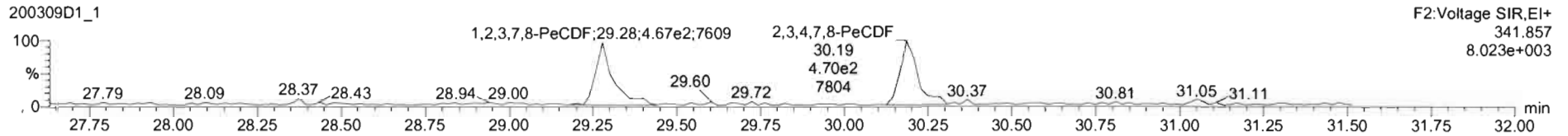



Dataset: U:\VG7.PRO\Results\200309D1\200309D1\_CRV.qld



Last Altered: Monday, March 09, 2020 16:58:54 Pacific Daylight Time  
Printed: Monday, March 09, 2020 17:00:26 Pacific Daylight Time

Name: 200309D1\_1, Date: 09-Mar-2020, Time: 12:30:36, ID: ST200309D1-1 1613 CS0 19L2302, Description: 1613 CS0 19L2302

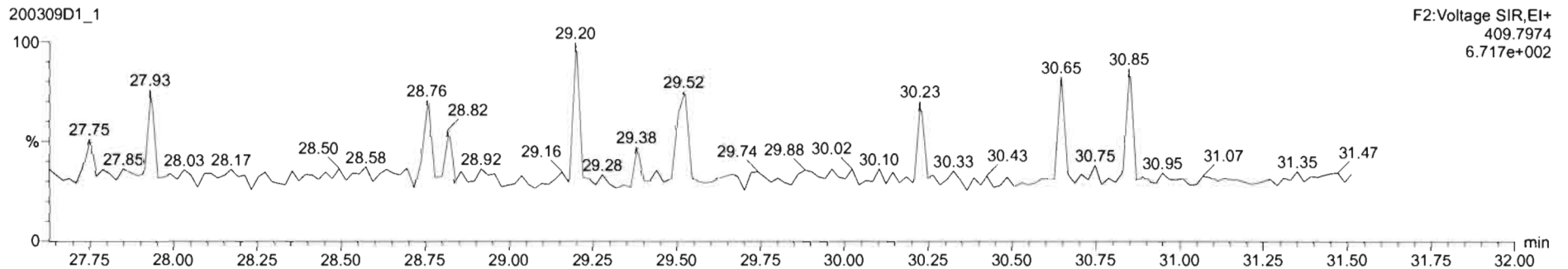
**1,2,3,7,8-PeCDF**



**13C-1,2,3,7,8-PeCDF**



**DPE2**

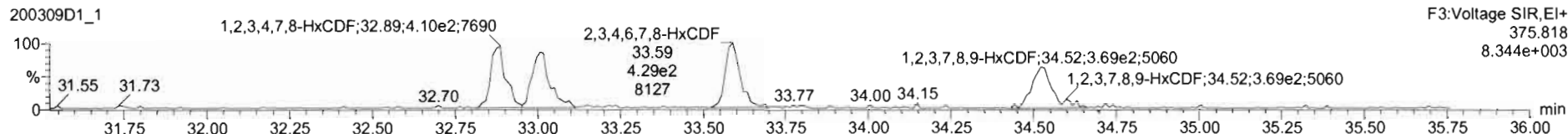



Dataset: U:\VG7.PRO\Results\200309D1\200309D1\_CRV.qld

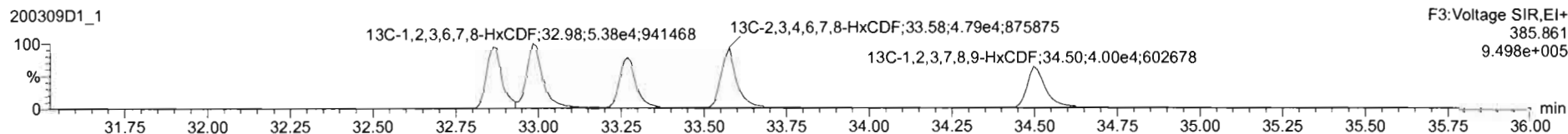
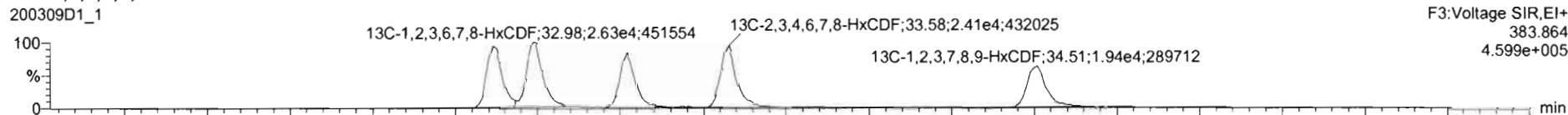
Last Altered: Monday, March 09, 2020 16:58:54 Pacific Daylight Time  
Printed: Monday, March 09, 2020 17:00:26 Pacific Daylight Time

Name: 200309D1\_1, Date: 09-Mar-2020, Time: 12:30:36, ID: ST200309D1-1 1613 CS0 19L2302, Description: 1613 CS0 19L2302

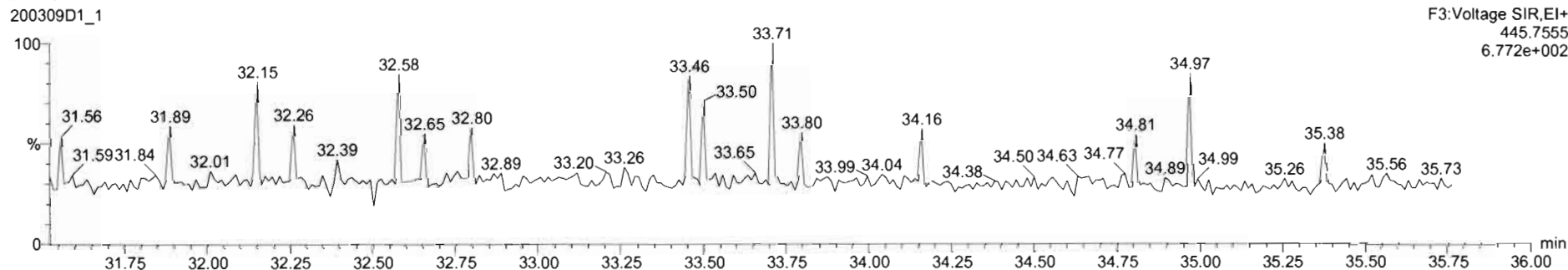
1,2,3,4,7,8-HxCDF

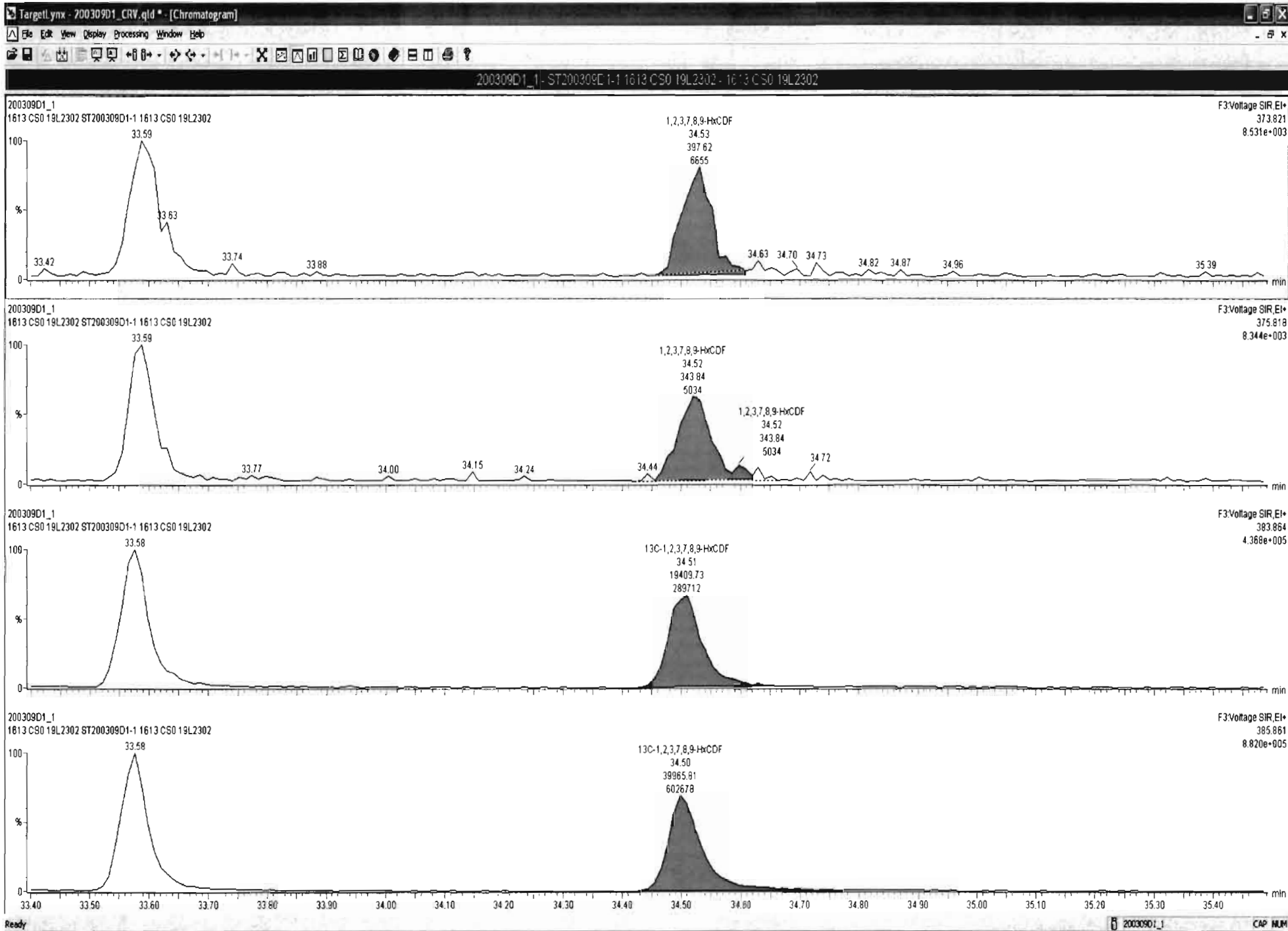


13C-1,2,3,4,7,8-HxCDF



DPE3





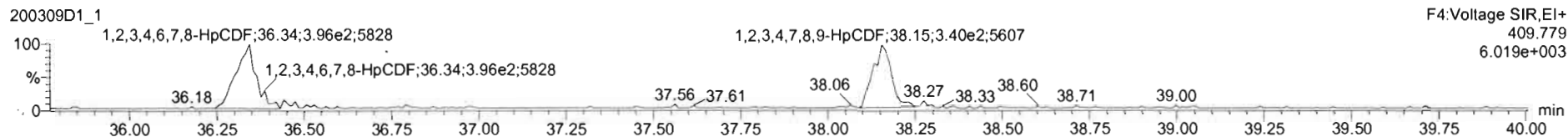



Dataset: U:\VG7.PRO\Results\200309D1\200309D1\_CRV.qld


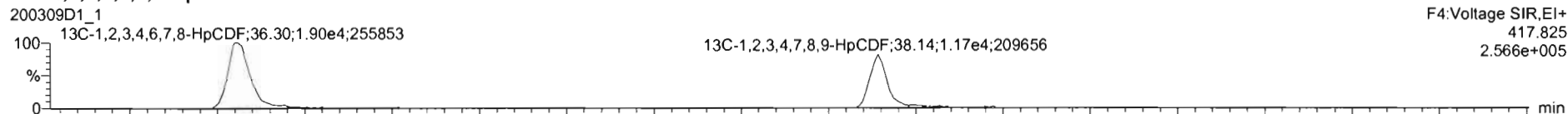
Last Altered: Monday, March 09, 2020 16:58:54 Pacific Daylight Time  
Printed: Monday, March 09, 2020 17:00:26 Pacific Daylight Time

Name: 200309D1\_1, Date: 09-Mar-2020, Time: 12:30:36, ID: ST200309D1-1 1613 CS0 19L2302, Description: 1613 CS0 19L2302

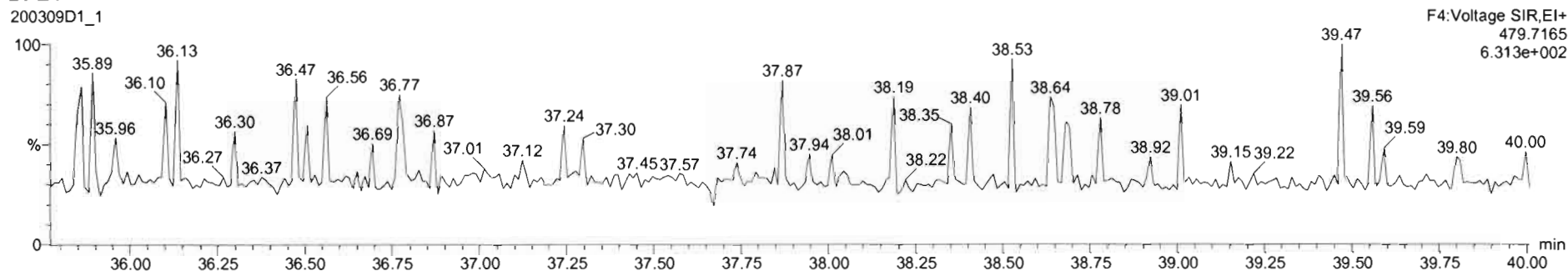
1,2,3,4,6,7,8-HpCDF

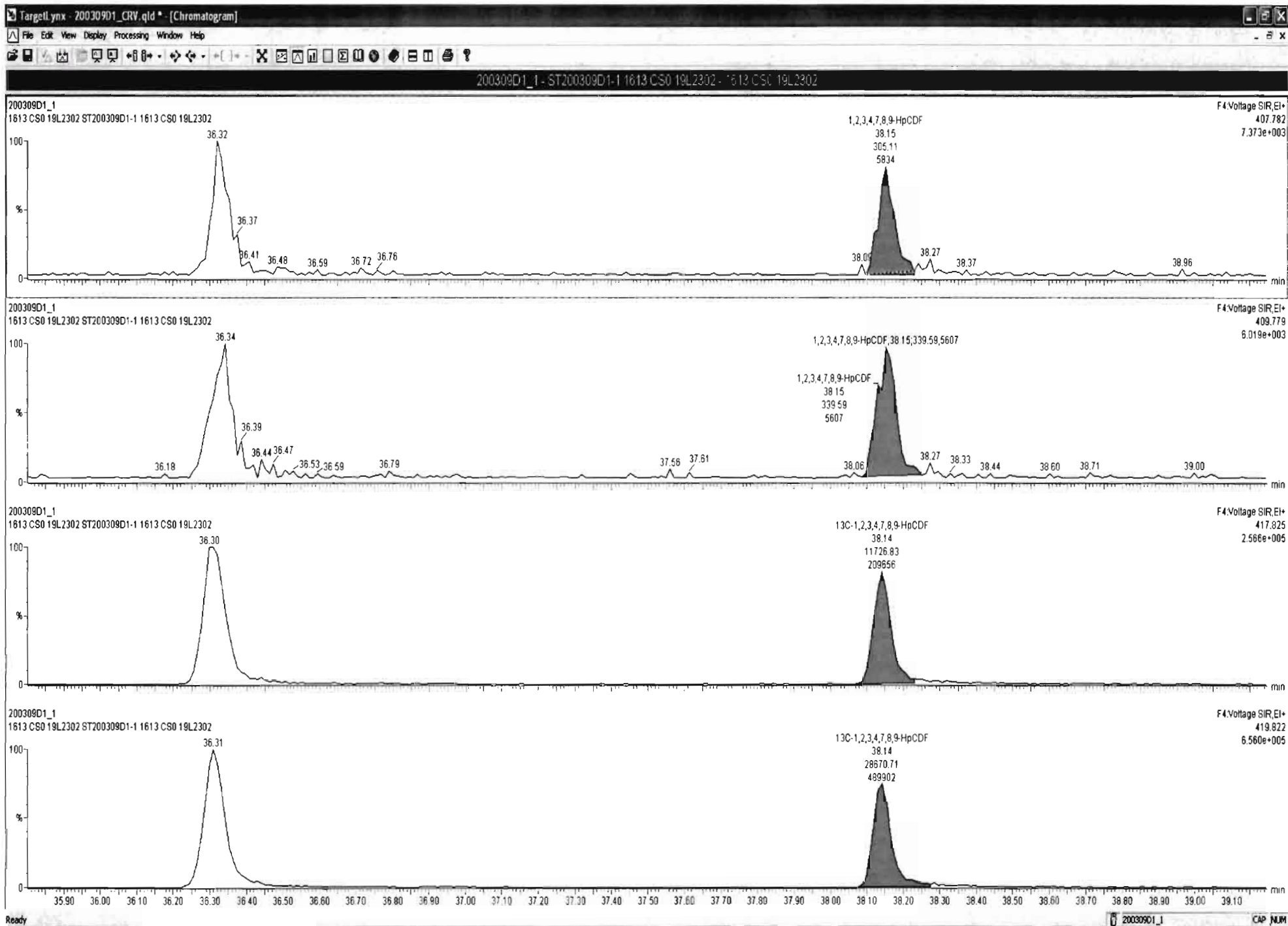


13C-1,2,3,4,6,7,8-HpCDF



DPE4

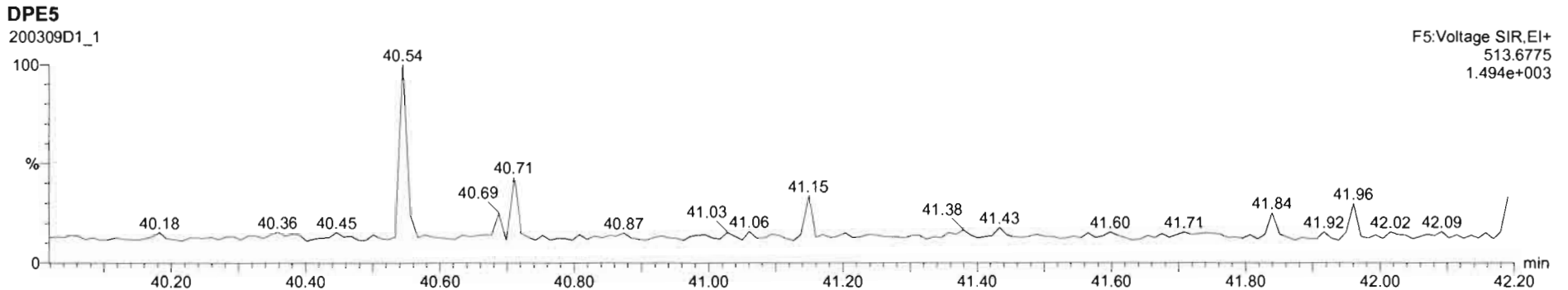
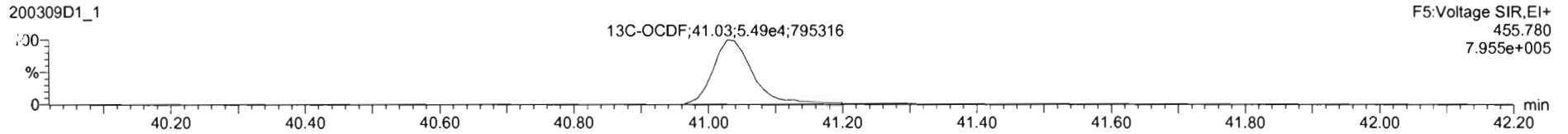
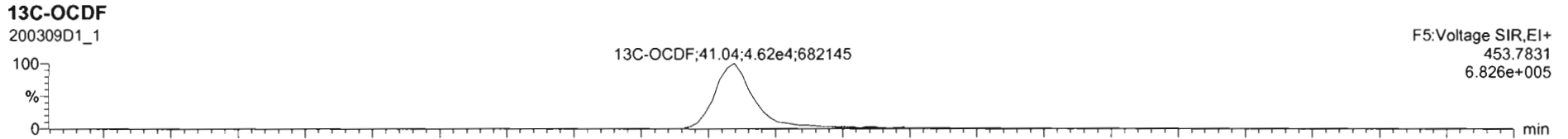
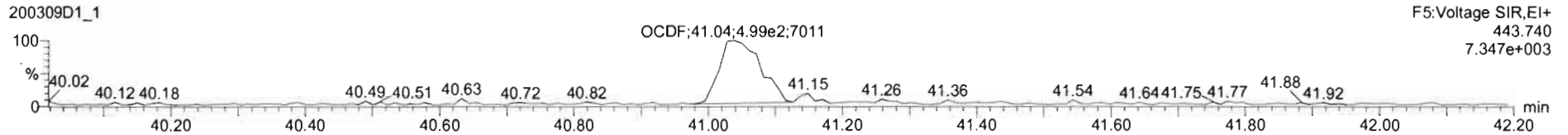
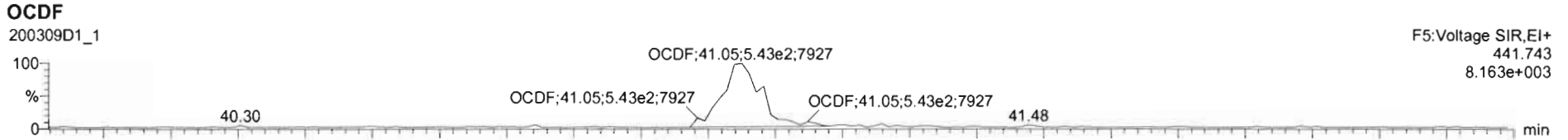


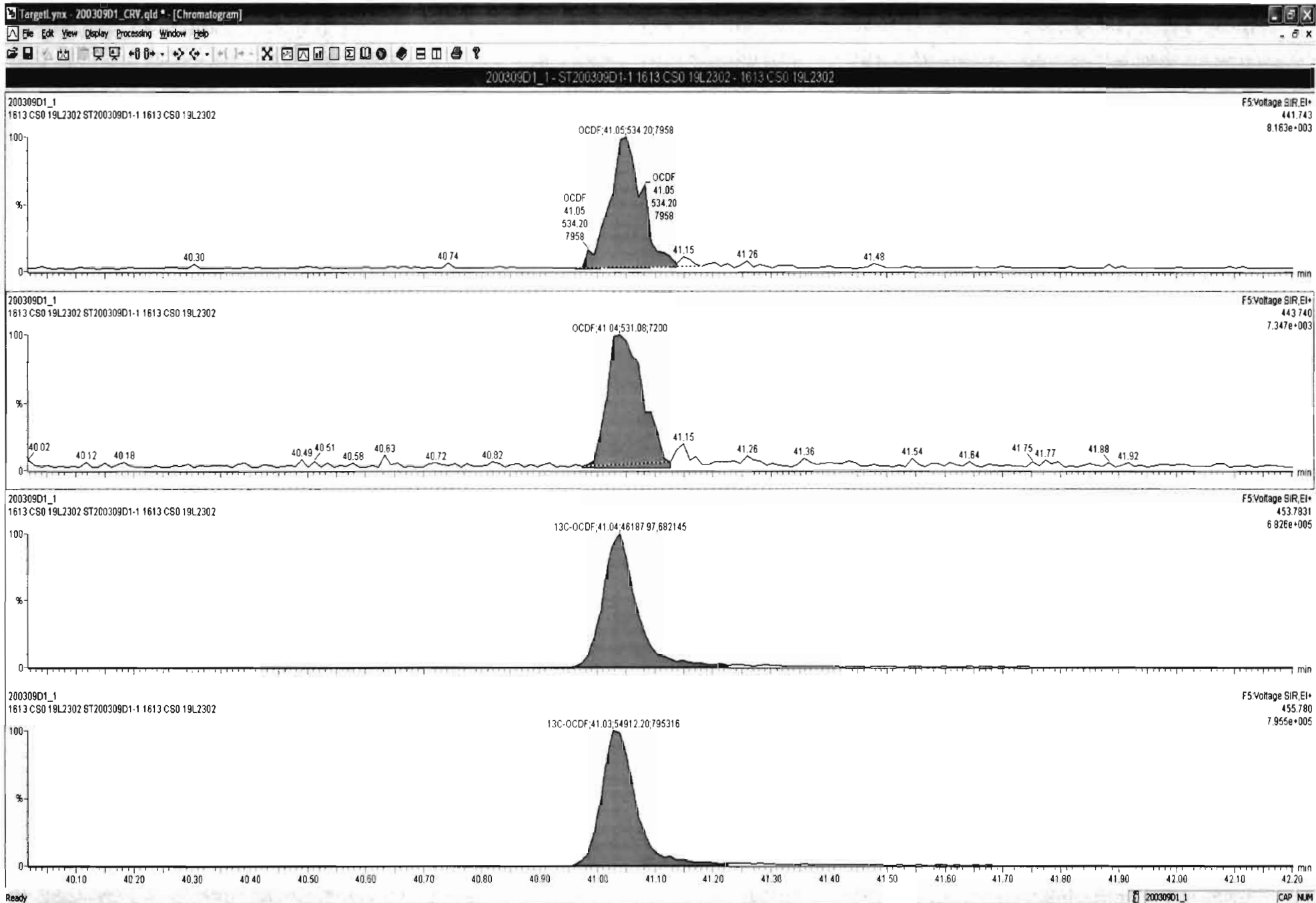


Dataset: U:\VG7.PRO\Results\200309D1\200309D1\_CRV.qld

Last Altered: Monday, March 09, 2020 16:58:54 Pacific Daylight Time  
Printed: Monday, March 09, 2020 17:00:26 Pacific Daylight Time

Name: 200309D1\_1, Date: 09-Mar-2020, Time: 12:30:36, ID: ST200309D1-1 1613 CS0 19L2302, Description: 1613 CS0 19L2302

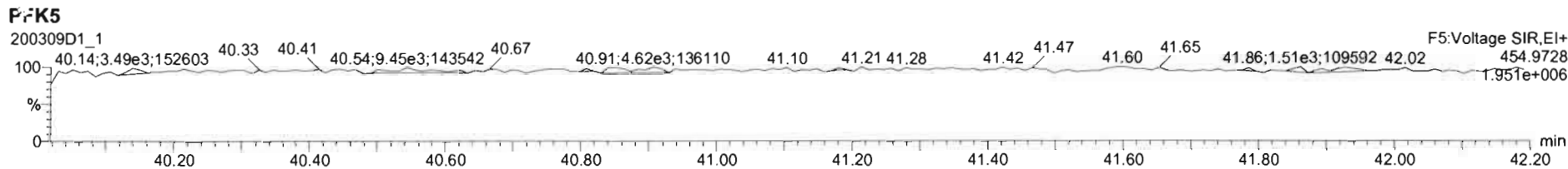
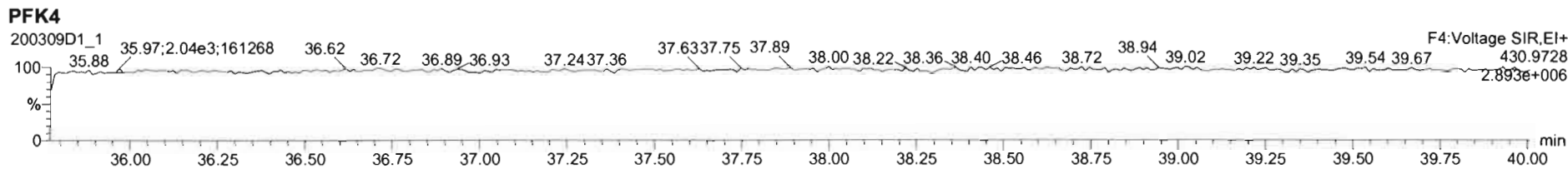
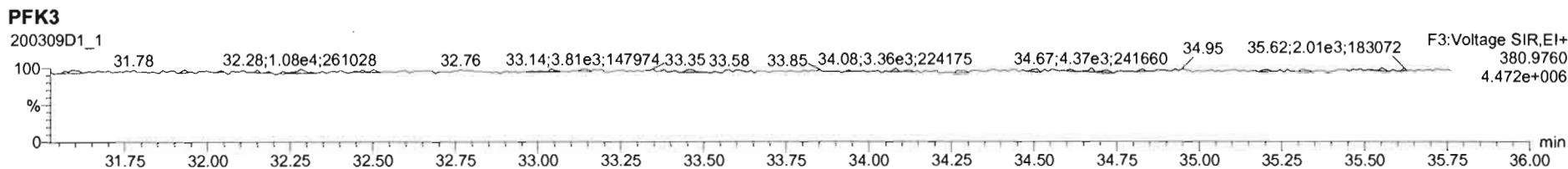
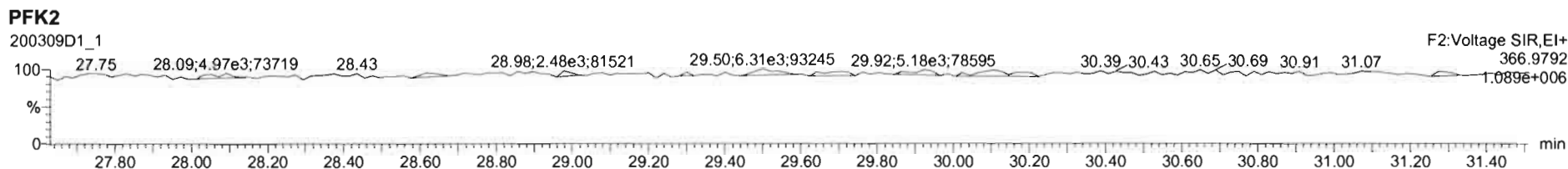
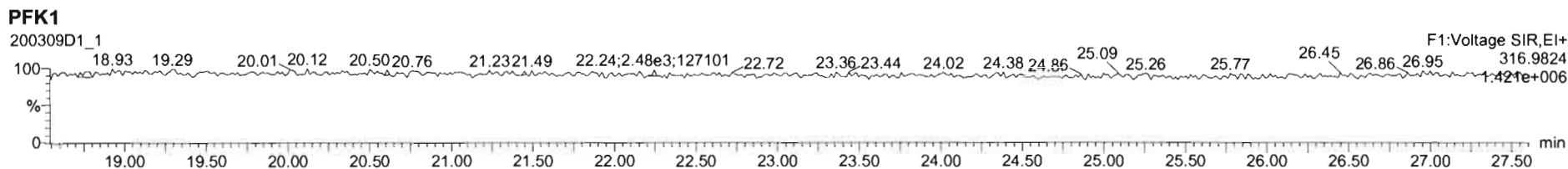




Dataset: U:\VG7.PRO\Results\200309D1\200309D1\_CRV.qld

Last Altered: Monday, March 09, 2020 16:58:54 Pacific Daylight Time  
Printed: Monday, March 09, 2020 17:00:26 Pacific Daylight Time

Name: 200309D1\_1, Date: 09-Mar-2020, Time: 12:30:36, ID: ST200309D1-1 1613 CS0 19L2302, Description: 1613 CS0 19L2302



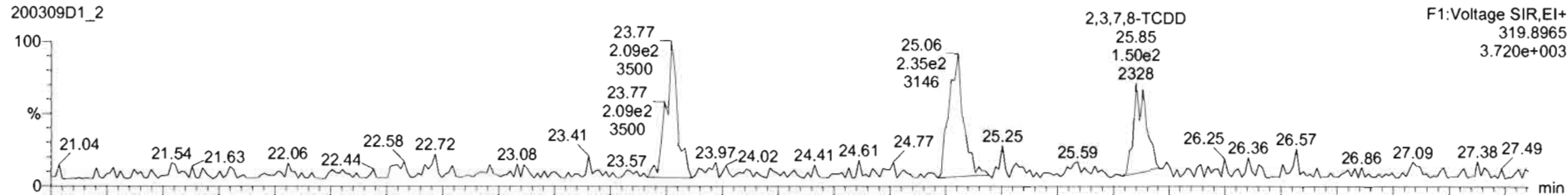
Dataset: U:\VG7.PRO\Results\200309D1\200309D1\_CRV.qld

Last Altered: Monday, March 09, 2020 16:58:54 Pacific Daylight Time  
Printed: Monday, March 09, 2020 17:00:26 Pacific Daylight Time

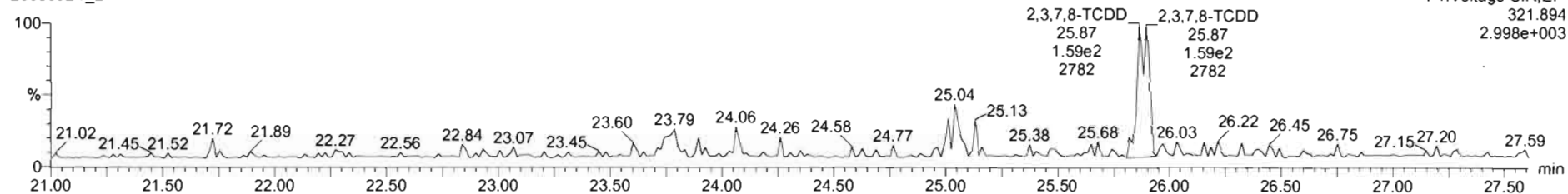
Name: 200309D1\_2, Date: 09-Mar-2020, Time: 13:13:59, ID: ST200309D1-2 1613 CS1 19L2303, Description: 1613 CS1 19L2303

**2,3,7,8-TCDD**

200309D1\_2




200309D1\_2

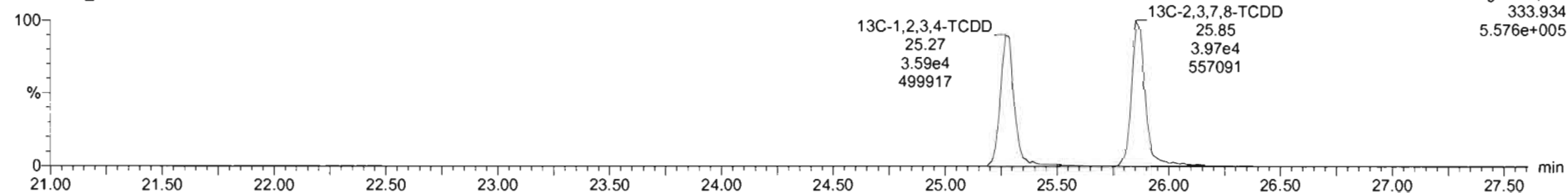


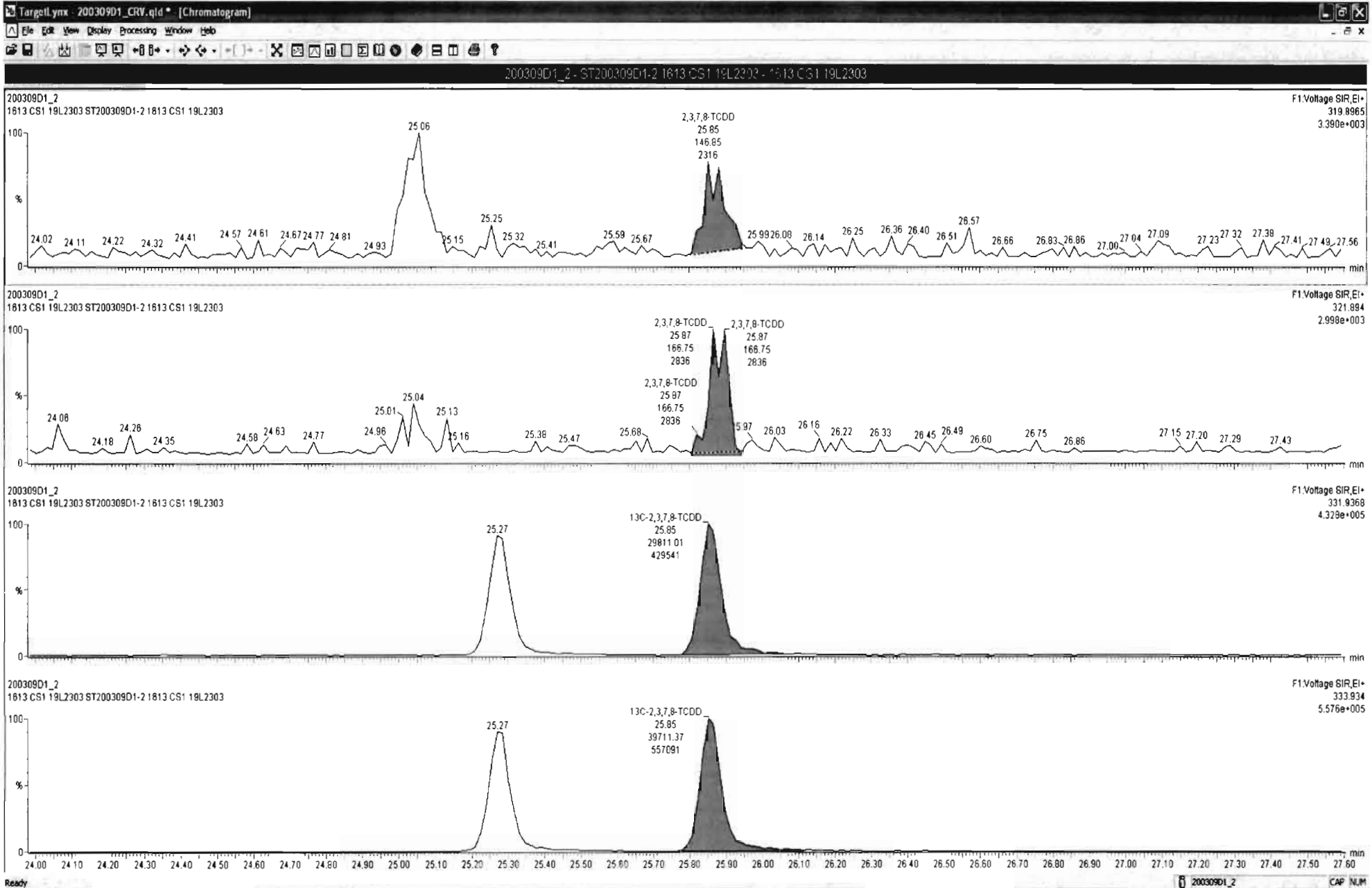
**13C-2,3,7,8-TCDD**

200309D1\_2



200309D1\_2





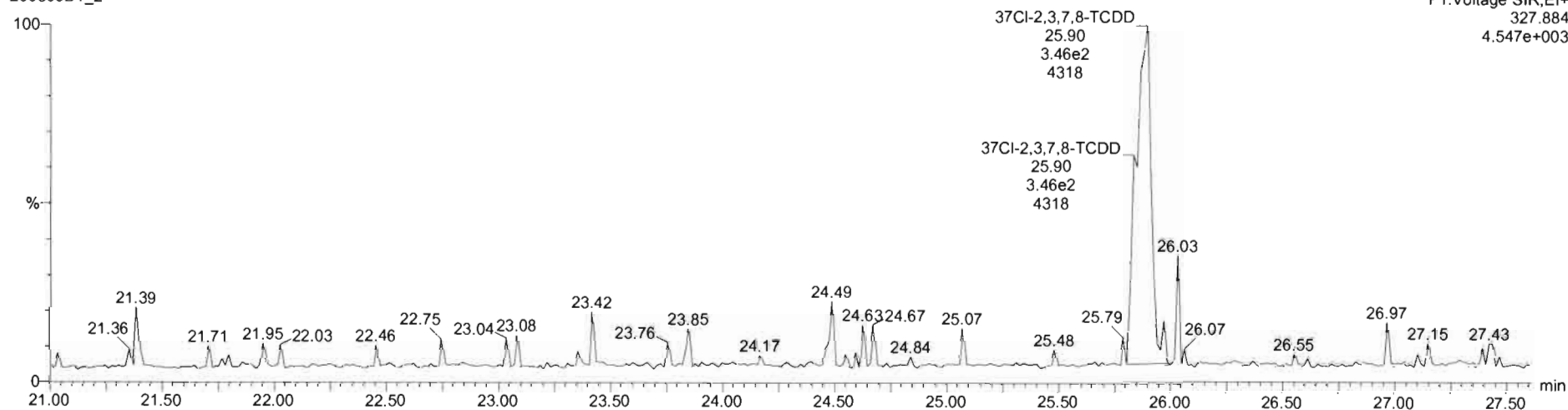
Dataset: U:\VG7.PRO\Results\200309D1\200309D1\_CRV.qld

Last Altered: Monday, March 09, 2020 16:58:54 Pacific Daylight Time  
Printed: Monday, March 09, 2020 17:00:26 Pacific Daylight Time

Name: 200309D1\_2, Date: 09-Mar-2020, Time: 13:13:59, ID: ST200309D1-2 1613 CS1 19L2303, Description: 1613 CS1 19L2303

37Cl-2,3,7,8-TCDD

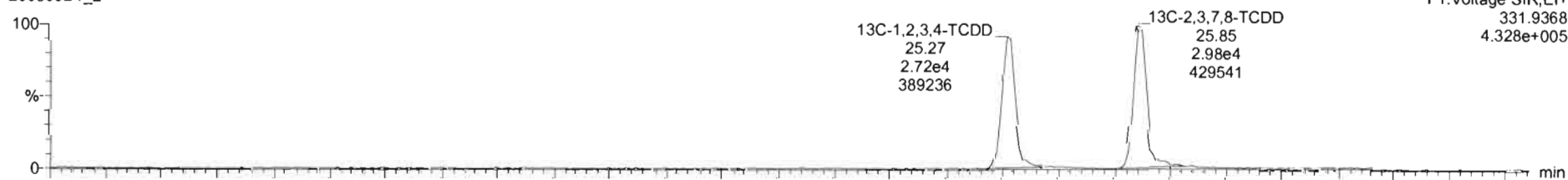
200309D1\_2



F1:Voltage SIR,EI+  
327.884  
4.547e+003

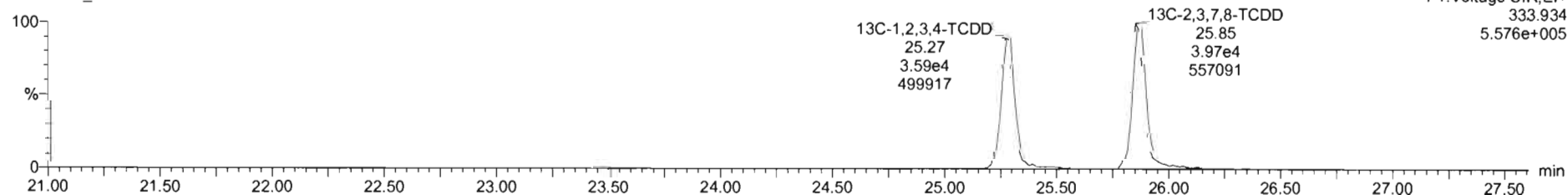
13C-1,2,3,4-TCDD

200309D1\_2



F1:Voltage SIR,EI+  
331.9368  
4.328e+005

200309D1\_2



F1:Voltage SIR,EI+  
333.934  
5.576e+005



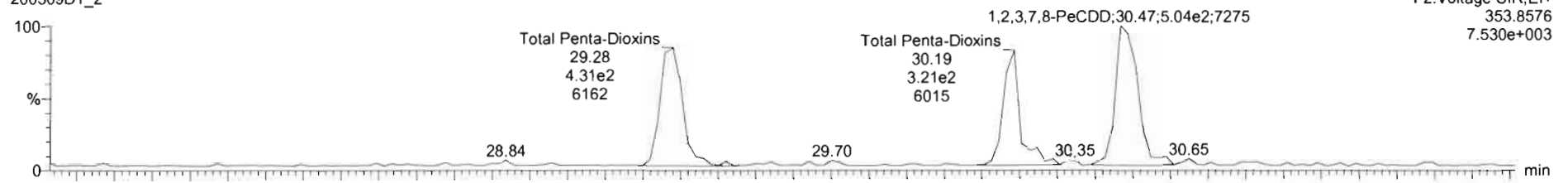
Dataset: U:\VG7.PRO\Results\200309D1\200309D1\_CRV.qld

Last Altered: Monday, March 09, 2020 16:58:54 Pacific Daylight Time  
Printed: Monday, March 09, 2020 17:00:26 Pacific Daylight Time

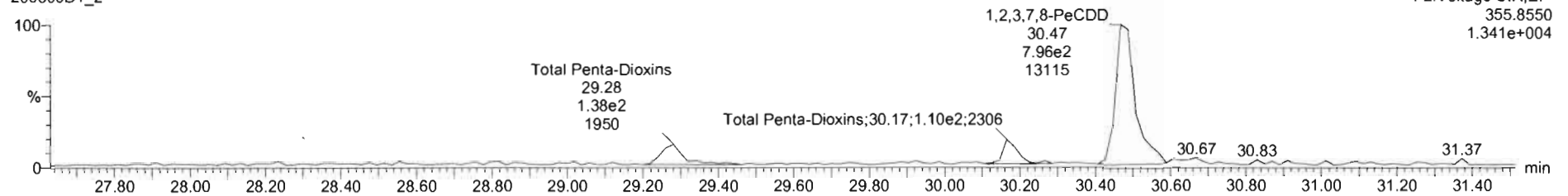
Name: 200309D1\_2, Date: 09-Mar-2020, Time: 13:13:59, ID: ST200309D1-2 1613 CS1 19L2303, Description: 1613 CS1 19L2303

1,2,3,7,8-PeCDD

200309D1\_2




200309D1\_2

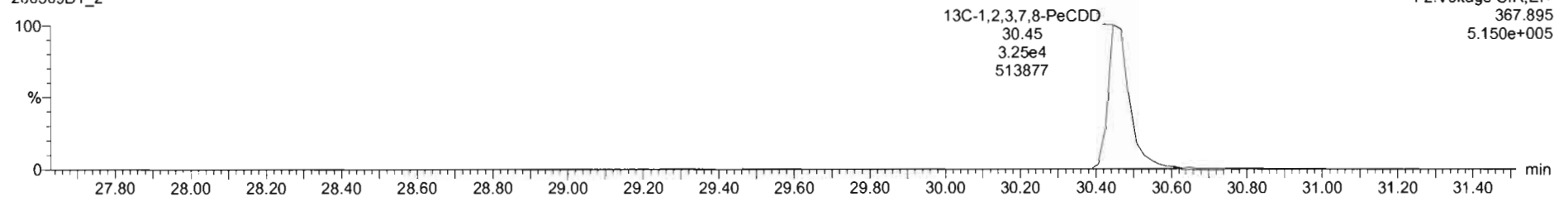


13C-1,2,3,7,8-PeCDD

200309D1\_2



200309D1\_2



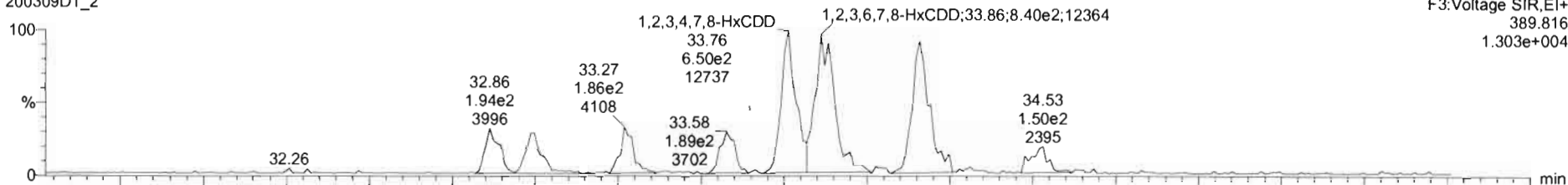
Dataset: U:\VG7.PRO\Results\200309D1\200309D1\_CRV.qld

Last Altered: Monday, March 09, 2020 16:58:54 Pacific Daylight Time  
Printed: Monday, March 09, 2020 17:00:26 Pacific Daylight Time

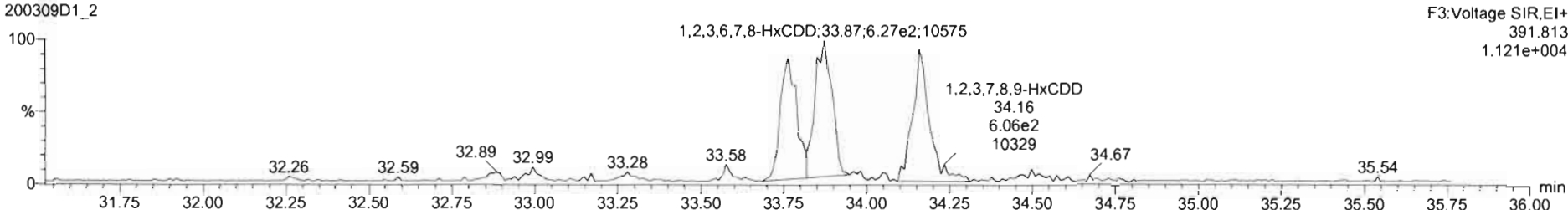
Name: 200309D1\_2, Date: 09-Mar-2020, Time: 13:13:59, ID: ST200309D1-2 1613 CS1 19L2303, Description: 1613 CS1 19L2303

**1,2,3,4,7,8-HxCDD**

200309D1\_2

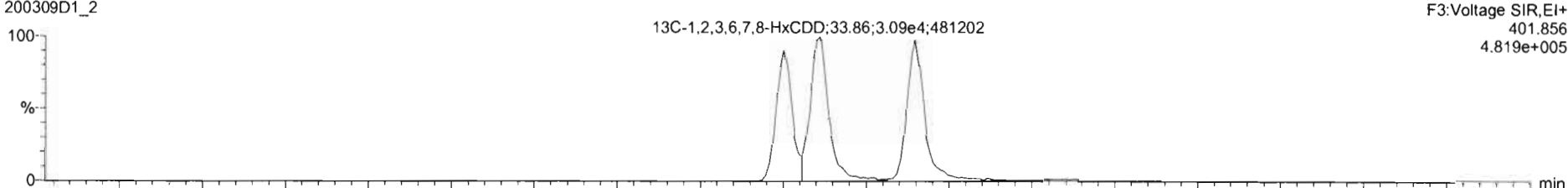


200309D1\_2

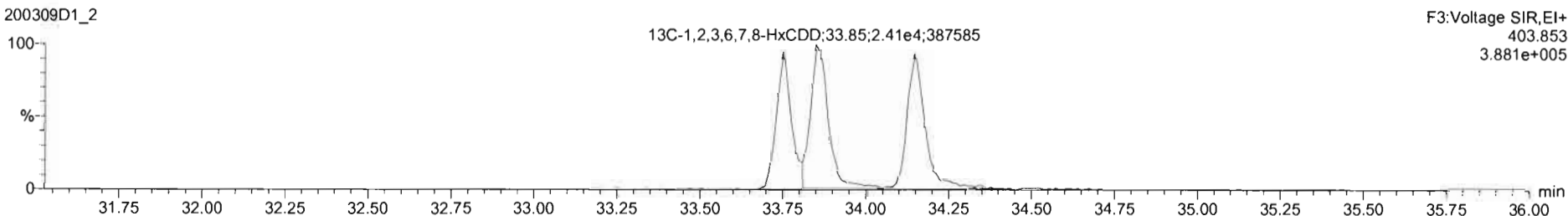


**13C-1,2,3,4,7,8-HxCDD**

200309D1\_2



200309D1\_2



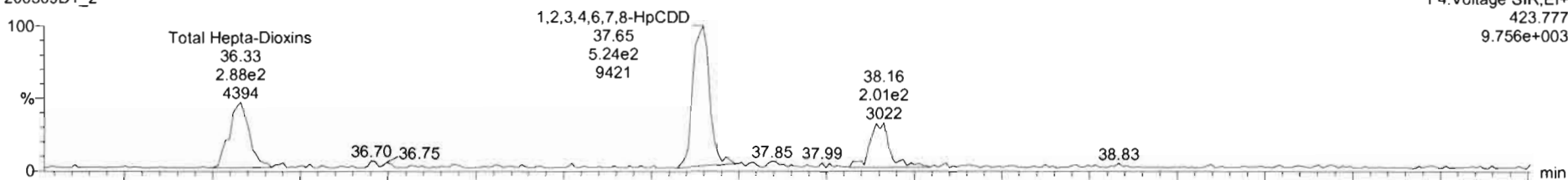
Dataset: U:\VG7.PRO\Results\200309D1\200309D1\_CRV.qld

Last Altered: Monday, March 09, 2020 16:58:54 Pacific Daylight Time  
Printed: Monday, March 09, 2020 17:00:26 Pacific Daylight Time

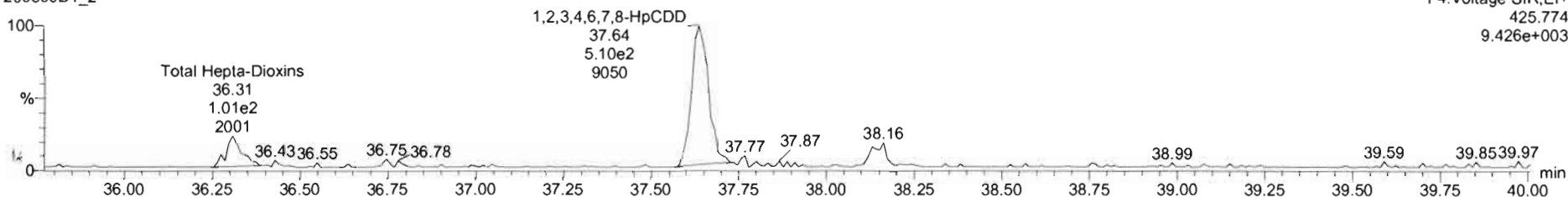
Name: 200309D1\_2, Date: 09-Mar-2020, Time: 13:13:59, ID: ST200309D1-2 1613 CS1 19L2303, Description: 1613 CS1 19L2303

1,2,3,4,6,7,8-HpCDD

200309D1\_2

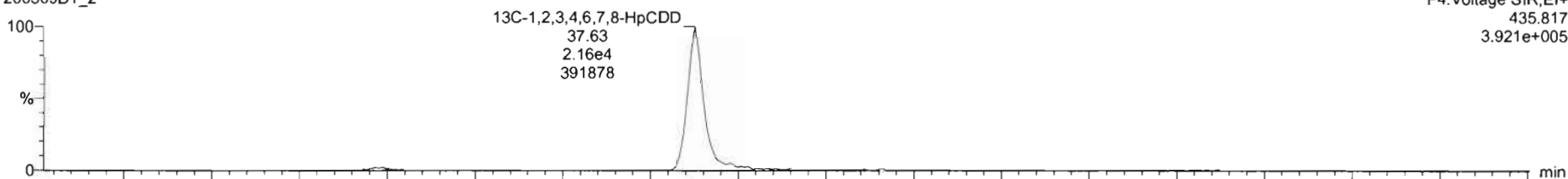


200309D1\_2

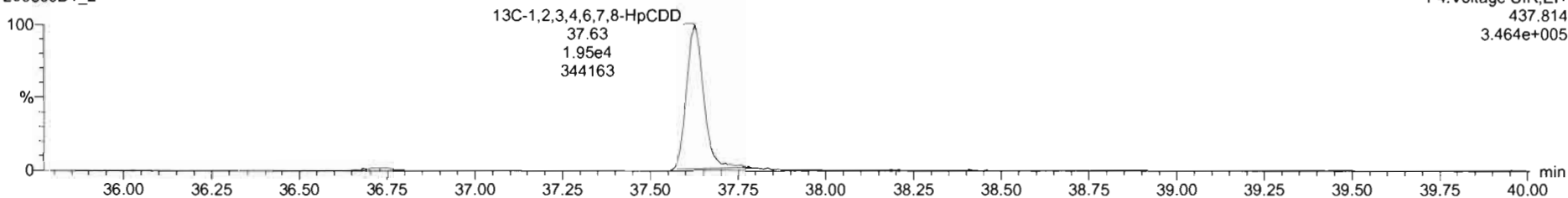


13C-1,2,3,4,6,7,8-HpCDD

200309D1\_2



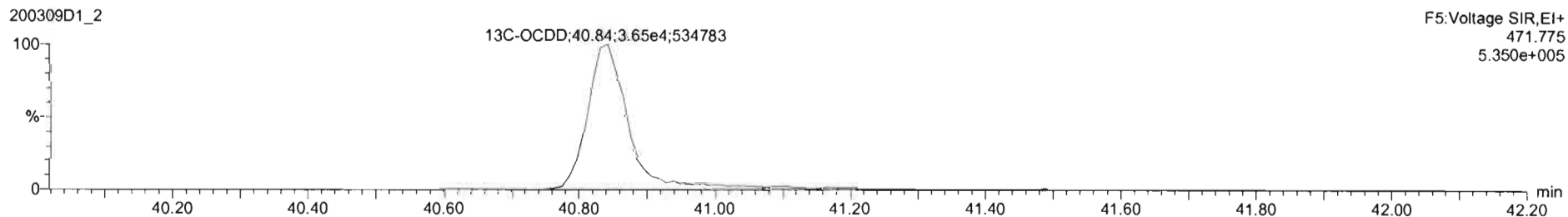

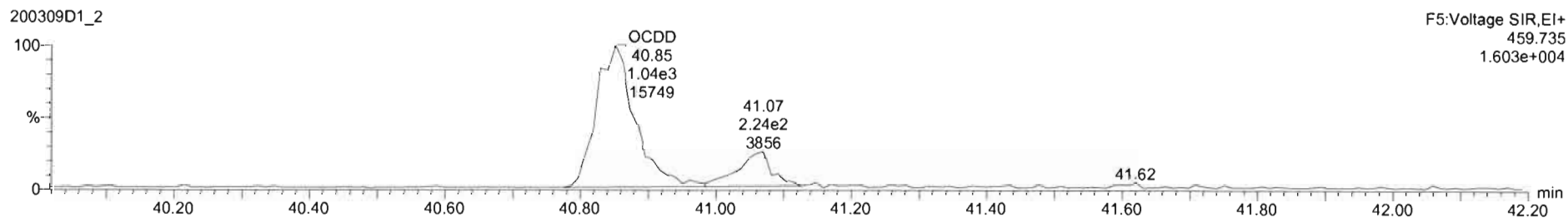
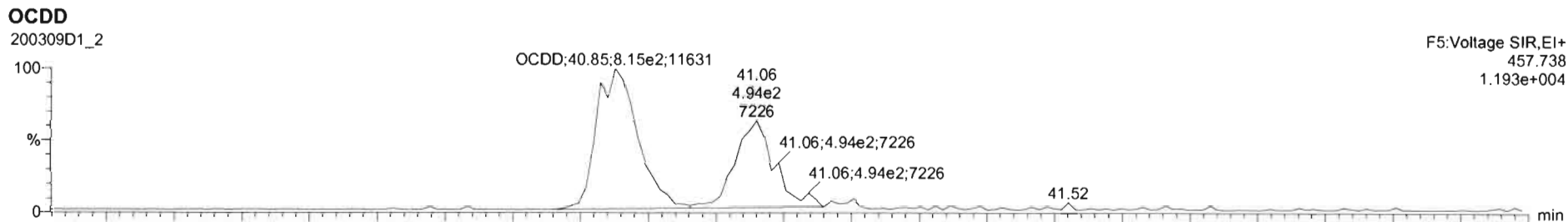
200309D1\_2



Dataset: U:\VG7.PRO\Results\200309D1\200309D1\_CRV.qld

Last Altered: Monday, March 09, 2020 16:58:54 Pacific Daylight Time  
Printed: Monday, March 09, 2020 17:00:26 Pacific Daylight Time

Name: 200309D1\_2, Date: 09-Mar-2020, Time: 13:13:59, ID: ST200309D1-2 1613 CS1 19L2303, Description: 1613 CS1 19L2303




Dataset: U:\VG7.PRO\Results\200309D1\200309D1\_CRV.qld

Last Altered: Monday, March 09, 2020 16:58:54 Pacific Daylight Time  
Printed: Monday, March 09, 2020 17:00:26 Pacific Daylight Time


Name: 200309D1\_2, Date: 09-Mar-2020, Time: 13:13:59, ID: ST200309D1-2 1613 CS1 19L2303, Description: 1613 CS1 19L2303

**2,3,7,8-TCDF**

200309D1\_2

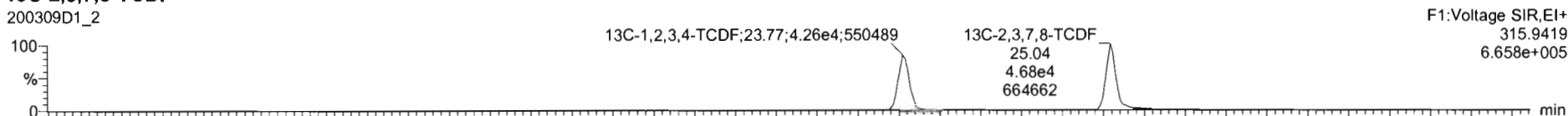


200309D1\_2




**13C-2,3,7,8-TCDF**

200309D1\_2

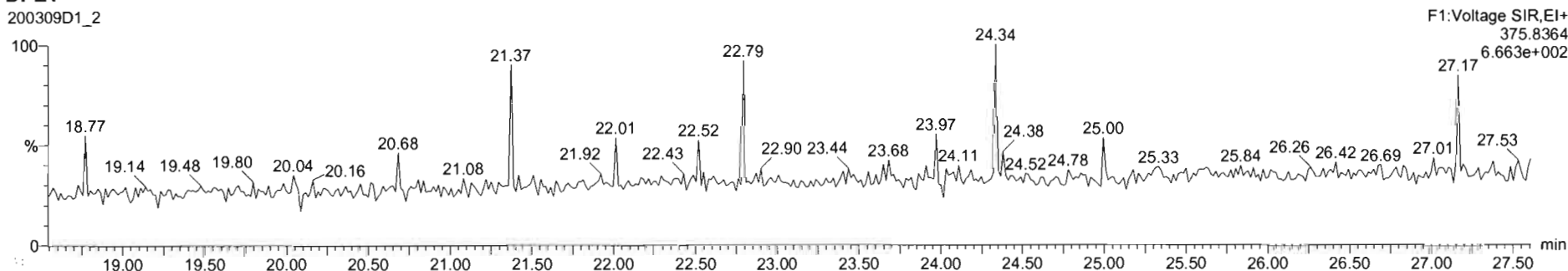


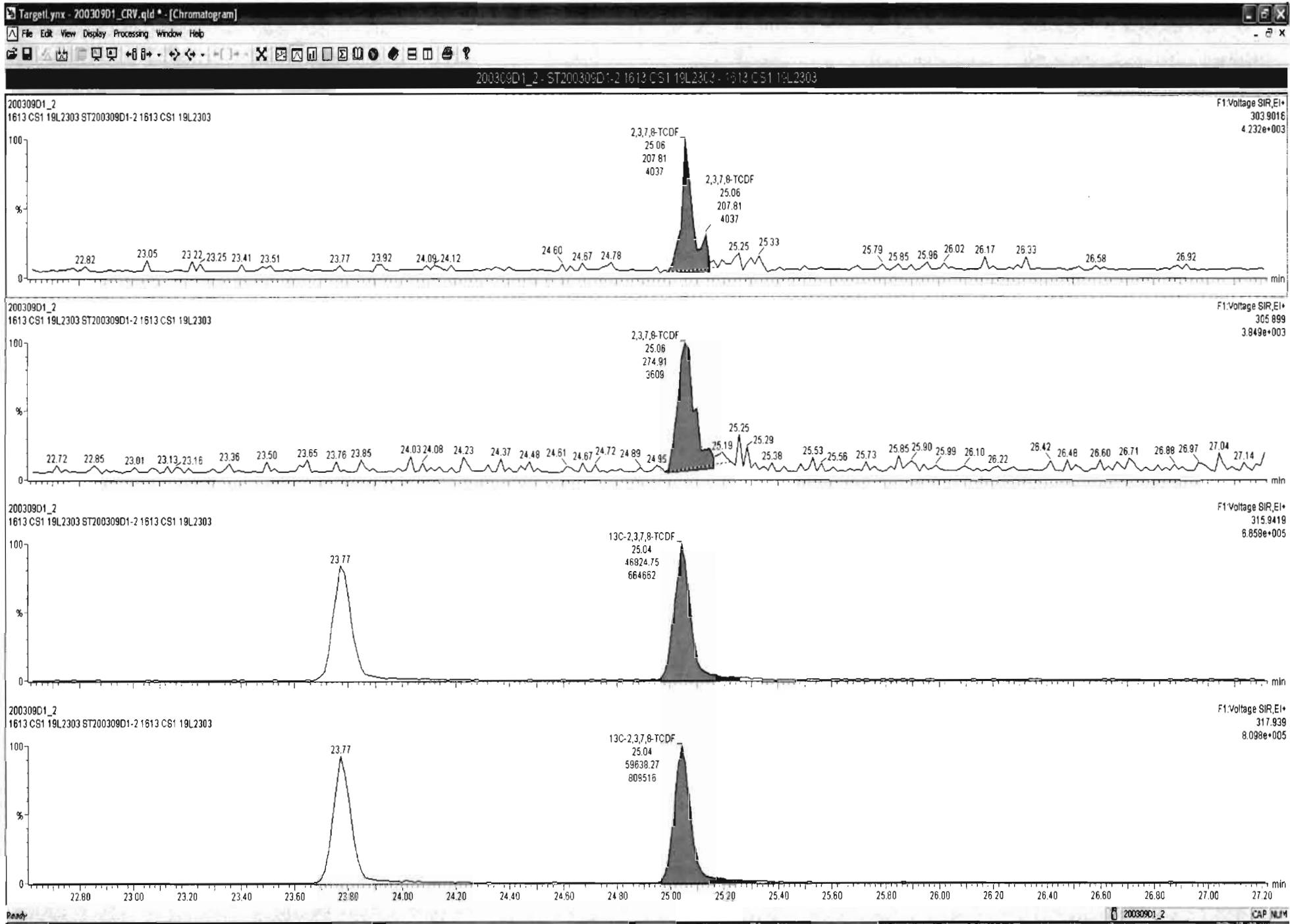
200309D1\_2



**DPE1**

200309D1\_2





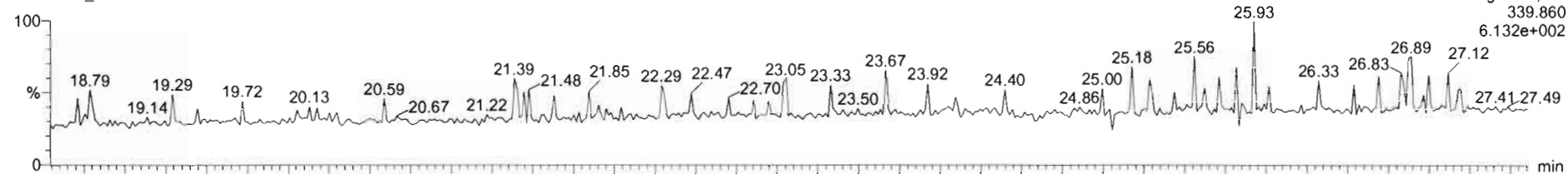
Dataset: U:\VG7.PRO\Results\200309D1\200309D1\_CRV.qld

Last Altered: Monday, March 09, 2020 16:58:54 Pacific Daylight Time  
Printed: Monday, March 09, 2020 17:00:26 Pacific Daylight Time

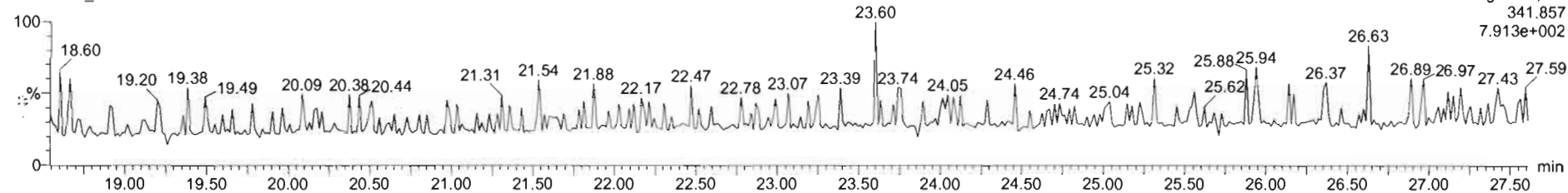
Name: 200309D1\_2, Date: 09-Mar-2020, Time: 13:13:59, ID: ST200309D1-2 1613 CS1 19L2303, Description: 1613 CS1 19L2303

1st Func. Penta-Furans

200309D1\_2

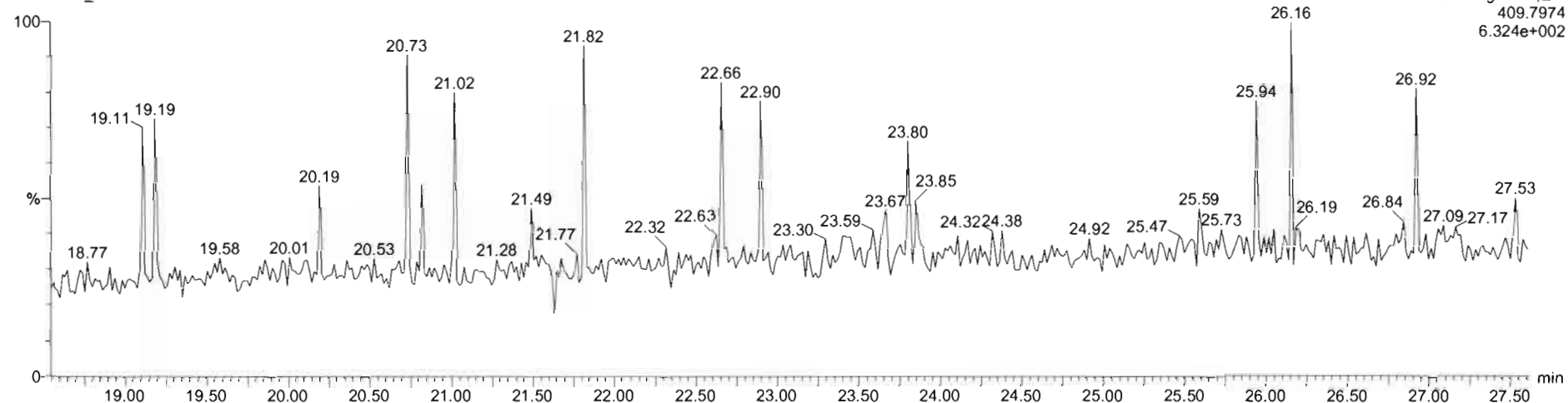


200309D1\_2



DPE6

200309D1\_2




Dataset: U:\VG7.PRO\Results\200309D1\200309D1\_CRV.qld

Last Altered: Monday, March 09, 2020 16:58:54 Pacific Daylight Time  
Printed: Monday, March 09, 2020 17:00:26 Pacific Daylight Time

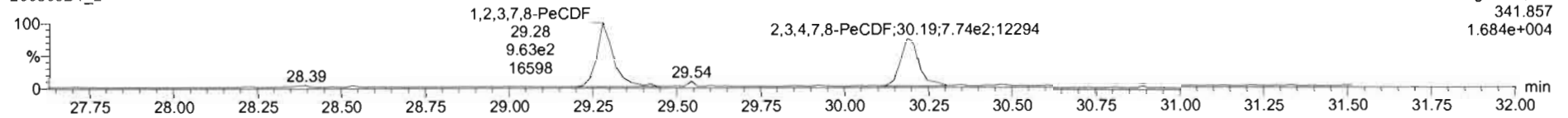
Name: 200309D1\_2, Date: 09-Mar-2020, Time: 13:13:59, ID: ST200309D1-2 1613 CS1 19L2303, Description: 1613 CS1 19L2303

**1,2,3,7,8-PeCDF**

200309D1\_2

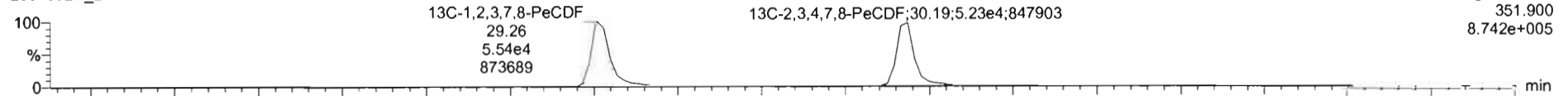


200309D1\_2




**13C-1,2,3,7,8-PeCDF**

200309D1\_2

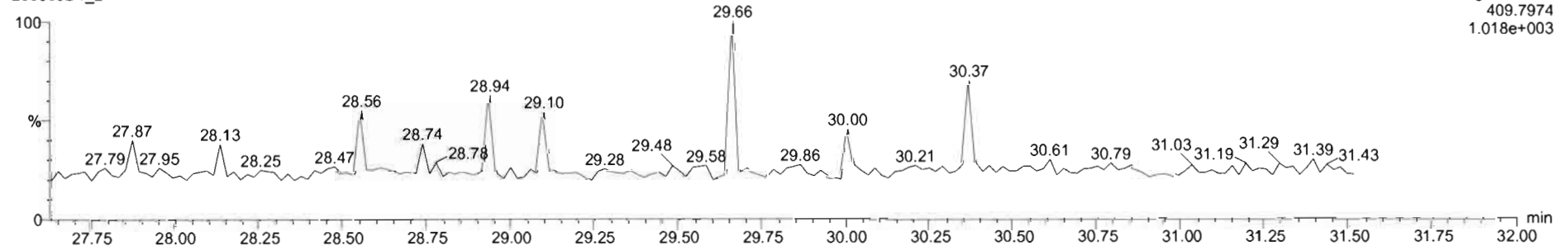


200309D1\_2



**DPE2**

200309D1\_2





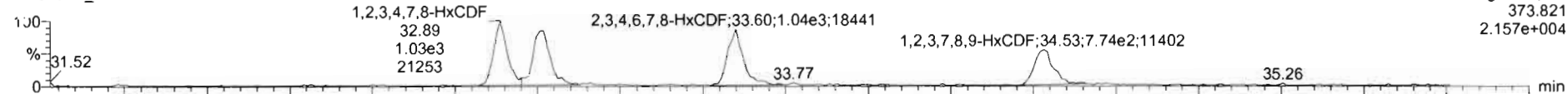
Dataset: U:\VG7.PRO\Results\200309D1\200309D1\_CRV.qld

Last Altered: Monday, March 09, 2020 16:58:54 Pacific Daylight Time  
Printed: Monday, March 09, 2020 17:00:26 Pacific Daylight Time

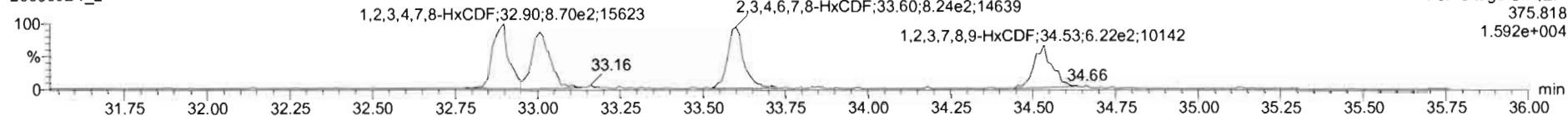
Name: 200309D1\_2, Date: 09-Mar-2020, Time: 13:13:59, ID: ST200309D1-2 1613 CS1 19L2303, Description: 1613 CS1 19L2303

**1,2,3,4,7,8-HxCDF**

200309D1\_2

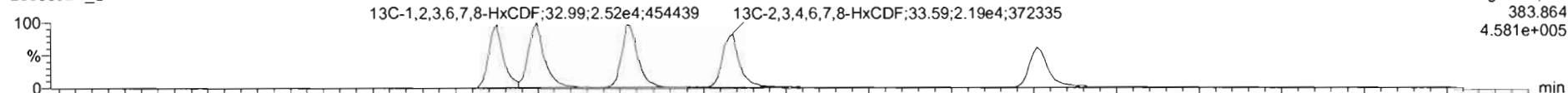


200309D1\_2

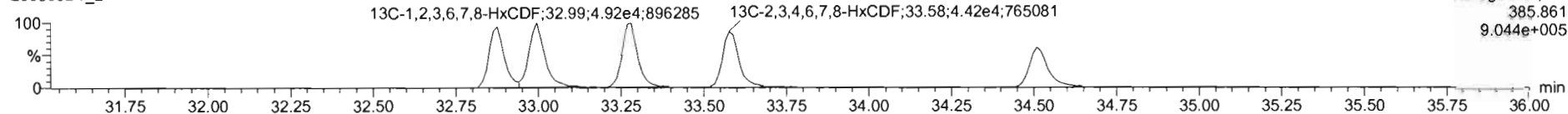


**13C-1,2,3,4,7,8-HxCDF**

200309D1\_2

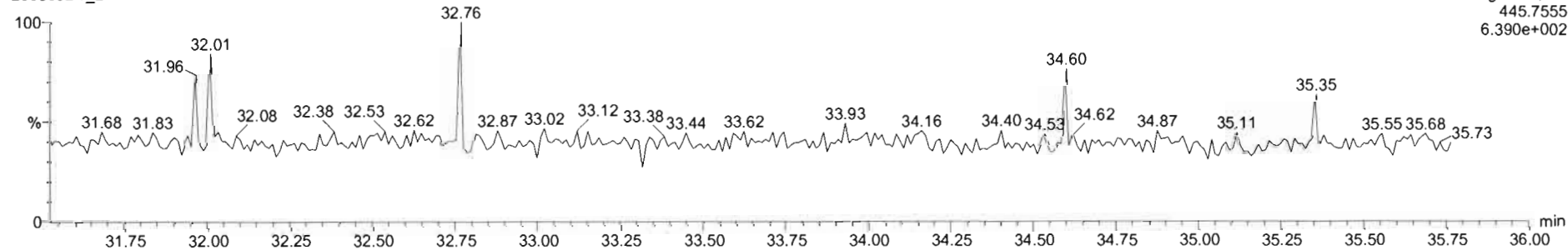


200309D1\_2



**DPE3**

200309D1\_2





Dataset: U:\VG7.PRO\Results\200309D1\200309D1\_CRV.qld



Last Altered: Monday, March 09, 2020 16:58:54 Pacific Daylight Time  
Printed: Monday, March 09, 2020 17:00:26 Pacific Daylight Time

Name: 200309D1\_2, Date: 09-Mar-2020, Time: 13:13:59, ID: ST200309D1-2 1613 CS1 19L2303, Description: 1613 CS1 19L2303

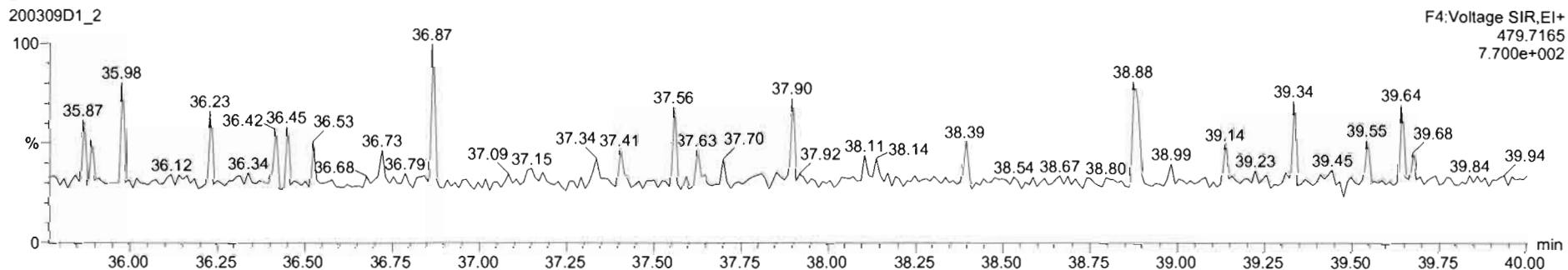
**1,2,3,4,6,7,8-HpCDF**



**13C-1,2,3,4,6,7,8-HpCDF**



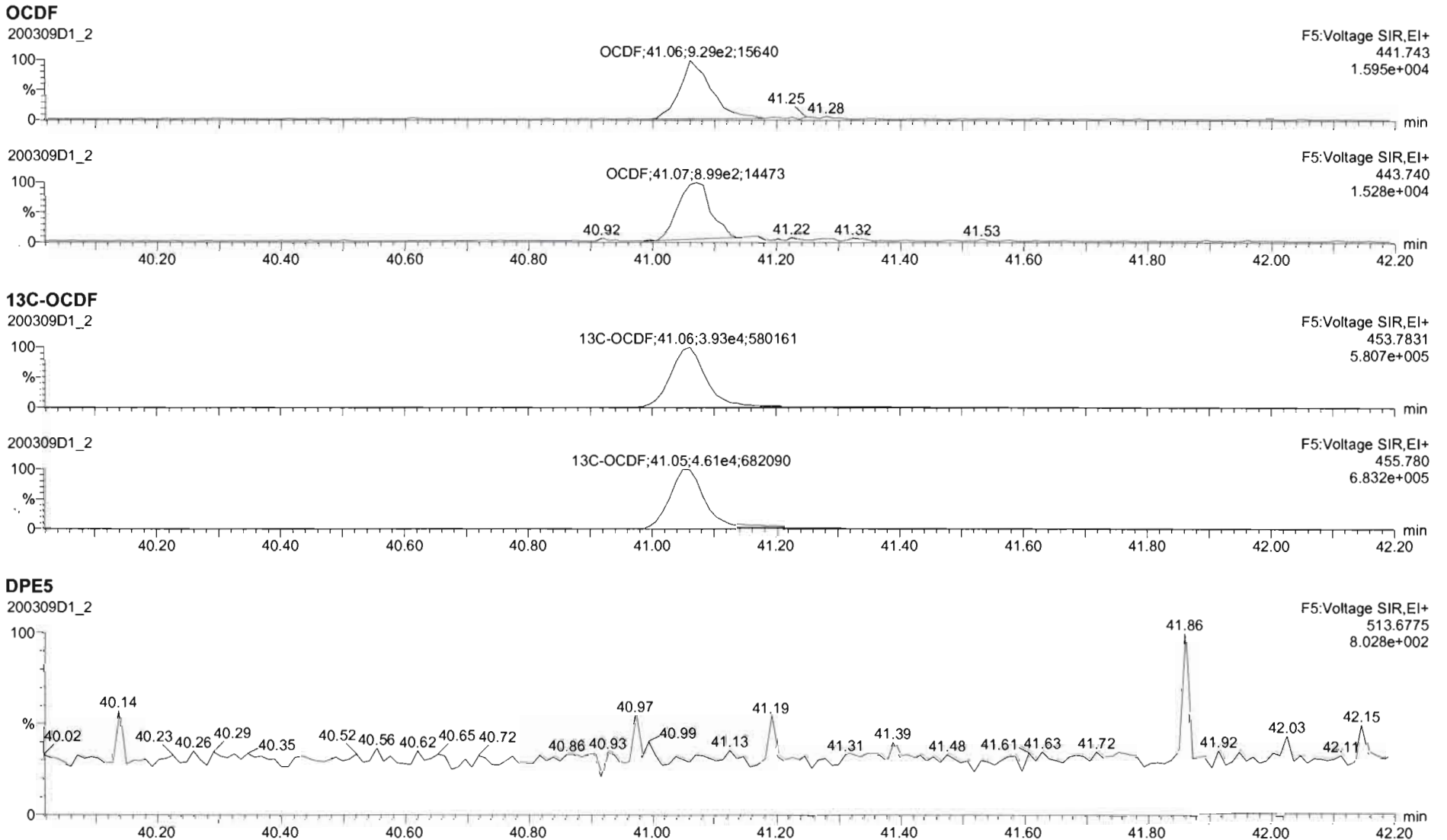
**DPE4**

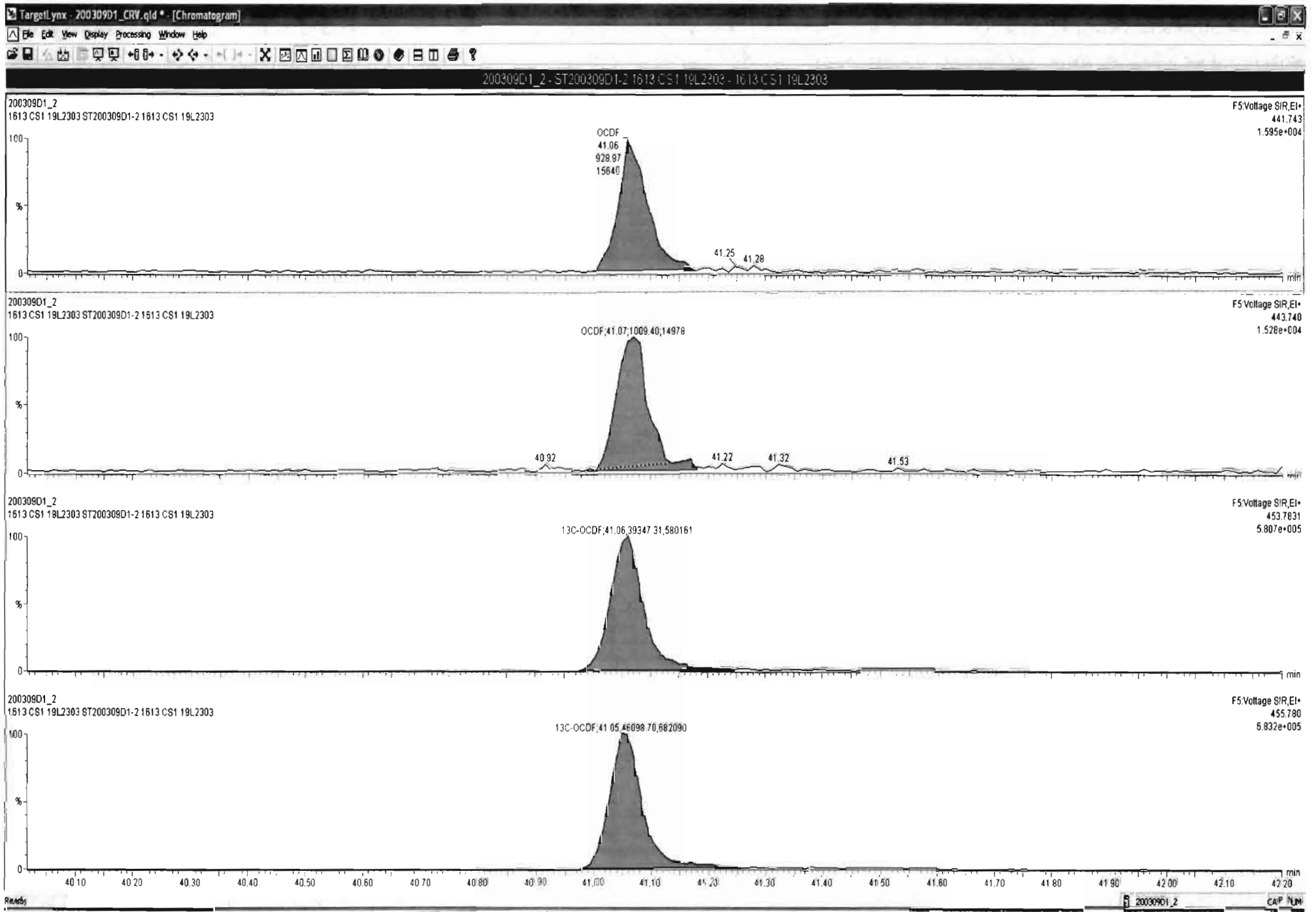


Dataset: U:\VG7.PRO\Results\200309D1\200309D1\_CRV.qld

Last Altered: Monday, March 09, 2020 16:58:54 Pacific Daylight Time  
Printed: Monday, March 09, 2020 17:00:26 Pacific Daylight Time

Name: 200309D1\_2, Date: 09-Mar-2020, Time: 13:13:59, ID: ST200309D1-2 1613 CS1 19L2303, Description: 1613 CS1 19L2303

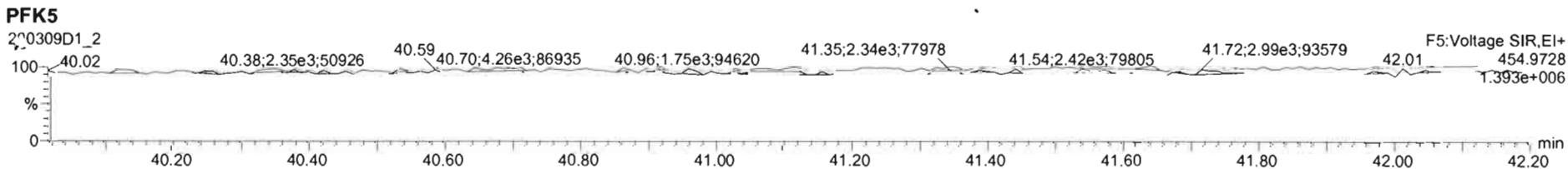
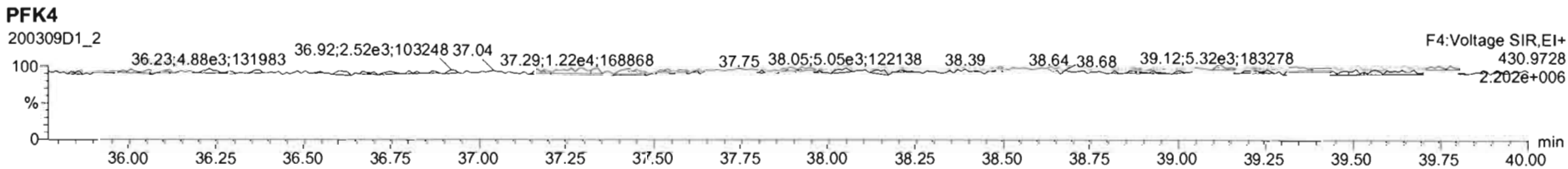
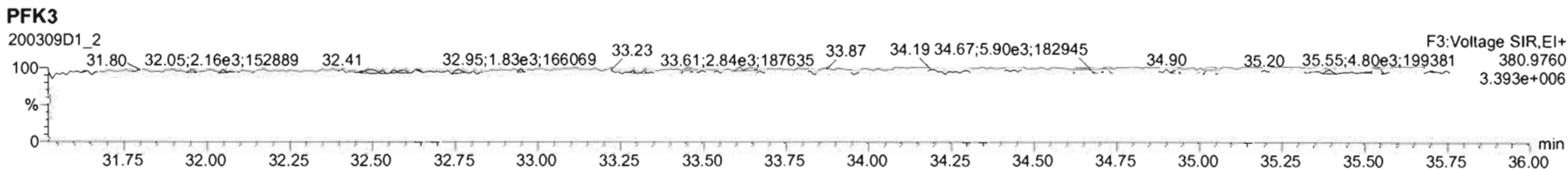
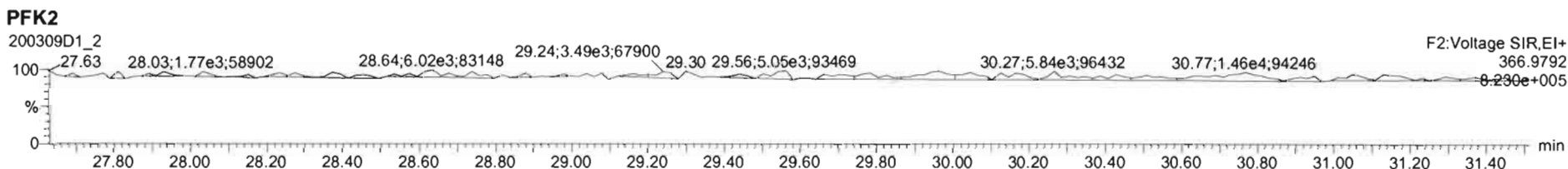
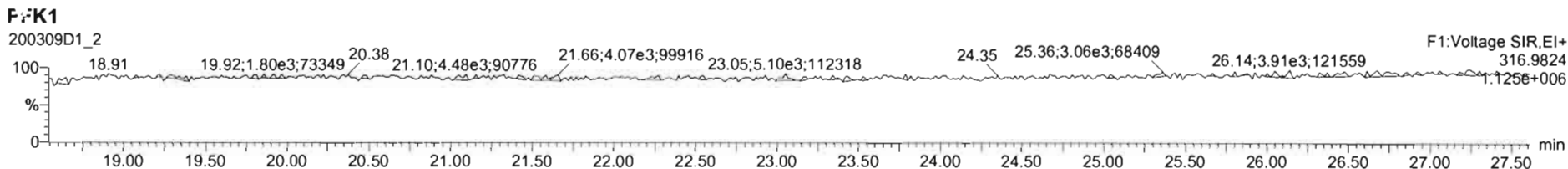




Dataset: U:\VG7.PRO\Results\200309D1\200309D1\_CRV.qld

Last Altered: Monday, March 09, 2020 16:58:54 Pacific Daylight Time  
Printed: Monday, March 09, 2020 17:00:26 Pacific Daylight Time

Name: 200309D1\_2, Date: 09-Mar-2020, Time: 13:13:59, ID: ST200309D1-2 1613 CS1 19L2303, Description: 1613 CS1 19L2303



Dataset: U:\VG7.PRO\Results\200309D1\200309D1\_CRV.qld

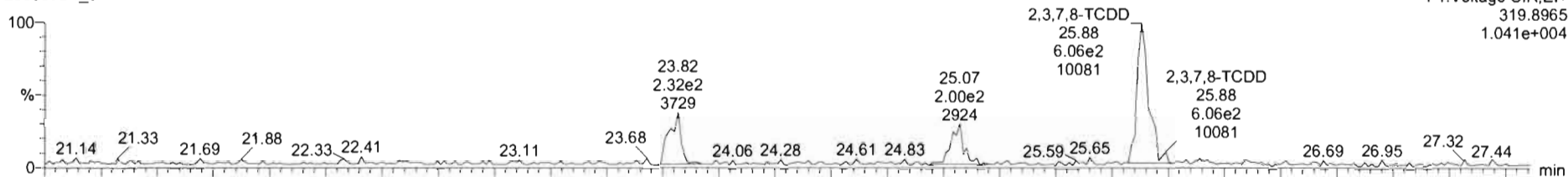
Last Altered: Monday, March 09, 2020 16:58:54 Pacific Daylight Time

Printed: Monday, March 09, 2020 17:00:26 Pacific Daylight Time

Name: 200309D1\_3, Date: 09-Mar-2020, Time: 13:58:44, ID: ST200309D1-3 1613 CS2 19L2304, Description: 1613 CS2 19L2304

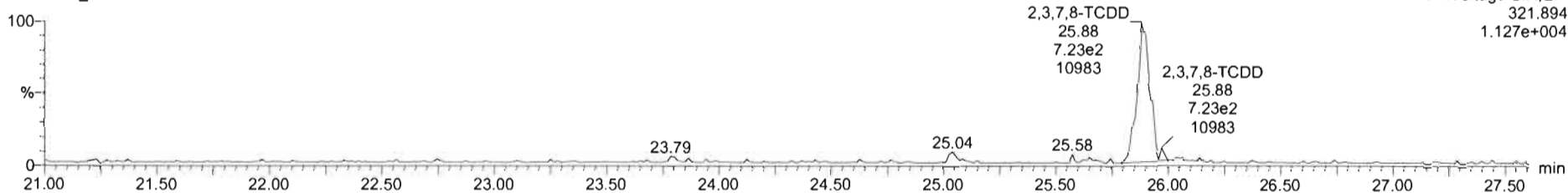
**2,3,7,8-TCDD**

200309D1\_3



F1:Voltage SIR,EI+  
319.8965  
1.041e+004


2 0309D1\_3



F1:Voltage SIR,EI+  
321.894  
1.127e+004

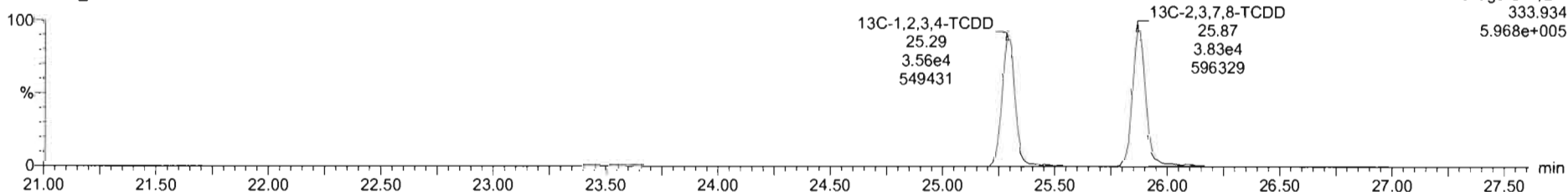
**13C-2,3,7,8-TCDD**

200309D1\_3



F1:Voltage SIR,EI+  
331.9368  
4.521e+005

200309D1\_3



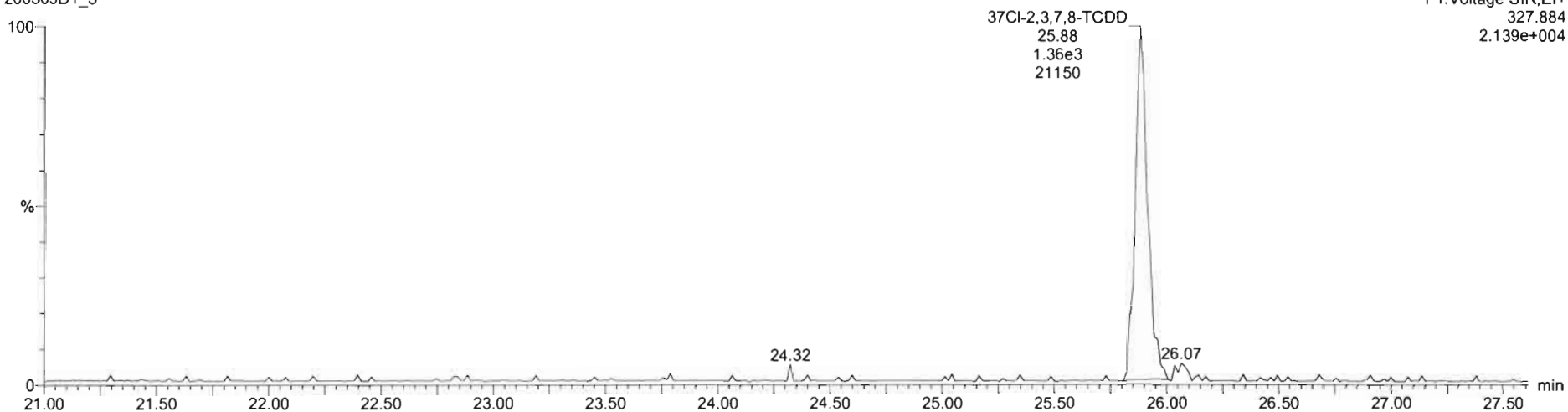
F1:Voltage SIR,EI+  
333.934  
5.968e+005

Dataset: U:\VG7.PRO\Results\200309D1\200309D1\_CRV.qld

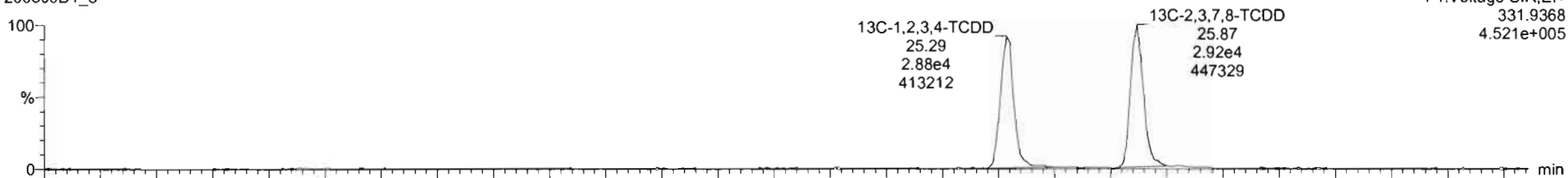
Last Altered: Monday, March 09, 2020 16:58:54 Pacific Daylight Time  
Printed: Monday, March 09, 2020 17:00:26 Pacific Daylight Time

Name: 200309D1\_3, Date: 09-Mar-2020, Time: 13:58:44, ID: ST200309D1-3 1613 CS2 19L2304, Description: 1613 CS2 19L2304

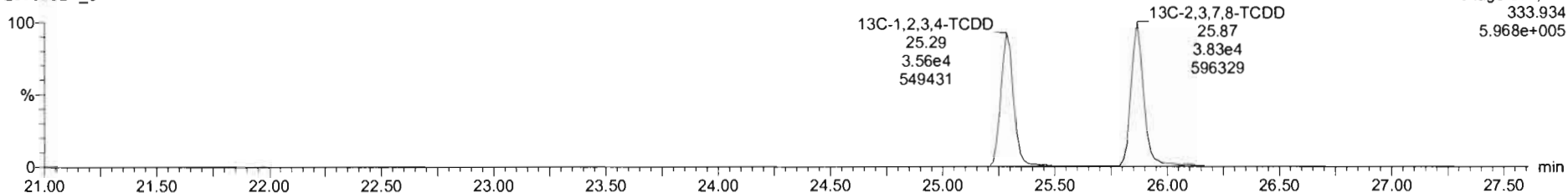
**37Cl-2,3,7,8-TCDD**  
200309D1\_3



**13C-1,2,3,4-TCDD**  
200309D1\_3



200309D1\_3




Dataset: U:\VG7.PRO\Results\200309D1\200309D1\_CRV.qld

Last Altered: Monday, March 09, 2020 16:58:54 Pacific Daylight Time  
Printed: Monday, March 09, 2020 17:00:26 Pacific Daylight Time

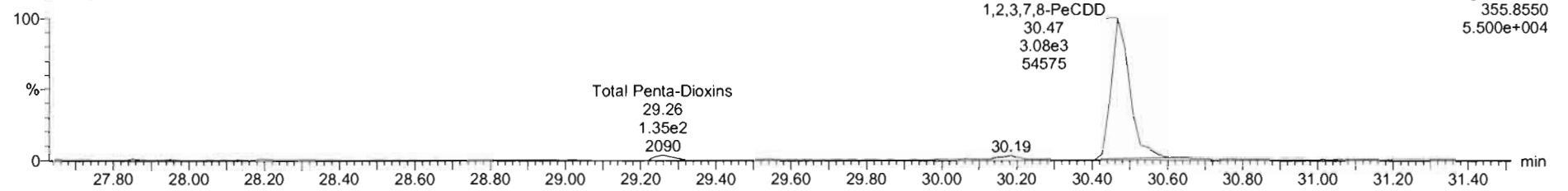
Name: 200309D1\_3, Date: 09-Mar-2020, Time: 13:58:44, ID: ST200309D1-3 1613 CS2 19L2304, Description: 1613 CS2 19L2304

**1,2,3,7,8-PeCDD**

200309D1\_3




200309D1\_3

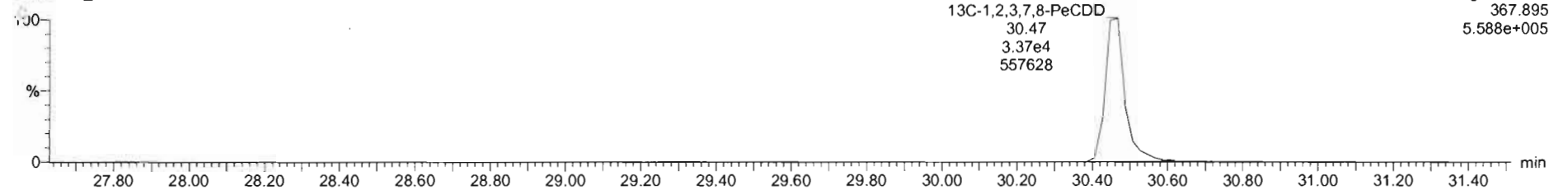


**13C-1,2,3,7,8-PeCDD**

200309D1\_3



200309D1\_3





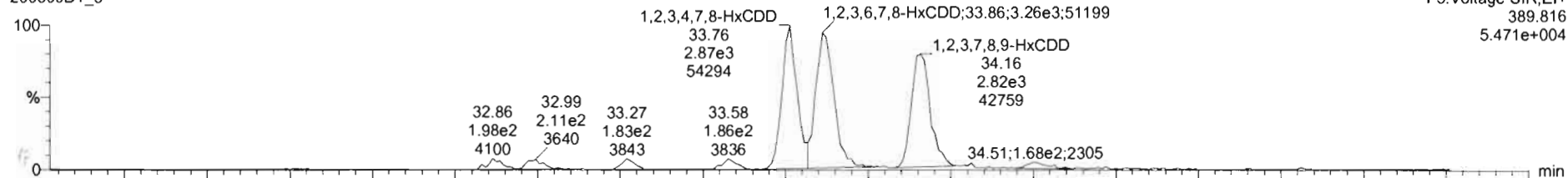
Dataset: U:\VG7.PRO\Results\200309D1\200309D1\_CRV.qld

Last Altered: Monday, March 09, 2020 16:58:54 Pacific Daylight Time  
Printed: Monday, March 09, 2020 17:00:26 Pacific Daylight Time

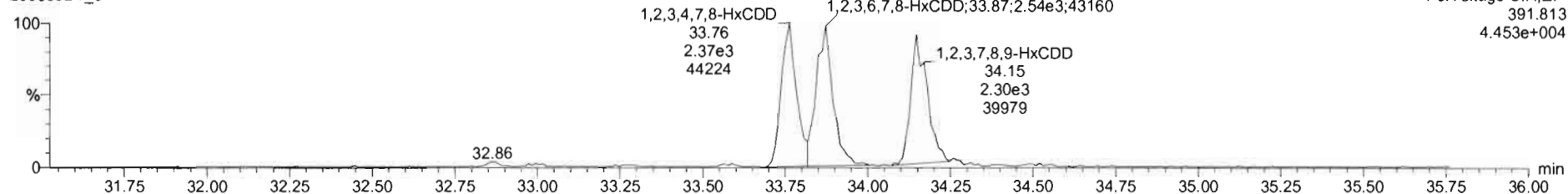
Name: 200309D1\_3, Date: 09-Mar-2020, Time: 13:58:44, ID: ST200309D1-3 1613 CS2 19L2304, Description: 1613 CS2 19L2304

1,2,3,4,7,8-HxCDD

200309D1\_3

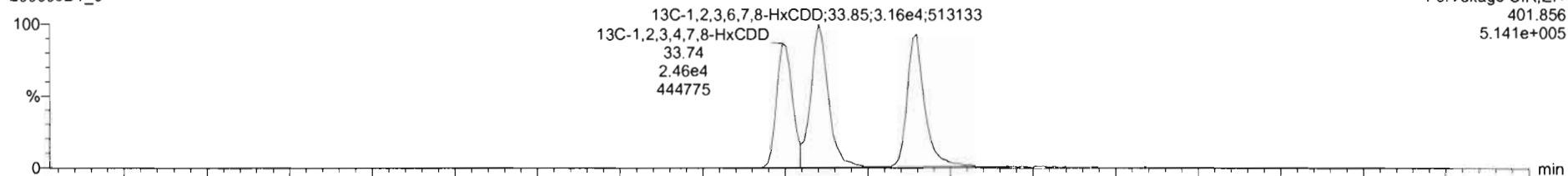


200309D1\_3

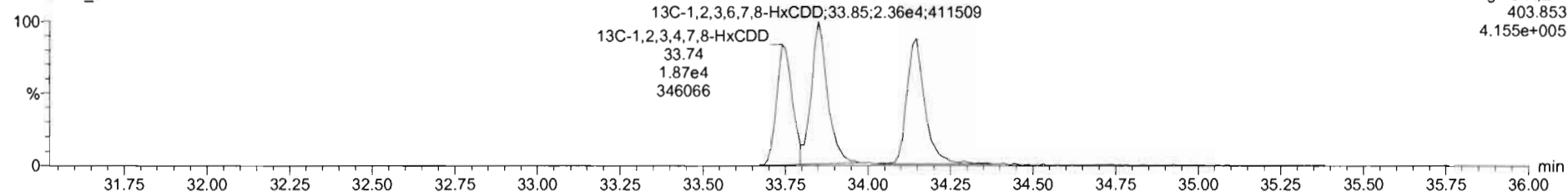


13C-1,2,3,4,7,8-HxCDD

200309D1\_3



200309D1\_3



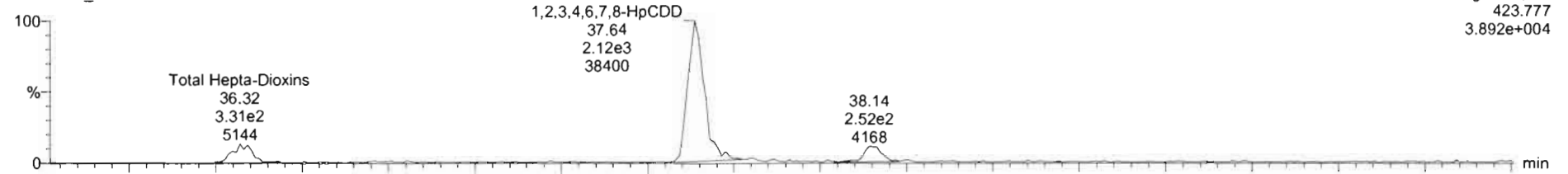
Dataset: U:\VG7.PRO\Results\200309D1\200309D1\_CRV.qld

Last Altered: Monday, March 09, 2020 16:58:54 Pacific Daylight Time  
Printed: Monday, March 09, 2020 17:00:26 Pacific Daylight Time

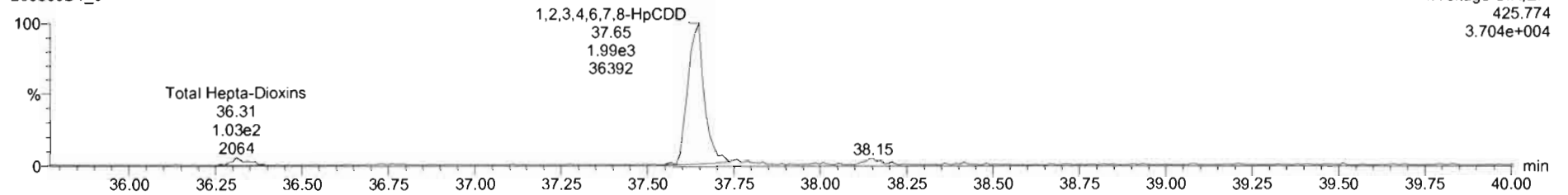
Name: 200309D1\_3, Date: 09-Mar-2020, Time: 13:58:44, ID: ST200309D1-3 1613 CS2 19L2304, Description: 1613 CS2 19L2304

1,2,3,4,6,7,8-HpCDD

200309D1\_3

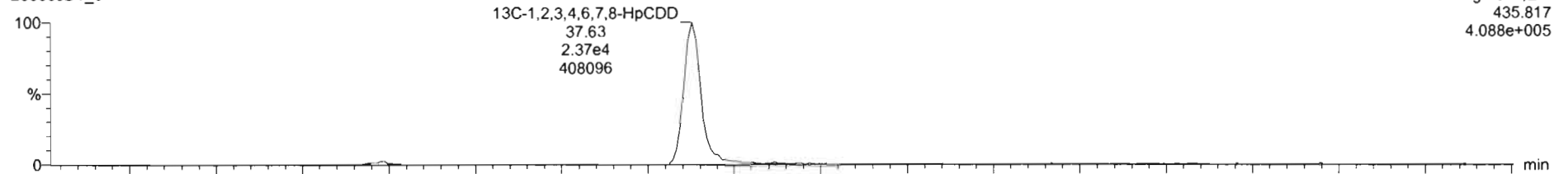


200309D1\_3

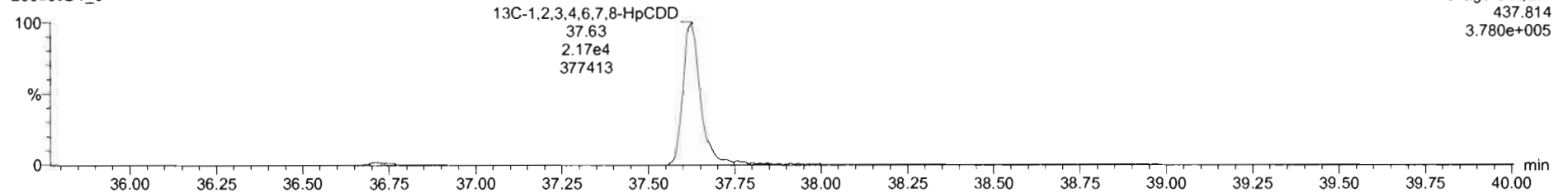


13C-1,2,3,4,6,7,8-HpCDD

200309D1\_3



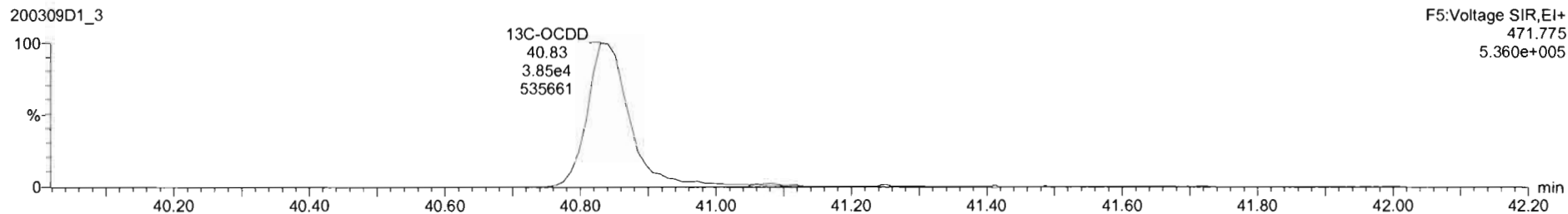
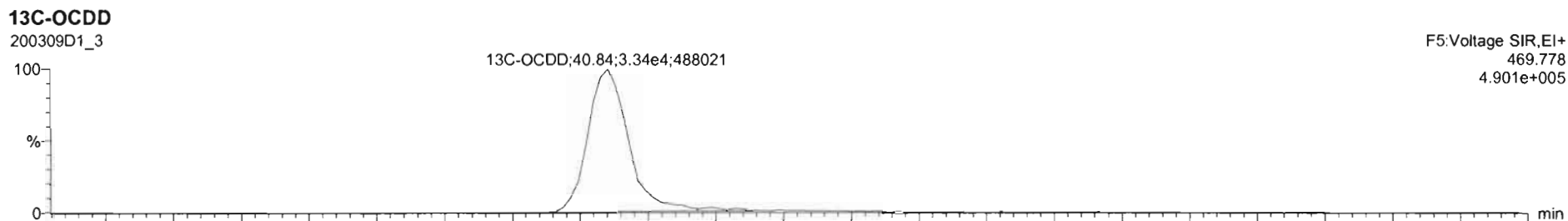
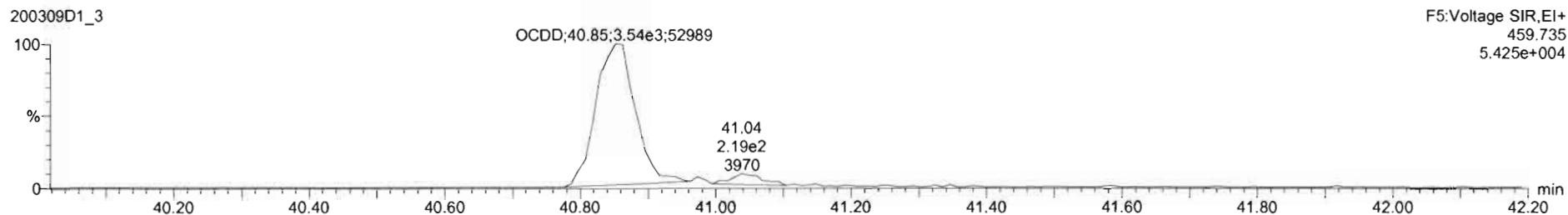
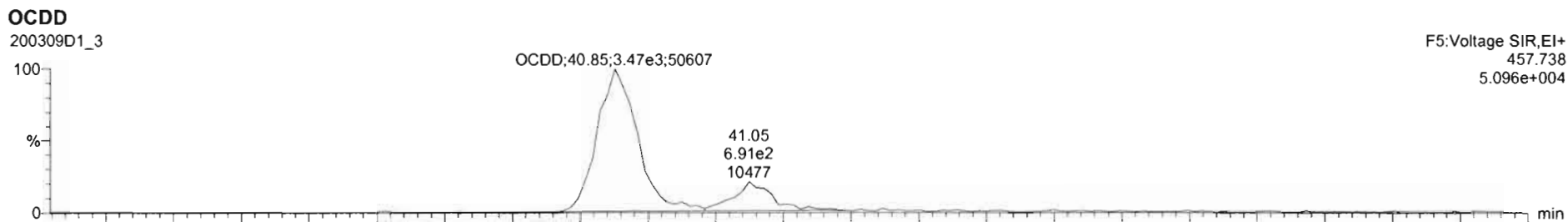
200309D1\_3



Dataset: U:\VG7.PRO\Results\200309D1\200309D1\_CRV.qld

Last Altered: Monday, March 09, 2020 16:58:54 Pacific Daylight Time  
Printed: Monday, March 09, 2020 17:00:26 Pacific Daylight Time

Name: 200309D1\_3, Date: 09-Mar-2020, Time: 13:58:44, ID: ST200309D1-3 1613 CS2 19L2304, Description: 1613 CS2 19L2304



Dataset: U:\VG7.PRO\Results\200309D1\200309D1\_CRV.qld

Last Altered: Monday, March 09, 2020 16:58:54 Pacific Daylight Time  
Printed: Monday, March 09, 2020 17:00:26 Pacific Daylight Time

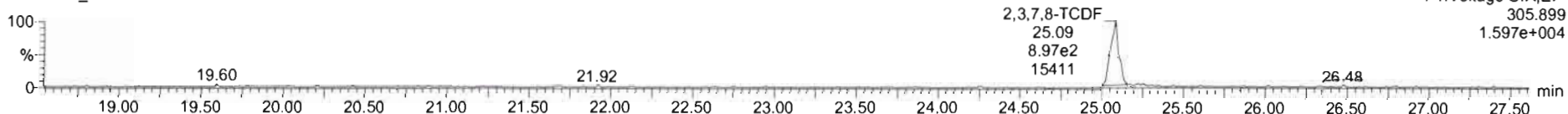
Name: 200309D1\_3, Date: 09-Mar-2020, Time: 13:58:44, ID: ST200309D1-3 1613 CS2 19L2304, Description: 1613 CS2 19L2304

**2,3,7,8-TCDF**

200309D1\_3




200309D1\_3




**13C-2,3,7,8-TCDF**

200309D1\_3

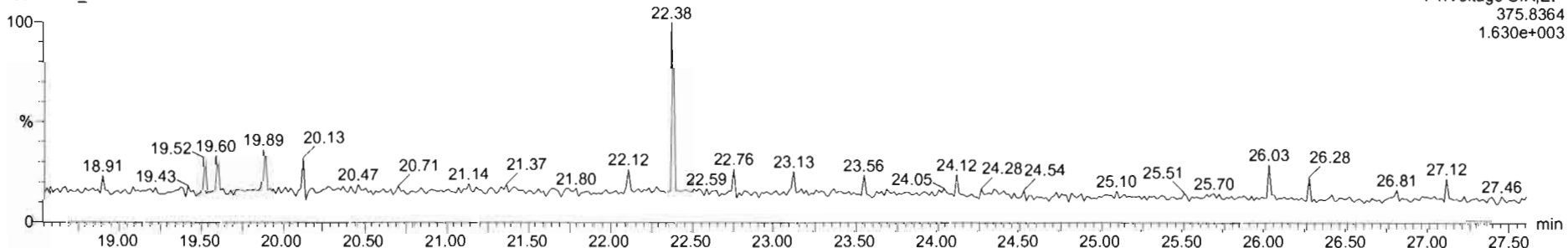


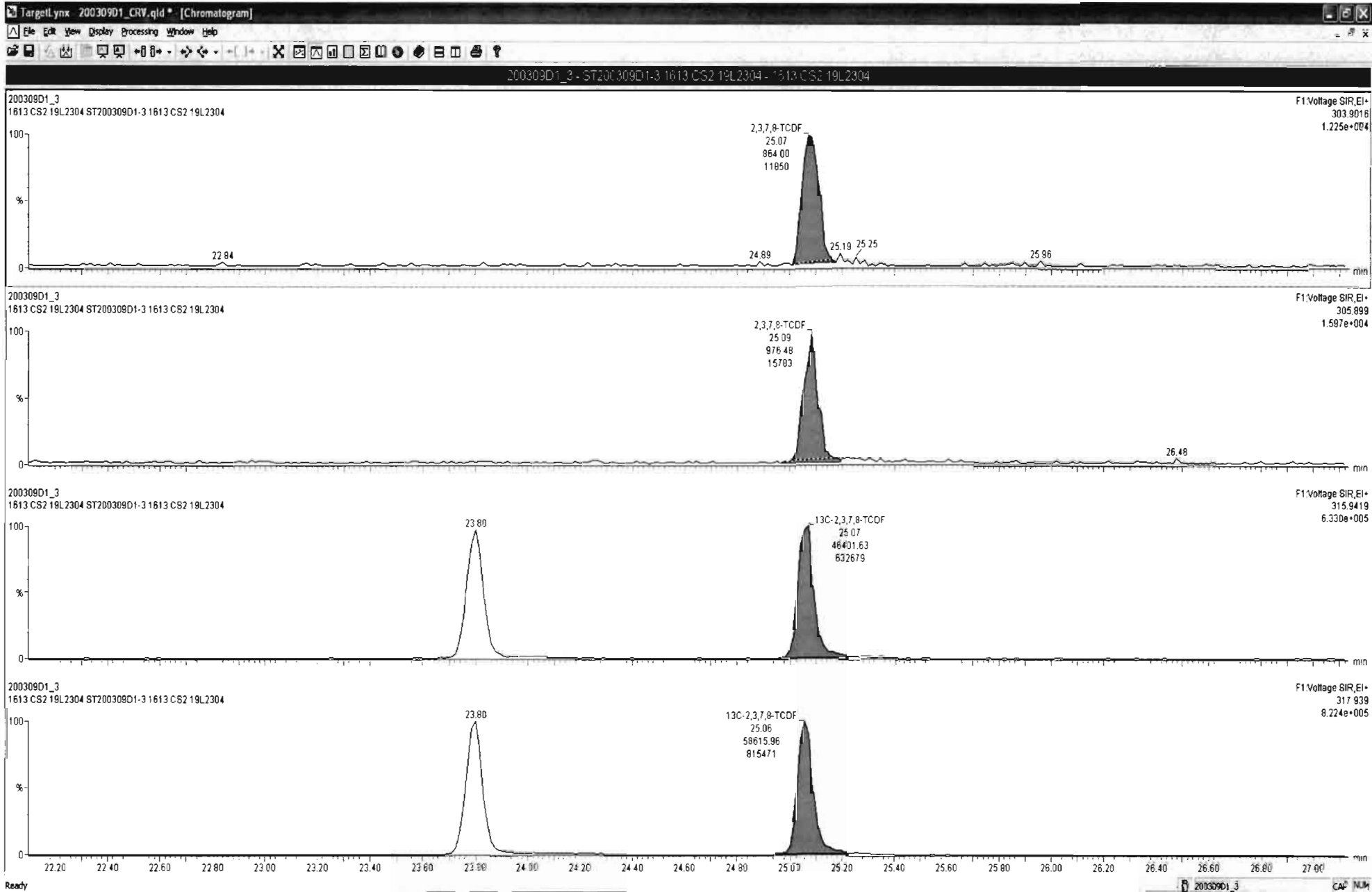
200309D1\_3



**DPE1**

200309D1\_3





Dataset: U:\VG7.PRO\Results\200309D1\200309D1\_CRV.qld

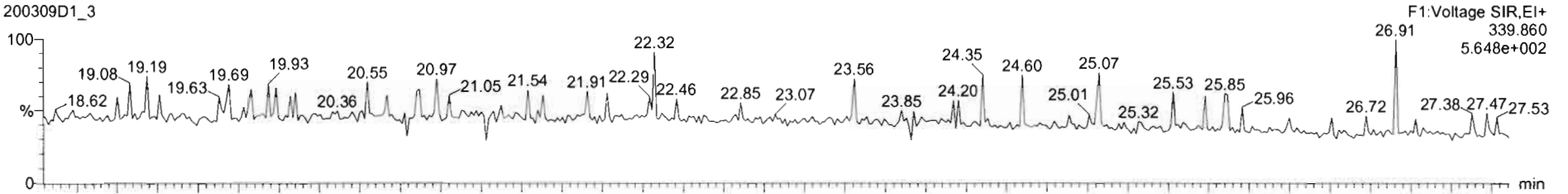
Last Altered: Monday, March 09, 2020 16:58:54 Pacific Daylight Time

Printed: Monday, March 09, 2020 17:00:26 Pacific Daylight Time

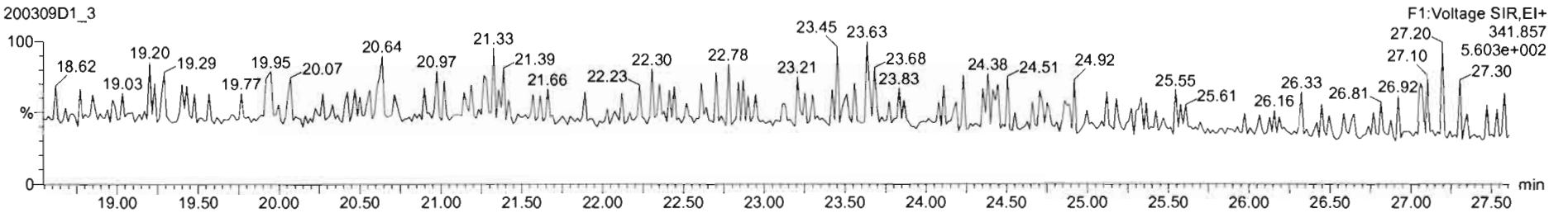
Name: 200309D1\_3, Date: 09-Mar-2020, Time: 13:58:44, ID: ST200309D1-3 1613 CS2 19L2304, Description: 1613 CS2 19L2304

1st Func. Penta-Furans

200309D1\_3

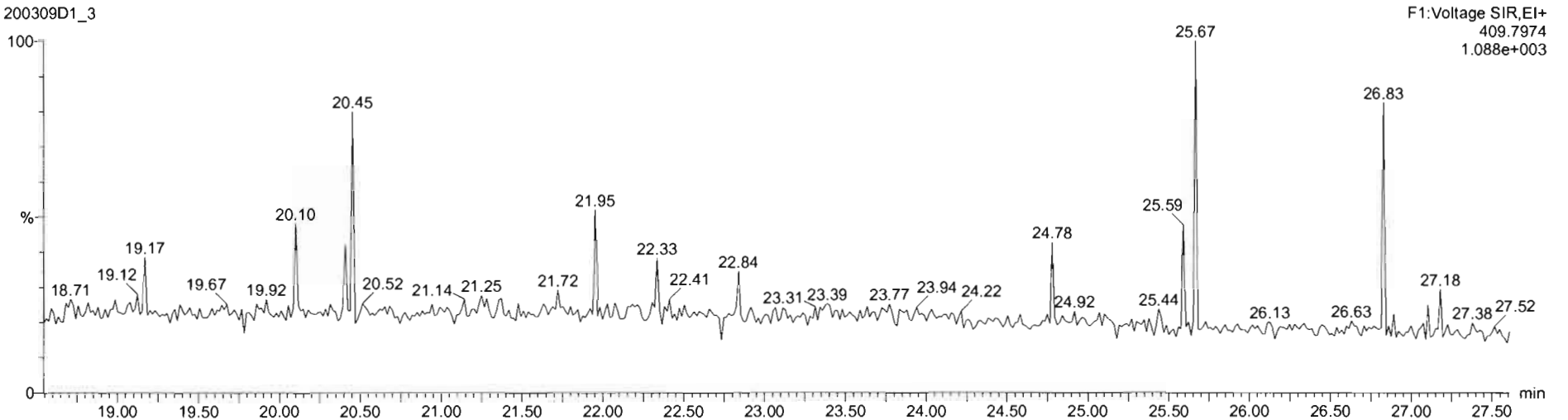


200309D1\_3



DPE6

200309D1\_3



Dataset: U:\VG7.PRO\Results\200309D1\200309D1\_CRV.qld


Last Altered: Monday, March 09, 2020 16:58:54 Pacific Daylight Time

Printed: Monday, March 09, 2020 17:00:26 Pacific Daylight Time


Name: 200309D1\_3, Date: 09-Mar-2020, Time: 13:58:44, ID: ST200309D1-3 1613 CS2 19L2304, Description: 1613 CS2 19L2304

**1,2,3,7,8-PeCDF**

200309D1\_3




200309D1\_3




**13C-1,2,3,7,8-PeCDF**

200309D1\_3

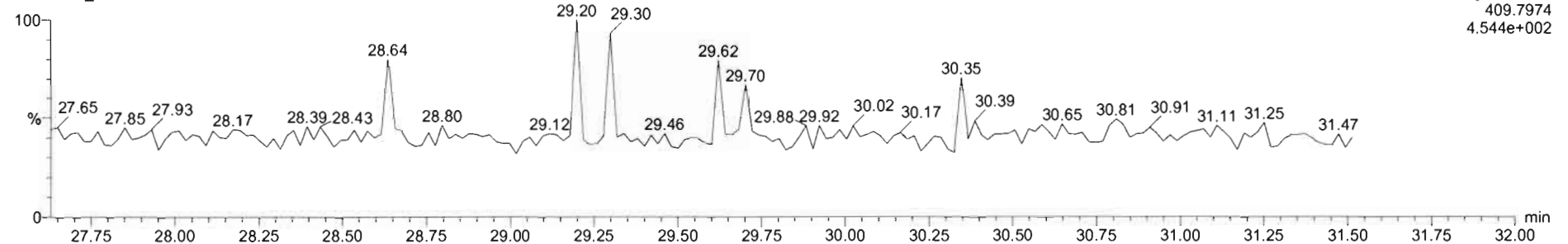


200309D1\_3



**DPE2**

200309D1\_3



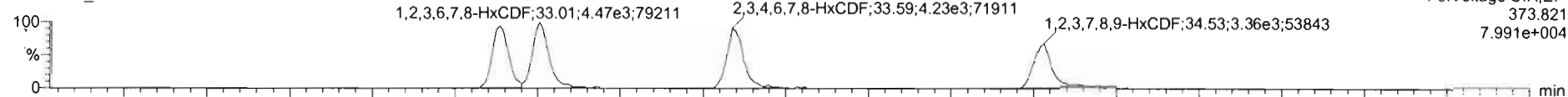
Dataset: U:\VG7.PRO\Results\200309D1\200309D1\_CRV.qld

Last Altered: Monday, March 09, 2020 16:58:54 Pacific Daylight Time  
Printed: Monday, March 09, 2020 17:00:26 Pacific Daylight Time

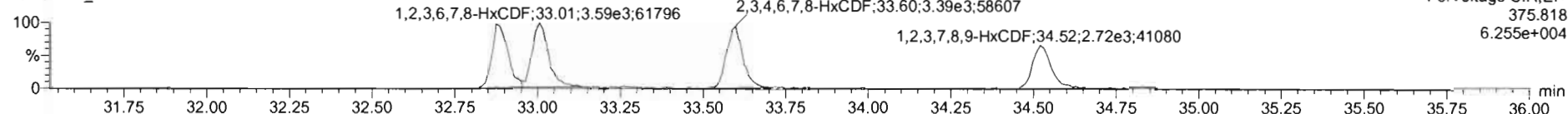
Name: 200309D1\_3, Date: 09-Mar-2020, Time: 13:58:44, ID: ST200309D1-3 1613 CS2 19L2304, Description: 1613 CS2 19L2304

**1,2,3,4,7,8-HxCDF**

200309D1\_3

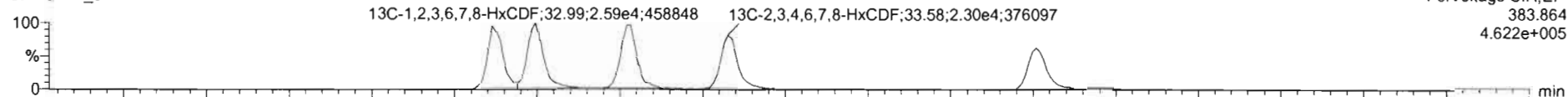


200309D1\_3

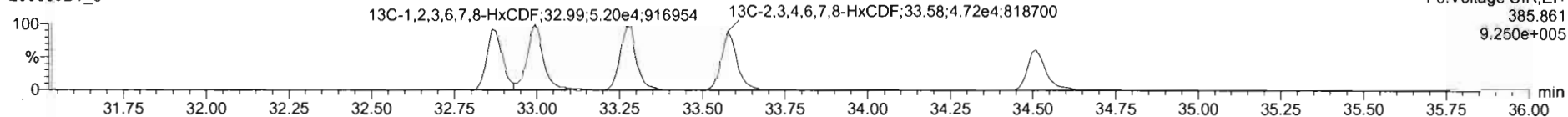


**13C-1,2,3,4,7,8-HxCDF**

200309D1\_3

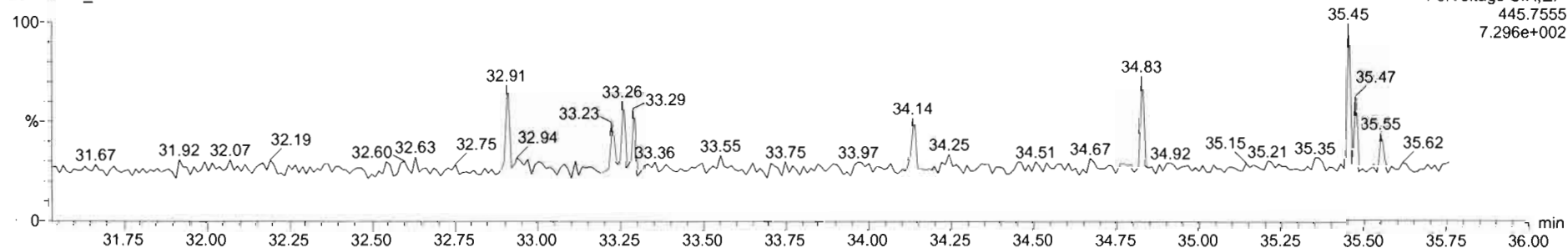


200309D1\_3



**DPE3**

200309D1\_3



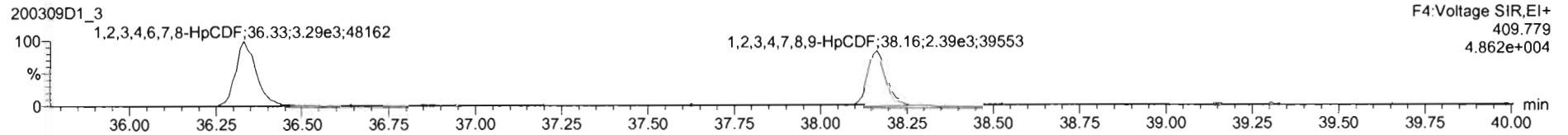
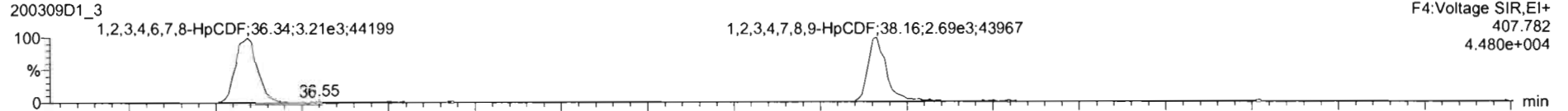


Dataset: U:\VG7.PRO\Results\200309D1\200309D1\_CRV.qld

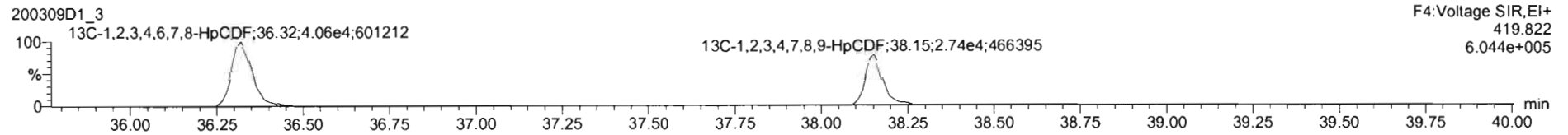

Last Altered: Monday, March 09, 2020 16:58:54 Pacific Daylight Time  
Printed: Monday, March 09, 2020 17:00:26 Pacific Daylight Time

Name: 200309D1\_3, Date: 09-Mar-2020, Time: 13:58:44, ID: ST200309D1-3 1613 CS2 19L2304, Description: 1613 CS2 19L2304

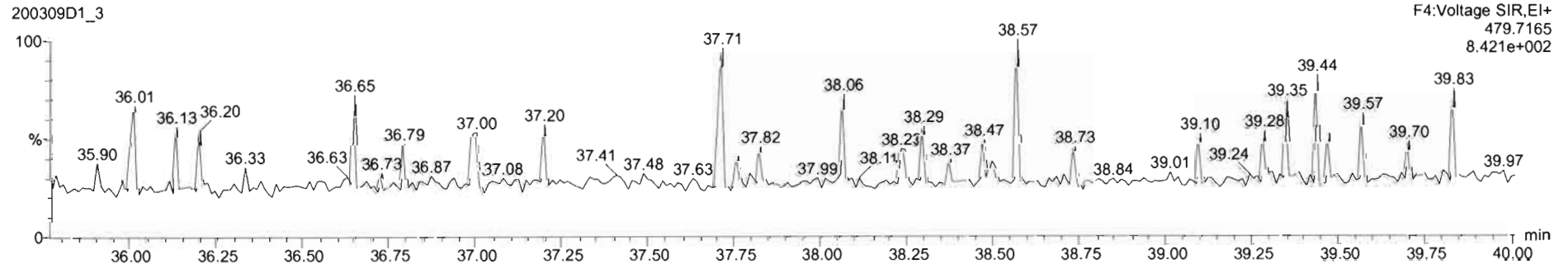
1,2,3,4,6,7,8-HpCDF



13C-1,2,3,4,6,7,8-HpCDF



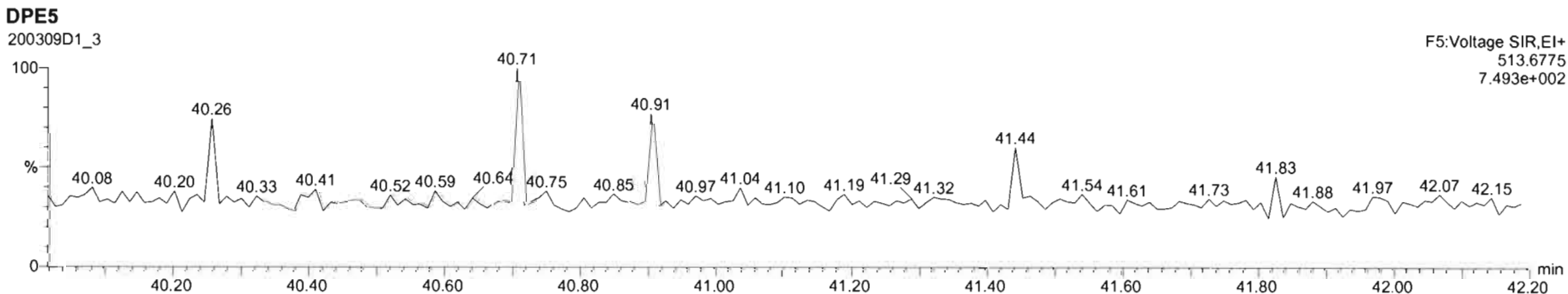
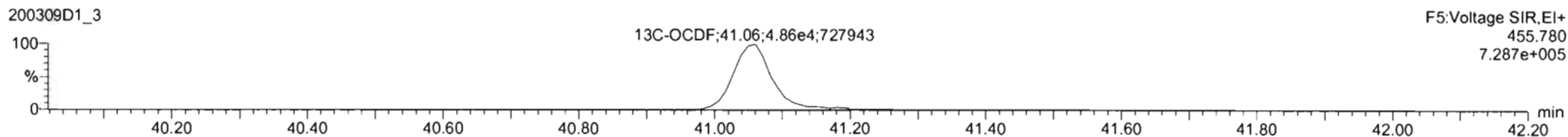
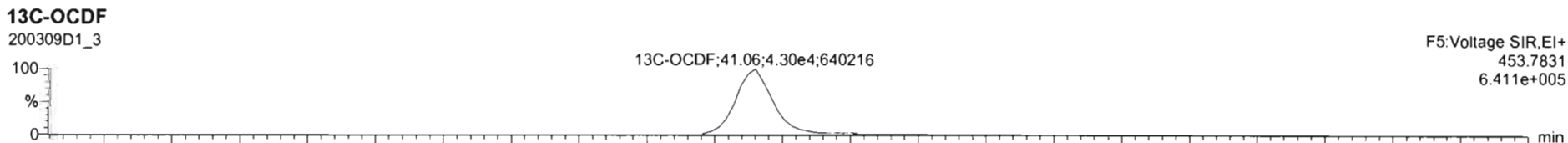
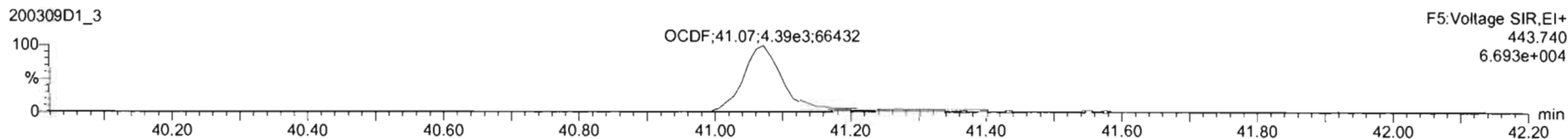
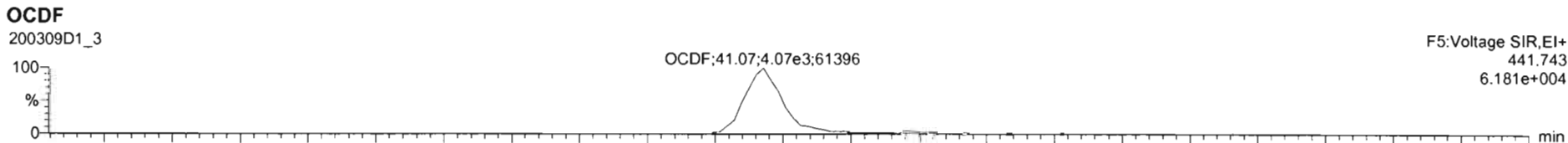
DPE4



Dataset: U:\VG7.PRO\Results\200309D1\200309D1\_CRV.qld

Last Altered: Monday, March 09, 2020 16:58:54 Pacific Daylight Time  
Printed: Monday, March 09, 2020 17:00:26 Pacific Daylight Time

Name: 200309D1\_3, Date: 09-Mar-2020, Time: 13:58:44, ID: ST200309D1-3 1613 CS2 19L2304, Description: 1613 CS2 19L2304

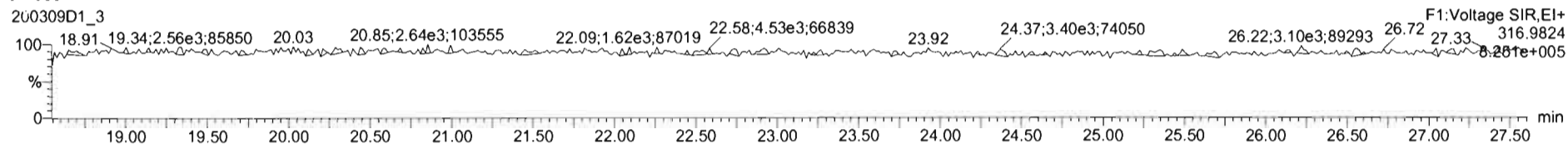


Dataset: U:\VG7.PRO\Results\200309D1\200309D1\_CRV.qld

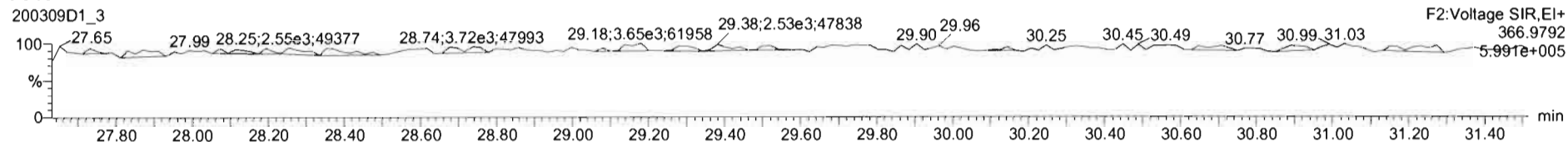
Last Altered: Monday, March 09, 2020 16:58:54 Pacific Daylight Time  
Printed: Monday, March 09, 2020 17:00:26 Pacific Daylight Time

Name: 200309D1\_3, Date: 09-Mar-2020, Time: 13:58:44, ID: ST200309D1-3 1613 CS2 19L2304, Description: 1613 CS2 19L2304

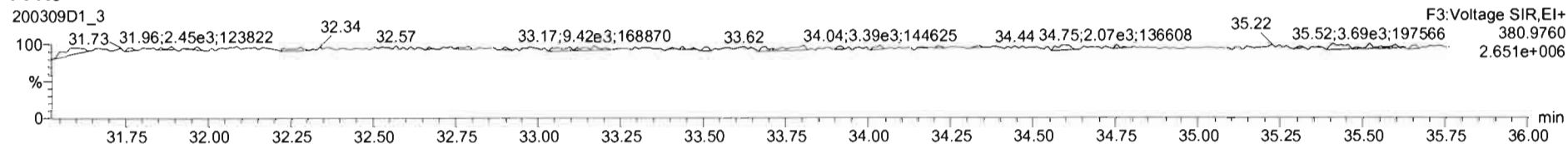
**PFK1**



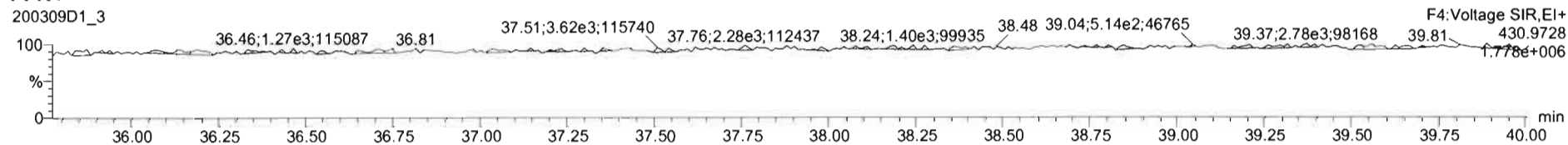
**PFK2**



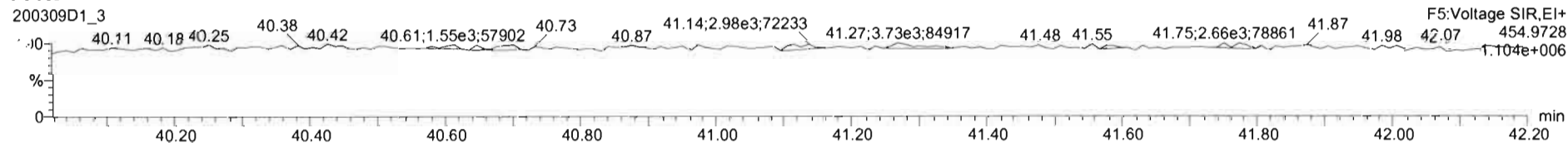
**PFK3**



**PFK4**



**PFK5**



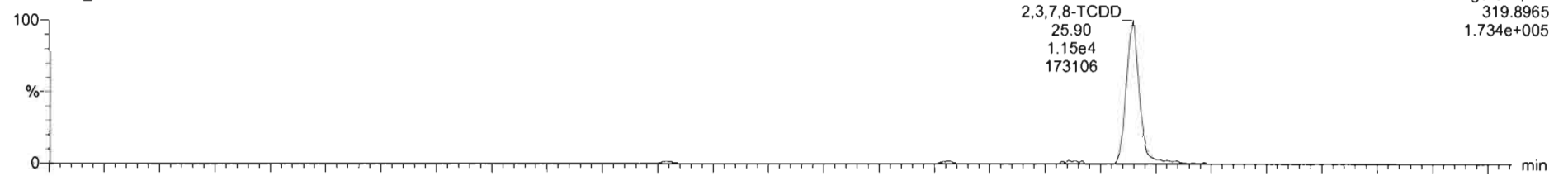
Dataset: U:\VG7.PRO\Results\200309D1\200309D1\_CRV.qld

Last Altered: Monday, March 09, 2020 16:58:54 Pacific Daylight Time  
Printed: Monday, March 09, 2020 17:00:26 Pacific Daylight Time

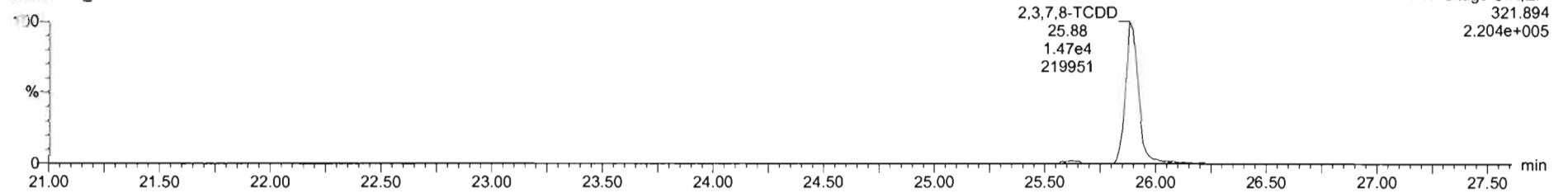
Name: 200309D1\_4, Date: 09-Mar-2020, Time: 14:43:39, ID: ST200309D1-4 1613 CS4 19L2306, Description: 1613 CS4 19L2306

**2,3,7,8-TCDD**

200309D1\_4

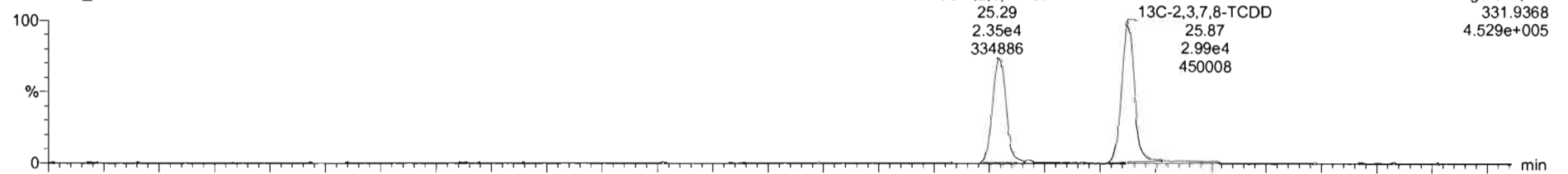


200309D1\_4

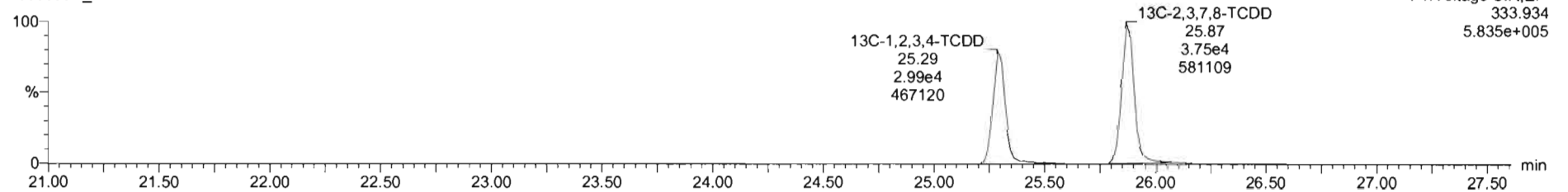


**13C-2,3,7,8-TCDD**

200309D1\_4



200309D1\_4



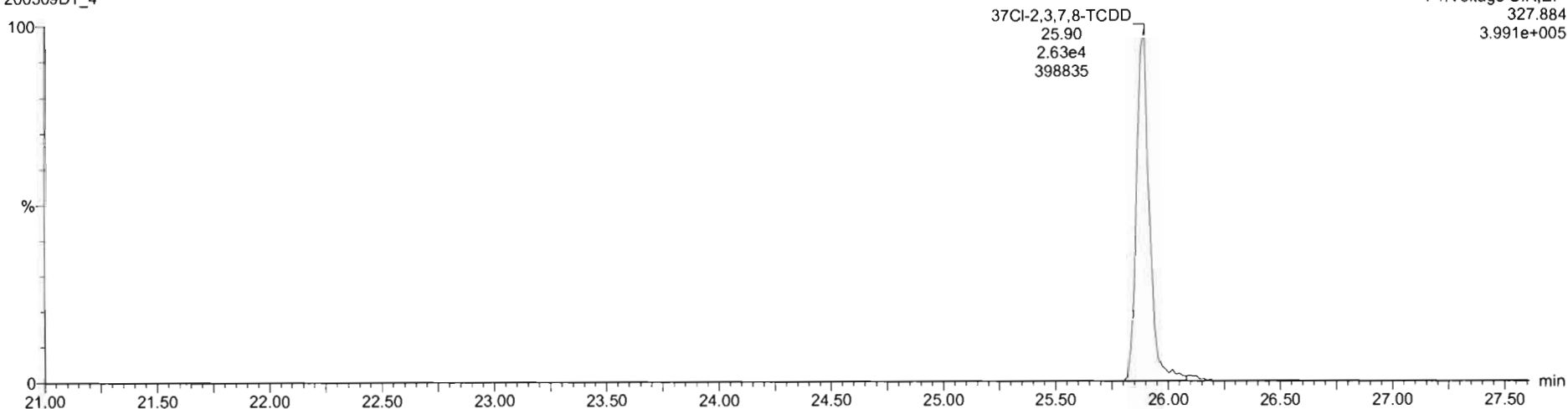
Dataset: U:\VG7.PRO\Results\200309D1\200309D1\_CRV.qld

Last Altered: Monday, March 09, 2020 16:58:54 Pacific Daylight Time  
Printed: Monday, March 09, 2020 17:00:26 Pacific Daylight Time

Name: 200309D1\_4, Date: 09-Mar-2020, Time: 14:43:39, ID: ST200309D1-4 1613 CS4 19L2306, Description: 1613 CS4 19L2306

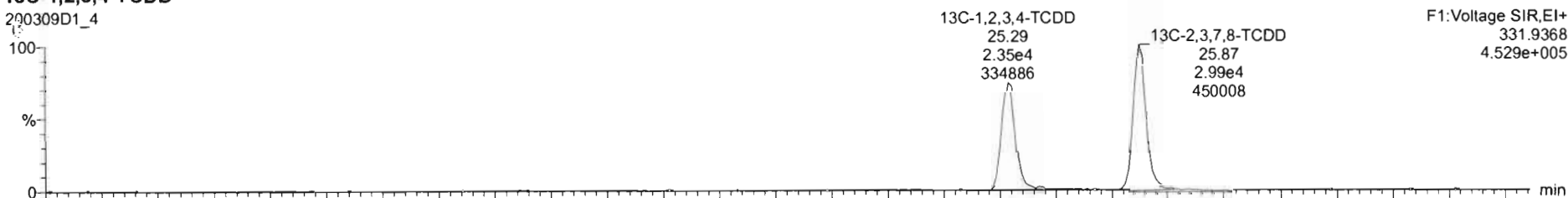
**37Cl-2,3,7,8-TCDD**

200309D1\_4

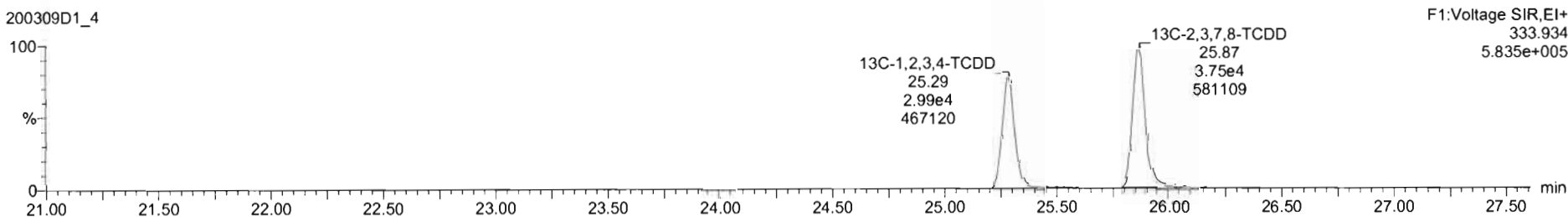


**13C-1,2,3,4-TCDD**

200309D1\_4



200309D1\_4




Dataset: U:\VG7.PRO\Results\200309D1\200309D1\_CRV.qld

Last Altered: Monday, March 09, 2020 16:58:54 Pacific Daylight Time  
Printed: Monday, March 09, 2020 17:00:26 Pacific Daylight Time

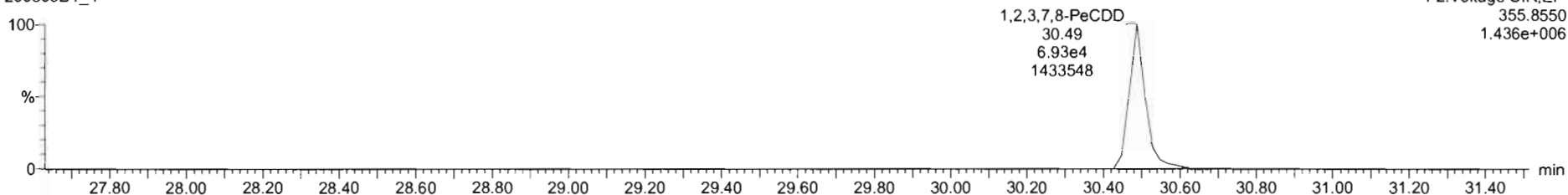
Name: 200309D1\_4, Date: 09-Mar-2020, Time: 14:43:39, ID: ST200309D1-4 1613 CS4 19L2306, Description: 1613 CS4 19L2306

**1,2,3,7,8-PeCDD**

200309D1\_4




200309D1\_4

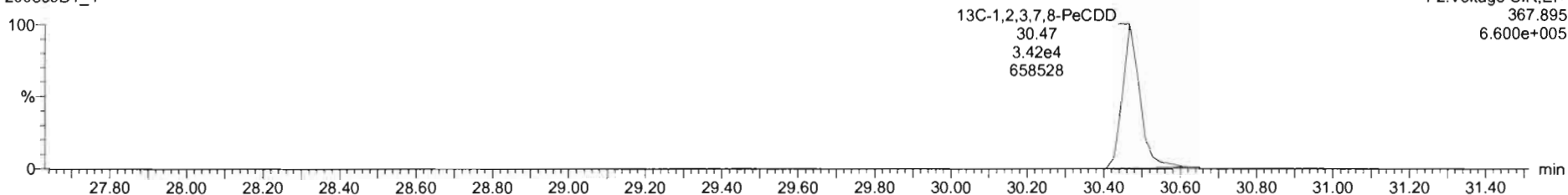


**13C-1,2,3,7,8-PeCDD**

200309D1\_4



200309D1\_4



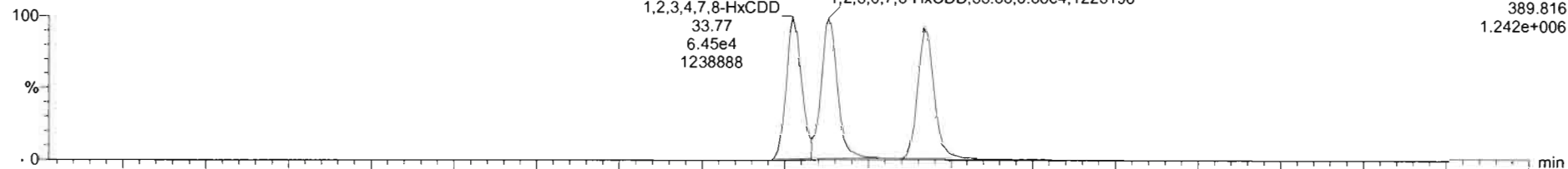
Dataset: U:\VG7.PRO\Results\200309D1\200309D1\_CRV.qld

Last Altered: Monday, March 09, 2020 16:58:54 Pacific Daylight Time  
Printed: Monday, March 09, 2020 17:00:26 Pacific Daylight Time

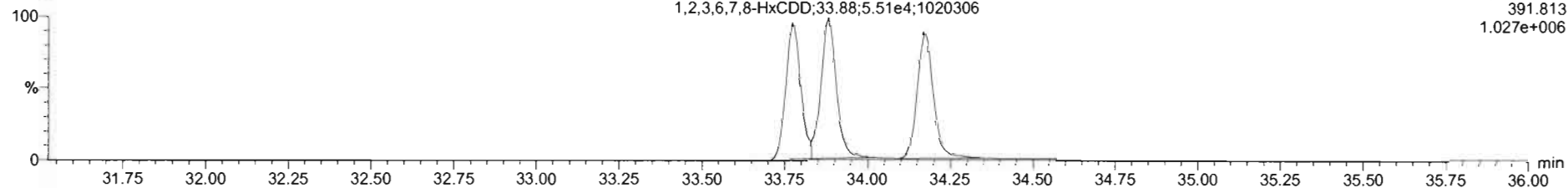
Name: 200309D1\_4, Date: 09-Mar-2020, Time: 14:43:39, ID: ST200309D1-4 1613 CS4 19L2306, Description: 1613 CS4 19L2306

1,2,3,4,7,8-HxCDD

200309D1\_4

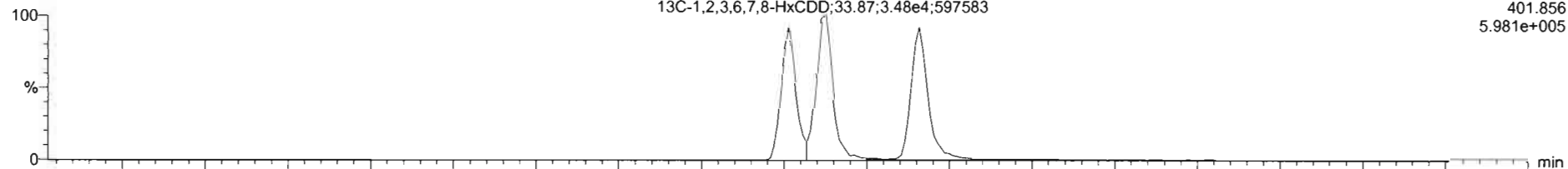


200309D1\_4

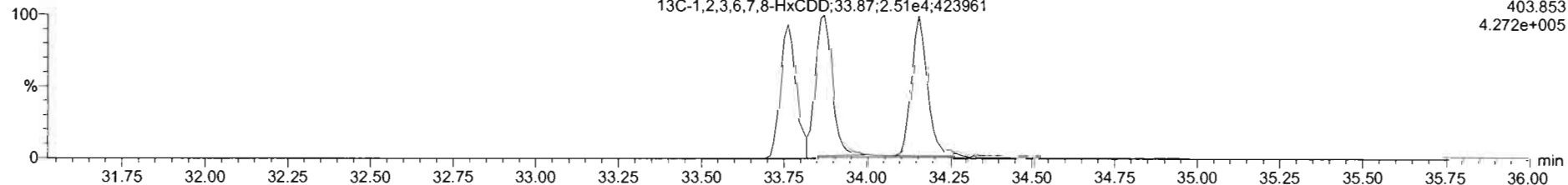


13C-1,2,3,4,7,8-HxCDD

200309D1\_4



200309D1\_4



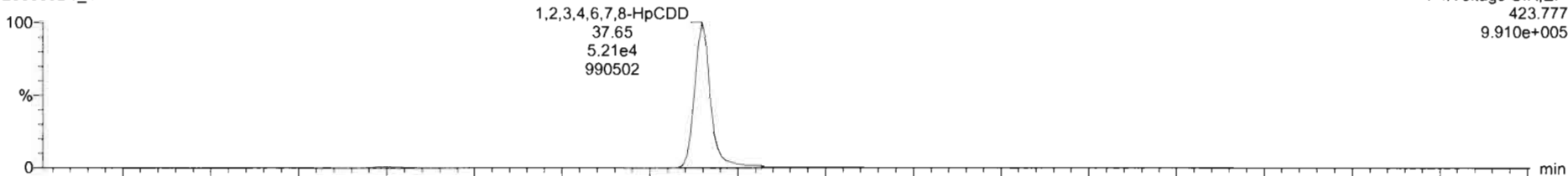
Dataset: U:\VG7.PRO\Results\200309D1\200309D1\_CRV.qld

Last Altered: Monday, March 09, 2020 16:58:54 Pacific Daylight Time  
Printed: Monday, March 09, 2020 17:00:26 Pacific Daylight Time

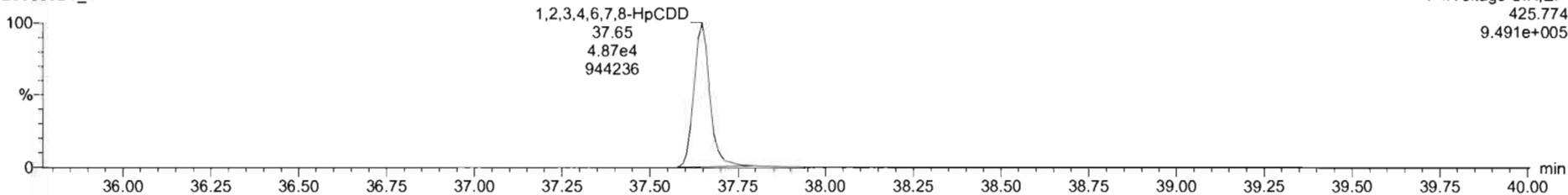
Name: 200309D1\_4, Date: 09-Mar-2020, Time: 14:43:39, ID: ST200309D1-4 1613 CS4 19L2306, Description: 1613 CS4 19L2306

1,2,3,4,6,7,8-HpCDD

200309D1\_4

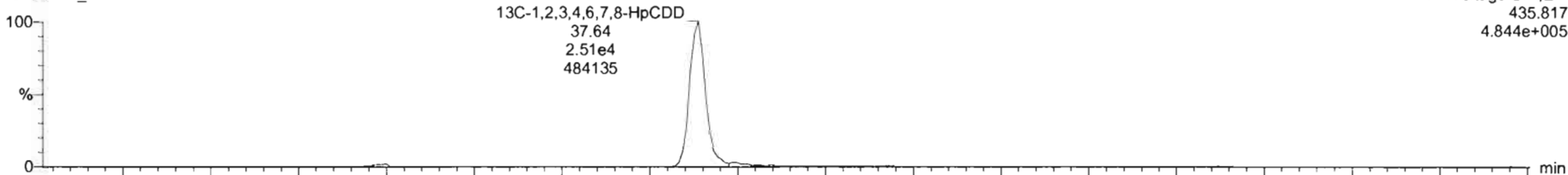


200309D1\_4

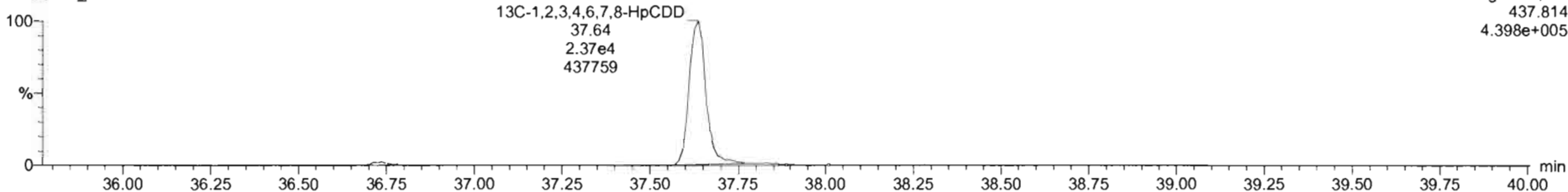


13C-1,2,3,4,6,7,8-HpCDD

200309D1\_4



200309D1\_4






Dataset: U:\VG7.PRO\Results\200309D1\200309D1\_CRV.qld

Last Altered: Monday, March 09, 2020 16:58:54 Pacific Daylight Time  
Printed: Monday, March 09, 2020 17:00:26 Pacific Daylight Time

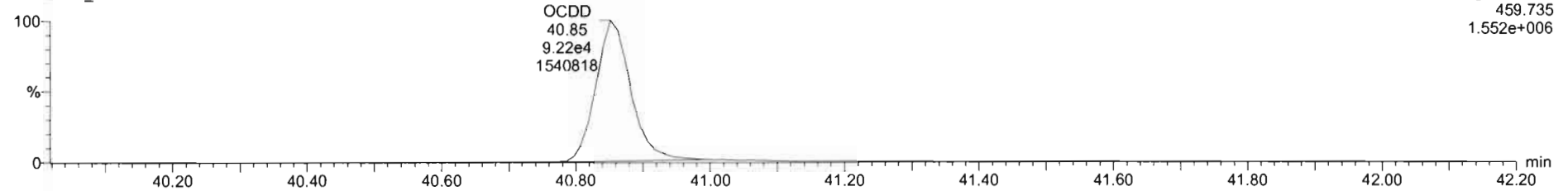
Name: 200309D1\_4, Date: 09-Mar-2020, Time: 14:43:39, ID: ST200309D1-4 1613 CS4 19L2306, Description: 1613 CS4 19L2306

**OCDD**

200309D1\_4

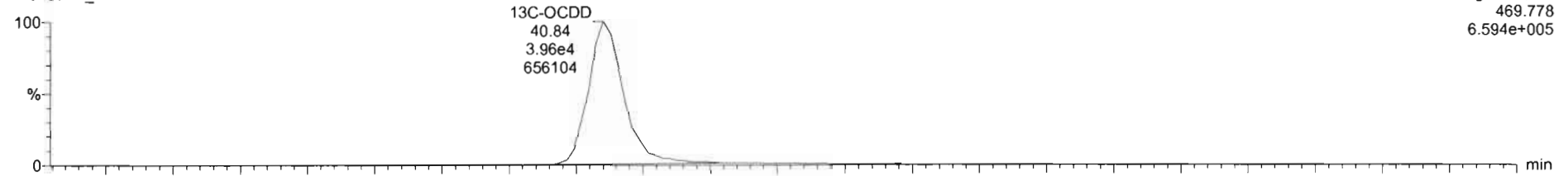


200309D1\_4

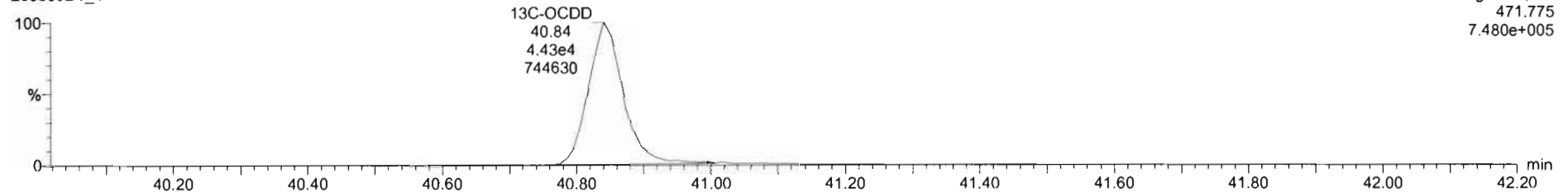


**13C-OCDD**

200309D1\_4



200309D1\_4



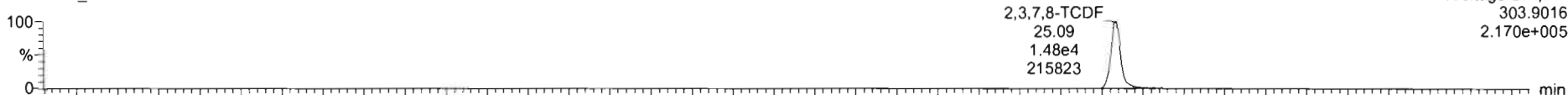
Dataset: U:\VG7.PRO\Results\200309D1\200309D1\_CRV.qld

Last Altered: Monday, March 09, 2020 16:58:54 Pacific Daylight Time  
Printed: Monday, March 09, 2020 17:00:26 Pacific Daylight Time

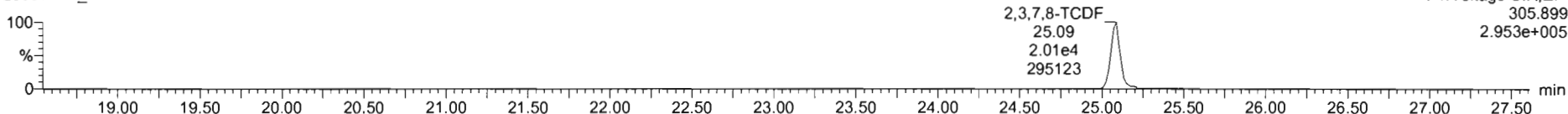
Name: 200309D1\_4, Date: 09-Mar-2020, Time: 14:43:39, ID: ST200309D1-4 1613 CS4 19L2306, Description: 1613 CS4 19L2306

**2,3,7,8-TCDF**

200309D1\_4




200309D1\_4




**13C-2,3,7,8-TCDF**

200309D1\_4

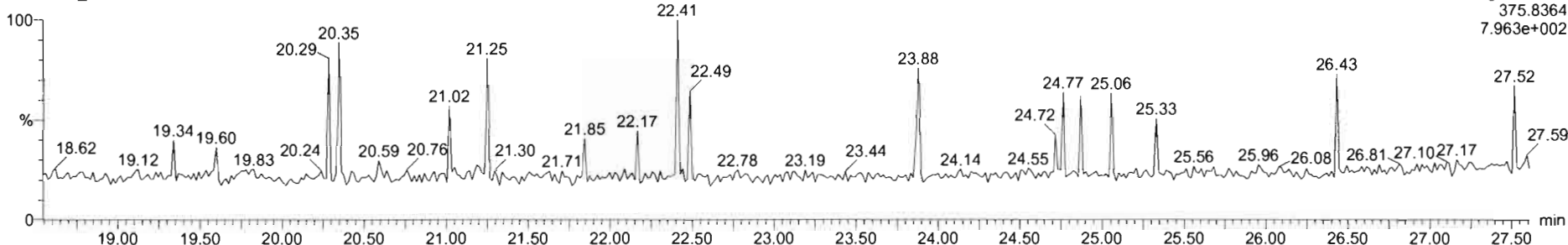


200309D1\_4



**DPE1**

200309D1\_4



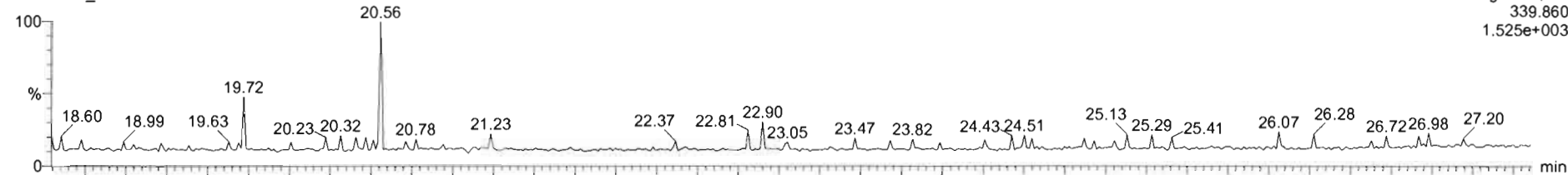
Dataset: U:\VG7.PRO\Results\200309D1\200309D1\_CRV.qld

Last Altered: Monday, March 09, 2020 16:58:54 Pacific Daylight Time  
Printed: Monday, March 09, 2020 17:00:26 Pacific Daylight Time

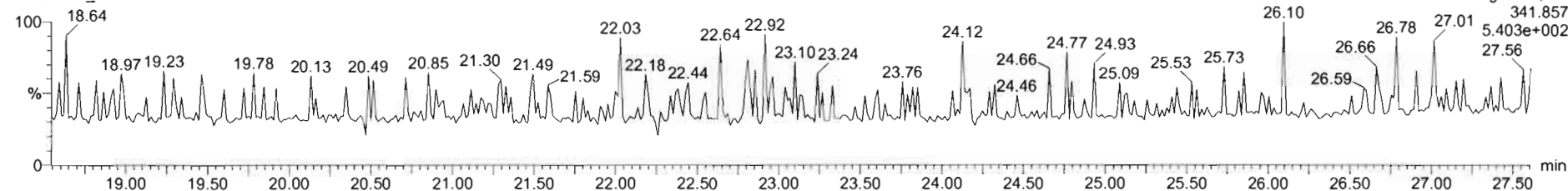
Name: 200309D1\_4, Date: 09-Mar-2020, Time: 14:43:39, ID: ST200309D1-4 1613 CS4 19L2306, Description: 1613 CS4 19L2306

1st Func. Penta-Furans

200309D1\_4

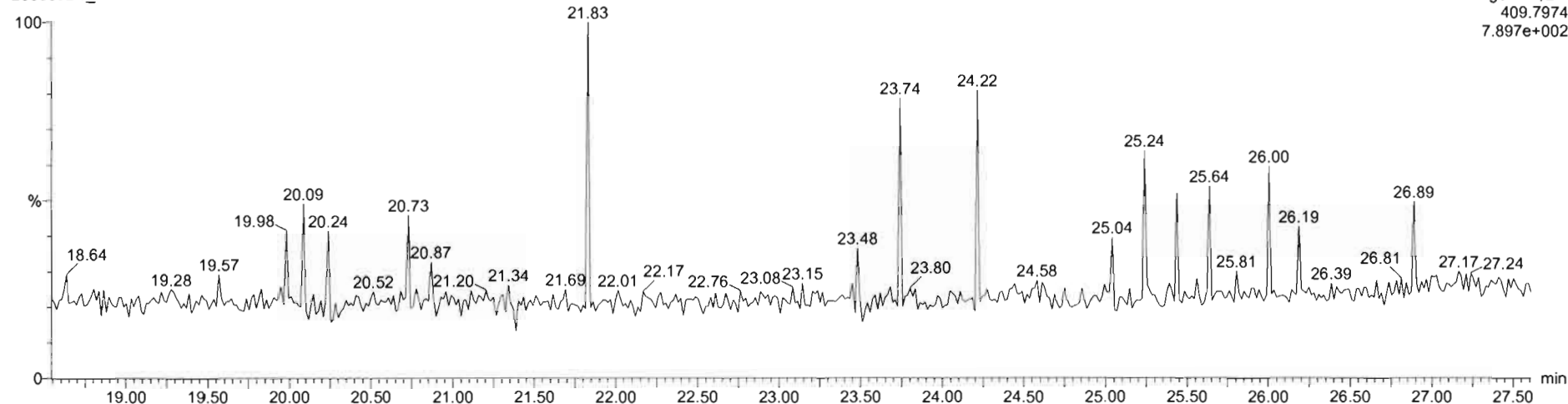


200309D1\_4



DPE6

200309D1\_4



Dataset: U:\VG7.PRO\Results\200309D1\200309D1\_CRV.qld

Last Altered: Monday, March 09, 2020 16:58:54 Pacific Daylight Time  
Printed: Monday, March 09, 2020 17:00:26 Pacific Daylight Time

Name: 200309D1\_4, Date: 09-Mar-2020, Time: 14:43:39, ID: ST200309D1-4 1613 CS4 19L2306, Description: 1613 CS4 19L2306

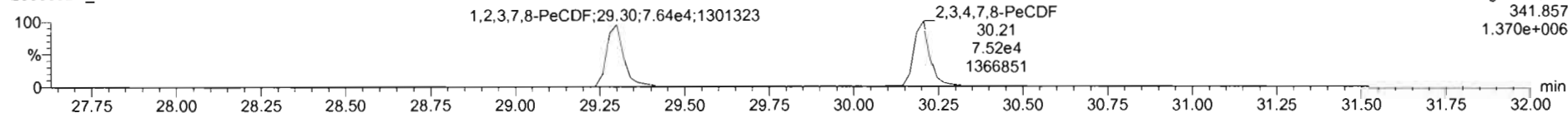
**1,2,3,7,8-PeCDF**

200309D1\_4



F2:Voltage SIR,EI+  
339.860  
2.268e+006


200309D1\_4



F2:Voltage SIR,EI+  
341.857  
1.370e+006


**13C-1,2,3,7,8-PeCDF**

200309D1\_4



F2:Voltage SIR,EI+  
351.900  
1.123e+006

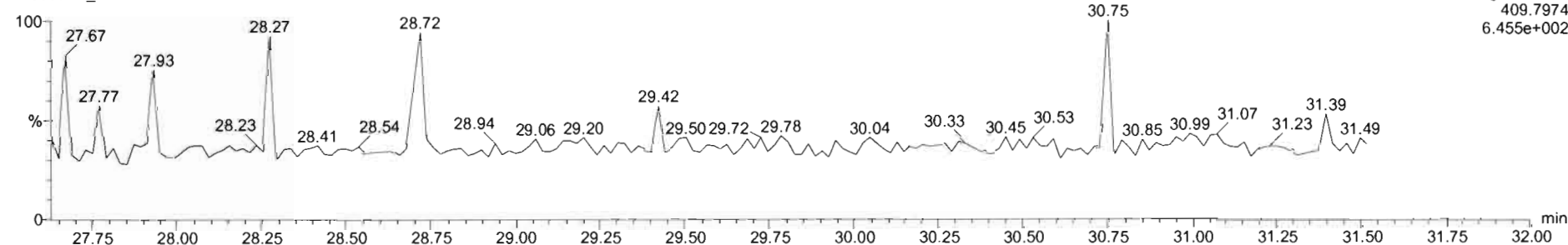
200309D1\_4



F2:Voltage SIR,EI+  
353.897  
7.159e+005

**DE2**

200309D1\_4



F2:Voltage SIR,EI+  
409.7974  
6.455e+002

Dataset: U:\VG7.PRO\Results\200309D1\200309D1\_CRV.qld

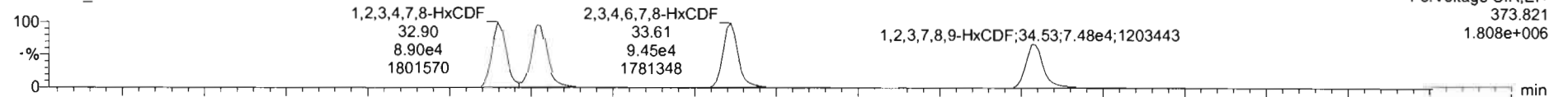
Last Altered: Monday, March 09, 2020 16:58:54 Pacific Daylight Time

Printed: Monday, March 09, 2020 17:00:26 Pacific Daylight Time

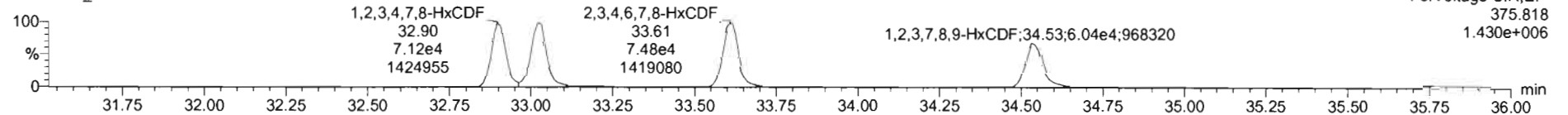
Name: 200309D1\_4, Date: 09-Mar-2020, Time: 14:43:39, ID: ST200309D1-4 1613 CS4 19L2306, Description: 1613 CS4 19L2306

**1,2,3,4,7,8-HxCDF**

200309D1\_4

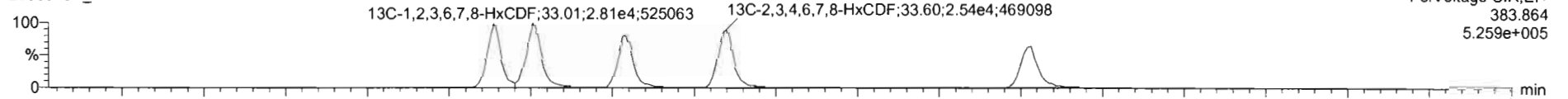


200309D1\_4

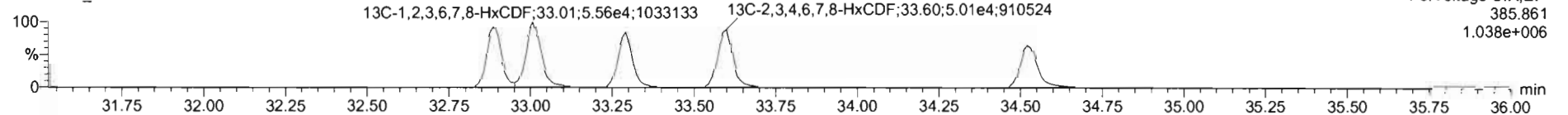


**13C-1,2,3,4,7,8-HxCDF**

200309D1\_4

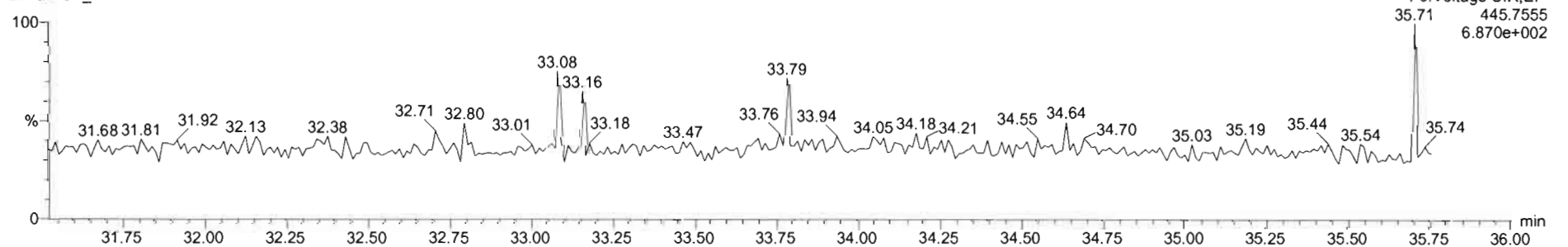


200309D1\_4



**DPE3**

200309D1\_4





Dataset: U:\VG7.PRO\Results\200309D1\200309D1\_CRV.qld



Last Altered: Monday, March 09, 2020 16:58:54 Pacific Daylight Time  
Printed: Monday, March 09, 2020 17:00:26 Pacific Daylight Time

Name: 200309D1\_4, Date: 09-Mar-2020, Time: 14:43:39, ID: ST200309D1-4 1613 CS4 19L2306, Description: 1613 CS4 19L2306

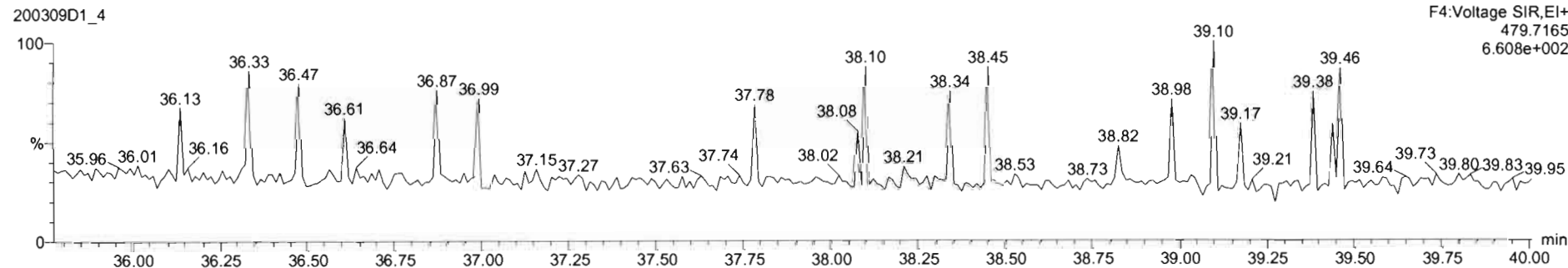
1,2,3,4,6,7,8-HpCDF



13C-1,2,3,4,6,7,8-HpCDF



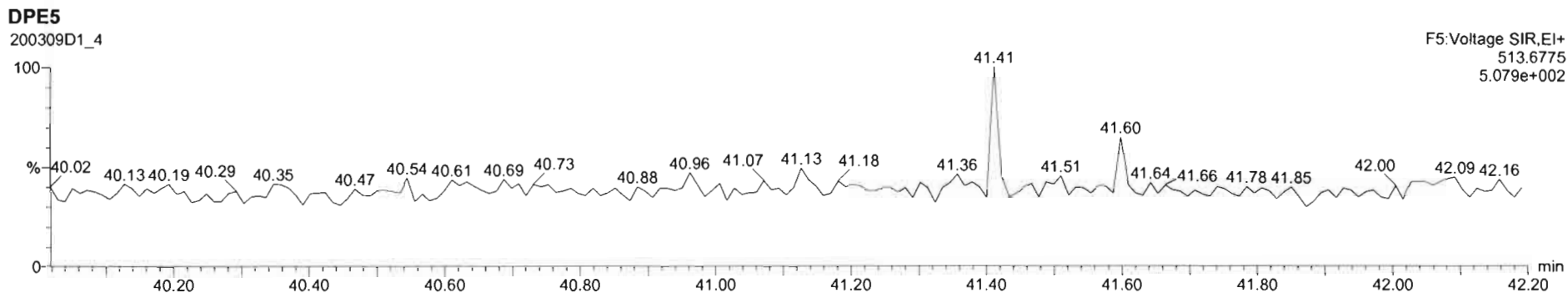
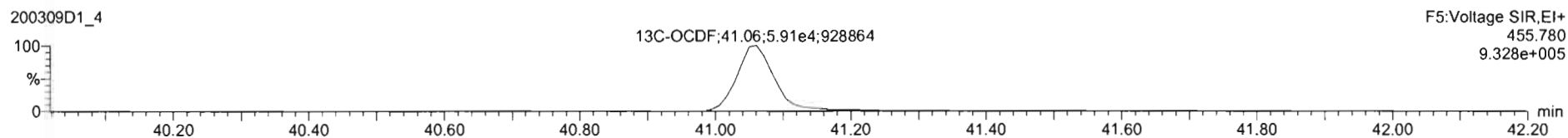
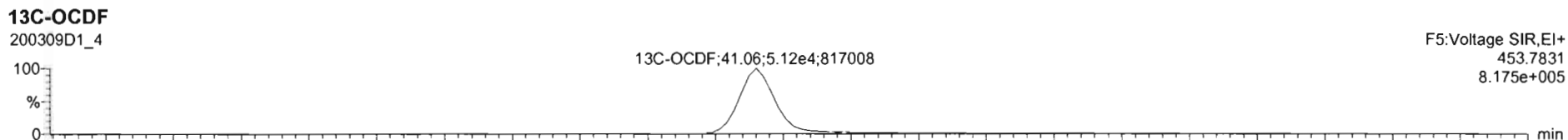
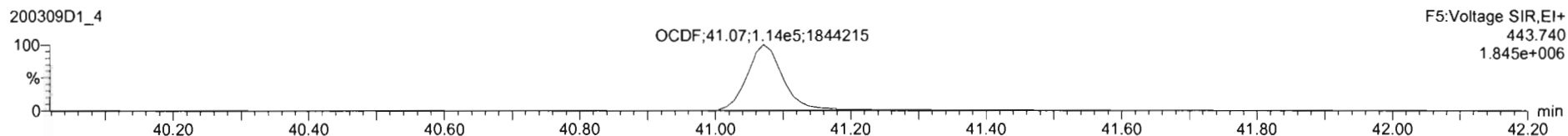
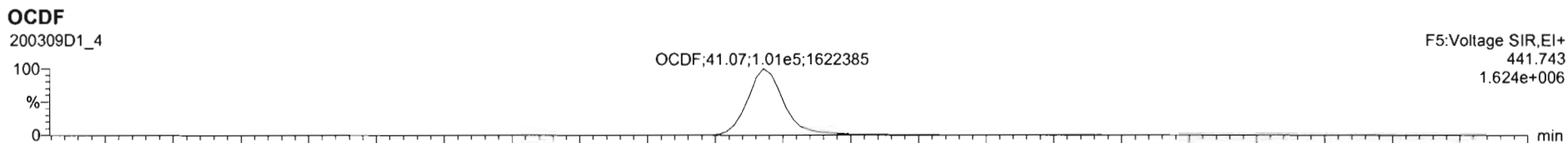
DPE4



Dataset: U:\VG7.PRO\Results\200309D1\200309D1\_CRV.qld

Last Altered: Monday, March 09, 2020 16:58:54 Pacific Daylight Time  
Printed: Monday, March 09, 2020 17:00:26 Pacific Daylight Time

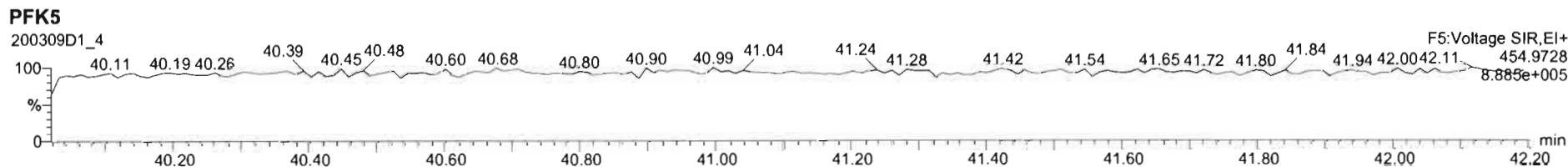
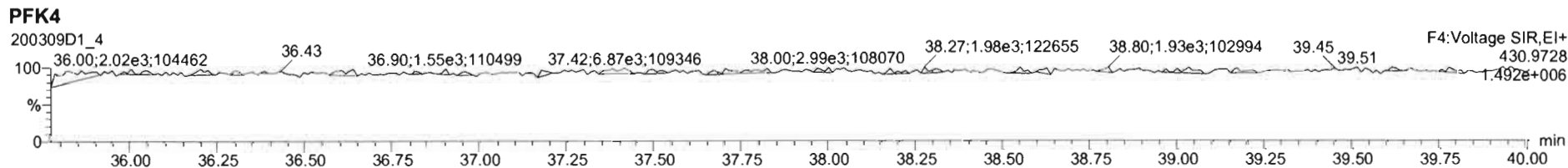
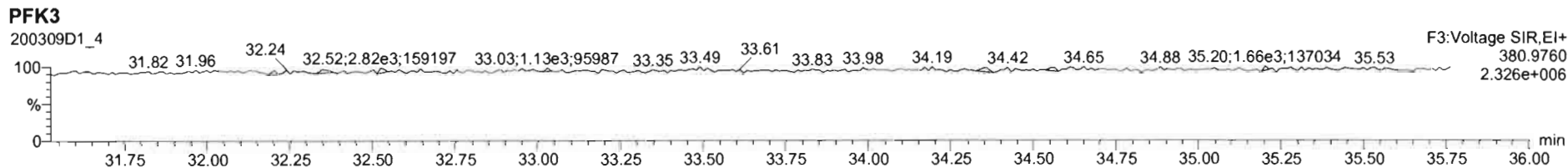
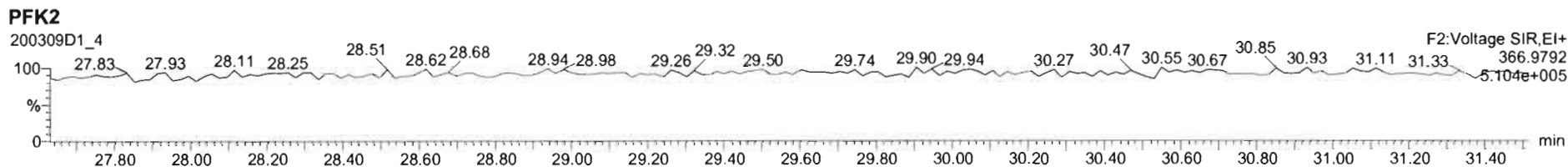
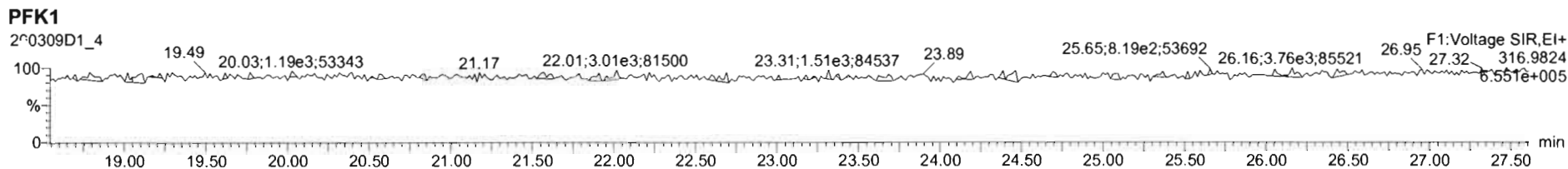
Name: 200309D1\_4, Date: 09-Mar-2020, Time: 14:43:39, ID: ST200309D1-4 1613 CS4 19L2306, Description: 1613 CS4 19L2306



Dataset: U:\VG7.PRO\Results\200309D1\200309D1\_CRV.qld

Last Altered: Monday, March 09, 2020 16:58:54 Pacific Daylight Time  
Printed: Monday, March 09, 2020 17:00:26 Pacific Daylight Time

Name: 200309D1\_4, Date: 09-Mar-2020, Time: 14:43:39, ID: ST200309D1-4 1613 CS4 19L2306, Description: 1613 CS4 19L2306






Dataset: U:\VG7.PRO\Results\200309D1\200309D1\_CRV.qld

Last Altered: Monday, March 09, 2020 16:58:54 Pacific Daylight Time  
Printed: Monday, March 09, 2020 17:00:26 Pacific Daylight Time

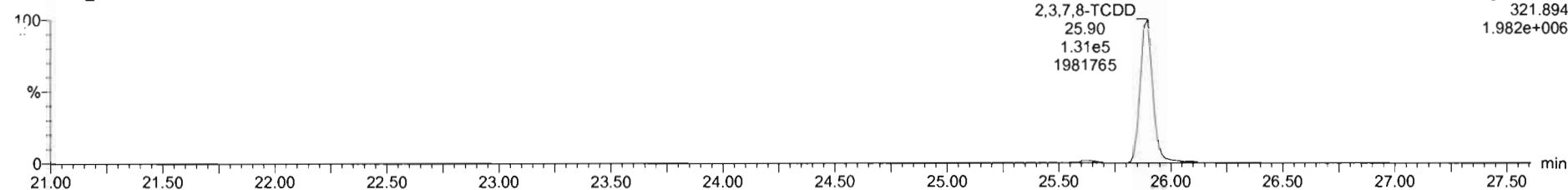
Name: 200309D1\_5, Date: 09-Mar-2020, Time: 15:28:28, ID: ST200309D1-5 1613 CS5 19L2307, Description: 1613 CS5 19L2307

**2,3,7,8-TCDD**

200309D1\_5




200309D1\_5

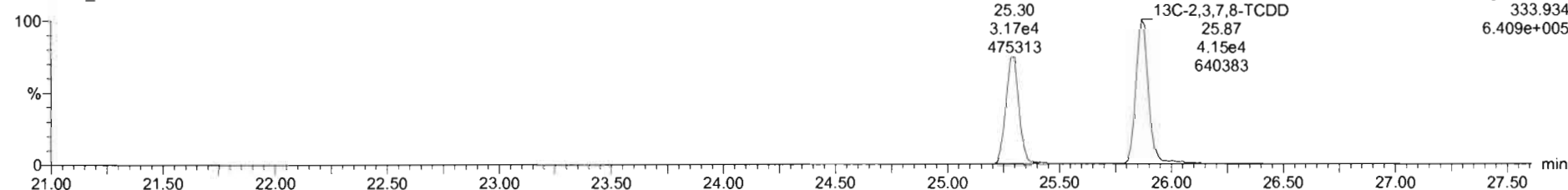


**13C-2,3,7,8-TCDD**

200309D1\_5



200309D1\_5



Dataset: U:\VG7.PRO\Results\200309D1\200309D1\_CRV.qld

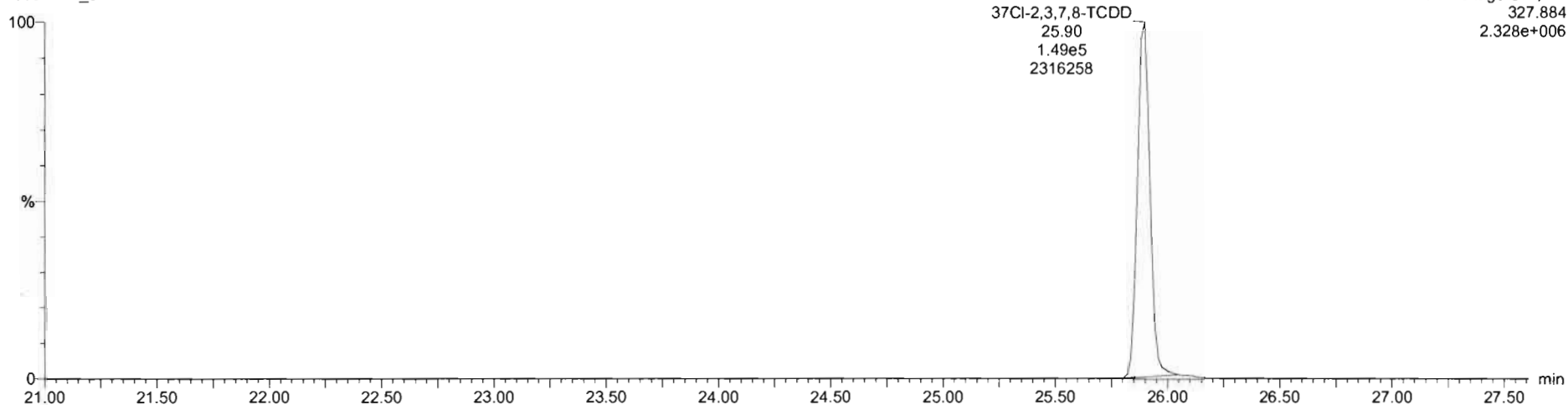
Last Altered: Monday, March 09, 2020 16:58:54 Pacific Daylight Time

Printed: Monday, March 09, 2020 17:00:26 Pacific Daylight Time

Name: 200309D1\_5, Date: 09-Mar-2020, Time: 15:28:28, ID: ST200309D1-5 1613 CS5 19L2307, Description: 1613 CS5 19L2307

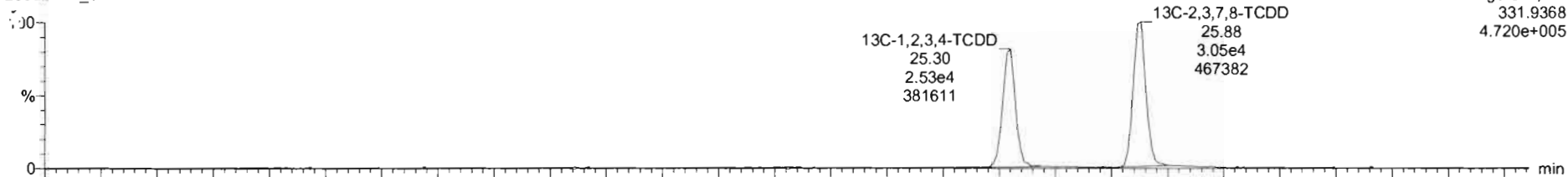
**37Cl-2,3,7,8-TCDD**

200309D1\_5

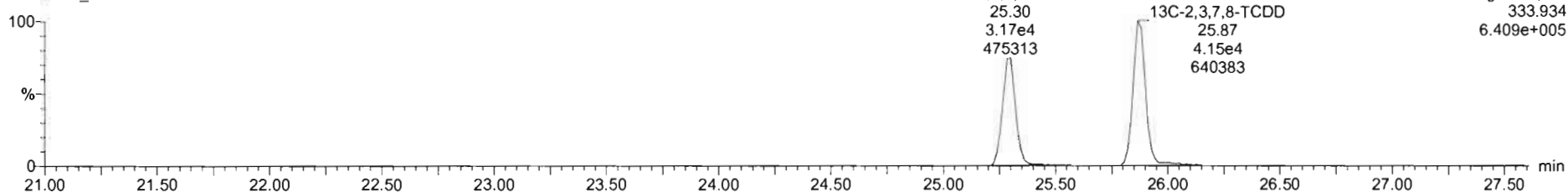


**13C-1,2,3,4-TCDD**

200309D1\_5



200309D1\_5




Dataset: U:\VG7.PRO\Results\200309D1\200309D1\_CRV.qld

Last Altered: Monday, March 09, 2020 16:58:54 Pacific Daylight Time  
Printed: Monday, March 09, 2020 17:00:26 Pacific Daylight Time

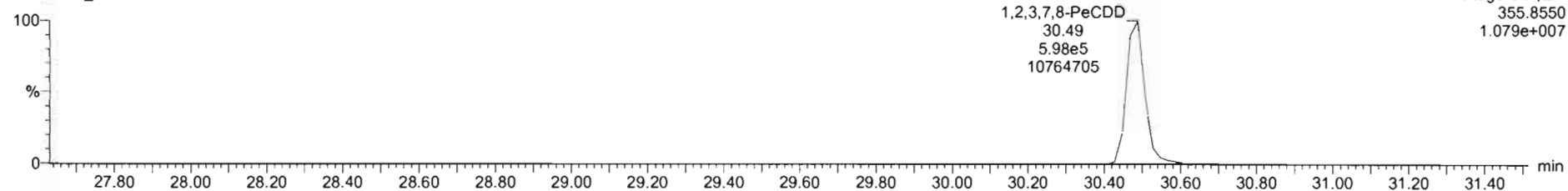
Name: 200309D1\_5, Date: 09-Mar-2020, Time: 15:28:28, ID: ST200309D1-5 1613 CS5 19L2307, Description: 1613 CS5 19L2307

**1,2,3,7,8-PeCDD**

200309D1\_5




200309D1\_5

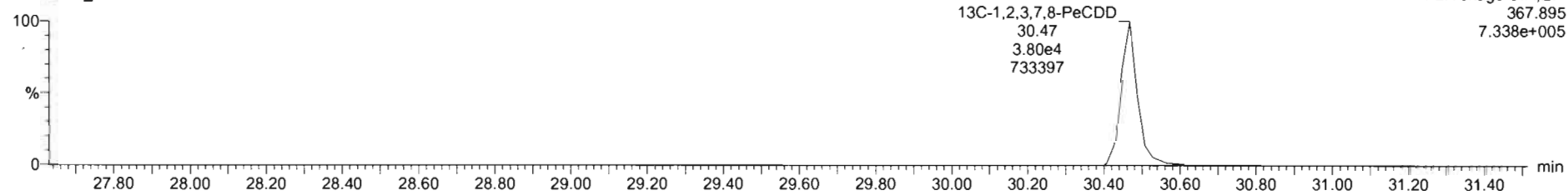


**13C-1,2,3,7,8-PeCDD**

200309D1\_5



200309D1\_5



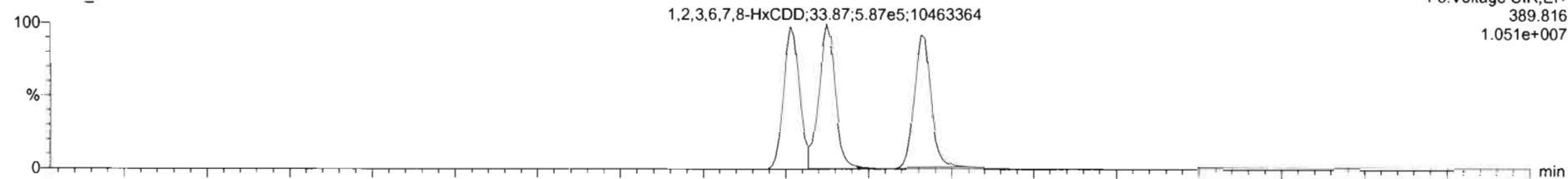
Dataset: U:\VG7.PRO\Results\200309D1\200309D1\_CRV.qld

Last Altered: Monday, March 09, 2020 16:58:54 Pacific Daylight Time  
Printed: Monday, March 09, 2020 17:00:26 Pacific Daylight Time

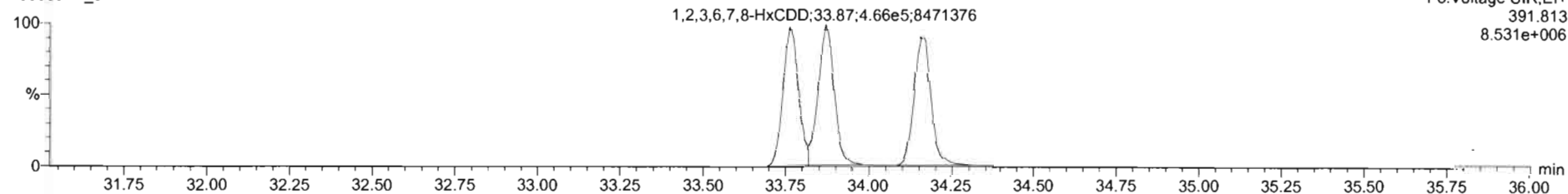
Name: 200309D1\_5, Date: 09-Mar-2020, Time: 15:28:28, ID: ST200309D1-5 1613 CS5 19L2307, Description: 1613 CS5 19L2307

1,2,3,4,7,8-HxCDD

200309D1\_5

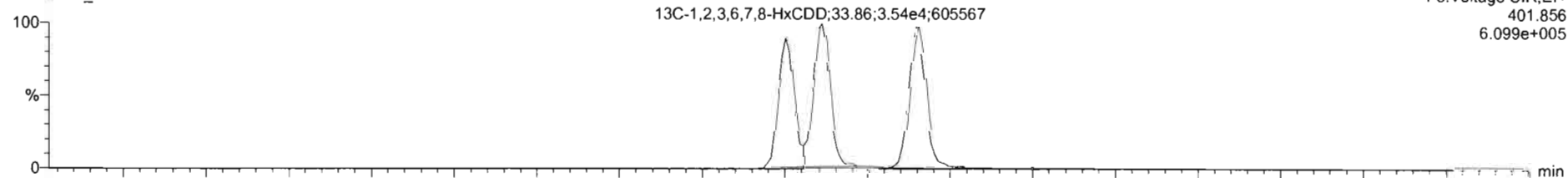


200309D1\_5

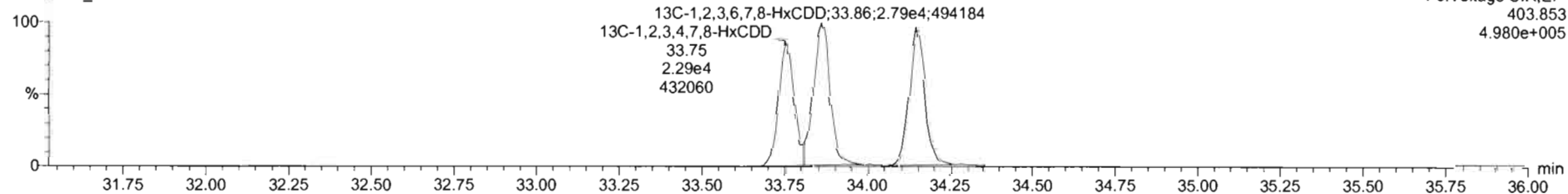


13C-1,2,3,4,7,8-HxCDD

200309D1\_5



200309D1\_5



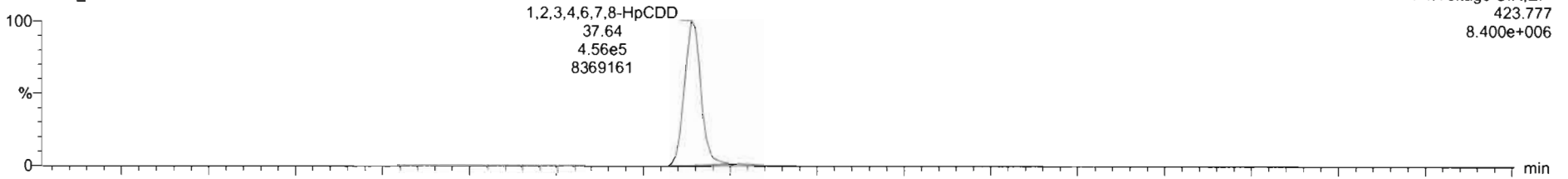
Dataset: U:\VG7.PRO\Results\200309D1\200309D1\_CRV.qld

Last Altered: Monday, March 09, 2020 16:58:54 Pacific Daylight Time  
Printed: Monday, March 09, 2020 17:00:26 Pacific Daylight Time

Name: 200309D1\_5, Date: 09-Mar-2020, Time: 15:28:28, ID: ST200309D1-5 1613 CS5 19L2307, Description: 1613 CS5 19L2307

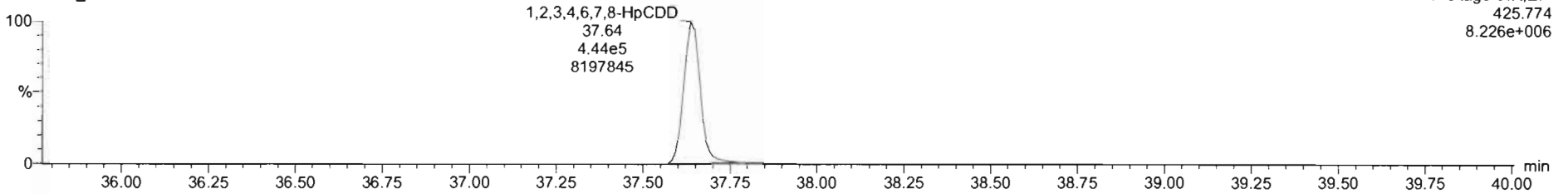
1,2,3,4,6,7,8-HpCDD

200309D1\_5



F4:Voltage SIR,EI+  
423.777  
8.400e+006

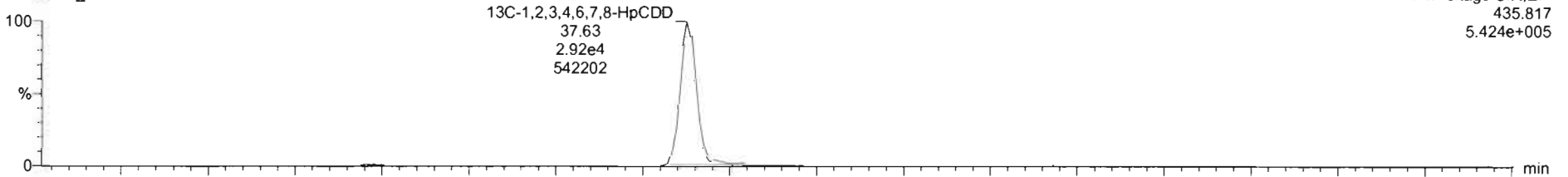
200309D1\_5



F4:Voltage SIR,EI+  
425.774  
8.226e+006

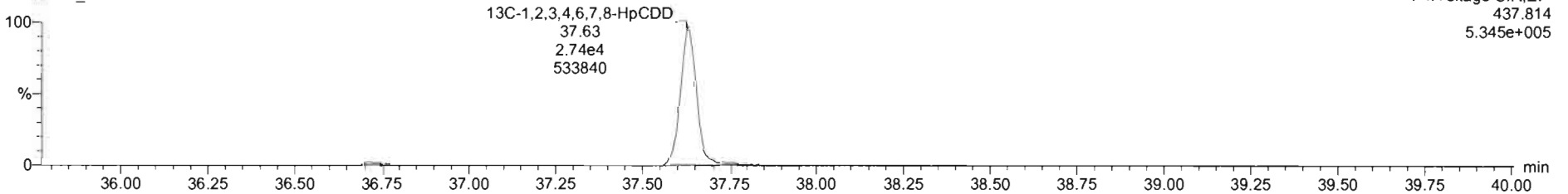
13C-1,2,3,4,6,7,8-HpCDD

200309D1\_5



F4:Voltage SIR,EI+  
435.817  
5.424e+005

200309D1\_5

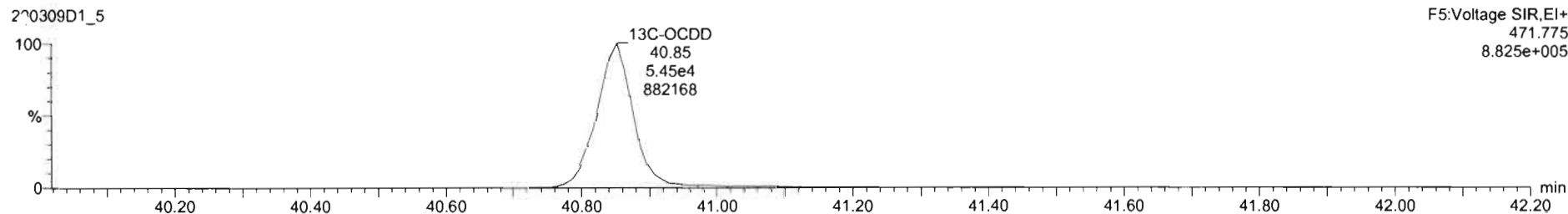

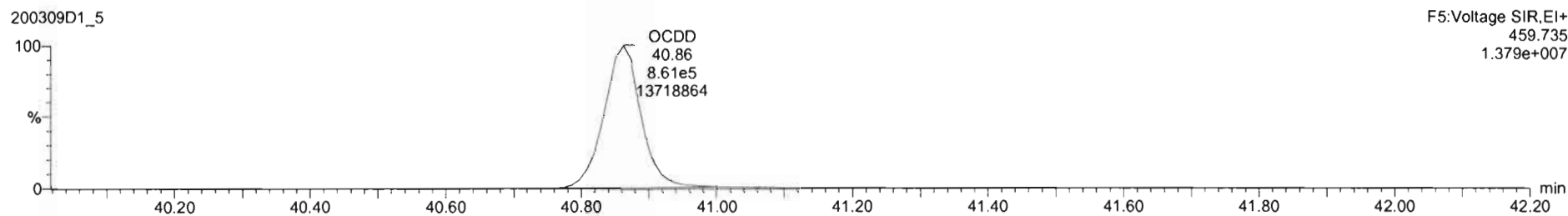
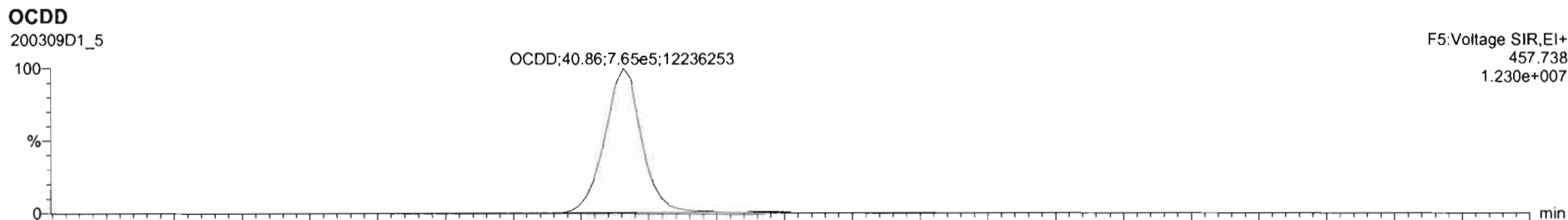


F4:Voltage SIR,EI+  
437.814  
5.345e+005

Dataset: U:\VG7.PRO\Results\200309D1\200309D1\_CRV.qld

Last Altered: Monday, March 09, 2020 16:58:54 Pacific Daylight Time  
Printed: Monday, March 09, 2020 17:00:26 Pacific Daylight Time

Name: 200309D1\_5, Date: 09-Mar-2020, Time: 15:28:28, ID: ST200309D1-5 1613 CS5 19L2307, Description: 1613 CS5 19L2307



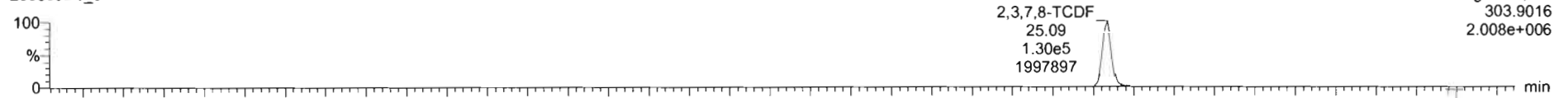
Dataset: U:\VG7.PRO\Results\200309D1\200309D1\_CRV.qld

Last Altered: Monday, March 09, 2020 16:58:54 Pacific Daylight Time  
Printed: Monday, March 09, 2020 17:00:26 Pacific Daylight Time

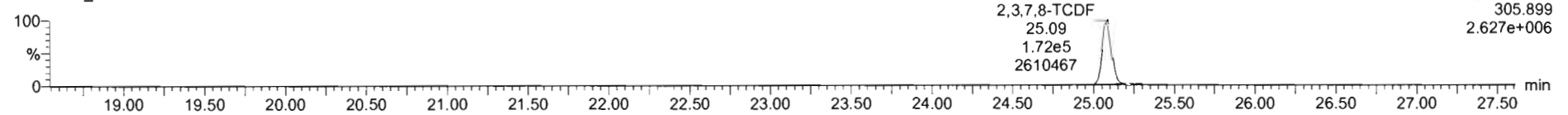
Name: 200309D1\_5, Date: 09-Mar-2020, Time: 15:28:28, ID: ST200309D1-5 1613 CS5 19L2307, Description: 1613 CS5 19L2307

**2,3,7,8-TCDF**

200309D1\_5

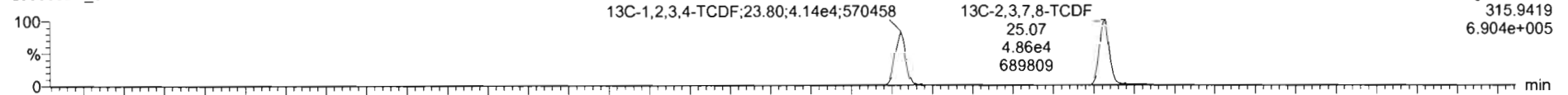


200309D1\_5

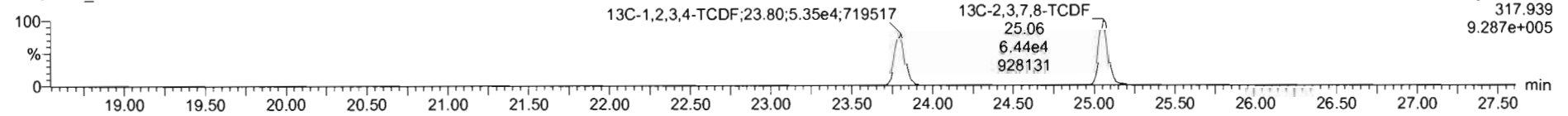


**13C-2,3,7,8-TCDF**

200309D1\_5

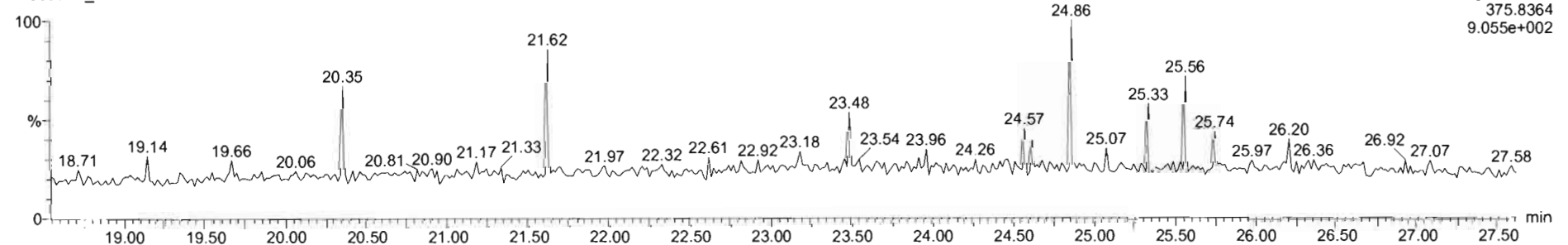


200309D1\_5



**DPE1**

200309D1\_5



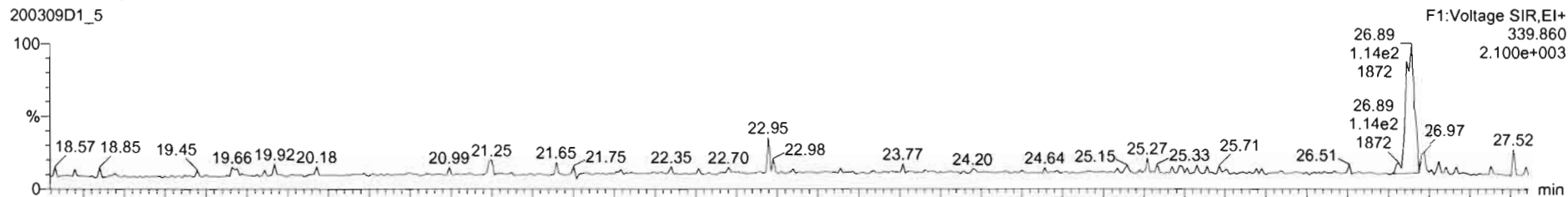
Dataset: U:\VG7.PRO\Results\200309D1\200309D1\_CRV.qld

Last Altered: Monday, March 09, 2020 16:58:54 Pacific Daylight Time  
Printed: Monday, March 09, 2020 17:00:26 Pacific Daylight Time

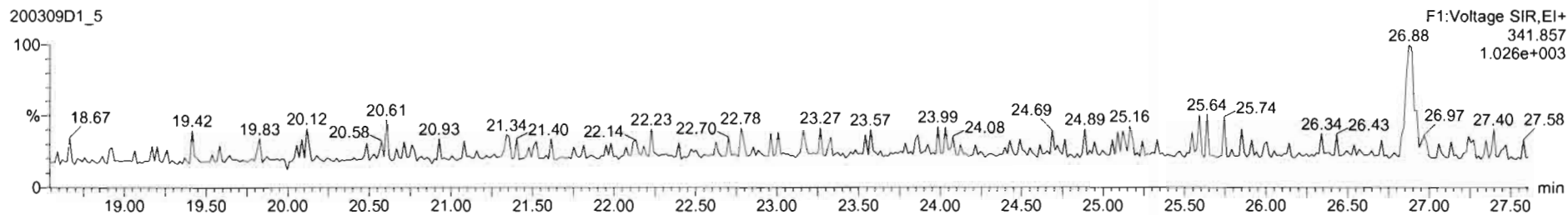
Name: 200309D1\_5, Date: 09-Mar-2020, Time: 15:28:28, ID: ST200309D1-5 1613 CS5 19L2307, Description: 1613 CS5 19L2307

1st Func. Penta-Furans

200309D1\_5

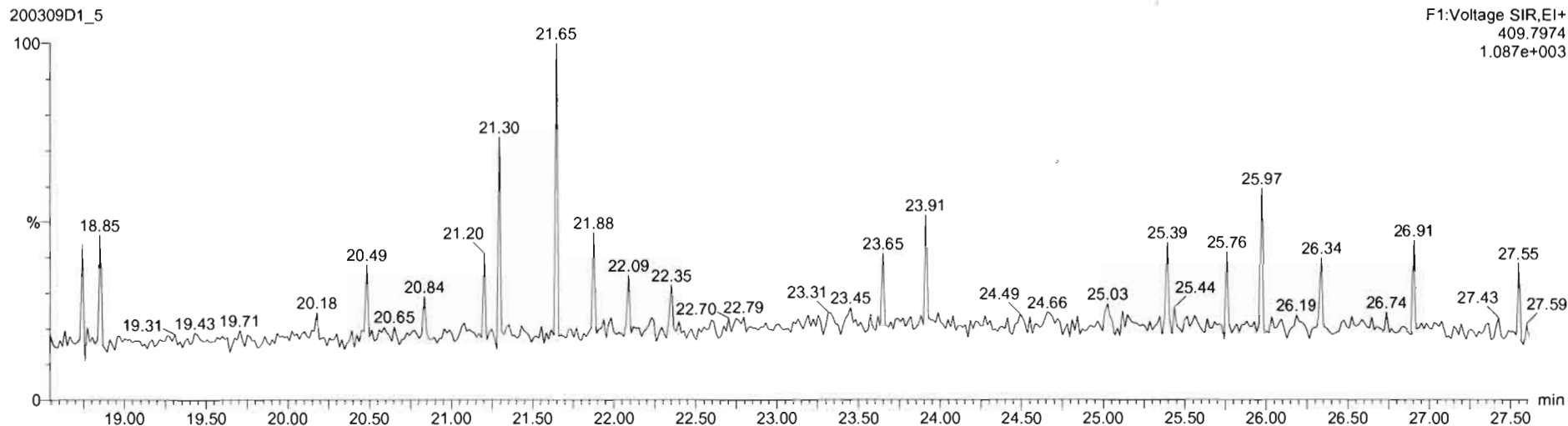


200309D1\_5



DPE6

200309D1\_5






Dataset: U:\VG7.PRO\Results\200309D1\200309D1\_CRV.qld

Last Altered: Monday, March 09, 2020 16:58:54 Pacific Daylight Time  
Printed: Monday, March 09, 2020 17:00:26 Pacific Daylight Time

Name: 200309D1\_5, Date: 09-Mar-2020, Time: 15:28:28, ID: ST200309D1-5 1613 CS5 19L2307, Description: 1613 CS5 19L2307


**1,2,3,7,8-PeCDF**

200309D1\_5



F2:Voltage SIR,EI+  
339.860  
1.782e+007

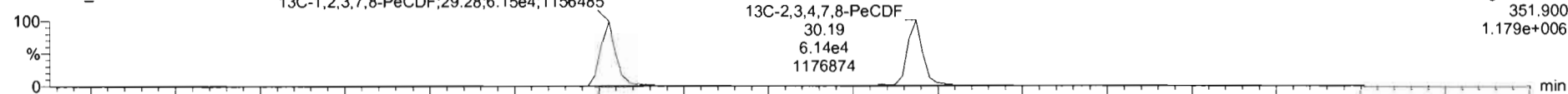
200309D1\_5



F2:Voltage SIR,EI+  
341.857  
1.178e+007

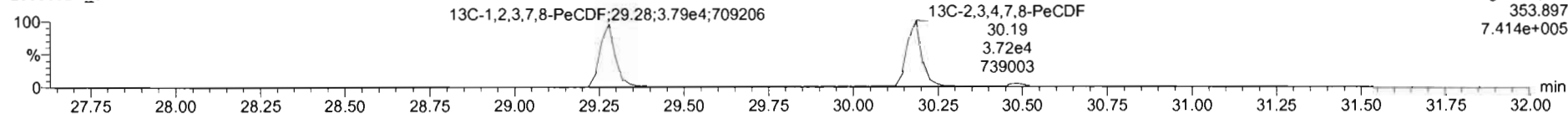
**13C-1,2,3,7,8-PeCDF**

200309D1\_5



F2:Voltage SIR,EI+  
351.900  
1.179e+006

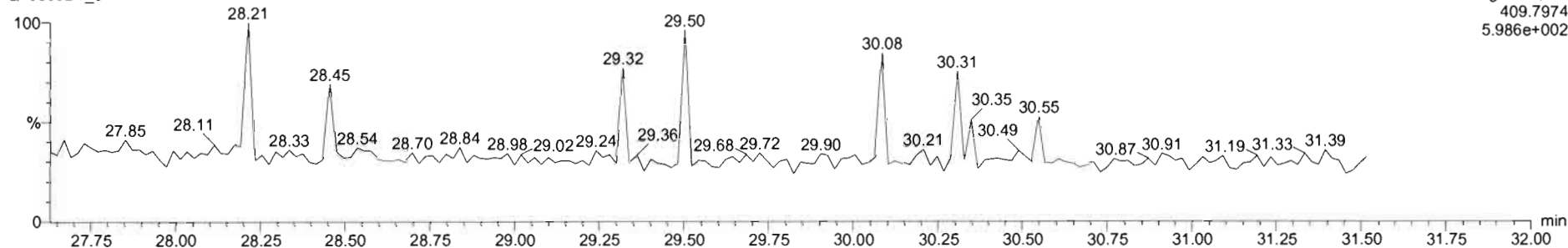
200309D1\_5



F2:Voltage SIR,EI+  
353.897  
7.414e+005

**DPE2**

200309D1\_5



F2:Voltage SIR,EI+  
409.7974  
5.986e+002

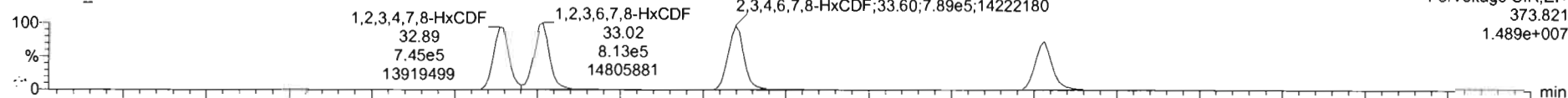
Dataset: U:\VG7.PRO\Results\200309D1\200309D1\_CRV.qld

Last Altered: Monday, March 09, 2020 16:58:54 Pacific Daylight Time  
Printed: Monday, March 09, 2020 17:00:26 Pacific Daylight Time

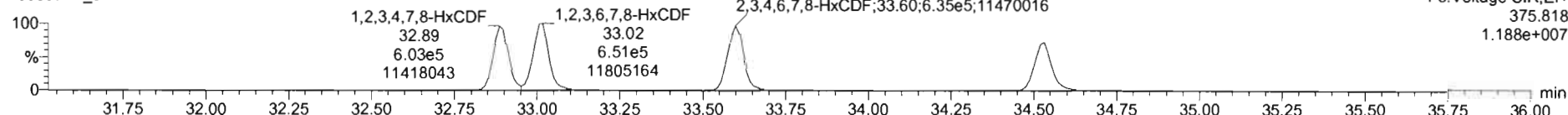
Name: 200309D1\_5, Date: 09-Mar-2020, Time: 15:28:28, ID: ST200309D1-5 1613 CS5 19L2307, Description: 1613 CS5 19L2307

**1,2,3,4,7,8-HxCDF**

200309D1\_5

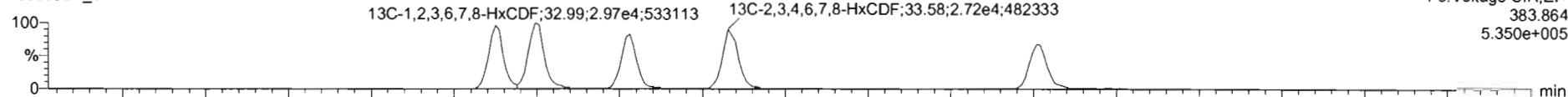


200309D1\_5

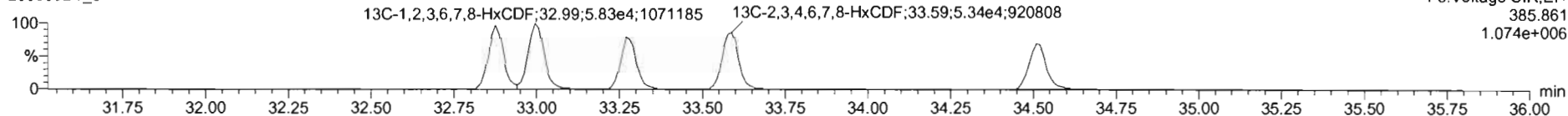


**13C-1,2,3,4,7,8-HxCDF**

200309D1\_5

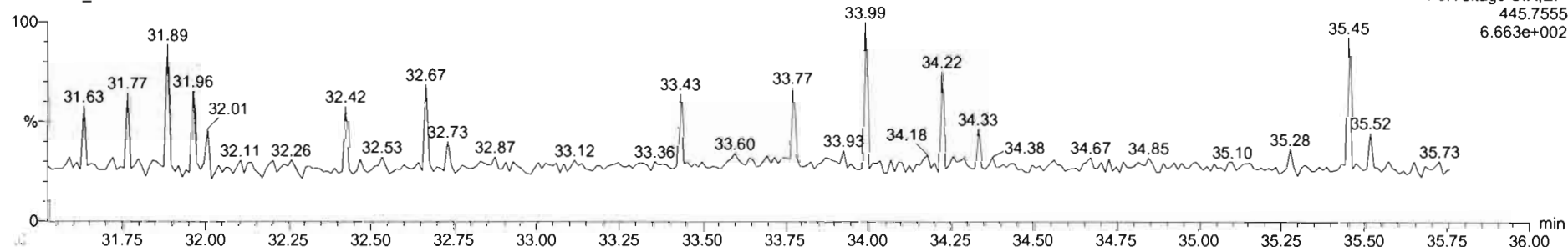


200309D1\_5



**DPE3**

200309D1\_5

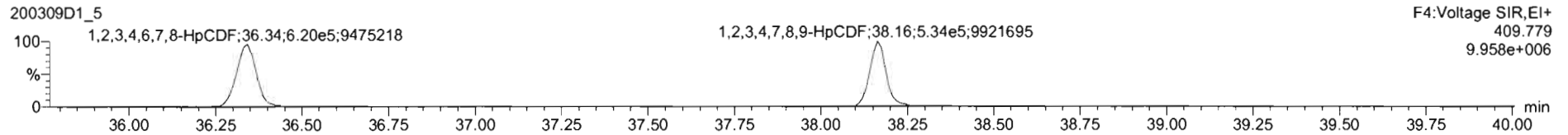



Dataset: U:\VG7.PRO\Results\200309D1\200309D1\_CRV.qld

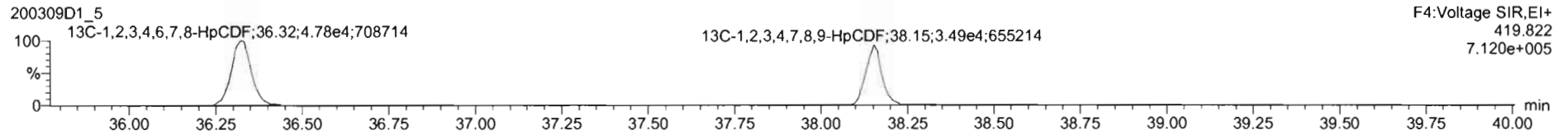

Last Altered: Monday, March 09, 2020 16:58:54 Pacific Daylight Time  
Printed: Monday, March 09, 2020 17:00:26 Pacific Daylight Time

Name: 200309D1\_5, Date: 09-Mar-2020, Time: 15:28:28, ID: ST200309D1-5 1613 CS5 19L2307, Description: 1613 CS5 19L2307

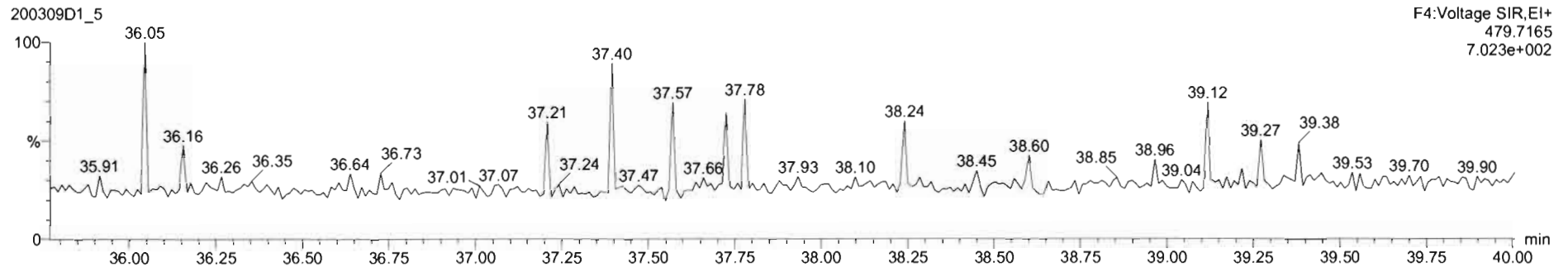
**1,2,3,4,6,7,8-HpCDF**



**13C-1,2,3,4,6,7,8-HpCDF**



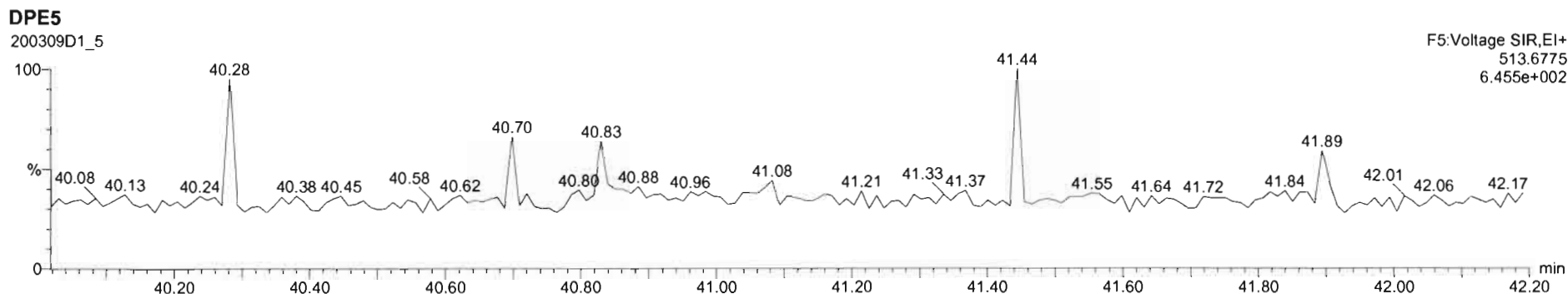
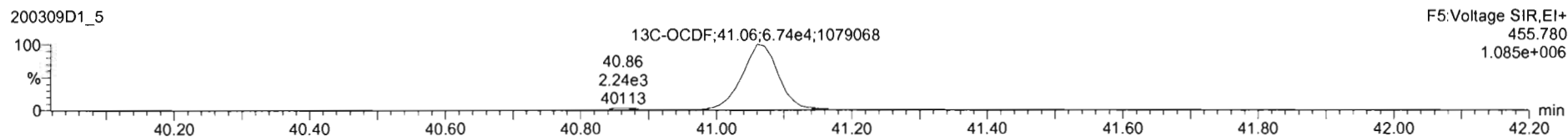
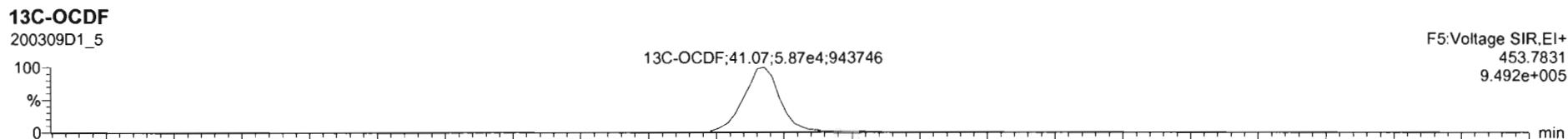
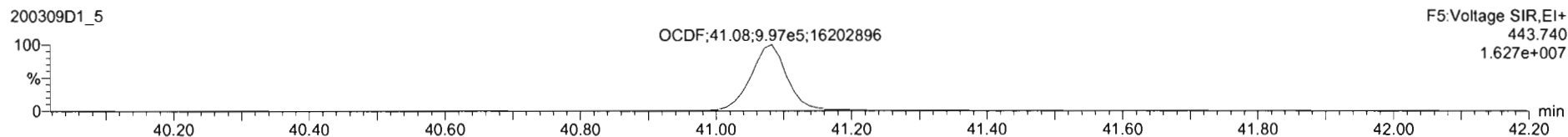
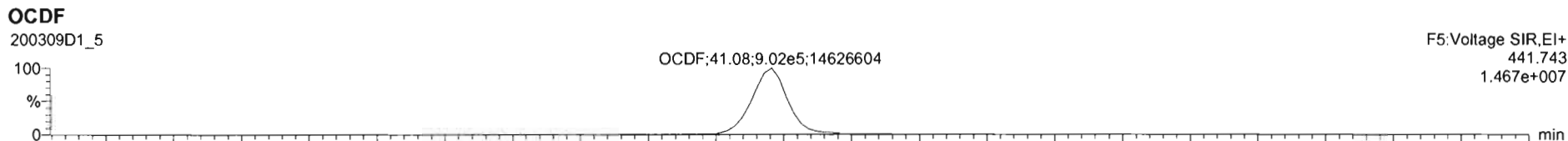
**DPE4**



Dataset: U:\VG7.PRO\Results\200309D1\200309D1\_CRV.qld

Last Altered: Monday, March 09, 2020 16:58:54 Pacific Daylight Time  
Printed: Monday, March 09, 2020 17:00:26 Pacific Daylight Time

Name: 200309D1\_5, Date: 09-Mar-2020, Time: 15:28:28, ID: ST200309D1-5 1613 CS5 19L2307, Description: 1613 CS5 19L2307

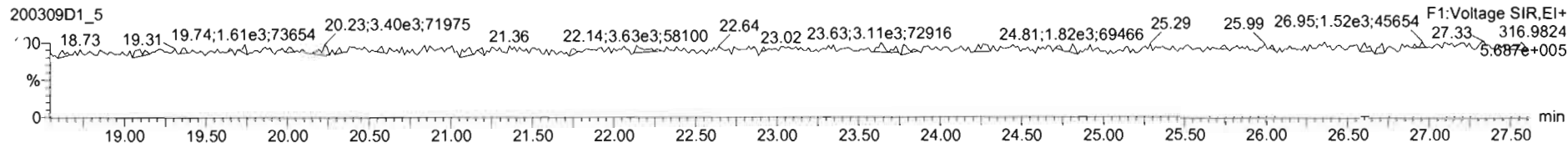


Dataset: U:\VG7.PRO\Results\200309D1\200309D1\_CRV.qld

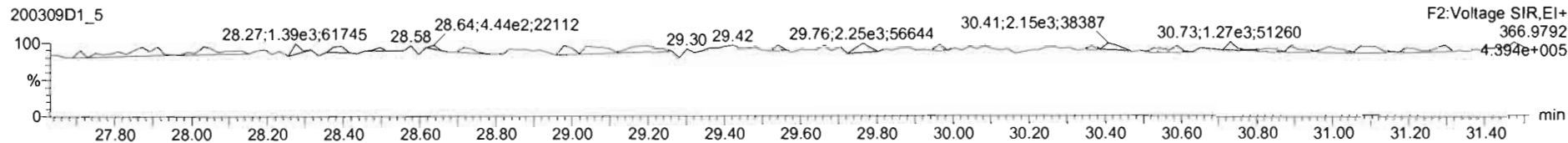
Last Altered: Monday, March 09, 2020 16:58:54 Pacific Daylight Time  
Printed: Monday, March 09, 2020 17:00:26 Pacific Daylight Time

Name: 200309D1\_5, Date: 09-Mar-2020, Time: 15:28:28, ID: ST200309D1-5 1613 CS5 19L2307, Description: 1613 CS5 19L2307

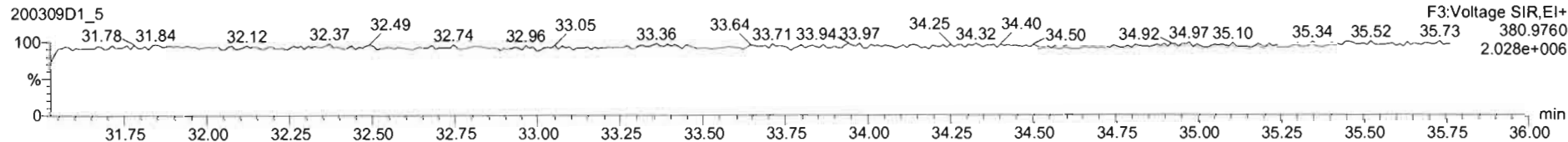
PFK1



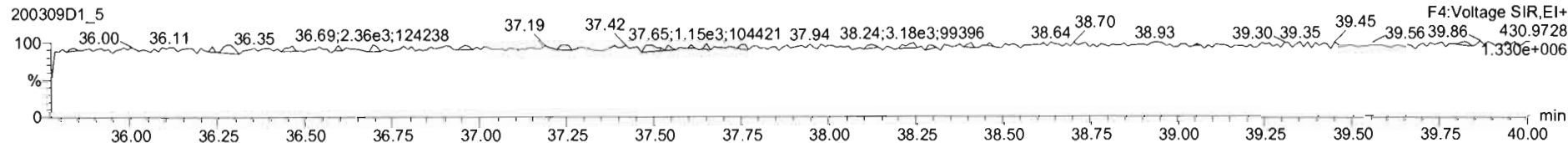
PFK2



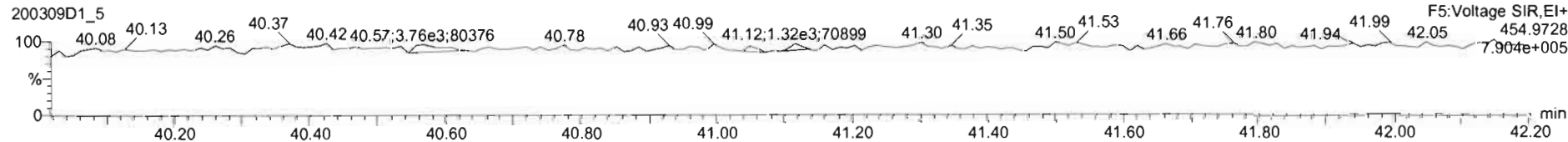
PFK3



PFK4



PFK5



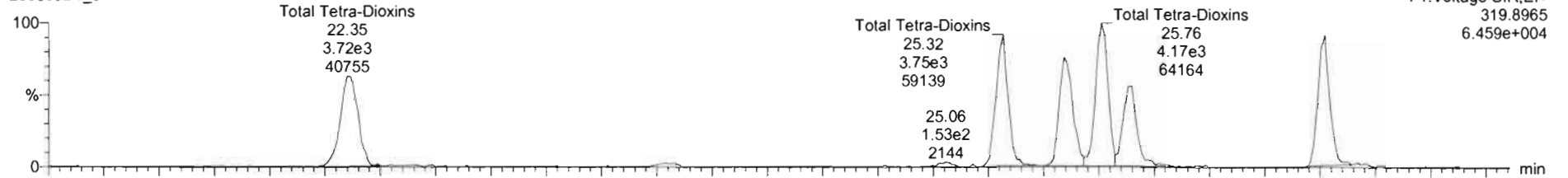
Dataset: U:\VG7.PRO\Results\200309D1\200309D1\_CRV.qld

Last Altered: Monday, March 09, 2020 16:58:54 Pacific Daylight Time  
Printed: Monday, March 09, 2020 17:00:26 Pacific Daylight Time

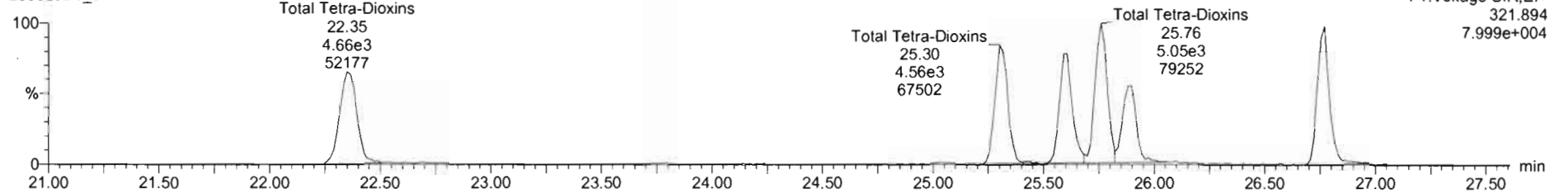
Name: 200309D1\_6, Date: 09-Mar-2020, Time: 16:13:17, ID: ST200309D1-6 1613 CS3 19L2305, Description: 1613 CS3 19L2305

**2,3,7,8-TCDD**

200309D1\_6

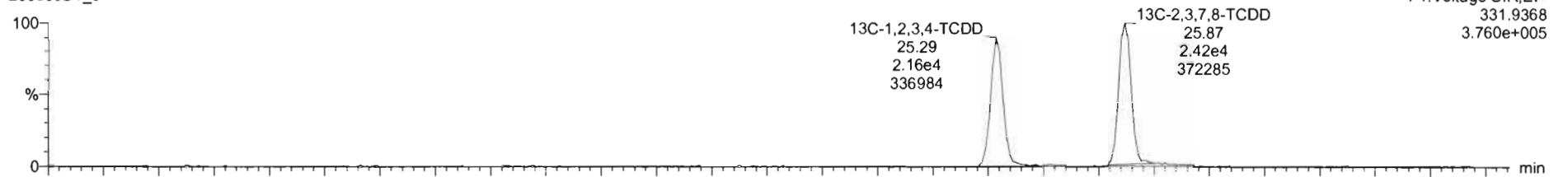


200309D1\_6

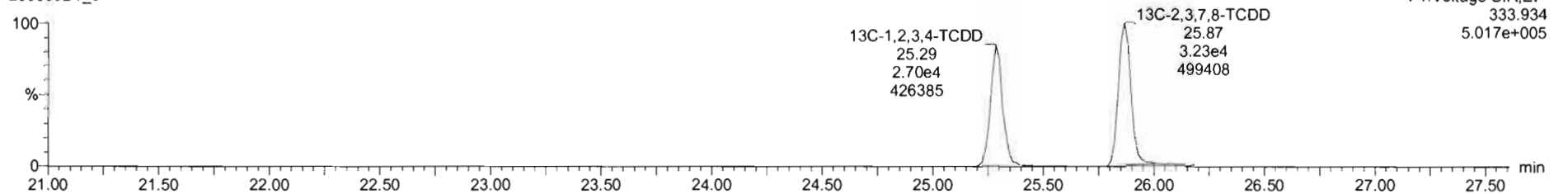


**13C-2,3,7,8-TCDD**

200309D1\_6



200309D1\_6



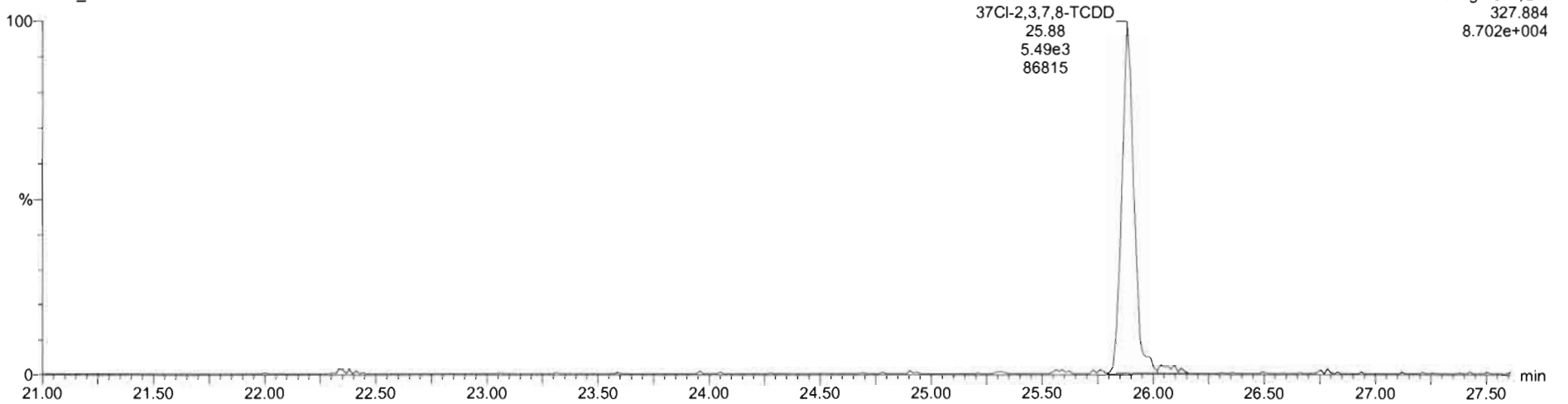
Dataset: U:\VG7.PRO\Results\200309D1\200309D1\_CRV.qld

Last Altered: Monday, March 09, 2020 16:58:54 Pacific Daylight Time  
Printed: Monday, March 09, 2020 17:00:26 Pacific Daylight Time

Name: 200309D1\_6, Date: 09-Mar-2020, Time: 16:13:17, ID: ST200309D1-6 1613 CS3 19L2305, Description: 1613 CS3 19L2305

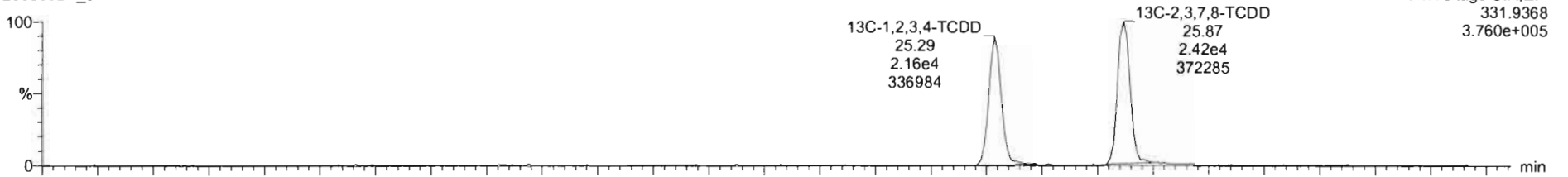
**37Cl-2,3,7,8-TCDD**

200309D1\_6

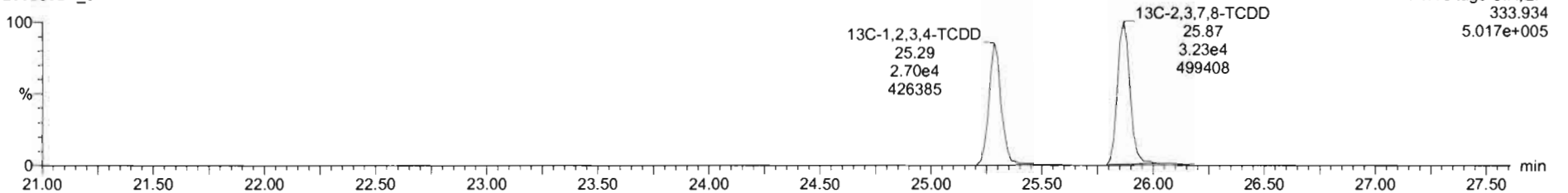


**13C-1,2,3,4-TCDD**

200309D1\_6



200309D1\_6

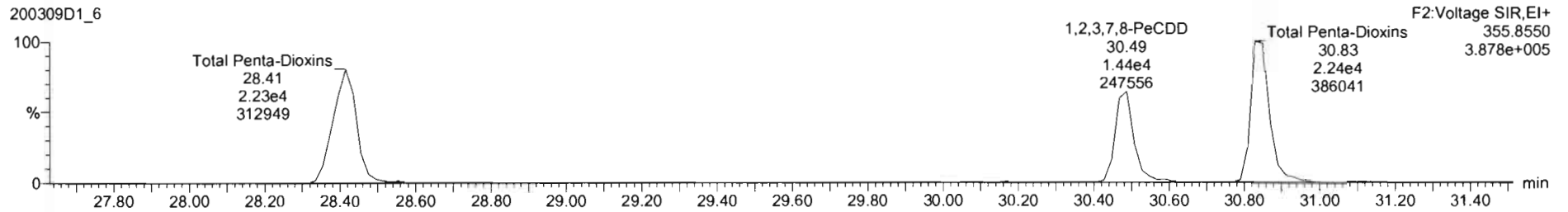



Dataset: U:\VG7.PRO\Results\200309D1\200309D1\_CRV.qld

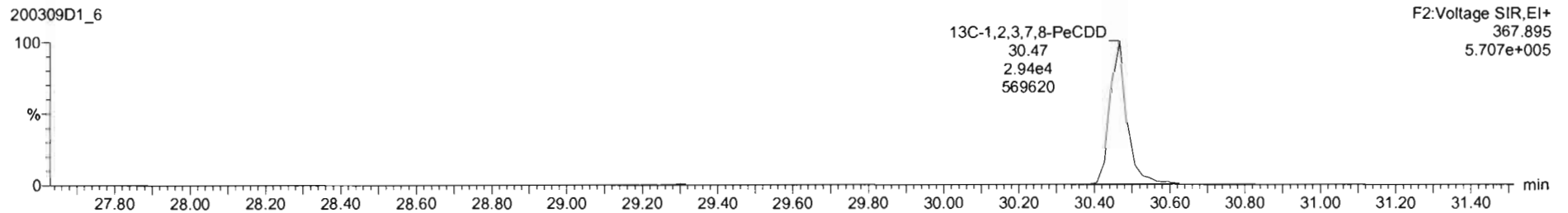

Last Altered: Monday, March 09, 2020 16:58:54 Pacific Daylight Time  
Printed: Monday, March 09, 2020 17:00:26 Pacific Daylight Time

Name: 200309D1\_6, Date: 09-Mar-2020, Time: 16:13:17, ID: ST200309D1-6 1613 CS3 19L2305, Description: 1613 CS3 19L2305

1,2,3,7,8-PeCDD



13C-1,2,3,7,8-PeCDD





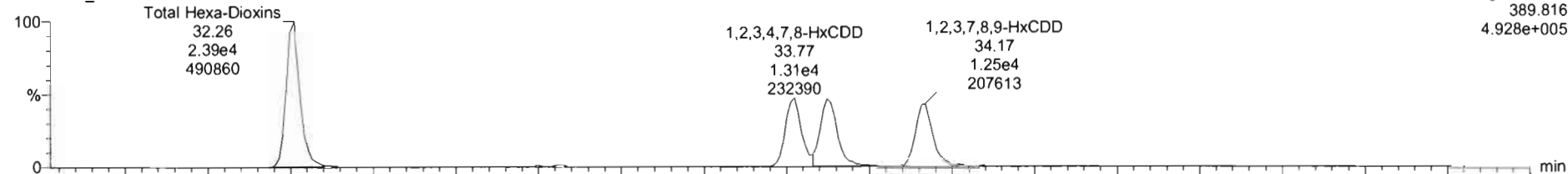
Dataset: U:\VG7.PRO\Results\200309D1\200309D1\_CRV.qld

Last Altered: Monday, March 09, 2020 16:58:54 Pacific Daylight Time  
Printed: Monday, March 09, 2020 17:00:26 Pacific Daylight Time

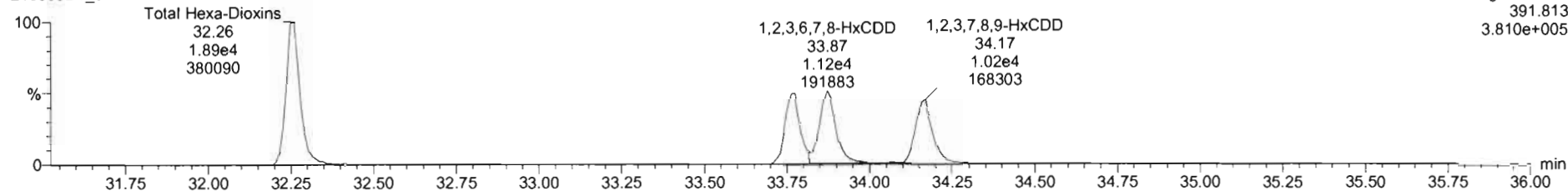
Name: 200309D1\_6, Date: 09-Mar-2020, Time: 16:13:17, ID: ST200309D1-6 1613 CS3 19L2305, Description: 1613 CS3 19L2305

1,2,3,4,7,8-HxCDD

200309D1\_6

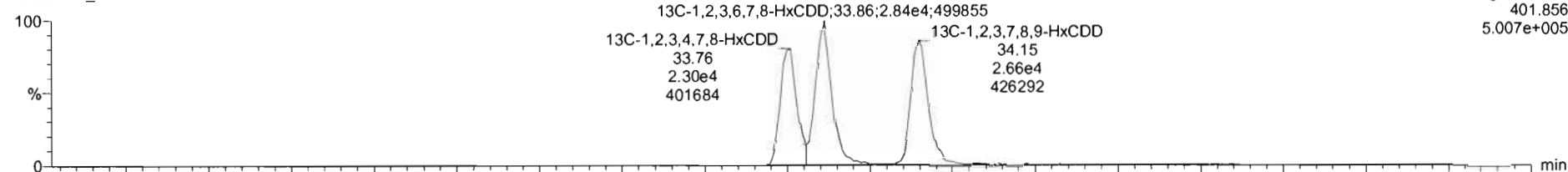


200309D1\_6

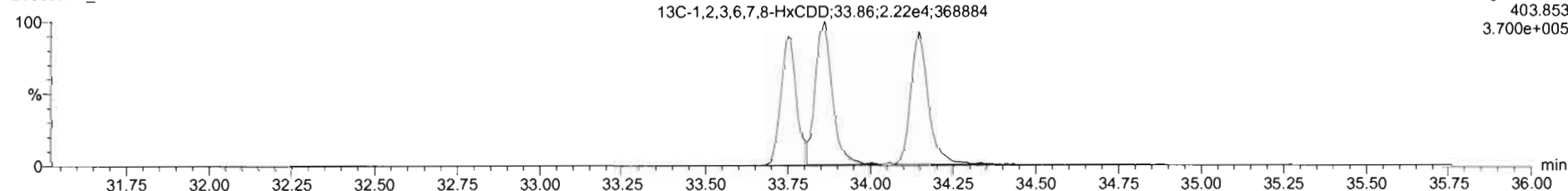


13C-1,2,3,4,7,8-HxCDD

200309D1\_6



200309D1\_6



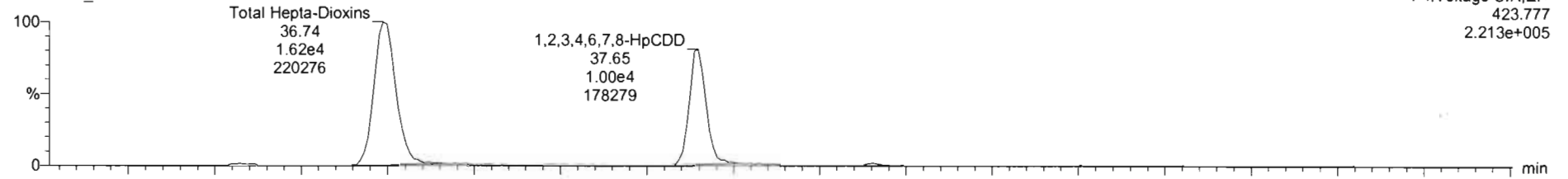
Dataset: U:\VG7.PRO\Results\200309D1\200309D1\_CRV.qld

Last Altered: Monday, March 09, 2020 16:58:54 Pacific Daylight Time  
Printed: Monday, March 09, 2020 17:00:26 Pacific Daylight Time

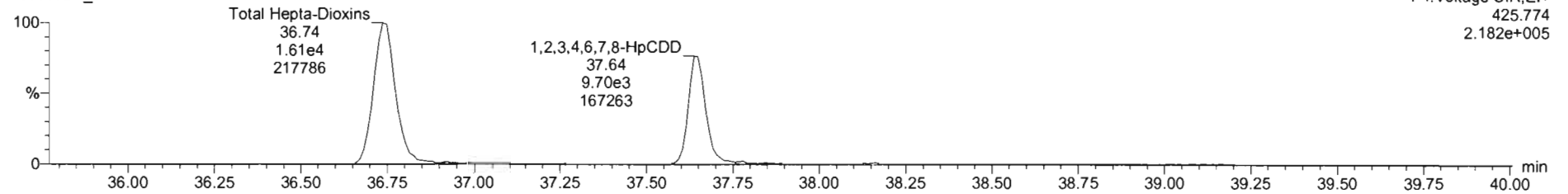
Name: 200309D1\_6, Date: 09-Mar-2020, Time: 16:13:17, ID: ST200309D1-6 1613 CS3 19L2305, Description: 1613 CS3 19L2305

1,2,3,4,6,7,8-HpCDD

200309D1\_6

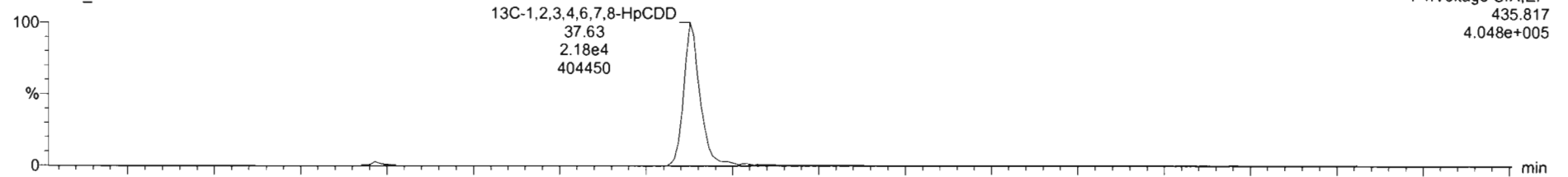


200309D1\_6

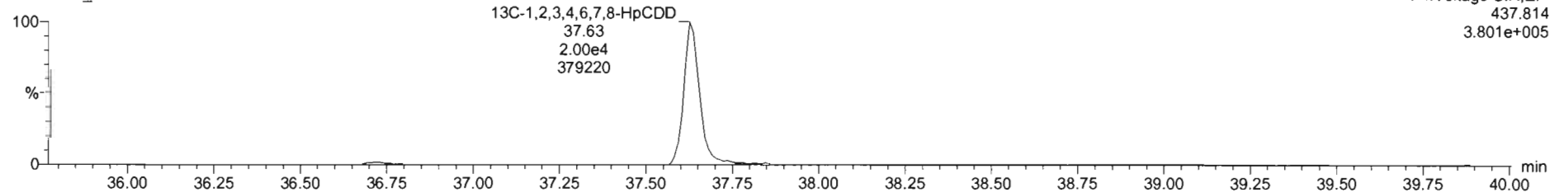


13C-1,2,3,4,6,7,8-HpCDD

200309D1\_6



200309D1\_6



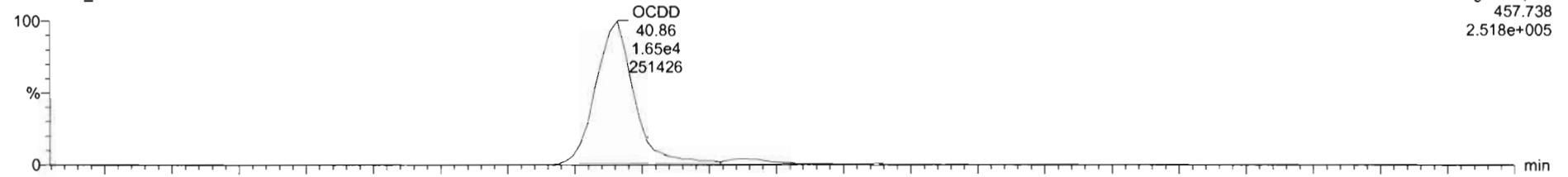
Dataset: U:\VG7.PRO\Results\200309D1\200309D1\_CRV.qld

Last Altered: Monday, March 09, 2020 16:58:54 Pacific Daylight Time  
Printed: Monday, March 09, 2020 17:00:26 Pacific Daylight Time

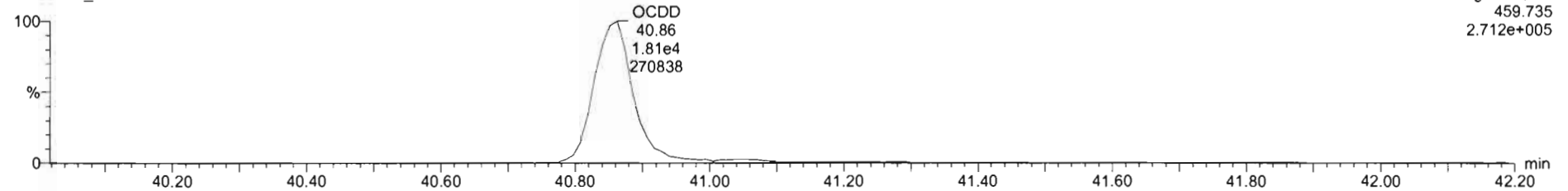
Name: 200309D1\_6, Date: 09-Mar-2020, Time: 16:13:17, ID: ST200309D1-6 1613 CS3 19L2305, Description: 1613 CS3 19L2305

**OCDD**

200309D1\_6




200309D1\_6

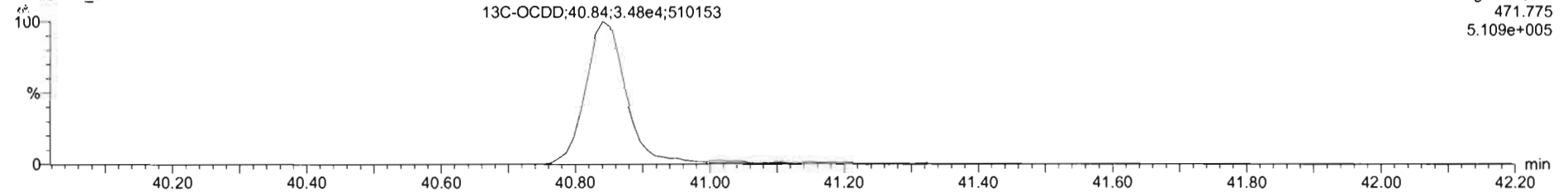


**13C-OCDD**

200309D1\_6



200309D1\_6



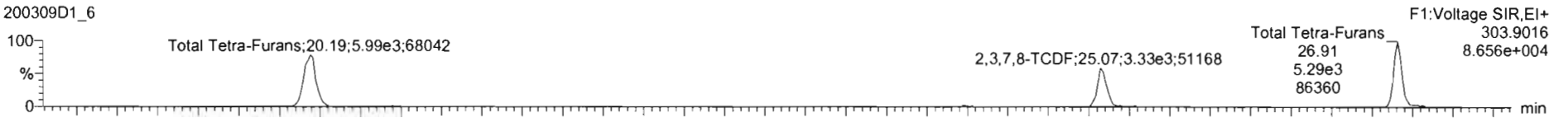
Dataset: U:\VG7.PRO\Results\200309D1\200309D1\_CRV.qld

Last Altered: Monday, March 09, 2020 16:58:54 Pacific Daylight Time  
Printed: Monday, March 09, 2020 17:00:26 Pacific Daylight Time

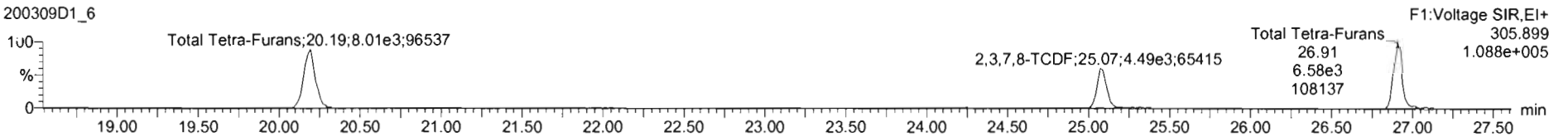
Name: 200309D1\_6, Date: 09-Mar-2020, Time: 16:13:17, ID: ST200309D1-6 1613 CS3 19L2305, Description: 1613 CS3 19L2305

**2,3,7,8-TCDF**

200309D1\_6




200309D1\_6

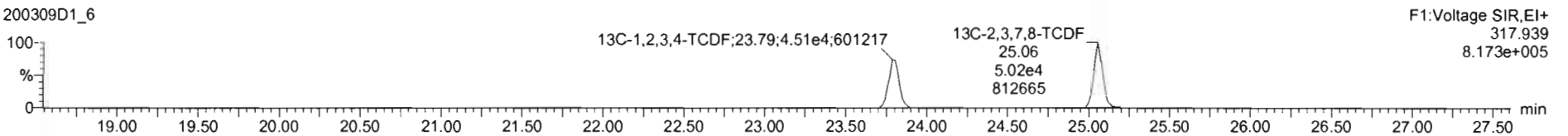


**13C-2,3,7,8-TCDF**

200309D1\_6

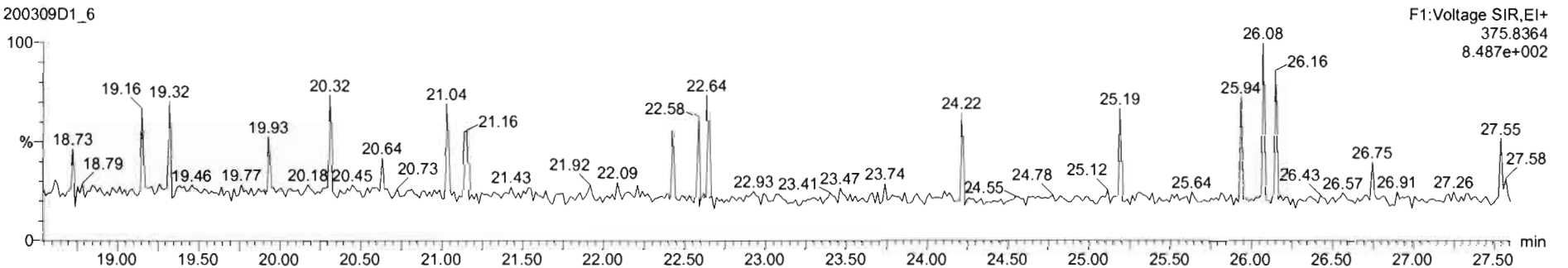


200309D1\_6



**DPE1**

200309D1\_6



Dataset: U:\VG7.PRO\Results\200309D1\200309D1\_CRV.qld


Last Altered: Monday, March 09, 2020 16:58:54 Pacific Daylight Time

Printed: Monday, March 09, 2020 17:00:26 Pacific Daylight Time

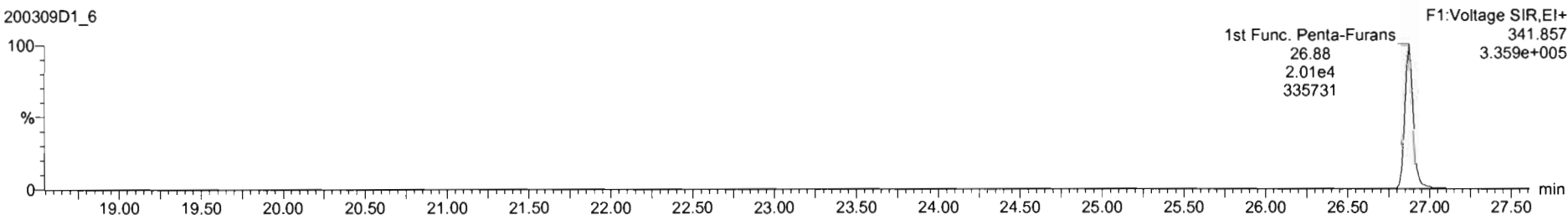
Name: 200309D1\_6, Date: 09-Mar-2020, Time: 16:13:17, ID: ST200309D1-6 1613 CS3 19L2305, Description: 1613 CS3 19L2305

1st Func. Penta-Furans

200309D1\_6

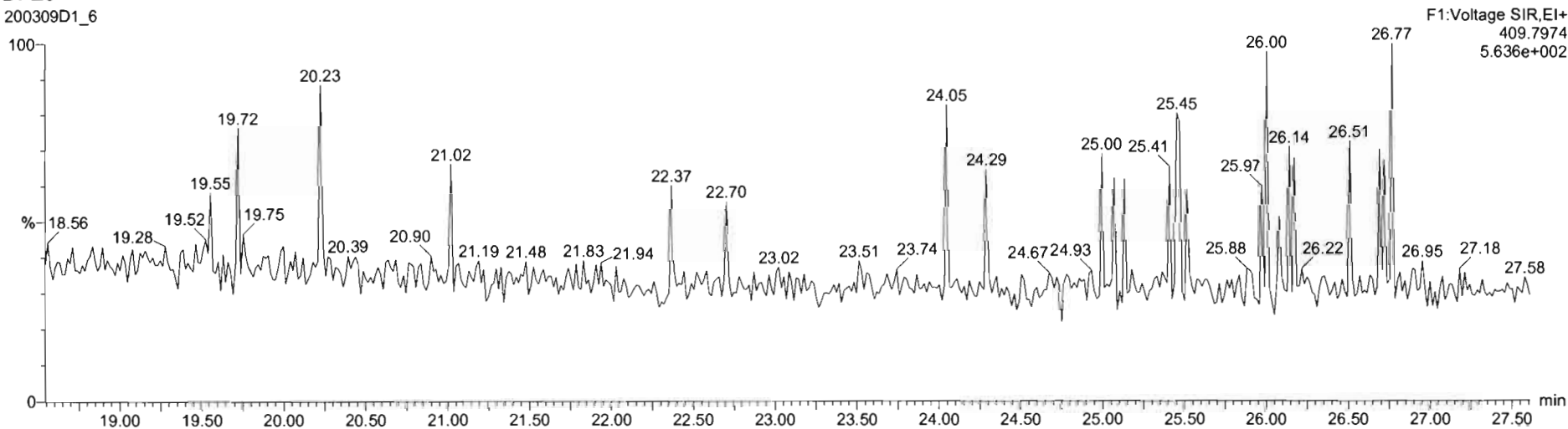


200309D1\_6



DPE6

200309D1\_6





Dataset: U:\VG7.PRO\Results\200309D1\200309D1\_CRV.qld

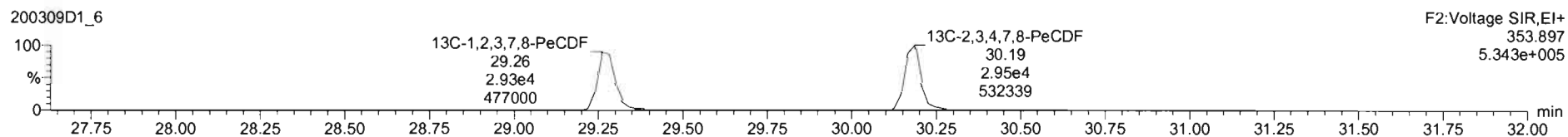

Last Altered: Monday, March 09, 2020 16:58:54 Pacific Daylight Time  
Printed: Monday, March 09, 2020 17:00:26 Pacific Daylight Time

Name: 200309D1\_6, Date: 09-Mar-2020, Time: 16:13:17, ID: ST200309D1-6 1613 CS3 19L2305, Description: 1613 CS3 19L2305

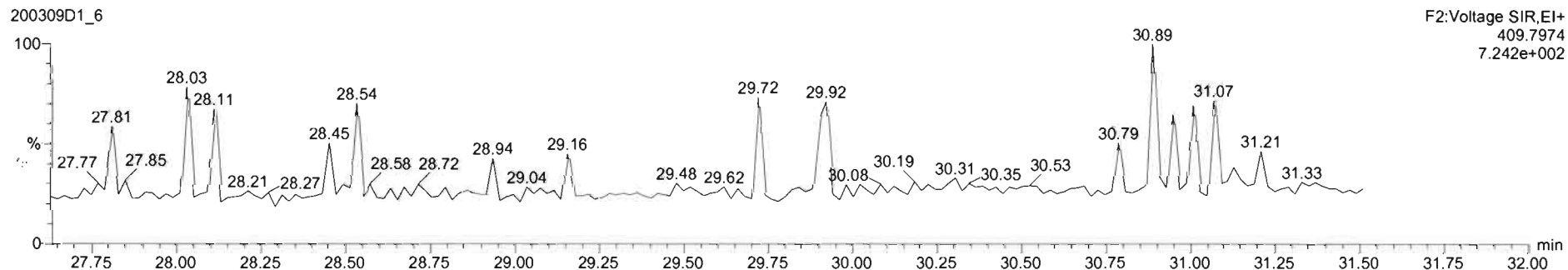
**1,2,3,7,8-PeCDF**



**13C-1,2,3,7,8-PeCDF**



**DPE2**

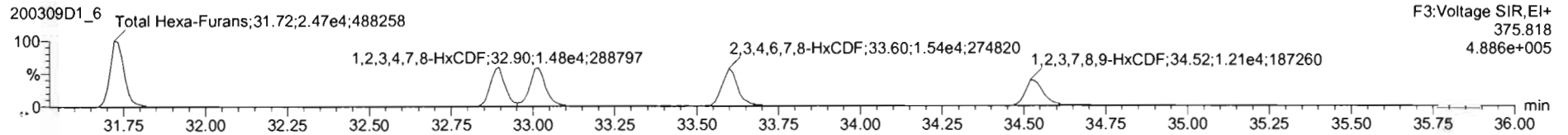
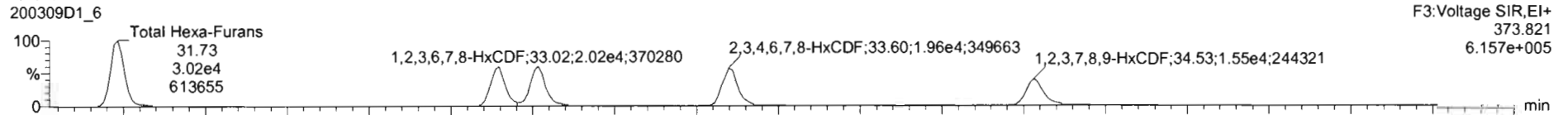


Dataset: U:\VG7.PRO\Results\200309D1\200309D1\_CRV.qld

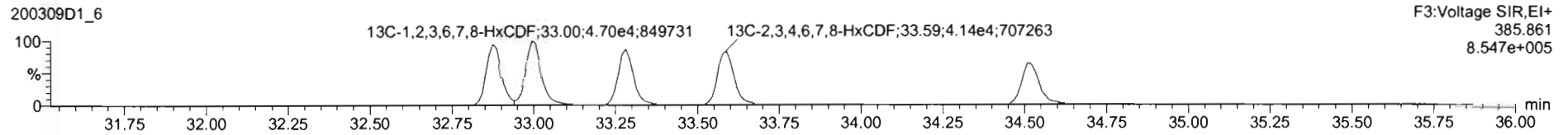
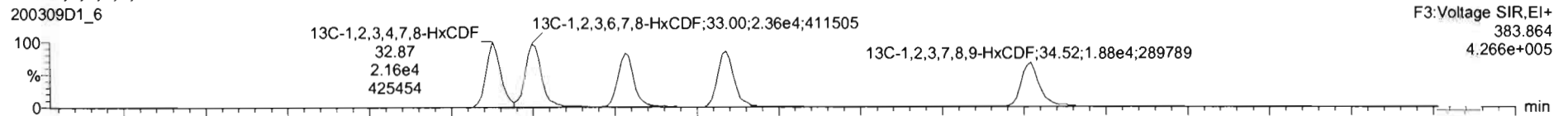
Last Altered: Monday, March 09, 2020 16:58:54 Pacific Daylight Time  
Printed: Monday, March 09, 2020 17:00:26 Pacific Daylight Time

Name: 200309D1\_6, Date: 09-Mar-2020, Time: 16:13:17, ID: ST200309D1-6 1613 CS3 19L2305, Description: 1613 CS3 19L2305

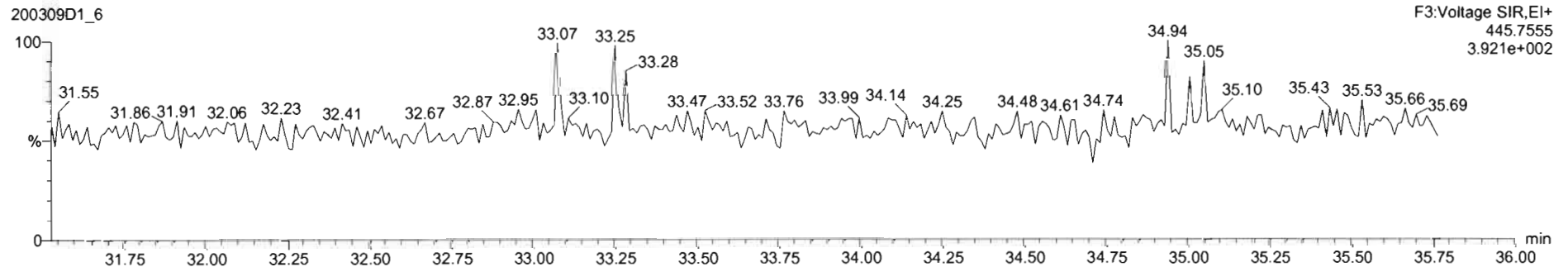
1,2,3,4,7,8-HxCDF



13C-1,2,3,4,7,8-HxCDF



DPE3

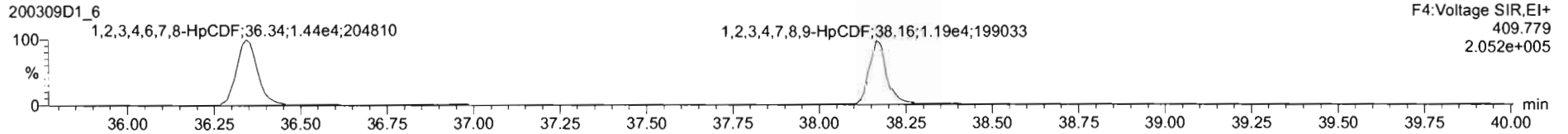
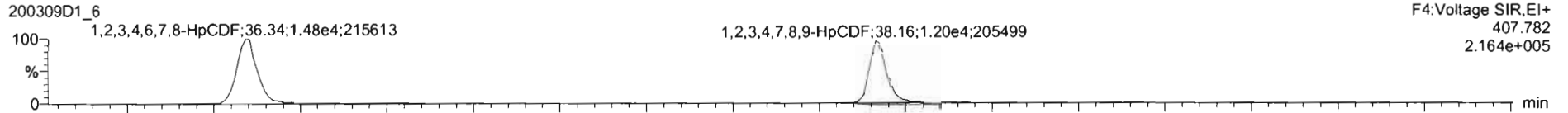


Dataset: U:\VG7.PRO\Results\200309D1\200309D1\_CRV.qld

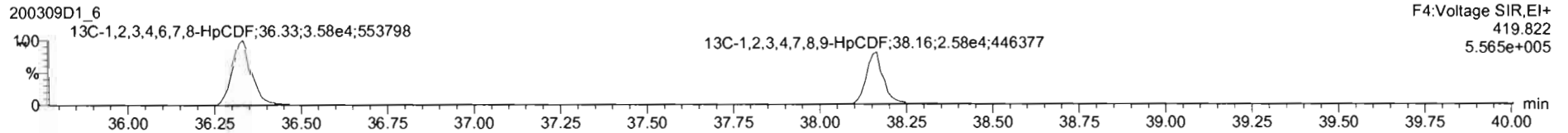

Last Altered: Monday, March 09, 2020 16:58:54 Pacific Daylight Time  
Printed: Monday, March 09, 2020 17:00:26 Pacific Daylight Time

Name: 200309D1\_6, Date: 09-Mar-2020, Time: 16:13:17, ID: ST200309D1-6 1613 CS3 19L2305, Description: 1613 CS3 19L2305

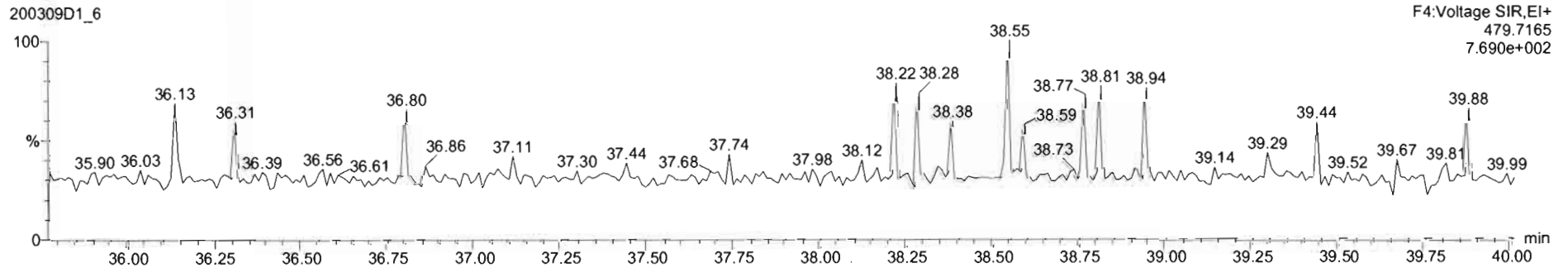
**1,2,3,4,6,7,8-HpCDF**



**13C-1,2,3,4,6,7,8-HpCDF**



**DPE4**

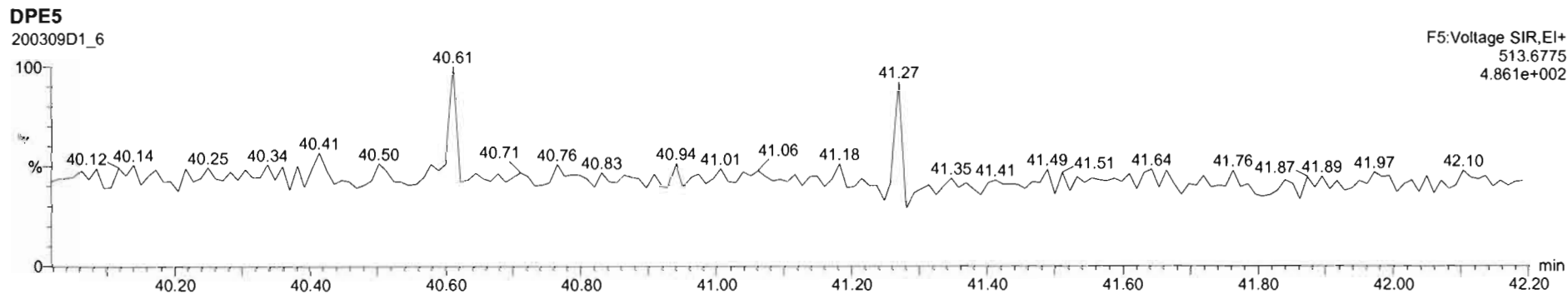
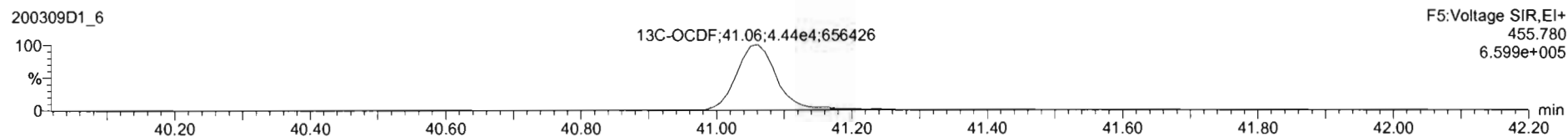
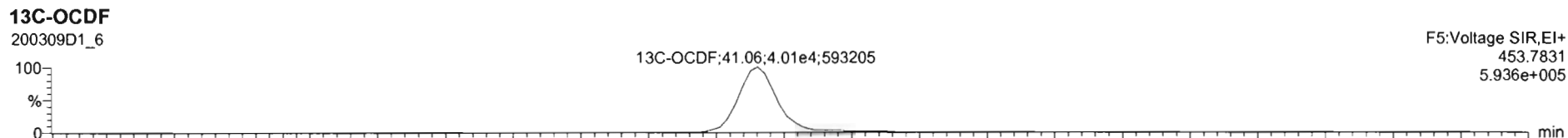
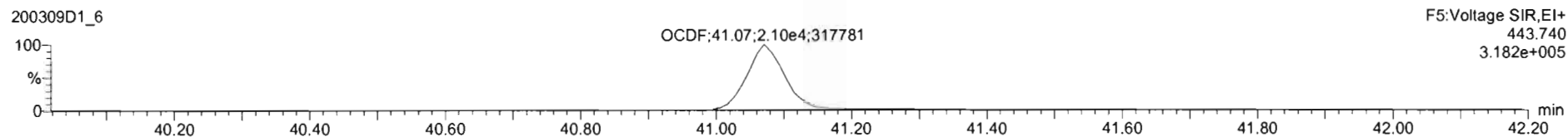
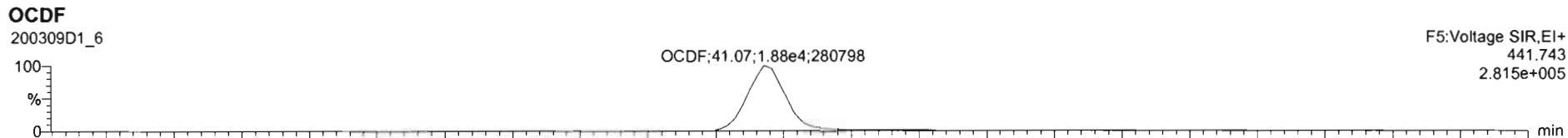




Dataset: U:\VG7.PRO\Results\200309D1\200309D1\_CRV.qld

Last Altered: Monday, March 09, 2020 16:58:54 Pacific Daylight Time  
Printed: Monday, March 09, 2020 17:00:26 Pacific Daylight Time

Name: 200309D1\_6, Date: 09-Mar-2020, Time: 16:13:17, ID: ST200309D1-6 1613 CS3 19L2305, Description: 1613 CS3 19L2305



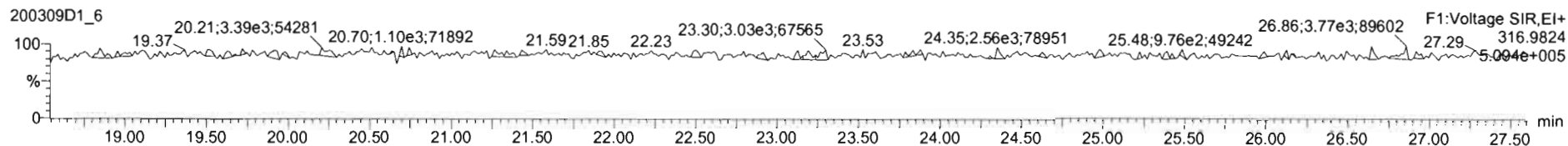
Dataset: U:\VG7.PRO\Results\200309D1\200309D1\_CRV.qld

Last Altered: Monday, March 09, 2020 16:58:54 Pacific Daylight Time

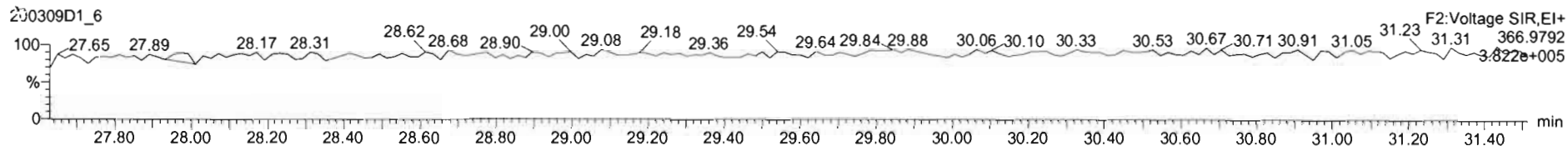
Printed: Monday, March 09, 2020 17:00:26 Pacific Daylight Time

Name: 200309D1\_6, Date: 09-Mar-2020, Time: 16:13:17, ID: ST200309D1-6 1613 CS3 19L2305, Description: 1613 CS3 19L2305

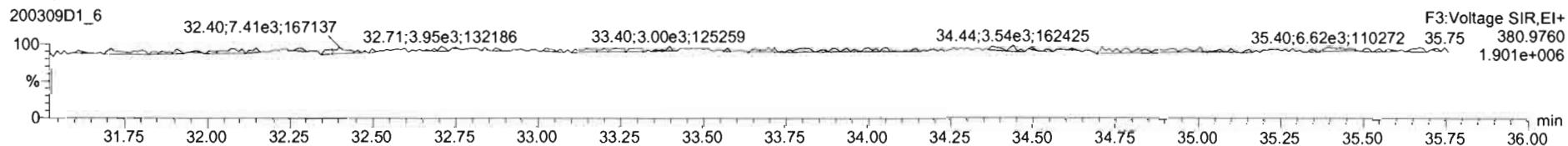
PFK1



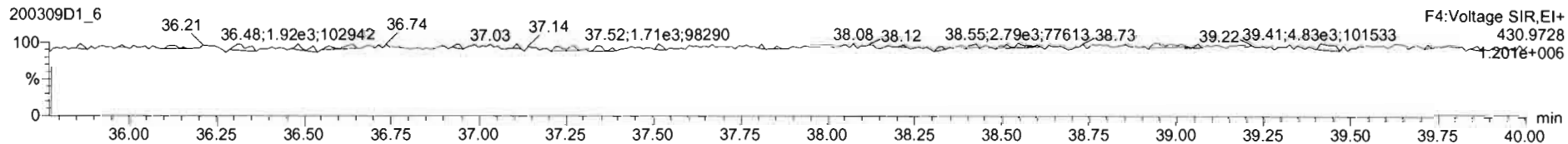
PFK2



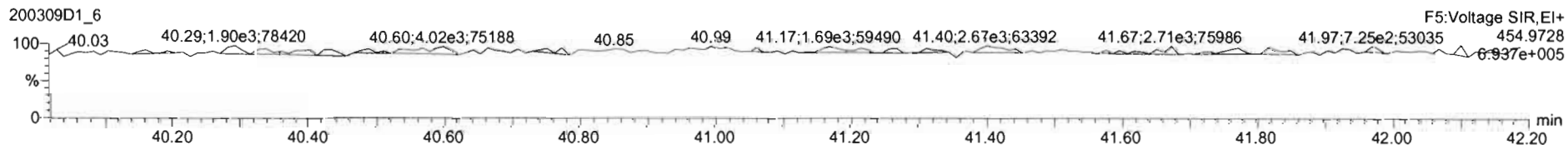
PFK3



PFK4

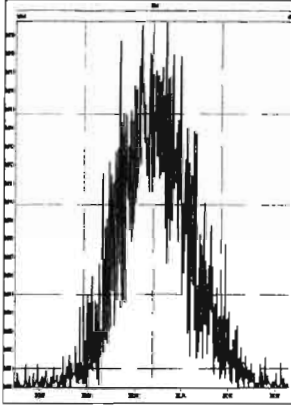


PFK5

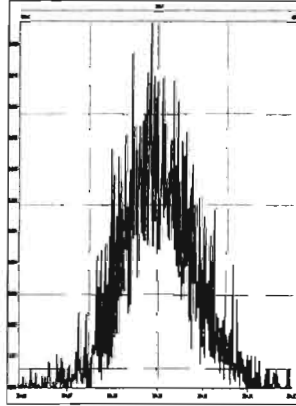


Printed: Tuesday, March 10, 2020 00:33:43 Pacific Daylight Time

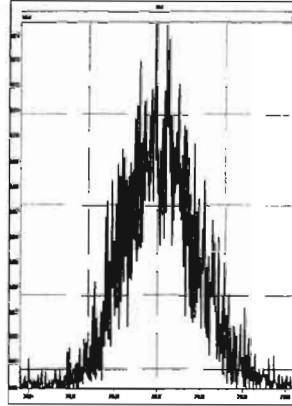
M 292.9824 R 11717



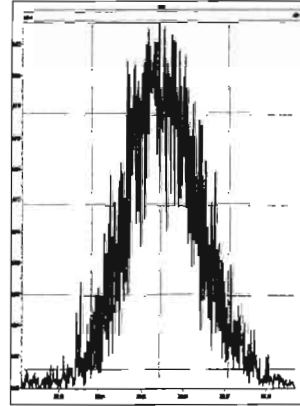
M 304.9824 R 10800



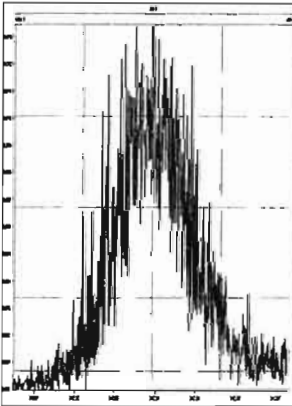
M 318.9792 R 10379



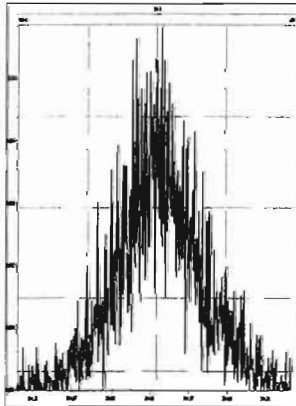
M 330.9792 R 9206



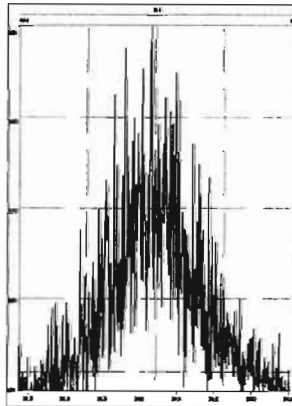
M 342.9792 R 9873



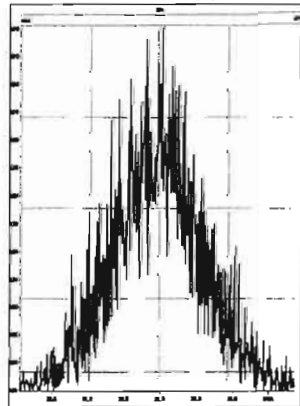
M 354.9792 R 11957



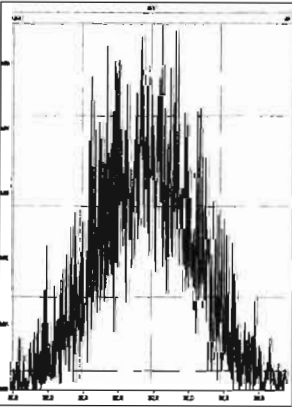
M 366.9792 R 15200



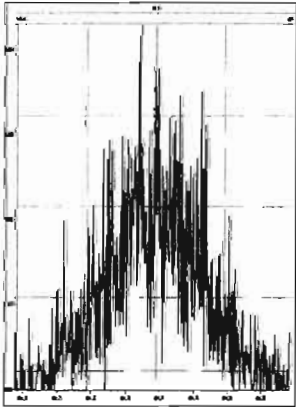
M 380.9760 R 8076



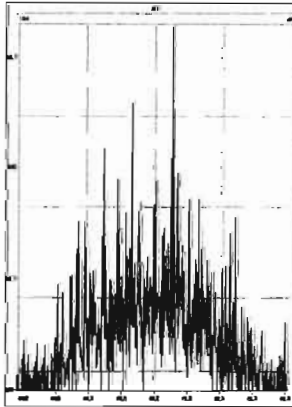
M 392.9760 R 8547



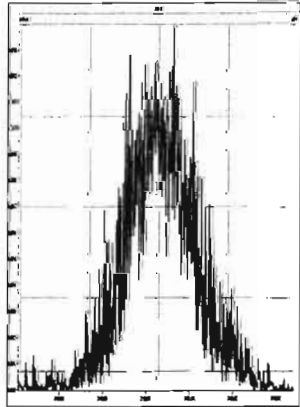
M 404.9760 R 11279



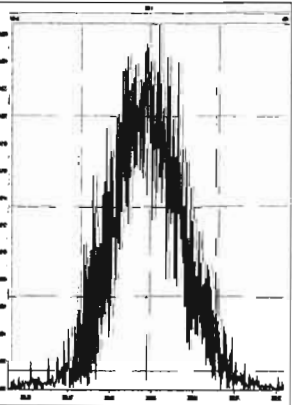
M 416.9760 R 21416



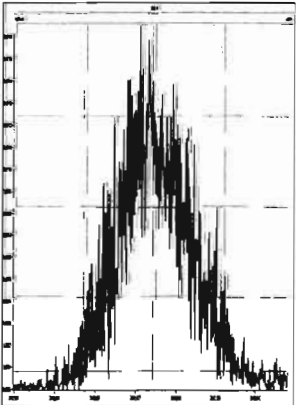
M 318.9792 R 11805



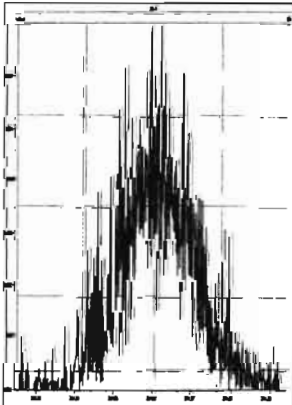
M 330.9792 R 11382



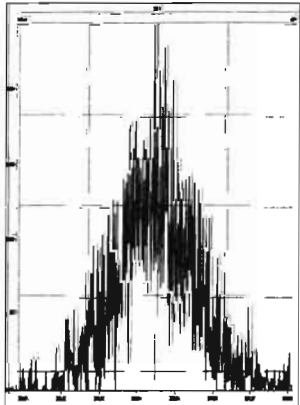
M 342.9792 R 11925



M 354.9792 R 11375

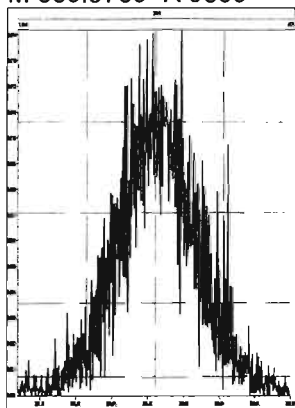


M 366.9792 R 14527

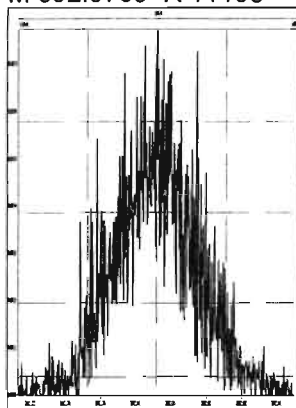


Printed: Tuesday, March 10, 2020 00:33:43 Pacific Daylight Time

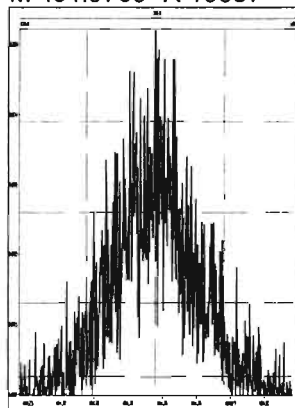
M 380.9760 R 9850



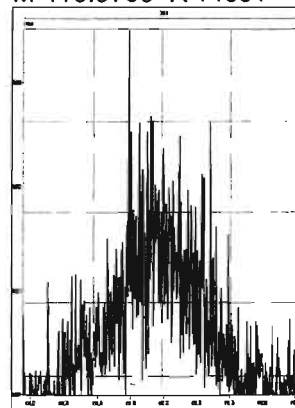
M 392.9760 R 11198



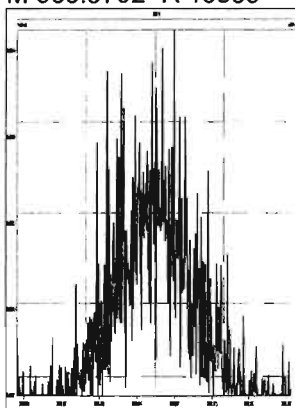
M 404.9760 R 10587



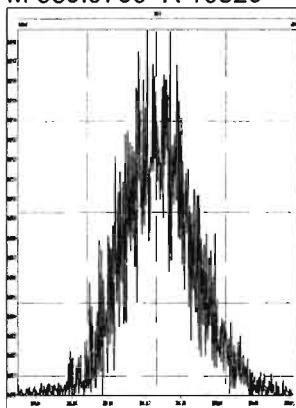
M 416.9760 R 14661



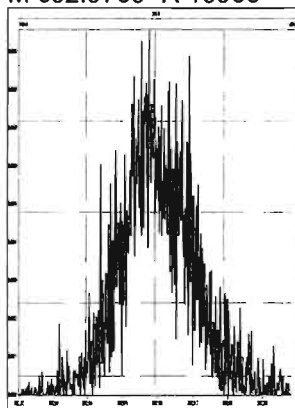
M 366.9792 R 15863



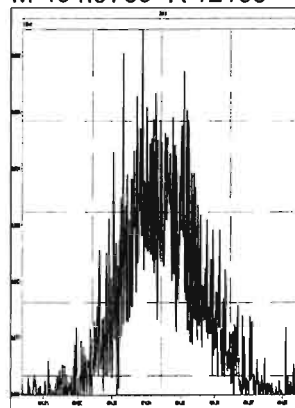
M 380.9760 R 10823



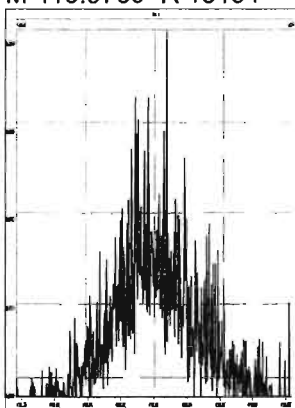
M 392.9760 R 10968



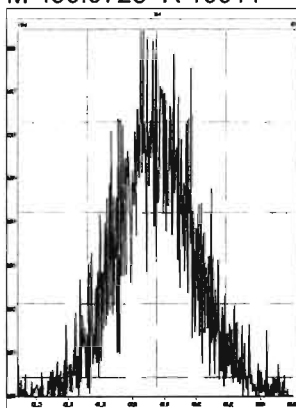
M 404.9760 R 12136



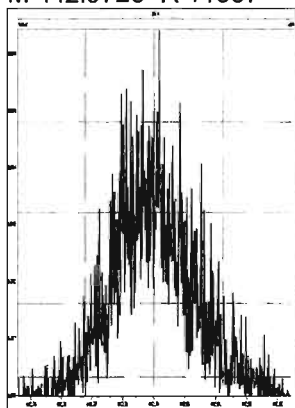
M 416.9760 R 13134



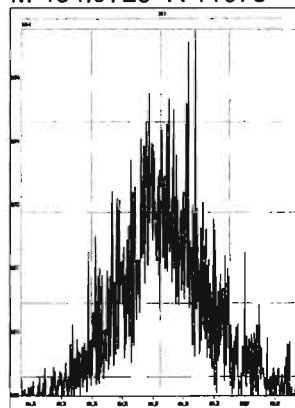
M 430.9728 R 10011



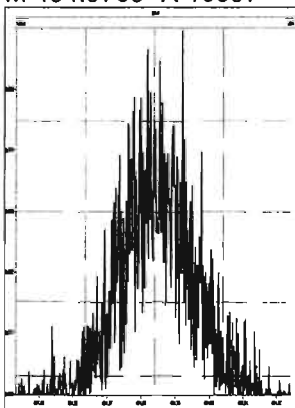
M 442.9728 R 11537



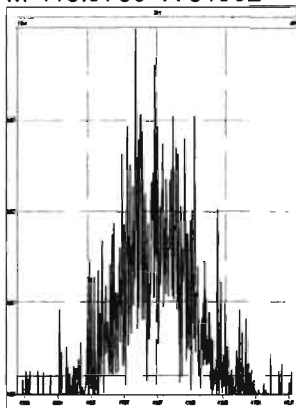
M 454.9728 R 11078



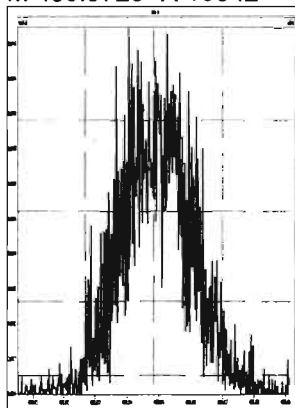
M 404.9760 R 13097



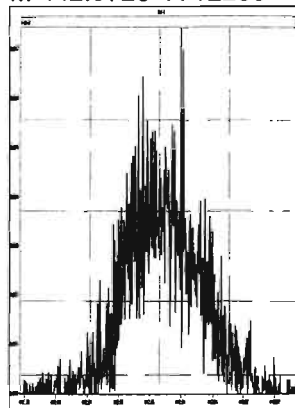
M 416.9760 R 31962



M 430.9728 R 10842

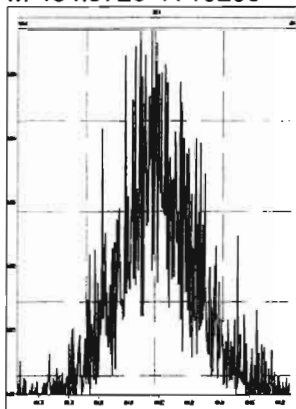


M 442.9728 R 12286

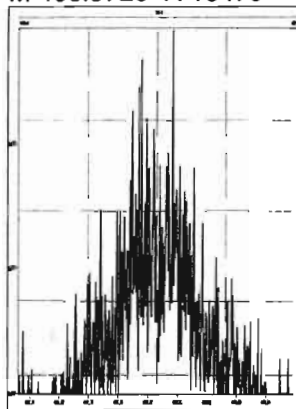


Printed: Tuesday, March 10, 2020 00:33:43 Pacific Daylight Time

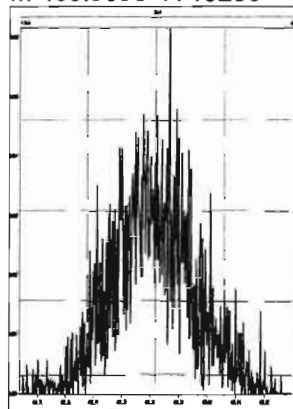
M 454.9728 R 10205



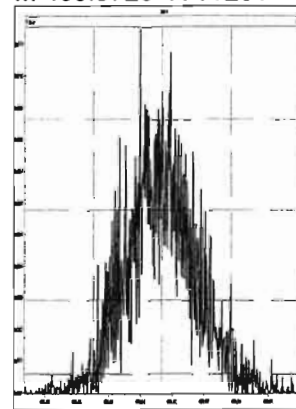
M 466.9728 R 18470



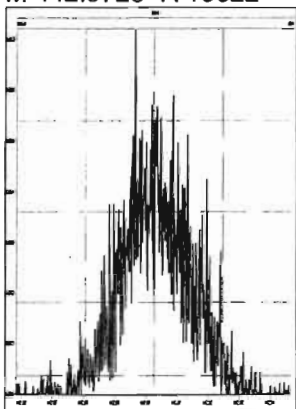
M 480.9696 R 10290



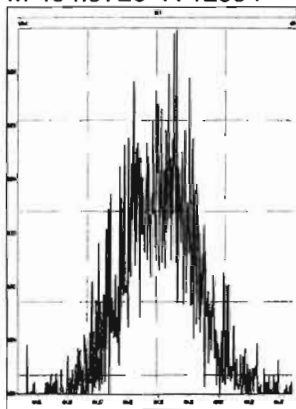
M 430.9728 R 11261



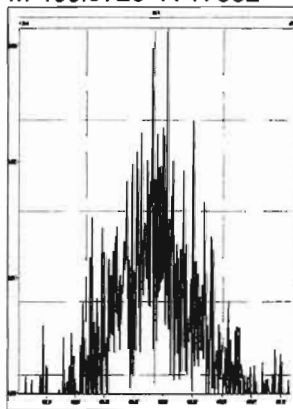
M 442.9728 R 13322



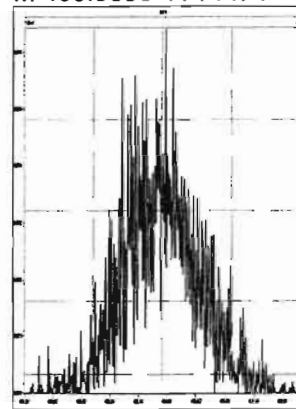
M 454.9728 R 12894



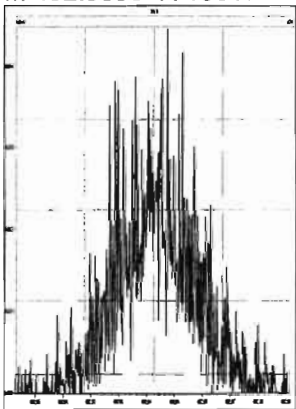
M 466.9728 R 17882



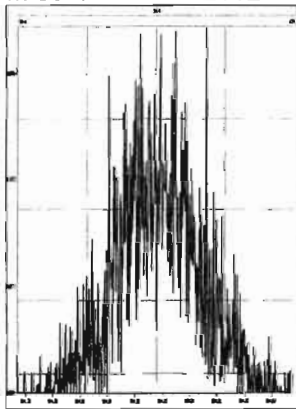
M 480.9696 R 14474



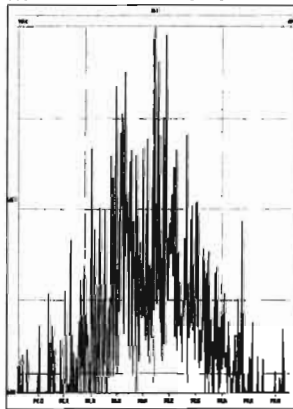
M 492.9696 R 13517



M 504.9696 R 12112



M 516.9697 R 31394



Dataset: U:\VG7.PRO\Results\200309D1\200309D1\_8.qld

Last Altered: Tuesday, March 10, 2020 10:04:50 Pacific Daylight Time  
Printed: Tuesday, March 10, 2020 10:07:35 Pacific Daylight Time

*DB 3/10/20* *07 03/10/2020*

Method: C:\MassLynx\Default.PRO\MethDB\1613\_rrt.mdb 09 Mar 2020 11:30:34  
Calibration: U:\VG7.PRO\CurveDB\db-5\_1613vg7-3-9-20.cdb 09 Mar 2020 17:20:28

Name: 200309D1\_8, Date: 09-Mar-2020, Time: 17:43:01, ID: SS200309D1-1 1613 SSS 19L2308, Description: 1613 SSS 19L2308

#	Name	Resp	RA	n/y	RRF	wt/vol	Pred.RT	RT	Pred.RRT	RRT	Conc.	%Rec	DL	EMPC
1	1 2,3,7,8-TCDD	7.12e3	0.82	NO	0.987	1.000	25.913	25.90	1.001	1.001	10.343	103 <i>82-123</i>	0.180	10.3
2	2 1,2,3,7,8-PeCDD	3.03e4	0.61	NO	0.982	1.000	30.488	30.49	1.001	1.001	52.086	104 <i>78-130</i>	0.172	52.1
3	3 1,2,3,4,7,8-HxCDD	3.14e4	1.26	NO	1.17	1.000	33.762	33.77	1.000	1.001	53.633	107 <i>78-128</i>	0.277	53.6
4	4 1,2,3,6,7,8-HxCDD	3.40e4	1.25	NO	1.04	1.000	33.862	33.88	1.000	1.001	55.125	110 <i>78-128</i>	0.254	55.1
5	5 1,2,3,7,8,9-HxCDD	3.12e4	1.27	NO	1.00	1.000	34.192	34.17	1.001	1.000	55.125	110 <i>82-122</i>	0.269	55.1
6	6 1,2,3,4,6,7,8-HpCDD	2.60e4	1.06	NO	0.992	1.000	37.648	37.66	1.000	1.001	53.690	107 <i>86-116</i>	0.367	53.7
7	7 OCDD	4.37e4	0.89	NO	1.04	1.000	40.852	40.86	1.000	1.000	108.89	109 <i>79-126</i>	0.547	109
8	8 2,3,7,8-TCDF	1.03e4	0.76	NO	0.882	1.000	25.097	25.09	1.001	1.001	10.684	107 <i>86-116</i>	0.118	10.7
9	9 1,2,3,7,8-PeCDF	5.27e4	1.60	NO	1.05	1.000	29.300	29.30	1.001	1.001	51.536	103 <i>82-120</i>	0.197	51.5
10	10 2,3,4,7,8-PeCDF	5.98e4	1.60	NO	1.06	1.000	30.215	30.21	1.001	1.001	59.682	119 <i>82-120</i>	0.200	59.7
11	11 1,2,3,4,7,8-HxCDF	4.52e4	1.25	NO	1.08	1.000	32.885	32.90	1.000	1.000	53.095	106 <i>90-112</i>	0.250	53.1
12	12 1,2,3,6,7,8-HxCDF	4.79e4	1.28	NO	1.04	1.000	33.016	33.02	1.000	1.000	55.556	111 <i>88-114</i>	0.272	55.6
13	13 2,3,4,6,7,8-HxCDF	4.39e4	1.23	NO	1.11	1.000	33.622	33.61	1.001	1.001	51.071	102 <i>88-114</i>	0.265	51.1
14	14 1,2,3,7,8,9-HxCDF	3.57e4	1.26	NO	1.06	1.000	34.531	34.54	1.000	1.000	53.112	106 <i>90-112</i>	0.388	53.1
15	15 1,2,3,4,6,7,8-HpCDF	3.92e4	1.06	NO	1.13	1.000	36.378	36.35	1.001	1.000	54.829	110 <i>90-110</i>	0.369	54.8
16	16 1,2,3,4,7,8,9-HpCDF	3.06e4	1.04	NO	1.33	1.000	38.164	38.17	1.000	1.000	53.195	106 <i>86-116</i>	0.361	53.2
17	17 OCDF	4.98e4	0.88	NO	0.933	1.000	41.061	41.08	1.000	1.001	106.20	106 <i>63759</i>	0.530	106
18	18 13C-2,3,7,8-TCDD	6.98e4	0.77	NO	1.21	1.000	25.959	25.88	1.026	1.023	88.582	88.6 <i>82-121</i>	0.809	
19	19 13C-1,2,3,7,8-PeCDD	5.93e4	0.64	NO	0.996	1.000	30.412	30.47	1.202	1.204	91.239	91.2 <i>62-160</i>	0.394	
20	20 13C-1,2,3,4,7,8-HxCDD	4.99e4	1.29	NO	0.679	1.000	33.746	33.75	1.014	1.014	92.345	92.3 <i>85-117</i>	0.538	
21	21 13C-1,2,3,6,7,8-HxCDD	5.95e4	1.31	NO	0.850	1.000	33.856	33.86	1.017	1.017	87.951	88.0 <i>85-118</i>	0.430	
22	22 13C-1,2,3,7,8,9-HxCDD	5.65e4	1.24	NO	0.798	1.000	34.125	34.16	1.025	1.026	88.796	88.8 <i>85-118</i>	0.457	
23	23 13C-1,2,3,4,6,7,8-HpCDD	4.89e4	1.05	NO	0.697	1.000	37.573	37.64	1.129	1.131	88.088	88.1 <i>72-138</i>	0.645	
24	24 13C-OCDD	7.76e4	0.90	NO	0.579	1.000	40.582	40.85	1.219	1.228	168.23	84.1 <i>48-207</i>	1.07	
25	25 13C-2,3,7,8-TCDF	1.09e5	0.77	NO	1.13	1.000	25.048	25.07	0.990	0.991	91.711	91.7 <i>71-140</i>	0.730	
26	26 13C-1,2,3,7,8-PeCDF	9.78e4	1.64	NO	0.996	1.000	29.240	29.28	1.156	1.157	93.246	93.2 <i>76-130</i>	0.529	
27	27 13C-2,3,4,7,8-PeCDF	9.45e4	1.60	NO	0.969	1.000	30.133	30.18	1.191	1.193	92.595	92.6 <i>77-130</i>	0.544	
28	28 13C-1,2,3,4,7,8-HxCDF	7.87e4	0.50	NO	1.06	1.000	32.881	32.88	0.988	0.988	93.385	93.4 <i>76-131</i>	0.584	
29	29 13C-1,2,3,6,7,8-HxCDF	8.27e4	0.50	NO	1.18	1.000	33.014	33.01	0.992	0.992	88.358	88.4 <i>70-143</i>	0.526	
30	30 13C-2,3,4,6,7,8-HxCDF	7.74e4	0.51	NO	1.06	1.000	33.583	33.59	1.009	1.009	91.900	91.9 <i>73-137</i>	0.585	
31	31 13C-1,2,3,7,8,9-HxCDF	6.36e4	0.49	NO	0.879	1.000	34.478	34.53	1.036	1.038	90.868	90.9 <i>74-135</i>	0.703	

Dataset: U:\VG7.PRO\Results\200309D1\200309D1\_8.qld

Last Altered: Tuesday, March 10, 2020 10:04:50 Pacific Daylight Time  
Printed: Tuesday, March 10, 2020 10:07:35 Pacific Daylight Time

Name: 200309D1\_8, Date: 09-Mar-2020, Time: 17:43:01, ID: SS200309D1-1 1613 SSS 19L2308, Description: 1613 SSS 19L2308

	# Name	Resp	RA	n/y	RRF	wt/vol	Pred.RT	RT	Pred.RRT	RRT	Conc.	%Rec	DL	EMPC
32	32 13C-1,2,3,4,6,7,8-HpCDF	6.34e4	0.43	NO	0.893	1.000	36.175	36.34	1.087	1.092	89.122	89.1 78-129	0.614	
33	33 13C-1,2,3,4,7,8,9-HpCDF	4.31e4	0.43	NO	0.613	1.000	38.172	38.16	1.147	1.147	88.244	88.2 77-129	0.893	
34	34 13C-OCDF	1.01e5	0.86	NO	0.741	1.000	40.735	41.06	1.224	1.234	170.22	85.1 48-207	0.528	
35	35 37Cl-2,3,7,8-TCDD	7.09e3			1.18	1.000	25.956	25.90	1.026	1.024	9.2054	92.1 79-127	0.0703	
36	36 13C-1,2,3,4-TCDD	6.53e4	0.81	NO	1.00	1.000	25.440	25.30	1.000	1.000	100.00	100	0.977	
37	37 13C-1,2,3,4-TCDF	1.05e5	0.80	NO	1.00	1.000	23.970	23.80	1.000	1.000	100.00	100	0.823	
38	38 13C-1,2,3,4,6,9-HxCDF	7.97e4	0.51	NO	1.00	1.000	33.260	33.28	1.000	1.000	100.00	100	0.618	

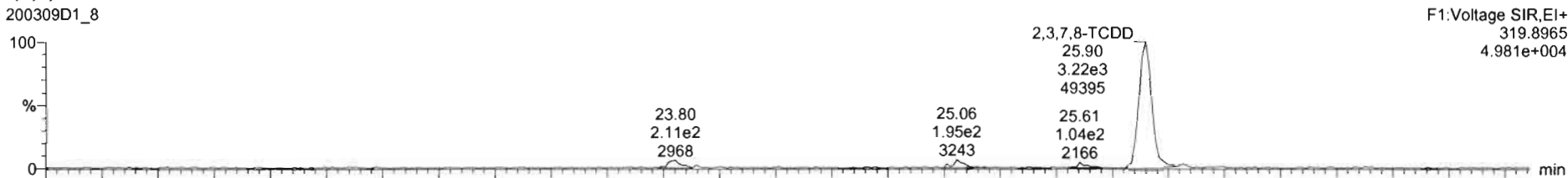
Dataset: U:\VG7.PRO\Results\200309D1\200309D1\_8.qld

Last Altered: Tuesday, March 10, 2020 09:46:21 Pacific Daylight Time  
Printed: Tuesday, March 10, 2020 09:53:02 Pacific Daylight Time

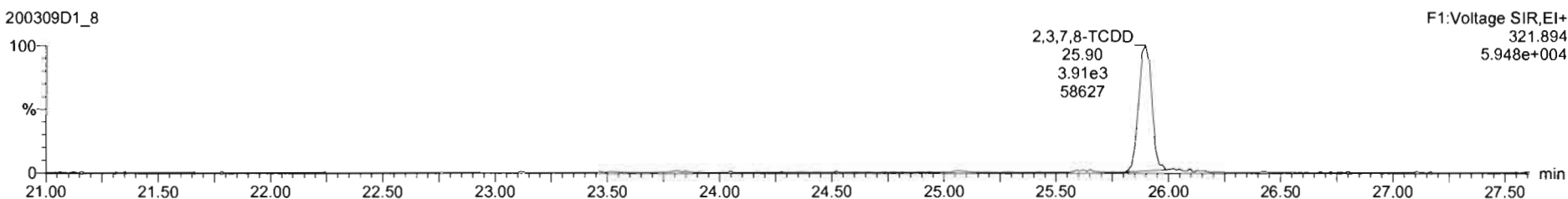
Method: C:\MassLynx\Default.PRO\MethDB\1613\_rrt.mdb 09 Mar 2020 11:30:34  
Calibration: U:\VG7.PRO\CurveDB\db-5\_1613vg7-3-9-20.cdb 09 Mar 2020 17:20:28

Name: 200309D1\_8, Date: 09-Mar-2020, Time: 17:43:01, ID: SS200309D1-1 1613 SSS 19L2308, Description: 1613 SSS 19L2308


2,3,7,8-TCDD  
200309D1\_8



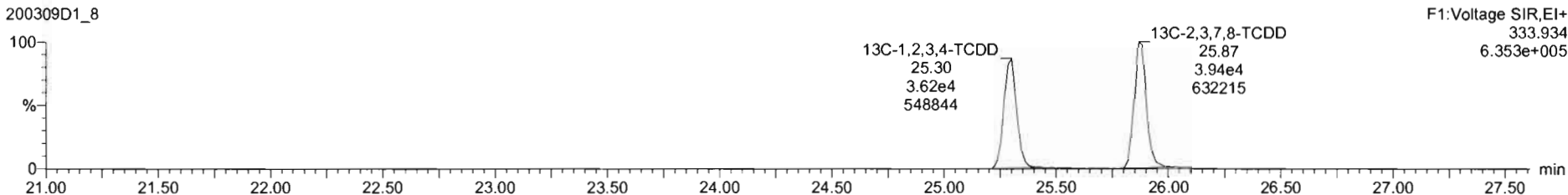
200309D1\_8



13C-2,3,7,8-TCDD  
200309D1\_8



200309D1\_8



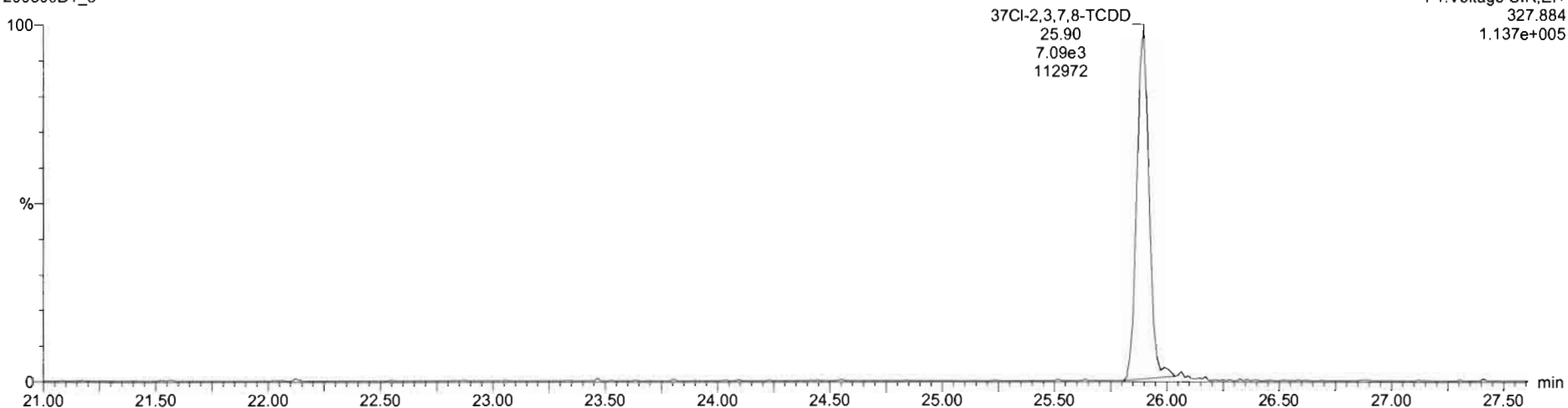


Dataset: U:\VG7.PRO\Results\200309D1\200309D1\_8.qld

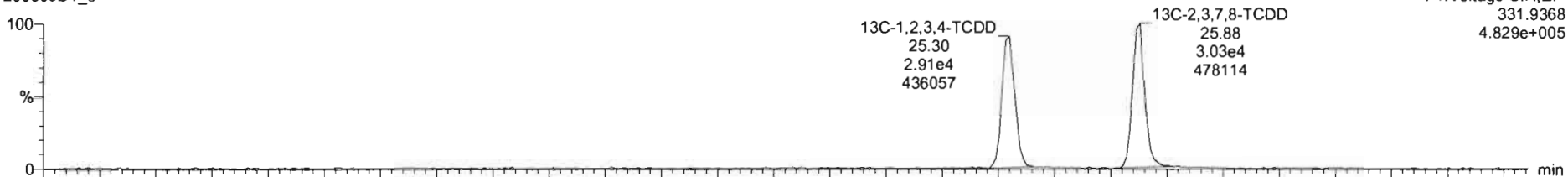
Last Altered: Tuesday, March 10, 2020 09:46:21 Pacific Daylight Time  
Printed: Tuesday, March 10, 2020 09:53:02 Pacific Daylight Time

Name: 200309D1\_8, Date: 09-Mar-2020, Time: 17:43:01, ID: SS200309D1-1 1613 SSS 19L2308, Description: 1613 SSS 19L2308

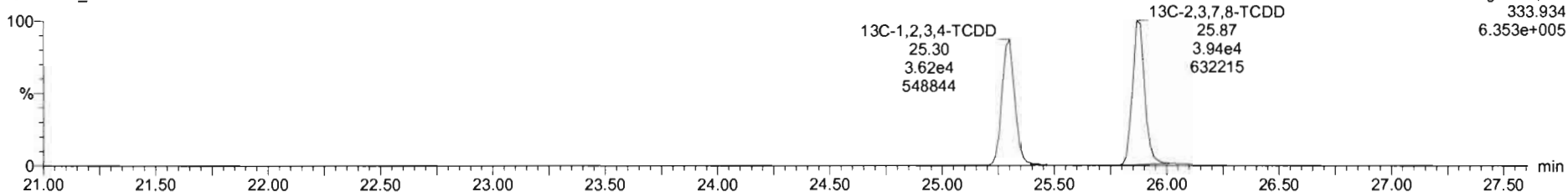
**37Cl-2,3,7,8-TCDD**  
200309D1\_8



**13C-1,2,3,4-TCDD**  
200309D1\_8



200309D1\_8



Dataset: U:\VG7.PRO\Results\200309D1\200309D1\_8.qld


Last Altered: Tuesday, March 10, 2020 09:46:21 Pacific Daylight Time

Printed: Tuesday, March 10, 2020 09:53:02 Pacific Daylight Time

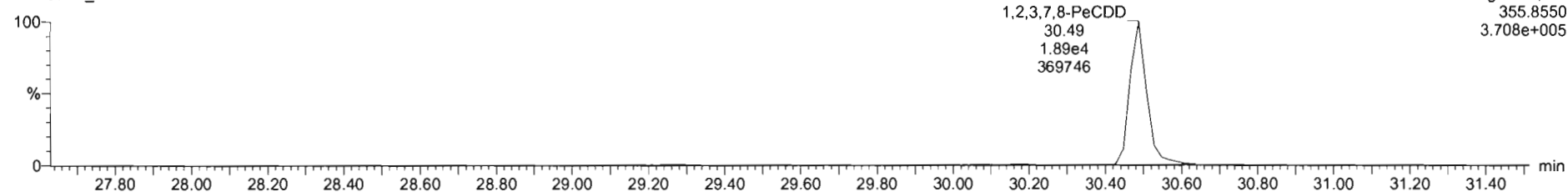
Name: 200309D1\_8, Date: 09-Mar-2020, Time: 17:43:01, ID: SS200309D1-1 1613 SSS 19L2308, Description: 1613 SSS 19L2308

**1,2,3,7,8-PeCDD**

200309D1\_8




200309D1\_8

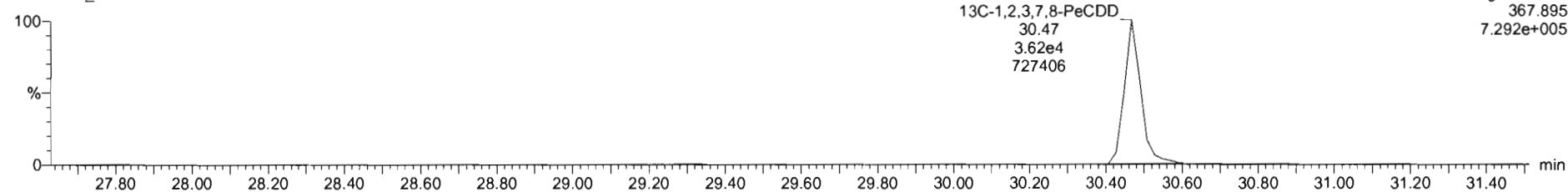


**13C-1,2,3,7,8-PeCDD**

200309D1\_8



200309D1\_8



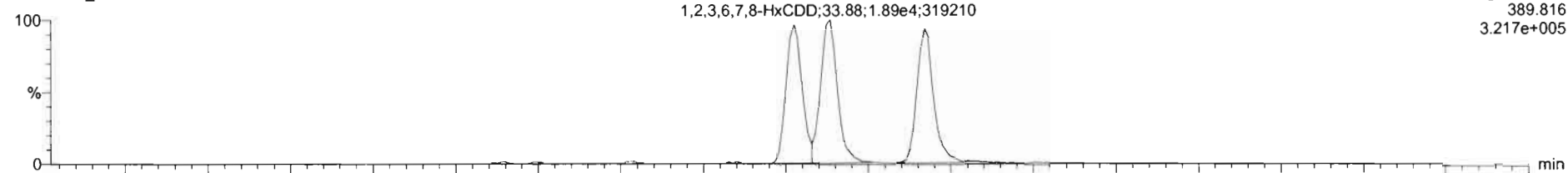
Dataset: U:\VG7.PRO\Results\200309D1\200309D1\_8.qld

Last Altered: Tuesday, March 10, 2020 09:46:21 Pacific Daylight Time  
Printed: Tuesday, March 10, 2020 09:53:02 Pacific Daylight Time

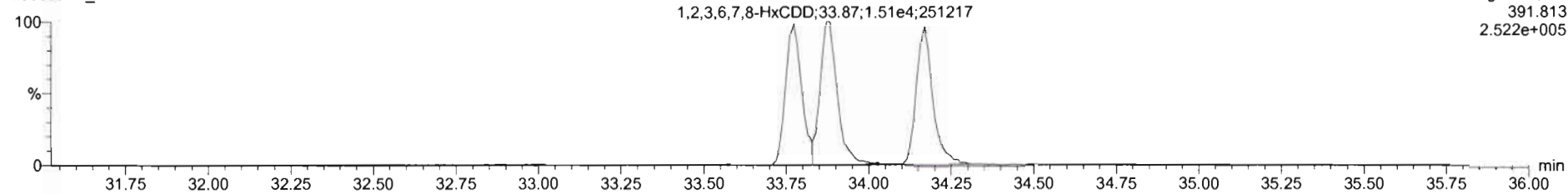
Name: 200309D1\_8, Date: 09-Mar-2020, Time: 17:43:01, ID: SS200309D1-1 1613 SSS 19L2308, Description: 1613 SSS 19L2308

**1,2,3,4,7,8-HxCDD**

200309D1\_8

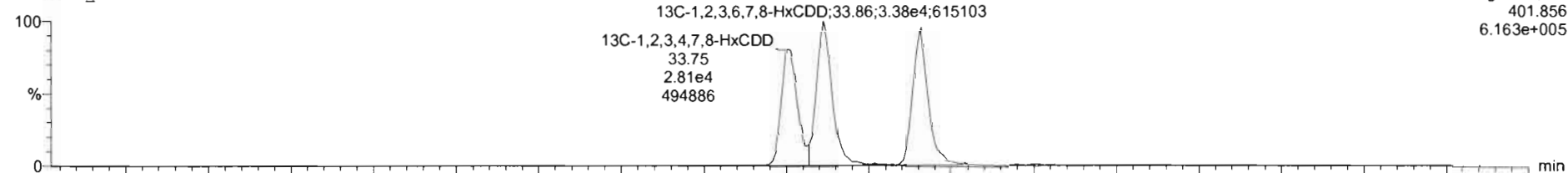


200309D1\_8

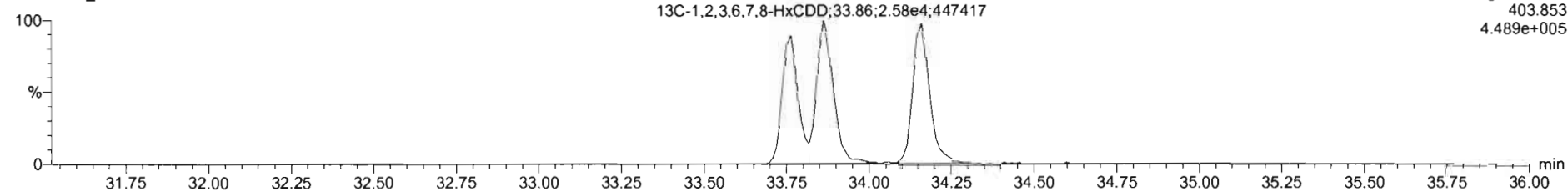


**13C-1,2,3,4,7,8-HxCDD**

200309D1\_8



200309D1\_8



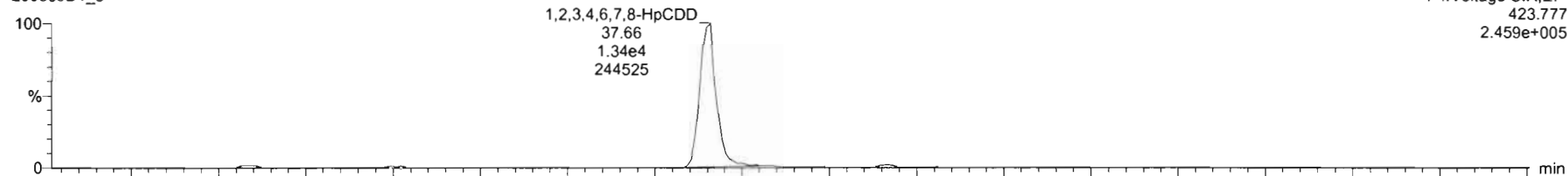
Dataset: U:\VG7.PRO\Results\200309D1\200309D1\_8.qld

Last Altered: Tuesday, March 10, 2020 09:46:21 Pacific Daylight Time  
Printed: Tuesday, March 10, 2020 09:53:02 Pacific Daylight Time

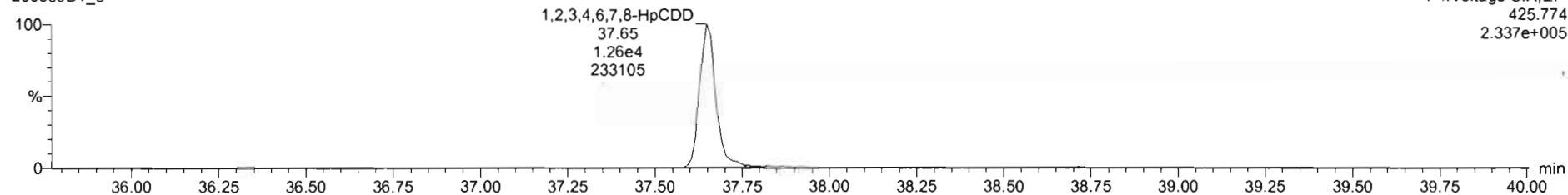
Name: 200309D1\_8, Date: 09-Mar-2020, Time: 17:43:01, ID: SS200309D1-1 1613 SSS 19L2308, Description: 1613 SSS 19L2308

**1,2,3,4,6,7,8-HpCDD**

200309D1\_8

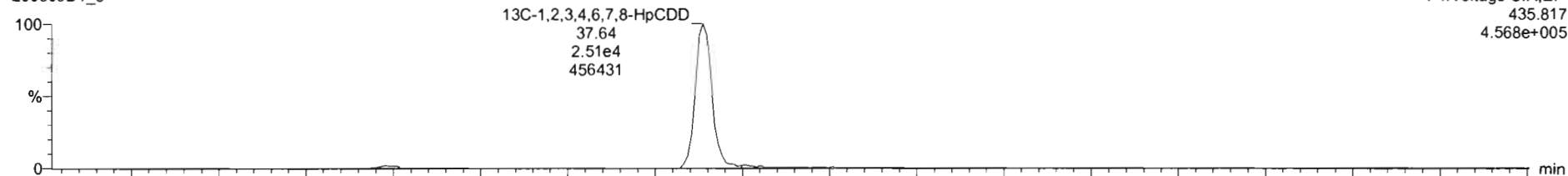


200309D1\_8

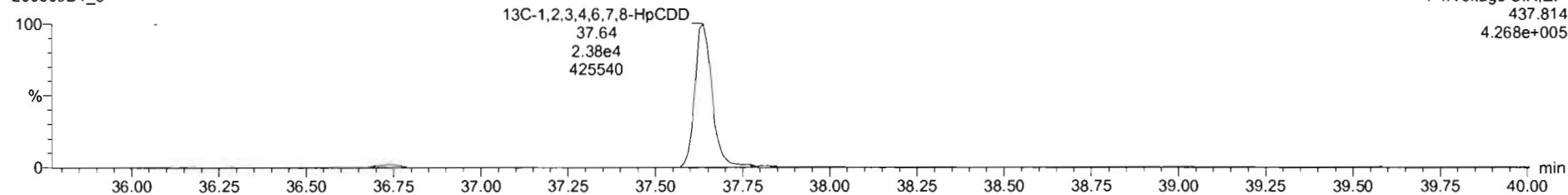


**13C-1,2,3,4,6,7,8-HpCDD**

200309D1\_8



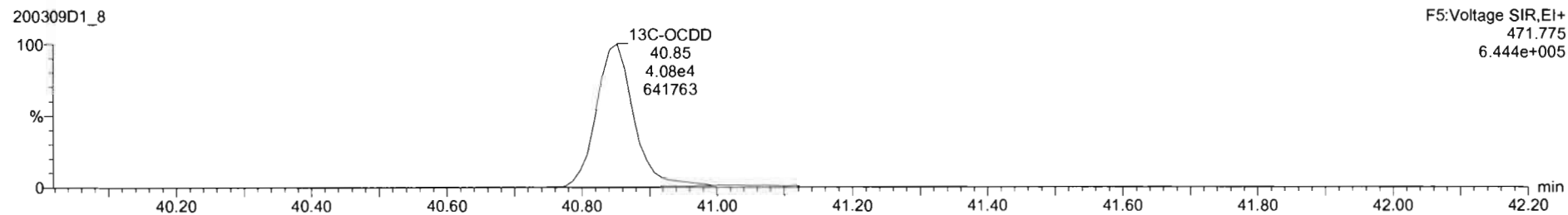

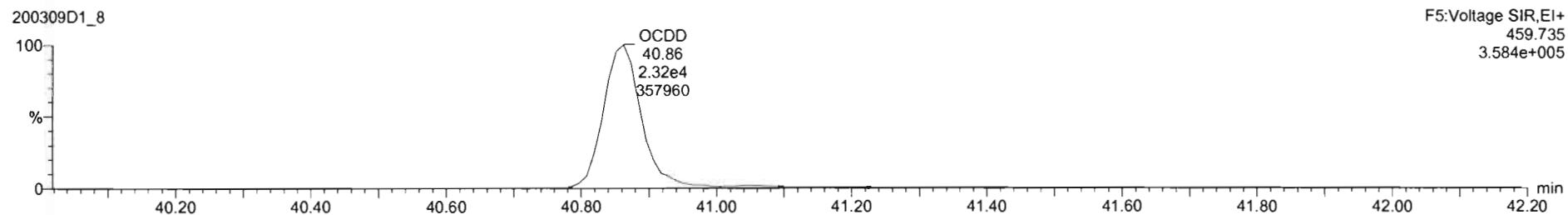
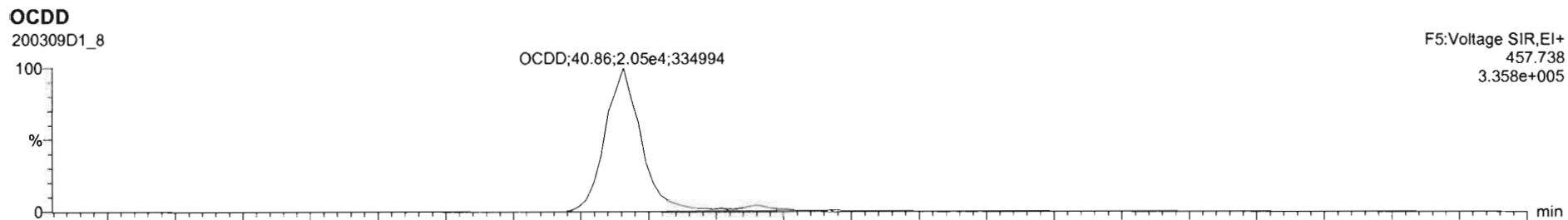
200309D1\_8



Dataset: U:\VG7.PRO\Results\200309D1\200309D1\_8.qld

Last Altered: Tuesday, March 10, 2020 09:46:21 Pacific Daylight Time  
Printed: Tuesday, March 10, 2020 09:53:02 Pacific Daylight Time

Name: 200309D1\_8, Date: 09-Mar-2020, Time: 17:43:01, ID: SS200309D1-1 1613 SSS 19L2308, Description: 1613 SSS 19L2308




Dataset: U:\VG7.PRO\Results\200309D1\200309D1\_8.qld

Last Altered: Tuesday, March 10, 2020 09:46:21 Pacific Daylight Time  
Printed: Tuesday, March 10, 2020 09:53:02 Pacific Daylight Time

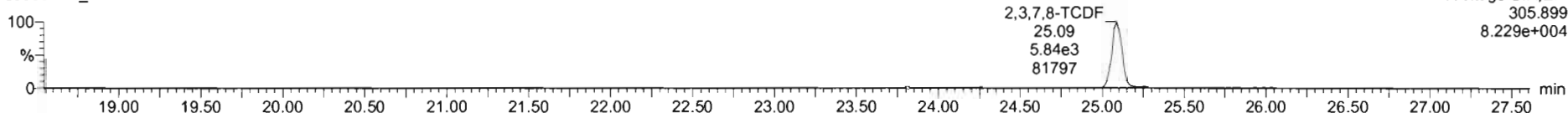
Name: 200309D1\_8, Date: 09-Mar-2020, Time: 17:43:01, ID: SS200309D1-1 1613 SSS 19L2308, Description: 1613 SSS 19L2308

**2,3,7,8-TCDF**

200309D1\_8

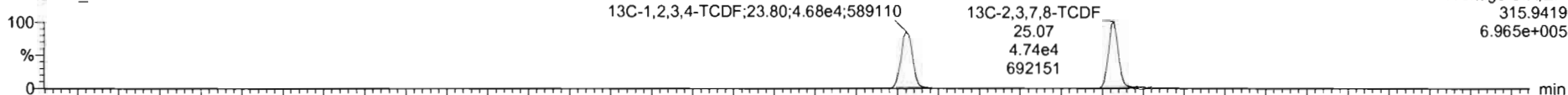


200309D1\_8




**13C-2,3,7,8-TCDF**

200309D1\_8

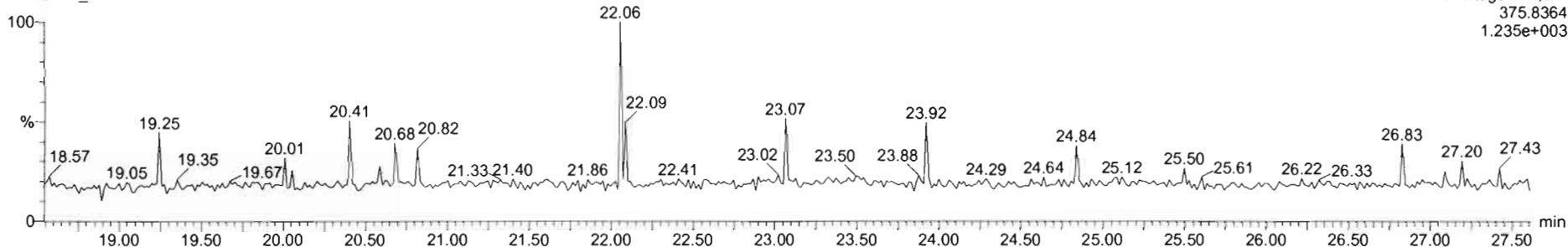


200309D1\_8



**DPE1**

200309D1\_8



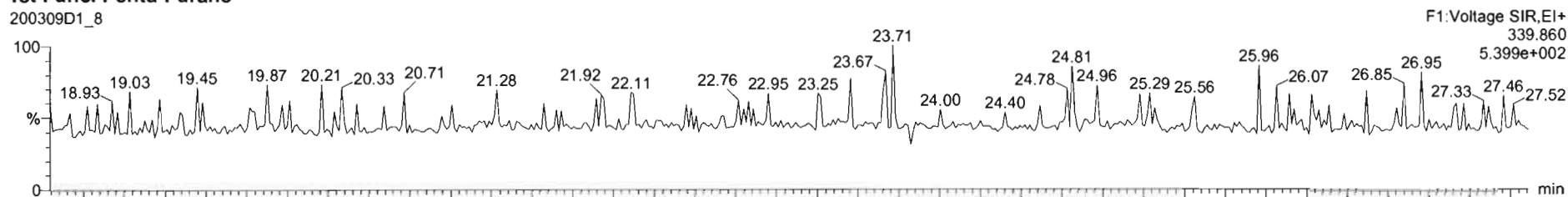
Dataset: U:\VG7.PRO\Results\200309D1\200309D1\_8.qld

Last Altered: Tuesday, March 10, 2020 09:46:21 Pacific Daylight Time  
Printed: Tuesday, March 10, 2020 09:53:02 Pacific Daylight Time

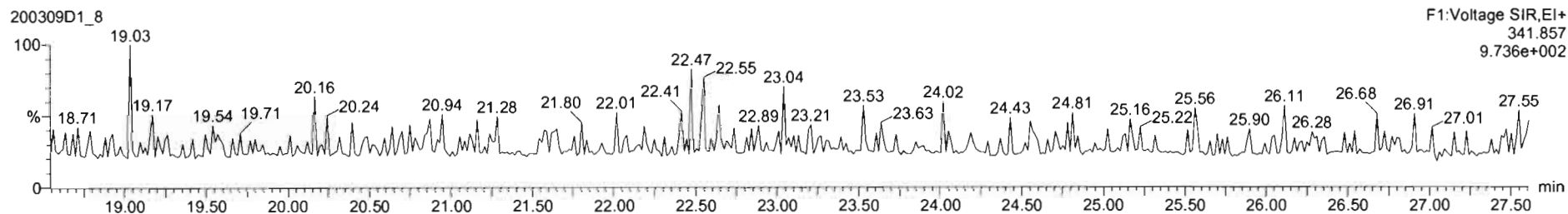
Name: 200309D1\_8, Date: 09-Mar-2020, Time: 17:43:01, ID: SS200309D1-1 1613 SSS 19L2308, Description: 1613 SSS 19L2308

1st Func. Penta-Furans

200309D1\_8

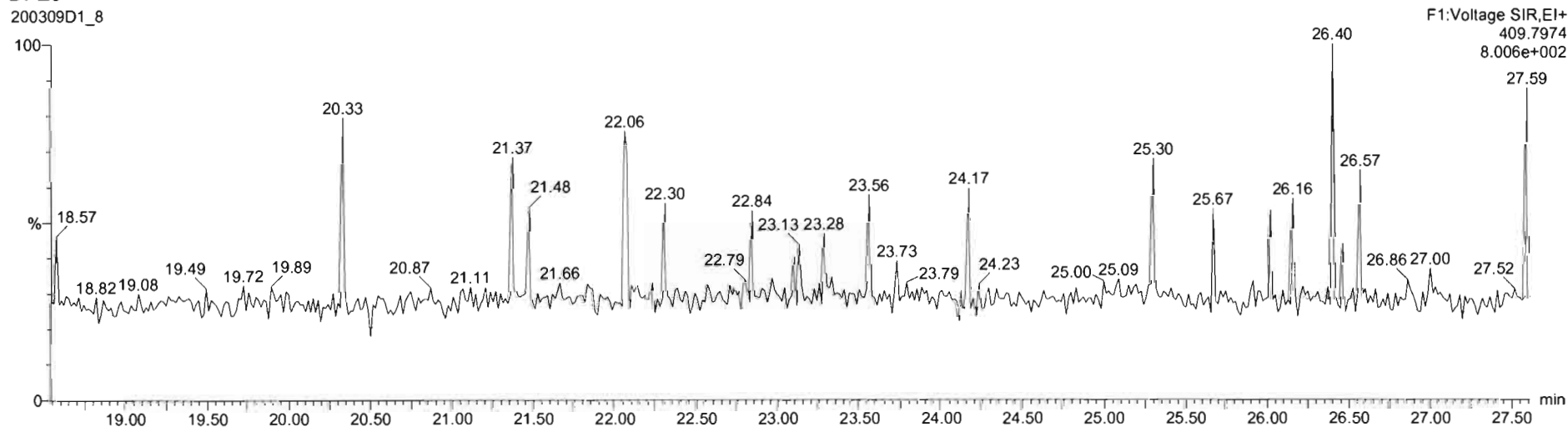


200309D1\_8



DPE6

200309D1\_8




Dataset: U:\VG7.PRO\Results\200309D1\200309D1\_8.qld

Last Altered: Tuesday, March 10, 2020 09:46:21 Pacific Daylight Time  
Printed: Tuesday, March 10, 2020 09:53:02 Pacific Daylight Time

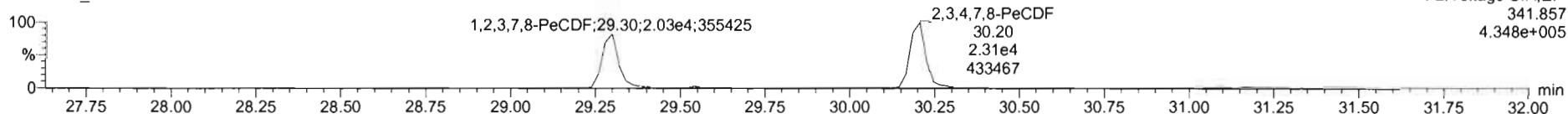
Name: 200309D1\_8, Date: 09-Mar-2020, Time: 17:43:01, ID: SS200309D1-1 1613 SSS 19L2308, Description: 1613 SSS 19L2308

**1,2,3,7,8-PeCDF**

200309D1\_8




200309D1\_8




**13C-1,2,3,7,8-PeCDF**

200309D1\_8

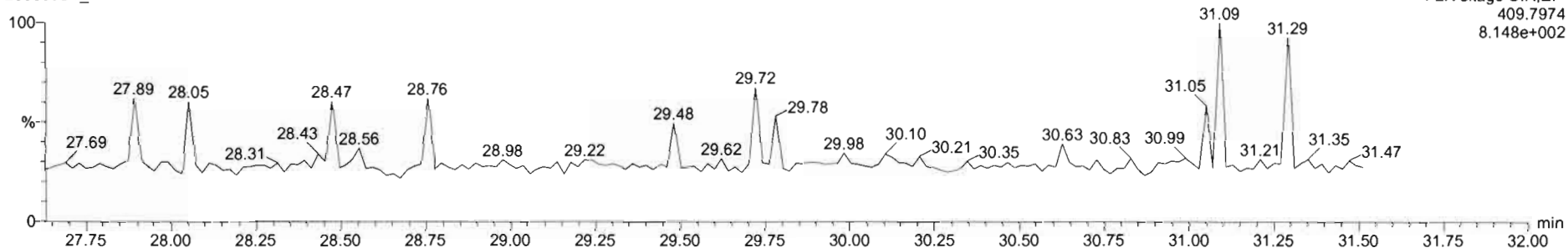


200309D1\_8

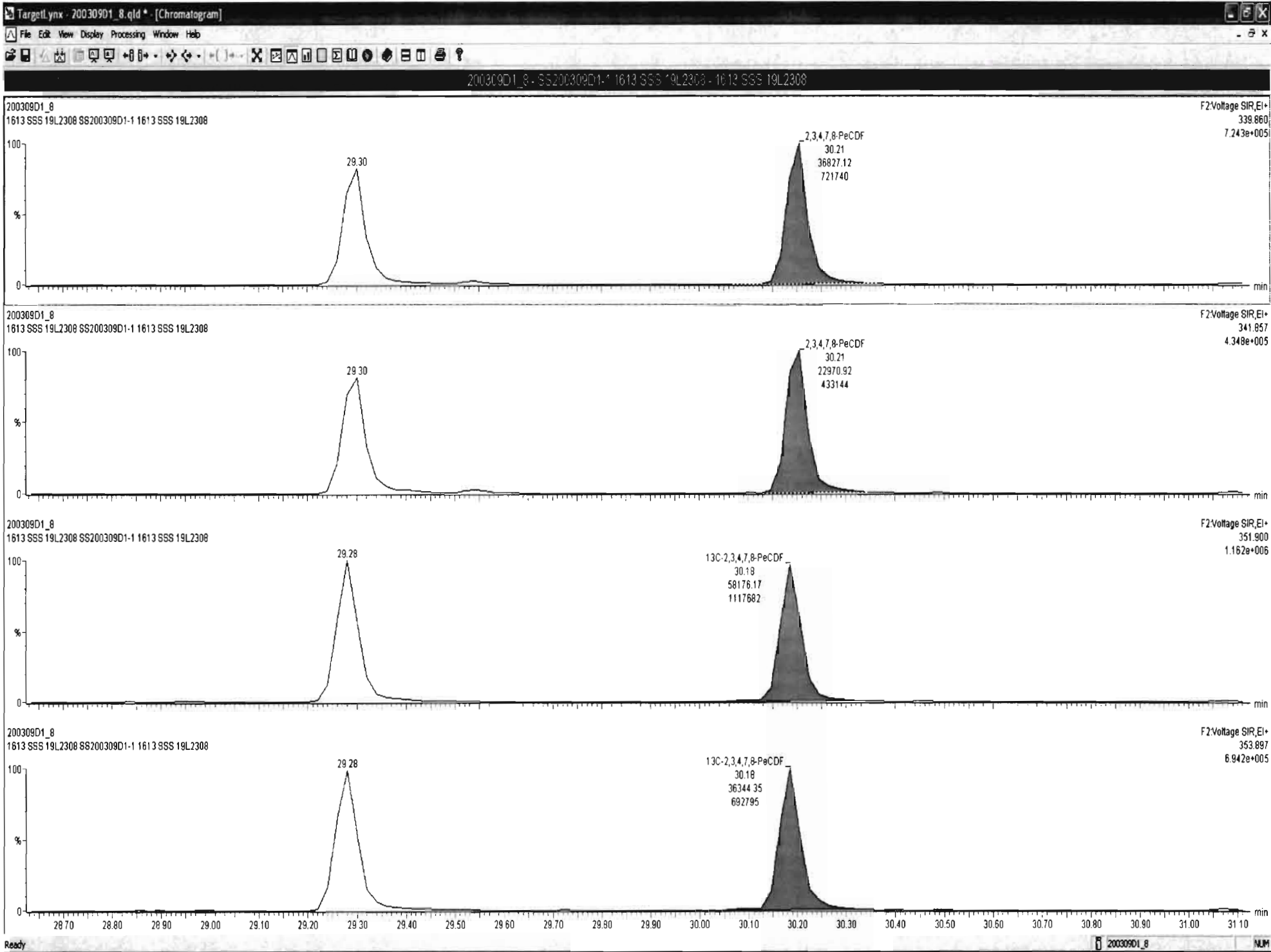


**DPE2**

200309D1\_8





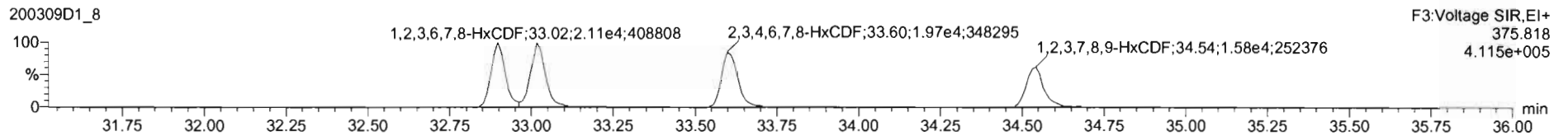
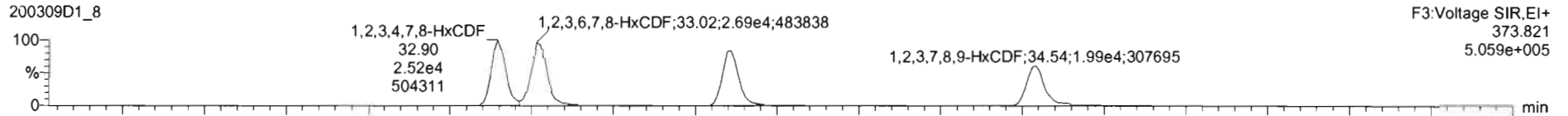


Dataset: U:\VG7.PRO\Results\200309D1\200309D1\_8.qld

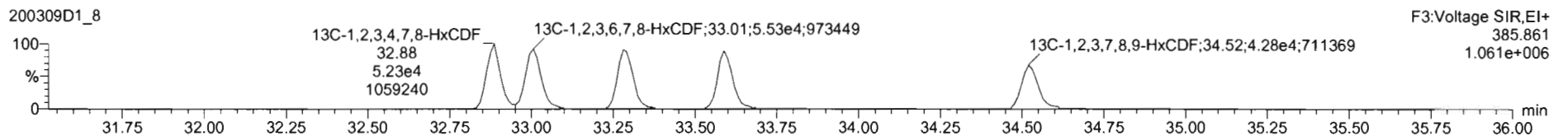
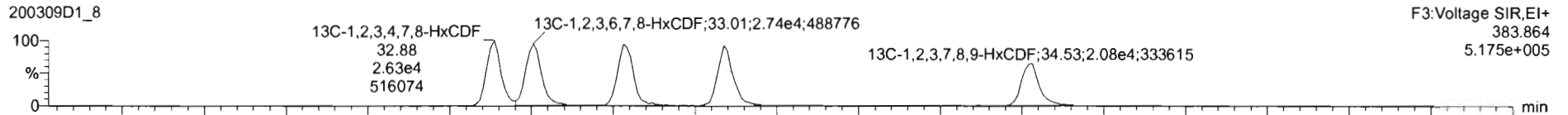
Last Altered: Tuesday, March 10, 2020 09:46:21 Pacific Daylight Time  
Printed: Tuesday, March 10, 2020 09:53:02 Pacific Daylight Time

Name: 200309D1\_8, Date: 09-Mar-2020, Time: 17:43:01, ID: SS200309D1-1 1613 SSS 19L2308, Description: 1613 SSS 19L2308

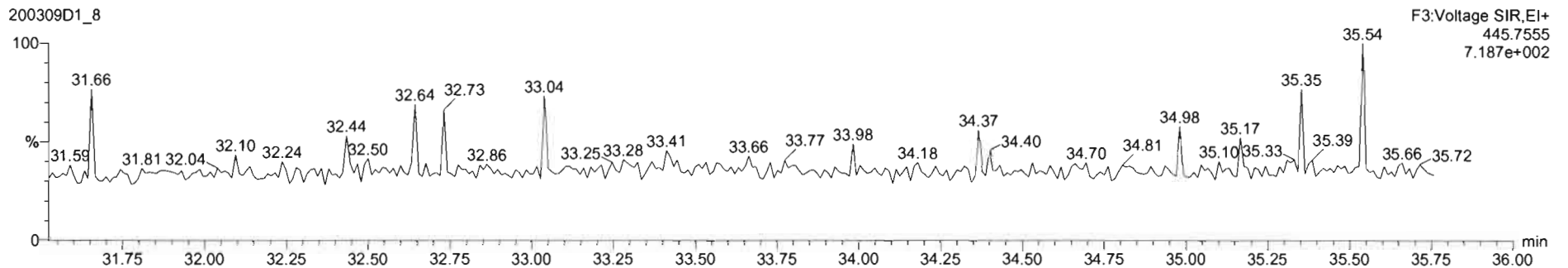
**1,2,3,4,7,8-HxCDF**



**13C-1,2,3,4,7,8-HxCDF**



**DPE3**



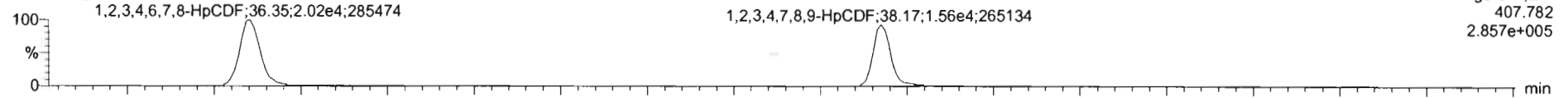
Dataset: U:\VG7.PRO\Results\200309D1\200309D1\_8.qld

Last Altered: Tuesday, March 10, 2020 09:46:21 Pacific Daylight Time  
Printed: Tuesday, March 10, 2020 09:53:02 Pacific Daylight Time

Name: 200309D1\_8, Date: 09-Mar-2020, Time: 17:43:01, ID: SS200309D1-1 1613 SSS 19L2308, Description: 1613 SSS 19L2308

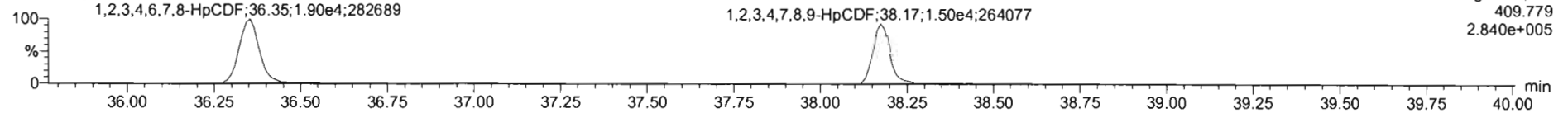
**1,2,3,4,6,7,8-HpCDF**

200309D1\_8



F4:Voltage SIR,EI+  
407.782  
2.857e+005


200309D1\_8



F4:Voltage SIR,EI+  
409.779  
2.840e+005

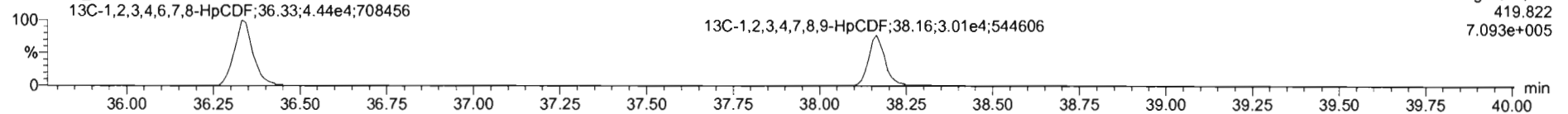
**13C-1,2,3,4,6,7,8-HpCDF**

200309D1\_8



F4:Voltage SIR,EI+  
417.825  
2.862e+005

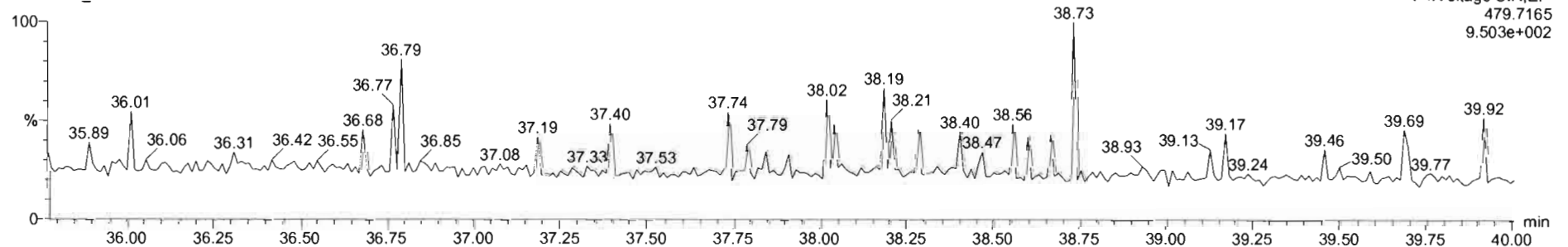
200309D1\_8



F4:Voltage SIR,EI+  
419.822  
7.093e+005

**DPE4**

200309D1\_8

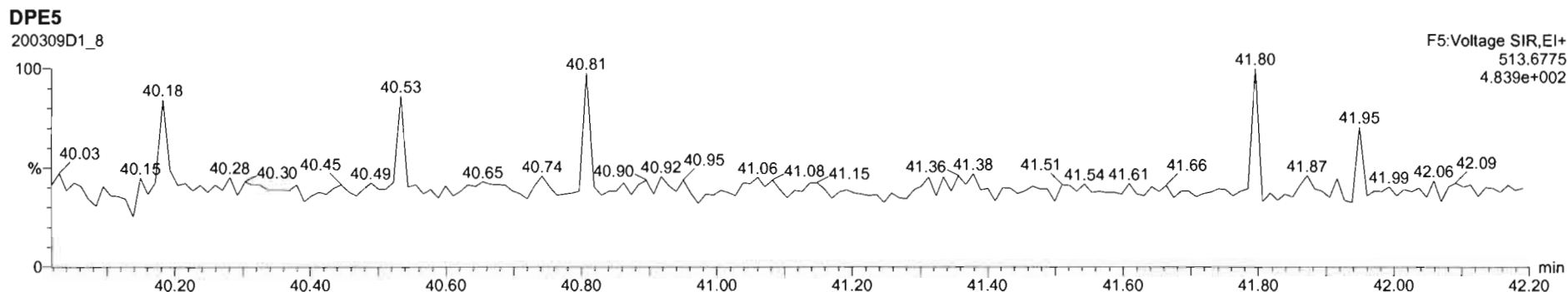
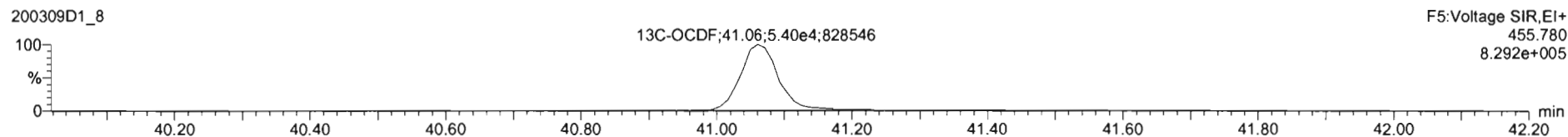
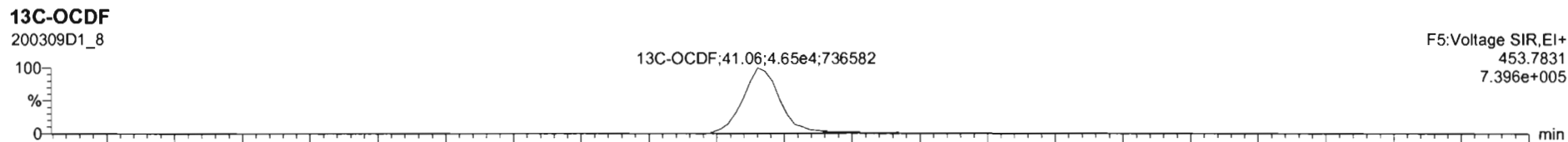
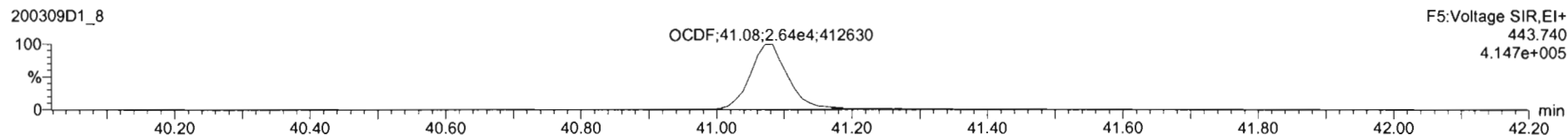
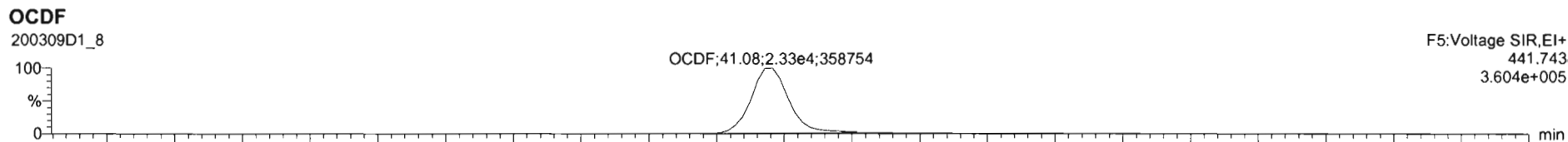


F4:Voltage SIR,EI+  
479.7165  
9.503e+002

Dataset: U:\VG7.PRO\Results\200309D1\200309D1\_8.qld

Last Altered: Tuesday, March 10, 2020 09:46:21 Pacific Daylight Time  
Printed: Tuesday, March 10, 2020 09:53:02 Pacific Daylight Time

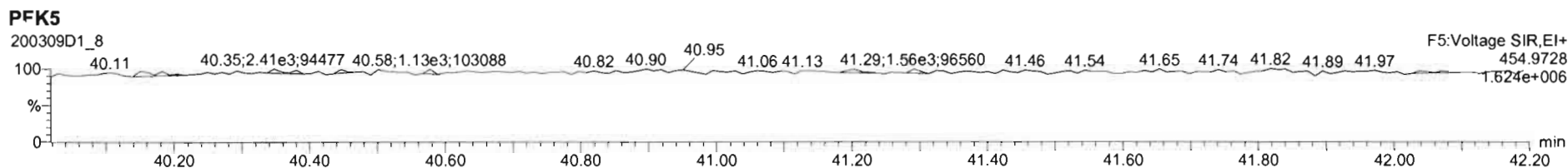
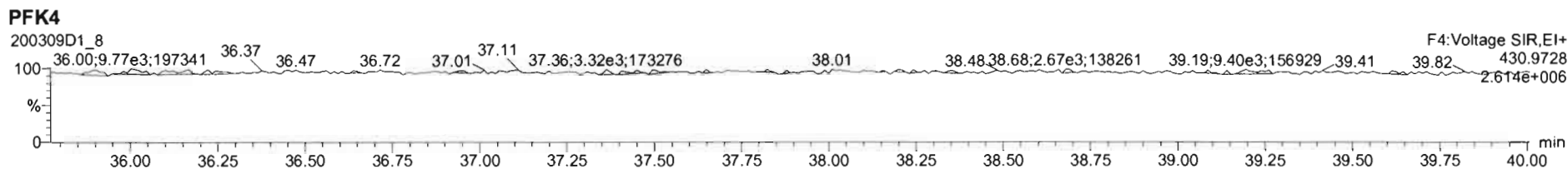
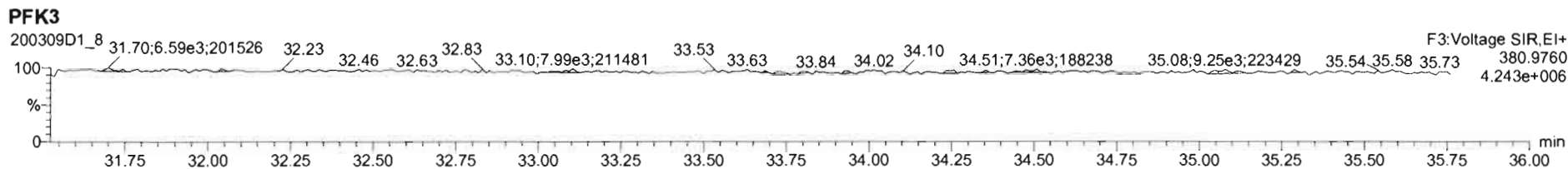
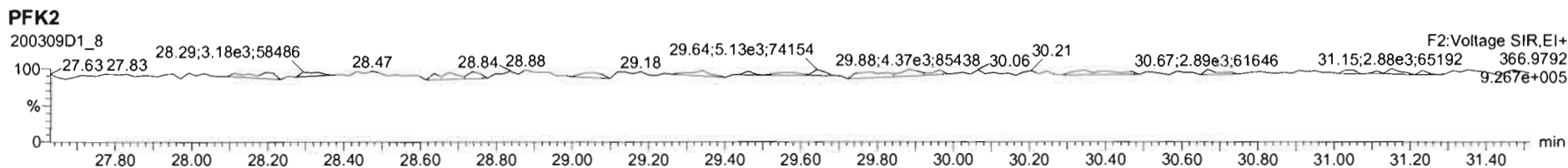
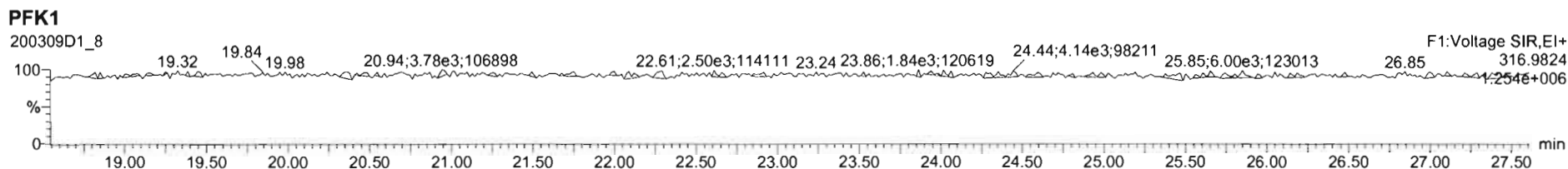
Name: 200309D1\_8, Date: 09-Mar-2020, Time: 17:43:01, ID: SS200309D1-1 1613 SSS 19L2308, Description: 1613 SSS 19L2308



Dataset: U:\VG7.PRO\Results\200309D1\200309D1\_8.qld

Last Altered: Tuesday, March 10, 2020 09:46:21 Pacific Daylight Time  
Printed: Tuesday, March 10, 2020 09:53:02 Pacific Daylight Time

Name: 200309D1\_8, Date: 09-Mar-2020, Time: 17:43:01, ID: SS200309D1-1 1613 SSS 19L2308, Description: 1613 SSS 19L2308



Dataset: U:\VG12.PRO\Results\200528R2\200528R2-CRV.qld

Last Altered: Thursday, May 28, 2020 4:52:08 PM Pacific Daylight Time  
Printed: Friday, May 29, 2020 7:37:47 AM Pacific Daylight Time

*GRB 05/29/2020*

*CI 05/29/2020*

Method: U:\VG12.PRO\MethDB\1613rrt-05-26-20.mdb 26 May 2020 10:34:17  
Calibration: U:\VG12.PRO\CurveDB\db5\_1613vg12-5-28-20.cdb 28 May 2020 16:52:08

**Compound name: 2,3,7,8-TCDD**

Response Factor: 0.88831  
RRF SD: 0.0677802, Relative SD: 7.63025  
Response type: Internal Std ( Ref 18 ), Area \* ( IS Conc. / IS Area )  
Curve type: RF

	Name	Std. Conc	RA	n/y	RT	RRT	Resp	IS Resp	Conc.	%Dev	RRF	X = dropped
1	200528R2_1	0.250	0.68	NO	26.54	1.000	2.70e3	1.43e6	0.213	-14.8	0.757	bb
2	200528R2_2	0.500	0.78	NO	26.57	1.001	5.69e3	1.29e6	0.497	-0.6	0.883	bb
3	200528R2_3	2.00	0.80	NO	26.57	1.001	2.40e4	1.31e6	2.06	3.1	0.916	bb
4	200528R2_4	40.0	0.78	NO	26.56	1.001	5.50e5	1.50e6	41.2	3.0	0.915	bb
5	200528R2_5	300	0.78	NO	26.59	1.001	4.32e6	1.52e6	321	6.9	0.949	bb
6	200528R2_6	10.0	0.81	NO	26.59	1.001	1.06e5	1.16e6	10.2	2.4	0.910	dd

**Compound name: 1,2,3,7,8-PeCDD**

Response Factor: 0.908065  
RRF SD: 0.0455724, Relative SD: 5.01862  
Response type: Internal Std ( Ref 19 ), Area \* ( IS Conc. / IS Area )  
Curve type: RF

	Name	Std. Conc	RA	n/y	RT	RRT	Resp	IS Resp	Conc.	%Dev	RRF	X = dropped
1	200528R2_1	1.25	0.66	NO	31.50	1.000	1.03e4	1.00e6	1.12	-10.0	0.817	bb
2	200528R2_2	2.50	0.64	NO	31.51	1.000	2.12e4	9.36e5	2.50	-0.1	0.908	bb
3	200528R2_3	10.0	0.63	NO	31.51	1.000	8.60e4	9.29e5	10.2	1.9	0.926	bb
4	200528R2_4	200	0.63	NO	31.51	1.000	2.06e6	1.11e6	205	2.4	0.930	bb
5	200528R2_5	1500	0.63	NO	31.51	1.000	1.69e7	1.21e6	1550	3.0	0.935	bb
6	200528R2_6	50.0	0.62	NO	31.53	1.001	3.95e5	8.48e5	51.3	2.7	0.932	bb

Dataset: U:\VG12.PRO\Results\200528R2\200528R2-CRV.qld

Last Altered: Thursday, May 28, 2020 4:52:08 PM Pacific Daylight Time  
 Printed: Friday, May 29, 2020 7:37:47 AM Pacific Daylight Time

**Compound name: 1,2,3,4,7,8-HxCDD**

Response Factor: 1.03343

RRF SD: 0.0545572, Relative SD: 5.27925

Response type: Internal Std ( Ref 20 ), Area \* ( IS Conc. / IS Area )

Curve type: RF

	Name	Std. Conc	RA	n/y	RT	RRT	Resp	IS Resp	Conc.	%Dev	RRF	X = dropped
1	200528R2_1	1.25	1.27	NO	34.86	1.000	8.03e3	6.95e5	1.12	-10.6	0.924	MM
2	200528R2_2	2.50	1.27	NO	34.88	1.000	1.69e4	6.46e5	2.53	1.2	1.05	bd
3	200528R2_3	10.0	1.24	NO	34.88	1.000	6.94e4	6.61e5	10.2	1.6	1.05	bd
4	200528R2_4	200	1.23	NO	34.88	1.001	1.67e6	7.89e5	204	2.1	1.06	MM
5	200528R2_5	1500	1.23	NO	34.88	1.000	1.47e7	9.34e5	1520	1.5	1.05	bd
6	200528R2_6	50.0	1.23	NO	34.89	1.000	3.25e5	6.04e5	52.1	4.1	1.08	bd

**Compound name: 1,2,3,6,7,8-HxCDD**

Response Factor: 0.892293

RRF SD: 0.0561127, Relative SD: 6.28859

Response type: Internal Std ( Ref 21 ), Area \* ( IS Conc. / IS Area )

Curve type: RF

	Name	Std. Conc	RA	n/y	RT	RRT	Resp	IS Resp	Conc.	%Dev	RRF	X = dropped
1	200528R2_1	1.25	1.23	NO	34.97	1.001	9.27e3	9.27e5	1.12	-10.3	0.800	db
2	200528R2_2	2.50	1.25	NO	34.99	1.001	1.90e4	8.61e5	2.47	-1.1	0.883	db
3	200528R2_3	10.0	1.24	NO	34.99	1.000	8.01e4	8.39e5	10.7	7.0	0.954	db
4	200528R2_4	200	1.22	NO	34.99	1.001	1.92e6	1.03e6	209	4.3	0.931	MM
5	200528R2_5	1500	1.23	NO	34.99	1.000	1.61e7	1.17e6	1550	3.5	0.923	db
6	200528R2_6	50.0	1.24	NO	35.00	1.001	3.51e5	8.15e5	48.3	-3.4	0.862	db

**Compound name: 1,2,3,7,8,9-HxCDD**

Response Factor: 0.886936

RRF SD: 0.0582559, Relative SD: 6.56822

Response type: Internal Std ( Ref 22 ), Area \* ( IS Conc. / IS Area )

Curve type: RF

	Name	Std. Conc	RA	n/y	RT	RRT	Resp	IS Resp	Conc.	%Dev	RRF	X = dropped
1	200528R2_1	1.25	1.20	NO	35.25	1.000	8.14e3	8.33e5	1.10	-11.9	0.782	bb
2	200528R2_2	2.50	1.21	NO	35.27	1.001	1.62e4	7.48e5	2.44	-2.3	0.866	bb

Dataset: U:\VG12.PRO\Results\200528R2\200528R2-CRV.qld

Last Altered: Thursday, May 28, 2020 4:52:08 PM Pacific Daylight Time

Printed: Friday, May 29, 2020 7:37:47 AM Pacific Daylight Time

**Compound name: 1,2,3,7,8,9-HxCDD**

	Name	Std. Conc	RA	n/y	RT	RRT	Resp	IS Resp	Conc.	%Dev	RRF	X = dropped
3	200528R2_3	10.0	1.26	NO	35.26	1.000	7.01e4	7.53e5	10.5	4.9	0.931	bb
4	200528R2_4	200	1.20	NO	35.26	1.000	1.70e6	9.12e5	210	4.9	0.931	bb
5	200528R2_5	1500	1.22	NO	35.27	1.000	1.47e7	1.06e6	1570	4.5	0.927	bb
6	200528R2_6	50.0	1.24	NO	35.27	1.000	3.12e5	7.05e5	49.9	-0.2	0.886	bb

**Compound name: 1,2,3,4,6,7,8-HpCDD**

Response Factor: 0.863903

RRF SD: 0.0694586, Relative SD: 8.04009

Response type: Internal Std ( Ref 23 ), Area \* ( IS Conc. / IS Area )

Curve type: RF

	Name	Std. Conc	RA	n/y	RT	RRT	Resp	IS Resp	Conc.	%Dev	RRF	X = dropped
1	200528R2_1	1.25	0.99	NO	38.78	1.000	6.10e3	6.48e5	1.09	-12.8	0.753	MM
2	200528R2_2	2.50	1.05	NO	38.81	1.001	1.21e4	6.01e5	2.33	-6.7	0.806	bb
3	200528R2_3	10.0	1.03	NO	38.80	1.000	4.99e4	5.57e5	10.4	3.7	0.896	bd
4	200528R2_4	200	1.02	NO	38.80	1.000	1.25e6	6.86e5	211	5.5	0.911	bb
5	200528R2_5	1500	1.01	NO	38.81	1.000	1.15e7	8.18e5	1620	8.0	0.933	bb
6	200528R2_6	50.0	1.03	NO	38.81	1.000	2.29e5	5.18e5	51.2	2.4	0.884	MM

**Compound name: OCDD**

Response Factor: 0.913637

RRF SD: 0.0452527, Relative SD: 4.95303

Response type: Internal Std ( Ref 24 ), Area \* ( IS Conc. / IS Area )

Curve type: RF

	Name	Std. Conc	RA	n/y	RT	RRT	Resp	IS Resp	Conc.	%Dev	RRF	X = dropped
1	200528R2_1	2.50	0.85	NO	41.76	1.000	1.23e4	1.18e6	2.27	-9.1	0.831	bd
2	200528R2_2	5.00	0.83	NO	41.77	1.000	2.39e4	1.05e6	4.97	-0.6	0.908	bd
3	200528R2_3	20.0	0.89	NO	41.78	1.000	9.89e4	1.03e6	21.0	4.9	0.959	MM
4	200528R2_4	400	0.87	NO	41.77	1.000	2.45e6	1.35e6	397	-0.6	0.908	MM
5	200528R2_5	3000	0.84	NO	41.79	1.000	2.37e7	1.67e6	3100	3.2	0.943	MM
6	200528R2_6	100	0.88	NO	41.78	1.000	4.53e5	9.71e5	102	2.2	0.933	MM



Dataset: U:\VG12.PRO\Results\200528R2\200528R2-CRV.qld

Last Altered: Thursday, May 28, 2020 4:52:08 PM Pacific Daylight Time

Printed: Friday, May 29, 2020 7:37:47 AM Pacific Daylight Time

**Compound name: 2,3,7,8-TCDF**

Response Factor: 0.75098

RF SD: 0.0524401, Relative SD: 6.98288

Response type: Internal Std ( Ref 25 ), Area \* ( IS Conc. / IS Area )

Curve type: RF

	Name	Std. Conc	RA	n/y	RT	RRT	Resp	IS Resp	Conc.	%Dev	RRF	X = dropped
1	200528R2_1	0.250	0.73	NO	25.67	1.001	3.27e3	1.95e6	0.223	-10.9	0.669	bb
2	200528R2_2	0.500	0.75	NO	25.67	1.001	6.53e3	1.78e6	0.488	-2.3	0.733	bb
3	200528R2_3	2.00	0.74	NO	25.68	1.001	2.67e4	1.80e6	1.97	-1.4	0.740	bb
4	200528R2_4	40.0	0.76	NO	25.68	1.001	6.52e5	2.04e6	42.6	6.5	0.800	bb
5	200528R2_5	300	0.75	NO	25.69	1.001	5.00e6	2.04e6	326	8.6	0.816	bb
6	200528R2_6	10.0	0.74	NO	25.69	1.001	1.19e5	1.59e6	9.96	-0.4	0.748	bb

**Compound name: 1,2,3,7,8-PeCDF**

Response Factor: 0.892531

RRF SD: 0.0599961, Relative SD: 6.72201

Response type: Internal Std ( Ref 26 ), Area \* ( IS Conc. / IS Area )

Curve type: RF

	Name	Std. Conc	RA	n/y	RT	RRT	Resp	IS Resp	Conc.	%Dev	RRF	X = dropped
1	200528R2_1	1.25	1.61	NO	30.20	1.000	1.46e4	1.50e6	1.09	-12.9	0.777	bb
2	200528R2_2	2.50	1.55	NO	30.23	1.000	3.08e4	1.37e6	2.52	0.8	0.900	bd
3	200528R2_3	10.0	1.55	NO	30.23	1.000	1.31e5	1.38e6	10.7	7.0	0.955	bb
4	200528R2_4	200	1.54	NO	30.23	1.000	2.94e6	1.63e6	203	1.4	0.905	bb
5	200528R2_5	1500	1.54	NO	30.23	1.000	2.38e7	1.75e6	1520	1.3	0.904	bb
6	200528R2_6	50.0	1.57	NO	30.25	1.000	5.72e5	1.25e6	51.2	2.5	0.915	bb

**Compound name: 2,3,4,7,8-PeCDF**

Response Factor: 0.934777

RRF SD: 0.0507076, Relative SD: 5.42456

Response type: Internal Std ( Ref 27 ), Area \* ( IS Conc. / IS Area )

Curve type: RF

	Name	Std. Conc	RA	n/y	RT	RRT	Resp	IS Resp	Conc.	%Dev	RRF	X = dropped
1	200528R2_1	1.25	1.56	NO	31.19	1.000	1.48e4	1.42e6	1.12	-10.8	0.834	bb
2	200528R2_2	2.50	1.55	NO	31.21	1.000	3.19e4	1.35e6	2.52	0.8	0.943	bd

Dataset: U:\VG12.PRO\Results\200528R2\200528R2-CRV.qld

Last Altered: Thursday, May 28, 2020 4:52:08 PM Pacific Daylight Time  
 Printed: Friday, May 29, 2020 7:37:47 AM Pacific Daylight Time

**Compound name: 2,3,4,7,8-PeCDF**

	Name	Std. Conc	RA	n/y	RT	RRT	Resp	IS Resp	Conc.	%Dev	RRF	X = dropped
3	200528R2_3	10.0	1.55	NO	31.21	1.000	1.34e5	1.38e6	10.4	3.7	0.969	bb
4	200528R2_4	200	1.54	NO	31.21	1.000	3.00e6	1.57e6	204	2.2	0.955	bb
5	200528R2_5	1500	1.53	NO	31.21	1.000	2.45e7	1.69e6	1550	3.4	0.967	bb
6	200528R2_6	50.0	1.57	NO	31.22	1.000	5.81e5	1.24e6	50.3	0.7	0.941	bb

**Compound name: 1,2,3,4,7,8-HxCDF**

Response Factor: 0.884459  
 RRF SD: 0.0674086, Relative SD: 7.62145  
 Response type: Internal Std ( Ref 28 ), Area \* ( IS Conc. / IS Area )  
 Curve type: RF

	Name	Std. Conc	RA	n/y	RT	RRT	Resp	IS Resp	Conc.	%Dev	RRF	X = dropped
1	200528R2_1	1.25	1.25	NO	33.99	1.001	8.98e3	9.42e5	1.08	-13.8	0.762	bd
2	200528R2_2	2.50	1.19	NO	33.99	1.000	1.81e4	8.49e5	2.41	-3.7	0.852	bd
3	200528R2_3	10.0	1.22	NO	34.01	1.001	7.91e4	8.47e5	10.6	5.6	0.934	bd
4	200528R2_4	200	1.18	NO	33.99	1.000	1.87e6	1.02e6	208	3.9	0.919	bd
5	200528R2_5	1500	1.19	NO	34.01	1.000	1.61e7	1.15e6	1590	5.8	0.936	bd
6	200528R2_6	50.0	1.21	NO	34.01	1.000	3.56e5	7.87e5	51.1	2.2	0.904	bd

**Compound name: 1,2,3,6,7,8-HxCDF**

Response Factor: 0.889174  
 RRF SD: 0.0479606, Relative SD: 5.39384  
 Response type: Internal Std ( Ref 29 ), Area \* ( IS Conc. / IS Area )  
 Curve type: RF

	Name	Std. Conc	RA	n/y	RT	RRT	Resp	IS Resp	Conc.	%Dev	RRF	X = dropped
1	200528R2_1	1.25	1.16	NO	34.11	1.001	1.07e4	1.07e6	1.12	-10.7	0.794	MM
2	200528R2_2	2.50	1.25	NO	34.12	1.000	2.16e4	9.70e5	2.50	0.1	0.890	MM
3	200528R2_3	10.0	1.28	NO	34.12	1.000	9.20e4	1.01e6	10.3	2.7	0.914	MM
4	200528R2_4	200	1.18	NO	34.12	1.001	2.16e6	1.18e6	206	2.8	0.914	db
5	200528R2_5	1500	1.19	NO	34.12	1.000	1.80e7	1.33e6	1520	1.2	0.900	db
6	200528R2_6	50.0	1.25	NO	34.13	1.000	4.22e5	9.14e5	51.9	3.8	0.923	MM

Dataset: U:\VG12.PRO\Results\200528R2\200528R2-CRV.qld

Last Altered: Thursday, May 28, 2020 4:52:08 PM Pacific Daylight Time  
 Printed: Friday, May 29, 2020 7:37:47 AM Pacific Daylight Time

**Compound name: 2,3,4,6,7,8-HxCDF**

Response Factor: 0.934102  
 RRF SD: 0.0631666, Relative SD: 6.76228  
 Response type: Internal Std ( Ref 30 ), Area \* ( IS Conc. / IS Area )  
 Curve type: RF

	Name	Std. Conc	RA	n/y	RT	RRT	Resp	IS Resp	Conc.	%Dev	RRF	X = dropped
1	200528R2_1	1.25	1.09	NO	34.70	1.001	9.51e3	9.22e5	1.10	-11.7	0.825	bb
2	200528R2_2	2.50	1.26	NO	34.71	1.001	1.93e4	8.66e5	2.38	-4.7	0.890	bb
3	200528R2_3	10.0	1.25	NO	34.71	1.000	8.53e4	8.69e5	10.5	5.2	0.982	bd
4	200528R2_4	200	1.19	NO	34.71	1.001	2.00e6	1.04e6	207	3.3	0.965	bb
5	200528R2_5	1500	1.19	NO	34.72	1.001	1.72e7	1.18e6	1560	4.1	0.972	bb
6	200528R2_6	50.0	1.25	NO	34.72	1.000	3.88e5	8.00e5	51.9	3.9	0.971	bb

**Compound name: 1,2,3,7,8,9-HxCDF**

Response Factor: 0.870707  
 RRF SD: 0.0533625, Relative SD: 6.12863  
 Response type: Internal Std ( Ref 31 ), Area \* ( IS Conc. / IS Area )  
 Curve type: RF

	Name	Std. Conc	RA	n/y	RT	RRT	Resp	IS Resp	Conc.	%Dev	RRF	X = dropped
1	200528R2_1	1.25	1.19	NO	35.61	1.001	7.48e3	7.73e5	1.11	-11.0	0.775	bb
2	200528R2_2	2.50	1.12	NO	35.61	1.000	1.48e4	7.04e5	2.42	-3.1	0.844	bb
3	200528R2_3	10.0	1.24	NO	35.62	1.000	6.49e4	7.27e5	10.3	2.5	0.892	bd
4	200528R2_4	200	1.20	NO	35.62	1.001	1.60e6	8.84e5	208	3.9	0.904	bb
5	200528R2_5	1500	1.20	NO	35.63	1.000	1.40e7	1.02e6	1580	5.6	0.919	bb
6	200528R2_6	50.0	1.22	NO	35.63	1.000	2.98e5	6.70e5	51.1	2.2	0.890	bb

**Compound name: 1,2,3,4,6,7,8-HpCDF**

Response Factor: 0.873391  
 RRF SD: 0.0600077, Relative SD: 6.87065  
 Response type: Internal Std ( Ref 32 ), Area \* ( IS Conc. / IS Area )  
 Curve type: RF

	Name	Std. Conc	RA	n/y	RT	RRT	Resp	IS Resp	Conc.	%Dev	RRF	X = dropped
1	200528R2_1	1.25	1.03	NO	37.37	1.000	6.77e3	7.13e5	1.09	-13.1	0.759	bb
2	200528R2_2	2.50	0.94	NO	37.40	1.001	1.40e4	6.49e5	2.48	-0.9	0.866	bb

Dataset: U:\VG12.PRO\Results\200528R2\200528R2-CRV.qld

Last Altered: Thursday, May 28, 2020 4:52:08 PM Pacific Daylight Time

Printed: Friday, May 29, 2020 7:37:47 AM Pacific Daylight Time

**Compound name: 1,2,3,4,6,7,8-HpCDF**

	Name	Std. Conc	RA	n/y	RT	RRT	Resp	IS Resp	Conc.	%Dev	RRF	X = dropped
3	200528R2_3	10.0	1.00	NO	37.40	1.001	5.72e4	6.48e5	10.1	1.0	0.883	bd
4	200528R2_4	200	0.99	NO	37.39	1.000	1.43e6	7.67e5	213	6.5	0.930	bb
5	200528R2_5	1500	1.00	NO	37.40	1.000	1.28e7	9.39e5	1560	3.7	0.906	bb
6	200528R2_6	50.0	0.98	NO	37.41	1.001	2.64e5	5.89e5	51.4	2.7	0.897	bb

**Compound name: 1,2,3,4,7,8,9-HpCDF**

Response Factor: 1.01285

RRF SD: 0.106215, Relative SD: 10.4867

Response type: Internal Std ( Ref 33 ), Area \* ( IS Conc. / IS Area )

Curve type: RF

	Name	Std. Conc	RA	n/y	RT	RRT	Resp	IS Resp	Conc.	%Dev	RRF	X = dropped
1	200528R2_1	1.25	0.99	NO	39.33	1.001	5.26e3	5.09e5	1.02	-18.4	0.827	bb
2	200528R2_2	2.50	0.98	NO	39.33	1.000	1.03e4	4.36e5	2.33	-6.7	0.945	bb
3	200528R2_3	10.0	1.01	NO	39.34	1.000	4.43e4	4.19e5	10.4	4.3	1.06	MM
4	200528R2_4	200	0.98	NO	39.33	1.000	1.13e6	5.18e5	214	7.2	1.09	bb
5	200528R2_5	1500	1.00	NO	39.34	1.000	1.05e7	6.39e5	1620	8.2	1.10	bb
6	200528R2_6	50.0	0.98	NO	39.34	1.000	2.00e5	3.75e5	52.7	5.4	1.07	bb

**Compound name: OCDF**

Response Factor: 0.806476

RRF SD: 0.0306481, Relative SD: 3.80025

Response type: Internal Std ( Ref 34 ), Area \* ( IS Conc. / IS Area )

Curve type: RF

	Name	Std. Conc	RA	n/y	RT	RRT	Resp	IS Resp	Conc.	%Dev	RRF	X = dropped
1	200528R2_1	2.50	0.87	NO	41.96	1.000	1.27e4	1.35e6	2.33	-6.6	0.753	bb
2	200528R2_2	5.00	0.84	NO	41.96	1.000	2.40e4	1.22e6	4.89	-2.2	0.789	bb
3	200528R2_3	20.0	0.86	NO	41.96	1.000	9.80e4	1.18e6	20.6	3.0	0.831	bb
4	200528R2_4	400	0.87	NO	41.96	1.000	2.54e6	1.57e6	402	0.5	0.810	bb
5	200528R2_5	3000	0.88	NO	41.98	1.000	2.39e7	1.92e6	3090	3.1	0.831	bb
6	200528R2_6	100	0.85	NO	41.97	1.000	4.44e5	1.08e6	102	2.3	0.825	bb

Dataset: U:\VG12.PRO\Results\200528R2\200528R2-CRV.qld

Last Altered: Thursday, May 28, 2020 4:52:08 PM Pacific Daylight Time  
 Printed: Friday, May 29, 2020 7:37:47 AM Pacific Daylight Time

**Compound name: 13C-2,3,7,8-TCDD**

Response Factor: 1.15633

RRF SD: 0.0999567, Relative SD: 8.64433

Response type: Internal Std ( Ref 36 ), Area \* ( IS Conc. / IS Area )

Curve type: RF

	Name	Std. Conc	RA	n/y	RT	RRT	Resp	IS Resp	Conc.	%Dev	RRF	X = dropped
1	200528R2_1	100	0.80	NO	26.54	1.026	1.43e6	1.11e6	111	11.2	1.29	bb
2	200528R2_2	100	0.79	NO	26.54	1.025	1.29e6	1.24e6	89.8	-10.2	1.04	bb
3	200528R2_3	100	0.79	NO	26.54	1.025	1.31e6	1.26e6	89.8	-10.2	1.04	bb
4	200528R2_4	100	0.79	NO	26.54	1.025	1.50e6	1.26e6	103	2.8	1.19	bb
5	200528R2_5	100	0.78	NO	26.56	1.025	1.52e6	1.24e6	106	5.5	1.22	bb
6	200528R2_6	100	0.79	NO	26.56	1.025	1.16e6	9.95e5	101	0.8	1.17	bb

**Compound name: 13C-1,2,3,7,8-PeCDD**

Response Factor: 0.848975

RRF SD: 0.0899186, Relative SD: 10.5914

Response type: Internal Std ( Ref 36 ), Area \* ( IS Conc. / IS Area )

Curve type: RF

	Name	Std. Conc	RA	n/y	RT	RRT	Resp	IS Resp	Conc.	%Dev	RRF	X = dropped
1	200528R2_1	100	0.64	NO	31.48	1.216	1.00e6	1.11e6	107	6.6	0.905	bb
2	200528R2_2	100	0.63	NO	31.50	1.216	9.36e5	1.24e6	88.7	-11.3	0.753	bb
3	200528R2_3	100	0.63	NO	31.50	1.216	9.29e5	1.26e6	86.8	-13.2	0.737	bb
4	200528R2_4	100	0.64	NO	31.50	1.216	1.11e6	1.26e6	103	3.3	0.877	bb
5	200528R2_5	100	0.64	NO	31.50	1.215	1.21e6	1.24e6	114	14.3	0.970	bb
6	200528R2_6	100	0.64	NO	31.50	1.215	8.48e5	9.95e5	100	0.3	0.852	bb

**Compound name: 13C-1,2,3,4,7,8-HxCDD**

Response Factor: 0.778953

RRF SD: 0.096377, Relative SD: 12.3726

Response type: Internal Std ( Ref 38 ), Area \* ( IS Conc. / IS Area )

Curve type: RF

	Name	Std. Conc	RA	n/y	RT	RRT	Resp	IS Resp	Conc.	%Dev	RRF	X = dropped
1	200528R2_1	100	1.27	NO	34.85	1.014	6.95e5	8.40e5	106	6.2	0.827	bd
2	200528R2_2	100	1.28	NO	34.87	1.014	6.46e5	9.66e5	85.9	-14.1	0.669	bd

Dataset: U:\VG12.PRO\Results\200528R2\200528R2-CRV.qld

Last Altered: Thursday, May 28, 2020 4:52:08 PM Pacific Daylight Time

Printed: Friday, May 29, 2020 7:37:47 AM Pacific Daylight Time

**Compound name: 13C-1,2,3,4,7,8-HxCDD**

	Name	Std. Conc	RA	n/y	RT	RRT	Resp	IS Resp	Conc.	%Dev	RRF	X = dropped
3	200528R2_3	100	1.27	NO	34.87	1.014	6.61e5	9.75e5	87.0	-13.0	0.678	bd
4	200528R2_4	100	1.28	NO	34.86	1.014	7.89e5	9.81e5	103	3.4	0.805	bd
5	200528R2_5	100	1.28	NO	34.87	1.014	9.34e5	1.01e6	119	18.6	0.924	bd
6	200528R2_6	100	1.27	NO	34.88	1.014	6.04e5	7.84e5	98.9	-1.1	0.770	bd

**Compound name: 13C-1,2,3,6,7,8-HxCDD**

Response Factor: 1.01669

RRF SD: 0.116266, Relative SD: 11.4358

Response type: Internal Std ( Ref 38 ), Area \* ( IS Conc. / IS Area )

Curve type: RF

	Name	Std. Conc	RA	n/y	RT	RRT	Resp	IS Resp	Conc.	%Dev	RRF	X = dropped
1	200528R2_1	100	1.27	NO	34.95	1.017	9.27e5	8.40e5	108	8.5	1.10	db
2	200528R2_2	100	1.27	NO	34.96	1.017	8.61e5	9.66e5	87.7	-12.3	0.891	db
3	200528R2_3	100	1.26	NO	34.97	1.017	8.39e5	9.75e5	84.7	-15.3	0.861	db
4	200528R2_4	100	1.25	NO	34.96	1.017	1.03e6	9.81e5	104	3.5	1.05	db
5	200528R2_5	100	1.27	NO	34.97	1.017	1.17e6	1.01e6	113	13.4	1.15	db
6	200528R2_6	100	1.23	NO	34.97	1.017	8.15e5	7.84e5	102	2.3	1.04	db

**Compound name: 13C-1,2,3,7,8,9-HxCDD**

Response Factor: 0.902653

RRF SD: 0.11238, Relative SD: 12.45

Response type: Internal Std ( Ref 38 ), Area \* ( IS Conc. / IS Area )

Curve type: RF

	Name	Std. Conc	RA	n/y	RT	RRT	Resp	IS Resp	Conc.	%Dev	RRF	X = dropped
1	200528R2_1	100	1.23	NO	35.24	1.025	8.33e5	8.40e5	110	9.8	0.991	bb
2	200528R2_2	100	1.26	NO	35.25	1.025	7.48e5	9.66e5	85.8	-14.2	0.774	bb
3	200528R2_3	100	1.28	NO	35.25	1.025	7.53e5	9.75e5	85.6	-14.4	0.773	bd
4	200528R2_4	100	1.23	NO	35.25	1.025	9.12e5	9.81e5	103	3.1	0.930	MM
5	200528R2_5	100	1.26	NO	35.26	1.025	1.06e6	1.01e6	116	16.1	1.05	bb
6	200528R2_6	100	1.18	NO	35.26	1.025	7.05e5	7.84e5	99.6	-0.4	0.899	bb

Dataset: U:\VG12.PRO\Results\200528R2\200528R2-CRV.qld

Last Altered: Thursday, May 28, 2020 4:52:08 PM Pacific Daylight Time  
 Printed: Friday, May 29, 2020 7:37:47 AM Pacific Daylight Time

**Compound name: 13C-1,2,3,4,6,7,8-HpCDD**

Response Factor: 0.689179  
 RRF SD: 0.0899136, Relative SD: 13.0465  
 Response type: Internal Std ( Ref 38 ), Area \* ( IS Conc. / IS Area )  
 Curve type: RF

	Name	Std. Conc	RA	n/y	RT	RRT	Resp	IS Resp	Conc.	%Dev	RRF	X = dropped
1	200528R2_1	100	1.06	NO	38.77	1.128	6.48e5	8.40e5	112	11.9	0.771	MM
2	200528R2_2	100	1.04	NO	38.78	1.128	6.01e5	9.66e5	90.2	-9.8	0.622	bd
3	200528R2_3	100	1.12	NO	38.79	1.128	5.57e5	9.75e5	83.0	-17.0	0.572	bd
4	200528R2_4	100	1.04	NO	38.78	1.128	6.86e5	9.81e5	102	1.6	0.700	MM
5	200528R2_5	100	1.03	NO	38.80	1.128	8.18e5	1.01e6	117	17.4	0.809	bb
6	200528R2_6	100	1.04	NO	38.80	1.128	5.18e5	7.84e5	95.9	-4.1	0.661	bd

**Compound name: 13C-OCDD**

Response Factor: 0.652099  
 RRF SD: 0.111511, Relative SD: 17.1002  
 Response type: Internal Std ( Ref 38 ), Area \* ( IS Conc. / IS Area )  
 Curve type: RF

	Name	Std. Conc	RA	n/y	RT	RRT	Resp	IS Resp	Conc.	%Dev	RRF	X = dropped
1	200528R2_1	200	0.89	NO	41.75	1.215	1.18e6	8.40e5	216	7.8	0.703	MM
2	200528R2_2	200	0.89	NO	41.76	1.215	1.05e6	9.66e5	167	-16.3	0.546	MM
3	200528R2_3	200	0.91	NO	41.76	1.214	1.03e6	9.75e5	162	-18.9	0.529	bd
4	200528R2_4	200	0.90	NO	41.76	1.215	1.35e6	9.81e5	211	5.7	0.689	bd
5	200528R2_5	200	0.93	NO	41.78	1.215	1.67e6	1.01e6	254	26.9	0.827	bd
6	200528R2_6	200	0.88	NO	41.77	1.215	9.71e5	7.84e5	190	-5.1	0.619	bd

**Compound name: 13C-2,3,7,8-TCDF**

Response Factor: 1.05898  
 RRF SD: 0.0854755, Relative SD: 8.07146  
 Response type: Internal Std ( Ref 37 ), Area \* ( IS Conc. / IS Area )  
 Curve type: RF

	Name	Std. Conc	RA	n/y	RT	RRT	Resp	IS Resp	Conc.	%Dev	RRF	X = dropped
1	200528R2_1	100	0.76	NO	25.65	0.991	1.95e6	1.65e6	112	12.1	1.19	bb
2	200528R2_2	100	0.77	NO	25.66	0.991	1.78e6	1.83e6	92.1	-7.9	0.975	bb

Dataset: U:\VG12.PRO\Results\200528R2\200528R2-CRV.qld

Last Altered: Thursday, May 28, 2020 4:52:08 PM Pacific Daylight Time

Printed: Friday, May 29, 2020 7:37:47 AM Pacific Daylight Time

**Compound name: 13C-2,3,7,8-TCDF**

	Name	Std. Conc	RA	n/y	RT	RRT	Resp	IS Resp	Conc.	%Dev	RRF	X = dropped
3	200528R2_3	100	0.78	NO	25.66	0.991	1.80e6	1.89e6	90.1	-9.9	0.955	bb
4	200528R2_4	100	0.78	NO	25.66	0.991	2.04e6	1.91e6	101	1.0	1.07	bb
5	200528R2_5	100	0.78	NO	25.67	0.991	2.04e6	1.85e6	104	4.2	1.10	bb
6	200528R2_6	100	0.77	NO	25.68	0.991	1.59e6	1.49e6	101	0.5	1.06	bb

**Compound name: 13C-1,2,3,7,8-PeCDF**

Response Factor: 0.837982

RRF SD: 0.0870192, Relative SD: 10.3844

Response type: Internal Std ( Ref 37 ), Area \* ( IS Conc. / IS Area )

Curve type: RF

	Name	Std. Conc	RA	n/y	RT	RRT	Resp	IS Resp	Conc.	%Dev	RRF	X = dropped
1	200528R2_1	100	1.59	NO	30.20	1.167	1.50e6	1.65e6	109	9.0	0.913	bb
2	200528R2_2	100	1.59	NO	30.22	1.167	1.37e6	1.83e6	89.3	-10.7	0.748	bb
3	200528R2_3	100	1.59	NO	30.22	1.167	1.38e6	1.89e6	86.9	-13.1	0.728	bb
4	200528R2_4	100	1.61	NO	30.22	1.167	1.63e6	1.91e6	102	1.9	0.854	bb
5	200528R2_5	100	1.63	NO	30.22	1.166	1.75e6	1.85e6	113	12.9	0.946	bb
6	200528R2_6	100	1.60	NO	30.23	1.166	1.25e6	1.49e6	100	0.0	0.838	bb

**Compound name: 13C-2,3,4,7,8-PeCDF**

Response Factor: 0.816557

RRF SD: 0.0702322, Relative SD: 8.60101

Response type: Internal Std ( Ref 37 ), Area \* ( IS Conc. / IS Area )

Curve type: RF

	Name	Std. Conc	RA	n/y	RT	RRT	Resp	IS Resp	Conc.	%Dev	RRF	X = dropped
1	200528R2_1	100	1.60	NO	31.18	1.204	1.42e6	1.65e6	106	5.9	0.865	db
2	200528R2_2	100	1.57	NO	31.19	1.204	1.35e6	1.83e6	90.7	-9.3	0.741	db
3	200528R2_3	100	1.61	NO	31.19	1.204	1.38e6	1.89e6	89.4	-10.6	0.730	db
4	200528R2_4	100	1.61	NO	31.19	1.204	1.57e6	1.91e6	101	1.0	0.825	db
5	200528R2_5	100	1.60	NO	31.19	1.204	1.69e6	1.85e6	112	11.5	0.911	bb
6	200528R2_6	100	1.59	NO	31.21	1.204	1.24e6	1.49e6	101	1.4	0.828	db



Vista Analytical Laboratory

Dataset: U:\VG12.PRO\Results\200528R2\200528R2-CRV.qld

Last Altered: Thursday, May 28, 2020 4:52:08 PM Pacific Daylight Time

Printed: Friday, May 29, 2020 7:37:47 AM Pacific Daylight Time

**Compound name: 13C-1,2,3,4,7,8-HxCDF**

Response Factor: 1.00752

RRF SD: 0.115021, Relative SD: 11.4162

Response type: Internal Std ( Ref 38 ), Area \* ( IS Conc. / IS Area )

Curve type: RF

	Name	Std. Conc	RA	n/y	RT	RRT	Resp	IS Resp	Conc.	%Dev	RRF	X = dropped
1	200528R2_1	100	0.50	NO	33.97	0.988	9.42e5	8.40e5	111	11.3	1.12	bd
2	200528R2_2	100	0.50	NO	33.98	0.988	8.49e5	9.66e5	87.2	-12.8	0.878	bd
3	200528R2_3	100	0.50	NO	33.98	0.988	8.47e5	9.75e5	86.2	-13.8	0.869	bd
4	200528R2_4	100	0.50	NO	33.98	0.988	1.02e6	9.81e5	103	3.0	1.04	bd
5	200528R2_5	100	0.50	NO	33.99	0.988	1.15e6	1.01e6	113	12.7	1.14	bd
6	200528R2_6	100	0.50	NO	33.99	0.988	7.87e5	7.84e5	99.6	-0.4	1.00	bd

**Compound name: 13C-1,2,3,6,7,8-HxCDF**

Response Factor: 1.16702

RRF SD: 0.127304, Relative SD: 10.9085

Response type: Internal Std ( Ref 38 ), Area \* ( IS Conc. / IS Area )

Curve type: RF

	Name	Std. Conc	RA	n/y	RT	RRT	Resp	IS Resp	Conc.	%Dev	RRF	X = dropped
1	200528R2_1	100	0.50	NO	34.09	0.992	1.07e6	8.40e5	110	9.5	1.28	db
2	200528R2_2	100	0.51	NO	34.11	0.992	9.70e5	9.66e5	86.1	-13.9	1.00	db
3	200528R2_3	100	0.51	NO	34.11	0.992	1.01e6	9.75e5	88.5	-11.5	1.03	db
4	200528R2_4	100	0.51	NO	34.10	0.992	1.18e6	9.81e5	103	3.1	1.20	db
5	200528R2_5	100	0.51	NO	34.11	0.992	1.33e6	1.01e6	113	13.0	1.32	db
6	200528R2_6	100	0.50	NO	34.12	0.992	9.14e5	7.84e5	99.8	-0.2	1.17	db

**Compound name: 13C-2,3,4,6,7,8-HxCDF**

Response Factor: 1.02186

RRF SD: 0.110658, Relative SD: 10.829

Response type: Internal Std ( Ref 38 ), Area \* ( IS Conc. / IS Area )

Curve type: RF

	Name	Std. Conc	RA	n/y	RT	RRT	Resp	IS Resp	Conc.	%Dev	RRF	X = dropped
1	200528R2_1	100	0.51	NO	34.68	1.009	9.22e5	8.40e5	107	7.4	1.10	bb
2	200528R2_2	100	0.50	NO	34.69	1.009	8.66e5	9.66e5	87.7	-12.3	0.896	bb

Dataset: U:\VG12.PRO\Results\200528R2\200528R2-CRV.qld

Last Altered: Thursday, May 28, 2020 4:52:08 PM Pacific Daylight Time

Printed: Friday, May 29, 2020 7:37:47 AM Pacific Daylight Time

**Compound name: 13C-2,3,4,6,7,8-HxCDF**

	Name	Std. Conc	RA	n/y	RT	RRT	Resp	IS Resp	Conc.	%Dev	RRF	X = dropped
3	200528R2_3	100	0.51	NO	34.70	1.009	8.69e5	9.75e5	87.2	-12.8	0.891	bb
4	200528R2_4	100	0.51	NO	34.69	1.009	1.04e6	9.81e5	104	3.6	1.06	bb
5	200528R2_5	100	0.50	NO	34.70	1.009	1.18e6	1.01e6	114	14.3	1.17	bb
6	200528R2_6	100	0.51	NO	34.71	1.009	8.00e5	7.84e5	99.8	-0.2	1.02	bb

**Compound name: 13C-1,2,3,7,8,9-HxCDF**

Response Factor: 0.859541

RRF SD: 0.107178, Relative SD: 12.4692

Response type: Internal Std ( Ref 38 ), Area \* ( IS Conc. / IS Area )

Curve type: RF

	Name	Std. Conc	RA	n/y	RT	RRT	Resp	IS Resp	Conc.	%Dev	RRF	X = dropped
1	200528R2_1	100	0.51	NO	35.59	1.036	7.73e5	8.40e5	107	7.0	0.919	MM
2	200528R2_2	100	0.50	NO	35.61	1.036	7.04e5	9.66e5	84.8	-15.2	0.729	MM
3	200528R2_3	100	0.50	NO	35.61	1.036	7.27e5	9.75e5	86.8	-13.2	0.746	MM
4	200528R2_4	100	0.49	NO	35.60	1.036	8.84e5	9.81e5	105	4.9	0.902	bb
5	200528R2_5	100	0.51	NO	35.62	1.036	1.02e6	1.01e6	117	17.3	1.01	bb
6	200528R2_6	100	0.51	NO	35.63	1.036	6.70e5	7.84e5	99.3	-0.7	0.854	bd

**Compound name: 13C-1,2,3,4,6,7,8-HpCDF**

Response Factor: 0.774499

RRF SD: 0.102271, Relative SD: 13.2048

Response type: Internal Std ( Ref 38 ), Area \* ( IS Conc. / IS Area )

Curve type: RF

	Name	Std. Conc	RA	n/y	RT	RRT	Resp	IS Resp	Conc.	%Dev	RRF	X = dropped
1	200528R2_1	100	0.44	NO	37.37	1.087	7.13e5	8.40e5	110	9.6	0.849	bd
2	200528R2_2	100	0.42	NO	37.38	1.087	6.49e5	9.66e5	86.7	-13.3	0.672	bb
3	200528R2_3	100	0.44	NO	37.38	1.087	6.48e5	9.75e5	85.9	-14.1	0.665	bd
4	200528R2_4	100	0.44	NO	37.38	1.087	7.67e5	9.81e5	101	0.9	0.782	bb
5	200528R2_5	100	0.44	NO	37.39	1.087	9.39e5	1.01e6	120	19.9	0.928	bd
6	200528R2_6	100	0.43	NO	37.39	1.087	5.89e5	7.84e5	97.0	-3.0	0.751	bb

Dataset: U:\VG12.PRO\Results\200528R2\200528R2-CRV.qld

Last Altered: Thursday, May 28, 2020 4:52:08 PM Pacific Daylight Time  
 Printed: Friday, May 29, 2020 7:37:47 AM Pacific Daylight Time

**Compound name: 13C-1,2,3,4,7,8,9-HpCDF**

Response Factor: 0.520991

RRF SD: 0.083066, Relative SD: 15.9439

Response type: Internal Std ( Ref 38 ), Area \* ( IS Conc. / IS Area )

Curve type: RF

	Name	Std. Conc	RA	n/y	RT	RRT	Resp	IS Resp	Conc.	%Dev	RRF	X = dropped
1	200528R2_1	100	0.43	NO	39.31	1.144	5.09e5	8.40e5	116	16.3	0.606	MM
2	200528R2_2	100	0.42	NO	39.32	1.144	4.36e5	9.66e5	86.7	-13.3	0.452	bb
3	200528R2_3	100	0.42	NO	39.33	1.144	4.19e5	9.75e5	82.5	-17.5	0.430	MM
4	200528R2_4	100	0.42	NO	39.32	1.144	5.18e5	9.81e5	101	1.4	0.529	MM
5	200528R2_5	100	0.44	NO	39.33	1.144	6.39e5	1.01e6	121	21.3	0.632	bb
6	200528R2_6	100	0.43	NO	39.34	1.144	3.75e5	7.84e5	91.8	-8.2	0.478	bd

**Compound name: 13C-OCDF**

Response Factor: 0.745653

RRF SD: 0.129429, Relative SD: 17.3579

Response type: Internal Std ( Ref 38 ), Area \* ( IS Conc. / IS Area )

Curve type: RF

	Name	Std. Conc	RA	n/y	RT	RRT	Resp	IS Resp	Conc.	%Dev	RRF	X = dropped
1	200528R2_1	200	0.87	NO	41.94	1.220	1.35e6	8.40e5	215	7.6	0.803	bb
2	200528R2_2	200	0.83	NO	41.95	1.220	1.22e6	9.66e5	169	-15.4	0.631	bb
3	200528R2_3	200	0.90	NO	41.96	1.220	1.18e6	9.75e5	162	-18.8	0.605	bd
4	200528R2_4	200	0.88	NO	41.95	1.220	1.57e6	9.81e5	215	7.3	0.800	MM
5	200528R2_5	200	0.88	NO	41.97	1.220	1.92e6	1.01e6	254	27.2	0.949	bb
6	200528R2_6	200	0.90	NO	41.96	1.220	1.08e6	7.84e5	184	-7.9	0.687	MM

**Compound name: 37Cl-2,3,7,8-TCDD**

Response Factor: 1.03685

RRF SD: 0.126311, Relative SD: 12.1822

Response type: Internal Std ( Ref 36 ), Area \* ( IS Conc. / IS Area )

Curve type: RF

	Name	Std. Conc	RA	n/y	RT	RRT	Resp	IS Resp	Conc.	%Dev	RRF	X = dropped
1	200528R2_1	0.250			26.57	1.027	2.71e3	1.11e6	0.235	-5.9	0.976	bb
2	200528R2_2	0.500			26.56	1.025	5.67e3	1.24e6	0.440	-11.9	0.913	bb

Dataset: U:\VG12.PRO\Results\200528R2\200528R2-CRV.qld

Last Altered: Thursday, May 28, 2020 4:52:08 PM Pacific Daylight Time

Printed: Friday, May 29, 2020 7:37:47 AM Pacific Daylight Time

**Compound name: 37Cl-2,3,7,8-TCDD**

	Name	Std. Conc	RA	n/y	RT	RRT	Resp	IS Resp	Conc.	%Dev	RRF	X = dropped
3	200528R2_3	2.00			26.57	1.026	2.30e4	1.26e6	1.76	-12.0	0.912	bd
4	200528R2_4	40.0			26.56	1.025	5.78e5	1.26e6	44.1	10.2	1.14	bb
5	200528R2_5	200			26.57	1.025	3.03e6	1.24e6	235	17.7	1.22	bb
6	200528R2_6	10.0			26.59	1.026	1.05e5	9.95e5	10.2	2.1	1.06	bb

**Compound name: 13C-1,2,3,4-TCDD**

Response Factor: 1

RRF SD: 0, Relative SD: 0

Response type: Internal Std ( Ref 36 ), Area \* ( IS Conc. / IS Area )

Curve type: RF

	Name	Std. Conc	RA	n/y	RT	RRT	Resp	IS Resp	Conc.	%Dev	RRF	X = dropped
1	200528R2_1	100	0.80	NO	25.89	1.000	1.11e6	1.11e6	100	0.0	1.00	bb
2	200528R2_2	100	0.81	NO	25.90	1.000	1.24e6	1.24e6	100	0.0	1.00	bb
3	200528R2_3	100	0.80	NO	25.90	1.000	1.26e6	1.26e6	100	0.0	1.00	bb
4	200528R2_4	100	0.80	NO	25.90	1.000	1.26e6	1.26e6	100	0.0	1.00	bb
5	200528R2_5	100	0.80	NO	25.92	1.000	1.24e6	1.24e6	100	0.0	1.00	bb
6	200528R2_6	100	0.80	NO	25.92	1.000	9.95e5	9.95e5	100	0.0	1.00	bb

**Compound name: 13C-1,2,3,4-TCDF**

Response Factor: 1

RRF SD: 0, Relative SD: 0

Response type: Internal Std ( Ref 37 ), Area \* ( IS Conc. / IS Area )

Curve type: RF

	Name	Std. Conc	RA	n/y	RT	RRT	Resp	IS Resp	Conc.	%Dev	RRF	X = dropped
1	200528R2_1	100	0.78	NO	24.22	1.000	1.65e6	1.65e6	100	0.0	1.00	bb
2	200528R2_2	100	0.78	NO	24.22	1.000	1.83e6	1.83e6	100	0.0	1.00	bb
3	200528R2_3	100	0.78	NO	24.22	1.000	1.89e6	1.89e6	100	0.0	1.00	bb
4	200528R2_4	100	0.79	NO	24.22	1.000	1.91e6	1.91e6	100	0.0	1.00	bb
5	200528R2_5	100	0.79	NO	24.24	1.000	1.85e6	1.85e6	100	0.0	1.00	bb
6	200528R2_6	100	0.77	NO	24.24	1.000	1.49e6	1.49e6	100	0.0	1.00	bb

Dataset: U:\VG12.PRO\Results\200528R2\200528R2-CRV.qld

Last Altered: Thursday, May 28, 2020 4:52:08 PM Pacific Daylight Time  
Printed: Friday, May 29, 2020 7:37:47 AM Pacific Daylight Time

**Compound name: 13C-1,2,3,4,6,9-HxCDF**

Response Factor: 1

RRF SD: 0, Relative SD: 0

Response type: Internal Std ( Ref 38 ), Area \* ( IS Conc. / IS Area )

Curve type: RF

	Name	Std. Conc	RA	n/y	RT	RRT	Resp	IS Resp	Conc.	%Dev	RRF	X = dropped
1	200528R2_1	100	0.50	NO	34.37	1.000	8.40e5	8.40e5	100	0.0	1.00	bb
2	200528R2_2	100	0.51	NO	34.38	1.000	9.66e5	9.66e5	100	0.0	1.00	bb
3	200528R2_3	100	0.51	NO	34.39	1.000	9.75e5	9.75e5	100	0.0	1.00	bb
4	200528R2_4	100	0.51	NO	34.38	1.000	9.81e5	9.81e5	100	0.0	1.00	bb
5	200528R2_5	100	0.51	NO	34.39	1.000	1.01e6	1.01e6	100	0.0	1.00	bb
6	200528R2_6	100	0.50	NO	34.39	1.000	7.84e5	7.84e5	100	0.0	1.00	bb

Dataset: U:\VG12.PRO\Results\200528R2\200528R2-CPSM.qld

Last Altered: Thursday, May 28, 2020 16:40:33 Pacific Daylight Time

Printed: Thursday, May 28, 2020 16:57:10 Pacific Daylight Time

Method: U:\VG12.PRO\MethDB\CPSM.mdb 26 May 2020 10:39:11

Calibration: U:\VG12.PRO\CurveDB\db5\_1613vg12-4-29-20.cdb 30 Apr 2020 07:35:23

Name: 200528R2\_6, Date: 28-May-2020, Time: 15:50:32, ID: ST200528R2\_6 1613 CS3 19L2305, Description: 1613 CS3 19L2305

#	Name	RT
1	1 1,3,6,8-TCDD (First)	22.59
2	2 1,2,8,9-TCDD (Last)	27.53
3	3 1,2,4,7,9-PeCDD (First)	29.32
4	4 1,2,3,8,9-PeCDD (Last)	31.89
5	5 1,2,4,6,7,9-HxCDD (First)	33.39
6	6 1,2,3,7,8,9-HxCDD (Last)	35.27
7	7 1,2,3,4,6,7,9-HpCDD (First)	37.81
8	8 1,2,3,4,6,7,8-HpCDD (Last)	38.81
9	9 1,3,6,8-TCDF (First)	20.44
10	10 1,2,8,9-TCDF (Last)	27.68
11	11 1,3,4,6,8-PeCDF (First)	27.64
12	12 1,2,3,8,9-PeCDF (Last)	32.14
13	13 1,2,3,4,6,8-HxCDF (First)	32.83
14	14 1,2,3,7,8,9-HxCDF (Last)	35.63
15	15 1,2,3,4,6,7,8-HpCDF (First)	37.41
16	16 1,2,3,4,7,8,9-HpCDF (Last)	39.34

Dataset: U:\VG12.PRO\Results\200528R2\200528R2-CPSM.qld

Last Altered: Thursday, May 28, 2020 16:40:33 Pacific Daylight Time

Printed: Thursday, May 28, 2020 16:57:10 Pacific Daylight Time

GRB 05/29/2020

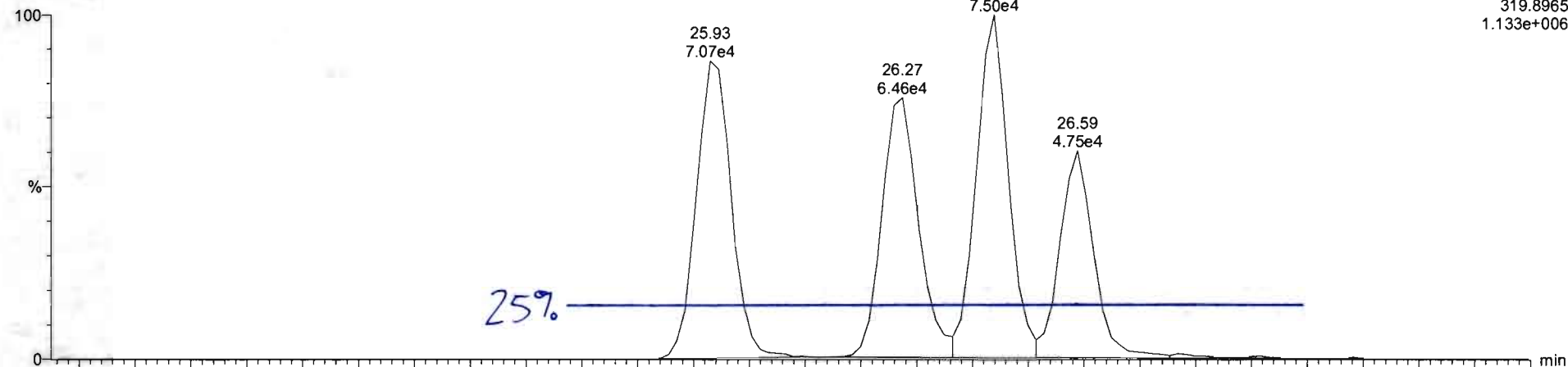
Method: U:\VG12.PRO\MethDB\CPSM.mdb 26 May 2020 10:39:11

Calibration: U:\VG12.PRO\CurveDB\db5\_1613vg12-4-29-20.cdb 30 Apr 2020 07:35:23

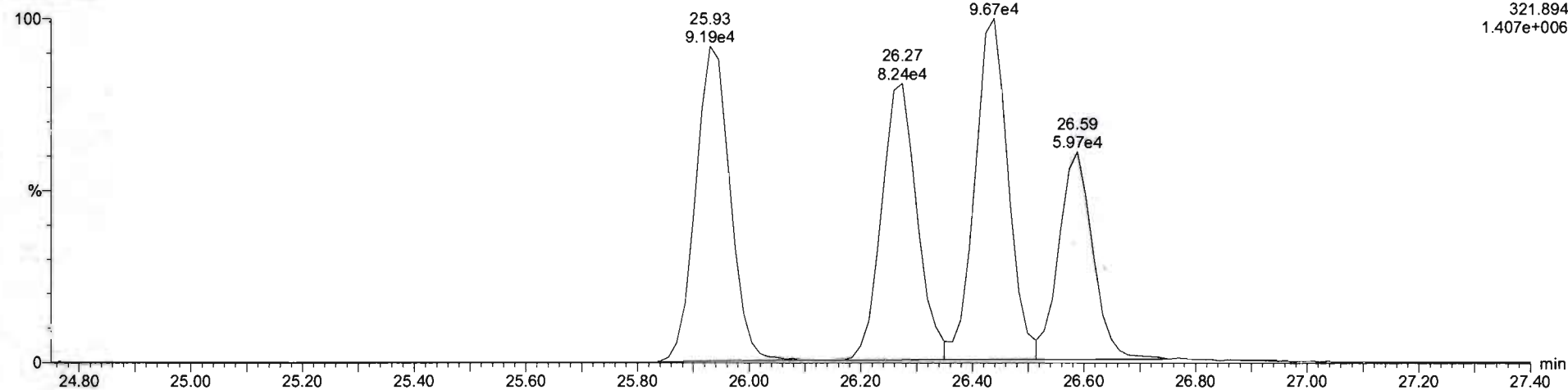
Name: 200528R2\_6, Date: 28-May-2020, Time: 15:50:32, ID: ST200528R2\_6 1613 CS3 19L2305, Description: 1613 CS3 19L2305

1,3,6,8-TCDD (First)

200528R2\_6



200528R2\_6



Vista Analytical Laboratory VG-11

Dataset: Untitled

Last Altered: Friday, May 29, 2020 8:08:41 AM Pacific Daylight Time

Printed: Friday, May 29, 2020 8:08:46 AM Pacific Daylight Time

Method: U:\VG12.PRO\MethDB\1613rrt-05-26-20.mdb 26 May 2020 10:34:17

Calibration: U:\VG12.PRO\CurveDB\db5\_1613vg12-5-28-20.cdb 28 May 2020 16:52:08

Compound name: 2,3,7,8-TCDD

	Name	ID	Acq.Date	Acq.Time
1	200528R2_1	ST200528R2_1 1613 CS0 19L2302	28-May-20	11:53:52
2	200528R2_2	ST200528R2_2 1613 CS1 19L2303	28-May-20	12:41:31
3	200528R2_3	ST200528R2_3 1613 CS2 19L2304	28-May-20	13:28:43
4	200528R2_4	ST200528R2_4 1613 CS4 19L2306	28-May-20	14:15:50
5	200528R2_5	ST200528R2_5 1613 CS5 19L2307	28-May-20	15:02:56
6	200528R2_6	ST200528R2_6 1613 CS3 19L2305	28-May-20	15:50:32
7	200528R2_7	SOLVENT BLANK	28-May-20	16:37:46
8	200528R2_8	SS200528R2_1 1613 SSS 19L2308	28-May-20	17:24:01
9	200528R2_9	B0E0131-BS1 OPR 1	28-May-20	18:10:13
10	200528R2_10	B0E0165-BS1 OPR 1	28-May-20	18:56:26
11	200528R2_11	B0E0127-BS1 OPR 1	28-May-20	19:42:36
12	200528R2_12	B0E0180-BS1 OPR 10	28-May-20	20:28:48
13	200528R2_13	SOLVENT BLANK	28-May-20	21:15:00
14	200528R2_14	B0E0180-BLK1 Method Blank 10	28-May-20	22:01:12
15	200528R2_15	B0E0131-BLK1 Method Blank 1	28-May-20	22:47:24
16	200528R2_16	B0E0165-BLK1 Method Blank 1	28-May-20	23:33:37
17	200528R2_17	B0E0127-BLK1 Method Blank 1	29-May-20	00:19:48
18	200528R2_18	2001052-01 ZID-001 1.00002	29-May-20	01:06:00
19	200528R2_19	2001031-01 Forebay Composite (24hr) 0.95078	29-May-20	01:52:12
20	200528R2_20	2001092-01 OF-031A BiWeekly Composite D/...	29-May-20	02:38:24



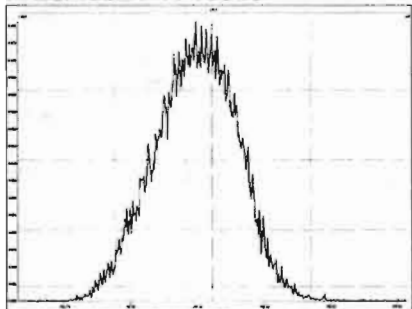
Experiment Calibration Report

MassLynx 4.1 SCN815

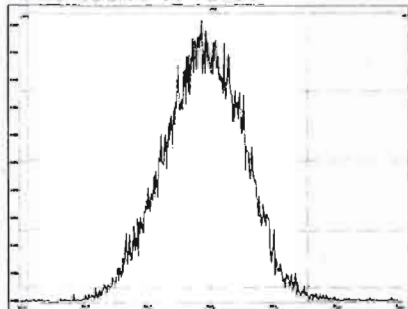
File: Experiment: OCDD\_DB5.exp Reference: Pfk.ref Function: 1 @ 200 (ppm)

Printed: Thursday, May 28, 2020 11:48:59 Pacific Daylight Time

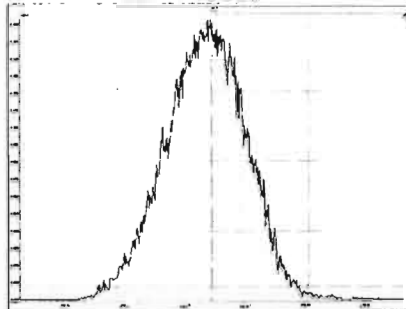
M 292.9824 R 10503



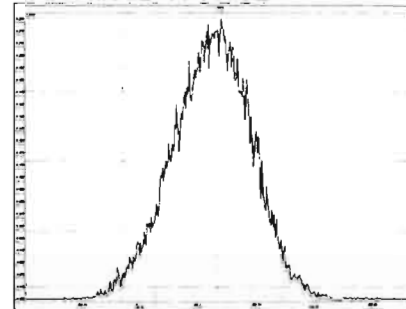
M 304.9824 R 10376



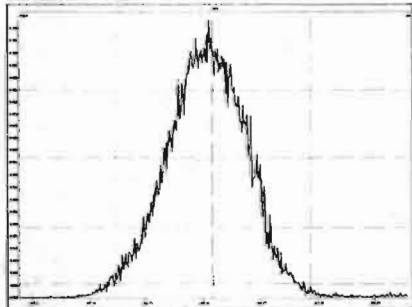
M 318.9792 R 10589



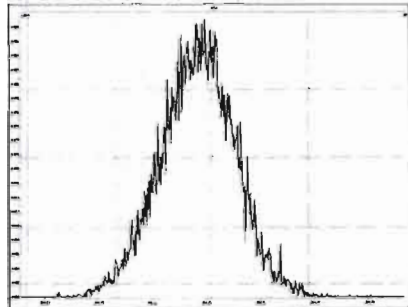
M 330.9792 R 10552



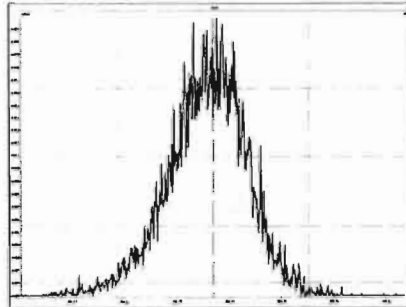
M 342.9792 R 10247



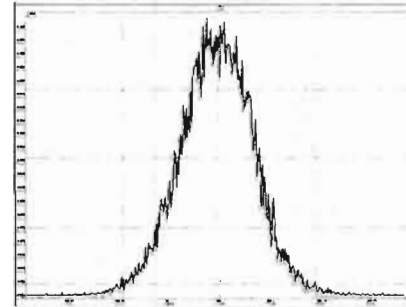
M 354.9792 R 10330



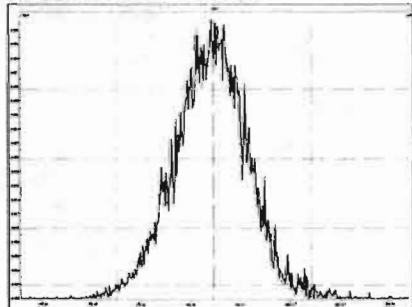
M 366.9792 R 11417



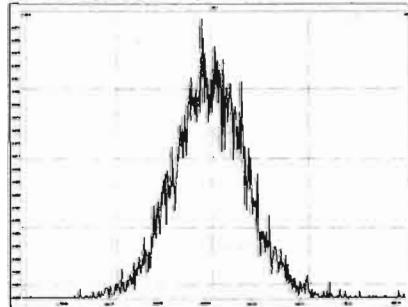
M 380.9760 R 11062



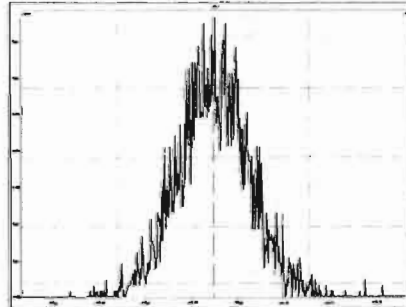
M 392.9760 R 11790



M 404.9760 R 12316



M 416.9760 R 12754



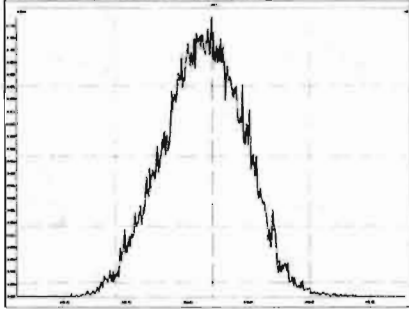
Experiment Calibration Report

MassLynx 4.1 SCN815

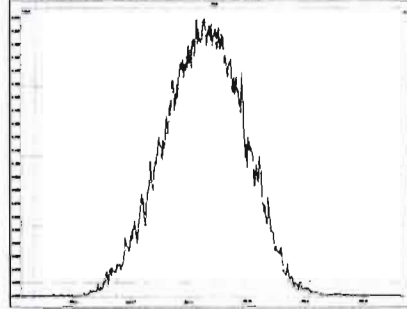
File: Experiment: OCDD\_DB5.exp Reference: Pfk.ref Function: 2 @ 200 (ppm)

Printed: Thursday, May 28, 2020 11:49:33 Pacific Daylight Time

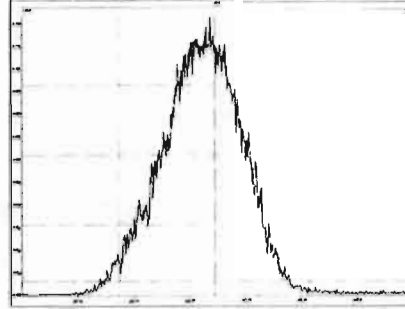
M 318.9792 R 10247



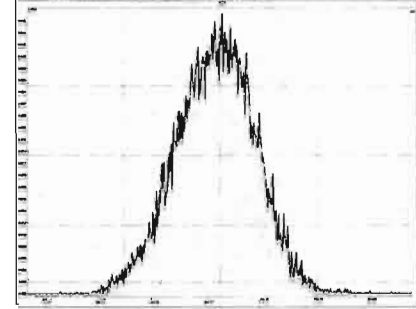
M 330.9792 R 10372



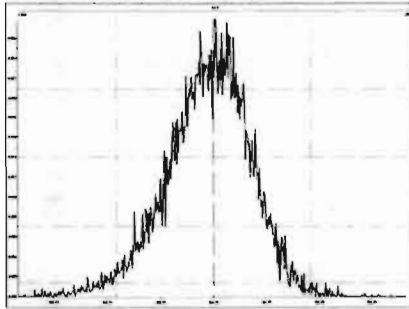
M 342.9792 R 10370



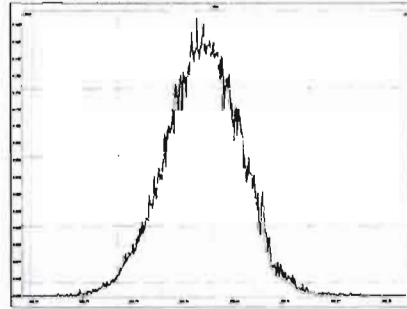
M 354.9792 R 10822



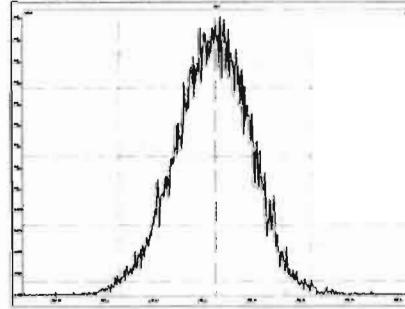
M 366.9792 R 10963



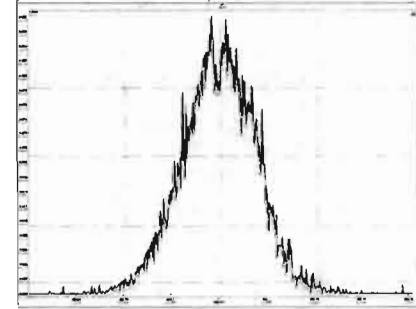
M 380.9760 R 10594



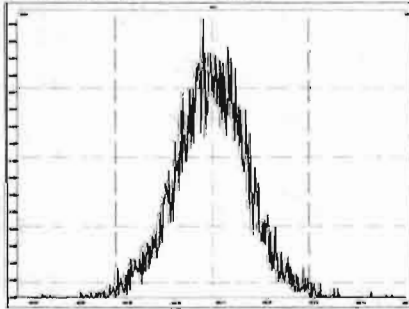
M 392.9760 R 10821



M 404.9760 R 11845



M 416.9760 R 12018



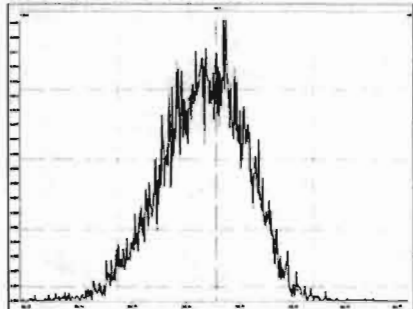
Experiment Calibration Report

MassLynx 4.1 SCN815

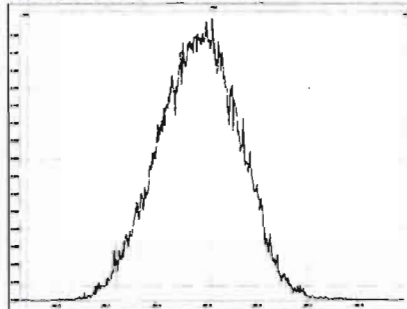
File: Experiment: OCDD\_DB5.exp Reference: Pfk.ref Function: 3 @ 200 (ppm)

Printed: Thursday, May 28, 2020 11:50:12 Pacific Daylight Time

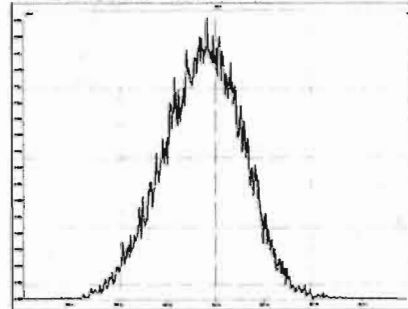
M 366.9792 R 10641



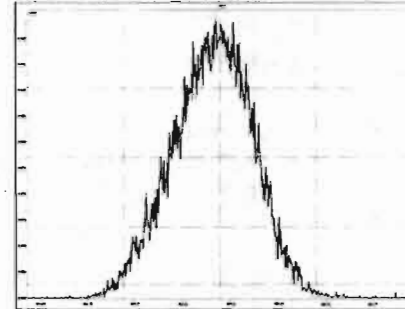
M 380.9760 R 10331



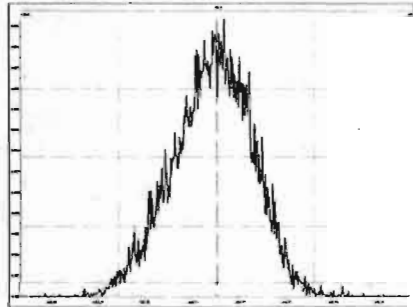
M 392.9760 R 10459



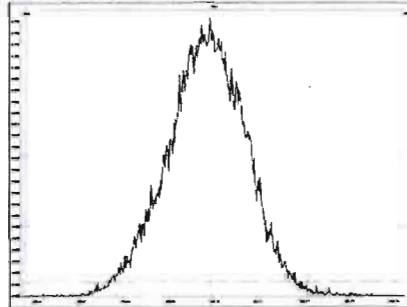
M 404.9760 R 10505



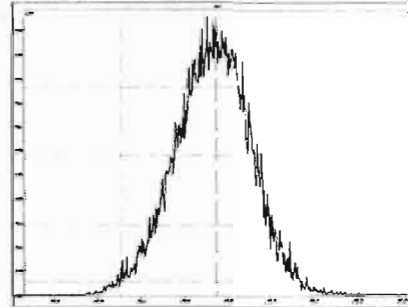
M 416.9760 R 11061



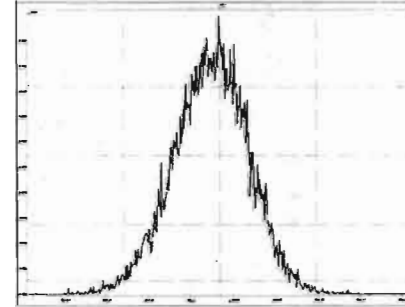
M 430.9728 R 10290



M 442.9728 R 10593



M 454.9728 R 10919



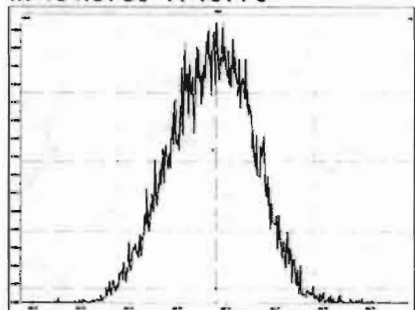
Experiment Calibration Report

MassLynx 4.1 SCN815

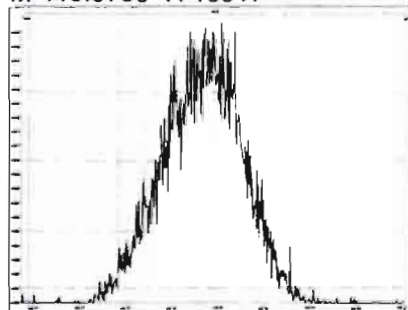
File: Experiment: OCDD\_DB5.exp Reference: Pfk.ref Function: 4 @ 200 (ppm)

Printed: Thursday, May 28, 2020 11:51:03 Pacific Daylight Time

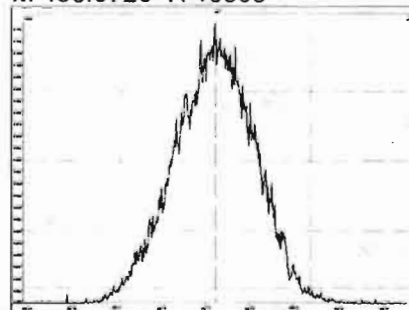
M 404.9760 R 10778



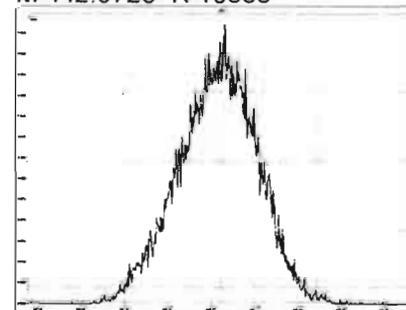
M 416.9760 R 10917



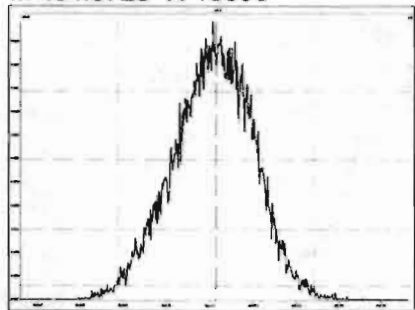
M 430.9728 R 10503



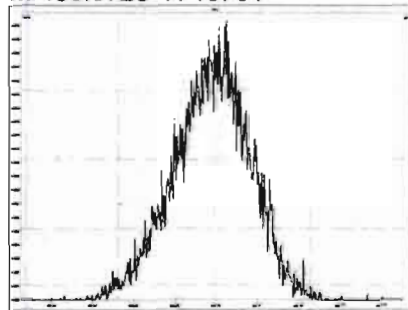
M 442.9728 R 10636



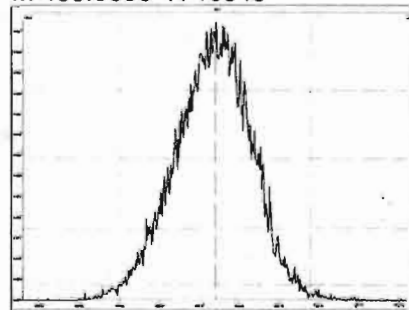
M 454.9728 R 10638



M 466.9728 R 10731



M 480.9696 R 10545



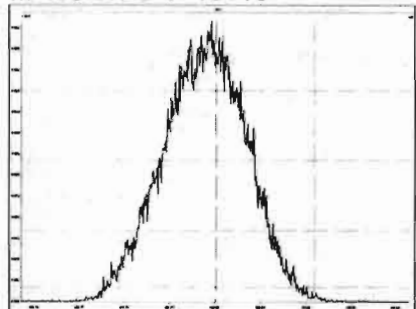
Experiment Calibration Report

MassLynx 4.1 SCN815

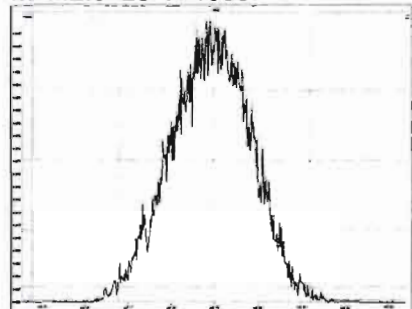
File: Experiment: OCDD\_DB5.exp Reference: Pfk.ref Function: 5 @ 200 (ppm)

Printed: Thursday, May 28, 2020 11:51:45 Pacific Daylight Time

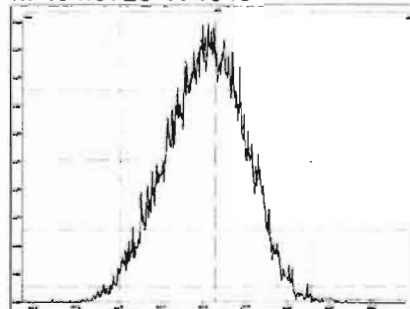
M 430.9728 R 10118



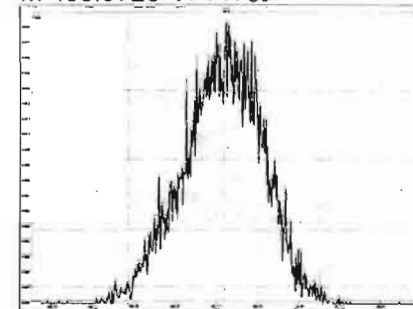
M 442.9728 R 10637



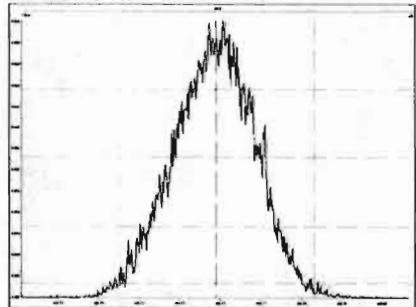
M 454.9728 R 10461



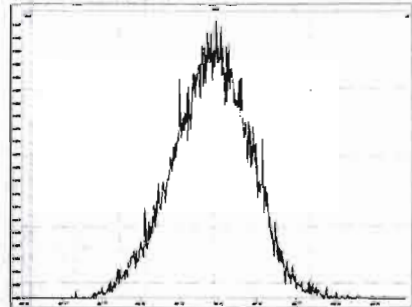
M 466.9728 R 11792



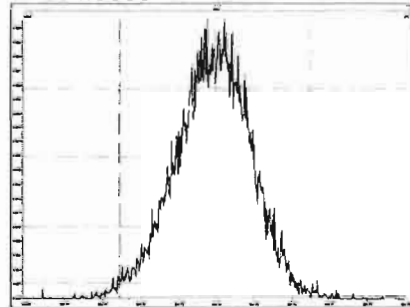
M 480.9696 R 10915



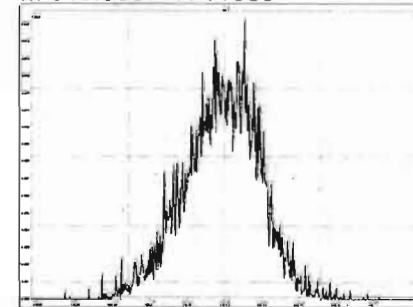
M 492.9696 R 10639



M 504.9696 R 10729



M 516.9697 R 11683



Dataset: Untitled

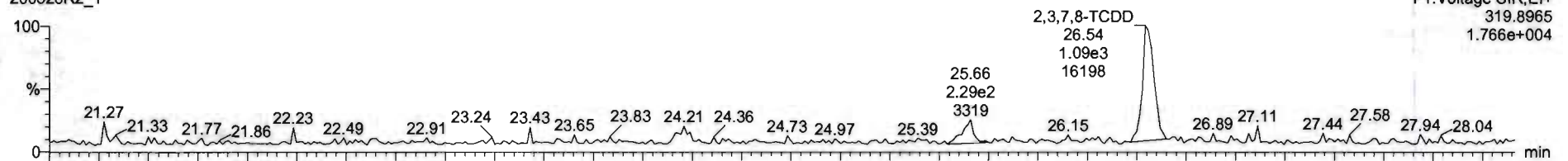
Last Altered: Friday, May 29, 2020 7:49:30 AM Pacific Daylight Time  
Printed: Friday, May 29, 2020 7:49:39 AM Pacific Daylight Time

Method: U:\VG12.PRO\MethDB\1613rrt-05-26-20.mdb 26 May 2020 10:34:17  
Calibration: 29 May 2020 07:49:30

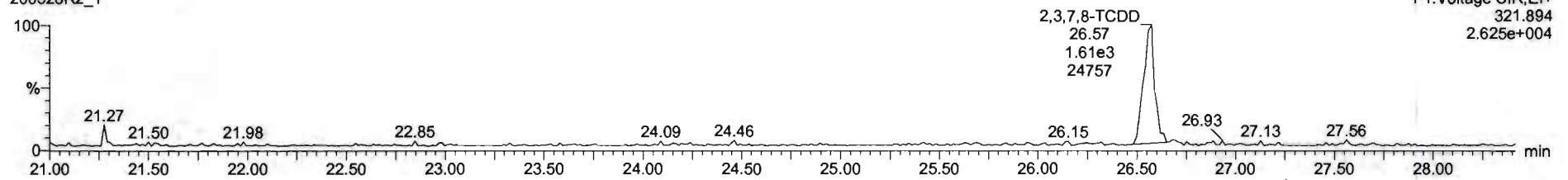
Name: 200528R2\_1, Date: 28-May-2020, Time: 11:53:52, ID: ST200528R2\_1 1613 CS0 19L2302, Description: 1613 CS0 19L2302

2,3,7,8-TCDD

200528R2\_1



200528R2\_1




13C-2,3,7,8-TCDD

200528R2\_1



200528R2\_1



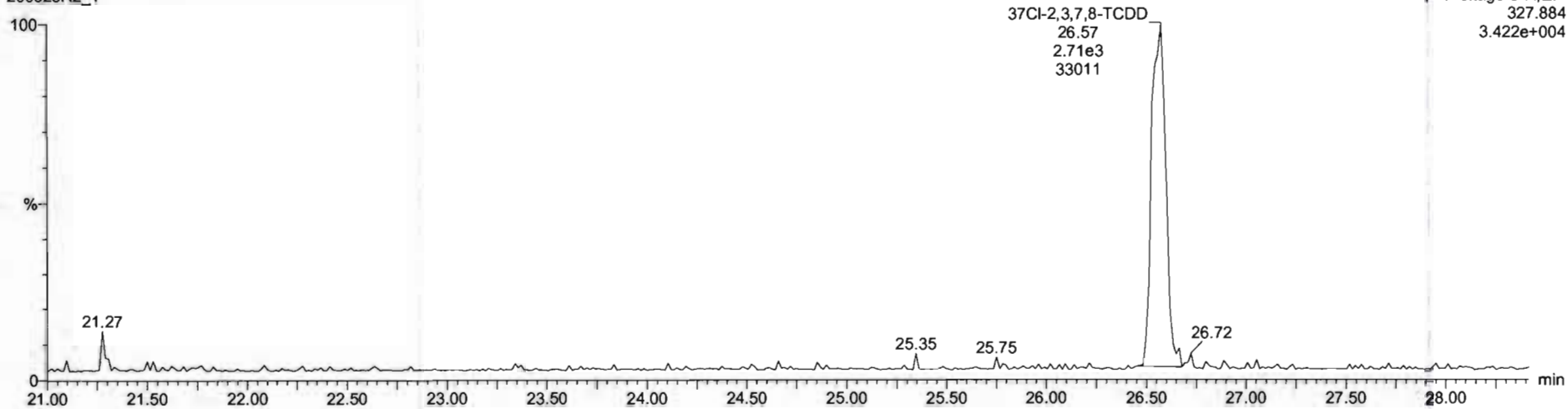
Dataset: Untitled

Last Altered: Friday, May 29, 2020 7:49:30 AM Pacific Daylight Time  
Printed: Friday, May 29, 2020 7:49:39 AM Pacific Daylight Time

Name: 200528R2\_1, Date: 28-May-2020, Time: 11:53:52, ID: ST200528R2\_1 1613 CS0 19L2302, Description: 1613 CS0 19L2302

**37Cl-2,3,7,8-TCDD**

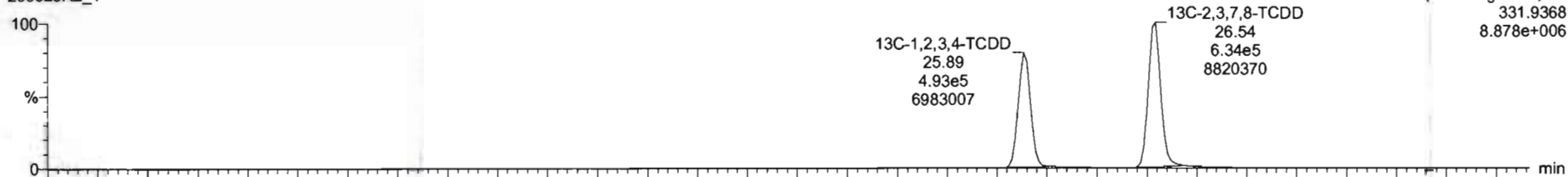
200528R2\_1



F1: Voltage SIR, EI+  
327.884  
3.422e+004

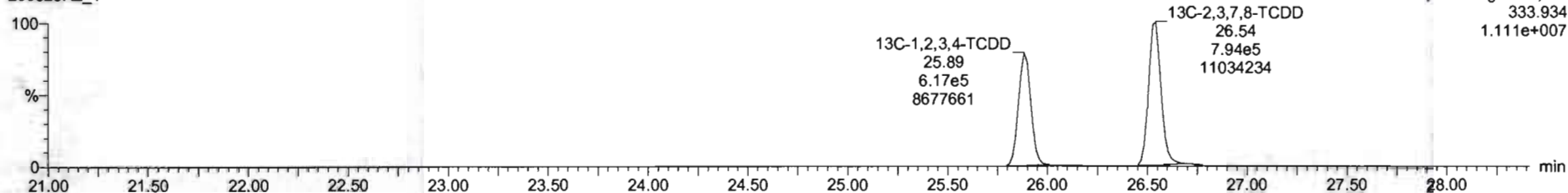
**13C-1,2,3,4-TCDD**

200528R2\_1



F1: Voltage SIR, EI+  
331.9368  
8.878e+006

200528R2\_1



F1: Voltage SIR, EI+  
333.934  
1.111e+007

Dataset: Untitled


Last Altered: Friday, May 29, 2020 7:49:30 AM Pacific Daylight Time

Printed: Friday, May 29, 2020 7:49:39 AM Pacific Daylight Time

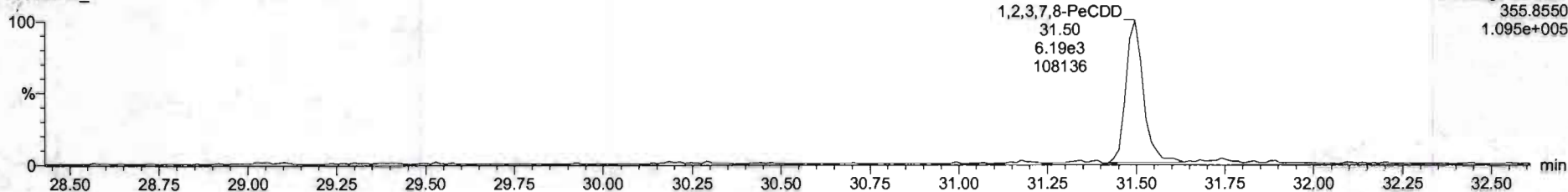
Name: 200528R2\_1, Date: 28-May-2020, Time: 11:53:52, ID: ST200528R2\_1 1613 CS0 19L2302, Description: 1613 CS0 19L2302

**1,2,3,7,8-PeCDD**

200528R2\_1

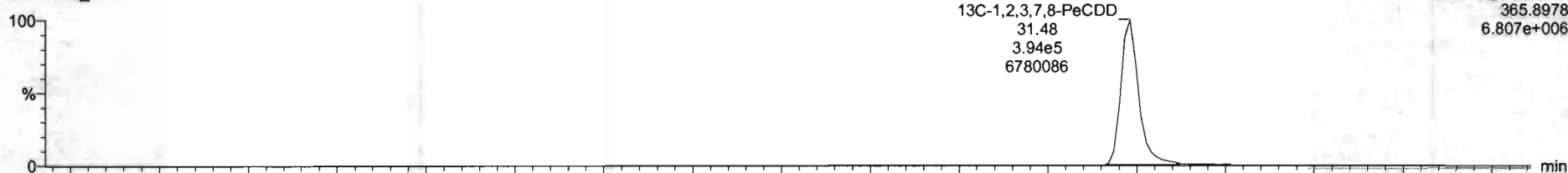


200528R2\_1

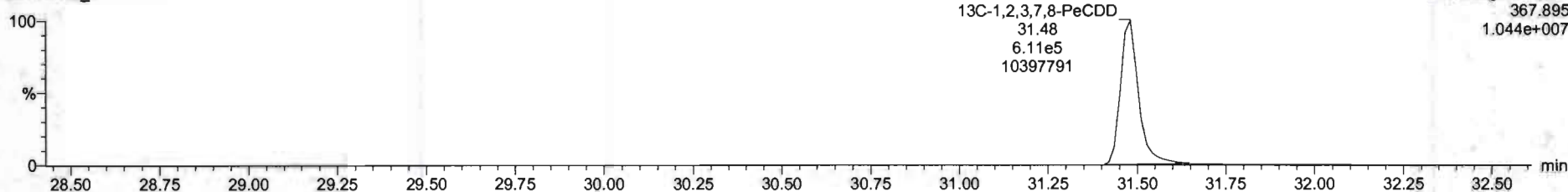


**13C-1,2,3,7,8-PeCDD**

200528R2\_1



200528R2\_1





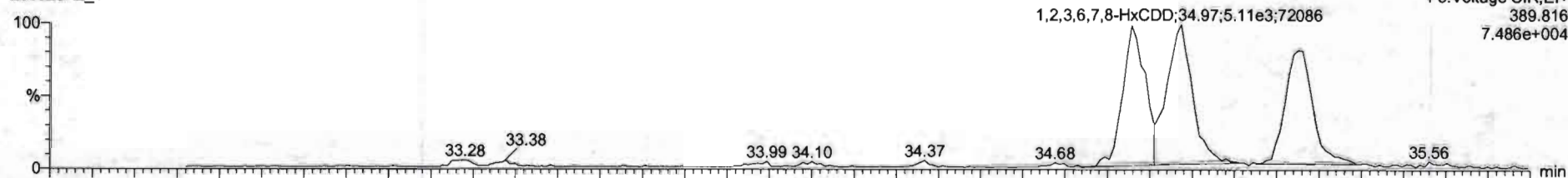
Dataset: Untitled

Last Altered: Friday, May 29, 2020 7:49:30 AM Pacific Daylight Time  
Printed: Friday, May 29, 2020 7:49:39 AM Pacific Daylight Time

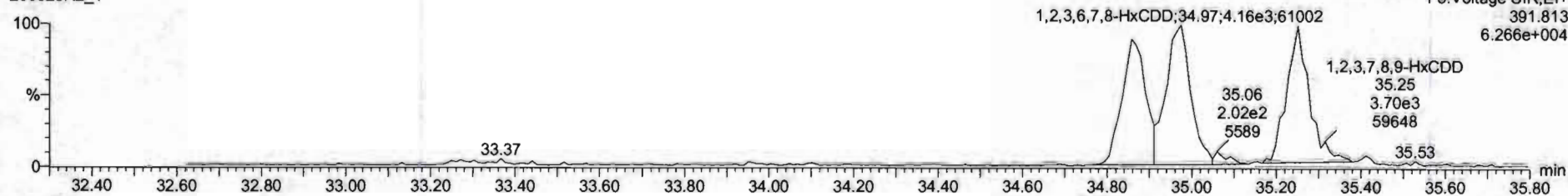
Name: 200528R2\_1, Date: 28-May-2020, Time: 11:53:52, ID: ST200528R2\_1 1613 CS0 19L2302, Description: 1613 CS0 19L2302

1,2,3,4,7,8-HxCDD

200528R2\_1




200528R2\_1

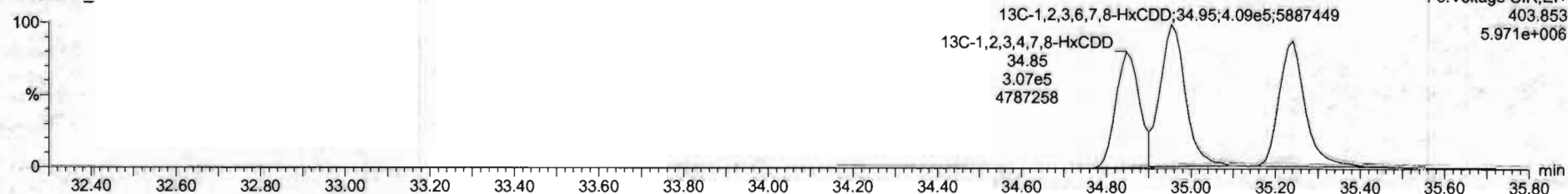


13C-1,2,3,4,7,8-HxCDD




200528R2\_1



200528R2\_1



Name	Resp	RA	Rel	RRF	wtVol	RT	RRT	Conc	%Rec	DL	EMPC
1 2,3,7,8-TCDD	2.78e3	0.56	NO	0.8583	1.000	26.54	1.000	0.213	35.2	0.0247	0.213
2 1,2,3,7,8-PeCDD	1.03e4	0.66	NO	0.9081	1.000	31.50	1.000	1.12	90.0	0.0292	1.13
3 1,2,3,4,7,8-HxCDD	0.03e3	1.27	NO	1.0334	1.000	34.86	1.000	1.12	89.4	0.0428	1.12
4 1,2,3,6,7,8-HxCDD	9.27e3	1.23	NO	0.8923	1.000	34.97	1.001	1.12	89.7	0.0405	1.12
5 1,2,3,7,8,9-HxCDD	8.14e3	1.20	NO	0.8865	1.000	35.25	1.000	1.10	88.1	0.0464	1.10
6 1,2,3,4,6,7,8-HpCDD	6.10e3	0.99	NO	0.8539	1.000	36.78	1.000	1.09	87.2	0.0566	1.09
7 OCDD	1.23e4	0.85	NO	0.9136	1.000	41.76	1.000	2.27	90.9	0.0470	2.27
8 2,3,7,6-TCDF	3.23e3	0.73	NO	0.7510	1.000	25.87	1.001	0.223	39.1	0.0142	0.223
9 1,2,3,7,8-PeCDF	1.46e4	1.61	NO	0.8925	1.000	30.20	1.000	1.09	87.1	0.0369	1.09
10 2,3,4,7,8-PeCDF	1.48e4	1.56	NO	0.9348	1.000	31.19	1.000	1.12	89.2	0.0260	1.12
11 1,2,3,4,7,8-HxCDF	6.96e3	1.25	NO	0.8845	1.000	33.99	1.001	1.08	86.2	0.0369	1.08
12 1,2,3,6,7,8-HxCDF	1.07e4	1.16	NO	0.8562	1.000	34.11	1.001	1.12	89.2	0.0334	1.12
13 2,3,4,6,7,8-HxCDF	9.51e3	1.09	NO	0.9341	1.000	34.70	1.001	1.10	88.3	0.0279	1.10
14 1,2,3,7,8,9-HxCDF	7.48e3	1.19	NO	0.8787	1.000	35.61	1.001	1.11	89.0	0.0549	1.11
15 1,2,3,4,5,7,8-HpCDF	6.77e3	1.03	NO	0.8734	1.000	37.37	1.000	1.09	86.9	0.0524	1.09
16 1,2,3,4,7,8,9-HpCDF	5.26e3	0.99	NO	1.0128	1.000	39.33	1.001	1.02	81.8	0.0523	1.02
17 OCDF	1.27e4	0.87	NO	0.8065	1.000	41.96	1.000	2.33	93.4	0.0409	2.33
18 13C-2,3,7,8-TCDD	1.43e6	0.30	NO	1.1563	1.000	26.54	1.026	111	111	0.0632	
19 13C-1,2,3,7,8-PeCDD	1.00e6	0.64	NO	0.8490	1.000	31.48	1.216	107	107	0.135	
20 13C-1,2,3,4,7,8-HxCDD	6.95e5	1.27	NO	0.7790	1.000	34.85	1.014	106	106	0.318	
21 13C-1,2,3,6,7,8-HxCDD	9.27e5	1.27	NO	1.0167	1.000	34.95	1.017	108	108	0.243	



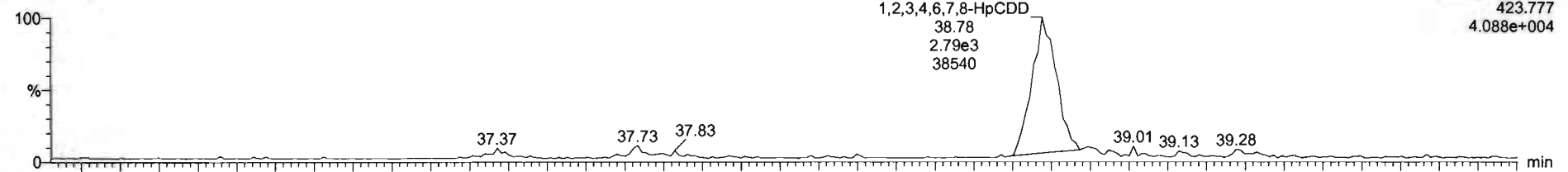
Dataset: Untitled

Last Altered: Friday, May 29, 2020 7:49:30 AM Pacific Daylight Time  
Printed: Friday, May 29, 2020 7:49:39 AM Pacific Daylight Time

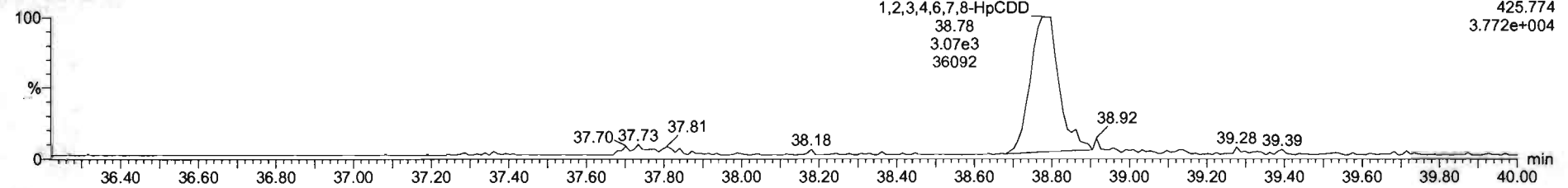
Name: 200528R2\_1, Date: 28-May-2020, Time: 11:53:52, ID: ST200528R2\_1 1613 CS0 19L2302, Description: 1613 CS0 19L2302

1,2,3,4,6,7,8-HpCDD

200528R2\_1

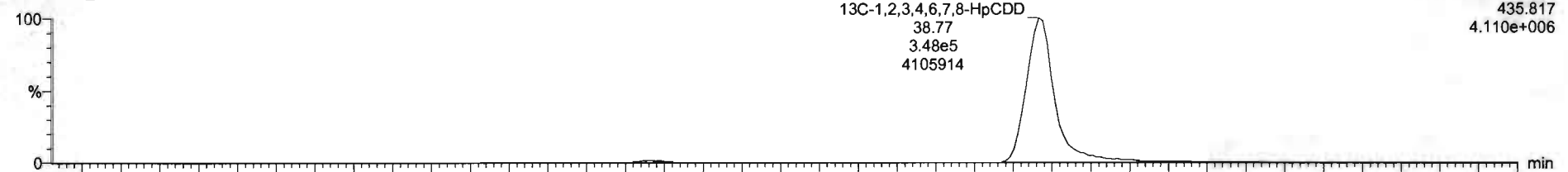


200528R2\_1

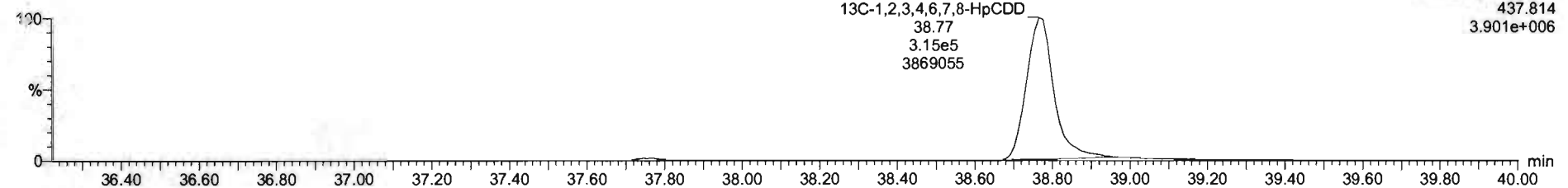


13C-1,2,3,4,6,7,8-HpCDD

200528R2\_1



200528R2\_1



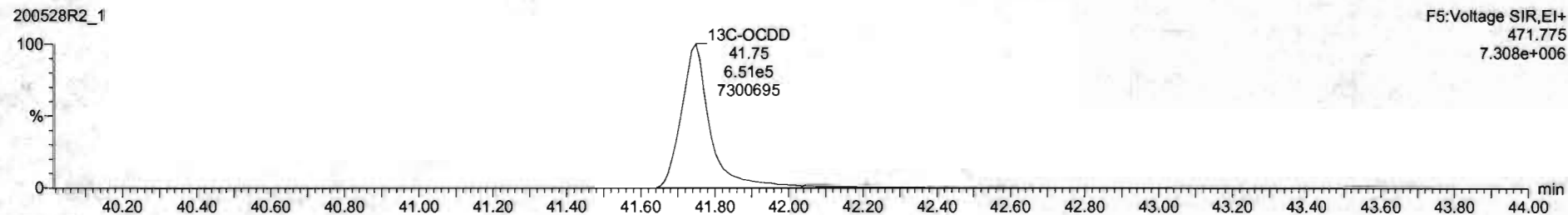
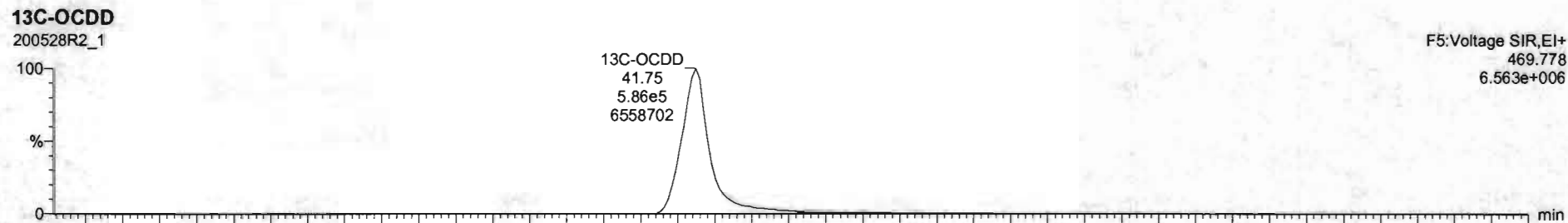
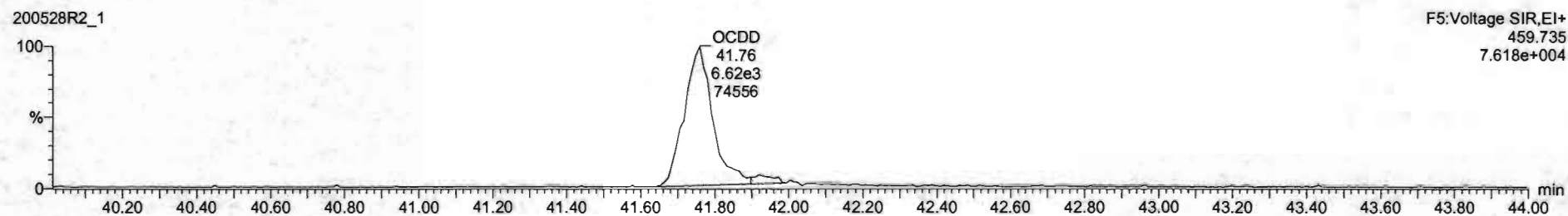
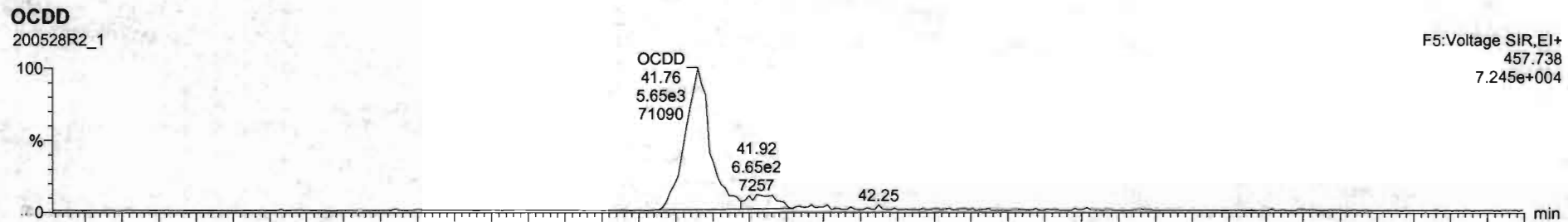
SI	Name	Reap	RA	nty	RRF	w/vol	RT	RRT	Conc.	%Rec	DL	EMPC
1	2,3,7,8-TCDD	2.70e3	0.58	NO	0.8583	1.000	26.54	1.000	0.212	88.2	0.0247	0.212
2	1,2,3,7,8-PeCDD	1.03e4	0.66	NO	0.9081	1.000	31.50	1.000	1.12	90.0	0.0282	1.12
3	1,2,3,4,7,8-HxCDD	6.02e3	1.27	NO	1.0324	1.000	34.86	1.000	1.12	69.4	0.0426	1.12
4	1,2,3,6,7,8-HxCDD	9.27e3	1.23	NO	0.8923	1.000	34.97	1.001	1.12	89.7	0.0405	1.12
5	1,2,3,7,8,9-HxCDD	6.14e3	1.30	NO	0.8065	1.000	35.25	1.000	1.10	88.1	0.0464	1.10
6	1,2,3,4,6,7,8-HpCDD	6.10e3	0.99	NO	0.8839	1.000	36.70	1.000	1.09	87.2	0.0506	1.09
7	OCDD	1.23e4	0.85	NO	0.9136	1.000	41.70	1.000	2.27	90.9	0.0470	2.27
8	2,3,7,8-TCDF	3.27e3	0.73	NO	0.7510	1.000	25.67	1.001	0.223	89.1	0.0142	0.223
9	1,2,3,7,8-PeCDF	1.46e4	1.51	NO	0.8925	1.000	30.20	1.000	1.09	67.1	0.0269	1.09
10	2,3,4,7,8-PeCDF	1.48e4	1.56	NO	0.9348	1.000	31.19	1.000	1.12	89.2	0.0260	1.12
11	1,2,3,4,7,8-HxCDF	6.96e3	1.25	NO	0.8845	1.000	33.99	1.001	1.08	86.2	0.0369	1.08
12	1,2,3,6,7,8-HxCDF	1.07e4	1.16	NO	0.8052	1.000	34.11	1.001	1.12	88.2	0.0334	1.12
13	2,3,4,6,7,8-HxCDF	9.51e3	1.09	NO	0.9341	1.000	34.70	1.001	1.10	88.3	0.0379	1.10
14	1,2,3,7,8,9-HxCDF	7.46e3	1.19	NO	0.8707	1.000	35.61	1.001	1.11	89.0	0.0549	1.11
15	1,2,3,4,6,7,8-HpCDF	6.77e3	1.03	NO	0.8734	1.000	37.37	1.000	1.09	86.9	0.0524	1.09
16	1,2,3,4,7,8,9-HxCDF	5.26e3	0.99	NO	1.0128	1.000	39.33	1.001	1.02	81.8	0.0523	1.02
17	OCDF	1.27e4	0.87	NO	0.8065	1.000	41.96	1.000	2.33	93.4	0.0409	2.33
18	13C-2,3,7,8-TCDD	1.43e8	0.80	NO	1.1563	1.000	26.54	1.026	111	111	0.0682	
19	13C-1,2,3,7,8-PeCDD	1.00e6	0.64	NO	0.8450	1.000	31.48	1.216	107	107	0.135	
20	13C-1,2,3,4,7,8-HxCDD	6.95e5	1.27	NO	0.7790	1.000	24.85	1.014	106	106	0.318	
21	13C-1,2,3,6,7,8-HxCDD	9.27e5	1.27	NO	1.0187	1.000	34.95	1.017	108	108	0.243	




Dataset: Untitled

Last Altered: Friday, May 29, 2020 7:49:30 AM Pacific Daylight Time  
Printed: Friday, May 29, 2020 7:49:39 AM Pacific Daylight Time

Name: 200528R2\_1, Date: 28-May-2020, Time: 11:53:52, ID: ST200528R2\_1 1613 CS0 19L2302, Description: 1613 CS0 19L2302



#	Name	Resp	RA	nHy	RRF	wtVol	RT	RRT	Conc	%Rec	DL	EMPC
1	2,3,7,8-TCDD	2.70e3	0.68	NO	0.8863	1.000	26.54	1.000	0.212	85.2	0.0247	0.213
2	1,2,3,7,8-PeCDD	1.03e4	0.66	NO	0.9081	1.000	31.50	1.000	1.12	90.0	0.0292	1.13
3	1,2,3,4,7,8-HxCDD	8.03e3	1.27	NO	1.0334	1.000	34.06	1.000	1.12	89.4	0.0426	1.12
4	1,2,3,6,7,8-HxCDD	9.27e3	1.23	NO	0.8523	1.000	34.97	1.001	1.12	89.7	0.0405	1.12
5	1,2,3,7,8,9-HxCDD	8.14e3	1.20	NO	0.8205	1.000	35.25	1.000	1.10	88.1	0.0464	1.10
6	1,2,3,4,6,7,8-HpCDD	6.10e3	0.99	NO	0.8639	1.000	36.78	1.000	1.09	87.2	0.0566	1.09
7	OCDD	1.23e4	0.85	NO	0.9138	1.000	41.78	1.000	2.27	90.9	0.0470	2.27
8	2,3,7,8-TCDF	3.27e3	0.73	NO	0.7510	1.000	25.67	1.001	0.223	89.1	0.0142	0.223
9	1,2,3,7,8-PeCDF	1.46e4	1.61	NO	0.8925	1.000	30.20	1.000	1.09	87.1	0.0269	1.09
10	2,3,4,7,8-PeCDF	1.48e4	1.56	NO	0.9346	1.000	31.19	1.000	1.12	89.2	0.0260	1.12
11	1,2,3,4,7,8-HxCDF	8.96e3	1.25	NO	0.8845	1.000	33.99	1.001	1.03	86.2	0.0369	1.08
12	1,2,3,6,7,8-HxCDF	1.07e4	1.16	NO	0.8552	1.000	34.11	1.001	1.12	89.3	0.0334	1.12
13	2,3,4,6,7,8-HxCDF	9.51e3	1.09	NO	0.9341	1.000	34.70	1.001	1.10	88.3	0.0379	1.10
14	1,2,3,7,8,9-HxCDF	7.48e3	1.19	NO	0.8707	1.000	35.61	1.001	1.11	89.0	0.0549	1.11
15	1,2,3,4,6,7,8-HpCDF	6.77e3	1.03	NO	0.8734	1.000	37.37	1.000	1.09	86.9	0.0524	1.09
16	1,2,3,4,7,8,9-HpCDF	5.26e3	0.99	NO	1.0128	1.000	39.33	1.001	1.02	81.8	0.0523	1.02
17	OCDF	1.27e4	0.87	NO	0.8065	1.000	41.96	1.000	2.33	93.4	0.0409	2.33
18	13C-2,3,7,8-TCDD	1.43e6	0.80	NO	1.1563	1.000	28.54	1.026	111	111	0.0682	
19	13C-1,2,3,7,8-PeCDD	1.00e6	0.64	NO	0.8490	1.000	31.48	1.216	107	107	0.135	
20	13C-1,2,3,4,7,8-HxCDD	8.95e5	1.27	NO	0.7750	1.000	34.85	1.014	106	106	0.318	
21	13C-1,2,3,6,7,8-HxCDD	9.27e5	1.27	NO	1.0187	1.000	34.95	1.017	108	108	0.243	



Custom Reporting: Select reports to generate

200528R2\_1

CAP NUM


Dataset: Untitled

Last Altered: Friday, May 29, 2020 7:49:30 AM Pacific Daylight Time  
Printed: Friday, May 29, 2020 7:49:39 AM Pacific Daylight Time

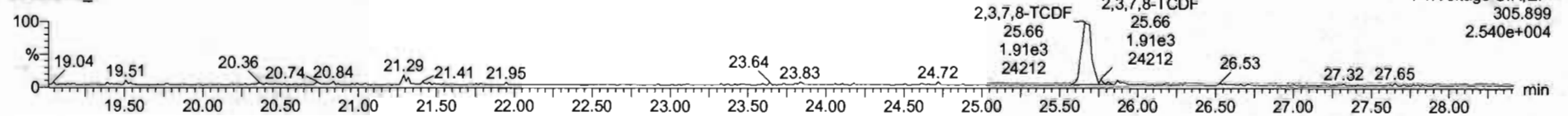
Name: 200528R2\_1, Date: 28-May-2020, Time: 11:53:52, ID: ST200528R2\_1 1613 CS0 19L2302, Description: 1613 CS0 19L2302

**2,3,7,8-TCDF**

200528R2\_1

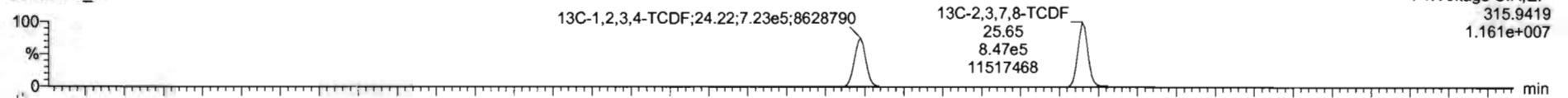


200528R2\_1




**13C-2,3,7,8-TCDF**

200528R2\_1

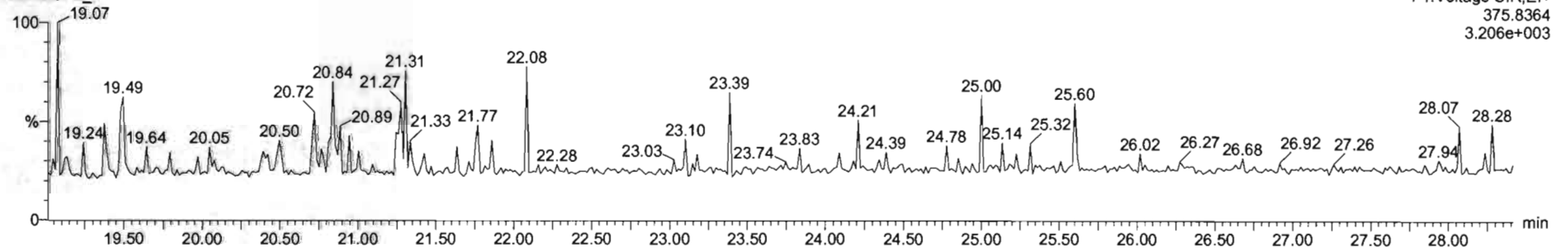


200528R2\_1

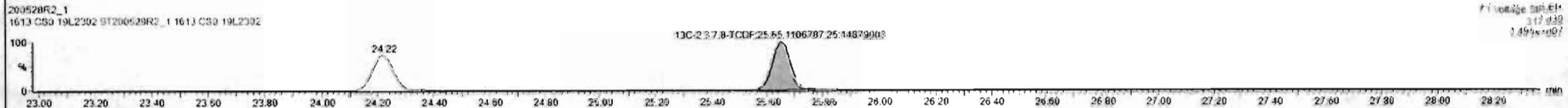

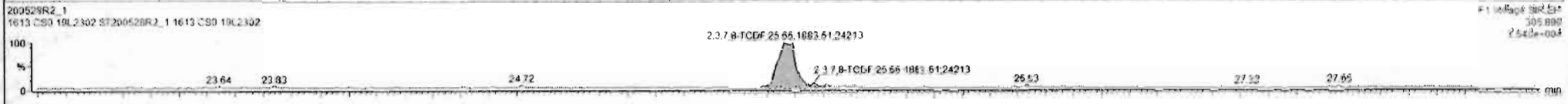
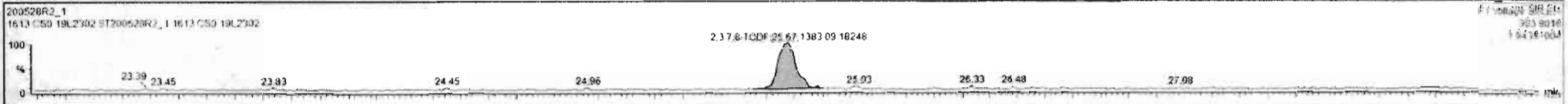


**DPE1**

200528R2\_1



#	Name	Resp	RA	n/y	RRF	w/vol	RT	RRT	Conc.	%Rec	DL	EMPC
1	2,3,7,8-TCDD	2.70e3	0.68	NO	0.8883	1.000	26.54	1.000	0.212	95.2	0.0247	0.212
2	1,2,3,7,8-PeCDD	1.03e4	0.66	NO	0.9081	1.000	21.50	1.000	1.12	90.6	0.0292	1.12
3	1,2,3,4,7,8-HxCDD	8.03e2	1.27	NO	1.0334	1.000	34.96	1.000	1.12	89.4	0.0426	1.12
4	1,2,3,6,7,8-HxCDD	9.27e3	1.23	NO	0.8923	1.000	34.97	1.001	1.13	89.7	0.0465	1.12
5	1,2,3,7,8,9-HxCDD	8.14e3	1.20	NO	0.8865	1.000	35.25	1.000	1.10	88.1	0.0464	1.10
6	1,2,3,4,6,7,8-HpCDD	6.10e3	0.99	NO	0.8639	1.000	36.78	1.000	1.09	87.2	0.0566	1.09
7	OCDD	1.23e4	0.85	NO	0.9136	1.000	41.76	1.000	2.27	90.9	0.0470	2.27
8	2,3,7,8-TCDF	3.27e3	0.73	NO	0.7510	1.000	25.67	1.001	0.223	89.1	0.0140	0.223
9	1,2,3,7,8-PeCDF	1.46e4	1.61	NO	0.8925	1.000	20.20	1.000	1.09	87.1	0.0269	1.09
10	2,3,4,7,8-PeCDF	1.48e4	1.56	NO	0.9348	1.000	21.19	1.000	1.12	89.2	0.0260	1.12
11	1,2,3,4,7,8-HxCDF	8.95e3	1.25	NO	0.8845	1.000	33.99	1.001	1.00	86.2	0.0369	1.00
12	1,2,3,6,7,8-HxCDF	1.07e4	1.16	NO	0.8862	1.000	34.11	1.001	1.12	89.3	0.0334	1.12
13	2,3,4,6,7,8-HxCDF	9.51e3	1.09	NO	0.9341	1.000	34.70	1.001	1.10	88.3	0.0279	1.10
14	1,2,3,7,8,9-HxCDF	7.48e3	1.19	NO	0.8707	1.000	35.61	1.001	1.11	89.0	0.0549	1.11
15	1,2,3,4,6,7,8-HpCDF	6.77e3	1.03	NO	0.8734	1.000	37.37	1.000	1.09	86.9	0.0624	1.09
16	1,2,3,4,7,8,9-HpCDF	5.26e3	0.96	NO	1.0126	1.000	39.33	1.001	1.02	61.6	0.0523	1.02
17	OCDF	1.27e4	0.87	NO	0.8065	1.000	41.96	1.000	2.23	92.4	0.0409	2.23
18	13C-2,3,7,8-TCDD	1.42e6	0.80	NO	1.1583	1.000	26.54	1.026	111	111	0.0682	
19	13C-1,2,3,7,8-PeCDD	1.00e6	0.64	NO	0.8490	1.000	31.48	1.216	107	107	0.135	
20	13C-1,2,3,4,7,8-HxCDD	6.95e5	1.27	NO	0.7790	1.000	34.85	1.014	106	106	0.318	
21	13C-1,2,3,6,7,8-HxCDD	9.27e5	1.27	NO	1.0167	1.000	34.95	1.017	168	168	0.243	



Custom Reporting: Select reports to generate

200528R2\_1 CAP NUM

7:54 AM



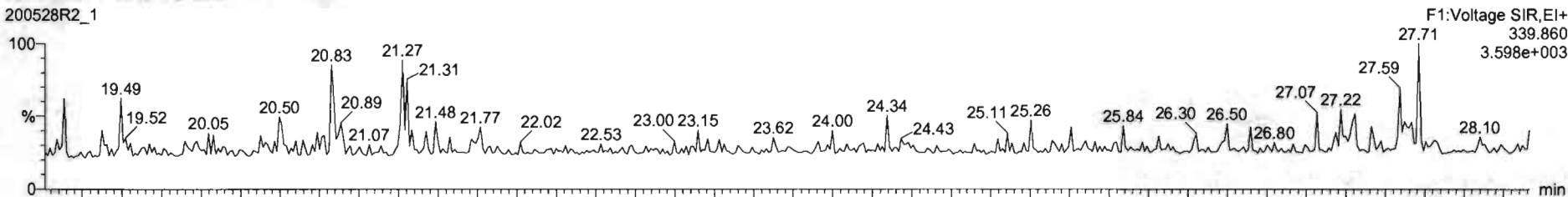
Dataset: Untitled

Last Altered: Friday, May 29, 2020 7:49:30 AM Pacific Daylight Time  
Printed: Friday, May 29, 2020 7:49:39 AM Pacific Daylight Time

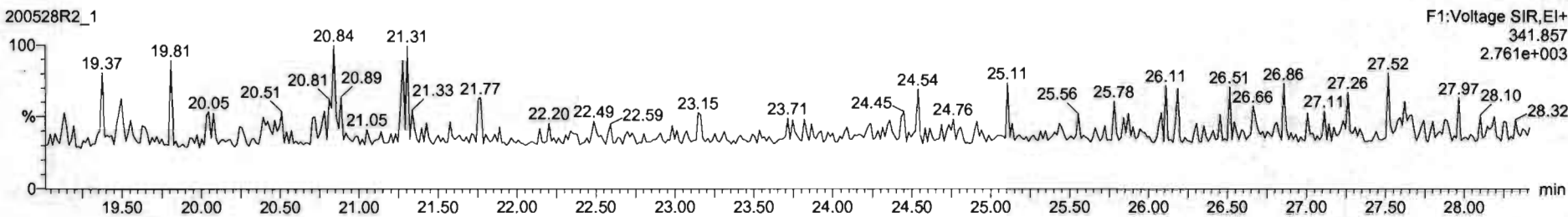
Name: 200528R2\_1, Date: 28-May-2020, Time: 11:53:52, ID: ST200528R2\_1 1613 CS0 19L2302, Description: 1613 CS0 19L2302

1st Func. Penta-Furans

200528R2\_1

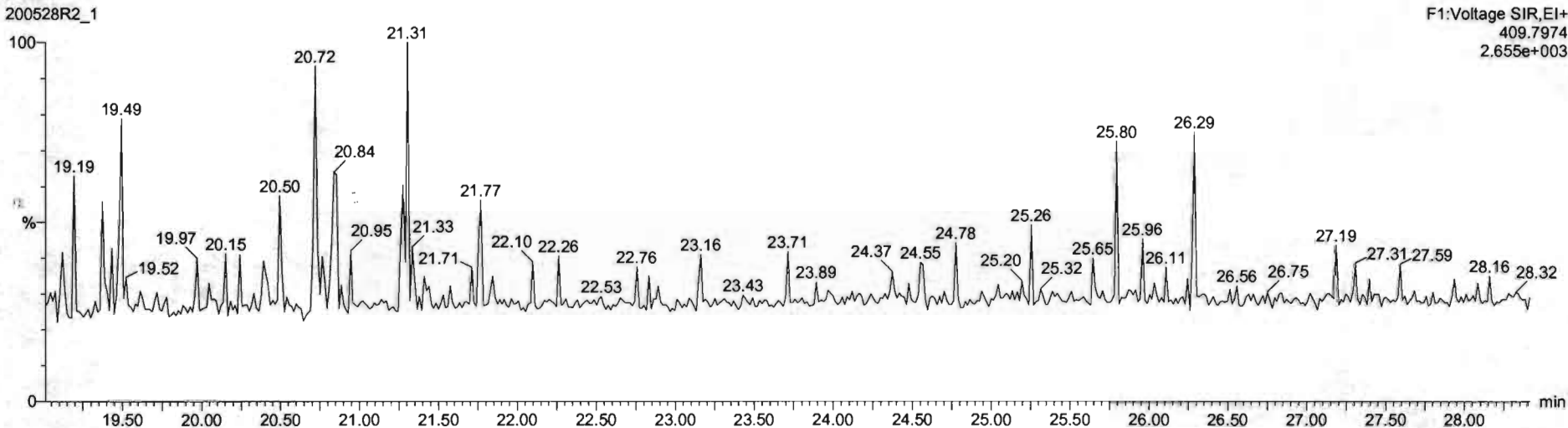


200528R2\_1



DPE6

200528R2\_1



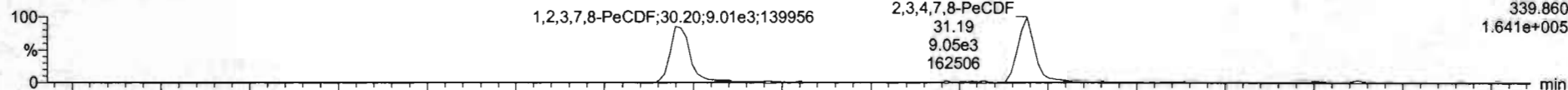
Dataset: Untitled

Last Altered: Friday, May 29, 2020 7:49:30 AM Pacific Daylight Time  
Printed: Friday, May 29, 2020 7:49:39 AM Pacific Daylight Time


Name: 200528R2\_1, Date: 28-May-2020, Time: 11:53:52, ID: ST200528R2\_1 1613 CS0 19L2302, Description: 1613 CS0 19L2302

**1,2,3,7,8-PeCDF**

200528R2\_1

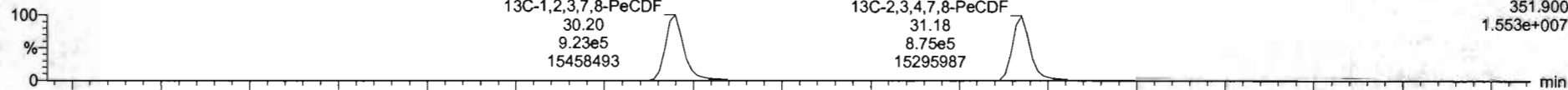


200528R2\_1




**13C-1,2,3,7,8-PeCDF**

200528R2\_1

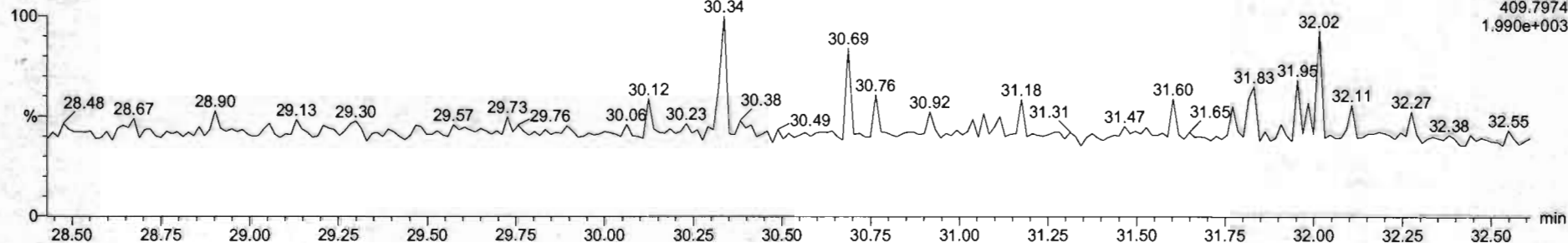


200528R2\_1



**DPE2**

200528R2\_1



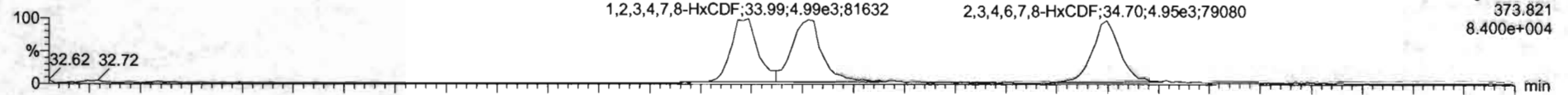
Dataset: Untitled

Last Altered: Friday, May 29, 2020 7:49:30 AM Pacific Daylight Time  
Printed: Friday, May 29, 2020 7:49:39 AM Pacific Daylight Time

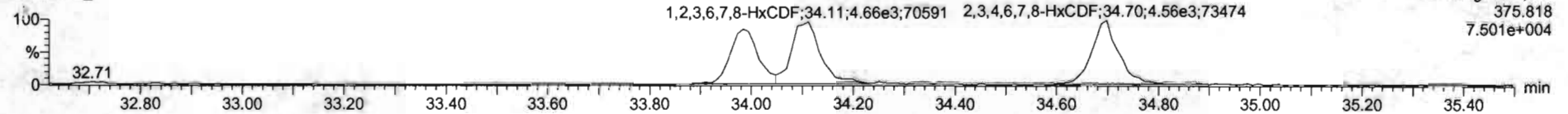
Name: 200528R2\_1, Date: 28-May-2020, Time: 11:53:52, ID: ST200528R2\_1 1613 CS0 19L2302, Description: 1613 CS0 19L2302

**1,2,3,4,7,8-HxCDF**

200528R2\_1

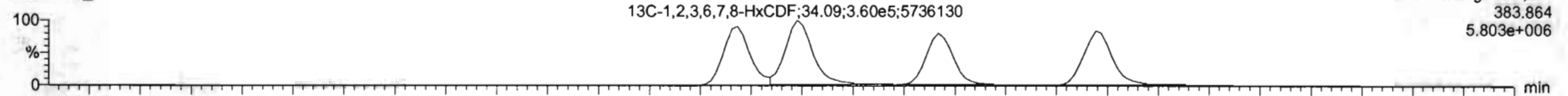


200528R2\_1

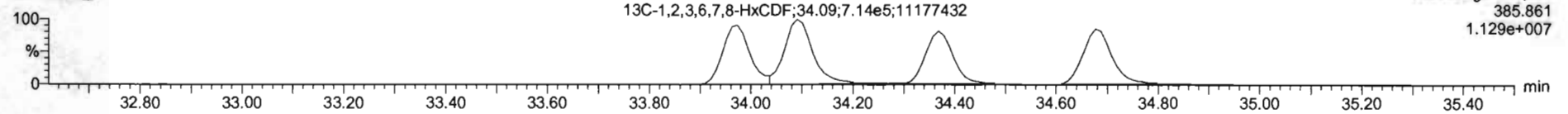


**13C-1,2,3,4,7,8-HxCDF**

200528R2\_1

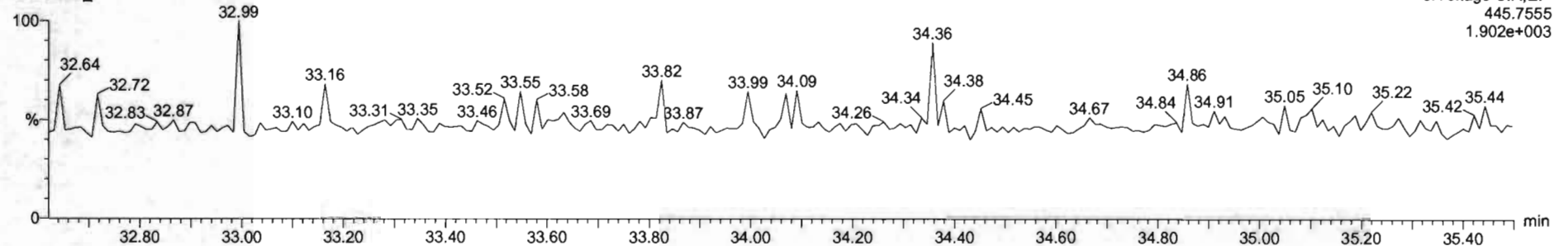


200528R2\_1

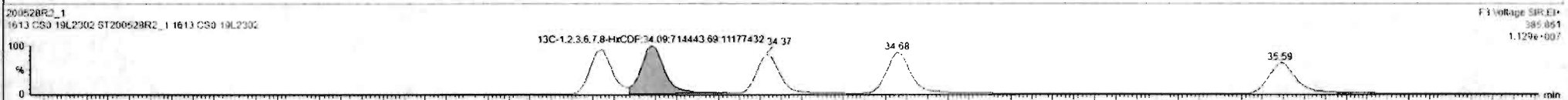
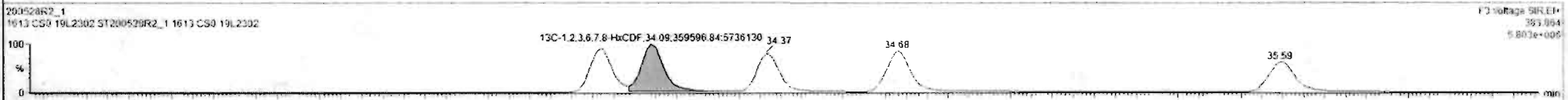



**DPE3**

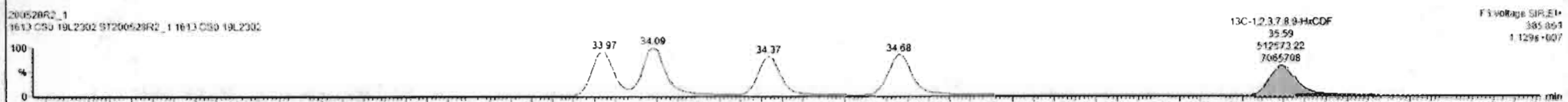
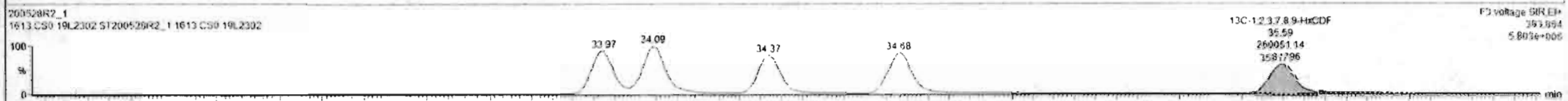
200528R2\_1



Name	Resp	RA	inj	RRF	wVvol	RT	RRT	Conc	%Rec	DL	EMPC
1 2,3,7,8-TCDD	2.70e3	0.58	NO	0.8883	1.000	26.54	1.000	0.213	85.2	0.0247	0.213
2 1,2,3,7,8-PeCDD	1.03e4	0.66	NO	0.6051	1.000	31.50	1.000	1.12	90.0	0.0292	1.12
3 1,2,3,4,7,8-HxCDD	8.03e3	1.27	NO	1.0324	1.000	24.86	1.000	1.12	89.4	0.0426	1.12
4 1,2,3,6,7,8-HxCDD	9.27e3	1.23	NO	0.8923	1.000	34.97	1.001	1.12	89.7	0.0405	1.12
5 1,2,3,7,8,9-HxCDD	5.14e3	1.20	NO	0.8265	1.000	35.25	1.000	1.10	88.1	0.0464	1.10
6 1,2,3,4,6,7,8-HpCDD	6.10e3	0.99	NO	0.8639	1.000	38.78	1.000	1.09	87.2	0.0566	1.09
7 OCDD	1.23e4	0.85	NO	0.9126	1.000	41.76	1.000	2.27	90.9	0.0470	2.27
8 2,3,7,8-TCDF	3.27e3	0.73	NO	0.7510	1.000	28.67	1.001	0.223	89.1	0.0147	0.223
9 1,2,3,7,8-PeCDF	1.46e4	1.81	NO	0.8925	1.000	30.20	1.000	1.09	87.1	0.0709	1.09
10 2,3,4,7,8-PeCDF	1.48e4	1.56	NO	0.9348	1.000	31.19	1.000	1.12	89.2	0.0260	1.12
11 1,2,3,4,7,8-HxCDF	6.56e3	1.25	NO	0.8845	1.000	33.99	1.001	1.05	86.2	0.0369	1.08
12 1,2,3,6,7,8-HxCDF	1.07e4	1.16	NO	0.8082	1.000	34.11	1.001	1.12	89.3	0.0334	1.12
13 2,3,4,6,7,8-HxCDF	9.51e3	1.09	NO	0.9341	1.000	34.70	1.001	1.10	88.3	0.0279	1.10
14 1,2,3,7,8,9-HxCDF	7.46e3	1.19	NO	0.8707	1.000	35.61	1.001	1.11	89.0	0.0549	1.11
15 1,2,3,4,6,7,8-HpCDF	6.77e3	1.03	NO	0.8734	1.000	37.37	1.000	1.09	86.9	0.0524	1.09
16 1,2,3,4,7,8,9-HpCDF	5.26e3	0.99	NO	1.0128	1.000	39.33	1.001	1.62	81.8	0.0523	1.02
17 OCDF	1.27e4	0.87	NO	0.8085	1.000	41.96	1.000	2.33	93.4	0.0409	2.33
18 13C-2,3,7,8-TCDD	1.43e6	0.80	NO	1.1563	1.000	26.54	1.026	111	111	0.0682	
19 13C-1,2,3,7,8-PeCDD	1.08e6	0.64	NO	0.8460	1.000	31.48	1.216	107	107	0.135	
20 13C-1,2,3,4,7,8-HxCDD	6.95e6	1.27	NO	0.7790	1.000	24.85	1.014	106	106	0.318	
21 13C-1,2,3,6,7,8-HxCDD	9.27e6	1.27	NO	1.0167	1.000	34.95	1.017	108	108	0.243	



#	Name	Resp	RA	ntf	RRF	wtVol	RT	RRT	Conc.	%Rec	DL	EMPC
1	2,3,7,8-TCDD	2.76e3	0.68	NO	0.8883	1.000	26.54	1.000	0.213	95.2	0.0247	0.213
2	1,2,3,7,8-PeCDD	1.03e4	0.66	NO	0.9081	1.000	31.55	1.000	1.12	96.0	0.0292	1.12
3	1,2,3,4,7,8-HxCDD	8.03e3	1.27	NO	1.0334	1.000	24.96	1.000	1.12	89.4	0.0426	1.12
4	1,2,3,6,7,8-HxCDD	9.27e3	1.23	NO	0.8523	1.000	24.97	1.001	1.12	89.7	0.0405	1.12
5	1,2,3,7,8,9-HxCDD	8.14e3	1.20	NO	0.8265	1.000	25.25	1.000	1.10	88.1	0.0464	1.10
6	1,2,3,4,6,7,8-HpCDD	6.16e3	0.99	NO	0.8630	1.000	26.72	1.000	1.09	87.2	0.0566	1.09
7	OCDD	1.23e4	0.85	NO	0.9136	1.000	41.76	1.000	2.27	90.9	0.0470	2.27
8	2,3,7,8-TCDF	3.27e3	0.73	NO	0.7510	1.000	25.67	1.001	0.225	89.1	0.0142	0.225
9	1,2,3,7,8-PeCDF	1.46e4	1.61	NO	0.8325	1.000	20.20	1.000	1.09	87.1	0.0265	1.09
10	1,2,3,4,7,8-PeCDF	1.48e4	1.56	NO	0.9346	1.000	21.19	1.000	1.12	89.2	0.0260	1.12
11	1,2,3,4,7,8,9-HxCDF	6.98e3	1.25	NO	0.8545	1.000	23.95	1.001	1.08	86.2	0.0369	1.08
12	1,2,3,6,7,8-HxCDF	1.07e4	1.16	NO	0.8252	1.000	24.11	1.001	1.12	89.3	0.0334	1.12
13	2,3,4,6,7,8-HxCDF	9.51e3	1.09	NO	0.9341	1.000	24.70	1.001	1.10	88.3	0.0279	1.10
14	1,2,3,7,8,9-HxCDF	7.46e3	1.19	NO	0.8707	1.000	25.61	1.001	1.11	89.0	0.0249	1.11
15	1,2,3,4,6,7,8-HpCDF	6.77e3	1.03	NO	0.8734	1.000	27.37	1.000	1.09	86.9	0.0524	1.09
16	1,2,3,4,7,8,9-HpCDF	5.26e3	0.99	NO	1.0126	1.000	20.33	1.001	1.02	81.6	0.0523	1.02
17	OCDF	1.27e4	0.87	NO	0.8065	1.000	41.96	1.000	2.33	93.4	0.0409	2.33
18	13C-2,3,7,8-TCDD	1.42e6	0.80	NO	1.1563	1.000	26.54	1.026	111	111	0.0832	
19	13C-1,2,3,7,8-PeCDD	1.00e6	0.64	NO	0.8490	1.000	31.48	1.216	107	107	0.135	
20	13C-1,2,3,4,7,8-HxCDD	6.95e5	1.27	NO	0.7790	1.000	24.85	1.014	106	106	0.318	
21	13C-1,2,3,6,7,8-HxCDD	9.27e5	1.27	NO	1.0167	1.000	24.95	1.017	108	108	0.243	




Dataset: Untitled

Last Altered: Friday, May 29, 2020 7:49:30 AM Pacific Daylight Time  
Printed: Friday, May 29, 2020 7:49:39 AM Pacific Daylight Time

Name: 200528R2\_1, Date: 28-May-2020, Time: 11:53:52, ID: ST200528R2\_1 1613 CS0 19L2302, Description: 1613 CS0 19L2302


1,2,3,4,6,7,8-HpCDF

200528R2\_1



F4: Voltage SIR, EI+  
407.782  
4.411e+004


200528R2\_1



F4: Voltage SIR, EI+  
409.779  
4.328e+004

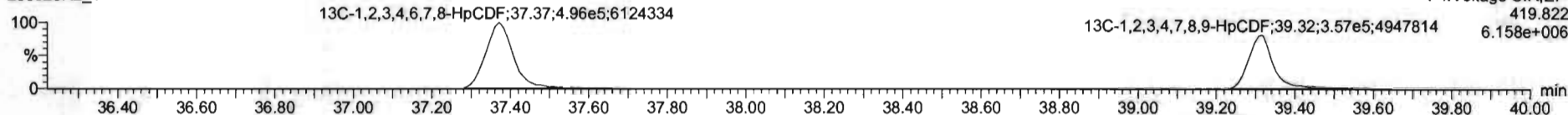
13C-1,2,3,4,6,7,8-HpCDF

200528R2\_1



F4: Voltage SIR, EI+  
417.825  
2.595e+006

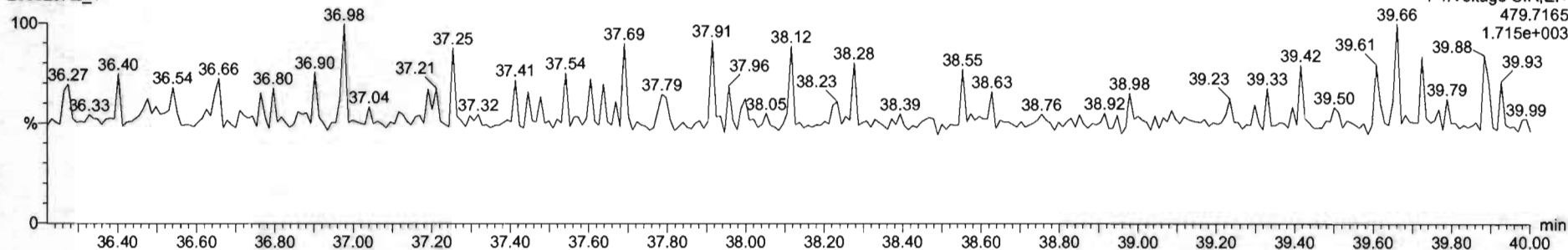
200528R2\_1



F4: Voltage SIR, EI+  
419.822  
6.158e+006

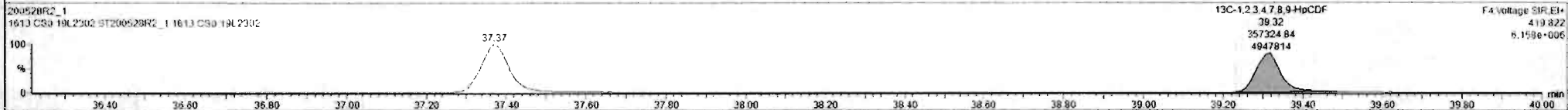


CPE4

200528R2\_1



F4: Voltage SIR, EI+  
479.7165  
1.715e+003

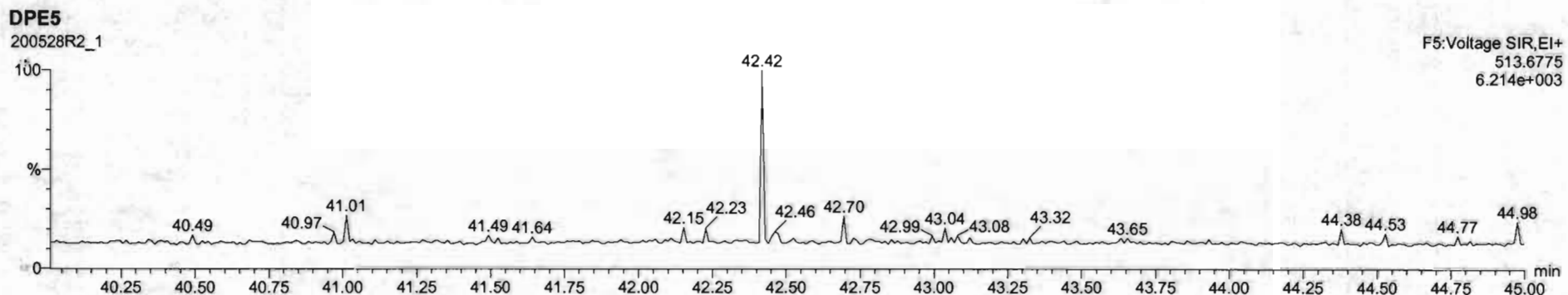
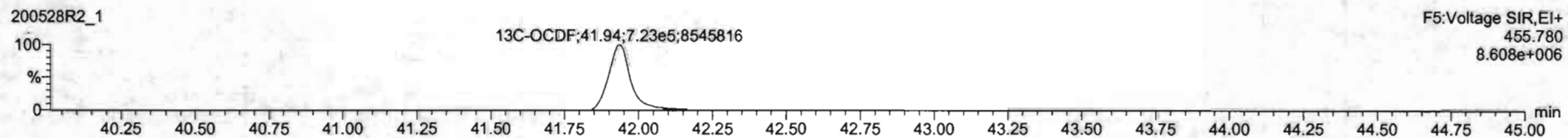

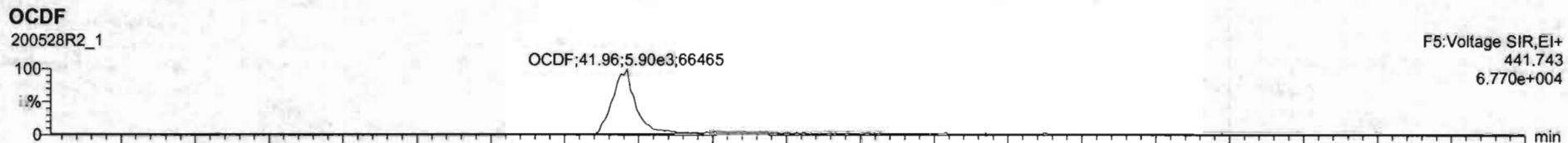
Name	Resp	RA	nBy	RRF	wtVol	RT	RRT	Conc	%Rec	DL	EMPC	
1	2,3,7,8-TCDD	2.79e3	0.68	NO	0.8883	1.000	26.54	1.000	0.213	85.2	0.0247	0.213
2	1,2,3,7,8-PeCDD	1.03e4	0.66	NO	0.6081	1.000	31.50	1.000	1.12	90.0	0.0292	1.12
3	1,2,3,4,7,8-HxCDD	8.02e3	1.27	NO	1.0334	1.000	34.86	1.000	1.12	89.4	0.0426	1.12
4	1,2,3,6,7,8-HxCDD	9.27e3	1.23	NO	0.8923	1.000	34.97	1.001	1.12	89.7	0.0405	1.12
5	1,2,3,7,8,9-HxCDD	8.14e3	1.20	NO	0.8269	1.000	35.25	1.000	1.10	88.1	0.0404	1.10
6	1,2,3,4,6,7,8-HpCDD	6.10e3	0.99	NO	0.8639	1.000	36.78	1.000	1.09	87.2	0.0566	1.09
7	OCDD	1.23e4	0.85	NO	0.9136	1.000	41.76	1.000	2.27	90.6	0.0470	2.27
8	2,3,7,8-TCDF	3.27e3	0.73	NO	0.7510	1.000	25.87	1.001	0.223	89.1	0.0142	0.223
9	1,2,3,7,8-PeCDF	1.46e4	1.61	NO	0.8925	1.000	30.20	1.000	1.09	87.1	0.0269	1.09
10	2,3,4,7,8-PeCDF	1.48e4	1.56	NO	0.9346	1.000	31.19	1.000	1.12	89.2	0.0260	1.12
11	1,2,2,4,7,8-HxCDF	6.98e3	1.25	NO	0.8845	1.000	33.99	1.001	1.08	86.2	0.0369	1.08
12	1,2,3,6,7,8-HxCDF	1.07e4	1.16	NO	0.8852	1.000	34.11	1.001	1.12	89.0	0.0334	1.12
13	2,3,4,6,7,8-HxCDF	9.51e3	1.09	NO	0.9341	1.000	34.70	1.001	1.10	88.3	0.0279	1.10
14	1,2,3,7,8,9-HxCDF	7.48e3	1.19	NO	0.8797	1.000	35.61	1.001	1.11	89.0	0.0549	1.11
15	1,2,3,4,6,7,8-HpCDF	6.77e3	1.03	NO	0.8734	1.000	37.37	1.000	1.09	88.9	0.0524	1.09
16	1,2,3,4,7,8,9-HpCDF	5.26e3	0.99	NO	1.0126	1.000	39.35	1.001	1.02	81.6	0.0523	1.02
17	OCDF	1.27e4	0.87	NO	0.8065	1.000	41.96	1.000	2.33	92.4	0.0409	2.33
18	13C-2,3,7,8-TCDD	1.42e6	0.80	NO	1.1563	1.000	26.54	1.026	111	111	0.0682	
19	13C-1,2,3,7,8-PeCDD	1.00e6	0.64	NO	0.8490	1.000	31.48	1.216	107	107	0.135	
20	13C-1,2,3,4,7,8-HxCDD	6.95e5	1.27	NO	0.7790	1.000	34.85	1.014	106	106	0.218	
21	13C-1,2,3,6,7,8-HxCDD	9.27e5	1.27	NO	1.0167	1.000	34.95	1.017	108	108	0.243	



Dataset: Untitled

Last Altered: Friday, May 29, 2020 7:49:30 AM Pacific Daylight Time  
Printed: Friday, May 29, 2020 7:49:39 AM Pacific Daylight Time

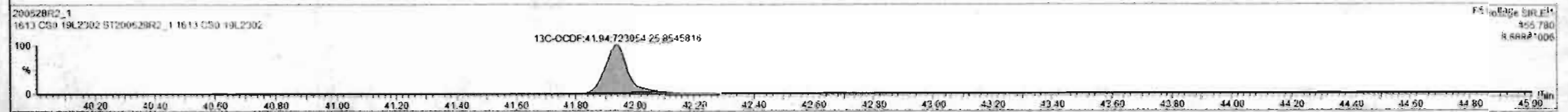

Name: 200528R2\_1, Date: 28-May-2020, Time: 11:53:52, ID: ST200528R2\_1 1613 CS0 19L2302, Description: 1613 CS0 19L2302





200528R2\_1 1613 CS0 19L2302-1613 CS0 19L2302

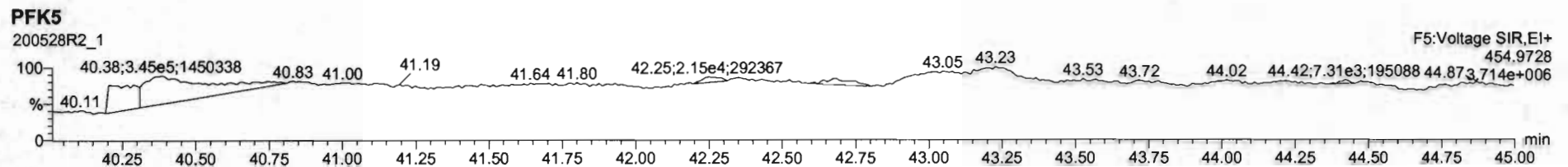
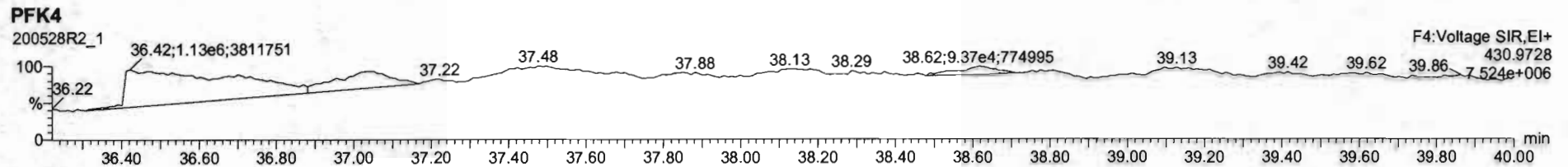
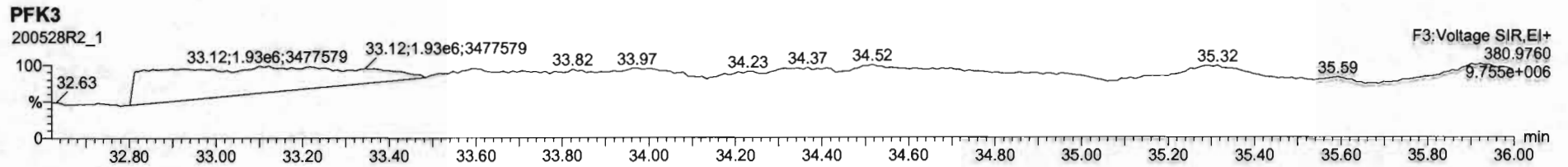
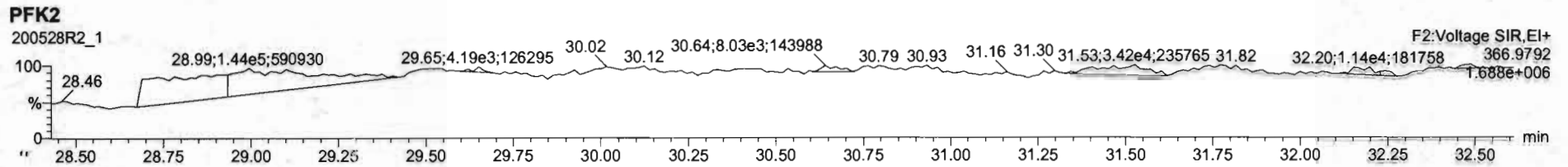
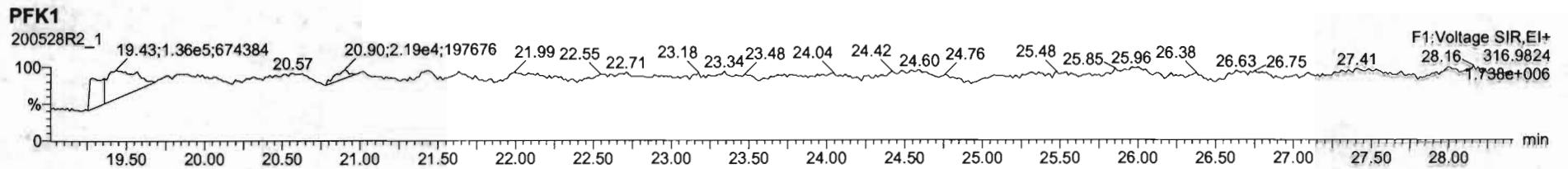
#	Name	Resp	RA	aly	RRF	wtWt	RT	RRT	Conc	%Rec	QL	EMPC
1	2,3,7,8-TCDD	2.70e3	0.98	NO	0.8803	1.000	26.54	1.000	0.212	85.7	0.0247	0.212
2	1,2,3,7,8-PeCDD	1.03e4	0.66	NO	0.9041	1.000	31.60	1.000	1.12	90.0	0.0202	1.12
3	1,2,3,4,7,8-HxCDD	0.03e3	1.27	NO	1.0324	1.000	34.86	1.000	1.12	89.4	0.042E	1.12
4	1,2,3,6,7,8-HxCDD	9.27e3	1.23	NO	0.9523	1.000	34.97	1.001	1.12	89.7	0.040E	1.12
5	1,2,3,7,8,9-HxCDD	8.14e3	1.20	NO	0.9205	1.000	35.25	1.000	1.10	88.1	0.046E	1.10
6	1,2,3,4,6,7,8-HpCDD	6.10e3	0.99	NO	0.8639	1.000	36.78	1.000	1.09	87.2	0.056E	1.09
7	OCDD	1.23e4	0.88	NO	0.9136	1.000	41.76	1.000	2.27	90.9	0.0470	2.27
8	2,3,7,8-TCDF	3.27e3	0.75	NO	0.7510	1.000	25.67	1.001	0.223	89.1	0.0142	0.223
9	1,2,3,7,8-PeCDF	1.46e4	1.61	NO	0.8925	1.000	30.20	1.000	1.09	87.1	0.0269	1.09
10	2,3,4,7,8-PeCDF	1.48e4	1.56	NO	0.9348	1.000	21.19	1.000	1.12	89.2	0.0260	1.12
11	1,2,3,4,7,8-HxCDF	6.98e3	1.25	NO	0.8845	1.000	33.99	1.001	1.08	86.2	0.0369	1.08
12	1,2,3,6,7,8-HxCDF	1.07e4	1.16	NO	0.8892	1.000	24.11	1.001	1.12	89.7	0.0334	1.12
13	2,3,4,6,7,8-HxCDF	9.51e3	1.09	NO	0.9341	1.000	34.70	1.001	1.10	88.3	0.0279	1.10
14	1,2,3,7,8,9-HxCDF	7.48e3	1.19	NO	0.8707	1.000	35.61	1.001	1.11	89.0	0.0549	1.11
15	1,2,3,4,5,7,8-HpCDF	6.77e3	1.03	NO	0.8734	1.000	37.37	1.000	1.09	86.9	0.0524	1.09
16	1,2,3,4,7,8,9-HpCDF	5.26e3	0.95	NO	1.0126	1.000	39.33	1.001	1.02	81.6	0.0523	1.02
17	OCDF	1.27e4	0.87	NO	0.8685	1.000	41.96	1.000	2.33	93.4	0.0409	2.33
18	13C-2,3,7,8-TCDD	1.43e6	0.80	NO	1.1563	1.000	26.54	1.026	111	111	0.0632	
19	13C-1,2,3,7,8-PeCDD	1.00e6	0.64	NO	0.8490	1.000	31.48	1.216	107	107	0.135	
20	13C-1,2,3,4,7,8-HxCDD	6.95e5	1.27	NO	0.7790	1.000	24.85	1.014	106	106	0.218	
21	13C-1,2,3,6,7,8-HxCDD	9.27e5	1.27	NO	1.0167	1.000	34.95	1.017	108	108	0.243	



Dataset: Untitled

Last Altered: Friday, May 29, 2020 7:49:30 AM Pacific Daylight Time  
Printed: Friday, May 29, 2020 7:49:39 AM Pacific Daylight Time

Name: 200528R2\_1, Date: 28-May-2020, Time: 11:53:52, ID: ST200528R2\_1 1613 CS0 19L2302, Description: 1613 CS0 19L2302



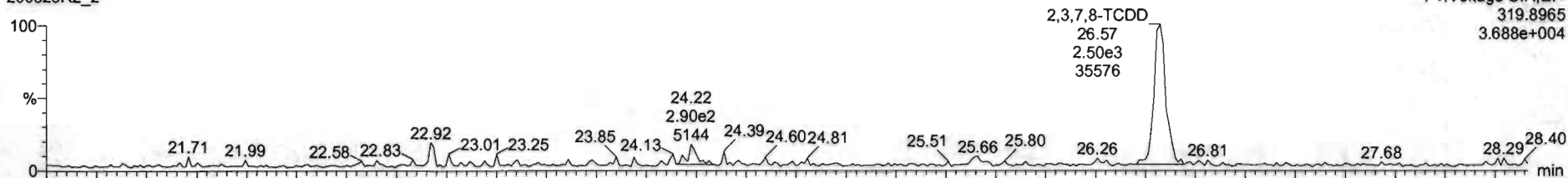
Dataset: Untitled

Last Altered: Friday, May 29, 2020 7:49:30 AM Pacific Daylight Time  
Printed: Friday, May 29, 2020 7:49:39 AM Pacific Daylight Time

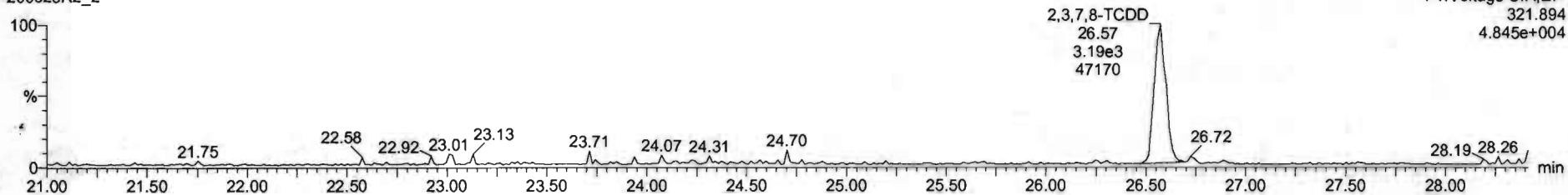
Name: 200528R2\_2, Date: 28-May-2020, Time: 12:41:31, ID: ST200528R2\_2 1613 CS1 19L2303, Description: 1613 CS1 19L2303

2,3,7,8-TCDD

200528R2\_2




200528R2\_2

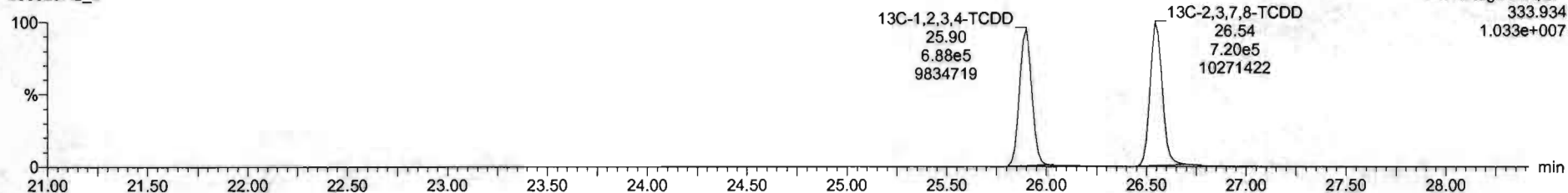


13C-2,3,7,8-TCDD

200528R2\_2



200528R2\_2



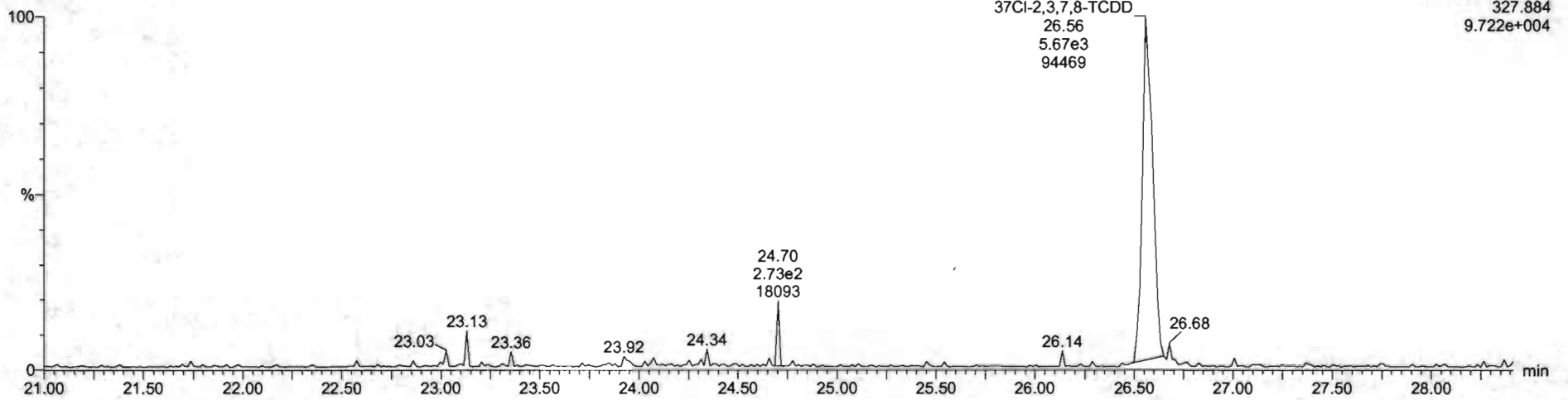
Dataset: Untitled

Last Altered: Friday, May 29, 2020 7:49:30 AM Pacific Daylight Time  
Printed: Friday, May 29, 2020 7:49:39 AM Pacific Daylight Time

Name: 200528R2\_2, Date: 28-May-2020, Time: 12:41:31, ID: ST200528R2\_2 1613 CS1 19L2303, Description: 1613 CS1 19L2303

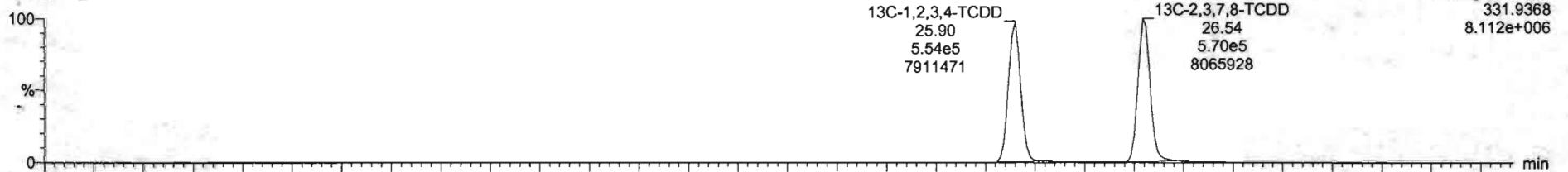
37Cl-2,3,7,8-TCDD

200528R2\_2

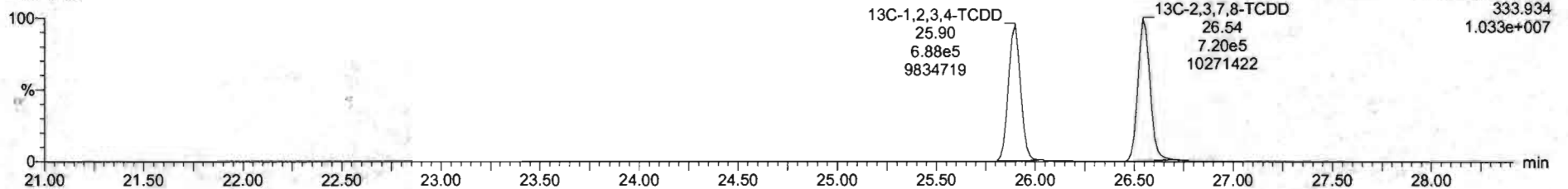


13C-1,2,3,4-TCDD

200528R2\_2



200528R2\_2



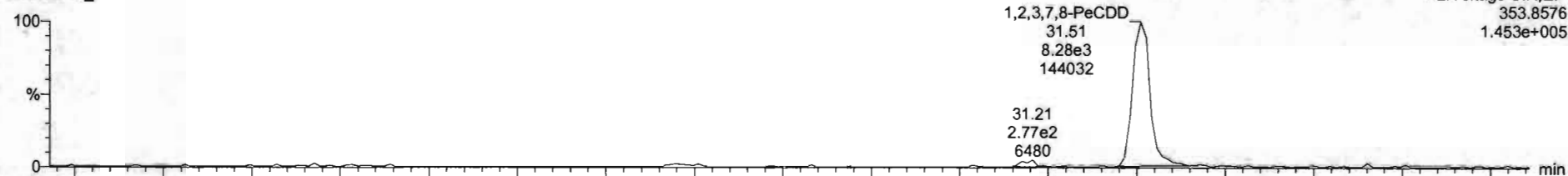
Dataset: Untitled

Last Altered: Friday, May 29, 2020 7:49:30 AM Pacific Daylight Time  
Printed: Friday, May 29, 2020 7:49:39 AM Pacific Daylight Time

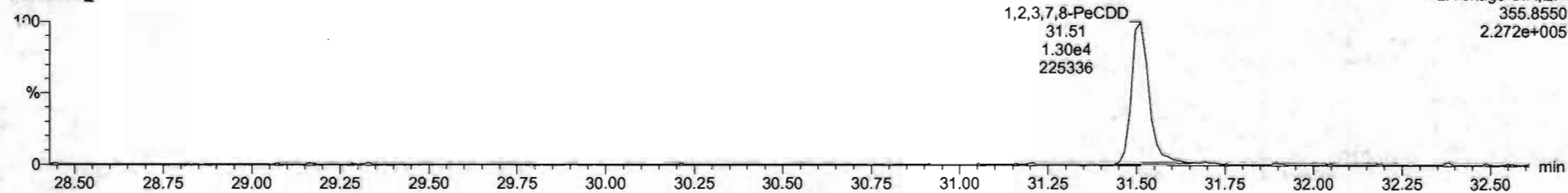
Name: 200528R2\_2, Date: 28-May-2020, Time: 12:41:31, ID: ST200528R2\_2 1613 CS1 19L2303, Description: 1613 CS1 19L2303

**1,2,3,7,8-PeCDD**

200528R2\_2

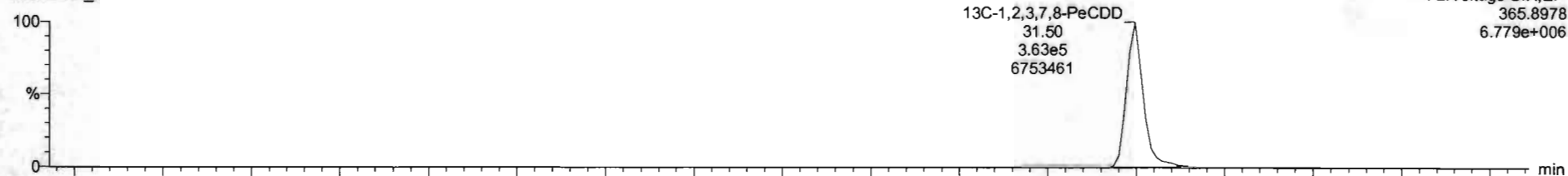


200528R2\_2

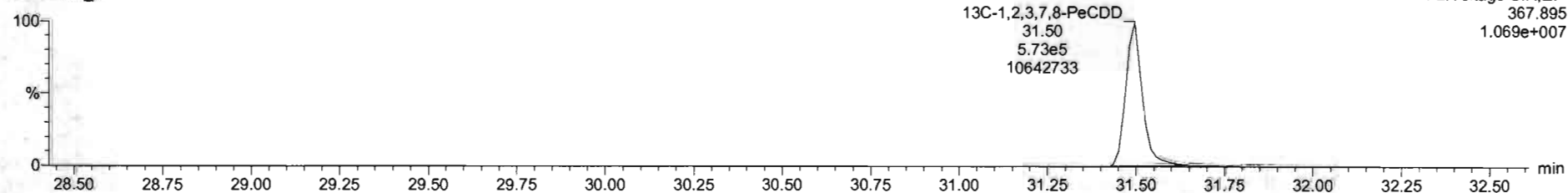


**13C-1,2,3,7,8-PeCDD**

200528R2\_2



200528R2\_2




Dataset: Untitled

Last Altered: Friday, May 29, 2020 7:49:30 AM Pacific Daylight Time  
Printed: Friday, May 29, 2020 7:49:39 AM Pacific Daylight Time

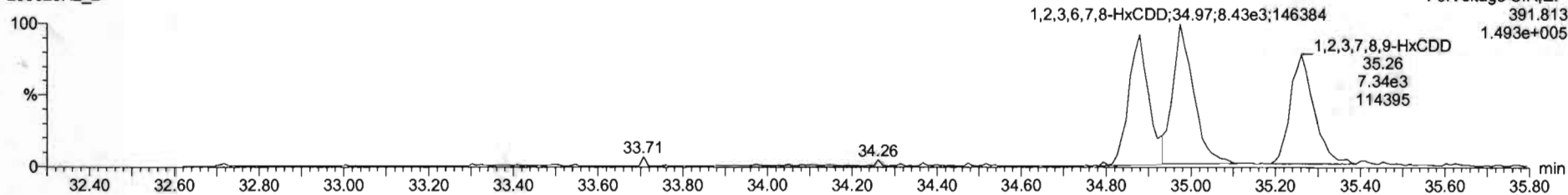
Name: 200528R2\_2, Date: 28-May-2020, Time: 12:41:31, ID: ST200528R2\_2 1613 CS1 19L2303, Description: 1613 CS1 19L2303

**1,2,3,4,7,8-HxCDD**

200528R2\_2




200528R2\_2

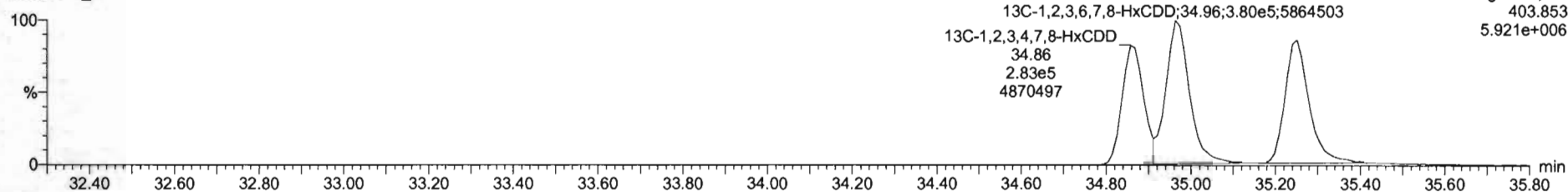


**13C-1,2,3,4,7,8-HxCDD**

200528R2\_2



200528R2\_2




Dataset: Untitled

Last Altered: Friday, May 29, 2020 7:49:30 AM Pacific Daylight Time  
Printed: Friday, May 29, 2020 7:49:39 AM Pacific Daylight Time

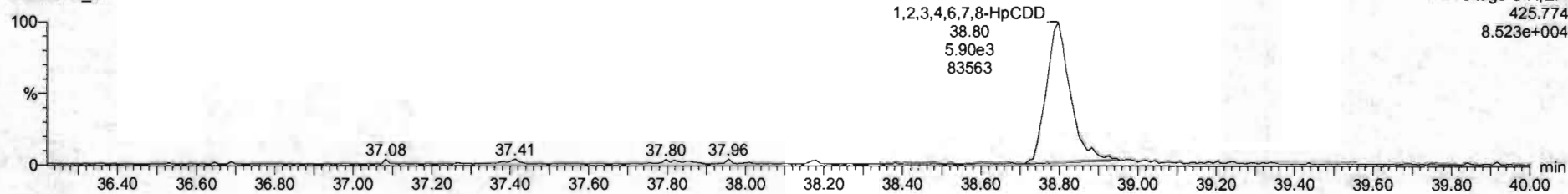
Name: 200528R2\_2, Date: 28-May-2020, Time: 12:41:31, ID: ST200528R2\_2 1613 CS1 19L2303, Description: 1613 CS1 19L2303

**1,2,3,4,6,7,8-HpCDD**

200528R2\_2




200528R2\_2

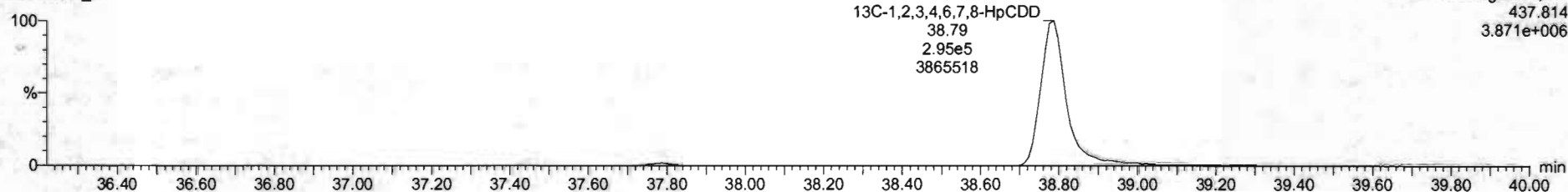


**13C-1,2,3,4,6,7,8-HpCDD**

200528R2\_2



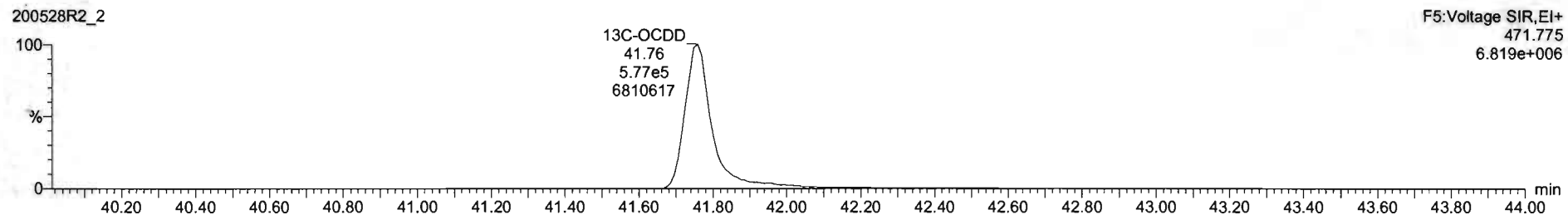
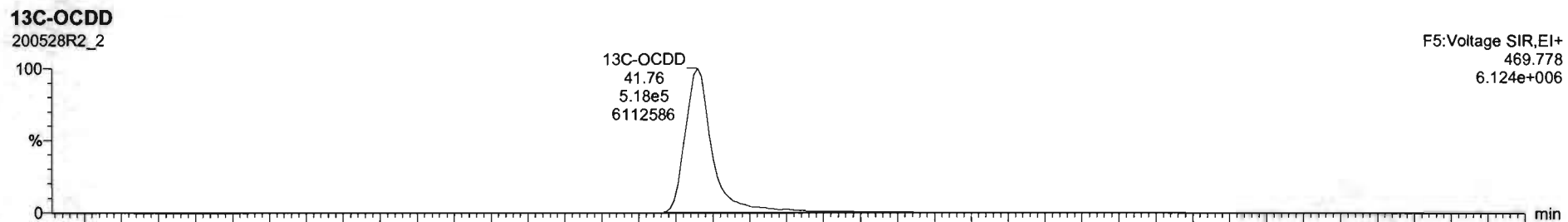
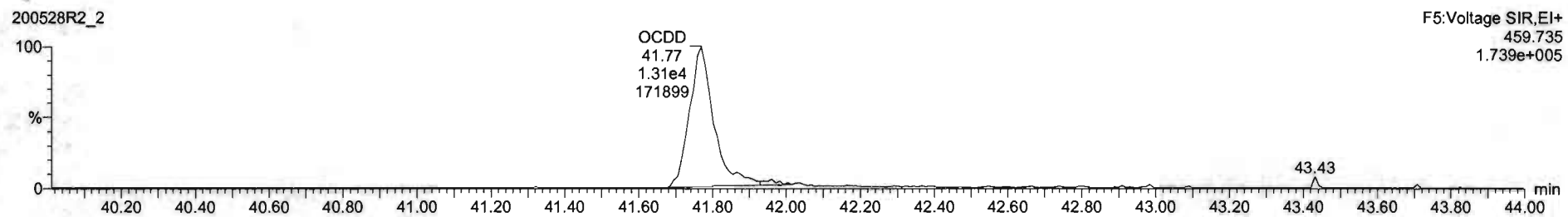
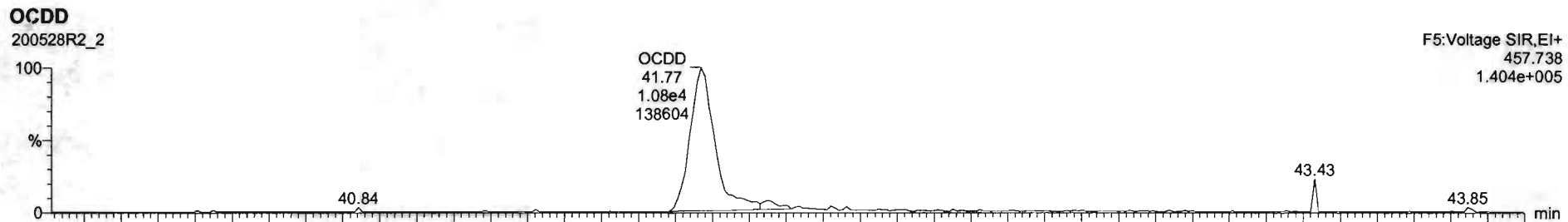
200528R2\_2



Dataset: Untitled


Last Altered: Friday, May 29, 2020 7:49:30 AM Pacific Daylight Time  
Printed: Friday, May 29, 2020 7:49:39 AM Pacific Daylight Time

Name: 200528R2\_2, Date: 28-May-2020, Time: 12:41:31, ID: ST200528R2\_2 1613 CS1 19L2303, Description: 1613 CS1 19L2303





Name	Resp	RA	nJY	RRF	wIvol	RT	RRT	Conc.	%Rec	DL	EMPC
1 2,3,7,8-TCDD	5.69e3	0.78	NO	0.8883	1.000	26.57	1.001	0.497	99.4	0.0473	0.497
2 1,2,3,7,8-PeCDD	2.12e4	0.84	NO	0.9081	1.000	31.51	1.000	2.50	99.9	0.0401	2.50
3 1,2,3,4,7,8-HxCDD	1.69e4	1.27	NO	1.0324	1.000	34.86	1.000	2.53	101	0.0774	2.53
4 1,2,3,6,7,8-HxCDD	1.50e4	1.25	NO	0.8923	1.000	34.99	1.001	2.47	98.5	0.0747	2.47
5 1,2,3,7,8,9-HxCDD	1.62e4	1.21	NO	0.8865	1.000	35.27	1.001	2.44	97.7	0.0676	2.44
6 1,2,3,4,6,7,8-HpCDD	1.21e4	1.05	NO	0.8639	1.000	36.61	1.001	2.33	93.3	0.0613	2.33
7 OCDD	2.39e4	0.83	NO	0.9136	1.000	41.77	1.000	4.97	98.4	0.149	4.97
8 2,3,7,8-TCDF	6.53e3	0.75	NO	0.7510	1.000	25.67	1.001	0.463	97.7	0.0670	0.468
9 1,2,3,7,8-PeCDF	3.06e4	1.55	NO	0.8925	1.000	30.23	1.000	2.52	101	0.0422	2.52
10 2,3,4,7,8-PeCDF	3.19e4	1.55	NO	0.9348	1.000	31.21	1.000	2.52	101	0.0395	2.52
11 1,2,3,4,7,8-HxCDF	1.81e4	1.19	NO	0.8545	1.000	33.99	1.000	2.41	96.3	0.0665	2.41
12 1,2,3,6,7,8-HxCDF	2.16e4	1.25	NO	0.8892	1.000	34.12	1.000	2.50	100	0.0642	2.50
13 2,3,4,6,7,8-HxCDF	1.93e4	1.26	NO	0.9241	1.000	34.71	1.001	2.38	96.3	0.0702	2.38
14 1,2,3,7,8,9-HxCDF	1.48e4	1.12	NO	0.8707	1.000	35.61	1.000	2.42	96.9	0.102	2.42
15 1,2,3,4,6,7,8-HpCDF	1.40e4	0.94	NO	0.8734	1.000	37.40	1.001	2.48	99.1	0.0580	2.48
16 1,2,3,4,7,8,9-HpCDF	1.03e4	0.98	NO	1.0128	1.000	39.32	1.000	2.33	93.3	0.0630	2.33
17 OCDF	2.40e4	0.84	NO	0.8065	1.000	41.96	1.000	4.89	97.8	0.0756	4.89
18 13C-2,3,7,8-TCDD	1.29e6	0.79	NO	1.1563	1.000	26.54	1.025	89.3	89.8	0.0928	
19 13C-1,2,3,7,8-PeCDD	9.36e5	0.83	NO	0.8490	1.000	31.50	1.216	86.7	88.7	0.113	
20 13C-1,2,3,4,7,8-HxCDD	6.46e5	1.28	NO	0.7790	1.000	34.87	1.014	85.9	85.9	0.183	
21 13C-1,2,3,6,7,8-HxCDD	6.61e5	1.27	NO	1.0187	1.000	34.95	1.017	87.7	87.7	0.140	





Dataset: Untitled

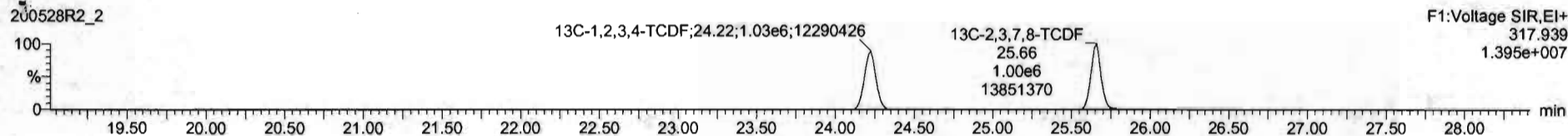

Last Altered: Friday, May 29, 2020 7:49:30 AM Pacific Daylight Time  
Printed: Friday, May 29, 2020 7:49:39 AM Pacific Daylight Time

Name: 200528R2\_2, Date: 28-May-2020, Time: 12:41:31, ID: ST200528R2\_2 1613 CS1 19L2303, Description: 1613 CS1 19L2303


2,3,7,8-TCDF



13C-2,3,7,8-TCDF



DPE1



Dataset: Untitled

Last Altered: Friday, May 29, 2020 7:49:30 AM Pacific Daylight Time

Printed: Friday, May 29, 2020 7:49:39 AM Pacific Daylight Time

Name: 200528R2\_2, Date: 28-May-2020, Time: 12:41:31, ID: ST200528R2\_2 1613 CS1 19L2303, Description: 1613 CS1 19L2303

1st Func. Penta-Furans

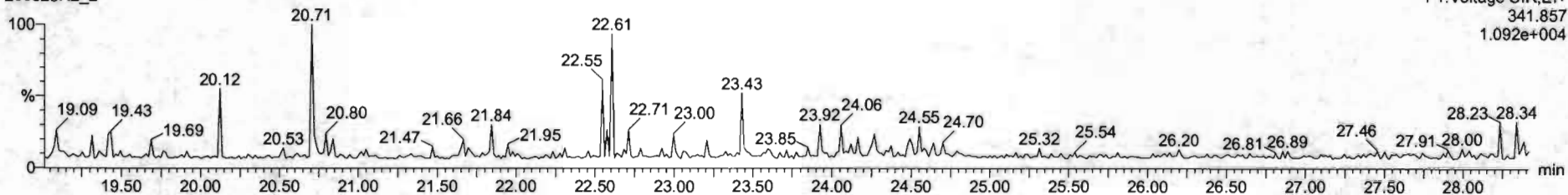
200528R2\_2

F1:Voltage SIR,EI+  
339.860  
1.470e+004



200528R2\_2

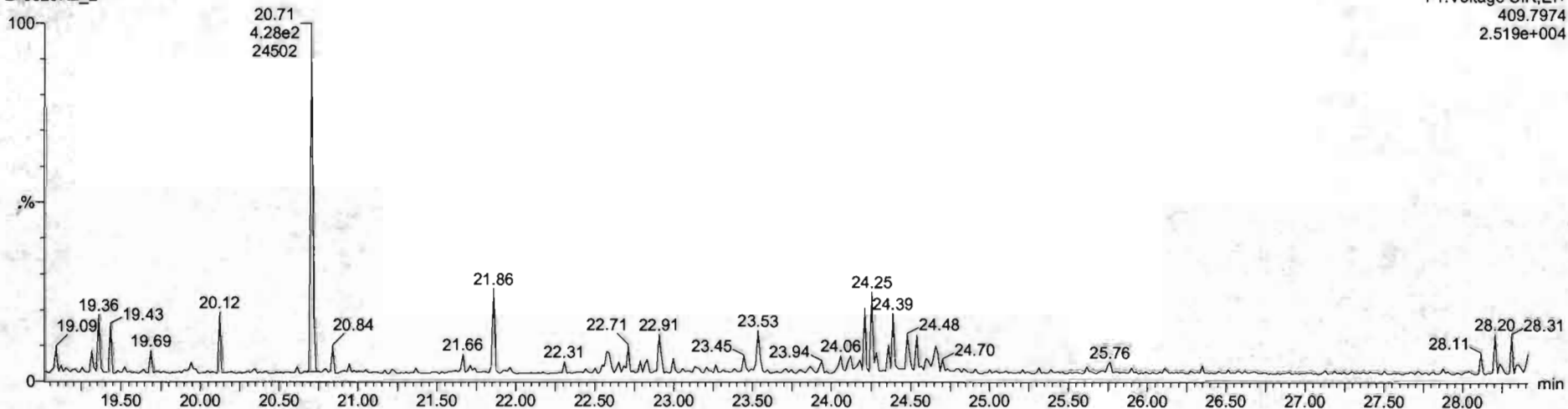
F1:Voltage SIR,EI+  
341.857  
1.092e+004



DPE6

200528R2\_2

F1:Voltage SIR,EI+  
409.7974  
2.519e+004




Dataset: Untitled

Last Altered: Friday, May 29, 2020 7:49:30 AM Pacific Daylight Time  
Printed: Friday, May 29, 2020 7:49:39 AM Pacific Daylight Time

Name: 200528R2\_2, Date: 28-May-2020, Time: 12:41:31, ID: ST200528R2\_2 1613 CS1 19L2303, Description: 1613 CS1 19L2303

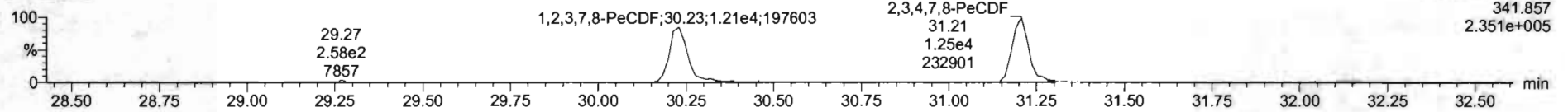
**1,2,3,7,8-PeCDF**

200528R2\_2



F2:Voltage SIR,EI+  
339.860  
3.602e+005

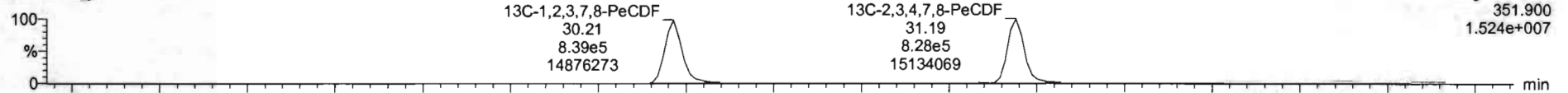
200528R2\_2



F2:Voltage SIR,EI+  
341.857  
2.351e+005

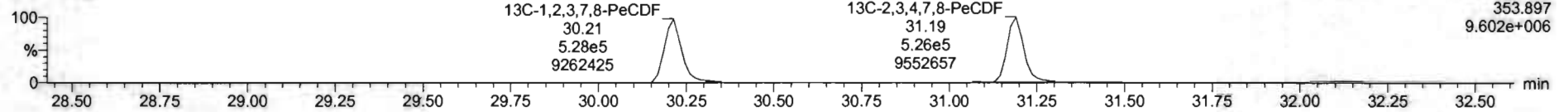
**13C-1,2,3,7,8-PeCDF**

200528R2\_2



F2:Voltage SIR,EI+  
351.900  
1.524e+007

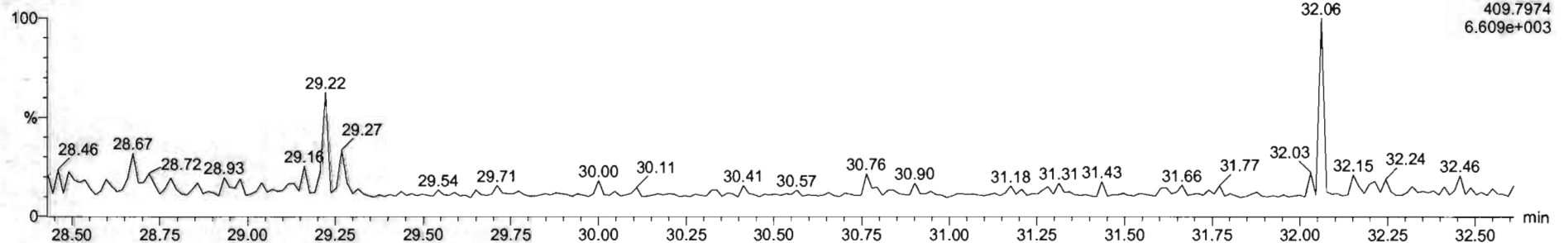
200528R2\_2



F2:Voltage SIR,EI+  
353.897  
9.602e+006

**DPE2**

200528R2\_2



F2:Voltage SIR,EI+  
409.7974  
6.609e+003

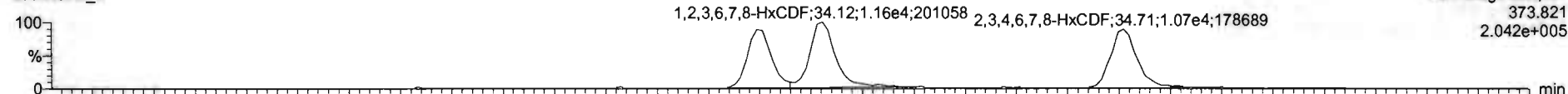
Dataset: Untitled

Last Altered: Friday, May 29, 2020 7:49:30 AM Pacific Daylight Time  
Printed: Friday, May 29, 2020 7:49:39 AM Pacific Daylight Time

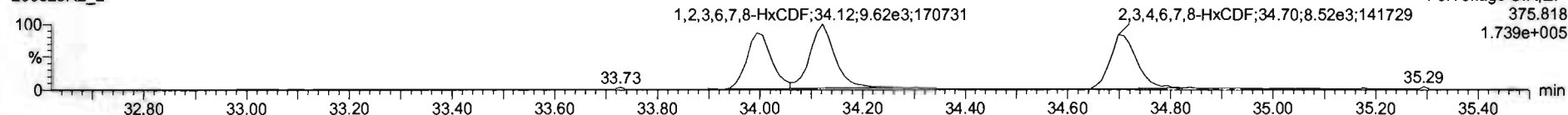
Name: 200528R2\_2, Date: 28-May-2020, Time: 12:41:31, ID: ST200528R2\_2 1613 CS1 19L2303, Description: 1613 CS1 19L2303

**1,2,3,4,7,8-HxCDF**

200528R2\_2

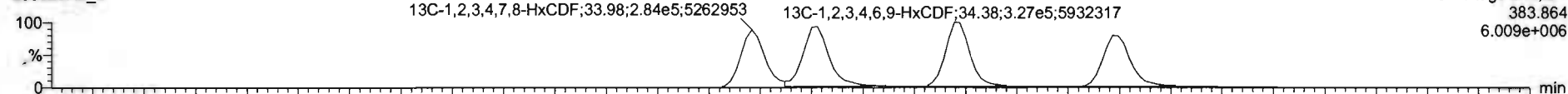


200528R2\_2

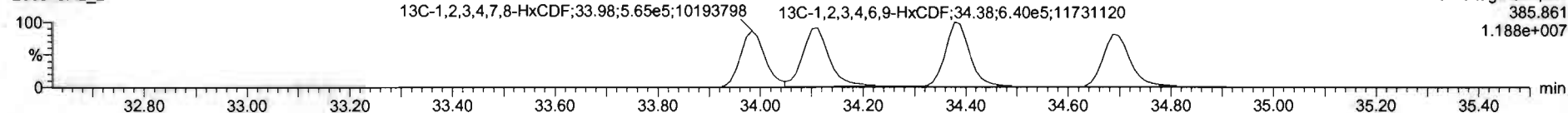


**13C-1,2,3,4,7,8-HxCDF**

200528R2\_2

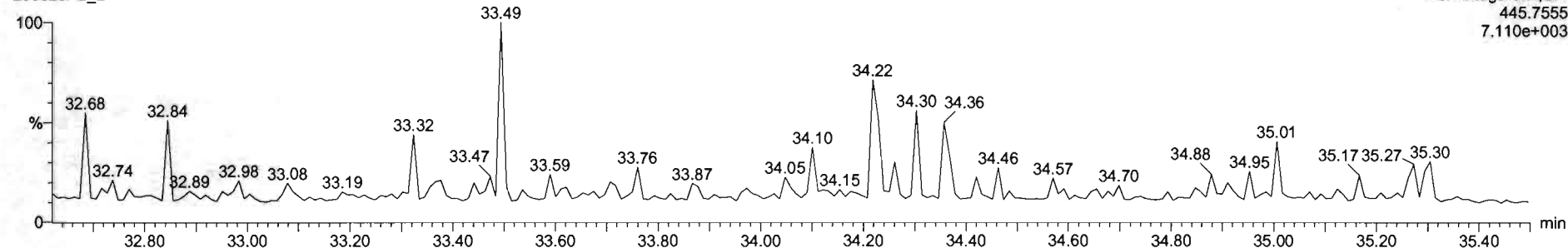


200528R2\_2

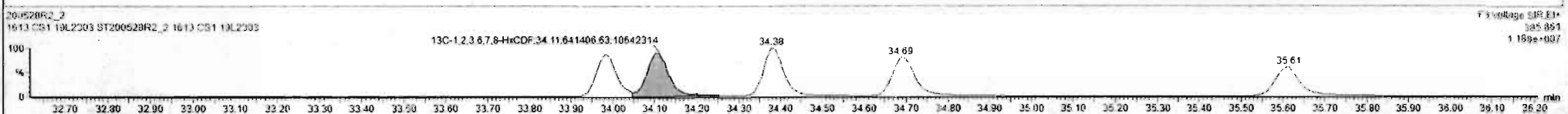



**DPE3**

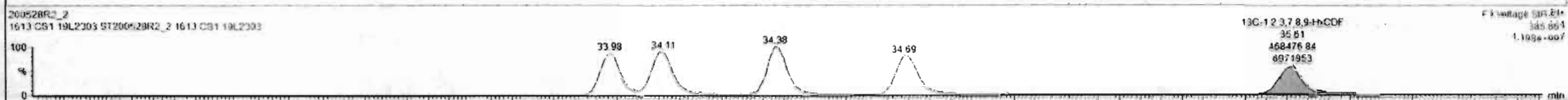
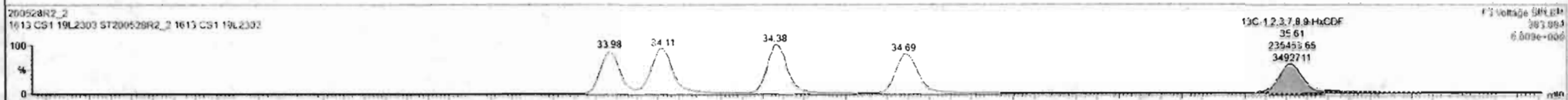
200528R2\_2



#	Name	Resp	RA	nby	RRF	wtvol	RT	RRT	Conc	%Rec	DL	EMPC
1	2,3,7,8-TCDD	5.69e3	0.76	NO	0.8963	1.000	26.57	1.001	0.497	99.4	0.0473	0.497
2	1,2,3,7,8-PeCDD	2.12e4	0.64	NO	0.9051	1.000	31.51	1.000	2.50	99.9	0.0401	2.50
3	1,2,3,4,7,8-HxCDD	1.69e4	1.27	NO	1.0334	1.000	34.86	1.000	2.53	101	0.0774	2.53
4	1,2,3,6,7,8-HxCDD	1.96e4	1.25	NO	0.8979	1.000	34.99	1.001	2.47	98.5	0.0747	3.47
5	1,2,3,7,9-HxCDD	1.62e4	1.21	NO	0.8269	1.000	35.27	1.001	2.44	97.7	0.0676	2.44
6	1,2,3,4,6,7,8-HpCDD	1.21e4	1.05	NO	0.8639	1.000	36.51	1.001	2.33	93.3	0.0618	2.33
7	OCDD	2.39e4	0.83	NO	0.9136	1.000	41.77	1.000	4.97	99.4	0.149	4.97
8	2,3,7,8-TCDF	6.53e3	0.75	NO	0.7510	1.000	25.67	1.001	0.468	97.7	0.0620	0.468
9	1,2,3,7,8-PeCDF	3.08e4	1.55	NO	0.8925	1.000	30.23	1.000	2.52	101	0.0422	2.52
10	2,3,4,7,8-PeCDF	3.19e4	1.55	NO	0.9340	1.000	31.21	1.000	2.52	101	0.0395	2.52
11	1,2,3,4,7,8-HxCDF	1.81e4	1.19	NO	0.8545	1.000	33.99	1.000	2.41	96.3	0.0665	3.41
12	1,2,3,6,7,8-HxCDF	2.16e4	1.25	NO	0.6552	1.000	34.12	1.000	2.50	100	0.0542	2.50
13	2,3,4,6,7,8-HxCDF	1.93e4	1.26	NO	0.9341	1.000	34.71	1.001	2.38	95.3	0.0702	2.38
14	1,2,3,7,8,9-HxCDF	1.46e4	1.12	NO	0.8707	1.000	35.61	1.000	2.42	96.9	0.102	2.42
15	1,2,3,4,6,7,8-HpCDF	1.40e4	0.94	NO	0.8734	1.000	37.40	1.001	2.48	99.1	0.0580	2.48
16	1,2,3,4,7,8,9-HpCDF	1.03e4	0.98	NO	1.0128	1.000	39.33	1.000	2.33	93.3	0.0630	2.33
17	OCDF	2.40e4	0.84	NO	0.8085	1.000	41.96	1.000	4.89	97.8	0.0756	4.89
18	12C-2,3,7,8-TCDD	1.79e6	0.79	NO	1.1563	1.000	26.54	1.025	89.8	89.8	0.0928	
19	13C-1,2,3,7,8-PeCDD	9.36e5	0.63	NO	0.8490	1.000	31.50	1.216	68.7	68.7	0.113	
20	13C-1,2,3,4,7,8-HxCDD	6.46e5	1.28	NO	0.7750	1.000	34.87	1.014	85.9	85.9	0.183	
21	13C-1,2,3,6,7,8-HxCDD	6.61e5	1.27	NO	1.0187	1.000	34.96	1.017	87.7	87.7	0.140	



#	Name	Resp	RA	ntf	RRF	wtVol	RT	RRT	Conc.	%Rec	DL	EMPC
1	2,3,7,8-TCDD	5.99e3	0.76	NO	0.8843	1.000	26.57	1.001	0.497	99.4	0.0473	0.497
2	1,2,3,7,8-PeCDD	2.12e4	0.84	NO	0.9051	1.000	31.51	1.000	2.50	99.3	0.0401	2.50
3	1,2,3,4,7,8-HxCDD	1.05e4	1.27	NO	1.0334	1.000	34.85	1.000	2.53	101	0.0774	2.53
4	1,2,3,6,7,8-HxCDD	1.90e4	1.25	NO	0.8973	1.000	34.99	1.001	2.47	98.5	0.0747	2.47
5	1,2,3,7,8,9-HxCDD	1.62e4	1.21	NO	0.8565	1.000	35.27	1.001	2.44	97.7	0.0676	2.44
6	1,2,3,4,6,7,8-HpCDD	1.21e4	1.05	NO	0.8638	1.000	36.81	1.001	2.33	93.3	0.0618	2.33
7	OCDD	2.39e4	0.83	NO	0.9136	1.000	41.77	1.000	4.97	99.4	0.149	4.97
8	2,3,7,8-TCDF	6.53e3	0.75	NO	0.7510	1.000	25.67	1.001	0.468	97.7	0.0620	0.468
9	1,2,3,7,8-PeCDF	3.05e4	1.55	NO	0.8925	1.000	30.23	1.000	2.52	101	0.0422	2.52
10	2,3,4,7,8-PeCDF	0.15e4	1.55	NO	0.9346	1.000	31.21	1.000	2.52	101	0.0395	2.52
11	1,2,3,4,7,8-HxCDF	1.81e4	1.19	NO	0.8845	1.000	33.99	1.000	2.41	96.3	0.0665	2.41
12	1,2,3,6,7,8-HxCDF	2.16e4	1.25	NO	0.8882	1.000	34.12	1.000	2.50	100	0.0642	2.50
13	2,3,4,6,7,8-HxCDF	1.93e4	1.26	NO	0.9341	1.000	34.71	1.001	2.36	96.3	0.0702	2.36
14	1,2,3,7,8,9-HxCDF	1.48e4	1.12	NO	0.8787	1.000	35.61	1.000	2.42	96.9	0.102	2.42
15	1,2,3,4,6,7,8-HpCDF	1.40e4	0.94	NO	0.8734	1.000	37.40	1.001	2.48	99.1	0.0580	2.48
16	1,2,3,4,7,8,9-HpCDF	1.03e4	0.98	NO	1.0128	1.000	39.33	1.000	2.33	93.3	0.0630	2.33
17	OCDF	2.40e4	0.84	NO	0.8565	1.000	41.96	1.000	4.89	97.8	0.0756	4.89
18	13C-2,3,7,8-TCDD	1.29e6	0.79	NO	1.1562	1.000	26.54	1.025	89.8	89.8	0.0528	
19	13C-1,2,3,7,8-PeCDD	9.36e5	0.63	NO	0.8490	1.000	31.50	1.216	88.7	88.7	0.113	
20	13C-1,2,3,4,7,8-HxCDD	6.46e5	1.28	NO	0.7750	1.000	34.87	1.014	85.9	85.9	0.183	
21	13C-1,2,3,6,7,8-HxCDD	6.61e5	1.27	NO	1.0157	1.000	34.96	1.017	87.7	87.7	0.140	



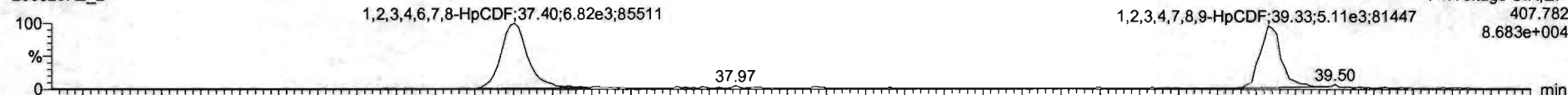
Dataset: Untitled

Last Altered: Friday, May 29, 2020 7:49:30 AM Pacific Daylight Time  
Printed: Friday, May 29, 2020 7:49:39 AM Pacific Daylight Time


Name: 200528R2\_2, Date: 28-May-2020, Time: 12:41:31, ID: ST200528R2\_2 1613 CS1 19L2303, Description: 1613 CS1 19L2303

**1,2,3,4,6,7,8-HpCDF**

200528R2\_2



200528R2\_2




**13C-1,2,3,4,6,7,8-HpCDF**

200528R2\_2

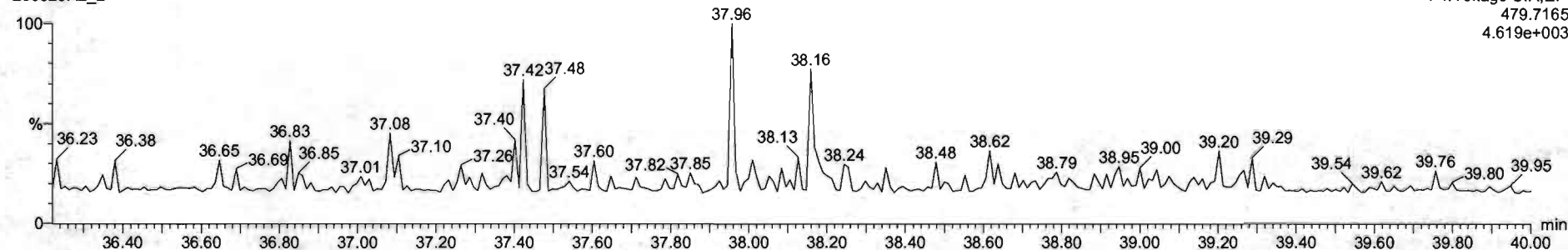


200528R2\_2



**DPE4**

200528R2\_2





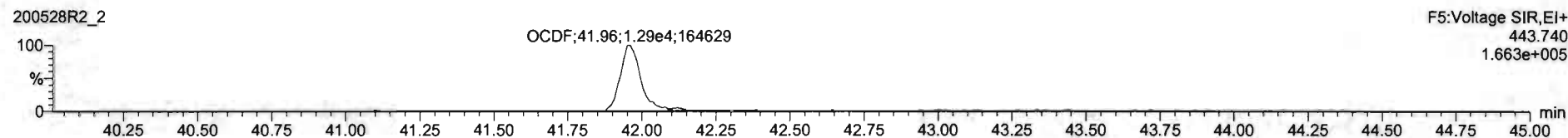

Dataset: Untitled

Last Altered: Friday, May 29, 2020 7:49:30 AM Pacific Daylight Time

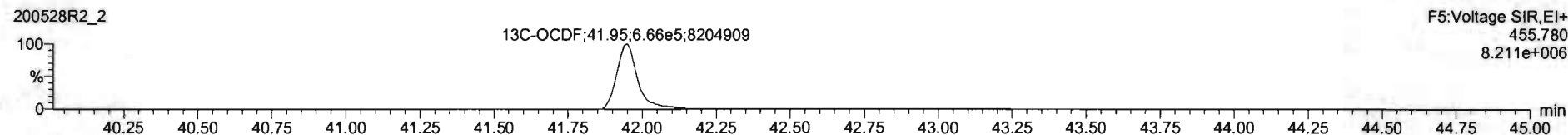

Printed: Friday, May 29, 2020 7:49:39 AM Pacific Daylight Time

Name: 200528R2\_2, Date: 28-May-2020, Time: 12:41:31, ID: ST200528R2\_2 1613 CS1 19L2303, Description: 1613 CS1 19L2303

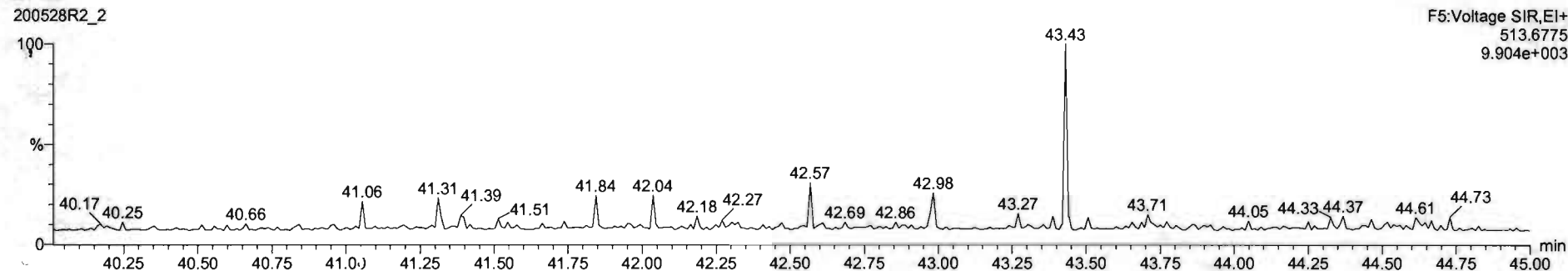
**OCDF**



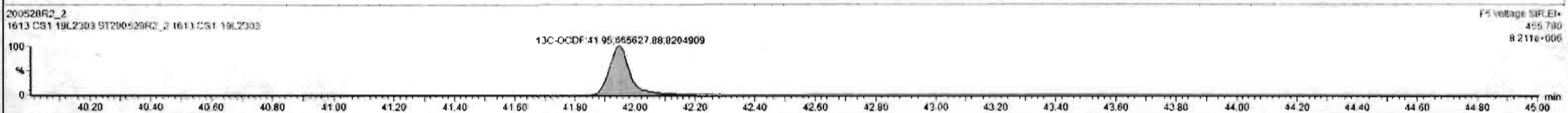

**13C-OCDF**



**DPE5**



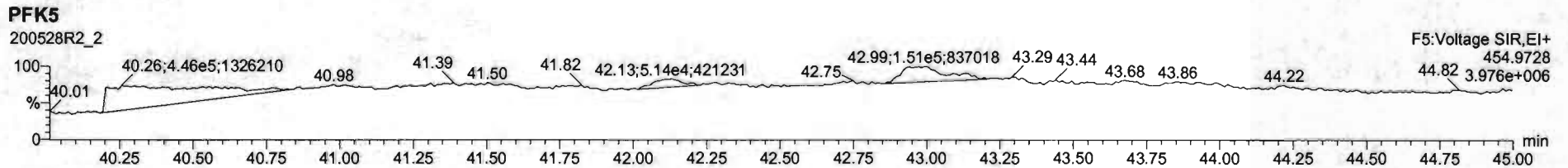
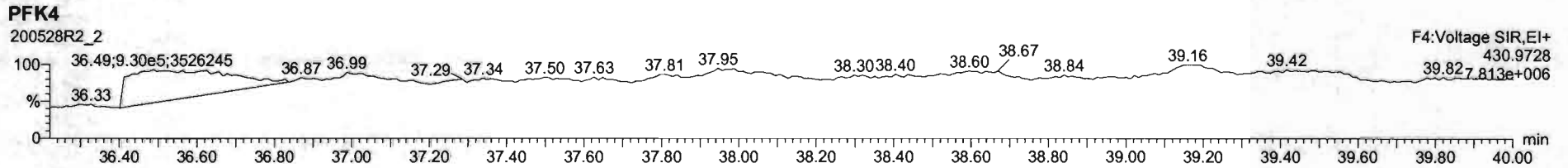
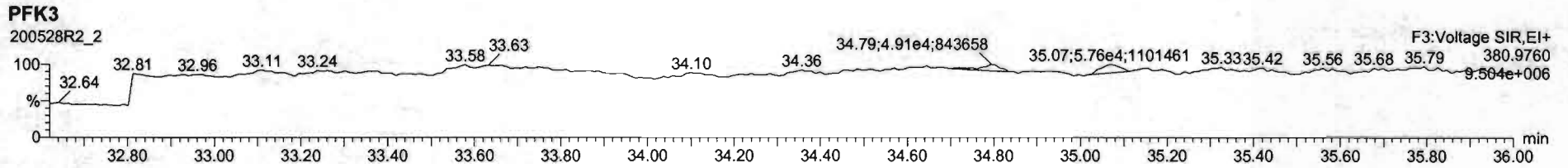
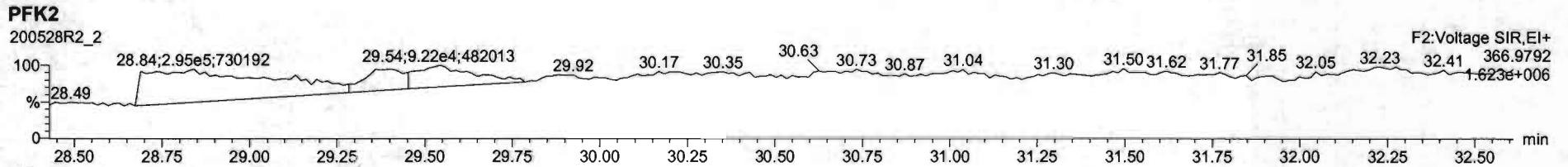
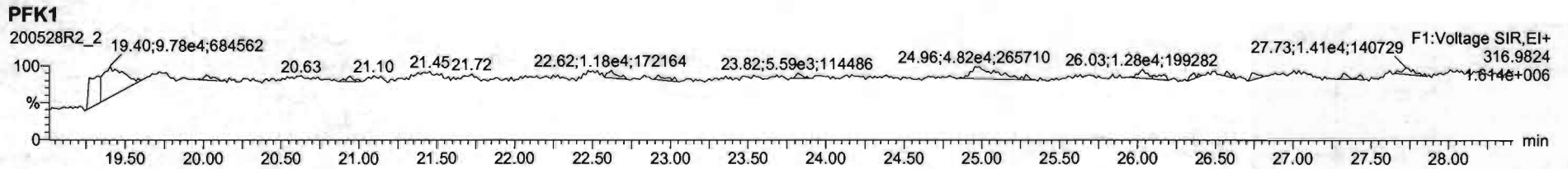
Name	Resp	RA	nly	RRF	wtVol	RT	RRT	Conc.	%Rec	DL	EMPC
1 2,3,7,8-TCDD	5.69e3	0.78	NO	0.8883	1.000	26.57	1.001	0.497	99.4	0.0473	0.497
2 1,2,3,7,8-PeCDD	2.12e4	0.64	NO	0.9081	1.000	31.51	1.000	2.50	99.9	0.0401	2.50
3 1,2,3,4,7,8-HxCDD	1.85e4	1.27	NO	1.0334	1.000	24.85	1.000	2.53	101	0.0774	2.53
4 1,2,3,6,7,8-HxCDD	1.96e4	1.25	NO	0.8923	1.000	24.99	1.001	2.47	96.9	0.0747	2.47
5 1,2,3,7,8,9-HxCDD	1.62e4	1.21	NO	0.8869	1.000	35.27	1.001	2.44	97.7	0.0676	2.44
6 1,2,3,4,6,7,8-HpCDD	1.21e4	1.05	NO	0.8638	1.000	36.81	1.001	2.33	92.3	0.0613	2.33
7 OCDD	2.39e4	0.83	NO	0.9136	1.000	41.77	1.000	4.97	99.4	0.148	4.97
8 2,3,7,8-TCDF	6.53e3	0.75	NO	0.7510	1.000	25.67	1.001	0.488	97.7	0.0670	0.488
9 1,2,3,7,8-PeCDF	3.09e4	1.55	NO	0.8925	1.000	30.23	1.000	2.52	101	0.0422	2.52
10 2,3,4,7,8-PeCDF	3.19e4	1.55	NO	0.9348	1.000	31.21	1.000	2.52	101	0.0395	2.52
11 1,2,3,4,7,8-HxCDF	1.81e4	1.19	NO	0.8845	1.000	33.99	1.000	2.41	96.3	0.0665	2.41
12 1,2,3,6,7,8-HxCDF	2.16e4	1.25	NO	0.8892	1.000	34.12	1.000	2.50	100	0.0642	2.50
13 2,3,4,6,7,8-HxCDF	1.93e4	1.28	NO	0.9341	1.000	34.21	1.001	2.38	95.3	0.0702	2.38
14 1,2,3,7,8,9-HxCDF	1.42e4	1.12	NO	0.8707	1.000	35.61	1.000	2.42	96.9	0.102	2.42
15 1,2,3,4,6,7,8-HpCDF	1.40e4	0.94	NO	0.8734	1.000	37.40	1.001	2.48	99.1	0.0580	2.48
16 1,2,3,4,7,8,9-HpCDF	1.03e4	0.98	NO	1.0126	1.000	39.33	1.000	2.33	93.3	0.0630	2.33
17 OCDF	2.40e4	0.84	NO	0.8085	1.000	41.96	1.000	4.89	97.8	0.0756	4.89
18 13C-2,3,7,8-TCDD	1.29e0	0.79	NO	1.1563	1.000	26.54	1.025	39.3	89.8	0.0926	
19 13C-1,2,3,7,8-PeCDD	9.36e5	0.63	NO	0.8490	1.000	31.50	1.216	88.7	88.7	0.113	
20 13C-1,2,3,4,7,8-HxCDD	5.46e5	1.28	NO	0.7790	1.000	24.87	1.014	85.9	85.9	0.183	
21 13C-1,2,3,6,7,8-HxCDD	6.61e5	1.27	NO	1.0187	1.000	34.96	1.017	87.7	87.7	0.140	



Dataset: Untitled

Last Altered: Friday, May 29, 2020 7:49:30 AM Pacific Daylight Time  
Printed: Friday, May 29, 2020 7:49:39 AM Pacific Daylight Time

Name: 200528R2\_2, Date: 28-May-2020, Time: 12:41:31, ID: ST200528R2\_2 1613 CS1 19L2303, Description: 1613 CS1 19L2303




Dataset: Untitled

Last Altered: Friday, May 29, 2020 7:49:30 AM Pacific Daylight Time  
Printed: Friday, May 29, 2020 7:49:39 AM Pacific Daylight Time

Name: 200528R2\_3, Date: 28-May-2020, Time: 13:28:43, ID: ST200528R2\_3 1613 CS2 19L2304, Description: 1613 CS2 19L2304

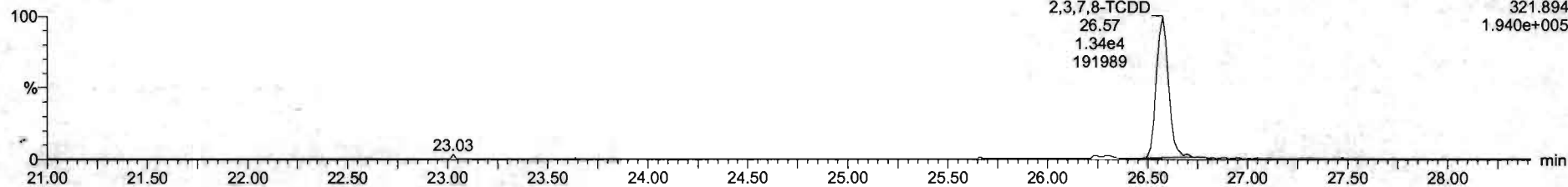
**2,3,7,8-TCDD**

200528R2\_3



F1:Voltage SIR,EI+  
319.8965  
1.600e+005

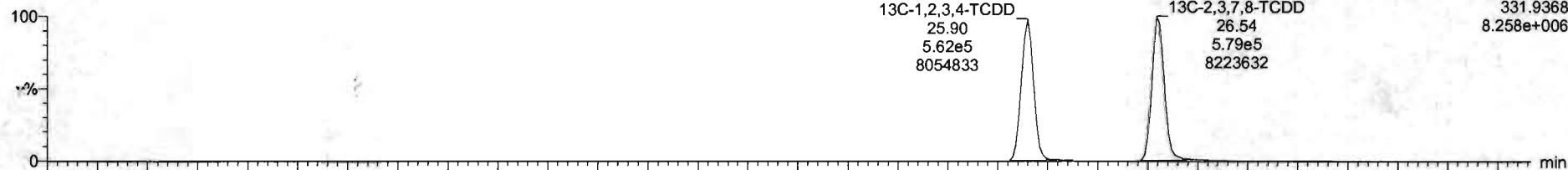
200528R2\_3



F1:Voltage SIR,EI+  
321.894  
1.940e+005

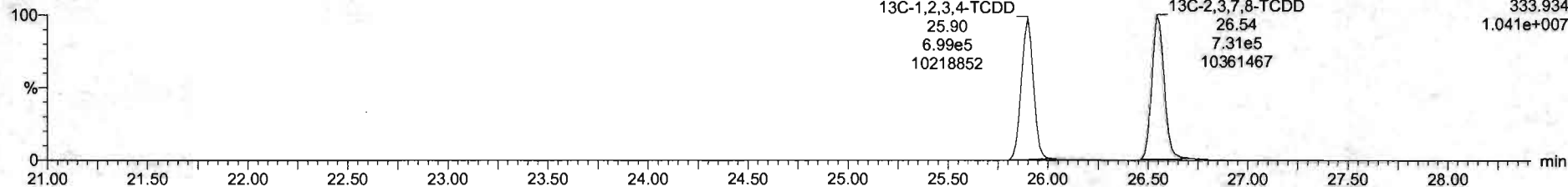
**13C-2,3,7,8-TCDD**

200528R2\_3



F1:Voltage SIR,EI+  
331.9368  
8.258e+006

200528R2\_3



F1:Voltage SIR,EI+  
333.934  
1.041e+007

Dataset: Untitled

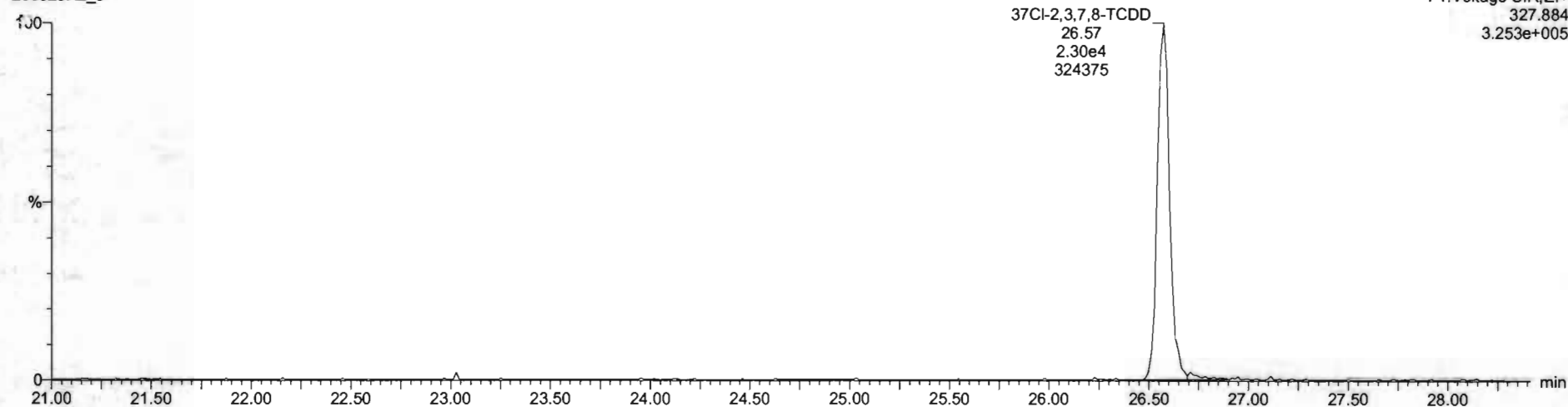
Last Altered: Friday, May 29, 2020 7:49:30 AM Pacific Daylight Time

Printed: Friday, May 29, 2020 7:49:39 AM Pacific Daylight Time

Name: 200528R2\_3, Date: 28-May-2020, Time: 13:28:43, ID: ST200528R2\_3 1613 CS2 19L2304, Description: 1613 CS2 19L2304

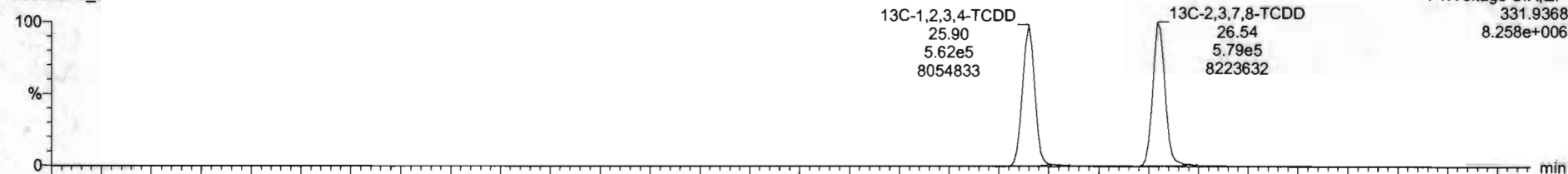
**37Cl-2,3,7,8-TCDD**

200528R2\_3

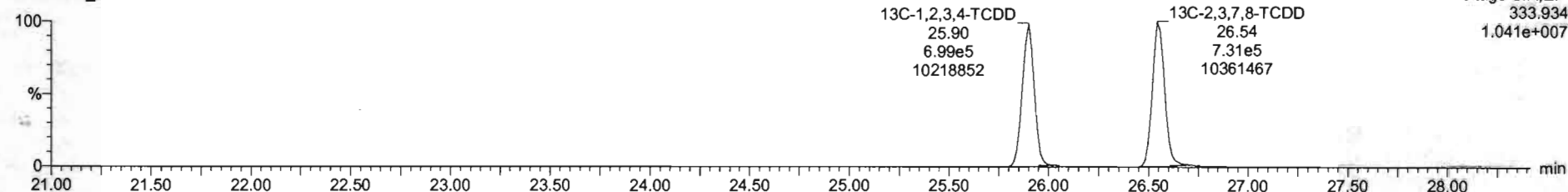


**13C-1,2,3,4-TCDD**

200528R2\_3



200528R2\_3



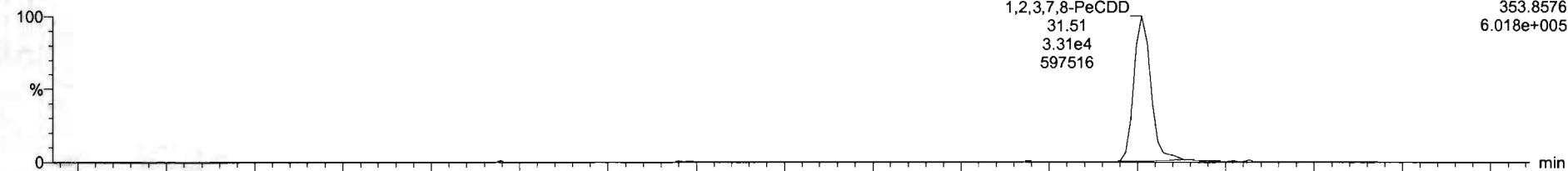
Dataset: Untitled

Last Altered: Friday, May 29, 2020 7:49:30 AM Pacific Daylight Time  
Printed: Friday, May 29, 2020 7:49:39 AM Pacific Daylight Time

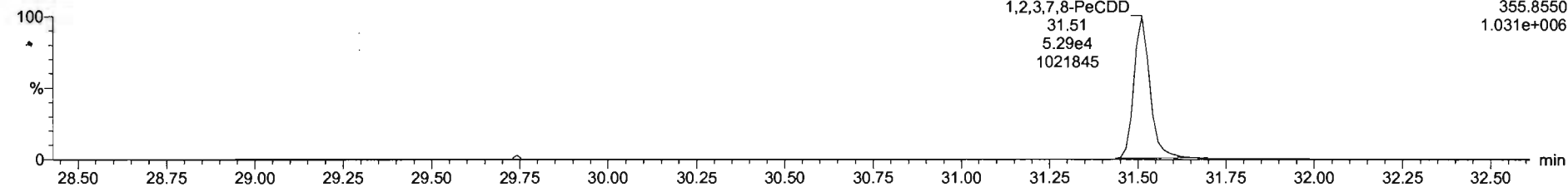
Name: 200528R2\_3, Date: 28-May-2020, Time: 13:28:43, ID: ST200528R2\_3 1613 CS2 19L2304, Description: 1613 CS2 19L2304

**1,2,3,7,8-PeCDD**

200528R2\_3

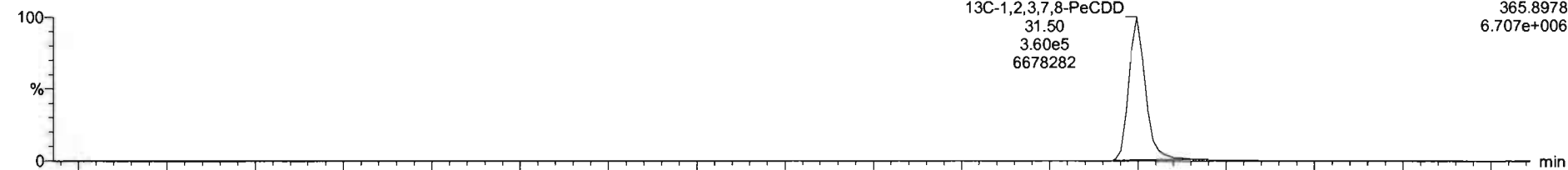


200528R2\_3

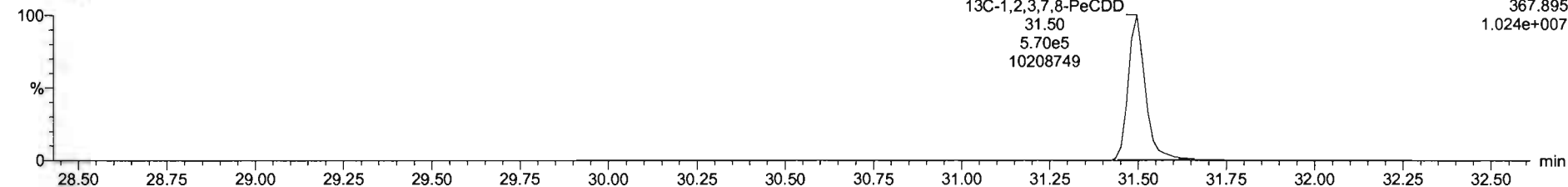


**13C-1,2,3,7,8-PeCDD**

200528R2\_3



200528R2\_3




Dataset: Untitled

Last Altered: Friday, May 29, 2020 7:49:30 AM Pacific Daylight Time  
Printed: Friday, May 29, 2020 7:49:39 AM Pacific Daylight Time

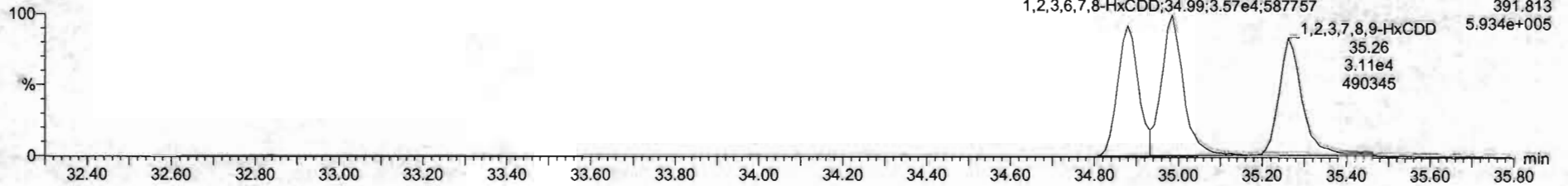
Name: 200528R2\_3, Date: 28-May-2020, Time: 13:28:43, ID: ST200528R2\_3 1613 CS2 19L2304, Description: 1613 CS2 19L2304

1,2,3,4,7,8-HxCDD

200528R2\_3




200528R2\_3

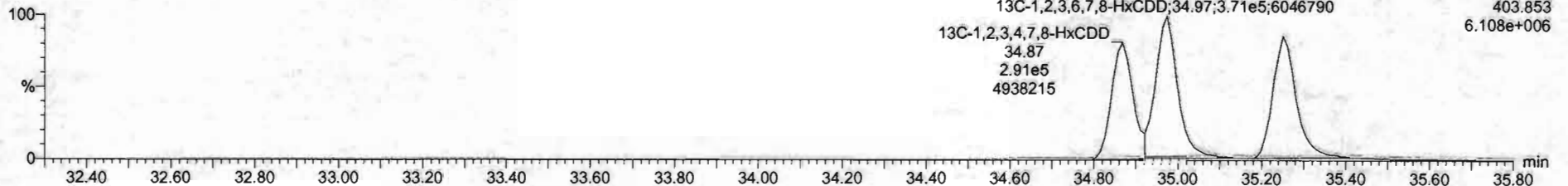


13C-1,2,3,4,7,8-HxCDD

200528R2\_3



200528R2\_3




Dataset: Untitled

Last Altered: Friday, May 29, 2020 7:49:30 AM Pacific Daylight Time  
Printed: Friday, May 29, 2020 7:49:39 AM Pacific Daylight Time

Name: 200528R2\_3, Date: 28-May-2020, Time: 13:28:43, ID: ST200528R2\_3 1613 CS2 19L2304, Description: 1613 CS2 19L2304

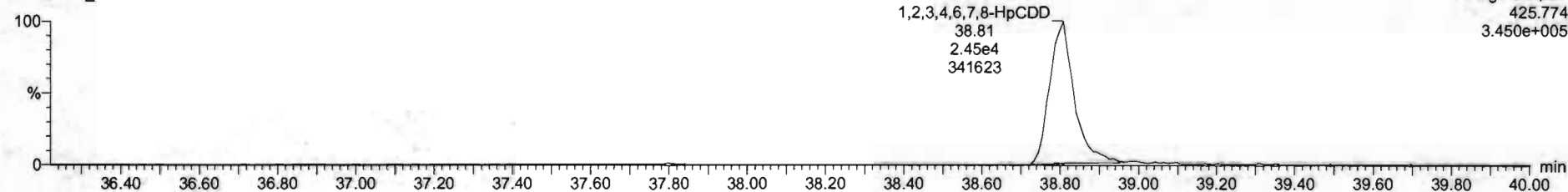
**1,2,3,4,6,7,8-HpCDD**

200528R2\_3



F4: Voltage SIR, EI+  
423.777  
3.456e+005


200528R2\_3



F4: Voltage SIR, EI+  
425.774  
3.450e+005

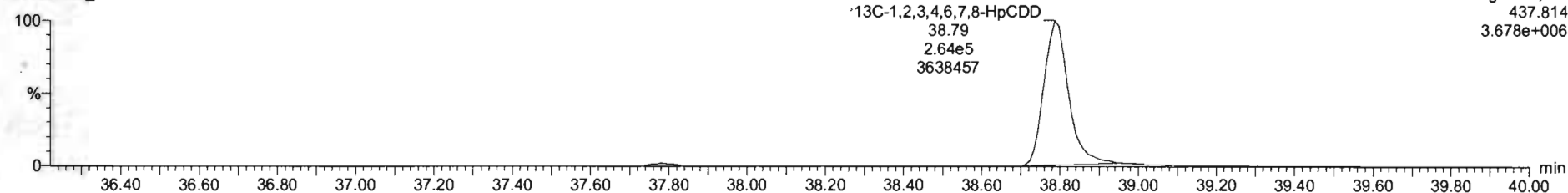
**13C-1,2,3,4,6,7,8-HpCDD**

200528R2\_3



F4: Voltage SIR, EI+  
435.817  
3.891e+006

200528R2\_3



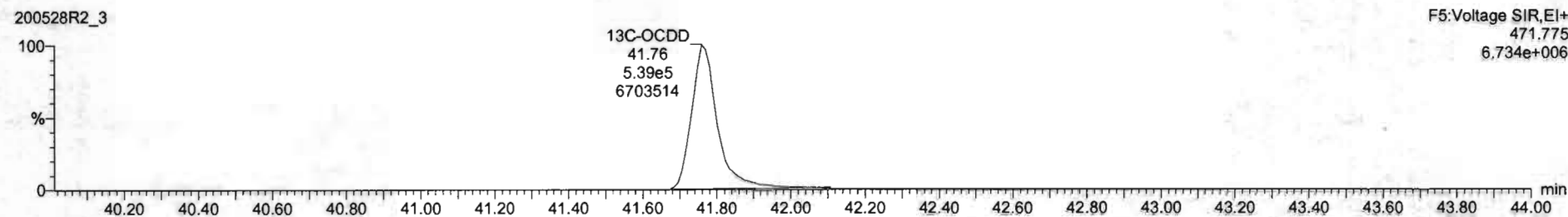
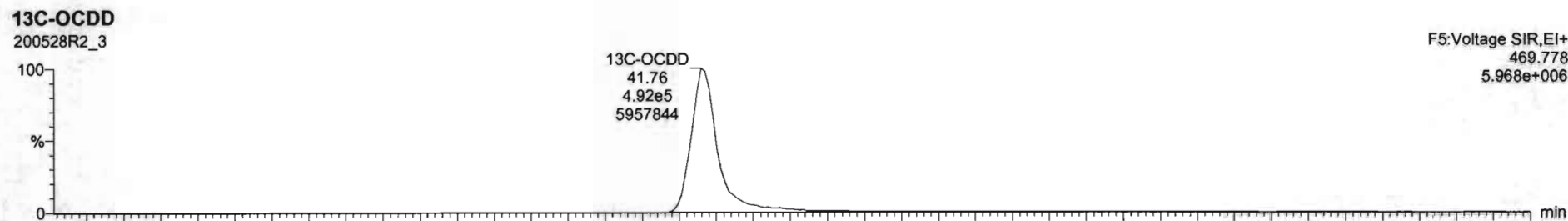
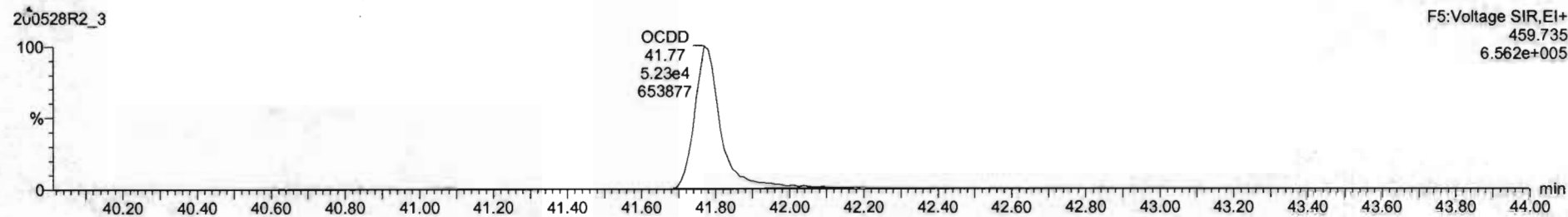
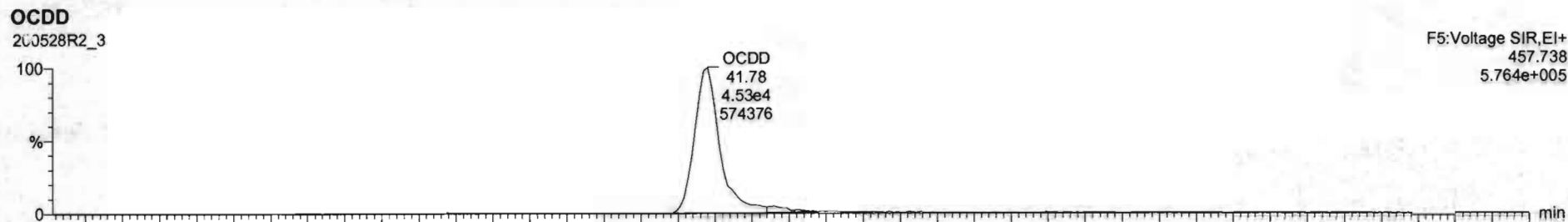
F4: Voltage SIR, EI+  
437.814  
3.678e+006



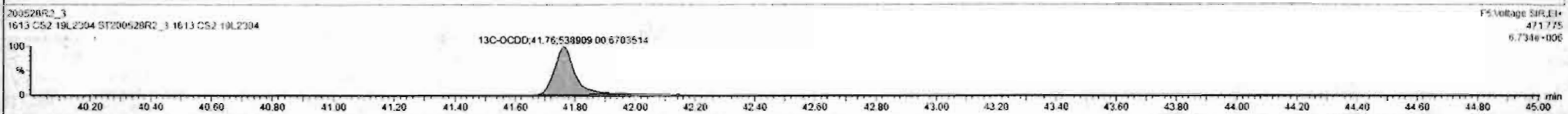



Dataset: Untitled

Last Altered: Friday, May 29, 2020 7:49:30 AM Pacific Daylight Time  
Printed: Friday, May 29, 2020 7:49:39 AM Pacific Daylight Time

Name: 200528R2\_3, Date: 28-May-2020, Time: 13:28:43, ID: ST200528R2\_3 1613 CS2 19L2304, Description: 1613 CS2 19L2304



Name	Resp	RA	n/y	RHF	w/Vol	RT	RRT	Conc.	%Rec	DL	EMPC
1 2,3,7,8-TCDD	2.40e4	0.30	NO	0.8983	1.000	26.57	1.001	2.05	103	0.0278	2.96
2 1,2,3,7,8-PeCDD	5.50e4	0.63	NO	0.9081	1.000	31.51	1.000	10.2	102	0.0400	10.2
3 1,2,3,4,7,8-HxCDD	6.94e4	1.24	NO	1.0324	1.000	34.88	1.000	10.2	102	0.0561	10.2
4 1,2,3,6,7,8-HxCDD	6.01e4	1.24	NO	0.8523	1.000	34.99	1.000	10.7	107	0.0559	10.7
5 1,2,3,7,8,9-HxCDD	7.01e4	1.26	NO	0.8265	1.000	35.26	1.000	10.5	105	0.0679	10.5
6 1,2,3,4,6,7,8-HpCDD	4.59e4	1.93	NO	0.8639	1.000	38.50	1.000	10.4	104	0.0797	10.4
7 OCDD	9.65e4	0.39	NO	0.9136	1.000	41.76	1.000	21.0	105	0.109	21.0
8 2,3,7,8-TCDF	2.67e4	0.74	NO	0.7510	1.000	26.88	1.001	1.97	96.6	0.0321	1.97
9 1,2,3,7,8-PeCDF	1.31e5	1.55	NO	0.8925	1.000	30.23	1.000	10.7	107	0.0517	10.7
10 2,3,4,7,8-PeCDF	1.34e5	1.55	NO	0.9346	1.000	31.21	1.000	10.4	104	0.0475	10.4
11 1,2,3,4,7,8-HxCDF	7.91e4	1.22	NO	0.8545	1.000	34.81	1.001	10.6	106	0.0661	10.6
12 1,2,3,6,7,8-HxCDF	5.20e4	1.28	NO	0.8892	1.000	34.12	1.000	10.3	103	0.0595	10.3
13 2,3,4,6,7,8-HxCDF	6.53e4	1.25	NO	0.9341	1.000	34.71	1.000	10.5	105	0.0860	10.5
14 1,2,3,7,8,9-HxCDF	6.49e4	1.24	NO	0.8707	1.000	35.62	1.000	10.3	103	0.0961	10.3
15 1,2,3,4,6,7,8-HpCDF	5.72e4	1.00	NO	0.6734	1.000	37.40	1.001	10.1	101	0.0828	10.1
16 1,2,3,4,7,8,9-HpCDF	4.43e4	1.91	NO	1.0128	1.000	39.34	1.000	10.4	104	0.0861	10.4
17 OCDF	3.85e4	0.66	NO	0.8085	1.000	41.96	1.000	20.6	103	0.0967	20.6
18 13C-2,3,7,8-TCDD	1.31e6	0.79	NO	1.1583	1.000	26.54	1.025	29.3	89.6	0.0659	
19 13C-1,2,3,7,8-PeCDD	9.29e5	0.63	NO	0.8450	1.000	31.50	1.216	86.8	86.8	0.123	
20 13C-1,2,3,4,7,8-HxCDD	6.61e5	1.27	NO	0.7790	1.000	34.87	1.014	87.0	87.0	0.189	
21 13C-1,2,3,6,7,8-HxCDD	6.39e5	1.26	NO	1.0167	1.000	34.97	1.017	84.7	84.7	0.145	




Dataset: Untitled

Last Altered: Friday, May 29, 2020 7:49:30 AM Pacific Daylight Time  
Printed: Friday, May 29, 2020 7:49:39 AM Pacific Daylight Time


Name: 200528R2\_3, Date: 28-May-2020, Time: 13:28:43, ID: ST200528R2\_3 1613 CS2 19L2304, Description: 1613 CS2 19L2304

**2,3,7,8-TCDF**

200528R2\_3

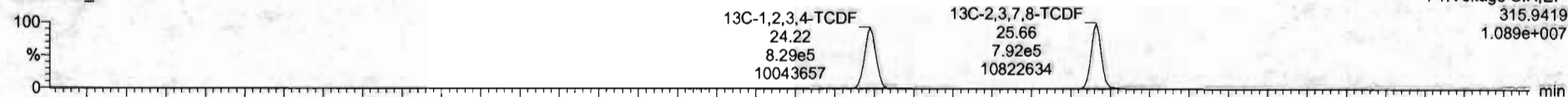


200528R2\_3

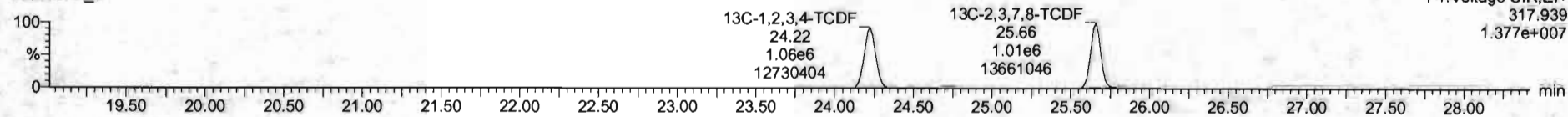


**13C-2,3,7,8-TCDF**

200528R2\_3

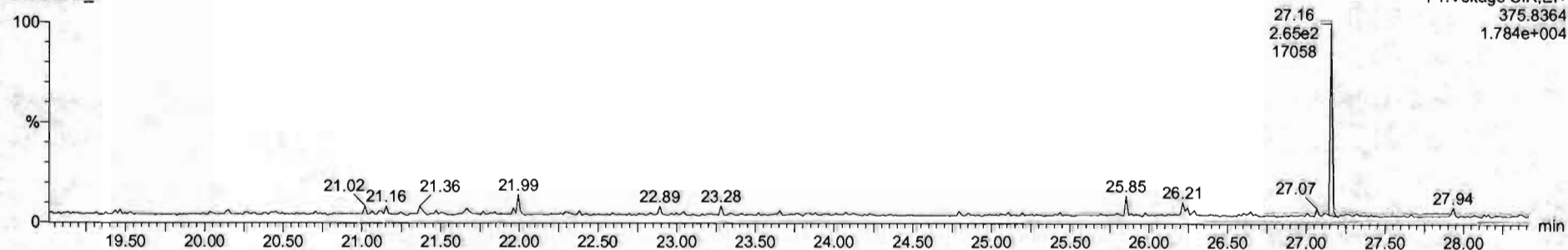


200528R2\_3



**DPE1**

200528R2\_3



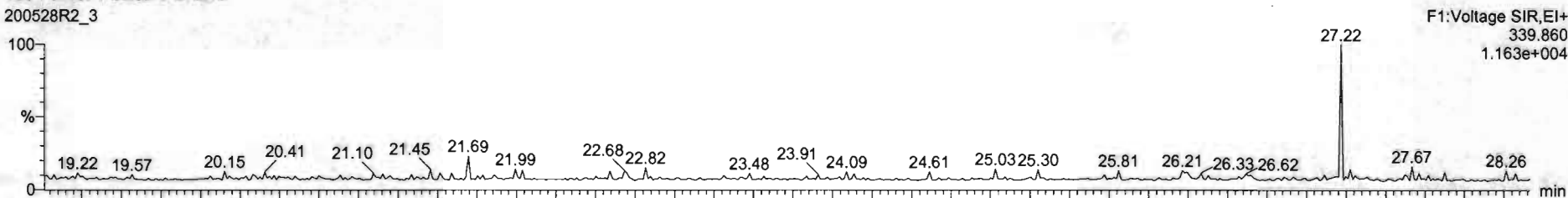
Dataset: Untitled

Last Altered: Friday, May 29, 2020 7:49:30 AM Pacific Daylight Time  
Printed: Friday, May 29, 2020 7:49:39 AM Pacific Daylight Time

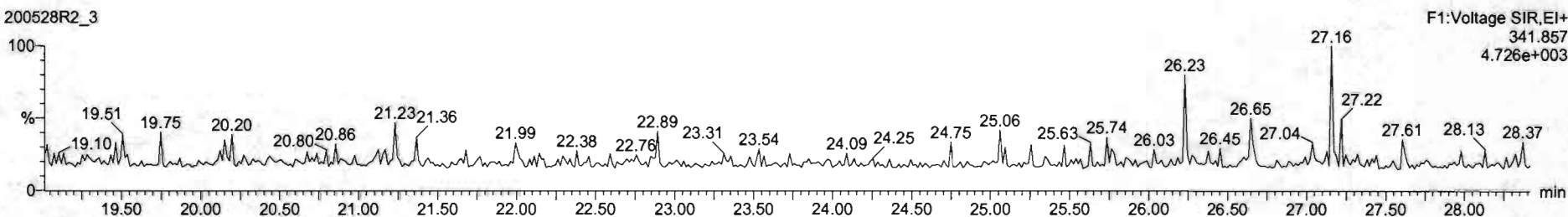
Name: 200528R2\_3, Date: 28-May-2020, Time: 13:28:43, ID: ST200528R2\_3 1613 CS2 19L2304, Description: 1613 CS2 19L2304

1st Func. Penta-Furans

200528R2\_3

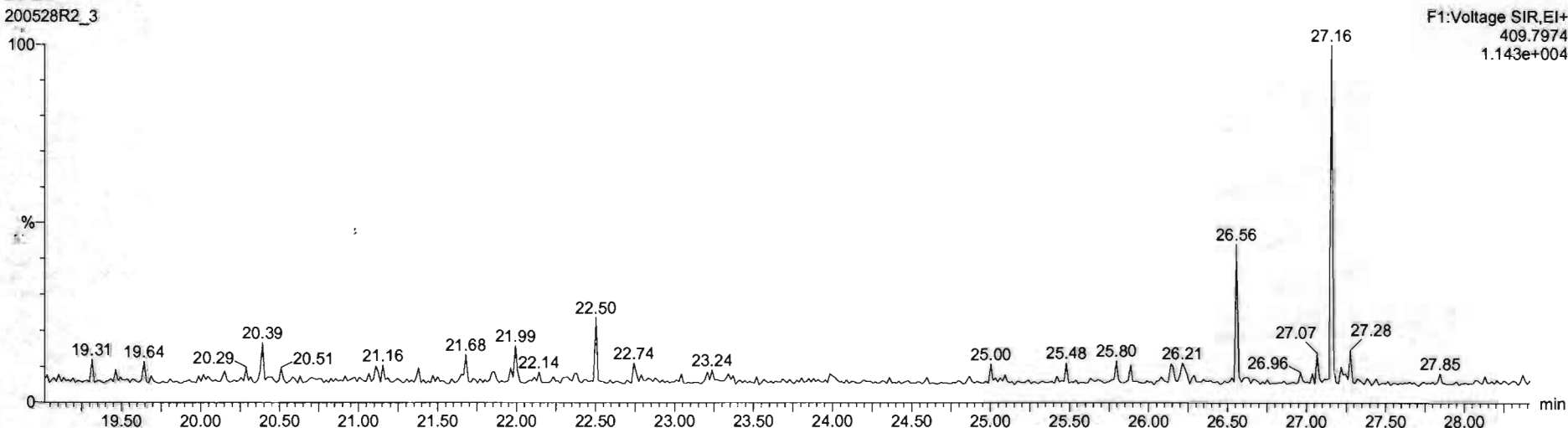


200528R2\_3



DPE6

200528R2\_3




Dataset: Untitled

Last Altered: Friday, May 29, 2020 7:49:30 AM Pacific Daylight Time  
Printed: Friday, May 29, 2020 7:49:39 AM Pacific Daylight Time

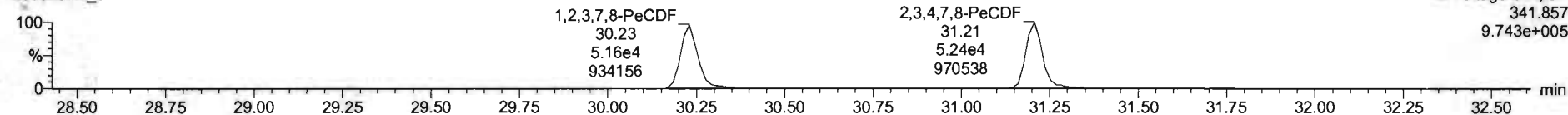
Name: 200528R2\_3, Date: 28-May-2020, Time: 13:28:43, ID: ST200528R2\_3 1613 CS2 19L2304, Description: 1613 CS2 19L2304

**1,2,3,7,8-PeCDF**

200528R2\_3




200528R2\_3

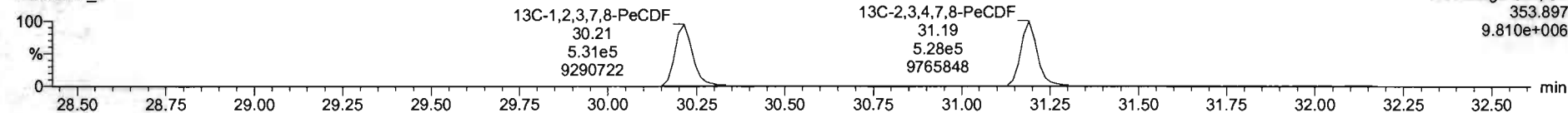


**13C-1,2,3,7,8-PeCDF**

200528R2\_3

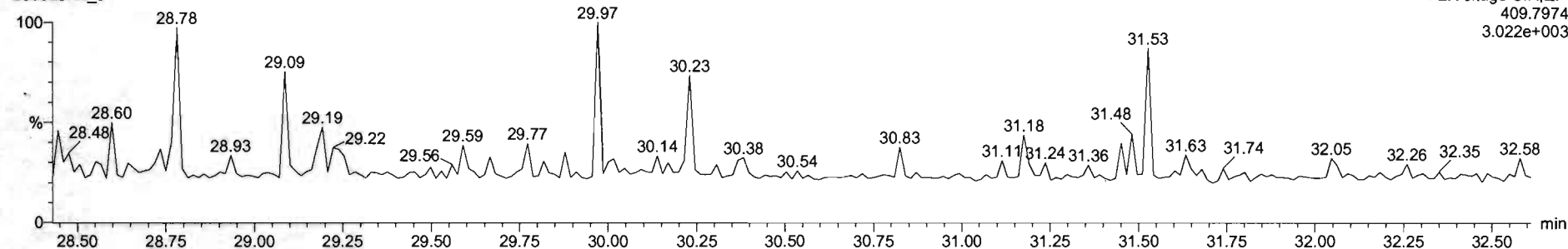


200528R2\_3



**DPE2**

200528R2\_3



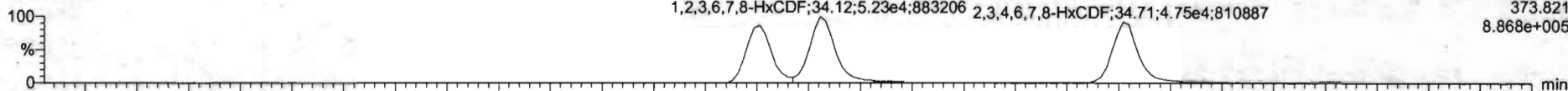
Dataset: Untitled

Last Altered: Friday, May 29, 2020 7:49:30 AM Pacific Daylight Time  
Printed: Friday, May 29, 2020 7:49:39 AM Pacific Daylight Time

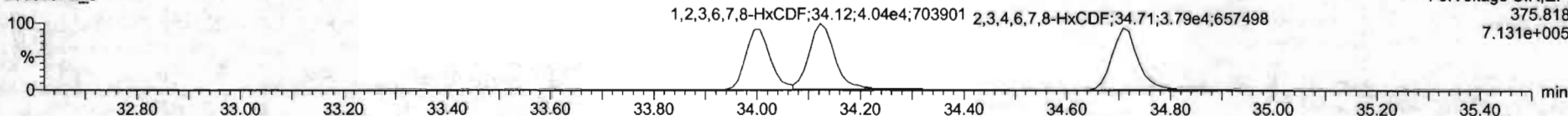
Name: 200528R2\_3, Date: 28-May-2020, Time: 13:28:43, ID: ST200528R2\_3 1613 CS2 19L2304, Description: 1613 CS2 19L2304

**1,2,3,4,7,8-HxCDF**

200528R2\_3

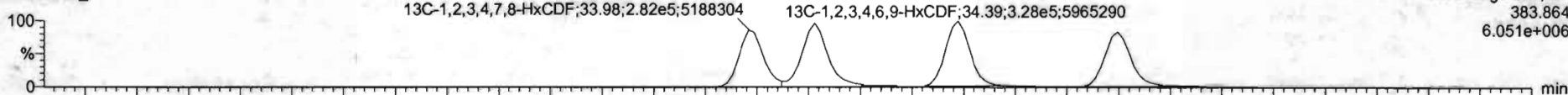


200528R2\_3

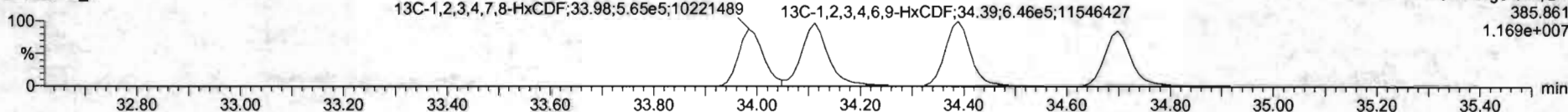


**13C-1,2,3,4,7,8-HxCDF**

200528R2\_3

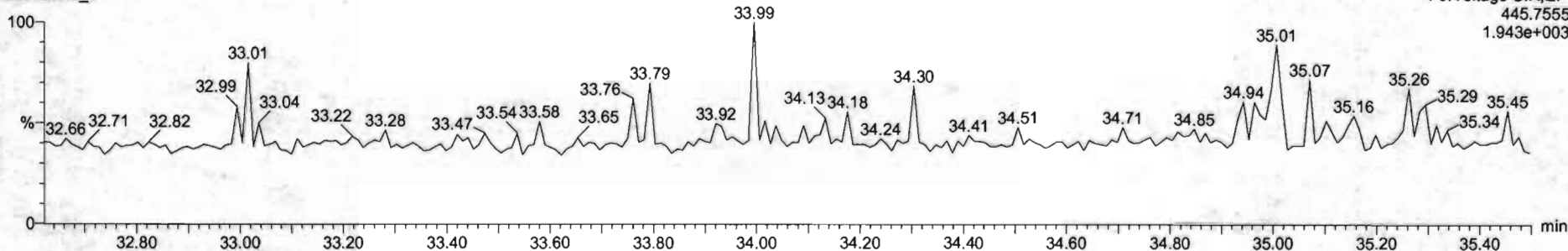


200528R2\_3




**DPE3**

200528R2\_3




#	Name	Resp	Rx	n/y	RRF	weight	RT	NK1	Conc	%Rec	DR	EMPL
1	1,2,3,6,7-CDD	2.58e4	0.39	NO	0.8803	1.000	26.57	1.001	2.08	103	0.0270	2.08
2	1,2,3,7,8-PeCDD	5.58e4	0.43	NO	0.9051	1.000	31.51	1.000	10.2	102	0.0400	10.2
3	1,2,3,4,7,8-HxCDD	5.94e4	1.24	NO	1.0334	1.000	34.88	1.000	16.2	102	0.0531	16.2
4	1,2,3,7,8-HxCDD	6.01e4	1.24	NO	0.8923	1.000	34.95	1.000	16.7	107	0.0559	16.7
5	1,2,3,7,8,9-HxCDD	7.01e4	1.26	NO	0.9269	1.000	35.26	1.000	16.1	105	0.0670	16.1
6	1,2,3,4,7,8-HpCDD	1.99e4	1.02	NO	0.8839	1.000	39.80	1.000	16.4	104	0.0797	16.4
7	OCDD	9.89e4	0.39	NO	0.9136	1.000	41.75	1.000	21.0	105	0.1169	21.0
8	1,2,3,6,7,8-PeCDF	2.87e4	0.74	NO	0.7510	1.000	35.60	1.001	1.91	98.8	0.0311	1.91
9	1,2,3,7,8-PeCDF	1.31e5	1.58	NO	0.8025	1.000	36.23	1.000	10.7	107	0.0517	10.7
10	1,2,3,4,7,8-HxCDF	1.34e4	1.55	NO	0.9346	1.000	31.21	1.000	10.4	104	0.0475	10.4
11	1,2,3,4,7,8-HpCDF	7.91e4	1.22	NO	0.8545	1.000	34.01	1.001	10.5	106	0.0611	10.4
12	1,2,3,6,7,8-HxCDF	9.26e4	1.28	NO	0.8852	1.000	34.12	1.000	17.3	103	0.0595	17.3
13	1,2,3,7,8-HpCDF	8.03e4	1.21	NO	0.9191	1.000	34.71	1.000	10.5	105	0.0693	10.5
14	1,2,3,7,8,9-HpCDF	6.49e4	1.24	NO	0.9707	1.000	35.62	1.000	10.3	102	0.0661	10.3
15	1,2,3,4,7,8-HpCDF	3.72e4	1.00	NO	0.8734	1.000	37.40	1.001	10.1	101	0.0628	10.1
16	1,2,3,4,7,8,9-HpCDF	4.43e4	1.01	NO	1.0128	1.000	39.34	1.000	10.4	104	0.0661	10.4
17	OCDF	5.58e4	0.36	NO	0.8055	1.000	41.90	1.000	26.3	103	0.0967	26.3
18	1,2,3,6,7,8-PeCDD	1.31e5	0.79	NO	1.1562	1.000	26.54	1.025	39.0	99.8	0.0819	39.0
19	1,2,3,7,8-PeCDF	9.26e4	0.63	NO	0.8499	1.000	31.50	1.216	98.0	98.1	0.123	98.0
20	1,2,3,4,7,8-HpCDD	6.61e5	1.27	NO	0.7790	1.000	24.97	1.014	37.0	102.0	0.149	37.0
21	1,2,3,6,7,8-HxCDD	6.19e4	1.38	NO	1.0167	1.000	24.97	1.017	64.7	54.7	0.146	64.7





#	Name	Range	ISA	Qty	RFP	wtVol	RT	RRT	Conc	%Rec	DI	EMPC
1	1,2,3,7,8-HxCDD	2.48e4	0.30	NO	0.8853	1.000	26.17	1.001	3.28	101	0.0079	2.01
2	1,2,3,7,8-PeCDD	5.55e4	0.50	NO	0.9041	1.000	31.21	1.002	10.2	102	0.0430	10.2
3	1,2,3,4,7,8-HxCDD	5.94e4	1.24	NO	1.0334	1.000	34.00	1.000	10.2	102	0.0511	10.2
4	1,2,3,6,7,8-HxCDD	1.01e4	1.24	NO	0.8927	1.000	34.99	1.000	10.7	101	0.0569	10.7
5	1,2,3,7,8,9-HxCDD	7.51e4	1.25	NO	0.8905	1.000	35.20	1.000	10.5	101	0.0670	10.5
6	1,2,3,4,6,7,8-HpCDD	4.99e4	1.03	NO	0.8838	1.000	28.00	1.000	10.4	104	0.0197	10.4
7	CDD	3.89e4	0.30	NO	0.9130	1.000	41.75	1.000	21.0	105	3.100	21.0
8	1,2,3,6,7,8-HxCDF	2.87e4	0.74	NO	0.7510	1.000	25.09	1.001	1.97	98.6	0.0231	1.97
9	1,2,3,7,8-HxCDF	1.31e4	1.55	NO	0.6525	1.000	30.21	1.000	18.7	101	0.0517	18.7
10	1,2,3,4,7,8-HxCDF	1.38e4	1.55	NO	0.9245	1.000	31.21	1.000	10.5	104	0.0475	10.4
11	1,2,3,4,7,8-HxCDF	7.91e4	1.25	NO	0.8545	1.000	34.01	1.001	10.5	102	0.0683	10.5
12	1,2,3,6,7,8-HxCDF	4.26e4	1.25	NO	0.9892	1.000	34.12	1.000	10.2	103	0.0595	10.2
13	1,2,3,6,7,8-HxCDF	8.51e4	1.25	NO	0.9341	1.000	34.71	1.000	10.3	105	0.0600	10.3
14	1,2,3,7,8,9-HxCDF	6.49e4	1.24	NO	0.8787	1.000	35.81	1.000	10.3	102	0.0501	10.3
15	1,2,3,4,6,7,8-HpCDF	1.72e4	1.00	NO	0.8734	1.000	37.40	1.001	10.1	101	0.0820	10.1
16	1,2,3,4,7,8,9-HpCDF	4.43e4	1.01	NO	0.8128	1.000	35.38	1.000	10.4	104	0.0601	10.4
17	CDF	3.56e4	0.50	NO	0.8585	1.000	41.96	1.000	25.4	103	0.0363	25.4
18	1,2,3,4,6,7,8,9-TCDF	1.31e4	0.79	NO	1.1560	1.000	26.54	1.025	19.0	89.5	0.0663	
19	1,2,3,6,7,8,9-HxCDF	9.29e4	0.53	NO	0.9420	1.000	31.08	1.216	58.6	96.3	0.123	
20	1,2,3,4,7,8,9-HpCDD	2.61e4	1.27	NO	0.7798	1.000	34.07	1.034	57.0	97.0	0.159	
21	1,2,3,4,6,7,8-HpCDD	6.20e4	1.26	NO	1.0187	1.000	24.97	1.017	34.7	94.7	0.145	



Custom Reporting: Select reports to generate

20052892\_3 CAP NLSM



Dataset: Untitled

Last Altered: Friday, May 29, 2020 7:49:30 AM Pacific Daylight Time  
Printed: Friday, May 29, 2020 7:49:39 AM Pacific Daylight Time

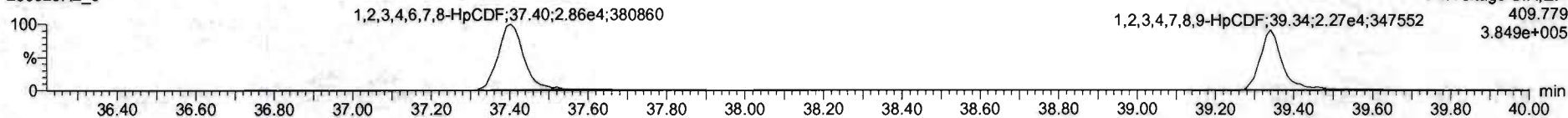
Name: 200528R2\_3, Date: 28-May-2020, Time: 13:28:43, ID: ST200528R2\_3 1613 CS2 19L2304, Description: 1613 CS2 19L2304

**1,2,3,4,6,7,8-HpCDF**

200528R2\_3




200528R2\_3

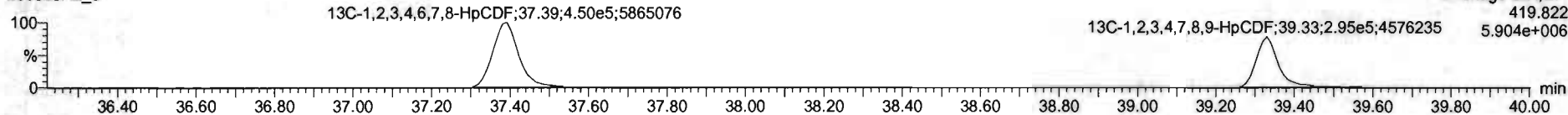


**13C-1,2,3,4,6,7,8-HpCDF**

200528R2\_3

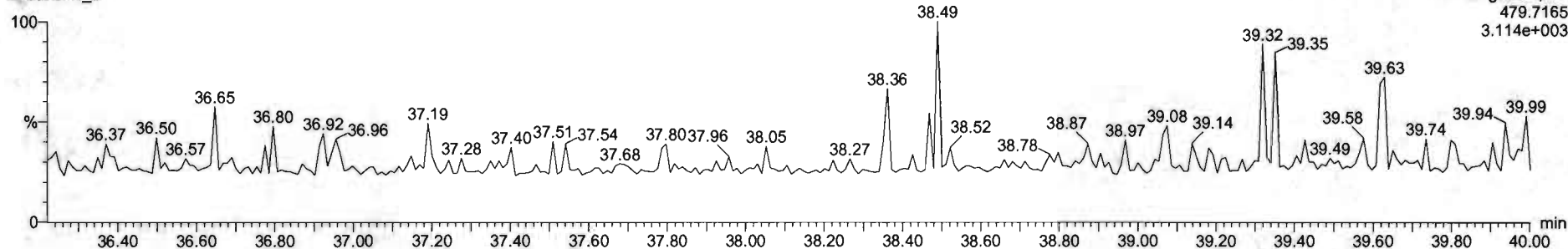


200528R2\_3



**DPE4**


200528R2\_3





1613 CS2 19.2304

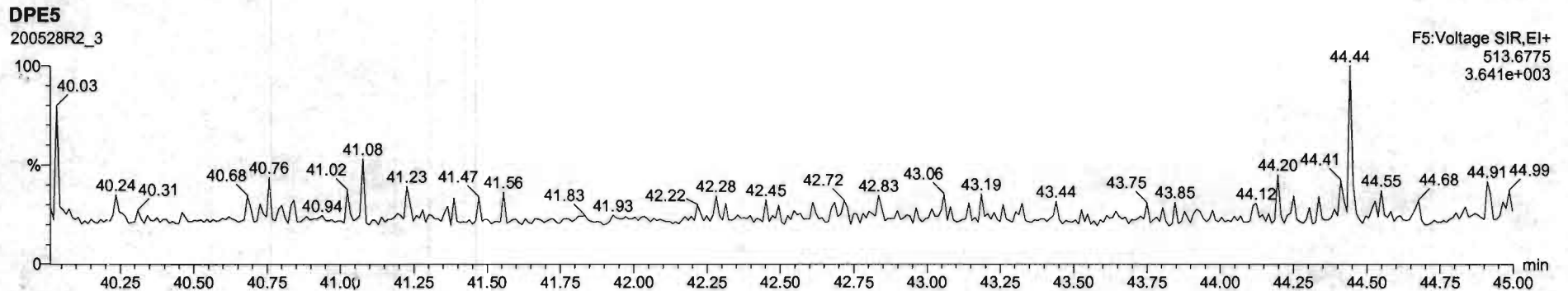
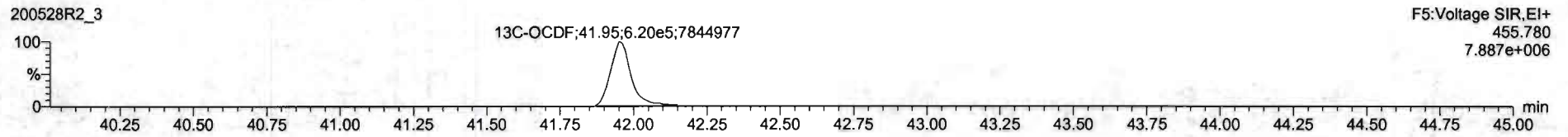



#	Name	Desc	RA	RY	RRF	whval	RT	RFI	Conc	MRnc	DL	UM
1	1,2,3,6-HCDB	2.48e4	0.00	NO	0.0000	1.00	26.07	1.00	2.00	10.7	0.0276	2.30
2	1,2,3,7,8-HxCDB	1.50e4	0.00	NO	0.0001	1.00	31.01	1.00	10.2	10.7	0.0400	10.2
3	1,2,3,4,7,8-HxCDB	0.90e4	1.24	NO	1.0004	1.00	34.05	1.00	10.2	10.7	0.0501	10.2
4	1,2,3,6,7,8-HxCDB	0.01e4	1.04	NO	0.0001	1.00	34.36	1.00	10.7	10.7	0.0559	10.7
5	1,2,3,7,8-HxCDB	2.11e4	1.26	NO	0.0000	1.00	35.26	1.00	10.5	10.7	0.0579	10.5
6	1,2,3,4,6,7,8-HxCDB	1.90e4	1.00	NO	0.0000	1.00	35.90	1.00	10.4	10.4	0.0742	10.4
7	OCDF	0.50e4	0.00	NO	0.0000	1.00	41.75	1.00	21.0	10.5	0.100	21.0
8	1,2,3,6,7,8-HxCDF	2.77e4	0.74	NO	0.7510	1.00	25.00	1.00	1.97	36.8	0.0101	1.97
9	1,2,3,7,8-HxCDF	1.15e4	1.90	NO	0.0000	1.00	30.21	1.00	10.7	10.7	0.0517	10.7
10	1,2,3,4,7,8-HxCDF	1.10e4	1.00	NO	0.0000	1.00	31.01	1.00	10.4	10.4	0.0475	10.4
11	1,2,3,4,7,8-HxCDF	2.91e4	1.00	NO	0.0000	1.00	34.05	1.00	10.6	10.6	0.0651	10.6
12	1,2,3,6,7,8-HxCDF	1.20e4	1.00	NO	0.0000	1.00	34.12	1.00	10.3	10.3	0.0595	10.3
13	1,2,4,7,8-HxCDF	0.50e4	1.00	NO	0.0000	1.00	34.71	1.00	10.5	10.5	0.0640	10.5
14	1,2,3,7,8-HxCDF	0.40e4	1.24	NO	0.0000	1.00	35.92	1.00	10.3	10.3	0.0601	10.3
15	1,2,3,4,6,7,8-HxCDF	1.70e4	1.00	NO	0.0000	1.00	37.40	1.00	10.1	10.1	0.0620	10.1
16	1,2,3,4,7,8,9-HpCDF	4.43e4	1.00	NO	1.0000	1.00	30.34	1.00	10.4	10.4	0.0681	10.4
17	OCDF	0.00e+0	0.00	ND	0.0000	1.00	41.30	1.00	26.6	10.5	0.0807	26.6
18	1,2,3,4,7,8,9-HpCDF	1.31e4	0.76	NO	1.1503	1.00	26.34	1.00	0.00	38.0	0.0800	26.34
19	1,2,3,4,7,8,9-HpCDF	0.90e4	0.00	NO	0.0000	1.00	35.10	1.00	0.00	38.0	0.120	35.10
20	1,2,3,4,7,8,9-HpCDF	0.61e4	1.27	NO	0.7790	1.00	34.07	1.00	0.00	37.0	0.100	34.07
21	1,2,3,4,7,8,9-HpCDF	0.30e4	1.20	NO	1.0000	1.00	34.07	1.00	34.7	34.7	0.140	34.7



Dataset: Untitled

Last Altered: Friday, May 29, 2020 7:49:30 AM Pacific Daylight Time  
Printed: Friday, May 29, 2020 7:49:39 AM Pacific Daylight Time

Name: 200528R2\_3, Date: 28-May-2020, Time: 13:28:43, ID: ST200528R2\_3 1613 CS2 19L2304, Description: 1613 CS2 19L2304

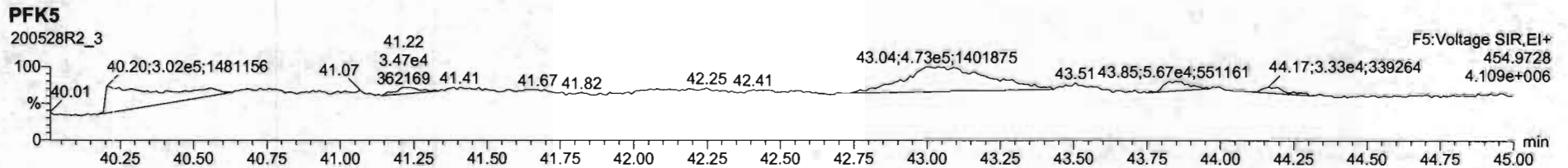
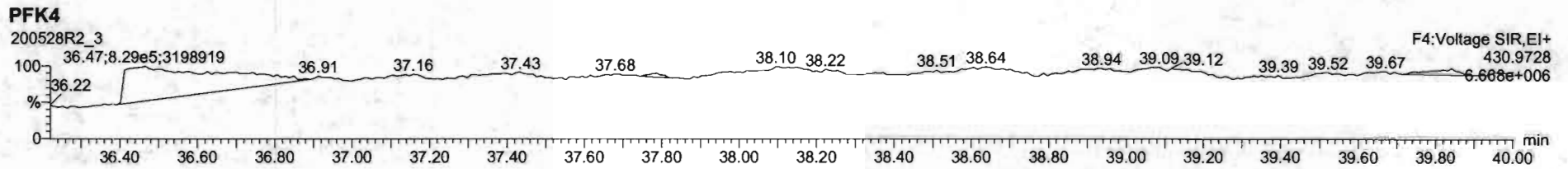
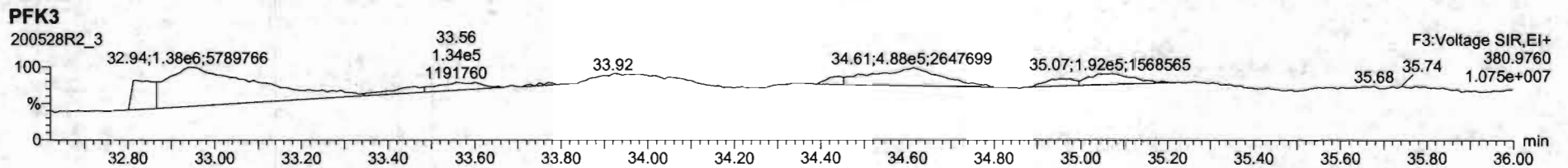
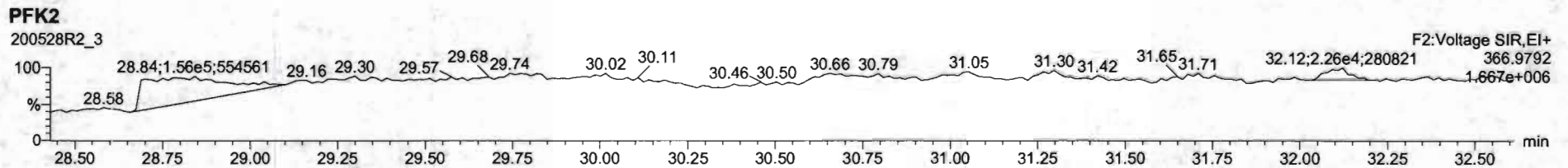
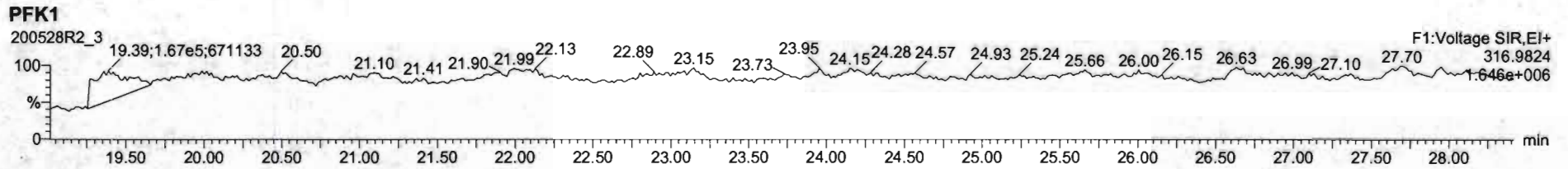


Dataset: Untitled

Last Altered: Friday, May 29, 2020 7:49:30 AM Pacific Daylight Time

Printed: Friday, May 29, 2020 7:49:39 AM Pacific Daylight Time

Name: 200528R2\_3, Date: 28-May-2020, Time: 13:28:43, ID: ST200528R2\_3 1613 CS2 19L2304, Description: 1613 CS2 19L2304



Dataset: Untitled

Last Altered: Friday, May 29, 2020 7:49:30 AM Pacific Daylight Time  
Printed: Friday, May 29, 2020 7:49:39 AM Pacific Daylight Time

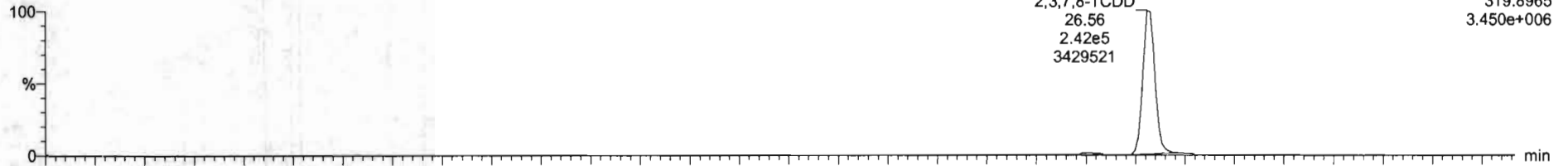
Name: 200528R2\_4, Date: 28-May-2020, Time: 14:15:50, ID: ST200528R2\_4 1613 CS4 19L2306, Description: 1613 CS4 19L2306

**2,3,7,8-TCDD**

200528R2\_4

2,3,7,8-TCDD  
26.56  
2.42e5  
3429521

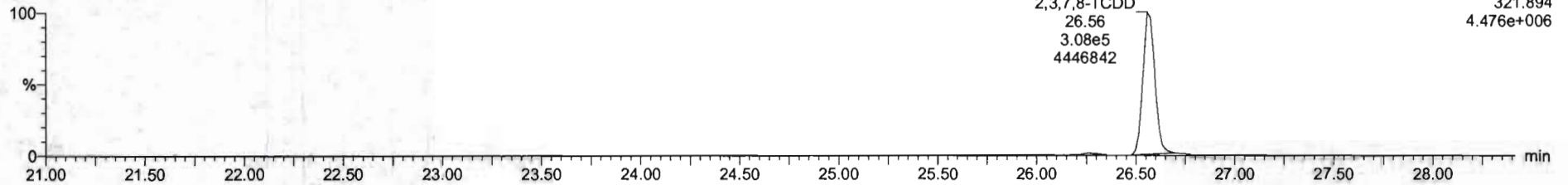
F1:Voltage SIR,EI+  
319.8965  
3.450e+006



200528R2\_4

2,3,7,8-TCDD  
26.56  
3.08e5  
4446842

F1:Voltage SIR,EI+  
321.894  
4.476e+006




**13C-2,3,7,8-TCDD**

200528R2\_4

13C-1,2,3,4-TCDD  
25.90  
5.62e5  
7746107

13C-2,3,7,8-TCDD  
26.54  
6.65e5  
9641050

F1:Voltage SIR,EI+  
331.9368  
9.690e+006

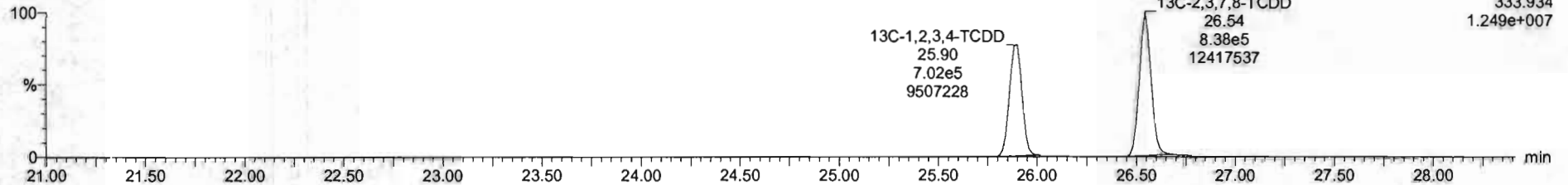


200528R2\_4

13C-1,2,3,4-TCDD  
25.90  
7.02e5  
9507228

13C-2,3,7,8-TCDD  
26.54  
8.38e5  
12417537

F1:Voltage SIR,EI+  
333.934  
1.249e+007



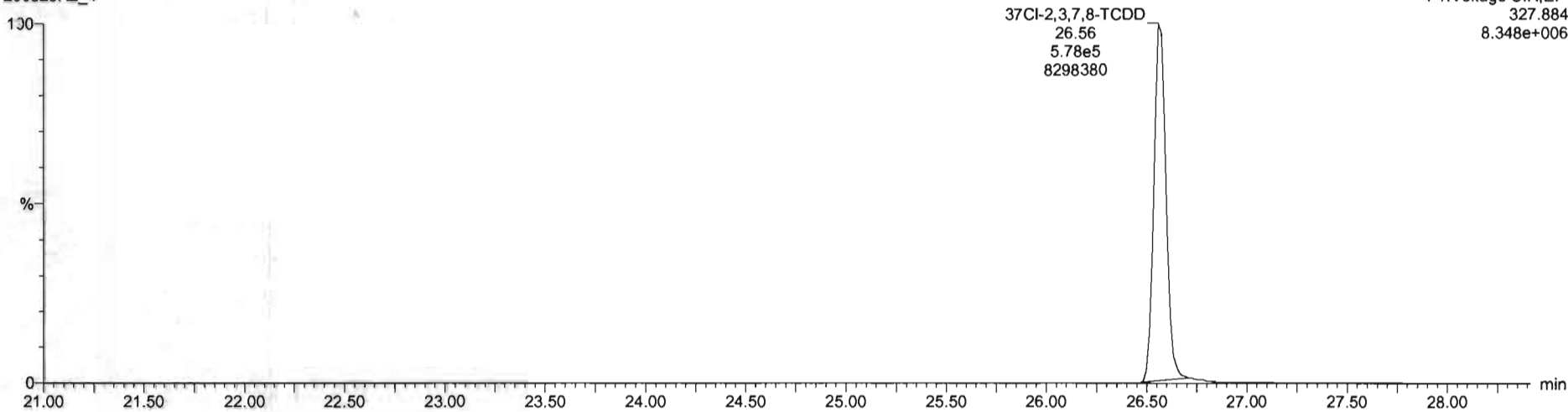
Dataset: Untitled

Last Altered: Friday, May 29, 2020 7:49:30 AM Pacific Daylight Time  
Printed: Friday, May 29, 2020 7:49:39 AM Pacific Daylight Time

Name: 200528R2\_4, Date: 28-May-2020, Time: 14:15:50, ID: ST200528R2\_4 1613 CS4 19L2306, Description: 1613 CS4 19L2306


**37Cl-2,3,7,8-TCDD**

200528R2\_4

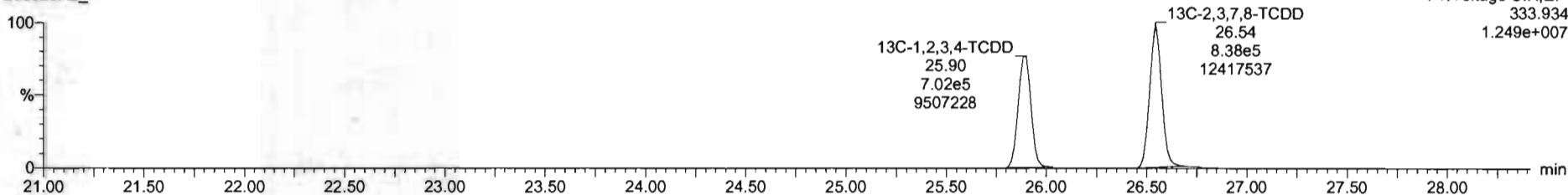


**13C-1,2,3,4-TCDD**

200528R2\_4



200528R2\_4



Dataset: Untitled

Last Altered: Friday, May 29, 2020 7:49:30 AM Pacific Daylight Time  
Printed: Friday, May 29, 2020 7:49:39 AM Pacific Daylight Time


Name: 200528R2\_4, Date: 28-May-2020, Time: 14:15:50, ID: ST200528R2\_4 1613 CS4 19L2306, Description: 1613 CS4 19L2306

**1,2,3,7,8-PeCDD**

200528R2\_4

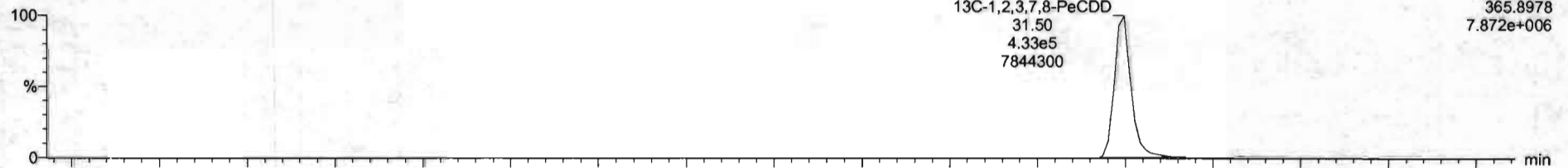


200528R2\_4

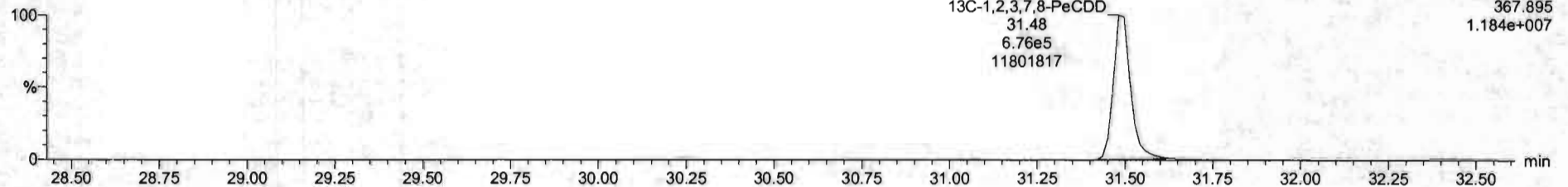


**13C-1,2,3,7,8-PeCDD**

200528R2\_4



200528R2\_4




Dataset: Untitled

Last Altered: Friday, May 29, 2020 7:49:30 AM Pacific Daylight Time  
Printed: Friday, May 29, 2020 7:49:39 AM Pacific Daylight Time

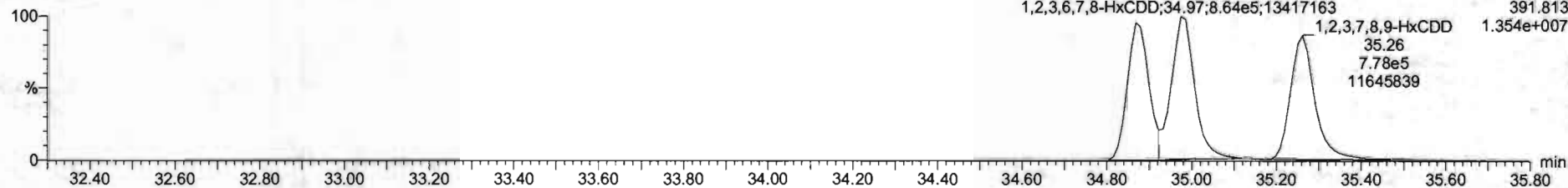
Name: 200528R2\_4, Date: 28-May-2020, Time: 14:15:50, ID: ST200528R2\_4 1613 CS4 19L2306, Description: 1613 CS4 19L2306

1,2,3,4,7,8-HxCDD

200528R2\_4

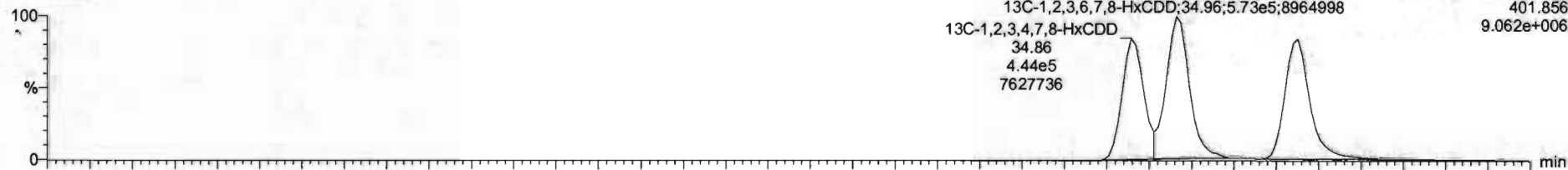


200528R2\_4

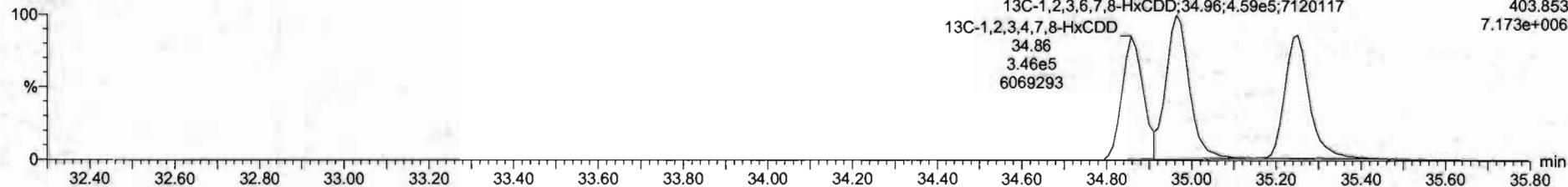


13C-1,2,3,4,7,8-HxCDD

200528R2\_4



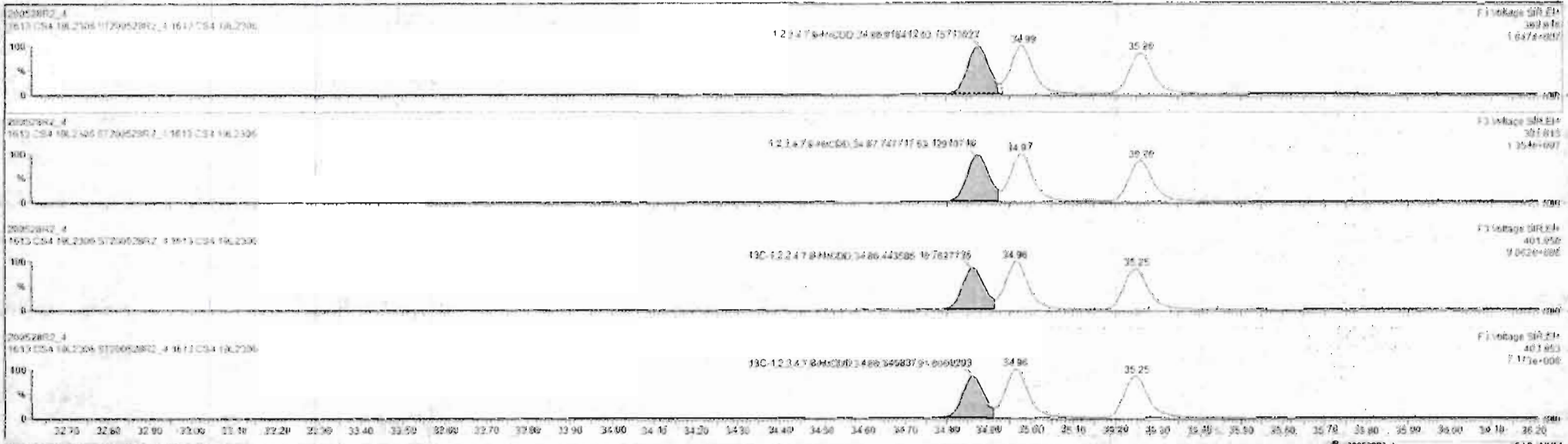
200528R2\_4





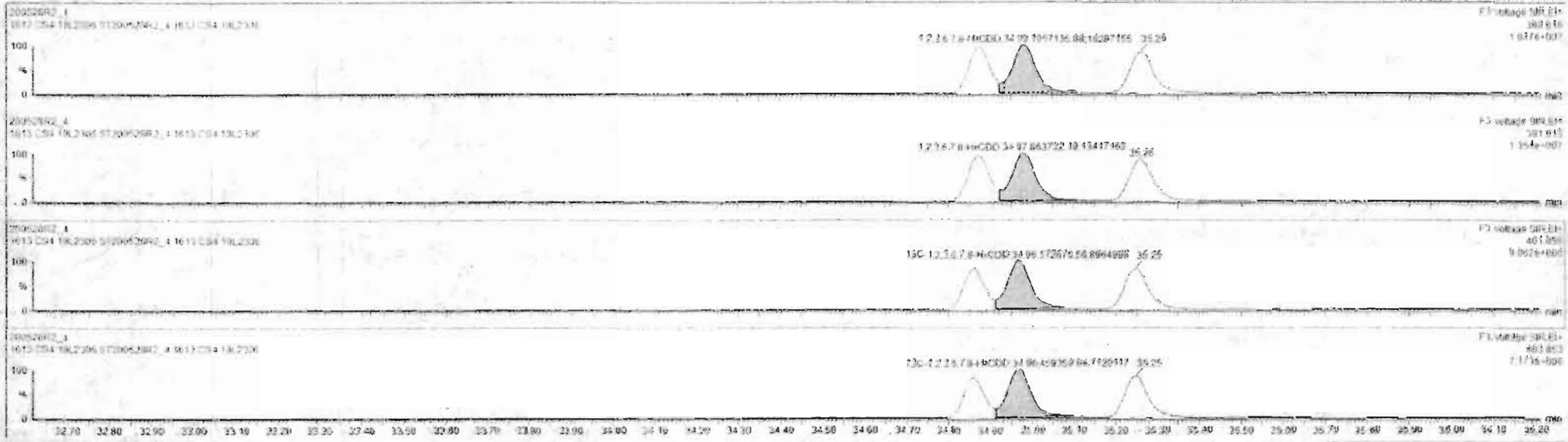


K1	Name	ResP	RA	n/y	RRF	inVol	RT	RRT	Conc	%Rec	DL	EMPC
1	1.2.3.7.8-TCDD	2.50e6	0.78	NO	0.882	1.000	26.99	1.001	41.2	101	0.129	41.2
2	1.2.3.7.8-HxCDD	2.25e6	0.83	NO	0.9091	1.000	31.51	1.000	205	102	0.0837	205
3	1.2.3.4.7.8-HxCDD	1.67e6	1.23	NO	1.0394	1.000	34.86	1.001	204	102	0.115	204
4	1.2.3.6.7.8-HxCDD	1.92e6	1.22	NO	0.8921	1.000	34.98	1.001	200	104	0.111	200
5	1.2.3.7.8.9-HxCDD	1.70e6	1.26	NO	0.8865	1.000	35.25	1.000	210	105	0.113	210
6	1.2.3.4.6.7.8-HpCDD	1.25e6	1.02	NO	0.8839	1.000	36.80	1.000	211	105	0.218	211
7	OCDD	2.45e6	0.27	NO	0.9136	1.000	41.77	1.000	397	99.4	0.192	397
8	1.2.3.6.7.8-TCDF	6.52e6	0.76	NO	0.7019	1.000	25.88	1.001	42.8	107	0.123	42.8
9	1.2.3.7.8-HxCDF	2.94e6	1.54	NO	0.8925	1.000	28.23	1.000	203	101	0.118	203
10	1.2.3.4.7.8-HxCDF	3.50e6	1.54	NO	0.9348	1.000	31.21	1.000	204	102	0.109	204
11	1.2.3.4.7.8-HxCDF	1.87e6	1.16	NO	0.8845	1.000	33.99	1.000	208	104	0.223	208
12	1.2.3.6.7.8-HxCDF	2.16e6	1.18	NO	0.8812	1.000	33.12	1.001	206	103	0.203	206
13	2.3.4.6.7.8-HxCDF	2.96e6	1.19	NO	0.9341	1.000	34.21	1.001	207	103	0.219	207
14	1.2.3.7.8.9-HxCDF	1.60e6	1.26	NO	0.8701	1.000	35.62	1.001	208	104	0.313	208
15	1.2.3.4.6.7.8-HpCDF	1.43e6	0.99	NO	0.8714	1.000	37.35	1.000	213	106	0.213	213
16	1.2.3.4.7.8.9-HpCDF	1.13e6	0.98	NO	1.0128	1.000	39.33	1.000	214	107	0.227	214
17	OCDF	2.54e6	0.87	NO	0.8065	1.000	41.96	1.000	402	100	0.171	402
18	13C-1.2.3.7.8-TCDD	1.58e6	0.79	NO	1.1565	1.000	26.64	1.025	103	103	0.164	
19	13C-1.2.3.7.8-HxCDD	1.11e6	0.84	NO	0.8489	1.000	31.58	1.216	103	103	0.138	
20	13C-1.2.3.4.7.8-HxCDD	7.89e6	1.28	NO	0.7736	1.000	34.96	1.014	103	103	0.172	
21	13C-1.2.3.6.7.8-HxCDD	1.07e6	1.25	NO	1.0127	1.000	34.96	1.017	104	104	0.121	





Custom Reporting: Select reports to view.

#	Name	Keep	RA	dy	RF	Wt/Wt	RT	RRT	Conc	Wt/Wt	DL	EMPU
1	1.2.3.7.8-TCDF	1.50e6	0.18	NO	0.0061	1.000	36.96	1.001	41.2	101	0.124	41.1
2	1.2.3.7.8-HxCDD	2.56e6	0.43	NO	0.0041	1.000	31.51	1.000	205	102	0.0017	204
3	1.2.3.7.8-HxCDF	1.87e6	1.23	NO	1.0734	1.000	34.80	1.001	204	102	0.115	204
4	1.2.3.6.7.8-HxCDD	1.92e6	1.22	NO	0.0020	1.000	34.96	1.001	394	104	0.119	395
5	1.2.3.7.8-HxCDF	1.19e6	1.20	NO	0.0065	1.000	35.26	1.000	210	102	0.133	210
6	1.2.3.4.6.7.8-HxCDD	1.25e6	1.02	NO	0.0033	1.000	36.60	1.000	211	104	0.218	211
7	OCDD	2.45e6	0.97	NO	0.0136	1.000	41.77	1.000	307	104	0.192	307
8	1.2.3.7.8-TCDF	4.12e6	0.76	NO	0.0140	1.000	25.88	1.001	42.0	107	0.123	42.0
9	1.2.3.7.8-HxCDF	1.19e6	1.14	NO	0.0025	1.000	30.23	1.000	203	101	0.100	203
10	1.2.3.4.7.8-HxCDF	1.08e6	1.14	NO	0.0346	1.000	31.21	1.000	204	102	0.169	204
11	1.2.3.4.7.8-HxCDF	1.87e6	1.18	NO	0.0041	1.000	33.99	1.000	200	104	0.221	200
12	1.2.3.6.7.8-HxCDF	2.16e6	1.10	NO	0.0092	1.000	34.12	1.001	206	103	0.203	206
13	1.2.3.4.6.7.8-HxCDF	2.68e6	1.19	NO	0.0041	1.000	34.71	1.001	207	103	0.219	207
14	1.2.3.7.8-HxCDF	1.68e6	1.20	NO	0.0007	1.000	35.62	1.001	208	104	0.215	208
15	1.2.3.4.6.7.8-HxCDF	1.43e6	0.99	NO	0.0034	1.000	37.59	1.000	213	106	0.213	213
16	1.2.3.4.7.8-HxCDF	1.13e6	0.90	NO	1.0120	1.000	30.33	1.000	214	107	0.227	214
17	OCDF	2.34e6	0.97	NO	0.0254	1.000	41.96	1.000	400	100	0.171	400
18	1.2.3.7.8-TCDD	1.19e6	0.79	NO	1.1563	1.000	26.94	1.000	163	103	0.114	163
19	1.2.3.1.2.7.8-HxCDD	1.11e6	0.84	NO	0.0460	1.000	31.00	1.210	103	103	0.176	103
20	1.2.3.1.2.4.7.8-HxCDD	7.39e6	1.25	NO	0.0790	1.000	34.06	1.014	103	103	0.172	103
21	1.2.3.1.2.3.7.8-HxCDD	1.02e6	1.25	NO	1.0107	1.000	34.96	1.017	104	104	0.171	104



#	Name	Resp	RA	ny	RRF	wlvol	RT	RRT	Coef	%Rec	DL	104PC
1	1,2,3,6,7-CDD	0.56e6	0.76	NO	0.8863	1.000	26.56	1.091	41.7	102	0.124	41.4
2	1,2,3,7,8-HxCDD	2.36e6	0.43	NO	0.8051	1.000	31.51	1.000	205	102	0.0837	205
3	1,2,3,4,7,8-HxCDD	1.67e6	1.22	NO	1.0334	1.000	34.55	1.001	204	102	0.115	204
4	1,2,3,6,7,8-HxCDD	1.92e6	1.22	NO	0.9923	1.000	34.99	1.001	209	104	0.111	209
5	1,2,3,7,8,9-HxCDD	1.70e6	1.20	NO	0.6868	1.000	35.26	1.000	210	105	0.133	210
6	1,2,3,4,6,7,8-HpCDD	1.25e6	1.62	NO	0.8830	1.000	38.50	1.000	211	105	0.133	211
7	COCDF	2.45e6	0.87	NO	0.9136	1.000	41.77	1.000	397	99.4	0.100	397
8	1,2,3,6,7-CDF	6.53e6	0.76	NO	0.7510	1.000	25.68	1.001	42.0	101	0.123	42.0
9	1,2,3,7,8-CDF	2.84e6	1.54	NO	0.8920	1.000	30.21	1.000	207	101	0.119	207
10	1,2,3,4,7,8-HpCDF	2.06e6	1.54	NO	0.9345	1.000	31.21	1.000	204	102	0.109	204
11	1,2,3,4,7,8-HxCDF	1.67e6	1.16	NO	0.8845	1.000	33.95	1.000	202	104	0.221	202
12	1,2,3,6,7,8-HxCDF	2.16e6	1.10	NO	0.8292	1.000	34.12	1.001	206	103	0.203	206
13	1,2,3,6,7,8-HpCDF	2.00e6	1.19	NO	0.9241	1.000	34.71	1.001	207	103	0.219	207
14	1,2,3,7,8,9-HxCDF	1.60e6	1.20	NO	0.8157	1.000	35.42	1.001	203	104	0.313	203
15	1,2,3,4,6,7,8-HpCDF	1.43e6	0.99	NO	0.8734	1.000	37.39	1.000	213	106	0.213	213
16	1,2,3,4,7,8,9-HpCDF	1.13e6	0.98	NO	1.0128	1.000	39.33	1.000	214	107	0.227	214
17	OCDF	3.54e6	0.57	NO	0.8095	1.000	41.96	1.000	402	100	0.171	402
18	1,2,3,7,8,9-CDF	1.56e6	0.75	NO	1.1567	1.000	28.54	1.025	103	103	0.164	
19	1,2,3,4,7,8-HpCDD	1.11e6	0.64	NO	0.8469	1.000	31.50	1.216	103	103	0.139	
20	1,2,3,4,7,8-HxCDD	7.89e6	1.28	NO	0.7798	1.000	34.96	1.014	103	103	0.172	
21	1,2,3,4,7,8-HpCDD	1.03e6	1.35	NO	1.0187	1.000	34.96	1.017	104	104	0.121	




Dataset: Untitled

Last Altered: Friday, May 29, 2020 7:49:30 AM Pacific Daylight Time  
Printed: Friday, May 29, 2020 7:49:39 AM Pacific Daylight Time

Name: 200528R2\_4, Date: 28-May-2020, Time: 14:15:50, ID: ST200528R2\_4 1613 CS4 19L2306, Description: 1613 CS4 19L2306

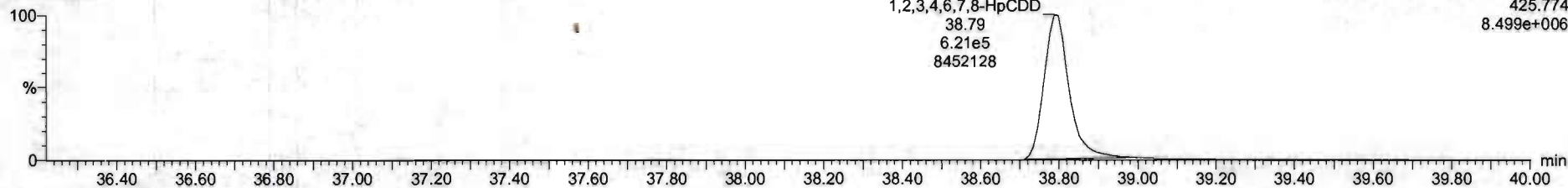
**1,2,3,4,6,7,8-HpCDD**

200528R2\_4



F4: Voltage SIR, EI+  
423.777  
8.662e+006


200528R2\_4



F4: Voltage SIR, EI+  
425.774  
8.499e+006

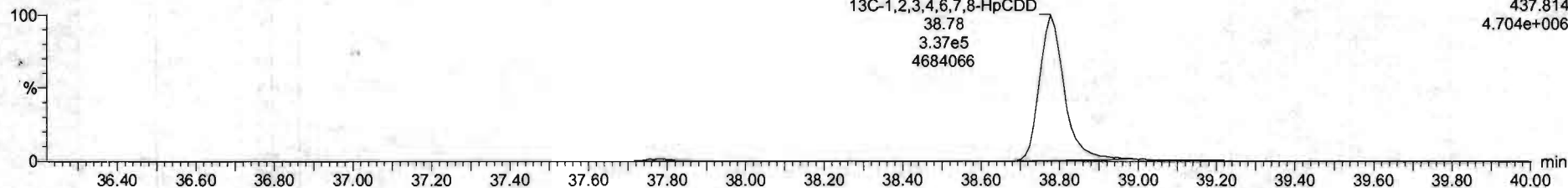
**13C-1,2,3,4,6,7,8-HpCDD**

200528R2\_4



F4: Voltage SIR, EI+  
435.817  
4.841e+006

200528R2\_4



F4: Voltage SIR, EI+  
437.814  
4.704e+006

#	Name	Resp	RA	n/y	RRF	Intval	RT	RRT	Conc	%Rec	DL	EMPC
1	2,3,7,8-TCDD	1.50e6	0.76	NO	0.8983	1.000	26.96	1.001	41.2	103	0.124	41.2
2	1,2,3,7,8-PeCDD	2.06e6	0.83	NO	0.8081	1.000	31.51	1.000	205	102	0.5837	205
3	1,2,3,4,7,8-HxCDD	1.67e6	1.23	NO	1.0334	1.000	34.80	1.001	204	102	0.115	204
4	1,2,3,6,7,8-HxCDD	1.92e6	1.22	NO	0.8927	1.000	34.99	1.001	209	104	0.111	209
5	1,2,3,7,8,9-HxCDD	1.76e6	1.26	NO	0.8665	1.000	35.25	1.000	210	105	0.133	210
6	1,2,3,4,6,7,8-HpCDD	1.25e6	1.02	NO	0.8839	1.000	36.80	1.000	211	105	0.210	211
7	CDD	2.45e6	0.87	NO	0.9136	1.000	41.77	1.000	397	99.4	0.192	397
8	2,3,7,8-TCDF	6.52e6	0.76	NO	0.7510	1.000	26.68	1.001	42.0	107	0.123	42.0
9	1,2,3,7,8-HxCDF	3.94e6	1.54	NO	0.8305	1.000	30.21	1.000	203	101	0.118	203
10	1,2,3,4,7,8-PeCDF	3.06e6	1.54	NO	0.9348	1.000	31.21	1.000	204	102	0.109	204
11	1,2,3,4,7,8-HxCDF	1.87e6	1.16	NO	0.8845	1.000	33.99	1.000	208	104	0.221	208
12	1,2,3,6,7,8-HxCDF	2.16e6	1.10	NO	0.8062	1.000	34.12	1.001	208	103	0.203	208
13	2,3,4,6,7,8-HxCDF	2.00e6	1.19	NO	0.9341	1.000	34.71	1.001	207	103	0.219	207
14	1,2,3,7,8,9-HxCDF	1.60e6	1.20	NO	0.8707	1.000	35.62	1.001	208	104	0.313	208
15	1,2,3,4,6,7,8-HpCDF	1.43e6	0.99	NO	0.8734	1.000	37.39	1.000	213	106	0.213	213
16	1,2,3,4,7,8,9-HpCDF	1.13e6	0.98	NO	1.0128	1.000	38.32	1.000	214	107	0.227	214
17	CDF	2.54e6	0.87	NO	0.8085	1.000	41.96	1.000	402	100	0.171	402
18	1,2,3,7,8-TCDF	1.56e6	0.79	NO	1.1563	1.000	26.54	1.025	103	103	0.164	
19	1,2,3,4,6,7,8-HpCDF	1.11e6	0.84	NO	0.8490	1.000	31.30	1.216	104	103	0.139	
20	1,2,3,4,7,8-HxCDF	7.98e6	1.28	NO	0.7790	1.000	34.86	1.014	103	103	0.172	
21	1,2,3,4,6,7,8-HpCDF	1.03e6	1.25	NO	1.0167	1.000	34.96	1.017	104	104	0.131	



Dataset: Untitled

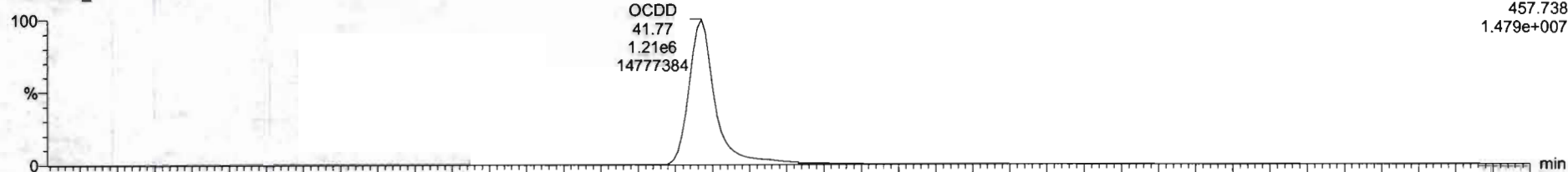
Last Altered: Friday, May 29, 2020 7:49:30 AM Pacific Daylight Time

Printed: Friday, May 29, 2020 7:49:39 AM Pacific Daylight Time

Name: 200528R2\_4, Date: 28-May-2020, Time: 14:15:50, ID: ST200528R2\_4 1613 CS4 19L2306, Description: 1613 CS4 19L2306

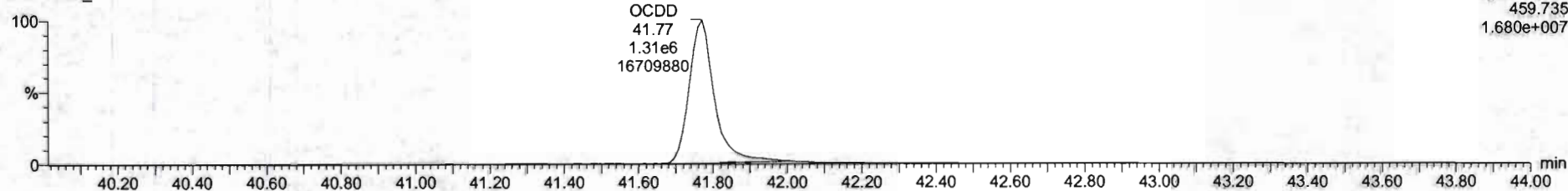
OCDD

200528R2\_4



F5: Voltage SIR, EI+  
457.738  
1.479e+007

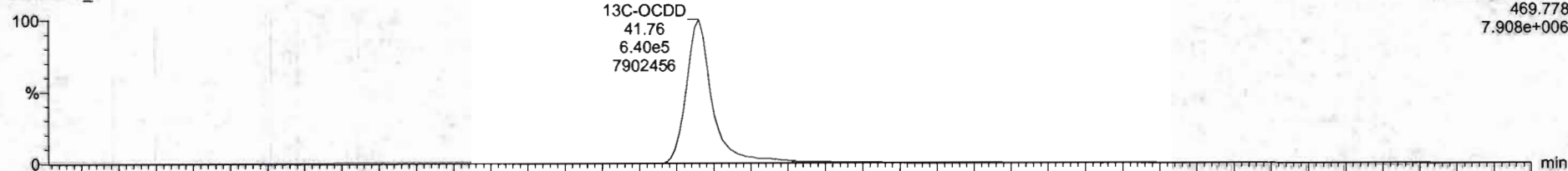
200528R2\_4



F5: Voltage SIR, EI+  
459.735  
1.680e+007

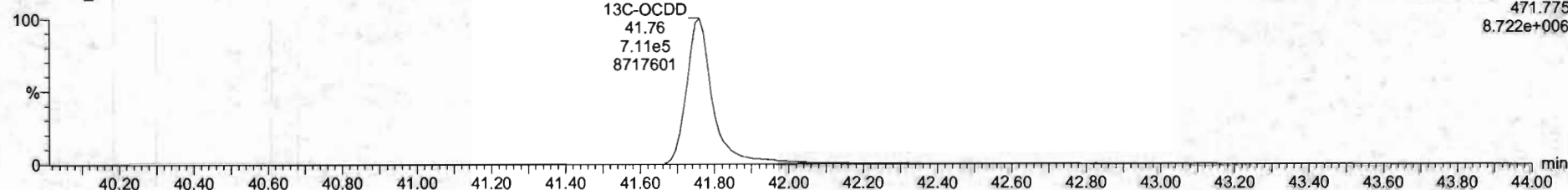
13C-OCDD

200528R2\_4




F5: Voltage SIR, EI+  
469.778  
7.908e+006

200528R2\_4



F5: Voltage SIR, EI+  
471.775  
8.722e+006

Sl	Name	Resp	RA	inj	RRF	wt/vol	RT	NRT	Conc	%Rec	DL	SI/PC
1	2.3.7.6-TCDD	3.56e5	0.76	NO	0.8883	1.000	28.56	1.001	41.2	101	0.134	41.2
2	1.2.3.7.5-PeCDD	2.06e5	0.63	NO	0.9051	1.000	31.01	1.000	205	102	0.6837	205
3	1.2.3.4.7.8-HxCD	1.07e5	1.23	NO	1.0334	1.000	34.80	1.001	284	102	0.115	284
4	1.2.3.6.7.8-HxCDD	1.92e5	1.22	NO	0.8923	1.000	34.99	1.001	209	104	0.111	209
5	1.2.3.7.8.9-HxCDD	1.70e5	1.20	NO	0.8869	1.000	35.26	1.000	210	105	0.133	210
6	1.2.3.4.6.7.8-HpCDD	1.25e5	1.02	NO	0.8839	1.000	36.80	1.000	211	105	0.115	211
7	OCDD	2.45e5	0.87	NO	0.9136	1.000	41.77	1.000	307	99.4	0.192	307
8	2.3.7.6-TCDF	6.52e5	0.76	NO	0.7510	1.000	28.56	1.001	42.8	107	0.123	42.8
9	1.2.3.7.8-HxCDF	2.94e5	1.54	NO	0.8905	1.000	38.23	1.000	203	101	0.118	203
10	2.3.4.7.8-HpCDF	1.00e5	1.54	NO	0.9348	1.000	31.21	1.000	204	102	0.100	204
11	1.2.3.4.7.8-HxCDF	1.87e5	1.18	NO	0.8545	1.000	33.99	1.000	205	104	0.221	205
12	1.2.3.6.7.8-HxCDF	2.16e5	1.10	NO	0.8862	1.000	34.12	1.001	206	103	0.205	206
13	2.3.4.6.7.8-HpCDF	2.00e5	1.19	NO	0.9383	1.000	34.71	1.001	207	103	0.219	207
14	1.2.3.7.8.9-HxCDF	1.60e5	1.20	NO	0.8707	1.000	35.62	1.001	208	104	0.313	208
15	1.2.3.4.6.7.8-HpCDF	1.43e5	0.99	NO	0.8734	1.000	37.55	1.000	213	106	0.213	213
16	1.2.3.4.7.8.9-HpCDF	1.13e5	0.90	NO	1.0126	1.000	39.33	1.000	214	107	0.227	214
17	OCDF	2.54e5	0.87	NO	0.8085	1.000	41.96	1.000	402	100	0.171	402
18	13C-2.3.7.6-TCDD	1.58e5	0.75	NO	1.1583	1.000	28.54	1.025	103	103	0.184	
19	13C-1.2.3.7.8-PeCDD	1.11e5	0.64	NO	0.8490	1.000	31.50	1.216	103	103	0.136	
20	13C-1.2.3.4.7.8-HxCDD	7.88e5	1.28	NO	0.7790	1.000	34.86	1.014	103	103	0.172	
21	13C-1.2.3.6.7.8-HxCDD	1.03e5	1.25	NO	1.0187	1.000	34.96	1.017	104	104	0.131	




Dataset: Untitled

Last Altered: Friday, May 29, 2020 7:49:30 AM Pacific Daylight Time  
Printed: Friday, May 29, 2020 7:49:39 AM Pacific Daylight Time


Name: 200528R2\_4, Date: 28-May-2020, Time: 14:15:50, ID: ST200528R2\_4 1613 CS4 19L2306, Description: 1613 CS4 19L2306

**2,3,7,8-TCDF**

200528R2\_4




200528R2\_4




**13C-2,3,7,8-TCDF**

200528R2\_4

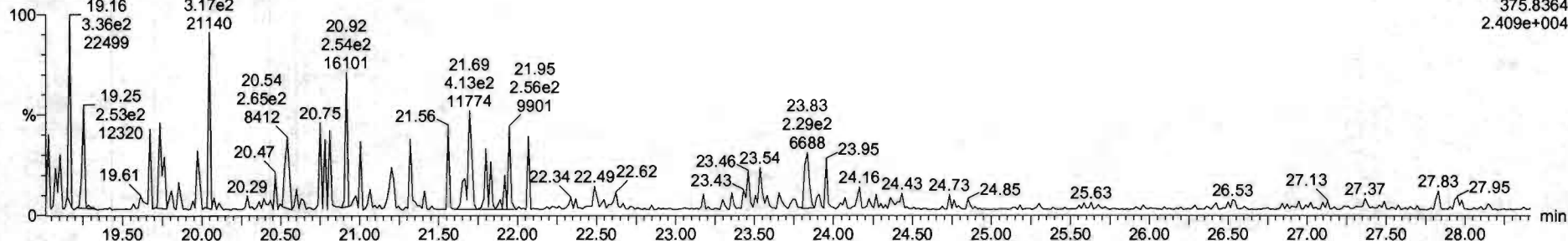


200528R2\_4



**DPE1**

200528R2\_4



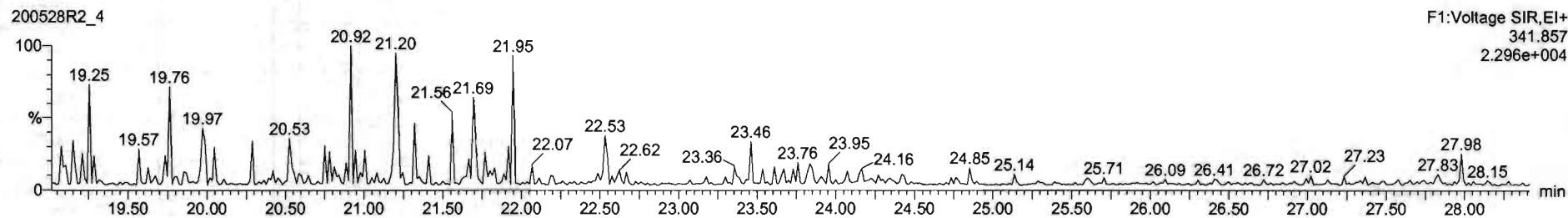
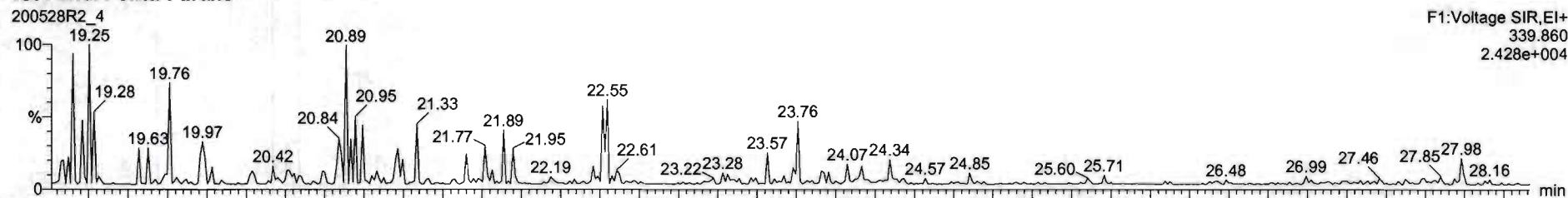


Dataset: Untitled

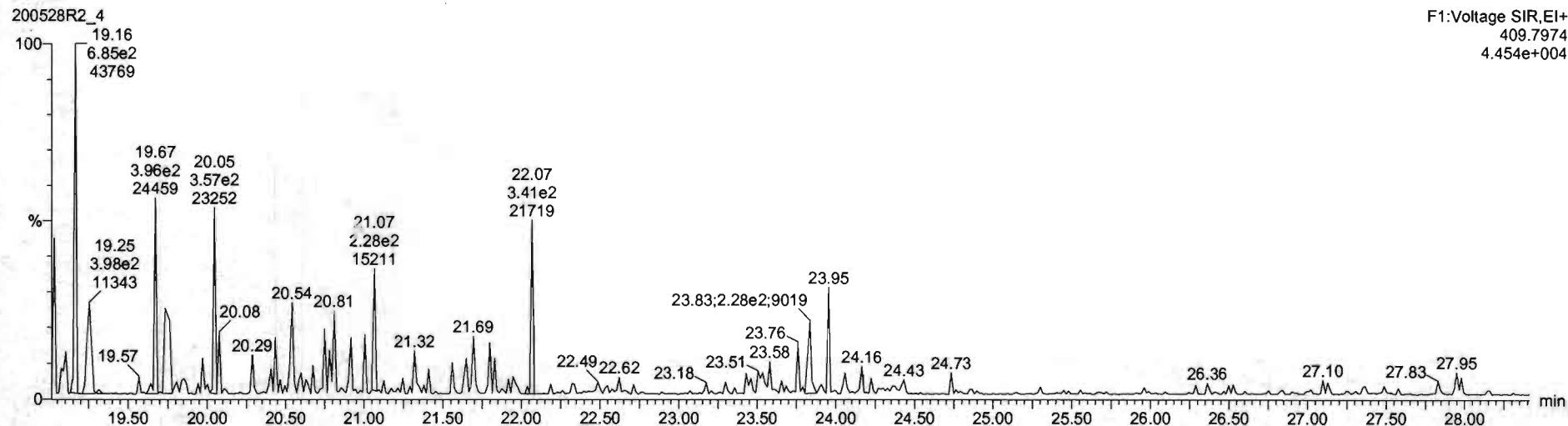
Last Altered: Friday, May 29, 2020 7:49:30 AM Pacific Daylight Time  
Printed: Friday, May 29, 2020 7:49:39 AM Pacific Daylight Time

Name: 200528R2\_4, Date: 28-May-2020, Time: 14:15:50, ID: ST200528R2\_4 1613 CS4 19L2306, Description: 1613 CS4 19L2306

1st Func. Penta-Furans



DPE6




Dataset: Untitled

Last Altered: Friday, May 29, 2020 7:49:30 AM Pacific Daylight Time  
Printed: Friday, May 29, 2020 7:49:39 AM Pacific Daylight Time

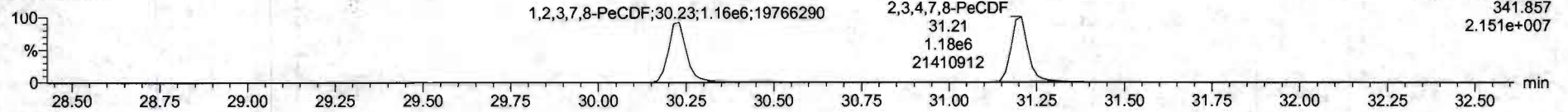
Name: 200528R2\_4, Date: 28-May-2020, Time: 14:15:50, ID: ST200528R2\_4 1613 CS4 19L2306, Description: 1613 CS4 19L2306

**1,2,3,7,8-PeCDF**

200528R2\_4

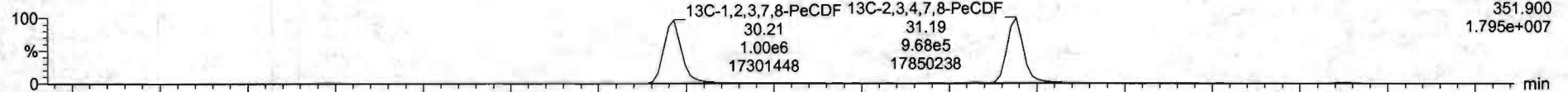


200528R2\_4

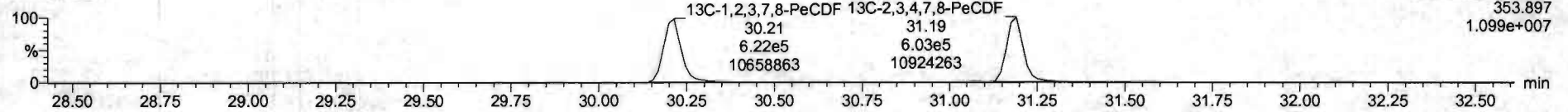


**13C-1,2,3,7,8-PeCDF**

200528R2\_4

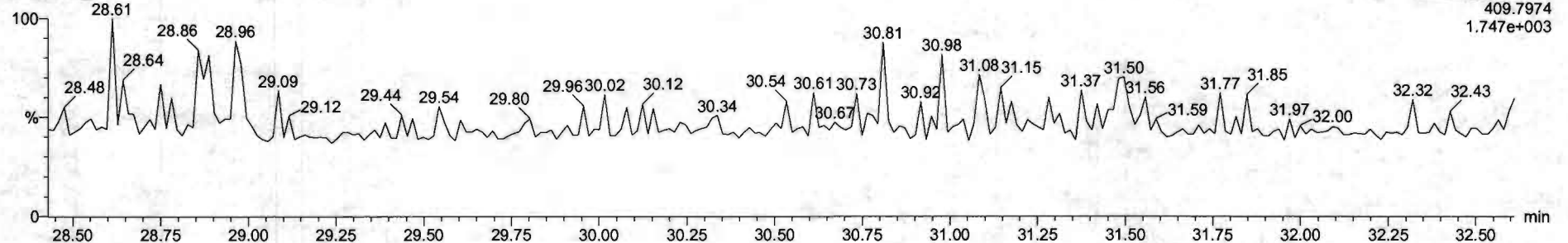


200528R2\_4



**DPE2**

200528R2\_4



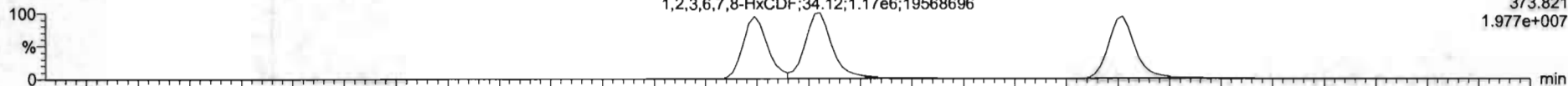
Dataset: Untitled

Last Altered: Friday, May 29, 2020 7:49:30 AM Pacific Daylight Time  
Printed: Friday, May 29, 2020 7:49:39 AM Pacific Daylight Time

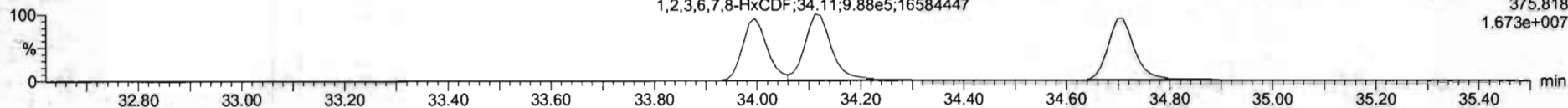
Name: 200528R2\_4, Date: 28-May-2020, Time: 14:15:50, ID: ST200528R2\_4 1613 CS4 19L2306, Description: 1613 CS4 19L2306

**1,2,3,4,7,8-HxCDF**

200528R2\_4

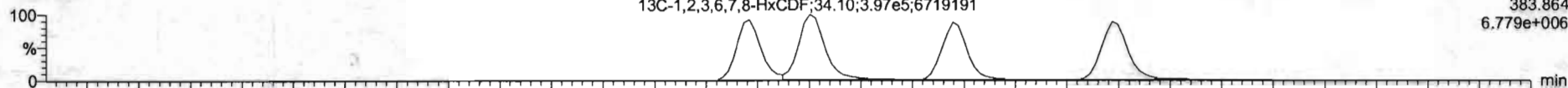


200528R2\_4

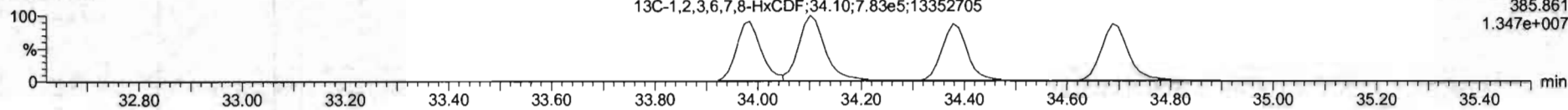


**13C-1,2,3,4,7,8-HxCDF**

200528R2\_4

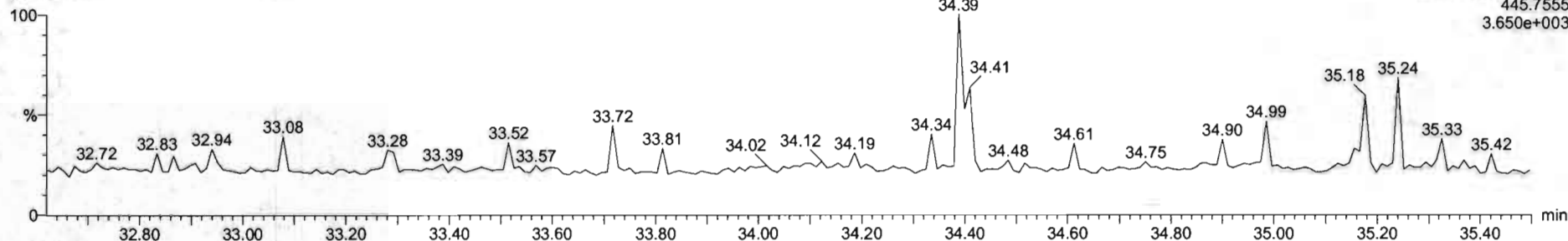


200528R2\_4

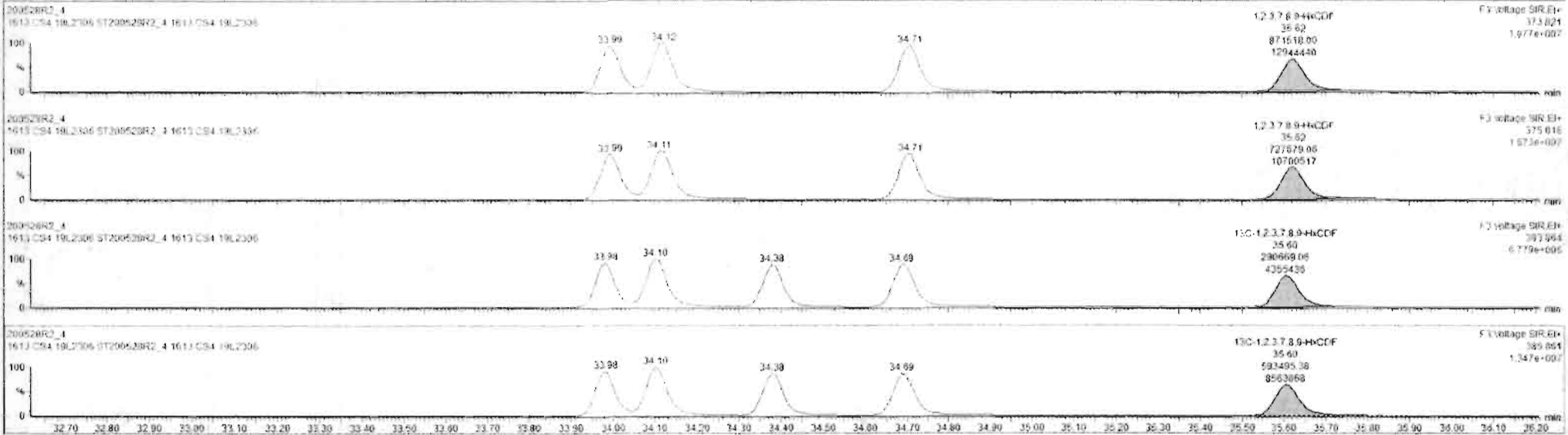


**DPE3**

200528R2\_4



#	Name	Resp	RA	ntf	RRF	wb/wr	RT	RRT	Conc	%Rec	DL	ERFC
1	1.2.3.7.8-1CDD	3.56e5	0.78	NO	0.2883	1.000	26.96	1.001	41.2	103	0.124	11.2
2	1.2.3.7.8-HxCDD	2.06e6	0.83	NO	0.9081	1.000	31.91	1.000	285	100	0.0837	209
3	1.2.3.4.7.8-HxCDD	1.67e6	1.23	NO	1.0324	1.000	34.88	1.001	204	102	0.115	204
4	1.2.3.6.7.8-HxCDD	1.92e6	1.22	NO	0.8523	1.000	34.99	1.001	209	104	0.111	209
5	1.2.3.7.8.9-HxCDD	1.78e6	1.20	NO	0.8865	1.000	35.26	1.008	240	105	0.133	240
6	1.2.3.4.6.7.8-HxCDD	1.25e6	1.02	NO	0.8639	1.000	36.86	1.000	211	106	0.128	211
7	OCDD	2.45e6	0.87	NO	0.9136	1.000	41.27	1.000	397	99.4	0.182	397
8	1.2.3.7.8-TCDF	6.52e5	0.76	NO	0.7510	1.000	25.68	1.001	42.6	107	0.123	42.6
9	1.2.3.7.8-PeCDF	2.94e6	1.54	NO	0.8925	1.000	30.23	1.000	283	101	0.118	283
10	1.2.3.4.7.8-PeCDF	3.06e6	1.54	NO	0.9348	1.000	31.21	1.000	204	105	0.199	204
11	1.2.3.4.7.8-HxCDF	1.87e6	1.18	NO	0.8845	1.000	33.95	1.000	268	104	0.221	268
12	1.2.3.6.7.8-HxCDF	2.16e6	1.10	NO	0.8892	1.000	34.12	1.001	200	103	0.200	200
13	1.1.4.6.7.8-HxCDF	2.00e6	1.19	NO	0.9341	1.000	34.71	1.001	207	102	0.219	207
14	1.2.3.7.8.9-HxCDF	1.60e6	1.28	NO	0.6787	1.000	25.62	1.001	290	104	0.313	290
15	1.2.3.4.6.7.8-HpCDF	1.43e6	0.99	NO	0.8714	1.000	31.39	1.000	213	106	0.213	213
16	1.2.3.4.7.8.9-HpCDF	1.13e6	0.98	NO	1.0128	1.000	30.32	1.000	214	107	0.221	214
17	OCDF	2.54e6	0.87	NO	0.8085	1.000	41.96	1.000	403	100	0.178	402
18	13C-1.2.3.7.8-1CDD	1.50e6	0.75	NO	1.1563	1.000	26.54	1.026	103	101	0.194	
19	13C-1.2.3.7.8-HxCDD	1.11e6	0.64	NO	0.6468	1.000	31.90	1.216	193	103	0.130	
20	13C-1.2.3.4.7.8-HxCDD	7.09e5	1.28	NO	0.7790	1.000	34.96	1.014	103	102	0.172	
21	13C-1.2.3.6.7.8-HxCDD	1.03e6	1.25	NO	1.0187	1.000	34.98	1.013	104	104	0.124	



Custom Reporting: Select reports to generate

20052BR2\_4

CAP NUM

8:00 AM

Dataset: Untitled


Last Altered: Friday, May 29, 2020 7:49:30 AM Pacific Daylight Time

Printed: Friday, May 29, 2020 7:49:39 AM Pacific Daylight Time

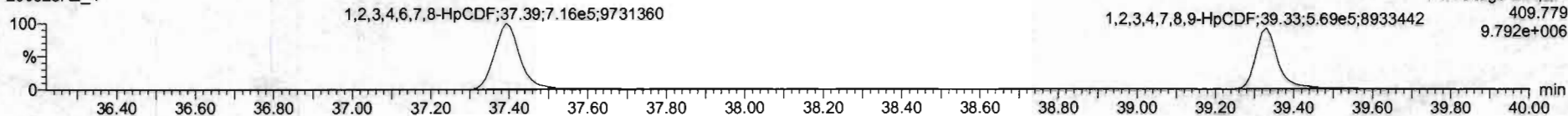
Name: 200528R2\_4, Date: 28-May-2020, Time: 14:15:50, ID: ST200528R2\_4 1613 CS4 19L2306, Description: 1613 CS4 19L2306

**1,2,3,4,6,7,8-HpCDF**

200528R2\_4




200528R2\_4

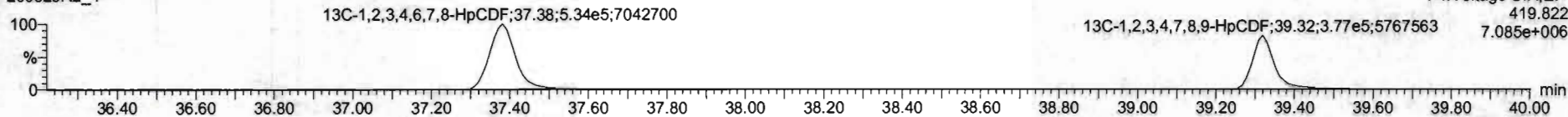


**13C-1,2,3,4,6,7,8-HpCDF**

200528R2\_4

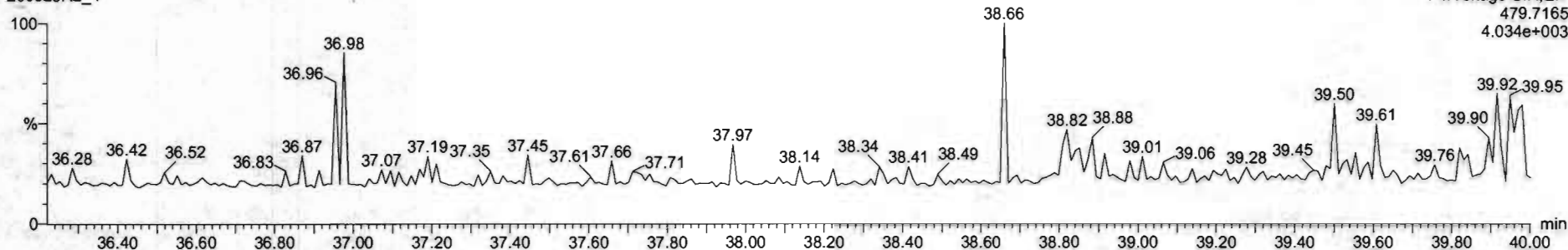


200528R2\_4

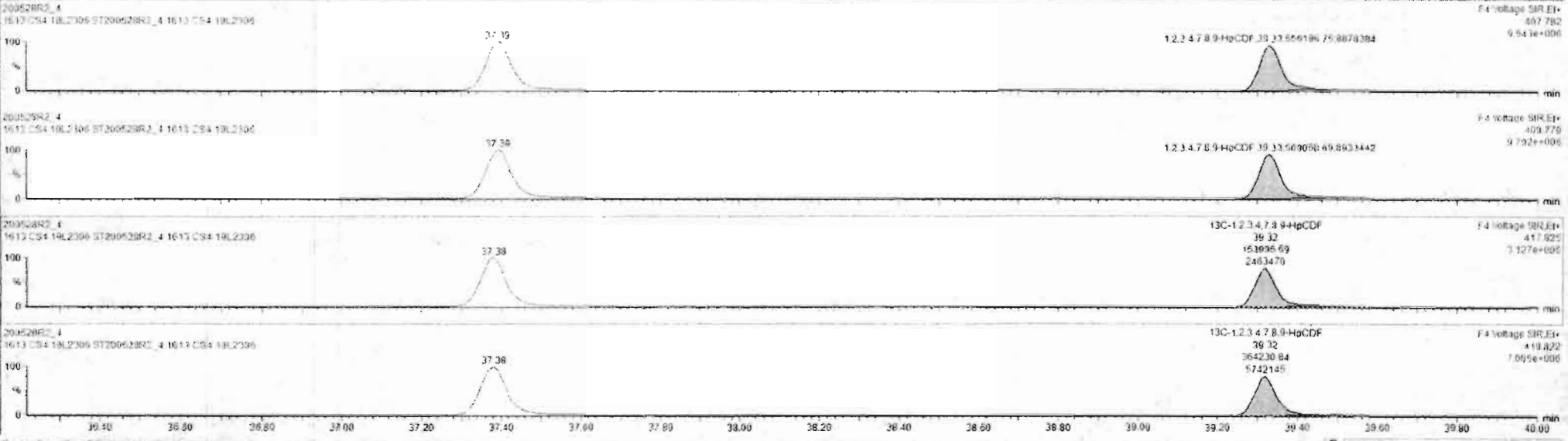


**DPE4**

200528R2\_4



#	Name	Resp	RA	n/y	RRF	w/Vol	RT	RRT	Conc	%Rec	DL	EMPC
1	2,3,7,8-TCDD	5.56e5	0.78	NO	0.8583	1.000	26.56	1.001	41.3	103	0.134	41.2
2	1,2,3,7,8-PeCDD	2.06e6	0.63	NO	0.9081	1.000	31.51	1.000	205	102	0.9837	205
3	1,2,3,4,7,8-HxCDD	1.87e6	1.23	NO	1.0334	1.000	34.86	1.001	204	102	0.115	204
4	1,2,3,8,7,8-HxCDD	1.82e6	1.22	NO	0.8521	1.000	34.90	1.001	200	104	0.111	200
5	1,2,3,7,9,8-HxCDD	1.70e6	1.20	NO	0.8969	1.000	35.26	1.000	210	105	0.133	210
6	1,2,3,4,6,7,8-HxCDD	1.25e6	1.02	NO	0.8633	1.000	36.90	1.000	211	105	0.219	211
7	OCDD	2.45e8	0.87	NO	0.9136	1.000	41.77	1.000	397	99.4	0.190	397
8	2,3,7,8-TCDF	6.52e5	0.76	NO	0.7510	1.000	25.66	1.001	42.6	107	0.123	42.2
9	1,2,3,7,9-PeCDF	2.54e6	1.54	NO	0.8925	1.000	30.23	1.000	203	101	0.110	203
10	1,2,3,4,7,8-HxCDF	3.00e6	1.54	NO	0.9346	1.000	31.21	1.000	204	107	0.109	204
11	1,2,3,4,7,8-HxCDF	1.87e6	1.18	NO	0.8845	1.000	33.99	1.000	203	104	0.221	206
12	1,2,3,6,7,8-HxCDF	2.16e6	1.18	NO	0.8867	1.000	34.12	1.001	206	103	0.203	206
13	2,3,4,6,7,8-HxCDF	2.06e6	1.19	NO	0.9341	1.000	34.71	1.001	207	107	0.219	207
14	1,2,3,7,9,8-HxCDF	1.60e6	1.20	NO	0.8707	1.000	35.62	1.001	208	104	0.213	208
15	1,2,3,4,6,7,8-HxCDF	1.43e6	0.95	NO	0.8734	1.000	37.35	1.000	215	106	0.213	213
16	1,2,3,4,7,8,9-HpCDF	1.15e6	0.60	NO	1.0128	1.000	39.33	1.000	214	107	5.327	214
17	OCDF	2.54e8	0.87	NO	0.8085	1.000	41.96	1.000	402	100	0.171	402
18	13C-2,3,7,8-TCDD	1.54e6	0.75	NO	1.1563	1.000	26.54	1.025	107	103	0.164	
19	13C-1,2,3,7,8-PeCDD	1.11e6	0.64	NO	0.8469	1.000	31.50	1.216	103	103	0.138	
20	13C-1,2,3,4,7,8-HxCDD	7.89e5	1.26	NO	0.7790	1.000	34.96	1.014	103	103	0.132	
21	13C-1,2,3,6,7,8-HxCDD	1.03e6	1.25	NO	1.0167	1.000	34.96	1.017	104	104	0.121	





Dataset: Untitled



Last Altered: Friday, May 29, 2020 7:49:30 AM Pacific Daylight Time  
Printed: Friday, May 29, 2020 7:49:39 AM Pacific Daylight Time

Name: 200528R2\_4, Date: 28-May-2020, Time: 14:15:50, ID: ST200528R2\_4 1613 CS4 19L2306, Description: 1613 CS4 19L2306

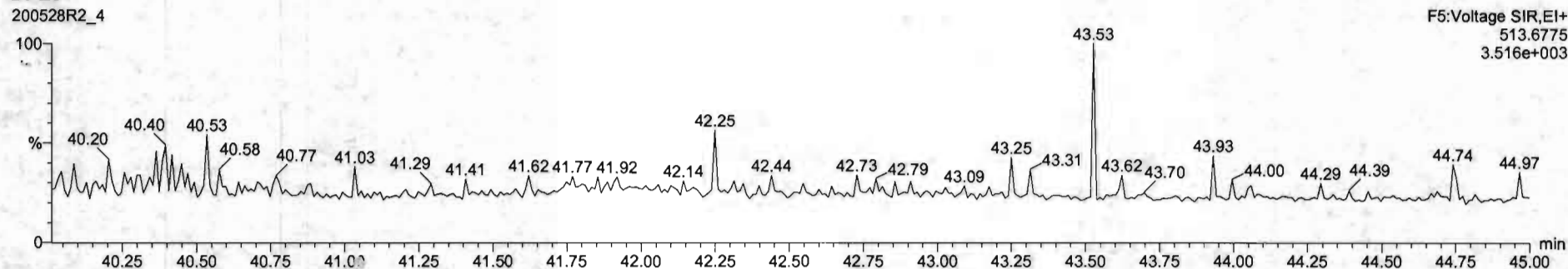
**OCDF**



**13C-OCDF**



**DPE5**



#	Name	Resp	RA	ny	RRF	wtvol	RT	RRT	Conc	%Rec	DL	EMPC
1	1.2.3.7.5-TCDD	1.50e5	0.78	NO	0.8863	1.000	26.56	1.001	41.2	101	0.124	41.2
2	1.2.3.7.5-PeCDD	2.06e6	0.83	NO	0.9081	1.000	31.51	1.000	205	102	0.0827	205
3	1.2.3.4.7.8-HxCDD	1.07e6	1.23	NO	1.0334	1.000	34.85	1.001	204	102	0.115	204
4	1.2.3.6.7.8-HxCDF	1.92e6	1.22	NO	0.9521	1.000	34.99	1.001	209	104	0.111	209
5	1.2.3.7.8.9-HxCDD	1.76e6	1.20	NO	0.9265	1.000	35.26	1.000	210	105	0.123	210
6	1.2.3.4.6.7.8-HpCDD	1.25e6	1.02	NO	0.9633	1.000	36.40	1.000	211	105	0.218	211
7	OCDD	2.45e6	0.87	NO	0.9136	1.000	41.77	1.000	397	99.4	0.102	397
8	1.2.3.7.8-TCDF	0.52e5	0.76	NO	0.7510	1.000	25.05	1.001	42.0	107	0.127	42.0
9	1.2.3.7.8-PeCDF	2.94e6	1.54	NO	0.8925	1.000	36.21	1.000	203	101	0.118	203
10	1.2.3.4.7.8-HxCDF	2.00e6	1.54	NO	0.9349	1.000	31.21	1.000	204	102	0.109	204
11	1.2.3.4.7.8-HxCDF	1.87e6	1.18	NO	0.8945	1.000	32.99	1.000	208	104	0.221	208
12	1.2.3.6.7.8-HxCDF	2.16e6	1.18	NO	0.8852	1.000	34.12	1.001	206	103	0.203	206
13	1.2.3.4.6.7.8-HpCDF	2.08e6	1.19	NO	0.9341	1.000	34.21	1.001	207	103	0.219	207
14	1.2.3.7.8.9-HxCDF	1.60e6	1.20	NO	0.8757	1.000	35.42	1.001	206	104	0.213	206
15	1.2.3.4.6.7.8-HpCDF	1.43e6	0.96	NO	0.8734	1.000	37.35	1.000	213	106	0.213	213
16	1.2.3.4.7.8.9-HpCDF	1.13e6	0.93	NO	1.0120	1.000	39.32	1.000	214	107	0.227	214
17	OCDF	2.54e6	0.87	NO	0.8055	1.000	41.96	1.000	402	100	0.171	402
18	1.2.3.7.8-TCDF	1.56e6	0.79	NO	1.1563	1.000	26.54	1.025	102	101	0.164	
19	1.2.3.4.7.8-HxCDF	0.11e6	0.84	NO	0.8496	1.000	31.50	1.216	103	103	0.130	
20	1.2.3.4.7.8-HxCDF	7.89e6	1.20	NO	0.7750	1.000	34.96	1.214	103	103	0.172	
21	1.2.3.4.7.8-HxCDF	1.03e6	1.25	NO	1.0187	1.000	34.96	1.017	104	104	0.121	



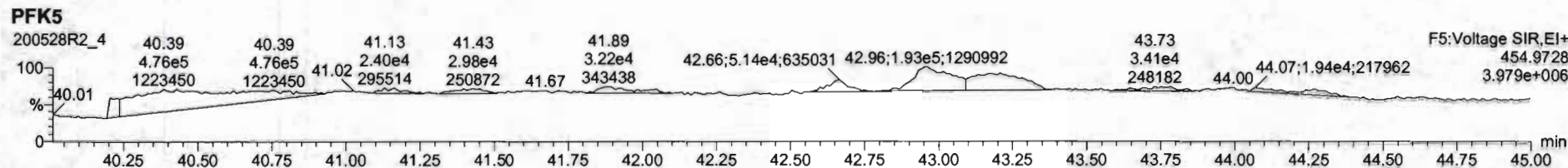
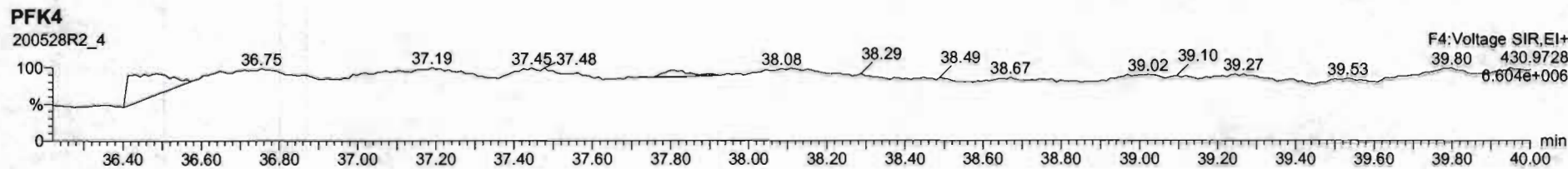
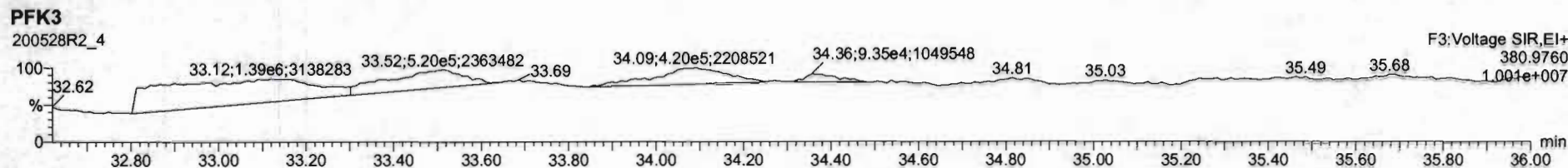
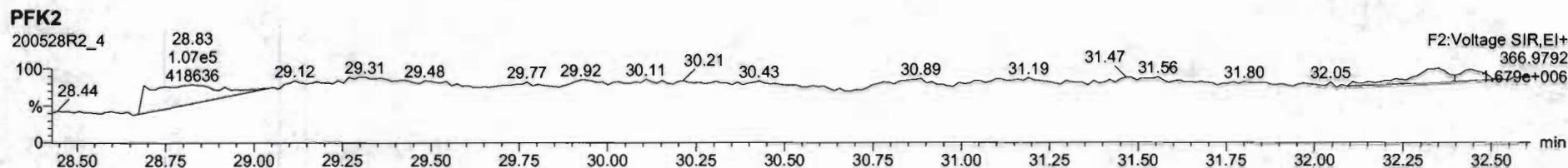
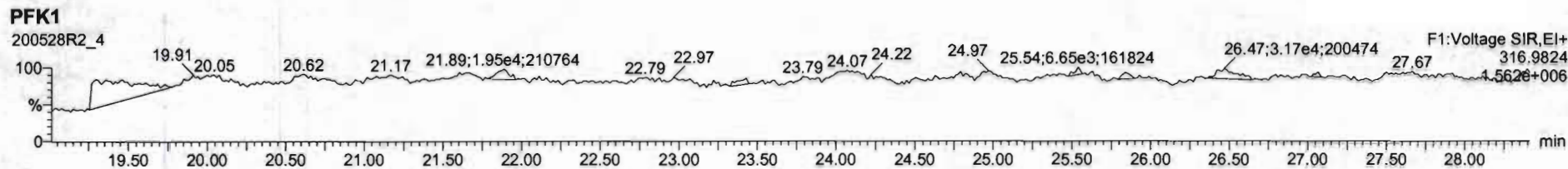


Dataset: Untitled

Last Altered: Friday, May 29, 2020 7:49:30 AM Pacific Daylight Time

Printed: Friday, May 29, 2020 7:49:39 AM Pacific Daylight Time

Name: 200528R2\_4, Date: 28-May-2020, Time: 14:15:50, ID: ST200528R2\_4 1613 CS4 19L2306, Description: 1613 CS4 19L2306



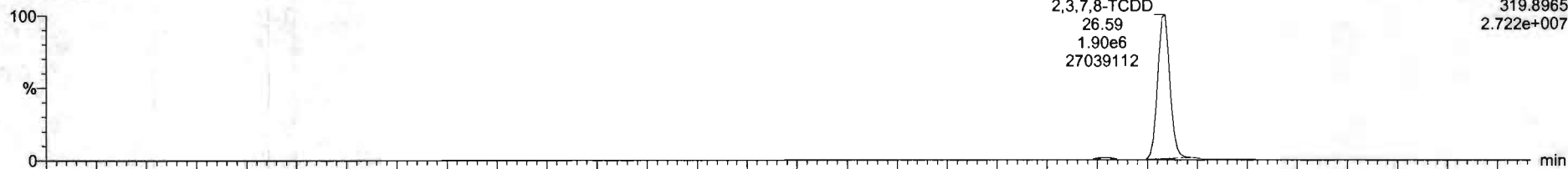
Dataset: Untitled

Last Altered: Friday, May 29, 2020 7:49:30 AM Pacific Daylight Time  
Printed: Friday, May 29, 2020 7:49:39 AM Pacific Daylight Time

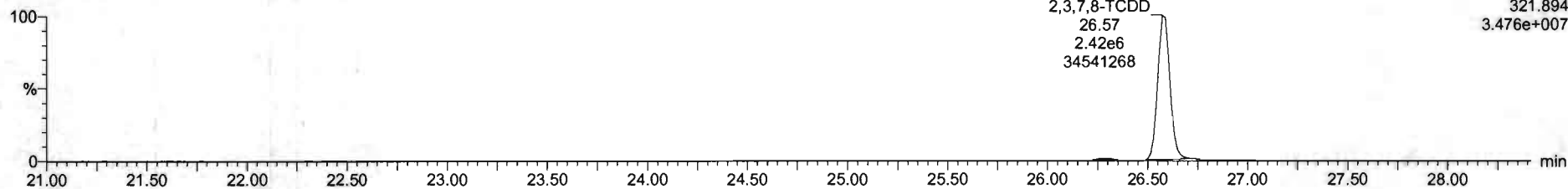
Name: 200528R2\_5, Date: 28-May-2020, Time: 15:02:56, ID: ST200528R2\_5 1613 CS5 19L2307, Description: 1613 CS5 19L2307

**2,3,7,8-TCDD**

200528R2\_5

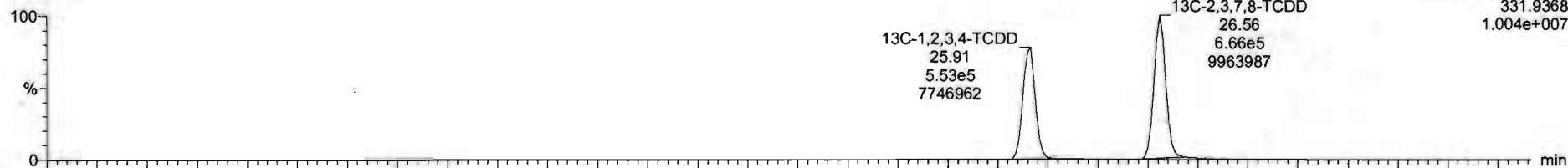


200528R2\_5

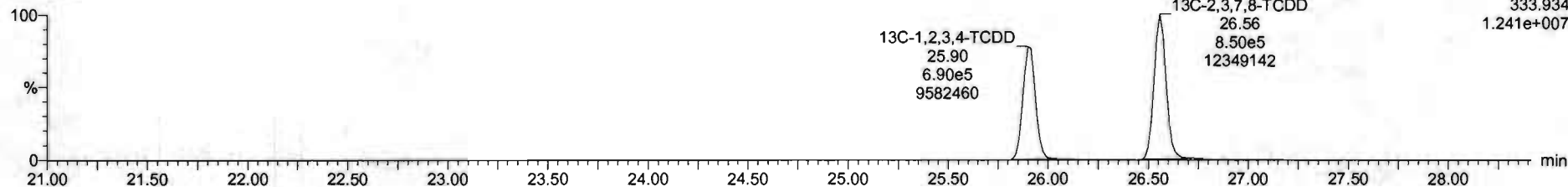


**13C-2,3,7,8-TCDD**

200528R2\_5



200528R2\_5



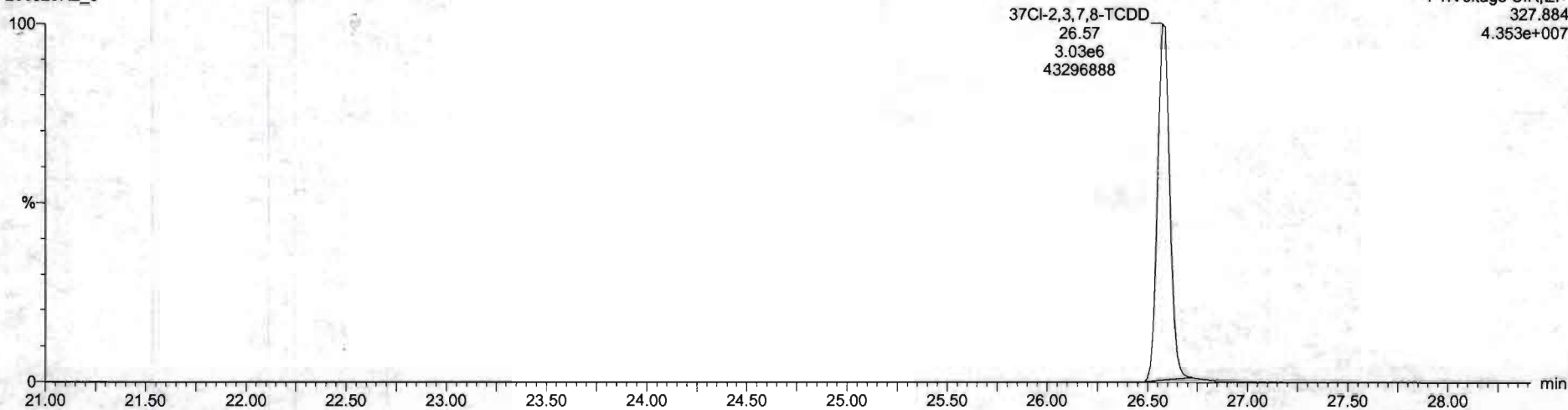
Dataset: Untitled

Last Altered: Friday, May 29, 2020 7:49:30 AM Pacific Daylight Time  
Printed: Friday, May 29, 2020 7:49:39 AM Pacific Daylight Time

Name: 200528R2\_5, Date: 28-May-2020, Time: 15:02:56, ID: ST200528R2\_5 1613 CS5 19L2307, Description: 1613 CS5 19L2307

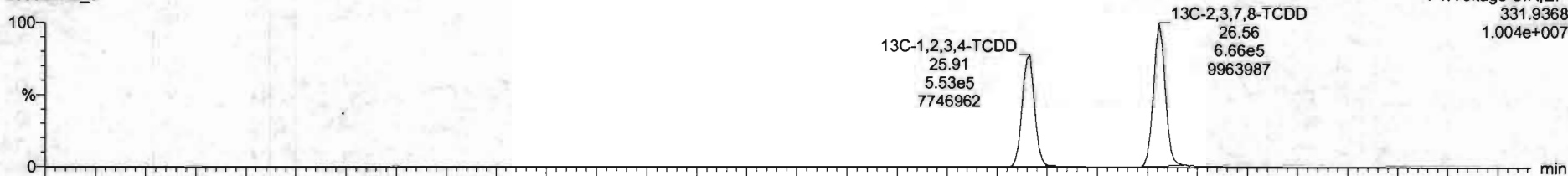
**37Cl-2,3,7,8-TCDD**

200528R2\_5




**13C-1,2,3,4-TCDD**

200528R2\_5



200528R2\_5



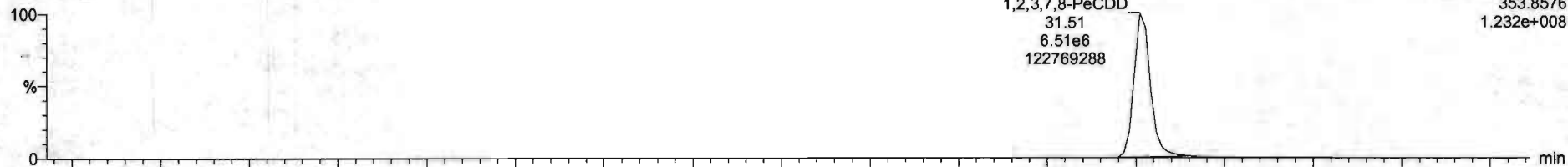
Dataset: Untitled

Last Altered: Friday, May 29, 2020 7:49:30 AM Pacific Daylight Time  
Printed: Friday, May 29, 2020 7:49:39 AM Pacific Daylight Time

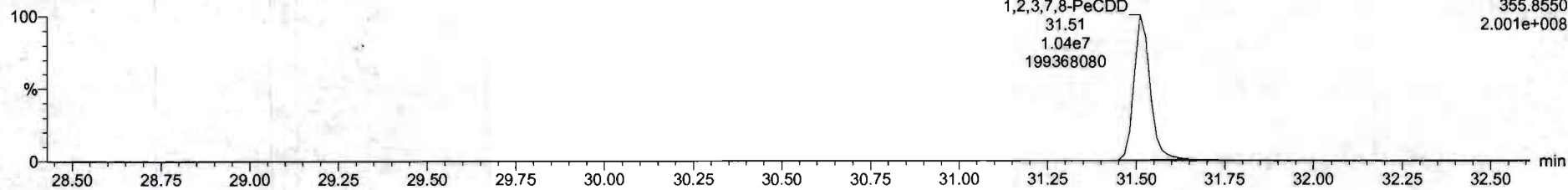
Name: 200528R2\_5, Date: 28-May-2020, Time: 15:02:56, ID: ST200528R2\_5 1613 CS5 19L2307, Description: 1613 CS5 19L2307

1,2,3,7,8-PeCDD

200528R2\_5

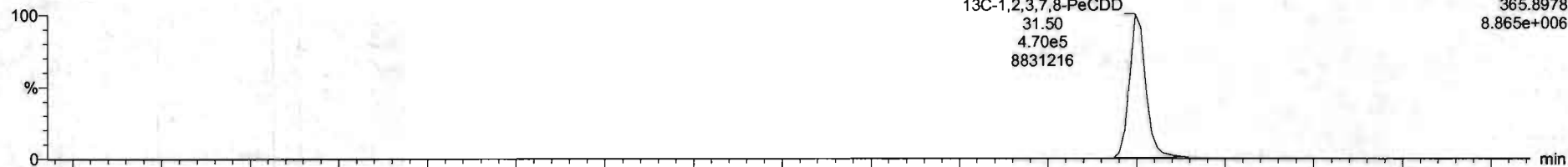


200528R2\_5

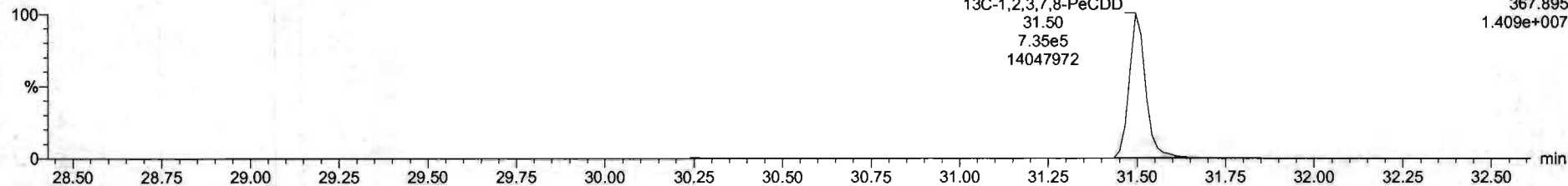


13C-1,2,3,7,8-PeCDD

200528R2\_5



200528R2\_5




Dataset: Untitled

Last Altered: Friday, May 29, 2020 7:49:30 AM Pacific Daylight Time  
Printed: Friday, May 29, 2020 7:49:39 AM Pacific Daylight Time

Name: 200528R2\_5, Date: 28-May-2020, Time: 15:02:56, ID: ST200528R2\_5 1613 CS5 19L2307, Description: 1613 CS5 19L2307

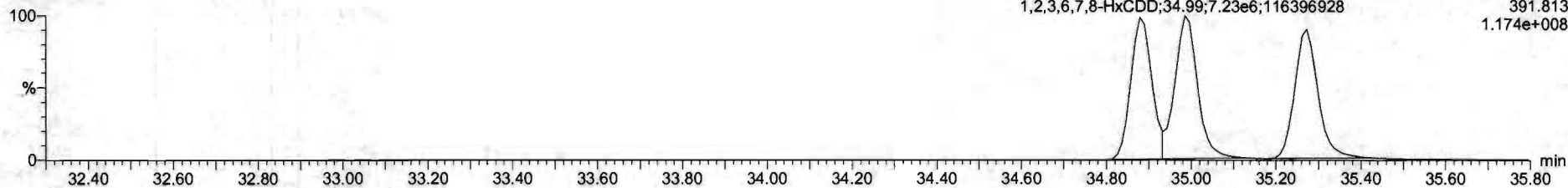
**1,2,3,4,7,8-HxCDD**

200528R2\_5



F3:Voltage SIR,EI+  
389.816  
1.427e+008


200528R2\_5



F3:Voltage SIR,EI+  
391.813  
1.174e+008

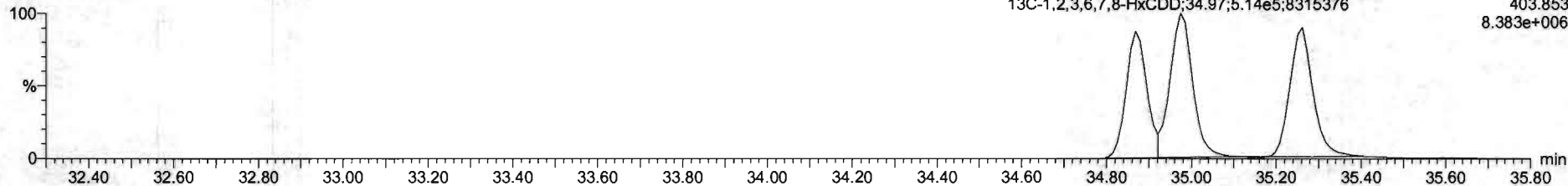
**13C-1,2,3,4,7,8-HxCDD**

200528R2\_5



F3:Voltage SIR,EI+  
401.856  
1.044e+007

200528R2\_5



F3:Voltage SIR,EI+  
403.853  
8.383e+006


Dataset: Untitled

Last Altered: Friday, May 29, 2020 7:49:30 AM Pacific Daylight Time  
Printed: Friday, May 29, 2020 7:49:39 AM Pacific Daylight Time

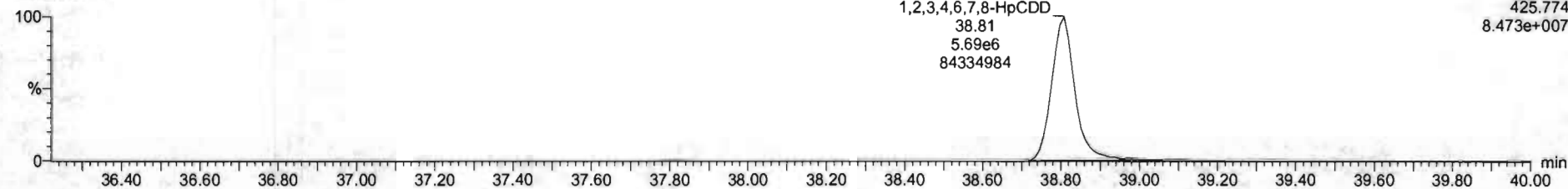
Name: 200528R2\_5, Date: 28-May-2020, Time: 15:02:56, ID: ST200528R2\_5 1613 CS5 19L2307, Description: 1613 CS5 19L2307

**1,2,3,4,6,7,8-HpCDD**

200528R2\_5




200528R2\_5

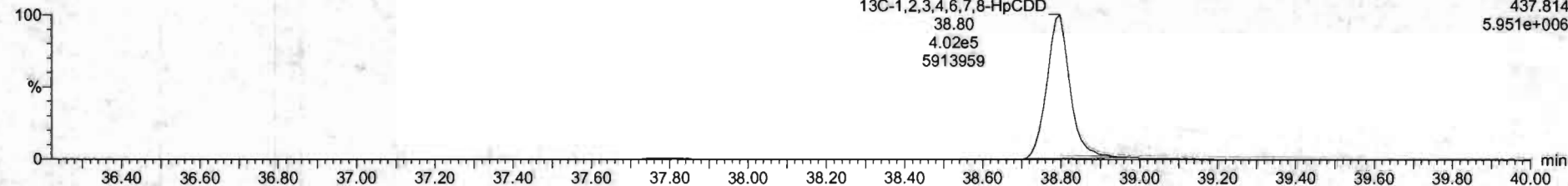


**13C-1,2,3,4,6,7,8-HpCDD**

200528R2\_5



200528R2\_5



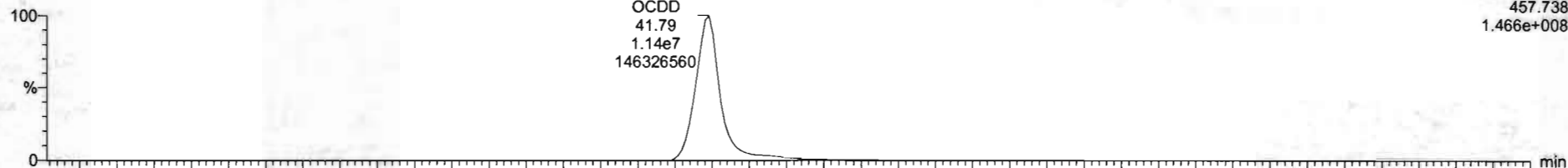
Dataset: Untitled

Last Altered: Friday, May 29, 2020 7:49:30 AM Pacific Daylight Time  
Printed: Friday, May 29, 2020 7:49:39 AM Pacific Daylight Time

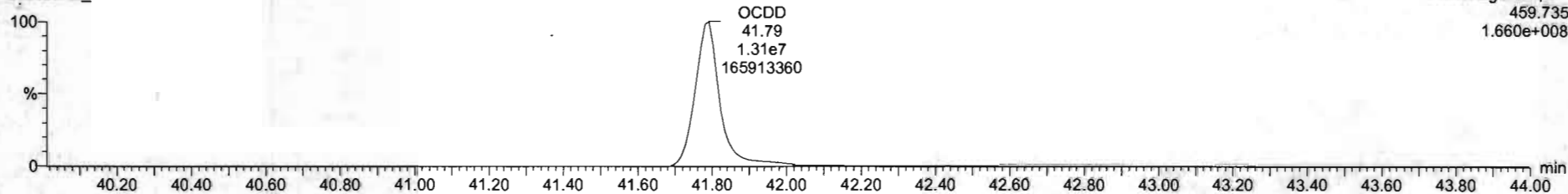
Name: 200528R2\_5, Date: 28-May-2020, Time: 15:02:56, ID: ST200528R2\_5 1613 CS5 19L2307, Description: 1613 CS5 19L2307

OCDD

200528R2\_5

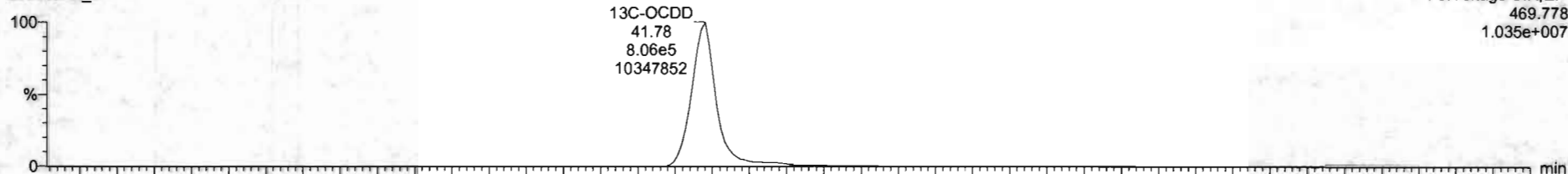


200528R2\_5

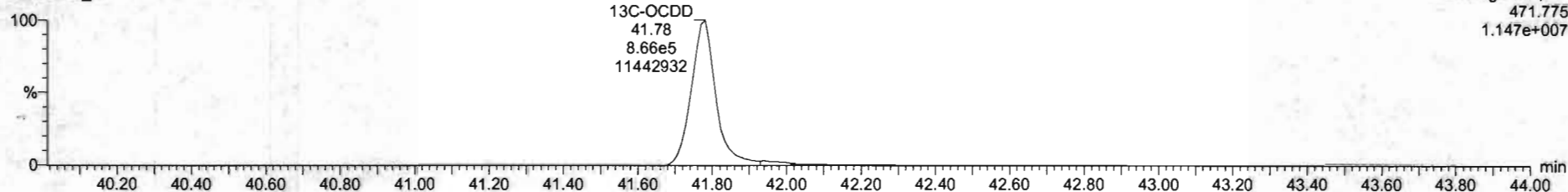


13C-OCDD

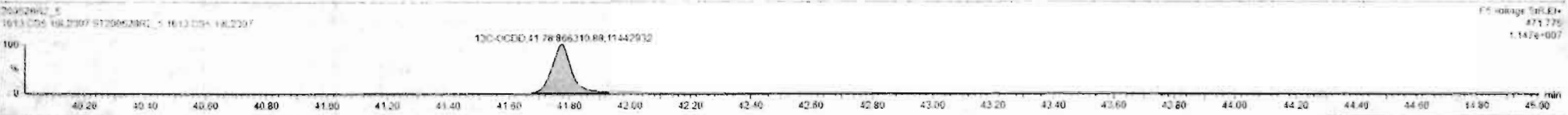


200528R2\_5



200528R2\_5



N	Name	Resp	RA	np	PRF	wt/vol	IT	NRT	Comp	%Rec	DL	ENPL
1	2.3.7.8-TCD0	4.52e7	0.76	NO	0.6883	1.000	26.95	1.001	321	107	0.0511	321
2	1.2.3.7.8-FluCD	1.58e7	0.63	NO	0.9051	1.000	31.61	1.000	1550	103	0.124	1550
3	1.2.3.4.7.8-HuCD	1.47e7	1.23	NO	1.0334	1.000	34.08	1.000	1520	101	0.130	1520
4	1.2.3.8.7.8-HuCD	1.61e7	1.23	NO	0.9523	1.000	34.99	1.000	1550	103	0.142	1550
5	1.2.3.7.8.9-HuCD	1.47e7	1.23	NO	0.9265	1.000	35.27	1.000	1570	104	0.107	1570
6	1.2.3.4.6.7.8-HuCD	1.15e7	1.01	NO	0.8638	1.000	36.61	1.000	1620	105	0.161	1620
7	OCDD	2.37e6	6.84	NO	0.9138	1.000	41.79	1.000	3100	103	0.379	3100
8	2.3.7.6-TCD	0.00e0	0.75	NO	0.7510	1.000	45.65	1.001	325	105	0.0600	325
9	1.2.3.7.8-PeCDF	2.38e7	1.54	NO	0.8925	1.000	40.23	1.000	1570	101	0.231	1570
10	2.3.4.7.8-PeCDF	0.40e7	1.53	NO	0.9348	1.000	41.21	1.000	1550	101	0.213	1550
11	1.2.3.4.7.8-HuCDF	1.61e7	1.19	NO	0.8644	1.000	44.01	1.000	1590	106	0.103	1590
12	1.2.3.6.7.8-HuCDF	1.06e7	1.19	NO	0.8092	1.000	44.72	1.000	1535	101	0.0927	1535
13	2.3.4.6.7.8-HuCDF	1.72e7	1.19	NO	0.9341	1.000	44.72	1.001	1560	104	0.152	1560
14	1.2.3.7.8.9-HuCDF	1.49e7	1.26	NO	0.6707	1.000	45.63	1.000	1560	106	0.145	1560
15	1.2.3.4.6.7.8-HuCDF	1.28e7	1.09	NO	0.8734	1.000	47.40	1.000	1560	104	0.303	1560
16	1.2.3.4.7.8.9-HuCDF	1.05e7	1.00	NO	1.0172	1.000	48.34	1.000	1620	103	0.215	1620
17	OCDF	2.38e7	6.05	NO	0.8085	1.000	41.95	1.000	3090	101	0.250	3090
18	13C-2.3.7.8-TCD	1.52e6	0.76	NO	1.1583	1.000	26.96	1.026	106	106	0.0720	106
19	13C-1.2.3.7.8-PeCDD	1.21e6	0.64	NO	0.8499	1.000	31.58	1.215	114	114	0.130	114
20	13C-1.2.3.4.7.8-PeCDD	6.34e5	1.28	NO	0.7750	1.000	34.97	1.014	110	110	0.191	110
21	13C-1.2.3.6.7.8-PeCDD	1.17e6	1.27	NO	1.0167	1.000	34.97	1.017	113	113	0.146	113






Dataset: Untitled

Last Altered: Friday, May 29, 2020 7:49:30 AM Pacific Daylight Time  
Printed: Friday, May 29, 2020 7:49:39 AM Pacific Daylight Time

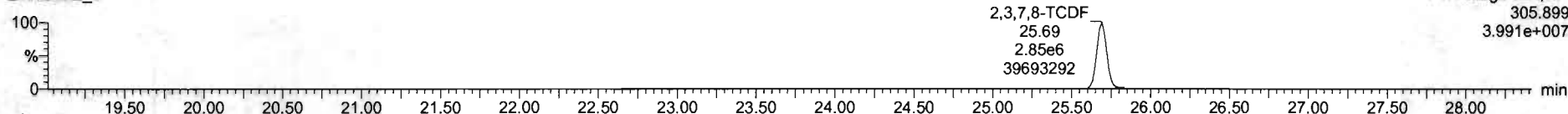
Name: 200528R2\_5, Date: 28-May-2020, Time: 15:02:56, ID: ST200528R2\_5 1613 CS5 19L2307, Description: 1613 CS5 19L2307

**2,3,7,8-TCDF**

200528R2\_5




200528R2\_5




**13C-2,3,7,8-TCDF**

200528R2\_5

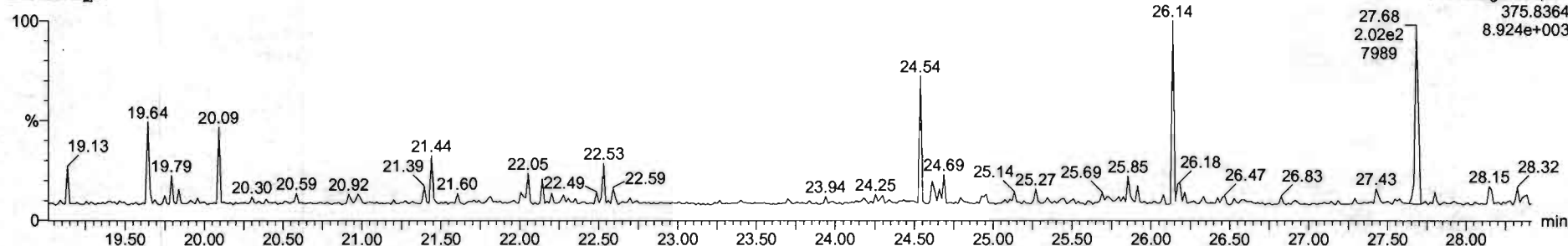


200528R2\_5



**DPE1**

200528R2\_5




Dataset: Untitled

Last Altered: Friday, May 29, 2020 7:49:30 AM Pacific Daylight Time  
Printed: Friday, May 29, 2020 7:49:39 AM Pacific Daylight Time


Name: 200528R2\_5, Date: 28-May-2020, Time: 15:02:56, ID: ST200528R2\_5 1613 CS5 19L2307, Description: 1613 CS5 19L2307

1st Func. Penta-Furans

200528R2\_5

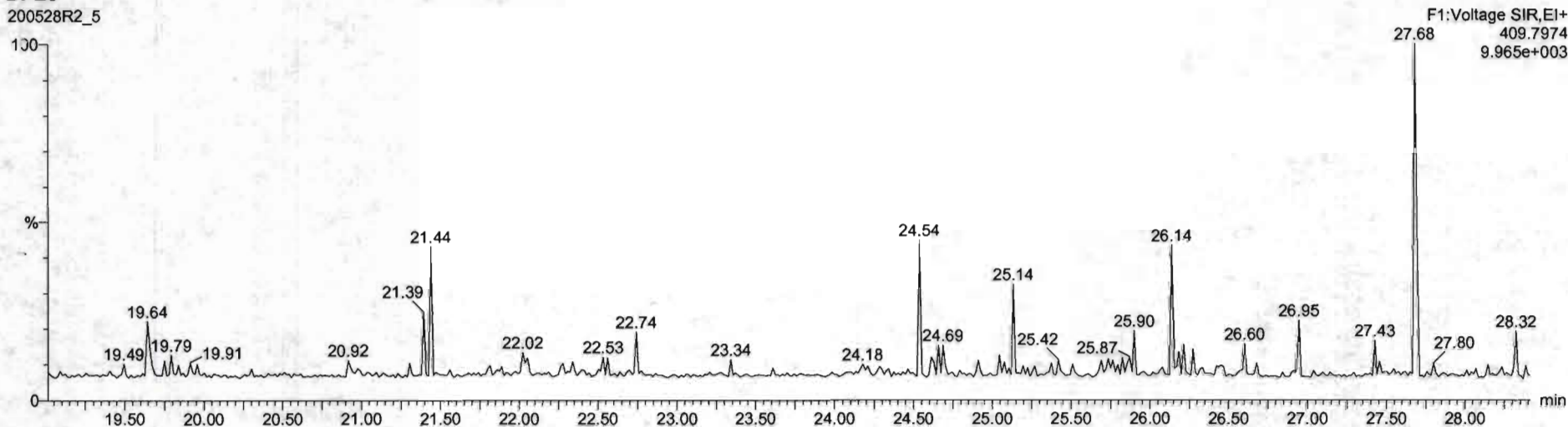


200528R2\_5



DPE6

200528R2\_5




Dataset: Untitled

Last Altered: Friday, May 29, 2020 7:49:30 AM Pacific Daylight Time  
Printed: Friday, May 29, 2020 7:49:39 AM Pacific Daylight Time

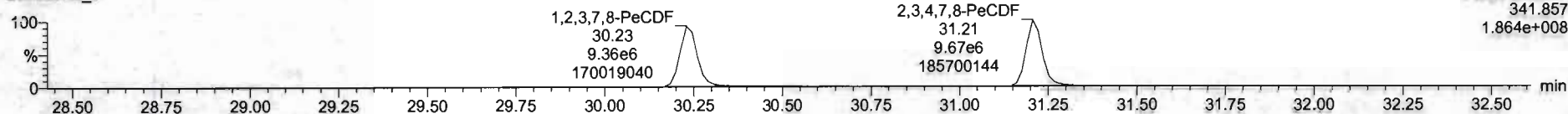
Name: 200528R2\_5, Date: 28-May-2020, Time: 15:02:56, ID: ST200528R2\_5 1613 CS5 19L2307, Description: 1613 CS5 19L2307

**1,2,3,7,8-PeCDF**

200528R2\_5




200528R2\_5

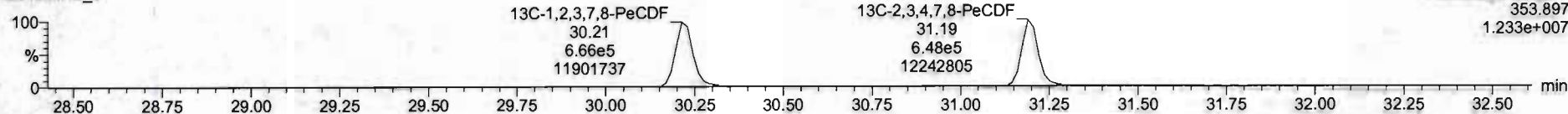


**13C-1,2,3,7,8-PeCDF**

200528R2\_5

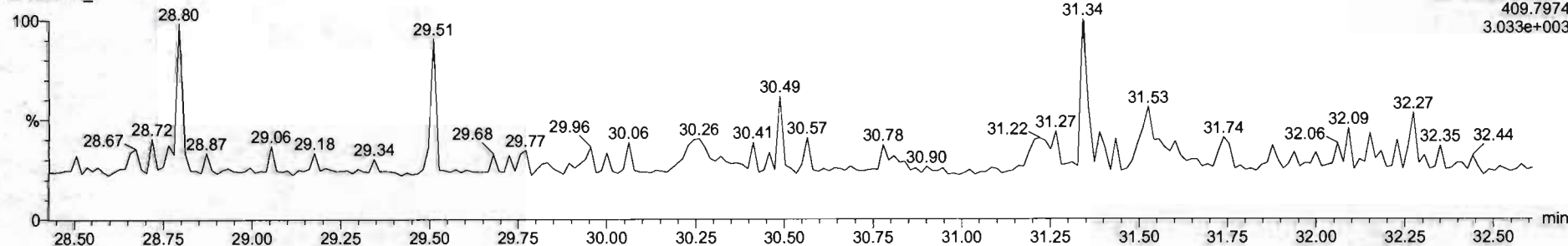


200528R2\_5



**DPE2**

200528R2\_5



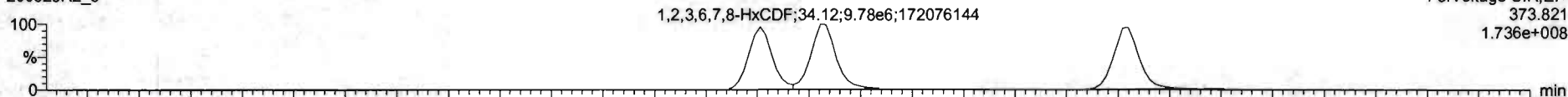
Dataset: Untitled

Last Altered: Friday, May 29, 2020 7:49:30 AM Pacific Daylight Time  
Printed: Friday, May 29, 2020 7:49:39 AM Pacific Daylight Time

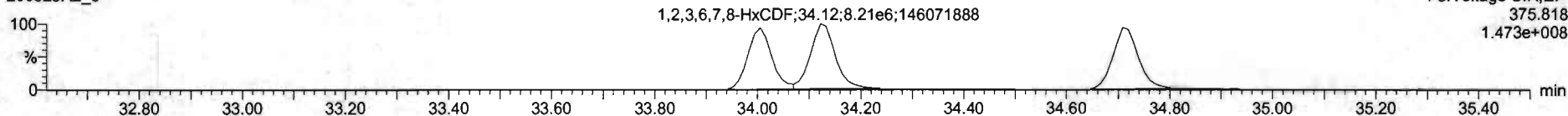
Name: 200528R2\_5, Date: 28-May-2020, Time: 15:02:56, ID: ST200528R2\_5 1613 CS5 19L2307, Description: 1613 CS5 19L2307

**1,2,3,4,7,8-HxCDF**

200528R2\_5

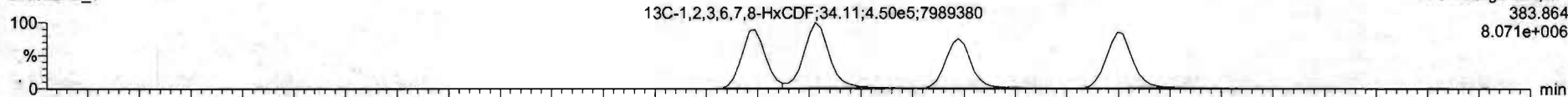


200528R2\_5

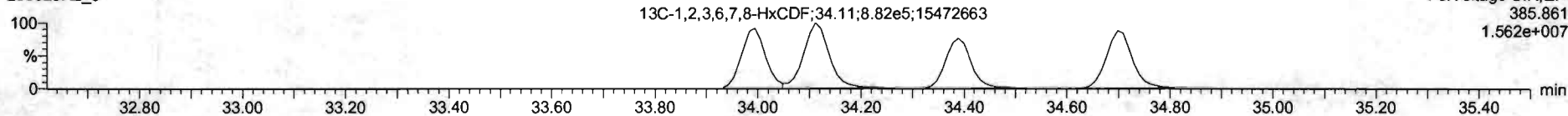


**13C-1,2,3,4,7,8-HxCDF**

200528R2\_5

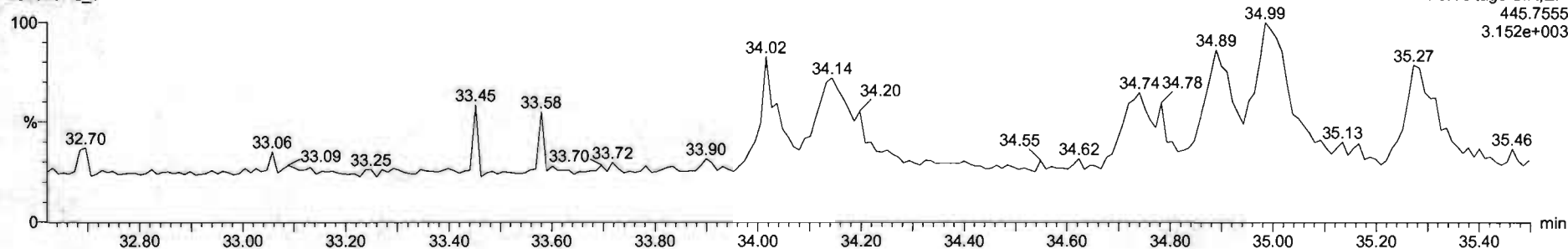


200528R2\_5



**DPE3**

200528R2\_5



Dataset: Untitled

Last Altered: Friday, May 29, 2020 7:49:30 AM Pacific Daylight Time  
Printed: Friday, May 29, 2020 7:49:39 AM Pacific Daylight Time


Name: 200528R2\_5, Date: 28-May-2020, Time: 15:02:56, ID: ST200528R2\_5 1613 CS5 19L2307, Description: 1613 CS5 19L2307

**1,2,3,4,6,7,8-HpCDF**

200528R2\_5




200528R2\_5




**13C-1,2,3,4,6,7,8-HpCDF**

200528R2\_5

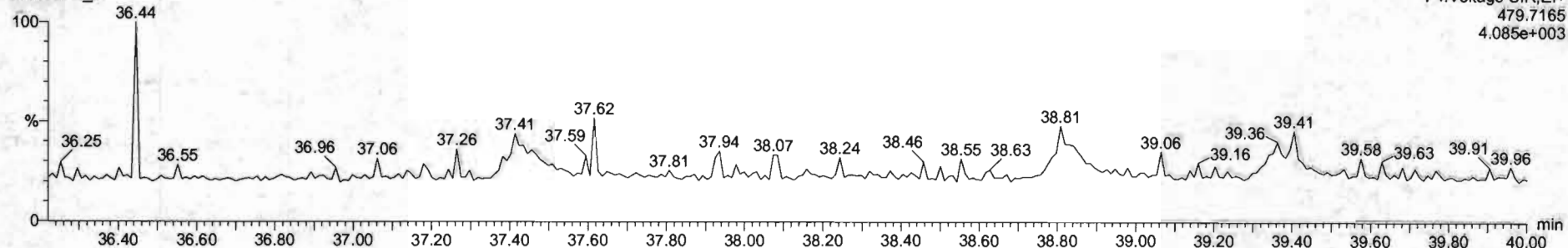


200528R2\_5



**DPE4**

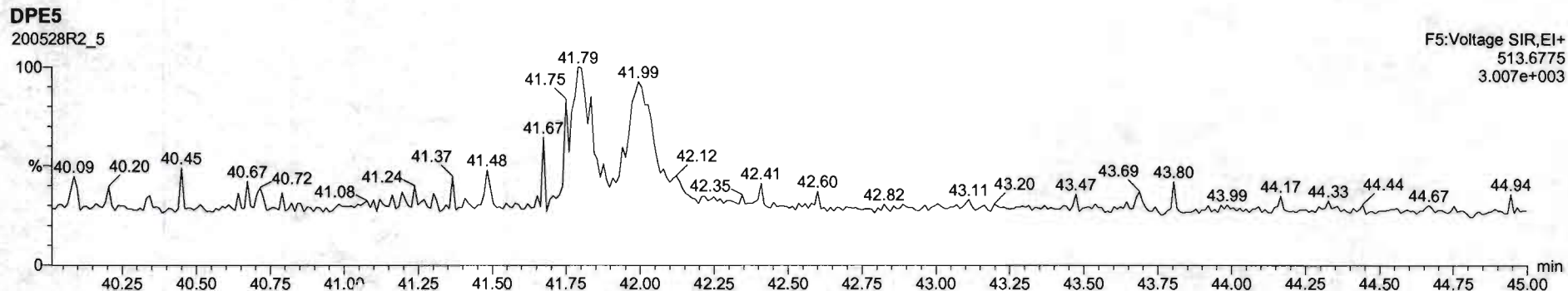




200528R2\_5



Dataset: Untitled

Last Altered: Friday, May 29, 2020 7:49:30 AM Pacific Daylight Time  
Printed: Friday, May 29, 2020 7:49:39 AM Pacific Daylight Time

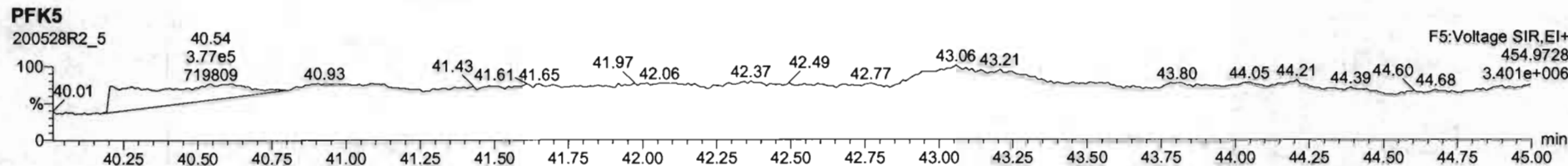
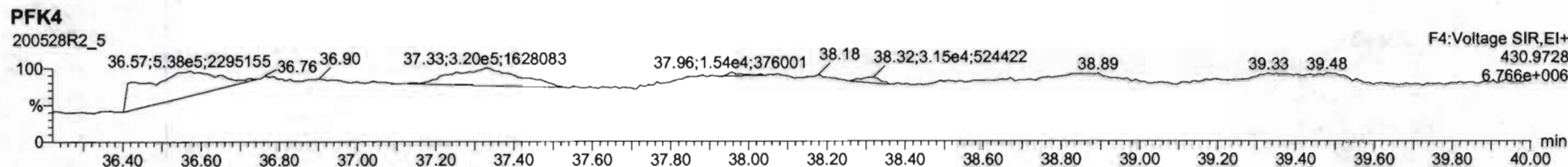
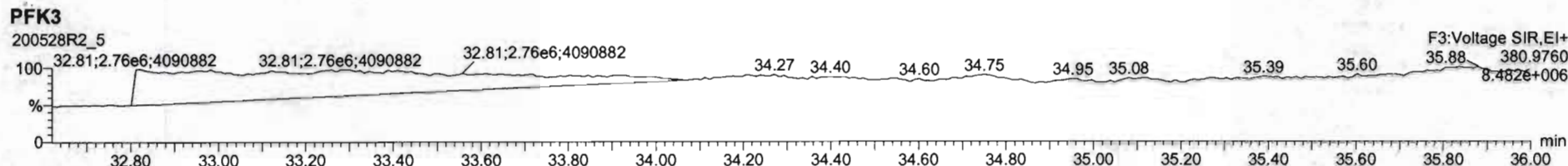
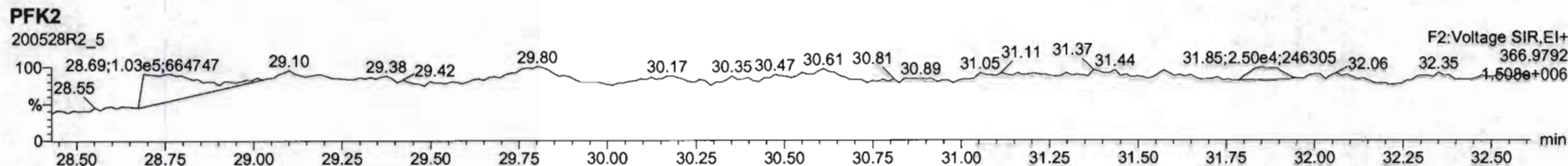
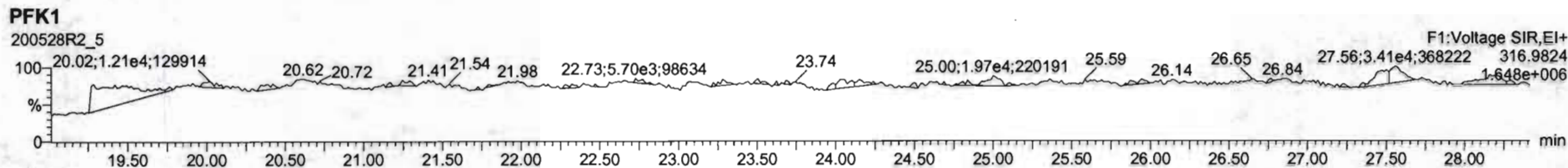
Name: 200528R2\_5, Date: 28-May-2020, Time: 15:02:56, ID: ST200528R2\_5 1613 CS5 19L2307, Description: 1613 CS5 19L2307



Dataset: Untitled

Last Altered: Friday, May 29, 2020 7:49:30 AM Pacific Daylight Time  
Printed: Friday, May 29, 2020 7:49:39 AM Pacific Daylight Time

Name: 200528R2\_5, Date: 28-May-2020, Time: 15:02:56, ID: ST200528R2\_5 1613 CS5 19L2307, Description: 1613 CS5 19L2307




Dataset: Untitled

Last Altered: Friday, May 29, 2020 7:49:30 AM Pacific Daylight Time  
Printed: Friday, May 29, 2020 7:49:39 AM Pacific Daylight Time

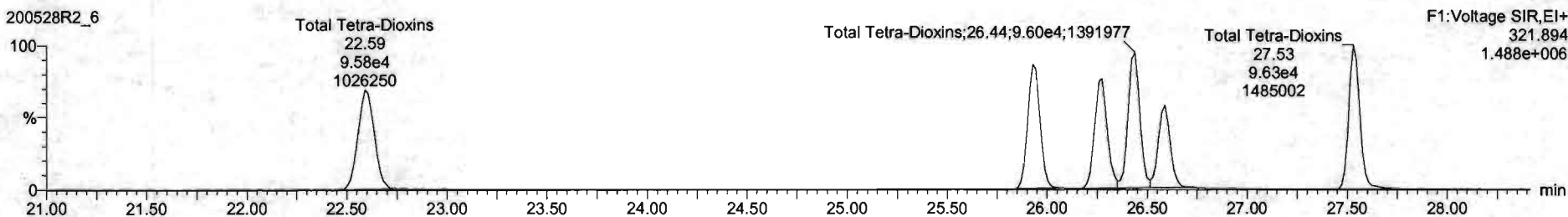
Name: 200528R2\_6, Date: 28-May-2020, Time: 15:50:32, ID: ST200528R2\_6 1613 CS3 19L2305, Description: 1613 CS3 19L2305

2,3,7,8-TCDD

200528R2\_6




200528R2\_6




13C-2,3,7,8-TCDD

200528R2\_6



200528R2\_6





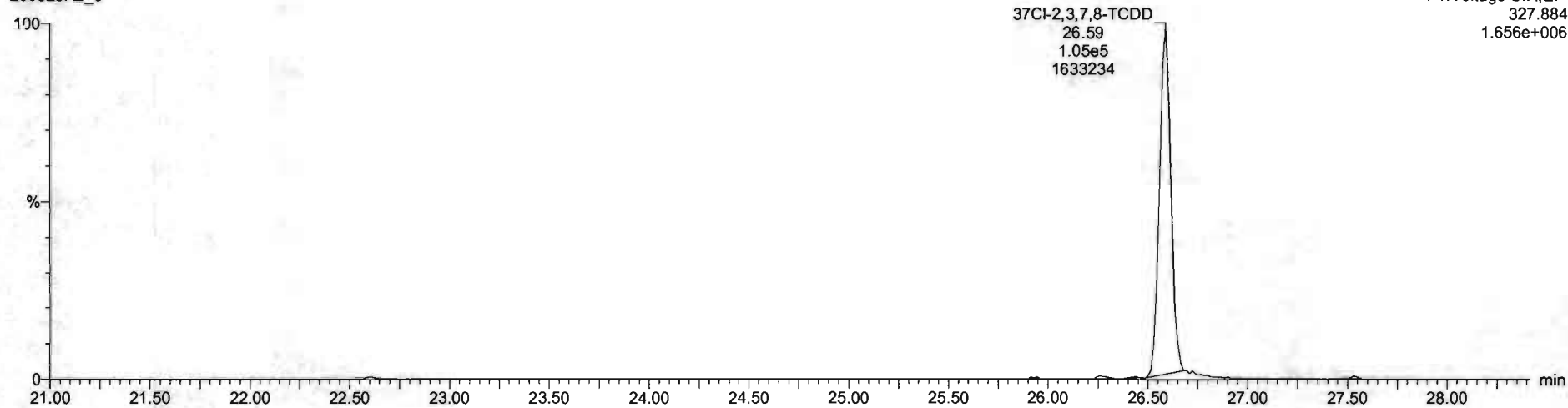
Dataset: Untitled

Last Altered: Friday, May 29, 2020 7:49:30 AM Pacific Daylight Time  
Printed: Friday, May 29, 2020 7:49:39 AM Pacific Daylight Time

Name: 200528R2\_6, Date: 28-May-2020, Time: 15:50:32, ID: ST200528R2\_6 1613 CS3 19L2305, Description: 1613 CS3 19L2305

**37Cl-2,3,7,8-TCDD**

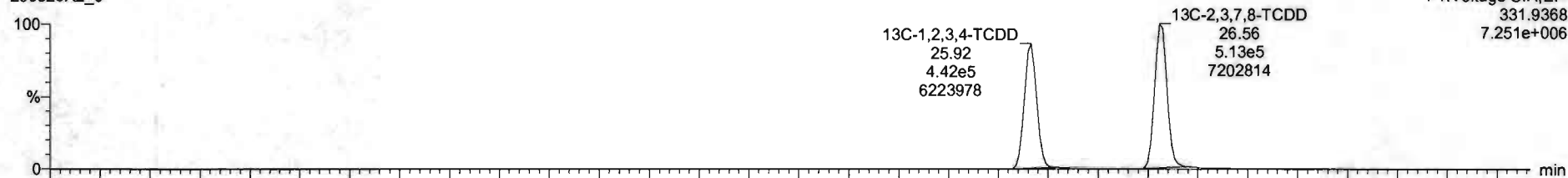
200528R2\_6



F1:Voltage SIR,EI+  
327.884  
1.656e+006

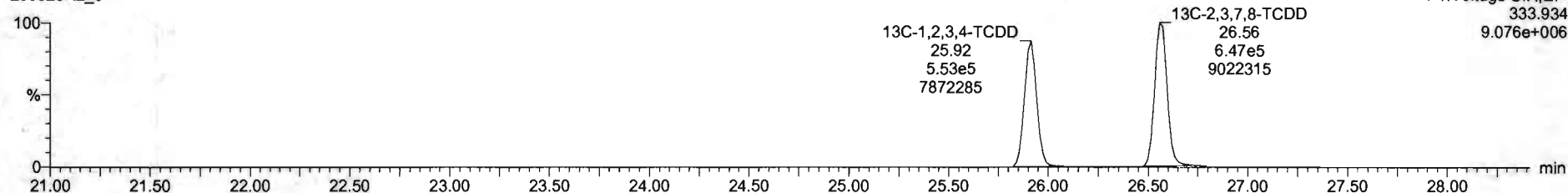
**13C-1,2,3,4-TCDD**

200528R2\_6



F1:Voltage SIR,EI+  
331.9368  
7.251e+006

200528R2\_6



F1:Voltage SIR,EI+  
333.934  
9.076e+006

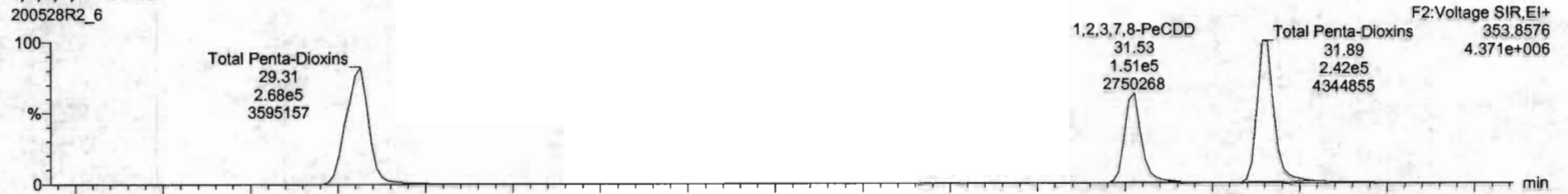
Dataset: Untitled

Last Altered: Friday, May 29, 2020 7:49:30 AM Pacific Daylight Time  
Printed: Friday, May 29, 2020 7:49:39 AM Pacific Daylight Time

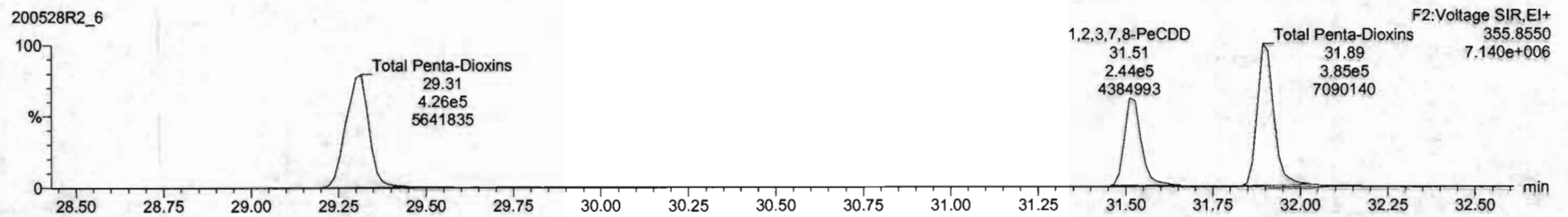
Name: 200528R2\_6, Date: 28-May-2020, Time: 15:50:32, ID: ST200528R2\_6 1613 CS3 19L2305, Description: 1613 CS3 19L2305

1,2,3,7,8-PeCDD

200528R2\_6

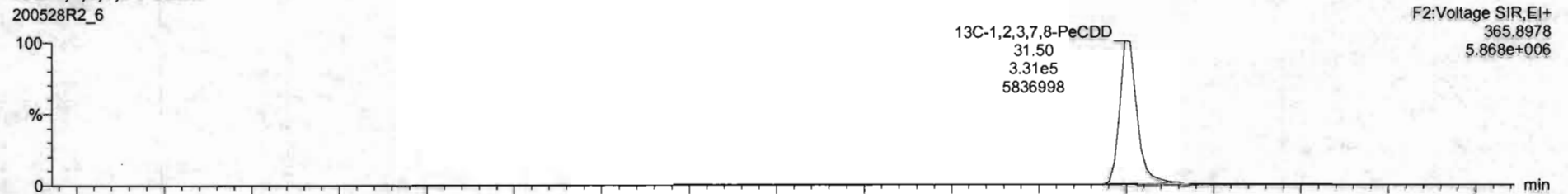


200528R2\_6

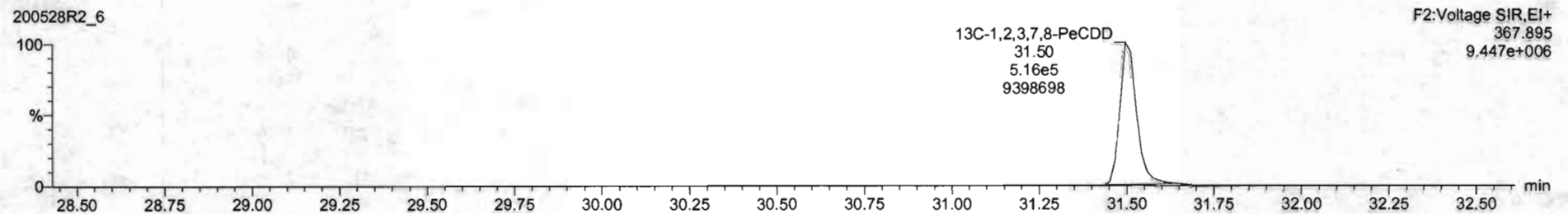


13C-1,2,3,7,8-PeCDD

200528R2\_6



200528R2\_6



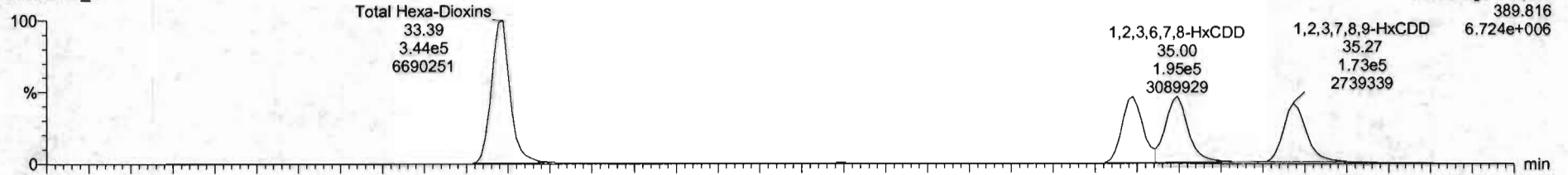
Dataset: Untitled

Last Altered: Friday, May 29, 2020 7:49:30 AM Pacific Daylight Time  
Printed: Friday, May 29, 2020 7:49:39 AM Pacific Daylight Time

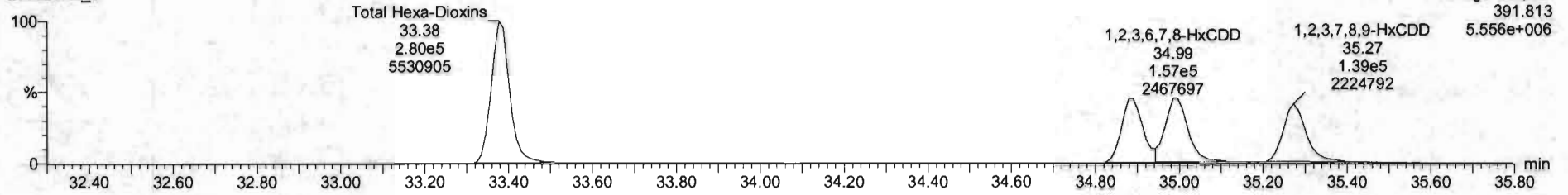
Name: 200528R2\_6, Date: 28-May-2020, Time: 15:50:32, ID: ST200528R2\_6 1613 CS3 19L2305, Description: 1613 CS3 19L2305

**1,2,3,4,7,8-HxCDD**

200528R2\_6




200528R2\_6

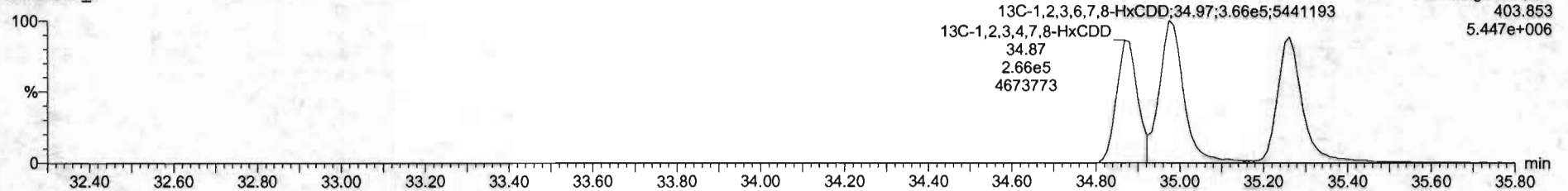


**13C-1,2,3,4,7,8-HxCDD**

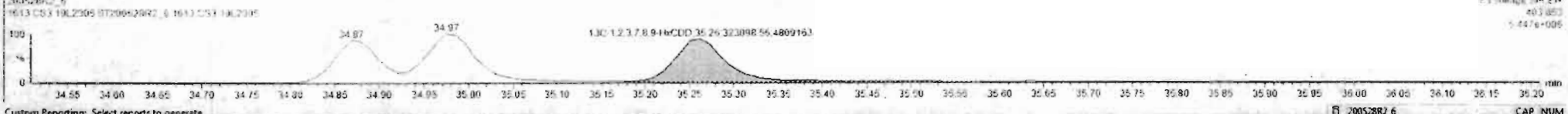


200528R2\_6



200528R2\_6



SL	Name	Resd	RA	aly	RR	sd/vol	RT	RRT	Conc.	%Rec	DL	LNPC
1	2,3,7,8-TCDD	1.06e5	0.91	NO	0.6203	1.000	25.59	1.001	10.2	102	0.0674	10.2
2	1,2,3,7,8-PeCDD	3.95e5	0.82	NO	0.9041	1.000	31.43	1.001	51.3	103	2.19e	51.3
3	1,2,3,4,7,8-HxCDD	7.25e5	1.22	NO	1.6334	1.000	34.89	1.000	52.1	104	0.220	52.1
4	1,2,3,6,7,8-HxCDD	3.51e5	1.24	NO	0.8921	1.000	34.20	1.001	48.3	96.8	0.271	48.3
5	1,2,3,7,8,9-HxCDD	3.12e5	1.24	NO	0.6659	1.000	35.27	1.000	49.9	99.8	0.254	49.9
6	1,2,3,4,6,7,8-HxCDD	2.29e5	1.02	NO	0.9618	1.000	30.81	1.000	51.2	102	0.209	51.2
7	CDD	4.53e5	0.98	NO	0.9136	1.000	41.78	1.000	102	102	0.206	102
8	2,3,7,8-TCDF	1.19e5	0.74	NO	0.7510	1.000	25.69	1.001	9.96	99.8	0.0613	9.96
9	1,2,3,7,8-PeCDF	5.72e5	1.57	NO	0.8905	1.000	30.25	1.000	51.2	102	0.130	51.2
10	1,2,3,7,8-PeCDF	4.81e5	1.57	NO	0.9348	1.000	31.22	1.000	49.3	101	0.130	49.3
11	1,2,3,4,7,8-HxCDF	3.98e5	1.21	NO	0.9548	1.000	34.07	1.000	51.1	102	0.191	51.1
12	1,2,3,6,7,8-HxCDF	4.22e5	1.25	NO	0.8022	1.000	34.13	1.000	51.9	104	0.179	51.9
13	1,2,3,4,6,7,8-HxCDF	3.88e5	1.25	NO	0.9341	1.000	34.72	1.000	51.9	104	0.197	51.9
14	1,2,3,7,8,9-HxCDF	2.98e5	1.22	NO	0.8757	1.000	35.63	1.000	51.1	102	0.201	51.1
15	1,2,3,4,6,7,8-HpCDF	2.84e5	0.98	NO	0.8734	1.000	37.41	1.001	51.4	103	0.201	51.4
16	1,2,3,4,7,6,5-HpCDF	2.00e5	0.80	NO	1.0125	1.000	38.34	1.000	52.7	105	0.258	52.7
17	CDF	4.44e5	0.86	NO	0.8045	1.000	41.97	1.000	102	102	0.161	102
18	1,2,3,7,8,9-TCDF	1.16e5	0.79	NO	1.1503	1.000	28.96	1.025	101	101	0.0990	101
19	1,2,3,4,6,7,8-HxCDF	6.48e5	0.84	NO	0.8450	1.000	31.50	1.215	100	100	0.205	100
20	1,2,3,4,7,8-HxCDF	6.04e5	1.27	NO	0.7790	1.000	34.88	1.014	98.9	98.9	0.188	98.9
21	1,2,3,6,7,8-HxCDF	6.19e5	1.23	NO	1.0187	1.000	34.97	1.017	102	102	0.144	102



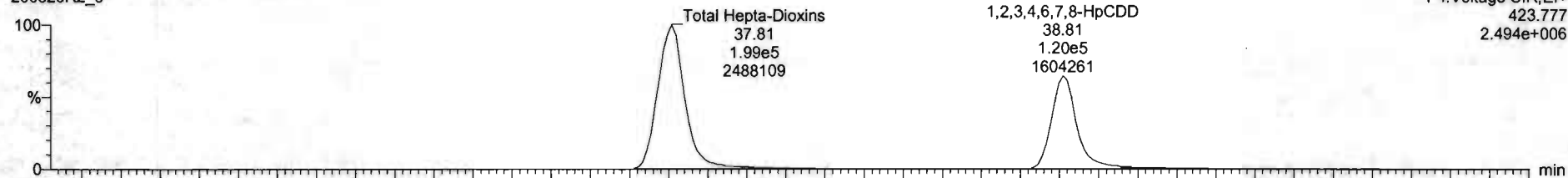
Dataset: Untitled

Last Altered: Friday, May 29, 2020 7:49:30 AM Pacific Daylight Time  
Printed: Friday, May 29, 2020 7:49:39 AM Pacific Daylight Time

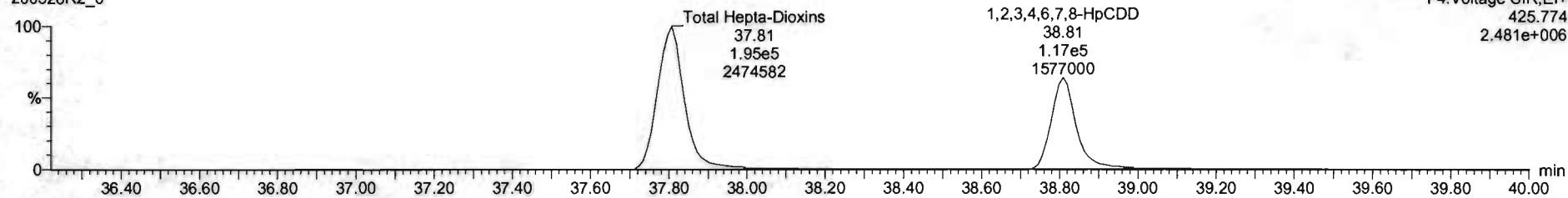
Name: 200528R2\_6, Date: 28-May-2020, Time: 15:50:32, ID: ST200528R2\_6 1613 CS3 19L2305, Description: 1613 CS3 19L2305

1,2,3,4,6,7,8-HpCDD

200528R2\_6




200528R2\_6

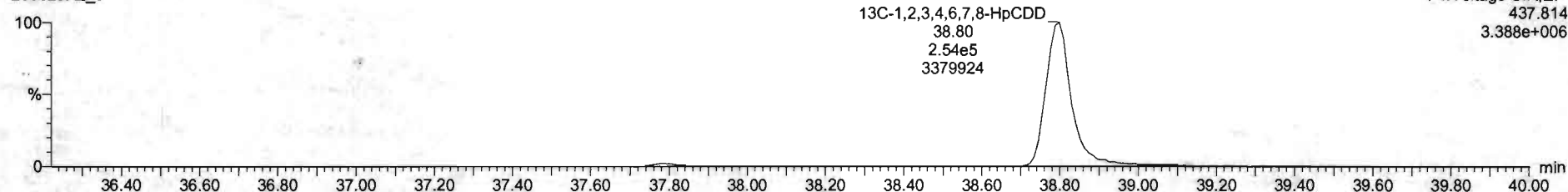


13C-1,2,3,4,6,7,8-HpCDD



200528R2\_6



200528R2\_6



#	Name	Resp	RA	inj	RRF	wtvol	HT	RR1	Conc	%Rec	DL	EMPC
1	1,2,3,4,5-HpCDD	1.96e5	0.81	NO	0.880	1.000	26.19	1.001	10.2	102	0.0664	10.0
2	1,2,3,4,6,7,8-HpCDD	3.95e5	0.82	NO	0.901	1.000	31.53	1.001	51.3	102	0.195	51.3
3	1,2,3,4,7,8-HpCDD	3.25e5	1.23	NO	1.034	1.000	34.89	1.006	52.1	104	0.255	52.1
4	1,2,3,4,7,8-HxCDD	3.51e5	1.24	NO	0.897	1.000	35.35	1.001	48.2	96.4	0.251	48.2
5	1,2,3,4,7,8,9-HxCDD	3.12e5	1.24	NO	1.525	1.000	35.27	1.000	49.9	99.8	0.254	49.9
6	1,2,3,4,6,7,8-HxCDD	3.95e5	1.03	NO	0.899	1.000	35.81	1.000	51.3	102	0.209	51.2
7	OCDF	4.53e5	0.98	NO	0.9176	1.000	41.75	1.000	102	102	0.208	102
8	1,2,3,4,6,7,8-HxCDF	1.19e5	0.74	NO	0.7140	1.000	25.69	1.001	9.90	99.8	0.0613	9.90
9	1,2,3,4,7,8-HpCDF	5.72e5	1.57	NO	0.8925	1.000	30.25	1.000	51.0	102	0.150	51.0
10	1,2,3,4,7,8-HxCDF	5.81e5	1.57	NO	0.9349	1.000	31.22	1.000	50.3	101	0.150	50.3
11	1,2,3,4,7,8,9-HxCDF	5.58e5	1.21	NO	0.8548	1.000	34.31	1.000	51.1	102	0.151	51.1
12	1,2,3,6,7,8-HpCDF	4.22e5	1.25	NO	0.8852	1.000	34.13	1.000	51.9	104	0.170	51.9
13	1,2,3,4,6,7,8-HxCDF	3.08e5	1.25	NO	0.9041	1.000	34.72	1.000	51.9	104	0.157	51.8
14	1,2,3,7,8-HpCDF	3.98e5	1.22	NO	0.8707	1.000	35.63	1.000	51.1	102	0.209	51.1
15	1,2,3,4,6,7,8-HpCDF	2.54e5	0.98	NO	0.8734	1.000	37.41	1.001	51.4	103	0.201	51.4
16	1,2,3,4,7,8,9-HpCDF	2.30e5	0.98	NO	1.0122	1.000	39.34	1.000	52.7	108	0.288	52.7
17	OCDF	4.44e5	0.85	NO	0.8081	1.000	41.87	1.000	102	102	0.161	102
18	13C-1,2,3,4,7,8-HpCDD	1.16e5	0.79	NO	1.1583	1.000	29.56	1.026	101	101	0.0980	
19	13C-1,2,3,4,7,8-HxCDD	3.48e5	0.84	NO	0.9450	1.000	33.59	1.215	100	100	0.235	
20	13C-1,2,3,4,7,8-HpCDF	8.04e5	1.27	NO	0.7750	1.000	34.58	1.014	98.9	98.9	0.188	
21	13C-1,2,3,6,7,8-HxCDD	8.15e5	1.23	NO	1.0487	1.000	34.97	1.017	102	102	0.144	



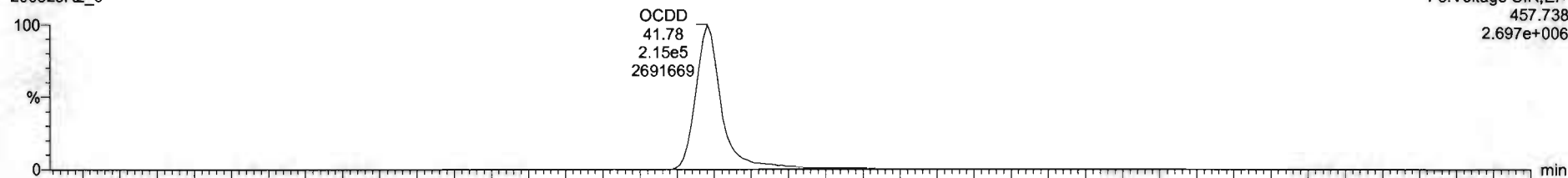
Dataset: Untitled

Last Altered: Friday, May 29, 2020 7:49:30 AM Pacific Daylight Time  
Printed: Friday, May 29, 2020 7:49:39 AM Pacific Daylight Time

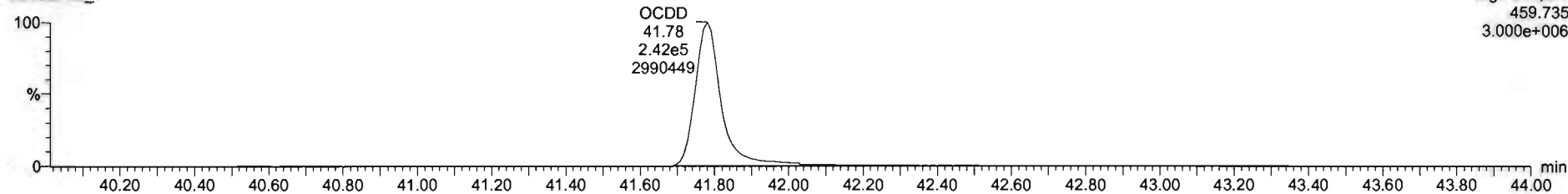
Name: 200528R2\_6, Date: 28-May-2020, Time: 15:50:32, ID: ST200528R2\_6 1613 CS3 19L2305, Description: 1613 CS3 19L2305

**OCDD**

200528R2\_6

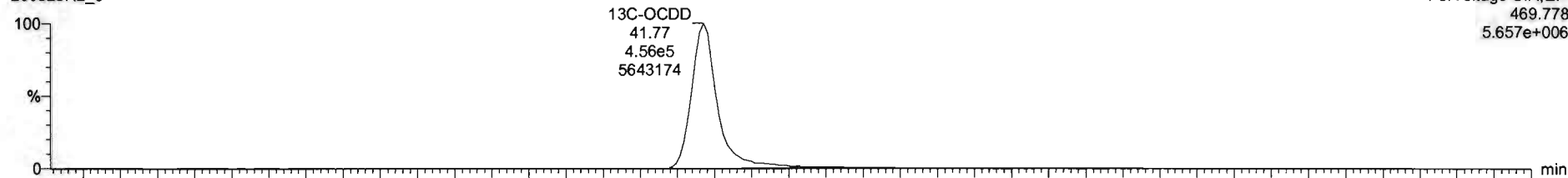


200528R2\_6

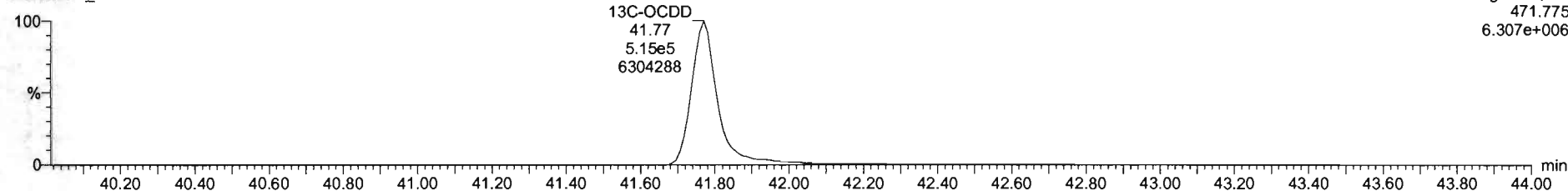


**13C-OCDD**


200528R2\_6



200528R2\_6



ID	Name	Resp	RA	inj	RRF	injVol	RT	RR1	Conc	%Rec	DL	EMPC
1	2,3,7,8-TCDD	1.96e6	0.21	NO	0.8843	1.000	26.19	1.001	10.2	102	0.0664	10.2
2	1,2,3,7,8-PeCDD	3.96e6	0.22	NO	0.9091	1.000	31.92	1.001	51.3	103	0.195	51.3
3	1,2,3,4,7,8-HxCDD	3.25e6	1.25	NO	1.0334	1.000	34.89	1.000	52.1	104	0.228	52.1
4	1,2,3,6,7,8-HxCDD	3.51e6	1.24	NO	0.8027	1.000	35.30	1.001	46.3	96.6	0.253	46.3
5	1,2,3,7,8,9-HxCDD	3.12e6	1.24	NO	0.9063	1.000	35.27	1.000	49.9	99.8	0.254	49.9
6	1,2,3,4,6,7,8-HpCDD	7.36e6	1.52	NO	1.0881	1.000	35.81	1.000	71.1	101	0.216	71.1
7	OCDD	4.53e5	0.28	NO	0.9138	1.000	41.76	1.000	102	102	0.208	102
8	2,3,7,8-TCDF	1.19e6	0.24	NO	0.7510	1.000	25.89	1.001	3.96	99.6	0.0613	9.96
9	1,2,3,7,8-PeCDF	5.72e6	1.57	NO	0.8925	1.000	30.25	1.000	51.2	102	0.159	51.2
10	2,3,4,7,8-HxCDF	8.81e6	1.57	NO	0.9346	1.000	31.22	1.000	50.3	101	0.130	50.3
11	1,2,3,4,7,8-HxCDF	3.56e6	1.21	NO	0.8544	1.000	34.91	1.000	51.1	102	0.191	51.1
12	1,2,3,6,7,8-HxCDF	4.22e6	1.25	NO	0.8062	1.000	34.12	1.000	51.9	104	0.176	51.9
13	2,3,4,6,7,8-HxCDF	3.88e6	1.25	NO	0.9341	1.000	34.22	1.000	51.9	104	0.197	51.9
14	1,2,3,7,8,9-HxCDF	2.98e6	1.22	NO	0.8707	1.000	35.43	1.000	51.1	102	0.201	51.1
15	1,2,3,4,6,7,8-HpCDF	2.64e6	0.98	NO	0.8734	1.000	37.41	1.001	51.4	103	0.221	51.4
16	1,2,3,4,7,8,9-HpCDF	2.06e6	0.98	NO	1.0128	1.000	39.34	1.000	52.7	105	0.253	52.7
17	OCDF	4.44e6	0.80	NO	0.8045	1.000	41.87	1.000	102	102	0.161	102
18	13C-2,3,7,8-TCDD	1.16e8	0.79	NO	1.1563	1.000	26.96	1.025	101	101	0.0900	
19	13C-1,2,3,7,8-PeCDD	8.46e6	0.84	NO	0.8490	1.000	31.98	1.215	100	100	0.225	
20	13C-1,2,3,4,7,8-HxCDD	6.04e6	1.27	NO	0.7750	1.000	34.88	1.014	96.9	96.9	0.198	
21	13C-1,2,3,6,7,8-HxCDD	6.15e6	1.23	NO	1.0167	1.000	34.97	1.017	102	102	0.144	



Custom Reporting: Select reports to generate

200528R2\_6

CAP NUM



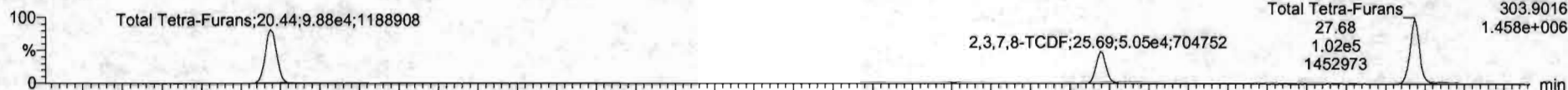
Dataset: Untitled

Last Altered: Friday, May 29, 2020 7:49:30 AM Pacific Daylight Time  
Printed: Friday, May 29, 2020 7:49:39 AM Pacific Daylight Time

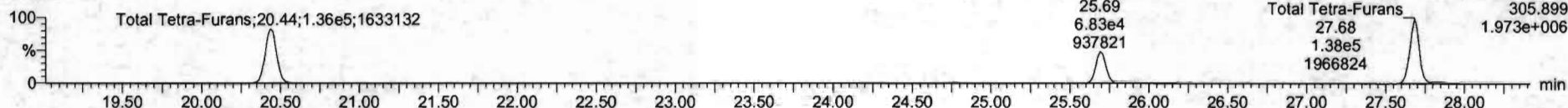
Name: 200528R2\_6, Date: 28-May-2020, Time: 15:50:32, ID: ST200528R2\_6 1613 CS3 19L2305, Description: 1613 CS3 19L2305

**2,3,7,8-TCDF**

200528R2\_6




200528R2\_6




**13C-2,3,7,8-TCDF**

200528R2\_6

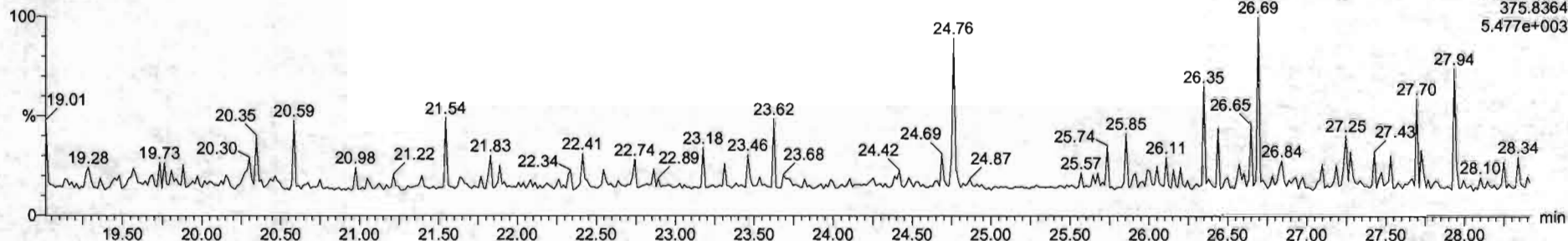


200528R2\_6



**DPE1**

200528R2\_6




Dataset: Untitled

Last Altered: Friday, May 29, 2020 7:49:30 AM Pacific Daylight Time  
Printed: Friday, May 29, 2020 7:49:39 AM Pacific Daylight Time

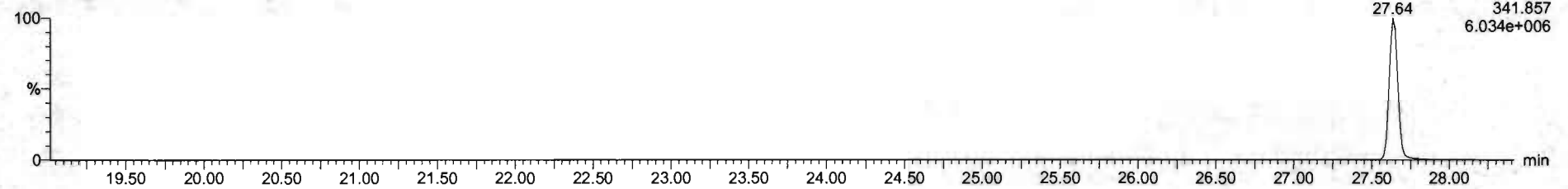
Name: 200528R2\_6, Date: 28-May-2020, Time: 15:50:32, ID: ST200528R2\_6 1613 CS3 19L2305, Description: 1613 CS3 19L2305

1st Func. Penta-Furans

200528R2\_6

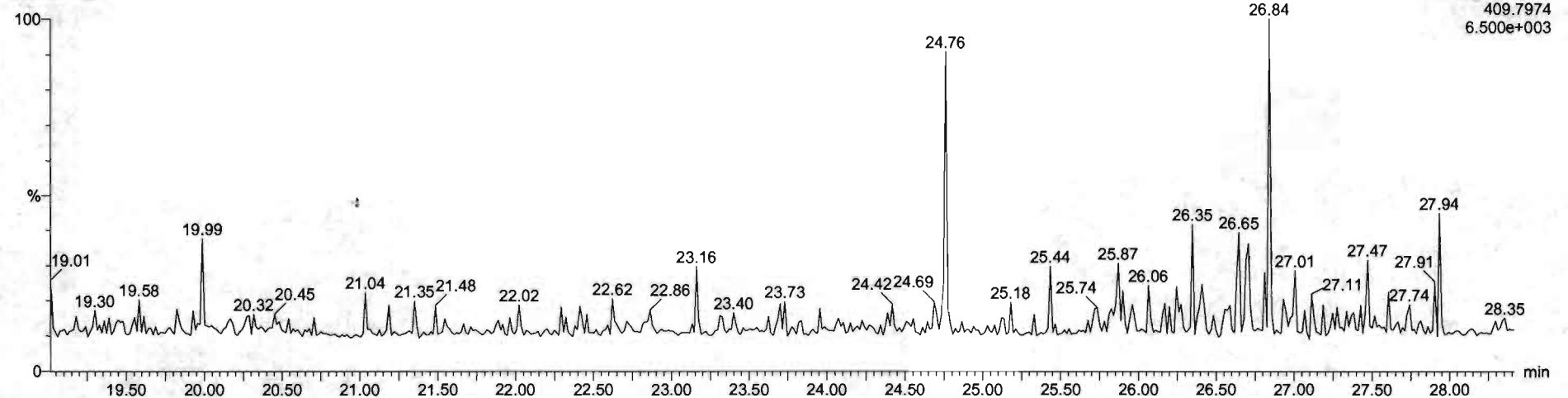


200528R2\_6



DPE6

200528R2\_6




Dataset: Untitled

Last Altered: Friday, May 29, 2020 7:49:30 AM Pacific Daylight Time  
Printed: Friday, May 29, 2020 7:49:39 AM Pacific Daylight Time


Name: 200528R2\_6, Date: 28-May-2020, Time: 15:50:32, ID: ST200528R2\_6 1613 CS3 19L2305, Description: 1613 CS3 19L2305

**1,2,3,7,8-PeCDF**

200528R2\_6

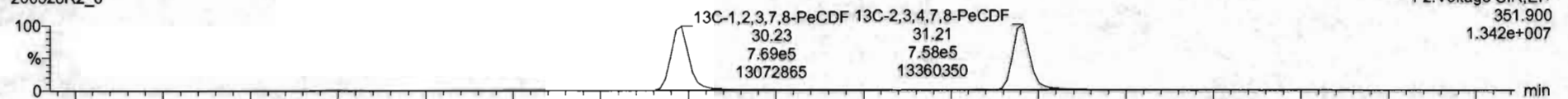


200528R2\_6

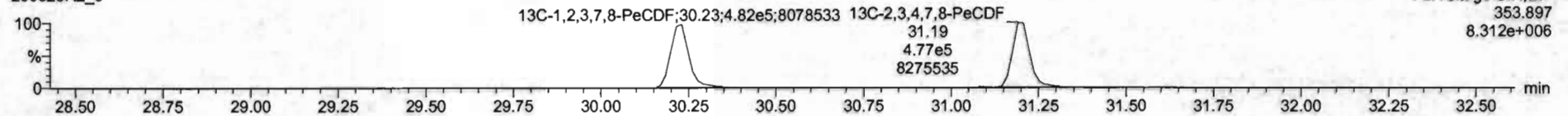


**13C-1,2,3,7,8-PeCDF**

200528R2\_6

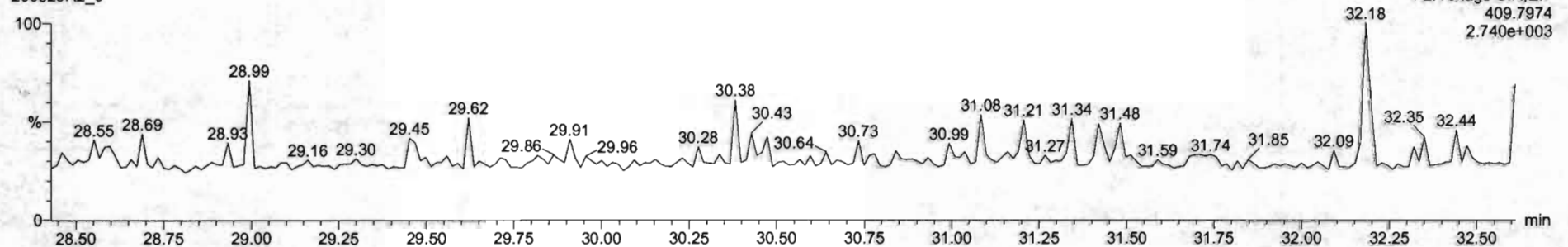


200528R2\_6



**DPE2**

200528R2\_6

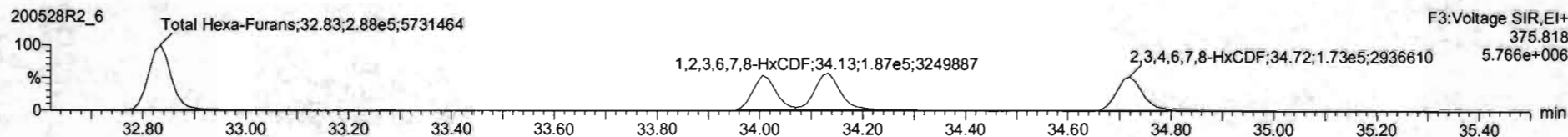
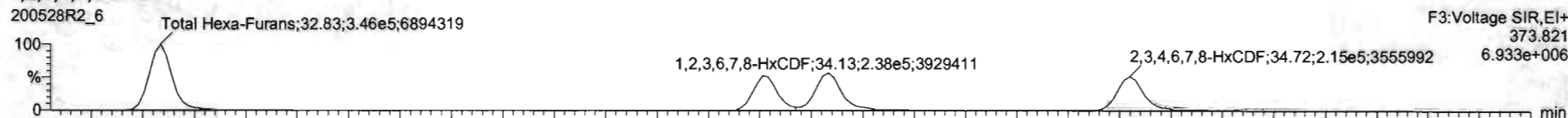


Dataset: Untitled

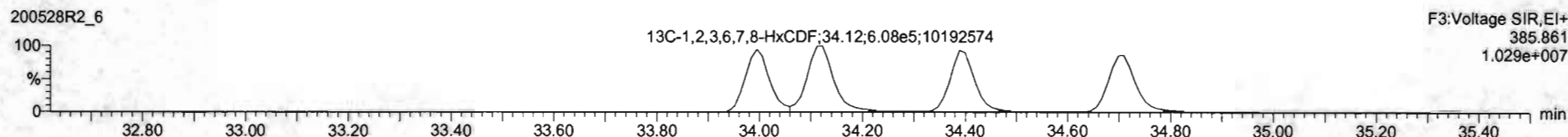
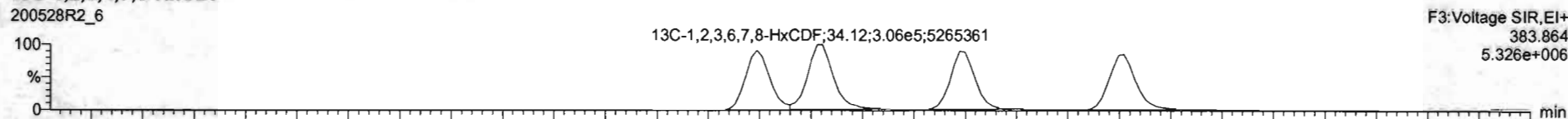
Last Altered: Friday, May 29, 2020 7:49:30 AM Pacific Daylight Time  
Printed: Friday, May 29, 2020 7:49:39 AM Pacific Daylight Time

Name: 200528R2\_6, Date: 28-May-2020, Time: 15:50:32, ID: ST200528R2\_6 1613 CS3 19L2305, Description: 1613 CS3 19L2305

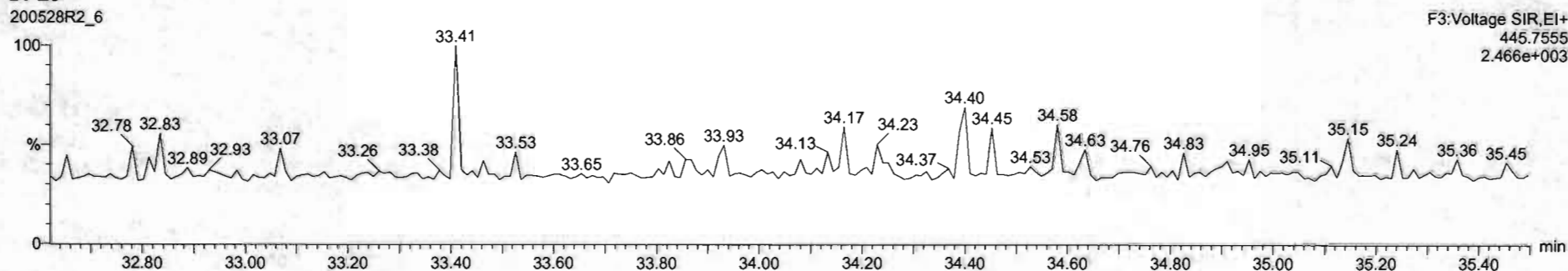
**1,2,3,4,7,8-HxCDF**



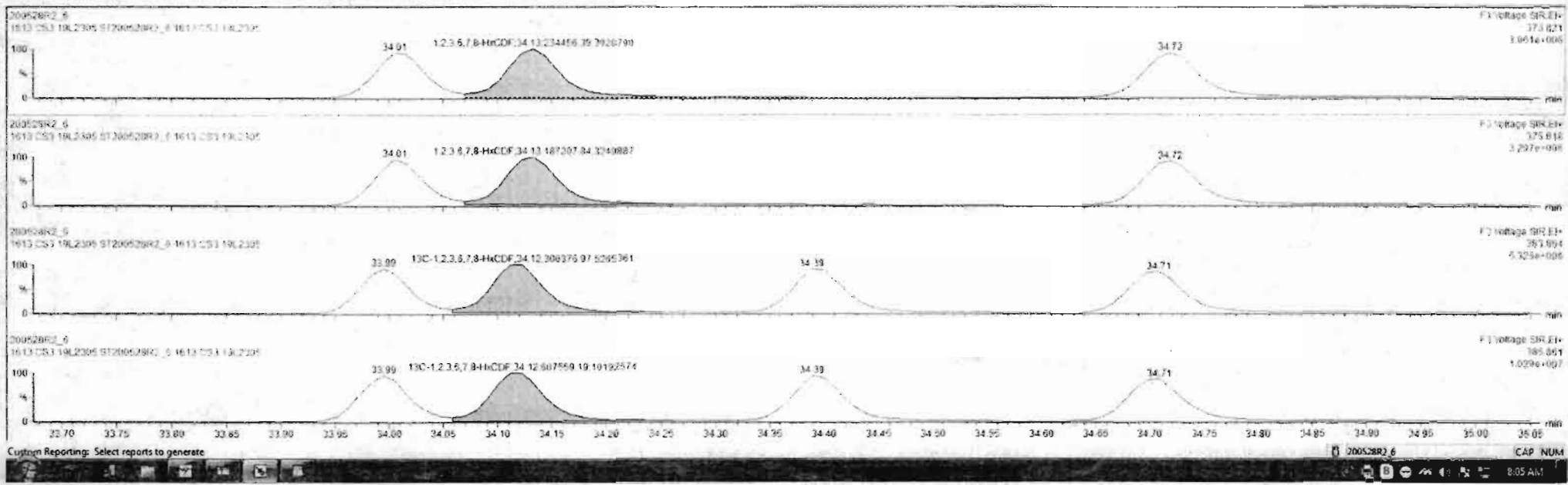
**13C-1,2,3,4,7,8-HxCDF**



**DPE3**



Name	Resp	RA	WV	RRF	WtVal	RT	RRT	Conc	%Rec	DL	EMPC
1 2,3,7,8-TCDD	1.06e5	0.81	NO	0.6082	1.000	26.55	1.001	102	102	0.0664	10.2
2 1,2,3,7,8-PeCDD	1.56e5	0.82	NO	0.6081	1.000	31.53	1.001	51.3	103	0.194	51.3
3 1,2,3,4,7,8-HxCDD	0.25e5	1.23	NO	1.0334	1.000	34.89	1.000	52.1	104	0.220	52.1
4 1,2,3,6,7,8-HxCDD	0.31e5	1.24	NO	0.8923	1.000	25.00	1.001	48.3	96.6	0.231	48.3
5 1,2,3,7,8,9-HxCDD	0.12e5	1.24	NO	0.9269	1.000	35.27	1.000	49.9	99.8	0.264	49.9
6 1,2,3,4,6,7,8-HpCDD	0.26e5	1.01	NO	0.8898	1.000	26.61	1.000	51.2	102	0.209	51.2
7 OCDD	1.53e5	0.86	NO	0.5136	1.000	41.78	1.000	102	102	0.290	102
8 2,3,7,8-TCDF	1.19e5	0.74	NO	0.7510	1.000	25.69	1.001	9.90	99.8	0.0613	9.90
9 1,2,3,7,8-PeCDF	0.72e5	1.57	NO	0.8925	1.000	30.25	1.000	51.2	102	0.139	51.2
10 2,3,4,7,8-PeCDF	0.91e5	1.57	NO	0.9248	1.000	31.22	1.000	50.3	101	0.130	50.3
11 1,2,3,4,7,8-HxCDF	0.56e5	1.21	NO	0.8845	1.000	34.01	1.000	51.1	102	0.191	51.1
12 1,2,3,6,7,8-HxCDF	0.42e5	1.25	NO	0.8092	1.000	34.13	1.000	51.9	104	0.170	51.9
13 2,3,4,6,7,8-HxCDF	1.58e5	1.25	NO	0.9241	1.000	34.72	1.000	51.9	104	0.197	51.9
14 1,2,3,7,8,9-HxCDF	2.98e5	1.22	NO	0.8707	1.000	35.83	1.000	51.1	102	0.201	51.1
15 1,2,3,4,6,7,8-HpCDF	2.64e5	0.90	NO	0.8714	1.000	37.41	1.001	51.4	103	0.221	51.4
18 1,2,3,4,7,8,9-HpCDF	0.20e5	0.86	NO	1.0100	1.000	39.34	1.000	52.7	105	0.268	52.7
17 OCDF	1.44e5	0.86	NO	0.8085	1.000	41.97	1.000	102	102	0.141	102
19 1,2,3,7,8-TCDF	1.16e5	0.79	NO	1.1583	1.000	26.56	1.026	101	101	0.0890	
13C 1,2,3,7,8-PeCDD	0.48e5	0.64	NO	0.8490	1.000	31.50	1.215	100	100	0.235	
20 13C-1,2,3,7,8-HxCDD	0.04e5	1.27	NO	0.7790	1.000	34.86	1.014	98.9	98.9	0.188	
21 13C-1,2,3,7,8-HxCDD	0.15e5	1.23	NO	1.0187	1.000	34.97	1.017	102	102	0.144	




Dataset: Untitled

Last Altered: Friday, May 29, 2020 7:49:30 AM Pacific Daylight Time  
Printed: Friday, May 29, 2020 7:49:39 AM Pacific Daylight Time


Name: 200528R2\_6, Date: 28-May-2020, Time: 15:50:32, ID: ST200528R2\_6 1613 CS3 19L2305, Description: 1613 CS3 19L2305

**1,2,3,4,6,7,8-HpCDF**

200528R2\_6




200528R2\_6




**13C-1,2,3,4,6,7,8-HpCDF**

200528R2\_6

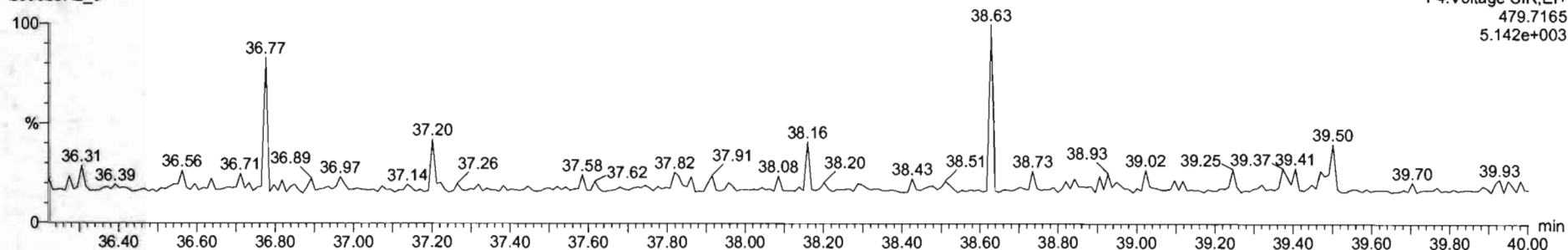


200528R2\_6



**DPE4**

200528R2\_6

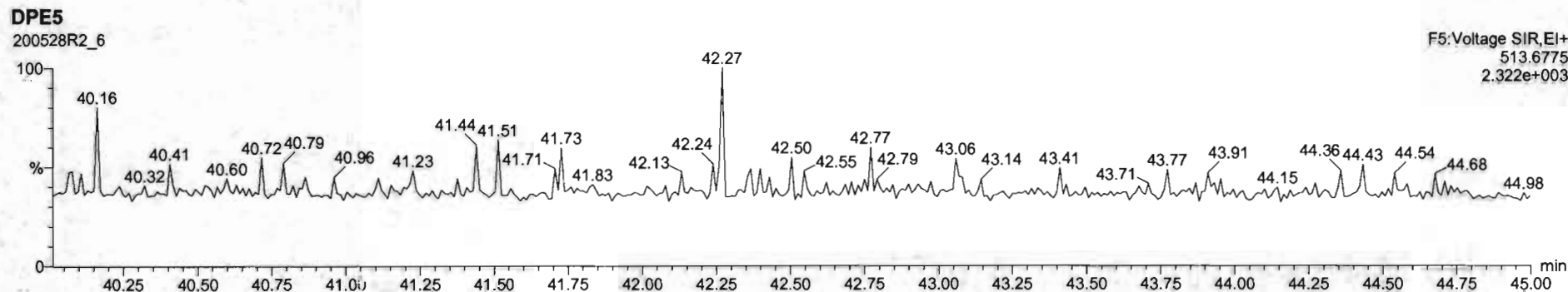
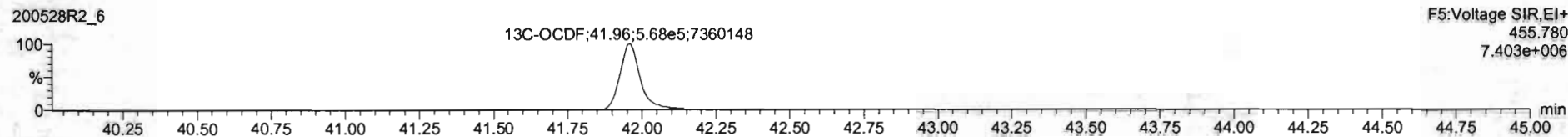

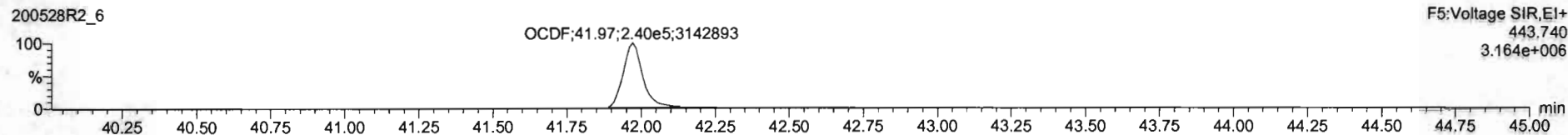



Dataset: Untitled

Last Altered: Friday, May 29, 2020 7:49:30 AM Pacific Daylight Time

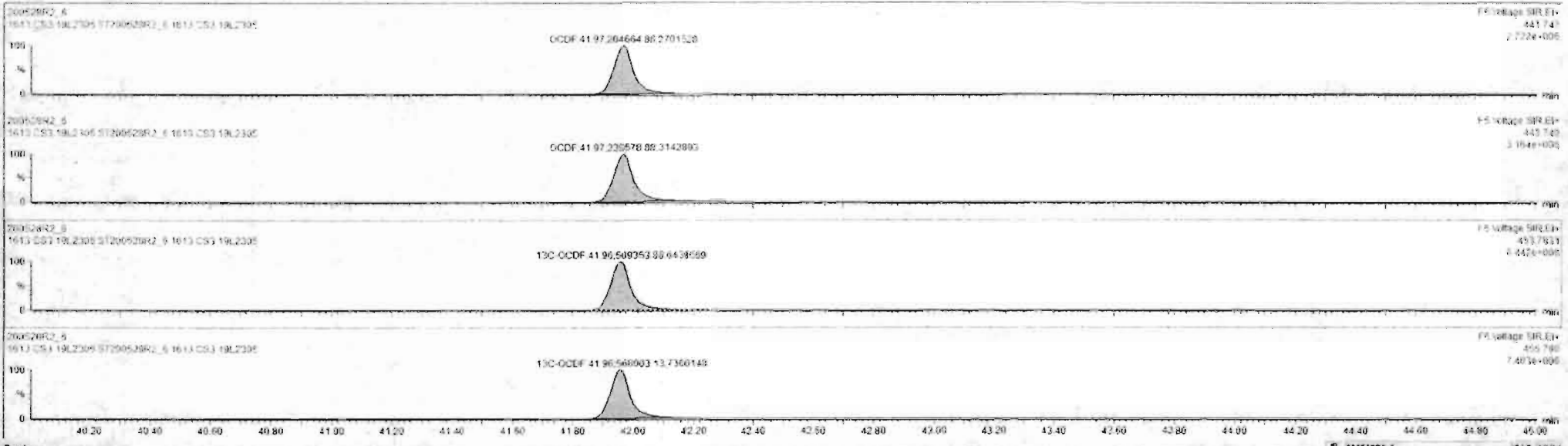
Printed: Friday, May 29, 2020 7:49:39 AM Pacific Daylight Time

Name: 200528R2\_6, Date: 28-May-2020, Time: 15:58:32, ID: ST200528R2\_6 1613 CS3 19L2305, Description: 1613 CS3 19L2305





#	Name	Resp	RA	Qty	RRF	WtVal	RT	RRT	Conc	%Rec	DL	EMPC
1	2,3,7,8-TCDD	1.06e5	0.81	NO	0.8503	1.000	26.19	1.001	10.2	102	0.0664	10.2
2	1,2,3,7,8-PeCDD	3.56e5	0.62	NO	0.8091	1.000	31.53	1.001	51.3	103	0.195	51.3
3	1,2,3,4,7,8-HxCDD	0.25e5	1.23	NO	1.0334	1.000	34.99	1.000	52.1	104	0.228	52.1
4	1,2,3,6,7,8-HxCDD	0.51e5	1.34	NO	0.8921	1.000	35.00	1.001	48.3	96.6	0.231	48.3
5	1,2,3,7,8,9-HxCDD	0.12e5	1.24	NO	0.8265	1.000	35.27	1.000	49.9	99.8	0.254	49.9
6	1,2,3,4,6,7,8-HxCDD	1.06e5	1.01	NO	1.9839	1.000	35.91	1.000	73.2	102	0.269	73.2
7	OCDD	7.53e5	0.68	NO	0.9136	1.000	41.75	1.000	102	102	0.206	102
8	2,3,7,8-TCDF	1.19e5	0.74	NO	0.7510	1.000	25.69	1.001	9.98	99.8	0.0613	9.96
9	1,2,3,7,8-PeCDF	5.72e5	1.57	NO	0.8925	1.000	30.24	1.000	51.2	102	0.139	51.2
10	1,2,3,4,7,8-HxCDF	0.61e5	1.57	NO	0.9349	1.000	31.22	1.000	40.3	101	0.150	40.3
11	1,2,3,4,7,8-HxCDF	3.56e5	1.31	NO	0.8545	1.000	34.81	1.000	41.1	103	0.191	41.1
12	1,2,3,6,7,8-HxCDF	4.22e5	1.25	NO	0.8252	1.000	34.13	1.000	51.9	104	0.176	51.9
13	2,3,4,6,7,8-HxCDF	3.08e5	1.25	NO	0.9341	1.000	34.72	1.000	51.9	104	0.187	51.9
14	1,2,3,7,8,9-HxCDF	2.98e5	1.22	NO	0.8757	1.000	34.43	1.000	41.1	102	0.291	41.1
15	1,2,3,4,6,7,8-HxCDF	2.64e5	0.98	NO	0.8734	1.000	37.41	1.001	51.4	103	0.221	51.4
16	1,2,3,4,7,8,9-HxCDF	2.00e5	0.98	NO	1.0128	1.000	39.14	1.000	52.7	102	0.258	52.7
17	OCDF	4.44e5	0.85	NO	0.6085	1.000	41.97	1.000	102	102	0.191	102
18	13C-2,3,7,8-TCDD	1.16e6	0.79	NO	1.1523	1.000	26.19	1.024	101	101	0.0680	
19	13C-1,2,3,7,8-PeCDD	6.48e5	0.64	NO	0.8456	1.000	31.53	1.215	100	100	0.235	
20	13C-1,2,3,4,7,8-HxCDD	0.64e5	1.27	NO	0.7750	1.000	34.98	1.014	98.9	98.9	0.168	
21	13C-1,2,3,6,7,8-HxCDD	0.15e5	1.23	NO	1.8187	1.000	34.97	1.017	102	102	0.144	

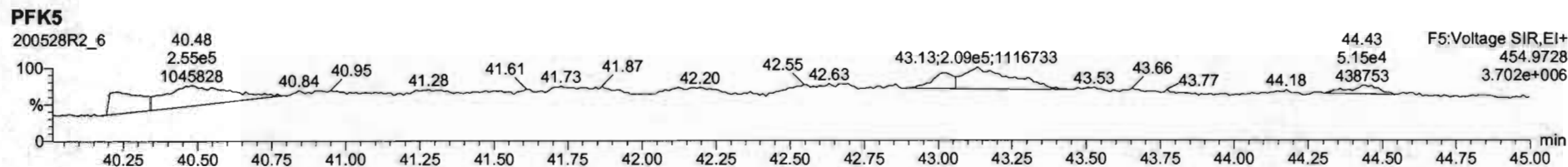
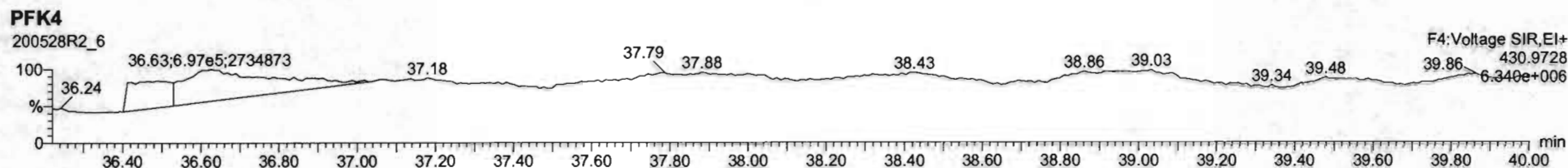
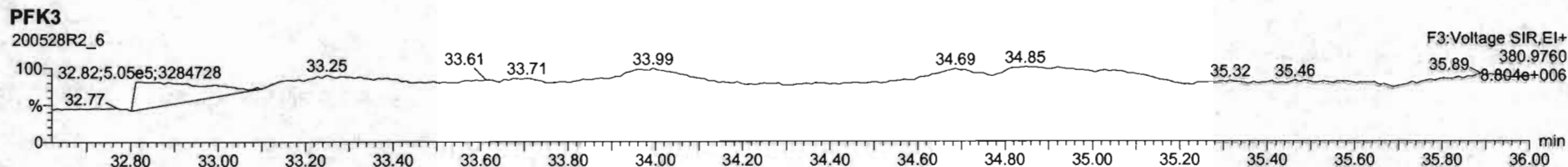
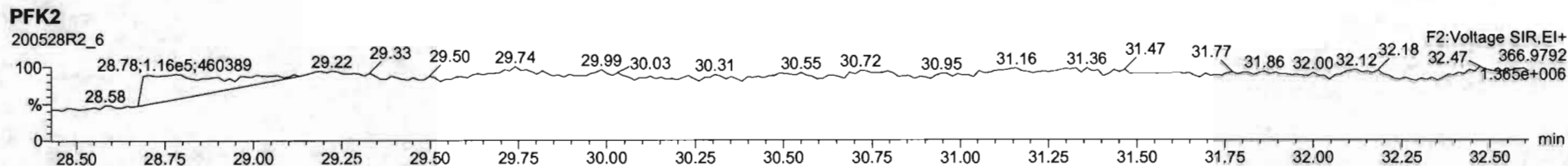
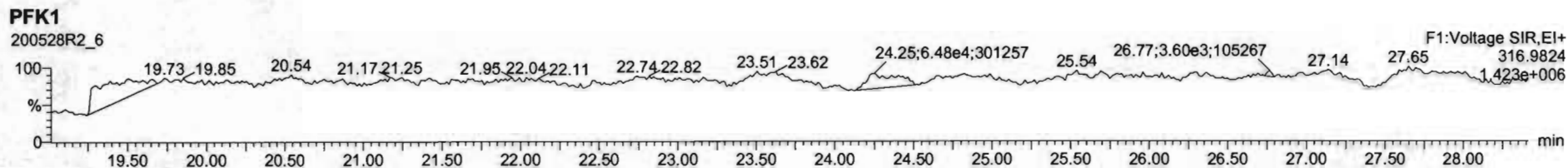




Dataset: Untitled

Last Altered: Friday, May 29, 2020 7:49:30 AM Pacific Daylight Time  
Printed: Friday, May 29, 2020 7:49:39 AM Pacific Daylight Time

Name: 200528R2\_6, Date: 28-May-2020, Time: 15:50:32, ID: ST200528R2\_6 1613 CS3 19L2305, Description: 1613 CS3 19L2305



Dataset: U:\VG12.PRO\Results\200528R2\200528R2-8.qld

Last Altered: Friday, May 29, 2020 7:44:05 AM Pacific Daylight Time

Printed: Friday, May 29, 2020 7:44:35 AM Pacific Daylight Time

*GRB 05/29/2020*

Method: U:\VG12.PRO\MethDB\1613rrt-05-26-20.mdb 26 May 2020 10:34:17

Calibration: U:\VG12.PRO\CurveDB\db5\_1613vg12-5-28-20.cdb 28 May 2020 16:52:08

Name: 200528R2\_8, Date: 28-May-2020, Time: 17:24:01, ID: SS200528R2\_1 1613 SSS 19L2308, Description: 1613 SSS 19L2308

#	Name	Resp	RA	n/y	RRF	wt/vol	Pred.RT	RT	Pred.RRT	RRT	Conc.	%Rec	DL	EMPC
1	1 2,3,7,8-TCDD	1.24e5	0.78	NO	0.888	1.000	26.575	26.57	1.001	1.001	11.080	111	0.0262	11.1
2	2 1,2,3,7,8-PeCDD	4.57e5	0.62	NO	0.908	1.000	31.518	31.51	1.001	1.000	56.429	113	0.0622	56.4
3	3 1,2,3,4,7,8-HxCDD	3.86e5	1.22	NO	1.03	1.000	34.879	34.88	1.000	1.000	58.033	116	0.101	58.0
4	4 1,2,3,6,7,8-HxCDD	4.35e5	1.22	NO	0.892	1.000	34.975	34.99	1.000	1.000	57.963	116	0.105	58.0
5	5 1,2,3,7,8,9-HxCDD	3.74e5	1.23	NO	0.887	1.000	35.262	35.26	1.000	1.000	57.107	114	0.119	57.1
6	6 1,2,3,4,6,7,8-HpCDD	2.67e5	1.03	NO	0.864	1.000	38.799	38.80	1.000	1.000	55.832	112	0.168	55.8
7	7 OCDD	5.15e5	0.88	NO	0.914	1.000	41.759	41.78	1.000	1.001	111.26	111	0.171	111
8	8 2,3,7,8-TCDF	1.48e5	0.75	NO	0.751	1.000	25.671	25.68	1.001	1.001	11.386	114	0.0333	11.4
9	9 1,2,3,7,8-PeCDF	6.72e5	1.54	NO	0.893	1.000	30.236	30.23	1.001	1.001	55.728	111	0.0942	55.7
10	10 2,3,4,7,8-PeCDF	7.50e5	1.54	NO	0.935	1.000	31.222	31.21	1.001	1.000	60.229	120	0.0851	60.2
11	11 1,2,3,4,7,8-HxCDF	4.21e5	1.20	NO	0.884	1.000	33.984	33.99	1.000	1.000	55.936	112	0.113	55.9
12	12 1,2,3,6,7,8-HxCDF	5.08e5	1.18	NO	0.889	1.000	34.122	34.12	1.000	1.000	56.761	114	0.107	56.8
13	13 2,3,4,6,7,8-HxCDF	4.49e5	1.21	NO	0.934	1.000	34.732	34.71	1.001	1.000	56.468	113	0.117	56.5
14	14 1,2,3,7,8,9-HxCDF	3.53e5	1.18	NO	0.871	1.000	35.614	35.62	1.000	1.000	55.299	111	0.174	55.3
15	15 1,2,3,4,6,7,8-HpCDF	3.01e5	1.01	NO	0.873	1.000	37.430	37.40	1.001	1.000	54.506	109	0.182	54.5
16	16 1,2,3,4,7,8,9-HpCDF	2.38e5	1.00	NO	1.01	1.000	39.331	39.34	1.000	1.000	57.740	115	0.198	57.7
17	17 OCDF	5.22e5	0.87	NO	0.806	1.000	41.951	41.96	1.000	1.000	113.77	114	0.201	114
18	18 13C-2,3,7,8-TCDD	1.26e6	0.79	NO	1.16	1.000	26.584	26.54	1.026	1.025	91.859	91.9	0.0837	
19	19 13C-1,2,3,7,8-PeCDD	8.92e5	0.64	NO	0.849	1.000	31.784	31.50	1.227	1.216	88.503	88.5	0.117	
20	20 13C-1,2,3,4,7,8-HxCDD	6.43e5	1.29	NO	0.779	1.000	34.874	34.87	1.014	1.014	88.587	88.6	0.180	
21	21 13C-1,2,3,6,7,8-HxCDD	8.41e5	1.26	NO	1.02	1.000	34.987	34.97	1.017	1.017	88.739	88.7	0.138	
22	22 13C-1,2,3,7,8,9-HxCDD	7.39e5	1.24	NO	0.903	1.000	35.259	35.25	1.025	1.025	87.785	87.8	0.155	
23	23 13C-1,2,3,4,6,7,8-HpCDD	5.53e5	1.04	NO	0.689	1.000	38.787	38.79	1.128	1.128	86.116	86.1	0.160	
24	24 13C-OCDD	1.01e6	0.89	NO	0.652	1.000	41.813	41.76	1.216	1.214	166.64	83.3	0.212	
25	25 13C-2,3,7,8-TCDF	1.73e6	0.77	NO	1.06	1.000	25.623	25.65	0.989	0.990	90.815	90.8	0.116	
26	26 13C-1,2,3,7,8-PeCDF	1.35e6	1.61	NO	0.838	1.000	30.163	30.21	1.165	1.167	89.693	89.7	0.169	
27	27 13C-2,3,4,7,8-PeCDF	1.33e6	1.57	NO	0.817	1.000	31.119	31.19	1.202	1.204	90.666	90.7	0.174	
28	28 13C-1,2,3,4,7,8-HxCDF	8.51e5	0.51	NO	1.01	1.000	34.004	33.98	0.989	0.988	90.589	90.6	0.222	
29	29 13C-1,2,3,6,7,8-HxCDF	1.01e6	0.51	NO	1.17	1.000	34.127	34.11	0.992	0.992	92.509	92.5	0.191	
30	30 13C-2,3,4,6,7,8-HxCDF	8.50e5	0.51	NO	1.02	1.000	34.702	34.70	1.009	1.009	89.276	89.3	0.219	
31	31 13C-1,2,3,7,8,9-HxCDF	7.33e5	0.50	NO	0.860	1.000	35.603	35.61	1.035	1.036	91.476	91.5	0.260	

Dataset: U:\VG12.PRO\Results\200528R2\200528R2-8.qld

Last Altered: Friday, May 29, 2020 7:44:05 AM Pacific Daylight Time

Printed: Friday, May 29, 2020 7:44:35 AM Pacific Daylight Time

Name: 200528R2\_8, Date: 28-May-2020, Time: 17:24:01, ID: SS200528R2\_1 1613 SSS 19L2308, Description: 1613 SSS 19L2308

	# Name	Resp	RA	n/y	RRF	wt/vol	Pred.RT	RT	Pred.RRT	RRT	Conc.	%Rec	DL	EMPC
32	32 13C-1,2,3,4,6,7,8-HpCDF	6.33e5	0.43	NO	0.774	1.000	37.353	37.39	1.086	1.087	87.682	87.7	0.235	
33	33 13C-1,2,3,4,7,8,9-HpCDF	4.07e5	0.42	NO	0.521	1.000	39.386	39.33	1.145	1.144	83.716	83.7	0.350	
34	34 13C-OCDF	1.14e6	0.88	NO	0.746	1.000	41.985	41.95	1.221	1.220	163.83	81.9	0.148	
35	35 37Cl-2,3,7,8-TCDD	1.28e5			1.04	1.000	26.615	26.57	1.028	1.026	10.416	104	0.0149	
36	36 13C-1,2,3,4-TCDD	1.19e6	0.81	NO	1.00	1.000	26.000	25.90	1.000	1.000	100.00	100	0.0967	
37	37 13C-1,2,3,4-TCDF	1.80e6	0.79	NO	1.00	1.000	24.360	24.22	1.000	1.000	100.00	100	0.123	
38	38 13C-1,2,3,4,6,9-HxCDF	9.32e5	0.51	NO	1.00	1.000	34.420	34.39	1.000	1.000	100.00	100	0.223	


Dataset: Untitled

Last Altered: Friday, May 29, 2020 7:38:11 AM Pacific Daylight Time  
Printed: Friday, May 29, 2020 7:38:30 AM Pacific Daylight Time

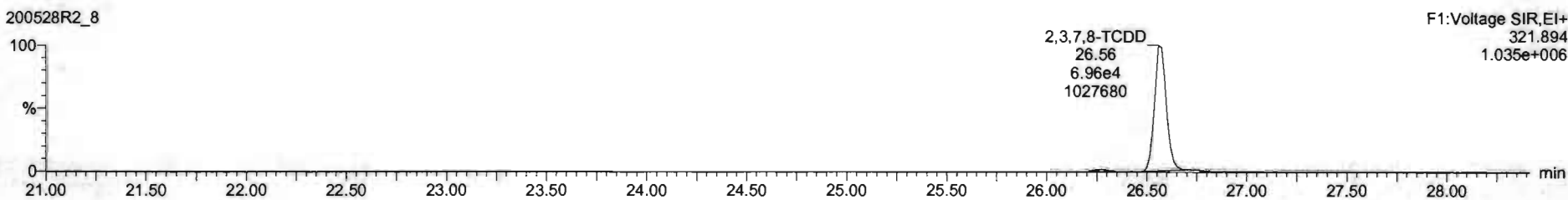
Method: U:\VG12.PRO\MethDB\1613rrt-05-26-20.mdb 26 May 2020 10:34:17  
Calibration: U:\VG12.PRO\CurveDB\db5\_1613vg12-5-28-20.cdb 28 May 2020 16:52:08

Name: 200528R2\_8, Date: 28-May-2020, Time: 17:24:01, ID: SS200528R2\_1 1613 SSS 19L2308, Description: 1613 SSS 19L2308


**2,3,7,8-TCDD**  
200528R2\_8



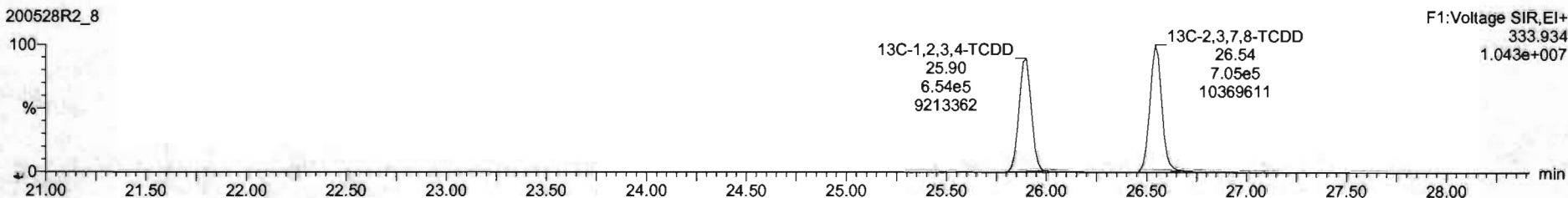
200528R2\_8



**13C-2,3,7,8-TCDD**  
200528R2\_8



200528R2\_8



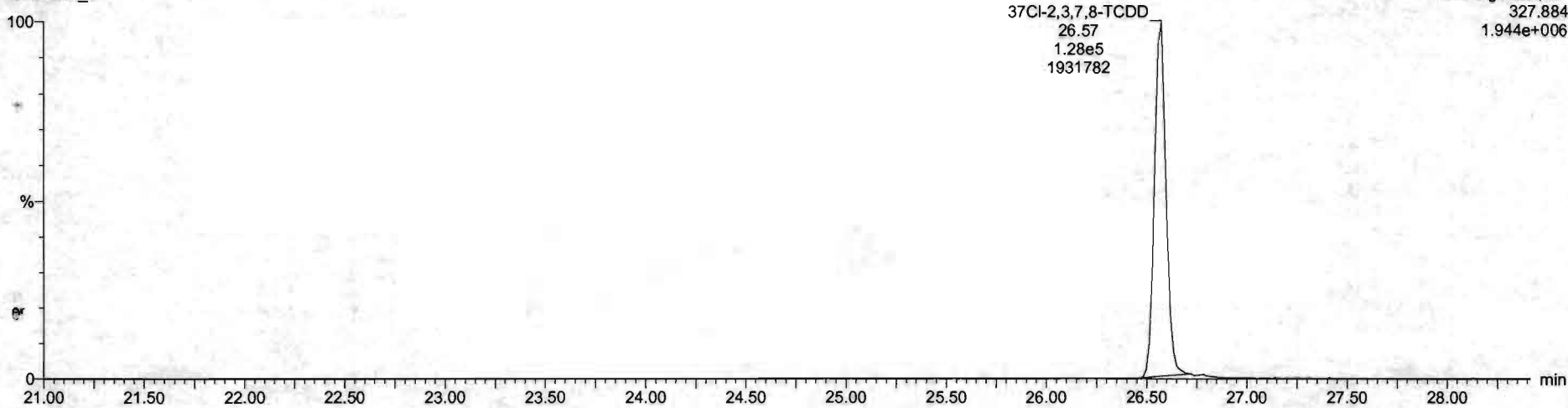
Dataset: Untitled

Last Altered: Friday, May 29, 2020 7:38:11 AM Pacific Daylight Time  
Printed: Friday, May 29, 2020 7:38:30 AM Pacific Daylight Time

Name: 200528R2\_8, Date: 28-May-2020, Time: 17:24:01, ID: SS200528R2\_1 1613 SSS 19L2308, Description: 1613 SSS 19L2308

**37Cl-2,3,7,8-TCDD**

200528R2\_8

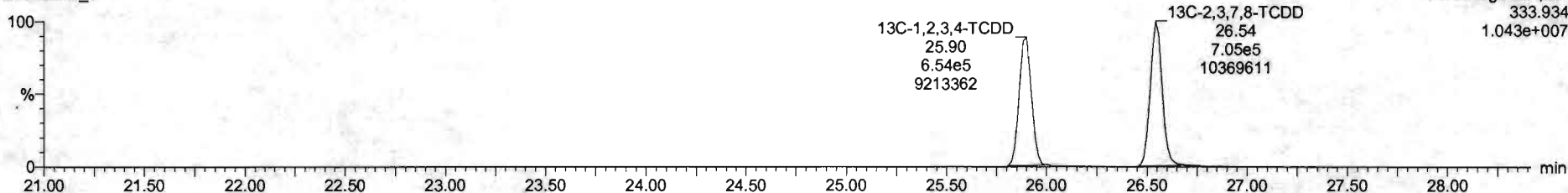


**13C-1,2,3,4-TCDD**

200528R2\_8



200528R2\_8



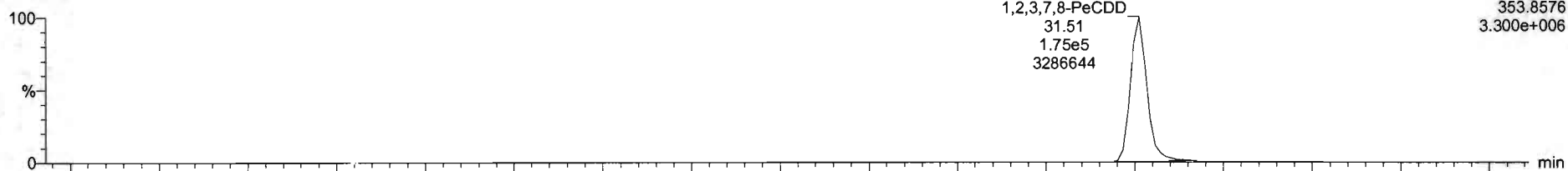
Dataset: Untitled

Last Altered: Friday, May 29, 2020 7:38:11 AM Pacific Daylight Time  
Printed: Friday, May 29, 2020 7:38:30 AM Pacific Daylight Time

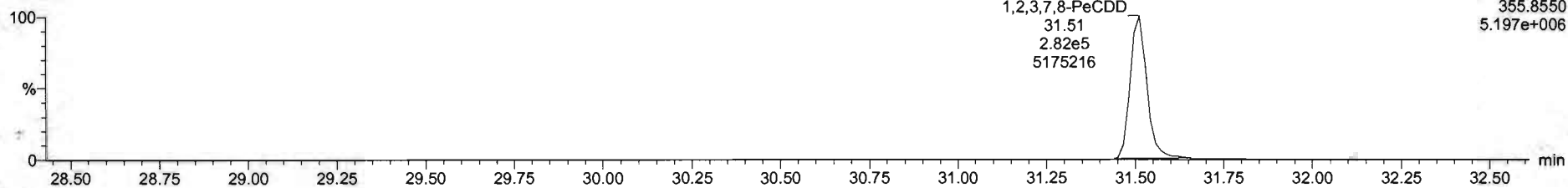
Name: 200528R2\_8, Date: 28-May-2020, Time: 17:24:01, ID: SS200528R2\_1 1613 SSS 19L2308, Description: 1613 SSS 19L2308

**1,2,3,7,8-PeCDD**

200528R2\_8

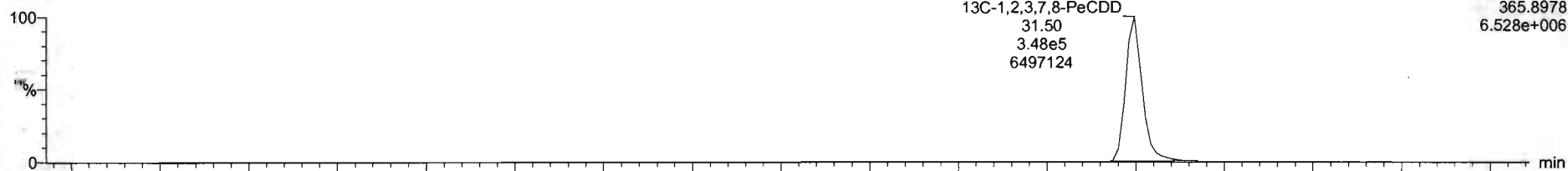


200528R2\_8

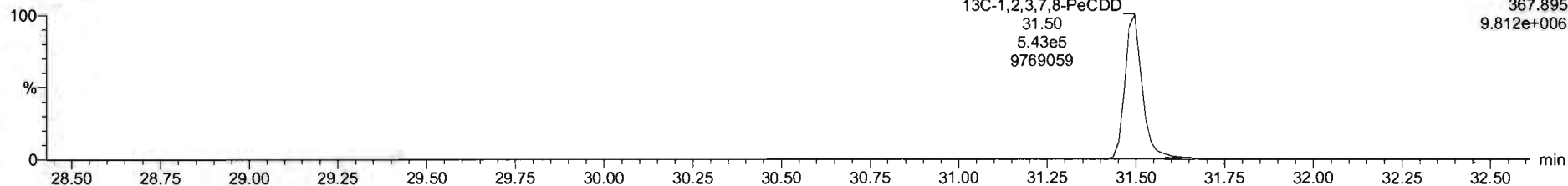


**13C-1,2,3,7,8-PeCDD**

200528R2\_8



200528R2\_8



Dataset: Untitled

Last Altered: Friday, May 29, 2020 7:38:11 AM Pacific Daylight Time

Printed: Friday, May 29, 2020 7:38:30 AM Pacific Daylight Time

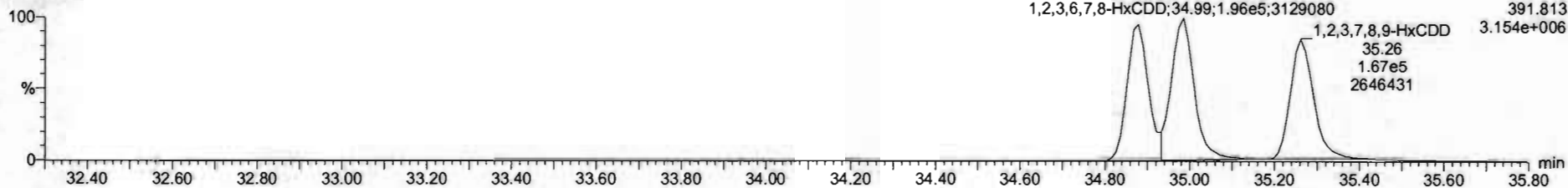
Name: 200528R2\_8, Date: 28-May-2020, Time: 17:24:01, ID: SS200528R2\_1 1613 SSS 19L2308, Description: 1613 SSS 19L2308

**1,2,3,4,7,8-HxCDD**

200528R2\_8




200528R2\_8

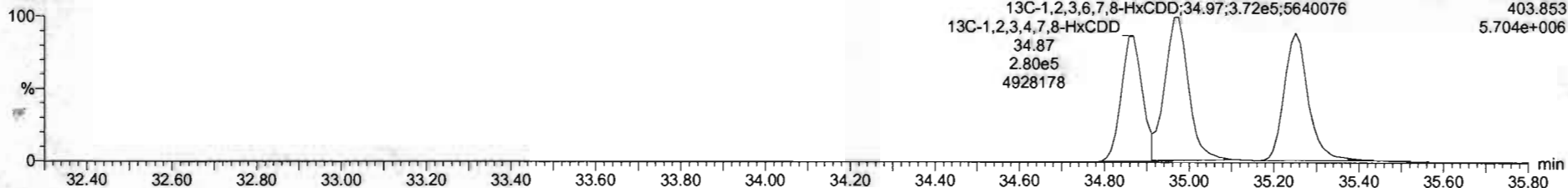


**13C-1,2,3,4,7,8-HxCDD**





200528R2\_8



200528R2\_8



#	Name	Resp	RA	nby	RRF	wthvol	RT	RRT	Conc	%Rec	DL	EMPC
1	2,3,7,8-TCDD	1.24e5	0.76	NO	0.6883	1.000	26.57	1.001	11.1	111	0.0252	11.1
2	1,2,3,7,8-PeCDD	4.57e5	0.62	NO	0.9081	1.000	31.51	1.000	56.4	113	0.0622	56.4
3	1,2,3,4,7,8-HxCDD	2.86e5	1.22	NO	1.0334	1.000	34.86	1.000	56.0	116	0.101	56.0
4	1,2,3,6,7,8-HxCDD	4.35e5	1.72	NO	0.8923	1.000	34.99	1.000	58.0	116	0.105	58.0
5	1,2,3,7,8,9-HxCDD	3.74e5	1.23	NO	0.6969	1.000	35.26	1.009	57.1	114	0.119	57.1
6	1,2,3,4,6,7,8-HpCDD	2.57e5	1.02	NO	0.8639	1.000	36.50	1.000	55.6	112	0.160	55.6
7	OCDD	5.24e5	0.85	NO	0.9136	1.000	41.78	1.001	113	113	0.171	113
8	2,3,7,8-TCDF	1.48e5	0.75	NO	0.7510	1.000	25.68	1.001	11.4	114	0.0333	11.4
9	1,2,3,7,8-PeCDF	6.72e5	1.54	NO	0.8925	1.000	30.23	1.001	55.7	113	0.0942	55.7
10	2,3,4,7,8-PeCDF	7.62e5	1.54	NO	0.9348	1.000	21.21	1.000	62.1	124	0.0853	62.1
11	1,2,3,4,7,8-HxCDF	4.38e5	1.19	NO	0.8845	1.000	23.99	1.000	58.9	115	0.114	58.9
12	1,2,3,6,7,8-HxCDF	5.11e5	1.18	NO	0.8892	1.000	34.12	1.000	59.1	116	0.108	59.1
13	2,3,4,6,7,8-HxCDF	4.54e5	1.21	NO	0.9341	1.000	34.71	1.000	57.2	114	0.117	57.2
14	1,2,3,7,8,9-HxCDF	3.52e5	1.18	NO	0.8707	1.000	35.62	1.000	55.3	111	0.174	55.3
15	1,2,3,4,5,7,8-HpCDF	3.16e5	1.01	NO	0.8734	1.000	37.40	1.000	58.9	115	0.186	58.9
16	1,2,3,4,7,8,9-HpCDF	2.44e5	1.00	NO	1.0128	1.000	39.34	1.000	59.2	118	0.190	59.2
17	OCDF	5.22e5	0.97	NO	0.8085	1.000	41.96	1.000	114	114	0.201	114
18	13C-2,3,7,8-TCDD	1.26e6	0.79	NO	1.1583	1.000	26.54	1.025	91.9	91.9	0.0837	
19	13C-1,2,3,7,8-PeCDD	8.92e5	0.64	NO	0.8450	1.000	31.50	1.216	88.5	88.5	0.117	
20	13C-1,2,3,4,7,8-HxCDD	6.43e5	1.29	NO	0.7750	1.000	34.87	1.014	86.6	86.6	0.180	
21	13C-1,2,3,6,7,8-HxCDD	6.41e5	1.28	NO	1.0187	1.000	34.97	1.017	88.7	88.7	0.138	





Dataset: Untitled


Last Altered: Friday, May 29, 2020 7:38:11 AM Pacific Daylight Time

Printed: Friday, May 29, 2020 7:38:30 AM Pacific Daylight Time

Name: 200528R2\_8, Date: 28-May-2020, Time: 17:24:01, ID: SS200528R2\_1 1613 SSS 19L2308, Description: 1613 SSS 19L2308

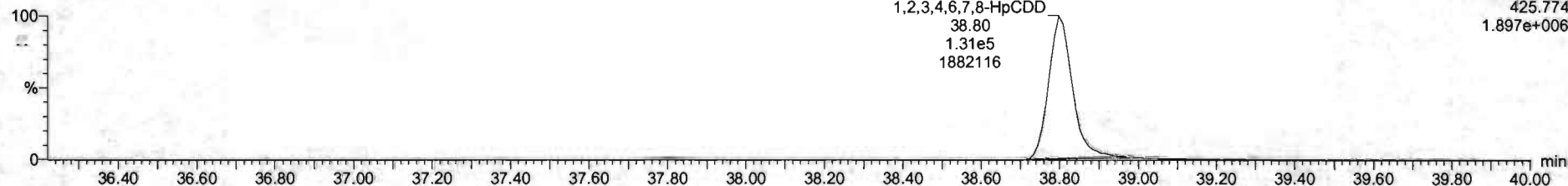
**1,2,3,4,6,7,8-HpCDD**

200528R2\_8



F4:Voltage SIR,EI+  
423.777  
1.883e+006


200528R2\_8



F4:Voltage SIR,EI+  
425.774  
1.897e+006

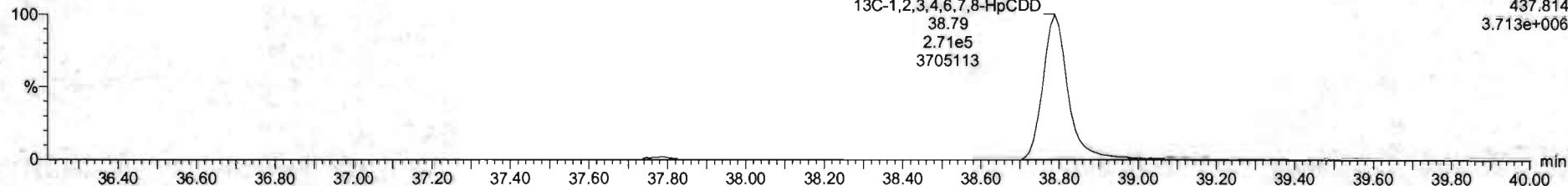
**13C-1,2,3,4,6,7,8-HpCDD**

200528R2\_8



F4:Voltage SIR,EI+  
435.817  
3.835e+006

200528R2\_8



F4:Voltage SIR,EI+  
437.814  
3.713e+006

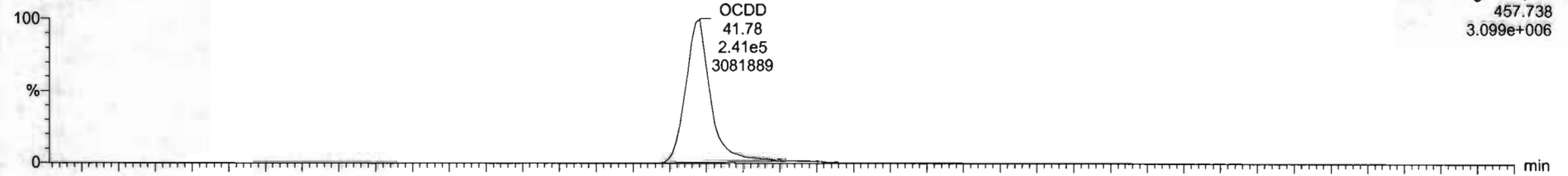
Dataset: Untitled

Last Altered: Friday, May 29, 2020 7:38:11 AM Pacific Daylight Time  
Printed: Friday, May 29, 2020 7:38:30 AM Pacific Daylight Time

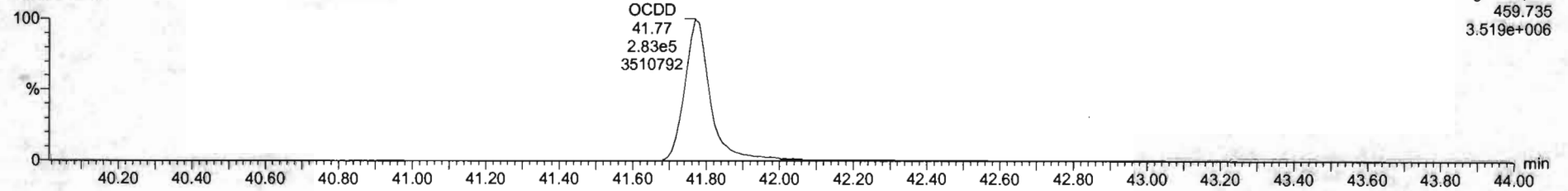
Name: 200528R2\_8, Date: 28-May-2020, Time: 17:24:01, ID: SS200528R2\_1 1613 SSS 19L2308, Description: 1613 SSS 19L2308

OCDD

200528R2\_8

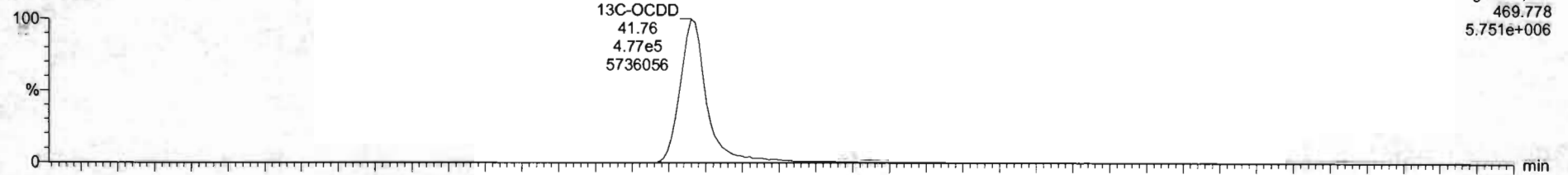


200528R2\_8

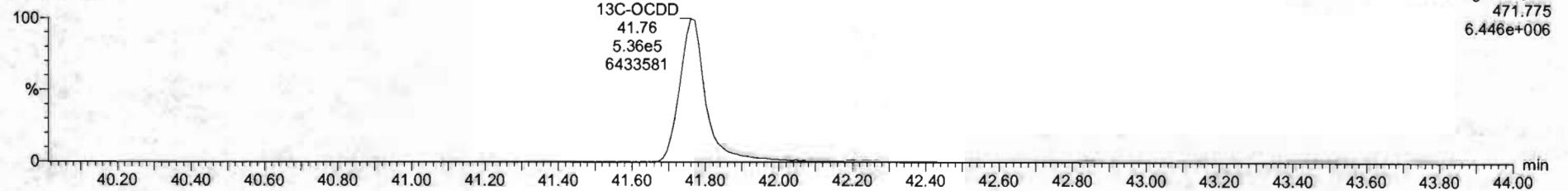


13C-OCDD


200528R2\_8



200528R2\_8



Name	Resp	RA	dy	RRF	wtVol	RT	RRT	Conc	%Rec	OL	EMPC
1 2,3,7,8-TCDD	1.24e5	0.78	NO	0.8863	1.000	26.57	1.001	11.1	111	0.0252	11.1
2 1,2,3,7,8-PeCDD	4.57e5	0.62	NO	0.9081	1.000	31.51	1.000	58.4	113	0.0622	56.1
3 1,2,3,4,7,8-HxCDD	2.86e5	1.22	NO	1.0334	1.000	34.88	1.000	56.0	116	0.101	58.0
4 1,2,3,6,7,8-HxCDD	4.38e5	1.22	NO	0.8923	1.000	34.99	1.000	58.0	116	0.105	56.8
5 1,2,3,7,8,9-HxCDD	3.74e5	1.23	NO	0.8265	1.000	35.26	1.000	57.1	114	0.119	57.1
6 1,2,3,4,6,7,8-HpCDD	2.67e5	1.03	NO	0.8639	1.000	36.60	1.000	55.6	112	0.168	58.6
7 OCDD	5.15e5	0.88	NO	0.9138	1.000	41.78	1.001	111	111	0.171	111
8 2,3,7,8-TCDF	1.48e5	0.75	NO	0.7510	1.000	25.88	1.001	11.4	114	0.0333	11.4
9 1,2,3,7,8-PeCDF	6.77e5	1.54	NO	0.8925	1.000	30.23	1.001	55.7	111	0.0642	55.7
10 2,3,4,7,8-PeCDF	7.62e5	1.54	NO	0.9348	1.000	31.21	1.000	62.1	124	0.0853	62.1
11 1,2,3,4,7,8-HxCDF	4.38e5	1.19	NO	0.8545	1.000	33.99	1.000	58.9	115	0.114	58.9
12 1,2,3,6,7,8-HxCDF	5.11e5	1.18	NO	0.8852	1.000	34.12	1.000	59.1	115	0.100	59.1
13 2,3,4,6,7,8-HxCDF	4.54e5	1.21	NO	0.9341	1.000	34.21	1.000	57.2	114	0.117	57.2
14 1,2,3,7,8,9-HxCDF	3.53e5	1.18	NO	0.8707	1.000	35.62	1.000	55.3	111	0.174	55.3
15 1,2,3,4,6,7,8-HpCDF	3.18e5	1.01	NO	0.8734	1.000	37.40	1.000	58.9	118	0.186	58.9
16 1,2,3,4,7,8,9-HpCDF	2.44e5	1.00	NO	1.0128	1.000	39.34	1.000	59.2	119	0.193	59.2
17 OCDF	5.22e5	0.87	NO	0.8065	1.000	41.96	1.000	114	114	0.201	114
18 13C-2,3,7,8-TCDD	1.26e6	0.79	NO	1.1563	1.000	26.54	1.025	91.9	91.9	0.0627	
19 13C-1,2,3,7,8-PeCDD	8.92e5	0.64	NO	0.8490	1.000	31.50	1.216	86.5	88.5	0.117	
20 13C-1,2,3,4,7,8-HxCDD	6.43e5	1.29	NO	0.7790	1.000	34.87	1.014	86.6	88.6	0.180	
21 13C-1,2,3,6,7,8-HxCDD	6.41e5	1.26	NO	1.0167	1.000	34.97	1.017	88.7	88.7	0.138	



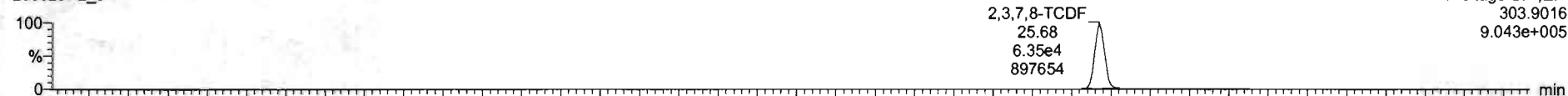
Dataset: Untitled

Last Altered: Friday, May 29, 2020 7:38:11 AM Pacific Daylight Time  
Printed: Friday, May 29, 2020 7:38:30 AM Pacific Daylight Time


Name: 200528R2\_8, Date: 28-May-2020, Time: 17:24:01, ID: SS200528R2\_1 1613 SSS 19L2308, Description: 1613 SSS 19L2308

**2,3,7,8-TCDF**

200528R2\_8




200528R2\_8




**13C-2,3,7,8-TCDF**

200528R2\_8

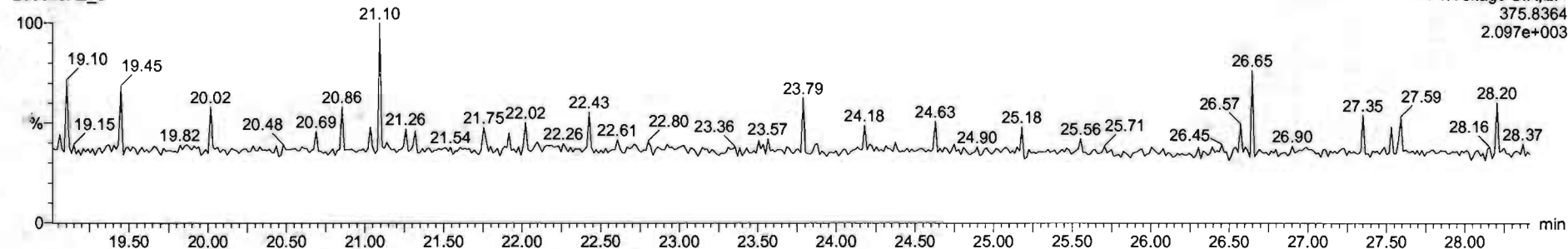


200528R2\_8



**DPE1**

200528R2\_8



Dataset: Untitled

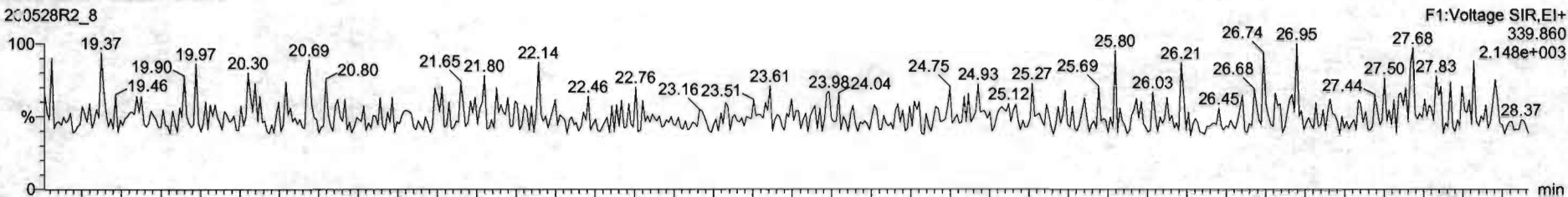
Last Altered: Friday, May 29, 2020 7:38:11 AM Pacific Daylight Time

Printed: Friday, May 29, 2020 7:38:30 AM Pacific Daylight Time

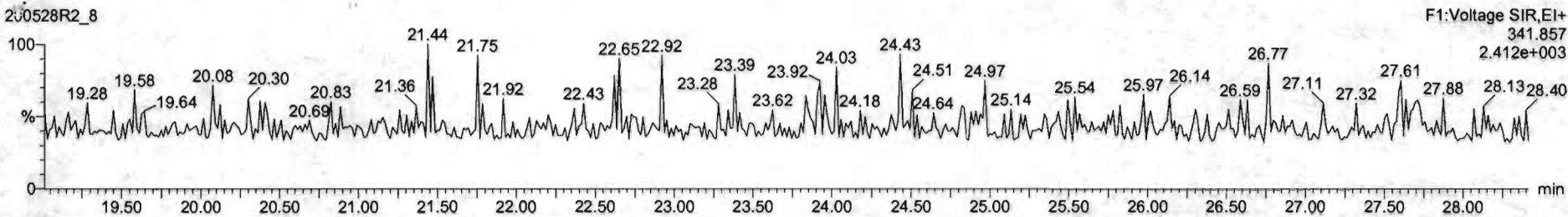
Name: 200528R2\_8, Date: 28-May-2020, Time: 17:24:01, ID: SS200528R2\_1 1613 SSS 19L2308, Description: 1613 SSS 19L2308

1st Func. Penta-Furans

200528R2\_8

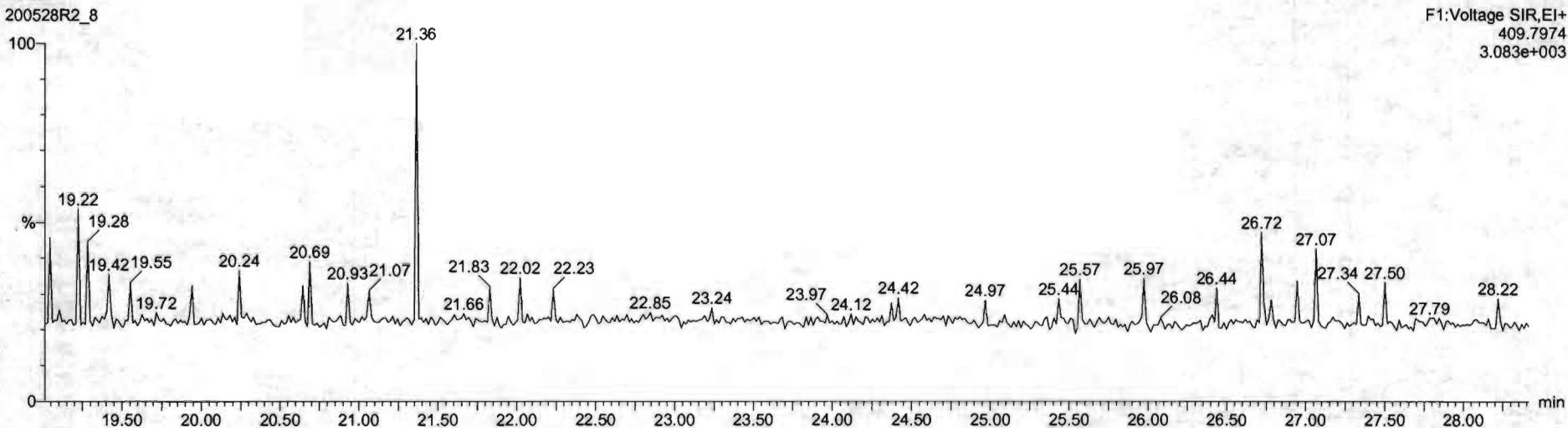


200528R2\_8



DPE6

200528R2\_8




Dataset: Untitled

Last Altered: Friday, May 29, 2020 7:38:11 AM Pacific Daylight Time  
Printed: Friday, May 29, 2020 7:38:30 AM Pacific Daylight Time

Name: 200528R2\_8, Date: 28-May-2020, Time: 17:24:01, ID: SS200528R2\_1 1613 SSS 19L2308, Description: 1613 SSS 19L2308

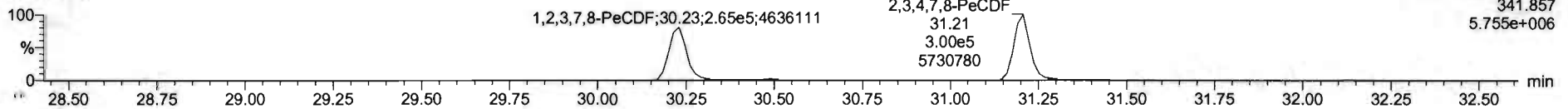
**1,2,3,7,8-PeCDF**

200528R2\_8



F2:Voltage SIR,EI+  
339.860  
8.788e+006

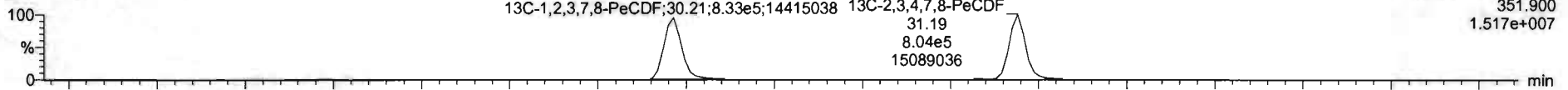
200528R2\_8



F2:Voltage SIR,EI+  
341.857  
5.755e+006

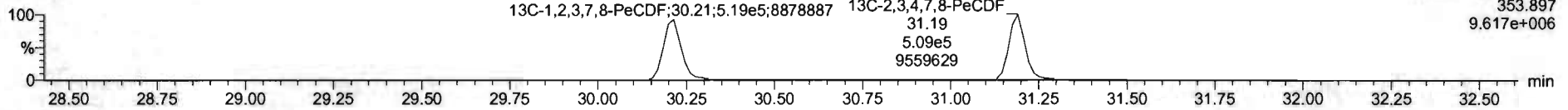
**13C-1,2,3,7,8-PeCDF**

200528R2\_8



F2:Voltage SIR,EI+  
351.900  
1.517e+007

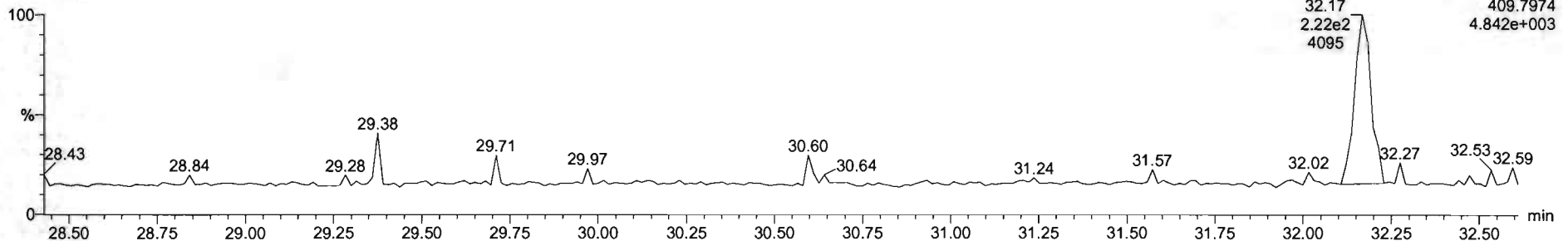
200528R2\_8



F2:Voltage SIR,EI+  
353.897  
9.617e+006

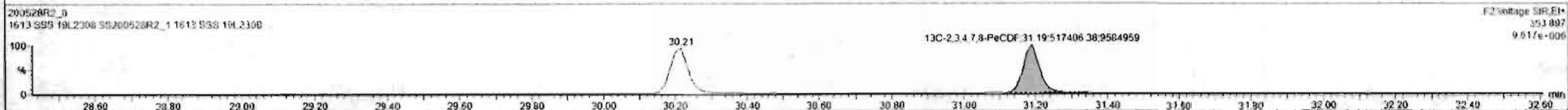
**DPE2**

200528R2\_8



F2:Voltage SIR,EI+  
409.7974  
4.842e+003

Name	Resp	RA	nly	RRF	wtval	RT	RRT	Conc	%Rec	DL	EMPC
1 2,3,7,8-TCDD	1.24e5	0.76	NO	0.8883	1.000	26.57	1.001	11.1	111	0.0262	11.1
2 1,2,3,7,8-PeCDD	4.57e5	0.62	NO	0.9081	1.000	31.51	1.000	56.4	113	0.0622	56.4
3 1,2,3,4,7,8-HxCDD	2.86e5	1.22	NO	1.0334	1.000	34.85	1.000	56.0	116	0.101	56.0
4 1,2,3,6,7,8-HxCDD	4.35e5	1.22	NO	0.8925	1.000	34.99	1.000	58.0	116	0.105	56.0
5 1,2,3,7,8,9-HxCDD	3.74e5	1.23	NO	0.8264	1.000	35.05	1.000	57.1	114	0.119	57.1
6 1,2,3,4,6,7,8-HpCDD	2.87e5	1.02	NO	0.8639	1.000	36.80	1.000	55.8	112	0.168	55.8
7 OCDD	5.15e5	0.38	NO	0.9136	1.000	41.75	1.001	111	111	0.171	111
8 2,3,7,8-TCDF	1.48e5	0.75	NO	0.7510	1.000	25.68	1.001	11.4	114	0.0323	11.4
9 1,2,3,7,8-PeCDF	6.72e5	1.54	NO	0.8925	1.000	20.23	1.001	55.7	111	0.0942	55.7
10 2,3,4,7,8-PeCDF	7.50e5	1.54	NO	0.9348	1.000	31.21	1.000	60.2	120	0.0851	60.2
11 1,2,3,4,7,8-HxCDF	4.36e5	1.19	NO	0.8845	1.000	23.99	1.000	58.9	118	0.114	56.9
12 1,2,3,6,7,8-HxCDF	5.11e5	1.18	NO	0.8252	1.000	34.12	1.000	59.1	118	0.108	59.1
13 2,3,4,6,7,8-HxCDF	4.54e5	1.21	NO	0.9341	1.000	34.71	1.000	57.2	114	0.117	57.2
14 1,2,3,7,8,9-HxCDF	3.53e5	1.18	NO	0.8707	1.000	35.62	1.000	55.3	111	0.174	55.3
15 1,2,3,4,6,7,8-HpCDF	3.18e5	1.01	NO	0.8734	1.000	37.40	1.000	58.9	118	0.186	58.9
16 1,2,3,4,7,8,9-HpCDF	2.44e5	1.00	NO	1.0128	1.000	39.34	1.000	59.2	118	0.198	59.2
17 OCDF	5.22e5	0.87	NO	0.8085	1.000	41.96	1.000	114	114	0.201	114
18 13C-2,3,7,8-TCDD	1.26e6	0.79	NO	1.1563	1.000	26.54	1.025	91.9	91.9	0.0837	
19 13C-1,2,3,7,8-PeCDD	8.92e5	0.64	NO	0.8450	1.000	31.50	1.216	88.5	88.5	0.117	
20 13C-1,2,3,4,7,8-HxCDD	6.43e5	1.29	NO	0.7790	1.000	24.87	1.014	86.6	86.6	0.180	
21 13C-1,2,3,6,7,8-HxCDD	6.41e5	1.26	NO	1.0167	1.000	34.97	1.017	88.7	88.7	0.128	



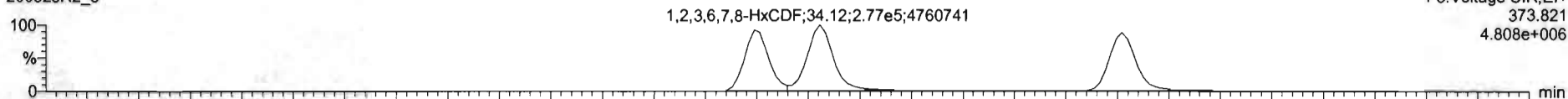
Dataset: Untitled

Last Altered: Friday, May 29, 2020 7:38:11 AM Pacific Daylight Time  
Printed: Friday, May 29, 2020 7:38:30 AM Pacific Daylight Time

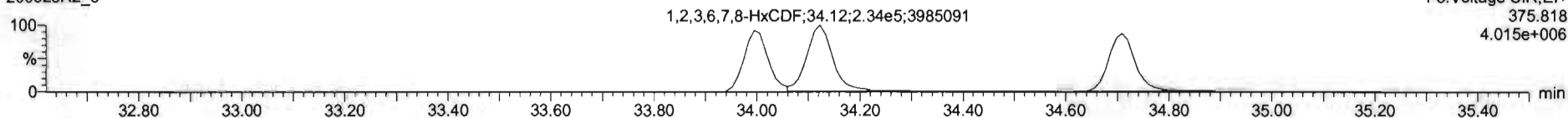
Name: 200528R2\_8, Date: 28-May-2020, Time: 17:24:01, ID: SS200528R2\_1 1613 SSS 19L2308, Description: 1613 SSS 19L2308

**1,2,3,4,7,8-HxCDF**

200528R2\_8

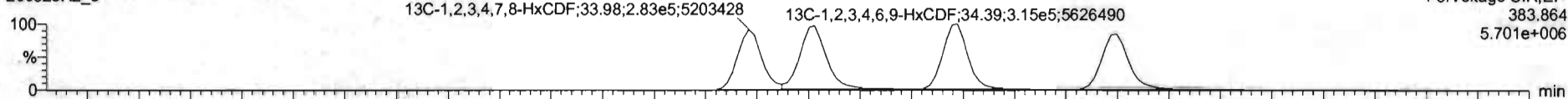


200528R2\_8

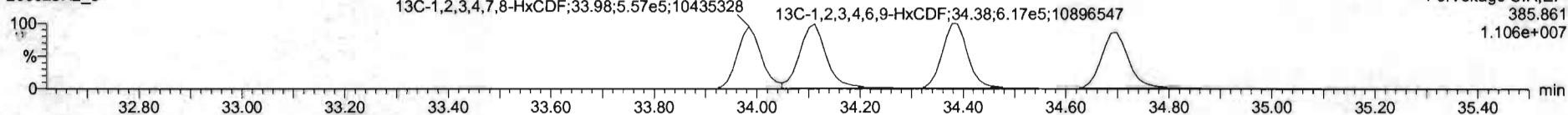


**13C-1,2,3,4,7,8-HxCDF**

200528R2\_8

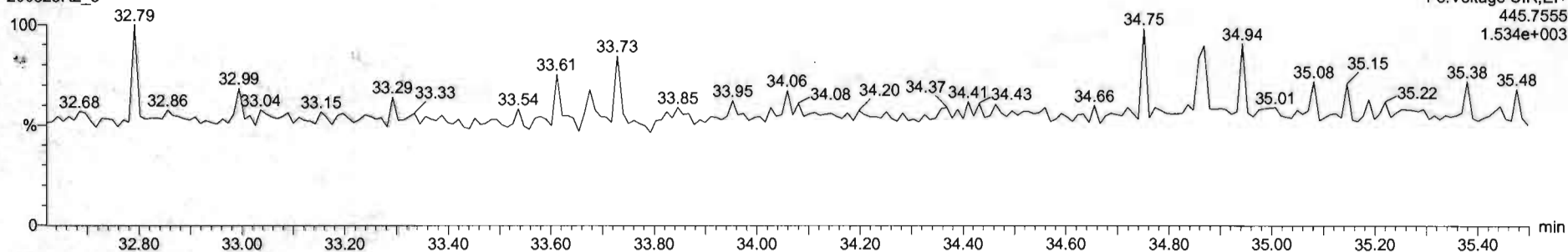


200528R2\_8




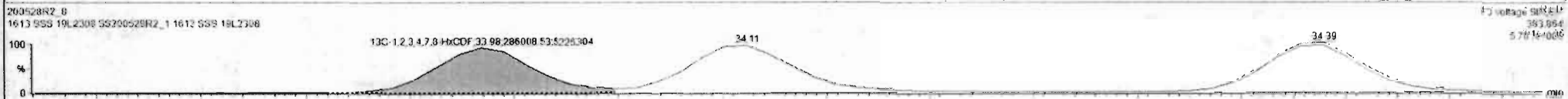

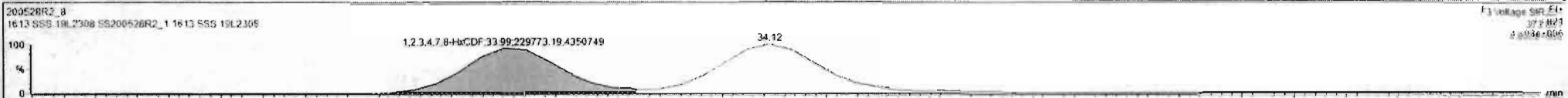
**DPE3**

200528R2\_8

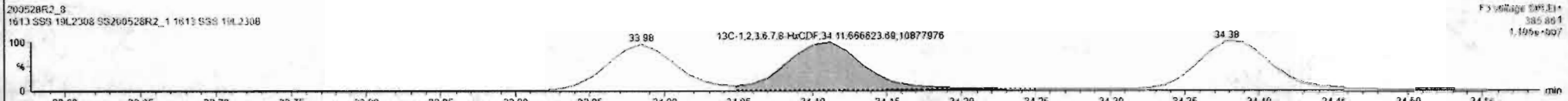
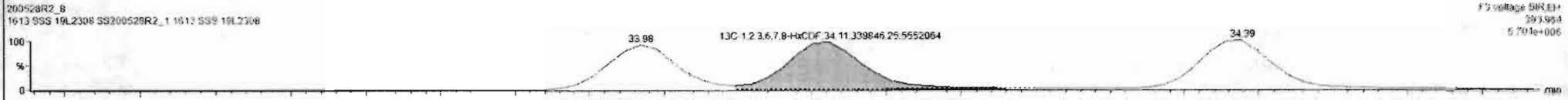






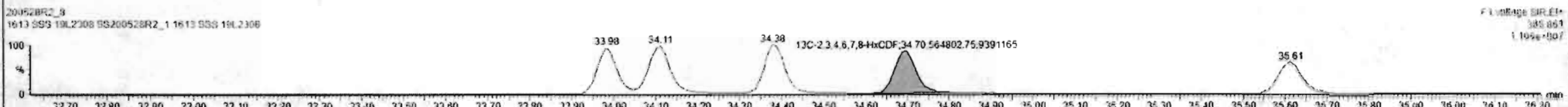



Name	Resp	RA	nly	RRF	wVal	RT	RRT	Conc	%Rec	DL	EMPC
1 2,3,7,8-TCDD	1.24e5	0.76	NO	0.8863	1.000	26.57	1.001	11.1	111	0.0262	11.1
2 1,2,3,7,8-PeCDD	4.57e5	0.62	NO	0.8981	1.000	31.51	1.000	56.4	113	0.0622	56.4
3 1,2,3,4,7,8-HxCDD	3.86e5	1.22	NO	1.0334	1.000	24.86	1.000	56.0	116	0.1011	56.0
4 1,2,3,6,7,8-HxCDD	4.35e5	1.22	NO	0.8929	1.000	24.99	1.000	58.0	116	0.105	56.0
5 1,2,3,7,8,9-HxCDD	3.74e5	1.23	NO	0.8869	1.000	25.26	1.000	57.1	114	0.119	57.1
6 1,2,3,4,6,7,8-HpCDD	2.67e5	1.03	NO	0.8639	1.000	26.50	1.000	55.6	112	0.168	55.6
7 OCDD	5.15e5	0.68	NO	0.9136	1.000	41.75	1.001	111	111	0.171	111
8 2,3,7,8-TCDF	1.48e5	0.75	NO	0.7519	1.000	25.65	1.001	11.4	114	0.0333	11.4
9 1,2,3,7,8-PeCDF	6.72e5	1.54	NO	0.8925	1.000	30.23	1.001	55.7	111	0.0942	55.7
10 1,2,3,4,7,8-HxCDF	7.50e5	1.54	NO	0.9346	1.000	21.21	1.000	60.2	120	0.0851	60.2
11 1,2,3,4,7,8-HxCDF	4.21e5	1.20	NO	0.8845	1.000	23.99	1.000	55.9	112	0.119	55.9
12 1,2,3,6,7,8-HxCDF	5.11e5	1.18	NO	0.8882	1.000	24.12	1.000	59.1	118	0.100	59.1
13 2,3,4,6,7,8-HxCDF	4.54e5	1.21	NO	0.9341	1.000	24.71	1.000	57.2	114	0.117	57.2
14 1,2,3,7,8,9-HxCDF	3.53e5	1.18	NO	0.8707	1.000	25.62	1.000	55.3	111	0.174	55.3
15 1,2,3,4,5,7,8-HpCDF	3.16e5	1.01	NO	0.8734	1.000	27.40	1.000	58.9	118	0.186	58.9
16 1,2,3,4,7,8,9-HpCDF	2.44e5	1.00	NO	1.0128	1.000	39.34	1.000	59.2	118	0.199	59.2
17 OCDF	5.22e5	0.87	NO	0.8085	1.000	41.96	1.000	114	114	0.201	114
18 13C-2,3,7,8-TCDD	1.26e6	0.79	NO	1.1562	1.000	26.54	1.025	91.9	91.9	0.0837	
19 13C-1,2,3,7,8-PeCDD	8.92e5	0.64	NO	0.8450	1.000	31.50	1.216	86.5	88.5	0.117	
20 13C-1,2,3,4,7,8-HxCDD	6.43e5	1.29	NO	0.7790	1.000	24.87	1.014	85.6	88.6	0.160	
21 13C-1,2,3,6,7,8-HxCDD	6.41e5	1.36	NO	1.0187	1.000	24.97	1.017	88.7	88.7	0.128	



Name	Reap	RA	n/y	RRF	wtVol	RT	RRT	Conc.	%Rec	DL	EMPC
1 2,3,7,8-TCDD	1.24e5	0.76	NO	0.8863	1.000	26.67	1.001	11.1	111	0.0262	11.1
2 1,2,3,7,8-PeCDD	4.57e5	0.62	NO	0.9081	1.000	31.53	1.000	56.4	113	0.0622	56.4
3 1,2,3,4,7,8-HxCDD	3.86e5	1.22	NO	1.0334	1.000	34.86	1.000	56.0	116	0.101	56.0
4 1,2,3,6,7,8-HxCDD	4.35e5	1.22	NO	0.8973	1.000	34.99	1.000	58.0	116	0.105	58.0
5 1,2,3,7,8,9-HxCDD	3.74e5	1.23	NO	0.8969	1.000	35.26	1.000	57.1	114	0.119	57.1
6 1,2,3,4,5,7,8-HpCDD	2.67e5	1.02	NO	0.8639	1.000	36.60	1.000	55.6	112	0.168	55.6
7 OCDD	5.15e5	0.88	NO	0.9136	1.000	41.78	1.001	111	111	0.171	111
8 2,3,7,8-TCDF	1.48e5	0.75	NO	0.7510	1.000	25.68	1.001	11.4	114	0.0333	11.4
9 1,2,3,7,8-PeCDF	6.72e5	1.54	NO	0.8925	1.000	30.23	1.001	55.7	111	0.0542	55.7
10 1,2,3,7,8,9-HxCDF	7.50e5	1.54	NO	0.9348	1.000	21.21	1.000	60.2	120	0.0851	60.2
11 1,2,3,4,7,8-HxCDF	4.21e5	1.20	NO	0.6845	1.000	23.99	1.000	55.9	112	0.113	55.9
12 1,2,3,6,7,8-HxCDF	5.06e5	1.18	NO	0.6892	1.000	34.12	1.000	56.3	114	0.127	56.3
13 2,3,4,6,7,8-HxCDF	4.54e5	1.21	NO	0.9341	1.000	34.71	1.000	57.2	114	0.117	57.2
14 1,2,3,7,8,9-HxCDF	3.53e5	1.18	NO	0.8707	1.000	35.62	1.000	55.3	111	0.174	55.3
15 1,2,3,4,5,7,8-HpCDF	3.18e5	1.01	NO	0.8734	1.000	37.40	1.000	58.9	118	0.186	58.9
16 1,2,3,4,7,8,9-HpCDF	2.44e5	1.00	NO	1.0128	1.000	39.34	1.000	59.2	118	0.198	59.2
17 OCDF	5.22e5	0.87	NO	0.8085	1.000	41.96	1.000	114	114	0.201	114
18 13C-2,3,7,8-TCDD	1.76e6	0.79	NO	1.1563	1.000	26.54	1.025	91.9	91.5	0.0837	
19 13C-1,2,3,7,8-PeCDD	8.92e5	0.64	NO	0.8450	1.000	31.50	1.216	88.5	88.5	0.117	
20 13C-1,2,3,4,7,8-HxCDD	6.43e5	1.29	NO	0.7790	1.000	34.87	1.014	86.6	86.6	0.180	
21 13C-1,2,3,6,7,8-HxCDD	6.41e5	1.26	NO	1.0167	1.000	34.97	1.017	88.7	88.7	0.136	



SL	Name	Resp	RA	Adj	RFI	WVol	RT	RRT	Conc	%Rec	DL	EMFC
1	2,3,7,8-TCDD	1.24e5	0.78	NO	0.8883	1.000	28.57	1.001	11.1	111	0.0262	11.1
2	1,2,3,7,8-PeCDD	4.57e5	0.62	NO	0.9081	1.000	31.51	1.000	58.4	113	0.0622	56.4
3	1,2,3,4,7,8-HxCDD	3.66e5	1.22	NO	1.0314	1.000	34.88	1.000	56.0	116	0.101	58.0
4	1,2,3,6,7,8-HxCDD	4.35e5	1.22	NO	0.8923	1.000	34.99	1.000	58.0	116	0.100	58.0
5	1,2,3,7,8,9-HxCDD	3.74e5	1.23	NO	0.8869	1.000	35.26	1.000	57.1	114	0.119	57.1
6	1,2,3,4,6,7,8-HpCDD	2.67e5	1.93	NO	0.9039	1.000	38.80	1.000	55.8	112	0.160	55.8
7	OCDD	5.15e5	0.88	NO	0.9136	1.000	41.78	1.001	111	111	0.171	111
8	2,3,7,8-TCDF	1.48e5	0.75	NO	0.7510	1.000	25.88	1.001	11.4	114	0.0333	11.4
9	1,2,3,7,8-PeCDF	6.72e5	1.54	NO	0.8925	1.000	30.23	1.001	55.7	111	0.0942	55.7
10	1,2,3,4,7,8-HxCDF	7.50e5	1.54	NO	0.9148	1.000	31.21	1.000	60.2	120	0.0851	60.2
11	1,2,3,4,7,8-HxCDF	4.21e5	1.20	NO	0.8845	1.000	33.99	1.000	55.9	112	0.113	55.9
12	1,2,3,6,7,8-HxCDF	5.06e5	1.16	NO	0.8852	1.000	34.12	1.000	56.8	114	0.107	56.8
13	2,3,4,6,7,8-HxCDF	4.49e5	1.21	NO	0.9341	1.000	34.71	1.000	56.5	113	0.117	56.5
14	1,2,3,7,8,9-HxCDF	3.53e5	1.18	NO	0.8797	1.000	35.62	1.000	55.3	111	0.174	55.3
15	1,2,3,4,6,7,8-HpCDF	3.18e5	1.01	NO	0.8734	1.000	37.40	1.000	58.9	118	0.196	58.9
16	1,2,3,4,7,8,9-HpCDF	2.44e5	1.00	NO	1.0128	1.000	39.34	1.000	59.2	118	0.198	59.2
17	OCDF	5.22e5	0.87	NO	0.8085	1.000	41.96	1.000	114	114	0.201	114
18	13C-2,3,7,8-TCDD	1.26e6	0.75	NO	1.1583	1.000	28.54	1.025	91.9	91.9	0.0637	
19	13C-1,2,3,7,8-PeCDD	8.92e5	0.84	NO	0.8490	1.000	31.50	1.216	88.5	88.5	0.117	
20	13C-1,2,3,4,7,8-HxCDD	6.43e5	1.29	NO	0.7790	1.000	34.87	1.014	86.6	86.6	0.180	
21	13C-1,2,3,6,7,8-HxCDD	6.41e5	1.26	NO	1.0187	1.000	34.97	1.017	88.7	88.7	0.136	




Dataset: Untitled

Last Altered: Friday, May 29, 2020 7:38:11 AM Pacific Daylight Time  
Printed: Friday, May 29, 2020 7:38:30 AM Pacific Daylight Time

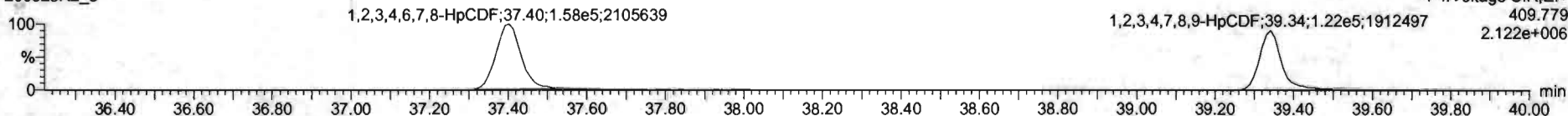
Name: 200528R2\_8, Date: 28-May-2020, Time: 17:24:01, ID: SS200528R2\_1 1613 SSS 19L2308, Description: 1613 SSS 19L2308

**1,2,3,4,6,7,8-HpCDF**

200528R2\_8



200528R2\_8




**13C-1,2,3,4,6,7,8-HpCDF**

200528R2\_8

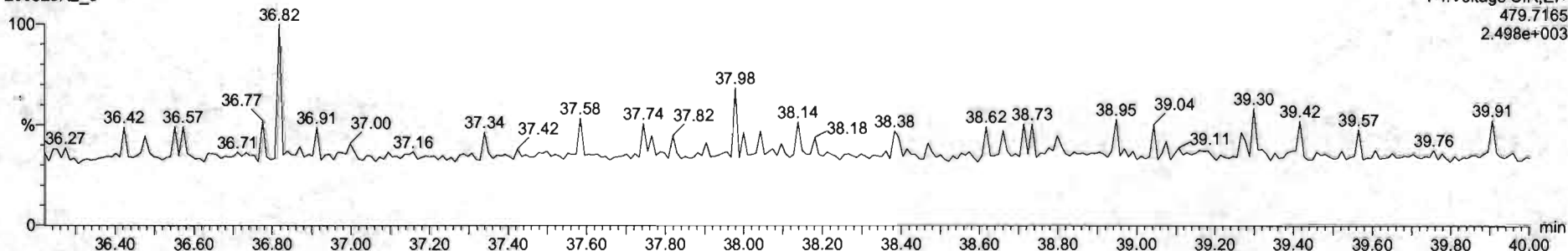


200528R2\_8



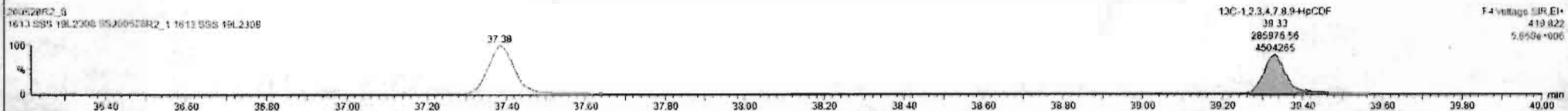

**DPE4**

200528R2\_8





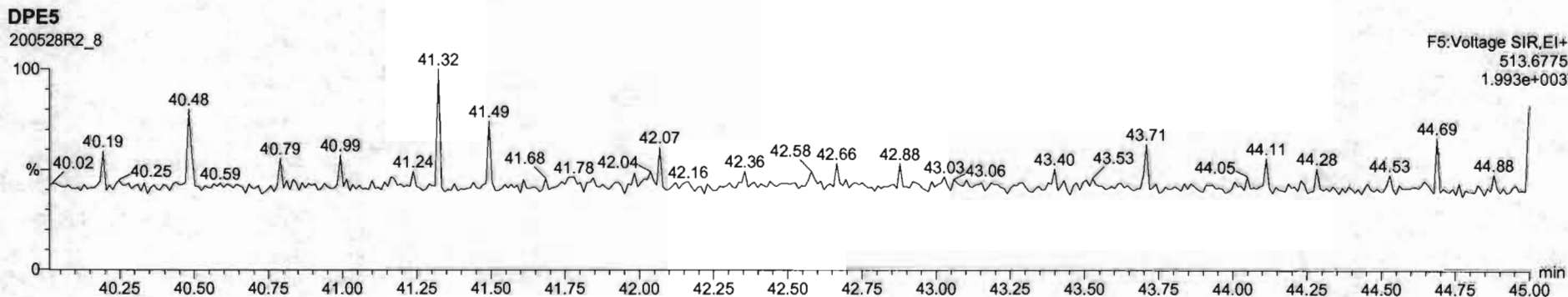



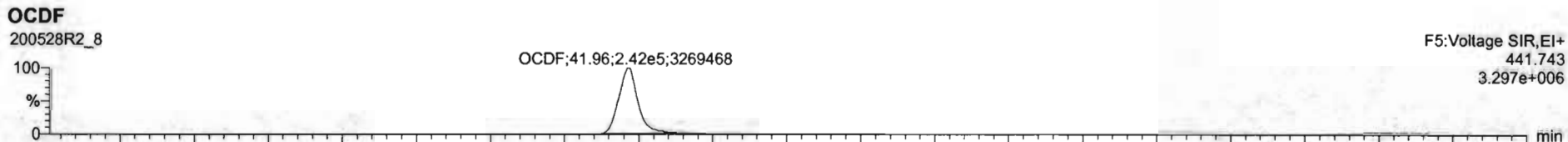
SL	Name	Resp	RA	nfy	RRF	wVol	RT	RRT	Conc	%Rec	DL	EMPC
1	2,3,7,8-TCDD	1.24e5	0.76	NO	0.8883	1.000	26.57	1.001	11.1	111	0.0262	11.1
2	1,2,3,7,8-PeCDD	4.57e5	0.82	NO	0.9081	1.000	31.01	1.000	58.4	113	0.0622	56.1
3	1,2,3,4,7,8-HxCDD	2.56e5	1.22	NO	1.0334	1.000	24.86	1.000	58.0	116	0.101	56.0
4	1,2,3,6,7,8-HxCDD	4.35e5	1.22	NO	0.8923	1.000	24.99	1.000	58.0	116	0.105	56.0
5	1,2,3,7,8,9-HxCDD	3.74e5	1.23	NO	0.8265	1.000	26.26	1.000	57.1	114	0.119	57.1
6	1,2,3,4,6,7,8-HpCDD	2.61e5	1.03	NO	0.8639	1.000	26.60	1.000	56.6	112	0.168	56.6
7	OCDD	5.15e5	0.88	NO	0.9136	1.000	41.78	1.001	111	111	0.171	111
8	2,3,7,8-TCDF	1.48e5	0.75	NO	0.7510	1.000	25.65	1.001	11.4	114	0.0303	11.4
9	1,2,3,7,8-PeCDF	4.72e5	1.54	NO	0.8925	1.000	30.23	1.001	55.7	111	0.0642	55.7
10	2,3,4,7,8-PeCDF	7.58e5	1.54	NO	0.9346	1.000	31.21	1.000	50.2	126	0.0851	60.2
11	1,2,2',4',7,8-HxCDF	4.21e5	1.20	NO	0.8545	1.000	33.99	1.000	55.9	112	0.113	55.9
12	1,2,3,6,7,8-HxCDF	2.08e5	1.18	NO	0.8892	1.000	34.12	1.000	58.8	114	0.107	56.8
13	2,3,4,6,7,8-HxCDF	4.48e5	1.21	NO	0.9341	1.000	24.71	1.000	58.5	113	0.117	56.5
14	1,2,3,7,8,9-HxCDF	3.53e5	1.18	NO	0.8707	1.000	25.82	1.000	55.3	111	0.174	55.3
15	1,2,3,4,6,7,8-HpCDF	3.01e5	1.01	NO	0.8734	1.000	37.40	1.000	54.5	109	0.182	54.5
16	1,2,3,4,7,8,9-HpCDF	2.35e5	1.00	NO	1.0128	1.000	39.24	1.000	57.3	115	0.198	57.3
17	OCDF	5.27e5	0.67	NO	0.8065	1.000	41.96	1.000	114	114	0.201	114
18	13C-2,3,7,8-TCDD	1.26e6	0.79	NO	1.1563	1.000	26.54	1.025	91.9	91.9	0.0837	
19	13C-1,2,3,7,8-PeCDD	8.92e5	0.64	NO	0.8490	1.000	31.50	1.216	86.5	88.5	0.117	
20	13C-1,2,3,4,7,8-HxCDD	6.43e5	1.29	NO	0.7790	1.000	24.87	1.014	88.6	88.6	0.180	
21	13C-1,2,3,6,7,8-HxCDD	6.41e5	1.26	NO	1.0167	1.000	24.97	1.017	88.7	88.7	0.138	



Dataset: Untitled

Last Altered: Friday, May 29, 2020 7:38:11 AM Pacific Daylight Time  
Printed: Friday, May 29, 2020 7:38:30 AM Pacific Daylight Time

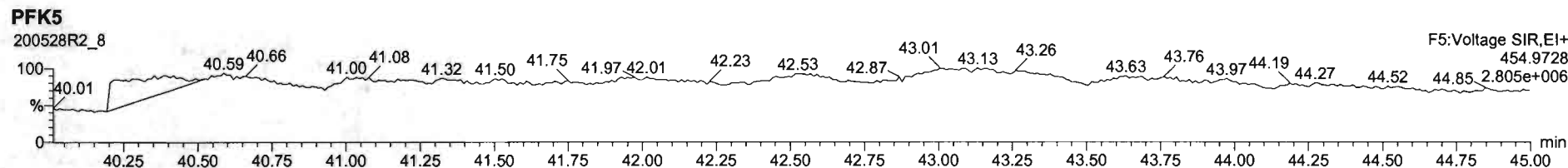
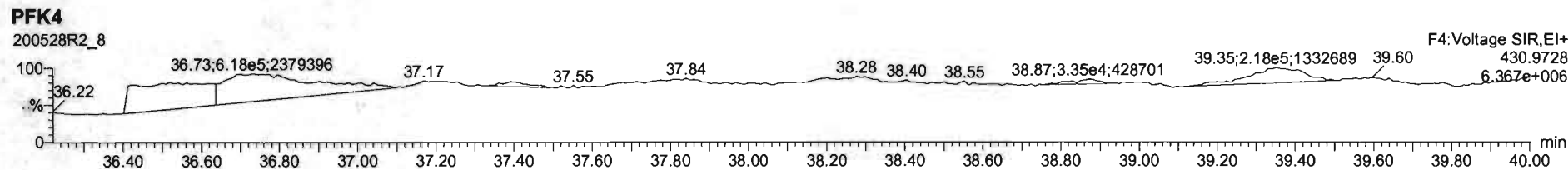
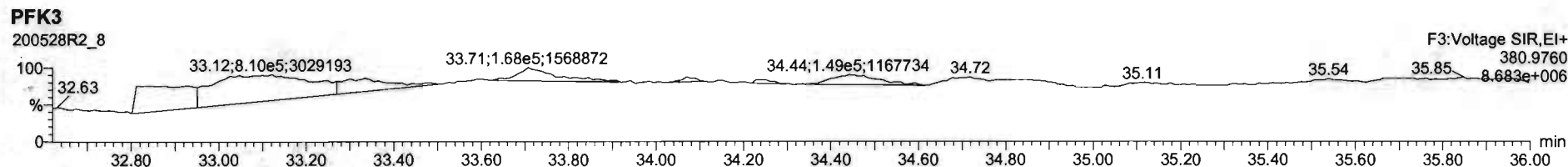
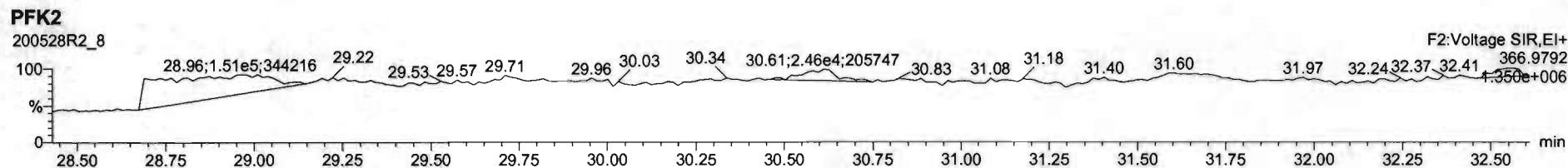
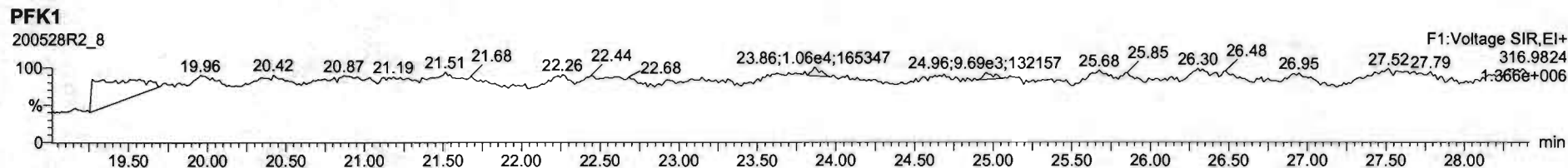
Name: 200528R2\_8, Date: 28-May-2020, Time: 17:24:01, ID: SS200528R2\_1 1613 SSS 19L2308, Description: 1613 SSS 19L2308



Dataset: Untitled

Last Altered: Friday, May 29, 2020 7:38:11 AM Pacific Daylight Time  
Printed: Friday, May 29, 2020 7:38:30 AM Pacific Daylight Time

Name: 200528R2\_8, Date: 28-May-2020, Time: 17:24:01, ID: SS200528R2\_1 1613 SSS 19L2308, Description: 1613 SSS 19L2308





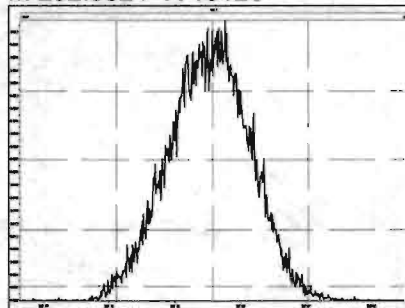
Experiment Calibration Report

MassLynx 4.1 SCN815

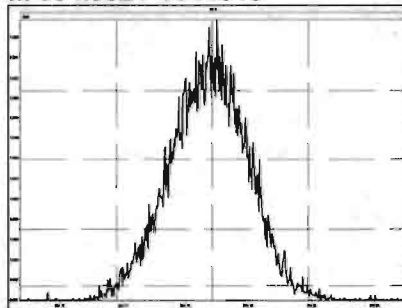
File: Experiment: OCDD\_DB5.exp Reference: Pfk.ref Function: 1 @ 200 (ppm)

Printed: Friday, May 29, 2020 07:19:01 Pacific Daylight Time

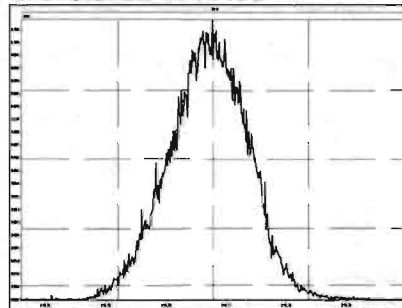
M 292.9824 R 10120



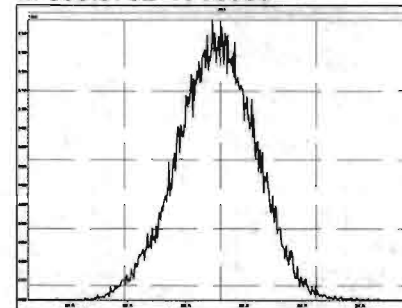
M 304.9824 R 11015



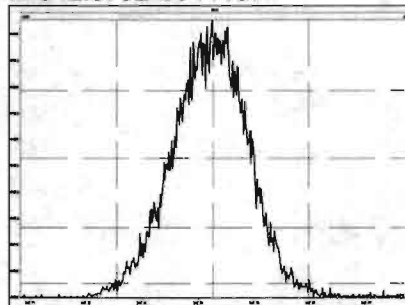
M 318.9792 R 10460



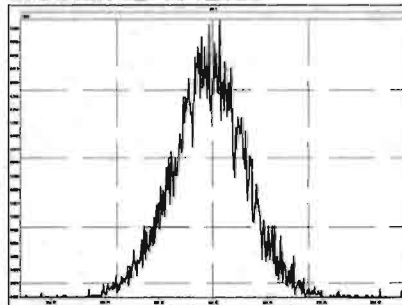
M 330.9792 R 10083



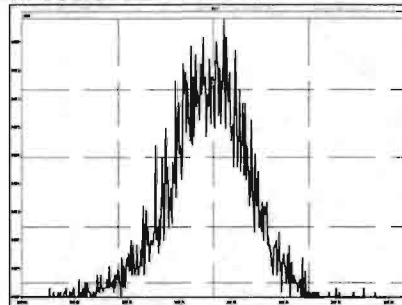
M 342.9792 R 11107



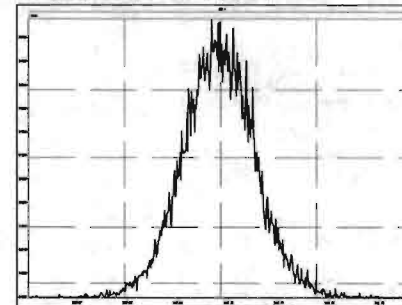
M 354.9792 R 12193



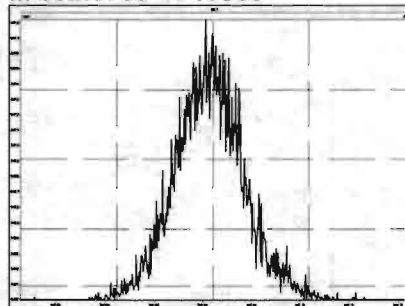
M 366.9792 R 12311



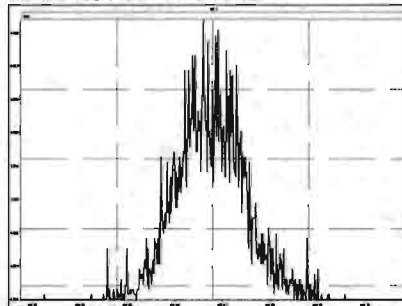
M 380.9760 R 11904



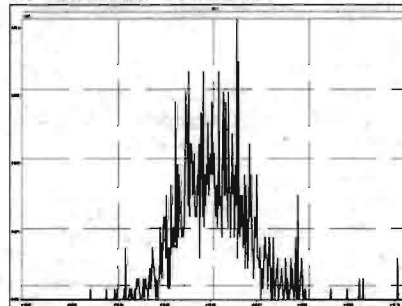
M 392.9760 R 13589



M 404.9760 R 14045



M 416.9760 R 18245



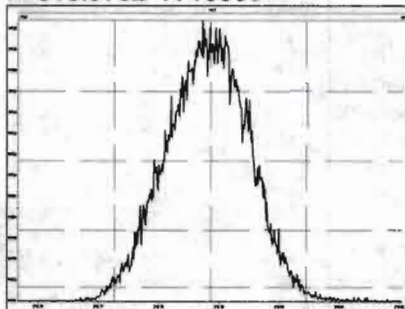
Experiment Calibration Report

MassLynx 4.1 SCN815

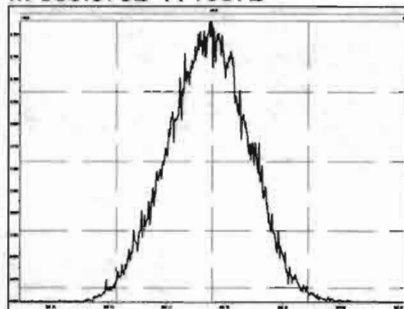
File: Experiment: OCDD\_DB5.exp Reference: Pfk.ref Function: 2 @ 200 (ppm)

Printed: Friday, May 29, 2020 07:19:21 Pacific Daylight Time

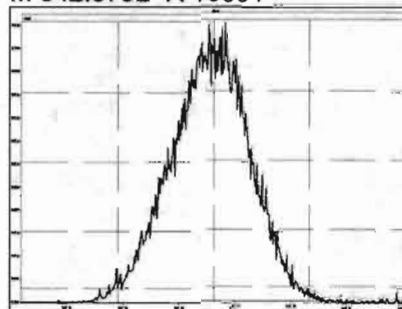
M 318.9792 R 10000



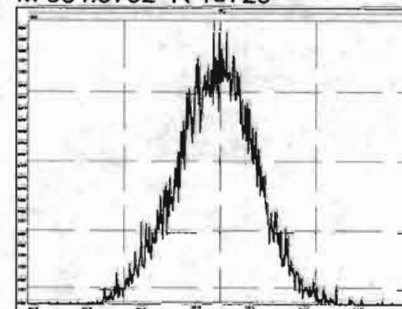
M 330.9792 R 10372



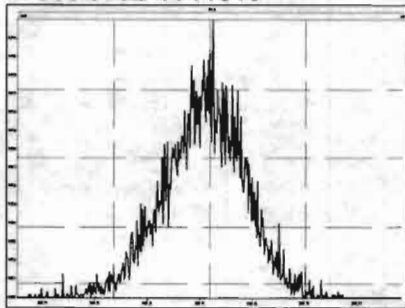
M 342.9792 R 10001



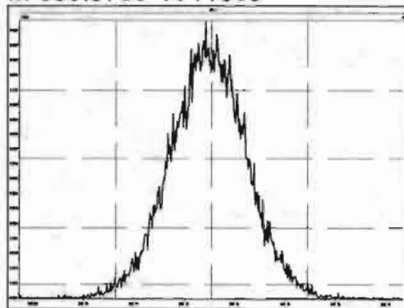
M 354.9792 R 10729



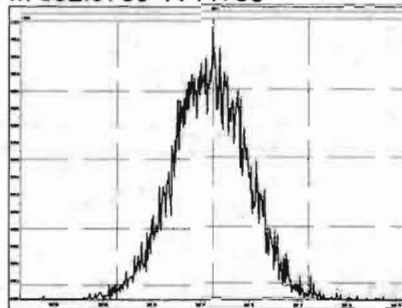
M 366.9792 R 11015



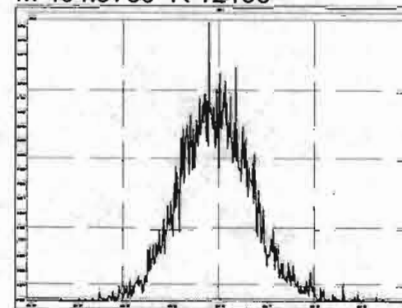
M 380.9760 R 11009



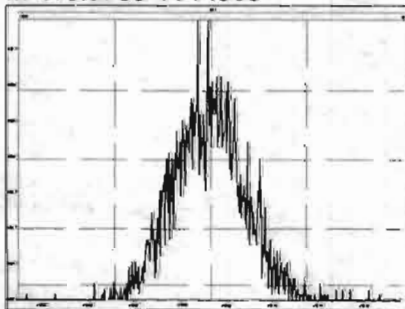
M 392.9760 R 11735



M 404.9760 R 12196



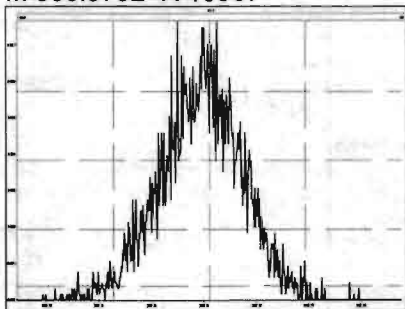
M 416.9760 R 14968



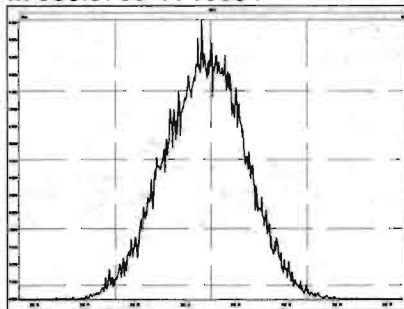
File: Experiment: OCDD\_DB5.exp Reference: Pfk.ref Function: 3 @ 200 (ppm)

Printed: Friday, May 29, 2020 07:19:38 Pacific Daylight Time

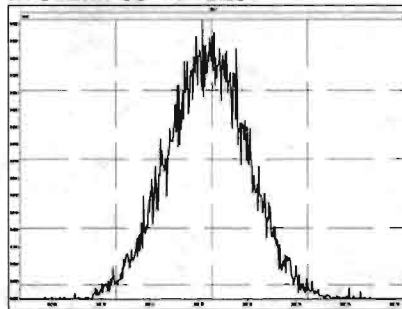
M 366.9792 R 10967



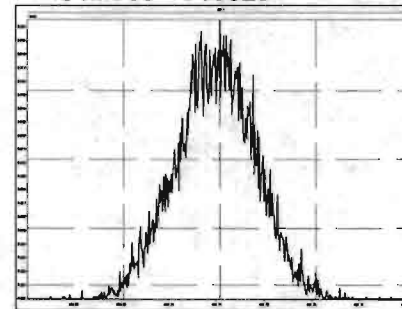
M 380.9760 R 10684



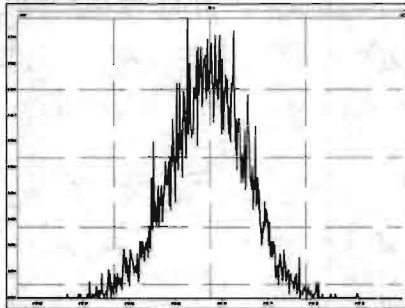
M 392.9760 R 10207



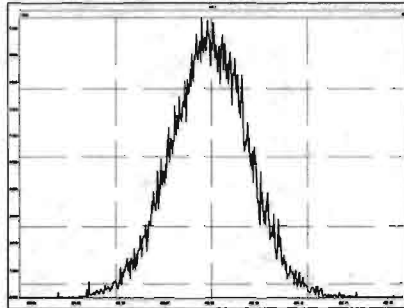
M 404.9760 R 10823



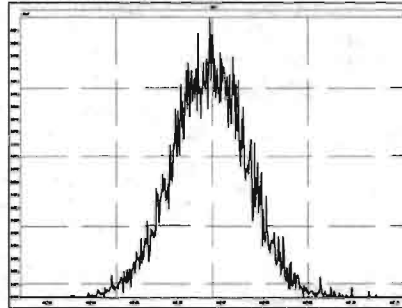
M 416.9760 R 11160



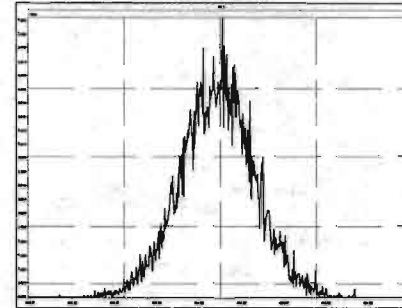
M 430.9728 R 11208



M 442.9728 R 12195



M 454.9728 R 10963



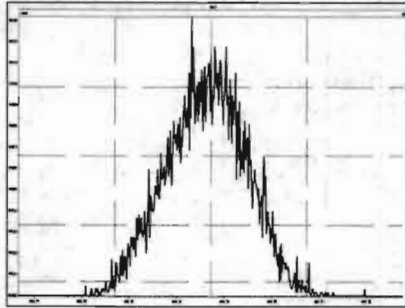
Experiment Calibration Report

MassLynx 4.1 SCN815

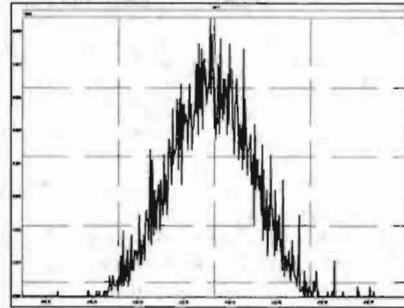
File: Experiment: OCDD\_DB5.exp Reference: Pfk.ref Function: 4 @ 200 (ppm)

Printed: Friday, May 29, 2020 07:19:53 Pacific Daylight Time

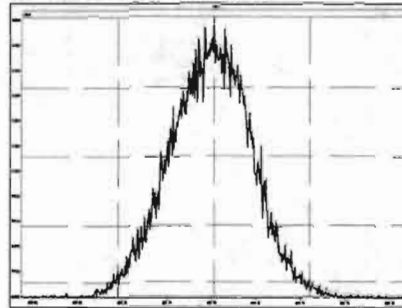
M 404.9760 R 10963



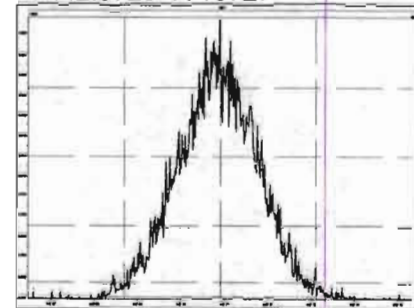
M 416.9760 R 10593



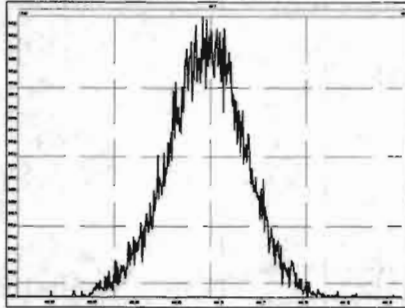
M 430.9728 R 10372



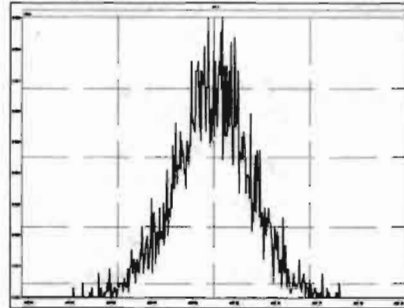
M 442.9728 R 10727



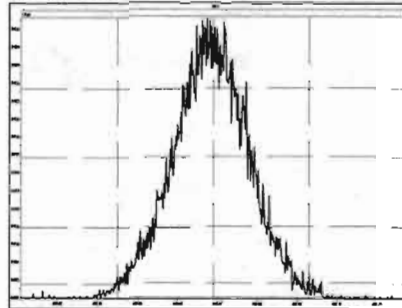
M 454.9728 R 11792



M 466.9728 R 12628



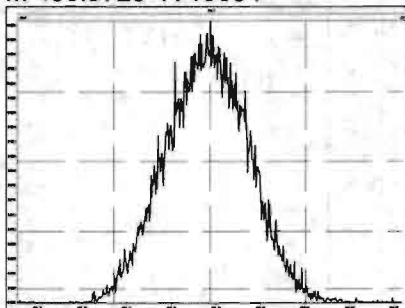
M 480.9696 R 11111



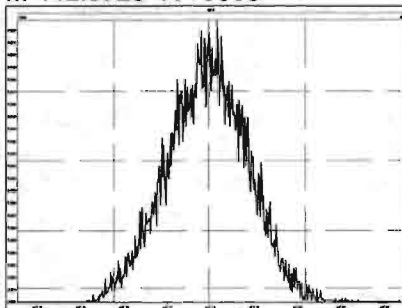
File: Experiment: OCDD\_DB5.exp Reference: Pfk.ref Function: 5 @ 200 (ppm)

Printed: Friday, May 29, 2020 07:20:18 Pacific Daylight Time

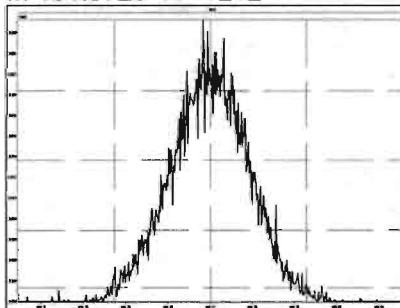
M 430.9728 R 10684



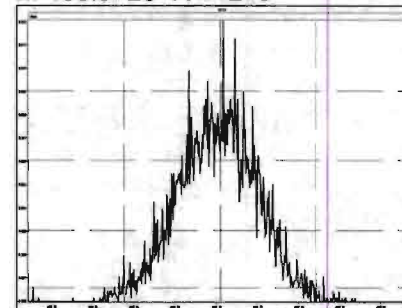
M 442.9728 R 10868



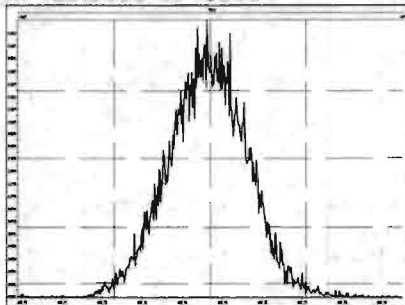
M 454.9728 R 11212



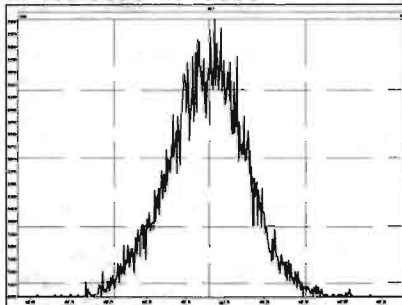
M 466.9728 R 11210



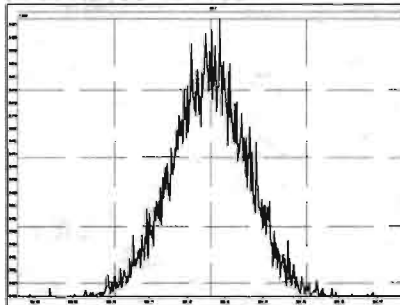
M 480.9696 R 10963



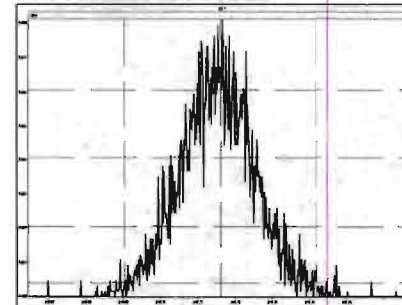
M 492.9696 R 10593



M 504.9696 R 11681



M 516.9697 R 11905



Dataset: U:\VG7.PRO\Results\200211D2\200211D2\_CRV.qld

Last Altered: Wednesday, February 12, 2020 10:17:56 Pacific Standard Time  
 Printed: Wednesday, February 12, 2020 10:35:39 Pacific Standard Time

*DB 2/12/20 02/12/2020*

Method: C:\MassLynx\Default.PRO\MethDB\tcdf.mdb 11 Feb 2020 09:33:24  
 Calibration: U:\VG7.PRO\CurveDB\db-225\_1613tcdfvg7-2-11-20.cdb 12 Feb 2020 10:17:56

**Compound name: 2,3,7,8-TCDF**

Response Factor: 0.9819  
 RRF SD: 0.0791981, Relative SD: 8.06581  
 Response type: Internal Std ( Ref 2 ), Area \* ( IS Conc. / IS Area )  
 Curve type: RF

	# Name	Std. Conc	RA	n/y	RT	Resp	IS Resp	Conc.	RRF
1	1 200211D2_3	0.250	0.86	NO	17.23	3.04e2	1.39e5	0.223	0.876
2	2 200211D2_4	0.500	0.66	NO	17.22	6.08e2	1.13e5	0.549	1.08
3	3 200211D2_5	2.00	0.73	NO	17.23	2.63e3	1.30e5	2.06	1.01
4	4 200211D2_6	10.0	0.75	NO	17.23	1.15e4	1.25e5	9.33	0.916
5	5 200211D2_7	40.0	0.74	NO	17.23	5.76e4	1.51e5	39.0	0.957
6	6 200211D2_8	300	0.73	NO	17.23	4.81e5	1.52e5	321	1.05

**Compound name: 13C-2,3,7,8-TCDF**

Response Factor: 1.08271  
 RRF SD: 0.0939058, Relative SD: 8.67318  
 Response type: Internal Std ( Ref 3 ), Area \* ( IS Conc. / IS Area )  
 Curve type: RF

	# Name	Std. Conc	RA	n/y	RT	Resp	IS Resp	Conc.	RRF
1	1 200211D2_3	100	0.72	NO	17.20	1.39e5	1.13e5	113	1.23
2	2 200211D2_4	100	0.71	NO	17.20	1.13e5	1.14e5	91.7	0.993
3	3 200211D2_5	100	0.71	NO	17.20	1.30e5	1.34e5	89.3	0.967
4	4 200211D2_6	100	0.75	NO	17.20	1.25e5	1.15e5	101	1.09
5	5 200211D2_7	100	0.71	NO	17.20	1.51e5	1.35e5	103	1.11
6	6 200211D2_8	100	0.72	NO	17.20	1.52e5	1.38e5	102	1.11

Vista Analytical Laboratory VG-9

Dataset: U:\VG7.PRO\Results\200211D2\200211D2\_CRV.qld

Last Altered: Wednesday, February 12, 2020 10:17:56 Pacific Standard Time

Printed: Wednesday, February 12, 2020 10:35:39 Pacific Standard Time

**Compound name: 13C-1,2,3,4-TCDF**

Response Factor: 1

RRF SD: 7.02167e-017, Relative SD: 7.02167e-015

Response type: Internal Std ( Ref 3 ), Area \* ( IS Conc. / IS Area )

Curve type: RF

	# Name	Std. Conc	RA	n/y	RT	Resp	IS Resp	Conc.	RRF
1	1 200211D2_3	100	0.70	NO	15.17	1.13e5	1.13e5	100	1.00
2	2 200211D2_4	100	0.71	NO	15.18	1.14e5	1.14e5	100	1.00
3	3 200211D2_5	100	0.74	NO	15.17	1.34e5	1.34e5	100	1.00
4	4 200211D2_6	100	0.72	NO	15.17	1.15e5	1.15e5	100	1.00
5	5 200211D2_7	100	0.73	NO	15.17	1.35e5	1.35e5	100	1.00
6	6 200211D2_8	100	0.73	NO	15.17	1.38e5	1.38e5	100	1.00

**Compound name: 13C-1,2,3,4-TCDD**

Response Factor: 1026.38

RRF SD: 123.841, Relative SD: 12.0658

Response type: External Std, Area

Curve type: RF

	# Name	Std. Conc	RA	n/y	RT	Resp	IS Resp	Conc.	RRF
1	1 200211D2_3	100	0.79	NO	15.78	1.04e5		102	1040
2	2 200211D2_4	100	0.77	NO	15.78	8.57e4		83.5	857
3	3 200211D2_5	100	0.79	NO	15.78	9.44e4		92.0	944
4	4 200211D2_6	100	0.79	NO	15.78	9.87e4		96.1	987
5	5 200211D2_7	100	0.78	NO	15.78	1.13e5		110	1130
6	6 200211D2_8	100	0.78	NO	15.78	1.20e5		116	1200

Dataset: U:\VG7.PRO\Results\200211D2\200211D2\_CRV.qld

Last Altered: Wednesday, February 12, 2020 10:17:56 Pacific Standard Time

Printed: Wednesday, February 12, 2020 10:38:05 Pacific Standard Time

Method: C:\MassLynx\Default.PRO\MethDB\tcdf.mdb 11 Feb 2020 09:33:24

Calibration: U:\VG7.PRO\CurveDB\db-225\_1613tcdfvg7-2-11-20.cdb 12 Feb 2020 10:17:56

Name: 200211D2\_3, Date: 11-Feb-2020, Time: 21:00:36, ID: ST200211D2-1 1613 CS0 19L2302, Description: 1613 CS0 19L2302

	# Name	Resp	RA	n/y	RRF M...	w/vol	RT	Conc.	%Rec	DL
1	1 2,3,7,8-TCDF	3.04e2	0.86	NO	0.982	1.000	17.23	0.22305	89.2	0.0931
2	2 13C-2,3,7,8-TCDF	1.39e5	0.72	NO	1.08	1.000	17.20	113.42	113	0.342
3	3 13C-1,2,3,4-TCDF	1.13e5	0.70	NO	1.00	1.000	15.17	100.00	100	0.371
4	4 13C-1,2,3,4-TCDD	1.04e5	0.79	NO	1030	1.000	15.78	101.65	102	0.291



Dataset: U:\VG7.PRO\Results\200211D2\200211D2\_CRV.qld

Last Altered: Wednesday, February 12, 2020 10:17:56 Pacific Standard Time

Printed: Wednesday, February 12, 2020 10:38:05 Pacific Standard Time

Name: 200211D2\_4, Date: 11-Feb-2020, Time: 21:32:19, ID: ST200211D2-2 1613 CS1 19L2303, Description: 1613 CS1 19L2303

	# Name	Resp	RA	n/y	RRF M...	wt/vol	RT	Conc.	%Rec	DL
1	1 2,3,7,8-TCDF	6.08e2	0.66	NO	0.982	1.000	17.22	0.54947	110	0.147
2	2 13C-2,3,7,8-TCDF	1.13e5	0.71	NO	1.08	1.000	17.20	91.711	91.7	0.381
3	3 13C-1,2,3,4-TCDF	1.14e5	0.71	NO	1.00	1.000	15.18	100.00	100	0.412
4	4 13C-1,2,3,4-TCDD	8.57e4	0.77	NO	1030	1.000	15.78	83.528	83.5	0.324

Dataset: U:\VG7.PRO\Results\200211D2\200211D2\_CRV.qld

Last Altered: Wednesday, February 12, 2020 10:17:56 Pacific Standard Time

Printed: Wednesday, February 12, 2020 10:38:05 Pacific Standard Time

Name: 200211D2\_5, Date: 11-Feb-2020, Time: 22:04:03, ID: ST200211D2-3 1613 CS2 19L2304, Description: 1613 CS2 19L2304

	# Name	Resp	RA	n/y	RRF M...	wt/vol	RT	Conc.	%Rec	DL
1	1 2,3,7,8-TCDF	2.63e3	0.73	NO	0.982	1.000	17.23	2.0631	103	0.121
2	2 13C-2,3,7,8-TCDF	1.30e5	0.71	NO	1.08	1.000	17.20	89.279	89.3	0.292
3	3 13C-1,2,3,4-TCDF	1.34e5	0.74	NO	1.00	1.000	15.17	100.00	100	0.316
4	4 13C-1,2,3,4-TCDD	9.44e4	0.79	NO	1030	1.000	15.78	92.007	92.0	0.336

Dataset: U:\VG7.PRO\Results\200211D2\200211D2\_CRV.qld

Last Altered: Wednesday, February 12, 2020 10:17:56 Pacific Standard Time

Printed: Wednesday, February 12, 2020 10:38:05 Pacific Standard Time

Name: 200211D2\_6, Date: 11-Feb-2020, Time: 22:35:45, ID: ST200211D2-4 1613 CS3 19L2305, Description: 1613 CS3 19L2305

	# Name	Resp	RA	n/y	RRF M...	wt/vol	RT	Conc.	%Rec	DL
1	1 2,3,7,8-TCDF	1.15e4	0.75	NO	0.982	1.000	17.23	9.3257	93.3	0.185
2	2 13C-2,3,7,8-TCDF	1.25e5	0.75	NO	1.08	1.000	17.20	100.76	101	0.364
3	3 13C-1,2,3,4-TCDF	1.15e5	0.72	NO	1.00	1.000	15.17	100.00	100	0.394
4	4 13C-1,2,3,4-TCDD	9.87e4	0.79	NO	1030	1.000	15.78	96.149	96.1	0.331

Dataset: U:\VG7.PRO\Results\200211D2\200211D2\_CRV.qld

Last Altered: Wednesday, February 12, 2020 10:17:56 Pacific Standard Time

Printed: Wednesday, February 12, 2020 10:38:05 Pacific Standard Time

Name: 200211D2\_7, Date: 11-Feb-2020, Time: 23:07:28, ID: ST200211D2-5 1613 CS4 19L2306, Description: 1613 CS4 19L2306

#	Name	Resp	RA	n/y	RRF M...	wt/vol	RT	Conc.	%Rec	DL
1	1 2,3,7,8-TCDF	5.76e4	0.74	NO	0.982	1.000	17.23	38.981	97.5	0.158
2	2 13C-2,3,7,8-TCDF	1.51e5	0.71	NO	1.08	1.000	17.20	102.61	103	0.300
3	3 13C-1,2,3,4-TCDF	1.35e5	0.73	NO	1.00	1.000	15.17	100.00	100	0.325
4	4 13C-1,2,3,4-TCDD	1.13e5	0.78	NO	1030	1.000	15.78	110.19	110	0.311

Dataset: U:\VG7.PRO\Results\200211D2\200211D2\_CRV.qld

Last Altered: Wednesday, February 12, 2020 10:17:56 Pacific Standard Time

Printed: Wednesday, February 12, 2020 10:38:05 Pacific Standard Time

**Name: 200211D2\_8, Date: 11-Feb-2020, Time: 23:39:11, ID: ST200211D2-6 1613 CS5 19L2307, Description: 1613 CS5 19L2307**

	# Name	Resp	RA	n/y	RRF M...	wt/vol	RT	Conc.	%Rec	DL
1	1 2,3,7,8-TCDF	4.81e5	0.73	NO	0.982	1.000	17.23	321.06	107	0.243
2	2 13C-2,3,7,8-TCDF	1.52e5	0.72	NO	1.08	1.000	17.20	102.22	102	0.295
3	3 13C-1,2,3,4-TCDF	1.38e5	0.73	NO	1.00	1.000	15.17	100.00	100	0.319
4	4 13C-1,2,3,4-TCDD	1.20e5	0.78	NO	1030	1.000	15.78	116.47	116	0.322

Dataset: Untitled

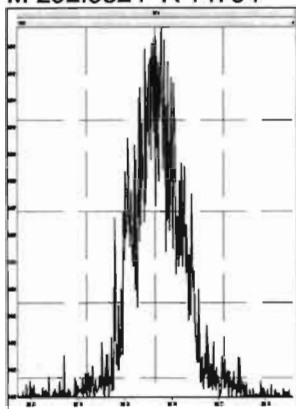
Last Altered: Wednesday, February 12, 2020 10:45:15 Pacific Standard Time  
Printed: Wednesday, February 12, 2020 10:45:35 Pacific Standard Time

Method: C:\MassLynx\Default.PRO\MethDB\tcdf.mdb 11 Feb 2020 09:33:24  
Callbration: C:\MassLynx\Default.PRO\CurveDB\db-225\_m23tcdfvg7-2-11-20.cdb 11 Feb 2020 14:52:18

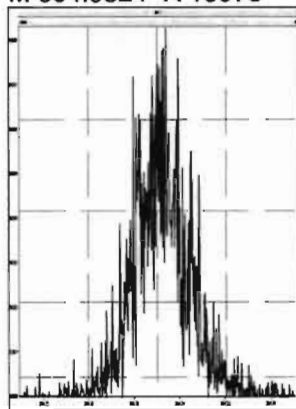
Compound name: 2,3,7,8-TCDF

	Name	ID	Acq.Date	Acq.Time
1	200211D2_1	SOLVENT BLANK	11-Feb-20	19:58:43
2	200211D2_2	CP200211D2-1 DB-225 CPSM	11-Feb-20	20:28:53
3	200211D2_3	ST200211D2-1 1613 CS0 19L2302	11-Feb-20	21:00:36
4	200211D2_4	ST200211D2-2 1613 CS1 19L2303	11-Feb-20	21:32:19
5	200211D2_5	ST200211D2-3 1613 CS2 19L2304	11-Feb-20	22:04:03
6	200211D2_6	ST200211D2-4 1613 CS3 19L2305	11-Feb-20	22:35:45
7	200211D2_7	ST200211D2-5 1613 CS4 19L2306	11-Feb-20	23:07:28
8	200211D2_8	ST200211D2-6 1613 CS5 19L2307	11-Feb-20	23:39:11
9	200211D2_9	SOLVENT BLANK	12-Feb-20	00:10:54
10	200211D2_10	SS200211D2-1 1613 SSS 19L2308	12-Feb-20	00:42:33
11	200211D2_11	SOLVENT BLANK	12-Feb-20	01:14:15
12	200211D2_12	1903740-08RE1 PDI-097SC-B-06-08-191017 ...	12-Feb-20	01:45:58
13	200211D2_13	1903740-07RE1 PDI-097SC-B-04-06-191017 ...	12-Feb-20	02:17:39
14	200211D2_14	1903740-06RE1 PDI-097SC-B-02-04-191017 ...	12-Feb-20	02:49:21
15	200211D2_15	1903740-01RE1 PDI-031SC-B-00-02-191017 ...	12-Feb-20	03:21:03
16	200211D2_16	1903740-05RE1 PDI-097SC-B-00-02-191017 ...	12-Feb-20	03:52:45

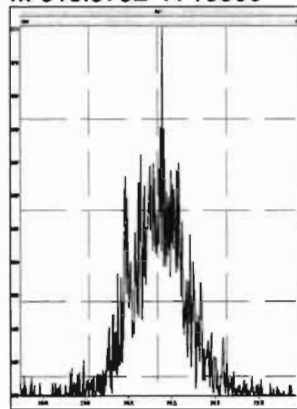
M 292.9824 R 14754



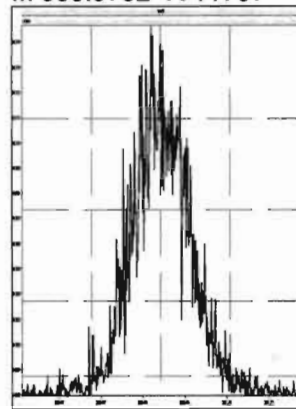
M 304.9824 R 15978



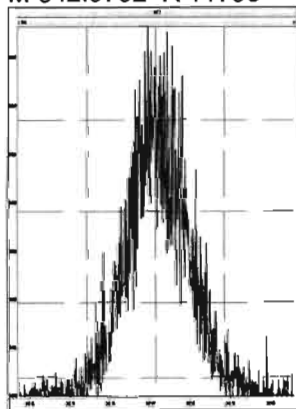
M 318.9792 R 15503



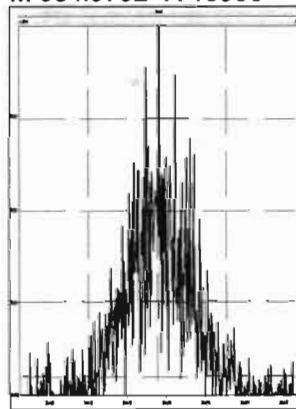
M 330.9792 R 11737



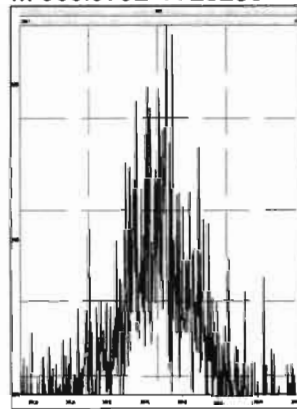
M 342.9792 R 11796



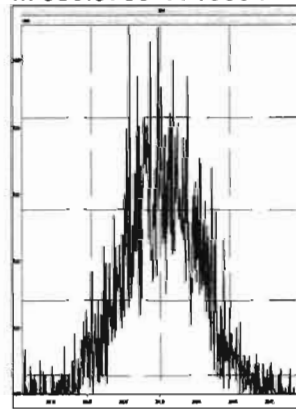
M 354.9792 R 15966

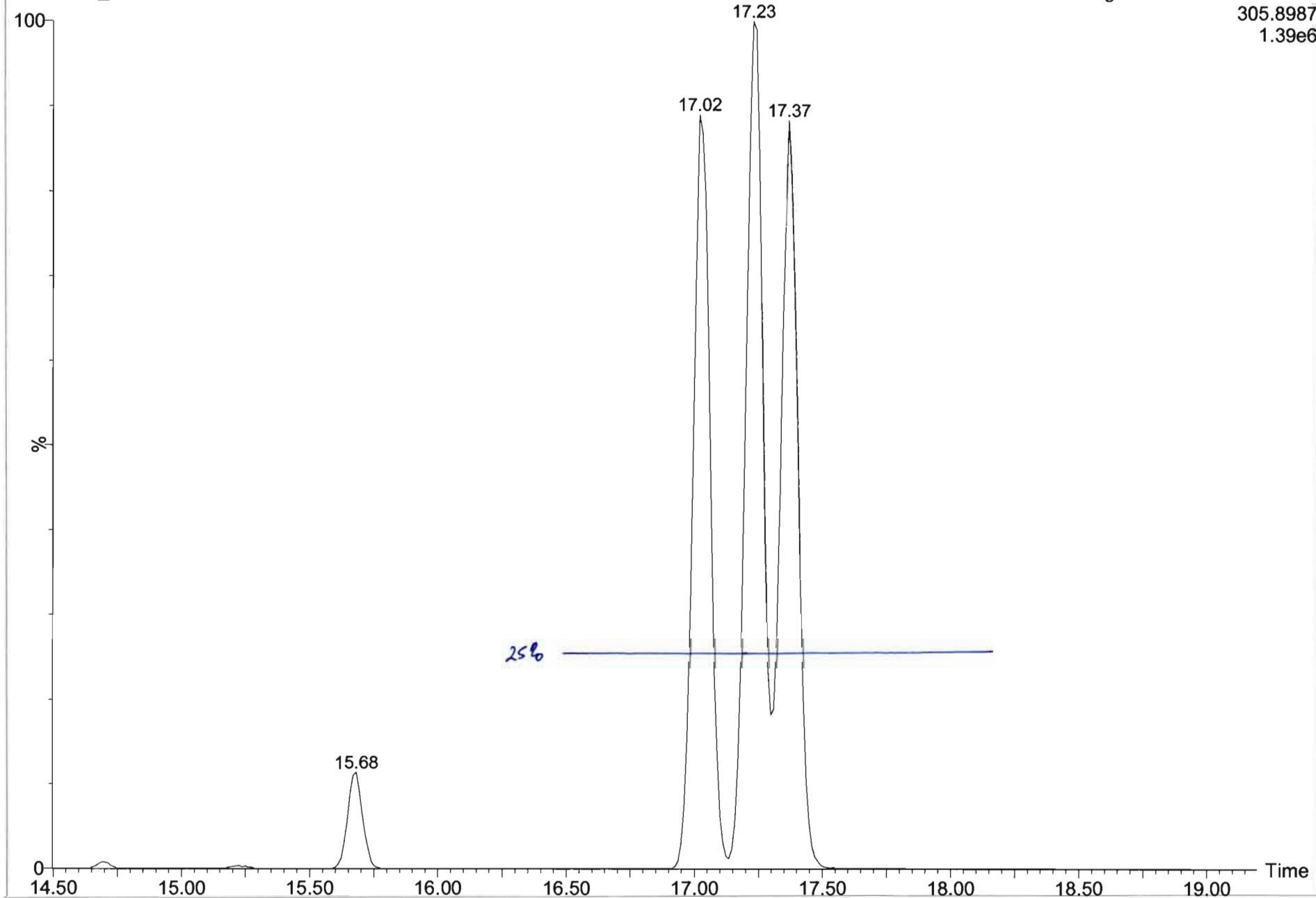


M 366.9792 R 28256



M 380.9760 R 13094







Dataset: U:\VG7.PRO\Results\200211D2\200111D2\_2.qld

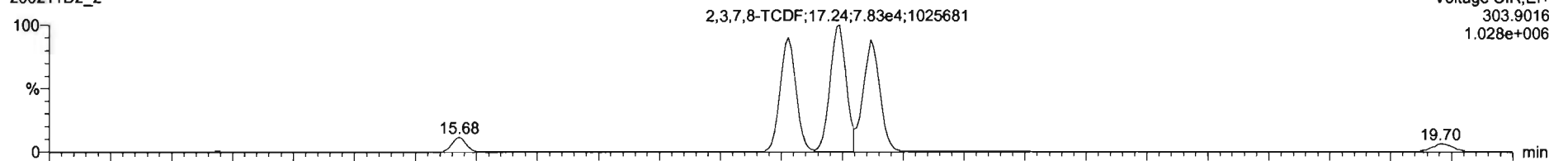
Last Altered: Wednesday, February 12, 2020 10:13:49 Pacific Standard Time  
Printed: Wednesday, February 12, 2020 10:15:34 Pacific Standard Time

Method: C:\MassLynx\Default.PRO\MethDB\tcdf.mdb 11 Feb 2020 09:33:24  
Calibration: C:\MassLynx\Default.PRO\CurveDB\db-225\_m23tcdfvg7-2-11-20.cdb 11 Feb 2020 14:52:18

Name: 200211D2\_2, Date: 11-Feb-2020, Time: 20:28:53, ID: CP200211D2-1 DB-225 CPSM, Description: DB-225 CPSM

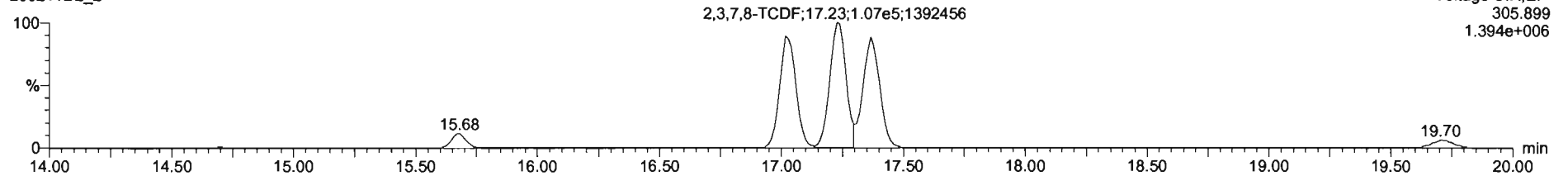
2,3,7,8-TCDF

200211D2\_2



Voltage SIR,EI+  
303.9016  
1.028e+006

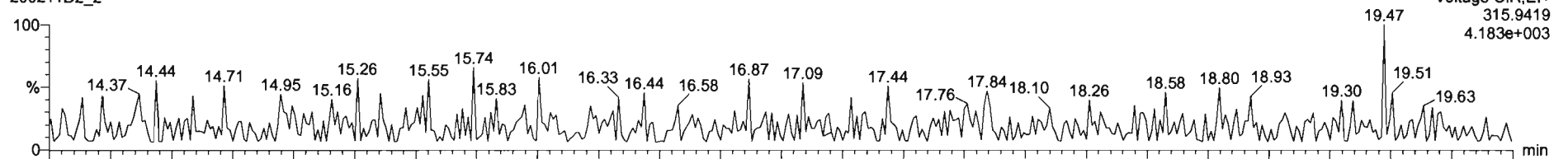
200211D2\_2



Voltage SIR,EI+  
305.899  
1.394e+006

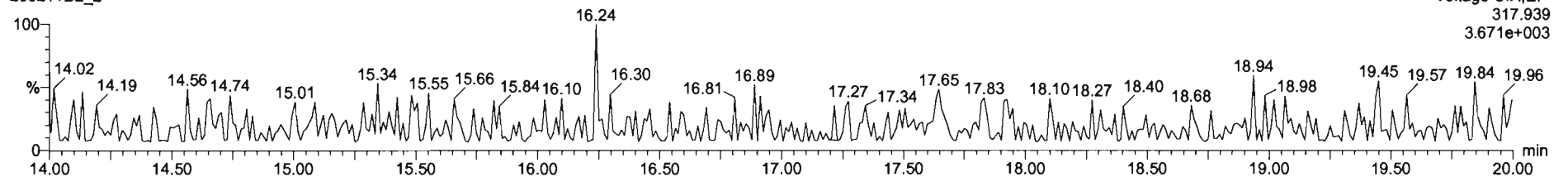
13C-2,3,7,8-TCDF

200211D2\_2



Voltage SIR,EI+  
315.9419  
4.183e+003

200211D2\_2



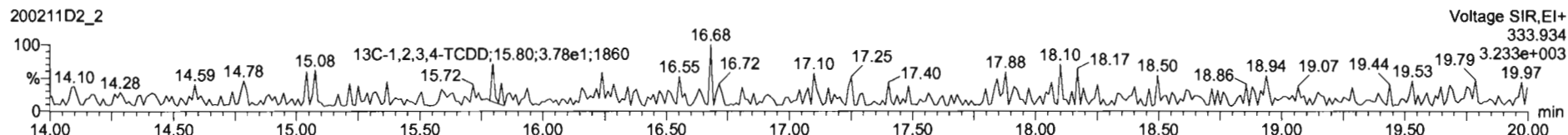
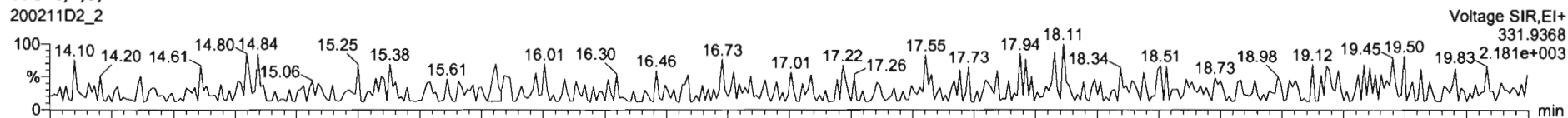
Voltage SIR,EI+  
317.939  
3.671e+003

Dataset: U:\VG7.PRO\Results\200211D2\200111D2\_2.qld

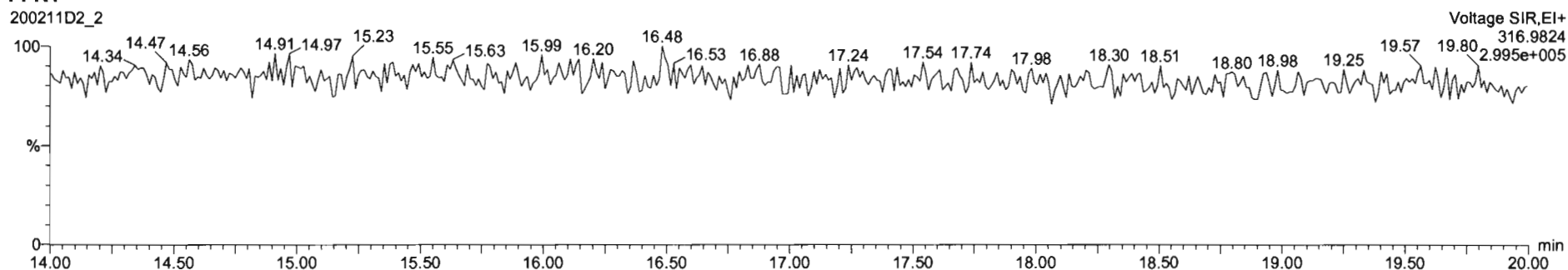
Last Altered: Wednesday, February 12, 2020 10:13:49 Pacific Standard Time  
Printed: Wednesday, February 12, 2020 10:15:34 Pacific Standard Time

Name: 200211D2\_2, Date: 11-Feb-2020, Time: 20:28:53, ID: CP200211D2-1 DB-225 CPSM, Description: DB-225 CPSM

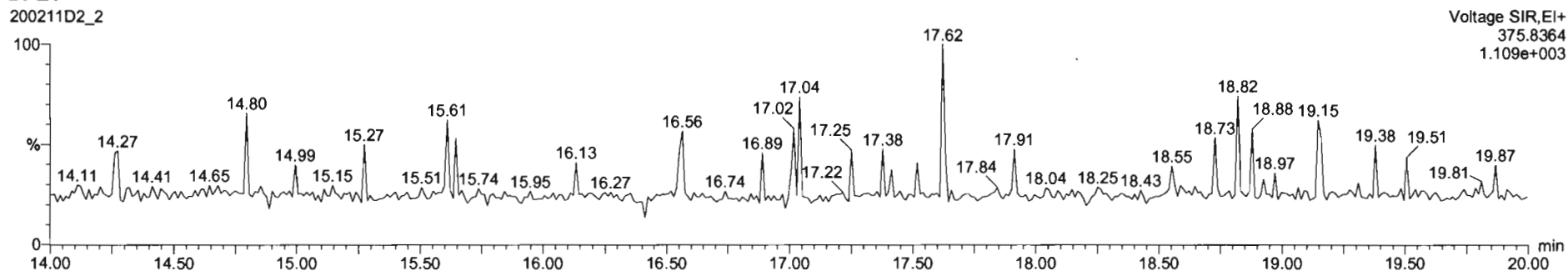
13C-1,2,3,4-TCDD



PFK1



DPE1



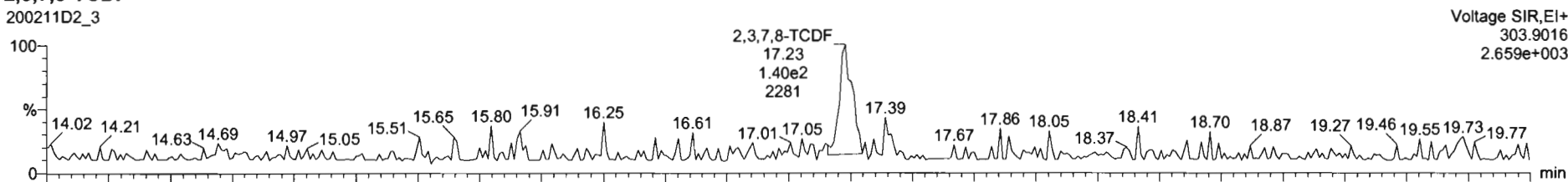
Dataset: U:\VG7.PRO\Results\200211D2\200211D2\_CRV.qld

Last Altered: Wednesday, February 12, 2020 10:17:56 Pacific Standard Time  
Printed: Wednesday, February 12, 2020 10:38:37 Pacific Standard Time

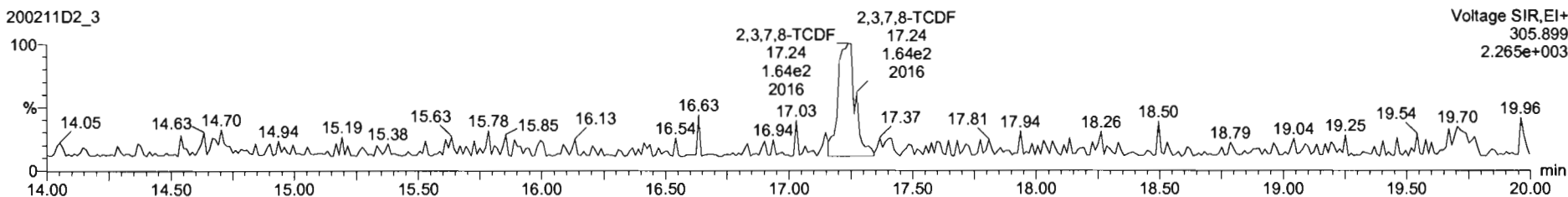
Method: C:\MassLynx\Default.PRO\MethDB\tcdf.mdb 11 Feb 2020 09:33:24  
Calibration: U:\VG7.PRO\CurveDB\db-225\_1613tcdfvg7-2-11-20.cdb 12 Feb 2020 10:17:56

Name: 200211D2\_3, Date: 11-Feb-2020, Time: 21:00:36, ID: ST200211D2-1 1613 CS0 19L2302, Description: 1613 CS0 19L2302

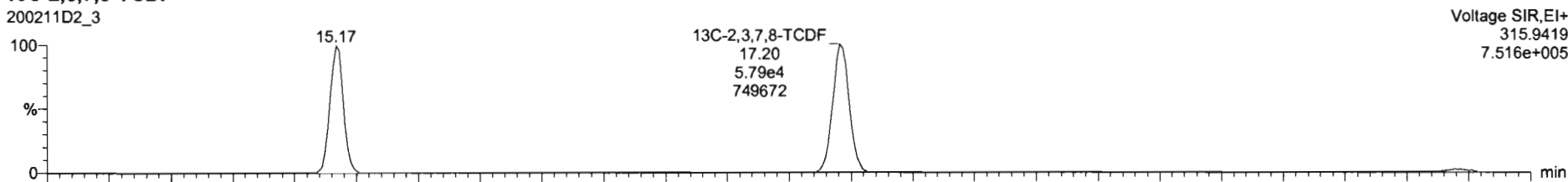
**2,3,7,8-TCDF**  
200211D2\_3



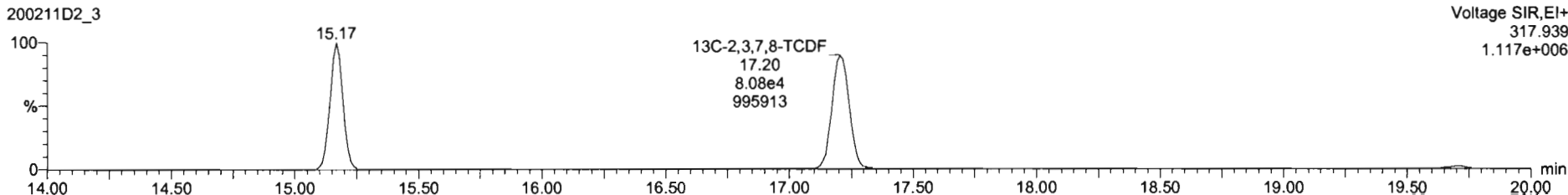
200211D2\_3



**13C-2,3,7,8-TCDF**  
200211D2\_3



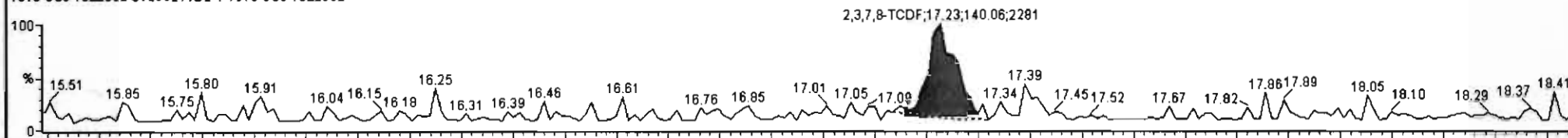
200211D2\_3



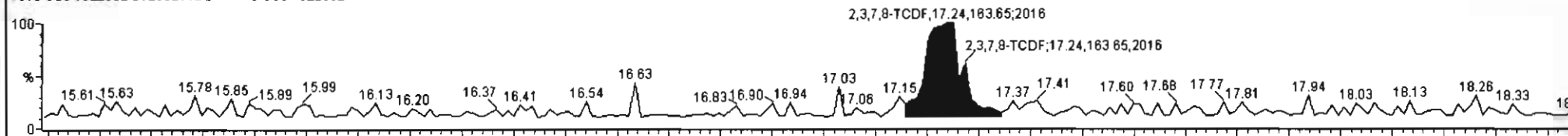
Name	Resp	RA	n/y	RRF	wt/vol	RT	RRT	Conc.	%Rec	DL	EMPC
1 2,3,7,8-TCDF	3.04e2	0.86	NO	0.98	1.000	17.23	1.001	0.223	89.2	0.0831	0.223
2 13C-2,3,7,8-TCDF	1.39e5	0.72	NO	1.08	1.000	17.20	1.134	113	113	0.342	
3 13C-1,2,3,4-TCDF	1.13e5	0.70	NO	1.00	1.000	15.17	1.000	100	100	0.371	
4 13C-1,2,3,4-TCDF	1.04e5	0.79	NO	1026.38	1.000	15.78	0.000	102	102	0.291	
5 PFOS					1.000						
6 DPE1					1.000						

Name	RT	m1 Resp	m2 Resp	RA	n/y	EMPC	Conc.
1							

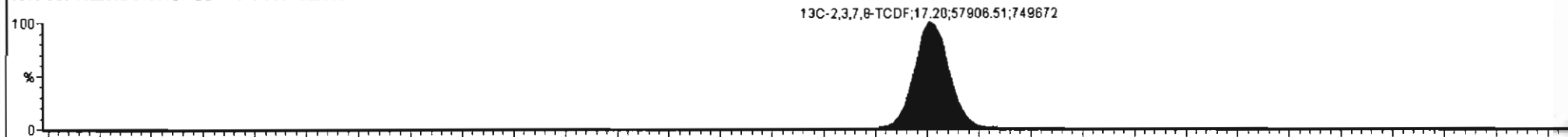
200211D2\_3  
1613 C80 19L2302 ST200211D2-1 1613 C80 19L2302



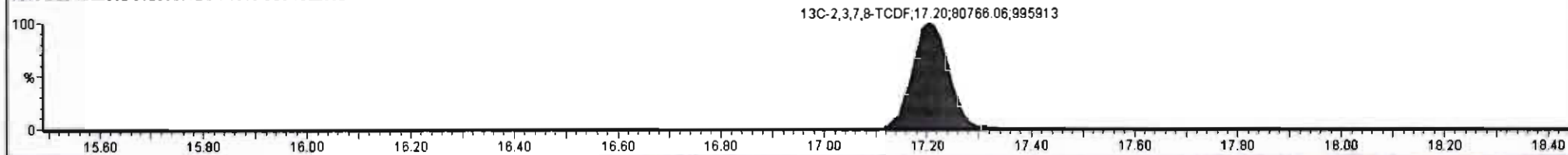
200211D2\_3  
1613 C80 19L2302 ST200211D2-1 1613 C80 19L2302



200211D2\_3  
1613 C80 19L2302 ST200211D2-1 1613 C80 19L2302



200211D2\_3  
1613 C80 19L2302 ST200211D2-1 1613 C80 19L2302



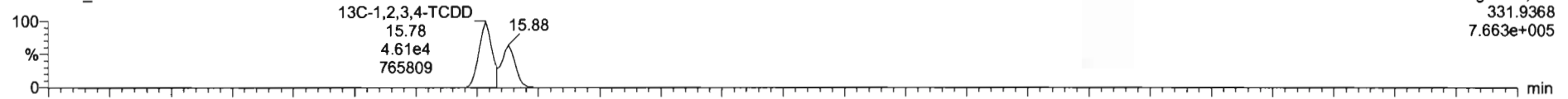
Dataset: U:\VG7.PRO\Results\200211D2\200211D2\_CRV.qld

Last Altered: Wednesday, February 12, 2020 10:17:56 Pacific Standard Time  
Printed: Wednesday, February 12, 2020 10:38:37 Pacific Standard Time

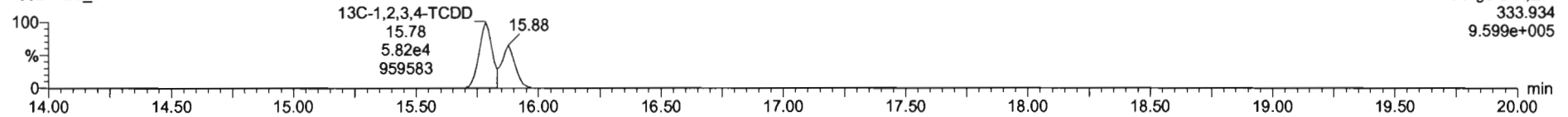
Name: 200211D2\_3, Date: 11-Feb-2020, Time: 21:00:36, ID: ST200211D2-1 1613 CS0 19L2302, Description: 1613 CS0 19L2302

13C-1,2,3,4-TCDD

200211D2\_3

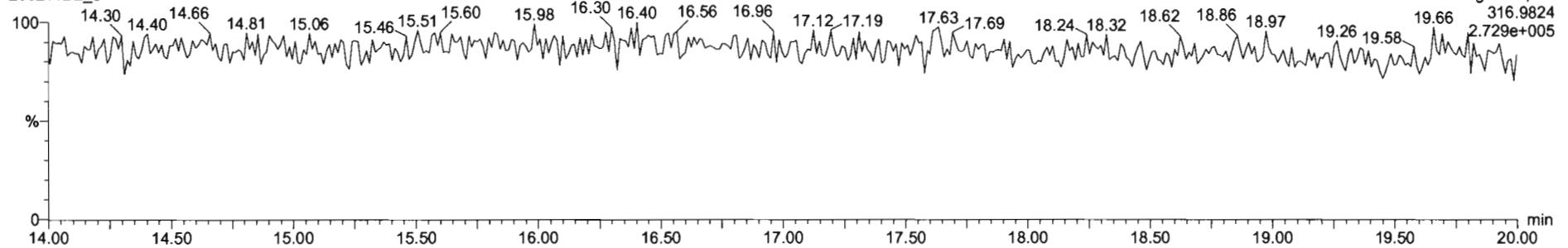


200211D2\_3



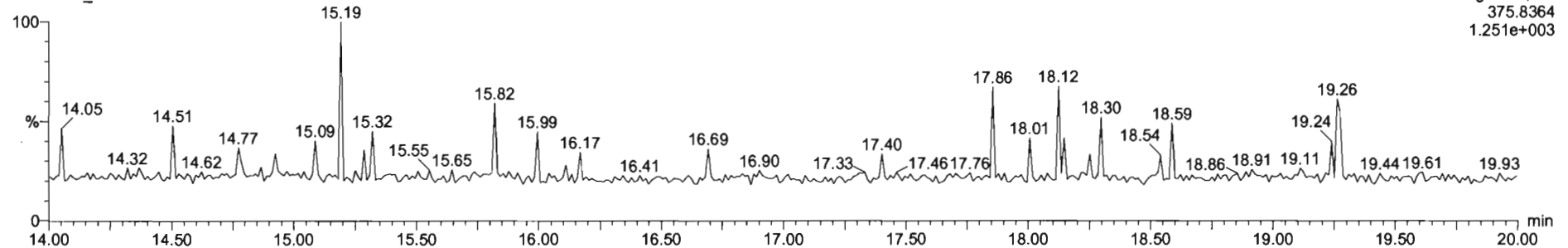
PFK1

200211D2\_3



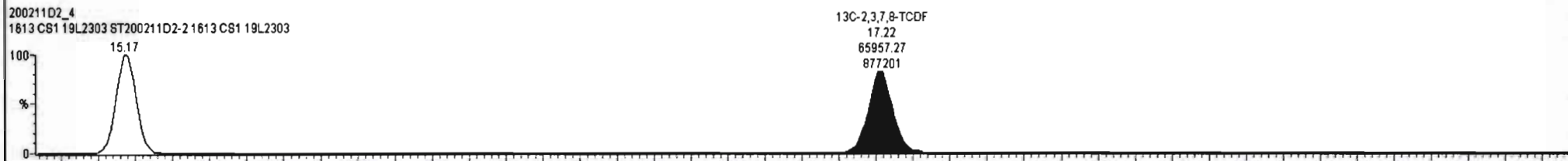
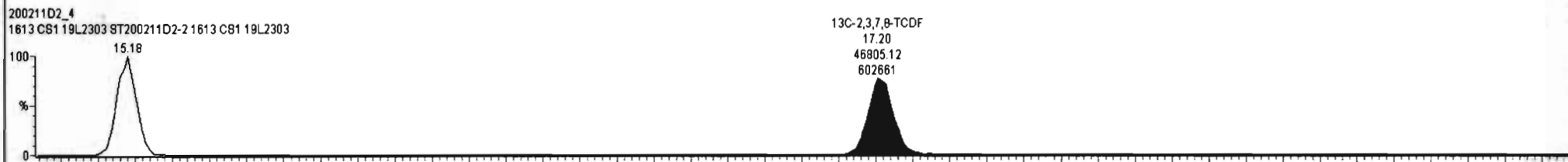
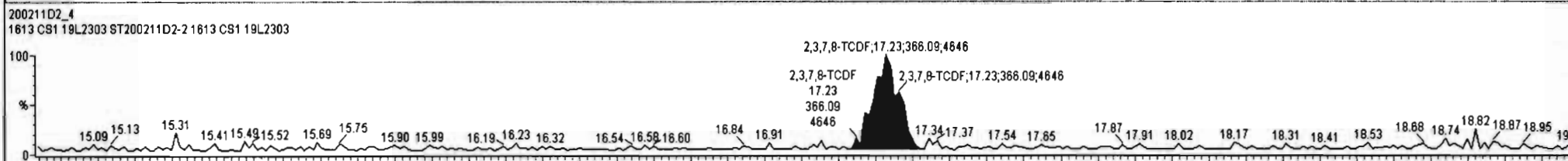
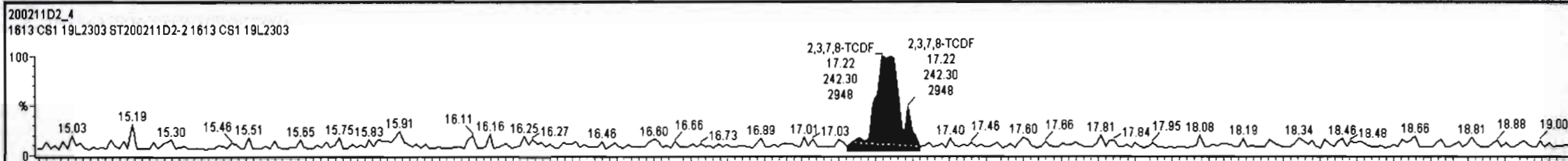
DPE1

200211D2\_3



#	Name	Resp	RA	ruy	RRF	wt/vol	RT	RRT	Conc.	%Rec	DL	EWPC
1	2,3,7,8-TCDF	8.09e2	0.66	NO	0.98	1.000	17.22	1.001	0.548	110	0.147	0.549
2	13C-2,3,7,8-TCDF	1.13e5	0.71	NO	1.08	1.000	17.20	1.133	91.7	91.7	0.381	
3	13C-1,2,3,4-TCDF	1.14e5	0.71	NO	1.00	1.000	15.18	1.000	100	100	0.412	
4	13C-1,2,3,4-TCDD	8.57e4	0.77	NO	1026.38	1.000	15.78	0.000	83.5	83.5	0.324	
5	PFK1					1.000						
6	DPF1					1.000						

#	Name	RT	int Resp	m2 Resp	RA	ruy	EWPC	Conc.
1								



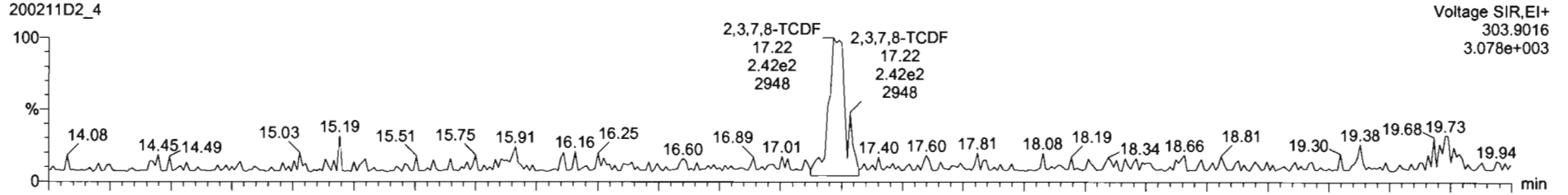
Dataset: U:\VG7.PRO\Results\200211D2\200211D2\_CRV.qld

Last Altered: Wednesday, February 12, 2020 10:17:56 Pacific Standard Time  
Printed: Wednesday, February 12, 2020 10:38:37 Pacific Standard Time

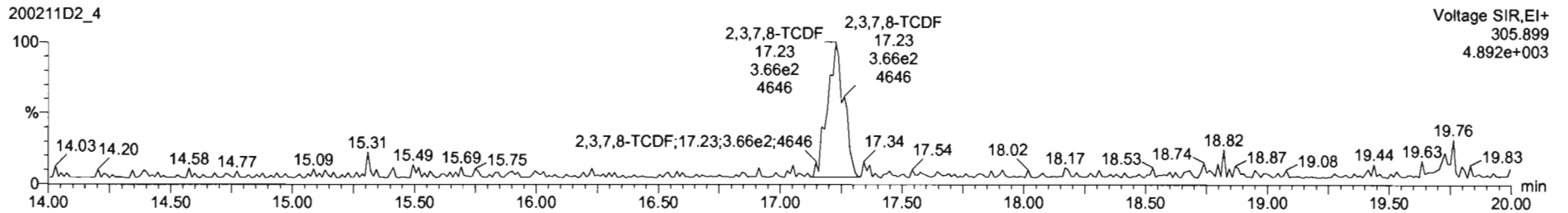
Name: 200211D2\_4, Date: 11-Feb-2020, Time: 21:32:19, ID: ST200211D2-2 1613 CS1 19L2303, Description: 1613 CS1 19L2303

**2,3,7,8-TCDF**

200211D2\_4

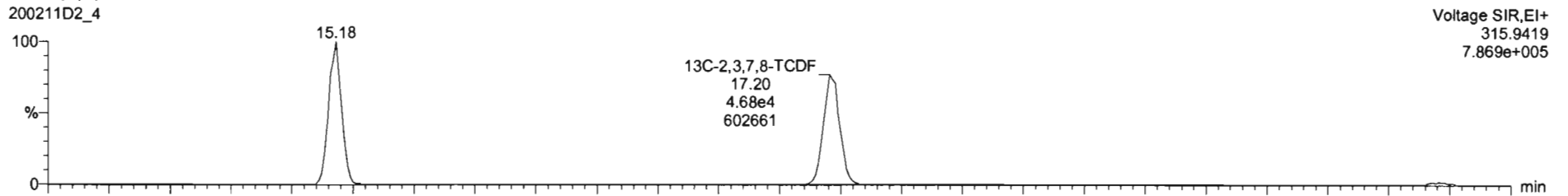


200211D2\_4

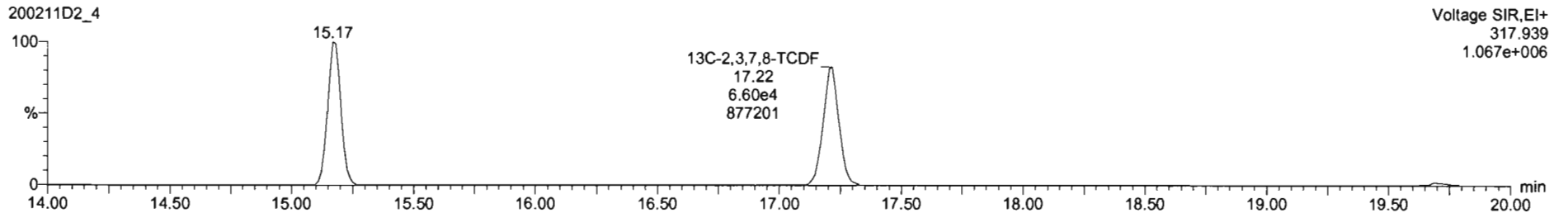


**13C-2,3,7,8-TCDF**

200211D2\_4



200211D2\_4



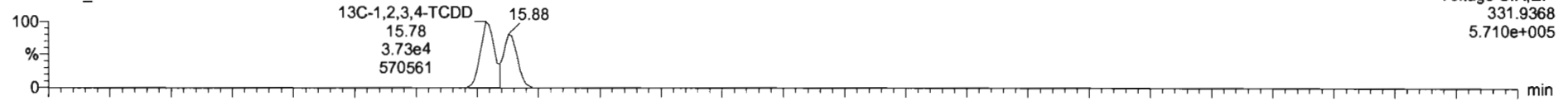
Dataset: U:\VG7.PRO\Results\200211D2\200211D2\_CRV.qld

Last Altered: Wednesday, February 12, 2020 10:17:56 Pacific Standard Time  
Printed: Wednesday, February 12, 2020 10:38:37 Pacific Standard Time

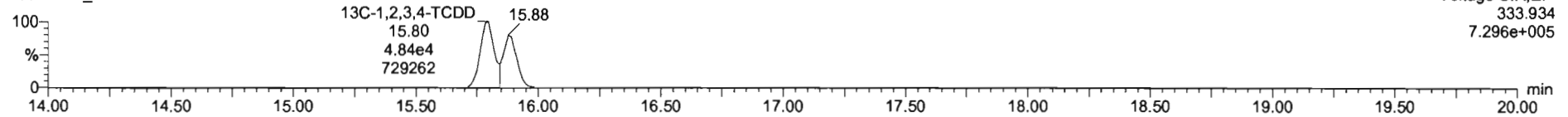
Name: 200211D2\_4, Date: 11-Feb-2020, Time: 21:32:19, ID: ST200211D2-2 1613 CS1 19L2303, Description: 1613 CS1 19L2303

**13C-1,2,3,4-TCDD**

200211D2\_4

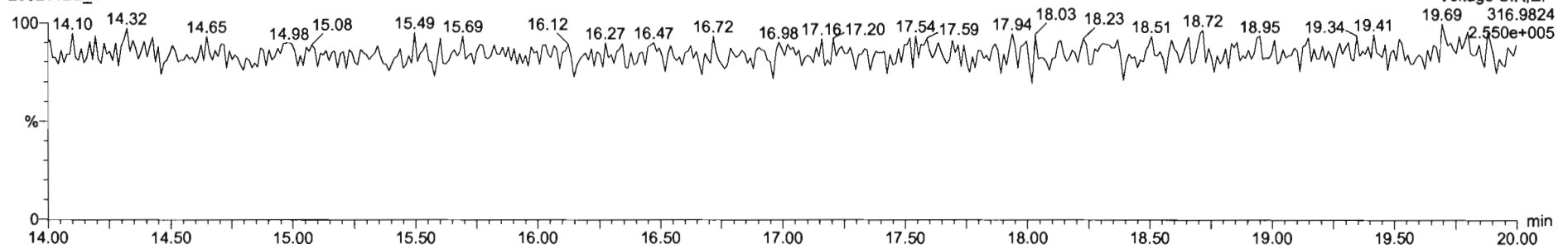


200211D2\_4



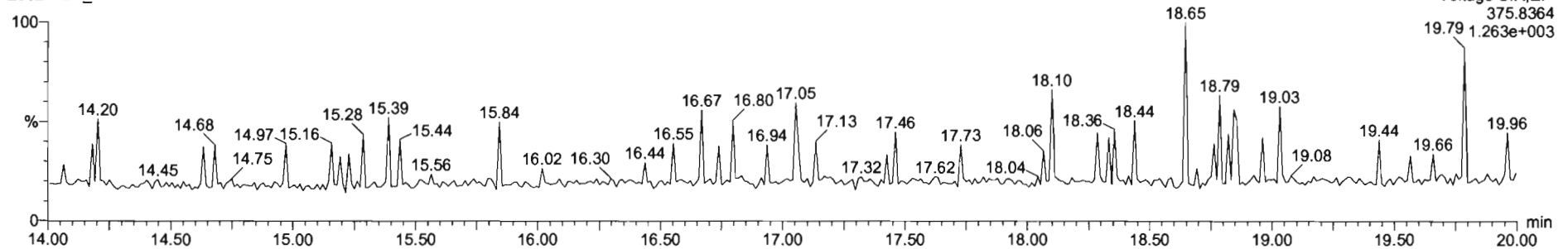
**PFK1**

200211D2\_4



**DPE1**

200211D2\_4





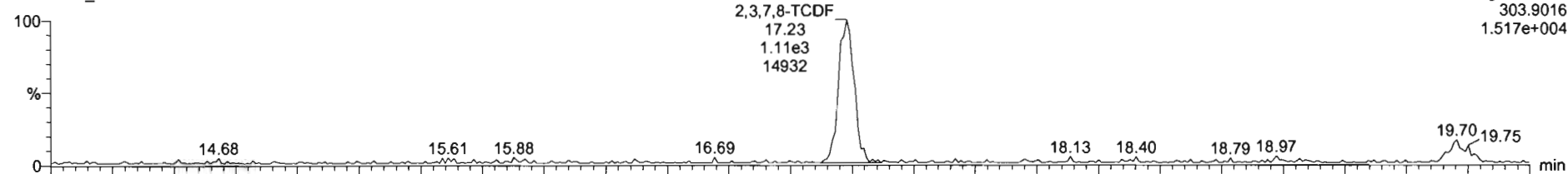
Dataset: U:\VG7.PRO\Results\200211D2\200211D2\_CRV.qld

Last Altered: Wednesday, February 12, 2020 10:17:56 Pacific Standard Time  
Printed: Wednesday, February 12, 2020 10:38:37 Pacific Standard Time

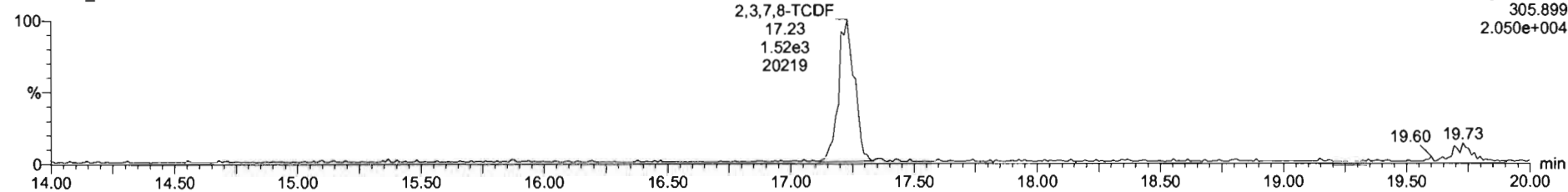
Name: 200211D2\_5, Date: 11-Feb-2020, Time: 22:04:03, ID: ST200211D2-3 1613 CS2 19L2304, Description: 1613 CS2 19L2304

**2,3,7,8-TCDF**

200211D2\_5

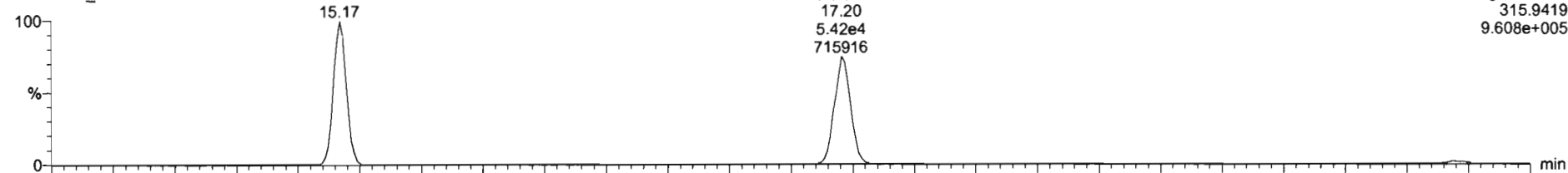


200211D2\_5

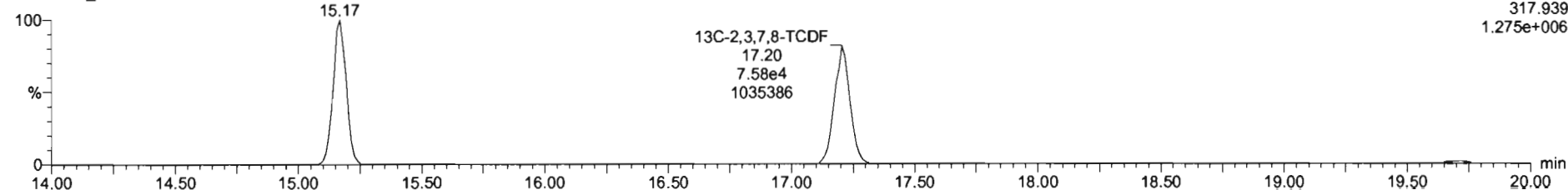


**13C-2,3,7,8-TCDF**

200211D2\_5



200211D2\_5

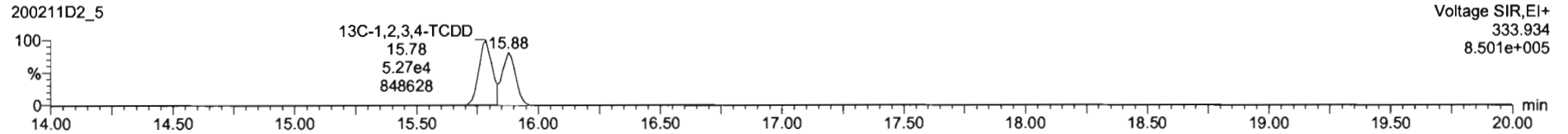
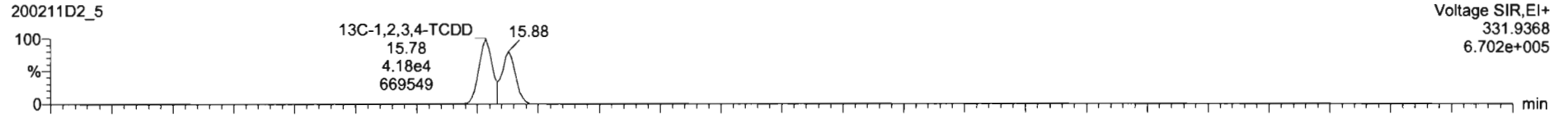


Dataset: U:\VG7.PRO\Results\200211D2\200211D2\_CRV.qld

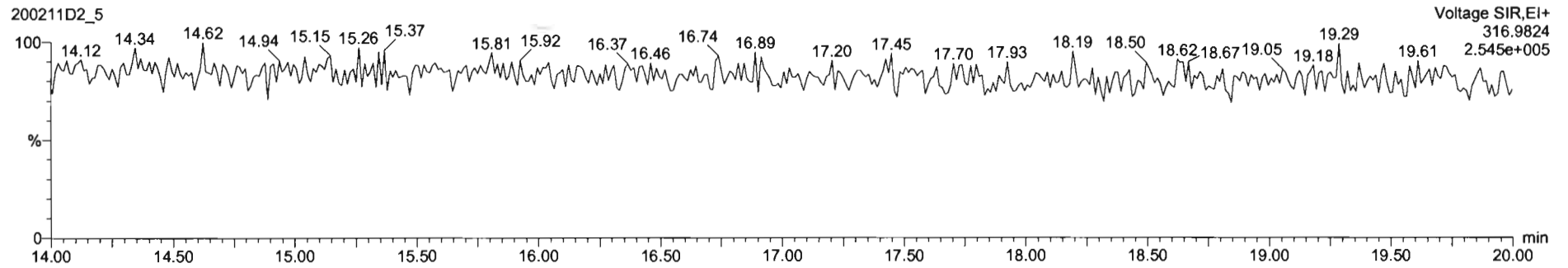
Last Altered: Wednesday, February 12, 2020 10:17:56 Pacific Standard Time  
Printed: Wednesday, February 12, 2020 10:38:37 Pacific Standard Time

Name: 200211D2\_5, Date: 11-Feb-2020, Time: 22:04:03, ID: ST200211D2-3 1613 CS2 19L2304, Description: 1613 CS2 19L2304

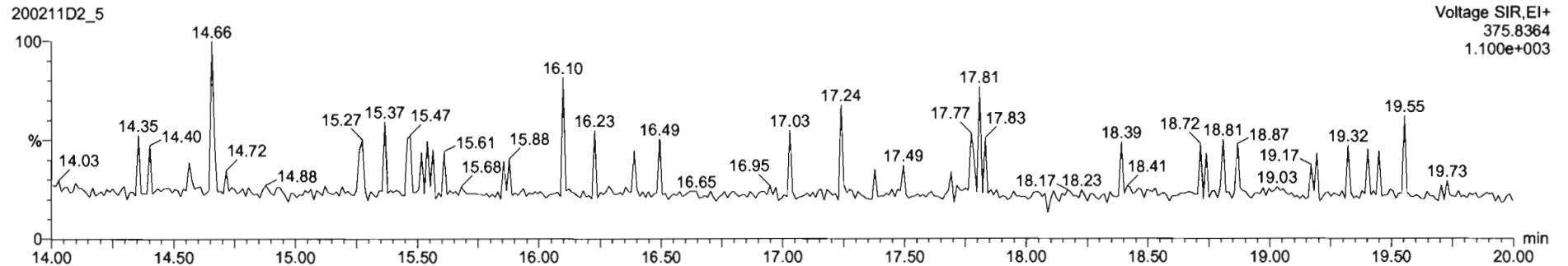
**13C-1,2,3,4-TCDD**



**PFK1**



**DPE1**



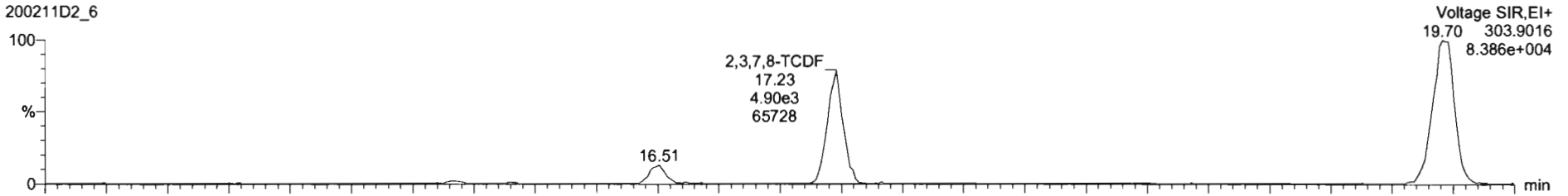
Dataset: U:\VG7.PRO\Results\200211D2\200211D2\_CRV.qld

Last Altered: Wednesday, February 12, 2020 10:17:56 Pacific Standard Time  
Printed: Wednesday, February 12, 2020 10:38:37 Pacific Standard Time

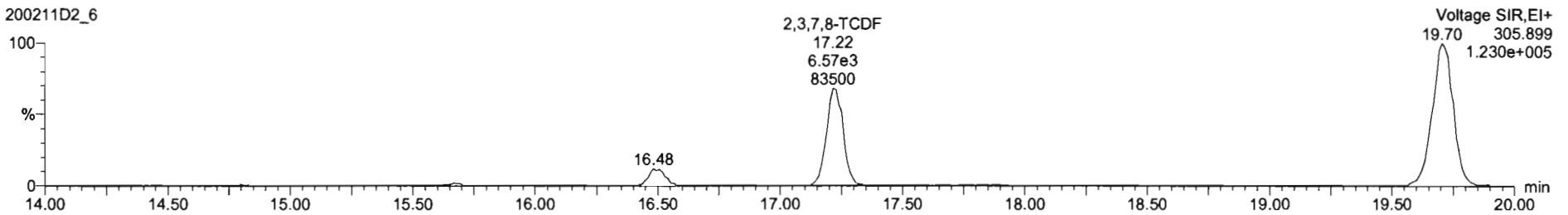
Name: 200211D2\_6, Date: 11-Feb-2020, Time: 22:35:45, ID: ST200211D2-4 1613 CS3 19L2305, Description: 1613 CS3 19L2305

**2,3,7,8-TCDF**

200211D2\_6

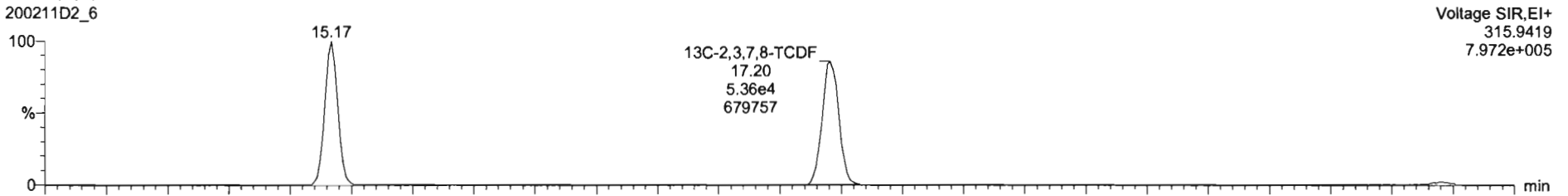


200211D2\_6

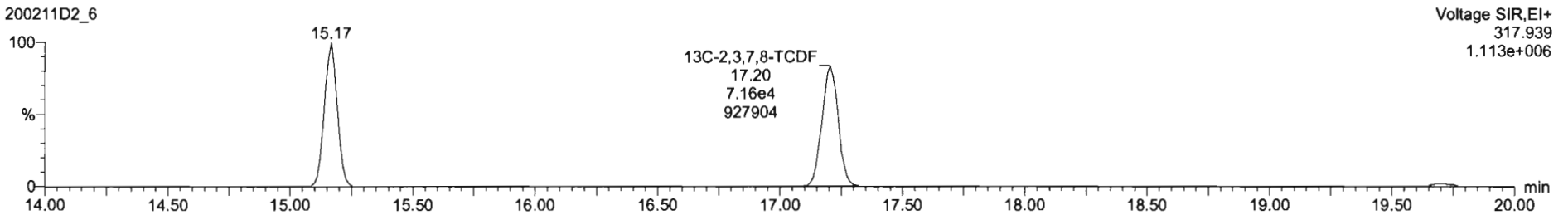


**13C-2,3,7,8-TCDF**

200211D2\_6



200211D2\_6



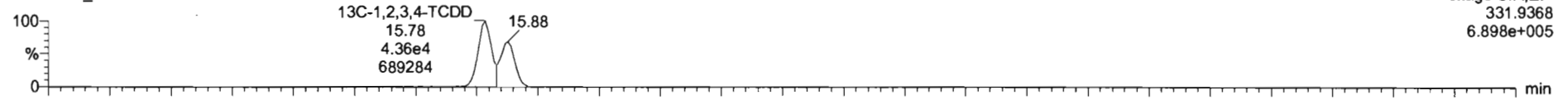
Dataset: U:\VG7.PRO\Results\200211D2\200211D2\_CRV.qld

Last Altered: Wednesday, February 12, 2020 10:17:56 Pacific Standard Time  
Printed: Wednesday, February 12, 2020 10:38:37 Pacific Standard Time

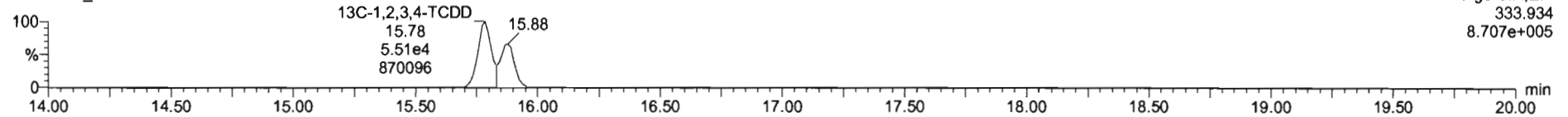
Name: 200211D2\_6, Date: 11-Feb-2020, Time: 22:35:45, ID: ST200211D2-4 1613 CS3 19L2305, Description: 1613 CS3 19L2305

**13C-1,2,3,4-TCDD**

200211D2\_6

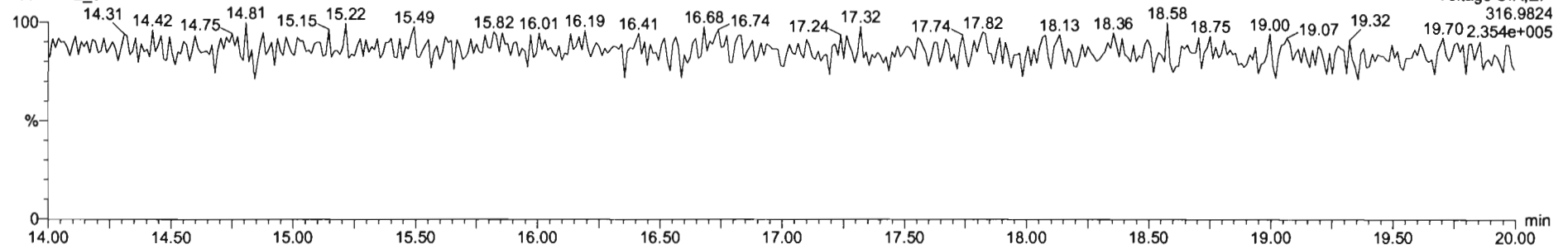


200211D2\_6



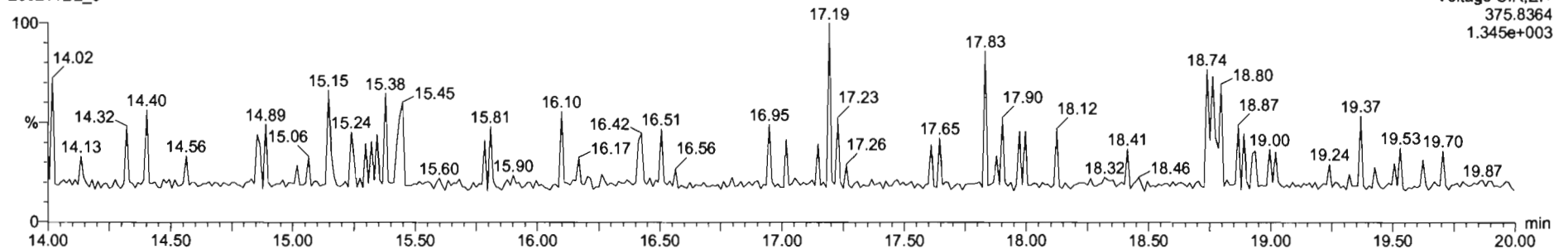
**PFK1**

200211D2\_6



**DPE1**

200211D2\_6



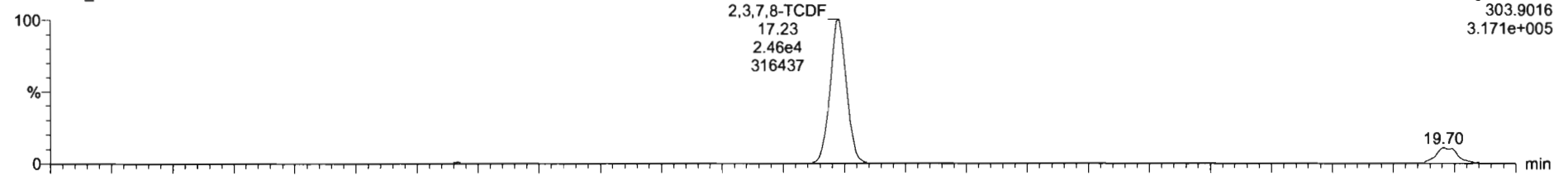
Dataset: U:\VG7.PRO\Results\200211D2\200211D2\_CRV.qld

Last Altered: Wednesday, February 12, 2020 10:17:56 Pacific Standard Time  
Printed: Wednesday, February 12, 2020 10:38:37 Pacific Standard Time

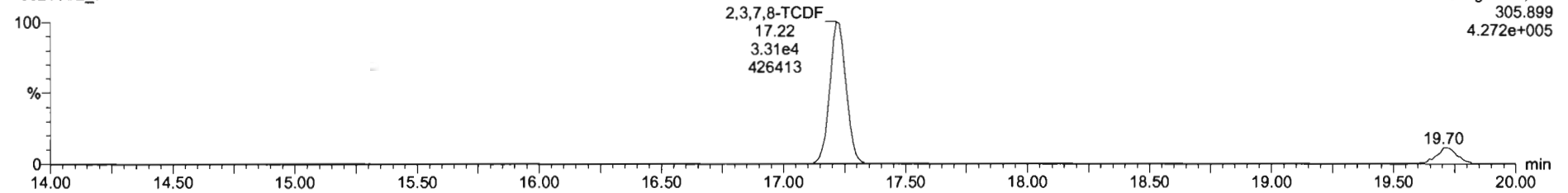
Name: 200211D2\_7, Date: 11-Feb-2020, Time: 23:07:28, ID: ST200211D2-5 1613 CS4 19L2306, Description: 1613 CS4 19L2306

**2,3,7,8-TCDF**

200211D2\_7

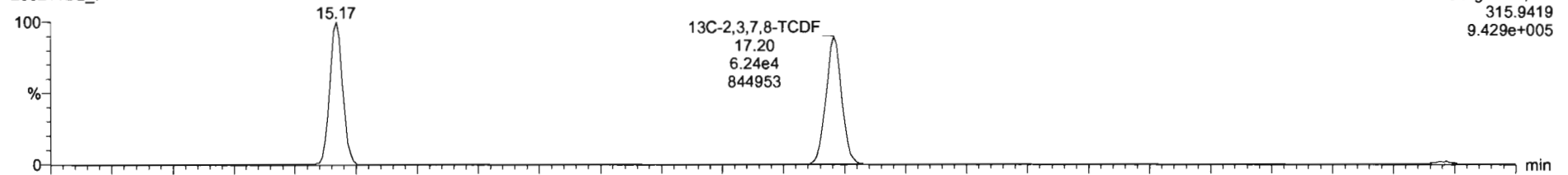


200211D2\_7

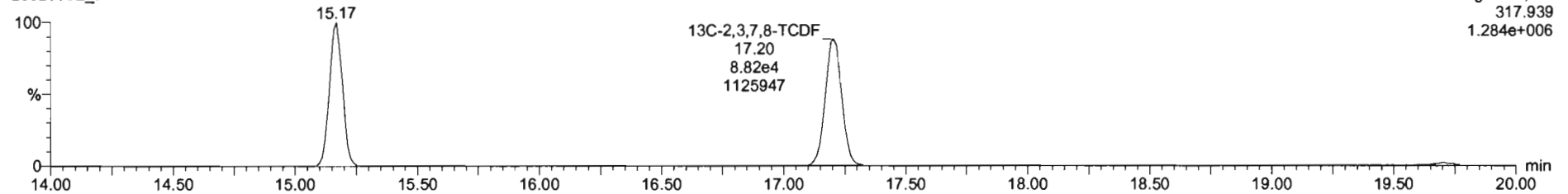


**13C-2,3,7,8-TCDF**

200211D2\_7



200211D2\_7



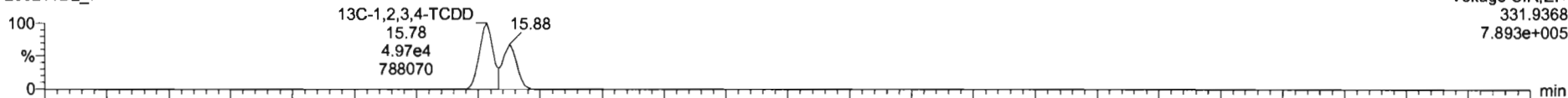
Dataset: U:\VG7.PRO\Results\200211D2\200211D2\_CRV.qld

Last Altered: Wednesday, February 12, 2020 10:17:56 Pacific Standard Time  
Printed: Wednesday, February 12, 2020 10:38:37 Pacific Standard Time

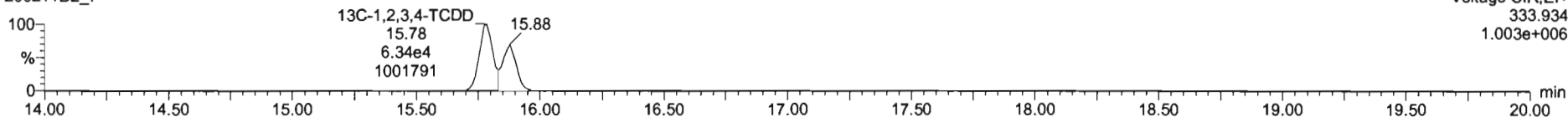
Name: 200211D2\_7, Date: 11-Feb-2020, Time: 23:07:28, ID: ST200211D2-5 1613 CS4 19L2306, Description: 1613 CS4 19L2306

**13C-1,2,3,4-TCDD**

200211D2\_7

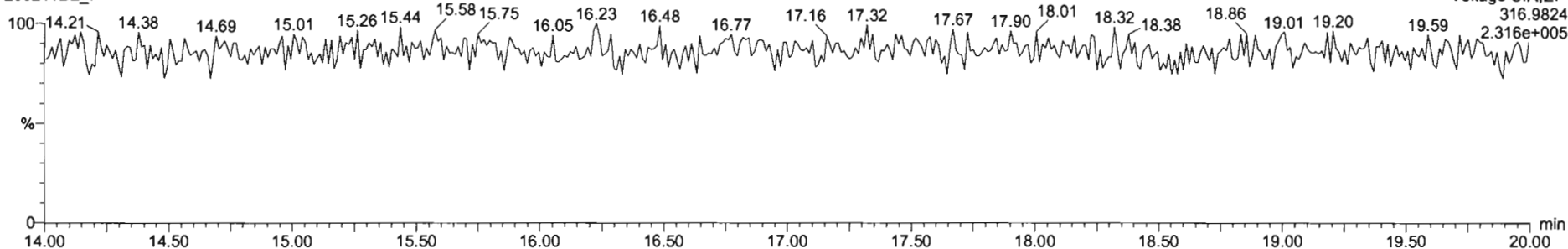


200211D2\_7



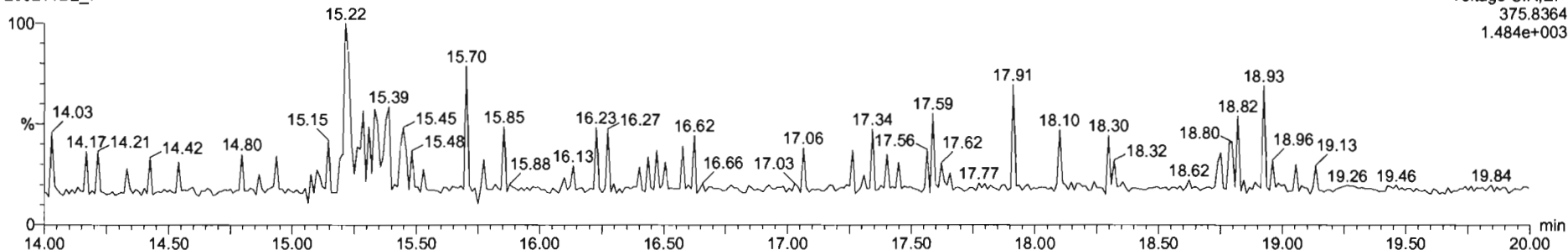
**PFK1**

200211D2\_7



**DPE1**

200211D2\_7



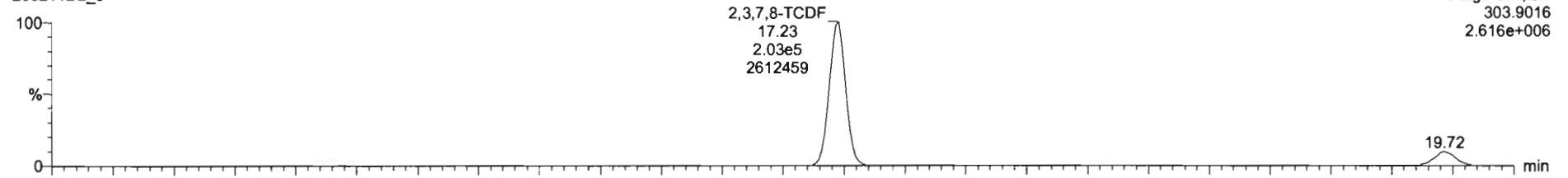
Dataset: U:\VG7.PRO\Results\200211D2\200211D2\_CRV.qld

Last Altered: Wednesday, February 12, 2020 10:17:56 Pacific Standard Time  
Printed: Wednesday, February 12, 2020 10:38:37 Pacific Standard Time

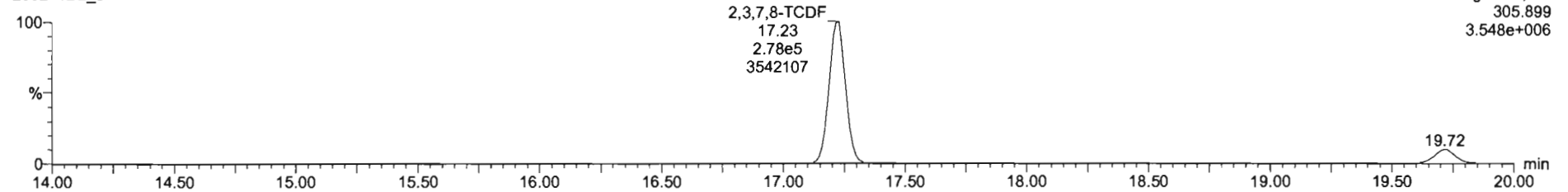
Name: 200211D2\_8, Date: 11-Feb-2020, Time: 23:39:11, ID: ST200211D2-6 1613 CS5 19L2307, Description: 1613 CS5 19L2307

**2,3,7,8-TCDF**

200211D2\_8

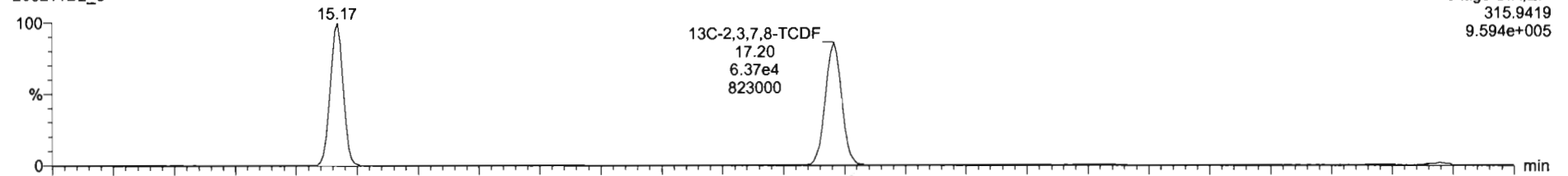


200211D2\_8

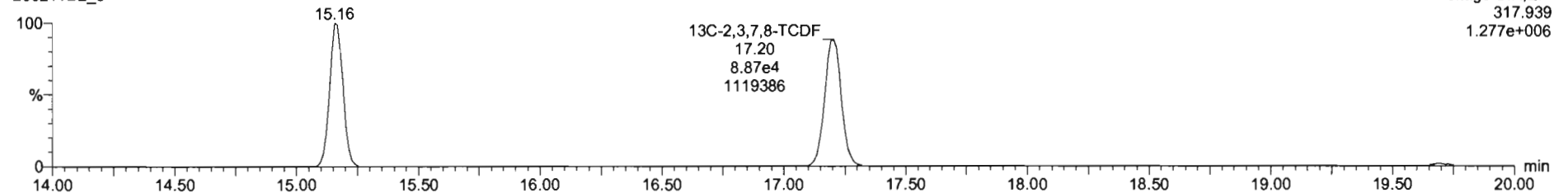


**13C-2,3,7,8-TCDF**

200211D2\_8



200211D2\_8



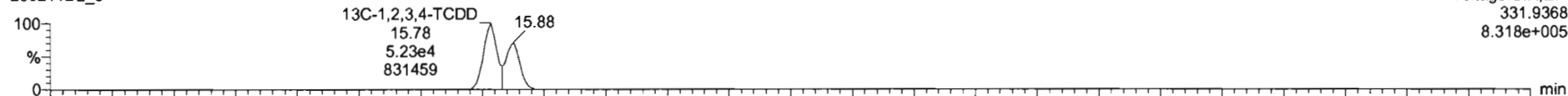
Dataset: U:\VG7.PRO\Results\200211D2\200211D2\_CRV.qld

Last Altered: Wednesday, February 12, 2020 10:17:56 Pacific Standard Time  
Printed: Wednesday, February 12, 2020 10:38:37 Pacific Standard Time

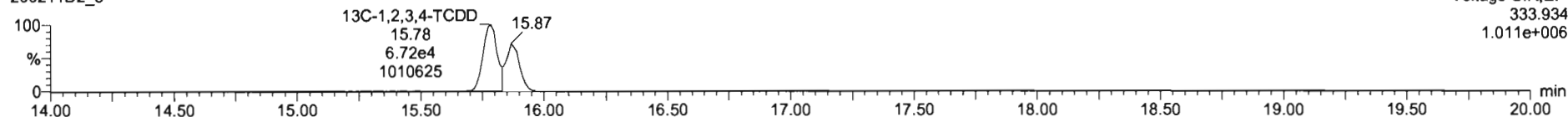
Name: 200211D2\_8, Date: 11-Feb-2020, Time: 23:39:11, ID: ST200211D2-6 1613 CS5 19L2307, Description: 1613 CS5 19L2307

13C-1,2,3,4-TCDD

200211D2\_8

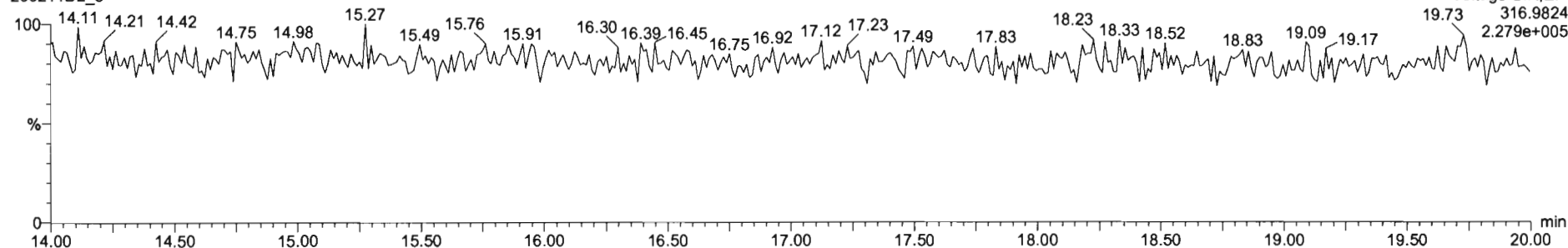


200211D2\_8



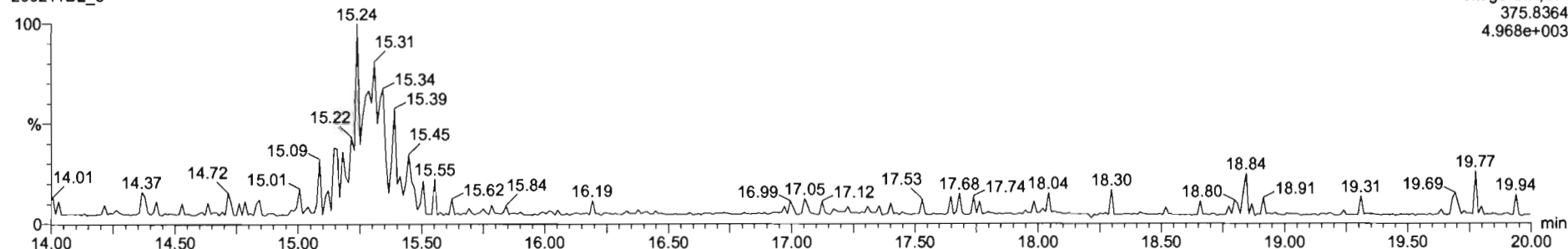
PFK1

200211D2\_8



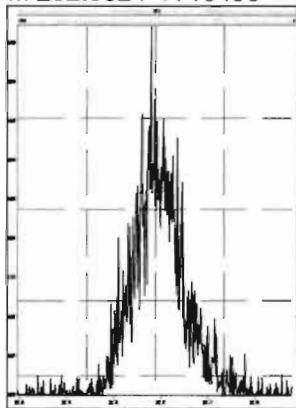
DPE1

200211D2\_8

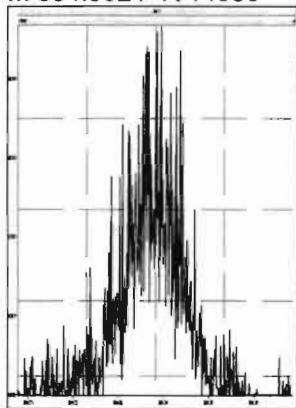




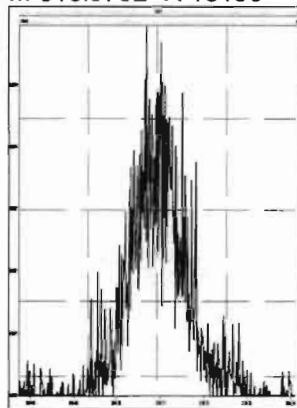
M 292.9824 R 13493



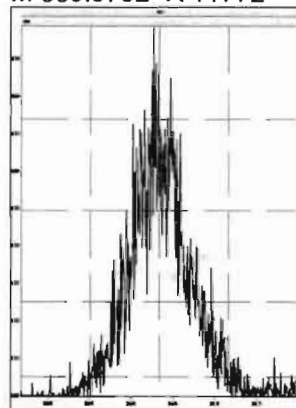
M 304.9824 R 14983



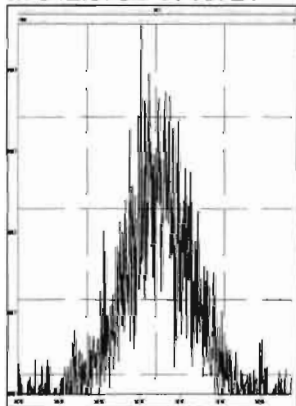
M 318.9792 R 15196



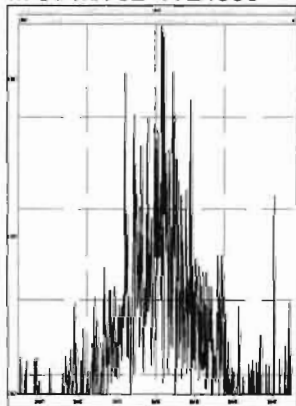
M 330.9792 R 11772



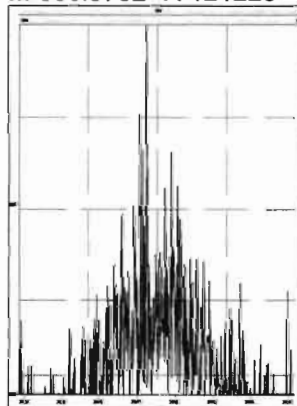
M 342.9792 R 13721



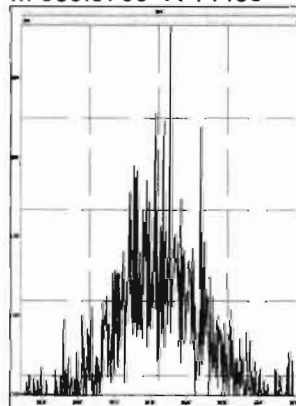
M 354.9792 R 24553



M 366.9792 R 121228



M 380.9760 R 14409



Dataset: U:\VG7.PRO\Results\200211D2\200211D2\_10.qld

Last Altered: Wednesday, February 12, 2020 10:51:20 Pacific Standard Time

Printed: Wednesday, February 12, 2020 10:52:52 Pacific Standard Time

*DB 2/12/20 07:52/2020*

Method: C:\MassLynx\Default.PRO\MethDB\tcdf.mdb 11 Feb 2020 09:33:24

Calibration: U:\VG7.PRO\CurveDB\db-225\_1613tcdfvg7-2-11-20.cdb 12 Feb 2020 10:17:56

Name: 200211D2\_10, Date: 12-Feb-2020, Time: 00:42:33, ID: SS200211D2-1 1613 SSS 19L2308, Description: 1613 SSS 19L2308

#	Name	Resp	RA	n/y	RRF M...	wt/vol	RT	Conc.	%Rec	DL
1	2,3,7,8-TCDF	1.29e4	0.77	NO	0.982	1.000	17.22	10.800	108	0.183
2	13C-2,3,7,8-TCDF	1.22e5	0.73	NO	1.08	1.000	17.20	92.025	92.0	0.305
3	13C-1,2,3,4-TCDF	1.22e5	0.72	NO	1.00	1.000	15.17	100.00	100	0.330
4	13C-1,2,3,4-TCDD	8.99e4	0.76	NO	1030	1.000	15.78	87.563	87.6	0.304

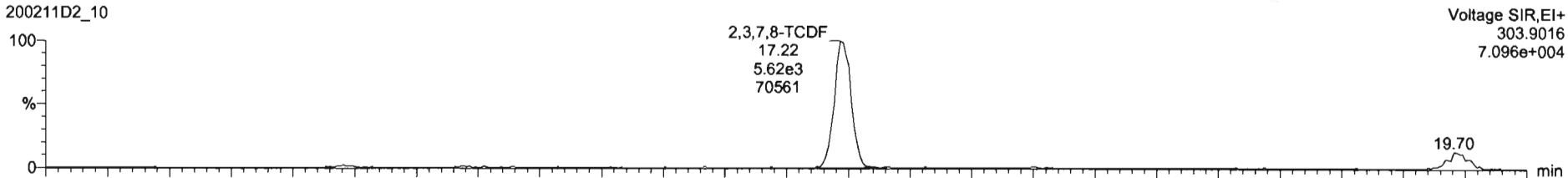
Dataset: U:\VG7.PRO\Results\200211D2\200211D2\_10.qld

Last Altered: Wednesday, February 12, 2020 10:51:20 Pacific Standard Time  
Printed: Wednesday, February 12, 2020 10:53:15 Pacific Standard Time

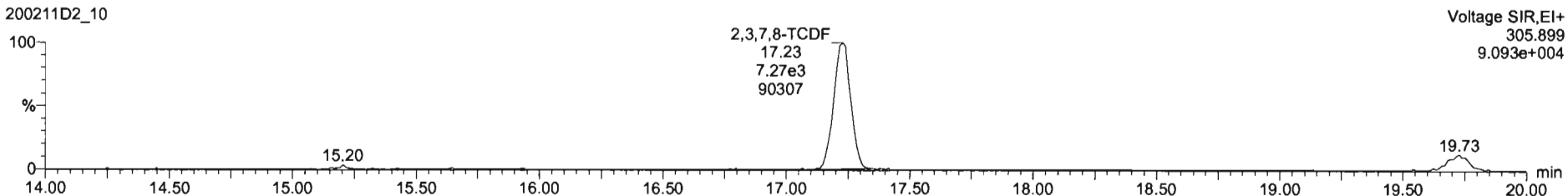
Method: C:\MassLynx\Default.PRO\MethDB\tcdf.mdb 11 Feb 2020 09:33:24  
Calibration: U:\VG7.PRO\CurveDB\db-225\_1613tcdfvg7-2-11-20.cdb 12 Feb 2020 10:17:56

Name: 200211D2\_10, Date: 12-Feb-2020, Time: 00:42:33, ID: SS200211D2-1 1613 SSS 19L2308, Description: 1613 SSS 19L2308

**2,3,7,8-TCDF**  
200211D2\_10

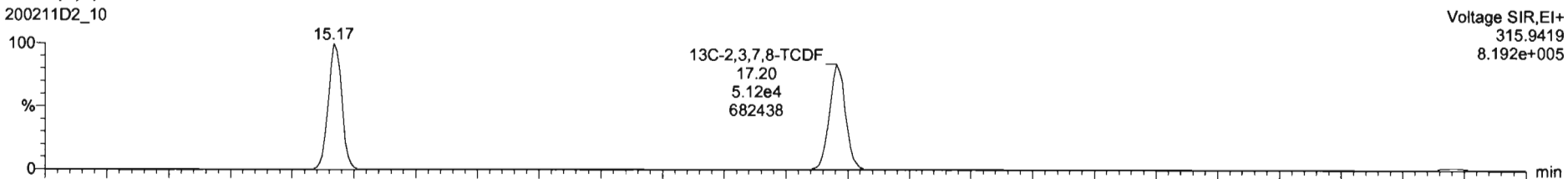


200211D2\_10

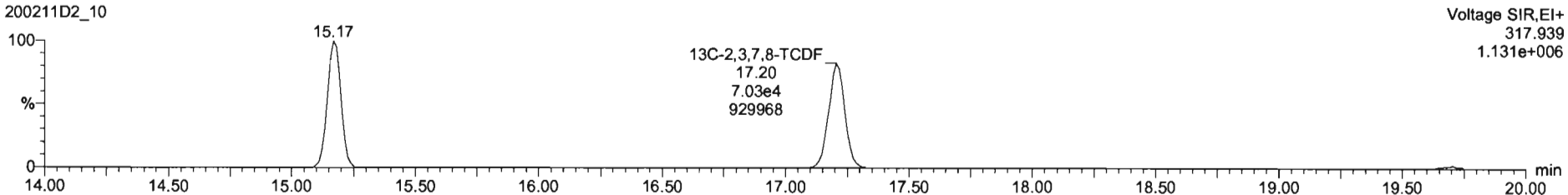


**13C-2,3,7,8-TCDF**

200211D2\_10



200211D2\_10



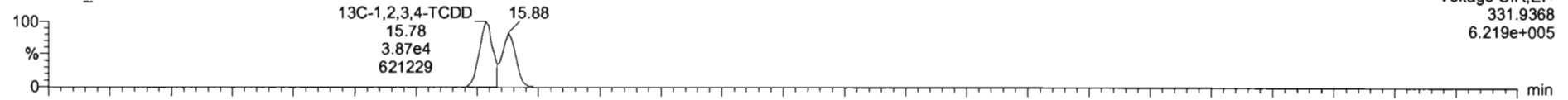
Dataset: U:\VG7.PRO\Results\200211D2\200211D2\_10.qld

Last Altered: Wednesday, February 12, 2020 10:51:20 Pacific Standard Time  
Printed: Wednesday, February 12, 2020 10:53:15 Pacific Standard Time

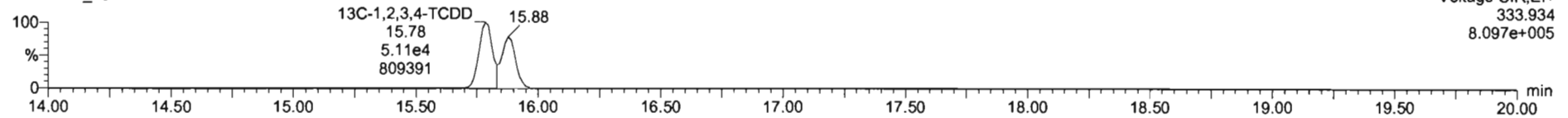
Name: 200211D2\_10, Date: 12-Feb-2020, Time: 00:42:33, ID: SS200211D2-1 1613 SSS 19L2308, Description: 1613 SSS 19L2308

**13C-1,2,3,4-TCDD**

200211D2\_10

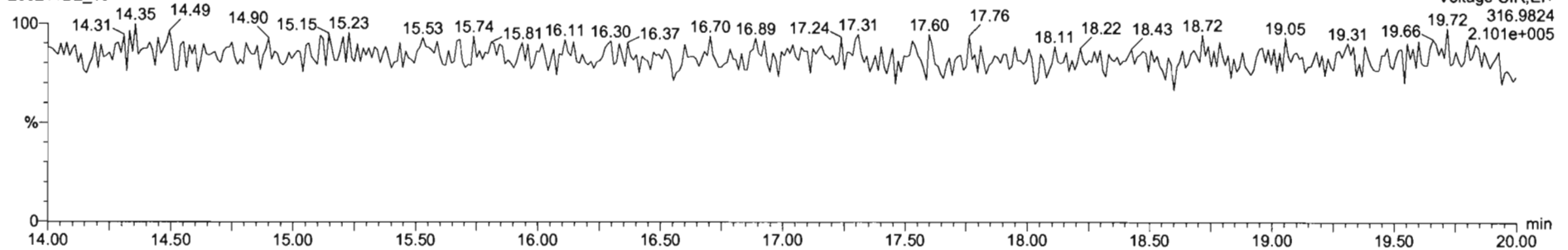


200211D2\_10



**PFK1**

200211D2\_10



**DPE1**

200211D2\_10

