



June 24, 2020

Vista Work Order No. 2000968

Ms. Delaney Peterson
Anchor QEA, LLC
720 Olive Way, Suite 1900
Seattle, WA 98101

Dear Ms. Peterson,

Enclosed are the results for the sample set received at Vista Analytical Laboratory on April 28, 2020 under your Project Name 'Gasco PDI'.

Vista Analytical Laboratory is committed to serving you effectively. If you require additional information, please contact me at 916-673-1520 or by email at mmaier@vista-analytical.com.

Thank you for choosing Vista as part of your analytical support team.

Sincerely,

Martha Maier
Laboratory Director



Vista Analytical Laboratory certifies that the report herein meets all the requirements set forth by NELAP for those applicable test methods. Results relate only to the samples as received by the laboratory. This report should not be reproduced except in full without the written approval of Vista.

Vista Work Order No. 2000968

Case Narrative

Sample Condition on Receipt:

Fourteen sediment samples were received in good condition and within the method temperature requirements. The samples were received and stored securely in accordance with Vista standard operating procedures and EPA methodology. The EPA Method 1613 analyses were assigned to Vista Work Order Nos. 2000957 and 2000965.

Analytical Notes:

EPA Method 1668C

Samples "PDI-150SC-A-00-01-200425" and "PDI-163SC-A-00-01-200425" were extracted and analyzed for 209 PCB congeners by EPA Method 1668C using a ZB-1 GC column.

Holding Times

The samples were extracted and analyzed within the method hold times.

Quality Control

The Initial Calibration and Continuing Calibration Verifications met the method acceptance criteria.

A Method Blank and Ongoing Precision and Recovery (OPR) sample were extracted and analyzed with the preparation batch. No analytes were detected above the sample quantitation limits in the Method Blank. The OPR recoveries were within the method acceptance criteria.

The labeled standard recovery outside the method acceptance criteria is listed in the table below:

QC Anomalies

LabNumber	SampleName	Analysis	Analyte	Flag	%Rec
2000968-02	PDI-163SC-A-00-01-200425	EPA Method 1668C	13C-PCB-209	H	159

H = Recovery was outside laboratory acceptance criteria.

TABLE OF CONTENTS

Case Narrative.....	1
Table of Contents.....	3
Sample Inventory.....	4
Analytical Results.....	5
Qualifiers.....	20
Certifications.....	21
Sample Receipt.....	24
Extraction Information.....	28
Sample Data - EPA Method 1668C.....	34
Continuing Calibration.....	224
Initial Calibration.....	412

Sample Inventory Report

Vista Sample ID	Client Sample ID	Sampled	Received	Components/Containers
2000968-01	PDI-150SC-A-00-01-200425	25-Apr-20 11:01	28-Apr-20 09:04	Amber Glass, 120 mL
2000968-02	PDI-163SC-A-00-01-200425	25-Apr-20 08:42	28-Apr-20 09:04	Amber Glass, 120 mL

ANALYTICAL RESULTS

Sample ID: Method Blank

EPA Method 1668C

Matrix: Solid	QC Batch: B0F0059	Lab Sample: B0F0059-BLK1
Sample Size: 5.00 g	Date Extracted: 08-Jun-2020 12:43	Date Analyzed: 14-Jun-20 01:56 Column: ZB-1

Analyte	Conc. (pg/g)	DL	EMPC	Qualifiers	Analyte	Conc. (pg/g)	DL	EMPC	Qualifiers
PCB-1	ND	0.472			PCB-44	ND	0.799		
PCB-2	ND	0.482			PCB-45	ND	0.836		
PCB-3	ND	0.497			PCB-46	ND	0.864		
PCB-4/10	ND	3.38			PCB-47	ND	0.714		
PCB-5/8	ND	2.62			PCB-48/75	ND	0.588		
PCB-6	ND	2.54			PCB-50	ND	0.639		
PCB-7/9	ND	2.71			PCB-51	ND	0.674		
PCB-11	ND	2.46			PCB-52/69	ND	0.615		
PCB-12/13	ND	2.70			PCB-53	ND	0.720		
PCB-14	ND	2.72			PCB-54	ND	0.521		
PCB-15	ND	2.68			PCB-55	ND	0.440		
PCB-16/32	ND	0.998			PCB-56/60	ND	0.505		
PCB-17	ND	1.22			PCB-57	ND	0.471		
PCB-18	ND	1.13			PCB-58	ND	0.455		
PCB-19	ND	1.21			PCB-61/70	ND	0.520		
PCB-20/21/33	ND	0.885			PCB-62	ND	0.584		
PCB-22	ND	0.857			PCB-63	ND	0.511		
PCB-23	ND	0.944			PCB-65	ND	0.513		
PCB-24/27	ND	0.853			PCB-66/76	ND	0.471		
PCB-25	ND	0.877			PCB-67	ND	0.505		
PCB-26	ND	0.883			PCB-68	ND	0.515		
PCB-28	ND	0.813			PCB-73	ND	0.497		
PCB-29	ND	0.933			PCB-74	ND	0.462		
PCB-30	ND	0.747			PCB-77	ND	0.475		
PCB-31	ND	0.804			PCB-78	ND	0.456		
PCB-34	ND	0.881			PCB-79	ND	0.452		
PCB-35	ND	0.859			PCB-80	ND	0.433		
PCB-36	ND	0.834			PCB-81	ND	0.495		
PCB-37	ND	0.889			PCB-82	ND	1.26		
PCB-38	ND	0.853			PCB-83	ND	0.752		
PCB-39	ND	0.908			PCB-84/92	ND	1.17		
PCB-40	ND	1.09			PCB-85/116	ND	0.976		
PCB-41/64/71/72	ND	0.554			PCB-86	ND	1.23		
PCB-42/59	ND	0.627			PCB-87/117/125	ND	0.883		
PCB-43/49	ND	0.706			PCB-88/91	ND	1.11		

DL - Sample specific estimated detection limit

LCL-UCL- Lower control limit - upper control limit

EMPC - Estimated maximum possible concentration

The results are reported in dry weight. The sample size is reported in wet weight.
individual congeners for qualifiers.

See

Sample ID: Method Blank

EPA Method 1668C

Matrix: Solid	QC Batch: B0F0059	Lab Sample: B0F0059-BLK1
Sample Size: 5.00 g	Date Extracted: 08-Jun-2020 12:43	Date Analyzed: 14-Jun-20 01:56 Column: ZB-1

Analyte	Conc. (pg/g)	DL	EMPC	Qualifiers	Analyte	Conc. (pg/g)	DL	EMPC	Qualifiers
PCB-89	ND	1.08			PCB-137	ND	0.642		
PCB-90/101	ND	1.06			PCB-138/163/164	ND	0.506		
PCB-93	ND	1.27			PCB-139/149	ND	0.744		
PCB-94	ND	1.25			PCB-140	ND	0.889		
PCB-95/98/102	ND	0.984			PCB-141	ND	0.694		
PCB-96	ND	0.858			PCB-142	ND	0.715		
PCB-97	ND	1.07			PCB-144	ND	0.894		
PCB-99	ND	0.901			PCB-145	ND	0.593		
PCB-100	ND	1.04			PCB-146/165	ND	0.530		
PCB-103	ND	1.06			PCB-147	ND	0.845		
PCB-104	ND	0.882			PCB-148	ND	0.838		
PCB-105	ND	0.756			PCB-150	ND	0.651		
PCB-106/118	ND	0.801			PCB-151	ND	0.897		
PCB-107/109	ND	0.731			PCB-152	ND	0.594		
PCB-108/112	ND	0.953			PCB-153	ND	0.503		
PCB-110	ND	0.790			PCB-154	ND	0.767		
PCB-111/115	ND	0.721			PCB-155	ND	0.676		
PCB-113	ND	0.786			PCB-156	ND	0.487		
PCB-114	ND	0.700			PCB-157	ND	0.510		
PCB-119	ND	0.763			PCB-158/160	ND	0.524		
PCB-120	ND	0.687			PCB-159	ND	0.438		
PCB-121	ND	0.694			PCB-166	ND	0.467		
PCB-122	ND	0.846			PCB-167	ND	0.478		
PCB-123	ND	0.819			PCB-168	ND	0.500		
PCB-124	ND	0.703			PCB-169	ND	0.506		
PCB-126	ND	0.622			PCB-170	ND	0.687		
PCB-127	ND	0.715			PCB-171	ND	0.644		
PCB-128/162	ND	0.588			PCB-172	ND	0.617		
PCB-129	ND	0.749			PCB-173	ND	0.713		
PCB-130	ND	0.805			PCB-174	ND	0.626		
PCB-131/133	ND	0.657			PCB-175	ND	0.603		
PCB-132/161	ND	0.526			PCB-176	ND	0.441		
PCB-134/143	ND	0.710			PCB-177	ND	0.664		
PCB-135	ND	0.765			PCB-178	ND	0.611		
PCB-136	ND	0.691			PCB-179	ND	0.444		

DL - Sample specific estimated detection limit

LCL-UCL- Lower control limit - upper control limit

EMPC - Estimated maximum possible concentration

The results are reported in dry weight. The sample size is reported in wet weight.
individual congeners for qualifiers.

See

Sample ID: Method Blank					EPA Method 1668C				
Matrix: Solid		QC Batch: B0F0059			Lab Sample: B0F0059-BLK1				
Sample Size: 5.00 g		Date Extracted: 08-Jun-2020 12:43			Date Analyzed: 14-Jun-20 01:56 Column: ZB-1				
Analyte	Conc. (pg/g)	DL	EMPC	Qualifiers	Analyte	Conc. (pg/g)	DL	EMPC	Qualifiers
PCB-180	ND	0.601			Total octaCB	ND	0.580		
PCB-181	ND	0.575			Total nonaCB	ND		0.282	
PCB-182/187	ND	0.541			DecaCB	ND	0.119		
PCB-183	ND	0.564			Total PCB	ND			
PCB-184	ND	0.468							
PCB-185	ND	0.603							
PCB-186	ND	0.434							
PCB-188	ND	0.447							
PCB-189	ND	0.423							
PCB-190	ND	0.520							
PCB-191	ND	0.496							
PCB-192	ND	0.464							
PCB-193	ND	0.506							
PCB-194	ND	0.431							
PCB-195	ND	0.460							
PCB-196/203	ND	0.550							
PCB-197	ND	0.407							
PCB-198	ND	0.580							
PCB-199	ND	0.569							
PCB-200	ND	0.430							
PCB-201	ND	0.438							
PCB-202	ND	0.394							
PCB-204	ND	0.404							
PCB-205	ND	0.373							
PCB-206	ND	0.282							
PCB-207	ND	0.224							
PCB-208	ND		0.282						
PCB-209	ND	0.119							
Total monoCB	ND	0.497							
Total diCB	ND	3.38							
Total triCB	ND	1.22							
Total tetraCB	ND	1.09							
Total pentaCB	ND	1.27							
Total hexaCB	ND	0.894							
Total heptaCB	ND	0.713							

DL - Sample specific estimated detection limit

EMPC - Estimated maximum possible concentration

LCL-UCL- Lower control limit - upper control limit

The results are reported in dry weight. The sample size is reported in wet weight.
individual congeners for qualifiers.

See

Sample ID: Method Blank

EPA Method 1668C

Matrix: Solid	QC Batch: B0F0059	Lab Sample: B0F0059-BLK1
Sample Size: 5.00 g	Date Extracted: 08-Jun-2020 12:43	Date Analyzed: 14-Jun-20 01:56 Column: ZB-1

Labeled Standard	%R	LCL-UCL	Qualifiers	Labeled Standard	%R	LCL-UCL	Qualifiers
IS 13C-PCB-1	75.7	5 - 145		13C-PCB-157	92.5	10 - 145	
13C-PCB-3	75.1	5 - 145		13C-PCB-159	88.5	10 - 145	
13C-PCB-4	77.8	5 - 145		13C-PCB-167	88.9	10 - 145	
13C-PCB-11	76.5	5 - 145		13C-PCB-169	90.3	10 - 145	
13C-PCB-9	77.8	5 - 145		13C-PCB-170	94.2	10 - 145	
13C-PCB-19	62.6	5 - 145		13C-PCB-180	90.3	10 - 145	
13C-PCB-28	75.4	5 - 145		13C-PCB-188	86.2	10 - 145	
13C-PCB-32	61.8	5 - 145		13C-PCB-189	99.0	10 - 145	
13C-PCB-37	77.6	5 - 145		13C-PCB-194	84.7	10 - 145	
13C-PCB-47	78.1	5 - 145		13C-PCB-202	88.3	10 - 145	
13C-PCB-52	76.1	5 - 145		13C-PCB-206	104	10 - 145	
13C-PCB-54	76.4	5 - 145		13C-PCB-208	83.0	10 - 145	
13C-PCB-70	82.9	5 - 145		13C-PCB-209	132	10 - 145	
13C-PCB-77	84.3	10 - 145		CRS 13C-PCB-79	92.6	10 - 145	
13C-PCB-80	82.5	10 - 145		13C-PCB-178	89.0	10 - 145	
13C-PCB-81	83.9	10 - 145					
13C-PCB-95	85.8	10 - 145					
13C-PCB-97	87.0	10 - 145					
13C-PCB-101	86.2	10 - 145					
13C-PCB-104	83.5	10 - 145					
13C-PCB-105	94.7	10 - 145					
13C-PCB-114	94.5	10 - 145					
13C-PCB-118	87.2	10 - 145					
13C-PCB-123	91.4	10 - 145					
13C-PCB-126	102	10 - 145					
13C-PCB-127	95.1	10 - 145					
13C-PCB-138	87.1	10 - 145					
13C-PCB-141	86.8	10 - 145					
13C-PCB-153	89.5	10 - 145					
13C-PCB-155	83.5	10 - 145					
13C-PCB-156	90.8	10 - 145					

DL - Sample specific estimated detection limit

LCL-UCL- Lower control limit - upper control limit

EMPC - Estimated maximum possible concentration

The results are reported in dry weight. The sample size is reported in wet weight.
individual congeners for qualifiers.

See

Sample ID: OPR

EPA Method 1668C

Matrix: Solid
Sample Size: 5.00 g

QC Batch: B0F0059
Date Extracted: 08-Jun-2020 12:43

Lab Sample: B0F0059-BS1
Date Analyzed: 13-Jun-20 21:52 Column: ZB-1

Analyte	Amt Found (pg/g)	Spike Amt	%R	Limits	Labeled Standard	%R	LCL-UCL
PCB-1	1290	1000	129	60 - 135	IS 13C-PCB-1	80.0	15 - 145
PCB-3	1270	1000	127	60 - 135	IS 13C-PCB-3	79.6	15 - 145
PCB-4/10	2460	2000	123	60 - 135	IS 13C-PCB-4	82.5	15 - 145
PCB-15	1220	1000	122	60 - 135	IS 13C-PCB-11	79.8	15 - 145
PCB-19	1180	1000	118	60 - 135	IS 13C-PCB-9	82.5	15 - 145
PCB-37	1280	1000	128	60 - 135	IS 13C-PCB-19	65.6	15 - 145
PCB-54	1210	1000	121	60 - 135	IS 13C-PCB-28	80.3	15 - 145
PCB-77	1170	1000	117	60 - 135	IS 13C-PCB-32	65.8	15 - 145
PCB-81	1230	1000	123	60 - 135	IS 13C-PCB-37	79.8	15 - 145
PCB-104	1190	1000	119	60 - 135	IS 13C-PCB-47	82.7	15 - 145
PCB-105	1190	1000	119	60 - 135	IS 13C-PCB-52	83.8	15 - 145
PCB-106/118	2310	2000	115	60 - 135	IS 13C-PCB-54	83.5	15 - 145
PCB-114	1160	1000	116	60 - 135	IS 13C-PCB-70	85.2	15 - 145
PCB-123	1120	1000	112	60 - 135	IS 13C-PCB-77	87.4	40 - 145
PCB-126	1170	1000	117	60 - 135	IS 13C-PCB-80	86.4	40 - 145
PCB-155	1090	1000	109	60 - 135	IS 13C-PCB-81	88.7	40 - 145
PCB-156	1180	1000	118	60 - 135	IS 13C-PCB-95	84.4	40 - 145
PCB-157	1170	1000	117	60 - 135	IS 13C-PCB-97	88.2	40 - 145
PCB-167	1170	1000	117	60 - 135	IS 13C-PCB-101	85.3	40 - 145
PCB-169	1180	1000	118	60 - 135	IS 13C-PCB-104	84.1	40 - 145
PCB-188	1170	1000	117	60 - 135	IS 13C-PCB-105	97.4	40 - 145
PCB-189	1160	1000	116	60 - 135	IS 13C-PCB-114	96.6	40 - 145
PCB-202	1120	1000	112	60 - 135	IS 13C-PCB-118	90.3	40 - 145
PCB-205	1210	1000	121	60 - 135	IS 13C-PCB-123	90.0	40 - 145
PCB-206	1100	1000	110	60 - 135	IS 13C-PCB-126	108	40 - 145
PCB-208	1150	1000	115	60 - 135	IS 13C-PCB-127	100	40 - 145
PCB-209	1150	1000	115	60 - 135	IS 13C-PCB-138	87.8	40 - 145
					IS 13C-PCB-141	91.1	40 - 145
					IS 13C-PCB-153	91.5	40 - 145
					IS 13C-PCB-155	83.9	40 - 145
					IS 13C-PCB-156	87.6	40 - 145
					IS 13C-PCB-157	89.9	40 - 145
					IS 13C-PCB-159	91.8	40 - 145
					IS 13C-PCB-167	87.5	40 - 145
					IS 13C-PCB-169	85.7	40 - 145
					IS 13C-PCB-170	88.2	40 - 145
					IS 13C-PCB-180	90.1	40 - 145
					IS 13C-PCB-188	89.0	40 - 145
					IS 13C-PCB-189	91.3	40 - 145
					IS 13C-PCB-194	87.5	40 - 145

Sample ID: OPR

EPA Method 1668C

Matrix: Solid
Sample Size: 5.00 g

QC Batch: B0F0059
Date Extracted: 08-Jun-2020 12:43

Lab Sample: B0F0059-BS1
Date Analyzed: 13-Jun-20 21:52 Column: ZB-1

Analyte	Amt Found (pg/g)	Spike Amt	%R	Limits	Labeled Standard	%R	LCL-UCL
					IS 13C-PCB-202	87.4	40 - 145
					IS 13C-PCB-206	112	40 - 145
					IS 13C-PCB-208	86.9	40 - 145
					IS 13C-PCB-209	139	40 - 145
					CRS 13C-PCB-79	88.4	40 - 145
					CRS 13C-PCB-178	85.1	40 - 145

LCL-UCL - Lower control limit - upper control limit

Sample ID: PDI-150SC-A-00-01-200425

EPA Method 1668C

Client Data		Sample Data		Laboratory Data			
Name:	Anchor QEA, LLC	Matrix:	Sediment	Lab Sample:	2000968-01	Date Received:	28-Apr-2020 9:04
Project:	Gasco PDI	Sample Size:	5.97 g	QC Batch:	B0F0059	Date Extracted:	08-Jun-2020 12:43
Date Collected:	25-Apr-2020 11:01	% Solids:	83.9	Date Analyzed :	15-Jun-20 23:03	Column:	ZB-1

Analyte	Conc. (pg/g)	DL	EMPC	Qualifiers	Analyte	Conc. (pg/g)	DL	EMPC	Qualifiers
PCB-1	ND	0.351			PCB-44	39.9			
PCB-2	ND	0.251			PCB-45	ND		3.44	
PCB-3	ND	0.258			PCB-46	ND		2.24	
PCB-4/10	ND	1.03			PCB-47	29.0			
PCB-5/8	ND		4.03		PCB-48/75	7.25			J
PCB-6	ND	0.794			PCB-50	ND	0.496		
PCB-7/9	ND	0.846			PCB-51	4.57			J
PCB-11	6.97				PCB-52/69	72.3			
PCB-12/13	ND	0.739			PCB-53	7.69			
PCB-14	ND	0.746			PCB-54	ND		0.951	
PCB-15	ND		3.87		PCB-55	ND	0.336		
PCB-16/32	ND		10.2		PCB-56/60	20.2			
PCB-17	7.00				PCB-57	ND	0.349		
PCB-18	13.4				PCB-58	ND	0.337		
PCB-19	4.35			J	PCB-61/70	60.8			
PCB-20/21/33	ND		8.31		PCB-62	ND	0.443		
PCB-22	4.10			J	PCB-63	ND		1.83	
PCB-23	ND	0.781			PCB-65	ND	0.390		
PCB-24/27	ND	0.727			PCB-66/76	47.1			
PCB-25	ND		1.73		PCB-67	ND	0.375		
PCB-26	4.55			J	PCB-68	ND		1.14	
PCB-28	19.7				PCB-73	ND	0.353		
PCB-29	ND	0.773			PCB-74	19.1			
PCB-30	ND	0.659			PCB-77	3.75			J
PCB-31	13.2				PCB-78	ND	0.353		
PCB-34	ND	0.730			PCB-79	ND		1.14	
PCB-35	ND	0.688			PCB-80	ND	0.331		
PCB-36	ND	0.667			PCB-81	ND	0.384		
PCB-37	ND		7.28		PCB-82	ND		8.52	
PCB-38	ND	0.682			PCB-83	ND	0.575		
PCB-39	ND	0.726			PCB-84/92	53.6			
PCB-40	6.48				PCB-85/116	14.6			
PCB-41/64/71/72	32.8				PCB-86	ND	0.944		
PCB-42/59	13.5				PCB-87/117/125	31.9			
PCB-43/49	59.3				PCB-88/91	20.8			

DL - Sample specific estimated detection limit

LCL-UCL- Lower control limit - upper control limit

EMPC - Estimated maximum possible concentration

The results are reported in dry weight. The sample size is reported in wet weight.
See individual congeners for qualifiers.

Sample ID: PDI-150SC-A-00-01-200425

EPA Method 1668C

Client Data		Sample Data		Laboratory Data			
Name:	Anchor QEA, LLC	Matrix:	Sediment	Lab Sample:	2000968-01	Date Received:	28-Apr-2020 9:04
Project:	Gasco PDI	Sample Size:	5.97 g	QC Batch:	B0F0059	Date Extracted:	08-Jun-2020 12:43
Date Collected:	25-Apr-2020 11:01	% Solids:	83.9	Date Analyzed :	15-Jun-20 23:03	Column:	ZB-1

Analyte	Conc. (pg/g)	DL	EMPC	Qualifiers	Analyte	Conc. (pg/g)	DL	EMPC	Qualifiers
PCB-89	ND	0.855			PCB-137	4.81			J
PCB-90/101	130				PCB-138/163/164	110			
PCB-93	ND	1.01			PCB-139/149	86.4			
PCB-94	ND		1.09		PCB-140	1.93			J
PCB-95/98/102	86.2				PCB-141	19.6			
PCB-96	1.42			J	PCB-142	ND	0.709		
PCB-97	30.9				PCB-144	5.28			
PCB-99	60.8				PCB-145	ND	0.424		
PCB-100	ND		2.38		PCB-146/165	21.3			
PCB-103	ND	0.896			PCB-147	2.64			J
PCB-104	ND	0.748			PCB-148	ND	0.599		
PCB-105	23.8				PCB-150	ND	0.465		
PCB-106/118	90.0				PCB-151	30.1			
PCB-107/109	8.98			J	PCB-152	ND	0.425		
PCB-108/112	ND		3.87		PCB-153	110			
PCB-110	116				PCB-154	ND		3.31	
PCB-111/115	ND		0.796		PCB-155	ND	0.483		
PCB-113	ND	0.624			PCB-156	10.8			
PCB-114	ND		1.49		PCB-157	ND		2.22	
PCB-119	5.26				PCB-158/160	10.0			
PCB-120	ND	0.526			PCB-159	ND	0.421		
PCB-121	ND	0.555			PCB-166	ND	0.448		
PCB-122	ND	0.451			PCB-167	3.83			J
PCB-123	ND		1.47		PCB-168	ND	0.496		
PCB-124	ND		2.74		PCB-169	ND	0.471		
PCB-126	ND	0.382			PCB-170	36.6			
PCB-127	ND	0.368			PCB-171	ND		8.48	
PCB-128/162	16.5				PCB-172	ND		4.66	
PCB-129	ND		4.28		PCB-173	ND	1.12		
PCB-130	7.97				PCB-174	34.6			
PCB-131/133	4.42			J	PCB-175	ND		1.27	
PCB-132/161	30.6				PCB-176	4.28			J
PCB-134/143	6.45			J	PCB-177	22.4			
PCB-135	15.4				PCB-178	7.24			
PCB-136	19.8				PCB-179	16.4			

DL - Sample specific estimated detection limit

LCL-UCL- Lower control limit - upper control limit

EMPC - Estimated maximum possible concentration

The results are reported in dry weight. The sample size is reported in wet weight.
See individual congeners for qualifiers.

Sample ID: PDI-150SC-A-00-01-200425

EPA Method 1668C

Client Data		Sample Data		Laboratory Data			
Name:	Anchor QEA, LLC	Matrix:	Sediment	Lab Sample:	2000968-01	Date Received:	28-Apr-2020 9:04
Project:	Gasco PDI	Sample Size:	5.97 g	QC Batch:	B0F0059	Date Extracted:	08-Jun-2020 12:43
Date Collected:	25-Apr-2020 11:01	% Solids:	83.9	Date Analyzed :	15-Jun-20 23:03	Column:	ZB-1

Analyte	Conc. (pg/g)	DL	EMPC	Qualifiers	Analyte	Conc. (pg/g)	DL	EMPC	Qualifiers
PCB-180	75.9				Total octaCB	75.3		87.2	
PCB-181	ND	0.901			Total nonaCB	12.1		15.5	
PCB-182/187	41.5				DecaCB	12.5			
PCB-183	20.6				Total PCB	2060			
PCB-184	ND	0.750							
PCB-185	4.15			J					
PCB-186	ND	0.695							
PCB-188	ND	0.717							
PCB-189	ND		0.692						
PCB-190	6.60								
PCB-191	1.26			J					
PCB-192	ND	0.727							
PCB-193	4.40			J					
PCB-194	16.2								
PCB-195	ND		6.47						
PCB-196/203	26.9								
PCB-197	ND	1.22							
PCB-198	ND	1.74							
PCB-199	25.9								
PCB-200	ND		1.56						
PCB-201	ND		3.85						
PCB-202	6.19								
PCB-204	ND	1.21							
PCB-205	ND	0.558							
PCB-206	10.7								
PCB-207	1.45			J					
PCB-208	ND		3.37						
PCB-209	12.5								
Total monoCB	ND	0.351							
Total diCB	6.97		14.9						
Total triCB	66.3		93.8						
Total tetraCB	424		435						
Total pentaCB	674		696						
Total hexaCB	517		527						
Total heptaCB	276		291						

DL - Sample specific estimated detection limit

LCL-UCL- Lower control limit - upper control limit

EMPC - Estimated maximum possible concentration

The results are reported in dry weight. The sample size is reported in wet weight.
See individual congeners for qualifiers.

Sample ID: PDI-150SC-A-00-01-200425

EPA Method 1668C

Client Data		Sample Data		Laboratory Data	
Name:	Anchor QEA, LLC	Matrix:	Sediment	Lab Sample:	2000968-01
Project:	Gasco PDI	Sample Size:	5.97 g	Date Received:	28-Apr-2020 9:04
Date Collected:	25-Apr-2020 11:01	% Solids:	83.9	QC Batch:	B0F0059
				Date Analyzed :	15-Jun-20 23:03 Column: ZB-1
				Date Extracted:	08-Jun-2020 12:43

Labeled Standard	%R	LCL-UCL	Qualifiers	Labeled Standard	%R	LCL-UCL	Qualifiers
IS 13C-PCB-1	69.2	5 -145		13C-PCB-170	105	10 -145	
13C-PCB-3	74.1	5 -145		13C-PCB-180	102	10 -145	
13C-PCB-4	84.6	5 -145		13C-PCB-188	95.4	10 -145	
13C-PCB-11	92.7	5 -145		13C-PCB-189	108	10 -145	
13C-PCB-9	85.2	5 -145		13C-PCB-194	92.3	10 -145	
13C-PCB-19	65.5	5 -145		13C-PCB-202	74.2	10 -145	
13C-PCB-28	92.7	5 -145		13C-PCB-206	112	10 -145	
13C-PCB-32	67.8	5 -145		13C-PCB-208	96.7	10 -145	
13C-PCB-37	97.4	5 -145		13C-PCB-209	145	10 -145	
13C-PCB-47	89.5	5 -145		CRS 13C-PCB-79	99.3	10 -145	
13C-PCB-52	87.6	5 -145		13C-PCB-178	78.7	10 -145	
13C-PCB-54	81.2	5 -145					
13C-PCB-70	89.1	5 -145					
13C-PCB-77	92.9	10 -145					
13C-PCB-80	89.7	10 -145					
13C-PCB-81	94.3	10 -145					
13C-PCB-95	90.6	10 -145					
13C-PCB-97	93.2	10 -145					
13C-PCB-101	91.2	10 -145					
13C-PCB-104	89.2	10 -145					
13C-PCB-105	106	10 -145					
13C-PCB-114	104	10 -145					
13C-PCB-118	90.6	10 -145					
13C-PCB-123	94.2	10 -145					
13C-PCB-126	101	10 -145					
13C-PCB-127	104	10 -145					
13C-PCB-138	92.2	10 -145					
13C-PCB-141	93.6	10 -145					
13C-PCB-153	92.0	10 -145					
13C-PCB-155	68.2	10 -145					
13C-PCB-156	93.7	10 -145					
13C-PCB-157	92.6	10 -145					
13C-PCB-159	91.3	10 -145					
13C-PCB-167	92.6	10 -145					
13C-PCB-169	94.7	10 -145					

DL - Sample specific estimated detection limit

LCL-UCL- Lower control limit - upper control limit

EMPC - Estimated maximum possible concentration

The results are reported in dry weight. The sample size is reported in wet weight.
See individual congeners for qualifiers.

Sample ID: PDI-163SC-A-00-01-200425

EPA Method 1668C

Client Data		Sample Data		Laboratory Data			
Name:	Anchor QEA, LLC	Matrix:	Sediment	Lab Sample:	2000968-02	Date Received:	28-Apr-2020 9:04
Project:	Gasco PDI	Sample Size:	10.1 g	QC Batch:	B0F0059	Date Extracted:	08-Jun-2020 12:43
Date Collected:	25-Apr-2020 8:42	% Solids:	49.9	Date Analyzed :	16-Jun-20 09:17	Column:	ZB-1
					18-Jun-20 06:37	Column:	ZB-1

Analyte	Conc. (pg/g)	DL	EMPC	Qualifiers	Analyte	Conc. (pg/g)	DL	EMPC	Qualifiers
PCB-1	94.9			D	PCB-44	3940			
PCB-2	25.6			D, J	PCB-45	622			
PCB-3	81.8			D	PCB-46	256			
PCB-4/10	198			D	PCB-47	1290			
PCB-5/8	756			D	PCB-48/75	788			
PCB-6	171			D	PCB-50	ND		11.8	
PCB-7/9	ND		81.1	D	PCB-51	167			
PCB-11	40.3			D, J	PCB-52/69	4770			
PCB-12/13	89.6			D, J	PCB-53	572			
PCB-14	ND	6.61		D	PCB-54	6.95			
PCB-15	472			D	PCB-55	46.2			
PCB-16/32	1320			D	PCB-56/60	3000			
PCB-17	994			D	PCB-57	22.1			
PCB-18	1330			D	PCB-58	26.9			
PCB-19	153			D	PCB-61/70	6120			
PCB-20/21/33	1630				PCB-62	ND	0.807		
PCB-22	917				PCB-63	196			
PCB-23	2.25			J	PCB-65	ND	0.710		
PCB-24/27	145			D	PCB-66/76	4340			
PCB-25	345				PCB-67	176			
PCB-26	504				PCB-68	45.5			
PCB-28	3240				PCB-73	4.20			J
PCB-29	15.4				PCB-74	1850			
PCB-30	ND	2.22		D	PCB-77	444			
PCB-31	2790				PCB-78	13.8			
PCB-34	42.8				PCB-79	65.5			
PCB-35	60.4				PCB-80	ND	0.656		
PCB-36	3.08			J	PCB-81	38.4			
PCB-37	1030				PCB-82	845			
PCB-38	20.7				PCB-83	ND	0.498		
PCB-39	13.9				PCB-84/92	3150			
PCB-40	796				PCB-85/116	1080			
PCB-41/64/71/72	3380				PCB-86	26.0			
PCB-42/59	1290				PCB-87/117/125	2240			
PCB-43/49	3590				PCB-88/91	1010			

DL - Sample specific estimated detection limit

LCL-UCL- Lower control limit - upper control limit

EMPC - Estimated maximum possible concentration

The results are reported in dry weight. The sample size is reported in wet weight.
See individual congeners for qualifiers.

Sample ID: PDI-163SC-A-00-01-200425

EPA Method 1668C

Client Data		Sample Data		Laboratory Data			
Name:	Anchor QEA, LLC	Matrix:	Sediment	Lab Sample:	2000968-02	Date Received:	28-Apr-2020 9:04
Project:	Gasco PDI	Sample Size:	10.1 g	QC Batch:	B0F0059	Date Extracted:	08-Jun-2020 12:43
Date Collected:	25-Apr-2020 8:42	% Solids:	49.9	Date Analyzed :	16-Jun-20 09:17	Column:	ZB-1
					18-Jun-20 06:37	Column:	ZB-1

Analyte	Conc. (pg/g)	DL	EMPC	Qualifiers	Analyte	Conc. (pg/g)	DL	EMPC	Qualifiers
PCB-89	86.7				PCB-137	246			
PCB-90/101	7710				PCB-138/163/164	6850			
PCB-93	ND	0.844			PCB-139/149	6650			
PCB-94	37.3				PCB-140	57.5			
PCB-95/98/102	5000				PCB-141	1490			
PCB-96	52.9				PCB-142	7.59			
PCB-97	2020				PCB-144	368			
PCB-99	2870				PCB-145	ND		2.00	
PCB-100	30.6				PCB-146/165	1240			
PCB-103	106				PCB-147	131			
PCB-104	ND		0.813		PCB-148	ND		12.2	
PCB-105	1620				PCB-150	17.5			
PCB-106/118	5470				PCB-151	2220			
PCB-107/109	461				PCB-152	7.24			
PCB-108/112	304				PCB-153	7100			
PCB-110	6840				PCB-154	ND		140	
PCB-111/115	71.6				PCB-155	ND	0.664		
PCB-113	16.6				PCB-156	613			
PCB-114	107				PCB-157	106			
PCB-119	199				PCB-158/160	580			
PCB-120	32.9				PCB-159	ND	1.56		
PCB-121	ND	0.462			PCB-166	21.8			
PCB-122	66.6				PCB-167	228			
PCB-123	83.1				PCB-168	11.2			
PCB-124	213				PCB-169	ND	1.82		
PCB-126	26.9				PCB-170	2460			
PCB-127	2.28			J	PCB-171	714			
PCB-128/162	920				PCB-172	424			
PCB-129	252				PCB-173	58.3			
PCB-130	456				PCB-174	2750			
PCB-131/133	215				PCB-175	110			
PCB-132/161	1820				PCB-176	355			
PCB-134/143	379				PCB-177	1570			
PCB-135	1030				PCB-178	559			
PCB-136	1270				PCB-179	1220			

DL - Sample specific estimated detection limit

LCL-UCL- Lower control limit - upper control limit

EMPC - Estimated maximum possible concentration

The results are reported in dry weight. The sample size is reported in wet weight.
See individual congeners for qualifiers.

Sample ID: PDI-163SC-A-00-01-200425

EPA Method 1668C

Client Data		Sample Data		Laboratory Data	
Name:	Anchor QEA, LLC	Matrix:	Sediment	Lab Sample:	2000968-02
Project:	Gasco PDI	Sample Size:	10.1 g	Date Received:	28-Apr-2020 9:04
Date Collected:	25-Apr-2020 8:42	% Solids:	49.9	QC Batch:	B0F0059
				Date Analyzed :	16-Jun-20 09:17 Column: ZB-1
					18-Jun-20 06:37 Column: ZB-1

Analyte	Conc. (pg/g)	DL	EMPC	Qualifiers	Analyte	Conc. (pg/g)	DL	EMPC	Qualifiers
PCB-180	6050				Total octaCB	6430			
PCB-181	57.0				Total nonaCB	930			
PCB-182/187	3350				DecaCB	693			
PCB-183	1550				Total PCB	161000			
PCB-184	2.55			J					
PCB-185	329								
PCB-186	ND		2.58						
PCB-188	ND		3.92						
PCB-189	88.4								
PCB-190	512								
PCB-191	86.9								
PCB-192	ND	1.40							
PCB-193	290								
PCB-194	1210								
PCB-195	556								
PCB-196/203	1970								
PCB-197	67.4								
PCB-198	90.3								
PCB-199	1720								
PCB-200	226								
PCB-201	241								
PCB-202	292								
PCB-204	ND		4.33						
PCB-205	58.4								
PCB-206	642								
PCB-207	108								
PCB-208	180								
PCB-209	693								
Total monoCB	202								
Total diCB	1730		1810						
Total triCB	14500								
Total tetraCB	37800		37900						
Total pentaCB	41800								
Total hexaCB	34300		34400						
Total heptaCB	22500								

DL - Sample specific estimated detection limit

LCL-UCL- Lower control limit - upper control limit

EMPC - Estimated maximum possible concentration

The results are reported in dry weight. The sample size is reported in wet weight.
See individual congeners for qualifiers.

Sample ID: PDI-163SC-A-00-01-200425

EPA Method 1668C

Client Data		Sample Data		Laboratory Data	
Name:	Anchor QEA, LLC	Matrix:	Sediment	Lab Sample:	2000968-02
Project:	Gasco PDI	Sample Size:	10.1 g	Date Received:	28-Apr-2020 9:04
Date Collected:	25-Apr-2020 8:42	% Solids:	49.9	QC Batch:	B0F0059
				Date Analyzed :	16-Jun-20 09:17 Column: ZB-1
					18-Jun-20 06:37 Column: ZB-1

Labeled Standard	%R	LCL-UCL	Qualifiers	Labeled Standard	%R	LCL-UCL	Qualifiers
IS 13C-PCB-1	78.2	5 -145	D	13C-PCB-170	101	10 -145	
13C-PCB-3	87.6	5 -145	D	13C-PCB-180	99.3	10 -145	
13C-PCB-4	96.2	5 -145	D	13C-PCB-188	93.7	10 -145	
13C-PCB-11	109	5 -145	D	13C-PCB-189	94.0	10 -145	
13C-PCB-9	101	5 -145	D	13C-PCB-194	100	10 -145	
13C-PCB-19	95.2	5 -145	D	13C-PCB-202	69.3	10 -145	
13C-PCB-28	92.2	5 -145		13C-PCB-206	122	10 -145	
13C-PCB-32	97.0	5 -145	D	13C-PCB-208	113	10 -145	
13C-PCB-37	92.4	5 -145		13C-PCB-209	159	10 -145	H
13C-PCB-47	93.4	5 -145		CRS 13C-PCB-79	94.1	10 -145	
13C-PCB-52	91.6	5 -145		13C-PCB-178	76.4	10 -145	
13C-PCB-54	88.5	5 -145					
13C-PCB-70	92.6	5 -145					
13C-PCB-77	91.6	10 -145					
13C-PCB-80	90.3	10 -145					
13C-PCB-81	92.7	10 -145					
13C-PCB-95	95.8	10 -145					
13C-PCB-97	96.0	10 -145					
13C-PCB-101	98.0	10 -145					
13C-PCB-104	92.5	10 -145					
13C-PCB-105	93.5	10 -145					
13C-PCB-114	98.0	10 -145					
13C-PCB-118	92.6	10 -145					
13C-PCB-123	93.8	10 -145					
13C-PCB-126	88.4	10 -145					
13C-PCB-127	93.9	10 -145					
13C-PCB-138	92.4	10 -145					
13C-PCB-141	92.9	10 -145					
13C-PCB-153	95.7	10 -145					
13C-PCB-155	63.5	10 -145					
13C-PCB-156	91.7	10 -145					
13C-PCB-157	92.1	10 -145					
13C-PCB-159	91.5	10 -145					
13C-PCB-167	90.0	10 -145					
13C-PCB-169	87.9	10 -145					

DL - Sample specific estimated detection limit

LCL-UCL- Lower control limit - upper control limit

EMPC - Estimated maximum possible concentration

The results are reported in dry weight. The sample size is reported in wet weight.
See individual congeners for qualifiers.

DATA QUALIFIERS & ABBREVIATIONS

B	This compound was also detected in the method blank
Conc.	Concentration
CRS	Cleanup Recovery Standard
D	Dilution
DL	Detection limit
E	The associated compound concentration exceeded the calibration range of the instrument
H	Recovery and/or RPD was outside laboratory acceptance limits
I	Chemical Interference
IS	Internal Standard
J	The amount detected is below the Reporting Limit/LOQ
LOD	Limit of Detection
LOQ	Limit of Quantitation
M	Estimated Maximum Possible Concentration (CA Region 2 projects only)
NA	Not applicable
ND	Not Detected
OPR	Ongoing Precision and Recovery sample
P	The reported concentration may include contribution from chlorinated diphenyl ether(s).
Q	The ion transition ratio is outside of the acceptance criteria.
RL	Reporting Limit
TEQ	Toxic Equivalency
U	Not Detected (specific projects only)
*	See Cover Letter

Unless otherwise noted, solid sample results are reported in dry weight. Tissue samples are reported in wet weight.

Vista Analytical Laboratory Certifications

Accrediting Authority	Certificate Number
Alaska Department of Environmental Conservation	17-013
Arkansas Department of Environmental Quality	19-013-0
California Department of Health – ELAP	2892
DoD ELAP - A2LA Accredited - ISO/IEC 17025:2005	3091.01
Florida Department of Health	E87777-23
Hawaii Department of Health	N/A
Louisiana Department of Environmental Quality	01977
Maine Department of Health	2018017
Massachusetts Department of Environmental Protection	N/A
Michigan Department of Environmental Quality	9932
Minnesota Department of Health	1521520
New Hampshire Environmental Accreditation Program	207718-B
New Jersey Department of Environmental Protection	190001
New York Department of Health	11411
Oregon Laboratory Accreditation Program	4042-010
Pennsylvania Department of Environmental Protection	016
Texas Commission on Environmental Quality	T104704189-19-10
Vermont Department of Health	VT-4042
Virginia Department of General Services	10272
Washington Department of Ecology	C584-19
Wisconsin Department of Natural Resources	998036160

Current certificates and lists of licensed parameters are located in the Quality Assurance office and are available upon request.

NELAP Accredited Test Methods

MATRIX: Air	
Description of Test	Method
Determination of Polychlorinated p-Dioxins & Polychlorinated Dibenzofurans	EPA 23
Determination of Polychlorinated p-Dioxins & Polychlorinated Dibenzofurans	EPA TO-9A

MATRIX: Biological Tissue	
Description of Test	Method
Tetra- through Octa-Chlorinated Dioxins and Furans by Isotope Dilution GC/HRMS	EPA 1613B
Brominated Diphenyl Ethers by HRGC/HRMS	EPA 1614A
Chlorinated Biphenyl Congeners in Water, Soil, Sediment, and Tissue by GC/HRMS	EPA 1668A/C
Pesticides in Water, Soil, Sediment, Biosolids, and Tissue by HRGC/HRMS	EPA 1699
Perfluorinated Alkyl Acids in Drinking Water by SPE and LC/MS/MS	EPA 537
Polychlorinated Dibenzo-p-Dioxins and Polychlorinated Dibenzofurans by GC/HRMS	EPA 8280A/B
Polychlorinated Dibenzodioxins (PCDDs) and Polychlorinated Dibenzofurans (PCDFs) by GC/HRMS	EPA 8290/8290A

MATRIX: Drinking Water	
Description of Test	Method
2,3,7,8-Tetrachlorodibenzo- p-dioxin (2,3,7,8-TCDD) GC/HRMS	EPA 1613/1613B
1,4-Dioxane (1,4-Diethyleneoxide) analysis by GC/HRMS	EPA 522
Perfluorinated Alkyl Acids in Drinking Water by SPE and LC/MS/MS	EPA 537
Perfluorinated Alkyl Acids in Drinking Water by SPE and LC/MS/MS	ISO 25101 2009

MATRIX: Non-Potable Water	
Description of Test	Method
Tetra- through Octa-Chlorinated Dioxins and Furans by Isotope Dilution GC/HRMS	EPA 1613B
Brominated Diphenyl Ethers by HRGC/HRMS	EPA 1614A
Chlorinated Biphenyl Congeners in Water, Soil, Sediment, and Tissue by GC/HRMS	EPA 1668A/C
Pesticides in Water, Soil, Sediment, Biosolids, and Tissue by HRGC/HRMS	EPA 1699
Perfluorinated Alkyl Acids in Drinking Water by SPE and LC/MS/MS	EPA 537
Dioxin by GC/HRMS	EPA 613
Polychlorinated Dibenzo-p-Dioxins and Polychlorinated Dibenzofurans by GC/HRMS	EPA 8280A/B
Polychlorinated Dibenzodioxins (PCDDs) and Polychlorinated Dibenzofurans (PCDFs) by GC/HRMS	EPA 8290/8290A

MATRIX: Solids	
Description of Test	Method
Tetra-Octa Chlorinated Dioxins and Furans by Isotope Dilution GC/HRMS	EPA 1613
Tetra- through Octa-Chlorinated Dioxins and Furans by Isotope Dilution GC/HRMS	EPA 1613B
Brominated Diphenyl Ethers by HRGC/HRMS	EPA 1614A
Chlorinated Biphenyl Congeners in Water, Soil, Sediment, and Tissue by GC/HRMS	EPA 1668A/C
Pesticides in Water, Soil, Sediment, Biosolids, and Tissue by HRGC/HRMS	EPA 1699
Perfluorinated Alkyl Acids in Drinking Water by SPE and LC/MS/MS	EPA 537
Polychlorinated Dibenzo-p-Dioxins and Polychlorinated Dibenzofurans by GC/HRMS	EPA 8280A/B
Polychlorinated Dibenzodioxins (PCDDs) and Polychlorinated Dibenzofurans (PCDFs) by GC/HRMS	EPA 8290/8290A

ENVIRONMENTAL SAMPLE CHAIN OF CUSTODY

POC: Delaney Peterson (360-715-2707)
1605 Cornwall Avenue, Bellingham, WA 98225

Project: Gasco PDI
Client: NW Natural

2000968 4.1°C

COC ID: VISTA-20200425-162849
Sample Custodian: SN
Lab: VISTA

COC Sample Number	Field Sample ID	Sample Type	Matrix	Collected Date	Time	Containers #	Lab QC*	Test Request	Method	TAT**	Preservative
* 015	PDI-149SC-A-05-06-200425	N	SE	04/25/2020	13:06	1	<input type="checkbox"/>	Dioxin/Furans Total solids (VISTA)	E1613B SM2540G	7 7	4°C 4°C
* 016	PDI-149SC-A-06-07-200425	N	SE	04/25/2020	13:06	1	<input type="checkbox"/>	Dioxin/Furans Total solids (VISTA)	E1613B SM2540G	7 7	4°C 4°C
* 017	PDI-149SC-A-07-08-200425	N	SE	04/25/2020	13:06	1	<input type="checkbox"/>	Dioxin/Furans Total solids (VISTA)	E1613B SM2540G	7 7	4°C 4°C
* 018	PDI-149SC-A-08-09-200425	N	SE	04/25/2020	13:06	1	<input type="checkbox"/>	Dioxin/Furans Total solids (VISTA)	E1613B SM2540G	7 7	4°C 4°C
* 019	PDI-149SC-A-09-10-200425	N	SE	04/25/2020	13:06	1	<input type="checkbox"/>	Dioxin/Furans Total solids (VISTA)	E1613B SM2540G	7 7	4°C 4°C
* 020	PDI-149SC-A-10-11-200425	N	SE	04/25/2020	13:06	1	<input type="checkbox"/>	Dioxin/Furans Total solids (VISTA)	E1613B SM2540G	7 7	4°C 4°C
* 021	PDI-150SC-A-00-01-200425	N	SE	04/25/2020	11:01	1	<input type="checkbox"/>	Dioxin/Furans PCB Congeners Total solids (VISTA)	E1613B E1668A SM2540G	7 7 7	4°C 4°C 4°C

Comment: * WO# 2000957
* WO# 2000965

Relinquished By:	Received By:	Relinquished By:	Received By:	Relinquished By:	Received By:
Signature: <i>[Signature]</i>	Signature: <i>[Signature]</i>	Signature:	Signature:	Signature:	Signature:
Print Name: <i>Sasha Norwood</i>	Print Name: <i>William Wright</i>	Print Name:	Print Name:	Print Name:	Print Name:
Company: <i>Anchor OEA</i>	Company: <i>VAL</i>	Company:	Company:	Company:	Company:
Date/Time: <i>4/17/20 12:30</i>	Date/Time: <i>4-28-20 09:04</i>	Date/Time:	Date/Time:	Date/Time:	Date/Time:

ENVIRONMENTAL SAMPLE CHAIN OF CUSTODY

POC: Delaney Peterson (360-715-2707)
1605 Cornwall Avenue, Bellingham, WA 98225

Project: Gasco PDI
Client: NW Natural

2000968

COC ID: VISTA-20200425-162849
Sample Custodian: SN
Lab: VISTA

COC Sample Number	Field Sample ID	Sample Type	Matrix	Collected Date	Time	Containers #	Lab QC*	Test Request	Method	TAT**	Preservative
* 029	PDI-1163SC-A-01-02-200425	FD	SE	04/25/2020		1	<input type="checkbox"/>	Dioxin/Furans Total solids (VISTA)	E1613B SM2540G	7 7	4°C 4°C
* 030	PDI-163SC-A-00-01-200425	N	SE	04/25/2020	8:42	1	<input type="checkbox"/>	Dioxin/Furans PCB Congeners Total solids (VISTA)	E1613B E1668A SM2540G	7 7 7	4°C 4°C 4°C
* 031	PDI-163SC-A-01-02-200425	N	SE	04/25/2020	8:42	1	<input type="checkbox"/>	Dioxin/Furans Total solids (VISTA)	E1613B SM2540G	7 7	4°C 4°C
* 032	PDI-163SC-A-02-03-200425	N	SE	04/25/2020	8:42	2	<input checked="" type="checkbox"/>	Dioxin/Furans Total solids (VISTA)	E1613B SM2540G	7 7	4°C 4°C
* 033	PDI-163SC-A-03-04-200425	N	SE	04/25/2020	8:42	1	<input type="checkbox"/>	Dioxin/Furans Total solids (VISTA)	E1613B SM2540G	7 7	4°C 4°C
* 034	PDI-163SC-A-04-05-200425	N	SE	04/25/2020	8:42	1	<input type="checkbox"/>	Dioxin/Furans Total solids (VISTA)	E1613B SM2540G	7 7	4°C 4°C
* 035	PDI-163SC-A-05-06-200425	N	SE	04/25/2020	8:42	1	<input type="checkbox"/>	Dioxin/Furans Total solids (VISTA)	E1613B SM2540G	7 7	4°C 4°C

Comment: * WO #2000968

Relinquished By:	Received By:	Relinquished By:	Received By:	Relinquished By:	Received By:
Signature: <i>[Signature]</i>	Signature: <i>[Signature]</i>	Signature:	Signature:	Signature:	Signature:
Print Name: <i>Sasha Abcrowd</i>	Print Name: <i>Killian R. Wright</i>	Print Name:	Print Name:	Print Name:	Print Name:
Company: <i>Anchor QEA</i>	Company: <i>VIA</i>	Company:	Company:	Company:	Company:
Date/Time: <i>4/27/20 12:30</i>	Date/Time: <i>4-28-20 09:04</i>	Date/Time:	Date/Time:	Date/Time:	Date/Time:

Page # 1 of 1

 Vista Work Order #: 2000968

 TAT 7

Samples Arrival:	Date/Time <u>4/28/20 09:04</u>		Initials: <u>WRW</u>		Location: <u>WR-2</u>		
					Shelf/Rack: <u>NA</u>		
Delivered By:	<input checked="" type="checkbox"/> FedEx	<input type="checkbox"/> UPS	<input type="checkbox"/> On Trac	<input type="checkbox"/> GLS	<input type="checkbox"/> DHL	<input type="checkbox"/> Hand Delivered	<input type="checkbox"/> Other
Preservation:	<input checked="" type="checkbox"/> Ice		<input type="checkbox"/> Blue Ice		<input type="checkbox"/> Dry Ice		<input type="checkbox"/> None
Temp °C: <u>4.1</u>	(uncorrected)		Probe used: Y <input checked="" type="checkbox"/> N			Thermometer ID: <u>IR3</u>	
Temp °C: <u>4.1</u>	(corrected)						

	YES	NO	NA
Shipping Container(s) Intact?	<input checked="" type="checkbox"/>	<input type="checkbox"/>	<input type="checkbox"/>
Shipping Custody Seals Intact?	<input checked="" type="checkbox"/>	<input type="checkbox"/>	<input type="checkbox"/>
Airbill <u>2 of 3</u>	<input checked="" type="checkbox"/>	<input type="checkbox"/>	<input type="checkbox"/>
Trk # <u>7703 3190 0660</u>	<input checked="" type="checkbox"/>	<input type="checkbox"/>	<input type="checkbox"/>
Shipping Documentation Present?	<input checked="" type="checkbox"/>	<input type="checkbox"/>	<input type="checkbox"/>
Shipping Container	<input type="checkbox"/> Vista	<input checked="" type="checkbox"/> Client	<input type="checkbox"/> Retain
	<input type="checkbox"/> Return	<input type="checkbox"/> Dispose	
Chain of Custody / Sample Documentation Present? *	<input checked="" type="checkbox"/>	<input type="checkbox"/>	<input type="checkbox"/>
Chain of Custody / Sample Documentation Complete?	<input checked="" type="checkbox"/>	<input type="checkbox"/>	<input type="checkbox"/>
Holding Time Acceptable?	<input checked="" type="checkbox"/>	<input type="checkbox"/>	<input type="checkbox"/>

Logged In:	Date/Time <u>4/29/20 1235</u>		Initials: <u>KS</u>		Location: <u>WR-2</u>		
					Shelf/Rack: <u>G-5</u>		
COC Anomaly/Sample Acceptance Form completed?					<input type="checkbox"/>	<input checked="" type="checkbox"/>	<input checked="" type="checkbox"/>

 Comments: * COC in cooler 3 of 3

CoC/Label Reconciliation Report WO# 2000968

LabNumber	CoC Sample ID	SampleAlias	Sample Date/Time	Container	BaseMatrix	Sample Comments
2000968-01	A PDI-150SC-A-00-01-200425	<input checked="" type="checkbox"/>	25-Apr-20 11:01	<input checked="" type="checkbox"/>	Amber Glass, 120 mL	Solid
2000968-02	A PDI-163SC-A-00-01-200425	<input checked="" type="checkbox"/>	25-Apr-20 08:42	<input checked="" type="checkbox"/>	Amber Glass, 120 mL	Solid

Checkmarks indicate that information on the COC reconciled with the sample label.
Any discrepancies are noted in the following columns.

	Yes	No	NA	Comments:
Sample Container Intact?	✓			
Sample Custody Seals Intact?			✓	
Adequate Sample Volume?	✓			
Container Type Appropriate for Analysis(es)	✓			
Preservation Documented: Na2S2O3 Trizma <u>None</u> Other		✓	✓	
If Chlorinated or Drinking Water Samples, Acceptable Preservation?			✓	

Verified by/Date: KS 07/29/20

EXTRACTION INFORMATION

RX

Process Sheet

Workorder: 2000968

Prep Expiration: 2021-04-25
Client: Anchor QEA, LLC

C7 06/04/2020
Workorder Due: 05-May-20 00:00

TAT: 7

Method: 1668C Full List
Matrix: Solid
Client Matrix: Sediment
Also run: Percent Solids

RUSH!

Prep Batch: BoF0059

Prep Data Entered: 06/10/20 RR
Date and Initials

Initial Sequence: SO F0034

LabSampleID	Recon	ClientSampleID	Date Received	Location	Comments
2000968-01	A	<input checked="" type="checkbox"/> PDI-150SC-A-00-01-200425	28-Apr-20 09:04	WR-2 G-5	
2000968-02	A	<input checked="" type="checkbox"/> PDI-163SC-A-00-01-200425	28-Apr-20 09:04	WR-2 G-5	

WO Comments: PCB - 5g extraction (dry weight)
One dup required per batch of 20 samples

EM 06/08/20

Pre-Prep Check Out: N/A
Pre-Prep Check In: N/A

Prep Check Out: EM 06/08/20
Prep Check In: EM 06/08/20

Prep Reconciled Initials/Date: EM 06/08/20
Spike Reconciled Initials/Date: AO 06/08/20
VialBoxID: Danger close

PREPARATION BENCH SHEET

Matrix: Solid

BOF0059

Chemist: ELU

Method: 1668C Full List

Prepared using: HRMS - Soxhlet

Prep Date/Time: 08-Jun-20 12:43

Sox	VISTA Sample ID	G Eqv	Sample Amt. (g)	IS/NS CHEM/WIT DATE	CRS/PS CHEM/WIT DATE	AP CHEM/ DATE	ABSG CHEM/ DATE	AA CHEM/ DATE	Florisil CHEM/ DATE	RS CHEM/WIT DATE
A1	BOF0059-BLK1	N/A	(5.00)	ELU 06/08/20	AZ ELU 06/10/20	NA	ELU 06/10/20	NA	NA	RR ME 06/10/20
A2	BOF0059-BS1	N/A	(5.00)							
A3	BOF0059-DUP1 2000962-01RE1	7.54	7.50				pale yellow			
A4	2000962-01RE1	7.54	7.61				↓			
A5	2000962-02RE1	6.10	6.15				orange			
A6	2000967-01RE1	9.21	9.26				↓			
A7	2000968-01RE1	5.90	5.97				pale yellow			
A8	2000968-02RE1	10.03	10.05				↓			
A9	2000974-01RE1	7.12	7.17				yellow			
A10	2000975-01RE1	5.54	5.59							
A11	2000977-01RE1	7.80	7.87				yellow			

Four solvent rinses ^{+ 2 cycles} performed on rotovaps A7 06/10/20

(A) 44% turned gray on column ~~at~~ AZ 06/10/20

IS: <u>19B2601, 10mL</u>	Cycle Time	APP: SEFUN SOX (SDS)	Check Out: <u>ELU 06/08/20</u>	Soxhlet Siphoned Chemist/Date: <u>ELU 06/08/20</u>	Notes:
NS: <u>19B2602, 10mL</u>	Start Date/Time <u>1531 06/08/20</u>	SOLV: <u>T01</u>	Check In: <u>ELU 06/08/20</u>	Chemist/Date: <u>ELU 06/08/20</u>	
PS/CRS: <u>19B2603, 10mL</u>	Stop Date/Time <u>0750 06/09/20</u>	Other: <u>N/A</u>	Balance ID: <u>HRMS-08</u>	Vial Transfer Chemist/Date: <u>RR 06/10/20</u>	
RS: <u>19B2604, 10mL</u>	Final Volume(s) <u>100 mL</u> <u>C9</u>				
Diox/F PCB PAH PEST PBDE HCB					

Comments:

- 1 = Sample approached dryness on rotovap
- 2 = Sample bumped on rotovap; lost < 5%
- 3 = Sample poured through Na2SO4 to remove water
- 4 = Precipitate present at Final Volume
- 5 = Sample homogenized in secondary container
- 6 = Sample clogged during extraction; pipetted and used Nitrogen to assist
- 7 = Soxhlet approached dryness

Batch: B0F0059

Matrix: Solid

LabNumber	WetWeight (Initial)	% Solids (Extraction Solids)	DryWeight	Final	Extracted	Ext By	Spike	SpikeAmount	ClientMatrix	Analysis
2000962-01RE1	7.61 ✓	66.33	5.0477	100 ✓	08-Jun-20 12:43	EMM ✓			Sediment	1668C Full List
2000962-02RE1	6.15 ✓	82.03	5.0448	100	08-Jun-20 12:43	EMM			Sediment	1668C Full List
2000967-01RE1	9.26 ✓	54.31	5.0291	100	08-Jun-20 12:43	EMM			Sediment	1668C Full List
2000968-01RE1	5.97 ✓	83.88	5.0076	100	08-Jun-20 12:43	EMM			Sediment	1668C Full List
2000968-02RE1	10.05 ✓	49.85	5.0099	100	08-Jun-20 12:43	EMM			Sediment	1668C Full List
2000974-01RE1	7.17 ✓	70.23	5.0355	100	08-Jun-20 12:43	EMM			Sediment	1668C Full List
2000975-01RE1	5.59 ✓	90.23	5.0439	100	08-Jun-20 12:43	EMM			Sediment	1668C Full List
2000977-01RE1	7.87 ✓	63.59	5.0045	100	08-Jun-20 12:43	EMM			Sediment	1668C Full List
B0F0059-BLK1	5 ✓			100	08-Jun-20 12:43	EMM				QC
B0F0059-BS1	5 ✓			100	08-Jun-20 12:43	EMM	19B2602 ✓	10 ✓		QC
B0F0059-DUP1	7.56 ✓			100 ✓	08-Jun-20 12:43	EMM ✓				QC

All bolded data on report verified against written benchsheet by (initial/date) RF 06/10/20

D2216-90

BATCH ID B0D0316

Analyst: RR ✓	Test Code: %Moist/%Solids	Data Entry Verified by: (Initial and Date) RR ✓
Analyte:	Units: %	
Oven ID: <u>01</u> 02	Dried at 110°C +/- 5°C	

Inst-HRMS-8 ✓

Date/Time IN: 04/30/2018 3 ✓ Date/Time OUT: 05/01/2018 58 ✓

Particle Size	SampID	SampType	Initial and Date:		G		Dry Sample Weight (g)	%Solids RawVal	K			N		RR 04/30/20 ✓	
			Pan Tare Wt. (gms)	Wet Pan and Sample Weight (g)	Dry Pan and Sample Weight (g)	Visual Inspection			CI	pH Before	pH After	Acid Added	NA		NA
	2000962-01	A ✓	Sample	1.2800 ✓	7.4400 ✓	5.3600 ✓	4.0800	66.23	MUD ✓	NA	NA	NA	NA	X ✓	
	2000962-02	A	Sample	1.3100 ✓	6.0400 ✓	5.1900 ✓	3.8800	82.03	SAND ✓	NA	NA	NA	NA	X	
	2000968-01	A	Sample	1.2800 ✓	8.5400 ✓	7.3700 ✓	6.0900	83.88	SAND ✓	NA	NA	NA	NA	X	
	2000968-02	A	Sample	1.3000 ✓	8.0400 ✓	4.6600 ✓	3.3600	49.85	MUD ✓	NA	NA	NA	NA	X	
	2000974-01	A	Sample	1.2900 ✓	5.1200 ✓	3.9800 ✓	2.6900	70.23	MUD ✓	NA	NA	NA	NA	X	
	2000975-01	A	Sample	1.2900 ✓	5.5900 ✓	5.1700 ✓	3.8800	90.23	SAND ✓	NA	NA	NA	NA	X	
	2000977-01	A	Sample	1.3000 ✓	7.2600 ✓	5.0900 ✓	3.7900	63.59	MUD ✓	NA	NA	NA	NA	X	
	2000967-01	A ✓	Sample	1.3000 ✓	8.2600 ✓	5.0800 ✓	3.7800	54.31	MUD ✓	NA	NA	NA	NA	X ✓	

*Sample homogenized in sample container unless otherwise noted.

Analyst: RR	Test Code: %Moist/%Solids	Data Entry Verified by: (Initial and Date) <u>NA</u>
Analyte: Dried at 110°C±5°C	Units: %	
Oven ID: (01) 02		

Inst HRMS-8

Date/Time IN: 04/30/20 Date/Time OUT: 05/01/20
1628 0658

Particle Size	SampID	SampType	Initial and Date:		Wet Pan and Sample Weight (g)	Dry Pan and Sample Weight (g)	Dry Sample Weight (g)	%Solids RawVal	Visual Inspection	Cl- Before	pH After	pH After	Acid Added	Sample Homogenized*
			Pan Tare Wt. (gms)	RR 04/30/20										
	2000962-01	Sample	1.28	RR 04/30/20	7.44	5.36		Mud					X	
	2000962-02	Sample	1.31	RR 05/01/20	6.04	5.19		Sand					X	
	2000968-01	Sample	1.28		8.54	7.37		Sand					X	
	2000968-02	Sample	1.35		8.04	4.66		Mud					X	
	2000974-01	Sample	1.29		5.12	3.98		Mud					X	
	2000975-01	Sample	1.29		5.59	5.17		Sand					X	
	2000977-01	Sample	1.30		7.26	5.09		Mud					X	
	2000967-01	↓	1.30		8.26	5.08		↓					X	

*Sample homogenized in sample container unless otherwise noted.

SAMPLE DATA – EPA METHOD 1668C

Dataset: U:\VG11.PRO\Results\200613K2\200613K2-12.qld

Last Altered: Sunday, June 14, 2020 15:11:14 Pacific Daylight Time
Printed: Sunday, June 14, 2020 15:11:29 Pacific Daylight Time

Hz 6/14/2020

C1 06/23/2020

Method: U:\VG11.PRO\MethDB\PCB-209_ZB1_6-13-20.mdb 14 Jun 2020 13:31:38
Calibration: U:\VG11.PRO\CurveDB\vb1_PCBvg11-6-1-20.cdb 02 Jun 2020 10:21:16

Name: 200613K2_12, Date: 14-Jun-2020, Time: 01:56:17, ID: B0F0059-BLK1 Method Blank 5, Description: Method Blank

#	Name	Resp	RA	ri/y	RRF	wt/vol	Pred.RT	RT	Pred.R...	RTT	Check RRT	Conc.	%Rec	DL	EMPC
1	1 PCB-1			NO	1.17	5.000	15.52		1.001		YES			0.472	
2	2 PCB-2			NO	1.18	5.000	17.94		0.988		YES			0.482	
3	3 PCB-3			NO	1.15	5.000	18.17		1.001		YES			0.497	
4	4 PCB-4/10			NO	1.25	5.000	19.58		1.004		YES			3.38	
5	5 PCB-7/9			NO	0.960	5.000	21.38		1.003		YES			2.71	
6	6 PCB-6			NO	1.02	5.000	22.04		1.033		YES			2.54	
7	7 PCB-5/8			NO	0.992	5.000	22.44		1.052		YES			2.62	
8	8 PCB-14			NO	1.02	5.000	23.58		0.952		YES			2.72	
9	9 PCB-11			NO	1.13	5.000	24.80		1.001		YES			2.46	
10	10 PCB-12/13			NO	1.03	5.000	25.23		1.018		YES			2.70	
11	11 PCB-15			NO	1.03	5.000	25.54		1.031		YES			2.68	
12	12 PCB-19			NO	1.11	5.000	23.77		1.001		YES			1.21	
13	13 PCB-30			NO	1.79	5.000	24.67		1.039		YES			0.747	
14	14 PCB-18			NO	0.818	5.000	25.44		0.952		YES			1.13	
15	15 PCB-17			NO	0.758	5.000	25.62		0.958		YES			1.22	
16	16 PCB-24/27			NO	1.08	5.000	26.23		0.981		YES			0.853	
17	17 PCB-16/32			NO	0.925	5.000	26.75		1.001		YES			0.998	
18	18 PCB-34			NO	0.945	5.000	27.56		0.959		YES			0.881	
19	19 PCB-23			NO	0.883	5.000	27.65		0.962		YES			0.944	
20	20 PCB-29			NO	0.893	5.000	27.91		0.971		YES			0.933	
21	21 PCB-26			NO	0.944	5.000	28.14		0.979		YES			0.883	
22	22 PCB-25			NO	0.950	5.000	28.29		0.984		YES			0.877	
23	23 PCB-31			NO	1.04	5.000	28.66		0.997		YES			0.804	
24	24 PCB-28			NO	1.03	5.000	28.77		1.001		YES			0.813	
25	25 PCB-20/21/33			NO	0.941	5.000	29.41		1.023		YES			0.885	
26	26 PCB-22			NO	0.973	5.000	29.85		1.038		YES			0.857	
27	27 PCB-36			NO	1.08	5.000	30.49		0.931		YES			0.834	
28	28 PCB-39			NO	0.988	5.000	30.97		0.946		YES			0.908	
29	29 PCB-38			NO	1.05	5.000	31.77		0.970		YES			0.853	
30	30 PCB-35			NO	1.04	5.000	32.31		0.987		YES			0.859	
31	31 PCB-37			NO	1.01	5.000	32.75		1.001		YES			0.889	
32	32 PCB-54			NO	1.08	5.000	27.62		1.001		YES			0.521	

Dataset: U:\VG11.PRO\Results\200613K2\200613K2-12.qld

Last Altered: Sunday, June 14, 2020 15:11:14 Pacific Daylight Time

Printed: Sunday, June 14, 2020 15:11:29 Pacific Daylight Time

Name: 200613K2_12, Date: 14-Jun-2020, Time: 01:56:17, ID: B0F0059-BLK1 Method Blank 5, Description: Method Blank

#	Name	Resp	RA	n/y	RRF	wt/vol	Pred.RT	RT	Pred.R...	RRT	Check RRT	Conc.	%Rec	DL	EMPC
33	33 PCB-50			NO	0.880	5.000	28.81		1.044		YES			0.639	
34	34 PCB-53			NO	0.997	5.000	29.50		0.944		YES			0.720	
35	35 PCB-51			NO	1.07	5.000	29.84		0.955		YES			0.674	
36	36 PCB-45			NO	0.858	5.000	30.29		0.969		YES			0.836	
37	37 PCB-46			NO	0.831	5.000	30.78		0.985		YES			0.864	
38	38 PCB-52/69			NO	1.17	5.000	31.28		1.001		YES			0.615	
39	39 PCB-73			NO	1.44	5.000	31.40		1.005		YES			0.497	
40	40 PCB-43/49			NO	1.02	5.000	31.57		1.010		YES			0.706	
41	41 PCB-47			NO	0.922	5.000	31.77		1.001		YES			0.714	
42	42 PCB-48/75			NO	1.12	5.000	31.88		1.004		YES			0.588	
43	43 PCB-65			NO	1.28	5.000	32.15		1.013		YES			0.513	
44	44 PCB-62			NO	1.13	5.000	32.26		1.016		YES			0.584	
45	45 PCB-44			NO	0.824	5.000	32.60		1.027		YES			0.799	
46	46 PCB-42/59			NO	1.05	5.000	32.83		1.034		YES			0.627	
47	47 PCB-41/64/71/72			NO	1.19	5.000	33.43		1.053		YES			0.554	
48	48 PCB-68			NO	1.28	5.000	33.68		1.061		YES			0.515	
49	49 PCB-40			NO	0.602	5.000	33.91		1.068		YES			1.09	
50	50 PCB-57			NO	1.16	5.000	34.30		0.969		YES			0.471	
51	51 PCB-67			NO	1.08	5.000	34.62		0.978		YES			0.505	
52	52 PCB-58			NO	1.20	5.000	34.74		0.982		YES			0.455	
53	53 PCB-63			NO	1.07	5.000	34.90		0.986		YES			0.511	
54	54 PCB-74			NO	1.19	5.000	35.20		0.994		YES			0.462	
55	55 PCB-61/70			NO	1.05	5.000	35.41		1.000		YES			0.520	
56	56 PCB-76/66			NO	1.16	5.000	35.60		1.006		YES			0.471	
57	57 PCB-80			NO	1.19	5.000	35.84		1.001		YES			0.433	
58	58 PCB-55			NO	1.17	5.000	36.16		1.010		YES			0.440	
59	59 PCB-56/60			NO	1.02	5.000	36.68		1.024		YES			0.505	
60	60 PCB-79			NO	1.14	5.000	37.78		1.055		YES			0.452	
61	61 PCB-78			NO	1.14	5.000	38.50		0.987		YES			0.456	
62	62 PCB-81			NO	1.05	5.000	39.04		1.000		YES			0.495	
63	63 PCB-77			NO	1.14	5.000	39.66		1.000		YES			0.475	
64	64 PCB-104			NO	1.12	5.000	32.46		1.001		YES			0.882	
65	65 PCB-96			NO	1.15	5.000	33.78		1.041		YES			0.858	
66	66 PCB-103			NO	0.936	5.000	34.34		1.059		YES			1.06	
67	67 PCB-100			NO	0.954	5.000	34.69		1.069		YES			1.04	
68	68 PCB-94			NO	0.949	5.000	35.18		0.985		YES			1.25	

Dataset: U:\VG11.PRO\Results\200613K2\200613K2-12.qld

Last Altered: Sunday, June 14, 2020 15:11:14 Pacific Daylight Time

Printed: Sunday, June 14, 2020 15:11:29 Pacific Daylight Time

Name: 200613K2_12, Date: 14-Jun-2020, Time: 01:56:17, ID: B0F0059-BLK1 Method Blank 5, Description: Method Blank

#	Name	Resp	FA	n/y	RRF	wt/vol	Pred.RT	RT	Pred.R...	RRT	Check RRT	Conc.	%Rec	DL	EMPC
69	69 PCB-95/98/102			NO	1.20	5.000	35.65		0.999		YES			0.984	
70	70 PCB-93			NO	0.935	5.000	35.77		1.002		YES			1.27	
71	71 PCB-88/91			NO	1.06	5.000	36.12		1.012		YES			1.11	
72	72 PCB-121			NO	1.71	5.000	36.21		1.015		YES			0.694	
73	73 PCB-84/92			NO	1.02	5.000	37.08		0.990		YES			1.17	
74	74 PCB-89			NO	1.11	5.000	37.25		0.995		YES			1.08	
75	75 PCB-90/101			NO	1.12	5.000	37.46		1.000		YES			1.06	
76	76 PCB-113			NO	1.51	5.000	37.70		1.007		YES			0.786	
77	77 PCB-99			NO	1.32	5.000	37.79		1.009		YES			0.901	
78	78 PCB-119			NO	1.81	5.000	38.28		0.987		YES			0.763	
79	79 PCB-108/112			NO	1.44	5.000	38.44		0.991		YES			0.953	
80	80 PCB-83			NO	1.83	5.000	38.59		0.995		YES			0.752	
81	81 PCB-97			NO	1.28	5.000	38.80		1.000		YES			1.07	
82	82 PCB-86			NO	1.12	5.000	38.95		1.004		YES			1.23	
83	83 PCB-87/117/125			NO	1.56	5.000	39.10		1.008		YES			0.883	
84	84 PCB-111/115			NO	1.91	5.000	39.25		1.012		YES			0.721	
85	85 PCB-85/116			NO	1.41	5.000	39.38		1.015		YES			0.976	
86	86 PCB-120			NO	2.01	5.000	39.64		1.022		YES			0.687	
87	87 PCB-110			NO	1.74	5.000	39.77		1.026		YES			0.790	
88	88 PCB-82			NO	0.781	5.000	40.43		0.976		YES			1.26	
89	89 PCB-124			NO	1.40	5.000	41.13		0.993		YES			0.703	
90	90 PCB-107/109			NO	1.34	5.000	41.27		0.996		YES			0.731	
91	91 PCB-123			NO	1.20	5.000	41.44		1.000		YES			0.819	
92	92 PCB-106/118			NO	1.22	5.000	41.65		1.001		YES			0.801	
93	93 PCB-114			NO	1.14	5.000	42.31		1.000		YES			0.700	
94	94 PCB-122			NO	0.944	5.000	42.45		1.004		YES			0.846	
95	95 PCB-105			NO	1.05	5.000	43.19		1.000		YES			0.756	
96	96 PCB-127			NO	1.06	5.000	43.55		1.000		YES			0.715	
97	97 PCB-126			NO	1.17	5.000	45.51		1.000		YES			0.622	
98	98 PCB-155			NO	1.04	5.000	36.98		1.000		YES			0.676	
99	99 PCB-150			NO	1.08	5.000	38.30		1.036		YES			0.651	
100	1... PCB-152			NO	1.19	5.000	38.78		1.049		YES			0.594	
101	1... PCB-145			NO	1.19	5.000	39.25		1.062		YES			0.593	
102	1... PCB-136			NO	1.02	5.000	39.58		1.071		YES			0.691	
103	1... PCB-148			NO	0.842	5.000	39.69		1.074		YES			0.838	
104	1... PCB-154			NO	0.919	5.000	40.20		1.088		YES			0.767	

Dataset: U:\VG11.PRO\Results\200613K2\200613K2-12.qld

Last Altered: Sunday, June 14, 2020 15:11:14 Pacific Daylight Time

Printed: Sunday, June 14, 2020 15:11:29 Pacific Daylight Time

Name: 200613K2_12, Date: 14-Jun-2020, Time: 01:56:17, ID: B0F0059-BLK1 Method Blank 5, Description: Method Blank

#	Name	Resp	RA	n/y	RRF	wt/Vol	Pred.RT	RT	Pred.R...	RRT	Check RRT	Conc.	%Rec	DL	EMPC
105	1... PCB-151			NO	0.787	5.000	40.86		1.105		YES			0.897	
106	1... PCB-135			NO	0.922	5.000	41.07		1.111		YES			0.765	
107	1... PCB-144			NO	0.789	5.000	41.18		1.114		YES			0.894	
108	1... PCB-147			NO	0.834	5.000	41.31		1.118		YES			0.845	
109	1... PCB-139/149			NO	0.948	5.000	41.60		1.125		YES			0.744	
110	1... PCB-140			NO	0.794	5.000	41.78		1.130		YES			0.889	
111	1... PCB-134/143			NO	0.759	5.000	42.26		0.975		YES			0.710	
112	1... PCB-131/133			NO	0.821	5.000	42.56		0.982		YES			0.657	
113	1... PCB-142			NO	0.754	5.000	42.71		0.985		YES			0.715	
114	1... PCB-146/165			NO	1.02	5.000	42.95		0.991		YES			0.530	
115	1... PCB-132/161			NO	1.02	5.000	43.18		0.996		YES			0.526	
116	1... PCB-153			NO	1.07	5.000	43.36		1.000		YES			0.503	
117	1... PCB-168			NO	1.08	5.000	43.59		1.006		YES			0.500	
118	1... PCB-141			NO	1.03	5.000	44.12		1.000		YES			0.694	
119	1... PCB-137			NO	1.11	5.000	44.52		1.010		YES			0.642	
120	1... PCB-130			NO	0.885	5.000	44.62		1.012		YES			0.805	
121	1... PCB-138/163/164			NO	1.28	5.000	45.01		1.001		YES			0.506	
122	1... PCB-158/160			NO	1.24	5.000	45.26		1.006		YES			0.524	
123	1... PCB-129			NO	0.867	5.000	45.52		1.012		YES			0.749	
124	1... PCB-166			NO	1.14	5.000	45.99		0.993		YES			0.467	
125	1... PCB-159			NO	1.22	5.000	46.32		1.000		YES			0.438	
126	1... PCB-128/162			NO	0.907	5.000	46.61		1.007		YES			0.588	
127	1... PCB-167			NO	1.11	5.000	47.02		1.000		YES			0.478	
128	1... PCB-156			NO	1.13	5.000	48.35		1.000		YES			0.487	
129	1... PCB-157			NO	1.04	5.000	48.65		1.001		YES			0.510	
130	1... PCB-169			NO	1.16	5.000	50.91		1.000		YES			0.506	
131	1... PCB-188			NO	1.29	5.000	43.01		1.001		YES			0.447	
132	1... PCB-184			NO	1.23	5.000	43.44		1.011		YES			0.468	
133	1... PCB-179			NO	1.30	5.000	44.26		1.030		YES			0.444	
134	1... PCB-176			NO	1.31	5.000	44.72		1.041		YES			0.441	
135	1... PCB-186			NO	1.33	5.000	45.35		1.055		YES			0.434	
136	1... PCB-178			NO	0.943	5.000	45.87		1.067		YES			0.611	
137	1... PCB-175			NO	0.956	5.000	46.22		1.076		YES			0.603	
138	1... PCB-182/187			NO	1.07	5.000	46.40		1.080		YES			0.541	
139	1... PCB-183			NO	1.02	5.000	46.74		1.088		YES			0.564	
140	1... PCB-185			NO	1.41	5.000	47.42		0.955		YES			0.603	

Dataset: U:\VG11.PRO\Results\200613K2\200613K2-12.qld

Last Altered: Sunday, June 14, 2020 15:11:14 Pacific Daylight Time
Printed: Sunday, June 14, 2020 15:11:29 Pacific Daylight Time

Name: 200613K2_12, Date: 14-Jun-2020, Time: 01:56:17, ID: B0F0059-BLK1 Method Blank 5, Description: Method Blank

#	Name	Resp	RA	n/y	RRF	wt/Vol	Pred.RT	RT	Pred.R...	RRT	Check RRT	Conc.	%Rec	DL	EMPC
141	1... PCB-174			NO	1.35	5.000	47.81		0.962		YES			0.626	
142	1... PCB-181			NO	1.47	5.000	47.90		0.964		YES			0.575	
143	1... PCB-177			NO	1.28	5.000	48.06		0.968		YES			0.664	
144	1... PCB-171			NO	1.32	5.000	48.36		0.974		YES			0.644	
145	1... PCB-173			NO	1.19	5.000	48.80		0.983		YES			0.713	
146	1... PCB-172			NO	1.38	5.000	49.28		0.992		YES			0.617	
147	1... PCB-192			NO	1.83	5.000	49.47		0.996		YES			0.464	
148	1... PCB-180			NO	1.41	5.000	49.69		1.000		YES			0.601	
149	1... PCB-193			NO	1.68	5.000	49.90		1.005		YES			0.506	
150	1... PCB-191			NO	1.71	5.000	50.17		1.010		YES			0.496	
151	1... PCB-170			NO	1.40	5.000	51.36		1.000		YES			0.687	
152	1... PCB-190			NO	1.85	5.000	51.55		1.004		YES			0.520	
153	1... PCB-189			NO	1.45	5.000	53.09		1.000		YES			0.423	
154	1... PCB-202			NO	1.17	5.000	48.59		1.001		YES			0.394	
155	1... PCB-201			NO	1.05	5.000	49.09		1.011		YES			0.438	
156	1... PCB-204			NO	1.14	5.000	49.23		1.014		YES			0.404	
157	1... PCB-197			NO	1.13	5.000	49.55		1.020		YES			0.407	
158	1... PCB-200			NO	1.07	5.000	50.48		1.040		YES			0.430	
159	1... PCB-198			NO	0.794	5.000	52.06		1.072		YES			0.580	
160	1... PCB-199			NO	0.809	5.000	52.16		1.074		YES			0.569	
161	1... PCB-196/203			NO	0.838	5.000	52.48		1.081		YES			0.550	
162	1... PCB-195			NO	1.04	5.000	53.78		0.984		YES			0.460	
163	1... PCB-194			NO	1.12	5.000	54.70		1.000		YES			0.431	
164	1... PCB-205			NO	1.29	5.000	54.97		1.005		YES			0.373	
165	1... PCB-208	5.11e1	0.99	YES	0.933	5.000	53.93	53.94	1.000	1.001	NO	0.3245		0.124	0.2824
166	1... PCB-207			NO	0.916	5.000	54.25		1.006		YES			0.224	
167	1... PCB-206			NO	1.01	5.000	56.24		1.000		YES			0.282	
168	1... PCB-209			NO	0.986	5.000	57.47		1.000		YES			0.119	
169	1... 13C-PCB-1	7.47e5	3.26	NO	0.893	5.000	15.50	15.51	0.608	0.608	NO	1514	75.7	1.78	
170	1... 13C-PCB-3	7.56e5	3.31	NO	0.911	5.000	18.15	18.16	0.712	0.712	NO	1503	75.1	1.75	
171	1... 13C-PCB-4	5.15e5	1.62	NO	0.600	5.000	19.50	19.50	0.765	0.765	NO	1556	77.8	1.17	
172	1... 13C-PCB-9	8.33e5	1.59	NO	0.970	5.000	21.33	21.33	0.836	0.836	NO	1556	77.8	0.723	
173	1... 13C-PCB-11	8.12e5	1.58	NO	0.962	5.000	24.77	24.78	0.971	0.972	NO	1530	76.5	0.729	
174	1... 13C-PCB-19	3.45e5	1.08	NO	0.499	5.000	23.74	23.74	0.931	0.931	NO	1253	62.6	14.2	
175	1... 13C-PCB-32	5.08e5	1.05	NO	0.744	5.000	26.72	26.73	1.048	1.048	NO	1235	61.8	9.52	
176	1... 13C-PCB-28	7.13e5	1.06	NO	1.06	5.000	28.75	28.75	1.004	1.004	NO	1508	75.4	10.1	

Dataset: U:\VG11.PRO\Results\200613K2\200613K2-12.qld

Last Altered: Sunday, June 14, 2020 15:11:14 Pacific Daylight Time

Printed: Sunday, June 14, 2020 15:11:29 Pacific Daylight Time

Name: 200613K2_12, Date: 14-Jun-2020, Time: 01:56:17, ID: B0F0059-BLK1 Method Blank 5, Description: Method Blank

#	Name	Resp	RA	n/y	RRF	wt/Vol	Pred.RT	RT	Pred.R...	RRT	Check RRT	Conc.	%Rec	DL	EMPC
177	1... 13C-PCB-37	6.82e5	1.08	NO	0.989	5.000	32.73	32.73	1.143	1.143	NO	1552	77.6	10.9	
178	1... 13C-PCB-54	4.55e5	0.78	NO	0.999	5.000	27.60	27.60	0.753	0.753	NO	1529	76.4	3.00	
179	1... 13C-PCB-52	3.64e5	0.80	NO	0.804	5.000	31.24	31.25	0.852	0.852	NO	1522	76.1	3.73	
180	1... 13C-PCB-47	3.99e5	0.80	NO	0.857	5.000	31.76	31.75	0.866	0.866	NO	1562	78.1	3.49	
181	1... 13C-PCB-70	4.92e5	0.78	NO	0.996	5.000	35.39	35.40	0.965	0.965	NO	1659	82.9	3.01	
182	1... 13C-PCB-80	5.05e5	0.79	NO	1.03	5.000	35.82	35.82	0.977	0.977	NO	1650	82.5	2.91	
183	1... 13C-PCB-81	4.94e5	0.79	NO	0.988	5.000	39.02	39.02	1.064	1.064	NO	1679	83.9	3.03	
184	1... 13C-PCB-77	4.86e5	0.79	NO	0.969	5.000	39.64	39.64	1.081	1.081	NO	1686	84.3	3.09	
185	1... 13C-PCB-104	2.87e5	1.62	NO	1.02	5.000	32.44	32.44	0.827	0.827	NO	1669	83.5	1.25	
186	1... 13C-PCB-95	2.34e5	1.55	NO	0.805	5.000	35.69	35.69	0.910	0.910	NO	1717	85.8	1.58	
187	1... 13C-PCB-101	2.31e5	1.67	NO	0.793	5.000	37.44	37.44	0.954	0.954	NO	1725	86.2	1.60	
188	1... 13C-PCB-97	2.05e5	1.64	NO	0.696	5.000	38.78	38.78	0.989	0.989	NO	1739	87.0	1.82	
189	1... 13C-PCB-123	2.88e5	1.58	NO	0.933	5.000	41.42	41.42	1.056	1.056	NO	1827	91.4	1.36	
190	1... 13C-PCB-118	2.91e5	1.59	NO	0.986	5.000	41.61	41.61	1.061	1.061	NO	1745	87.2	1.29	
191	1... 13C-PCB-114	4.54e5	1.59	NO	1.55	5.000	42.29	42.28	0.908	0.908	NO	1890	94.5	1.57	
192	1... 13C-PCB-105	4.63e5	1.55	NO	1.57	5.000	43.17	43.18	0.927	0.927	NO	1893	94.7	1.54	
193	1... 13C-PCB-127	4.80e5	1.58	NO	1.62	5.000	43.53	43.54	0.934	0.935	NO	1902	95.1	1.49	
194	1... 13C-PCB-126	4.95e5	1.54	NO	1.57	5.000	45.49	45.49	0.976	0.976	NO	2032	102	1.55	
195	1... 13C-PCB-155	1.73e5	1.26	NO	0.615	5.000	36.96	36.96	0.942	0.942	NO	1670	83.5	1.00	
196	1... 13C-PCB-153	3.80e5	1.28	NO	1.36	5.000	43.34	43.35	0.930	0.930	NO	1789	89.5	2.20	
197	1... 13C-PCB-141	3.04e5	1.28	NO	1.13	5.000	44.11	44.10	0.947	0.947	NO	1737	86.8	2.66	
198	1... 13C-PCB-138	3.21e5	1.25	NO	1.18	5.000	44.97	44.98	0.965	0.965	NO	1741	87.1	2.53	
199	1... 13C-PCB-159	3.96e5	1.26	NO	1.44	5.000	46.30	46.30	0.994	0.994	NO	1769	88.5	2.08	
200	2... 13C-PCB-167	3.98e5	1.27	NO	1.44	5.000	47.01	47.00	1.009	1.009	NO	1778	88.9	2.08	
201	2... 13C-PCB-156	3.94e5	1.30	NO	1.40	5.000	48.32	48.33	1.037	1.037	NO	1817	90.8	2.15	
202	2... 13C-PCB-157	4.02e5	1.34	NO	1.40	5.000	48.61	48.61	1.043	1.044	NO	1850	92.5	2.15	
203	2... 13C-PCB-169	3.74e5	1.27	NO	1.33	5.000	50.89	50.89	1.092	1.092	NO	1806	90.3	2.25	
204	2... 13C-PCB-188	2.70e5	0.44	NO	1.41	5.000	42.96	42.97	0.926	0.926	NO	1724	86.2	1.97	
205	2... 13C-PCB-180	1.86e5	0.44	NO	0.929	5.000	49.65	49.67	1.070	1.071	NO	1807	90.3	2.98	
206	2... 13C-PCB-170	1.66e5	0.46	NO	0.794	5.000	51.32	51.34	1.106	1.107	NO	1885	94.2	3.49	
207	2... 13C-PCB-189	2.30e5	0.48	NO	1.04	5.000	53.07	53.06	1.144	1.144	NO	1981	99.0	2.65	
208	2... 13C-PCB-202	2.03e5	0.92	NO	1.04	5.000	48.55	48.56	1.046	1.047	NO	1766	88.3	2.12	
209	2... 13C-PCB-194	2.67e5	0.90	NO	0.768	5.000	54.71	54.69	0.995	0.995	NO	1694	84.7	3.48	
210	2... 13C-PCB-208	3.37e5	0.76	NO	0.991	5.000	53.93	53.91	0.981	0.981	NO	1659	83.0	3.45	
211	2... 13C-PCB-206	2.35e5	0.80	NO	0.552	5.000	56.22	56.22	1.023	1.023	NO	2074	104	6.20	
212	2... 13C-PCB-209	2.15e5	1.23	NO	0.396	5.000	57.48	57.47	1.046	1.046	NO	2647	132	0.498	

Dataset: U:\VG11.PRO\Results\200613K2\200613K2-12.qld

Last Altered: Sunday, June 14, 2020 15:11:14 Pacific Daylight Time

Printed: Sunday, June 14, 2020 15:11:29 Pacific Daylight Time

Name: 200613K2_12, Date: 14-Jun-2020, Time: 01:56:17, ID: B0F0059-BLK1 Method Blank 5, Description: Method Blank

#	Name	Resp	RA	n/y	RRF	wtVol	Pred.RT	RT	Pred.R...	RRT	Check RRT	Conc.	%Rec	DL	EMPC
213	2... 13C-PCB-15	1.10e6	1.60	NO	1.00	5.000	25.51	25.50	1.000	0.000	NO	2000	100	0.701	
214	2... 13C-PCB-31	8.89e5	1.08	NO	1.00	5.000	28.64	28.64	1.000	0.000	NO	2000	100	10.7	
215	2... 13C-PCB-60	5.96e5	0.81	NO	1.00	5.000	36.66	36.66	1.000	0.000	NO	2000	100	3.00	
216	2... 13C-PCB-111	3.38e5	1.63	NO	1.00	5.000	39.23	39.23	1.000	0.000	NO	2000	100	1.27	
217	2... 13C-PCB-128	3.11e5	1.27	NO	1.00	5.000	46.59	46.59	1.000	0.000	NO	2000	100	3.00	
218	2... 13C-PCB-182	2.22e5	0.47	NO	1.00	5.000	46.40	46.40	0.000	0.000	NO	2000	100	2.77	
219	2... 13C-PCB-205	4.10e5	0.88	NO	1.00	5.000	54.97	54.97	1.000	0.000	NO	2000	100	2.67	
220	2... 13C-PCB-79	5.90e5	0.79	NO	1.07	5.000	37.76	37.76	1.030	1.030	NO	1852	92.6	2.80	
221	2... 13C-PCB-178	2.12e5	0.46	NO	0.766	5.000	45.84	45.85	0.988	0.988	NO	1780	89.0	2.47	
222	2... 13C-PCB-79	5.90e5	0.79	NO	1.08	5.000	37.76	37.76	0.968	0.968	NO	2206	110	3.32	
223	2... 13C-PCB-178	2.12e5	0.46	NO	1.05	5.000	45.85	45.85	0.923	0.923	NO	2168	108	3.07	
224	2... Total Mono-PCBs				1.17	5.000	0.00		0.000		NO			1.45	0.497
225	2... Total Di-PCBs				1.05	5.000	0.00		0.000		NO			2.18	3.38
226	2... 2nd Function Tri-PCBs				1.08	5.000	0.00		0.000		NO			6.76	
227	2... 3rd Function Tri-PCBs				0.983	5.000	0.00		0.000		NO			18.2	1.22
228	2... Total Tetra-PCBs				1.08	5.000	0.00		0.000		NO			18.7	1.09
229	2... 3rd Function Penta-PCBs				1.32	5.000	0.00		0.000		NO			27.3	
230	2... 4th Function Penta-PCBs				1.07	5.000	0.00		0.000		NO			3.64	1.27
231	2... 3rd Function Hexa-PCBs				0.951	5.000	0.00		0.000		NO			9.84	
232	2... 4th Function Hexa-PCBs				1.03	5.000	0.00		0.000		NO			17.5	0.894
233	2... Total Hepta-PCBs				1.36	5.000	0.00		0.000		NO			18.7	0.713
234	2... 4th Function Octa-PCBs				1.00	5.000	0.00		0.000		NO			3.27	
235	2... 5th Function Octa-PCBs				1.15	5.000	0.00		0.000		NO			1.26	0.580
236	2... Total Nona-PCBs				0.952	5.000	0.00		0.000		NO	0.0000		0.691	0.2824
237	2... Deca-CB				0.986	5.000	0.00		0.000		NO			0.119	
238	2... Total PCBs														

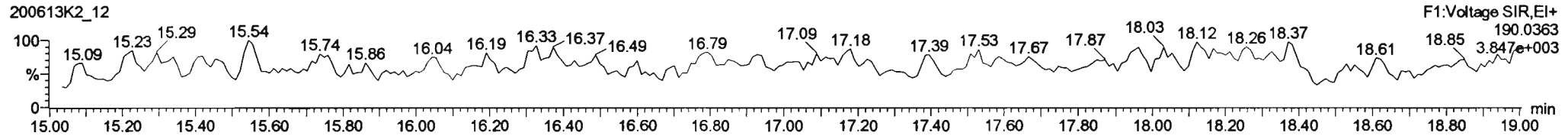
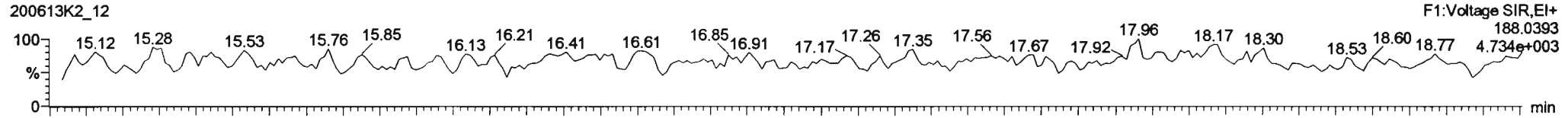
Dataset: Untitled

Last Altered: Sunday, June 14, 2020 13:28:02 Pacific Daylight Time

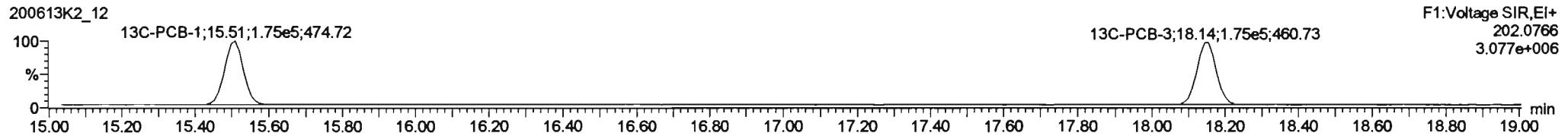

Printed: Sunday, June 14, 2020 13:29:36 Pacific Daylight Time

Name: 200613K2_12, Date: 14-Jun-2020, Time: 01:56:17, ID: B0F0059-BLK1 Method Blank 5, Description: Method Blank

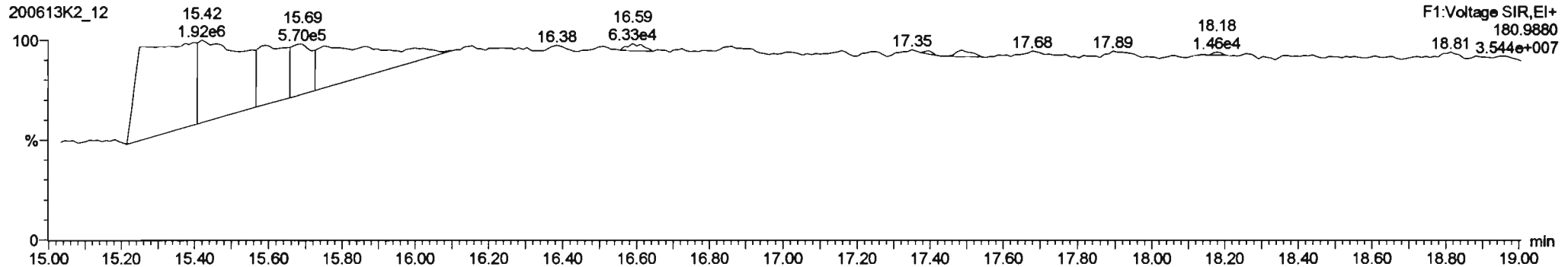
PCB-1



13C-PCB-1



PFK1



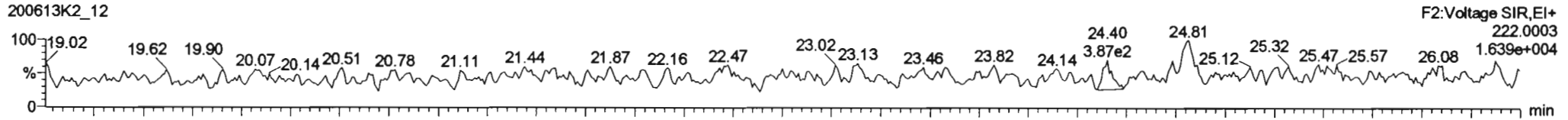
Dataset: Untitled

Last Altered: Sunday, June 14, 2020 13:28:02 Pacific Daylight Time
Printed: Sunday, June 14, 2020 13:29:36 Pacific Daylight Time

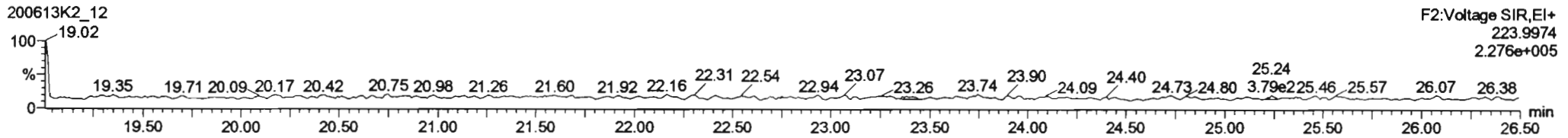
Name: 200613K2_12, Date: 14-Jun-2020, Time: 01:56:17, ID: B0F0059-BLK1 Method Blank 5, Description: Method Blank

PCB-4/10

200613K2_12

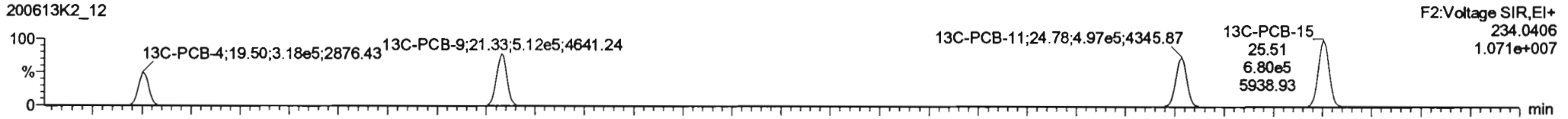


200613K2_12

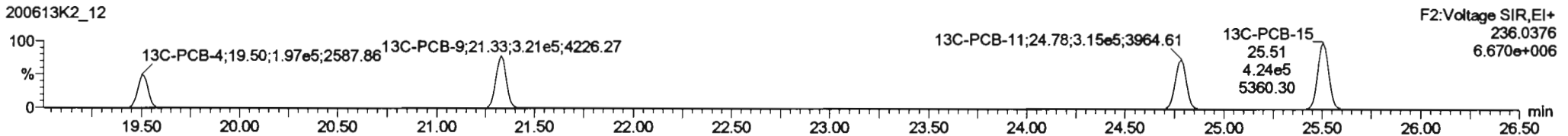


13C-PCB-4

200613K2_12

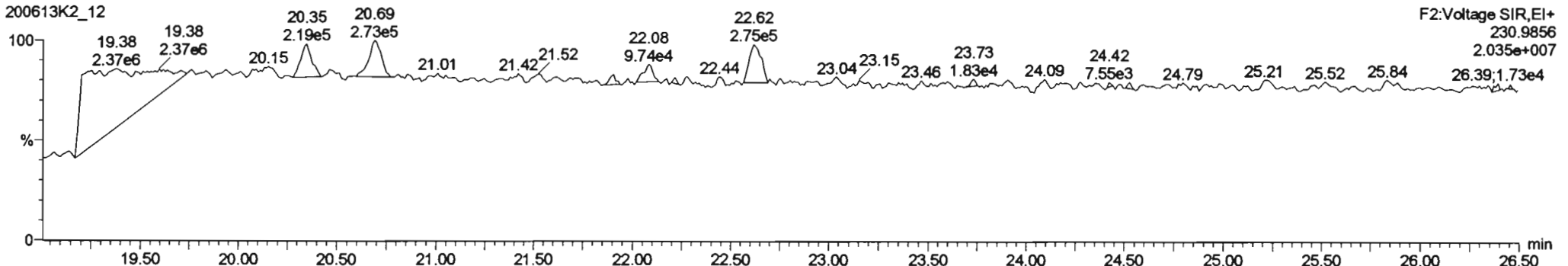


200613K2_12



PFK2a

200613K2_12



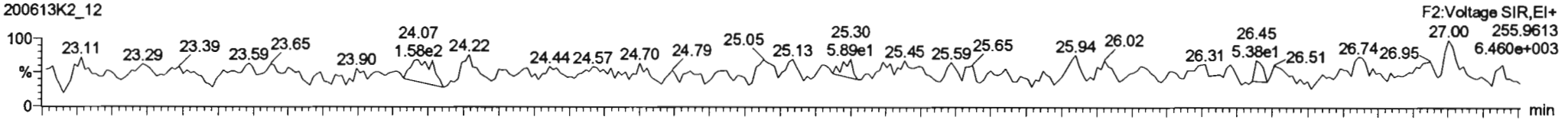
Dataset: Untitled

Last Altered: Sunday, June 14, 2020 13:28:02 Pacific Daylight Time
Printed: Sunday, June 14, 2020 13:29:36 Pacific Daylight Time

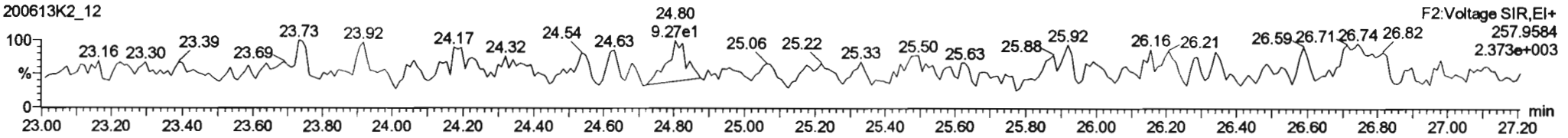
Name: 200613K2_12, Date: 14-Jun-2020, Time: 01:56:17, ID: B0F0059-BLK1 Method Blank 5, Description: Method Blank

PCB-19

200613K2_12

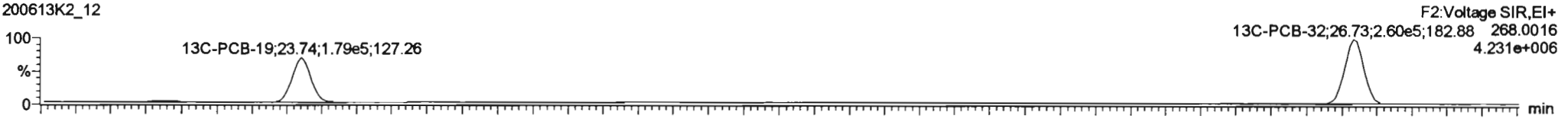


200613K2_12

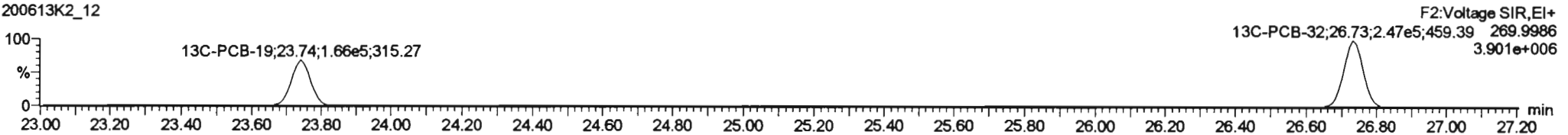


13C-PCB-19

200613K2_12

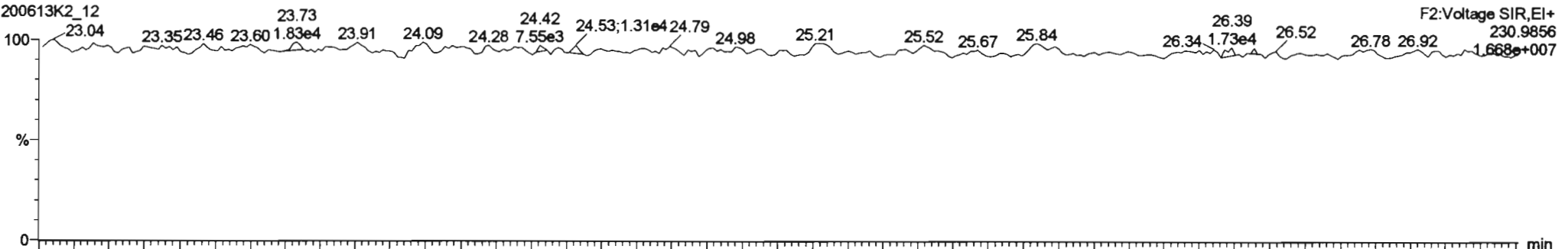


200613K2_12



PFK2b

200613K2_12



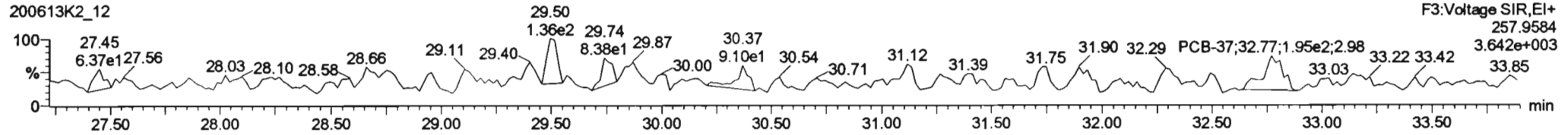
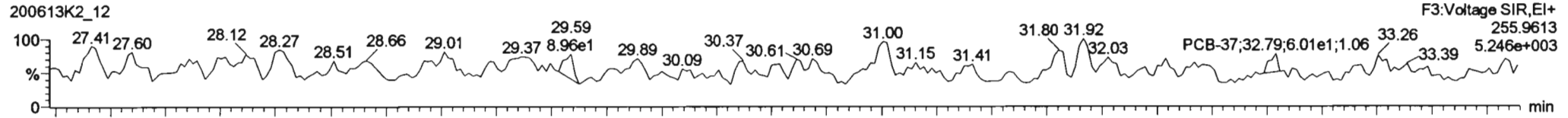
Dataset: Untitled

Last Altered: Sunday, June 14, 2020 13:28:02 Pacific Daylight Time

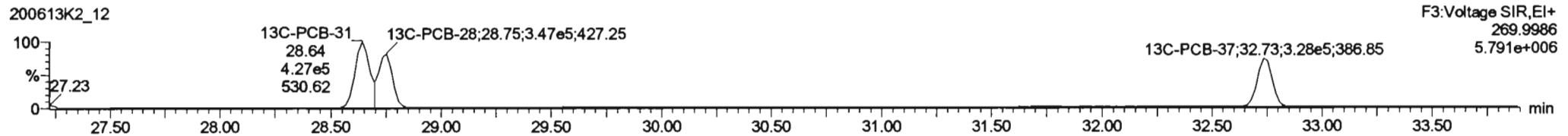

Printed: Sunday, June 14, 2020 13:29:36 Pacific Daylight Time

Name: 200613K2_12, Date: 14-Jun-2020, Time: 01:56:17, ID: B0F0059-BLK1 Method Blank 5, Description: Method Blank

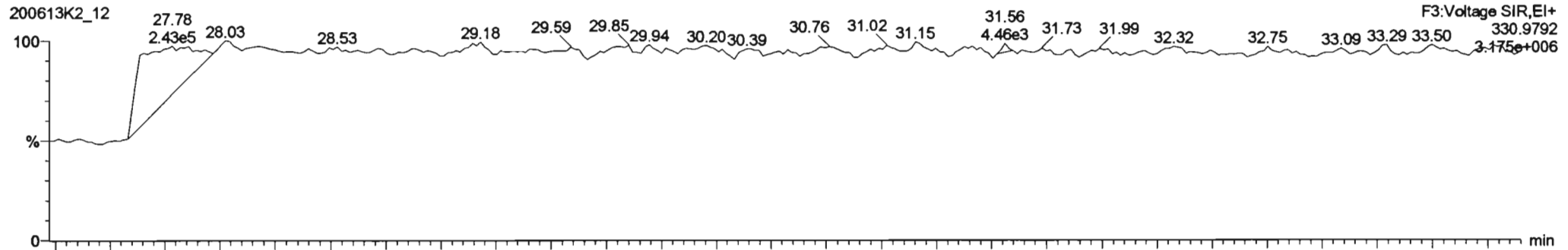
PCB-34



13C-PCB-28



PFK3d

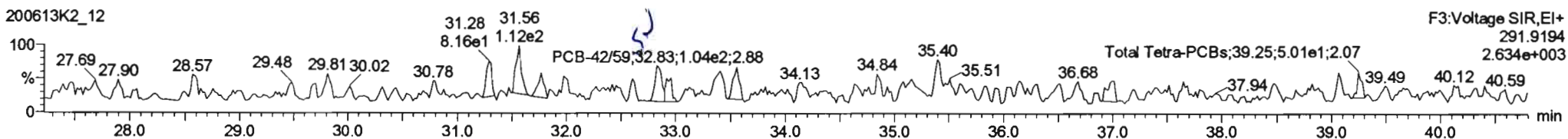
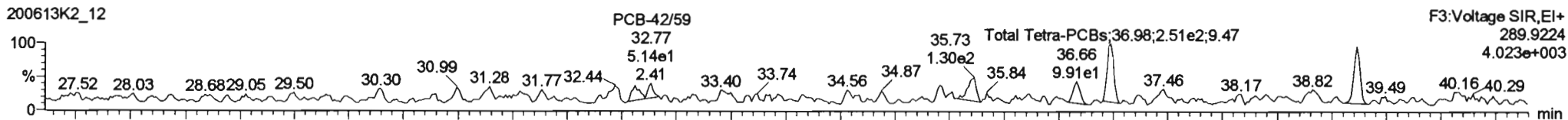


Dataset: Untitled

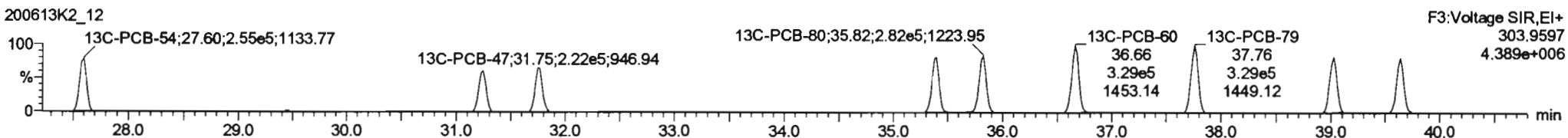
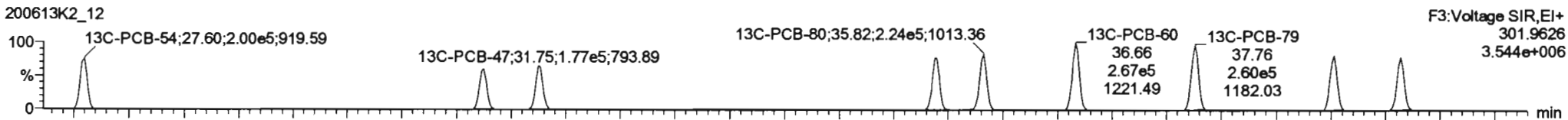
Last Altered: Sunday, June 14, 2020 13:28:02 Pacific Daylight Time
Printed: Sunday, June 14, 2020 13:29:36 Pacific Daylight Time

Name: 200613K2_12, Date: 14-Jun-2020, Time: 01:56:17, ID: B0F0059-BLK1 Method Blank 5, Description: Method Blank

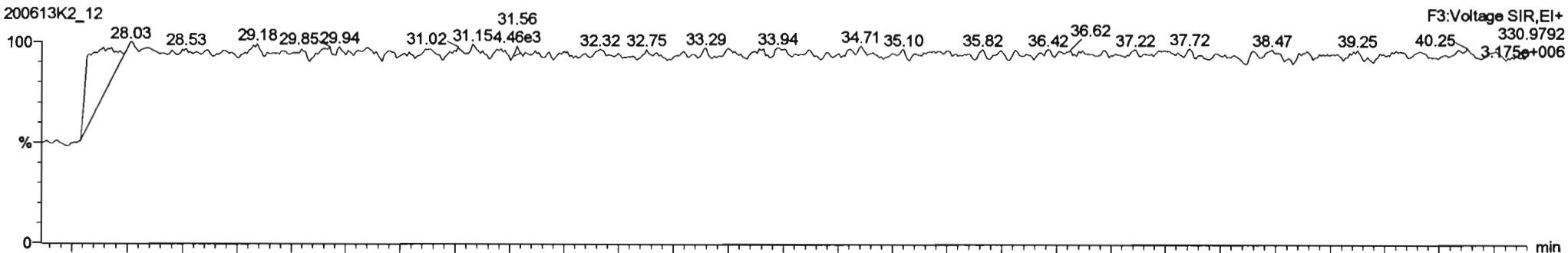
PCB-54



13C-PCB-54



PFK3a



Dataset: Untitled

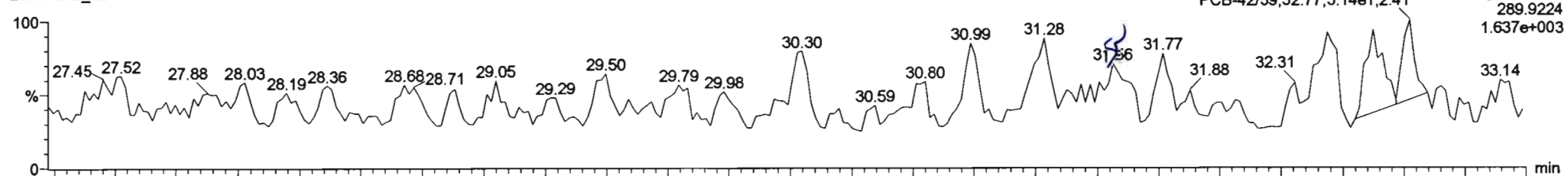
Last Altered: Sunday, June 14, 2020 13:28:02 Pacific Daylight Time

Printed: Sunday, June 14, 2020 13:29:36 Pacific Daylight Time

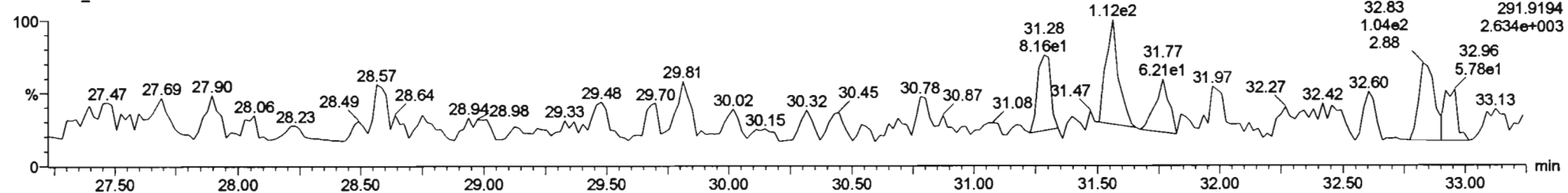
Name: 200613K2_12, Date: 14-Jun-2020, Time: 01:56:17, ID: B0F0059-BLK1 Method Blank 5, Description: Method Blank

PCB-50

200613K2_12

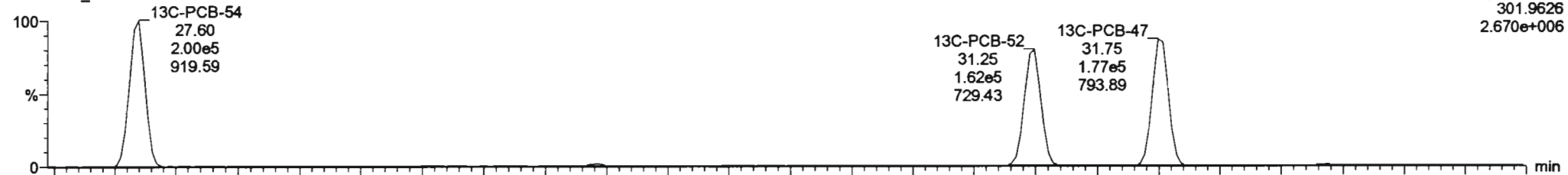


200613K2_12

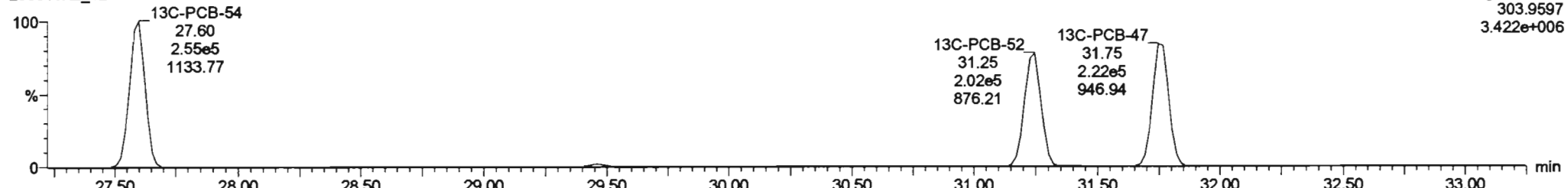


13C-PCB-52

200613K2_12



200613K2_12



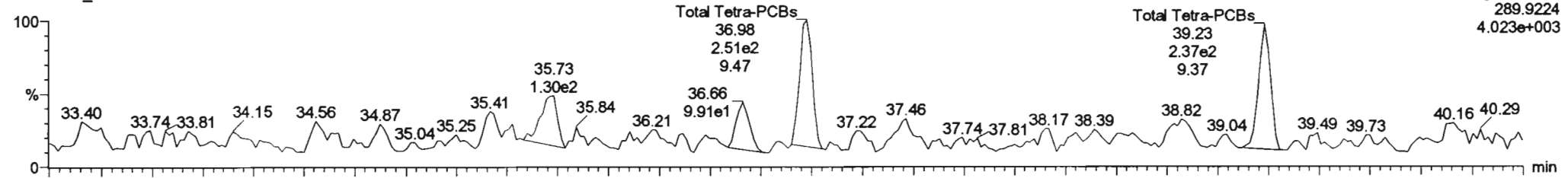
Dataset: Untitled

Last Altered: Sunday, June 14, 2020 13:28:02 Pacific Daylight Time
Printed: Sunday, June 14, 2020 13:29:36 Pacific Daylight Time

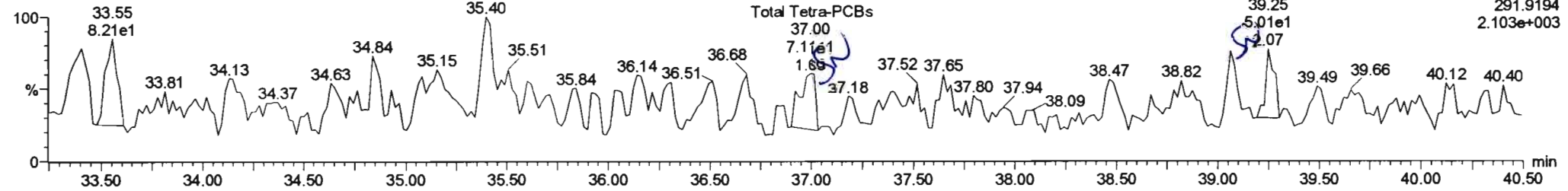
Name: 200613K2_12, Date: 14-Jun-2020, Time: 01:56:17, ID: B0F0059-BLK1 Method Blank 5, Description: Method Blank

PCB-68

200613K2_12

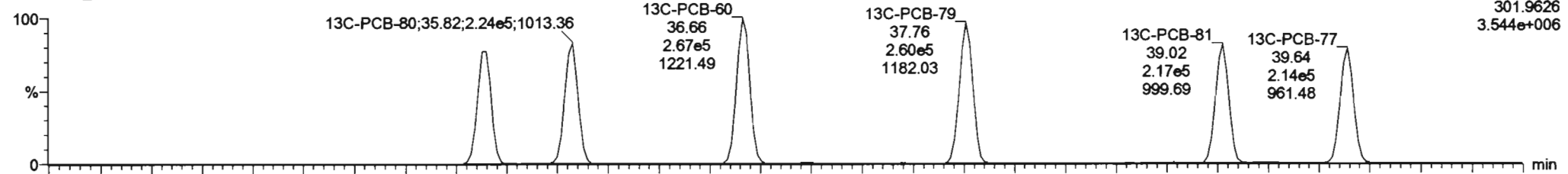


200613K2_12

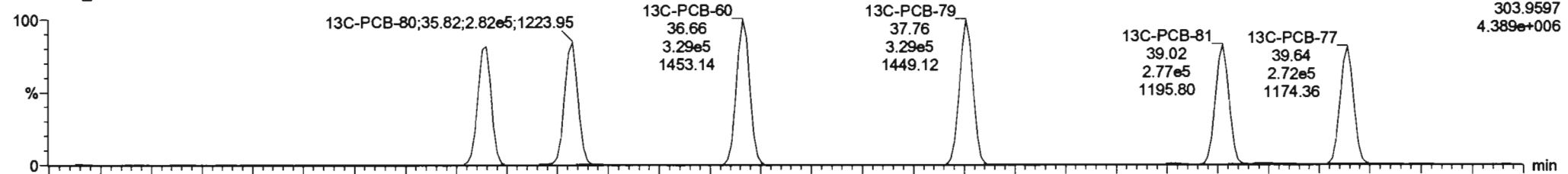


13C-PCB-60

200613K2_12



200613K2_12



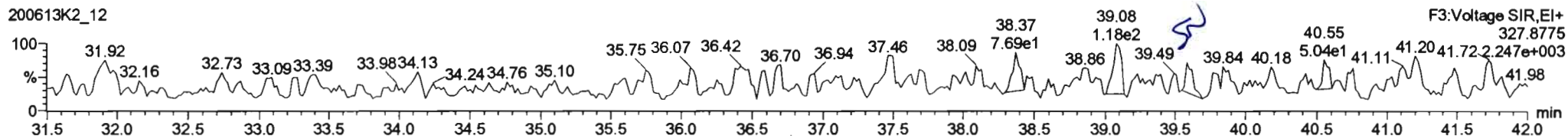
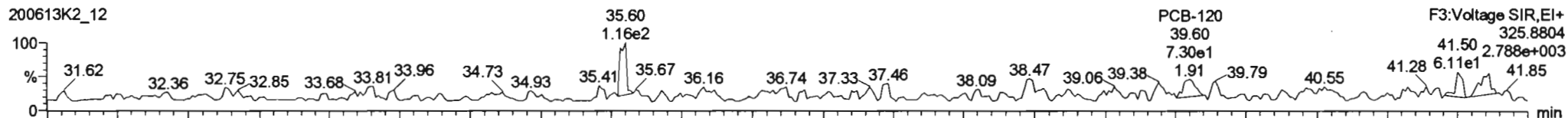
Dataset: Untitled

Last Altered: Sunday, June 14, 2020 13:28:02 Pacific Daylight Time

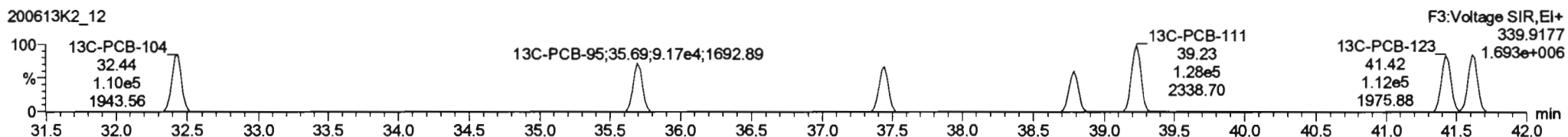

Printed: Sunday, June 14, 2020 13:29:36 Pacific Daylight Time

Name: 200613K2_12, Date: 14-Jun-2020, Time: 01:56:17, ID: B0F0059-BLK1 Method Blank 5, Description: Method Blank


PCB-104



13C-PCB-104



PFK3b



Dataset: Untitled

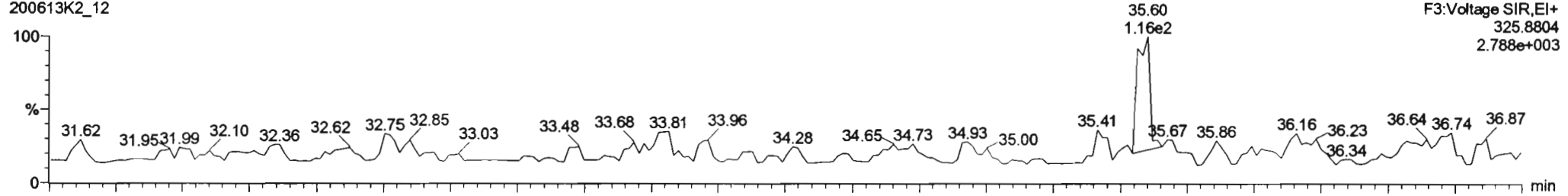
Last Altered: Sunday, June 14, 2020 13:28:02 Pacific Daylight Time

Printed: Sunday, June 14, 2020 13:29:36 Pacific Daylight Time

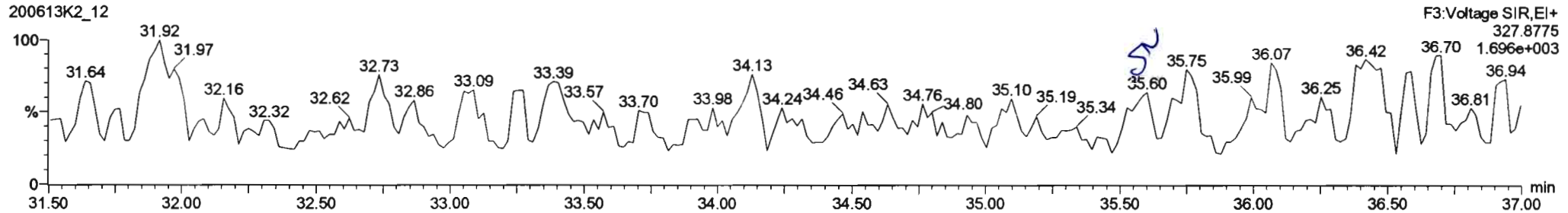
Name: 200613K2_12, Date: 14-Jun-2020, Time: 01:56:17, ID: B0F0059-BLK1 Method Blank 5, Description: Method Blank

PCB-96

200613K2_12

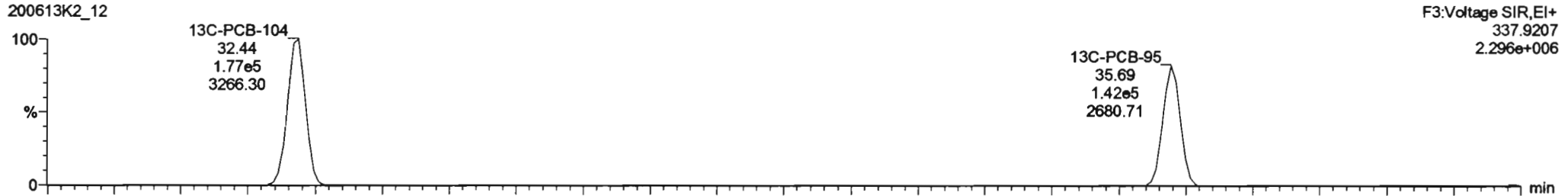


200613K2_12

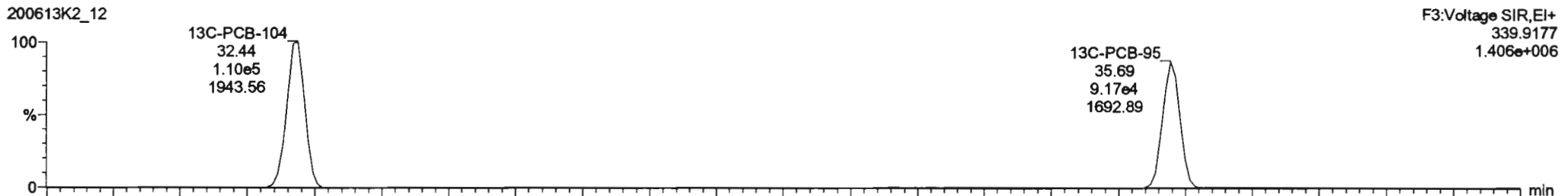


13C-PCB-95

200613K2_12



200613K2_12



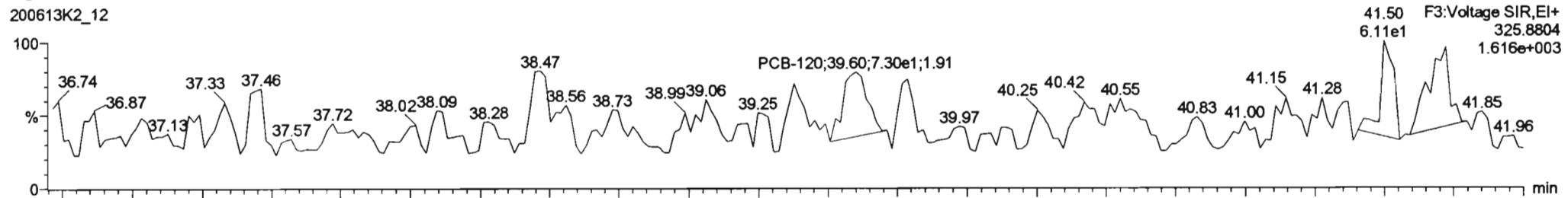
Dataset: Untitled

Last Altered: Sunday, June 14, 2020 13:28:02 Pacific Daylight Time
 Printed: Sunday, June 14, 2020 13:29:36 Pacific Daylight Time

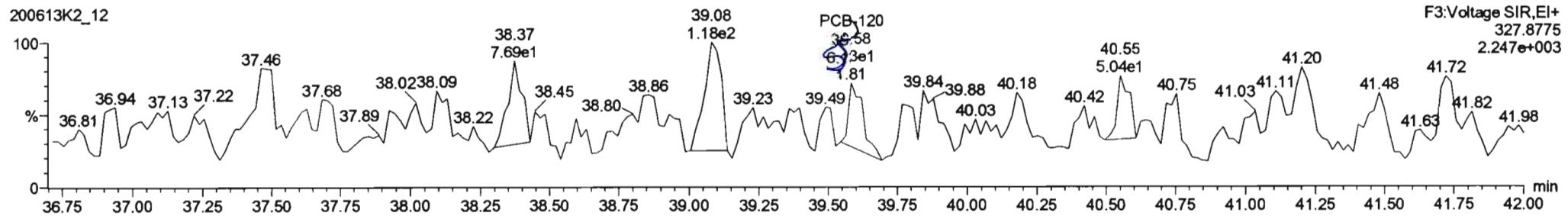
Name: 200613K2_12, Date: 14-Jun-2020, Time: 01:56:17, ID: B0F0059-BLK1 Method Blank 5, Description: Method Blank

PCB-119

200613K2_12

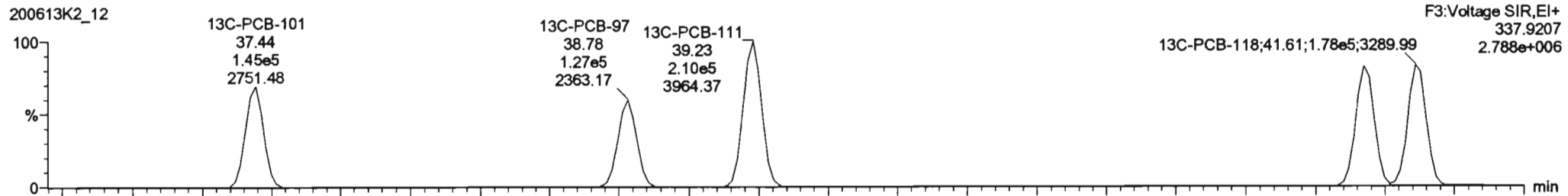


200613K2_12

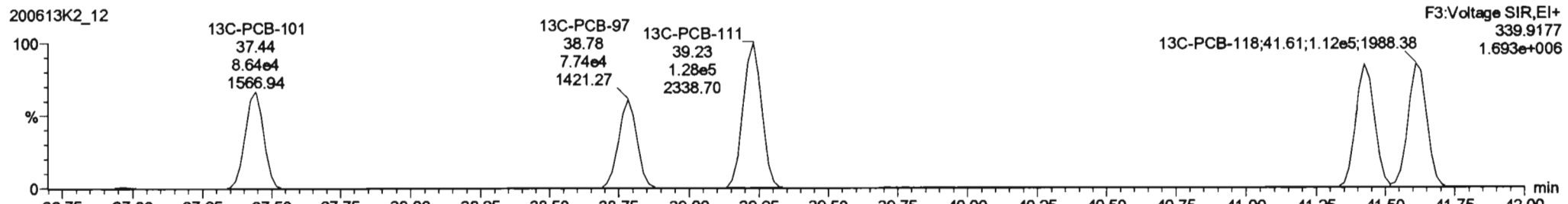


13C-PCB-111

200613K2_12



200613K2_12

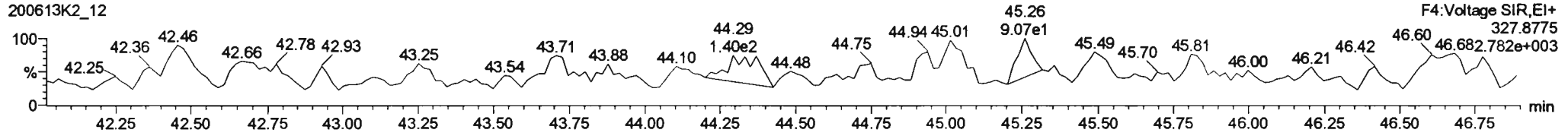
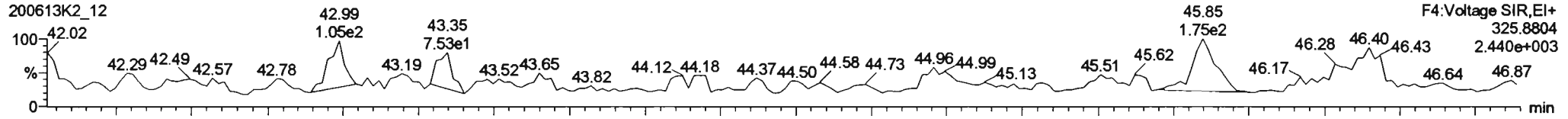


Dataset: Untitled

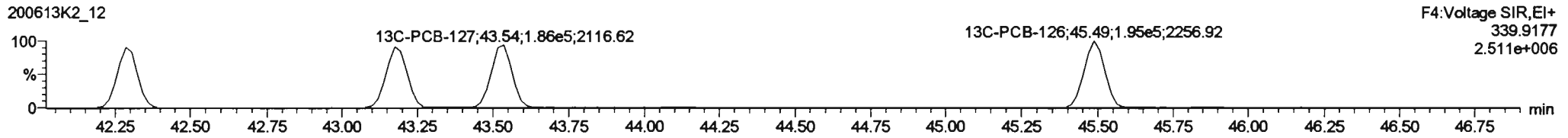
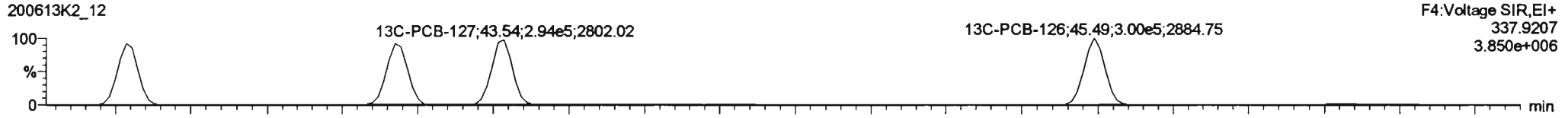
Last Altered: Sunday, June 14, 2020 13:28:02 Pacific Daylight Time
Printed: Sunday, June 14, 2020 13:29:36 Pacific Daylight Time

Name: 200613K2_12, Date: 14-Jun-2020, Time: 01:56:17, ID: B0F0059-BLK1 Method Blank 5, Description: Method Blank

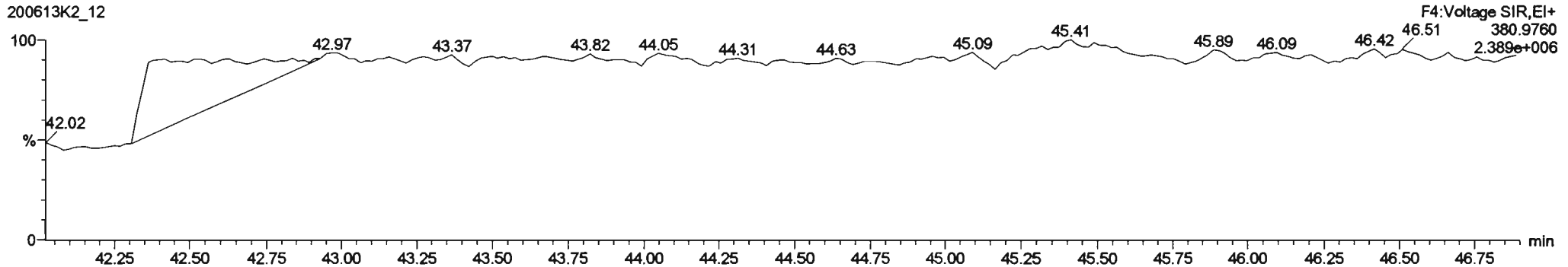
PCB-114



13C-PCB-114



PFK4a



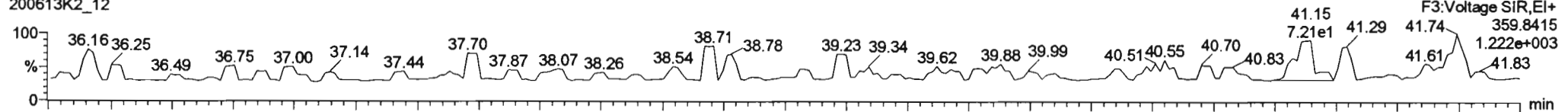
Dataset: Untitled

Last Altered: Sunday, June 14, 2020 13:28:02 Pacific Daylight Time
Printed: Sunday, June 14, 2020 13:29:36 Pacific Daylight Time

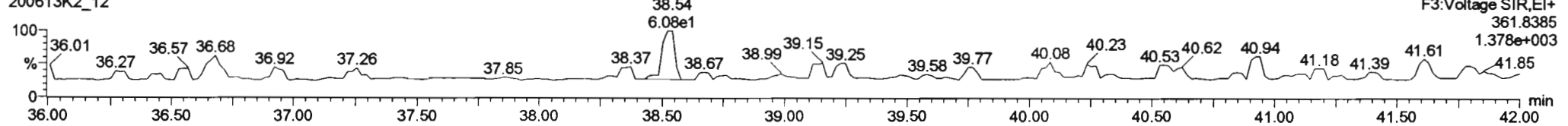
Name: 200613K2_12, Date: 14-Jun-2020, Time: 01:56:17, ID: B0F0059-BLK1 Method Blank 5, Description: Method Blank

PCB-155

200613K2_12

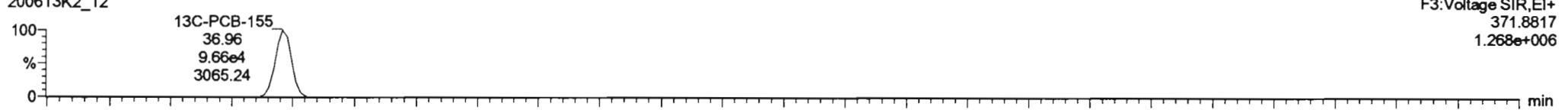


200613K2_12

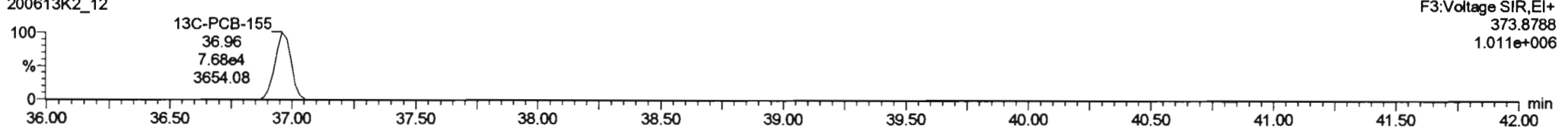


13C-PCB-155

200613K2_12

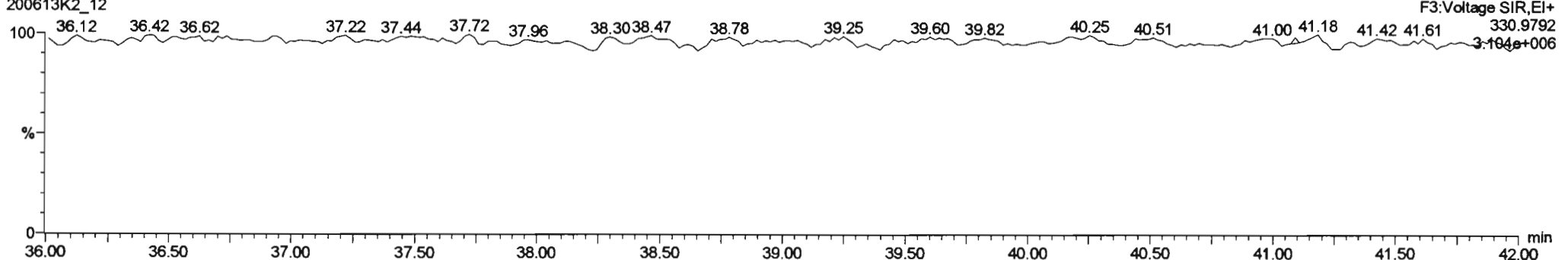


200613K2_12



PFK3c

200613K2_12



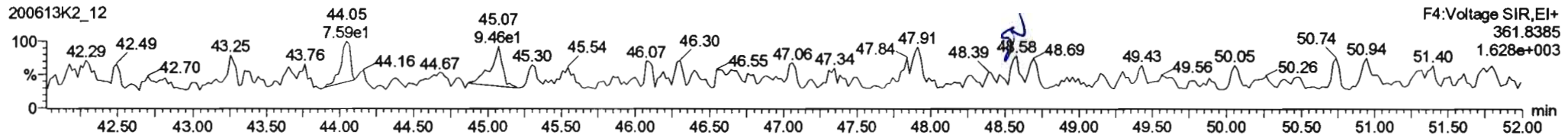
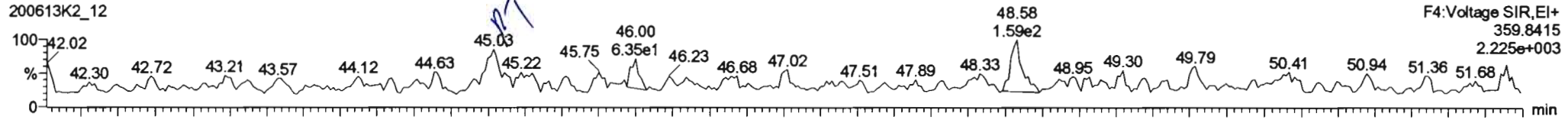
Dataset: Untitled

Last Altered: Sunday, June 14, 2020 13:28:02 Pacific Daylight Time

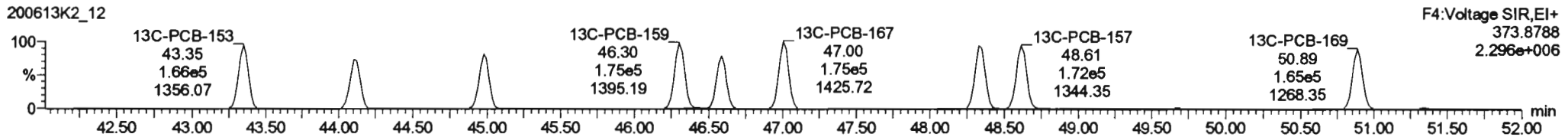
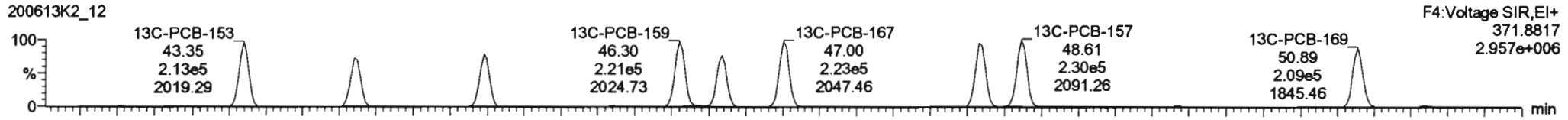
Printed: Sunday, June 14, 2020 13:29:36 Pacific Daylight Time

Name: 200613K2_12, Date: 14-Jun-2020, Time: 01:56:17, ID: B0F0059-BLK1 Method Blank 5, Description: Method Blank

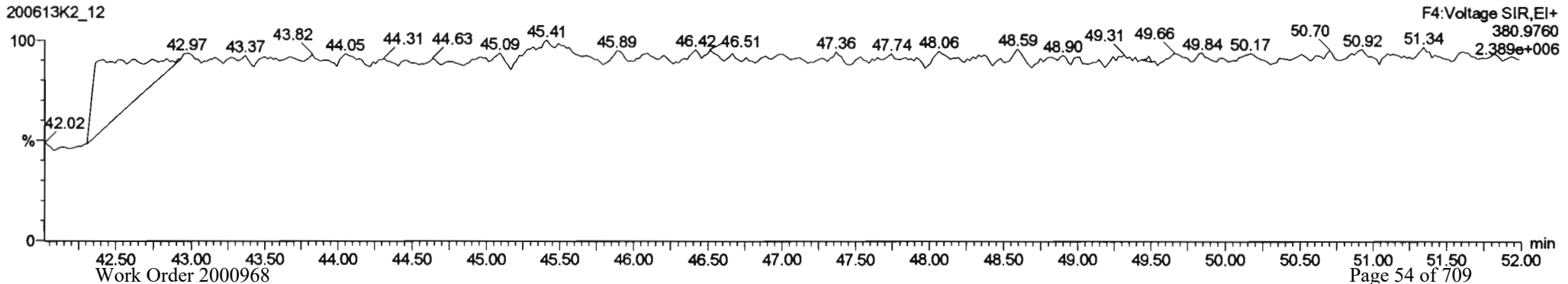
PCB-134/143



13C-PCB-153



PFK4b



Dataset: Untitled


Last Altered: Sunday, June 14, 2020 13:28:02 Pacific Daylight Time

Printed: Sunday, June 14, 2020 13:29:36 Pacific Daylight Time

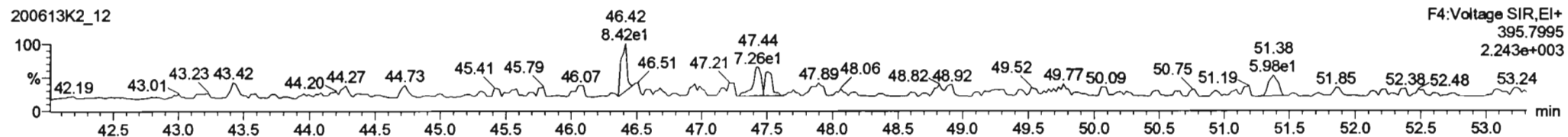
Name: 200613K2_12, Date: 14-Jun-2020, Time: 01:56:17, ID: B0F0059-BLK1 Method Blank 5, Description: Method Blank

PCB-188

200613K2_12




200613K2_12

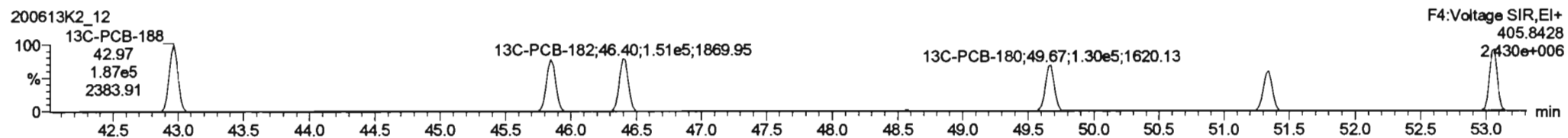


13C-PCB-188

200613K2_12

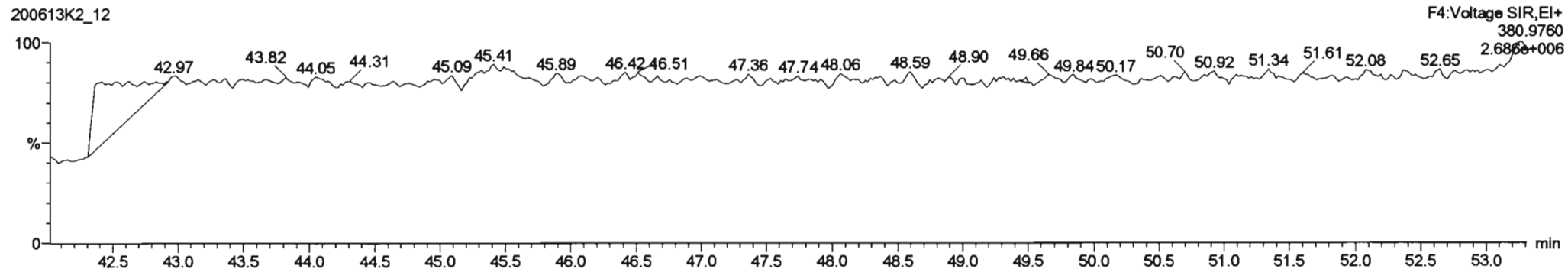


200613K2_12



PFK4c

200613K2_12



Dataset: Untitled

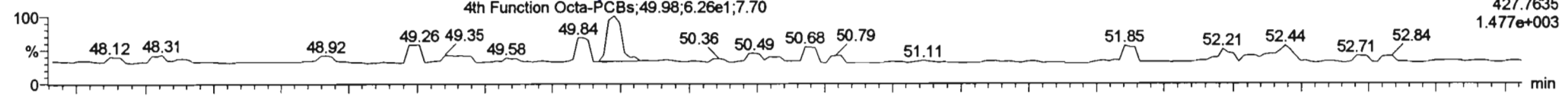
Last Altered: Sunday, June 14, 2020 13:28:02 Pacific Daylight Time

Printed: Sunday, June 14, 2020 13:29:36 Pacific Daylight Time

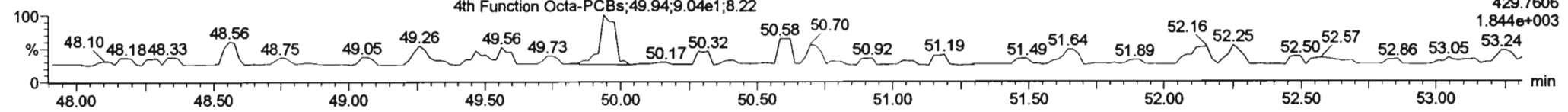
Name: 200613K2_12, Date: 14-Jun-2020, Time: 01:56:17, ID: B0F0059-BLK1 Method Blank 5, Description: Method Blank

PCB-202

200613K2_12

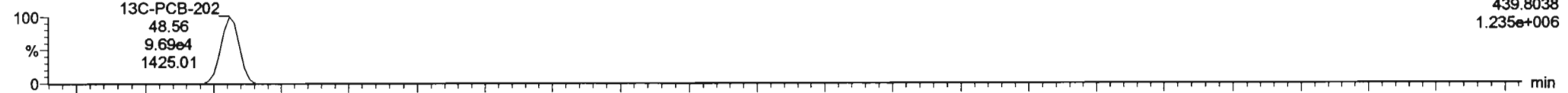


200613K2_12

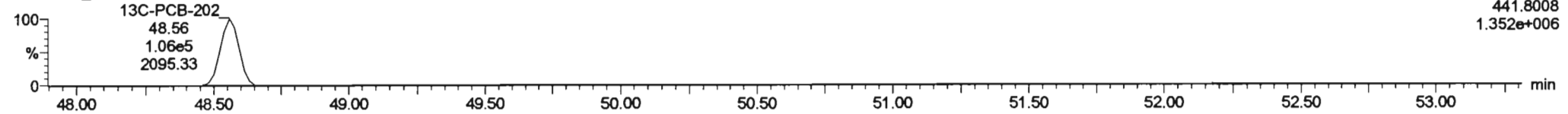


13C-PCB-202

200613K2_12

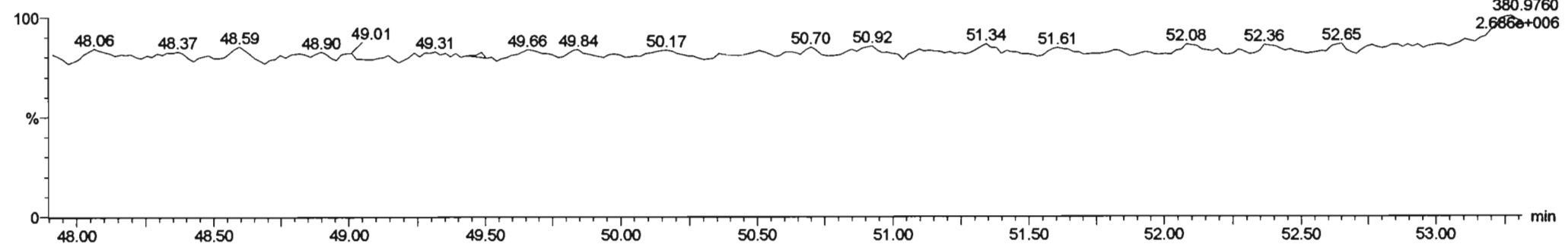


200613K2_12



PFK4d

200613K2_12

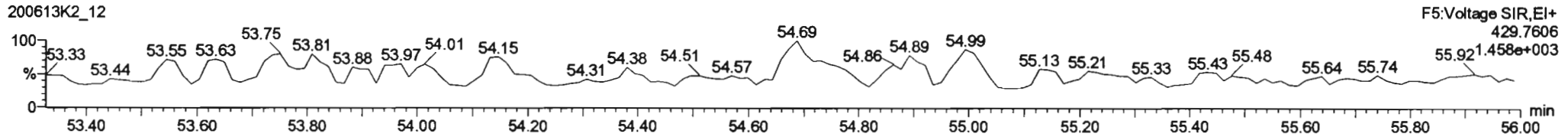
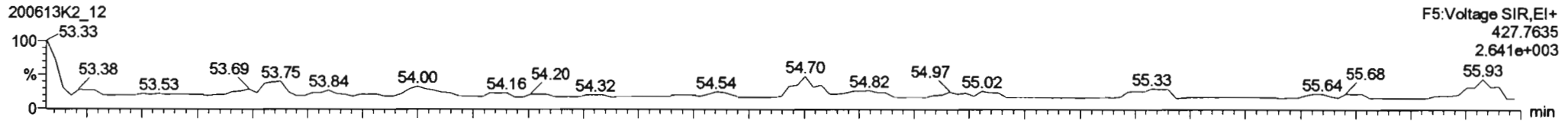


Dataset: Untitled

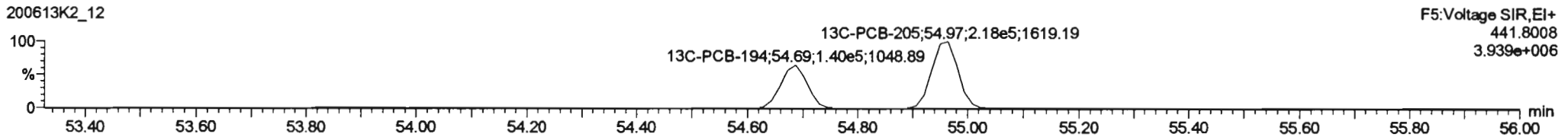
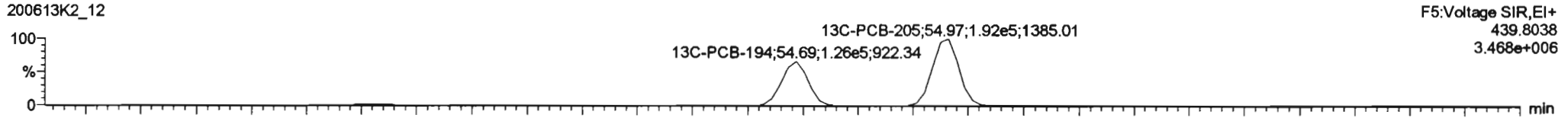
Last Altered: Sunday, June 14, 2020 13:28:02 Pacific Daylight Time
Printed: Sunday, June 14, 2020 13:29:36 Pacific Daylight Time

Name: 200613K2_12, Date: 14-Jun-2020, Time: 01:56:17, ID: B0F0059-BLK1 Method Blank 5, Description: Method Blank

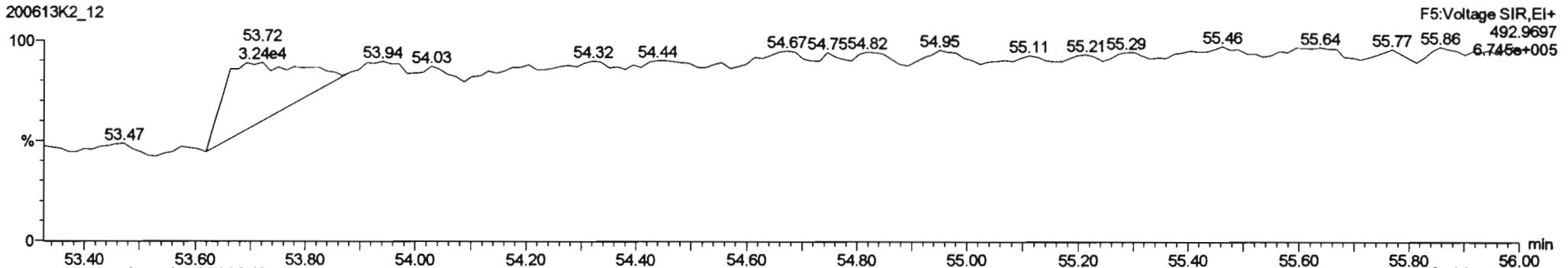
PCB-195



13C-PCB-194



PFK5a



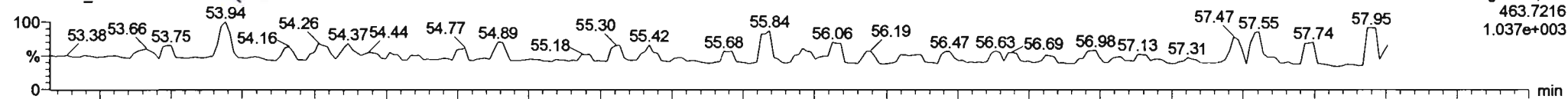
Dataset: Untitled

Last Altered: Sunday, June 14, 2020 13:28:02 Pacific Daylight Time
Printed: Sunday, June 14, 2020 13:29:36 Pacific Daylight Time

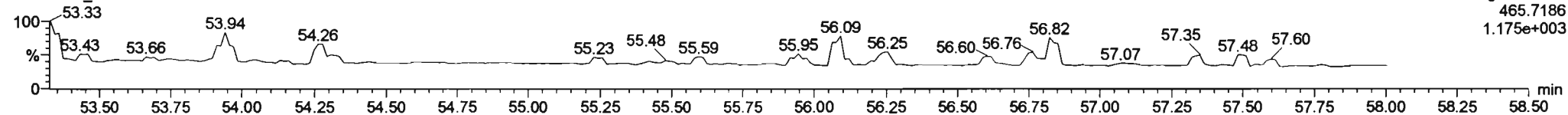
Name: 200613K2_12, Date: 14-Jun-2020, Time: 01:56:17, ID: B0F0059-BLK1 Method Blank 5, Description: Method Blank

PCB-208

200613K2_12

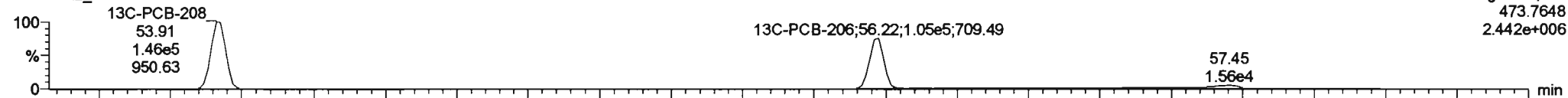


200613K2_12

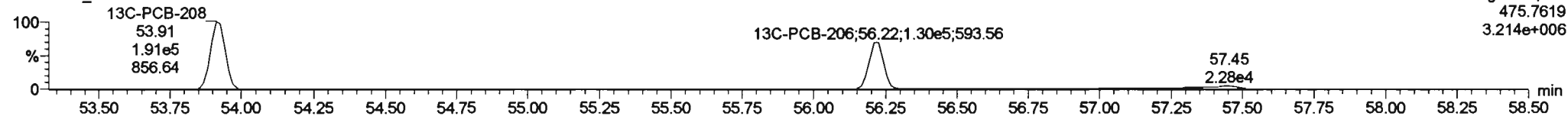


13C-PCB-208

200613K2_12

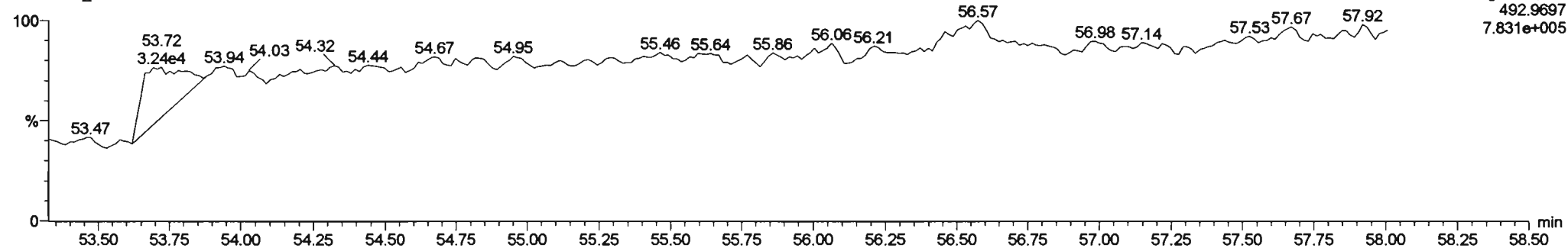


200613K2_12



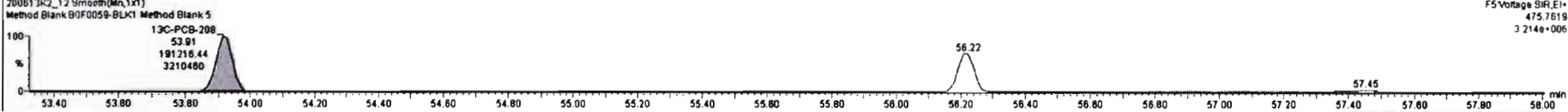

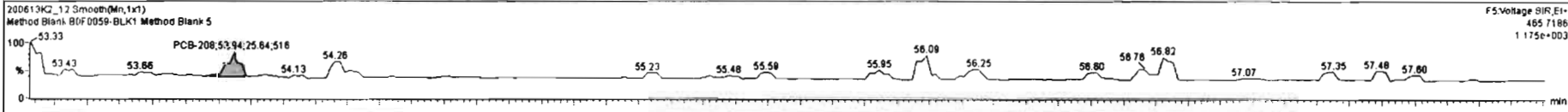
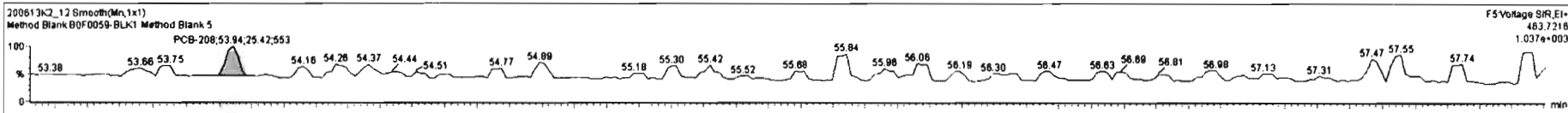
PFK5

200613K2_12



#	Name	Resp	RA	nly	NRF	int/col	Pred.RT	RT	Pred.RT	NRT	NRT Fail	Conc.	%Rec	DL	ElPC
234	4th Function Octa-PCBs				1.0008	5.000	0.00		0.000		NO			3.77	
235	5th Function Octa-PCBs				1.1489	5.000	0.00		0.000		NO			1.28	
236	6th Function Octa-PCBs				0.8523	5.000	0.00		0.000		NO	0.0000		0.051	0.2824
237	Total Hexas-PCBs				0.8864	5.000	0.00		0.000		NO			0.119	
238	Total PCBs														
239	Total Mono-isotopes														
240	Total Di-isotopes														
241	2nd Function Tri-isotopes														
242	3rd Function Tri-isotopes														
243	Tetra-isotopes				0.8678	5.000	0.00		1.000		NO	15140		28.1	0.0000

#	Name	Pred.RT	RT	m1 Resp	m2 Resp	1 st Peak (Pred)	RA	nly	ElPC	Conc.
1	105 PCB-208	53.93	53.94	2.542e1	2.584e1	1.340	0.89	YES	0.28238	0.00000



Dataset: Untitled

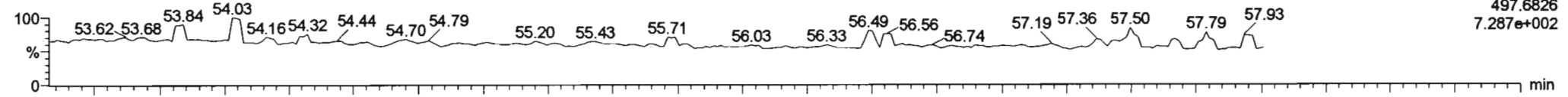
Last Altered: Sunday, June 14, 2020 13:28:02 Pacific Daylight Time

Printed: Sunday, June 14, 2020 13:29:36 Pacific Daylight Time

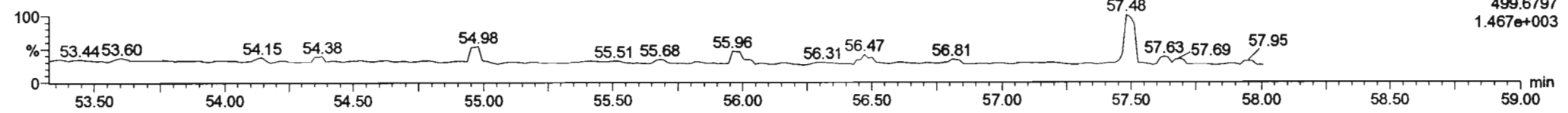
Name: 200613K2_12, Date: 14-Jun-2020, Time: 01:56:17, ID: B0F0059-BLK1 Method Blank 5, Description: Method Blank

PCB-209

200613K2_12

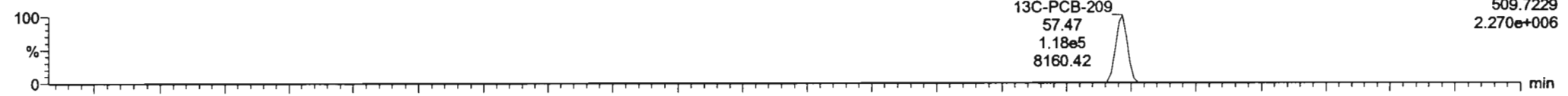


200613K2_12

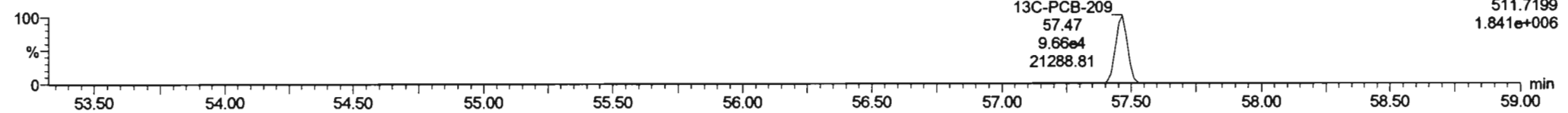


13C-PCB-209

200613K2_12

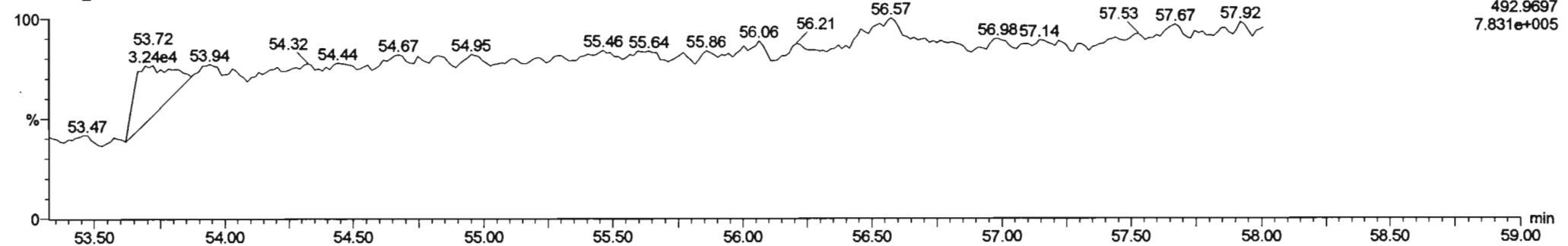


200613K2_12



PFK5b

200613K2_12



Dataset: U:\VG11.PRO\Results\200613K2\200613K2-8.qld

Last Altered: Sunday, June 14, 2020 15:09:02 Pacific Daylight Time
Printed: Sunday, June 14, 2020 15:09:25 Pacific Daylight Time

H 6-14-2020

CT 06/23/2020

Method: Untitled 14 Jun 2020 13:31:38

Calibration: U:\VG11.PRO\CurveDB\db1_PCBvg11-6-1-20.cdb 02 Jun 2020 10:21:16

Name: 200613K2_8, Date: 13-Jun-2020, Time: 21:52:36, ID: B0F0059-BS1 OPR 5, Description: OPR

#	Name	Resp	RA	n/y	RRP	wt/vol	Pred.RT	RT	Pred.R...	RRT	Check RRT	Conc.	%Rec	DI	EMPC
1	1 PCB-1	6.79e5	3.17	NO	1.17	5.000	15.53	15.54	1.001	1.001	NO	1288		0.441	1288
2	2 PCB-2	6.60e5	3.23	NO	1.18	5.000	17.94	17.94	0.988	0.988	NO	1217		0.448	1217
3	3 PCB-3	6.68e5	3.19	NO	1.15	5.000	18.17	18.18	1.001	1.001	NO	1269		0.461	1269
4	4 PCB-4/10	9.62e5	1.60	NO	1.25	5.000	19.59	19.59	1.004	1.004	NO	2464		2.69	2464
5	5 PCB-7/9	1.18e6	1.56	NO	0.960	5.000	21.40	21.37	1.003	1.001	NO	2427		2.23	2427
6	6 PCB-6	6.53e5	1.55	NO	1.02	5.000	22.05	22.05	1.033	1.033	NO	1264		2.09	1264
7	7 PCB-5/8	1.21e6	1.57	NO	0.992	5.000	22.45	22.45	1.052	1.052	NO	2407		2.16	2407
8	8 PCB-14	6.13e5	1.59	NO	1.02	5.000	23.58	23.59	0.952	0.952	NO	1242		2.26	1242
9	9 PCB-11	6.59e5	1.56	NO	1.13	5.000	24.80	24.80	1.001	1.001	NO	1207		2.05	1207
10	10 PCB-12/13	1.28e6	1.59	NO	1.03	5.000	25.23	25.24	1.018	1.018	NO	2568		2.24	2568
11	11 PCB-15	6.13e5	1.59	NO	1.03	5.000	25.54	25.53	1.031	1.030	NO	1222		2.23	1222
12	12 PCB-19	2.70e5	1.03	NO	1.11	5.000	23.78	23.77	1.001	1.001	NO	1183		1.12	1183
13	13 PCB-30	4.42e5	1.04	NO	1.79	5.000	24.68	24.68	1.039	1.039	NO	1192		0.693	1192
14	14 PCB-18	2.88e5	1.03	NO	0.818	5.000	25.44	25.45	0.952	0.952	NO	1139		1.06	1139
15	15 PCB-17	2.71e5	1.04	NO	0.758	5.000	25.62	25.63	0.958	0.959	NO	1154		1.14	1154
16	16 PCB-24/27	7.85e5	1.03	NO	1.08	5.000	26.23	26.22	0.981	0.981	NO	2345		0.799	2345
17	17 PCB-16/32	6.71e5	1.03	NO	0.925	5.000	26.75	26.75	1.001	1.001	NO	2344		0.934	2344
18	18 PCB-34	4.84e5	1.06	NO	0.945	5.000	27.56	27.56	0.959	0.959	NO	1205		1.01	1205
19	19 PCB-23	4.49e5	1.07	NO	0.883	5.000	27.65	27.65	0.962	0.962	NO	1196		1.08	1196
20	20 PCB-29	4.38e5	1.05	NO	0.893	5.000	27.91	27.91	0.971	0.971	NO	1155		1.07	1155
21	21 PCB-26	4.72e5	1.04	NO	0.944	5.000	28.14	28.14	0.979	0.979	NO	1177		1.01	1177
22	22 PCB-25	4.82e5	1.02	NO	0.950	5.000	28.29	28.31	0.984	0.984	NO	1194		1.00	1194
23	23 PCB-31	5.20e5	1.04	NO	1.04	5.000	28.66	28.66	0.997	0.997	NO	1181		0.921	1181
24	24 PCB-28	5.23e5	1.03	NO	1.03	5.000	28.77	28.77	1.001	1.001	NO	1201		0.931	1201
25	25 PCB-20/21/33	1.43e6	1.02	NO	0.941	5.000	29.41	29.40	1.023	1.023	NO	3583		1.01	3583
26	26 PCB-22	5.03e5	1.03	NO	0.973	5.000	29.85	29.87	1.038	1.039	NO	1217		0.981	1217
27	27 PCB-36	5.04e5	1.03	NO	1.08	5.000	30.49	30.48	0.931	0.931	NO	1194		0.992	1194
28	28 PCB-39	4.57e5	1.00	NO	0.988	5.000	30.97	30.99	0.946	0.947	NO	1179		1.08	1179
29	29 PCB-38	5.08e5	1.05	NO	1.05	5.000	31.77	31.77	0.970	0.970	NO	1231		1.01	1231
30	30 PCB-35	5.00e5	1.05	NO	1.04	5.000	32.31	32.31	0.987	0.987	NO	1221		1.02	1221
31	31 PCB-37	5.08e5	1.02	NO	1.01	5.000	32.75	32.75	1.001	1.001	NO	1285		1.06	1285
32	32 PCB-54	3.63e5	0.78	NO	1.08	5.000	27.62	27.62	1.001	1.001	NO	1208		1.00	1208

Dataset: U:\VG11.PRO\Results\200613K2\200613K2-8.qld

Last Altered: Sunday, June 14, 2020 15:09:02 Pacific Daylight Time
Printed: Sunday, June 14, 2020 15:09:25 Pacific Daylight Time

Name: 200613K2_8, Date: 13-Jun-2020, Time: 21:52:36, ID: B0F0059-BS1 OPR 5, Description: OPR

#	Name	Resp	RA	n/y	RRF	wt/Vol	Pred.RT	RT	Pred.R...	RRT	Check RRT	Conc.	%Rec	DL	EMPC
33	33 PCB-50	2.83e5	0.76	NO	0.880	5.000	28.81	28.81	1.044	1.044	NO	1158		1.23	1158
34	34 PCB-53	2.58e5	0.77	NO	0.997	5.000	29.50	29.48	0.944	0.943	NO	1151		1.36	1151
35	35 PCB-51	2.87e5	0.77	NO	1.07	5.000	29.84	29.83	0.955	0.955	NO	1197		1.27	1197
36	36 PCB-45	2.25e5	0.77	NO	0.858	5.000	30.29	30.28	0.969	0.969	NO	1167		1.58	1167
37	37 PCB-46	2.15e5	0.78	NO	0.831	5.000	30.78	30.78	0.985	0.985	NO	1152		1.63	1152
38	38 PCB-52/69	6.22e5	0.78	NO	1.17	5.000	31.28	31.28	1.001	1.001	NO	2371		1.16	2371
39	39 PCB-73	4.00e5	0.77	NO	1.44	5.000	31.40	31.39	1.005	1.005	NO	1232		0.938	1232
40	40 PCB-43/49	5.54e5	0.76	NO	1.02	5.000	31.57	31.56	1.010	1.010	NO	2426		1.33	2426
41	41 PCB-47	2.56e5	0.76	NO	0.922	5.000	31.79	31.78	1.001	1.001	NO	1174		1.42	1174
42	42 PCB-48/75	6.43e5	0.79	NO	1.12	5.000	31.90	31.90	1.004	1.004	NO	2427		1.17	2427
43	43 PCB-65	3.65e5	0.75	NO	1.28	5.000	32.17	32.18	1.013	1.013	NO	1204		1.02	1204
44	44 PCB-62	3.04e5	0.77	NO	1.13	5.000	32.28	32.27	1.016	1.016	NO	1141		1.16	1141
45	45 PCB-44	2.29e5	0.78	NO	0.824	5.000	32.62	32.60	1.027	1.026	NO	1175		1.59	1175
46	46 PCB-42/59	5.99e5	0.78	NO	1.05	5.000	32.85	32.83	1.034	1.033	NO	2413		1.25	2413
47	47 PCB-41/64/71/72	1.39e6	0.79	NO	1.19	5.000	33.45	33.44	1.053	1.053	NO	4959		1.10	4959
48	48 PCB-68	3.68e5	0.77	NO	1.28	5.000	33.70	33.70	1.061	1.061	NO	1218		1.02	1218
49	49 PCB-40	1.74e5	0.76	NO	0.602	5.000	33.93	33.92	1.068	1.068	NO	1226		2.17	1226
50	50 PCB-57	3.91e5	0.75	NO	1.16	5.000	34.30	34.30	0.969	0.969	NO	1189		0.976	1189
51	51 PCB-67	3.61e5	0.77	NO	1.08	5.000	34.62	34.61	0.978	0.978	NO	1175		1.05	1175
52	52 PCB-58	4.05e5	0.77	NO	1.20	5.000	34.74	34.72	0.982	0.981	NO	1187		0.943	1187
53	53 PCB-63	3.55e5	0.78	NO	1.07	5.000	34.90	34.89	0.986	0.986	NO	1170		1.06	1170
54	54 PCB-74	3.97e5	0.77	NO	1.19	5.000	35.20	35.19	0.994	0.994	NO	1184		0.958	1184
55	55 PCB-61/70	7.16e5	0.77	NO	1.05	5.000	35.41	35.32	1.000	0.998	NO	2398		1.08	2398
56	56 PCB-76/66	7.89e5	0.78	NO	1.16	5.000	35.60	35.60	1.006	1.006	NO	2393		0.975	2393
57	57 PCB-80	4.18e5	0.76	NO	1.19	5.000	35.84	35.84	1.001	1.001	NO	1189		0.882	1189
58	58 PCB-55	4.13e5	0.77	NO	1.17	5.000	36.16	36.18	1.010	1.010	NO	1192		0.895	1192
59	59 PCB-56/60	7.33e5	0.77	NO	1.02	5.000	36.68	36.68	1.024	1.024	NO	2429		1.03	2429
60	60 PCB-79	4.13e5	0.77	NO	1.14	5.000	37.78	37.78	1.055	1.055	NO	1223		0.920	1223
61	61 PCB-78	3.80e5	0.78	NO	1.14	5.000	38.50	38.50	0.987	0.987	NO	1142		0.940	1142
62	62 PCB-81	3.76e5	0.77	NO	1.05	5.000	39.04	39.04	1.000	1.000	NO	1230		1.02	1230
63	63 PCB-77	3.76e5	0.78	NO	1.14	5.000	39.66	39.66	1.000	1.000	NO	1170		0.979	1170
64	64 PCB-104	2.24e5	1.59	NO	1.12	5.000	32.46	32.46	1.001	1.001	NO	1185		0.941	1185
65	65 PCB-96	2.25e5	1.59	NO	1.15	5.000	33.78	33.76	1.041	1.041	NO	1156		0.915	1156
66	66 PCB-103	1.78e5	1.59	NO	0.936	5.000	34.34	34.32	1.059	1.058	NO	1128		1.13	1128
67	67 PCB-100	1.79e5	1.55	NO	0.954	5.000	34.69	34.67	1.069	1.069	NO	1113		1.11	1113
68	68 PCB-94	1.41e5	1.55	NO	0.949	5.000	35.18	35.17	0.985	0.985	NO	1108		1.37	1108

Dataset: U:\VG11.PRO\Results\200613K2\200613K2-8.qld

Last Altered: Sunday, June 14, 2020 15:09:02 Pacific Daylight Time

Printed: Sunday, June 14, 2020 15:09:25 Pacific Daylight Time

Name: 200613K2_8, Date: 13-Jun-2020, Time: 21:52:36, ID: B0F0059-BS1 OPR 5, Description: OPR

#	Name	Resp	RA	n/y	RRF	wt/vol	Pred.RT	RT	Pred.R...	RRT	Check RRT	Conc.	%Rec	DL	EMPC
69	69 PCB-95/98/102	5.60e5	1.59	NO	1.20	5.000	35.65	35.66	0.999	0.999	NO	3469		1.08	3469
70	70 PCB-93	1.35e5	1.60	NO	0.935	5.000	35.77	35.79	1.002	1.003	NO	1080		1.39	1080
71	71 PCB-88/91	3.36e5	1.56	NO	1.06	5.000	36.12	36.12	1.012	1.012	NO	2358		1.22	2358
72	72 PCB-121	2.46e5	1.60	NO	1.71	5.000	36.21	36.21	1.015	1.015	NO	1072		0.761	1072
73	73 PCB-84/92	3.08e5	1.60	NO	1.02	5.000	37.08	37.07	0.990	0.990	NO	2276		1.27	2276
74	74 PCB-89	1.68e5	1.58	NO	1.11	5.000	37.25	37.26	0.995	0.995	NO	1141		1.17	1141
75	75 PCB-90/101	3.42e5	1.61	NO	1.12	5.000	37.46	37.44	1.000	1.000	NO	2287		1.15	2287
76	76 PCB-113	2.39e5	1.61	NO	1.51	5.000	37.70	37.70	1.007	1.007	NO	1184		0.852	1184
77	77 PCB-99	1.87e5	1.60	NO	1.32	5.000	37.79	37.80	1.009	1.009	NO	1063		0.976	1063
78	78 PCB-119	2.44e5	1.58	NO	1.81	5.000	38.28	38.28	0.987	0.987	NO	1116		0.804	1116
79	79 PCB-108/112	3.91e5	1.60	NO	1.44	5.000	38.44	38.43	0.991	0.991	NO	2238		1.00	2238
80	80 PCB-83	2.45e5	1.58	NO	1.83	5.000	38.59	38.60	0.995	0.995	NO	1107		0.793	1107
81	81 PCB-97	1.75e5	1.59	NO	1.28	5.000	38.80	38.80	1.000	1.000	NO	1126		1.13	1126
82	82 PCB-86	1.64e5	1.59	NO	1.12	5.000	38.95	38.97	1.004	1.005	NO	1210		1.30	1210
83	83 PCB-87/117/125	6.64e5	1.60	NO	1.56	5.000	39.10	39.08	1.008	1.008	NO	3520		0.931	3520
84	84 PCB-111/115	5.60e5	1.58	NO	1.91	5.000	39.25	39.25	1.012	1.012	NO	2420		0.760	2420
85	85 PCB-85/116	3.76e5	1.60	NO	1.41	5.000	39.38	39.38	1.015	1.015	NO	2201		1.03	2201
86	86 PCB-120	2.83e5	1.59	NO	2.01	5.000	39.64	39.64	1.022	1.022	NO	1167		0.724	1167
87	87 PCB-110	2.29e5	1.56	NO	1.74	5.000	39.77	39.79	1.026	1.026	NO	1085		0.833	1085
88	88 PCB-82	1.42e5	1.55	NO	0.781	5.000	40.43	40.42	0.976	0.976	NO	1099		1.37	1099
89	89 PCB-124	2.45e5	1.54	NO	1.40	5.000	41.13	41.13	0.993	0.993	NO	1063		0.767	1063
90	90 PCB-107/109	5.08e5	1.58	NO	1.34	5.000	41.27	41.28	0.996	0.996	NO	2291		0.799	2291
91	91 PCB-123	2.23e5	1.57	NO	1.20	5.000	41.44	41.44	1.000	1.000	NO	1124		0.895	1124
92	92 PCB-106/118	4.93e5	1.60	NO	1.22	5.000	41.65	41.67	1.001	1.001	NO	2306		0.845	2306
93	93 PCB-114	3.45e5	1.56	NO	1.14	5.000	42.31	42.30	1.000	1.000	NO	1160		1.41	1160
94	94 PCB-122	2.91e5	1.60	NO	0.944	5.000	42.45	42.46	1.004	1.004	NO	1182		1.70	1182
95	95 PCB-105	3.35e5	1.56	NO	1.05	5.000	43.19	43.21	1.000	1.001	NO	1192		1.50	1192
96	96 PCB-127	3.65e5	1.55	NO	1.06	5.000	43.55	43.56	1.000	1.000	NO	1216		1.37	1216
97	97 PCB-126	4.04e5	1.58	NO	1.17	5.000	45.51	45.51	1.000	1.000	NO	1171		1.20	1171
98	98 PCB-155	1.16e5	1.37	NO	1.04	5.000	36.98	36.99	1.000	1.001	NO	1091		0.879	1091
99	99 PCB-150	1.25e5	1.29	NO	1.08	5.000	38.30	38.30	1.036	1.036	NO	1140		0.847	1140
100	1... PCB-152	1.42e5	1.31	NO	1.19	5.000	38.78	38.78	1.049	1.049	NO	1177		0.773	1177
101	1... PCB-145	1.46e5	1.27	NO	1.19	5.000	39.25	39.25	1.062	1.062	NO	1210		0.772	1210
102	1... PCB-136	1.25e5	1.33	NO	1.02	5.000	39.58	39.58	1.071	1.071	NO	1207		0.899	1207
103	1... PCB-148	9.39e4	1.36	NO	0.842	5.000	39.69	39.69	1.074	1.074	NO	1099		1.09	1099
104	1... PCB-154	1.08e5	1.31	NO	0.919	5.000	40.20	40.20	1.088	1.088	NO	1156		0.998	1156

Dataset: U:\VG11.PRO\Results\200613K2\200613K2-8.qld

Last Altered: Sunday, June 14, 2020 15:09:02 Pacific Daylight Time
Printed: Sunday, June 14, 2020 15:09:25 Pacific Daylight Time

Name: 200613K2_8, Date: 13-Jun-2020, Time: 21:52:36, ID: B0F0059-BS1 OPR 5, Description: OPR

#	Name	Resp	RA	n/y	RRF	wt/Vol	Pred.RT	RT	Pred.R...	RRT	Check RRT	Conc.	%Rec	DL	EMPC
105	1... PCB-151	8.99e4	1.27	NO	0.787	5.000	40.86	40.85	1.105	1.105	NO	1125		1.17	1125
106	1... PCB-135	1.06e5	1.28	NO	0.922	5.000	41.07	41.09	1.111	1.112	NO	1131		0.995	1131
107	1... PCB-144	8.68e4	1.31	NO	0.789	5.000	41.18	41.18	1.114	1.114	NO	1082		1.16	1082
108	1... PCB-147	9.59e4	1.29	NO	0.834	5.000	41.31	41.33	1.118	1.118	NO	1131		1.10	1131
109	1... PCB-139/149	2.22e5	1.34	NO	0.948	5.000	41.60	41.59	1.125	1.125	NO	2304		0.968	2304
110	1... PCB-140	9.09e4	1.32	NO	0.794	5.000	41.78	41.80	1.130	1.131	NO	1128		1.16	1128
111	1... PCB-134/143	3.86e5	1.24	NO	0.759	5.000	42.26	42.25	0.975	0.975	NO	2332		2.48	2332
112	1... PCB-131/133	4.06e5	1.22	NO	0.821	5.000	42.56	42.55	0.982	0.982	NO	2269		2.30	2269
113	1... PCB-142	1.83e5	1.23	NO	0.754	5.000	42.71	42.70	0.985	0.985	NO	1115		2.50	1115
114	1... PCB-146/165	5.09e5	1.24	NO	1.02	5.000	42.95	42.95	0.991	0.991	NO	2300		1.86	2300
115	1... PCB-132/161	5.12e5	1.23	NO	1.02	5.000	43.18	43.18	0.996	0.996	NO	2295		1.84	2295
116	1... PCB-153	2.67e5	1.25	NO	1.07	5.000	43.36	43.37	1.000	1.000	NO	1145		1.76	1145
117	1... PCB-168	2.76e5	1.24	NO	1.08	5.000	43.59	43.59	1.006	1.006	NO	1175		1.75	1175
118	1... PCB-141	2.18e5	1.26	NO	1.03	5.000	44.12	44.14	1.000	1.001	NO	1186		2.27	1186
119	1... PCB-137	2.11e5	1.23	NO	1.11	5.000	44.52	44.52	1.010	1.009	NO	1059		2.09	1059
120	1... PCB-130	1.85e5	1.23	NO	0.885	5.000	44.62	44.63	1.012	1.012	NO	1166		2.63	1166
121	1... PCB-138/163/164	8.32e5	1.24	NO	1.28	5.000	45.01	45.03	1.001	1.001	NO	3574		1.80	3574
122	1... PCB-158/160	5.72e5	1.27	NO	1.24	5.000	45.26	45.28	1.006	1.007	NO	2544		1.86	2544
123	1... PCB-129	2.04e5	1.29	NO	0.867	5.000	45.52	45.53	1.012	1.012	NO	1295		2.66	1295
124	1... PCB-166	3.03e5	1.24	NO	1.14	5.000	45.99	45.98	0.993	0.993	NO	1149		1.59	1149
125	1... PCB-159	3.26e5	1.24	NO	1.22	5.000	46.32	46.32	1.000	1.000	NO	1162		1.49	1162
126	1... PCB-128/162	4.83e5	1.23	NO	0.907	5.000	46.61	46.62	1.007	1.007	NO	2309		2.00	2309
127	1... PCB-167	2.86e5	1.25	NO	1.11	5.000	47.02	47.02	1.000	1.000	NO	1173		1.72	1173
128	1... PCB-156	2.85e5	1.23	NO	1.13	5.000	48.35	48.37	1.000	1.001	NO	1185		1.79	1185
129	1... PCB-157	2.66e5	1.26	NO	1.04	5.000	48.65	48.63	1.001	1.000	NO	1170		1.85	1170
130	1... PCB-169	2.71e5	1.25	NO	1.16	5.000	50.91	50.91	1.000	1.000	NO	1175		1.84	1175
131	1... PCB-188	2.36e5	1.08	NO	1.29	5.000	43.01	42.99	1.001	1.000	NO	1169		1.55	1169
132	1... PCB-184	2.28e5	1.05	NO	1.23	5.000	43.44	43.46	1.011	1.011	NO	1181		1.63	1181
133	1... PCB-179	2.32e5	1.02	NO	1.30	5.000	44.26	44.26	1.030	1.030	NO	1142		1.54	1142
134	1... PCB-176	2.30e5	1.06	NO	1.31	5.000	44.72	44.73	1.041	1.041	NO	1124		1.53	1124
135	1... PCB-186	2.81e5	1.01	NO	1.33	5.000	45.35	45.35	1.055	1.056	NO	1349		1.51	1349
136	1... PCB-178	1.72e5	1.06	NO	0.943	5.000	45.87	45.87	1.067	1.067	NO	1165		2.12	1165
137	1... PCB-175	1.70e5	1.05	NO	0.956	5.000	46.22	46.23	1.076	1.076	NO	1139		2.10	1139
138	1... PCB-182/187	3.94e5	1.04	NO	1.07	5.000	46.40	46.42	1.080	1.080	NO	2362		1.88	2362
139	1... PCB-183	1.83e5	1.06	NO	1.02	5.000	46.74	46.74	1.088	1.088	NO	1142		1.96	1142
140	1... PCB-185	1.66e5	1.03	NO	1.41	5.000	47.42	47.42	0.955	0.955	NO	1130		2.23	1130

Dataset: U:\VG11.PRO\Results\200613K2\200613K2-8.qld

Last Altered: Sunday, June 14, 2020 15:09:02 Pacific Daylight Time
Printed: Sunday, June 14, 2020 15:09:25 Pacific Daylight Time

Name: 200613K2_8, Date: 13-Jun-2020, Time: 21:52:36, ID: B0F0059-BS1 OPR 5, Description: OPR

#	Name	Resp	RA	n/y	RRF	wt/vol	Pred.RT	RT	Pred.R...	RRT	Check RRT	Conc.	%Rec	DL	EMPC
141	1... PCB-174	1.47e5	1.04	NO	1.35	5.000	47.81	47.80	0.962	0.962	NO	1043		2.31	1043
142	1... PCB-181	1.80e5	1.04	NO	1.47	5.000	47.90	47.89	0.964	0.964	NO	1168		2.12	1168
143	1... PCB-177	1.48e5	1.04	NO	1.28	5.000	48.06	48.06	0.968	0.968	NO	1109		2.45	1109
144	1... PCB-171	1.55e5	1.03	NO	1.32	5.000	48.36	48.37	0.974	0.974	NO	1124		2.38	1124
145	1... PCB-173	1.36e5	1.04	NO	1.19	5.000	48.80	48.80	0.983	0.982	NO	1097		2.63	1097
146	1... PCB-172	1.59e5	1.06	NO	1.38	5.000	49.28	49.28	0.992	0.992	NO	1107		2.28	1107
147	1... PCB-192	2.10e5	1.06	NO	1.83	5.000	49.47	49.47	0.996	0.996	NO	1101		1.71	1101
148	1... PCB-180	1.72e5	1.05	NO	1.41	5.000	49.69	49.69	1.000	1.000	NO	1166		2.22	1166
149	1... PCB-193	1.91e5	1.05	NO	1.68	5.000	49.90	49.90	1.005	1.005	NO	1088		1.87	1088
150	1... PCB-191	1.96e5	1.00	NO	1.71	5.000	50.17	50.17	1.010	1.010	NO	1100		1.83	1100
151	1... PCB-170	1.45e5	1.03	NO	1.40	5.000	51.36	51.36	1.000	1.000	NO	1182		2.59	1182
152	1... PCB-190	1.93e5	1.06	NO	1.85	5.000	51.55	51.55	1.004	1.004	NO	1193		1.96	1193
153	1... PCB-189	2.00e5	1.03	NO	1.45	5.000	53.09	53.08	1.000	1.000	NO	1159		1.62	1159
154	1... PCB-202	1.48e5	0.89	NO	1.17	5.000	48.59	48.58	1.001	1.000	NO	1121		1.09	1121
155	1... PCB-201	1.33e5	0.92	NO	1.05	5.000	49.09	49.09	1.011	1.011	NO	1114		1.21	1114
156	1... PCB-204	1.43e5	0.89	NO	1.14	5.000	49.23	49.24	1.014	1.014	NO	1113		1.11	1113
157	1... PCB-197	1.41e5	0.93	NO	1.13	5.000	49.55	49.56	1.020	1.021	NO	1105		1.12	1105
158	1... PCB-200	1.33e5	0.92	NO	1.07	5.000	50.48	50.49	1.040	1.040	NO	1100		1.19	1100
159	1... PCB-198	1.03e5	0.90	NO	0.794	5.000	52.06	52.06	1.072	1.072	NO	1148		1.60	1148
160	1... PCB-199	1.00e5	0.88	NO	0.809	5.000	52.16	52.17	1.074	1.075	NO	1093		1.57	1093
161	1... PCB-196/203	2.16e5	0.91	NO	0.838	5.000	52.48	52.48	1.081	1.081	NO	2277		1.51	2277
162	1... PCB-195	1.64e5	0.91	NO	1.04	5.000	53.78	53.78	0.984	0.983	NO	1093		2.59	1093
163	1... PCB-194	1.85e5	0.89	NO	1.12	5.000	54.70	54.70	1.000	1.000	NO	1151		2.43	1151
164	1... PCB-205	2.25e5	0.91	NO	1.29	5.000	54.97	54.98	1.005	1.005	NO	1211		2.10	1211
165	1... PCB-208	1.99e5	1.35	NO	0.933	5.000	53.94	53.94	1.000	1.000	NO	1153		2.57	1153
166	1... PCB-207	1.87e5	1.36	NO	0.916	5.000	54.26	54.26	1.006	1.006	NO	1105		2.61	1105
167	1... PCB-206	1.47e5	1.35	NO	1.01	5.000	56.24	56.24	1.000	1.000	NO	1104		3.19	1104
168	1... PCB-209	1.33e5	1.21	NO	0.986	5.000	57.47	57.47	1.000	1.000	NO	1147		0.229	1147
169	1... 13C-PCB-1	9.03e5	3.30	NO	0.893	5.000	15.50	15.52	0.608	0.609	NO	1599	80.0	2.06	
170	1... 13C-PCB-3	9.16e5	3.31	NO	0.911	5.000	18.15	18.16	0.712	0.712	NO	1592	79.6	2.02	
171	1... 13C-PCB-4	6.25e5	1.59	NO	0.600	5.000	19.50	19.51	0.765	0.765	NO	1650	82.5	1.05	
172	1... 13C-PCB-9	1.01e6	1.58	NO	0.970	5.000	21.33	21.34	0.836	0.837	NO	1649	82.5	0.649	
173	1... 13C-PCB-11	9.70e5	1.59	NO	0.962	5.000	24.77	24.78	0.971	0.972	NO	1596	79.8	0.654	
174	1... 13C-PCB-19	4.13e5	1.04	NO	0.499	5.000	23.74	23.75	0.931	0.931	NO	1311	65.6	10.7	
175	1... 13C-PCB-32	6.18e5	1.06	NO	0.744	5.000	26.72	26.73	1.048	1.048	NO	1315	65.8	7.16	
176	1... 13C-PCB-28	8.50e5	1.05	NO	1.06	5.000	28.75	28.75	1.004	1.004	NO	1606	80.3	9.48	

Dataset: U:\VG11.PRO\Results\200613K2\200613K2-8.qld

Last Altered: Sunday, June 14, 2020 15:09:02 Pacific Daylight Time
Printed: Sunday, June 14, 2020 15:09:25 Pacific Daylight Time

Name: 200613K2_8, Date: 13-Jun-2020, Time: 21:52:36, ID: B0F0059-BS1 OPR 5, Description: OPR

#	Name	Resp	FA	n/y	RRF	wt/vol	Pred.RT	RT	Pred.R...	RRT	Check RRT	Conc.	%Rec	DL	EMPC
177	1... 13C-PCB-37	7.84e5	1.09	NO	0.989	5.000	32.73	32.73	1.143	1.143	NO	1596	79.8	10.2	
178	1... 13C-PCB-54	5.57e5	0.81	NO	0.999	5.000	27.60	27.60	0.753	0.753	NO	1669	83.5	2.22	
179	1... 13C-PCB-52	4.49e5	0.81	NO	0.804	5.000	31.24	31.25	0.852	0.852	NO	1675	83.8	2.75	
180	1... 13C-PCB-47	4.73e5	0.78	NO	0.857	5.000	31.76	31.77	0.866	0.867	NO	1653	82.7	2.58	
181	1... 13C-PCB-70	5.66e5	0.79	NO	0.996	5.000	35.39	35.40	0.965	0.965	NO	1705	85.2	2.22	
182	1... 13C-PCB-80	5.93e5	0.80	NO	1.03	5.000	35.82	35.82	0.977	0.977	NO	1729	86.4	2.15	
183	1... 13C-PCB-81	5.85e5	0.79	NO	0.988	5.000	39.02	39.02	1.064	1.064	NO	1774	88.7	2.24	
184	1... 13C-PCB-77	5.65e5	0.82	NO	0.969	5.000	39.64	39.64	1.081	1.081	NO	1747	87.4	2.29	
185	1... 13C-PCB-104	3.37e5	1.57	NO	1.02	5.000	32.44	32.44	0.827	0.827	NO	1682	84.1	1.08	
186	1... 13C-PCB-95	2.68e5	1.67	NO	0.805	5.000	35.69	35.69	0.910	0.910	NO	1689	84.4	1.37	
187	1... 13C-PCB-101	2.66e5	1.60	NO	0.793	5.000	37.44	37.44	0.954	0.954	NO	1706	85.3	1.39	
188	1... 13C-PCB-97	2.42e5	1.59	NO	0.696	5.000	38.78	38.78	0.989	0.989	NO	1764	88.2	1.58	
189	1... 13C-PCB-123	3.31e5	1.66	NO	0.933	5.000	41.42	41.42	1.056	1.056	NO	1799	90.0	1.18	
190	1... 13C-PCB-118	3.51e5	1.66	NO	0.986	5.000	41.61	41.61	1.061	1.061	NO	1806	90.3	1.12	
191	1... 13C-PCB-114	5.22e5	1.60	NO	1.55	5.000	42.29	42.28	0.908	0.908	NO	1932	96.6	2.10	
192	1... 13C-PCB-105	5.34e5	1.55	NO	1.57	5.000	43.17	43.18	0.927	0.927	NO	1947	97.4	2.07	
193	1... 13C-PCB-127	5.67e5	1.57	NO	1.62	5.000	43.53	43.54	0.934	0.935	NO	2000	100	2.00	
194	1... 13C-PCB-126	5.88e5	1.58	NO	1.57	5.000	45.49	45.49	0.976	0.976	NO	2150	108	2.07	
195	1... 13C-PCB-155	2.03e5	1.30	NO	0.615	5.000	36.96	36.96	0.942	0.942	NO	1678	83.9	0.779	
196	1... 13C-PCB-153	4.36e5	1.30	NO	1.36	5.000	43.34	43.35	0.930	0.930	NO	1830	91.5	2.02	
197	1... 13C-PCB-141	3.59e5	1.27	NO	1.13	5.000	44.11	44.10	0.947	0.947	NO	1822	91.1	2.45	
198	1... 13C-PCB-138	3.63e5	1.28	NO	1.18	5.000	44.97	44.98	0.965	0.965	NO	1755	87.8	2.33	
199	1... 13C-PCB-159	4.61e5	1.30	NO	1.44	5.000	46.30	46.30	0.994	0.994	NO	1836	91.8	1.92	
200	2... 13C-PCB-167	4.40e5	1.30	NO	1.44	5.000	47.01	47.00	1.009	1.009	NO	1749	87.5	1.92	
201	2... 13C-PCB-156	4.27e5	1.31	NO	1.40	5.000	48.32	48.33	1.037	1.037	NO	1751	87.6	1.97	
202	2... 13C-PCB-157	4.38e5	1.27	NO	1.40	5.000	48.61	48.61	1.043	1.044	NO	1798	89.9	1.97	
203	2... 13C-PCB-169	3.98e5	1.24	NO	1.33	5.000	50.89	50.89	1.092	1.092	NO	1715	85.7	2.07	
204	2... 13C-PCB-188	3.13e5	0.45	NO	1.41	5.000	42.96	42.97	0.926	0.926	NO	1779	89.0	1.82	
205	2... 13C-PCB-180	2.09e5	0.48	NO	0.929	5.000	49.65	49.67	1.070	1.071	NO	1802	90.1	2.76	
206	2... 13C-PCB-170	1.75e5	0.46	NO	0.794	5.000	51.32	51.34	1.106	1.107	NO	1765	88.2	3.22	
207	2... 13C-PCB-189	2.38e5	0.47	NO	1.04	5.000	53.07	53.06	1.144	1.144	NO	1827	91.3	2.45	
208	2... 13C-PCB-202	2.26e5	0.91	NO	1.04	5.000	48.55	48.56	1.046	1.047	NO	1748	87.4	1.87	
209	2... 13C-PCB-194	2.88e5	0.89	NO	0.768	5.000	54.71	54.69	0.995	0.995	NO	1749	87.5	3.77	
210	2... 13C-PCB-208	3.69e5	0.78	NO	0.991	5.000	53.93	53.93	0.981	0.981	NO	1737	86.9	2.58	
211	2... 13C-PCB-206	2.65e5	0.82	NO	0.552	5.000	56.22	56.22	1.023	1.023	NO	2237	112	4.63	
212	2... 13C-PCB-209	2.36e5	1.20	NO	0.396	5.000	57.48	57.47	1.046	1.046	NO	2773	139	0.810	

Dataset: U:\VG11.PRO\Results\200613K2\200613K2-8.qld

Last Altered: Sunday, June 14, 2020 15:09:02 Pacific Daylight Time
Printed: Sunday, June 14, 2020 15:09:25 Pacific Daylight Time

Name: 200613K2_8, Date: 13-Jun-2020, Time: 21:52:36, ID: B0F0059-BS1 OPR 5, Description: OPR

#	Name	Resp	RA	rv	RRF	wt/vol	Pred.RT	RT	Pred.R...	RRT	Check.RRT	Conc.	%Rec	DL	EMPC
213	2... 13C-PCB-15	1.26e6	1.58	NO	1.00	5.000	25.51	25.50	1.000	0.000	NO	2000	100	0.629	
214	2... 13C-PCB-31	9.94e5	1.06	NO	1.00	5.000	28.64	28.64	1.000	0.000	NO	2000	100	10.1	
215	2... 13C-PCB-60	6.67e5	0.80	NO	1.00	5.000	36.66	36.66	1.000	0.000	NO	2000	100	2.22	
216	2... 13C-PCB-111	3.94e5	1.59	NO	1.00	5.000	39.23	39.23	1.000	0.000	NO	2000	100	1.10	
217	2... 13C-PCB-128	3.49e5	1.27	NO	1.00	5.000	46.59	46.59	1.000	0.000	NO	2000	100	2.76	
218	2... 13C-PCB-182	2.50e5	0.47	NO	1.00	5.000	46.40	46.40	0.000	0.000	NO	2000	100	2.56	
219	2... 13C-PCB-205	4.29e5	0.93	NO	1.00	5.000	54.97	54.97	1.000	0.000	NO	2000	100	2.90	
220	2... 13C-PCB-79	6.30e5	0.80	NO	1.07	5.000	37.76	37.76	1.030	1.030	NO	1768	88.4	2.07	
221	2... 13C-PCB-178	2.28e5	0.45	NO	0.766	5.000	45.84	45.85	0.988	0.988	NO	1702	85.1	2.34	
222	2... 13C-PCB-79	6.30e5	0.80	NO	1.08	5.000	37.76	37.76	0.968	0.968	NO	1993	99.6	2.31	
223	2... 13C-PCB-178	2.27e5	0.45	NO	1.05	5.000	45.85	45.85	0.923	0.923	NO	2069	103	2.96	


Dataset: Untitled

Last Altered: Sunday, June 14, 2020 13:28:02 Pacific Daylight Time
Printed: Sunday, June 14, 2020 13:29:36 Pacific Daylight Time

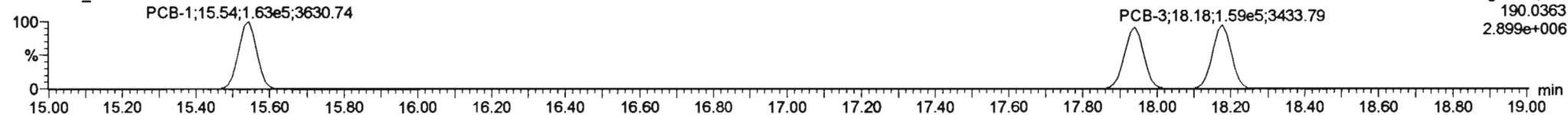
Name: 200613K2_8, Date: 13-Jun-2020, Time: 21:52:36, ID: B0F0059-BS1 OPR 5, Description: OPR

PCB-1

200613K2_8




200613K2_8

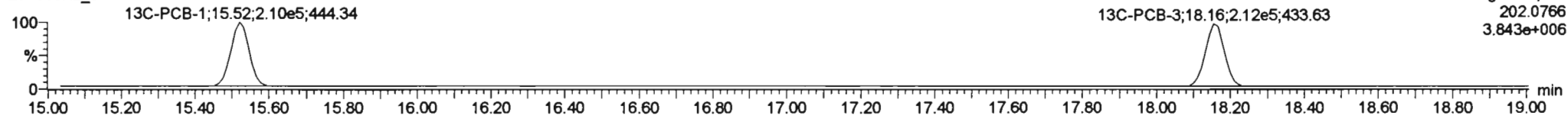


13C-PCB-1

200613K2_8

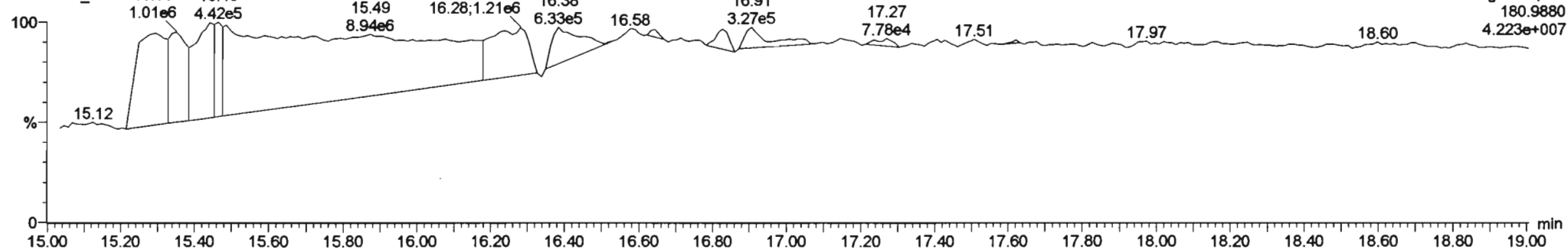


200613K2_8



PFK1

200613K2_8

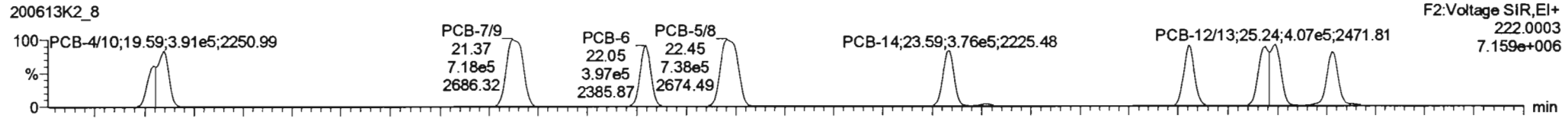


Dataset: Untitled

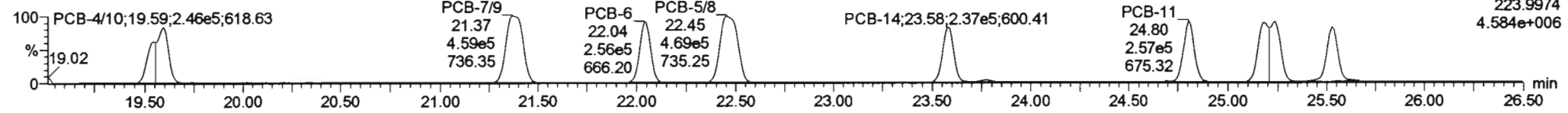
Last Altered: Sunday, June 14, 2020 13:28:02 Pacific Daylight Time
Printed: Sunday, June 14, 2020 13:29:36 Pacific Daylight Time

Name: 200613K2_8, Date: 13-Jun-2020, Time: 21:52:36, ID: B0F0059-BS1 OPR 5, Description: OPR


PCB-4/10



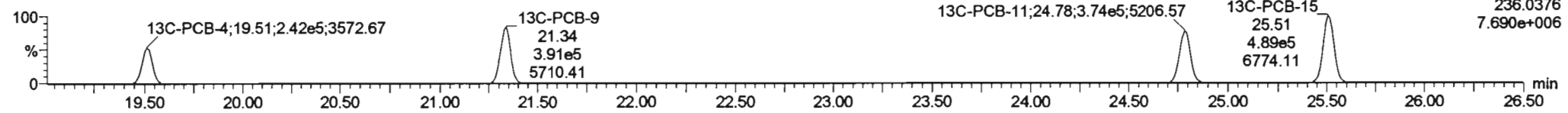
200613K2_8



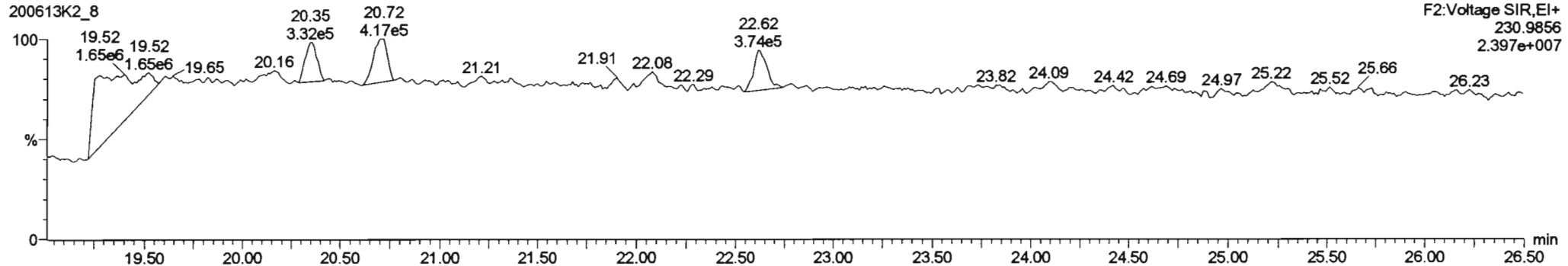
13C-PCB-4

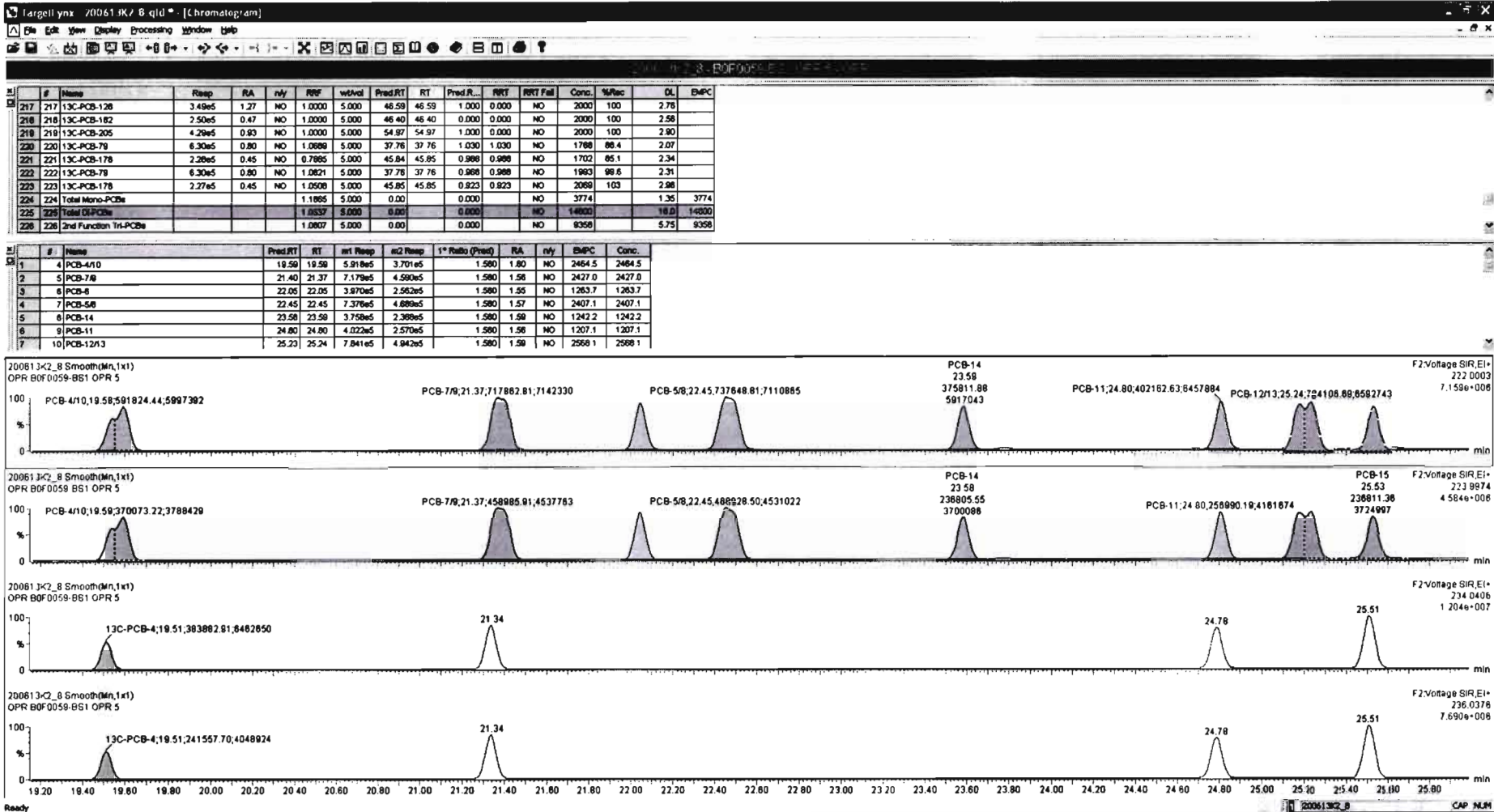


200613K2_8



PFK2a



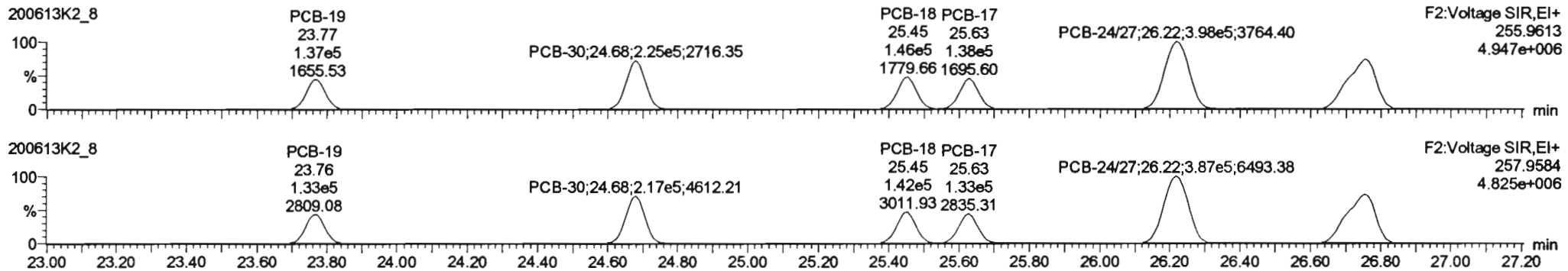


Dataset: Untitled

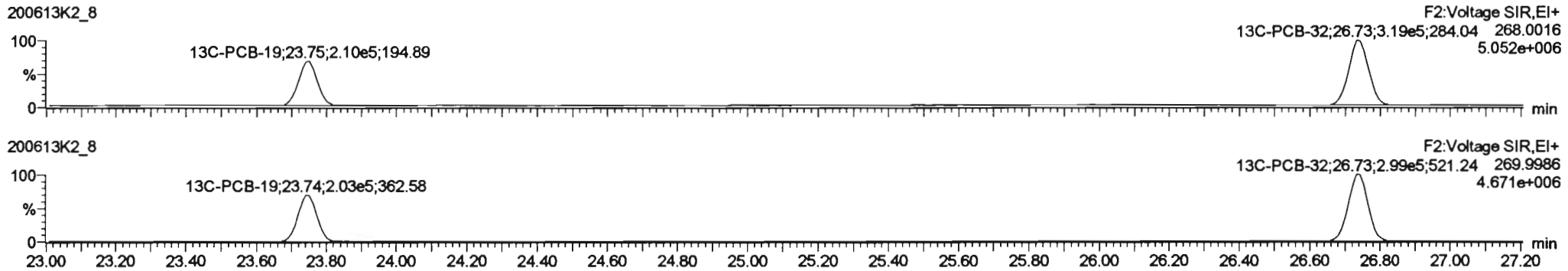
Last Altered: Sunday, June 14, 2020 13:28:02 Pacific Daylight Time
Printed: Sunday, June 14, 2020 13:29:36 Pacific Daylight Time

Name: 200613K2_8, Date: 13-Jun-2020, Time: 21:52:36, ID: B0F0059-BS1 OPR 5, Description: OPR

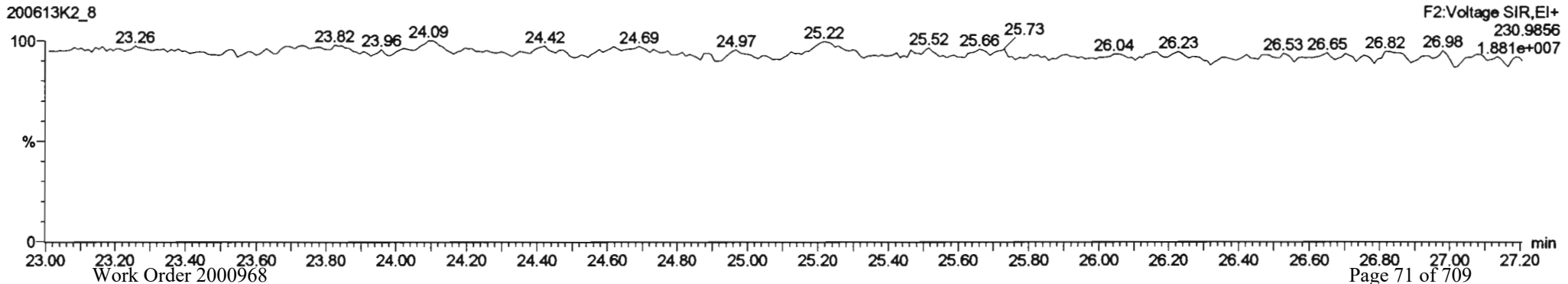
PCB-19



13C-PCB-19



PFK2b

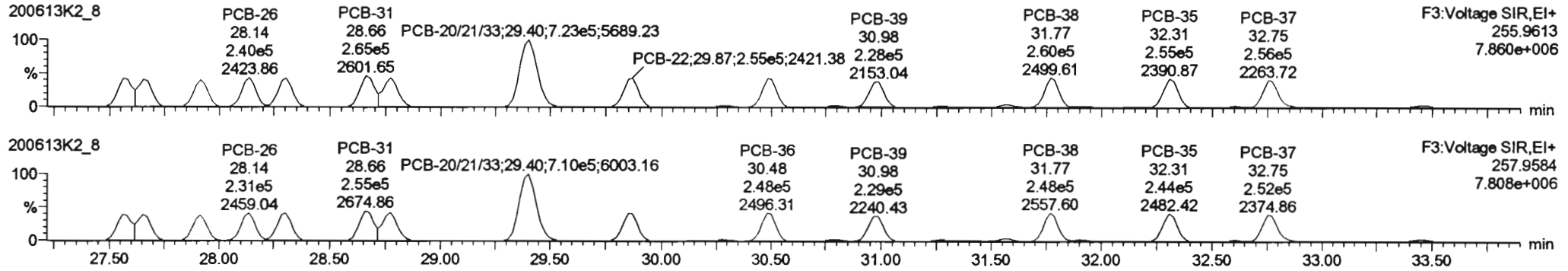


Dataset: Untitled

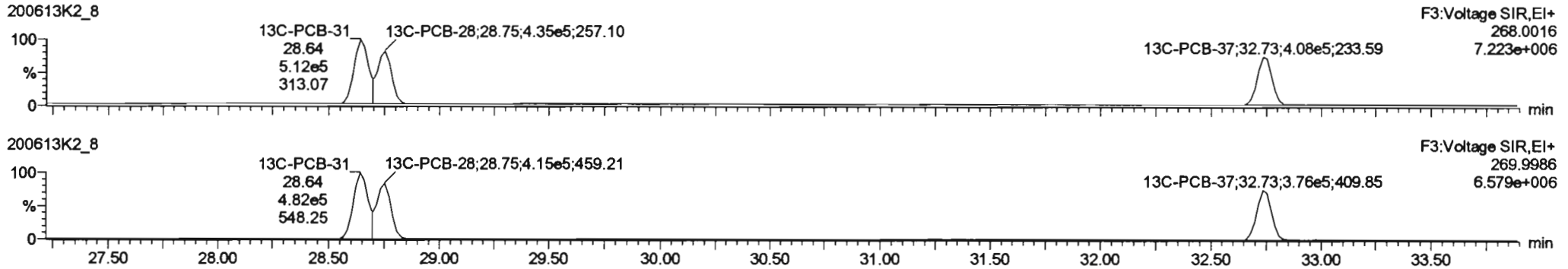
Last Altered: Sunday, June 14, 2020 13:28:02 Pacific Daylight Time
Printed: Sunday, June 14, 2020 13:29:36 Pacific Daylight Time

Name: 200613K2_8, Date: 13-Jun-2020, Time: 21:52:36, ID: B0F0059-BS1 OPR 5, Description: OPR

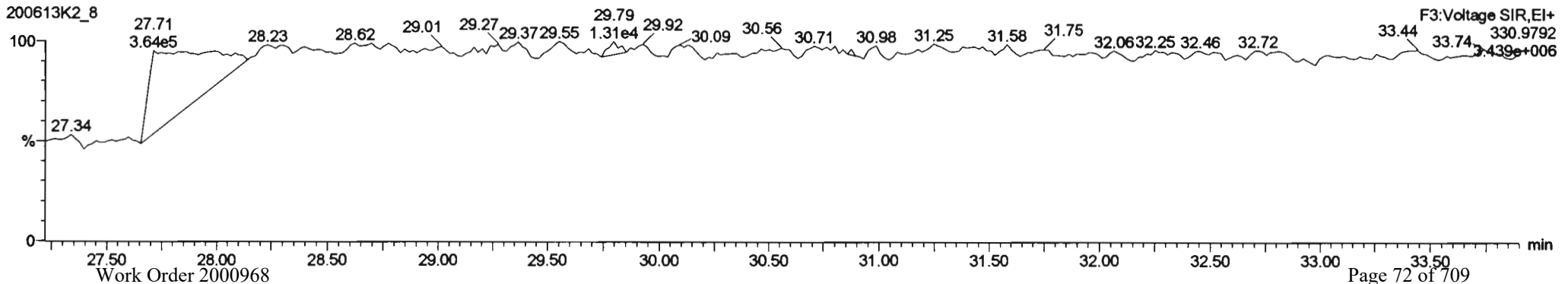
PCB-34



13C-PCB-28



PFK3d

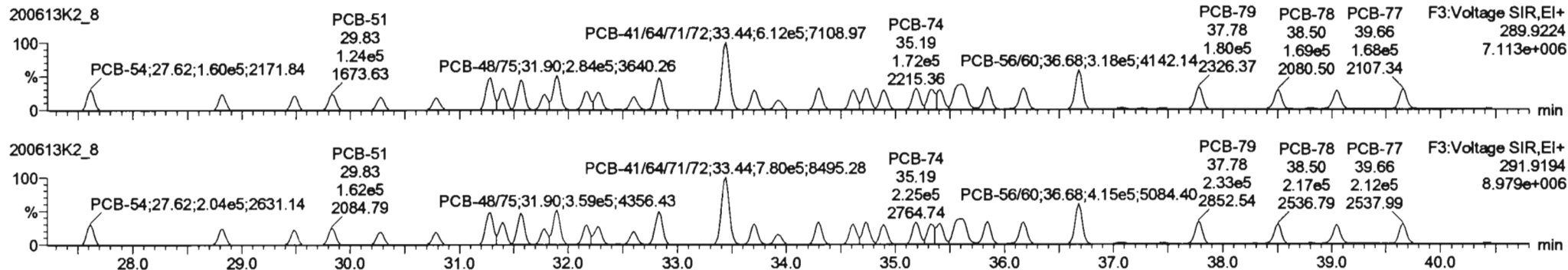


Dataset: Untitled

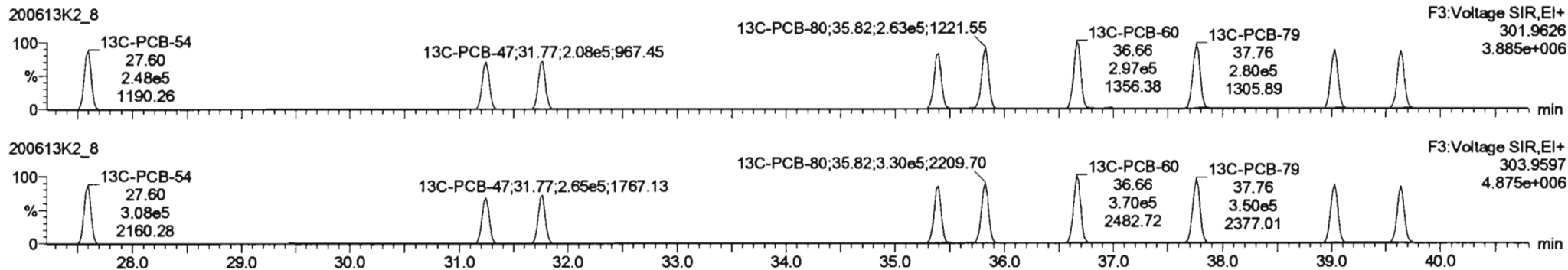
Last Altered: Sunday, June 14, 2020 13:28:02 Pacific Daylight Time
Printed: Sunday, June 14, 2020 13:29:36 Pacific Daylight Time

Name: 200613K2_8, Date: 13-Jun-2020, Time: 21:52:36, ID: B0F0059-BS1 OPR 5, Description: OPR

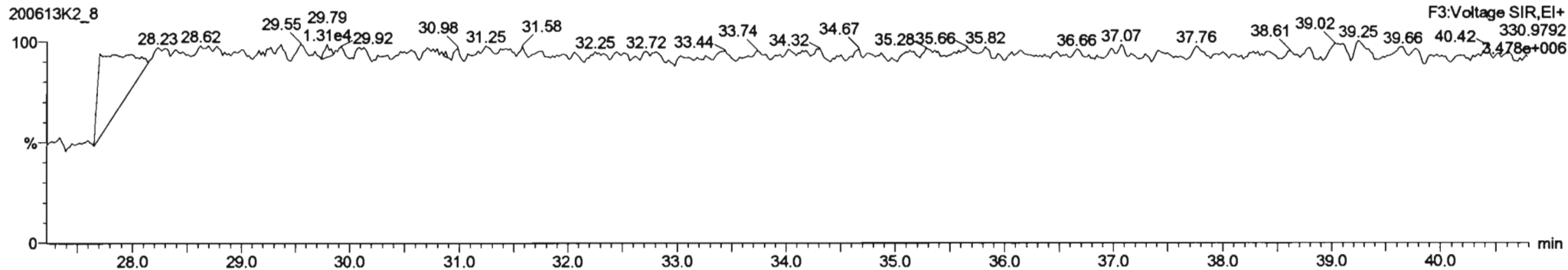
PCB-54



13C-PCB-54



PFK3a



Dataset: Untitled

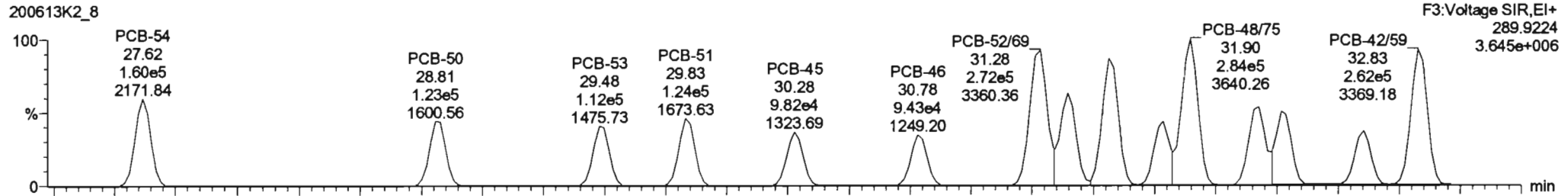
Last Altered: Sunday, June 14, 2020 13:28:02 Pacific Daylight Time

Printed: Sunday, June 14, 2020 13:29:36 Pacific Daylight Time

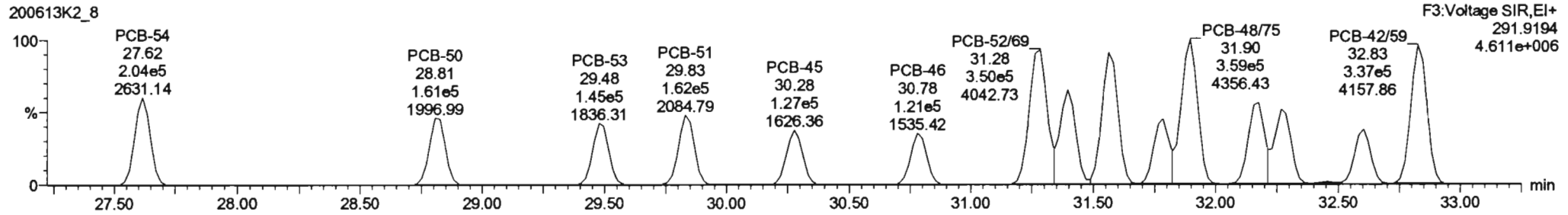
Name: 200613K2_8, Date: 13-Jun-2020, Time: 21:52:36, ID: B0F0059-BS1 OPR 5, Description: OPR

PCB-50

200613K2_8

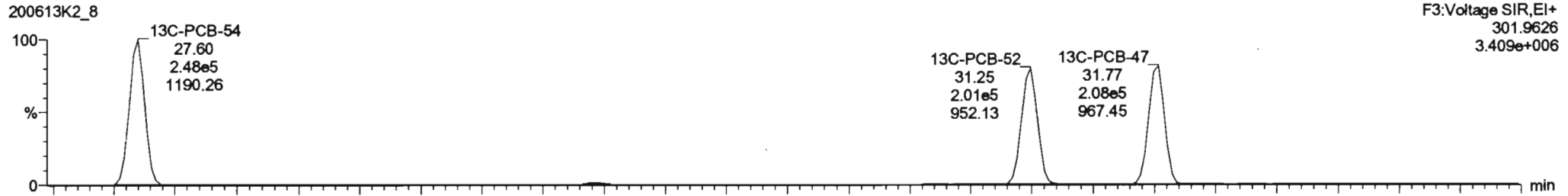


200613K2_8

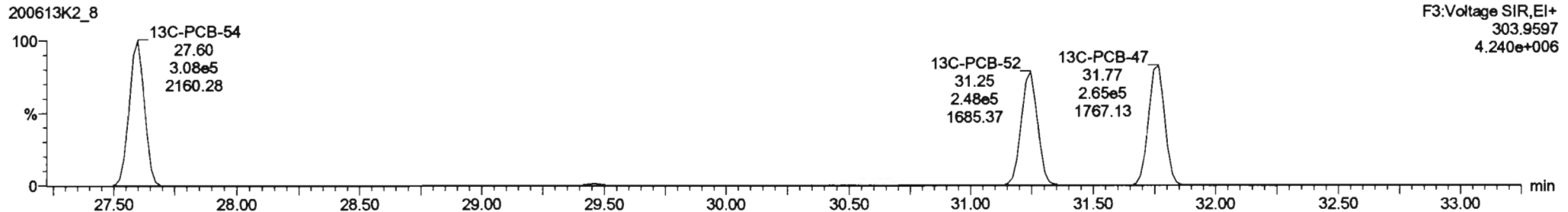


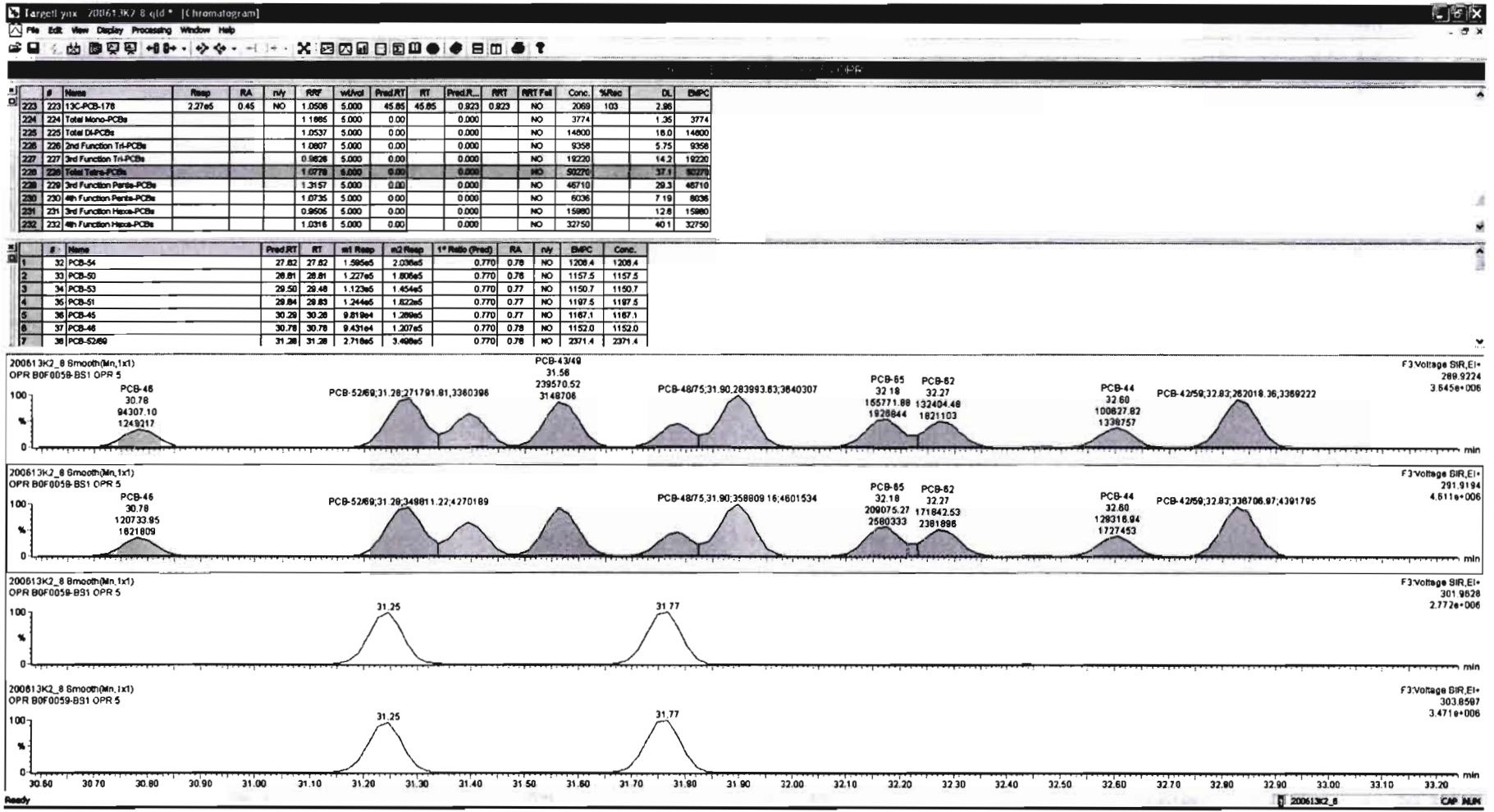
13C-PCB-52

200613K2_8



200613K2_8





Dataset: Untitled

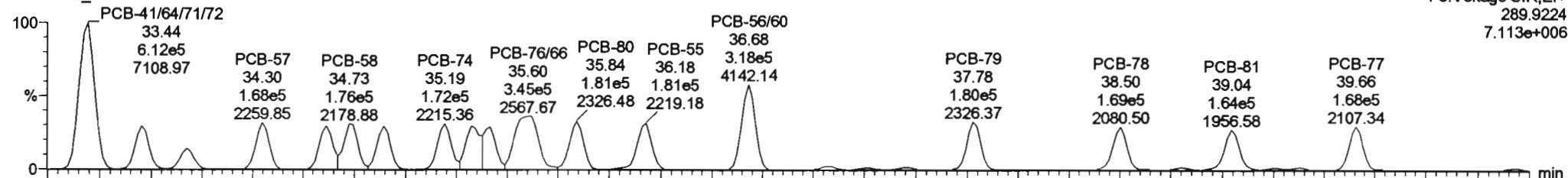
Last Altered: Sunday, June 14, 2020 13:28:02 Pacific Daylight Time

Printed: Sunday, June 14, 2020 13:29:36 Pacific Daylight Time

Name: 200613K2_8, Date: 13-Jun-2020, Time: 21:52:36, ID: B0F0059-BS1 OPR 5, Description: OPR

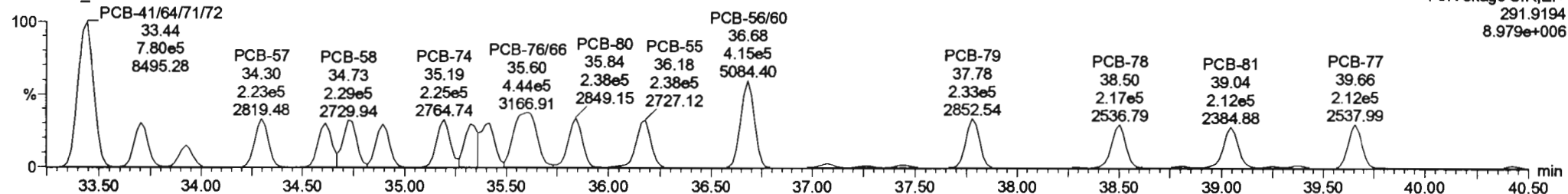
PCB-68

200613K2_8



F3:Voltage SIR,EI+
289.9224
7.113e+006

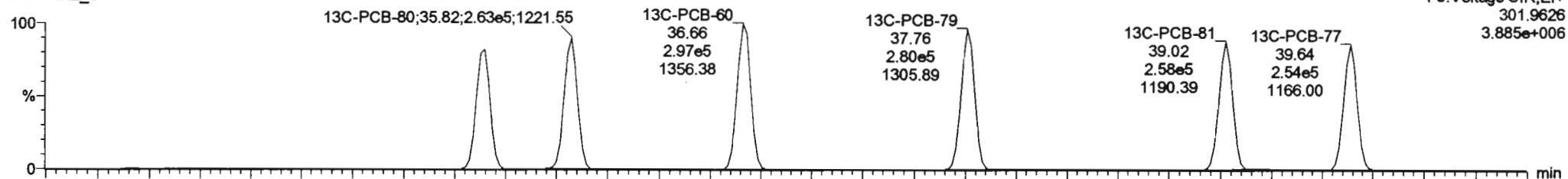
200613K2_8



F3:Voltage SIR,EI+
291.9194
8.979e+006

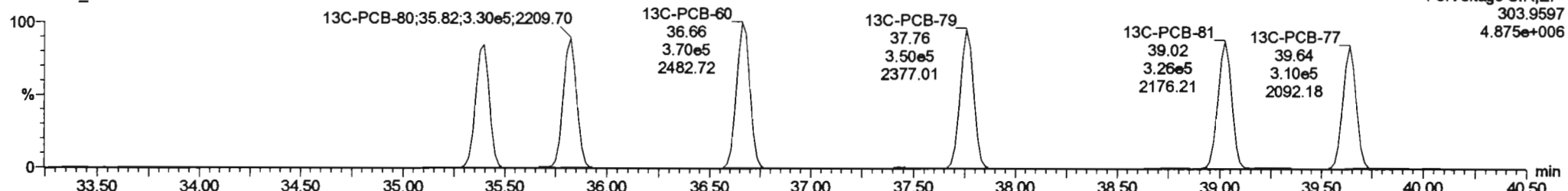
13C-PCB-60

200613K2_8



F3:Voltage SIR,EI+
301.9626
3.885e+006

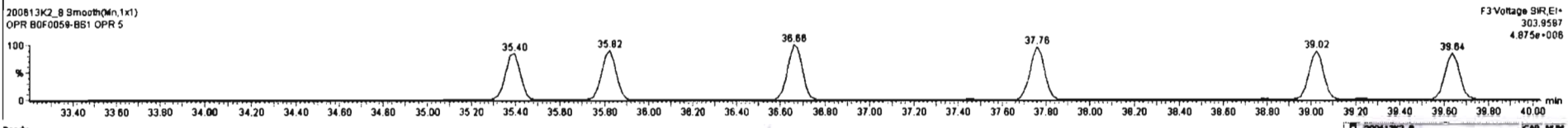
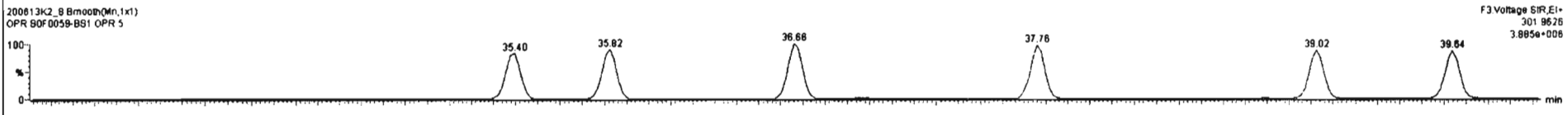
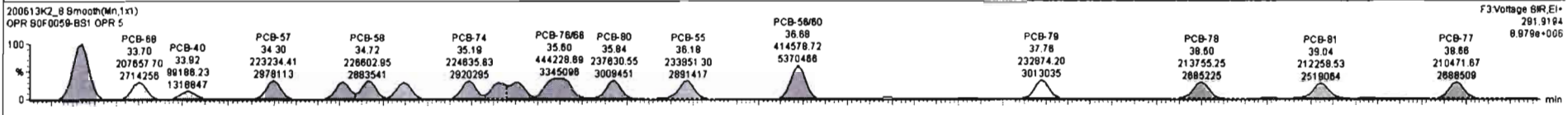
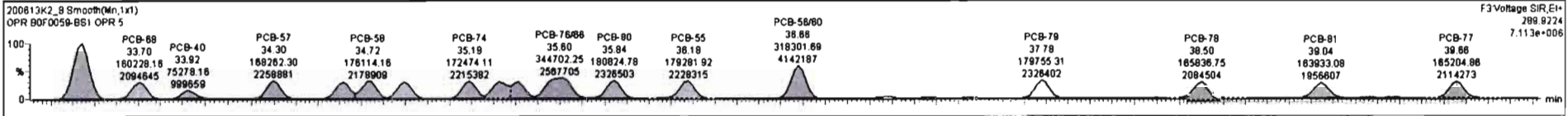
200613K2_8



F3:Voltage SIR,EI+
303.9597
4.875e+006

#	Name	Resp	RA	n/y	RRF	wtAnd	Pred.RT	RT	Pred.R.	RRT	RRT Fat	Conc.	%Rec	DL	EMPC
223	1,3C-PCB-178	2.27e5	0.45	NO	1.0508	5.000	45.85	45.85	0.923	0.923	NO	2088	103	2.96	
224	Total Mono-PCBs				1.1885	5.000	0.000	0.000	0.000	0.000	NO	3774		1.35	3774
225	Total Di-PCBs				1.0537	5.000	0.000	0.000	0.000	0.000	NO	14800		18.0	14800
226	2nd Function Tri-PCBs				1.0807	5.000	0.000	0.000	0.000	0.000	NO	9358		5.75	9358
227	3rd Function Tri-PCBs				0.9828	5.000	0.000	0.000	0.000	0.000	NO	18220		14.2	18220
228	Total Tetra-PCBs				1.6778	5.000	0.000	0.000	0.000	0.000	NO	60270		37.1	60270
229	3rd Function Penta-PCBs				1.3157	5.000	0.000	0.000	0.000	0.000	NO	46710		29.3	46710
230	4th Function Penta-PCBs				1.0735	5.000	0.000	0.000	0.000	0.000	NO	6036		7.19	6036
231	3rd Function Hexa-PCBs				0.9505	5.000	0.000	0.000	0.000	0.000	NO	15980		12.8	15980
232	4th Function Hexa-PCBs				1.0316	5.000	0.000	0.000	0.000	0.000	NO	32750		40.1	32750

#	Name	Pred.RT	RT	m1 Resp	m2 Resp	1 st Ratio (Pred)	RA	n/y	EMPC	Conc.
32	PCB-54	27.62	27.62	1.595e5	2.038e5	0.770	0.78	NO	1208.4	1208.4
33	PCB-50	28.81	28.81	1.227e5	1.808e5	0.770	0.76	NO	1157.5	1157.5
34	PCB-53	29.50	29.48	1.123e5	1.454e5	0.770	0.77	NO	1150.7	1150.7
35	PCB-51	29.84	29.83	1.244e5	1.822e5	0.770	0.77	NO	1197.5	1197.5
36	PCB-45	30.29	30.28	9.819e4	1.268e5	0.770	0.77	NO	1167.1	1167.1
37	PCB-46	30.78	30.78	9.431e4	1.207e5	0.770	0.78	NO	1152.0	1152.0
38	PCB-52/89	31.28	31.28	2.718e5	3.498e5	0.770	0.78	NO	2371.4	2371.4

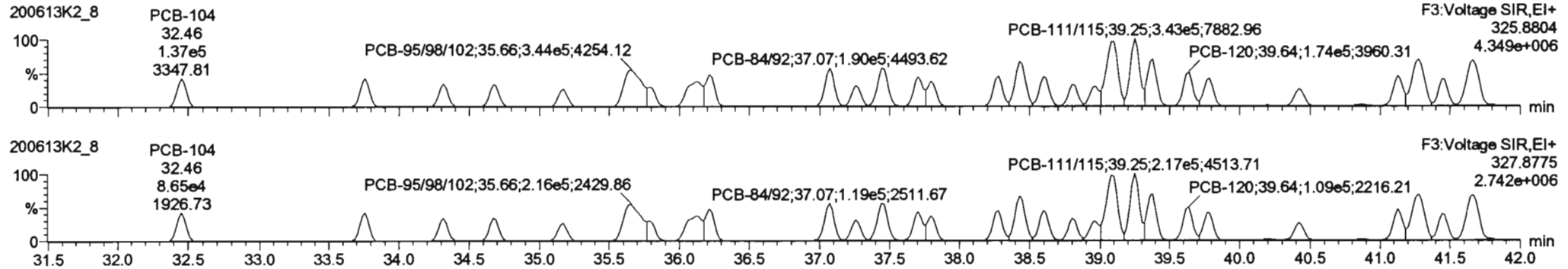


Dataset: Untitled

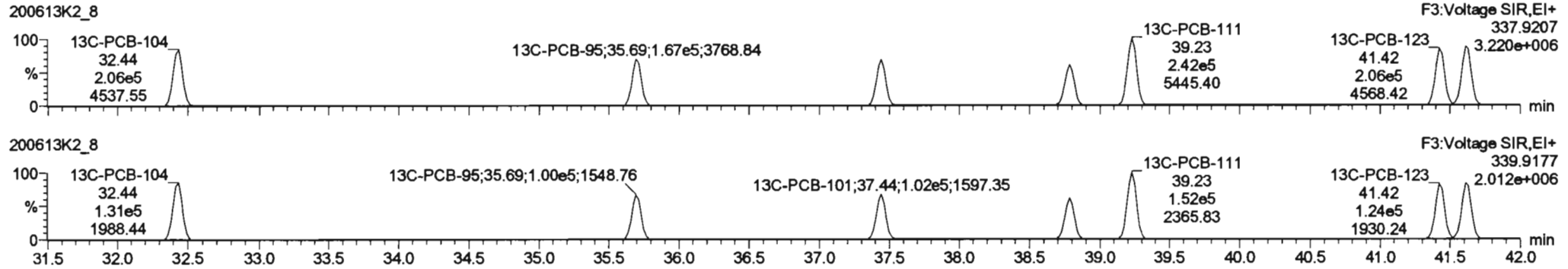
Last Altered: Sunday, June 14, 2020 13:28:02 Pacific Daylight Time
Printed: Sunday, June 14, 2020 13:29:36 Pacific Daylight Time

Name: 200613K2_8, Date: 13-Jun-2020, Time: 21:52:36, ID: B0F0059-BS1 OPR 5, Description: OPR

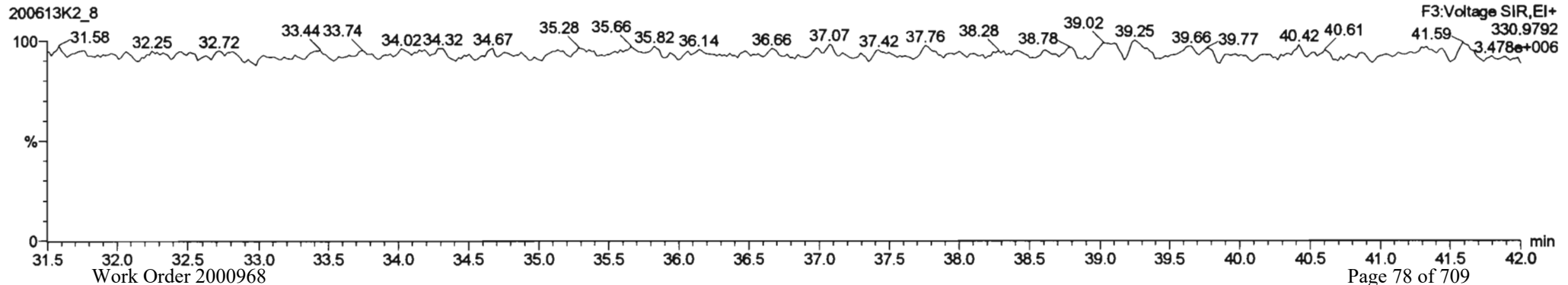
PCB-104



13C-PCB-104



PFK3b



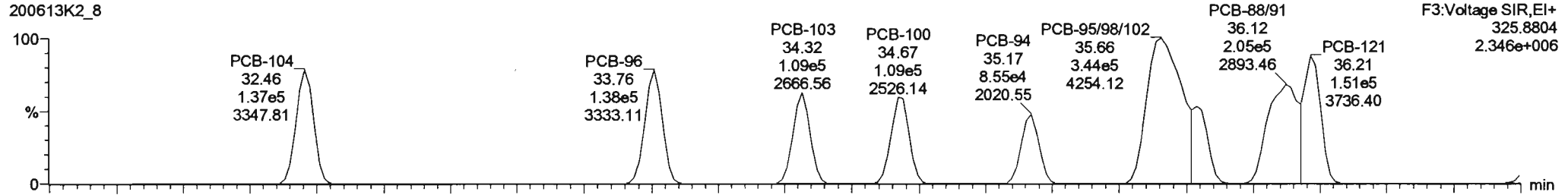
Dataset: Untitled

Last Altered: Sunday, June 14, 2020 13:28:02 Pacific Daylight Time
Printed: Sunday, June 14, 2020 13:29:36 Pacific Daylight Time

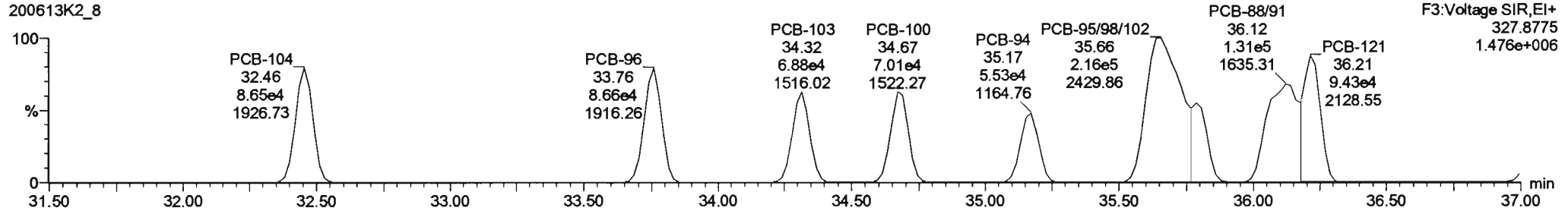
Name: 200613K2_8, Date: 13-Jun-2020, Time: 21:52:36, ID: B0F0059-BS1 OPR 5, Description: OPR

PCB-96

200613K2_8

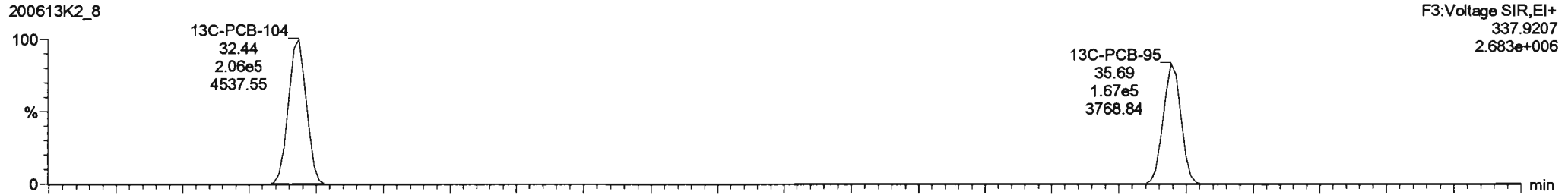


200613K2_8

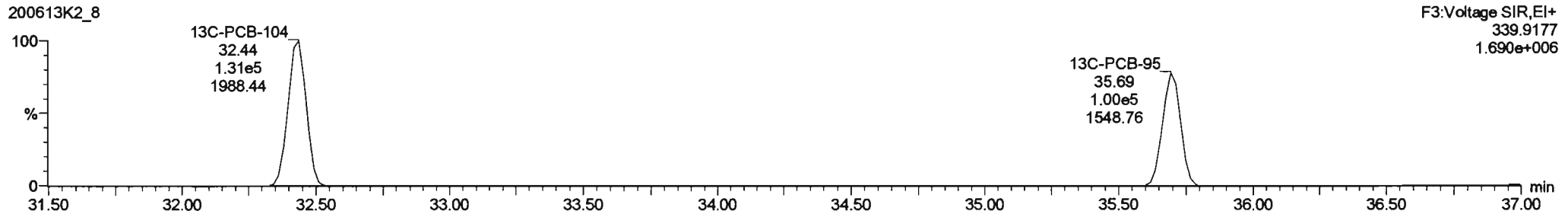


13C-PCB-95

200613K2_8



200613K2_8



Dataset: Untitled

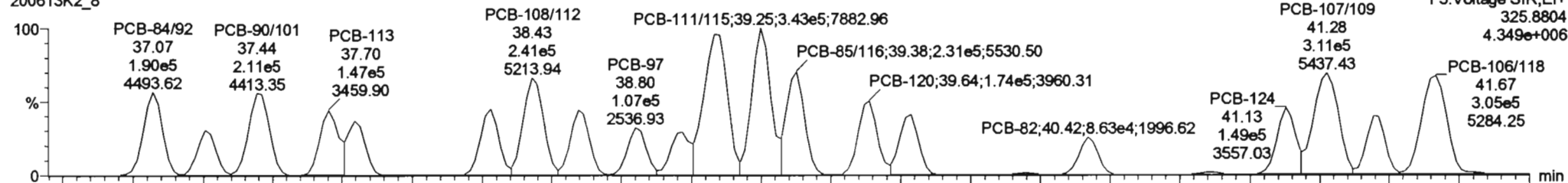
Last Altered: Sunday, June 14, 2020 13:28:02 Pacific Daylight Time

Printed: Sunday, June 14, 2020 13:29:36 Pacific Daylight Time

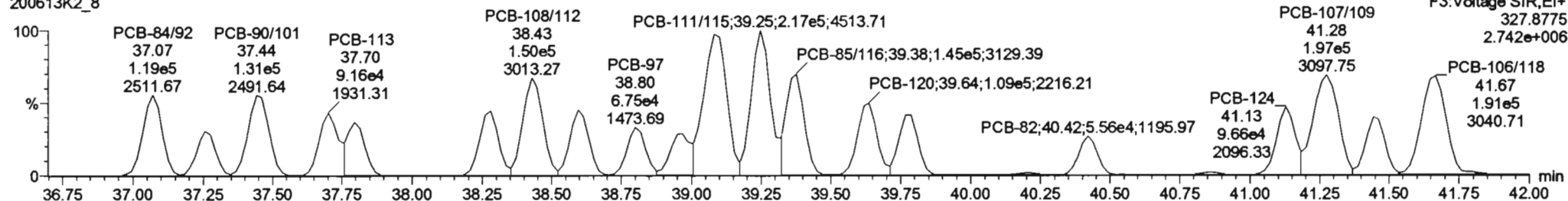
Name: 200613K2_8, Date: 13-Jun-2020, Time: 21:52:36, ID: B0F0059-BS1 OPR 5, Description: OPR

PCB-119

200613K2_8

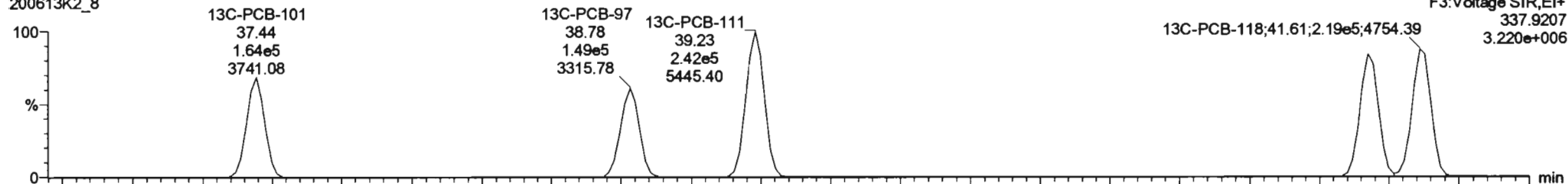


200613K2_8

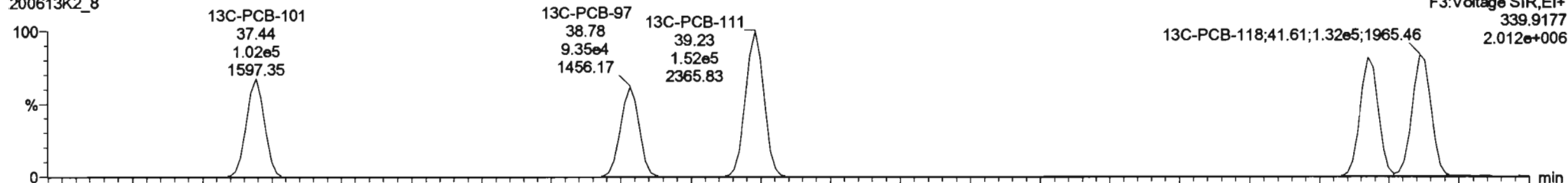


13C-PCB-111

200613K2_8

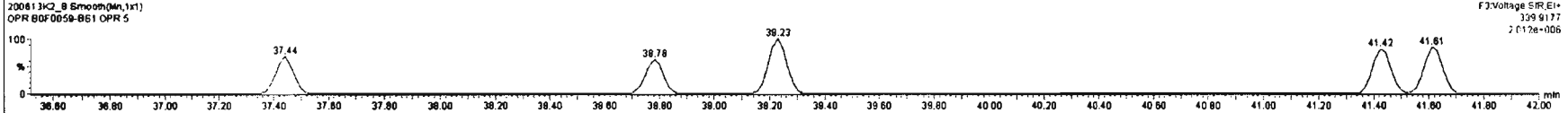
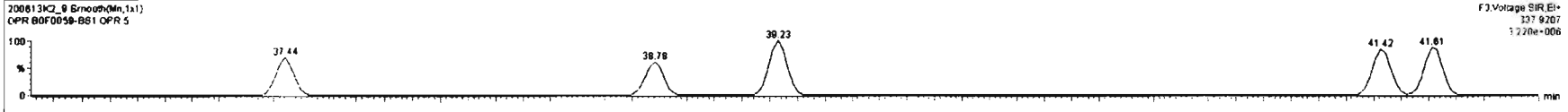
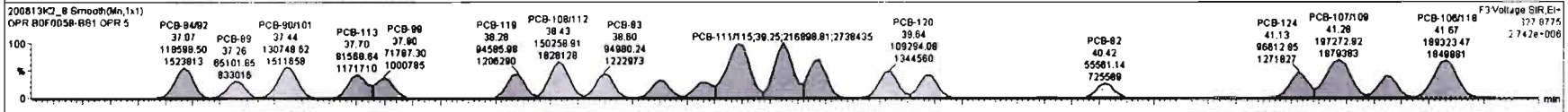


200613K2_8



#	Name	Resp	RA	n/y	RF	wtVol	PredRT	RT	PredR...	RRT	RRT Fail	Conc	%Rec	DL	EMPC
223	223 13C-PCB-178	2.27e5	0.45	NO	1.0508	5.000	45.85	45.85	0.823	0.823	NO	2089	103	2.96	
224	224 Total Mono-PCBs				1.1885	5.000	0.00		0.000		NO	3774		1.35	3774
225	225 Total Di-PCBs				1.0537	5.000	0.00		0.000		NO	14800		18.0	14800
226	226 2nd Function Tri-PCBs				1.0807	5.000	0.00		0.000		NO	8358		5.75	8358
227	227 3rd Function Tri-PCBs				0.9828	5.000	0.00		0.000		NO	18220		14.2	18220
228	228 Total Tetra-PCBs				1.0778	5.000	0.00		0.000		NO	50270		37.1	50270
229	229 3rd Function Penta-PCBs				1.3157	5.000	0.00		0.000		NO	4880		29.3	4880
230	230 4th Function Penta-PCBs				1.0735	5.000	0.00		0.000		NO	8339		7.19	8339
231	231 3rd Function Hexa-PCBs				0.8505	5.000	0.00		0.000		NO	15880		12.8	15880
232	232 4th Function Hexa-PCBs				1.0318	5.000	0.00		0.000		NO	32750		40.1	32750

#	Name	PredRT	RT	Std Resp	Std Resp	1* Ratio (Pred)	RA	n/y	EMPC	Conc.
1	54 PCB-104	32.48	32.48	1.374e5	8.852e4	1.580	1.59	NO	1185.3	1185.3
2	85 PCB-88	33.78	33.78	1.379e5	8.867e4	1.580	1.59	NO	1155.5	1155.5
3	86 PCB-103	34.34	34.32	1.091e5	8.880e4	1.580	1.58	NO	1128.1	1128.1
4	67 PCB-100	34.80	34.87	1.089e5	7.007e4	1.580	1.55	NO	1112.7	1112.7
5	88 PCB-84	35.18	35.17	9.548e4	5.531e4	1.580	1.55	NO	1107.9	1107.9
6	89 PCB-85/86/102	35.85	35.88	3.438e5	2.159e5	1.580	1.58	NO	3488.9	3488.9
7	70 PCB-83	35.77	35.78	8.215e4	5.207e4	1.580	1.80	NO	1079.8	1079.8

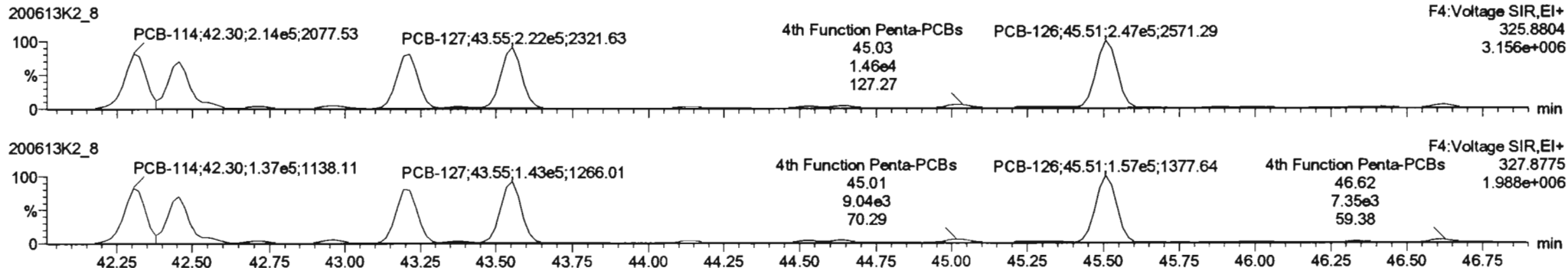


Dataset: Untitled

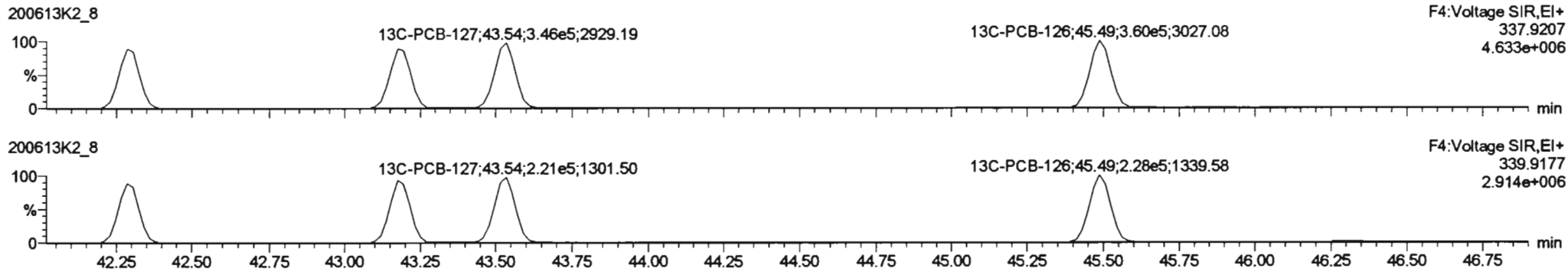
Last Altered: Sunday, June 14, 2020 13:28:02 Pacific Daylight Time
 Printed: Sunday, June 14, 2020 13:29:36 Pacific Daylight Time

Name: 200613K2_8, Date: 13-Jun-2020, Time: 21:52:36, ID: B0F0059-BS1 OPR 5, Description: OPR

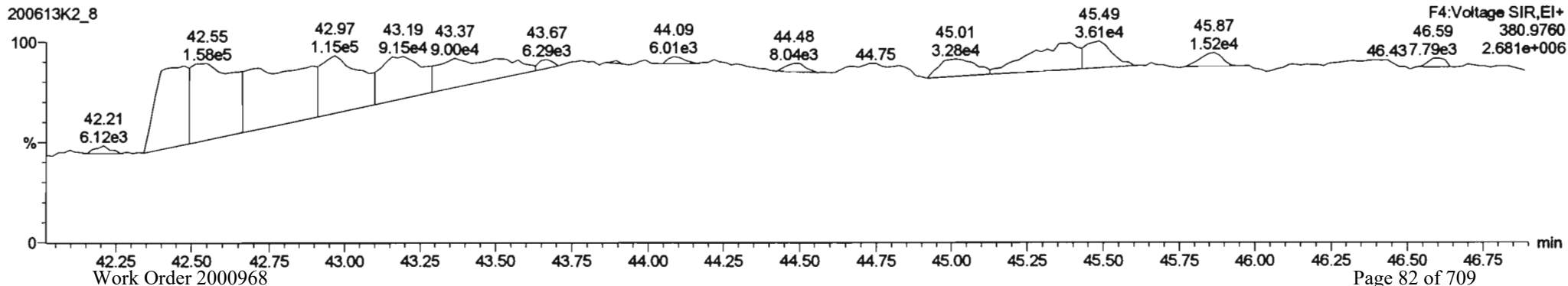
PCB-114

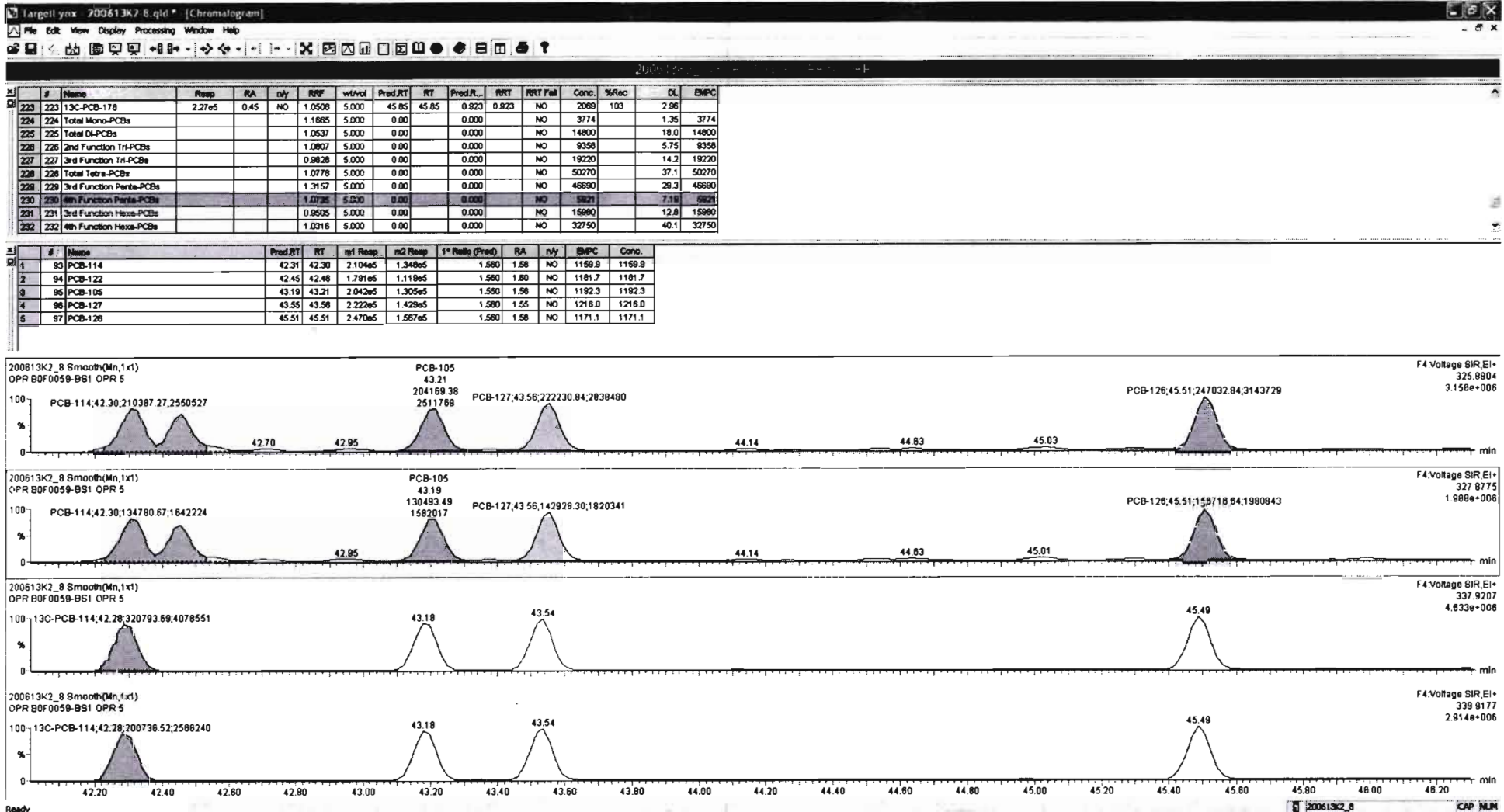


13C-PCB-114



PFK4a





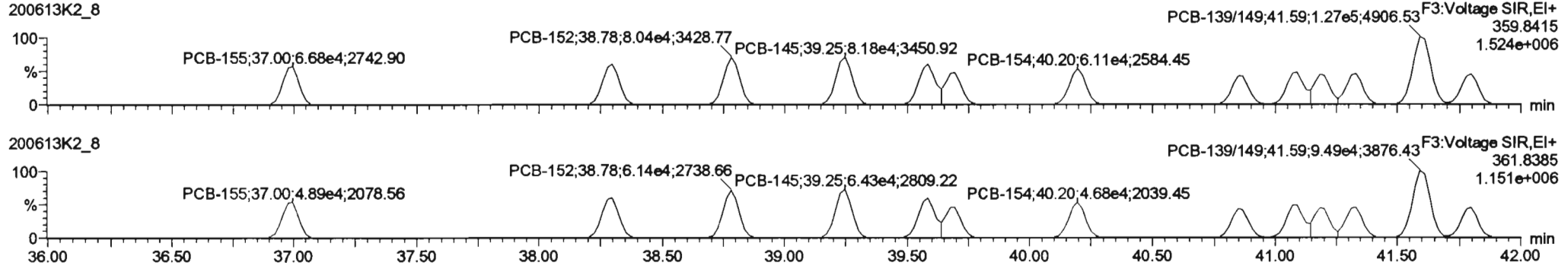
Dataset: Untitled

Last Altered: Sunday, June 14, 2020 13:28:02 Pacific Daylight Time
Printed: Sunday, June 14, 2020 13:29:36 Pacific Daylight Time

Name: 200613K2_8, Date: 13-Jun-2020, Time: 21:52:36, ID: B0F0059-BS1 OPR 5, Description: OPR

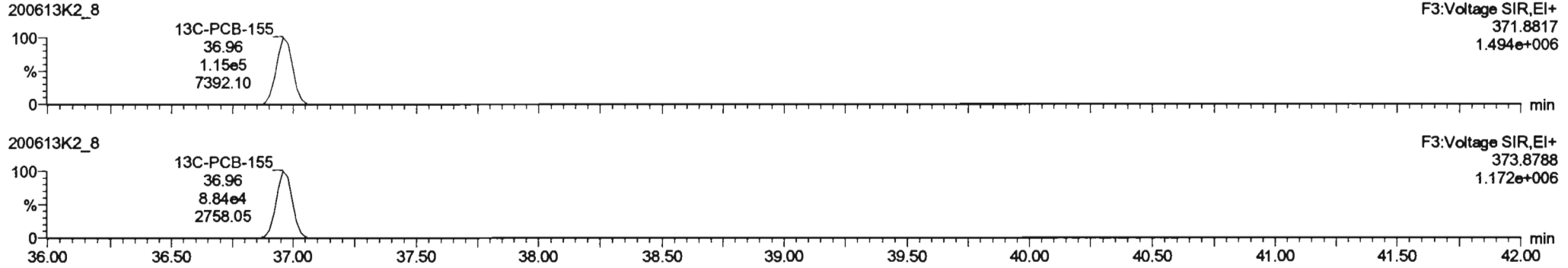
PCB-155

200613K2_8



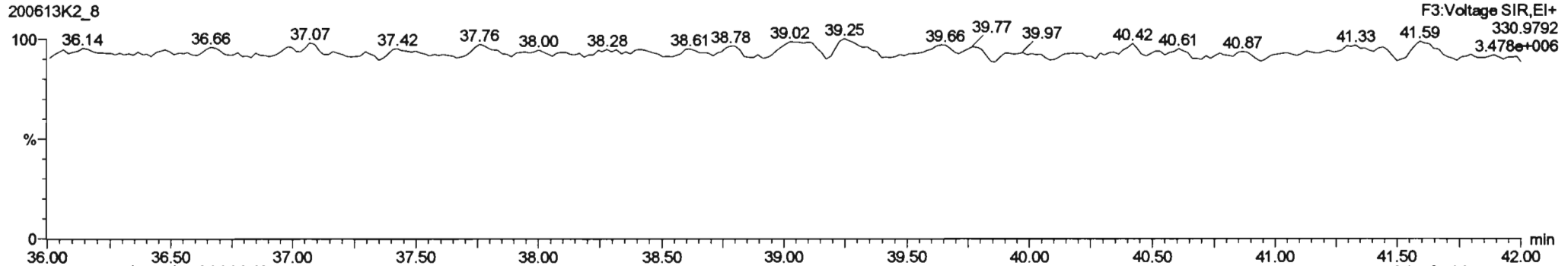
13C-PCB-155

200613K2_8



PFK3c

200613K2_8

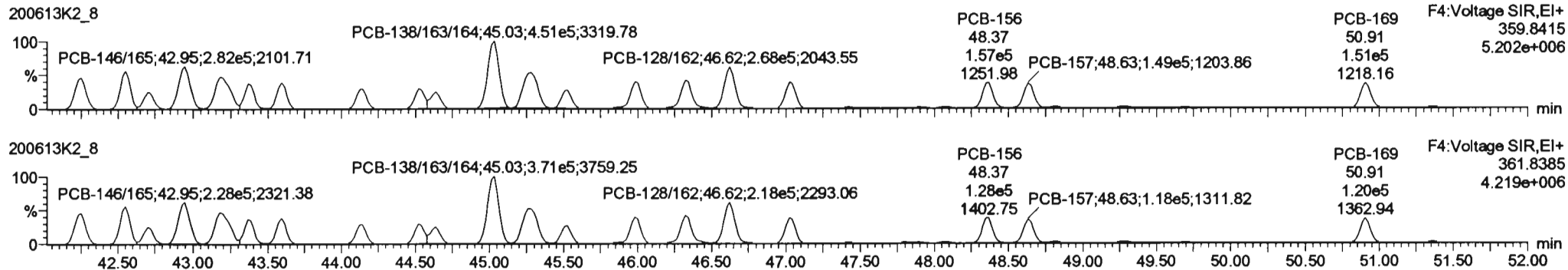


Dataset: Untitled

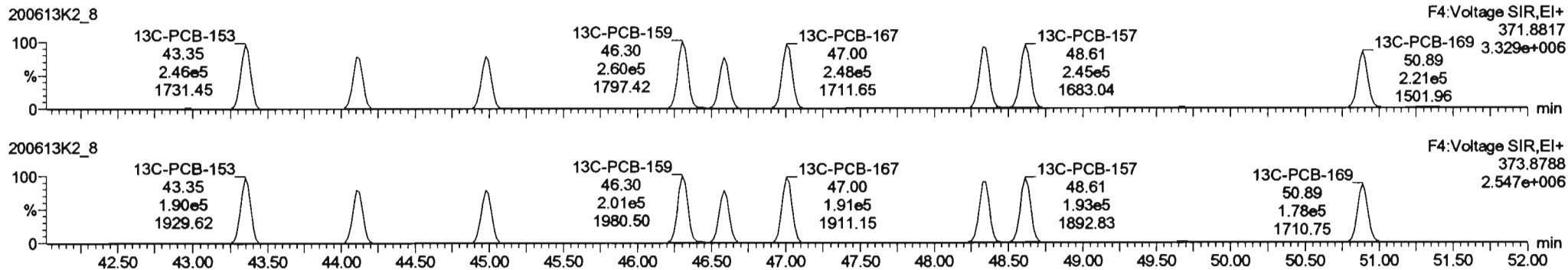
Last Altered: Sunday, June 14, 2020 13:28:02 Pacific Daylight Time
Printed: Sunday, June 14, 2020 13:29:36 Pacific Daylight Time

Name: 200613K2_8, Date: 13-Jun-2020, Time: 21:52:36, ID: B0F0059-BS1 OPR 5, Description: OPR

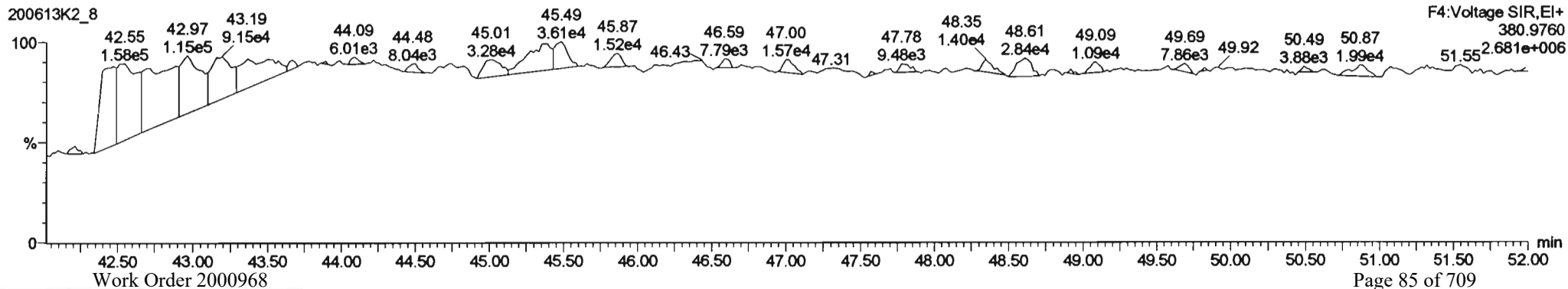
PCB-134/143

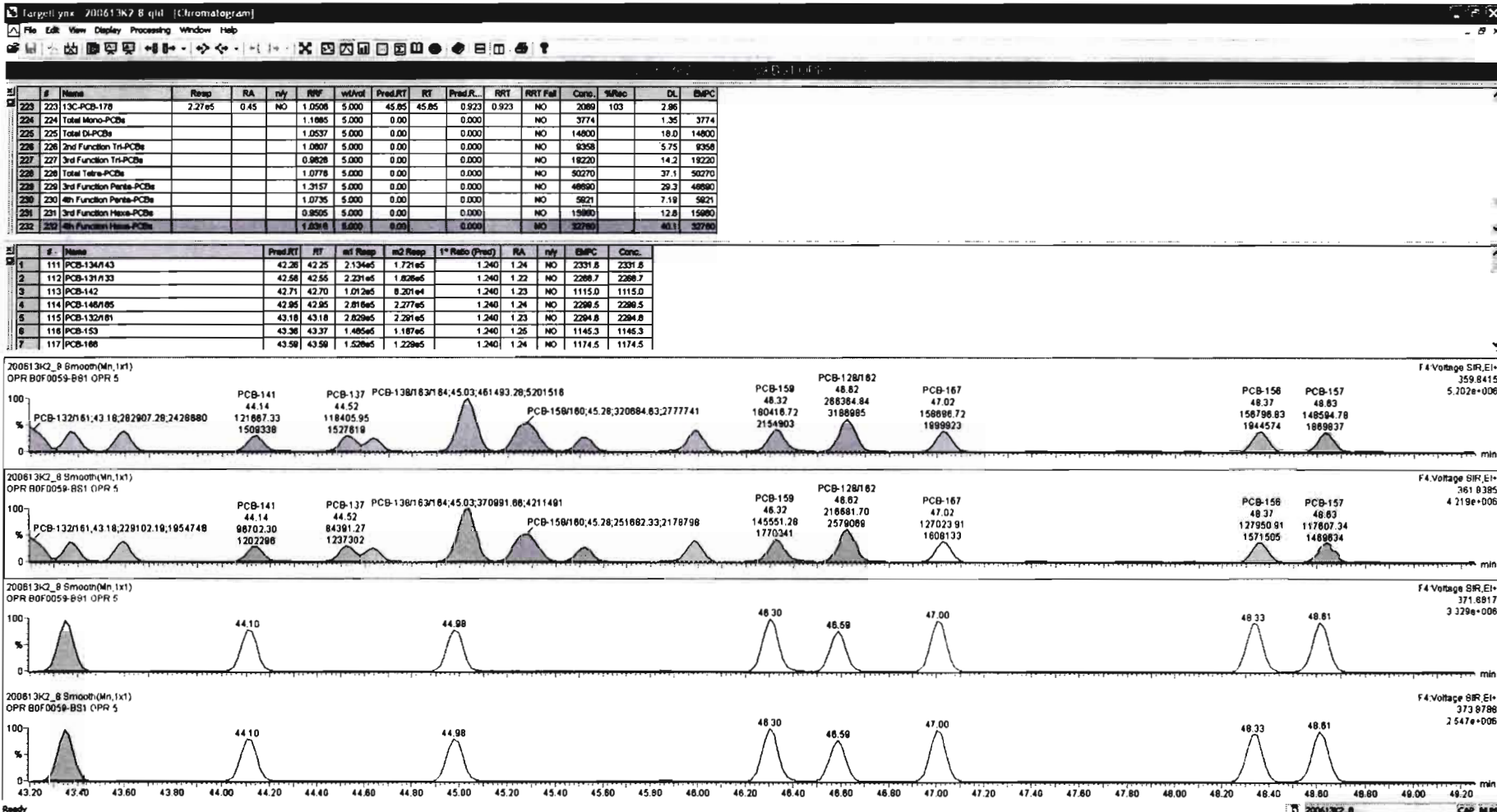


13C-PCB-153



PFK4b






Dataset: Untitled

Last Altered: Sunday, June 14, 2020 13:28:02 Pacific Daylight Time
Printed: Sunday, June 14, 2020 13:29:36 Pacific Daylight Time

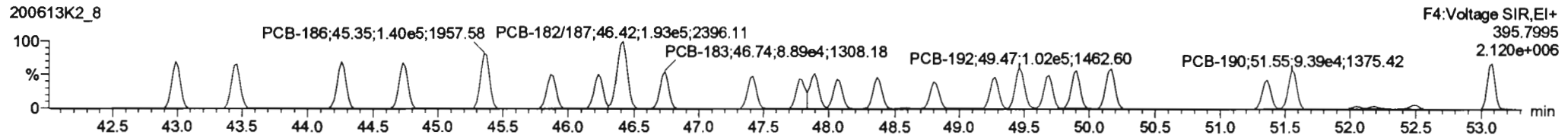
Name: 200613K2_8, Date: 13-Jun-2020, Time: 21:52:36, ID: B0F0059-BS1 OPR 5, Description: OPR

PCB-188

200613K2_8

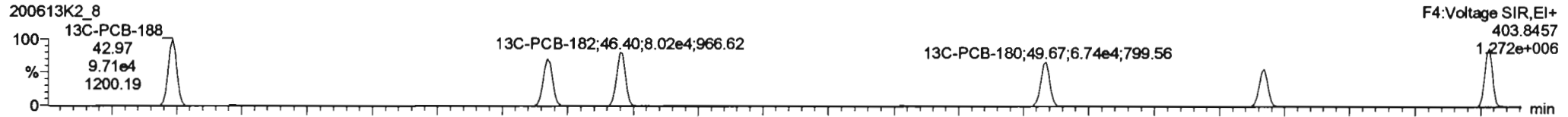


200613K2_8

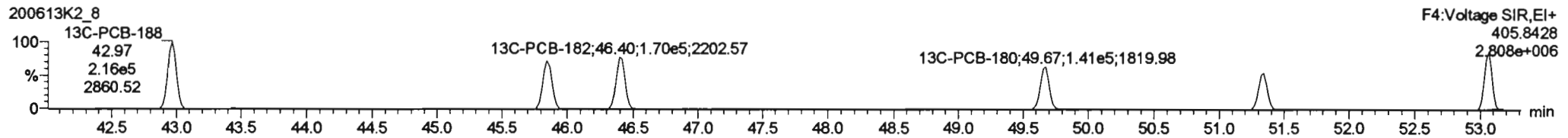


13C-PCB-188

200613K2_8

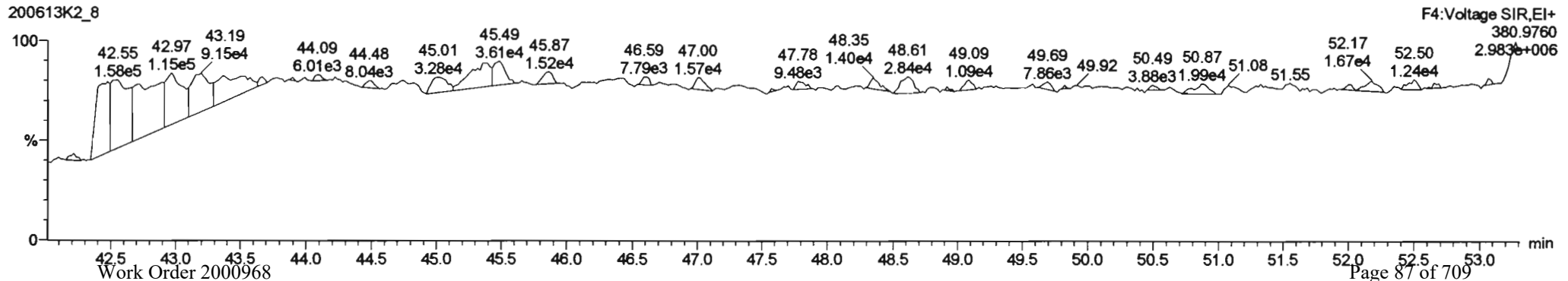


200613K2_8



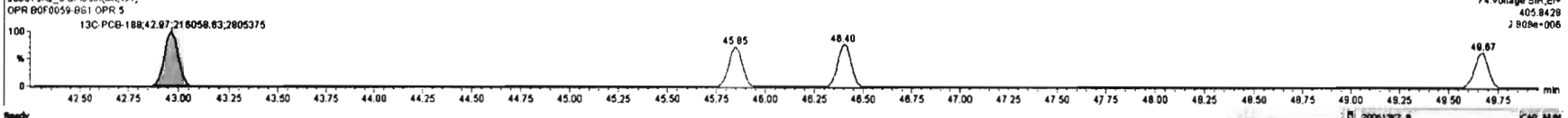

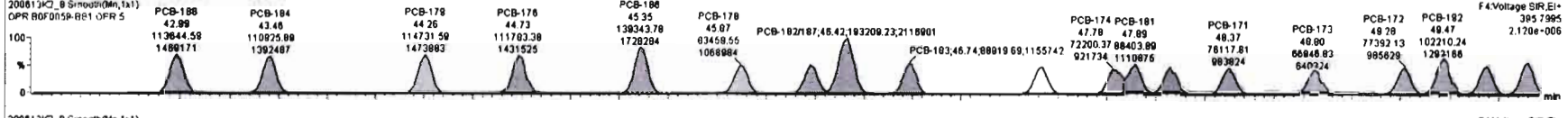
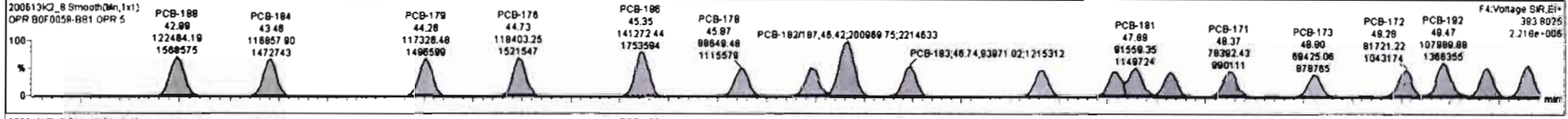
PFK4c

200613K2_8



#	Name	Resp	RA	n/y	R/R	WtAve	Prod RT	RT	Prod RT	RRT	RRT Fat	Conc.	%Rec	DL	BMP
232	232 4th Function Hexa-PCBs				1.0316	5.000	0.00	0.000	0.000		NO	32780		40.1	32780
233	233 Total Hepta-PCBs				1.3881	5.000	0.00	0.000	0.000		NO	27540		40.0	27540
234	234 4th Function Octa-PCBs				1.0009	5.000	0.00	0.000	0.000		NO	10070		10.4	10070
235	235 5th Function Octa-PCBs				1.1480	5.000	0.00	0.000	0.000		NO	3458		7.12	3458
236	236 Total Nona-PCBs				0.8523	5.000	0.00	0.000	0.000		NO	3362		8.37	3362
237	237 Deca-CB				0.8884	5.000	0.00	0.000	0.000		NO	1147		0.229	1147
238	238 Total PCBs														
239	239 Total Mono-actopes														
240	240 Total Di-actopes														
241	241 2nd Function Tri-actopes														

#	Name	Prod RT	RT	act Resp	int2 Resp	I* Ratio (Prod)	RA	n/y	BMP	Conc.
1	131 PCB-188	43.01	42.88	1.225e5	1.138e5	1.050	1.08	NO	1188.5	1188.5
2	132 PCB-184	43.44	43.48	1.188e5	1.108e5	1.060	1.05	NO	1181.3	1181.3
3	133 PCB-178	44.28	44.26	1.173e5	1.147e5	1.020	1.02	NO	1141.9	1141.9
4	134 PCB-176	44.72	44.73	1.164e5	1.118e5	1.030	1.08	NO	1123.5	1123.5
5	135 PCB-186	45.35	45.25	1.413e5	1.383e5	1.020	1.01	NO	1348.6	1348.6
6	136 PCB-178	45.87	45.87	8.285e4	8.348e4	1.050	1.08	NO	1185.5	1185.5
7	137 PCB-175	48.22	48.23	8.750e4	8.286e4	1.050	1.05	NO	1138.5	1138.5

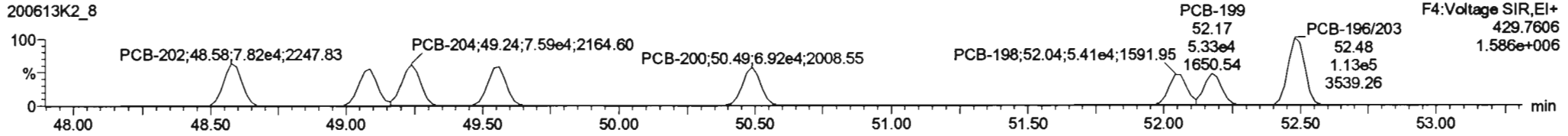
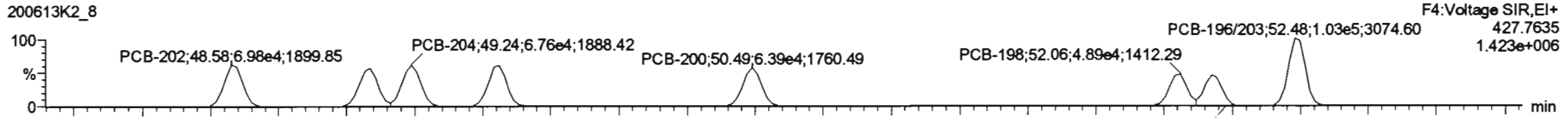


Dataset: Untitled

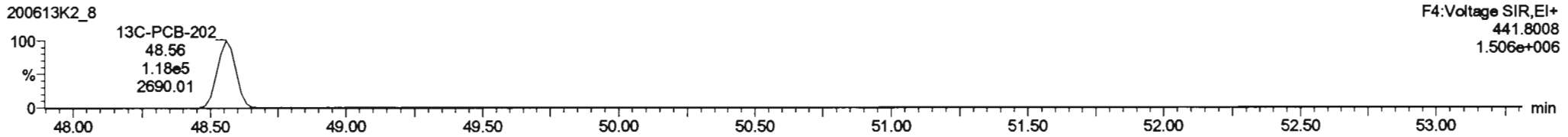
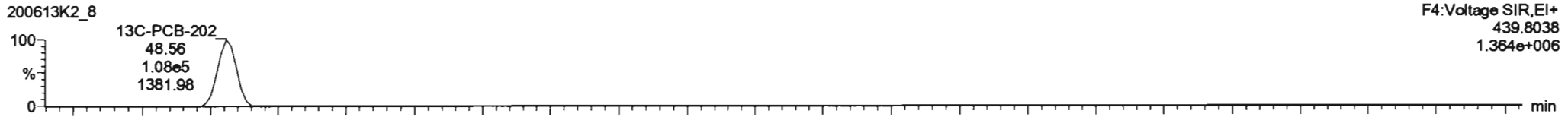
Last Altered: Sunday, June 14, 2020 13:28:02 Pacific Daylight Time
Printed: Sunday, June 14, 2020 13:29:36 Pacific Daylight Time

Name: 200613K2_8, Date: 13-Jun-2020, Time: 21:52:36, ID: B0F0059-BS1 OPR 5, Description: OPR

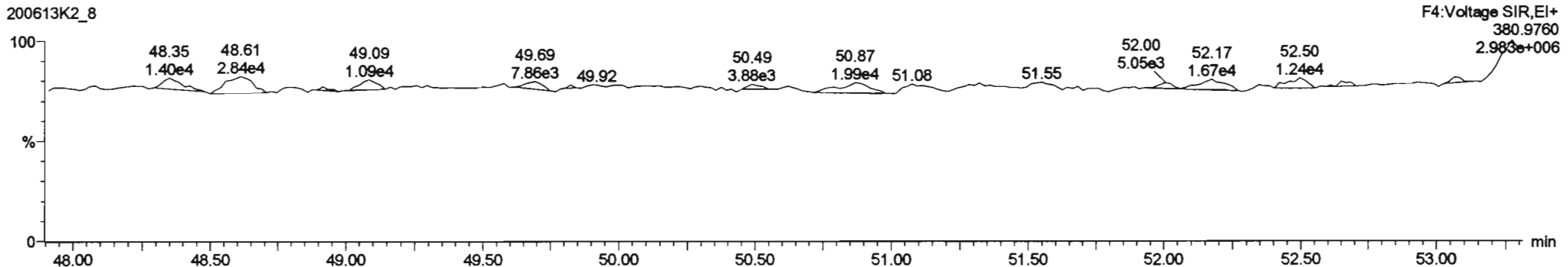
PCB-202



13C-PCB-202



PFK4d

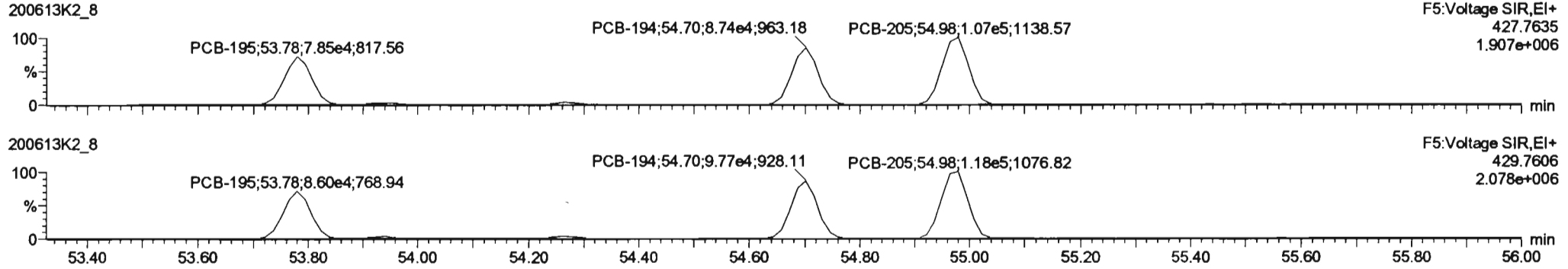


Dataset: Untitled

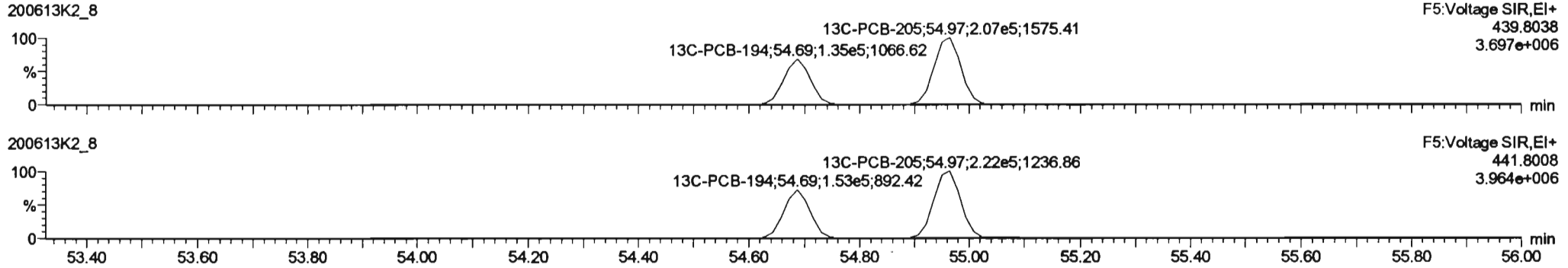
Last Altered: Sunday, June 14, 2020 13:28:02 Pacific Daylight Time
Printed: Sunday, June 14, 2020 13:29:36 Pacific Daylight Time

Name: 200613K2_8, Date: 13-Jun-2020, Time: 21:52:36, ID: B0F0059-BS1 OPR 5, Description: OPR

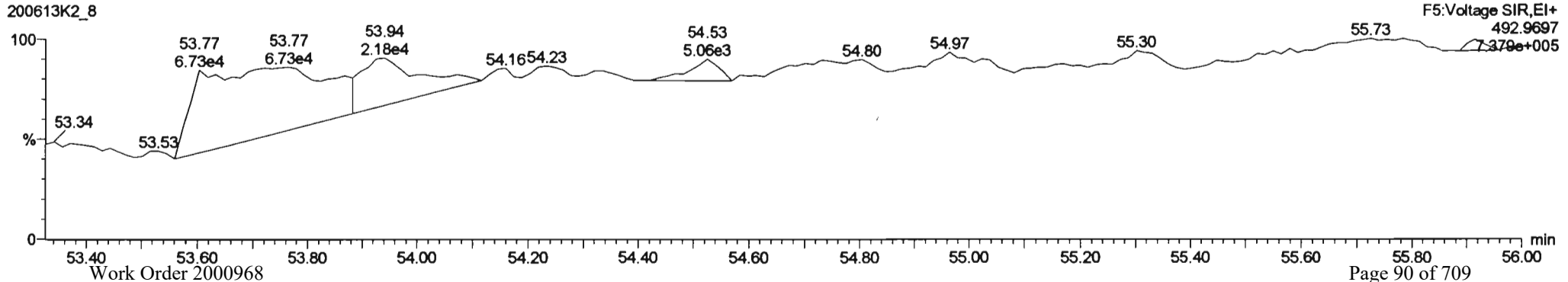
PCB-195



13C-PCB-194



PFK5a

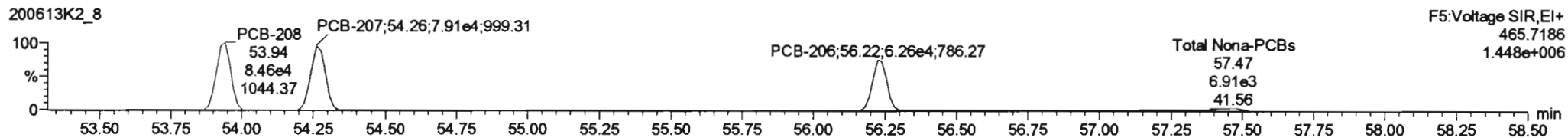



Dataset: Untitled

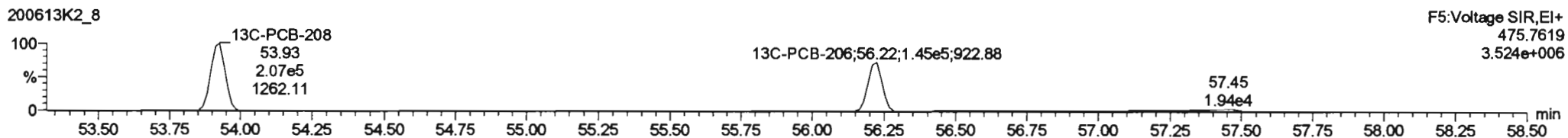
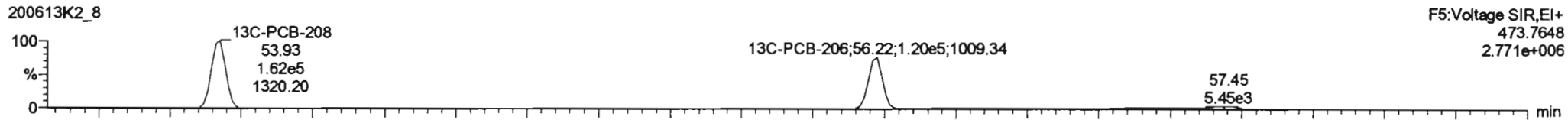
Last Altered: Sunday, June 14, 2020 13:28:02 Pacific Daylight Time
 Printed: Sunday, June 14, 2020 13:29:36 Pacific Daylight Time

Name: 200613K2_8, Date: 13-Jun-2020, Time: 21:52:36, ID: B0F0059-BS1 OPR 5, Description: OPR

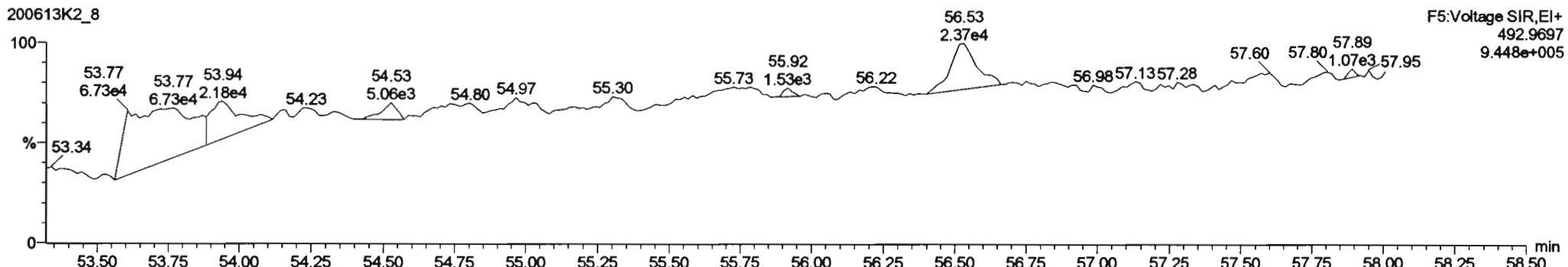
PCB-208



13C-PCB-208



PFK5




Dataset: Untitled

Last Altered: Sunday, June 14, 2020 13:28:02 Pacific Daylight Time
Printed: Sunday, June 14, 2020 13:29:36 Pacific Daylight Time

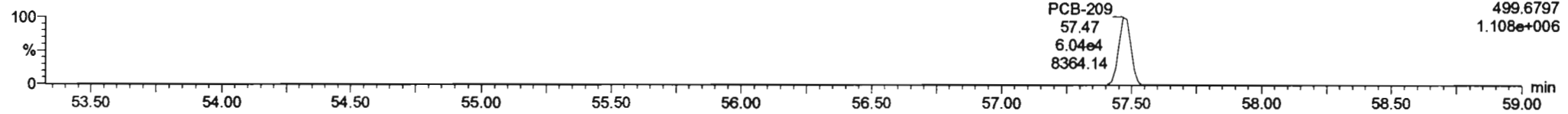
Name: 200613K2_8, Date: 13-Jun-2020, Time: 21:52:36, ID: B0F0059-BS1 OPR 5, Description: OPR

PCB-209

200613K2_8

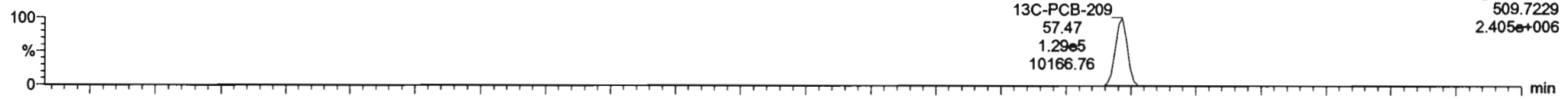


200613K2_8

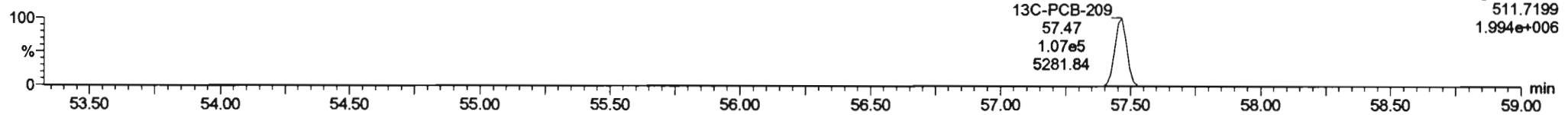


13C-PCB-209

200613K2_8

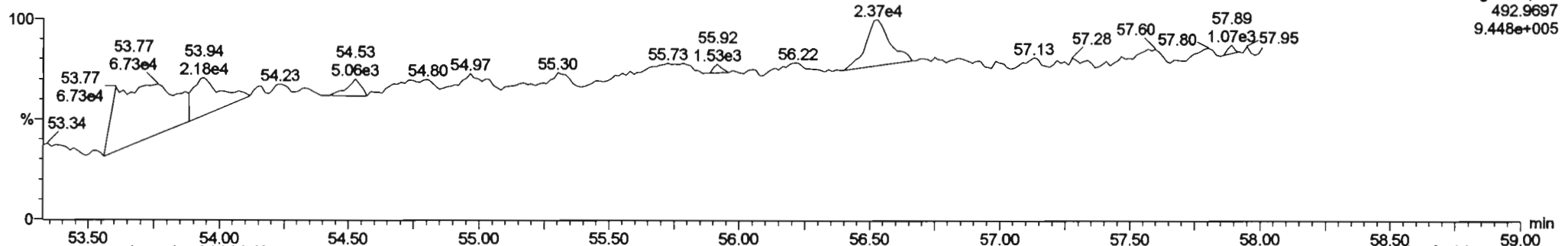


200613K2_8



PFK5b

200613K2_8



Dataset: U:\VG11.PRO\Results\200615K1\200615K1-11.qld

Last Altered: Tuesday, June 16, 2020 4:43:27 PM Pacific Daylight Time
Printed: Tuesday, June 16, 2020 4:43:42 PM Pacific Daylight Time

to 6/16/2020

C7 06/24/2020

Method: U:\VG11.PRO\MethDB\PCB-209_ZB1_6-13-20.mdb 14 Jun 2020 13:31:38
Calibration: U:\VG11.PRO\CurveDB\db1_PCBvg11-6-1-20.cdb 02 Jun 2020 10:21:16

Name: 200615K1_11, Date: 15-Jun-2020, Time: 23:03:54, ID: 2000968-01RE1 PDI-150SC-A-00-01-200425 5.97, Description: PDI-150SC-A-00-01-200425

#	Name	Resp	RA	n/y	RRF	wt/vol	Pred.RT	RT	Pred.R...	RRT	Check RRT	Conc.	%Rec	DI	EMPC
1	1 PCB-1			NO	1.17	5.008	15.54		1.001		YES			0.351	
2	2 PCB-2			NO	1.18	5.008	17.98		0.988		YES			0.251	
3	3 PCB-3			NO	1.15	5.008	18.21		1.001		YES			0.258	
4	4 PCB-4/10			NO	1.25	5.008	19.61		1.004		YES			1.03	
5	5 PCB-7/9			NO	0.960	5.008	21.40		1.003		YES			0.846	
6	6 PCB-6			NO	1.02	5.008	22.05		1.033		YES			0.794	
7	7 PCB-5/8	2.88e3	1.12	YES	0.992	5.008	22.45	22.45	1.052	1.052	NO	4.651		0.819	4.026
8	8 PCB-14			NO	1.02	5.008	23.59		0.952		YES			0.746	
9	9 PCB-11	5.30e3	1.41	NO	1.13	5.008	24.81	24.81	1.001	1.001	NO	6.971		0.673	6.971
10	10 PCB-12/13			NO	1.03	5.008	25.25		1.018		YES			0.739	
11	11 PCB-15	3.02e3	1.20	YES	1.03	5.008	25.56	25.54	1.031	1.030	NO	4.327		0.732	3.868
12	12 PCB-19	1.19e3	1.00	NO	1.11	5.008	23.78	23.77	1.001	1.001	NO	4.349		1.07	4.349
13	13 PCB-30			NO	1.79	5.008	24.68		1.039		YES			0.659	
14	14 PCB-18	4.19e3	1.05	NO	0.818	5.008	25.45	25.45	0.952	0.952	NO	13.43		0.963	13.43
15	15 PCB-17	2.03e3	0.96	NO	0.758	5.008	25.63	25.63	0.958	0.958	NO	7.005		1.04	7.005
16	16 PCB-24/27			NO	1.08	5.008	26.24		0.981		YES			0.727	
17	17 PCB-16/32	3.96e3	1.24	YES	0.925	5.008	26.76	26.75	1.001	1.000	NO	11.20		0.851	10.21
18	18 PCB-34			NO	0.945	5.008	27.56		0.959		YES			0.730	
19	19 PCB-23			NO	0.883	5.008	27.65		0.962		YES			0.781	
20	20 PCB-29			NO	0.893	5.008	27.91		0.971		YES			0.773	
21	21 PCB-26	2.65e3	1.17	NO	0.944	5.008	28.14	28.14	0.979	0.979	NO	4.546		0.731	4.546
22	22 PCB-25	1.23e3	1.46	YES	0.950	5.008	28.29	28.32	0.984	0.985	NO	2.081		0.726	1.732
23	23 PCB-31	8.45e3	1.10	NO	1.04	5.008	28.66	28.68	0.997	0.997	NO	13.20		0.666	13.20
24	24 PCB-28	1.24e4	1.07	NO	1.03	5.008	28.77	28.77	1.001	1.001	NO	19.65		0.673	19.65
25	25 PCB-20/21/33	5.24e3	1.21	YES	0.941	5.008	29.41	29.42	1.023	1.023	NO	9.015		0.725	8.310
26	26 PCB-22	2.46e3	1.17	NO	0.973	5.008	29.85	29.87	1.038	1.039	NO	4.096		0.709	4.096
27	27 PCB-36			NO	1.08	5.008	30.59		0.931		YES			0.667	
28	28 PCB-39			NO	0.988	5.008	31.07		0.946		YES			0.726	
29	29 PCB-38			NO	1.05	5.008	31.87		0.970		YES			0.682	
30	30 PCB-35			NO	1.04	5.008	32.42		0.987		YES			0.688	
31	31 PCB-37	5.07e3	1.33	YES	1.01	5.008	32.87	32.86	1.001	1.001	NO	8.323		0.711	7.278
32	32 PCB-54	4.00e2	0.93	YES	1.08	5.008	27.62	27.62	1.001	1.001	NO	1.048		0.484	0.9512

Dataset: U:\VG11.PRO\Results\200615K1\200615K1-11.qld

Last Altered: Tuesday, June 16, 2020 4:43:27 PM Pacific Daylight Time

Printed: Tuesday, June 16, 2020 4:43:42 PM Pacific Daylight Time

Name: 200615K1_11, Date: 15-Jun-2020, Time: 23:03:54, ID: 2000968-01RE1 PDI-150SC-A-00-01-200425 5.97, Description: PDI-150SC-A-00-01-200425

#	Name	Resp	RA	rv	RRF	wt/vol	Pred.RT	RT	Pred.R...	RRT	Check RRT	Conc.	%Rec	DL	EMPC
33	33 PCB-50			NO	0.880	5.008	28.81		1.044		YES			0.496	
34	34 PCB-53	2.37e3	0.76	NO	0.997	5.008	29.50	29.50	0.944	0.944	NO	7.685		0.511	7.685
35	35 PCB-51	1.50e3	0.70	NO	1.07	5.008	29.84	29.83	0.955	0.955	NO	4.568		0.478	4.568
36	36 PCB-45	1.01e3	0.65	YES	0.858	5.008	30.29	30.28	0.969	0.969	NO	3.808		0.596	3.441
37	37 PCB-46	7.75e2	0.48	YES	0.831	5.008	30.78	30.78	0.985	0.985	NO	3.017		0.613	2.243
38	38 PCB-52/69	2.61e4	0.77	NO	1.17	5.008	31.28	31.26	1.001	1.001	NO	72.34		0.437	72.34
39	39 PCB-73			NO	1.44	5.008	31.40		1.005		YES			0.353	
40	40 PCB-43/49	1.86e4	0.78	NO	1.02	5.008	31.57	31.60	1.010	1.011	NO	59.26		0.501	59.26
41	41 PCB-47	9.02e3	0.80	NO	0.922	5.008	31.80	31.80	1.001	1.001	NO	29.04		0.542	29.04
42	42 PCB-48/75	2.73e3	0.84	NO	1.12	5.008	31.92	31.93	1.004	1.005	NO	7.249		0.446	7.249
43	43 PCB-65			NO	1.28	5.008	32.19		1.013		YES			0.390	
44	44 PCB-62			NO	1.13	5.008	32.29		1.016		YES			0.443	
45	45 PCB-44	1.11e4	0.78	NO	0.824	5.008	32.64	32.70	1.027	1.029	NO	39.92		0.606	39.92
46	46 PCB-42/59	4.77e3	0.77	NO	1.05	5.008	32.87	32.90	1.034	1.035	NO	13.50		0.476	13.50
47	47 PCB-41/64/71/72	1.31e4	0.77	NO	1.19	5.008	33.47	33.48	1.053	1.053	NO	32.84		0.421	32.84
48	48 PCB-68	5.95e2	1.16	YES	1.28	5.008	33.72	33.70	1.061	1.060	NO	1.383		0.391	1.135
49	49 PCB-40	1.31e3	0.73	NO	0.602	5.008	33.95	33.93	1.068	1.067	NO	6.478		0.830	6.478
50	50 PCB-57			NO	1.16	5.008	34.30		0.969		YES			0.349	
51	51 PCB-67			NO	1.08	5.008	34.62		0.978		YES			0.375	
52	52 PCB-58			NO	1.20	5.008	34.74		0.982		YES			0.337	
53	53 PCB-63	1.03e3	0.48	YES	1.07	5.008	34.90	34.89	0.986	0.986	NO	2.162		0.379	1.834
54	54 PCB-74	8.81e3	0.72	NO	1.19	5.008	35.20	35.21	0.994	0.995	NO	19.11		0.343	19.11
55	55 PCB-61/70	2.49e4	0.78	NO	1.05	5.008	35.41	35.41	1.000	1.001	NO	60.80		0.385	60.80
56	56 PCB-76/66	2.13e4	0.75	NO	1.16	5.008	35.60	35.64	1.006	1.007	NO	47.11		0.349	47.11
57	57 PCB-80			NO	1.19	5.008	35.84		1.001		YES			0.331	
58	58 PCB-55			NO	1.17	5.008	36.16		1.010		YES			0.336	
59	59 PCB-56/60	8.33e3	0.76	NO	1.02	5.008	36.68	36.68	1.024	1.024	NO	20.22		0.386	20.22
60	60 PCB-79	5.61e2	0.90	YES	1.14	5.008	37.78	37.80	1.055	1.055	NO	1.218		0.345	1.135
61	61 PCB-78			NO	1.14	5.008	38.50		0.987		YES			0.353	
62	62 PCB-81			NO	1.05	5.008	39.04		1.000		YES			0.384	
63	63 PCB-77	1.68e3	0.80	NO	1.14	5.008	39.66	39.68	1.000	1.001	NO	3.754		0.365	3.754
64	64 PCB-104			NO	1.12	5.008	32.53		1.001		YES			0.748	
65	65 PCB-96	3.33e2	1.58	NO	1.15	5.008	33.85	33.76	1.041	1.038	NO	1.425		0.727	1.425
66	66 PCB-103			NO	0.936	5.008	34.42		1.059		YES			0.896	
67	67 PCB-100	5.19e2	1.17	YES	0.954	5.008	34.77	34.69	1.069	1.067	NO	2.090		0.890	2.382
68	68 PCB-94	2.03e2	2.08	YES	0.949	5.008	35.19	35.17	0.985	0.985	NO	1.311		0.989	1.091

Dataset: U:\VG11.PRO\Results\200615K1\200615K1-11.qld

Last Altered: Tuesday, June 16, 2020 4:43:27 PM Pacific Daylight Time
Printed: Tuesday, June 16, 2020 4:43:42 PM Pacific Daylight Time

Name: 200615K1_11, Date: 15-Jun-2020, Time: 23:03:54, ID: 2000968-01RE1 PDI-150SC-A-00-01-200425 5.97, Description: PDI-150SC-A-00-01-200425

#	Name	Resp	RA	n/y	RRF	wt/vol	Pred.RT	RT	Pred.R...	RRT	Check RRT	Conc.	%Rec	DL	EMPC
69	69 PCB-95/98/102	1.69e4	1.76	NO	1.20	5.008	35.67	35.73	0.999	1.001	NO	86.18		0.787	86.18
70	70 PCB-93			NO	0.935	5.008	35.79		1.002		YES			1.01	
71	71 PCB-88/91	3.60e3	1.46	NO	1.06	5.008	36.14	36.14	1.012	1.012	NO	20.79		0.890	20.79
72	72 PCB-121			NO	1.71	5.008	36.23		1.015		YES			0.555	
73	73 PCB-84/92	8.80e3	1.56	NO	1.02	5.008	37.08	37.07	0.990	0.990	NO	53.59		0.928	53.59
74	74 PCB-89			NO	1.11	5.008	37.25		0.995		YES			0.855	
75	75 PCB-90/101	2.35e4	1.59	NO	1.12	5.008	37.46	37.46	1.000	1.001	NO	129.6		0.842	129.6
76	76 PCB-113			NO	1.51	5.008	37.70		1.007		YES			0.624	
77	77 PCB-99	1.30e4	1.57	NO	1.32	5.008	37.79	37.80	1.009	1.009	NO	60.80		0.715	60.80
78	78 PCB-119	1.38e3	1.57	NO	1.81	5.008	38.28	38.28	0.987	0.987	NO	5.258		0.584	5.258
79	79 PCB-108/112	9.30e2	1.13	YES	1.44	5.008	38.44	38.45	0.991	0.991	NO	4.441		0.729	3.872
80	80 PCB-83			NO	1.83	5.008	38.59		0.995		YES			0.575	
81	81 PCB-97	5.74e3	1.69	NO	1.28	5.008	38.80	38.80	1.000	1.000	NO	30.92		0.822	30.92
82	82 PCB-86			NO	1.12	5.008	38.95		1.004		YES			0.944	
83	83 PCB-87/117/125	7.21e3	1.63	NO	1.56	5.008	39.10	39.10	1.008	1.008	NO	31.93		0.676	31.93
84	84 PCB-111/115	2.92e2	0.85	YES	1.91	5.008	39.25	39.25	1.012	1.012	NO	1.056		0.552	0.7961
85	85 PCB-85/116	2.99e3	1.63	NO	1.41	5.008	39.38	39.36	1.015	1.015	NO	14.61		0.747	14.61
86	86 PCB-120			NO	2.01	5.008	39.64		1.022		YES			0.526	
87	87 PCB-110	2.93e4	1.55	NO	1.74	5.008	39.77	39.79	1.026	1.026	NO	115.9		0.605	115.9
88	88 PCB-82	1.44e3	1.23	YES	0.781	5.008	40.44	40.42	0.976	0.975	NO	9.419		1.01	8.523
89	89 PCB-124	8.72e2	1.97	YES	1.40	5.008	41.15	41.15	0.993	0.993	NO	3.182		0.563	2.743
90	90 PCB-107/109	2.36e3	1.47	NO	1.34	5.008	41.29	41.29	0.996	0.996	NO	8.979		0.586	8.979
91	91 PCB-123	4.35e2	0.93	YES	1.20	5.008	41.46	41.44	1.000	1.000	NO	1.853		0.657	1.469
92	92 PCB-106/118	2.19e4	1.55	NO	1.22	5.008	41.67	41.65	1.001	1.000	NO	90.02		0.629	90.02
93	93 PCB-114	7.34e2	1.31	YES	1.14	5.008	42.33	42.32	1.000	1.000	NO	1.606		0.373	1.494
94	94 PCB-122			NO	0.944	5.008	42.47		1.004		YES			0.451	
95	95 PCB-105	1.03e4	1.62	NO	1.05	5.008	43.21	43.21	1.000	1.000	NO	23.78		0.396	23.78
96	96 PCB-127			NO	1.06	5.008	43.55		1.000		YES			0.368	
97	97 PCB-126			NO	1.17	5.008	45.51		1.000		YES			0.382	
98	98 PCB-155			NO	1.04	5.008	37.00		1.000		YES			0.483	
99	99 PCB-150			NO	1.08	5.008	38.32		1.036		YES			0.465	
100	1... PCB-152			NO	1.19	5.008	38.80		1.049		YES			0.425	
101	1... PCB-145			NO	1.19	5.008	39.27		1.062		YES			0.424	
102	1... PCB-136	1.89e3	1.39	NO	1.02	5.008	39.60	39.58	1.071	1.070	NO	19.79		0.494	19.79
103	1... PCB-148			NO	0.842	5.008	39.71		1.074		YES			0.599	
104	1... PCB-154	3.63e2	0.76	YES	0.919	5.008	40.22	40.22	1.088	1.088	NO	4.229		0.545	3.306

Dataset: U:\VG11.PRO\Results\200615K1\200615K1-11.qld

Last Altered: Tuesday, June 16, 2020 4:43:27 PM Pacific Daylight Time
Printed: Tuesday, June 16, 2020 4:43:42 PM Pacific Daylight Time

Name: 200615K1_11, Date: 15-Jun-2020, Time: 23:03:54, ID: 2000968-01RE1 PDI-150SC-A-00-01-200425 5.97, Description: PDI-150SC-A-00-01-200425

#	Name	Resp	RA	n/y	RRF	wt/vol	Pred.RT	RT	Pred.R	RRT	Check RRT	Conc.	%Rec	DL	EMPC
105	1... PCB-151	2.21e3	1.16	NO	0.787	5.008	40.88	40.85	1.105	1.105	NO	30.06		0.641	30.06
106	1... PCB-135	1.33e3	1.20	NO	0.922	5.008	41.09	41.07	1.111	1.111	NO	15.41		0.547	15.41
107	1... PCB-144	3.89e2	1.16	NO	0.789	5.008	41.20	41.18	1.114	1.114	NO	5.282		0.639	5.282
108	1... PCB-147	2.06e2	1.26	NO	0.834	5.008	41.33	41.31	1.118	1.117	NO	2.642		0.604	2.642
109	1... PCB-139/149	7.65e3	1.34	NO	0.948	5.008	41.62	41.59	1.125	1.125	NO	86.35		0.532	86.35
110	1... PCB-140	1.43e2	1.27	NO	0.794	5.008	41.80	41.78	1.130	1.130	NO	1.929		0.635	1.929
111	1... PCB-134/143	1.53e3	1.38	NO	0.759	5.008	42.26	42.27	0.975	0.975	NO	6.452		0.704	6.452
112	1... PCB-131/133	1.14e3	1.25	NO	0.821	5.008	42.56	42.55	0.982	0.982	NO	4.423		0.651	4.423
113	1... PCB-142			NO	0.754	5.008	42.71		0.985		YES			0.709	
114	1... PCB-146/165	6.78e3	1.18	NO	1.02	5.008	42.95	42.97	0.991	0.991	NO	21.28		0.526	21.28
115	1... PCB-132/161	9.81e3	1.32	NO	1.02	5.008	43.18	43.23	0.996	0.997	NO	30.58		0.522	30.58
116	1... PCB-153	3.68e4	1.24	NO	1.07	5.008	43.36	43.38	1.000	1.001	NO	109.8		0.499	109.8
117	1... PCB-168			NO	1.08	5.008	43.59		1.006		YES			0.496	
118	1... PCB-141	5.31e3	1.22	NO	1.03	5.008	44.14	44.14	1.000	1.000	NO	19.64		0.604	19.64
119	1... PCB-137	1.41e3	1.30	NO	1.11	5.008	44.54	44.52	1.010	1.009	NO	4.815		0.558	4.815
120	1... PCB-130	1.86e3	1.14	NO	0.885	5.008	44.64	44.63	1.012	1.012	NO	7.974		0.700	7.974
121	1... PCB-138/163/164	3.85e4	1.22	NO	1.28	5.008	45.03	45.01	1.001	1.000	NO	109.8		0.479	109.8
122	1... PCB-158/160	3.39e3	1.09	NO	1.24	5.008	45.28	45.26	1.006	1.006	NO	10.03		0.496	10.03
123	1... PCB-129	1.18e3	1.62	YES	0.867	5.008	45.54	45.53	1.012	1.012	NO	5.005		0.710	4.281
124	1... PCB-166			NO	1.14	5.008	45.99		0.993		YES			0.448	
125	1... PCB-159			NO	1.22	5.008	46.32		1.000		YES			0.421	
126	1... PCB-128/162	4.91e3	1.20	NO	0.907	5.008	46.61	46.60	1.007	1.007	NO	16.49		0.565	16.49
127	1... PCB-167	1.41e3	1.26	NO	1.11	5.008	47.04	47.04	1.000	1.000	NO	3.826		0.442	3.826
128	1... PCB-156	3.98e3	1.24	NO	1.13	5.008	48.37	48.37	1.000	1.000	NO	10.84		0.444	10.84
129	1... PCB-157	8.25e2	1.48	YES	1.04	5.008	48.67	48.65	1.001	1.000	NO	2.451		0.503	2.223
130	1... PCB-169			NO	1.16	5.008	50.91		1.000		YES			0.471	
131	1... PCB-188			NO	1.29	5.008	43.01		1.001		YES			0.717	
132	1... PCB-184			NO	1.23	5.008	43.44		1.011		YES			0.750	
133	1... PCB-179	4.44e3	1.03	NO	1.30	5.008	44.26	44.26	1.030	1.030	NO	16.36		0.712	16.36
134	1... PCB-176	1.17e3	1.15	NO	1.31	5.008	44.72	44.75	1.041	1.041	NO	4.282		0.706	4.282
135	1... PCB-186			NO	1.33	5.008	45.35		1.055		YES			0.695	
136	1... PCB-178	1.43e3	1.08	NO	0.943	5.008	45.87	45.89	1.067	1.068	NO	7.236		0.980	7.236
137	1... PCB-175	3.32e2	0.65	YES	0.956	5.008	46.22	46.25	1.076	1.076	NO	1.659		0.986	1.271
138	1... PCB-182/187	9.25e3	1.14	NO	1.07	5.008	46.40	46.40	1.080	1.080	NO	41.49		0.867	41.49
139	1... PCB-183	4.42e3	1.06	NO	1.02	5.008	46.74	46.74	1.088	1.088	NO	20.64		0.904	20.64
140	1... PCB-185	8.64e2	0.91	NO	1.41	5.008	47.42	47.42	0.955	0.955	NO	4.153		0.945	4.153

Dataset: U:\VG11.PRO\Results\200615K1\200615K1-11.qld

Last Altered: Tuesday, June 16, 2020 4:43:27 PM Pacific Daylight Time

Printed: Tuesday, June 16, 2020 4:43:42 PM Pacific Daylight Time

Name: 200615K1_11, Date: 15-Jun-2020, Time: 23:03:54, ID: 2000968-01RE1 PDI-150SC-A-00-01-200425 5.97, Description: PDI-150SC-A-00-01-200425

#	Name	Resp	RA	n/y	RRF	wt/vol	Pred.RT	RT	Pred.R...	RRT	Check RRT	Conc.	%Rec	DL	EMPC
141	1... PCB-174	6.94e3	1.02	NO	1.35	5.008	47.81	47.80	0.962	0.962	NO	34.65		0.981	34.65
142	1... PCB-181			NO	1.47	5.008	47.90		0.964		YES			0.901	
143	1... PCB-177	4.24e3	0.90	NO	1.28	5.008	48.06	48.06	0.968	0.968	NO	22.42		1.04	22.42
144	1... PCB-171	1.82e3	0.86	YES	1.32	5.008	48.36	48.37	0.974	0.974	NO	9.265		1.01	8.478
145	1... PCB-173			NO	1.19	5.008	48.80		0.983		YES			1.12	
146	1... PCB-172	1.10e3	0.80	YES	1.38	5.008	49.28	49.28	0.992	0.992	NO	5.382		0.965	4.657
147	1... PCB-192			NO	1.83	5.008	49.47		0.996		YES			0.727	
148	1... PCB-180	1.58e4	1.03	NO	1.41	5.008	49.69	49.69	1.000	1.000	NO	75.88		0.941	75.88
149	1... PCB-193	1.09e3	0.96	NO	1.68	5.008	49.90	49.90	1.005	1.005	NO	4.402		0.792	4.402
150	1... PCB-191	3.18e2	0.96	NO	1.71	5.008	50.17	50.15	1.010	1.010	NO	1.257		0.776	1.257
151	1... PCB-170	6.62e3	1.11	NO	1.40	5.008	51.36	51.36	1.000	1.000	NO	36.56		1.10	36.56
152	1... PCB-190	1.58e3	1.01	NO	1.85	5.008	51.55	51.55	1.004	1.004	NO	6.598		0.833	6.598
153	1... PCB-189	3.10e2	2.61	YES	1.45	5.008	53.09	53.08	1.000	1.000	NO	1.218		0.596	0.6918
154	1... PCB-202	8.64e2	0.88	NO	1.17	5.008	48.59	48.58	1.001	1.000	NO	6.189		1.18	6.189
155	1... PCB-201	5.57e2	0.69	YES	1.05	5.008	49.09	49.09	1.011	1.011	NO	4.426		1.21	3.853
156	1... PCB-204			NO	1.14	5.008	49.23		1.014		YES			1.21	
157	1... PCB-197			NO	1.13	5.008	49.55		1.020		YES			1.22	
158	1... PCB-200	3.40e2	2.21	YES	1.07	5.008	50.48	50.49	1.040	1.040	NO	2.656		1.29	1.564
159	1... PCB-198			NO	0.794	5.008	52.06		1.072		YES			1.74	
160	1... PCB-199	2.51e3	0.90	NO	0.809	5.008	52.16	52.17	1.074	1.075	NO	25.94		1.70	25.94
161	1... PCB-196/203	2.70e3	0.81	NO	0.838	5.008	52.48	52.48	1.081	1.081	NO	26.93		1.64	26.93
162	1... PCB-195	1.50e3	1.04	YES	1.04	5.008	53.78	53.78	0.984	0.983	NO	6.976		0.688	6.469
163	1... PCB-194	3.73e3	0.83	NO	1.12	5.008	54.70	54.70	1.000	1.000	NO	16.23		0.644	16.23
164	1... PCB-205			NO	1.29	5.008	54.97		1.005		YES			0.558	
165	1... PCB-208	9.80e2	1.04	YES	0.933	5.008	53.93	53.94	1.000	1.001	NO	3.775		0.440	3.366
166	1... PCB-207	3.69e2	1.52	NO	0.916	5.008	54.25	54.26	1.006	1.007	NO	1.448		0.458	1.448
167	1... PCB-206	1.94e3	1.33	NO	1.01	5.008	56.22	56.22	1.000	1.000	NO	10.69		0.611	10.69
168	1... PCB-209	2.07e3	1.23	NO	0.986	5.008	57.45	57.47	1.000	1.000	NO	12.52		0.534	12.52
169	1... 13C-PCB-1	9.34e5	3.34	NO	0.893	5.008	15.51	15.53	0.608	0.609	NO	1382	69.2	2.66	
170	1... 13C-PCB-3	1.02e6	3.27	NO	0.911	5.008	18.16	18.20	0.712	0.713	NO	1480	74.1	2.61	
171	1... 13C-PCB-4	7.67e5	1.61	NO	0.600	5.008	19.51	19.53	0.765	0.766	NO	1690	84.6	1.20	
172	1... 13C-PCB-9	1.25e6	1.61	NO	0.970	5.008	21.34	21.34	0.836	0.836	NO	1701	85.2	0.742	
173	1... 13C-PCB-11	1.35e6	1.60	NO	0.962	5.008	24.78	24.79	0.971	0.972	NO	1852	92.7	0.748	
174	1... 13C-PCB-19	4.94e5	1.01	NO	0.499	5.008	23.75	23.75	0.931	0.931	NO	1309	65.5	7.52	
175	1... 13C-PCB-32	7.62e5	1.03	NO	0.744	5.008	26.74	26.74	1.048	1.048	NO	1353	67.8	5.04	
176	1... 13C-PCB-28	1.23e6	1.04	NO	1.06	5.008	28.75	28.75	1.004	1.004	NO	1851	92.7	5.93	

Dataset: U:\VG11.PRO\Results\200615K1\200615K1-11.qld

Last Altered: Tuesday, June 16, 2020 4:43:27 PM Pacific Daylight Time

Printed: Tuesday, June 16, 2020 4:43:42 PM Pacific Daylight Time

Name: 200615K1_11, Date: 15-Jun-2020, Time: 23:03:54, ID: 2000968-01RE1 PDI-150SC-A-00-01-200425 5.97, Description: PDI-150SC-A-00-01-200425

#	Name	Resp	RA	rv	RRF	wt/vol	Pred.RT	RT	Pred.R...	RRT	Check RRT	Conc.	%Rec	DL	EMPC
177	1... 13C-PCB-37	1.21e6	1.05	NO	0.989	5.008	32.73	32.85	1.143	1.147	NO	1946	97.4	6.38	
178	1... 13C-PCB-54	7.11e5	0.79	NO	0.999	5.008	27.62	27.60	0.753	0.752	NO	1621	81.2	1.89	
179	1... 13C-PCB-52	6.17e5	0.80	NO	0.804	5.008	31.26	31.25	0.852	0.852	NO	1749	87.6	2.35	
180	1... 13C-PCB-47	6.73e5	0.79	NO	0.857	5.008	31.78	31.78	0.866	0.867	NO	1788	89.5	2.20	
181	1... 13C-PCB-70	7.77e5	0.81	NO	0.996	5.008	35.41	35.40	0.965	0.965	NO	1778	89.1	1.89	
182	1... 13C-PCB-80	8.08e5	0.79	NO	1.03	5.008	35.84	35.82	0.977	0.977	NO	1792	89.7	1.83	
183	1... 13C-PCB-81	8.16e5	0.81	NO	0.988	5.008	39.04	39.02	1.064	1.064	NO	1883	94.3	1.91	
184	1... 13C-PCB-77	7.88e5	0.81	NO	0.969	5.008	39.66	39.64	1.081	1.081	NO	1855	92.9	1.95	
185	1... 13C-PCB-104	4.04e5	1.63	NO	1.02	5.008	32.44	32.51	0.827	0.829	NO	1781	89.2	1.53	
186	1... 13C-PCB-95	3.25e5	1.63	NO	0.805	5.008	35.69	35.71	0.910	0.910	NO	1810	90.6	1.93	
187	1... 13C-PCB-101	3.22e5	1.53	NO	0.793	5.008	37.44	37.44	0.954	0.954	NO	1822	91.2	1.96	
188	1... 13C-PCB-97	2.89e5	1.67	NO	0.696	5.008	38.78	38.78	0.989	0.989	NO	1862	93.2	2.23	
189	1... 13C-PCB-123	3.92e5	1.70	NO	0.933	5.008	41.42	41.44	1.056	1.056	NO	1881	94.2	1.67	
190	1... 13C-PCB-118	3.98e5	1.60	NO	0.986	5.008	41.61	41.63	1.061	1.061	NO	1809	90.6	1.58	
191	1... 13C-PCB-114	8.00e5	1.61	NO	1.55	5.008	42.29	42.31	0.908	0.908	NO	2072	104	1.72	
192	1... 13C-PCB-105	8.27e5	1.61	NO	1.57	5.008	43.17	43.19	0.927	0.927	NO	2107	106	1.70	
193	1... 13C-PCB-127	8.45e5	1.56	NO	1.62	5.008	43.53	43.54	0.934	0.935	NO	2084	104	1.64	
194	1... 13C-PCB-126	7.89e5	1.61	NO	1.57	5.008	45.49	45.49	0.976	0.976	NO	2015	101	1.70	
195	1... 13C-PCB-155	1.87e5	1.34	NO	0.615	5.008	36.96	36.98	0.942	0.943	NO	1361	68.2	0.727	
196	1... 13C-PCB-153	6.26e5	1.28	NO	1.36	5.008	43.34	43.35	0.930	0.930	NO	1836	92.0	1.71	
197	1... 13C-PCB-141	5.26e5	1.27	NO	1.13	5.008	44.11	44.12	0.947	0.947	NO	1869	93.6	2.07	
198	1... 13C-PCB-138	5.45e5	1.28	NO	1.18	5.008	44.97	44.99	0.965	0.966	NO	1842	92.2	1.97	
199	1... 13C-PCB-159	6.55e5	1.28	NO	1.44	5.008	46.30	46.30	0.994	0.994	NO	1824	91.3	1.62	
200	2... 13C-PCB-167	6.65e5	1.28	NO	1.44	5.008	47.01	47.02	1.009	1.009	NO	1850	92.6	1.62	
201	2... 13C-PCB-156	6.52e5	1.29	NO	1.40	5.008	48.32	48.35	1.037	1.038	NO	1871	93.7	1.67	
202	2... 13C-PCB-157	6.45e5	1.29	NO	1.40	5.008	48.61	48.63	1.043	1.044	NO	1849	92.6	1.67	
203	2... 13C-PCB-169	6.28e5	1.28	NO	1.33	5.008	50.89	50.89	1.092	1.092	NO	1891	94.7	1.75	
204	2... 13C-PCB-188	4.18e5	0.47	NO	1.41	5.008	42.98	42.97	0.926	0.926	NO	1905	95.4	1.08	
205	2... 13C-PCB-180	2.95e5	0.45	NO	0.929	5.008	49.67	49.67	1.070	1.070	NO	2044	102	1.65	
206	2... 13C-PCB-170	2.58e5	0.47	NO	0.794	5.008	51.35	51.34	1.106	1.106	NO	2089	105	1.92	
207	2... 13C-PCB-189	3.50e5	0.45	NO	1.04	5.008	53.09	53.06	1.144	1.143	NO	2155	108	1.46	
208	2... 13C-PCB-202	2.39e5	0.96	NO	1.04	5.008	48.57	48.56	1.046	1.046	NO	1482	74.2	1.10	
209	2... 13C-PCB-194	4.11e5	0.89	NO	0.768	5.008	54.69	54.69	0.995	0.995	NO	1843	92.3	2.74	
210	2... 13C-PCB-208	5.56e5	0.78	NO	0.991	5.008	53.92	53.91	0.981	0.981	NO	1931	96.7	2.24	
211	2... 13C-PCB-206	3.59e5	0.79	NO	0.552	5.008	56.21	56.21	1.023	1.023	NO	2241	112	4.02	
212	2... 13C-PCB-209	3.34e5	1.22	NO	0.396	5.008	57.46	57.45	1.046	1.046	NO	2901	145	0.755	

Dataset: U:\VG11.PRO\Results\200615K1\200615K1-11.qld

Last Altered: Tuesday, June 16, 2020 4:43:27 PM Pacific Daylight Time
Printed: Tuesday, June 16, 2020 4:43:42 PM Pacific Daylight Time

Name: 200615K1_11, Date: 15-Jun-2020, Time: 23:03:54, ID: 2000968-01RE1 PDI-150SC-A-00-01-200425 5.97, Description: PDI-150SC-A-00-01-200425

#	Name	Resp	RA	n/y	RRF	wt/vol	Pred.RT	RT	Pred.R...	RRT	Check RRT	Conc.	%Rec	DL	EMPC
213	2... 13C-PCB-15	1.51e6	1.58	NO	1.00	5.008	25.51	25.52	1.000	0.000	NO	1997	100	0.719	
214	2... 13C-PCB-31	1.25e6	1.04	NO	1.00	5.008	28.64	28.64	1.000	0.000	NO	1997	100	6.31	
215	2... 13C-PCB-60	8.76e5	0.80	NO	1.00	5.008	36.66	36.68	1.000	0.000	NO	1997	100	1.89	
216	2... 13C-PCB-111	4.46e5	1.66	NO	1.00	5.008	39.23	39.23	1.000	0.000	NO	1997	100	1.55	
217	2... 13C-PCB-128	4.98e5	1.31	NO	1.00	5.008	46.59	46.59	1.000	0.000	NO	1997	100	2.34	
218	2... 13C-PCB-182	3.11e5	0.45	NO	1.00	5.008	46.40	46.42	0.000	0.000	NO	1997	100	1.53	
219	2... 13C-PCB-205	5.80e5	0.88	NO	1.00	5.008	54.97	54.95	1.000	0.000	NO	1997	100	2.11	
220	2... 13C-PCB-79	9.30e5	0.80	NO	1.07	5.008	37.78	37.76	1.030	1.029	NO	1984	99.3	1.76	
221	2... 13C-PCB-178	3.01e5	0.46	NO	0.766	5.008	45.86	45.85	0.988	0.988	NO	1571	78.7	1.25	
222	2... 13C-PCB-79	9.30e5	0.80	NO	1.08	5.008	37.76	37.76	0.968	0.968	NO	2103	105	1.84	
223	2... 13C-PCB-178	3.01e5	0.46	NO	1.05	5.008	45.85	45.85	0.923	0.923	NO	1934	96.8	1.51	
224	2... Total Mono-PCBs				1.17	5.008	0.00		0.000		NO			0.859	0.351
225	2... Total Di-PCBs				1.05	5.008	0.00		0.000		NO	6.971		6.38	14.87
226	2... 2nd Function Tri-PCBs				1.08	5.008	0.00		0.000		NO	24.78		5.31	34.99
227	2... 3rd Function Tri-PCBs				0.983	5.008	0.00		0.000		NO	41.50		18.0	58.82
228	2... Total Tetra-PCBs				1.08	5.008	0.00		0.000		NO	423.9		12.0	434.6
229	2... 3rd Function Penta-PCBs				1.32	5.008	0.00		0.000		NO	650.0		21.7	670.9
230	2... 4th Function Penta-PCBs				1.07	5.008	0.00		0.000		NO	23.78		1.97	25.28
231	2... 3rd Function Hexa-PCBs				0.951	5.008	0.00		0.000		NO	161.5		7.04	164.8
232	2... 4th Function Hexa-PCBs				1.03	5.008	0.00		0.000		NO	355.9		10.9	362.5
233	2... Total Hepta-PCBs				1.36	5.008	0.00		0.000		NO	275.9		20.1	291.0
234	2... 4th Function Octa-PCBs				1.00	5.008	0.00		0.000		NO	59.06		11.3	64.48
235	2... 5th Function Octa-PCBs				1.15	5.008	0.00		0.000		NO	16.23		1.89	22.69
236	2... Total Nona-PCBs				0.952	5.008	0.00		0.000		NO	12.14		1.52	15.50
237	2... Deca-CB				0.986	5.008	0.00		0.000		NO	12.52		0.534	12.52
238	2... Total PCBs														

Handwritten notes on the right side of the table:
 > 66.28 -
 > 673.78 -
 > 517.4 -
 > 75.25 -
 > 99.81 -
 > 696.18 -
 > 527.3 -
 > 87.17 -

Dataset: U:\VG11.PRO\Results\200615K1\200615K1-11.qld

Last Altered: Tuesday, June 16, 2020 4:43:27 PM Pacific Daylight Time
 Printed: Tuesday, June 16, 2020 4:45:32 PM Pacific Daylight Time

Method: U:\VG11.PRO\MethDB\PCB-209_ZB1_6-13-20.mdb 14 Jun 2020 13:31:38
 Calibration: U:\VG11.PRO\CurveDB\db1_PCBvg11-6-1-20.cdb 02 Jun 2020 10:21:16

ID: 2000968-01RE1 PDI-150SC-A-00-01-200425 5.97, Description: PDI-150SC-A-00-01-200425

Total Mono-PCBs

Name	Pred.R.	RT	m1 Height	m2 Height	m1 Resp	m2 Resp	RA	n/y	Resp	Conc.	EMPC	DL
1												

Total Di-PCBs

Name	Pred.R.	RT	m1 Height	m2 Height	m1 Resp	m2 Resp	RA	n/y	Resp	Conc.	EMPC	DL
1 PCB-5/8	22.45	22.45	2.353e4	1.855e4	1.521e3	1.363e3	1.12	YES	2.884e3	0.00000	4.0263	0.819
2 PCB-11	24.81	24.81	5.039e4	3.403e4	3.096e3	2.202e3	1.41	NO	5.297e3	6.9715	6.9715	0.673
3 PCB-15	25.56	25.54	2.672e4	1.955e4	1.645e3	1.375e3	1.20	YES	3.021e3	0.00000	3.8677	0.733

2nd Function Tri-PCBs

Name	Pred.R.	RT	m1 Height	m2 Height	m1 Resp	m2 Resp	RA	n/y	Resp	Conc.	EMPC	DL
1 PCB-19	23.78	23.77	9.642e3	8.642e3	5.940e2	5.960e2	1.00	NO	1.190e3	4.3494	4.3494	1.07
2 PCB-18	25.45	25.45	3.346e4	3.140e4	2.142e3	2.047e3	1.05	NO	4.189e3	13.429	13.429	0.963
3 PCB-17	25.63	25.63	1.723e4	1.559e4	9.902e2	1.036e3	0.96	NO	2.027e3	7.0049	7.0049	1.04
4 PCB-16/32	26.76	26.75	1.946e4	1.757e4	2.189e3	1.766e3	1.24	YES	3.956e3	0.00000	10.207	0.851

3rd Function Tri-PCBs

Name	Pred.R.	RT	m1 Height	m2 Height	m1 Resp	m2 Resp	RA	n/y	Resp	Conc.	EMPC	DL
1 PCB-26	28.14	28.14	1.626e4	1.660e4	1.427e3	1.224e3	1.17	NO	2.651e3	4.5455	4.5455	0.731
2 PCB-25	28.29	28.32	8.710e3	7.177e3	7.292e2	4.982e2	1.46	YES	1.227e3	0.00000	1.7316	0.726
3 PCB-31	28.66	28.68	5.708e4	5.233e4	4.422e3	4.033e3	1.10	NO	8.454e3	13.204	13.204	0.666
4 PCB-28	28.77	28.77	8.320e4	8.031e4	6.421e3	6.025e3	1.07	NO	1.245e4	19.652	19.652	0.673
5 PCB-20/21/33	29.41	29.42	3.165e4	2.616e4	2.874e3	2.369e3	1.21	YES	5.243e3	0.00000	8.3096	0.733
6 PCB-22	29.85	29.87	1.404e4	1.502e4	1.325e3	1.137e3	1.17	NO	2.462e3	4.0958	4.0958	0.709
7 PCB-37	32.87	32.86	3.380e4	2.846e4	2.897e3	2.173e3	1.33	YES	5.070e3	0.00000	7.2779	0.711

Vista Analytical Laboratory

Dataset: U:\VG11.PRO\Results\200615K1\200615K1-11.qld

Last Altered: Tuesday, June 16, 2020 4:43:27 PM Pacific Daylight Time

Printed: Tuesday, June 16, 2020 4:45:32 PM Pacific Daylight Time

ID: 2000968-01RE1 PDI-150SC-A-00-01-200425 5.97, Description: PDI-150SC-A-00-01-200425

Total Tetra-PCBs

	Name	Pred R	RT	m1 Height	m2 Height	m1 Resp	m2 Resp	RA	n/y	Resp	Conc	EMPC	DL
1	PCB-54	27.62	27.62	2.233e3	2.832e3	1.930e2	2.065e2	0.93	YES	3.996e2	0.00000	0.95123	0.404
2	PCB-53	29.50	29.50	1.357e4	1.923e4	1.023e3	1.345e3	0.76	NO	2.367e3	7.6853	7.6853	0.511
3	PCB-51	29.84	29.83	8.188e3	1.053e4	6.208e2	8.829e2	0.70	NO	1.504e3	4.5683	4.5683	0.478
4	PCB-45	30.29	30.28	4.667e3	8.369e3	3.971e2	6.130e2	0.65	YES	1.010e3	0.00000	3.4411	0.594
5	PCB-46	30.78	30.78	2.857e3	6.846e3	2.505e2	5.241e2	0.48	YES	7.746e2	0.00000	2.2430	0.613
6	PCB-52/69	31.28	31.26	1.409e5	1.950e5	1.134e4	1.474e4	0.77	NO	2.608e4	72.340	72.340	0.437
7	PCB-43/49	31.57	31.60	9.830e4	1.317e5	8.127e3	1.048e4	0.78	NO	1.861e4	59.259	59.259	0.501
8	PCB-47	31.80	31.80	5.028e4	6.366e4	4.011e3	5.005e3	0.80	NO	9.016e3	29.039	29.039	0.542
9	PCB-48/75	31.92	31.93	1.580e4	1.805e4	1.250e3	1.484e3	0.84	NO	2.735e3	7.2487	7.2487	0.446
10	PCB-44	32.64	32.70	6.181e4	7.806e4	4.872e3	6.209e3	0.78	NO	1.108e4	39.923	39.923	0.606
11	PCB-42/59	32.87	32.90	2.755e4	3.338e4	2.077e3	2.697e3	0.77	NO	4.773e3	13.502	13.502	0.476
12	PCB-41/64/71/72	33.47	33.48	6.903e4	8.547e4	5.722e3	7.409e3	0.77	NO	1.313e4	32.835	32.835	0.421
13	PCB-68	33.72	33.70	2.497e3	3.722e3	3.189e2	2.761e2	1.16	YES	5.950e2	0.00000	1.1354	0.391
14	PCB-40	33.95	33.93	7.354e3	9.682e3	5.534e2	7.602e2	0.73	NO	1.314e3	6.4784	6.4784	0.830
15	PCB-63	34.90	34.89	4.345e3	9.779e3	3.328e2	6.941e2	0.48	YES	1.027e3	0.00000	1.8340	0.379
16	PCB-74	35.20	35.21	4.749e4	6.828e4	3.694e3	5.120e3	0.72	NO	8.813e3	19.112	19.112	0.343
17	PCB-61/70	35.41	35.41	1.456e5	1.861e5	1.090e4	1.404e4	0.78	NO	2.494e4	60.799	60.799	0.385
18	PCB-76/66	35.60	35.64	1.123e5	1.555e5	9.155e3	1.219e4	0.75	NO	2.134e4	47.106	47.106	0.349
19	PCB-56/60	36.68	36.68	4.615e4	6.045e4	3.597e3	4.732e3	0.76	NO	8.328e3	20.215	20.215	0.386
20	PCB-79	37.78	37.80	3.793e3	3.963e3	2.659e2	2.953e2	0.90	YES	5.612e2	0.00000	1.1346	0.345
21	PCB-77	39.66	39.68	8.769e3	1.255e4	7.502e2	9.346e2	0.80	NO	1.685e3	3.7538	3.7538	0.365

Vista Analytical Laboratory

Dataset: U:\VG11.PRO\Results\200615K1\200615K1-11.qld

Last Altered: Tuesday, June 16, 2020 4:43:27 PM Pacific Daylight Time

Printed: Tuesday, June 16, 2020 4:45:32 PM Pacific Daylight Time

ID: 2000968-01RE1 PDI-150SC-A-00-01-200425 5.97, Description: PDI-150SC-A-00-01-200425

3rd Function Penta-PCBs

	Name	Pred.R.	RT	m1 Height	m2 Height	m1 Resp	m2 Resp	RA	n/y	Resp	Conc.	EMPC	DL
1	PCB-96	33.85	33.76	2.217e3	1.883e3	2.037e2	1.289e2	1.58	NO	3.326e2	1.4249	1.4249	0.727
2	PCB-100	34.77	34.69	3.329e3	3.445e3	2.799e2	2.390e2	1.17	YES	5.189e2	0.00000	2.3815	0.880
3	PCB-94	35.19	35.17	1.941e3	8.810e2	1.367e2	6.583e1	2.08	YES	2.025e2	0.00000	1.0907	0.999
4	PCB-95/98/102	35.67	35.73	1.371e5	7.662e4	1.077e4	6.130e3	1.76	NO	1.690e4	86.184	86.184	0.787
5	PCB-88/91	36.14	36.14	2.809e4	1.742e4	2.138e3	1.466e3	1.46	NO	3.605e3	20.790	20.790	0.890
6	PCB-84/92	37.08	37.07	7.155e4	4.282e4	5.367e3	3.434e3	1.56	NO	8.800e3	53.592	53.592	0.928
7	PCB-90/101	37.46	37.46	1.730e5	1.103e5	1.442e4	9.056e3	1.59	NO	2.347e4	129.60	129.60	0.842
8	PCB-99	37.79	37.80	9.861e4	6.238e4	7.916e3	5.044e3	1.57	NO	1.296e4	60.804	60.804	0.715
9	PCB-119	38.28	38.28	1.083e4	7.721e3	8.405e2	5.347e2	1.57	NO	1.375e3	5.2582	5.2582	0.584
10	PCB-108/112	38.44	38.45	7.944e3	5.865e3	4.939e2	4.359e2	1.13	YES	9.298e2	0.00000	3.8717	0.729
11	PCB-97	38.80	38.80	4.752e4	2.694e4	3.611e3	2.132e3	1.69	NO	5.743e3	30.923	30.923	0.822
12	PCB-87/117/125	39.10	39.10	5.441e4	3.348e4	4.470e3	2.742e3	1.63	NO	7.212e3	31.932	31.932	0.676
13	PCB-111/115	39.25	39.25	2.398e3	2.328e3	1.343e2	1.580e2	0.85	YES	2.922e2	0.00000	0.79609	0.552
14	PCB-85/116	39.38	39.36	2.357e4	1.249e4	1.851e3	1.135e3	1.63	NO	2.986e3	14.610	14.610	0.747
15	PCB-110	39.77	39.79	2.299e5	1.491e5	1.781e4	1.146e4	1.55	NO	2.927e4	115.92	115.92	0.605
16	PCB-82	40.44	40.42	9.787e3	8.124e3	7.958e2	6.473e2	1.23	YES	1.443e3	0.00000	8.5234	1.01
17	PCB-124	41.15	41.15	5.870e3	3.474e3	5.783e2	2.935e2	1.97	YES	8.718e2	0.00000	2.7429	0.563
18	PCB-107/109	41.29	41.29	1.811e4	1.279e4	1.405e3	9.581e2	1.47	NO	2.363e3	8.9791	8.9791	0.586
19	PCB-123	41.46	41.44	2.396e3	2.285e3	2.103e2	2.250e2	0.93	YES	4.353e2	0.00000	1.4689	0.657
20	PCB-106/118	41.67	41.65	1.673e5	1.125e5	1.330e4	8.573e3	1.55	NO	2.187e4	90.017	90.017	0.629

4th Function Penta-PCBs

	Name	Pred.R.	RT	m1 Height	m2 Height	m1 Resp	m2 Resp	RA	n/y	Resp	Conc.	EMPC	DL
1	PCB-114	42.33	42.32	4.369e3	2.813e3	4.162e2	3.178e2	1.31	YES	7.340e2	0.00000	1.4944	0.373
2	PCB-105	43.21	43.21	7.926e4	4.915e4	6.403e3	3.946e3	1.62	NO	1.035e4	23.784	23.784	0.396

Dataset: U:\VG11.PRO\Results\200615K1\200615K1-11.qld

Last Altered: Tuesday, June 16, 2020 4:43:27 PM Pacific Daylight Time
 Printed: Tuesday, June 16, 2020 4:45:32 PM Pacific Daylight Time

ID: 2000968-01RE1 PDI-150SC-A-00-01-200425 5.97, Description: PDI-150SC-A-00-01-200425

3rd Function Hexa-PCBs

	Name	Pred.R.	RT	m1 Height	m2 Height	m1 Resp	m2 Resp	RA	n/y	Resp	Conc.	EMPC	DL
1	PCB-136	39.60	39.58	1.357e4	9.952e3	1.098e3	7.901e2	1.39	NO	1.888e3	19.791	19.791	0.494
2	PCB-154	40.22	40.22	1.834e3	2.680e3	1.572e2	2.060e2	0.76	YES	3.632e2	0.00000	3.3062	0.549
3	PCB-151	40.88	40.85	1.524e4	1.347e4	1.185e3	1.024e3	1.16	NO	2.210e3	30.059	30.059	0.641
4	PCB-135	41.09	41.07	1.015e4	8.326e3	7.230e2	6.049e2	1.20	NO	1.328e3	15.406	15.406	0.547
5	PCB-144	41.20	41.18	3.399e3	2.630e3	2.093e2	1.802e2	1.16	NO	3.895e2	5.2822	5.2822	0.639
6	PCB-147	41.33	41.31	1.890e3	1.413e3	1.148e2	9.128e1	1.26	NO	2.060e2	2.6419	2.6419	0.604
7	PCB-139/149	41.62	41.59	5.518e4	4.478e4	4.379e3	3.270e3	1.34	NO	7.649e3	86.354	86.354	0.532
8	PCB-140	41.80	41.78	1.387e3	8.150e2	8.007e1	6.298e1	1.27	NO	1.430e2	1.9287	1.9287	0.635

4th Function Hexa-PCBs

	Name	Pred.R.	RT	m1 Height	m2 Height	m1 Resp	m2 Resp	RA	n/y	Resp	Conc.	EMPC	DL
1	PCB-134/143	42.26	42.27	1.152e4	7.680e3	8.883e2	6.457e2	1.38	NO	1.534e3	6.4517	6.4517	0.704
2	PCB-131/133	42.56	42.55	7.874e3	6.412e3	6.324e2	5.048e2	1.25	NO	1.137e3	4.4226	4.4226	0.651
3	PCB-146/165	42.95	42.97	4.665e4	3.866e4	3.669e3	3.110e3	1.18	NO	6.779e3	21.284	21.284	0.526
4	PCB-132/161	43.18	43.23	7.392e4	5.661e4	5.589e3	4.223e3	1.32	NO	9.812e3	30.584	30.584	0.522
5	PCB-153	43.36	43.38	2.510e5	2.049e5	2.040e4	1.641e4	1.24	NO	3.681e4	109.75	109.75	0.499
6	PCB-141	44.14	44.14	3.534e4	3.043e4	2.922e3	2.392e3	1.22	NO	5.314e3	19.644	19.644	0.604
7	PCB-137	44.54	44.52	1.089e4	8.120e3	7.955e2	6.132e2	1.30	NO	1.409e3	4.8149	4.8149	0.558
8	PCB-130	44.64	44.63	1.309e4	1.133e4	9.918e2	8.684e2	1.14	NO	1.860e3	7.9744	7.9744	0.700
9	PCB-138/163/164	45.03	45.01	2.304e5	1.824e5	2.116e4	1.729e4	1.22	NO	3.845e4	109.84	109.84	0.479
10	PCB-158/160	45.28	45.26	2.207e4	2.012e4	1.772e3	1.619e3	1.09	NO	3.391e3	10.026	10.026	0.496
11	PCB-129	45.54	45.53	9.634e3	5.739e3	7.317e2	4.517e2	1.62	YES	1.183e3	0.00000	4.2806	0.710
12	PCB-128/162	46.61	46.60	3.327e4	2.719e4	2.681e3	2.230e3	1.20	NO	4.911e3	16.491	16.491	0.565
13	PCB-167	47.04	47.04	1.062e4	8.023e3	7.862e2	6.261e2	1.26	NO	1.412e3	3.8257	3.8257	0.442
14	PCB-156	48.37	48.37	2.914e4	2.220e4	2.207e3	1.778e3	1.24	NO	3.985e3	10.836	10.836	0.444
15	PCB-157	48.67	48.65	5.563e3	4.240e3	4.921e2	3.327e2	1.48	YES	8.248e2	0.00000	2.2235	0.503

Dataset: U:\VG11.PRO\Results\200615K1\200615K1-11.qld

Last Altered: Tuesday, June 16, 2020 4:43:27 PM Pacific Daylight Time
 Printed: Tuesday, June 16, 2020 4:45:32 PM Pacific Daylight Time

ID: 2000968-01RE1 PDI-150SC-A-00-01-200425 5.97, Description: PDI-150SC-A-00-01-200425

Total Hepta-PCBs

	Name	Pred.R.	RT	m1 Height	m2 Height	m1 Resp	m2 Resp	RA	n/y	Resp	Conc.	EMPC	DL
1	PCB-179	44.26	44.26	2.876e4	2.772e4	2.255e3	2.188e3	1.03	NO	4.443e3	16.363	16.363	0.712
2	PCB-176	44.72	44.75	8.082e3	6.865e3	6.276e2	5.445e2	1.15	NO	1.172e3	4.2820	4.2820	0.706
3	PCB-178	45.87	45.89	8.699e3	8.653e3	7.425e2	6.850e2	1.08	NO	1.428e3	7.2355	7.2355	0.980
4	PCB-175	46.22	46.25	1.962e3	3.165e3	1.302e2	2.017e2	0.65	YES	3.318e2	0.00000	1.2706	0.966
5	PCB-182/187	46.40	46.40	6.304e4	5.558e4	4.933e3	4.319e3	1.14	NO	9.252e3	41.490	41.490	0.867
6	PCB-183	46.74	46.74	2.718e4	2.729e4	2.269e3	2.146e3	1.06	NO	4.415e3	20.637	20.637	0.904
7	PCB-185	47.42	47.42	5.522e3	6.221e3	4.111e2	4.526e2	0.91	NO	8.637e2	4.1533	4.1533	0.945
8	PCB-174	47.81	47.80	4.061e4	4.169e4	3.502e3	3.437e3	1.02	NO	6.939e3	34.647	34.647	0.981
9	PCB-177	48.06	48.06	2.648e4	2.697e4	2.008e3	2.232e3	0.90	NO	4.239e3	22.423	22.423	1.04
10	PCB-171	48.36	48.37	1.018e4	1.218e4	8.455e2	9.781e2	0.86	YES	1.824e3	0.00000	8.4777	1.01
11	PCB-172	49.28	49.28	6.154e3	8.137e3	4.853e2	6.098e2	0.80	YES	1.095e3	0.00000	4.6568	0.966
12	PCB-180	49.69	49.69	9.370e4	9.668e4	8.058e3	7.792e3	1.03	NO	1.585e4	75.885	75.885	0.941
13	PCB-193	49.90	49.90	7.231e3	6.460e3	5.339e2	5.582e2	0.96	NO	1.092e3	4.4024	4.4024	0.792
14	PCB-191	50.17	50.15	1.933e3	1.419e3	1.561e2	1.619e2	0.96	NO	3.180e2	1.2568	1.2568	0.776
15	PCB-170	51.36	51.36	4.165e4	3.777e4	3.482e3	3.138e3	1.11	NO	6.620e3	36.560	36.560	1.10
16	PCB-190	51.55	51.55	9.136e3	1.025e4	7.950e2	7.838e2	1.01	NO	1.579e3	6.5981	6.5981	0.833
17	PCB-189	53.09	53.08	2.840e3	1.543e3	2.244e2	8.595e1	2.61	YES	3.103e2	0.00000	0.69176	0.686

4th Function Octa-PCBs

	Name	Pred.R.	RT	m1 Height	m2 Height	m1 Resp	m2 Resp	RA	n/y	Resp	Conc.	EMPC	DL
1	PCB-202	48.59	48.58	5.298e3	5.593e3	4.057e2	4.586e2	0.88	NO	8.644e2	6.1886	6.1886	1.18
2	PCB-201	49.09	49.09	3.305e3	3.834e3	2.283e2	3.287e2	0.69	YES	5.570e2	0.00000	3.8527	1.31
3	PCB-200	50.48	50.49	2.738e3	1.219e3	2.340e2	1.059e2	2.21	YES	3.399e2	0.00000	1.5642	1.29
4	PCB-199	52.16	52.17	1.525e4	1.830e4	1.187e3	1.323e3	0.90	NO	2.510e3	25.944	25.944	1.70
5	PCB-196/203	52.48	52.48	1.536e4	2.140e4	1.204e3	1.494e3	0.81	NO	2.698e3	26.925	26.925	1.64

5th Function Octa-PCBs

	Name	Pred.R.	RT	m1 Height	m2 Height	m1 Resp	m2 Resp	RA	n/y	Resp	Conc.	EMPC	DL
1	PCB-195	53.78	53.78	1.097e4	1.212e4	7.644e2	7.363e2	1.04	YES	1.501e3	0.00000	6.4686	0.688
2	PCB-194	54.70	54.70	2.869e4	3.497e4	1.688e3	2.041e3	0.83	NO	3.730e3	16.225	16.225	0.644

Dataset: U:\VG11.PRO\Results\200615K1\200615K1-11.qld

Last Altered: Tuesday, June 16, 2020 4:43:27 PM Pacific Daylight Time
 Printed: Tuesday, June 16, 2020 4:45:32 PM Pacific Daylight Time

ID: 2000968-01RE1 PDI-150SC-A-00-01-200425 5.97, Description: PDI-150SC-A-00-01-200425

Total Nona-PCBs

	Name	Pred.R.	RT	m1 Height	m2 Height	m1 Resp	m2 Resp	RA	n/y	Resp	Conc.	EMPC	DL
1	PCB-208	53.93	53.94	8.017e3	8.445e3	5.005e2	4.799e2	1.04	YES	9.804e2	0.00000	3.3657	0.450
2	PCB-207	54.25	54.26	3.361e3	2.777e3	2.228e2	1.464e2	1.52	NO	3.692e2	1.4477	1.4477	0.458
3	PCB-206	56.22	56.22	1.916e4	1.513e4	1.106e3	8.329e2	1.33	NO	1.939e3	10.691	10.691	0.611

Deca-CB

	Name	Pred.R.	RT	m1 Height	m2 Height	m1 Resp	m2 Resp	RA	n/y	Resp	Conc.	EMPC	DL
1	PCB-209	57.45	57.47	1.965e4	1.805e4	1.140e3	9.265e2	1.23	NO	2.067e3	12.524	12.524	0.534

Total PCBs

	Name	Pred.R.	RT	m1 Height	m2 Height	m1 Resp	m2 Resp	RA	n/y	Resp	Conc.	EMPC	DL
1													

Total Mono-Isotopes

	Name	Pred.R.	RT	m1 Height	m2 Height	m1 Resp	m2 Resp	RA	n/y	Resp	Conc.	EMPC	DL
1	13C-PCB-1	15.51	15.53	9.523e6	2.933e6	7.187e5	2.154e5	3.34	NO	9.341e5	1382.1		2.66
2	13C-PCB-3	18.16	18.20	1.310e7	4.035e6	7.812e5	2.389e5	3.27	NO	1.020e6	1480.3		2.61

Total Di-Isotopes

	Name	Pred.R.	RT	m1 Height	m2 Height	m1 Resp	m2 Resp	RA	n/y	Resp	Conc.	EMPC	DL
1	13C-PCB-4	19.51	19.53	7.913e6	4.942e6	4.732e5	2.938e5	1.61	NO	7.670e5	1690.0		1.20
2	13C-PCB-9	21.34	21.34	1.249e7	7.731e6	7.690e5	4.785e5	1.61	NO	1.248e6	1701.0		0.742
3	13C-PCB-11	24.78	24.79	1.337e7	8.304e6	8.298e5	5.173e5	1.60	NO	1.347e6	1852.2		0.748
4	13C-PCB-15	25.51	25.52	1.457e7	9.238e6	9.253e5	5.852e5	1.58	NO	1.511e6	1997.0		0.719

2nd Function Tri-Isotopes

	Name	Pred.R.	RT	m1 Height	m2 Height	m1 Resp	m2 Resp	RA	n/y	Resp	Conc.	EMPC	DL
1	13C-PCB-19	23.75	23.75	3.873e6	3.744e6	2.479e5	2.460e5	1.01	NO	4.939e5	1308.8		7.52
2	13C-PCB-32	26.74	26.74	5.867e6	5.850e6	3.857e5	3.761e5	1.03	NO	7.618e5	1353.4		5.04

Vista Analytical Laboratory

Dataset: U:\VG11.PRO\Results\200615K1\200615K1-11.qld

Last Altered: Tuesday, June 16, 2020 4:43:27 PM Pacific Daylight Time

Printed: Tuesday, June 16, 2020 4:45:32 PM Pacific Daylight Time

ID: 2000968-01RE1 PDI-150SC-A-00-01-200425 5.97, Description: PDI-150SC-A-00-01-200425

3rd Function Tri-Isotopes

Name	Pred.R.	RT	m1 Height	m2 Height	m1 Resp	m2 Resp	RA	n/y	Resp	Conc.	EMPC	DL
13C-PCB-31	28.64	28.64	8.656e6	8.273e6	6.375e5	6.134e5	1.04	NO	1.251e6	1997.0		6.31
13C-PCB-28	28.75	28.75	8.283e6	8.025e6	6.278e5	6.060e5	1.04	NO	1.234e6	1850.7		5.93
13C-PCB-37	32.73	32.85	7.995e6	7.589e6	6.161e5	5.894e5	1.05	NO	1.206e6	1945.6		6.38

Tetra-Isotopes

Name	Pred.R.	RT	m1 Height	m2 Height	m1 Resp	m2 Resp	RA	n/y	Resp	Conc.	EMPC	DL
13C-PCB-54	27.62	27.60	4.251e6	5.376e6	3.143e5	3.964e5	0.79	NO	7.107e5	1620.8		1.89
13C-PCB-52	31.26	31.25	3.645e6	4.534e6	2.734e5	3.437e5	0.80	NO	6.171e5	1748.8		2.35
13C-PCB-47	31.78	31.78	3.691e6	4.664e6	2.959e5	3.767e5	0.79	NO	6.725e5	1787.9		2.20
13C-PCB-70	35.41	35.40	4.635e6	5.672e6	3.488e5	4.282e5	0.81	NO	7.771e5	1778.5		1.89
13C-PCB-80	35.84	35.82	4.699e6	5.891e6	3.557e5	4.525e5	0.79	NO	8.082e5	1791.5		1.83
13C-PCB-60	36.66	36.68	4.903e6	6.153e6	3.886e5	4.876e5	0.80	NO	8.762e5	1997.0		1.89
13C-PCB-79	37.78	37.76	5.189e6	6.567e6	4.128e5	5.176e5	0.80	NO	9.305e5	1983.8		1.76
13C-PCB-81	39.04	39.02	4.669e6	5.765e6	3.649e5	4.515e5	0.81	NO	8.165e5	1883.4		1.91
13C-PCB-77	39.66	39.64	4.517e6	5.535e6	3.522e5	4.361e5	0.81	NO	7.883e5	1854.5		1.95

3rd Function Penta-Isotopes

Name	Pred.R.	RT	m1 Height	m2 Height	m1 Resp	m2 Resp	RA	n/y	Resp	Conc.	EMPC	DL
13C-PCB-104	32.44	32.51	2.914e6	1.814e6	2.505e5	1.535e5	1.63	NO	4.039e5	1781.0		1.53
13C-PCB-95	35.69	35.71	2.575e6	1.586e6	2.013e5	1.238e5	1.63	NO	3.252e5	1809.8		1.93
13C-PCB-101	37.44	37.44	2.524e6	1.645e6	1.949e5	1.273e5	1.53	NO	3.222e5	1821.9		1.96
13C-PCB-97	38.78	38.78	2.338e6	1.389e6	1.808e5	1.085e5	1.67	NO	2.893e5	1861.9		2.23
13C-PCB-111	39.23	39.23	3.569e6	2.164e6	2.782e5	1.674e5	1.66	NO	4.456e5	1997.0		1.55
13C-PCB-123	41.42	41.44	3.159e6	1.842e6	2.468e5	1.448e5	1.70	NO	3.916e5	1881.4		1.67
13C-PCB-118	41.61	41.63	3.165e6	1.949e6	2.449e5	1.530e5	1.60	NO	3.979e5	1809.4		1.58

Vista Analytical Laboratory

Dataset: U:\VG11.PRO\Results\200615K1\200615K1-11.qld

Last Altered: Tuesday, June 16, 2020 4:43:27 PM Pacific Daylight Time

Printed: Tuesday, June 16, 2020 4:45:32 PM Pacific Daylight Time

ID: 2000968-01RE1 PDI-150SC-A-00-01-200425 5.97, Description: PDI-150SC-A-00-01-200425

4th Function Penta-Isotopes

Name	Pred.R.	RT	m1 Height	m2 Height	m1 Resp	m2 Resp	RA	n/y	Resp	Conc.	EMPC	DL
13C-PCB-114	42.29	42.31	6.223e6	3.881e6	4.935e5	3.063e5	1.61	NO	7.998e5	2071.6		1.72
13C-PCB-105	43.17	43.19	6.357e6	3.899e6	5.099e5	3.171e5	1.61	NO	8.270e5	2107.0		1.70
13C-PCB-127	43.53	43.54	6.730e6	4.208e6	5.156e5	3.297e5	1.56	NO	8.453e5	2084.1		1.64
13C-PCB-126	45.49	45.49	5.924e6	3.679e6	4.870e5	3.017e5	1.61	NO	7.887e5	2015.1		1.70

4th Function Hexa-Isotopes

Name	Pred.R.	RT	m1 Height	m2 Height	m1 Resp	m2 Resp	RA	n/y	Resp	Conc.	EMPC	DL
13C-PCB-153	43.34	43.35	4.326e6	3.426e6	3.512e5	2.744e5	1.28	NO	6.256e5	1836.3		1.71
13C-PCB-141	44.11	44.12	3.713e6	2.955e6	2.941e5	2.321e5	1.27	NO	5.262e5	1869.0		2.07
13C-PCB-138	44.97	44.99	3.752e6	2.904e6	3.054e5	2.393e5	1.28	NO	5.447e5	1841.8		1.97
13C-PCB-159	46.30	46.30	4.516e6	3.536e6	3.684e5	2.869e5	1.28	NO	6.553e5	1823.8		1.62
13C-PCB-128	46.59	46.59	3.551e6	2.716e6	2.824e5	2.161e5	1.31	NO	4.985e5	1997.0		2.34
13C-PCB-167	47.01	47.02	4.721e6	3.691e6	3.734e5	2.916e5	1.28	NO	6.650e5	1849.8		1.62
13C-PCB-156	48.32	48.35	4.632e6	3.620e6	3.669e5	2.854e5	1.29	NO	6.523e5	1870.6		1.67
13C-PCB-157	48.61	48.63	4.449e6	3.450e6	3.635e5	2.812e5	1.29	NO	6.447e5	1848.7		1.67
13C-PCB-169	50.89	50.89	4.246e6	3.313e6	3.533e5	2.750e5	1.28	NO	6.283e5	1890.8		1.75

5th Function Octa-Isotopes

Name	Pred.R.	RT	m1 Height	m2 Height	m1 Resp	m2 Resp	RA	n/y	Resp	Conc.	EMPC	DL
13C-PCB-194	54.69	54.69	3.468e6	3.886e6	1.935e5	2.178e5	0.89	NO	4.113e5	1843.4		2.74
13C-PCB-205	54.97	54.95	4.815e6	5.439e6	2.715e5	3.087e5	0.88	NO	5.802e5	1997.0		2.11

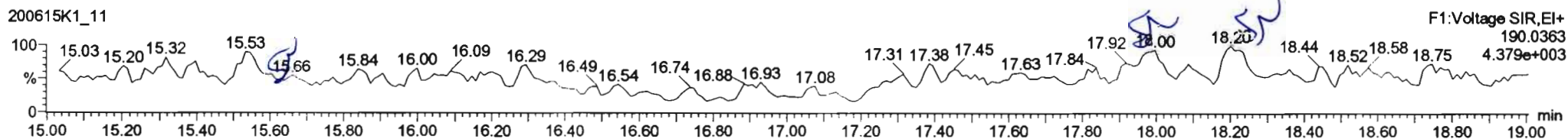
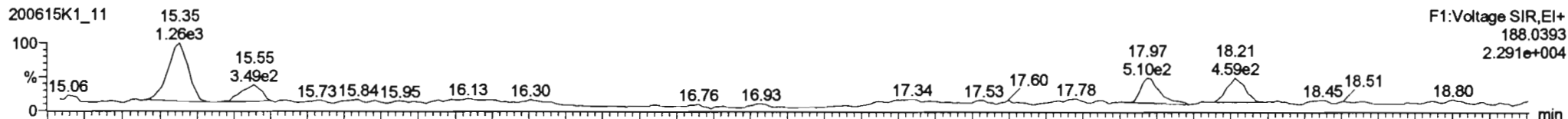
Dataset: Untitled

Last Altered: Tuesday, June 16, 2020 08:15:33 Pacific Daylight Time

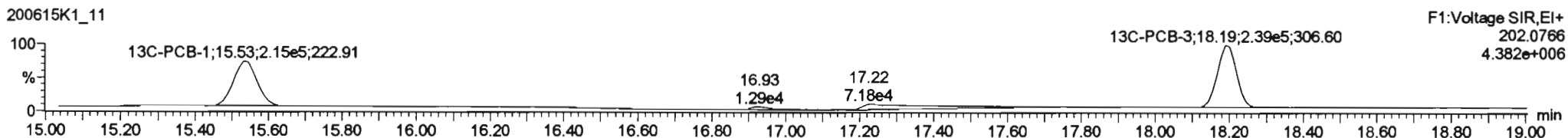

Printed: Tuesday, June 16, 2020 08:16:03 Pacific Daylight Time

Name: 200615K1_11, Date: 15-Jun-2020, Time: 23:03:54, ID: 2000968-01RE1 PDI-150SC-A-00-01-200425 5.97, Description: PDI-150SC-A-00-01-200425

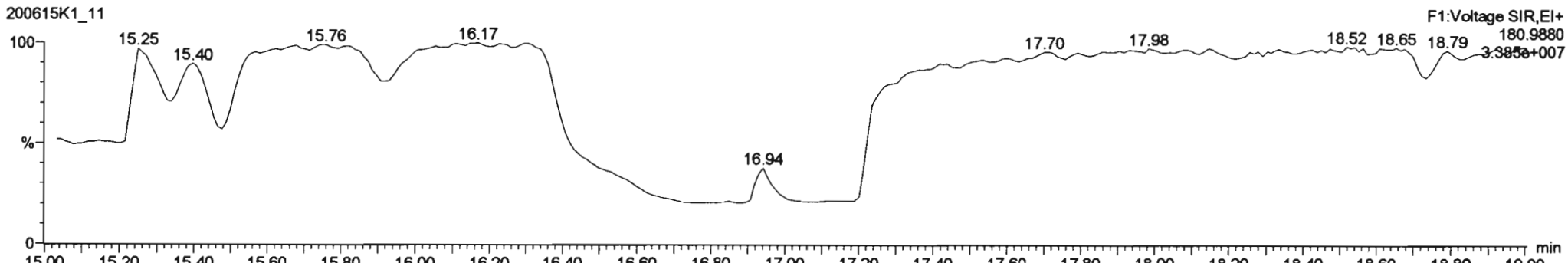
PCB-1



13C-PCB-1

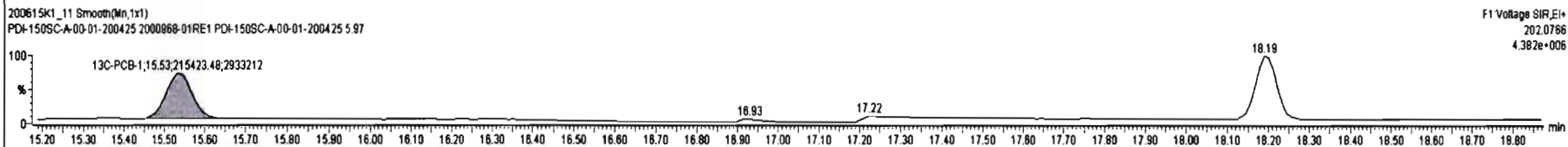
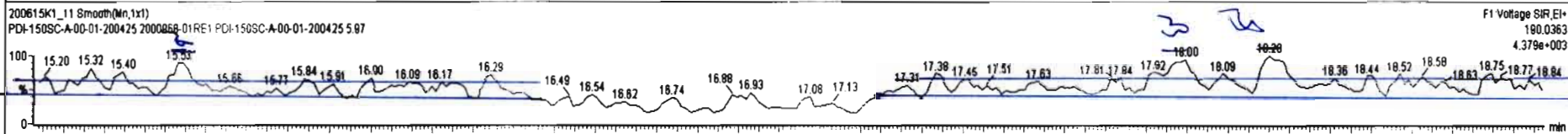
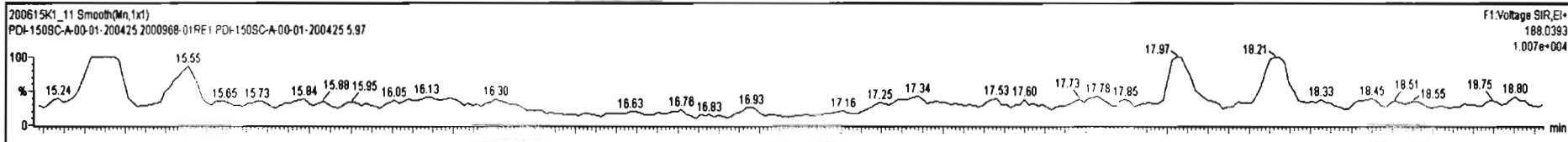


PFK1



#	Name	Resp	RA	nly	RPF	wbnd	Pred RT	RT	Pred R...	RRT	RRT Fail	Conc.	%Rec	DL	EMPC
221	13C-PCB-178	3.01e5	0.47	NO	0.7665	5.008	45.86	45.85	0.998	0.998	NO	1571	78.7	1.25	
222	13C-PCB-79	9.30e5	0.80	NO	1.0821	5.008	37.76	37.76	0.988	0.988	NO	2103	105	1.84	
223	123-PCB-178	3.01e5	0.47	NO	1.0508	5.008	45.85	45.85	0.923	0.923	NO	1934	96.8	1.51	
224	Total Mono-PCBs				1.1685	5.008	0.00	0.000			NO			0.859	
225	Total Di-PCBs				1.0537	5.008	0.00	0.000			NO	7.167		6.36	11.39
226	2nd Function Tri-PCBs				1.0807	5.008	0.00	0.000			NO	19.69		5.31	31.74
227	3rd Function Tri-PCBs				0.9828	5.008	0.00	0.000			NO	50.61		10.0	58.31
228	Total Tetra-PCBs				1.0778	5.008	0.00	0.000			NO	424.0		14.0	436.7
229	3rd Function Penta-PCBs				1.3157	5.008	0.00	0.000			NO	846.6		21.7	867.9
230	Total Hexa-Function Penta-PCBs				1.0778	5.008	0.00	0.000			NO	72.70		1.73	72.70

#	Name	Pred RT	RT	nt Resp	m2 Resp	1* Ratio (Proc)	RA	nly	EMPC	Conc.


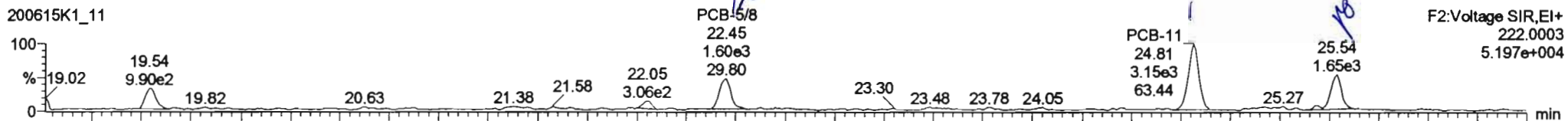


Dataset: Untitled

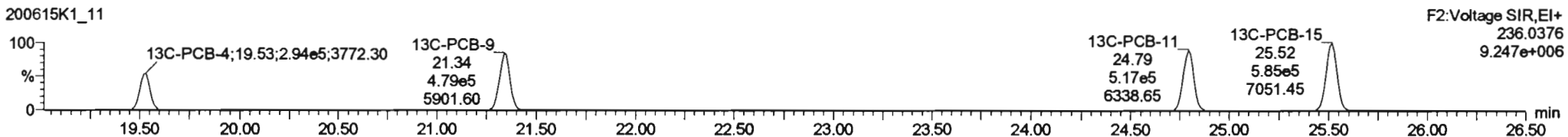

Last Altered: Tuesday, June 16, 2020 08:15:33 Pacific Daylight Time
Printed: Tuesday, June 16, 2020 08:16:03 Pacific Daylight Time

Name: 200615K1_11, Date: 15-Jun-2020, Time: 23:03:54, ID: 2000968-01RE1 PDI-150SC-A-00-01-200425 5.97, Description: PDI-150SC-A-00-01-200425

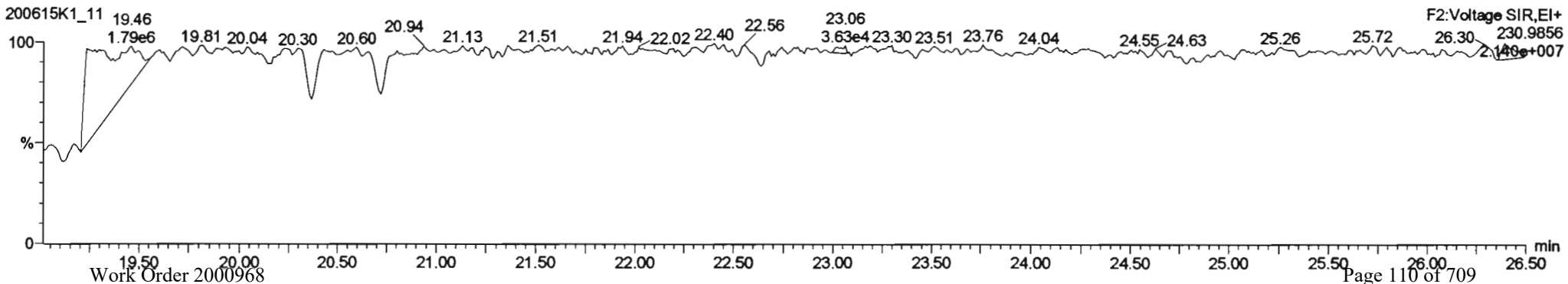
PCB-4/10




13C-PCB-4



PFK2a



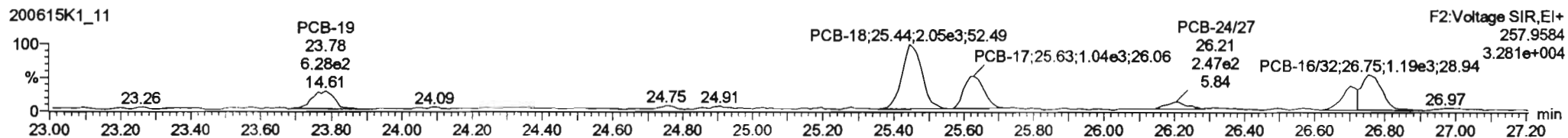
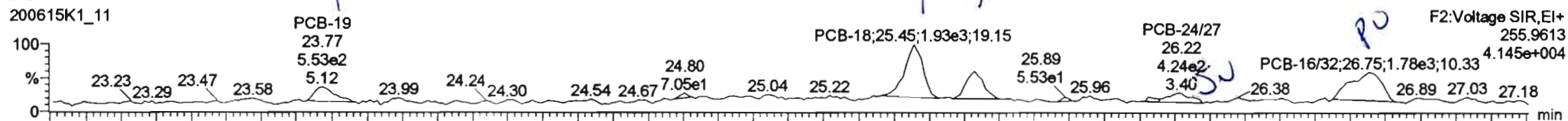


Dataset: Untitled

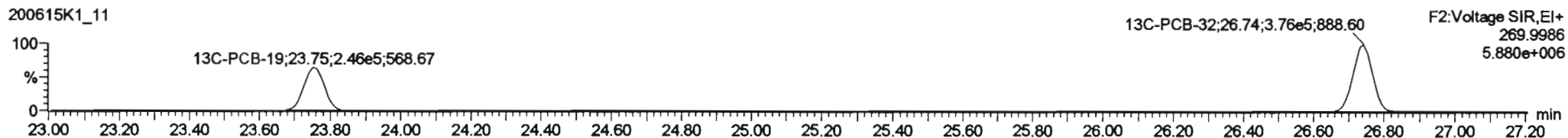
Last Altered: Tuesday, June 16, 2020 08:15:33 Pacific Daylight Time
Printed: Tuesday, June 16, 2020 08:16:03 Pacific Daylight Time

Name: 200615K1_11, Date: 15-Jun-2020, Time: 23:03:54, ID: 2000968-01RE1 PDI-150SC-A-00-01-200425 5.97, Description: PDI-150SC-A-00-01-200425

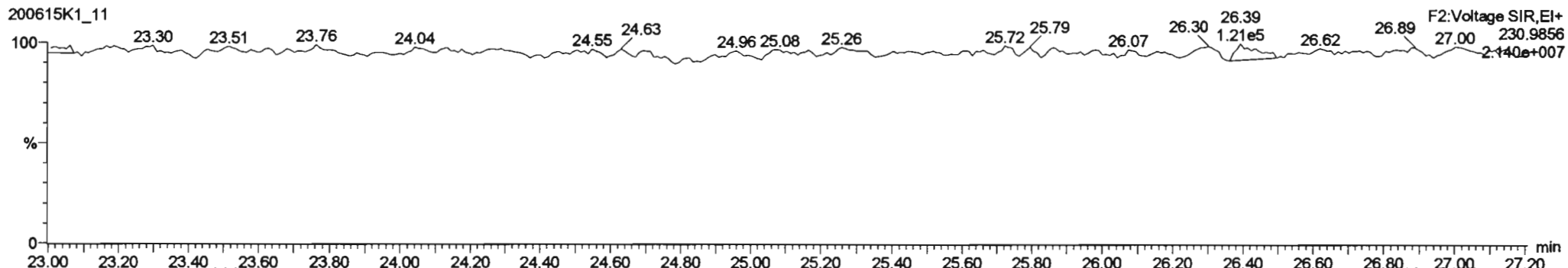
PCB-19



13C-PCB-19



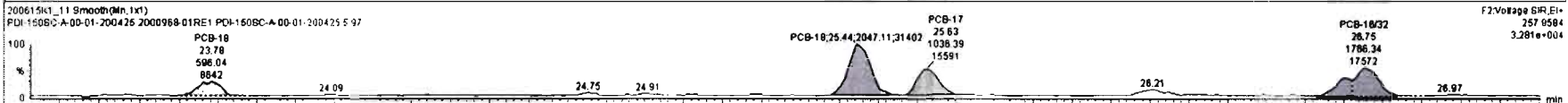
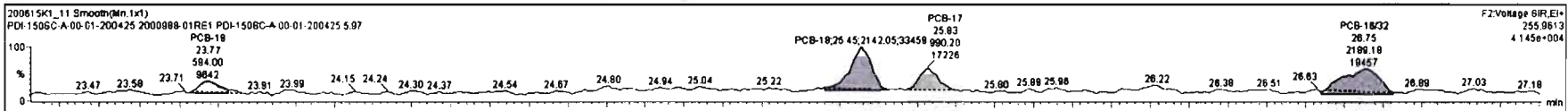


PFK2b



#	Name	Resp	RA	nly	RFP	wtVcd	Pred.RT	RT	Pred.R...	RTT	RTT Fail	Conc.	%Rec	DL	EMPC
218	13C-PCB-205	5.80e5	0.88	NO	1.0000	5.008	54.97	54.95	1.000	0.000	NO	1987	100	2.11	
220	13C-PCB-78	9.30e5	0.80	NO	1.0888	5.008	37.78	37.76	1.030	1.028	NO	1984	99.3	1.76	
221	13C-PCB-178	3.01e5	0.47	NO	0.7885	5.008	45.88	45.85	0.988	0.988	NO	1571	78.7	1.25	
222	13C-PCB-78	9.30e5	0.80	NO	1.0821	5.008	37.78	37.78	0.988	0.988	NO	2103	105	1.84	
223	13C-PCB-178	3.01e5	0.47	NO	1.0508	5.008	45.85	45.85	0.923	0.923	NO	1934	98.8	1.51	
224	224 Total Mono-PCBs				1.1885	5.008	0.00		0.000		NO			0.858	
225	225 Total Di-PCBs				1.0537	5.008	0.00		0.000		NO	6.971		8.36	14.48
226	226 2nd Function Tri-PCBs				1.0807	5.008	0.00		0.000		NO	31.76		5.31	34.98
227	227 3rd Function Tri-PCBs				0.9828	5.008	0.00		0.000		NO	90.81		10.0	58.31

#	Name	Pred.RT	RT	Int Resp	nQ Resp	1* Ratio (Pred)	RA	nly	EMPC	Conc.
1	12 PCB-19	23.78	23.77	5.940e2	5.980e2	1.040	1.00	NO	4.3480	4.3484
2	14 PCB-18	25.45	25.45	2.142e3	2.047e3	1.040	1.05	NO	13.428	13.428
3	15 PCB-17	26.83	26.83	9.902e2	1.036e3	1.040	0.85	NO	7.0060	7.0040
4	17 PCB-18/32	26.78	26.75	2.188e3	1.786e3	1.040	1.24	YES	10.207	0.00000

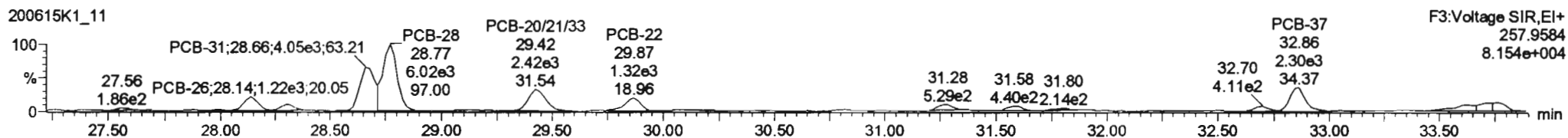
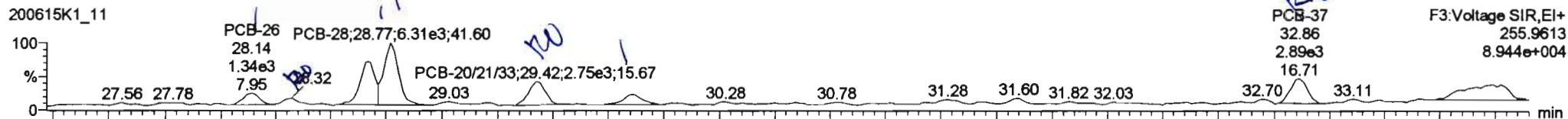


Dataset: Untitled

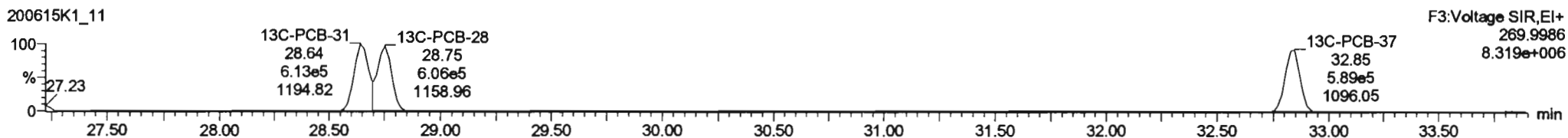
Last Altered: Tuesday, June 16, 2020 08:15:33 Pacific Daylight Time
Printed: Tuesday, June 16, 2020 08:16:03 Pacific Daylight Time

Name: 200615K1_11, Date: 15-Jun-2020, Time: 23:03:54, ID: 2000968-01RE1 PDI-150SC-A-00-01-200425 5.97, Description: PDI-150SC-A-00-01-200425

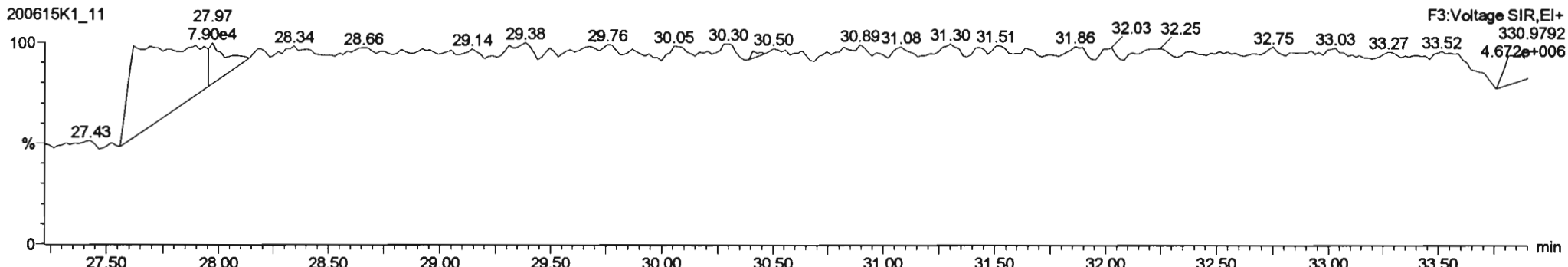
PCB-34

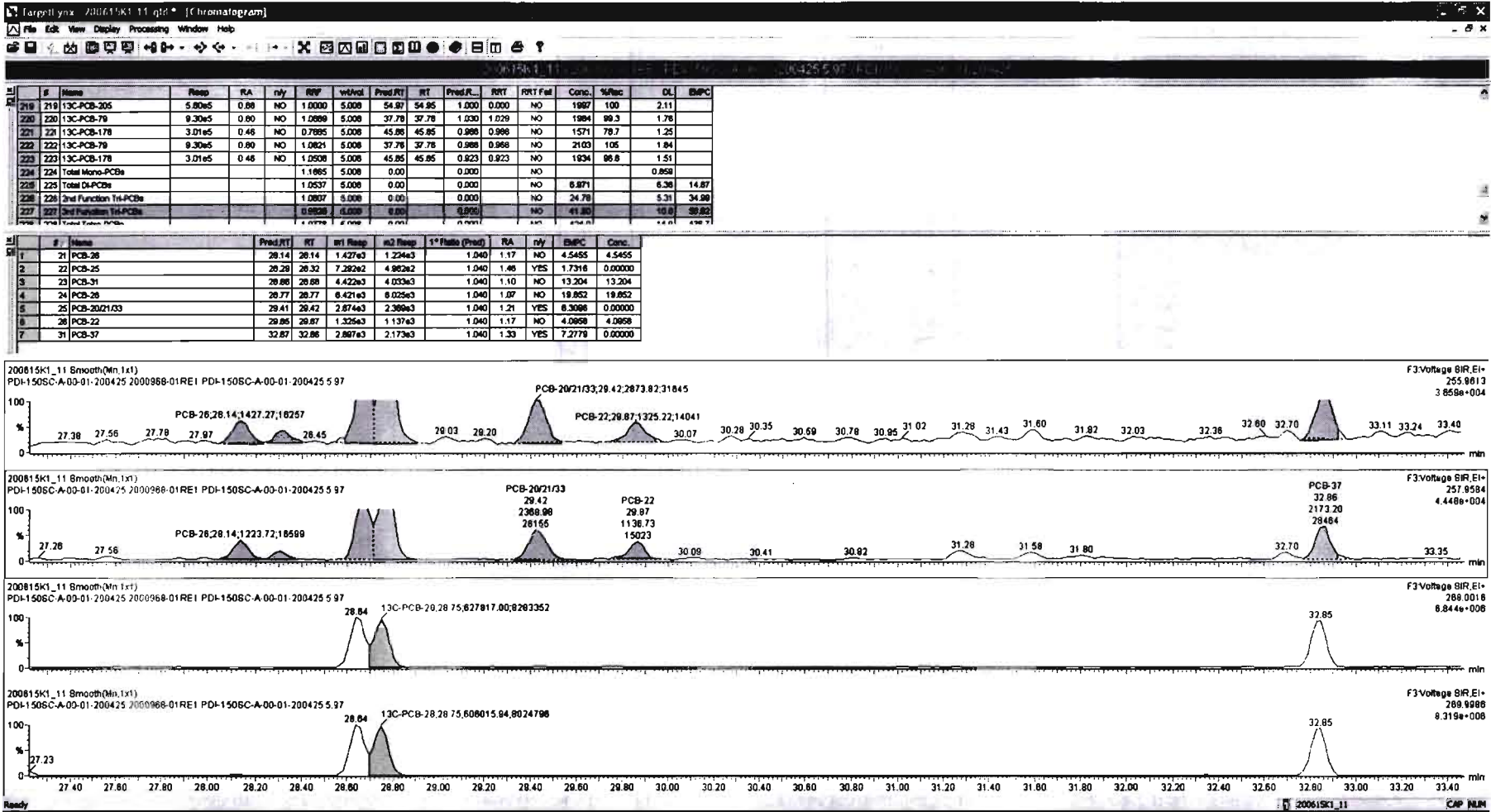


13C-PCB-28



PFK3d



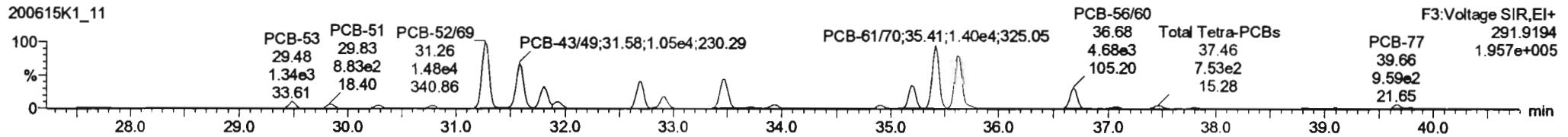
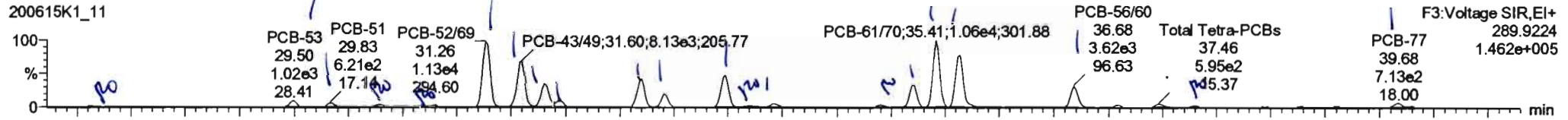


Dataset: Untitled

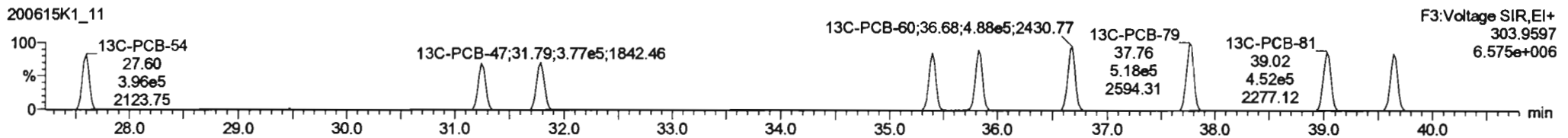
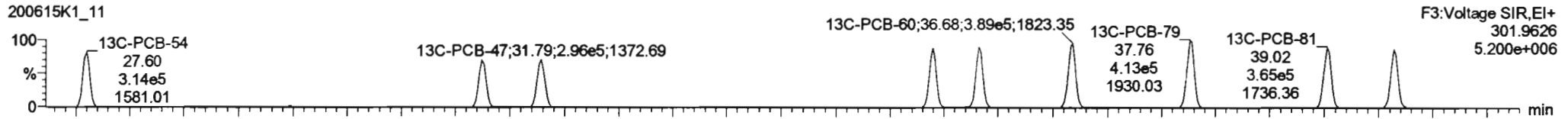
Last Altered: Tuesday, June 16, 2020 08:15:33 Pacific Daylight Time
 Printed: Tuesday, June 16, 2020 08:16:03 Pacific Daylight Time

Name: 200615K1_11, Date: 15-Jun-2020, Time: 23:03:54, ID: 2000968-01RE1 PDI-150SC-A-00-01-200425 5.97, Description: PDI-150SC-A-00-01-200425

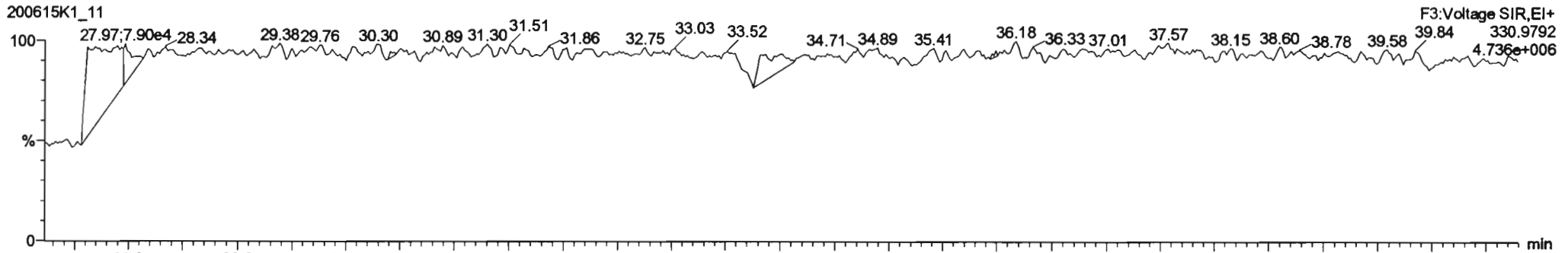
PCB-54



13C-PCB-54



PFK3a



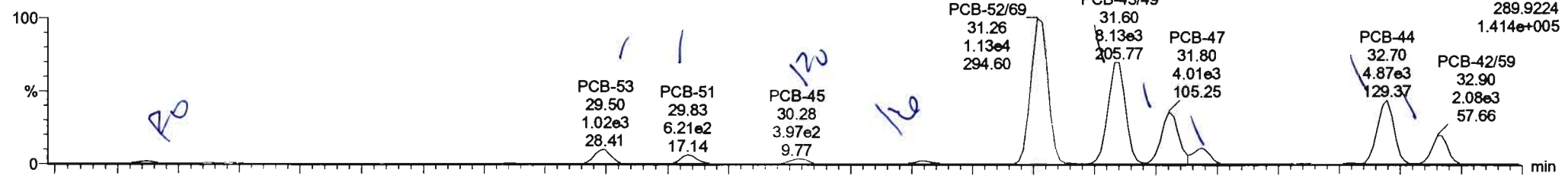
Dataset: Untitled

Last Altered: Tuesday, June 16, 2020 08:15:33 Pacific Daylight Time
 Printed: Tuesday, June 16, 2020 08:16:03 Pacific Daylight Time

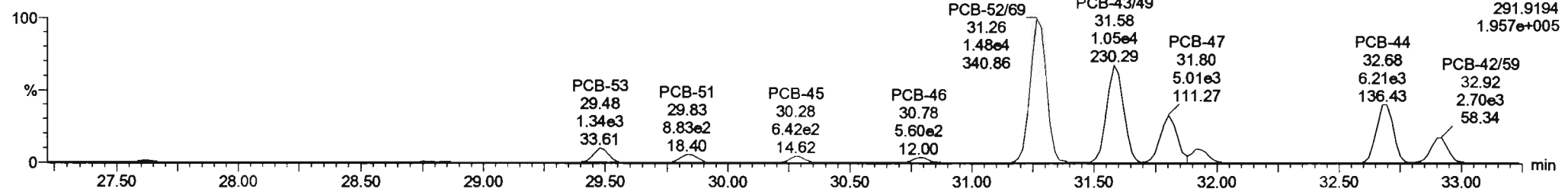
Name: 200615K1_11, Date: 15-Jun-2020, Time: 23:03:54, ID: 2000968-01RE1 PDI-150SC-A-00-01-200425 5.97, Description: PDI-150SC-A-00-01-200425

PCB-50

200615K1_11

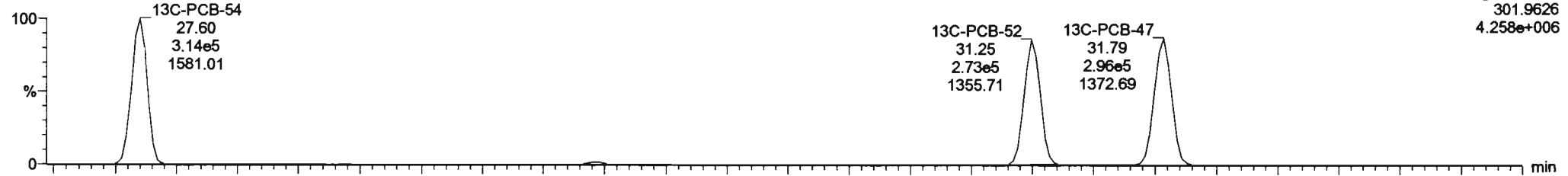


200615K1_11

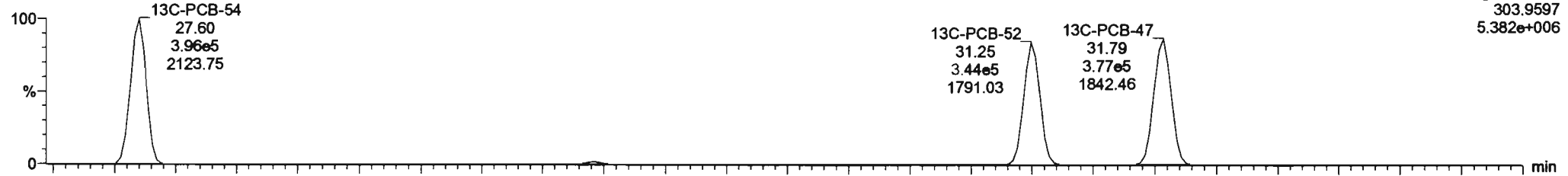


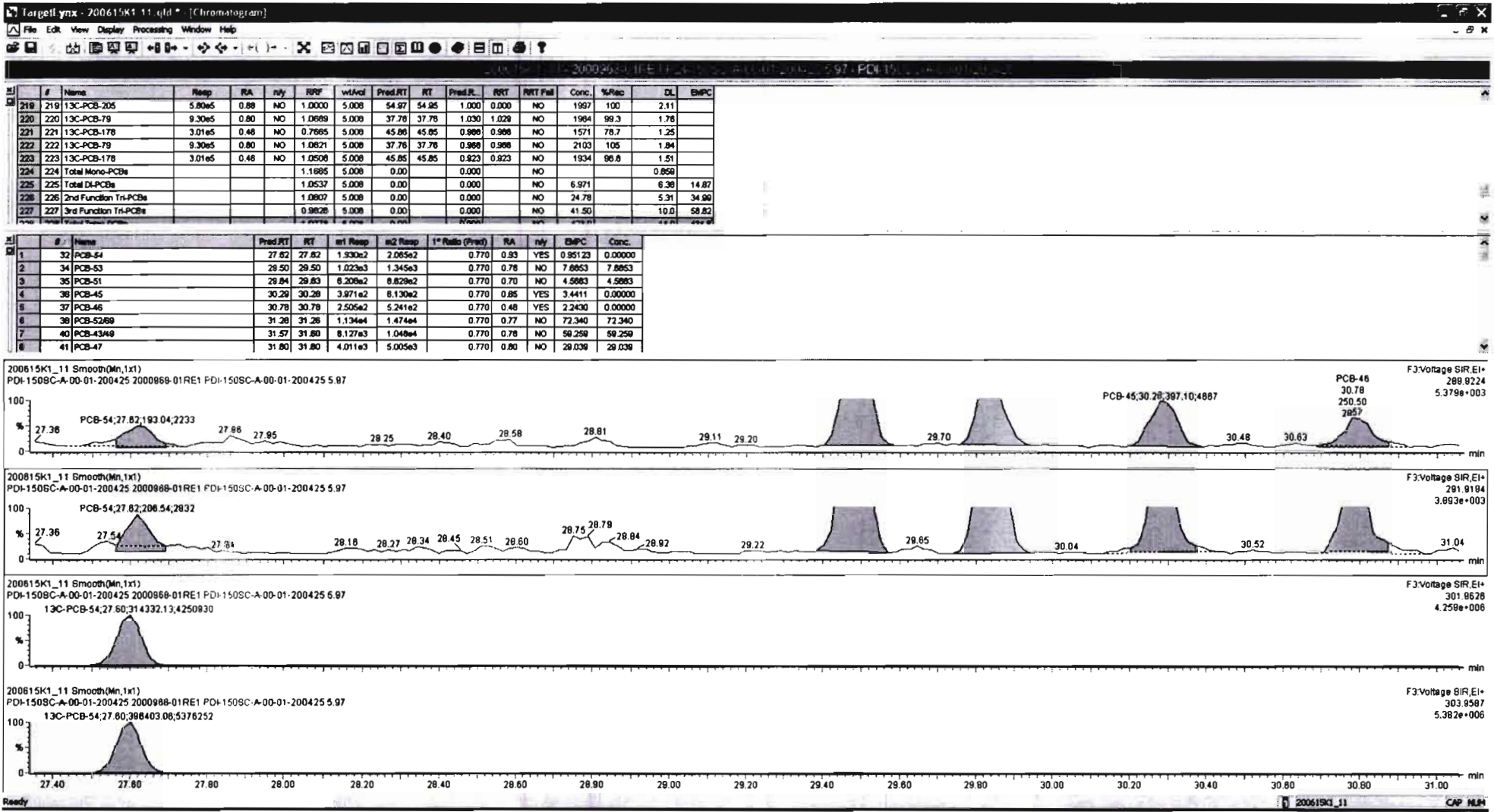
13C-PCB-52

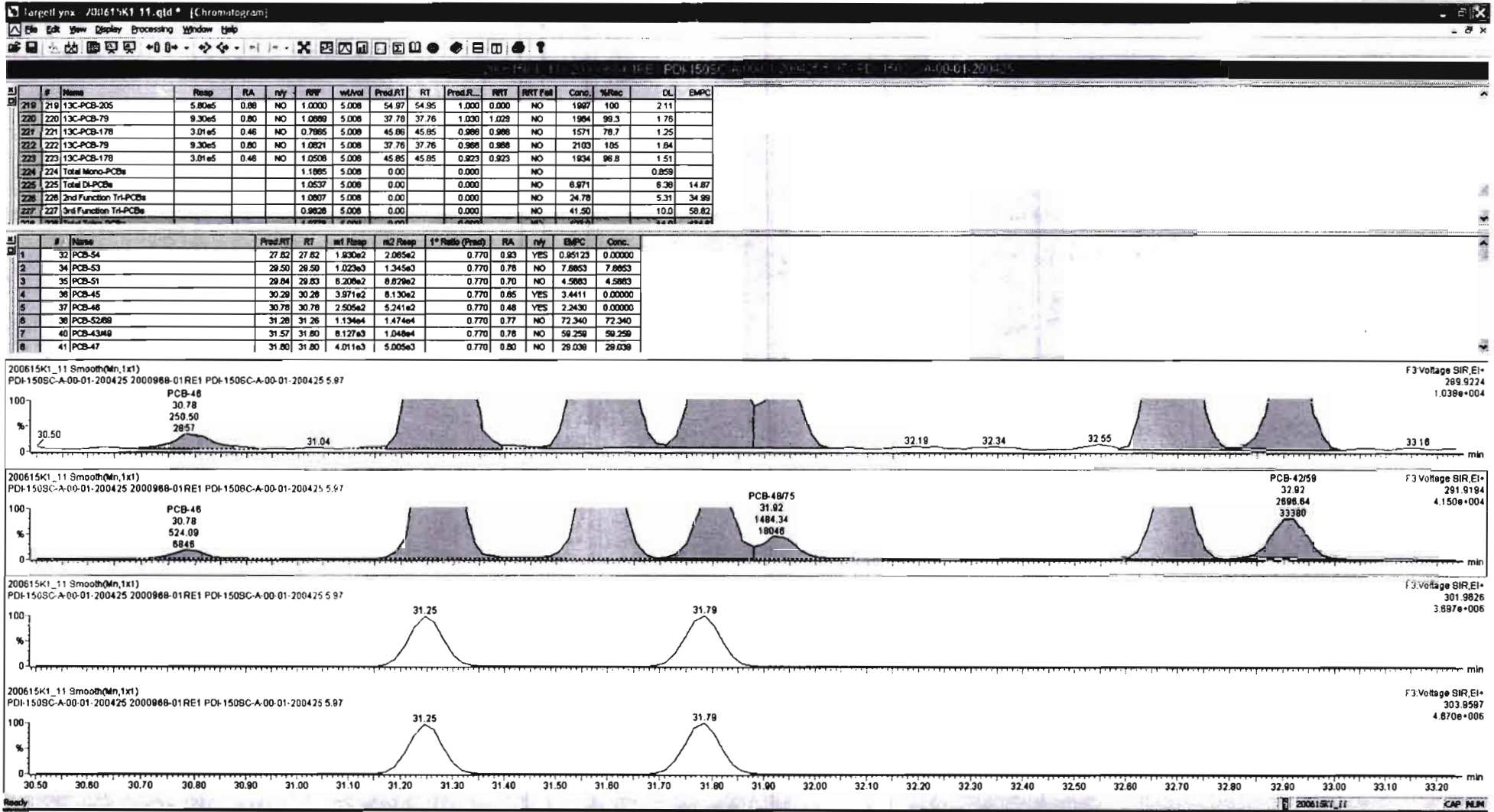
200615K1_11



200615K1_11







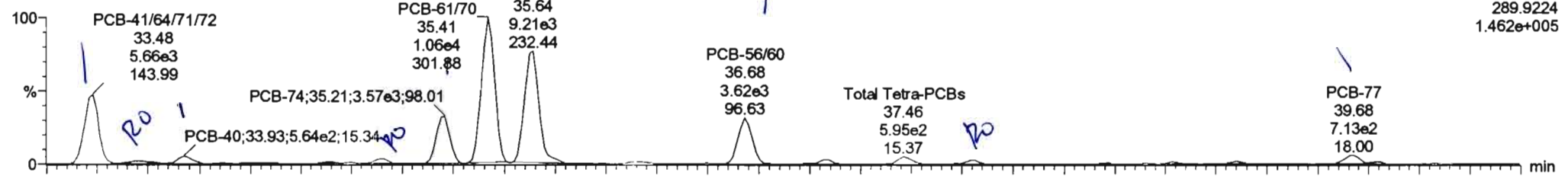
Dataset: Untitled

Last Altered: Tuesday, June 16, 2020 08:15:33 Pacific Daylight Time
 Printed: Tuesday, June 16, 2020 08:16:03 Pacific Daylight Time

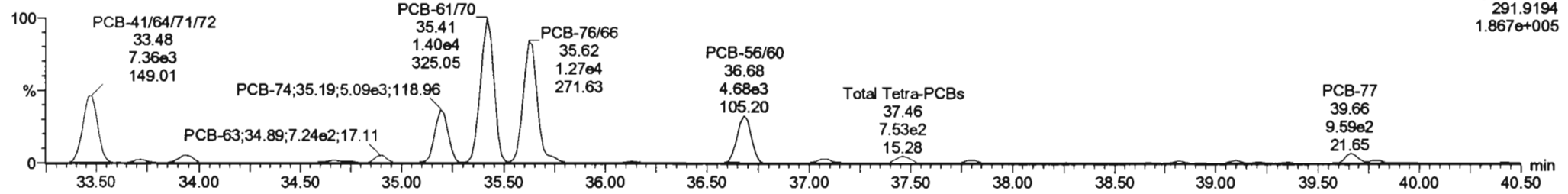
Name: 200615K1_11, Date: 15-Jun-2020, Time: 23:03:54, ID: 2000968-01RE1 PDI-150SC-A-00-01-200425 5.97, Description: PDI-150SC-A-00-01-200425

PCB-68

200615K1_11

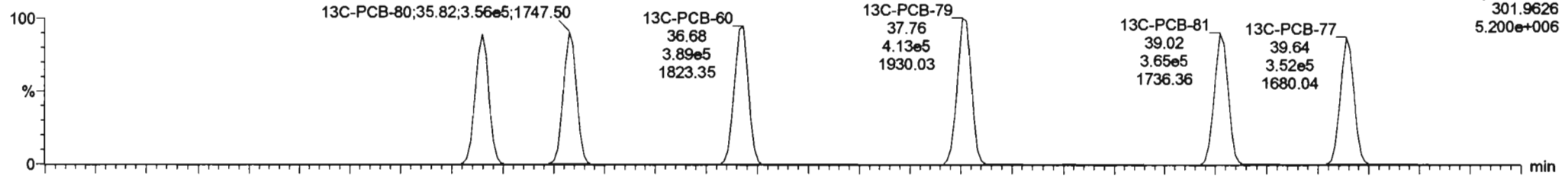


200615K1_11

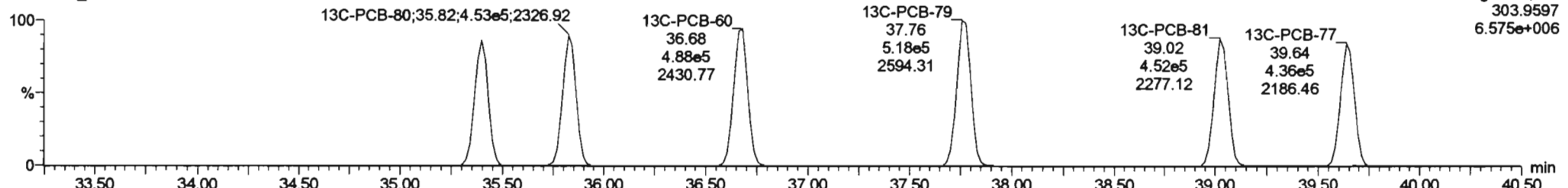


13C-PCB-60

200615K1_11

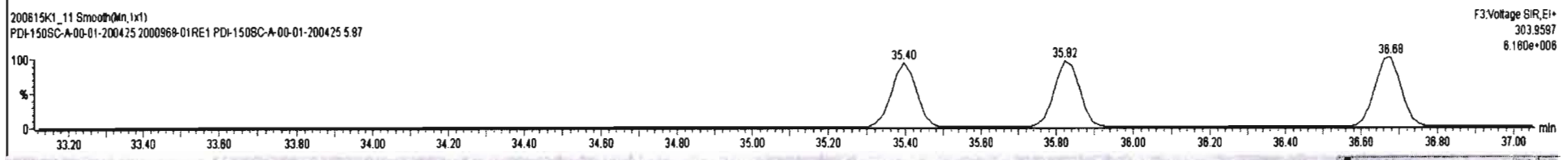

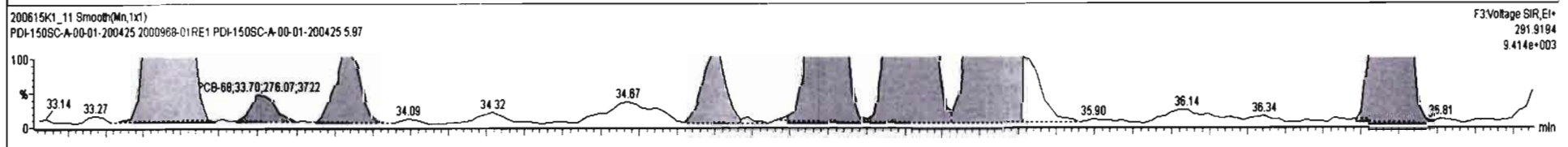
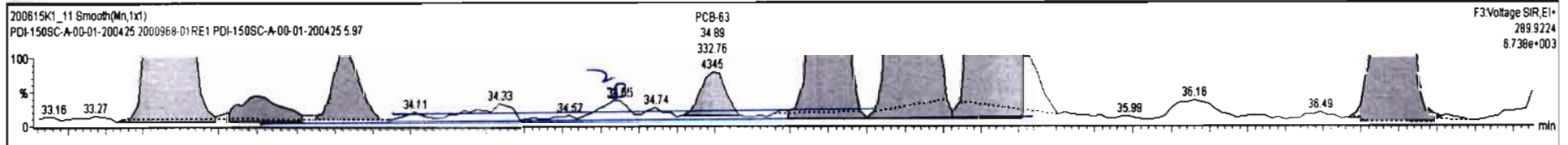


200615K1_11



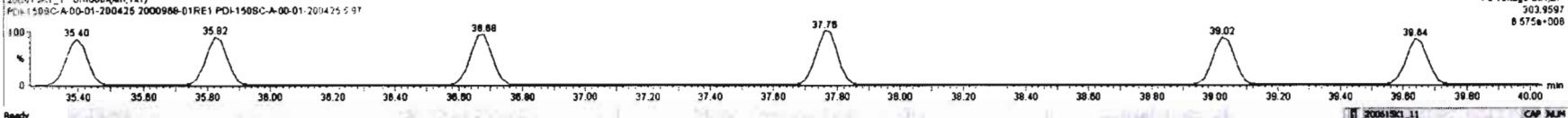
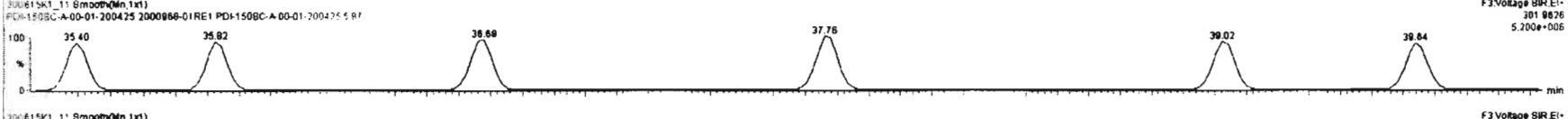
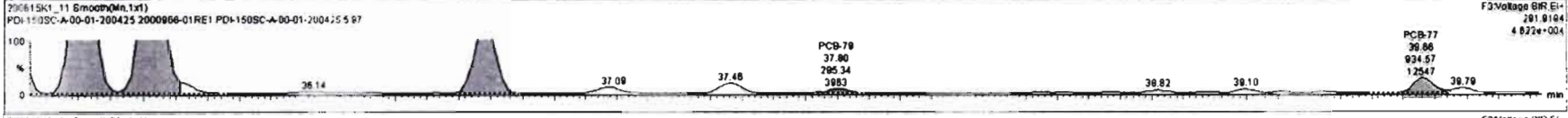
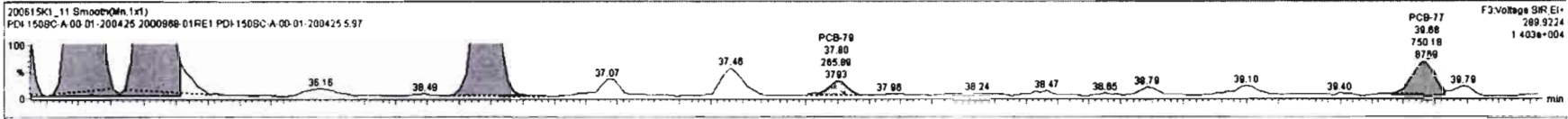
#	Name	Resp	RA	n/y	RRF	wtAvail	Pred.RT	RT	Pred.R...	RRT	RRT Fail	Conc.	%Rec	DL	EMPC
219	13C-PCB-205	5.80e5	0.88	NO	1.0000	5.008	54.97	54.95	1.000	0.000	NO	1997	100	2.11	
220	13C-PCB-79	9.30e5	0.80	NO	1.0889	5.008	37.76	37.76	1.030	1.029	NO	1984	99.3	1.76	
221	13C-PCB-178	3.01e5	0.46	NO	0.7665	5.008	45.86	45.85	0.988	0.988	NO	1571	78.7	1.25	
222	13C-PCB-79	9.30e5	0.80	NO	1.0821	5.008	37.76	37.76	0.968	0.968	NO	2103	105	1.84	
223	13C-PCB-178	3.01e5	0.46	NO	1.0508	5.008	45.85	45.85	0.923	0.923	NO	1834	96.8	1.51	
224	Total Mono-PCBs				1.1665	5.008	0.00		0.000		NO			0.859	
225	Total Di-PCBs				1.0537	5.008	0.00		0.000		NO	6.971		6.38	14.87
226	2nd Function Tri-PCBs				1.0807	5.008	0.00		0.000		NO	24.78		5.31	34.98
227	3rd Function Tri-PCBs				0.9828	5.008	0.00		0.000		NO	41.50		10.0	58.82

#	Name	Pred.RT	RT	m1 Resp	m2 Resp	1* Ratio (Pred)	RA	n/y	EMPC	Conc.
6	38 PCB-5269	31.28	31.26	1.134e4	1.474e4	0.770	0.77	NO	72.340	72.340
7	40 PCB-4349	31.57	31.60	8.127e3	1.048e4	0.770	0.78	NO	59.259	59.259
8	41 PCB-47	31.80	31.80	4.011e3	5.005e3	0.770	0.80	NO	29.039	29.039
9	42 PCB-48/75	31.92	31.93	1.250e3	1.494e3	0.770	0.84	NO	7.2487	7.2487
10	45 PCB-44	32.64	32.70	4.872e3	6.209e3	0.770	0.78	NO	39.923	39.923
11	46 PCB-4269	32.87	32.90	2.077e3	2.687e3	0.770	0.77	NO	13.502	13.502
12	47 PCB-41/64/1/72	33.47	33.48	5.722e3	7.409e3	0.770	0.77	NO	32.835	32.835
13	48 PCB-68	33.72	33.70	3.188e2	2.761e2	0.770	1.16	YES	1.1354	0.00000



#	Name	Resp	RA	n/y	R/F	ndVal	Pred.RT	RT	Pred.RT	RT	RT Fail	Conc.	%Rec	DL	EMPC
219	219 13C-PCB-205	5.80e5	0.88	NO	1.0000	5.008	54.97	54.95	1.0000	0.0000	NO	1887	100	2.11	
220	220 13C-PCB-79	9.30e5	0.80	NO	1.0888	5.008	37.78	37.76	1.0300	1.028	NO	1884	99.3	1.78	
221	221 13C-PCB-178	3.01e5	0.48	NO	0.7885	5.008	45.86	45.85	0.8888	0.8888	NO	1571	78.7	1.25	
222	222 13C-PCB-79	9.30e5	0.80	NO	1.0821	5.008	37.76	37.76	0.8888	0.8888	NO	2103	105	1.84	
223	223 13C-PCB-178	3.01e5	0.48	NO	1.0808	5.008	45.85	45.85	0.8223	0.8223	NO	1834	98.8	1.51	
224	224 Total Mono-PCBs				1.1855	5.008	0.00	0.0000	0.0000		NO			0.859	
225	225 Total Di-PCBs				1.0537	5.008	0.00	0.0000	0.0000		NO	8.971		6.38	14.87
226	226 2nd Function Tri-PCBs				1.0807	5.008	0.00	0.0000	0.0000		NO	24.78		5.21	34.90
227	227 3rd Function Tri-PCBs				0.8828	5.008	0.00	0.0000	0.0000		NO	41.80		10.0	58.82

#	Name	Pred.RT	RT	nd Resp	nd Resp	1 st Ratio (Pred)	RA	n/y	EMPC	Conc.
36	PCB-52/68	31.28	31.28	1.134e4	1.474e4	0.770	0.77	NO	72.340	72.340
40	PCB-43/49	31.57	31.80	8.127e3	1.048e4	0.770	0.78	NO	58.258	58.258
41	PCB-47	31.80	31.80	4.011e3	5.005e3	0.770	0.80	NO	28.038	28.038
42	PCB-48/75	31.82	31.83	1.250e3	1.484e3	0.770	0.84	NO	7.2487	7.2487
45	PCB-44	32.84	32.70	4.872e3	6.308e3	0.770	0.78	NO	38.823	38.823
46	PCB-42/68	32.87	32.90	2.077e3	2.887e3	0.770	0.77	NO	13.502	13.502
47	PCB-41/64/71/72	33.47	33.48	5.722e3	7.408e3	0.770	0.77	NO	32.838	32.838
48	PCB-88	33.72	33.70	3.186e2	2.781e2	0.770	1.18	YES	1.1354	0.00000



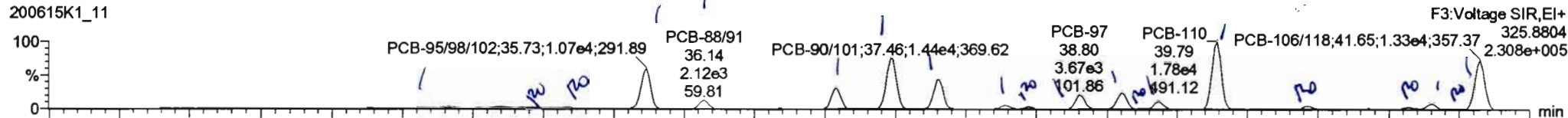
Dataset: Untitled

Last Altered: Tuesday, June 16, 2020 08:15:33 Pacific Daylight Time
Printed: Tuesday, June 16, 2020 08:16:03 Pacific Daylight Time

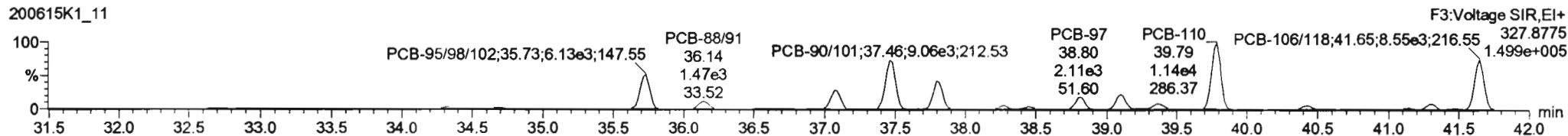
Name: 200615K1_11, Date: 15-Jun-2020, Time: 23:03:54, ID: 2000968-01RE1 PDI-150SC-A-00-01-200425 5.97, Description: PDI-150SC-A-00-01-200425

PCB-104

200615K1_11




200615K1_11

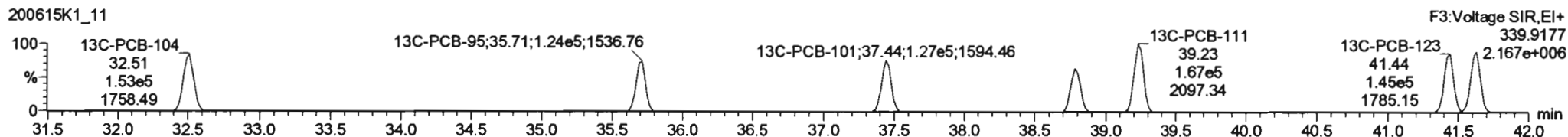


13C-PCB-104

200615K1_11

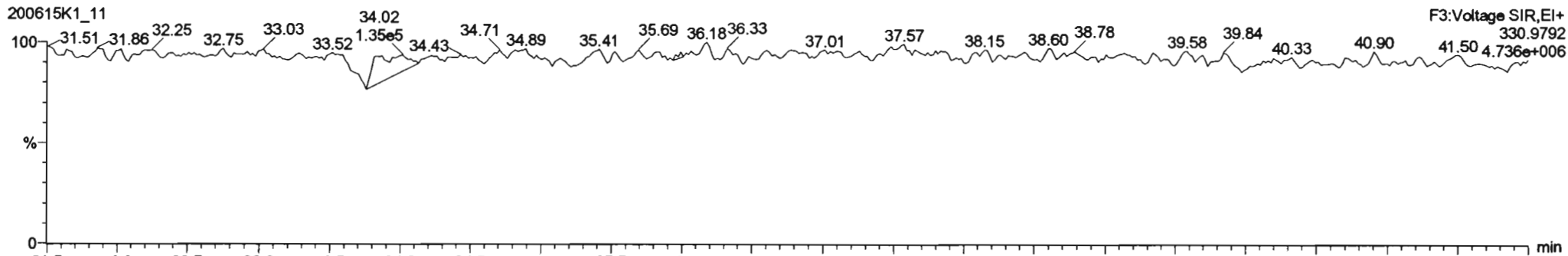


200615K1_11



PFK3b

200615K1_11




Dataset: Untitled

Last Altered: Tuesday, June 16, 2020 08:15:33 Pacific Daylight Time
Printed: Tuesday, June 16, 2020 08:16:03 Pacific Daylight Time

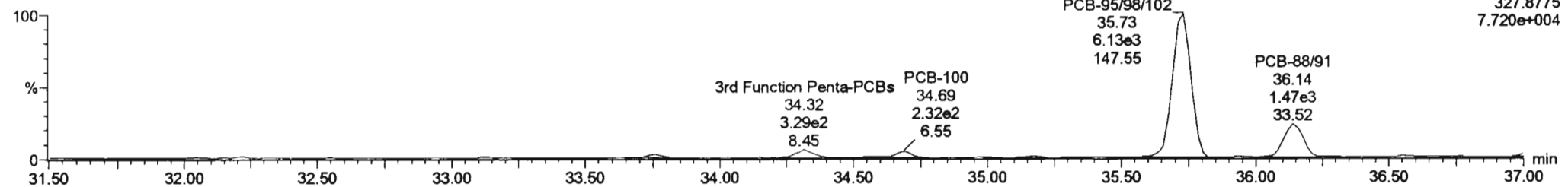
Name: 200615K1_11, Date: 15-Jun-2020, Time: 23:03:54, ID: 2000968-01RE1 PDI-150SC-A-00-01-200425 5.97, Description: PDI-150SC-A-00-01-200425

PCB-96

200615K1_11

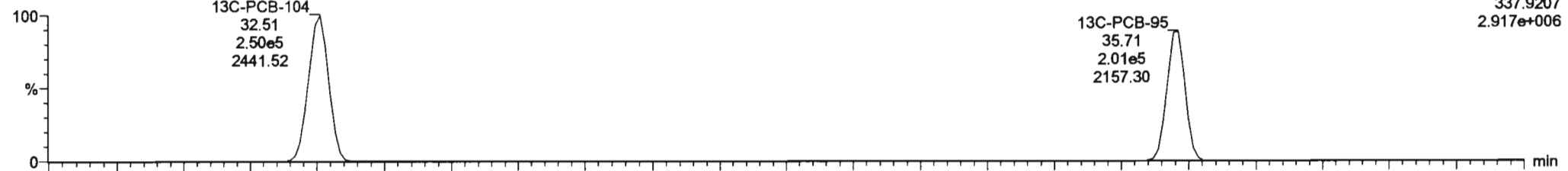


200615K1_11

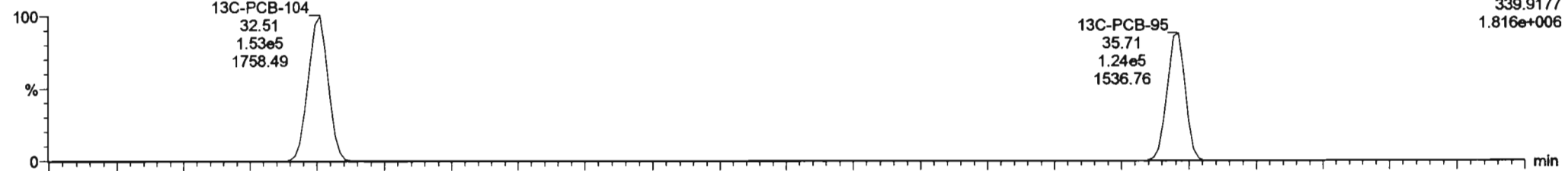


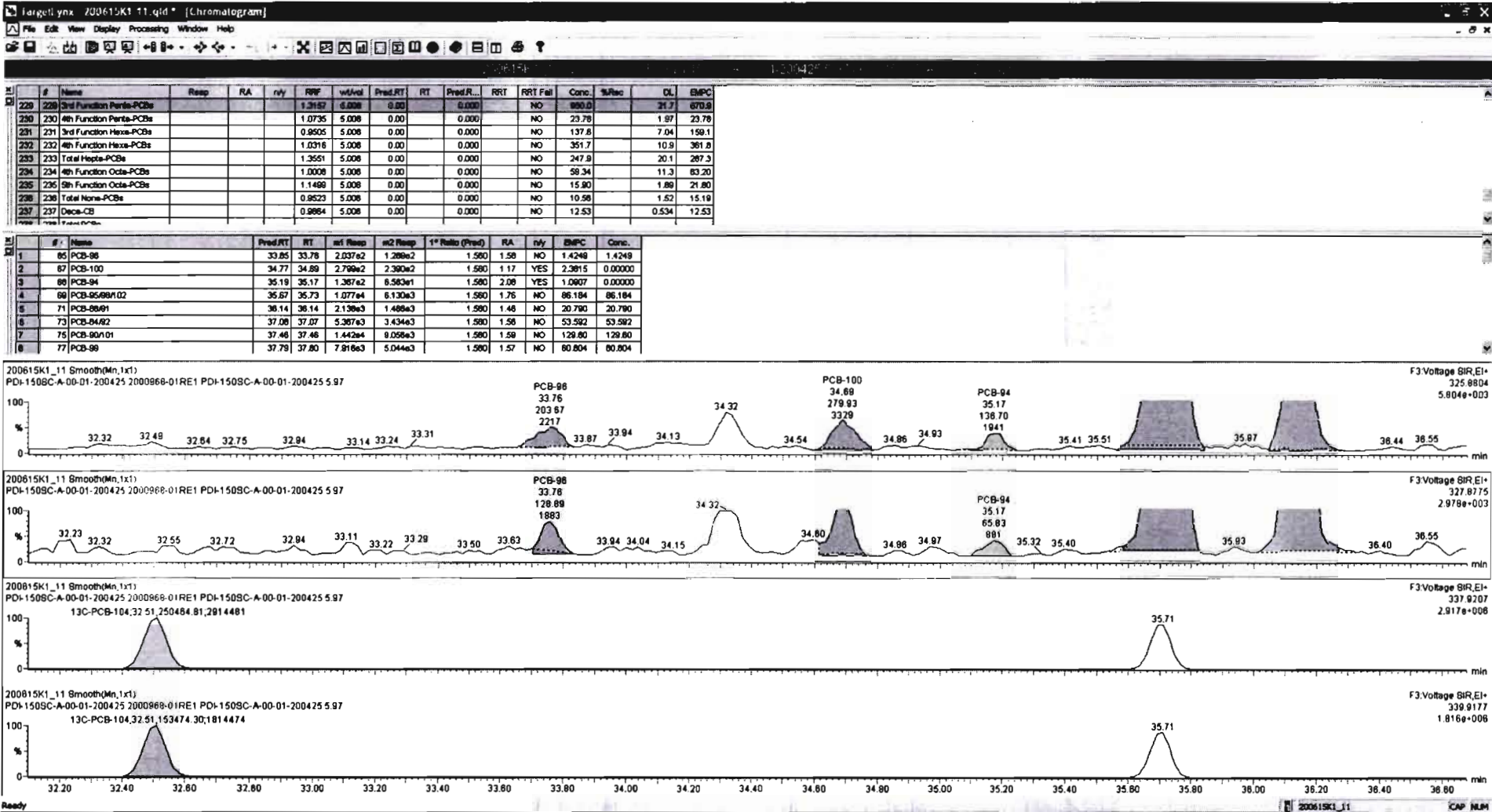
13C-PCB-95

200615K1_11



200615K1_11



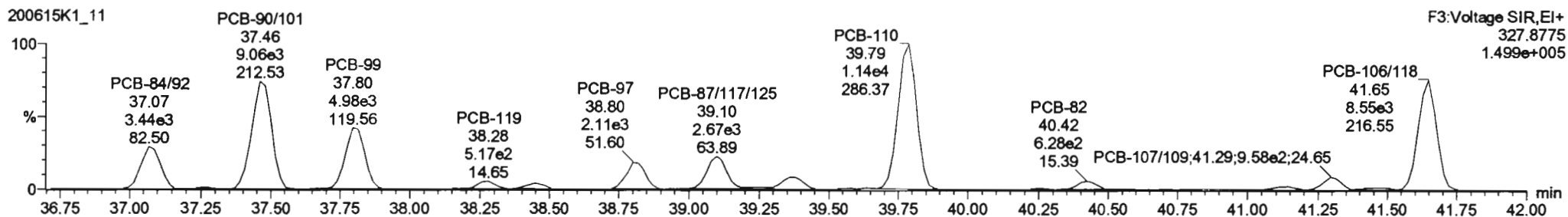
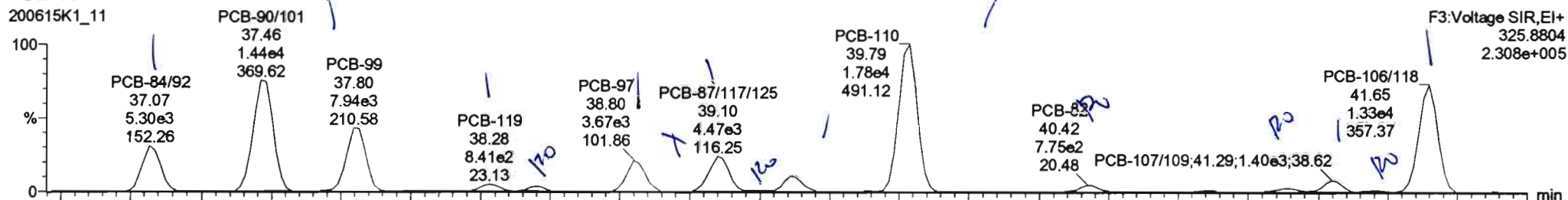


Dataset: Untitled

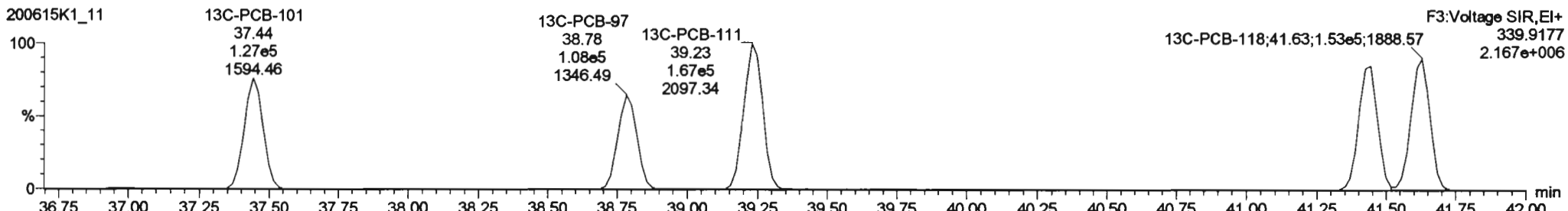
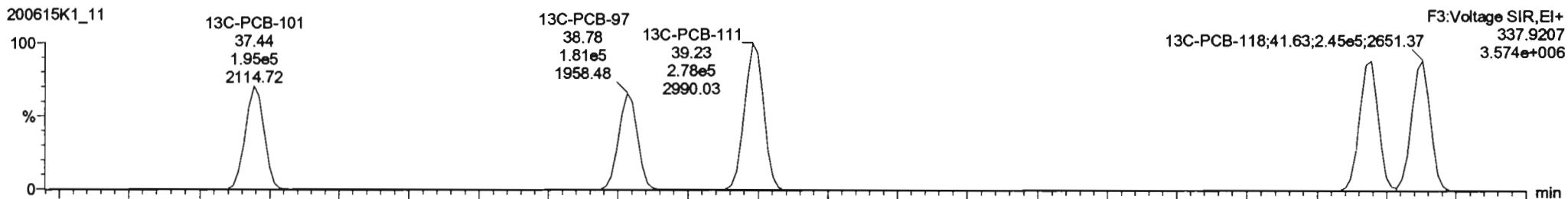
Last Altered: Tuesday, June 16, 2020 08:15:33 Pacific Daylight Time
 Printed: Tuesday, June 16, 2020 08:16:03 Pacific Daylight Time

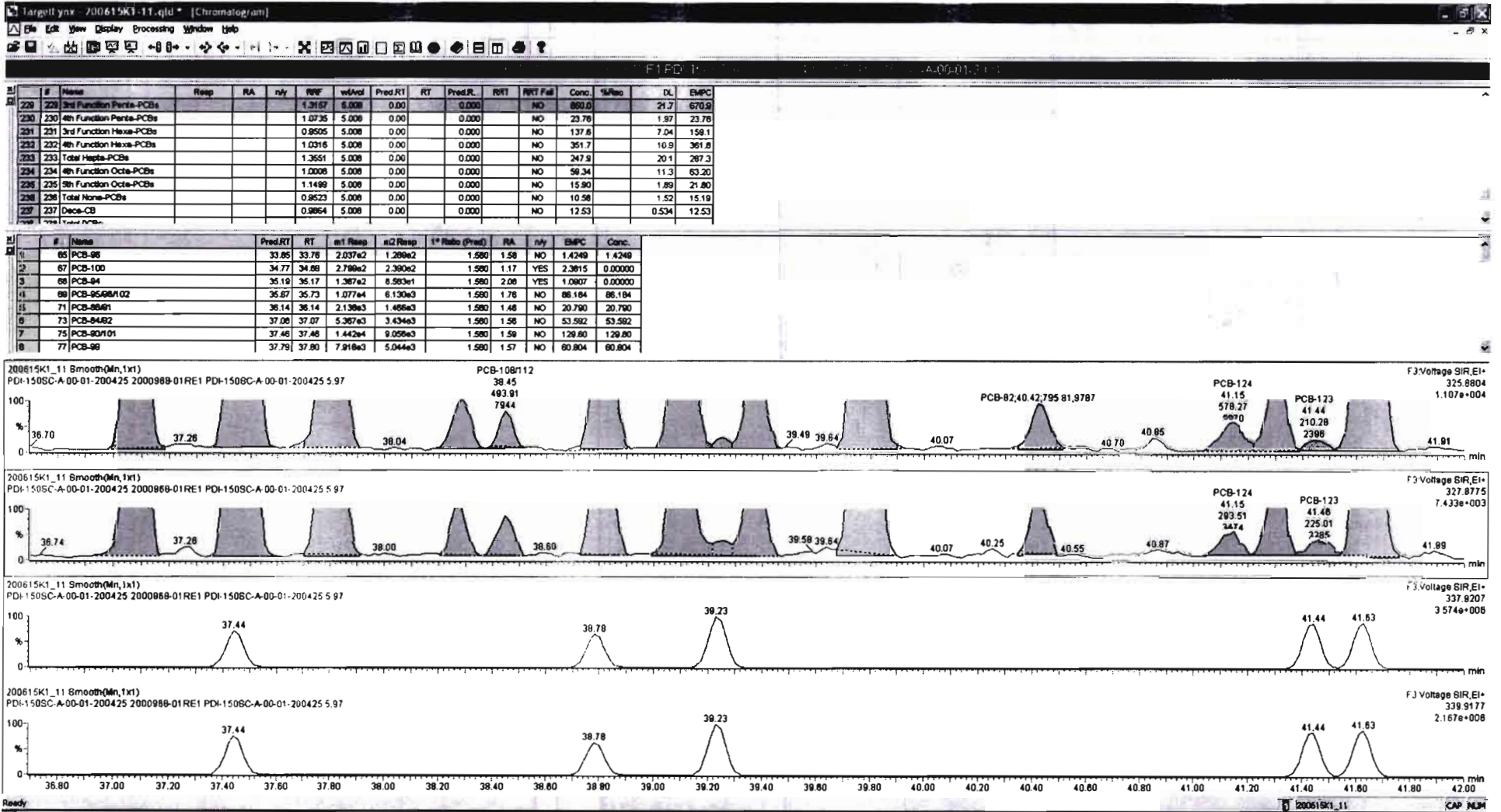
Name: 200615K1_11, Date: 15-Jun-2020, Time: 23:03:54, ID: 2000968-01RE1 PDI-150SC-A-00-01-200425 5.97, Description: PDI-150SC-A-00-01-200425

PCB-119



13C-PCB-111





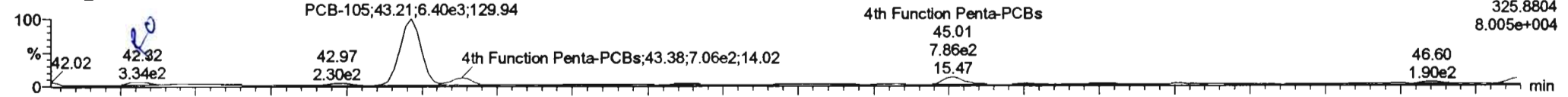
Dataset: Untitled

Last Altered: Tuesday, June 16, 2020 08:15:33 Pacific Daylight Time
Printed: Tuesday, June 16, 2020 08:16:03 Pacific Daylight Time


Name: 200615K1_11, Date: 15-Jun-2020, Time: 23:03:54, ID: 2000968-01RE1 PDI-150SC-A-00-01-200425 5.97, Description: PDI-150SC-A-00-01-200425

PCB-114

200615K1_11




200615K1_11

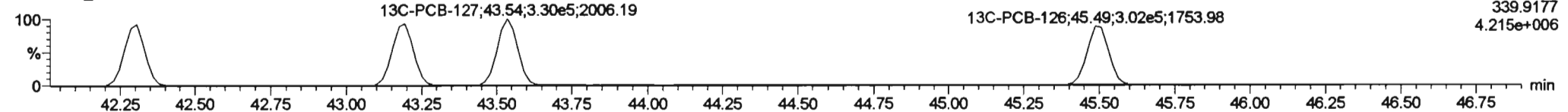


13C-PCB-114

200615K1_11

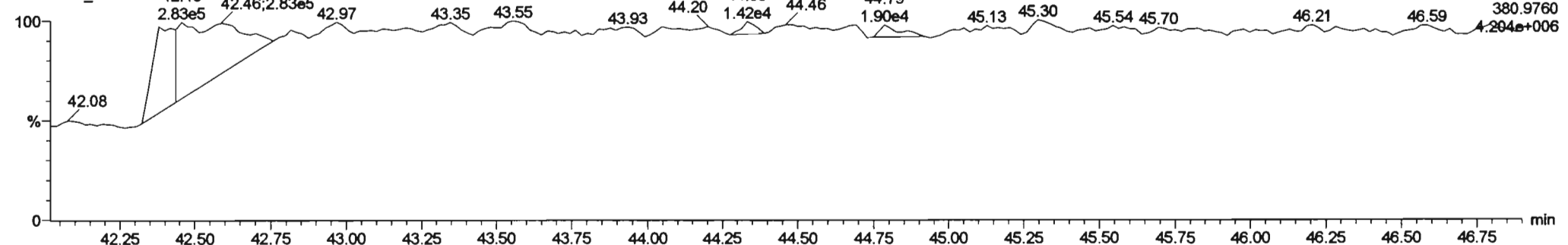


200615K1_11



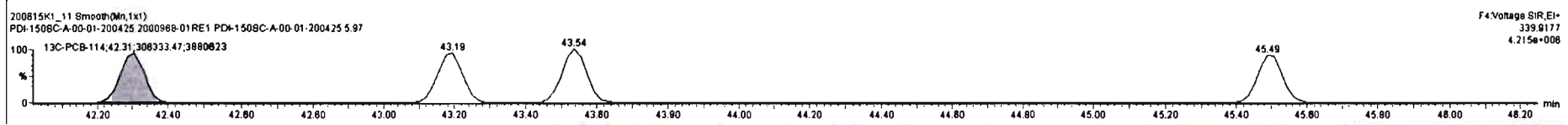

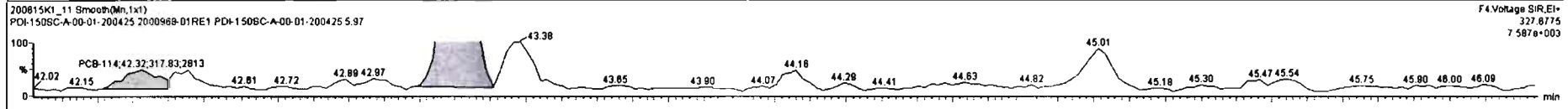
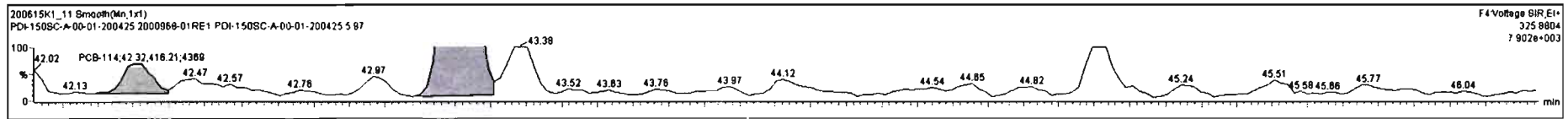
PFK4a

200615K1_11



#	Name	Resp	RA	n/y	RRF	nl/nt	Pred.RT	RT	Pred.R	RRT	RRT Fail	Conc.	%Rec	DL	EMPC
229	229 3rd Function Penta-PCBs				1.2157	5.008	0.00		0.000		NO	660.0		21.7	670.9
230	230 4th Function Penta-PCBs				1.0735	5.008	0.00		0.000		NO	23.75		1.87	25.28
231	231 3rd Function Hexa-PCBs				0.8505	5.008	0.00		0.000		NO	137.4		7.04	159.1
232	232 4th Function Hexa-PCBs				1.0318	5.008	0.00		0.000		NO	351.7		10.9	361.8
233	233 Total Hepta-PCBs				1.3551	5.008	0.00		0.000		NO	247.9		20.1	267.3
234	234 4th Function Octa-PCBs				1.0008	5.008	0.00		0.000		NO	59.34		11.3	63.20
235	235 5th Function Octa-PCBs				1.1489	5.008	0.00		0.000		NO	15.90		1.89	21.80
236	236 Total Nona-PCBs				0.8523	5.008	0.00		0.000		NO	10.58		1.52	15.19
237	237 Deca-CB				0.9864	5.008	0.00		0.000		NO	12.53		0.534	12.53

#	Name	Pred.RT	RT	nl/nt	m2 Resp	1° Ratio (Pred)	RA	n/y	EMPC	Conc.
1	93 PCB-114	42.33	42.32	4.162e2	3.178e2	1.580	1.31	YES	1.4944	0.00000
2	95 PCB-105	43.21	43.21	6.403e3	3.948e3	1.550	1.82	NO	23.784	23.784



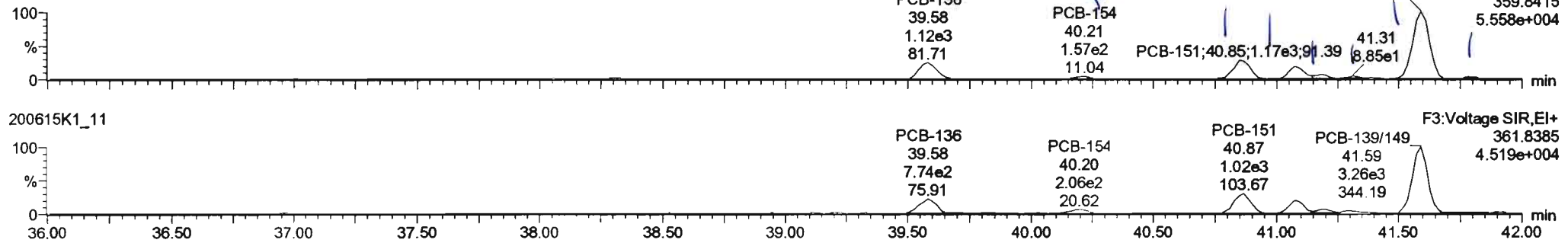
Dataset: Untitled

Last Altered: Tuesday, June 16, 2020 08:15:33 Pacific Daylight Time
Printed: Tuesday, June 16, 2020 08:16:03 Pacific Daylight Time

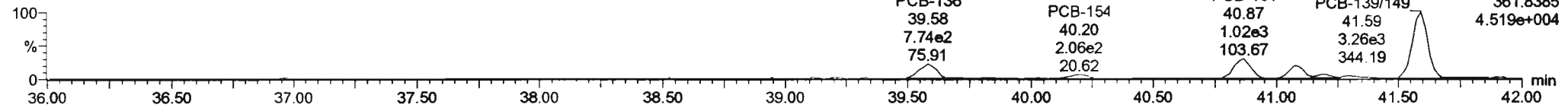
Name: 200615K1_11, Date: 15-Jun-2020, Time: 23:03:54, ID: 2000968-01RE1 PDI-150SC-A-00-01-200425 5.97, Description: PDI-150SC-A-00-01-200425

PCB-155

200615K1_11




200615K1_11

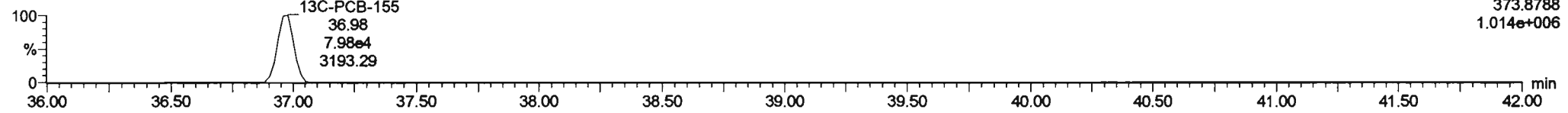


13C-PCB-155

200615K1_11

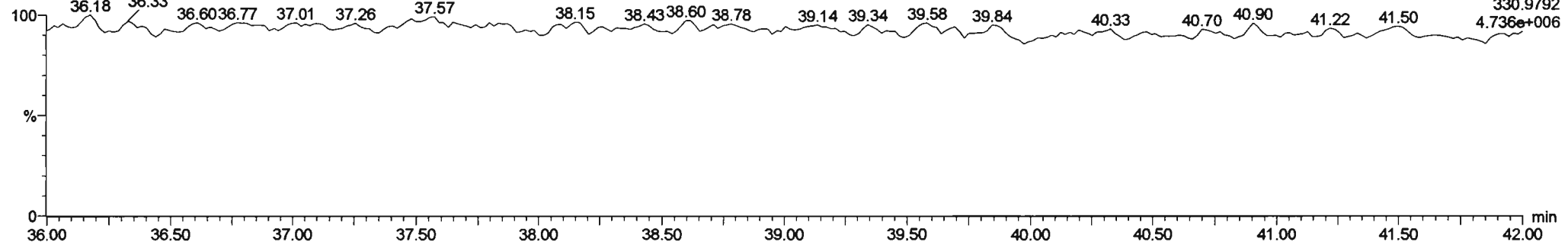


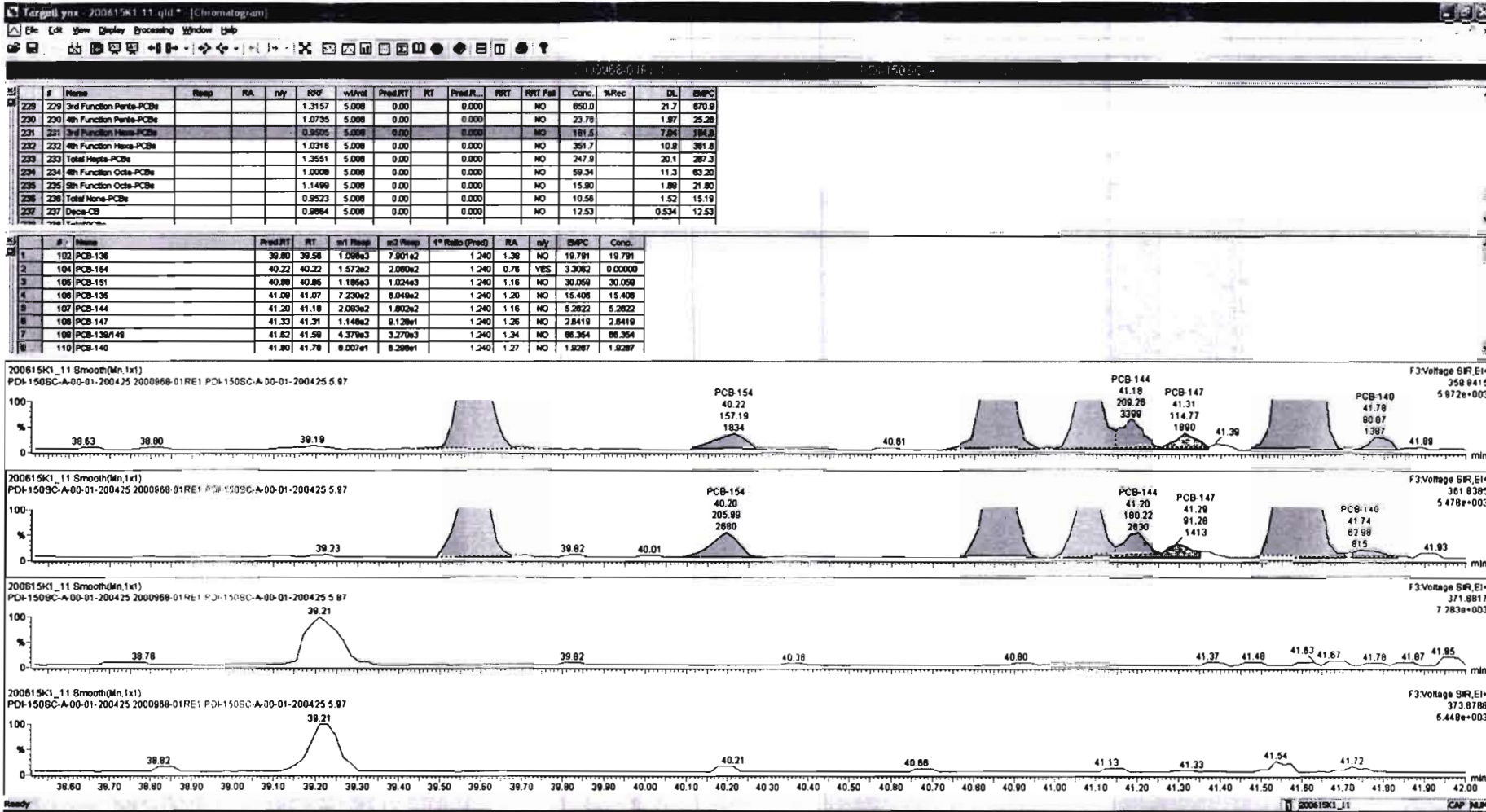
200615K1_11



PFK3c

200615K1_11







Dataset: Untitled

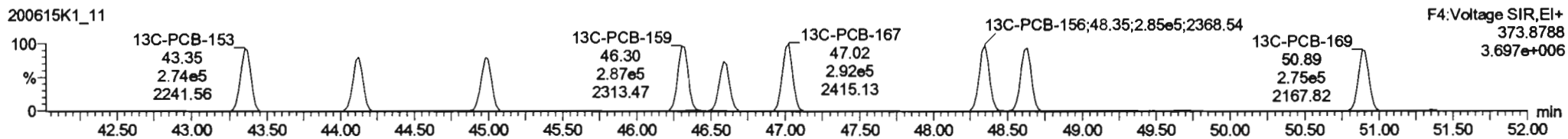
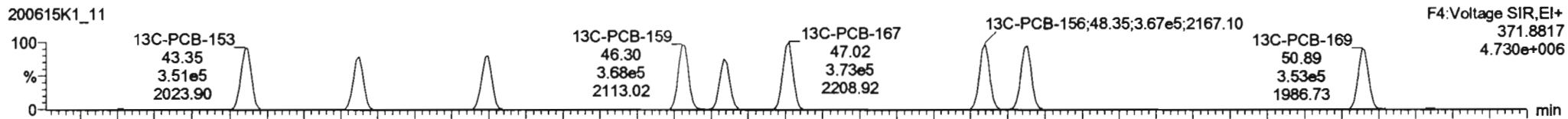
Last Altered: Tuesday, June 16, 2020 08:15:33 Pacific Daylight Time
 Printed: Tuesday, June 16, 2020 08:16:03 Pacific Daylight Time

Name: 200615K1_11, Date: 15-Jun-2020, Time: 23:03:54, ID: 2000968-01RE1 PDI-150SC-A-00-01-200425 5.97, Description: PDI-150SC-A-00-01-200425

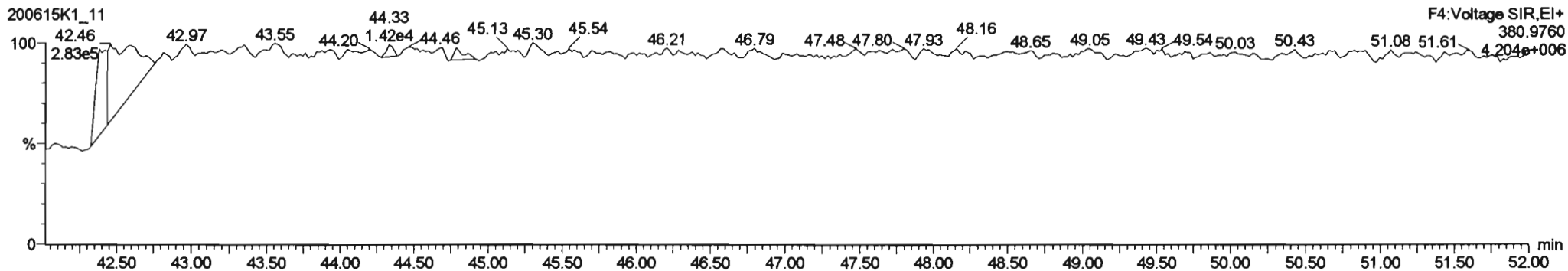
PCB-134/143

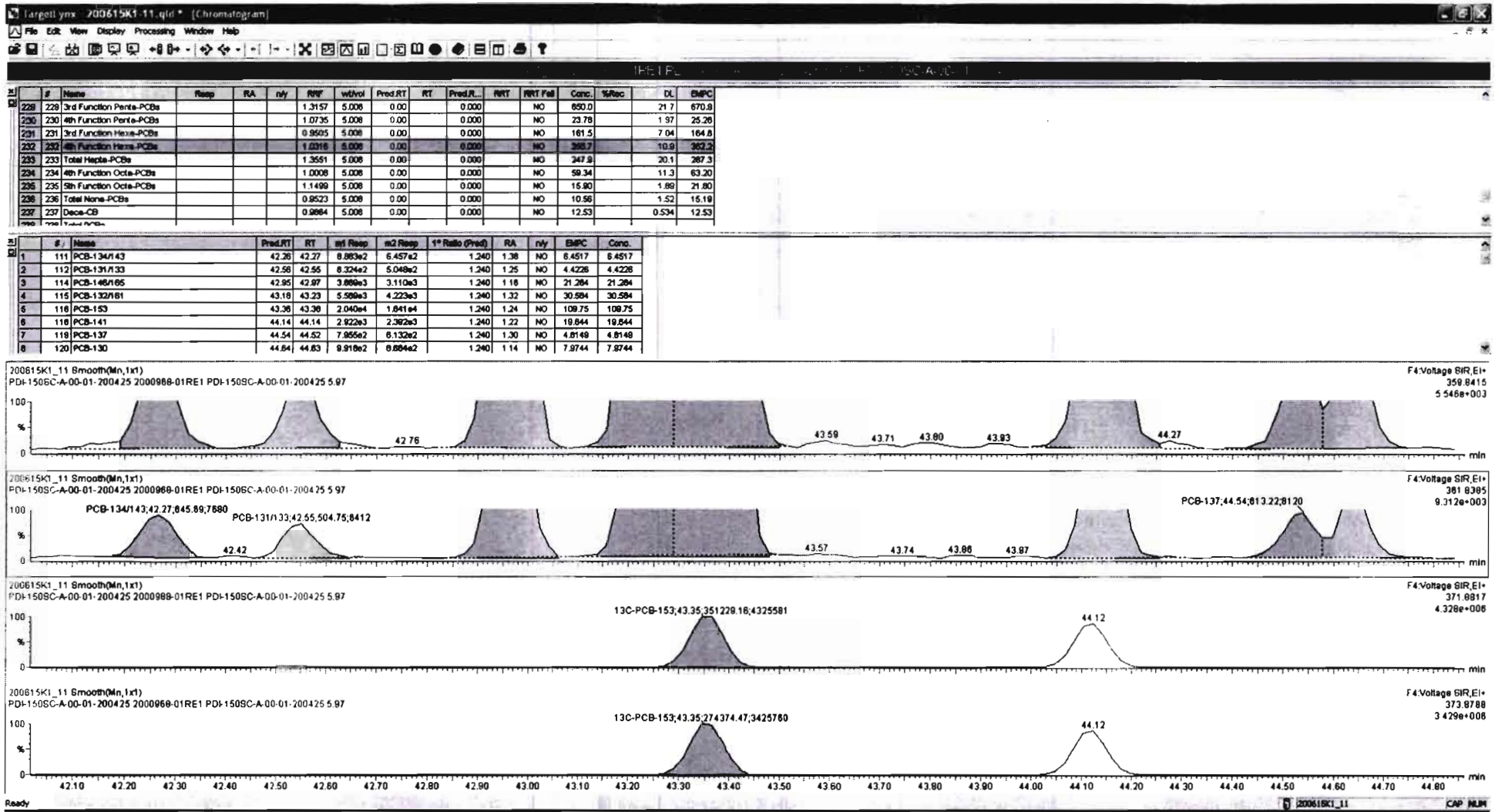


13C-PCB-153



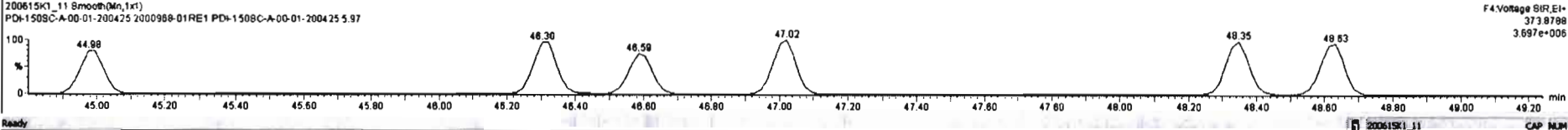
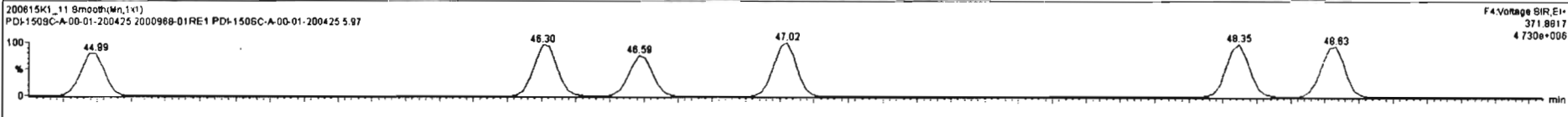

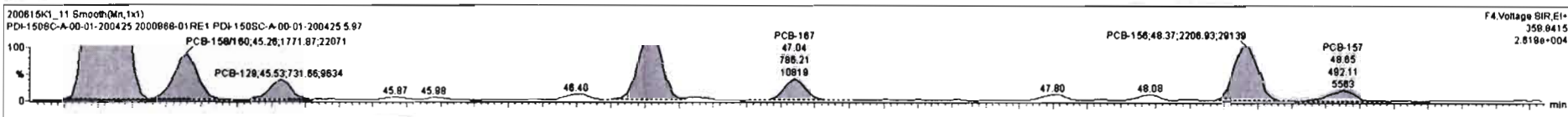
PFK4b





#	Name	Resp	RA	n/y	RPF	wtAval	Prod.RT	RT	Prod.R.	RRT	RRT Fail	Conc.	%Res	DL	EMPC
228	229 3rd Function Penta-PCBs				1.3157	5.008	0.00		0.000		NO	650.0		21.7	670.9
230	230 4th Function Penta-PCBs				1.0735	5.008	0.00		0.000		NO	23.78		1.97	25.28
231	231 3rd Function Hexa-PCBs				0.9505	5.008	0.00		0.000		NO	181.5		7.04	184.8
232	232 4th Function Hexa-PCBs				1.0316	5.008	0.00		0.000		NO	385.9		18.8	382.6
233	233 Total Hepta-PCBs				1.3551	5.008	0.00		0.000		NO	247.9		20.1	287.3
234	234 4th Function Octa-PCBs				1.0008	5.008	0.00		0.000		NO	59.34		11.3	63.20
235	235 5th Function Octa-PCBs				1.1486	5.008	0.00		0.000		NO	15.90		1.89	21.80
236	236 Total Nona-PCBs				0.9523	5.008	0.00		0.000		NO	10.56		1.52	15.18
237	237 Dece-CB				0.9864	5.008	0.00		0.000		NO	12.53		0.534	12.53

#	Name	Prod.RT	RT	Int Resp	Int Resp	1* Ratio (Prod)	RA	n/y	EMPC	Conc.
1	111 PCB-134/43	42.28	42.27	8.883e2	6.457e2	1.240	1.38	NO	6.4517	6.4517
2	112 PCB-131/33	42.56	42.55	8.324e2	5.048e2	1.240	1.25	NO	4.4226	4.4226
3	114 PCB-148/85	42.85	42.87	3.889e3	3.110e3	1.240	1.18	NO	21.284	21.284
4	115 PCB-132/81	43.18	43.23	5.589e3	4.223e3	1.240	1.32	NO	30.584	30.584
5	118 PCB-153	43.38	43.38	2.040e4	1.841e4	1.240	1.24	NO	109.75	109.75
6	118 PCB-141	44.14	44.14	2.922e3	2.392e3	1.240	1.22	NO	19.844	19.844
7	119 PCB-137	44.54	44.52	7.955e2	6.132e2	1.240	1.30	NO	4.8149	4.8149
8	120 PCB-130	44.84	44.83	9.919e2	8.894e2	1.240	1.14	NO	7.9744	7.9744

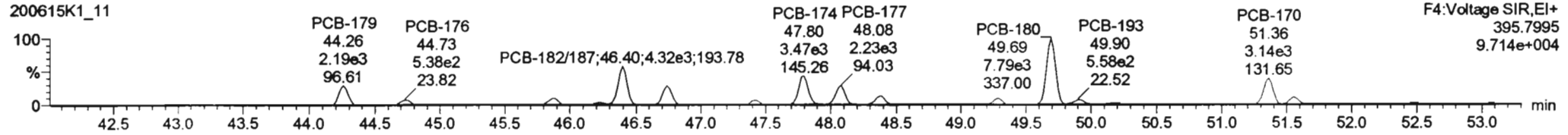
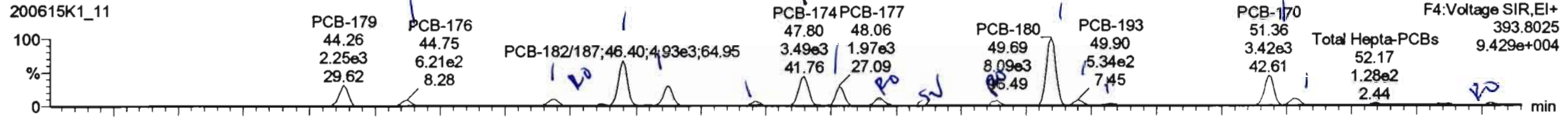


Dataset: Untitled

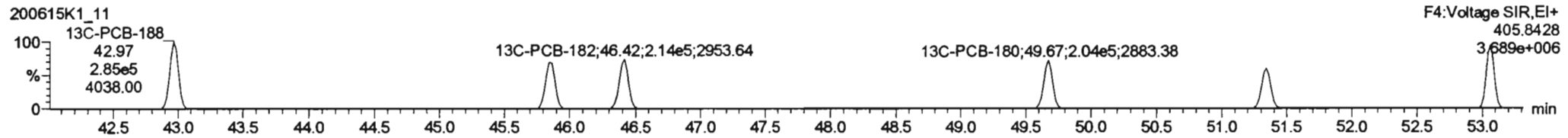

Last Altered: Tuesday, June 16, 2020 08:15:33 Pacific Daylight Time
Printed: Tuesday, June 16, 2020 08:16:03 Pacific Daylight Time

Name: 200615K1_11, Date: 15-Jun-2020, Time: 23:03:54, ID: 2000968-01RE1 PDI-150SC-A-00-01-200425 5.97, Description: PDI-150SC-A-00-01-200425

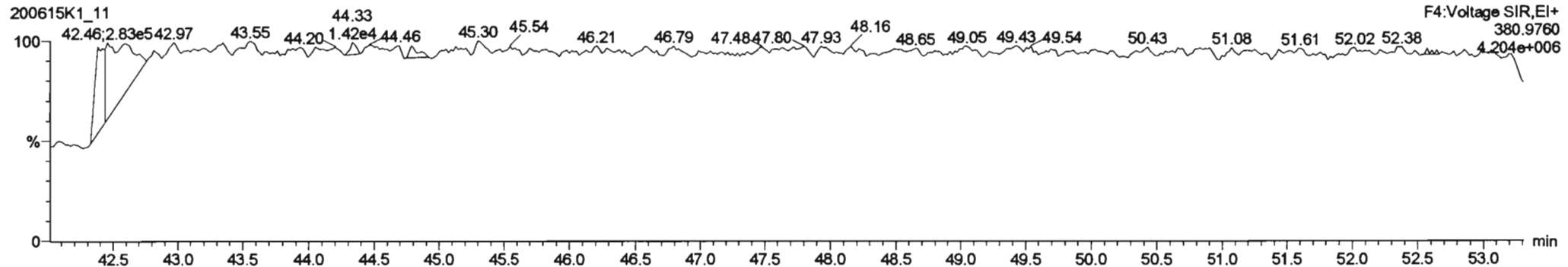
PCB-188

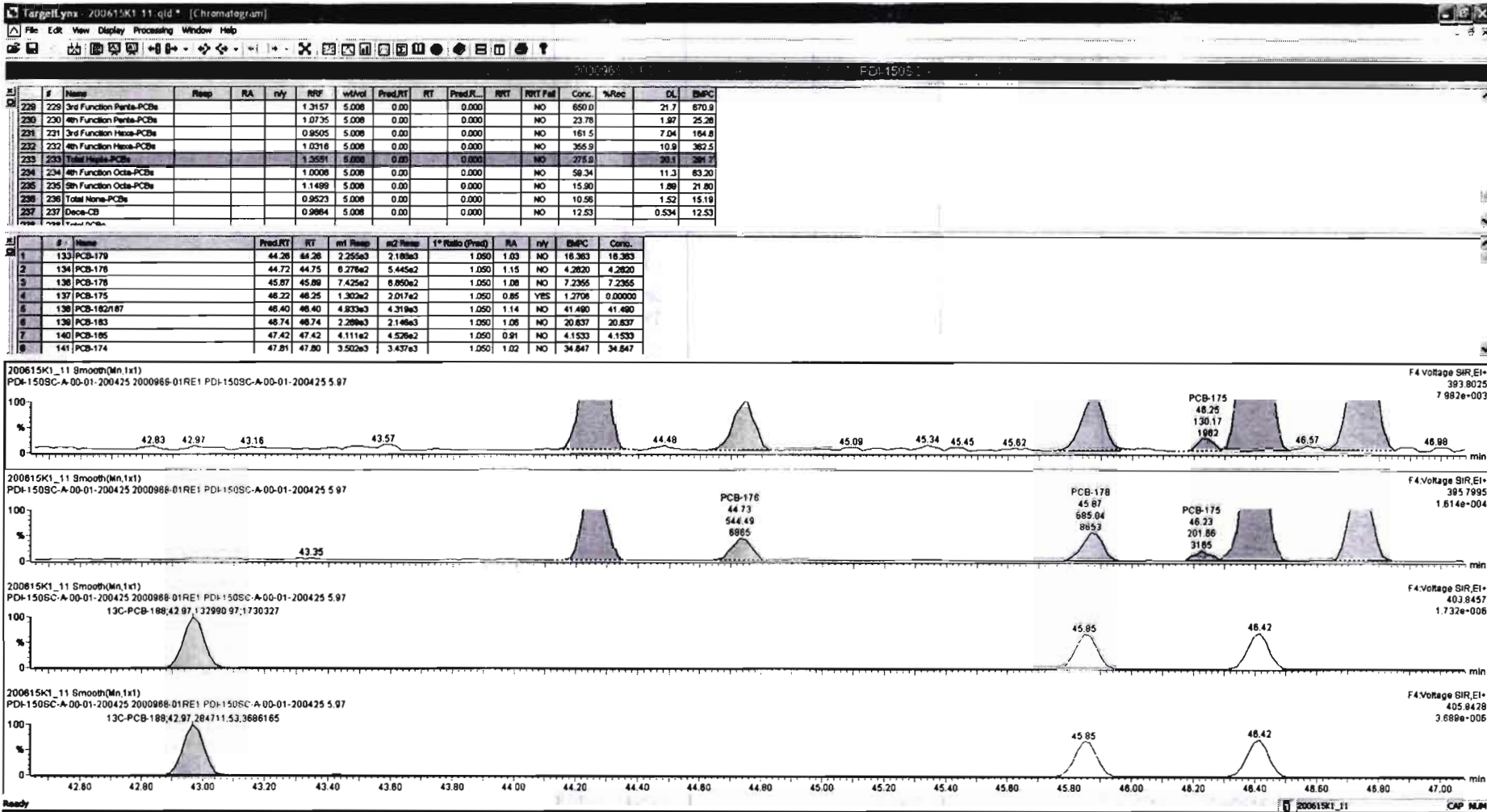


13C-PCB-188




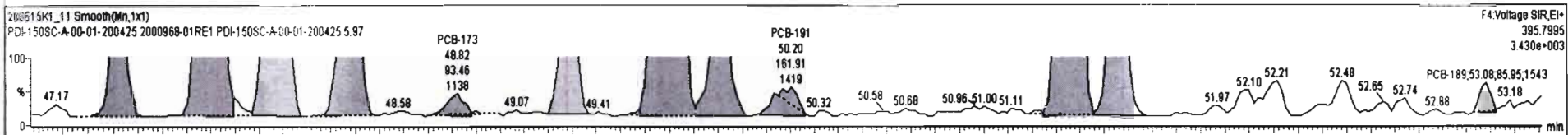
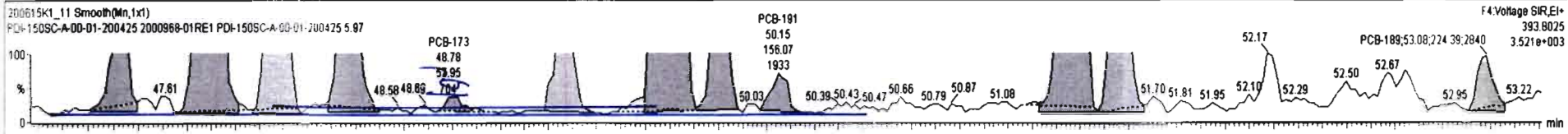
PFK4c





#	Name	Resp	RA	nly	RfF	wt/vol	Pred.RT	RT	Pred.R...	RRT	RRT Fail	Conc.	%Rec	DL	EMPC
229	3rd Function Penta-PCBs				1.3157	5.008	0.00		0.000		NO	660.0		21.7	670.9
230	4th Function Penta-PCBs				1.0735	5.008	0.00		0.000		NO	23.78		1.97	25.28
231	3rd Function Hexa-PCBs				0.9505	5.008	0.00		0.000		NO	181.5		7.04	164.8
232	4th Function Hexa-PCBs				1.0316	5.008	0.00		0.000		NO	365.9		10.9	362.5
233	Total Hexa-PCBs				1.3951	5.008	0.00		0.000		NO	275.9		20.1	291.7
234	4th Function Octa-PCBs				1.0008	5.008	0.00		0.000		NO	59.34		11.3	63.20
235	5th Function Octa-PCBs				1.1499	5.008	0.00		0.000		NO	15.90		1.89	21.80
236	Total Mono-PCBs				0.9523	5.008	0.00		0.000		NO	10.58		1.52	15.19
237	Deca-CB				0.9864	5.008	0.00		0.000		NO	12.53		0.534	12.53

#	Name	Pred.RT	RT	m1 Resp	m2 Resp	1* Ratio (Pred)	RA	nly	EMPC	Conc.
1	133 PCB-179	44.26	44.26	2.255e3	2.186e3	1.050	1.03	NO	16.363	16.363
2	134 PCB-176	44.72	44.75	6.276e2	5.445e2	1.050	1.15	NO	4.2820	4.2820
3	136 PCB-178	45.87	45.89	7.425e2	6.850e2	1.050	1.08	NO	7.2365	7.2365
4	137 PCB-175	46.22	46.25	1.302e2	2.017e2	1.050	0.65	YES	1.2708	0.00000
5	138 PCB-182/187	46.40	46.40	4.933e3	4.319e3	1.050	1.14	NO	41.490	41.490
6	139 PCB-183	46.74	46.74	2.269e3	2.146e3	1.050	1.06	NO	20.637	20.637
7	140 PCB-185	47.42	47.42	4.111e2	4.526e2	1.050	0.91	NO	4.1533	4.1533
8	141 PCB-174	47.81	47.80	3.502e3	3.437e3	1.050	1.02	NO	34.847	34.847

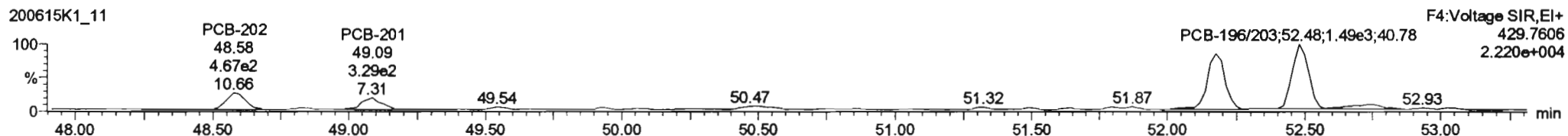



Dataset: Untitled

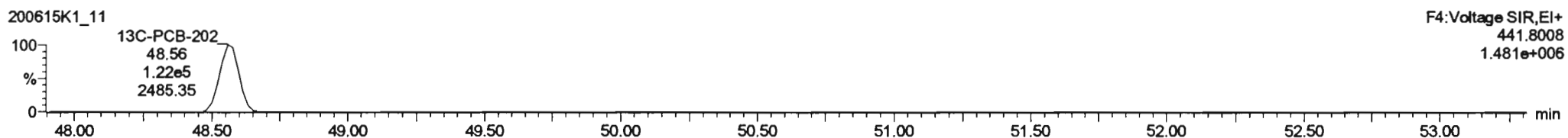

Last Altered: Tuesday, June 16, 2020 08:15:33 Pacific Daylight Time
 Printed: Tuesday, June 16, 2020 08:16:03 Pacific Daylight Time

Name: 200615K1_11, Date: 15-Jun-2020, Time: 23:03:54, ID: 2000968-01RE1 PDI-150SC-A-00-01-200425 5.97, Description: PDI-150SC-A-00-01-200425

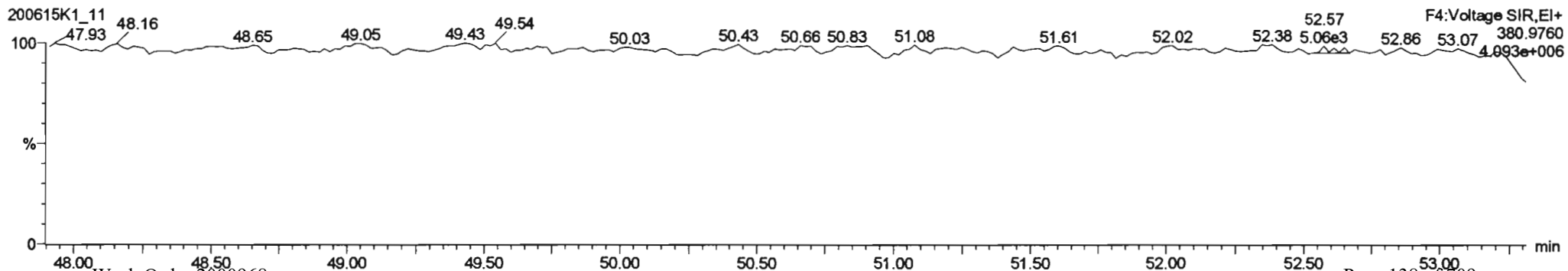
PCB-202



13C-PCB-202

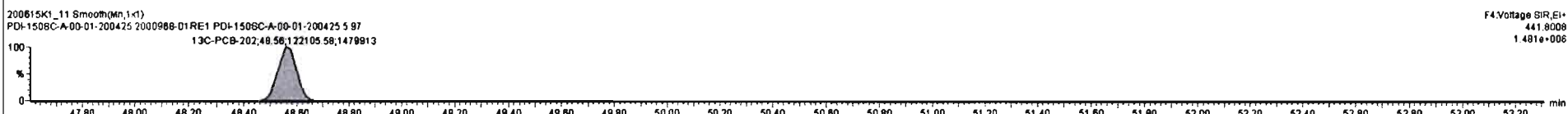
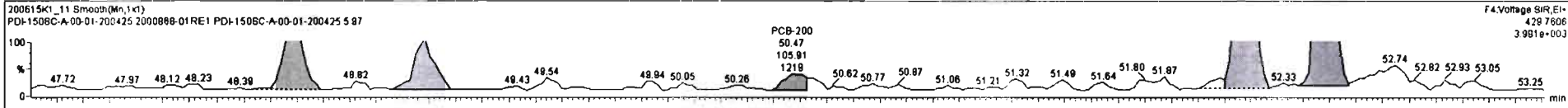
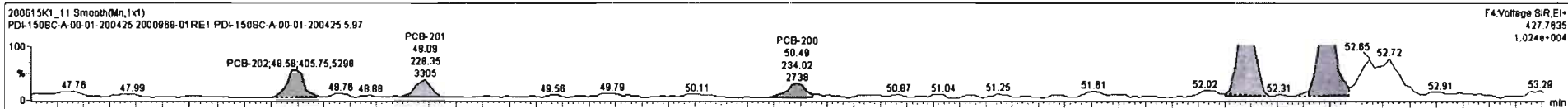


PFK4d



#	Name	Resp	RA	nly	RRT	wt/mol	Pred.RT	RT	Pred.R...	RRT	RRT Fail	Conc.	%Rec	DL	EMPC
229	3rd Function Penta-PCBs				1.3157	5.008	0.00		0.000		NO	850.0		21.7	670.9
230	4th Function Penta-PCBs				1.0735	5.008	0.00		0.000		NO	23.78		1.97	25.28
231	3rd Function Hexa-PCBs				0.9505	5.008	0.00		0.000		NO	181.5		7.04	184.8
232	4th Function Hexa-PCBs				1.0316	5.008	0.00		0.000		NO	355.9		10.9	362.5
233	Total Hepta-PCBs				1.3551	5.008	0.00		0.000		NO	275.9		20.1	291.0
234	4th Function Octa-PCBs				1.0008	5.008	0.00		0.000		NO	58.08		11.3	64.08
235	8th Function Octa-PCBs				1.1498	5.008	0.00		0.000		NO	15.90		1.89	21.80
236	Total Nona-PCBs				0.8523	5.008	0.00		0.000		NO	10.58		1.52	15.19
237	Deca-CB				0.9864	5.008	0.00		0.000		NO	12.53		0.534	12.53

#	Name	Pred.RT	RT	m1 Resp	m2 Resp	1* Ratio (Pred)	RA	nly	EMPC	Conc.
1	154 PCB-202	48.59	48.58	4.057e2	4.599e2	0.890	0.86	NO	6.1866	6.1866
2	155 PCB-201	48.06	49.08	2.283e2	3.287e2	0.890	0.89	YES	3.8527	0.00000
3	158 PCB-200	50.48	50.49	2.340e2	1.058e2	0.890	2.21	YES	1.5842	0.00000
4	180 PCB-199	52.16	52.17	1.187e3	1.323e3	0.890	0.90	NO	25.944	25.944
5	181 PCB-198/203	52.48	52.48	1.204e3	1.484e3	0.890	0.81	NO	26.825	26.825

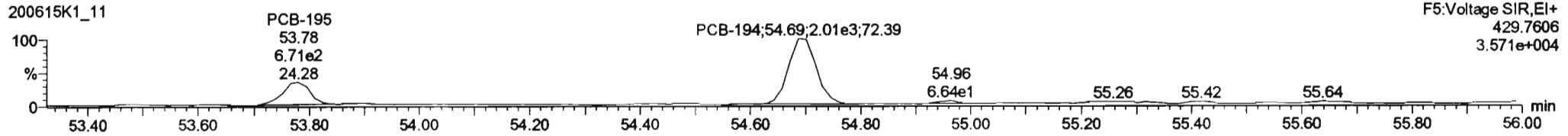
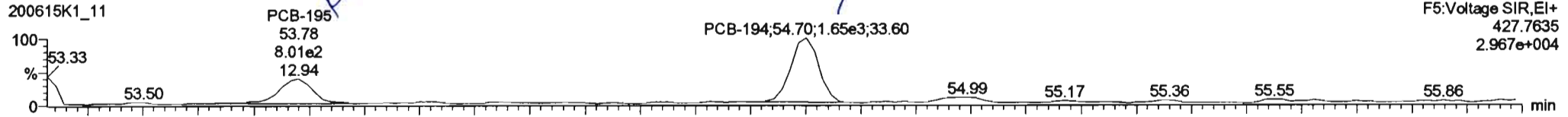


Dataset: Untitled

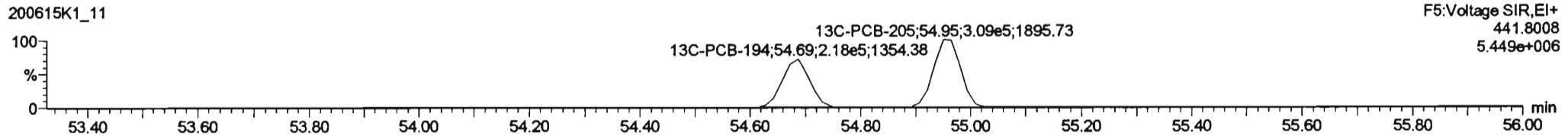
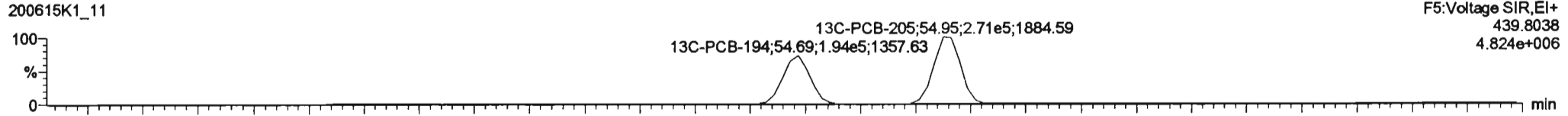
Last Altered: Tuesday, June 16, 2020 08:15:33 Pacific Daylight Time
Printed: Tuesday, June 16, 2020 08:16:03 Pacific Daylight Time

Name: 200615K1_11, Date: 15-Jun-2020, Time: 23:03:54, ID: 2000968-01RE1 PDI-150SC-A-00-01-200425 5.97, Description: PDI-150SC-A-00-01-200425

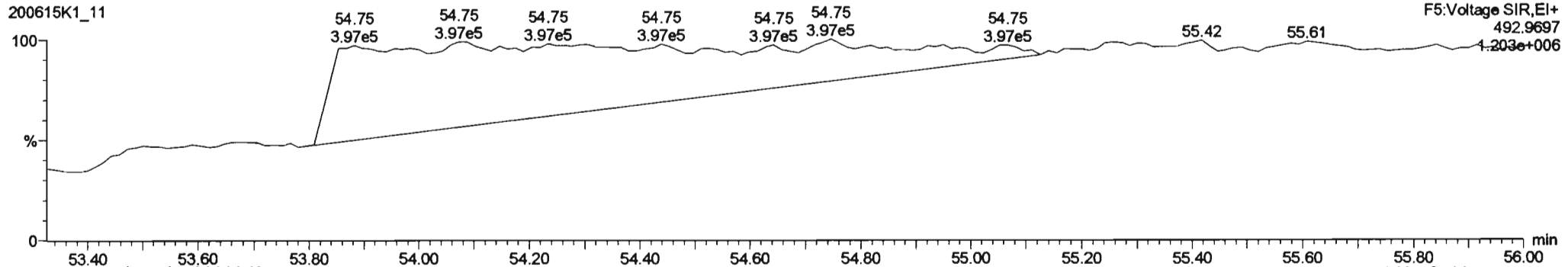
PCB-195



13C-PCB-194

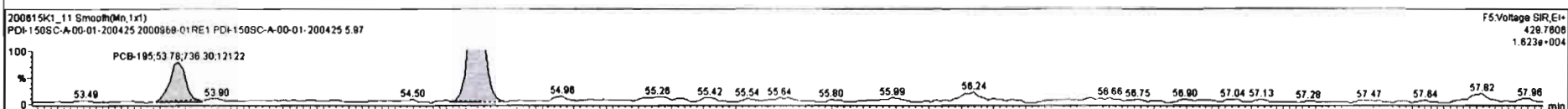
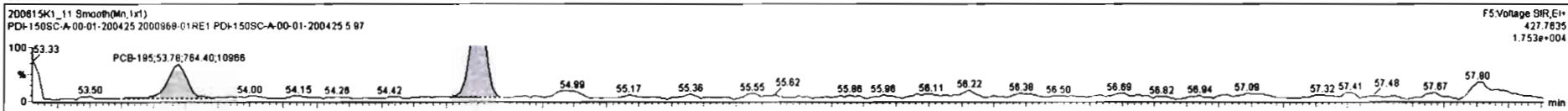


PFK5a



#	Name	Resp	RA	n/y	RRF	wAval	Pred RT	RT	Pred R...	RRT	RRT Val	Conc.	%Rec	DL	EMPC
229	3rd Function Penta-PCBs				1.3157	5.008	0.00		0.000		NO	690.0		21.7	670.9
230	4th Function Penta-PCBs				1.0735	5.008	0.00		0.000		NO	23.78		1.97	25.26
231	3rd Function Hexa-PCBs				0.9505	5.008	0.00		0.000		NO	161.5		7.04	164.8
232	4th Function Hexa-PCBs				1.0316	5.008	0.00		0.000		NO	365.9		10.9	362.5
233	Total Hepta-PCBs				1.3551	5.008	0.00		0.000		NO	275.9		20.1	291.0
234	4th Function Octa-PCBs				1.0008	5.008	0.00		0.000		NO	59.08		11.3	64.48
235	5th Function Octa-PCBs				1.1498	5.008	0.00		0.000		NO	18.23		1.98	22.69
236	Total Nona-PCBs				0.9523	5.008	0.00		0.000		NS	10.56		1.52	15.19
237	Deca-CB				0.9864	5.008	0.00		0.000		NO	12.53		0.534	12.53

#	Name	Pred RT	RT	rt Resp	id Resp	** Ratio (Pred)	RA	n/y	EMPC	Conc.
1	162 PCB-195	53.78	53.78	7.84442	7.383e2	0.890	1.04	YES	8.4686	0.00000
3	163 PCB-194	54.70	54.70	1.88863	2.041e3	0.890	0.83	NO	18.225	18.225

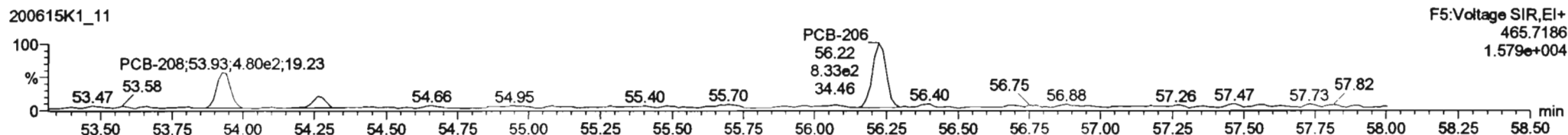
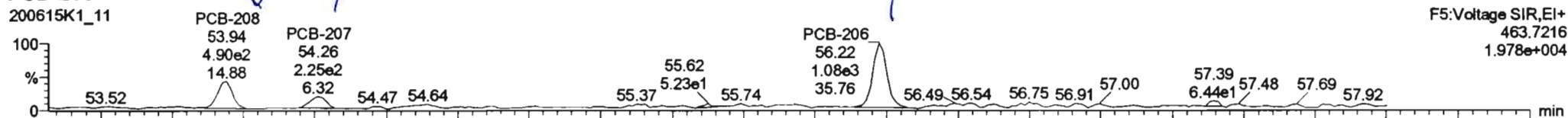


Dataset: Untitled

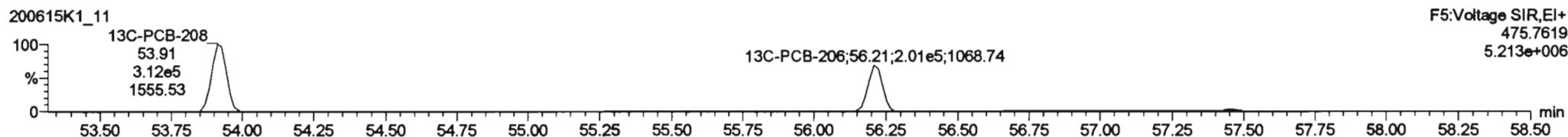
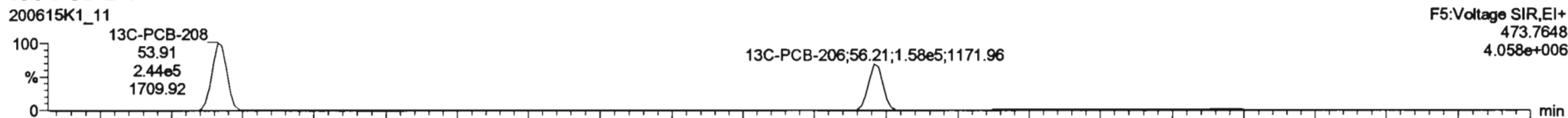
Last Altered: Tuesday, June 16, 2020 08:15:33 Pacific Daylight Time
Printed: Tuesday, June 16, 2020 08:16:03 Pacific Daylight Time

Name: 200615K1_11, Date: 15-Jun-2020, Time: 23:03:54, ID: 2000968-01RE1 PDI-150SC-A-00-01-200425 5.97, Description: PDI-150SC-A-00-01-200425

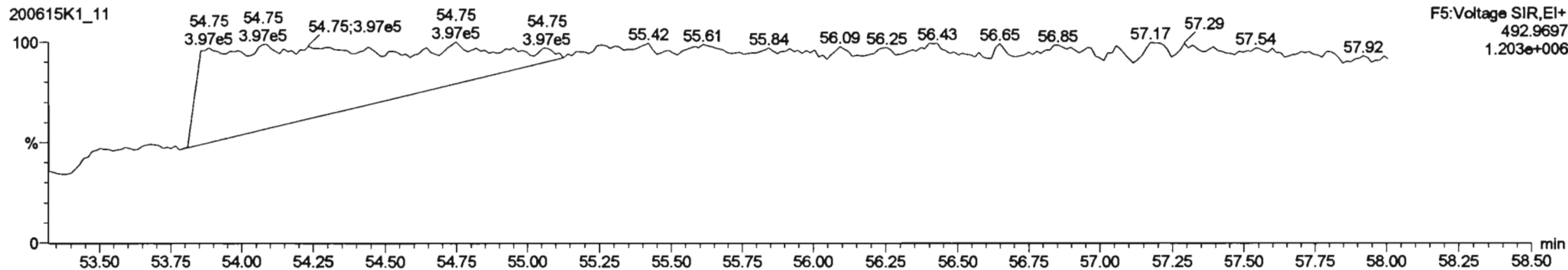
PCB-208



13C-PCB-208



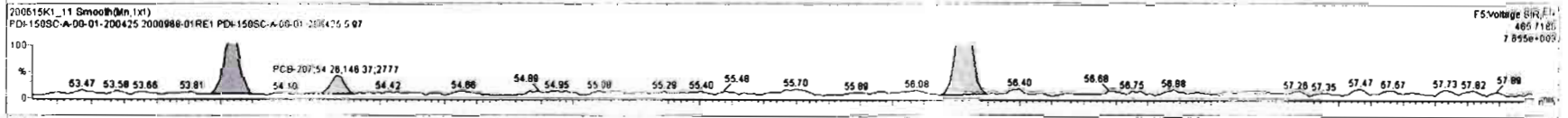
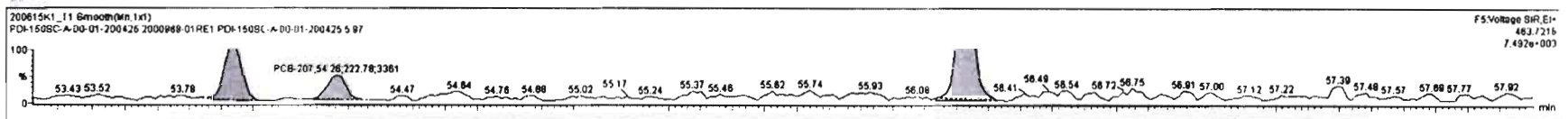


PFK5



#	Name	Resp	RA	nly	RRP	wtAve	Pred.RT	RT	Pred.R...	RRT	RRT Fail	Conc.	%Rec	DL	EMPC
229	3rd Function Penta-PCBs				1.3157	5.008	0.00		0.000		NO	650.0	21.7	670.9	
230	4th Function Penta-PCBs				1.0735	5.008	0.00		0.000		NO	23.78	1.87	25.28	
231	3rd Function Hexa-PCBs				0.8505	5.008	0.00		0.000		NO	181.5	7.04	184.8	
232	4th Function Hexa-PCBs				1.0316	5.008	0.00		0.000		NO	355.9	10.8	362.5	
233	Total Hepta-PCBs				1.3551	5.008	0.00		0.000		NO	275.9	20.1	291.0	
234	4th Function Octa-PCBs				1.0008	5.008	0.00		0.000		NO	58.06	11.3	64.48	
235	5th Function Octa-PCBs				1.1488	5.008	0.00		0.000		NO	18.23	1.88	22.88	
236	Total Nona-PCBs				0.8821	5.008	0.00		0.000		NO	12.14	1.82	15.50	
237	Deca-CB				0.8884	5.008	0.00		0.000		NO	12.53	0.534	12.53	

#	Name	Pred.RT	RT	wt Resp	m2 Resp	1* Ratio (Pred)	RA	nly	EMPC	Conc.
1	185 PCB-206	53.83	53.84	5.005e2	4.789e2	1.340	1.04	YES	3.3867	0.00000
2	186 PCB-207	54.25	54.26	2.228e2	1.484e2	1.340	1.52	NO	1.4477	1.4477
3	187 PCB-208	56.22	56.22	1.108e3	8.329e2	1.340	1.33	NO	10.881	10.881



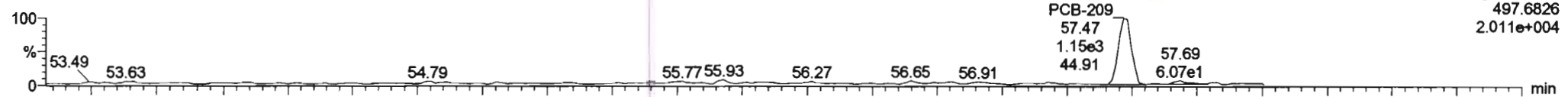
Dataset: Untitled

Last Altered: Tuesday, June 16, 2020 08:15:33 Pacific Daylight Time
Printed: Tuesday, June 16, 2020 08:16:03 Pacific Daylight Time

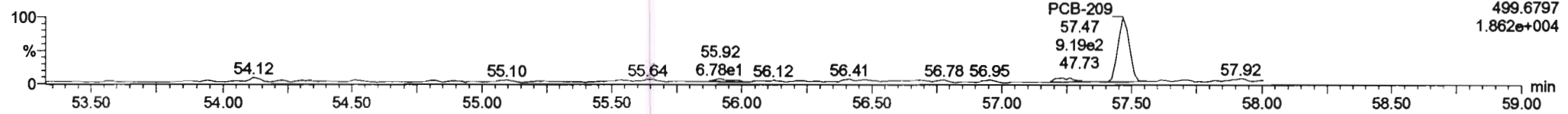
Name: 200615K1_11, Date: 15-Jun-2020, Time: 23:03:54, ID: 2000968-01RE1 PDI-150SC-A-00-01-200425 5.97, Description: PDI-150SC-A-00-01-200425

PCB-209

200615K1_11

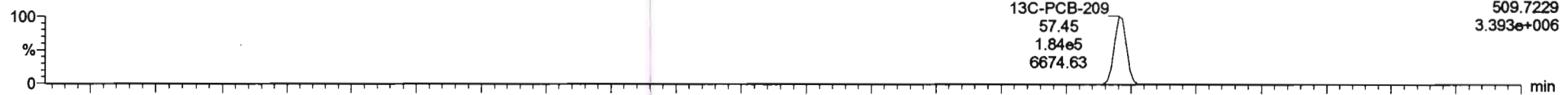


200615K1_11

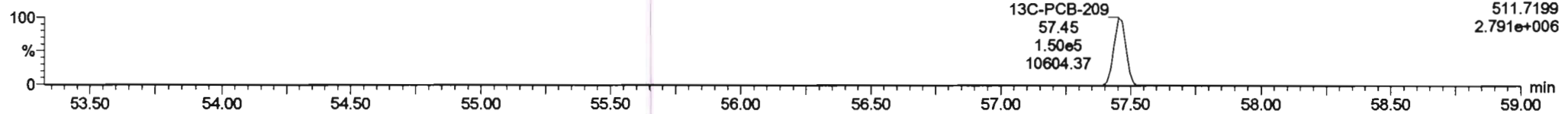


13C-PCB-209

200615K1_11

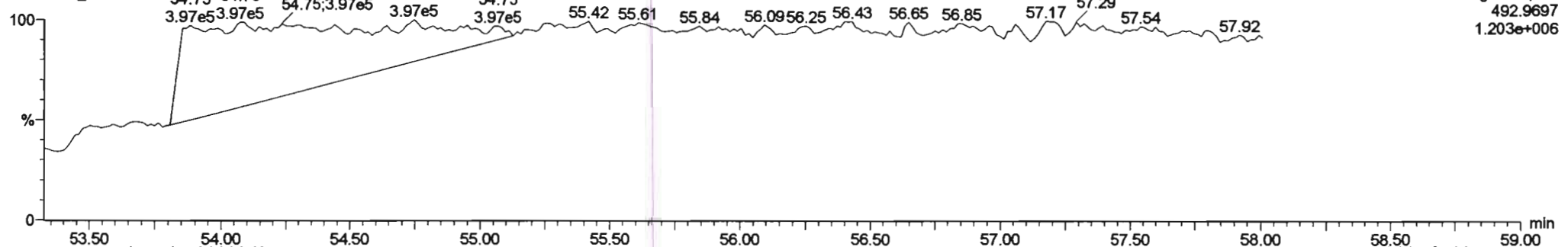


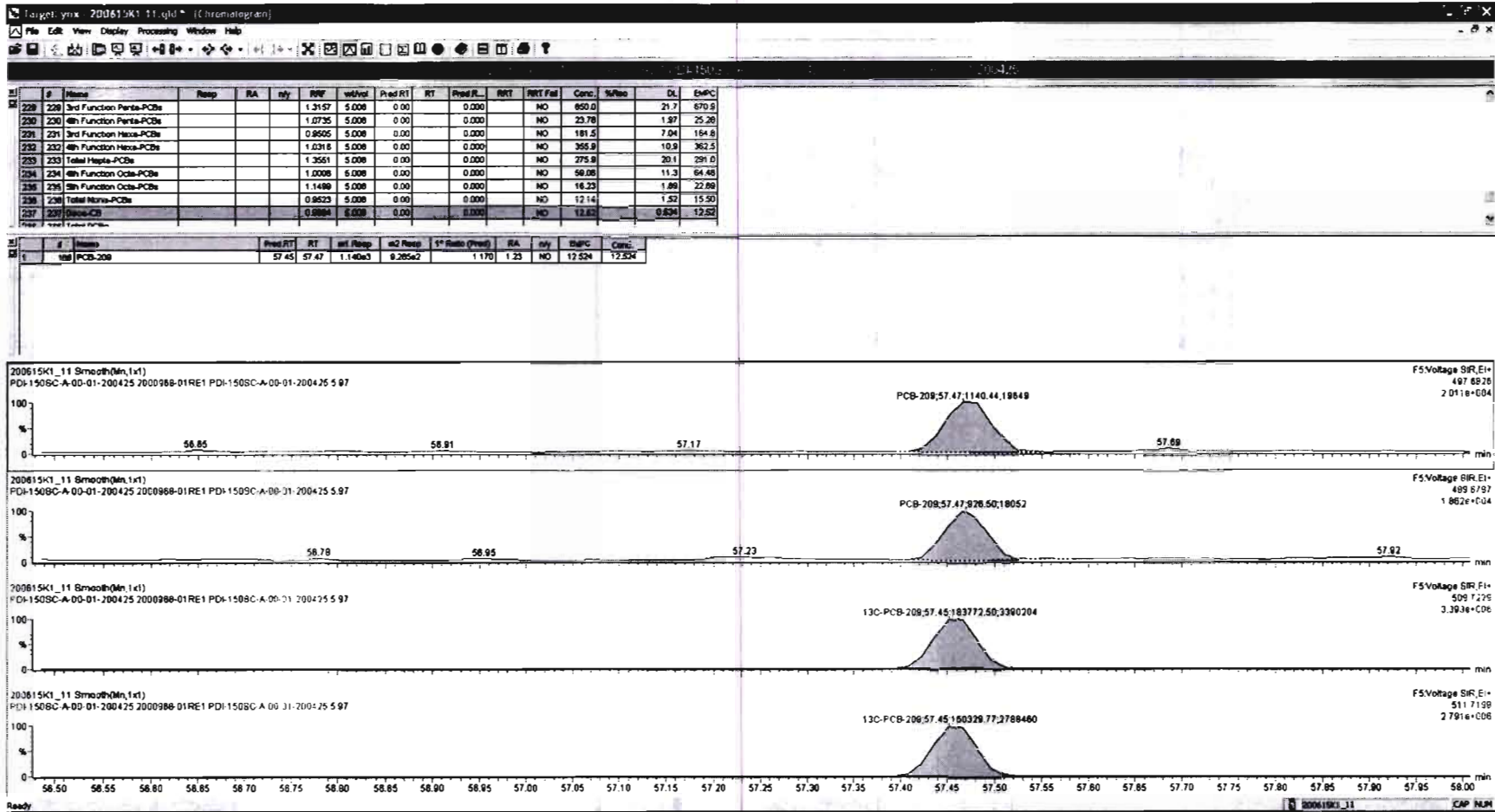
200615K1_11



PFK5b

200615K1_11





Dataset: U:\VG11.PRO\Results\200615K2\200615K2-10.qld

Last Altered: Thursday, June 18, 2020 15:30:07 Pacific Daylight Time
Printed: Thursday, June 18, 2020 15:31:08 Pacific Daylight Time

HR 6-18-2020

C7 06/24/2020

Ⓢ Interference, see d17

Method: U:\VG11.PRO\MethDB\PCB-209_ZB1_6-13-20.mdb 14 Jun 2020 13:31:38
Calibration: U:\VG11.PRO\CurveDB\db1_PCBvg11-6-1-20.cdb 02 Jun 2020 10:21:16

Name: 200615K2_10, Date: 16-Jun-2020, Time: 09:17:11, ID: 2000968-02RE1 PDI-163SC-A-00-01-200425 10.05, Description: PDI-163SC-A-00-01-200425

#	Name	Resp	RA	n/y	RRP	w/vol	Pred.RT	RT	Pred.R...	RRT	Check RRT	Conc.	%Rec	DL	EMPC
1	18 PCB-34	2.60e4	1.04	NO	0.945	5.010	27.58	27.58	0.959	0.959	NO	42.76		0.804	42.76
2	19 PCB-23	1.28e3	0.94	NO	0.883	5.010	27.67	27.67	0.962	0.962	NO	2.251		0.861	2.251
3	20 PCB-29	8.86e3	1.04	NO	0.893	5.010	27.93	27.93	0.971	0.971	NO	15.41		0.852	15.41
4	21 PCB-26	3.06e5	1.03	NO	0.944	5.010	28.16	28.16	0.979	0.979	NO	503.9		0.806	503.9
5	22 PCB-25	2.11e5	1.01	NO	0.950	5.010	28.31	28.32	0.984	0.984	NO	345.2		0.801	345.2
6	23 PCB-31	1.86e6	1.03	NO	1.04	5.010	28.68	28.70	0.997	0.997	NO	2793		0.734	2793
7	24 PCB-28	2.14e6	1.03	NO	1.03	5.010	28.79	28.79	1.001	1.001	NO	3240		0.742	3240
8	25 PCB-20/21/33	9.86e5	1.02	NO	0.941	5.010	29.43	29.46	1.023	1.024	NO	1627		0.808	1627
9	26 PCB-22	5.75e5	1.01	NO	0.973	5.010	29.87	29.89	1.038	1.039	NO	917.4		0.782	917.4
10	27 PCB-36	1.99e3	1.02	NO	1.08	5.010	30.52	30.52	0.931	0.931	NO	3.084		0.747	3.084
11	28 PCB-39	8.26e3	1.15	NO	0.988	5.010	31.00	31.00	0.946	0.946	NO	13.94		0.813	13.94
12	29 PCB-38	1.31e4	1.04	NO	1.05	5.010	31.80	31.82	0.970	0.971	NO	20.70		0.764	20.70
13	30 PCB-35	3.78e4	1.07	NO	1.04	5.010	32.34	32.34	0.987	0.987	NO	60.38		0.770	60.38
14	31 PCB-37	6.21e5	1.06	NO	1.01	5.010	32.79	32.79	1.001	1.001	NO	1026		0.797	1026
15	32 PCB-54	3.00e3	0.73	NO	1.08	5.010	27.64	27.64	1.001	1.001	NO	6.946		0.704	6.946
16	33 PCB-50	4.60e3	0.65	YES	0.880	5.010	28.83	28.83	1.044	1.044	NO	13.87		0.804	11.80
17	34 PCB-53	1.90e5	0.78	NO	0.997	5.010	29.51	29.51	0.944	0.944	NO	572.2		0.948	572.2
18	35 PCB-51	5.93e4	0.79	NO	1.07	5.010	29.85	29.85	0.955	0.955	NO	167.1		0.887	167.1
19	36 PCB-45	1.78e5	0.79	NO	0.858	5.010	30.30	30.30	0.969	0.969	NO	621.9		1.10	621.9
20	37 PCB-46	7.09e4	0.75	NO	0.831	5.010	30.80	30.80	0.985	0.985	NO	256.0		1.14	256.0
21	38 PCB-52/69	1.85e6	0.77	NO	1.17	5.010	31.30	31.28	1.001	1.001	NO	4766		0.810	4766
22	39 PCB-73	2.02e3	0.66	NO	1.44	5.010	31.41	31.41	1.005	1.005	NO	4.203		0.655	4.203
23	40 PCB-43/49	1.21e6	0.77	NO	1.02	5.010	31.59	31.60	1.010	1.011	NO	3587		0.930	3587
24	41 PCB-47	4.30e5	0.77	NO	0.922	5.010	31.80	31.80	1.001	1.001	NO	1288		0.987	1288
25	42 PCB-48/75	3.20e5	0.76	NO	1.12	5.010	31.92	31.93	1.004	1.005	NO	788.0		0.812	788.0
26	43 PCB-65			NO	1.28	5.010	32.19		1.013		YES			0.710	
27	44 PCB-62			NO	1.13	5.010	32.29		1.016		YES			0.807	
28	45 PCB-44	1.18e6	0.77	NO	0.824	5.010	32.64	32.62	1.027	1.026	NO	3940		1.10	3940
29	46 PCB-42/59	4.90e5	0.78	NO	1.05	5.010	32.87	32.86	1.034	1.034	NO	1289		0.867	1289
30	47 PCB-41/64/71/72	1.46e6	0.79	NO	1.19	5.010	33.47	33.46	1.053	1.053	NO	3384		0.766	3384
31	48 PCB-68	2.11e4	0.80	NO	1.28	5.010	33.72	33.74	1.061	1.061	NO	45.49		0.712	45.49
32	49 PCB-40	1.74e5	0.77	NO	0.602	5.010	33.95	33.94	1.068	1.068	NO	795.9		1.51	795.9

Dataset: U:\VG11.PRO\Results\200615K2\200615K2-10.qld

Last Altered: Thursday, June 18, 2020 15:30:07 Pacific Daylight Time

Printed: Thursday, June 18, 2020 15:31:08 Pacific Daylight Time

Name: 200615K2_10, Date: 16-Jun-2020, Time: 09:17:11, ID: 2000968-02RE1 PDI-163SC-A-00-01-200425 10.05, Description: PDI-163SC-A-00-01-200425

#	Name	Resp	RA	n/y	RRF	wt/vol	Pred.RT	RT	Pred.R	RRT	Check RRT	Conc.	%Rec	DL	EMPC
33	50 PCB-57	1.07e4	0.75	NO	1.16	5.010	34.32	34.33	0.969	0.970	NO	22.15		0.652	22.15
34	51 PCB-67	7.96e4	0.76	NO	1.08	5.010	34.64	34.65	0.978	0.978	NO	176.0		0.699	176.0
35	52 PCB-58	1.35e4	0.82	NO	1.20	5.010	34.76	34.76	0.982	0.982	NO	26.88		0.629	26.88
36	53 PCB-63	8.77e4	0.78	NO	1.07	5.010	34.91	34.93	0.986	0.986	NO	196.1		0.707	196.1
37	54 PCB-74	9.15e5	0.77	NO	1.19	5.010	35.22	35.21	0.994	0.994	NO	1850		0.639	1850
38	55 PCB-61/70	2.69e6	0.76	NO	1.05	5.010	35.43	35.43	1.000	1.001	NO	6120		0.719	6120
39	56 PCB-76/66	2.11e6	0.77	NO	1.16	5.010	35.62	35.66	1.006	1.007	NO	4342		0.651	4342
40	57 PCB-80			NO	1.19	5.010	35.88		1.001		YES			0.656	
41	58 PCB-55	2.27e4	0.84	NO	1.17	5.010	36.20	36.18	1.010	1.009	NO	46.24		0.666	46.24
42	59 PCB-56/60	1.28e6	0.77	NO	1.02	5.010	36.72	36.70	1.024	1.023	NO	2997		0.765	2997
43	60 PCB-79	3.13e4	0.76	NO	1.14	5.010	37.82	37.81	1.055	1.054	NO	65.52		0.684	65.52
44	61 PCB-78	6.48e3	0.77	NO	1.14	5.010	38.52	38.48	0.987	0.986	NO	13.76		0.719	13.76
45	62 PCB-81	1.67e4	0.76	NO	1.05	5.010	39.06	39.12	1.000	1.002	NO	38.43		0.781	38.43
46	63 PCB-77	2.03e5	0.77	NO	1.14	5.010	39.68	39.69	1.000	1.001	NO	444.0		0.735	444.0
47	64 PCB-104	1.94e2	1.21	YES	1.12	5.010	32.47	32.49	1.001	1.001	NO	0.9052		0.561	0.8127
48	65 PCB-96	1.17e4	1.65	NO	1.15	5.010	33.80	33.78	1.041	1.041	NO	52.91		0.545	52.91
49	66 PCB-103	1.90e4	1.65	NO	0.936	5.010	34.36	34.33	1.059	1.058	NO	105.9		0.672	105.9
50	67 PCB-100	5.58e3	1.61	NO	0.954	5.010	34.71	34.71	1.069	1.069	NO	30.58		0.660	30.58
51	68 PCB-94	5.55e3	1.70	NO	0.949	5.010	35.19	35.19	0.985	0.985	NO	37.30		0.832	37.30
52	69 PCB-95/98/102	9.45e5	1.62	NO	1.20	5.010	35.67	35.75	0.999	1.001	NO	5001		0.655	5001
53	70 PCB-93			NO	0.935	5.010	35.79		1.002		YES			0.844	
54	71 PCB-88/91	1.68e5	1.63	NO	1.06	5.010	36.14	36.16	1.012	1.013	NO	1006		0.741	1006
55	72 PCB-121			NO	1.71	5.010	36.23		1.015		YES			0.462	
56	73 PCB-84/92	5.07e5	1.61	NO	1.02	5.010	37.10	37.09	0.990	0.990	NO	3152		0.760	3152
57	74 PCB-89	1.51e4	1.62	NO	1.11	5.010	37.27	37.27	0.995	0.995	NO	86.65		0.700	86.65
58	75 PCB-90/101	1.37e6	1.60	NO	1.12	5.010	37.48	37.48	1.000	1.000	NO	7707		0.689	7707
59	76 PCB-113	3.98e3	1.74	NO	1.51	5.010	37.72	37.72	1.007	1.007	NO	16.63		0.511	16.63
60	77 PCB-99	6.00e5	1.61	NO	1.32	5.010	37.81	37.81	1.009	1.009	NO	2874		0.585	2874
61	78 PCB-119	4.89e4	1.59	NO	1.81	5.010	38.30	38.30	0.987	0.987	NO	199.2		0.505	199.2
62	79 PCB-108/112	5.97e4	1.65	NO	1.44	5.010	38.45	38.47	0.991	0.991	NO	303.7		0.631	303.7
63	80 PCB-83			NO	1.83	5.010	38.61		0.995		YES			0.498	
64	81 PCB-97	3.51e5	1.61	NO	1.28	5.010	38.82	38.84	1.000	1.001	NO	2015		0.712	2015
65	82 PCB-86	3.94e3	1.45	NO	1.12	5.010	38.97	39.01	1.004	1.005	NO	25.96		0.817	25.96
66	83 PCB-87/117/125	4.75e5	1.58	NO	1.56	5.010	39.12	39.12	1.008	1.008	NO	2242		0.585	2242
67	84 PCB-111/115	1.86e4	1.56	NO	1.91	5.010	39.27	39.27	1.012	1.012	NO	71.57		0.478	71.57
68	85 PCB-85/116	2.07e5	1.59	NO	1.41	5.010	39.40	39.40	1.015	1.015	NO	1080		0.647	1080

Dataset: U:\VG11.PRO\Results\200615K2\200615K2-10.qld

Last Altered: Thursday, June 18, 2020 15:30:07 Pacific Daylight Time
 Printed: Thursday, June 18, 2020 15:31:08 Pacific Daylight Time

Name: 200615K2_10, Date: 16-Jun-2020, Time: 09:17:11, ID: 2000968-02RE1 PDI-163SC-A-00-01-200425 10.05, Description: PDI-163SC-A-00-01-200425

#	Name	Resp	FA	n/y	RRP	w/vol	Prod.RT	RT	Pred.R...	RRT	Check RRT	Conc.	%Rec	DL	EMPC
69	86 PCB-120	8.96e3	1.54	NO	2.01	5.010	39.66	39.67	1.022	1.023	NO	32.89		0.455	32.89
70	87 PCB-110	1.62e6	1.60	NO	1.74	5.010	39.79	39.81	1.026	1.026	NO	6842		0.524	6842
71	88 PCB-82	1.18e5	1.59	NO	0.781	5.010	40.46	40.44	0.976	0.975	NO	844.8		0.918	844.8
72	89 PCB-124	5.29e4	1.54	NO	1.40	5.010	41.17	41.16	0.993	0.993	NO	212.7		0.513	212.7
73	90 PCB-107/109	1.10e5	1.66	NO	1.34	5.010	41.31	41.33	0.996	0.997	NO	461.2		0.534	461.2
74	91 PCB-123	1.77e4	1.55	NO	1.20	5.010	41.48	41.48	1.000	1.000	NO	83.08		0.599	83.08
75	92 PCB-106/118	1.24e6	1.60	NO	1.22	5.010	41.68	41.67	1.001	1.000	NO	5469		0.562	5469
76	93 PCB-114	4.59e4	1.56	NO	1.14	5.010	42.34	42.34	1.000	1.000	NO	107.5		0.733	107.5
77	94 PCB-122	2.35e4	1.67	NO	0.944	5.010	42.49	42.47	1.004	1.004	NO	66.56		0.886	66.56
78	95 PCB-105	6.17e5	1.61	NO	1.05	5.010	43.23	43.23	1.000	1.000	NO	1616		0.823	1616
79	96 PCB-127	9.11e2	1.49	NO	1.06	5.010	43.59	43.59	1.000	1.000	NO	2.283		0.800	2.283
80	97 PCB-126	1.08e4	1.50	NO	1.17	5.010	45.54	45.54	1.000	1.000	NO	26.91		0.810	26.91
81	98 PCB-155			NO	1.04	5.010	37.00		1.000		YES			0.664	
82	99 PCB-150	1.51e3	1.33	NO	1.08	5.010	38.32	38.30	1.036	1.036	NO	17.51		0.640	17.51
83	1... PCB-152	6.82e2	1.29	NO	1.19	5.010	38.80	38.80	1.049	1.049	NO	7.238		0.584	7.238
84	1... PCB-145	2.12e2	1.52	YES	1.19	5.010	39.27	39.27	1.062	1.062	NO	2.2AT		0.583	1.997
85	1... PCB-136	1.03e5	1.30	NO	1.02	5.010	39.60	39.60	1.071	1.071	NO	1269		0.679	1269
86	1... PCB-148	9.87e2	1.72	YES	0.842	5.010	39.71	39.69	1.074	1.073	NO	14.78		0.824	12.16
87	1... PCB-154	1.10e4	1.43	YES	0.919	5.010	40.22	40.22	1.088	1.088	NO	15.2		0.755	139.5
88	1... PCB-151	1.38e5	1.36	NO	0.787	5.010	40.88	40.88	1.105	1.106	NO	2218		0.882	2218
89	1... PCB-135	7.53e4	1.29	NO	0.922	5.010	41.09	41.11	1.111	1.112	NO	1029		0.752	1029
90	1... PCB-144	2.30e4	1.39	NO	0.789	5.010	41.20	41.22	1.114	1.115	NO	368.1		0.879	368.1
91	1... PCB-147	8.68e3	1.41	NO	0.834	5.010	41.33	41.35	1.118	1.118	NO	131.1		0.831	131.1
92	1... PCB-139/149	5.00e5	1.30	NO	0.948	5.010	41.62	41.61	1.125	1.125	NO	6647		0.732	6647
93	1... PCB-140	3.62e3	1.31	NO	0.794	5.010	41.80	41.81	1.130	1.131	NO	57.46		0.874	57.46
94	1... PCB-134/143	9.28e4	1.22	NO	0.759	5.010	42.30	42.28	0.975	0.975	NO	378.8		2.37	378.8
95	1... PCB-131/133	5.70e4	1.21	NO	0.821	5.010	42.59	42.57	0.982	0.981	NO	215.3		2.19	215.3
96	1... PCB-142	1.85e3	1.25	NO	0.754	5.010	42.74	42.74	0.985	0.985	NO	7.592		2.39	7.592
97	1... PCB-146/165	4.08e5	1.27	NO	1.02	5.010	42.98	42.99	0.991	0.991	NO	1244		1.77	1244
98	1... PCB-132/161	6.01e5	1.24	NO	1.02	5.010	43.22	43.25	0.996	0.997	NO	1820		1.76	1820
99	1... PCB-153	2.45e6	1.26	NO	1.07	5.010	43.40	43.40	1.000	1.000	NO	7104		1.68	7104
100	1... PCB-168	3.89e3	1.18	NO	1.08	5.010	43.63	43.63	1.006	1.006	NO	11.19		1.67	11.19
101	1... PCB-141	3.96e5	1.24	NO	1.03	5.010	44.16	44.16	1.000	1.000	NO	1489		2.25	1489
102	1... PCB-137	7.07e4	1.20	NO	1.11	5.010	44.56	44.56	1.010	1.009	NO	246.0		2.08	246.0
103	1... PCB-130	1.05e5	1.25	NO	0.885	5.010	44.66	44.67	1.012	1.012	NO	456.2		2.61	456.2
104	1... PCB-138/163/164	2.38e6	1.23	NO	1.28	5.010	45.05	45.05	1.001	1.001	NO	6852		1.68	6852

Dataset: U:\VG11.PRO\Results\200615K2\200615K2-10.qld

Last Altered: Thursday, June 18, 2020 15:30:07 Pacific Daylight Time

Printed: Thursday, June 18, 2020 15:31:08 Pacific Daylight Time

Name: 200615K2_10, Date: 16-Jun-2020, Time: 09:17:11, ID: 2000968-02RE1 PDI-163SC-A-00-01-200425 10.05, Description: PDI-163SC-A-00-01-200425

#	Name	Resp	RA	n/y	RRF	wt/Vol	Prod.RT	RT	Prod.R...	RRT	Check RRT	Conc	%Rec	DL	EMPC
105	1... PCB-158/160	1.95e5	1.25	NO	1.24	5.010	45.30	45.28	1.006	1.006	NO	580.4		1.74	580.4
106	1... PCB-129	5.90e4	1.27	NO	0.867	5.010	45.56	45.54	1.012	1.012	NO	251.9		2.48	251.9
107	1... PCB-166	8.11e3	1.18	NO	1.14	5.010	46.02	46.02	0.993	0.993	NO	21.81		1.66	21.81
108	1... PCB-159			NO	1.22	5.010	46.36		1.000		YES			1.56	
109	1... PCB-128/162	2.72e5	1.20	NO	0.907	5.010	46.65	46.64	1.007	1.007	NO	919.7		2.10	919.7
110	1... PCB-167	8.11e4	1.24	NO	1.11	5.010	47.08	47.08	1.000	1.000	NO	228.5		1.68	228.5
111	1... PCB-156	2.19e5	1.21	NO	1.13	5.010	48.41	48.40	1.000	1.000	NO	613.4		1.73	613.4
112	1... PCB-157	3.48e4	1.24	NO	1.04	5.010	48.71	48.69	1.001	1.000	NO	105.6		1.84	105.6
113	1... PCB-169			NO	1.16	5.010	50.96		1.000		YES			1.82	
114	1... PCB-188	1.25e3	1.43	YES	1.29	5.010	43.02	43.02	1.001	1.001	NO	4.644		1.40	3.923
115	1... PCB-184	6.53e2	1.07	NO	1.23	5.010	43.45	43.46	1.011	1.011	NO	2.545		1.46	2.545
116	1... PCB-179	3.30e5	1.08	NO	1.30	5.010	44.28	44.27	1.030	1.030	NO	1222		1.39	1222
117	1... PCB-176	9.67e4	1.02	NO	1.31	5.010	44.74	44.77	1.041	1.041	NO	354.8		1.38	354.8
118	1... PCB-186	8.97e2	0.69	YES	1.33	5.010	45.37	45.39	1.055	1.056	NO	3.240		1.36	2.578
119	1... PCB-178	1.10e5	1.09	NO	0.943	5.010	45.89	45.90	1.067	1.068	NO	558.7		1.91	558.7
120	1... PCB-175	2.19e4	1.07	NO	0.956	5.010	46.24	46.26	1.076	1.076	NO	109.9		1.88	109.9
121	1... PCB-182/187	7.45e5	1.05	NO	1.07	5.010	46.42	46.43	1.080	1.080	NO	3353		1.69	3353
122	1... PCB-183	3.30e5	1.06	NO	1.02	5.010	46.76	46.78	1.088	1.088	NO	1549		1.76	1549
123	1... PCB-185	6.73e4	1.02	NO	1.41	5.010	47.46	47.46	0.955	0.955	NO	329.4		1.82	329.4
124	1... PCB-174	5.41e5	1.04	NO	1.35	5.010	47.84	47.82	0.962	0.962	NO	2746		1.89	2746
125	1... PCB-181	1.22e4	1.09	NO	1.47	5.010	47.93	47.91	0.964	0.964	NO	56.98		1.74	56.98
126	1... PCB-177	2.92e5	1.07	NO	1.28	5.010	48.10	48.10	0.968	0.968	NO	1573		2.01	1573
127	1... PCB-171	1.37e5	1.09	NO	1.32	5.010	48.40	48.40	0.974	0.974	NO	714.3		1.95	714.3
128	1... PCB-173	1.01e4	0.98	NO	1.19	5.010	48.84	48.84	0.983	0.982	NO	58.35		2.15	58.35
129	1... PCB-172	8.49e4	1.06	NO	1.38	5.010	49.31	49.31	0.992	0.992	NO	424.4		1.86	424.4
130	1... PCB-192			NO	1.83	5.010	49.50		0.996		YES			1.40	
131	1... PCB-180	1.24e6	1.04	NO	1.41	5.010	49.73	49.73	1.000	1.000	NO	6048		1.82	6048
132	1... PCB-193	7.08e4	1.06	NO	1.68	5.010	49.94	49.94	1.005	1.005	NO	290.4		1.53	290.4
133	1... PCB-191	2.16e4	1.02	NO	1.71	5.010	50.20	50.20	1.010	1.010	NO	86.87		1.50	86.87
134	1... PCB-170	4.35e5	1.04	NO	1.40	5.010	51.40	51.40	1.000	1.000	NO	2463		2.07	2463
135	1... PCB-190	1.20e5	1.06	NO	1.85	5.010	51.58	51.61	1.004	1.004	NO	512.0		1.57	512.0
136	1... PCB-189	1.99e4	1.05	NO	1.45	5.010	53.12	53.12	1.000	1.000	NO	88.40		1.45	88.40
137	1... PCB-202	3.86e4	0.89	NO	1.17	5.010	48.63	48.61	1.001	1.000	NO	291.8		0.989	291.8
138	1... PCB-201	2.88e4	0.92	NO	1.05	5.010	49.12	49.13	1.011	1.011	NO	241.4		1.10	241.4
139	1... PCB-204	6.76e2	1.29	YES	1.14	5.010	49.26	49.28	1.014	1.014	NO	5.286		1.81	4.331
140	1... PCB-197	8.64e3	0.79	NO	1.13	5.010	49.59	49.60	1.020	1.021	NO	67.40		1.02	67.40

Dataset: U:\VG11.PRO\Results\200615K2\200615K2-10.qld

Last Altered: Thursday, June 18, 2020 15:30:07 Pacific Daylight Time

Printed: Thursday, June 18, 2020 15:31:08 Pacific Daylight Time

Name: 200615K2_10, Date: 16-Jun-2020, Time: 09:17:11, ID: 2000968-02RE1 PDI-163SC-A-00-01-200425 10.05, Description: PDI-163SC-A-00-01-200425

#	Name	Resp	RA	n/y	RRF	wt/vol	Pred.RT	RT	Pred.R...	RRT	Check RRT	Conc.	%Rec	DL	EMPC
141	1... PCB-200	2.73e4	0.95	NO	1.07	5.010	50.52	50.53	1.040	1.040	NO	225.6		1.08	225.6
142	1... PCB-198	8.12e3	1.02	NO	0.794	5.010	52.10	52.12	1.072	1.073	NO	90.33		1.46	90.33
143	1... PCB-199	1.58e5	0.92	NO	0.809	5.010	52.20	52.21	1.074	1.074	NO	1723		1.43	1723
144	1... PCB-196/203	1.87e5	0.90	NO	0.838	5.010	52.52	52.52	1.081	1.081	NO	1968		1.38	1968
145	1... PCB-195	8.98e4	0.89	NO	1.04	5.010	53.81	53.81	0.984	0.983	NO	555.7		2.20	555.7
146	1... PCB-194	2.08e5	0.91	NO	1.12	5.010	54.73	54.73	1.000	1.000	NO	1206		2.06	1206
147	1... PCB-205	1.17e4	0.94	NO	1.29	5.010	55.00	55.01	1.005	1.005	NO	58.43		1.78	58.43
148	1... PCB-208	3.79e4	1.34	NO	0.933	5.010	53.96	53.96	1.000	1.000	NO	180.1		1.20	180.1
149	1... PCB-207	2.24e4	1.40	NO	0.916	5.010	54.28	54.29	1.006	1.007	NO	108.4		1.22	108.4
150	1... PCB-206	8.75e4	1.34	NO	1.01	5.010	56.27	56.27	1.000	1.000	NO	641.6		1.85	641.6
151	1... PCB-209	8.65e4	1.18	NO	0.986	5.010	57.48	57.50	1.000	1.000	NO	693.2		0.490	693.2
152	1... 13C-PCB-1	8.55e5	3.24	NO	0.893	5.010	15.58	15.52	0.608	0.606	NO	4342	218	3.01	
153	1... 13C-PCB-3	9.67e5	3.29	NO	0.911	5.010	18.24	18.17	0.712	0.709	YES	4820	241	2.95	
154	1... 13C-PCB-4	7.80e5	1.59	NO	0.600	5.010	19.60	19.51	0.765	0.761	YES	5902	296	1.86	
155	1... 13C-PCB-9	1.31e6	1.57	NO	0.970	5.010	21.43	21.34	0.836	0.833	YES	6140	308	1.15	
156	1... 13C-PCB-11	1.38e6	1.55	NO	0.962	5.010	24.89	24.93	0.971	0.973	NO	6498	326	1.16	
157	1... 13C-PCB-19	5.36e5	1.07	NO	0.499	5.010	23.86	23.76	0.931	0.927	YES	4878	244	12.5	
158	1... 13C-PCB-32	8.03e5	1.06	NO	0.744	5.010	26.85	26.76	1.048	1.044	NO	4897	245	8.41	
159	1... 13C-PCB-28	1.28e6	1.04	NO	1.06	5.010	28.77	28.77	1.004	1.004	NO	1841	92.2	5.18	
160	1... 13C-PCB-37	1.20e6	1.05	NO	0.989	5.010	32.75	32.77	1.143	1.143	NO	1844	92.4	5.58	
161	1... 13C-PCB-54	7.99e5	0.80	NO	0.999	5.010	27.62	27.62	0.753	0.753	NO	1767	88.5	1.65	
162	1... 13C-PCB-52	6.65e5	0.78	NO	0.804	5.010	31.26	31.26	0.852	0.852	NO	1828	91.6	2.05	
163	1... 13C-PCB-47	7.23e5	0.76	NO	0.857	5.010	31.78	31.78	0.866	0.867	NO	1864	93.4	1.92	
164	1... 13C-PCB-70	8.33e5	0.81	NO	0.996	5.010	35.41	35.41	0.965	0.966	NO	1847	92.6	1.65	
165	1... 13C-PCB-80	8.39e5	0.79	NO	1.03	5.010	35.84	35.86	0.977	0.978	NO	1802	90.3	1.60	
166	1... 13C-PCB-81	8.28e5	0.80	NO	0.988	5.010	39.04	39.04	1.064	1.064	NO	1851	92.7	1.67	
167	1... 13C-PCB-77	8.02e5	0.81	NO	0.969	5.010	39.66	39.66	1.081	1.081	NO	1828	91.6	1.70	
168	1... 13C-PCB-104	3.82e5	1.69	NO	1.02	5.010	32.47	32.46	0.827	0.827	NO	1847	92.5	1.06	
169	1... 13C-PCB-95	3.13e5	1.63	NO	0.805	5.010	35.72	35.71	0.910	0.909	NO	1912	95.8	1.34	
170	1... 13C-PCB-101	3.15e5	1.66	NO	0.793	5.010	37.48	37.46	0.954	0.954	NO	1957	98.0	1.36	
171	1... 13C-PCB-97	2.71e5	1.61	NO	0.696	5.010	38.82	38.80	0.989	0.988	NO	1916	96.0	1.55	
172	1... 13C-PCB-123	3.55e5	1.63	NO	0.933	5.010	41.46	41.46	1.056	1.056	NO	1873	93.8	1.16	
173	1... 13C-PCB-118	3.70e5	1.60	NO	0.986	5.010	41.65	41.65	1.061	1.061	NO	1848	92.6	1.10	
174	1... 13C-PCB-114	7.48e5	1.60	NO	1.55	5.010	42.32	42.32	0.908	0.908	NO	1957	98.0	1.66	
175	1... 13C-PCB-105	7.25e5	1.56	NO	1.57	5.010	43.21	43.21	0.927	0.927	NO	1866	93.5	1.63	
176	1... 13C-PCB-127	7.52e5	1.58	NO	1.62	5.010	43.57	43.57	0.934	0.935	NO	1875	93.9	1.58	

Handwritten notes:
218
241
296
308
326
244
245

Dataset: U:\VG11.PRO\Results\200615K2\200615K2-10.qld

Last Altered: Thursday, June 18, 2020 15:30:07 Pacific Daylight Time

Printed: Thursday, June 18, 2020 15:31:08 Pacific Daylight Time

Name: 200615K2_10, Date: 16-Jun-2020, Time: 09:17:11, ID: 2000968-02RE1 PDI-163SC-A-00-01-200425 10.05, Description: PDI-163SC-A-00-01-200425

#	Name	Resp	RA	n/y	RRF	w/Vol	Prod.RT	RT	Pred.R...	RRT	Check RRT	Conc.	%Rec	DL	EMPC
177	1... 13C-PCB-126	6.84e5	1.57	NO	1.57	5.010	45.53	45.53	0.976	0.976	NO	1765	88.4	1.63	
178	1... 13C-PCB-155	1.58e5	1.26	NO	0.615	5.010	37.00	36.98	0.942	0.942	NO	1267	63.5	0.456	
179	1... 13C-PCB-153	6.44e5	1.29	NO	1.36	5.010	43.37	43.38	0.930	0.931	NO	1910	95.7	1.69	
180	1... 13C-PCB-141	5.17e5	1.25	NO	1.13	5.010	44.14	44.14	0.947	0.947	NO	1855	92.9	2.04	
181	1... 13C-PCB-138	5.40e5	1.28	NO	1.18	5.010	45.01	45.01	0.965	0.965	NO	1844	92.4	1.95	
182	1... 13C-PCB-159	6.49e5	1.28	NO	1.44	5.010	46.33	46.34	0.994	0.994	NO	1826	91.5	1.60	
183	2... 13C-PCB-167	6.39e5	1.28	NO	1.44	5.010	47.04	47.06	1.009	1.009	NO	1796	90.0	1.60	
184	2... 13C-PCB-156	6.32e5	1.28	NO	1.40	5.010	48.36	48.39	1.037	1.038	NO	1830	91.7	1.65	
185	2... 13C-PCB-157	6.34e5	1.27	NO	1.40	5.010	48.65	48.67	1.043	1.044	NO	1837	92.1	1.65	
186	2... 13C-PCB-169	5.77e5	1.24	NO	1.33	5.010	50.93	50.94	1.092	1.093	NO	1754	87.9	1.73	
187	2... 13C-PCB-188	4.16e5	0.45	NO	1.41	5.010	42.99	42.99	0.926	0.926	NO	1871	93.7	1.46	
188	2... 13C-PCB-180	2.90e5	0.47	NO	0.929	5.010	49.69	49.71	1.070	1.071	NO	1982	99.3	2.21	
189	2... 13C-PCB-170	2.52e5	0.45	NO	0.794	5.010	51.37	51.38	1.106	1.106	NO	2011	101	2.59	
190	2... 13C-PCB-189	3.09e5	0.47	NO	1.04	5.010	53.11	53.10	1.144	1.144	NO	1877	94.0	1.97	
191	2... 13C-PCB-202	2.26e5	0.94	NO	1.04	5.010	48.59	48.59	1.046	1.047	NO	1384	69.3	1.03	
192	2... 13C-PCB-194	3.09e5	0.91	NO	0.768	5.010	54.74	54.72	0.995	0.995	NO	2002	100	5.04	
193	2... 13C-PCB-208	4.50e5	0.78	NO	0.991	5.010	53.96	53.94	0.981	0.981	NO	2259	113	3.14	
194	2... 13C-PCB-206	2.70e5	0.78	NO	0.552	5.010	56.25	56.25	1.023	1.023	NO	2436	122	5.64	
195	2... 13C-PCB-209	2.53e5	1.15	NO	0.396	5.010	57.51	57.48	1.046	1.045	NO	3171	159	0.582	
196	2... 13C-PCB-15	4.40e5	1.60	NO	1.00	5.010	25.51	25.63	1.000	0.000	YES	1996	100	1.11	
197	2... 13C-PCB-31	1.31e6	1.03	NO	1.00	5.010	28.64	28.66	1.000	0.000	NO	1996	100	5.52	
198	2... 13C-PCB-60	9.04e5	0.80	NO	1.00	5.010	36.66	36.68	1.000	0.000	NO	1996	100	1.65	
199	2... 13C-PCB-111	4.06e5	1.65	NO	1.00	5.010	39.23	39.27	1.000	0.000	NO	1996	100	1.08	
200	2... 13C-PCB-128	4.93e5	1.29	NO	1.00	5.010	46.59	46.62	1.000	0.000	NO	1996	100	2.31	
201	2... 13C-PCB-182	3.15e5	0.46	NO	1.00	5.010	46.40	46.43	0.000	0.000	NO	1996	100	2.06	
202	2... 13C-PCB-205	4.01e5	0.89	NO	1.00	5.010	54.97	54.99	1.000	0.000	NO	1996	100	3.87	
203	2... 13C-PCB-79	9.09e5	0.79	NO	1.07	5.010	37.78	37.80	1.030	1.030	NO	1878	94.1	1.54	
204	2... 13C-PCB-178	2.89e5	0.45	NO	0.766	5.010	45.88	45.88	0.988	0.988	NO	1524	76.4	1.71	
205	2... 13C-PCB-79	9.09e5	0.79	NO	1.08	5.010	37.78	37.80	0.968	0.968	NO	2025	101	1.73	
206	2... 13C-PCB-178	2.89e5	0.45	NO	1.05	5.010	45.89	45.88	0.923	0.923	NO	1889	94.6	2.08	
207	2... Total Mono-PCBs				1.17	5.010	0.00		0.000		NO	207.6		1.24	207.6
208	2... Total Di-PCBs				1.05	5.010	0.00		0.000		NO	1533		10.7	1533
209	2... 2nd Function Tri-PCBs				1.08	5.010	0.00		0.000		NO	2486	3939	3.49	2486 3939
210	2... 3rd Function Tri-PCBs				0.983	5.010	0.00		0.000		NO	10610	14549	11.1	10610
211	2... Total Tetra-PCBs				1.08	5.010	0.00		0.000		NO	37850		26.0	37860
212	2... 3rd Function Penta-PCBs				1.32	5.010	0.00		0.000		NO	39950		18.2	39950

Dataset: U:\VG11.PRO\Results\200615K2\200615K2-10.qld

Last Altered: Thursday, June 18, 2020 15:30:07 Pacific Daylight Time
Printed: Thursday, June 18, 2020 15:31:08 Pacific Daylight Time

Name: 200615K2_10, Date: 16-Jun-2020, Time: 09:17:11, ID: 2000968-02RE1 PDI-163SC-A-00-01-200425 10.05, Description: PDI-163SC-A-00-01-200425

#	Name	Resp	RA	n/y	RRF	wt/Vol	Pred.RT	RT	Pred.R...	RRT	Check RRT	Conc.	%Rec	DL	EMPC
213	2... 4th Function Penta-PCBs				1.07	5.010	0.00		0.000		NO	1820		4.05	1820
214	2... 3rd Function Hexa-PCBs				0.951	5.010	0.00		0.000		NO	11740		9.68	11900
215	2... 4th Function Hexa-PCBs				1.03	5.010	0.00		0.000		NO	22550	> 34290 -	39.1	22550
216	2... Total Hepta-PCBs				1.36	5.010	0.00		0.000		NO	22540		39.0	22550
217	2... 4th Function Octa-PCBs				1.00	5.010	0.00		0.000		NO	4608	> 6428 -	9.46	4612
218	2... 5th Function Octa-PCBs				1.15	5.010	0.00		0.000		NO	1820		6.05	1820
219	2... Total Nona-PCBs				0.952	5.010	0.00		0.000		NO	930.1		4.26	930.1
220	2... Deca-CB				0.986	5.010	0.00		0.000		NO	693.2		0.490	693.2
221	2... Total PCBs														

total for
Penta-PCBs
Penta-PCBs:

41,770 -

41,770

Dataset: U:\VG11.PRO\Results\200615K2\200615K2-10.qld

Last Altered: Thursday, June 18, 2020 15:30:07 Pacific Daylight Time
 Printed: Thursday, June 18, 2020 15:36:29 Pacific Daylight Time

ID: 2000968-02RE1 PDI-163SC-A-00-01-200425 10.05, Description: PDI-163SC-A-00-01-200425

Total Tetra-PCBs

	Name	Prod.R	RT	m1 Height	m2 Height	m1 Resp	m2 Resp	RA	n/y	Resp	Conc.	EMPC	DL
1	PCB-54	27.64	27.64	1.673e4	2.365e4	1.265e3	1.739e3	0.73	NO	3.004e3	6.9462	6.9462	0.704
2	PCB-50	28.83	28.83	2.229e4	3.224e4	1.808e3	2.794e3	0.65	YES	4.602e3	0.00000	11.803	0.864
3	PCB-53	29.51	29.51	1.031e6	1.307e6	8.327e4	1.068e5	0.78	NO	1.901e5	572.22	572.22	0.948
4	PCB-51	29.85	29.85	3.357e5	4.169e5	2.619e4	3.315e4	0.79	NO	5.935e4	167.14	167.14	0.887
5	PCB-45	30.30	30.30	9.838e5	1.270e6	7.826e4	9.969e4	0.79	NO	1.779e5	621.88	621.88	1.10
6	PCB-46	30.80	30.80	3.874e5	5.226e5	3.044e4	4.044e4	0.75	NO	7.088e4	255.96	255.96	1.14
7	PCB-52/69	31.30	31.28	9.984e6	1.302e7	8.059e5	1.047e6	0.77	NO	1.853e6	4765.6	4765.6	0.810
8	PCB-73	31.41	31.41	1.893e4	3.170e4	8.015e2	1.220e3	0.66	NO	2.022e3	4.2031	4.2031	0.655
9	PCB-43/49	31.59	31.60	6.364e6	8.302e6	5.271e5	6.878e5	0.77	NO	1.215e6	3586.6	3586.6	0.930
10	PCB-47	31.80	31.80	2.131e6	2.762e6	1.875e5	2.428e5	0.77	NO	4.302e5	1288.0	1288.0	0.987
11	PCB-48/75	31.92	31.93	1.720e6	2.270e6	1.385e5	1.813e5	0.76	NO	3.198e5	787.99	787.99	0.812
12	PCB-44	32.64	32.62	6.476e6	8.427e6	5.123e5	6.641e5	0.77	NO	1.176e6	3939.5	3939.5	1.10
13	PCB-42/59	32.87	32.86	2.648e6	3.337e6	2.152e5	2.749e5	0.78	NO	4.901e5	1288.6	1288.6	0.867
14	PCB-41/64/71/72	33.47	33.46	7.308e6	9.274e6	6.416e5	8.146e5	0.79	NO	1.456e6	3384.4	3384.4	0.766
15	PCB-68	33.72	33.74	1.133e5	1.408e5	9.355e3	1.171e4	0.80	NO	2.106e4	45.490	45.490	0.712
16	PCB-40	33.95	33.94	9.743e5	1.254e6	7.574e4	9.788e4	0.77	NO	1.736e5	795.92	795.92	1.51
17	PCB-57	34.32	34.33	5.590e4	6.956e4	4.617e3	6.129e3	0.75	NO	1.075e4	22.149	22.149	0.652
18	PCB-67	34.64	34.65	4.222e5	5.615e5	3.447e4	4.515e4	0.76	NO	7.962e4	176.04	176.04	0.699
19	PCB-58	34.76	34.76	7.938e4	1.003e5	6.073e3	7.431e3	0.82	NO	1.350e4	26.885	26.885	0.629
20	PCB-63	34.91	34.93	4.910e5	6.344e5	3.847e4	4.923e4	0.78	NO	8.770e4	196.12	196.12	0.707
21	PCB-74	35.22	35.21	5.105e6	6.599e6	3.983e5	5.165e5	0.77	NO	9.148e5	1850.3	1850.3	0.639
22	PCB-61/70	35.43	35.43	1.440e7	1.890e7	1.162e6	1.530e6	0.76	NO	2.692e6	6120.2	6120.2	0.719
23	PCB-76/66	35.62	35.66	1.078e7	1.423e7	9.160e5	1.193e6	0.77	NO	2.109e6	4341.9	4341.9	0.651
24	PCB-55	36.20	36.18	1.114e5	1.273e5	1.036e4	1.235e4	0.84	NO	2.271e4	46.235	46.235	0.666
25	PCB-56/60	36.72	36.70	6.761e6	8.890e6	5.562e5	7.258e5	0.77	NO	1.282e6	2997.2	2997.2	0.765
26	PCB-79	37.82	37.81	1.504e5	1.983e5	1.351e4	1.783e4	0.76	NO	3.134e4	65.519	65.519	0.684
27	PCB-78	38.52	38.48	2.960e4	4.046e4	2.828e3	3.656e3	0.77	NO	6.483e3	13.756	13.756	0.719
28	PCB-81	39.06	39.12	1.517e5	2.106e5	7.196e3	9.481e3	0.76	NO	1.668e4	38.430	38.430	0.781
29	PCB-77	39.68	39.69	1.018e6	1.315e6	8.808e4	1.147e5	0.77	NO	2.028e5	443.99	443.99	0.735

Dataset: U:\VG11.PRO\Results\200615K2\200615K2-10.qld

Last Altered: Thursday, June 18, 2020 15:30:07 Pacific Daylight Time

Printed: Thursday, June 18, 2020 15:36:29 Pacific Daylight Time

ID: 2000968-02RE1 PDI-163SC-A-00-01-200425 10.05, Description: PDI-163SC-A-00-01-200425

3rd Function Penta-PCBs

	Name	Prod.R	RT	m1 Height	m2 Height	m1 Resp	m2 Resp	RA	n/y	Resp	Conc.	EMPC	DL
1	PCB-104	32.47	32.49	1.246e3	1.271e3	1.063e2	8.799e1	1.21	YES	1.943e2	0.00000	0.81265	0.561
2	PCB-96	33.80	33.78	8.849e4	5.650e4	7.269e3	4.409e3	1.65	NO	1.168e4	52.914	52.914	0.545
3	PCB-103	34.36	34.33	1.382e5	7.985e4	1.180e4	7.172e3	1.65	NO	1.897e4	105.91	105.91	0.672
4	PCB-100	34.71	34.71	4.336e4	2.732e4	3.439e3	2.138e3	1.61	NO	5.577e3	30.575	30.575	0.660
5	PCB-94	35.19	35.19	4.505e4	2.763e4	3.494e3	2.060e3	1.70	NO	5.554e3	37.304	37.304	0.832
6	PCB-95/98/102	35.67	35.75	6.735e6	4.165e6	5.842e5	3.610e5	1.62	NO	9.452e5	5001.2	5001.2	0.655
7	PCB-88/91	36.14	36.16	1.275e6	7.706e5	1.040e5	6.401e4	1.63	NO	1.680e5	1005.8	1005.8	0.741
8	PCB-84/92	37.10	37.09	3.871e6	2.398e6	3.124e5	1.946e5	1.61	NO	5.070e5	3151.9	3151.9	0.760
9	PCB-89	37.27	37.27	1.170e5	7.198e4	9.351e3	5.783e3	1.62	NO	1.513e4	86.651	86.651	0.700
10	PCB-90/101	37.48	37.48	1.003e7	6.295e6	8.411e5	5.263e5	1.60	NO	1.367e6	7706.6	7706.6	0.689
11	PCB-113	37.72	37.72	8.775e4	5.731e4	2.526e3	1.454e3	1.74	NO	3.980e3	16.632	16.632	0.511
12	PCB-99	37.81	37.81	4.336e6	2.703e6	3.703e5	2.298e5	1.61	NO	6.001e5	2874.2	2874.2	0.585
13	PCB-119	38.30	38.30	3.715e5	2.261e5	3.002e4	1.887e4	1.59	NO	4.889e4	199.22	199.22	0.505
14	PCB-108/112	38.45	38.47	4.484e5	2.679e5	3.716e4	2.251e4	1.65	NO	5.967e4	303.74	303.74	0.631
15	PCB-97	38.82	38.84	2.563e6	1.616e6	2.166e5	1.346e5	1.61	NO	3.512e5	2015.1	2015.1	0.712
16	PCB-86	38.97	39.01	4.201e4	2.498e4	2.335e3	1.608e3	1.45	NO	3.943e3	25.963	25.963	0.817
17	PCB-87/117/125	39.12	39.12	3.501e6	2.202e6	2.913e5	1.838e5	1.58	NO	4.751e5	2241.9	2241.9	0.585
18	PCB-111/115	39.27	39.27	1.734e5	1.113e5	1.132e4	7.272e3	1.56	NO	1.859e4	71.573	71.573	0.478
19	PCB-85/116	39.40	39.40	1.517e6	9.359e5	1.271e5	8.000e4	1.59	NO	2.071e5	1079.6	1079.6	0.647
20	PCB-120	39.66	39.67	6.934e4	5.495e4	5.439e3	3.524e3	1.54	NO	8.964e3	32.886	32.886	0.455
21	PCB-110	39.79	39.81	1.209e7	7.518e6	9.972e5	6.237e5	1.60	NO	1.621e6	6841.6	6841.6	0.524
22	PCB-82	40.46	40.44	8.612e5	5.424e5	7.216e4	4.536e4	1.59	NO	1.175e5	844.78	844.78	0.918
23	PCB-124	41.17	41.16	3.206e5	2.101e5	3.210e4	2.081e4	1.54	NO	5.290e4	212.71	212.71	0.513
24	PCB-107/109	41.31	41.33	8.077e5	4.744e5	6.880e4	4.139e4	1.66	NO	1.102e5	461.22	461.22	0.534
25	PCB-123	41.48	41.48	1.399e5	9.208e4	1.077e4	6.951e3	1.55	NO	1.772e4	83.080	83.080	0.599
26	PCB-106/118	41.68	41.67	8.702e6	5.456e6	7.615e5	4.761e5	1.60	NO	1.238e6	5469.4	5469.4	0.562

Vista Analytical Laboratory

Dataset: U:\VG11.PRO\Results\200615K2\200615K2-10.qld

Last Altered: Thursday, June 18, 2020 15:30:07 Pacific Daylight Time

Printed: Thursday, June 18, 2020 15:36:29 Pacific Daylight Time

ID: 2000968-02RE1 PDI-163SC-A-00-01-200425 10.05, Description: PDI-163SC-A-00-01-200425

4th Function Penta-PCBs

	Name	Pred.R	RT	m1 Height	m2 Height	m1 Resp	m2 Resp	RA	n/y	Resp	Conc.	EMPC	DL
1	PCB-114	42.34	42.34	2.993e5	1.977e5	2.797e4	1.797e4	1.56	NO	4.595e4	107.48	107.48	0.733
2	PCB-122	42.49	42.47	1.697e5	1.037e5	1.473e4	8.809e3	1.67	NO	2.354e4	66.555	66.555	0.886
3	PCB-105	43.23	43.23	4.402e6	2.727e6	3.802e5	2.366e5	1.61	NO	6.168e5	1616.4	1616.4	0.823
4	PCB-127	43.59	43.59	6.093e3	4.603e3	5.450e2	3.663e2	1.49	NO	9.114e2	2.2828	2.2828	0.800
5	PCB-126	45.54	45.54	7.567e4	4.915e4	6.486e3	4.319e3	1.50	NO	1.080e4	26.906	26.906	0.810

3rd Function Hexa-PCBs

	Name	Pred.R...	RT	m1 Height	m2 Height	m1 Resp	m2 Resp	RA	n/y	Resp	Conc.	EMPC	DL
1	PCB-150	38.32	38.30	1.016e4	8.116e3	8.595e2	6.462e2	1.33	NO	1.506e3	17.510	17.510	0.640
2	PCB-152	38.80	38.80	5.527e3	3.155e3	3.834e2	2.982e2	1.29	NO	6.816e2	7.2382	7.2382	0.584
3	PCB-145	39.27	39.27	1.393e3	1.060e3	1.279e2	8.411e1	1.52	YES	2.120e2	0.00000	1.9973	0.583
4	PCB-136	39.60	39.60	7.096e5	5.459e5	5.806e4	4.473e4	1.30	NO	1.028e5	1268.5	1268.5	0.679
5	PCB-148	39.71	39.69	1.257e4	7.211e3	6.243e2	3.628e2	1.72	YES	9.871e2	0.00000	12.164	0.824
6	PCB-154	40.22	40.22	7.737e4	5.399e4	6.486e3	4.543e3	1.43	YES	1.103e4	0.00000	139.51	0.755
7	PCB-151	40.88	40.88	9.584e5	7.059e5	7.988e4	5.859e4	1.36	NO	1.385e5	2218.0	2218.0	0.882
8	PCB-135	41.09	41.11	4.817e5	3.716e5	4.247e4	3.286e4	1.29	NO	7.534e4	1029.1	1029.1	0.752
9	PCB-144	41.20	41.22	1.920e5	1.381e5	1.340e4	9.650e3	1.39	NO	2.305e4	368.07	368.07	0.879
10	PCB-147	41.33	41.35	6.352e4	4.363e4	5.084e3	3.599e3	1.41	NO	8.684e3	131.10	131.10	0.831
11	PCB-139/149	41.62	41.61	3.404e6	2.627e6	2.828e5	2.172e5	1.30	NO	5.000e5	6646.5	6646.5	0.732
12	PCB-140	41.80	41.81	2.304e4	1.989e4	2.052e3	1.568e3	1.31	NO	3.619e3	57.455	57.455	0.874

Vista Analytical Laboratory

Dataset: U:\VG11.PRO\Results\200615K2\200615K2-10.qld

Last Altered: Thursday, June 18, 2020 15:30:07 Pacific Daylight Time

Printed: Thursday, June 18, 2020 15:36:29 Pacific Daylight Time

ID: 2000968-02RE1 PDI-163SC-A-00-01-200425 10.05, Description: PDI-163SC-A-00-01-200425

4th Function Hexa-PCBs

	Name	Pred.RT	RT	m1 Height	m2 Height	m1 Resp	m2 Resp	RA	n/y	Resp	Conc.	EMPC	DL
1	PCB-134/143	42.30	42.28	6.086e5	4.952e5	5.093e4	4.185e4	1.22	NO	9.278e4	378.84	378.84	2.37
2	PCB-131/133	42.59	42.57	3.625e5	3.101e5	3.125e4	2.578e4	1.21	NO	5.703e4	215.32	215.32	2.19
3	PCB-142	42.74	42.74	1.312e4	1.072e4	1.025e3	8.226e2	1.25	NO	1.848e3	7.5923	7.5923	2.39
4	PCB-146/165	42.98	42.99	2.657e6	2.083e6	2.280e5	1.801e5	1.27	NO	4.080e5	1243.8	1243.8	1.77
5	PCB-132/161	43.22	43.25	4.114e6	3.311e6	3.335e5	2.680e5	1.24	NO	6.015e5	1819.9	1819.9	1.76
6	PCB-153	43.40	43.40	1.599e7	1.265e7	1.369e6	1.085e6	1.26	NO	2.454e6	7103.8	7103.8	1.68
7	PCB-168	43.63	43.63	2.088e4	1.766e4	2.104e3	1.784e3	1.18	NO	3.888e3	11.186	11.186	1.67
8	PCB-141	44.16	44.16	2.497e6	2.036e6	2.189e5	1.769e5	1.24	NO	3.958e5	1489.2	1489.2	2.25
9	PCB-137	44.56	44.56	4.417e5	3.598e5	3.861e4	3.211e4	1.20	NO	7.072e4	245.99	245.99	2.08
10	PCB-130	44.66	44.67	7.265e5	5.775e5	5.804e4	4.652e4	1.25	NO	1.046e5	456.15	456.15	2.61
11	PCB-138/163/164	45.05	45.05	1.332e7	1.079e7	1.312e6	1.066e6	1.23	NO	2.378e6	6852.2	6852.2	1.68
12	PCB-158/160	45.30	45.28	1.272e6	1.014e6	1.082e5	8.645e4	1.25	NO	1.946e5	580.45	580.45	1.74
13	PCB-129	45.56	45.54	3.861e5	2.905e5	3.306e4	2.596e4	1.27	NO	5.902e4	251.85	251.85	2.48
14	PCB-166	46.02	46.02	4.806e4	4.065e4	4.395e3	3.717e3	1.18	NO	8.112e3	21.812	21.812	1.66
15	PCB-128/162	46.65	46.64	1.707e6	1.423e6	1.481e5	1.234e5	1.20	NO	2.716e5	919.74	919.74	2.10
16	PCB-167	47.08	47.08	5.132e5	4.157e5	4.481e4	3.628e4	1.24	NO	8.109e4	228.46	228.46	1.68
17	PCB-156	48.41	48.40	1.369e6	1.131e6	1.197e5	9.881e4	1.21	NO	2.185e5	613.39	613.39	1.73
18	PCB-157	48.71	48.69	2.185e5	1.742e5	1.931e4	1.552e4	1.24	NO	3.483e4	105.61	105.61	1.84

Vista Analytical Laboratory

Dataset: U:\VG11.PRO\Results\200615K2\200615K2-10.qld

Last Altered: Thursday, June 18, 2020 15:30:07 Pacific Daylight Time

Printed: Thursday, June 18, 2020 15:36:29 Pacific Daylight Time

ID: 2000968-02RE1 PDI-163SC-A-00-01-200425 10.05, Description: PDI-163SC-A-00-01-200425

Total Hepta-PCBs

	Name	Pred.R.	RT	m1 Height	m2 Height	m1 Resp	m2 Resp	RA	n/y	Resp	Conc.	EMPC	DL
1	PCB-188	43.02	43.02	9.457e3	5.609e3	7.334e2	5.141e2	1.43	YES	1.247e3	0.00000	3.9234	1.40
2	PCB-184	43.45	43.46	3.936e3	3.934e3	3.370e2	3.159e2	1.07	NO	6.529e2	2.5451	2.5451	1.46
3	PCB-179	44.28	44.27	1.987e6	1.863e6	1.717e5	1.587e5	1.08	NO	3.304e5	1222.1	1222.1	1.39
4	PCB-176	44.74	44.77	5.725e5	5.645e5	4.874e4	4.797e4	1.02	NO	9.671e4	354.83	354.83	1.38
5	PCB-186	45.37	45.39	3.852e3	5.904e3	3.654e2	5.313e2	0.69	YES	8.967e2	0.00000	2.5775	1.36
6	PCB-178	45.89	45.90	6.896e5	6.128e5	5.712e4	5.264e4	1.09	NO	1.098e5	558.72	558.72	1.91
7	PCB-175	46.24	46.26	1.473e5	1.361e5	1.133e4	1.056e4	1.07	NO	2.189e4	109.93	109.93	1.88
8	PCB-182/187	46.42	46.43	4.343e6	4.077e6	3.819e5	3.626e5	1.05	NO	7.446e5	3353.2	3353.2	1.69
9	PCB-183	46.76	46.78	1.967e6	1.874e6	1.699e5	1.600e5	1.06	NO	3.299e5	1548.9	1548.9	1.76
10	PCB-185	47.46	47.46	3.947e5	3.833e5	3.404e4	3.328e4	1.02	NO	6.732e4	329.36	329.36	1.82
11	PCB-174	47.84	47.82	3.202e6	3.084e6	2.761e5	2.645e5	1.04	NO	5.406e5	2746.2	2746.2	1.89
12	PCB-181	47.93	47.91	1.503e5	1.391e5	6.361e3	5.857e3	1.09	NO	1.222e4	56.980	56.980	1.74
13	PCB-177	48.10	48.10	1.795e6	1.703e6	1.507e5	1.415e5	1.07	NO	2.923e5	1572.9	1572.9	2.01
14	PCB-171	48.40	48.40	8.263e5	7.656e5	7.120e4	6.552e4	1.09	NO	1.367e5	714.34	714.34	1.95
15	PCB-173	48.84	48.84	5.710e4	5.829e4	4.996e3	5.100e3	0.98	NO	1.010e4	58.346	58.346	2.15
16	PCB-172	49.31	49.31	5.134e5	4.764e5	4.364e4	4.123e4	1.06	NO	8.487e4	424.38	424.38	1.86
17	PCB-180	49.73	49.73	7.279e6	7.104e6	6.326e5	6.090e5	1.04	NO	1.242e6	6048.1	6048.1	1.82
18	PCB-193	49.94	49.94	4.231e5	3.930e5	3.651e4	3.430e4	1.06	NO	7.081e4	290.40	290.40	1.53
19	PCB-191	50.20	50.20	1.225e5	1.217e5	1.089e4	1.072e4	1.02	NO	2.160e4	86.874	86.874	1.50
20	PCB-170	51.40	51.40	2.615e6	2.543e6	2.215e5	2.137e5	1.04	NO	4.352e5	2462.8	2462.8	2.07
21	PCB-190	51.58	51.61	7.246e5	6.826e5	6.161e4	5.794e4	1.06	NO	1.196e5	511.95	511.95	1.57
22	PCB-189	53.12	53.12	1.350e5	1.270e5	1.017e4	9.712e3	1.05	NO	1.988e4	88.404	88.404	1.45

4th Function Octa-PCBs

	Name	Pred.R.	RT	m1 Height	m2 Height	m1 Resp	m2 Resp	RA	n/y	Resp	Conc.	EMPC	DL
1	PCB-202	48.63	48.61	2.113e5	2.387e5	1.819e4	2.040e4	0.89	NO	3.860e4	291.77	291.77	0.989
2	PCB-201	49.12	49.13	1.600e5	1.742e5	1.382e4	1.495e4	0.92	NO	2.877e4	241.35	241.35	1.10
3	PCB-204	49.26	49.28	4.905e3	3.573e3	3.804e2	2.960e2	1.29	YES	6.765e2	0.00000	4.3309	1.01
4	PCB-197	49.59	49.60	4.197e4	5.303e4	3.812e3	4.832e3	0.79	NO	8.644e3	67.400	67.400	1.02
5	PCB-200	50.52	50.53	1.554e5	1.604e5	1.332e4	1.402e4	0.95	NO	2.734e4	225.56	225.56	1.08
6	PCB-198	52.10	52.12	6.269e4	6.276e4	4.097e3	4.022e3	1.02	NO	8.120e3	90.332	90.332	1.46
7	PCB-199	52.20	52.21	9.750e5	1.100e6	7.566e4	8.225e4	0.92	NO	1.579e5	1723.3	1723.3	1.43
8	PCB-196/203	52.52	52.52	1.144e6	1.306e6	8.827e4	9.851e4	0.90	NO	1.868e5	1968.0	1968.0	1.38

Vista Analytical Laboratory

Dataset: U:\VG11.PRO\Results\200615K2\200615K2-10.qld

Last Altered: Thursday, June 18, 2020 15:30:07 Pacific Daylight Time

Printed: Thursday, June 18, 2020 15:36:29 Pacific Daylight Time

ID: 2000968-02RE1 PDI-163SC-A-00-01-200425 10.05, Description: PDI-163SC-A-00-01-200425

5th Function Octa-PCBs

	Name	Pred.R	RT	m1 Height	m2 Height	m1 Resp	m2 Resp	RA	n/y	Resp	Conc.	EMPC	DL
1	PCB-195	53.81	53.81	6.765e5	7.643e5	4.240e4	4.745e4	0.89	NO	8.985e4	555.69	555.69	2.20
2	PCB-194	54.73	54.73	1.671e6	1.852e6	9.929e4	1.091e5	0.91	NO	2.084e5	1206.2	1206.2	2.06
3	PCB-205	55.00	55.01	9.236e4	9.881e4	5.654e3	6.009e3	0.94	NO	1.166e4	58.433	58.433	1.78

Total Nona-PCBs

	Name	Pred.R...	RT	m1 Height	m2 Height	m1 Resp	m2 Resp	RA	n/y	Resp	Conc.	EMPC	DL
1	PCB-208	53.96	53.96	3.352e5	2.607e5	2.168e4	1.617e4	1.34	NO	3.786e4	180.11	180.11	1.20
2	PCB-207	54.28	54.29	2.107e5	1.512e5	1.305e4	9.318e3	1.40	NO	2.237e4	108.39	108.39	1.22
3	PCB-206	56.27	56.27	8.069e5	5.917e5	5.010e4	3.742e4	1.34	NO	8.752e4	641.65	641.65	1.85

Deca-CB

	Name	Pred.R...	RT	m1 Height	m2 Height	m1 Resp	m2 Resp	RA	n/y	Resp	Conc.	EMPC	DL
1	PCB-209	57.48	57.50	8.563e5	7.277e5	4.687e4	3.967e4	1.18	NO	8.653e4	693.22	693.22	0.490

Total PCBs

	Name	Pred.R...	RT	m1 Height	m2 Height	m1 Resp	m2 Resp	RA	n/y	Resp	Conc.	EMPC	DL
1													

Total Mono-Isotopes

	Name	Pred.R...	RT	m1 Height	m2 Height	m1 Resp	m2 Resp	RA	n/y	Resp	Conc.	EMPC	DL
1	13C-PCB-1	15.58	15.52	1.053e7	3.210e6	6.532e5	2.016e5	3.24	NO	8.548e5	4342.4		3.01
2	13C-PCB-3	18.24	18.17	1.036e7	3.180e6	7.420e5	2.253e5	3.29	NO	9.674e5	4820.1		2.95

Total DI-Isotopes

	Name	Pred.R...	RT	m1 Height	m2 Height	m1 Resp	m2 Resp	RA	n/y	Resp	Conc.	EMPC	DL
1	13C-PCB-4	19.60	19.51	7.096e6	4.487e6	4.792e5	3.009e5	1.59	NO	7.802e5	5902.3		1.86
2	13C-PCB-9	21.43	21.34	1.120e7	7.163e6	8.007e5	5.109e5	1.57	NO	1.312e6	6140.0		1.15
3	13C-PCB-11	24.89	24.93	4.883e6	3.147e6	8.365e5	5.401e5	1.55	NO	1.377e6	6498.5		1.16
4	13C-PCB-15	25.51	25.63	7.325e6	4.598e6	2.706e5	1.691e5	1.60	NO	4.397e5	1996.0		1.11

Vista Analytical Laboratory

Dataset: U:\VG11.PRO\Results\200615K2\200615K2-10.qld

Last Altered: Thursday, June 18, 2020 15:30:07 Pacific Daylight Time

Printed: Thursday, June 18, 2020 15:36:29 Pacific Daylight Time

ID: 2000968-02RE1 PDI-163SC-A-00-01-200425 10.05, Description: PDI-163SC-A-00-01-200425

2nd Function Tri-Isotopes

	Name	Pred.R	RT	m1 Height	m2 Height	m1 Resp	m2 Resp	RA	n/y	Resp	Conc.	EMPC	DE
1	13C-PCB-19	23.86	23.76	3.403e6	3.186e6	2.775e5	2.586e5	1.07	NO	5.361e5	4877.7		12.5
2	13C-PCB-32	26.85	26.76	6.163e6	5.779e6	4.135e5	3.892e5	1.06	NO	8.027e5	4896.5		8.41

3rd Function Tri-Isotopes

	Name	Pred.R	RT	m1 Height	m2 Height	m1 Resp	m2 Resp	RA	n/y	Resp	Conc.	EMPC	DE
1	13C-PCB-31	28.64	28.66	8.393e6	8.158e6	6.630e5	6.462e5	1.03	NO	1.309e6	1996.0		5.52
2	13C-PCB-28	28.77	28.77	8.119e6	7.800e6	6.548e5	6.300e5	1.04	NO	1.285e6	1840.6		5.18
3	13C-PCB-37	32.75	32.77	7.721e6	7.256e6	6.128e5	5.838e5	1.05	NO	1.197e6	1844.5		5.58

Tetra-Isotopes

	Name	Pred.R	RT	m1 Height	m2 Height	m1 Resp	m2 Resp	RA	n/y	Resp	Conc.	EMPC	DE
1	13C-PCB-54	27.62	27.62	4.568e6	5.618e6	3.556e5	4.437e5	0.80	NO	7.993e5	1766.8		1.65
2	13C-PCB-52	31.26	31.26	3.631e6	4.636e6	2.925e5	3.729e5	0.78	NO	6.654e5	1827.7		2.05
3	13C-PCB-47	31.78	31.78	3.712e6	4.907e6	3.129e5	4.103e5	0.76	NO	7.232e5	1863.6		1.92
4	13C-PCB-70	35.41	35.41	4.606e6	5.678e6	3.724e5	4.604e5	0.81	NO	8.327e5	1847.4		1.65
5	13C-PCB-80	35.84	35.86	4.410e6	5.595e6	3.692e5	4.695e5	0.79	NO	8.387e5	1802.0		1.60
6	13C-PCB-60	36.66	36.68	4.816e6	6.016e6	4.014e5	5.022e5	0.80	NO	9.035e5	1996.0		1.65
7	13C-PCB-79	37.78	37.80	4.780e6	6.025e6	4.025e5	5.064e5	0.79	NO	9.089e5	1878.4		1.54
8	13C-PCB-81	39.04	39.04	4.231e6	5.290e6	3.668e5	4.610e5	0.80	NO	8.278e5	1850.9		1.67
9	13C-PCB-77	39.66	39.66	4.187e6	5.206e6	3.594e5	4.424e5	0.81	NO	8.018e5	1828.4		1.70

3rd Function Penta-Isotopes

	Name	Pred.R	RT	m1 Height	m2 Height	m1 Resp	m2 Resp	RA	n/y	Resp	Conc.	EMPC	DE
1	13C-PCB-104	32.47	32.46	3.037e6	1.818e6	2.398e5	1.420e5	1.69	NO	3.818e5	1846.5		1.06
2	13C-PCB-95	35.72	35.71	2.389e6	1.450e6	1.941e5	1.191e5	1.63	NO	3.132e5	1912.3		1.34
3	13C-PCB-101	37.48	37.46	2.456e6	1.464e6	1.969e5	1.186e5	1.66	NO	3.155e5	1956.7		1.36
4	13C-PCB-97	38.82	38.80	2.059e6	1.259e6	1.675e5	1.038e5	1.61	NO	2.714e5	1915.6		1.55
5	13C-PCB-111	39.23	39.27	2.971e6	1.830e6	2.527e5	1.533e5	1.65	NO	4.060e5	1996.0		1.08
6	13C-PCB-123	41.46	41.46	2.631e6	1.597e6	2.203e5	1.351e5	1.63	NO	3.554e5	1872.9		1.16
7	13C-PCB-118	41.65	41.65	2.734e6	1.695e6	2.281e5	1.423e5	1.60	NO	3.704e5	1847.6		1.10

Vista Analytical Laboratory

Dataset: U:\VG11.PRO\Results\200615K2\200615K2-10.qld

Last Altered: Thursday, June 18, 2020 15:30:07 Pacific Daylight Time

Printed: Thursday, June 18, 2020 15:36:29 Pacific Daylight Time

ID: 2000968-02RE1 PDI-163SC-A-00-01-200425 10.05, Description: PDI-163SC-A-00-01-200425

4th Function Penta-Isotopes

	Name	Prod.R	RT	m1 Height	m2 Height	m1 Resp	m2 Resp	RA	n/y	Resp	Conc.	EMPC	DL
1	13C-PCB-114	42.32	42.32	5.468e6	3.354e6	4.601e5	2.876e5	1.60	NO	7.477e5	1957.0		1.66
2	13C-PCB-105	43.21	43.21	5.234e6	3.344e6	4.417e5	2.831e5	1.56	NO	7.249e5	1866.1		1.63
3	13C-PCB-127	43.57	43.57	5.365e6	3.433e6	4.604e5	2.920e5	1.58	NO	7.524e5	1874.7		1.58
4	13C-PCB-126	45.53	45.53	4.778e6	3.090e6	4.176e5	2.662e5	1.57	NO	6.838e5	1765.4		1.63

4th Function Hexa-Isotopes

	Name	Prod.R	RT	m1 Height	m2 Height	m1 Resp	m2 Resp	RA	n/y	Resp	Conc.	EMPC	DL
1	13C-PCB-153	43.37	43.38	4.287e6	3.316e6	3.624e5	2.817e5	1.29	NO	6.441e5	1910.4		1.69
2	13C-PCB-141	44.14	44.14	3.301e6	2.677e6	2.875e5	2.293e5	1.25	NO	5.168e5	1855.0		2.04
3	13C-PCB-138	45.01	45.01	3.573e6	2.817e6	3.025e5	2.372e5	1.28	NO	5.397e5	1844.1		1.95
4	13C-PCB-159	46.33	46.34	4.050e6	3.182e6	3.643e5	2.851e5	1.28	NO	6.494e5	1826.3		1.60
5	13C-PCB-128	46.59	46.62	3.238e6	2.516e6	2.779e5	2.151e5	1.29	NO	4.931e5	1996.0		2.31
6	13C-PCB-167	47.04	47.06	4.131e6	3.201e6	3.584e5	2.806e5	1.28	NO	6.391e5	1796.4		1.60
7	13C-PCB-156	48.36	48.39	3.965e6	3.107e6	3.548e5	2.769e5	1.28	NO	6.316e5	1830.5		1.65
8	13C-PCB-157	48.65	48.67	4.002e6	3.130e6	3.542e5	2.799e5	1.27	NO	6.340e5	1837.3		1.65
9	13C-PCB-169	50.93	50.94	3.602e6	2.868e6	3.193e5	2.575e5	1.24	NO	5.769e5	1754.3		1.73

5th Function Octa-Isotopes

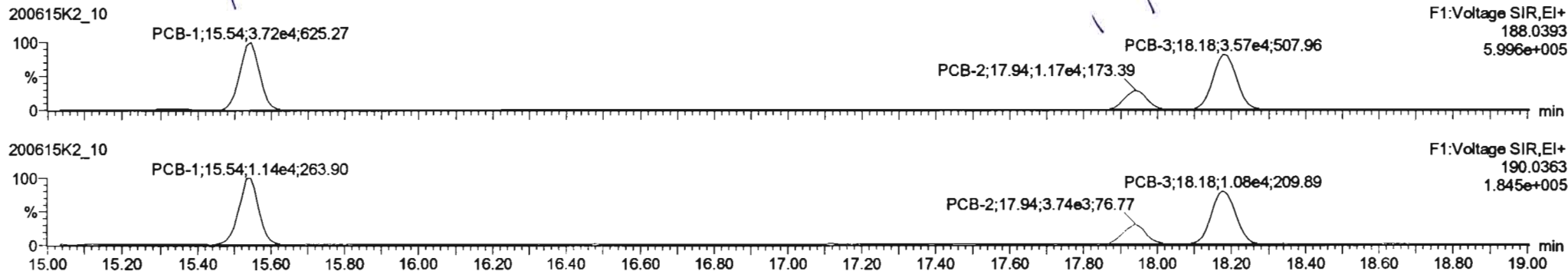
	Name	Prod.R	RT	m1 Height	m2 Height	m1 Resp	m2 Resp	RA	n/y	Resp	Conc.	EMPC	DL
1	13C-PCB-194	54.74	54.72	2.478e6	2.764e6	1.471e5	1.619e5	0.91	NO	3.090e5	2002.4		5.04
2	13C-PCB-205	54.97	54.99	3.208e6	3.584e6	1.893e5	2.118e5	0.89	NO	4.010e5	1996.0		3.87

Dataset: Untitled

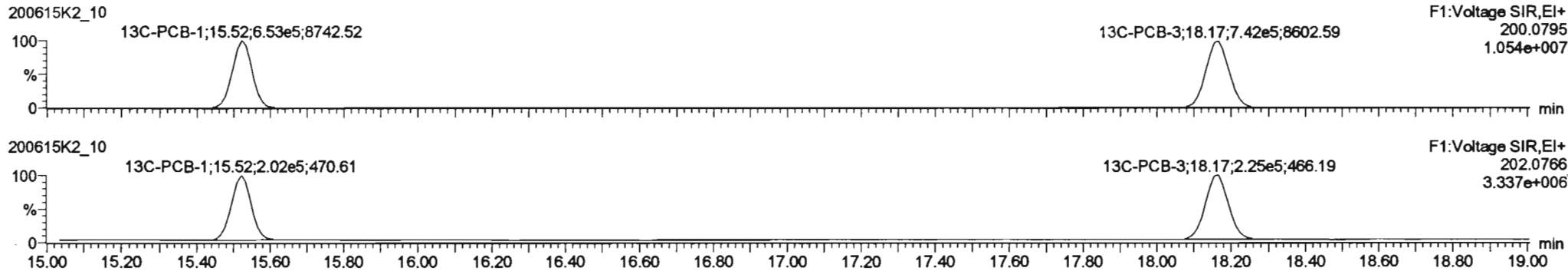
Last Altered: Tuesday, June 16, 2020 12:30:21 Pacific Daylight Time
Printed: Tuesday, June 16, 2020 12:30:52 Pacific Daylight Time

Name: 200615K2_10, Date: 16-Jun-2020, Time: 09:17:11, ID: 2000968-02RE1 PDI-163SC-A-00-01-200425 10.05, Description: PDI-163SC-A-00-01-200425

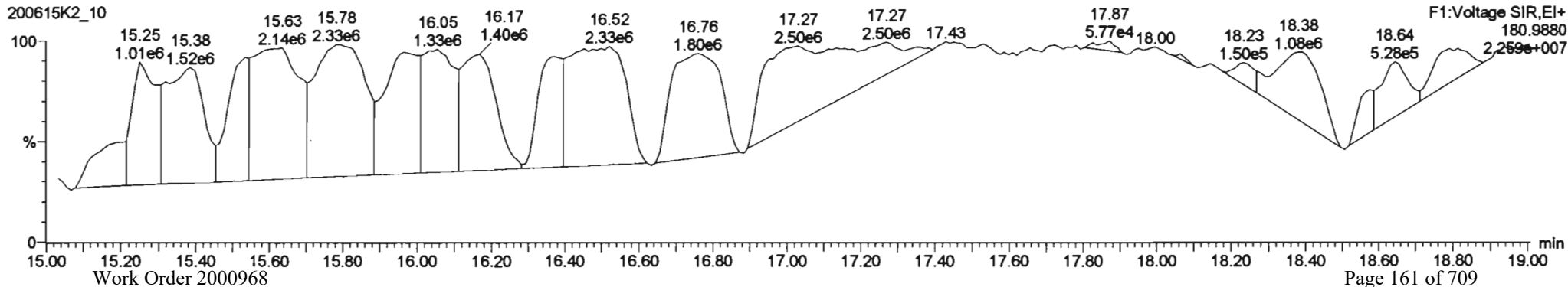
PCB-1



13C-PCB-1



PFK1



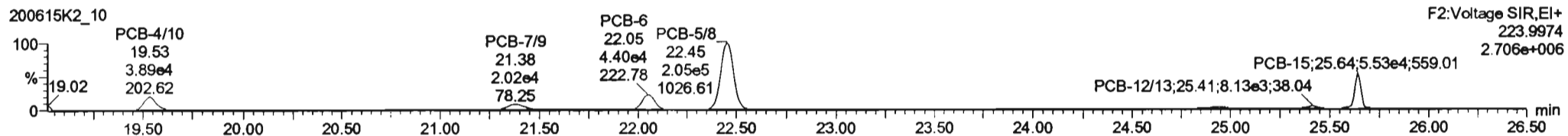
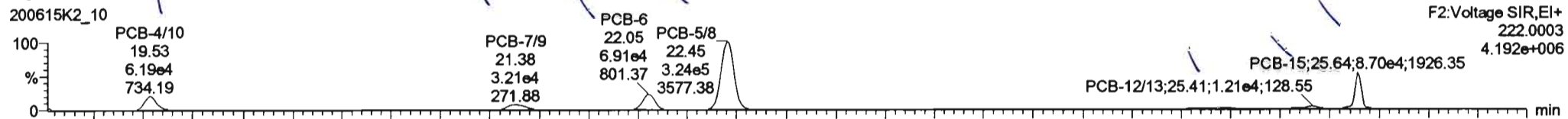
Dataset: Untitled

Last Altered: Tuesday, June 16, 2020 12:30:21 Pacific Daylight Time

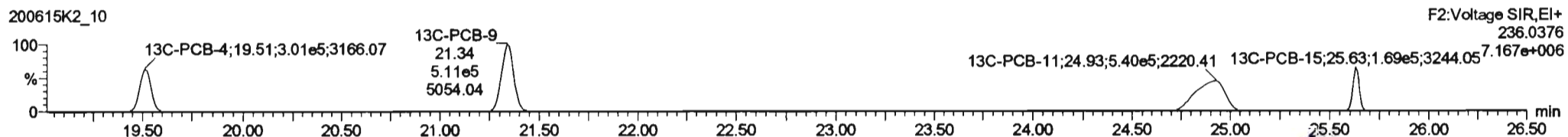

Printed: Tuesday, June 16, 2020 12:30:52 Pacific Daylight Time

Name: 200615K2_10, Date: 16-Jun-2020, Time: 09:17:11, ID: 2000968-02RE1 PDI-163SC-A-00-01-200425 10.05, Description: PDI-163SC-A-00-01-200425

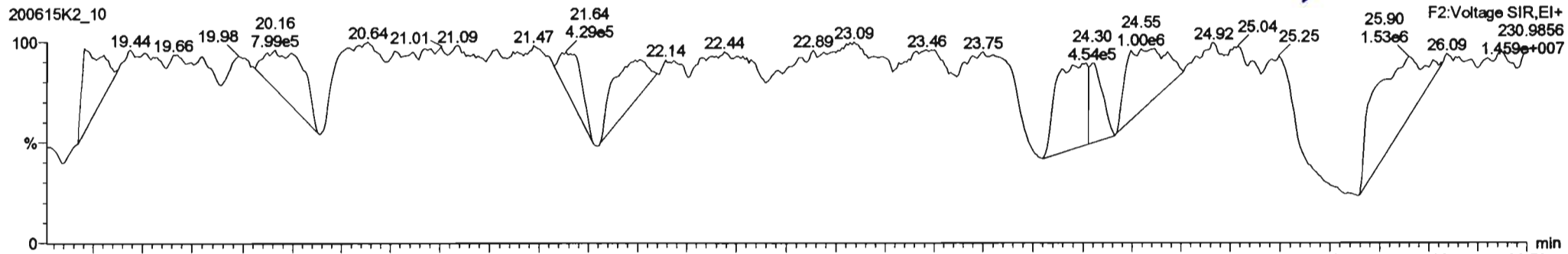
PCB-4/10

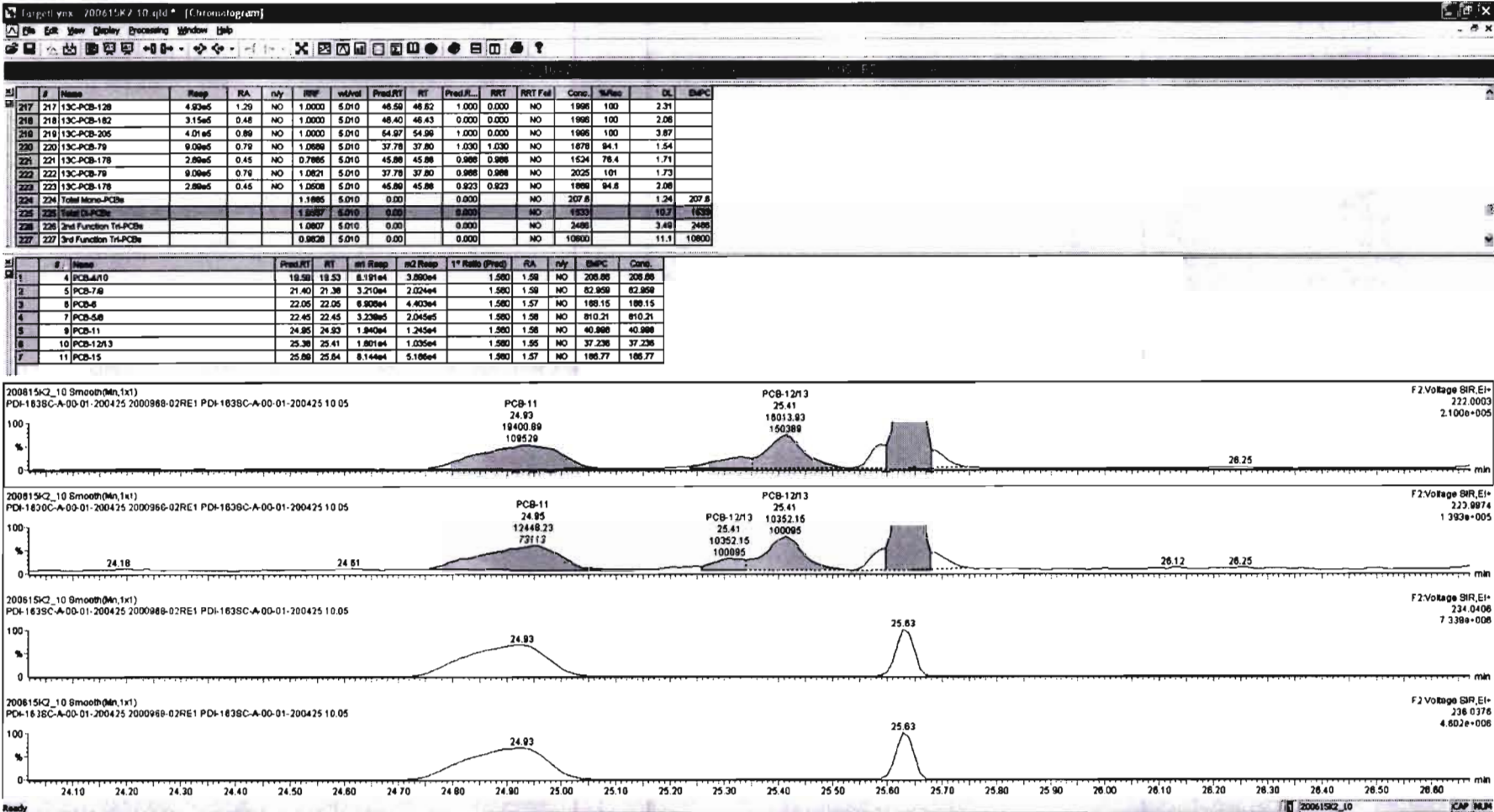


13C-PCB-4



PFK2a





Dataset: Untitled

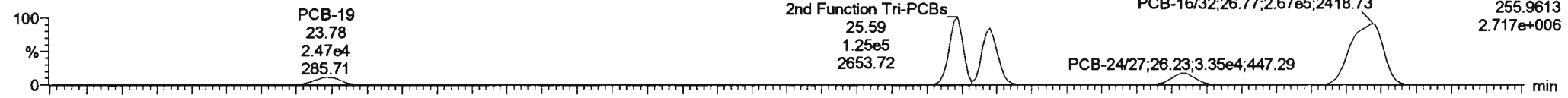
Last Altered: Tuesday, June 16, 2020 12:30:21 Pacific Daylight Time

Printed: Tuesday, June 16, 2020 12:30:52 Pacific Daylight Time


Name: 200615K2_10, Date: 16-Jun-2020, Time: 09:17:11, ID: 2000968-02RE1 PDI-163SC-A-00-01-200425 10.05, Description: PDI-163SC-A-00-01-200425

PCB-19

200615K2_10

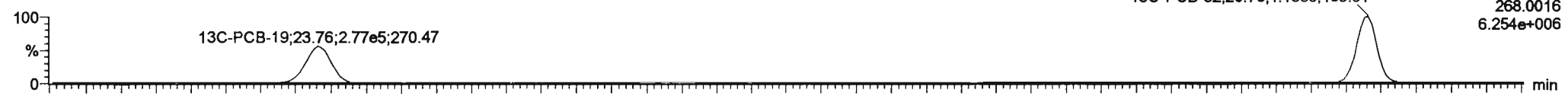


200615K2_10




13C-PCB-19

200615K2_10

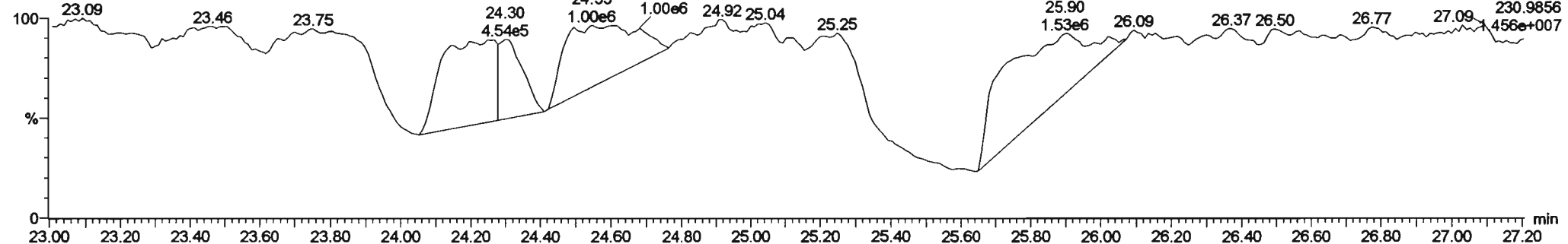


200615K2_10



PFK2b

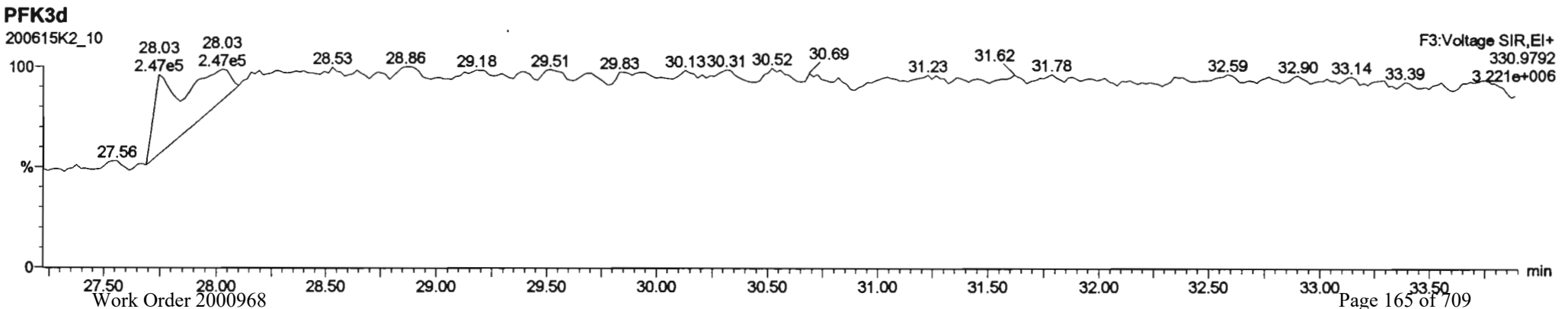
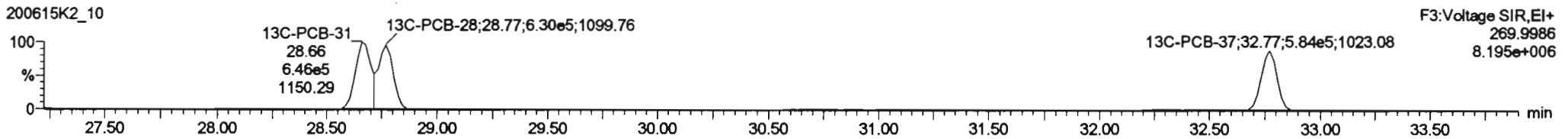

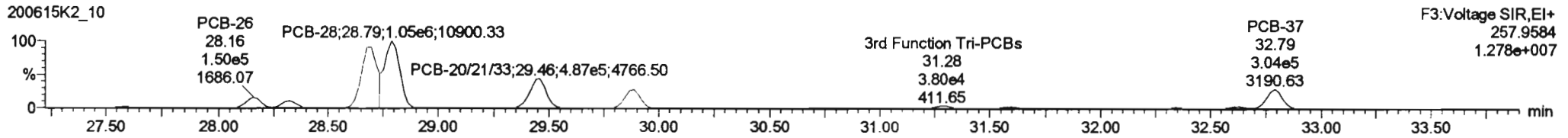

200615K2_10

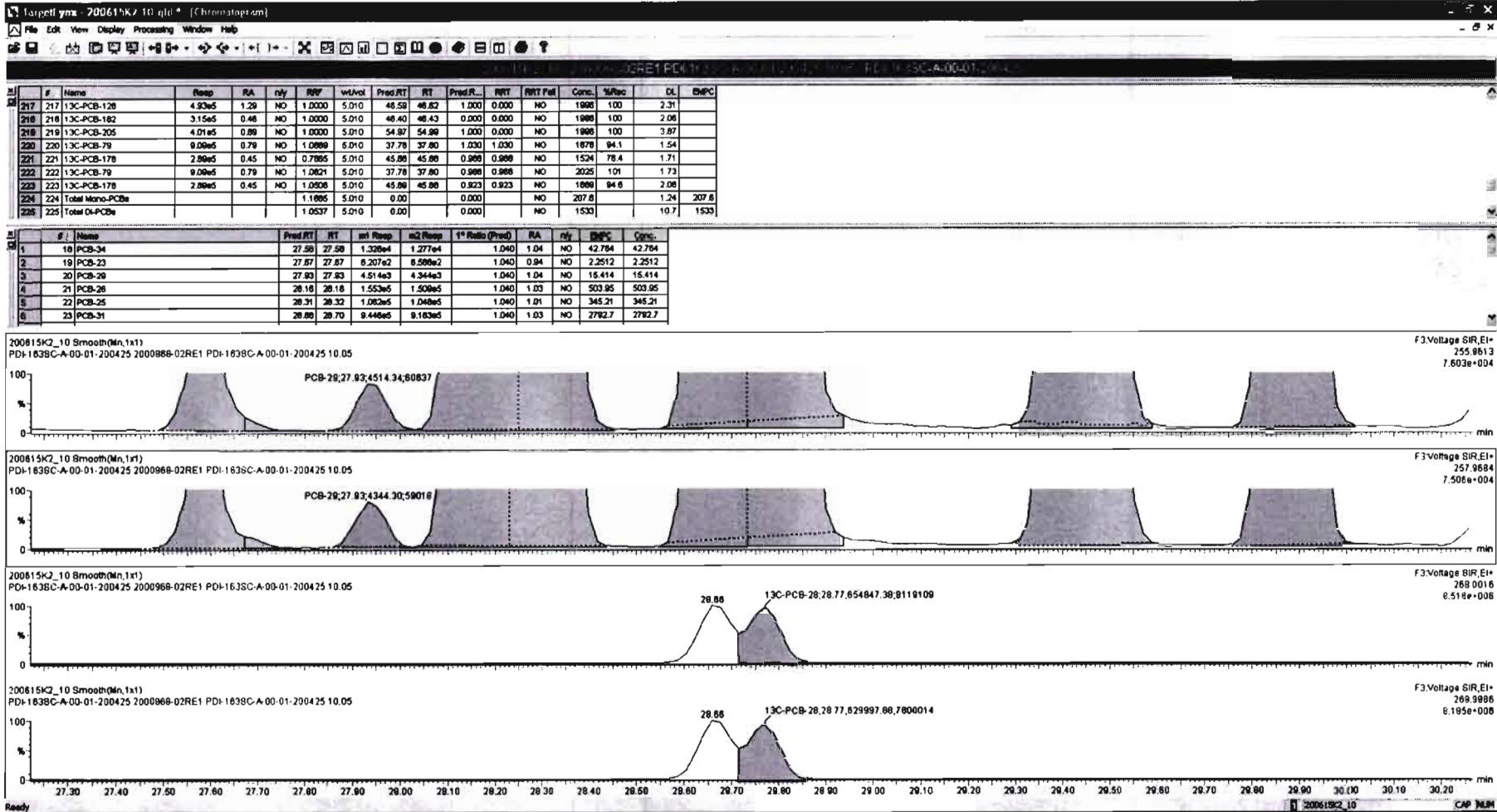


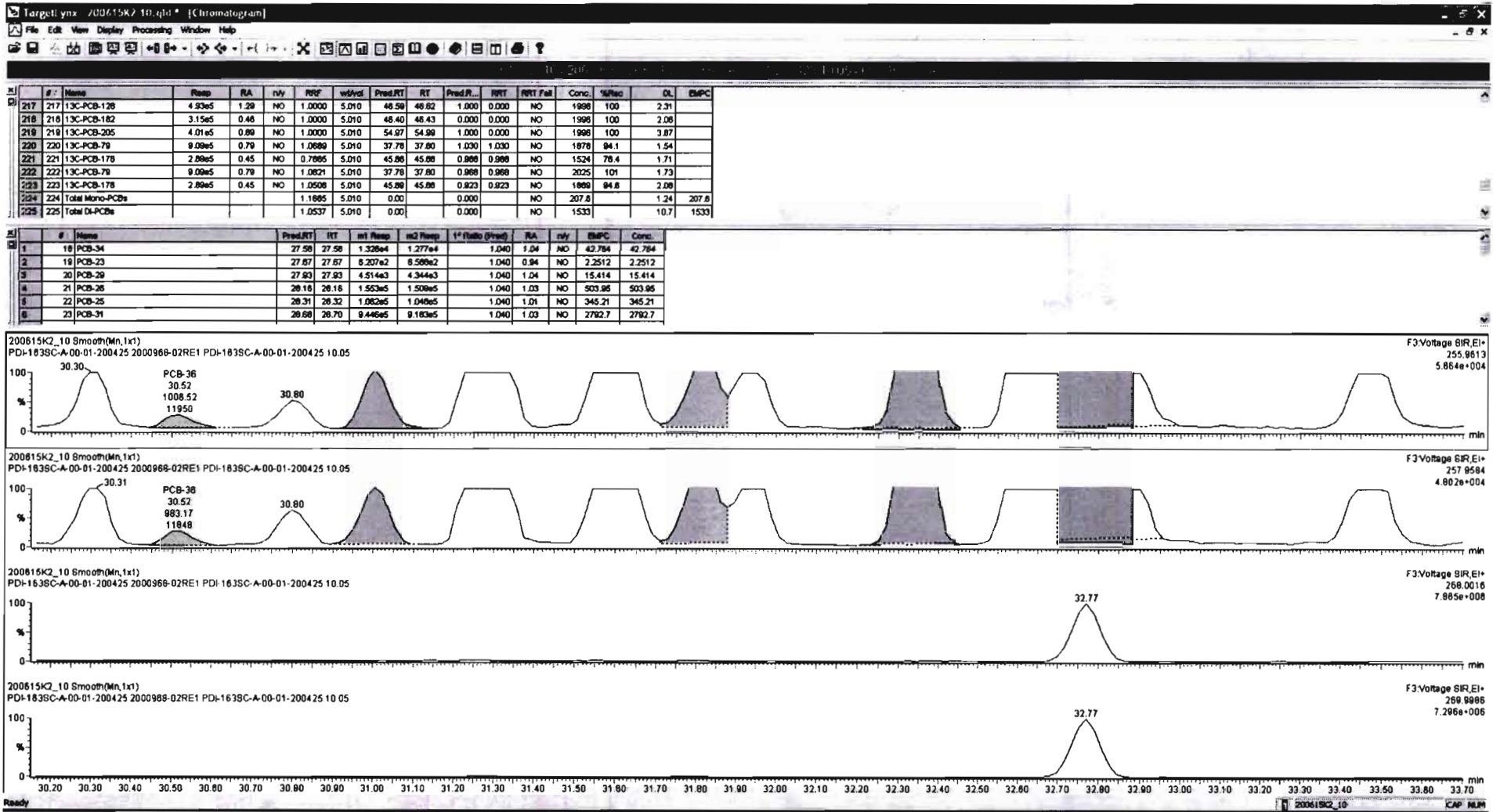
Dataset: Untitled

Last Altered: Tuesday, June 16, 2020 12:30:21 Pacific Daylight Time
 Printed: Tuesday, June 16, 2020 12:30:52 Pacific Daylight Time

Name: 200615K2_10, Date: 16-Jun-2020, Time: 09:17:11, ID: 2000968-02RE1 PDI-163SC-A-00-01-200425 10.05, Description: PDI-163SC-A-00-01-200425

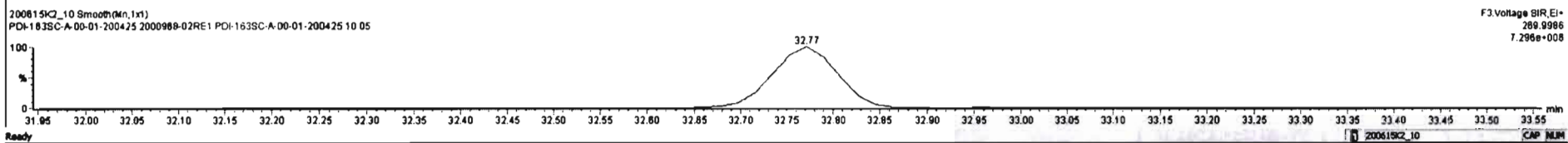
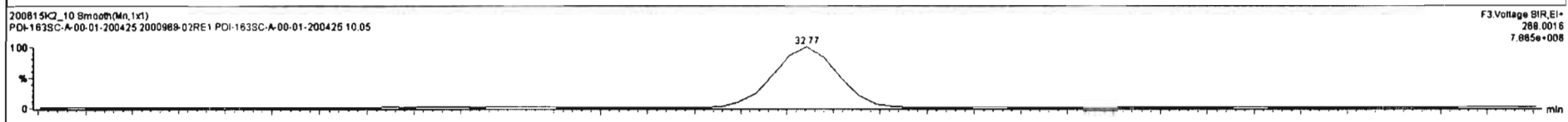








#	Name	Resp	RA	nv	RF	wtAval	Pred.RT	RT	Pred.RT	RT	RFRT	RFRT	RFRT	Conc.	%Rat	DL	EMPC
217	217 13C-PCB-128	4.83e5	1.29	NO	1.0000	5.010	48.59	48.52	1.000	0.000	NO	1996	100	2.31			
218	218 13C-PCB-182	3.15e5	0.46	NO	1.0000	5.010	46.40	46.43	0.000	0.000	NO	1996	100	2.08			
219	219 13C-PCB-205	4.01e5	0.89	NO	1.0000	5.010	54.97	54.98	1.000	0.000	NO	1996	100	3.87			
220	220 13C-PCB-79	9.08e5	0.79	NO	1.0898	5.010	37.78	37.80	1.030	1.030	NO	1878	94.1	1.54			
221	221 13C-PCB-178	2.88e5	0.45	NO	0.7865	5.010	45.88	45.88	0.988	0.988	NO	1524	78.4	1.71			
222	222 13C-PCB-79	9.08e5	0.79	NO	1.0821	5.010	37.78	37.80	0.988	0.988	NO	2025	101	1.73			
223	223 13C-PCB-178	2.88e5	0.45	NO	1.0506	5.010	45.89	45.88	0.923	0.923	NO	1899	94.8	2.08			
224	224 Total Mono-PCBs				1.1885	5.010	0.00		0.000		NO	207.8		1.24	207.8		
225	225 Total Di-PCBs				1.0537	5.010	0.00		0.000		NO	1533		10.7	1533		

#	Name	Pred.RT	RT	int Resp	ext Resp	1* Ratio (Pred)	RA	nv	EMPC	Conc.
1	18 PCB-34	27.59	27.58	1.328e4	1.277e4	1.040	1.04	NO	42.784	42.784
2	19 PCB-23	27.87	27.87	6.207e2	6.598e2	1.040	0.94	NO	2.2512	2.2512
3	20 PCB-29	27.83	27.83	4.514e3	4.344e3	1.040	1.04	NO	15.414	15.414
4	21 PCB-28	28.18	28.18	1.553e5	1.508e5	1.040	1.03	NO	503.85	503.85
5	22 PCB-25	28.31	28.32	1.082e5	1.048e5	1.040	1.01	NO	345.21	345.21
6	23 PCB-31	28.88	28.70	9.446e5	9.183e5	1.040	1.03	NO	2792.7	2792.7

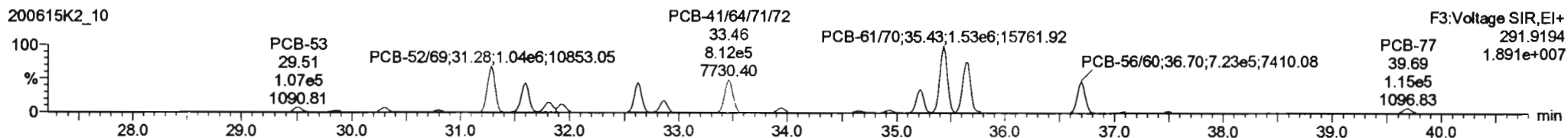
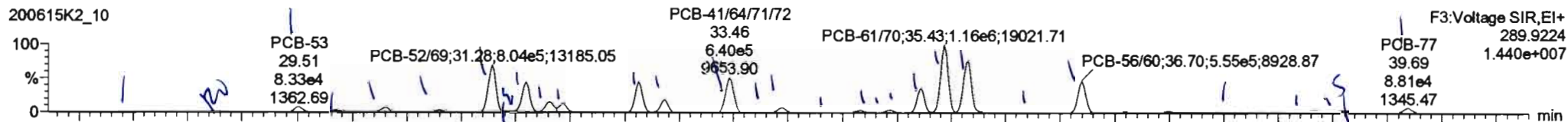


Dataset: Untitled

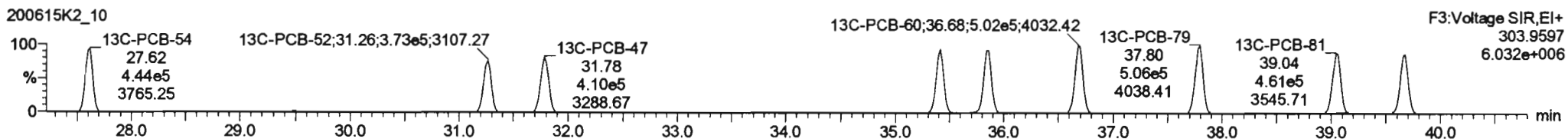

Last Altered: Tuesday, June 16, 2020 12:30:21 Pacific Daylight Time
Printed: Tuesday, June 16, 2020 12:30:52 Pacific Daylight Time

Name: 200615K2_10, Date: 16-Jun-2020, Time: 09:17:11, ID: 2000968-02RE1 PDI-163SC-A-00-01-200425 10.05, Description: PDI-163SC-A-00-01-200425

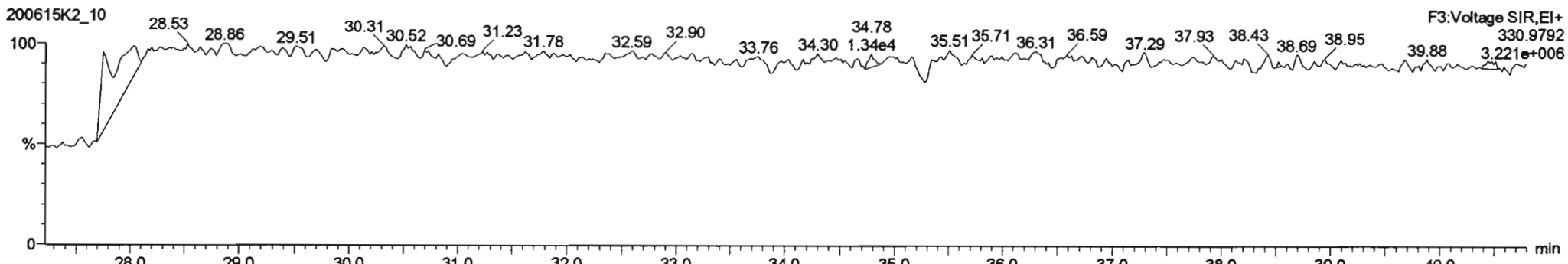
PCB-54



13C-PCB-54



PFK3a



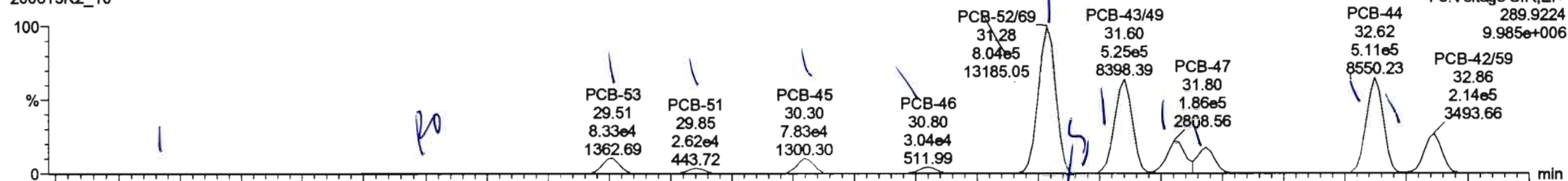
Dataset: Untitled

Last Altered: Tuesday, June 16, 2020 12:30:21 Pacific Daylight Time
 Printed: Tuesday, June 16, 2020 12:30:52 Pacific Daylight Time


Name: 200615K2_10, Date: 16-Jun-2020, Time: 09:17:11, ID: 2000968-02RE1 PDI-163SC-A-00-01-200425 10.05, Description: PDI-163SC-A-00-01-200425

PCB-50

200615K2_10




200615K2_10

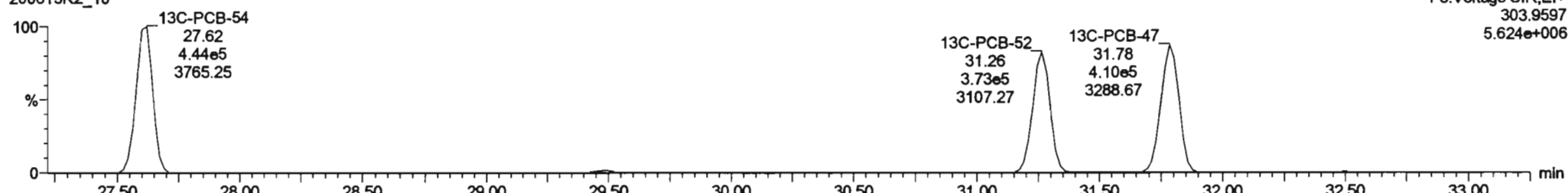


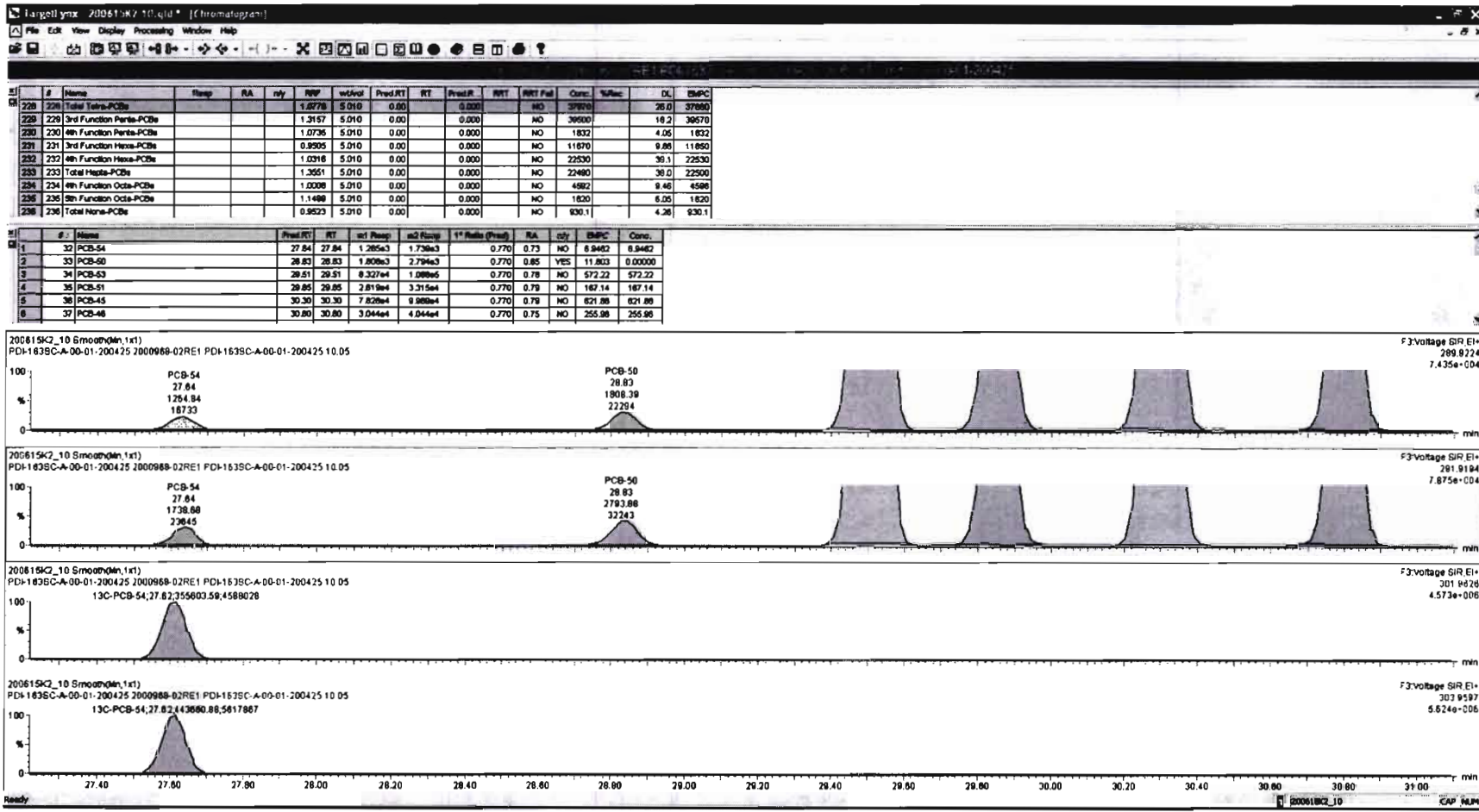
13C-PCB-52

200615K2_10





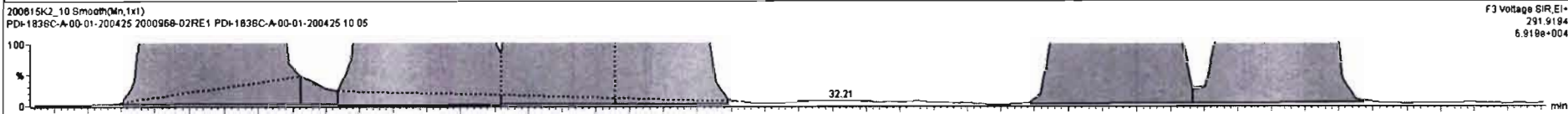

200615K2_10





#	Name	Resp	RA	rvy	RF	wt/d	Pred.RT	RT	Pred.R	RET	RET Fail	Conc.	%Ris	DL	BMP
228	228 Total Tetra-PCBs				1.0778	6.295	0.00		0.000		NO	37860		28.0	37800
229	229 3rd Function Penta-PCBs				1.3157	5.010	0.00		0.000		NO	39500		18.2	38570
230	230 4th Function Penta-PCBs				1.0735	5.010	0.00		0.000		NO	1832		4.05	1832
231	231 3rd Function Hexa-PCBs				0.9505	5.010	0.00		0.000		NO	11670		9.88	11850
232	232 4th Function Hexa-PCBs				1.0316	5.010	0.00		0.000		NO	22530		39.1	22530
233	233 Total Hepta-PCBs				1.3551	5.010	0.00		0.000		NO	22490		39.0	22500
234	234 4th Function Octa-PCBs				1.0008	5.010	0.00		0.000		NO	4592		9.48	4596
235	235 5th Function Octa-PCBs				1.1489	5.010	0.00		0.000		NO	1820		6.05	1820
236	236 Total Nona-PCBs				0.9523	5.010	0.00		0.000		NO	930.1		4.26	930.1

#	Name	Pred.RT	RT	rt Resp	st2 Resp	1* Ratio (Pred)	RA	rvy	BMP	Conc.
1	32 PCB-54	27.84	27.84	1.285e3	1.738e3	0.770	0.73	NO	6.9482	6.9482
2	33 PCB-50	28.83	28.83	1.808e3	2.794e3	0.770	0.85	YES	11.803	0.00000
3	34 PCB-53	29.51	29.51	6.327e4	1.088e5	0.770	0.78	NO	572.22	572.22
4	35 PCB-51	29.85	29.85	2.819e4	3.315e4	0.770	0.79	NO	167.14	167.14
5	36 PCB-45	30.30	30.30	7.628e4	9.988e4	0.770	0.79	NO	621.89	621.89
6	37 PCB-46	30.80	30.80	3.044e4	4.044e4	0.770	0.75	NO	255.98	255.98

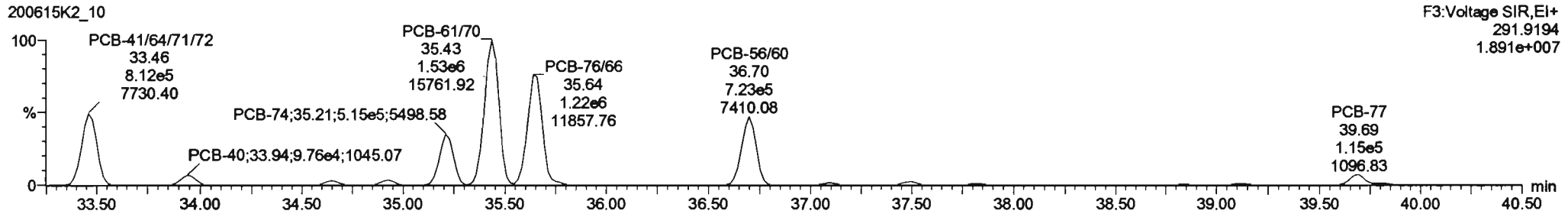
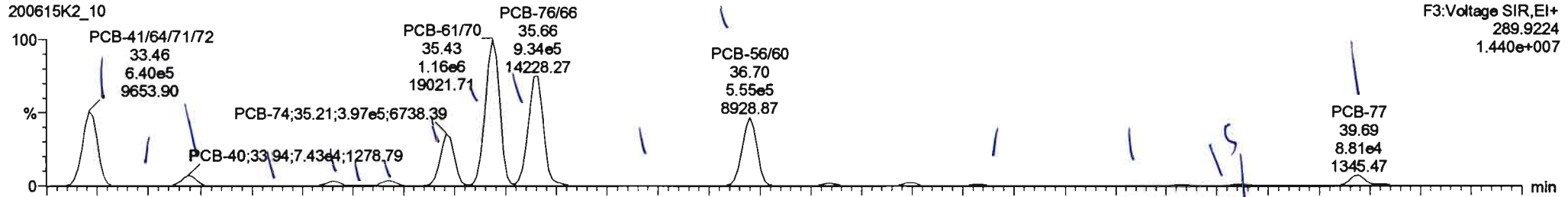


Dataset: Untitled

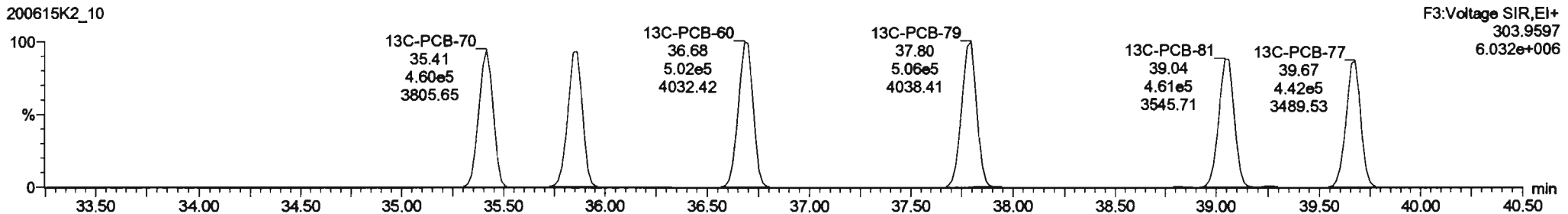
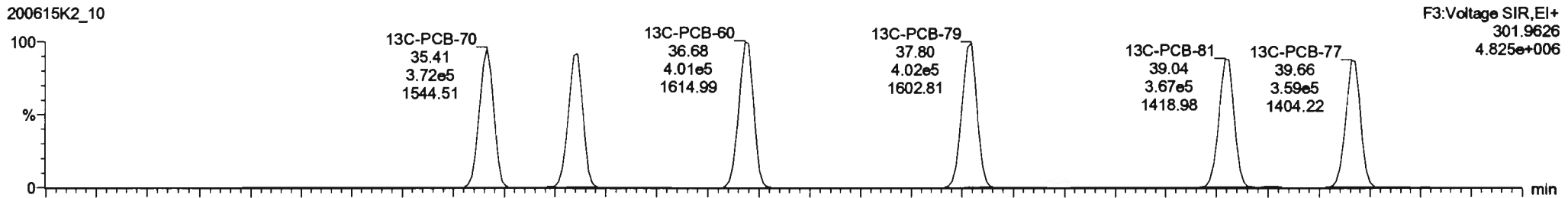
Last Altered: Tuesday, June 16, 2020 12:30:21 Pacific Daylight Time
Printed: Tuesday, June 16, 2020 12:30:52 Pacific Daylight Time

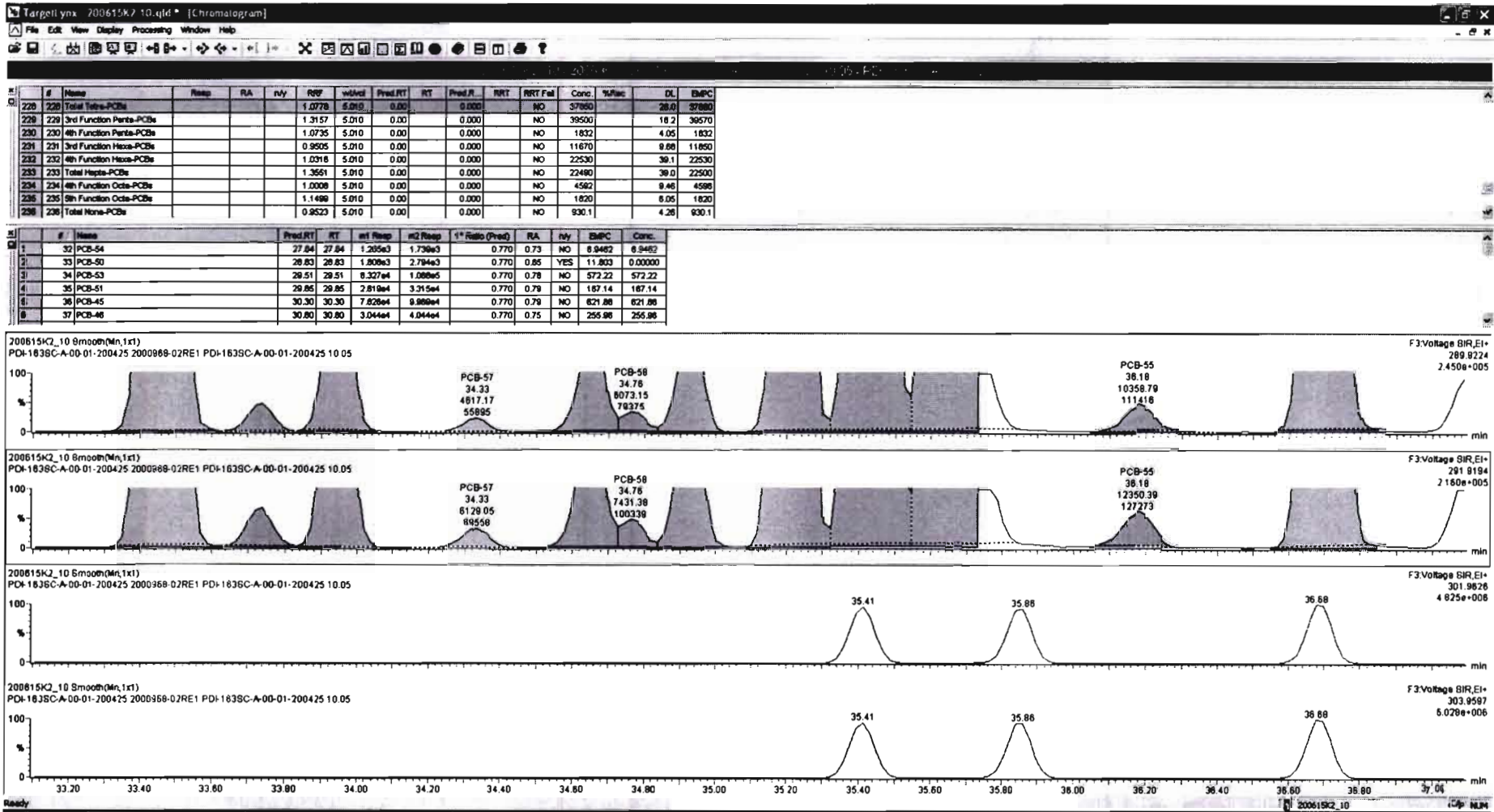
Name: 200615K2_10, Date: 16-Jun-2020, Time: 09:17:11, ID: 2000968-02RE1 PDI-163SC-A-00-01-200425 10.05, Description: PDI-163SC-A-00-01-200425

PCB-68



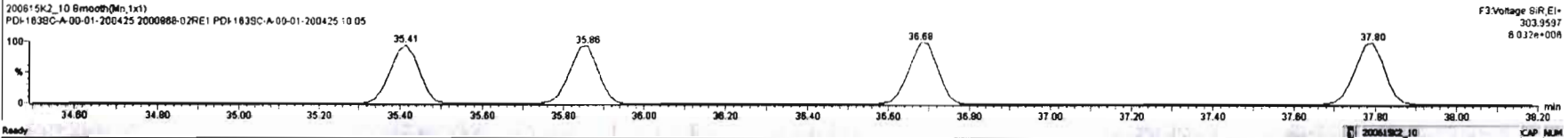
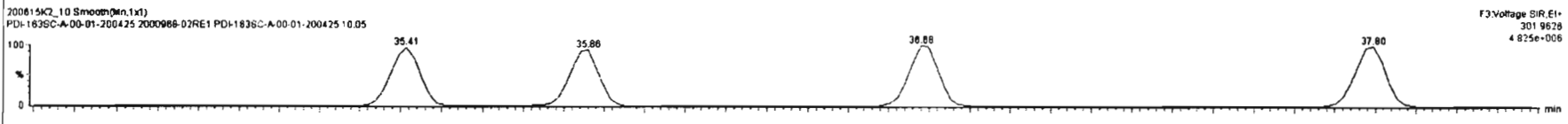
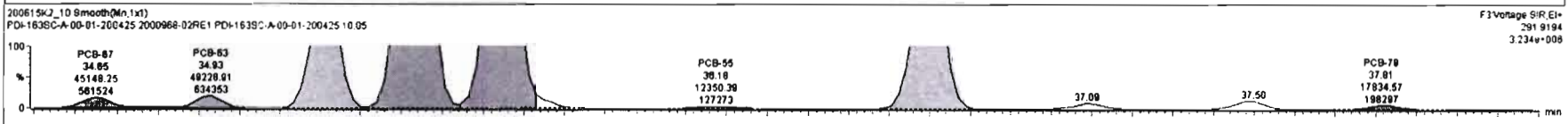
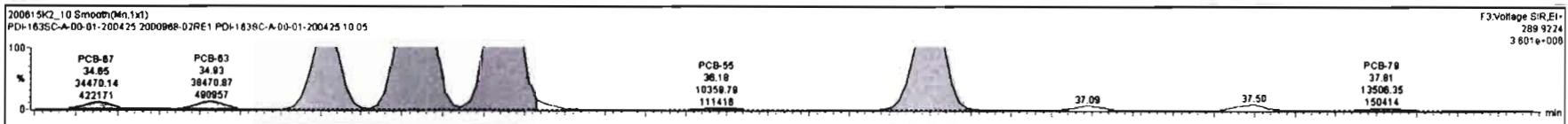
13C-PCB-60

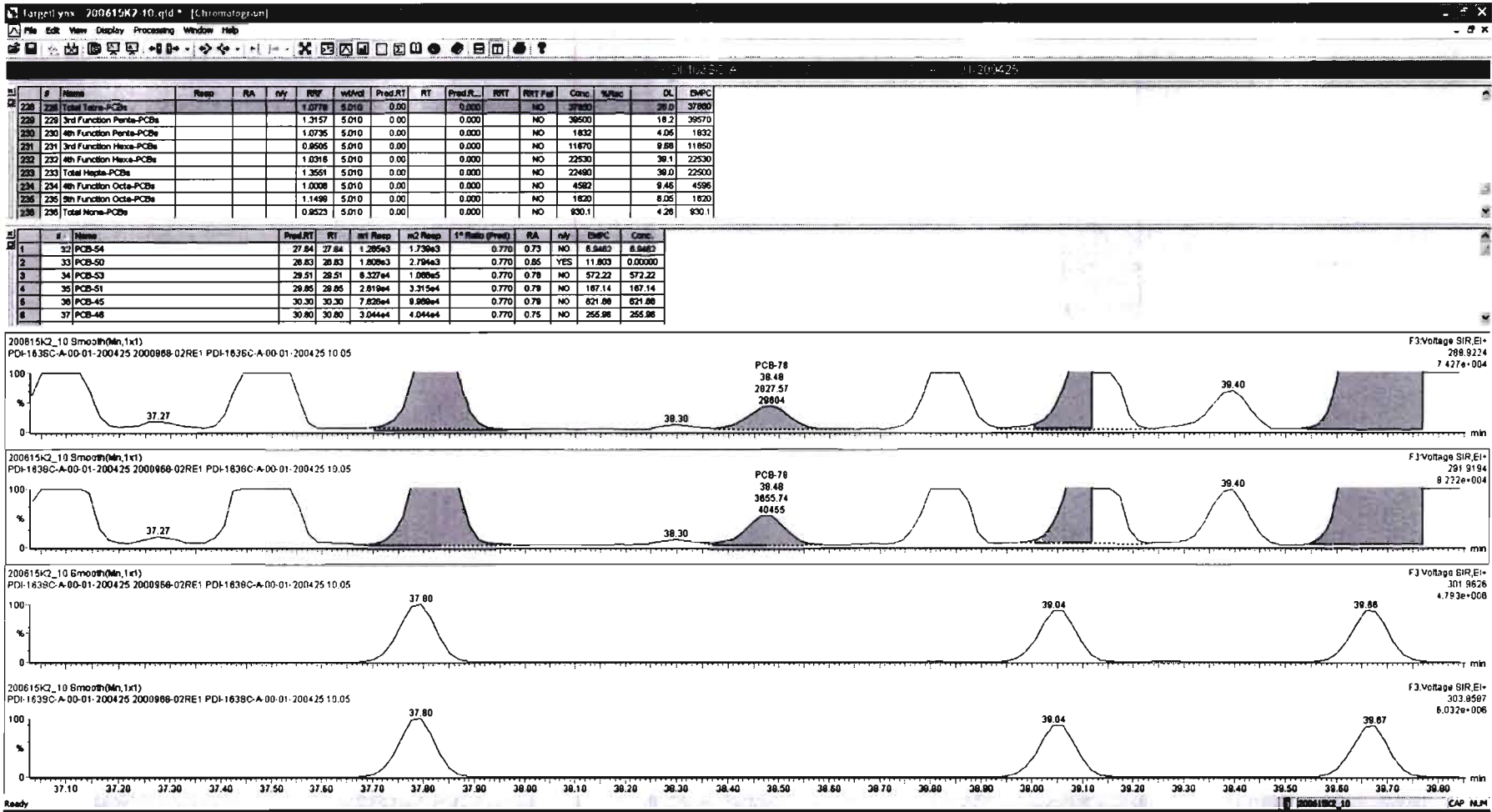




#	Name	Resp	RA	n/y	N/F	val/val	Pred RT	RT	Pred R.	RRT	RRT Fail	Comp.	%Rec	DL	EMPC
228	Total Tetra-PCBs					1.0778	5.010	0.00	0.000		NO	37880		38.0	37880
229	3rd Function Penta-PCBs					1.3157	5.010	0.00	0.000		NO	36500		16.2	36570
230	4th Function Penta-PCBs					1.0735	5.010	0.00	0.000		NO	1832		4.05	1832
231	3rd Function Hexa-PCBs					0.8505	5.010	0.00	0.000		NO	11870		8.66	11850
232	4th Function Hexa-PCBs					1.0316	5.010	0.00	0.000		NO	22530		36.1	22530
233	Total Hepta-PCBs					1.3551	5.010	0.00	0.000		NO	22490		36.0	22500
234	4th Function Octa-PCBs					1.0008	5.010	0.00	0.000		NO	4582		8.46	4598
235	5th Function Octa-PCBs					1.1498	5.010	0.00	0.000		NO	1820		6.05	1820
236	Total Nona-PCBs					0.8523	5.010	0.00	0.000		NO	830.1		4.28	830.1

#	Name	Pred RT	RT	ret Resp	std Resp	1 st Ratio (Pred)	RA	n/y	EMPC	Comp.
32	PCB-54	27.84	27.84	1.285e3	1.738e3	0.770	0.73	NO	6.9462	6.9462
33	PCB-50	28.83	28.83	1.808e3	2.784e3	0.770	0.85	YES	11.803	0.00000
34	PCB-53	29.51	29.51	8.327e4	1.068e5	0.770	0.78	NO	572.22	572.22
35	PCB-51	29.85	29.85	2.819e4	3.315e4	0.770	0.78	NO	167.14	167.14
36	PCB-45	30.30	30.30	7.828e4	9.888e4	0.770	0.78	NO	821.88	821.88
37	PCB-48	30.80	30.80	3.044e4	4.044e4	0.770	0.75	NO	255.98	255.98



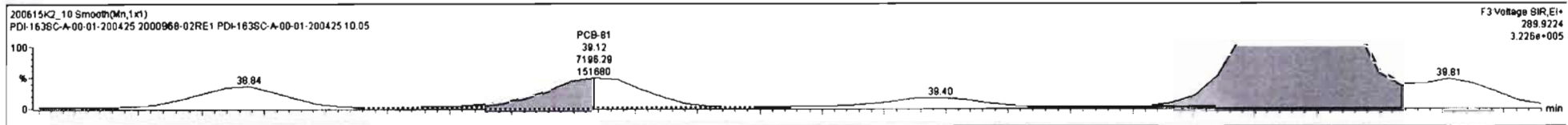




200615K2_10 Smooth(Mn,1x1) PDI-163SC-A-00-01-200425 2000968-02RE1 PDI-163SC-A-00-01-200425 10 05

#	Name	Resp	RA	n/y	RRF	wt/dwt	Pred.RT	RT	Pred.R...	RRT	RRT Fall	Conc.	%Rec	DL	EMPC
228	Total Tetra-PCBs				1.0778	5.010	0.00		0.000		NO	37890		28.0	37880
229	3rd Function Penta-PCBs				1.3157	5.010	0.00		0.000		NO	39500		18.2	39570
230	4th Function Penta-PCBs				1.0735	5.010	0.00		0.000		NO	1832		4.05	1832
231	3rd Function Hexa-PCBs				0.9505	5.010	0.00		0.000		NO	11670		9.68	11850
232	4th Function Hexa-PCBs				1.0316	5.010	0.00		0.000		NO	22630		39.1	22530
233	Total Hepta-PCBs				1.3551	5.010	0.00		0.000		NO	22490		39.0	22500
234	4th Function Octa-PCBs				1.0008	5.010	0.00		0.000		NO	4582		9.48	4598
235	5th Function Octa-PCBs				1.1489	5.010	0.00		0.000		NO	1820		6.05	1820
236	Total Nona-PCBs				0.9523	5.010	0.00		0.000		NO	930.1		4.26	930.1

#	Name	Pred.RT	RT	m1 Resp	m2 Resp	1* Ratio (Pred)	RA	n/y	EMPC	Conc.
1	32 PCB-54	27.84	27.84	1.285e3	1.739e3	0.770	0.73	NO	8.9462	8.9462
2	33 PCB-50	28.83	28.83	1.808e3	2.794e3	0.770	0.85	YES	11.803	0.00000
3	34 PCB-53	29.51	29.51	8.327e4	1.089e5	0.770	0.78	NO	572.22	572.22
4	35 PCB-51	29.85	29.85	2.819e4	3.315e4	0.770	0.79	NO	167.14	167.14
5	36 PCB-45	30.30	30.30	7.828e4	9.989e4	0.770	0.79	NO	621.88	621.88
8	37 PCB-46	30.80	30.80	3.044e4	4.044e4	0.770	0.75	NO	255.98	255.98



Dataset: Untitled

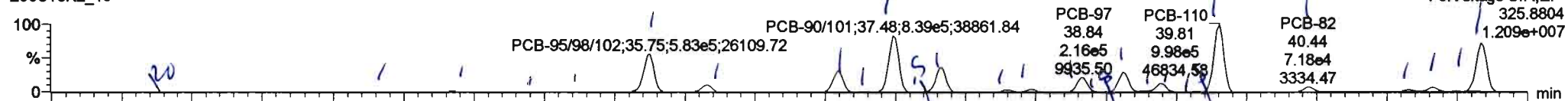
Last Altered: Tuesday, June 16, 2020 12:30:21 Pacific Daylight Time

Printed: Tuesday, June 16, 2020 12:30:52 Pacific Daylight Time

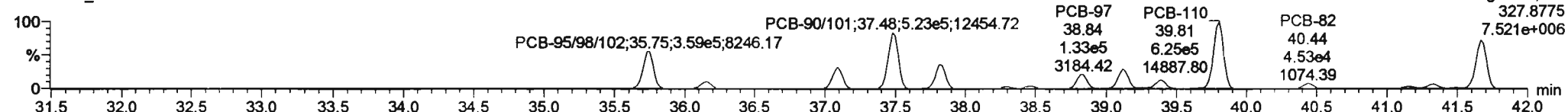
Name: 200615K2_10, Date: 16-Jun-2020, Time: 09:17:11, ID: 2000968-02RE1 PDI-163SC-A-00-01-200425 10.05, Description: PDI-163SC-A-00-01-200425

PCB-104

200615K2_10

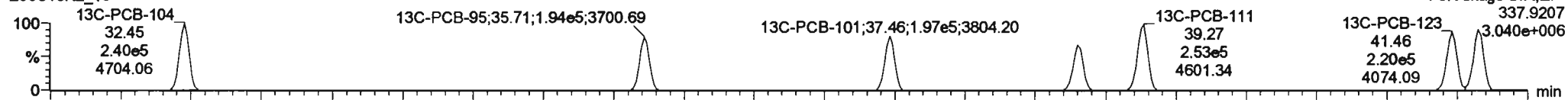


200615K2_10




13C-PCB-104

200615K2_10

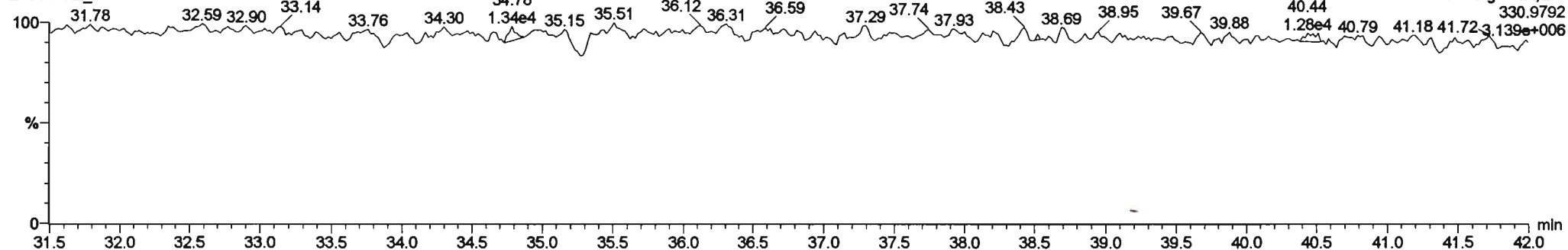


200615K2_10



PFK3b

200615K2_10



Dataset: Untitled


Last Altered: Tuesday, June 16, 2020 12:30:21 Pacific Daylight Time

Printed: Tuesday, June 16, 2020 12:30:52 Pacific Daylight Time

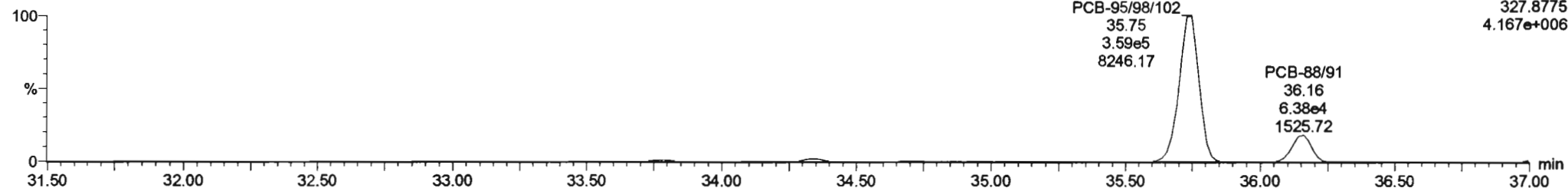
Name: 200615K2_10, Date: 16-Jun-2020, Time: 09:17:11, ID: 2000968-02RE1 PDI-163SC-A-00-01-200425 10.05, Description: PDI-163SC-A-00-01-200425

PCB-96

200615K2_10

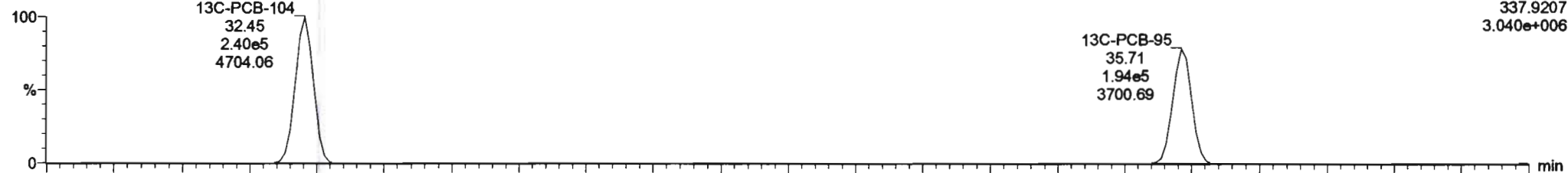


200615K2_10

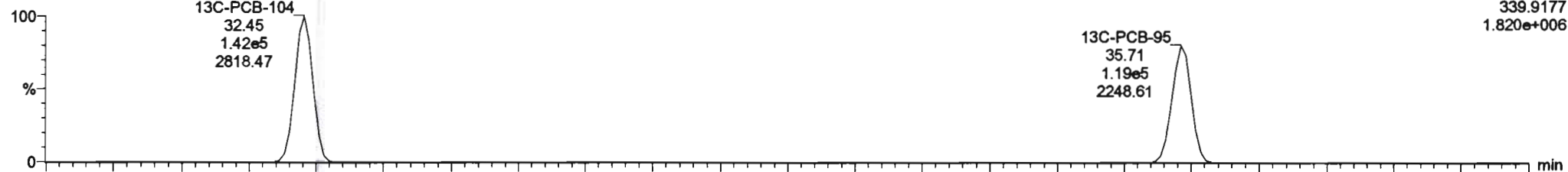


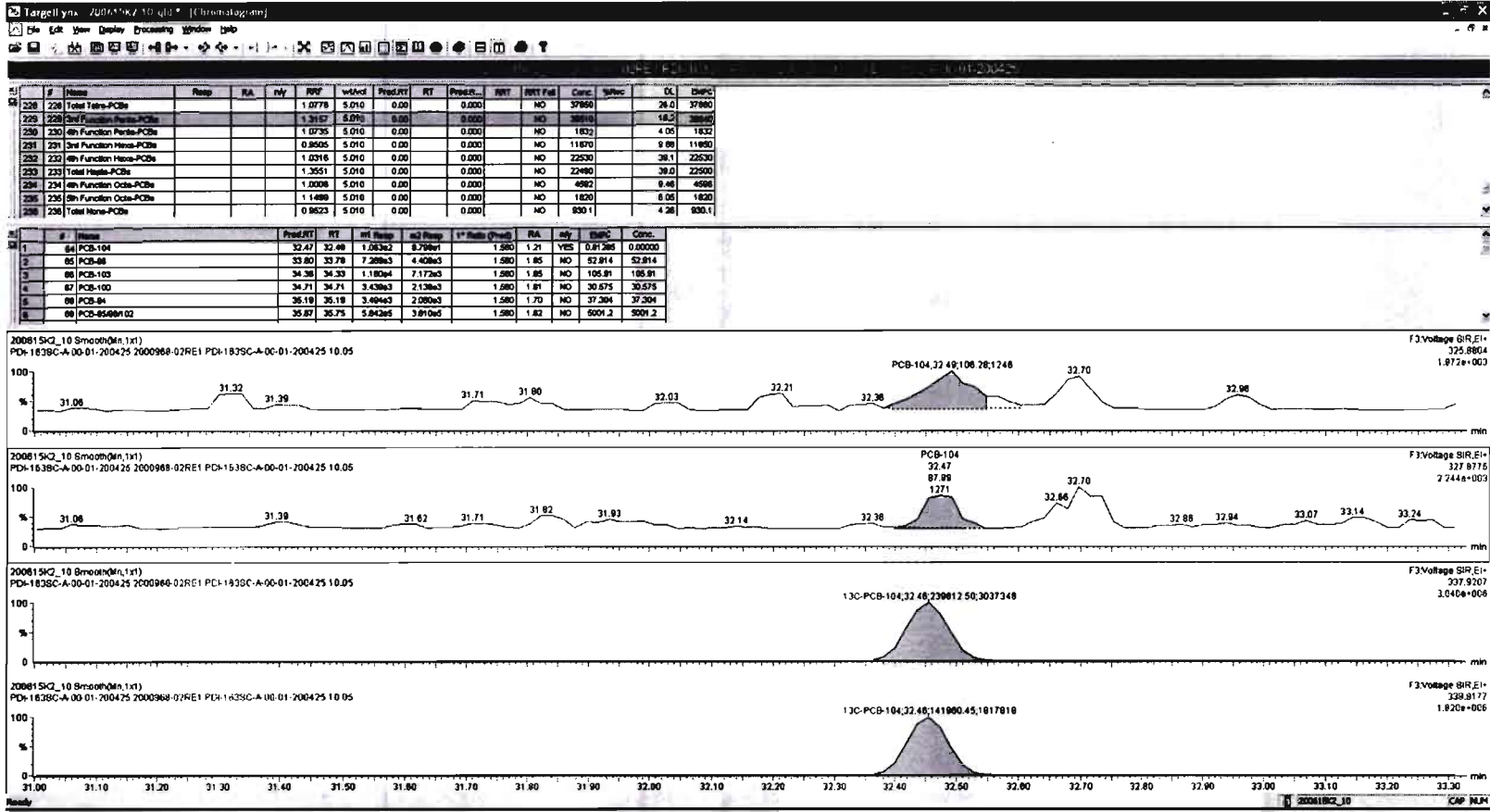
13C-PCB-95

200615K2_10



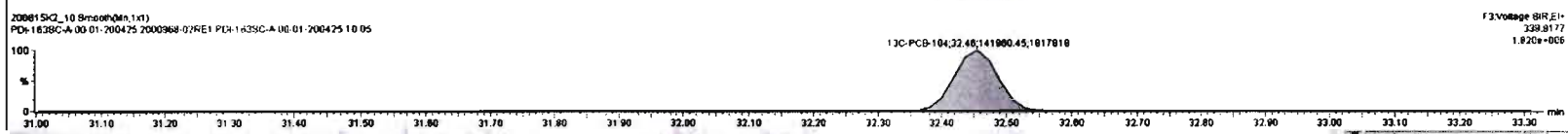

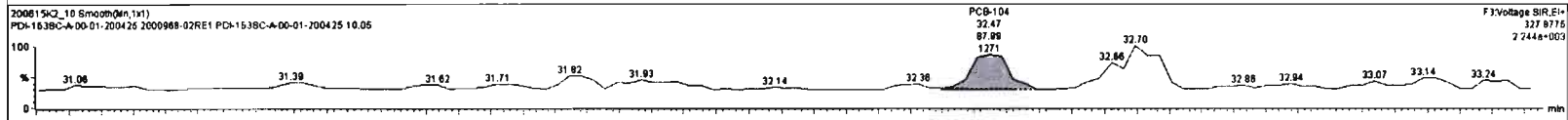
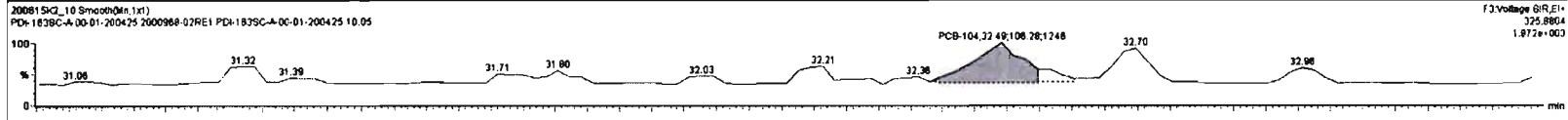
200615K2_10

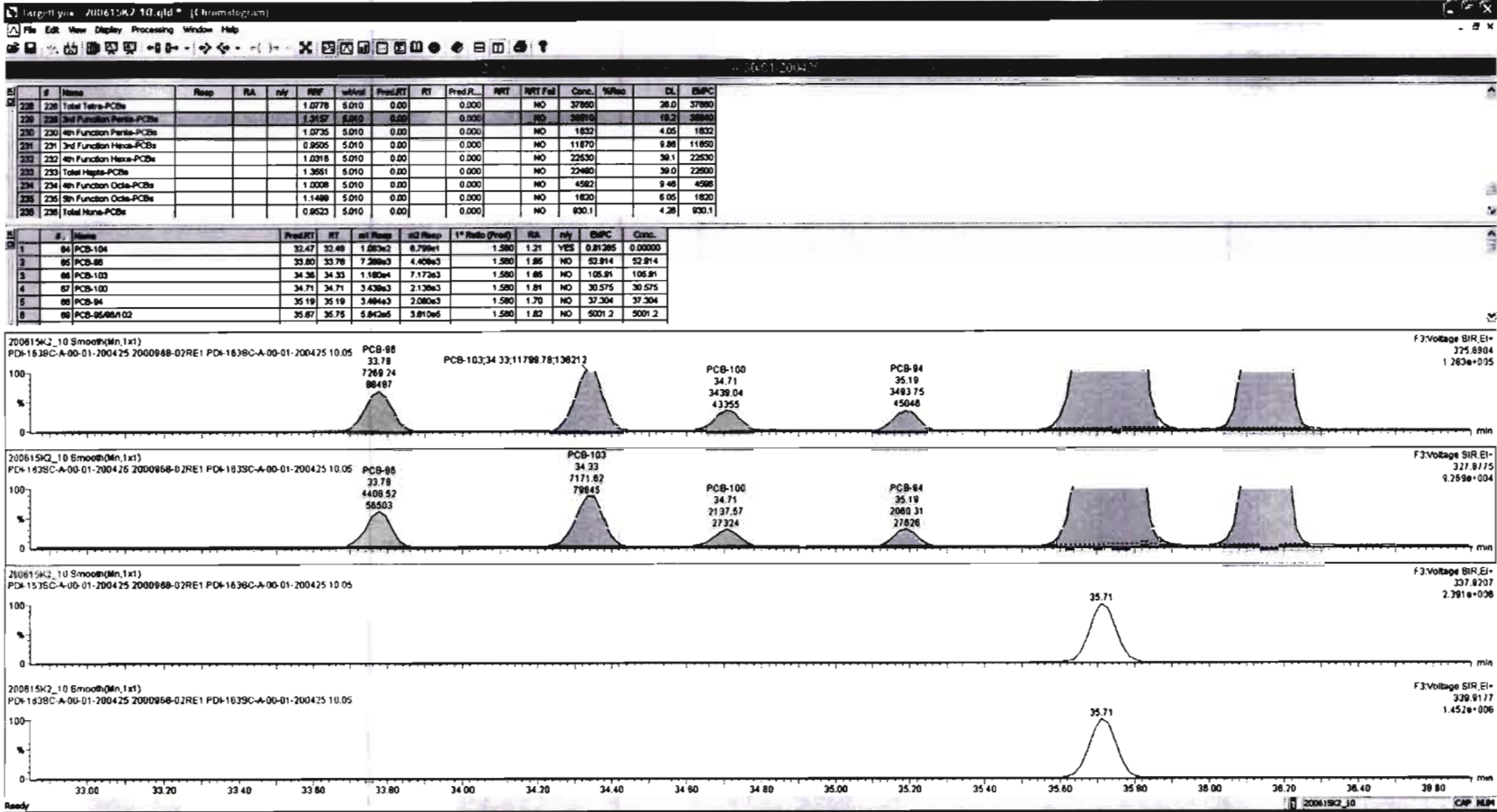




#	Name	Resp	RA	nV	RPF	wdAcd	Prod:RT	RT	Prod:R	HT	HT:Fall	Conc.	%Rec	DL	UpPC
228	Total Tetra-PCBs				1.0778	5.010	0.00		0.000	HO	NO	37890	26.0	37980	
229	2nd Function Penta-PCBs				1.3167	5.010	0.00		0.000	HO	NO	36910	18.0	36960	
230	4th Function Penta-PCBs				1.0735	5.010	0.00		0.000	HO	NO	1832	4.05	1832	
231	3rd Function Hexa-PCBs				0.8505	5.010	0.00		0.000	HO	NO	11870	8.89	11980	
232	4th Function Hexa-PCBs				1.0316	5.010	0.00		0.000	HO	NO	22530	36.1	22530	
233	Total Hepta-PCBs				1.3551	5.010	0.00		0.000	HO	NO	22490	39.0	22500	
234	4th Function Octa-PCBs				1.0028	5.010	0.00		0.000	HO	NO	4922	8.46	4998	
235	5th Function Octa-PCBs				1.1488	5.010	0.00		0.000	HO	NO	1820	6.08	1820	
236	Total Nona-PCBs				0.8623	5.010	0.00		0.000	HO	NO	830.1	4.28	830.1	

#	Name	Prod:RT	RT	HT Resp	m2 Resp	1st Peak (Prod)	RA	sd	EMPC	Conc.
1	84 PCB-104	32.47	32.48	1.08362	8.798e1	1.580	1.21	YES	0.81268	0.00000
5	85 PCB-88	33.80	33.79	7.289e3	4.408e3	1.580	1.85	NO	52.914	52.914
6	86 PCB-103	34.38	34.33	1.180e4	7.172e3	1.580	1.85	NO	105.91	105.91
7	87 PCB-100	34.71	34.71	3.439e3	2.139e3	1.580	1.81	NO	30.575	30.575
8	88 PCB-84	35.18	35.18	3.494e3	2.080e3	1.580	1.70	NO	37.304	37.304
9	89 PCB-85/9/1/02	35.87	35.75	5.842e3	3.819e3	1.580	1.82	NO	6091.2	5091.2





Dataset: Untitled

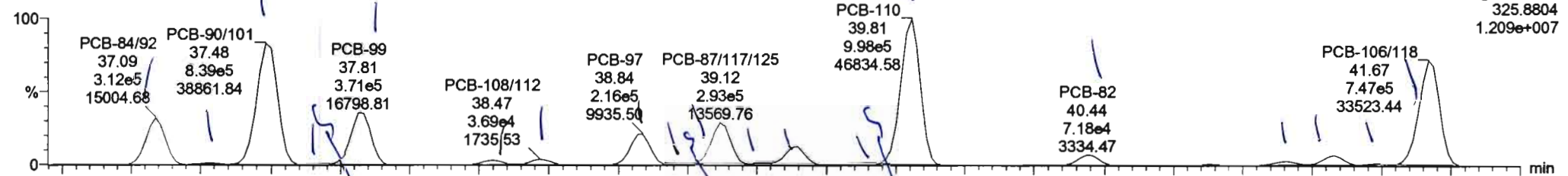
Last Altered: Tuesday, June 16, 2020 12:30:21 Pacific Daylight Time

Printed: Tuesday, June 16, 2020 12:30:52 Pacific Daylight Time

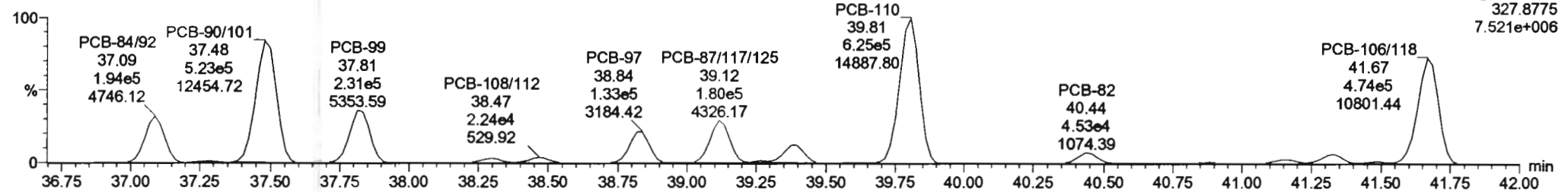
Name: 200615K2_10, Date: 16-Jun-2020, Time: 09:17:11, ID: 2000968-02RE1 PDI-163SC-A-00-01-200425 10.05, Description: PDI-163SC-A-00-01-200425

PCB-119

200615K2_10

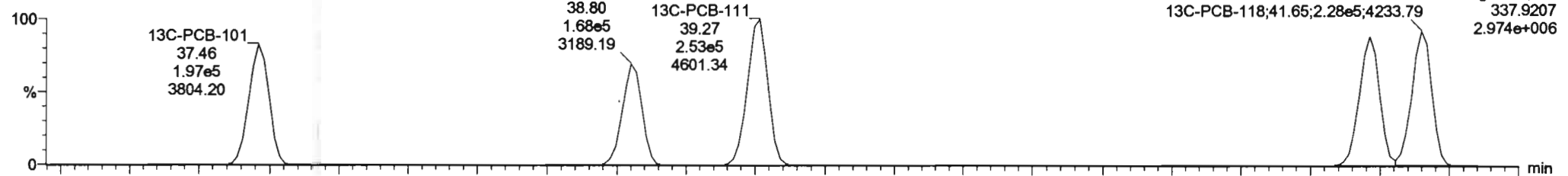


200615K2_10

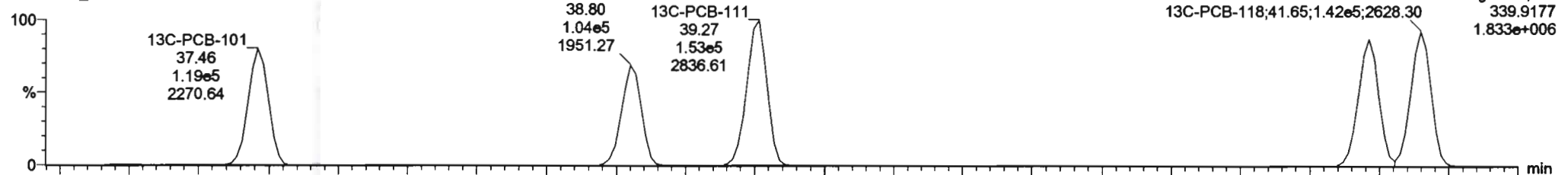


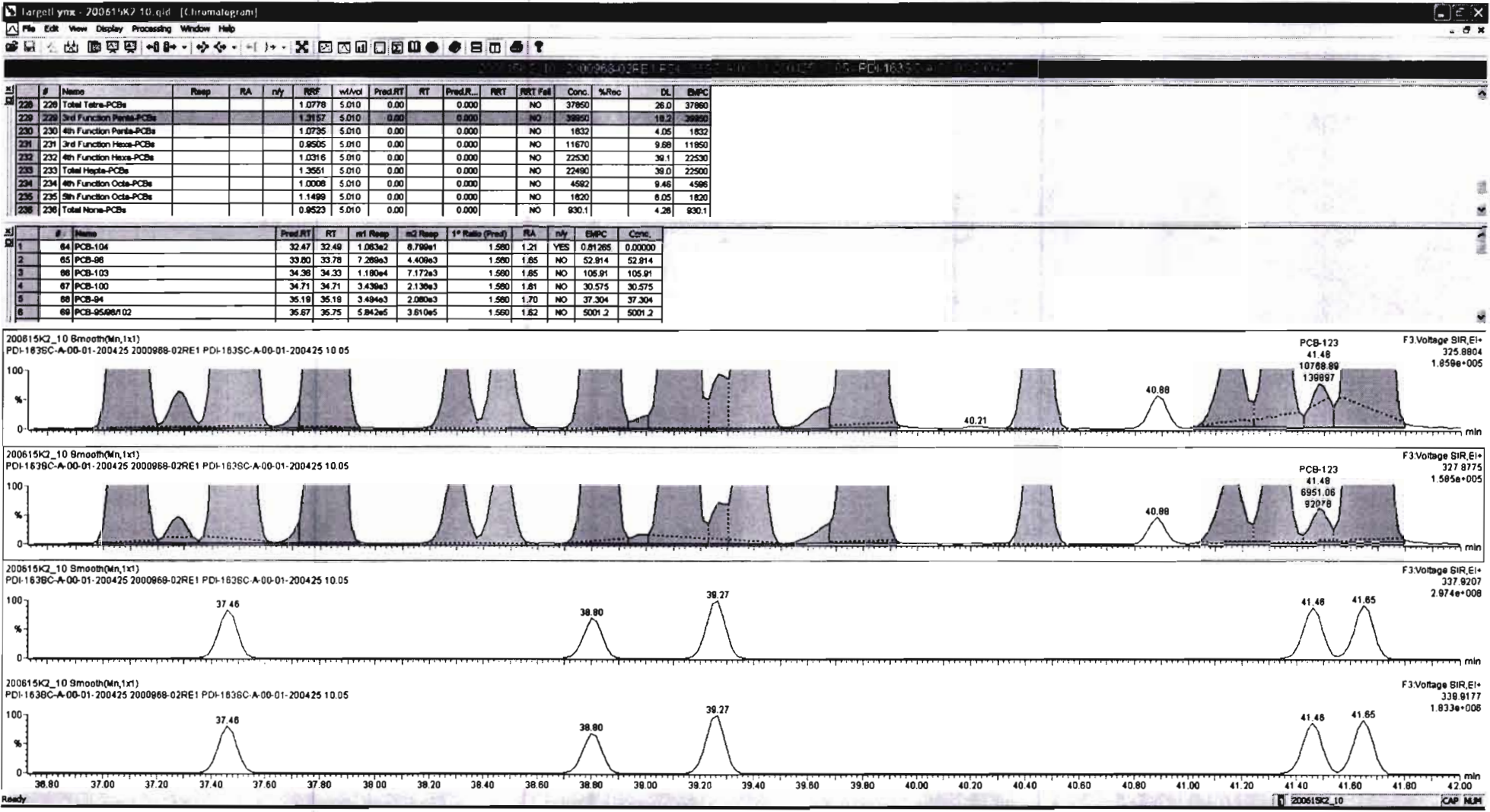
13C-PCB-111

200615K2_10



200615K2_10



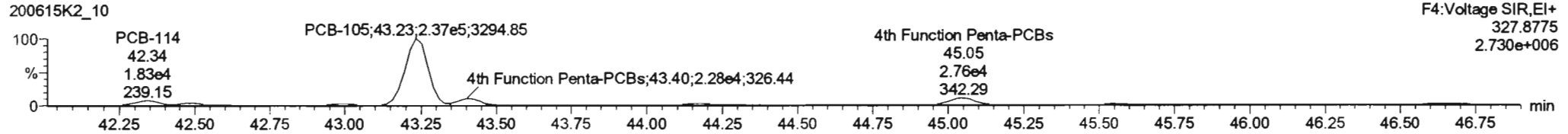
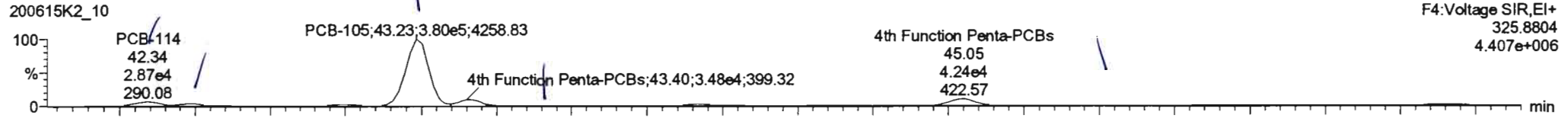


Dataset: Untitled

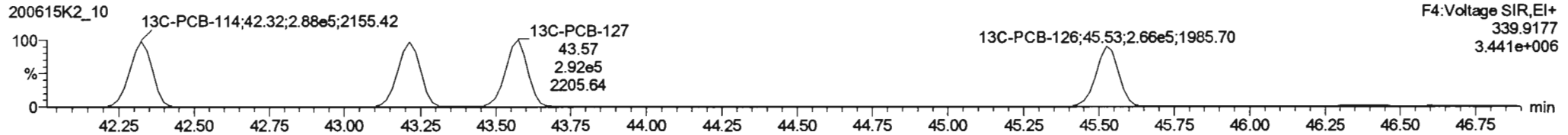
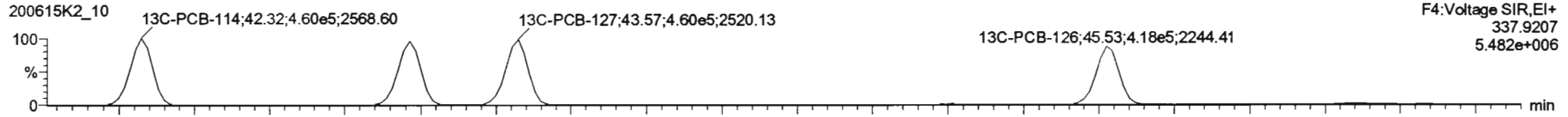
Last Altered: Tuesday, June 16, 2020 12:30:21 Pacific Daylight Time
Printed: Tuesday, June 16, 2020 12:30:52 Pacific Daylight Time

Name: 200615K2_10, Date: 16-Jun-2020, Time: 09:17:11, ID: 2000968-02RE1 PDI-163SC-A-00-01-200425 10.05, Description: PDI-163SC-A-00-01-200425

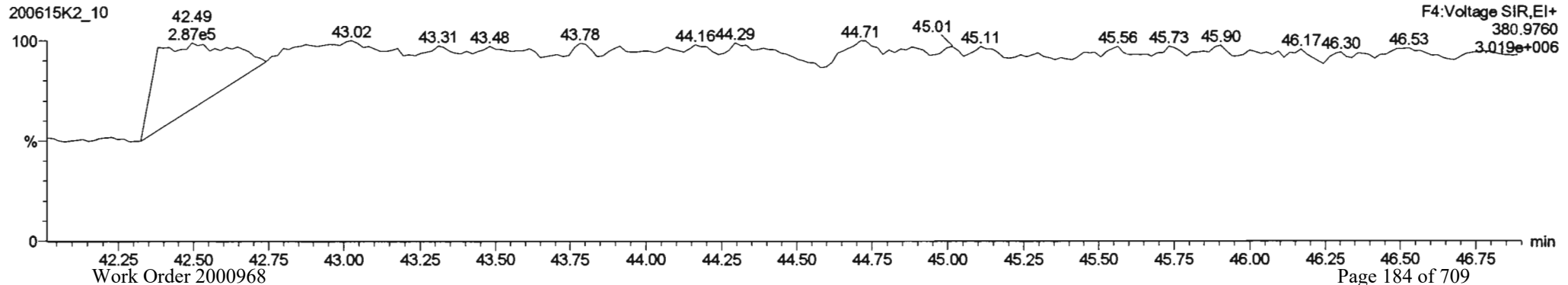
PCB-114



13C-PCB-114

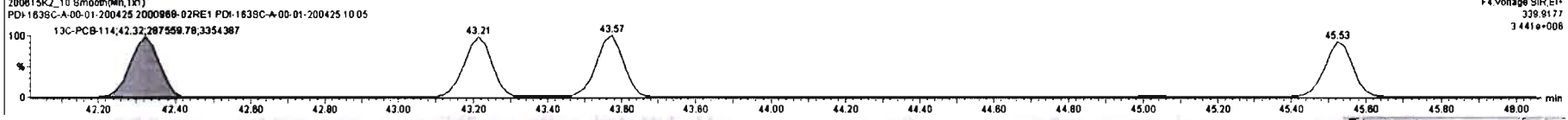

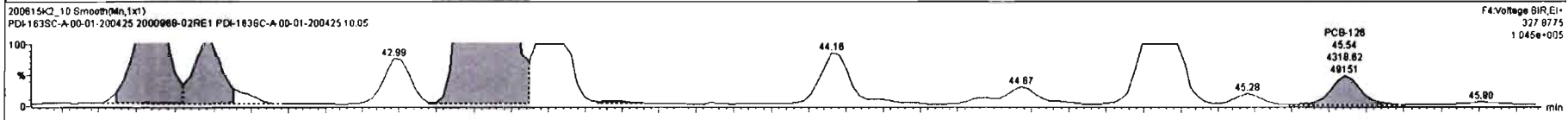
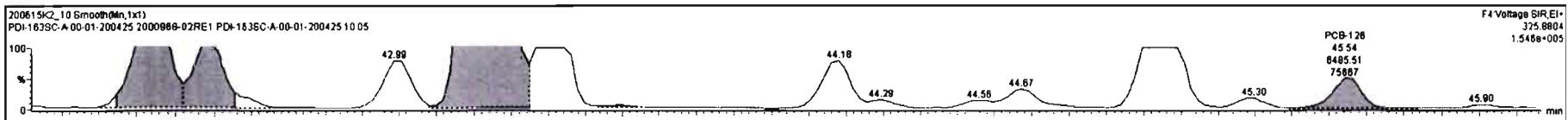


PFK4a



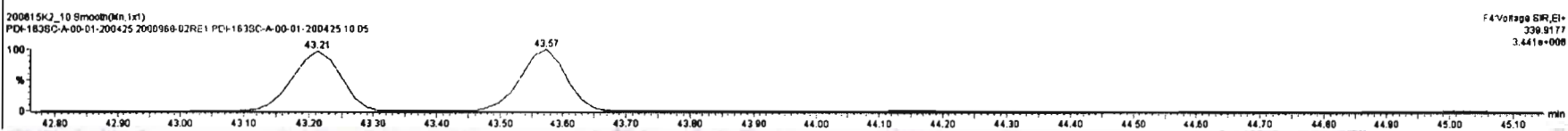

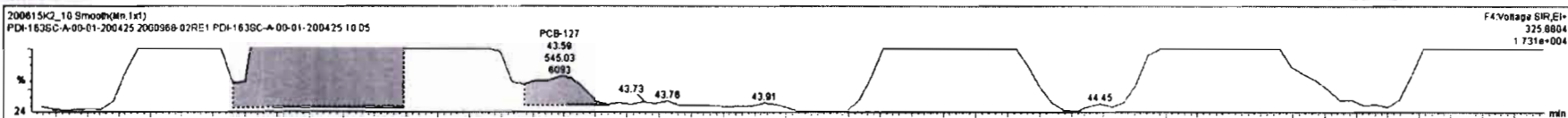
#	Name	Resp	RA	nly	RPF	Volvol	Pred.RT	RT	Pred.R	RRT	RRT Fail	Conc.	16fac	DL	EMPC
228	228 Total Tetra-PCBs				1.0776	5.010	0.00		0.000		NO	37650		26.0	37660
229	229 3rd Function Penta-PCBs				1.3157	5.010	0.00		0.000		NO	36650		18.2	36650
230	230 4th Function Penta-PCBs				1.0735	5.010	0.00		0.000		NO	1820		4.58	1820
231	231 3rd Function Hexa-PCBs				0.8505	5.010	0.00		0.000		NO	11870		9.88	11850
232	232 4th Function Hexa-PCBs				1.0316	5.010	0.00		0.000		NO	22630		36.1	22530
233	233 Total Hepta-PCBs				1.3651	5.010	0.00		0.000		NO	22480		38.0	22500
234	234 4th Function Octa-PCBs				1.0008	5.010	0.00		0.000		NO	4592		9.48	4598
235	235 5th Function Octa-PCBs				1.1496	5.010	0.00		0.000		NO	1820		6.05	1820
236	236 Total Nona-PCBs				0.9523	5.010	0.00		0.000		NO	830.1		4.28	830.1

#	Name	Pred.RT	RT	m1 Resp	m2 Resp	1 st Ratio (Pred)	RA	nly	EMPC	Conc.
1	83 PCB-114	42.34	42.34	2.797e4	1.787e4	1.580	1.58	NO	107.48	107.48
2	94 PCB-122	42.48	42.47	1.473e4	8.809e3	1.580	1.87	NO	86.555	86.555
3	85 PCB-105	43.23	43.23	3.802e5	2.388e5	1.580	1.81	NO	1816.4	1816.4
4	98 PCB-127	43.59	43.59	5.450e2	3.863e2	1.580	1.48	NO	2.2828	2.2828
5	97 PCB-126	45.54	45.54	6.488e3	4.319e3	1.580	1.50	NO	26.808	26.808



#	Name	Range	RA	rvy	RRF	wt/vol	Prod.RT	RT	Prod.R	RRT	RRT Fail	Conc.	%Rec	OL	EMPC
228	Total Tetra-PCBs				1.0778	5.010	0.00		0.000		NO	37950		28.0	37000
229	3rd Function Penta-PCBs				1.3157	5.010	0.00		0.000		NO	36950		18.2	36950
230	4th Function Penta-PCBs				1.2735	5.010	0.00		0.000		NO	1820		1.88	1820
231	3rd Function Hexa-PCBs				0.9505	5.010	0.00		0.000		NO	11570		9.88	11650
232	4th Function Hexa-PCBs				1.0316	5.010	0.00		0.000		NO	22530		30.1	22530
233	Total Hepta-PCBs				1.3551	5.010	0.00		0.000		NO	22490		30.0	22500
234	4th Function Octa-PCBs				1.0008	5.010	0.00		0.000		NO	4582		8.46	4588
235	5th Function Octa-PCBs				1.1488	5.010	0.00		0.000		NO	1820		8.06	1820
236	Total Nona-PCBs				0.9523	5.010	0.00		0.000		NO	930.1		4.28	930.1

#	Name	Prod.RT	RT	1st Range	2nd Range	1st Ratio (Prod)	RA	rvy	EMPC	Conc.
83	PCB-114	42.34	42.34	2.787e4	1.787e4	1.580	1.36	NO	107.48	107.48
94	PCB-122	42.48	42.47	1.473e4	8.809e3	1.580	1.87	NO	88.555	88.555
95	PCB-105	43.23	43.23	3.802e5	2.386e5	1.580	1.81	NO	1818.4	1818.4
88	PCB-127	43.58	43.58	5.480e2	3.863e2	1.580	1.48	NO	2.2828	2.2828
87	PCB-128	45.54	45.54	8.488e3	4.319e3	1.580	1.50	NO	28.908	28.908



Dataset: Untitled


Last Altered: Tuesday, June 16, 2020 12:30:21 Pacific Daylight Time

Printed: Tuesday, June 16, 2020 12:30:52 Pacific Daylight Time

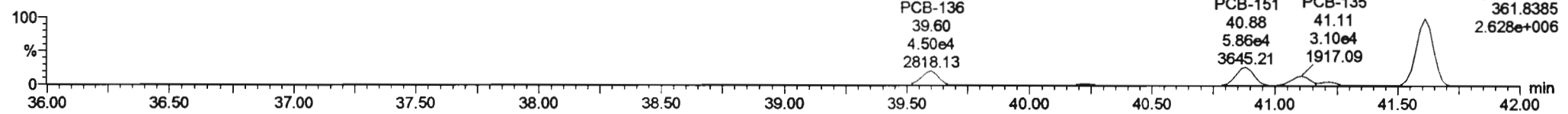
Name: 200615K2_10, Date: 16-Jun-2020, Time: 09:17:11, ID: 2000968-02RE1 PDI-163SC-A-00-01-200425 10.05, Description: PDI-163SC-A-00-01-200425

PCB-155

200615K2_10

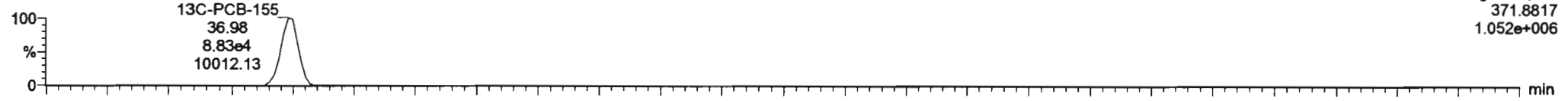


200615K2_10

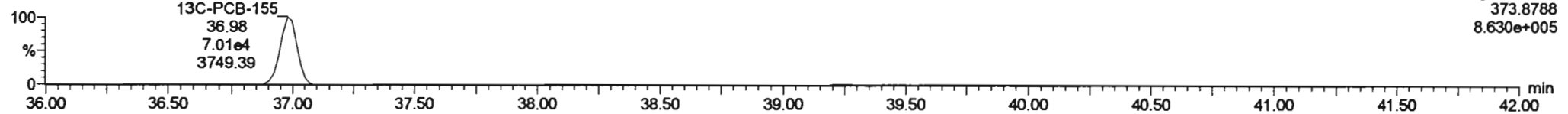


13C-PCB-155

200615K2_10

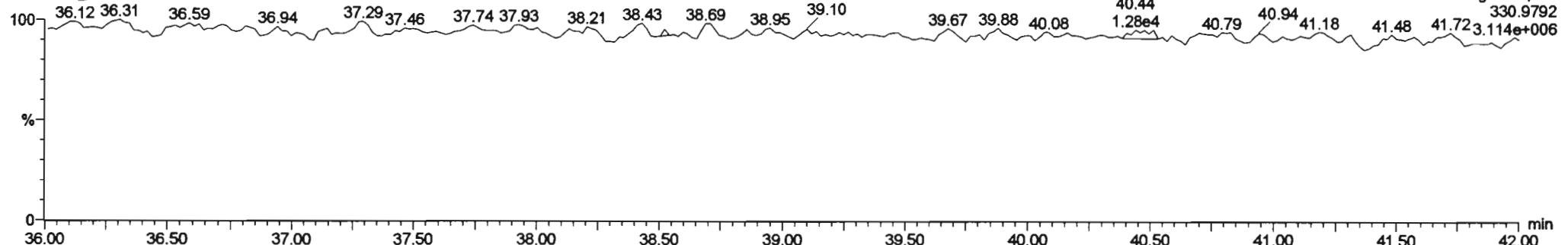


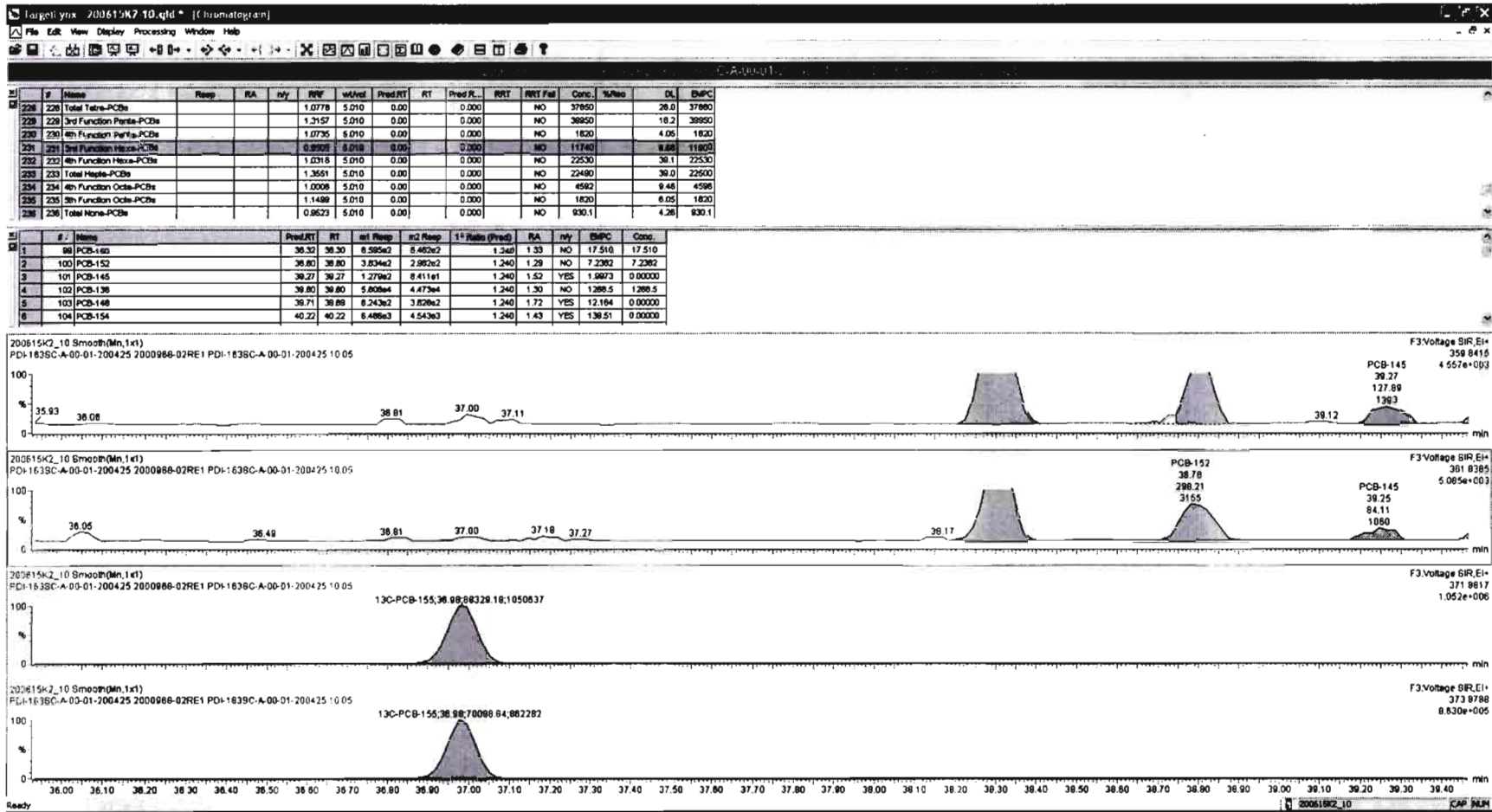
200615K2_10

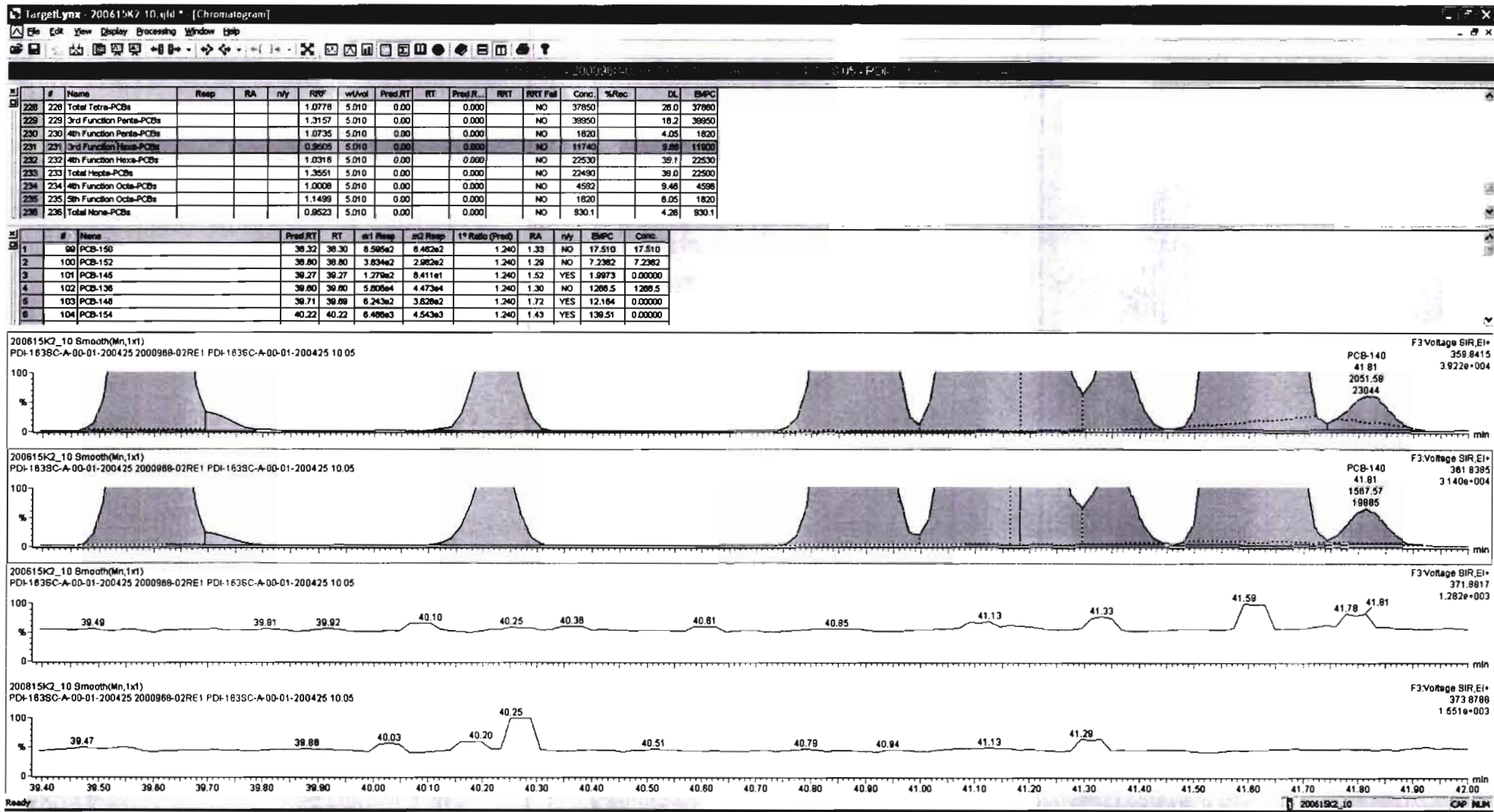


PFK3c

200615K2_10









Dataset: Untitled

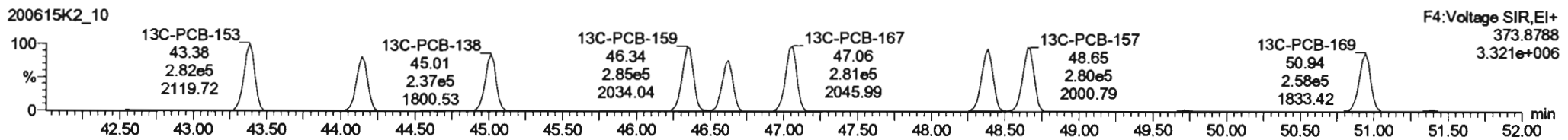
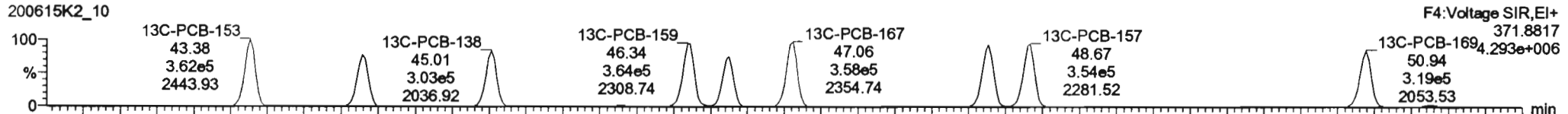
Last Altered: Tuesday, June 16, 2020 12:30:21 Pacific Daylight Time
 Printed: Tuesday, June 16, 2020 12:30:52 Pacific Daylight Time

Name: 200615K2_10, Date: 16-Jun-2020, Time: 09:17:11, ID: 2000968-02RE1 PDI-163SC-A-00-01-200425 10.05, Description: PDI-163SC-A-00-01-200425

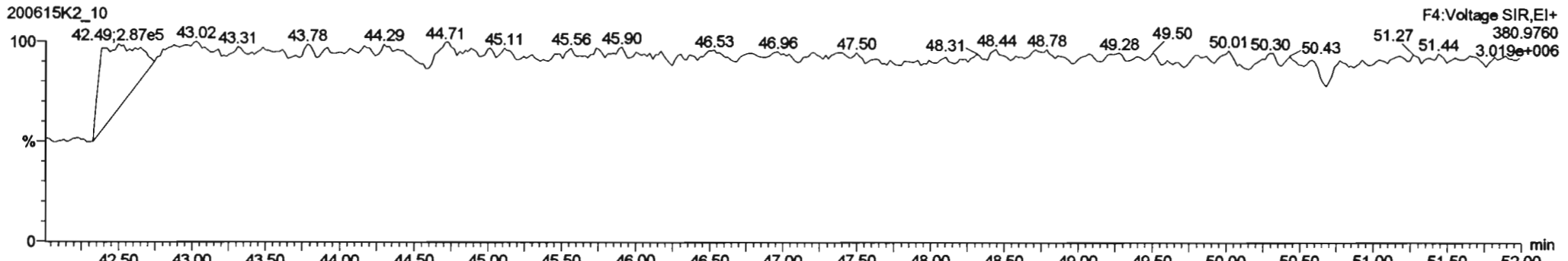
PCB-134/143

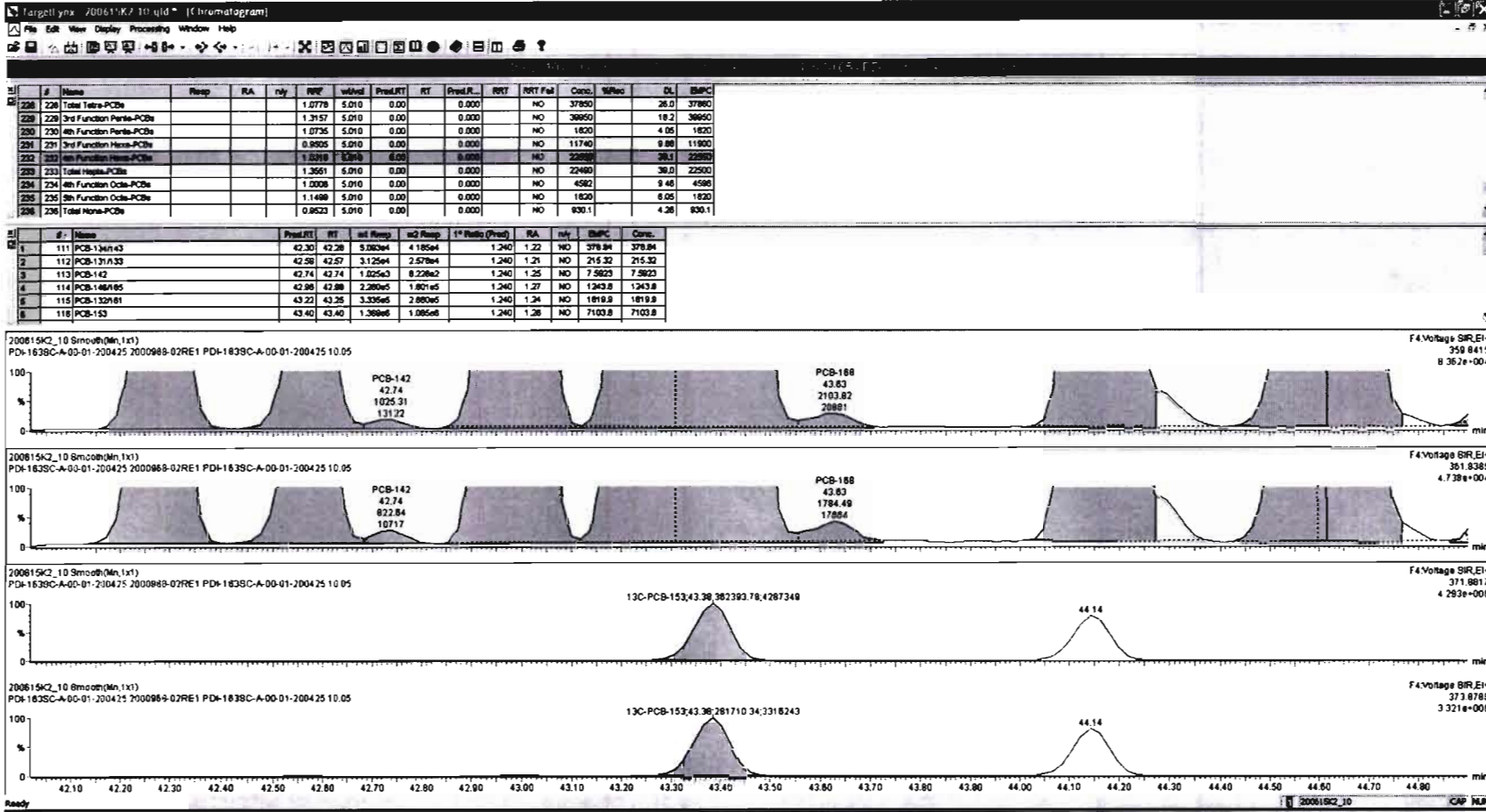


13C-PCB-153



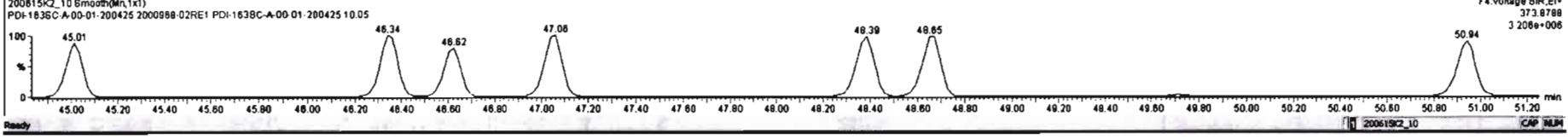

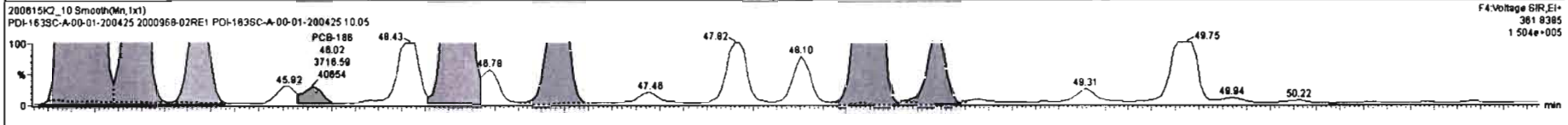
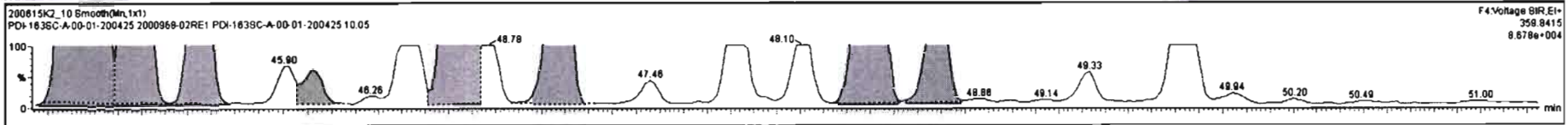
PFK4b





#	Name	Resp	RA	n/y	RT	Vol	Pred_RT	RT	Pred_R	NRT	NRT Fail	Conc.	%Rec	DL	EMPC
228	228 Total Tetra-PCBs				1.0778	5.010	0.00		0.000		NO	37850		28.0	37880
229	229 3rd Function Penta-PCBs				1.3157	5.010	0.00		0.000		NO	39950		16.2	39950
230	230 4th Function Penta-PCBs				1.0735	5.010	0.00		0.000		NO	1820		4.05	1820
231	231 3rd Function Hexa-PCBs				0.9505	5.010	0.00		0.000		NO	11740		9.68	11900
232	232 4th Function Hexa-PCBs				1.0318	5.010	0.00		0.000		NO	22600		29.1	22680
233	233 Total Hepta-PCBs				1.3551	5.010	0.00		0.000		NO	22480		39.0	22500
234	234 4th Function Octa-PCBs				1.0008	5.010	0.00		0.000		NO	4582		9.48	4598
235	235 5th Function Octa-PCBs				1.1498	5.010	0.00		0.000		NO	1820		6.05	1820
236	236 Total Nona-PCBs				0.9523	5.010	0.00		0.000		NO	930.1		4.26	930.1

#	Name	Pred_RT	RT	rt1 Resp	rt2 Resp	1st Ratio (Pred)	RA	n/y	EMPC	Conc.
13	123 PCB-129	45.58	45.54	3.306e4	2.589e4	1.240	1.27	NO	251.85	251.85
14	124 PCB-188	46.02	46.02	4.365e3	3.717e3	1.240	1.18	NO	21.812	21.812
15	128 PCB-128/182	46.85	46.84	1.481e5	1.234e5	1.240	1.20	NO	919.74	919.74
16	127 PCB-167	47.08	47.08	4.481e4	3.829e4	1.240	1.24	NO	228.48	228.48
17	126 PCB-156	48.41	48.40	1.197e5	9.881e4	1.240	1.21	NO	813.38	813.38
18	129 PCB-157	48.71	48.69	1.831e4	1.552e4	1.240	1.24	NO	105.81	105.81

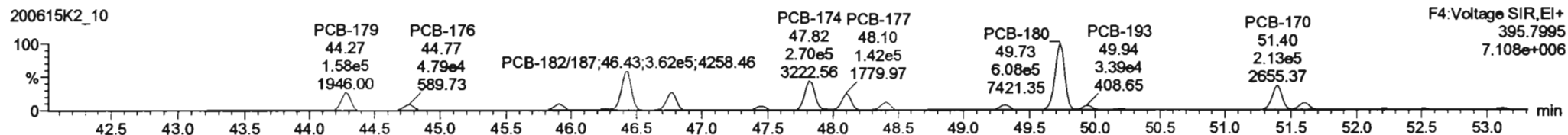



Dataset: Untitled



Last Altered: Tuesday, June 16, 2020 12:30:21 Pacific Daylight Time
 Printed: Tuesday, June 16, 2020 12:30:52 Pacific Daylight Time

Name: 200615K2_10, Date: 16-Jun-2020, Time: 09:17:11, ID: 2000968-02RE1 PDI-163SC-A-00-01-200425 10.05, Description: PDI-163SC-A-00-01-200425

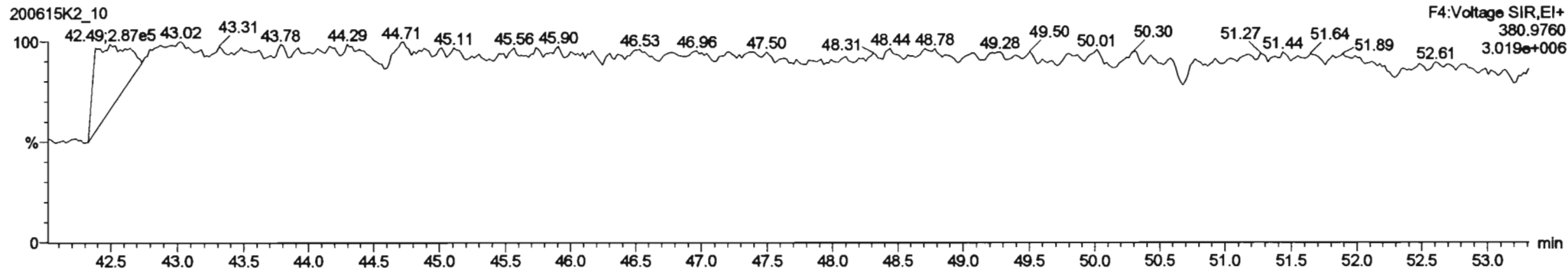
PCB-188



13C-PCB-188


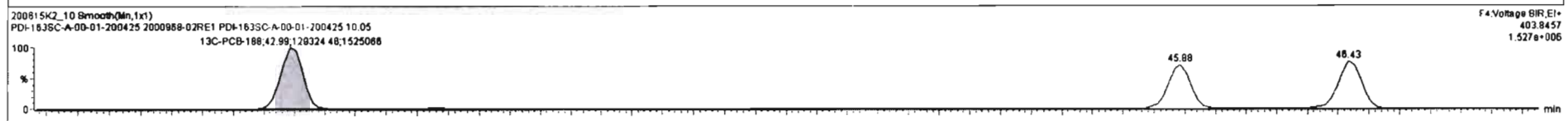

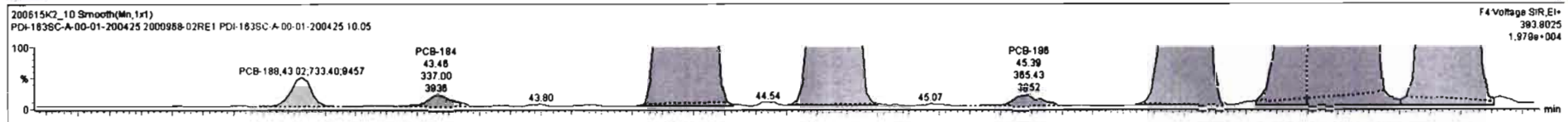


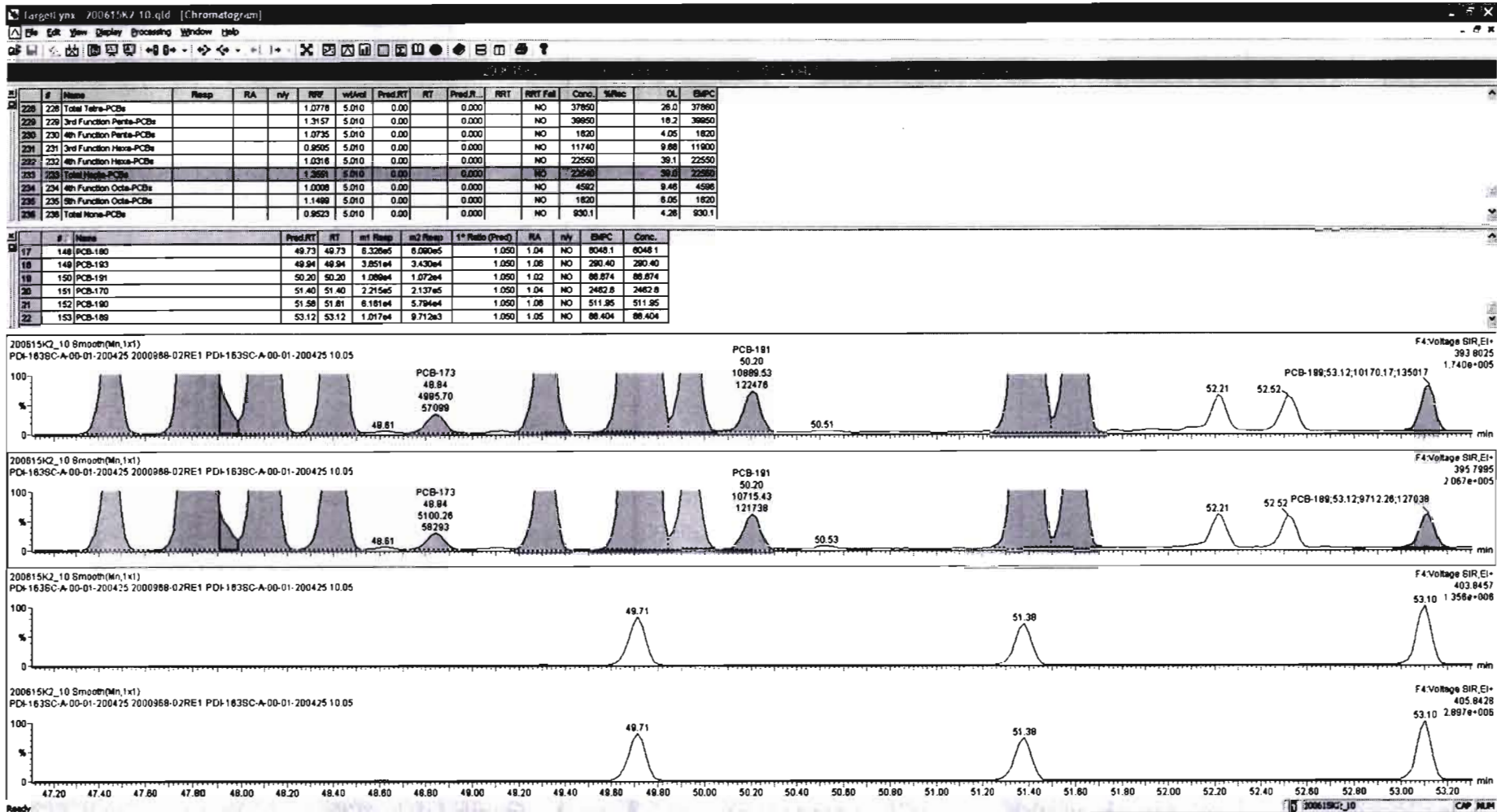
PFK4c



#	Name	Resp	RA	rvy	RRF	wtAval	Pred RT	RT	Pred_RL	RRT	RRT Fail	Conc.	%Rec	DL	BMPG
228	228 Total Tetra-PCBs				1.0778	5.010	0.00		0.000		NO	37850		26.0	37850
229	229 3rd Function Penta-PCBs				1.3157	5.010	0.00		0.000		NO	39950		18.2	39950
230	230 4th Function Penta-PCBs				1.0735	5.010	0.00		0.000		NO	1820		4.05	1820
231	231 3rd Function Hexa-PCBs				0.8505	5.010	0.00		0.000		NO	11740		9.88	11900
232	232 4th Function Hexa-PCBs				1.0316	5.010	0.00		0.000		NO	22550		39.1	22550
233	233 Total Hepta-PCBs				1.2691	5.010	0.00		0.000		NO	22940		39.0	22940
234	234 4th Function Octa-PCBs				1.0006	5.010	0.00		0.000		NO	4592		9.46	4592
235	235 5th Function Octa-PCBs				1.1499	5.010	0.00		0.000		NO	1820		6.05	1820
236	236 Total Nona-PCBs				0.8523	5.010	0.00		0.000		NO	930.1		4.26	930.1

#	Name	Pred RT	RT	int Resp	std Resp	I* Ratio (Pred)	RA	rvy	BMPG	Conc.
1	131 PCB-188	43.02	43.02	7.334e2	5.141e2	1.050	1.43	YES	3.9234	0.00000
2	132 PCB-184	43.45	43.48	3.370e2	3.198e2	1.050	1.07	NO	2.5451	2.5451
3	133 PCB-178	44.28	44.27	1.717e5	1.587e5	1.050	1.08	NO	1222.1	1222.1
4	134 PCB-178	44.74	44.77	4.874e4	4.797e4	1.050	1.02	NO	354.83	354.83
5	135 PCB-188	45.37	45.30	3.854e2	5.313e2	1.050	0.89	YES	2.5775	0.00000
6	136 PCB-178	45.80	45.80	5.712e4	5.284e4	1.050	1.09	NO	558.72	558.72






Dataset: Untitled

Last Altered: Tuesday, June 16, 2020 12:30:21 Pacific Daylight Time

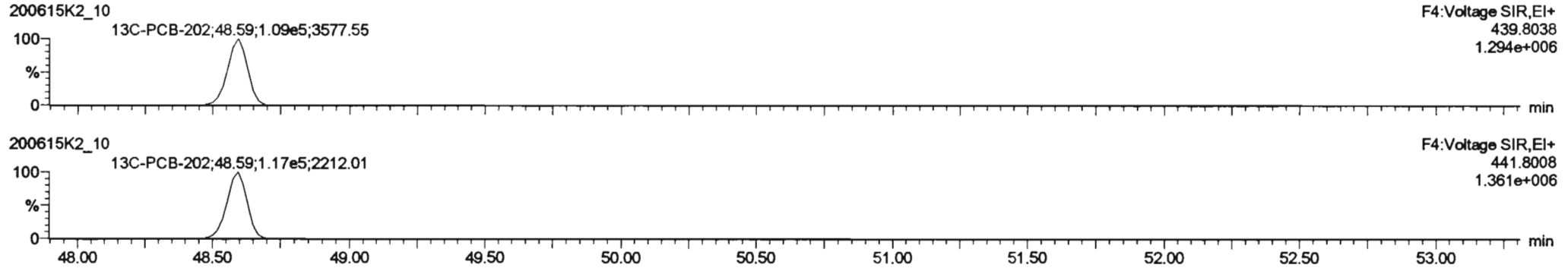
Printed: Tuesday, June 16, 2020 12:30:52 Pacific Daylight Time

Name: 200615K2_10, Date: 16-Jun-2020, Time: 09:17:11, ID: 2000968-02RE1 PDI-163SC-A-00-01-200425 10.05, Description: PDI-163SC-A-00-01-200425

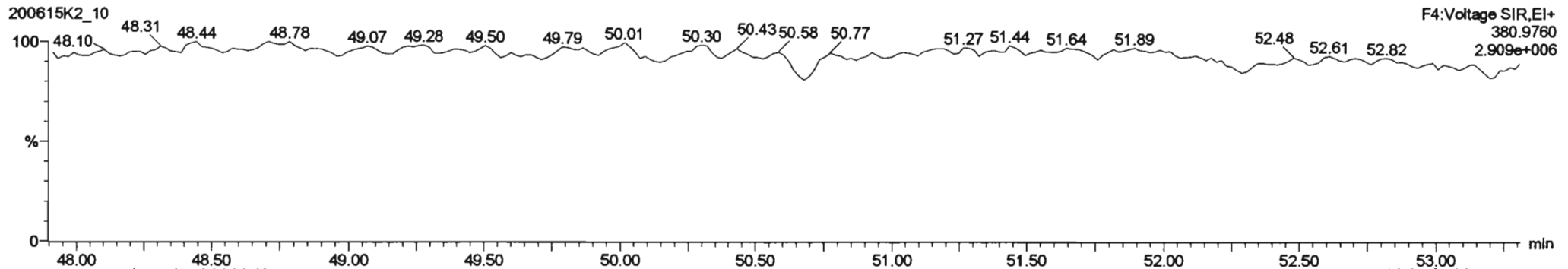
PCB-202



13C-PCB-202

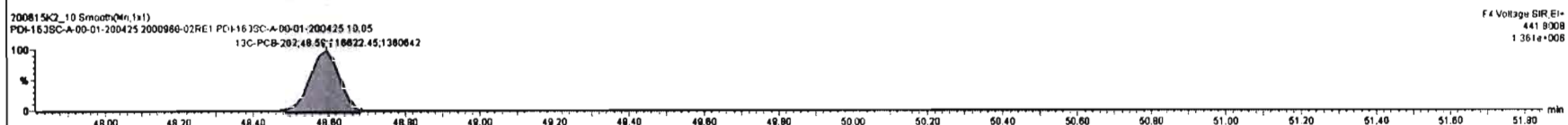




PFK4d



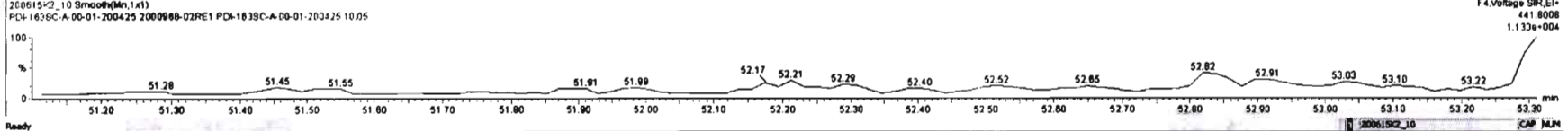
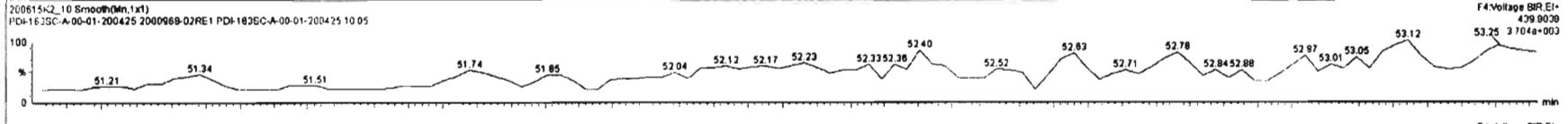
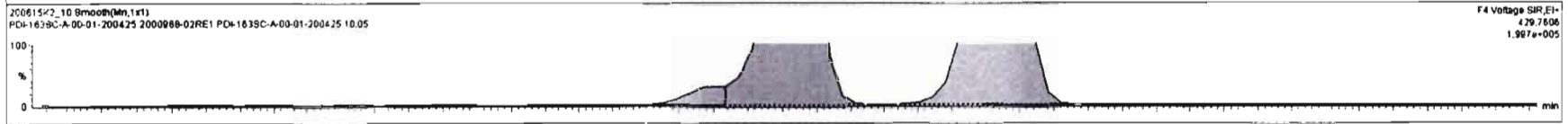

#	Name	Resp	RA	n/y	RRF	wtAvt	ProdRT	RT	ProdR...	RRT	RRT Fal	Conc.	%Rec	DL	EMPC
228	Total Tetra-PCBs				1.0778	5.010	0.00		0.000		NO	37850	26.0	37880	
229	3rd Function Penta-PCBs				1.3167	5.010	0.00		0.000		NO	38950	18.2	38980	
230	4th Function Penta-PCBs				1.0735	5.010	0.00		0.000		NO	1820	4.05	1820	
231	3rd Function Hexa-PCBs				0.9505	5.010	0.00		0.000		NO	11740	9.88	11900	
232	4th Function Hexa-PCBs				1.0318	5.010	0.00		0.000		NO	22560	38.1	22550	
233	Total Hepta-PCBs				1.3551	5.010	0.00		0.000		NO	22540	38.0	22500	
234	4th Function Octa-PCBs				1.0008	5.010	0.00		0.000		NO	4807	8.48	4880	
235	5th Function Octa-PCBs				1.1499	5.010	0.00		0.000		NO	1820	6.05	1820	
236	Total Nona-PCBs				0.9523	5.010	0.00		0.000		NO	930.1	4.28	930.1	

#	Name	ProdRT	RT	ext Resp	nd Resp	1* Ratio (Prod)	RA	n/y	EMPC	Conc.
1	154 PCB-202	48.63	48.81	1.819e4	2.040e4	0.890	0.88	NO	281.77	281.77
2	156 PCB-201	49.17	49.13	1.382e4	1.485e4	0.880	0.92	NO	241.35	241.35
3	158 PCB-204	49.28	49.28	3.804e2	2.980e2	0.880	1.28	YES	4.3308	0.00000
4	157 PCB-187	49.59	49.80	3.813e3	4.832e3	0.880	0.79	NO	67.400	67.400
5	158 PCB-200	50.52	50.53	1.332e4	1.402e4	0.880	0.95	NO	225.56	225.56
6	159 PCB-198	52.10	52.12	4.242e3	4.135e3	0.880	1.03	YES	88.946	0.00000



#	Name	Resp	RA	nly	RF	whcol	Pred.RT	RT	Pred.RT	RRT	RRT Pct	Conc.	%Rec	DL	EMPC
228	Total Tetra-PCBs				1.0778	5.010	0.00		0.000		NO	37950		28.0	37960
229	3rd Function Penta-PCBs				1.3157	5.010	0.00		0.000		NO	30950		18.2	30950
230	4th Function Penta-PCBs				1.0735	5.010	0.00		0.000		NO	1820		4.05	1820
231	3rd Function Hexa-PCBs				0.9505	5.010	0.00		0.000		NO	11740		9.88	11900
232	4th Function Hexa-PCBs				1.0316	5.010	0.00		0.000		NO	22550		38.1	22550
233	Total Hepta-PCBs				1.3551	5.010	0.00		0.000		NO	22540		38.0	22550
234	4th Function Octa-PCBs				1.0306	5.010	0.00		0.000		NO	4950		9.25	4912
235	5th Function Octa-PCBs				1.1488	5.010	0.00		0.000		NO	1820		8.05	1820
236	Total Nona-PCBs				0.9523	5.010	0.00		0.000		NO	930.1		4.28	930.1

#	Name	Pred.RT	RT	int Resp	m2 Resp	1* Ratio (Pred)	RA	nly	EMPC	Conc
1	154 PCB-202	48.83	48.81	1.819e4	2.040e4	0.880	0.89	NO	291.77	291.77
2	155 PCB-201	48.12	48.13	1.382e4	1.485e4	0.980	0.82	NO	241.35	241.35
3	156 PCB-204	48.26	48.28	3.804e2	2.980e2	0.980	1.28	YES	4.3308	0.000000
4	157 PCB-187	49.59	49.60	3.812e3	4.832e3	0.880	0.78	NO	67.400	67.400
5	158 PCB-200	50.52	50.53	1.332e4	1.402e4	0.980	0.85	NO	225.58	225.58
6	159 PCB-198	52.10	52.12	4.087e3	4.022e3	0.980	1.02	NO	90.332	90.332

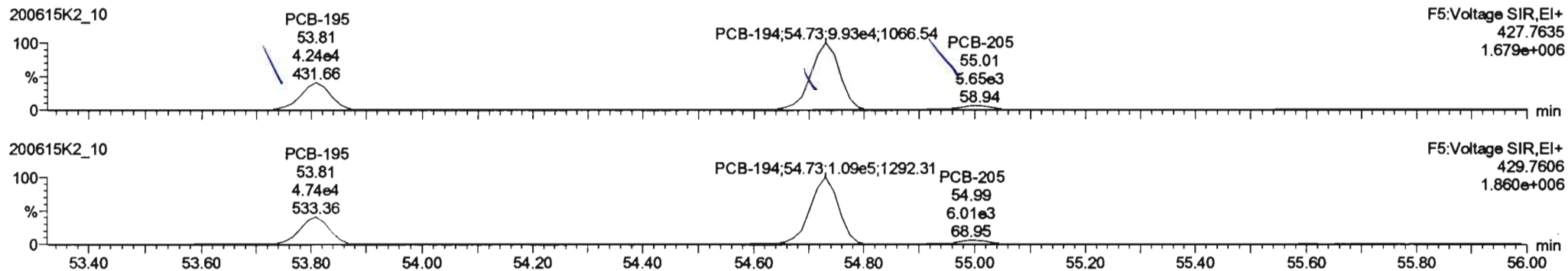


Dataset: Untitled

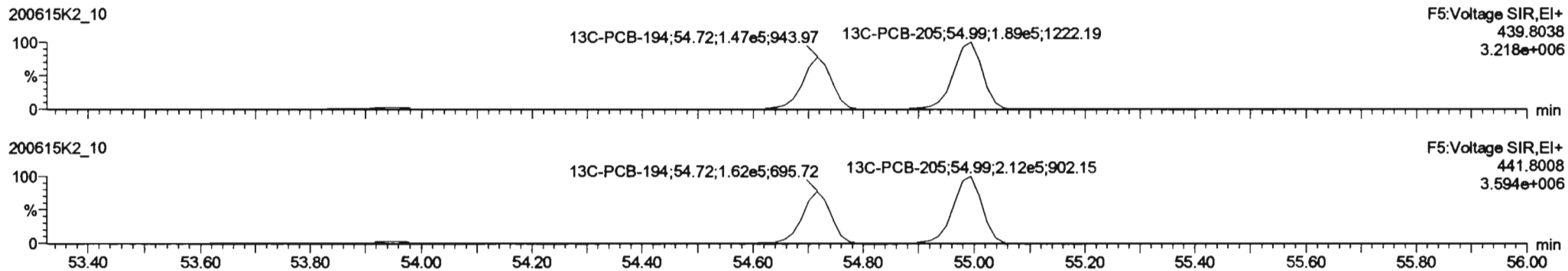
Last Altered: Tuesday, June 16, 2020 12:30:21 Pacific Daylight Time
Printed: Tuesday, June 16, 2020 12:30:52 Pacific Daylight Time

Name: 200615K2_10, Date: 16-Jun-2020, Time: 09:17:11, ID: 2000968-02RE1 PDI-163SC-A-00-01-200425 10.05, Description: PDI-163SC-A-00-01-200425

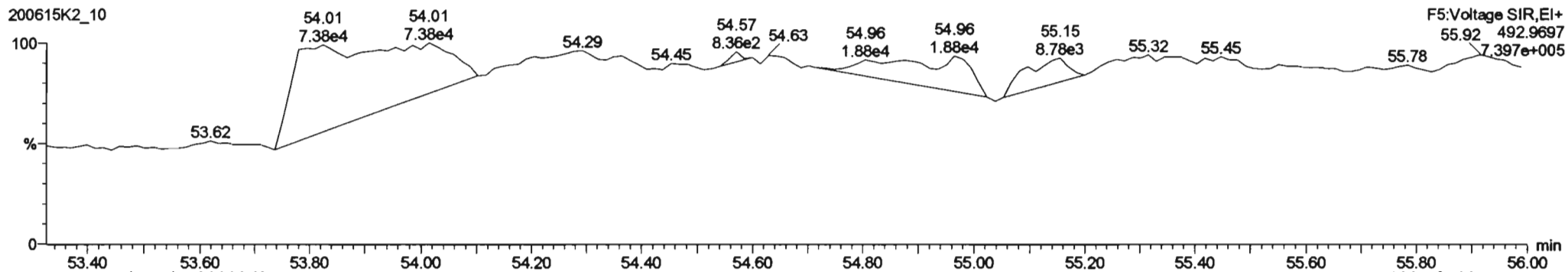
PCB-195



13C-PCB-194



PFK5a

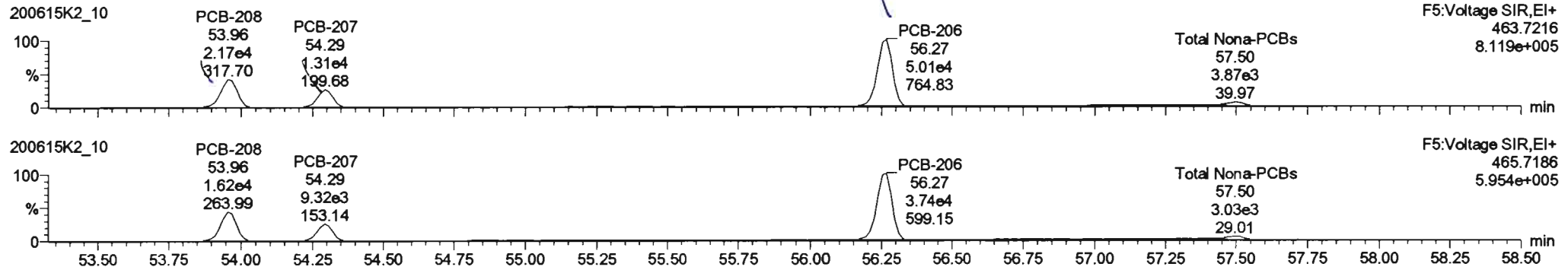


Dataset: Untitled

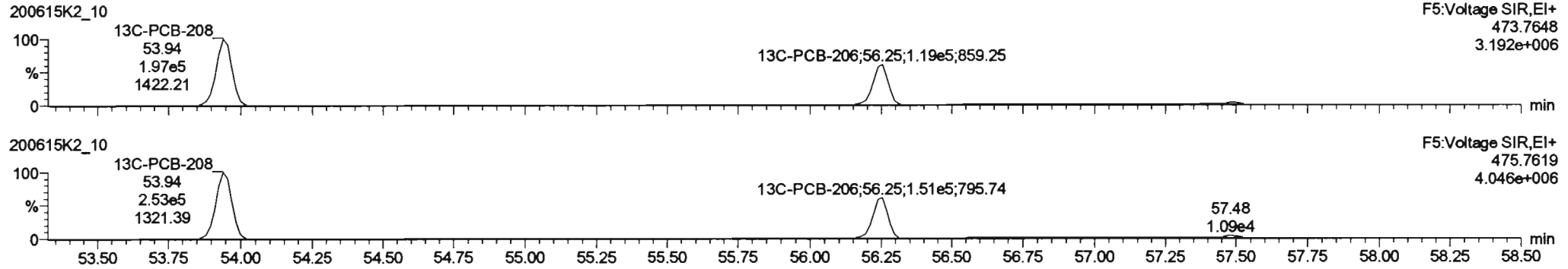
Last Altered: Tuesday, June 16, 2020 12:30:21 Pacific Daylight Time
Printed: Tuesday, June 16, 2020 12:30:52 Pacific Daylight Time

Name: 200615K2_10, Date: 16-Jun-2020, Time: 09:17:11, ID: 2000968-02RE1 PDI-163SC-A-00-01-200425 10.05, Description: PDI-163SC-A-00-01-200425

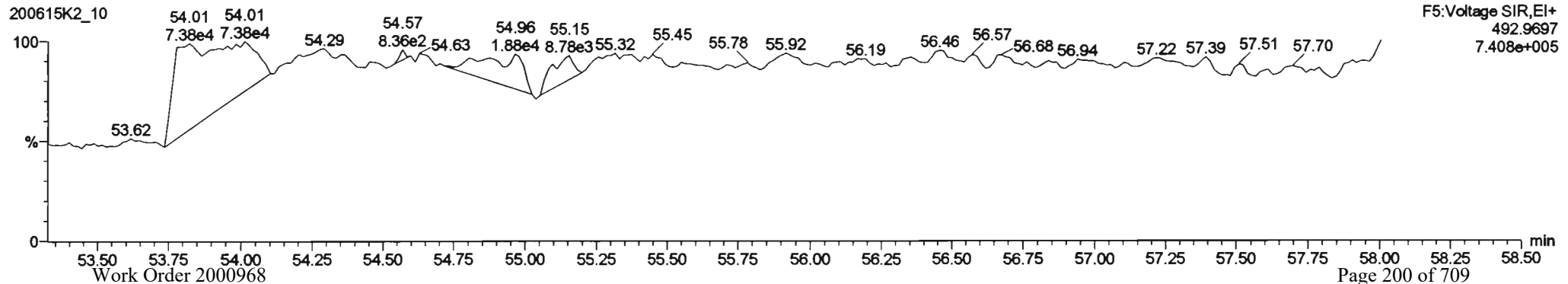
PCB-208



13C-PCB-208



PFK5



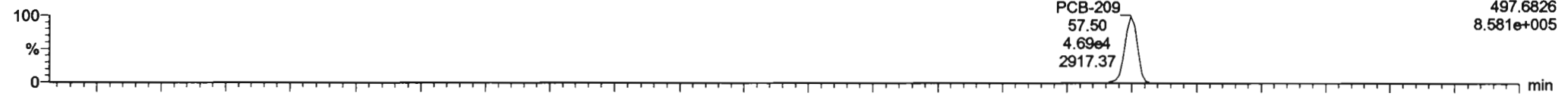
Dataset: Untitled

Last Altered: Tuesday, June 16, 2020 12:30:21 Pacific Daylight Time
Printed: Tuesday, June 16, 2020 12:30:52 Pacific Daylight Time

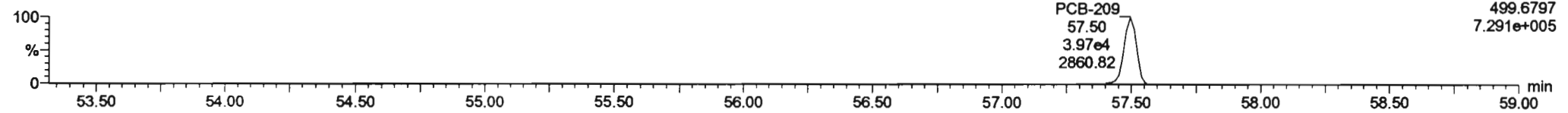
Name: 200615K2_10, Date: 16-Jun-2020, Time: 09:17:11, ID: 2000968-02RE1 PDI-163SC-A-00-01-200425 10.05, Description: PDI-163SC-A-00-01-200425

PCB-209

200615K2_10

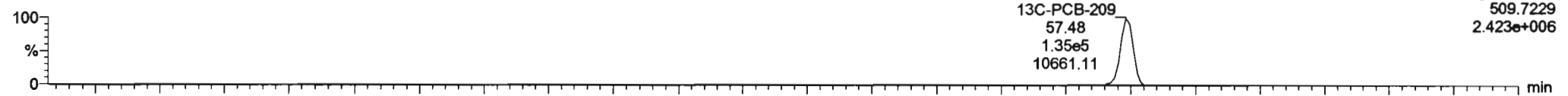


200615K2_10

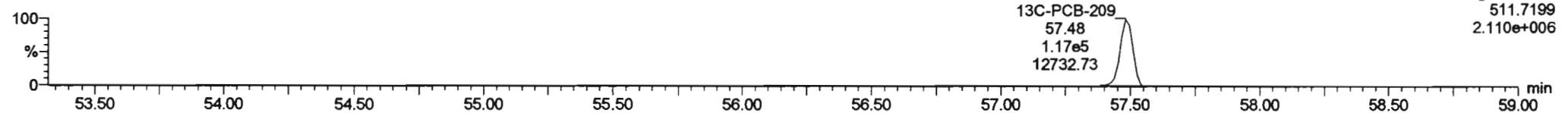


13C-PCB-209

200615K2_10

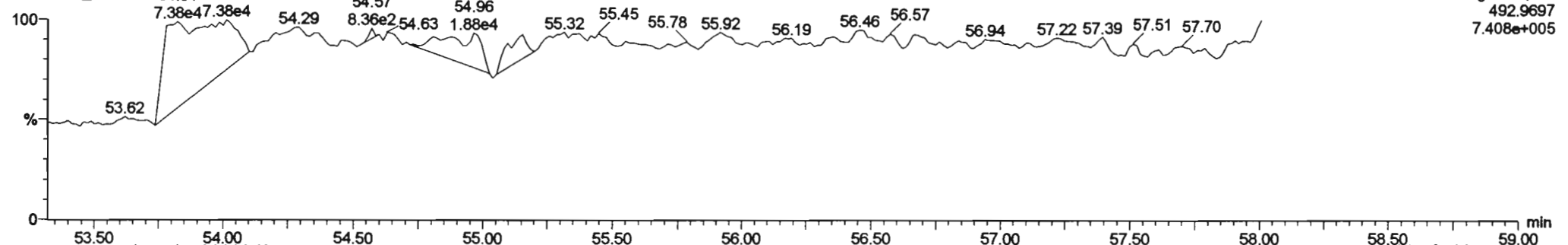


200615K2_10



PFK5b

200615K2_10



Dataset: U:\VG11.PRO\Results\200617K2\200617K2-7.qld

Last Altered: Thursday, June 18, 2020 15:41:05 Pacific Daylight Time
Printed: Thursday, June 18, 2020 15:42:01 Pacific Daylight Time

HL 6-18-2020

(706/24/2020)

Method: U:\VG11.PRO\MethDB\PCB-209_ZB1_6-13-20.mdb 14 Jun 2020 13:31:38
Calibration: U:\VG11.PRO\CurveDB\db1_PCBvg11-6-1-20.cdb 02 Jun 2020 10:21:16

Name: 200617K2_7, Date: 18-Jun-2020, Time: 06:37:43, ID: 2000968-02RE1@10X PDI-163SC-A-00-01-200425 10.05, Description: PDI-163SC-A-00-01-200425

#	Name	Resp	RA	ruy	RRF	wt/vol	Pred.RT	RT	Pred.R...	RRT	Check RRT	Conc.	%Rec	DL	EMPC
1	1 PCB-1	9.18e3	3.31	NO	1.17	5.010	15.53	15.54	1.001	1.001	NO	94.92		1.81	94.92
2	2 PCB-2	2.87e3	3.27	NO	1.18	5.010	17.95	17.94	0.988	0.988	NO	25.64		1.67	25.64
3	3 PCB-3	8.88e3	3.37	NO	1.15	5.010	18.18	18.18	1.001	1.001	NO	81.84		1.72	81.84
4	4 PCB-4/10	1.69e4	1.60	NO	1.25	5.010	19.59	19.53	1.004	1.001	NO	197.9		7.40	197.9
5	5 PCB-7/9	9.74e3	1.29	YES	0.960	5.010	21.40	21.37	1.003	1.001	NO	87.63		5.78	81.07
6	6 PCB-6	2.03e4	1.41	NO	1.02	5.010	22.05	22.05	1.033	1.033	NO	171.2		5.42	171.2
7	7 PCB-5/8	8.68e4	1.56	NO	0.992	5.010	22.45	22.45	1.052	1.052	NO	755.8		5.59	755.8
8	8 PCB-14			NO	1.02	5.010	23.62		0.952		YES			6.61	
9	9 PCB-11	5.62e3	1.43	NO	1.13	5.010	24.84	24.83	1.001	1.000	NO	40.33		5.97	40.33
10	10 PCB-12/13	1.14e4	1.46	NO	1.03	5.010	25.28	25.24	1.018	1.017	NO	89.63		6.55	89.63
11	11 PCB-15	6.04e4	1.53	NO	1.03	5.010	25.59	25.55	1.031	1.029	NO	472.5		6.50	472.5
12	12 PCB-19	9.52e3	1.04	NO	1.11	5.010	23.78	23.77	1.001	1.001	NO	153.1		3.60	153.1
13	13 PCB-30			NO	1.79	5.010	24.68		1.039		YES			2.22	
14	14 PCB-18	9.30e4	1.00	NO	0.818	5.010	25.45	25.47	0.952	0.953	NO	1331		3.03	1331
15	15 PCB-17	6.45e4	1.05	NO	0.758	5.010	25.63	25.64	0.958	0.959	NO	994.2		3.26	994.2
16	16 PCB-24/27	1.34e4	1.08	NO	1.08	5.010	26.24	26.21	0.981	0.980	NO	145.0		2.29	145.0
17	17 PCB-16/32	1.04e5	1.03	NO	0.925	5.010	26.76	26.76	1.001	1.001	NO	1316		2.68	1316
18	1... 13C-PCB-1	1.65e5	3.35	NO	0.893	5.010	15.52	15.52	0.608	0.608	NO	1561	78.2	9.09	
19	1... 13C-PCB-3	1.89e5	3.34	NO	0.911	5.010	18.17	18.17	0.712	0.712	NO	1749	87.6	8.92	
20	1... 13C-PCB-4	1.36e5	1.60	NO	0.600	5.010	19.52	19.51	0.765	0.764	NO	1920	96.2	4.66	
21	1... 13C-PCB-9	2.31e5	1.60	NO	0.970	5.010	21.35	21.34	0.836	0.836	NO	2012	101	2.89	
22	1... 13C-PCB-11	2.47e5	1.59	NO	0.962	5.010	24.79	24.82	0.971	0.972	NO	2167	109	2.91	
23	1... 13C-PCB-19	1.12e5	1.11	NO	0.499	5.010	23.76	23.75	0.931	0.931	NO	1899	95.2	54.6	
24	1... 13C-PCB-32	1.71e5	1.11	NO	0.744	5.010	26.75	26.74	1.048	1.048	NO	1937	97.0	36.6	
25	2... 13C-PCB-15	2.36e5	1.57	NO	1.00	5.010	25.51	25.53	1.000	0.000	NO	1996	100	2.80	

Dataset: U:\VG11.PRO\Results\200617K2\200617K2-7.qld

Last Altered: Thursday, June 18, 2020 15:41:05 Pacific Daylight Time

Printed: Thursday, June 18, 2020 15:42:33 Pacific Daylight Time

Method: U:\VG11.PRO\MethDB\PCB-209_ZB1_6-13-20.mdb 14 Jun 2020 13:31:38

Calibration: U:\VG11.PRO\CurveDB\db1_PCBvg11-6-1-20.cdb 02 Jun 2020 10:21:16

Name: 200617K2_7, Date: 18-Jun-2020, Time: 06:37:43, ID: 2000968-02RE1@10X PDI-163SC-A-00-01-200425 10.05, Description: PDI-163SC-A-00-01-200425

#	Name	Reep	RA	n/y	RRF	wt/vol	Pred.RT	RT	Pred.R...	RRT	Check RRT	Conc.	%Rec	DL	EMPC
1	2... Total Mono-PCBs				1.17	5.010	0.00		0.000		NO	202.4		5.20	202.4
2	2... Total Di-PCBs				1.05	5.010	0.00		0.000		NO	1727		49.8	1808
3	2... 2nd Function Tri-PCBs				1.08	5.010	0.00		0.000		NO	3939		17.1	3939

Vista Analytical Laboratory

Dataset: U:\VG11.PRO\Results\200617K2\200617K2-7.qld

Last Altered: Thursday, June 18, 2020 15:41:05 Pacific Daylight Time

Printed: Thursday, June 18, 2020 15:43:06 Pacific Daylight Time

Method: U:\VG11.PRO\MethDB\PCB-209_ZB1_6-13-20.mdb 14 Jun 2020 13:31:38

Calibration: U:\VG11.PRO\CurveDB\db1_PCBvg11-6-1-20.cdb 02 Jun 2020 10:21:16

ID: 2000968-02RE1@10X PDI-163SC-A-00-01-200425 10.05, Description: PDI-163SC-A-00-01-200425

Total Mono-PCBs

	Name	Pred.R...	RT	m1 Height	m2 Height	m1 Resp	m2 Resp	RA	n/y	Resp	Conc.	EMPC	DL
1	PCB-1	15.53	15.54	1.268e5	3.558e4	7.049e3	2.128e3	3.31	NO	9.177e3	94.917	94.917	1.81
2	PCB-2	17.95	17.94	3.467e4	1.054e4	2.195e3	6.709e2	3.27	NO	2.866e3	25.639	25.639	1.67
3	PCB-3	18.18	18.18	1.127e5	3.210e4	6.849e3	2.032e3	3.37	NO	8.881e3	81.844	81.844	1.72

Total Di-PCBs

	Name	Pred.R...	RT	m1 Height	m2 Height	m1 Resp	m2 Resp	RA	n/y	Resp	Conc.	EMPC	DL
1	PCB-4/10	19.59	19.53	1.520e5	1.031e5	1.038e4	6.497e3	1.60	NO	1.688e4	197.88	197.88	7.40
2	PCB-7/9	21.40	21.37	5.945e4	3.879e4	5.491e3	4.250e3	1.29	YES	9.741e3	0.00000	81.065	5.78
3	PCB-6	22.05	22.05	1.850e5	1.316e5	1.186e4	8.434e3	1.41	NO	2.029e4	171.24	171.24	5.42
4	PCB-5/8	22.45	22.45	8.186e5	5.402e5	5.291e4	3.393e4	1.56	NO	8.684e4	755.77	755.77	5.59
5	PCB-11	24.84	24.83	4.080e4	2.479e4	3.308e3	2.308e3	1.43	NO	5.616e3	40.333	40.333	5.97
6	PCB-12/13	25.28	25.24	9.648e4	5.898e4	6.743e3	4.632e3	1.46	NO	1.138e4	89.626	89.626	6.55
7	PCB-15	25.59	25.55	5.641e5	3.677e5	3.652e4	2.392e4	1.53	NO	6.044e4	472.47	472.47	6.50

2nd Function Tri-PCBs



	Name	Pred.R...	RT	m1 Height	m2 Height	m1 Resp	m2 Resp	RA	n/y	Resp	Conc.	EMPC	DL
1	PCB-19	23.78	23.77	7.657e4	7.550e4	4.860e3	4.659e3	1.04	NO	9.519e3	153.05	153.05	3.60
2	PCB-18	25.45	25.47	7.079e5	7.193e5	4.644e4	4.660e4	1.00	NO	9.304e4	1330.5	1330.5	3.03
3	PCB-17	25.63	25.64	5.105e5	4.967e5	3.299e4	3.149e4	1.05	NO	6.448e4	994.21	994.21	3.26
4	PCB-24/27	26.24	26.21	9.832e4	9.081e4	6.964e3	6.458e3	1.08	NO	1.342e4	145.04	145.04	2.29
5	PCB-16/32	26.76	26.76	4.909e5	4.717e5	5.296e4	5.122e4	1.03	NO	1.042e5	1316.3	1316.3	2.68

Dataset: Untitled

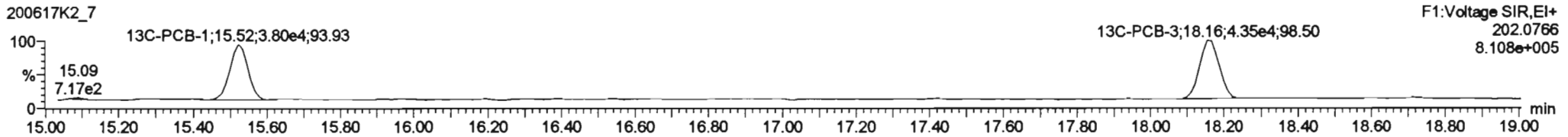
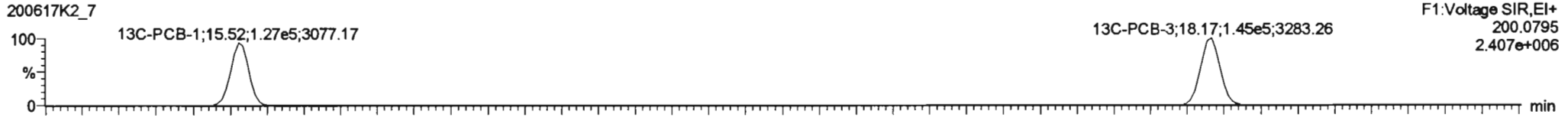
Last Altered: Thursday, June 18, 2020 08:08:25 Pacific Daylight Time
Printed: Thursday, June 18, 2020 08:09:51 Pacific Daylight Time

Name: 200617K2_7, Date: 18-Jun-2020, Time: 06:37:43, ID: 2000968-02RE1@10X PDI-163SC-A-00-01-200425 10.05, Description: PDI-163SC-A-00-01-200425

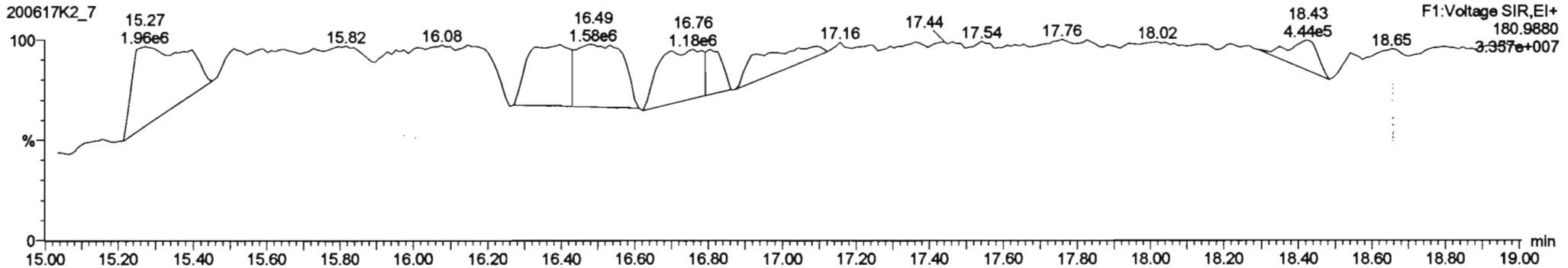
PCB-1



13C-PCB-1



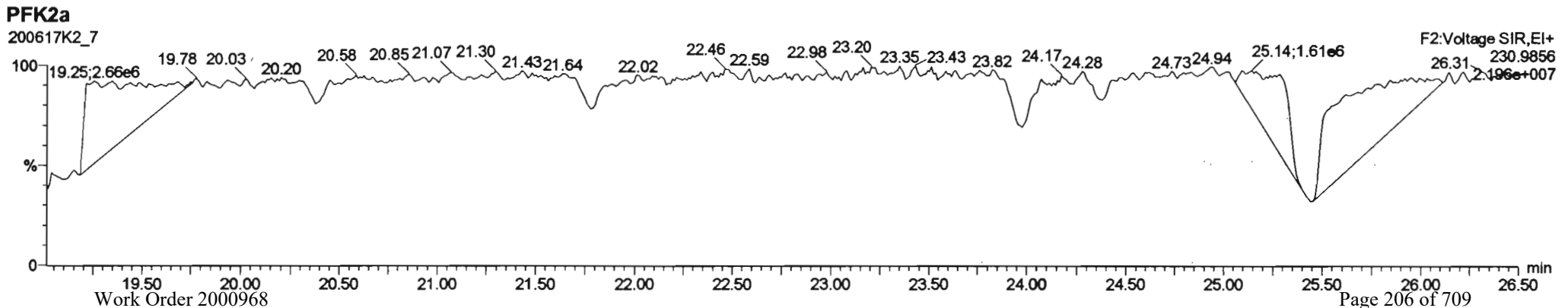
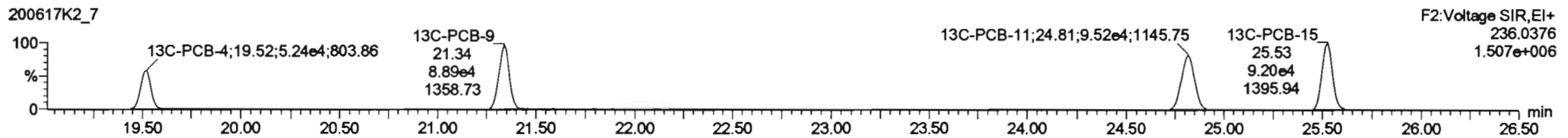
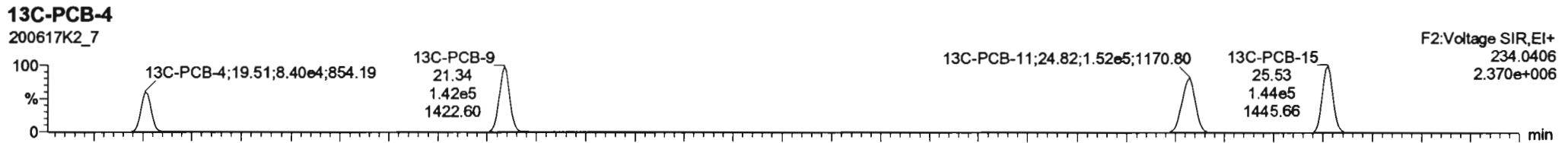
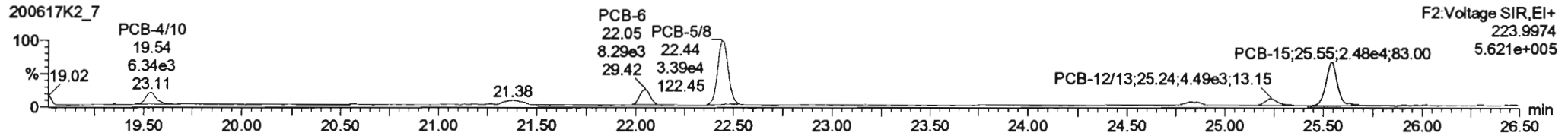
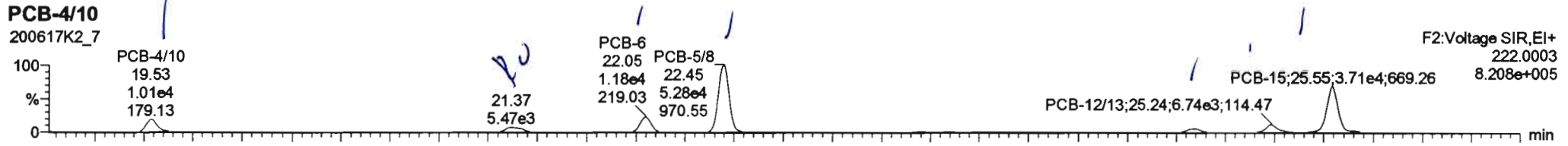
PFK1

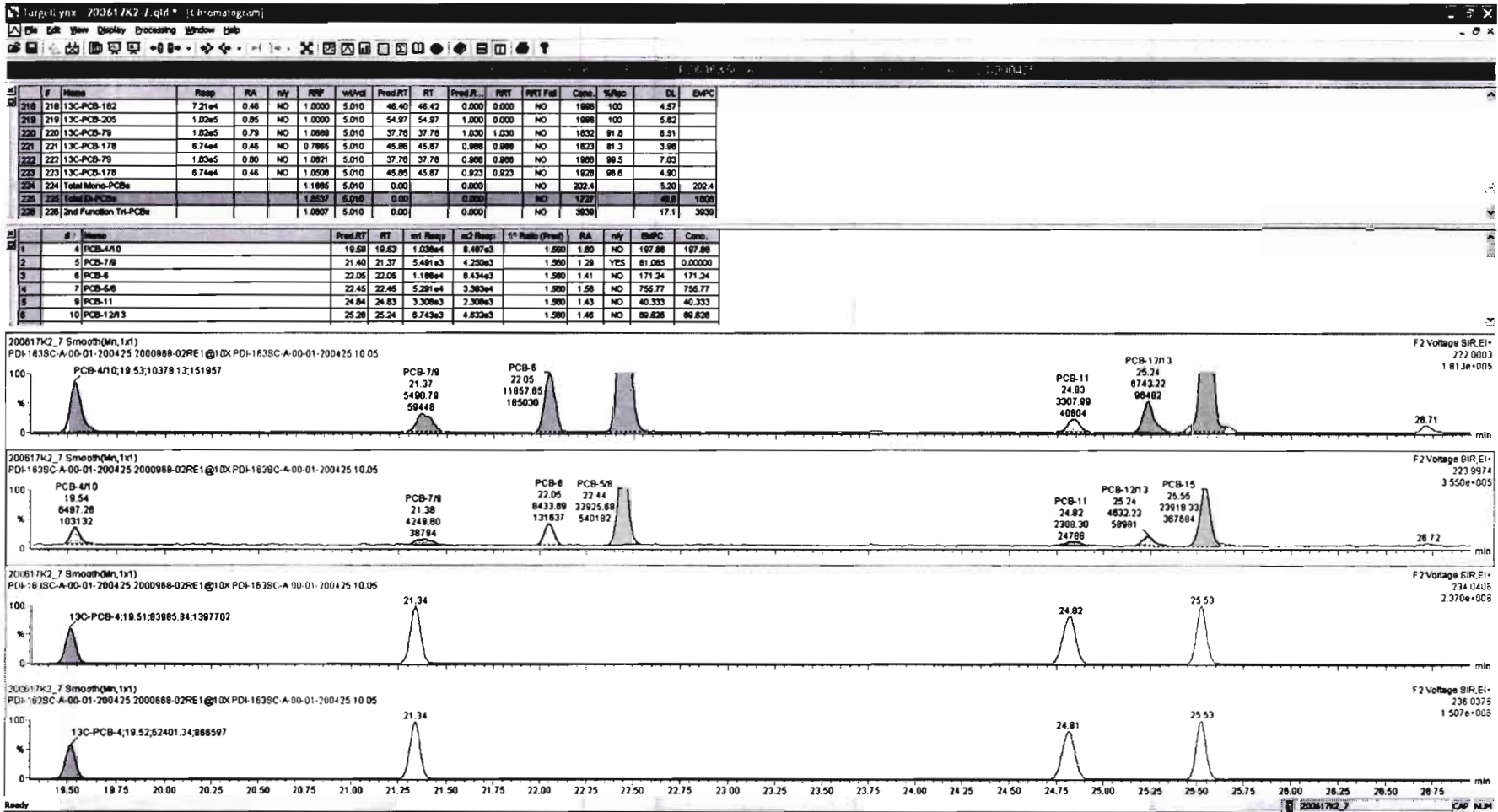


Dataset: Untitled

Last Altered: Thursday, June 18, 2020 08:08:25 Pacific Daylight Time
 Printed: Thursday, June 18, 2020 08:09:51 Pacific Daylight Time

Name: 200617K2_7, Date: 18-Jun-2020, Time: 06:37:43, ID: 2000968-02RE1@10X PDI-163SC-A-00-01-200425 10.05, Description: PDI-163SC-A-00-01-200425






Dataset: Untitled

Last Altered: Thursday, June 18, 2020 08:08:25 Pacific Daylight Time
Printed: Thursday, June 18, 2020 08:09:51 Pacific Daylight Time


Name: 200617K2_7, Date: 18-Jun-2020, Time: 06:37:43, ID: 2000968-02RE1@10X PDI-163SC-A-00-01-200425 10.05, Description: PDI-163SC-A-00-01-200425

PCB-19

200617K2_7




200617K2_7




13C-PCB-19

200617K2_7

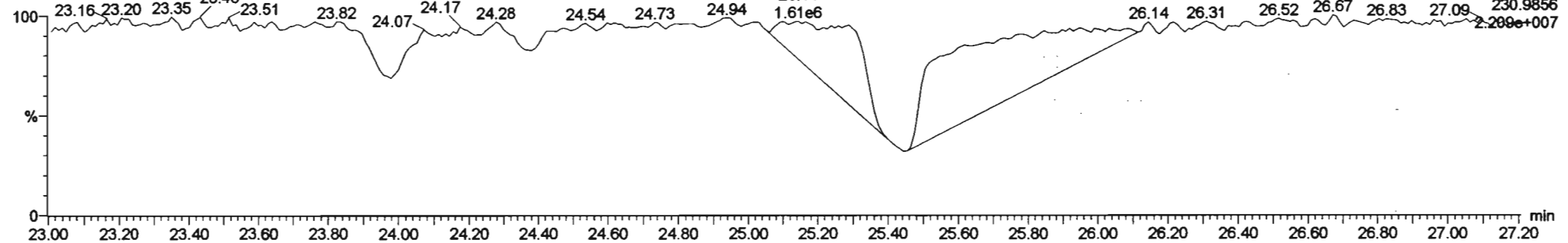


200617K2_7



PFK2b

200617K2_7



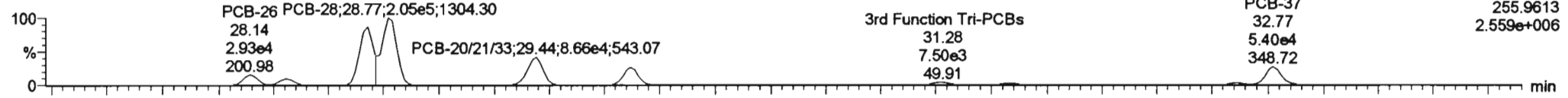
Dataset: Untitled

Last Altered: Thursday, June 18, 2020 08:08:25 Pacific Daylight Time
Printed: Thursday, June 18, 2020 08:09:51 Pacific Daylight Time

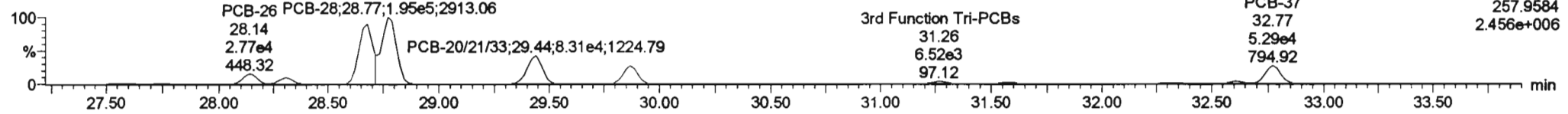
Name: 200617K2_7, Date: 18-Jun-2020, Time: 06:37:43, ID: 2000968-02RE1@10X PDI-163SC-A-00-01-200425 10.05, Description: PDI-163SC-A-00-01-200425

PCB-34

200617K2_7




200617K2_7

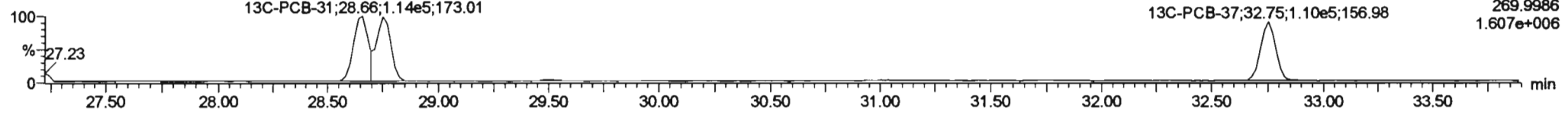


13C-PCB-28

200617K2_7

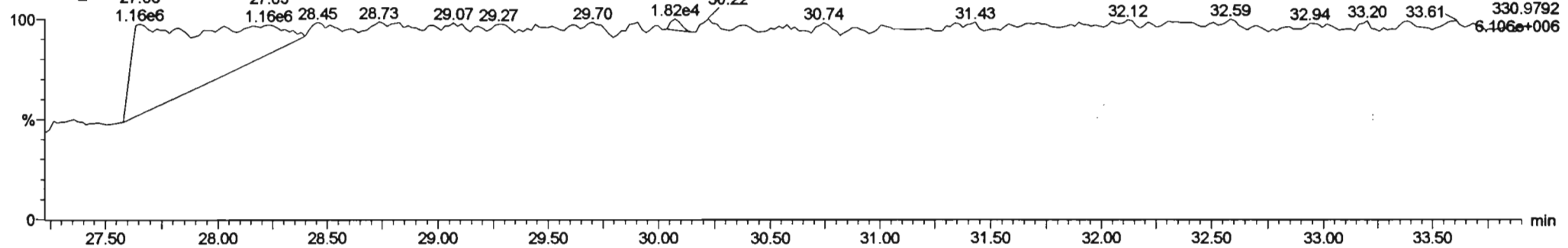


200617K2_7



PFK3d

200617K2_7



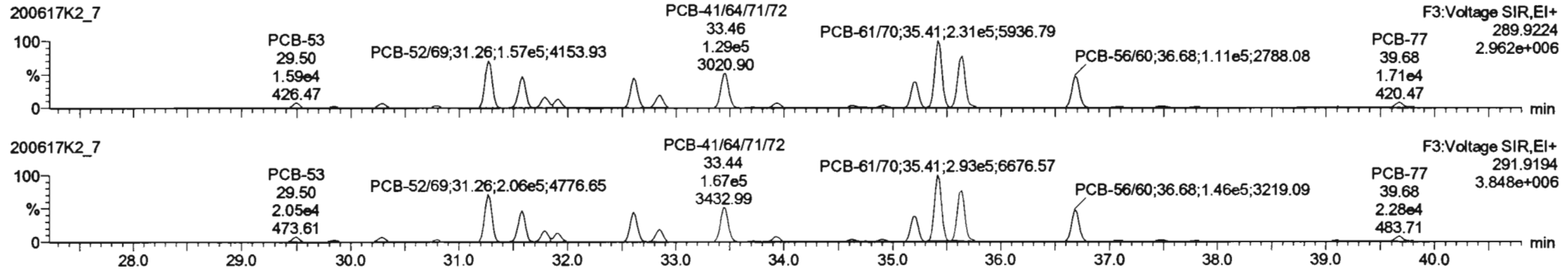
Dataset: Untitled

Last Altered: Thursday, June 18, 2020 08:08:25 Pacific Daylight Time
Printed: Thursday, June 18, 2020 08:09:51 Pacific Daylight Time

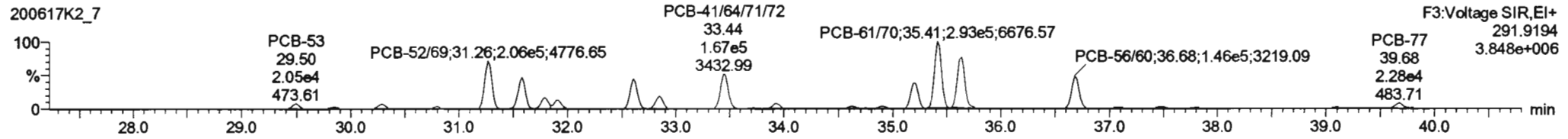
Name: 200617K2_7, Date: 18-Jun-2020, Time: 06:37:43, ID: 2000968-02RE1@10X PDI-163SC-A-00-01-200425 10.05, Description: PDI-163SC-A-00-01-200425

PCB-54

200617K2_7




200617K2_7

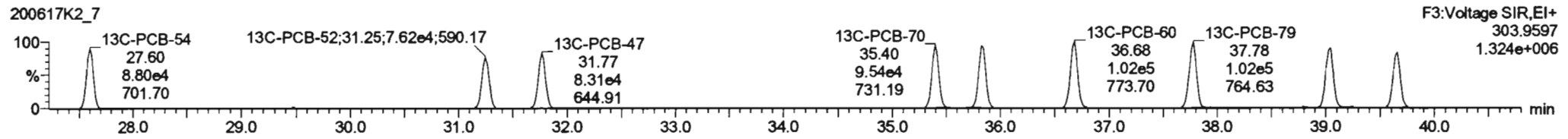


13C-PCB-54

200617K2_7

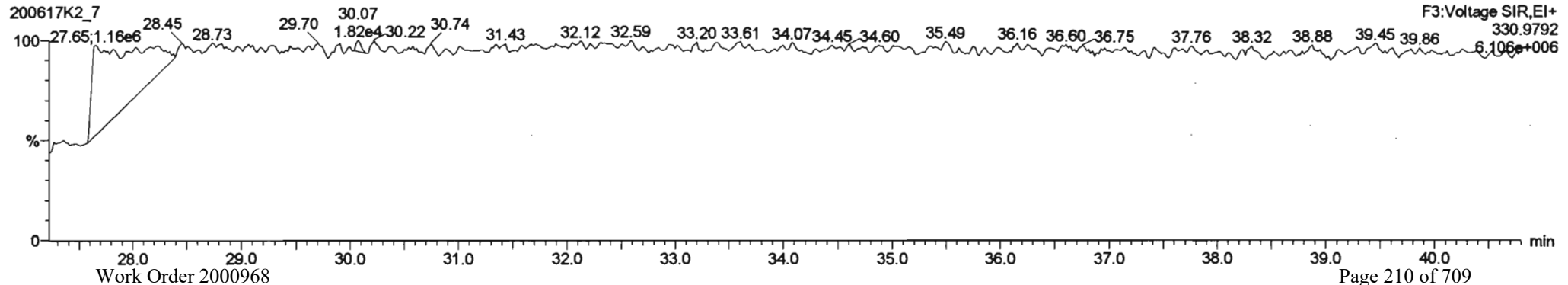


200617K2_7



PFK3a

200617K2_7




Dataset: Untitled

Last Altered: Thursday, June 18, 2020 08:08:25 Pacific Daylight Time
Printed: Thursday, June 18, 2020 08:09:51 Pacific Daylight Time


Name: 200617K2_7, Date: 18-Jun-2020, Time: 06:37:43, ID: 2000968-02RE1@10X PDI-163SC-A-00-01-200425 10.05, Description: PDI-163SC-A-00-01-200425

PCB-50

200617K2_7




200617K2_7

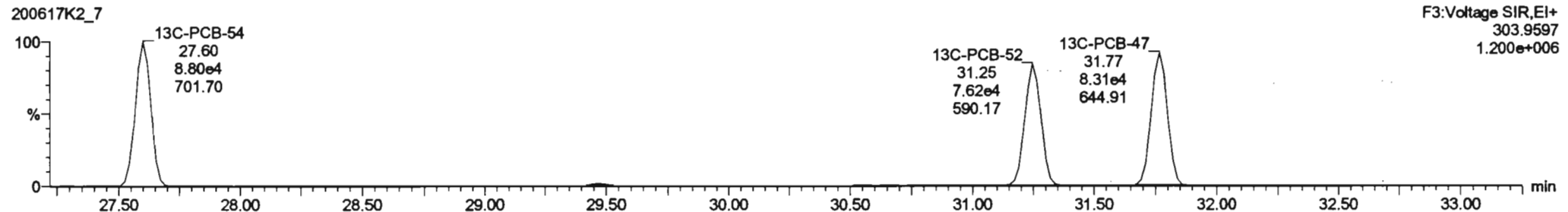


13C-PCB-52

200617K2_7



200617K2_7



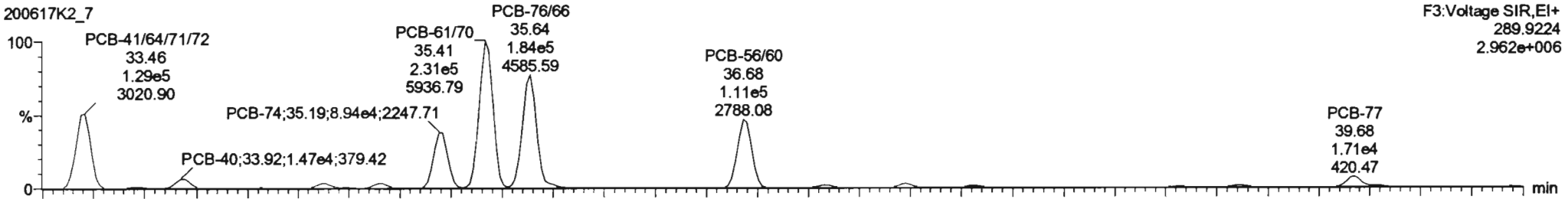
Dataset: Untitled

Last Altered: Thursday, June 18, 2020 08:08:25 Pacific Daylight Time
Printed: Thursday, June 18, 2020 08:09:51 Pacific Daylight Time

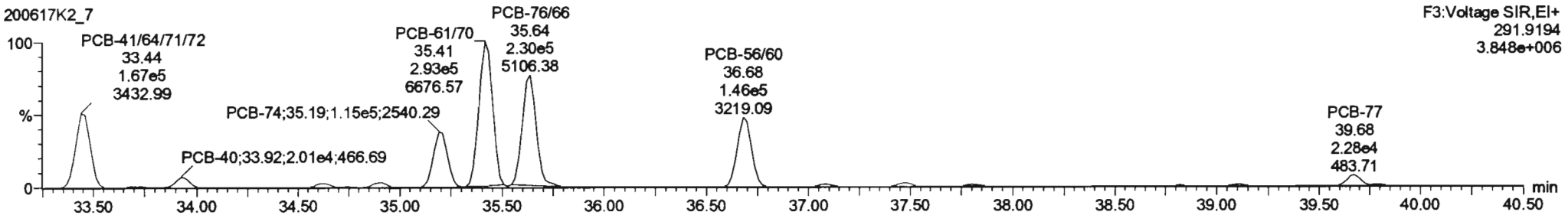
Name: 200617K2_7, Date: 18-Jun-2020, Time: 06:37:43, ID: 2000968-02RE1@10X PDI-163SC-A-00-01-200425 10.05, Description: PDI-163SC-A-00-01-200425

PCB-68

200617K2_7

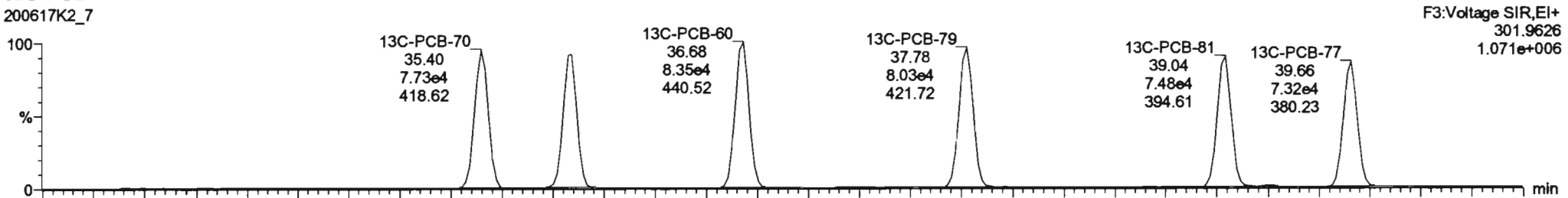


200617K2_7

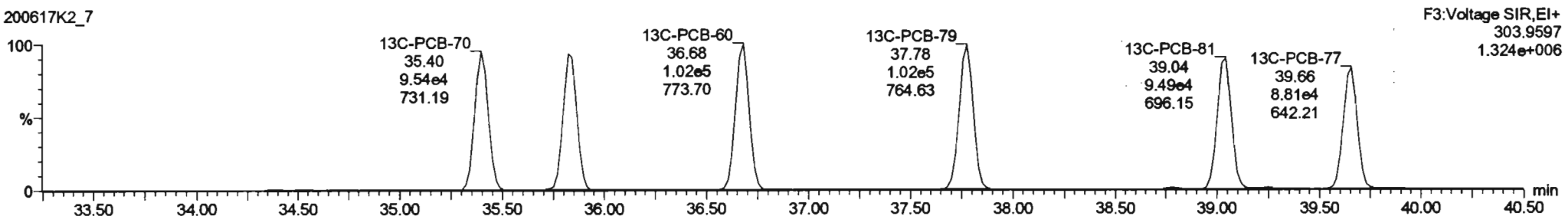


13C-PCB-60

200617K2_7



200617K2_7



Dataset: Untitled

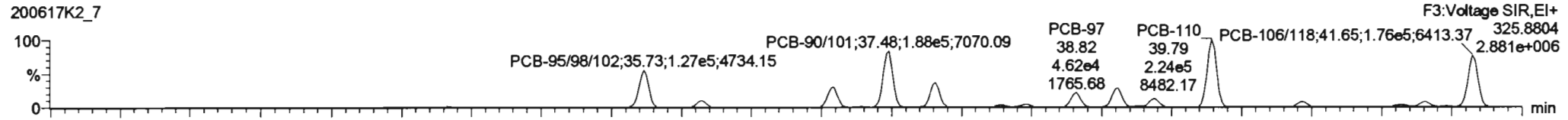
Last Altered: Thursday, June 18, 2020 08:08:25 Pacific Daylight Time

Printed: Thursday, June 18, 2020 08:09:51 Pacific Daylight Time

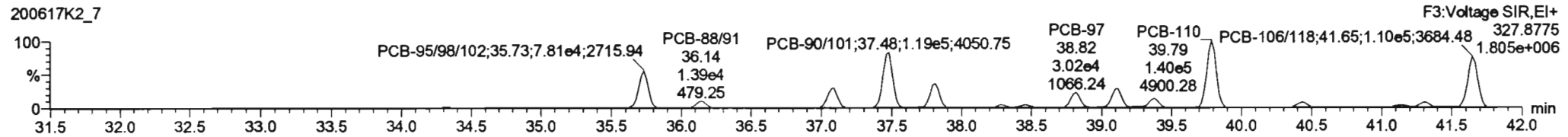
Name: 200617K2_7, Date: 18-Jun-2020, Time: 06:37:43, ID: 2000968-02RE1@10X PDI-163SC-A-00-01-200425 10.05, Description: PDI-163SC-A-00-01-200425

PCB-104

200617K2_7

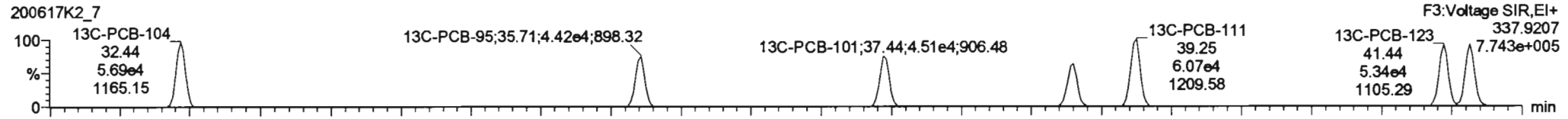


200617K2_7

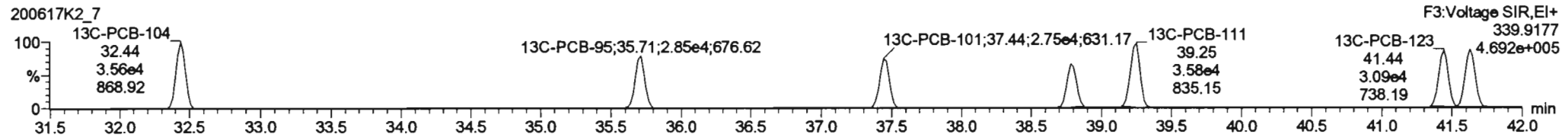


13C-PCB-104

200617K2_7

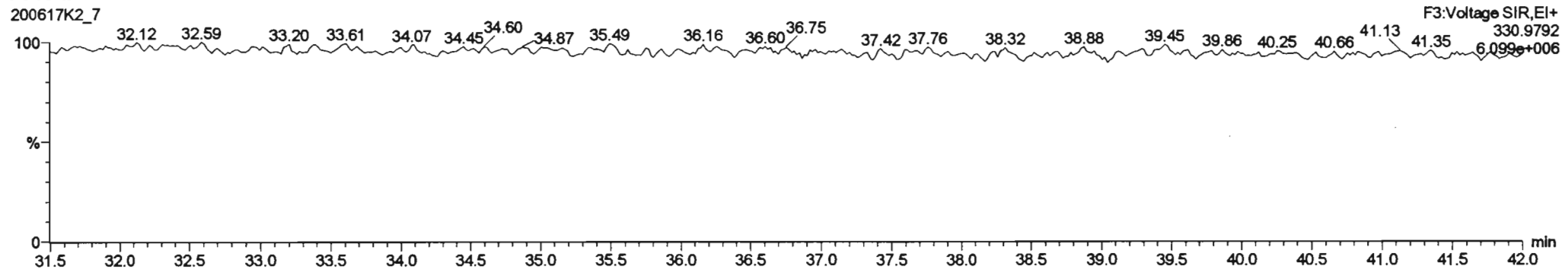


200617K2_7



PFK3b

200617K2_7




Dataset: Untitled

Last Altered: Thursday, June 18, 2020 08:08:25 Pacific Daylight Time
Printed: Thursday, June 18, 2020 08:09:51 Pacific Daylight Time

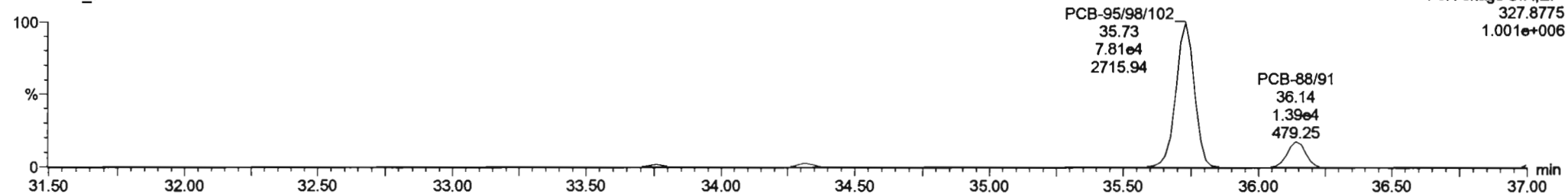
Name: 200617K2_7, Date: 18-Jun-2020, Time: 06:37:43, ID: 2000968-02RE1@10X PDI-163SC-A-00-01-200425 10.05, Description: PDI-163SC-A-00-01-200425

PCB-96

200617K2_7

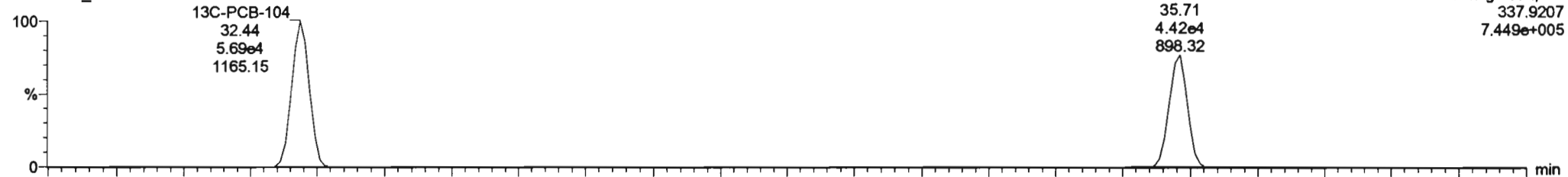


200617K2_7

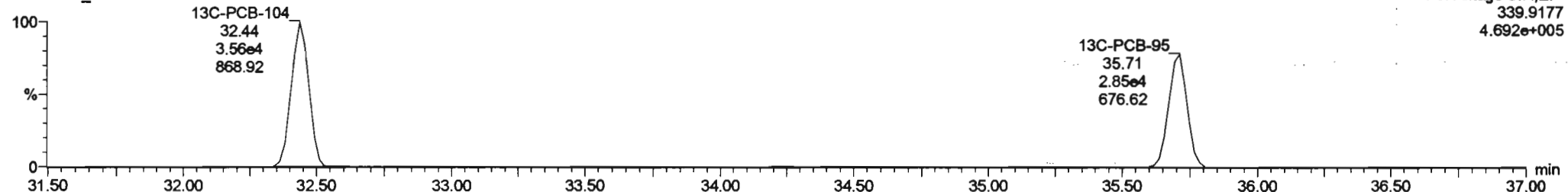


13C-PCB-95

200617K2_7



200617K2_7



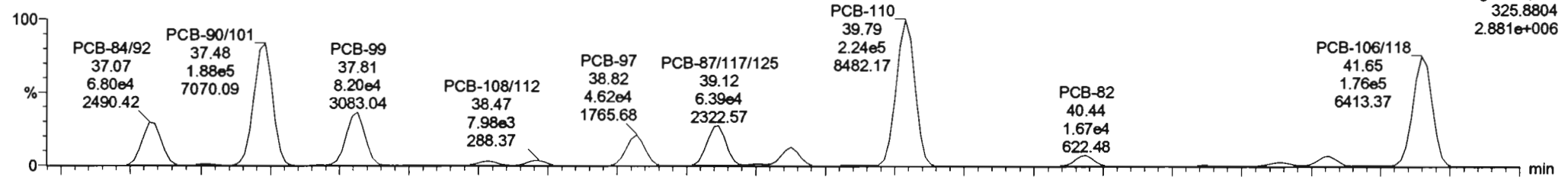
Dataset: Untitled

Last Altered: Thursday, June 18, 2020 08:08:25 Pacific Daylight Time
Printed: Thursday, June 18, 2020 08:09:51 Pacific Daylight Time

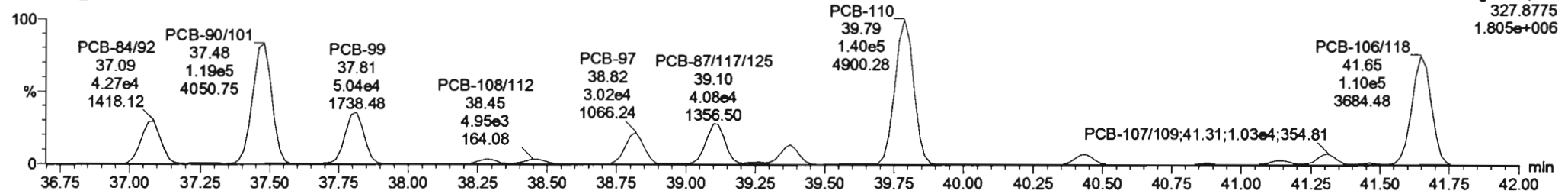
Name: 200617K2_7, Date: 18-Jun-2020, Time: 06:37:43, ID: 2000968-02RE1@10X PDI-163SC-A-00-01-200425 10.05, Description: PDI-163SC-A-00-01-200425

PCB-119

200617K2_7

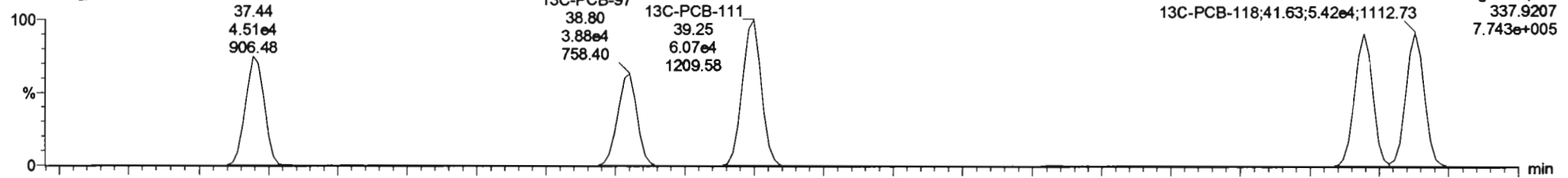


200617K2_7

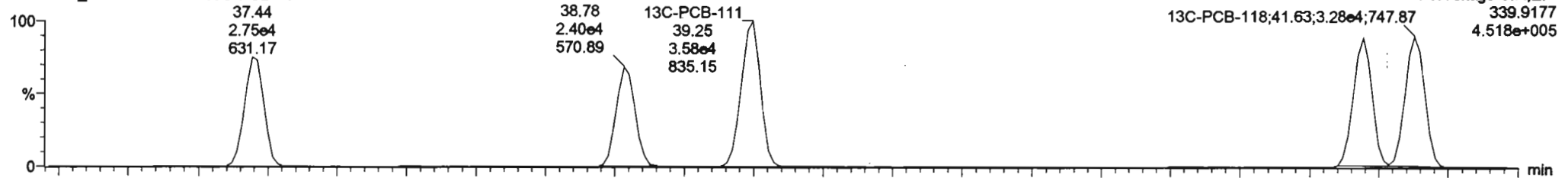


13C-PCB-111

200617K2_7



200617K2_7



Dataset: Untitled


Last Altered: Thursday, June 18, 2020 08:08:25 Pacific Daylight Time

Printed: Thursday, June 18, 2020 08:09:51 Pacific Daylight Time


Name: 200617K2_7, Date: 18-Jun-2020, Time: 06:37:43, ID: 2000968-02RE1@10X PDI-163SC-A-00-01-200425 10.05, Description: PDI-163SC-A-00-01-200425

PCB-114

200617K2_7

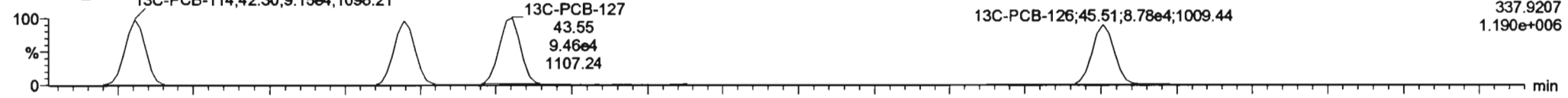


200617K2_7

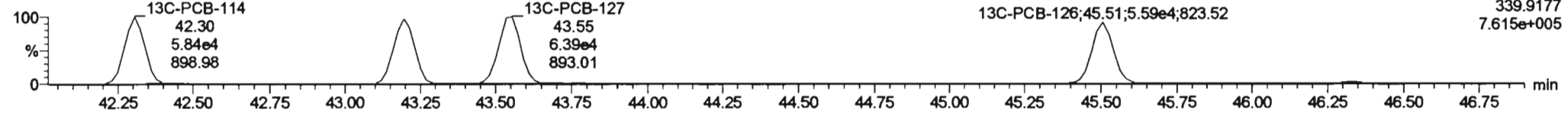


13C-PCB-114

200617K2_7

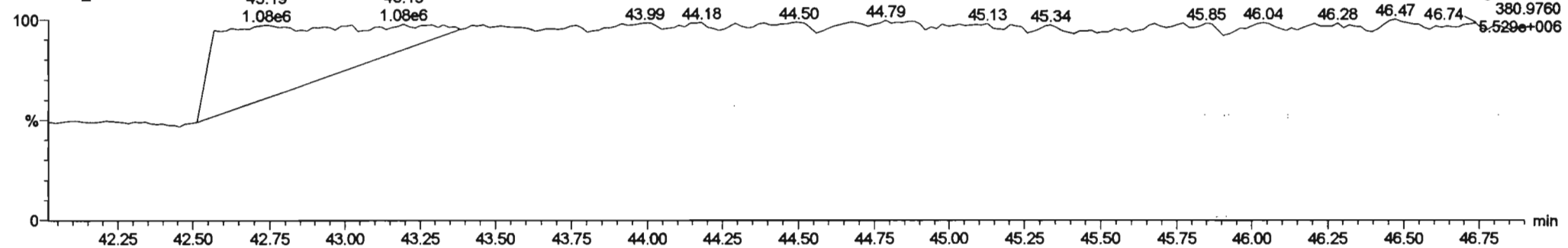


200617K2_7



PFK4a

200617K2_7



Dataset: Untitled

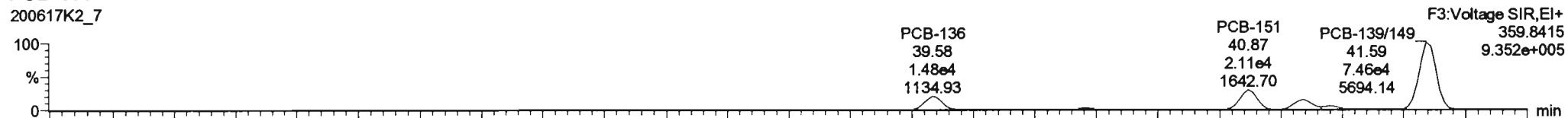
Last Altered: Thursday, June 18, 2020 08:08:25 Pacific Daylight Time

Printed: Thursday, June 18, 2020 08:09:51 Pacific Daylight Time

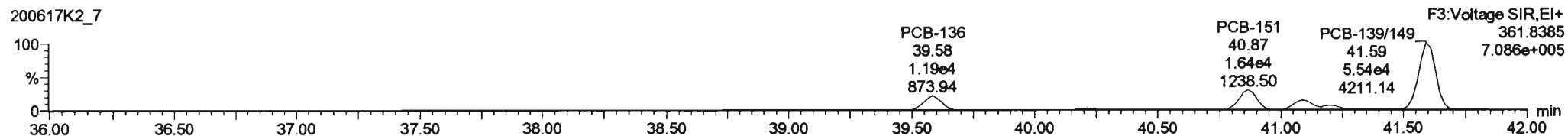
Name: 200617K2_7, Date: 18-Jun-2020, Time: 06:37:43, ID: 2000968-02RE1@10X PDI-163SC-A-00-01-200425 10.05, Description: PDI-163SC-A-00-01-200425

PCB-155

200617K2_7




200617K2_7

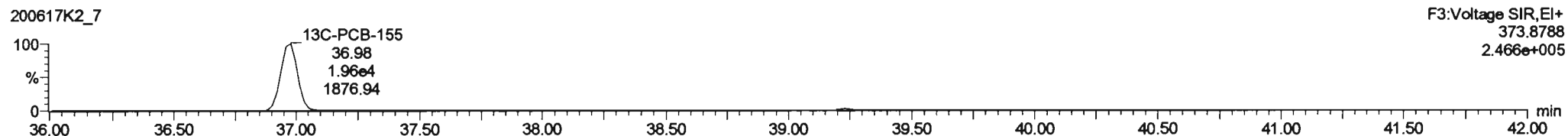


13C-PCB-155

200617K2_7

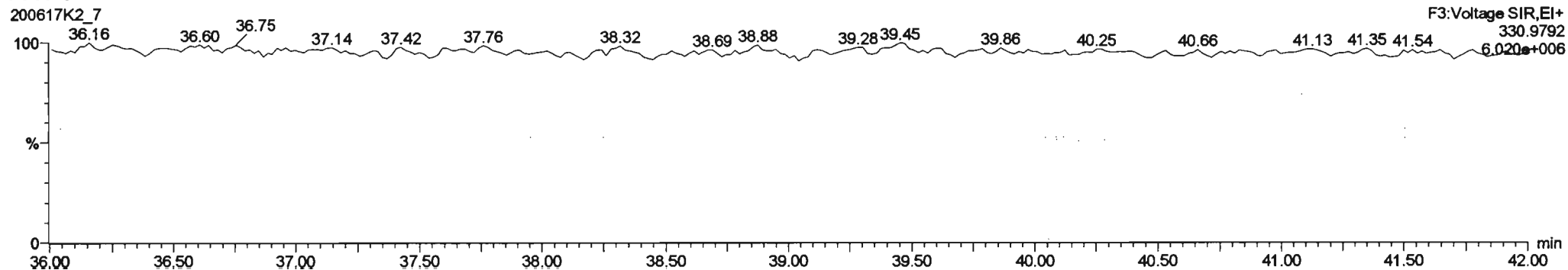


200617K2_7



PFK3c

200617K2_7





Dataset: Untitled

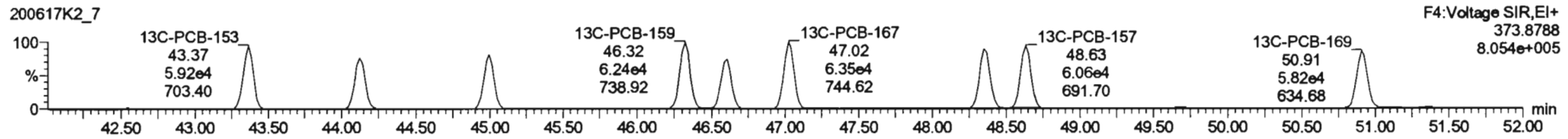
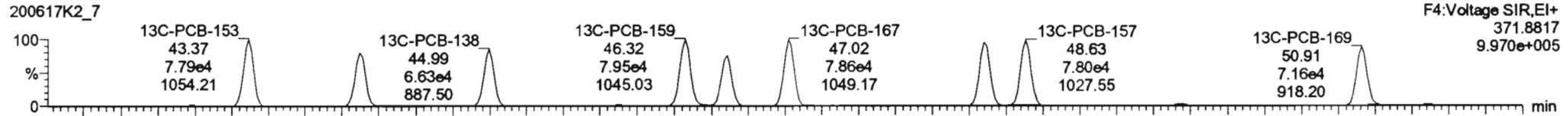
Last Altered: Thursday, June 18, 2020 08:08:25 Pacific Daylight Time
 Printed: Thursday, June 18, 2020 08:09:51 Pacific Daylight Time

Name: 200617K2_7, Date: 18-Jun-2020, Time: 06:37:43, ID: 2000968-02RE1@10X PDI-163SC-A-00-01-200425 10.05, Description: PDI-163SC-A-00-01-200425

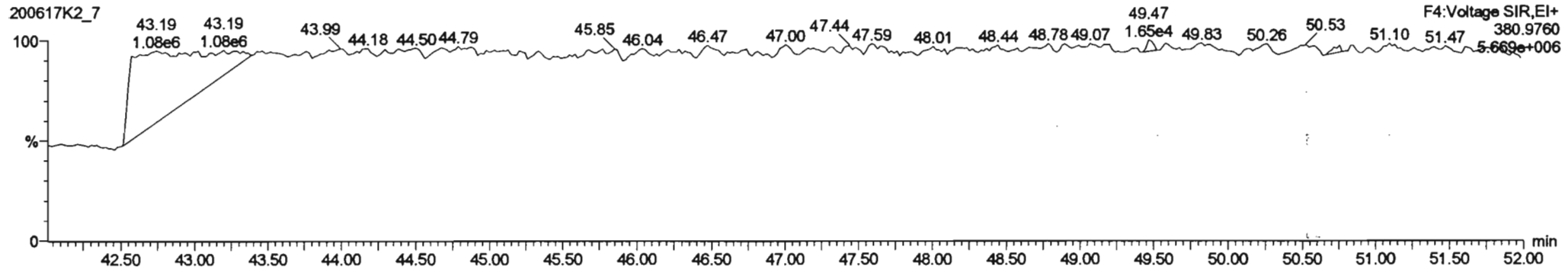
PCB-134/143



13C-PCB-153



PFK4b



Dataset: Untitled

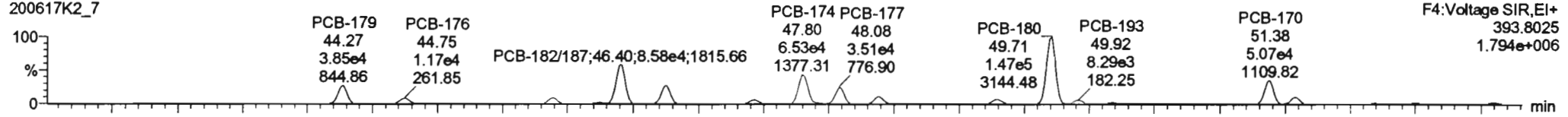
Last Altered: Thursday, June 18, 2020 08:08:25 Pacific Daylight Time

Printed: Thursday, June 18, 2020 08:09:51 Pacific Daylight Time

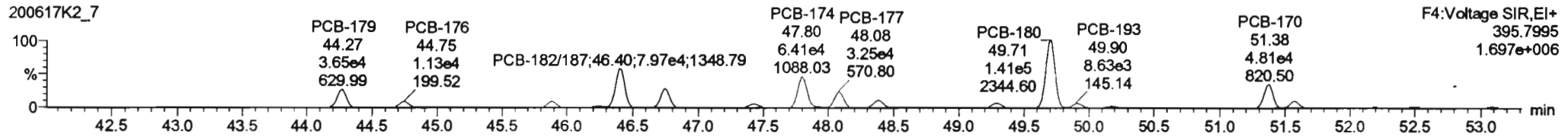
Name: 200617K2_7, Date: 18-Jun-2020, Time: 06:37:43, ID: 2000968-02RE1@10X PDI-163SC-A-00-01-200425 10.05, Description: PDI-163SC-A-00-01-200425

PCB-188

200617K2_7

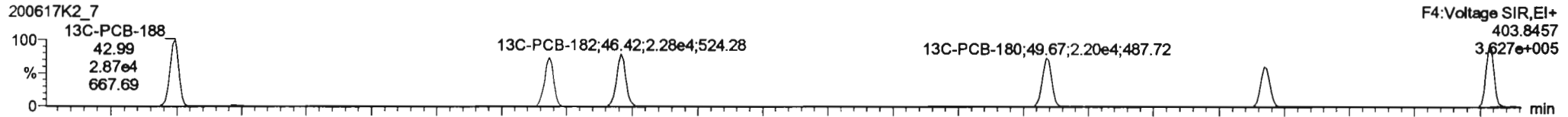


200617K2_7

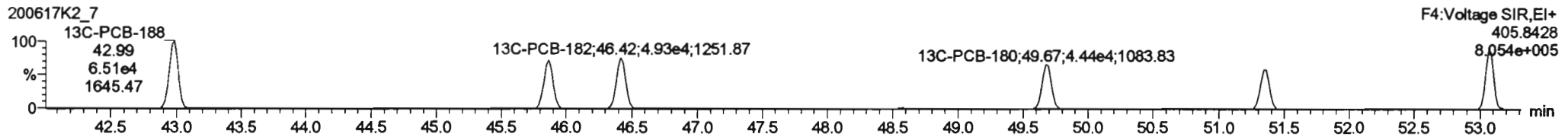


13C-PCB-188

200617K2_7

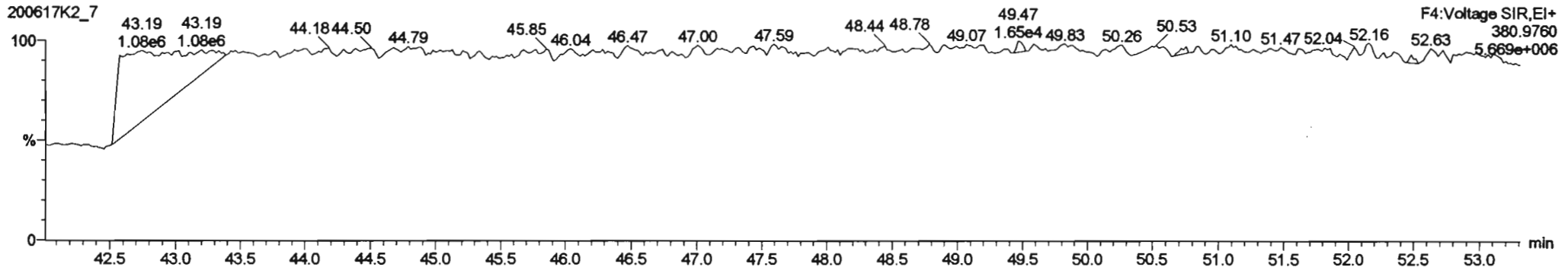


200617K2_7



PFK4c

200617K2_7




Dataset: Untitled

Last Altered: Thursday, June 18, 2020 08:08:25 Pacific Daylight Time
 Printed: Thursday, June 18, 2020 08:09:51 Pacific Daylight Time

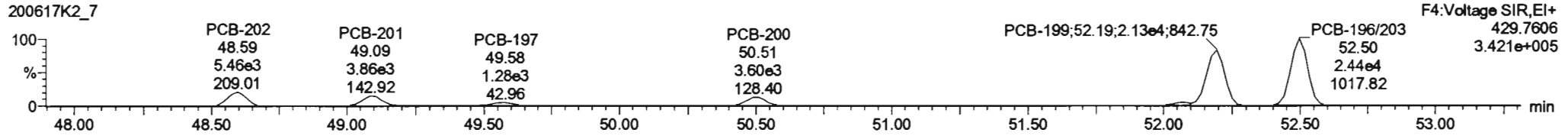
Name: 200617K2_7, Date: 18-Jun-2020, Time: 06:37:43, ID: 2000968-02RE1@10X PDI-163SC-A-00-01-200425 10.05, Description: PDI-163SC-A-00-01-200425

PCB-202

200617K2_7

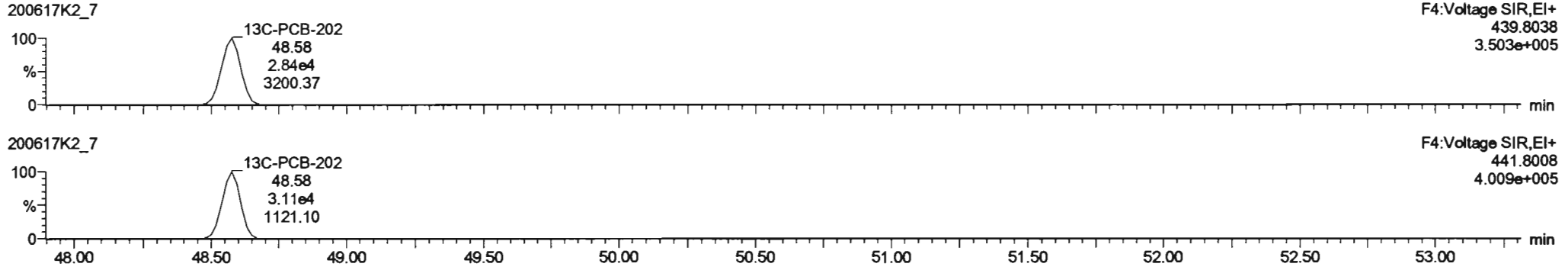


200617K2_7

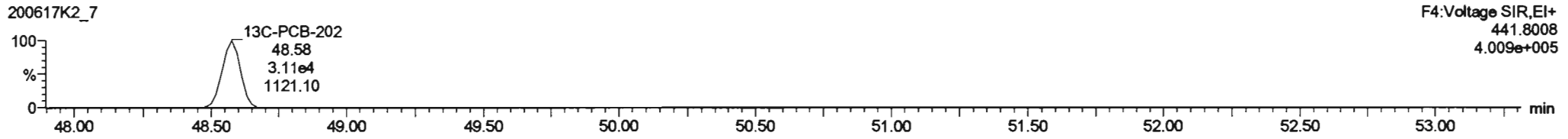


13C-PCB-202

200617K2_7

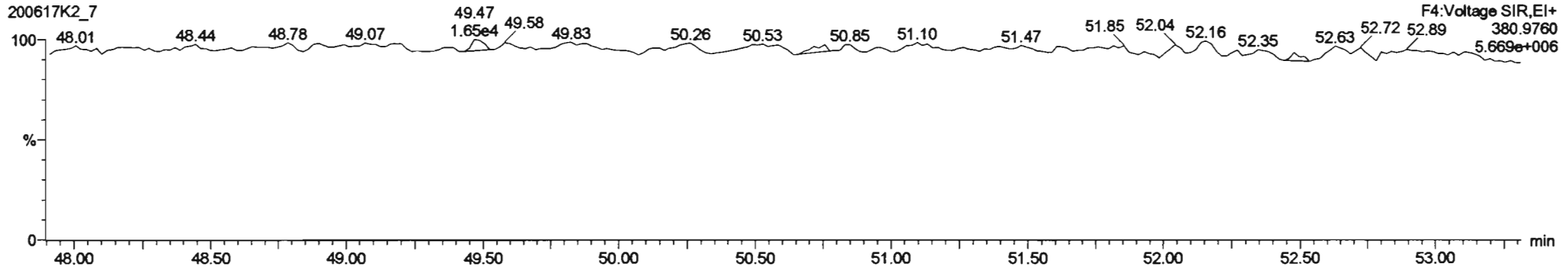


200617K2_7



PFK4d

200617K2_7

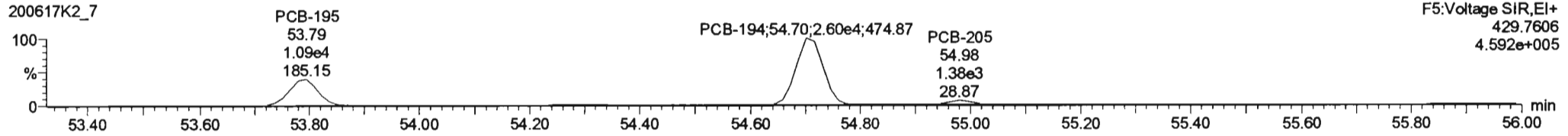
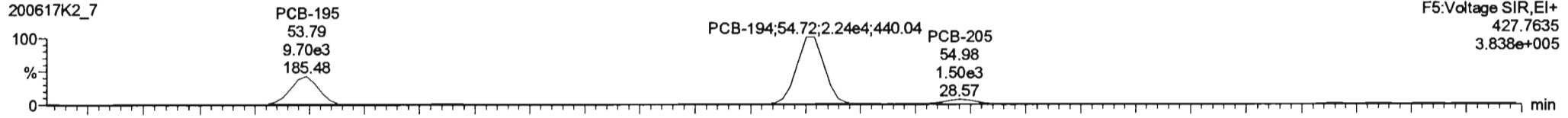


Dataset: Untitled

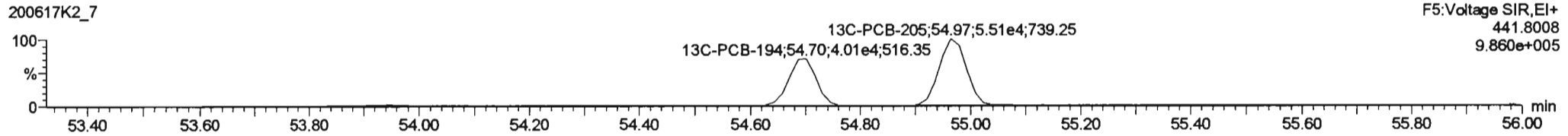
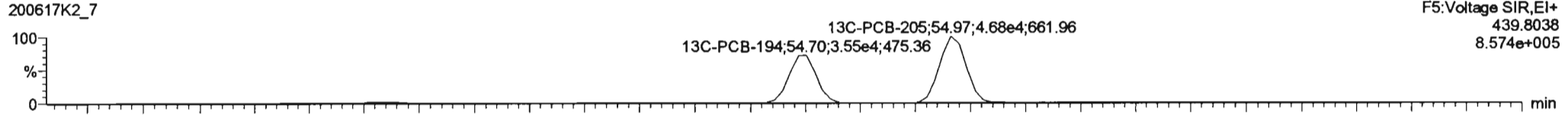
Last Altered: Thursday, June 18, 2020 08:08:25 Pacific Daylight Time
Printed: Thursday, June 18, 2020 08:09:51 Pacific Daylight Time

Name: 200617K2_7, Date: 18-Jun-2020, Time: 06:37:43, ID: 2000968-02RE1@10X PDI-163SC-A-00-01-200425 10.05, Description: PDI-163SC-A-00-01-200425

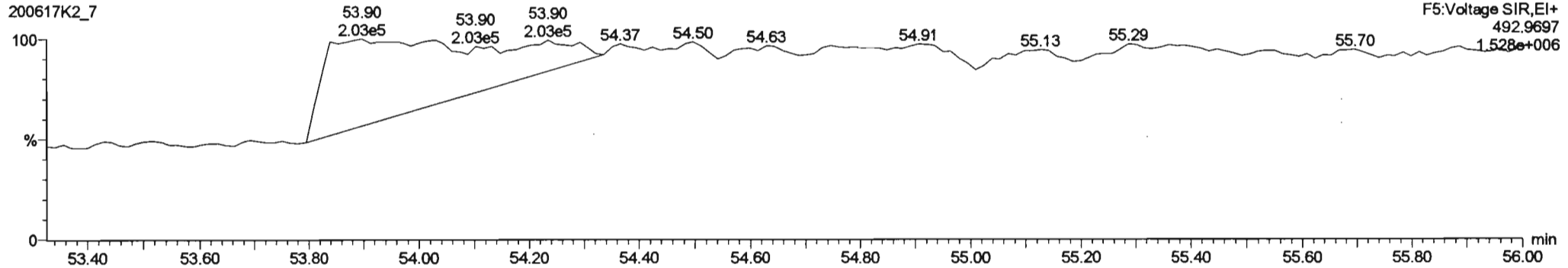
PCB-195



13C-PCB-194



PFK5a


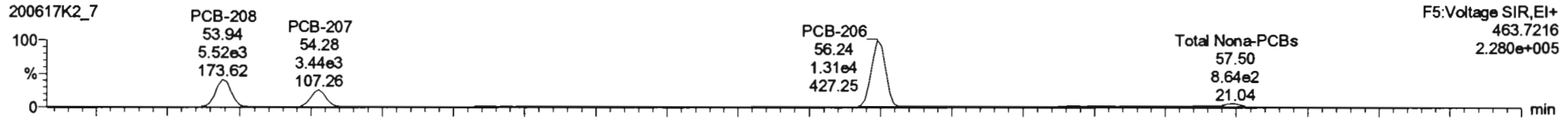


Dataset: Untitled

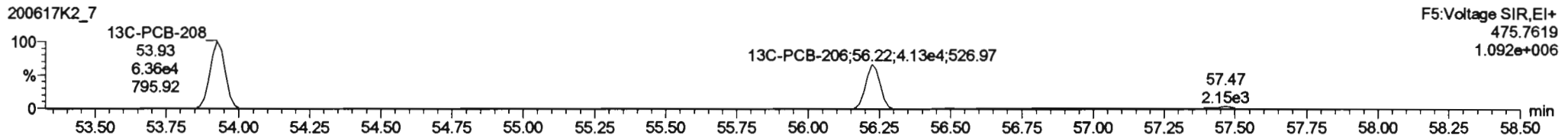
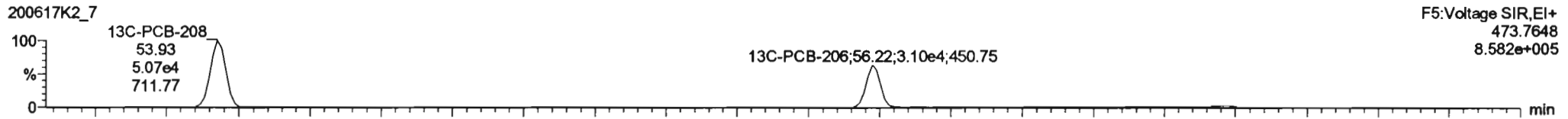
Last Altered: Thursday, June 18, 2020 08:08:25 Pacific Daylight Time
 Printed: Thursday, June 18, 2020 08:09:51 Pacific Daylight Time

Name: 200617K2_7, Date: 18-Jun-2020, Time: 06:37:43, ID: 2000968-02RE1@10X PDI-163SC-A-00-01-200425 10.05, Description: PDI-163SC-A-00-01-200425

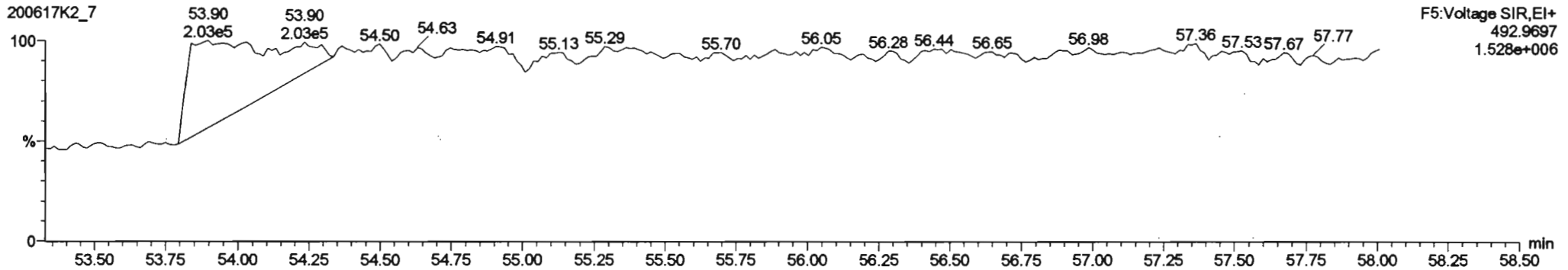
PCB-208



13C-PCB-208



PFK5



Dataset: Untitled

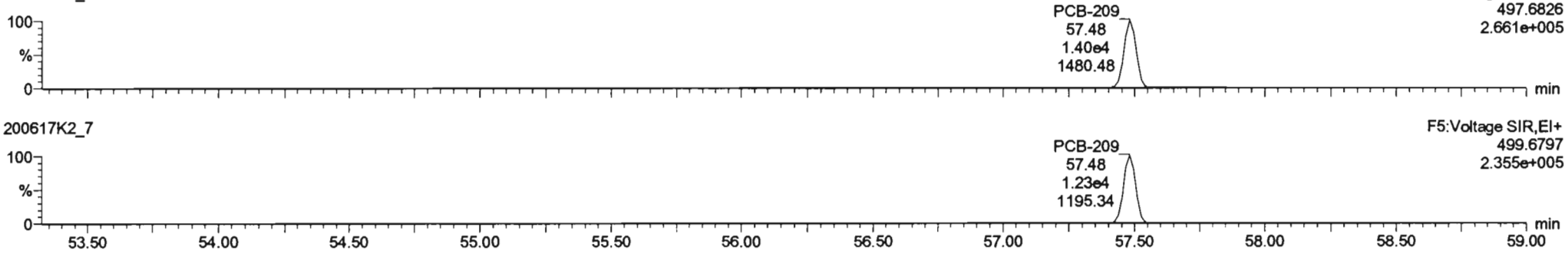
Last Altered: Thursday, June 18, 2020 08:08:25 Pacific Daylight Time
Printed: Thursday, June 18, 2020 08:09:51 Pacific Daylight Time

Name: 200617K2_7, Date: 18-Jun-2020, Time: 06:37:43, ID: 2000968-02RE1@10X PDI-163SC-A-00-01-200425 10.05, Description: PDI-163SC-A-00-01-200425

PCB-209

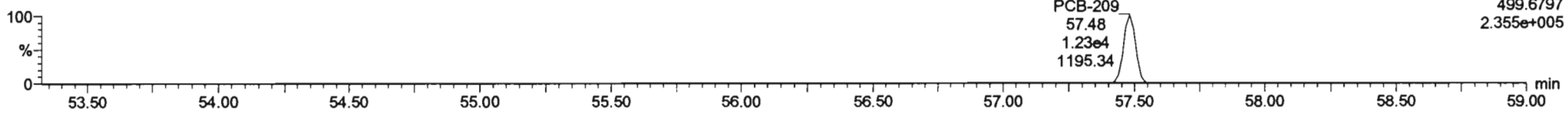
200617K2_7

F5:Voltage SIR,EI+
497.6826
2.661e+005



200617K2_7

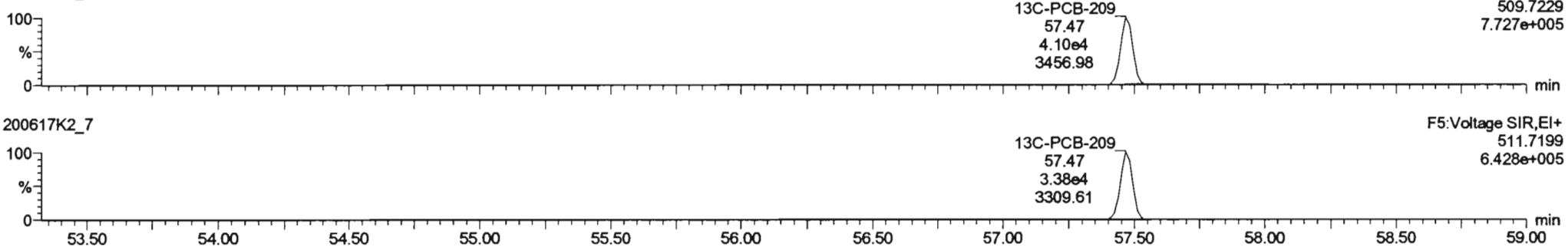
F5:Voltage SIR,EI+
499.6797
2.355e+005



13C-PCB-209

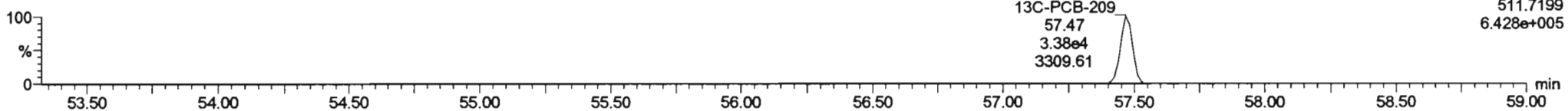
200617K2_7

F5:Voltage SIR,EI+
509.7229
7.727e+005



200617K2_7

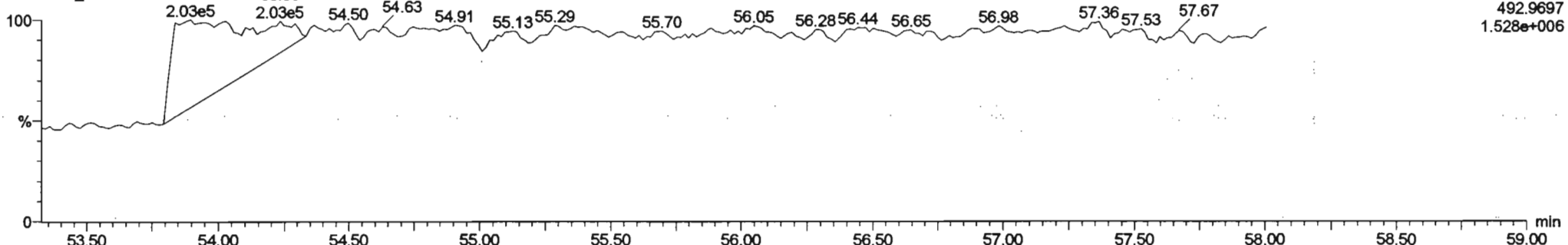
F5:Voltage SIR,EI+
511.7199
6.428e+005



PFK5b

200617K2_7

F5:Voltage SIR,EI+
492.9697
1.528e+006



CONTINUING CALIBRATION

HRMS CALIBRATION STANDARDS REVIEW CHECKLIST

Beg. Calibration ID: ST200613K2-6

Reviewed By: CT 06/15/2020
Initials & Date

End Calibration ID: NA

	<u>Beg.</u>	<u>End</u>
Ion abundance within QC limits?	<input checked="" type="checkbox"/>	<input type="checkbox"/> NA
Concentrations within criteria?	<input checked="" type="checkbox"/>	<input type="checkbox"/>
TCDD/TCDF Valleys <25%	<input type="checkbox"/> NA	<input type="checkbox"/>
First and last eluters present?	<input type="checkbox"/> NA	<input type="checkbox"/>
Retention Times within criteria?	<input checked="" type="checkbox"/>	<input type="checkbox"/>
Verification Std. named correctly? (ST-Year-Month-Day-VG ID)	<input checked="" type="checkbox"/>	<input type="checkbox"/>
Forms signed and dated?	<input checked="" type="checkbox"/>	<input type="checkbox"/>
Correct ICAL referenced?	<u>He</u>	<u>He</u>
Run Log:		
- Correct instrument listed?	<input checked="" type="checkbox"/>	<input type="checkbox"/> NA
- Samples within 12 hour clock?	(Y)	N
- Bottle position verified?		<u>He</u>

	<u>Beg.</u>	<u>End</u>
Mass resolution \geq	<input checked="" type="checkbox"/>	<input checked="" type="checkbox"/>
<input type="checkbox"/> 5k <input type="checkbox"/> 6-8K <input type="checkbox"/> 8K <input checked="" type="checkbox"/> 10K 1614 1699 429 1613/1668/8280		
Intergrated peaks display correctly?	<input checked="" type="checkbox"/>	<input type="checkbox"/> NA
GC Break <20%		<input type="checkbox"/> NA
8280 CS1 End Standard:		
- Ratios within limits, S/N <2.5:1, CS1 within 12 hours		<input type="checkbox"/> NA

Comments:
 (A) 1 mass affected by column bleed.

Dataset: U:\VG11.PRO\Results\200613K1\200613K2-6.qld

Last Altered: Sunday, June 14, 2020 13:34:51 Pacific Daylight Time

Printed: Sunday, June 14, 2020 13:37:02 Pacific Daylight Time

hr 6-14-2020 *CT 06/15/2020*

Method: U:\VG11.PRO\MethDB\PCB-209_ZB1_6-13-20.mdb 14 Jun 2020 13:31:38
Calibration: U:\VG11.PRO\CurveDB\db1_PCBvg11-6-1-20.cdb 02 Jun 2020 10:21:16

Name: 200613K2_6, Date: 13-Jun-2020, Time: 19:52:58, ID: ST200613K2-6 PCB 209 CS3 19G2609, Description: PCB 209 CS3 19G2609

#	Name	Resp	RA	n/y	RRF	wt/vol	Pred.RT	RT	Pred.R...	RRT	Check RRT	Conc.	%Rec	DL	EMPC
1	1 PCB-1	1.02e6	3.19	NO	1.17	1.000	15.52	15.53	1.001	1.001	NO	58.87	118	0.0162	58.87
2	2 PCB-2	9.69e5	3.21	NO	1.18	1.000	17.94	17.93	0.988	0.987	NO	55.56	111	0.0166	55.56
3	3 PCB-3	9.70e5	3.19	NO	1.15	1.000	18.17	18.17	1.001	1.001	NO	57.32	115	0.0171	57.32
4	4 PCB-4/10	1.43e6	1.61	NO	1.25	1.000	19.59	19.58	1.004	1.004	NO	111.9	112	0.0902	111.9
5	5 PCB-7/9	1.75e6	1.57	NO	0.960	1.000	21.39	21.36	1.003	1.001	NO	111.4	111	0.0717	111.4
6	6 PCB-6	9.11e5	1.58	NO	1.02	1.000	22.04	22.04	1.033	1.033	NO	54.42	109	0.0673	54.42
7	7 PCB-5/8	1.81e6	1.56	NO	0.992	1.000	22.44	22.44	1.052	1.052	NO	111.4	111	0.0694	111.4
8	8 PCB-14	8.97e5	1.59	NO	1.02	1.000	23.58	23.58	0.952	0.951	NO	56.23	112	0.0753	56.23
9	9 PCB-11	9.62e5	1.58	NO	1.13	1.000	24.80	24.80	1.001	1.001	NO	54.49	109	0.0680	54.49
10	10 PCB-12/13	1.75e6	1.61	NO	1.03	1.000	25.23	25.18	1.018	1.016	NO	108.6	109	0.0746	108.6
11	11 PCB-15	8.98e5	1.60	NO	1.03	1.000	25.54	25.53	1.031	1.030	NO	55.37	111	0.0741	55.37
12	12 PCB-19	3.97e5	1.03	NO	1.11	1.000	23.77	23.76	1.001	1.001	NO	53.52	107	0.0382	53.52
13	13 PCB-30	6.45e5	1.04	NO	1.79	1.000	24.67	24.67	1.039	1.039	NO	53.60	107	0.0236	53.60
14	14 PCB-18	4.27e5	1.02	NO	0.818	1.000	25.44	25.44	0.952	0.952	NO	53.31	107	0.0366	53.31
15	15 PCB-17	3.98e5	1.05	NO	0.758	1.000	25.62	25.62	0.958	0.958	NO	53.62	107	0.0395	53.62
16	16 PCB-24/27	1.15e6	1.04	NO	1.08	1.000	26.23	26.22	0.981	0.981	NO	108.5	108	0.0277	108.5
17	17 PCB-16/32	9.77e5	1.02	NO	0.925	1.000	26.75	26.75	1.001	1.001	NO	107.8	108	0.0323	107.8
18	18 PCB-34	7.24e5	1.02	NO	0.945	1.000	27.56	27.56	0.959	0.959	NO	59.32	119	0.0456	59.32
19	19 PCB-23	5.97e5	1.02	NO	0.883	1.000	27.65	27.65	0.962	0.962	NO	52.38	105	0.0488	52.38
20	20 PCB-29	6.44e5	1.04	NO	0.893	1.000	27.91	27.91	0.971	0.971	NO	55.91	112	0.0483	55.91
21	21 PCB-26	6.81e5	1.03	NO	0.944	1.000	28.14	28.14	0.979	0.979	NO	55.91	112	0.0457	55.91
22	22 PCB-25	6.70e5	1.06	NO	0.950	1.000	28.29	28.29	0.984	0.984	NO	54.66	109	0.0454	54.66
23	23 PCB-31	7.91e5	1.03	NO	1.04	1.000	28.66	28.66	0.997	0.997	NO	59.17	118	0.0416	59.17
24	24 PCB-28	7.44e5	1.06	NO	1.03	1.000	28.77	28.77	1.001	1.001	NO	56.21	112	0.0421	56.21
25	25 PCB-20/21/33	1.99e6	1.04	NO	0.941	1.000	29.41	29.40	1.023	1.023	NO	164.1	109	0.0458	164.1
26	26 PCB-22	7.18e5	1.04	NO	0.973	1.000	29.85	29.85	1.038	1.038	NO	57.18	114	0.0443	57.18
27	27 PCB-36	6.99e5	1.05	NO	1.08	1.000	30.49	30.48	0.931	0.931	NO	55.90	112	0.0447	55.90
28	28 PCB-39	6.35e5	1.06	NO	0.988	1.000	30.97	30.97	0.946	0.946	NO	55.30	111	0.0487	55.30
29	29 PCB-38	7.02e5	1.07	NO	1.05	1.000	31.77	31.77	0.970	0.970	NO	57.46	115	0.0457	57.46
30	30 PCB-35	6.79e5	1.02	NO	1.04	1.000	32.31	32.31	0.987	0.987	NO	56.01	112	0.0461	56.01
31	31 PCB-37	6.78e5	1.05	NO	1.01	1.000	32.75	32.75	1.001	1.001	NO	57.86	116	0.0477	57.86
32	32 PCB-54	5.21e5	0.76	NO	1.08	1.000	27.62	27.62	1.001	1.001	NO	54.60	109	0.0403	54.60

Dataset: U:\VG11.PRO\Results\200613K1\200613K2-6.qld

Last Altered: Sunday, June 14, 2020 13:34:51 Pacific Daylight Time
Printed: Sunday, June 14, 2020 13:37:02 Pacific Daylight Time

Name: 200613K2_6, Date: 13-Jun-2020, Time: 19:52:58, ID: ST200613K2-6 PCB 209 CS3 19G2609, Description: PCB 209 CS3 19G2609

#	Name	Resp	RA	ru/y	RRF	wt/Vol	Pred.RT	RT	Pred.R...	RRT	Check RRT	Conc.	%Rec	DL	EMPC
33	33 PCB-50	4.03e5	0.76	NO	0.880	1.000	28.81	28.81	1.044	1.044	NO	51.88	104	0.0494	51.88
34	34 PCB-53	3.78e5	0.77	NO	0.997	1.000	29.48	29.48	0.944	0.944	NO	56.29	113	0.0591	56.29
35	35 PCB-51	4.03e5	0.77	NO	1.07	1.000	29.82	29.83	0.955	0.955	NO	56.23	112	0.0553	56.23
36	36 PCB-45	3.16e5	0.78	NO	0.858	1.000	30.27	30.28	0.969	0.970	NO	54.69	109	0.0686	54.69
37	37 PCB-46	2.97e5	0.77	NO	0.831	1.000	30.76	30.78	0.985	0.986	NO	53.11	106	0.0709	53.11
38	38 PCB-52/69	8.77e5	0.79	NO	1.17	1.000	31.26	31.26	1.001	1.001	NO	111.7	112	0.0505	111.7
39	39 PCB-73	5.12e5	0.78	NO	1.44	1.000	31.38	31.39	1.005	1.005	NO	52.65	105	0.0408	52.65
40	40 PCB-43/49	7.36e5	0.80	NO	1.02	1.000	31.55	31.56	1.010	1.011	NO	107.6	108	0.0580	107.6
41	41 PCB-47	3.64e5	0.76	NO	0.922	1.000	31.77	31.79	1.001	1.001	NO	54.59	109	0.0567	54.59
42	42 PCB-48/75	8.65e5	0.78	NO	1.12	1.000	31.88	31.90	1.004	1.005	NO	106.8	107	0.0467	106.8
43	43 PCB-65	4.69e5	0.78	NO	1.28	1.000	32.15	32.16	1.013	1.013	NO	50.63	101	0.0408	50.63
44	44 PCB-62	4.56e5	0.78	NO	1.13	1.000	32.26	32.27	1.016	1.016	NO	55.91	112	0.0464	55.91
45	45 PCB-44	3.11e5	0.77	NO	0.824	1.000	32.60	32.60	1.027	1.027	NO	52.25	105	0.0635	52.25
46	46 PCB-42/59	7.99e5	0.79	NO	1.05	1.000	32.83	32.83	1.034	1.034	NO	105.3	105	0.0498	105.3
47	47 PCB-41/64/71/72	1.87e6	0.78	NO	1.19	1.000	33.43	33.44	1.053	1.053	NO	217.4	109	0.0441	217.4
48	48 PCB-68	4.82e5	0.80	NO	1.28	1.000	33.68	33.70	1.061	1.062	NO	52.20	104	0.0409	52.20
49	49 PCB-40	2.31e5	0.78	NO	0.602	1.000	33.91	33.93	1.068	1.069	NO	53.02	106	0.0869	53.02
50	50 PCB-57	5.19e5	0.77	NO	1.16	1.000	34.29	34.30	0.969	0.969	NO	54.30	109	0.0407	54.30
51	51 PCB-67	4.86e5	0.77	NO	1.08	1.000	34.61	34.61	0.978	0.978	NO	54.56	109	0.0437	54.56
52	52 PCB-58	5.21e5	0.78	NO	1.20	1.000	34.73	34.73	0.982	0.982	NO	52.70	105	0.0393	52.70
53	53 PCB-63	4.70e5	0.77	NO	1.07	1.000	34.88	34.89	0.986	0.986	NO	53.40	107	0.0442	53.40
54	54 PCB-74	5.20e5	0.78	NO	1.19	1.000	35.18	35.19	0.994	0.995	NO	53.36	107	0.0399	53.36
55	55 PCB-61/70	9.73e5	0.79	NO	1.05	1.000	35.39	35.40	1.000	1.001	NO	112.3	112	0.0449	112.3
56	56 PCB-76/66	1.04e6	0.77	NO	1.16	1.000	35.59	35.60	1.006	1.006	NO	109.0	109	0.0406	109.0
57	57 PCB-80	5.54e5	0.77	NO	1.19	1.000	35.84	35.84	1.001	1.001	NO	54.41	109	0.0384	54.41
58	58 PCB-55	5.48e5	0.77	NO	1.17	1.000	36.16	36.16	1.010	1.009	NO	54.64	109	0.0390	54.64
59	59 PCB-56/60	9.56e5	0.78	NO	1.02	1.000	36.68	36.68	1.024	1.024	NO	109.5	110	0.0448	109.5
60	60 PCB-79	5.31e5	0.78	NO	1.14	1.000	37.78	37.78	1.055	1.055	NO	54.44	109	0.0401	54.44
61	61 PCB-78	5.01e5	0.77	NO	1.14	1.000	38.50	38.50	0.987	0.987	NO	53.90	108	0.0419	53.90
62	62 PCB-81	4.74e5	0.77	NO	1.05	1.000	39.04	39.04	1.000	1.000	NO	55.32	111	0.0455	55.32
63	63 PCB-77	5.02e5	0.79	NO	1.14	1.000	39.66	39.66	1.000	1.000	NO	54.36	109	0.0425	54.36
64	64 PCB-104	3.06e5	1.62	NO	1.12	1.000	32.44	32.46	1.001	1.001	NO	54.04	108	0.0447	54.04
65	65 PCB-96	2.97e5	1.61	NO	1.15	1.000	33.76	33.76	1.041	1.041	NO	51.07	102	0.0434	51.07
66	66 PCB-103	2.34e5	1.60	NO	0.936	1.000	34.32	34.32	1.059	1.059	NO	49.52	99.0	0.0535	49.52
67	67 PCB-100	2.44e5	1.60	NO	0.954	1.000	34.67	34.67	1.069	1.069	NO	50.66	101	0.0526	50.66
68	68 PCB-94	1.92e5	1.58	NO	0.949	1.000	35.18	35.17	0.985	0.985	NO	51.77	104	0.0658	51.77

75-125%

Dataset: U:\VG11.PRO\Results\200613K1\200613K2-6.qld

Last Altered: Sunday, June 14, 2020 13:34:51 Pacific Daylight Time

Printed: Sunday, June 14, 2020 13:37:02 Pacific Daylight Time

Name: 200613K2_6, Date: 13-Jun-2020, Time: 19:52:58, ID: ST200613K2-6 PCB 209 CS3 19G2609, Description: PCB 209 CS3 19G2609

#	Name	Resp	RA	n/y	RRF	wt/vol	Prod.RT	RT	Prod.R	RRT	Check RRT	Conc.	%Rec	DL	EMPC
69	69 PCB-95/98/102	7.55e5	1.58	NO	1.20	1.000	35.65	35.66	0.999	0.999	NO	160.2	107	0.0518	160.2
70	70 PCB-93	1.73e5	1.63	NO	0.935	1.000	35.77	35.79	1.002	1.003	NO	47.32	94.6	0.0668	47.32
71	71 PCB-88/91	3.95e5	1.59	NO	1.06	1.000	36.12	36.12	1.012	1.012	NO	94.86	94.9	0.0586	94.86
72	72 PCB-121	3.56e5	1.58	NO	1.71	1.000	36.21	36.21	1.015	1.015	NO	53.31	107	0.0365	53.31
73	73 PCB-84/92	4.02e5	1.58	NO	1.02	1.000	37.08	37.07	0.990	0.990	NO	102.4	102	0.0631	102.4
74	74 PCB-89	2.17e5	1.65	NO	1.11	1.000	37.25	37.26	0.995	0.995	NO	50.95	102	0.0582	50.95
75	75 PCB-90/101	4.42e5	1.58	NO	1.12	1.000	37.46	37.44	1.000	1.000	NO	102.0	102	0.0572	102.0
76	76 PCB-113	3.18e5	1.58	NO	1.51	1.000	37.70	37.70	1.007	1.007	NO	54.46	109	0.0424	54.46
77	77 PCB-99	2.37e5	1.58	NO	1.32	1.000	37.79	37.80	1.009	1.009	NO	46.57	93.1	0.0486	46.57
78	78 PCB-119	3.10e5	1.58	NO	1.81	1.000	38.28	38.28	0.987	0.987	NO	50.90	102	0.0405	50.90
79	79 PCB-108/112	5.09e5	1.58	NO	1.44	1.000	38.44	38.43	0.991	0.991	NO	104.6	105	0.0506	104.6
80	80 PCB-83	3.14e5	1.59	NO	1.83	1.000	38.59	38.60	0.995	0.995	NO	50.92	102	0.0399	50.92
81	81 PCB-97	2.22e5	1.60	NO	1.28	1.000	38.80	38.80	1.000	1.000	NO	51.31	103	0.0570	51.31
82	82 PCB-86	2.17e5	1.57	NO	1.12	1.000	38.95	38.95	1.004	1.004	NO	57.63	115	0.0654	57.63
83	83 PCB-87/117/125	8.24e5	1.58	NO	1.56	1.000	39.10	39.08	1.008	1.008	NO	156.9	105	0.0469	156.9
84	84 PCB-111/115	6.59e5	1.59	NO	1.91	1.000	39.25	39.25	1.012	1.012	NO	102.5	102	0.0382	102.5
85	85 PCB-85/116	5.09e5	1.62	NO	1.41	1.000	39.38	39.38	1.015	1.015	NO	107.1	107	0.0518	107.1
86	86 PCB-120	3.56e5	1.57	NO	2.01	1.000	39.64	39.64	1.022	1.022	NO	52.78	106	0.0364	52.78
87	87 PCB-110	3.05e5	1.57	NO	1.74	1.000	39.77	39.77	1.026	1.025	NO	51.93	104	0.0419	51.93
88	88 PCB-82	1.80e5	1.56	NO	0.781	1.000	40.43	40.42	0.976	0.976	NO	51.45	103	0.0713	51.45
89	89 PCB-124	3.08e5	1.62	NO	1.40	1.000	41.13	41.13	0.993	0.993	NO	49.08	98.2	0.0399	49.08
90	90 PCB-107/109	6.43e5	1.57	NO	1.34	1.000	41.28	41.28	0.996	0.996	NO	106.8	107	0.0415	106.8
91	91 PCB-123	2.83e5	1.56	NO	1.20	1.000	41.45	41.44	1.000	1.000	NO	52.65	105	0.0465	52.65
92	92 PCB-106/118	6.19e5	1.62	NO	1.22	1.000	41.65	41.67	1.001	1.001	NO	103.2	103	0.0415	103.2
93	93 PCB-114	4.45e5	1.56	NO	1.14	1.000	42.31	42.30	1.000	1.000	NO	53.96	108	0.0464	53.96
94	94 PCB-122	3.84e5	1.57	NO	0.944	1.000	42.45	42.46	1.004	1.004	NO	56.24	112	0.0561	56.24
95	95 PCB-105	4.40e5	1.58	NO	1.05	1.000	43.19	43.19	1.000	1.000	NO	55.13	110	0.0483	55.13
96	96 PCB-127	4.68e5	1.58	NO	1.06	1.000	43.55	43.55	1.000	1.000	NO	55.44	111	0.0475	55.44
97	97 PCB-126	5.03e5	1.57	NO	1.17	1.000	45.51	45.51	1.000	1.000	NO	54.93	110	0.0427	54.93
98	98 PCB-155	1.54e5	1.29	NO	1.04	1.000	36.98	36.98	1.000	1.001	NO	51.38	103	0.0449	51.38
99	99 PCB-150	1.59e5	1.27	NO	1.08	1.000	38.30	38.30	1.036	1.036	NO	51.19	102	0.0433	51.19
100	1... PCB-152	1.81e5	1.29	NO	1.19	1.000	38.78	38.78	1.049	1.049	NO	53.28	107	0.0395	53.28
101	1... PCB-145	1.77e5	1.30	NO	1.19	1.000	39.25	39.25	1.062	1.062	NO	52.10	104	0.0395	52.10
102	1... PCB-136	1.59e5	1.28	NO	1.02	1.000	39.58	39.58	1.071	1.071	NO	54.33	109	0.0459	54.33
103	1... PCB-148	1.16e5	1.33	NO	0.842	1.000	39.69	39.68	1.074	1.074	NO	47.92	95.8	0.0557	47.92
104	1... PCB-154	1.33e5	1.32	NO	0.919	1.000	40.20	40.20	1.088	1.088	NO	50.42	101	0.0510	50.42

1157

7

Dataset: U:\VG11.PRO\Results\200613K1\200613K2-6.qld

Last Altered: Sunday, June 14, 2020 13:34:51 Pacific Daylight Time

Printed: Sunday, June 14, 2020 13:37:02 Pacific Daylight Time

Name: 200613K2_6, Date: 13-Jun-2020, Time: 19:52:58, ID: ST200613K2-6 PCB 209 CS3 19G2609, Description: PCB 209 CS3 19G2609

#	Name	Resp	RA	n/y	RRF	wt/Vol	Pred.RT	RT	Pred.R...	RRT	Check RRT	Conc.	%Rec	DL	EMPC
105	1... PCB-151	1.13e5	1.36	NO	0.787	1.000	40.86	40.85	1.105	1.105	NO	50.11	100	0.0596	50.11
106	1... PCB-135	1.23e5	1.26	NO	0.922	1.000	41.07	41.07	1.111	1.111	NO	46.74	93.5	0.0509	46.74
107	1... PCB-144	1.24e5	1.31	NO	0.789	1.000	41.18	41.18	1.114	1.114	NO	54.87	110	0.0595	54.87
108	1... PCB-147	1.21e5	1.37	NO	0.834	1.000	41.31	41.31	1.118	1.118	NO	50.79	102	0.0562	50.79
109	1... PCB-139/149	2.83e5	1.31	NO	0.948	1.000	41.60	41.59	1.125	1.125	NO	104.3	104	0.0495	104.3
110	1... PCB-140	1.15e5	1.31	NO	0.794	1.000	41.78	41.78	1.130	1.130	NO	50.67	101	0.0591	50.67
111	1... PCB-134/143	4.88e5	1.26	NO	0.759	1.000	42.26	42.25	0.975	0.975	NO	106.2	106	0.126	106.2
112	1... PCB-131/133	5.27e5	1.25	NO	0.821	1.000	42.56	42.55	0.982	0.982	NO	106.1	106	0.116	106.1
113	1... PCB-142	2.30e5	1.24	NO	0.754	1.000	42.70	42.70	0.985	0.985	NO	50.34	101	0.126	50.34
114	1... PCB-146/165	6.54e5	1.25	NO	1.02	1.000	42.95	42.95	0.991	0.991	NO	106.3	106	0.0938	106.3
115	1... PCB-132/161	6.50e5	1.27	NO	1.02	1.000	43.18	43.18	0.996	0.996	NO	104.8	105	0.0931	104.8
116	1... PCB-153	3.45e5	1.24	NO	1.07	1.000	43.36	43.37	1.000	1.000	NO	53.23	106	0.0891	53.23
117	1... PCB-168	3.52e5	1.25	NO	1.08	1.000	43.59	43.59	1.006	1.006	NO	53.93	108	0.0885	53.93
118	1... PCB-141	2.88e5	1.27	NO	1.03	1.000	44.12	44.12	1.000	1.000	NO	53.53	107	0.109	53.53
119	1... PCB-137	2.79e5	1.23	NO	1.11	1.000	44.52	44.52	1.010	1.009	NO	47.85	95.7	0.101	47.85
120	1... PCB-130	2.39e5	1.25	NO	0.885	1.000	44.62	44.63	1.012	1.012	NO	51.35	103	0.126	51.35
121	1... PCB-138/163/164	1.08e6	1.24	NO	1.28	1.000	45.01	45.03	1.001	1.001	NO	163.1	109	0.0877	163.1
122	1... PCB-158/160	7.00e5	1.24	NO	1.24	1.000	45.26	45.26	1.006	1.006	NO	109.1	109	0.0908	109.1
123	1... PCB-129	2.44e5	1.24	NO	0.867	1.000	45.52	45.51	1.012	1.012	NO	54.47	109	0.130	54.47
124	1... PCB-166	3.82e5	1.25	NO	1.14	1.000	45.99	45.98	0.993	0.993	NO	51.88	104	0.0795	51.88
125	1... PCB-159	4.24e5	1.22	NO	1.22	1.000	46.32	46.32	1.000	1.000	NO	54.05	108	0.0747	54.05
126	1... PCB-128/162	6.31e5	1.24	NO	0.907	1.000	46.61	46.62	1.007	1.007	NO	107.7	108	0.100	107.7
127	1... PCB-167	3.76e5	1.24	NO	1.11	1.000	47.02	47.02	1.000	1.000	NO	53.01	106	0.0837	53.01
128	1... PCB-156	3.82e5	1.24	NO	1.13	1.000	48.35	48.37	1.000	1.001	NO	54.43	109	0.0874	54.43
129	1... PCB-157	3.54e5	1.26	NO	1.04	1.000	48.65	48.63	1.001	1.000	NO	53.27	107	0.0908	53.27
130	1... PCB-169	3.74e5	1.25	NO	1.16	1.000	50.91	50.91	1.000	1.000	NO	55.09	110	0.0886	55.09
131	1... PCB-188	3.00e5	1.06	NO	1.29	1.000	43.01	42.99	1.001	1.000	NO	52.86	106	0.0736	52.86
132	1... PCB-184	2.92e5	1.06	NO	1.23	1.000	43.44	43.44	1.011	1.011	NO	53.72	107	0.0771	53.72
133	1... PCB-179	3.04e5	1.06	NO	1.30	1.000	44.26	44.26	1.030	1.030	NO	53.19	106	0.0731	53.19
134	1... PCB-176	2.91e5	1.05	NO	1.31	1.000	44.72	44.73	1.041	1.041	NO	50.48	101	0.0725	50.48
135	1... PCB-186	3.30e5	1.03	NO	1.33	1.000	45.35	45.35	1.055	1.056	NO	56.41	113	0.0714	56.41
136	1... PCB-178	2.15e5	1.03	NO	0.943	1.000	45.87	45.87	1.067	1.067	NO	51.79	104	0.101	51.79
137	1... PCB-175	2.13e5	1.03	NO	0.956	1.000	46.22	46.23	1.076	1.076	NO	50.60	101	0.0993	50.60
138	1... PCB-182/187	5.09e5	1.04	NO	1.07	1.000	46.40	46.42	1.080	1.080	NO	108.2	108	0.0890	108.2
139	1... PCB-183	2.38e5	1.05	NO	1.02	1.000	46.74	46.74	1.088	1.088	NO	52.84	106	0.0928	52.84
140	1... PCB-185	2.13e5	1.04	NO	1.41	1.000	47.42	47.42	0.955	0.955	NO	51.60	103	0.108	51.60

Handwritten note: 131257 (with a blue arrow pointing to the %Rec column)

Dataset: U:\VG11.PRO\Results\200613K1\200613K2-6.qld

Last Altered: Sunday, June 14, 2020 13:34:51 Pacific Daylight Time
Printed: Sunday, June 14, 2020 13:37:02 Pacific Daylight Time

Name: 200613K2_6, Date: 13-Jun-2020, Time: 19:52:58, ID: ST200613K2-6 PCB 209 CS3 19G2609, Description: PCB 209 CS3 19G2609

#	Name	Resp	RA	n/y	RRF	wt/vol	Pred.RT	RT	Pred.R...	RRT	Check.RRT	Conc.	%Rec	DL	EMPC
141	1... PCB-174	1.93e5	1.03	NO	1.35	1.000	47.81	47.80	0.962	0.962	NO	48.68	97.4	0.113	48.68
142	1... PCB-181	2.33e5	1.04	NO	1.47	1.000	47.90	47.89	0.964	0.964	NO	53.92	108	0.103	53.92
143	1... PCB-177	1.94e5	1.05	NO	1.28	1.000	48.06	48.06	0.968	0.968	NO	51.68	103	0.119	51.68
144	1... PCB-171	2.07e5	1.03	NO	1.32	1.000	48.36	48.37	0.974	0.974	NO	53.56	107	0.116	53.56
145	1... PCB-173	1.85e5	1.06	NO	1.19	1.000	48.80	48.80	0.983	0.982	NO	52.88	106	0.128	52.88
146	1... PCB-172	2.11e5	1.05	NO	1.38	1.000	49.28	49.28	0.992	0.992	NO	52.18	104	0.111	52.18
147	1... PCB-192	2.76e5	1.04	NO	1.83	1.000	49.47	49.47	0.996	0.996	NO	51.57	103	0.0835	51.57
148	1... PCB-180	2.20e5	1.03	NO	1.41	1.000	49.69	49.69	1.000	1.000	NO	53.12	106	0.108	53.12
149	1... PCB-193	2.50e5	1.02	NO	1.68	1.000	49.90	49.90	1.005	1.005	NO	50.77	102	0.0909	50.77
150	1... PCB-191	2.58e5	1.04	NO	1.71	1.000	50.17	50.17	1.010	1.010	NO	51.42	103	0.0892	51.42
151	1... PCB-170	1.91e5	1.05	NO	1.40	1.000	51.36	51.36	1.000	1.000	NO	52.84	106	0.121	52.84
152	1... PCB-190	2.55e5	1.06	NO	1.85	1.000	51.55	51.55	1.004	1.004	NO	53.27	107	0.0918	53.27
153	1... PCB-189	2.75e5	1.02	NO	1.45	1.000	53.09	53.08	1.000	1.000	NO	52.53	105	0.0727	52.53
154	1... PCB-202	1.95e5	0.90	NO	1.17	1.000	48.60	48.58	1.001	1.000	NO	51.96	104	0.0495	51.96
155	1... PCB-201	1.72e5	0.92	NO	1.05	1.000	49.09	49.09	1.011	1.011	NO	50.68	101	0.0549	50.68
156	1... PCB-204	1.81e5	0.90	NO	1.14	1.000	49.23	49.24	1.014	1.014	NO	49.23	98.5	0.0507	49.23
157	1... PCB-197	1.80e5	0.90	NO	1.13	1.000	49.55	49.56	1.020	1.021	NO	49.39	98.8	0.0510	49.39
158	1... PCB-200	1.76e5	0.93	NO	1.07	1.000	50.48	50.49	1.040	1.040	NO	50.95	102	0.0540	50.95
159	1... PCB-198	1.36e5	0.91	NO	0.794	1.000	52.06	52.06	1.072	1.072	NO	53.38	107	0.0728	53.38
160	1... PCB-199	1.30e5	0.91	NO	0.809	1.000	52.16	52.17	1.074	1.075	NO	49.92	99.8	0.0714	49.92
161	1... PCB-196/203	2.82e5	0.91	NO	0.838	1.000	52.48	52.48	1.081	1.081	NO	104.3	104	0.0690	104.3
162	1... PCB-195	2.19e5	0.90	NO	1.04	1.000	53.78	53.78	0.984	0.983	NO	48.65	97.3	0.0796	48.65
163	1... PCB-194	2.55e5	0.89	NO	1.12	1.000	54.70	54.70	1.000	1.000	NO	52.90	106	0.0745	52.90
164	1... PCB-205	3.20e5	0.91	NO	1.29	1.000	54.97	54.98	1.005	1.005	NO	57.52	115	0.0645	57.52
165	1... PCB-208	2.65e5	1.34	NO	0.933	1.000	53.94	53.94	1.000	1.000	NO	52.67	105	0.0818	52.67
166	1... PCB-207	2.52e5	1.34	NO	0.916	1.000	54.26	54.26	1.006	1.006	NO	51.05	102	0.0833	51.05
167	1... PCB-206	2.02e5	1.33	NO	1.01	1.000	56.24	56.24	1.000	1.000	NO	51.59	103	0.105	51.59
168	1... PCB-209	1.79e5	1.19	NO	0.986	1.000	57.47	57.48	1.000	1.000	NO	52.55	105	0.0112	52.55
169	1... 13C-PCB-1	1.48e6	3.32	NO	0.893	1.000	15.50	15.51	0.608	0.608	NO	102.1	102	0.0669	102.1
170	1... 13C-PCB-3	1.47e6	3.27	NO	0.911	1.000	18.15	18.16	0.712	0.712	NO	99.47	99.5	0.0657	99.47
171	1... 13C-PCB-4	1.03e6	1.63	NO	0.600	1.000	19.50	19.51	0.765	0.765	NO	105.0	105	0.0532	105.0
172	1... 13C-PCB-9	1.64e6	1.57	NO	0.970	1.000	21.33	21.33	0.836	0.836	NO	103.7	104	0.0329	103.7
173	1... 13C-PCB-11	1.57e6	1.59	NO	0.962	1.000	24.77	24.78	0.971	0.972	NO	100.3	100	0.0332	100.3
174	1... 13C-PCB-19	6.70e5	1.06	NO	0.499	1.000	23.74	23.74	0.931	0.931	NO	82.59	82.6	0.431	82.59
175	1... 13C-PCB-32	9.79e5	1.05	NO	0.744	1.000	26.72	26.73	1.048	1.048	NO	80.90	80.9	0.289	80.90
176	1... 13C-PCB-28	1.29e6	1.06	NO	1.06	1.000	28.75	28.75	1.004	1.004	NO	92.06	92.1	0.364	92.06

Handwritten blue annotations: "75102" with an arrow pointing to row 141, and "97457" with an arrow pointing to row 169.

Dataset: U:\VG11.PRO\Results\200613K1\200613K2-6.qld

Last Altered: Sunday, June 14, 2020 13:34:51 Pacific Daylight Time
Printed: Sunday, June 14, 2020 13:37:02 Pacific Daylight Time

Name: 200613K2_6, Date: 13-Jun-2020, Time: 19:52:58, ID: ST200613K2-6 PCB 209 CS3 19G2609, Description: PCB 209 CS3 19G2609

#	Name	Resp	RA	n/y	RRF	wt/Vol	Prod.RT	RT	Prod.R...	RRT	Check RRT	Conc.	%Rec	DL	EMPC
177	1... 13C-PCB-37	1.16e6	1.06	NO	0.989	1.000	32.73	32.73	1.143	1.143	NO	89.19	89.2	0.391	
178	1... 13C-PCB-54	8.83e5	0.79	NO	0.999	1.000	27.61	27.60	0.753	0.753	NO	105.5	106	0.113	
179	1... 13C-PCB-52	6.73e5	0.79	NO	0.804	1.000	31.24	31.23	0.852	0.852	NO	99.96	100	0.141	
180	1... 13C-PCB-47	7.23e5	0.80	NO	0.857	1.000	31.76	31.75	0.866	0.866	NO	100.7	101	0.132	
181	1... 13C-PCB-70	8.22e5	0.80	NO	0.996	1.000	35.39	35.38	0.965	0.965	NO	98.54	98.5	0.114	
182	1... 13C-PCB-80	8.58e5	0.80	NO	1.03	1.000	35.82	35.82	0.977	0.977	NO	99.58	99.6	0.110	
183	1... 13C-PCB-81	8.19e5	0.81	NO	0.988	1.000	39.03	39.02	1.064	1.064	NO	98.93	98.9	0.115	
184	1... 13C-PCB-77	8.12e5	0.80	NO	0.969	1.000	39.64	39.64	1.081	1.081	NO	100.1	100	0.117	
185	1... 13C-PCB-104	5.04e5	1.61	NO	1.02	1.000	32.44	32.42	0.827	0.826	NO	102.1	102	0.0527	
186	1... 13C-PCB-95	3.91e5	1.63	NO	0.805	1.000	35.69	35.69	0.910	0.910	NO	99.89	99.9	0.0665	
187	1... 13C-PCB-101	3.86e5	1.66	NO	0.793	1.000	37.44	37.44	0.954	0.954	NO	100.1	100	0.0675	
188	1... 13C-PCB-97	3.37e5	1.62	NO	0.696	1.000	38.78	38.78	0.989	0.989	NO	99.51	99.5	0.0769	
189	1... 13C-PCB-123	4.49e5	1.60	NO	0.933	1.000	41.42	41.42	1.056	1.056	NO	98.96	99.0	0.0574	
190	1... 13C-PCB-118	4.92e5	1.66	NO	0.986	1.000	41.61	41.61	1.061	1.061	NO	102.7	103	0.0543	
191	1... 13C-PCB-114	7.23e5	1.58	NO	1.55	1.000	42.29	42.29	0.908	0.908	NO	105.0	105	0.0824	
192	1... 13C-PCB-105	7.60e5	1.60	NO	1.57	1.000	43.17	43.18	0.927	0.927	NO	108.6	109	0.0810	
193	1... 13C-PCB-127	7.98e5	1.58	NO	1.62	1.000	43.53	43.54	0.934	0.935	NO	110.4	110	0.0784	
194	1... 13C-PCB-126	7.82e5	1.55	NO	1.57	1.000	45.49	45.49	0.976	0.976	NO	112.1	112	0.0813	
195	1... 13C-PCB-155	2.86e5	1.30	NO	0.615	1.000	36.96	36.96	0.942	0.942	NO	95.90	95.9	0.0397	
196	1... 13C-PCB-153	6.05e5	1.28	NO	1.36	1.000	43.34	43.35	0.930	0.930	NO	99.68	99.7	0.0974	
197	1... 13C-PCB-141	5.25e5	1.29	NO	1.13	1.000	44.11	44.10	0.947	0.947	NO	104.6	105	0.118	
198	1... 13C-PCB-138	5.17e5	1.27	NO	1.18	1.000	44.97	44.98	0.965	0.965	NO	98.19	98.2	0.112	
199	1... 13C-PCB-159	6.45e5	1.28	NO	1.44	1.000	46.30	46.30	0.994	0.994	NO	100.7	101	0.0924	
200	2... 13C-PCB-167	6.40e5	1.29	NO	1.44	1.000	47.01	47.00	1.009	1.009	NO	99.94	99.9	0.0923	
201	2... 13C-PCB-156	6.23e5	1.28	NO	1.40	1.000	48.32	48.33	1.037	1.037	NO	100.3	100	0.0952	
202	2... 13C-PCB-157	6.39e5	1.30	NO	1.40	1.000	48.61	48.61	1.043	1.044	NO	102.8	103	0.0952	
203	2... 13C-PCB-169	5.86e5	1.27	NO	1.33	1.000	50.89	50.89	1.092	1.092	NO	98.92	98.9	0.0999	
204	2... 13C-PCB-188	4.41e5	0.45	NO	1.41	1.000	42.96	42.97	0.926	0.926	NO	97.24	97.2	0.0964	
205	2... 13C-PCB-180	2.93e5	0.45	NO	0.929	1.000	49.65	49.67	1.070	1.071	NO	98.22	98.2	0.146	
206	2... 13C-PCB-170	2.58e5	0.46	NO	0.794	1.000	51.32	51.34	1.106	1.107	NO	101.1	101	0.171	
207	2... 13C-PCB-189	3.60e5	0.47	NO	1.04	1.000	53.07	53.07	1.144	1.144	NO	107.1	107	0.130	
208	2... 13C-PCB-202	3.22e5	0.93	NO	1.04	1.000	48.55	48.56	1.046	1.047	NO	96.64	96.6	0.0840	
209	2... 13C-PCB-194	4.32e5	0.88	NO	0.768	1.000	54.71	54.69	0.995	0.995	NO	92.15	92.2	0.135	
210	2... 13C-PCB-208	5.39e5	0.80	NO	0.991	1.000	53.93	53.93	0.981	0.981	NO	89.12	89.1	0.0910	
211	2... 13C-PCB-206	3.89e5	0.78	NO	0.552	1.000	56.22	56.22	1.023	1.023	NO	115.6	116	0.163	
212	2... 13C-PCB-209	3.44e5	1.21	NO	0.396	1.000	57.48	57.47	1.046	1.046	NO	142.4	142	0.0264	

10/145%

Dataset: U:\VG11.PRO\Results\200613K1\200613K2-6.qld

Last Altered: Sunday, June 14, 2020 13:34:51 Pacific Daylight Time
Printed: Sunday, June 14, 2020 13:37:02 Pacific Daylight Time

Name: 200613K2_6, Date: 13-Jun-2020, Time: 19:52:58, ID: ST200613K2-6 PCB 209 CS3 19G2609, Description: PCB 209 CS3 19G2609

#	Name	Resp	RA	n/y	RRF	wt/vol	Pred.RT	RT	Pred.R...	RRT	Check RRT	Conc.	%Rec	DL	EMPC
213	2... 13C-PCB-15	1.63e6	1.57	NO	1.00	1.000	25.51	25.51	1.000	0.000	NO	100.0	100	0.0319	
214	2... 13C-PCB-31	1.32e6	1.05	NO	1.00	1.000	28.64	28.64	1.000	0.000	NO	100.0	100	0.387	
215	2... 13C-PCB-60	8.38e5	0.80	NO	1.00	1.000	36.66	36.66	1.000	0.000	NO	100.0	100	0.113	
216	2... 13C-PCB-111	4.86e5	1.67	NO	1.00	1.000	39.23	39.23	1.000	0.000	NO	100.0	100	0.0535	
217	2... 13C-PCB-128	4.45e5	1.28	NO	1.00	1.000	46.59	46.59	1.000	0.000	NO	100.0	100	0.133	
218	2... 13C-PCB-182	3.22e5	0.45	NO	1.00	1.000	46.40	46.40	0.000	0.000	NO	100.0	100	0.136	
219	2... 13C-PCB-205	6.10e5	0.90	NO	1.00	1.000	54.97	54.97	1.000	0.000	NO	100.0	100	0.103	
220	2... 13C-PCB-79	8.95e5	0.79	NO	1.07	1.000	37.76	37.76	1.030	1.030	NO	99.94	99.9	0.106	
221	2... 13C-PCB-178	3.03e5	0.43	NO	0.766	1.000	45.84	45.85	0.988	0.988	NO	88.80	88.8	0.129	
222	2... 13C-PCB-79	8.95e5	0.79	NO	1.08	1.000	37.76	37.76	0.968	0.968	NO	101.0	101	0.111	
223	2... 13C-PCB-178	3.03e5	0.43	NO	1.05	1.000	45.85	45.85	0.923	0.923	NO	98.21	98.2	0.148	

75-125
↓

Dataset: Untitled

Last Altered: Sunday, June 14, 2020 13:28:02 Pacific Daylight Time
Printed: Sunday, June 14, 2020 13:28:22 Pacific Daylight Time

Method: U:\VG11.PRO\MethDB\PCB-209_ZB1_6-13-20.mdb 14 Jun 2020 13:31:26
Calibration: U:\VG11.PRO\CurveDB\db1_PCBvg11-6-1-20.cdb 02 Jun 2020 10:21:16

Compound name: PCB-4/10

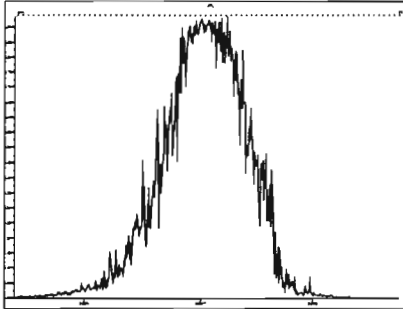
	Name	ID	Acq.Date	Acq.Time
1	200613K2_1	ST200613K2-1 PCB 209 CS0 19G2606	13-Jun-20	14:50:37
2	200613K2_2	ST200613K2-2 PCB 209 CS1 19G2607	13-Jun-20	15:49:45
3	200613K2_3	ST200613K2-3 PCB 209 CS2 19G2608	13-Jun-20	16:50:09
4	200613K2_4	ST200613K2-4 PCB 209 CS4 19G2610	13-Jun-20	17:50:38
5	200613K2_5	ST200613K2-5 PCB 209 CS5 19G2611	13-Jun-20	18:51:07
6	200613K2_6	ST200613K2-6 PCB 209 CS3 19G2609	13-Jun-20	19:52:58
7	200613K2_7	SS200613K2-1 PCB 209 SS 19G2612	13-Jun-20	20:52:07
8	200613K2_8	B0F0059-BS1 OPR 5	13-Jun-20	21:52:36
9	200613K2_9	B0F0051-BS1 OPR 1	13-Jun-20	22:53:20
10	200613K2_10	SOLVENT BLANK	13-Jun-20	23:54:53
11	200613K2_11	B0F0051-BLK1 Method Blank 1	14-Jun-20	00:54:07
12	200613K2_12	B0F0059-BLK1 Method Blank 5	14-Jun-20	01:56:17
13	200613K2_13	2001124-01 OWS-BAFA-T200519132631 1	14-Jun-20	02:56:45
14	200613K2_14	2001124-02 OWS-LHAL-T200521132730 1	14-Jun-20	03:55:52
15	200613K2_15	2001124-03 OWS-LHPO-T200521132823 1	14-Jun-20	04:56:17
16	200613K2_16	2001124-04 OWS-ROIS-T200519132732 1	14-Jun-20	05:56:43

*ST200613K2-6 used as cal
targetted against valid Icar
from 6-1-2020 Hc 6-14-2020*

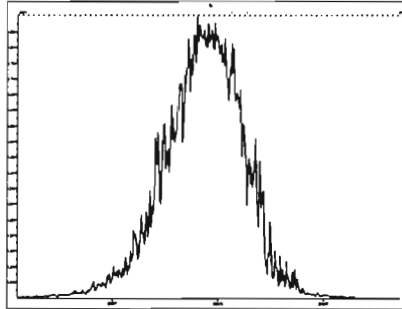
File: Experiment: PCB_ZB1.exp Reference: Pfk.ref Function: 1 @ 200 (ppm)

Printed: Saturday, June 13, 2020 14:45:24 Pacific Daylight Time

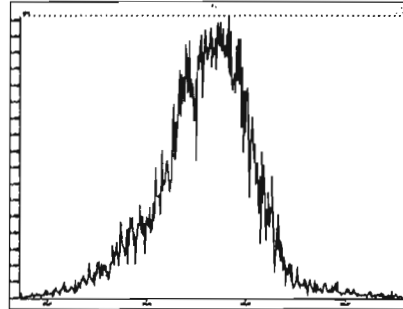
M 168.9888 R 11111



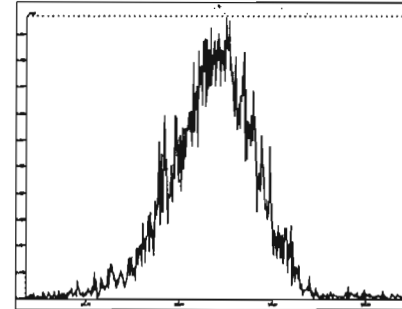
M 180.9888 R 11162



M 192.9888 R 10043

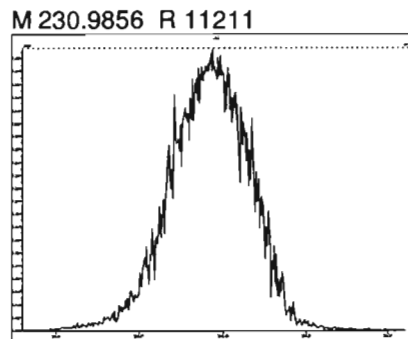
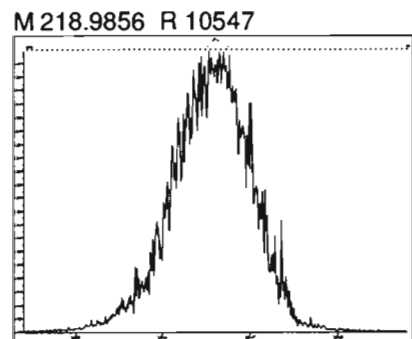


M 204.9888 R 10504

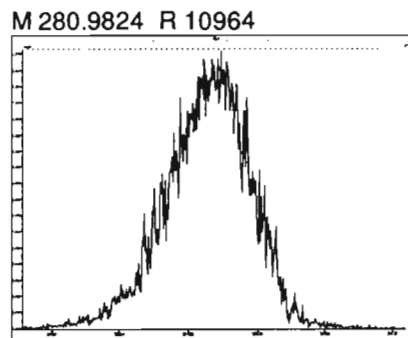
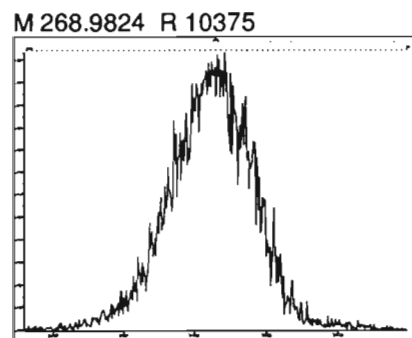
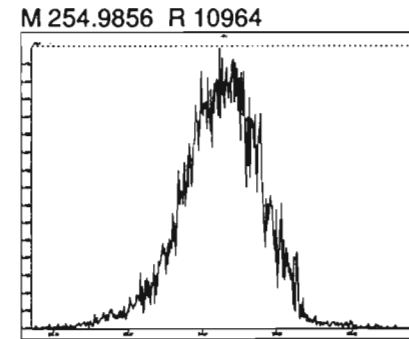


File: Experiment: PCB_ZB1.exp Reference: Pfk.ref Function: 2 @ 200 (ppm)

Printed: Saturday, June 13, 2020 14:46:10 Pacific Daylight Time

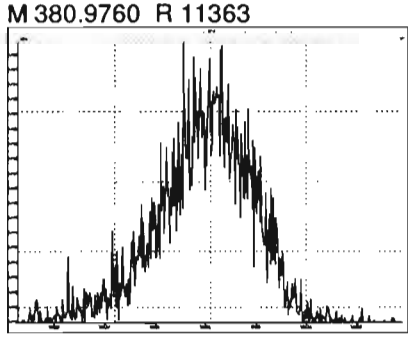
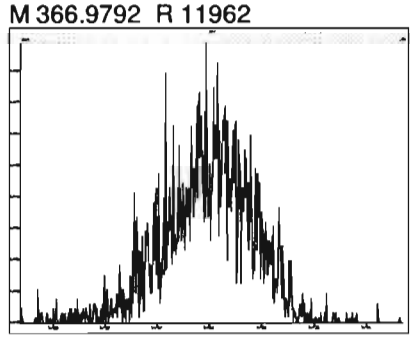
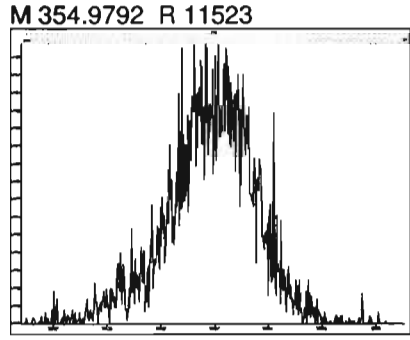
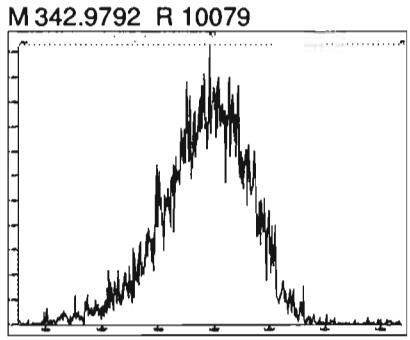
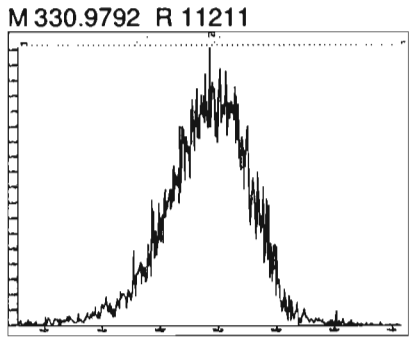
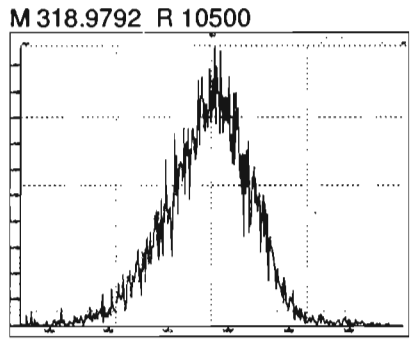
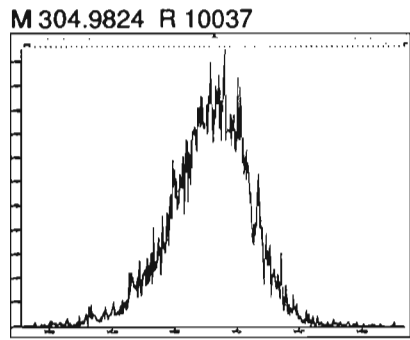
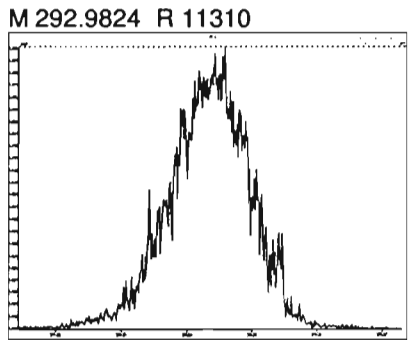
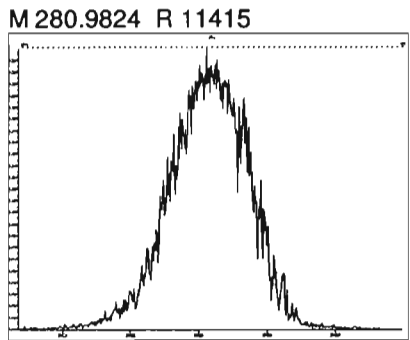
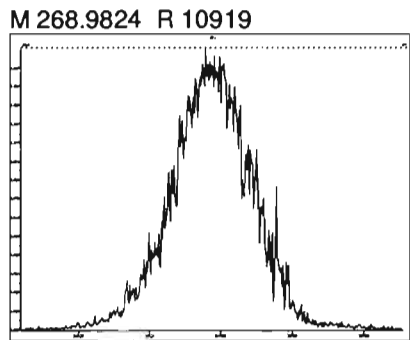
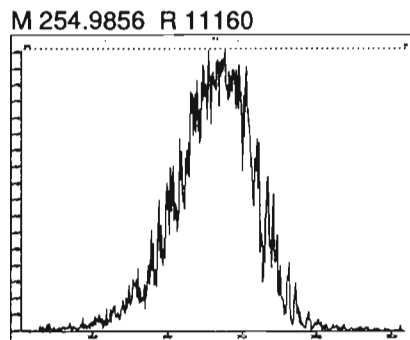


M 242.9856 R 11011



File: Experiment: PCB_ZB1.exp Reference: Pfk.ref Function: 3 @ 200 (ppm)

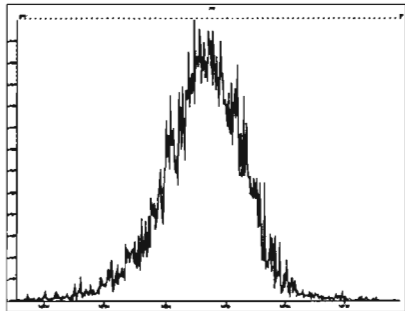
Printed: Saturday, June 13, 2020 14:47:28 Pacific Daylight Time



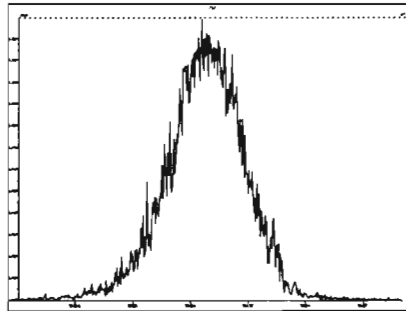
File: Experiment: PCB_ZB1.exp Reference: Pfk.ref Function: 4 @ 200 (ppm)

Printed: Saturday, June 13, 2020 14:48:37 Pacific Daylight Time

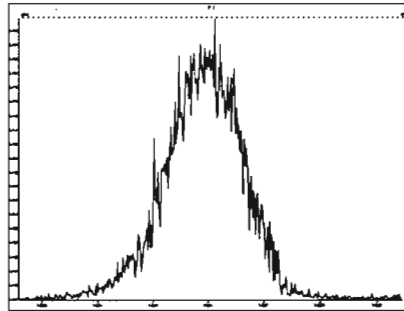
M 318.9792 R 11466



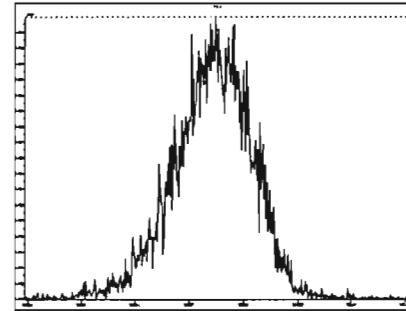
M 330.9792 R 11158



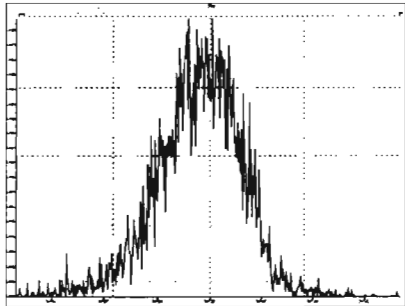
M 342.9792 R 11364



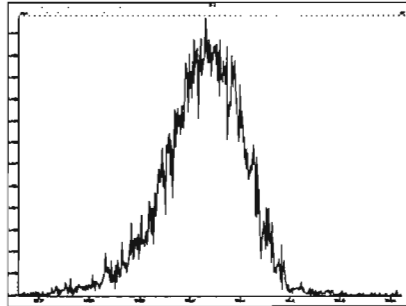
M 354.9792 R 11520



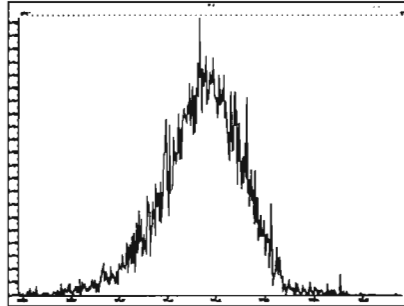
M 366.9792 R 12313



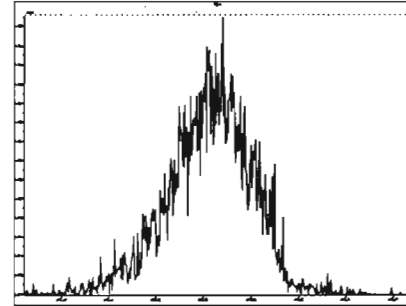
M 380.9760 R 11470



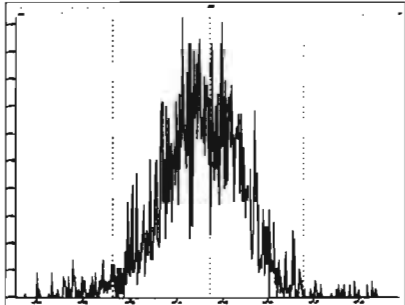
M 392.9760 R 12316



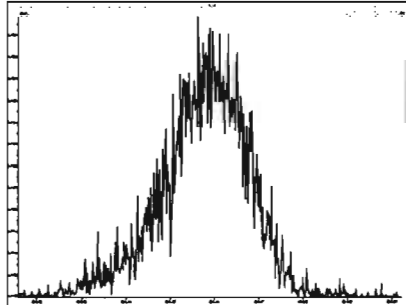
M 404.9760 R 11013



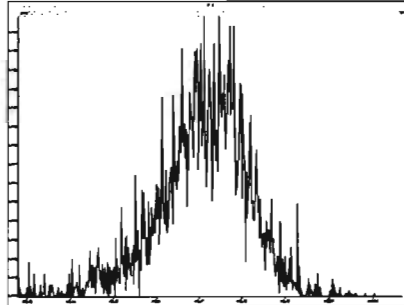
M 416.9760 R 13301



M 430.9728 R 11413



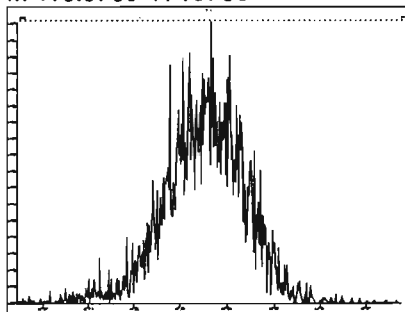
M 442.9728 R 13658



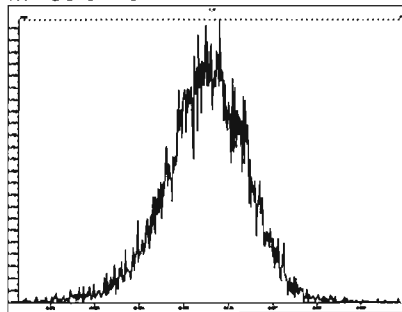
File: Experiment: PCB_ZB1.exp Reference: Pfk.ref Function: 5 @ 200 (ppm)

Printed: Saturday, June 13, 2020 14:49:59 Pacific Daylight Time

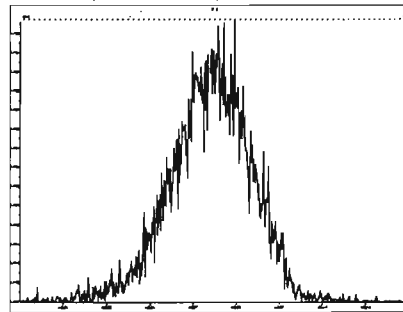
M 416.9760 R 13738



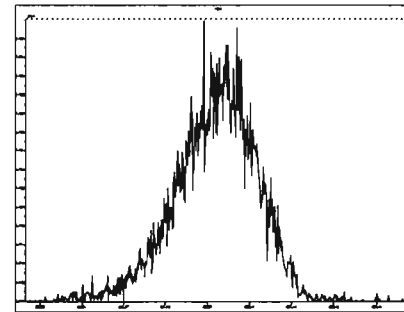
M 430.9728 R 11211



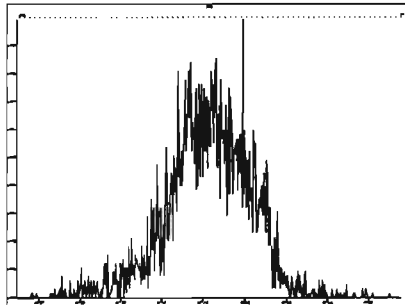
M 442.9728 R 11312



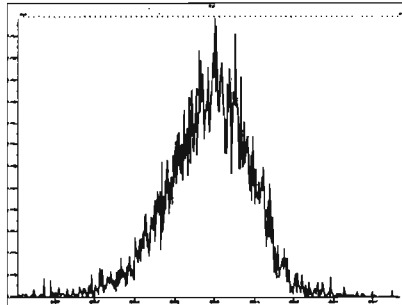
M 454.9728 R 11016



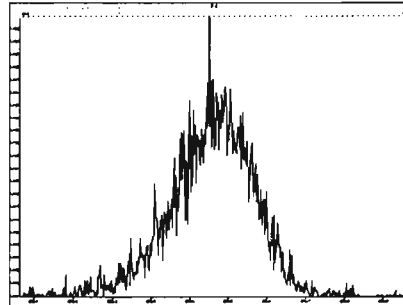
M 466.9728 R 15820



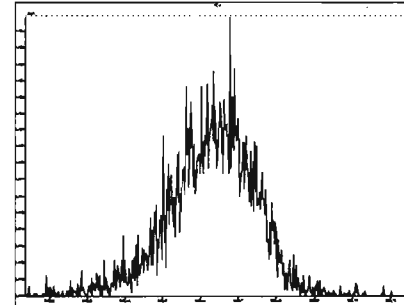
M 480.9696 R 11208



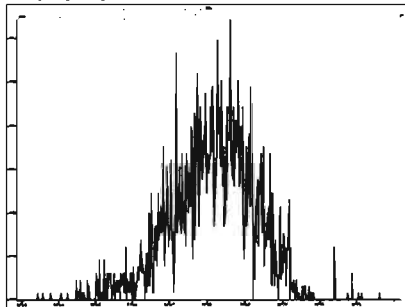
M 492.9696 R 11312



M 504.9696 R 12562



M 516.9697 R 24757



Dataset: Untitled

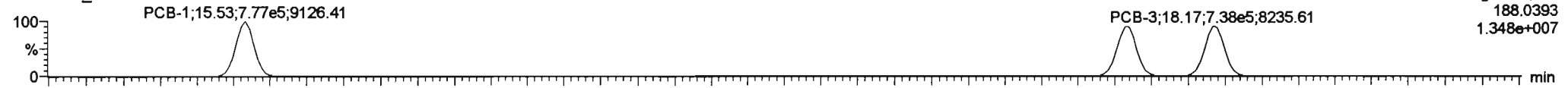
Last Altered: Sunday, June 14, 2020 13:28:02 Pacific Daylight Time
Printed: Sunday, June 14, 2020 13:29:36 Pacific Daylight Time

Method: U:\VG11.PRO\MethDB\PCB-209_ZB1_6-13-20.mdb 14 Jun 2020 13:31:26
Calibration: U:\VG11.PRO\CurveDB\vb1_PCBvg11-6-1-20.cdb 02 Jun 2020 10:21:16

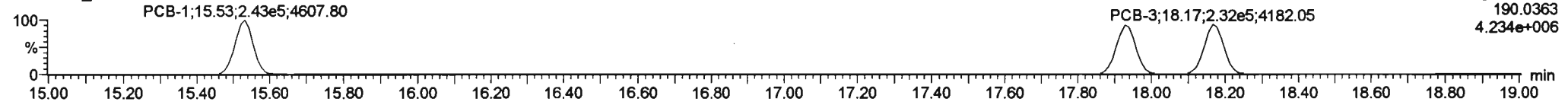
Name: 200613K2_6, Date: 13-Jun-2020, Time: 19:52:58, ID: ST200613K2-6 PCB 209 CS3 19G2609, Description: PCB 209 CS3 19G2609

PCB-1

200613K2_6

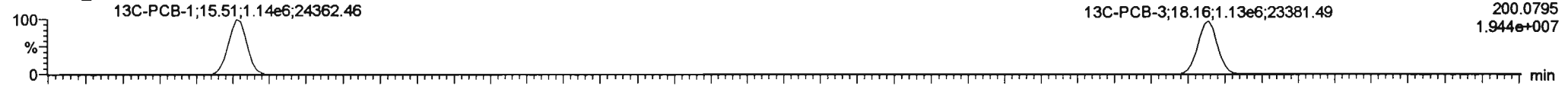


200613K2_6

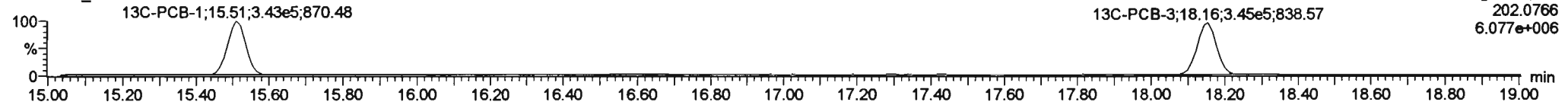


13C-PCB-1

200613K2_6

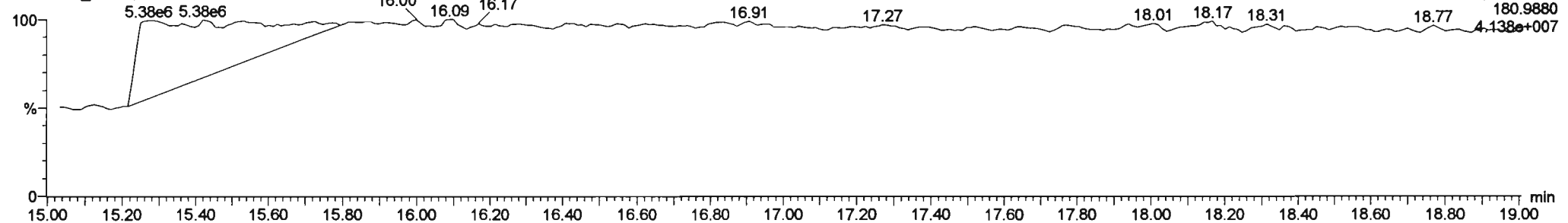


200613K2_6



PFK1

200613K2_6

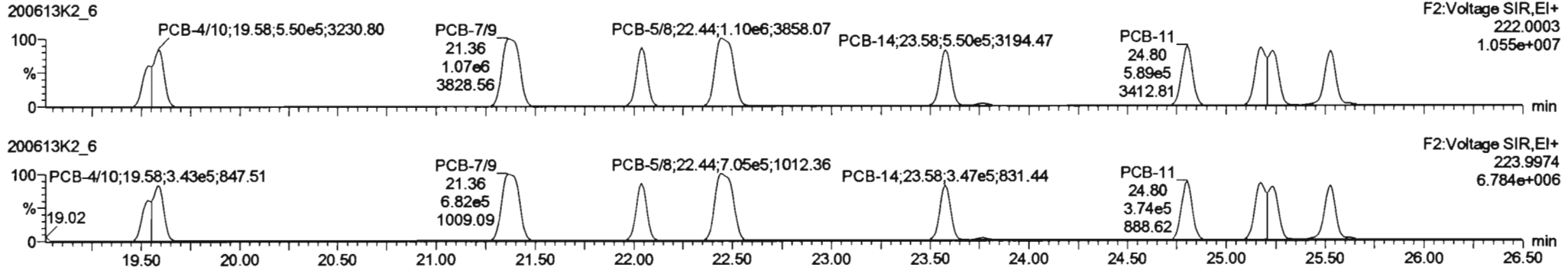


Dataset: Untitled

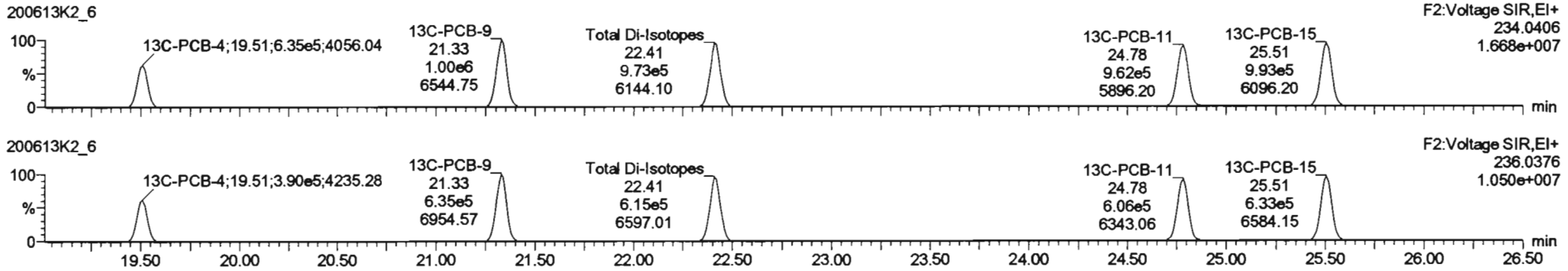
Last Altered: Sunday, June 14, 2020 13:28:02 Pacific Daylight Time
Printed: Sunday, June 14, 2020 13:29:36 Pacific Daylight Time

Name: 200613K2_6, Date: 13-Jun-2020, Time: 19:52:58, ID: ST200613K2-6 PCB 209 CS3 19G2609, Description: PCB 209 CS3 19G2609

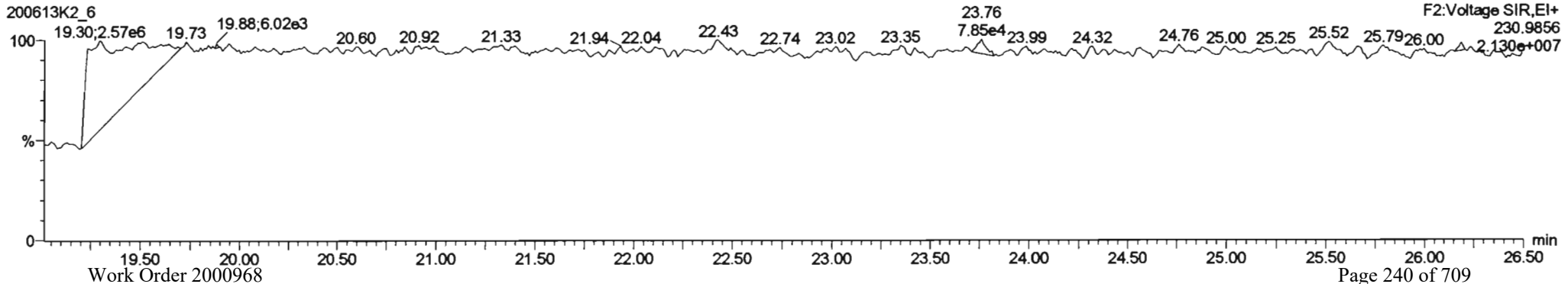
PCB-4/10



13C-PCB-4

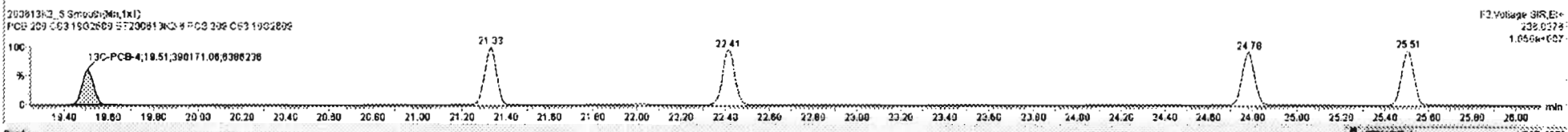
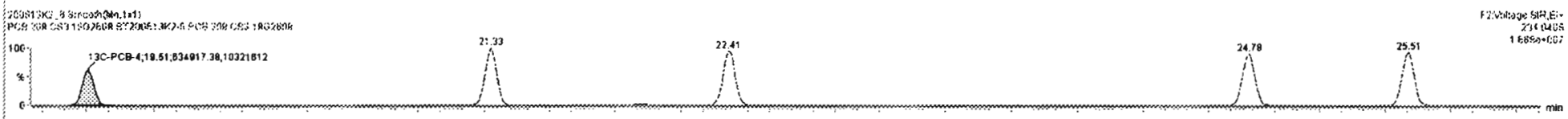
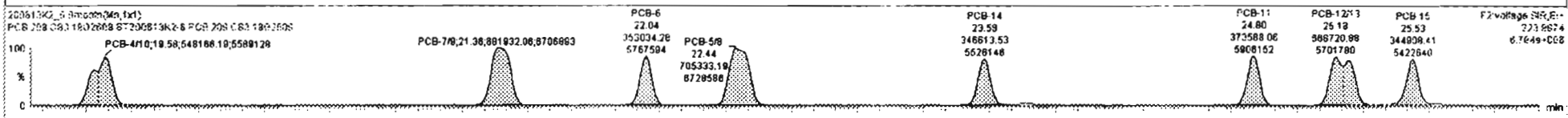
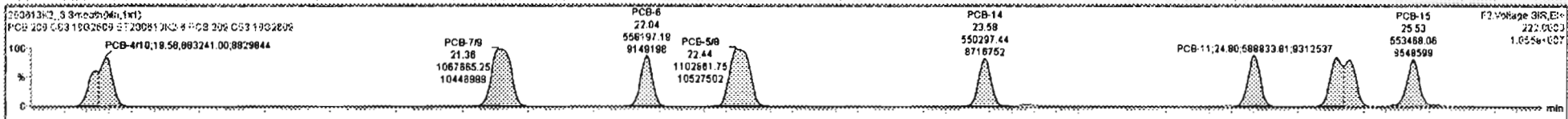


PFK2a



#	Name	Area	RA	off	RF	width	Peak RT	RT	Area	RT	Off	RF	Conc.	%Rec	DL	EWPC
225	1st Function PCBs				1.0000	1.000	0.00		0.000			NO	863.7		0.581	863.7
226	2nd Function PCBs				1.0000	1.000	0.00		0.000			NO	430.4		0.198	430.4
227	3rd Function PCBs				0.9826	1.000	0.00		0.000			NO	867.4		0.840	867.4
228	Total PCBs				1.0778	1.000	0.00		0.000			NO	2273		1.55	2273
229	3rd Function PCBs				1.3157	1.000	0.00		0.000			NO	2119		1.45	2119
230	4th Function PCBs				1.0735	1.000	0.00		0.000			NO	275.7		0.241	275.7
231	3rd Function PCBs				0.8905	1.000	0.00		0.000			NO	718.1		0.655	718.1
232	4th Function PCBs				1.0318	1.000	0.00		0.000			NO	1490		1.98	1490
233	Total PCBs				1.9664	1.000	0.00		0.000			NO	1961		2.21	1961

#	Name	Peak RT	RT	Int. Resp.	Adj. Resp.	1st Peak (Area)	RA	off	EWPC	Conc.
4	PCB-4/10	19.59	19.59	8.832e5	5.482e5	1.580	1.81	NO	111.88	111.88
5	PCB-7/9	21.39	21.36	1.068e6	8.219e5	1.580	1.57	NO	111.40	111.40
6	PCB-6	22.04	22.04	5.582e5	3.530e5	1.580	1.58	NO	54.423	54.423
7	PCB-5/8	22.44	22.44	1.103e6	7.053e5	1.580	1.58	NO	111.37	111.37
8	PCB-14	23.59	23.59	5.503e5	3.496e5	1.580	1.59	NO	58.227	58.227
9	PCB-11	24.80	24.80	5.898e5	3.738e5	1.580	1.58	NO	54.490	54.490
10	PCB-12/13	25.23	25.18	1.079e6	8.887e5	1.580	1.81	NO	108.58	108.58
11	PCB-15	25.54	25.53	5.535e5	3.449e5	1.580	1.80	NO	55.385	55.385

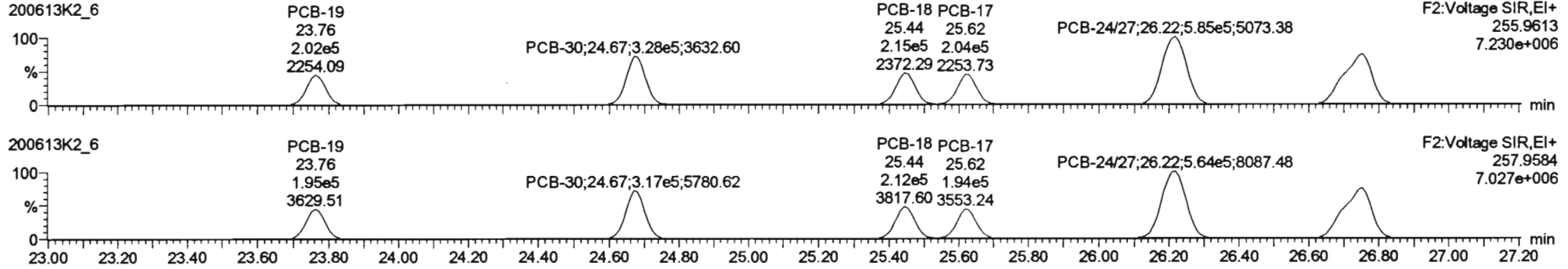


Dataset: Untitled

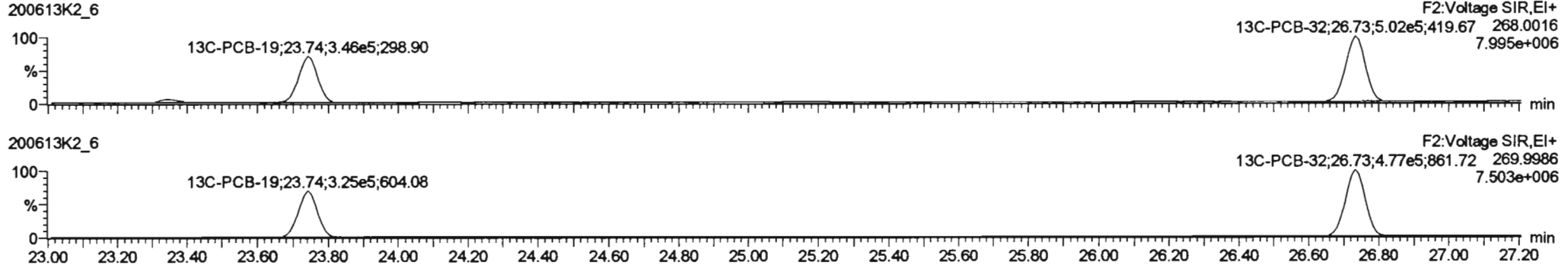
Last Altered: Sunday, June 14, 2020 13:28:02 Pacific Daylight Time
Printed: Sunday, June 14, 2020 13:29:36 Pacific Daylight Time

Name: 200613K2_6, Date: 13-Jun-2020, Time: 19:52:58, ID: ST200613K2-6 PCB 209 CS3 19G2609, Description: PCB 209 CS3 19G2609

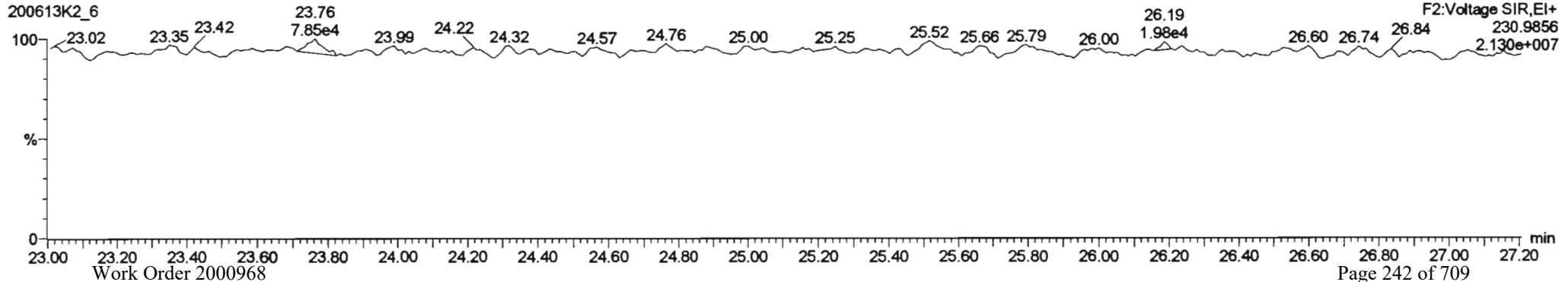
PCB-19



13C-PCB-19



PFK2b

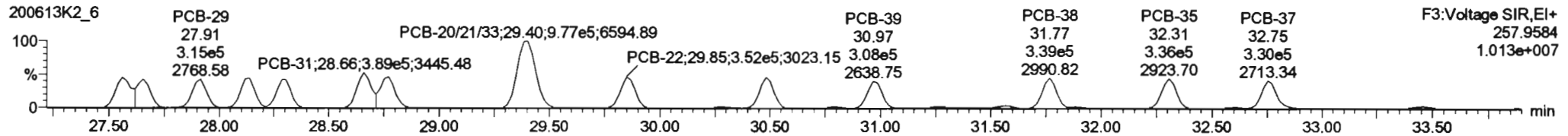
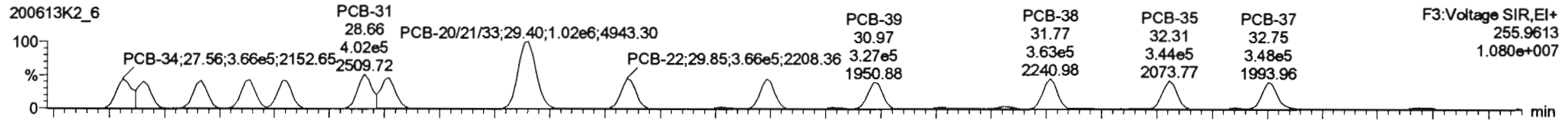


Dataset: Untitled

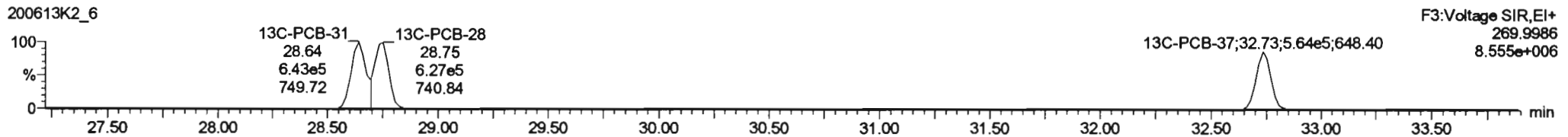

Last Altered: Sunday, June 14, 2020 13:28:02 Pacific Daylight Time
Printed: Sunday, June 14, 2020 13:29:36 Pacific Daylight Time

Name: 200613K2_6, Date: 13-Jun-2020, Time: 19:52:58, ID: ST200613K2-6 PCB 209 CS3 19G2609, Description: PCB 209 CS3 19G2609

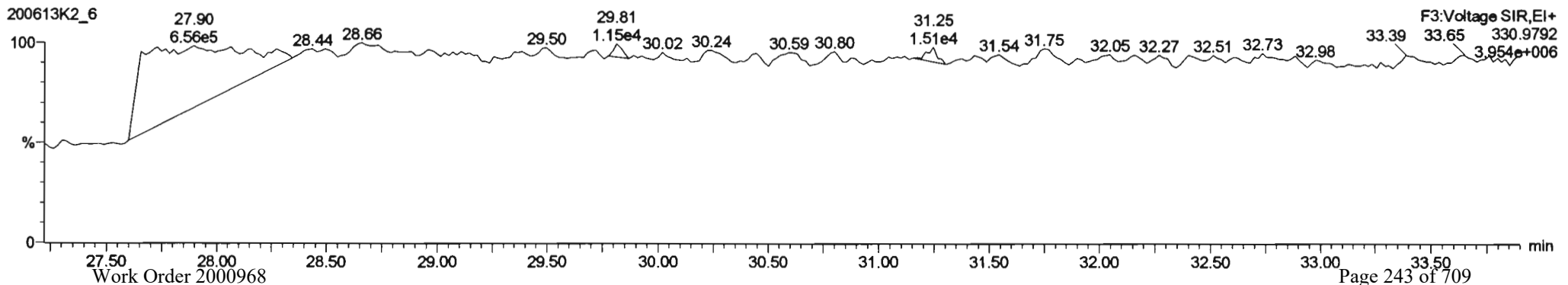
PCB-34

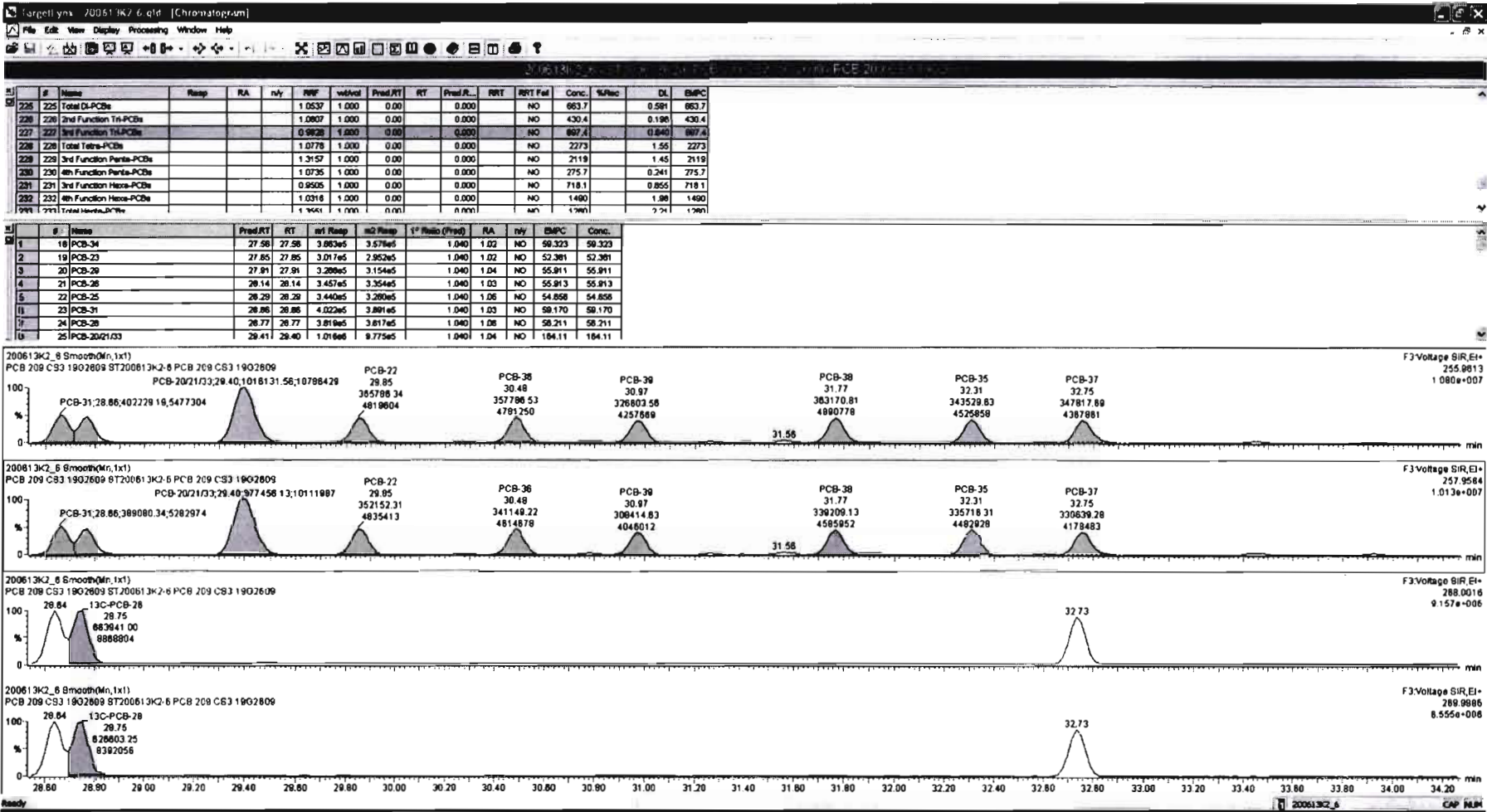


13C-PCB-28



PFK3d



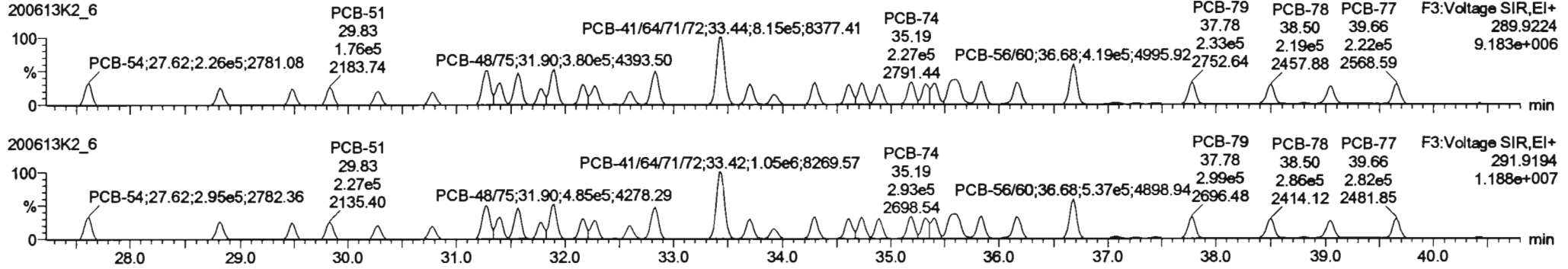


Dataset: Untitled

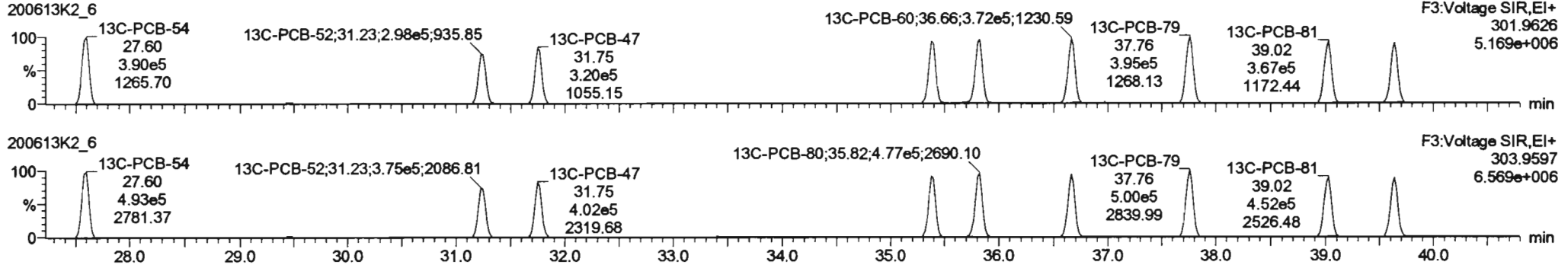
Last Altered: Sunday, June 14, 2020 13:28:02 Pacific Daylight Time
 Printed: Sunday, June 14, 2020 13:29:36 Pacific Daylight Time

Name: 200613K2_6, Date: 13-Jun-2020, Time: 19:52:58, ID: ST200613K2-6 PCB 209 CS3 19G2609, Description: PCB 209 CS3 19G2609

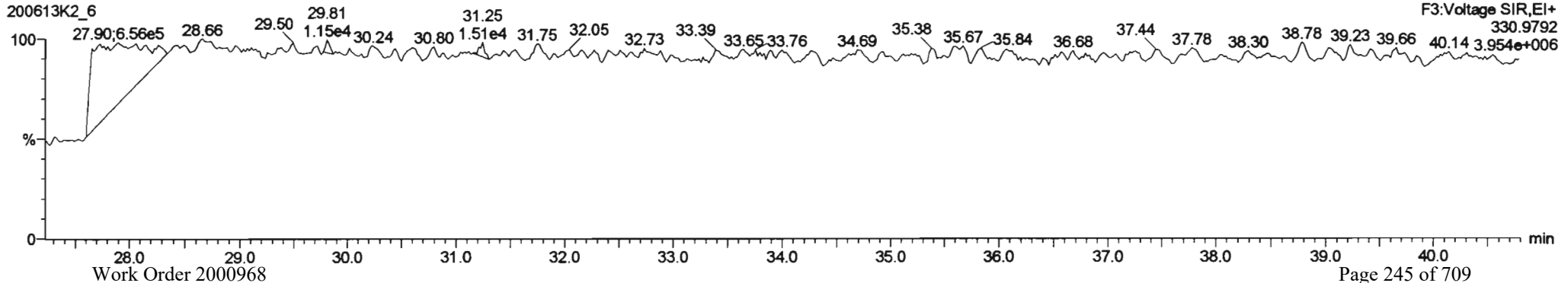
PCB-54



13C-PCB-54



PFK3a

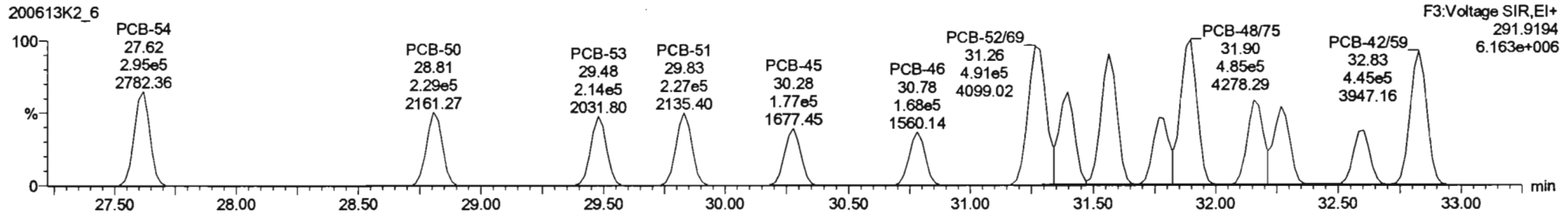
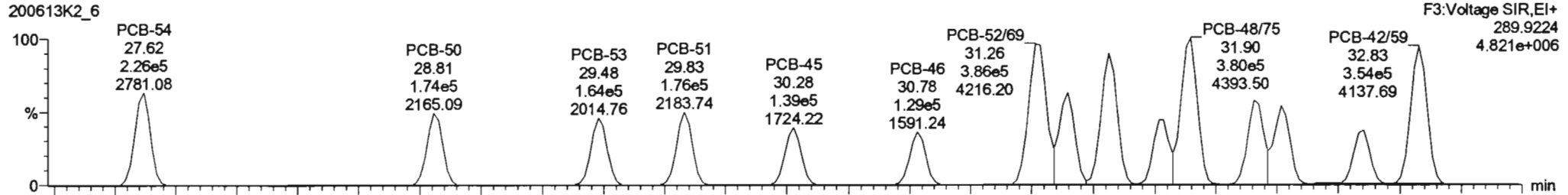


Dataset: Untitled

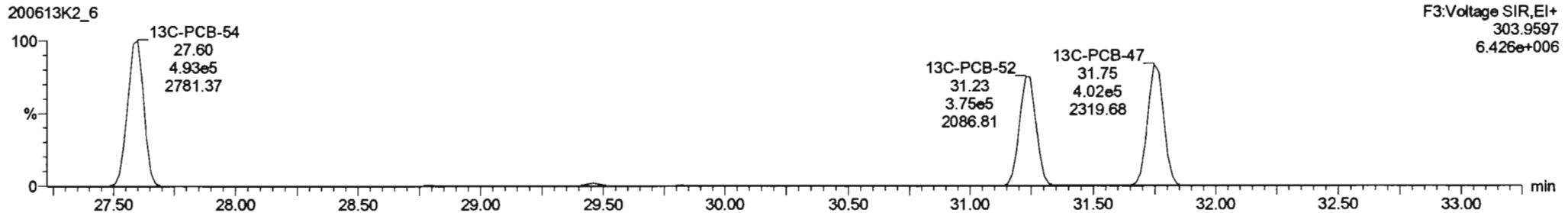

Last Altered: Sunday, June 14, 2020 13:28:02 Pacific Daylight Time
 Printed: Sunday, June 14, 2020 13:29:36 Pacific Daylight Time

Name: 200613K2_6, Date: 13-Jun-2020, Time: 19:52:58, ID: ST200613K2-6 PCB 209 CS3 19G2609, Description: PCB 209 CS3 19G2609

PCB-50



13C-PCB-52



Dataset: Untitled

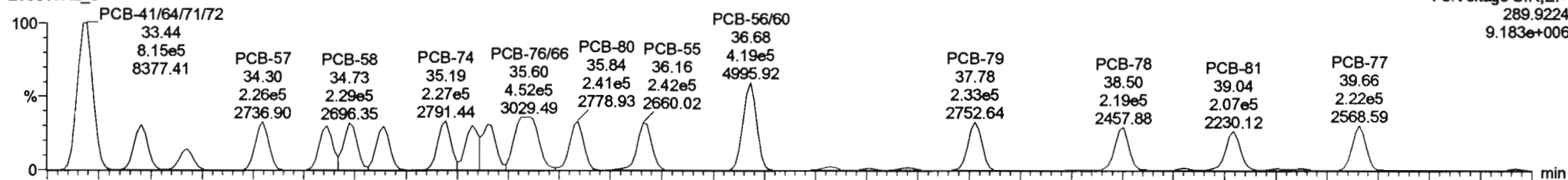
Last Altered: Sunday, June 14, 2020 13:28:02 Pacific Daylight Time

Printed: Sunday, June 14, 2020 13:29:36 Pacific Daylight Time

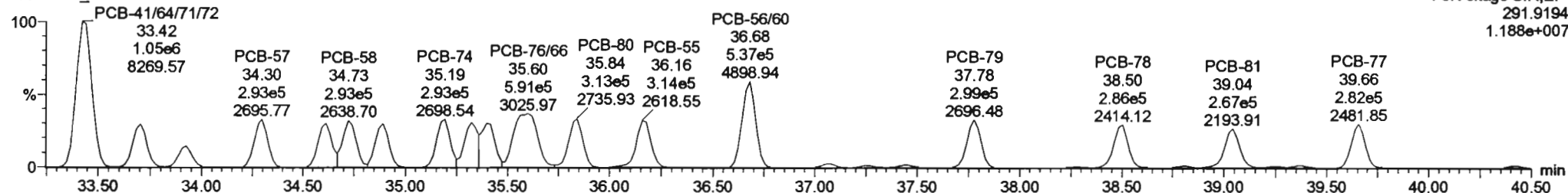
Name: 200613K2_6, Date: 13-Jun-2020, Time: 19:52:58, ID: ST200613K2-6 PCB 209 CS3 19G2609, Description: PCB 209 CS3 19G2609

PCB-68

200613K2_6

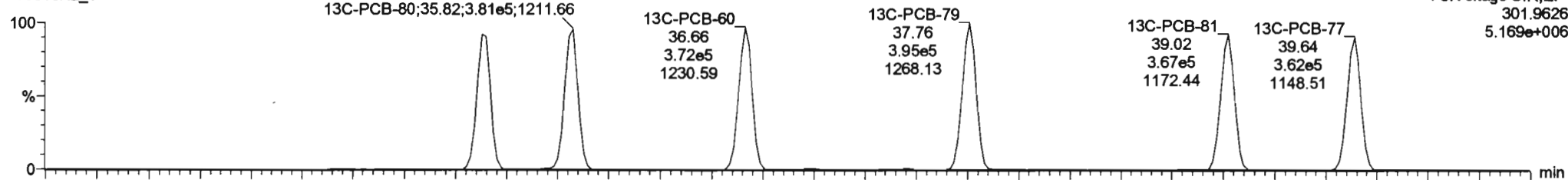


200613K2_6

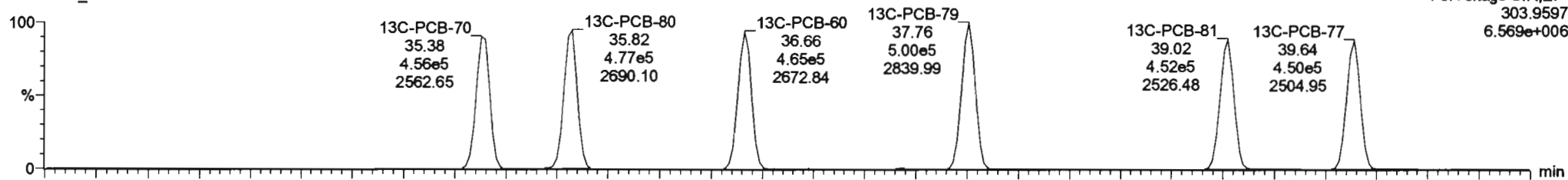


13C-PCB-60

200613K2_6

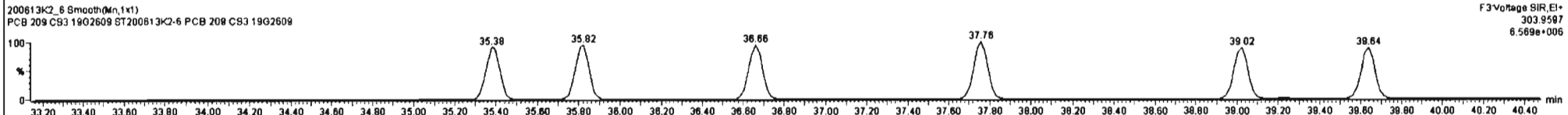
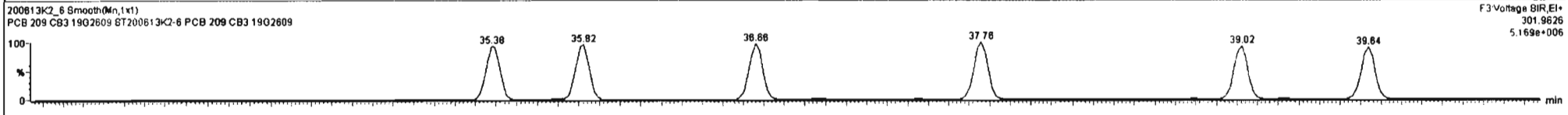
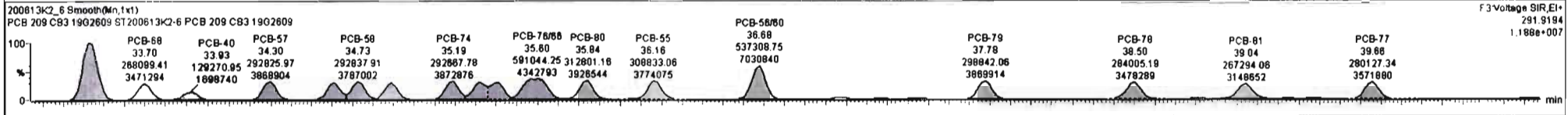
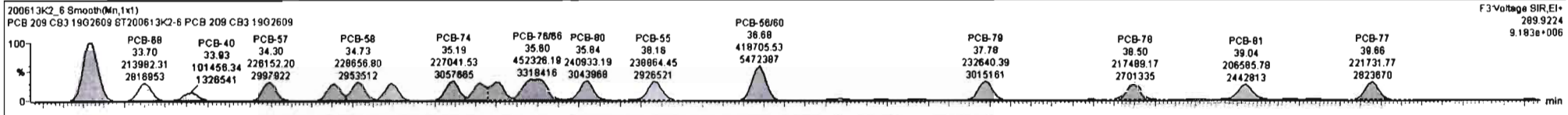


200613K2_6



#	Name	Resp	RA	n/y	RRP	wtAvt	Pred.RT	RT	Pred.R...	RRT	RRT Fail	Conc.	%Rec	DL	EMPC
225	225 Total Di-PCBs				1.0537	1.000	0.00		0.000		NO	863.7		0.591	663.7
226	226 2nd Function Tri-PCBs				1.0807	1.000	0.00		0.000		NO	430.4		0.198	430.4
227	227 3rd Function Tri-PCBs				0.9828	1.000	0.00		0.000		NO	867.4		0.540	867.4
228	228 Total Tetra-PCBs				1.0778	1.000	0.00		0.000		NO	2273		1.86	2273
229	229 3rd Function Penta-PCBs				1.3157	1.000	0.00		0.000		NO	2118		1.45	2118
230	230 4th Function Penta-PCBs				1.0735	1.000	0.00		0.000		NO	275.7		0.241	275.7
231	231 3rd Function Hexa-PCBs				0.9505	1.000	0.00		0.000		NO	718.1		0.655	718.1
232	232 4th Function Hexa-PCBs				1.0316	1.000	0.00		0.000		NO	1490		1.98	1490
233	233 Total Hepta-PCBs				1.3651	1.000	0.00		0.000		NO	1390		2.71	1390

#	Name	Pred.RT	RT	m1 Resp	m2 Resp	1* Ratio (Pred)	RA	n/y	EMPC	Conc.
1	32 PCB-54	27.62	27.62	2.255e5	2.952e5	0.770	0.76	NO	54.801	54.801
2	33 PCB-50	28.81	28.81	1.742e5	2.288e5	0.770	0.76	NO	51.883	51.883
3	34 PCB-53	29.48	29.48	1.840e5	2.136e5	0.770	0.77	NO	56.293	56.293
4	35 PCB-51	29.82	29.83	1.799e5	2.273e5	0.770	0.77	NO	56.230	56.230
5	36 PCB-45	30.27	30.28	1.390e5	1.771e5	0.770	0.78	NO	54.893	54.893
6	37 PCB-46	30.78	30.78	1.294e5	1.678e5	0.770	0.77	NO	53.107	53.107
7	38 PCB-52/69	31.26	31.26	3.899e5	4.910e5	0.770	0.79	NO	111.86	111.86
8	39 PCB-73	31.36	31.39	2.236e5	2.890e5	0.770	0.78	NO	52.651	52.651



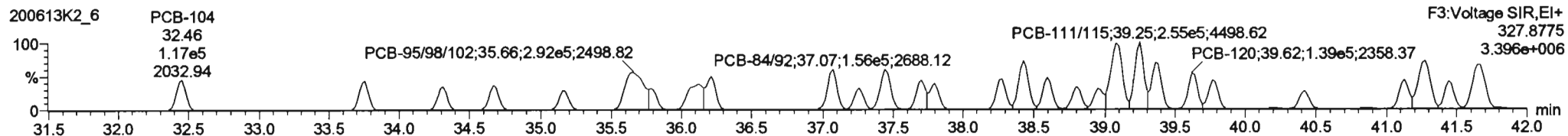
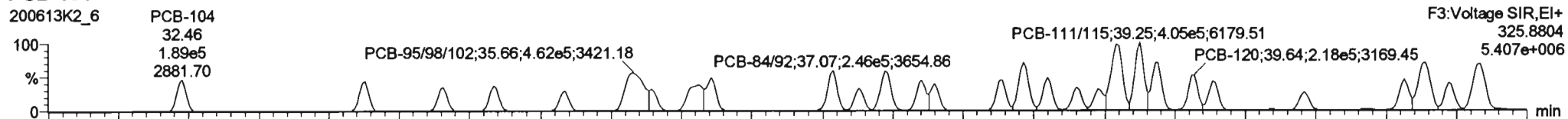
Dataset: Untitled

Last Altered: Sunday, June 14, 2020 13:28:02 Pacific Daylight Time

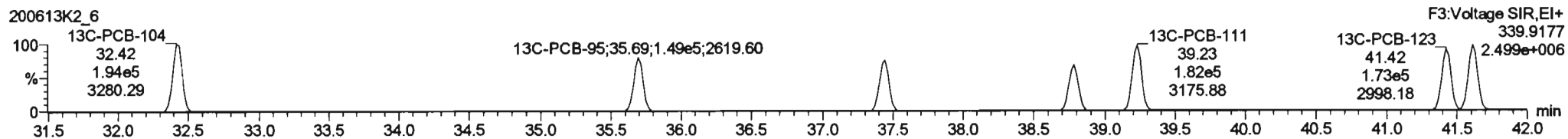

Printed: Sunday, June 14, 2020 13:29:36 Pacific Daylight Time

Name: 200613K2_6, Date: 13-Jun-2020, Time: 19:52:58, ID: ST200613K2-6 PCB 209 CS3 19G2609, Description: PCB 209 CS3 19G2609

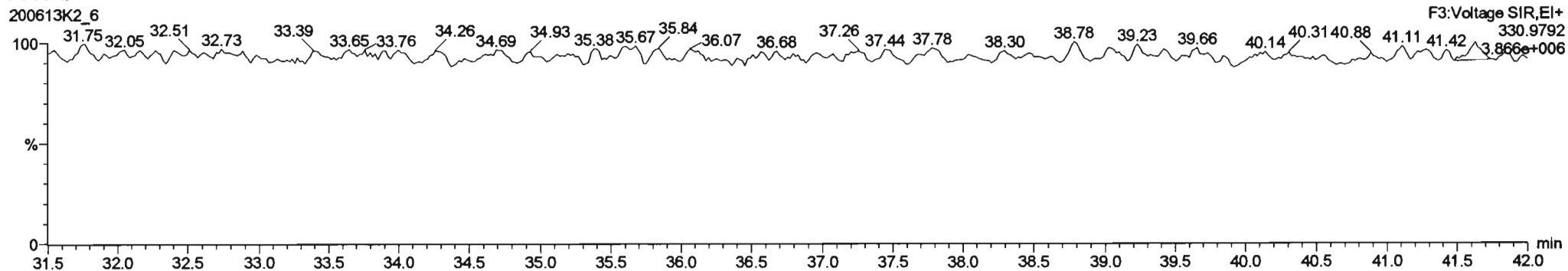
PCB-104



13C-PCB-104



PFK3b



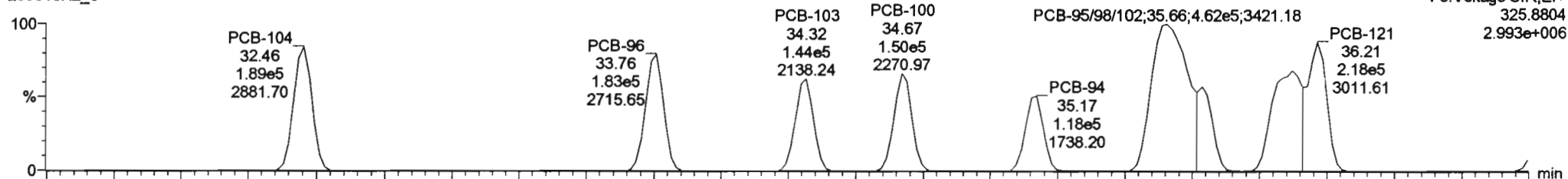
Dataset: Untitled

Last Altered: Sunday, June 14, 2020 13:28:02 Pacific Daylight Time
 Printed: Sunday, June 14, 2020 13:29:36 Pacific Daylight Time

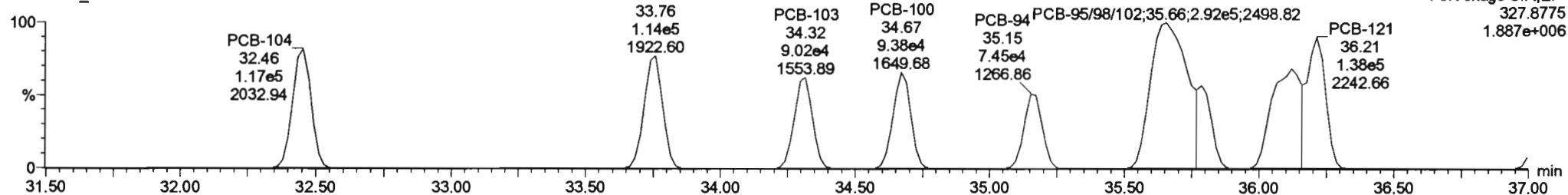
Name: 200613K2_6, Date: 13-Jun-2020, Time: 19:52:58, ID: ST200613K2-6 PCB 209 CS3 19G2609, Description: PCB 209 CS3 19G2609

PCB-96

200613K2_6




200613K2_6

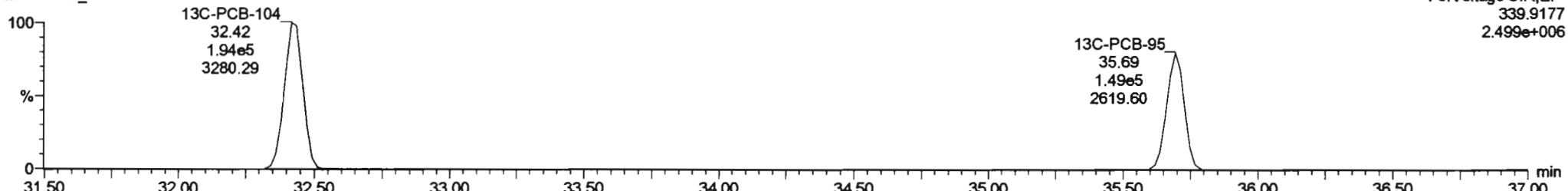


13C-PCB-95

200613K2_6



200613K2_6



Dataset: Untitled

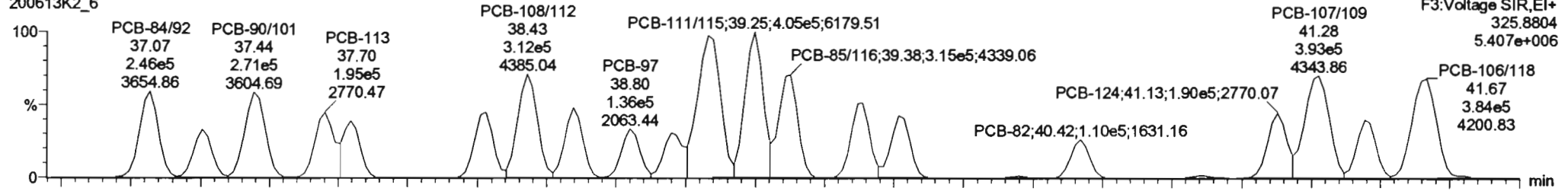
Last Altered: Sunday, June 14, 2020 13:28:02 Pacific Daylight Time

Printed: Sunday, June 14, 2020 13:29:36 Pacific Daylight Time

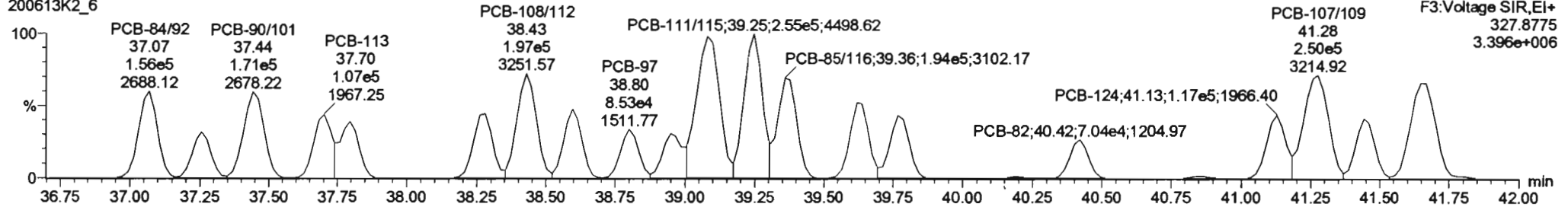
Name: 200613K2_6, Date: 13-Jun-2020, Time: 19:52:58, ID: ST200613K2-6 PCB 209 CS3 19G2609, Description: PCB 209 CS3 19G2609

PCB-119

200613K2_6

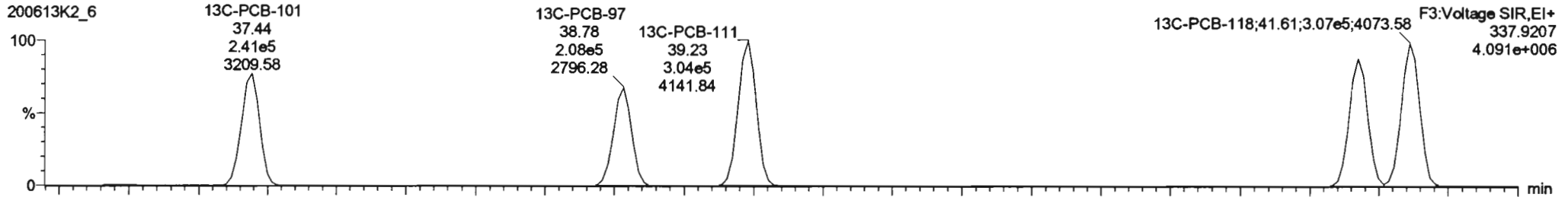


200613K2_6

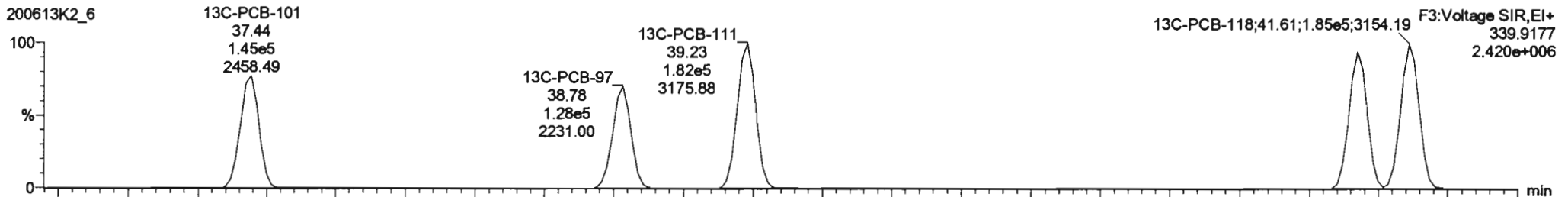


13C-PCB-111

200613K2_6

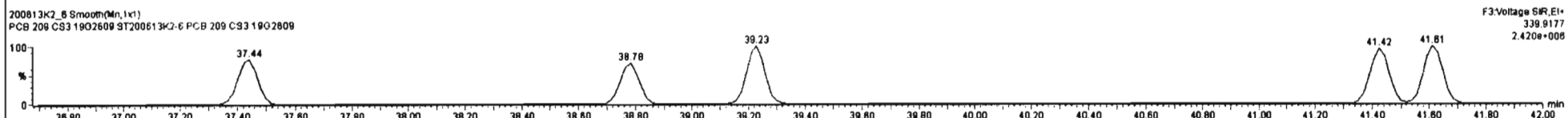
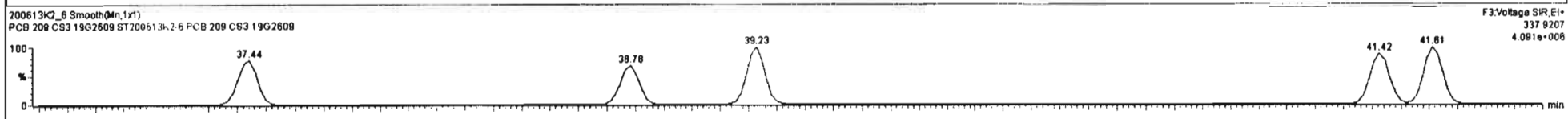
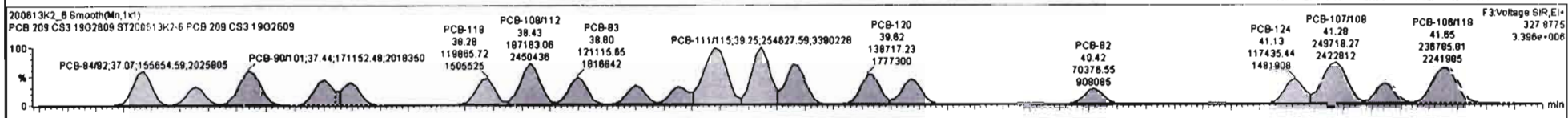
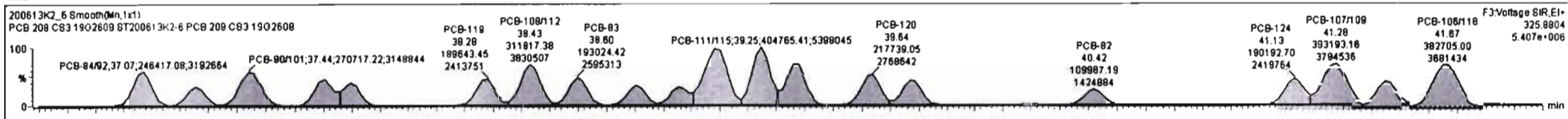


200613K2_6



#	Name	Resp	RA	n/y	R/R	wtAval	Pred_RT	RT	Pred_R...	RRT	RRT Fail	Conc.	%Rec	DL	EMPC
225	225 Total Di-PCBs				1.0537	1.000	0.00		0.000		NO	663.7		0.591	663.7
226	226 2nd Function Tri-PCBs				1.0807	1.000	0.00		0.000		NO	430.4		0.198	430.4
227	227 3rd Function Tri-PCBs				0.9926	1.000	0.00		0.000		NO	897.4		0.840	897.4
228	228 Total Tetra-PCBs				1.0776	1.000	0.00		0.000		NO	2273		1.55	2273
229	229 3rd Function Penta-PCBs				1.2157	1.000	0.00		0.000		NO	2118		1.45	2118
230	230 4th Function Penta-PCBs				1.0735	1.000	0.00		0.000		NO	275.7		0.241	275.7
231	231 3rd Function Hexa-PCBs				0.9505	1.000	0.00		0.000		NO	718.1		0.655	718.1
232	232 4th Function Hexa-PCBs				1.0016	1.000	0.00		0.000		NO	1480		1.98	1480
233	233 Total Hexa-PCBs				1.0051	1.000	0.00		0.000		NO	1781		2.71	1781

#	Name	Pred_RT	RT	int Resp	int2 Resp	1* Ratio (Pred)	RA	n/y	EMPC	Conc.
64	PCB-104	32.44	32.46	1.880e5	1.189e5	1.580	1.82	NO	54.035	54.035
65	PCB-98	33.78	33.78	1.834e5	1.139e5	1.580	1.81	NO	51.072	51.072
66	PCB-103	34.32	34.32	1.430e5	9.016e4	1.580	1.80	NO	48.524	48.524
67	PCB-100	34.87	34.87	1.489e5	9.379e4	1.580	1.80	NO	50.861	50.861
68	PCB-94	35.18	35.17	1.175e5	7.453e4	1.580	1.58	NO	51.774	51.774
69	PCB-95/99/102	35.85	35.86	4.824e5	2.821e5	1.580	1.58	NO	180.25	180.25
70	PCB-93	35.77	35.78	1.072e5	6.579e4	1.580	1.83	NO	47.317	47.317
71	PCB-99/91	36.12	36.12	2.424e5	1.525e5	1.580	1.58	NO	94.880	94.880

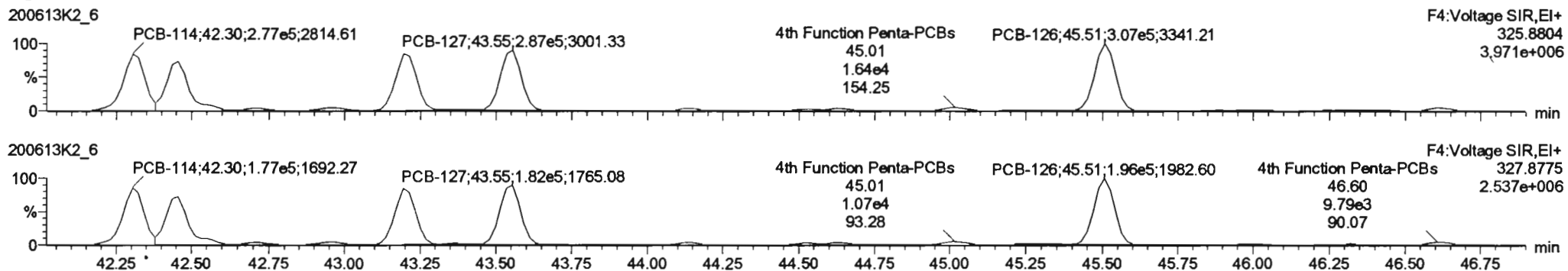


Dataset: Untitled

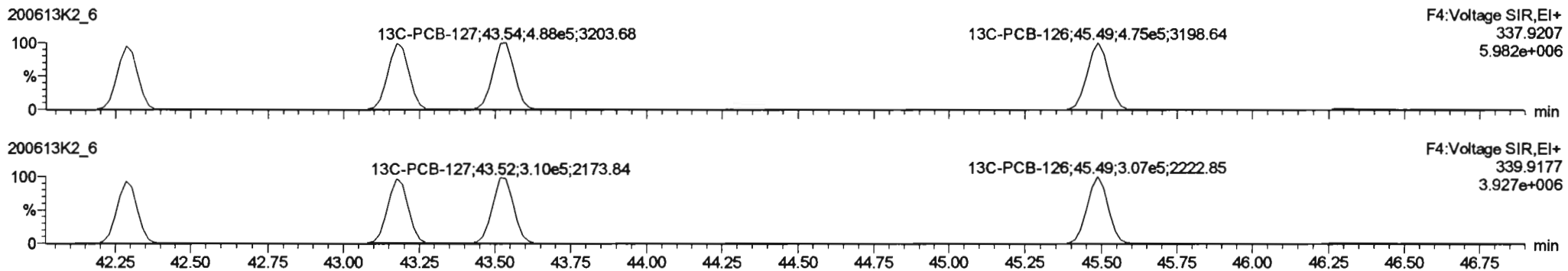
Last Altered: Sunday, June 14, 2020 13:28:02 Pacific Daylight Time
 Printed: Sunday, June 14, 2020 13:29:36 Pacific Daylight Time

Name: 200613K2_6, Date: 13-Jun-2020, Time: 19:52:58, ID: ST200613K2-6 PCB 209 CS3 19G2609, Description: PCB 209 CS3 19G2609

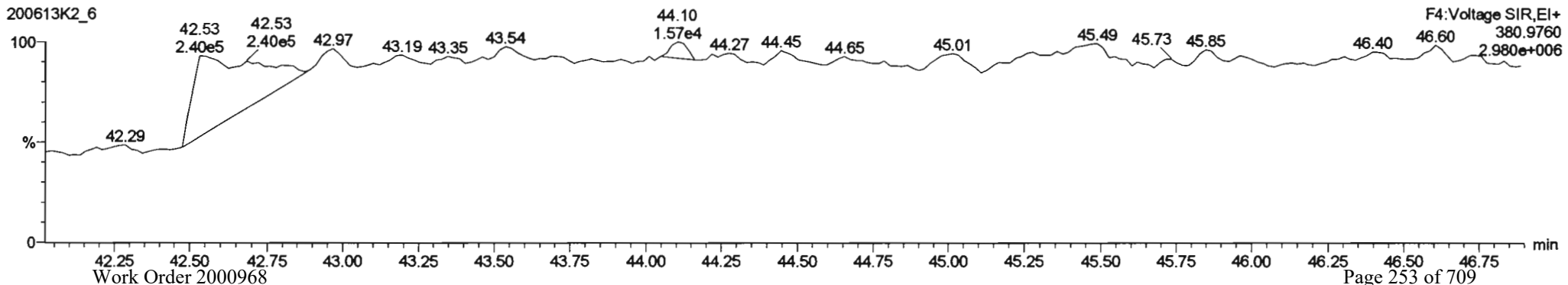
PCB-114



13C-PCB-114

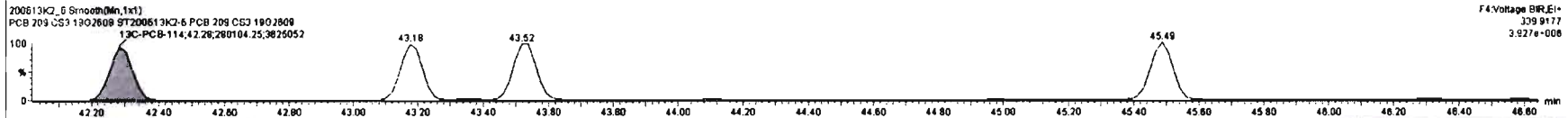
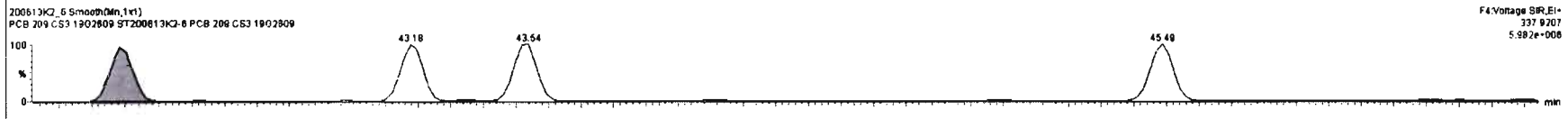
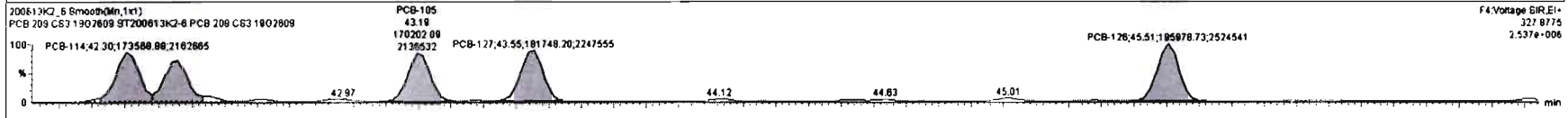



PFK4a



#	Name	Resp	RA	nly	RF	wtAval	Pred.RT	RT	Pred.R	RRT	RRT Fal	Conc.	%Rec	DL	BdPC
225	Total Di-PCBs				1.0537	1.000	0.00		0.000		NO	863.7		0.581	863.7
226	2nd Function Tri-PCBs				1.0607	1.000	0.00		0.000		NO	430.4		0.198	430.4
227	3rd Function Tri-PCBs				0.9828	1.000	0.00		0.000		NO	867.4		0.840	867.4
228	Total Tetra-PCBs				1.0778	1.000	0.00		0.000		NO	2273		1.55	2273
229	3rd Function Penta-PCBs				1.3157	1.000	0.00		0.000		NO	2118		1.45	2118
230	4th Function Penta-PCBs				1.0735	1.000	0.00		0.000		NO	295.7		0.281	295.7
231	3rd Function Hexa-PCBs				0.9505	1.000	0.00		0.000		NO	718.1		0.655	718.1
232	4th Function Hexa-PCBs				1.0316	1.000	0.00		0.000		NO	1480		1.88	1480
233	Total Hepta-PCBs				1.9444	1.000	0.00		0.000		NO	1781		2.74	1781

#	Name	Pred.RT	RT	rel Resp	std Resp	1* Ratio (Pred)	RA	nly	BdPC	Conc.
1	93 PCB-114	42.31	42.30	2.714e5	1.738e5	1.560	1.56	NO	53.896	53.896
2	94 PCB-122	42.45	42.46	2.347e5	1.481e5	1.580	1.57	NO	58.237	58.237
3	95 PCB-105	43.19	43.19	2.898e5	1.702e5	1.550	1.58	NO	55.130	55.130
4	96 PCB-127	43.55	43.55	2.888e5	1.817e5	1.580	1.58	NO	35.443	35.443
5	97 PCB-128	45.51	45.51	3.072e5	1.980e5	1.580	1.57	NO	54.830	54.830



Dataset: Untitled

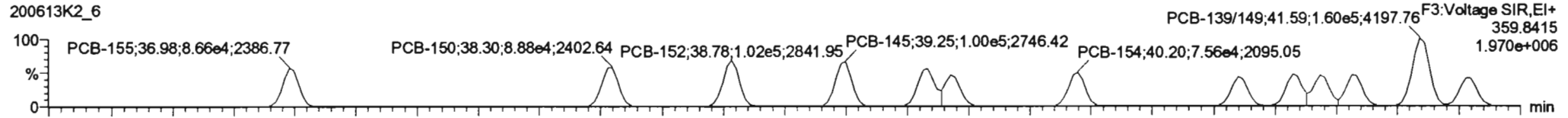
Last Altered: Sunday, June 14, 2020 13:28:02 Pacific Daylight Time

Printed: Sunday, June 14, 2020 13:29:36 Pacific Daylight Time

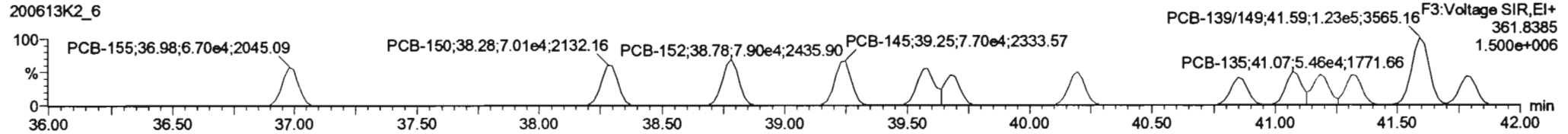
Name: 200613K2_6, Date: 13-Jun-2020, Time: 19:52:58, ID: ST200613K2-6 PCB 209 CS3 19G2609, Description: PCB 209 CS3 19G2609

PCB-155

200613K2_6

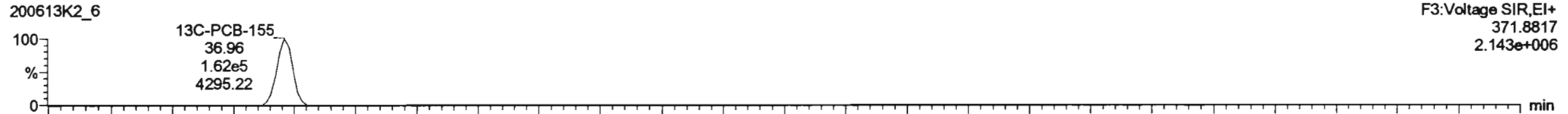


200613K2_6

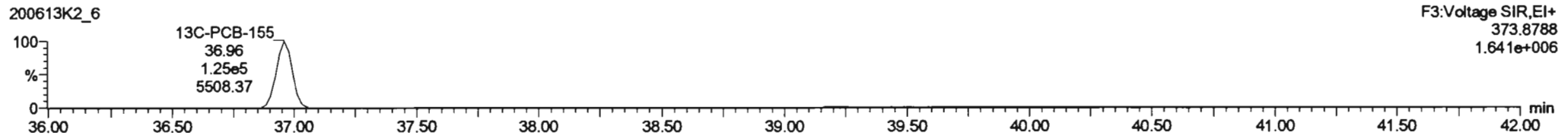


13C-PCB-155

200613K2_6

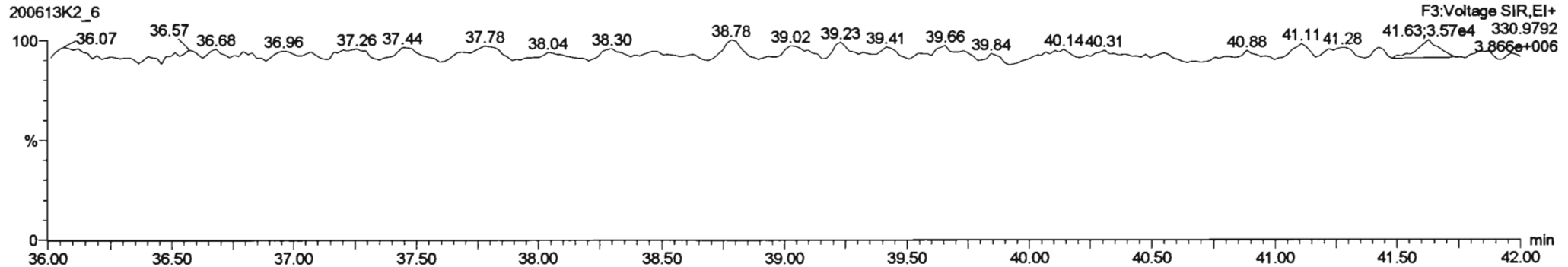


200613K2_6



PFK3c

200613K2_6



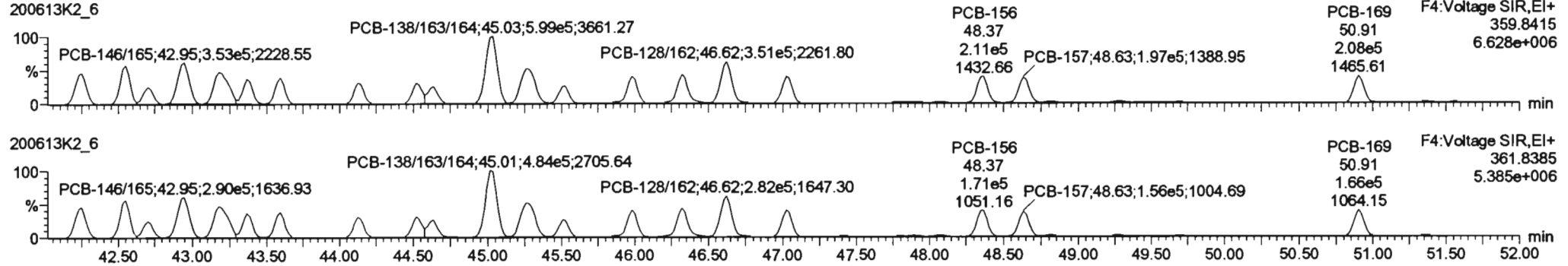
Dataset: Untitled

Last Altered: Sunday, June 14, 2020 13:28:02 Pacific Daylight Time

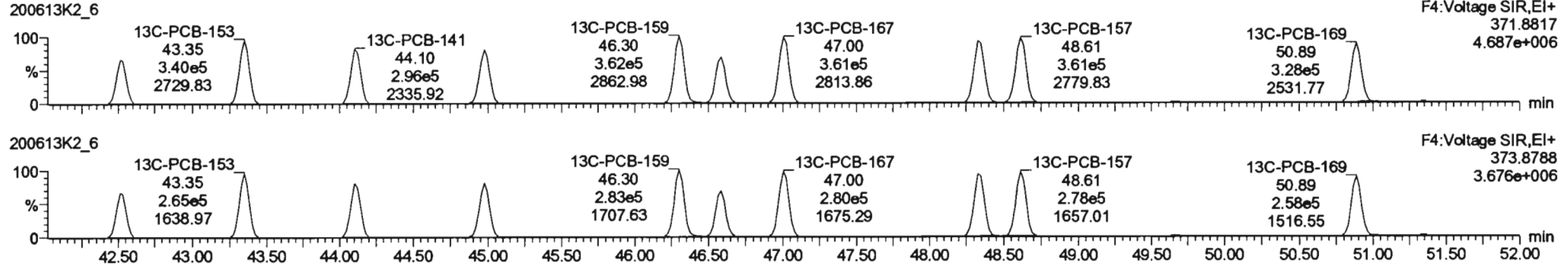
Printed: Sunday, June 14, 2020 13:29:36 Pacific Daylight Time

Name: 200613K2_6, Date: 13-Jun-2020, Time: 19:52:58, ID: ST200613K2-6 PCB 209 CS3 19G2609, Description: PCB 209 CS3 19G2609

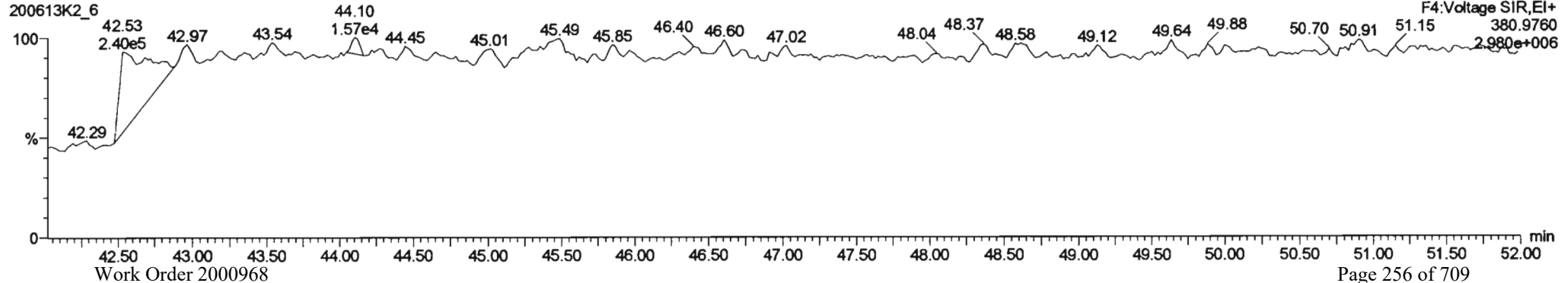
PCB-134/143

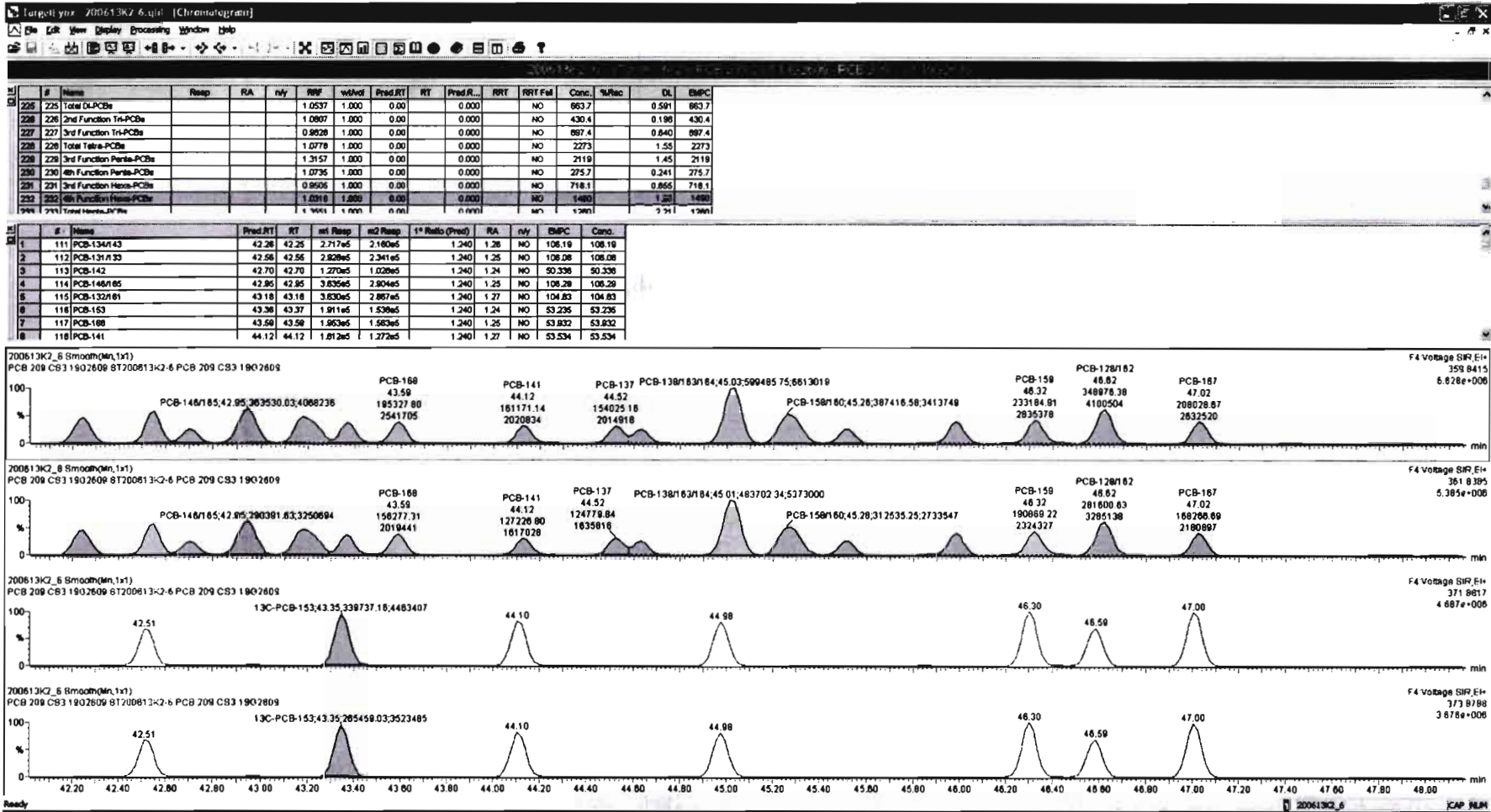


13C-PCB-153



PFK4b





Dataset: Untitled


Last Altered: Sunday, June 14, 2020 13:28:02 Pacific Daylight Time

Printed: Sunday, June 14, 2020 13:29:36 Pacific Daylight Time

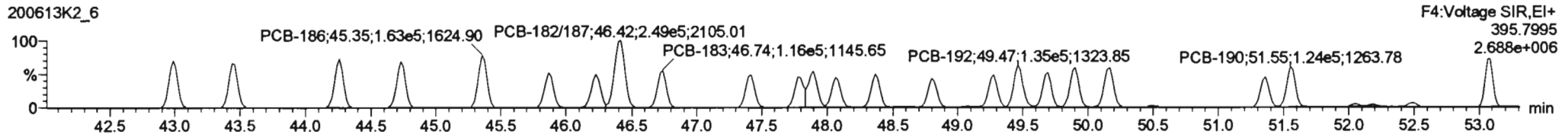
Name: 200613K2_6, Date: 13-Jun-2020, Time: 19:52:58, ID: ST200613K2-6 PCB 209 CS3 19G2609, Description: PCB 209 CS3 19G2609

PCB-188

200613K2_6

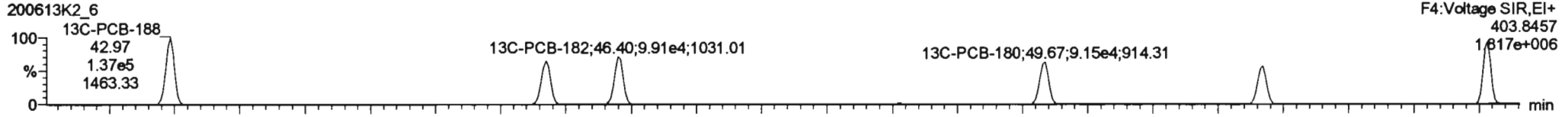


200613K2_6

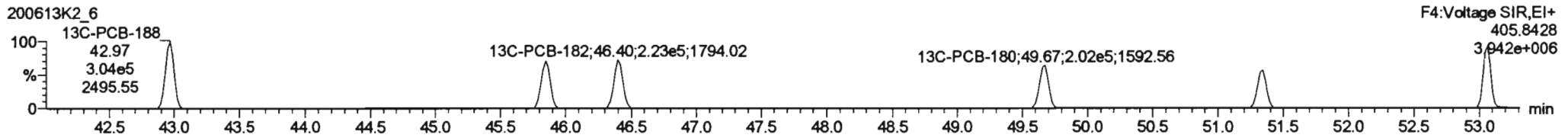


13C-PCB-188

200613K2_6

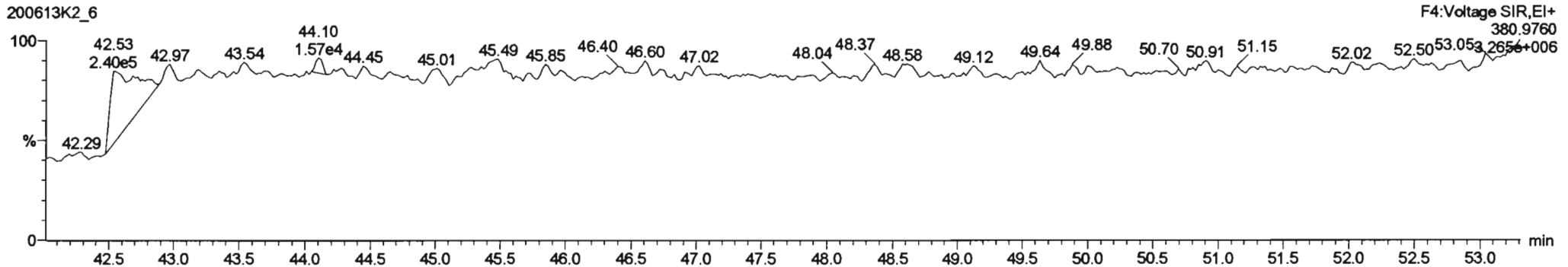


200613K2_6



PFK4c

200613K2_6



Dataset: Untitled

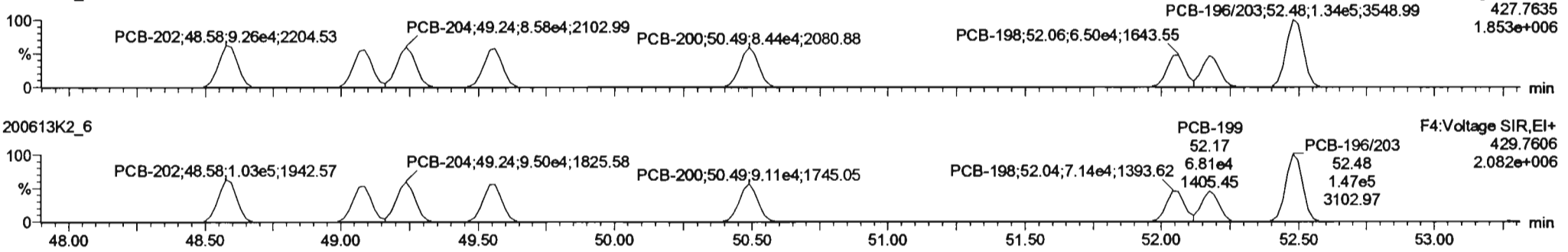
Last Altered: Sunday, June 14, 2020 13:28:02 Pacific Daylight Time
Printed: Sunday, June 14, 2020 13:29:36 Pacific Daylight Time

Name: 200613K2_6, Date: 13-Jun-2020, Time: 19:52:58, ID: ST200613K2-6 PCB 209 CS3 19G2609, Description: PCB 209 CS3 19G2609

PCB-202

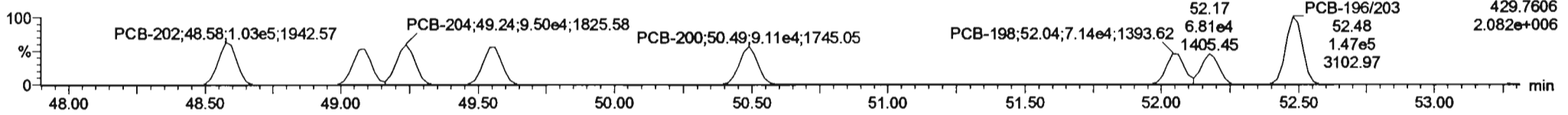
200613K2_6

F4:Voltage SIR,EI+
427.7635
1.853e+006



200613K2_6

F4:Voltage SIR,EI+
429.7606
2.082e+006



13C-PCB-202

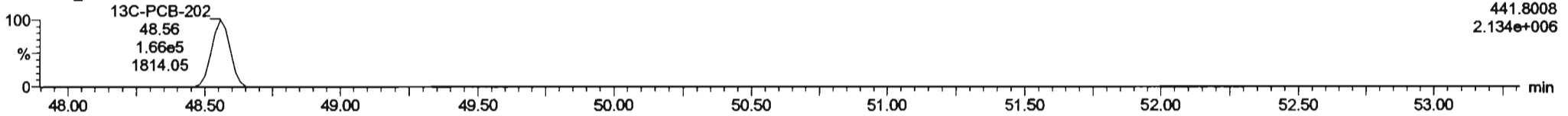
200613K2_6

F4:Voltage SIR,EI+
439.8038
1.991e+006



200613K2_6

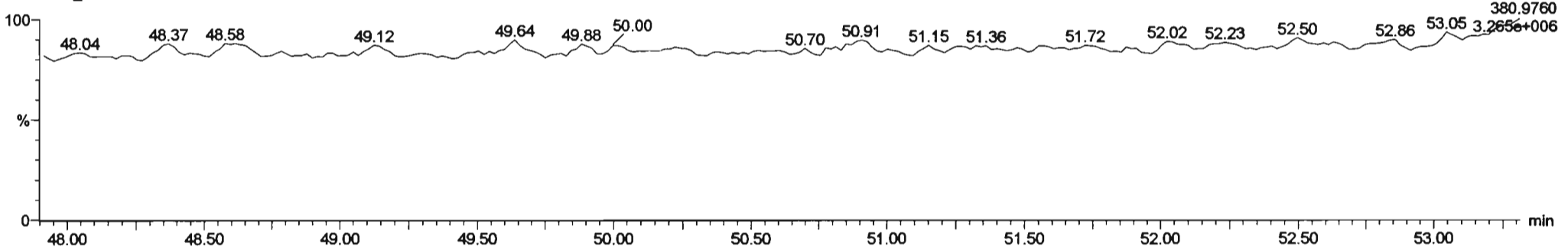
F4:Voltage SIR,EI+
441.8008
2.134e+006



PFK4d

200613K2_6

F4:Voltage SIR,EI+
380.9760
3.265e+006



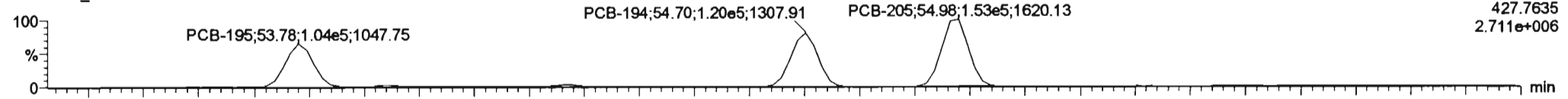
Dataset: Untitled

Last Altered: Sunday, June 14, 2020 13:28:02 Pacific Daylight Time
Printed: Sunday, June 14, 2020 13:29:36 Pacific Daylight Time

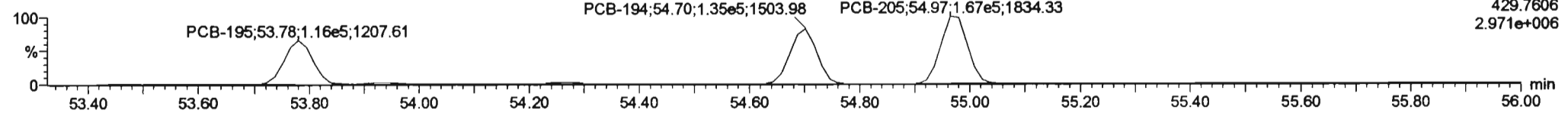
Name: 200613K2_6, Date: 13-Jun-2020, Time: 19:52:58, ID: ST200613K2-6 PCB 209 CS3 19G2609, Description: PCB 209 CS3 19G2609

PCB-195

200613K2_6

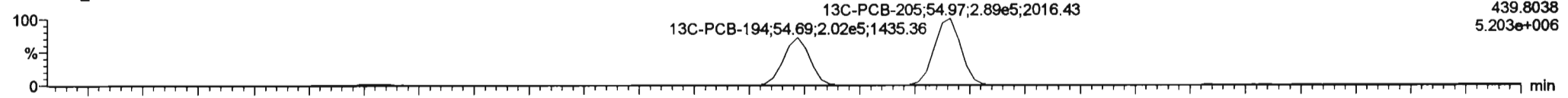


200613K2_6

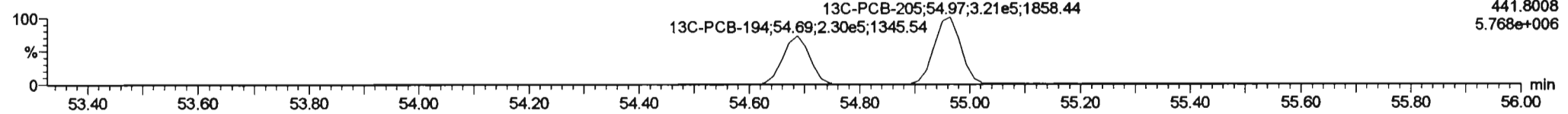


13C-PCB-194

200613K2_6

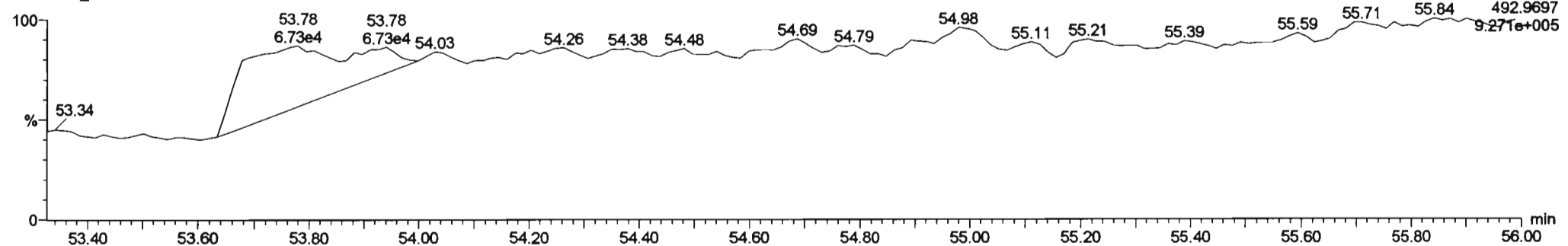


200613K2_6



PFK5a

200613K2_6

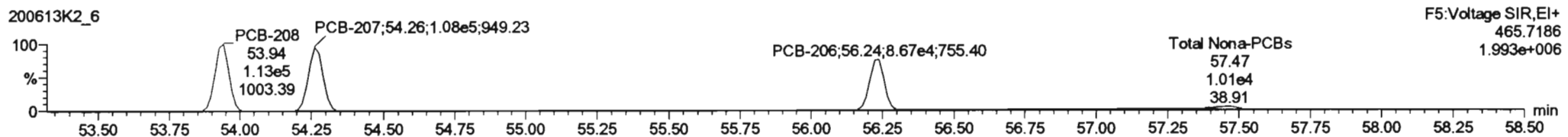



Dataset: Untitled

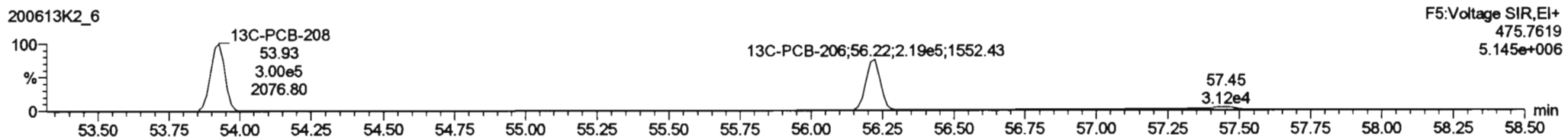
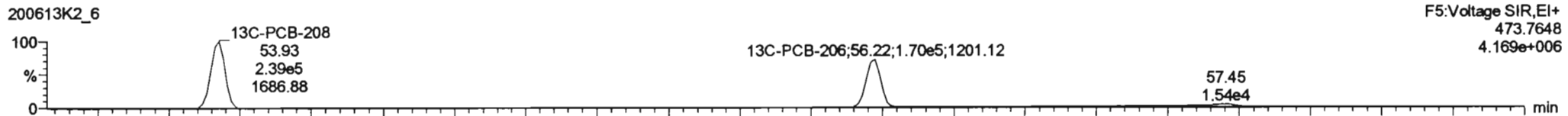
Last Altered: Sunday, June 14, 2020 13:28:02 Pacific Daylight Time
 Printed: Sunday, June 14, 2020 13:29:36 Pacific Daylight Time

Name: 200613K2_6, Date: 13-Jun-2020, Time: 19:52:58, ID: ST200613K2-6 PCB 209 CS3 19G2609, Description: PCB 209 CS3 19G2609

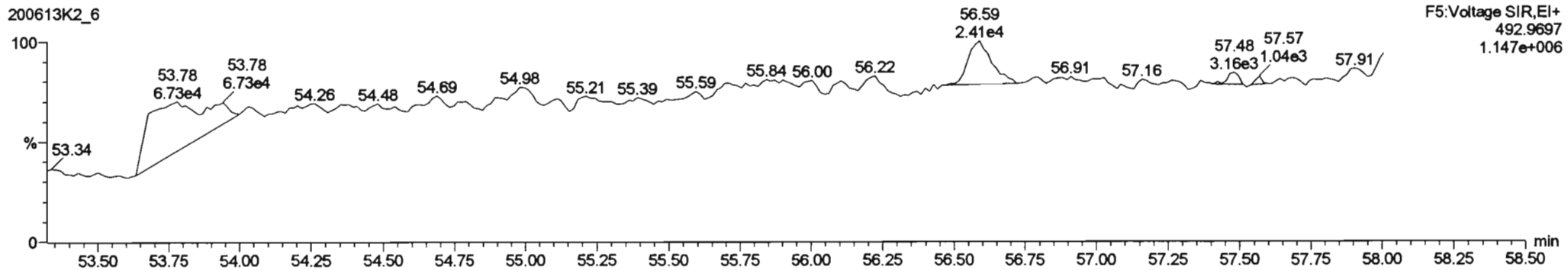
PCB-208



13C-PCB-208



PFK5



Dataset: Untitled

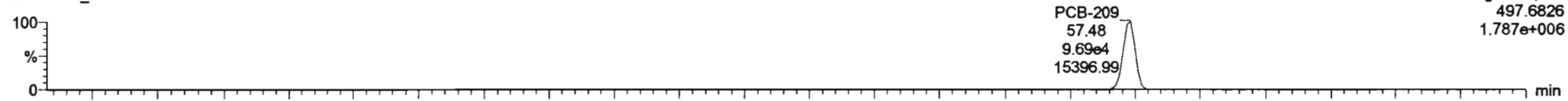
Last Altered: Sunday, June 14, 2020 13:28:02 Pacific Daylight Time

Printed: Sunday, June 14, 2020 13:29:36 Pacific Daylight Time

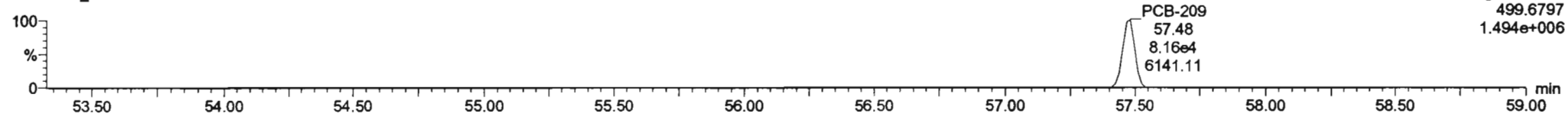
Name: 200613K2_6, Date: 13-Jun-2020, Time: 19:52:58, ID: ST200613K2-6 PCB 209 CS3 19G2609, Description: PCB 209 CS3 19G2609

PCB-209

200613K2_6

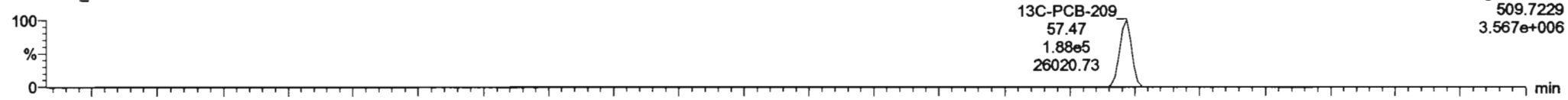


200613K2_6

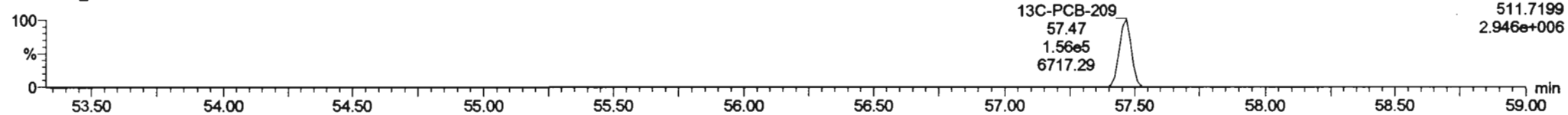


13C-PCB-209

200613K2_6

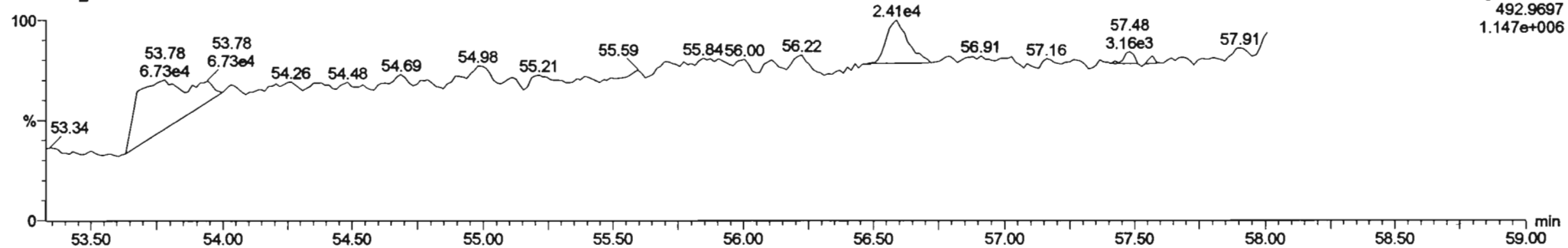


200613K2_6



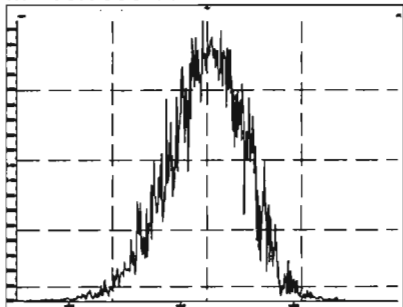
PFK5b

200613K2_6

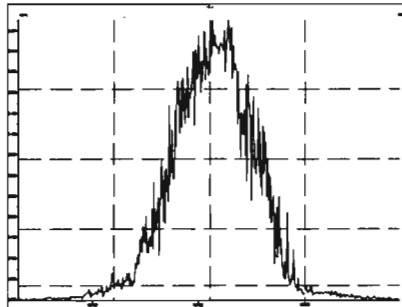


Printed: Sunday, June 14, 2020 07:05:38 Pacific Daylight Time

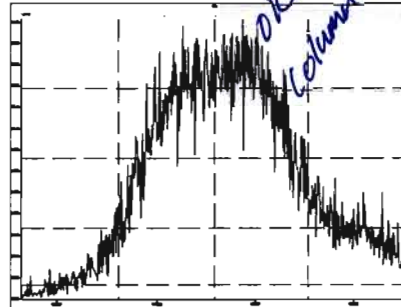
M 168.9888 R 11468



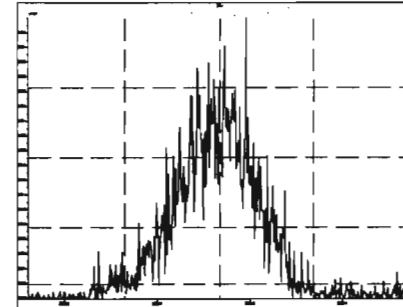
M 180.9888 R 11211



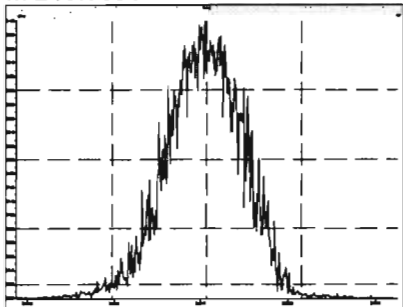
M 192.9888 R 0



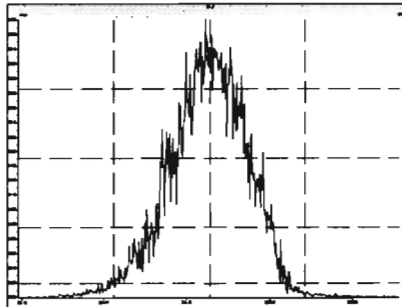
M 204.9888 R 11520



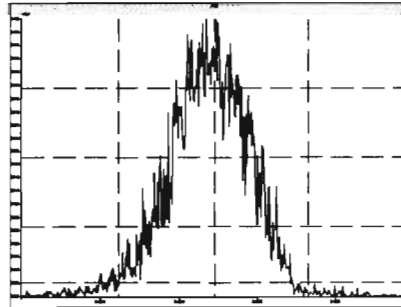
M 218.9856 R 12329



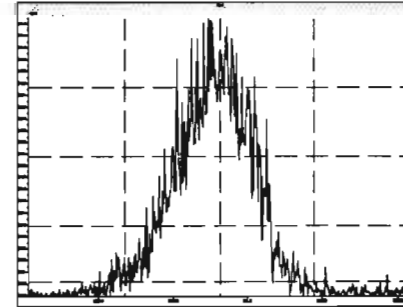
M 230.9856 R 11552



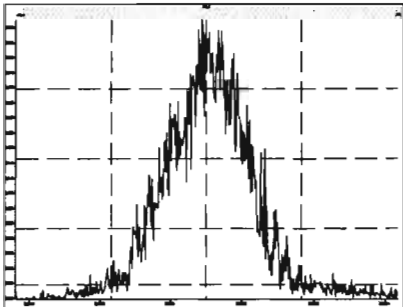
M 242.9856 R 11279



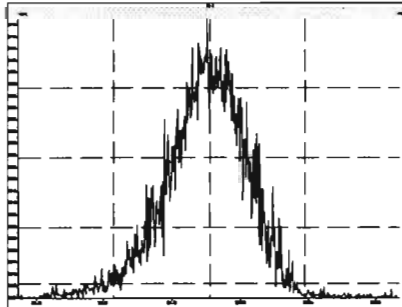
M 254.9856 R 12811



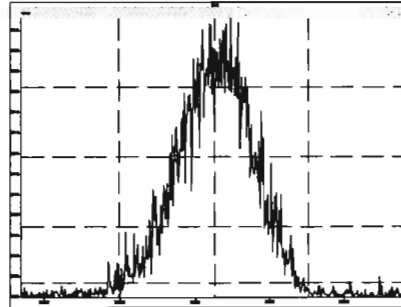
M 268.9824 R 11957



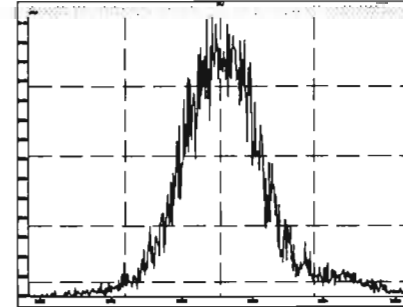
M 280.9824 R 11962



M 254.9856 R 11829



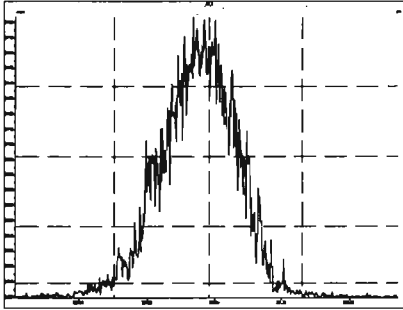
M 268.9824 R 10102



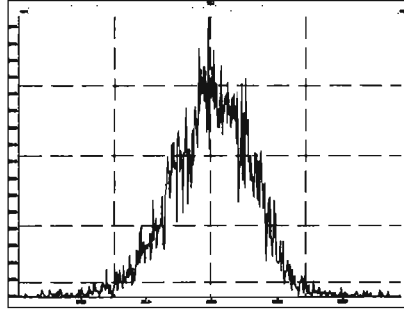
*OK
Column bleed*

Printed: Sunday, June 14, 2020 07:05:38 Pacific Daylight Time

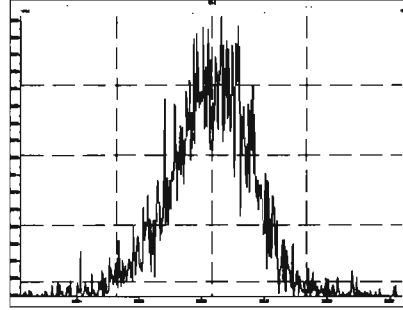
M 280.9824 R 11529



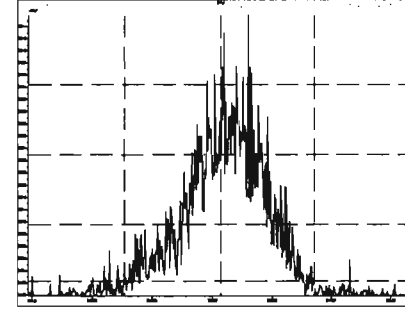
M 292.9824 R 12538



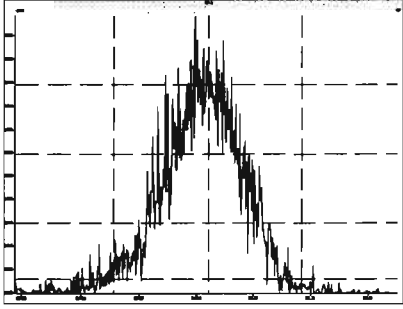
M 304.9824 R 11417



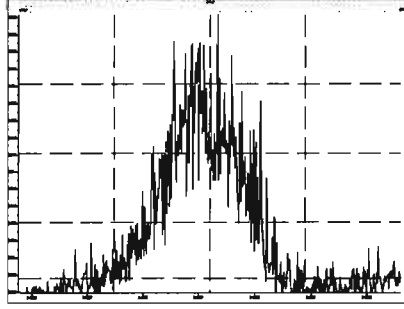
M 318.9792 R 11743



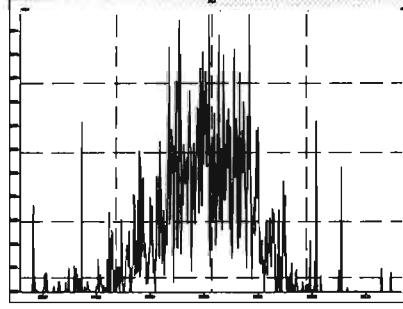
M 330.9792 R 12259



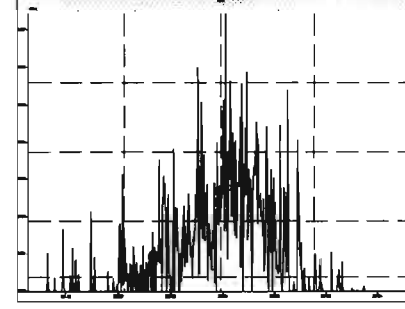
M 342.9792 R 13191



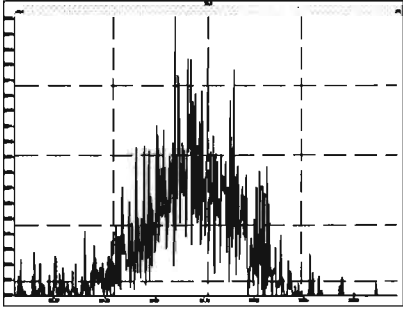
M 354.9792 R 19213



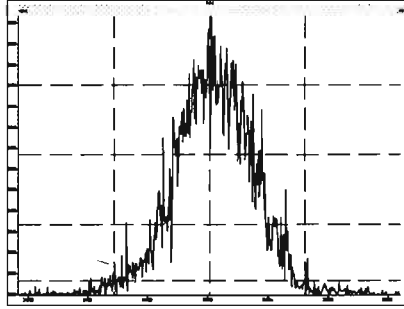
M 366.9792 R 55875



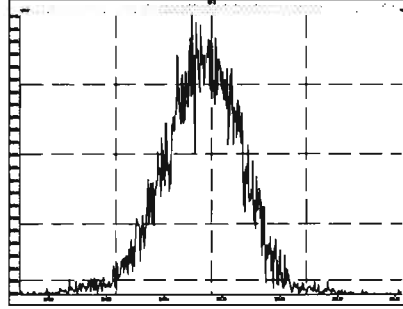
M 380.9760 R 14981



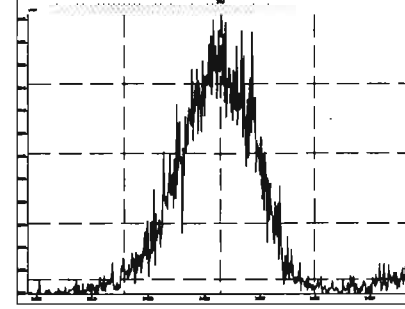
M 318.9792 R 12502



M 330.9792 R 12124

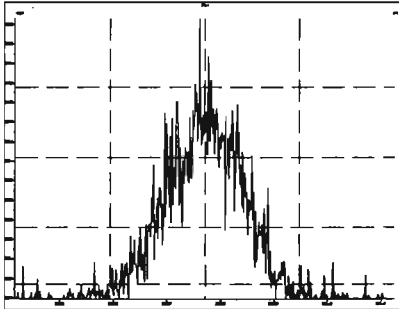


M 342.9792 R 12724

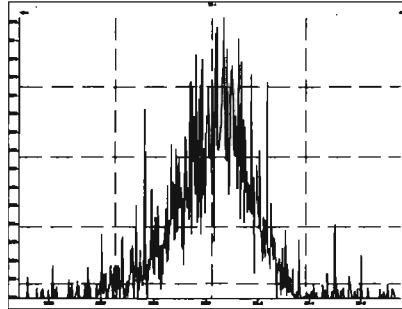


Printed: Sunday, June 14, 2020 07:05:38 Pacific Daylight Time

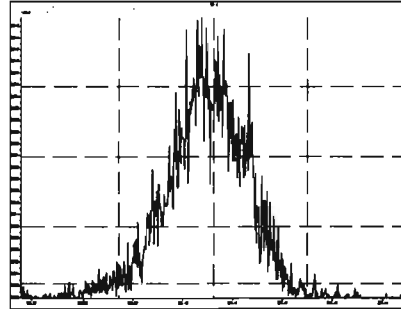
M 354.9792 R 12919



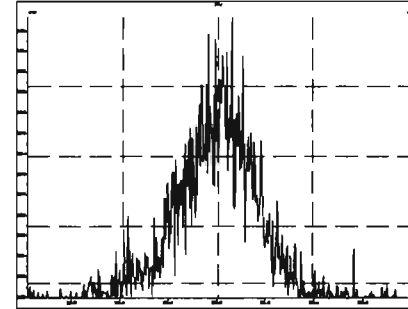
M 366.9792 R 15600



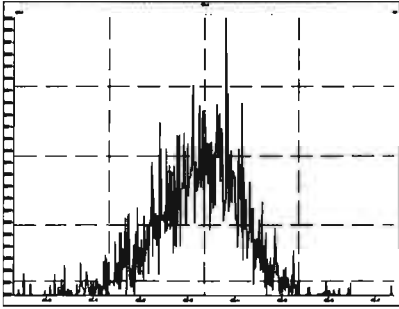
M 380.9760 R 12691



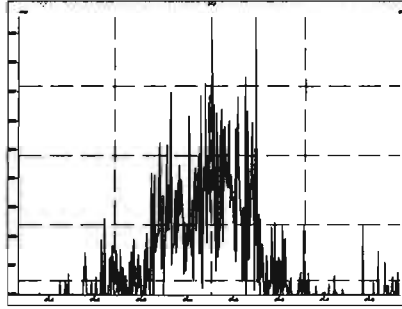
M 392.9760 R 14045



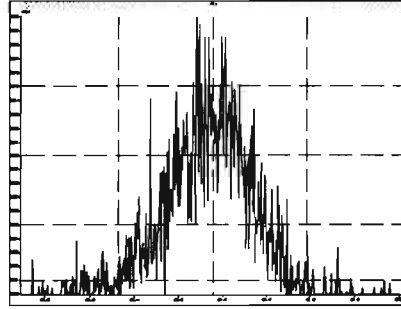
M 404.9760 R 14183



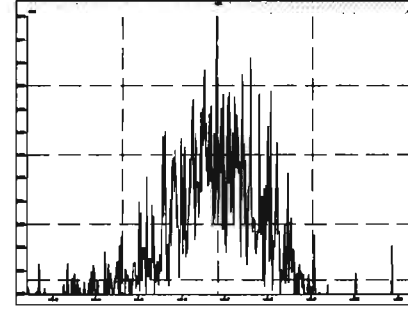
M 416.9760 R 33090



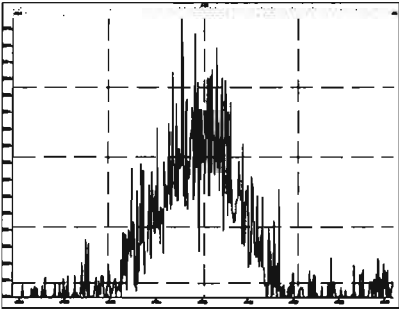
M 430.9728 R 16080



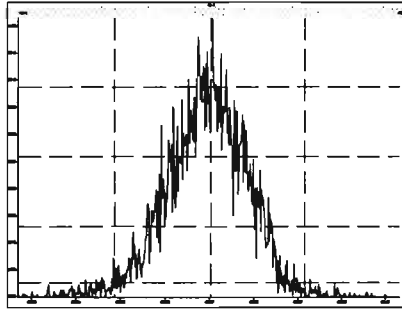
M 442.9728 R 18945



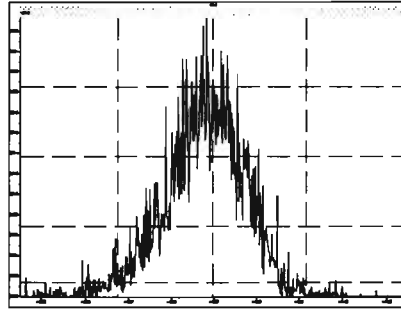
M 416.9760 R 16453



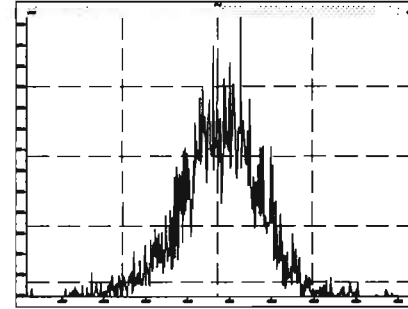
M 430.9728 R 12468



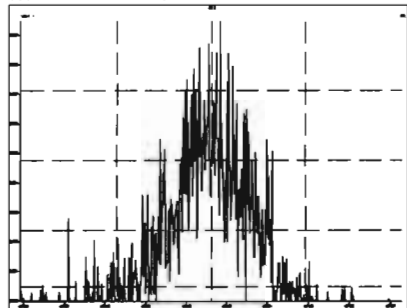
M 442.9728 R 12661



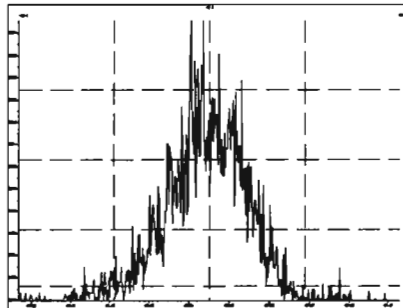
M 454.9728 R 12177



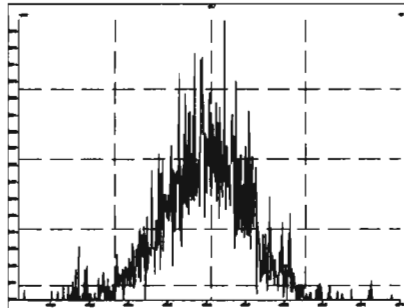
M 466.9728 R 21186



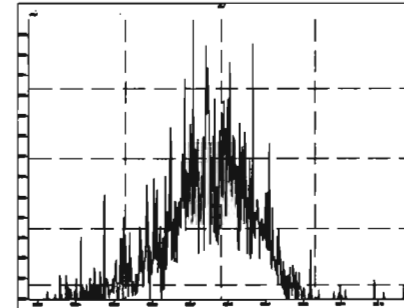
M 480.9696 R 12788



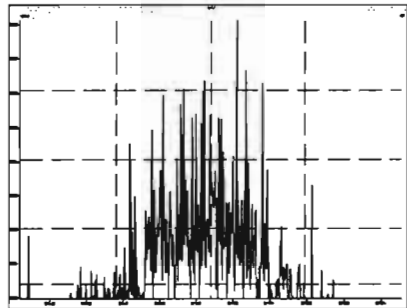
M 492.9696 R 14778



M 504.9696 R 14834



M 516.9697 R 73941



Dataset: U:\VG11.PRO\Results\200613K1\200613K2-10.qld

Last Altered: Sunday, June 14, 2020 13:42:47 Pacific Daylight Time

Printed: Sunday, June 14, 2020 13:43:06 Pacific Daylight Time

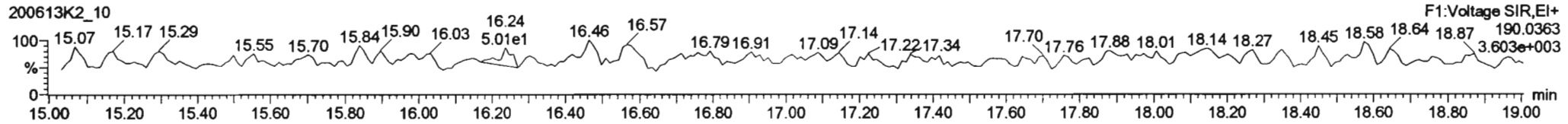
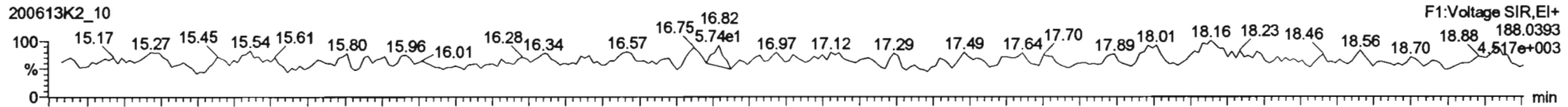
Hc 6/14/2020

Method: U:\VG11.PRO\MethDB\PCB-209_ZB1_6-13-20.mdb 14 Jun 2020 13:31:38

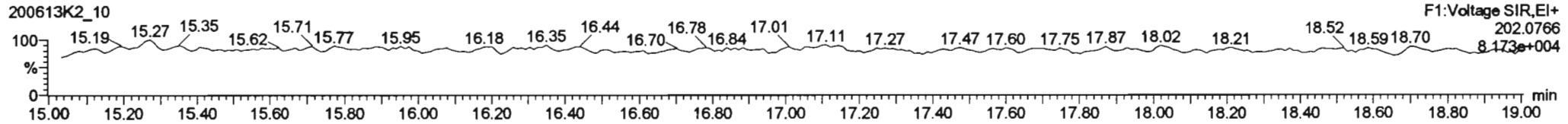
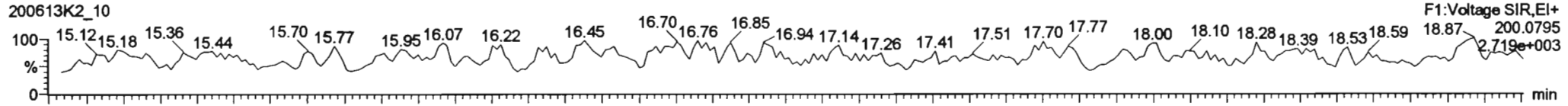
Calibration: U:\VG11.PRO\CurveDB\db1_PCBvg11-6-1-20.cdb 02 Jun 2020 10:21:16

Name: 200613K2_10, Date: 13-Jun-2020, Time: 23:54:53, ID: SOLVENT BLANK, Description: SOLVENT BLANK

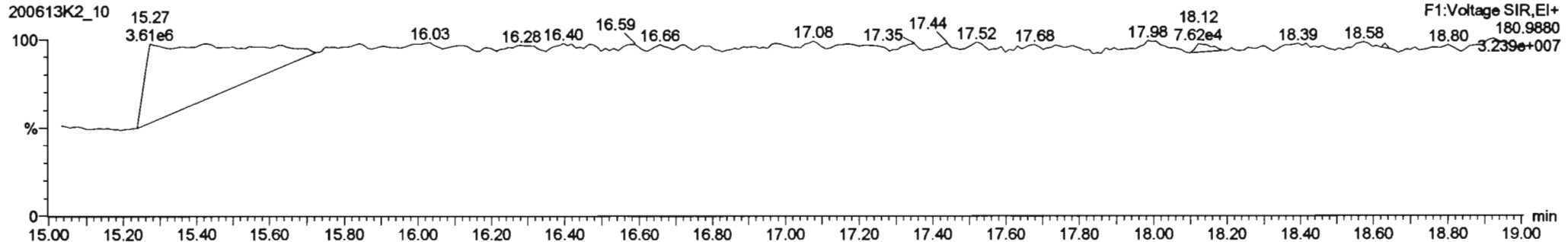
PCB-1



13C-PCB-1



PFK1

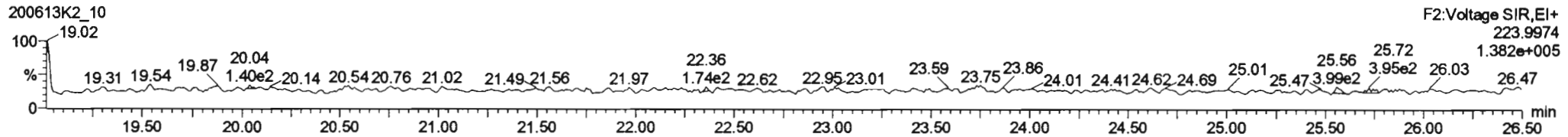



Dataset: U:\VG11.PRO\Results\200613K1\200613K2-10.qld

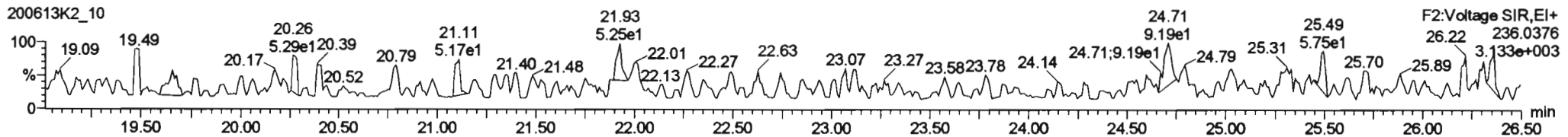
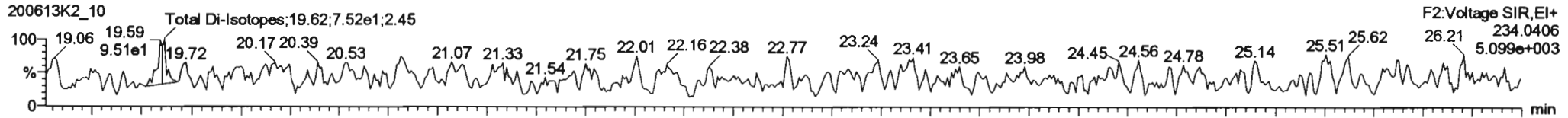
Last Altered: Sunday, June 14, 2020 13:42:47 Pacific Daylight Time
Printed: Sunday, June 14, 2020 13:43:06 Pacific Daylight Time

Name: 200613K2_10, Date: 13-Jun-2020, Time: 23:54:53, ID: SOLVENT BLANK, Description: SOLVENT BLANK

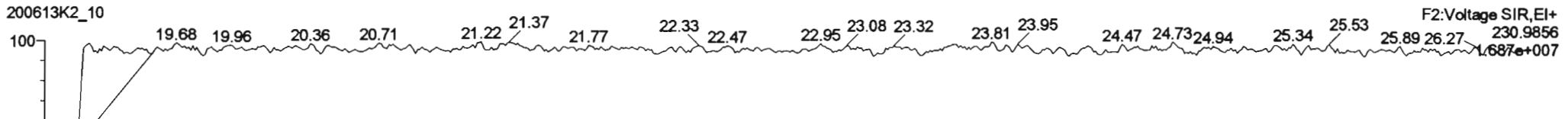
PCB-4/10



13C-PCB-4



PFK2a

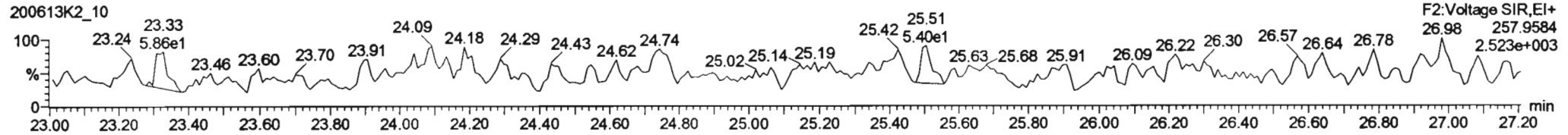
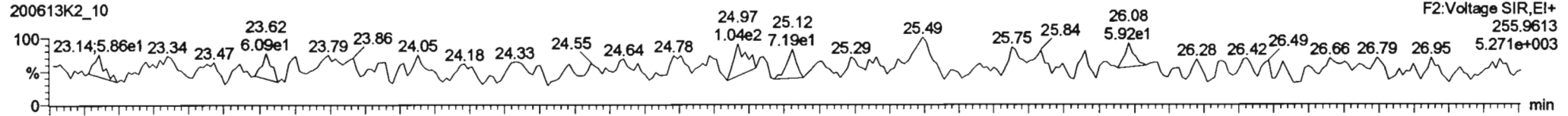


Dataset: U:\VG11.PRO\Results\200613K1\200613K2-10.qld

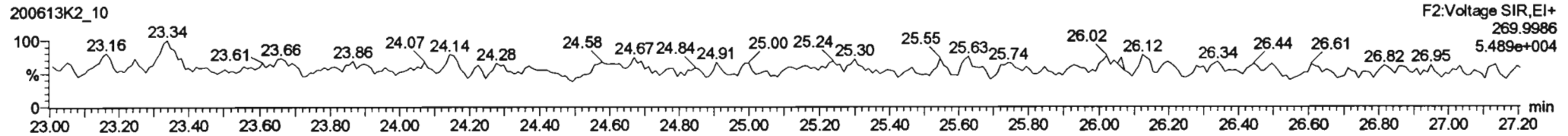
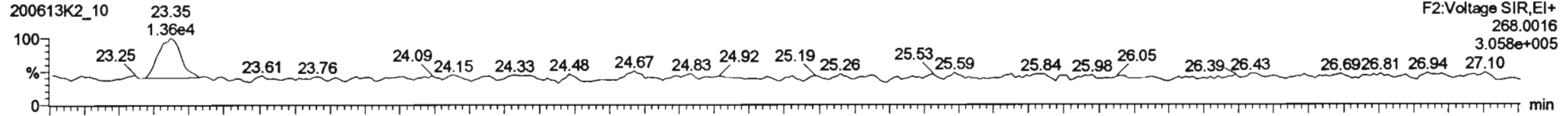
Last Altered: Sunday, June 14, 2020 13:42:47 Pacific Daylight Time
Printed: Sunday, June 14, 2020 13:43:06 Pacific Daylight Time

Name: 200613K2_10, Date: 13-Jun-2020, Time: 23:54:53, ID: SOLVENT BLANK, Description: SOLVENT BLANK

PCB-19



13C-PCB-19



PFK2b



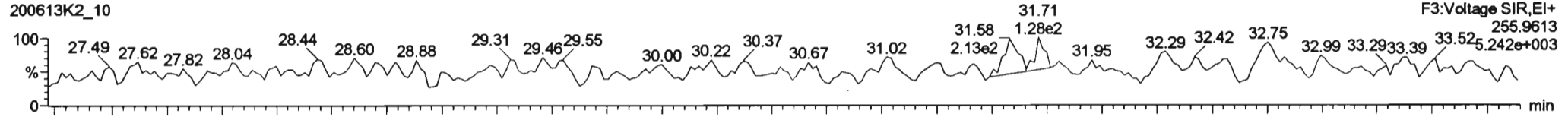
Dataset: U:\VG11.PRO\Results\200613K1\200613K2-10.qld

Last Altered: Sunday, June 14, 2020 13:42:47 Pacific Daylight Time
Printed: Sunday, June 14, 2020 13:43:06 Pacific Daylight Time

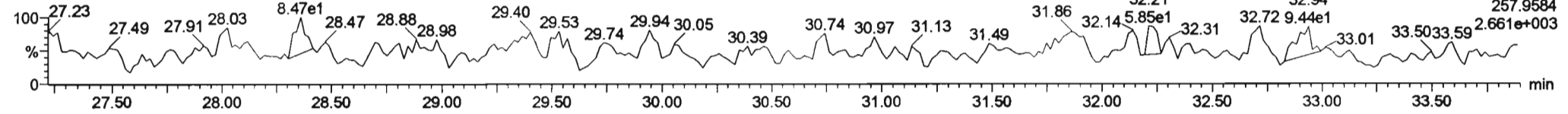
Name: 200613K2_10, Date: 13-Jun-2020, Time: 23:54:53, ID: SOLVENT BLANK, Description: SOLVENT BLANK

PCB-34

200613K2_10

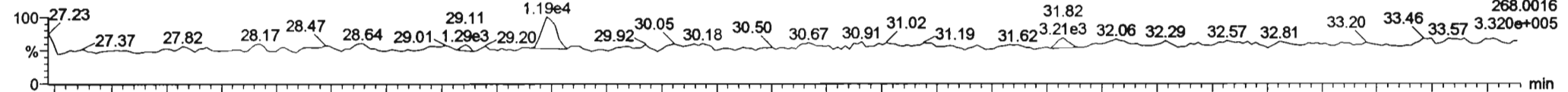


200613K2_10

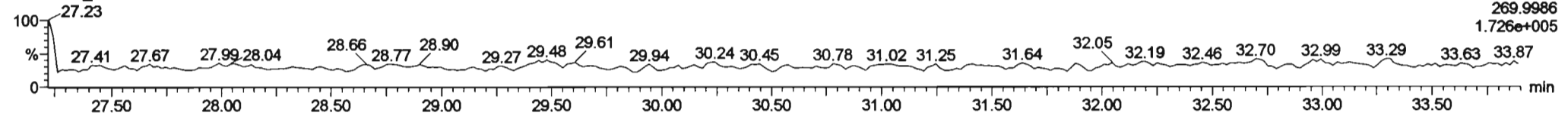


13C-PCB-28

200613K2_10

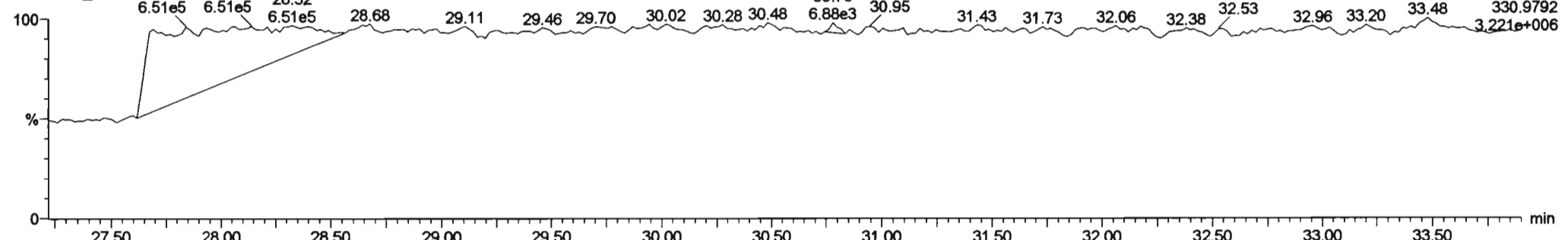


200613K2_10



PFK3d

200613K2_10



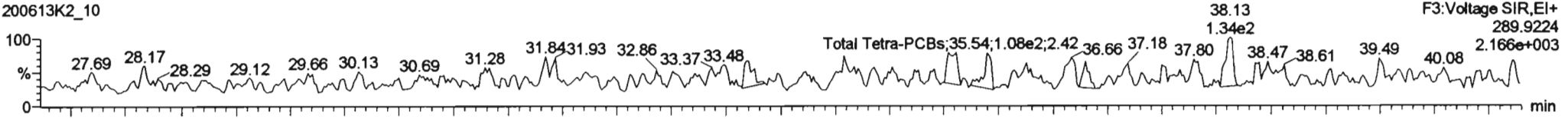
Dataset: U:\VG11.PRO\Results\200613K1\200613K2-10.qld

Last Altered: Sunday, June 14, 2020 13:42:47 Pacific Daylight Time
Printed: Sunday, June 14, 2020 13:43:06 Pacific Daylight Time

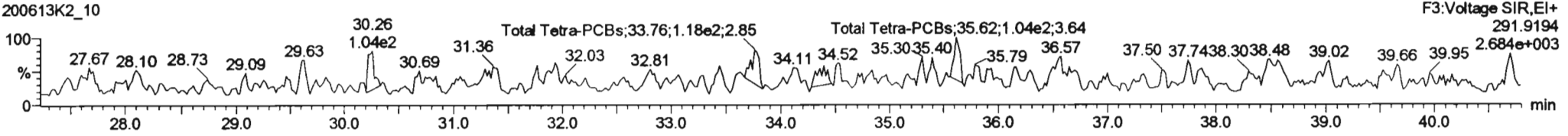
Name: 200613K2_10, Date: 13-Jun-2020, Time: 23:54:53, ID: SOLVENT BLANK, Description: SOLVENT BLANK

PCB-54

200613K2_10

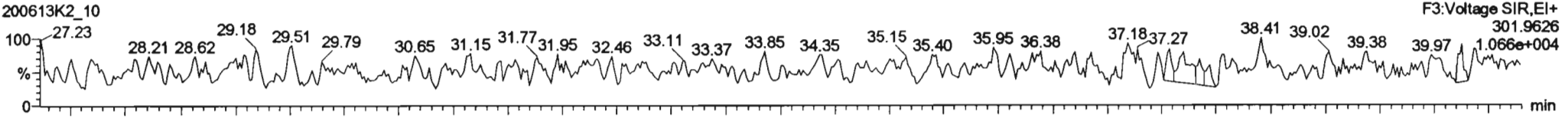


200613K2_10

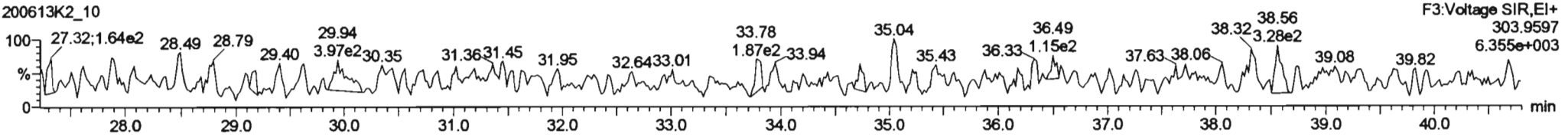


13C-PCB-54

200613K2_10

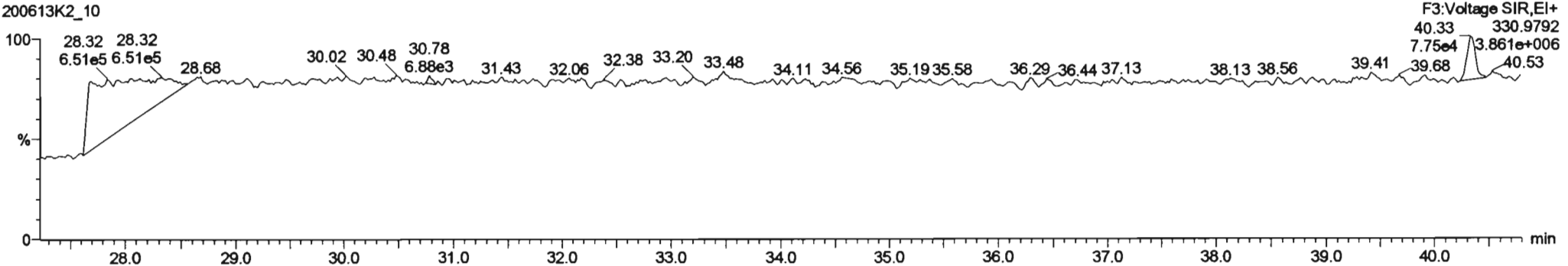


200613K2_10



PFK3a

200613K2_10



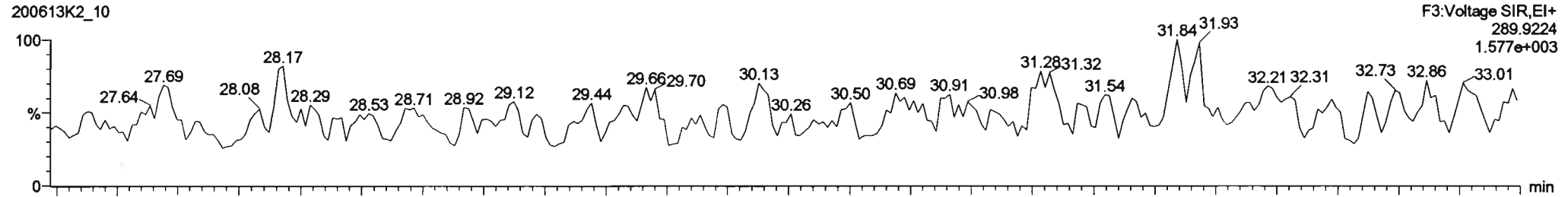
Dataset: U:\VG11.PRO\Results\200613K1\200613K2-10.qld

Last Altered: Sunday, June 14, 2020 13:42:47 Pacific Daylight Time
Printed: Sunday, June 14, 2020 13:43:06 Pacific Daylight Time

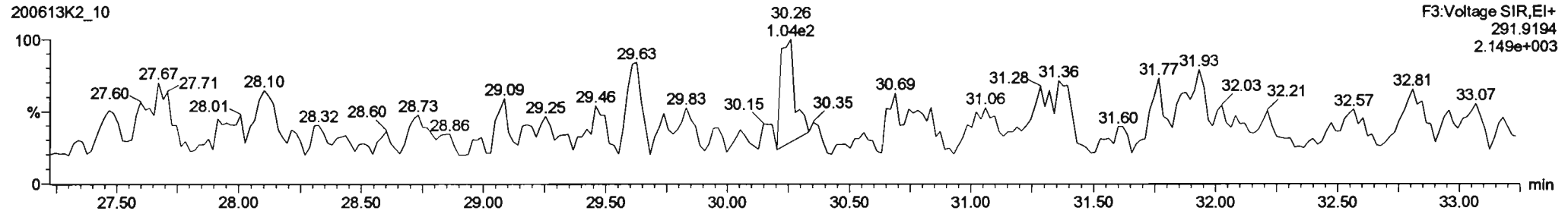
Name: 200613K2_10, Date: 13-Jun-2020, Time: 23:54:53, ID: SOLVENT BLANK, Description: SOLVENT BLANK

PCB-50

200613K2_10

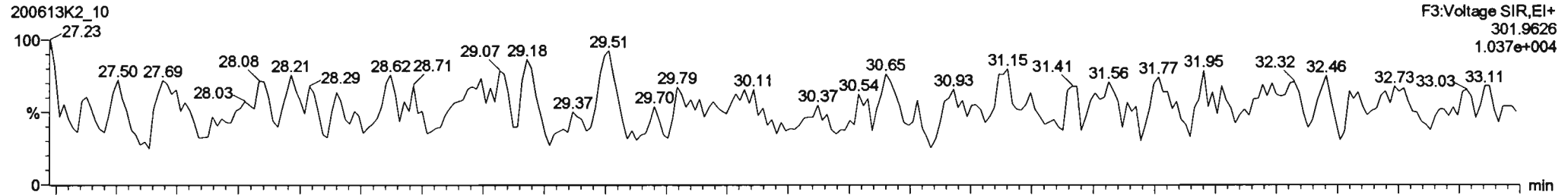


200613K2_10

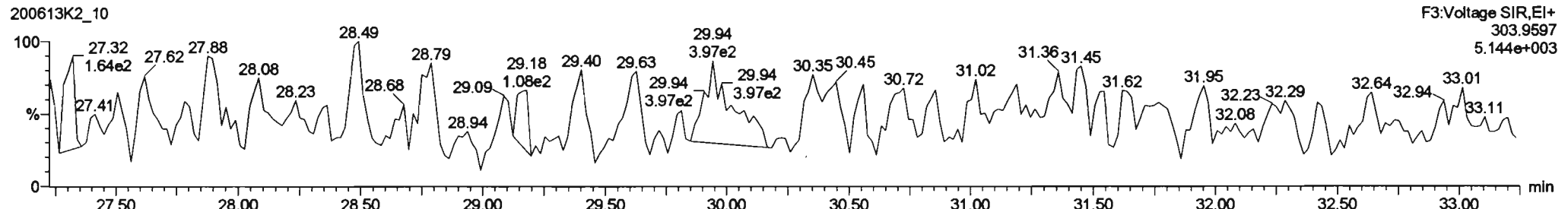


13C-PCB-52

200613K2_10



200613K2_10

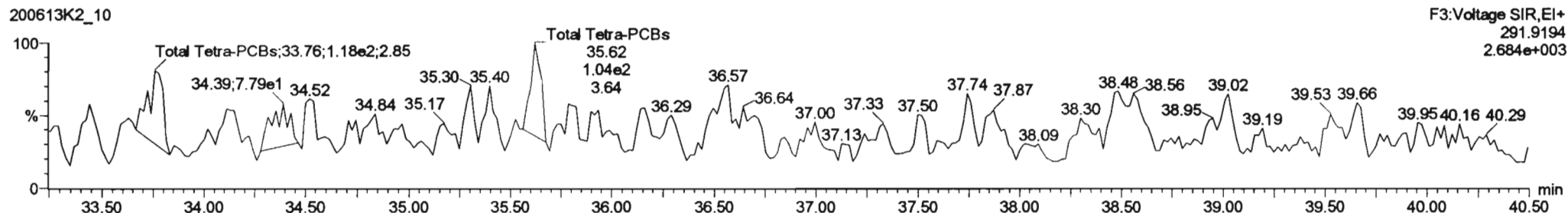
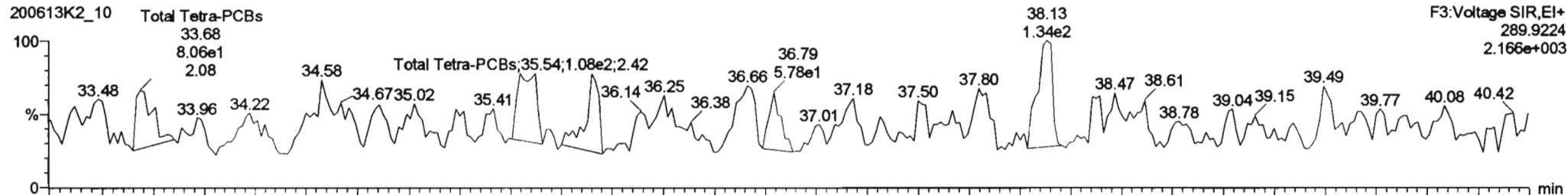


Dataset: U:\VG11.PRO\Results\200613K1\200613K2-10.qld

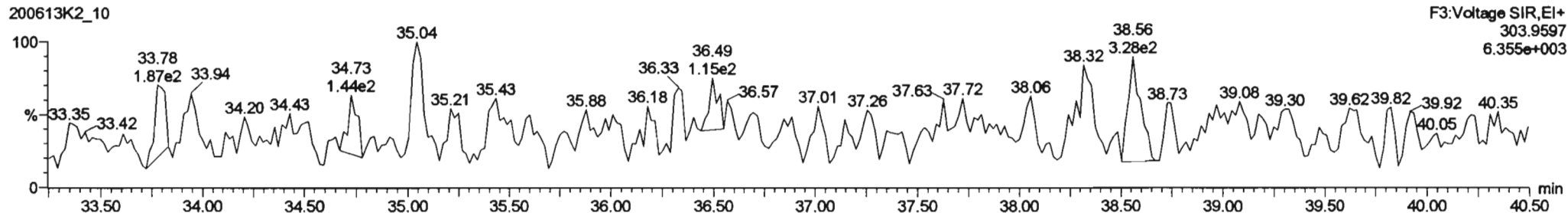
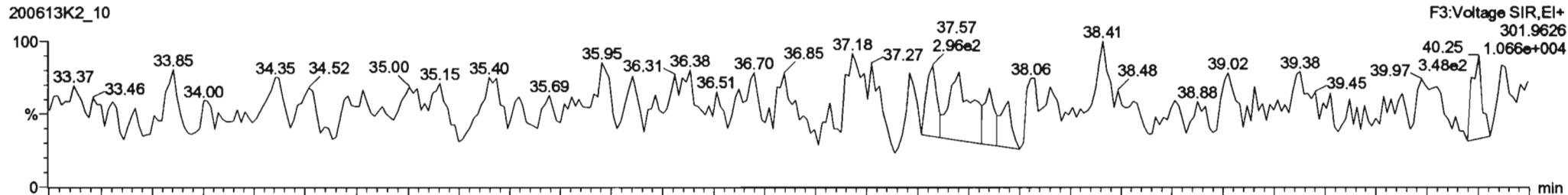
Last Altered: Sunday, June 14, 2020 13:42:47 Pacific Daylight Time
Printed: Sunday, June 14, 2020 13:43:06 Pacific Daylight Time

Name: 200613K2_10, Date: 13-Jun-2020, Time: 23:54:53, ID: SOLVENT BLANK, Description: SOLVENT BLANK

PCB-68



13C-PCB-60



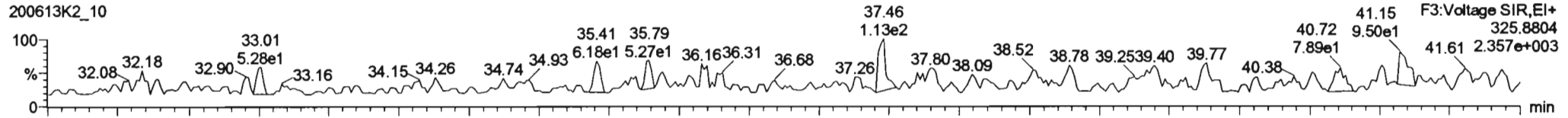
Dataset: U:\VG11.PRO\Results\200613K1\200613K2-10.qld

Last Altered: Sunday, June 14, 2020 13:42:47 Pacific Daylight Time
Printed: Sunday, June 14, 2020 13:43:06 Pacific Daylight Time

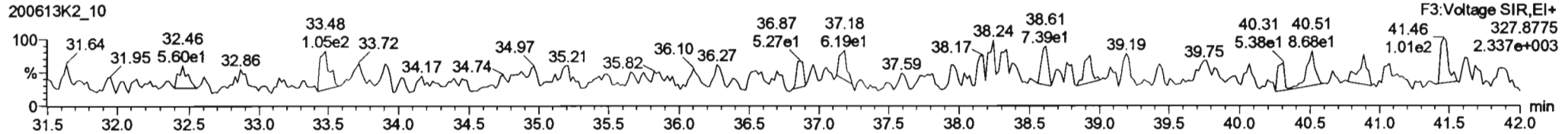
Name: 200613K2_10, Date: 13-Jun-2020, Time: 23:54:53, ID: SOLVENT BLANK, Description: SOLVENT BLANK

PCB-104

200613K2_10

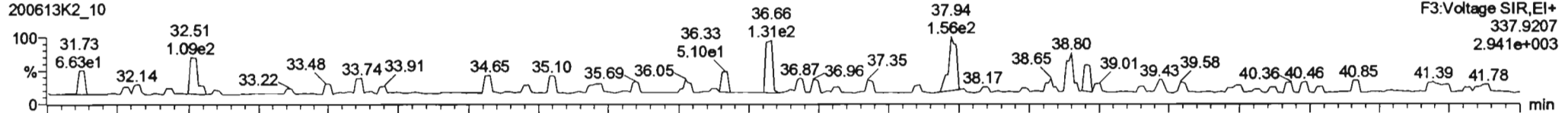


200613K2_10

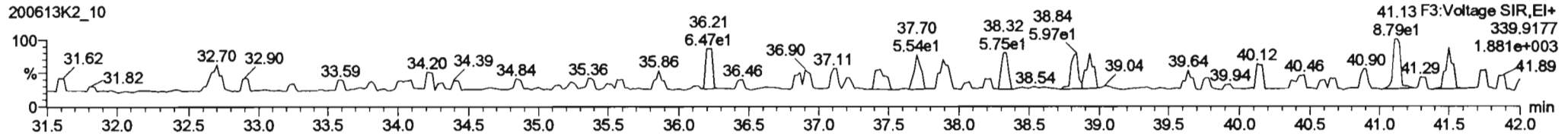


13C-PCB-104

200613K2_10

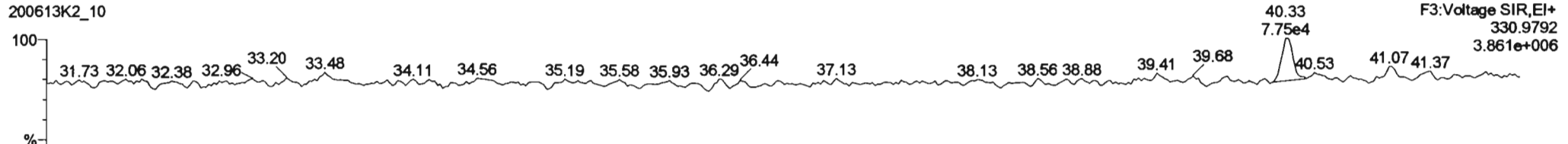


200613K2_10



PFK3b

200613K2_10



Dataset: U:\VG11.PRO\Results\200613K1\200613K2-10.qld

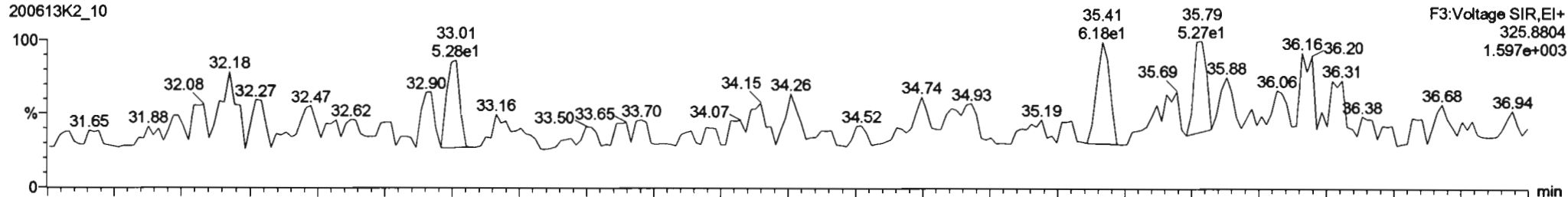
Last Altered: Sunday, June 14, 2020 13:42:47 Pacific Daylight Time

Printed: Sunday, June 14, 2020 13:43:06 Pacific Daylight Time

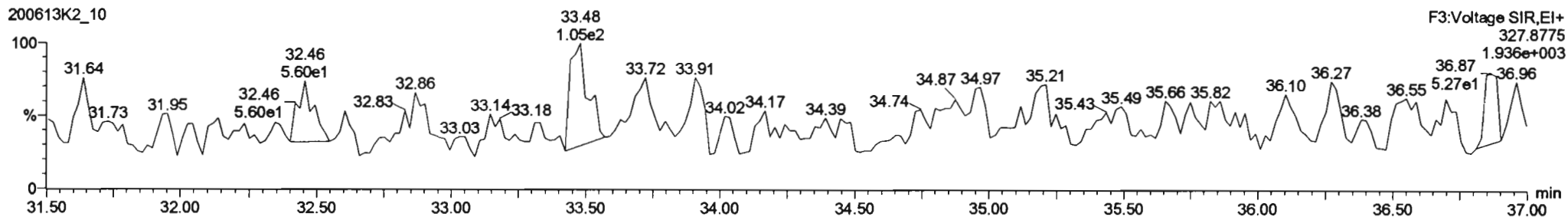
Name: 200613K2_10, Date: 13-Jun-2020, Time: 23:54:53, ID: SOLVENT BLANK, Description: SOLVENT BLANK

PCB-96

200613K2_10

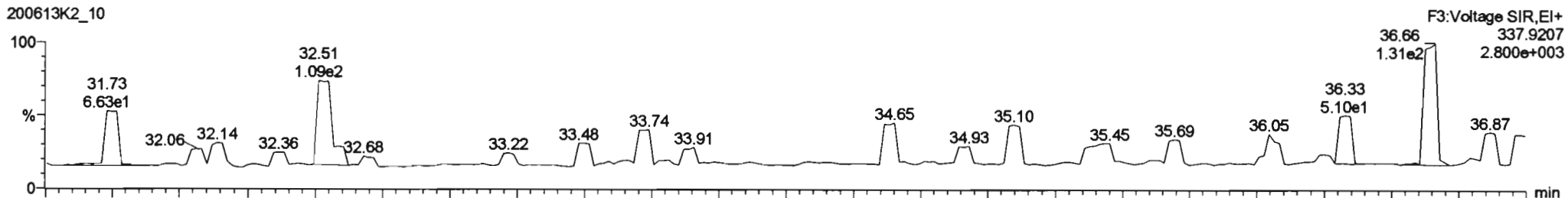


200613K2_10

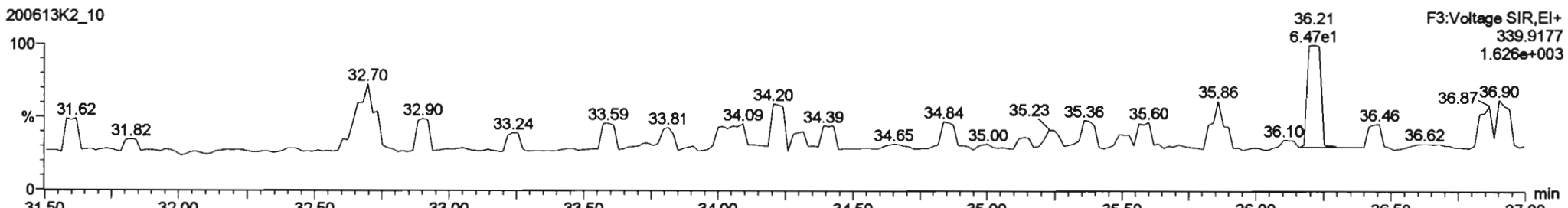


13C-PCB-95

200613K2_10



200613K2_10

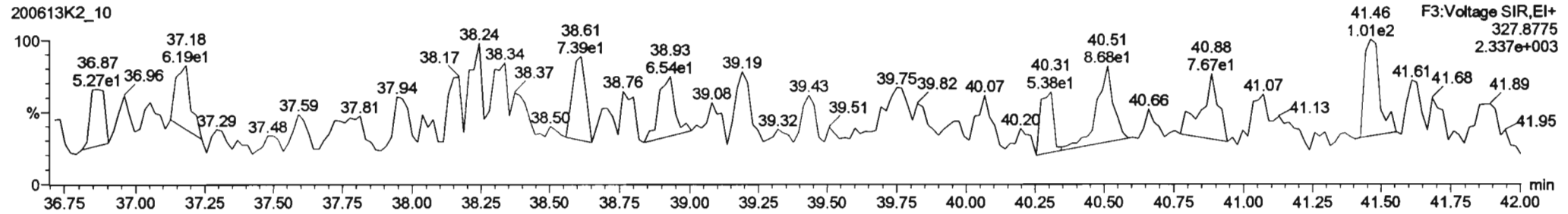
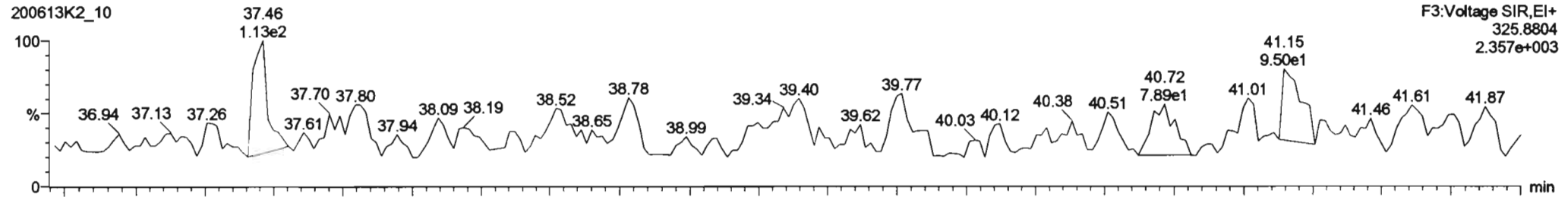


Dataset: U:\VG11.PRO\Results\200613K1\200613K2-10.qld

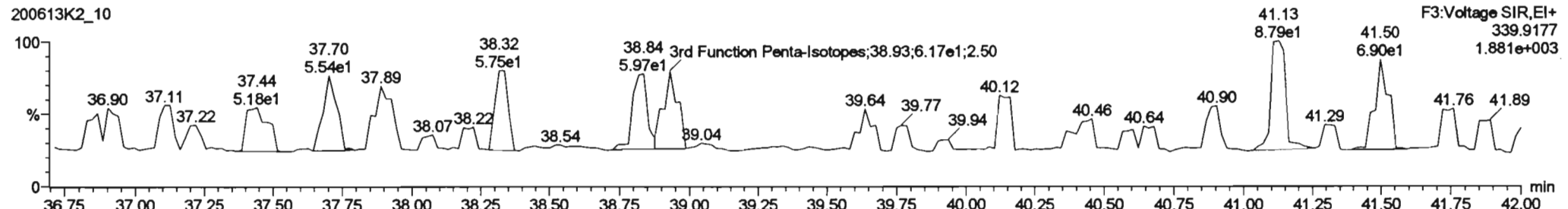
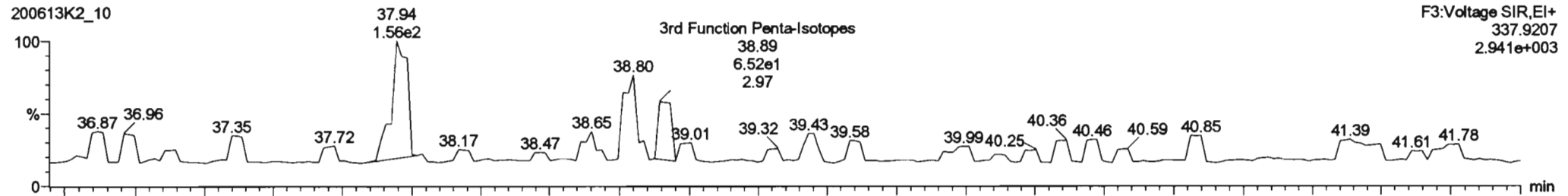
Last Altered: Sunday, June 14, 2020 13:42:47 Pacific Daylight Time
Printed: Sunday, June 14, 2020 13:43:06 Pacific Daylight Time

Name: 200613K2_10, Date: 13-Jun-2020, Time: 23:54:53, ID: SOLVENT BLANK, Description: SOLVENT BLANK

PCB-119



13C-PCB-111



Dataset: U:\VG11.PRO\Results\200613K1\200613K2-10.qld

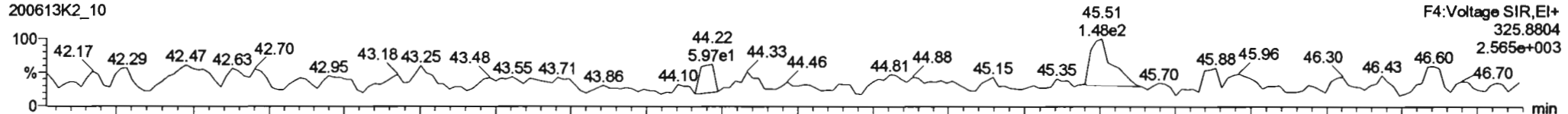
Last Altered: Sunday, June 14, 2020 13:42:47 Pacific Daylight Time

Printed: Sunday, June 14, 2020 13:43:06 Pacific Daylight Time

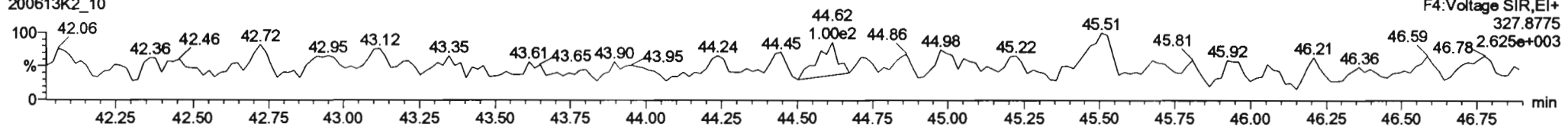
Name: 200613K2_10, Date: 13-Jun-2020, Time: 23:54:53, ID: SOLVENT BLANK, Description: SOLVENT BLANK

PCB-114

200613K2_10




200613K2_10

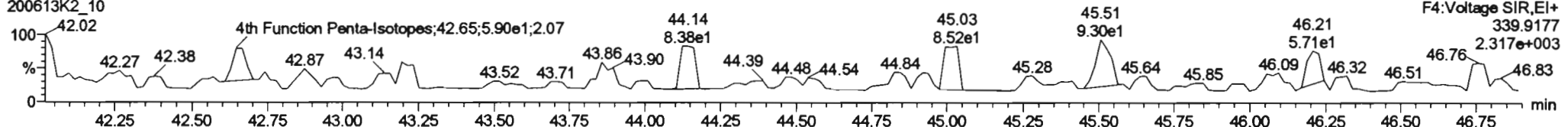


13C-PCB-114

200613K2_10

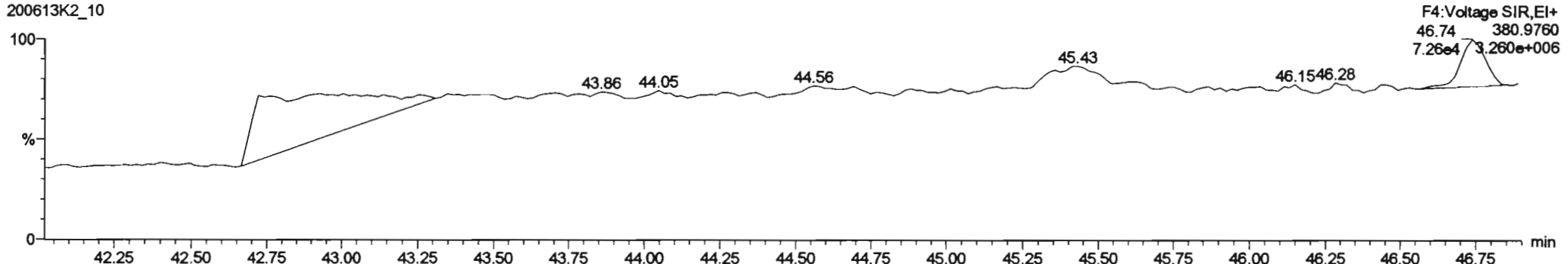


200613K2_10



PFK4a

200613K2_10



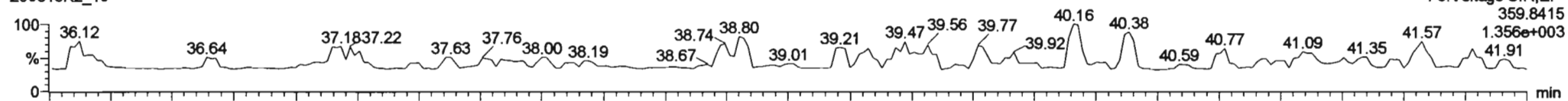
Dataset: U:\VG11.PRO\Results\200613K1\200613K2-10.qld

Last Altered: Sunday, June 14, 2020 13:42:47 Pacific Daylight Time
Printed: Sunday, June 14, 2020 13:43:06 Pacific Daylight Time

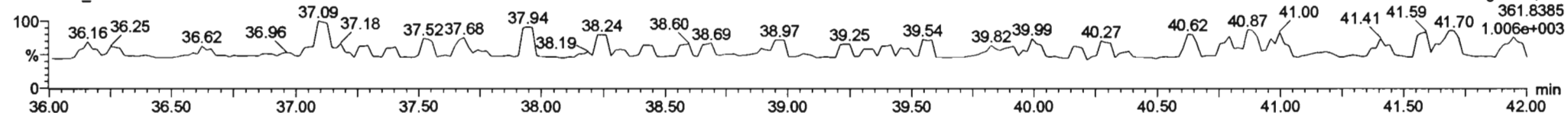
Name: 200613K2_10, Date: 13-Jun-2020, Time: 23:54:53, ID: SOLVENT BLANK, Description: SOLVENT BLANK

PCB-155

200613K2_10




200613K2_10

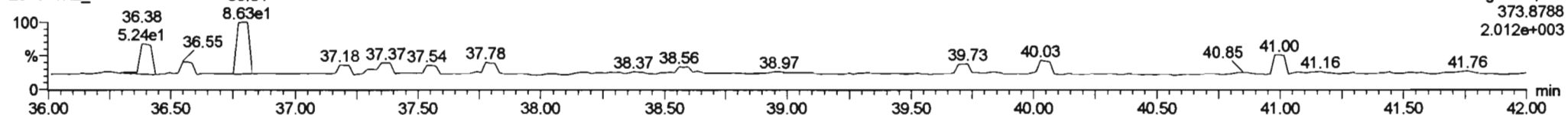


13C-PCB-155

200613K2_10

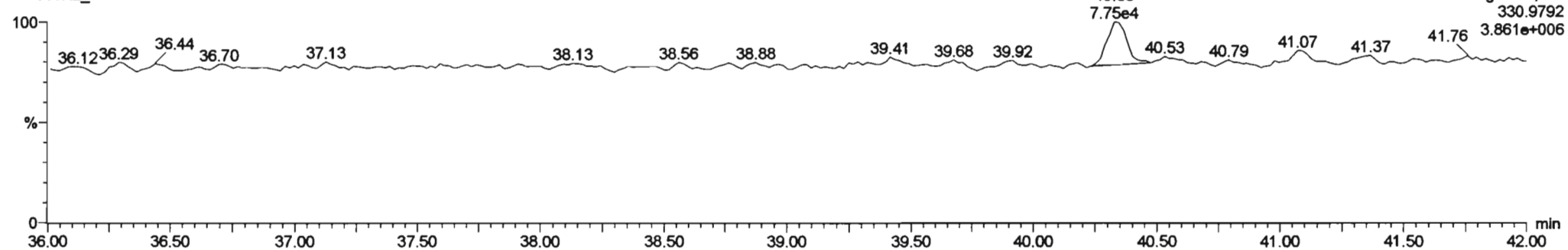


200613K2_10



PFK3c

200613K2_10



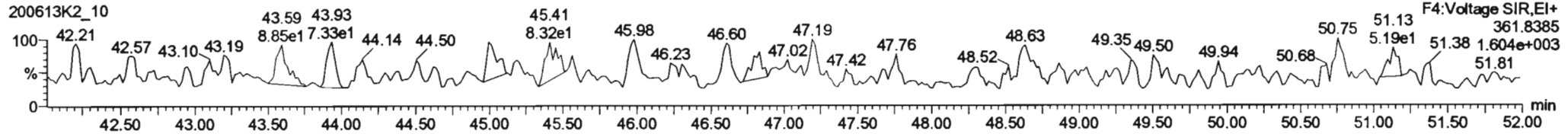
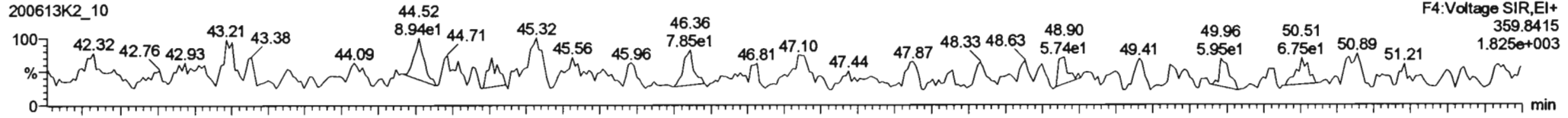
Dataset: U:\VG11.PRO\Results\200613K1\200613K2-10.qld

Last Altered: Sunday, June 14, 2020 13:42:47 Pacific Daylight Time

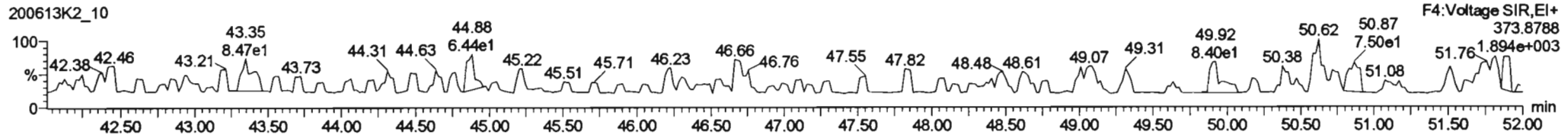

Printed: Sunday, June 14, 2020 13:43:06 Pacific Daylight Time

Name: 200613K2_10, Date: 13-Jun-2020, Time: 23:54:53, ID: SOLVENT BLANK, Description: SOLVENT BLANK

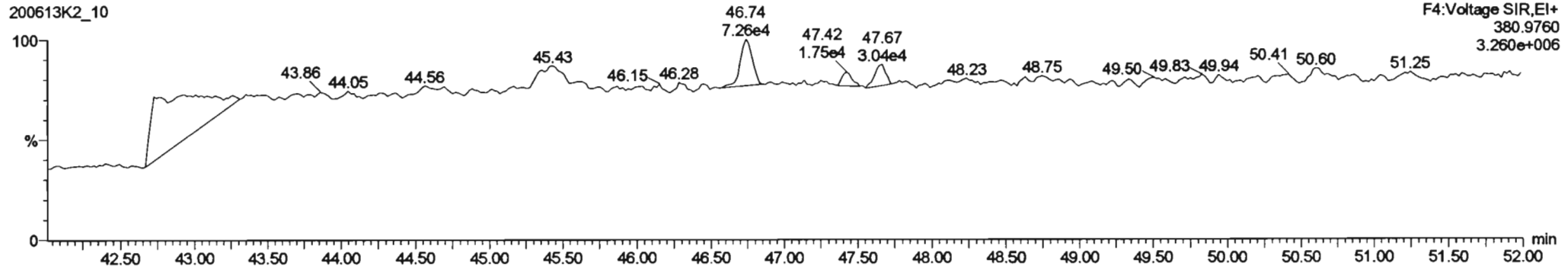
PCB-134/143



13C-PCB-153



PFK4b




Dataset: U:\VG11.PRO\Results\200613K1\200613K2-10.qld

Last Altered: Sunday, June 14, 2020 13:42:47 Pacific Daylight Time
Printed: Sunday, June 14, 2020 13:43:06 Pacific Daylight Time

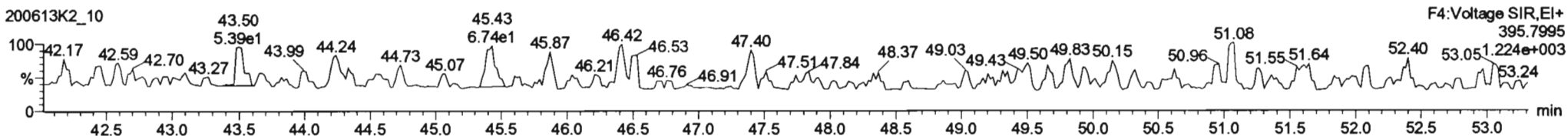
Name: 200613K2_10, Date: 13-Jun-2020, Time: 23:54:53, ID: SOLVENT BLANK, Description: SOLVENT BLANK

PCB-188

200613K2_10




200613K2_10

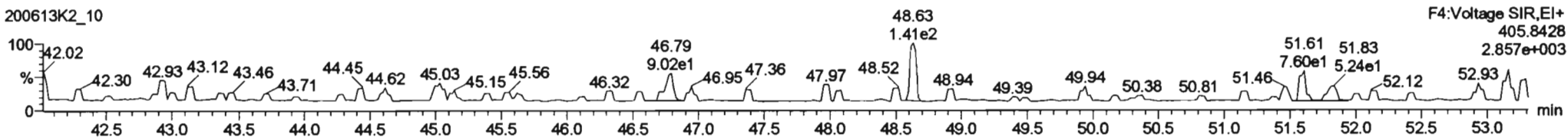


13C-PCB-188

200613K2_10

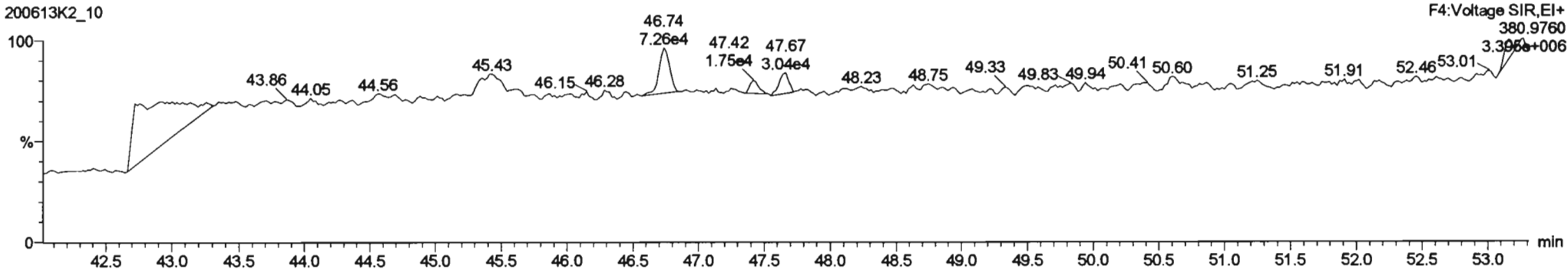


200613K2_10



PFK4c

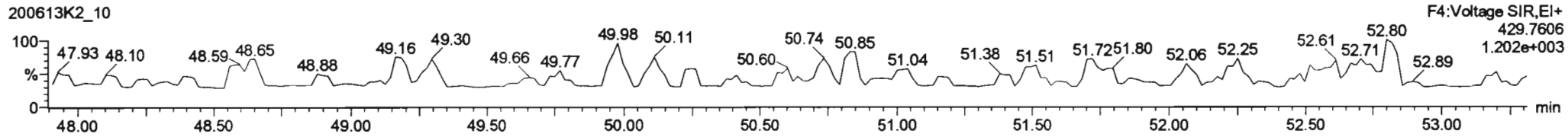
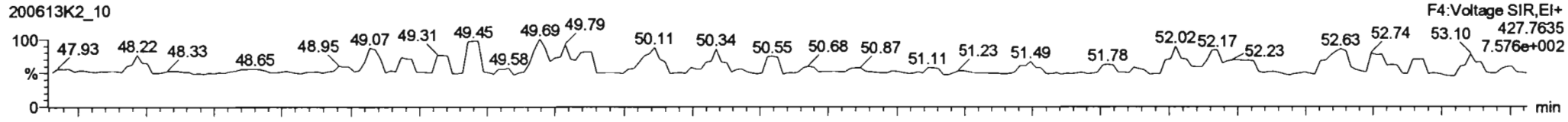
200613K2_10



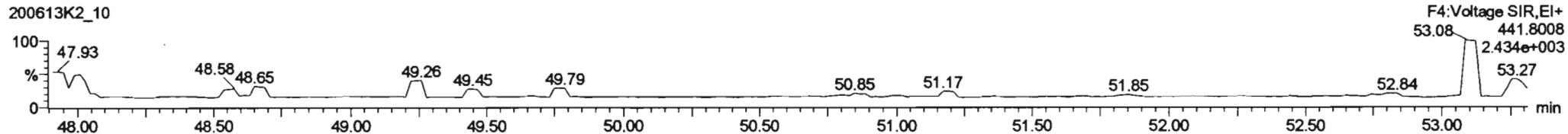
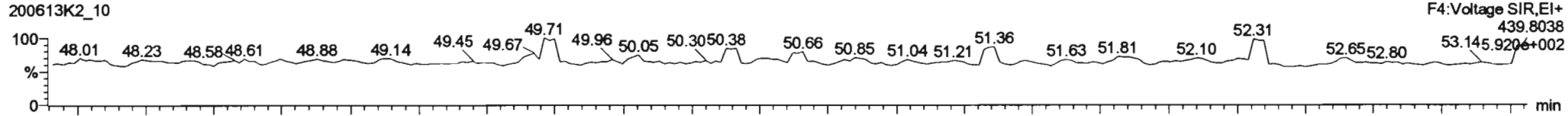
Dataset: U:\VG11.PRO\Results\200613K1\200613K2-10.qld
Last Altered: Sunday, June 14, 2020 13:42:47 Pacific Daylight Time
Printed: Sunday, June 14, 2020 13:43:06 Pacific Daylight Time

Name: 200613K2_10, Date: 13-Jun-2020, Time: 23:54:53, ID: SOLVENT BLANK, Description: SOLVENT BLANK

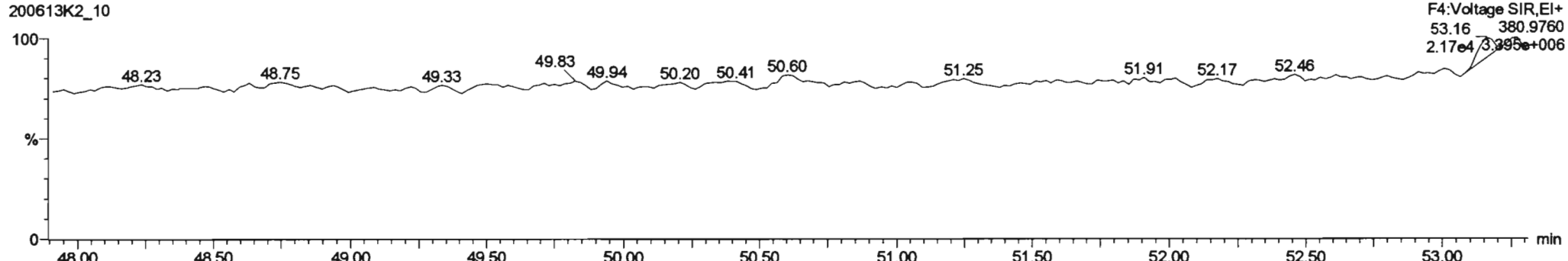
PCB-202



13C-PCB-202



PFK4d

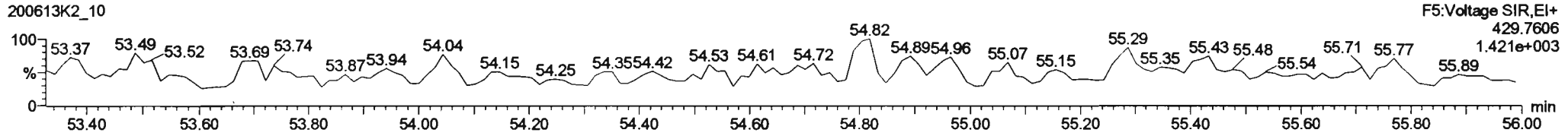
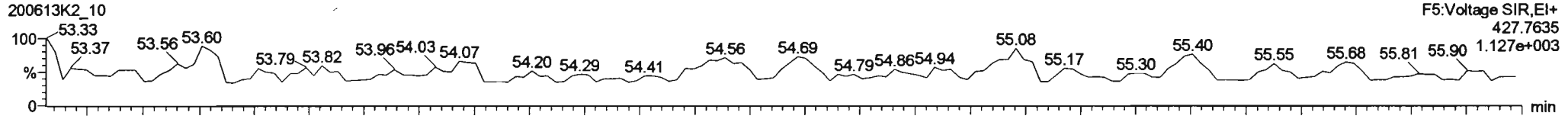


Dataset: U:\VG11.PRO\Results\200613K1\200613K2-10.qld

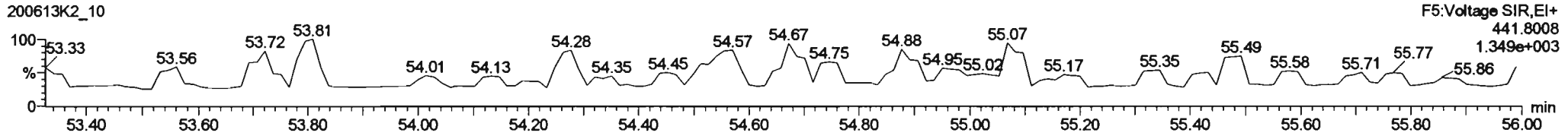
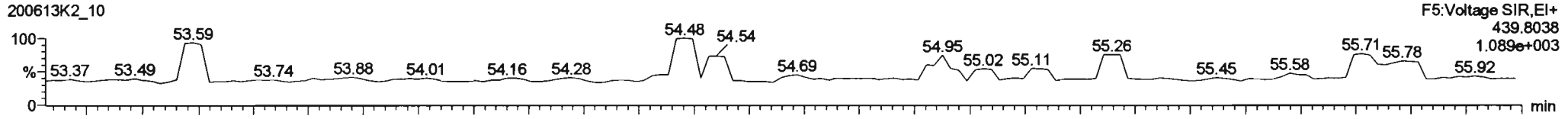
Last Altered: Sunday, June 14, 2020 13:42:47 Pacific Daylight Time
Printed: Sunday, June 14, 2020 13:43:06 Pacific Daylight Time

Name: 200613K2_10, Date: 13-Jun-2020, Time: 23:54:53, ID: SOLVENT BLANK, Description: SOLVENT BLANK

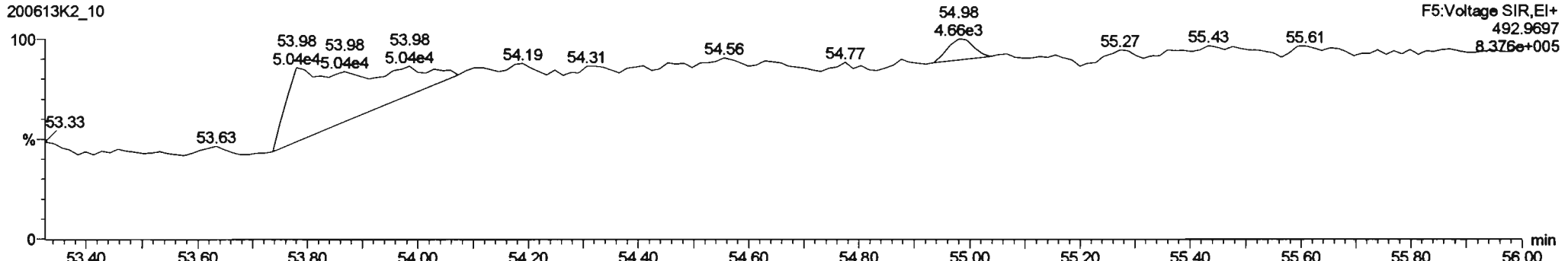
PCB-195



13C-PCB-194



PFK5a



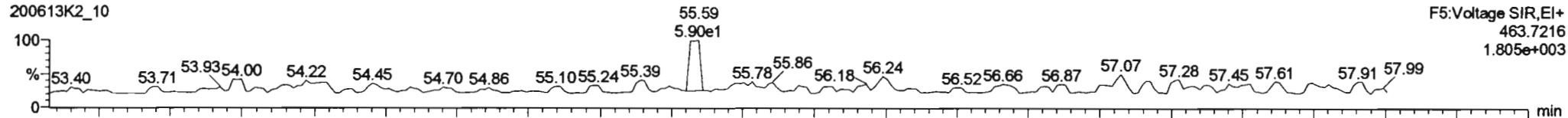
Dataset: U:\VG11.PRO\Results\200613K1\200613K2-10.qld

Last Altered: Sunday, June 14, 2020 13:42:47 Pacific Daylight Time
Printed: Sunday, June 14, 2020 13:43:06 Pacific Daylight Time

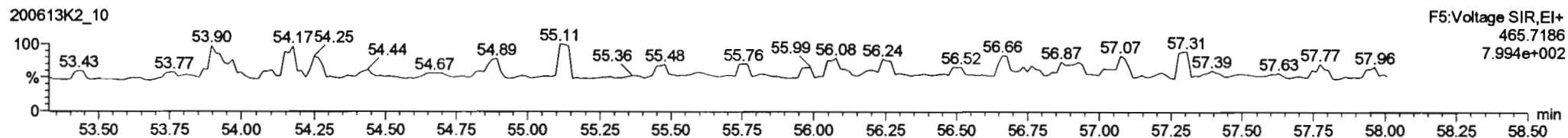
Name: 200613K2_10, Date: 13-Jun-2020, Time: 23:54:53, ID: SOLVENT BLANK, Description: SOLVENT BLANK

PCB-208

200613K2_10




200613K2_10

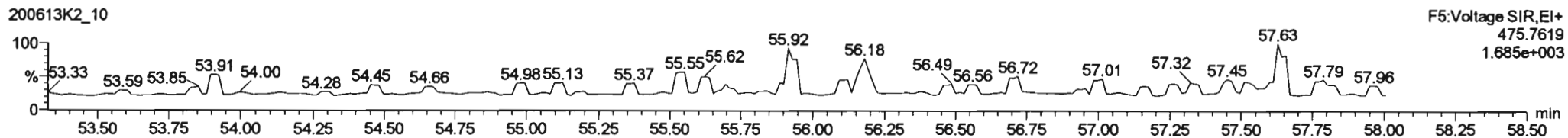


13C-PCB-208

200613K2_10

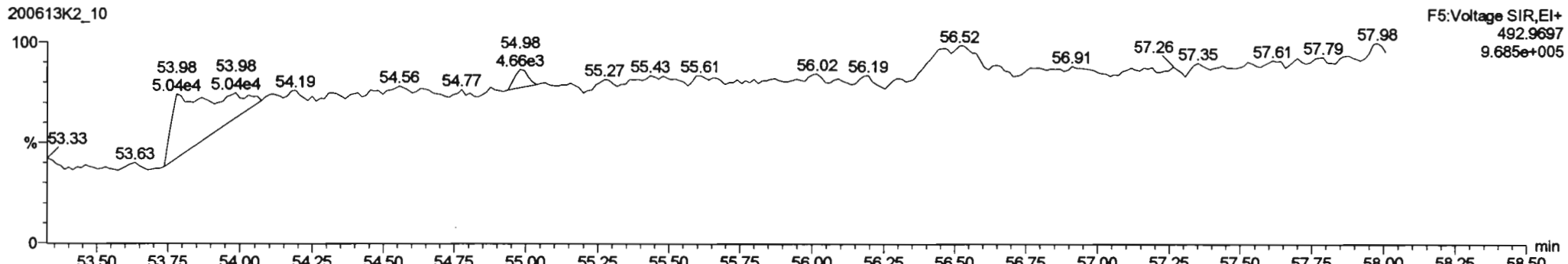


200613K2_10



PFK5

200613K2_10



Dataset: U:\VG11.PRO\Results\200613K1\200613K2-10.qld

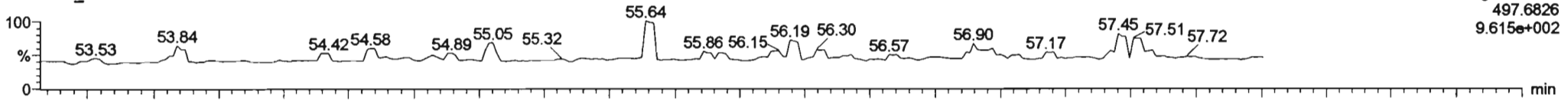
Last Altered: Sunday, June 14, 2020 13:42:47 Pacific Daylight Time
Printed: Sunday, June 14, 2020 13:43:06 Pacific Daylight Time

Name: 200613K2_10, Date: 13-Jun-2020, Time: 23:54:53, ID: SOLVENT BLANK, Description: SOLVENT BLANK

PCB-209

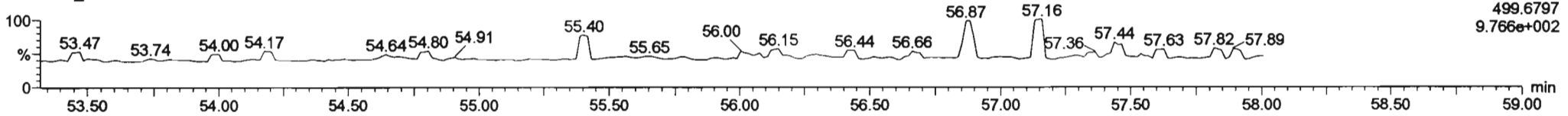
200613K2_10

F5:Voltage SIR,EI+
497.6826
9.615e+002



200613K2_10


F5:Voltage SIR,EI+
499.6797
9.766e+002



13C-PCB-209

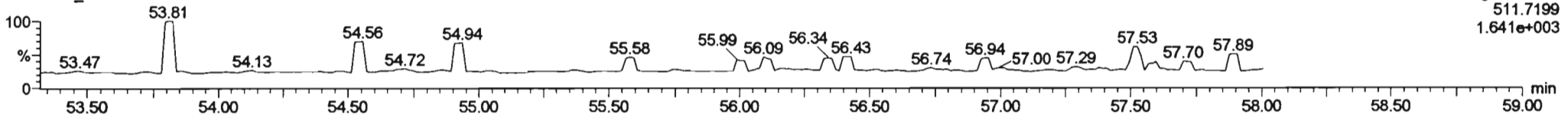
200613K2_10

F5:Voltage SIR,EI+
509.7229
1.250e+003



200613K2_10

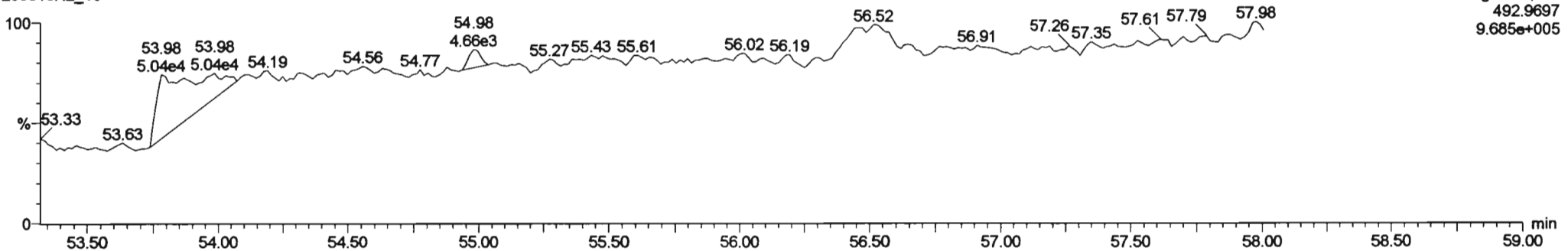
F5:Voltage SIR,EI+
511.7199
1.641e+003



PFK5b

200613K2_10

F5:Voltage SIR,EI+
492.9697
9.685e+005



HRMS CALIBRATION STANDARDS REVIEW CHECKLIST

Beg. Calibration ID: ST200615K1-1

Reviewed By: CT 06/17/2020
Initials & Date

End Calibration ID: NA

	<u>Beg.</u>	<u>End</u>
Ion abundance within QC limits?	<input checked="" type="checkbox"/>	<input checked="" type="checkbox"/>
Concentrations within criteria?	<input checked="" type="checkbox"/>	<input type="checkbox"/>
TCDD/TCDF Valleys <25%	<input checked="" type="checkbox"/>	<input type="checkbox"/>
First and last eluters present?	<input checked="" type="checkbox"/>	<input type="checkbox"/>
Retention Times within criteria?	<input checked="" type="checkbox"/>	<input type="checkbox"/>
Verification Std. named correctly? (ST-Year-Month-Day-VG ID)	<input checked="" type="checkbox"/>	<input type="checkbox"/>
Forms signed and dated?	<input checked="" type="checkbox"/>	<input type="checkbox"/>
Correct ICAL referenced?	<u>HC</u>	<u>HC</u>
Run Log:		
- Correct instrument listed?	<input checked="" type="checkbox"/>	<input checked="" type="checkbox"/>
- Samples within 12 hour clock?	<input checked="" type="checkbox"/>	<input type="checkbox"/>
- Bottle position verified?	<input checked="" type="checkbox"/>	<input type="checkbox"/>

Mass resolution \geq

5k 6-8K 8K 10K
 1614 1699 429 1613/1668/8280

Intergrated peaks display correctly?

GC Break <20%

8280 CS1 End Standard:

- Ratios within limits, S/N <2.5:1, CS1 within 12 hours

Comments:
 (A) 1 mass affected by column bleed

Dataset: U:\VG11.PRO\Results\200615K1\200615K1-1.qld

Last Altered: Monday, June 15, 2020 14:06:19 Pacific Daylight Time

Printed: Monday, June 15, 2020 15:24:12 Pacific Daylight Time

HL 6/15/2020

C706/17/2020

Method: U:\VG11.PRO\MethDB\PCB-209_ZB1_6-13-20.mdb 14 Jun 2020 13:31:38

Calibration: U:\VG11.PRO\CurveDB\db1_PCBvg11-6-1-20.cdb 02 Jun 2020 10:21:16

Name: 200615K1_1, Date: 15-Jun-2020, Time: 12:56:33, ID: ST200615K1-1 PCB 209 CS3 19G2609, Description: PCB 209 CS3 19G2609

#	Name	Resp	RA	n/y	RRP	wt/vol	Prod.RT	RT	Prod.R...	RRT	Check RRT	Conc.	%Rec	DL	EMPC
1	1 PCB-1	7.91e5	3.19	NO	1.17	1.000	15.51	15.52	1.001	1.002	NO	55.70	111	0.0165	55.70
2	2 PCB-2	7.98e5	3.18	NO	1.18	1.000	17.93	17.92	0.988	0.988	NO	55.30	111	0.0168	55.30
3	3 PCB-3	7.90e5	3.17	NO	1.15	1.000	18.16	18.16	1.001	1.001	NO	56.37	113	0.0173	56.37
4	4 PCB-4/10	1.23e6	1.55	NO	1.25	1.000	19.58	19.57	1.004	1.004	NO	108.4	108	0.0646	108.4
5	5 PCB-7/9	1.48e6	1.56	NO	0.960	1.000	21.38	21.38	1.003	1.003	NO	108.9	109	0.0537	108.9
6	6 PCB-6	7.74e5	1.57	NO	1.02	1.000	22.02	22.03	1.033	1.033	NO	53.36	107	0.0504	53.35
7	7 PCB-5/8	1.52e6	1.55	NO	0.992	1.000	22.43	22.44	1.052	1.053	NO	108.0	108	0.0520	108.0
8	8 PCB-14	7.74e5	1.56	NO	1.02	1.000	23.57	23.57	0.952	0.951	NO	54.11	108	0.0533	54.11
9	9 PCB-11	8.38e5	1.57	NO	1.13	1.000	24.79	24.79	1.001	1.001	NO	52.88	106	0.0482	52.88
10	10 PCB-12/13	1.59e6	1.55	NO	1.03	1.000	25.22	25.17	1.018	1.016	NO	110.0	110	0.0528	110.0
11	11 PCB-15	7.98e5	1.56	NO	1.03	1.000	25.53	25.52	1.031	1.030	NO	54.84	110	0.0524	54.84
12	12 PCB-19	3.67e5	1.04	NO	1.11	1.000	23.76	23.75	1.001	1.001	NO	55.69	111	0.0358	55.69
13	13 PCB-30	6.02e5	1.04	NO	1.79	1.000	24.66	24.67	1.039	1.040	NO	56.39	113	0.0221	56.39
14	14 PCB-18	4.06e5	1.02	NO	0.818	1.000	25.44	25.44	0.952	0.952	NO	56.14	112	0.0336	56.14
15	15 PCB-17	3.83e5	1.02	NO	0.758	1.000	25.61	25.62	0.958	0.958	NO	57.07	114	0.0363	57.07
16	16 PCB-24/27	1.07e6	1.03	NO	1.08	1.000	26.23	26.21	0.981	0.980	NO	112.2	112	0.0254	112.2
17	17 PCB-16/32	9.28e5	1.02	NO	0.925	1.000	26.75	26.74	1.001	1.000	NO	113.3	113	0.0297	113.3
18	18 PCB-34	6.12e5	1.01	NO	0.945	1.000	27.54	27.56	0.959	0.959	NO	47.67	95.3	0.0349	47.67
19	19 PCB-23	6.70e5	1.02	NO	0.883	1.000	27.64	27.65	0.962	0.962	NO	55.87	112	0.0374	55.87
20	20 PCB-29	6.38e5	1.02	NO	0.893	1.000	27.89	27.91	0.971	0.971	NO	52.62	105	0.0370	52.62
21	21 PCB-26	6.71e5	1.02	NO	0.944	1.000	28.12	28.12	0.979	0.979	NO	52.37	105	0.0350	52.38
22	22 PCB-25	6.58e5	1.04	NO	0.950	1.000	28.28	28.29	0.984	0.984	NO	51.04	102	0.0347	51.04
23	23 PCB-31	7.77e5	1.00	NO	1.04	1.000	28.64	28.66	0.997	0.997	NO	55.18	110	0.0318	55.18
24	24 PCB-28	6.88e5	1.04	NO	1.03	1.000	28.75	28.75	1.001	1.001	NO	49.45	98.9	0.0322	49.45
25	25 PCB-20/21/33	2.00e6	1.03	NO	0.941	1.000	29.39	29.39	1.023	1.023	NO	156.8	105	0.0351	156.8
26	26 PCB-22	6.86e5	1.02	NO	0.973	1.000	29.83	29.85	1.038	1.039	NO	51.89	104	0.0339	51.89
27	27 PCB-36	7.10e5	1.03	NO	1.08	1.000	30.49	30.48	0.931	0.931	NO	55.38	111	0.0335	55.38
28	28 PCB-39	6.63e5	1.04	NO	0.988	1.000	30.97	30.97	0.946	0.946	NO	56.34	113	0.0365	56.34
29	29 PCB-38	6.78e5	1.03	NO	1.05	1.000	31.76	31.77	0.970	0.970	NO	54.07	108	0.0343	54.07
30	30 PCB-35	6.96e5	1.04	NO	1.04	1.000	32.31	32.31	0.987	0.987	NO	55.94	112	0.0345	55.94
31	31 PCB-37	6.77e5	1.02	NO	1.01	1.000	32.75	32.75	1.001	1.001	NO	56.35	113	0.0357	56.35
32	32 PCB-54	4.86e5	0.76	NO	1.08	1.000	27.60	27.62	1.001	1.001	NO	53.90	108	0.0316	53.90

Dataset: U:\VG11.PRO\Results\200615K1\200615K1-1.qld

Last Altered: Monday, June 15, 2020 14:06:19 Pacific Daylight Time

Printed: Monday, June 15, 2020 15:24:12 Pacific Daylight Time

Name: 200615K1_1, Date: 15-Jun-2020, Time: 12:56:33, ID: ST200615K1-1 PCB 209 CS3 19G2609, Description: PCB 209 CS3 19G2609

#	Name	Resp	RA	n/y	RRF	wt/vol	Prod.RT	RT	Prod.R...	RRT	Check RRT	Conc.	%Rec	DL	EMPC
33	33 PCB-50	4.07e5	0.76	NO	0.880	1.000	28.79	28.81	1.044	1.044	NO	55.43	111	0.0388	55.43
34	34 PCB-53	3.77e5	0.77	NO	0.997	1.000	29.48	29.48	0.944	0.944	NO	57.45	115	0.0442	57.45
35	35 PCB-51	4.03e5	0.77	NO	1.07	1.000	29.82	29.83	0.955	0.955	NO	57.44	115	0.0413	57.44
36	36 PCB-45	3.26e5	0.76	NO	0.858	1.000	30.27	30.28	0.969	0.970	NO	57.67	115	0.0513	57.67
37	37 PCB-46	3.04e5	0.76	NO	0.831	1.000	30.76	30.78	0.985	0.986	NO	55.66	111	0.0530	55.66
38	38 PCB-52/69	8.82e5	0.75	NO	1.17	1.000	31.26	31.26	1.001	1.001	NO	114.9	115	0.0377	114.9
39	39 PCB-73	5.16e5	0.77	NO	1.44	1.000	31.38	31.39	1.005	1.005	NO	54.33	109	0.0305	54.33
40	40 PCB-43/49	7.50e5	0.76	NO	1.02	1.000	31.55	31.56	1.010	1.011	NO	112.2	112	0.0433	112.2
41	41 PCB-47	3.67e5	0.75	NO	0.922	1.000	31.77	31.77	1.001	1.001	NO	56.76	114	0.0449	56.76
42	42 PCB-48/75	8.74e5	0.76	NO	1.12	1.000	31.88	31.90	1.004	1.005	NO	111.4	111	0.0369	111.4
43	43 PCB-65	4.83e5	0.76	NO	1.28	1.000	32.15	32.16	1.013	1.013	NO	53.75	107	0.0323	53.75
44	44 PCB-62	4.55e5	0.77	NO	1.13	1.000	32.26	32.27	1.016	1.016	NO	57.54	115	0.0367	57.54
45	45 PCB-44	3.22e5	0.75	NO	0.824	1.000	32.60	32.58	1.027	1.026	NO	55.75	112	0.0502	55.75
46	46 PCB-42/59	8.21e5	0.77	NO	1.05	1.000	32.83	32.83	1.034	1.034	NO	111.6	112	0.0394	111.6
47	47 PCB-41/64/71/72	1.86e6	0.77	NO	1.19	1.000	33.43	33.42	1.053	1.053	NO	223.9	112	0.0348	223.9
48	48 PCB-68	4.96e5	0.76	NO	1.28	1.000	33.68	33.70	1.061	1.061	NO	55.42	111	0.0324	55.42
49	49 PCB-40	2.40e5	0.79	NO	0.602	1.000	33.91	33.92	1.068	1.069	NO	56.86	114	0.0687	56.86
50	50 PCB-57	5.23e5	0.75	NO	1.16	1.000	34.29	34.30	0.969	0.970	NO	55.47	111	0.0309	55.47
51	51 PCB-67	5.03e5	0.76	NO	1.08	1.000	34.60	34.61	0.978	0.978	NO	57.19	114	0.0332	57.19
52	52 PCB-58	5.17e5	0.79	NO	1.20	1.000	34.73	34.72	0.982	0.982	NO	52.95	106	0.0299	52.95
53	53 PCB-63	4.78e5	0.75	NO	1.07	1.000	34.88	34.89	0.986	0.986	NO	55.03	110	0.0336	55.03
54	54 PCB-74	5.26e5	0.77	NO	1.19	1.000	35.18	35.19	0.994	0.995	NO	54.75	110	0.0304	54.75
55	55 PCB-61/70	9.58e5	0.77	NO	1.05	1.000	35.39	35.32	1.000	0.998	NO	112.0	112	0.0341	112.0
56	56 PCB-76/66	1.03e6	0.77	NO	1.16	1.000	35.58	35.60	1.006	1.006	NO	109.4	109	0.0309	109.4
57	57 PCB-80	5.33e5	0.76	NO	1.19	1.000	35.85	35.84	1.001	1.000	NO	53.71	107	0.0298	53.71
58	58 PCB-55	5.40e5	0.74	NO	1.17	1.000	36.16	36.16	1.010	1.009	NO	55.23	110	0.0302	55.23
59	59 PCB-56/60	9.55e5	0.77	NO	1.02	1.000	36.68	36.68	1.024	1.024	NO	112.1	112	0.0347	112.1
60	60 PCB-79	5.21e5	0.76	NO	1.14	1.000	37.78	37.78	1.055	1.054	NO	54.66	109	0.0310	54.66
61	61 PCB-78	5.08e5	0.78	NO	1.14	1.000	38.51	38.50	0.987	0.987	NO	55.53	111	0.0326	55.53
62	62 PCB-81	4.48e5	0.76	NO	1.05	1.000	39.04	39.04	1.000	1.000	NO	53.20	106	0.0354	53.20
63	63 PCB-77	4.87e5	0.79	NO	1.14	1.000	39.66	39.66	1.000	1.000	NO	53.99	108	0.0327	53.99
64	64 PCB-104	2.90e5	1.59	NO	1.12	1.000	32.44	32.46	1.001	1.001	NO	58.23	116	0.179	58.23
65	65 PCB-96	2.86e5	1.63	NO	1.15	1.000	33.76	33.76	1.041	1.041	NO	55.87	112	0.174	55.87
66	66 PCB-103	2.28e5	1.59	NO	0.936	1.000	34.32	34.32	1.059	1.059	NO	54.91	110	0.214	54.91
67	67 PCB-100	2.30e5	1.54	NO	0.954	1.000	34.67	34.67	1.069	1.069	NO	54.53	109	0.210	54.53
68	68 PCB-94	1.78e5	1.59	NO	0.949	1.000	35.17	35.15	0.985	0.985	NO	55.42	111	0.275	55.42

AS 7/25/20
M

Dataset: U:\VG11.PRO\Results\200615K1\200615K1-1.qld

Last Altered: Monday, June 15, 2020 14:06:19 Pacific Daylight Time

Printed: Monday, June 15, 2020 15:24:12 Pacific Daylight Time

Name: 200615K1_1, Date: 15-Jun-2020, Time: 12:56:33, ID: ST200615K1-1 PCB 209 CS3 19G2609, Description: PCB 209 CS3 19G2609

#	Name	Resp	RA	n/y	RRF	wt/vol	Pred.RT	RT	Pred.R	RRT	Check RRT	Conc.	%Rec	DL	EMPC
69	69 PCB-95/98/102	7.07e5	1.59	NO	1.20	1.000	35.65	35.64	0.999	0.998	NO	173.8	116	0.216	173.8
70	70 PCB-93	1.56e5	1.62	NO	0.935	1.000	35.77	35.79	1.002	1.003	NO	49.40	98.8	0.279	49.40
71	71 PCB-88/91	3.87e5	1.58	NO	1.06	1.000	36.12	36.12	1.012	1.012	NO	107.7	108	0.245	107.7
72	72 PCB-121	3.45e5	1.60	NO	1.71	1.000	36.21	36.21	1.015	1.015	NO	59.73	119	0.152	59.73
73	73 PCB-84/92	3.90e5	1.58	NO	1.02	1.000	37.08	37.07	0.990	0.990	NO	114.9	115	0.265	114.9
74	74 PCB-89	2.09e5	1.61	NO	1.11	1.000	37.25	37.26	0.995	0.995	NO	56.76	114	0.244	56.76
75	75 PCB-90/101	4.22e5	1.63	NO	1.12	1.000	37.46	37.44	1.000	1.000	NO	112.5	112	0.240	112.5
76	76 PCB-113	2.72e5	1.57	NO	1.51	1.000	37.70	37.70	1.007	1.007	NO	53.84	108	0.178	53.84
77	77 PCB-99	2.57e5	1.59	NO	1.32	1.000	37.79	37.80	1.009	1.009	NO	58.38	117	0.204	58.38
78	78 PCB-119	2.88e5	1.60	NO	1.81	1.000	38.28	38.28	0.987	0.987	NO	52.92	106	0.165	52.92
79	79 PCB-108/112	4.86e5	1.56	NO	1.44	1.000	38.44	38.43	0.991	0.991	NO	111.7	112	0.207	111.7
80	80 PCB-83	3.08e5	1.59	NO	1.83	1.000	38.59	38.60	0.995	0.995	NO	55.93	112	0.163	55.93
81	81 PCB-97	2.06e5	1.61	NO	1.28	1.000	38.80	38.80	1.000	1.000	NO	53.38	107	0.233	53.38
82	82 PCB-86	2.10e5	1.64	NO	1.12	1.000	38.95	38.95	1.004	1.004	NO	62.49	125	0.267	62.49
83	83 PCB-87/117/125	7.77e5	1.59	NO	1.56	1.000	39.10	39.08	1.008	1.008	NO	165.6	110	0.192	165.6
84	84 PCB-111/115	6.07e5	1.58	NO	1.91	1.000	39.25	39.25	1.012	1.012	NO	105.6	106	0.156	105.6
85	85 PCB-85/116	4.91e5	1.61	NO	1.41	1.000	39.38	39.38	1.015	1.015	NO	115.7	116	0.212	115.7
86	86 PCB-120	3.37e5	1.58	NO	2.01	1.000	39.64	39.62	1.022	1.022	NO	55.90	112	0.149	55.90
87	87 PCB-110	2.82e5	1.60	NO	1.74	1.000	39.77	39.77	1.026	1.025	NO	53.85	108	0.171	53.85
88	88 PCB-82	1.73e5	1.55	NO	0.781	1.000	40.43	40.42	0.976	0.976	NO	55.89	112	0.288	55.89
89	89 PCB-124	2.86e5	1.59	NO	1.40	1.000	41.13	41.13	0.993	0.993	NO	51.84	104	0.161	51.84
90	90 PCB-107/109	6.05e5	1.59	NO	1.34	1.000	41.28	41.28	0.996	0.996	NO	114.0	114	0.168	114.0
91	91 PCB-123	2.70e5	1.57	NO	1.20	1.000	41.44	41.44	1.000	1.000	NO	57.08	114	0.188	57.08
92	92 PCB-106/118	5.79e5	1.60	NO	1.22	1.000	41.65	41.67	1.001	1.001	NO	114.7	115	0.179	114.7
93	93 PCB-114	4.41e5	1.58	NO	1.14	1.000	42.31	42.30	1.000	1.000	NO	52.76	106	0.0579	52.76
94	94 PCB-122	3.91e5	1.59	NO	0.944	1.000	42.46	42.46	1.004	1.004	NO	56.58	113	0.0699	56.58
95	95 PCB-105	4.21e5	1.58	NO	1.05	1.000	43.19	43.21	1.000	1.001	NO	53.85	108	0.0631	53.85
96	96 PCB-127	4.51e5	1.58	NO	1.06	1.000	43.55	43.56	1.000	1.000	NO	54.29	109	0.0583	54.29
97	97 PCB-126	4.78e5	1.60	NO	1.17	1.000	45.51	45.51	1.000	1.000	NO	54.41	109	0.0557	54.41
98	98 PCB-155	1.15e5	1.33	NO	1.04	1.000	36.98	36.98	1.000	1.000	NO	56.06	112	0.0206	56.06
99	99 PCB-150	1.21e5	1.36	NO	1.08	1.000	38.30	38.30	1.036	1.036	NO	56.92	114	0.0198	56.92
100	1... PCB-152	1.37e5	1.27	NO	1.19	1.000	38.78	38.78	1.049	1.049	NO	58.76	118	0.0181	58.76
101	1... PCB-145	1.32e5	1.33	NO	1.19	1.000	39.25	39.25	1.062	1.062	NO	56.51	113	0.0181	56.51
102	1... PCB-136	1.20e5	1.33	NO	1.02	1.000	39.58	39.58	1.071	1.071	NO	59.75	120	0.0211	59.75
103	1... PCB-148	8.74e4	1.34	NO	0.842	1.000	39.69	39.69	1.074	1.074	NO	52.96	106	0.0255	52.96
104	1... PCB-154	1.01e5	1.28	NO	0.919	1.000	40.20	40.20	1.088	1.088	NO	55.94	112	0.0234	55.94

77-127

at

Dataset: U:\VG11.PRO\Results\200615K1\200615K1-1.qld

Last Altered: Monday, June 15, 2020 14:06:19 Pacific Daylight Time
Printed: Monday, June 15, 2020 15:24:12 Pacific Daylight Time

Name: 200615K1_1, Date: 15-Jun-2020, Time: 12:56:33, ID: ST200615K1-1 PCB 209 CS3 19G2609, Description: PCB 209 CS3 19G2609

#	Name	Resp	RA	n/y	RRF	wt/Vol	Pred.RT	RT	Pred.R	RRT	Check RRT	Conc	%Rec	DL	EMPC
105	1... PCB-151	8.73e4	1.30	NO	0.787	1.000	40.86	40.85	1.105	1.105	NO	56.65	113	0.0273	56.65
106	1... PCB-135	9.32e4	1.31	NO	0.922	1.000	41.07	41.07	1.111	1.111	NO	51.55	103	0.0233	51.55
107	1... PCB-144	9.32e4	1.29	NO	0.789	1.000	41.18	41.18	1.114	1.114	NO	60.29	121	0.0272	60.29
108	1... PCB-147	9.08e4	1.35	NO	0.834	1.000	41.31	41.33	1.118	1.118	NO	55.54	111	0.0258	55.54
109	1... PCB-139/149	2.06e5	1.29	NO	0.948	1.000	41.60	41.59	1.125	1.125	NO	110.8	111	0.0227	110.8
110	1... PCB-140	8.81e4	1.35	NO	0.794	1.000	41.78	41.80	1.130	1.131	NO	56.64	113	0.0271	56.64
111	1... PCB-134/143	4.97e5	1.25	NO	0.759	1.000	42.26	42.25	0.975	0.975	NO	112.5	112	0.0658	112.5
112	1... PCB-131/133	5.23e5	1.26	NO	0.821	1.000	42.56	42.55	0.982	0.982	NO	109.5	109	0.0608	109.5
113	1... PCB-142	2.38e5	1.28	NO	0.754	1.000	42.71	42.70	0.985	0.985	NO	54.29	109	0.0662	54.29
114	1... PCB-146/165	6.34e5	1.25	NO	1.02	1.000	42.95	42.95	0.991	0.991	NO	107.1	107	0.0491	107.1
115	1... PCB-132/161	6.43e5	1.24	NO	1.02	1.000	43.18	43.18	0.996	0.996	NO	107.9	108	0.0487	107.9
116	1... PCB-153	3.23e5	1.27	NO	1.07	1.000	43.36	43.37	1.000	1.000	NO	51.78	104	0.0466	51.78
117	1... PCB-168	3.37e5	1.25	NO	1.08	1.000	43.59	43.59	1.006	1.006	NO	53.77	108	0.0463	53.77
118	1... PCB-141	2.64e5	1.24	NO	1.03	1.000	44.12	44.14	1.000	1.001	NO	54.08	108	0.0612	54.08
119	1... PCB-137	2.70e5	1.22	NO	1.11	1.000	44.52	44.52	1.010	1.010	NO	51.15	102	0.0566	51.15
120	1... PCB-130	2.40e5	1.25	NO	0.885	1.000	44.63	44.63	1.012	1.012	NO	57.16	114	0.0710	57.16
121	1... PCB-138/163/164	1.02e6	1.24	NO	1.28	1.000	45.01	45.03	1.001	1.001	NO	161.3	108	0.0464	161.3
122	1... PCB-158/160	6.95e5	1.25	NO	1.24	1.000	45.26	45.28	1.006	1.007	NO	113.7	114	0.0480	113.7
123	1... PCB-129	2.33e5	1.32	NO	0.867	1.000	45.52	45.53	1.012	1.012	NO	54.55	109	0.0687	54.55
124	1... PCB-166	3.73e5	1.26	NO	1.14	1.000	45.99	45.98	0.993	0.993	NO	54.73	109	0.0437	54.73
125	1... PCB-159	3.94e5	1.24	NO	1.22	1.000	46.32	46.32	1.000	1.000	NO	54.21	108	0.0411	54.21
126	1... PCB-128/162	6.43e5	1.24	NO	0.907	1.000	46.61	46.62	1.007	1.007	NO	118.7	119	0.0551	118.7
127	1... PCB-167	3.55e5	1.24	NO	1.11	1.000	47.02	47.02	1.000	1.000	NO	53.83	108	0.0455	53.83
128	1... PCB-156	3.58e5	1.26	NO	1.13	1.000	48.37	48.37	1.000	1.000	NO	53.11	106	0.0458	53.11
129	1... PCB-157	3.27e5	1.25	NO	1.04	1.000	48.65	48.63	1.001	1.000	NO	53.64	107	0.0489	53.64
130	1... PCB-169	3.50e5	1.26	NO	1.16	1.000	50.91	50.91	1.000	1.000	NO	52.40	105	0.0444	52.40
131	1... PCB-188	2.77e5	1.03	NO	1.29	1.000	43.01	42.99	1.001	1.000	NO	53.80	108	0.0692	53.80
132	1... PCB-184	2.74e5	1.05	NO	1.23	1.000	43.44	43.46	1.011	1.012	NO	55.71	111	0.0725	55.70
133	1... PCB-179	2.78e5	1.03	NO	1.30	1.000	44.26	44.26	1.030	1.030	NO	53.72	107	0.0688	53.72
134	1... PCB-176	2.79e5	1.02	NO	1.31	1.000	44.72	44.73	1.041	1.041	NO	53.54	107	0.0682	53.54
135	1... PCB-186	3.08e5	1.04	NO	1.33	1.000	45.35	45.35	1.055	1.056	NO	58.09	116	0.0672	58.09
136	1... PCB-178	2.02e5	1.03	NO	0.943	1.000	45.87	45.87	1.067	1.067	NO	53.75	108	0.0946	53.75
137	1... PCB-175	2.08e5	1.04	NO	0.956	1.000	46.22	46.23	1.076	1.076	NO	54.46	109	0.0933	54.46
138	1... PCB-182/187	4.48e5	1.03	NO	1.07	1.000	46.40	46.42	1.080	1.080	NO	105.3	105	0.0837	105.3
139	1... PCB-183	2.26e5	1.05	NO	1.02	1.000	46.74	46.74	1.088	1.088	NO	55.47	111	0.0873	55.47
140	1... PCB-185	2.05e5	1.05	NO	1.41	1.000	47.42	47.42	0.955	0.955	NO	54.85	110	0.100	54.85

Dataset: U:\VG11.PRO\Results\200615K1\200615K1-1.qld

Last Altered: Monday, June 15, 2020 14:06:19 Pacific Daylight Time
Printed: Monday, June 15, 2020 15:24:12 Pacific Daylight Time

Name: 200615K1_1, Date: 15-Jun-2020, Time: 12:56:33, ID: ST200615K1-1 PCB 209 CS3 19G2609, Description: PCB 209 CS3 19G2609

#	Name	Resp	RA	n/y	RRF	wt/vol	Pred.RT	RT	Pred.R	RRT	Check RRT	Conc.	%Rec	DL	EMPC
141	1... PCB-174	1.84e5	1.03	NO	1.35	1.000	47.81	47.80	0.962	0.962	NO	51.03	102	0.104	51.03
142	1... PCB-181	2.26e5	1.05	NO	1.47	1.000	47.90	47.89	0.964	0.964	NO	57.68	115	0.0956	57.68
143	1... PCB-177	1.86e5	1.03	NO	1.28	1.000	48.06	48.06	0.968	0.968	NO	54.70	109	0.110	54.70
144	1... PCB-171	1.86e5	1.07	NO	1.32	1.000	48.36	48.37	0.974	0.974	NO	53.18	106	0.107	53.18
145	1... PCB-173	1.77e5	1.03	NO	1.19	1.000	48.81	48.80	0.983	0.983	NO	56.04	112	0.119	56.04
146	1... PCB-172	2.02e5	1.07	NO	1.38	1.000	49.28	49.28	0.992	0.992	NO	55.32	111	0.103	55.32
147	1... PCB-192	2.66e5	1.07	NO	1.83	1.000	49.47	49.47	0.996	0.996	NO	54.71	109	0.0772	54.71
148	1... PCB-180	2.06e5	1.03	NO	1.41	1.000	49.69	49.69	1.000	1.000	NO	54.89	110	0.0999	54.89
149	1... PCB-193	2.40e5	1.06	NO	1.68	1.000	49.90	49.90	1.005	1.005	NO	53.76	108	0.0841	53.76
150	1... PCB-191	2.46e5	1.04	NO	1.71	1.000	50.17	50.17	1.010	1.010	NO	54.02	108	0.0825	54.02
151	1... PCB-170	1.73e5	1.03	NO	1.40	1.000	51.36	51.36	1.000	1.000	NO	53.44	107	0.114	53.44
152	1... PCB-190	2.36e5	1.06	NO	1.85	1.000	51.55	51.55	1.004	1.004	NO	55.22	110	0.0859	55.22
153	1... PCB-189	2.46e5	1.04	NO	1.45	1.000	53.09	53.08	1.000	1.000	NO	54.92	110	0.0736	54.92
154	1... PCB-202	1.55e5	0.90	NO	1.17	1.000	48.60	48.58	1.001	1.000	NO	55.61	111	0.0504	55.61
155	1... PCB-201	1.40e5	0.89	NO	1.05	1.000	49.09	49.09	1.011	1.011	NO	55.51	111	0.0560	55.51
156	1... PCB-204	1.51e5	0.94	NO	1.14	1.000	49.23	49.24	1.014	1.014	NO	55.39	111	0.0516	55.39
157	1... PCB-197	1.53e5	0.93	NO	1.13	1.000	49.55	49.56	1.020	1.021	NO	56.42	113	0.0520	56.42
158	1... PCB-200	1.45e5	0.91	NO	1.07	1.000	50.48	50.49	1.040	1.040	NO	56.66	113	0.0551	56.66
159	1... PCB-198	1.11e5	0.91	NO	0.794	1.000	52.06	52.06	1.072	1.072	NO	58.24	116	0.0742	58.24
160	1... PCB-199	1.05e5	0.93	NO	0.809	1.000	52.16	52.17	1.074	1.074	NO	54.18	108	0.0728	54.18
161	1... PCB-196/203	2.28e5	0.90	NO	0.838	1.000	52.48	52.48	1.081	1.081	NO	113.7	114	0.0703	113.7
162	1... PCB-195	2.08e5	0.89	NO	1.04	1.000	53.78	53.78	0.984	0.983	NO	52.58	105	0.0745	52.58
163	1... PCB-194	2.20e5	0.88	NO	1.12	1.000	54.70	54.70	1.000	1.000	NO	52.13	104	0.0697	52.13
164	1... PCB-205	2.93e5	0.90	NO	1.29	1.000	54.97	54.98	1.005	1.005	NO	60.12	120	0.0604	60.13
165	1... PCB-208	2.22e5	1.33	NO	0.933	1.000	53.94	53.94	1.000	1.000	NO	53.11	106	0.0892	53.11
166	1... PCB-207	2.22e5	1.34	NO	0.916	1.000	54.26	54.26	1.006	1.006	NO	54.04	108	0.0908	54.04
167	1... PCB-206	1.59e5	1.33	NO	1.01	1.000	56.24	56.22	1.000	1.000	NO	52.07	104	0.117	52.07
168	1... PCB-209	1.43e5	1.20	NO	0.986	1.000	57.47	57.47	1.000	1.000	NO	52.82	106	0.00658	52.82
169	1... 13C-PCB-1	1.22e6	3.22	NO	0.893	1.000	15.50	15.50	0.608	0.608	NO	92.6	92.6	0.119	
170	1... 13C-PCB-3	1.22e6	3.29	NO	0.911	1.000	18.15	18.14	0.712	0.712	NO	91.18	91.2	0.117	
171	1... 13C-PCB-4	9.09e5	1.59	NO	0.600	1.000	19.49	19.50	0.765	0.765	NO	103.1	103	0.0545	
172	1... 13C-PCB-9	1.42e6	1.59	NO	0.970	1.000	21.32	21.32	0.836	0.836	NO	99.49	99.5	0.0337	
173	1... 13C-PCB-11	1.41e6	1.57	NO	0.962	1.000	24.76	24.77	0.971	0.972	NO	99.54	99.5	0.0340	
174	1... 13C-PCB-19	5.95e5	1.07	NO	0.499	1.000	23.73	23.73	0.931	0.931	NO	81.21	81.2	0.420	
175	1... 13C-PCB-32	8.85e5	1.04	NO	0.744	1.000	26.71	26.73	1.048	1.049	NO	80.98	81.0	0.281	
176	1... 13C-PCB-28	1.36e6	1.03	NO	1.06	1.000	28.75	28.73	1.004	1.003	NO	110.4	110	0.357	

Handwritten notes in blue ink: "95-125/1" at the top and "90-145/1" at the bottom, with a vertical line connecting them.

Dataset: U:\VG11.PRO\Results\200615K1\200615K1-1.qld

Last Altered: Monday, June 15, 2020 14:06:19 Pacific Daylight Time
Printed: Monday, June 15, 2020 15:24:12 Pacific Daylight Time

Name: 200615K1_1, Date: 15-Jun-2020, Time: 12:56:33, ID: ST200615K1-1 PCB 209 CS3 19G2609, Description: PCB 209 CS3 19G2609

#	Name	Resp	RA	rv/y	RRF	wt/vol	Pred.RT	RT	Pred.R	RRT	Check RRT	Conc.	%Rec	DL	EMPC
177	1... 13C-PCB-37	1.19e6	1.02	NO	0.989	1.000	32.73	32.73	1.143	1.143	NO	104.2	104	0.384	
178	1... 13C-PCB-54	8.35e5	0.79	NO	0.999	1.000	27.60	27.58	0.753	0.752	NO	102.4	102	0.107	
179	1... 13C-PCB-52	6.58e5	0.79	NO	0.804	1.000	31.24	31.23	0.852	0.852	NO	100.2	100	0.133	
180	1... 13C-PCB-47	7.01e5	0.79	NO	0.857	1.000	31.76	31.75	0.866	0.866	NO	100.2	100	0.125	
181	1... 13C-PCB-70	8.11e5	0.79	NO	0.996	1.000	35.39	35.38	0.965	0.965	NO	99.81	99.8	0.108	
182	1... 13C-PCB-80	8.36e5	0.80	NO	1.03	1.000	35.82	35.82	0.977	0.977	NO	99.69	99.7	0.104	
183	1... 13C-PCB-81	8.06e5	0.79	NO	0.988	1.000	39.03	39.02	1.064	1.064	NO	99.92	99.9	0.108	
184	1... 13C-PCB-77	7.93e5	0.81	NO	0.969	1.000	39.64	39.64	1.081	1.081	NO	100.3	100	0.111	
185	1... 13C-PCB-104	4.43e5	1.67	NO	1.02	1.000	32.44	32.42	0.827	0.826	NO	102.7	103	0.0632	
186	1... 13C-PCB-95	3.38e5	1.61	NO	0.805	1.000	35.69	35.69	0.910	0.910	NO	98.80	98.8	0.0798	
187	1... 13C-PCB-101	3.34e5	1.64	NO	0.793	1.000	37.44	37.44	0.954	0.955	NO	99.22	99.2	0.0811	
188	1... 13C-PCB-97	3.01e5	1.70	NO	0.696	1.000	38.78	38.78	0.989	0.989	NO	101.8	102	0.0923	
189	1... 13C-PCB-123	3.95e5	1.64	NO	0.933	1.000	41.42	41.42	1.056	1.056	NO	99.84	99.8	0.0689	
190	1... 13C-PCB-118	4.14e5	1.66	NO	0.986	1.000	41.61	41.61	1.061	1.061	NO	98.88	98.9	0.0652	
191	1... 13C-PCB-114	7.32e5	1.60	NO	1.55	1.000	42.29	42.28	0.908	0.908	NO	103.2	103	0.0647	
192	1... 13C-PCB-105	7.45e5	1.56	NO	1.57	1.000	43.17	43.18	0.927	0.927	NO	103.3	103	0.0637	
193	1... 13C-PCB-127	7.85e5	1.58	NO	1.62	1.000	43.53	43.54	0.934	0.934	NO	105.3	105	0.0616	
194	1... 13C-PCB-126	7.50e5	1.62	NO	1.57	1.000	45.49	45.49	0.976	0.976	NO	104.3	104	0.0639	
195	1... 13C-PCB-155	1.96e5	1.38	NO	0.615	1.000	36.96	36.96	0.942	0.942	NO	75.14	75.1	0.0376	
196	1... 13C-PCB-153	5.82e5	1.26	NO	1.36	1.000	43.34	43.35	0.930	0.930	NO	92.96	93.0	0.0756	
197	1... 13C-PCB-141	4.75e5	1.33	NO	1.13	1.000	44.11	44.10	0.947	0.947	NO	91.76	91.8	0.0914	
198	1... 13C-PCB-138	4.93e5	1.29	NO	1.18	1.000	44.97	44.98	0.965	0.965	NO	90.81	90.8	0.0871	
199	1... 13C-PCB-159	5.97e5	1.28	NO	1.44	1.000	46.30	46.30	0.994	0.994	NO	90.42	90.4	0.0716	
200	2... 13C-PCB-167	5.95e5	1.27	NO	1.44	1.000	47.01	47.00	1.009	1.009	NO	90.01	90.0	0.0716	
201	2... 13C-PCB-156	5.98e5	1.28	NO	1.40	1.000	48.32	48.35	1.037	1.038	NO	93.39	93.4	0.0738	
202	2... 13C-PCB-157	5.88e5	1.27	NO	1.40	1.000	48.61	48.61	1.043	1.043	NO	91.76	91.8	0.0738	
203	2... 13C-PCB-169	5.77e5	1.27	NO	1.33	1.000	50.89	50.89	1.092	1.092	NO	94.49	94.5	0.0775	
204	2... 13C-PCB-188	3.99e5	0.46	NO	1.41	1.000	42.96	42.97	0.926	0.926	NO	100.7	101	0.0815	
205	2... 13C-PCB-180	2.66e5	0.47	NO	0.929	1.000	49.65	49.67	1.070	1.071	NO	102.0	102	0.124	
206	2... 13C-PCB-170	2.31e5	0.46	NO	0.794	1.000	51.32	51.34	1.106	1.107	NO	103.6	104	0.145	
207	2... 13C-PCB-189	3.08e5	0.46	NO	1.04	1.000	53.07	53.06	1.144	1.144	NO	105.0	105	0.110	
208	2... 13C-PCB-202	2.39e5	0.93	NO	1.04	1.000	48.55	48.56	1.046	1.046	NO	82.24	82.2	0.0743	
209	2... 13C-PCB-194	3.78e5	0.90	NO	0.768	1.000	54.71	54.69	0.995	0.995	NO	90.91	90.9	0.107	
210	2... 13C-PCB-208	4.49e5	0.77	NO	0.991	1.000	53.93	53.93	0.981	0.981	NO	83.67	83.7	0.108	
211	2... 13C-PCB-206	3.04e5	0.79	NO	0.552	1.000	56.22	56.22	1.023	1.023	NO	101.6	102	0.194	
212	2... 13C-PCB-209	2.75e5	1.20	NO	0.396	1.000	57.48	57.47	1.046	1.046	NO	128.2	128	0.0246	

5045

Dataset: U:\VG11.PRO\Results\200615K1\200615K1-1.qld

Last Altered: Monday, June 15, 2020 14:06:19 Pacific Daylight Time
Printed: Monday, June 15, 2020 15:24:12 Pacific Daylight Time

Name: 200615K1_1, Date: 15-Jun-2020, Time: 12:56:33, ID: ST200615K1-1 PCB 209 CS3 19G2609, Description: PCB 209 CS3 19G2609

#	Name	Resp	RA	n/y	R/R	wt/vol	Pred.RT	RT	Pred.R...	RRT	Check RRT	Conc.	%Rec	DL	EMPC
213	2... 13C-PCB-15	1.47e6	1.59	NO	1.00	1.000	25.51	25.50	1.000	0.000	NO	100.0	100	0.0327	
214	2... 13C-PCB-31	1.16e6	1.02	NO	1.00	1.000	28.64	28.64	1.000	0.000	NO	100.0	100	0.380	
215	2... 13C-PCB-60	8.16e5	0.81	NO	1.00	1.000	36.66	36.66	1.000	0.000	NO	100.0	100	0.107	
216	2... 13C-PCB-111	4.24e5	1.65	NO	1.00	1.000	39.23	39.23	1.000	0.000	NO	100.0	100	0.0642	
217	2... 13C-PCB-128	4.59e5	1.31	NO	1.00	1.000	46.59	46.59	1.000	0.000	NO	100.0	100	0.103	
218	2... 13C-PCB-182	2.81e5	0.46	NO	1.00	1.000	46.40	46.40	0.000	0.000	NO	100.0	100	0.115	
219	2... 13C-PCB-205	5.41e5	0.89	NO	1.00	1.000	54.97	54.97	1.000	0.000	NO	100.0	100	0.0824	
220	2... 13C-PCB-79	8.77e5	0.78	NO	1.07	1.000	37.76	37.76	1.030	1.030	NO	100.5	101	0.100	75/125/
221	2... 13C-PCB-178	2.72e5	0.44	NO	0.766	1.000	45.85	45.85	0.988	0.988	NO	77.27	77.3	0.0876	
222	2... 13C-PCB-79	8.77e5	0.78	NO	1.08	1.000	37.76	37.76	0.968	0.968	NO	100.6	101	0.104	
223	2... 13C-PCB-178	2.72e5	0.44	NO	1.05	1.000	45.85	45.85	0.923	0.923	NO	97.18	97.2	0.115	

Dataset: Untitled

Last Altered: Tuesday, June 16, 2020 08:15:33 Pacific Daylight Time
Printed: Tuesday, June 16, 2020 08:15:48 Pacific Daylight Time

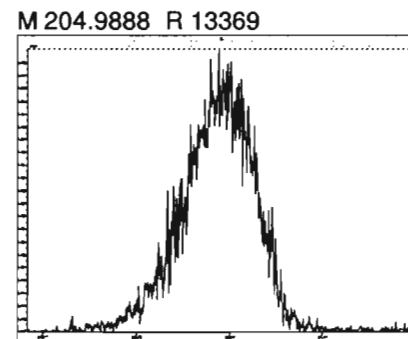
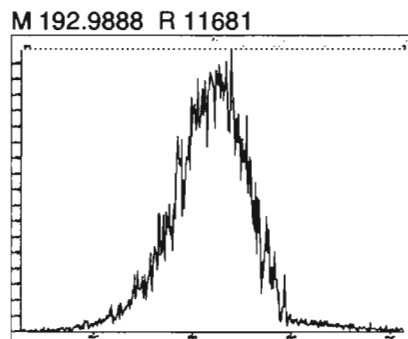
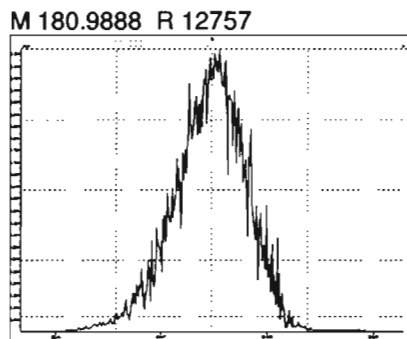
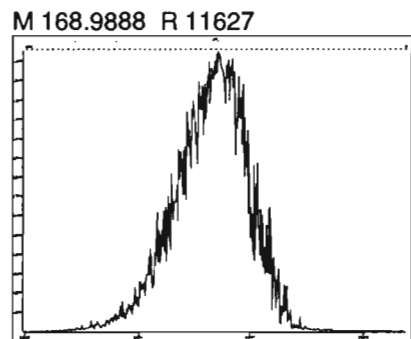
Method: U:\VG11.PRO\MethDB\PCB-209_ZB1_6-13-20.mdb 14 Jun 2020 13:31:38
Calibration: U:\VG11.PRO\CurveDB\db1_PCBvg11-6-1-20.cdb 02 Jun 2020 10:21:16

Compound name: PCB-1

	Name	ID	Acq.Date	Acq.Time
1	200615K1_1	ST200615K1-1 PCB 209 CS3 19G2609	15-Jun-20	12:56:33
2	200615K1_2	SOLVENT BLANK	15-Jun-20	13:57:41
3	200615K1_3	2001124-05 OWS-SCHU-T200519132935 1	15-Jun-20	14:56:50
4	200615K1_4	2001124-06 OWS-THIS-T200519132845 1	15-Jun-20	15:58:42
5	200615K1_5	2001124-07 OWS-WAFO-T200513115827 1	15-Jun-20	16:59:00
6	200615K1_6	2001124-08 OWS-WAFO-T200519132518 1	15-Jun-20	18:00:27
7	200615K1_7	B0F0059-DUP1 Duplicate 7.56	15-Jun-20	19:00:43
8	200615K1_8	2000962-01RE1 PDI-147SC-A-00-01-200425 ...	15-Jun-20	20:01:33
9	200615K1_9	2000962-02RE1 PDI-149SC-A-00-01-200425 ...	15-Jun-20	21:00:49
10	200615K1_10	2000967-01RE1 PDI-148SC-A-00-01-200427 ...	15-Jun-20	22:03:06
11	200615K1_11	2000968-01RE1 PDI-150SC-A-00-01-200425 ...	15-Jun-20	23:03:54

File: Experiment: PCB_ZB1.exp Reference: Pfk.ref Function: 1 @ 200 (ppm)

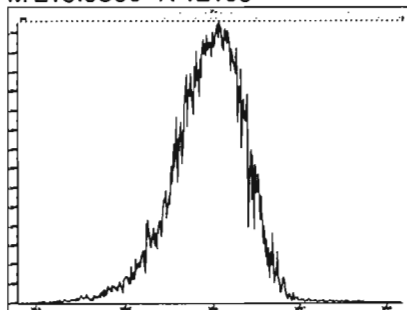
Printed: Monday, June 15, 2020 12:51:47 Pacific Daylight Time



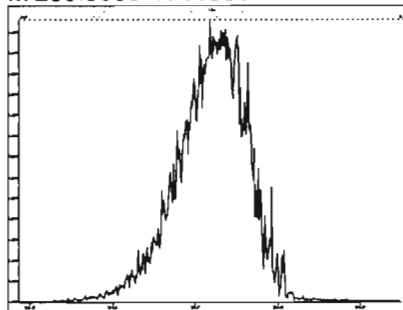
File: Experiment: PCB_ZB1.exp Reference: Pfk.ref Function: 2 @ 200 (ppm)

Printed: Monday, June 15, 2020 12:52:49 Pacific Daylight Time

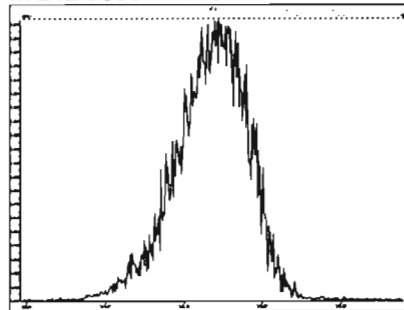
M 218.9856 R 12193



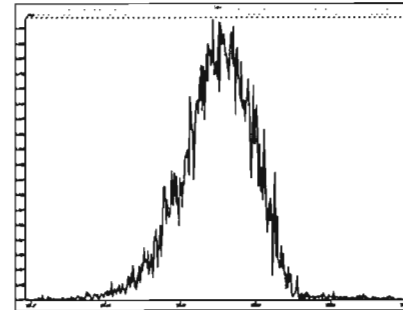
M 230.9856 R 11961



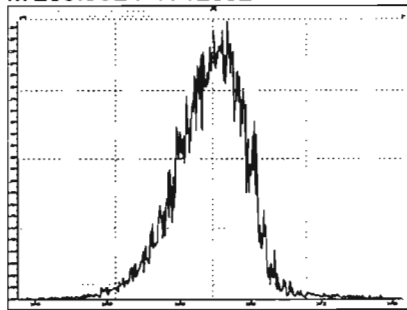
M 242.9856 R 12316



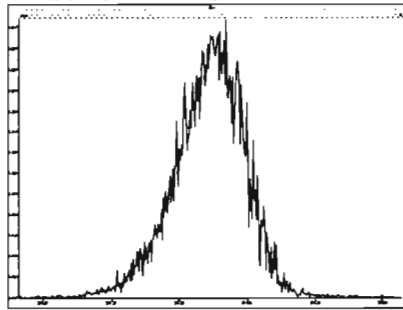
M 254.9856 R 12952



M 268.9824 R 12692



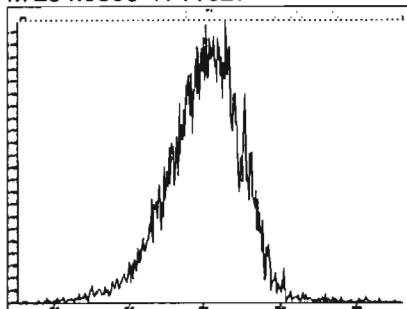
M 280.9824 R 12375



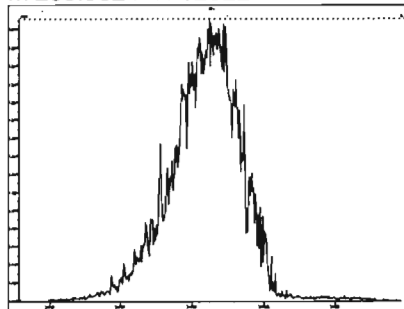
File: Experiment: PCB_ZB1.exp Reference: Pfk.ref Function: 3 @ 200 (ppm)

Printed: Monday, June 15, 2020 12:53:38 Pacific Daylight Time

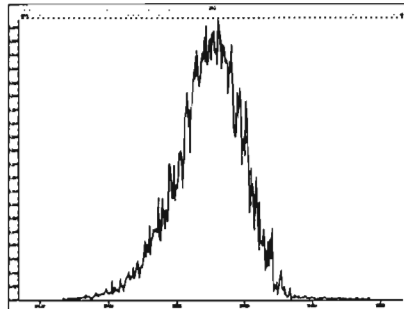
M 254.9856 R 11627



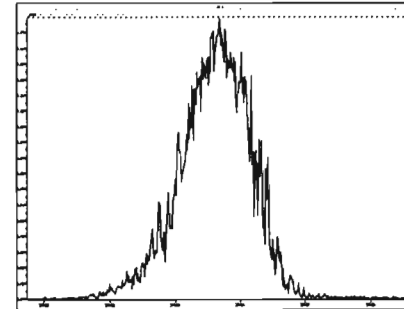
M 268.9824 R 12822



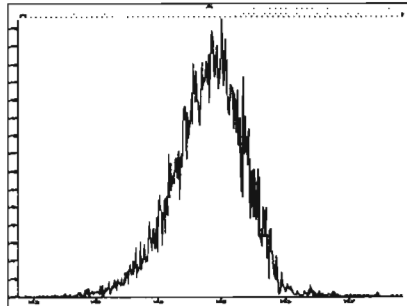
M 280.9824 R 12690



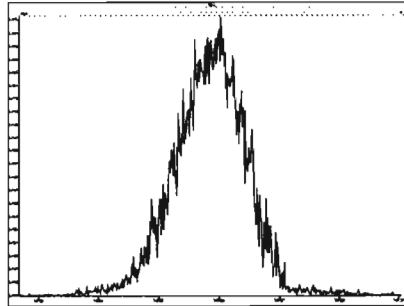
M 292.9824 R 12624



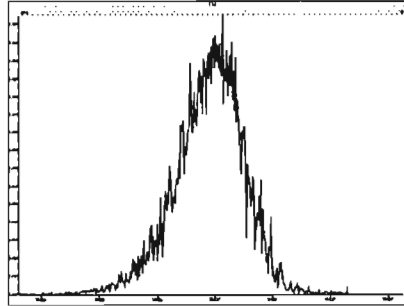
M 304.9824 R 12559



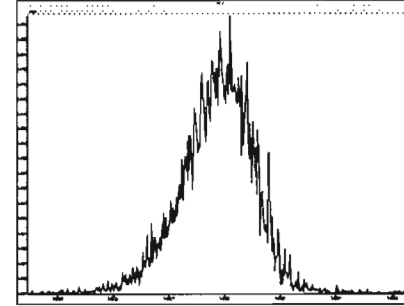
M 318.9792 R 12882



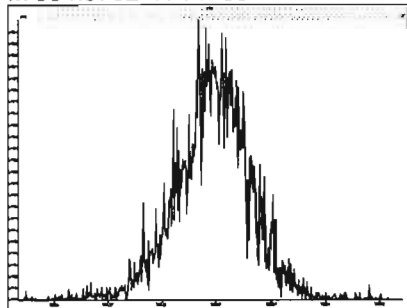
M 330.9792 R 12820



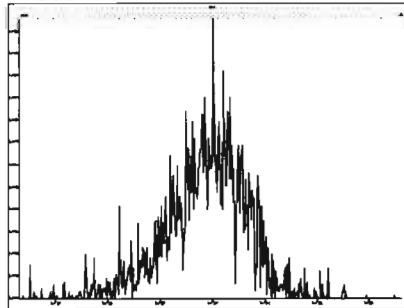
M 342.9792 R 13591



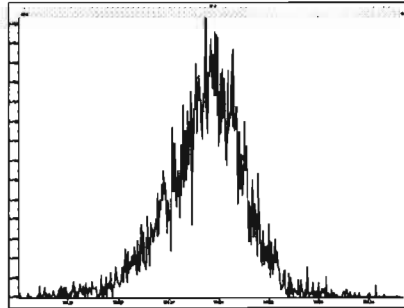
M 354.9792 R 14789



M 366.9792 R 14445



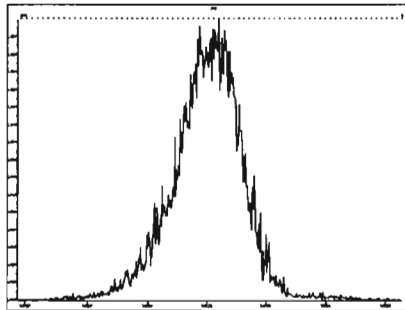
M 380.9760 R 11467



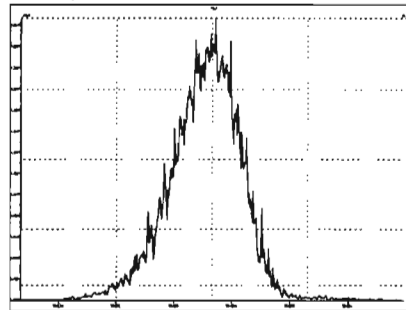
File: Experiment: PCB_ZB1.exp Reference: Pfk.ref Function: 4 @ 200 (ppm)

Printed: Monday, June 15, 2020 12:54:30 Pacific Daylight Time

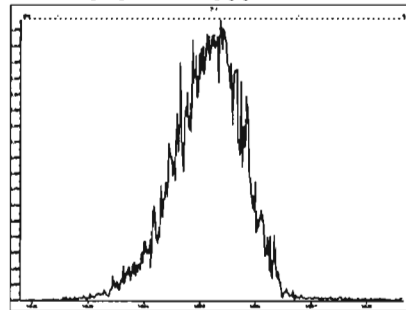
M 318.9792 R 12134



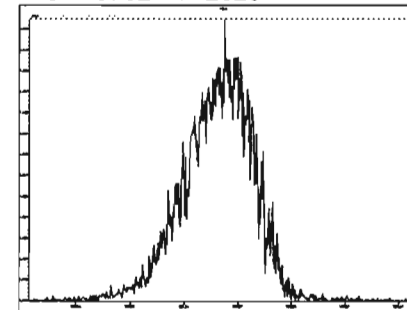
M 330.9792 R 12251



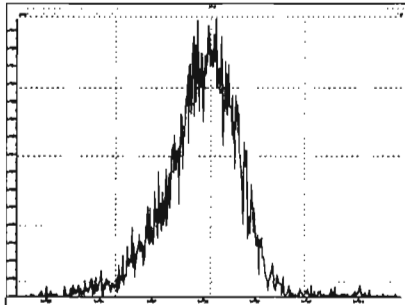
M 342.9792 R 11900



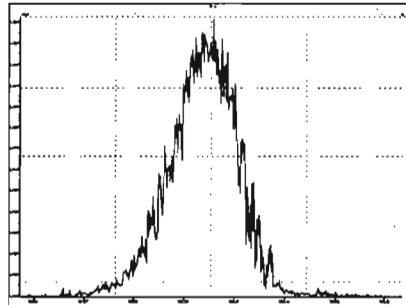
M 354.9792 R 12820



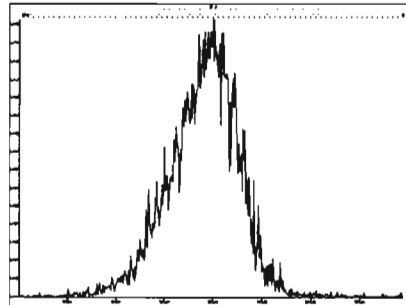
M 366.9792 R 12818



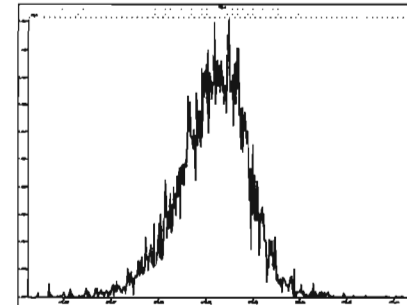
M 380.9760 R 13584



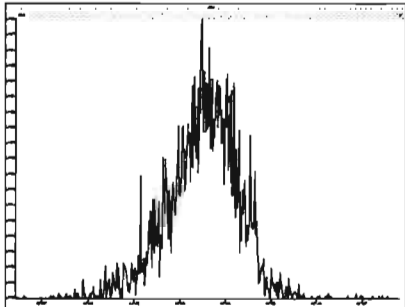
M 392.9760 R 14046



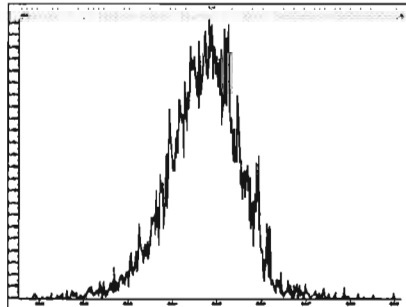
M 404.9760 R 12953



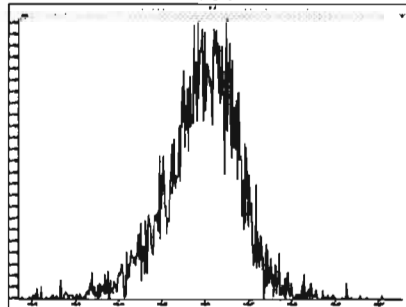
M 416.9760 R 14791



M 430.9728 R 12313



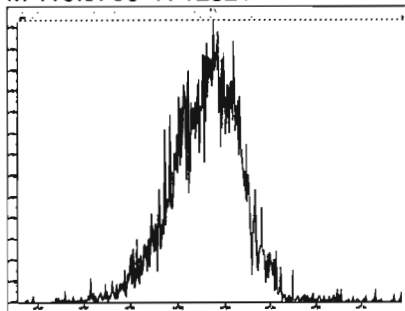
M 442.9728 R 13967



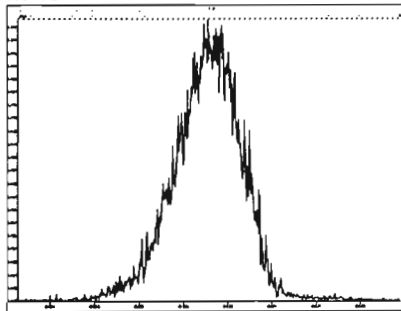
File: Experiment: PCB_ZB1.exp Reference: Pfk.ref Function: 5 @ 200 (ppm)

Printed: Monday, June 15, 2020 12:55:24 Pacific Daylight Time

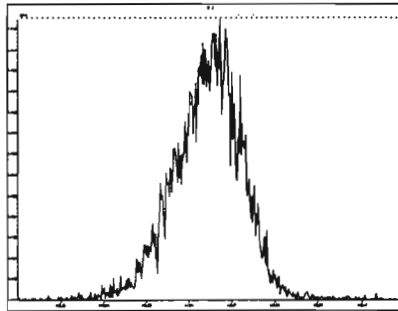
M 416.9760 R 12821



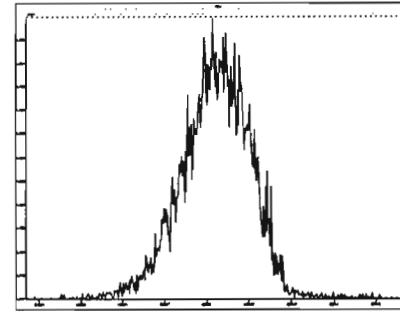
M 430.9728 R 13369



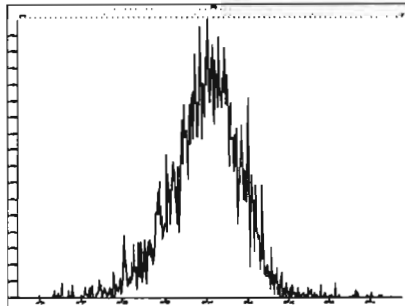
M 442.9728 R 12499



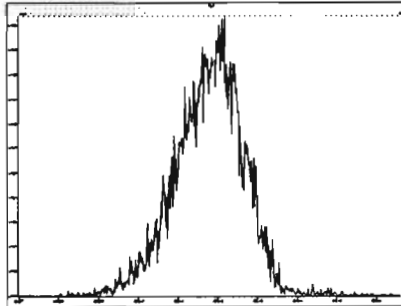
M 454.9728 R 13156



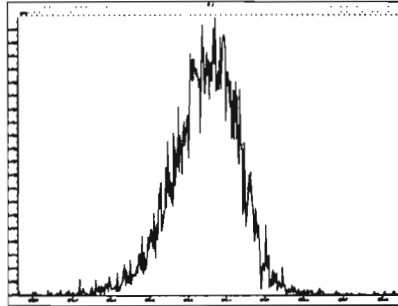
M 466.9728 R 14622



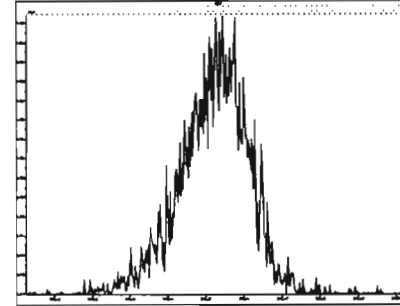
M 480.9696 R 13658



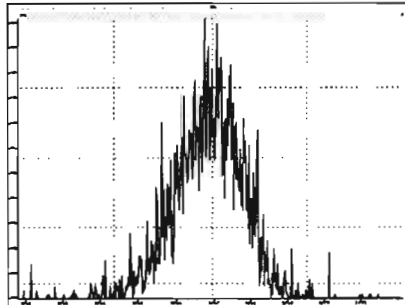
M 492.9696 R 14706



M 504.9696 R 14127



M 516.9697 R 15246



Dataset: Untitled

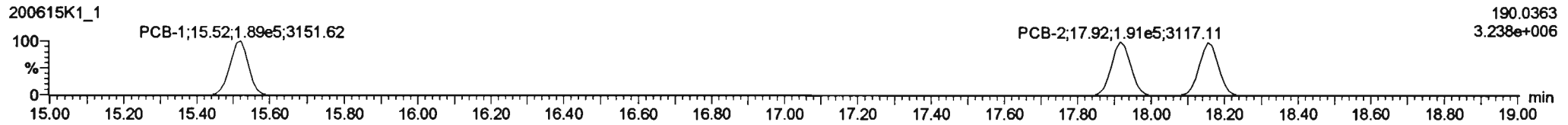

Last Altered: Monday, June 15, 2020 15:11:08 Pacific Daylight Time

Printed: Monday, June 15, 2020 15:11:41 Pacific Daylight Time

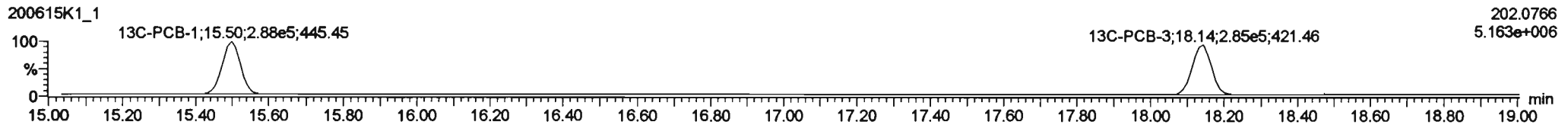

Method: U:\VG11.PRO\MethDB\PCB-209_ZB1_6-13-20.mdb 14 Jun 2020 13:31:38
Calibration: U:\VG11.PRO\CurveDB\db1_PCBvg11-6-1-20.cdb 02 Jun 2020 10:21:16

Name: , Date: , Time: , ID: , Description:

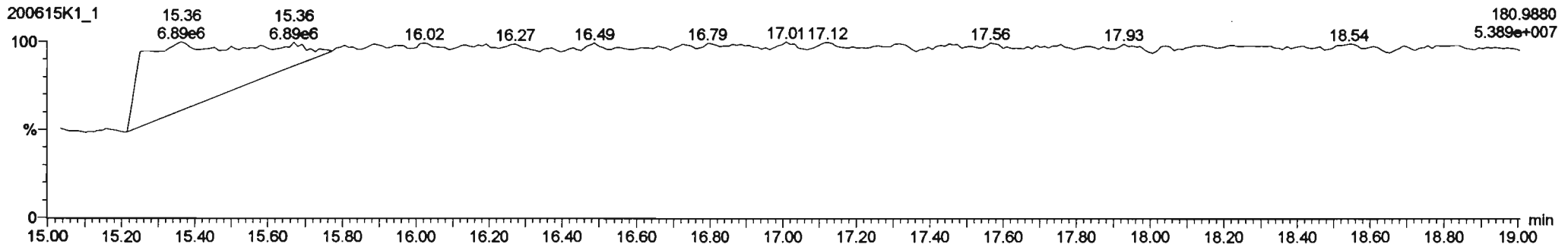
PCB-1



13C-PCB-1



PFK1

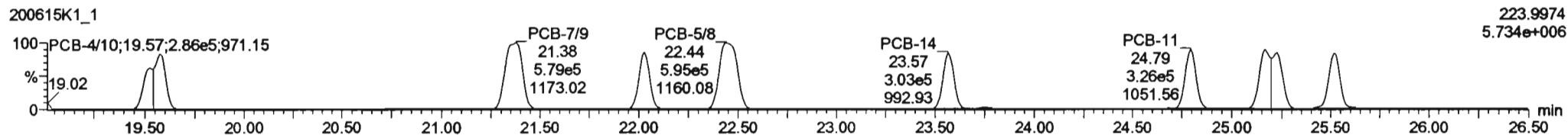
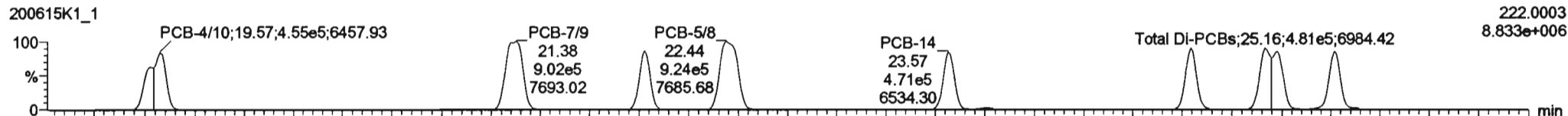


Dataset: Untitled

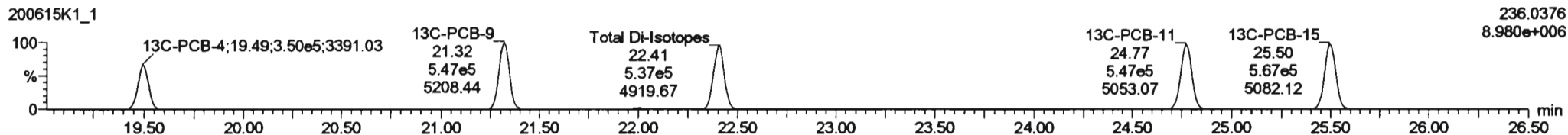
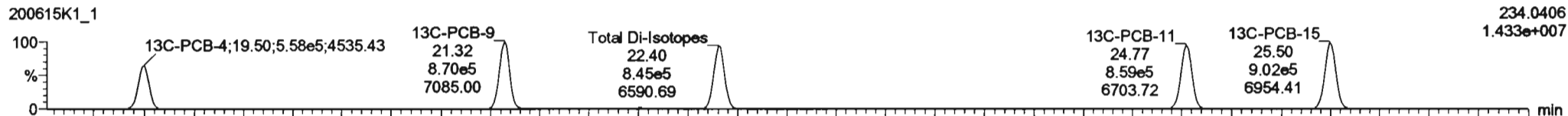
Last Altered: Monday, June 15, 2020 15:11:08 Pacific Daylight Time
 Printed: Monday, June 15, 2020 15:11:41 Pacific Daylight Time

Name: , Date: , Time: , ID: , Description:

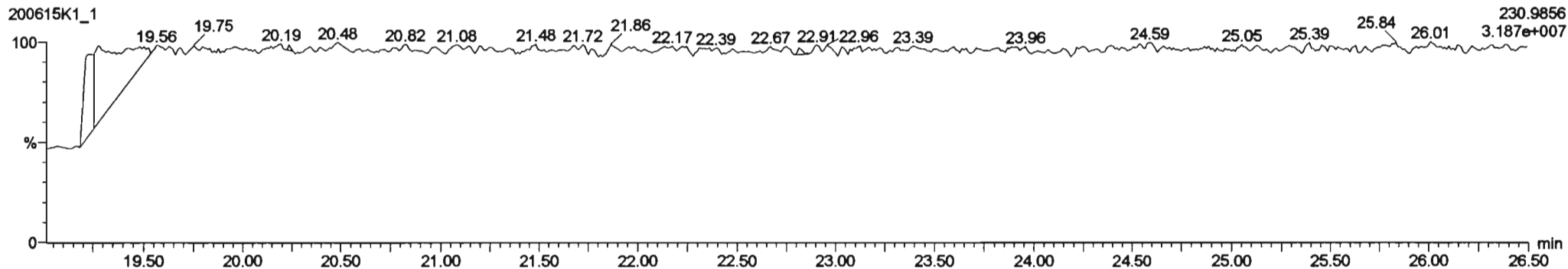
PCB-4/10

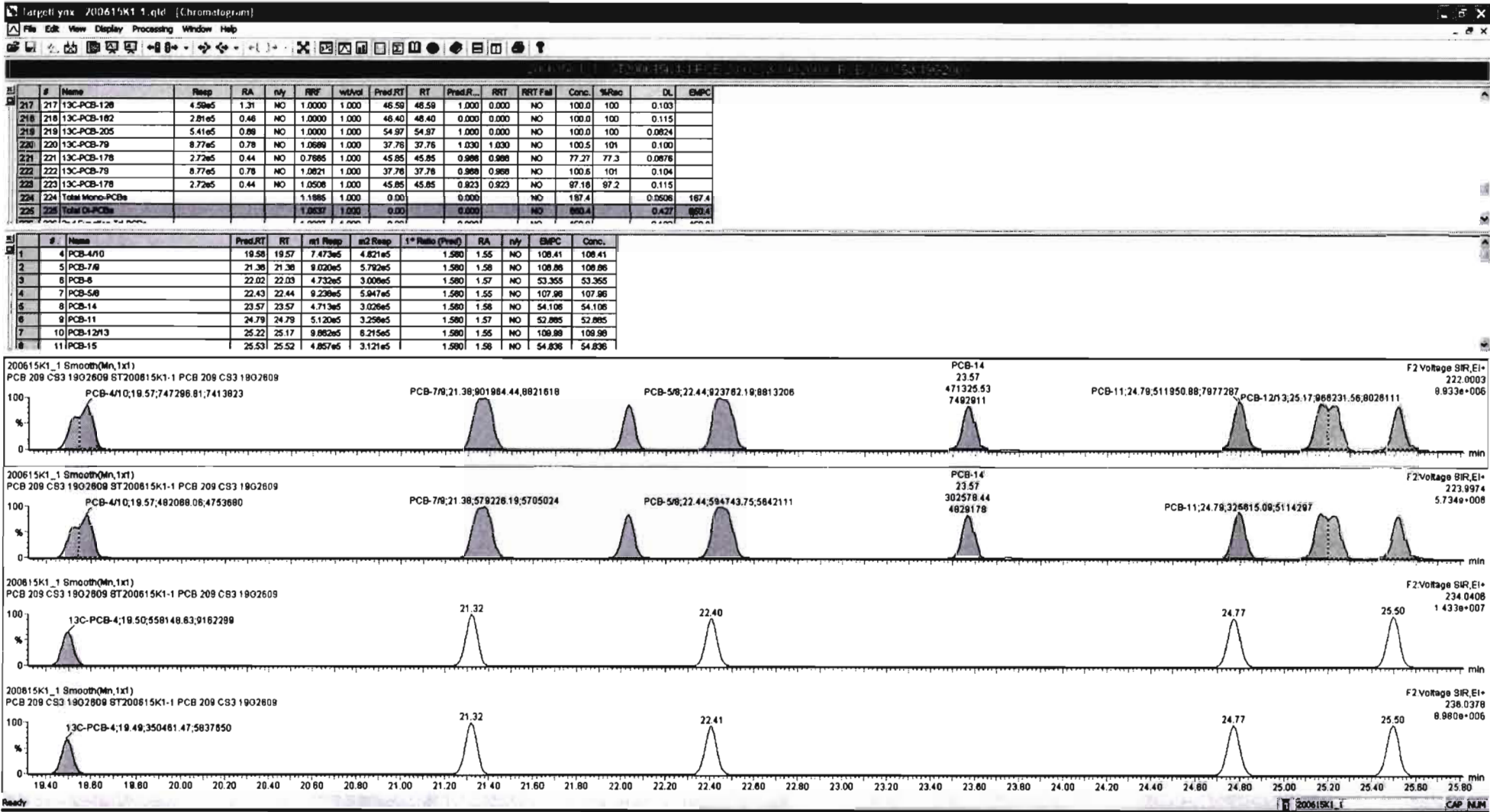


13C-PCB-4



PFK2a







Dataset: Untitled

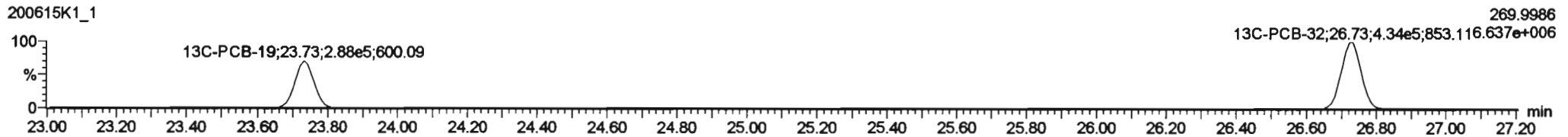

Last Altered: Monday, June 15, 2020 15:11:08 Pacific Daylight Time
Printed: Monday, June 15, 2020 15:11:41 Pacific Daylight Time

Name: , Date: , Time: , ID: , Description:

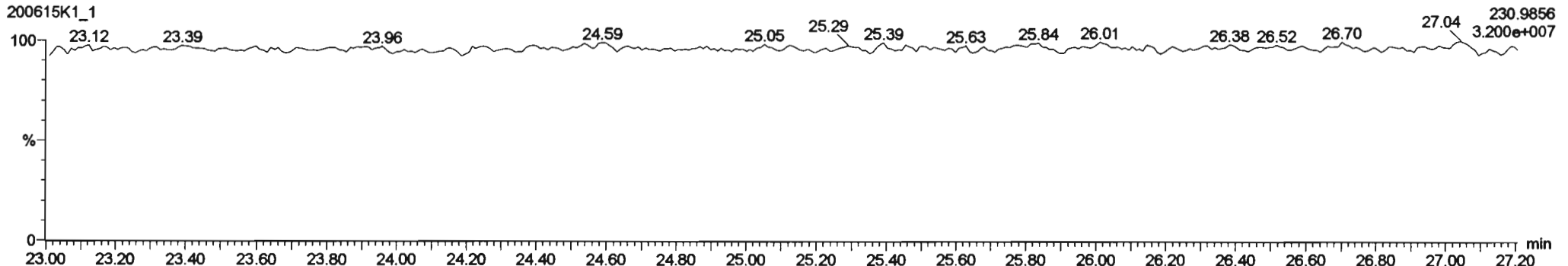
PCB-19



13C-PCB-19



PFK2b



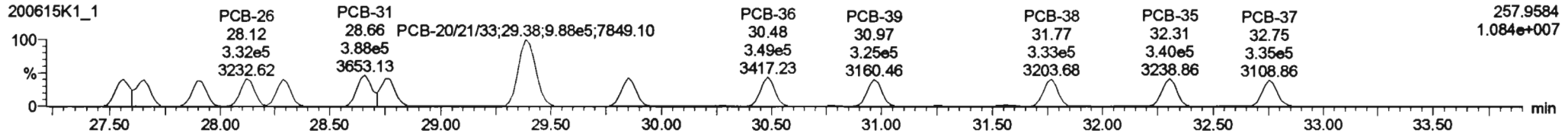
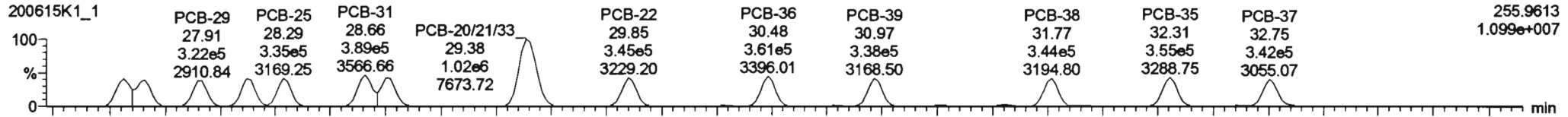
Dataset: Untitled

Last Altered: Monday, June 15, 2020 15:11:08 Pacific Daylight Time

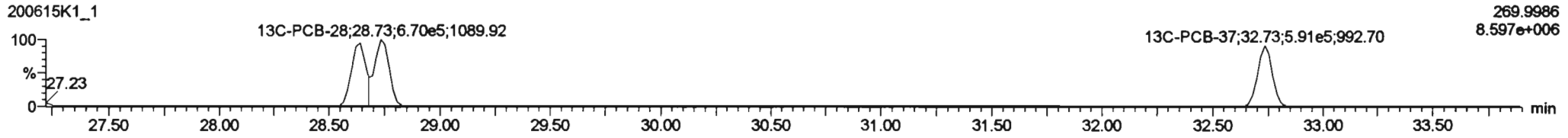
Printed: Monday, June 15, 2020 15:11:41 Pacific Daylight Time

Name: , Date: , Time: , ID: , Description:

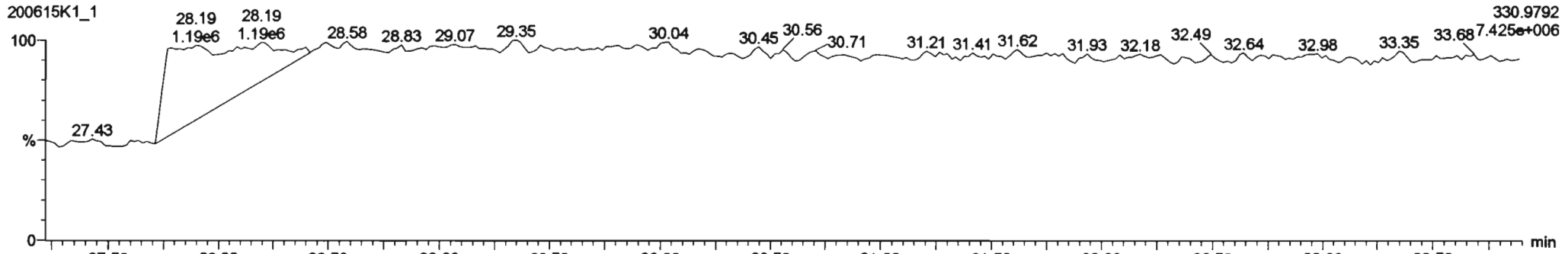
PCB-34



13C-PCB-28



PFK3d

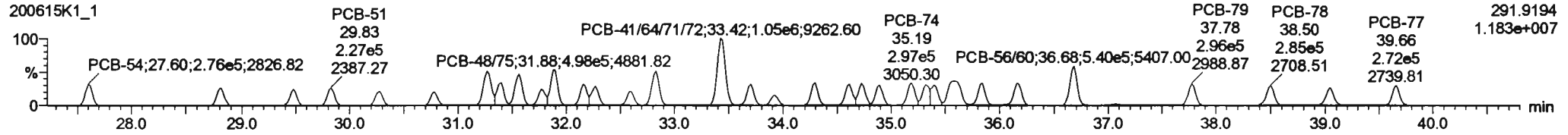
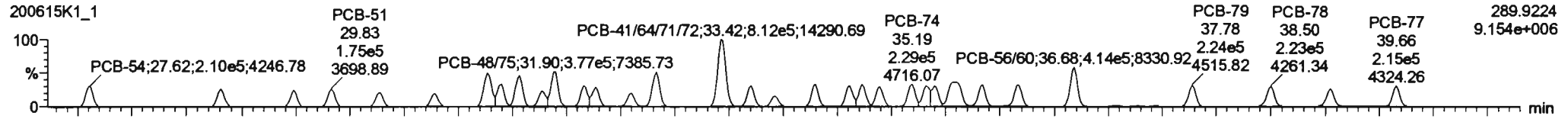


Dataset: Untitled

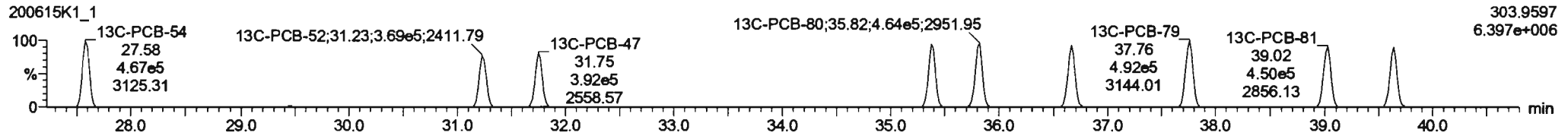
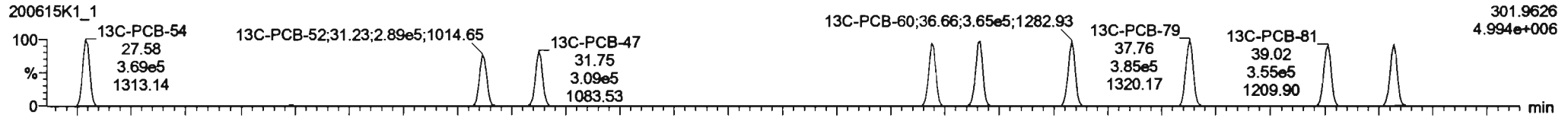
Last Altered: Monday, June 15, 2020 15:11:08 Pacific Daylight Time
Printed: Monday, June 15, 2020 15:11:41 Pacific Daylight Time

Name: , Date: , Time: , ID: , Description:

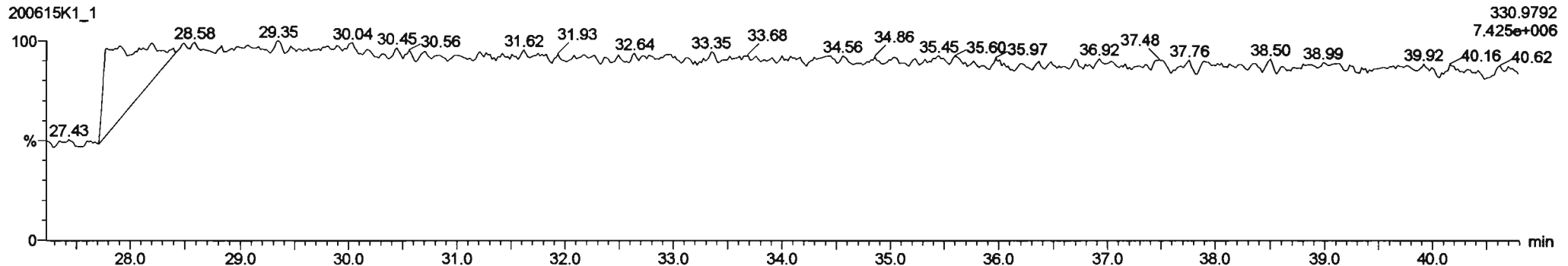
PCB-54



13C-PCB-54



PFK3a



Dataset: Untitled

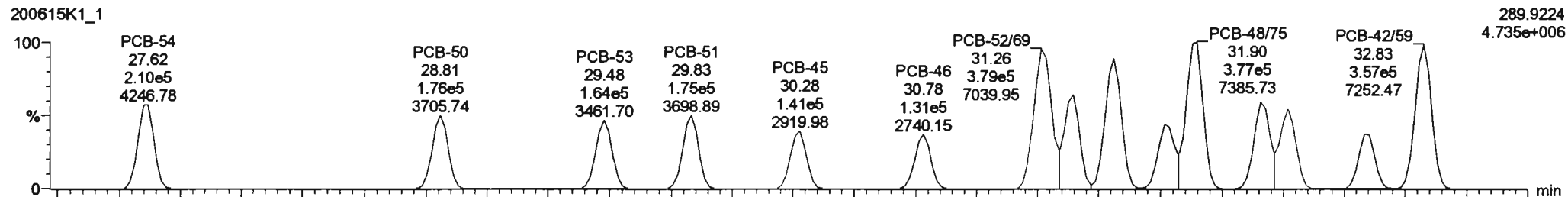
Last Altered: Monday, June 15, 2020 15:11:08 Pacific Daylight Time

Printed: Monday, June 15, 2020 15:11:41 Pacific Daylight Time

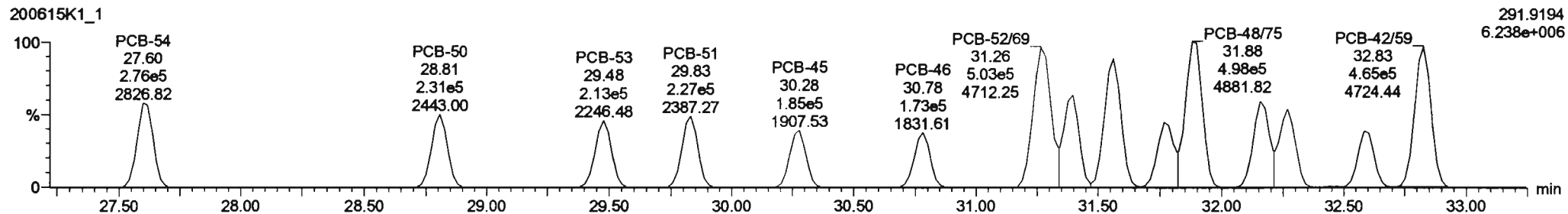
Name: , Date: , Time: , ID: , Description:

PCB-50

200615K1_1

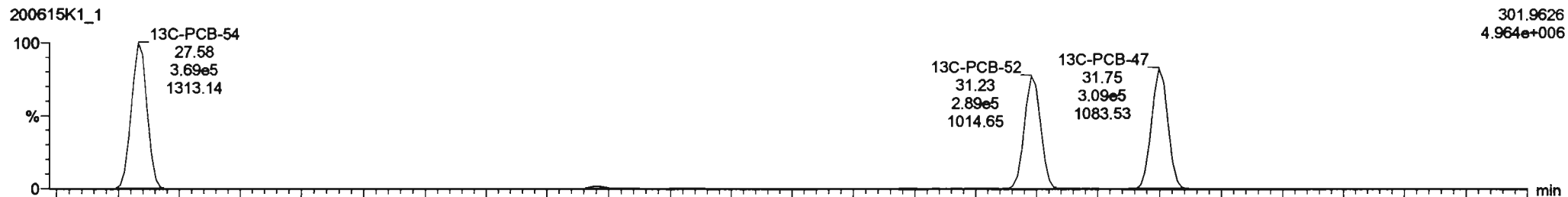


200615K1_1

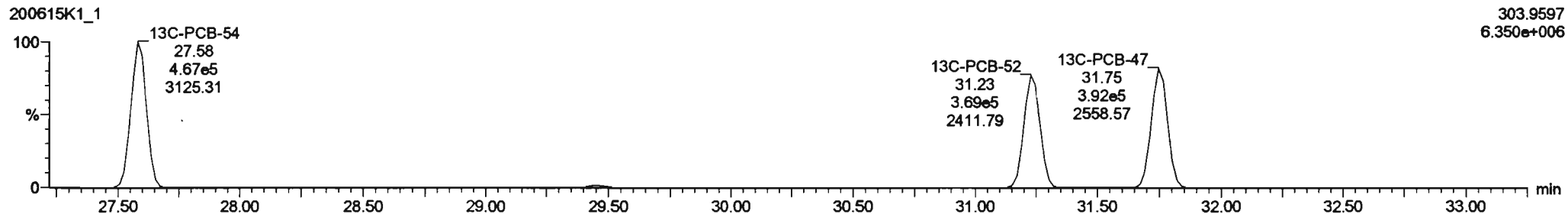


13C-PCB-52

200615K1_1



200615K1_1



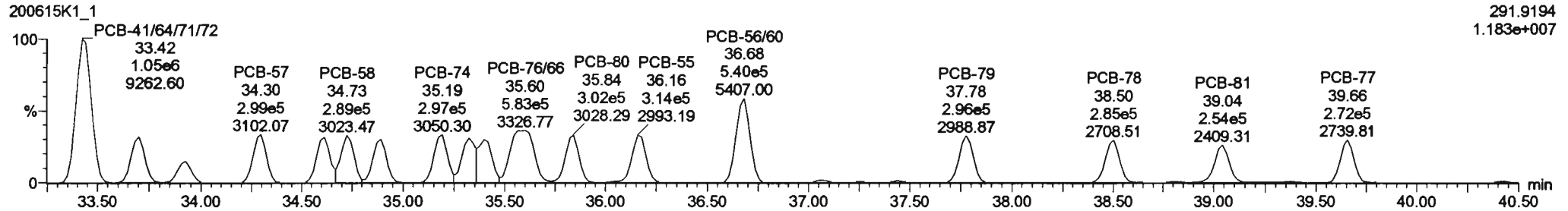
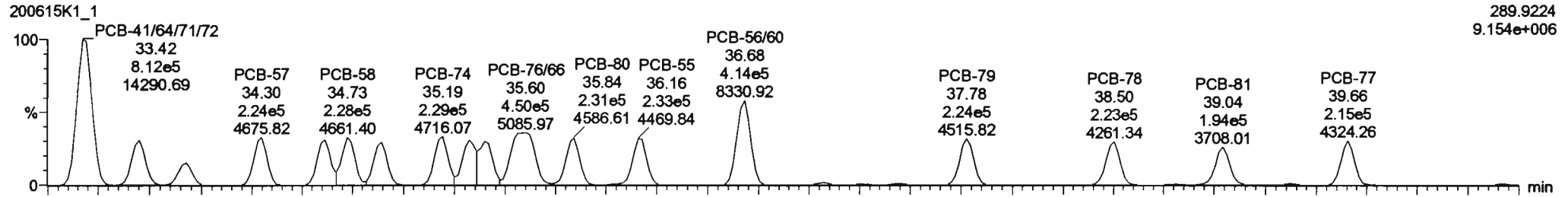
Dataset: Untitled

Last Altered: Monday, June 15, 2020 15:11:08 Pacific Daylight Time

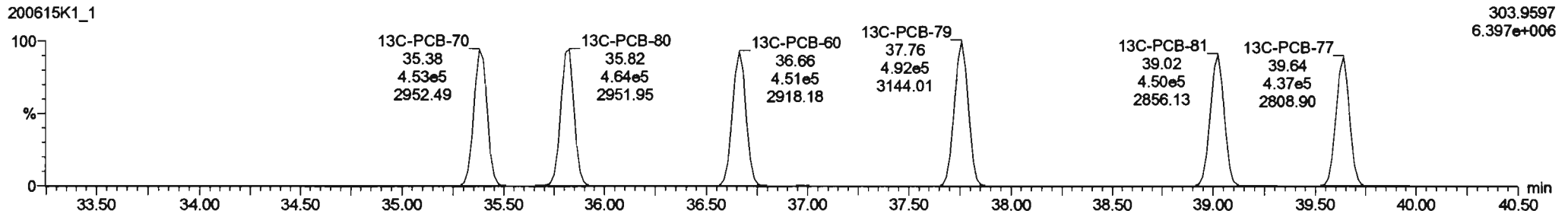
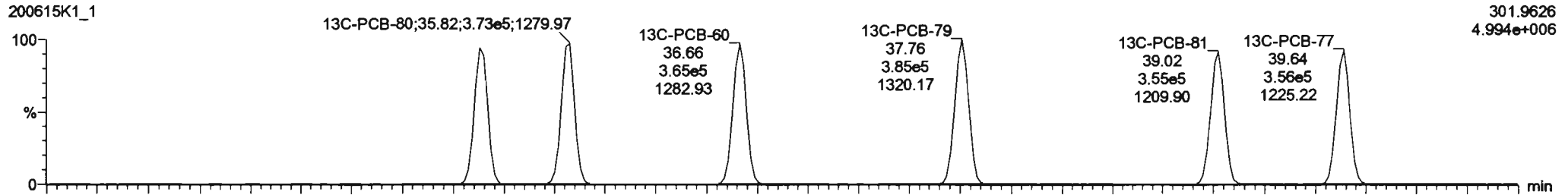
Printed: Monday, June 15, 2020 15:11:41 Pacific Daylight Time

Name: , Date: , Time: , ID: , Description:

PCB-68

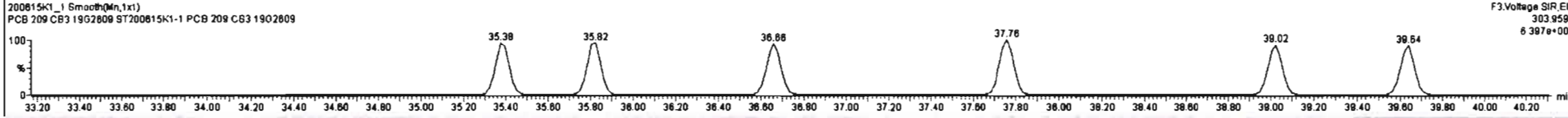
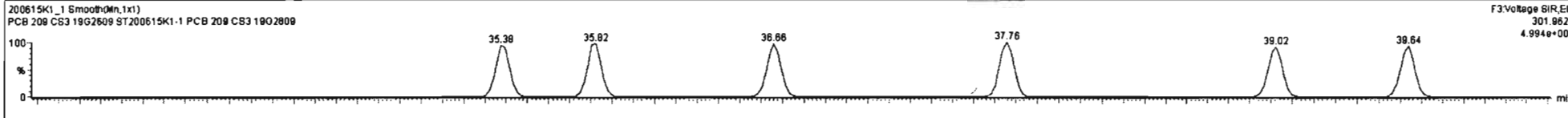
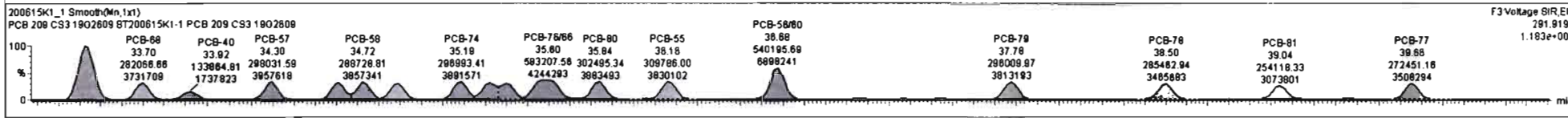
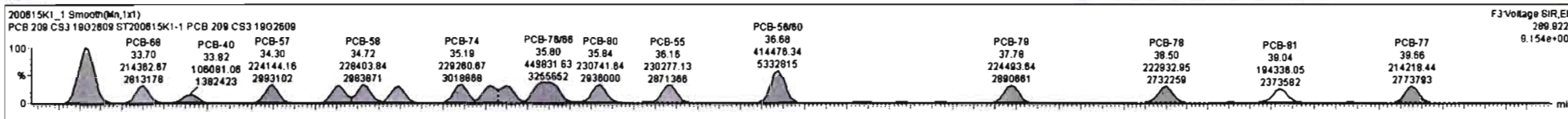


13C-PCB-60



#	Name	Resp	RA	nly	RRF	wt/Vol	Pred RT	RT	Pred.R...	RRT	RRT Fail	Conc.	%Rec	DL	EMPC
227	3rd Function Tri-PCBs				0.9526	1.000	0.00	0.000	0.000		NO	851.0		0.488	851.0
228	Total Tetra-PCBs				1.0776	1.000	0.00	0.000	0.000		NO	2397		1.20	2397
229	3rd Function Penta-PCBs				1.3157	1.000	0.00	0.000	0.000		NO	2292		5.97	2292
230	4th Function Penta-PCBs				1.0735	1.000	0.00	0.000	0.000		NO	271.9		0.305	271.9
231	3rd Function Hexa-PCBs				0.9505	1.000	0.00	0.000	0.000		NO	798.4		0.300	798.4
232	4th Function Hexa-PCBs				1.0318	1.000	0.00	0.000	0.000		NO	1528		1.08	1528
233	Total Hepta-PCBs				1.3551	1.000	0.00	0.000	0.000		NO	1308		2.08	1308
234	4th Function Octa-PCBs				1.0008	1.000	0.00	0.000	0.000		NO	505.7		0.482	505.7
235	5th Function Octa-PCBs				1.1499	1.000	0.00	0.000	0.000		NO	164.8		0.205	164.8

#	Name	Pred RT	RT	nt1 Resp	nt2 Resp	1st Ratio (Pred)	RA	nly	EMPC	Conc.
1	32 PCB-54	27.80	27.82	2.00e+5	3.75e+5	0.770	0.76	NO	43.901	53.901
2	33 PCB-50	28.79	28.81	1.78e+5	2.31e+5	0.770	0.78	NO	55.428	55.428
3	34 PCB-53	29.48	29.48	1.83e+5	2.12e+5	0.770	0.77	NO	57.449	57.449
4	35 PCB-51	29.82	29.83	1.751e5	2.274e5	0.770	0.77	NO	57.441	57.441
5	36 PCB-45	30.27	30.28	1.408e5	1.851e5	0.770	0.78	NO	57.873	57.873
6	37 PCB-48	30.76	30.78	1.311e5	1.731e5	0.770	0.78	NO	55.858	55.858
7	38 PCB-52/68	31.28	31.28	3.788e5	5.032e5	0.770	0.75	NO	114.82	114.82
8	39 PCB-73	31.38	31.39	2.242e5	2.915e5	0.770	0.77	NO	54.326	54.326



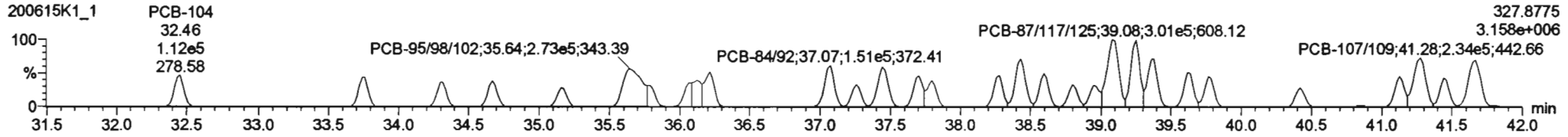
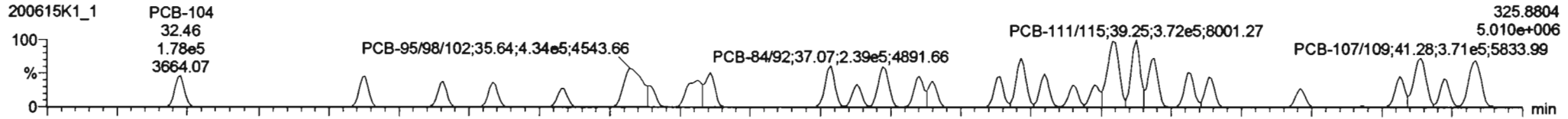
Dataset: Untitled

Last Altered: Monday, June 15, 2020 15:11:08 Pacific Daylight Time

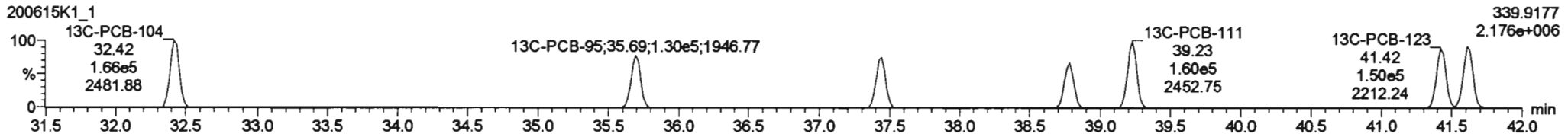
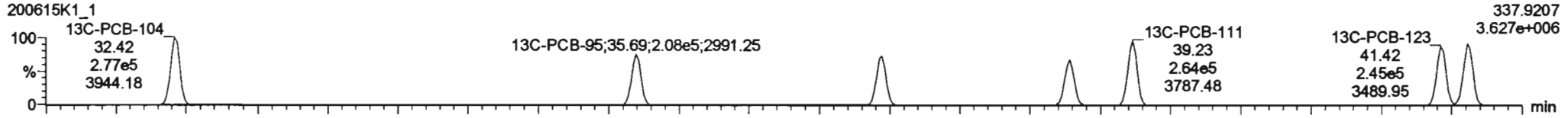
Printed: Monday, June 15, 2020 15:11:41 Pacific Daylight Time

Name: , Date: , Time: , ID: , Description:

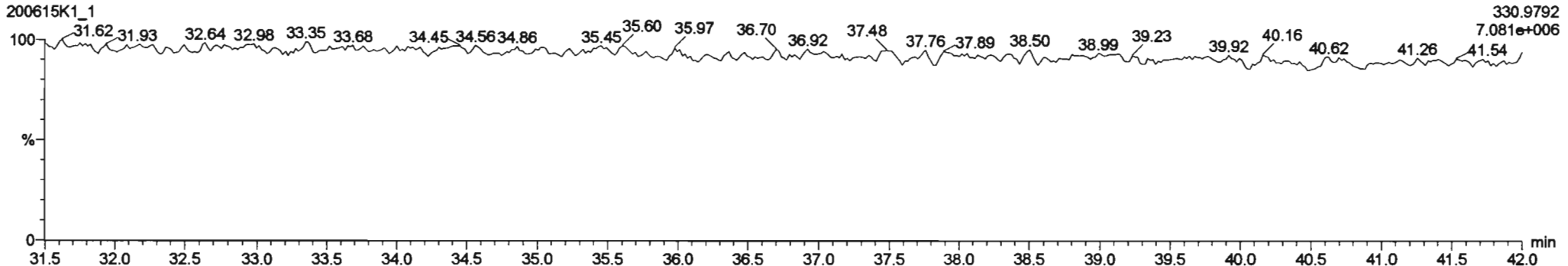
PCB-104



13C-PCB-104



PFK3b



Dataset: Untitled

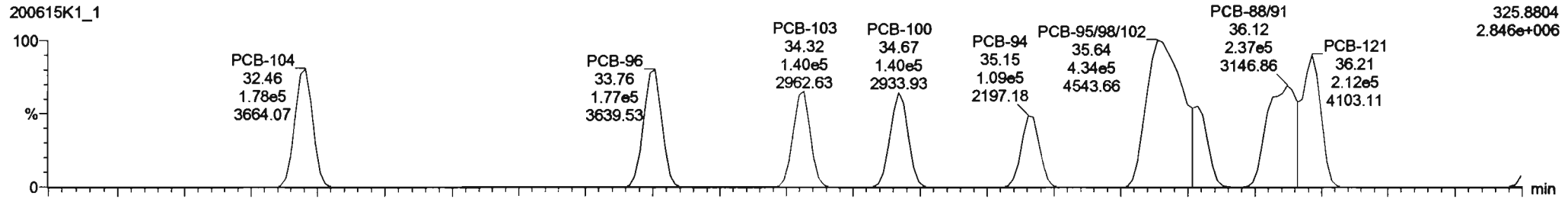
Last Altered: Monday, June 15, 2020 15:11:08 Pacific Daylight Time

Printed: Monday, June 15, 2020 15:11:41 Pacific Daylight Time

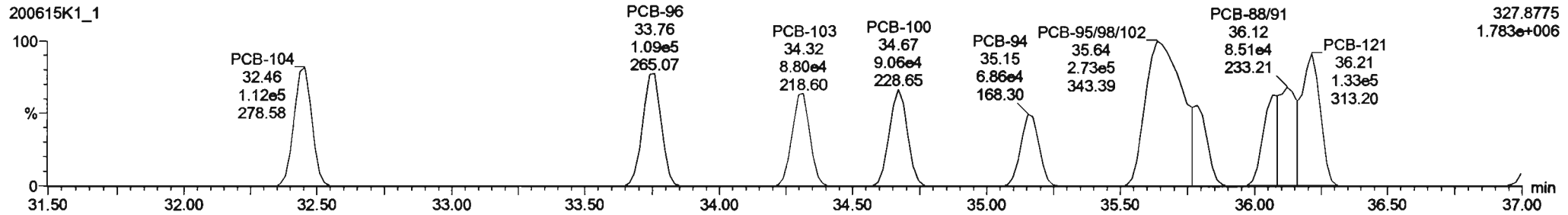
Name: , Date: , Time: , ID: , Description:

PCB-96

200615K1_1

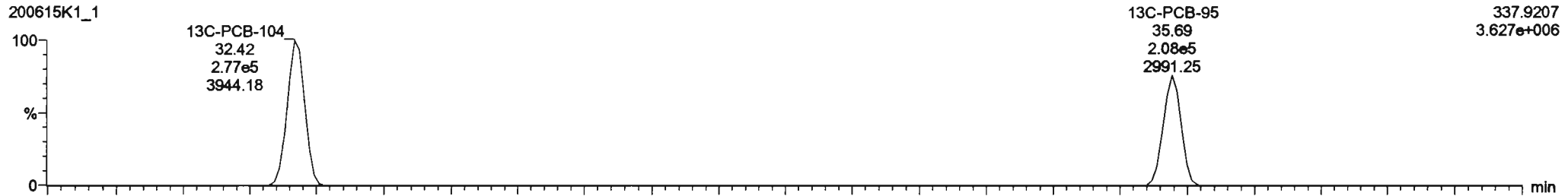


200615K1_1

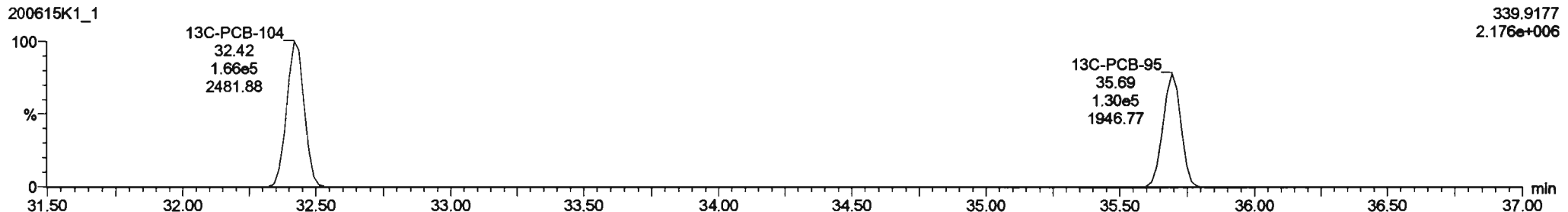


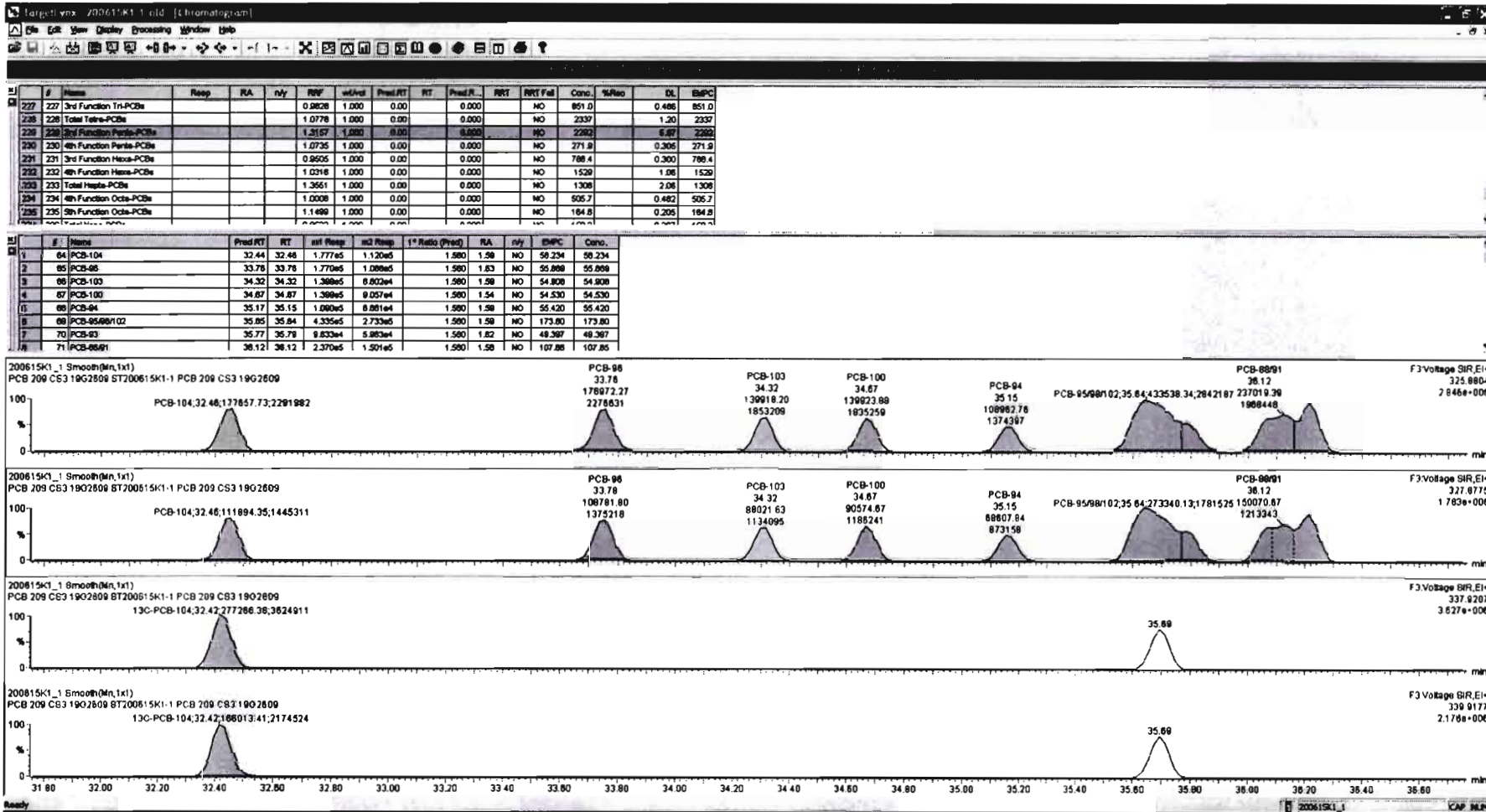
13C-PCB-95

200615K1_1



200615K1_1





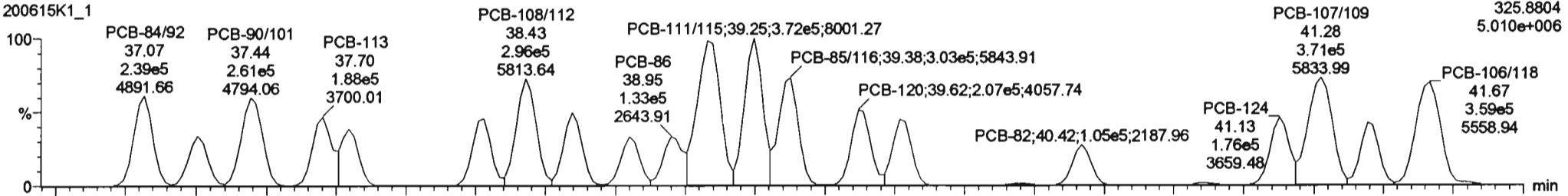
Dataset: Untitled

Last Altered: Monday, June 15, 2020 15:11:08 Pacific Daylight Time
Printed: Monday, June 15, 2020 15:11:41 Pacific Daylight Time

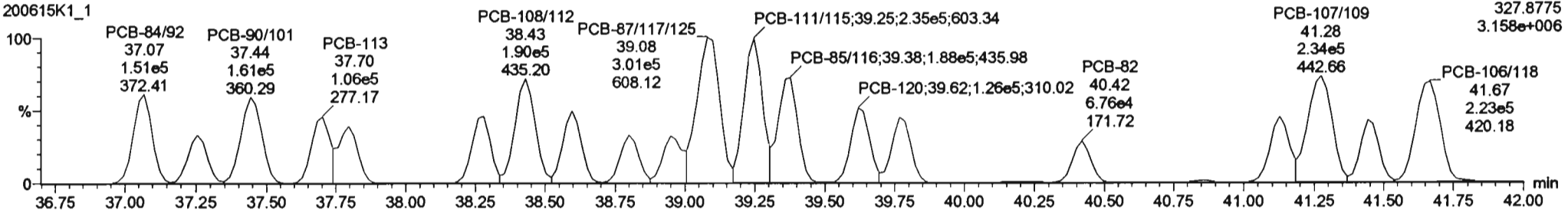
Name: , Date: , Time: , ID: , Description:

PCB-119

200615K1_1

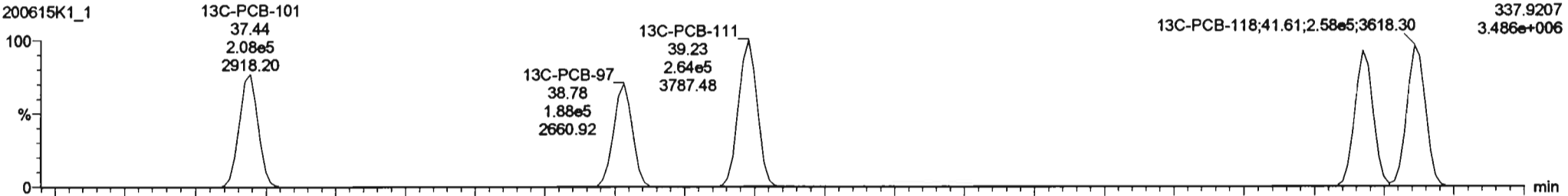


200615K1_1

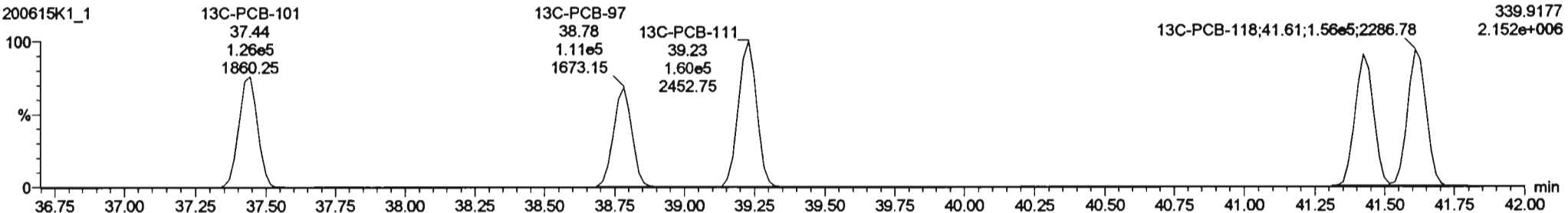


13C-PCB-111

200615K1_1

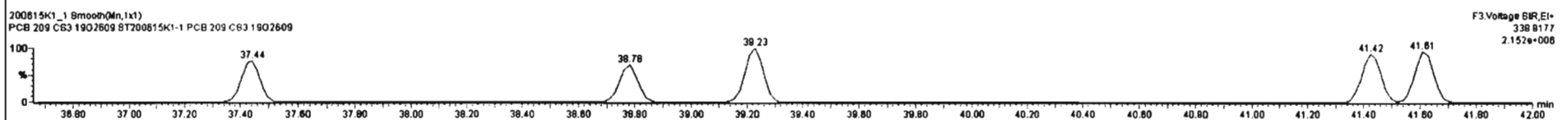
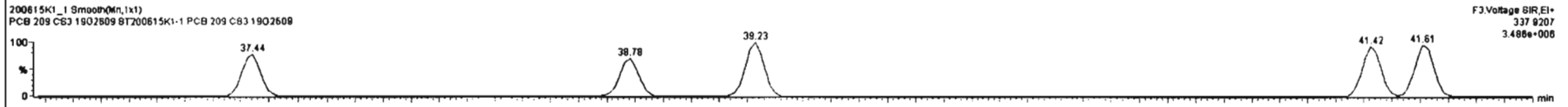
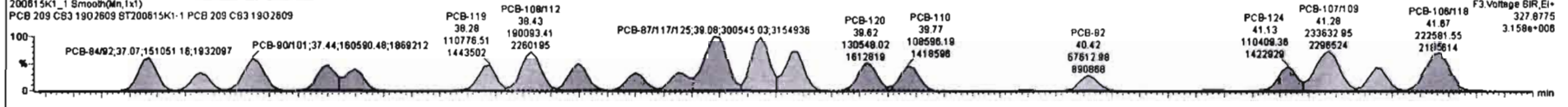
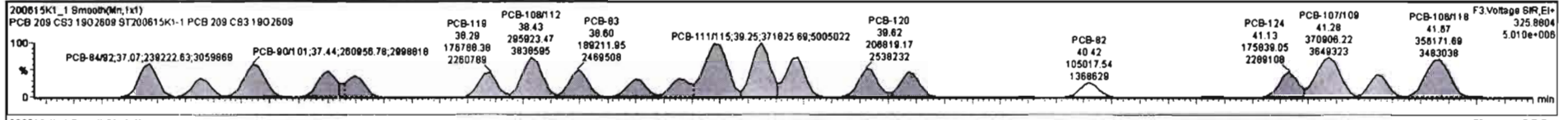


200615K1_1



#	Name	Resp	RA	nly	RF	intVal	Pred.RT	RT	Pred.R	RRT	RRT Fail	Conc.	%Rec	DL	EMPC
227	227 3rd Function Tri-PCBs				0.9628	1.000	0.000		0.000		NO	851.0		0.486	851.0
228	228 Total Tetra-PCBs				1.0778	1.000	0.000		0.000		NO	2337		1.20	2337
229	229 3rd Function Penta-PCBs				1.3157	1.000	0.000		0.000		NO	2762		5.87	2762
230	230 4th Function Penta-PCBs				1.0735	1.000	0.000		0.000		NO	271.9		0.305	271.9
231	231 3rd Function Hexa-PCBs				0.9505	1.000	0.000		0.000		NO	788.4		0.300	788.4
232	232 4th Function Hexa-PCBs				1.0318	1.000	0.000		0.000		NO	1529		1.08	1529
233	233 Total Hepta-PCBs				1.3551	1.000	0.000		0.000		NO	1308		2.08	1308
234	234 4th Function Octa-PCBs				1.0008	1.000	0.000		0.000		NO	505.7		0.482	505.7
235	235 3th Function Octa-PCBs				1.1488	1.000	0.000		0.000		NO	184.8		0.205	184.8

#	Name	Pred.RT	RT	int Resp	int Resp	1* Ratio (Pred)	RA	nly	EMPC	Conc.
84	PCB-104	32.44	32.48	1.777e5	1.120e5	1.580	1.58	NO	58.234	58.234
85	PCB-88	33.78	33.78	1.770e5	1.088e5	1.580	1.83	NO	55.888	55.888
86	PCB-103	34.32	34.32	1.388e5	8.802e4	1.580	1.59	NO	54.908	54.908
87	PCB-100	34.87	34.87	1.388e5	9.057e4	1.580	1.54	NO	54.530	54.530
88	PCB-84	35.17	35.15	1.080e5	8.881e4	1.580	1.58	NO	55.420	55.420
89	PCB-85/88/102	35.85	35.84	4.335e4	2.733e5	1.580	1.58	NO	173.80	173.80
7	PCB-83	35.77	35.79	9.833e4	5.953e4	1.580	1.82	NO	49.387	49.387
71	PCB-88/1	38.12	38.12	2.370e5	1.501e5	1.580	1.58	NO	107.88	107.88



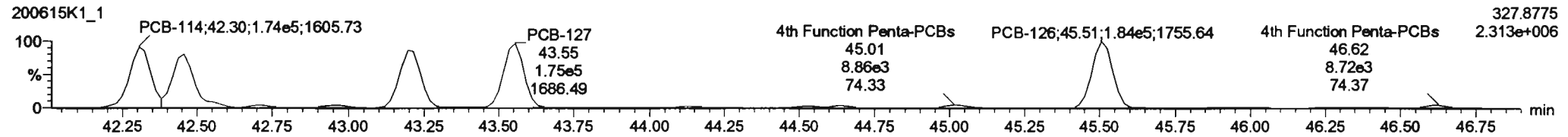
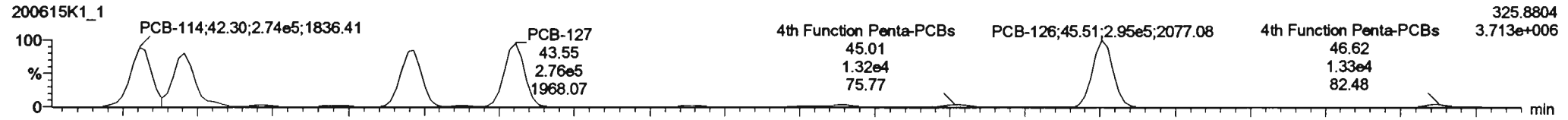
Dataset: Untitled

Last Altered: Monday, June 15, 2020 15:11:08 Pacific Daylight Time

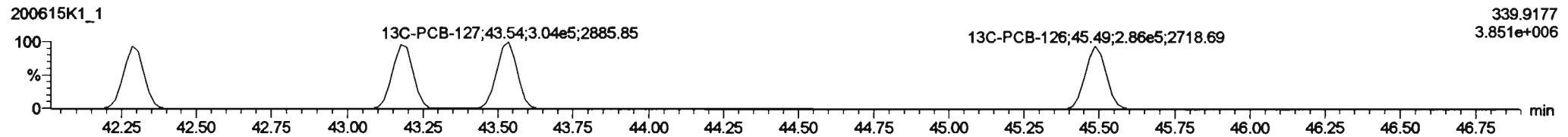
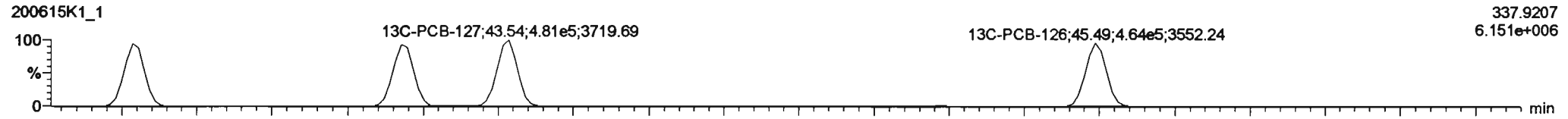
Printed: Monday, June 15, 2020 15:11:41 Pacific Daylight Time

Name: , Date: , Time: , ID: , Description:

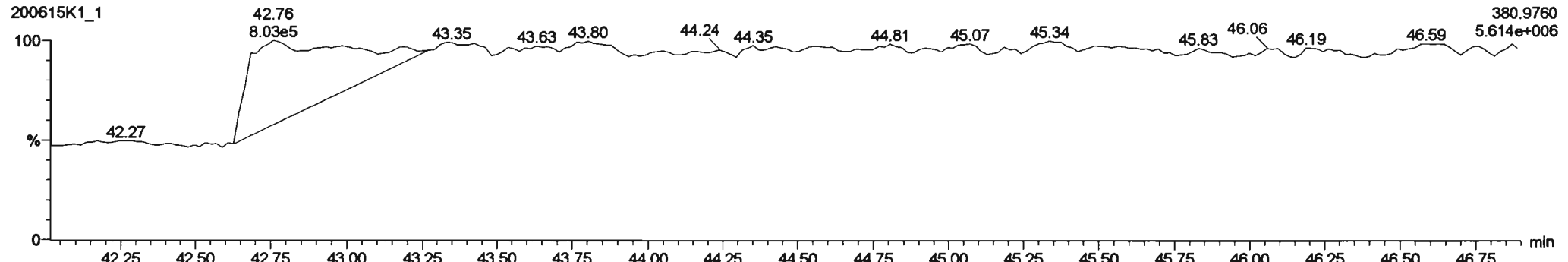
PCB-114

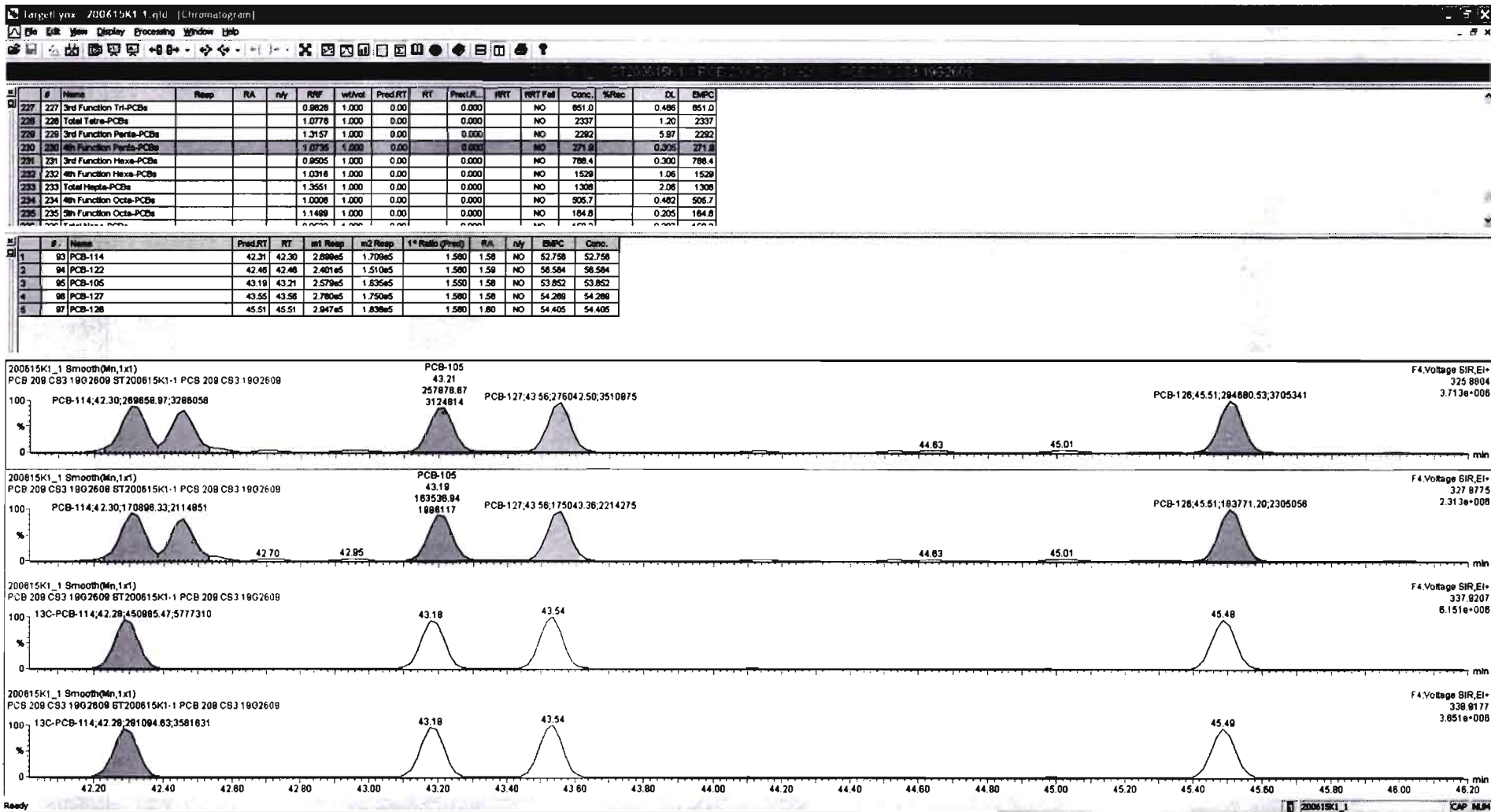


13C-PCB-114



PFK4a





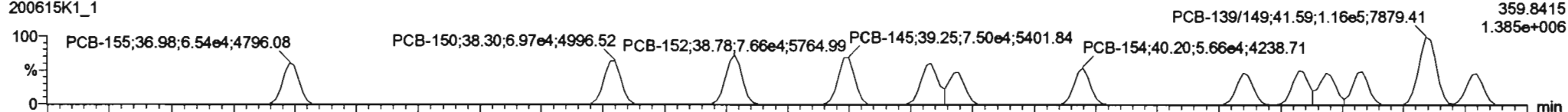
Dataset: Untitled

Last Altered: Monday, June 15, 2020 15:11:08 Pacific Daylight Time
Printed: Monday, June 15, 2020 15:11:41 Pacific Daylight Time

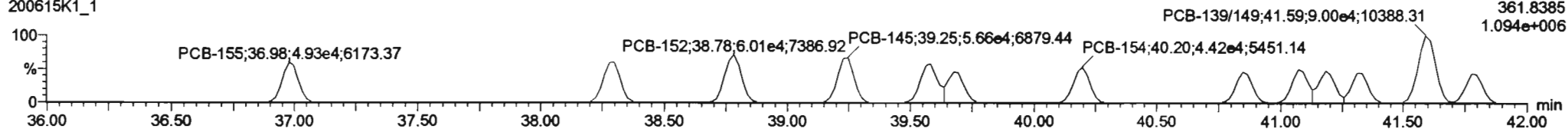
Name: , Date: , Time: , ID: , Description:

PCB-155

200615K1_1

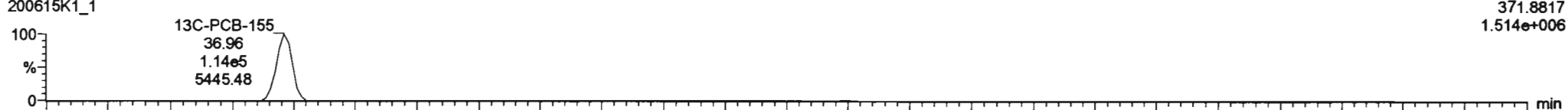


200615K1_1

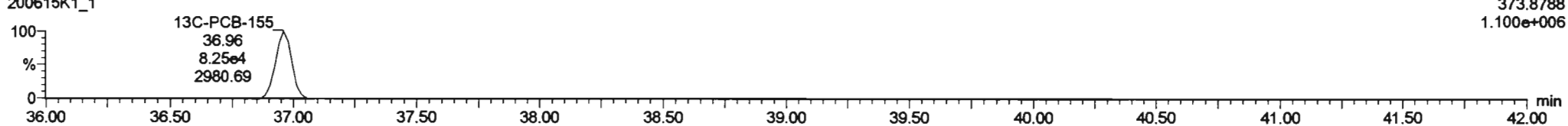


13C-PCB-155

200615K1_1

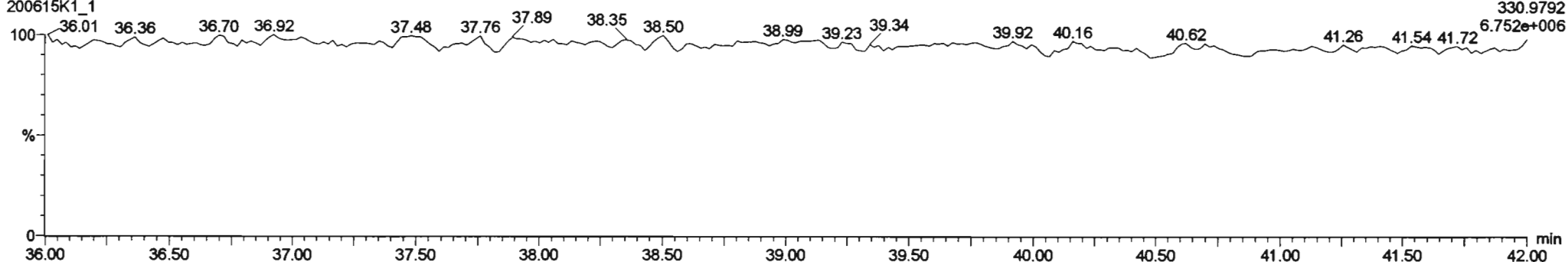


200615K1_1



PFK3c

200615K1_1

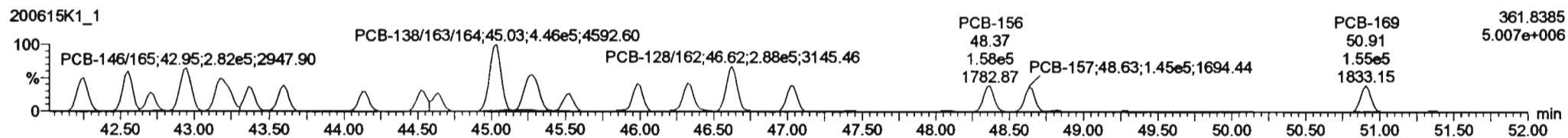
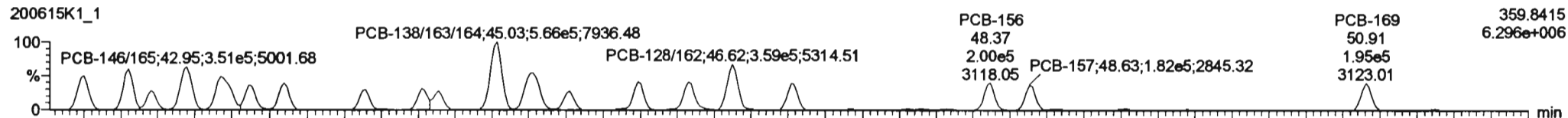


Dataset: Untitled

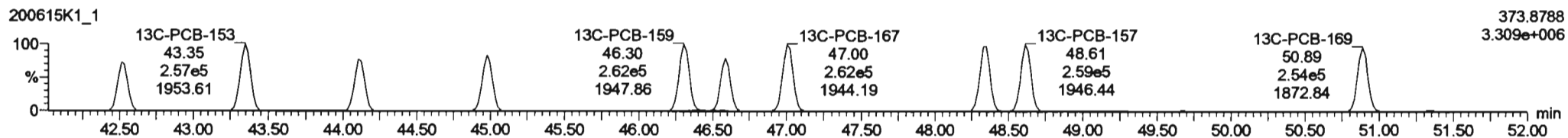
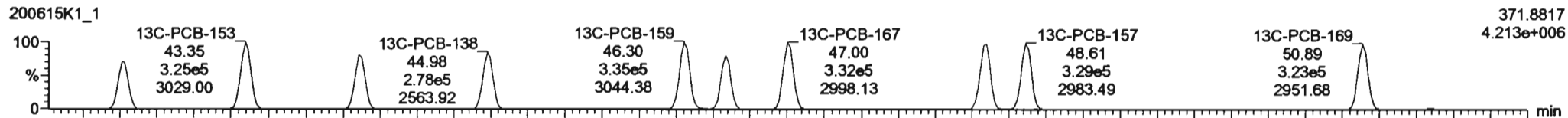
Last Altered: Monday, June 15, 2020 15:11:08 Pacific Daylight Time
Printed: Monday, June 15, 2020 15:11:41 Pacific Daylight Time

Name: , Date: , Time: , ID: , Description:

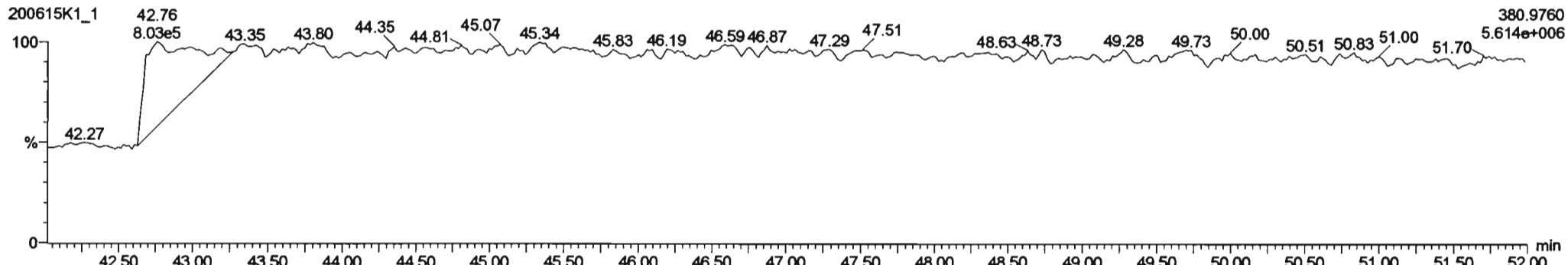
PCB-134/143

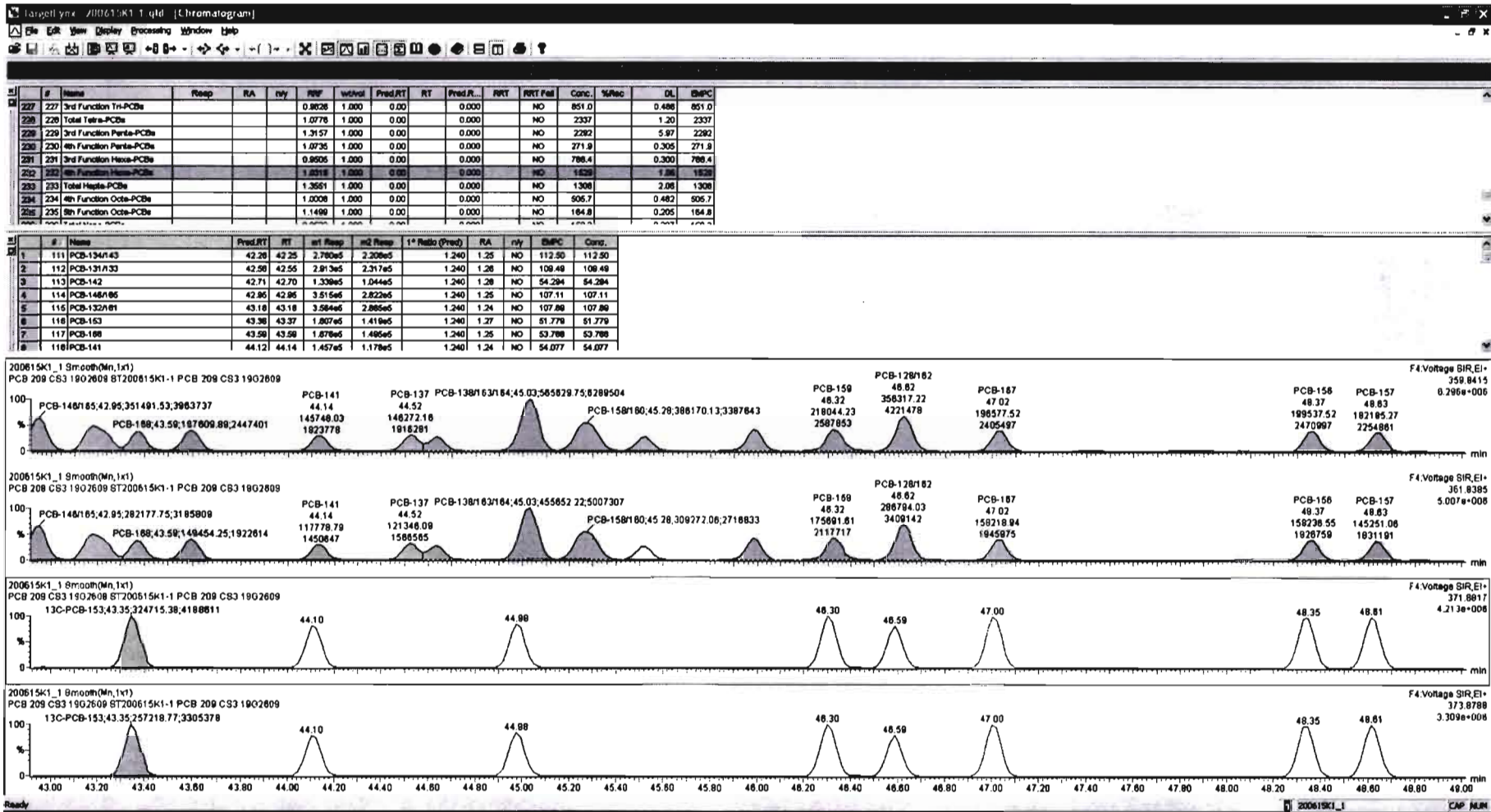


13C-PCB-153



PFK4b





Dataset: Untitled

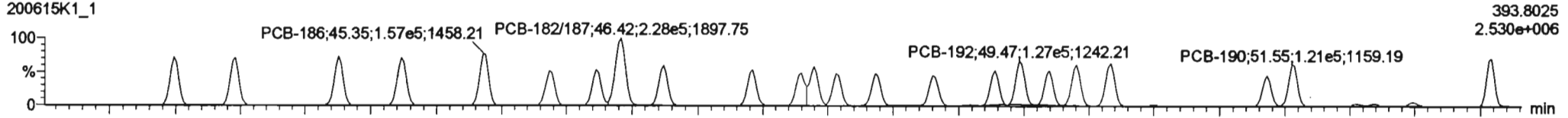
Last Altered: Monday, June 15, 2020 15:11:08 Pacific Daylight Time

Printed: Monday, June 15, 2020 15:11:41 Pacific Daylight Time

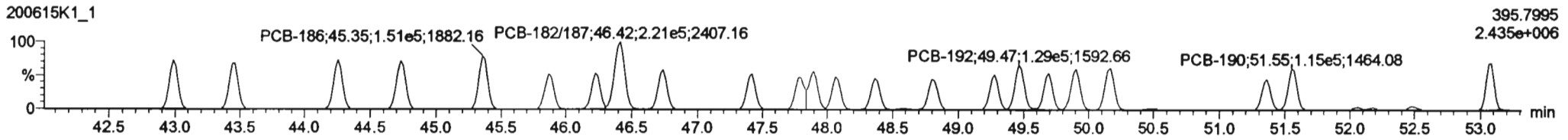
Name: , Date: , Time: , ID: , Description:

PCB-188

200615K1_1



200615K1_1

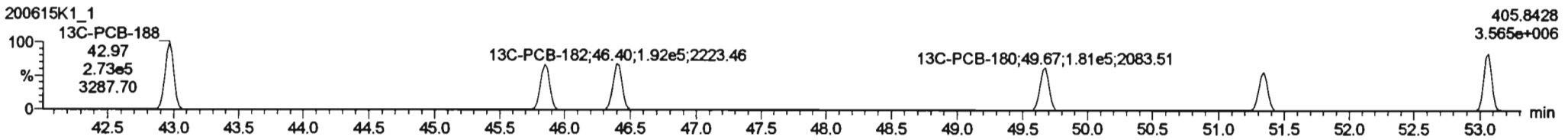


13C-PCB-188

200615K1_1

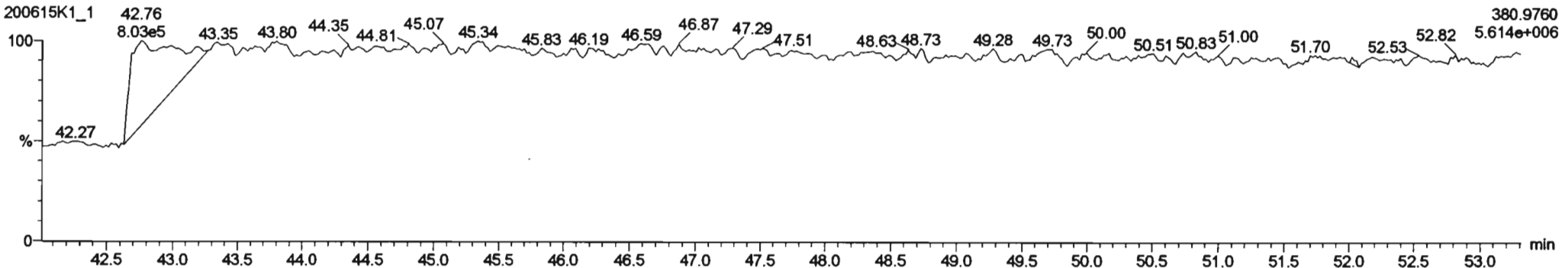


200615K1_1



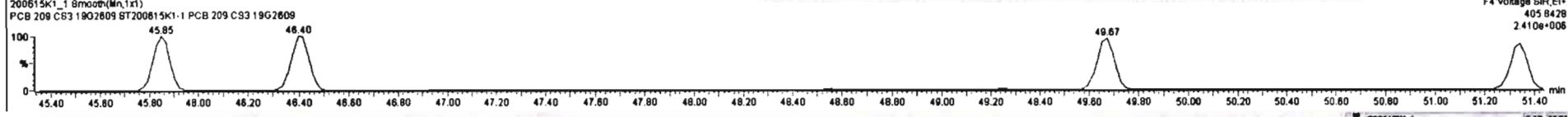

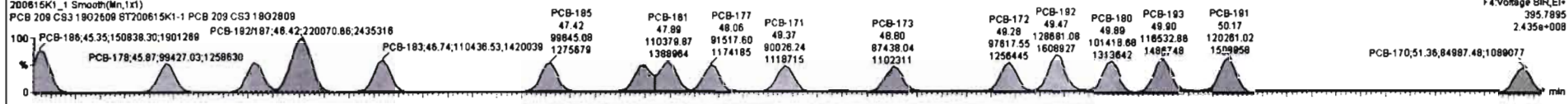
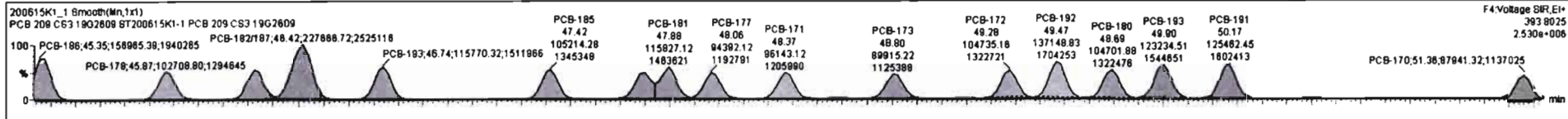
PFK4c

200615K1_1



#	Name	Resp	RA	rvly	RRF	wtAvl	Pred.RT	RT	Pred.R...	RRT	RRT Fal	Conc.	%Rec	DL	EMPC
227	3rd Function Tri-PCBs				0.9828	1.000	0.00	0.000	0.000		NO	851.0		0.486	851.0
228	Total Tetra-PCBs				1.0778	1.000	0.00	0.000	0.000		NO	2337		1.20	2337
229	3rd Function Penta-PCBs				1.3157	1.000	0.00	0.000	0.000		NO	2292		5.97	2292
230	4th Function Penta-PCBs				1.0735	1.000	0.00	0.000	0.000		NO	271.9		0.305	271.9
231	3rd Function Hexa-PCBs				0.9505	1.000	0.00	0.000	0.000		NO	786.4		0.300	786.4
232	4th Function Hexa-PCBs				1.0318	1.000	0.00	0.000	0.000		NO	1529		1.06	1529
233	Total Hepta-PCBs				1.2601	1.000	0.00	0.000	0.000		NO	1308		2.08	1308
234	4th Function Octa-PCBs				1.0008	1.000	0.00	0.000	0.000		NO	505.7		0.482	505.7
235	5th Function Octa-PCBs				1.1499	1.000	0.00	0.000	0.000		NO	164.8		0.205	164.8

#	Name	Pred RT	RT	m1 Resp	m2 Resp	1° Ratio (Pred)	RA	rvly	EMPC	Conc.
1	131 PCB-186	43.01	42.98	1.403e5	1.363e5	1.050	1.03	NO	53.801	53.801
2	132 PCB-184	43.44	43.46	1.402e5	1.333e5	1.050	1.05	NO	55.705	55.705
3	133 PCB-179	44.28	44.26	1.410e5	1.370e5	1.050	1.03	NO	53.717	53.717
4	134 PCB-178	44.72	44.73	1.410e5	1.384e5	1.050	1.02	NO	53.537	53.537
5	135 PCB-188	45.35	45.35	1.570e5	1.508e5	1.050	1.04	NO	58.081	58.081
6	136 PCB-176	45.87	45.87	1.027e5	9.843e4	1.050	1.03	NO	53.751	53.751
7	137 PCB-175	46.22	46.23	1.058e5	1.018e5	1.050	1.04	NO	54.458	54.458
8	138 PCB-182/187	46.40	46.42	2.277e5	2.201e5	1.050	1.03	NO	105.33	105.33



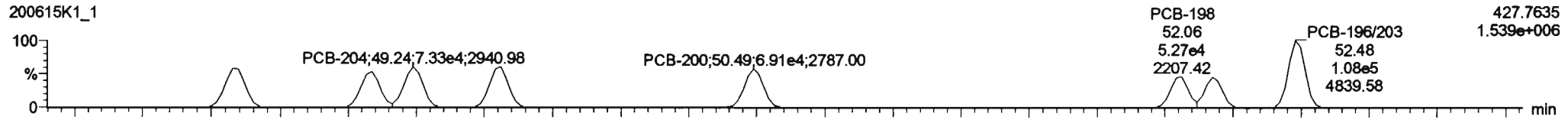
Dataset: Untitled

Last Altered: Monday, June 15, 2020 15:11:08 Pacific Daylight Time
Printed: Monday, June 15, 2020 15:11:41 Pacific Daylight Time

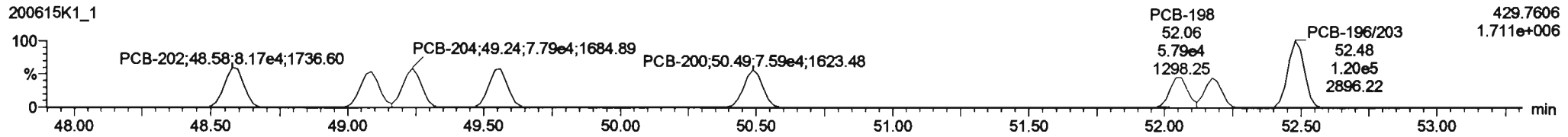
Name: , Date: , Time: , ID: , Description:

PCB-202

200615K1_1

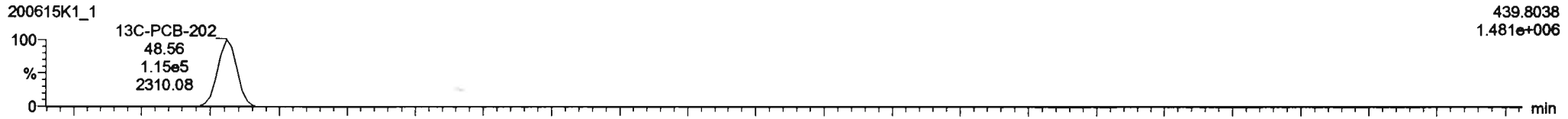


200615K1_1

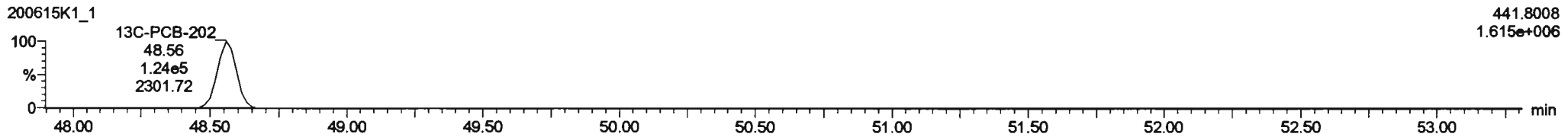


13C-PCB-202

200615K1_1

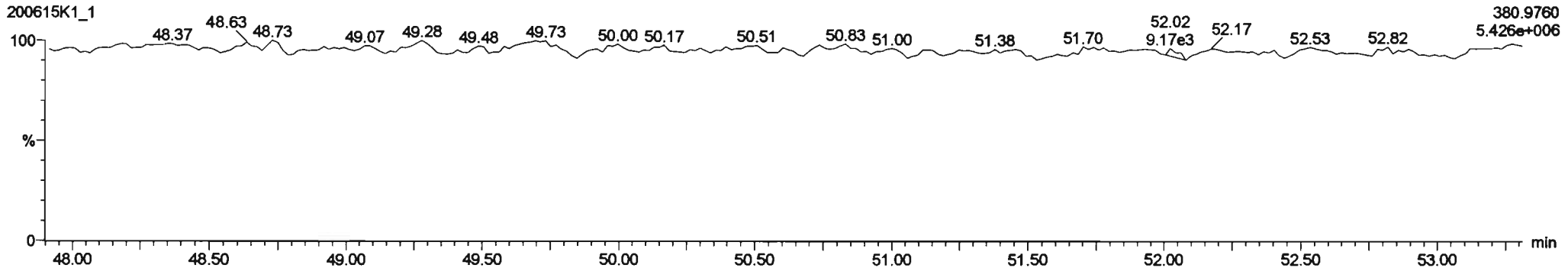


200615K1_1



PFK4d

200615K1_1



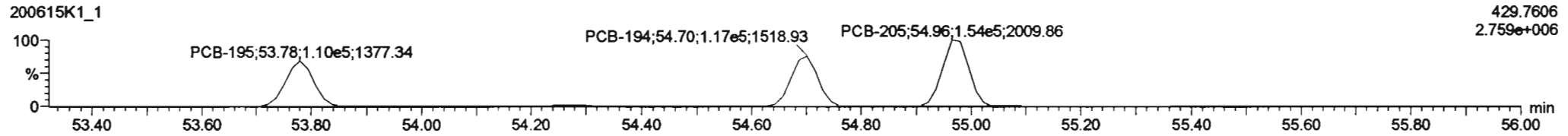
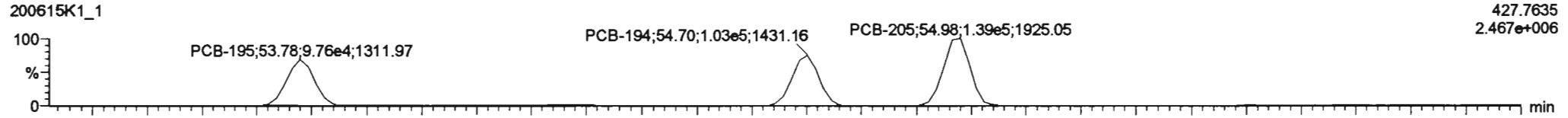
Dataset: Untitled

Last Altered: Monday, June 15, 2020 15:11:08 Pacific Daylight Time

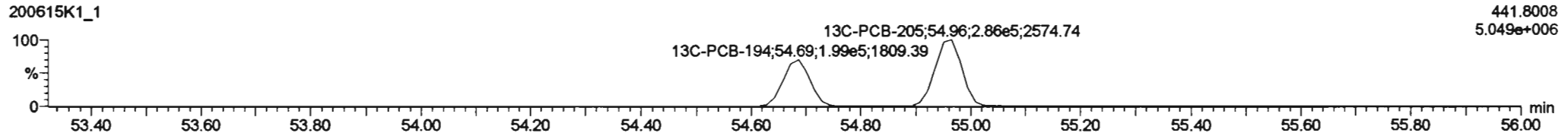
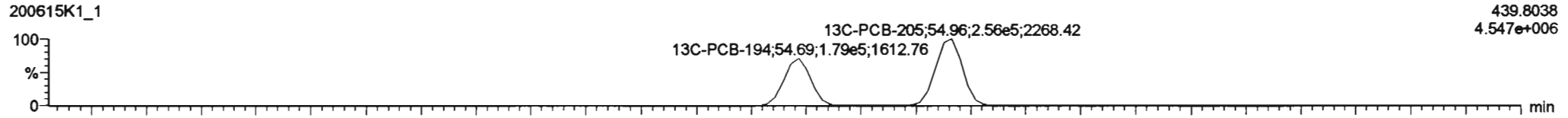
Printed: Monday, June 15, 2020 15:11:41 Pacific Daylight Time

Name: , Date: , Time: , ID: , Description:

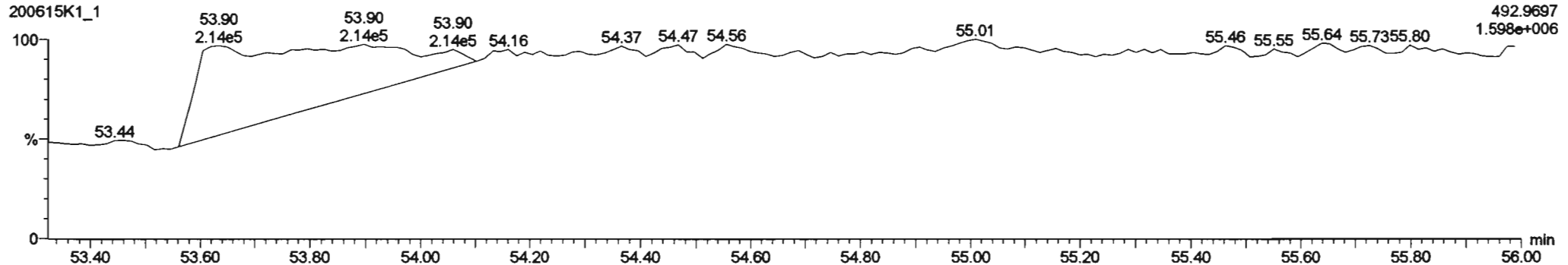
PCB-195



13C-PCB-194



PFK5a



Dataset: Untitled

Last Altered: Monday, June 15, 2020 15:11:08 Pacific Daylight Time

Printed: Monday, June 15, 2020 15:11:41 Pacific Daylight Time

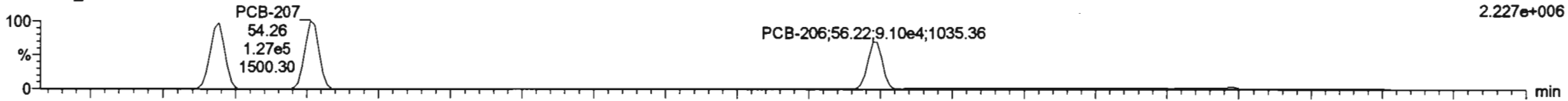
Name: , Date: , Time: , ID: , Description:

PCB-208

200615K1_1

463.7216

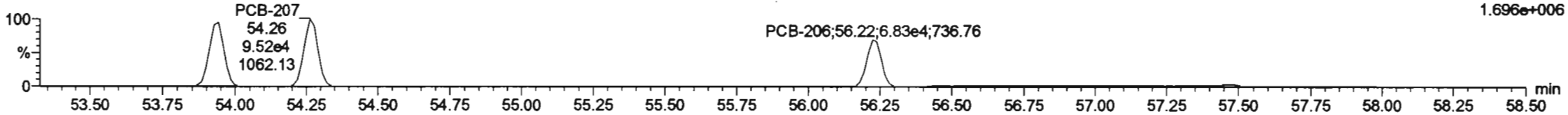
2.227e+006



200615K1_1

465.7186

1.696e+006

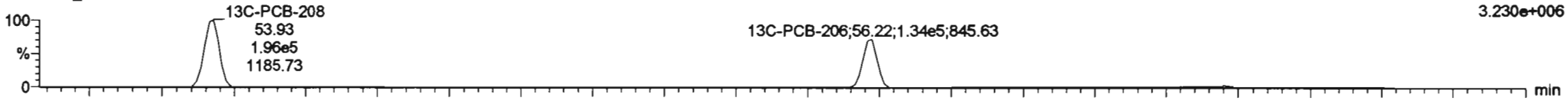


13C-PCB-208

200615K1_1

473.7648

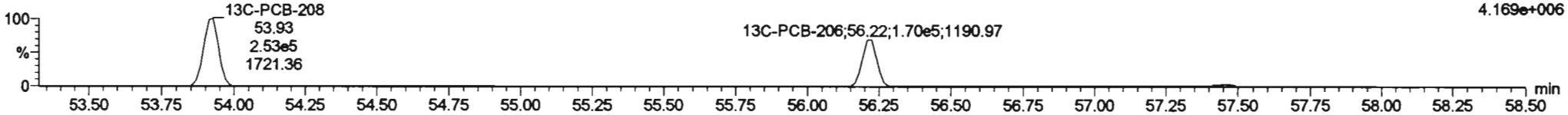
3.230e+006



200615K1_1

475.7619

4.169e+006

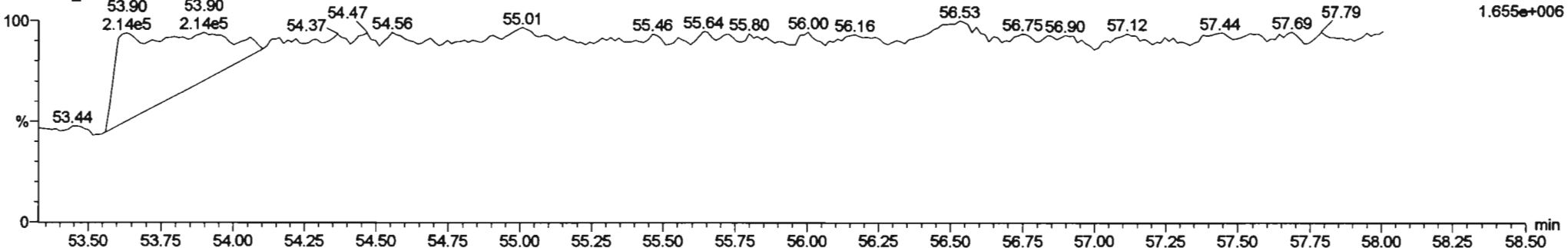


PFK5

200615K1_1

492.9697

1.655e+006



Dataset: Untitled


Last Altered: Monday, June 15, 2020 15:11:08 Pacific Daylight Time
Printed: Monday, June 15, 2020 15:11:41 Pacific Daylight Time

Name: , Date: , Time: , ID: , Description:

PCB-209

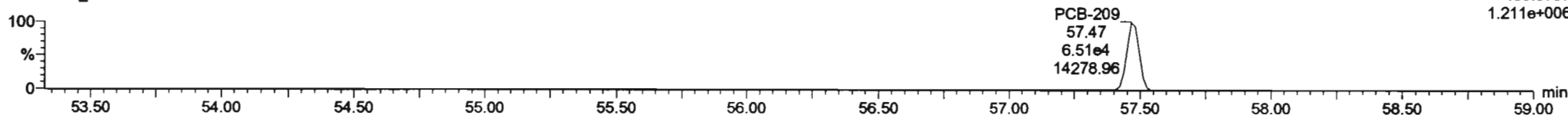
200615K1_1

497.6826
1.426e+006



200615K1_1

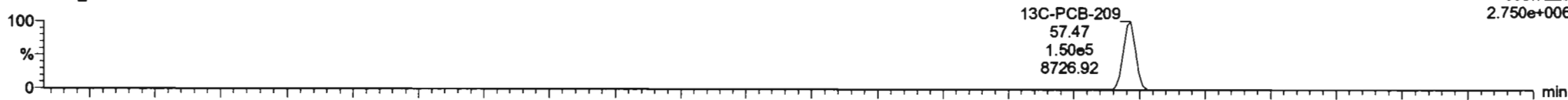
499.6797
1.211e+006



13C-PCB-209

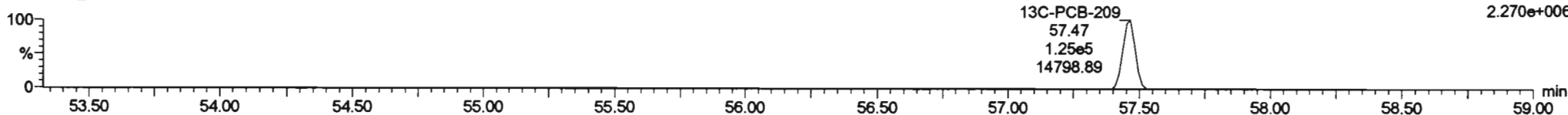
200615K1_1

509.7229
2.750e+006



200615K1_1

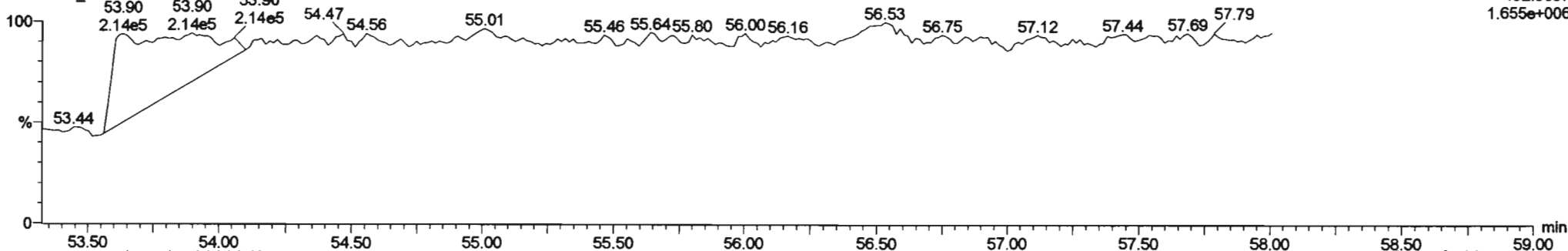
511.7199
2.270e+006



PFK5b

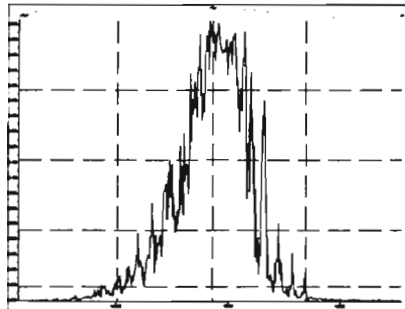
200615K1_1

492.9697
1.655e+006

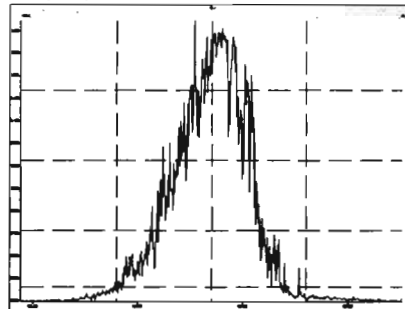


Printed: Tuesday, June 16, 2020 00:11:37 Pacific Daylight Time

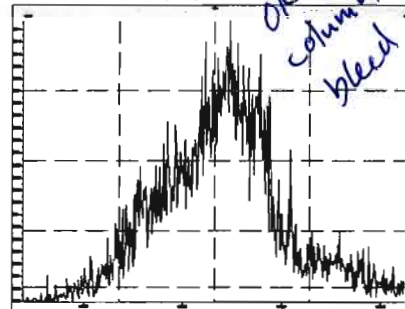
M 168.9888 R 12448



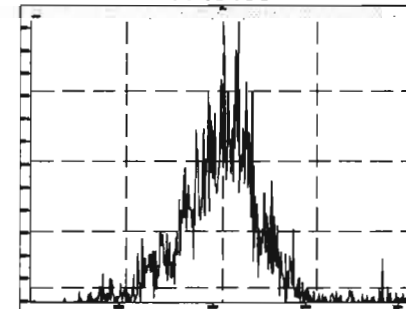
M 180.9888 R 11905



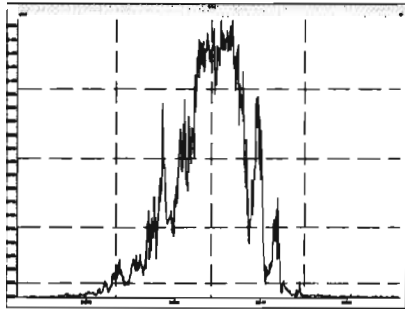
M 192.9888 R 7260



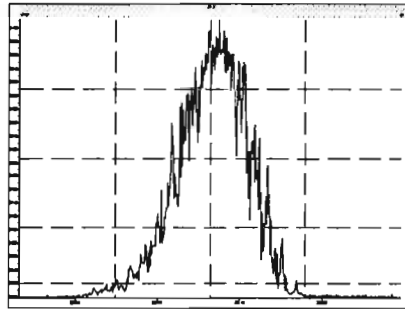
M 204.9888 R 15108



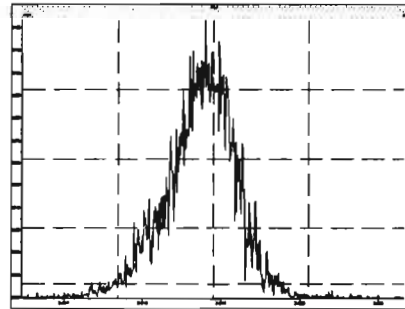
M 218.9856 R 11925



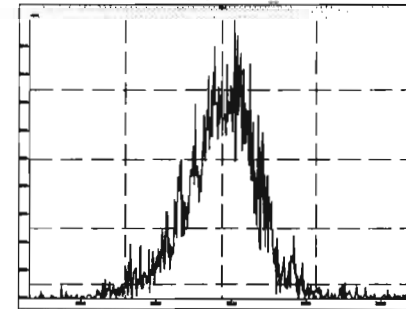
M 230.9856 R 12293



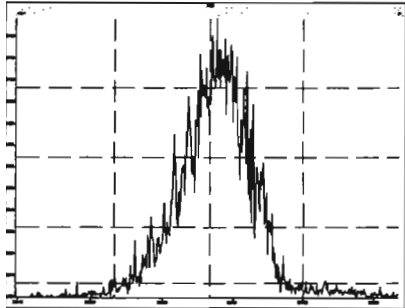
M 242.9856 R 13538



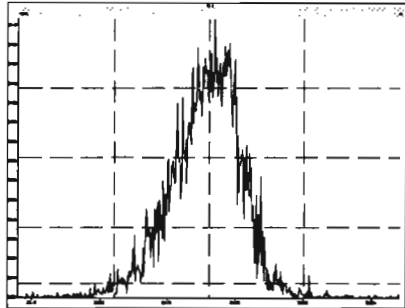
M 254.9856 R 14604



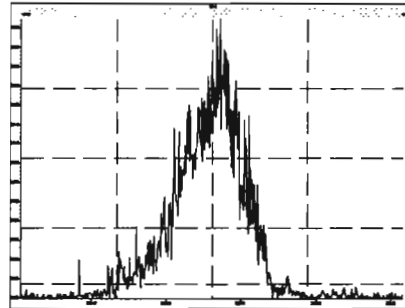
M 268.9824 R 13370



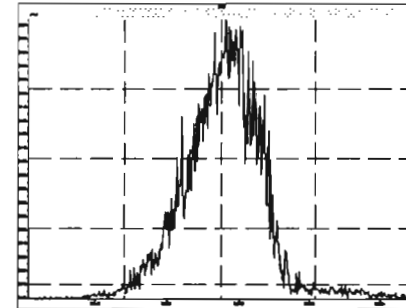
M 280.9824 R 13479



M 254.9856 R 12836

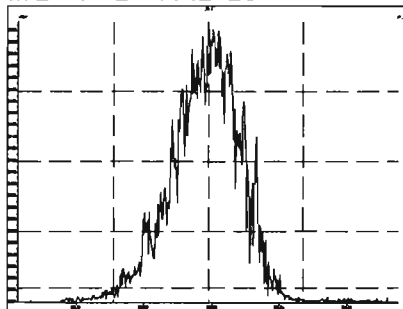


M 268.9824 R 13061

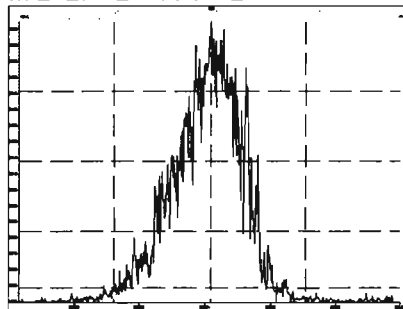


Printed: Tuesday, June 16, 2020 00:11:37 Pacific Daylight Time

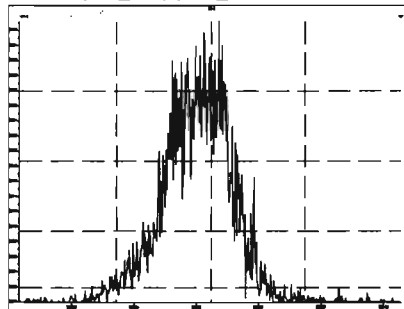
M 280.9824 R 12820



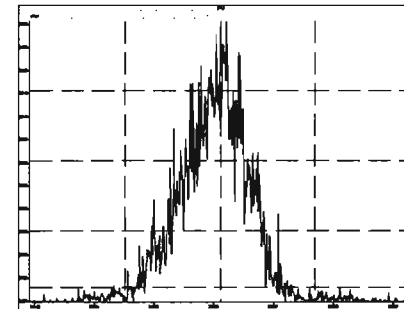
M 292.9824 R 13624



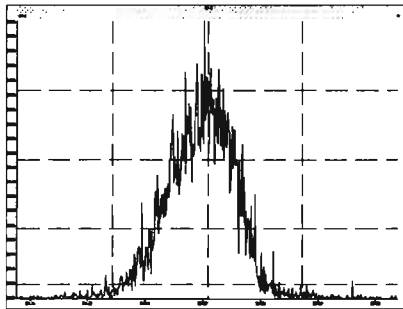
M 304.9824 R 15200



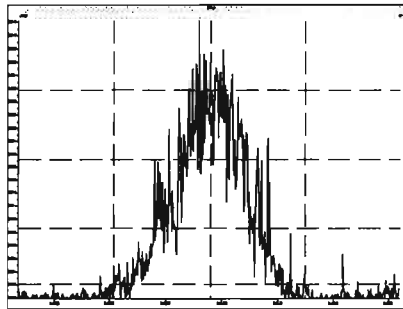
M 318.9792 R 15770



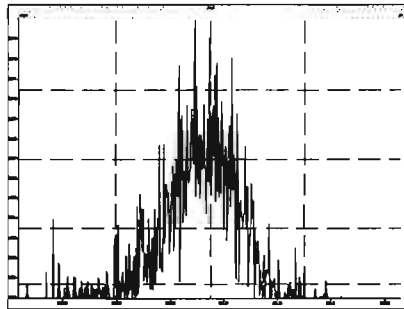
M 330.9792 R 14709



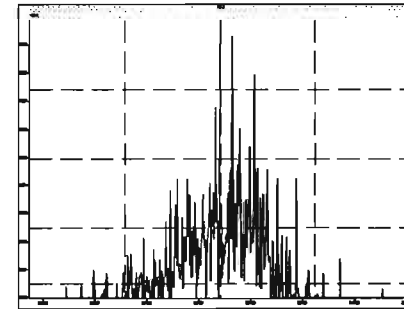
M 342.9792 R 13585



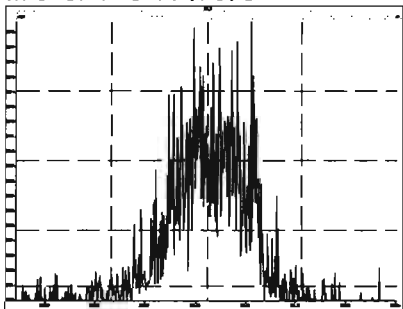
M 354.9792 R 17784



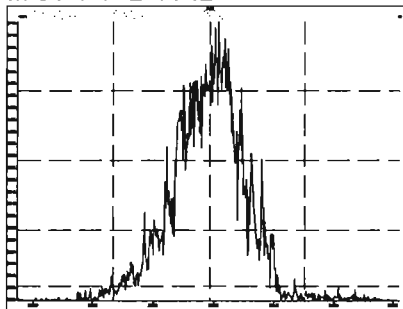
M 366.9792 R 37913



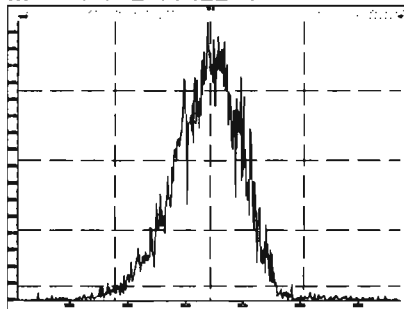
M 380.9760 R 17378



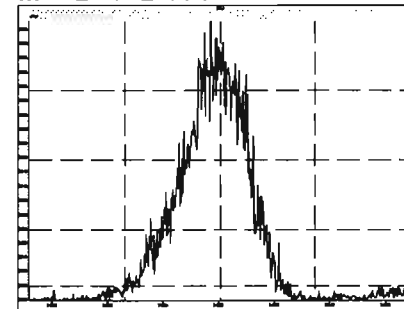
M 318.9792 R 12954



M 330.9792 R 12261

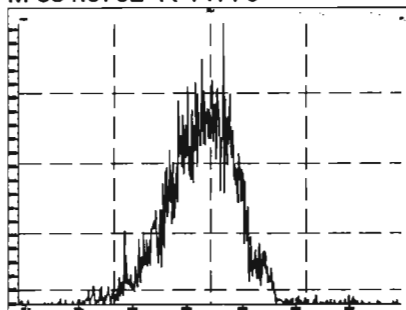


M 342.9792 R 13367

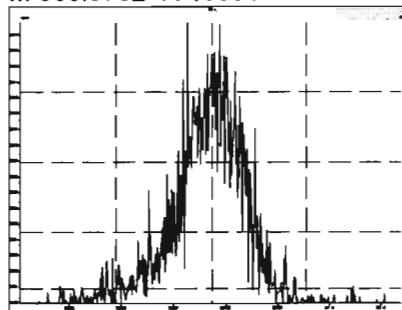


Printed: Tuesday, June 16, 2020 00:11:37 Pacific Daylight Time

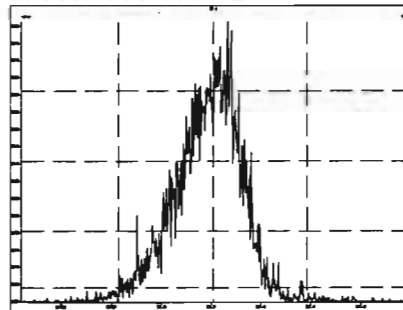
M 354.9792 R 14776



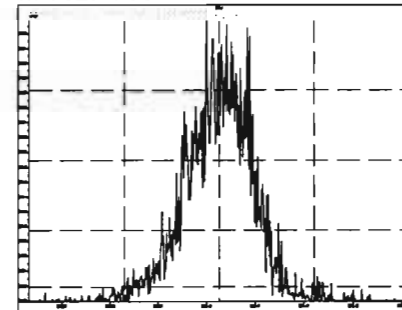
M 366.9792 R 16001



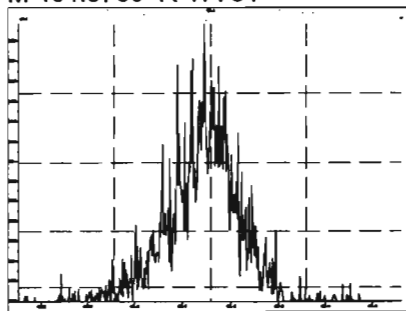
M 380.9760 R 14127



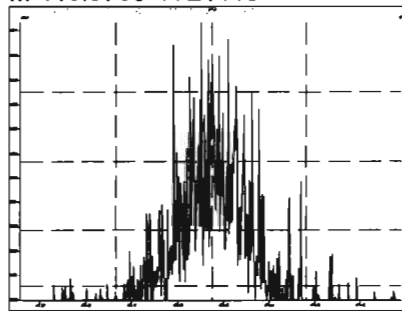
M 392.9760 R 15433



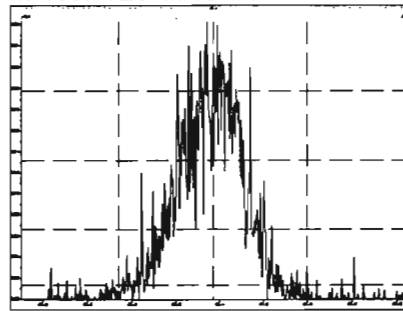
M 404.9760 R 17731



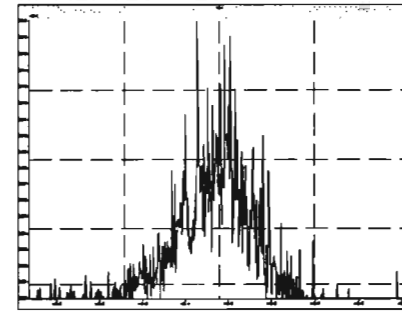
M 416.9760 R 21115



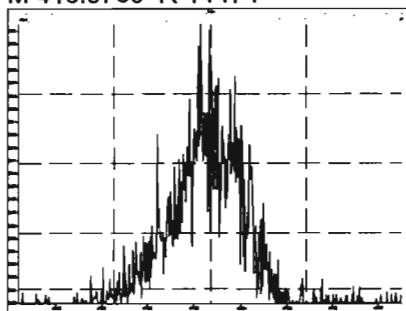
M 430.9728 R 16628



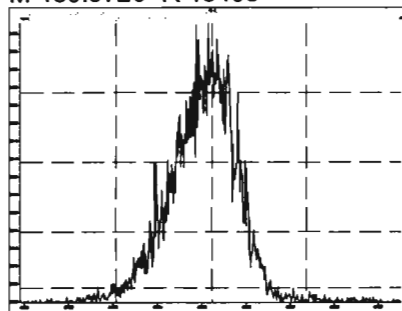
M 442.9728 R 20362



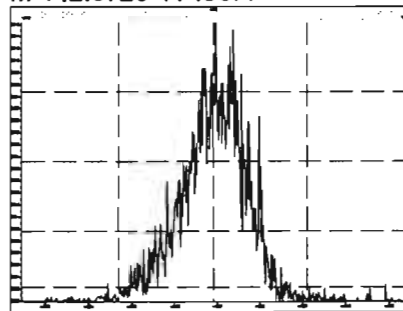
M 416.9760 R 14474



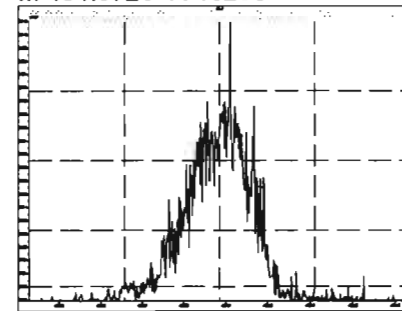
M 430.9728 R 13405



M 442.9728 R 15677

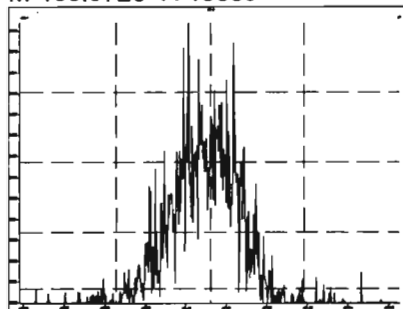


M 454.9728 R 16290

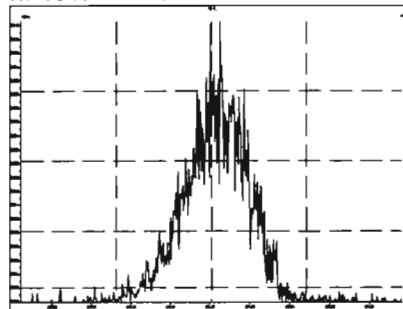


Printed: Tuesday, June 16, 2020 00:11:37 Pacific Daylight Time

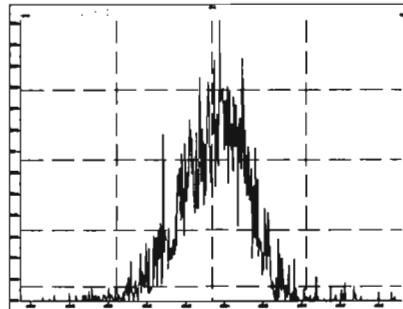
M 466.9728 R 16665



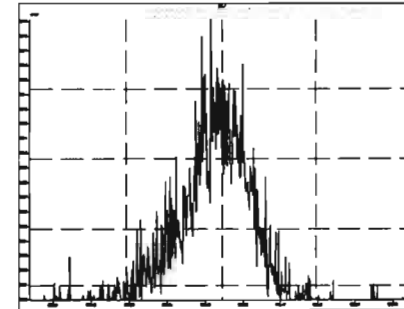
M 480.9696 R 14326



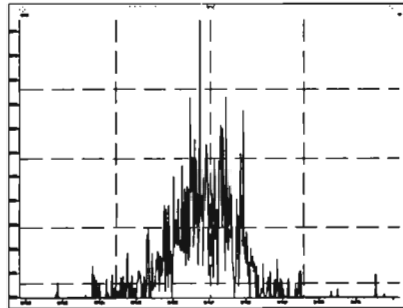
M 492.9696 R 15291



M 504.9696 R 18251



M 516.9697 R 26711



HRMS CALIBRATION STANDARDS REVIEW CHECKLIST

Beg. Calibration ID: ST 2006151621

Reviewed By: C7 06/17/2020
Initials & Date

End Calibration ID: NA

	<u>Beg.</u>	<u>End</u>
Ion abundance within QC limits?	<input checked="" type="checkbox"/>	<input checked="" type="checkbox"/>
Concentrations within criteria?	<input checked="" type="checkbox"/>	<input type="checkbox"/>
TCDD/TCDF Valleys <25%	<input checked="" type="checkbox"/>	<input type="checkbox"/>
First and last eluters present?	<input checked="" type="checkbox"/>	<input type="checkbox"/>
Retention Times within criteria?	<input checked="" type="checkbox"/>	<input type="checkbox"/>
Verification Std. named correctly? (ST-Year-Month-Day-VG ID)	<input checked="" type="checkbox"/>	<input type="checkbox"/>
Forms signed and dated?	<input checked="" type="checkbox"/>	<input type="checkbox"/>
Correct ICAL referenced?	<u>Hv</u>	<u>97</u>
Run Log:		
- Correct Instrument listed?	<input checked="" type="checkbox"/>	<input checked="" type="checkbox"/>
- Samples within 12 hour clock?	(Y)	N
- Bottle position verified?		<u>Hv</u>

	<u>Beg.</u>	<u>End</u>
Mass resolution \geq	<input checked="" type="checkbox"/>	<input checked="" type="checkbox"/>
<input type="checkbox"/> 5k <input type="checkbox"/> 6-8K <input type="checkbox"/> 8K <input checked="" type="checkbox"/> 10K		
1614 1699 429 1613/1668/8280		
Intergrated peaks display correctly?	<input checked="" type="checkbox"/>	<input checked="" type="checkbox"/>
GC Break <20%		<input checked="" type="checkbox"/>
8280 CS1 End Standard:		
- Ratios within limits, S/N <2.5:1, CS1 within 12 hours		<input checked="" type="checkbox"/>

Comments:
 (A) 1 mass affected by column bleed.

Dataset: U:\VG11.PRO\Results\200615K2\200615K2-2.qld

Last Altered: Tuesday, June 16, 2020 08:12:12 Pacific Daylight Time
Printed: Tuesday, June 16, 2020 08:12:51 Pacific Daylight Time

HC 6/16/2020

0706/17/2020

Method: U:\VG11.PRO\MethDB\PCB-209_ZB1_6-13-20.mdb 14 Jun 2020 13:31:38
Calibration: U:\VG11.PRO\CurveDB\db1_PCBvg11-6-1-20.cdb 02 Jun 2020 10:21:16

Name: 200615K2_2, Date: 16-Jun-2020, Time: 01:14:00, ID: ST200615K2-1 PCB 209 CS3 19G2609, Description: PCB 209 CS3 19G2609

#	Name	Resp	RA	n/y	RRF	wt/vol	Pred.RT	RT	Pred.R...	RRT	Check RRT	Conc.	%Rec	DL	EMPC
1	1 PCB-1	8.12e5	3.26	NO	1.17	1.000	15.53	15.54	1.001	1.001	NO	61.91	124 <i>75/125</i>	0.0139	61.91
2	2 PCB-2	8.51e5	3.27	NO	1.18	1.000	17.94	17.94	0.988	0.988	NO	61.16	122	0.0140	61.16
3	3 PCB-3	8.39e5	3.27	NO	1.15	1.000	18.17	18.18	1.001	1.001	NO	62.13	124	0.0144	62.13
4	4 PCB-4/10	1.51e6	1.57	NO	1.25	1.000	19.59	19.59	1.004	1.004	NO	116.3	116	0.0393	116.3
5	5 PCB-7/9	1.86e6	1.59	NO	0.960	1.000	21.40	21.37	1.003	1.001	NO	116.6	117	0.0326	116.6
6	6 PCB-6	9.75e5	1.58	NO	1.02	1.000	22.05	22.05	1.033	1.033	NO	57.37	115	0.0306	57.37
7	7 PCB-5/8	1.92e6	1.59	NO	0.992	1.000	22.45	22.45	1.052	1.052	NO	116.8	117	0.0315	116.8
8	8 PCB-14	9.73e5	1.56	NO	1.02	1.000	23.58	23.59	0.952	0.952	NO	58.41	117	0.0329	58.41
9	9 PCB-11	1.04e6	1.60	NO	1.13	1.000	24.80	24.81	1.001	1.001	NO	56.63	113	0.0297	56.63
10	10 PCB-12/13	1.97e6	1.57	NO	1.03	1.000	25.23	25.18	1.018	1.016	NO	117.2	117	0.0326	117.2
11	11 PCB-15	9.86e5	1.58	NO	1.03	1.000	25.54	25.54	1.031	1.030	NO	58.17	116	0.0324	58.17
12	12 PCB-19	3.76e5	1.04	NO	1.11	1.000	23.77	23.77	1.001	1.001	NO	59.19	118	0.0274	59.19
13	13 PCB-30	6.13e5	1.06	NO	1.79	1.000	24.67	24.68	1.039	1.040	NO	59.46	119	0.0169	59.46
14	14 PCB-18	4.05e5	1.06	NO	0.818	1.000	25.45	25.45	0.952	0.952	NO	60.11	120	0.0260	60.11
15	15 PCB-17	3.78e5	1.04	NO	0.758	1.000	25.63	25.63	0.958	0.958	NO	60.48	121	0.0280	60.48
16	16 PCB-24/27	1.07e6	1.05	NO	1.08	1.000	26.24	26.22	0.981	0.980	NO	119.8	120	0.0196	119.8
17	17 PCB-16/32	9.11e5	1.05	NO	0.925	1.000	26.76	26.76	1.001	1.001	NO	119.4	119	0.0230	119.4
18	18 PCB-34	7.94e5	1.04	NO	0.945	1.000	27.56	27.58	0.959	0.959	NO	55.28	111	0.0306	55.28
19	19 PCB-23	7.73e5	1.04	NO	0.883	1.000	27.65	27.65	0.962	0.962	NO	57.58	115	0.0328	57.58
20	20 PCB-29	7.68e5	1.03	NO	0.893	1.000	27.91	27.91	0.971	0.971	NO	56.60	113	0.0324	56.60
21	21 PCB-26	8.16e5	1.05	NO	0.944	1.000	28.14	28.14	0.979	0.979	NO	56.86	114	0.0307	56.86
22	22 PCB-25	8.16e5	1.09	NO	0.950	1.000	28.29	28.31	0.984	0.984	NO	56.53	113	0.0305	56.53
23	23 PCB-31	8.58e5	1.02	NO	1.04	1.000	28.66	28.66	0.997	0.997	NO	54.49	109	0.0279	54.49
24	24 PCB-28	9.20e5	1.05	NO	1.03	1.000	28.77	28.77	1.001	1.001	NO	59.08	118	0.0282	59.08
25	25 PCB-20/21/33	2.39e6	1.06	NO	0.941	1.000	29.41	29.40	1.023	1.023	NO	167.3	112	0.0308	167.3
26	26 PCB-22	8.39e5	1.08	NO	0.973	1.000	29.85	29.87	1.038	1.039	NO	56.77	114	0.0298	56.77
27	27 PCB-36	8.79e5	1.08	NO	1.08	1.000	30.50	30.50	0.931	0.931	NO	59.26	119	0.0306	59.26
28	28 PCB-39	7.87e5	1.04	NO	0.988	1.000	30.98	30.98	0.946	0.946	NO	57.77	116	0.0333	57.77
29	29 PCB-38	8.52e5	1.08	NO	1.05	1.000	31.78	31.77	0.970	0.970	NO	58.82	118	0.0313	58.82
30	30 PCB-35	8.40e5	1.06	NO	1.04	1.000	32.32	32.32	0.987	0.987	NO	58.43	117	0.0315	58.43
31	31 PCB-37	8.08e5	1.05	NO	1.01	1.000	32.77	32.77	1.001	1.001	NO	58.12	116	0.0326	58.12
32	32 PCB-54	5.18e5	0.79	NO	1.08	1.000	27.62	27.62	1.001	1.001	NO	57.92	116	0.0346	57.92

Dataset: U:\VG11.PRO\Results\200615K2\200615K2-2.qld

Last Altered: Tuesday, June 16, 2020 08:12:12 Pacific Daylight Time
Printed: Tuesday, June 16, 2020 08:12:51 Pacific Daylight Time

Name: 200615K2_2, Date: 16-Jun-2020, Time: 01:14:00, ID: ST200615K2-1 PCB 209 CS3 19G2609, Description: PCB 209 CS3 19G2609

#	Name	Resp	RA	n/y	RRF	wt/vol	Pred.RT	RT	Pred.R...	RRT	Check RRT	Conc.	%Rec	DL	EMPC
33	33 PCB-50	4.24e5	0.79	NO	0.880	1.000	28.81	28.83	1.044	1.045	NO	58.15	116	0.0425	58.15
34	34 PCB-53	3.85e5	0.79	NO	0.997	1.000	29.50	29.50	0.944	0.944	NO	58.34	117	0.0480	58.34
35	35 PCB-51	4.15e5	0.79	NO	1.07	1.000	29.84	29.83	0.955	0.955	NO	58.91	118	0.0449	58.91
36	36 PCB-45	3.33e5	0.77	NO	0.858	1.000	30.29	30.28	0.969	0.969	NO	58.61	117	0.0558	58.61
37	37 PCB-46	3.14e5	0.80	NO	0.831	1.000	30.78	30.78	0.985	0.985	NO	57.16	114	0.0576	57.16
38	38 PCB-52/69	8.81e5	0.79	NO	1.17	1.000	31.28	31.28	1.001	1.001	NO	114.3	114	0.0410	114.3
39	39 PCB-73	5.63e5	0.79	NO	1.44	1.000	31.40	31.39	1.005	1.005	NO	58.98	118	0.0332	58.98
40	40 PCB-43/49	7.86e5	0.78	NO	1.02	1.000	31.57	31.56	1.010	1.010	NO	117.0	117	0.0471	117.0
41	41 PCB-47	4.03e5	0.78	NO	0.922	1.000	31.79	31.78	1.001	1.001	NO	62.35	125	0.0490	62.35
42	42 PCB-48/75	8.84e5	0.78	NO	1.12	1.000	31.90	31.90	1.004	1.004	NO	112.6	113	0.0403	112.6
43	43 PCB-65	5.12e5	0.79	NO	1.28	1.000	32.17	32.18	1.013	1.013	NO	56.93	114	0.0353	56.93
44	44 PCB-62	4.49e5	0.77	NO	1.13	1.000	32.27	32.29	1.016	1.016	NO	56.75	113	0.0401	56.75
45	45 PCB-44	3.23e5	0.78	NO	0.824	1.000	32.62	32.60	1.027	1.026	NO	55.96	112	0.0548	55.96
46	46 PCB-42/59	8.46e5	0.78	NO	1.05	1.000	32.85	32.83	1.034	1.033	NO	114.9	115	0.0431	114.9
47	47 PCB-41/64/71/72	1.91e6	0.77	NO	1.19	1.000	33.45	33.44	1.053	1.053	NO	229.0	114	0.0381	229.0
48	48 PCB-68	5.03e5	0.80	NO	1.28	1.000	33.70	33.70	1.061	1.061	NO	56.19	112	0.0354	56.19
49	49 PCB-40	2.46e5	0.79	NO	0.602	1.000	33.93	33.92	1.068	1.068	NO	58.26	117	0.0751	58.26
50	50 PCB-57	5.46e5	0.78	NO	1.16	1.000	34.30	34.30	0.969	0.969	NO	59.49	119	0.0344	59.49
51	51 PCB-67	4.85e5	0.78	NO	1.08	1.000	34.62	34.61	0.978	0.978	NO	56.76	114	0.0369	56.76
52	52 PCB-58	5.65e5	0.79	NO	1.20	1.000	34.74	34.74	0.982	0.982	NO	59.46	119	0.0332	59.46
53	53 PCB-63	4.97e5	0.78	NO	1.07	1.000	34.90	34.89	0.986	0.986	NO	58.77	118	0.0373	58.77
54	54 PCB-74	5.46e5	0.79	NO	1.19	1.000	35.20	35.19	0.994	0.994	NO	58.39	117	0.0337	58.39
55	55 PCB-61/70	1.00e6	0.76	NO	1.05	1.000	35.41	35.41	1.000	1.001	NO	120.7	121	0.0379	120.7
56	56 PCB-76/66	1.07e6	0.78	NO	1.16	1.000	35.60	35.60	1.006	1.006	NO	116.7	117	0.0343	116.7
57	57 PCB-80	5.60e5	0.77	NO	1.19	1.000	35.84	35.84	1.001	1.001	NO	58.61	117	0.0331	58.61
58	58 PCB-55	5.50e5	0.76	NO	1.17	1.000	36.16	36.18	1.010	1.010	NO	58.44	117	0.0336	58.44
59	59 PCB-56/60	9.73e5	0.77	NO	1.02	1.000	36.68	36.68	1.024	1.024	NO	118.7	119	0.0385	118.7
60	60 PCB-79	5.48e5	0.79	NO	1.14	1.000	37.78	37.80	1.055	1.055	NO	59.75	120	0.0345	59.75
61	61 PCB-78	5.26e5	0.78	NO	1.14	1.000	38.50	38.50	0.987	0.987	NO	58.28	117	0.0362	58.28
62	62 PCB-81	4.67e5	0.77	NO	1.05	1.000	39.04	39.04	1.000	1.000	NO	56.18	112	0.0393	56.18
63	63 PCB-77	5.11e5	0.80	NO	1.14	1.000	39.66	39.66	1.000	1.000	NO	58.01	116	0.0380	58.01
64	64 PCB-104	2.59e5	1.62	NO	1.12	1.000	32.46	32.45	1.001	1.001	NO	59.66	119	0.0322	59.66
65	65 PCB-96	2.63e5	1.60	NO	1.15	1.000	33.78	33.76	1.041	1.041	NO	58.84	118	0.0313	58.84
66	66 PCB-103	2.02e5	1.60	NO	0.936	1.000	34.34	34.32	1.059	1.058	NO	55.79	112	0.0386	55.79
67	67 PCB-100	2.10e5	1.60	NO	0.954	1.000	34.69	34.69	1.069	1.069	NO	56.92	114	0.0379	56.92
68	68 PCB-94	1.66e5	1.55	NO	0.949	1.000	35.19	35.17	0.985	0.985	NO	57.79	116	0.0514	57.79

75-125

Dataset: U:\VG11.PRO\Results\200615K2\200615K2-2.qld

Last Altered: Tuesday, June 16, 2020 08:12:12 Pacific Daylight Time
Printed: Tuesday, June 16, 2020 08:12:51 Pacific Daylight Time

Name: 200615K2_2, Date: 16-Jun-2020, Time: 01:14:00, ID: ST200615K2-1 PCB 209 CS3 19G2609, Description: PCB 209 CS3 19G2609

#	Name	Resp	RA	n/y	RRF	wt/vol	Pred.RT	RT	Pred.R...	RRT	Check.RRT	Conc.	%Rec	DL	EMPC
69	69 PCB-95/98/102	6.22e5	1.59	NO	1.20	1.000	35.67	35.66	0.999	0.998	NO	170.4	114	0.0405	170.4
70	70 PCB-93	1.63e5	1.62	NO	0.935	1.000	35.79	35.79	1.002	1.002	NO	57.36	115	0.0522	57.36
71	71 PCB-88/91	3.75e5	1.57	NO	1.06	1.000	36.14	36.12	1.012	1.011	NO	116.1	116	0.0458	116.1
72	72 PCB-121	2.89e5	1.60	NO	1.71	1.000	36.23	36.23	1.015	1.015	NO	55.86	112	0.0285	55.86
73	73 PCB-84/92	3.51e5	1.58	NO	1.02	1.000	37.08	37.07	0.990	0.990	NO	114.8	115	0.0468	114.8
74	74 PCB-89	1.85e5	1.62	NO	1.11	1.000	37.25	37.27	0.995	0.996	NO	55.66	111	0.0431	55.66
75	75 PCB-90/101	3.82e5	1.59	NO	1.12	1.000	37.46	37.46	1.000	1.000	NO	113.2	113	0.0425	113.2
76	76 PCB-113	2.59e5	1.61	NO	1.51	1.000	37.70	37.70	1.007	1.007	NO	56.86	114	0.0315	56.86
77	77 PCB-99	2.22e5	1.61	NO	1.32	1.000	37.79	37.81	1.009	1.010	NO	56.03	112	0.0361	56.03
78	78 PCB-119	2.64e5	1.59	NO	1.81	1.000	38.28	38.28	0.987	0.987	NO	56.29	113	0.0313	56.29
79	79 PCB-108/112	4.47e5	1.59	NO	1.44	1.000	38.44	38.45	0.991	0.991	NO	118.9	119	0.0391	118.9
80	80 PCB-83	2.79e5	1.64	NO	1.83	1.000	38.59	38.61	0.995	0.996	NO	58.46	117	0.0309	58.46
81	81 PCB-97	1.83e5	1.65	NO	1.28	1.000	38.80	38.82	1.000	1.001	NO	54.84	110	0.0441	54.84
82	82 PCB-86	1.75e5	1.61	NO	1.12	1.000	38.95	38.97	1.004	1.005	NO	60.27	121	0.0506	60.27
83	83 PCB-87/117/125	7.12e5	1.60	NO	1.56	1.000	39.10	39.10	1.008	1.008	NO	175.5	117	0.0363	175.5
84	84 PCB-111/115	5.78e5	1.60	NO	1.91	1.000	39.25	39.25	1.012	1.012	NO	116.3	116	0.0296	116.3
85	85 PCB-85/116	4.33e5	1.59	NO	1.41	1.000	39.38	39.38	1.015	1.015	NO	117.9	118	0.0401	117.9
86	86 PCB-120	2.98e5	1.60	NO	2.01	1.000	39.64	39.64	1.022	1.022	NO	57.05	114	0.0282	57.05
87	87 PCB-110	2.64e5	1.57	NO	1.74	1.000	39.77	39.79	1.026	1.026	NO	58.31	117	0.0324	58.31
88	88 PCB-82	1.64e5	1.64	NO	0.781	1.000	40.44	40.42	0.976	0.975	NO	60.03	120	0.0537	60.03
89	89 PCB-124	2.70e5	1.59	NO	1.40	1.000	41.15	41.15	0.993	0.993	NO	55.19	110	0.0301	55.19
90	90 PCB-107/109	5.40e5	1.59	NO	1.34	1.000	41.29	41.28	0.996	0.996	NO	115.1	115	0.0313	115.1
91	91 PCB-123	2.42e5	1.61	NO	1.20	1.000	41.46	41.46	1.000	1.000	NO	57.62	115	0.0350	57.62
92	92 PCB-106/118	5.16e5	1.59	NO	1.22	1.000	41.67	41.67	1.001	1.001	NO	116.1	116	0.0330	116.1
93	93 PCB-114	5.98e5	1.57	NO	1.14	1.000	42.33	42.32	1.000	1.000	NO	57.67	115	0.0349	57.67
94	94 PCB-122	4.78e5	1.61	NO	0.944	1.000	42.47	42.46	1.004	1.004	NO	55.71	111	0.0422	55.71
95	95 PCB-105	5.39e5	1.59	NO	1.05	1.000	43.21	43.21	1.000	1.000	NO	56.53	113	0.0381	56.53
96	96 PCB-127	5.69e5	1.57	NO	1.06	1.000	43.55	43.55	1.000	1.000	NO	56.44	113	0.0362	56.44
97	97 PCB-126	5.95e5	1.63	NO	1.17	1.000	45.52	45.53	1.000	1.000	NO	56.66	113	0.0357	56.66
98	98 PCB-155	1.04e5	1.27	NO	1.04	1.000	37.00	37.00	1.000	1.001	NO	56.20	112	0.0226	56.20
99	99 PCB-150	1.06e5	1.33	NO	1.08	1.000	38.32	38.30	1.036	1.036	NO	55.62	111	0.0217	55.62
100	1... PCB-152	1.17e5	1.30	NO	1.19	1.000	38.80	38.78	1.049	1.049	NO	55.94	112	0.0199	55.94
101	1... PCB-145	1.17e5	1.34	NO	1.19	1.000	39.27	39.25	1.062	1.061	NO	55.62	111	0.0198	55.62
102	1... PCB-136	1.01e5	1.27	NO	1.02	1.000	39.60	39.58	1.071	1.070	NO	55.84	112	0.0231	55.84
103	1... PCB-148	8.02e4	1.29	NO	0.842	1.000	39.71	39.69	1.074	1.073	NO	54.01	108	0.0280	54.01
104	1... PCB-154	8.93e4	1.31	NO	0.919	1.000	40.22	40.20	1.088	1.087	NO	55.04	110	0.0256	55.04

75/125

Dataset: U:\VG11.PRO\Results\200615K2\200615K2-2.qld

Last Altered: Tuesday, June 16, 2020 08:12:12 Pacific Daylight Time
Printed: Tuesday, June 16, 2020 08:12:51 Pacific Daylight Time

Name: 200615K2_2, Date: 16-Jun-2020, Time: 01:14:00, ID: ST200615K2-1 PCB 209 CS3 19G2609, Description: PCB 209 CS3 19G2609

#	Name	Resp	RA	n/y	RRF	wt/Vol	Pred.RT	RT	Pred.R...	RRT	Check RRT	Conc.	%Rec	DL	EMPC
105	1... PCB-151	7.71e4	1.35	NO	0.787	1.000	40.88	40.87	1.105	1.105	NO	55.51	111	0.0300	55.51
106	1... PCB-135	8.50e4	1.31	NO	0.922	1.000	41.09	41.09	1.111	1.111	NO	52.23	104	0.0255	52.23
107	1... PCB-144	7.31e4	1.33	NO	0.789	1.000	41.20	41.20	1.114	1.114	NO	52.45	105	0.0299	52.45
108	1... PCB-147	8.00e4	1.30	NO	0.834	1.000	41.33	41.33	1.118	1.118	NO	54.33	109	0.0282	54.33
109	1... PCB-139/149	1.74e5	1.30	NO	0.948	1.000	41.62	41.61	1.125	1.125	NO	104.1	104	0.0249	104.1
110	1... PCB-140	7.58e4	1.32	NO	0.794	1.000	41.80	41.80	1.130	1.130	NO	54.13	108	0.0297	54.13
111	1... PCB-134/143	5.45e5	1.26	NO	0.759	1.000	42.28	42.25	0.975	0.974	NO	116.8	117	0.0791	116.8
112	1... PCB-131/133	5.90e5	1.25	NO	0.821	1.000	42.58	42.55	0.982	0.981	NO	117.0	117	0.0731	117.0
113	1... PCB-142	2.62e5	1.24	NO	0.754	1.000	42.72	42.72	0.985	0.985	NO	56.51	113	0.0796	56.51
114	1... PCB-146/165	7.07e5	1.26	NO	1.02	1.000	42.97	42.95	0.991	0.990	NO	113.1	113	0.0590	113.1
115	1... PCB-132/161	7.06e5	1.24	NO	1.02	1.000	43.20	43.19	0.996	0.996	NO	112.1	112	0.0586	112.1
116	1... PCB-153	3.64e5	1.26	NO	1.07	1.000	43.38	43.38	1.000	1.000	NO	55.34	111	0.0561	55.34
117	1... PCB-168	3.69e5	1.26	NO	1.08	1.000	43.61	43.59	1.006	1.005	NO	55.73	111	0.0557	55.73
118	1... PCB-141	3.00e5	1.26	NO	1.03	1.000	44.14	44.14	1.000	1.000	NO	57.28	115	0.0672	57.28
119	1... PCB-137	3.19e5	1.23	NO	1.11	1.000	44.54	44.54	1.010	1.009	NO	56.30	113	0.0621	56.30
120	1... PCB-130	2.48e5	1.28	NO	0.885	1.000	44.64	44.63	1.012	1.012	NO	55.01	110	0.0779	55.01
121	1... PCB-138/163/164	1.15e6	1.25	NO	1.28	1.000	45.03	45.03	1.001	1.001	NO	167.3	112	0.0527	167.3
122	1... PCB-158/160	7.46e5	1.24	NO	1.24	1.000	45.28	45.28	1.006	1.006	NO	112.4	112	0.0545	112.4
123	1... PCB-129	2.52e5	1.28	NO	0.867	1.000	45.54	45.53	1.012	1.012	NO	54.27	109	0.0780	54.27
124	1... PCB-166	4.20e5	1.25	NO	1.14	1.000	46.01	46.00	0.993	0.993	NO	56.22	112	0.0504	56.22
125	1... PCB-159	4.52e5	1.25	NO	1.22	1.000	46.34	46.34	1.000	1.000	NO	56.88	114	0.0474	56.88
126	1... PCB-128/162	6.87e5	1.24	NO	0.907	1.000	46.63	46.62	1.007	1.007	NO	115.9	116	0.0635	115.9
127	1... PCB-167	4.13e5	1.23	NO	1.11	1.000	47.04	47.04	1.000	1.000	NO	55.79	112	0.0493	55.79
128	1... PCB-156	4.05e5	1.24	NO	1.13	1.000	48.37	48.37	1.000	1.000	NO	55.46	111	0.0481	55.46
129	1... PCB-157	3.76e5	1.23	NO	1.04	1.000	48.67	48.65	1.001	1.000	NO	56.71	113	0.0564	56.71
130	1... PCB-169	4.16e5	1.24	NO	1.16	1.000	50.91	50.91	1.000	1.000	NO	55.69	111	0.0493	55.69
131	1... PCB-188	2.74e5	1.03	NO	1.29	1.000	43.01	43.01	1.001	1.001	NO	55.74	111	0.0585	55.74
132	1... PCB-184	2.59e5	1.05	NO	1.23	1.000	43.44	43.46	1.011	1.011	NO	55.24	110	0.0612	55.24
133	1... PCB-179	2.67e5	1.05	NO	1.30	1.000	44.26	44.26	1.030	1.030	NO	54.02	108	0.0581	54.02
134	1... PCB-176	2.77e5	1.05	NO	1.31	1.000	44.72	44.75	1.041	1.041	NO	55.53	111	0.0576	55.53
135	1... PCB-186	2.91e5	1.04	NO	1.33	1.000	45.35	45.37	1.055	1.056	NO	57.33	115	0.0567	57.33
136	1... PCB-178	2.01e5	1.03	NO	0.943	1.000	45.87	45.88	1.067	1.068	NO	55.96	112	0.0799	55.96
137	1... PCB-175	2.08e5	1.04	NO	0.956	1.000	46.22	46.24	1.076	1.076	NO	57.03	114	0.0788	57.03
138	1... PCB-182/187	4.59e5	1.06	NO	1.07	1.000	46.40	46.42	1.080	1.080	NO	112.8	113	0.0707	112.8
139	1... PCB-183	2.25e5	1.04	NO	1.02	1.000	46.74	46.74	1.088	1.088	NO	57.79	116	0.0737	57.79
140	1... PCB-185	2.07e5	1.07	NO	1.41	1.000	47.42	47.42	0.955	0.955	NO	53.67	107	0.0742	53.67

75/1257

Dataset: U:\VG11.PRO\Results\200615K2\200615K2-2.qld

Last Altered: Tuesday, June 16, 2020 08:12:12 Pacific Daylight Time

Printed: Tuesday, June 16, 2020 08:12:51 Pacific Daylight Time

Name: 200615K2_2, Date: 16-Jun-2020, Time: 01:14:00, ID: ST200615K2-1 PCB 209 CS3 19G2609, Description: PCB 209 CS3 19G2609

#	Name	Resp	RA	n/y	RRF	wt/Vol	Pred.RT	RT	Pred.R...	RRT	Check RRT	Conc.	%Rec	DL	EMPC
141	1... PCB-174	2.05e5	1.05	NO	1.35	1.000	47.81	47.80	0.962	0.962	NO	55.30	111	0.0770	55.30
142	1... PCB-181	2.10e5	1.07	NO	1.47	1.000	47.90	47.89	0.964	0.964	NO	51.98	104	0.0707	51.98
143	1... PCB-177	1.90e5	1.03	NO	1.28	1.000	48.06	48.08	0.968	0.968	NO	54.19	108	0.0816	54.19
144	1... PCB-171	1.88e5	1.06	NO	1.32	1.000	48.36	48.39	0.974	0.974	NO	51.99	104	0.0792	51.99
145	1... PCB-173	1.77e5	1.04	NO	1.19	1.000	48.80	48.82	0.983	0.983	NO	54.19	108	0.0876	54.19
146	1... PCB-172	2.06e5	1.03	NO	1.38	1.000	49.28	49.28	0.992	0.992	NO	54.67	109	0.0758	54.67
147	1... PCB-192	2.73e5	1.04	NO	1.83	1.000	49.47	49.48	0.996	0.996	NO	54.49	109	0.0571	54.49
148	1... PCB-180	2.19e5	1.06	NO	1.41	1.000	49.69	49.69	1.000	1.000	NO	56.52	113	0.0739	56.52
149	1... PCB-193	2.51e5	1.06	NO	1.68	1.000	49.90	49.90	1.005	1.005	NO	54.59	109	0.0622	54.59
150	1... PCB-191	2.57e5	1.05	NO	1.71	1.000	50.17	50.17	1.010	1.010	NO	54.85	110	0.0610	54.85
151	1... PCB-170	1.84e5	1.05	NO	1.40	1.000	51.36	51.36	1.000	1.000	NO	56.44	113	0.0886	56.44
152	1... PCB-190	2.51e5	1.08	NO	1.85	1.000	51.55	51.57	1.004	1.004	NO	58.25	117	0.0670	58.25
153	1... PCB-189	2.59e5	1.07	NO	1.45	1.000	53.09	53.08	1.000	1.000	NO	57.63	115	0.0558	57.63
154	1... PCB-202	1.41e5	0.88	NO	1.17	1.000	48.61	48.59	1.001	1.000	NO	56.13	112	0.0413	56.13
155	1... PCB-201	1.33e5	0.93	NO	1.05	1.000	49.10	49.09	1.011	1.011	NO	58.71	117	0.0458	58.71
156	1... PCB-204	1.44e5	0.92	NO	1.14	1.000	49.25	49.24	1.014	1.014	NO	58.78	118	0.0423	58.78
157	1... PCB-197	1.45e5	0.93	NO	1.13	1.000	49.57	49.56	1.020	1.020	NO	59.68	119	0.0426	59.68
158	1... PCB-200	1.38e5	0.91	NO	1.07	1.000	50.50	50.49	1.040	1.039	NO	60.17	120	0.0451	60.17
159	1... PCB-198	1.07e5	0.92	NO	0.794	1.000	52.08	52.06	1.072	1.072	NO	62.74	125	0.0608	62.74
160	1... PCB-199	1.05e5	0.89	NO	0.809	1.000	52.18	52.17	1.074	1.074	NO	60.14	120	0.0596	60.14
161	1... PCB-196/203	2.23e5	0.92	NO	0.838	1.000	52.50	52.48	1.081	1.080	NO	123.7	124	0.0576	123.7
162	1... PCB-195	3.14e5	0.88	NO	1.04	1.000	53.78	53.78	0.984	0.983	NO	52.28	105	0.0527	52.28
163	1... PCB-194	3.48e5	0.92	NO	1.12	1.000	54.70	54.70	1.000	1.000	NO	54.27	109	0.0493	54.27
164	1... PCB-205	4.30e5	0.91	NO	1.29	1.000	54.97	54.96	1.005	1.005	NO	58.08	116	0.0427	58.08
165	1... PCB-208	3.10e5	1.36	NO	0.933	1.000	53.94	53.94	1.000	1.000	NO	55.18	110	0.0677	55.18
166	1... PCB-207	3.10e5	1.38	NO	0.916	1.000	54.26	54.26	1.006	1.006	NO	56.12	112	0.0689	56.12
167	1... PCB-206	2.35e5	1.35	NO	1.01	1.000	56.24	56.22	1.000	1.000	NO	54.17	108	0.0845	54.17
168	1... PCB-209	1.91e5	1.24	NO	0.986	1.000	57.45	57.47	1.000	1.000	NO	55.58	111	0.0260	55.58
169	1... 13C-PCB-1	1.12e6	3.37	NO	0.893	1.000	15.51	15.52	0.608	0.608	NO	73.45	73.4	0.0701	73.45
170	1... 13C-PCB-3	1.18e6	3.24	NO	0.911	1.000	18.16	18.16	0.712	0.712	NO	75.49	75.5	0.0688	75.49
171	1... 13C-PCB-4	1.04e6	1.64	NO	0.600	1.000	19.51	19.51	0.765	0.765	NO	101.2	101	0.0504	101.2
172	1... 13C-PCB-9	1.66e6	1.64	NO	0.970	1.000	21.34	21.34	0.836	0.836	NO	100.1	100	0.0312	100.1
173	1... 13C-PCB-11	1.64e6	1.62	NO	0.962	1.000	24.78	24.78	0.971	0.971	NO	99.58	99.6	0.0314	99.58
174	1... 13C-PCB-19	5.74e5	1.06	NO	0.499	1.000	23.75	23.74	0.931	0.930	NO	67.28	67.3	0.335	67.28
175	1... 13C-PCB-32	8.24e5	1.06	NO	0.744	1.000	26.74	26.74	1.048	1.048	NO	64.75	64.7	0.225	64.75
176	1... 13C-PCB-28	1.52e6	1.07	NO	1.06	1.000	28.75	28.75	1.004	1.004	NO	99.90	99.9	0.241	99.90

Handwritten notes: 75/125, 90/135

Dataset: U:\VG11.PRO\Results\200615K2\200615K2-2.qld

Last Altered: Tuesday, June 16, 2020 08:12:12 Pacific Daylight Time

Printed: Tuesday, June 16, 2020 08:12:51 Pacific Daylight Time

Name: 200615K2_2, Date: 16-Jun-2020, Time: 01:14:00, ID: ST200615K2-1 PCB 209 CS3 19G2609, Description: PCB 209 CS3 19G2609

#	Name	Resp	FA	n/y	RRF	wt/Vol	Prod.RT	RT	Prod.R...	RRT	Check RRT	Conc.	%Rec	DL	EMPC
177	1... 13C-PCB-37	1.38e6	1.08	NO	0.989	1.000	32.73	32.75	1.143	1.144	NO	97.46	97.54	0.259	
178	1... 13C-PCB-54	8.29e5	0.80	NO	0.999	1.000	27.62	27.60	0.753	0.752	NO	102.4	102	0.0905	
179	1... 13C-PCB-52	6.61e5	0.80	NO	0.804	1.000	31.26	31.25	0.852	0.852	NO	101.5	101	0.112	
180	1... 13C-PCB-47	7.01e5	0.80	NO	0.857	1.000	31.78	31.77	0.866	0.866	NO	100.9	101	0.105	
181	1... 13C-PCB-70	7.89e5	0.81	NO	0.996	1.000	35.41	35.40	0.965	0.965	NO	97.80	97.8	0.0908	
182	1... 13C-PCB-80	8.05e5	0.80	NO	1.03	1.000	35.84	35.82	0.977	0.977	NO	96.65	96.6	0.0879	
183	1... 13C-PCB-81	7.95e5	0.79	NO	0.988	1.000	39.04	39.02	1.064	1.064	NO	99.27	99.3	0.0915	
184	1... 13C-PCB-77	7.74e5	0.81	NO	0.969	1.000	39.66	39.64	1.081	1.081	NO	98.66	98.7	0.0933	
185	1... 13C-PCB-104	3.87e5	1.68	NO	1.02	1.000	32.44	32.44	0.827	0.827	NO	101.2	101	0.0499	
186	1... 13C-PCB-95	3.03e5	1.61	NO	0.805	1.000	35.69	35.71	0.910	0.910	NO	99.97	100	0.0630	
187	1... 13C-PCB-101	3.00e5	1.63	NO	0.793	1.000	37.44	37.44	0.954	0.954	NO	100.7	101	0.0640	
188	1... 13C-PCB-97	2.60e5	1.74	NO	0.696	1.000	38.78	38.78	0.989	0.989	NO	99.21	99.2	0.0729	
189	1... 13C-PCB-123	3.50e5	1.70	NO	0.933	1.000	41.42	41.44	1.056	1.056	NO	99.63	99.6	0.0544	
190	1... 13C-PCB-118	3.65e5	1.63	NO	0.986	1.000	41.61	41.63	1.061	1.061	NO	98.22	98.2	0.0515	
191	1... 13C-PCB-114	9.09e5	1.67	NO	1.55	1.000	42.29	42.30	0.908	0.908	NO	127.1	127	0.0723	
192	1... 13C-PCB-105	9.07e5	1.63	NO	1.57	1.000	43.17	43.19	0.927	0.927	NO	124.7	125	0.0711	
193	1... 13C-PCB-127	9.53e5	1.57	NO	1.62	1.000	43.53	43.54	0.934	0.935	NO	126.8	127	0.0688	
194	1... 13C-PCB-126	8.96e5	1.63	NO	1.57	1.000	45.49	45.51	0.976	0.977	NO	123.6	124	0.0713	
195	1... 13C-PCB-155	1.77e5	1.33	NO	0.615	1.000	36.96	36.98	0.942	0.943	NO	76.29	76.3	0.0233	
196	1... 13C-PCB-153	6.15e5	1.27	NO	1.36	1.000	43.34	43.37	0.930	0.931	NO	97.39	97.4	0.0645	
197	1... 13C-PCB-141	5.10e5	1.29	NO	1.13	1.000	44.11	44.12	0.947	0.947	NO	97.73	97.7	0.0781	
198	1... 13C-PCB-138	5.35e5	1.30	NO	1.18	1.000	44.97	44.99	0.965	0.966	NO	97.71	97.7	0.0743	
199	1... 13C-PCB-159	6.53e5	1.29	NO	1.44	1.000	46.30	46.32	0.994	0.994	NO	98.16	98.2	0.0612	
200	2... 13C-PCB-167	6.67e5	1.28	NO	1.44	1.000	47.01	47.02	1.009	1.009	NO	100.2	100	0.0612	
201	2... 13C-PCB-156	6.49e5	1.27	NO	1.40	1.000	48.32	48.35	1.037	1.038	NO	100.4	100	0.0631	
202	2... 13C-PCB-157	6.38e5	1.28	NO	1.40	1.000	48.61	48.63	1.043	1.044	NO	98.80	98.8	0.0631	
203	2... 13C-PCB-169	6.45e5	1.27	NO	1.33	1.000	50.89	50.89	1.092	1.092	NO	104.8	105	0.0662	
204	2... 13C-PCB-188	3.81e5	0.46	NO	1.41	1.000	42.98	42.97	0.926	0.926	NO	99.79	99.8	0.0687	
205	2... 13C-PCB-180	2.74e5	0.45	NO	0.929	1.000	49.67	49.67	1.070	1.070	NO	108.8	109	0.104	
206	2... 13C-PCB-170	2.33e5	0.46	NO	0.794	1.000	51.34	51.34	1.106	1.106	NO	108.0	108	0.122	
207	2... 13C-PCB-189	3.10e5	0.44	NO	1.04	1.000	53.09	53.07	1.144	1.143	NO	109.4	109	0.0926	
208	2... 13C-PCB-202	2.15e5	0.93	NO	1.04	1.000	48.57	48.58	1.046	1.047	NO	76.47	76.5	0.0627	
209	2... 13C-PCB-194	5.75e5	0.92	NO	0.768	1.000	54.71	54.69	0.995	0.995	NO	92.76	92.8	0.105	
210	2... 13C-PCB-208	6.02e5	0.79	NO	0.991	1.000	53.93	53.93	0.981	0.981	NO	75.30	75.3	0.0685	
211	2... 13C-PCB-206	4.31e5	0.78	NO	0.552	1.000	56.22	56.22	1.023	1.023	NO	96.65	96.7	0.123	
212	2... 13C-PCB-209	3.49e5	1.17	NO	0.396	1.000	57.48	57.45	1.046	1.045	NO	109.2	109	0.0318	

Dataset: U:\VG11.PRO\Results\200615K2\200615K2-2.qld

Last Altered: Tuesday, June 16, 2020 08:12:12 Pacific Daylight Time
Printed: Tuesday, June 16, 2020 08:12:51 Pacific Daylight Time

Name: 200615K2_2, Date: 16-Jun-2020, Time: 01:14:00, ID: ST200615K2-1 PCB 209 CS3 19G2609, Description: PCB 209 CS3 19G2609

#	Name	Resp	RA	u/y	RRF	wt/vol	Pred.RT	RT	Pred.R...	RRT	Check RRT	Conc.	%Rec	DL	EMPC
213	2... 13C-PCB-15	1.71e6	1.61	NO	1.00	1.000	25.51	25.52	1.000	0.000	NO	100.0	100	0.0302	
214	2... 13C-PCB-31	1.43e6	1.04	NO	1.00	1.000	28.64	28.64	1.000	0.000	NO	100.0	100	0.256	
215	2... 13C-PCB-60	8.10e5	0.81	NO	1.00	1.000	36.66	36.68	1.000	0.000	NO	100.0	100	0.0904	
216	2... 13C-PCB-111	3.77e5	1.62	NO	1.00	1.000	39.23	39.23	1.000	0.000	NO	100.0	100	0.0507	
217	2... 13C-PCB-128	4.63e5	1.26	NO	1.00	1.000	46.59	46.59	1.000	0.000	NO	100.0	100	0.0881	
218	2... 13C-PCB-182	2.71e5	0.45	NO	1.00	1.000	46.40	46.42	0.000	0.000	NO	100.0	100	0.0968	
219	2... 13C-PCB-205	8.07e5	0.93	NO	1.00	1.000	54.97	54.96	1.000	0.000	NO	100.0	100	0.0809	
220	2... 13C-PCB-79	8.71e5	0.81	NO	1.07	1.000	37.78	37.76	1.030	1.029	NO	100.6	101	0.0846	75-125A
221	2... 13C-PCB-178	2.71e5	0.46	NO	0.766	1.000	45.86	45.85	0.988	0.988	NO	76.58	76.6	0.0738	
222	2... 13C-PCB-79	8.71e5	0.81	NO	1.08	1.000	37.76	37.76	0.968	0.968	NO	101.4	101	0.0843	
223	2... 13C-PCB-178	2.71e5	0.46	NO	1.05	1.000	45.85	45.85	0.923	0.923	NO	94.28	94.3	0.0896	

Dataset: Untitled

Last Altered: Tuesday, June 16, 2020 12:30:21 Pacific Daylight Time

Printed: Tuesday, June 16, 2020 12:30:32 Pacific Daylight Time

Method: U:\VG11.PRO\MethDB\PCB-209_ZB1_6-13-20.mdb 14 Jun 2020 13:31:38
Calibration: U:\VG11.PRO\CurveDB\db1_PCBvg11-6-1-20.cdb 02 Jun 2020 10:21:16

Compound name: PCB-1

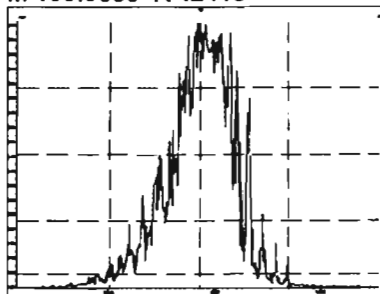
	Name	ID	Acq Date	Acq Time
1	200615K2_1	SOLVENT BLANK	16-Jun-20	00:13:07
2	200615K2_2	ST200615K2-1 PCB 209 CS3 19G2609	16-Jun-20	01:14:00
3	200615K2_3	B0F0115-BS1 OPR 1	16-Jun-20	02:14:31
4	200615K2_4	B0F0118-BS1 OPR 1	16-Jun-20	03:13:42
5	200615K2_5	SOLVENT BLANK	16-Jun-20	04:14:12
6	200615K2_6	B0F0115-BLK1 Method Blank 1	16-Jun-20	05:14:44
7	200615K2_7	B0F0118-BLK1 Method Blank 1	16-Jun-20	06:16:58
8	200615K2_8	HRMS-200602-1	16-Jun-20	07:17:28
9	200615K2_9	HRMS-200602-2	16-Jun-20	08:16:40
10	200615K2_10	2000968-02RE1 PDI-163SC-A-00-01-200425 ...	16-Jun-20	09:17:11
11	200615K2_11	2000974-01RE1 PDI-146SC-A-00-01-200426 ...	16-Jun-20	10:17:43
12	200615K2_12	2000975-01RE1 PDI-156SC-A-00-01-200423 ...	16-Jun-20	11:18:15

Resolution Check Report

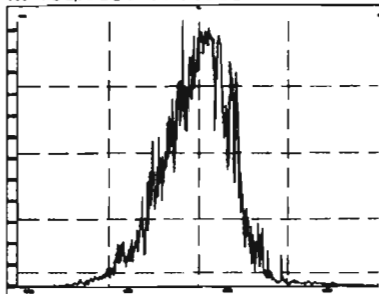
MassLynx 4.1 SCN815

Printed: Tuesday, June 16, 2020 00:11:37 Pacific Daylight Time

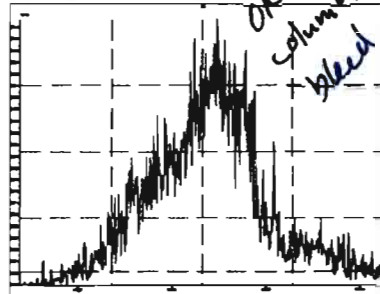
M 168.9888 R 12448



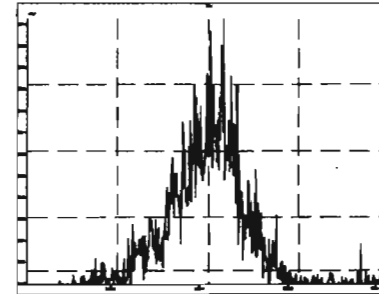
M 180.9888 R 11905



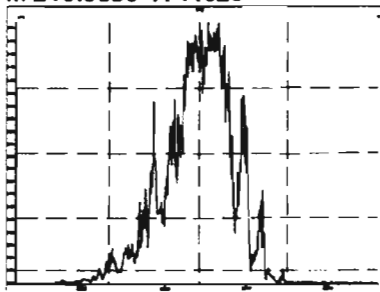
M 192.9888 R 7260



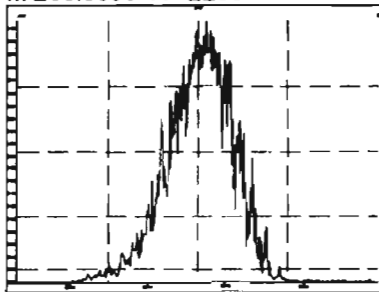
M 204.9888 R 15108



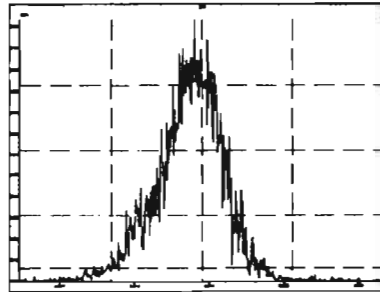
M 218.9856 R 11925



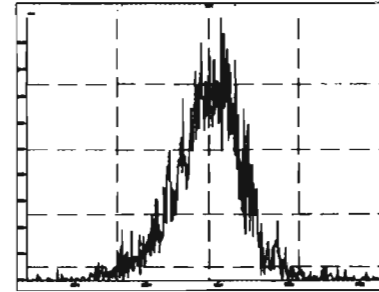
M 230.9856 R 12293



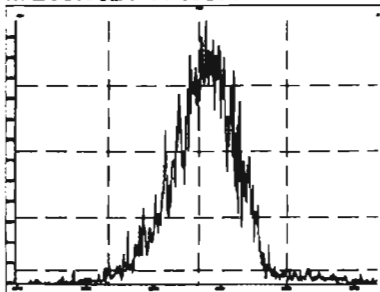
M 242.9856 R 13538



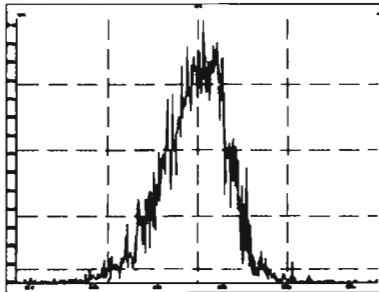
M 254.9856 R 14604



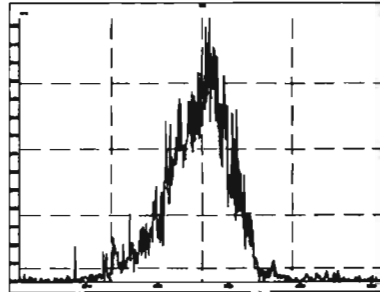
M 268.9824 R 13370



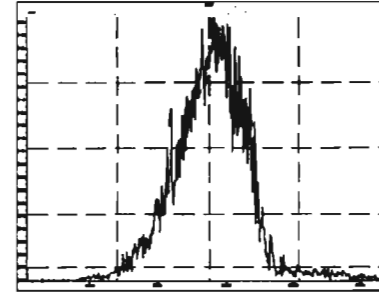
M 280.9824 R 13479



M 254.9856 R 12836

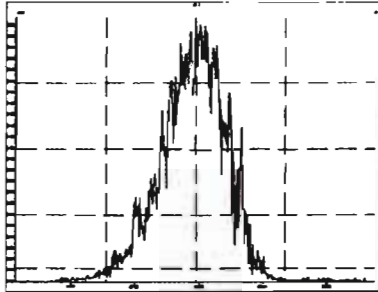


M 268.9824 R 13061

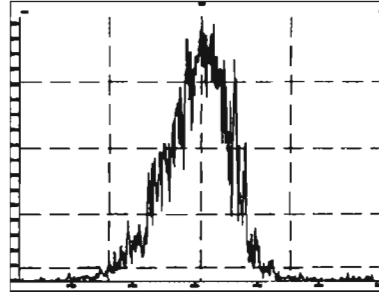


Printed: Tuesday, June 16, 2020 00:11:37 Pacific Daylight Time

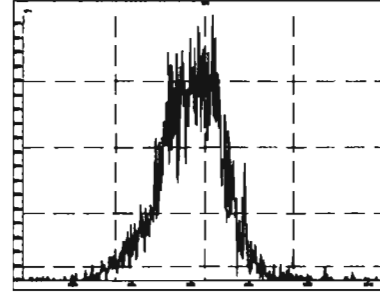
M 280.9824 R 12820



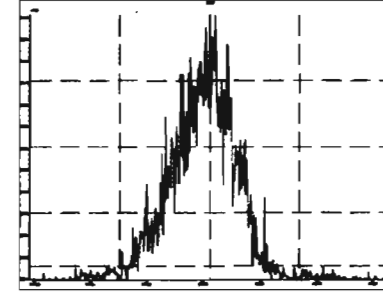
M 292.9824 R 13624



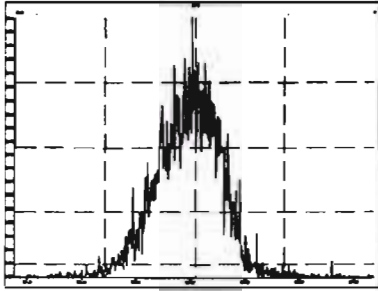
M 304.9824 R 15200



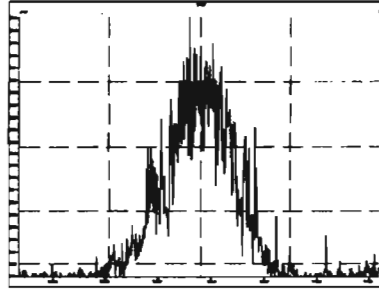
M 318.9792 R 15770



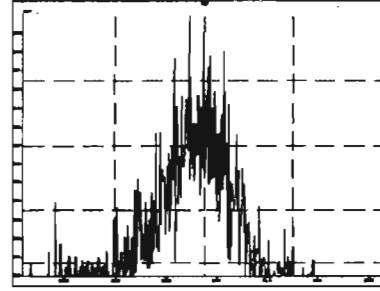
M 330.9792 R 14709



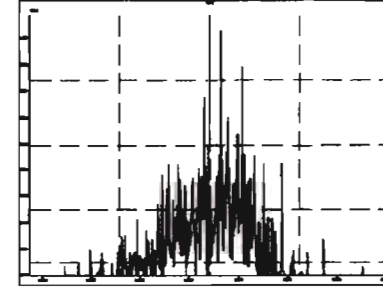
M 342.9792 R 13585



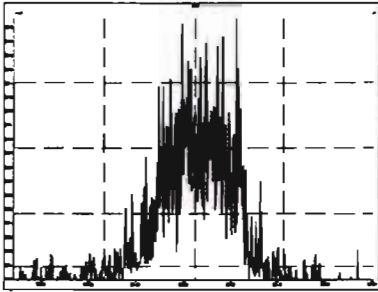
M 354.9792 R 17784



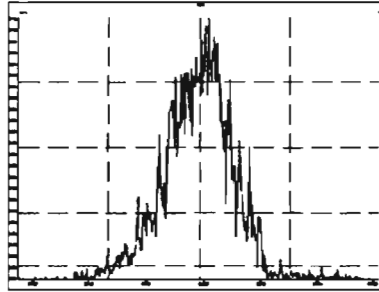
M 366.9792 R 37913



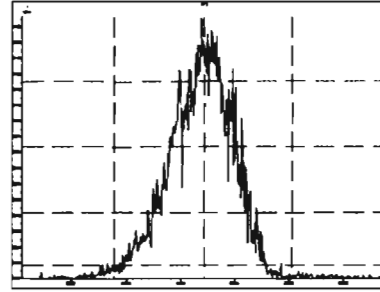
M 380.9760 R 17378



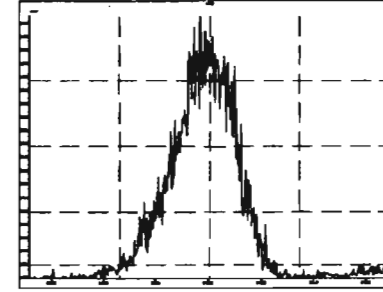
M 318.9792 R 12954



M 330.9792 R 12261

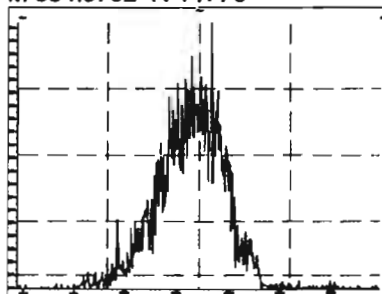


M 342.9792 R 13367

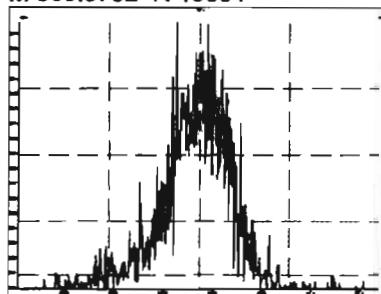


Printed: Tuesday, June 16, 2020 00:11:37 Pacific Daylight Time

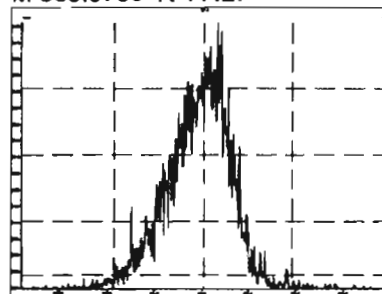
M 354.9792 R 14776



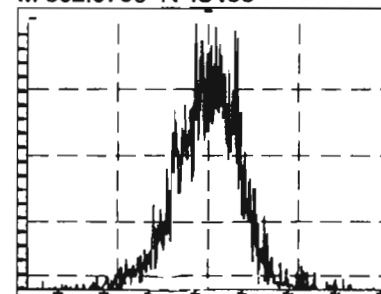
M 366.9792 R 16001



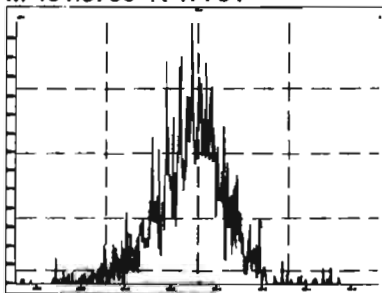
M 380.9760 R 14127



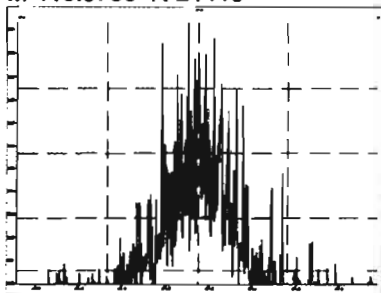
M 392.9760 R 15433



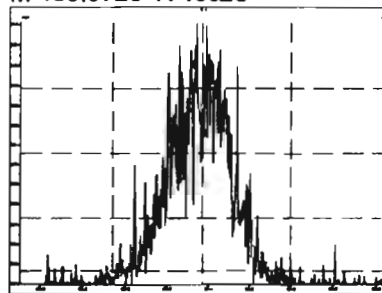
M 404.9760 R 17731



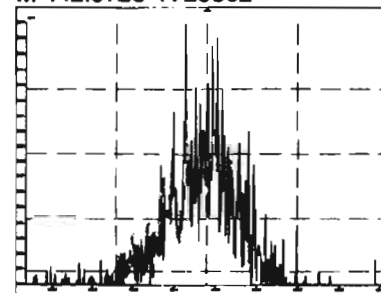
M 416.9760 R 21115



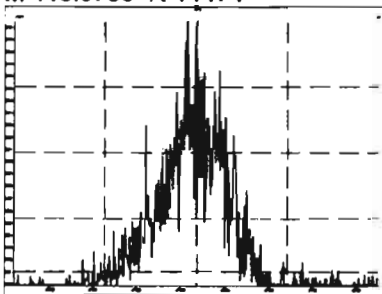
M 430.9728 R 16628



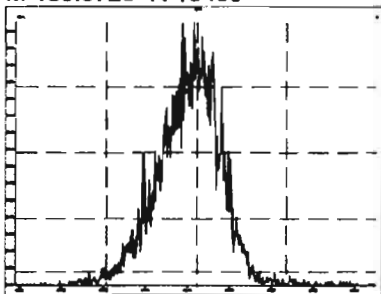
M 442.9728 R 20362



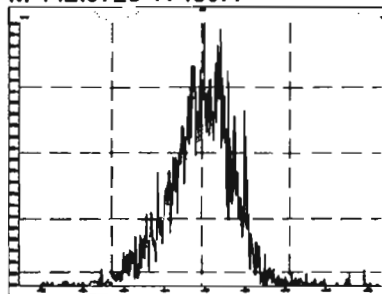
M 416.9760 R 14474



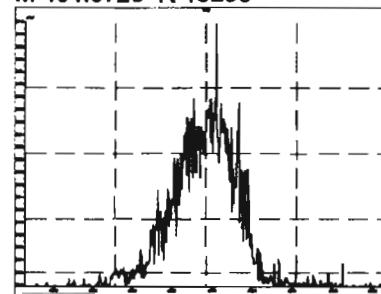
M 430.9728 R 13405



M 442.9728 R 15677

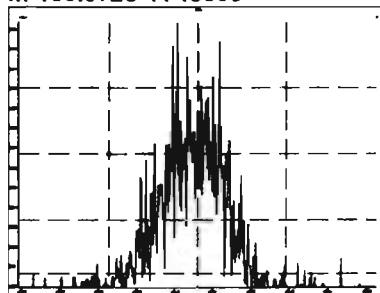


M 454.9728 R 16290

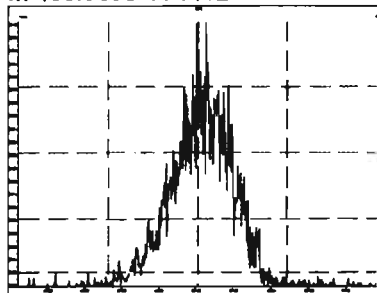


Printed: Tuesday, June 16, 2020 00:11:37 Pacific Daylight Time

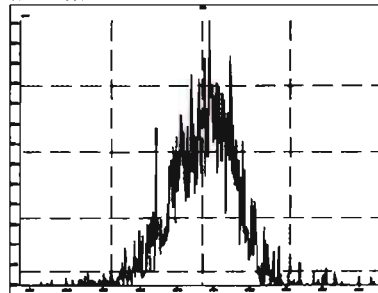
M 466.9728 R 16665



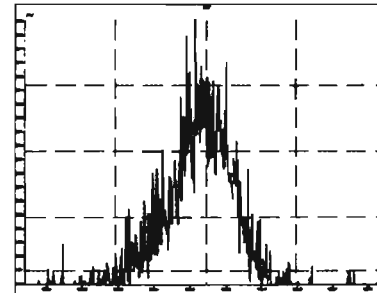
M 480.9696 R 14326



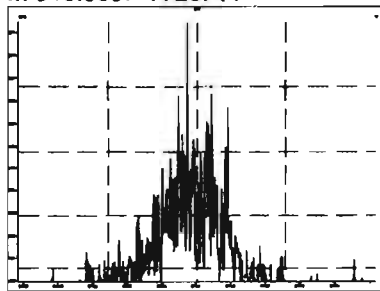
M 492.9696 R 15291



M 504.9696 R 18251



M 516.9697 R 26711



Dataset: Untitled

Last Altered: Tuesday, June 16, 2020 08:41:32 Pacific Daylight Time

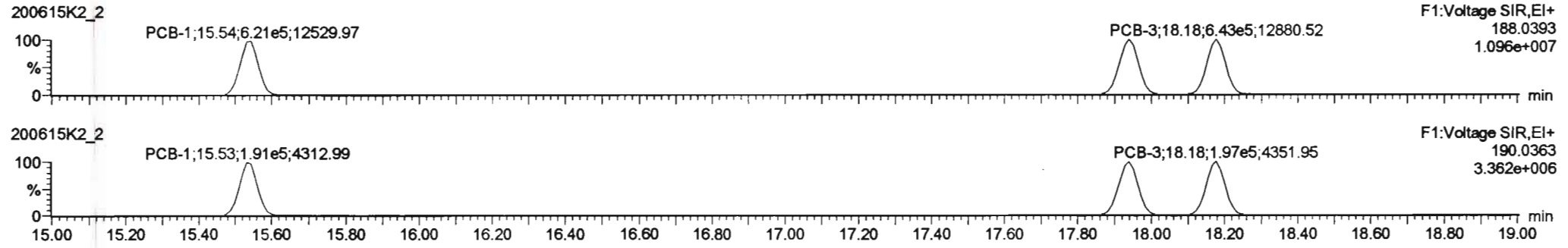
Printed: Tuesday, June 16, 2020 08:42:35 Pacific Daylight Time

Method: U:\VG11.PRO\MethDB\PCB-209_ZB1_6-13-20.mdb 14 Jun 2020 13:31:38

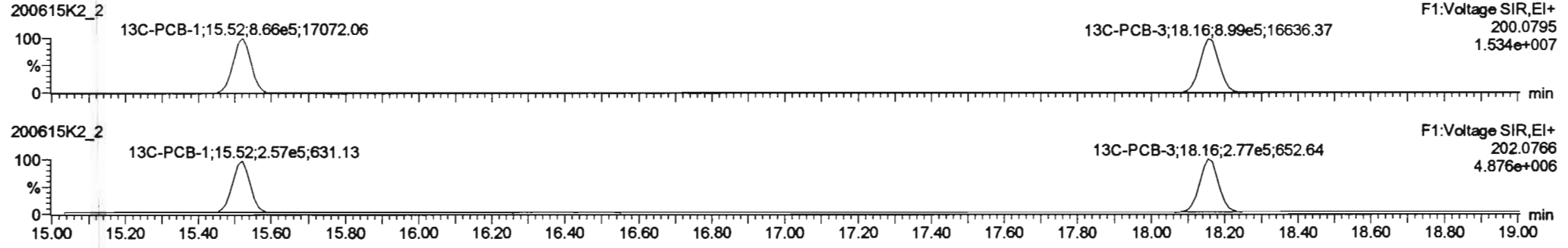
Calibration: U:\VG11.PRO\CurveDB\cb1_PCBvg11-6-1-20.cdb 02 Jun 2020 10:21:16

Name: 200615K2_2, Date: 16-Jun-2020, Time: 01:14:00, ID: ST200615K2-1 PCB 209 CS3 19G2609, Description: PCB 209 CS3 19G2609

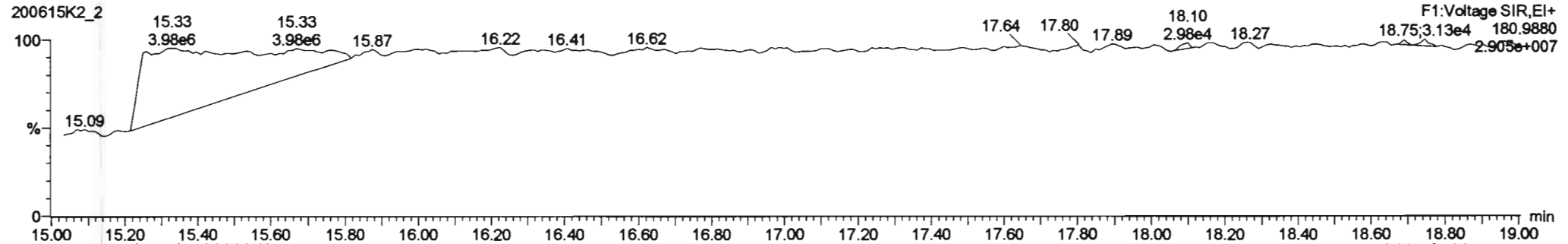
PCB-1



13C-PCB-1



PFK1

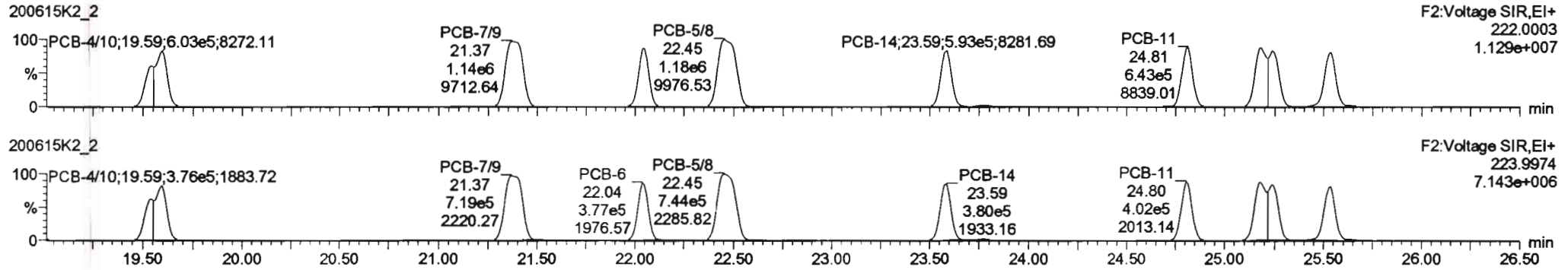


Dataset: Untitled

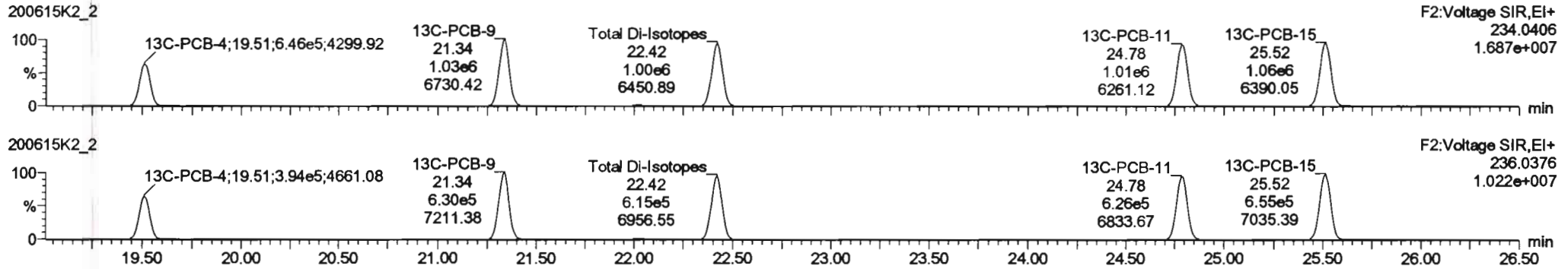
Last Altered: Tuesday, June 16, 2020 08:41:32 Pacific Daylight Time
 Printed: Tuesday, June 16, 2020 08:42:35 Pacific Daylight Time

Name: 200615K2_2, Date: 16-Jun-2020, Time: 01:14:00, ID: ST200615K2-1 PCB 209 CS3 19G2609, Description: PCB 209 CS3 19G2609

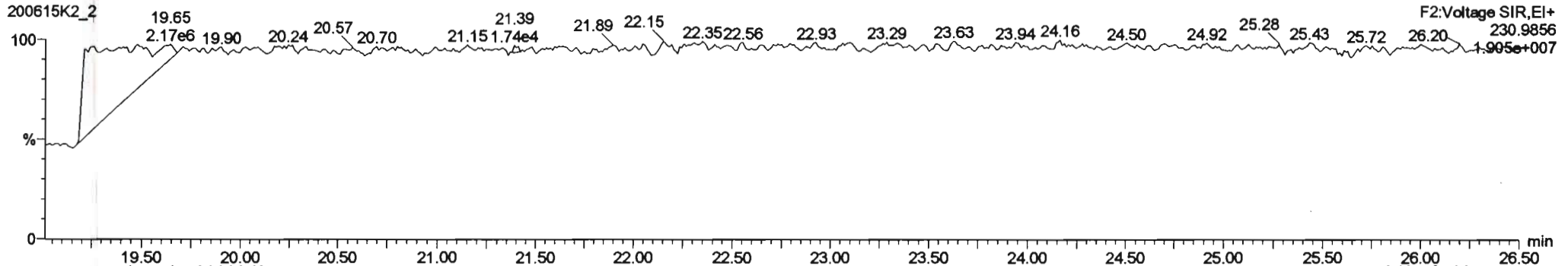
PCB-4/10



13C-PCB-4

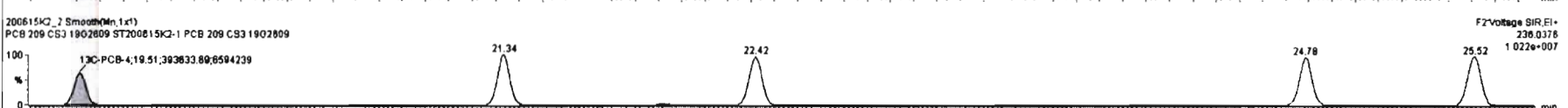
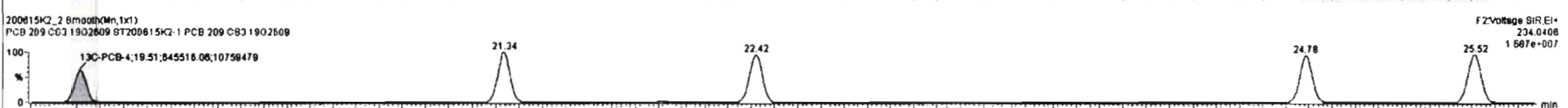
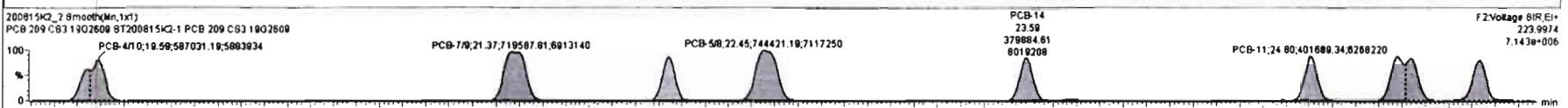
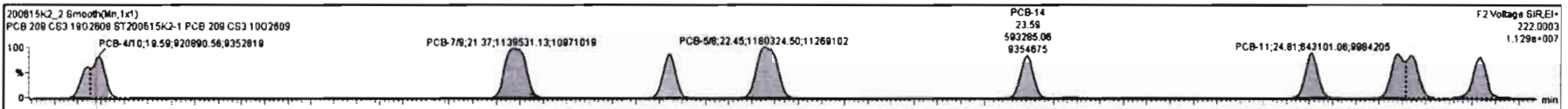


PFK2a



#	Name	Resp	RA	nly	RP	wtAol	Pred.RT	RT	Pred.R...	RRT	RRT Fail	Conc.	%Rec	DL	EMPC
221	221 13C-PCB-17b	2.71e5	0.46	NO	0.7895	1.000	45.86	45.85	0.998	0.998	NO	76.59	76.8	0.0736	
222	222 13C-PCB-7b	8.71e5	0.81	NO	1.0821	1.000	37.76	37.76	0.988	0.988	NO	101.4	101	0.0843	
223	223 13C-PCB-17b	2.71e5	0.46	NO	1.0508	1.000	45.85	45.85	0.923	0.923	NO	84.26	84.3	0.0896	
224	224 Total Micro-PCBs				1.1895	1.000	0.00		0.000		NO	165.2		0.0424	165.2
225	225 Total Di-PCBs				1.6587	1.000	0.00		0.000		NO	987.5		0.3811	987.5
226	226 2nd Function Tri-PCBs				1.0807	1.000	0.00		0.000		NO	478.4		0.141	478.4
227	227 3rd Function Tri-PCBs				0.9828	1.000	0.00		0.000		NO	912.8		0.433	912.8
228	228 Total Tetra-PCBs				1.0778	1.000	0.00		0.000		NO	2441		1.32	2441
229	229 3rd Function Penta-PCBs				1.3157	1.000	0.00		0.000		NO	2383		1.10	2383

#	Name	Pred.RT	RT	wt Resp	wt Conc	1* Ratio (Pred)	RA	nly	EMPC	Conc.
1	4 PCB-470	19.59	19.59	9.206e5	5.870e5	1.590	1.57	NO	116.27	116.27
2	5 PCB-7/9	21.40	21.37	1.140e5	7.185e5	1.590	1.58	NO	116.58	116.58
3	6 PCB-8	22.05	22.05	5.873e5	3.775e5	1.590	1.58	NO	57.371	57.371
4	7 PCB-5/8	22.45	22.45	1.180e5	7.444e5	1.590	1.58	NO	118.83	118.83
5	8 PCB-14	23.58	23.58	5.833e5	3.798e5	1.590	1.56	NO	58.408	58.408
6	9 PCB-11	24.80	24.81	6.431e5	4.017e5	1.590	1.80	NO	58.833	58.833
7	10 PCB-12/13	25.23	25.18	1.208e5	7.658e5	1.590	1.57	NO	117.23	117.23
8	11 PCB-15	25.54	25.54	6.042e5	3.817e5	1.590	1.58	NO	58.174	58.174



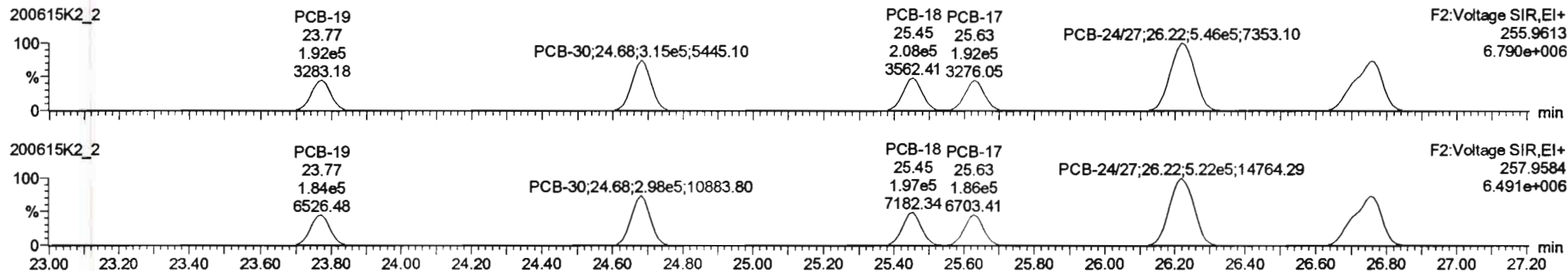
Dataset: Untitled

Last Altered: Tuesday, June 16, 2020 08:41:32 Pacific Daylight Time

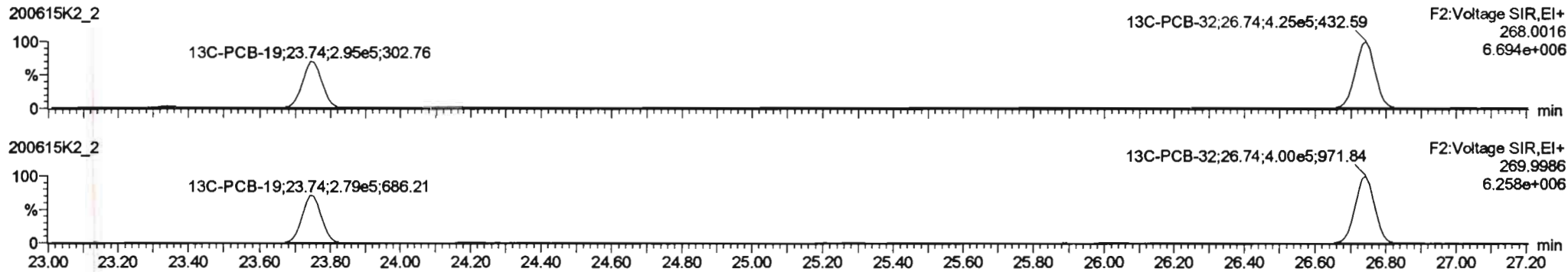
Printed: Tuesday, June 16, 2020 08:42:35 Pacific Daylight Time

Name: 200615K2_2, Date: 16-Jun-2020, Time: 01:14:00, ID: ST200615K2-1 PCB 209 CS3 19G2609, Description: PCB 209 CS3 19G2609

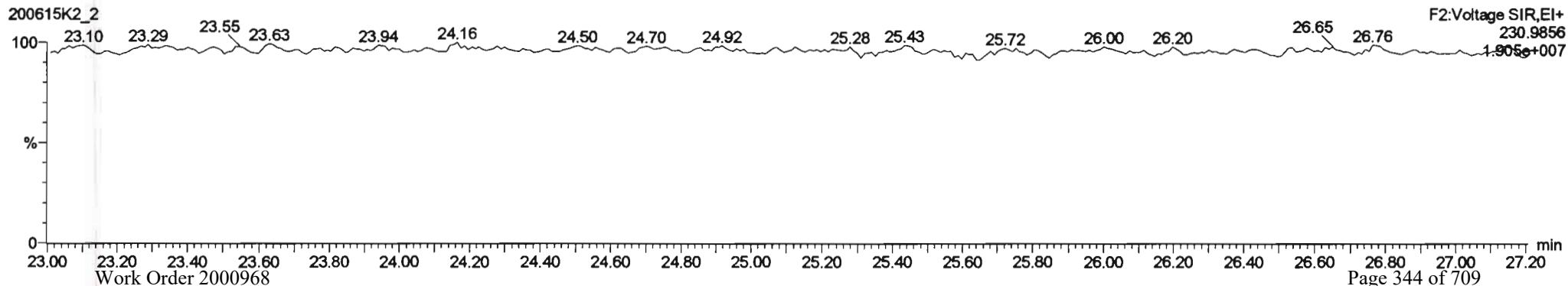
PCB-19



13C-PCB-19



PFK2b

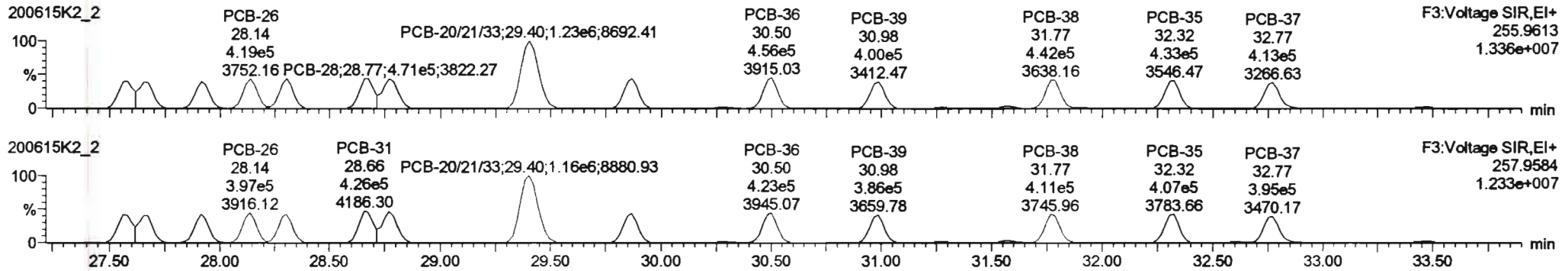


Dataset: Untitled

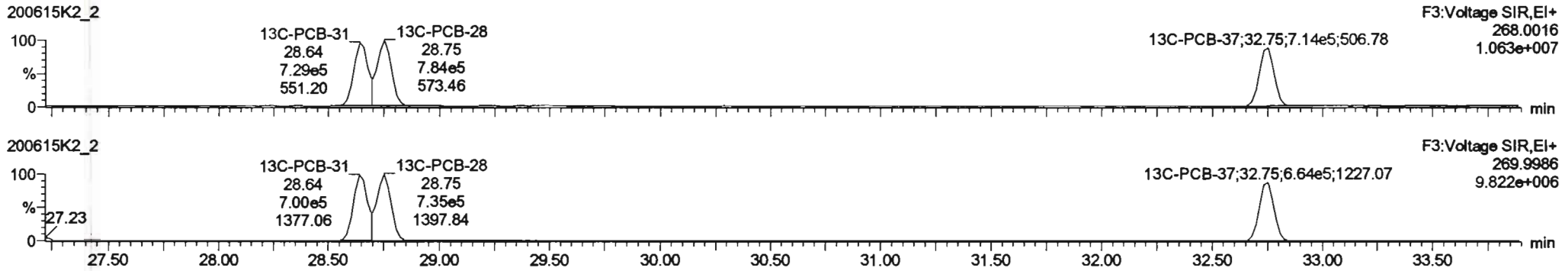
Last Altered: Tuesday, June 16, 2020 08:41:32 Pacific Daylight Time
 Printed: Tuesday, June 16, 2020 08:42:35 Pacific Daylight Time

Name: 200615K2_2, Date: 16-Jun-2020, Time: 01:14:00, ID: ST200615K2-1 PCB 209 CS3 19G2609, Description: PCB 209 CS3 19G2609

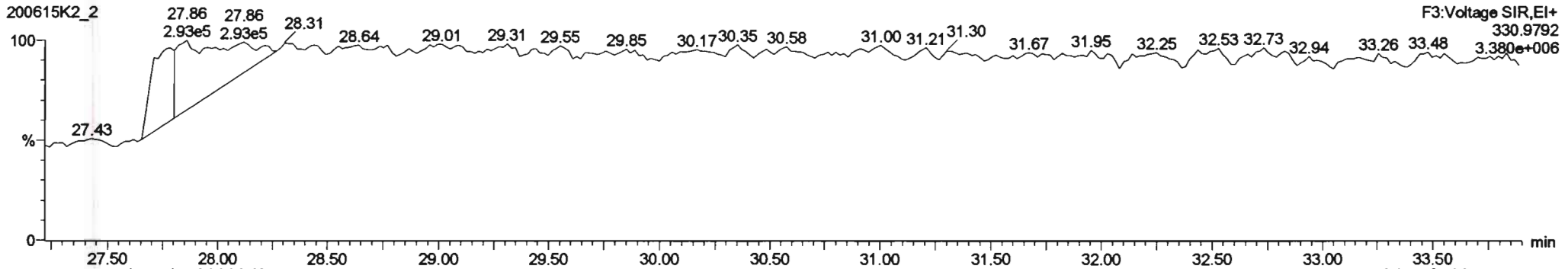
PCB-34



13C-PCB-28



PFK3d

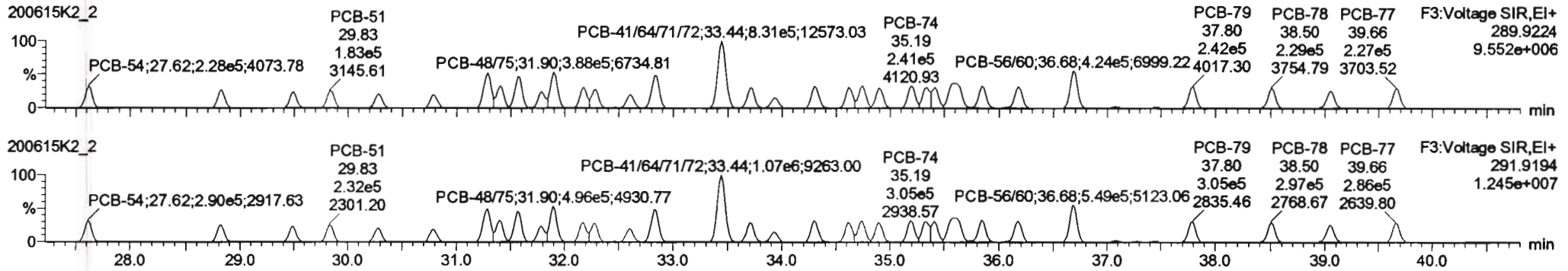


Dataset: Untitled

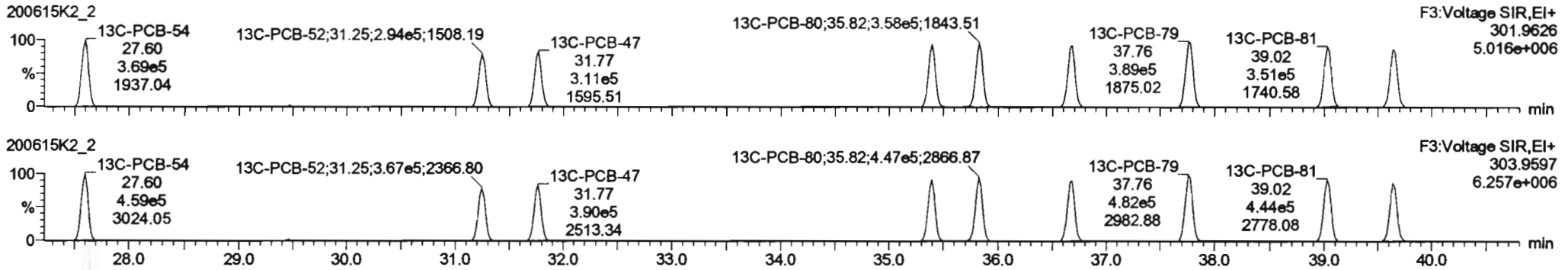
Last Altered: Tuesday, June 16, 2020 08:41:32 Pacific Daylight Time
 Printed: Tuesday, June 16, 2020 08:42:35 Pacific Daylight Time

Name: 200615K2_2, Date: 16-Jun-2020, Time: 01:14:00, ID: ST200615K2-1 PCB 209 CS3 19G2609, Description: PCB 209 CS3 19G2609

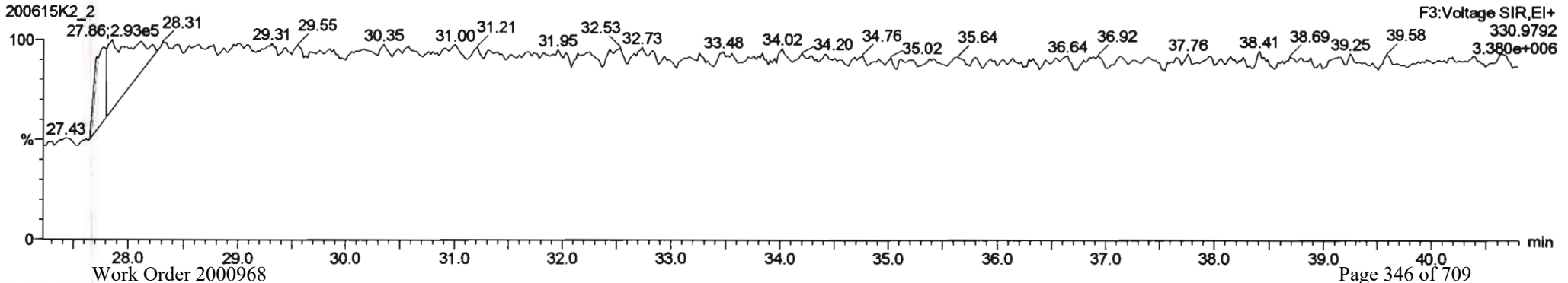
PCB-54



13C-PCB-54



PFK3a



Dataset: Untitled

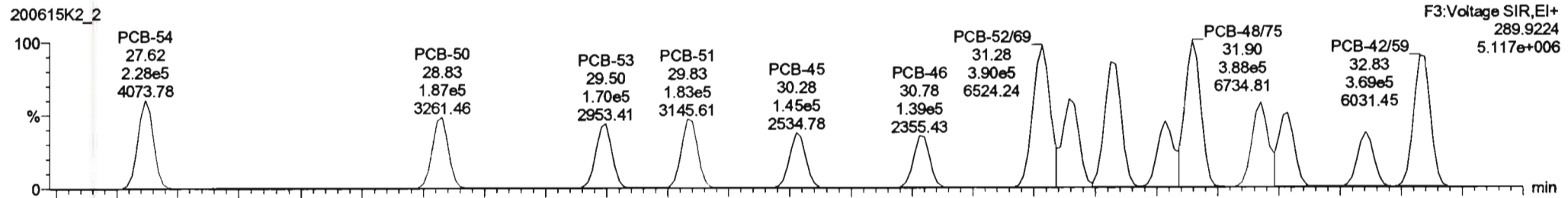
Last Altered: Tuesday, June 16, 2020 08:41:32 Pacific Daylight Time

Printed: Tuesday, June 16, 2020 08:42:35 Pacific Daylight Time

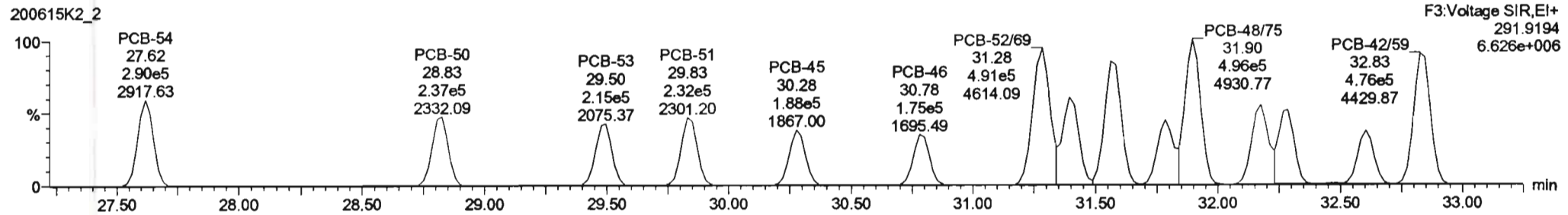
Name: 200615K2_2, Date: 16-Jun-2020, Time: 01:14:00, ID: ST200615K2-1 PCB 209 CS3 19G2609, Description: PCB 209 CS3 19G2609

PCB-50

200615K2_2




200615K2_2

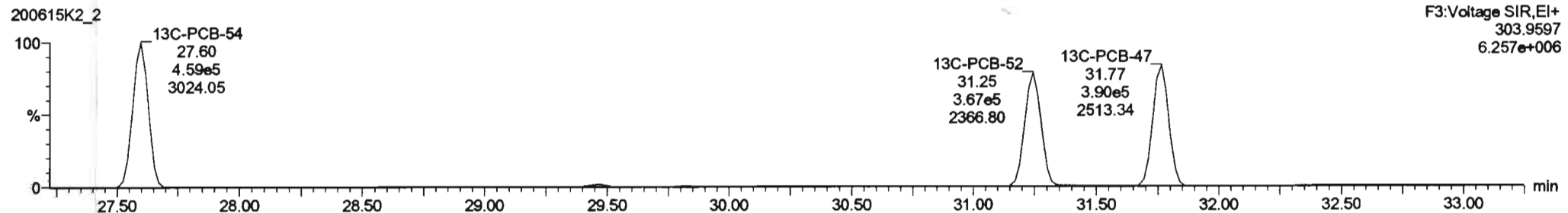


13C-PCB-52

200615K2_2

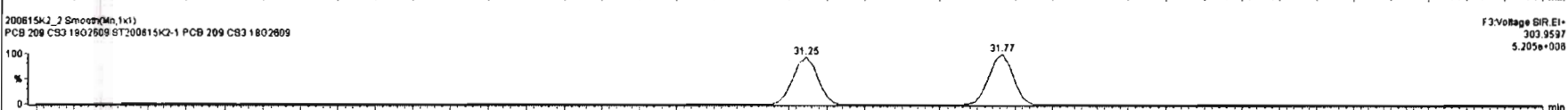
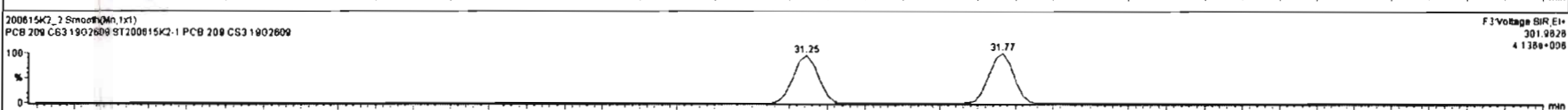
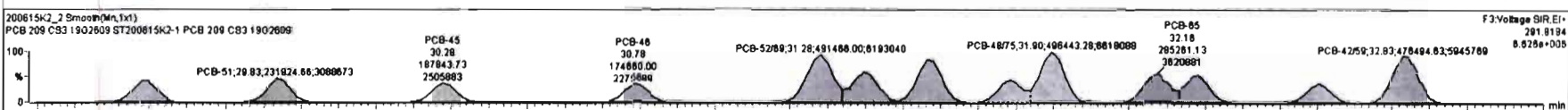
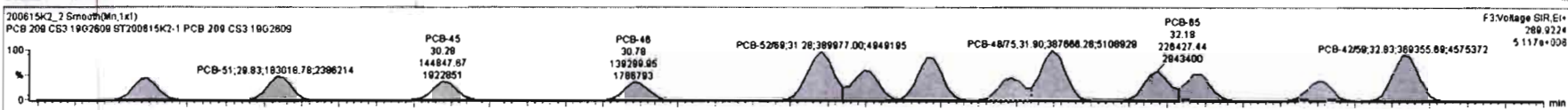


200615K2_2



#	Name	Resp	RA	n/y	R/R	w/w	Pred.RT	RT	Pred.R.	RRT	RRT Fal	Conc.	%Rec	DL	EMPC
221	13C-PCB-178	2.71e5	0.46	NO	0.7655	1.000	45.85	45.85	0.986	0.986	NO	76.58	76.6	0.0736	
222	13C-PCB-79	8.71e5	0.81	NO	1.0821	1.000	37.76	37.76	0.958	0.958	NO	101.4	101	0.0843	
223	13C-PCB-178	2.71e5	0.46	NO	1.0508	1.000	45.85	45.85	0.823	0.823	NO	94.28	94.3	0.0696	
224	224 Total Mono-PCBs				1.1655	1.000	0.00		0.000		NO	186.2		0.0424	186.2
225	225 Total Di-PCBs				1.0537	1.000	0.00		0.000		NO	887.5		0.261	887.5
226	226 2nd Function Tri-PCBs				1.0807	1.000	0.00		0.000		NO	478.4		0.141	478.4
227	227 3rd Function Tri-PCBs				0.8628	1.000	0.00		0.000		NO	912.8		0.433	912.8
228	228 Total Tetra-PCBs				1.8978	1.880	0.00		0.000		NO	2461		1.35	2461
229	229 3rd Function Penta-PCBs				1.3157	1.000	0.00		0.000		NO	2383		1.10	2383

#	Name	Pred.RT	RT	int Resp	sq Resp	1* Ratio (Pred)	RA	n/y	EMPC	Conc.
1	32 PCB-54	27.82	27.82	2.284e5	2.809e5	0.770	0.78	NO	57.921	57.921
2	33 PCB-50	28.81	28.83	1.887e5	2.371e5	0.770	0.78	NO	58.146	58.146
3	34 PCB-53	29.50	29.50	1.886e5	2.149e5	0.770	0.78	NO	58.343	58.343
4	35 PCB-51	29.84	29.83	1.830e5	2.319e5	0.770	0.78	NO	58.913	58.913
5	36 PCB-45	30.29	30.28	1.448e5	1.878e5	0.770	0.77	NO	58.814	58.814
6	37 PCB-46	30.78	30.78	1.383e5	1.747e5	0.770	0.80	NO	57.181	57.181
7	38 PCB-52/88	31.26	31.28	3.900e5	4.915e5	0.770	0.78	NO	114.27	114.27
8	39 PCB-73	31.40	31.38	2.477e5	3.151e5	0.770	0.78	NO	58.978	58.978
9	40 PCB-43/48	31.57	31.58	3.451e5	4.407e5	0.770	0.78	NO	116.86	116.86



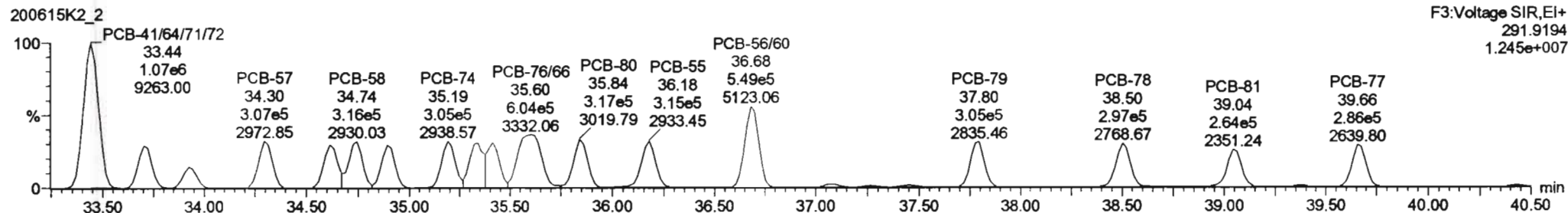
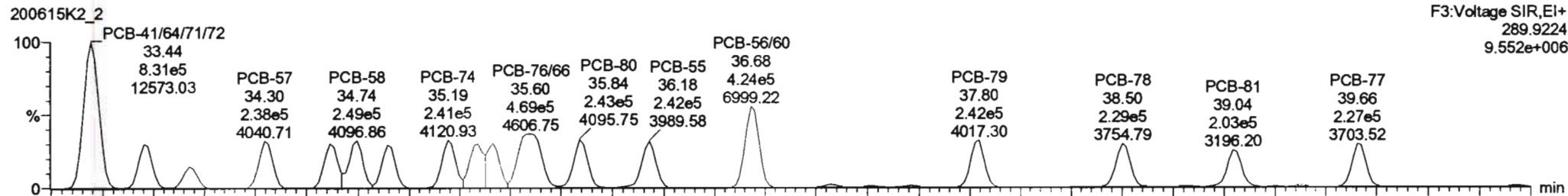
Dataset: Untitled

Last Altered: Tuesday, June 16, 2020 08:41:32 Pacific Daylight Time

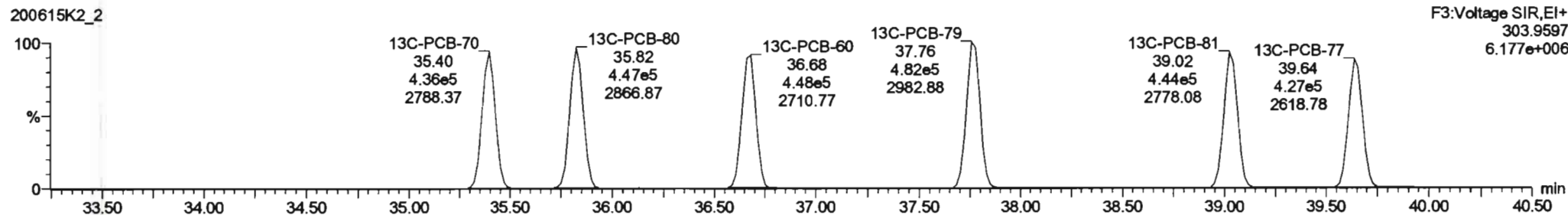
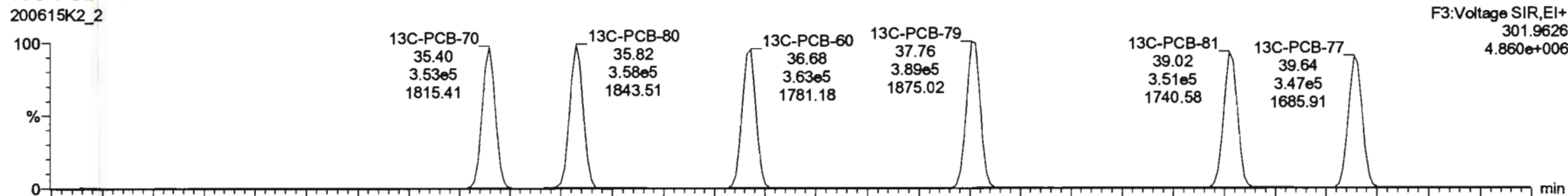
Printed: Tuesday, June 16, 2020 08:42:35 Pacific Daylight Time

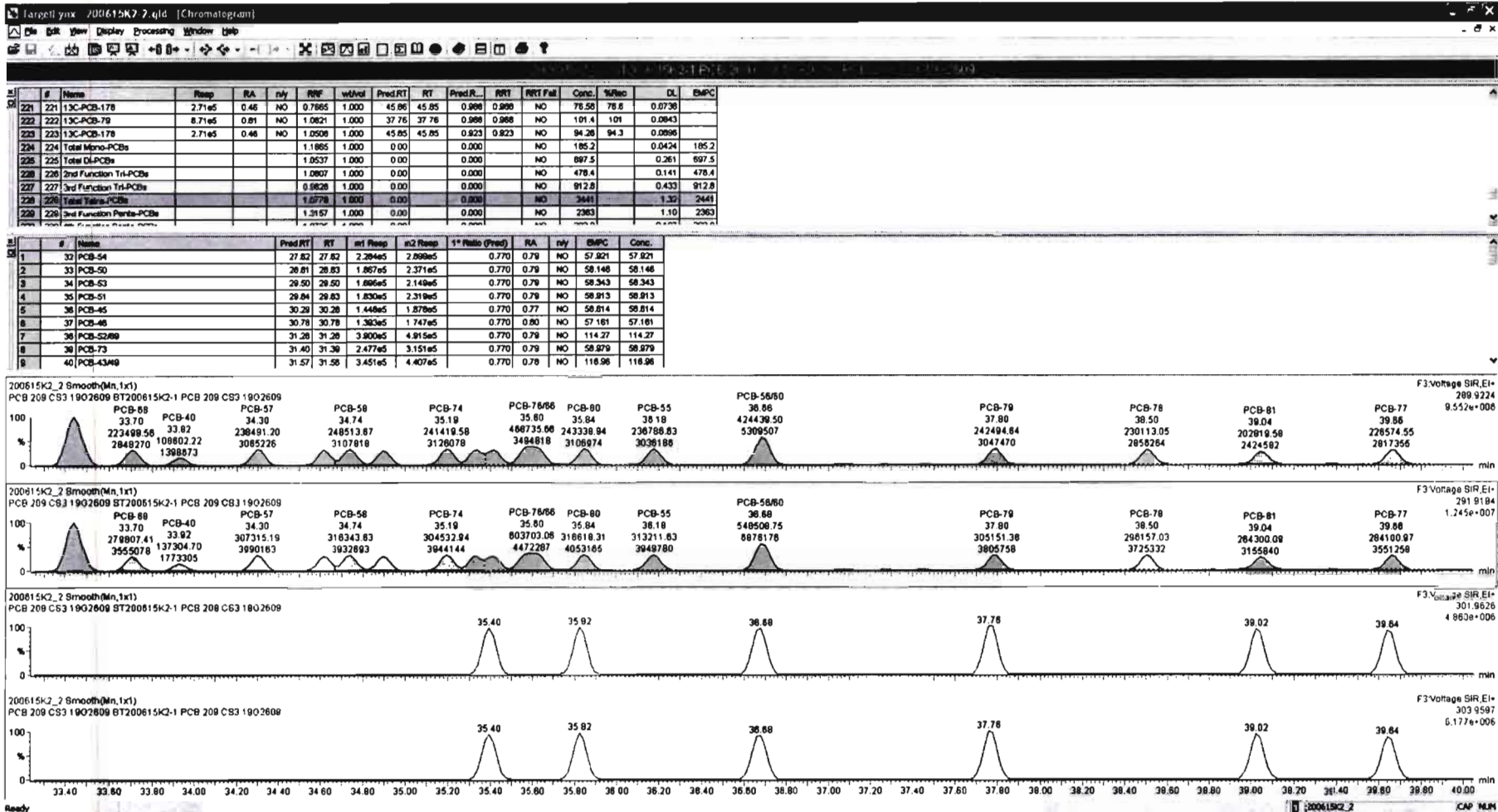
Name: 200615K2_2, Date: 16-Jun-2020, Time: 01:14:00, ID: ST200615K2-1 PCB 209 CS3 19G2609, Description: PCB 209 CS3 19G2609

PCB-68



13C-PCB-60





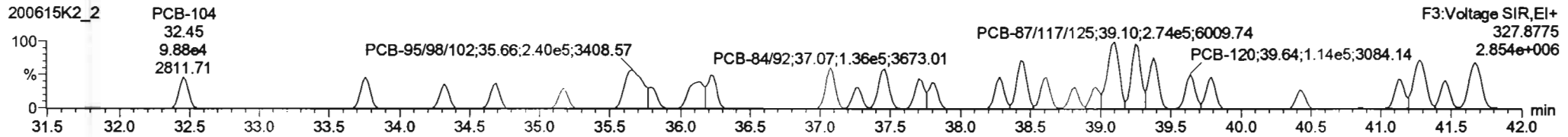
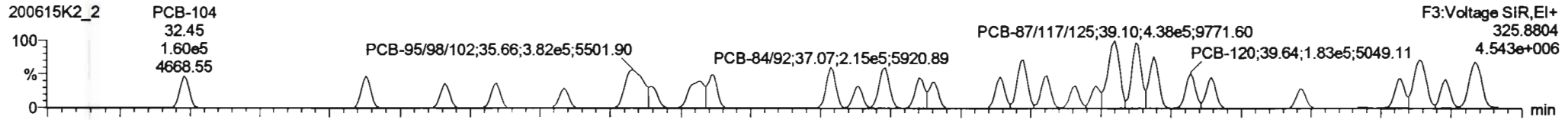
Dataset: Untitled

Last Altered: Tuesday, June 16, 2020 08:41:32 Pacific Daylight Time

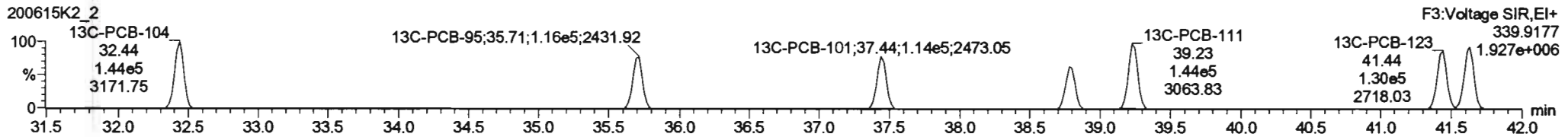
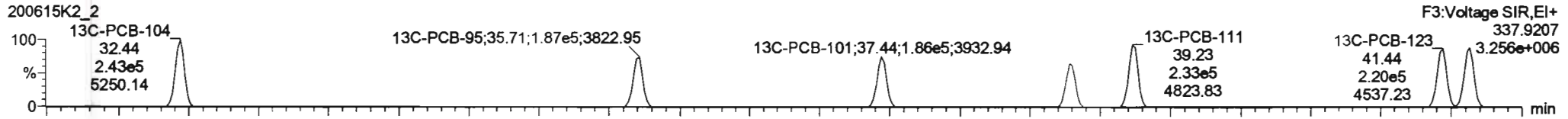
Printed: Tuesday, June 16, 2020 08:42:35 Pacific Daylight Time

Name: 200615K2_2, Date: 16-Jun-2020, Time: 01:14:00, ID: ST200615K2-1 PCB 209 CS3 19G2609, Description: PCB 209 CS3 19G2609

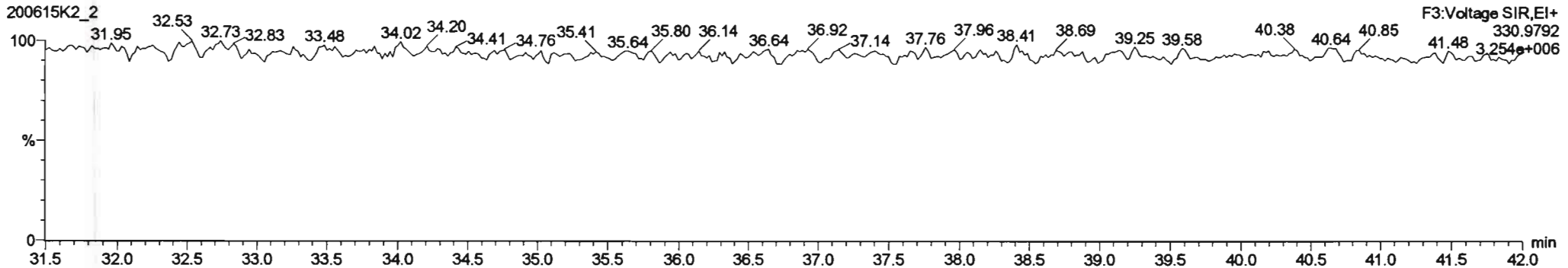
PCB-104



13C-PCB-104



PFK3b



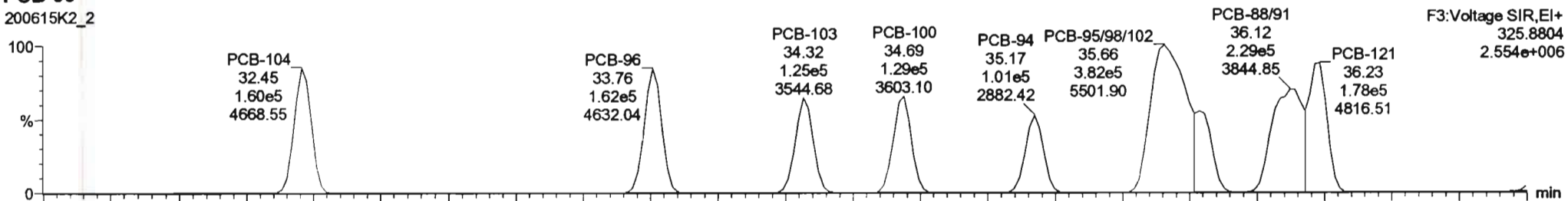
Dataset: Untitled

Last Altered: Tuesday, June 16, 2020 08:41:32 Pacific Daylight Time
 Printed: Tuesday, June 16, 2020 08:42:35 Pacific Daylight Time

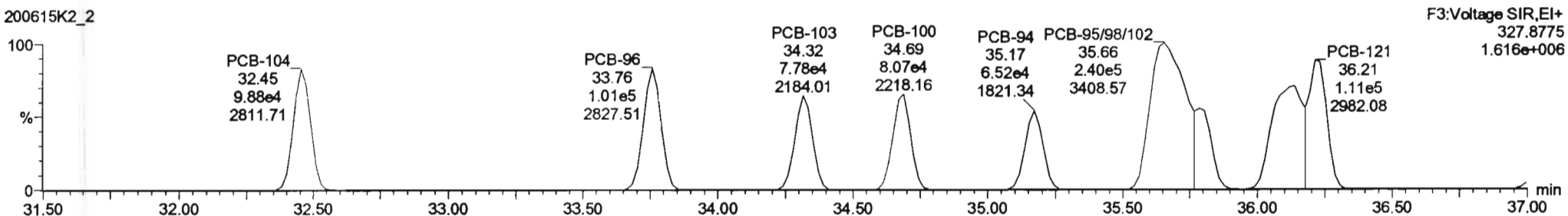
Name: 200615K2_2, Date: 16-Jun-2020, Time: 01:14:00, ID: ST200615K2-1 PCB 209 CS3 19G2609, Description: PCB 209 CS3 19G2609

PCB-96

200615K2_2




200615K2_2

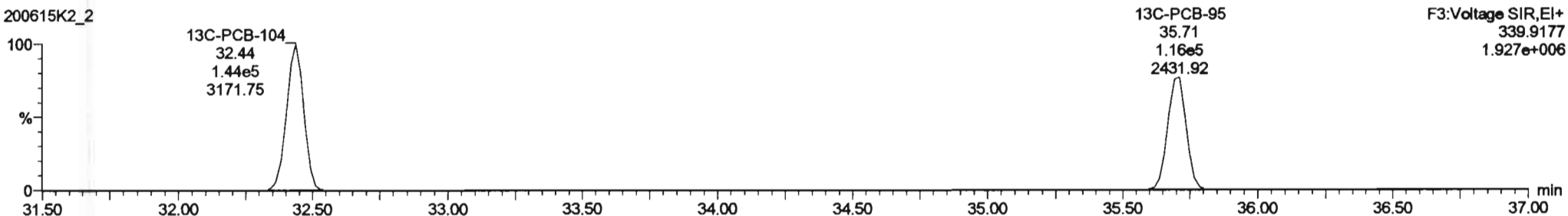


13C-PCB-95

200615K2_2



200615K2_2



Dataset: Untitled

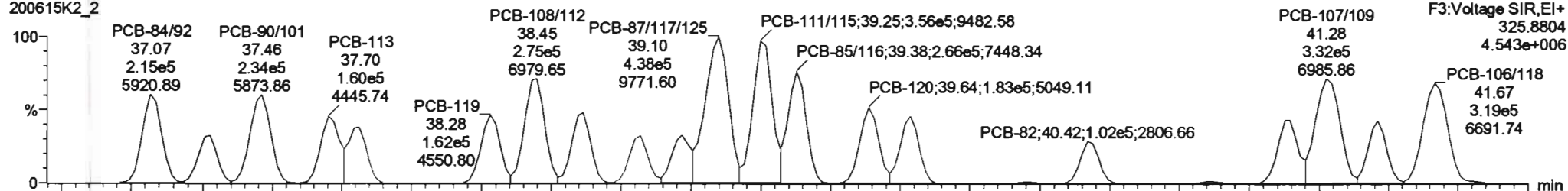
Last Altered: Tuesday, June 16, 2020 08:41:32 Pacific Daylight Time

Printed: Tuesday, June 16, 2020 08:42:35 Pacific Daylight Time

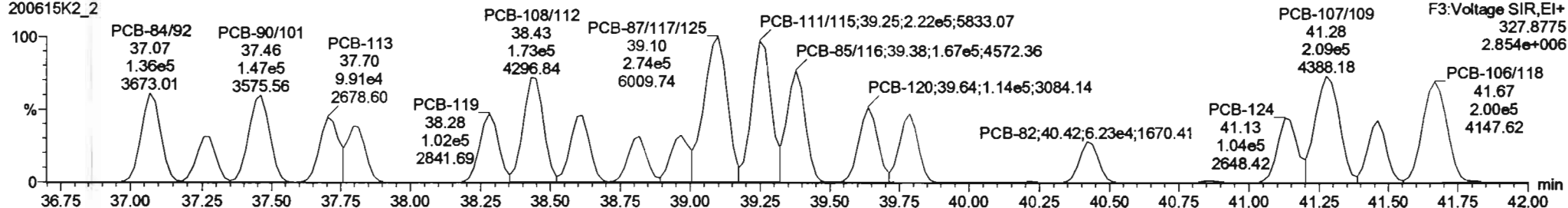
Name: 200615K2_2, Date: 16-Jun-2020, Time: 01:14:00, ID: ST200615K2-1 PCB 209 CS3 19G2609, Description: PCB 209 CS3 19G2609

PCB-119

200615K2_2

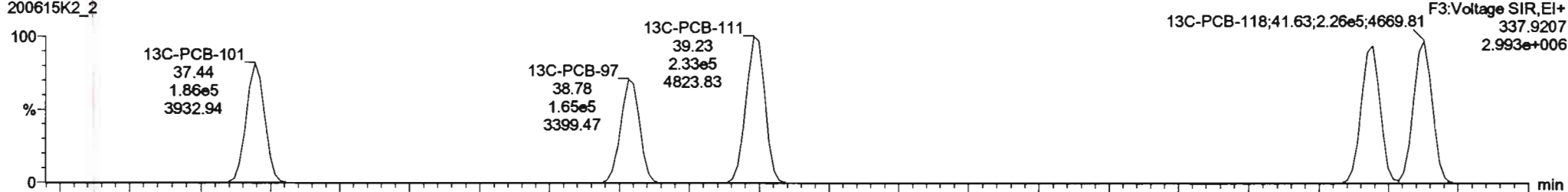


200615K2_2

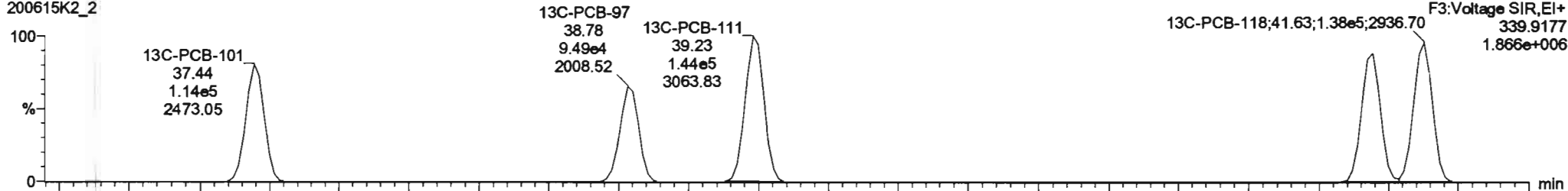


13C-PCB-111

200615K2_2

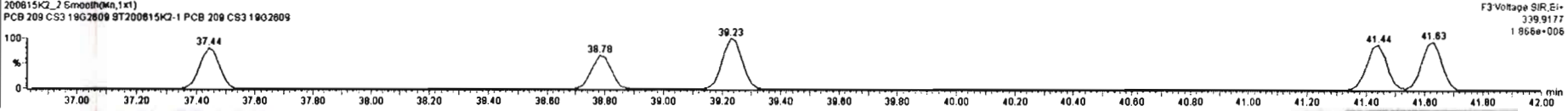
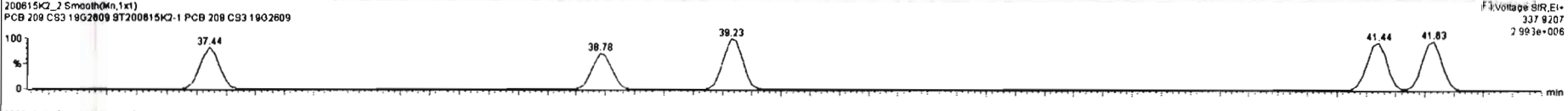
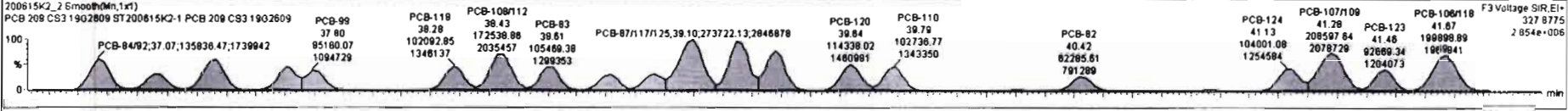
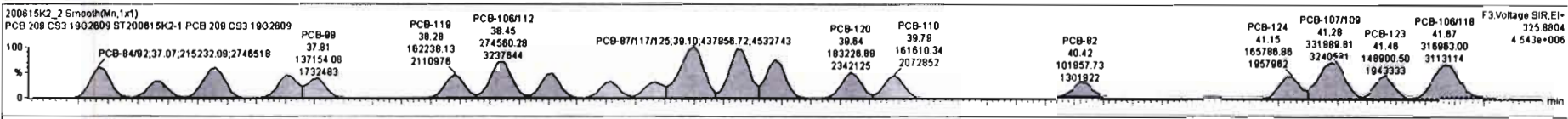


200615K2_2



#	Name	Resp	RA	n/y	RT	w/h/d	Prod RT	RT	Prod.R.	RT	RT Fail	Conc.	%Ino	DL	EMPC
221	221 13C-PCB-178	2.71e5	0.48	NO	0.7895	1.000	45.86	45.85	0.989	0.988	NO	78.58	78.8	0.0730	
222	222 13C-PCB-79	8.71e5	0.81	NO	1.0821	1.000	37.76	37.76	0.989	0.988	NO	101.4	101	0.0843	
223	223 13C-PCB-178	2.71e5	0.48	NO	1.0808	1.000	45.85	45.85	0.923	0.923	NO	94.28	94.3	0.0896	
224	224 Total Mono-PCBs				1.1885	1.000	0.00	0.00	0.000	0.000	NO	185.2		0.0424	185.2
225	225 Total Di-PCBs				1.0537	1.000	0.00	0.00	0.000	0.000	NO	887.5		0.261	887.5
226	226 2nd Function Tri-PCBs				1.0807	1.000	0.00	0.00	0.000	0.000	NO	478.4		0.141	478.4
227	227 3rd Function Tri-PCBs				0.9826	1.000	0.00	0.00	0.000	0.000	NO	912.8		0.433	912.8
228	228 Total Tetra-PCBs				1.0778	1.000	0.00	0.00	0.000	0.000	NO	2441		1.32	2441
229	229 3rd Function Penta-PCBs				1.3187	1.000	0.00	0.00	0.000	0.000	NO	2383		1.10	2383

#	Name	Prod RT	RT	m1 Resp	m2 Resp	1* Ratio (Prod)	RA	n/y	EMPC	Conc.
64	PCB-104	32.46	32.45	1.805e5	9.878e4	1.580	1.82	NO	58.855	58.855
65	PCB-88	33.78	33.78	1.618e5	1.013e5	1.580	1.80	NO	58.840	58.840
66	PCB-103	34.34	34.32	1.248e5	7.776e4	1.580	1.80	NO	55.783	55.783
67	PCB-100	34.89	34.88	1.295e5	8.070e4	1.580	1.80	NO	58.918	58.918
68	PCB-94	35.19	35.17	1.010e5	6.516e4	1.580	1.55	NO	57.788	57.788
69	PCB-85/86/102	35.67	35.66	3.821e5	2.400e5	1.580	1.59	NO	170.43	170.43
70	PCB-83	35.79	35.79	1.008e5	6.198e4	1.580	1.82	NO	57.383	57.383
71	PCB-88/81	36.14	36.12	2.289e5	1.459e5	1.580	1.57	NO	116.08	116.08
72	PCB-121	36.23	36.23	1.783e5	1.111e5	1.580	1.80	NO	55.864	55.864

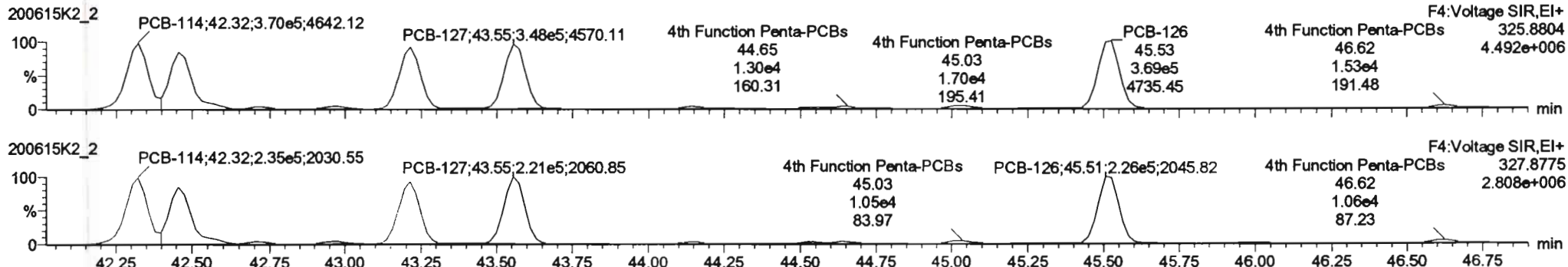


Dataset: Untitled

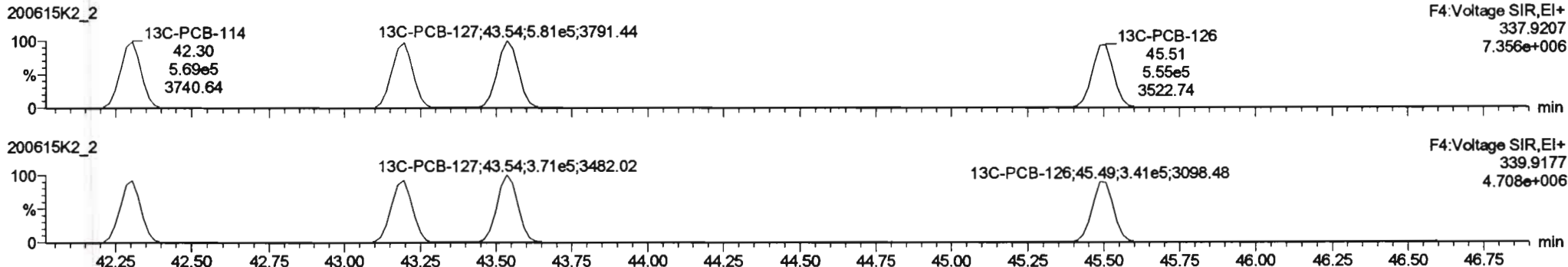
Last Altered: Tuesday, June 16, 2020 08:41:32 Pacific Daylight Time
 Printed: Tuesday, June 16, 2020 08:42:35 Pacific Daylight Time

Name: 200615K2_2, Date: 16-Jun-2020, Time: 01:14:00, ID: ST200615K2-1 PCB 209 CS3 19G2609, Description: PCB 209 CS3 19G2609

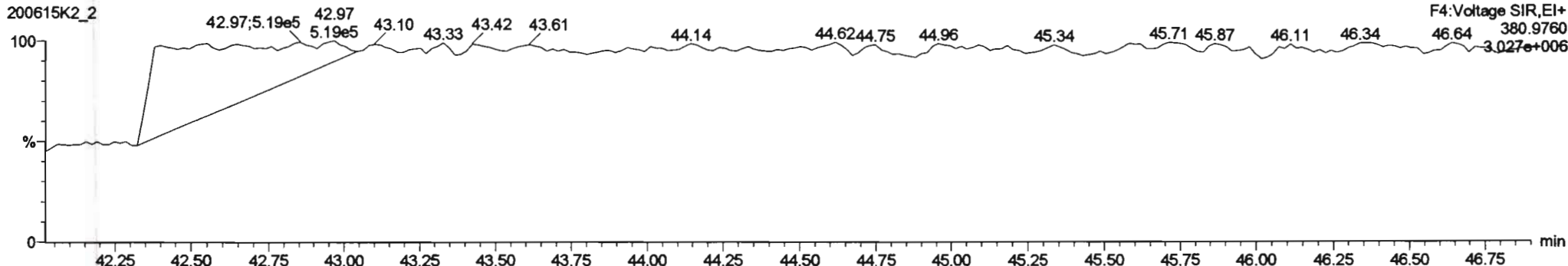
PCB-114



13C-PCB-114

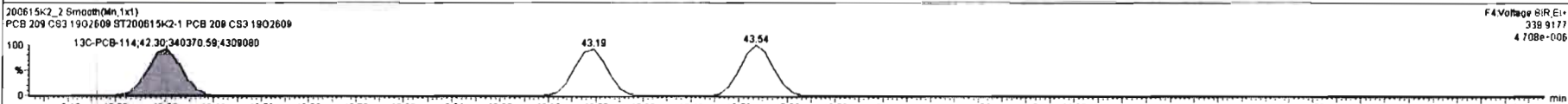
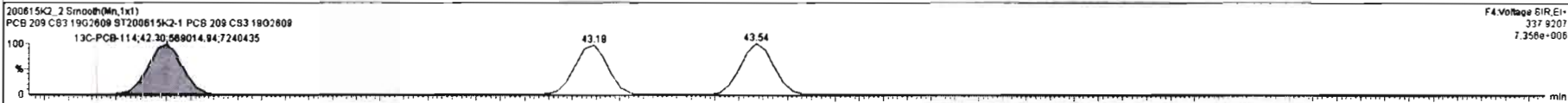
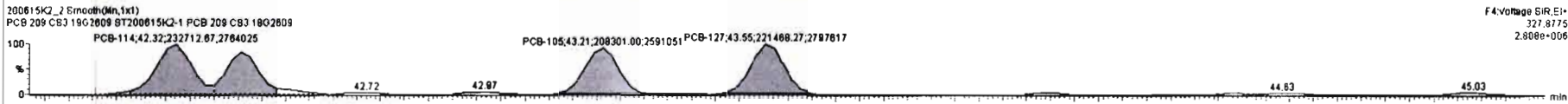
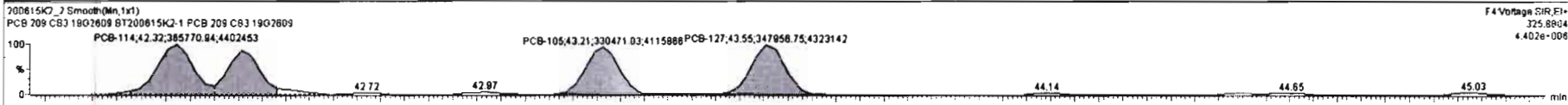


PFK4a



#	Name	Resp	RA	n/y	R/F	wt/Vol	Pred RT	RT	Pred R...	RRT	RRT Fail	Conc.	%Rec	DL	EMPC
221	221 13C-PCB-178	2.71e5	0.46	NO	0.7865	1.000	45.88	45.85	0.996	0.996	NO	78.58	76.8	0.0738	
222	222 13C-PCB-79	8.71e5	0.81	NO	1.0821	1.000	37.78	37.76	0.988	0.988	NO	101.4	101	0.0843	
223	223 13C-PCB-178	2.71e5	0.46	NO	1.0508	1.000	45.85	45.85	0.923	0.923	NO	94.28	94.3	0.0898	
224	224 Total Mono-PCBs				1.1865	1.000	0.00		0.000		NO	185.2		0.0424	185.2
225	225 Total Di-PCBs				1.0537	1.000	0.00		0.000		NO	897.5		0.261	897.5
226	226 2nd Function Tri-PCBs				1.0807	1.000	0.00		0.000		NO	478.4		0.141	478.4
227	227 3rd Function Tri-PCBs				0.8828	1.000	0.00		0.000		NO	912.8		0.433	912.8
228	228 Total Tetra-PCBs				1.0778	1.000	0.00		0.000		NO	2441		1.32	2441
229	229 3rd Function Penta-PCBs				1.3167	1.000	0.00		0.000		NO	2383		1.10	2383

#	Name	Pred RT	RT	wt Resp	id Resp	1* Ratio (Pred)	RA	n/y	EMPC	Conc.
1	83 PCB-114	42.33	42.32	3.858e5	2.327e5	1.580	1.57	NO	57.871	57.871
2	94 PCB-122	42.47	42.46	2.854e5	1.829e5	1.580	1.81	NO	55.708	55.708
3	85 PCB-105	43.21	43.21	3.305e5	2.083e5	1.550	1.58	NO	58.531	58.531
4	88 PCB-127	43.55	43.55	3.480e5	2.215e5	1.580	1.57	NO	58.444	58.444
5	87 PCB-128	45.52	45.53	3.889e5	2.284e5	1.580	1.83	NO	58.858	58.858



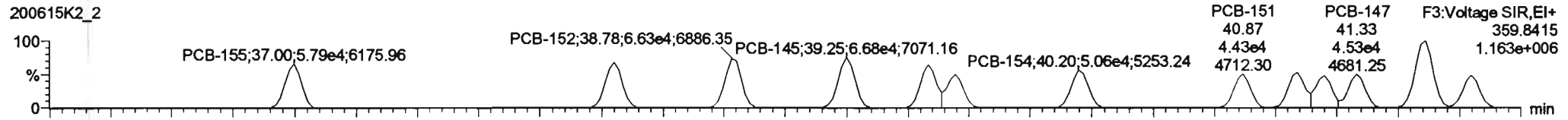
Dataset: Untitled

Last Altered: Tuesday, June 16, 2020 08:41:32 Pacific Daylight Time
Printed: Tuesday, June 16, 2020 08:42:35 Pacific Daylight Time

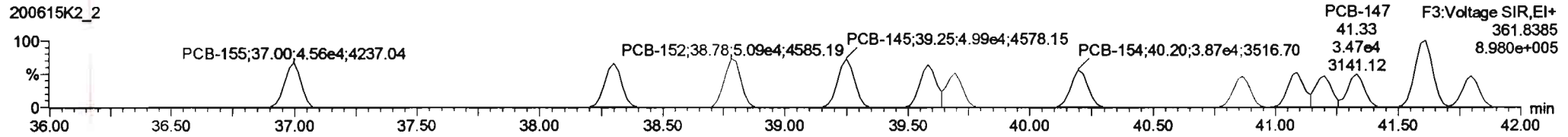
Name: 200615K2_2, Date: 16-Jun-2020, Time: 01:14:00, ID: ST200615K2-1 PCB 209 CS3 19G2609, Description: PCB 209 CS3 19G2609

PCB-155

200615K2_2

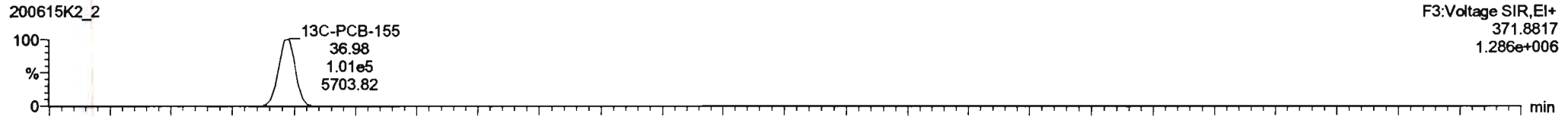


200615K2_2

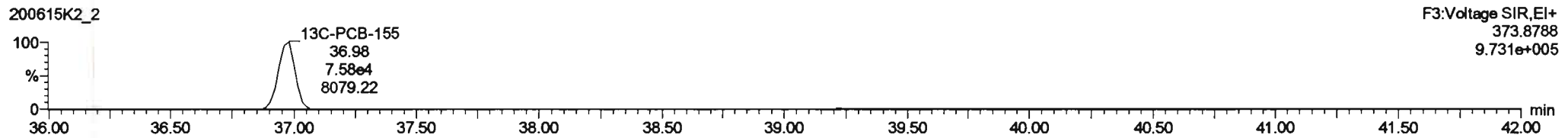


13C-PCB-155

200615K2_2

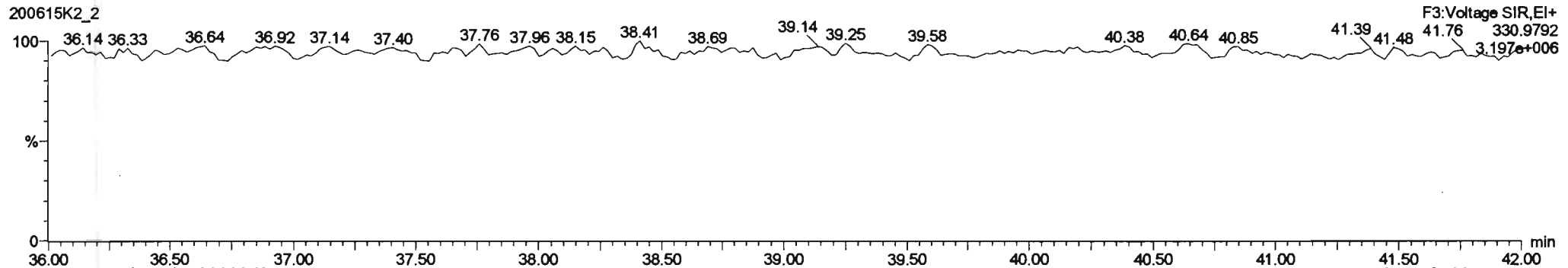


200615K2_2



PFK3c

200615K2_2

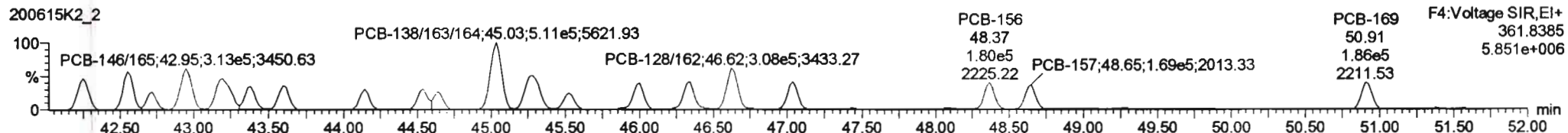
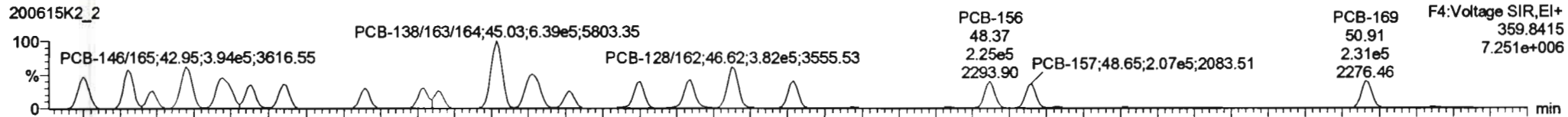


Dataset: Untitled

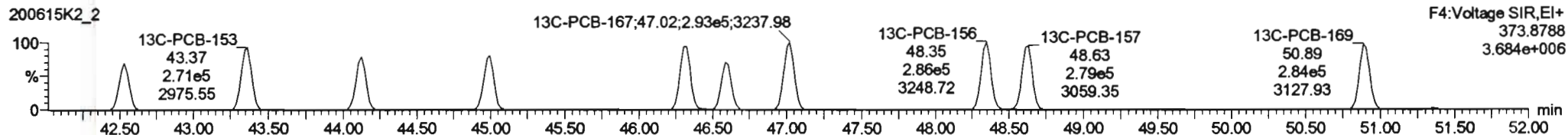
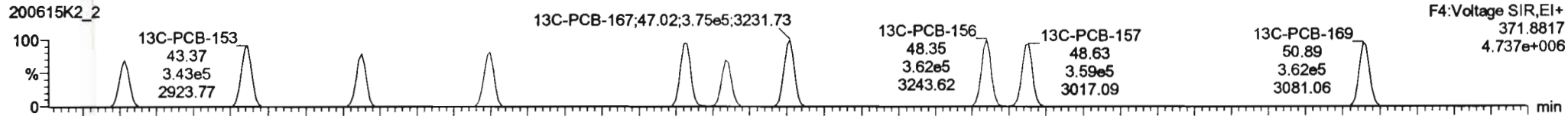
Last Altered: Tuesday, June 16, 2020 08:41:32 Pacific Daylight Time
Printed: Tuesday, June 16, 2020 08:42:35 Pacific Daylight Time

Name: 200615K2_2, Date: 16-Jun-2020, Time: 01:14:00, ID: ST200615K2-1 PCB 209 CS3 19G2609, Description: PCB 209 CS3 19G2609

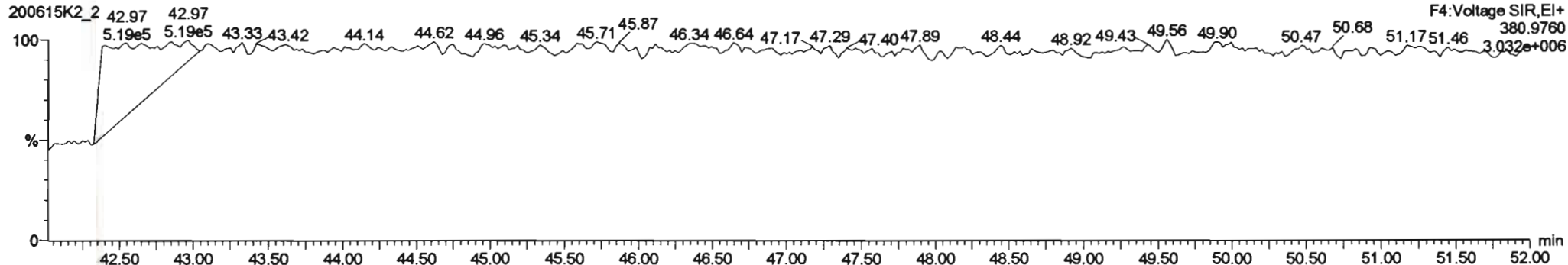
PCB-134/143

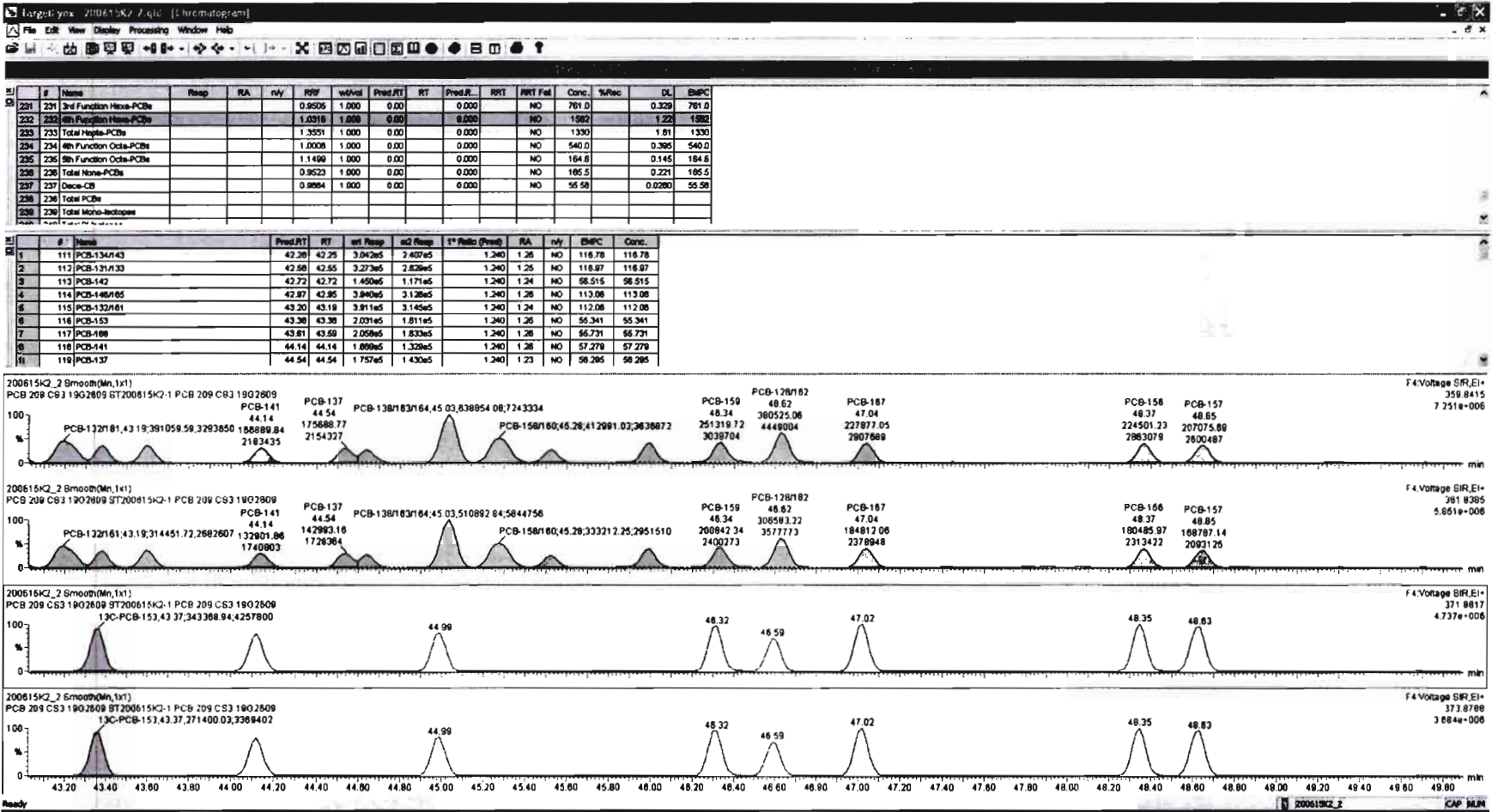


13C-PCB-153



PFK4b





Dataset: Untitled

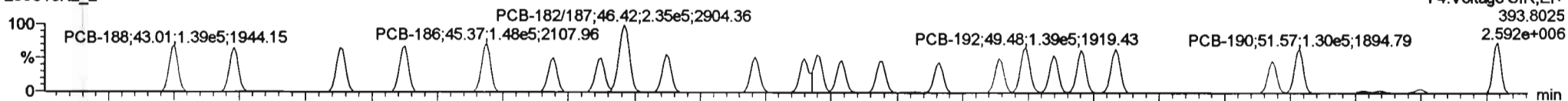
Last Altered: Tuesday, June 16, 2020 08:41:32 Pacific Daylight Time

Printed: Tuesday, June 16, 2020 08:42:35 Pacific Daylight Time

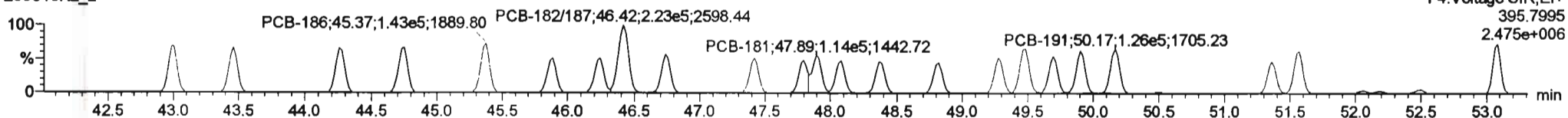
Name: 200615K2_2, Date: 16-Jun-2020, Time: 01:14:00, ID: ST200615K2-1 PCB 209 CS3 19G2609, Description: PCB 209 CS3 19G2609

PCB-188

200615K2_2




200615K2_2

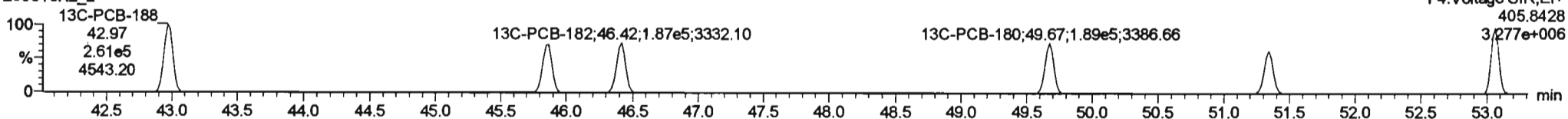


13C-PCB-188

200615K2_2

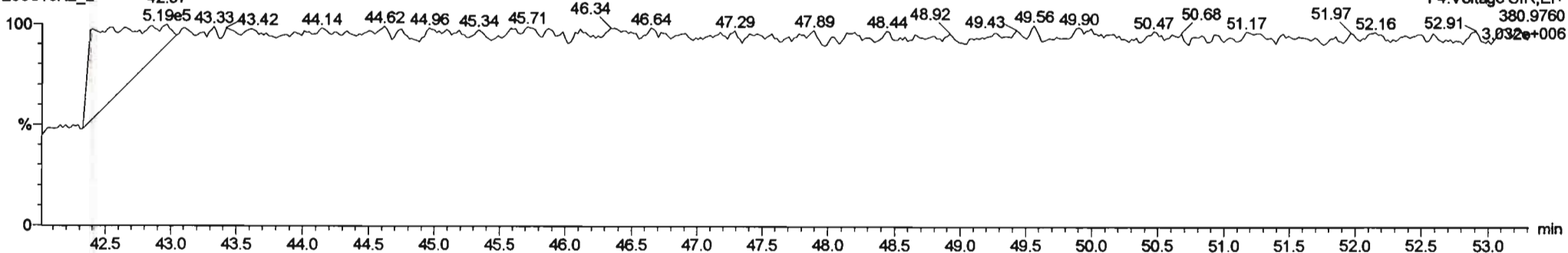


200615K2_2



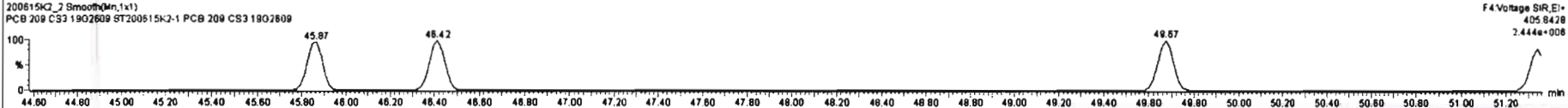

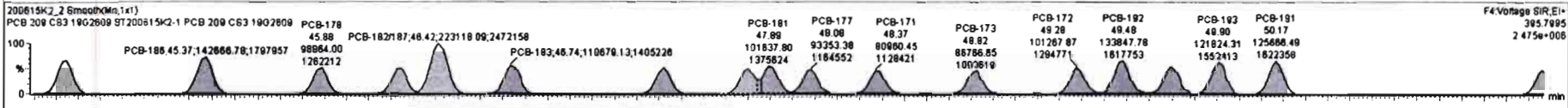
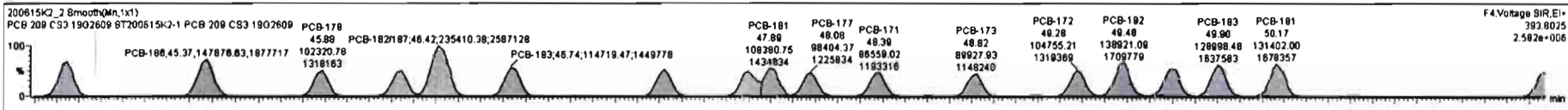
PFK4c

200615K2_2



#	Name	Resp	RA	ry	RfF	std/nd	Pred.RT	RT	Pred.R	RRT	RRT Fail	Conc.	%Rec	DL	EMPC
221	221 3rd Function Hexa-PCBs				0.9505	1.000	0.00		0.000		NO	781.0	0.320	781.0	
222	222 4th Function Hexa-PCBs				1.0216	1.000	0.00		0.000		NO	1582	1.22	1582	
223	223 Total Hexa-PCBs				1.3881	1.000	0.00		0.000		NO	1390	1.01	1390	
224	224 4th Function Octa-PCBs				1.0008	1.000	0.00		0.000		NO	540.0	0.385	540.0	
225	225 5th Function Octa-PCBs				1.1498	1.000	0.00		0.000		NO	184.8	0.145	184.8	
226	226 Total Nona-PCBs				0.8523	1.000	0.00		0.000		NO	185.5	0.221	185.5	
227	227 Deca-CB				0.8884	1.000	0.00		0.000		NO	55.58	0.0280	55.58	
228	228 Total PCBs														
229	229 Total Micro-Isoprene														

#	Name	Pred.RT	RT	std Resp	nd Resp	1* Ratio (Pre)	RA	ry	EMPC	Conc.
1	131 PCB-188	43.01	43.01	1.388e5	1.353e5	1.050	1.03	NO	55.735	55.735
2	132 PCB-184	43.44	43.48	1.331e5	1.264e5	1.050	1.05	NO	55.238	55.238
3	133 PCB-178	44.26	44.28	1.373e5	1.301e5	1.050	1.05	NO	54.024	54.024
4	134 PCB-176	44.72	44.75	1.422e5	1.350e5	1.050	1.05	NO	55.534	55.534
5	135 PCB-188	45.35	45.37	1.478e5	1.427e5	1.050	1.04	NO	57.328	57.328
6	136 PCB-178	45.87	45.88	1.023e5	9.888e4	1.050	1.03	NO	55.857	55.857
7	137 PCB-175	46.22	46.24	1.082e5	1.017e5	1.050	1.04	NO	57.025	57.025
8	138 PCB-182/187	46.40	46.42	2.354e5	2.231e5	1.050	1.06	NO	112.78	112.78
9	139 PCB-183	46.74	46.74	1.147e5	1.107e5	1.050	1.04	NO	57.788	57.788



Dataset: Untitled

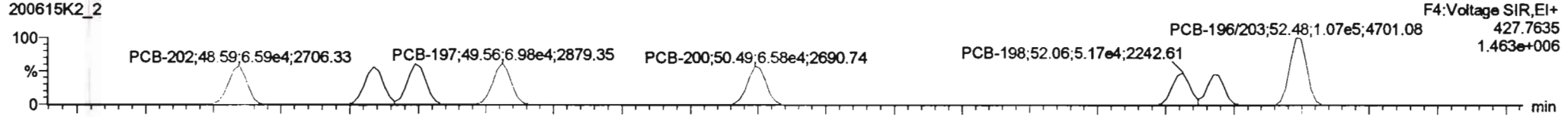
Last Altered: Tuesday, June 16, 2020 08:41:32 Pacific Daylight Time

Printed: Tuesday, June 16, 2020 08:42:35 Pacific Daylight Time

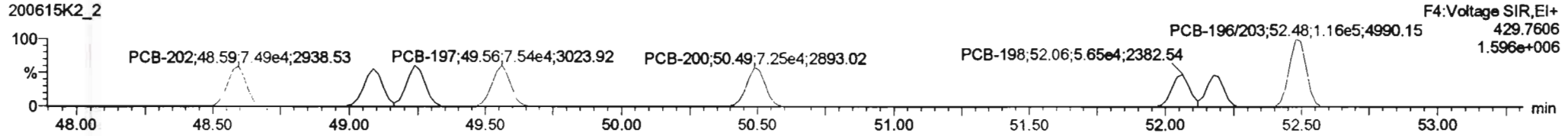
Name: 200615K2_2, Date: 16-Jun-2020, Time: 01:14:00, ID: ST200615K2-1 PCB 209 CS3 19G2609, Description: PCB 209 CS3 19G2609

PCB-202

200615K2_2

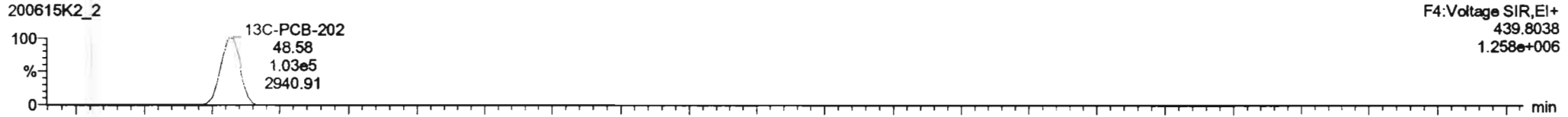


200615K2_2

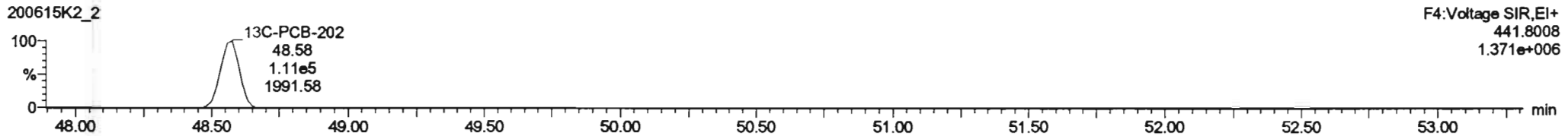


13C-PCB-202

200615K2_2

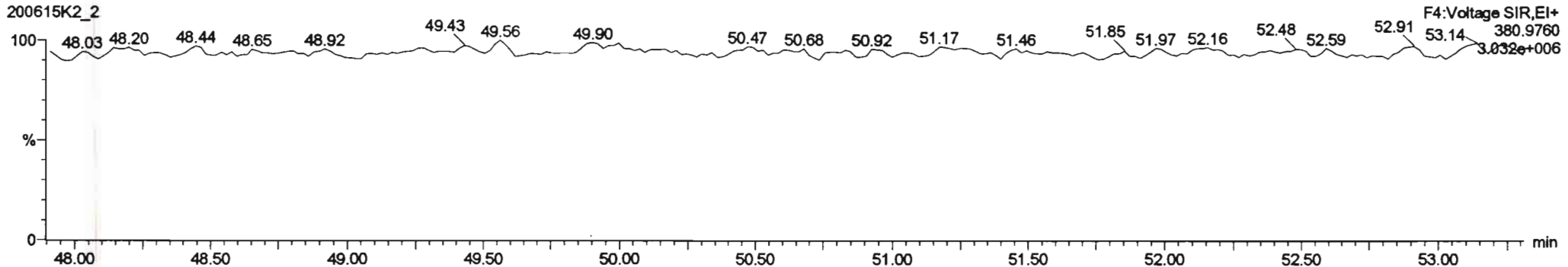


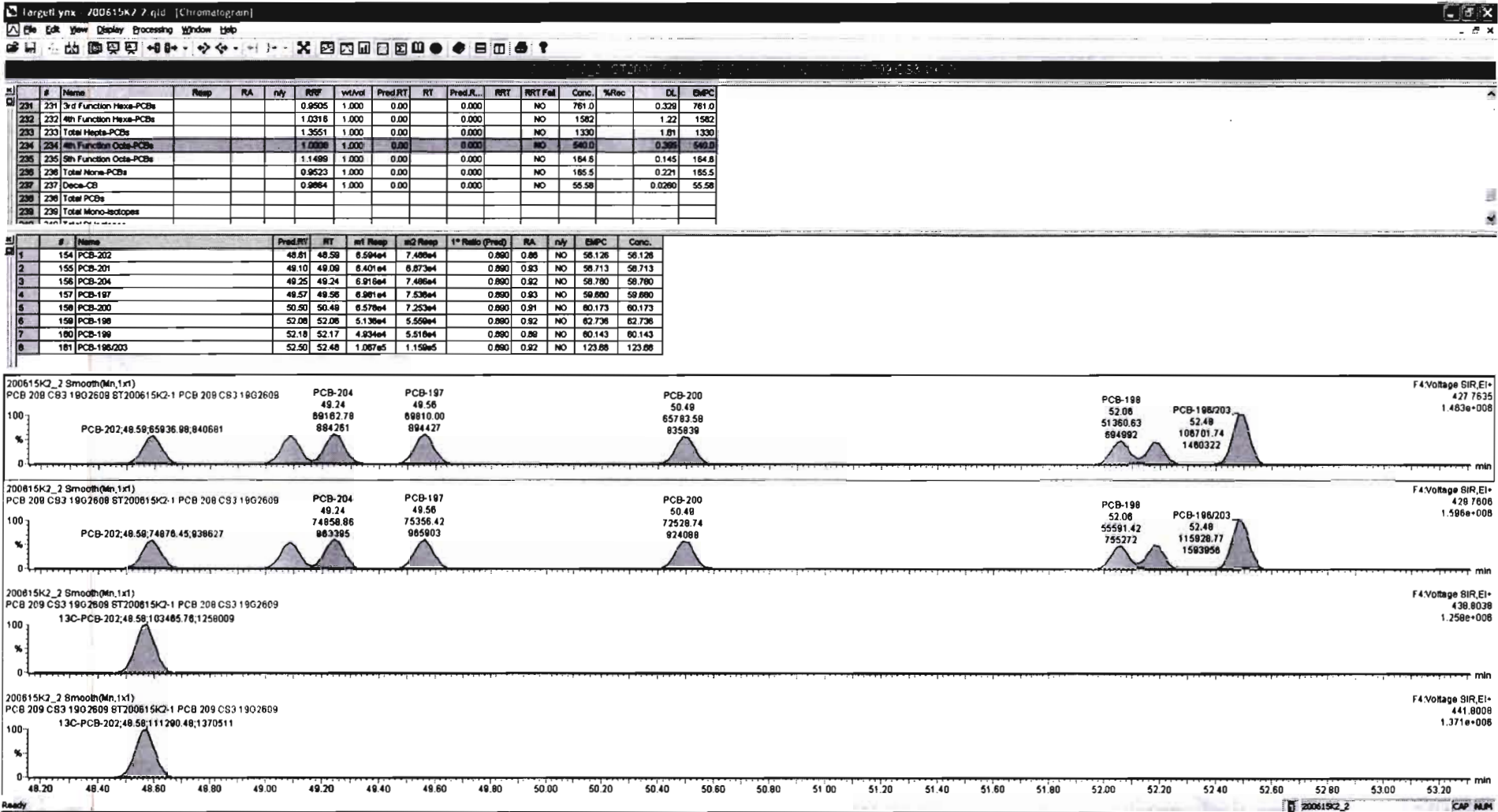
200615K2_2



PFK4d

200615K2_2





Dataset: Untitled

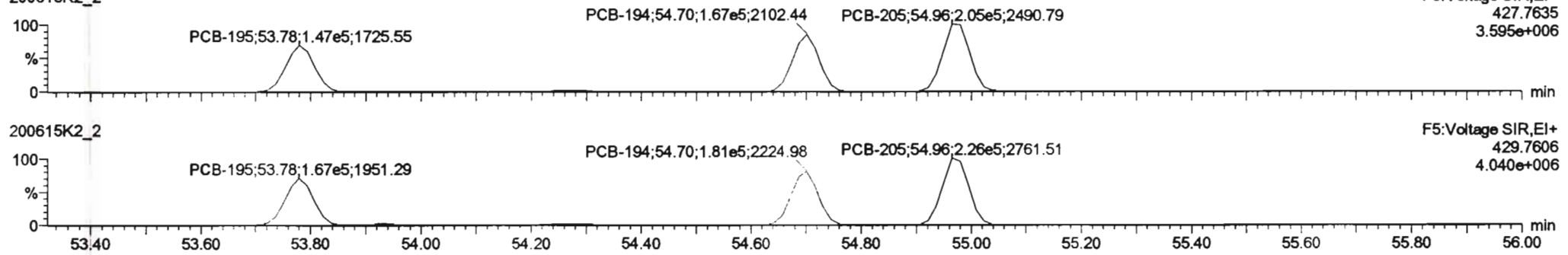
Last Altered: Tuesday, June 16, 2020 08:41:32 Pacific Daylight Time

Printed: Tuesday, June 16, 2020 08:42:35 Pacific Daylight Time

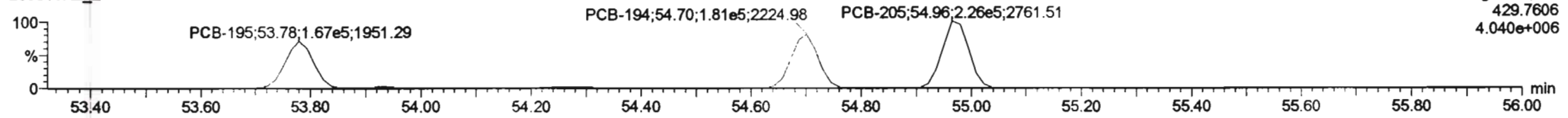
Name: 200615K2_2, Date: 16-Jun-2020, Time: 01:14:00, ID: ST200615K2-1 PCB 209 CS3 19G2609, Description: PCB 209 CS3 19G2609

PCB-195

200615K2_2

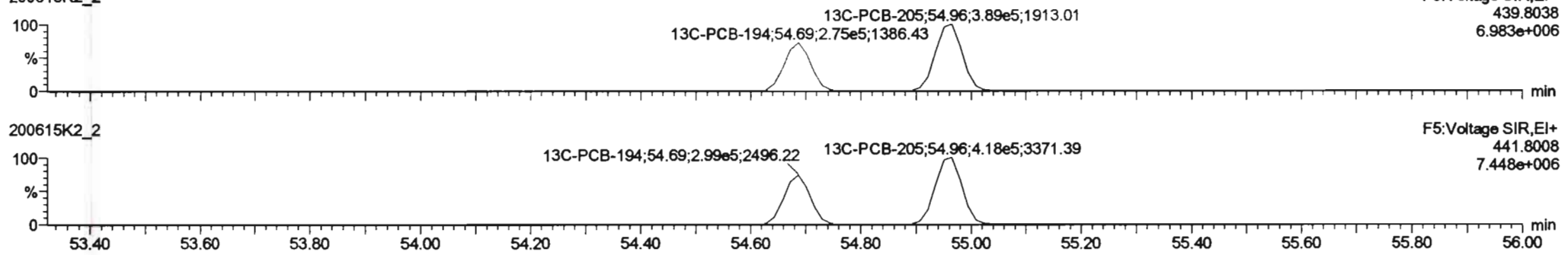


200615K2_2

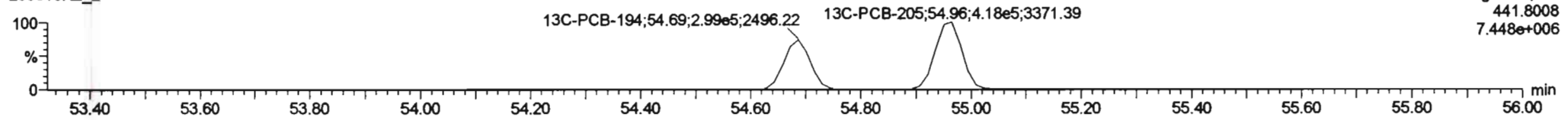


13C-PCB-194

200615K2_2

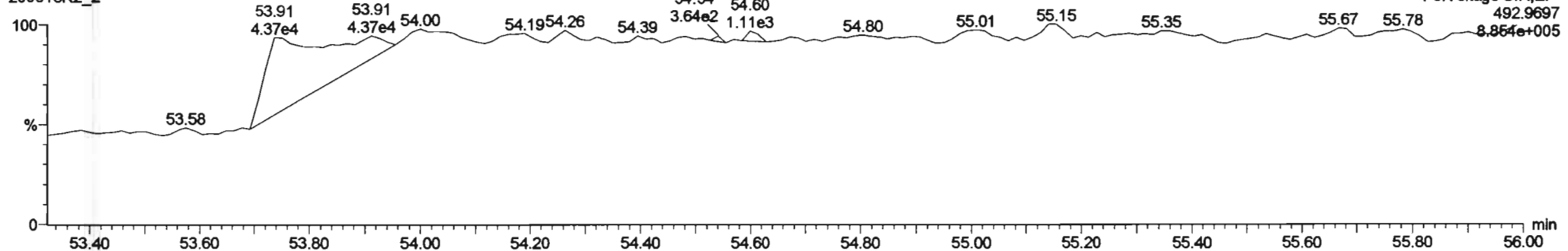


200615K2_2



PFK5a

200615K2_2




Dataset: Untitled

Last Altered: Tuesday, June 16, 2020 08:41:32 Pacific Daylight Time
Printed: Tuesday, June 16, 2020 08:42:35 Pacific Daylight Time

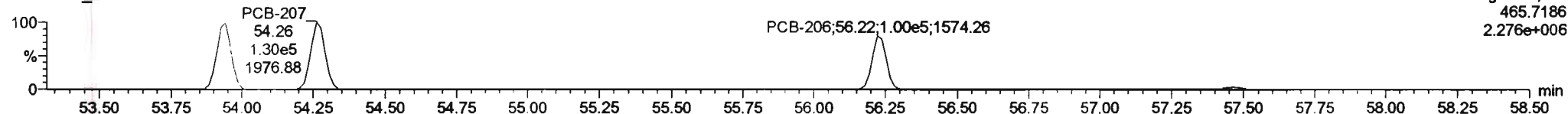
Name: 200615K2_2, Date: 16-Jun-2020, Time: 01:14:00, ID: ST200615K2-1 PCB 209 CS3 19G2609, Description: PCB 209 CS3 19G2609

PCB-208

200615K2_2

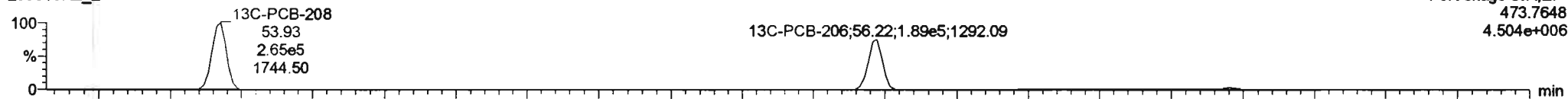


200615K2_2




13C-PCB-208

200615K2_2

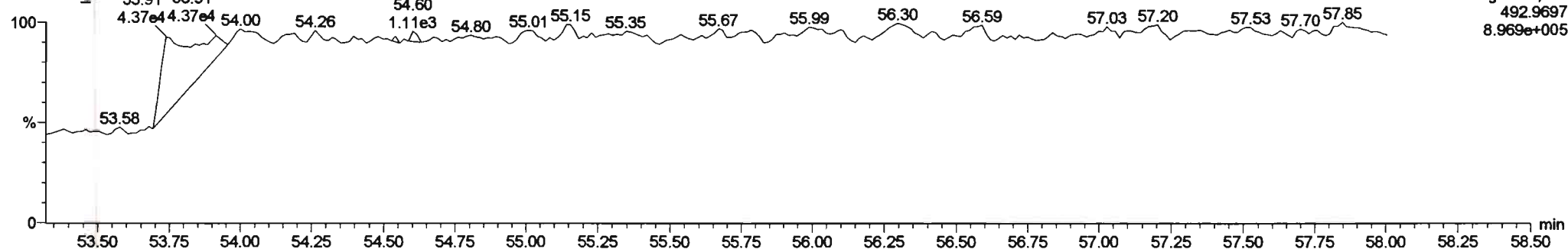


200615K2_2



PFK5

200615K2_2



Dataset: Untitled


Last Altered: Tuesday, June 16, 2020 08:41:32 Pacific Daylight Time

Printed: Tuesday, June 16, 2020 08:42:35 Pacific Daylight Time

Name: 200615K2_2, Date: 16-Jun-2020, Time: 01:14:00, ID: ST200615K2-1 PCB 209 CS3 19G2609, Description: PCB 209 CS3 19G2609

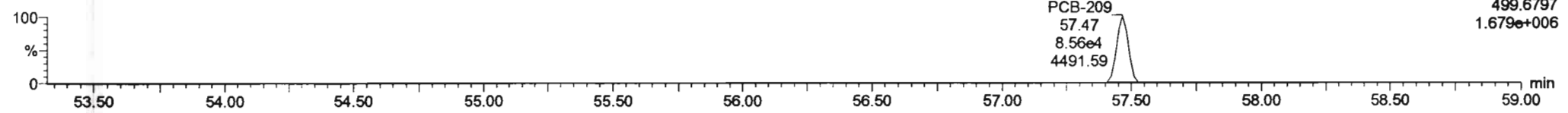
PCB-209

200615K2_2



F5:Voltage SIR,EI+
497.6826
2.070e+006

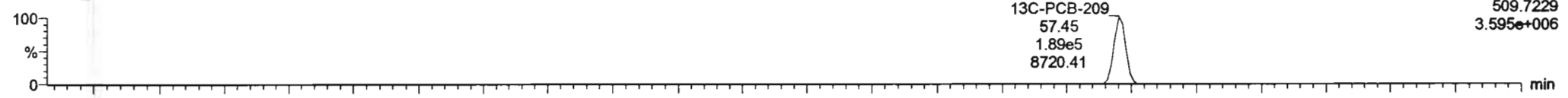
200615K2_2



F5:Voltage SIR,EI+
499.6797
1.679e+006

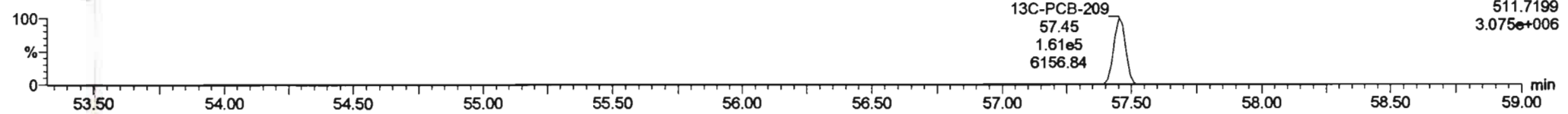
13C-PCB-209

200615K2_2



F5:Voltage SIR,EI+
509.7229
3.595e+006

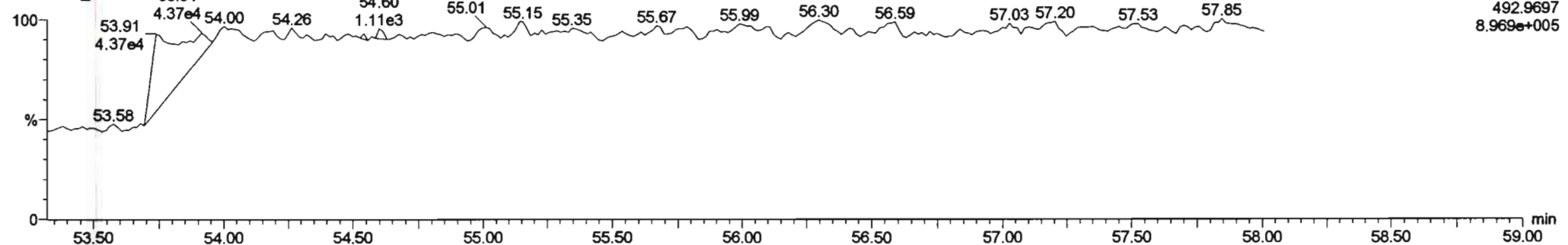
200615K2_2



F5:Voltage SIR,EI+
511.7199
3.075e+006

PFK5b

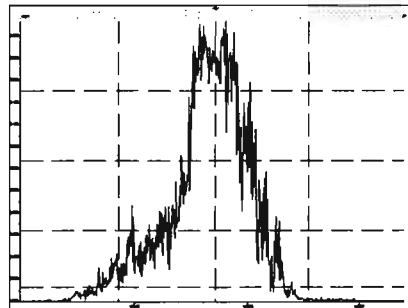
200615K2_2



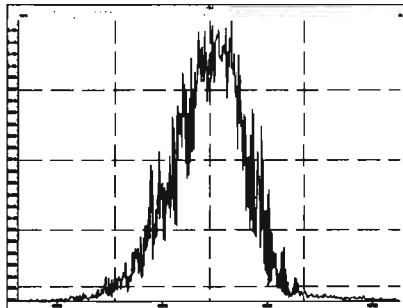
F5:Voltage SIR,EI+
492.9697
8.969e+005

Printed: Tuesday, June 16, 2020 12:27:07 Pacific Daylight Time

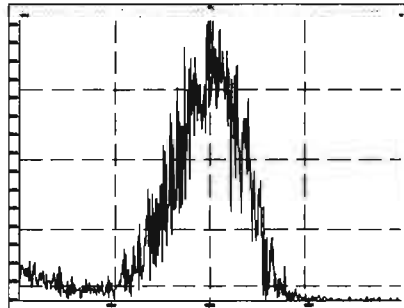
M 168.9888 R 11389



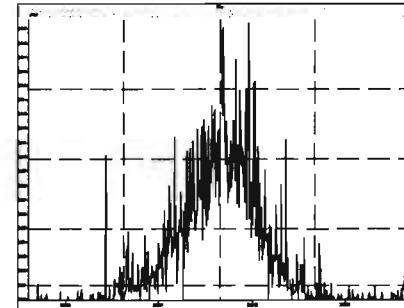
M 180.9888 R 12732



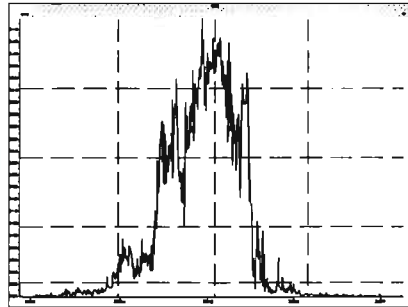
M 192.9888 R 15064



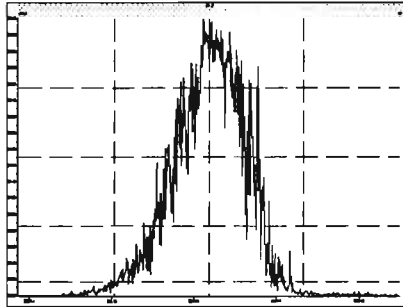
M 204.9888 R 21363



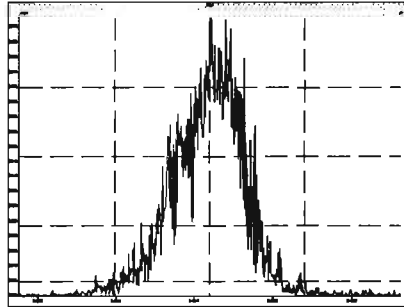
M 218.9856 R 12708



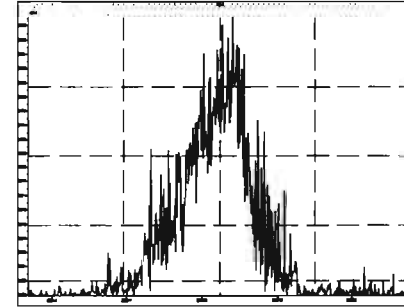
M 230.9856 R 14443



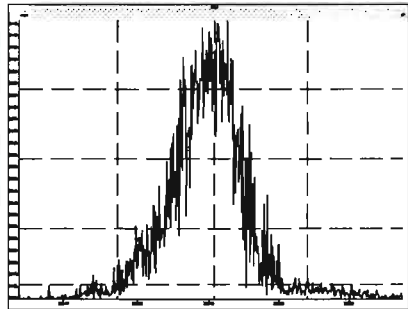
M 242.9856 R 12907



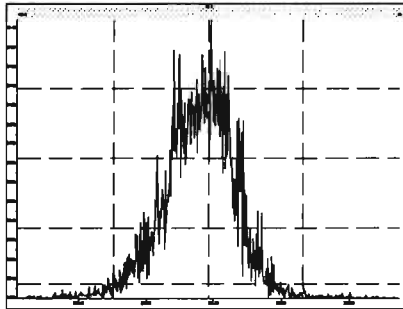
M 254.9856 R 15094



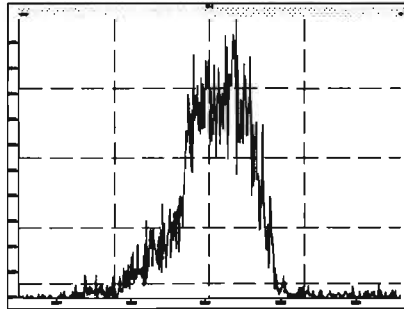
M 268.9824 R 14712



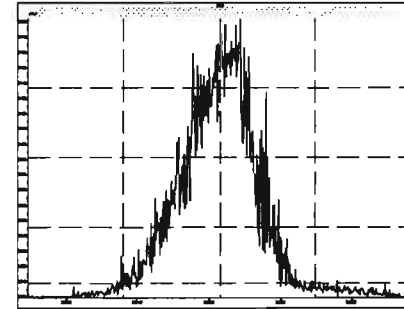
M 280.9824 R 15208



M 254.9856 R 12766

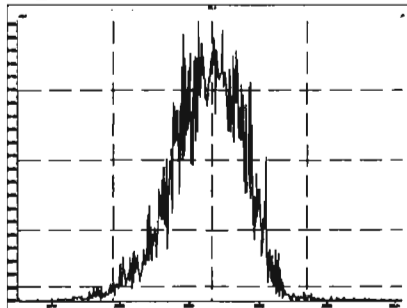


M 268.9824 R 13623

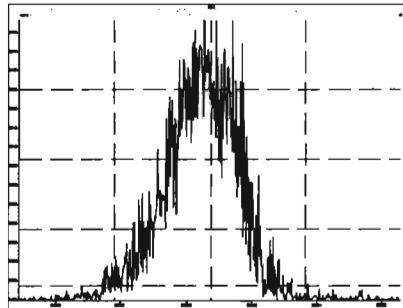


Printed: Tuesday, June 16, 2020 12:27:07 Pacific Daylight Time

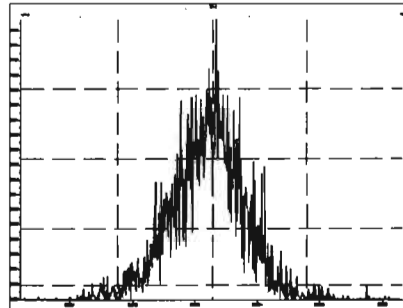
M 280.9824 R 13207



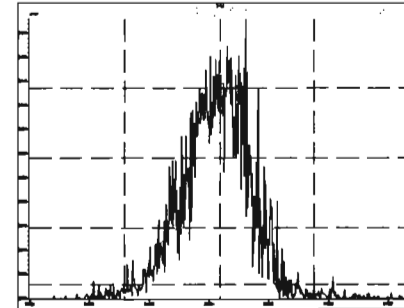
M 292.9824 R 14124



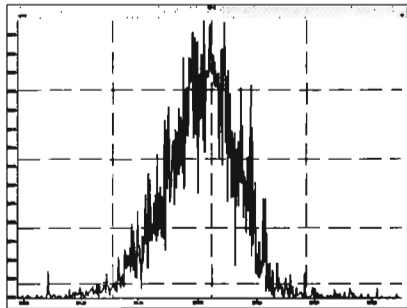
M 304.9824 R 15486



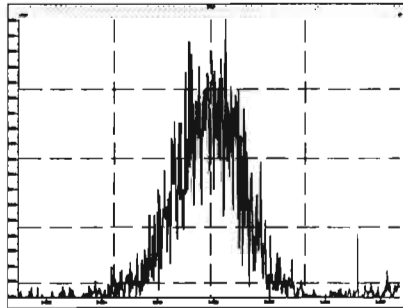
M 318.9792 R 15116



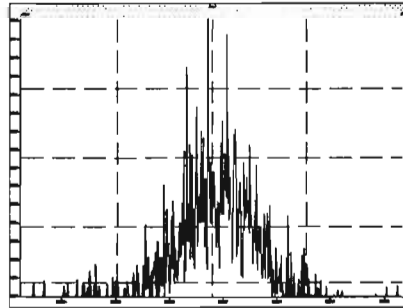
M 330.9792 R 15013



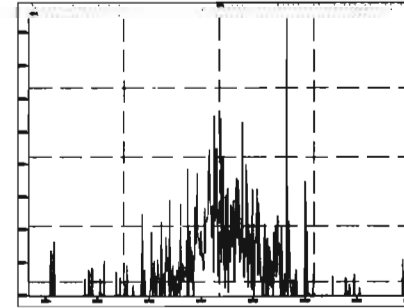
M 342.9792 R 16368



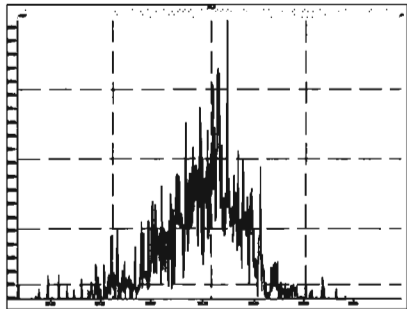
M 354.9792 R 19013



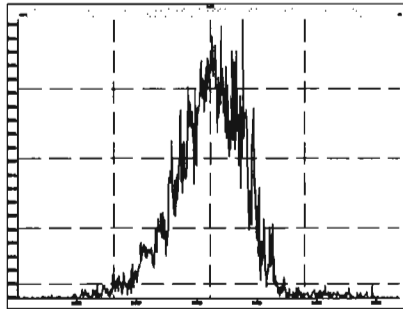
M 366.9792 R 70170



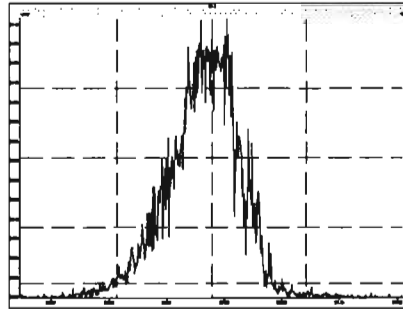
M 380.9760 R 16076



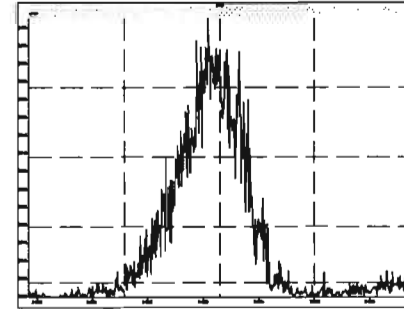
M 318.9792 R 14888



M 330.9792 R 13459

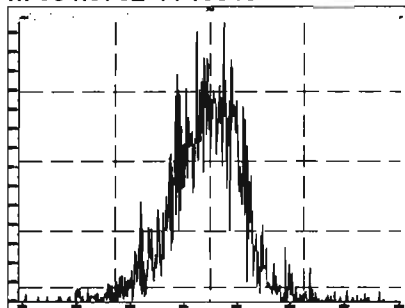


M 342.9792 R 13750

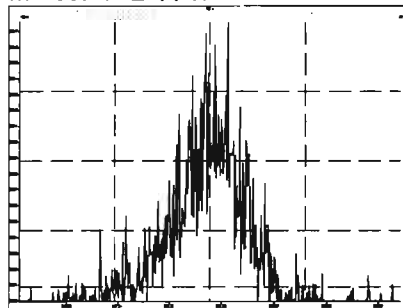


Printed: Tuesday, June 16, 2020 12:27:07 Pacific Daylight Time

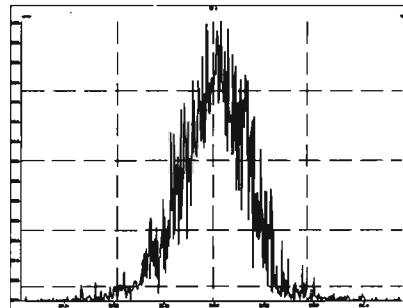
M 354.9792 R 16048



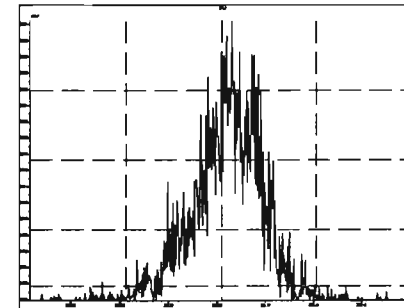
M 366.9792 R 17013



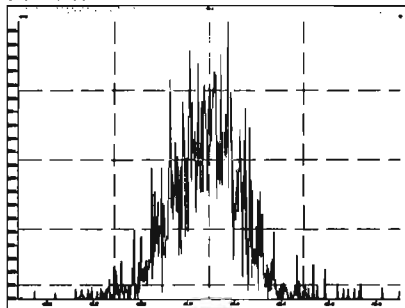
M 380.9760 R 16672



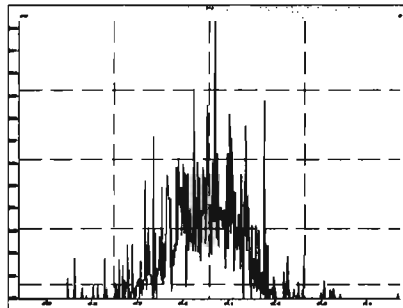
M 392.9760 R 16510



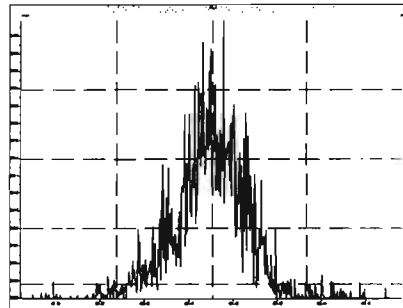
M 404.9760 R 15990



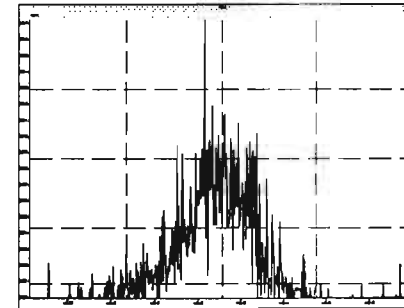
M 416.9760 R 28667



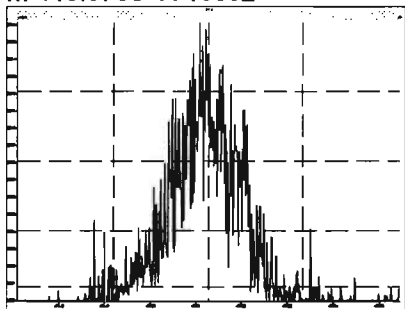
M 430.9728 R 14995



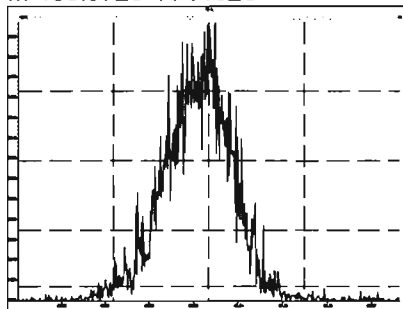
M 442.9728 R 21097



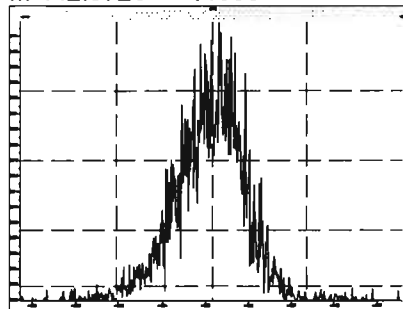
M 416.9760 R 16892



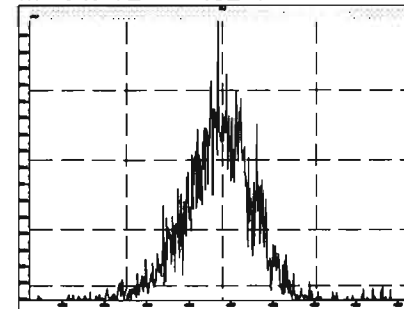
M 430.9728 R 14623



M 442.9728 R 14988

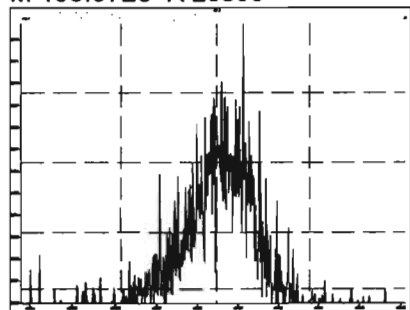


M 454.9728 R 15207

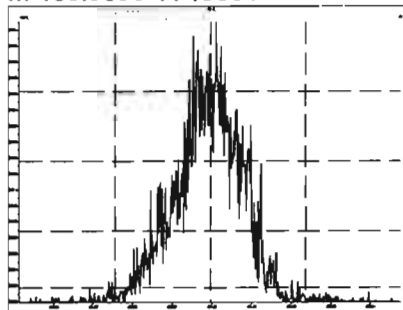


Printed: Tuesday, June 16, 2020 12:27:07 Pacific Daylight Time

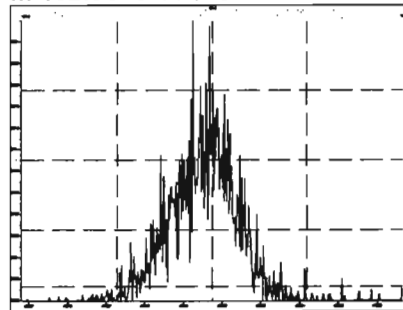
M 466.9728 R 20566



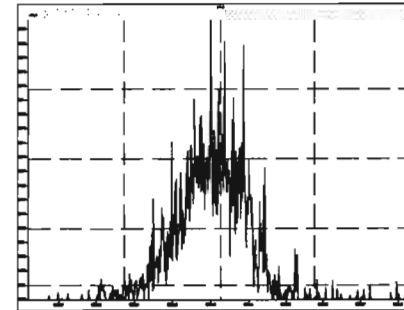
M 480.9696 R 15061



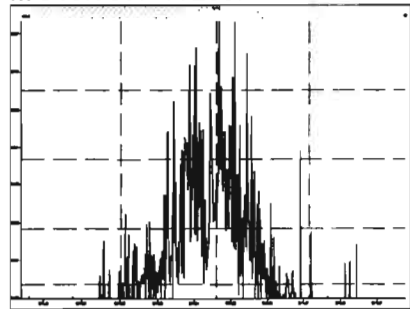
M 492.9696 R 15899



M 504.9696 R 18889



M 516.9697 R 26670



HRMS CALIBRATION STANDARDS REVIEW CHECKLIST

11
Beg. Calibration ID: ST200617K2-1

Reviewed By: CT 06/12/2020
Initials & Date

End Calibration ID: NA

	<u>Beg.</u>	<u>End</u>
Ion abundance within QC limits?	<input checked="" type="checkbox"/>	<input checked="" type="checkbox"/> <u>AAA</u>
Concentrations within criteria?	<input checked="" type="checkbox"/>	<input type="checkbox"/>
TCDD/TCDF Valleys <25%	<input checked="" type="checkbox"/> <u>NA</u>	<input type="checkbox"/>
First and last eluters present?	<input checked="" type="checkbox"/> <u>NA</u>	<input type="checkbox"/>
Retention Times within criteria?	<input checked="" type="checkbox"/>	<input type="checkbox"/>
Verification Std. named correctly? (ST-Year-Month-Day-VG ID)	<input checked="" type="checkbox"/>	<input type="checkbox"/>
Forms signed and dated?	<input checked="" type="checkbox"/>	<input type="checkbox"/>
Correct ICAL referenced?	<input checked="" type="checkbox"/> <u>HL</u>	<input checked="" type="checkbox"/> <u>HL</u>
Run Log:		
- Correct Instrument listed?	<input checked="" type="checkbox"/>	<input checked="" type="checkbox"/> <u>NA</u>
- Samples within 12 hour clock?	<input checked="" type="checkbox"/> <u>(Y)</u>	<input type="checkbox"/> <u>N</u>
- Bottle position verified?	<input checked="" type="checkbox"/>	<input checked="" type="checkbox"/> <u>HL</u>

Mass resolution ≥
 5k 6-8K 8K 10K
 1614 1699 429 1613/1668/8280

Intergrated peaks display correctly?

GC Break <20% NA

8280 CS1 End Standard:

- **Ratios within limits, S/N <2.5:1, CS1 within 12 hours**

<u>Beg.</u>	<u>End</u>
<input checked="" type="checkbox"/>	<input checked="" type="checkbox"/>
<input checked="" type="checkbox"/>	<input checked="" type="checkbox"/>
<input checked="" type="checkbox"/>	<input checked="" type="checkbox"/> <u>NA</u>
	<input checked="" type="checkbox"/> <u>NA</u>

Comments:
 (A) 1 mass affected by column bleed.

Dataset: U:\VG11.PRO\Results\200617K2\200617K2-2.qld

Last Altered: Thursday, June 18, 2020 07:57:26 Pacific Daylight Time
Printed: Thursday, June 18, 2020 08:24:05 Pacific Daylight Time

Hz 6-18-2020

CT 06/18/2020

Method: U:\VG11.PRO\MethDB\PCB-209_ZB1_6-13-20.mdb 14 Jun 2020 13:31:38
Calibration: U:\VG11.PRO\CurveDB\db1_PCBvg11-6-1-20.cdb 02 Jun 2020 10:21:16

Name: 200617K2_2, Date: 18-Jun-2020, Time: 01:34:50, ID: ST200617K2-1 PCB 209 CS3 19G2609, Description: PCB 209 CS3 19G2609

#	Name	Resp	RA	n/y	RRP	wt/vol	Pred.RT	RT	Pred.R...	RRT	Check RRT	Conc.	%Rec	DL	EMPC
1	1 PCB-1	9.83e5	3.14	NO	1.17	1.000	15.53	15.54	1.001	1.002	NO	55.04	110	0.0120	55.04
2	2 PCB-2	9.99e5	3.13	NO	1.18	1.000	17.95	17.95	0.988	0.988	NO	53.55	107	0.0117	53.55
3	3 PCB-3	9.88e5	3.15	NO	1.15	1.000	18.18	18.19	1.001	1.001	NO	54.59	109	0.0121	54.59
4	4 PCB-4/10	1.44e6	1.53	NO	1.25	1.000	19.60	19.60	1.004	1.004	NO	100.8	101	0.0572	100.8
5	5 PCB-7/9	1.78e6	1.54	NO	0.960	1.000	21.41	21.40	1.003	1.002	NO	99.49	99.5	0.0473	99.49
6	6 PCB-6	9.47e5	1.55	NO	1.02	1.000	22.06	22.05	1.033	1.033	NO	49.80	99.6	0.0444	49.80
7	7 PCB-5/8	1.88e6	1.54	NO	0.992	1.000	22.47	22.46	1.052	1.052	NO	102.0	102	0.0458	102.0
8	8 PCB-14	9.82e5	1.55	NO	1.02	1.000	23.60	23.60	0.952	0.951	NO	50.50	101	0.0460	50.50
9	9 PCB-11	1.07e6	1.56	NO	1.13	1.000	24.82	24.82	1.001	1.001	NO	49.58	99.2	0.0415	49.58
10	10 PCB-12/13	2.05e6	1.55	NO	1.03	1.000	25.25	25.20	1.018	1.016	NO	104.2	104	0.0456	104.2
11	11 PCB-15	1.04e6	1.55	NO	1.03	1.000	25.57	25.55	1.031	1.030	NO	52.45	105	0.0452	52.45
12	12 PCB-19	5.33e5	1.03	NO	1.11	1.000	23.79	23.78	1.001	1.001	NO	55.57	111	0.0230	55.57
13	13 PCB-30	8.65e5	1.04	NO	1.79	1.000	24.69	24.69	1.039	1.039	NO	55.65	111	0.0142	55.65
14	14 PCB-18	5.75e5	1.03	NO	0.818	1.000	25.46	25.46	0.952	0.952	NO	55.98	112	0.0214	55.98
15	15 PCB-17	5.43e5	1.03	NO	0.758	1.000	25.64	25.64	0.958	0.958	NO	56.96	114	0.0231	56.96
16	16 PCB-24/27	1.52e6	1.03	NO	1.08	1.000	26.25	26.23	0.981	0.980	NO	111.9	112	0.0162	111.9
17	17 PCB-16/32	1.31e6	1.04	NO	0.925	1.000	26.77	26.76	1.001	1.000	NO	113.0	113	0.0189	113.0
18	18 PCB-34	9.29e5	1.03	NO	0.945	1.000	27.58	27.58	0.959	0.959	NO	56.59	113	0.0219	56.59
19	19 PCB-23	7.98e5	1.05	NO	0.883	1.000	27.67	27.67	0.962	0.962	NO	52.10	104	0.0235	52.10
20	20 PCB-29	8.34e5	1.04	NO	0.893	1.000	27.93	27.93	0.971	0.971	NO	53.82	108	0.0232	53.82
21	21 PCB-26	8.92e5	1.02	NO	0.944	1.000	28.16	28.16	0.979	0.979	NO	54.45	109	0.0219	54.45
22	22 PCB-25	8.93e5	1.04	NO	0.950	1.000	28.31	28.31	0.984	0.984	NO	54.17	108	0.0218	54.17
23	23 PCB-31	1.01e6	1.03	NO	1.04	1.000	28.68	28.68	0.997	0.997	NO	56.27	113	0.0200	56.27
24	24 PCB-28	9.46e5	1.06	NO	1.03	1.000	28.79	28.79	1.001	1.001	NO	53.16	106	0.0202	53.16
25	25 PCB-20/21/33	2.68e6	1.04	NO	0.941	1.000	29.43	29.40	1.023	1.022	NO	164.0	109	0.0220	164.0
26	26 PCB-22	9.23e5	1.03	NO	0.973	1.000	29.87	29.87	1.038	1.038	NO	54.67	109	0.0213	54.67
27	27 PCB-36	9.57e5	1.03	NO	1.08	1.000	30.50	30.50	0.931	0.931	NO	52.94	106	0.0203	52.94
28	28 PCB-39	8.85e5	1.04	NO	0.988	1.000	30.98	30.99	0.946	0.946	NO	53.32	107	0.0221	53.32
29	29 PCB-38	9.27e5	1.03	NO	1.05	1.000	31.78	31.78	0.970	0.970	NO	52.49	105	0.0208	52.49
30	30 PCB-35	9.26e5	1.02	NO	1.04	1.000	32.32	32.33	0.987	0.987	NO	52.81	106	0.0209	52.81
31	31 PCB-37	9.09e5	1.03	NO	1.01	1.000	32.77	32.77	1.001	1.001	NO	53.61	107	0.0217	53.61
32	32 PCB-54	7.36e5	0.77	NO	1.08	1.000	27.62	27.64	1.001	1.001	NO	56.58	113	0.0235	56.58

75-155

W

Dataset: U:\VG11.PRO\Results\200617K2\200617K2-2.qld

Last Altered: Thursday, June 18, 2020 07:57:26 Pacific Daylight Time

Printed: Thursday, June 18, 2020 08:24:05 Pacific Daylight Time

Name: 200617K2_2, Date: 18-Jun-2020, Time: 01:34:50, ID: ST200617K2-1 PCB 209 CS3 19G2609, Description: PCB 209 CS3 19G2609

#	Name	Resp	RA	n/y	RRF	wt/vol	Prod.RT	RT	Prod.R...	RRT	Check.RRT	Conc	%Rec	DL	EMPC
33	PCB-50	5.98e5	0.78	NO	0.880	1.000	28.81	28.83	1.044	1.044	NO	56.43	113	0.0289	56.43
34	PCB-53	5.54e5	0.77	NO	0.997	1.000	29.50	29.50	0.944	0.944	NO	57.34	115	0.0321	57.34
35	PCB-51	5.93e5	0.77	NO	1.07	1.000	29.84	29.85	0.955	0.955	NO	57.51	115	0.0300	57.51
36	PCB-45	4.75e5	0.77	NO	0.858	1.000	30.29	30.30	0.969	0.970	NO	57.13	114	0.0373	57.13
37	PCB-46	4.48e5	0.78	NO	0.831	1.000	30.78	30.80	0.985	0.986	NO	55.69	111	0.0385	55.69
38	PCB-52/69	1.30e6	0.76	NO	1.17	1.000	31.28	31.28	1.001	1.001	NO	114.7	115	0.0274	114.7
39	PCB-73	7.66e5	0.79	NO	1.44	1.000	31.40	31.41	1.005	1.005	NO	54.80	110	0.0222	54.80
40	PCB-43/49	1.10e6	0.76	NO	1.02	1.000	31.57	31.58	1.010	1.011	NO	111.5	112	0.0315	111.5
41	PCB-47	5.27e5	0.77	NO	0.922	1.000	31.79	31.80	1.001	1.001	NO	56.04	112	0.0322	56.04
42	PCB-48/75	1.31e6	0.77	NO	1.12	1.000	31.90	31.92	1.004	1.005	NO	114.5	114	0.0265	114.5
43	PCB-65	7.01e5	0.76	NO	1.28	1.000	32.17	32.18	1.013	1.013	NO	53.60	107	0.0232	53.60
44	PCB-62	6.78e5	0.76	NO	1.13	1.000	32.28	32.29	1.016	1.016	NO	58.96	118	0.0263	58.96
45	PCB-44	4.70e5	0.78	NO	0.824	1.000	32.62	32.62	1.027	1.027	NO	55.91	112	0.0360	55.91
46	PCB-42/59	1.20e6	0.79	NO	1.05	1.000	32.85	32.85	1.034	1.034	NO	112.1	112	0.0283	112.1
47	PCB-41/64/71/72	2.76e6	0.77	NO	1.19	1.000	33.45	33.46	1.053	1.053	NO	228.3	114	0.0250	228.3
48	PCB-68	7.28e5	0.78	NO	1.28	1.000	33.70	33.72	1.061	1.061	NO	55.88	112	0.0232	55.88
49	PCB-40	3.61e5	0.76	NO	0.602	1.000	33.93	33.94	1.068	1.069	NO	58.85	118	0.0493	58.85
50	PCB-57	7.68e5	0.78	NO	1.16	1.000	34.31	34.32	0.969	0.970	NO	54.67	109	0.0226	54.67
51	PCB-67	7.26e5	0.77	NO	1.08	1.000	34.62	34.63	0.978	0.978	NO	55.45	111	0.0242	55.45
52	PCB-58	7.89e5	0.79	NO	1.20	1.000	34.74	34.74	0.982	0.982	NO	54.29	109	0.0218	54.29
53	PCB-63	7.07e5	0.77	NO	1.07	1.000	34.90	34.91	0.986	0.986	NO	54.64	109	0.0245	54.64
54	PCB-74	8.02e5	0.77	NO	1.19	1.000	35.20	35.21	0.994	0.995	NO	56.05	112	0.0221	56.05
55	PCB-61/70	1.42e6	0.78	NO	1.05	1.000	35.41	35.34	1.000	0.998	NO	111.5	111	0.0249	111.5
56	PCB-76/66	1.52e6	0.77	NO	1.16	1.000	35.60	35.60	1.006	1.006	NO	108.2	108	0.0225	108.2
57	PCB-80	7.93e5	0.79	NO	1.19	1.000	35.86	35.86	1.001	1.000	NO	53.99	108	0.0203	53.99
58	PCB-55	7.91e5	0.77	NO	1.17	1.000	36.18	36.19	1.010	1.010	NO	54.67	109	0.0206	54.67
59	PCB-56/60	1.38e6	0.76	NO	1.02	1.000	36.70	36.70	1.024	1.024	NO	109.7	110	0.0236	109.7
60	PCB-79	7.55e5	0.77	NO	1.14	1.000	37.80	37.80	1.055	1.054	NO	53.58	107	0.0211	53.58
61	PCB-78	7.29e5	0.77	NO	1.14	1.000	38.52	38.52	0.987	0.987	NO	55.40	111	0.0231	55.40
62	PCB-81	6.52e5	0.77	NO	1.05	1.000	39.06	39.06	1.000	1.000	NO	53.80	108	0.0251	53.80
63	PCB-77	7.02e5	0.77	NO	1.14	1.000	39.68	39.67	1.000	1.000	NO	55.67	111	0.0243	55.67
64	PCB-104	4.18e5	1.60	NO	1.12	1.000	32.46	32.47	1.001	1.001	NO	56.94	114	0.0230	56.94
65	PCB-96	4.30e5	1.59	NO	1.15	1.000	33.78	33.78	1.041	1.041	NO	57.07	114	0.0223	57.07
66	PCB-103	3.42e5	1.62	NO	0.936	1.000	34.34	34.33	1.059	1.059	NO	55.92	112	0.0275	55.92
67	PCB-100	3.49e5	1.58	NO	0.954	1.000	34.69	34.69	1.069	1.069	NO	55.96	112	0.0270	55.96
68	PCB-94	2.68e5	1.59	NO	0.949	1.000	35.19	35.19	0.985	0.985	NO	54.24	108	0.0339	54.24

Dataset: U:\VG11.PRO\Results\200617K2\200617K2-2.qld

Last Altered: Thursday, June 18, 2020 07:57:26 Pacific Daylight Time

Printed: Thursday, June 18, 2020 08:24:05 Pacific Daylight Time

Name: 200617K2_2, Date: 18-Jun-2020, Time: 01:34:50, ID: ST200617K2-1 PCB 209 CS3 19G2609, Description: PCB 209 CS3 19G2609

#	Name	Resp	RA	n/y	RRF	wt/Vol	Pred.RT	RT	Pred.R	RRT	Check RRT	Conc.	%Rec	DL	EMPC
69	69 PCB-95/98/102	1.08e6	1.58	NO	1.20	1.000	35.67	35.66	0.999	0.998	NO	172.0	115	0.0267	172.0
70	70 PCB-93	2.45e5	1.61	NO	0.935	1.000	35.79	35.81	1.002	1.003	NO	50.26	101	0.0344	50.26
71	71 PCB-88/91	5.71e5	1.57	NO	1.06	1.000	36.14	36.14	1.012	1.012	NO	102.9	103	0.0302	102.9
72	72 PCB-121	5.26e5	1.57	NO	1.71	1.000	36.23	36.23	1.015	1.015	NO	58.99	118	0.0188	58.99
73	73 PCB-84/92	5.74e5	1.58	NO	1.02	1.000	37.10	37.09	0.990	0.990	NO	110.8	111	0.0322	110.8
74	74 PCB-89	3.18e5	1.60	NO	1.11	1.000	37.27	37.28	0.995	0.995	NO	56.52	113	0.0297	56.52
75	75 PCB-90/101	6.27e5	1.60	NO	1.12	1.000	37.48	37.46	1.000	1.000	NO	109.7	110	0.0292	109.7
76	76 PCB-113	4.47e5	1.61	NO	1.51	1.000	37.72	37.72	1.007	1.007	NO	57.97	116	0.0217	57.97
77	77 PCB-99	3.39e5	1.59	NO	1.32	1.000	37.81	37.81	1.009	1.009	NO	50.38	101	0.0248	50.38
78	78 PCB-119	4.32e5	1.58	NO	1.81	1.000	38.30	38.30	0.987	0.987	NO	53.82	108	0.0207	53.82
79	79 PCB-108/112	7.18e5	1.60	NO	1.44	1.000	38.46	38.45	0.991	0.991	NO	111.7	112	0.0258	111.7
80	80 PCB-83	4.51e5	1.58	NO	1.83	1.000	38.61	38.61	0.995	0.995	NO	55.36	111	0.0204	55.36
81	81 PCB-97	3.08e5	1.57	NO	1.28	1.000	38.82	38.82	1.000	1.000	NO	54.04	108	0.0291	54.03
82	82 PCB-86	3.10e5	1.58	NO	1.12	1.000	38.97	38.97	1.004	1.004	NO	62.45	125	0.0334	62.45
83	83 PCB-87/117/125	1.14e6	1.61	NO	1.56	1.000	39.12	39.10	1.008	1.008	NO	164.7	110	0.0239	164.7
84	84 PCB-111/115	8.85e5	1.57	NO	1.91	1.000	39.27	39.27	1.012	1.012	NO	104.0	104	0.0195	104.0
85	85 PCB-85/116	7.26e5	1.60	NO	1.41	1.000	39.40	39.40	1.015	1.015	NO	115.7	116	0.0264	115.7
86	86 PCB-120	4.85e5	1.58	NO	2.01	1.000	39.66	39.66	1.022	1.022	NO	54.37	109	0.0186	54.37
87	87 PCB-110	4.16e5	1.61	NO	1.74	1.000	39.79	39.79	1.026	1.025	NO	53.62	107	0.0214	53.62
88	88 PCB-82	2.56e5	1.54	NO	0.781	1.000	40.44	40.44	0.976	0.976	NO	57.04	114	0.0373	57.04
89	89 PCB-124	4.29e5	1.58	NO	1.40	1.000	41.15	41.15	0.993	0.993	NO	53.43	107	0.0208	53.43
90	90 PCB-107/109	8.89e5	1.61	NO	1.34	1.000	41.29	41.29	0.996	0.996	NO	115.4	115	0.0217	115.4
91	91 PCB-123	3.92e5	1.60	NO	1.20	1.000	41.46	41.46	1.000	1.000	NO	56.92	114	0.0243	56.92
92	92 PCB-106/118	8.25e5	1.60	NO	1.22	1.000	41.67	41.69	1.001	1.001	NO	111.4	111	0.0233	111.4
93	93 PCB-114	6.58e5	1.56	NO	1.14	1.000	42.33	42.32	1.000	1.000	NO	51.00	102	0.0258	51.00
94	94 PCB-122	5.92e5	1.59	NO	0.944	1.000	42.47	42.47	1.004	1.004	NO	55.45	111	0.0312	55.45
95	95 PCB-105	6.32e5	1.56	NO	1.05	1.000	43.21	43.23	1.000	1.001	NO	53.24	106	0.0287	53.24
96	96 PCB-127	6.66e5	1.58	NO	1.06	1.000	43.57	43.57	1.000	1.000	NO	53.70	107	0.0272	53.70
97	97 PCB-126	6.68e5	1.55	NO	1.17	1.000	45.52	45.53	1.000	1.000	NO	53.26	107	0.0264	53.26
98	98 PCB-155	1.86e5	1.33	NO	1.04	1.000	36.99	36.99	1.000	1.000	NO	53.31	107	0.0134	53.31
99	99 PCB-150	1.98e5	1.32	NO	1.08	1.000	38.32	38.32	1.036	1.036	NO	54.64	109	0.0129	54.64
100	1... PCB-152	2.16e5	1.33	NO	1.19	1.000	38.80	38.80	1.049	1.049	NO	54.47	109	0.0118	54.47
101	1... PCB-145	2.14e5	1.30	NO	1.19	1.000	39.27	39.27	1.062	1.062	NO	53.67	107	0.0118	53.67
102	1... PCB-136	1.93e5	1.30	NO	1.02	1.000	39.60	39.60	1.071	1.071	NO	56.52	113	0.0137	56.52
103	1... PCB-148	1.41e5	1.32	NO	0.842	1.000	39.71	39.71	1.074	1.074	NO	49.98	100	0.0166	49.98
104	1... PCB-154	1.62e5	1.32	NO	0.919	1.000	40.22	40.22	1.088	1.088	NO	52.63	105	0.0152	52.63

Dataset: U:\VG11.PRO\Results\200617K2\200617K2-2.qld

Last Altered: Thursday, June 18, 2020 07:57:26 Pacific Daylight Time
Printed: Thursday, June 18, 2020 08:24:05 Pacific Daylight Time

Name: 200617K2_2, Date: 18-Jun-2020, Time: 01:34:50, ID: ST200617K2-1 PCB 209 CS3 19G2609, Description: PCB 209 CS3 19G2609

#	Name	Resp	RA	rv	RRF	w/Vol	Pred.RT	RT	Pred.R...	RRT	Check.RRT	Conc.	%Rec	DL	EMPC
105	1... PCB-151	1.40e5	1.30	NO	0.787	1.000	40.88	40.87	1.105	1.105	NO	53.00	106	0.0178	53.00
106	1... PCB-135	1.51e5	1.32	NO	0.922	1.000	41.09	41.09	1.111	1.111	NO	48.91	97.8	0.0152	48.91
107	1... PCB-144	1.50e5	1.33	NO	0.789	1.000	41.20	41.20	1.114	1.114	NO	56.88	114	0.0177	56.88
108	1... PCB-147	1.45e5	1.34	NO	0.834	1.000	41.33	41.35	1.118	1.118	NO	51.99	104	0.0167	51.99
109	1... PCB-139/149	3.20e5	1.30	NO	0.948	1.000	41.62	41.61	1.125	1.125	NO	100.7	101	0.0147	100.7
110	1... PCB-140	1.41e5	1.34	NO	0.794	1.000	41.80	41.81	1.130	1.131	NO	53.07	106	0.0176	53.06
111	1... PCB-134/143	7.63e5	1.24	NO	0.759	1.000	42.28	42.27	0.975	0.975	NO	112.6	113	0.0586	112.6
112	1... PCB-131/133	8.19e5	1.24	NO	0.821	1.000	42.58	42.57	0.982	0.982	NO	111.7	112	0.0542	111.7
113	1... PCB-142	3.68e5	1.23	NO	0.754	1.000	42.72	42.72	0.985	0.985	NO	54.61	109	0.0590	54.61
114	1... PCB-146/165	9.90e5	1.24	NO	1.02	1.000	42.97	42.97	0.991	0.991	NO	109.1	109	0.0437	109.1
115	1... PCB-132/161	9.89e5	1.22	NO	1.02	1.000	43.20	43.19	0.996	0.996	NO	108.2	108	0.0434	108.2
116	1... PCB-153	4.95e5	1.21	NO	1.07	1.000	43.38	43.38	1.000	1.000	NO	51.77	104	0.0415	51.77
117	1... PCB-168	5.22e5	1.23	NO	1.08	1.000	43.61	43.61	1.006	1.006	NO	54.25	108	0.0413	54.25
118	1... PCB-141	4.20e5	1.24	NO	1.03	1.000	44.14	44.16	1.000	1.001	NO	54.65	109	0.0529	54.65
119	1... PCB-137	4.22e5	1.22	NO	1.11	1.000	44.54	44.54	1.010	1.009	NO	50.72	101	0.0489	50.72
120	1... PCB-130	3.70e5	1.23	NO	0.885	1.000	44.64	44.65	1.012	1.012	NO	55.82	112	0.0613	55.82
121	1... PCB-138/163/164	1.60e6	1.25	NO	1.28	1.000	45.03	45.05	1.001	1.001	NO	164.3	110	0.0418	164.3
122	1... PCB-158/160	1.03e6	1.20	NO	1.24	1.000	45.28	45.28	1.006	1.006	NO	109.8	110	0.0433	109.8
123	1... PCB-129	3.50e5	1.23	NO	0.867	1.000	45.54	45.54	1.012	1.012	NO	53.12	106	0.0620	53.12
124	1... PCB-166	5.76e5	1.24	NO	1.14	1.000	46.01	46.00	0.993	0.993	NO	54.52	109	0.0377	54.52
125	1... PCB-159	6.20e5	1.25	NO	1.22	1.000	46.34	46.34	1.000	1.000	NO	55.20	110	0.0354	55.20
126	1... PCB-128/162	9.36e5	1.25	NO	0.907	1.000	46.63	46.64	1.007	1.007	NO	111.6	112	0.0474	111.6
127	1... PCB-167	5.59e5	1.26	NO	1.11	1.000	47.04	47.04	1.000	1.000	NO	54.38	109	0.0402	54.38
128	1... PCB-156	5.54e5	1.25	NO	1.13	1.000	48.39	48.39	1.000	1.000	NO	54.63	109	0.0413	54.63
129	1... PCB-157	5.08e5	1.25	NO	1.04	1.000	48.67	48.65	1.001	1.000	NO	54.91	110	0.0438	54.91
130	1... PCB-169	5.38e5	1.23	NO	1.16	1.000	50.93	50.92	1.000	1.000	NO	54.01	108	0.0425	54.01
131	1... PCB-188	4.35e5	1.03	NO	1.29	1.000	43.03	43.01	1.001	1.000	NO	54.14	108	0.0338	54.14
132	1... PCB-184	4.18e5	1.03	NO	1.23	1.000	43.46	43.48	1.011	1.012	NO	54.55	109	0.0354	54.55
133	1... PCB-179	4.30e5	1.04	NO	1.30	1.000	44.28	44.28	1.030	1.030	NO	53.17	106	0.0336	53.17
134	1... PCB-176	4.30e5	1.04	NO	1.31	1.000	44.74	44.75	1.041	1.041	NO	52.76	106	0.0333	52.76
135	1... PCB-186	4.59e5	1.06	NO	1.33	1.000	45.37	45.37	1.055	1.056	NO	55.48	111	0.0328	55.48
136	1... PCB-178	3.12e5	1.06	NO	0.943	1.000	45.89	45.88	1.067	1.067	NO	53.05	106	0.0462	53.05
137	1... PCB-175	3.16e5	1.03	NO	0.956	1.000	46.24	46.24	1.076	1.076	NO	53.01	106	0.0456	53.01
138	1... PCB-182/187	7.15e5	1.05	NO	1.07	1.000	46.42	46.44	1.080	1.080	NO	107.7	108	0.0409	107.7
139	1... PCB-183	3.43e5	1.03	NO	1.02	1.000	46.76	46.76	1.088	1.088	NO	53.80	108	0.0426	53.80
140	1... PCB-185	3.18e5	1.05	NO	1.41	1.000	47.44	47.44	0.955	0.955	NO	55.17	110	0.0485	55.17

75/147

Dataset: U:\VG11.PRO\Results\200617K2\200617K2-2.qld

Last Altered: Thursday, June 18, 2020 07:57:26 Pacific Daylight Time

Printed: Thursday, June 18, 2020 08:24:05 Pacific Daylight Time

Name: 200617K2_2, Date: 18-Jun-2020, Time: 01:34:50, ID: ST200617K2-1 PCB 209 CS3 19G2609, Description: PCB 209 CS3 19G2609

#	Name	Resp	RA	n/y	RRP	wt/vol	Pred.RT	RT	Pred.R...	RRT	Check RRT	Conc.	%Rec	DL	EMPC
141	1... PCB-174	2.91e5	1.04	NO	1.35	1.000	47.83	47.82	0.962	0.962	NO	52.35	105	0.0504	52.35
142	1... PCB-181	3.51e5	1.05	NO	1.47	1.000	47.91	47.91	0.964	0.964	NO	57.99	116	0.0462	57.99
143	1... PCB-177	2.87e5	1.04	NO	1.28	1.000	48.08	48.08	0.968	0.968	NO	54.71	109	0.0534	54.71
144	1... PCB-171	2.95e5	1.03	NO	1.32	1.000	48.38	48.39	0.974	0.974	NO	54.70	109	0.0518	54.70
145	1... PCB-173	2.71e5	1.06	NO	1.19	1.000	48.82	48.82	0.983	0.983	NO	55.52	111	0.0573	55.52
146	1... PCB-172	3.07e5	1.06	NO	1.38	1.000	49.30	49.29	0.992	0.992	NO	54.50	109	0.0496	54.50
147	1... PCB-192	4.00e5	1.06	NO	1.83	1.000	49.48	49.49	0.996	0.996	NO	53.44	107	0.0373	53.44
148	1... PCB-180	3.11e5	1.04	NO	1.41	1.000	49.71	49.71	1.000	1.000	NO	53.81	108	0.0483	53.81
149	1... PCB-193	3.65e5	1.05	NO	1.68	1.000	49.92	49.92	1.005	1.005	NO	53.09	106	0.0407	53.09
150	1... PCB-191	3.73e5	1.07	NO	1.71	1.000	50.19	50.19	1.010	1.010	NO	53.21	106	0.0399	53.21
151	1... PCB-170	2.70e5	1.04	NO	1.40	1.000	51.38	51.38	1.000	1.000	NO	54.69	109	0.0577	54.69
152	1... PCB-190	3.58e5	1.07	NO	1.85	1.000	51.57	51.57	1.004	1.004	NO	54.92	110	0.0437	54.92
153	1... PCB-189	3.63e5	1.07	NO	1.45	1.000	53.11	53.08	1.000	1.000	NO	54.07	108	0.0380	54.07
154	1... PCB-202	2.43e5	0.90	NO	1.17	1.000	48.61	48.59	1.001	1.000	NO	53.48	107	0.0195	53.48
155	1... PCB-201	2.24e5	0.89	NO	1.05	1.000	49.10	49.11	1.011	1.011	NO	54.73	109	0.0216	54.73
156	1... PCB-204	2.36e5	0.92	NO	1.14	1.000	49.25	49.26	1.014	1.014	NO	53.28	107	0.0200	53.28
157	1... PCB-197	2.36e5	0.94	NO	1.13	1.000	49.57	49.58	1.020	1.021	NO	53.69	107	0.0201	53.69
158	1... PCB-200	2.30e5	0.91	NO	1.07	1.000	50.50	50.51	1.040	1.040	NO	55.37	111	0.0213	55.37
159	1... PCB-198	1.78e5	0.90	NO	0.794	1.000	52.08	52.06	1.072	1.072	NO	57.87	116	0.0287	57.87
160	1... PCB-199	1.69e5	0.92	NO	0.809	1.000	52.18	52.19	1.074	1.074	NO	53.71	107	0.0281	53.71
161	1... PCB-196/203	3.66e5	0.90	NO	0.838	1.000	52.50	52.50	1.081	1.081	NO	112.3	112	0.0272	112.3
162	1... PCB-195	3.52e5	0.89	NO	1.04	1.000	53.80	53.79	0.984	0.983	NO	51.00	102	0.0427	51.00
163	1... PCB-194	3.90e5	0.89	NO	1.12	1.000	54.72	54.72	1.000	1.000	NO	52.79	106	0.0399	52.79
164	1... PCB-205	4.81e5	0.89	NO	1.29	1.000	54.98	54.98	1.005	1.005	NO	56.38	113	0.0346	56.38
165	1... PCB-208	3.96e5	1.32	NO	0.933	1.000	53.94	53.94	1.000	1.000	NO	53.35	107	0.0588	53.35
166	1... PCB-207	3.93e5	1.37	NO	0.916	1.000	54.26	54.28	1.006	1.007	NO	53.85	108	0.0599	53.85
167	1... PCB-206	2.97e5	1.31	NO	1.01	1.000	56.24	56.24	1.000	1.000	NO	52.63	105	0.0733	52.63
168	1... PCB-209	2.65e5	1.22	NO	0.986	1.000	57.47	57.48	1.000	1.000	NO	53.71	107	0.0103	53.71
169	1... 13C-PCB-1	1.53e6	3.30	NO	0.893	1.000	15.52	15.52	0.608	0.608	NO	85.29	85.3	0.0423	
170	1... 13C-PCB-3	1.58e6	3.35	NO	0.911	1.000	18.17	18.17	0.712	0.712	NO	86.29	86.3	0.0414	
171	1... 13C-PCB-4	1.14e6	1.59	NO	0.600	1.000	19.52	19.52	0.765	0.765	NO	95.05	95.0	0.0373	
172	1... 13C-PCB-9	1.86e6	1.58	NO	0.970	1.000	21.35	21.35	0.836	0.836	NO	95.54	95.5	0.0231	
173	1... 13C-PCB-11	1.91e6	1.59	NO	0.962	1.000	24.79	24.80	0.971	0.972	NO	99.12	99.1	0.0232	
174	1... 13C-PCB-19	8.67e5	1.05	NO	0.499	1.000	23.76	23.76	0.931	0.931	NO	86.59	86.6	0.346	
175	1... 13C-PCB-32	1.26e6	1.05	NO	0.744	1.000	26.75	26.75	1.048	1.048	NO	84.22	84.2	0.232	
176	1... 13C-PCB-28	1.74e6	1.05	NO	1.06	1.000	28.77	28.77	1.004	1.004	NO	91.44	91.4	0.272	

Dataset: U:\VG11.PRO\Results\200617K2\200617K2-2.qld

Last Altered: Thursday, June 18, 2020 07:57:26 Pacific Daylight Time
Printed: Thursday, June 18, 2020 08:24:05 Pacific Daylight Time

Name: 200617K2_2, Date: 18-Jun-2020, Time: 01:34:50, ID: ST200617K2-1 PCB 209 CS3 19G2609, Description: PCB 209 CS3 19G2609

#	Name	Resp	RA	n/y	RRF	wt/Vol	Prod.RT	RT	Prod.R...	RRT	Check RRT	Conc.	%Rec	DL	EMPC
177	1... 13C-PCB-37	1.68e6	1.02	NO	0.989	1.000	32.75	32.75	1.143	1.143	NO	95.21	95.2	0.293	
178	1... 13C-PCB-54	1.20e6	0.79	NO	0.999	1.000	27.62	27.60	0.753	0.752	NO	100.7	101	0.0621	
179	1... 13C-PCB-52	9.68e5	0.78	NO	0.804	1.000	31.26	31.25	0.852	0.852	NO	100.6	101	0.0772	
180	1... 13C-PCB-47	1.02e6	0.77	NO	0.857	1.000	31.77	31.77	0.866	0.866	NO	99.37	99.4	0.0724	
181	1... 13C-PCB-70	1.21e6	0.80	NO	0.996	1.000	35.41	35.40	0.965	0.965	NO	101.3	101	0.0624	
182	1... 13C-PCB-80	1.24e6	0.79	NO	1.03	1.000	35.84	35.84	0.977	0.977	NO	100.6	101	0.0604	
183	1... 13C-PCB-81	1.16e6	0.79	NO	0.988	1.000	39.04	39.04	1.064	1.064	NO	97.90	97.9	0.0629	
184	1... 13C-PCB-77	1.11e6	0.81	NO	0.969	1.000	39.66	39.66	1.081	1.081	NO	95.64	95.6	0.0641	
185	1... 13C-PCB-104	6.54e5	1.64	NO	1.02	1.000	32.46	32.44	0.827	0.826	NO	101.2	101	0.0427	
186	1... 13C-PCB-95	5.21e5	1.64	NO	0.805	1.000	35.71	35.71	0.910	0.910	NO	101.9	102	0.0540	
187	1... 13C-PCB-101	5.09e5	1.59	NO	0.793	1.000	37.46	37.46	0.954	0.955	NO	101.1	101	0.0548	
188	1... 13C-PCB-97	4.45e5	1.65	NO	0.696	1.000	38.80	38.80	0.989	0.989	NO	100.6	101	0.0624	
189	1... 13C-PCB-123	5.74e5	1.62	NO	0.933	1.000	41.44	41.44	1.056	1.056	NO	96.93	96.9	0.0466	
190	1... 13C-PCB-118	6.07e5	1.63	NO	0.986	1.000	41.63	41.63	1.061	1.061	NO	97.02	97.0	0.0441	
191	1... 13C-PCB-114	1.13e6	1.60	NO	1.55	1.000	42.30	42.31	0.908	0.908	NO	110.6	111	0.0446	
192	1... 13C-PCB-105	1.13e6	1.57	NO	1.57	1.000	43.19	43.19	0.927	0.927	NO	108.7	109	0.0439	
193	1... 13C-PCB-127	1.17e6	1.58	NO	1.62	1.000	43.55	43.56	0.934	0.935	NO	109.1	109	0.0425	
194	1... 13C-PCB-126	1.07e6	1.59	NO	1.57	1.000	45.51	45.51	0.976	0.976	NO	103.2	103	0.0440	
195	1... 13C-PCB-155	3.35e5	1.27	NO	0.615	1.000	36.98	36.98	0.942	0.942	NO	85.77	85.8	0.0260	
196	1... 13C-PCB-153	8.93e5	1.28	NO	1.36	1.000	43.36	43.37	0.930	0.930	NO	99.01	99.0	0.0646	
197	1... 13C-PCB-141	7.49e5	1.30	NO	1.13	1.000	44.13	44.12	0.947	0.947	NO	100.5	101	0.0782	
198	1... 13C-PCB-138	7.60e5	1.29	NO	1.18	1.000	44.99	44.99	0.965	0.965	NO	97.04	97.0	0.0745	
199	1... 13C-PCB-159	9.24e5	1.28	NO	1.44	1.000	46.32	46.32	0.994	0.994	NO	97.15	97.1	0.0613	
200	2... 13C-PCB-167	9.27e5	1.28	NO	1.44	1.000	47.02	47.02	1.009	1.009	NO	97.40	97.4	0.0613	
201	2... 13C-PCB-156	9.00e5	1.28	NO	1.40	1.000	48.34	48.37	1.037	1.038	NO	97.52	97.5	0.0632	
202	2... 13C-PCB-157	8.91e5	1.28	NO	1.40	1.000	48.63	48.63	1.043	1.043	NO	96.50	96.5	0.0632	
203	2... 13C-PCB-169	8.59e5	1.28	NO	1.33	1.000	50.91	50.91	1.092	1.092	NO	97.73	97.7	0.0663	
204	2... 13C-PCB-188	6.23e5	0.44	NO	1.41	1.000	42.98	42.99	0.926	0.926	NO	100.6	101	0.0499	
205	2... 13C-PCB-180	4.10e5	0.46	NO	0.929	1.000	49.67	49.69	1.070	1.071	NO	100.5	101	0.0757	
206	2... 13C-PCB-170	3.52e5	0.46	NO	0.794	1.000	51.35	51.36	1.106	1.107	NO	101.0	101	0.0885	
207	2... 13C-PCB-189	4.62e5	0.46	NO	1.04	1.000	53.09	53.08	1.144	1.144	NO	100.7	101	0.0673	
208	2... 13C-PCB-202	3.88e5	0.92	NO	1.04	1.000	48.57	48.58	1.046	1.046	NO	85.39	85.4	0.0434	
209	2... 13C-PCB-194	6.61e5	0.91	NO	0.768	1.000	54.71	54.70	0.995	0.995	NO	93.42	93.4	0.104	
210	2... 13C-PCB-208	7.96e5	0.78	NO	0.991	1.000	53.93	53.93	0.981	0.981	NO	87.11	87.1	0.0768	
211	2... 13C-PCB-206	5.59e5	0.79	NO	0.552	1.000	56.22	56.22	1.023	1.023	NO	109.9	110	0.138	
212	2... 13C-PCB-209	5.01e5	1.19	NO	0.396	1.000	57.48	57.47	1.046	1.046	NO	137.0	137	0.0183	

P-MSA

Dataset: U:\VG11.PRO\Results\200617K2\200617K2-2.qld

Last Altered: Thursday, June 18, 2020 07:57:26 Pacific Daylight Time
Printed: Thursday, June 18, 2020 08:24:05 Pacific Daylight Time

Name: 200617K2_2, Date: 18-Jun-2020, Time: 01:34:50, ID: ST200617K2-1 PCB 209 CS3 19G2609, Description: PCB 209 CS3 19G2609

#	Name	Resp	RA	n/y	RRF	wt/vol	Pred.RT	RT	Pred.R...	RRT	Check RRT	Conc.	%Rec	DL	EMPC
213	2... 13C-PCB-15	2.01e6	1.58	NO	1.00	1.000	25.51	25.53	1.000	0.000	NO	100.0	100	0.0224	
214	2... 13C-PCB-31	1.78e6	1.03	NO	1.00	1.000	28.64	28.66	1.000	0.000	NO	100.0	100	0.289	
215	2... 13C-PCB-60	1.20e6	0.79	NO	1.00	1.000	36.66	36.68	1.000	0.000	NO	100.0	100	0.0621	
216	2... 13C-PCB-111	6.35e5	1.62	NO	1.00	1.000	39.23	39.25	1.000	0.000	NO	100.0	100	0.0435	
217	2... 13C-PCB-128	6.61e5	1.25	NO	1.00	1.000	46.59	46.60	1.000	0.000	NO	100.0	100	0.0882	
218	2... 13C-PCB-182	4.39e5	0.46	NO	1.00	1.000	46.40	46.42	0.000	0.000	NO	100.0	100	0.0703	
219	2... 13C-PCB-205	9.22e5	0.93	NO	1.00	1.000	54.97	54.97	1.000	0.000	NO	100.0	100	0.0798	
220	2... 13C-PCB-79	1.26e6	0.80	NO	1.07	1.000	37.78	37.78	1.030	1.030	NO	98.7	98.7	0.0581	
221	2... 13C-PCB-178	4.20e5	0.46	NO	0.766	1.000	45.86	45.87	0.988	0.988	NO	83.01	83.0	0.0588	
222	2... 13C-PCB-79	1.26e6	0.80	NO	1.08	1.000	37.78	37.78	0.968	0.968	NO	100.6	101	0.0584	
223	2... 13C-PCB-178	4.20e5	0.46	NO	1.05	1.000	45.87	45.87	0.923	0.923	NO	97.57	97.6	0.0713	

75-125
J

Dataset: Untitled

Last Altered: Thursday, June 18, 2020 09:48:14 Pacific Daylight Time
Printed: Thursday, June 18, 2020 09:48:20 Pacific Daylight Time

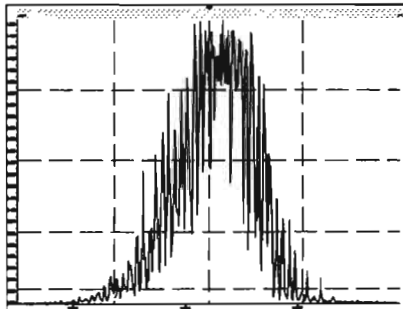
Method: U:\VG11.PRO\MethDB\PCB-209_ZB1_6-13-20.mdb 14 Jun 2020 13:31:38
Calibration: U:\VG11.PRO\CurveDB\db1_PCBvg11-6-1-20.cdb 02 Jun 2020 10:21:16

Compound name: PCB-1

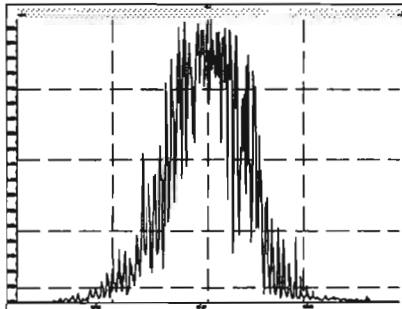
Name	ID	Acq.Date	Acq.Time
200617K2_1	SOLVENT BLANK	18-Jun-20	00:33:44
200617K2_2	ST200617K2-1 PCB 209 CS3 19G2609	18-Jun-20	01:34:50
200617K2_3	SOLVENT BLANK	18-Jun-20	02:35:27
200617K2_4	2000962-02RE1@20X PDI-149SC-A-00-01-20...	18-Jun-20	03:34:41
200617K2_5	2000977-01RE1@10X PDI-153SC-A-00-01-20...	18-Jun-20	04:35:09
200617K2_6	2000967-01RE1@10X PDI-148SC-A-00-01-20...	18-Jun-20	05:35:36
200617K2_7	2000968-02RE1@10X PDI-163SC-A-00-01-20...	18-Jun-20	06:37:43
200617K2_8	2001154-03 PDI-174SC-A-00-01-200521 10	18-Jun-20	07:38:06
200617K2_9	2001156-01 PDI-175SC-A-00-01-200522 10	18-Jun-20	08:37:21

Printed: Thursday, June 18, 2020 00:33:42 Pacific Daylight Time

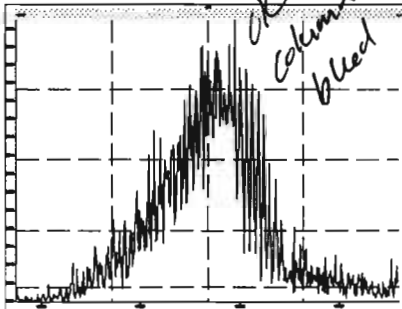
M 168.9888 R 14592



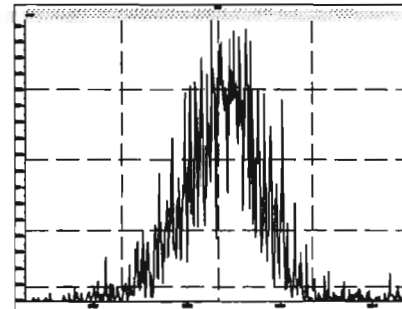
M 180.9888 R 14677



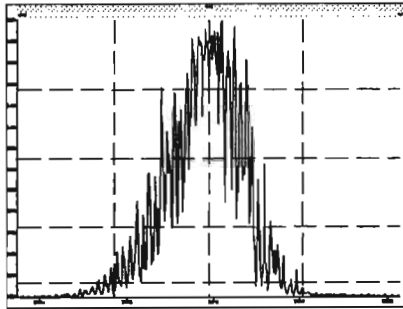
M 192.9888 R 8411



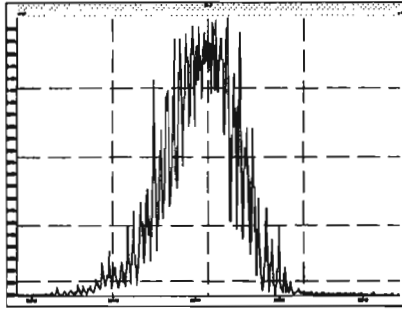
M 204.9888 R 16808



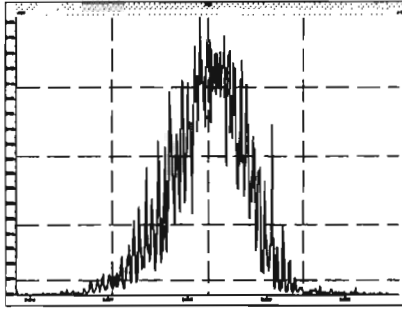
M 218.9856 R 14374



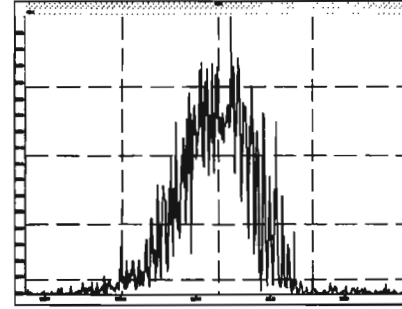
M 230.9856 R 14622



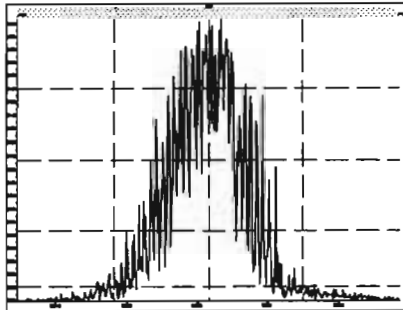
M 242.9856 R 13420



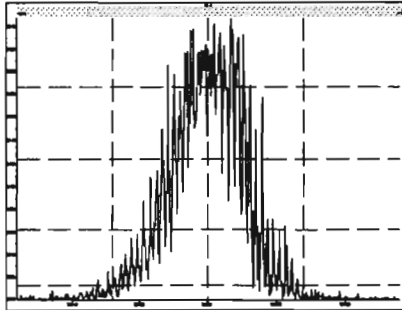
M 254.9856 R 15603



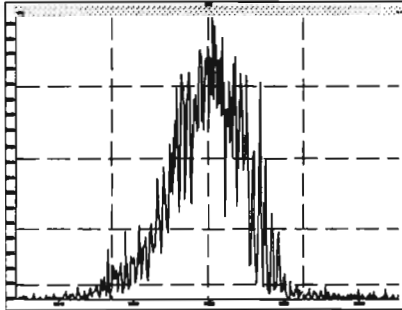
M 268.9824 R 13354



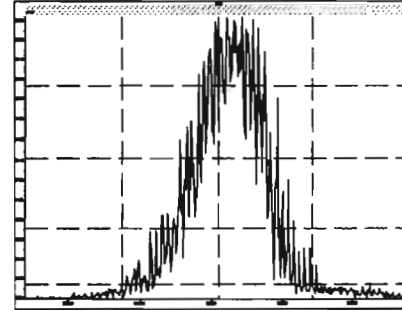
M 280.9824 R 15630



M 254.9856 R 14045

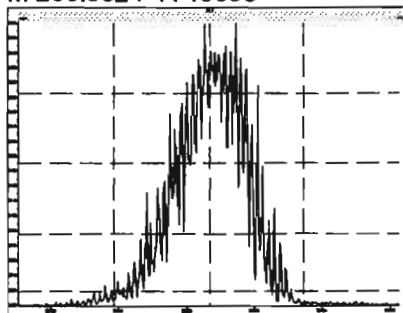


M 268.9824 R 13624

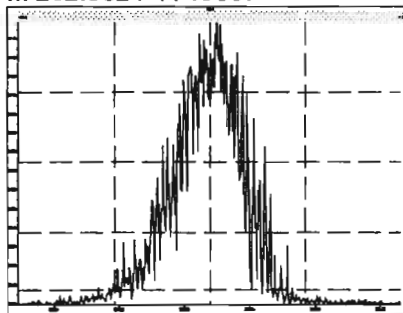


Printed: Thursday, June 18, 2020 00:33:42 Pacific Daylight Time

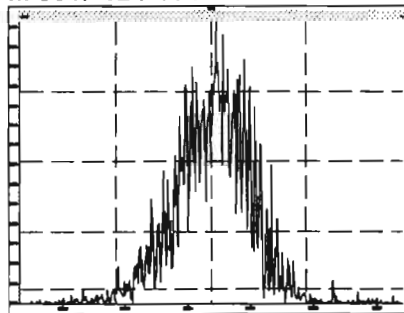
M 280.9824 R 13858



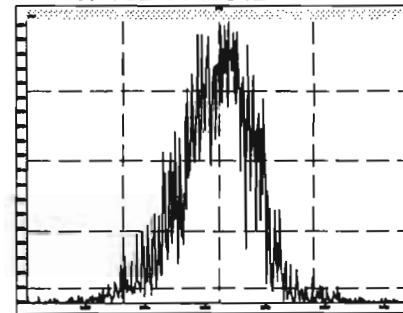
M 292.9824 R 15307



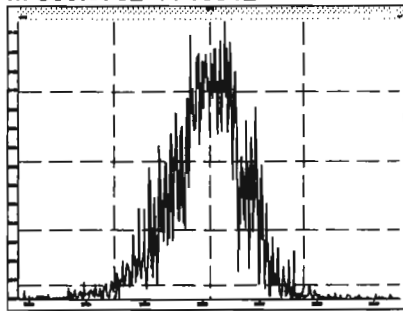
M 304.9824 R 15073



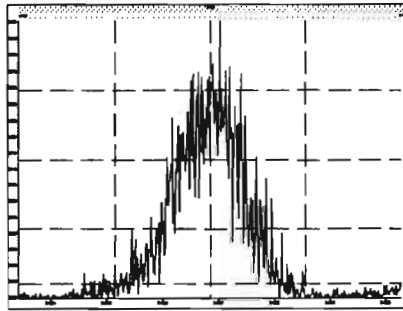
M 318.9792 R 15542



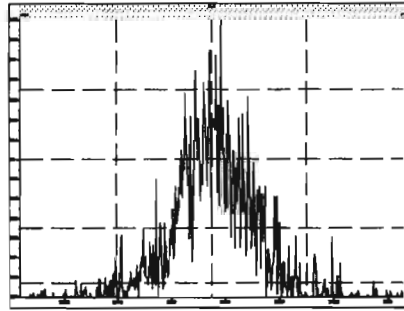
M 330.9792 R 13512



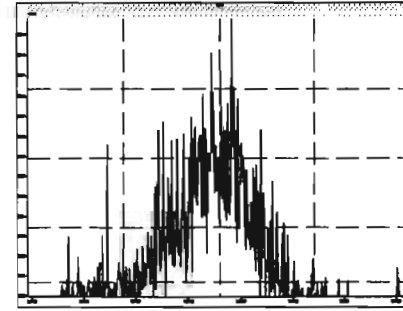
M 342.9792 R 14258



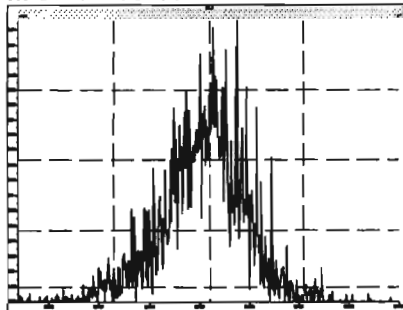
M 354.9792 R 18193



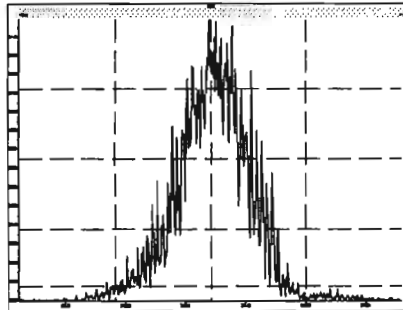
M 366.9792 R 22500



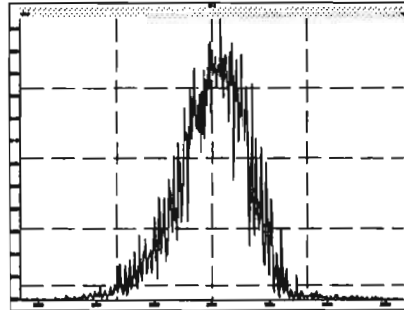
M 380.9760 R 15271



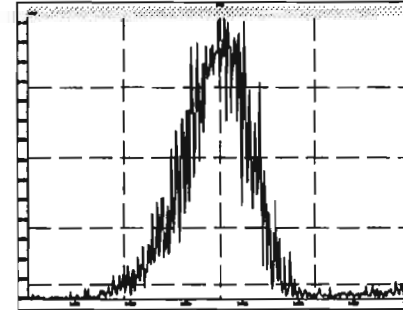
M 318.9792 R 13540



M 330.9792 R 13440

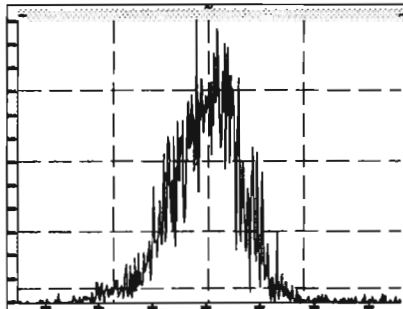


M 342.9792 R 14031

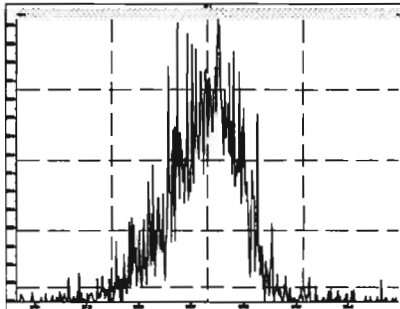


Printed: Thursday, June 18, 2020 00:33:42 Pacific Daylight Time

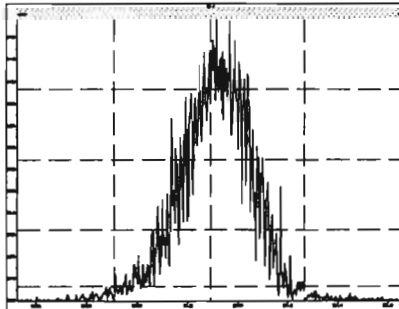
M 354.9792 R 15008



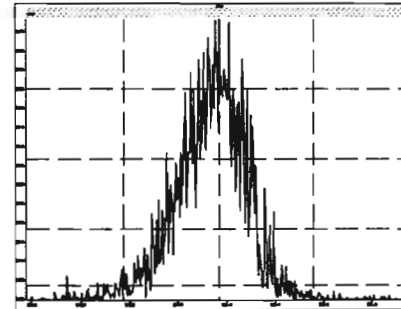
M 366.9792 R 14044



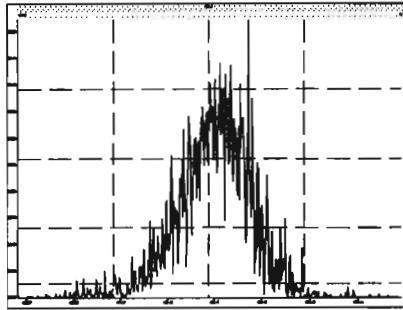
M 380.9760 R 13721



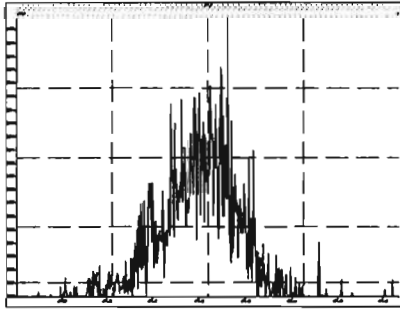
M 392.9760 R 16001



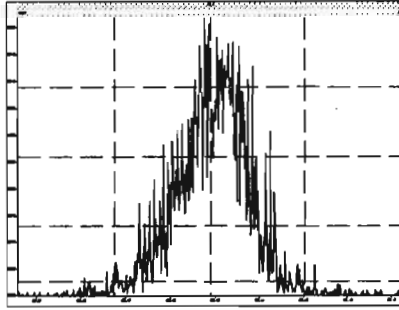
M 404.9760 R 16726



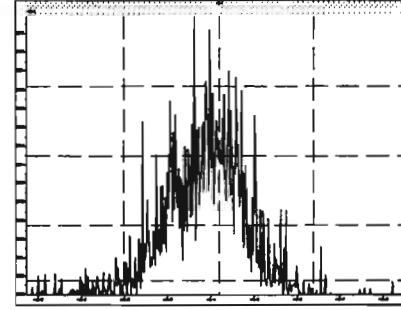
M 416.9760 R 17993



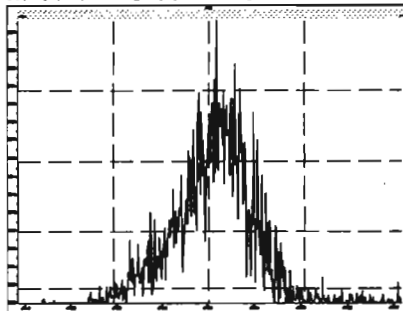
M 430.9728 R 14770



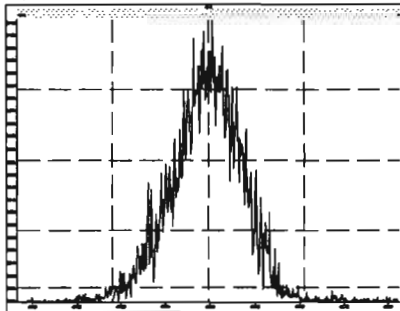
M 442.9728 R 17410



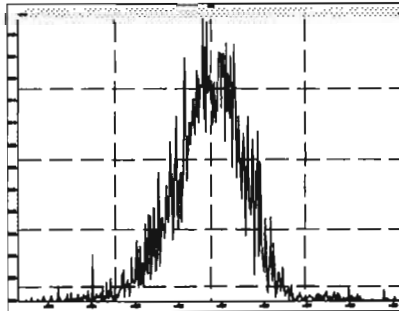
M 416.9760 R 14748



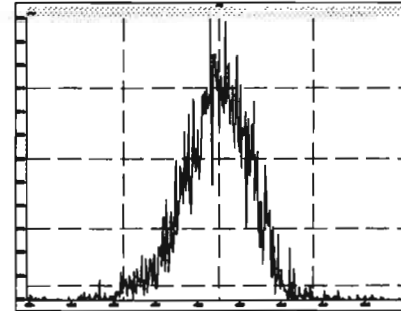
M 430.9728 R 13557



M 442.9728 R 13737

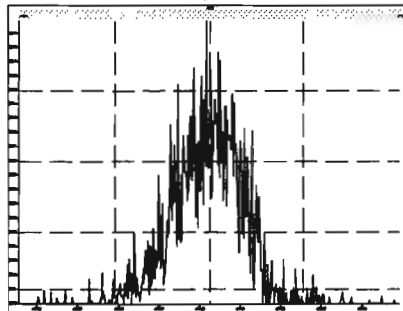


M 454.9728 R 14352

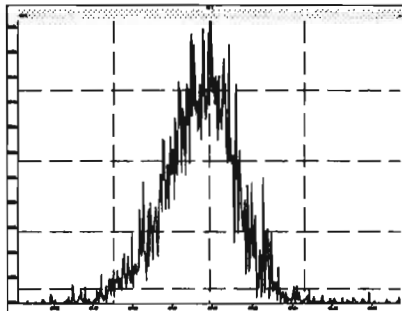


Printed: Thursday, June 18, 2020 00:33:42 Pacific Daylight Time

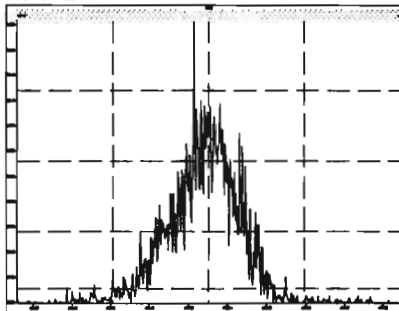
M 466.9728 R 17446



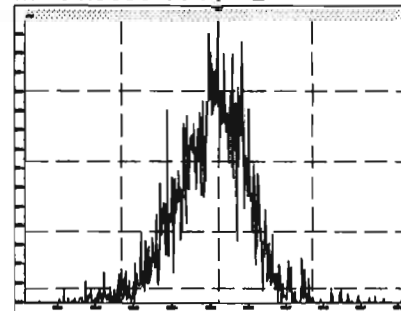
M 480.9696 R 13940



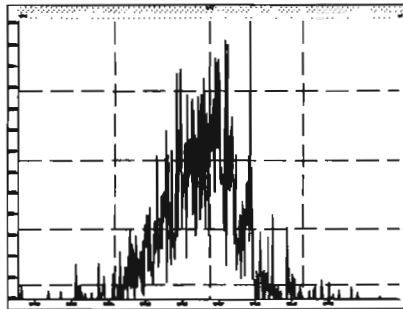
M 492.9696 R 15021



M 504.9696 R 14962



M 516.9697 R 16672



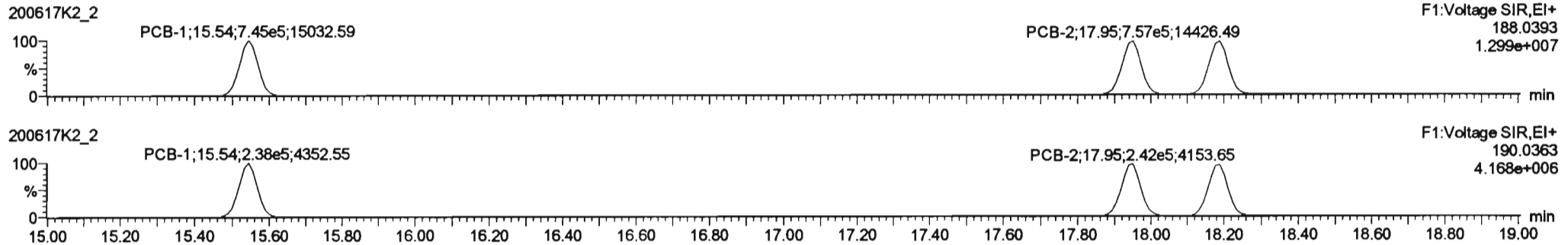
Dataset: Untitled

Last Altered: Thursday, June 18, 2020 08:08:25 Pacific Daylight Time
Printed: Thursday, June 18, 2020 08:09:51 Pacific Daylight Time

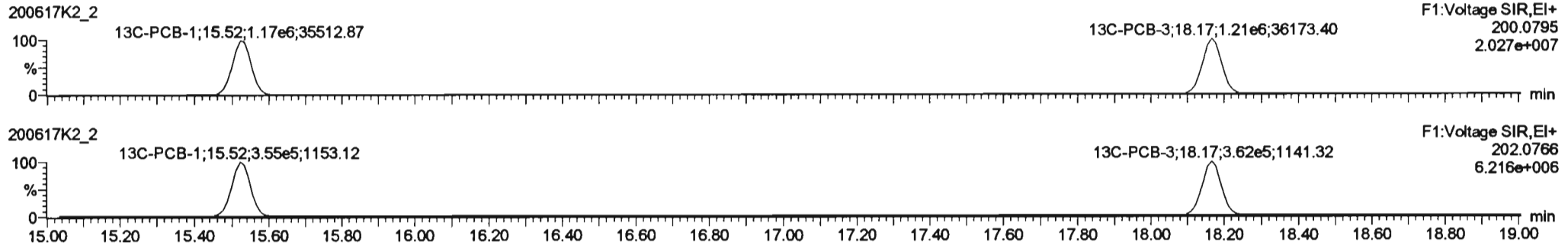
Method: U:\VG11.PRO\MethDB\PCB-209_ZB1_6-13-20.mdb 14 Jun 2020 13:31:38
Calibration: U:\VG11.PRO\CurveDB\vb1_PCBvg11-6-1-20.cdb 02 Jun 2020 10:21:16

Name: 200617K2_2, Date: 18-Jun-2020, Time: 01:34:50, ID: ST200617K2-1 PCB 209 CS3 19G2609, Description: PCB 209 CS3 19G2609

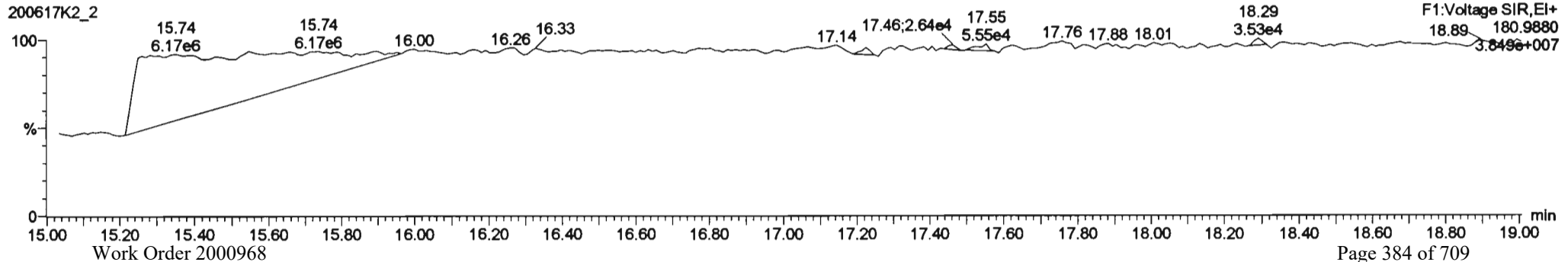
PCB-1



13C-PCB-1



PFK1

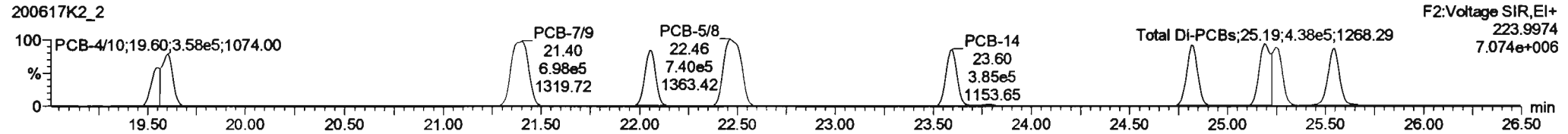
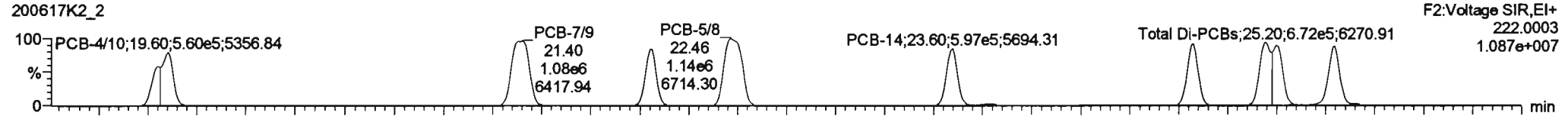


Dataset: Untitled

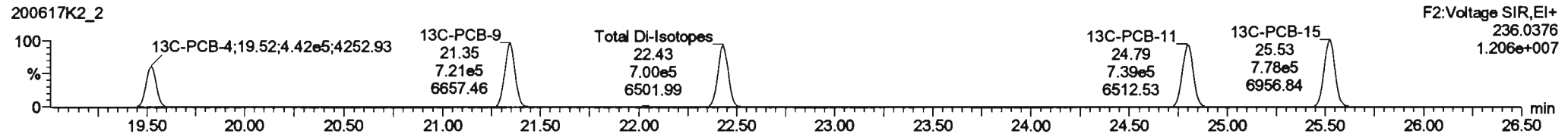
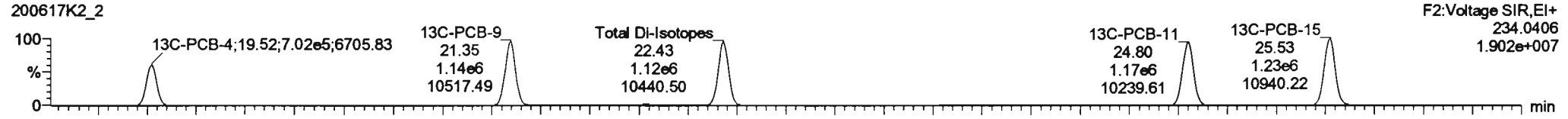
Last Altered: Thursday, June 18, 2020 08:08:25 Pacific Daylight Time
 Printed: Thursday, June 18, 2020 08:09:51 Pacific Daylight Time

Name: 200617K2_2, Date: 18-Jun-2020, Time: 01:34:50, ID: ST200617K2-1 PCB 209 CS3 19G2609, Description: PCB 209 CS3 19G2609

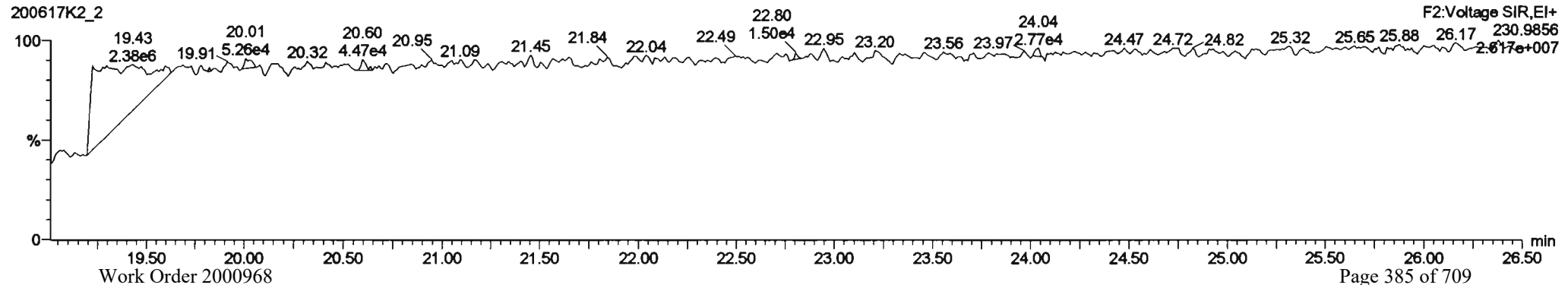
PCB-4/10



13C-PCB-4

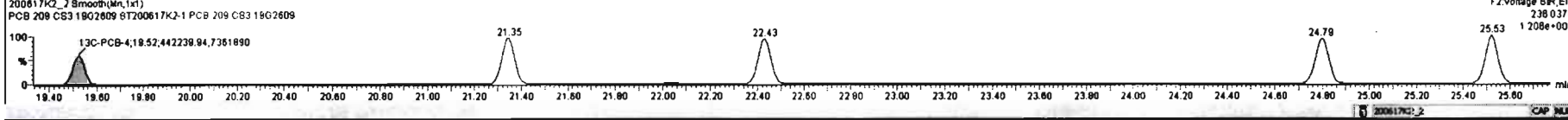
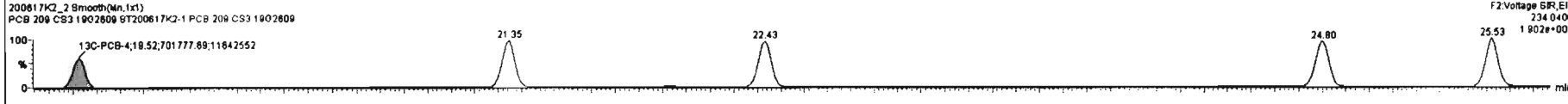
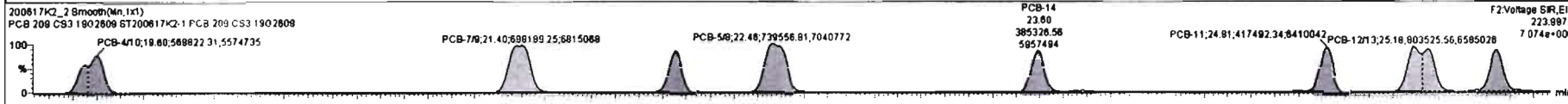
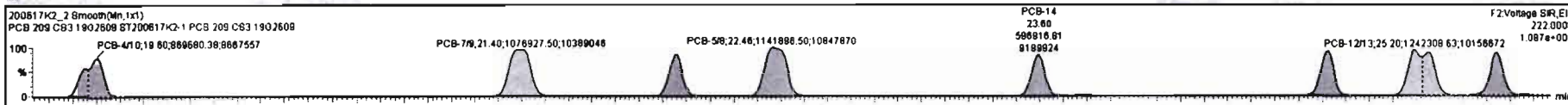


PFK2a



#	Name	Resp	RA	n/y	RF	w/Vol	Pred.RT	RT	Pred.R...	RRT	RRT Fail	Conc.	%Rec	DL	EMPC
222	13C-PCB-79	1.26e6	0.80	NO	1.0821	1.000	37.78	37.78	0.988	0.988	NO	100.6	101	0.0584	
223	13C-PCB-178	4.20e5	0.48	NO	1.0508	1.000	45.87	45.87	0.823	0.823	NO	97.57	97.8	0.0713	
224	Total Mono-PCBs				1.1665	1.000	0.00	0.00	0.00	0.00	NO	163.2		0.0358	163.2
225	Total Di-PCBs				1.0537	1.000	0.00	0.00	0.933	0.933	NO	806.9		0.373	806.9
226	2nd Function Tri-PCBs				1.0807	1.000	0.00	0.00	0.00	0.00	NO	449.1		0.117	449.1
227	3rd Function Tri-PCBs				0.9828	1.000	0.00	0.00	0.00	0.00	NO	864.5		0.302	864.5
228	Total Tetra-PCBs				1.0778	1.000	0.00	0.00	0.00	0.00	NO	2347		0.882	2347
229	3rd Function Penta-PCBs				1.3157	1.000	0.00	0.00	0.00	0.00	NO	2273		0.748	2273
230	4th Function Penta-PCBs				1.0735	1.000	0.00	0.00	0.00	0.00	NO	266.8		0.130	266.8
231	3rd Function Hexa-PCBs				0.9505	1.000	0.00	0.00	0.00	0.00	NO	739.8		0.195	739.8
232	4th Function Hexa-PCBs				1.0318	1.000	0.00	0.00	0.00	0.00	NO	1530		0.940	1530

#	Name	Pred.RT	RT	ret Resp	m2 Resp	1st Ratio (Pred)	RA	n/y	EMPC	Conc.
4	PCB-4r0	19.80	19.80	8.867e5	5.888e5	1.580	1.53	NO	100.82	100.82
5	PCB-78	21.41	21.40	1.077e6	8.802e5	1.580	1.54	NO	98.486	98.486
8	PCB-8	22.08	22.05	5.783e5	3.708e5	1.580	1.55	NO	49.796	49.796
7	PCB-58	22.47	22.48	1.142e6	7.368e5	1.580	1.54	NO	102.01	102.01
6	PCB-14	23.80	23.80	5.888e5	3.853e5	1.580	1.55	NO	50.498	50.498
9	PCB-11	24.82	24.82	8.503e5	4.175e5	1.580	1.58	NO	49.582	49.582
10	PCB-12r13	25.25	25.20	1.242e6	8.035e5	1.580	1.55	NO	104.22	104.22
11	PCB-15	25.57	25.55	8.303e5	4.075e5	1.580	1.55	NO	52.450	52.450

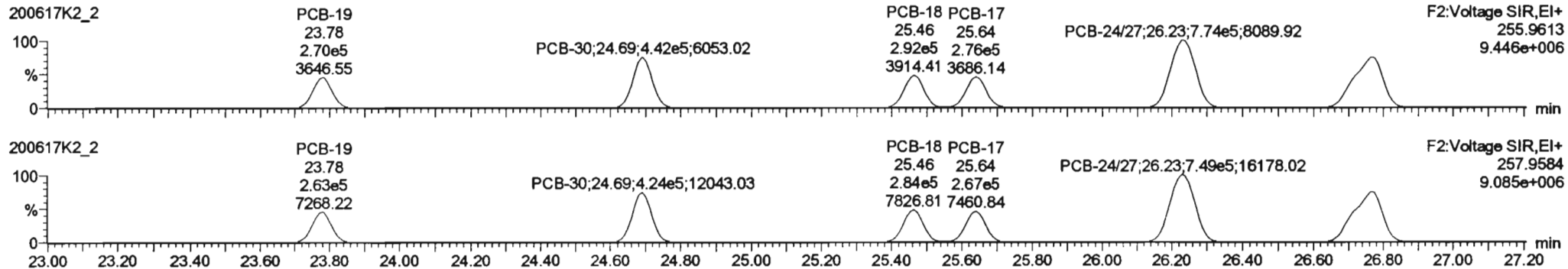


Dataset: Untitled

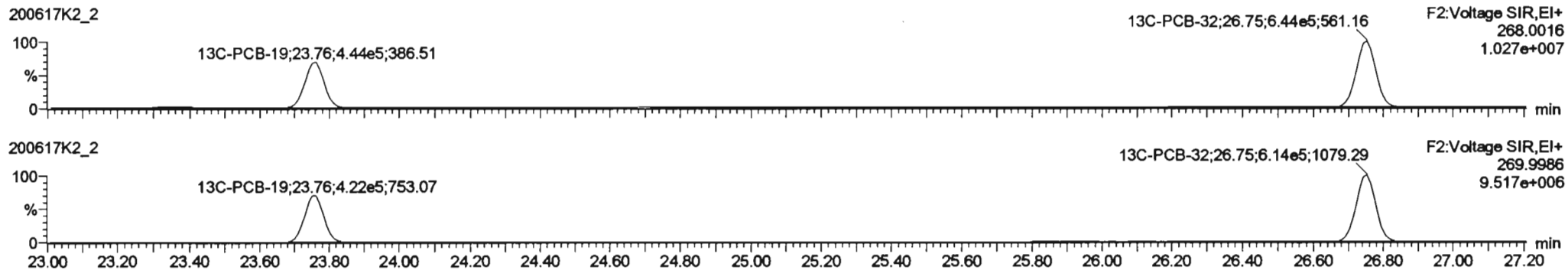
Last Altered: Thursday, June 18, 2020 08:08:25 Pacific Daylight Time
Printed: Thursday, June 18, 2020 08:09:51 Pacific Daylight Time

Name: 200617K2_2, Date: 18-Jun-2020, Time: 01:34:50, ID: ST200617K2-1 PCB 209 CS3 19G2609, Description: PCB 209 CS3 19G2609

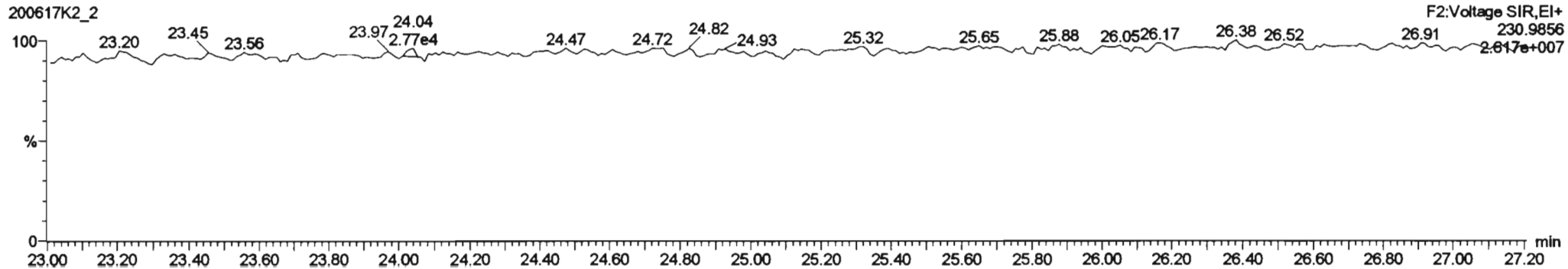
PCB-19



13C-PCB-19



PFK2b

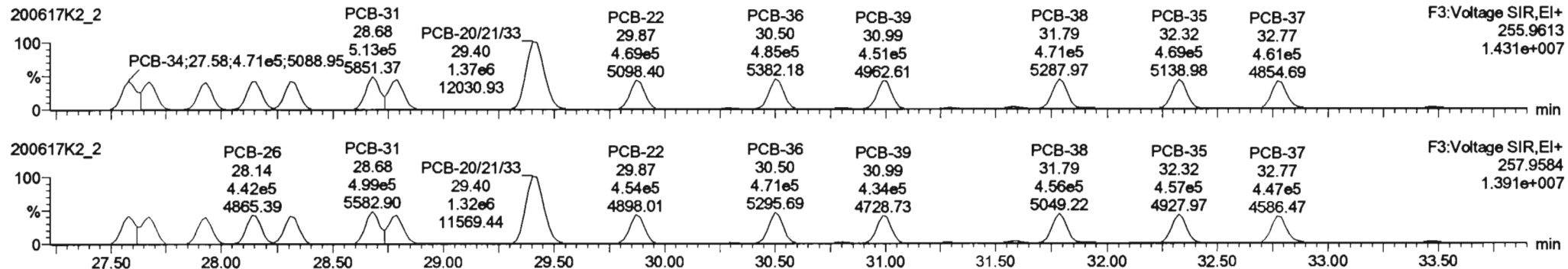


Dataset: Untitled

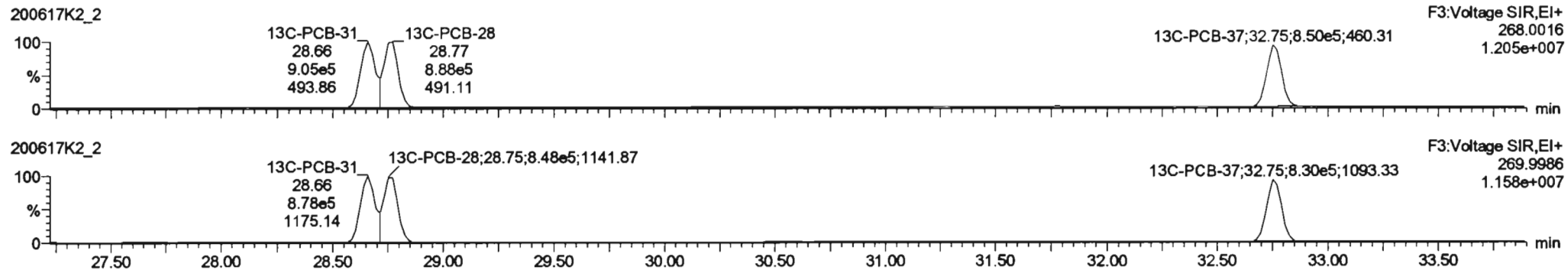
Last Altered: Thursday, June 18, 2020 08:08:25 Pacific Daylight Time
 Printed: Thursday, June 18, 2020 08:09:51 Pacific Daylight Time

Name: 200617K2_2, Date: 18-Jun-2020, Time: 01:34:50, ID: ST200617K2-1 PCB 209 CS3 19G2609, Description: PCB 209 CS3 19G2609

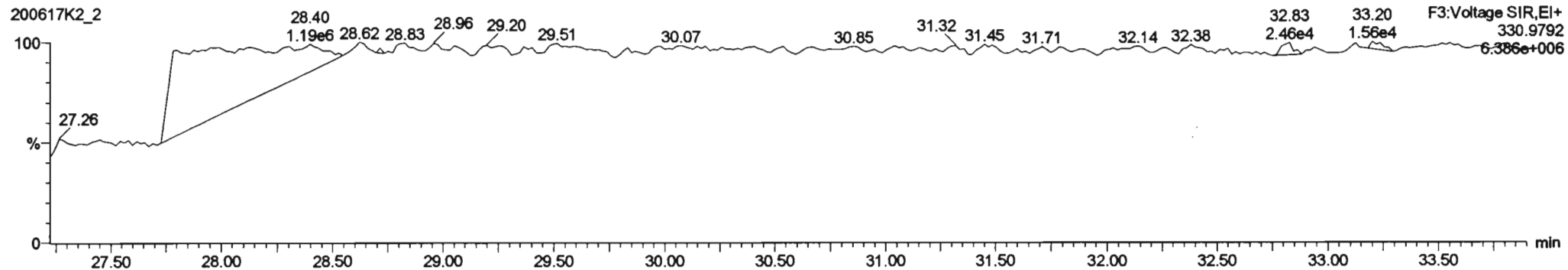
PCB-34

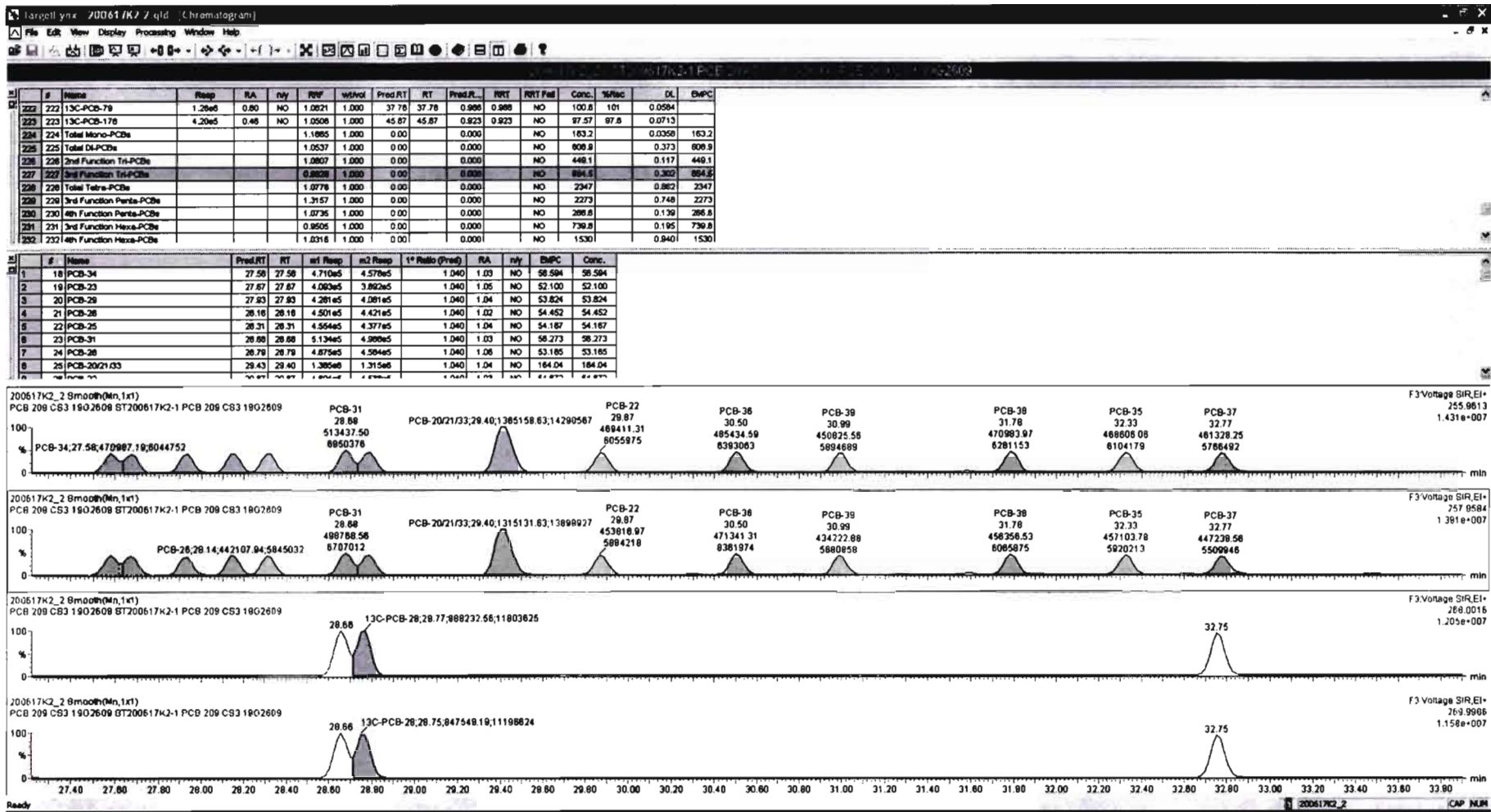


13C-PCB-28



PFK3d





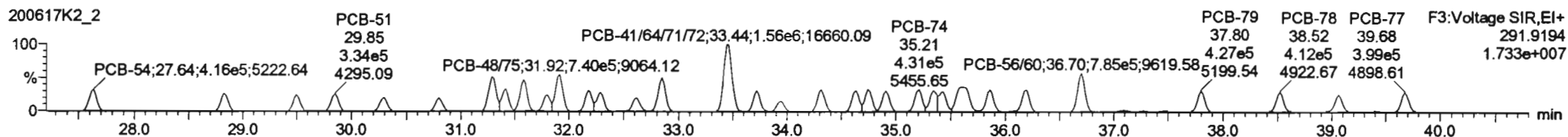
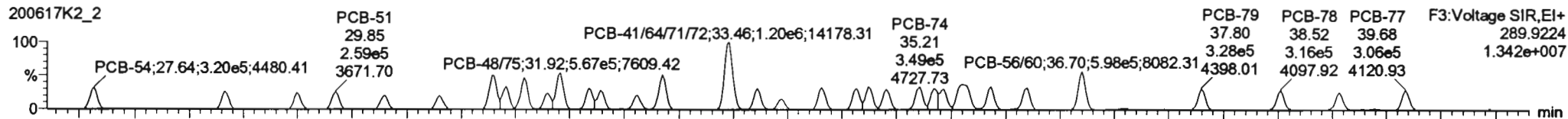
Dataset: Untitled

Last Altered: Thursday, June 18, 2020 08:08:25 Pacific Daylight Time

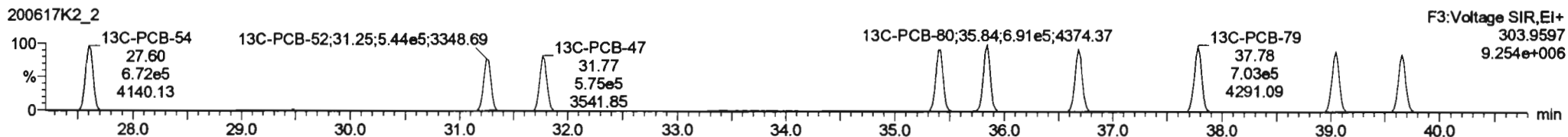

Printed: Thursday, June 18, 2020 08:09:51 Pacific Daylight Time

Name: 200617K2_2, Date: 18-Jun-2020, Time: 01:34:50, ID: ST200617K2-1 PCB 209 CS3 19G2609, Description: PCB 209 CS3 19G2609

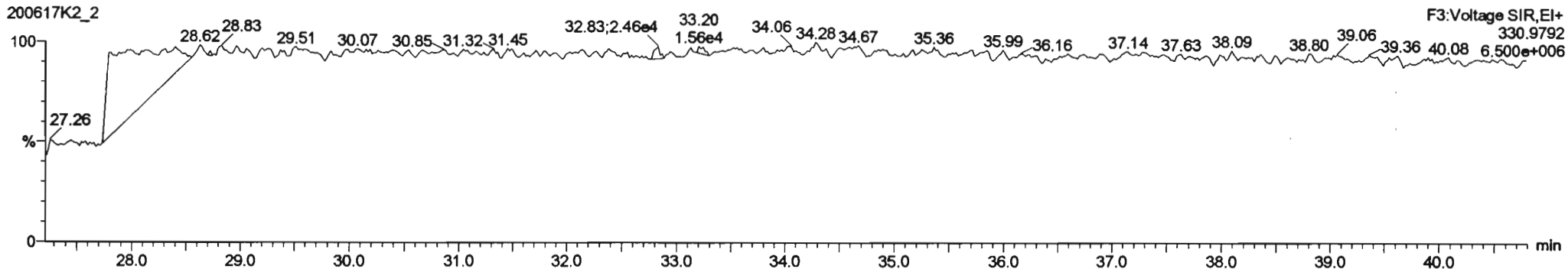
PCB-54



13C-PCB-54



PFK3a



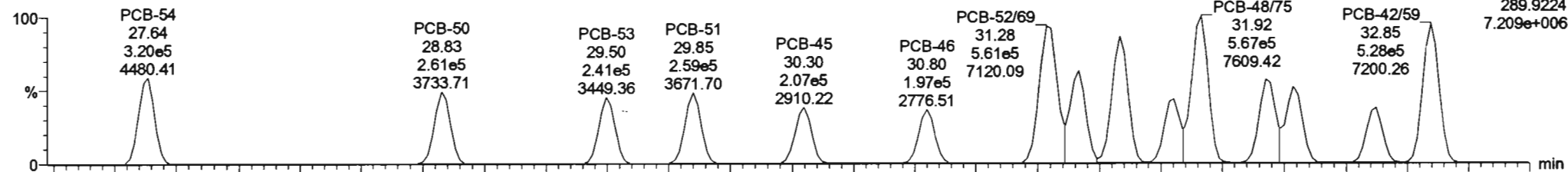
Dataset: Untitled

Last Altered: Thursday, June 18, 2020 08:08:25 Pacific Daylight Time
Printed: Thursday, June 18, 2020 08:09:51 Pacific Daylight Time

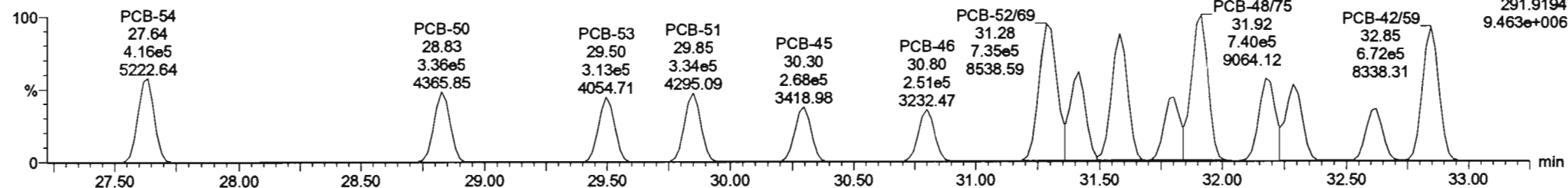
Name: 200617K2_2, Date: 18-Jun-2020, Time: 01:34:50, ID: ST200617K2-1 PCB 209 CS3 19G2609, Description: PCB 209 CS3 19G2609

PCB-50

200617K2_2




200617K2_2

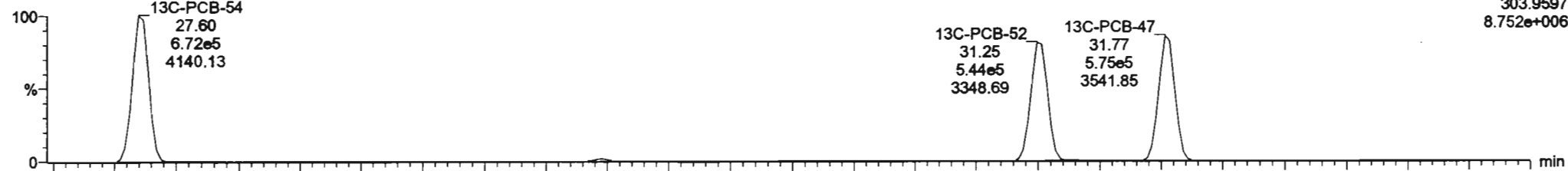


13C-PCB-52

200617K2_2



200617K2_2



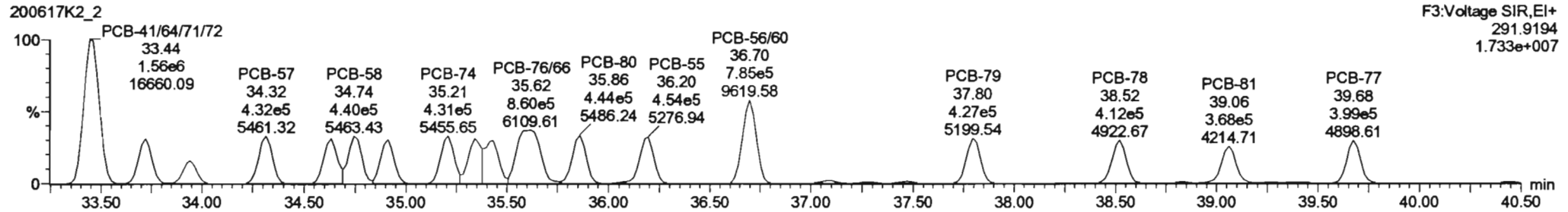
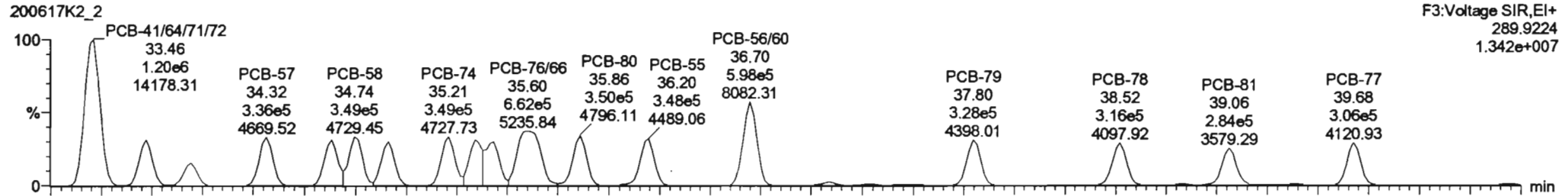
Dataset: Untitled

Last Altered: Thursday, June 18, 2020 08:08:25 Pacific Daylight Time

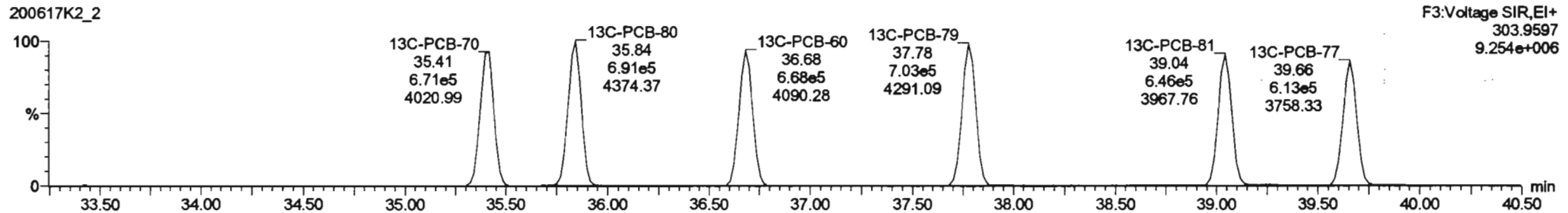
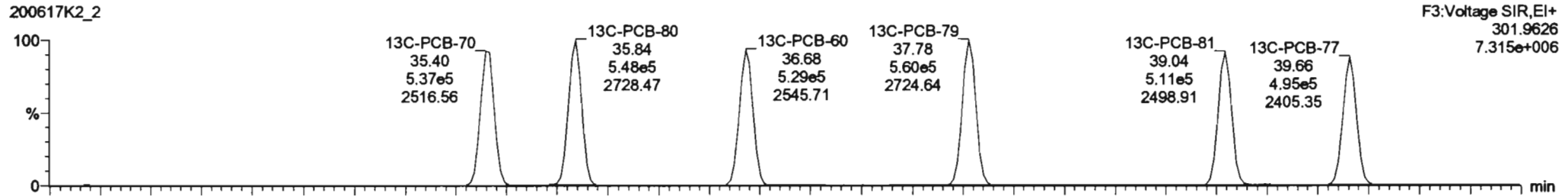
Printed: Thursday, June 18, 2020 08:09:51 Pacific Daylight Time

Name: 200617K2_2, Date: 18-Jun-2020, Time: 01:34:50, ID: ST200617K2-1 PCB 209 CS3 19G2609, Description: PCB 209 CS3 19G2609

PCB-68


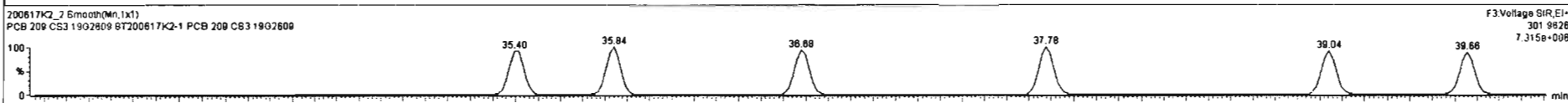
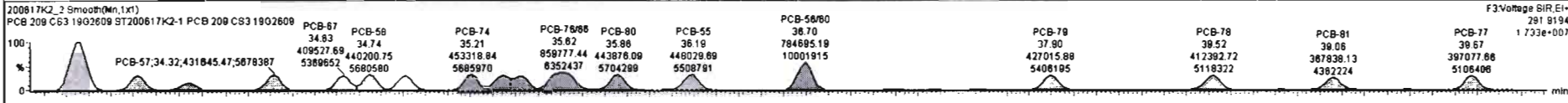
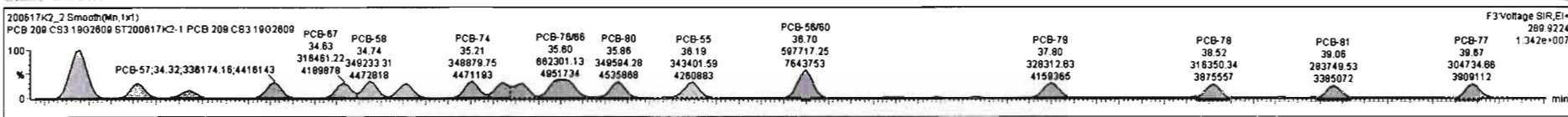


13C-PCB-60



#	Name	Resp	RA	nlv	RNF	wt/dtd	Pred.RT	RT	Pred.R	RRT	RRT Fail	Conc.	%Rec	DL	EMPC
222	13C-PCB-79	1.26e5	0.80	NO	1.0521	1.000	37.78	37.78	0.9589	0.9589	NO	100.8	101	0.0584	
223	13C-PCB-178	4.20e5	0.46	NO	1.0508	1.000	45.87	45.87	0.9223	0.9223	NO	97.57	97.6	0.0713	
224	Total Mono-PCBs				1.1895	1.000	0.00	0.00	0.000	0.000	NO	163.2		0.0358	163.2
225	Total Di-PCBs				1.0537	1.000	0.00	0.00	0.000	0.000	NO	608.9		0.373	608.9
226	2nd Function Tri-PCBs				1.0807	1.000	0.00	0.00	0.000	0.000	NO	448.1		0.117	448.1
227	3rd Function Tri-PCBs				0.9528	1.000	0.00	0.00	0.000	0.000	NO	864.5		0.302	864.5
228	Total Tetra-PCBs				1.0776	1.000	0.00	0.00	0.000	0.000	NO	2047		0.880	2047
229	3rd Function Penta-PCBs				1.3157	1.000	0.00	0.00	0.000	0.000	NO	2279		0.748	2279
230	4th Function Penta-PCBs				1.0735	1.000	0.00	0.00	0.000	0.000	NO	266.6		0.138	266.6
231	3rd Function Hexa-PCBs				0.9505	1.000	0.00	0.00	0.000	0.000	NO	738.8		0.195	738.8
232	4th Function Hexa-PCBs				1.0316	1.000	0.00	0.00	0.000	0.000	NO	1530		0.940	1530

#	Name	Pred.RT	RT	int Resp	nl2 Resp	1* Ratio (Prct)	RA	nlv	EMPC	Conc.
32	PCB-54	27.82	27.84	3.197e5	4.159e5	0.770	0.77	NO	58.582	58.582
33	PCB-50	28.81	28.83	2.811e5	3.364e5	0.770	0.78	NO	58.428	58.428
34	PCB-53	28.50	28.50	2.409e5	3.128e5	0.770	0.77	NO	57.340	57.340
35	PCB-51	29.84	29.85	2.590e5	3.343e5	0.770	0.77	NO	57.509	57.509
36	PCB-45	30.29	30.30	2.070e5	2.880e5	0.770	0.77	NO	57.134	57.134
37	PCB-46	30.78	30.80	1.887e5	2.513e5	0.770	0.78	NO	55.883	55.883
38	PCB-52/69	31.28	31.28	5.809e5	7.348e5	0.770	0.78	NO	114.88	114.88
39	PCB-73	31.40	31.41	3.384e5	4.275e5	0.770	0.79	NO	54.804	54.804

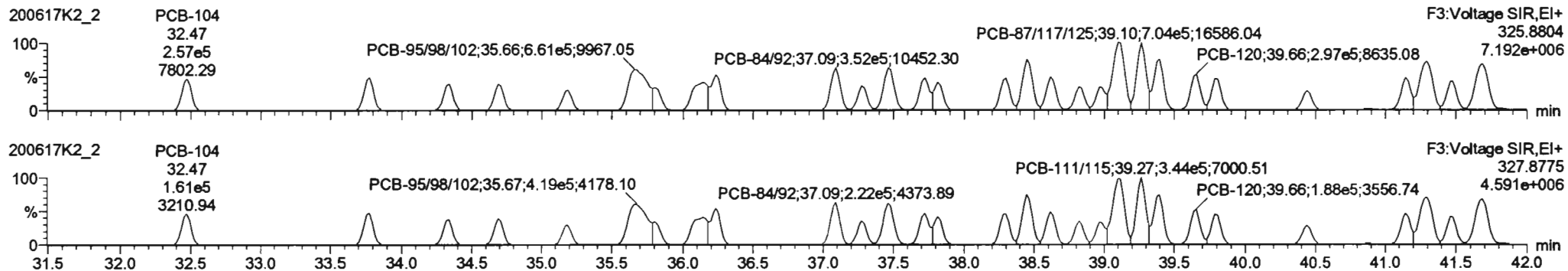


Dataset: Untitled

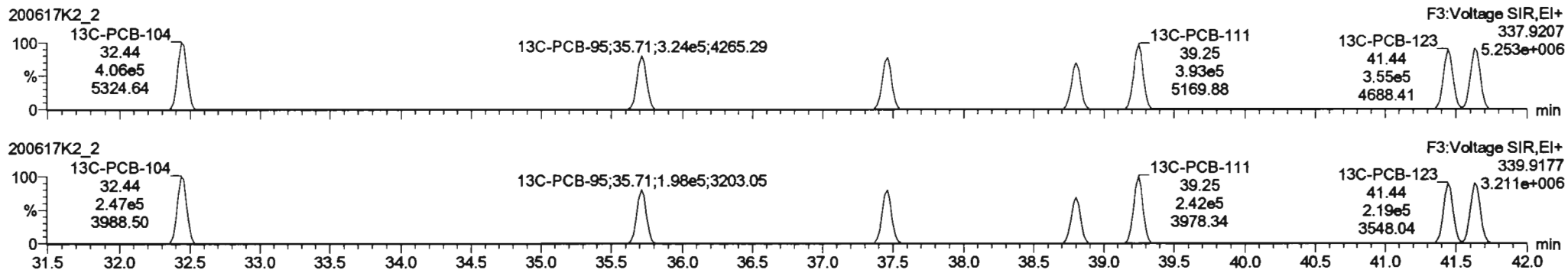
Last Altered: Thursday, June 18, 2020 08:08:25 Pacific Daylight Time
Printed: Thursday, June 18, 2020 08:09:51 Pacific Daylight Time

Name: 200617K2_2, Date: 18-Jun-2020, Time: 01:34:50, ID: ST200617K2-1 PCB 209 CS3 19G2609, Description: PCB 209 CS3 19G2609

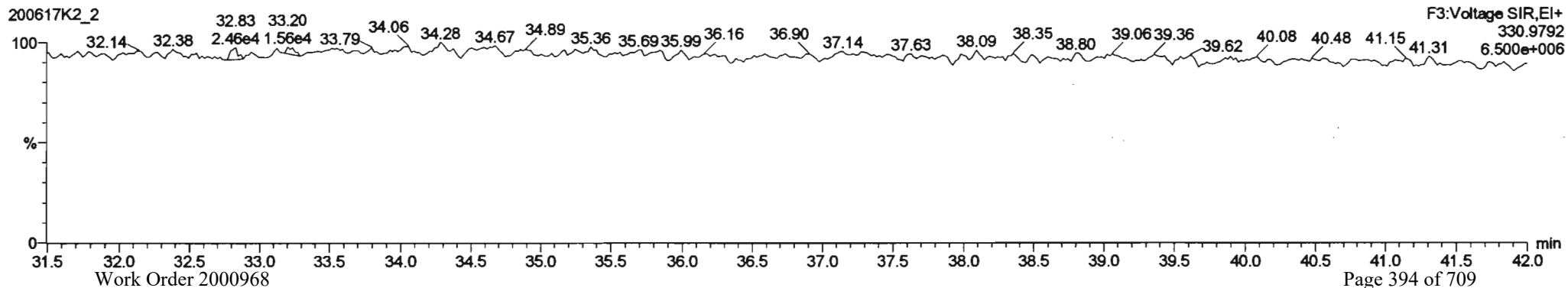
PCB-104



13C-PCB-104



PFK3b



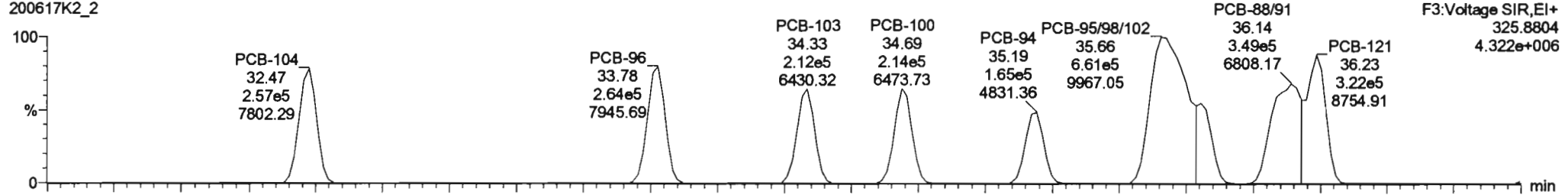
Dataset: Untitled

Last Altered: Thursday, June 18, 2020 08:08:25 Pacific Daylight Time
Printed: Thursday, June 18, 2020 08:09:51 Pacific Daylight Time

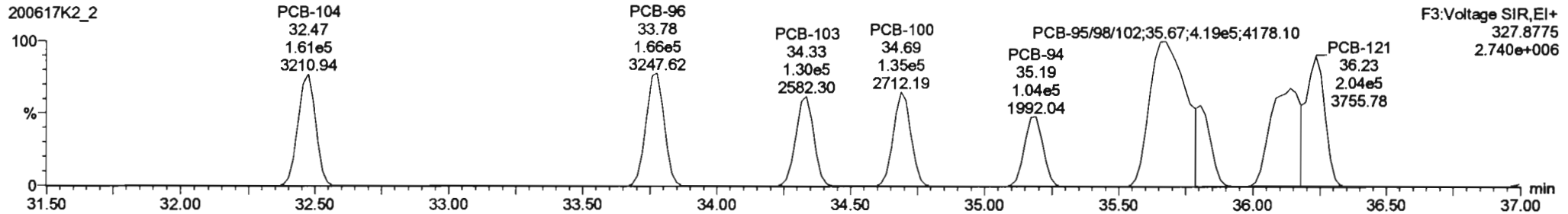
Name: 200617K2_2, Date: 18-Jun-2020, Time: 01:34:50, ID: ST200617K2-1 PCB 209 CS3 19G2609, Description: PCB 209 CS3 19G2609

PCB-96

200617K2_2

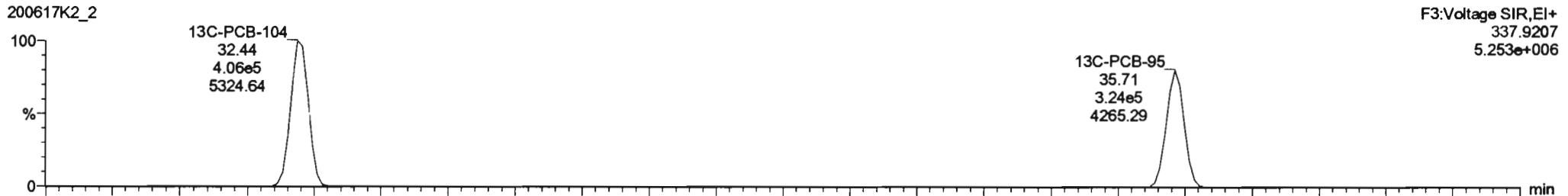


200617K2_2




13C-PCB-95

200617K2_2



200617K2_2



Dataset: Untitled

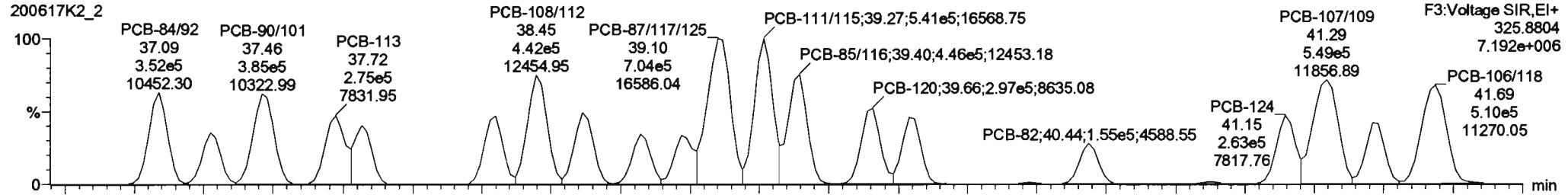
Last Altered: Thursday, June 18, 2020 08:08:25 Pacific Daylight Time

Printed: Thursday, June 18, 2020 08:09:51 Pacific Daylight Time

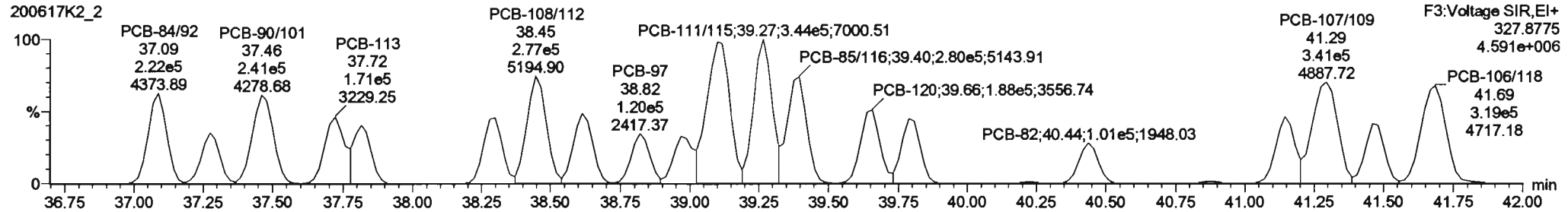
Name: 200617K2_2, Date: 18-Jun-2020, Time: 01:34:50, ID: ST200617K2-1 PCB 209 CS3 19G2609, Description: PCB 209 CS3 19G2609

PCB-119

200617K2_2

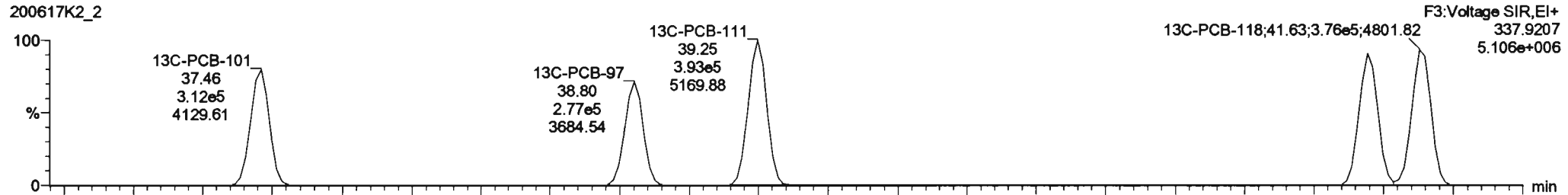


200617K2_2

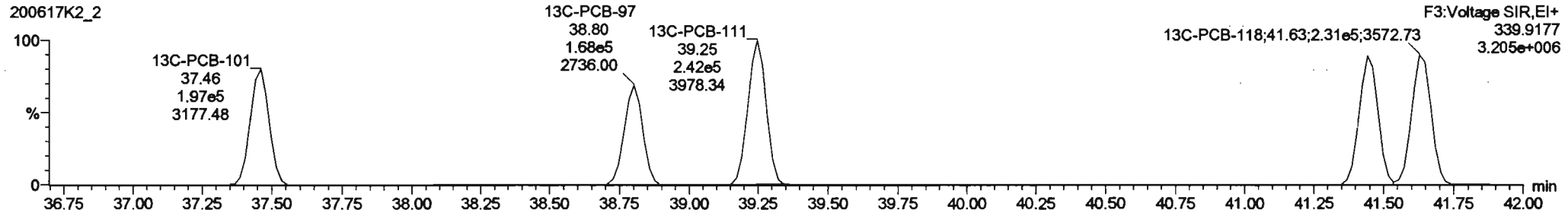


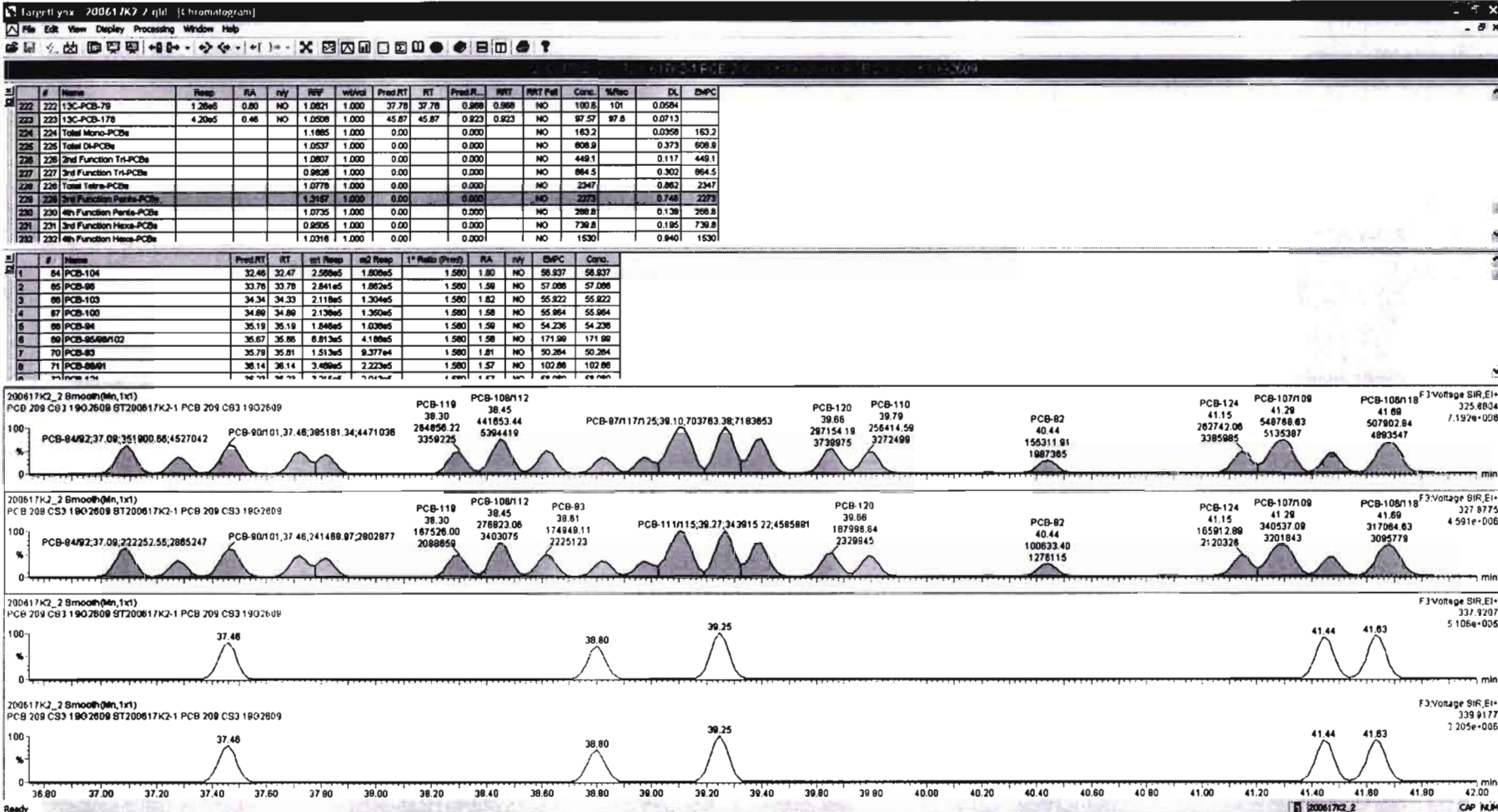
13C-PCB-111

200617K2_2



200617K2_2



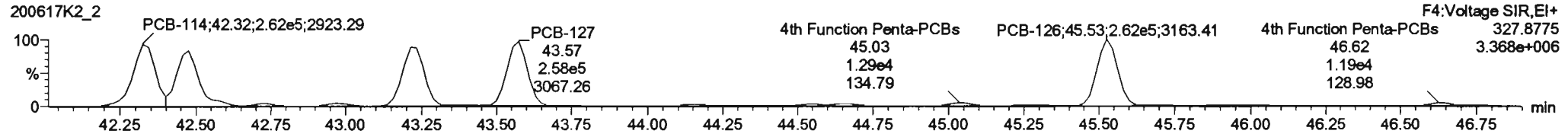
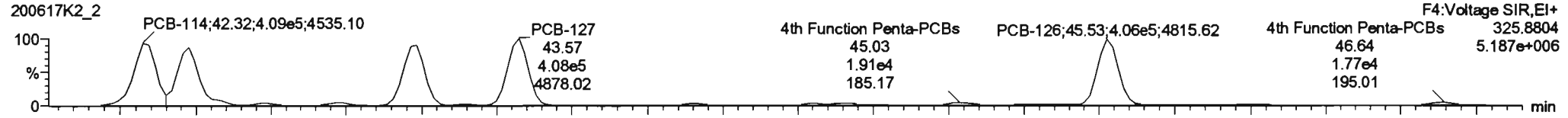


Dataset: Untitled

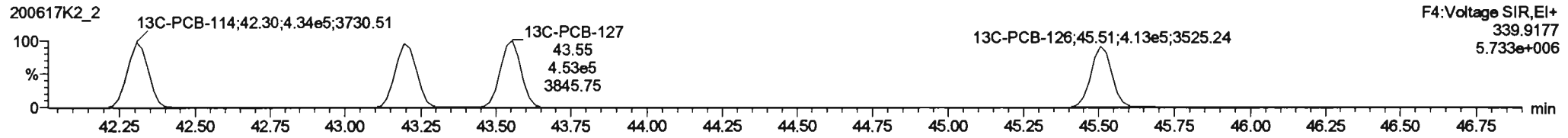
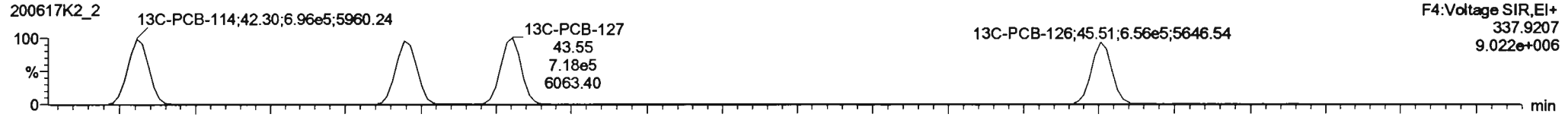
Last Altered: Thursday, June 18, 2020 08:08:25 Pacific Daylight Time
 Printed: Thursday, June 18, 2020 08:09:51 Pacific Daylight Time

Name: 200617K2_2, Date: 18-Jun-2020, Time: 01:34:50, ID: ST200617K2-1 PCB 209 CS3 19G2609, Description: PCB 209 CS3 19G2609

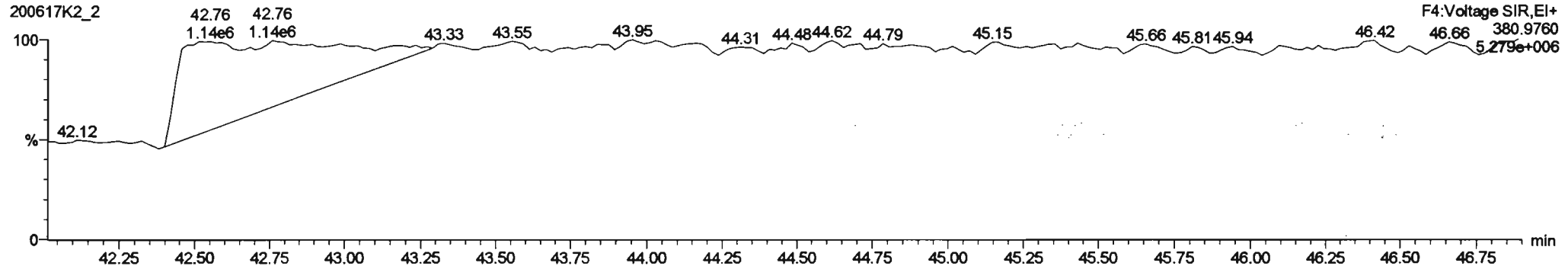
PCB-114



13C-PCB-114




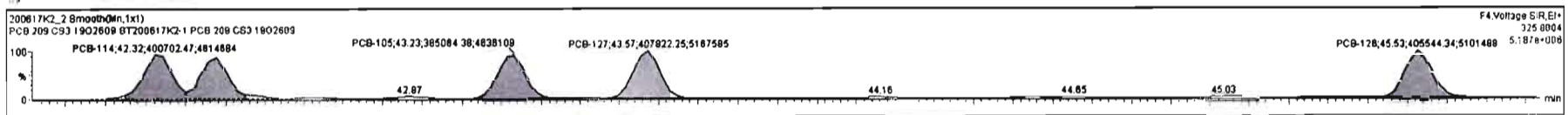


PFK4a



#	Name	Resp	RA	nly	RPF	wtVal	Pred RT	RT	Pred R...	RRT	RRT Fall	Conc.	%Rec	DL	EMPC
222	13C-PCB-79	1.20e5	0.80	NO	1.0021	1.000	37.78	37.78	0.998	0.998	NO	100.0	101	0.0594	
223	13C-PCB-178	4.20e5	0.48	NO	1.0500	1.000	45.87	45.87	0.923	0.923	NO	97.57	87.8	0.0713	
224	Total Mono-PCBs				1.1885	1.000	0.00	0.000			NO	183.2		0.0399	183.2
225	Total Di-PCBs				1.0537	1.000	0.00	0.000			NO	808.9		0.373	808.9
226	2nd Function Tri-PCBs				1.0807	1.000	0.00	0.000			NO	449.1		0.117	449.1
227	3rd Function Tri-PCBs				0.9828	1.000	0.00	0.000			NO	884.5		0.302	884.5
228	Total Tetra-PCBs				1.0778	1.000	0.00	0.000			NO	2347		0.882	2347
229	3rd Function Penta-PCBs				1.3157	1.000	0.00	0.000			NO	2273		0.748	2273
230	All Hexa-PCBs				1.0735	1.000	0.00	0.000			NO	288.8		0.138	288.8
231	3rd Function Hexa-PCBs				0.8505	1.000	0.00	0.000			NO	739.8		0.185	739.8
232	All Function Hexa-PCBs				1.0318	1.000	0.00	0.000			NO	1530		0.940	1530

#	Name	Pred RT	RT	ret Ratio	int Ratio	1** Ratio (Pred)	RA	nly	EMPC	Conc.
1	93 PCB-114	42.33	42.32	4.207e5	2.571e5	1.280	1.58	NO	51.001	51.001
2	94 PCB-122	42.47	42.47	3.838e5	2.282e5	1.590	1.58	NO	55.448	55.448
3	95 PCB-105	43.21	43.23	3.851e5	2.488e5	1.550	1.58	NO	53.241	53.241
4	96 PCB-127	43.57	43.57	4.078e5	2.579e5	1.580	1.58	NO	53.890	53.890
5	97 PCB-128	45.52	45.53	4.055e5	2.821e5	1.590	1.55	NO	53.262	53.262



Dataset: Untitled

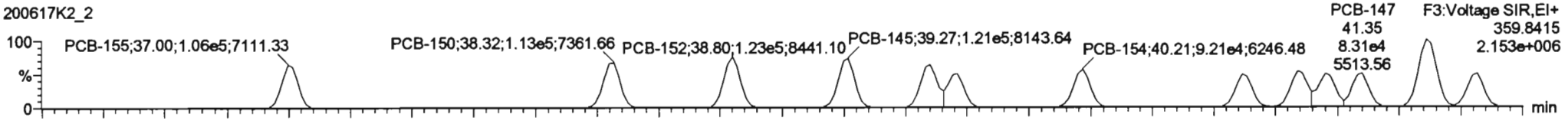
Last Altered: Thursday, June 18, 2020 08:08:25 Pacific Daylight Time

Printed: Thursday, June 18, 2020 08:09:51 Pacific Daylight Time

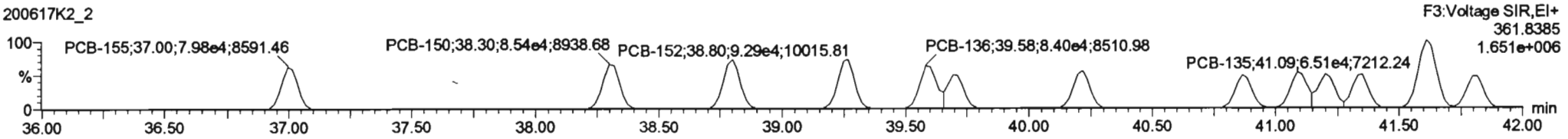
Name: 200617K2_2, Date: 18-Jun-2020, Time: 01:34:50, ID: ST200617K2-1 PCB 209 CS3 19G2609, Description: PCB 209 CS3 19G2609

PCB-155

200617K2_2

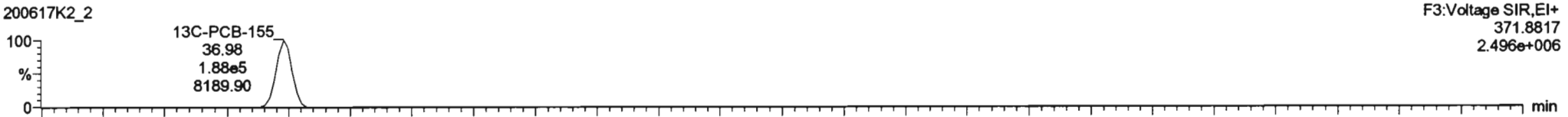


200617K2_2

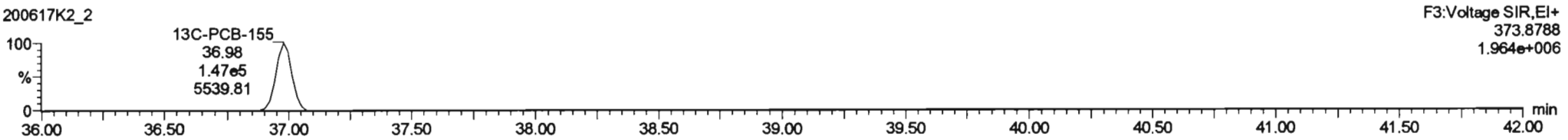


13C-PCB-155

200617K2_2

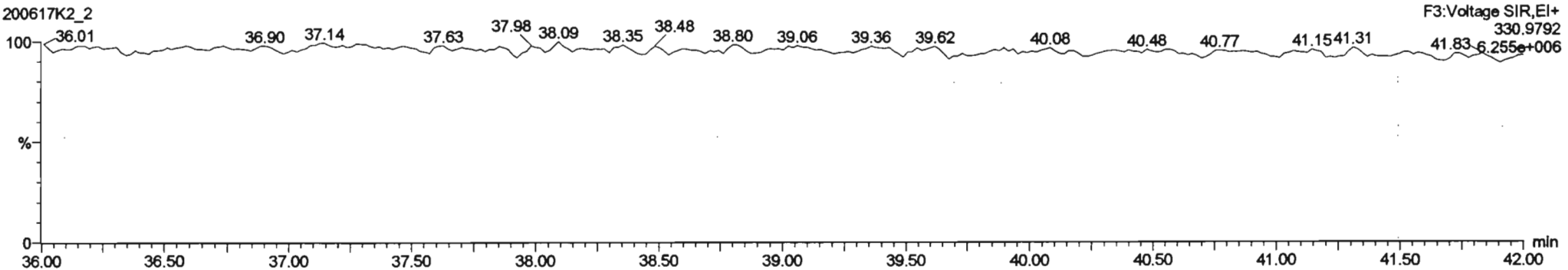


200617K2_2



PFK3c

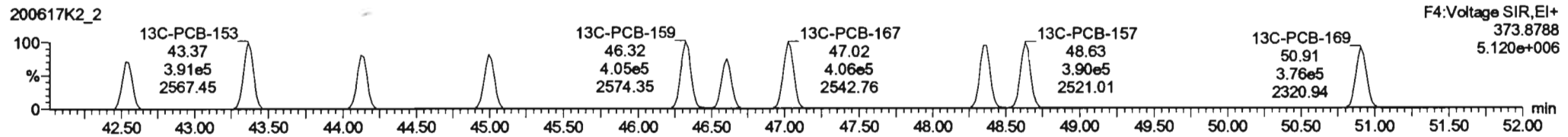
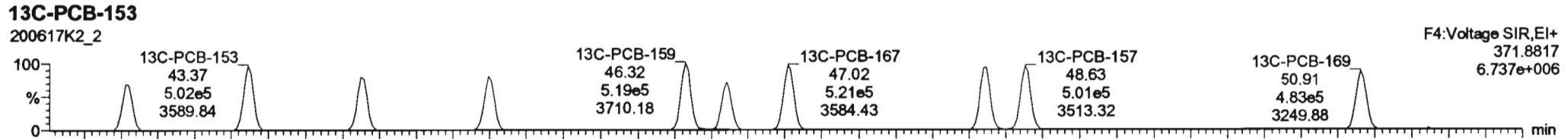
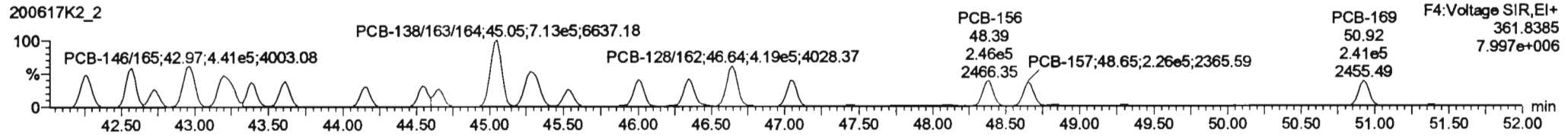
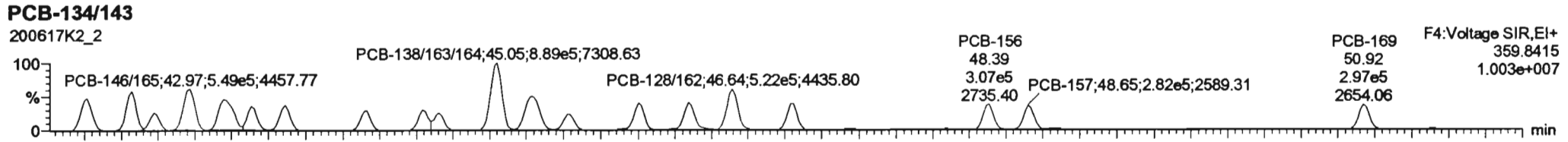
200617K2_2



Dataset: Untitled

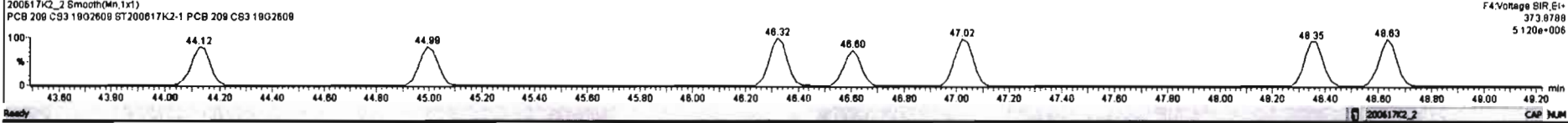
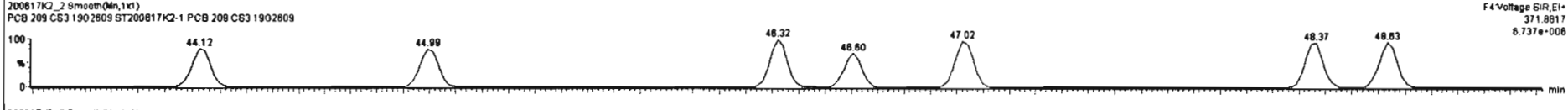
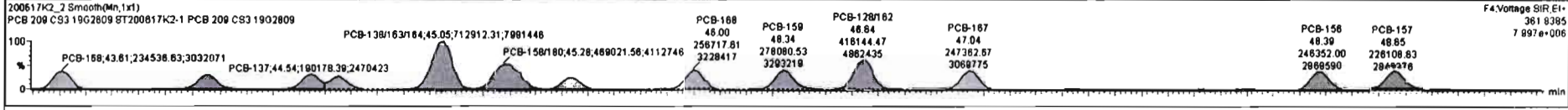
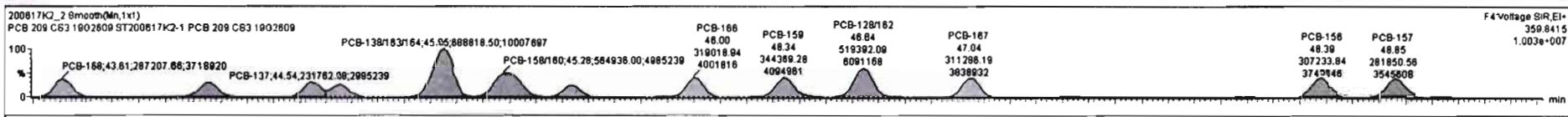
Last Altered: Thursday, June 18, 2020 08:08:25 Pacific Daylight Time
Printed: Thursday, June 18, 2020 08:09:51 Pacific Daylight Time

Name: 200617K2_2, Date: 18-Jun-2020, Time: 01:34:50, ID: ST200617K2-1 PCB 209 CS3 19G2609, Description: PCB 209 CS3 19G2609



#	Name	Resp	RA	nly	RF	width	Pred.RT	RT	Pred.RT	RF	RF	RF	Comp.	%Area	DL	EMPC
222	13C-PCB-79	1.26e8	0.80	NO	1.0821	1.000	37.78	37.78	0.988	0.988	NO	100.8	101	0.0584		
223	13C-PCB-178	4.20e5	0.46	NO	1.0508	1.000	45.87	45.87	0.923	0.923	NO	97.57	97.8	0.0713		
224	Total Mono-PCBs				1.1685	1.000	0.00	0.000	0.000	0.000	NO	183.2		0.0358	183.2	
225	Total Di-PCBs				1.0537	1.000	0.00	0.000	0.000	0.000	NO	808.9		0.373	808.9	
226	2nd Function Tri-PCBs				1.0807	1.000	0.00	0.000	0.000	0.000	NO	448.1		0.117	448.1	
227	3rd Function Tri-PCBs				0.9828	1.000	0.00	0.000	0.000	0.000	NO	884.5		0.302	884.5	
228	Total Tetra-PCBs				1.0778	1.000	0.00	0.000	0.000	0.000	NO	2347		0.862	2347	
229	3rd Function Penta-PCBs				1.3157	1.000	0.00	0.000	0.000	0.000	NO	2273		0.746	2273	
230	4th Function Penta-PCBs				1.0735	1.000	0.00	0.000	0.000	0.000	NO	286.8		0.136	286.8	
231	3rd Function Hexa-PCBs				0.9806	1.000	0.00	0.000	0.000	0.000	NO	738.8		0.195	738.8	
232	4th Function Hexa-PCBs				1.0318	1.000	0.00	0.000	0.000	0.000	NO	1530		0.840	1530	

#	Name	Pred.RT	RT	int Resp	int2 Resp	I* Ratio (Pred)	RA	nly	EMPC	Comp.
1	111 PCB-134/A/43	42.28	42.27	4.230e5	3.402e5	1.240	1.24	NO	112.52	112.52
2	112 PCB-131/A/33	42.58	42.57	4.532e5	3.857e5	1.240	1.24	NO	111.74	111.74
3	113 PCB-142	42.72	42.72	2.027e5	1.851e5	1.240	1.23	NO	54.808	54.808
4	114 PCB-146/A/65	42.87	42.87	5.485e5	4.414e5	1.240	1.24	NO	108.07	108.07
5	115 PCB-132/A/61	43.20	43.18	5.427e5	4.488e5	1.240	1.22	NO	108.20	108.20
6	116 PCB-153	43.38	43.38	2.713e5	2.235e5	1.240	1.21	NO	51.788	51.788
7	117 PCB-188	43.81	43.81	2.872e5	2.345e5	1.240	1.23	NO	54.247	54.247
8	118 PCB-141	44.14	44.16	2.328e5	1.875e5	1.240	1.24	NO	54.850	54.850



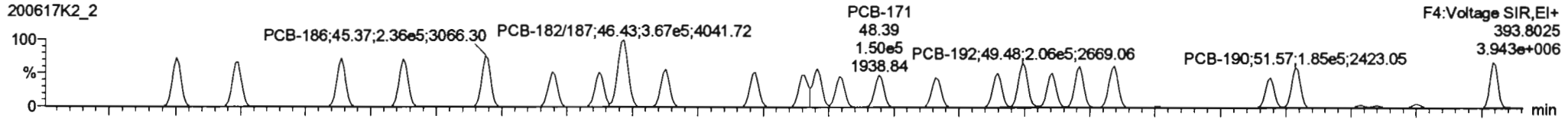
Dataset: Untitled

Last Altered: Thursday, June 18, 2020 08:08:25 Pacific Daylight Time
Printed: Thursday, June 18, 2020 08:09:51 Pacific Daylight Time

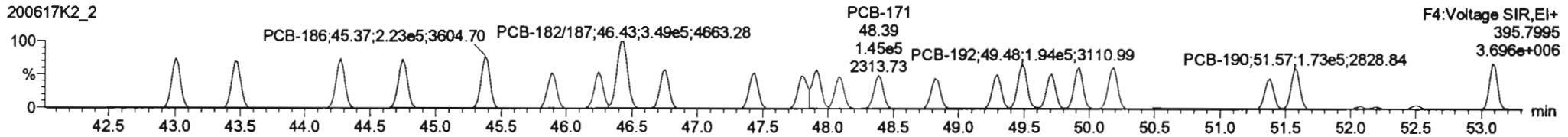
Name: 200617K2_2, Date: 18-Jun-2020, Time: 01:34:50, ID: ST200617K2-1 PCB 209 CS3 19G2609, Description: PCB 209 CS3 19G2609

PCB-188

200617K2_2

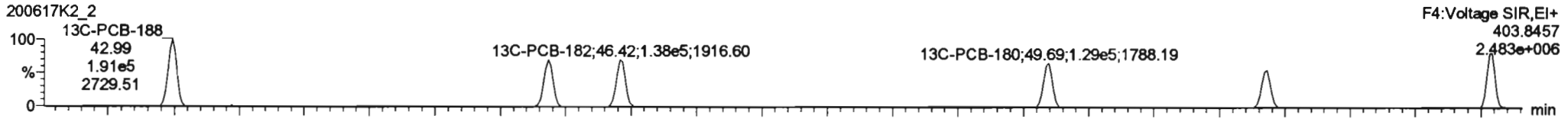


200617K2_2

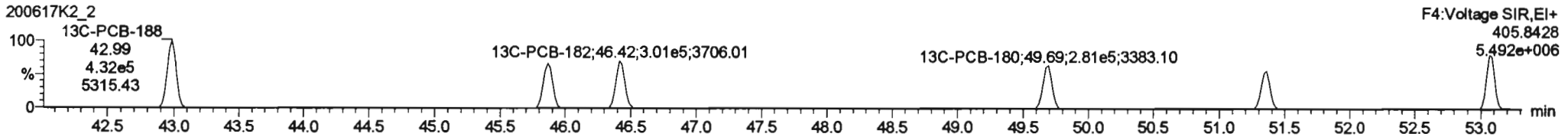


13C-PCB-188

200617K2_2

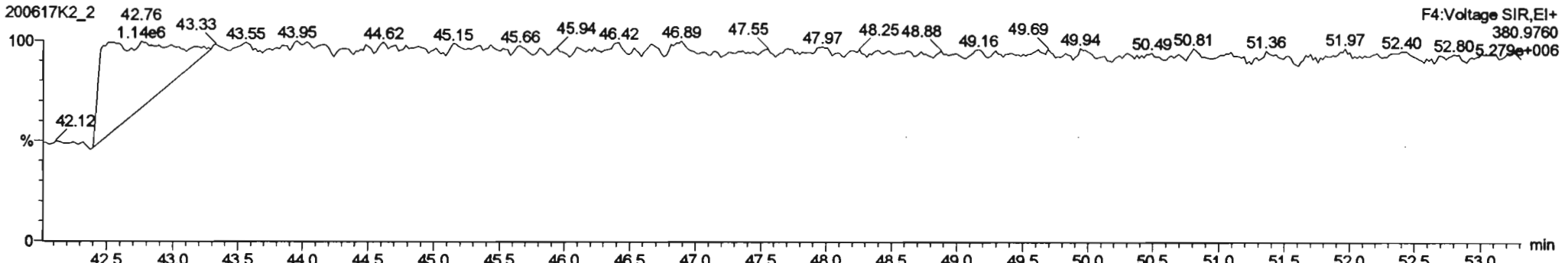


200617K2_2



PFK4c

200617K2_2



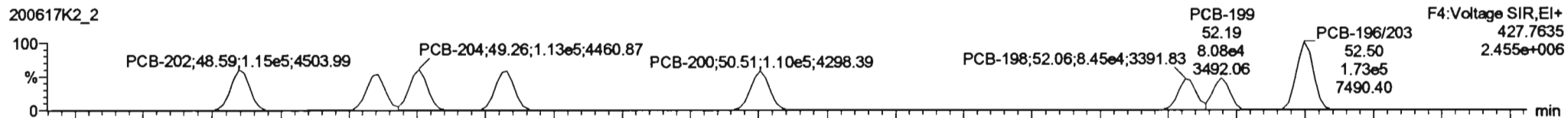
Dataset: Untitled

Last Altered: Thursday, June 18, 2020 08:08:25 Pacific Daylight Time
Printed: Thursday, June 18, 2020 08:09:51 Pacific Daylight Time

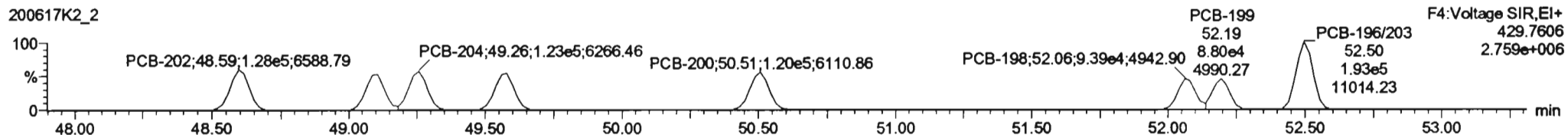
Name: 200617K2_2, Date: 18-Jun-2020, Time: 01:34:50, ID: ST200617K2-1 PCB 209 CS3 19G2609, Description: PCB 209 CS3 19G2609

PCB-202

200617K2_2

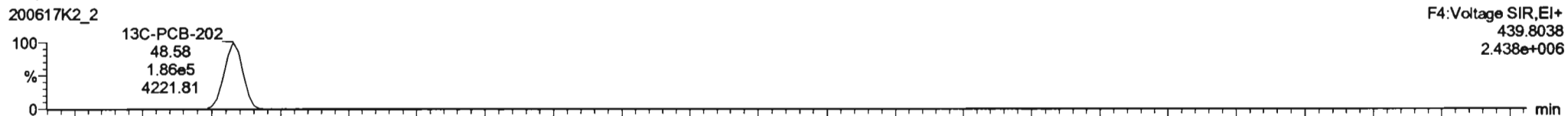


200617K2_2

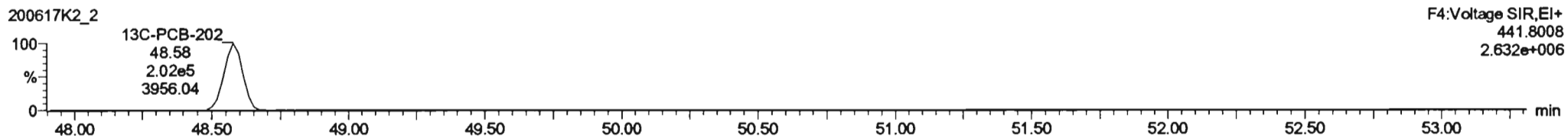


13C-PCB-202

200617K2_2

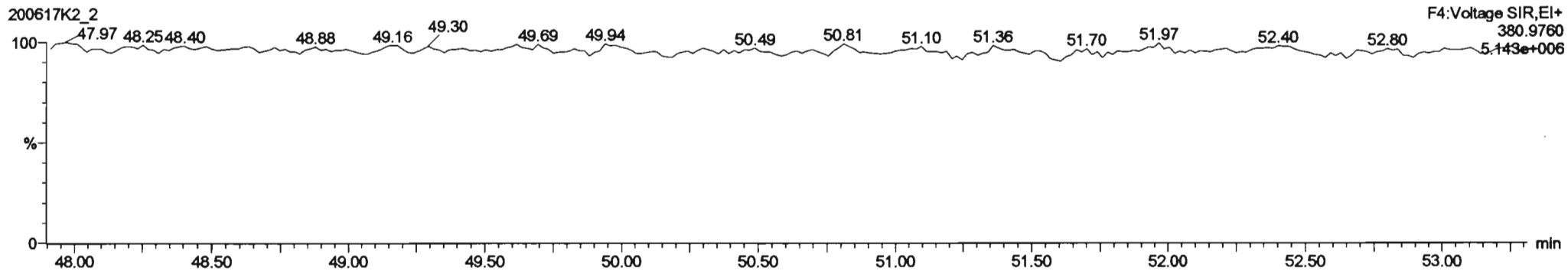


200617K2_2



PFK4d

200617K2_2



Dataset: Untitled

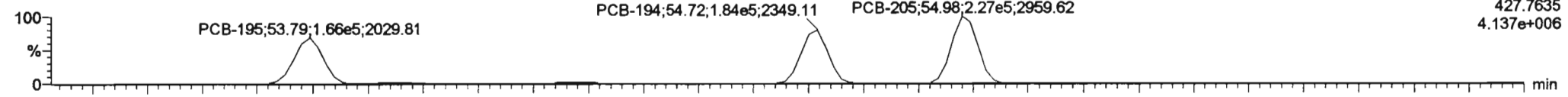
Last Altered: Thursday, June 18, 2020 08:08:25 Pacific Daylight Time

Printed: Thursday, June 18, 2020 08:09:51 Pacific Daylight Time

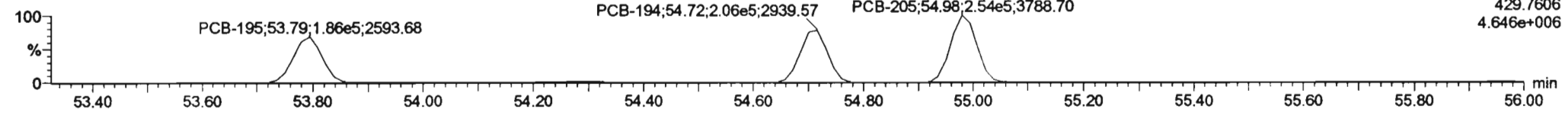
Name: 200617K2_2, Date: 18-Jun-2020, Time: 01:34:50, ID: ST200617K2-1 PCB 209 CS3 19G2609, Description: PCB 209 CS3 19G2609

PCB-195

200617K2_2

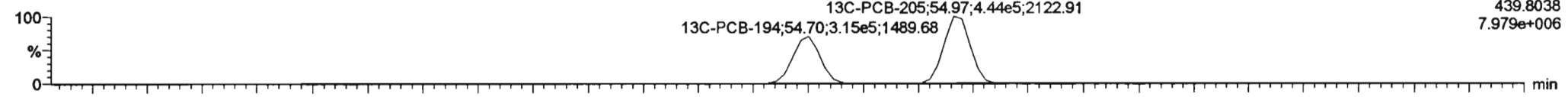


200617K2_2

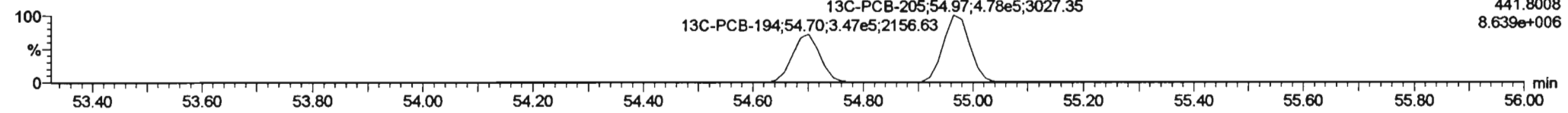


13C-PCB-194

200617K2_2

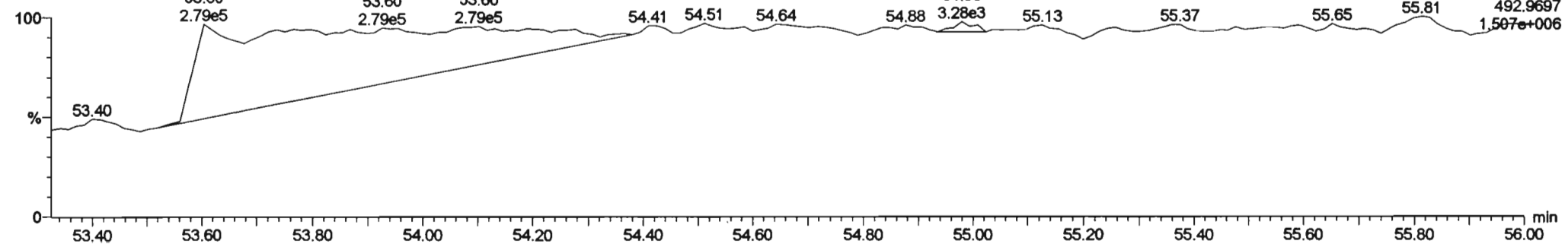


200617K2_2



PFK5a

200617K2_2



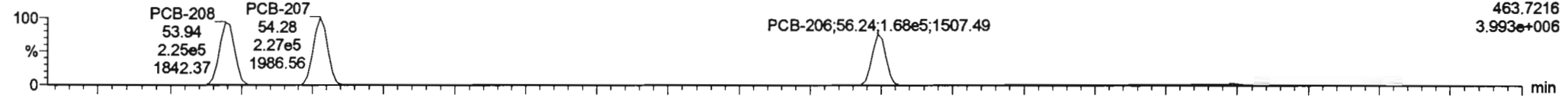
Dataset: Untitled

Last Altered: Thursday, June 18, 2020 08:08:25 Pacific Daylight Time
Printed: Thursday, June 18, 2020 08:09:51 Pacific Daylight Time

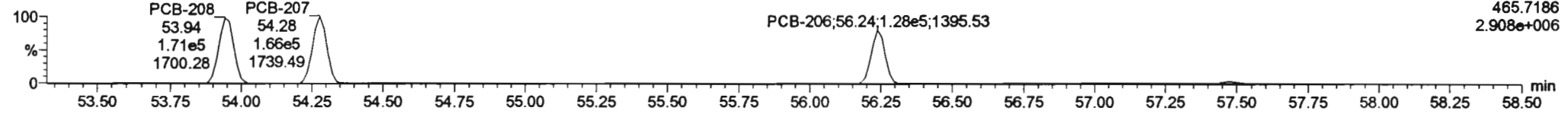
Name: 200617K2_2, Date: 18-Jun-2020, Time: 01:34:50, ID: ST200617K2-1 PCB 209 CS3 19G2609, Description: PCB 209 CS3 19G2609

PCB-208

200617K2_2

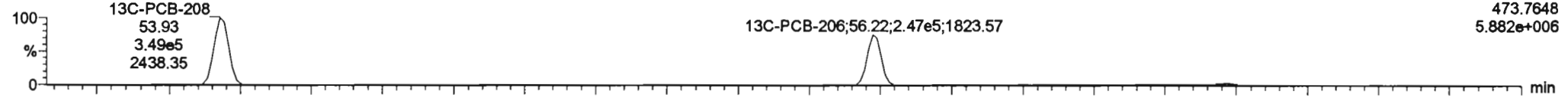


200617K2_2

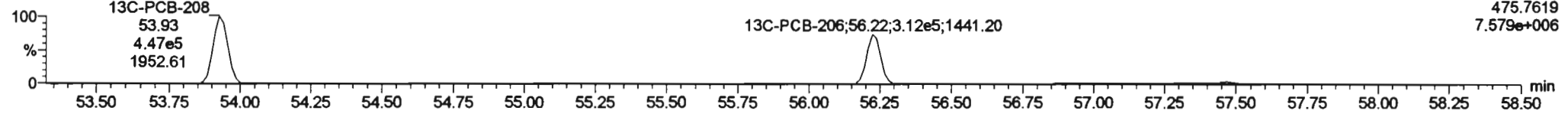


13C-PCB-208

200617K2_2

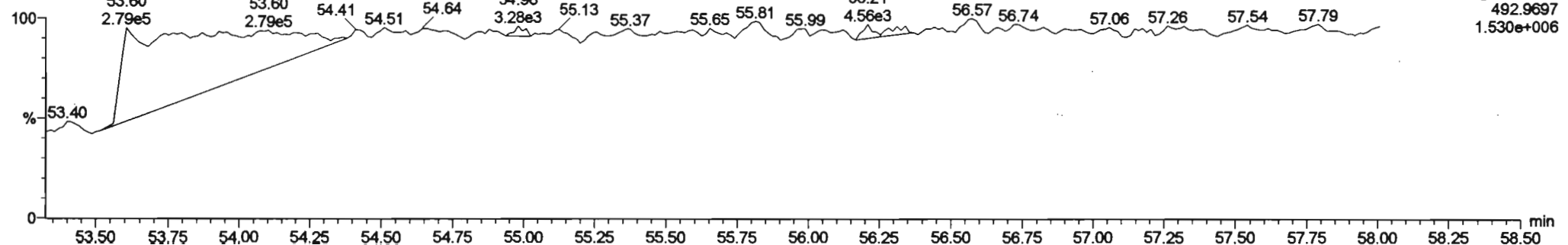


200617K2_2



PFK5

200617K2_2



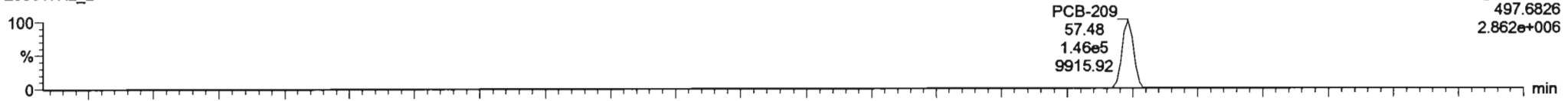
Dataset: Untitled

Last Altered: Thursday, June 18, 2020 08:08:25 Pacific Daylight Time
Printed: Thursday, June 18, 2020 08:09:51 Pacific Daylight Time

Name: 200617K2_2, Date: 18-Jun-2020, Time: 01:34:50, ID: ST200617K2-1 PCB 209 CS3 19G2609, Description: PCB 209 CS3 19G2609

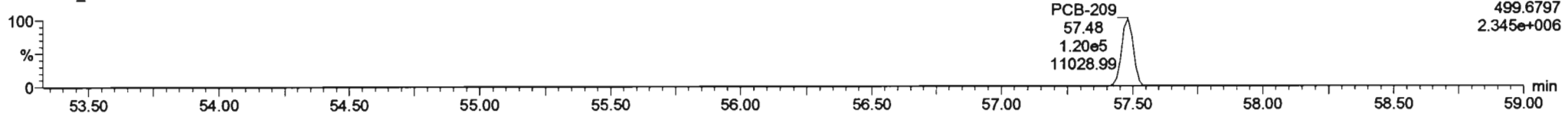
PCB-209

200617K2_2



F5:Voltage SIR,EI+
497.6826
2.862e+006


200617K2_2



F5:Voltage SIR,EI+
499.6797
2.345e+006

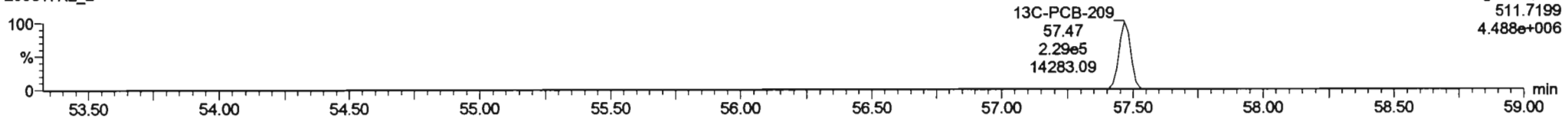
13C-PCB-209

200617K2_2



F5:Voltage SIR,EI+
509.7229
5.331e+006

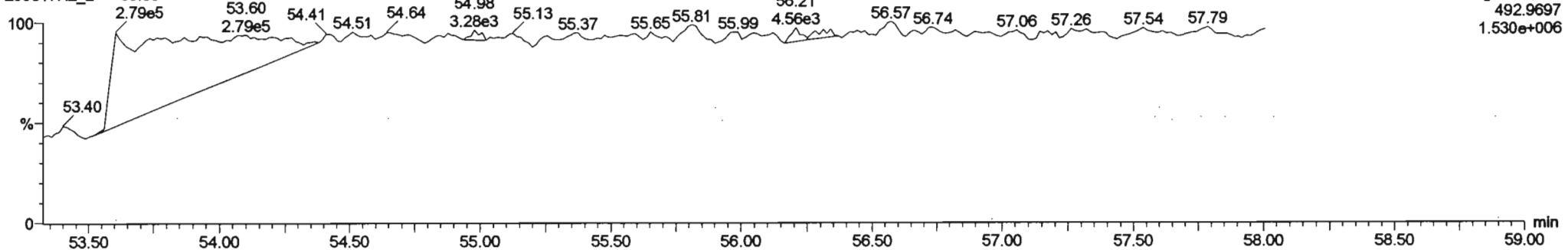
200617K2_2



F5:Voltage SIR,EI+
511.7199
4.488e+006

PFK5b

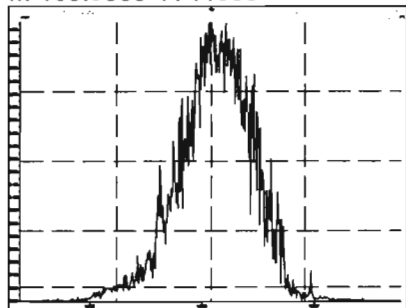
200617K2_2



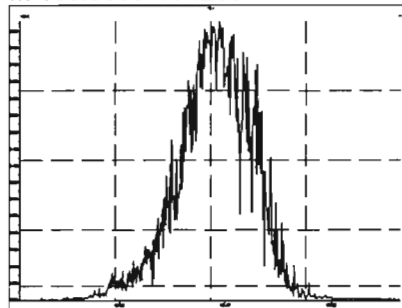
F5:Voltage SIR,EI+
492.9697
1.530e+006

Printed: Thursday, June 18, 2020 09:51:50 Pacific Daylight Time

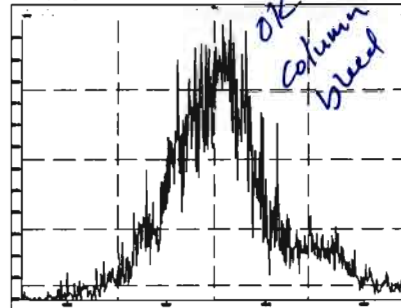
M 168.9888 R 11908



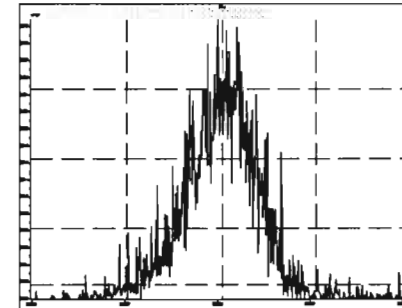
M 180.9888 R 12661



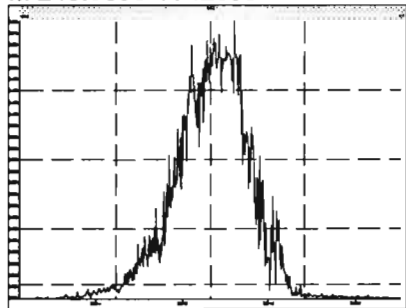
M 192.9888 R 7453



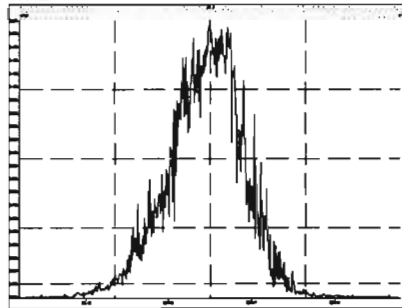
M 204.9888 R 15461



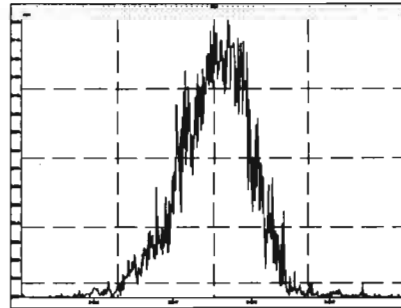
M 218.9856 R 12953



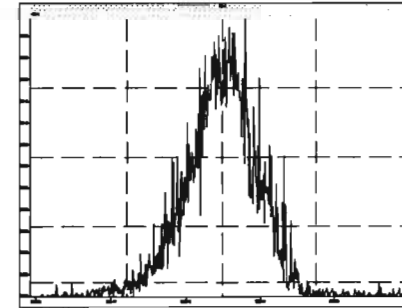
M 230.9856 R 11821



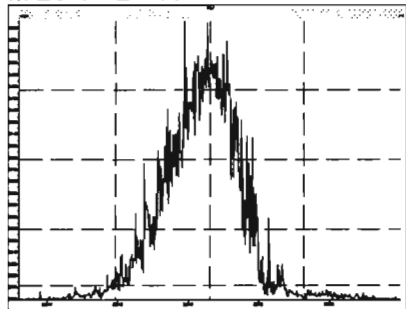
M 242.9856 R 12345



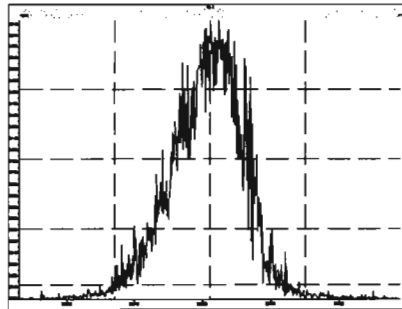
M 254.9856 R 13624



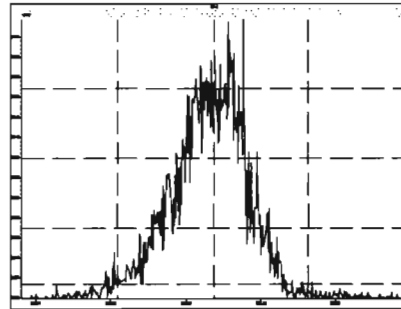
M 268.9824 R 13090



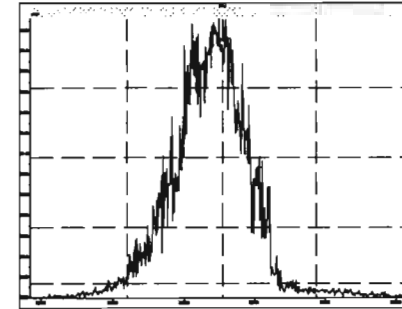
M 280.9824 R 13023



M 254.9856 R 12729

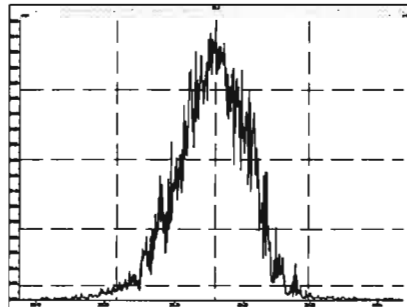


M 268.9824 R 12502

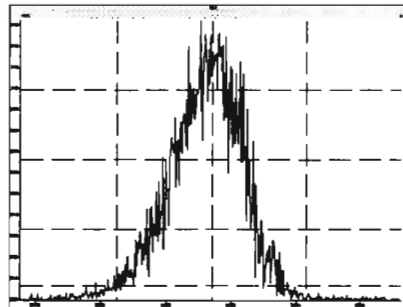


Printed: Thursday, June 18, 2020 09:51:50 Pacific Daylight Time

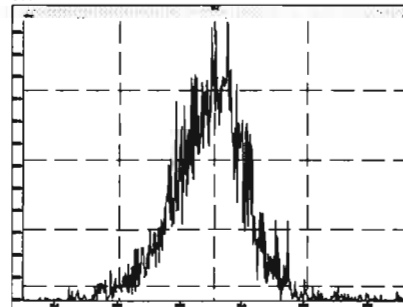
M 280.9824 R 13194



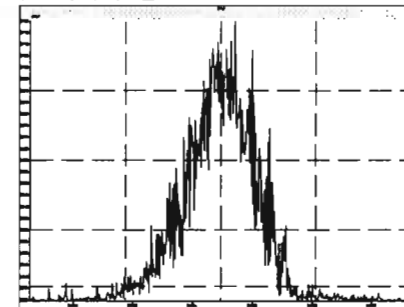
M 292.9824 R 13071



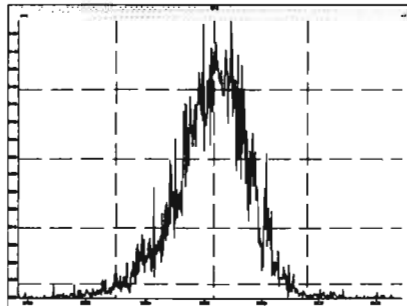
M 304.9824 R 13446



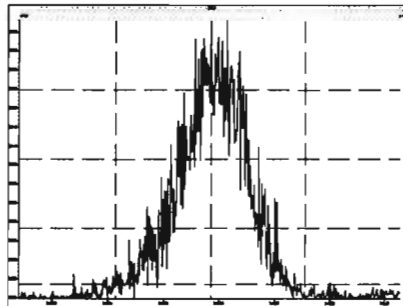
M 318.9792 R 13931



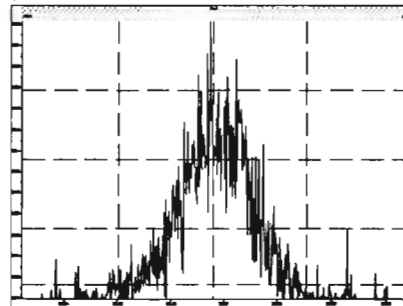
M 330.9792 R 13786



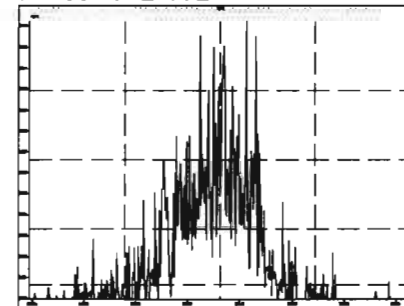
M 342.9792 R 12997



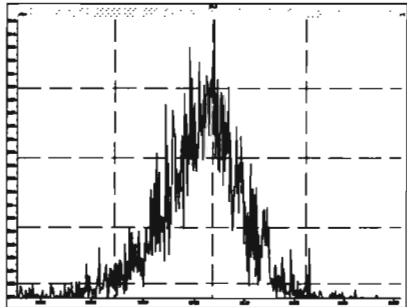
M 354.9792 R 16672



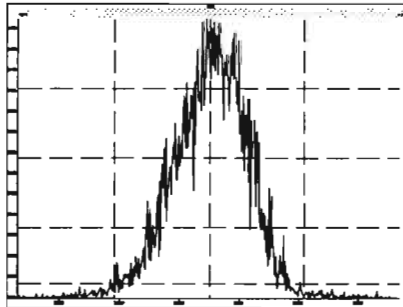
M 366.9792 R 20318



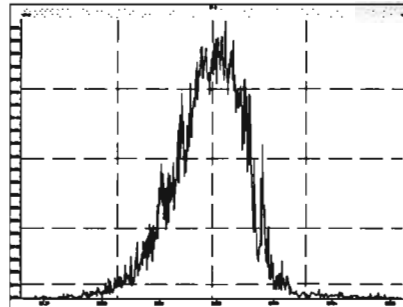
M 380.9760 R 13157



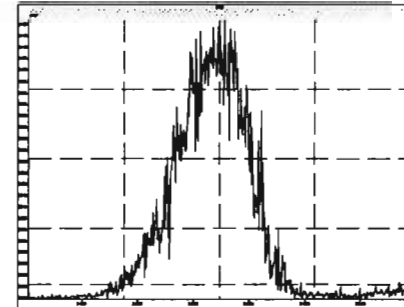
M 318.9792 R 13693



M 330.9792 R 12726

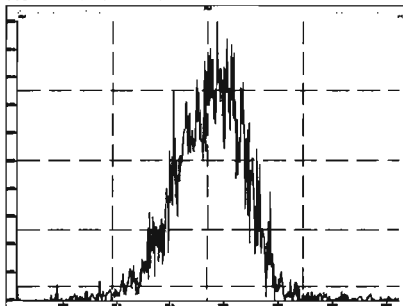


M 342.9792 R 13018

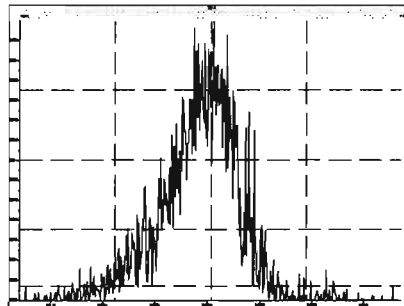


Printed: Thursday, June 18, 2020 09:51:50 Pacific Daylight Time

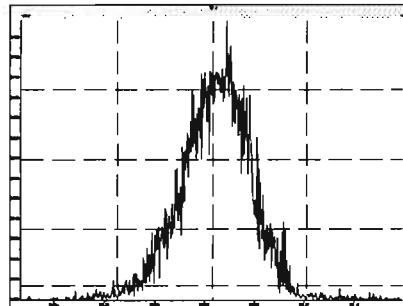
M 354.9792 R 14672



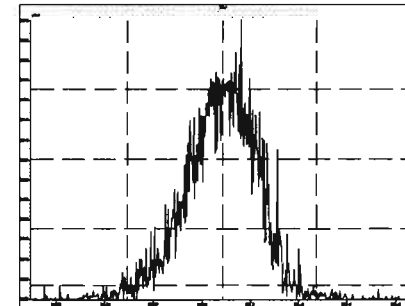
M 366.9792 R 14618



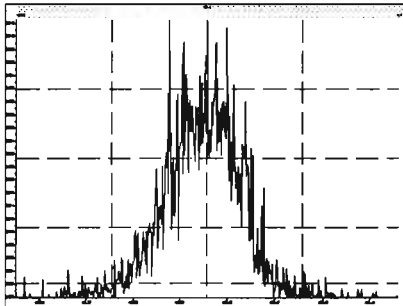
M 380.9760 R 13354



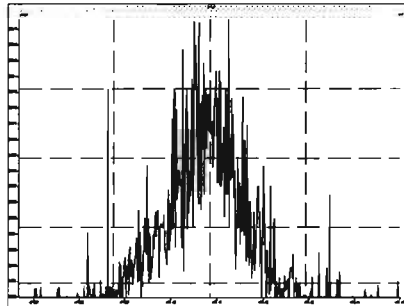
M 392.9760 R 15208



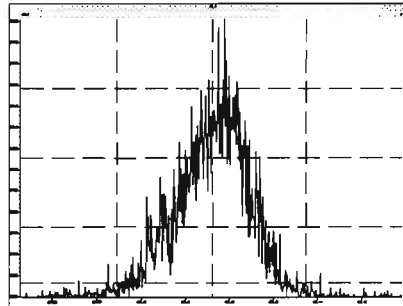
M 404.9760 R 14270



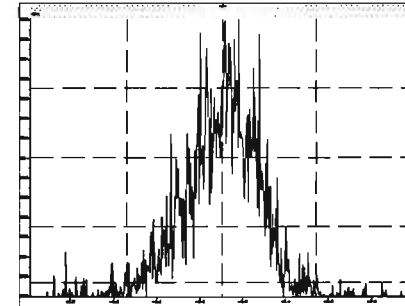
M 416.9760 R 15373



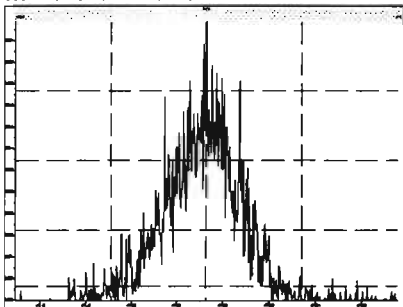
M 430.9728 R 13832



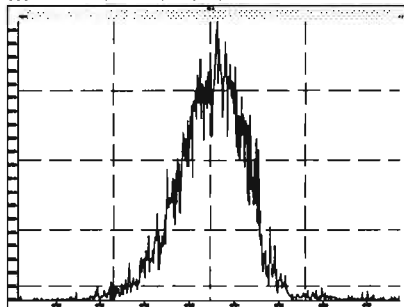
M 442.9728 R 13855



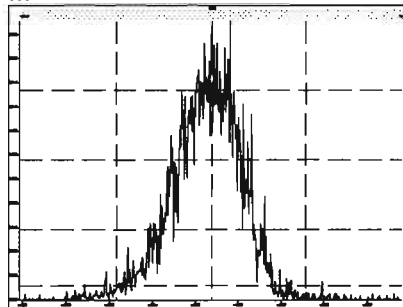
M 416.9760 R 16643



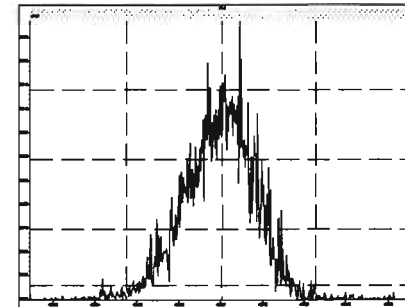
M 430.9728 R 13700



M 442.9728 R 14066

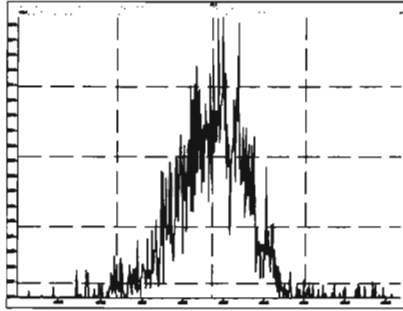


M 454.9728 R 12594

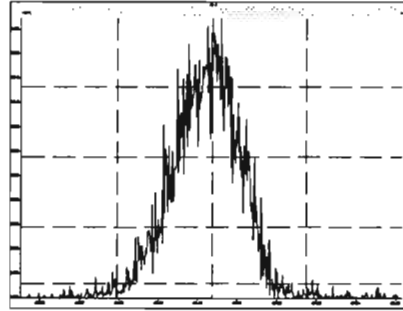


Printed: Thursday, June 18, 2020 09:51:50 Pacific Daylight Time

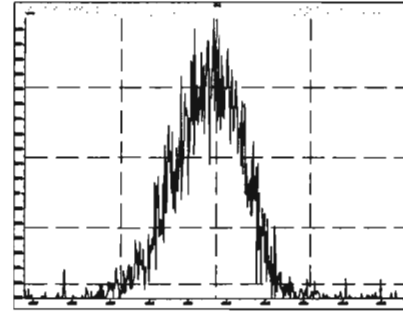
M 466.9728 R 15663



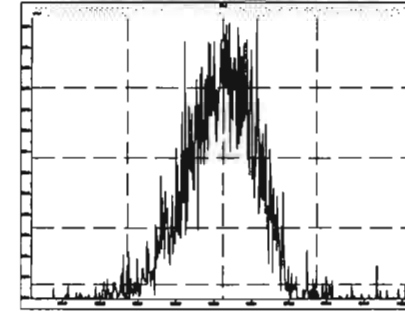
M 480.9696 R 13812



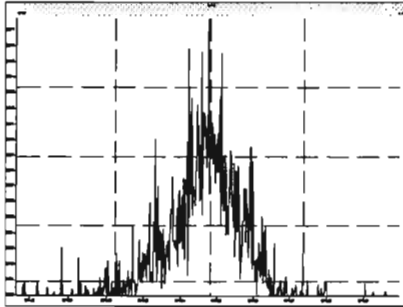
M 492.9696 R 15497



M 504.9696 R 14259



M 516.9697 R 20251



INITIAL CALIBRATION

Dataset: U:\VG11.PRO\Results\200601K1\200601K1-CRVB.qld

Last Altered: Tuesday, June 02, 2020 10:21:37 Pacific Daylight Time

Printed: Tuesday, June 02, 2020 11:15:31 Pacific Daylight Time

hr 6/2/2020

GT 06/02/2020

Begin Rescheck: 1 mass under 10K

End Rescheck: some mass affected by column bleed.

Method: Untitled 01 Jun 2020 09:39:00

Calibration: U:\VG11.PRO\CurveDB\cb1_PCBvg11-6-1-20.cdb 02 Jun 2020 10:21:16

-1 mass under 10K

Compound name: PCB-1

Response Factor: 1.1683

RRF SD: 0.0700662, Relative SD: 5.99729

Response type: Internal Std (Ref 169), Area * (IS Conc. / IS Area)

Curve type: RF

Name	Std Conc	RA	ny	RT	RRT	Resp	IS Resp	Conc	%Dev	RRF	X = dropped
200601K1_1	0.250	2.96	NO	15.52	1.001	6.24e3	2.37e6	0.225	-9.8	1.05	MM
200601K1_2	1.00	3.13	NO	15.53	1.001	2.90e4	2.53e6	0.981	-1.9	1.15	bb
200601K1_3	2.50	3.13	NO	15.56	1.002	7.00e4	2.46e6	2.44	-2.6	1.14	bb
200601K1_4	50.0	3.09	NO	15.54	1.001	1.47e6	2.44e6	51.7	3.3	1.21	bb
200601K1_5	400	3.02	NO	15.54	1.001	1.26e7	2.52e6	426	6.5	1.24	bb
200601K1_6	1000	3.09	NO	15.56	1.002	2.96e7	2.44e6	1040	4.4	1.22	bb

Compound name: PCB-2

Response Factor: 1.1828

RRF SD: 0.0716252, Relative SD: 6.05556

Response type: Internal Std (Ref 170), Area * (IS Conc. / IS Area)

Curve type: RF

Name	Std Conc	RA	ny	RT	RRT	Resp	IS Resp	Conc	%Dev	RRF	X = dropped
200601K1_1	0.250	3.12	NO	17.93	0.988	8.58e3	2.41e6	0.231	-7.7	1.09	bb
200601K1_2	1.00	3.07	NO	17.94	0.988	2.89e4	2.58e6	0.945	-5.5	1.12	bb
200601K1_3	2.50	3.06	NO	17.95	0.988	7.31e4	2.54e6	2.43	-2.6	1.15	bb
200601K1_4	50.0	3.10	NO	17.95	0.988	1.51e6	2.46e6	51.9	3.8	1.23	bb
200601K1_5	400	3.09	NO	17.95	0.988	1.30e7	2.59e6	426	6.5	1.26	bb
200601K1_6	1000	3.10	NO	17.95	0.988	3.06e7	2.47e6	1060	5.6	1.25	bb

Dataset: U:\VG11.PRO\Results\200601K1\200601K1-CRVB.qld

Last Altered: Tuesday, June 02, 2020 10:21:37 Pacific Daylight Time
 Printed: Tuesday, June 02, 2020 11:15:31 Pacific Daylight Time

Compound name: PCB-3
 Response Factor: 1.14833
 RRF SD: 0.0822518, Relative SD: 7.16272
 Response type: Internal Std (Ref 170), Area * (IS Conc. / IS Area)
 Curve type: RF

	Name	Std. Conc.	RA	n/y	RT	RRF	Resp	IS Resp	Conc.	%Dev	RRF	X = dropped
1	200601K1_1	0.250	3.08	NO	18.17	1.001	6.28e3	2.41e6	0.227	-9.2	1.04	MM
2	200601K1_2	1.00	2.84	NO	18.18	1.001	2.75e4	2.58e6	0.928	-7.2	1.07	bb
3	200601K1_3	2.50	3.01	NO	18.19	1.001	7.13e4	2.54e6	2.45	-2.1	1.12	bb
4	200601K1_4	50.0	3.06	NO	18.19	1.001	1.48e6	2.46e6	52.8	5.1	1.21	bb
5	200601K1_5	400	3.08	NO	18.19	1.001	1.27e7	2.59e6	428	7.1	1.23	bb
6	200601K1_6	1000	3.07	NO	18.19	1.001	3.01e7	2.47e6	1060	6.3	1.22	bb

Compound name: PCB-4/10
 Response Factor: 1.24809
 RRF SD: 0.0718691, Relative SD: 5.75833
 Response type: Internal Std (Ref 171), Area * (IS Conc. / IS Area)
 Curve type: RF

	Name	Std. Conc.	RA	n/y	RT	RRF	Resp	IS Resp	Conc.	%Dev	RRF	X = dropped
1	200601K1_1	0.500	1.39	NO	19.58	1.004	9.34e3	1.57e6	0.477	-4.5	1.19	MM
2	200601K1_2	2.00	1.82	NO	19.59	1.004	4.01e4	1.72e6	1.87	-6.5	1.17	MM
3	200601K1_3	5.00	1.58	NO	19.60	1.004	9.94e4	1.67e6	4.78	-4.5	1.19	MM
4	200601K1_4	100	1.53	NO	19.60	1.004	2.09e6	1.62e6	104	3.5	1.29	MM
5	200601K1_5	800	1.55	NO	19.60	1.004	1.82e7	1.72e6	850	6.2	1.33	MM
6	200601K1_6	2000	1.55	NO	19.60	1.004	4.30e7	1.63e6	2110	5.7	1.32	MM

Compound name: PCB-7/9
 Response Factor: 0.960107
 RRF SD: 0.0555849, Relative SD: 5.76736
 Response type: Internal Std (Ref 172), Area * (IS Conc. / IS Area)
 Curve type: RF

	Name	Std. Conc.	RA	n/y	RT	RRF	Resp	IS Resp	Conc.	%Dev	RRF	X = dropped
1	200601K1_1	0.500	1.37	NO	21.37	1.002	1.15e4	2.57e6	0.467	-6.8	0.896	MM
2	200601K1_2	2.00	1.86	NO	21.40	1.003	5.04e4	2.77e6	1.90	-5.2	0.910	MM

Dataset: U:\VG11.PRO\Results\200801K1\200801K1-CRVB.qld

Last Altered: Tuesday, June 02, 2020 10:21:37 Pacific Daylight Time
 Printed: Tuesday, June 02, 2020 11:15:31 Pacific Daylight Time

Compound name: PCB-7/9

Name	Std. Conc.	RA	inj	RT	RRT	Resp	IS Resp	Conc.	%Dev	RRF	X = dropped
200801K1_3	5.00	1.59	NO	21.38	1.002	1.26e5	2.71e6	4.84	-3.2	0.930	bb
200801K1_4	100	1.55	NO	21.41	1.003	2.56e6	2.81e6	103	2.5	0.985	bb
200801K1_5	800	1.55	NO	21.40	1.002	2.25e7	2.73e6	859	7.3	1.03	bb
200801K1_6	2000	1.55	NO	21.41	1.003	5.31e7	2.83e6	2100	5.1	1.01	bb

Compound name: PCB-8

Response Factor: 1.02356

RRF SD: 0.0533669, Relative SD: 5.21385

Response type: Internal Std (Ref 172), Area * (IS Conc. / IS Area)

Curve type: RF

Name	Std. Conc.	RA	inj	RT	RRT	Resp	IS Resp	Conc.	%Dev	RRF	X = dropped
200801K1_1	0.250	1.35	NO	22.04	1.033	6.56e3	2.57e6	0.249	-0.3	1.02	MM
200801K1_2	1.00	1.61	NO	22.05	1.033	2.62e4	2.77e6	0.925	-7.5	0.947	bb
200801K1_3	2.50	1.52	NO	22.06	1.033	6.65e4	2.71e6	2.40	-4.1	0.981	bb
200801K1_4	50.0	1.56	NO	22.06	1.033	1.35e6	2.81e6	50.5	0.9	1.03	bb
200801K1_5	400	1.57	NO	22.06	1.033	1.19e7	2.73e6	425	6.4	1.09	bb
200801K1_6	1000	1.56	NO	22.06	1.033	2.82e7	2.83e6	1050	4.8	1.07	bb

Compound name: PCB-5/8

Response Factor: 0.992495

RRF SD: 0.0686245, Relative SD: 6.71283

Response type: Internal Std (Ref 172), Area * (IS Conc. / IS Area)

Curve type: RF

Name	Std. Conc.	RA	inj	RT	RRT	Resp	IS Resp	Conc.	%Dev	RRF	X = dropped
200801K1_1	0.500	1.47	NO	22.45	1.053	1.15e4	2.57e6	0.452	-9.5	0.898	MM
200801K1_2	2.00	1.46	NO	22.45	1.052	5.24e4	2.77e6	1.91	-4.7	0.946	MM
200801K1_3	5.00	1.56	NO	22.46	1.052	1.31e5	2.71e6	4.86	-2.9	0.964	bb
200801K1_4	100	1.55	NO	22.46	1.052	2.88e6	2.81e6	103	3.5	1.03	bb
200801K1_5	800	1.55	NO	22.46	1.052	2.33e7	2.73e6	859	7.4	1.07	bb
200801K1_6	2000	1.55	NO	22.46	1.052	5.55e7	2.83e6	2120	6.2	1.05	bb

Dataset: U:\VG11.PRO\Results\200601K1\200601K1-CRVB.qld

Last Altered: Tuesday, June 02, 2020 10:21:37 Pacific Daylight Time
 Printed: Tuesday, June 02, 2020 11:15:31 Pacific Daylight Time

Compound name: PCB-14
 Response Factor: 1.01729
 RRF SD: 0.0674193, Relative SD: 6.62732
 Response type: Internal Std (Ref 173), Area * (IS Conc. / IS Area)
 Curve type: RF

Name	Std Conc	RA	nlv	RT	RRF	Resp	IS Resp	Conc	%Dev	RRF	X = dropped
200601K1_1	0.250	1.49	NO	23.59	0.952	5.81e3	2.53e6	0.225	-9.8	0.917	MM
200601K1_2	1.00	1.55	NO	23.59	0.951	2.68e4	2.70e6	0.977	-2.3	0.994	bb
200601K1_3	2.50	1.59	NO	23.60	0.951	6.61e4	2.71e6	2.40	-4.1	0.975	bd
200601K1_4	50.0	1.57	NO	23.60	0.951	1.35e6	2.56e6	51.9	3.9	1.06	bb
200601K1_5	400	1.55	NO	23.60	0.951	1.19e7	2.70e6	433	8.3	1.10	bb
200601K1_6	1000	1.57	NO	23.60	0.951	2.85e7	2.69e6	1040	4.1	1.06	bb

Compound name: PCB-11
 Response Factor: 1.12639
 RRF SD: 0.0395035, Relative SD: 3.50708
 Response type: Internal Std (Ref 173), Area * (IS Conc. / IS Area)
 Curve type: RF

Name	Std Conc	RA	nlv	RT	RRF	Resp	IS Resp	Conc	%Dev	RRF	X = dropped
200601K1_1	0.250	1.34	NO	24.81	1.001	7.25e3	2.53e6	0.254	1.7	1.15	MM
200601K1_2	1.00	1.51	NO	24.81	1.001	2.94e4	2.70e6	0.967	-3.3	1.09	MM
200601K1_3	2.50	1.51	NO	24.82	1.001	7.22e4	2.71e6	2.37	-5.3	1.07	db
200601K1_4	50.0	1.57	NO	24.82	1.001	1.46e6	2.56e6	50.8	1.5	1.14	MM
200601K1_5	400	1.56	NO	24.82	1.001	1.26e7	2.70e6	415	3.8	1.17	db
200601K1_6	1000	1.57	NO	24.82	1.001	3.07e7	2.69e6	1020	1.8	1.14	db

Compound name: PCB-12/13
 Response Factor: 1.02668
 RRF SD: 0.0663406, Relative SD: 6.46163
 Response type: Internal Std (Ref 173), Area * (IS Conc. / IS Area)
 Curve type: RF

Name	Std Conc	RA	nlv	RT	RRF	Resp	IS Resp	Conc	%Dev	RRF	X = dropped
200601K1_1	0.500	1.36	NO	25.18	1.016	1.35e4	2.53e6	0.518	3.7	1.06	MM
200601K1_2	2.00	1.58	NO	25.25	1.016	5.17e4	2.70e6	1.87	-6.7	0.958	MM

Dataset: U:\VG11.PRO\Results\200801K1\200801K1-CRVB.qld

Last Altered: Tuesday, June 02, 2020 10:21:37 Pacific Daylight Time

Printed: Tuesday, June 02, 2020 11:15:31 Pacific Daylight Time

Compound name: PCB-12/13

Name	Std Conc	RA	Hy	RT	RRT	Resp	IS Resp	Conc	%Dev	RRF	X = dropped
200801K1_3	5.00	1.60	NO	25.20	1.016	1.34e5	2.71e6	4.80	-4.0	0.985	MM
200801K1_4	100	1.54	NO	25.20	1.016	2.71e6	2.56e6	103	3.3	1.06	MM
200801K1_5	800	1.54	NO	25.20	1.016	2.37e7	2.70e6	855	6.9	1.10	MM
200801K1_6	2000	1.56	NO	25.20	1.016	5.78e7	2.69e6	2100	4.8	1.08	MM

Compound name: PCB-15

Response Factor: 1.03482

RRF SD: 0.0605674, Relative SD: 5.85293

Response type: Internal Std (Ref 173), Area * (IS Conc. / IS Area)

Curve type: RF

Name	Std Conc	RA	Hy	RT	RRT	Resp	IS Resp	Conc	%Dev	RRF	X = dropped
200801K1_1	0.250	1.40	NO	25.53	1.030	6.04e3	2.53e6	0.231	-7.8	0.954	MM
200801K1_2	1.00	1.58	NO	25.54	1.030	2.67e4	2.70e6	0.954	-4.6	0.987	MM
200801K1_3	2.50	1.51	NO	25.55	1.030	6.80e4	2.71e6	2.42	-3.1	1.00	MM
200801K1_4	50.0	1.55	NO	25.55	1.030	1.39e6	2.56e6	52.4	4.7	1.06	MM
200801K1_5	400	1.55	NO	25.55	1.030	1.18e7	2.70e6	423	5.8	1.10	MM
200801K1_6	1000	1.55	NO	25.55	1.030	2.92e7	2.69e6	1050	4.9	1.09	MM

Compound name: PCB-19

Response Factor: 1.10626

RRF SD: 0.0710209, Relative SD: 6.41991

Response type: Internal Std (Ref 174), Area * (IS Conc. / IS Area)

Curve type: RF

Name	Std Conc	RA	Hy	RT	RRT	Resp	IS Resp	Conc	%Dev	RRF	X = dropped
200801K1_1	0.250	1.12	NO	23.77	1.001	3.44e3	1.32e6	0.236	-5.6	1.04	MM
200801K1_2	1.00	1.08	NO	23.78	1.001	1.48e4	1.42e6	0.945	-5.5	1.05	bb
200801K1_3	2.50	1.05	NO	23.78	1.001	3.64e4	1.39e6	2.36	-5.7	1.04	MM
200801K1_4	50.0	1.01	NO	23.78	1.001	7.58e5	1.33e6	51.5	3.1	1.14	bb
200801K1_5	400	1.02	NO	23.78	1.001	6.75e6	1.40e6	435	6.8	1.20	bb
200801K1_6	1000	1.02	NO	23.78	1.001	1.61e7	1.39e6	1050	4.9	1.16	bb

Dataset: U:\VG11.PRO\Results\200601K1\200601K1-CRVB.qld

Last Altered: Tuesday, June 02, 2020 10:21:37 Pacific Daylight Time
 Printed: Tuesday, June 02, 2020 11:15:31 Pacific Daylight Time

Compound name: PCB-30
 Response Factor: 1.79419
 RRF SD: 0.128021, Relative SD: 7.1353
 Response type: Internal Std (Ref 174), Area * (IS Conc. / IS Area)
 Curve type: RF

Name	Std. Conc.	RA	Int.	RT	RRT	Resp.	IS Resp.	Conc.	%Dev.	RRF	X = dropped
200601K1_1	0.250	1.15	NO	24.68	1.039	5.58e3	1.32e6	0.236	-5.5	1.70	MM
200601K1_2	1.00	1.03	NO	24.69	1.039	2.35e4	1.42e6	0.926	-7.4	1.66	MM
200601K1_3	2.50	1.05	NO	24.70	1.039	5.87e4	1.39e6	2.35	-6.2	1.68	MM
200601K1_4	50.0	1.03	NO	24.70	1.039	1.24e6	1.33e6	52.0	4.0	1.87	bb
200601K1_5	400	1.01	NO	24.70	1.039	1.09e7	1.40e6	435	8.8	1.95	bb
200601K1_6	1000	1.03	NO	24.70	1.039	2.65e7	1.39e6	1080	6.3	1.91	bb

Compound name: PCB-18
 Response Factor: 0.81773
 RRF SD: 0.0320259, Relative SD: 3.91644
 Response type: Internal Std (Ref 175), Area * (IS Conc. / IS Area)
 Curve type: RF

Name	Std. Conc.	RA	Int.	RT	RRT	Resp.	IS Resp.	Conc.	%Dev.	RRF	X = dropped
200601K1_1	0.250	1.07	NO	25.45	0.952	4.02e3	1.93e6	0.254	1.6	0.831	MM
200601K1_2	1.00	1.04	NO	25.46	0.952	1.62e4	2.07e6	0.957	-4.3	0.782	bd
200601K1_3	2.50	1.04	NO	25.46	0.952	3.92e4	2.03e6	2.37	-5.2	0.775	bd
200601K1_4	50.0	1.01	NO	25.47	0.952	8.23e5	1.97e6	51.0	2.0	0.834	bd
200601K1_5	400	1.03	NO	25.47	0.952	7.32e6	2.13e6	419	4.8	0.857	bd
200601K1_6	1000	1.02	NO	25.46	0.952	1.78e7	2.16e6	1010	1.0	0.826	bd

Compound name: PCB-17
 Response Factor: 0.758399
 RRF SD: 0.0346137, Relative SD: 4.56405
 Response type: Internal Std (Ref 175), Area * (IS Conc. / IS Area)
 Curve type: RF

Name	Std. Conc.	RA	Int.	RT	RRT	Resp.	IS Resp.	Conc.	%Dev.	RRF	X = dropped
200601K1_1	0.250	1.04	NO	25.64	0.959	3.52e3	1.93e6	0.240	-3.8	0.729	MM
200601K1_2	1.00	1.09	NO	25.64	0.958	1.49e4	2.07e6	0.951	-4.9	0.721	db

Dataset: U:\VG11.PRO\Results\200801K1\200801K1-CRVB.qld

Last Altered: Tuesday, June 02, 2020 10:21:37 Pacific Daylight Time
 Printed: Tuesday, June 02, 2020 11:15:31 Pacific Daylight Time

Compound name: PCB-17

Name	Std. Conc.	RA	inj	RT	RRT	Resp	IS Resp	Conc.	%Dev	RRF	X= dropped
200801K1_3	2.50	1.04	NO	25.64	0.958	3.72e4	2.03e6	2.42	-3.2	0.734	MM
200801K1_4	50.0	1.01	NO	25.65	0.959	7.73e5	1.97e6	51.6	3.3	0.783	db
200801K1_5	400	1.04	NO	25.65	0.959	6.87e6	2.13e6	424	6.0	0.804	db
200801K1_6	1000	1.02	NO	25.65	0.959	1.68e7	2.16e6	1030	2.7	0.779	db

Compound name: PCB-24/27

Response Factor: 1.08206

RRF SD: 0.0492171, Relative SD: 4.54845

Response type: Internal Std (Ref 175), Area * (IS Conc. / IS Area)

Curve type: RF

Name	Std. Conc.	RA	inj	RT	RRT	Resp	IS Resp	Conc.	%Dev	RRF	X= dropped
200801K1_1	0.500	1.04	NO	26.22	0.980	9.84e3	1.93e6	0.471	-5.8	1.02	MM
200801K1_2	2.00	1.02	NO	26.23	0.980	4.42e4	2.07e6	1.97	-1.4	1.07	bb
200801K1_3	5.00	1.02	NO	26.24	0.981	1.05e5	2.03e6	4.79	-4.2	1.04	bb
200801K1_4	100	1.02	NO	26.24	0.981	2.21e6	1.97e6	104	3.6	1.12	bb
200801K1_5	800	1.02	NO	26.24	0.981	1.95e7	2.13e6	845	5.6	1.14	bb
200801K1_6	2000	1.03	NO	26.24	0.981	4.77e7	2.16e6	2050	2.3	1.11	bb

Compound name: PCB-16/32

Response Factor: 0.925439

RRF SD: 0.0403363, Relative SD: 4.35881

Response type: Internal Std (Ref 175), Area * (IS Conc. / IS Area)

Curve type: RF

Name	Std. Conc.	RA	inj	RT	RRT	Resp	IS Resp	Conc.	%Dev	RRF	X= dropped
200801K1_1	0.500	1.07	NO	26.75	1.000	8.78e3	1.93e6	0.491	-1.8	0.909	bb
200801K1_2	2.00	1.07	NO	26.76	1.000	3.61e4	2.07e6	1.88	-5.9	0.871	bb
200801K1_3	5.00	1.03	NO	26.77	1.001	9.09e4	2.03e6	4.85	-3.0	0.898	MM
200801K1_4	100	1.02	NO	26.77	1.001	1.87e6	1.97e6	103	2.8	0.950	bb
200801K1_5	800	1.02	NO	26.77	1.001	1.68e7	2.13e6	849	6.1	0.982	bb
200801K1_6	2000	1.01	NO	26.77	1.001	4.07e7	2.16e6	2040	2.0	0.944	bb

Dataset: U:\VG11.PRO\Results\200601K1\200601K1-CRVB.qld

Last Altered: Tuesday, June 02, 2020 10:21:37 Pacific Daylight Time
 Printed: Tuesday, June 02, 2020 11:15:31 Pacific Daylight Time

Compound name: PCB-34
 Response Factor: 0.945495
 RRF SD: 0.0781691, Relative SD: 8.26754
 Response type: Internal Std (Ref 176), Area * (IS Conc. / IS Area)
 Curve type: RF

	Name	Std Conc	RA	nty	RT	RRF	Resp	IS Resp	Conc	%Dev	RRF	X = dropped
1	200601K1_1	0.250	1.14	NO	27.58	0.959	4.74e3	2.38e6	0.211	-15.8	0.797	MM
2	200601K1_2	1.00	1.01	NO	27.58	0.959	2.43e4	2.38e6	1.08	8.0	1.02	bd
3	200601K1_3	2.50	1.02	NO	27.58	0.959	5.47e4	2.33e6	2.48	-0.8	0.939	bd
4	200601K1_4	50.0	1.05	NO	27.58	0.959	1.08e6	2.26e6	50.5	0.9	0.954	bd
5	200601K1_5	400	1.08	NO	27.58	0.959	9.47e6	2.40e6	418	4.4	0.987	bd
6	200601K1_6	1000	1.03	NO	27.58	0.959	2.33e7	2.39e6	1030	3.1	0.975	bd

Compound name: PCB-23
 Response Factor: 0.882931
 RRF SD: 0.0420273, Relative SD: 4.75998
 Response type: Internal Std (Ref 176), Area * (IS Conc. / IS Area)
 Curve type: RF

	Name	Std Conc	RA	nty	RT	RRF	Resp	IS Resp	Conc	%Dev	RRF	X = dropped
1	200601K1_1	0.250	1.03	NO	27.67	0.962	5.14e3	2.38e6	0.245	-2.0	0.865	MM
2	200601K1_2	1.00	1.07	NO	27.67	0.962	1.97e4	2.38e6	0.935	-6.5	0.826	db
3	200601K1_3	2.50	1.04	NO	27.67	0.962	4.95e4	2.33e6	2.40	-3.8	0.849	db
4	200601K1_4	50.0	1.05	NO	27.67	0.962	1.05e6	2.26e6	52.8	5.3	0.930	dd
5	200601K1_5	400	1.07	NO	27.67	0.962	8.81e6	2.40e6	416	3.9	0.918	db
6	200601K1_6	1000	1.07	NO	27.67	0.962	2.18e7	2.39e6	1030	3.1	0.910	db

Compound name: PCB-29
 Response Factor: 0.892811
 RRF SD: 0.0395517, Relative SD: 4.43002
 Response type: Internal Std (Ref 176), Area * (IS Conc. / IS Area)
 Curve type: RF

	Name	Std Conc	RA	nty	RT	RRF	Resp	IS Resp	Conc	%Dev	RRF	X = dropped
1	200601K1_1	0.250	1.11	NO	27.91	0.971	4.92e3	2.38e6	0.232	-7.2	0.828	MM
2	200601K1_2	1.00	1.12	NO	27.93	0.971	2.20e4	2.38e6	1.03	3.1	0.921	bd

Dataset: U:\VG11.PROVResults\200601K1\200601K1-CRVB.qld

Last Altered: Tuesday, June 02, 2020 10:21:37 Pacific Daylight Time

Printed: Tuesday, June 02, 2020 11:15:31 Pacific Daylight Time

Compound name: PCB-29

Name	Std. Conc.	RA	ntf	RT	RRT	Resp	IS Resp	Conc.	%Dev	RRF	X = dropped
200601K1_3	2.50	1.01	NO	27.93	0.971	5.03e4	2.33e6	2.42	-3.2	0.864	bd
200601K1_4	50.0	1.06	NO	27.93	0.971	1.02e6	2.26e6	50.2	0.5	0.897	dd
200601K1_5	400	1.06	NO	27.93	0.971	8.95e6	2.40e6	418	4.5	0.933	bb
200601K1_6	1000	1.02	NO	27.93	0.971	2.19e7	2.39e6	1020	2.4	0.914	bb

Compound name: PCB-26

Response Factor: 0.943921

RRF SD: 0.0501146, Relative SD: 5.3082

Response type: Internal Std (Ref 176), Area * (IS Conc. / IS Area)

Curve type: RF

Name	Std. Conc.	RA	ntf	RT	RRT	Resp	IS Resp	Conc.	%Dev	RRF	X = dropped
200601K1_1	0.250	1.09	NO	28.14	0.979	5.11e3	2.38e6	0.227	-9.0	0.859	MM
200601K1_2	1.00	1.04	NO	28.16	0.979	2.24e4	2.38e6	0.996	-0.4	0.940	dd
200601K1_3	2.50	1.07	NO	28.16	0.979	5.36e4	2.33e6	2.44	-2.4	0.921	dd
200601K1_4	50.0	1.06	NO	28.16	0.979	1.10e6	2.26e6	51.3	2.5	0.968	dd
200601K1_5	400	1.07	NO	28.16	0.979	9.80e6	2.40e6	424	5.9	1.00	bd
200601K1_6	1000	1.04	NO	28.16	0.979	2.34e7	2.39e6	1030	3.4	0.976	bd

Compound name: PCB-25

Response Factor: 0.949875

RRF SD: 0.0334033, Relative SD: 3.5166

Response type: Internal Std (Ref 176), Area * (IS Conc. / IS Area)

Curve type: RF

Name	Std. Conc.	RA	ntf	RT	RRT	Resp	IS Resp	Conc.	%Dev	RRF	X = dropped
200601K1_1	0.250	1.13	NO	28.31	0.984	5.29e3	2.38e6	0.234	-6.4	0.889	MM
200601K1_2	1.00	1.09	NO	28.32	0.984	2.23e4	2.38e6	0.985	-1.5	0.935	db
200601K1_3	2.50	1.03	NO	28.32	0.984	5.65e4	2.33e6	2.55	2.1	0.970	db
200601K1_4	50.0	1.08	NO	28.32	0.984	1.08e6	2.26e6	50.4	0.7	0.957	db
200601K1_5	400	1.04	NO	28.32	0.984	9.41e6	2.40e6	413	3.2	0.960	db
200601K1_6	1000	1.04	NO	28.32	0.984	2.32e7	2.39e6	1020	1.9	0.968	db

Dataset: U:\VG11.PRO\Results\200801K1\200801K1-CRVB.qld

Last Altered: Tuesday, June 02, 2020 10:21:37 Pacific Daylight Time
 Printed: Tuesday, June 02, 2020 11:15:31 Pacific Daylight Time

Compound name: PCB-31
 Response Factor: 1.03628
 RRF SD: 0.032755, Relative SD: 3.16084
 Response type: Internal Std (Ref 178), Area * (IS Conc. / IS Area)
 Curve type: RF

	Name	Std Conc	RA	n/y	RT	RRF	Resp	IS Resp	Conc	%Dev	RRF	X = dropped
1	200801K1_1	0.250	1.10	NO	28.68	0.997	6.02e3	2.38e6	0.244	-2.3	1.01	MM
2	200801K1_2	1.00	1.05	NO	28.68	0.997	2.45e4	2.38e6	0.993	-0.7	1.03	bd
3	200801K1_3	2.50	1.03	NO	28.68	0.997	5.91e4	2.33e6	2.45	-2.1	1.01	MM
4	200801K1_4	50.0	1.14	NO	28.68	0.997	1.15e6	2.26e6	48.9	-2.1	1.01	bd
5	200801K1_5	400	1.07	NO	28.68	0.997	1.05e7	2.40e6	423	5.8	1.10	bd
6	200801K1_6	1000	1.02	NO	28.68	0.997	2.52e7	2.39e6	1010	1.4	1.05	bd

Compound name: PCB-28
 Response Factor: 1.025
 RRF SD: 0.0755239, Relative SD: 7.36817
 Response type: Internal Std (Ref 178), Area * (IS Conc. / IS Area)
 Curve type: RF

	Name	Std Conc	RA	n/y	RT	RRF	Resp	IS Resp	Conc	%Dev	RRF	X = dropped
1	200801K1_1	0.250	1.17	NO	28.77	1.001	5.28e3	2.38e6	0.217	-13.3	0.889	MM
2	200801K1_2	1.00	1.04	NO	28.79	1.001	2.41e4	2.38e6	0.984	-1.6	1.01	db
3	200801K1_3	2.50	1.08	NO	28.79	1.001	5.88e4	2.33e6	2.46	-1.5	1.01	db
4	200801K1_4	50.0	1.08	NO	28.79	1.001	1.22e6	2.26e6	52.7	5.5	1.08	db
5	200801K1_5	400	1.08	NO	28.79	1.001	1.04e7	2.40e6	424	6.0	1.09	db
6	200801K1_6	1000	1.02	NO	28.79	1.001	2.57e7	2.39e6	1050	4.9	1.08	db

Compound name: PCB-20/21/33
 Response Factor: 0.941292
 RRF SD: 0.0455201, Relative SD: 4.83592
 Response type: Internal Std (Ref 178), Area * (IS Conc. / IS Area)
 Curve type: RF

	Name	Std Conc	RA	n/y	RT	RRF	Resp	IS Resp	Conc	%Dev	RRF	X = dropped
1	200801K1_1	0.750	1.00	NO	29.40	1.023	1.56e4	2.38e6	0.697	-7.1	0.875	MM
2	200801K1_2	3.00	1.08	NO	29.42	1.023	6.54e4	2.38e6	2.91	-2.9	0.914	bb

Dataset: U:\VG11.PRO\Results\200601K1\200601K1-CRVB.qld

Last Altered: Tuesday, June 02, 2020 10:21:37 Pacific Daylight Time
 Printed: Tuesday, June 02, 2020 11:15:31 Pacific Daylight Time

Compound name: PCB-20/21/33

Name	Std. Conc.	RA	inj	RT	RRT	Resp	IS Resp	Conc.	%Dev	RRF	X = dropped
200601K1_3	7.50	1.06	NO	29.42	1.023	1.62e5	2.33e6	7.38	-1.6	0.928	bb
200601K1_4	150	1.07	NO	29.42	1.023	3.24e6	2.28e6	152	1.5	0.955	bb
200601K1_5	1200	1.05	NO	29.42	1.023	2.88e7	2.40e6	1270	6.2	1.00	bb
200601K1_6	3000	1.03	NO	29.42	1.023	7.01e7	2.39e6	3110	3.8	0.977	bb

Compound name: PCB-22

Response Factor: 0.972852

RRF SD: 0.0679212, Relative SD: 6.98165

Response type: Internal Std (Ref 176), Area * (IS Conc. / IS Area)

Curve type: RF

Name	Std. Conc.	RA	inj	RT	RRT	Resp	IS Resp	Conc.	%Dev	RRF	X = dropped
200601K1_1	0.250	0.91	NO	29.87	1.039	5.07e3	2.38e6	0.219	-12.4	0.853	MM
200601K1_2	1.00	1.14	NO	29.87	1.038	2.26e4	2.38e6	0.972	-2.8	0.948	db
200601K1_3	2.50	1.08	NO	29.89	1.039	5.67e4	2.33e6	2.50	0.1	0.974	bb
200601K1_4	50.0	1.06	NO	29.89	1.039	1.14e6	2.28e6	51.5	3.1	1.00	bb
200601K1_5	400	1.09	NO	29.89	1.039	9.79e6	2.40e6	419	4.8	1.02	bb
200601K1_6	1000	1.06	NO	29.89	1.039	2.49e7	2.39e6	1070	7.1	1.04	bb

Compound name: PCB-36

Response Factor: 1.07599

RRF SD: 0.05125, Relative SD: 4.76304

Response type: Internal Std (Ref 177), Area * (IS Conc. / IS Area)

Curve type: RF

Name	Std. Conc.	RA	inj	RT	RRT	Resp	IS Resp	Conc.	%Dev	RRF	X = dropped
200601K1_1	0.250	0.99	NO	30.50	0.931	5.49e3	2.11e6	0.242	-3.2	1.04	bb
200601K1_2	1.00	0.98	NO	30.50	0.931	2.35e4	2.28e6	0.969	-3.1	1.04	bb
200601K1_3	2.50	1.05	NO	30.50	0.931	5.71e4	2.28e6	2.34	-6.3	1.01	MM
200601K1_4	50.0	1.06	NO	30.52	0.932	1.16e6	2.09e6	51.5	3.1	1.11	bb
200601K1_5	400	1.10	NO	30.52	0.932	9.81e6	2.17e6	421	5.2	1.13	db
200601K1_6	1000	1.05	NO	30.52	0.931	2.55e7	2.27e6	1040	4.3	1.12	db

Dataset: U:\VG11.PRO\Results\200601K1\200601K1-CRVB.qld

Last Altered: Tuesday, June 02, 2020 10:21:37 Pacific Daylight Time

Printed: Tuesday, June 02, 2020 11:15:31 Pacific Daylight Time

Compound name: PCB-39

Response Factor: 0.968291

RRF SD: 0.0625968, Relative SD: 6.33405

Response type: Internal Std (Ref 177), Area * (IS Conc. / IS Area)

Curve type: RF

	Name	Std Conc	RA	n/y	RT	RRF	Resp	IS Resp	Conc	%Dev	RRF	X = dropped
1	200601K1_1	0.250	1.06	NO	30.99	0.946	4.77e3	2.11e6	0.229	-8.5	0.904	bb
2	200601K1_2	1.00	1.01	NO	30.99	0.946	2.15e4	2.26e6	0.964	-3.6	0.953	MM
3	200601K1_3	2.50	1.06	NO	30.99	0.946	5.36e4	2.26e6	2.40	-4.2	0.947	db
4	200601K1_4	50.0	1.09	NO	31.00	0.947	1.07e6	2.09e6	51.7	3.3	1.02	db
5	200601K1_5	400	1.09	NO	31.00	0.947	9.22e6	2.17e6	431	7.6	1.06	db
6	200601K1_6	1000	1.04	NO	31.00	0.948	2.36e7	2.27e6	1050	5.3	1.04	db

Compound name: PCB-38

Response Factor: 1.05188

RRF SD: 0.0528736, Relative SD: 5.00759

Response type: Internal Std (Ref 177), Area * (IS Conc. / IS Area)

Curve type: RF

	Name	Std Conc	RA	n/y	RT	RRF	Resp	IS Resp	Conc	%Dev	RRF	X = dropped
1	200601K1_1	0.250	1.13	NO	31.78	0.970	5.42e3	2.11e6	0.244	-2.2	1.03	MM
2	200601K1_2	1.00	1.07	NO	31.78	0.970	2.26e4	2.26e6	0.953	-4.7	1.00	dd
3	200601K1_3	2.50	1.04	NO	31.78	0.970	5.62e4	2.26e6	2.38	-5.5	0.994	dd
4	200601K1_4	50.0	1.09	NO	31.78	0.970	1.12e6	2.09e6	51.0	2.1	1.07	dd
5	200601K1_5	400	1.05	NO	31.78	0.970	9.81e6	2.17e6	430	7.5	1.13	dd
6	200601K1_6	1000	1.03	NO	31.78	0.970	2.45e7	2.27e6	1030	2.8	1.08	dd

Compound name: PCB-35

Response Factor: 1.04369

RRF SD: 0.0671055, Relative SD: 6.42963

Response type: Internal Std (Ref 177), Area * (IS Conc. / IS Area)

Curve type: RF

	Name	Std Conc	RA	n/y	RT	RRF	Resp	IS Resp	Conc	%Dev	RRF	X = dropped
1	200601K1_1	0.250	0.95	NO	32.33	0.987	5.10e3	2.11e6	0.232	-7.2	0.968	bb
2	200601K1_2	1.00	1.07	NO	32.33	0.987	2.27e4	2.26e6	0.964	-3.6	1.01	MM

Dataset: U:\VG11.PRO\Results\200801K1\200801K1-CRVB.qld

Last Altered: Tuesday, June 02, 2020 10:21:37 Pacific Daylight Time

Printed: Tuesday, June 02, 2020 11:15:31 Pacific Daylight Time

Compound name: PCB-35

Name	Std. Conc.	RA	Hy	RT	RRT	Resp	IS Resp	Conc.	%Dev	RRF	X = dropped
200801K1_3	2.50	1.01	NO	32.33	0.967	5.53e4	2.26e6	2.34	-6.4	0.977	db
200801K1_4	50.0	1.07	NO	32.33	0.967	1.15e6	2.09e6	52.5	5.0	1.10	dd
200801K1_5	400	1.08	NO	32.33	0.967	9.64e6	2.17e6	426	6.8	1.11	dd
200801K1_6	1000	1.08	NO	32.33	0.966	2.50e7	2.27e6	1060	5.8	1.10	dd

Compound name: PCB-37

Response Factor: 1.00907

RRF SD: 0.0813948, Relative SD: 8.0663

Response type: Internal Std (Ref 177), Area * (IS Conc. / IS Area)

Curve type: RF

Name	Std. Conc.	RA	Hy	RT	RRT	Resp	IS Resp	Conc.	%Dev	RRF	X = dropped
200801K1_1	0.250	1.04	NO	32.77	1.000	4.58e3	2.11e6	0.215	-13.9	0.869	MM
200801K1_2	1.00	1.09	NO	32.77	1.000	2.21e4	2.26e6	0.972	-2.8	0.981	MM
200801K1_3	2.50	1.04	NO	32.77	1.000	5.65e4	2.26e6	2.47	-1.0	0.999	MM
200801K1_4	50.0	1.05	NO	32.79	1.001	1.10e6	2.09e6	51.9	3.8	1.05	MM
200801K1_5	400	1.04	NO	32.79	1.001	9.57e6	2.17e6	437	9.4	1.10	MM
200801K1_6	1000	1.04	NO	32.79	1.001	2.39e7	2.27e6	1050	4.8	1.08	MM

Compound name: PCB-54

Response Factor: 1.07983

RRF SD: 0.0583853, Relative SD: 5.22166

Response type: Internal Std (Ref 178), Area * (IS Conc. / IS Area)

Curve type: RF

Name	Std. Conc.	RA	Hy	RT	RRT	Resp	IS Resp	Conc.	%Dev	RRF	X = dropped
200801K1_1	0.250	0.74	NO	27.62	1.001	4.22e3	1.88e6	0.232	-7.1	1.00	MM
200801K1_2	1.00	0.80	NO	27.64	1.001	1.98e4	1.85e6	0.990	-1.0	1.07	bb
200801K1_3	2.50	0.78	NO	27.64	1.001	4.63e4	1.80e6	2.38	-4.9	1.03	bb
200801K1_4	50.0	0.78	NO	27.64	1.001	9.78e5	1.75e6	51.8	3.2	1.11	bb
200801K1_5	400	0.79	NO	27.64	1.001	8.59e6	1.88e6	422	5.8	1.14	bb
200801K1_6	1000	0.77	NO	27.64	1.001	2.11e7	1.88e6	1040	4.2	1.13	bb

Dataset: U:\VG11.PROVResults\200601K1\200601K1-CRVB.qld

Last Altered: Tuesday, June 02, 2020 10:21:37 Pacific Daylight Time
 Printed: Tuesday, June 02, 2020 11:15:31 Pacific Daylight Time

Compound name: PCB-50
 Response Factor: 0.879558
 RRF SD: 0.0380434, Relative SD: 4.3253
 Response type: Internal Std (Ref 178), Area * (IS Conc. / IS Area)
 Curve type: RF

Name	Std. Conc.	RA	nty	RT	RRT	Resp	IS Resp	Conc	%Dev	RRF	X = dropped
200601K1_1	0.250	0.79	NO	28.83	1.044	3.74e3	1.68e6	0.252	1.0	0.888	MM
200601K1_2	1.00	0.80	NO	28.83	1.044	1.52e4	1.85e6	0.932	-6.8	0.820	bb
200601K1_3	2.50	0.75	NO	28.83	1.044	3.83e4	1.80e6	2.41	-3.4	0.849	bb
200601K1_4	50.0	0.75	NO	28.84	1.044	7.79e5	1.75e6	50.8	1.2	0.890	bb
200601K1_5	400	0.75	NO	28.84	1.044	6.88e6	1.88e6	415	3.8	0.913	bb
200601K1_6	1000	0.76	NO	28.84	1.044	1.72e7	1.88e6	1040	4.3	0.917	bb

Compound name: PCB-53
 Response Factor: 0.998734
 RRF SD: 0.0611951, Relative SD: 6.13956
 Response type: Internal Std (Ref 179), Area * (IS Conc. / IS Area)
 Curve type: RF

Name	Std. Conc.	RA	nty	RT	RRT	Resp	IS Resp	Conc	%Dev	RRF	X = dropped
200601K1_1	0.250	0.84	NO	29.50	0.944	3.27e3	1.37e6	0.240	-4.0	0.956	MM
200601K1_2	1.00	0.75	NO	29.50	0.943	1.40e4	1.50e6	0.934	-6.8	0.931	MM
200601K1_3	2.50	0.78	NO	29.50	0.943	3.39e4	1.44e6	2.35	-5.8	0.939	bb
200601K1_4	50.0	0.77	NO	29.51	0.944	7.19e5	1.38e6	52.4	4.8	1.04	bb
200601K1_5	400	0.78	NO	29.51	0.944	6.47e6	1.51e6	429	7.3	1.07	bb
200601K1_6	1000	0.78	NO	29.51	0.944	1.80e7	1.54e6	1040	4.3	1.04	bb

Compound name: PCB-51
 Response Factor: 1.08521
 RRF SD: 0.0890475, Relative SD: 6.48207
 Response type: Internal Std (Ref 179), Area * (IS Conc. / IS Area)
 Curve type: RF

Name	Std. Conc.	RA	nty	RT	RRT	Resp	IS Resp	Conc	%Dev	RRF	X = dropped
200601K1_1	0.250	0.77	NO	29.85	0.955	3.29e3	1.37e6	0.226	-9.4	0.965	MM
200601K1_2	1.00	0.81	NO	29.85	0.955	1.58e4	1.50e6	0.978	-2.2	1.04	MM

Dataset: U:\VG11.PRO\Results\200601K1\200601K1-CRVB.qld

Last Altered: Tuesday, June 02, 2020 10:21:37 Pacific Daylight Time
 Printed: Tuesday, June 02, 2020 11:15:31 Pacific Daylight Time

Compound name: PCB-51

Name	Std. Conc.	RA	inj	RT	RRT	Resp	IS Resp	Conc.	%Dev	RRF	X = dropped
200601K1_3	2.50	0.79	NO	29.85	0.955	3.69e4	1.44e6	2.40	-4.1	1.02	bb
200601K1_4	50.0	0.77	NO	29.85	0.955	7.80e5	1.38e6	53.2	6.4	1.13	bb
200601K1_5	400	0.76	NO	29.85	0.955	6.92e6	1.51e6	430	7.4	1.14	bb
200601K1_6	1000	0.78	NO	29.85	0.955	1.87e7	1.54e6	1020	2.0	1.09	bb

Compound name: PCB-45

Response Factor: 0.858411

RRF SD: 0.0476675, Relative SD: 5.55299

Response type: Internal Std (Ref 179), Area * (IS Conc. / IS Area)

Curve type: RF

Name	Std. Conc.	RA	inj	RT	RRT	Resp	IS Resp	Conc.	%Dev	RRF	X = dropped
200601K1_1	0.250	0.86	NO	30.30	0.970	2.69e3	1.37e6	0.229	-8.4	0.766	MM
200601K1_2	1.00	0.77	NO	30.30	0.969	1.23e4	1.50e6	0.954	-4.6	0.819	bb
200601K1_3	2.50	0.80	NO	30.30	0.969	3.11e4	1.44e6	2.51	0.3	0.861	bb
200601K1_4	50.0	0.77	NO	30.30	0.969	6.21e5	1.38e6	52.5	5.1	0.902	bb
200601K1_5	400	0.79	NO	30.30	0.969	5.49e6	1.51e6	423	5.8	0.908	bb
200601K1_6	1000	0.79	NO	30.30	0.969	1.34e7	1.54e6	1020	1.9	0.874	bb

Compound name: PCB-46

Response Factor: 0.830725

RRF SD: 0.0416585, Relative SD: 5.01471

Response type: Internal Std (Ref 179), Area * (IS Conc. / IS Area)

Curve type: RF

Name	Std. Conc.	RA	inj	RT	RRT	Resp	IS Resp	Conc.	%Dev	RRF	X = dropped
200601K1_1	0.250	0.70	NO	30.80	0.986	2.61e3	1.37e6	0.230	-8.0	0.765	MM
200601K1_2	1.00	0.77	NO	30.80	0.985	1.25e4	1.50e6	1.00	0.4	0.834	bb
200601K1_3	2.50	0.75	NO	30.80	0.985	2.68e4	1.44e6	2.40	-3.9	0.798	bb
200601K1_4	50.0	0.77	NO	30.80	0.985	5.95e5	1.38e6	52.0	4.1	0.865	bb
200601K1_5	400	0.75	NO	30.80	0.985	5.26e6	1.51e6	419	4.8	0.870	bb
200601K1_6	1000	0.78	NO	30.80	0.985	1.31e7	1.54e6	1030	2.7	0.853	bb

Dataset: U:\VG11.PRO\Results\200801K1\200801K1-CRVB.qld

Last Altered: Tuesday, June 02, 2020 10:21:37 Pacific Daylight Time
 Printed: Tuesday, June 02, 2020 11:15:31 Pacific Daylight Time

Compound name: PCB-52/69
 Response Factor: 1.18655
 RRF SD: 0.0541044, Relative SD: 4.63798
 Response type: Internal Std (Ref 179), Area * (IS Conc. / IS Area)
 Curve type: RF

Name	Std. Conc.	RA	Int.	RT	RRT	Resp.	IS Resp.	Conc.	%Dev.	RRF	X = dropped
200801K1_1	0.500	0.86	NO	31.28	1.001	7.66e3	1.37e6	0.481	-3.8	1.12	MM
200801K1_2	2.00	0.79	NO	31.30	1.001	3.38e4	1.50e6	1.93	-3.4	1.13	bd
200801K1_3	5.00	0.79	NO	31.30	1.001	7.99e4	1.44e6	4.74	-5.2	1.11	bd
200801K1_4	100	0.76	NO	31.30	1.001	1.67e6	1.38e6	104	3.9	1.21	bd
200801K1_5	800	0.77	NO	31.30	1.001	1.49e7	1.51e6	845	5.6	1.23	bd
200801K1_6	2000	0.78	NO	31.30	1.001	3.69e7	1.54e6	2060	2.9	1.20	bd

Compound name: PCB-73
 Response Factor: 1.44314
 RRF SD: 0.12369, Relative SD: 6.57088
 Response type: Internal Std (Ref 179), Area * (IS Conc. / IS Area)
 Curve type: RF

Name	Std. Conc.	RA	Int.	RT	RRT	Resp.	IS Resp.	Conc.	%Dev.	RRF	X = dropped
200801K1_1	0.250	0.70	NO	31.41	1.005	4.29e3	1.37e6	0.218	-12.9	1.26	dd
200801K1_2	1.00	0.73	NO	31.41	1.005	2.10e4	1.50e6	0.971	-2.9	1.40	dd
200801K1_3	2.50	0.77	NO	31.41	1.005	4.90e4	1.44e6	2.35	-5.9	1.36	dd
200801K1_4	50.0	0.79	NO	31.41	1.005	1.06e6	1.38e6	53.5	7.0	1.54	dd
200801K1_5	400	0.77	NO	31.41	1.005	9.42e6	1.51e6	432	8.0	1.56	dd
200801K1_6	1000	0.77	NO	31.41	1.005	2.36e7	1.54e6	1070	6.7	1.54	dd

Compound name: PCB-43/49
 Response Factor: 1.01613
 RRF SD: 0.0523973, Relative SD: 5.15654
 Response type: Internal Std (Ref 179), Area * (IS Conc. / IS Area)
 Curve type: RF

Name	Std. Conc.	RA	Int.	RT	RRT	Resp.	IS Resp.	Conc.	%Dev.	RRF	X = dropped
200801K1_1	0.500	0.86	NO	31.56	1.011	6.71e3	1.37e6	0.483	-3.3	0.982	db
200801K1_2	2.00	0.78	NO	31.58	1.010	2.91e4	1.50e6	1.91	-4.4	0.972	dd

Dataset: U:\VG11.PRO\Results\200601K1\200601K1-CRVB.qld

Last Altered: Tuesday, June 02, 2020 10:21:37 Pacific Daylight Time
 Printed: Tuesday, June 02, 2020 11:15:31 Pacific Daylight Time

Compound name: PCB-43/49

Name	Std. Conc.	RA	inj	RT	RRT	Resp	IS Resp	Conc.	%Dev	RRF	X = dropped
200601K1_3	5.00	0.78	NO	31.58	1.010	6.88e4	1.44e6	4.69	-6.2	0.953	dd
200601K1_4	100	0.77	NO	31.80	1.011	1.47e6	1.38e6	105	5.1	1.07	dd
200601K1_5	800	0.77	NO	31.58	1.010	1.28e7	1.51e6	835	4.4	1.06	dd
200601K1_6	2000	0.77	NO	31.58	1.010	3.26e7	1.54e6	2090	4.4	1.06	dd

Compound name: PCB-47

Response Factor: 0.92191

RRF SD: 0.0589335, Relative SD: 6.39255

Response type: Internal Std (Ref 180), Area * (IS Conc. / IS Area)

Curve type: RF

Name	Std. Conc.	RA	inj	RT	RRT	Resp	IS Resp	Conc.	%Dev	RRF	X = dropped
200601K1_1	0.250	0.70	NO	31.78	1.001	3.20e3	1.44e6	0.241	-3.4	0.891	bd
200601K1_2	1.00	0.76	NO	31.80	1.001	1.48e4	1.59e6	1.00	0.4	0.928	dd
200601K1_3	2.50	0.79	NO	31.80	1.001	3.29e4	1.53e6	2.33	-6.7	0.880	dd
200601K1_4	50.0	0.77	NO	31.80	1.001	7.69e5	1.49e6	56.0	11.9	1.03	dd
200601K1_5	400	0.76	NO	31.80	1.001	5.90e6	1.80e6	400	-0.1	0.921	dd
200601K1_6	1000	0.76	NO	31.80	1.001	1.50e7	1.66e6	979	-2.1	0.902	dd

Compound name: PCB-48/75

Response Factor: 1.12021

RRF SD: 0.0667822, Relative SD: 5.96157

Response type: Internal Std (Ref 180), Area * (IS Conc. / IS Area)

Curve type: RF

Name	Std. Conc.	RA	inj	RT	RRT	Resp	IS Resp	Conc.	%Dev	RRF	X = dropped
200601K1_1	0.500	0.75	NO	31.90	1.004	7.31e3	1.44e6	0.454	-9.3	1.02	db
200601K1_2	2.00	0.76	NO	31.92	1.005	3.52e4	1.59e6	1.97	-1.5	1.10	db
200601K1_3	5.00	0.79	NO	31.92	1.004	8.41e4	1.53e6	4.91	-1.9	1.10	db
200601K1_4	100	0.77	NO	31.92	1.004	1.66e6	1.49e6	99.7	-0.3	1.12	db
200601K1_5	800	0.78	NO	31.92	1.004	1.54e7	1.60e6	859	7.4	1.20	db
200601K1_6	2000	0.76	NO	31.92	1.004	3.92e7	1.68e6	2110	5.8	1.18	db

Dataset: U:\VG11.PRO\Results\200801K1\200801K1-CRVB.qld

Last Altered: Tuesday, June 02, 2020 10:21:37 Pacific Daylight Time
 Printed: Tuesday, June 02, 2020 11:15:31 Pacific Daylight Time

Compound name: PCB-85
 Response Factor: 1.28219
 RRF SD: 0.0574331, Relative SD: 4.47931
 Response type: Internal Std (Ref 180), Area * (IS Conc. / IS Area)
 Curve type: RF

	Name	Std Conc	RA	Qty	RT	RRT	Resp	IS Resp	Conc	%Dev	RRF	X = dropped
1	200801K1_1	0.250	0.88	NO	32.18	1.013	4.34e3	1.44e6	0.236	-5.8	1.21	bd
2	200801K1_2	1.00	0.85	NO	32.19	1.013	1.96e4	1.59e6	0.959	-4.1	1.23	bd
3	200801K1_3	2.50	0.71	NO	32.19	1.013	4.83e4	1.53e6	2.47	-1.4	1.28	bd
4	200801K1_4	50.0	0.76	NO	32.19	1.013	9.93e5	1.49e6	52.0	4.0	1.33	bd
5	200801K1_5	400	0.77	NO	32.19	1.013	8.65e6	1.60e6	421	5.4	1.35	bd
6	200801K1_6	1000	0.77	NO	32.19	1.013	2.17e7	1.68e6	1020	2.0	1.31	bd

Compound name: PCB-82
 Response Factor: 1.12765
 RRF SD: 0.0353947, Relative SD: 3.13879
 Response type: Internal Std (Ref 180), Area * (IS Conc. / IS Area)
 Curve type: RF

	Name	Std Conc	RA	Qty	RT	RRT	Resp	IS Resp	Conc	%Dev	RRF	X = dropped
1	200801K1_1	0.250	0.72	NO	32.29	1.016	4.14e3	1.44e6	0.255	2.1	1.15	db
2	200801K1_2	1.00	0.70	NO	32.29	1.016	1.80e4	1.59e6	0.999	-0.1	1.13	dd
3	200801K1_3	2.50	0.79	NO	32.29	1.016	4.05e4	1.53e6	2.35	-6.1	1.06	dd
4	200801K1_4	50.0	0.76	NO	32.31	1.016	8.53e5	1.49e6	50.8	1.8	1.15	db
5	200801K1_5	400	0.79	NO	32.31	1.016	7.38e6	1.60e6	409	2.2	1.15	db
6	200801K1_6	1000	0.76	NO	32.31	1.016	1.88e7	1.68e6	1000	0.3	1.13	db

Compound name: PCB-44
 Response Factor: 0.824154
 RRF SD: 0.0474856, Relative SD: 5.75932
 Response type: Internal Std (Ref 180), Area * (IS Conc. / IS Area)
 Curve type: RF

	Name	Std Conc	RA	Qty	RT	RRT	Resp	IS Resp	Conc	%Dev	RRF	X = dropped
1	200801K1_1	0.250	0.88	NO	32.62	1.027	3.12e3	1.44e6	0.263	5.2	0.867	MM
2	200801K1_2	1.00	0.78	NO	32.62	1.027	1.16e4	1.59e6	0.895	-10.5	0.738	dd

Dataset: U:\VG11.PRO\Results\200601K1\200601K1-CRVB.qld

Last Altered: Tuesday, June 02, 2020 10:21:37 Pacific Daylight Time

Printed: Tuesday, June 02, 2020 11:15:31 Pacific Daylight Time

Compound name: PCB-44

Name	Std. Conc.	RA	inj	RT	RRT	Resp	IS Resp	Conc.	%Dev	RRF	X= dropped
200601K1_3	2.50	0.75	NO	32.62	1.026	3.09e4	1.53e6	2.45	-1.9	0.806	dd
200601K1_4	50.0	0.79	NO	32.62	1.026	6.30e5	1.49e6	51.3	2.6	0.845	MM
200601K1_5	400	0.77	NO	32.62	1.026	5.51e6	1.60e6	418	4.4	0.860	db
200601K1_6	1000	0.77	NO	32.62	1.026	1.37e7	1.66e6	1000	0.2	0.826	db

Compound name: PCB-42/59

Response Factor: 1.04973

RRF SD: 0.0493426, Relative SD: 4.70053

Response type: Internal Std (Ref 180), Area * (IS Conc. / IS Area)

Curve type: RF

Name	Std. Conc.	RA	inj	RT	RRT	Resp	IS Resp	Conc.	%Dev	RRF	X= dropped
200601K1_1	0.500	0.76	NO	32.85	1.034	7.25e3	1.44e6	0.481	-3.9	1.01	bb
200601K1_2	2.00	0.81	NO	32.85	1.034	3.17e4	1.59e6	1.89	-5.4	0.994	db
200601K1_3	5.00	0.78	NO	32.85	1.033	7.78e4	1.53e6	4.85	-3.0	1.02	db
200601K1_4	100	0.78	NO	32.85	1.033	1.60e6	1.49e6	103	2.8	1.08	MM
200601K1_5	800	0.78	NO	32.85	1.033	1.43e7	1.60e6	850	6.2	1.12	bb
200601K1_6	2000	0.78	NO	32.85	1.033	3.60e7	1.66e6	2070	3.5	1.09	bb

Compound name: PCB-41/64/71/72

Response Factor: 1.18742

RRF SD: 0.0661253, Relative SD: 5.56883

Response type: Internal Std (Ref 180), Area * (IS Conc. / IS Area)

Curve type: RF

Name	Std. Conc.	RA	inj	RT	RRT	Resp	IS Resp	Conc.	%Dev	RRF	X= dropped
200601K1_1	1.00	0.74	NO	33.46	1.053	1.80e4	1.44e6	0.939	-6.1	1.12	MM
200601K1_2	4.00	0.74	NO	33.46	1.053	7.29e4	1.59e6	3.85	-3.7	1.14	bb
200601K1_3	10.0	0.78	NO	33.46	1.053	1.74e5	1.53e6	9.57	-4.3	1.14	MM
200601K1_4	200	0.79	NO	33.46	1.053	3.62e6	1.49e6	205	2.3	1.22	bb
200601K1_5	1800	0.77	NO	33.46	1.053	3.29e7	1.60e6	1730	8.2	1.29	bb
200601K1_6	4000	0.77	NO	33.46	1.053	8.18e7	1.66e6	4140	3.5	1.23	bb

Dataset: U:\VG11.PRO\Results\200601K1\200601K1-CRVB.qld

Last Altered: Tuesday, June 02, 2020 10:21:37 Pacific Daylight Time
 Printed: Tuesday, June 02, 2020 11:15:31 Pacific Daylight Time

Compound name: PCB-68
 Response Factor: 1.27785
 RRF SD: 0.0478803, Relative SD: 3.74694
 Response type: Internal Std (Ref 180), Area * (IS Conc. / IS Area)
 Curve type: RF

Name	Std. Conc.	RA	nty	RT	RRT	Resp	IS Resp	Conc	%Dev	RRF	X = dropped
200601K1_1	0.250	0.75	NO	33.72	1.061	4.51e3	1.44e6	0.245	-1.9	1.25	bb
200601K1_2	1.00	0.75	NO	33.72	1.061	1.97e4	1.59e6	0.969	-3.1	1.24	bb
200601K1_3	2.50	0.77	NO	33.72	1.061	4.67e4	1.53e6	2.39	-4.4	1.22	MM
200601K1_4	50.0	0.76	NO	33.72	1.061	9.69e5	1.49e6	50.9	1.8	1.30	bd
200601K1_5	400	0.77	NO	33.72	1.061	8.63e6	1.60e6	422	5.5	1.35	bd
200601K1_6	1000	0.78	NO	33.72	1.061	2.16e7	1.66e6	1020	2.1	1.30	bd

Compound name: PCB-40
 Response Factor: 0.802057
 RRF SD: 0.0348124, Relative SD: 5.74902
 Response type: Internal Std (Ref 180), Area * (IS Conc. / IS Area)
 Curve type: RF

Name	Std. Conc.	RA	nty	RT	RRT	Resp	IS Resp	Conc	%Dev	RRF	X = dropped
200601K1_1	0.250	0.71	NO	33.94	1.069	2.03e3	1.44e6	0.235	-6.2	0.565	bb
200601K1_2	1.00	0.74	NO	33.94	1.069	9.28e3	1.59e6	0.967	-3.3	0.562	MM
200601K1_3	2.50	0.77	NO	33.94	1.068	2.17e4	1.53e6	2.36	-5.7	0.566	db
200601K1_4	50.0	0.77	NO	33.94	1.068	4.64e5	1.49e6	51.7	3.3	0.622	db
200601K1_5	400	0.77	NO	33.94	1.068	4.12e6	1.60e6	426	7.0	0.644	db
200601K1_6	1000	0.78	NO	33.94	1.068	1.05e7	1.66e6	1050	4.8	0.631	db

Compound name: PCB-57
 Response Factor: 1.16294
 RRF SD: 0.0605093, Relative SD: 5.20312
 Response type: Internal Std (Ref 181), Area * (IS Conc. / IS Area)
 Curve type: RF

Name	Std. Conc.	RA	nty	RT	RRT	Resp	IS Resp	Conc	%Dev	RRF	X = dropped
200601K1_1	0.250	0.79	NO	34.30	0.969	4.64e3	1.70e6	0.234	-6.4	1.09	bb
200601K1_2	1.00	0.74	NO	34.32	0.969	2.02e4	1.84e6	0.946	-5.4	1.10	bb

Dataset: U:\VG11.PRO\Results\200601K1\200601K1-CRVB.qld

Last Altered: Tuesday, June 02, 2020 10:21:37 Pacific Daylight Time

Printed: Tuesday, June 02, 2020 11:15:31 Pacific Daylight Time

Compound name: PCB-57

Name	Std Conc	RA	n/y	RT	RRT	Resp	IS Resp	Conc	%Dev	RRF	X = dropped
200601K1_3	2.50	0.74	NO	34.32	0.969	5.14e4	1.79e6	2.46	-1.4	1.15	MM
200601K1_4	50.0	0.77	NO	34.32	0.969	1.04e6	1.73e6	51.4	2.8	1.20	bb
200601K1_5	400	0.79	NO	34.32	0.969	9.05e6	1.84e6	423	5.8	1.23	bb
200601K1_6	1000	0.76	NO	34.32	0.969	2.31e7	1.90e6	1050	4.6	1.22	bb

Compound name: PCB-67

Response Factor: 1.0841

RRF SD: 0.0420751, Relative SD: 3.8811

Response type: Internal Std (Ref 181), Area * (IS Conc. / IS Area)

Curve type: RF

Name	Std Conc	RA	n/y	RT	RRT	Resp	IS Resp	Conc	%Dev	RRF	X = dropped
200601K1_1	0.250	0.86	NO	34.63	0.978	4.35e3	1.70e6	0.235	-5.8	1.02	bd
200601K1_2	1.00	0.75	NO	34.63	0.978	1.95e4	1.84e6	0.979	-2.1	1.06	bd
200601K1_3	2.50	0.78	NO	34.63	0.978	4.82e4	1.79e6	2.48	-0.9	1.07	bd
200601K1_4	50.0	0.75	NO	34.63	0.978	9.48e5	1.73e6	50.4	0.9	1.09	bd
200601K1_5	400	0.76	NO	34.63	0.978	8.40e6	1.84e6	422	5.4	1.14	bd
200601K1_6	1000	0.78	NO	34.63	0.978	2.11e7	1.90e6	1020	2.5	1.11	bd

Compound name: PCB-58

Response Factor: 1.20403

RRF SD: 0.0834546, Relative SD: 6.93126

Response type: Internal Std (Ref 181), Area * (IS Conc. / IS Area)

Curve type: RF

Name	Std Conc	RA	n/y	RT	RRT	Resp	IS Resp	Conc	%Dev	RRF	X = dropped
200601K1_1	0.250	0.80	NO	34.74	0.982	4.98e3	1.70e6	0.243	-2.8	1.17	dd
200601K1_2	1.00	0.80	NO	34.74	0.981	2.02e4	1.84e6	0.910	-9.0	1.10	dd
200601K1_3	2.50	0.78	NO	34.76	0.982	5.08e4	1.79e6	2.35	-5.9	1.13	dd
200601K1_4	50.0	0.75	NO	34.76	0.982	1.09e6	1.73e6	52.1	4.1	1.25	dd
200601K1_5	400	0.78	NO	34.76	0.982	9.62e6	1.84e6	435	8.7	1.31	dd
200601K1_6	1000	0.78	NO	34.76	0.982	2.40e7	1.90e6	1050	5.0	1.26	dd

Dataset: U:\VG11.PRO\Results200601K1\200601K1-CRVB.qld

Last Altered: Tuesday, June 02, 2020 10:21:37 Pacific Daylight Time
 Printed: Tuesday, June 02, 2020 11:15:31 Pacific Daylight Time

Compound name: PCB-63
 Response Factor: 1.07187
 RRF SD: 0.049724, Relative SD: 4.639
 Response type: Internal Std (Ref 181), Area * (IS Conc. / IS Area)
 Curve type: RF

Name	Std. Conc.	RA	Int.	RT	RRT	Resp.	IS Resp.	Conc.	%Dev.	RRF	X = dropped
200601K1_1	0.250	0.82	NO	34.91	0.988	4.33e3	1.70e6	0.237	-5.1	1.02	db
200601K1_2	1.00	0.75	NO	34.91	0.988	1.92e4	1.84e6	0.972	-2.8	1.04	dd
200601K1_3	2.50	0.79	NO	34.91	0.988	4.66e4	1.79e6	2.42	-3.2	1.04	db
200601K1_4	50.0	0.77	NO	34.91	0.988	9.31e5	1.73e6	50.1	0.2	1.07	db
200601K1_5	400	0.78	NO	34.91	0.988	8.42e6	1.84e6	427	6.8	1.14	db
200601K1_6	1000	0.77	NO	34.91	0.988	2.12e7	1.90e6	1040	4.1	1.12	db

Compound name: PCB-74
 Response Factor: 1.18508
 RRF SD: 0.0699946, Relative SD: 5.90632
 Response type: Internal Std (Ref 181), Area * (IS Conc. / IS Area)
 Curve type: RF

Name	Std. Conc.	RA	Int.	RT	RRT	Resp.	IS Resp.	Conc.	%Dev.	RRF	X = dropped
200601K1_1	0.250	0.82	NO	35.21	0.995	4.68e3	1.70e6	0.232	-7.3	1.10	bd
200601K1_2	1.00	0.74	NO	35.21	0.994	2.06e4	1.84e6	0.943	-5.7	1.12	MM
200601K1_3	2.50	0.74	NO	35.21	0.994	5.22e4	1.79e6	2.46	-1.8	1.16	MM
200601K1_4	50.0	0.77	NO	35.21	0.994	1.05e6	1.73e6	51.3	2.6	1.22	bd
200601K1_5	400	0.76	NO	35.21	0.994	9.38e6	1.84e6	430	7.6	1.28	bd
200601K1_6	1000	0.77	NO	35.21	0.994	2.36e7	1.90e6	1050	4.5	1.24	bd

Compound name: PCB-81/70
 Response Factor: 1.05421
 RRF SD: 0.062537, Relative SD: 5.9321
 Response type: Internal Std (Ref 181), Area * (IS Conc. / IS Area)
 Curve type: RF

Name	Std. Conc.	RA	Int.	RT	RRT	Resp.	IS Resp.	Conc.	%Dev.	RRF	X = dropped
200601K1_1	0.500	0.86	NO	35.41	1.000	8.47e3	1.70e6	0.472	-5.7	0.994	MM
200601K1_2	2.00	0.78	NO	35.34	0.998	3.65e4	1.84e6	1.88	-5.8	0.993	MM

Dataset: U:\VG11.PRO\Results\200601K1\200601K1-CRVB.qld

Last Altered: Tuesday, June 02, 2020 10:21:37 Pacific Daylight Time

Printed: Tuesday, June 02, 2020 11:15:31 Pacific Daylight Time

Compound name: PCB-61/70

Name	Std Conc	RA	n/y	RT	RRT	Resp	IS Resp	Conc	%Dev	RRF	X = dropped
200601K1_3	5.00	0.78	NO	35.34	0.998	9.20e4	1.79e6	4.86	-2.7	1.03	MM
200601K1_4	100	0.78	NO	35.43	1.000	1.90e6	1.73e6	104	3.9	1.10	MM
200601K1_5	800	0.78	NO	35.43	1.000	1.67e7	1.84e6	859	7.4	1.13	MM
200601K1_6	2000	0.78	NO	35.43	1.000	4.18e7	1.90e6	2080	4.2	1.10	MM

Compound name: PCB-76/86

Response Factor: 1.16443

RRF SD: 0.0785507, Relative SD: 6.5741

Response type: Internal Std (Ref 181), Area * (IS Conc. / IS Area)

Curve type: RF

Name	Std Conc	RA	n/y	RT	RRT	Resp	IS Resp	Conc	%Dev	RRF	X = dropped
200601K1_1	0.500	0.78	NO	35.62	1.006	9.04e3	1.70e6	0.456	-8.9	1.06	MM
200601K1_2	2.00	0.75	NO	35.58	1.005	4.11e4	1.84e6	1.92	-4.0	1.12	dd
200601K1_3	5.00	0.78	NO	35.60	1.005	9.65e4	1.79e6	4.72	-5.7	1.10	MM
200601K1_4	100	0.78	NO	35.60	1.005	2.09e6	1.73e6	104	3.8	1.21	dd
200601K1_5	800	0.77	NO	35.64	1.006	1.65e7	1.84e6	862	7.7	1.25	dd
200601K1_6	2000	0.78	NO	35.64	1.006	4.89e7	1.90e6	2120	5.9	1.23	dd

Compound name: PCB-80

Response Factor: 1.18682

RRF SD: 0.0586291, Relative SD: 4.94003

Response type: Internal Std (Ref 182), Area * (IS Conc. / IS Area)

Curve type: RF

Name	Std Conc	RA	n/y	RT	RRT	Resp	IS Resp	Conc	%Dev	RRF	X = dropped
200601K1_1	0.250	0.83	NO	35.86	1.000	4.91e3	1.75e6	0.236	-5.5	1.12	MM
200601K1_2	1.00	0.77	NO	35.86	1.000	2.09e4	1.87e6	0.941	-5.9	1.12	db
200601K1_3	2.50	0.78	NO	35.86	1.000	5.45e4	1.86e6	2.47	-1.2	1.17	MM
200601K1_4	50.0	0.78	NO	35.86	1.000	1.10e6	1.79e6	51.5	3.1	1.22	db
200601K1_5	400	0.78	NO	35.86	1.000	9.53e6	1.90e6	422	5.5	1.25	db
200601K1_6	1000	0.78	NO	35.86	1.000	2.45e7	1.99e6	1040	4.0	1.23	dd

Dataset: U:\VG11.PRO\Results\200601K1\200601K1-CRVB.qld

Last Altered: Tuesday, June 02, 2020 10:21:37 Pacific Daylight Time

Printed: Tuesday, June 02, 2020 11:15:31 Pacific Daylight Time

Compound name: PCB-55

Response Factor: 1.16899

RRF SD: 0.0699531, Relative SD: 5.98407

Response type: Internal Std (Ref 182), Area * (IS Conc. / IS Area)

Curve type: RF

	Name	Std Conc	RA	ny	RT	RRF	Resp	IS Resp	Conc	%Dev	RRF	X=dropped
1	200601K1_1	0.250	0.86	NO	36.18	1.009	4.80e3	1.75e6	0.235	-6.1	1.10	MM
2	200601K1_2	1.00	0.81	NO	36.18	1.010	2.10e4	1.87e6	0.959	-4.1	1.12	MM
3	200601K1_3	2.50	0.76	NO	36.18	1.010	5.16e4	1.86e6	2.37	-5.1	1.11	MM
4	200601K1_4	50.0	0.77	NO	36.18	1.010	1.07e6	1.79e6	51.0	2.1	1.19	MM
5	200601K1_5	400	0.77	NO	36.18	1.010	9.66e6	1.90e6	434	8.6	1.27	MM
6	200601K1_6	1000	0.77	NO	36.18	1.010	2.43e7	1.99e6	1050	4.8	1.22	MM

Compound name: PCB-56/60

Response Factor: 1.01793

RRF SD: 0.0552104, Relative SD: 5.42377

Response type: Internal Std (Ref 182), Area * (IS Conc. / IS Area)

Curve type: RF

	Name	Std Conc	RA	ny	RT	RRF	Resp	IS Resp	Conc	%Dev	RRF	X=dropped
1	200601K1_1	0.500	0.85	NO	36.70	1.024	8.20e3	1.75e6	0.460	-8.0	0.937	MM
2	200601K1_2	2.00	0.78	NO	36.70	1.024	3.71e4	1.87e6	1.95	-2.7	0.991	MM
3	200601K1_3	5.00	0.78	NO	36.70	1.024	9.24e4	1.86e6	4.88	-2.4	0.993	bb
4	200601K1_4	100	0.77	NO	36.70	1.024	1.86e6	1.79e6	102	2.1	1.04	bb
5	200601K1_5	800	0.77	NO	36.70	1.024	1.86e7	1.90e6	859	7.3	1.09	bb
6	200601K1_6	2000	0.77	NO	36.70	1.024	4.19e7	1.99e6	2070	3.8	1.05	bb

Compound name: PCB-79

Response Factor: 1.13843

RRF SD: 0.0710526, Relative SD: 6.24129

Response type: Internal Std (Ref 182), Area * (IS Conc. / IS Area)

Curve type: RF

	Name	Std Conc	RA	ny	RT	RRF	Resp	IS Resp	Conc	%Dev	RRF	X=dropped
1	200601K1_1	0.250	0.80	NO	37.80	1.054	4.62e3	1.75e6	0.232	-7.2	1.06	MM
2	200601K1_2	1.00	0.87	NO	37.80	1.054	2.03e4	1.87e6	0.950	-5.0	1.08	MM

Dataset: U:\VG11.PRO\Results\200601K1\200601K1-CRVB.qld

Last Altered: Tuesday, June 02, 2020 10:21:37 Pacific Daylight Time

Printed: Tuesday, June 02, 2020 11:15:31 Pacific Daylight Time

Compound name: PCB-79

Name	Std Conc	RA	nty	RT	RRF	Resp	IS Resp	Conc	%Dev	RRF	X = dropped
200601K1_3	2.50	0.80	NO	37.80	1.054	5.06e4	1.86e6	2.39	-4.3	1.09	MM
200601K1_4	50.0	0.77	NO	37.80	1.054	1.06e6	1.79e6	51.8	3.6	1.18	bb
200601K1_5	400	0.77	NO	37.81	1.055	9.30e6	1.90e6	430	7.4	1.22	bb
200601K1_6	1000	0.77	NO	37.81	1.055	2.39e7	1.99e6	1060	5.6	1.20	bb

Compound name: PCB-78

Response Factor: 1.13645

RRF SD: 0.0648397, Relative SD: 5.70544

Response type: Internal Std (Ref 183), Area * (IS Conc. / IS Area)

Curve type: RF

Name	Std Conc	RA	nty	RT	RRF	Resp	IS Resp	Conc	%Dev	RRF	X = dropped
200601K1_1	0.250	0.84	NO	39.50	0.988	4.37e3	1.65e6	0.234	-6.6	1.08	MM
200601K1_2	1.00	0.72	NO	39.52	0.987	1.92e4	1.76e6	0.959	-4.1	1.09	MM
200601K1_3	2.50	0.77	NO	39.52	0.987	4.87e4	1.80e6	2.38	-4.7	1.08	MM
200601K1_4	50.0	0.77	NO	39.52	0.987	1.02e6	1.70e6	52.5	4.9	1.19	MM
200601K1_5	400	0.79	NO	39.52	0.987	8.97e6	1.88e6	420	5.1	1.19	MM
200601K1_6	1000	0.78	NO	39.52	0.987	2.33e7	1.94e6	1050	5.5	1.20	MM

Compound name: PCB-81

Response Factor: 1.04638

RRF SD: 0.0531934, Relative SD: 5.08358

Response type: Internal Std (Ref 183), Area * (IS Conc. / IS Area)

Curve type: RF

Name	Std Conc	RA	nty	RT	RRF	Resp	IS Resp	Conc	%Dev	RRF	X = dropped
200601K1_1	0.250	0.71	NO	39.08	1.000	3.97e3	1.85e6	0.230	-7.9	0.964	MM
200601K1_2	1.00	0.76	NO	39.08	1.000	1.82e4	1.76e6	0.987	-1.3	1.03	MM
200601K1_3	2.50	0.75	NO	39.08	1.000	4.55e4	1.80e6	2.41	-3.4	1.01	MM
200601K1_4	50.0	0.77	NO	39.08	1.000	9.27e5	1.70e6	52.0	4.1	1.09	MM
200601K1_5	400	0.76	NO	39.08	1.000	8.26e6	1.88e6	420	5.0	1.10	MM
200601K1_6	1000	0.75	NO	39.08	1.000	2.10e7	1.94e6	1040	3.5	1.08	dd

Dataset: U:\VG11.PRO\Results\200801K1\200801K1-CRVB.qld

Last Altered: Tuesday, June 02, 2020 10:21:37 Pacific Daylight Time

Printed: Tuesday, June 02, 2020 11:15:31 Pacific Daylight Time

Compound name: PCB-77

Response Factor: 1.13899

RRF SD: 0.0451791, Relative SD: 3.97357

Response type: Internal Std (Ref 184), Area * (IS Conc. / IS Area)

Curve type: RF

Name	Std. Conc.	RA	n/y	RT	RRT	Resp.	IS Resp.	Conc.	%Dev.	RRF	X = dropped
200801K1_1	0.250	0.83	NO	39.67	1.000	4.37e3	1.59e6	0.241	-3.5	1.10	MM
200801K1_2	1.00	0.80	NO	39.67	1.000	1.89e4	1.71e6	0.972	-2.8	1.11	MM
200801K1_3	2.50	0.80	NO	39.67	1.000	4.78e4	1.75e6	2.40	-4.0	1.09	MM
200801K1_4	50.0	0.77	NO	39.67	1.000	1.00e6	1.69e6	52.1	4.2	1.18	MM
200801K1_5	400	0.77	NO	39.67	1.000	8.76e6	1.84e6	420	5.0	1.19	MM
200801K1_6	1000	0.78	NO	39.67	1.000	2.23e7	1.94e6	1010	1.1	1.15	MM

Compound name: PCB-104

Response Factor: 1.12208

RRF SD: 0.11916, Relative SD: 10.6196

Response type: Internal Std (Ref 185), Area * (IS Conc. / IS Area)

Curve type: RF

Name	Std. Conc.	RA	n/y	RT	RRT	Resp.	IS Resp.	Conc.	%Dev.	RRF	X = dropped
200801K1_1	0.250	1.37	NO	32.47	1.001	2.59e3	1.12e6	0.206	-17.7	0.924	MM
200801K1_2	1.00	1.55	NO	32.47	1.001	1.33e4	1.28e6	0.942	-5.8	1.06	bb
200801K1_3	2.50	1.52	NO	32.47	1.001	3.30e4	1.20e6	2.48	-1.8	1.10	bb
200801K1_4	50.0	1.57	NO	32.47	1.001	7.02e5	1.17e6	53.2	6.5	1.19	bb
200801K1_5	400	1.55	NO	32.47	1.001	6.29e6	1.28e6	437	9.3	1.23	bb
200801K1_6	1000	1.56	NO	32.47	1.001	1.57e7	1.28e6	1090	9.3	1.23	bb

Compound name: PCB-96

Response Factor: 1.15383

RRF SD: 0.0979018, Relative SD: 8.48491

Response type: Internal Std (Ref 185), Area * (IS Conc. / IS Area)

Curve type: RF

Name	Std. Conc.	RA	n/y	RT	RRT	Resp.	IS Resp.	Conc.	%Dev.	RRF	X = dropped
200801K1_1	0.250	1.77	NO	33.78	1.041	2.64e3	1.12e6	0.220	-12.2	1.01	MM
200801K1_2	1.00	1.54	NO	33.78	1.041	1.35e4	1.28e6	0.932	-6.8	1.08	bb

Dataset: U:\VG11.PRO\Results\200601K1\200601K1-CRVB.qld

Last Altered: Tuesday, June 02, 2020 10:21:37 Pacific Daylight Time

Printed: Tuesday, June 02, 2020 11:15:31 Pacific Daylight Time

Compound name: PCB-96

Name	Std Conc	RA	n/y	RT	RRT	Resp	IS Resp	Conc	%Dev	RRF	X = dropped
200601K1_3	2.50	1.49	NO	33.78	1.041	3.37e4	1.20e6	2.45	-2.2	1.13	bb
200601K1_4	50.0	1.58	NO	33.78	1.041	7.07e5	1.17e6	52.2	4.3	1.20	bb
200601K1_5	400	1.57	NO	33.78	1.041	6.41e6	1.28e6	434	8.4	1.25	bb
200601K1_6	1000	1.57	NO	33.78	1.041	1.80e7	1.28e6	1080	8.4	1.25	bb

Compound name: PCB-103

Response Factor: 0.936494

RRF SD: 0.0702306, Relative SD: 7.49931

Response type: Internal Std (Ref 185), Area * (IS Conc. / IS Area)

Curve type: RF

Name	Std Conc	RA	n/y	RT	RRT	Resp	IS Resp	Conc	%Dev	RRF	X = dropped
200601K1_1	0.250	1.66	NO	34.33	1.059	2.72e3	1.12e6	0.259	3.5	0.969	MM
200601K1_2	1.00	1.75	NO	34.33	1.058	1.06e4	1.26e6	0.898	-10.2	0.841	MM
200601K1_3	2.50	1.71	NO	34.33	1.058	2.57e4	1.20e6	2.30	-8.0	0.862	bb
200601K1_4	50.0	1.56	NO	34.33	1.058	5.53e5	1.17e6	50.3	0.8	0.942	bb
200601K1_5	400	1.58	NO	34.33	1.058	5.08e6	1.28e6	423	5.7	0.990	bb
200601K1_6	1000	1.55	NO	34.33	1.058	1.30e7	1.28e6	1080	6.3	1.01	bb

Compound name: PCB-100

Response Factor: 0.953574

RRF SD: 0.0599585, Relative SD: 6.28777

Response type: Internal Std (Ref 185), Area * (IS Conc. / IS Area)

Curve type: RF

Name	Std Conc	RA	n/y	RT	RRT	Resp	IS Resp	Conc	%Dev	RRF	X = dropped
200601K1_1	0.250	1.33	NO	34.69	1.069	2.84e3	1.12e6	0.247	-1.3	0.941	bb
200601K1_2	1.00	1.46	NO	34.69	1.069	1.09e4	1.28e6	0.913	-8.7	0.870	MM
200601K1_3	2.50	1.72	NO	34.71	1.069	2.72e4	1.20e6	2.38	-4.7	0.908	bb
200601K1_4	50.0	1.58	NO	34.71	1.069	5.88e5	1.17e6	50.5	1.0	0.963	bb
200601K1_5	400	1.57	NO	34.71	1.069	5.18e6	1.28e6	422	5.5	1.01	bb
200601K1_6	1000	1.55	NO	34.71	1.069	1.32e7	1.28e6	1080	6.2	1.03	bb

Dataset: U:\VG11.PRO\Results\200601K1\200601K1-CRVB.qld

Last Altered: Tuesday, June 02, 2020 10:21:37 Pacific Daylight Time

Printed: Tuesday, June 02, 2020 11:15:31 Pacific Daylight Time

Compound name: PCB-94

Response Factor: 0.948862

RRF SD: 0.0587427, Relative SD: 6.19086

Response type: Internal Std (Ref 186), Area * (IS Conc. / IS Area)

Curve type: RF

	Name	Std. Conc.	RA	n/y	RT	RRT	Resp	IS Resp	Conc.	%Dev	RRF	X = dropped
1	200601K1_1	0.250	1.87	NO	35.17	0.985	2.16e3	8.86e5	0.257	2.8	0.975	MM
2	200601K1_2	1.00	1.51	NO	35.19	0.985	8.32e3	9.63e5	0.910	-9.0	0.863	bb
3	200601K1_3	2.50	1.49	NO	35.19	0.985	2.12e4	9.53e5	2.35	-6.1	0.891	bb
4	200601K1_4	50.0	1.57	NO	35.19	0.985	4.48e5	9.36e5	50.5	0.9	0.958	bb
5	200601K1_5	400	1.57	NO	35.19	0.985	4.07e6	1.01e6	424	6.0	1.01	bb
6	200601K1_6	1000	1.57	NO	35.19	0.985	1.05e7	1.05e6	1050	5.4	1.00	bb

Compound name: PCB-95/98/102

Response Factor: 1.20445

RRF SD: 0.061353, Relative SD: 5.09384

Response type: Internal Std (Ref 186), Area * (IS Conc. / IS Area)

Curve type: RF

	Name	Std. Conc.	RA	n/y	RT	RRT	Resp	IS Resp	Conc.	%Dev	RRF	X = dropped
1	200601K1_1	0.750	1.52	NO	35.66	0.998	7.52e3	8.86e5	0.704	-6.1	1.13	MM
2	200601K1_2	3.00	1.52	NO	35.67	0.999	3.47e4	9.63e5	2.99	-0.3	1.20	bd
3	200601K1_3	7.50	1.61	NO	35.67	0.999	8.12e4	9.53e5	7.08	-5.6	1.14	dd
4	200601K1_4	150	1.57	NO	35.67	0.998	1.72e6	9.36e5	152	1.5	1.22	bd
5	200601K1_5	1200	1.56	NO	35.67	0.998	1.56e7	1.01e6	1260	6.5	1.28	bd
6	200601K1_6	3000	1.57	NO	35.67	0.998	3.94e7	1.05e6	3120	4.0	1.25	bd

Compound name: PCB-83

Response Factor: 0.935009

RRF SD: 0.088569, Relative SD: 9.47253

Response type: Internal Std (Ref 186), Area * (IS Conc. / IS Area)

Curve type: RF

	Name	Std. Conc.	RA	n/y	RT	RRT	Resp	IS Resp	Conc.	%Dev	RRF	X = dropped
1	200601K1_1	0.250	1.42	NO	35.82	1.003	1.78e3	8.86e5	0.215	-14.0	0.805	MM
2	200601K1_2	1.00	1.59	NO	35.81	1.003	8.62e3	9.63e5	0.957	-4.3	0.895	dd

Dataset: U:\VG11.PROVResults\200801K1\200801K1-CRVB.qld

Last Altered: Tuesday, June 02, 2020 10:21:37 Pacific Daylight Time
 Printed: Tuesday, June 02, 2020 11:15:31 Pacific Daylight Time

Compound name: PCB-83

Name	Std. Conc.	RA	rt/y	RT	RRT	Resp	IS Resp	Conc.	%Dev	RRF	X = dropped
200801K1_3	2.50	1.70	NO	35.81	1.003	2.10e4	9.53e5	2.36	-5.5	0.884	dd
200801K1_4	50.0	1.83	NO	35.81	1.002	4.57e5	9.36e5	52.3	4.5	0.977	db
200801K1_5	400	1.80	NO	35.82	1.003	4.17e6	1.01e6	441	10.3	1.03	db
200801K1_6	1000	1.59	NO	35.82	1.003	1.07e7	1.05e6	1090	8.9	1.02	db

Compound name: PCB-88/91

Response Factor: 1.06482

RRF SD: 0.0420968, Relative SD: 3.95341

Response type: Internal Std (Ref 186), Area * (IS Conc. / IS Area)

Curve type: RF

Name	Std. Conc.	RA	rt/y	RT	RRT	Resp	IS Resp	Conc.	%Dev	RRF	X = dropped
200801K1_1	0.500	1.77	NO	36.14	1.012	4.58e3	8.86e5	0.485	-3.0	1.03	dd
200801K1_2	2.00	1.52	NO	36.14	1.012	2.02e4	9.63e5	1.97	-1.5	1.05	MM
200801K1_3	5.00	1.53	NO	36.14	1.012	4.83e4	9.53e5	4.76	-4.8	1.01	dd
200801K1_4	100	1.56	NO	36.16	1.012	9.97e5	9.36e5	100	0.0	1.07	MM
200801K1_5	800	1.55	NO	36.16	1.012	9.06e6	1.01e6	842	5.2	1.12	bd
200801K1_6	2000	1.56	NO	36.16	1.012	2.32e7	1.05e6	2080	4.0	1.11	bd

Compound name: PCB-121

Response Factor: 1.70958

RRF SD: 0.131372, Relative SD: 7.68456

Response type: Internal Std (Ref 186), Area * (IS Conc. / IS Area)

Curve type: RF

Name	Std. Conc.	RA	rt/y	RT	RRT	Resp	IS Resp	Conc.	%Dev	RRF	X = dropped
200801K1_1	0.250	1.84	NO	36.23	1.015	4.15e3	8.86e5	0.274	9.5	1.87	db
200801K1_2	1.00	1.86	NO	36.23	1.015	1.50e4	9.63e5	0.910	-9.0	1.56	db
200801K1_3	2.50	1.85	NO	36.25	1.015	3.70e4	9.53e5	2.27	-9.2	1.55	dd
200801K1_4	50.0	1.56	NO	36.25	1.015	7.99e5	9.36e5	50.0	-0.1	1.71	db
200801K1_5	400	1.59	NO	36.25	1.015	7.25e6	1.01e6	420	4.9	1.79	db
200801K1_6	1000	1.59	NO	36.25	1.015	1.86e7	1.05e6	1040	3.8	1.77	db

Dataset: U:\VG11.PRO\Results\200601K1\200601K1-CRVB.qld

Last Altered: Tuesday, June 02, 2020 10:21:37 Pacific Daylight Time

Printed: Tuesday, June 02, 2020 11:15:31 Pacific Daylight Time

Compound name: PCB-84/92

Response Factor: 1.01774

RRF SD: 0.0662787, Relative SD: 6.51234

Response type: Internal Std (Ref 187), Area * (IS Conc. / IS Area)

Curve type: RF

Name	Std. Conc.	RA	n/y	RT	RRT	Resp	IS Resp	Conc.	%Dev	RRF	X = dropped
200601K1_1	0.500	1.74	NO	37.09	0.990	3.96e3	8.58e5	0.454	-9.1	0.925	MM
200601K1_2	2.00	1.51	NO	37.09	0.990	1.83e4	9.58e5	1.88	-8.1	0.958	bd
200601K1_3	5.00	1.58	NO	37.09	0.990	4.76e4	9.39e5	4.98	-0.3	1.01	bd
200601K1_4	100	1.57	NO	37.09	0.990	9.53e5	9.13e5	102	2.5	1.04	bd
200601K1_5	800	1.57	NO	37.09	0.990	8.79e6	1.01e6	858	7.2	1.09	bd
200601K1_6	2000	1.58	NO	37.09	0.990	2.23e7	1.04e6	2120	5.8	1.08	bd

Compound name: PCB-89

Response Factor: 1.1051

RRF SD: 0.0694328, Relative SD: 6.28293

Response type: Internal Std (Ref 187), Area * (IS Conc. / IS Area)

Curve type: RF

Name	Std. Conc.	RA	n/y	RT	RRT	Resp	IS Resp	Conc.	%Dev	RRF	X = dropped
200601K1_1	0.250	1.77	NO	37.28	0.995	2.45e3	8.58e5	0.259	3.5	1.14	MM
200601K1_2	1.00	1.58	NO	37.28	0.995	9.38e3	9.58e5	0.885	-11.5	0.978	dd
200601K1_3	2.50	1.58	NO	37.29	0.998	2.53e4	9.39e5	2.44	-2.5	1.08	dd
200601K1_4	50.0	1.54	NO	37.29	0.998	5.14e5	9.13e5	50.9	1.9	1.13	dd
200601K1_5	400	1.57	NO	37.29	0.998	4.71e6	1.01e6	424	5.9	1.17	dd
200601K1_6	1000	1.58	NO	37.29	0.998	1.18e7	1.04e6	1030	2.7	1.13	dd

Compound name: PCB-90/101

Response Factor: 1.12263

RRF SD: 0.0479543, Relative SD: 4.27159

Response type: Internal Std (Ref 187), Area * (IS Conc. / IS Area)

Curve type: RF

Name	Std. Conc.	RA	n/y	RT	RRT	Resp	IS Resp	Conc.	%Dev	RRF	X = dropped
200601K1_1	0.500	1.57	NO	37.46	1.000	4.62e3	8.58e5	0.481	-3.8	1.08	db
200601K1_2	2.00	1.58	NO	37.46	1.000	2.07e4	9.58e5	1.93	-3.7	1.08	dd

Dataset: U:\VG11.PRO\Results\200601K1\200601K1-CRVB.qld

Last Altered: Tuesday, June 02, 2020 10:21:37 Pacific Daylight Time

Printed: Tuesday, June 02, 2020 11:15:31 Pacific Daylight Time

Compound name: PCB-90/101

Name	Std. Conc.	RA	n/y	RT	RRT	Resp	IS Resp	Conc.	%Dev	RRF	X = dropped
200601K1_3	5.00	1.66	NO	37.48	1.000	5.09e4	9.39e5	4.83	-3.4	1.08	dd
200601K1_4	100	1.58	NO	37.48	1.000	1.04e6	9.13e5	101	1.5	1.14	dd
200601K1_5	800	1.58	NO	37.48	1.000	9.62e6	1.01e6	851	6.4	1.19	dd
200601K1_6	2000	1.58	NO	37.48	1.000	2.40e7	1.04e6	2060	3.0	1.16	dd

Compound name: PCB-113

Response Factor: 1.51404

RRF SD: 0.104163, Relative SD: 6.87979

Response type: Internal Std (Ref 187), Area * (IS Conc. / IS Area)

Curve type: RF

Name	Std. Conc.	RA	n/y	RT	RRT	Resp	IS Resp	Conc.	%Dev	RRF	X = dropped
200601K1_1	0.250	1.39	NO	37.72	1.007	2.80e3	8.56e5	0.216	-13.7	1.31	MM
200601K1_2	1.00	1.48	NO	37.72	1.007	1.47e4	9.58e5	1.02	1.5	1.54	dd
200601K1_3	2.50	1.59	NO	37.72	1.007	3.61e4	9.39e5	2.54	1.5	1.54	dd
200601K1_4	50.0	1.57	NO	37.72	1.007	7.07e5	9.13e5	51.1	2.2	1.55	dd
200601K1_5	400	1.57	NO	37.72	1.007	6.45e6	1.01e6	423	5.8	1.60	dd
200601K1_6	1000	1.57	NO	37.72	1.007	1.61e7	1.04e6	1030	2.6	1.55	dd

Compound name: PCB-99

Response Factor: 1.32101

RRF SD: 0.111661, Relative SD: 8.45271

Response type: Internal Std (Ref 187), Area * (IS Conc. / IS Area)

Curve type: RF

Name	Std. Conc.	RA	n/y	RT	RRT	Resp	IS Resp	Conc.	%Dev	RRF	X = dropped
200601K1_1	0.250	1.51	NO	37.81	1.009	3.12e3	8.56e5	0.276	10.3	1.46	MM
200601K1_2	1.00	1.53	NO	37.81	1.009	1.15e4	9.58e5	0.907	-9.3	1.20	db
200601K1_3	2.50	1.66	NO	37.81	1.009	2.78e4	9.39e5	2.24	-10.5	1.18	db
200601K1_4	50.0	1.62	NO	37.81	1.009	6.00e5	9.13e5	49.7	-0.5	1.31	db
200601K1_5	400	1.60	NO	37.83	1.010	5.65e6	1.01e6	425	6.2	1.40	db
200601K1_6	1000	1.57	NO	37.83	1.010	1.42e7	1.04e6	1040	3.8	1.37	db

Dataset: U:\VG11.PRO\Results\200601K1\200601K1-CRVB.qld

Last Altered: Tuesday, June 02, 2020 10:21:37 Pacific Daylight Time

Printed: Tuesday, June 02, 2020 11:15:31 Pacific Daylight Time

Compound name: PCB-119

Response Factor: 1.80526

RRF SD: 0.0967589, Relative SD: 5.35982

Response type: Internal Std (Ref 188), Area * (IS Conc. / IS Area)

Curve type: RF

Name	Std. Conc.	RA	Qty	RT	RRF	Resp	IS Resp	Conc.	%Dev	RRF	X = dropped
200601K1_1	0.250	1.64	NO	38.30	0.987	3.62e3	7.55e5	0.265	6.1	1.92	bd
200601K1_2	1.00	1.55	NO	38.30	0.987	1.42e4	8.31e5	0.948	-5.2	1.71	dd
200601K1_3	2.50	1.50	NO	38.30	0.987	3.42e4	8.21e5	2.31	-7.7	1.67	bd
200601K1_4	50.0	1.57	NO	38.30	0.987	7.20e5	7.95e5	50.2	0.4	1.81	bd
200601K1_5	400	1.55	NO	38.30	0.987	6.73e6	9.02e5	413	3.3	1.87	bd
200601K1_6	1000	1.56	NO	38.30	0.987	1.70e7	9.13e5	1030	3.1	1.86	bd

Compound name: PCB-108/112

Response Factor: 1.44497

RRF SD: 0.091955, Relative SD: 6.36379

Response type: Internal Std (Ref 188), Area * (IS Conc. / IS Area)

Curve type: RF

Name	Std. Conc.	RA	Qty	RT	RRF	Resp	IS Resp	Conc.	%Dev	RRF	X = dropped
200601K1_1	0.500	1.61	NO	38.45	0.991	5.26e3	7.55e5	0.482	-3.6	1.39	dd
200601K1_2	2.00	1.50	NO	38.45	0.991	2.21e4	8.31e5	1.84	-7.9	1.33	dd
200601K1_3	5.00	1.57	NO	38.45	0.991	5.62e4	8.21e5	4.74	-5.3	1.37	dd
200601K1_4	100	1.57	NO	38.47	0.991	1.19e6	7.95e5	104	3.8	1.50	dd
200601K1_5	800	1.56	NO	38.47	0.991	1.11e7	9.02e5	851	6.4	1.54	dd
200601K1_6	2000	1.57	NO	38.47	0.991	2.81e7	9.13e5	2130	6.6	1.54	dd

Compound name: PCB-83

Response Factor: 1.83179

RRF SD: 0.0986786, Relative SD: 5.387

Response type: Internal Std (Ref 188), Area * (IS Conc. / IS Area)

Curve type: RF

Name	Std. Conc.	RA	Qty	RT	RRF	Resp	IS Resp	Conc.	%Dev	RRF	X = dropped
200601K1_1	0.250	1.60	NO	38.61	0.995	3.44e3	7.55e5	0.249	-0.4	1.82	dd
200601K1_2	1.00	1.63	NO	38.61	0.995	1.41e4	8.31e5	0.929	-7.1	1.70	dd

Dataset: U:\VG11.PRO\Results\200601K1\200601K1-CRVB.qld

Last Altered: Tuesday, June 02, 2020 10:21:37 Pacific Daylight Time

Printed: Tuesday, June 02, 2020 11:15:31 Pacific Daylight Time

Compound name: PCB-83

Name	Std. Conc.	RA	n/y	RT	RRT	Resp	IS Resp	Conc.	%Dev.	RRF	X = dropped
200601K1_3	2.50	1.52	NO	38.61	0.995	3.54e4	8.21e5	2.38	-5.8	1.73	dd
200601K1_4	50.0	1.59	NO	38.63	0.998	7.53e5	7.95e5	51.7	3.4	1.89	dd
200601K1_5	400	1.57	NO	38.63	0.998	8.96e6	9.02e5	421	5.3	1.93	dd
200601K1_6	1000	1.57	NO	38.63	0.998	1.75e7	9.13e5	1050	4.6	1.92	dd

Compound name: PCB-87

Response Factor: 1.28197

RRF SD: 0.0538988, Relative SD: 4.20437

Response type: Internal Std (Ref 188), Area * (IS Conc. / IS Area)

Curve type: RF

Name	Std. Conc.	RA	n/y	RT	RRT	Resp	IS Resp	Conc.	%Dev.	RRF	X = dropped
200601K1_1	0.250	1.36	NO	38.82	1.000	2.35e3	7.55e5	0.243	-2.9	1.25	MM
200601K1_2	1.00	1.42	NO	38.82	1.000	1.01e4	8.31e5	0.949	-5.1	1.22	dd
200601K1_3	2.50	1.48	NO	38.84	1.001	2.56e4	8.21e5	2.43	-2.8	1.25	dd
200601K1_4	50.0	1.58	NO	38.84	1.001	5.17e5	7.95e5	50.7	1.4	1.30	dd
200601K1_5	400	1.58	NO	38.84	1.001	4.86e6	9.02e5	420	5.0	1.35	dd
200601K1_6	1000	1.58	NO	38.84	1.001	1.22e7	9.13e5	1040	4.4	1.34	dd

Compound name: PCB-88

Response Factor: 1.11715

RRF SD: 0.0744773, Relative SD: 8.6867

Response type: Internal Std (Ref 188), Area * (IS Conc. / IS Area)

Curve type: RF

Name	Std. Conc.	RA	n/y	RT	RRT	Resp	IS Resp	Conc.	%Dev.	RRF	X = dropped
200601K1_1	0.250	1.47	NO	38.97	1.004	1.84e3	7.55e5	0.219	-12.8	0.977	dd
200601K1_2	1.00	1.82	NO	38.99	1.005	9.15e3	8.31e5	0.985	-1.5	1.10	dd
200601K1_3	2.50	1.83	NO	38.99	1.005	2.31e4	8.21e5	2.52	0.6	1.12	dd
200601K1_4	50.0	1.58	NO	38.99	1.005	4.60e5	7.95e5	51.8	3.6	1.16	dd
200601K1_5	400	1.57	NO	38.99	1.005	4.23e6	9.02e5	420	4.9	1.17	dd
200601K1_6	1000	1.55	NO	38.99	1.005	1.07e7	9.13e5	1050	4.9	1.17	dd

Dataset: U:\VG11.PRO\Results\200601K1\200601K1-CRVB.qld

Last Altered: Tuesday, June 02, 2020 10:21:37 Pacific Daylight Time

Printed: Tuesday, June 02, 2020 11:15:31 Pacific Daylight Time

Compound name: PCB-87/117/125

Response Factor: 1.55887

RRF SD: 0.10978, Relative SD: 7.04225

Response type: Internal Std (Ref 188), Area * (IS Conc. / IS Area)

Curve type: RF

Name	Std. Conc.	RA	Inj	RT	RRT	Resp	IS Resp	Conc.	%Dev	RRF	X = dropped
200601K1_1	0.750	1.69	NO	39.10	1.008	8.41e3	7.55e5	0.714	-4.8	1.48	dd
200601K1_2	3.00	1.54	NO	39.12	1.008	3.56e4	8.31e5	2.74	-8.5	1.43	dd
200601K1_3	7.50	1.62	NO	39.12	1.008	9.10e4	8.21e5	7.11	-5.2	1.48	dd
200601K1_4	150	1.57	NO	39.12	1.008	1.92e6	7.95e5	155	3.4	1.61	dd
200601K1_5	1200	1.57	NO	39.12	1.008	1.82e7	9.02e5	1290	7.6	1.68	dd
200601K1_6	3000	1.57	NO	39.12	1.008	4.59e7	9.13e5	3220	7.5	1.68	dd

Compound name: PCB-111/115

Response Factor: 1.91042

RRF SD: 0.105925, Relative SD: 5.54456

Response type: Internal Std (Ref 188), Area * (IS Conc. / IS Area)

Curve type: RF

Name	Std. Conc.	RA	Inj	RT	RRT	Resp	IS Resp	Conc.	%Dev	RRF	X = dropped
200601K1_1	0.500	1.58	NO	39.27	1.012	6.99e3	7.55e5	0.485	-3.1	1.85	dd
200601K1_2	2.00	1.41	NO	39.27	1.012	2.93e4	8.31e5	1.85	-7.6	1.77	dd
200601K1_3	5.00	1.62	NO	39.27	1.012	7.57e4	8.21e5	4.82	-3.5	1.84	dd
200601K1_4	100	1.57	NO	39.27	1.012	1.56e6	7.95e5	103	2.6	1.96	dd
200601K1_5	800	1.57	NO	39.27	1.012	1.46e7	9.02e5	847	5.6	2.02	dd
200601K1_6	2000	1.55	NO	39.28	1.013	3.69e7	9.13e5	2120	5.8	2.02	dd

Compound name: PCB-85/116

Response Factor: 1.41084

RRF SD: 0.0937905, Relative SD: 6.64783

Response type: Internal Std (Ref 188), Area * (IS Conc. / IS Area)

Curve type: RF

Name	Std. Conc.	RA	Inj	RT	RRT	Resp	IS Resp	Conc.	%Dev	RRF	X = dropped
200601K1_1	0.500	1.72	NO	39.40	1.015	5.54e3	7.55e5	0.520	4.0	1.47	db
200601K1_2	2.00	1.42	NO	39.40	1.015	2.11e4	8.31e5	1.79	-10.3	1.27	dd

Dataset: U:\VG11.PRO\Results\200601K1\200601K1-CRVB.qld

Last Altered: Tuesday, June 02, 2020 10:21:37 Pacific Daylight Time

Printed: Tuesday, June 02, 2020 11:15:31 Pacific Daylight Time

Compound name: PCB-85/116

Name	Std. Conc.	RA	nly	RT	RRT	Resp	IS Resp	Conc.	%Dev	RRF	X = dropped
200601K1_3	5.00	1.54	NO	39.40	1.015	5.42e4	8.21e5	4.68	-6.4	1.32	dd
200601K1_4	100	1.58	NO	39.40	1.015	1.15e6	7.95e5	102	2.3	1.44	db
200601K1_5	800	1.58	NO	39.40	1.015	1.07e7	9.02e5	842	5.2	1.48	db
200601K1_6	2000	1.60	NO	39.40	1.015	2.71e7	9.13e5	2100	5.2	1.48	db

Compound name: PCB-120

Response Factor: 2.00504

RRF SD: 0.113682, Relative SD: 5.66984

Response type: Internal Std (Ref 188), Area * (IS Conc. / IS Area)

Curve type: RF

Name	Std. Conc.	RA	nly	RT	RRT	Resp	IS Resp	Conc.	%Dev	RRF	X = dropped
200601K1_1	0.250	1.42	NO	39.84	1.022	3.56e3	7.55e5	0.235	-6.0	1.88	bd
200601K1_2	1.00	1.56	NO	39.66	1.022	1.80e4	8.31e5	0.959	-4.1	1.92	dd
200601K1_3	2.50	1.56	NO	39.66	1.022	3.91e4	8.21e5	2.37	-5.1	1.90	dd
200601K1_4	50.0	1.56	NO	39.66	1.022	8.25e5	7.95e5	51.8	3.5	2.08	bd
200601K1_5	400	1.59	NO	39.66	1.022	7.83e6	9.02e5	422	5.4	2.11	bd
200601K1_6	1000	1.56	NO	39.66	1.022	1.95e7	9.13e5	1060	6.3	2.13	bd

Compound name: PCB-110

Response Factor: 1.74266

RRF SD: 0.0926364, Relative SD: 5.3158

Response type: Internal Std (Ref 188), Area * (IS Conc. / IS Area)

Curve type: RF

Name	Std. Conc.	RA	nly	RT	RRT	Resp	IS Resp	Conc.	%Dev	RRF	X = dropped
200601K1_1	0.250	1.62	NO	39.79	1.025	3.10e3	7.55e5	0.235	-5.9	1.84	db
200601K1_2	1.00	1.56	NO	39.81	1.026	1.38e4	8.31e5	0.954	-4.8	1.86	MM
200601K1_3	2.50	1.56	NO	39.81	1.026	3.44e4	8.21e5	2.40	-3.9	1.87	db
200601K1_4	50.0	1.58	NO	39.81	1.026	7.19e5	7.95e5	51.9	3.8	1.81	db
200601K1_5	400	1.58	NO	39.81	1.026	6.65e6	9.02e5	423	5.7	1.84	db
200601K1_6	1000	1.58	NO	39.81	1.026	1.67e7	9.13e5	1050	4.8	1.83	db

Dataset: U:\VG11.PRO\Results\200601K1\200601K1-CRVB.qld

Last Altered: Tuesday, June 02, 2020 10:21:37 Pacific Daylight Time

Printed: Tuesday, June 02, 2020 11:15:31 Pacific Daylight Time

Compound name: PCB-82
 Response Factor: 0.781273
 RRF SD: 0.0477185, Relative SD: 6.10778
 Response type: Internal Std (Ref 189), Area * (IS Conc. / IS Area)
 Curve type: RF

Name	Std. Conc.	RA	Int.	RT	RRT	Resp.	IS Resp.	Conc.	%Dev.	RRF	X = dropped
200601K1_1	0.250	1.38	NO	40.44	0.976	1.88e3	1.02e6	0.237	-5.4	0.739	MM
200601K1_2	1.00	1.79	NO	40.44	0.976	8.26e3	1.11e6	0.956	-4.4	0.747	MM
200601K1_3	2.50	1.57	NO	40.44	0.976	2.04e4	1.12e6	2.34	-6.5	0.731	dd
200601K1_4	50.0	1.57	NO	40.46	0.976	4.35e5	1.07e6	52.1	4.3	0.815	bb
200601K1_5	400	1.56	NO	40.46	0.976	3.98e6	1.18e6	431	7.8	0.842	bb
200601K1_6	1000	1.55	NO	40.46	0.976	1.00e7	1.23e6	1040	4.1	0.814	bb

Compound name: PCB-124
 Response Factor: 1.39686
 RRF SD: 0.11391, Relative SD: 8.15474
 Response type: Internal Std (Ref 189), Area * (IS Conc. / IS Area)
 Curve type: RF

Name	Std. Conc.	RA	Int.	RT	RRT	Resp.	IS Resp.	Conc.	%Dev.	RRF	X = dropped
200601K1_1	0.250	1.51	NO	41.15	0.993	3.66e3	1.02e6	0.257	2.9	1.44	MM
200601K1_2	1.00	1.81	NO	41.15	0.993	1.33e4	1.11e6	0.864	-13.6	1.21	bd
200601K1_3	2.50	1.49	NO	41.15	0.993	3.66e4	1.12e6	2.35	-6.1	1.31	bd
200601K1_4	50.0	1.57	NO	41.16	0.993	7.76e5	1.07e6	52.0	4.0	1.45	bd
200601K1_5	400	1.57	NO	41.16	0.993	7.10e6	1.18e6	431	7.7	1.50	bd
200601K1_6	1000	1.56	NO	41.16	0.993	1.81e7	1.23e6	1050	5.2	1.47	bd

Compound name: PCB-107/109
 Response Factor: 1.3418
 RRF SD: 0.112451, Relative SD: 8.38064
 Response type: Internal Std (Ref 189), Area * (IS Conc. / IS Area)
 Curve type: RF

Name	Std. Conc.	RA	Int.	RT	RRT	Resp.	IS Resp.	Conc.	%Dev.	RRF	X = dropped
200601K1_1	0.500	1.52	NO	41.31	0.997	6.09e3	1.02e6	0.446	-10.9	1.20	dd
200601K1_2	2.00	1.81	NO	41.29	0.996	2.87e4	1.11e6	1.93	-3.4	1.30	dd

Dataset: U:\VG11.PRO\Results\200801K1\200801K1-CRVB.qld

Last Altered: Tuesday, June 02, 2020 10:21:37 Pacific Daylight Time

Printed: Tuesday, June 02, 2020 11:15:31 Pacific Daylight Time

Compound name: PCB-107/109

Name	Std. Conc.	RA	inj	RT	RRT	Resp	IS Resp	Conc.	%Dev	RRF	X = dropped
200801K1_3	5.00	1.48	NO	41.29	0.998	6.93e4	1.12e6	4.83	-7.5	1.24	dd
200801K1_4	100	1.58	NO	41.29	0.998	1.50e6	1.07e6	105	4.9	1.41	dd
200801K1_5	800	1.58	NO	41.29	0.998	1.38e7	1.18e6	871	8.8	1.48	dd
200801K1_6	2000	1.58	NO	41.29	0.998	3.57e7	1.23e6	2160	8.0	1.45	dd

Compound name: PCB-123

Response Factor: 1.19789

RRF SD: 0.0778787, Relative SD: 6.48483

Response type: Internal Std (Ref 189), Area * (IS Conc. / IS Area)

Curve type: RF

Name	Std. Conc.	RA	inj	RT	RRT	Resp	IS Resp	Conc.	%Dev	RRF	X = dropped
200801K1_1	0.250	1.66	NO	41.48	1.001	2.87e3	1.02e6	0.236	-5.7	1.13	db
200801K1_2	1.00	1.57	NO	41.48	1.001	1.21e4	1.11e6	0.917	-8.3	1.10	dd
200801K1_3	2.50	1.54	NO	41.48	1.001	3.25e4	1.12e6	2.43	-2.7	1.17	dd
200801K1_4	50.0	1.59	NO	41.48	1.000	6.69e5	1.07e6	52.3	4.8	1.25	dd
200801K1_5	400	1.58	NO	41.48	1.000	6.11e6	1.18e6	432	7.9	1.29	dd
200801K1_6	1000	1.58	NO	41.48	1.000	1.54e7	1.23e6	1040	4.2	1.25	dd

Compound name: PCB-106/118

Response Factor: 1.21941

RRF SD: 0.102837, Relative SD: 8.43331

Response type: Internal Std (Ref 190), Area * (IS Conc. / IS Area)

Curve type: RF

Name	Std. Conc.	RA	inj	RT	RRT	Resp	IS Resp	Conc.	%Dev	RRF	X = dropped
200801K1_1	0.500	1.34	NO	41.67	1.001	5.58e3	1.07e6	0.426	-14.8	1.04	MM
200801K1_2	2.00	1.73	NO	41.69	1.001	2.72e4	1.17e6	1.92	-4.2	1.17	MM
200801K1_3	5.00	1.55	NO	41.69	1.001	7.07e4	1.16e6	5.01	0.2	1.22	MM
200801K1_4	100	1.57	NO	41.69	1.001	1.44e6	1.12e6	105	5.5	1.29	MM
200801K1_5	800	1.58	NO	41.69	1.001	1.33e7	1.27e6	881	7.8	1.31	MM
200801K1_6	2000	1.58	NO	41.69	1.001	3.40e7	1.32e6	2110	5.7	1.29	MM

Dataset: U:\VG11.PRO\Results\200601K1\200601K1-CRVB.qld

Last Altered: Tuesday, June 02, 2020 10:21:37 Pacific Daylight Time
 Printed: Tuesday, June 02, 2020 11:15:31 Pacific Daylight Time

Compound name: PCB-114
 Response Factor: 1.14116
 RRF SD: 0.0850793, Relative SD: 7.45549
 Response type: Internal Std (Ref 191), Area * (IS Conc. / IS Area)
 Curve type: RF

Name	Std. Conc.	RA	n/y	RT	RRT	Resp	IS Resp	Conc.	%Dev	RRF	X = dropped
200601K1_1	0.250	1.33	NO	42.32	1.000	3.86e3	1.38e6	0.248	-0.7	1.13	MM
200601K1_2	1.00	1.64	NO	42.34	1.001	1.48e4	1.45e6	0.891	-10.9	1.02	MM
200601K1_3	2.50	1.54	NO	42.34	1.000	3.91e4	1.47e6	2.33	-6.7	1.06	MM
200601K1_4	50.0	1.57	NO	42.34	1.000	8.45e5	1.41e6	52.8	5.3	1.20	MM
200601K1_5	400	1.54	NO	42.34	1.000	7.43e6	1.52e6	428	7.0	1.22	MM
200601K1_6	1000	1.55	NO	42.34	1.000	1.91e7	1.58e6	1060	6.0	1.21	MM

Compound name: PCB-122
 Response Factor: 0.944286
 RRF SD: 0.0437623, Relative SD: 4.63443
 Response type: Internal Std (Ref 191), Area * (IS Conc. / IS Area)
 Curve type: RF

Name	Std. Conc.	RA	n/y	RT	RRT	Resp	IS Resp	Conc.	%Dev	RRF	X = dropped
200601K1_1	0.250	1.81	NO	42.47	1.004	2.97e3	1.38e6	0.231	-7.8	0.871	MM
200601K1_2	1.00	1.80	NO	42.47	1.004	1.33e4	1.45e6	0.970	-3.0	0.915	MM
200601K1_3	2.50	1.54	NO	42.47	1.004	3.50e4	1.47e6	2.52	0.9	0.953	MM
200601K1_4	50.0	1.56	NO	42.47	1.004	6.92e5	1.41e6	52.1	4.2	0.984	MM
200601K1_5	400	1.55	NO	42.47	1.004	5.98e6	1.52e6	418	4.1	0.983	MM
200601K1_6	1000	1.56	NO	42.47	1.004	1.51e7	1.58e6	1020	1.8	0.959	MM

Compound name: PCB-105
 Response Factor: 1.05075
 RRF SD: 0.0648066, Relative SD: 6.16764
 Response type: Internal Std (Ref 192), Area * (IS Conc. / IS Area)
 Curve type: RF

Name	Std. Conc.	RA	n/y	RT	RRT	Resp	IS Resp	Conc.	%Dev	RRF	X = dropped
200601K1_1	0.250	1.32	NO	43.21	1.000	3.35e3	1.40e6	0.228	-8.9	0.957	bb
200601K1_2	1.00	1.56	NO	43.23	1.001	1.48e4	1.47e6	0.957	-4.3	1.01	MM

Dataset: U:\WG11.PRO\Results\200601K1\200601K1-CRVB.qld

Last Altered: Tuesday, June 02, 2020 10:21:37 Pacific Daylight Time
 Printed: Tuesday, June 02, 2020 11:15:31 Pacific Daylight Time

Compound name: PCB-105

Name	Std Conc	RA	n/y	RT	RRT	Resp	IS Resp	Conc	%Dev	RRF	X=dropped
200601K1_3	2.50	1.58	NO	43.23	1.000	3.84e4	1.49e6	2.45	-2.1	1.03	MM
200601K1_4	50.0	1.58	NO	43.23	1.000	7.78e5	1.42e6	52.1	4.1	1.09	dd
200601K1_5	400	1.59	NO	43.23	1.000	6.92e6	1.53e6	431	7.7	1.13	dd
200601K1_6	1000	1.58	NO	43.23	1.000	1.78e7	1.82e6	1030	3.4	1.09	dd

Compound name: PCB-127

Response Factor: 1.05904

RRF SD: 0.0891593, Relative SD: 6.53037

Response type: Internal Std (Ref 193), Area * (IS Conc. / IS Area)

Curve type: RF

Name	Std Conc	RA	n/y	RT	RRT	Resp	IS Resp	Conc	%Dev	RRF	X=dropped
200601K1_1	0.250	1.35	NO	43.57	1.000	3.42e3	1.45e6	0.223	-10.8	0.944	MM
200601K1_2	1.00	1.53	NO	43.57	1.000	1.54e4	1.51e6	0.965	-3.5	1.02	db
200601K1_3	2.50	1.57	NO	43.57	1.000	4.15e4	1.59e6	2.47	-1.3	1.05	MM
200601K1_4	50.0	1.57	NO	43.57	1.000	6.11e5	1.47e6	52.2	4.4	1.11	db
200601K1_5	400	1.59	NO	43.57	1.000	7.02e6	1.58e6	420	5.0	1.11	db
200601K1_6	1000	1.57	NO	43.57	1.000	1.85e7	1.84e6	1060	6.1	1.12	db

Compound name: PCB-128

Response Factor: 1.17214

RRF SD: 0.0891348, Relative SD: 7.60443

Response type: Internal Std (Ref 194), Area * (IS Conc. / IS Area)

Curve type: RF

Name	Std Conc	RA	n/y	RT	RRT	Resp	IS Resp	Conc	%Dev	RRF	X=dropped
200601K1_1	0.250	1.67	NO	45.52	1.000	3.40e3	1.33e6	0.218	-12.8	1.02	bb
200601K1_2	1.00	1.48	NO	45.52	1.000	1.71e4	1.49e6	0.982	-1.8	1.15	MM
200601K1_3	2.50	1.61	NO	45.52	1.000	4.35e4	1.54e6	2.42	-3.3	1.13	MM
200601K1_4	50.0	1.54	NO	45.54	1.000	8.88e5	1.45e6	52.1	4.3	1.22	db
200601K1_5	400	1.56	NO	45.54	1.001	7.83e6	1.51e6	431	7.7	1.26	db
200601K1_6	1000	1.56	NO	45.54	1.000	1.98e7	1.80e6	1060	5.9	1.24	db

Dataset: U:\VG11.PRO\Results\200801K1\200801K1-CRVB.qld

Last Altered: Tuesday, June 02, 2020 10:21:37 Pacific Daylight Time
 Printed: Tuesday, June 02, 2020 11:15:31 Pacific Daylight Time

Compound name: PCB-155
 Response Factor: 1.04363
 RRF SD: 0.0461718, Relative SD: 4.42414
 Response type: Internal Std (Ref 195), Area * (IS Conc. / IS Area)
 Curve type: RF

Name	Std. Conc.	RA	rt	RT	RRT	Resp	IS Resp	Conc.	%Dev	RRF	X = dropped
200801K1_1	0.250	1.30	NO	37.01	1.001	1.70e3	6.57e5	0.247	-1.1	1.03	bb
200801K1_2	1.00	1.23	NO	37.01	1.001	7.53e3	7.35e5	0.981	-1.9	1.02	bb
200801K1_3	2.50	1.18	NO	37.01	1.000	1.80e4	7.36e5	2.34	-6.5	0.976	bb
200801K1_4	50.0	1.30	NO	37.01	1.000	3.73e5	7.19e5	49.7	-0.8	1.04	bb
200801K1_5	400	1.30	NO	37.01	1.000	3.46e6	7.88e5	421	5.4	1.10	bb
200801K1_6	1000	1.29	NO	37.01	1.000	6.65e6	7.92e5	1050	4.7	1.09	bb

Compound name: PCB-150
 Response Factor: 1.08341
 RRF SD: 0.0925801, Relative SD: 8.54521
 Response type: Internal Std (Ref 195), Area * (IS Conc. / IS Area)
 Curve type: RF

Name	Std. Conc.	RA	rt	RT	RRT	Resp	IS Resp	Conc.	%Dev	RRF	X = dropped
200801K1_1	0.250	1.14	NO	38.30	1.036	1.59e3	6.57e5	0.223	-10.8	0.967	MM
200801K1_2	1.00	1.15	NO	38.32	1.036	7.27e3	7.35e5	0.912	-6.8	0.968	bb
200801K1_3	2.50	1.32	NO	38.32	1.036	1.98e4	7.36e5	2.49	-0.6	1.08	bb
200801K1_4	50.0	1.26	NO	38.32	1.036	3.96e5	7.19e5	50.9	1.7	1.10	bb
200801K1_5	400	1.29	NO	38.32	1.036	3.72e6	7.88e5	436	8.9	1.18	bb
200801K1_6	1000	1.29	NO	38.32	1.036	9.39e6	7.92e5	1090	9.5	1.19	bb

Compound name: PCB-152
 Response Factor: 1.18641
 RRF SD: 0.106735, Relative SD: 8.99646
 Response type: Internal Std (Ref 195), Area * (IS Conc. / IS Area)
 Curve type: RF

Name	Std. Conc.	RA	rt	RT	RRT	Resp	IS Resp	Conc.	%Dev	RRF	X = dropped
200801K1_1	0.250	1.37	NO	38.80	1.049	1.72e3	6.57e5	0.221	-11.7	1.05	MM
200801K1_2	1.00	1.34	NO	38.80	1.049	6.42e3	7.35e5	0.968	-3.4	1.15	bb

Dataset: U:\VG11.PROVResults\200801K1\200801K1-CRVB.qld

Last Altered: Tuesday, June 02, 2020 10:21:37 Pacific Daylight Time
 Printed: Tuesday, June 02, 2020 11:15:31 Pacific Daylight Time

Compound name: PCB-152

Name	Std Conc	RA	nty	RT	RRT	Resp	IS Resp	Conc	%Dev	RRF	X=dropped
200801K1_3	2.50	1.28	NO	38.80	1.049	2.02e4	7.36e5	2.32	-7.3	1.10	bb
200801K1_4	50.0	1.30	NO	38.80	1.049	4.38e5	7.19e5	51.3	2.6	1.22	bb
200801K1_5	400	1.31	NO	38.80	1.049	4.12e6	7.88e5	441	10.4	1.31	bb
200801K1_6	1000	1.30	NO	38.82	1.049	1.03e7	7.92e5	1090	9.4	1.30	bb

Compound name: PCB-145

Response Factor: 1.18848
 RRF SD: 0.0869925, Relative SD: 7.31963
 Response type: Internal Std (Ref 195), Area * (IS Conc. / IS Area)
 Curve type: RF

Name	Std Conc	RA	nty	RT	RRT	Resp	IS Resp	Conc	%Dev	RRF	X=dropped
200801K1_1	0.250	1.30	NO	39.27	1.062	1.80e3	6.57e5	0.231	-7.7	1.10	MM
200801K1_2	1.00	1.31	NO	39.27	1.062	8.51e3	7.35e5	0.974	-2.6	1.16	bb
200801K1_3	2.50	1.25	NO	39.27	1.061	2.04e4	7.36e5	2.34	-6.6	1.11	bb
200801K1_4	50.0	1.31	NO	39.27	1.061	4.24e5	7.19e5	49.6	-0.9	1.18	bb
200801K1_5	400	1.28	NO	39.27	1.061	4.10e6	7.88e5	438	9.5	1.30	bb
200801K1_6	1000	1.29	NO	39.27	1.061	1.02e7	7.92e5	1090	6.2	1.29	bb

Compound name: PCB-136

Response Factor: 1.02088
 RRF SD: 0.0891715, Relative SD: 6.77588
 Response type: Internal Std (Ref 195), Area * (IS Conc. / IS Area)
 Curve type: RF

Name	Std Conc	RA	nty	RT	RRT	Resp	IS Resp	Conc	%Dev	RRF	X=dropped
200801K1_1	0.250	1.19	NO	39.60	1.071	1.50e3	6.57e5	0.224	-10.4	0.915	MM
200801K1_2	1.00	1.37	NO	39.60	1.071	7.18e3	7.35e5	0.957	-4.3	0.977	MM
200801K1_3	2.50	1.20	NO	39.60	1.070	1.87e4	7.36e5	2.49	-0.3	1.02	bd
200801K1_4	50.0	1.32	NO	39.60	1.070	3.70e5	7.19e5	50.4	0.7	1.03	bd
200801K1_5	400	1.30	NO	39.60	1.070	3.47e6	7.88e5	431	7.8	1.10	bd
200801K1_6	1000	1.29	NO	39.60	1.070	8.61e6	7.92e5	1090	6.5	1.09	bd

Dataset: U:\VG11.PROVResults\200801K1\200801K1-CRVB.qld

Last Altered: Tuesday, June 02, 2020 10:21:37 Pacific Daylight Time
 Printed: Tuesday, June 02, 2020 11:15:31 Pacific Daylight Time

Compound name: PCB-148
 Response Factor: 0.841589
 RRF SD: 0.0633021, Relative SD: 7.52173
 Response type: Internal Std (Ref 195), Area * (IS Conc. / IS Area)
 Curve type: RF

Name	Int. Conc.	RA	nty	RT	RRT	Resp	IS Resp	Conc	%Dev	RRF	X = dropped
200601K1_1	0.250	1.05	NO	39.71	1.074	1.36e3	6.57e5	0.246	-1.4	0.830	MM
200601K1_2	1.00	1.26	NO	39.71	1.074	5.73e3	7.35e5	0.926	-7.4	0.779	db
200601K1_3	2.50	1.29	NO	39.71	1.073	1.42e4	7.36e5	2.30	-8.0	0.775	db
200601K1_4	50.0	1.32	NO	39.71	1.073	2.99e5	7.19e5	49.4	-1.1	0.832	db
200601K1_5	400	1.31	NO	39.71	1.073	2.87e6	7.88e5	434	8.4	0.913	db
200601K1_6	1000	1.31	NO	39.71	1.073	7.30e6	7.92e5	1090	9.5	0.921	db

Compound name: PCB-154
 Response Factor: 0.91897
 RRF SD: 0.0435601, Relative SD: 4.7401
 Response type: Internal Std (Ref 195), Area * (IS Conc. / IS Area)
 Curve type: RF

Name	Int. Conc.	RA	nty	RT	RRT	Resp	IS Resp	Conc	%Dev	RRF	X = dropped
200601K1_1	0.250	1.39	NO	40.22	1.088	1.56e3	6.57e5	0.258	3.3	0.949	MM
200601K1_2	1.00	1.41	NO	40.22	1.088	6.57e3	7.35e5	0.973	-2.7	0.894	MM
200601K1_3	2.50	1.35	NO	40.22	1.087	1.57e4	7.36e5	2.32	-7.1	0.853	bb
200601K1_4	50.0	1.33	NO	40.22	1.087	3.23e5	7.19e5	48.9	-2.2	0.899	bb
200601K1_5	400	1.30	NO	40.22	1.087	3.01e6	7.88e5	416	4.0	0.958	bb
200601K1_6	1000	1.30	NO	40.22	1.087	7.62e6	7.92e5	1050	4.7	0.963	bb

Compound name: PCB-151
 Response Factor: 0.786525
 RRF SD: 0.034223, Relative SD: 4.35117
 Response type: Internal Std (Ref 195), Area * (IS Conc. / IS Area)
 Curve type: RF

Name	Int. Conc.	RA	nty	RT	RRT	Resp	IS Resp	Conc	%Dev	RRF	X = dropped
200601K1_1	0.250	1.07	NO	40.88	1.106	1.19e3	6.57e5	0.231	-7.8	0.725	MM
200601K1_2	1.00	1.15	NO	40.88	1.106	5.79e3	7.35e5	1.00	0.1	0.787	bb

Dataset: U:\VG11.PRO\Results\200601K1\200601K1-CRVB.qld

Last Altered: Tuesday, June 02, 2020 10:21:37 Pacific Daylight Time

Printed: Tuesday, June 02, 2020 11:15:31 Pacific Daylight Time

Compound name: PCB-151

Name	Std Conc	RA	Hy	RT	RRT	Resp	IS Resp	Conc	%Dev	RRF	X = dropped
200601K1_3	2.50	1.14	NO	40.88	1.105	1.45e4	7.36e5	2.50	0.0	0.787	bb
200601K1_4	50.0	1.33	NO	40.88	1.105	2.82e5	7.19e5	49.9	-0.2	0.785	bd
200601K1_5	400	1.31	NO	40.88	1.105	2.54e6	7.88e5	410	2.8	0.807	bb
200601K1_6	1000	1.28	NO	40.88	1.105	6.56e6	7.92e5	1050	5.2	0.828	bd

Compound name: PCB-135

Response Factor: 0.922274

RRF SD: 0.05017, Relative SD: 5.43982

Response type: Internal Std (Ref 195), Area * (IS Conc. / IS Area)

Curve type: RF

Name	Std Conc	RA	Hy	RT	RRT	Resp	IS Resp	Conc	%Dev	RRF	X = dropped
200601K1_1	0.250	1.35	NO	41.11	1.112	1.63e3	6.57e5	0.268	7.3	0.990	MM
200601K1_2	1.00	1.27	NO	41.11	1.112	6.81e3	7.35e5	1.00	0.4	0.926	MM
200601K1_3	2.50	1.33	NO	41.11	1.111	1.56e4	7.36e5	2.29	-8.2	0.847	MM
200601K1_4	50.0	1.28	NO	41.11	1.111	3.19e5	7.19e5	48.1	-3.7	0.888	dd
200601K1_5	400	1.27	NO	41.11	1.111	2.93e6	7.88e5	403	0.7	0.929	bd
200601K1_6	1000	1.28	NO	41.11	1.111	7.56e6	7.92e5	1040	3.5	0.955	dd

Compound name: PCB-144

Response Factor: 0.788937

RRF SD: 0.0931784, Relative SD: 11.8106

Response type: Internal Std (Ref 195), Area * (IS Conc. / IS Area)

Curve type: RF

Name	Std Conc	RA	Hy	RT	RRT	Resp	IS Resp	Conc	%Dev	RRF	X = dropped
200601K1_1	0.250	1.07	NO	41.22	1.115	1.14e3	6.57e5	0.219	-12.4	0.691	dd
200601K1_2	1.00	1.05	NO	41.20	1.114	5.31e3	7.35e5	0.915	-8.5	0.722	MM
200601K1_3	2.50	1.25	NO	41.22	1.114	1.33e4	7.36e5	2.29	-8.5	0.722	MM
200601K1_4	50.0	1.30	NO	41.22	1.114	2.87e5	7.19e5	50.6	1.3	0.799	dd
200601K1_5	400	1.28	NO	41.22	1.114	2.82e6	7.88e5	454	13.4	0.895	dd
200601K1_6	1000	1.28	NO	41.22	1.114	7.17e6	7.92e5	1150	14.7	0.905	dd

Dataset: U:\VG11.PRO\Results\200801K1\200801K1-CRVB.qld

Last Altered: Tuesday, June 02, 2020 10:21:37 Pacific Daylight Time
 Printed: Tuesday, June 02, 2020 11:15:31 Pacific Daylight Time

Compound name: PCB-147
 Response Factor: 0.834498
 RRF SD: 0.0629802, Relative SD: 7.54708
 Response type: Internal Std (Ref 195), Area * (IS Conc. / IS Area)
 Curve type: RF

Name	Std. Conc.	RA	nly	RT	RRT	Resp	IS Resp	Conc.	%Dev	RRF	X = dropped
200801K1_1	0.250	1.35	NO	41.35	1.118	1.49e3	6.57e5	0.271	8.8	0.908	db
200801K1_2	1.00	1.27	NO	41.35	1.118	5.42e3	7.35e5	0.883	-11.7	0.737	MM
200801K1_3	2.50	1.33	NO	41.35	1.118	1.44e4	7.38e5	2.34	-8.4	0.781	MM
200801K1_4	50.0	1.32	NO	41.35	1.118	3.05e5	7.19e5	50.9	1.8	0.849	db
200801K1_5	400	1.29	NO	41.35	1.118	2.72e6	7.88e5	413	3.3	0.862	db
200801K1_6	1000	1.31	NO	41.35	1.118	6.90e6	7.92e5	1040	4.4	0.871	db

Compound name: PCB-139/149
 Response Factor: 0.947782
 RRF SD: 0.0555305, Relative SD: 5.859
 Response type: Internal Std (Ref 195), Area * (IS Conc. / IS Area)
 Curve type: RF

Name	Std. Conc.	RA	nly	RT	RRT	Resp	IS Resp	Conc.	%Dev	RRF	X = dropped
200801K1_1	0.500	1.23	NO	41.63	1.126	3.21e3	6.57e5	0.515	3.0	0.977	MM
200801K1_2	2.00	1.18	NO	41.63	1.126	1.32e4	7.35e5	1.90	-5.2	0.898	MM
200801K1_3	5.00	1.32	NO	41.63	1.125	3.24e4	7.38e5	4.85	-7.0	0.881	bd
200801K1_4	100	1.30	NO	41.63	1.125	6.80e5	7.19e5	98.9	-3.1	0.918	bd
200801K1_5	800	1.28	NO	41.63	1.125	6.31e6	7.88e5	848	5.7	1.00	bd
200801K1_6	2000	1.30	NO	41.63	1.125	1.80e7	7.92e5	2130	6.8	1.01	bd

Compound name: PCB-140
 Response Factor: 0.793808
 RRF SD: 0.0527788, Relative SD: 6.65048
 Response type: Internal Std (Ref 195), Area * (IS Conc. / IS Area)
 Curve type: RF

Name	Std. Conc.	RA	nly	RT	RRT	Resp	IS Resp	Conc.	%Dev	RRF	X = dropped
200801K1_1	0.250	1.38	NO	41.80	1.130	1.28e3	6.57e5	0.245	-1.8	0.779	MM
200801K1_2	1.00	1.30	NO	41.81	1.131	5.44e3	7.35e5	0.932	-6.8	0.740	MM

Dataset: U:\VG11.PRO\Results\200601K1\200601K1-CRVB.qld

Last Altered: Tuesday, June 02, 2020 10:21:37 Pacific Daylight Time
 Printed: Tuesday, June 02, 2020 11:15:31 Pacific Daylight Time

Compound name: PCB-140

Name	Std Conc	RA	Int	RT	RRT	Resp	IS Resp	Conc	%Dev	RRF	X = dropped
200601K1_3	2.50	1.30	NO	41.81	1.130	1.35e4	7.36e5	2.31	-7.4	0.735	db
200601K1_4	50.0	1.35	NO	41.81	1.130	2.88e5	7.19e5	50.5	0.9	0.801	db
200601K1_5	400	1.29	NO	41.81	1.130	2.70e6	7.88e5	431	7.9	0.856	db
200601K1_6	1000	1.32	NO	41.81	1.130	8.74e6	7.92e5	1070	7.3	0.851	db

Compound name: PCB-134/143

Response Factor: 0.758932

RRF SD: 0.0865715, Relative SD: 11.407

Response type: Internal Std (Ref 196), Area * (IS Conc. / IS Area)

Curve type: RF

Name	Std Conc	RA	Int	RT	RRT	Resp	IS Resp	Conc	%Dev	RRF	X = dropped
200601K1_1	0.500	1.38	NO	42.26	0.975	3.74e3	1.21e6	0.408	-18.4	0.619	bb
200601K1_2	2.00	1.24	NO	42.26	0.975	1.80e4	1.26e6	1.88	-5.9	0.714	bb
200601K1_3	5.00	1.23	NO	42.26	0.975	4.77e4	1.30e6	4.84	-3.3	0.734	bb
200601K1_4	100	1.24	NO	42.26	0.974	1.01e6	1.25e6	107	8.8	0.809	bb
200601K1_5	800	1.22	NO	42.26	0.974	9.11e6	1.35e6	890	11.2	0.844	bb
200601K1_6	2000	1.24	NO	42.26	0.974	2.30e7	1.38e6	2200	9.8	0.833	bb

Compound name: PCB-131/133

Response Factor: 0.820779

RRF SD: 0.0843262, Relative SD: 10.2739

Response type: Internal Std (Ref 196), Area * (IS Conc. / IS Area)

Curve type: RF

Name	Std Conc	RA	Int	RT	RRT	Resp	IS Resp	Conc	%Dev	RRF	X = dropped
200601K1_1	0.500	1.42	NO	42.57	0.982	4.18e3	1.21e6	0.420	-18.1	0.689	MM
200601K1_2	2.00	1.22	NO	42.57	0.982	1.97e4	1.26e6	1.90	-4.9	0.780	bd
200601K1_3	5.00	1.28	NO	42.57	0.982	5.11e4	1.30e6	4.79	-4.3	0.788	bd
200601K1_4	100	1.22	NO	42.57	0.981	1.08e6	1.25e6	105	5.3	0.885	bd
200601K1_5	800	1.22	NO	42.57	0.981	9.78e6	1.35e6	882	10.2	0.904	bd
200601K1_6	2000	1.23	NO	42.57	0.981	2.49e7	1.38e6	2190	9.7	0.901	bd

Dataset: U:\WG11.PROVResults\200601K1\200601K1-CRVB.qld

Last Altered: Tuesday, June 02, 2020 10:21:37 Pacific Daylight Time

Printed: Tuesday, June 02, 2020 11:15:31 Pacific Daylight Time

Compound name: PCB-142

Response Factor: 0.754261

RRF SD: 0.0382275, Relative SD: 5.06821

Response type: Internal Std (Ref 196), Area * (IS Conc. / IS Area)

Curve type: RF

Name	Int. Conc.	RA	Qty	RT	RRT	Resp	IS Resp	Conc	%Dev	RRF	X = dropped
200601K1_1	0.250	1.18	NO	42.72	0.985	2.21e3	1.21e6	0.243	-2.8	0.733	MM
200601K1_2	1.00	1.24	NO	42.74	0.986	8.89e3	1.26e6	0.933	-6.7	0.703	db
200601K1_3	2.50	1.25	NO	42.74	0.986	2.38e4	1.30e6	2.42	-3.1	0.731	dd
200601K1_4	50.0	1.24	NO	42.74	0.985	4.79e5	1.25e6	50.8	1.5	0.766	dd
200601K1_5	400	1.23	NO	42.74	0.985	4.33e6	1.35e6	426	6.4	0.803	dd
200601K1_6	1000	1.21	NO	42.74	0.985	1.09e7	1.38e6	1050	4.7	0.790	dd

Compound name: PCB-146/165

Response Factor: 1.01661

RRF SD: 0.0808121, Relative SD: 7.94921

Response type: Internal Std (Ref 196), Area * (IS Conc. / IS Area)

Curve type: RF

Name	Int. Conc.	RA	Qty	RT	RRT	Resp	IS Resp	Conc	%Dev	RRF	X = dropped
200601K1_1	0.500	1.23	NO	42.97	0.991	5.49e3	1.21e6	0.447	-10.5	0.910	dd
200601K1_2	2.00	1.22	NO	42.97	0.991	2.47e4	1.26e6	1.92	-3.9	0.977	bb
200601K1_3	5.00	1.22	NO	42.97	0.991	6.23e4	1.30e6	4.71	-5.7	0.959	dd
200601K1_4	100	1.22	NO	42.97	0.990	1.31e6	1.25e6	103	2.9	1.05	dd
200601K1_5	800	1.23	NO	42.97	0.990	1.20e7	1.35e6	873	9.2	1.11	dd
200601K1_6	2000	1.22	NO	42.97	0.990	3.04e7	1.38e6	2160	8.1	1.10	dd

Compound name: PCB-132/161

Response Factor: 1.02411

RRF SD: 0.0851295, Relative SD: 6.3596

Response type: Internal Std (Ref 196), Area * (IS Conc. / IS Area)

Curve type: RF

Name	Int. Conc.	RA	Qty	RT	RRT	Resp	IS Resp	Conc	%Dev	RRF	X = dropped
200601K1_1	0.500	1.21	NO	43.19	0.996	5.86e3	1.21e6	0.474	-5.3	0.970	dd
200601K1_2	2.00	1.19	NO	43.21	0.997	2.45e4	1.26e6	1.89	-5.3	0.970	bd

Dataset: U:\VG11.PRO\Results\200601K1\200601K1-CRVB.qld

Last Altered: Tuesday, June 02, 2020 10:21:37 Pacific Daylight Time
 Printed: Tuesday, June 02, 2020 11:15:31 Pacific Daylight Time

Compound name: PCB-132/161

Name	Std. Conc.	RA	n/y	RT	RRT	Resp	IS Resp	Conc.	%Dev	RRF	X = dropped
200601K1_3	5.00	1.28	NO	43.19	0.996	6.25e4	1.30e6	4.69	-6.2	0.961	dd
200601K1_4	100	1.24	NO	43.21	0.996	1.31e6	1.25e6	103	2.6	1.05	dd
200601K1_5	800	1.24	NO	43.21	0.996	1.19e7	1.35e6	861	7.7	1.10	dd
200601K1_6	2000	1.24	NO	43.21	0.996	3.02e7	1.38e6	2130	6.5	1.09	dd

Compound name: PCB-153

Response Factor: 1.07057

RRF SD: 0.0679682, Relative SD: 6.34876

Response type: Internal Std (Ref 196), Area * (IS Conc. / IS Area)

Curve type: RF

Name	Std. Conc.	RA	n/y	RT	RRT	Resp	IS Resp	Conc.	%Dev	RRF	X = dropped
200601K1_1	0.250	1.42	NO	43.38	1.000	2.99e3	1.21e6	0.232	-7.4	0.992	MM
200601K1_2	1.00	1.26	NO	43.40	1.001	1.30e4	1.28e6	0.960	-4.0	1.03	dd
200601K1_3	2.50	1.18	NO	43.40	1.001	3.29e4	1.30e6	2.36	-5.5	1.01	dd
200601K1_4	50.0	1.25	NO	43.40	1.000	6.97e5	1.25e6	52.0	4.0	1.11	dd
200601K1_5	400	1.24	NO	43.40	1.000	6.17e6	1.35e6	426	6.9	1.14	dd
200601K1_6	1000	1.24	NO	43.40	1.000	1.57e7	1.38e6	1060	6.0	1.14	dd

Compound name: PCB-168

Response Factor: 1.07725

RRF SD: 0.0814218, Relative SD: 7.55832

Response type: Internal Std (Ref 196), Area * (IS Conc. / IS Area)

Curve type: RF

Name	Std. Conc.	RA	n/y	RT	RRT	Resp	IS Resp	Conc.	%Dev	RRF	X = dropped
200601K1_1	0.250	1.09	NO	43.61	1.006	2.93e3	1.21e6	0.225	-10.1	0.969	db
200601K1_2	1.00	1.30	NO	43.61	1.006	1.29e4	1.26e6	0.946	-5.4	1.02	db
200601K1_3	2.50	1.23	NO	43.61	1.006	3.39e4	1.30e6	2.42	-3.3	1.04	db
200601K1_4	50.0	1.24	NO	43.61	1.005	6.89e5	1.25e6	51.1	2.1	1.10	db
200601K1_5	400	1.24	NO	43.63	1.006	6.32e6	1.35e6	435	8.7	1.17	db
200601K1_6	1000	1.23	NO	43.63	1.006	1.81e7	1.38e6	1060	8.0	1.16	db

Dataset: U:\VG11.PRO\Results\200601K1\200601K1-CRVB.qld

Last Altered: Tuesday, June 02, 2020 10:21:37 Pacific Daylight Time
 Printed: Tuesday, June 02, 2020 11:15:31 Pacific Daylight Time

Compound name: PCB-141
 Response Factor: 1.02661
 RRF SD: 0.0643735, Relative SD: 6.27049
 Response type: Internal Std (Ref 197), Area * (IS Conc. / IS Area)
 Curve type: RF

Name	Std. Conc.	RA	n/y	RT	RRT	Resp.	IS Resp.	Conc.	%Dev.	RRF	X = dropped
200601K1_1	0.250	1.34	NO	44.16	1.001	2.32e3	9.74e5	0.232	-7.2	0.953	MM
200601K1_2	1.00	1.28	NO	44.16	1.000	1.02e4	1.06e6	0.941	-5.9	0.966	MM
200601K1_3	2.50	1.23	NO	44.16	1.000	2.72e4	1.10e6	2.41	-3.6	0.989	bd
200601K1_4	50.0	1.24	NO	44.18	1.000	5.51e5	1.03e6	51.9	3.8	1.07	bd
200601K1_5	400	1.24	NO	44.18	1.000	4.91e6	1.12e6	426	6.6	1.09	bd
200601K1_6	1000	1.24	NO	44.16	1.000	1.23e7	1.12e6	1060	6.3	1.09	bd

Compound name: PCB-137
 Response Factor: 1.11036
 RRF SD: 0.0861984, Relative SD: 7.76308
 Response type: Internal Std (Ref 197), Area * (IS Conc. / IS Area)
 Curve type: RF

Name	Std. Conc.	RA	n/y	RT	RRT	Resp.	IS Resp.	Conc.	%Dev.	RRF	X = dropped
200601K1_1	0.250	1.39	NO	44.54	1.010	2.39e3	9.74e5	0.221	-11.5	0.983	MM
200601K1_2	1.00	1.34	NO	44.56	1.009	1.09e4	1.06e6	0.931	-6.9	1.03	MM
200601K1_3	2.50	1.19	NO	44.56	1.009	3.06e4	1.10e6	2.51	0.3	1.11	MM
200601K1_4	50.0	1.24	NO	44.56	1.009	5.93e5	1.03e6	51.6	3.2	1.15	bd
200601K1_5	400	1.22	NO	44.56	1.009	5.38e6	1.12e6	432	8.0	1.20	bd
200601K1_6	1000	1.22	NO	44.56	1.009	1.34e7	1.12e6	1070	6.9	1.19	bd

Compound name: PCB-130
 Response Factor: 0.885312
 RRF SD: 0.0756292, Relative SD: 8.54266
 Response type: Internal Std (Ref 197), Area * (IS Conc. / IS Area)
 Curve type: RF

Name	Std. Conc.	RA	n/y	RT	RRT	Resp.	IS Resp.	Conc.	%Dev.	RRF	X = dropped
200601K1_1	0.250	1.41	NO	44.65	1.012	1.86e3	9.74e5	0.216	-13.6	0.765	MM
200601K1_2	1.00	1.09	NO	44.65	1.012	9.08e3	1.06e6	0.969	-3.1	0.858	MM

Dataset: U:\VG11.PRO\Results\200601K1\200601K1-CRVB.qld

Last Altered: Tuesday, June 02, 2020 10:21:37 Pacific Daylight Time
 Printed: Tuesday, June 02, 2020 11:15:31 Pacific Daylight Time

Compound name: PCB-130

Name	Std Conc	RA	ny	RT	RRT	Resp	IS Resp	Conc	%Dev	RRF	X = dropped
200601K1_3	2.50	1.29	NO	44.65	1.012	2.34e4	1.10e6	2.41	-3.7	0.852	MM
200601K1_4	50.0	1.24	NO	44.67	1.012	4.75e5	1.03e6	51.9	3.8	0.919	MM
200601K1_5	400	1.23	NO	44.67	1.012	4.37e6	1.12e6	440	10.0	0.974	MM
200601K1_6	1000	1.23	NO	44.67	1.012	1.06e7	1.12e6	1070	6.6	0.944	MM

Compound name: PCB-138/163/164

Response Factor: 1.28353

RRF SD: 0.106549, Relative SD: 8.30127

Response type: Internal Std (Ref 198), Area * (IS Conc. / IS Area)

Curve type: RF

Name	Std Conc	RA	ny	RT	RRT	Resp	IS Resp	Conc	%Dev	RRF	X = dropped
200601K1_1	0.750	1.29	NO	45.05	1.001	8.62e3	1.00e6	0.671	-10.6	1.15	MM
200601K1_2	3.00	1.18	NO	45.05	1.001	4.01e4	1.11e6	2.82	-5.9	1.21	bd
200601K1_3	7.50	1.26	NO	45.05	1.001	1.06e5	1.16e6	7.12	-5.1	1.22	bd
200601K1_4	150	1.23	NO	45.05	1.001	2.17e6	1.07e6	157	4.8	1.35	bd
200601K1_5	1200	1.23	NO	45.05	1.001	2.01e7	1.18e6	1330	10.5	1.42	bd
200601K1_6	3000	1.23	NO	45.05	1.001	5.01e7	1.22e6	3190	6.3	1.36	bd

Compound name: PCB-158/160

Response Factor: 1.23999

RRF SD: 0.0786271, Relative SD: 6.34093

Response type: Internal Std (Ref 198), Area * (IS Conc. / IS Area)

Curve type: RF

Name	Std Conc	RA	ny	RT	RRT	Resp	IS Resp	Conc	%Dev	RRF	X = dropped
200601K1_1	0.500	1.06	NO	45.28	1.006	5.95e3	1.00e6	0.479	-4.2	1.19	MM
200601K1_2	2.00	1.20	NO	45.30	1.007	2.56e4	1.11e6	1.87	-6.7	1.16	dd
200601K1_3	5.00	1.23	NO	45.30	1.006	6.75e4	1.16e6	4.70	-5.9	1.17	dd
200601K1_4	100	1.22	NO	45.30	1.006	1.38e6	1.07e6	104	3.6	1.26	dd
200601K1_5	800	1.22	NO	45.30	1.006	1.26e7	1.18e6	864	8.0	1.34	dd
200601K1_6	2000	1.24	NO	45.30	1.006	3.19e7	1.22e6	2100	5.2	1.30	dd

Dataset: U:\VG11.PRO\Results\200801K1\200801K1-CRVB.qld

Last Altered: Tuesday, June 02, 2020 10:21:37 Pacific Daylight Time
 Printed: Tuesday, June 02, 2020 11:15:31 Pacific Daylight Time

Compound name: PCB-129
 Response Factor: 0.866678
 RRF SD: 0.0575828, Relative SD: 6.64409
 Response type: Internal Std (Ref 198), Area * (IS Conc. / IS Area)
 Curve type: RF

Name	Std. Conc.	RA	Qty	RT	RRF	Resp	IS Resp	Conc.	%Dev	RRF	X = dropped
200801K1_1	0.250	1.30	NO	45.54	1.012	2.07e3	1.00e6	0.239	-4.5	0.827	MM
200801K1_2	1.00	1.30	NO	45.54	1.012	9.27e3	1.11e6	0.968	-3.4	0.837	db
200801K1_3	2.50	1.28	NO	45.54	1.012	2.27e4	1.16e6	2.27	-9.2	0.787	db
200801K1_4	50.0	1.23	NO	45.54	1.012	4.97e5	1.07e6	53.4	6.8	0.926	db
200801K1_5	400	1.22	NO	45.54	1.012	4.35e6	1.18e6	426	6.6	0.923	db
200801K1_6	1000	1.22	NO	45.54	1.012	1.10e7	1.22e6	1040	3.8	0.900	db

Compound name: PCB-166
 Response Factor: 1.14308
 RRF SD: 0.0513388, Relative SD: 4.49125
 Response type: Internal Std (Ref 199), Area * (IS Conc. / IS Area)
 Curve type: RF

Name	Std. Conc.	RA	Qty	RT	RRF	Resp	IS Resp	Conc.	%Dev	RRF	X = dropped
200801K1_1	0.250	1.21	NO	46.02	0.993	3.46e3	1.22e6	0.249	-0.5	1.14	db
200801K1_2	1.00	1.17	NO	46.00	0.993	1.44e4	1.34e6	0.943	-5.7	1.08	MM
200801K1_3	2.50	1.25	NO	46.02	0.993	3.77e4	1.39e6	2.38	-4.7	1.09	MM
200801K1_4	50.0	1.24	NO	46.02	0.993	7.77e5	1.33e6	51.2	2.3	1.17	MM
200801K1_5	400	1.24	NO	46.02	0.993	6.88e6	1.42e6	423	5.8	1.21	MM
200801K1_6	1000	1.22	NO	46.02	0.993	1.77e7	1.51e6	1030	2.7	1.17	MM

Compound name: PCB-159
 Response Factor: 1.21657
 RRF SD: 0.0622303, Relative SD: 5.11521
 Response type: Internal Std (Ref 199), Area * (IS Conc. / IS Area)
 Curve type: RF

Name	Std. Conc.	RA	Qty	RT	RRF	Resp	IS Resp	Conc.	%Dev	RRF	X = dropped
200801K1_1	0.250	1.24	NO	46.34	1.000	3.62e3	1.22e6	0.245	-2.2	1.19	MM
200801K1_2	1.00	1.24	NO	46.34	1.000	1.58e4	1.34e6	0.961	-3.9	1.17	MM

Dataset: U:\VG11.PRO\Results\200601K1\200601K1-CRVB.qld

Last Altered: Tuesday, June 02, 2020 10:21:37 Pacific Daylight Time
 Printed: Tuesday, June 02, 2020 11:15:31 Pacific Daylight Time

Compound name: PCB-150

Name	Std Conc	RA	rf	RT	RRT	Resp	IS Resp	Conc	%Dev	RRF	X = dropped
200601K1_3	2.50	1.29	NO	46.36	1.001	3.92e4	1.38e6	2.33	-6.7	1.13	MM
200601K1_4	50.0	1.22	NO	46.36	1.000	8.24e5	1.33e6	51.0	2.0	1.24	MM
200601K1_5	400	1.24	NO	46.36	1.000	7.37e6	1.42e6	428	6.6	1.30	MM
200601K1_6	1000	1.23	NO	46.36	1.000	1.91e7	1.51e6	1040	4.3	1.27	MM

Compound name: PCB-128/162

Response Factor: 0.907497

RRF SD: 0.0511425, Relative SD: 5.63556

Response type: Internal Std (Ref 199), Area * (IS Conc. / IS Area)

Curve type: RF

Name	Std Conc	RA	rf	RT	RRT	Resp	IS Resp	Conc	%Dev	RRF	X = dropped
200601K1_1	0.500	1.13	NO	46.64	1.007	5.34e3	1.22e6	0.484	-3.3	0.676	MM
200601K1_2	2.00	1.20	NO	46.64	1.007	2.26e4	1.34e6	1.86	-6.9	0.845	MM
200601K1_3	5.00	1.25	NO	46.64	1.007	5.99e4	1.38e6	4.77	-4.8	0.866	MM
200601K1_4	100	1.24	NO	46.64	1.007	1.25e6	1.33e6	103	3.3	0.938	MM
200601K1_5	800	1.24	NO	46.64	1.007	1.10e7	1.42e6	856	7.0	0.971	MM
200601K1_6	2000	1.21	NO	46.66	1.007	2.85e7	1.51e6	2090	4.4	0.947	MM

Compound name: PCB-167

Response Factor: 1.10858

RRF SD: 0.0571768, Relative SD: 5.15766

Response type: Internal Std (Ref 200), Area * (IS Conc. / IS Area)

Curve type: RF

Name	Std Conc	RA	rf	RT	RRT	Resp	IS Resp	Conc	%Dev	RRF	X = dropped
200601K1_1	0.250	1.29	NO	47.06	1.001	3.31e3	1.22e6	0.248	-1.8	1.09	MM
200601K1_2	1.00	1.39	NO	47.06	1.001	1.36e4	1.33e6	0.938	-6.2	1.04	MM
200601K1_3	2.50	1.19	NO	47.06	1.000	3.66e4	1.39e6	2.38	-4.7	1.06	bb
200601K1_4	50.0	1.24	NO	47.06	1.000	7.62e5	1.38e6	50.6	1.2	1.12	bb
200601K1_5	400	1.25	NO	47.06	1.000	6.68e6	1.41e6	428	7.1	1.19	bb
200601K1_6	1000	1.23	NO	47.06	1.000	1.72e7	1.48e6	1040	4.3	1.16	bb

Dataset: U:\VG11.PRO\Results\200601K1\200601K1-CRVB.qld

Last Altered: Tuesday, June 02, 2020 10:21:37 Pacific Daylight Time
 Printed: Tuesday, June 02, 2020 11:15:31 Pacific Daylight Time

Compound name: PCB-156
 Response Factor: 1.12589
 RRF SD: 0.0789703, Relative SD: 7.01404
 Response type: Internal Std (Ref 201), Area * (IS Conc. / IS Area)
 Curve type: RF

Name	Std Conc	RA	n/y	RT	RRT	Resp	IS Resp	Conc	%Dev	RRF	X = dropped
200601K1_1	0.250	1.42	NO	48.38	1.000	3.07e3	1.18e6	0.231	-7.7	1.04	MM
200601K1_2	1.00	1.18	NO	48.38	1.000	1.32e4	1.26e6	0.931	-6.9	1.05	MM
200601K1_3	2.50	1.20	NO	48.38	1.000	3.67e4	1.35e6	2.42	-3.4	1.09	bb
200601K1_4	50.0	1.25	NO	48.38	1.000	7.58e5	1.31e6	51.2	2.5	1.15	bd
200601K1_5	400	1.22	NO	48.38	1.000	6.73e6	1.37e6	435	8.9	1.23	bd
200601K1_6	1000	1.23	NO	48.38	1.000	1.76e7	1.47e6	1070	6.6	1.20	bd

Compound name: PCB-157
 Response Factor: 1.03828
 RRF SD: 0.0627401, Relative SD: 6.04267
 Response type: Internal Std (Ref 202), Area * (IS Conc. / IS Area)
 Curve type: RF

Name	Std Conc	RA	n/y	RT	RRT	Resp	IS Resp	Conc	%Dev	RRF	X = dropped
200601K1_1	0.250	1.31	NO	48.65	1.000	2.89e3	1.19e6	0.234	-6.2	0.974	MM
200601K1_2	1.00	1.16	NO	48.67	1.001	1.21e4	1.24e6	0.943	-5.7	0.980	dd
200601K1_3	2.50	1.20	NO	48.67	1.000	3.40e4	1.36e6	2.41	-3.7	1.00	bd
200601K1_4	50.0	1.23	NO	48.67	1.000	6.97e5	1.31e6	51.1	2.2	1.06	dd
200601K1_5	400	1.23	NO	48.67	1.000	6.16e6	1.37e6	432	8.0	1.12	dd
200601K1_6	1000	1.23	NO	48.67	1.000	1.82e7	1.48e6	1050	5.4	1.09	dd

Compound name: PCB-169
 Response Factor: 1.15806
 RRF SD: 0.0659172, Relative SD: 5.69202
 Response type: Internal Std (Ref 203), Area * (IS Conc. / IS Area)
 Curve type: RF

Name	Std Conc	RA	n/y	RT	RRT	Resp	IS Resp	Conc	%Dev	RRF	X = dropped
200601K1_1	0.250	1.16	NO	50.92	1.000	3.08e3	1.12e6	0.238	-5.0	1.10	bb
200601K1_2	1.00	1.28	NO	50.92	1.000	1.29e4	1.19e6	0.940	-6.0	1.09	MM

Dataset: U:\VG11.PRO\Results\200601K1\200601K1-CRVB.qld

Last Altered: Tuesday, June 02, 2020 10:21:37 Pacific Daylight Time
 Printed: Tuesday, June 02, 2020 11:15:31 Pacific Daylight Time

Compound name: PCB-169

Name	Std Conc	RA	Qty	RT	RRT	Resp	IS Resp	Conc	%Dev	RRF	X = dropped
200601K1_3	2.50	1.27	NO	50.92	1.000	3.70e4	1.33e6	2.40	-4.1	1.11	bb
200601K1_4	50.0	1.23	NO	50.92	1.000	7.28e5	1.22e6	51.5	2.9	1.19	bb
200601K1_5	400	1.23	NO	50.92	1.000	6.46e6	1.30e6	429	7.2	1.24	bb
200601K1_6	1000	1.24	NO	50.94	1.000	1.73e7	1.42e6	1050	5.0	1.22	bb

Compound name: PCB-188

Response Factor: 1.28967

RRF SD: 0.0641497, Relative SD: 4.97412

Response type: Internal Std (Ref 204), Area * (IS Conc. / IS Area)

Curve type: RF

Name	Std Conc	RA	Qty	RT	RRT	Resp	IS Resp	Conc	%Dev	RRF	X = dropped
200601K1_1	0.250	0.91	NO	43.01	1.000	2.94e3	9.28e5	0.248	-1.7	1.27	MM
200601K1_2	1.00	1.01	NO	43.01	1.000	1.20e4	1.02e6	0.918	-8.4	1.16	MM
200601K1_3	2.50	0.97	NO	43.02	1.001	3.28e4	1.03e6	2.48	-1.6	1.27	bb
200601K1_4	50.0	1.05	NO	43.02	1.000	6.73e5	1.01e6	51.5	3.0	1.33	bb
200601K1_5	400	1.05	NO	43.02	1.000	6.15e6	1.13e6	420	5.1	1.35	bb
200601K1_6	1000	1.03	NO	43.02	1.000	1.58e7	1.18e6	1040	3.7	1.34	bb

Compound name: PCB-184

Response Factor: 1.23185

RRF SD: 0.0863042, Relative SD: 7.00722

Response type: Internal Std (Ref 204), Area * (IS Conc. / IS Area)

Curve type: RF

Name	Std Conc	RA	Qty	RT	RRT	Resp	IS Resp	Conc	%Dev	RRF	X = dropped
200601K1_1	0.250	1.16	NO	43.48	1.011	2.47e3	9.28e5	0.216	-13.6	1.06	MM
200601K1_2	1.00	0.98	NO	43.48	1.011	1.28e4	1.02e6	1.01	0.8	1.24	bb
200601K1_3	2.50	1.09	NO	43.48	1.012	3.18e4	1.03e6	2.50	-0.1	1.23	bb
200601K1_4	50.0	1.04	NO	43.48	1.011	6.50e5	1.01e6	52.1	4.1	1.28	bb
200601K1_5	400	1.05	NO	43.48	1.011	5.91e6	1.13e6	423	5.7	1.30	bb
200601K1_6	1000	1.03	NO	43.48	1.011	1.50e7	1.18e6	1030	3.1	1.27	bb

Dataset: U:\VG11.PRO\Results\200801K1\200801K1-CRVB.qld

Last Altered: Tuesday, June 02, 2020 10:21:37 Pacific Daylight Time
 Printed: Tuesday, June 02, 2020 11:15:31 Pacific Daylight Time

Compound name: PCB-179
 Response Factor: 1.29806
 RRF SD: 0.052795, Relative SD: 4.06721
 Response type: Internal Std (Ref 204), Area * (IS Conc. / IS Area)
 Curve type: RF

Name	Std. Conc.	RA	n/y	RT	RRT	Resp	IS Resp	Conc.	%Dev	RRF	X = dropped
200801K1_1	0.250	1.00	NO	44.27	1.030	2.80e3	9.28e5	0.232	-7.0	1.21	MM
200801K1_2	1.00	1.00	NO	44.29	1.030	1.29e4	1.02e6	0.979	-2.1	1.27	MM
200801K1_3	2.50	1.10	NO	44.29	1.030	3.39e4	1.03e6	2.52	1.0	1.31	bb
200801K1_4	50.0	1.04	NO	44.29	1.030	6.78e5	1.01e6	51.4	2.8	1.33	bb
200801K1_5	400	1.04	NO	44.29	1.030	6.16e6	1.13e6	418	4.5	1.36	bb
200801K1_6	1000	1.04	NO	44.29	1.030	1.55e7	1.18e6	1010	0.9	1.31	bb

Compound name: PCB-176
 Response Factor: 1.30863
 RRF SD: 0.0665306, Relative SD: 5.08397
 Response type: Internal Std (Ref 204), Area * (IS Conc. / IS Area)
 Curve type: RF

Name	Std. Conc.	RA	n/y	RT	RRT	Resp	IS Resp	Conc.	%Dev	RRF	X = dropped
200801K1_1	0.250	1.13	NO	44.75	1.041	2.78e3	9.28e5	0.229	-8.5	1.20	MM
200801K1_2	1.00	1.07	NO	44.77	1.041	1.34e4	1.02e6	1.01	0.7	1.32	bb
200801K1_3	2.50	1.07	NO	44.77	1.041	3.31e4	1.03e6	2.44	-2.3	1.28	MM
200801K1_4	50.0	1.05	NO	44.77	1.041	6.80e5	1.01e6	51.3	2.8	1.34	bb
200801K1_5	400	1.04	NO	44.77	1.041	6.33e6	1.13e6	426	6.5	1.39	bb
200801K1_6	1000	1.03	NO	44.77	1.041	1.57e7	1.18e6	1010	1.1	1.32	bb

Compound name: PCB-186
 Response Factor: 1.32902
 RRF SD: 0.119081, Relative SD: 8.96013
 Response type: Internal Std (Ref 204), Area * (IS Conc. / IS Area)
 Curve type: RF

Name	Std. Conc.	RA	n/y	RT	RRT	Resp	IS Resp	Conc.	%Dev	RRF	X = dropped
200801K1_1	0.250	1.08	NO	45.37	1.056	2.56e3	9.28e5	0.207	-17.1	1.10	MM
200801K1_2	1.00	0.95	NO	45.39	1.056	1.36e4	1.02e6	1.01	0.8	1.34	MM

Dataset: U:\VG11.PRO\Results\200801K1\200801K1-CRVB.qld

Last Altered: Tuesday, June 02, 2020 10:21:37 Pacific Daylight Time
 Printed: Tuesday, June 02, 2020 11:15:31 Pacific Daylight Time

Compound name: PCB-186

Name	Std Conc	RA	n/y	RT	RRT	Resp	IS Resp	Conc	%Dev	RRF	X = dropped
200801K1_3	2.50	1.07	NO	45.39	1.056	3.39e4	1.03e6	2.47	-1.3	1.31	bb
200801K1_4	50.0	1.02	NO	45.39	1.056	7.15e5	1.01e6	53.1	6.1	1.41	bb
200801K1_5	400	1.03	NO	45.39	1.056	6.42e6	1.13e6	426	6.5	1.42	bb
200801K1_6	1000	1.04	NO	45.39	1.056	1.85e7	1.18e6	1050	5.0	1.40	bb

Compound name: PCB-178

Response Factor: 0.943241

RRF SD: 0.0555819, Relative SD: 5.89285

Response type: Internal Std (Ref 204), Area * (IS Conc. / IS Area)

Curve type: RF

Name	Std Conc	RA	n/y	RT	RRT	Resp	IS Resp	Conc	%Dev	RRF	X = dropped
200801K1_1	0.250	1.09	NO	45.88	1.067	1.99e3	9.28e5	0.227	-9.2	0.857	MM
200801K1_2	1.00	1.03	NO	45.90	1.088	9.96e3	1.02e6	1.04	3.9	0.980	bb
200801K1_3	2.50	1.02	NO	45.90	1.088	2.31e4	1.03e6	2.37	-5.2	0.894	bb
200801K1_4	50.0	1.03	NO	45.90	1.067	5.05e5	1.01e6	52.9	5.8	0.996	bb
200801K1_5	400	1.04	NO	45.90	1.067	4.43e6	1.13e6	414	3.4	0.975	bb
200801K1_6	1000	1.04	NO	45.90	1.067	1.13e7	1.18e6	1010	1.4	0.956	bb

Compound name: PCB-175

Response Factor: 0.956238

RRF SD: 0.0418022, Relative SD: 4.37152

Response type: Internal Std (Ref 204), Area * (IS Conc. / IS Area)

Curve type: RF

Name	Std Conc	RA	n/y	RT	RRT	Resp	IS Resp	Conc	%Dev	RRF	X = dropped
200801K1_1	0.250	1.01	NO	46.24	1.076	2.15e3	9.26e5	0.242	-3.0	0.927	bd
200801K1_2	1.00	1.01	NO	46.24	1.076	9.07e3	1.02e6	0.934	-6.6	0.893	MM
200801K1_3	2.50	1.00	NO	46.26	1.076	2.45e4	1.03e6	2.47	-1.1	0.946	bd
200801K1_4	50.0	1.04	NO	46.26	1.076	5.06e5	1.01e6	52.2	4.5	0.999	bd
200801K1_5	400	1.04	NO	46.26	1.076	4.52e6	1.13e6	417	4.1	0.996	bd
200801K1_6	1000	1.04	NO	46.26	1.076	1.18e7	1.18e6	1020	2.1	0.977	bd

Dataset: U:\VG11.PRO\Results\200801K1\200801K1-CRVB.qld

Last Altered: Tuesday, June 02, 2020 10:21:37 Pacific Daylight Time

Printed: Tuesday, June 02, 2020 11:15:31 Pacific Daylight Time

Compound name: PCB-182/187

Response Factor: 1.06615

RRF SD: 0.0507133, Relative SD: 4.75669

Response type: Internal Std (Ref 204), Area * (IS Conc. / IS Area)

Curve type: RF

Name	Std. Conc.	RA	Qty	RT	RRF	Resp	IS Resp	Conc	%Dev	RRF	X = dropped
200801K1_1	0.500	1.16	NO	46.43	1.080	4.78e3	9.28e5	0.483	-3.3	1.03	MM
200801K1_2	2.00	1.06	NO	46.43	1.080	2.07e4	1.02e6	1.91	-4.4	1.02	db
200801K1_3	5.00	1.00	NO	46.43	1.080	5.24e4	1.03e6	4.74	-5.1	1.01	MM
200801K1_4	100	1.04	NO	46.43	1.080	1.13e6	1.01e6	104	4.2	1.11	db
200801K1_5	800	1.05	NO	46.43	1.080	1.02e7	1.13e6	840	5.0	1.12	db
200801K1_6	2000	1.04	NO	46.43	1.080	2.62e7	1.18e6	2070	3.7	1.11	db

Compound name: PCB-183

Response Factor: 1.02281

RRF SD: 0.0863349, Relative SD: 8.44093

Response type: Internal Std (Ref 204), Area * (IS Conc. / IS Area)

Curve type: RF

Name	Std. Conc.	RA	Qty	RT	RRF	Resp	IS Resp	Conc	%Dev	RRF	X = dropped
200801K1_1	0.250	1.07	NO	46.76	1.066	2.03e3	9.28e5	0.214	-14.4	0.875	MM
200801K1_2	1.00	1.12	NO	46.76	1.066	9.96e3	1.02e6	0.958	-4.2	0.980	bb
200801K1_3	2.50	1.02	NO	46.76	1.066	2.62e4	1.03e6	2.47	-1.0	1.01	bb
200801K1_4	50.0	1.03	NO	46.76	1.067	5.52e5	1.01e6	53.3	6.5	1.09	bb
200801K1_5	400	1.04	NO	46.76	1.067	4.98e6	1.13e6	429	7.3	1.10	bb
200801K1_6	1000	1.04	NO	46.76	1.067	1.28e7	1.18e6	1060	5.8	1.08	bb

Compound name: PCB-185

Response Factor: 1.40567

RRF SD: 0.0901625, Relative SD: 6.41419

Response type: Internal Std (Ref 205), Area * (IS Conc. / IS Area)

Curve type: RF

Name	Std. Conc.	RA	Qty	RT	RRF	Resp	IS Resp	Conc	%Dev	RRF	X = dropped
200801K1_1	0.250	1.06	NO	47.44	0.955	1.96e3	6.16e5	0.227	-9.4	1.27	bb
200801K1_2	1.00	1.04	NO	47.44	0.955	9.08e3	6.54e5	0.986	-1.4	1.39	bb

Dataset: U:\VG11.PRO\Results\200801K1\200801K1-CRVB.qld

Last Altered: Tuesday, June 02, 2020 10:21:37 Pacific Daylight Time

Printed: Tuesday, June 02, 2020 11:15:31 Pacific Daylight Time

Compound name: PCB-185

Name	Std. Conc.	RA	rv	RT	RRT	Resp	IS Resp	Conc.	%Dev	RRF	X = dropped
200801K1_3	2.50	1.05	NO	47.44	0.955	2.33e4	7.01e5	2.37	-5.3	1.33	bb
200801K1_4	50.0	1.02	NO	47.44	0.955	4.98e5	6.87e5	53.2	6.4	1.50	bb
200801K1_5	400	1.04	NO	47.44	0.955	4.39e6	7.40e5	422	5.5	1.48	bb
200801K1_6	1000	1.04	NO	47.44	0.955	1.14e7	7.81e5	1040	4.1	1.48	bb

Compound name: PCB-174

Response Factor: 1.35369

RRF SD: 0.0944983, Relative SD: 6.9808

Response type: Internal Std (Ref 205), Area * (IS Conc. / IS Area)

Curve type: RF

Name	Std. Conc.	RA	rv	RT	RRT	Resp	IS Resp	Conc.	%Dev	RRF	X = dropped
200801K1_1	0.250	1.10	NO	47.80	0.962	1.90e3	6.16e5	0.228	-6.7	1.24	MM
200801K1_2	1.00	1.15	NO	47.82	0.962	8.12e3	6.54e5	0.918	-6.2	1.24	bd
200801K1_3	2.50	1.06	NO	47.82	0.962	2.37e4	7.01e5	2.50	0.2	1.36	bd
200801K1_4	50.0	1.04	NO	47.82	0.962	4.78e5	6.87e5	53.0	5.9	1.43	bd
200801K1_5	400	1.03	NO	47.82	0.962	4.29e6	7.40e5	428	7.1	1.45	bd
200801K1_6	1000	1.02	NO	47.82	0.962	1.10e7	7.81e5	1040	3.8	1.40	bd

Compound name: PCB-181

Response Factor: 1.47446

RRF SD: 0.117329, Relative SD: 7.9574

Response type: Internal Std (Ref 205), Area * (IS Conc. / IS Area)

Curve type: RF

Name	Std. Conc.	RA	rv	RT	RRT	Resp	IS Resp	Conc.	%Dev	RRF	X = dropped
200801K1_1	0.250	1.20	NO	47.91	0.964	2.03e3	6.16e5	0.224	-10.4	1.32	MM
200801K1_2	1.00	1.15	NO	47.91	0.964	1.02e4	6.54e5	1.06	6.2	1.57	dd
200801K1_3	2.50	1.07	NO	47.91	0.964	2.32e4	7.01e5	2.25	-10.0	1.33	dd
200801K1_4	50.0	1.03	NO	47.93	0.965	5.11e5	6.87e5	52.0	4.1	1.53	dd
200801K1_5	400	1.04	NO	47.93	0.965	4.60e6	7.40e5	422	5.5	1.56	dd
200801K1_6	1000	1.04	NO	47.93	0.965	1.21e7	7.81e5	1050	4.8	1.54	dd

Dataset: U:\VG11.PRO\Results\200601K1\200601K1-CRVB.qld

Last Altered: Tuesday, June 02, 2020 10:21:37 Pacific Daylight Time

Printed: Tuesday, June 02, 2020 11:15:31 Pacific Daylight Time

Compound name: PCB-177
 Response Factor: 1.27779
 RRF SD: 0.0954777, Relative SD: 7.4721
 Response type: Internal Std (Ref 205), Area * (IS Conc. / IS Area)
 Curve type: RF

Name	Std Conc	RA	Qty	RT	RRT	Resp	IS Resp	Conc	%Dev	RRF	X = dropped
200601K1_1	0.250	1.00	NO	48.10	0.968	1.77e3	6.16e5	0.225	-10.2	1.15	MM
200601K1_2	1.00	1.02	NO	48.10	0.968	7.89e3	6.54e5	0.945	-5.5	1.21	dd
200601K1_3	2.50	1.13	NO	48.10	0.968	2.15e4	7.01e5	2.40	-3.9	1.23	MM
200601K1_4	50.0	1.04	NO	48.10	0.968	4.52e5	6.67e5	53.0	6.1	1.36	db
200601K1_5	400	1.04	NO	48.10	0.968	4.08e6	7.40e5	432	7.9	1.36	db
200601K1_6	1000	1.03	NO	48.10	0.968	1.05e7	7.81e5	1060	5.8	1.35	db

Compound name: PCB-171
 Response Factor: 1.31619
 RRF SD: 0.111307, Relative SD: 8.45674
 Response type: Internal Std (Ref 205), Area * (IS Conc. / IS Area)
 Curve type: RF

Name	Std Conc	RA	Qty	RT	RRT	Resp	IS Resp	Conc	%Dev	RRF	X = dropped
200601K1_1	0.250	1.15	NO	48.38	0.974	1.77e3	6.16e5	0.218	-12.6	1.15	MM
200601K1_2	1.00	0.99	NO	48.38	0.974	8.25e3	6.54e5	0.959	-4.1	1.26	MM
200601K1_3	2.50	0.98	NO	48.38	0.974	2.19e4	7.01e5	2.38	-4.9	1.25	MM
200601K1_4	50.0	1.03	NO	48.40	0.974	4.88e5	6.67e5	53.3	6.8	1.40	bd
200601K1_5	400	1.02	NO	48.40	0.974	4.19e6	7.40e5	431	7.8	1.42	bd
200601K1_6	1000	1.04	NO	48.40	0.974	1.10e7	7.81e5	1070	7.4	1.41	bd

Compound name: PCB-173
 Response Factor: 1.18982
 RRF SD: 0.0600259, Relative SD: 5.04452
 Response type: Internal Std (Ref 205), Area * (IS Conc. / IS Area)
 Curve type: RF

Name	Std Conc	RA	Qty	RT	RRT	Resp	IS Resp	Conc	%Dev	RRF	X = dropped
200601K1_1	0.250	0.93	NO	48.84	0.983	1.75e3	6.16e5	0.238	-4.7	1.13	MM
200601K1_2	1.00	1.12	NO	48.84	0.983	7.51e3	6.54e5	0.968	-3.4	1.15	MM

Dataset: U:\VG11.PRO\Results\200601K1\200601K1-CRVB.qld

Last Altered: Tuesday, June 02, 2020 10:21:37 Pacific Daylight Time
 Printed: Tuesday, June 02, 2020 11:15:31 Pacific Daylight Time

Compound name: PCB-173

Name	Std. Conc.	RA	inj	RT	RRT	Resp	IS Resp	Conc.	%Dev	RRF	X = dropped
200601K1_3	2.50	1.03	NO	48.84	0.983	1.97e4	7.01e5	2.36	-5.5	1.12	MM
200601K1_4	50.0	1.06	NO	48.84	0.983	4.15e5	6.67e5	52.4	4.7	1.25	dd
200601K1_5	400	1.03	NO	48.84	0.983	3.70e6	7.40e5	420	5.0	1.25	dd
200601K1_6	1000	1.03	NO	48.84	0.983	9.66e6	7.81e5	1040	3.9	1.24	bb

Compound name: PCB-172

Response Factor: 1.37524

RRF SD: 0.11268, Relative SD: 8.20798

Response type: Internal Std (Ref 205), Area * (IS Conc. / IS Area)

Curve type: RF

Name	Std. Conc.	RA	inj	RT	RRT	Resp	IS Resp	Conc.	%Dev	RRF	X = dropped
200601K1_1	0.250	1.00	NO	49.29	0.992	1.87e3	6.16e5	0.221	-11.5	1.22	dd
200601K1_2	1.00	0.96	NO	49.29	0.992	8.89e3	6.54e5	0.967	-3.3	1.33	dd
200601K1_3	2.50	1.04	NO	49.29	0.992	2.25e4	7.01e5	2.34	-6.4	1.29	dd
200601K1_4	50.0	1.05	NO	49.29	0.992	4.86e5	6.67e5	53.0	5.9	1.46	dd
200601K1_5	400	1.03	NO	49.29	0.992	4.39e6	7.40e5	432	7.9	1.46	dd
200601K1_6	1000	1.04	NO	49.29	0.992	1.15e7	7.81e5	1070	7.4	1.46	dd

Compound name: PCB-192

Response Factor: 1.82672

RRF SD: 0.139002, Relative SD: 7.60937

Response type: Internal Std (Ref 205), Area * (IS Conc. / IS Area)

Curve type: RF

Name	Std. Conc.	RA	inj	RT	RRT	Resp	IS Resp	Conc.	%Dev	RRF	X = dropped
200601K1_1	0.250	0.89	NO	49.48	0.996	3.10e3	8.16e5	0.278	10.3	2.02	MM
200601K1_2	1.00	1.10	NO	49.48	0.996	1.06e4	6.54e5	0.885	-11.5	1.62	dd
200601K1_3	2.50	1.05	NO	49.50	0.996	3.02e4	7.01e5	2.36	-5.7	1.72	dd
200601K1_4	50.0	1.03	NO	49.50	0.996	6.16e5	6.67e5	50.8	1.2	1.65	dd
200601K1_5	400	1.03	NO	49.50	0.996	5.80e6	7.40e5	414	3.6	1.89	dd
200601K1_6	1000	1.03	NO	49.50	0.996	1.46e7	7.81e5	1020	2.1	1.87	dd

Dataset: U:\VG11.PRO\Results\200601K1\200601K1-CRVB.qld

Last Altered: Tuesday, June 02, 2020 10:21:37 Pacific Daylight Time
 Printed: Tuesday, June 02, 2020 11:15:31 Pacific Daylight Time

Compound name: PCB-180
 Response Factor: 1.41175
 RRF SD: 0.126648, Relative SD: 8.97102
 Response type: Internal Std (Ref 205), Area * (IS Conc. / IS Area)
 Curve type: RF

Name	Std. Conc.	RA	Qty	RT	RRT	Resp.	IS Resp.	Conc.	%Dev	RRF	X = dropped
200601K1_1	0.250	1.08	NO	49.71	1.000	1.80e3	6.16e5	0.207	-17.2	1.17	dd
200601K1_2	1.00	1.20	NO	49.71	1.000	9.48e3	6.54e5	1.03	2.7	1.45	dd
200601K1_3	2.50	1.02	NO	49.71	1.000	2.42e4	7.01e5	2.45	-2.0	1.38	dd
200601K1_4	50.0	1.03	NO	49.71	1.000	4.91e5	6.67e5	52.2	4.4	1.47	dd
200601K1_5	400	1.04	NO	49.71	1.000	4.47e6	7.40e5	428	7.0	1.51	dd
200601K1_6	1000	1.03	NO	49.71	1.000	1.16e7	7.81e5	1050	5.0	1.48	dd

Compound name: PCB-183
 Response Factor: 1.67682
 RRF SD: 0.0708905, Relative SD: 4.22768
 Response type: Internal Std (Ref 205), Area * (IS Conc. / IS Area)
 Curve type: RF

Name	Std. Conc.	RA	Qty	RT	RRT	Resp.	IS Resp.	Conc.	%Dev	RRF	X = dropped
200601K1_1	0.250	1.18	NO	49.92	1.005	2.64e3	6.16e5	0.256	2.4	1.72	MM
200601K1_2	1.00	1.01	NO	49.92	1.005	1.06e4	6.54e5	0.963	-3.7	1.81	db
200601K1_3	2.50	0.99	NO	49.92	1.005	2.74e4	7.01e5	2.33	-6.8	1.56	MM
200601K1_4	50.0	1.03	NO	49.92	1.005	5.70e5	6.67e5	51.0	2.0	1.71	db
200601K1_5	400	1.04	NO	49.92	1.005	5.14e6	7.40e5	415	3.7	1.74	dd
200601K1_6	1000	1.03	NO	49.92	1.005	1.34e7	7.81e5	1030	2.5	1.72	db

Compound name: PCB-181
 Response Factor: 1.71019
 RRF SD: 0.0665243, Relative SD: 3.88988
 Response type: Internal Std (Ref 205), Area * (IS Conc. / IS Area)
 Curve type: RF

Name	Std. Conc.	RA	Qty	RT	RRT	Resp.	IS Resp.	Conc.	%Dev	RRF	X = dropped
200601K1_1	0.250	1.04	NO	50.19	1.010	2.61e3	6.16e5	0.248	-1.0	1.69	MM
200601K1_2	1.00	1.08	NO	50.19	1.010	1.06e4	6.54e5	0.963	-3.7	1.85	MM

Dataset: U:\VG11.PRO\Results\200601K1\200601K1-CRVB.qld

Last Altered: Tuesday, June 02, 2020 10:21:37 Pacific Daylight Time
 Printed: Tuesday, June 02, 2020 11:15:31 Pacific Daylight Time

Compound name: PCB-191

Name	Std. Conc.	RA	inj	RT	RRT	Resp	IS Resp	Conc.	%Dev	RRF	X = dropped
200601K1_3	2.50	0.92	NO	50.19	1.010	2.85e4	7.01e5	2.38	-5.0	1.62	MM
200601K1_4	50.0	1.00	NO	50.19	1.010	5.78e5	6.67e5	50.8	1.5	1.74	bb
200601K1_5	400	1.04	NO	50.19	1.010	5.29e6	7.40e5	418	4.6	1.79	dd
200601K1_6	1000	1.05	NO	50.19	1.010	1.36e7	7.81e5	1040	3.6	1.77	bd

Compound name: PCB-170

Response Factor: 1.40071

RRF SD: 0.105718, Relative SD: 7.54749

Response type: Internal Std (Ref 206), Area * (IS Conc. / IS Area)

Curve type: RF

Name	Std. Conc.	RA	inj	RT	RRT	Resp	IS Resp	Conc.	%Dev	RRF	X = dropped
200601K1_1	0.250	1.10	NO	51.36	1.000	1.64e3	5.21e5	0.224	-10.3	1.26	MM
200601K1_2	1.00	0.97	NO	51.36	1.000	7.54e3	5.75e5	0.935	-6.5	1.31	MM
200601K1_3	2.50	1.08	NO	51.36	1.000	2.11e4	6.11e5	2.46	-1.4	1.38	MM
200601K1_4	50.0	1.04	NO	51.36	1.000	4.14e5	5.78e5	51.0	2.1	1.43	bd
200601K1_5	400	1.03	NO	51.36	1.000	3.73e6	6.11e5	436	9.0	1.53	bd
200601K1_6	1000	1.02	NO	51.36	1.000	9.85e6	6.57e5	1070	7.1	1.50	bd

Compound name: PCB-190

Response Factor: 1.85102

RRF SD: 0.142118, Relative SD: 7.67782

Response type: Internal Std (Ref 206), Area * (IS Conc. / IS Area)

Curve type: RF

Name	Std. Conc.	RA	inj	RT	RRT	Resp	IS Resp	Conc.	%Dev	RRF	X = dropped
200601K1_1	0.250	1.07	NO	51.59	1.004	2.26e3	5.21e5	0.234	-6.3	1.73	MM
200601K1_2	1.00	1.09	NO	51.59	1.004	9.81e3	5.75e5	0.921	-7.9	1.71	MM
200601K1_3	2.50	1.11	NO	51.59	1.004	2.68e4	6.11e5	2.37	-5.3	1.75	MM
200601K1_4	50.0	1.00	NO	51.59	1.004	5.43e5	5.78e5	50.7	1.4	1.88	db
200601K1_5	400	1.04	NO	51.59	1.004	4.96e6	6.11e5	439	9.7	2.03	db
200601K1_6	1000	1.05	NO	51.59	1.004	1.32e7	6.57e5	1060	8.4	2.01	db

Dataset: U:\VG11.PRO\Results\200601K1\200601K1-CRVB.qld

Last Altered: Tuesday, June 02, 2020 10:21:37 Pacific Daylight Time
 Printed: Tuesday, June 02, 2020 11:15:31 Pacific Daylight Time

Compound name: PCB-189
 Response Factor: 1.4524
 RRF SD: 0.0988417, Relative SD: 6.80541
 Response type: Internal Std (Ref 207), Area * (IS Conc. / IS Area)
 Curve type: RF

Name	Std. Conc.	RA	Int.	RT	RRT	Resp.	IS Resp.	Conc.	%Dev.	RRF	X = dropped
200601K1_1	0.250	1.18	NO	53.08	1.000	2.37e3	6.87e5	0.238	-5.0	1.38	MM
200601K1_2	1.00	1.00	NO	53.10	1.000	1.00e4	7.42e5	0.932	-6.8	1.35	MM
200601K1_3	2.50	1.09	NO	53.10	1.000	2.75e4	8.11e5	2.34	-6.5	1.36	MM
200601K1_4	50.0	1.03	NO	53.10	1.000	5.78e5	7.81e5	52.1	4.2	1.51	bb
200601K1_5	400	1.02	NO	53.10	1.000	5.04e6	8.07e5	430	7.5	1.56	bb
200601K1_6	1000	1.02	NO	53.10	1.000	1.34e7	8.85e5	1070	8.8	1.55	bb

Compound name: PCB-202
 Response Factor: 1.16825
 RRF SD: 0.08292, Relative SD: 7.09778
 Response type: Internal Std (Ref 208), Area * (IS Conc. / IS Area)
 Curve type: RF

Name	Std. Conc.	RA	Int.	RT	RRT	Resp.	IS Resp.	Conc.	%Dev.	RRF	X = dropped
200601K1_1	0.250	0.93	NO	48.59	1.000	1.92e3	6.72e5	0.245	-2.2	1.14	MM
200601K1_2	1.00	1.02	NO	48.61	1.000	7.83e3	7.55e5	0.888	-11.2	1.04	MM
200601K1_3	2.50	0.94	NO	48.61	1.000	2.18e4	7.88e5	2.43	-2.8	1.14	bb
200601K1_4	50.0	0.89	NO	48.61	1.000	4.58e5	7.74e5	50.8	1.3	1.18	bb
200601K1_5	400	0.91	NO	48.61	1.000	4.13e6	8.21e5	431	7.7	1.26	bb
200601K1_6	1000	0.91	NO	48.61	1.000	1.08e7	8.48e5	1070	7.2	1.25	bb

Compound name: PCB-201
 Response Factor: 1.05277
 RRF SD: 0.0608949, Relative SD: 5.78427
 Response type: Internal Std (Ref 208), Area * (IS Conc. / IS Area)
 Curve type: RF

Name	Std. Conc.	RA	Int.	RT	RRT	Resp.	IS Resp.	Conc.	%Dev.	RRF	X = dropped
200601K1_1	0.250	0.79	NO	49.10	1.011	1.71e3	6.72e5	0.241	-3.6	1.01	bd
200601K1_2	1.00	0.90	NO	49.10	1.010	7.27e3	7.55e5	0.915	-8.5	0.983	bd

Dataset: U:\VG11.PRO\Results\200801K1\200801K1-CRVB.qld

Last Altered: Tuesday, June 02, 2020 10:21:37 Pacific Daylight Time

Printed: Tuesday, June 02, 2020 11:15:31 Pacific Daylight Time

Compound name: PCB-201

Name	Std Conc	RA	n/y	RT	RRT	Resp	IS Resp	Conc	%Dev	RRF	X#	dropped
200801K1_3	2.50	0.94	NO	49.10	1.010	1.98e4	7.88e5	2.47	-1.2	1.04		bd
200801K1_4	50.0	0.91	NO	49.10	1.010	4.10e5	7.74e5	50.3	0.7	1.06		bd
200801K1_5	400	0.92	NO	49.10	1.010	3.88e6	8.21e5	424	6.0	1.12		bd
200801K1_6	1000	0.91	NO	49.10	1.010	9.50e6	8.48e5	1070	6.6	1.12		bd

Compound name: PCB-204

Response Factor: 1.1409

RRF SD: 0.0887975, Relative SD: 7.78308

Response type: Internal Std (Ref 208), Area * (IS Conc. / IS Area)

Curve type: RF

Name	Std Conc	RA	n/y	RT	RRT	Resp	IS Resp	Conc	%Dev	RRF	X#	dropped
200801K1_1	0.250	0.77	NO	49.24	1.014	1.83e3	6.72e5	0.238	-4.6	1.09		MM
200801K1_2	1.00	0.89	NO	49.28	1.014	8.01e3	7.55e5	0.930	-7.0	1.06		db
200801K1_3	2.50	0.82	NO	49.26	1.014	2.04e4	7.88e5	2.34	-6.5	1.07		db
200801K1_4	50.0	0.90	NO	49.26	1.014	4.36e5	7.74e5	49.4	-1.2	1.13		db
200801K1_5	400	0.91	NO	49.28	1.014	4.07e6	8.21e5	435	8.7	1.24		db
200801K1_6	1000	0.91	NO	49.26	1.014	1.07e7	8.48e5	1110	10.6	1.26		db

Compound name: PCB-197

Response Factor: 1.13263

RRF SD: 0.0852075, Relative SD: 7.52295

Response type: Internal Std (Ref 208), Area * (IS Conc. / IS Area)

Curve type: RF

Name	Std Conc	RA	n/y	RT	RRT	Resp	IS Resp	Conc	%Dev	RRF	X#	dropped
200801K1_1	0.250	0.99	NO	49.58	1.021	1.89e3	6.72e5	0.248	-0.9	1.12		MM
200801K1_2	1.00	1.01	NO	49.58	1.020	7.47e3	7.55e5	0.874	-12.6	0.989		bb
200801K1_3	2.50	0.99	NO	49.58	1.020	2.16e4	7.88e5	2.49	-0.4	1.13		MM
200801K1_4	50.0	0.90	NO	49.58	1.020	4.31e5	7.74e5	49.2	-1.6	1.11		bb
200801K1_5	400	0.91	NO	49.58	1.020	4.00e6	8.21e5	431	7.7	1.22		bb
200801K1_6	1000	0.89	NO	49.58	1.020	1.03e7	8.48e5	1080	7.8	1.22		bb

Dataset: U:\VG11.PRO\Results\200601K1\200601K1-CRVB.qld

Last Altered: Tuesday, June 02, 2020 10:21:37 Pacific Daylight Time
 Printed: Tuesday, June 02, 2020 11:15:31 Pacific Daylight Time

Compound name: PCB-200
 Response Factor: 1.07032
 RRF SD: 0.0809843, Relative SD: 7.56448
 Response type: Internal Std (Ref 208), Area * (IS Conc. / IS Area)
 Curve type: RF

	Name	Std. Conc.	RA	n/y	RT	RRT	Resp	IS Resp	Conc.	%Dev	RRF	X = dropped
1	200601K1_1	0.250	1.00	NO	50.51	1.040	1.84e3	6.72e5	0.256	2.3	1.09	bb
2	200601K1_2	1.00	0.95	NO	50.51	1.039	7.00e3	7.55e5	0.866	-13.4	0.927	bb
3	200601K1_3	2.50	0.87	NO	50.51	1.039	2.02e4	7.66e5	2.46	-1.7	1.05	bb
4	200601K1_4	50.0	0.90	NO	50.53	1.040	4.10e5	7.74e5	49.5	-1.1	1.06	bb
5	200601K1_5	400	0.90	NO	50.53	1.040	3.78e6	8.21e5	430	7.5	1.15	bb
6	200601K1_6	1000	0.89	NO	50.53	1.040	9.83e6	8.48e5	1060	6.4	1.14	bb

Compound name: PCB-198
 Response Factor: 0.793834
 RRF SD: 0.0466547, Relative SD: 5.87713
 Response type: Internal Std (Ref 208), Area * (IS Conc. / IS Area)
 Curve type: RF

	Name	Std. Conc.	RA	n/y	RT	RRT	Resp	IS Resp	Conc.	%Dev	RRF	X = dropped
1	200601K1_1	0.250	0.81	NO	52.08	1.072	1.22e3	6.72e5	0.229	-8.4	0.727	MM
2	200601K1_2	1.00	0.84	NO	52.08	1.072	5.92e3	7.55e5	0.988	-1.2	0.784	bd
3	200601K1_3	2.50	0.85	NO	52.08	1.072	1.51e4	7.66e5	2.48	-0.9	0.787	bd
4	200601K1_4	50.0	0.91	NO	52.08	1.072	2.98e5	7.74e5	48.8	-2.9	0.771	bd
5	200601K1_5	400	0.89	NO	52.08	1.072	2.76e6	8.21e5	424	6.0	0.841	bd
6	200601K1_6	1000	0.89	NO	52.08	1.072	7.22e6	8.48e5	1070	7.5	0.853	bd

Compound name: PCB-199
 Response Factor: 0.809242
 RRF SD: 0.0640263, Relative SD: 7.91189
 Response type: Internal Std (Ref 208), Area * (IS Conc. / IS Area)
 Curve type: RF

	Name	Std. Conc.	RA	n/y	RT	RRT	Resp	IS Resp	Conc.	%Dev	RRF	X = dropped
1	200601K1_1	0.250	0.83	NO	52.21	1.075	1.18e3	6.72e5	0.216	-13.6	0.699	MM
2	200601K1_2	1.00	0.93	NO	52.19	1.074	6.27e3	7.55e5	1.03	2.7	0.831	db

Dataset: U:\VG11.PRO\Results\200801K1\200801K1-CRVB.qld

Last Altered: Tuesday, June 02, 2020 10:21:37 Pacific Daylight Time
 Printed: Tuesday, June 02, 2020 11:15:31 Pacific Daylight Time

Compound name: PCB-199

Name	Std. Conc.	RA	RF	RT	RRT	Resp	IS Resp	Conc.	%Dev	RRF	X = dropped
200801K1_3	2.50	1.00	NO	52.21	1.074	1.51e4	7.86e5	2.43	-2.8	0.786	MM
200801K1_4	50.0	0.92	NO	52.21	1.074	3.10e5	7.74e5	49.5	-1.0	0.801	db
200801K1_5	400	0.89	NO	52.21	1.074	2.81e6	8.21e5	424	5.9	0.857	db
200801K1_6	1000	0.90	NO	52.21	1.074	7.45e6	8.46e5	1090	8.8	0.881	db

Compound name: PCB-198/203

Response Factor: 0.838202

RRF SD: 0.0715006, Relative SD: 8.53023

Response type: Internal Std (Ref 208), Area * (IS Conc. / IS Area)

Curve type: RF

Name	Std. Conc.	RA	RF	RT	RRT	Resp	IS Resp	Conc.	%Dev	RRF	X = dropped
200801K1_1	0.500	1.00	NO	52.50	1.081	2.91e3	6.72e5	0.518	3.1	0.884	bb
200801K1_2	2.00	0.93	NO	52.50	1.080	1.09e4	7.55e5	1.73	-13.8	0.724	bd
200801K1_3	5.00	0.94	NO	52.50	1.080	3.07e4	7.86e5	4.79	-4.3	0.802	MM
200801K1_4	100	0.90	NO	52.51	1.081	6.36e5	7.74e5	98.1	-1.9	0.822	bb
200801K1_5	800	0.91	NO	52.51	1.081	5.85e6	8.21e5	850	6.2	0.891	bb
200801K1_6	2000	0.91	NO	52.51	1.081	1.57e7	8.46e5	2210	10.4	0.926	bb

Compound name: PCB-195

Response Factor: 1.04444

RRF SD: 0.0883119, Relative SD: 8.45545

Response type: Internal Std (Ref 209), Area * (IS Conc. / IS Area)

Curve type: RF

Name	Std. Conc.	RA	RF	RT	RRT	Resp	IS Resp	Conc.	%Dev	RRF	X = dropped
200801K1_1	0.250	0.81	NO	53.79	0.983	1.54e3	6.54e5	0.225	-9.8	0.942	MM
200801K1_2	1.00	0.81	NO	53.79	0.983	6.86e3	6.72e5	0.948	-5.2	0.990	bb
200801K1_3	2.50	0.88	NO	53.79	0.983	1.83e4	7.55e5	2.32	-7.2	0.970	bb
200801K1_4	50.0	0.88	NO	53.81	0.984	3.74e5	6.85e5	52.4	4.7	1.09	bd
200801K1_5	400	0.89	NO	53.79	0.983	3.33e6	7.19e5	443	10.8	1.16	bd
200801K1_6	1000	0.90	NO	53.81	0.984	8.99e6	8.07e5	1070	6.6	1.11	bd

Dataset: U:\VG11.PRO\Results\200801K1\200801K1-CRVB.qld

Last Altered: Tuesday, June 02, 2020 10:21:37 Pacific Daylight Time
 Printed: Tuesday, June 02, 2020 11:15:31 Pacific Daylight Time

Compound name: PCB-194
 Response Factor: 1.11592
 RRF SD: 0.0652125, Relative SD: 5.84384
 Response type: Internal Std (Ref 209), Area * (IS Conc. / IS Area)
 Curve type: RF

Name	Std. Conc.	RA	in/	RT	RRT	Resp	IS Resp	Conc	%Dev	RRF	X = dropped
200801K1_1	0.250	0.76	NO	54.72	1.000	1.92e3	6.54e5	0.262	4.9	1.17	MM
200801K1_2	1.00	0.91	NO	54.72	1.000	7.03e3	6.72e5	0.937	-6.3	1.05	bb
200801K1_3	2.50	0.91	NO	54.72	1.000	1.84e4	7.55e5	2.30	-6.1	1.03	bb
200801K1_4	50.0	0.88	NO	54.72	1.000	3.84e5	6.85e5	50.2	0.5	1.12	bb
200801K1_5	400	0.88	NO	54.72	1.000	3.39e6	7.19e5	422	5.5	1.18	bb
200801K1_6	1000	0.89	NO	54.72	1.000	9.32e6	8.07e5	1040	3.5	1.16	bb

Compound name: PCB-205
 Response Factor: 1.28935
 RRF SD: 0.0752087, Relative SD: 5.83305
 Response type: Internal Std (Ref 209), Area * (IS Conc. / IS Area)
 Curve type: RF

Name	Std. Conc.	RA	in/	RT	RRT	Resp	IS Resp	Conc	%Dev	RRF	X = dropped
200801K1_1	0.250	1.01	NO	54.99	1.005	1.97e3	6.54e5	0.233	-6.7	1.20	MM
200801K1_2	1.00	0.88	NO	54.99	1.005	8.47e3	8.72e5	0.977	-2.3	1.26	bb
200801K1_3	2.50	0.92	NO	54.99	1.005	2.29e4	7.55e5	2.35	-5.8	1.21	bb
200801K1_4	50.0	0.89	NO	54.99	1.005	4.55e5	6.85e5	51.5	3.1	1.33	bb
200801K1_5	400	0.87	NO	54.99	1.005	4.00e6	7.19e5	431	7.9	1.39	bb
200801K1_6	1000	0.88	NO	54.99	1.005	1.08e7	8.07e5	1040	3.9	1.34	bb

Compound name: PCB-208
 Response Factor: 0.933088
 RRF SD: 0.0782208, Relative SD: 8.383
 Response type: Internal Std (Ref 210), Area * (IS Conc. / IS Area)
 Curve type: RF

Name	Std. Conc.	RA	in/	RT	RRT	Resp	IS Resp	Conc	%Dev	RRF	X = dropped
200801K1_1	0.250	1.28	NO	53.95	1.000	1.83e3	8.27e5	0.237	-5.3	0.884	bb
200801K1_2	1.00	1.34	NO	53.95	1.000	7.27e3	8.89e5	0.876	-12.4	0.818	bb

Dataset: U:\VG11.PRO\Results\200601K1\200601K1-CRVB.qld

Last Altered: Tuesday, June 02, 2020 10:21:37 Pacific Daylight Time
 Printed: Tuesday, June 02, 2020 11:15:31 Pacific Daylight Time

Compound name: PCB-208

Name	Std Conc	RA	n/y	RT	RRT	Resp	IS Resp	Conc	%Dev	RRF	X = dropped
200601K1_3	2.50	1.29	NO	53.95	1.000	2.17e4	9.56e5	2.43	-2.9	0.908	bb
200601K1_4	50.0	1.35	NO	53.95	1.000	4.38e5	9.09e5	51.6	3.3	0.964	bb
200601K1_5	400	1.35	NO	53.95	1.000	3.85e6	9.40e5	439	9.7	1.02	bb
200601K1_6	1000	1.34	NO	53.95	1.000	1.02e7	1.01e6	1080	7.8	1.00	bb

Compound name: PCB-207

Response Factor: 0.916302

RRF SD: 0.0559032, Relative SD: 6.10095

Response type: Internal Std (Ref 210), Area * (IS Conc. / IS Area)

Curve type: RF

Name	Std Conc	RA	n/y	RT	RRT	Resp	IS Resp	Conc	%Dev	RRF	X = dropped
200601K1_1	0.250	1.18	NO	54.29	1.007	1.83e3	6.27e5	0.242	-3.3	0.886	bb
200601K1_2	1.00	1.36	NO	54.29	1.007	7.48e3	8.89e5	0.915	-8.5	0.839	bb
200601K1_3	2.50	1.29	NO	54.29	1.007	2.13e4	9.56e5	2.44	-2.5	0.893	bb
200601K1_4	50.0	1.35	NO	54.29	1.007	4.18e5	9.09e5	50.2	0.4	0.920	bb
200601K1_5	400	1.32	NO	54.29	1.007	3.69e6	9.40e5	428	7.0	0.981	bb
200601K1_6	1000	1.32	NO	54.29	1.007	9.93e6	1.01e6	1070	6.9	0.979	bb

Compound name: PCB-206

Response Factor: 1.00741

RRF SD: 0.0633496, Relative SD: 6.28838

Response type: Internal Std (Ref 211), Area * (IS Conc. / IS Area)

Curve type: RF

Name	Std Conc	RA	n/y	RT	RRT	Resp	IS Resp	Conc	%Dev	RRF	X = dropped
200601K1_1	0.250	1.24	NO	56.24	1.000	1.17e3	4.83e5	0.240	-4.2	0.965	bb
200601K1_2	1.00	1.28	NO	56.25	1.000	4.56e3	4.90e5	0.928	-7.2	0.935	bd
200601K1_3	2.50	1.39	NO	56.25	1.000	1.33e4	5.49e5	2.40	-4.0	0.987	bb
200601K1_4	50.0	1.35	NO	56.25	1.000	2.55e5	5.03e5	50.4	0.7	1.01	dd
200601K1_5	400	1.33	NO	56.25	1.000	2.21e6	5.04e5	435	8.8	1.10	dd
200601K1_6	1000	1.34	NO	56.25	1.000	5.91e6	5.54e5	1080	5.9	1.07	bd

Dataset: U:\VG11.PRO\Results\200601K1\200601K1-CRVB.qld

Last Altered: Tuesday, June 02, 2020 10:21:37 Pacific Daylight Time
 Printed: Tuesday, June 02, 2020 11:15:31 Pacific Daylight Time

Compound name: PCB-209
 Response Factor: 0.986438
 RRF SD: 0.0459049, Relative SD: 4.6536
 Response type: Internal Std (Ref 212), Area * (IS Conc. / IS Area)
 Curve type: RF

Name	Std. Conc.	RA	n/y	RT	RRT	Resp	IS Resp	Conc	%Dev	RRF	X=dropped
200601K1_1	0.250	1.31	NO	57.48	1.000	8.49e2	3.85e5	0.236	-5.8	0.930	bb
200601K1_2	1.00	1.14	NO	57.49	1.000	3.51e3	3.67e5	0.970	-3.0	0.957	bb
200601K1_3	2.50	1.20	NO	57.49	1.000	9.28e3	3.88e5	2.42	-3.1	0.956	bb
200601K1_4	50.0	1.19	NO	57.49	1.000	1.78e5	3.55e5	50.8	1.8	1.00	bb
200601K1_5	400	1.18	NO	57.49	1.000	1.45e6	3.47e5	424	6.0	1.05	bb
200601K1_6	1000	1.18	NO	57.49	1.000	3.98e6	3.87e5	1040	4.2	1.03	bb

Compound name: 13C-PCB-1
 Response Factor: 0.893492
 RRF SD: 0.0183374, Relative SD: 2.05233
 Response type: Internal Std (Ref 213), Area * (IS Conc. / IS Area)
 Curve type: RF

Name	Std. Conc.	RA	n/y	RT	RRT	Resp	IS Resp	Conc	%Dev	RRF	X=dropped
200601K1_1	100	3.27	NO	15.51	0.608	2.37e6	2.62e6	101	1.1	0.903	bb
200601K1_2	100	3.24	NO	15.52	0.608	2.53e6	2.80e6	101	1.1	0.903	bb
200601K1_3	100	3.25	NO	15.53	0.609	2.46e6	2.85e6	98.8	-3.4	0.863	bb
200601K1_4	100	3.38	NO	15.53	0.609	2.44e6	2.67e6	102	2.2	0.914	bb
200601K1_5	100	3.20	NO	15.53	0.609	2.52e6	2.81e6	100	0.3	0.896	bb
200601K1_6	100	3.24	NO	15.53	0.609	2.44e6	2.77e6	98.7	-1.3	0.882	bb

Compound name: 13C-PCB-3
 Response Factor: 0.910947
 RRF SD: 0.0156258, Relative SD: 1.71533
 Response type: Internal Std (Ref 213), Area * (IS Conc. / IS Area)
 Curve type: RF

Name	Std. Conc.	RA	n/y	RT	RRT	Resp	IS Resp	Conc	%Dev	RRF	X=dropped
200601K1_1	100	3.25	NO	18.16	0.711	2.41e6	2.62e6	101	1.0	0.920	bb
200601K1_2	100	3.30	NO	18.16	0.711	2.58e6	2.80e6	101	1.3	0.923	bb

Dataset: U:\VG11.PRO\Results\200801K1\200801K1-CRVB.qld

Last Altered: Tuesday, June 02, 2020 10:21:37 Pacific Daylight Time
 Printed: Tuesday, June 02, 2020 11:15:31 Pacific Daylight Time

Compound name: 13C-PCB-3

Name	Std. Conc.	RA	ntf	RT	RRT	Resp	IS Resp	Conc.	%Dev	RRF	X = dropped
200801K1_3	100	3.32	NO	18.17	0.712	2.54e6	2.85e6	97.7	-2.3	0.890	bb
200801K1_4	100	3.19	NO	18.17	0.712	2.46e6	2.87e6	101	1.1	0.921	bb
200801K1_5	100	3.37	NO	18.17	0.712	2.58e6	2.81e6	101	1.1	0.921	bb
200801K1_6	100	3.32	NO	18.17	0.712	2.47e6	2.77e6	97.9	-2.1	0.892	bb

Compound name: 13C-PCB-4

Response Factor: 0.599965

RRF SD: 0.0112844, Relative SD: 1.87751

Response type: Internal Std (Ref 213), Area * (IS Conc. / IS Area)

Curve type: RF

Name	Std. Conc.	RA	ntf	RT	RRT	Resp	IS Resp	Conc.	%Dev	RRF	X = dropped
200801K1_1	100	1.59	NO	19.51	0.765	1.57e6	2.62e6	99.7	-0.3	0.598	bb
200801K1_2	100	1.81	NO	19.52	0.765	1.72e6	2.80e6	102	2.1	0.613	bb
200801K1_3	100	1.80	NO	19.52	0.765	1.87e6	2.85e6	97.5	-2.5	0.585	bb
200801K1_4	100	1.80	NO	19.53	0.765	1.82e6	2.87e6	101	0.8	0.605	bb
200801K1_5	100	1.58	NO	19.52	0.765	1.72e6	2.81e6	102	1.7	0.610	bb
200801K1_6	100	1.58	NO	19.53	0.765	1.83e6	2.77e6	98.2	-1.8	0.589	bb

Compound name: 13C-PCB-9

Response Factor: 0.989602

RRF SD: 0.0158818, Relative SD: 1.63589

Response type: Internal Std (Ref 213), Area * (IS Conc. / IS Area)

Curve type: RF

Name	Std. Conc.	RA	ntf	RT	RRT	Resp	IS Resp	Conc.	%Dev	RRF	X = dropped
200801K1_1	100	1.57	NO	21.33	0.836	2.57e6	2.62e6	101	1.2	0.981	bb
200801K1_2	100	1.57	NO	21.34	0.836	2.77e6	2.80e6	102	2.0	0.989	bb
200801K1_3	100	1.58	NO	21.35	0.836	2.71e6	2.85e6	98.0	-2.0	0.950	bb
200801K1_4	100	1.57	NO	21.35	0.836	2.81e6	2.87e6	101	0.6	0.975	bb
200801K1_5	100	1.58	NO	21.35	0.836	2.73e6	2.81e6	100	0.2	0.972	bb
200801K1_6	100	1.55	NO	21.35	0.836	2.83e6	2.77e6	98.1	-1.9	0.951	bb

Dataset: U:\VG11.PRO\Results\200601K1\200601K1-CRVB.qld

Last Altered: Tuesday, June 02, 2020 10:21:37 Pacific Daylight Time
 Printed: Tuesday, June 02, 2020 11:15:31 Pacific Daylight Time

Compound name: 13C-PCB-11
 Response Factor: 0.961529
 RRF SD: 0.00722668, Relative SD: 0.751582
 Response type: Internal Std (Ref 213), Area * (IS Conc. / IS Area)
 Curve type: RF

Name	Std Conc	RA	n/y	RT	RRT	Resp	IS Resp	Conc	%Dev	RRF	X = dropped
200601K1_1	100	1.57	NO	24.76	0.971	2.53e6	2.62e6	100	0.5	0.966	bb
200601K1_2	100	1.57	NO	24.79	0.972	2.70e6	2.80e6	100	0.3	0.964	bb
200601K1_3	100	1.57	NO	24.80	0.972	2.71e6	2.85e6	98.9	-1.1	0.951	bb
200601K1_4	100	1.56	NO	24.80	0.972	2.56e6	2.87e6	99.5	-0.5	0.957	bb
200601K1_5	100	1.57	NO	24.80	0.972	2.70e6	2.81e6	99.8	-0.2	0.960	bb
200601K1_6	100	1.57	NO	24.80	0.972	2.69e6	2.77e6	101	1.0	0.971	bb

Compound name: 13C-PCB-19
 Response Factor: 0.498883
 RRF SD: 0.00572334, Relative SD: 1.14723
 Response type: Internal Std (Ref 213), Area * (IS Conc. / IS Area)
 Curve type: RF

Name	Std Conc	RA	n/y	RT	RRT	Resp	IS Resp	Conc	%Dev	RRF	X = dropped
200601K1_1	100	1.02	NO	23.75	0.931	1.32e6	2.62e6	101	0.8	0.503	bb
200601K1_2	100	1.03	NO	23.75	0.931	1.42e6	2.80e6	101	1.3	0.505	bb
200601K1_3	100	1.04	NO	23.76	0.931	1.39e6	2.85e6	98.1	-1.9	0.489	bb
200601K1_4	100	1.02	NO	23.76	0.931	1.33e6	2.67e6	99.5	-0.5	0.496	bb
200601K1_5	100	1.00	NO	23.76	0.931	1.40e6	2.81e6	99.8	-0.2	0.496	bb
200601K1_6	100	1.01	NO	23.76	0.931	1.39e6	2.77e6	101	0.5	0.501	bb

Compound name: 13C-PCB-32
 Response Factor: 0.74412
 RRF SD: 0.0231643, Relative SD: 3.11298
 Response type: Internal Std (Ref 213), Area * (IS Conc. / IS Area)
 Curve type: RF

Name	Std Conc	RA	n/y	RT	RRT	Resp	IS Resp	Conc	%Dev	RRF	X = dropped
200601K1_1	100	1.04	NO	26.74	1.048	1.93e6	2.62e6	99.1	-0.9	0.737	bb
200601K1_2	100	1.05	NO	26.75	1.048	2.07e6	2.80e6	99.5	-0.5	0.741	bb

Dataset: U:\WG11.PRO\Results\200601K1\200601K1-CRVB.qld

Last Altered: Tuesday, June 02, 2020 10:21:37 Pacific Daylight Time
 Printed: Tuesday, June 02, 2020 11:15:31 Pacific Daylight Time

Compound name: 13C-PCB-32

Name	Std. Conc.	RA	Qty	RT	RRT	Resp	IS Resp	Conc.	%Dev	RRF	X=dropped
200601K1_3	100	1.02	NO	28.75	1.048	2.03e6	2.85e6	95.5	-4.5	0.710	bb
200601K1_4	100	1.03	NO	28.75	1.048	1.97e6	2.87e6	99.2	-0.8	0.739	bb
200601K1_5	100	1.04	NO	28.75	1.048	2.13e6	2.81e6	102	2.0	0.759	bb
200601K1_6	100	1.05	NO	28.75	1.048	2.18e6	2.77e6	105	4.7	0.779	bb

Compound name: 13C-PCB-28

Response Factor: 1.06428

RRF SD: 0.0550204, Relative SD: 5.16973

Response type: Internal Std (Ref 214), Area * (IS Conc. / IS Area)

Curve type: RF

Name	Std. Conc.	RA	Qty	RT	RRT	Resp	IS Resp	Conc.	%Dev	RRF	X=dropped
200601K1_1	100	1.03	NO	28.75	1.003	2.38e6	2.08e6	107	7.4	1.14	db
200601K1_2	100	1.04	NO	28.77	1.004	2.38e6	2.43e6	92.3	-7.7	0.983	db
200601K1_3	100	1.04	NO	28.77	1.004	2.33e6	2.26e6	97.0	-3.0	1.03	db
200601K1_4	100	1.04	NO	28.77	1.004	2.26e6	2.13e6	98.7	-0.3	1.06	db
200601K1_5	100	1.04	NO	28.77	1.004	2.40e6	2.24e6	100	0.4	1.07	db
200601K1_6	100	1.04	NO	28.77	1.004	2.39e6	2.18e6	103	3.2	1.10	db

Compound name: 13C-PCB-37

Response Factor: 0.989118

RRF SD: 0.0390859, Relative SD: 3.95159

Response type: Internal Std (Ref 214), Area * (IS Conc. / IS Area)

Curve type: RF

Name	Std. Conc.	RA	Qty	RT	RRT	Resp	IS Resp	Conc.	%Dev	RRF	X=dropped
200601K1_1	100	1.03	NO	32.75	1.143	2.11e6	2.08e6	102	2.5	1.01	bb
200601K1_2	100	1.02	NO	32.75	1.143	2.28e6	2.43e6	94.0	-8.0	0.930	bb
200601K1_3	100	1.05	NO	32.75	1.143	2.28e6	2.28e6	101	1.4	1.00	bb
200601K1_4	100	1.03	NO	32.75	1.143	2.09e6	2.13e6	99.2	-0.8	0.981	bb
200601K1_5	100	1.06	NO	32.75	1.143	2.17e6	2.24e6	97.8	-2.4	0.968	bb
200601K1_6	100	1.05	NO	32.77	1.143	2.27e6	2.18e6	105	5.3	1.04	bb

Dataset: U:\VG11.PRO\Results\200801K1\200801K1-CRVB.qld

Last Altered: Tuesday, June 02, 2020 10:21:37 Pacific Daylight Time
 Printed: Tuesday, June 02, 2020 11:15:31 Pacific Daylight Time

Compound name: 13C-PCB-54
 Response Factor: 0.99939
 RRF SD: 0.0146278, Relative SD: 1.46368
 Response type: Internal Std (Ref 215), Area * (IS Conc. / IS Area)
 Curve type: RF

Name	Std. Conc.	RA	rf	RT	RRF	Resp	IS Resp	Conc.	%Dev	RRF	X = dropped
200801K1_1	100	0.77	NO	27.60	0.752	1.88e6	1.87e6	101	0.8	1.01	bb
200801K1_2	100	0.78	NO	27.62	0.753	1.85e6	1.82e6	102	1.7	1.02	bb
200801K1_3	100	0.79	NO	27.62	0.753	1.80e6	1.81e6	99.5	-0.5	0.995	bb
200801K1_4	100	0.79	NO	27.62	0.753	1.75e6	1.74e6	101	0.8	1.01	bb
200801K1_5	100	0.77	NO	27.62	0.752	1.88e6	1.89e6	99.7	-0.3	0.998	bb
200801K1_6	100	0.79	NO	27.62	0.752	1.88e6	1.92e6	97.5	-2.5	0.974	bb

Compound name: 13C-PCB-52
 Response Factor: 0.804222
 RRF SD: 0.0127119, Relative SD: 1.58085
 Response type: Internal Std (Ref 215), Area * (IS Conc. / IS Area)
 Curve type: RF

Name	Std. Conc.	RA	rf	RT	RRF	Resp	IS Resp	Conc.	%Dev	RRF	X = dropped
200801K1_1	100	0.78	NO	31.25	0.852	1.37e6	1.87e6	102	1.8	0.817	bd
200801K1_2	100	0.79	NO	31.26	0.852	1.50e6	1.82e6	102	2.3	0.823	bb
200801K1_3	100	0.81	NO	31.26	0.852	1.44e6	1.81e6	99.0	-1.0	0.796	bb
200801K1_4	100	0.79	NO	31.26	0.852	1.38e6	1.74e6	98.5	-1.5	0.792	bd
200801K1_5	100	0.77	NO	31.26	0.852	1.51e6	1.89e6	99.4	-0.6	0.799	bd
200801K1_6	100	0.77	NO	31.26	0.852	1.54e6	1.92e6	99.2	-0.8	0.796	bd

Compound name: 13C-PCB-47
 Response Factor: 0.857338
 RRF SD: 0.011554, Relative SD: 1.34766
 Response type: Internal Std (Ref 215), Area * (IS Conc. / IS Area)
 Curve type: RF

Name	Std. Conc.	RA	rf	RT	RRF	Resp	IS Resp	Conc.	%Dev	RRF	X = dropped
200801K1_1	100	0.79	NO	31.77	0.866	1.44e6	1.87e6	100	0.3	0.860	bb
200801K1_2	100	0.78	NO	31.77	0.866	1.59e6	1.82e6	102	2.1	0.875	bb

Dataset: U:\VG11.PRO\Results\200601K1\200601K1-CRVB.qld

Last Altered: Tuesday, June 02, 2020 10:21:37 Pacific Daylight Time

Printed: Tuesday, June 02, 2020 11:15:31 Pacific Daylight Time

Compound name: 13C-PCB-47

Name	Std Conc	RA	inj	RT	RRT	Resp	IS Resp	Conc	%Dev	RRF	X = dropped
200601K1_3	100	0.79	NO	31.78	0.867	1.53e6	1.81e6	98.3	-1.7	0.843	bb
200601K1_4	100	0.78	NO	31.78	0.867	1.49e6	1.74e6	100	-0.0	0.857	bb
200601K1_5	100	0.78	NO	31.78	0.866	1.60e6	1.89e6	98.7	-1.3	0.846	bb
200601K1_6	100	0.78	NO	31.78	0.866	1.66e6	1.92e6	101	0.5	0.862	bb

Compound name: 13C-PCB-70

Response Factor: 0.995775

RRF SD: 0.0166908, Relative SD: 1.67616

Response type: Internal Std (Ref 215), Area * (IS Conc. / IS Area)

Curve type: RF

Name	Std Conc	RA	inj	RT	RRT	Resp	IS Resp	Conc	%Dev	RRF	X = dropped
200601K1_1	100	0.79	NO	35.40	0.965	1.70e6	1.67e6	102	2.3	1.02	bb
200601K1_2	100	0.79	NO	35.41	0.965	1.84e6	1.82e6	101	1.4	1.01	bb
200601K1_3	100	0.79	NO	35.41	0.965	1.79e6	1.81e6	99.4	-0.6	0.989	bb
200601K1_4	100	0.80	NO	35.41	0.965	1.73e6	1.74e6	100	0.1	0.997	bb
200601K1_5	100	0.79	NO	35.41	0.965	1.84e6	1.89e6	97.6	-2.4	0.972	bb
200601K1_6	100	0.79	NO	35.41	0.965	1.90e6	1.92e6	99.2	-0.8	0.988	bb

Compound name: 13C-PCB-80

Response Factor: 1.02819

RRF SD: 0.0132281, Relative SD: 1.28654

Response type: Internal Std (Ref 215), Area * (IS Conc. / IS Area)

Curve type: RF

Name	Std Conc	RA	inj	RT	RRT	Resp	IS Resp	Conc	%Dev	RRF	X = dropped
200601K1_1	100	0.80	NO	35.84	0.977	1.75e6	1.67e6	102	1.8	1.05	bb
200601K1_2	100	0.79	NO	35.84	0.977	1.87e6	1.82e6	100	-0.0	1.03	bb
200601K1_3	100	0.79	NO	35.84	0.977	1.86e6	1.81e6	99.7	-0.3	1.03	bb
200601K1_4	100	0.79	NO	35.84	0.977	1.79e6	1.74e6	100	0.2	1.03	bb
200601K1_5	100	0.80	NO	35.84	0.977	1.90e6	1.89e6	97.8	-2.2	1.01	db
200601K1_6	100	0.77	NO	35.84	0.977	1.99e6	1.92e6	100	0.5	1.03	bb

Dataset: U:\VG11.PRO\Results\200801K1\200801K1-CRVB.qld

Last Altered: Tuesday, June 02, 2020 10:21:37 Pacific Daylight Time
 Printed: Tuesday, June 02, 2020 11:15:31 Pacific Daylight Time

Compound name: 13C-PCB-81
 Response Factor: 0.987991
 RRF SD: 0.0137248, Relative SD: 1.38916
 Response type: Internal Std (Ref 215), Area * (IS Conc. / IS Area)
 Curve type: RF

	Name	Std. Conc.	RA	Int.	RT	RRT	Resp.	IS Resp.	Conc.	%Dev.	RRF	X = dropped
1	200801K1_1	100	0.79	NO	39.04	1.084	1.85e6	1.87e6	99.8	-0.2	0.986	bd
2	200801K1_2	100	0.79	NO	39.04	1.084	1.76e6	1.82e6	98.0	-2.0	0.988	bd
3	200801K1_3	100	0.79	NO	39.04	1.084	1.80e6	1.81e6	100	0.5	0.993	bd
4	200801K1_4	100	0.80	NO	39.04	1.084	1.70e6	1.74e6	99.2	-0.8	0.980	bb
5	200801K1_5	100	0.78	NO	39.04	1.084	1.86e6	1.89e6	101	0.6	0.994	bd
6	200801K1_6	100	0.78	NO	39.04	1.084	1.94e6	1.92e6	102	2.0	1.01	bd

Compound name: 13C-PCB-77
 Response Factor: 0.988731
 RRF SD: 0.0228063, Relative SD: 2.35425
 Response type: Internal Std (Ref 215), Area * (IS Conc. / IS Area)
 Curve type: RF

	Name	Std. Conc.	RA	Int.	RT	RRT	Resp.	IS Resp.	Conc.	%Dev.	RRF	X = dropped
1	200801K1_1	100	0.79	NO	39.66	1.081	1.59e6	1.67e6	98.5	-1.5	0.954	bb
2	200801K1_2	100	0.78	NO	39.66	1.081	1.71e6	1.82e6	97.0	-3.0	0.940	bb
3	200801K1_3	100	0.79	NO	39.66	1.081	1.75e6	1.81e6	99.7	-0.3	0.966	bb
4	200801K1_4	100	0.80	NO	39.66	1.081	1.69e6	1.74e6	101	0.6	0.975	bb
5	200801K1_5	100	0.81	NO	39.66	1.081	1.84e6	1.89e6	100	0.2	0.970	bb
6	200801K1_6	100	0.80	NO	39.66	1.081	1.94e6	1.92e6	104	4.0	1.01	bb

Compound name: 13C-PCB-104
 Response Factor: 1.01645
 RRF SD: 0.0338582, Relative SD: 3.33102
 Response type: Internal Std (Ref 216), Area * (IS Conc. / IS Area)
 Curve type: RF

	Name	Std. Conc.	RA	Int.	RT	RRT	Resp.	IS Resp.	Conc.	%Dev.	RRF	X = dropped
1	200801K1_1	100	1.58	NO	32.44	0.828	1.12e6	1.08e6	102	1.8	1.03	bb
2	200801K1_2	100	1.85	NO	32.46	0.827	1.26e6	1.18e6	105	4.9	1.07	bb

Dataset: U:\VG11.PRO\Results\200601K1\200601K1-CRVB.qld

Last Altered: Tuesday, June 02, 2020 10:21:37 Pacific Daylight Time
 Printed: Tuesday, June 02, 2020 11:15:31 Pacific Daylight Time

Compound name: 13C-PCB-104

Name	Std. Conc.	RA	inj	RT	RRT	Resp	IS Resp	Conc.	%Dev	RRF	X = dropped
200601K1_3	100	1.62	NO	32.46	0.827	1.20e6	1.17e6	100	0.4	1.02	bb
200601K1_4	100	1.59	NO	32.46	0.827	1.17e6	1.15e6	100	0.3	1.02	bb
200601K1_5	100	1.62	NO	32.46	0.827	1.28e6	1.31e6	96.3	-3.7	0.979	bb
200601K1_6	100	1.63	NO	32.46	0.827	1.28e6	1.31e6	96.3	-3.7	0.979	bb

Compound name: 13C-PCB-95

Response Factor: 0.805195

RRF SD: 0.0178744, Relative SD: 2.19504

Response type: Internal Std (Ref 216), Area * (IS Conc. / IS Area)

Curve type: RF

Name	Std. Conc.	RA	inj	RT	RRT	Resp	IS Resp	Conc.	%Dev	RRF	X = dropped
200601K1_1	100	1.86	NO	35.71	0.910	8.86e5	1.08e6	102	1.5	0.817	bb
200601K1_2	100	1.82	NO	35.71	0.910	9.83e5	1.18e6	101	1.5	0.817	bb
200601K1_3	100	1.81	NO	35.71	0.910	9.53e5	1.17e6	101	1.1	0.814	bb
200601K1_4	100	1.84	NO	35.73	0.910	9.36e5	1.15e6	101	0.8	0.812	bb
200601K1_5	100	1.81	NO	35.73	0.910	1.01e6	1.31e6	95.8	-4.2	0.772	bb
200601K1_6	100	1.80	NO	35.73	0.910	1.05e6	1.31e6	99.3	-0.7	0.799	bb

Compound name: 13C-PCB-101

Response Factor: 0.792577

RRF SD: 0.0148513, Relative SD: 1.84857

Response type: Internal Std (Ref 216), Area * (IS Conc. / IS Area)

Curve type: RF

Name	Std. Conc.	RA	inj	RT	RRT	Resp	IS Resp	Conc.	%Dev	RRF	X = dropped
200601K1_1	100	1.86	NO	37.46	0.955	8.56e5	1.08e6	99.8	-0.4	0.789	bb
200601K1_2	100	1.87	NO	37.46	0.955	9.56e5	1.18e6	102	2.5	0.812	bb
200601K1_3	100	1.81	NO	37.46	0.955	9.39e5	1.17e6	101	1.2	0.802	bb
200601K1_4	100	1.80	NO	37.46	0.955	9.13e5	1.15e6	100	-0.0	0.793	bb
200601K1_5	100	1.80	NO	37.46	0.955	1.01e6	1.31e6	97.0	-3.0	0.769	bb
200601K1_6	100	1.87	NO	37.46	0.955	1.04e6	1.31e6	99.7	-0.3	0.790	bb

Dataset: U:\WG11.PRO\Results\200601K1\200601K1-CRVB.qld

Last Altered: Tuesday, June 02, 2020 10:21:37 Pacific Daylight Time

Printed: Tuesday, June 02, 2020 11:15:31 Pacific Daylight Time

Compound name: 13C-PCB-97

Response Factor: 0.696385

RRF SD: 0.00628075, Relative SD: 0.901907

Response type: Internal Std (Ref 216), Area * (IS Conc. / IS Area)

Curve type: RF

Name	Std. Conc.	RA	nY	RT	RRT	Resp	IS Resp	Conc.	%Dev.	RRF	X = dropped
200601K1_1	100	1.63	NO	38.80	0.989	7.55e5	1.08e6	100	0.0	0.697	bb
200601K1_2	100	1.64	NO	38.80	0.989	8.31e5	1.18e6	101	1.2	0.705	bb
200601K1_3	100	1.63	NO	38.80	0.989	8.21e5	1.17e6	101	0.7	0.701	bb
200601K1_4	100	1.64	NO	38.80	0.989	7.95e5	1.15e6	99.0	-1.0	0.690	bb
200601K1_5	100	1.61	NO	38.80	0.989	9.02e5	1.31e6	99.0	-1.0	0.689	bb
200601K1_6	100	1.61	NO	38.80	0.989	9.13e5	1.31e6	100	0.0	0.698	bb

Compound name: 13C-PCB-123

Response Factor: 0.932868

RRF SD: 0.0173754, Relative SD: 1.86258

Response type: Internal Std (Ref 216), Area * (IS Conc. / IS Area)

Curve type: RF

Name	Std. Conc.	RA	nY	RT	RRT	Resp	IS Resp	Conc.	%Dev.	RRF	X = dropped
200601K1_1	100	1.82	NO	41.44	1.056	1.02e6	1.08e6	101	0.6	0.939	bd
200601K1_2	100	1.81	NO	41.44	1.056	1.11e6	1.18e6	101	0.5	0.938	bd
200601K1_3	100	1.84	NO	41.44	1.056	1.12e6	1.17e6	102	2.1	0.953	bd
200601K1_4	100	1.82	NO	41.48	1.056	1.07e6	1.15e6	99.3	-0.7	0.928	bd
200601K1_5	100	1.82	NO	41.48	1.056	1.18e6	1.31e6	96.7	-3.3	0.902	bd
200601K1_6	100	1.81	NO	41.48	1.056	1.23e6	1.31e6	101	0.7	0.939	bd

Compound name: 13C-PCB-118

Response Factor: 0.985592

RRF SD: 0.0134189, Relative SD: 1.3815

Response type: Internal Std (Ref 216), Area * (IS Conc. / IS Area)

Curve type: RF

Name	Std. Conc.	RA	nY	RT	RRT	Resp	IS Resp	Conc.	%Dev.	RRF	X = dropped
200601K1_1	100	1.64	NO	41.63	1.061	1.07e6	1.08e6	100	0.4	0.990	db
200601K1_2	100	1.62	NO	41.63	1.061	1.17e6	1.18e6	100	0.3	0.988	db

Dataset: U:\VG11.PRO\Results\200801K1\200801K1-CRVB.qld

Last Altered: Tuesday, June 02, 2020 10:21:37 Pacific Daylight Time

Printed: Tuesday, June 02, 2020 11:15:31 Pacific Daylight Time

Compound name: 13C-PCB-118

Name	Std. Conc.	RA	n/y	RT	RRT	Resp	IS Resp	Conc.	%Dev	RRF	X=dropped
200801K1_3	100	1.88	NO	41.85	1.081	1.16e6	1.17e6	100	0.3	0.989	db
200801K1_4	100	1.84	NO	41.85	1.081	1.12e6	1.15e6	98.8	-1.2	0.974	db
200801K1_5	100	1.83	NO	41.85	1.081	1.27e6	1.31e6	98.2	-1.8	0.987	db
200801K1_6	100	1.58	NO	41.85	1.081	1.32e6	1.31e6	102	2.0	1.01	db

Compound name: 13C-PCB-114

Response Factor: 1.54868

RRF SD: 0.0375936, Relative SD: 2.4308

Response type: Internal Std (Ref 217), Area * (IS Conc. / IS Area)

Curve type: RF

Name	Std. Conc.	RA	n/y	RT	RRT	Resp	IS Resp	Conc.	%Dev	RRF	X=dropped
200801K1_1	100	1.58	NO	42.30	0.908	1.38e6	8.47e5	104	4.0	1.81	bb
200801K1_2	100	1.55	NO	42.30	0.908	1.45e6	9.25e5	102	1.8	1.57	bb
200801K1_3	100	1.58	NO	42.32	0.908	1.47e6	9.70e5	97.9	-2.1	1.51	bb
200801K1_4	100	1.58	NO	42.32	0.908	1.41e6	9.28e5	98.2	-1.8	1.52	bb
200801K1_5	100	1.59	NO	42.32	0.908	1.52e6	1.00e6	98.3	-1.7	1.52	bb
200801K1_6	100	1.58	NO	42.32	0.908	1.58e6	1.02e6	100	0.0	1.55	bb

Compound name: 13C-PCB-105

Response Factor: 1.57244

RRF SD: 0.0487805, Relative SD: 3.10222

Response type: Internal Std (Ref 217), Area * (IS Conc. / IS Area)

Curve type: RF

Name	Std. Conc.	RA	n/y	RT	RRT	Resp	IS Resp	Conc.	%Dev	RRF	X=dropped
200801K1_1	100	1.58	NO	43.19	0.927	1.40e6	8.47e5	105	5.1	1.85	dd
200801K1_2	100	1.55	NO	43.19	0.927	1.47e6	9.25e5	101	1.1	1.59	bd
200801K1_3	100	1.59	NO	43.21	0.927	1.49e6	9.70e5	98.0	-2.0	1.54	bd
200801K1_4	100	1.59	NO	43.21	0.927	1.42e6	9.28e5	97.4	-2.8	1.53	bb
200801K1_5	100	1.57	NO	43.21	0.927	1.53e6	1.00e6	97.2	-2.8	1.53	bd
200801K1_6	100	1.57	NO	43.21	0.927	1.62e6	1.02e6	101	1.2	1.59	dd

Dataset: U:\VG11.PRO\Results\200801K1\200801K1-CRVB.qld

Last Altered: Tuesday, June 02, 2020 10:21:37 Pacific Daylight Time

Printed: Tuesday, June 02, 2020 11:15:31 Pacific Daylight Time

Compound name: 13C-PCB-127

Response Factor: 1.82478

RRF SD: 0.0481809, Relative SD: 2.96539

Response type: Internal Std (Ref 217), Area * (IS Conc. / IS Area)

Curve type: RF

Name	Std. Conc.	RA	Int.	RT	RRT	Resp.	IS Resp.	Conc.	%Dev.	RRF	X = dropped
200801K1_1	100	1.56	NO	43.55	0.935	1.45e6	8.47e5	105	5.2	1.71	db
200801K1_2	100	1.57	NO	43.55	0.935	1.51e6	9.25e5	100	0.3	1.83	db
200801K1_3	100	1.57	NO	43.55	0.935	1.59e6	9.70e5	101	0.8	1.84	db
200801K1_4	100	1.56	NO	43.55	0.934	1.47e6	9.28e5	97.5	-2.5	1.58	bb
200801K1_5	100	1.56	NO	43.55	0.934	1.58e6	1.00e6	97.0	-3.0	1.58	db
200801K1_6	100	1.56	NO	43.55	0.934	1.64e6	1.02e6	99.2	-0.8	1.81	db

Compound name: 13C-PCB-126

Response Factor: 1.56796

RRF SD: 0.0317856, Relative SD: 2.02719

Response type: Internal Std (Ref 217), Area * (IS Conc. / IS Area)

Curve type: RF

Name	Std. Conc.	RA	Int.	RT	RRT	Resp.	IS Resp.	Conc.	%Dev.	RRF	X = dropped
200801K1_1	100	1.55	NO	45.51	0.978	1.33e6	8.47e5	100	0.0	1.57	bb
200801K1_2	100	1.56	NO	45.51	0.978	1.49e6	9.25e5	103	2.8	1.81	bb
200801K1_3	100	1.59	NO	45.51	0.978	1.54e6	9.70e5	101	1.0	1.58	bb
200801K1_4	100	1.54	NO	45.52	0.978	1.45e6	9.28e5	100	0.1	1.57	bb
200801K1_5	100	1.57	NO	45.51	0.978	1.51e6	1.00e6	96.4	-3.8	1.51	bb
200801K1_6	100	1.56	NO	45.52	0.978	1.80e6	1.02e6	99.8	-0.2	1.56	bb

Compound name: 13C-PCB-155

Response Factor: 0.614596

RRF SD: 0.0119449, Relative SD: 1.94354

Response type: Internal Std (Ref 216), Area * (IS Conc. / IS Area)

Curve type: RF

Name	Std. Conc.	RA	Int.	RT	RRT	Resp.	IS Resp.	Conc.	%Dev.	RRF	X = dropped
200801K1_1	100	1.28	NO	36.98	0.942	6.57e5	1.08e6	98.8	-1.4	0.606	bb
200801K1_2	100	1.28	NO	36.98	0.942	7.35e5	1.18e6	101	1.4	0.823	bb

Dataset: U:\VG11.PRO\Results\200601K1\200601K1-CRVB.qld

Last Altered: Tuesday, June 02, 2020 10:21:37 Pacific Daylight Time
 Printed: Tuesday, June 02, 2020 11:15:31 Pacific Daylight Time

Compound name: 13C-PCB-155

Name	Std. Conc.	RA	n/y	RT	RRT	Resp	IS Resp	Conc.	%Dev	RRF	X = dropped
200601K1_3	100	1.32	NO	36.99	0.943	7.36e5	1.17e6	102	2.3	0.629	bb
200601K1_4	100	1.28	NO	36.99	0.943	7.19e5	1.15e6	102	1.5	0.624	bb
200601K1_5	100	1.35	NO	36.99	0.943	7.68e5	1.31e6	97.8	-2.2	0.601	bb
200601K1_6	100	1.32	NO	36.99	0.943	7.92e5	1.31e6	98.3	-1.7	0.604	bb

Compound name: 13C-PCB-153

Response Factor: 1.36484

RRF SD: 0.0310875, Relative SD: 2.27774

Response type: Internal Std (Ref 217), Area * (IS Conc. / IS Area)

Curve type: RF

Name	Std. Conc.	RA	n/y	RT	RRT	Resp	IS Resp	Conc.	%Dev	RRF	X = dropped
200601K1_1	100	1.26	NO	43.36	0.930	1.21e6	8.47e5	104	4.5	1.43	bb
200601K1_2	100	1.25	NO	43.36	0.930	1.26e6	9.25e5	100	0.1	1.37	bb
200601K1_3	100	1.24	NO	43.36	0.930	1.30e6	9.70e5	98.2	-1.8	1.34	bb
200601K1_4	100	1.28	NO	43.36	0.930	1.25e6	9.26e5	99.1	-0.9	1.35	bb
200601K1_5	100	1.25	NO	43.36	0.930	1.35e6	1.00e6	98.8	-1.2	1.35	bb
200601K1_6	100	1.28	NO	43.36	0.930	1.38e6	1.02e6	99.4	-0.6	1.36	bb

Compound name: 13C-PCB-141

Response Factor: 1.12787

RRF SD: 0.0175764, Relative SD: 1.55838

Response type: Internal Std (Ref 217), Area * (IS Conc. / IS Area)

Curve type: RF

Name	Std. Conc.	RA	n/y	RT	RRT	Resp	IS Resp	Conc.	%Dev	RRF	X = dropped
200601K1_1	100	1.28	NO	44.12	0.947	9.74e5	8.47e5	102	1.9	1.15	bb
200601K1_2	100	1.28	NO	44.14	0.947	1.06e6	9.25e5	101	1.4	1.14	bb
200601K1_3	100	1.30	NO	44.14	0.947	1.10e6	9.70e5	100	0.4	1.13	bb
200601K1_4	100	1.28	NO	44.14	0.947	1.03e6	9.26e5	99.1	-0.9	1.12	bb
200601K1_5	100	1.26	NO	44.14	0.947	1.12e6	1.00e6	99.4	-0.6	1.12	bb
200601K1_6	100	1.26	NO	44.14	0.947	1.12e6	1.02e6	97.7	-2.3	1.10	bb

Dataset: U:\VG11.PRO\Results\200801K1\200801K1-CRVB.qld

Last Altered: Tuesday, June 02, 2020 10:21:37 Pacific Daylight Time
 Printed: Tuesday, June 02, 2020 11:15:31 Pacific Daylight Time

Compound name: 13C-PCB-138
 Response Factor: 1.18475
 RRF SD: 0.015047, Relative SD: 1.27006
 Response type: Internal Std (Ref 217), Area * (IS Conc. / IS Area)
 Curve type: RF

Name	Std. Conc.	RA	Inj	RT	RRT	Resp	IS Resp	Conc.	%Dev	RRF	X = dropped
200801K1_1	100	1.29	NO	44.99	0.965	1.00e6	8.47e5	99.7	-0.3	1.18	bb
200801K1_2	100	1.29	NO	44.99	0.965	1.11e6	9.25e5	101	1.0	1.20	bb
200801K1_3	100	1.29	NO	45.01	0.966	1.16e6	9.70e5	101	0.6	1.19	bb
200801K1_4	100	1.29	NO	45.01	0.965	1.07e6	9.28e5	97.9	-2.1	1.16	bb
200801K1_5	100	1.28	NO	45.01	0.965	1.18e6	1.00e6	99.5	-0.5	1.18	bb
200801K1_6	100	1.27	NO	45.01	0.985	1.22e6	1.02e6	101	1.3	1.20	bb

Compound name: 13C-PCB-159
 Response Factor: 1.43942
 RRF SD: 0.0195746, Relative SD: 1.3599
 Response type: Internal Std (Ref 217), Area * (IS Conc. / IS Area)
 Curve type: RF

Name	Std. Conc.	RA	Inj	RT	RRT	Resp	IS Resp	Conc.	%Dev	RRF	X = dropped
200801K1_1	100	1.28	NO	46.32	0.994	1.22e6	8.47e5	99.7	-0.3	1.44	bb
200801K1_2	100	1.28	NO	46.32	0.994	1.34e6	9.25e5	100	0.4	1.44	bd
200801K1_3	100	1.27	NO	46.32	0.994	1.38e6	9.70e5	99.0	-1.0	1.43	bd
200801K1_4	100	1.28	NO	46.34	0.994	1.33e6	9.28e5	99.7	-0.3	1.43	bd
200801K1_5	100	1.28	NO	46.34	0.994	1.42e6	1.00e6	98.7	-1.3	1.42	bd
200801K1_6	100	1.28	NO	46.34	0.994	1.51e6	1.02e6	103	2.5	1.48	bd

Compound name: 13C-PCB-167
 Response Factor: 1.44018
 RRF SD: 0.0216462, Relative SD: 1.50303
 Response type: Internal Std (Ref 217), Area * (IS Conc. / IS Area)
 Curve type: RF

Name	Std. Conc.	RA	Inj	RT	RRT	Resp	IS Resp	Conc.	%Dev	RRF	X = dropped
200801K1_1	100	1.28	NO	47.02	1.009	1.22e6	8.47e5	99.8	-0.4	1.43	bb
200801K1_2	100	1.28	NO	47.02	1.009	1.33e6	9.25e5	99.8	-0.4	1.43	bb

Dataset: U:\VG11.PRO\Results\200601K1\200601K1-CRVB.qld

Last Altered: Tuesday, June 02, 2020 10:21:37 Pacific Daylight Time

Printed: Tuesday, June 02, 2020 11:15:31 Pacific Daylight Time

Compound name: 13C-PCB-167

Name	Std. Conc.	RA	n/y	RT	RRT	Resp	IS Resp	Conc.	%Dev	RRF	X = dropped
200601K1_3	100	1.27	NO	47.04	1.009	1.39e6	9.70e5	99.8	-0.2	1.44	bb
200601K1_4	100	1.27	NO	47.04	1.009	1.36e6	9.26e5	102	1.9	1.47	bb
200601K1_5	100	1.25	NO	47.04	1.009	1.41e6	1.00e6	97.7	-2.3	1.41	bb
200601K1_6	100	1.26	NO	47.04	1.009	1.49e6	1.02e6	101	1.5	1.46	bb

Compound name: 13C-PCB-156

Response Factor: 1.39893

RRF SD: 0.0275437, Relative SD: 1.97173

Response type: Internal Std (Ref 217), Area * (IS Conc. / IS Area)

Curve type: RF

Name	Std. Conc.	RA	n/y	RT	RRT	Resp	IS Resp	Conc.	%Dev	RRF	X = dropped
200601K1_1	100	1.28	NO	48.37	1.038	1.16e6	8.47e5	99.8	-0.2	1.39	bb
200601K1_2	100	1.27	NO	48.37	1.038	1.26e6	9.25e5	97.8	-2.2	1.37	bb
200601K1_3	100	1.28	NO	48.37	1.038	1.35e6	9.70e5	99.5	-0.5	1.39	bb
200601K1_4	100	1.26	NO	48.37	1.037	1.31e6	9.26e5	102	1.7	1.42	bb
200601K1_5	100	1.26	NO	48.37	1.037	1.37e6	1.00e6	98.3	-1.7	1.37	bb
200601K1_6	100	1.27	NO	48.37	1.037	1.47e6	1.02e6	103	2.9	1.44	bb

Compound name: 13C-PCB-157

Response Factor: 1.39899

RRF SD: 0.0376485, Relative SD: 2.69497

Response type: Internal Std (Ref 217), Area * (IS Conc. / IS Area)

Curve type: RF

Name	Std. Conc.	RA	n/y	RT	RRT	Resp	IS Resp	Conc.	%Dev	RRF	X = dropped
200601K1_1	100	1.27	NO	48.63	1.043	1.19e6	8.47e5	100	0.2	1.40	bb
200601K1_2	100	1.28	NO	48.63	1.043	1.24e6	9.25e5	95.9	-4.1	1.34	bb
200601K1_3	100	1.28	NO	48.65	1.044	1.36e6	9.70e5	100	0.3	1.40	bb
200601K1_4	100	1.26	NO	48.65	1.043	1.31e6	9.26e5	102	1.6	1.42	bb
200601K1_5	100	1.27	NO	48.65	1.043	1.37e6	1.00e6	98.3	-1.7	1.37	bb
200601K1_6	100	1.26	NO	48.65	1.043	1.46e6	1.02e6	104	3.7	1.45	bb

Dataset: U:\VG11.PRO\Results\200801K1\200801K1-CRVB.qld

Last Altered: Tuesday, June 02, 2020 10:21:37 Pacific Daylight Time
 Printed: Tuesday, June 02, 2020 11:15:31 Pacific Daylight Time

Compound name: 13C-PCB-189
 Response Factor: 1.33116
 RRF SD: 0.042515, Relative SD: 3.19384
 Response type: Internal Std (Ref 217), Area * (IS Conc. / IS Area)
 Curve type: RF

Name	Ext. Conc.	RA	Qty	RT	RRF	Resp.	IS Resp.	Conc.	%Dev.	RRF	X = dropped
200801K1_1	100	1.26	NO	50.90	1.092	1.12e6	8.47e5	99.2	-0.8	1.32	bb
200801K1_2	100	1.26	NO	50.90	1.092	1.19e6	9.25e5	96.3	-3.7	1.28	bb
200801K1_3	100	1.26	NO	50.90	1.092	1.33e6	9.70e5	103	3.1	1.37	bb
200801K1_4	100	1.26	NO	50.90	1.092	1.22e6	9.29e5	99.1	-0.9	1.32	bb
200801K1_5	100	1.25	NO	50.90	1.092	1.30e6	1.00e6	97.7	-2.3	1.30	bb
200801K1_6	100	1.27	NO	50.92	1.092	1.42e6	1.02e6	105	4.8	1.39	bb

Compound name: 13C-PCB-188
 Response Factor: 1.40951
 RRF SD: 0.0117086, Relative SD: 0.83069
 Response type: Internal Std (Ref 218), Area * (IS Conc. / IS Area)
 Curve type: RF

Name	Ext. Conc.	RA	Qty	RT	RRF	Resp.	IS Resp.	Conc.	%Dev.	RRF	X = dropped
200801K1_1	100	0.45	NO	42.99	0.928	9.28e5	6.80e5	99.8	-0.2	1.41	bb
200801K1_2	100	0.45	NO	42.99	0.928	1.02e6	7.21e5	100	-0.0	1.41	bb
200801K1_3	100	0.46	NO	42.99	0.928	1.03e6	7.29e5	101	0.7	1.42	bb
200801K1_4	100	0.46	NO	43.00	0.928	1.01e6	7.30e5	98.5	-1.5	1.39	bb
200801K1_5	100	0.46	NO	43.00	0.928	1.13e6	8.04e5	100	0.1	1.41	bb
200801K1_6	100	0.45	NO	43.00	0.928	1.18e6	8.32e5	101	0.9	1.42	bb

Compound name: 13C-PCB-180
 Response Factor: 0.928881
 RRF SD: 0.0198492, Relative SD: 2.11536
 Response type: Internal Std (Ref 218), Area * (IS Conc. / IS Area)
 Curve type: RF

Name	Ext. Conc.	RA	Qty	RT	RRF	Resp.	IS Resp.	Conc.	%Dev.	RRF	X = dropped
200801K1_1	100	0.46	NO	49.69	1.070	6.18e5	6.80e5	101	0.5	0.934	bd
200801K1_2	100	0.44	NO	49.69	1.070	6.54e5	7.21e5	97.6	-2.4	0.907	bd

Dataset: U:\VG11.PROVResults\200801K1\200801K1-CRVB.qld

Last Altered: Tuesday, June 02, 2020 10:21:37 Pacific Daylight Time

Printed: Tuesday, June 02, 2020 11:15:31 Pacific Daylight Time

Compound name: 13C-PCB-180

Name	Std. Conc.	RA	Qty	RT	RRT	Resp	IS Resp	Conc.	%Dev	RRF	X-dropped
200801K1_3	100	0.46	NO	49.69	1.070	7.01e5	7.29e5	103	3.4	0.961	bd
200801K1_4	100	0.46	NO	49.69	1.070	6.87e5	7.30e5	98.4	-1.6	0.914	bb
200801K1_5	100	0.45	NO	49.69	1.070	7.40e5	8.04e5	99.1	-0.9	0.920	bb
200801K1_6	100	0.45	NO	49.69	1.070	7.81e5	8.32e5	101	1.1	0.939	bb

Compound name: 13C-PCB-170

Response Factor: 0.794323

RRF SD: 0.024833, Relative SD: 3.12632

Response type: Internal Std (Ref 218), Area * (IS Conc. / IS Area)

Curve type: RF

Name	Std. Conc.	RA	Qty	RT	RRT	Resp	IS Resp	Conc.	%Dev	RRF	X-dropped
200801K1_1	100	0.45	NO	51.36	1.106	5.21e5	6.60e5	99.4	-0.6	0.789	bb
200801K1_2	100	0.44	NO	51.36	1.106	5.75e5	7.21e5	100	0.4	0.798	bb
200801K1_3	100	0.45	NO	51.36	1.106	6.11e5	7.29e5	105	5.4	0.837	bb
200801K1_4	100	0.46	NO	51.36	1.106	5.78e5	7.30e5	99.8	-0.2	0.793	bb
200801K1_5	100	0.46	NO	51.36	1.106	6.11e5	8.04e5	95.7	-4.3	0.760	bb
200801K1_6	100	0.46	NO	51.36	1.106	6.57e5	8.32e5	99.3	-0.7	0.789	bb

Compound name: 13C-PCB-189

Response Factor: 1.04459

RRF SD: 0.0359944, Relative SD: 3.44577

Response type: Internal Std (Ref 218), Area * (IS Conc. / IS Area)

Curve type: RF

Name	Std. Conc.	RA	Qty	RT	RRT	Resp	IS Resp	Conc.	%Dev	RRF	X-dropped
200801K1_1	100	0.46	NO	53.08	1.143	6.87e5	6.60e5	99.6	-0.4	1.04	bb
200801K1_2	100	0.46	NO	53.08	1.143	7.42e5	7.21e5	98.5	-1.5	1.03	bb
200801K1_3	100	0.46	NO	53.08	1.143	8.11e5	7.29e5	108	6.4	1.11	bb
200801K1_4	100	0.46	NO	53.08	1.143	7.81e5	7.30e5	99.8	-0.2	1.04	bb
200801K1_5	100	0.46	NO	53.08	1.143	8.07e5	8.04e5	98.1	-3.9	1.00	bb
200801K1_6	100	0.47	NO	53.08	1.143	8.85e5	8.32e5	99.6	-0.4	1.04	bb

Dataset: U:\VG11.PRO\Results\200601K1\200601K1-CRVB.qld

Last Altered: Tuesday, June 02, 2020 10:21:37 Pacific Daylight Time

Printed: Tuesday, June 02, 2020 11:15:31 Pacific Daylight Time

Compound name: 13C-PCB-202

Response Factor: 1.03576

RRF SD: 0.0193089, Relative SD: 1.86423

Response type: Internal Std (Ref 218), Area * (IS Conc. / IS Area)

Curve type: RF

Name	Std. Conc.	RA	Hy	RT	RRT	Resp.	IS Resp.	Conc.	%Dev.	RRF	X = dropped
200601K1_1	100	0.94	NO	48.57	1.048	6.72e5	6.60e5	98.4	-1.6	1.02	bb
200601K1_2	100	0.93	NO	48.59	1.048	7.55e5	7.21e5	101	1.1	1.05	bb
200601K1_3	100	0.93	NO	48.59	1.048	7.66e5	7.29e5	101	1.4	1.05	bb
200601K1_4	100	0.91	NO	48.59	1.048	7.74e5	7.30e5	102	2.4	1.06	bb
200601K1_5	100	0.93	NO	48.59	1.048	8.21e5	8.04e5	98.5	-1.5	1.02	bb
200601K1_6	100	0.91	NO	48.59	1.048	8.48e5	8.32e5	98.2	-1.6	1.02	bb

Compound name: 13C-PCB-184

Response Factor: 0.768019

RRF SD: 0.0144259, Relative SD: 1.87833

Response type: Internal Std (Ref 219), Area * (IS Conc. / IS Area)

Curve type: RF

Name	Std. Conc.	RA	Hy	RT	RRT	Resp.	IS Resp.	Conc.	%Dev.	RRF	X = dropped
200601K1_1	100	0.88	NO	54.70	0.995	6.54e5	6.59e5	99.2	-0.8	0.762	bb
200601K1_2	100	0.90	NO	54.70	0.995	6.72e5	6.91e5	98.2	-1.8	0.754	bb
200601K1_3	100	0.89	NO	54.70	0.995	7.55e5	9.85e5	99.9	-0.1	0.767	bb
200601K1_4	100	0.89	NO	54.70	0.995	6.85e5	6.96e5	99.3	-0.7	0.763	bb
200601K1_5	100	0.90	NO	54.70	0.995	7.19e5	9.37e5	99.9	-0.1	0.787	bb
200601K1_6	100	0.90	NO	54.70	0.995	8.07e5	1.01e6	104	3.6	0.796	bb

Compound name: 13C-PCB-208

Response Factor: 0.990772

RRF SD: 0.01981, Relative SD: 1.97926

Response type: Internal Std (Ref 219), Area * (IS Conc. / IS Area)

Curve type: RF

Name	Std. Conc.	RA	Hy	RT	RRT	Resp.	IS Resp.	Conc.	%Dev.	RRF	X = dropped
200601K1_1	100	0.79	NO	53.94	0.981	8.27e5	8.59e5	97.1	-2.9	0.962	bb
200601K1_2	100	0.77	NO	53.94	0.981	8.89e5	8.91e5	101	0.7	0.998	bb

Dataset: U:\VG11.PRO\Results\200601K1\200601K1-CRVB.qld

Last Altered: Tuesday, June 02, 2020 10:21:37 Pacific Daylight Time
 Printed: Tuesday, June 02, 2020 11:15:31 Pacific Daylight Time

Compound name: 13C-PCB-208

Name	Std Conc	RA	Hy	RT	RRT	Resp	IS Resp	Conc	%Dev	RRF	X = dropped
200601K1_3	100	0.79	NO	53.94	0.981	9.56e5	9.85e5	96.0	-2.0	0.971	bb
200601K1_4	100	0.79	NO	53.94	0.981	9.09e5	8.98e5	102	2.1	1.01	bb
200601K1_5	100	0.78	NO	53.94	0.981	9.40e5	9.37e5	101	1.2	1.00	bb
200601K1_6	100	0.78	NO	53.94	0.981	1.01e6	1.01e6	101	0.9	0.999	bb

Compound name: 13C-PCB-206

Response Factor: 0.552205

RRF SD: 0.00935022, Relative SD: 1.69325

Response type: Internal Std (Ref 219), Area * (IS Conc. / IS Area)

Curve type: RF

Name	Std Conc	RA	Hy	RT	RRT	Resp	IS Resp	Conc	%Dev	RRF	X = dropped
200601K1_1	100	0.78	NO	56.24	1.023	4.83e5	8.59e5	102	1.8	0.562	dd
200601K1_2	100	0.81	NO	56.24	1.023	4.90e5	8.91e5	99.5	-0.5	0.550	dd
200601K1_3	100	0.78	NO	56.24	1.023	5.49e5	9.85e5	101	1.0	0.558	bb
200601K1_4	100	0.80	NO	56.24	1.023	5.03e5	8.98e5	101	1.4	0.560	dd
200601K1_5	100	0.78	NO	56.24	1.023	5.04e5	9.37e5	97.4	-2.8	0.538	bd
200601K1_6	100	0.78	NO	56.24	1.023	5.54e5	1.01e6	99.0	-1.0	0.547	db

Compound name: 13C-PCB-209

Response Factor: 0.396384

RRF SD: 0.0196712, Relative SD: 4.96267

Response type: Internal Std (Ref 219), Area * (IS Conc. / IS Area)

Curve type: RF

Name	Std Conc	RA	Hy	RT	RRT	Resp	IS Resp	Conc	%Dev	RRF	X = dropped
200601K1_1	100	1.23	NO	57.48	1.046	3.65e5	8.59e5	107	7.2	0.425	bb
200601K1_2	100	1.16	NO	57.48	1.046	3.67e5	8.91e5	104	3.8	0.411	bb
200601K1_3	100	1.18	NO	57.48	1.046	3.88e5	9.85e5	99.5	-0.5	0.394	bb
200601K1_4	100	1.18	NO	57.48	1.046	3.55e5	8.98e5	99.8	-0.2	0.396	bb
200601K1_5	100	1.19	NO	57.48	1.046	3.47e5	9.37e5	93.4	-6.6	0.370	bb
200601K1_6	100	1.19	NO	57.48	1.046	3.87e5	1.01e6	98.3	-3.7	0.382	bb

Dataset: U:\VG11.PRO\Results\200601K1\200601K1-CRVB.qld

Last Altered: Tuesday, June 02, 2020 10:21:37 Pacific Daylight Time
 Printed: Tuesday, June 02, 2020 11:15:31 Pacific Daylight Time

Compound name: 13C-PCB-15

Response Factor: 1

RRF SD: 0, Relative SD: 0

Response type: Internal Std (Ref 213), Area * (IS Conc. / IS Area)

Curve type: RF

Name	Std. Conc.	RA	Qty	RT	RRF	Resp	IS Resp	Conc	%Dev	RRF	X = dropped
200601K1_1	100	1.56	NO	25.52	0.000	2.62e6	2.62e6	100	0.0	1.00	bb
200601K1_2	100	1.57	NO	25.51	0.000	2.80e6	2.80e6	100	0.0	1.00	bb
200601K1_3	100	1.58	NO	25.53	0.000	2.85e6	2.85e6	100	0.0	1.00	bb
200601K1_4	100	1.56	NO	25.53	0.000	2.67e6	2.67e6	100	0.0	1.00	bb
200601K1_5	100	1.57	NO	25.53	0.000	2.81e6	2.81e6	100	0.0	1.00	bb
200601K1_6	100	1.56	NO	25.53	0.000	2.77e6	2.77e6	100	0.0	1.00	bb

Compound name: 13C-PCB-31

Response Factor: 1

RRF SD: 0, Relative SD: 0

Response type: Internal Std (Ref 214), Area * (IS Conc. / IS Area)

Curve type: RF

Name	Std. Conc.	RA	Qty	RT	RRF	Resp	IS Resp	Conc	%Dev	RRF	X = dropped
200601K1_1	100	1.03	NO	28.66	0.000	2.08e6	2.08e6	100	0.0	1.00	bd
200601K1_2	100	1.04	NO	28.66	0.000	2.43e6	2.43e6	100	0.0	1.00	bd
200601K1_3	100	1.04	NO	28.66	0.000	2.26e6	2.26e6	100	0.0	1.00	bd
200601K1_4	100	1.05	NO	28.66	0.000	2.13e6	2.13e6	100	0.0	1.00	bd
200601K1_5	100	1.03	NO	28.66	0.000	2.24e6	2.24e6	100	0.0	1.00	bd
200601K1_6	100	1.04	NO	28.66	0.000	2.18e6	2.18e6	100	0.0	1.00	bd

Compound name: 13C-PCB-60

Response Factor: 1

RRF SD: 0, Relative SD: 0

Response type: Internal Std (Ref 215), Area * (IS Conc. / IS Area)

Curve type: RF

Name	Std. Conc.	RA	Qty	RT	RRF	Resp	IS Resp	Conc	%Dev	RRF	X = dropped
200601K1_1	100	0.78	NO	36.66	0.000	1.67e6	1.67e6	100	0.0	1.00	bb
200601K1_2	100	0.80	NO	36.66	0.000	1.82e6	1.82e6	100	0.0	1.00	bb

Dataset: U:\VG11.PRO\Results\200801K1\200801K1-CRVB.qld

Last Altered: Tuesday, June 02, 2020 10:21:37 Pacific Daylight Time
 Printed: Tuesday, June 02, 2020 11:15:31 Pacific Daylight Time

Compound name: 13C-PCB-80

Name	Std Conc	RA	ry	RT	RRT	Resp	IS Resp	Conc	%Dev	RRF	X	dropped
200801K1_3	100	0.78	NO	36.68	0.000	1.81e6	1.81e6	100	0.0	1.00		bb
200801K1_4	100	0.79	NO	36.68	0.000	1.74e6	1.74e6	100	0.0	1.00		bb
200801K1_5	100	0.78	NO	36.70	0.000	1.89e6	1.89e6	100	0.0	1.00		bb
200801K1_6	100	0.78	NO	36.70	0.000	1.92e6	1.92e6	100	0.0	1.00		bb

Compound name: 13C-PCB-111

Response Factor: 1

RRF SD: 0, Relative SD: 0

Response type: Internal Std (Ref 216), Area * (IS Conc. / IS Area)

Curve type: RF

Name	Std Conc	RA	ry	RT	RRT	Resp	IS Resp	Conc	%Dev	RRF	X	dropped
200801K1_1	100	1.62	NO	39.25	0.000	1.08e6	1.08e6	100	0.0	1.00		bb
200801K1_2	100	1.62	NO	39.25	0.000	1.18e6	1.18e6	100	0.0	1.00		bb
200801K1_3	100	1.62	NO	39.25	0.000	1.17e6	1.17e6	100	0.0	1.00		db
200801K1_4	100	1.60	NO	39.25	0.000	1.15e6	1.15e6	100	0.0	1.00		bb
200801K1_5	100	1.62	NO	39.25	0.000	1.31e6	1.31e6	100	0.0	1.00		bb
200801K1_6	100	1.63	NO	39.25	0.000	1.31e6	1.31e6	100	0.0	1.00		bb

Compound name: 13C-PCB-128

Response Factor: 1

RRF SD: 0, Relative SD: 0

Response type: Internal Std (Ref 217), Area * (IS Conc. / IS Area)

Curve type: RF

Name	Std Conc	RA	ry	RT	RRT	Resp	IS Resp	Conc	%Dev	RRF	X	dropped
200801K1_1	100	1.28	NO	46.60	0.000	8.47e5	8.47e5	100	0.0	1.00		bb
200801K1_2	100	1.27	NO	46.60	0.000	9.25e5	9.25e5	100	0.0	1.00		db
200801K1_3	100	1.25	NO	46.60	0.000	9.70e5	9.70e5	100	0.0	1.00		db
200801K1_4	100	1.26	NO	46.62	0.000	9.26e5	9.26e5	100	0.0	1.00		db
200801K1_5	100	1.26	NO	46.62	0.000	1.00e6	1.00e6	100	0.0	1.00		db
200801K1_6	100	1.27	NO	46.62	0.000	1.02e6	1.02e6	100	0.0	1.00		db

Dataset: U:\VG11.PRO\Results\200801K1\200801K1-CRVB.qld

Last Altered: Tuesday, June 02, 2020 10:21:37 Pacific Daylight Time

Printed: Tuesday, June 02, 2020 11:15:31 Pacific Daylight Time

Compound name: 13C-PCB-182

Response Factor: 1

RRF SD: 0, Relative SD: 0

Response type: Internal Std (Ref 218), Area * (IS Conc. / IS Area)

Curve type: RF

Name	Std. Conc.	RA	Qty	RT	RRT	Resp	IS Resp	Conc.	%Dev	RRF	X = dropped
200801K1_1	100	0.46	NO	46.43	0.000	6.60e5	6.60e5	100	0.0	1.00	bb
200801K1_2	100	0.44	NO	46.43	0.000	7.21e5	7.21e5	100	0.0	1.00	bb
200801K1_3	100	0.46	NO	46.43	0.000	7.29e5	7.29e5	100	0.0	1.00	bb
200801K1_4	100	0.45	NO	46.43	0.000	7.30e5	7.30e5	100	0.0	1.00	bb
200801K1_5	100	0.45	NO	46.43	0.000	8.04e5	8.04e5	100	0.0	1.00	bb
200801K1_6	100	0.45	NO	46.43	0.000	8.32e5	8.32e5	100	0.0	1.00	bb

Compound name: 13C-PCB-205

Response Factor: 1

RRF SD: 0, Relative SD: 0

Response type: Internal Std (Ref 219), Area * (IS Conc. / IS Area)

Curve type: RF

Name	Std. Conc.	RA	Qty	RT	RRT	Resp	IS Resp	Conc.	%Dev	RRF	X = dropped
200801K1_1	100	0.90	NO	54.98	0.000	8.59e5	8.59e5	100	0.0	1.00	bb
200801K1_2	100	0.89	NO	54.98	0.000	8.91e5	8.91e5	100	0.0	1.00	bb
200801K1_3	100	0.90	NO	54.98	0.000	9.85e5	9.85e5	100	0.0	1.00	bb
200801K1_4	100	0.90	NO	54.98	0.000	8.98e5	8.98e5	100	0.0	1.00	bb
200801K1_5	100	0.90	NO	54.98	0.000	9.37e5	9.37e5	100	0.0	1.00	bb
200801K1_6	100	0.92	NO	54.98	0.000	1.01e6	1.01e6	100	0.0	1.00	bb

Compound name: 13C-PCB-79

Response Factor: 1.06893

RRF SD: 0.0167842, Relative SD: 1.57019

Response type: Internal Std (Ref 215), Area * (IS Conc. / IS Area)

Curve type: RF

Name	Std. Conc.	RA	Qty	RT	RRT	Resp	IS Resp	Conc.	%Dev	RRF	X = dropped
200801K1_1	100	0.79	NO	37.78	1.030	1.83e6	1.87e6	102	2.2	1.09	bb
200801K1_2	100	0.80	NO	37.78	1.030	1.92e6	1.82e6	96.7	-1.3	1.06	bb

Dataset: U:\VG11.PRO\Results\200601K1\200601K1-CRVB.qld

Last Altered: Tuesday, June 02, 2020 10:21:37 Pacific Daylight Time
 Printed: Tuesday, June 02, 2020 11:15:31 Pacific Daylight Time

Compound name: 13C-PCB-79

Name	Std Conc	RA	n/y	RT	RRT	Resp	IS Resp	Conc	%Dev	RRF	X=dropped
200601K1_3	100	0.79	NO	37.78	1.030	1.93e6	1.81e6	99.5	-0.5	1.06	bb
200601K1_4	100	0.77	NO	37.78	1.030	1.87e6	1.74e6	101	0.5	1.07	bb
200601K1_5	100	0.79	NO	37.78	1.029	1.98e6	1.89e6	98.0	-2.0	1.05	bb
200601K1_6	100	0.79	NO	37.78	1.029	2.08e6	1.92e6	101	1.0	1.08	bb

Compound name: 13C-PCB-178

Response Factor: 0.768471

RRF SD: 0.0163291, Relative SD: 2.13043

Response type: Internal Std (Ref 217), Area * (IS Conc. / IS Area)

Curve type: RF

Name	Std Conc	RA	n/y	RT	RRT	Resp	IS Resp	Conc	%Dev	RRF	X=dropped
200601K1_1	100	0.46	NO	45.87	0.988	8.59e5	8.47e5	101	1.5	0.778	bb
200601K1_2	100	0.45	NO	45.87	0.988	7.18e5	9.25e5	101	1.0	0.774	bb
200601K1_3	100	0.44	NO	45.88	0.988	7.23e5	9.70e5	97.2	-2.8	0.745	bb
200601K1_4	100	0.46	NO	45.88	0.988	7.30e5	9.26e5	103	2.9	0.788	bb
200601K1_5	100	0.44	NO	45.88	0.988	7.54e5	1.00e6	98.3	-1.7	0.754	bb
200601K1_6	100	0.45	NO	45.88	0.988	7.75e5	1.02e6	99.1	-0.9	0.759	bb

Compound name: 13C-PCB-79

Response Factor: 1.06893

RRF SD: 0.0167842, Relative SD: 1.57019

Response type: Internal Std (Ref 215), Area * (IS Conc. / IS Area)

Curve type: RF

Name	Std Conc	RA	n/y	RT	RRT	Resp	IS Resp	Conc	%Dev	RRF	X=dropped
200601K1_1	100	0.79	NO	37.78	0.988	1.83e6	1.65e6	102	2.5	1.11	bb
200601K1_2	100	0.80	NO	37.78	0.988	1.92e6	1.76e6	101	0.8	1.09	bb
200601K1_3	100	0.79	NO	37.78	0.988	1.93e6	1.80e6	99.0	-1.0	1.07	bb
200601K1_4	100	0.77	NO	37.78	0.988	1.87e6	1.70e6	101	1.4	1.10	bb
200601K1_5	100	0.79	NO	37.78	0.988	1.98e6	1.88e6	97.4	-2.6	1.05	bb
200601K1_6	100	0.79	NO	37.78	0.988	2.08e6	1.94e6	99.0	-1.0	1.07	bb

Dataset: U:\VG11.PROVResults\200801K1\200801K1-CRVB.qld

Last Altered: Tuesday, June 02, 2020 10:21:37 Pacific Daylight Time

Printed: Tuesday, June 02, 2020 11:15:31 Pacific Daylight Time

Compound name: 13C-PCB-178

Response Factor: 0.786471

RRF SD: 0.0163291, Relative SD: 2.13043

Response type: Internal Std (Ref 217), Area * (IS Conc. / IS Area)

Curve type: RF

Name	Int. Conc.	RA	Int.	RT	RRT	Resp.	IS Resp.	Conc.	%Dev.	RRF	X = dropped
200801K1_1	100	0.48	NO	45.87	0.923	6.59e5	6.16e5	102	1.8	1.07	bb
200801K1_2	100	0.45	NO	45.87	0.923	7.16e5	6.54e5	104	4.2	1.10	bb
200801K1_3	100	0.44	NO	45.88	0.923	7.23e5	7.01e5	98.2	-1.8	1.03	bb
200801K1_4	100	0.48	NO	45.88	0.923	7.30e5	6.67e5	104	4.2	1.10	bb
200801K1_5	100	0.44	NO	45.88	0.923	7.55e5	7.40e5	97.2	-2.8	1.02	bb
200801K1_6	100	0.45	NO	45.88	0.923	7.75e5	7.81e5	94.4	-5.8	0.992	bb

Dataset: Untitled

Last Altered: Tuesday, June 02, 2020 10:33:30 Pacific Daylight Time

Printed: Tuesday, June 02, 2020 10:33:52 Pacific Daylight Time

Method: U:\VG11.PRO\MethDB\PCB-209_ZB1_6-1-20.mdb 02 Jun 2020 10:36:07
Calibration: U:\VG11.PRO\CurveDB\cb1_PCBvg11-6-1-20.cdb 02 Jun 2020 10:21:16

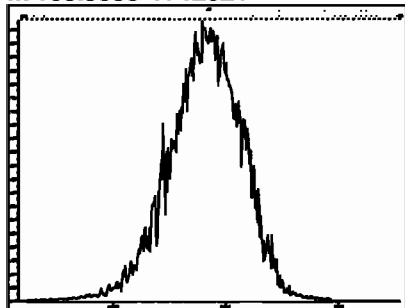
Compound name: PCB-1

Name	ID	Acq Date	Acq Time
200601K1_1	ST200601K1-1 PCB 209 CS0 19G2806	01-Jun-20	12:15:03
200601K1_2	ST200601K1-2 PCB 209 CS1 19G2807	01-Jun-20	13:18:19
200601K1_3	ST200601K1-3 PCB 209 CS2 19G2808	01-Jun-20	14:19:00
200601K1_4	ST200601K1-4 PCB 209 CS3 19G2809	01-Jun-20	15:19:46
200601K1_5	ST200601K1-5 PCB 209 CS4 19G2810	01-Jun-20	16:20:32
200601K1_8	ST200601K1-6 PCB 209 CS5 19G2811	01-Jun-20	17:21:13
200601K1_7	SS200601K1-1 PCB 209 SS 19G2812	01-Jun-20	18:21:53
200601K1_8	B0E0091-BS2 OPR 1	01-Jun-20	19:22:39
200601K1_9	B0D0045-BS4 OPR 1	01-Jun-20	20:23:05
200601K1_10	B0D0029-BS2 OPR 10	01-Jun-20	21:22:15
200601K1_11	B0D0029-BS3 OPR 10	01-Jun-20	22:24:28
200601K1_12	B0D0028-BS2 OPR 10	01-Jun-20	23:24:52
200601K1_13	B0D0028-BS3 OPR 10	02-Jun-20	00:24:00
200601K1_14	B0E0089-BS1 OPR 1	02-Jun-20	01:28:11

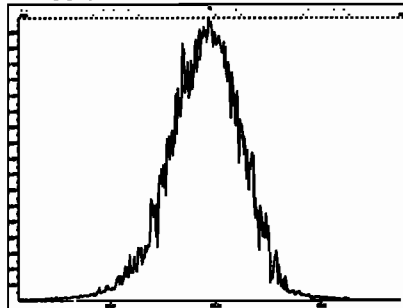
File: Experiment: PCB_ZB1.exp Reference: Pfk.ref Function: 1 @ 200 (ppm)

Printed: Monday, June 01, 2020 12:03:14 Pacific Daylight Time

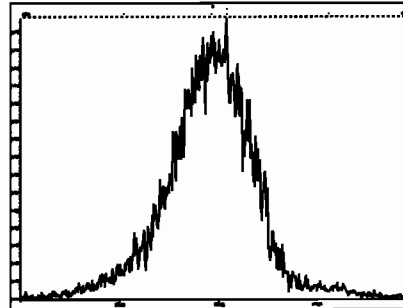
M 168.9888 R 12021



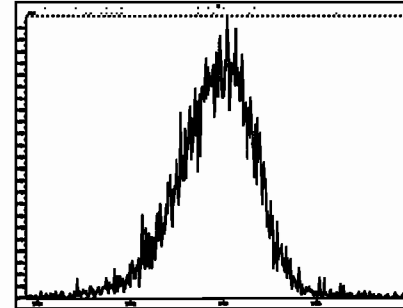
M 180.9888 R 11414



M 192.9888 R 10041



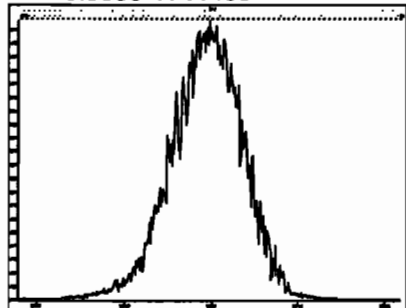
M 204.9888 R 12498



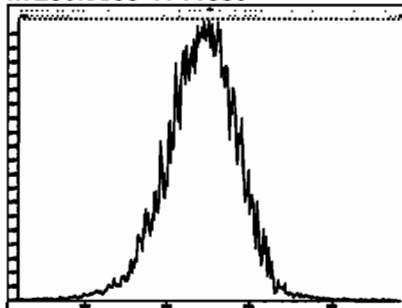
File: Experiment: PCB_ZB1.exp Reference: Pfk.ref Function: 2 @ 200 (ppm)

Printed: Monday, June 01, 2020 12:03:55 Pacific Daylight Time

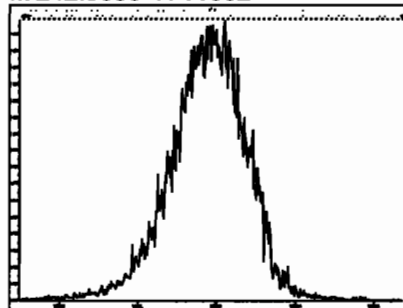
M 218.9856 R 11468



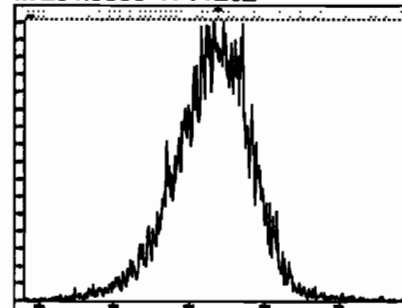
M 230.9856 R 11680



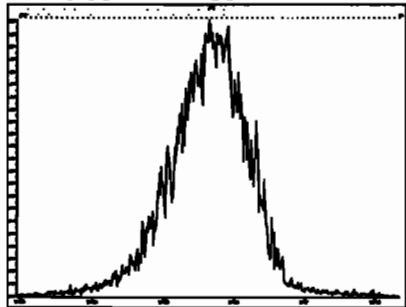
M 242.9856 R 11682



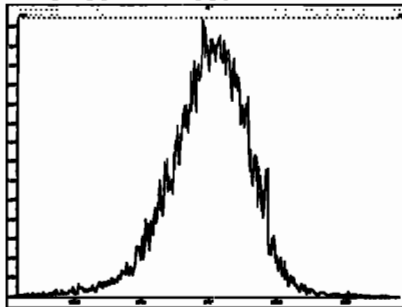
M 254.9856 R 11262



M 268.9824 R 11361

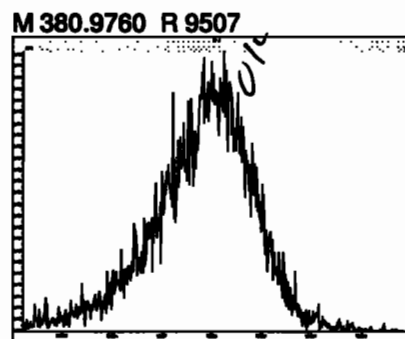
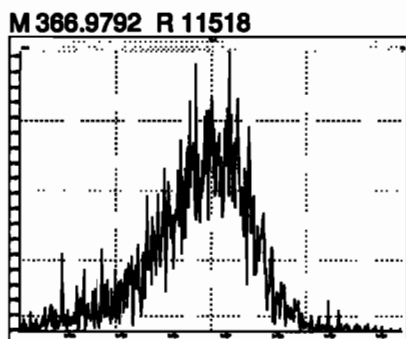
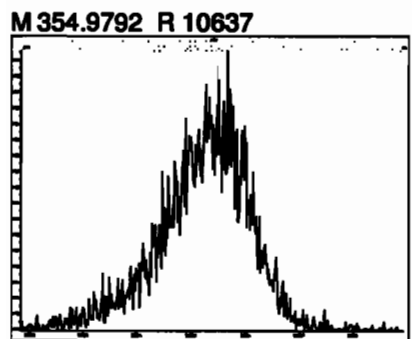
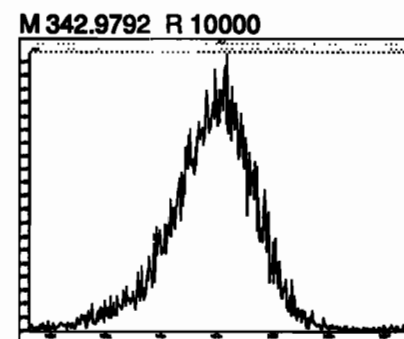
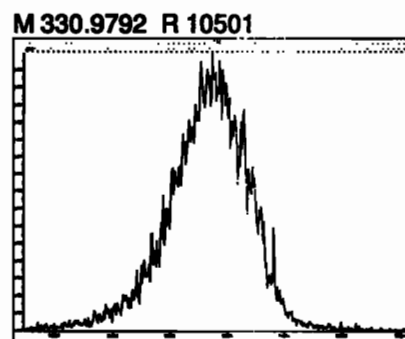
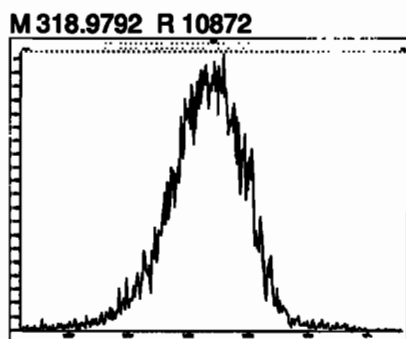
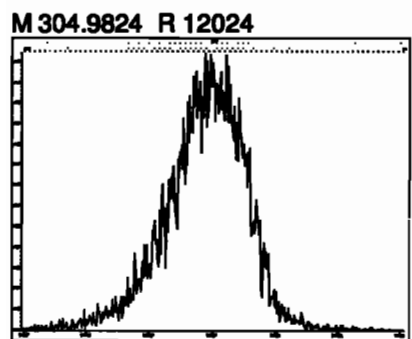
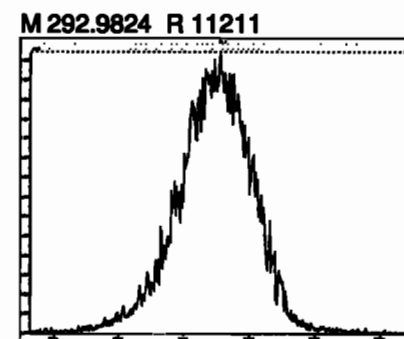
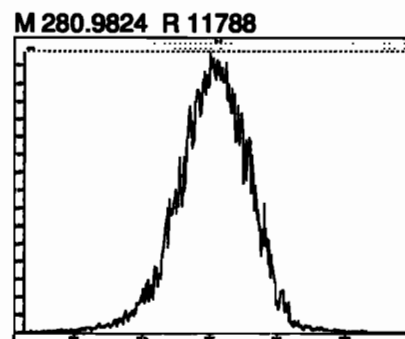
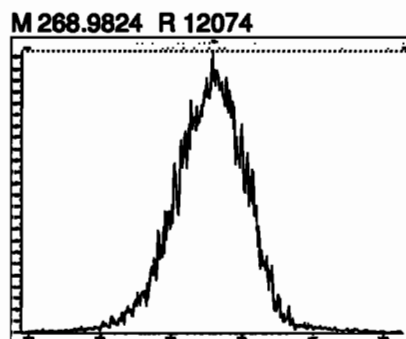
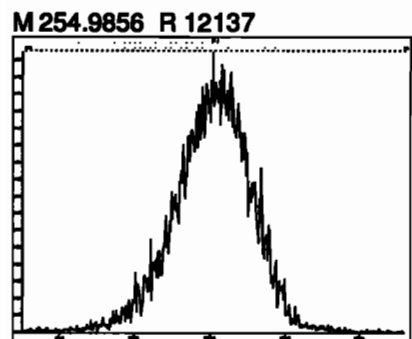


M 280.9824 R 10634



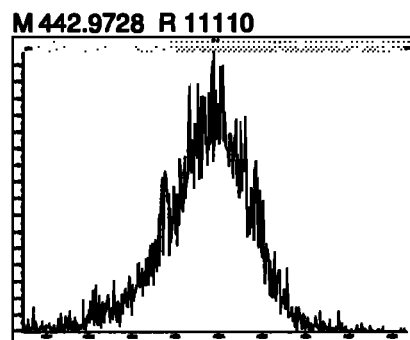
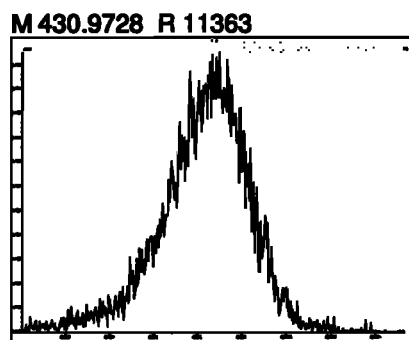
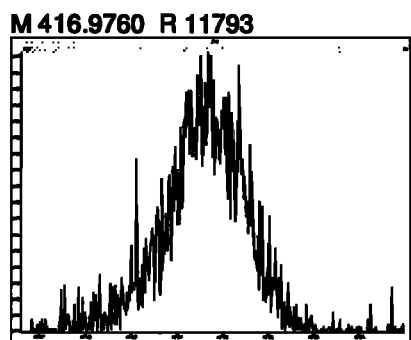
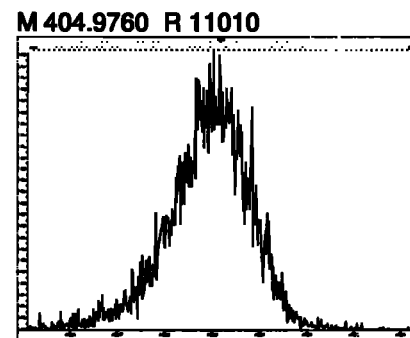
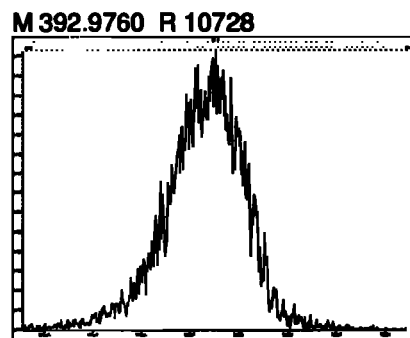
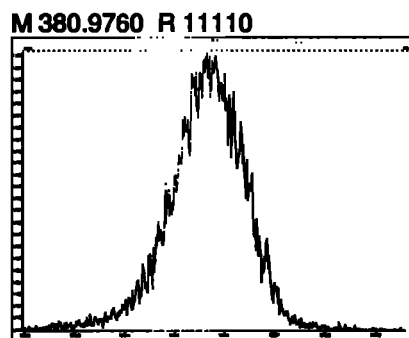
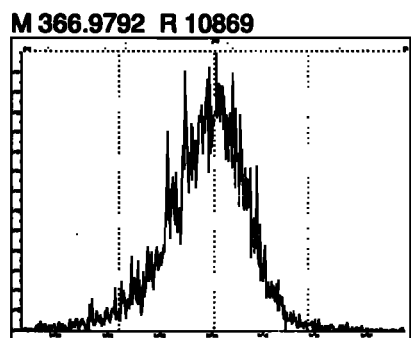
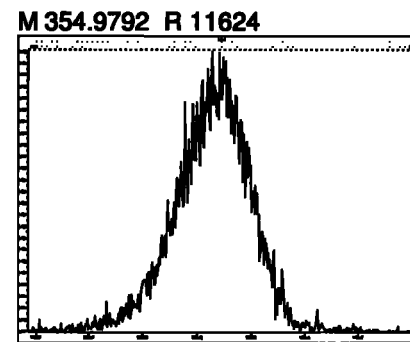
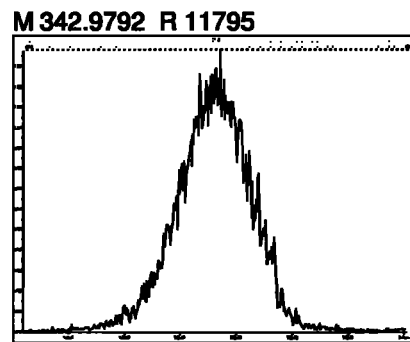
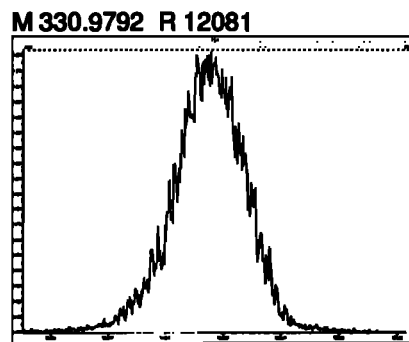
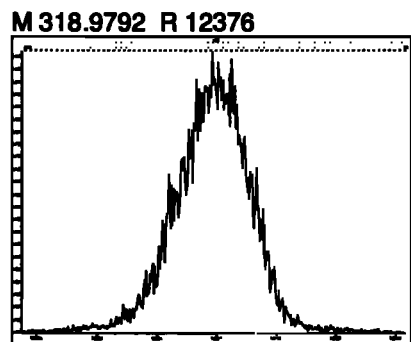
File: Experiment: PCB_ZB1.exp Reference: Pfk.ref Function: 3 @ 200 (ppm)

Printed: Monday, June 01, 2020 12:06:35 Pacific Daylight Time



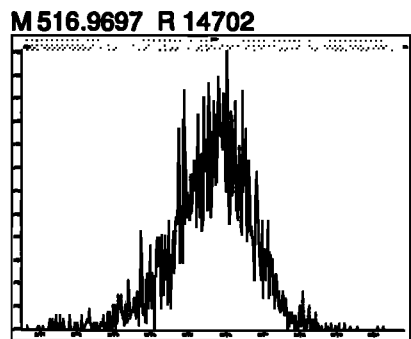
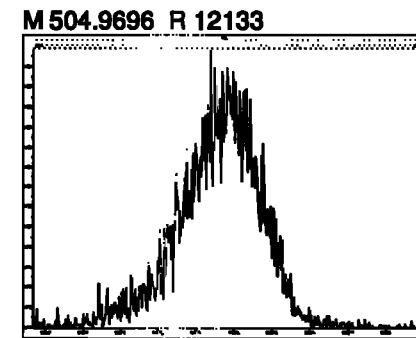
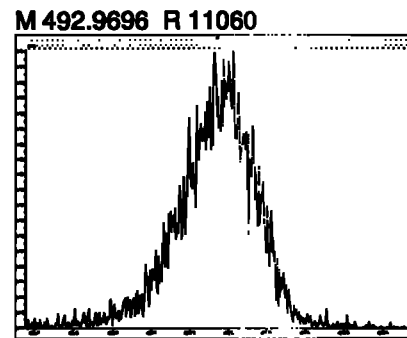
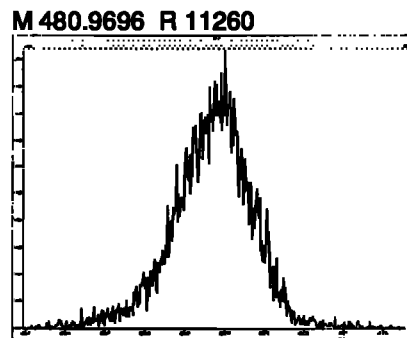
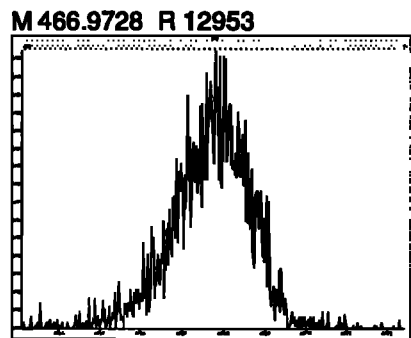
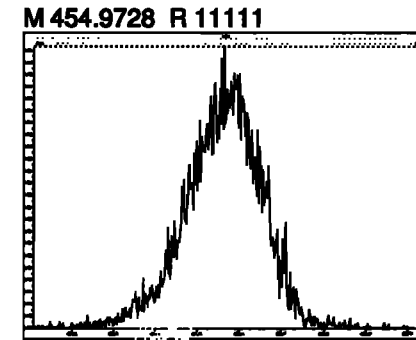
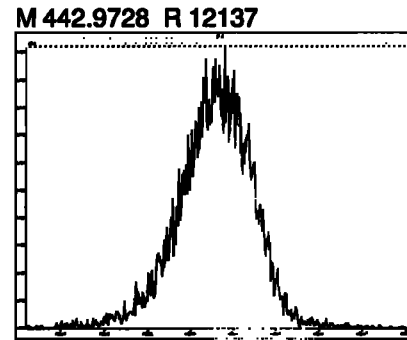
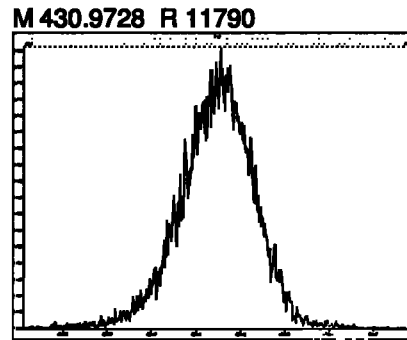
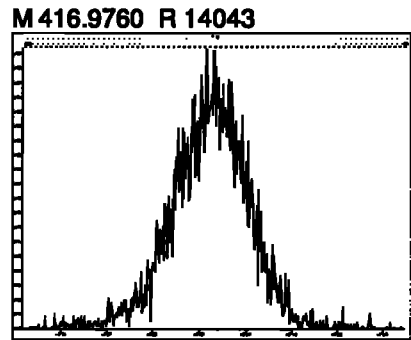
File: Experiment: PCB_ZB1.exp Reference: Pfk.ref Function: 4 @ 200 (ppm)

Printed: Monday, June 01, 2020 12:08:59 Pacific Daylight Time



File: Experiment: PCB_ZB1.exp Reference: Pfk.ref Function: 5 @ 200 (ppm)

Printed: Monday, June 01, 2020 12:12:00 Pacific Daylight Time



Dataset: Untitled

Last Altered: Tuesday, June 02, 2020 10:33:30 Pacific Daylight Time

Printed: Tuesday, June 02, 2020 10:35:13 Pacific Daylight Time


Method: U:\VG11.PRO\MethDB\PCB-209_ZB1_6-1-20.mdb 02 Jun 2020 10:36:07

Calibration: U:\VG11.PRO\CurveDB\db1_PCBvg11-6-1-20.cdb 02 Jun 2020 10:21:16


Name: 200601K1_1, Date: 01-Jun-2020, Time: 12:15:03, ID: ST200601K1-1 PCB 209 CS0 19G2606, Description: PCB 209 CS0 19G2606

PCB-1

200601K1_1



200601K1_1




13C-PCB-1

200601K1_1

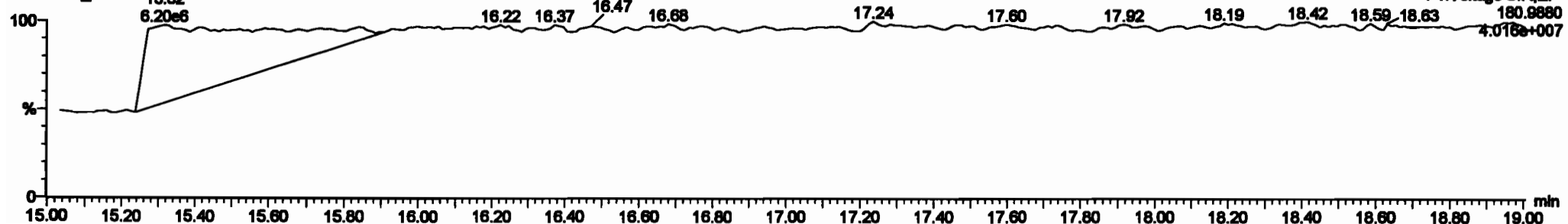


200601K1_1




PFK1

200601K1_1



#	Name	Peak	Area	%	Off	Int	Ratio	Height	Area	Off	Int	Ratio	Height	Area	Off	Int	Ratio	Height	Area	Off	Int	Ratio	Height		
216	13C-PCB-43	1.87e6	0.70	NO	1.0000	1.000	30.00	30.00	1.000	0.000	NO	100.0	100	0.0000											
218	13C-PCB-111	1.00e6	1.02	NO	1.0000	1.000	30.25	30.25	1.000	0.000	NO	100.0	100	0.0016											
217	13C-PCB-130	0.47e6	1.20	NO	1.0000	1.000	40.60	40.60	1.000	0.000	NO	100.0	100	0.0084											
216	13C-PCB-102	0.80e6	0.48	NO	1.0000	1.000	40.43	40.43	0.000	0.000	NO	100.0	100	0.0010											
218	13C-PCB-205	0.88e6	0.80	NO	1.0000	1.000	64.80	64.80	1.000	0.000	NO	100.0	100	0.140											
220	13C-PCB-70	1.88e6	0.70	NO	1.0000	1.000	37.70	37.70	1.000	1.000	NO	100.0	100	0.0087											
221	13C-PCB-176	0.88e6	0.48	NO	0.7000	1.000	40.60	40.60	0.000	0.000	NO	101.5	101	0.0030											
220	13C-PCB-70	1.88e6	0.70	NO	1.0021	1.000	37.70	37.70	0.000	0.000	NO	102.5	102	0.0080											
220	13C-PCB-176	0.88e6	0.48	NO	1.0000	1.000	40.60	40.60	0.000	0.000	NO	101.0	102	0.0062											
220	13C-PCB-176	0.88e6	0.48	NO	1.0000	1.000	40.60	40.60	0.000	0.000	NO	101.0	102	0.0062											
220	Total PCBs				1.0097	1.000	0.00	0.00	0.000	0.000	NO	2.00%	0.2%	2.0%											
220	Total Pesticides				1.0097	1.000	0.00	0.00	0.000	0.000	NO	1.00%	0.10%	1.00%											

Peak	Area	Off	Int	Ratio	Height	Area	Off	Int	Ratio	Height
1 PCB-1	15.52	16.62	4.00e6	1.57e3	5.10	2.00	NO	0.2300	0.2300	
2 PCB-2	17.24	17.68	4.00e6	1.69e3	5.13	NO	0.2010	0.2007		
3 PCB-3	18.17	18.17	4.74e6	1.62e3	5.00	3.08	NO	0.2370	0.2288	


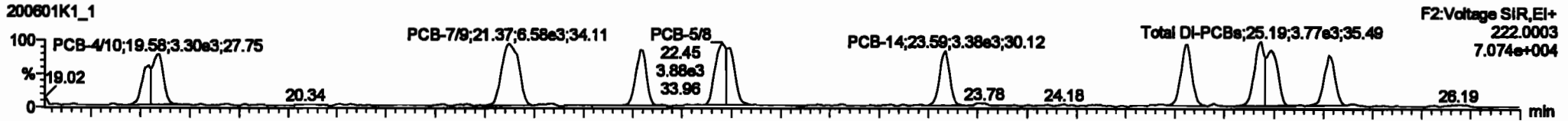


Dataset: Untitled

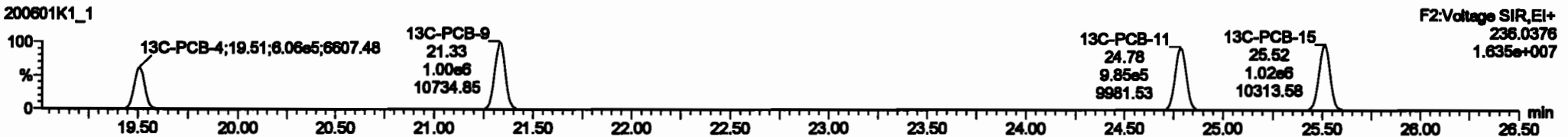
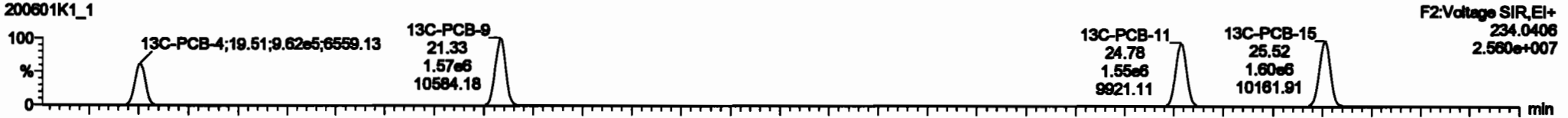
Last Altered: Tuesday, June 02, 2020 10:33:30 Pacific Daylight Time
 Printed: Tuesday, June 02, 2020 10:35:13 Pacific Daylight Time

Name: 200601K1_1, Date: 01-Jun-2020, Time: 12:15:03, ID: ST200601K1-1 PCB 209 CS0 19G2606, Description: PCB 209 CS0 19G2606

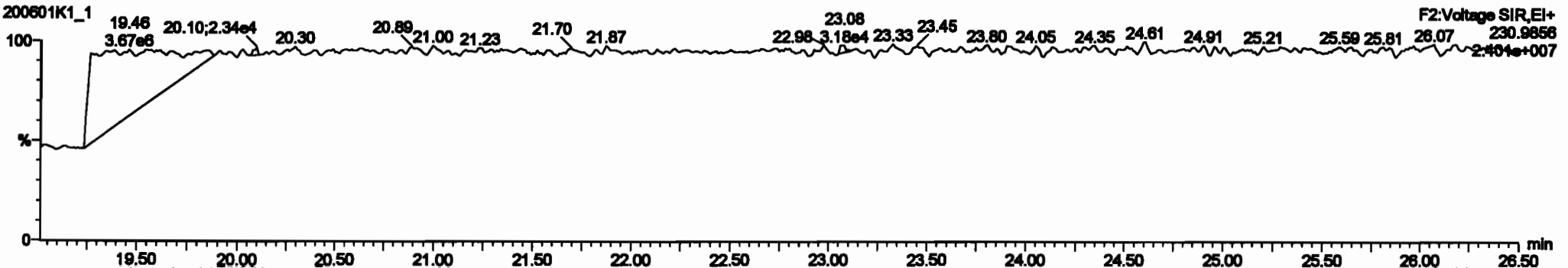
PCB-4/10



13C-PCB-4

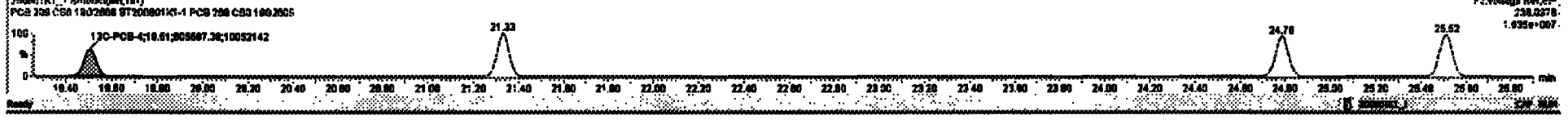

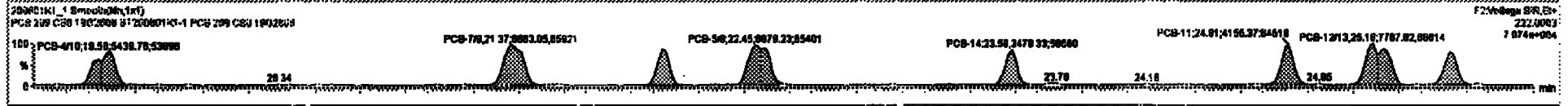


PFK2a



PCB	PCB	PCB	PCB	PCB	PCB	PCB	PCB	PCB	PCB	PCB	PCB	PCB	PCB	PCB	PCB	PCB	PCB	PCB
216	13C-PCB-88	1.82e6	0.78	NO	1.0000	1.000	38.88	38.88	1.800	0.000	NO	100.0	100	0.0808				
216	13C-PCB-111	1.82e6	1.82	NO	1.0000	1.000	38.25	38.25	1.800	0.000	NO	100.0	100	0.0915				
217	13C-PCB-128	8.47e6	1.28	NO	1.0000	1.000	48.80	48.80	1.800	0.000	NO	100.0	100	0.0884				
218	13C-PCB-162	8.89e6	0.48	NO	1.0000	1.000	48.43	48.43	0.000	0.000	NO	100.0	100	0.0818				
219	13C-PCB-208	8.89e6	0.80	NO	1.0000	1.000	64.88	64.88	1.000	0.000	NO	100.0	100	0.148				
220	13C-PCB-78	1.82e6	0.78	NO	1.0000	1.000	37.78	37.78	1.000	1.000	NO	102.2	102	0.0887				
221	13C-PCB-178	8.89e6	0.48	NO	0.7888	1.000	46.88	46.87	0.888	0.888	NO	101.8	101	0.0828				
222	13C-PCB-78	1.82e6	0.78	NO	1.0021	1.000	37.78	37.78	0.998	0.998	NO	102.8	102	0.0888				
223	13C-PCB-178	8.89e6	0.48	NO	1.0000	1.000	46.87	46.87	0.823	0.823	NO	101.8	102	0.0882				
224	Total Micro-PCBs				1.8887	1.000	0.00				NO	0.8832		0.0348	0.8830			
225	Total Macro-PCBs										NO	1.8887		0.404	1.828			
226	Total Function TMs-PCBs				1.8887	1.000	0.00				NO	1.8887		0.404	1.828			

PCB	PCB	PCB	PCB	PCB	PCB	PCB	PCB	PCB	PCB	PCB	PCB	PCB	PCB	PCB	PCB	PCB	PCB	PCB
4	PCB-478	18.88	18.88	5.44e3	1.88e3	1.800	1.28	NO	0.47700	0.47744								
5	PCB-78	21.28	21.27	8.88e3	4.88e3	1.800	1.37	NO	0.48700	0.48882								
6	PCB-9	22.08	22.04	3.78e3	2.78e3	1.800	1.28	NO	0.24880	0.24882								
7	PCB-58	22.44	22.45	8.87e3	4.88e3	1.800	1.47	NO	0.48200	0.48247								
8	PCB-14	23.88	23.88	3.47e3	2.32e3	1.800	1.48	NO	0.22880	0.22843								
9	PCB-11	24.80	24.81	4.18e3	3.08e3	1.800	1.34	NO	0.28400	0.28438								
10	PCB-128	28.28	28.18	7.78e3	6.78e3	1.800	1.38	NO	0.81880	0.81880								
11	PCB-15	28.84	28.83	3.82e3	2.81e3	1.800	1.48	NO	0.23100	0.23088								

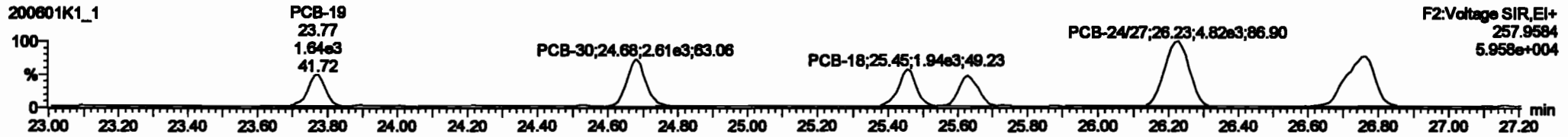
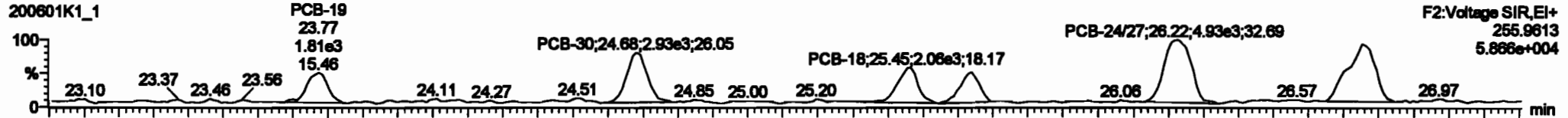


Dataset: Untitled

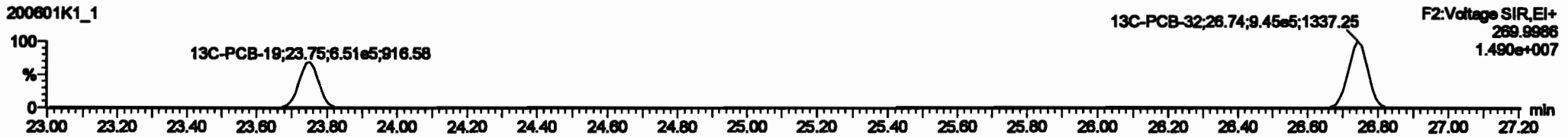
Last Altered: Tuesday, June 02, 2020 10:33:30 Pacific Daylight Time
Printed: Tuesday, June 02, 2020 10:35:13 Pacific Daylight Time

Name: 200601K1_1, Date: 01-Jun-2020, Time: 12:15:03, ID: ST200601K1-1 PCB 209 CS0 19G2606, Description: PCB 209 CS0 19G2606

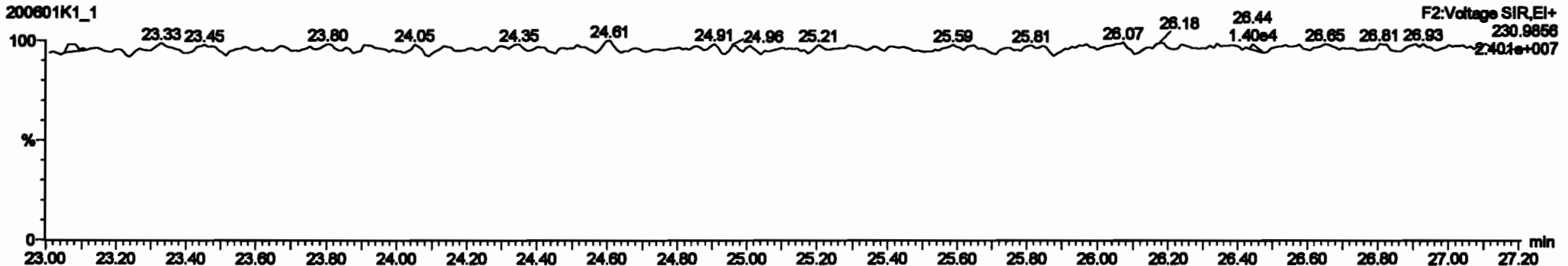
PCB-19



13C-PCB-19

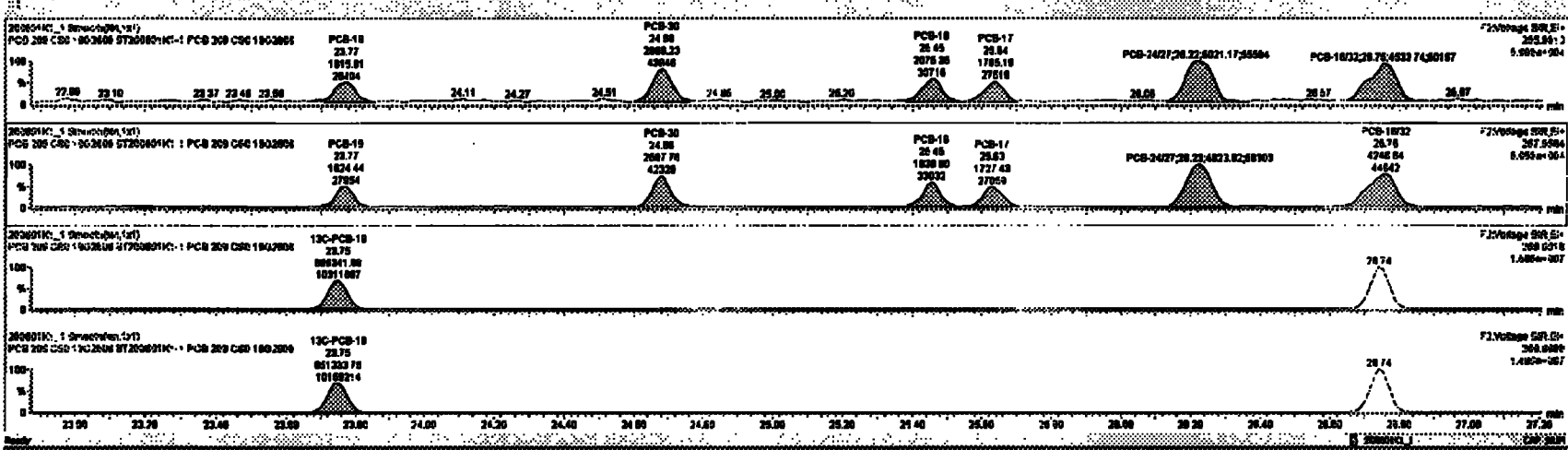


PFK2b



Peak	Time	Area	Height	Width	Height	Area	Height	Width	Height	Area	Height	Width	Height	Area	Height	Width	Height	Area	Height	Width	Height	
216	13C-PCB-19	1.07e6	0.70	NO	1.0000	1.000	20.00	20.00	1.000	0.000	NO	100.0	100	0.0000								
218	13C-PCB-111	1.07e6	1.02	NO	1.0000	1.000	20.25	20.25	1.000	0.000	NO	100.0	100	0.0016								
217	13C-PCB-128	0.07e6	1.20	NO	1.0000	1.000	40.00	40.00	1.000	0.000	NO	100.0	100	0.0004								
218	13C-PCB-167	0.08e6	0.40	NO	1.0000	1.000	40.40	40.40	0.000	0.000	NO	100.0	100	0.0010								
216	13C-PCB-205	0.09e6	0.80	NO	1.0000	1.000	80.80	80.80	1.000	0.000	NO	100.0	100	0.140								
200	13C-PCB-79	1.00e6	0.70	NO	1.0000	1.000	27.70	27.70	1.000	1.000	NO	100.0	100	0.0007								
201	13C-PCB-170	0.00e6	0.40	NO	0.7000	1.000	40.40	40.40	0.000	0.000	NO	100.0	100	0.0000								
200	13C-PCB-79	1.00e6	0.70	NO	1.0000	1.000	27.70	27.70	0.000	0.000	NO	100.0	100	0.0000								
100	13C-PCB-170	0.00e6	0.40	NO	1.0000	1.000	40.40	40.40	0.000	0.000	NO	100.0	100	0.0000								
200	Total Mono-PCBs				1.0000	1.000	0.00	0.00	0.000	0.000	NO	0.0000	0.0000	0.0000								
200	Total Di-PCBs				1.0000	1.000	0.00	0.00	0.000	0.000	NO	2.0000	0.0000	0.0000								

Peak	Time	Area	Height	Width	Height	Area	Height	Width	Height	Area	Height	Width	Height	Area	Height	Width	Height
13	PCB-18	20.70	23.77	1.07e6	1.07e6	1.000	1.12	NO	0.20000	0.20000							
13	PCB-30	24.00	24.00	2.00e6	2.00e6	1.000	1.15	NO	0.20000	0.20010							
14	PCB-18	20.40	20.40	2.00e6	1.90e6	1.000	1.07	NO	0.20000	0.20011							
15	PCB-17	20.00	20.00	1.70e6	1.70e6	1.000	1.06	NO	0.20000	0.20000							
16	PCB-247	20.20	20.22	5.00e6	4.00e6	1.000	1.01	NO	0.07000	0.07000							
17	PCB-1802	20.70	20.70	4.50e6	4.50e6	1.000	1.07	NO	0.00100	0.00101							

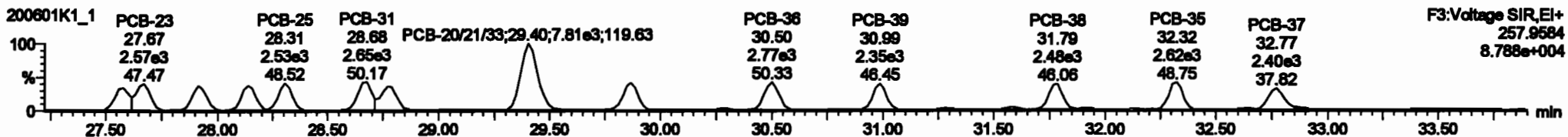
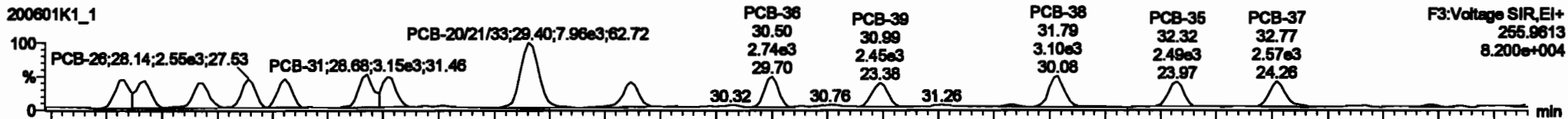


Dataset: Untitled

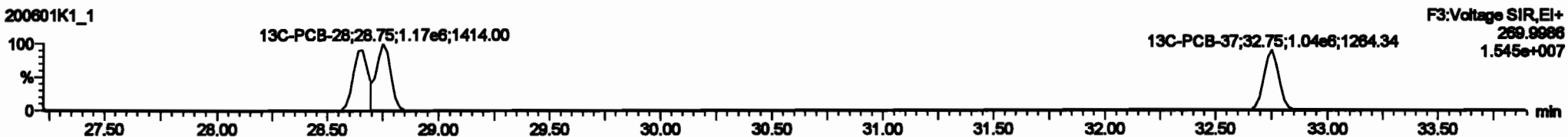
Last Altered: Tuesday, June 02, 2020 10:33:30 Pacific Daylight Time
Printed: Tuesday, June 02, 2020 10:35:13 Pacific Daylight Time

Name: 200601K1_1, Date: 01-Jun-2020, Time: 12:15:03, ID: ST200601K1-1 PCB 209 CS0 19G2606, Description: PCB 209 CS0 19G2606

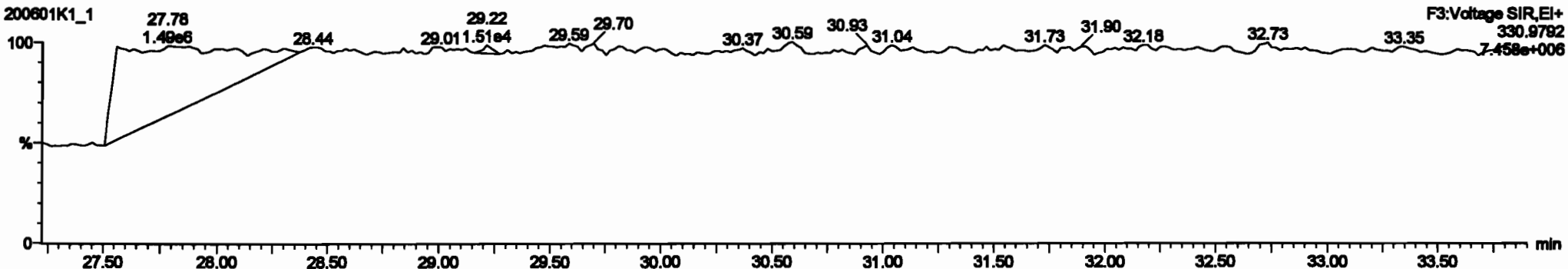
PCB-34



13C-PCB-28

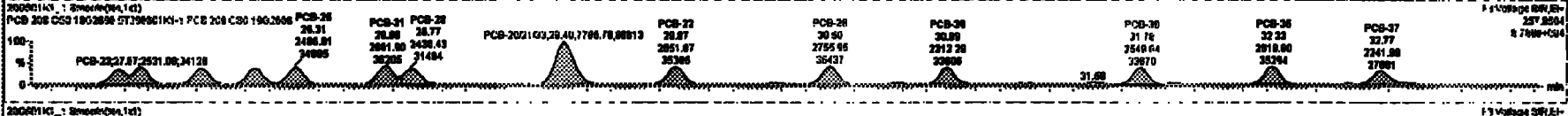
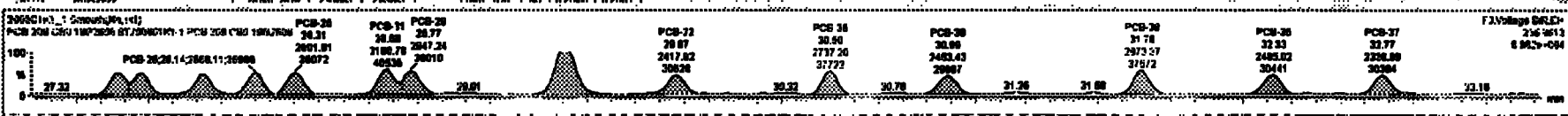


PFK3d



PCB	PCB Type	PCB-28	PCB-31	PCB-30	PCB-22	PCB-38	PCB-36	PCB-37	PCB-26	PCB-32
228	Total Total-PCBs	1.0770	1.000	0.00	0.000	ND	0.017	0.267	0.017	0.000
229	2nd Function Parts-PCBs	1.2157	1.000	0.00	0.000	ND	0.000	0.310	0.000	0.000
230	4th Function Parts-PCBs	1.0726	1.000	0.00	0.000	ND	1.148	0.000	1.148	0.000
231	2nd Function Hous-PCBs	0.0000	1.000	0.00	0.000	ND	3.400	0.100	3.400	0.000
232	4th Function Hous-PCBs	1.0010	1.000	0.00	0.000	ND	0.001	0.100	0.001	0.000
233	Total Hous-PCBs	1.0010	1.000	0.00	0.000	ND	0.000	0.220	0.000	0.000
234	4th Function Oute-PCBs	1.0000	1.000	0.00	0.000	ND	2.100	0.0714	2.100	0.000
235	2nd Function Oute-PCBs	1.1400	1.000	0.00	0.000	ND	0.7210	0.0207	0.7210	0.000
236	Total Oute-PCBs	0.0000	1.000	0.00	0.000	ND	0.7101	0.0000	0.7100	0.000
237	Total PCBs	0.0004	1.000	0.00	0.000	ND	0.2200	0.0000	0.2200	0.000

PCB	PCB Type	PCB-28	PCB-31	PCB-30	PCB-22	PCB-38	PCB-36	PCB-37	PCB-26	PCB-32
18	PCB-28	27.00	27.00	2.0000	2.0000	1.000	1.14	ND	0.2100	0.2100
19	PCB-31	27.00	27.00	2.0140	2.0140	1.000	1.00	ND	0.2000	0.2000
20	PCB-30	27.00	27.00	2.0000	2.0000	1.000	1.11	ND	0.2000	0.2000
21	PCB-22	28.14	28.14	2.0000	2.0000	1.000	1.00	ND	0.2000	0.2000
22	PCB-38	28.20	28.20	2.0000	2.0000	1.000	1.13	ND	0.2000	0.2000
23	PCB-36	28.00	28.00	2.0000	2.0000	1.000	1.10	ND	0.2000	0.2000
24	PCB-37	28.77	28.77	2.0000	2.0000	1.000	1.17	ND	0.2100	0.2100
25	PCB-26	28.01	28.01	2.0140	2.0140	1.000	1.00	ND	0.0000	0.0000
26	PCB-32	28.00	28.00	2.0000	2.0000	1.000	0.01	ND	0.2100	0.2100

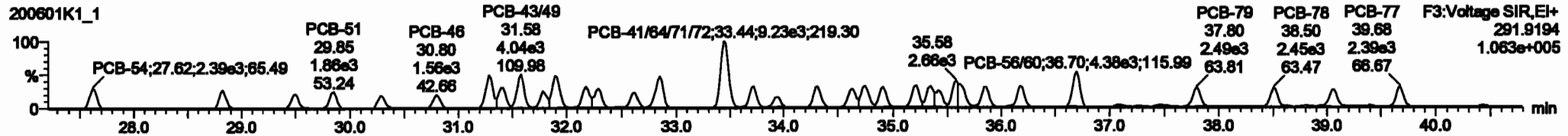
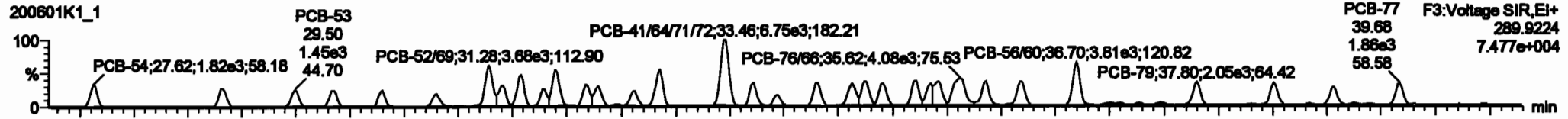


Dataset: Untitled

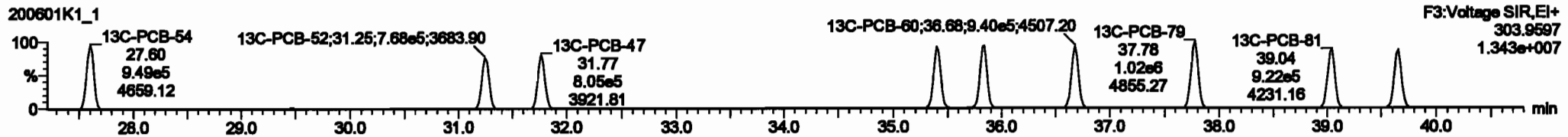

Last Altered: Tuesday, June 02, 2020 10:33:30 Pacific Daylight Time
 Printed: Tuesday, June 02, 2020 10:35:13 Pacific Daylight Time

Name: 200601K1_1, Date: 01-Jun-2020, Time: 12:15:03, ID: ST200601K1-1 PCB 209 CS0 19G2606, Description: PCB 209 CS0 19G2606

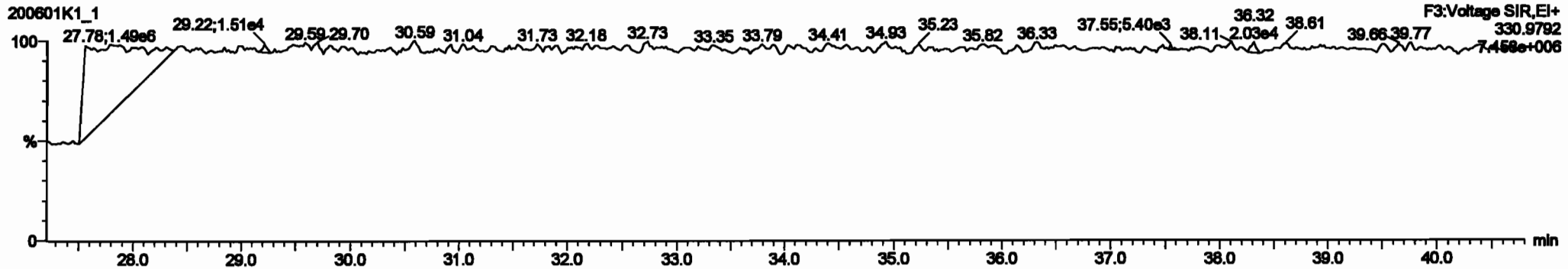
PCB-54



13C-PCB-54



PFK3a



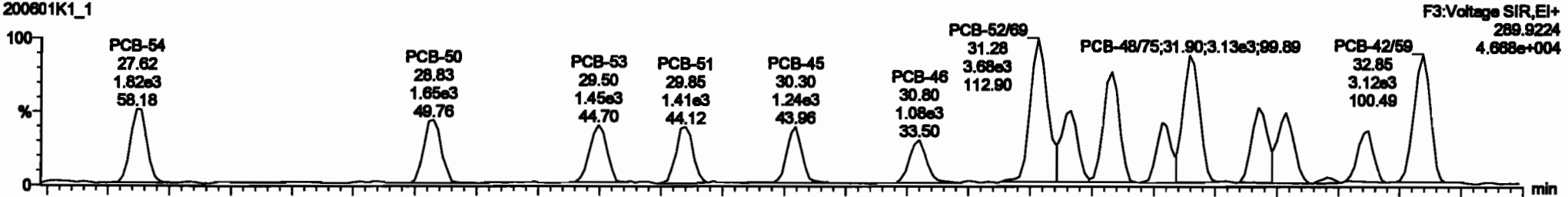
Dataset: Untitled

Last Altered: Tuesday, June 02, 2020 10:33:30 Pacific Daylight Time
Printed: Tuesday, June 02, 2020 10:35:13 Pacific Daylight Time

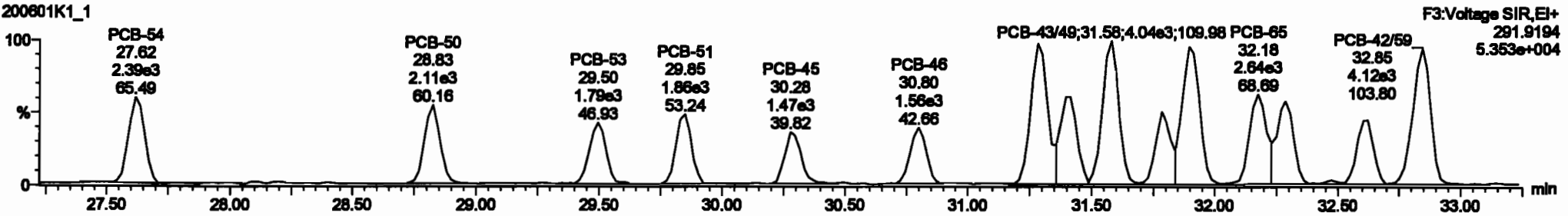
Name: 200601K1_1, Date: 01-Jun-2020, Time: 12:15:03, ID: ST200601K1-1 PCB 209 CS0 19G2606, Description: PCB 209 CS0 19G2606

PCB-50

200601K1_1




200601K1_1




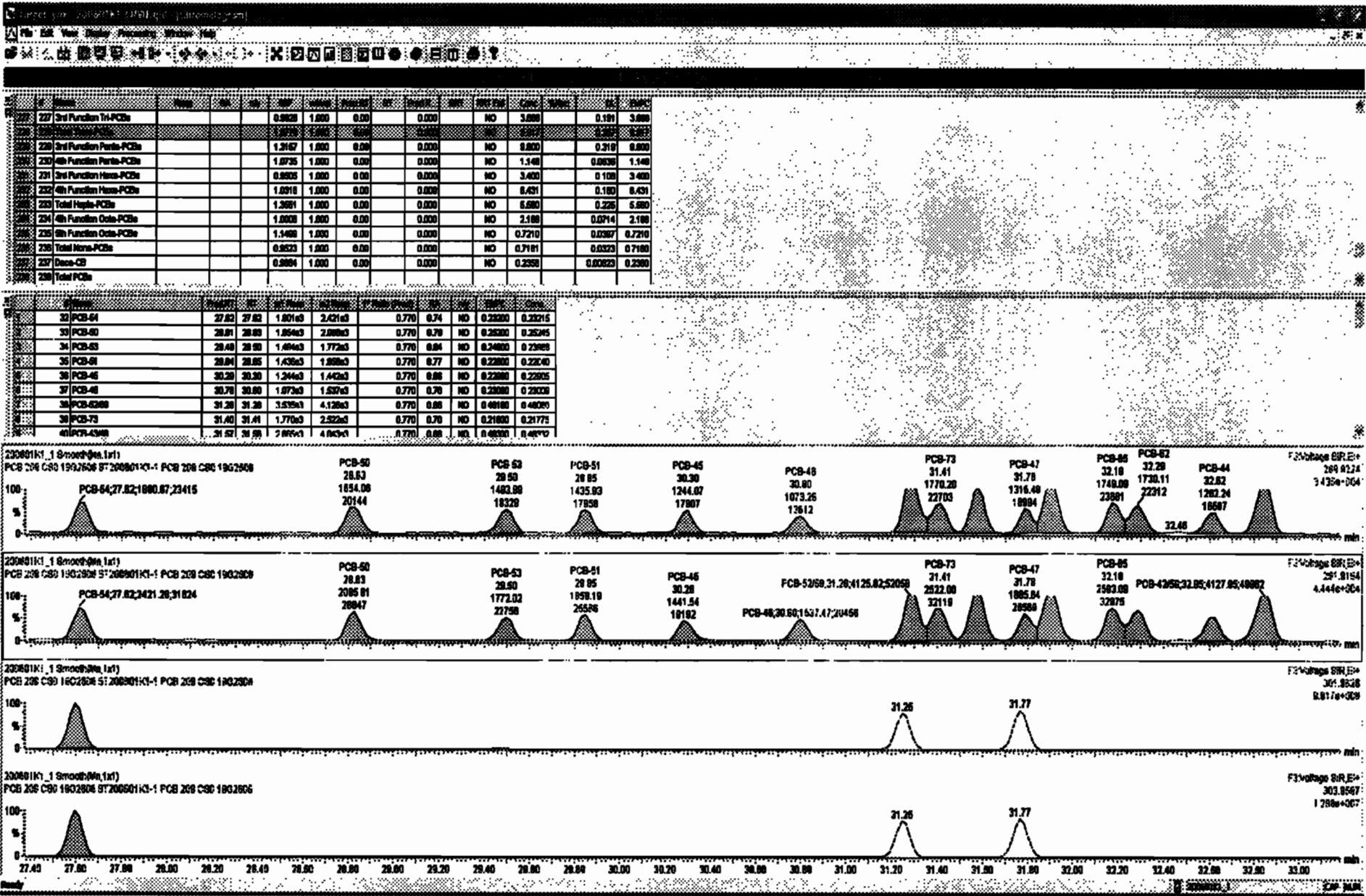
13C-PCB-52

200601K1_1



200601K1_1



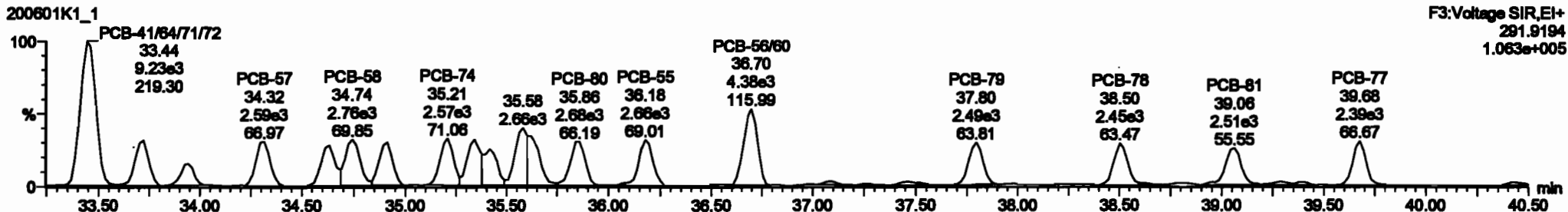
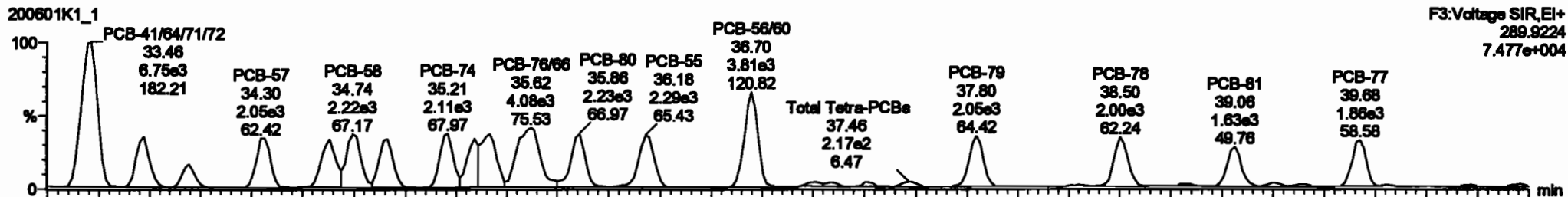


Dataset: Untitled

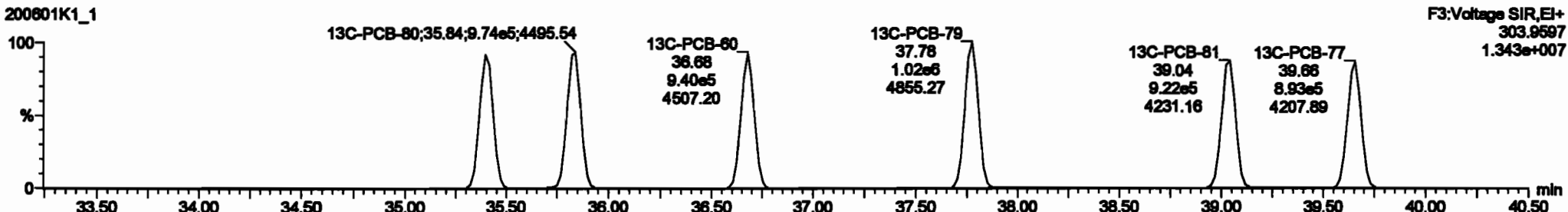
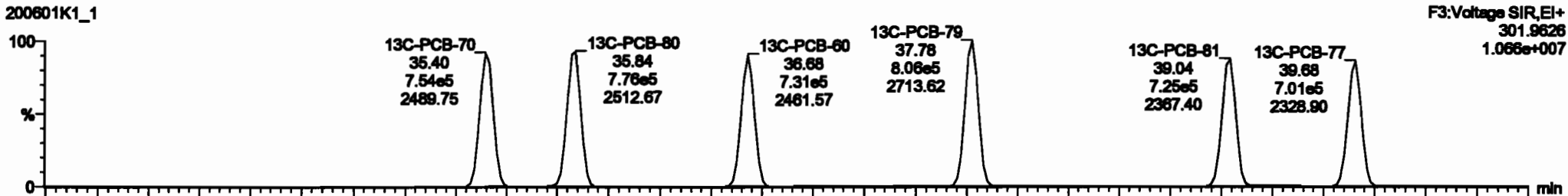
Last Altered: Tuesday, June 02, 2020 10:33:30 Pacific Daylight Time
 Printed: Tuesday, June 02, 2020 10:35:13 Pacific Daylight Time

Name: 200601K1_1, Date: 01-Jun-2020, Time: 12:15:03, ID: ST200601K1-1 PCB 209 CS0 19G2606, Description: PCB 209 CS0 19G2606

PCB-68

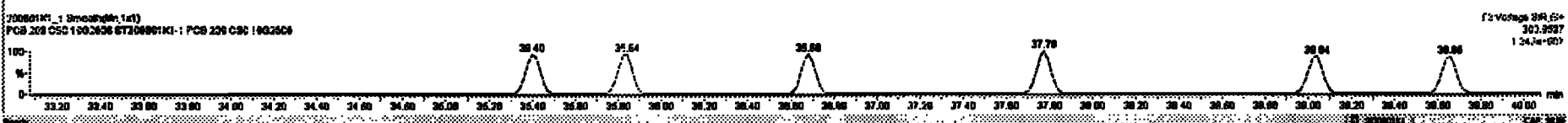
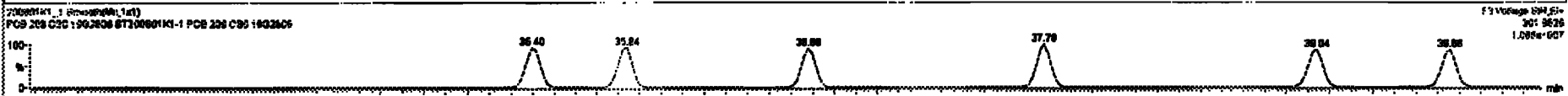

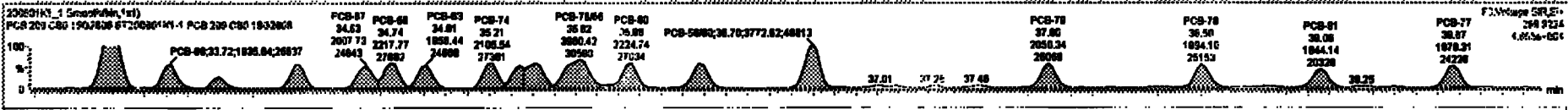


13C-PCB-60



Q	Item	Unit	QTY	Unit Price	Total Price	Material	QTY	Unit Price	Total Price	Material	QTY	Unit Price	Total Price
227	3rd Function M-PCBs		0.000	1.000	0.00	0.000	NO	3.000	0.181	0.543			
228	3rd Function Para-PCBs		1.216	1.000	0.00	0.000	NO	0.000	0.313	0.000			
229	4th Function Para-PCBs		1.076	1.000	0.00	0.000	NO	1.540	0.050	1.140			
230	3rd Function Para-PCBs		0.000	1.000	0.00	0.000	NO	3.400	0.100	3.400			
231	4th Function Para-PCBs		1.030	1.000	0.00	0.000	NO	0.431	0.100	0.431			
232	Total Highs-PCBs		1.281	1.000	0.00	0.000	NO	0.000	0.226	0.000			
233	4th Function Ota-PCBs		1.000	1.000	0.00	0.000	NO	2.900	0.074	2.100			
234	3rd Function Ota-PCBs		1.140	1.000	0.00	0.000	NO	0.720	0.037	0.720			
235	Total Hots-PCBs		0.000	1.000	0.00	0.000	NO	0.710	0.023	0.710			
236	Total CB		0.000	1.000	0.00	0.000	NO	0.200	0.000	0.200			
237	Total PCBs												

PCB	QTY	Unit Price	Total Price	Material	QTY	Unit Price	Total Price		
32 PCB-84	29.82	29.82	1.891e3	2.421e3	0.770	0.24	NO	0.23200	0.23218
33 PCB-85	28.91	28.93	1.884e3	2.390e3	0.770	0.29	NO	0.28200	0.28246
34 PCB-86	28.40	28.50	1.894e3	1.772e3	0.770	0.34	NO	0.24000	0.23886
35 PCB-87	28.84	28.88	1.438e3	1.880e3	0.770	0.27	NO	0.22800	0.22840
36 PCB-88	30.20	30.30	1.244e3	1.442e3	0.770	0.38	NO	0.22800	0.22804
37 PCB-89	30.70	30.80	1.072e3	1.892e3	0.770	0.20	NO	0.23000	0.23000
38 PCB-90	31.20	31.20	3.028e3	4.128e3	0.770	0.38	NO	0.40000	0.40000
39 PCB-91	31.40	31.41	1.770e3	2.822e3	0.770	0.20	NO	0.21800	0.21776
40 PCB-4100	31.87	31.88	2.880e3	4.042e3	0.770	0.39	NO	0.40000	0.40000

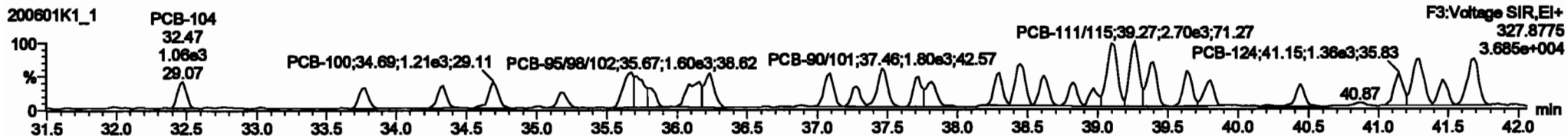
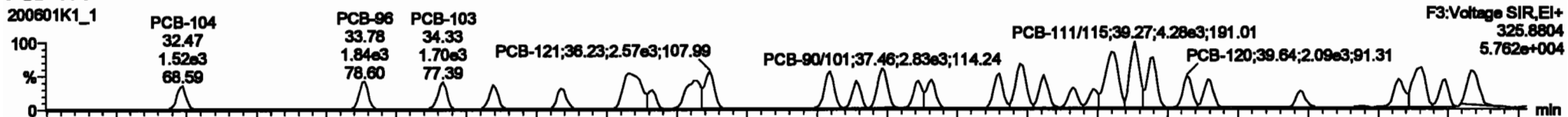


Dataset: Untitled



Last Altered: Tuesday, June 02, 2020 10:33:30 Pacific Daylight Time
Printed: Tuesday, June 02, 2020 10:35:13 Pacific Daylight Time

Name: 200601K1_1, Date: 01-Jun-2020, Time: 12:15:03, ID: ST200601K1-1 PCB 209 CS0 19G2606, Description: PCB 209 CS0 19G2606

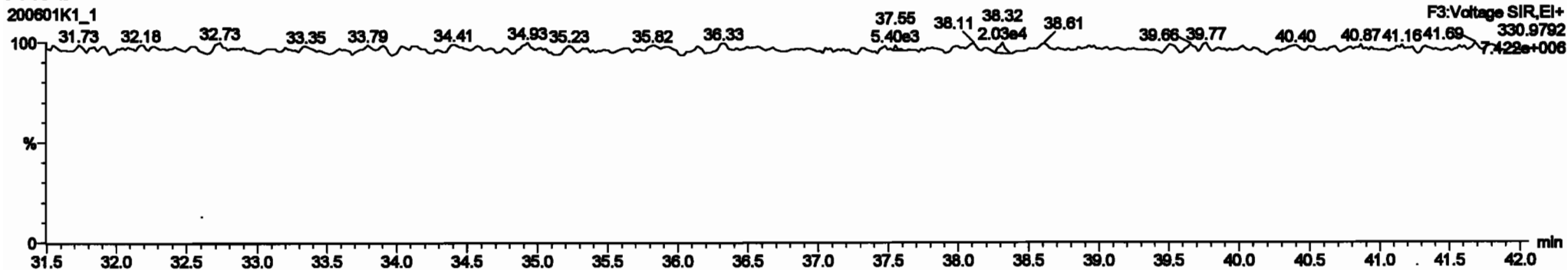
PCB-104



13C-PCB-104



PFK3b

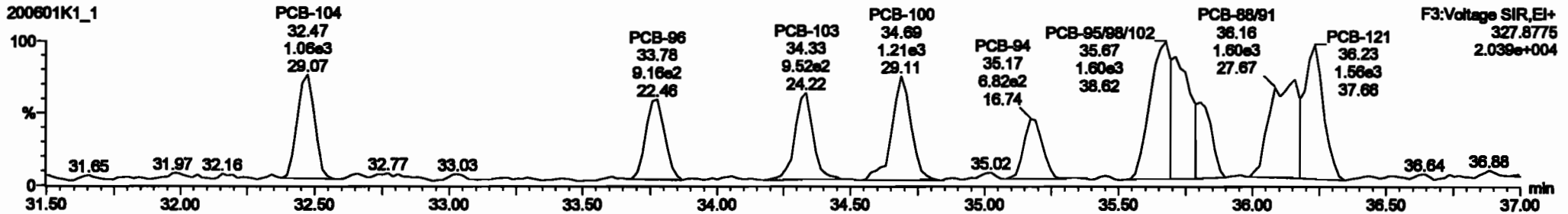
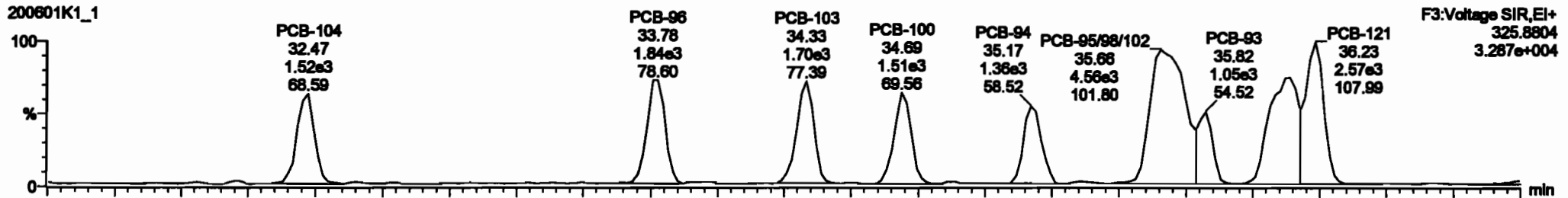


Dataset: Untitled

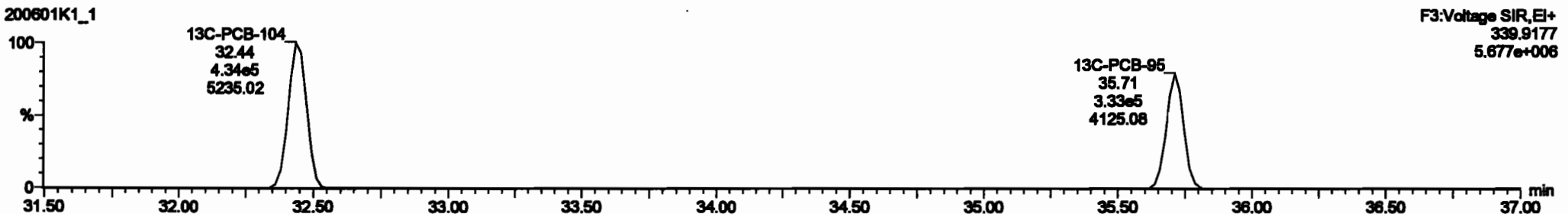
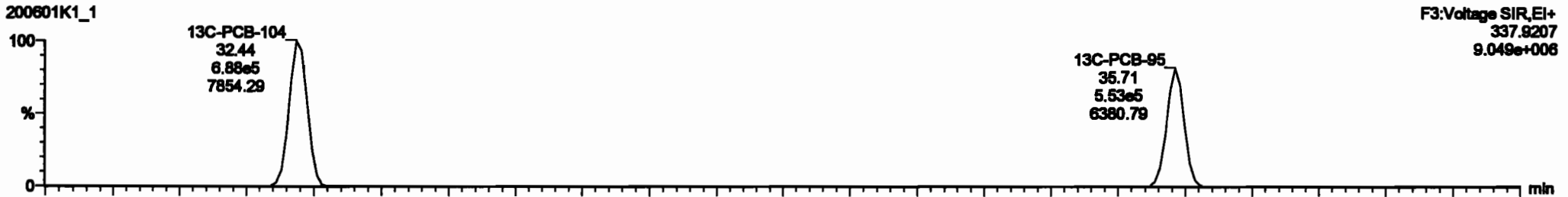
Last Altered: Tuesday, June 02, 2020 10:33:30 Pacific Daylight Time
Printed: Tuesday, June 02, 2020 10:35:13 Pacific Daylight Time

Name: 200601K1_1, Date: 01-Jun-2020, Time: 12:15:03, ID: ST200601K1-1 PCB 209 CS0 19G2606, Description: PCB 209 CS0 19G2606

PCB-96

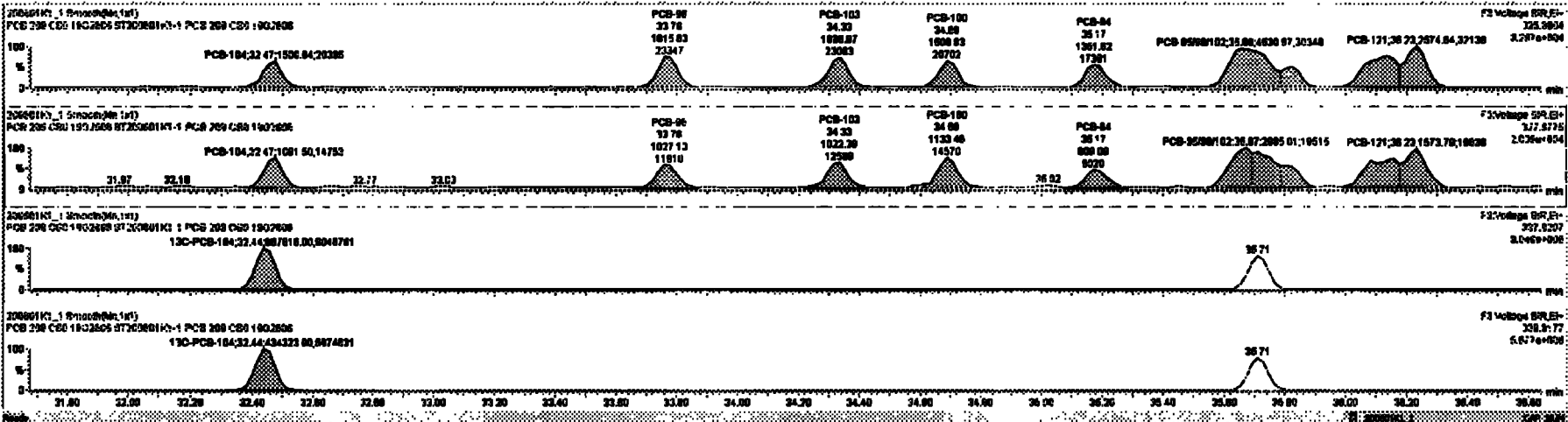


13C-PCB-95



Item	Mass	Area	Conc	Unit	Mass	Area	Conc	Unit	Mass	Area	Conc	Unit	
227 2nd Furthest TAP-PCBs					0.8928	1.000	0.00		0.000	NO	3.680	0.491	3.680
228 Total TAP-PCBs					1.0776	1.000	0.00		0.000	NO	8.917	0.287	8.917
229 3rd Furthest Para-PCBs					1.0726	1.000	0.00		0.000	NO	1.148	0.038	1.148
230 2nd Furthest Meta-PCBs					0.8928	1.000	0.00		0.000	NO	3.680	0.108	3.680
231 4th Furthest Meta-PCBs					1.0318	1.000	0.00		0.000	NO	6.451	0.180	6.451
232 Total Meta-PCBs					1.3891	1.000	0.00		0.000	NO	6.680	0.225	6.680
233 4th Furthest Ocho-PCBs					1.0000	1.000	0.00		0.000	NO	2.188	0.074	2.188
234 5th Furthest Ocho-PCBs					1.1480	1.000	0.00		0.000	NO	6.7210	0.087	6.7210
235 Total Ocho-PCBs					0.8928	1.000	0.00		0.000	NO	8.2181	0.083	8.2180
236 Dioxin-CB					0.8981	1.000	0.00		0.000	NO	0.2888	0.0082	0.2888
237 Total PCBs													

PCB	Area	Conc	Unit	Mass	Area	Conc	Unit
04 PCB-104	32.48	32.47	1.89e3	1.891e3	1.888	1.37	NO
05 PCB-86	33.78	33.78	1.87e3	1.872e3	1.888	1.77	NO
06 PCB-103	34.30	34.30	1.89e3	1.892e3	1.888	1.88	NO
07 PCB-180	34.87	34.88	1.89e3	1.133e3	1.888	1.33	NO
08 PCB-84	35.18	35.17	1.38e3	8.091e2	1.888	1.87	NO
09 PCB-95/98/102	35.87	35.88	4.89e3	2.888e3	1.888	1.83	NO
10 PCB-88	35.78	35.82	1.04e3	7.388e2	1.888	1.42	NO
11 PCB-89/91	35.14	35.14	2.88e3	1.85e3	1.888	1.77	NO
12 PCB-121	35.30	35.30	2.87e3	1.87e3	1.888	1.84	NO



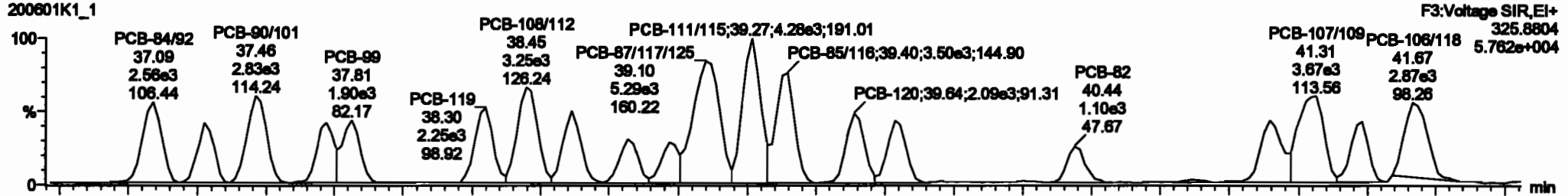
Dataset: Untitled

Last Altered: Tuesday, June 02, 2020 10:33:30 Pacific Daylight Time
Printed: Tuesday, June 02, 2020 10:35:13 Pacific Daylight Time

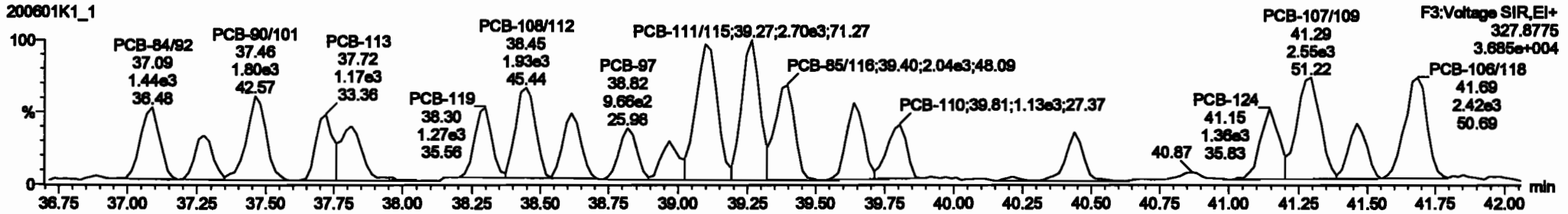
Name: 200801K1_1, Date: 01-Jun-2020, Time: 12:15:03, ID: ST200801K1-1 PCB 209 CS0 19G2806, Description: PCB 209 CS0 19G2806

PCB-119

200801K1_1

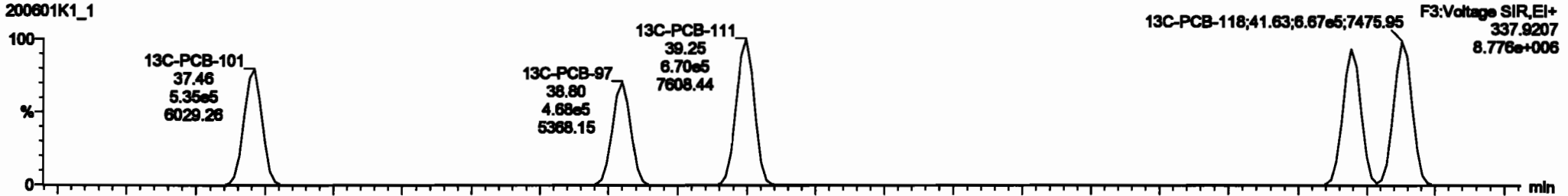


200801K1_1

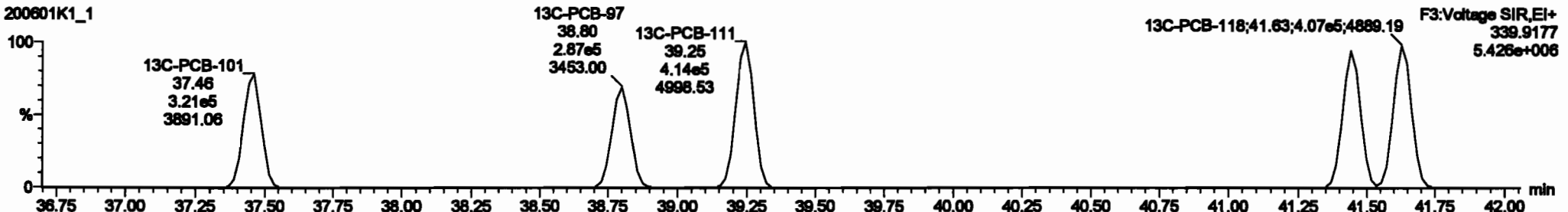


13C-PCB-111

200801K1_1

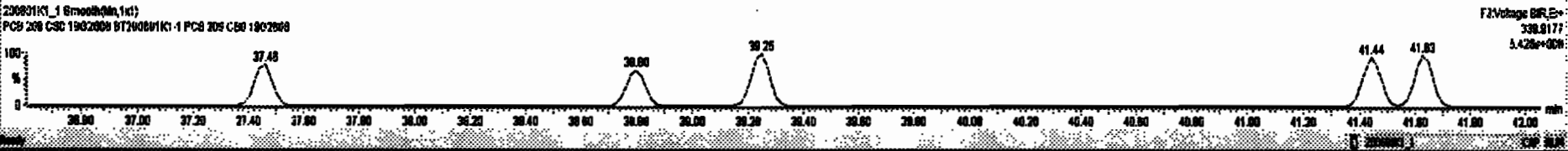

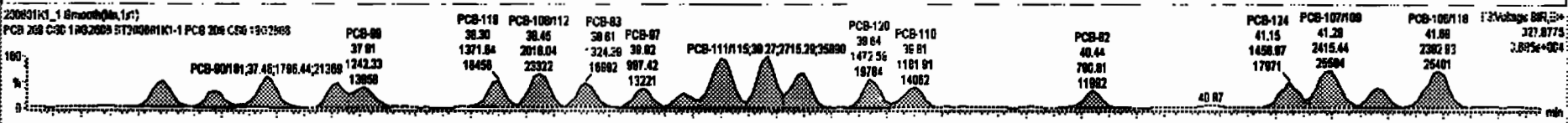



200801K1_1



#	Name	Mass	RA	RG	RM	Value	Passes	ST	Passes	ST	Passes	ST	Passes	ST	Passes	ST	Passes	ST
227	2nd Function T4-PCBs					0.0028	1,000	0.00	0.0000	ND	3,000		0.191	3,000				
228	Total T4ns-PCBs					1.0778	1,000	0.00	0.0000	ND	9,917		0.267	9,917				
229	3rd Function Para-PCBs					1.0735	1,000	0.00	0.0000	ND	3,000		0.0636	1,140				
230	Total Para-PCBs					0.0005	1,000	0.00	0.0000	ND	3,400		0.160	3,400				
231	2nd Function Haza-PCBs					1.0910	1,000	0.00	0.0000	ND	8,431		0.180	8,431				
232	Total Haza-PCBs					1.3991	1,000	0.00	0.0000	ND	5,900		0.225	5,900				
233	4th Function Haza-PCBs					1.0008	1,000	0.00	0.0000	ND	2,100		0.0714	2,100				
234	Total Haza-PCBs					1.1400	1,000	0.00	0.0000	ND	0,7210		0.0307	0,7210				
235	4th Function Octa-PCBs					0.0023	1,000	0.00	0.0000	ND	0,7101		0.0023	0,7100				
236	Total Octa-PCBs					0.0004	1,000	0.00	0.0000	ND	0,2000		0.0000	0,2000				
237	Total PCBs																	

#	Name	Peak #	RT	Area	Height	Width	SN	Y	Area	Height	Width	SN	Y	Area	Height	Width	SN	Y	
84	PCB-104	32.48	32.47	1.580e3	1.091e3	1.580	1.37	ND	0.20000	0.20002									
85	PCB-88	33.78	33.78	1.846e3	1.822e3	1.580	1.37	ND	0.23000	0.21957									
86	PCB-103	34.30	34.33	1.697e3	1.822e3	1.580	1.85	ND	0.25000	0.25077									
87	PCB-100	34.67	34.69	1.507e3	1.133e3	1.580	1.33	ND	0.24700	0.24675									
89	PCB-84	35.18	35.17	1.352e3	8.891e2	1.580	1.87	ND	0.25700	0.25688									
89	PCB-8908102	35.67	35.66	4.531e3	2.955e3	1.580	1.52	ND	0.70400	0.70414									
70	PCB-89	35.78	35.82	1.048e3	7.309e2	1.580	1.42	ND	0.21600	0.21512									
71	PCB-8901	36.14	36.14	2.922e3	1.854e3	1.580	1.77	ND	0.40500	0.40462									
72	PCB-121	36.23	36.23	7.575e3	1.574e3	1.580	1.84	ND	0.27400	0.27392									

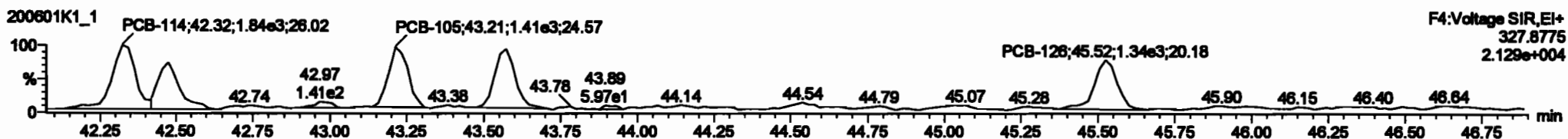
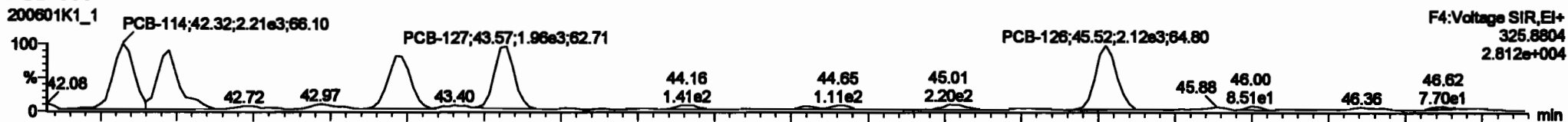


Dataset: Untitled

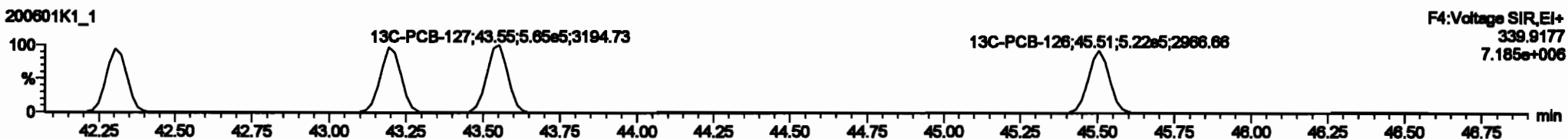

Last Altered: Tuesday, June 02, 2020 10:33:30 Pacific Daylight Time
Printed: Tuesday, June 02, 2020 10:35:13 Pacific Daylight Time

Name: 200601K1_1, Date: 01-Jun-2020, Time: 12:15:03, ID: ST200601K1-1 PCB 209 CS0 19G2606, Description: PCB 209 CS0 19G2606

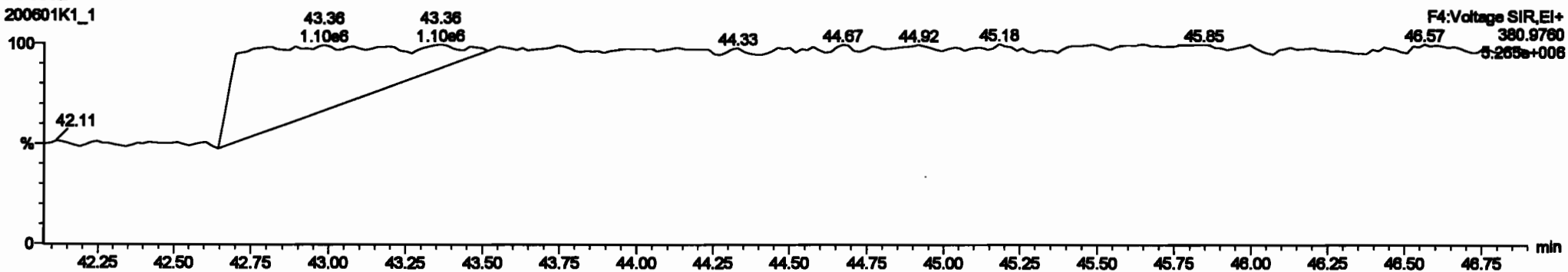
PCB-114



13C-PCB-114






PFK4a



#	Mass	Area	HR	Wd	HT	HTSD	HT	HTSD	HT	HTSD	HT	HTSD	HT	HTSD	HT	HTSD
227	2nd Function Tri-PCBs				0.8928	1.000	0.00		0.800	NO	3.888		0.101	3.888		
228	Total Tri-PCBs				1.8778	1.000	0.00		0.800	NO	8.917		0.287	8.917		
229	2nd Function Penta-PCBs				1.2157	1.000	0.00		0.800	NO	8.800		0.318	8.800		
230	Total Penta-PCBs				1.2157	1.000	0.00		0.800	NO	8.800		0.318	8.800		
231	2nd Function Hexa-PCBs				0.8808	1.000	0.00		0.800	NO	3.400		0.108	3.400		
232	6th Function Hexa-PCBs				1.0318	1.000	0.00		0.800	NO	6.431		0.180	6.431		
233	Total Hexa-PCBs				1.2891	1.000	0.00		0.800	NO	5.880		0.228	5.880		
234	6th Function Octa-PCBs				1.0008	1.000	0.00		0.800	NO	2.108		0.6714	2.108		
235	6th Function Deca-PCBs				1.1488	1.000	0.00		0.800	NO	0.7210		0.0387	0.7210		
236	Total Deca-PCBs				0.8828	1.000	0.00		0.800	NO	0.7101		0.0328	0.7101		
237	Deca-C8				0.8804	1.000	0.00		0.800	NO	0.2388		0.0023	0.2388		
238	Total PCBs															

#	Mass	Area	HR	Wd	HT	HTSD	HT	HTSD	HT	HTSD
88	PCB-114	42.28	42.22	2.201e5	1.890e5	1.880	1.35	NO	0.21800	0.26817
89	PCB-122	42.67	42.67	1.822e5	1.138e5	1.880	1.81	NO	0.23100	0.23088
86	PCB-105	43.21	43.21	1.888e5	1.446e5	1.880	1.32	NO	0.22800	0.22776
88	PCB-127	43.57	43.57	1.888e5	1.454e5	1.880	1.35	NO	0.22300	0.22285
87	PCB-128	45.82	45.82	2.124e5	1.372e5	1.880	1.87	NO	0.21800	0.21838



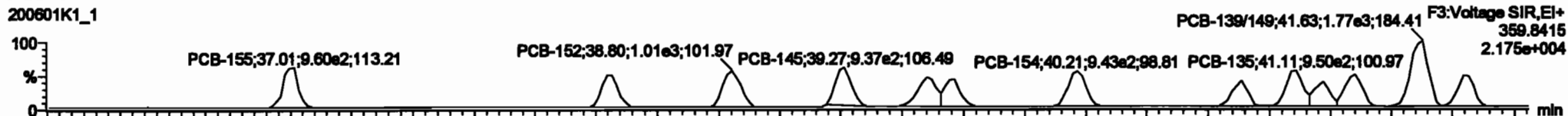
Dataset: Untitled

Last Altered: Tuesday, June 02, 2020 10:33:30 Pacific Daylight Time
Printed: Tuesday, June 02, 2020 10:35:13 Pacific Daylight Time

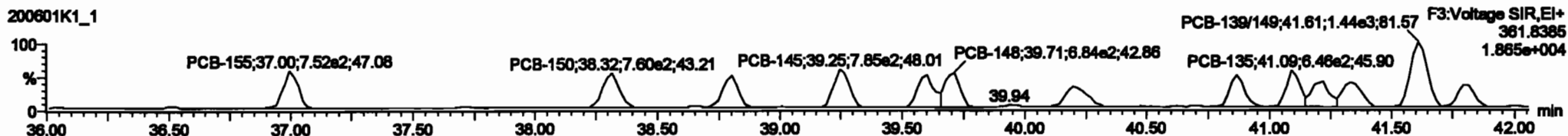
Name: 200601K1_1, Date: 01-Jun-2020, Time: 12:15:03, ID: ST200601K1-1 PCB 209 CS0 19G2606, Description: PCB 209 CS0 19G2606

PCB-155

200601K1_1



200601K1_1

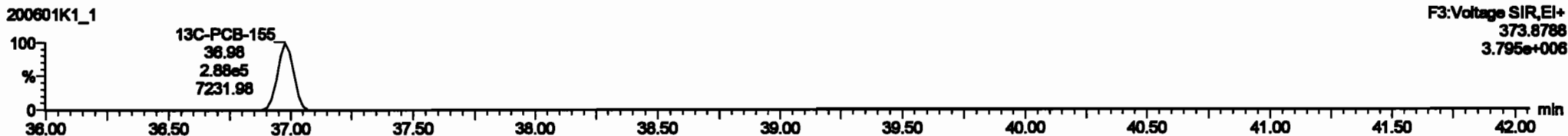


13C-PCB-155

200601K1_1

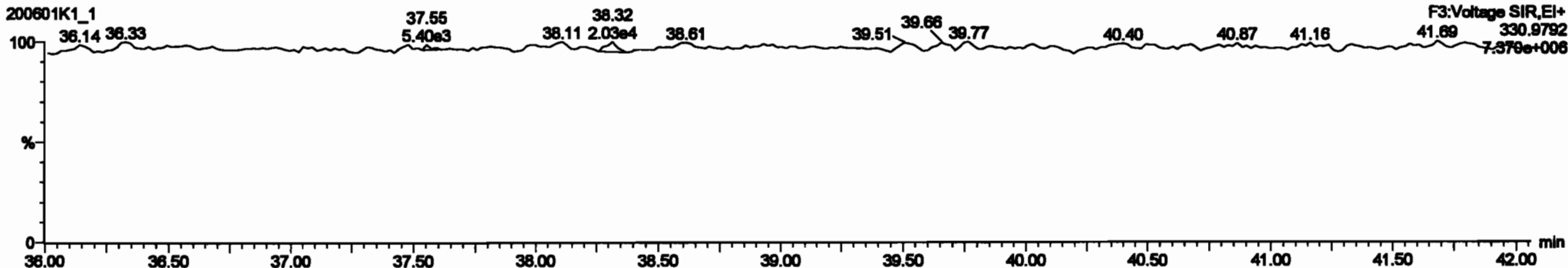


200601K1_1




PFK3c

200601K1_1



#	Phase	Mass	CA	CP	PP	CP/PP	CP/CA	CP/CP	CP/PP	CP/CA	CP/CP	CP/PP	CP/CA	CP/CP
227	2nd Function Tri-PCBs				0.8828	1.000	0.00	0.000	NO	3.888	0.181	3.888		
228	Total Tri-PCBs				1.2778	1.000	0.00	0.000	NO	8.917	0.287	8.917		
229	2nd Function Penta-PCBs				1.3187	1.000	0.00	0.000	NO	8.800	0.318	8.800		
230	4th Function Penta-PCBs				1.0738	1.000	0.00	0.000	NO	1.148	0.0538	1.148		
231	Total Penta-PCBs				2.3925	1.000	0.00	0.000	NO	9.948	0.372	9.948		
232	4th Function Hexa-PCBs				1.3318	1.000	0.00	0.000	NO	6.431	0.180	6.431		
233	Total Hexa-PCBs				1.3881	1.000	0.00	0.000	NO	6.880	0.225	6.880		
234	4th Function Octa-PCBs				1.0008	1.000	0.00	0.000	NO	2.188	0.0714	2.188		
235	6th Function Octa-PCBs				1.1488	1.000	0.00	0.000	NO	0.7210	0.0287	0.7210		
236	Total Octa-PCBs				0.8828	1.000	0.00	0.000	NO	0.7181	0.0328	0.7181		
237	Deca-Cl				0.9884	1.000	0.00	0.000	NO	0.2388	0.00828	0.2388		
238	Total PCBs													

#	Phase	Mass	CA	CP	PP	CP/PP	CP/CA	CP/CP	CP/PP	CP/CA	CP/CP	CP/PP	CP/CA	CP/CP
89	PCB-148	38.30	37.01	8.801e2	7.287e2	1.240	1.30	NO	0.24700	0.24732				
90	PCB-150	38.30	38.30	8.464e2	7.435e2	1.240	1.14	NO	0.22300	0.22310				
100	PCB-152	38.80	38.80	8.888e2	7.278e2	1.240	1.37	NO	0.22100	0.22078				
101	PCB-145	38.27	38.27	1.018e2	7.881e2	1.240	1.30	NO	0.28100	0.28080				
102	PCB-138	38.80	38.80	8.158e2	8.878e2	1.240	1.18	NO	0.22400	0.22404				
103	PCB-148	38.71	38.71	7.081e2	8.838e2	1.240	1.05	NO	0.24800	0.24844				
104	PCB-154	40.21	40.22	8.078e2	8.528e2	1.240	1.38	NO	0.25800	0.25830				
105	PCB-151	40.88	40.88	8.188e2	8.758e2	1.240	1.07	NO	0.28100	0.28088				
106	PCB-138	41.11	41.11	8.348e2	8.918e2	1.240	1.38	NO	0.28800	0.28828				

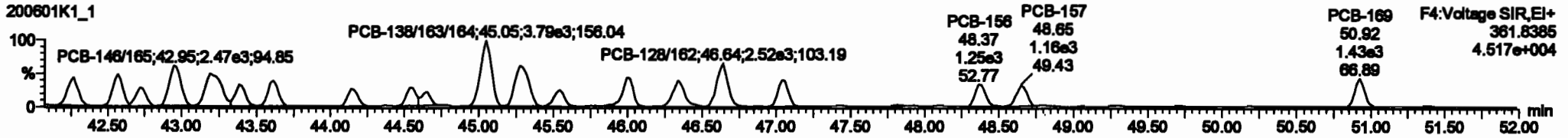



Dataset: Untitled

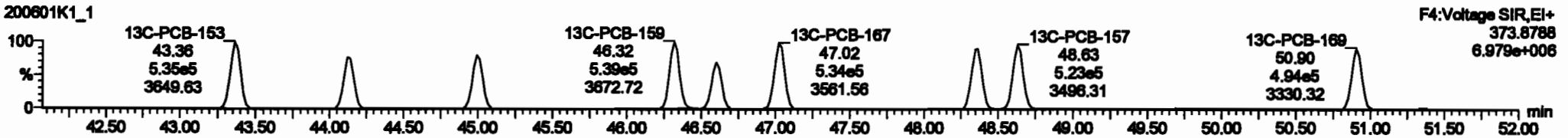
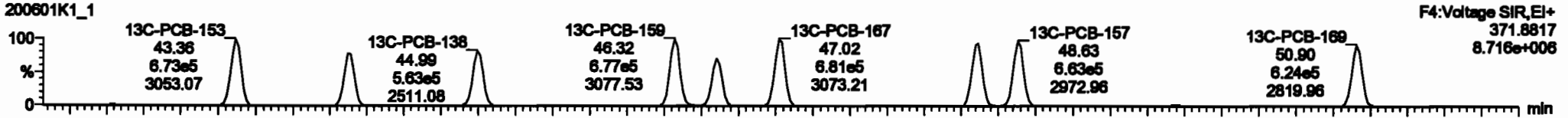
Last Altered: Tuesday, June 02, 2020 10:33:30 Pacific Daylight Time
Printed: Tuesday, June 02, 2020 10:35:13 Pacific Daylight Time

Name: 200601K1_1, Date: 01-Jun-2020, Time: 12:15:03, ID: ST200601K1-1 PCB 209 CS0 19G2606, Description: PCB 209 CS0 19G2606

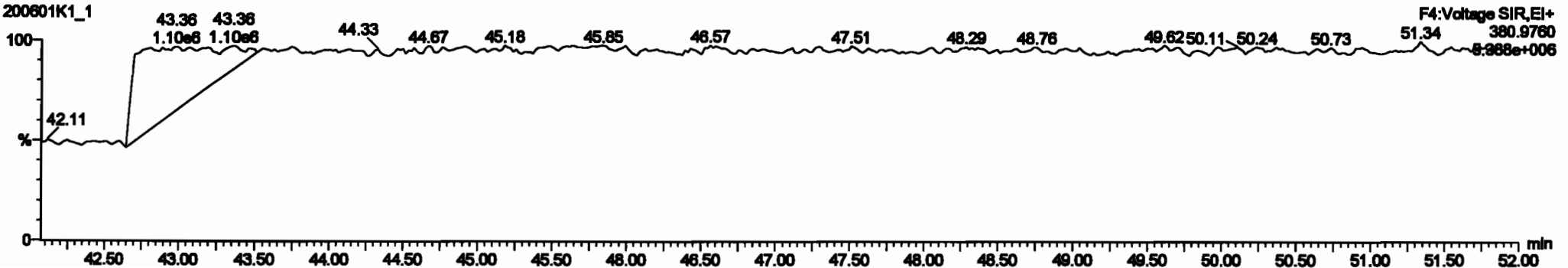
PCB-134/143



13C-PCB-153





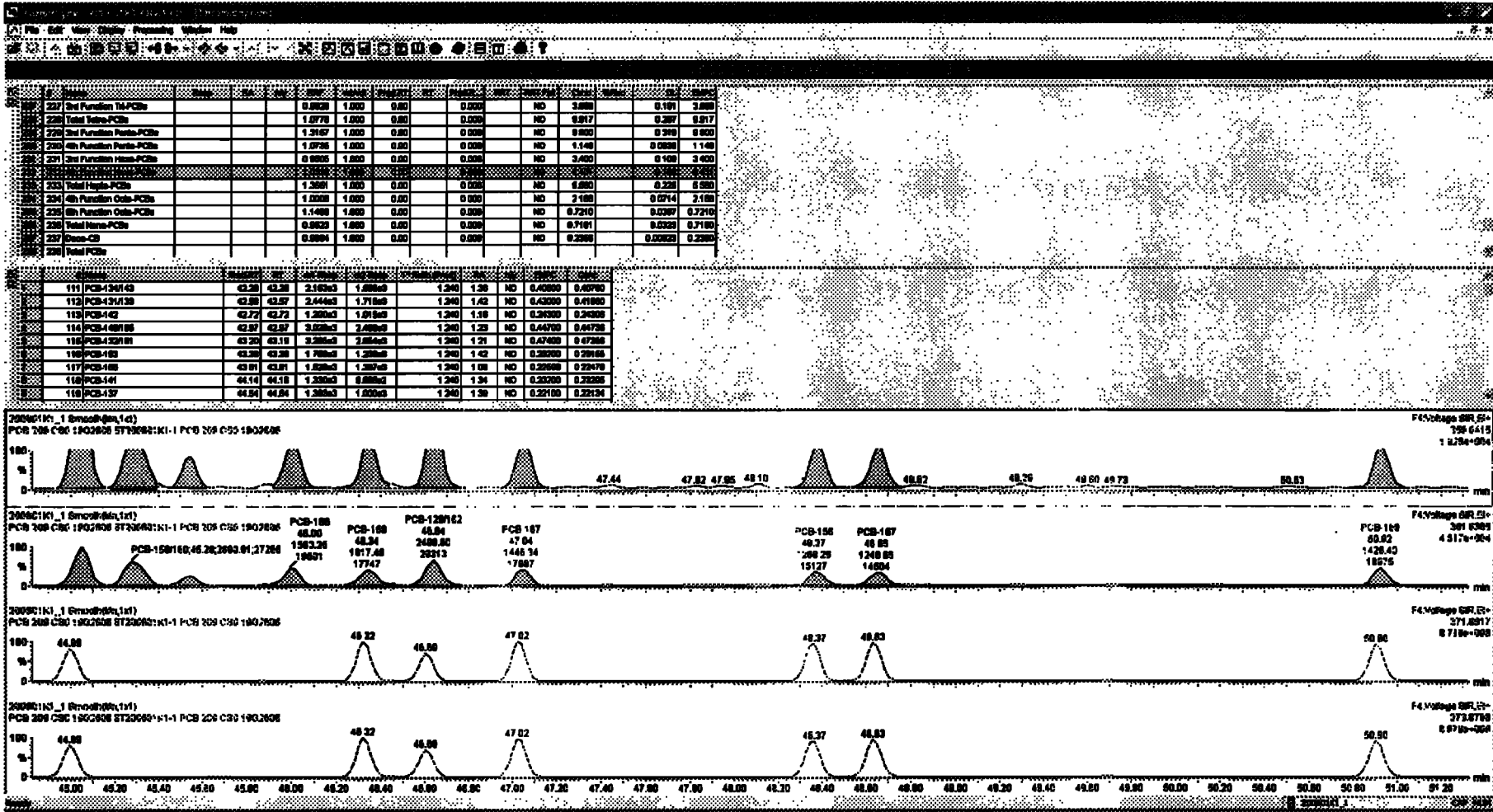
PFK4b



PCB	Function	Wt	PCB	Wt	PCB	Wt	PCB	Wt	PCB	Wt	PCB	Wt	PCB	Wt	PCB	Wt	PCB	Wt
227	3rd Function In-PCBs			0.0028	1.000	0.00		0.000	NO	3.888		0.191	3.888					
228	Total In-PCBs			1.0778	1.000	0.00		0.000	NO	8.917		0.287	8.917					
229	3rd Function Para-PCBs			1.2187	1.000	0.00		0.000	NO	8.800		0.218	8.800					
230	6th Function Para-PCBs			1.0728	1.000	0.00		0.000	NO	1.148		0.088	1.148					
231	3rd Function Meta-PCBs			0.8803	1.000	0.00		0.000	NO	3.480		0.108	3.480					
232	6th Function Meta-PCBs			1.2332	1.000	0.00		0.000	NO	3.450		0.222	3.450					
233	Total Para-PCBs			1.2091	1.000	0.00		0.000	NO	5.980		0.222	5.980					
234	6th Function Oxa-PCBs			1.8008	1.000	0.00		0.000	NO	2.188		0.9714	2.188					
235	3rd Function Oxa-PCBs			1.5488	1.000	0.00		0.000	NO	0.7210		0.0887	0.7210					
236	Total Meta-PCBs			0.9823	1.000	0.00		0.000	NO	0.7181		0.0323	0.7181					
237	Diox-Cl			0.8894	1.000	0.00		0.000	NO	0.2888		0.0823	0.2888					
238	Total PCBs																	

PCB	Wt	PCB	Wt	PCB	Wt	PCB	Wt	PCB	Wt	PCB	Wt	PCB	Wt	PCB	Wt	PCB	Wt
111	PCB-134/43	43.28	43.28	2.1520	1.0000	1.240	1.28	NO	0.4080	0.4078							
112	PCB-138/33	43.88	43.87	2.4440	1.7180	1.240	1.42	NO	0.4200	0.4188							
113	PCB-142	43.72	43.72	1.2080	1.0180	1.240	1.18	NO	0.2400	0.2408							
114	PCB-148/85	43.87	43.87	3.0280	2.4880	1.240	1.28	NO	0.4478	0.4478							
115	PCB-152/81	43.38	43.18	3.2080	2.8840	1.240	1.21	NO	0.4788	0.4788							
116	PCB-158	43.38	43.38	1.7880	1.2380	1.240	1.42	NO	0.2288	0.2288							
117	PCB-168	43.81	43.81	1.2880	1.3880	1.240	1.88	NO	0.2288	0.2288							
118	PCB-141	44.14	44.14	1.2380	0.8880	1.240	1.24	NO	0.2288	0.2288							
119	PCB-137	44.84	44.84	1.2880	1.0080	1.240	1.28	NO	0.2288	0.22134							





Dataset: Untitled


Last Altered: Tuesday, June 02, 2020 10:33:30 Pacific Daylight Time

Printed: Tuesday, June 02, 2020 10:35:13 Pacific Daylight Time

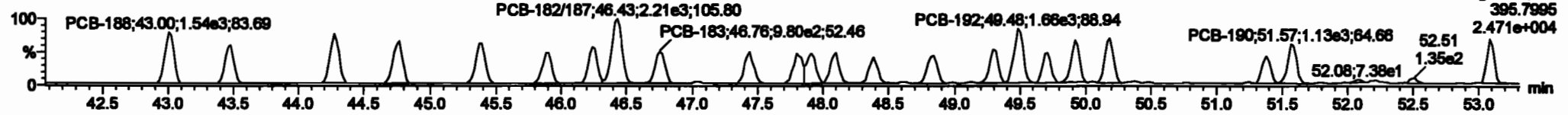
Name: 200601K1_1, Date: 01-Jun-2020, Time: 12:15:03, ID: ST200601K1-1 PCB 209 CS0 19G2606, Description: PCB 209 CS0 19G2606

PCB-188

200601K1_1




200601K1_1

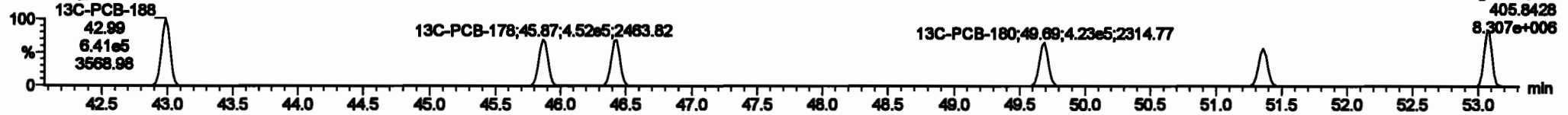


13C-PCB-188

200601K1_1

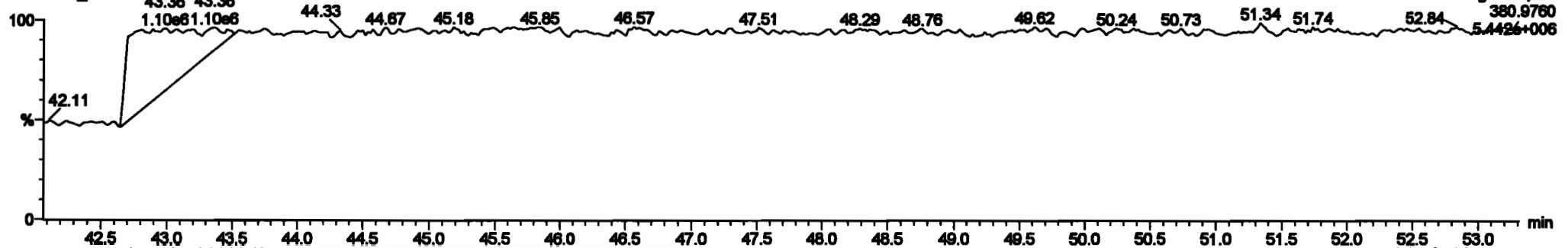


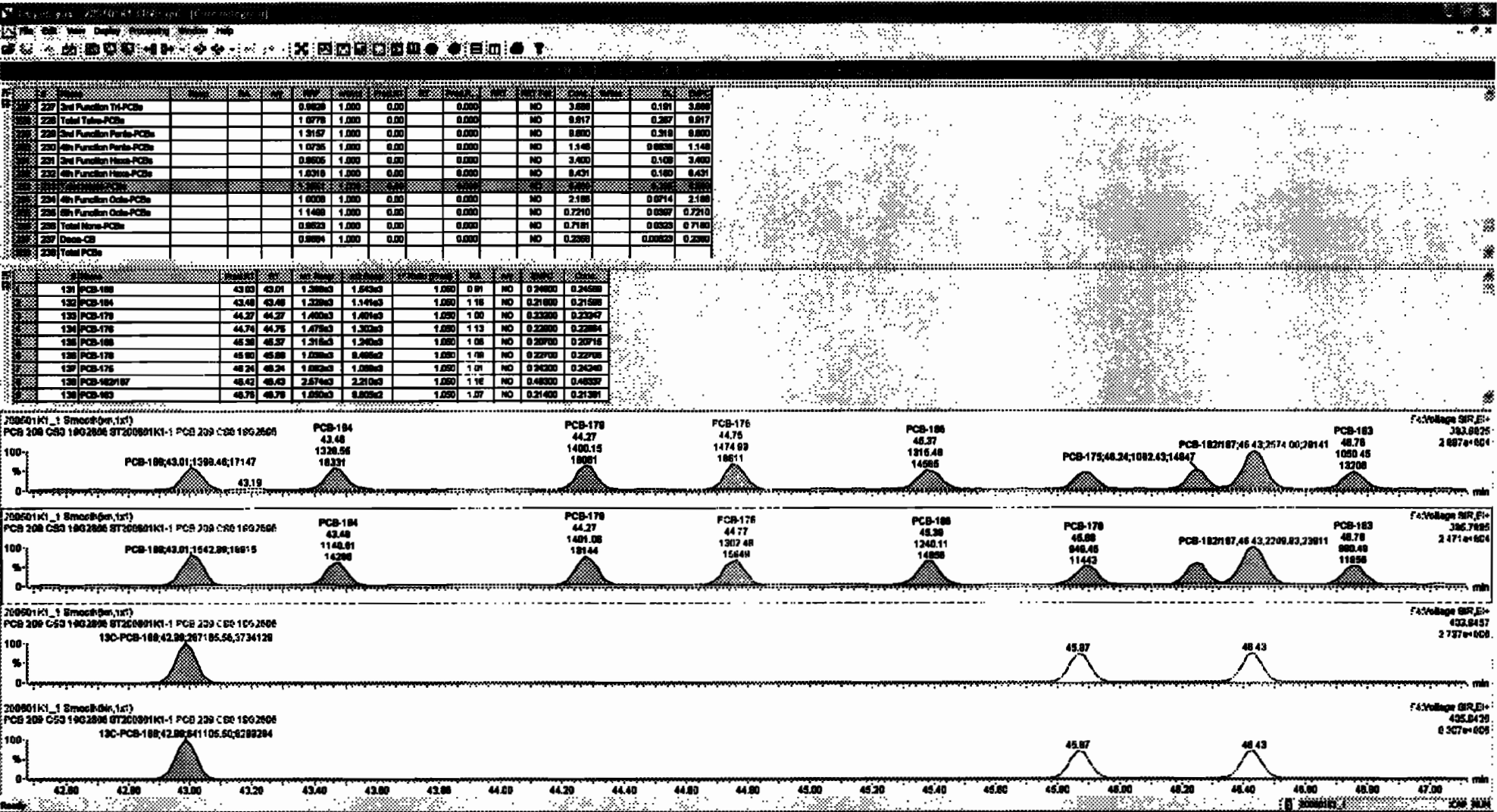
200601K1_1



PFK4c

200601K1_1



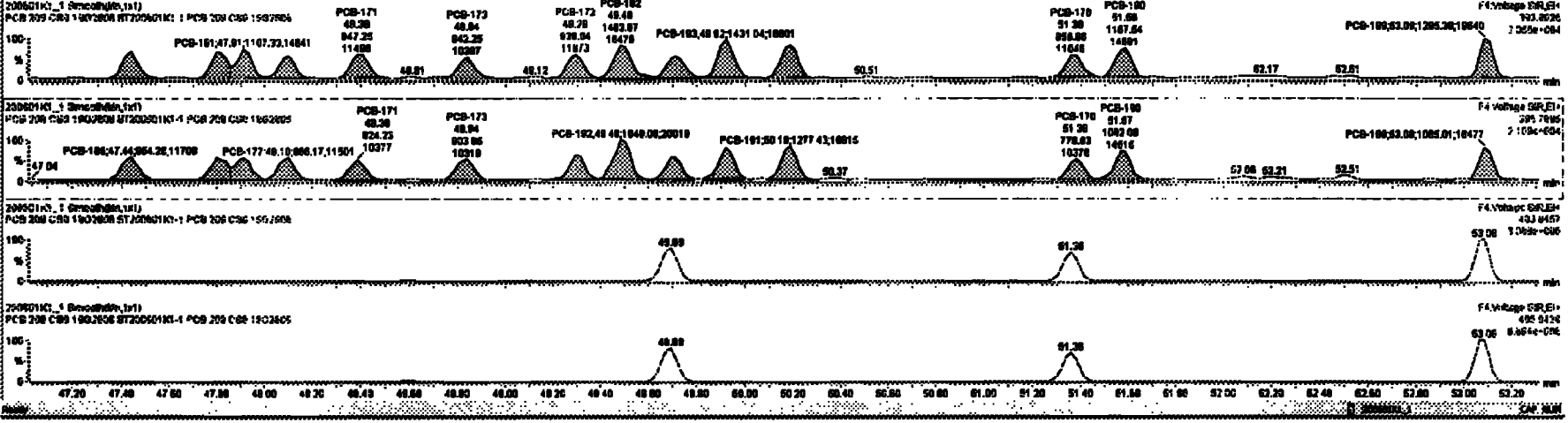


Sample	PCB-188	PCB-178	PCB-186	PCB-183	PCB-182	PCB-187	PCB-184	PCB-185	PCB-189	PCB-190	PCB-191	PCB-192	PCB-193	PCB-194	PCB-195	PCB-196	PCB-197	PCB-198	PCB-199	PCB-200	
227 2nd Function TH-PCBs	0.9628	1.000	0.00	0.000	0.000	NO	3.880		0.181	3.880											
228 Total Tolu-PCBs	1.0778	1.000	0.00	0.000	0.000	NO	0.917		0.287	0.917											
229 2nd Function Para-PCBs	1.2157	1.000	0.00	0.000	0.000	NO	0.880		0.219	0.880											
230 4th Function Para-PCBs	1.0735	1.000	0.00	0.000	0.000	NO	1.148		0.808	1.148											
231 2nd Function Meta-PCBs	0.8505	1.000	0.00	0.000	0.000	NO	3.400		0.108	3.400											
232 4th Function Meta-PCBs	1.0318	1.000	0.00	0.000	0.000	NO	0.431		0.180	0.431											
233 Total PCBs	1.2851	1.000	0.00	0.000	0.000	NO	2.000		0.200	2.000											
234 4th Function Ortho-PCBs	1.0008	1.000	0.00	0.000	0.000	NO	2.180		0.014	2.180											
235 8th Function Ortho-PCBs	1.1488	1.000	0.00	0.000	0.000	NO	0.7210		0.087	0.7210											
236 Total Meta-PCBs	0.9523	1.000	0.00	0.000	0.000	NO	0.7181		0.0523	0.7180											
237 Data-CB	0.8894	1.000	0.00	0.000	0.000	NO	0.2588		0.0823	0.2588											
238 Total PCBs																					

Sample	PCB-188	PCB-178	PCB-186	PCB-183	PCB-182	PCB-187	PCB-184	PCB-185	PCB-189	PCB-190	PCB-191	PCB-192	PCB-193	PCB-194	PCB-195	PCB-196	PCB-197	PCB-198	PCB-199	PCB-200
131 PCB-188	43.03	43.01	1.28e3	1.59e3	1.000	0.91	NO	0.2480	0.2480											
132 PCB-184	43.48	43.48	1.23e3	1.14e3	1.000	1.18	NO	0.2180	0.2180											
133 PCB-178	44.27	44.27	1.49e3	1.89e3	1.000	1.00	NO	0.2320	0.2320											
134 PCB-176	44.74	44.75	1.47e3	1.30e3	1.000	1.13	NO	0.2280	0.2280											
135 PCB-186	45.38	45.37	1.21e3	1.24e3	1.000	1.06	NO	0.2070	0.2070											
136 PCB-178	45.80	45.88	1.03e3	0.48e3	1.000	1.78	NO	0.2270	0.2270											
137 PCB-176	46.24	46.24	1.88e3	1.08e3	1.000	1.01	NO	0.2420	0.2420											
138 PCB-182/187	46.42	46.43	2.67e3	2.21e3	1.000	1.18	NO	0.4830	0.4830											
139 PCB-183	46.78	46.78	1.85e3	0.82e3	1.000	1.07	NO	0.2140	0.2140											

PCB	Material	Area	Vol	Wt	Area	Vol	Wt	Area	Vol	Wt	Area	Vol	Wt
227	Shell Function Tru-PCBs	0.0028	1.000	0.00	0.0000	NO	3.000	0.001	3.000				
228	Total Tru-PCBs	1.0770	1.000	0.00	0.0000	NO	0.017	0.207	0.017				
229	Shell Function Proto-PCBs	1.3167	1.000	0.00	0.0000	NO	0.000	0.310	0.000				
230	4th Function Proto-PCBs	1.0720	1.000	0.00	0.0000	NO	1.140	0.000	1.140				
231	Shell Function Home-PCBs	0.0000	1.000	0.00	0.0000	NO	3.000	0.100	3.000				
232	4th Function Home-PCBs	1.0010	1.000	0.00	0.0000	NO	0.001	0.000	0.001				
233	Shell Home-PCBs	0.0000	1.000	0.00	0.0000	NO	0.000	0.000	0.000				
234	4th Function Ode-PCBs	1.0000	1.000	0.00	0.0000	NO	2.100	0.071	2.100				
235	6th Function Ode-PCBs	1.1400	1.000	0.00	0.0000	NO	0.720	0.000	0.720				
236	Total Home-PCBs	0.0023	1.000	0.00	0.0000	NO	0.710	0.000	0.710				
237	Shell-CB	0.0004	1.000	0.00	0.0000	NO	0.200	0.000	0.200				
238	Total PCBs												

PCB	Area	Vol	Wt	Area	Vol	Wt	Area	Vol	Wt
131	PCB-100	43.00	43.01	1.300e3	1.500e3	1.000	0.01	NO	0.34000
132	PCB-104	43.40	43.40	1.320e3	1.510e3	1.000	1.10	NO	0.31000
133	PCB-170	44.27	44.27	1.400e3	1.400e3	1.000	1.00	NO	0.22000
134	PCB-170	44.74	44.75	1.470e3	1.200e3	1.000	1.13	NO	0.22000
135	PCB-100	45.20	45.20	1.310e3	1.290e3	1.000	1.00	NO	0.20700
136	PCB-170	45.80	45.80	1.000e3	0.800e3	1.000	1.00	NO	0.22700
137	PCB-170	46.24	46.24	1.000e3	1.000e3	1.000	1.01	NO	0.24200
138	PCB-100/07	48.40	48.40	2.070e3	2.210e3	1.000	1.10	NO	0.40000
139	PCB-100	48.70	48.70	1.000e3	0.800e3	1.000	1.07	NO	0.21400



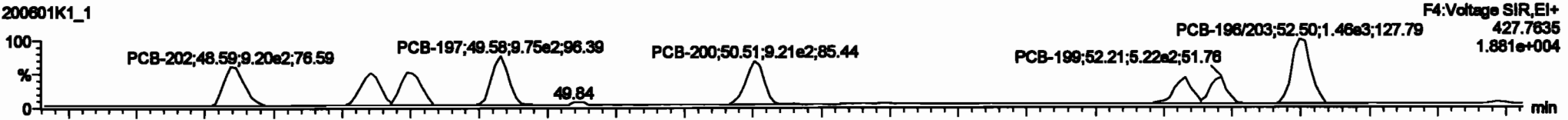
Dataset: Untitled

Last Altered: Tuesday, June 02, 2020 10:33:30 Pacific Daylight Time
Printed: Tuesday, June 02, 2020 10:35:13 Pacific Daylight Time

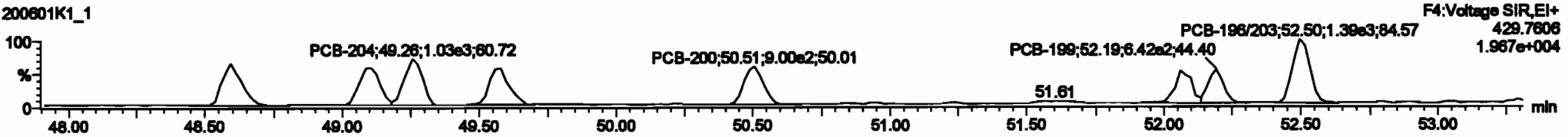
Name: 200601K1_1, Date: 01-Jun-2020, Time: 12:15:03, ID: ST200601K1-1 PCB 209 CS0 19G2606, Description: PCB 209 CS0 19G2606

PCB-202

200601K1_1

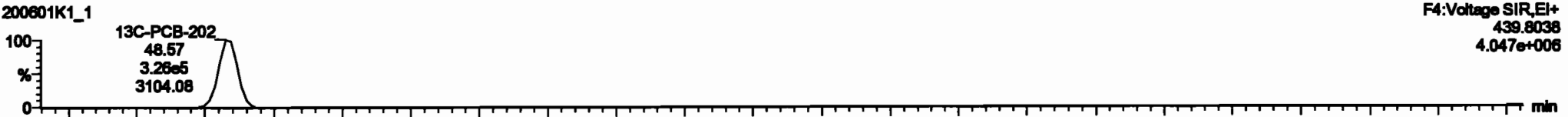


200601K1_1

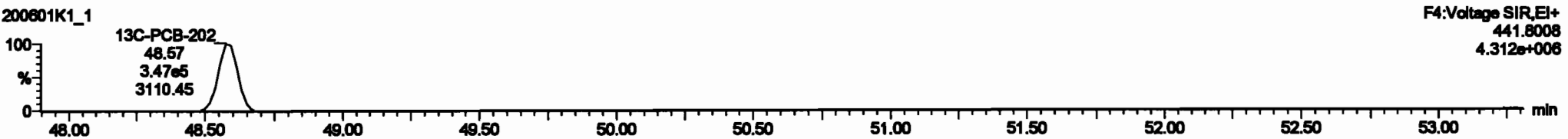


13C-PCB-202

200601K1_1

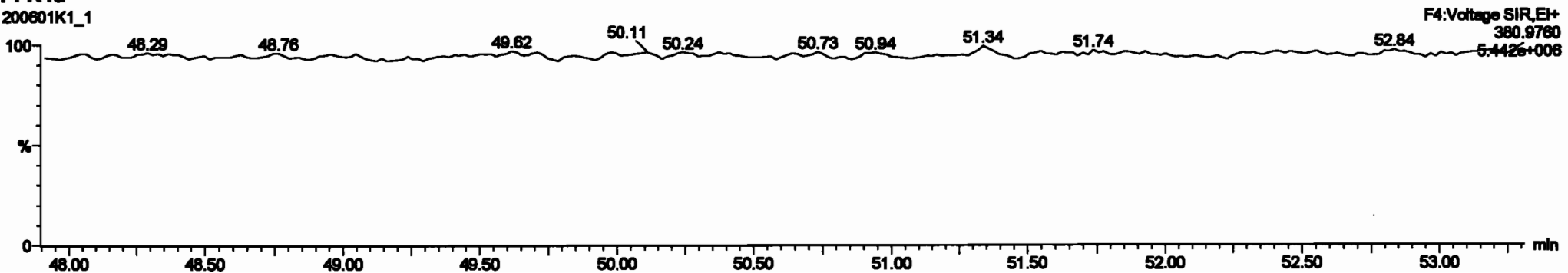


200601K1_1



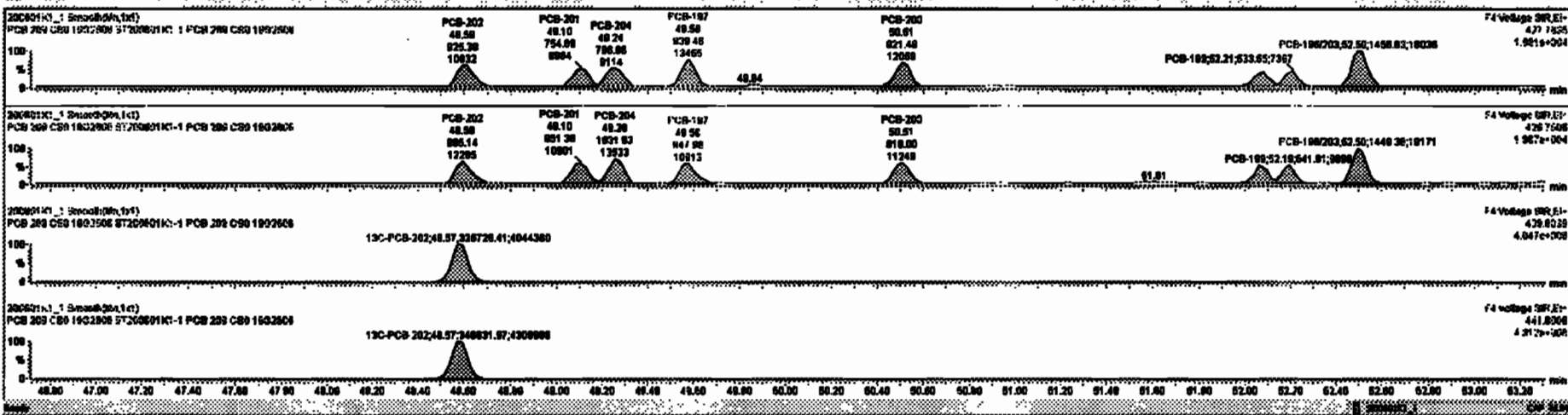
PFK4d

200601K1_1



Item	Description	QTY	UNIT	PRICE	TOTAL	TAX	DISC	NET	DISC	TOTAL	
227	3rd Function Tr-PCBs			0.0000	1.000	0.00	0.000	ND	3.000	0.191	3.000
228	Total Trns-PCBs			1.0770	1.000	0.00	0.000	ND	0.917	0.267	0.917
229	3rd Function Parls-PCBs			1.2107	1.000	0.00	0.000	ND	0.000	0.210	0.000
230	4th Function Parls-PCBs			1.2736	1.000	0.00	0.000	ND	1.146	0.029	1.146
231	3rd Function Hous-PCBs			0.8895	1.000	0.00	0.000	ND	3.400	0.108	3.400
232	4th Function Hous-PCBs			1.8910	1.000	0.00	0.000	ND	0.431	0.180	0.431
233	Total Hous-PCBs			1.3891	1.000	0.00	0.000	ND	0.890	0.226	0.890
234	5th Function Ods-PCBs			1.1489	1.000	0.00	0.000	ND	0.7210	0.0287	0.7210
235	Total Memp-PCBs			0.8823	1.000	0.00	0.000	ND	0.7181	0.0223	0.7181
237	Dans-CD			0.8894	1.000	0.00	0.000	ND	0.3888	0.0000	0.3888
238	Total PCBs										

Item	Description	QTY	UNIT	PRICE	TOTAL	TAX	DISC	NET	DISC	TOTAL
184	PCB-202	48.01	48.00	0.264e2	0.001e2	0.000	0.00	ND	0.24500	0.24480
185	PCB-201	48.00	48.10	7.847e2	0.514e2	0.000	0.70	ND	0.24100	0.24103
186	PCB-204	48.24	48.24	7.888e2	1.823e2	0.000	0.77	ND	0.23800	0.23841
187	PCB-197	48.00	48.00	0.389e2	0.480e2	0.000	0.00	ND	0.34800	0.34784
188	PCB-200	00.00	00.01	0.218e2	0.190e2	0.000	1.00	ND	0.20800	0.20875
189	PCB-199	02.00	02.00	1.403e2	0.728e2	0.000	0.91	ND	0.22800	0.22888
190	PCB-198	02.17	02.21	0.209e2	0.411e2	0.000	0.00	ND	0.21800	0.21804
001	PCB-199-000	02.00	02.00	1.403e2	1.408e2	0.000	1.00	ND	0.01800	0.01804



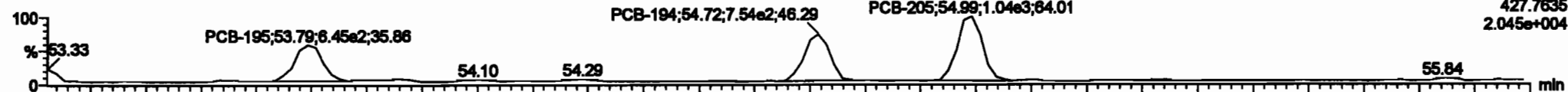
Dataset: Untitled

Last Altered: Tuesday, June 02, 2020 10:33:30 Pacific Daylight Time
Printed: Tuesday, June 02, 2020 10:35:13 Pacific Daylight Time

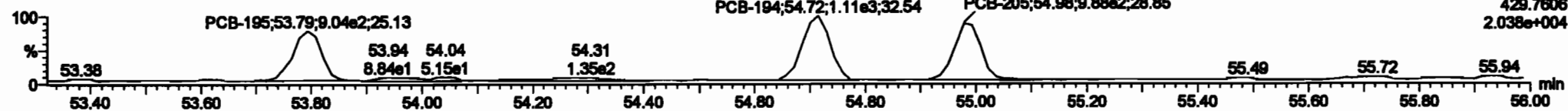
Name: 200601K1_1, Date: 01-Jun-2020, Time: 12:15:03, ID: ST200601K1-1 PCB 209 CS0 19G2606, Description: PCB 209 CS0 19G2606

PCB-195

200601K1_1

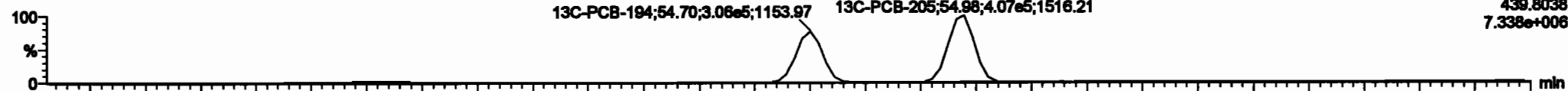


200601K1_1

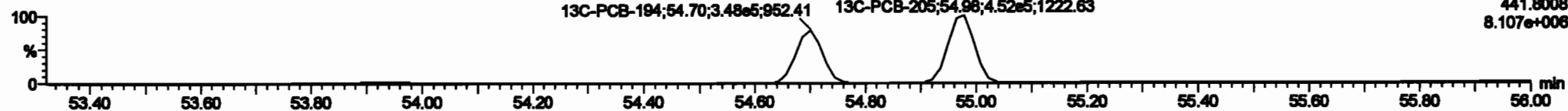


13C-PCB-194

200601K1_1

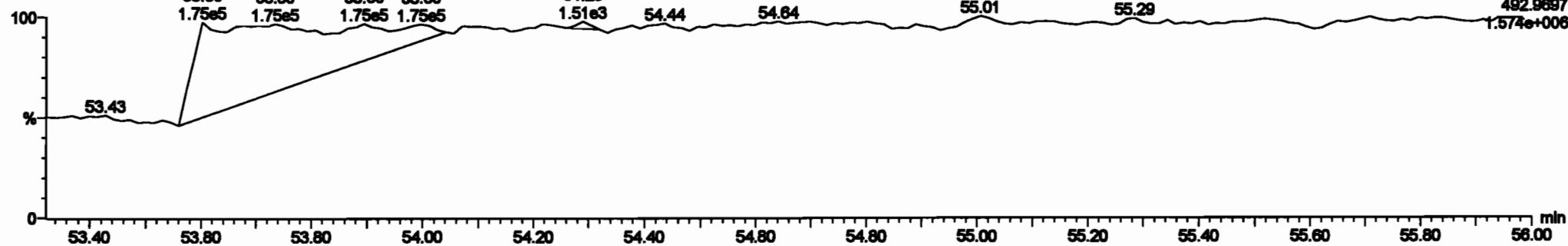


200601K1_1



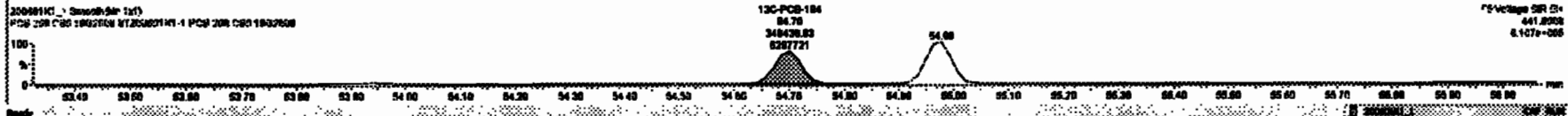

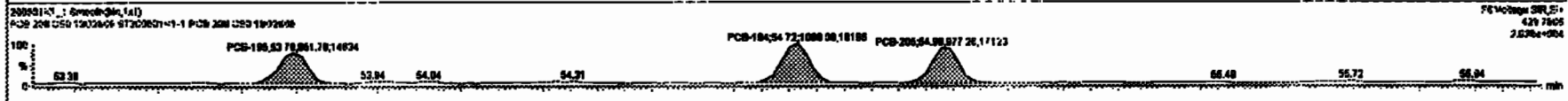

PFK5a

200601K1_1



Sample	Mass	Area	Height	Retention	Response	Peak	Area	Height	Retention	Response
227 2nd Function PA-PCBs		0.0020	1.000	0.00	0.000	NO	3.000	0.101	3.000	
228 1st Function PCBs		1.0776	1.000	0.00	0.000	NO	0.017	0.207	0.017	
229 2nd Function PA-PCBs		1.0107	1.000	0.00	0.000	NO	0.000	0.210	0.000	
230 4th Function PA-PCBs		1.0776	1.000	0.00	0.000	NO	1.140	0.000	1.140	
231 2nd Function Hema-PCBs		0.0000	1.000	0.00	0.000	NO	3.400	0.100	3.400	
232 4th Function Hema-PCBs		1.0010	1.000	0.00	0.000	NO	0.401	0.100	0.401	
233 1st Function PCBs		1.0001	1.000	0.00	0.000	NO	6.000	0.200	6.000	
234 4th Function PCBs		1.0000	1.000	0.00	0.000	NO	2.100	0.014	2.100	
235 2nd Function PCBs		1.0000	1.000	0.00	0.000	NO	1.100	0.100	1.100	
236 1st Function PCBs		0.0000	1.000	0.00	0.000	NO	0.101	0.000	0.101	
237 2nd Function PCBs		0.0001	1.000	0.00	0.000	NO	0.200	0.000	0.200	
238 Total PCBs										

Sample	Area	Height	Retention	Response	Peak	Area	Height	Retention	Response
100 PCB-105	63.80	63.70	0.000e+00	0.017e+02	0.000	0.01	NO	0.20000	0.20044
100 PCB-104	64.72	64.72	0.201e+05	1.000e+03	0.000	0.70	NO	0.20000	0.20022
100 PCB-205	64.80	64.80	0.010e+02	0.770e+02	0.000	1.01	NO	0.20000	0.20002




Dataset: Untitled

Last Altered: Tuesday, June 02, 2020 10:33:30 Pacific Daylight Time
Printed: Tuesday, June 02, 2020 10:35:13 Pacific Daylight Time

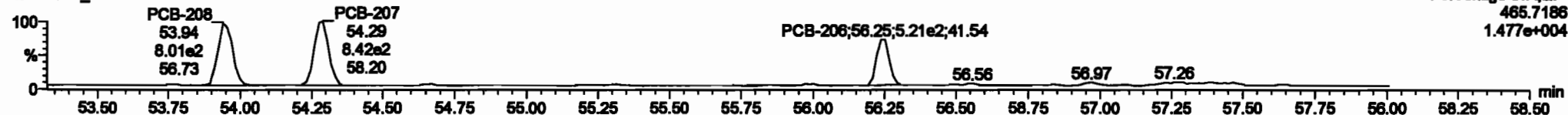
Name: 200601K1_1, Date: 01-Jun-2020, Time: 12:15:03, ID: ST200601K1-1 PCB 209 CS0 19G2806, Description: PCB 209 CS0 19G2806

PCB-208

200601K1_1




200601K1_1

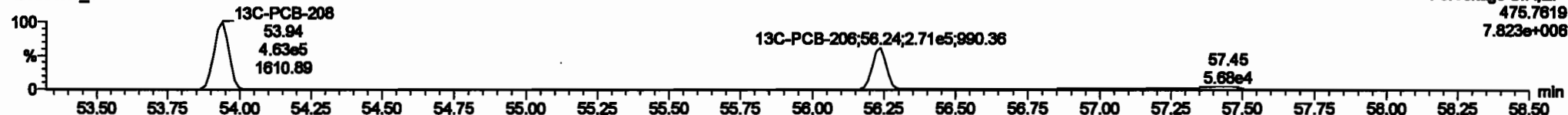


13C-PCB-208

200601K1_1

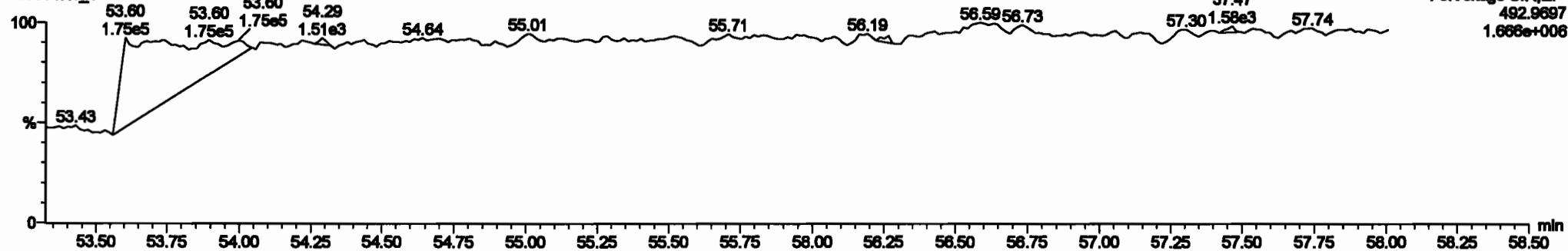


200601K1_1



PFK5

200601K1_1



Dataset: Untitled

Last Altered: Tuesday, June 02, 2020 10:33:30 Pacific Daylight Time
Printed: Tuesday, June 02, 2020 10:35:13 Pacific Daylight Time


Name: 200601K1_1, Date: 01-Jun-2020, Time: 12:15:03, ID: ST200601K1-1 PCB 209 CS0 19G2606, Description: PCB 209 CS0 19G2606

PCB-209

200601K1_1

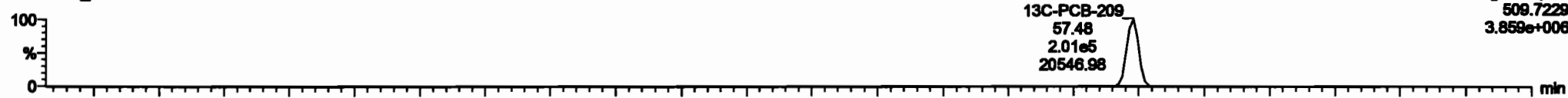


200601K1_1




13C-PCB-209

200601K1_1

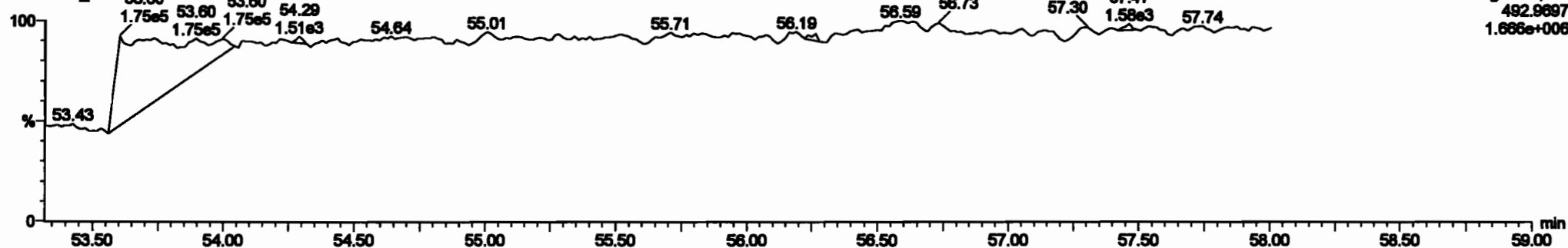


200601K1_1



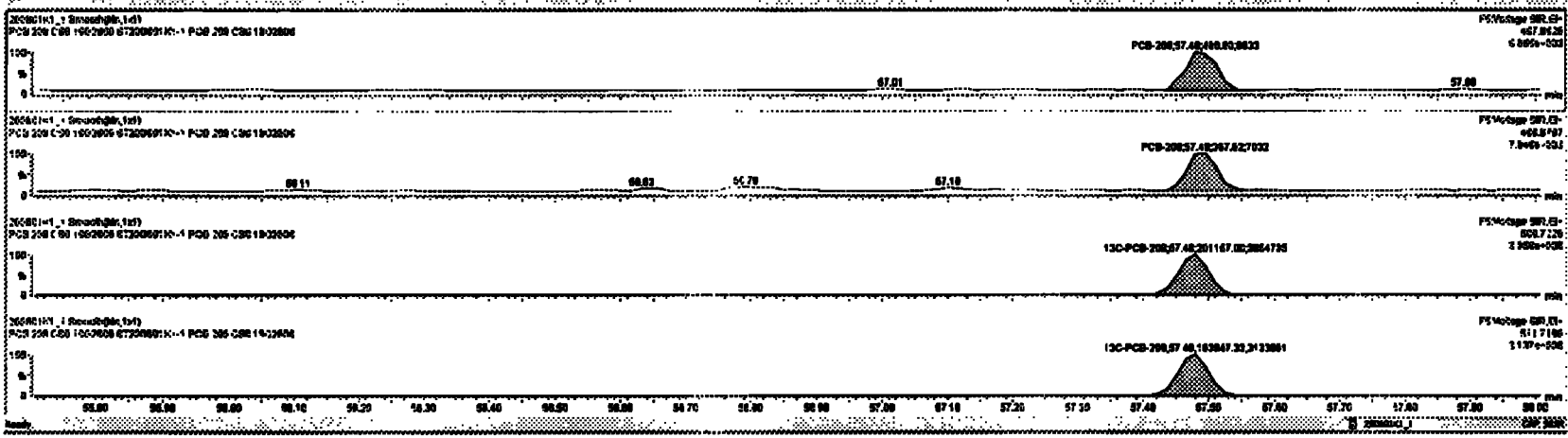
PFK5b

200601K1_1



Item	QTY	UNIT	PRICE	TOTAL	TAXES	TOTAL TAX	TOTAL	TAXES	TOTAL TAX	
227 2nd Purvision 1st-PCBs			0.0000	1.0000	0.00	0.0000	ND	3.0000	0.191	3.0000
228 Total Taxes-PCBs			1.0000	1.0000	0.00	0.0000	ND	0.0017	0.007	0.017
229 2nd Purvision Parts-PCBs			1.9707	1.0000	0.00	0.0000	ND	0.0000	0.010	0.0000
230 4th Purvision Parts-PCBs			1.0735	1.0000	0.00	0.0000	ND	1.140	0.0000	1.140
231 2nd Purvision Hoses-PCBs			0.0000	1.0000	0.00	0.0000	ND	2.0000	0.100	2.0000
232 4th Purvision Hoses-PCBs			1.0010	1.0000	0.00	0.0000	ND	0.001	0.100	0.401
233 Total Hoses-PCBs			1.0010	1.0000	0.00	0.0000	ND	0.000	0.200	0.000
234 4th Purvision Cuts-PCBs			1.0000	1.0000	0.00	0.0000	ND	2.100	0.014	2.100
235 2nd Purvision Cuts-PCBs			1.1400	1.0000	0.00	0.0000	ND	0.7910	0.0007	0.7910
236 Total Cuts-PCBs			0.0000	1.0000	0.00	0.0000	ND	0.7900	0.0000	0.7900
237 Total PCBs										

Item	QTY	UNIT	PRICE	TOTAL	TAXES	TOTAL TAX	TOTAL	TAXES	TOTAL TAX
400 PCB-200	07.00	07.00	4.0000	2.8000	1.770	1.29	ND	0.2000	0.2000



Dataset: Untitled

Last Altered: Tuesday, June 02, 2020 10:33:30 Pacific Daylight Time
Printed: Tuesday, June 02, 2020 10:35:13 Pacific Daylight Time

Name: 200601K1_2, Date: 01-Jun-2020, Time: 13:18:19, ID: ST200601K1-2 PCB 209 CS1 19G2607, Description: PCB 209 CS1 19G2607

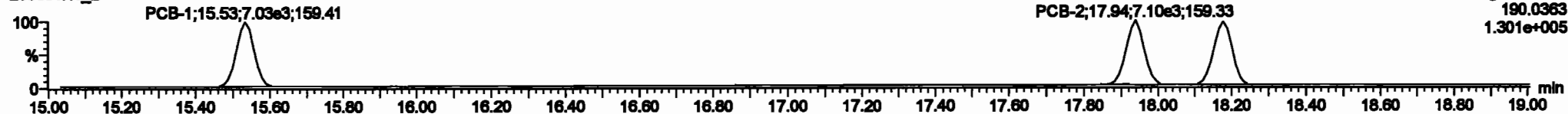
PCB-1

200601K1_2



F1:Voltage SIR,EI+
188.0393
3.917e+005

200601K1_2



F1:Voltage SIR,EI+
190.0363
1.301e+005

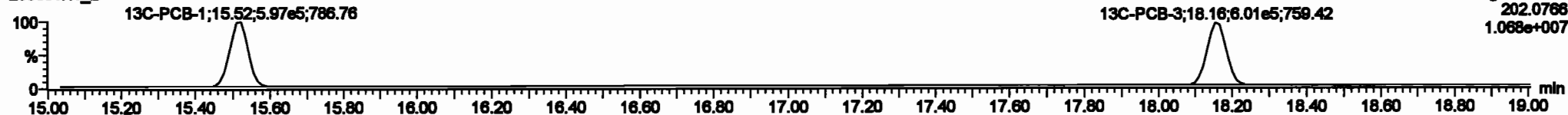
13C-PCB-1

200601K1_2



F1:Voltage SIR,EI+
200.0795
3.329e+007

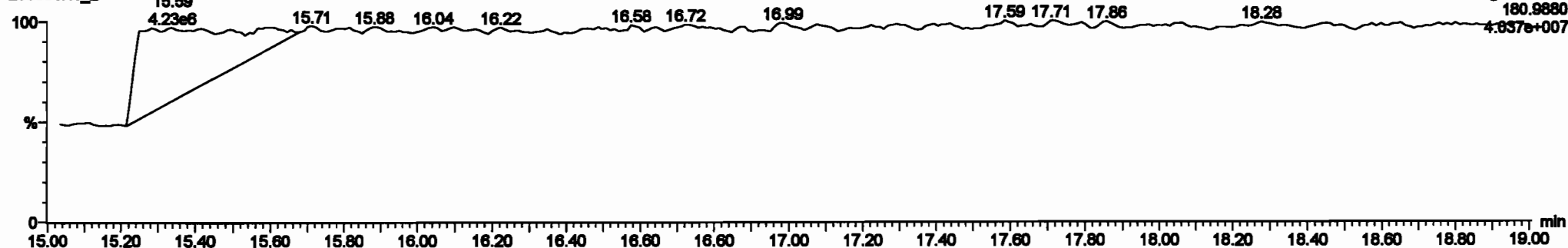
200601K1_2



F1:Voltage SIR,EI+
202.0766
1.068e+007

PFK1

200601K1_2



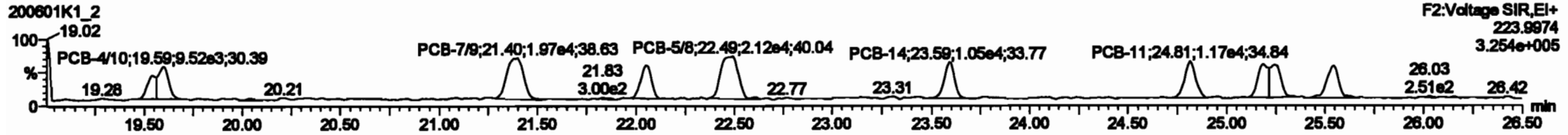
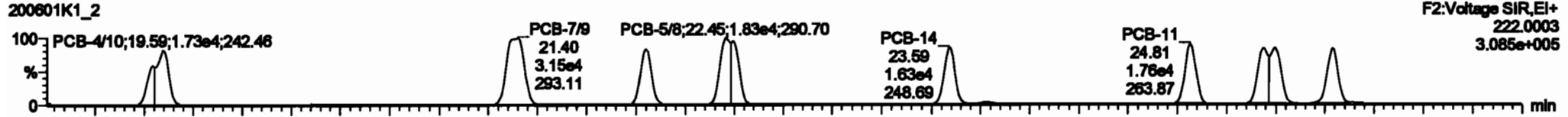
F1:Voltage SIR,EI+
180.9880
4.637e+007

Dataset: Untitled

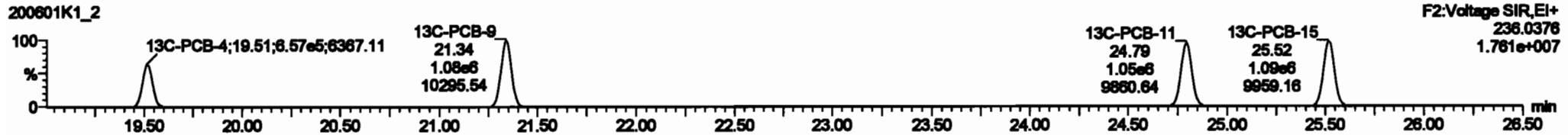
Last Altered: Tuesday, June 02, 2020 10:33:30 Pacific Daylight Time
 Printed: Tuesday, June 02, 2020 10:35:13 Pacific Daylight Time

Name: 200601K1_2, Date: 01-Jun-2020, Time: 13:18:19, ID: ST200601K1-2 PCB 209 CS1 19G2607, Description: PCB 209 CS1 19G2607

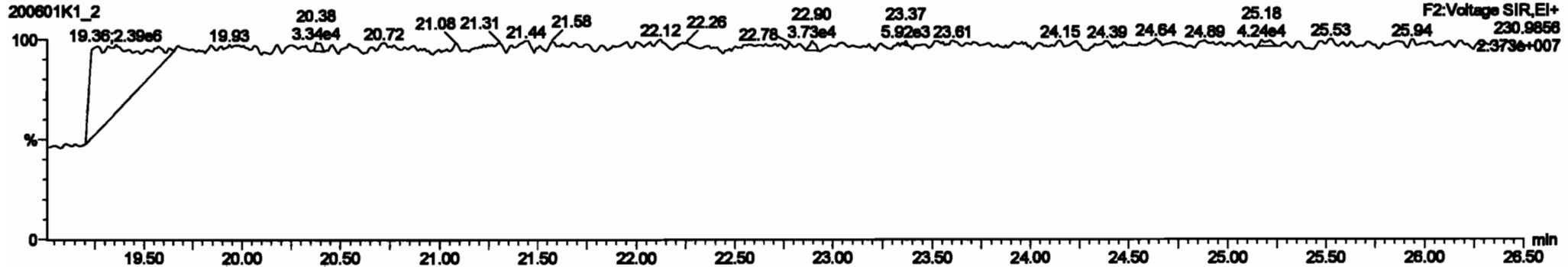
PCB-4/10



13C-PCB-4






PFK2a



#	Name	Range	RA	Qty	Unit	ProdRate	WT	ProdRate	WT	ProdRate	WT	ProdRate	WT	ProdRate	WT	ProdRate	WT	ProdRate	WT
223	13C-PCB-178	7.18e6	0.45	NO	1.0000	1.000	46.87	46.87	0.000	0.000	NO	104.2	104	0.0072					
224	Total Mono-PCBs				1.0000	1.000	0.00	0.00	0.000	0.000	NO	2.884		0.0206	2.884				
225	Total Di-PCBs				1.0000	1.000	0.00	0.00	0.000	0.000	NO	7.832		0.0652	7.832				
226	2nd Function Tri-PCBs				1.0000	1.000	0.00	0.00	0.000	0.000	NO	15.71		0.201	15.71				
227	Total Tetra-PCBs				1.0000	1.000	0.00	0.00	0.000	0.000	NO	40.38		0.382	40.38				
228	Total Penta-PCBs				1.0000	1.000	0.00	0.00	0.000	0.000	NO	38.87		0.570	38.87				
229	4th Function Penta-PCBs				1.0000	1.000	0.00	0.00	0.000	0.000	NO	4.785		0.0713	4.785				
230	3rd Function Hexa-PCBs				1.0000	1.000	0.00	0.00	0.000	0.000	NO	13.32		0.120	13.32				
231	4th Function Hexa-PCBs				1.0000	1.000	0.00	0.00	0.000	0.000	NO	28.45		0.302	28.45				
232	Total Hepta-PCBs				1.0000	1.000	0.00	0.00	0.000	0.000	NO	23.19		0.230	23.19				
233	4th Function Octa-PCBs				1.0000	1.000	0.00	0.00	0.000	0.000	NO	0.216		0.0785	0.216				

#	Name	ProdRate	WT	wt Range	wt Range	* Ratio (Prod)	RA	Qty	-BSPC	Cons.
1	4 PCB-478	18.80	18.80	2.480e4	1.527e4	1.580	1.82	NO	1.8718	1.8708
2	6 PCB-78	21.40	21.40	3.162e4	1.878e4	1.580	1.80	NO	1.8888	1.8881
3	8 PCB-8	22.08	22.08	1.817e4	1.806e4	1.580	1.81	NO	0.82800	0.82812
4	7 PCB-64	22.48	22.48	3.122e4	2.117e4	1.580	1.40	NO	1.8070	1.8088
5	8 PCB-14	23.80	23.80	1.821e4	1.852e4	1.580	1.58	NO	0.87700	0.87678
6	9 PCB-11	24.81	24.81	1.771e4	1.171e4	1.580	1.81	NO	0.88700	0.88713
7	10 PCB-13/13	25.25	25.25	3.170e4	2.002e4	1.580	1.58	NO	1.8880	1.8885
8	11 PCB-15	26.58	26.54	1.829e4	1.021e4	1.580	1.58	NO	0.88400	0.88281




Dataset: Untitled

Last Altered: Tuesday, June 02, 2020 10:33:30 Pacific Daylight Time

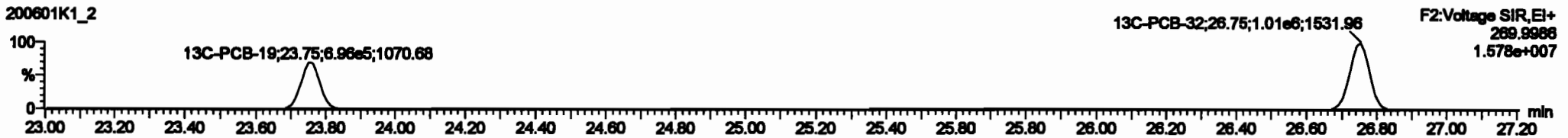
Printed: Tuesday, June 02, 2020 10:35:13 Pacific Daylight Time

Name: 200601K1_2, Date: 01-Jun-2020, Time: 13:18:19, ID: ST200601K1-2 PCB 209 CS1 19G2607, Description: PCB 209 CS1 19G2607

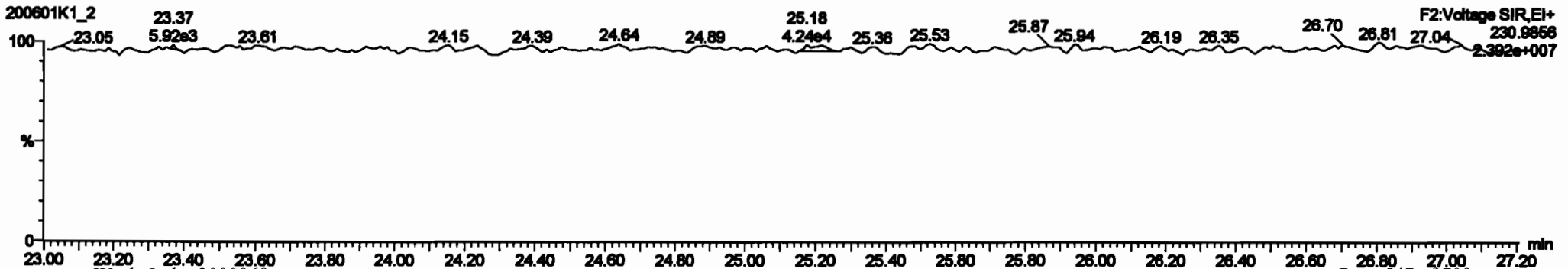
PCB-19



13C-PCB-19

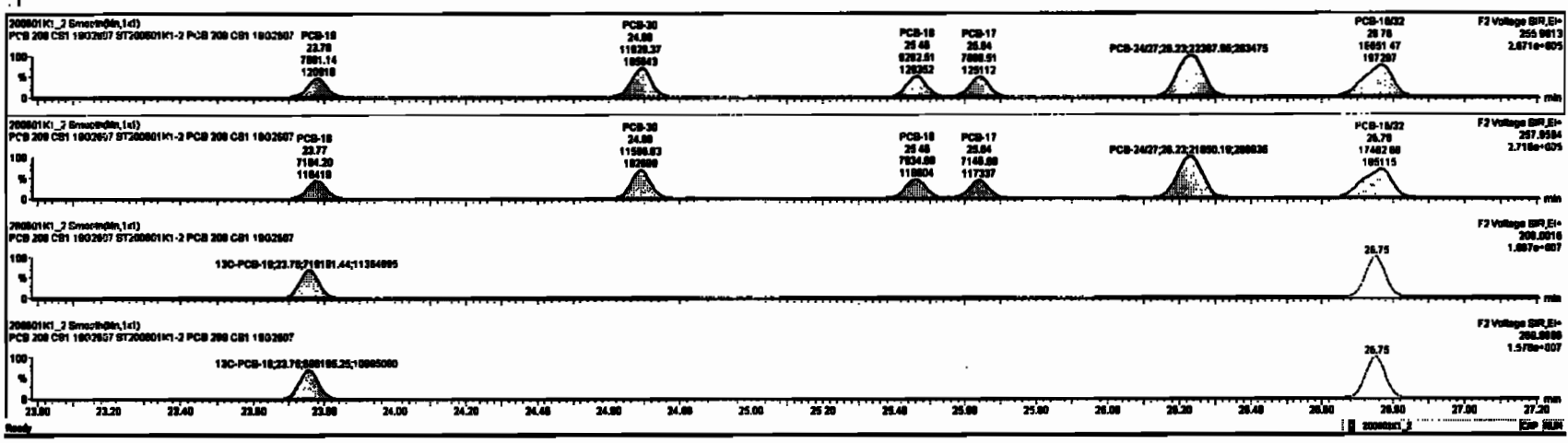


PFK2b



#	Name	Step	RA	RY	RFY	Offset	Height	SE	PeakA	HT	HT PC	Comp	Width	Area	Height
223	13C-PCB-178	7.50us	0.48	ND	1.0000	1.000	46.87	0.023	0.023	ND	104.2	104	0.0072	2.854	0.0072
224	Total Mono-PCBs				1.0000	1.000	0.00	0.000	0.000	ND	2.854	2.854	0.0000	2.854	0.0000
225	Total Di-PCBs				1.0000	1.000	0.00	0.000	0.000	ND	11.30	11.30	0.0000	11.30	0.0000
226	Total Tri-PCBs				1.0000	1.000	0.00	0.000	0.000	ND	0.00	0.00	0.0000	0.00	0.0000
227	2nd Purition Tri-PCBs				0.0000	1.000	0.00	0.000	0.000	ND	10.71	10.71	0.0000	10.71	0.0000
228	Total Mono-PCBs				1.0000	1.000	0.00	0.000	0.000	ND	40.20	40.20	0.0000	40.20	0.0000
229	2nd Purition Mono-PCBs				1.0000	1.000	0.00	0.000	0.000	ND	30.67	30.67	0.0000	30.67	0.0000
230	4th Purition Mono-PCBs				1.0000	1.000	0.00	0.000	0.000	ND	4.78	4.78	0.0000	4.78	0.0000
231	2nd Purition Mono-PCBs				0.0000	1.000	0.00	0.000	0.000	ND	13.33	13.33	0.0000	13.33	0.0000
232	4th Purition Mono-PCBs				1.0000	1.000	0.00	0.000	0.000	ND	20.48	20.48	0.0000	20.48	0.0000
233	Total Mono-PCBs				1.0000	1.000	0.00	0.000	0.000	ND	25.16	25.16	0.0000	25.16	0.0000
234	4th Purition Mono-PCBs				1.0000	1.000	0.00	0.000	0.000	ND	0.215	0.215	0.0000	0.215	0.0000

#	Name	PeakA	HT	HT PC	Offset	Height	SE	PeakA	HT	HT PC	Comp
1	13-PCB-18	23.79	23.79	7.00us	7.10us	1.000	1.00	ND	0.0000	0.0000	0.0000
2	13-PCB-20	24.80	24.80	1.00us	1.00us	1.000	1.00	ND	0.0000	0.0000	0.0000
3	14-PCB-18	26.48	26.48	0.20us	7.00us	1.000	1.00	ND	0.0000	0.0000	0.0000
4	15-PCB-17	26.84	26.84	7.00us	7.50us	1.000	1.00	ND	0.0000	0.0000	0.0000
5	16-PCB-2407	28.20	28.20	2.50us	2.50us	1.000	1.00	ND	1.0000	1.0000	0.0000
6	17-PCB-1802	26.77	26.78	1.00us	1.70us	1.000	1.00	ND	1.0000	1.0000	0.0000

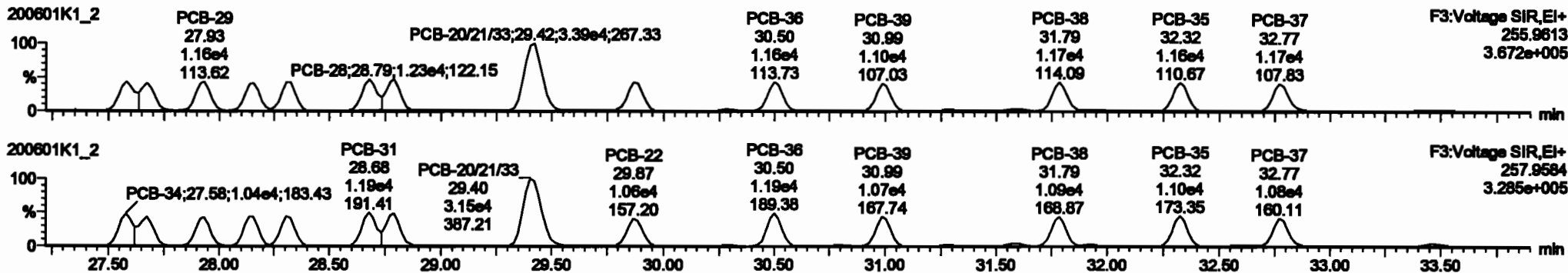


Dataset: Untitled

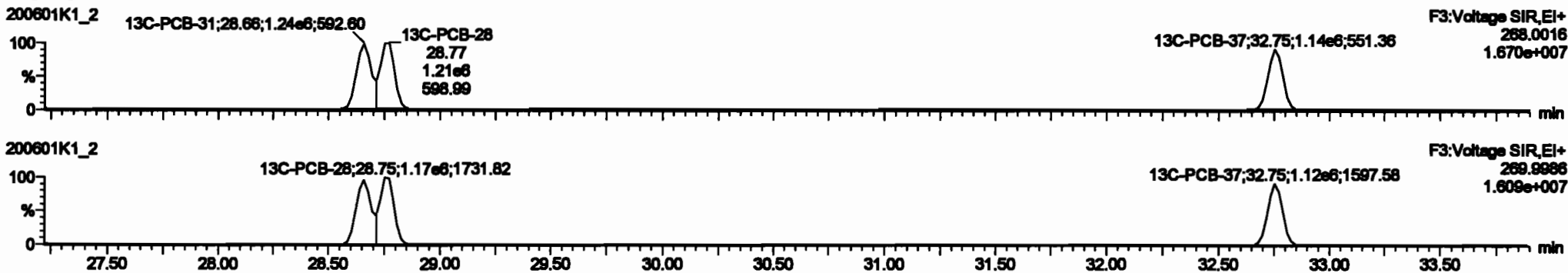
Last Altered: Tuesday, June 02, 2020 10:33:30 Pacific Daylight Time
Printed: Tuesday, June 02, 2020 10:35:13 Pacific Daylight Time

Name: 200601K1_2, Date: 01-Jun-2020, Time: 13:18:19, ID: ST200601K1-2 PCB 209 CS1 19G2607, Description: PCB 209 CS1 19G2607

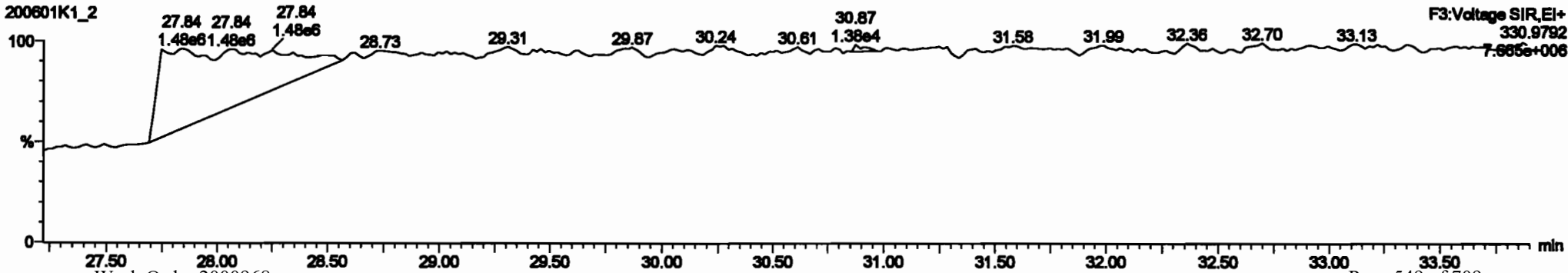
PCB-34

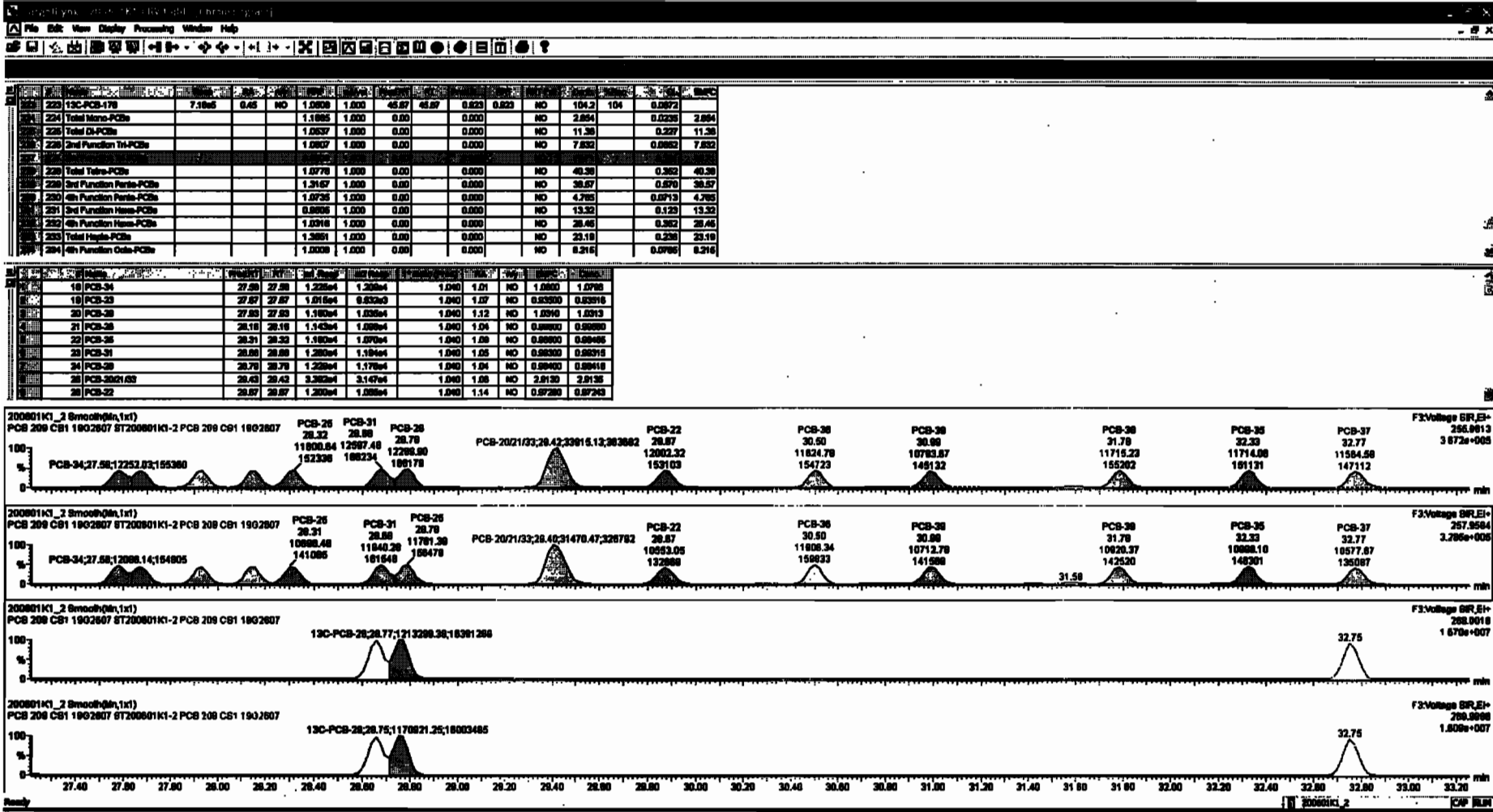


13C-PCB-28



PFK3d



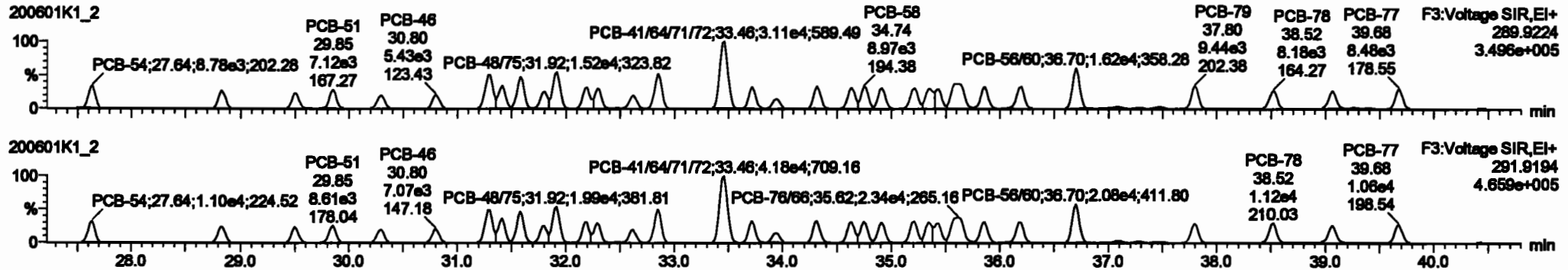


Dataset: Untitled

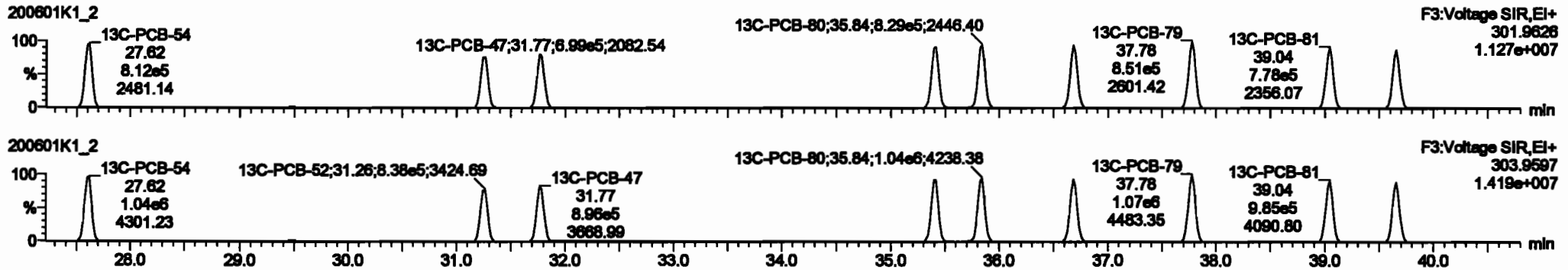
Last Altered: Tuesday, June 02, 2020 10:33:30 Pacific Daylight Time
 Printed: Tuesday, June 02, 2020 10:35:13 Pacific Daylight Time

Name: 200601K1_2, Date: 01-Jun-2020, Time: 13:18:19, ID: ST200601K1-2 PCB 209 CS1 19G2607, Description: PCB 209 CS1 19G2607

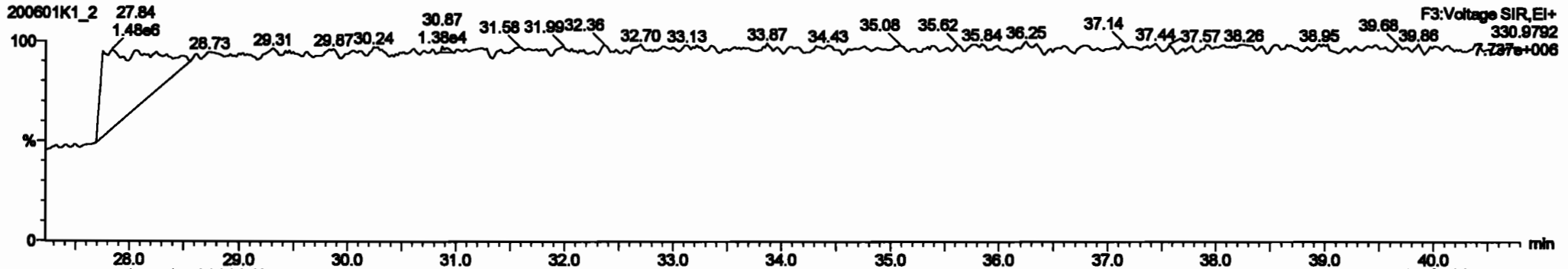
PCB-54



13C-PCB-54



PFK3a



Dataset: Untitled

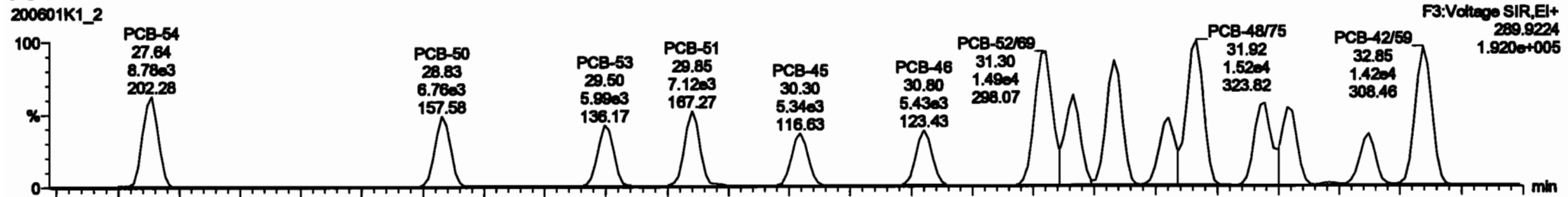
Last Altered: Tuesday, June 02, 2020 10:33:30 Pacific Daylight Time

Printed: Tuesday, June 02, 2020 10:35:13 Pacific Daylight Time

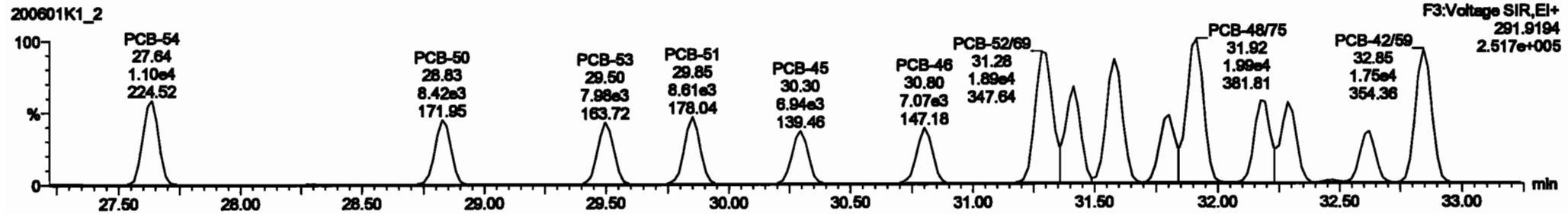
Name: 200601K1_2, Date: 01-Jun-2020, Time: 13:18:19, ID: ST200601K1-2 PCB 209 CS1 19G2607, Description: PCB 209 CS1 19G2607

PCB-50

200601K1_2



200601K1_2

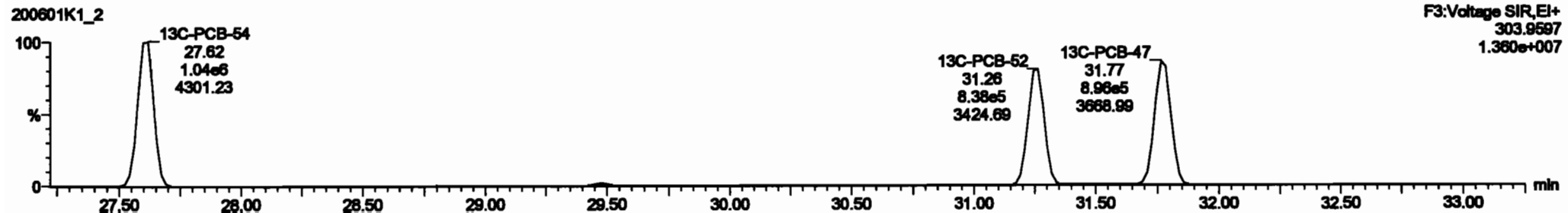


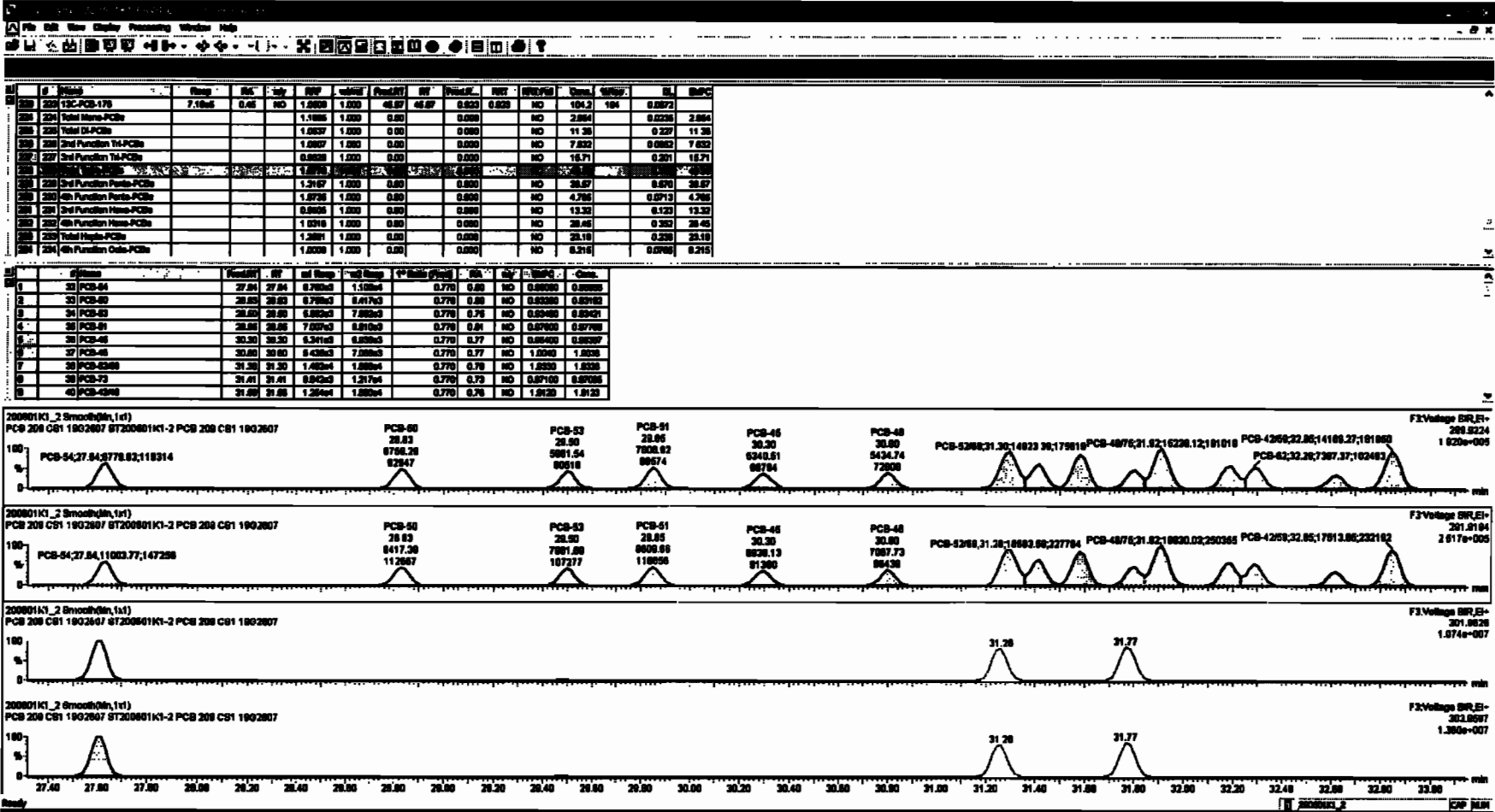
13C-PCB-52

200601K1_2



200601K1_2





Dataset: Untitled

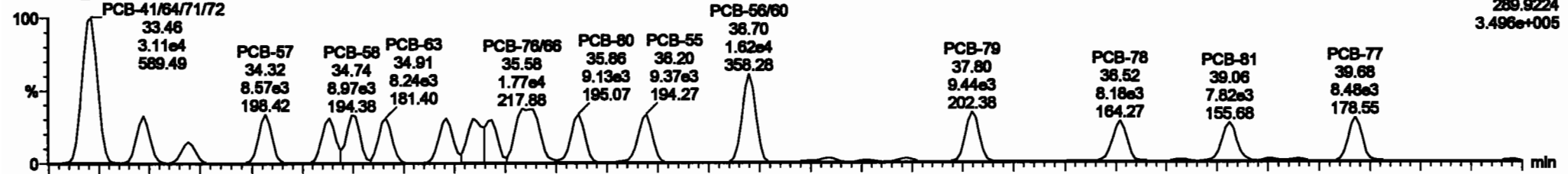
Last Altered: Tuesday, June 02, 2020 10:33:30 Pacific Daylight Time

Printed: Tuesday, June 02, 2020 10:35:13 Pacific Daylight Time

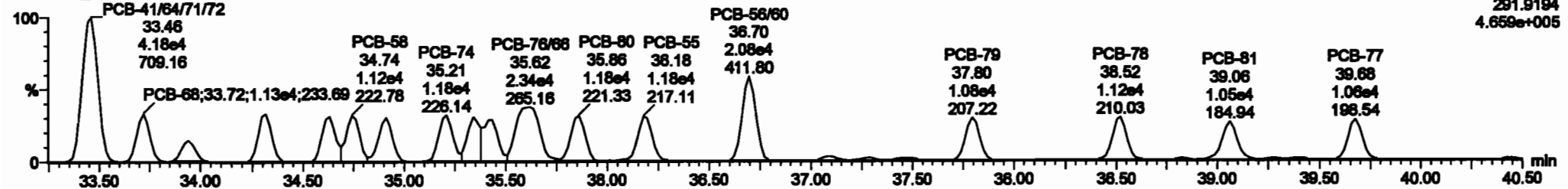
Name: 200601K1_2, Date: 01-Jun-2020, Time: 13:18:19, ID: ST200601K1-2 PCB 209 CS1 19G2607, Description: PCB 209 CS1 19G2607

PCB-68

200601K1_2

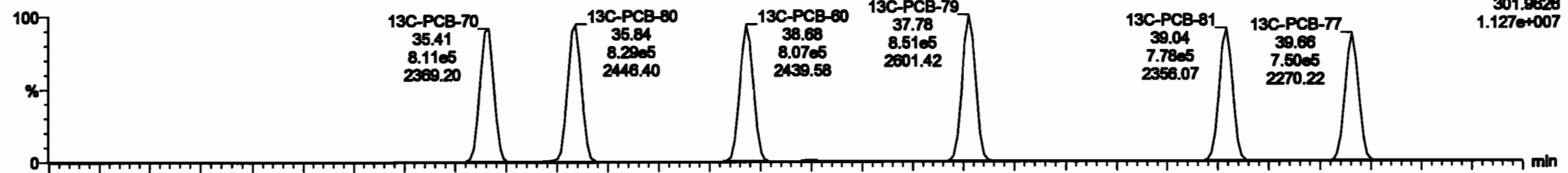


200601K1_2

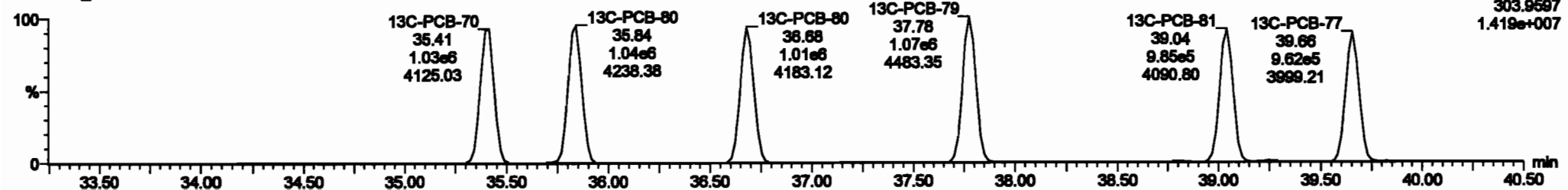


13C-PCB-60

200601K1_2

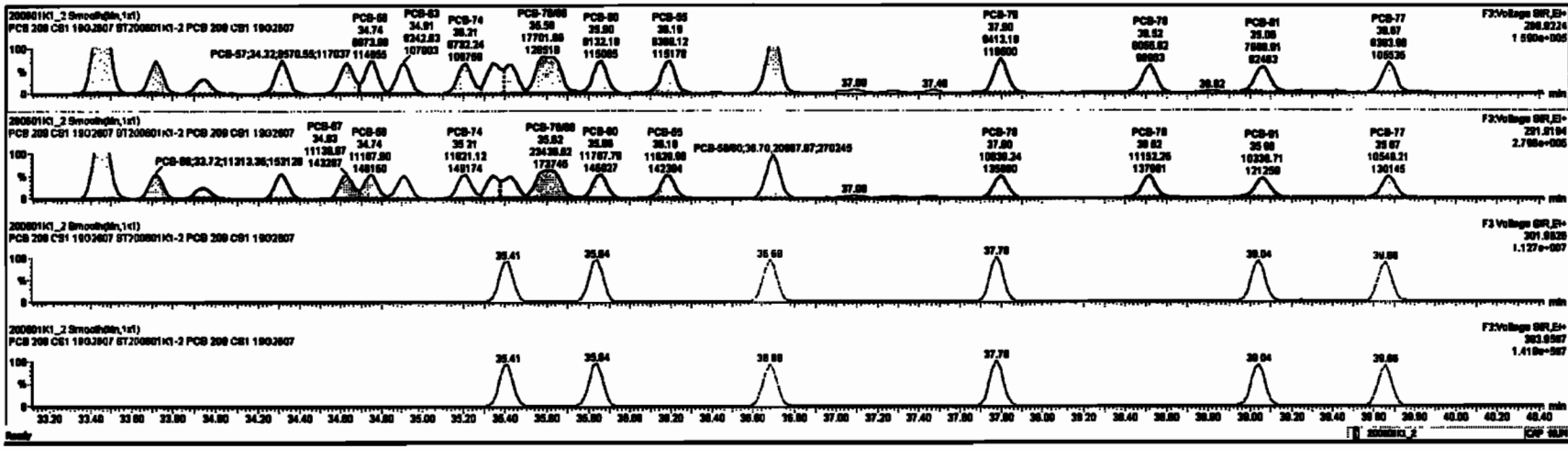


200601K1_2



#	Material	Step	RA	Qty	RFV	Value	ProdID	RT	ProdRA	RFV	RFV Full	Comp	Qty	SL	RFPC
220	13C-PCB-170	7.10nd	0.05	NO	1.0000	1.000	46.67	46.67	0.000	0.000	NO	104.3	104	0.0072	
221	Total Mono-PCBs				1.0000	1.000	0.00	0.00	0.000	0.000	NO	2.884		0.0238	2.884
222	Total Di-PCBs				1.0000	1.000	0.00	0.00	0.000	0.000	NO	11.38		0.2207	11.38
223	Total Tri-PCBs				1.0000	1.000	0.00	0.00	0.000	0.000	NO	7.800		0.0000	7.800
224	2nd Function Tri-PCBs				0.0000	1.000	0.00	0.00	0.000	0.000	NO	15.71		0.201	15.71
225	3rd Function Tri-PCBs				0.0000	1.000	0.00	0.00	0.000	0.000	NO	45.30		0.201	45.30
226	2nd Function Para-PCBs				1.2167	1.000	0.00	0.00	0.000	0.000	NO	38.67		0.870	38.67
227	3rd Function Para-PCBs				1.0726	1.000	0.00	0.00	0.000	0.000	NO	4.788		0.0713	4.788
228	4th Function Para-PCBs				0.0000	1.000	0.00	0.00	0.000	0.000	NO	13.30		0.120	13.30
229	2nd Function Mono-PCBs				1.0000	1.000	0.00	0.00	0.000	0.000	NO	38.40		0.200	38.40
230	3rd Function Mono-PCBs				1.0000	1.000	0.00	0.00	0.000	0.000	NO	23.18		0.200	23.18
231	4th Function Mono-PCBs				1.0000	1.000	0.00	0.00	0.000	0.000	NO	8.918		0.0700	8.918

#	Material	ProdID	RT	ed Step	ed Step	** (Peak Prod)	RA	Qty	RFV	Comp
1	PCB-04	27.04	27.04	0.700nd	1.000nd	0.770	0.80	NO	0.00000	0.00000
2	PCB-05	28.00	28.00	0.700nd	0.417nd	0.770	0.80	NO	0.00000	0.00163
3	PCB-03	28.00	28.00	0.800nd	7.000nd	0.770	0.76	NO	0.00000	0.00021
4	PCB-01	28.00	28.00	7.000nd	0.010nd	0.770	0.81	NO	0.00000	0.00700
5	PCB-06	30.30	30.30	0.341nd	0.000nd	0.770	0.77	NO	0.00000	0.00007
6	PCB-08	30.00	30.00	0.400nd	7.000nd	0.770	0.77	NO	1.00000	1.00000
7	PCB-02000	31.20	31.20	1.400nd	1.000nd	0.770	0.70	NO	1.00000	1.00000
8	PCB-22	31.01	31.01	0.000nd	1.217nd	0.770	0.73	NO	0.00100	0.00000

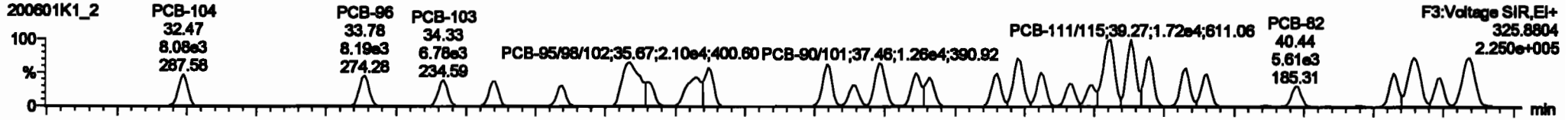


Dataset: Untitled

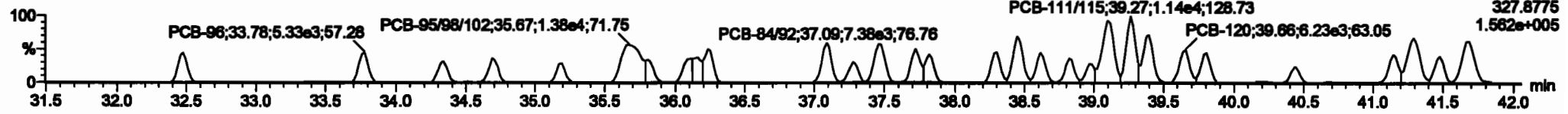
Last Altered: Tuesday, June 02, 2020 10:33:30 Pacific Daylight Time
Printed: Tuesday, June 02, 2020 10:35:13 Pacific Daylight Time

Name: 200601K1_2, Date: 01-Jun-2020, Time: 13:18:19, ID: ST200601K1-2 PCB 209 CS1 19G2607, Description: PCB 209 CS1 19G2607


PCB-104



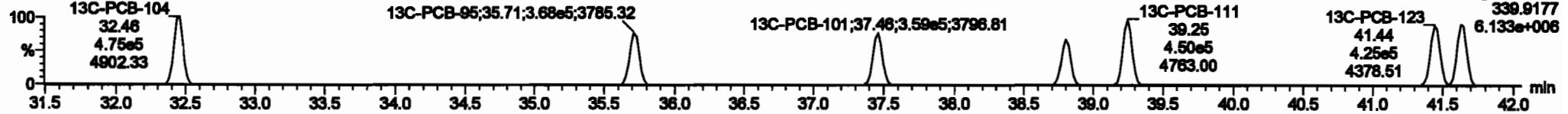
200601K1_2




13C-PCB-104



200601K1_2



PFK3b

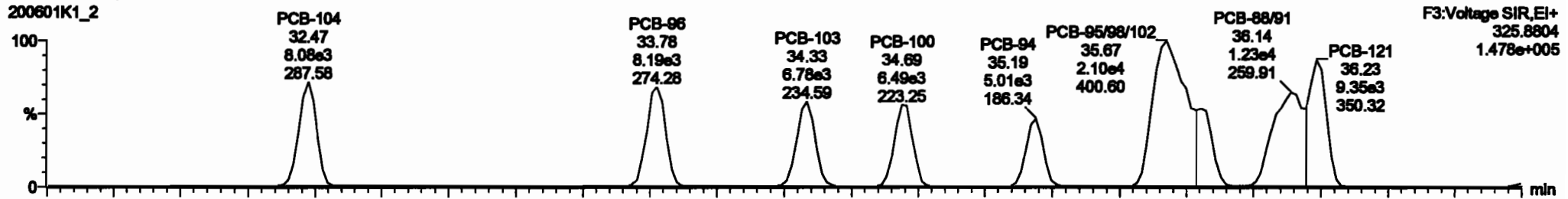


Dataset: Untitled

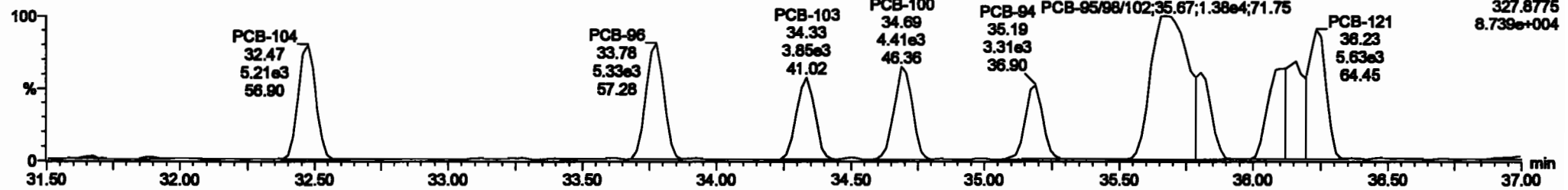
Last Altered: Tuesday, June 02, 2020 10:33:30 Pacific Daylight Time
Printed: Tuesday, June 02, 2020 10:35:13 Pacific Daylight Time

Name: 200601K1_2, Date: 01-Jun-2020, Time: 13:18:19, ID: ST200601K1-2 PCB 209 CS1 19G2607, Description: PCB 209 CS1 19G2607

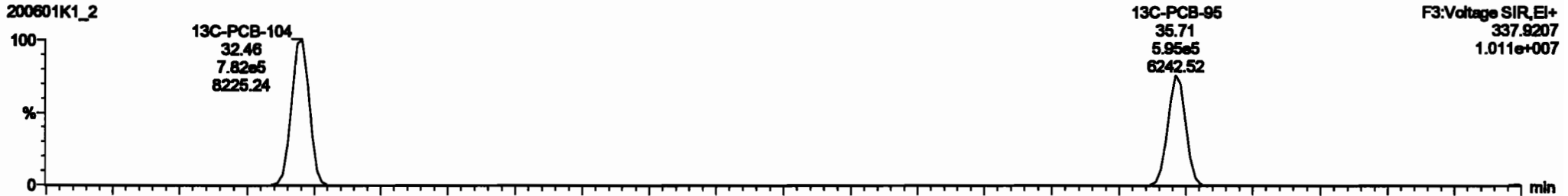
PCB-96



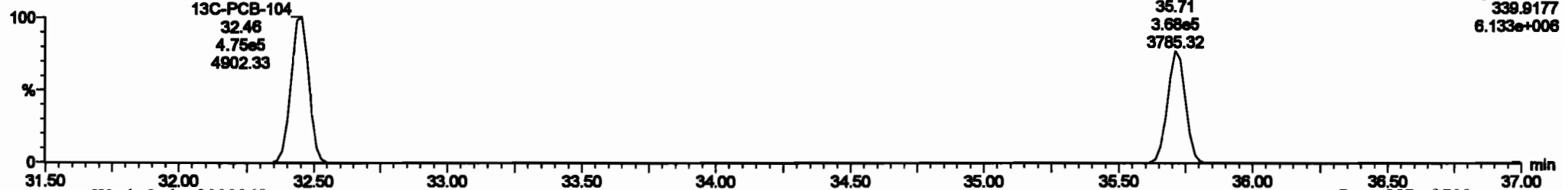
200601K1_2



13C-PCB-95

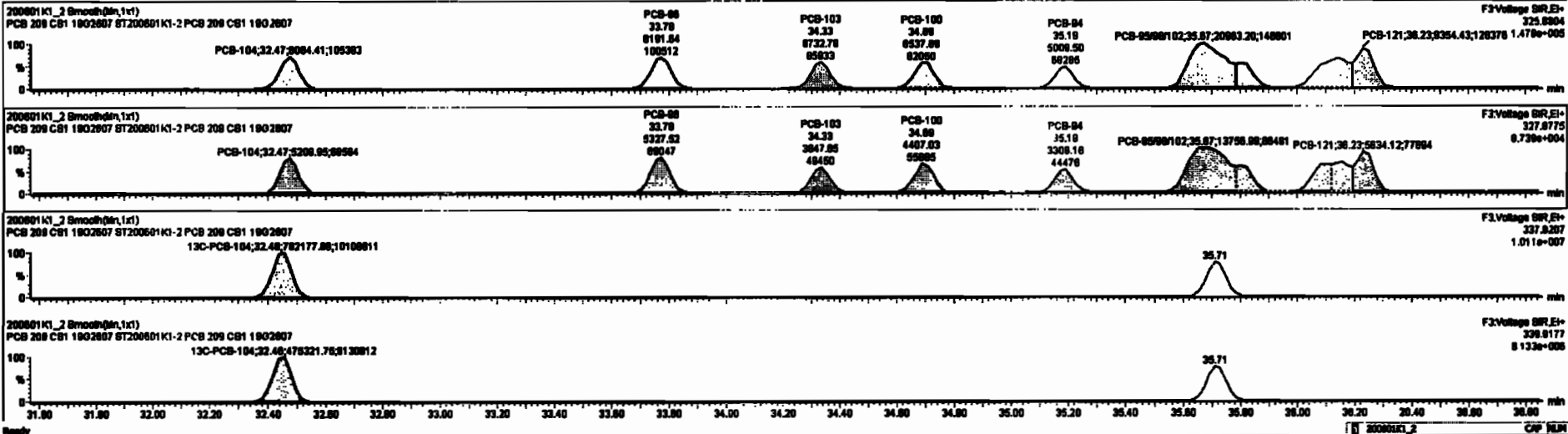


200601K1_2



#	Name	Step	PA	Qty	QSP	Unit	Prod RT	RT	Yield	QRT	QRT Fail	Comp.	Units	DL	EMPC
223	13C-PCB-178	7.1Inch	0.45	NO	1.2000	1.000	46.87	46.87	0.920	0.920	NO	104.2	104	0.0072	
224	Total Micro-PCBs				1.0000	1.000	0.00	0.00	0.000	0.000	NO	2.864		0.0200	2.864
225	Total Di-PCBs				1.0000	1.000	0.00	0.00	0.000	0.000	NO	11.38		0.227	11.38
226	2nd Function Tri-PCBs				1.0000	1.000	0.00	0.00	0.000	0.000	NO	7.832		0.0000	7.832
227	3rd Function Tri-PCBs				0.8820	1.000	0.00	0.00	0.000	0.000	NO	16.71		0.201	16.71
228	Total Tribo-PCBs				1.0770	1.000	0.00	0.00	0.000	0.000	NO	40.38		0.302	40.38
229	4th Function Pent-PCBs				1.0000	1.000	0.00	0.00	0.000	0.000	NO	30.87		0.0000	30.87
230	6th Function Pent-PCBs				1.0735	1.000	0.00	0.00	0.000	0.000	NO	4.785		0.0713	4.785
231	2nd Function Hexa-PCBs				0.8800	1.000	0.00	0.00	0.000	0.000	NO	13.32		0.123	13.32
232	4th Function Hexa-PCBs				1.0018	1.000	0.00	0.00	0.000	0.000	NO	26.46		0.382	26.46
233	Total Hepta-PCBs				1.3891	1.000	0.00	0.00	0.000	0.000	NO	23.19		0.238	23.19
234	2nd 4th Function Octa-PCBs				1.0000	1.000	0.00	0.00	0.000	0.000	NO	0.0000		0.0000	0.0000

#	Name	Step	PA	Qty	QSP	Unit	Prod RT	RT	Yield	QRT	QRT Fail	Comp.	Units	DL	EMPC
64	PCB-104				32.47	32.47	0.000e0	0.210e3	1.000	1.00	NO	0.04300	0.04218		
65	PCB-88				33.78	33.78	0.102e3	0.328e3	1.000	1.04	NO	0.00200	0.00176		
66	PCB-103				34.33	34.33	0.723e3	3.898e3	1.000	1.75	NO	0.00800	0.00844		
67	PCB-100				34.88	34.88	0.038e3	4.407e3	1.000	1.48	NO	0.01300	0.01274		
68	PCB-84				35.18	35.18	0.010e3	3.308e3	1.000	1.01	NO	0.01000	0.00880		
69	PCB-85/88/102				35.87	35.87	2.088e4	1.378e4	1.000	1.82	NO	2.8828	2.8822		
70	PCB-80				36.78	36.81	0.282e3	3.332e3	1.000	1.88	NO	0.00700	0.00728		
71	PCB-88/81				38.14	38.14	1.228e4	0.007e3	1.000	1.82	NO	1.8780	1.8781		



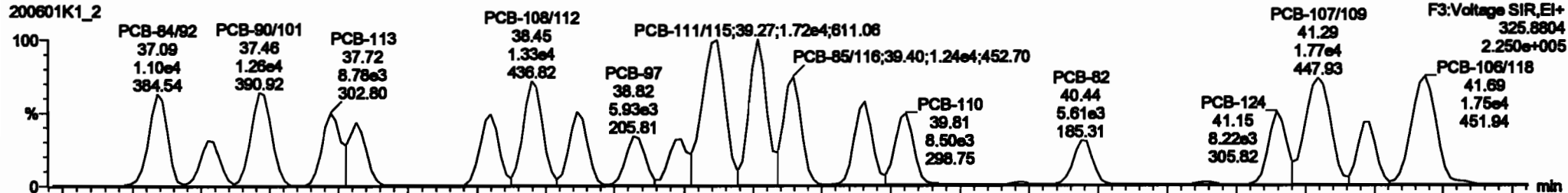
Dataset: Untitled

Last Altered: Tuesday, June 02, 2020 10:33:30 Pacific Daylight Time
 Printed: Tuesday, June 02, 2020 10:35:13 Pacific Daylight Time

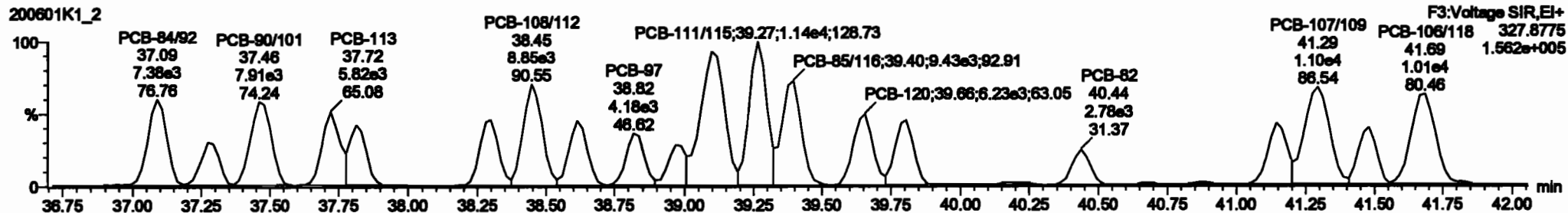
Name: 200601K1_2, Date: 01-Jun-2020, Time: 13:18:19, ID: ST200601K1-2 PCB 209 CS1 19G2607, Description: PCB 209 CS1 19G2607

PCB-119

200601K1_2

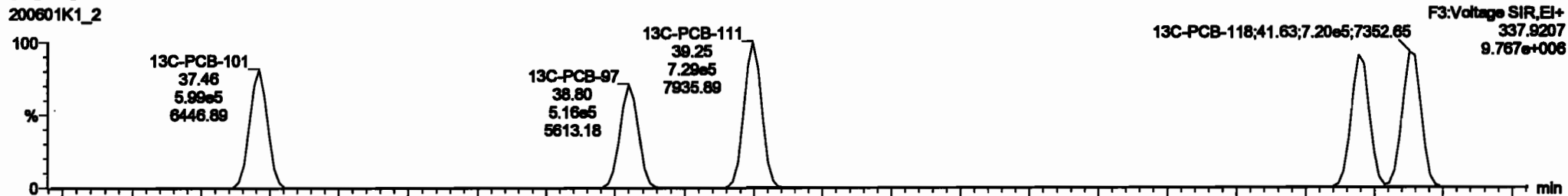


200601K1_2

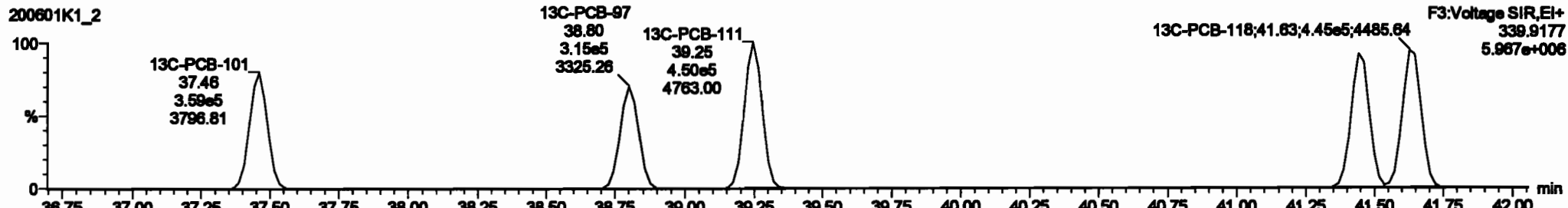


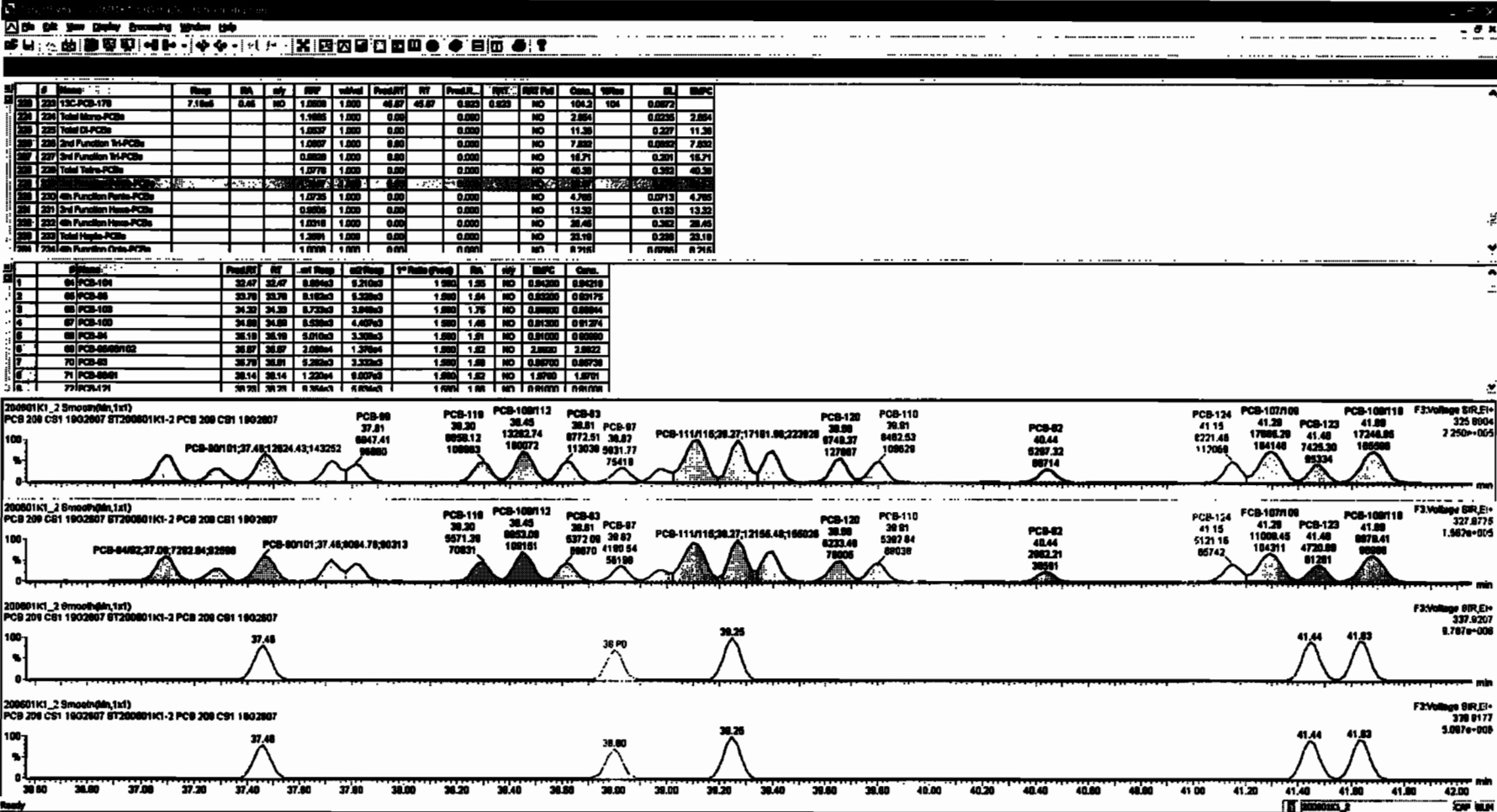
13C-PCB-111

200601K1_2



200601K1_2



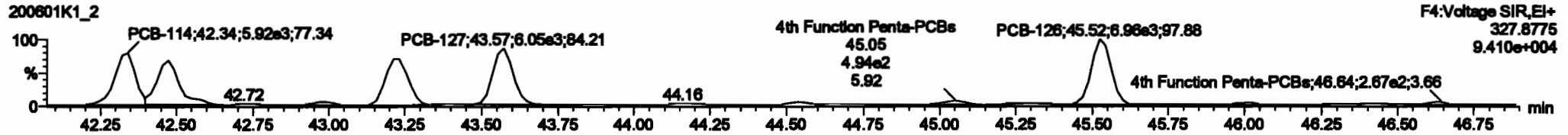



Dataset: Untitled

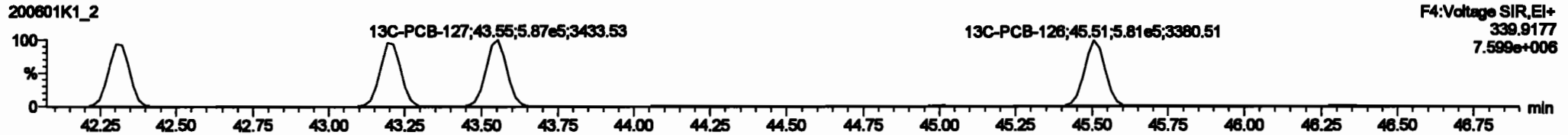
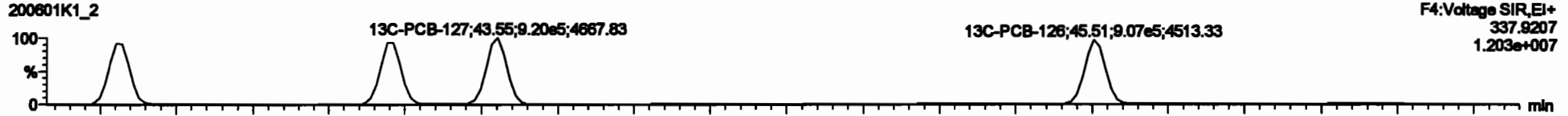
Last Altered: Tuesday, June 02, 2020 10:33:30 Pacific Daylight Time
Printed: Tuesday, June 02, 2020 10:35:13 Pacific Daylight Time

Name: 200601K1_2, Date: 01-Jun-2020, Time: 13:18:19, ID: ST200601K1-2 PCB 209 CS1 19G2607, Description: PCB 209 CS1 19G2607

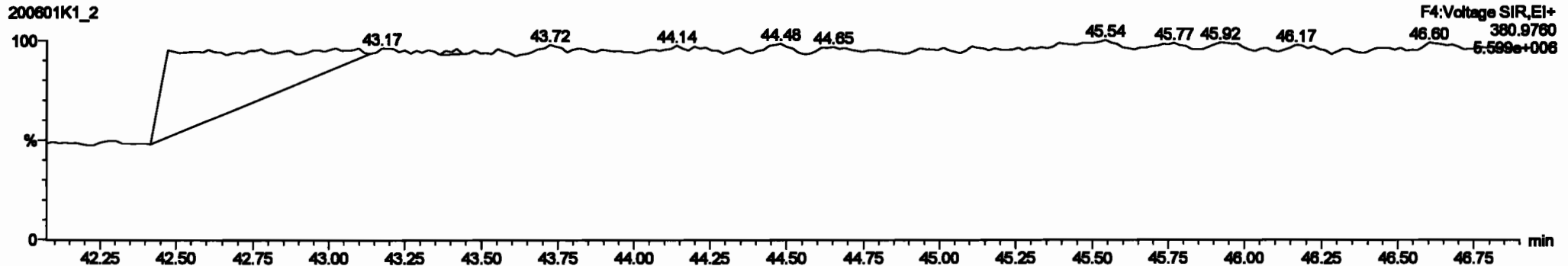
PCB-114



13C-PCB-114






PFK4a



#	Name	Area	RA	Wt	FWT	Wdth	PeakRT	RT	PeakID	FWT	Wdth	Area	Wt%	GC	WPC
220	12C-PCB-170	7.18e5	0.45	NO	1.0000	1.000	45.97	45.97	0.023	0.023	NO	104.2	104	0.0072	
224	Total Mono-PCBs				1.0000	1.000	0.00	0.000	NO	2.004		0.0206	2.004		
226	Total Di-PCBs				1.0000	1.000	0.00	0.000	NO	11.38		0.327	11.38		
228	Total Tri-PCBs				1.0000	1.000	0.00	0.000	NO	7.832		0.0002	7.832		
229	2nd Puriton Tri-PCBs				0.0020	1.000	0.00	0.000	NO	18.71		0.301	18.71		
230	Total Tetra-PCBs				1.0070	1.000	0.00	0.000	NO	40.38		0.302	40.38		
231	2nd Puriton Tetra-PCBs				1.2167	1.000	0.00	0.000	NO	38.67		0.670	38.67		
232	Total Penta-PCBs				1.0000	1.000	0.00	0.000	NO	13.32		0.123	13.32		
233	2nd Puriton Penta-PCBs				0.0000	1.000	0.00	0.000	NO	28.48		0.302	28.48		
234	Total Hexa-PCBs				1.0000	1.000	0.00	0.000	NO	23.10		0.320	23.10		
235	2nd Puriton Hexa-PCBs				1.0000	1.000	0.00	0.000	NO	8.918		0.000	8.918		

#	Name	Area	Wt	FWT	Wdth	PeakRT	RT	PeakID	FWT	Wdth	Area	Wt%	GC	WPC
1	53 PCB-114	42.35	42.34	0.170e3	0.020e3	1.000	1.00	NO	0.00100	0.00002				
2	54 PCB-122	42.47	42.47	0.200e3	0.111e3	1.000	1.00	NO	0.00700	0.00001				
3	60 PCB-108	43.31	43.23	0.000e3	0.700e3	1.000	1.00	NO	0.00700	0.00011				
4	60 PCB-127	43.97	43.97	0.310e3	0.000e3	1.000	1.00	NO	0.00000	0.00002				
5	67 PCB-128	45.82	45.82	1.010e4	0.000e3	1.000	1.00	NO	0.00200	0.00210				



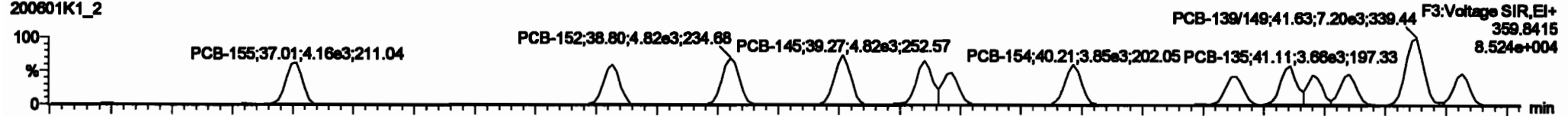
Dataset: Untitled

Last Altered: Tuesday, June 02, 2020 10:33:30 Pacific Daylight Time
Printed: Tuesday, June 02, 2020 10:35:13 Pacific Daylight Time

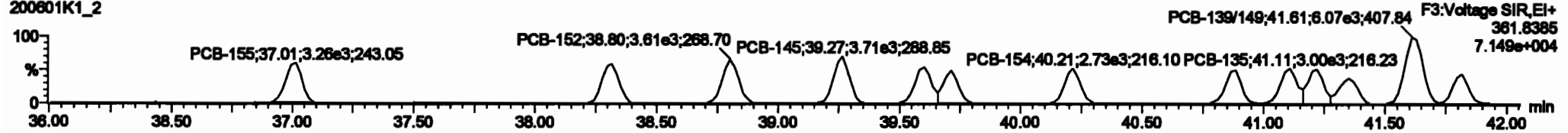
Name: 200601K1_2, Date: 01-Jun-2020, Time: 13:18:19, ID: ST200601K1-2 PCB 209 CS1 19G2607, Description: PCB 209 CS1 19G2607

PCB-155

200601K1_2

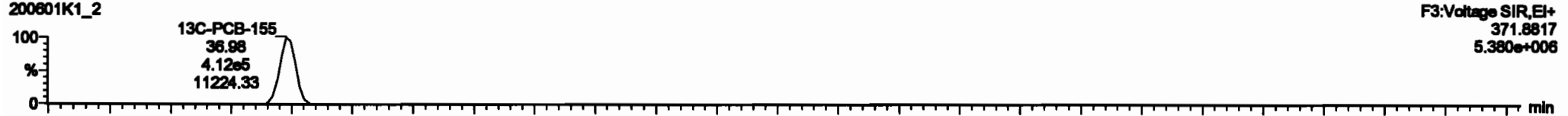


200601K1_2

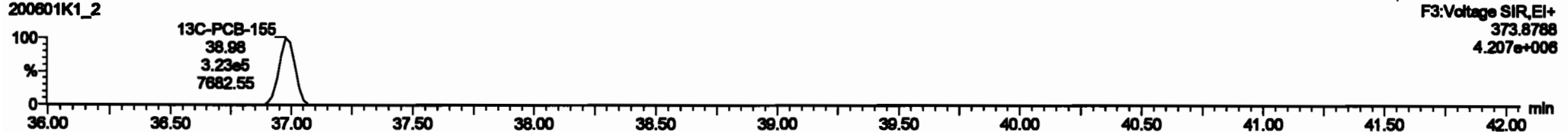


13C-PCB-155

200601K1_2

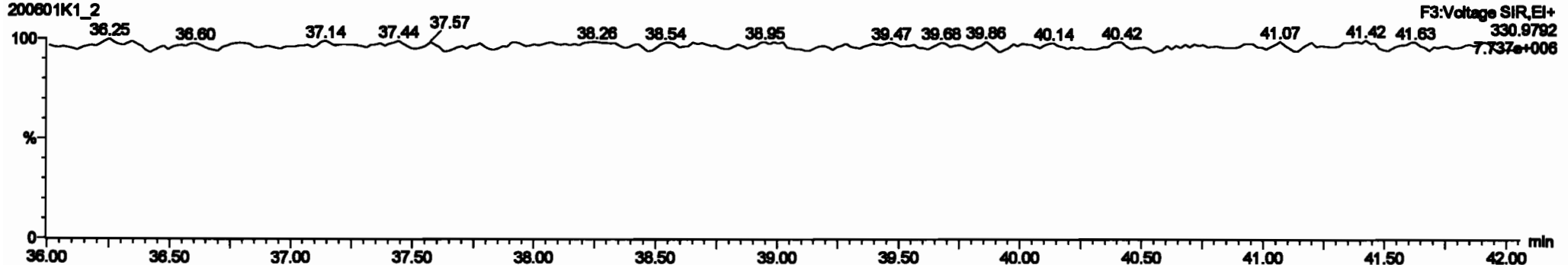


200601K1_2




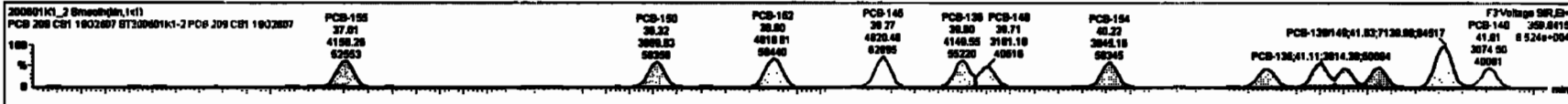
PFK3c

200601K1_2



#	Name	Range	Min	Max	PPM	Volts	Prod.HT	Prod.LT	Prod.HT	Prod.LT	Prod.HT	Prod.LT	Prod.HT	Prod.LT	Prod.HT	Prod.LT	Prod.HT	Prod.LT
220	13C-PCB-178	7.18ud	0.45	ND	1.0000	1.000	46.67	46.67	0.000	0.000	ND	104.2	104	0.0072				
224	Total Mono-PCBs				1.1895	1.000	0.00	0.00	0.000	0.000	ND	2.894		0.0236	2.894			
226	Total Di-PCBs				1.0007	1.000	0.00	0.00	0.000	0.000	ND	11.30		0.207	11.30			
228	2nd Function Tri-PCBs				1.0007	1.000	0.00	0.00	0.000	0.000	ND	7.830		0.0000	7.830			
227	2nd Function Tetra-PCBs				0.0000	1.000	0.00	0.00	0.000	0.000	ND	16.71		0.201	16.71			
229	Total Tetra-PCBs				1.0770	1.000	0.00	0.00	0.000	0.000	ND	48.30		0.362	48.30			
230	2nd Function Penta-PCBs				1.3107	1.000	0.00	0.00	0.000	0.000	ND	38.07		0.076	38.07			
231	4th Function Penta-PCBs				1.0726	1.000	0.00	0.00	0.000	0.000	ND	4.788		0.0712	4.788			
232	6th Function Hexa-PCBs				0.0000	1.000	0.00	0.00	0.000	0.000	ND	0.000		0.000	0.000			
233	Total Hexa-PCBs				1.0018	1.000	0.00	0.00	0.000	0.000	ND	28.40		0.202	28.40			
234	Total Hepta-PCBs				1.0001	1.000	0.00	0.00	0.000	0.000	ND	23.18		0.200	23.18			
235	2nd 4th Function Octa-PCBs				1.0768	1.000	0.00	0.00	0.000	0.000	ND	6.716		0.0760	6.716			

#	Name	Prod.HT	Prod.LT	GC-MS	GC-MS	GC-MS	GC-MS	GC-MS	GC-MS	GC-MS	GC-MS	GC-MS	GC-MS	GC-MS	GC-MS	GC-MS	GC-MS	GC-MS
88	PCB-188	38.88	37.81	4.188e3	3.272e3	1.240	1.20	ND	0.89180	0.89137								
89	PCB-189	38.33	38.33	3.888e3	3.378e3	1.240	1.18	ND	0.91280	0.91238								
90	PCB-190	38.88	38.88	4.817e3	3.807e3	1.240	1.24	ND	0.88880	0.88881								
91	PCB-145	38.27	38.27	4.828e3	3.888e3	1.240	1.21	ND	0.87480	0.87388								
92	PCB-128	38.88	38.88	4.188e3	3.81e3	1.240	1.27	ND	0.89780	0.89678								
93	PCB-148	38.71	38.71	3.188e3	2.588e3	1.240	1.28	ND	0.89880	0.89888								
94	PCB-158	48.21	48.21	3.888e3	2.788e3	1.240	1.41	ND	0.87280	0.87218								
95	PCB-168	48.88	48.88	3.888e3	2.888e3	1.240	1.16	ND	1.00010	1.00008								
96	PCB-138	41.11	41.11	3.814e3	2.888e3	1.240	1.27	ND	1.00040	1.00044								

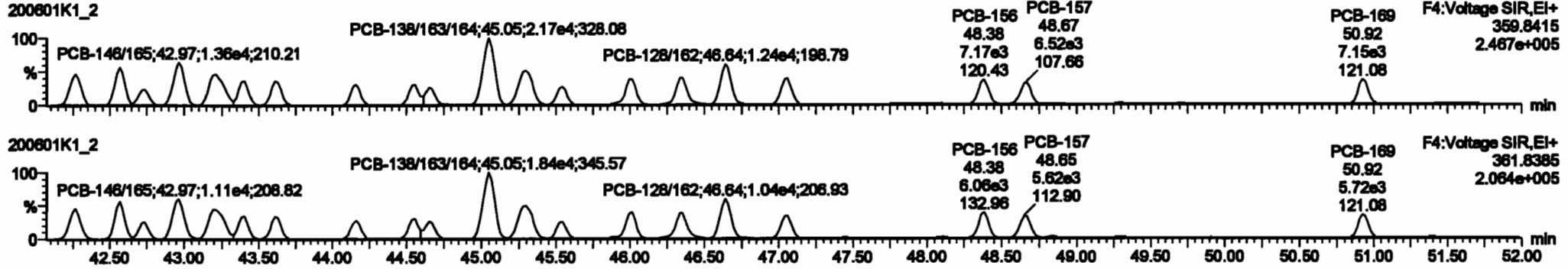


Dataset: Untitled

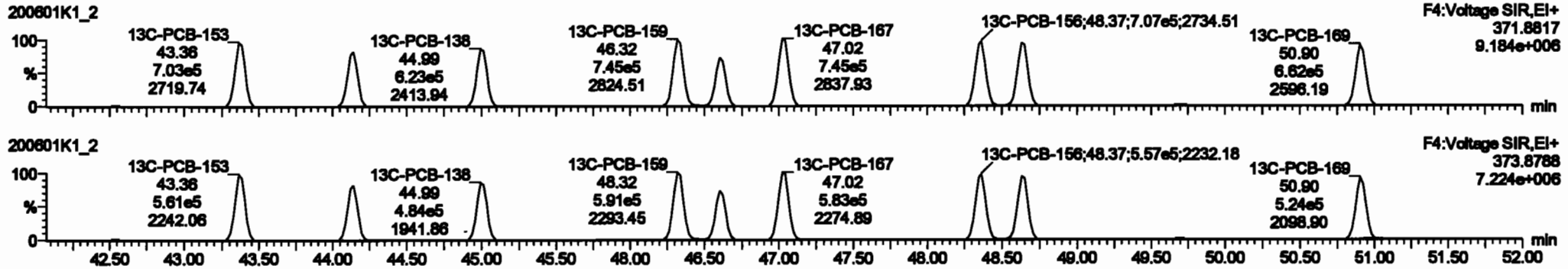
Last Altered: Tuesday, June 02, 2020 10:33:30 Pacific Daylight Time
Printed: Tuesday, June 02, 2020 10:35:13 Pacific Daylight Time

Name: 200601K1_2, Date: 01-Jun-2020, Time: 13:18:19, ID: ST200601K1-2 PCB 209 CS1 19G2607, Description: PCB 209 CS1 19G2607

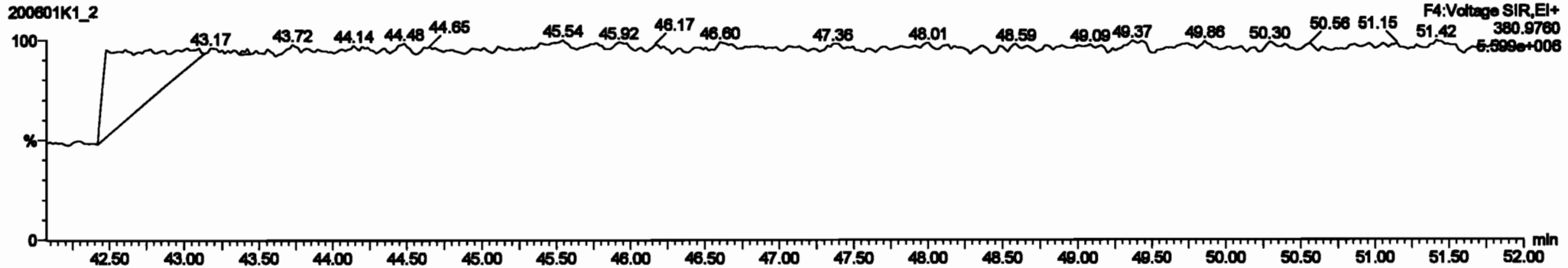
PCB-134/143



13C-PCB-153

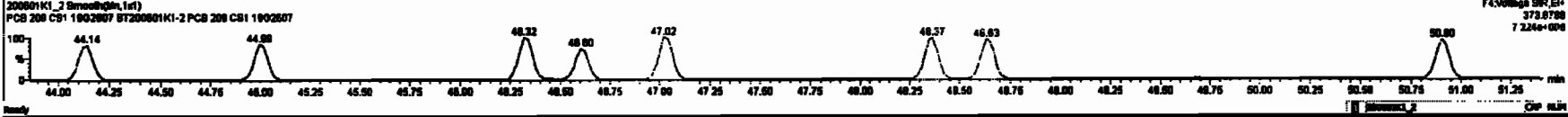
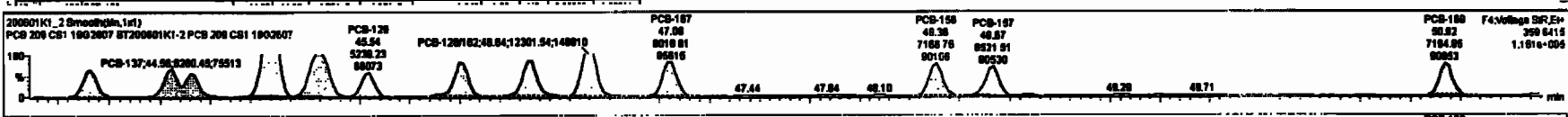


PFK4b



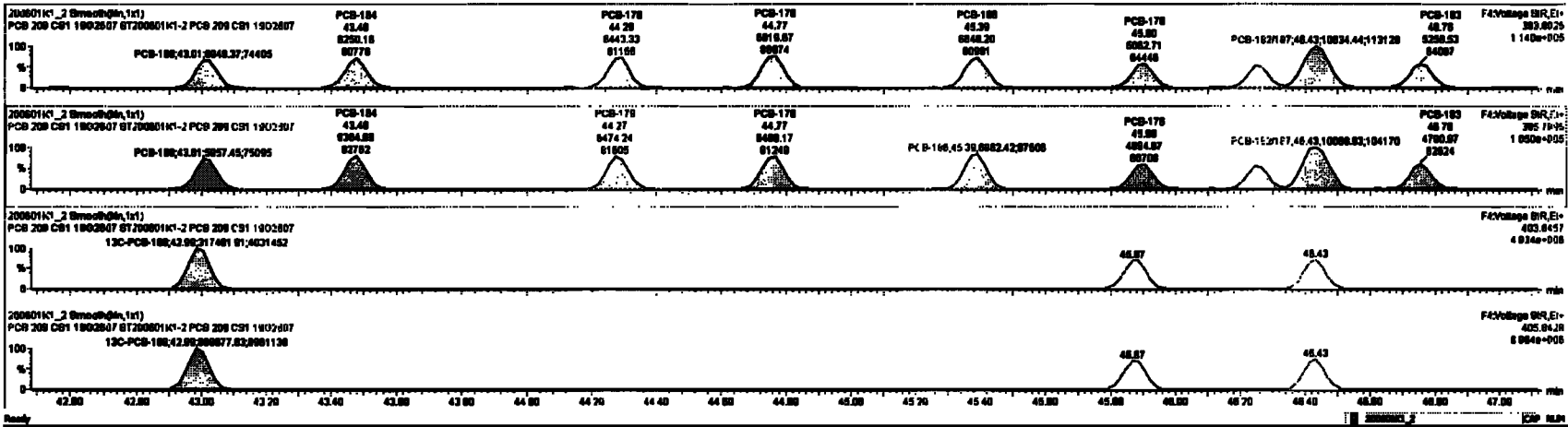
#	Name	Time	Area	Height	Width	Area%	Height%	Width%	Area%	Height%	Width%	Area%	Height%	Width%	Area%	Height%	Width%
220	13C-PCB-170	7.186d	0.45	NO	1.0000	1.0000	46.87	46.87	0.0000	0.0000	NO	104.2	104	0.0072			
221	Total Mono-PCBs				1.0000	1.0000	0.00	0.00	0.0000	0.0000	NO	2.884		0.0000	2.884		
222	Total Di-PCBs				1.0000	1.0000	0.00	0.00	0.0000	0.0000	NO	11.30		0.227	11.30		
223	2nd Furthest Tri-PCBs				1.0000	1.0000	0.00	0.00	0.0000	0.0000	NO	7.852		0.0000	7.852		
224	2nd Furthest Tetra-PCBs				0.8828	1.0000	0.00	0.00	0.0000	0.0000	NO	15.71		0.281	15.71		
225	Total Tetra-PCBs				1.0000	1.0000	0.00	0.00	0.0000	0.0000	NO	40.30		0.282	40.30		
226	2nd Furthest Penta-PCBs				1.2157	1.0000	0.00	0.00	0.0000	0.0000	NO	38.57		0.676	38.57		
227	3rd Furthest Penta-PCBs				1.0000	1.0000	0.00	0.00	0.0000	0.0000	NO	4.785		0.071	4.785		
228	2nd Furthest Hexa-PCBs				0.8828	1.0000	0.00	0.00	0.0000	0.0000	NO	13.32		0.123	13.32		
229	3rd Furthest Hexa-PCBs				1.0000	1.0000	0.00	0.00	0.0000	0.0000	NO	20.47		0.123	20.47		
230	Total Hepta-PCBs				1.0000	1.0000	0.00	0.00	0.0000	0.0000	NO	23.18		0.238	23.18		
231	2nd Furthest Octa-PCBs				1.0000	1.0000	0.00	0.00	0.0000	0.0000	NO	8.916		0.099	8.916		

#	Name	Time	Area	Height	Width	Area%	Height%	Width%	Area%	Height%	Width%	Area%	Height%	Width%	Area%	Height%	Width%
111	PCB-126A43	42.25	42.25	0.807d	0.000d	1.240	1.24	NO	1.8820	1.8818							
112	PCB-126A33	42.25	42.27	1.000d	0.070d	1.240	1.22	NO	1.8820	1.8818							
113	PCB-142	42.73	42.74	4.810d	3.974d	1.240	1.24	NO	0.93280	0.93258							
114	PCB-148A08	42.87	42.87	1.280d	1.114d	1.240	1.22	NO	1.8220	1.8222							
115	PCB-120A01	43.20	43.21	1.200d	1.120d	1.240	1.18	NO	1.8840	1.8838							
116	PCB-103	43.58	43.41	7.230d	5.740d	1.240	1.26	NO	0.88000	0.88004							
117	PCB-108	43.81	43.81	7.200d	5.880d	1.240	1.30	NO	0.94000	0.94002							
118	PCB-141	44.18	44.18	5.740d	4.480d	1.240	1.28	NO	0.94100	0.94128							
119	PCB-137	44.88	44.88	0.200d	4.880d	1.240	1.24	NO	0.82100	0.82080							



#	Name	Rate	RA	sq	SP	Unit	Peak	RT	Peak	RT	Peak	RT	Area	Unit	IC	IMP
220	13C-PCB-178	7.16e4	0.48	NO	1.0000	1.000	46.87	46.87	0.920	0.920	NO	2.894	104	0.0022	2.894	
224	Total Micro-PCBs				1.0000	1.000	0.00	0.00	0.000	0.000	NO	11.30		0.0000	11.30	
225	Total EI-PCBs				1.0007	1.000	0.00	0.00	0.000	0.000	NO	7.859		0.0000	7.859	
226	2nd Fraction Tot-PCBs				0.9999	1.000	0.00	0.00	0.000	0.000	NO	42.71		0.0000	42.71	
227	2nd Fraction Tot-PCBs				1.0078	1.000	0.00	0.00	0.000	0.000	NO	48.38		0.0000	48.38	
228	2nd Fraction Penta-PCBs				1.2157	1.000	0.00	0.00	0.000	0.000	NO	38.67		0.0000	38.67	
229	4th Fraction Penta-PCBs				1.0726	1.000	0.00	0.00	0.000	0.000	NO	4.785		0.0013	4.785	
230	2nd Fraction Hexa-PCBs				0.9998	1.000	0.00	0.00	0.000	0.000	NO	13.33		0.0000	13.33	
231	4th Fraction Hexa-PCBs				1.0018	1.000	0.00	0.00	0.000	0.000	NO	28.48		0.0000	28.48	
232	2nd Fraction Hepta-PCBs				1.0000	1.000	0.00	0.00	0.000	0.000	NO	28.58		0.0000	28.58	
233	4th Fraction Hepta-PCBs				1.0000	1.000	0.00	0.00	0.000	0.000	NO	8.918		0.0000	8.918	
234	Total PCBs				1.0000	1.000	0.00	0.00	0.000	0.000	NO	8.918		0.0000	8.918	

#	Name	Peak	RT	Area	Unit	Peak	RT	Area	Unit
131	PCB-184	43.83	43.88	0.048e3	0.000e3	1.000	1.01	NO	0.01000
132	PCB-184	43.83	43.88	0.280e3	0.280e3	1.000	0.98	NO	1.00000
133	PCB-178	44.27	44.28	0.400e3	0.474e3	1.000	1.00	NO	0.00000
134	PCB-178	44.24	44.27	0.020e3	0.400e3	1.000	1.00	NO	1.00000
135	PCB-188	45.38	45.38	0.040e3	0.000e3	1.000	0.98	NO	1.00000
136	PCB-178	45.69	45.69	0.000e3	0.000e3	1.000	1.00	NO	1.00000
137	PCB-178	46.24	46.24	0.000e3	0.000e3	1.000	1.01	NO	0.00000
138	PCB-188/187	46.42	46.43	1.000e3	1.000e3	1.000	1.00	NO	1.00000
139	PCB-188	46.78	46.78	0.280e3	0.270e3	1.000	1.12	NO	0.00000




Dataset: Untitled

Last Altered: Tuesday, June 02, 2020 10:33:30 Pacific Daylight Time
Printed: Tuesday, June 02, 2020 10:35:13 Pacific Daylight Time

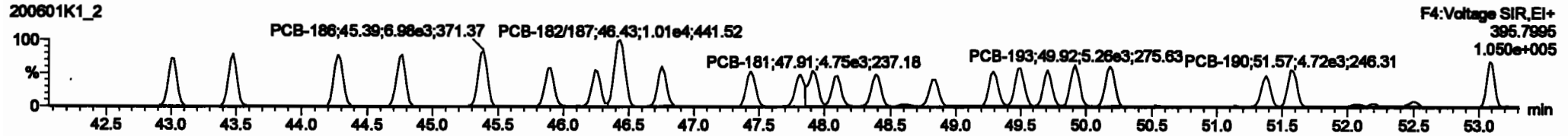
Name: 200601K1_2, Date: 01-Jun-2020, Time: 13:18:19, ID: ST200601K1-2 PCB 209 CS1 19G2607, Description: PCB 209 CS1 19G2607

PCB-188

200601K1_2




200601K1_2

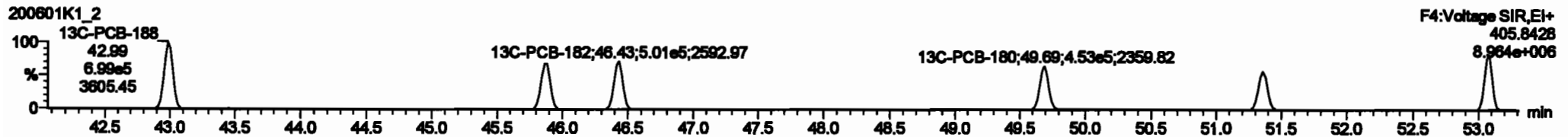


13C-PCB-188

200601K1_2

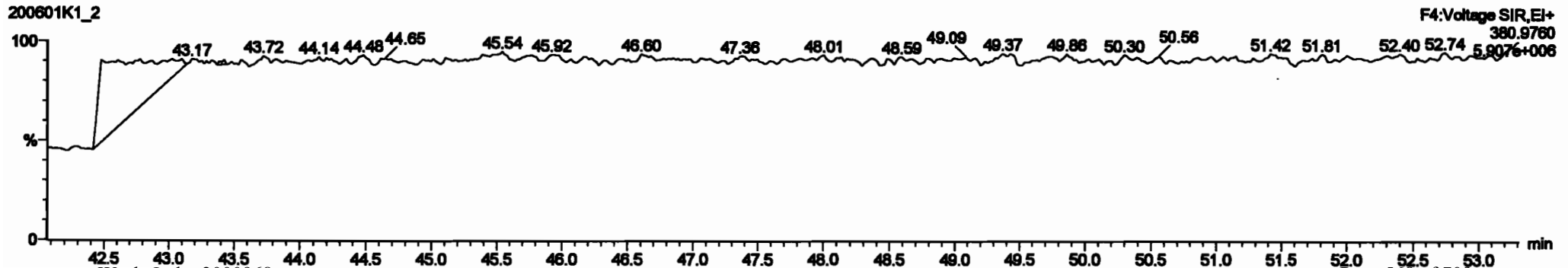


200601K1_2



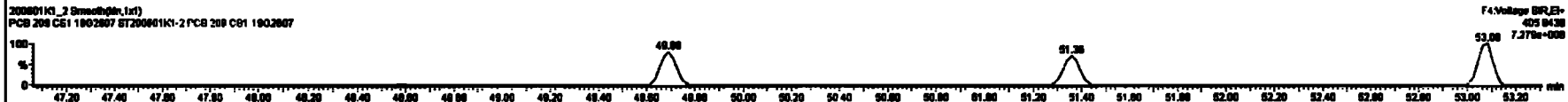



PFK4c

200601K1_2



Peak	Area	Height	Width	Retention	Conc.	Area	Height	Width	Retention	Conc.	Area	Height	Width	Retention	Conc.
220	13C-PCB-178	7.18e5	0.45	ND	1.0000	1.000	46.87	46.87	0.000	0.000	ND	104.2	104	0.0073	
221	Total Mono-PCBs				1.1886	1.000	0.00	0.00	0.000	0.000	ND	2.884	2.884	0.0000	2.884
222	Total Di-PCBs				1.0537	1.000	0.00	0.00	0.000	0.000	ND	11.38	11.38	0.0000	11.38
223	2nd Function Tri-PCBs				1.0667	1.000	0.00	0.00	0.000	0.000	ND	7.632	7.632	0.0000	7.632
224	3rd Function Tri-PCBs				0.8928	1.000	0.00	0.00	0.000	0.000	ND	16.71	16.71	0.0000	16.71
225	Total Tetra-PCBs				1.0778	1.000	0.00	0.00	0.000	0.000	ND	40.38	40.38	0.0000	40.38
226	2nd Function Penta-PCBs				1.2167	1.000	0.00	0.00	0.000	0.000	ND	38.97	38.97	0.0000	38.97
227	4th Function Penta-PCBs				1.0735	1.000	0.00	0.00	0.000	0.000	ND	4.785	4.785	0.0000	4.785
228	3rd Function Hexa-PCBs				0.8805	1.000	0.00	0.00	0.000	0.000	ND	13.32	13.32	0.0000	13.32
229	4th Function Hexa-PCBs				1.0518	1.000	0.00	0.00	0.000	0.000	ND	28.46	28.46	0.0000	28.46
230	2nd 4th Function Octa-PCBs				1.0000	1.000	0.00	0.00	0.000	0.000	ND	33.16	33.16	0.0000	33.16

Peak	Area	Height	Width	Retention	Conc.	Area	Height	Width	Retention	Conc.
131	PCB-168	43.03	43.01	0.00e+00	0.00e+00	1.000	1.01	ND	0.01000	0.01021
132	PCB-164	43.48	43.48	0.20e+03	0.20e+03	1.000	0.98	ND	1.0000	1.0000
133	PCB-178	44.27	44.28	0.44e+03	0.44e+03	1.000	1.00	ND	0.99999	0.99999
134	PCB-176	44.74	44.77	0.82e+03	0.82e+03	1.000	1.07	ND	1.0000	1.0000
135	PCB-168	46.38	46.38	0.84e+03	0.84e+03	1.000	0.98	ND	1.0000	1.0000
136	PCB-178	46.88	46.88	0.00e+00	0.00e+00	1.000	1.00	ND	1.0000	1.0000
137	PCB-176	48.24	48.24	4.88e+03	4.88e+03	1.000	1.01	ND	0.99999	0.99999
138	PCB-182/187	48.42	48.42	1.00e+04	1.00e+04	1.000	1.08	ND	1.0110	1.0110
139	PCB-183	48.78	48.78	0.20e+03	0.20e+03	1.000	1.12	ND	0.99999	0.99999



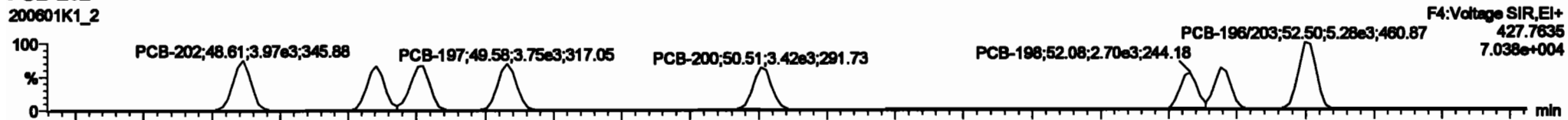
Dataset: Untitled

Last Altered: Tuesday, June 02, 2020 10:33:30 Pacific Daylight Time
Printed: Tuesday, June 02, 2020 10:35:13 Pacific Daylight Time

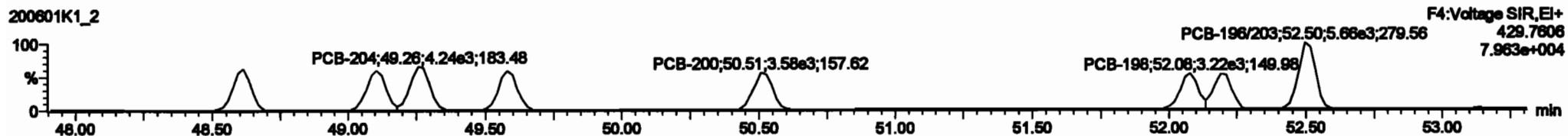
Name: 200601K1_2, Date: 01-Jun-2020, Time: 13:18:19, ID: ST200601K1-2 PCB 209 CS1 19G2607, Description: PCB 209 CS1 19G2607

PCB-202

200601K1_2



200601K1_2

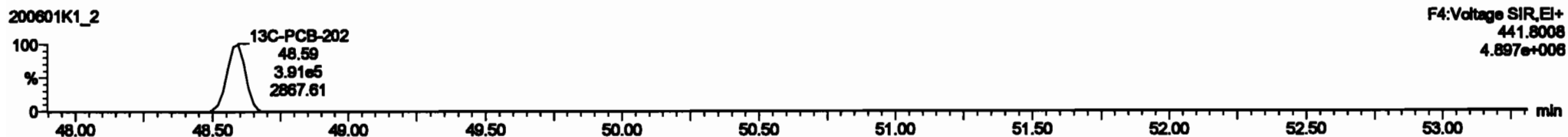


13C-PCB-202

200601K1_2

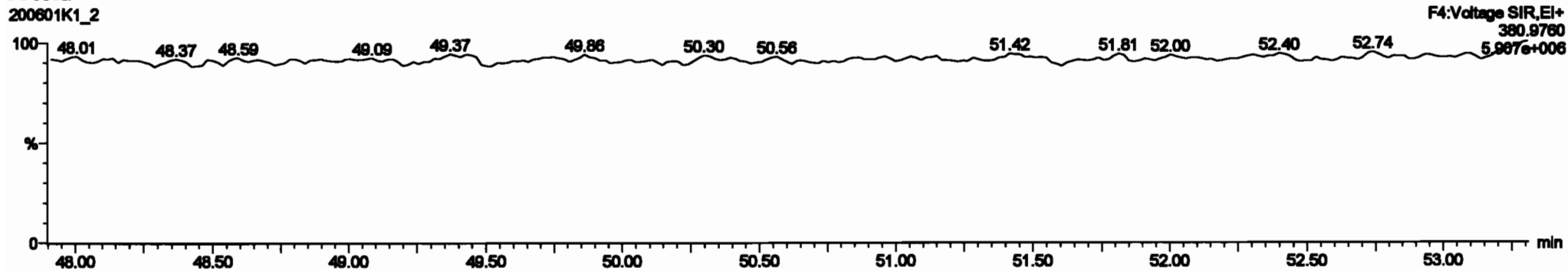


200601K1_2



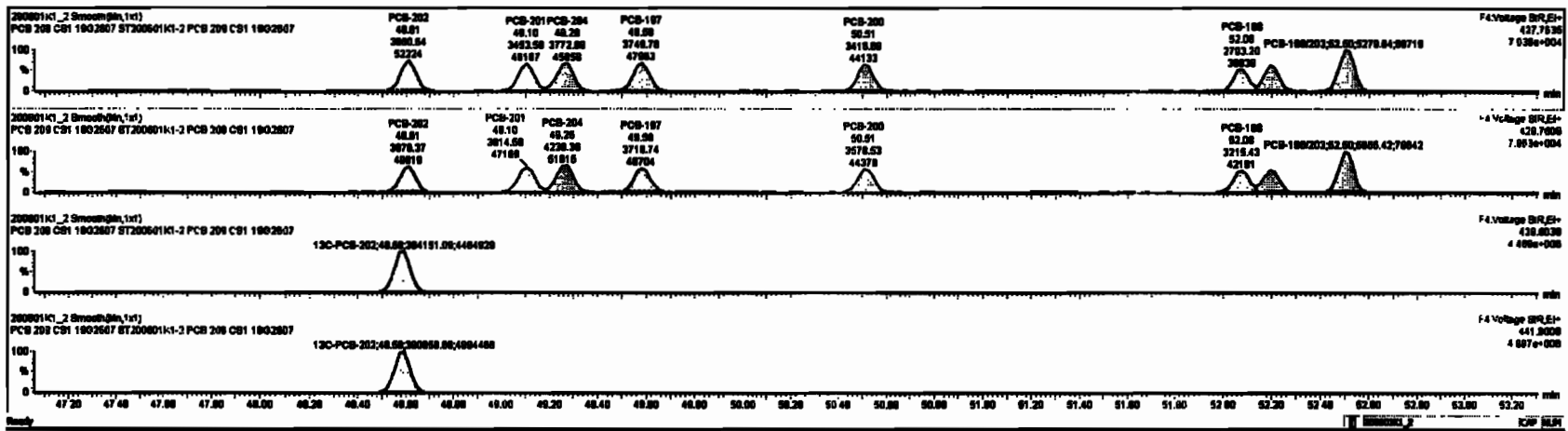
PFK4d

200601K1_2



#	Name	Range	Min	Max	Area	Height	Width	Area%	Height%	Width%	Area	Height	Width	Area%	Height%	Width%
222	13C-PCB-179	7.11e3	0.46	NO	1.5800	1.800	48.07	0.020	0.020	NO	104.2	104	0.0077			
224	Total Mono-PCBs				1.5800	1.800	0.00	0.000	0.000	NO	2.804	2.804	0.0200	2.804		
224	Total Di-PCBs				1.8007	1.800	0.00	0.000	0.000	NO	11.30	11.30	0.2207	11.30		
224	Total Tri-PCBs				1.8007	1.800	0.00	0.000	0.000	NO	7.800	7.800	0.0900	7.800		
227	2nd Purition Tri-PCBs				0.8000	1.800	0.00	0.000	0.000	NO	16.71	16.71	0.201	16.71		
228	Total Tetra-PCBs				1.8779	1.800	0.00	0.000	0.000	NO	40.30	40.30	0.380	40.30		
228	2nd Purition Tetra-PCBs				1.5197	1.800	0.00	0.000	0.000	NO	38.07	38.07	0.870	38.07		
228	3th Purition Tetra-PCBs				1.8728	1.800	0.00	0.000	0.000	NO	4.706	4.706	0.0713	4.706		
231	2nd Purition Mono-PCBs				0.8000	1.800	0.00	0.000	0.000	NO	13.32	13.32	0.120	13.32		
231	3th Purition Mono-PCBs				1.8000	1.800	0.00	0.000	0.000	NO	28.48	28.48	0.3807	28.48		
231	Total Mono-PCBs				1.8000	1.800	0.00	0.000	0.000	NO	23.10	23.10	0.250	23.10		

#	Name	Product	Area	Height	Width	Area%	Height%	Width%	Area	Height	Width	Area%	Height%	Width%
1	104 PCB-202	48.03	48.01	3.091e3	3.070e3	0.000	1.00	NO	0.00000	0.00700				
2	108 PCB-201	48.10	48.10	3.266e3	3.010e3	0.000	0.00	NO	0.01000	0.01400				
3	108 PCB-204	48.20	48.20	3.772e3	4.230e3	0.000	0.00	NO	0.05000	0.05000				
4	107 PCB-197	48.00	48.00	3.710e3	3.710e3	0.000	1.00	NO	0.07400	0.07700				
5	108 PCB-200	50.01	50.01	3.471e3	3.570e3	0.000	0.00	NO	0.00000	0.00000				
6	108 PCB-108	52.00	52.00	3.702e3	3.710e3	0.000	0.01	NO	0.00000	0.00770				
7	108 PCB-108	52.10	52.10	3.024e3	3.240e3	0.000	0.00	NO	1.5270	1.5200				
8	101 PCB-108202	52.03	52.03	6.280e3	6.080e3	0.000	0.00	NO	1.7200	1.7204				



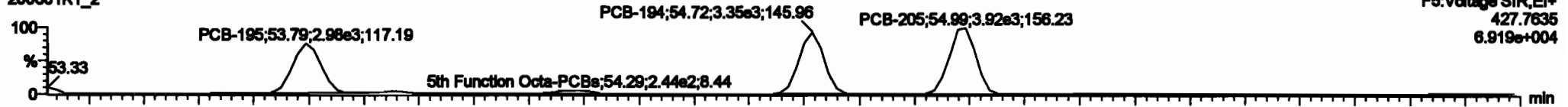
Dataset: Untitled

Last Altered: Tuesday, June 02, 2020 10:33:30 Pacific Daylight Time
Printed: Tuesday, June 02, 2020 10:35:13 Pacific Daylight Time

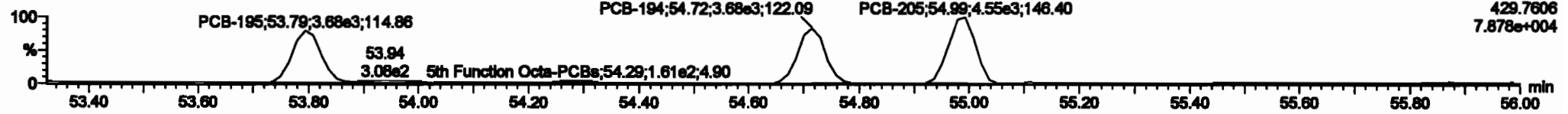
Name: 200601K1_2, Date: 01-Jun-2020, Time: 13:18:19, ID: ST200601K1-2 PCB 209 CS1 19G2607, Description: PCB 209 CS1 19G2607

PCB-195

200601K1_2

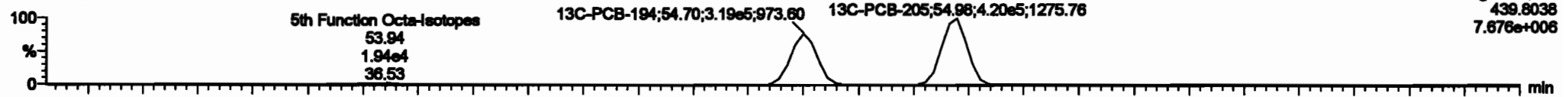


200601K1_2

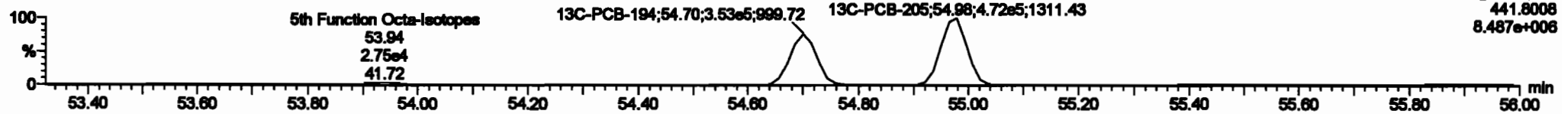


13C-PCB-194

200601K1_2

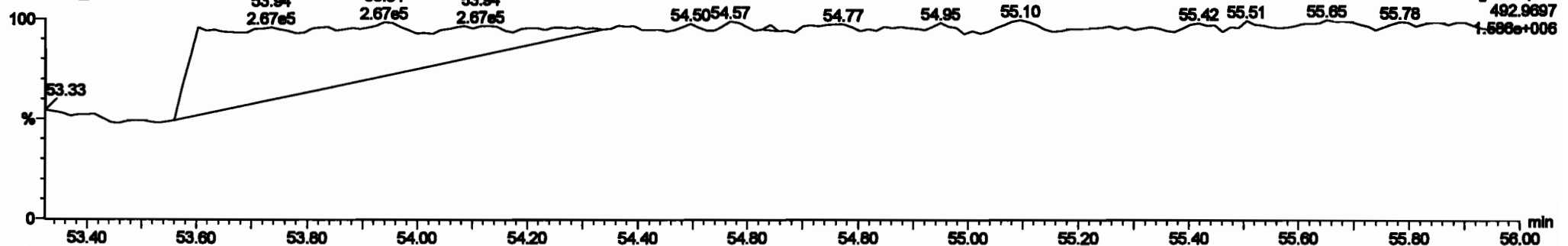


200601K1_2



PFK5a

200601K1_2




Dataset: Untitled

Last Altered: Tuesday, June 02, 2020 10:33:30 Pacific Daylight Time
Printed: Tuesday, June 02, 2020 10:35:13 Pacific Daylight Time

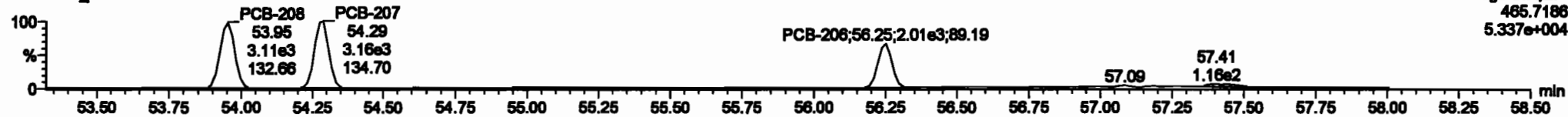
Name: 200601K1_2, Date: 01-Jun-2020, Time: 13:18:19, ID: ST200601K1-2 PCB 209 CS1 19G2607, Description: PCB 209 CS1 19G2607

PCB-208

200601K1_2




200601K1_2

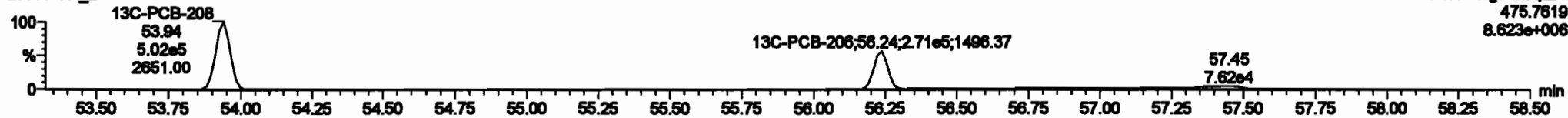


13C-PCB-208

200601K1_2

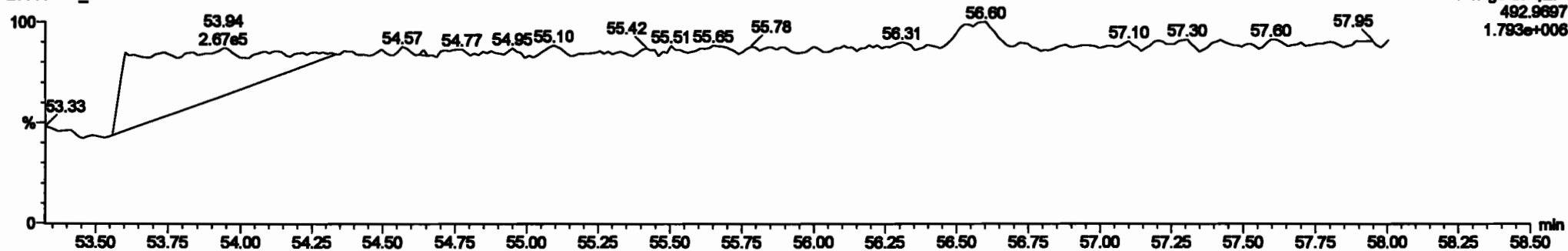


200601K1_2



PFK5

200601K1_2



Dataset: Untitled


Last Altered: Tuesday, June 02, 2020 10:33:30 Pacific Daylight Time

Printed: Tuesday, June 02, 2020 10:35:13 Pacific Daylight Time

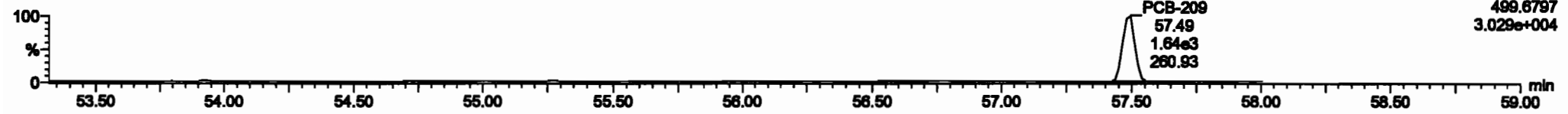
Name: 200601K1_2, Date: 01-Jun-2020, Time: 13:18:19, ID: ST200601K1-2 PCB 209 CS1 19G2607, Description: PCB 209 CS1 19G2607

PCB-209

200601K1_2

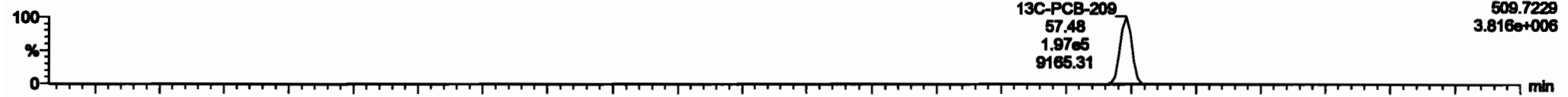


200601K1_2

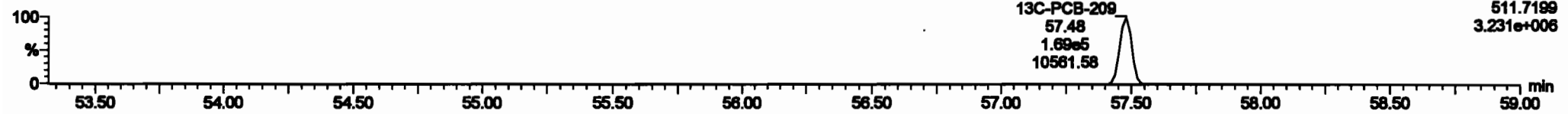


13C-PCB-209

200601K1_2

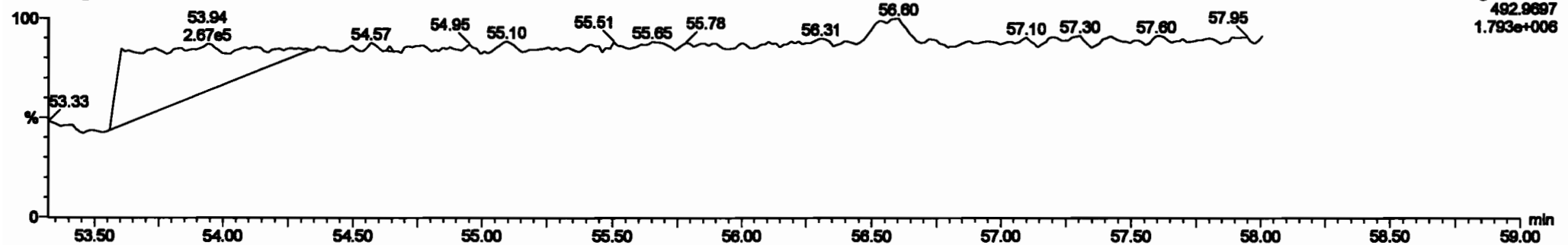


200601K1_2



PFK5b

200601K1_2



Dataset: Untitled

Last Altered: Tuesday, June 02, 2020 10:33:30 Pacific Daylight Time

Printed: Tuesday, June 02, 2020 10:35:13 Pacific Daylight Time


Name: 200601K1_3, Date: 01-Jun-2020, Time: 14:19:00, ID: ST200601K1-3 PCB 209 CS2 19G2608, Description: PCB 209 CS2 19G2608

PCB-1

200601K1_3



200601K1_3




13C-PCB-1

200601K1_3

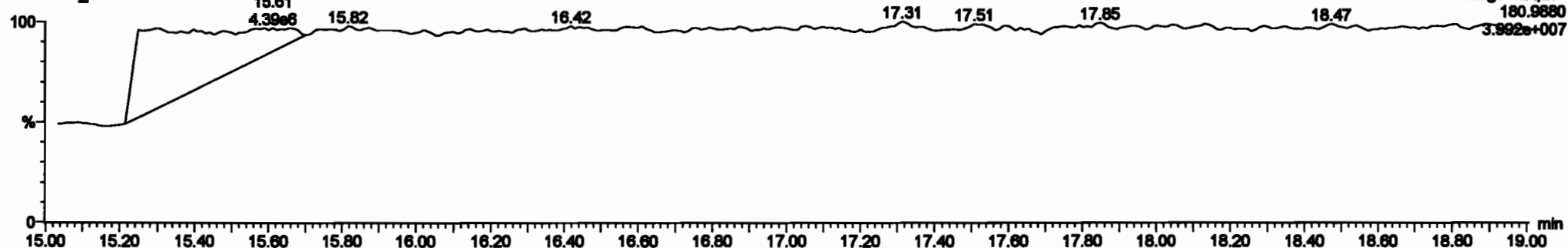


200601K1_3



PFK1

200601K1_3



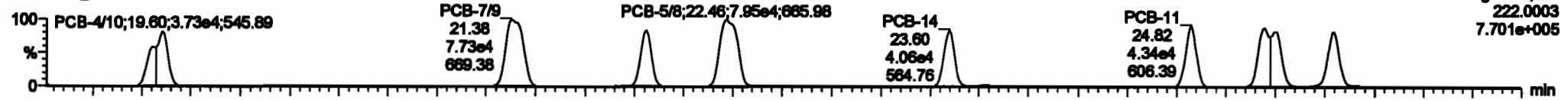
Dataset: Untitled

Last Altered: Tuesday, June 02, 2020 10:33:30 Pacific Daylight Time
 Printed: Tuesday, June 02, 2020 10:35:13 Pacific Daylight Time

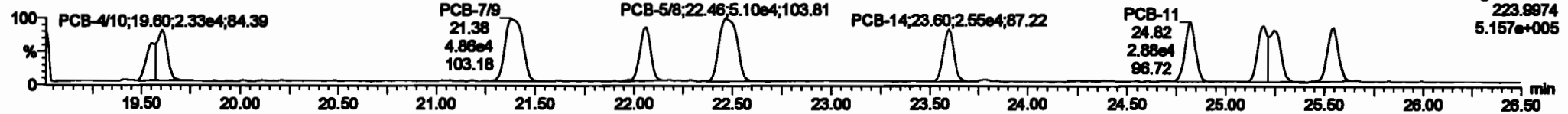
Name: 200601K1_3, Date: 01-Jun-2020, Time: 14:19:00, ID: ST200601K1-3 PCB 209 CS2 19G2608, Description: PCB 209 CS2 19G2608

PCB-4/10

200601K1_3

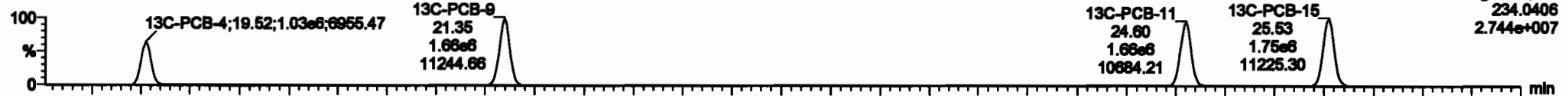


200601K1_3




13C-PCB-4

200601K1_3

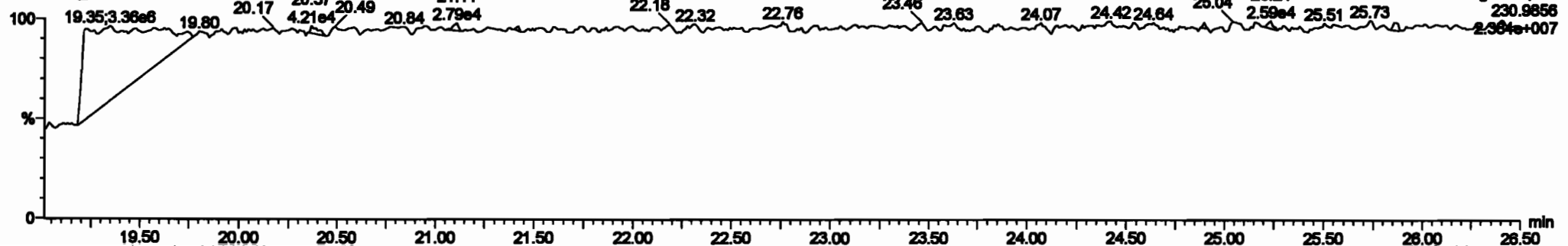


200601K1_3



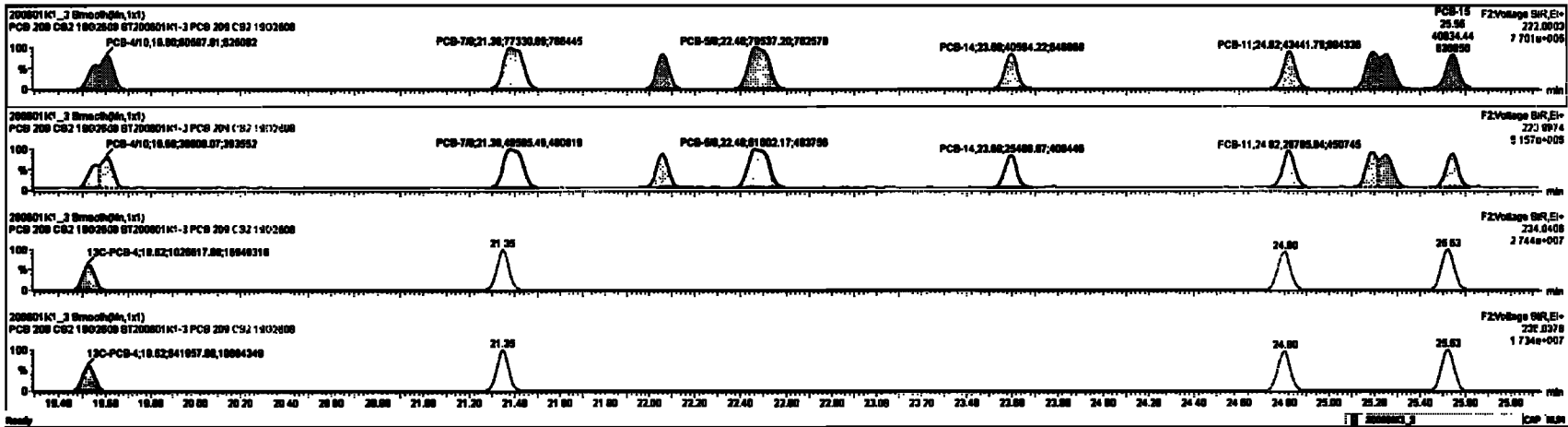
PFK2a

200601K1_3



#	Peak	Retp	RA	dy	RFI	Initial	Final	RT	Peak	RT	Peak	RT	Peak	RT	Area	Wt%	EL	BFPC
210	13C-PCB-09	1.21min	0.70	NO	1.0000	1.000	30.00	30.00	1.000	0.000	NO	100.0	100	0.0001				
211	13C-PCB-111	1.17min	1.02	NO	1.0000	1.000	30.25	30.25	1.000	0.000	NO	100.0	100	0.0072				
212	13C-PCB-128	0.70min	1.26	NO	1.0000	1.000	40.00	40.00	1.000	0.000	NO	100.0	100	0.120				
213	13C-PCB-105	7.20min	0.46	NO	1.0000	1.000	48.43	48.43	0.000	0.000	NO	100.0	100	0.0000				
214	13C-PCB-208	0.80min	0.80	NO	1.0000	1.000	04.00	04.00	1.000	0.000	NO	100.0	100	0.140				
215	13C-PCB-79	1.20min	0.70	NO	1.0000	1.000	37.70	37.70	1.000	1.000	NO	100.0	100	0.0001				
216	13C-PCB-178	7.20min	0.44	NO	0.7000	1.000	48.00	48.00	0.000	0.000	NO	100.0	100	0.0001				
217	13C-PCB-79	1.20min	0.70	NO	1.0001	1.000	37.70	37.70	0.000	0.000	NO	100.0	100	0.0070				
218	13C-PCB-178	7.20min	0.44	NO	1.0000	1.000	48.00	48.00	0.000	0.000	NO	100.0	100	0.0001				
219	Total Non-PCBs				1.0000	1.000	0.00	0.00	0.000	0.000	NO	7.210	0.0210	7.210				

Peak	Retp	RA	dy	RFI	Initial	Final	RT	Peak	RT	Peak	RT	Area	Wt%	EL	BFPC
1	PCB-499	19.00	19.00	0.0000	0.0000	1.000	1.00	NO	4.7700	4.7700					
2	PCB-79	21.41	21.39	2.7200	0.0000	1.000	1.00	NO	4.9400	4.9400					
3	PCB-58	22.48	22.48	0.0000	2.0000	1.000	1.00	NO	2.3070	2.3070					
4	PCB-14	23.00	23.00	7.0000	0.1000	1.000	1.00	NO	4.0000	4.0000					
5	PCB-11	24.02	24.00	4.0000	2.5000	1.000	1.00	NO	2.3070	2.3070					
6	PCB-11	24.02	24.00	4.0000	2.5000	1.000	1.00	NO	2.3070	2.3070					
7	PCB-11	24.02	24.00	4.0000	2.5000	1.000	1.00	NO	2.3070	2.3070					
8	PCB-11	24.02	24.00	4.0000	2.5000	1.000	1.00	NO	2.3070	2.3070					
9	PCB-11	24.02	24.00	4.0000	2.5000	1.000	1.00	NO	2.3070	2.3070					
10	PCB-11	24.02	24.00	4.0000	2.5000	1.000	1.00	NO	2.3070	2.3070					
11	PCB-16	26.97	26.96	4.0000	2.7000	1.000	1.00	NO	2.4240	2.4240					




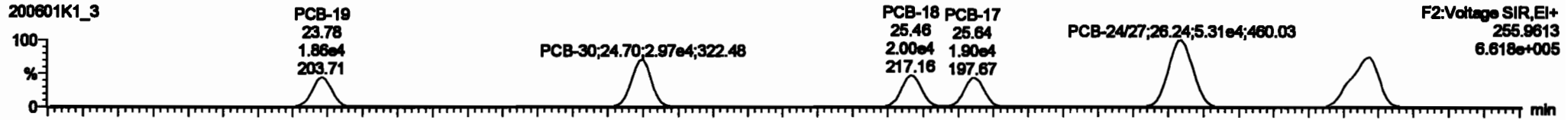
Dataset: Untitled

Last Altered: Tuesday, June 02, 2020 10:33:30 Pacific Daylight Time

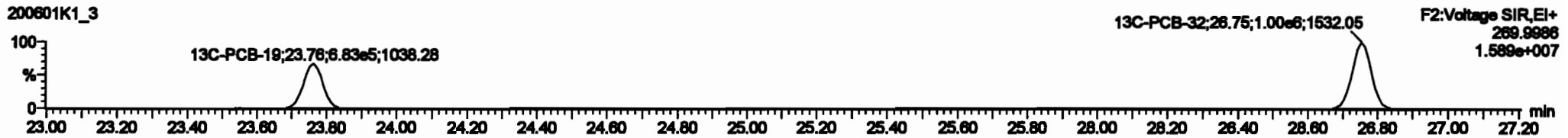
Printed: Tuesday, June 02, 2020 10:35:13 Pacific Daylight Time

Name: 200601K1_3, Date: 01-Jun-2020, Time: 14:19:00, ID: ST200601K1-3 PCB 209 CS2 19G2608, Description: PCB 209 CS2 19G2608

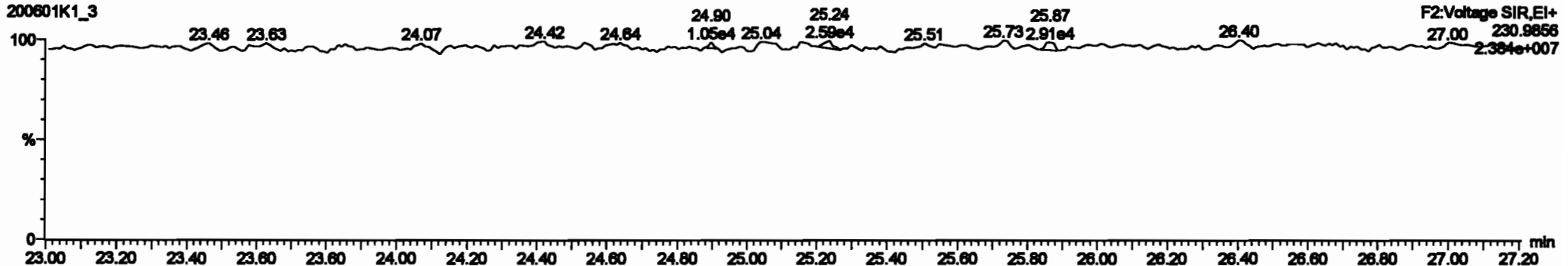
PCB-19



13C-PCB-19

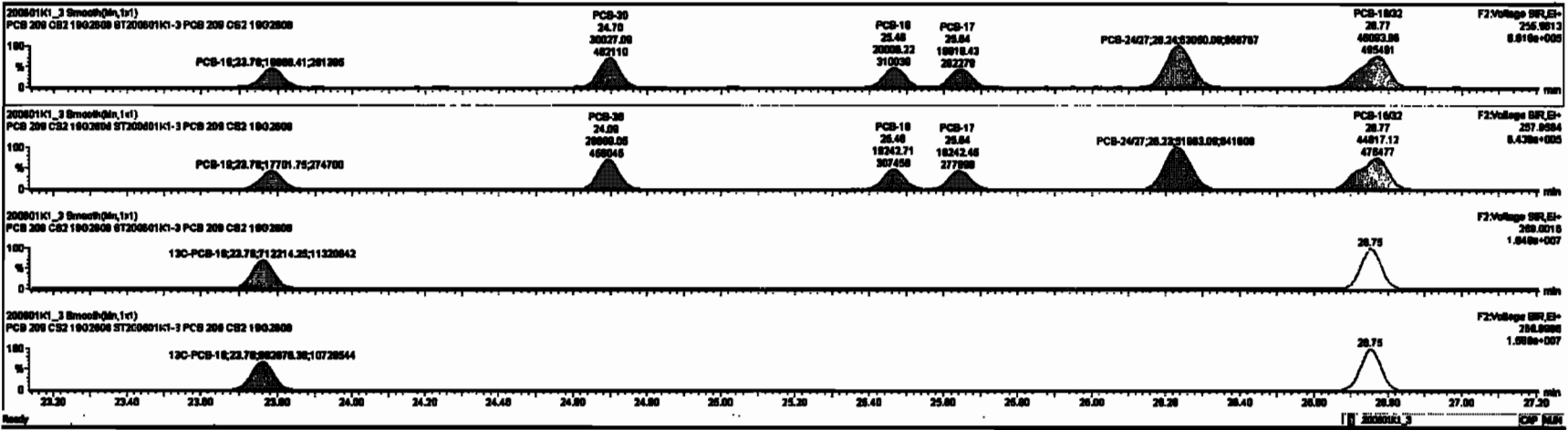


PFK2b



Peak	Retention Time	Area	Height	Width	Height	Area	Height	Width	Height	Area	Height	Width	Height	Area	Height	Width	Height
216	13C-PCB-80	1.01e8	0.78	NO	1.0000	1.000	26.88	26.88	1.000	0.000	NO	100.0	100	0.0021			
218	13C-PCB-111	1.17e8	1.82	NO	1.0000	1.000	26.26	26.26	1.000	0.000	NO	100.0	100	0.0072			
217	13C-PCB-128	8.79e8	1.25	NO	1.0000	1.000	48.80	48.80	1.000	0.000	NO	100.0	100	0.120			
218	13C-PCB-182	7.28e8	0.48	NO	1.0000	1.000	48.43	48.43	0.000	0.000	NO	100.0	100	0.0033			
218	13C-PCB-205	8.85e8	0.80	NO	1.0000	1.000	64.88	64.88	1.000	0.000	NO	100.0	100	0.148			
220	13C-PCB-76	1.83e8	0.78	NO	1.0000	1.000	37.76	37.76	1.000	1.000	NO	88.47	88.5	0.0091			
221	13C-PCB-478	7.23e8	0.44	NO	0.7885	1.000	46.80	46.80	0.000	0.000	NO	87.23	87.2	0.0062			
220	13C-PCB-76	1.83e8	0.78	NO	1.0021	1.000	37.76	37.76	0.000	0.000	NO	88.87	88.0	0.0094			
220	13C-PCB-478	7.23e8	0.44	NO	1.0038	1.000	46.87	46.88	0.000	0.000	NO	88.16	88.2	0.0062			
220	Total Mono-PCBs				1.1088	1.000	0.00	0.00	0.000	0.000	NO	7.216	88.2	0.0216	7.216		
220	Total Di-PCBs				1.8887	1.000	0.00	0.00	0.000	0.000	NO	28.88	88.2	0.216	28.88		

Peak	Retention Time	Area	Height	Width	Height	Area	Height	Width	Height	Area	Height	Width	Height
12	PCB-16	23.78	23.78	1.889e4	1.770e4	1.040	1.04	NO	2.2870	2.2888			
13	PCB-38	24.80	24.78	3.003e4	2.889e4	1.040	1.04	NO	2.2488	2.2481			
14	PCB-16	26.48	26.48	2.001e4	1.824e4	1.040	1.04	NO	2.2700	2.2702			
15	PCB-17	26.84	26.84	1.883e4	1.824e4	1.040	1.04	NO	2.4320	2.4187			
16	PCB-24/27	28.28	28.24	8.208e4	8.788e4	1.040	1.02	NO	4.7880	4.7878			
17	PCB-18/22	28.77	28.77	4.808e4	4.822e4	1.040	1.02	NO	4.8810	4.8810			

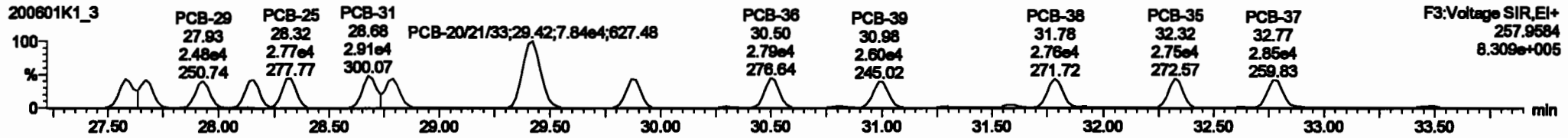



Dataset: Untitled

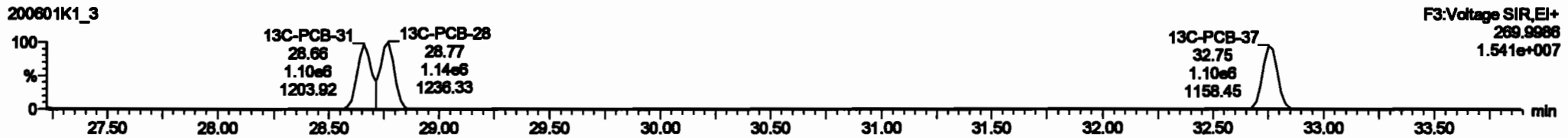

Last Altered: Tuesday, June 02, 2020 10:33:30 Pacific Daylight Time
 Printed: Tuesday, June 02, 2020 10:35:13 Pacific Daylight Time

Name: 200601K1_3, Date: 01-Jun-2020, Time: 14:19:00, ID: ST200601K1-3 PCB 209 CS2 19G2608, Description: PCB 209 CS2 19G2608

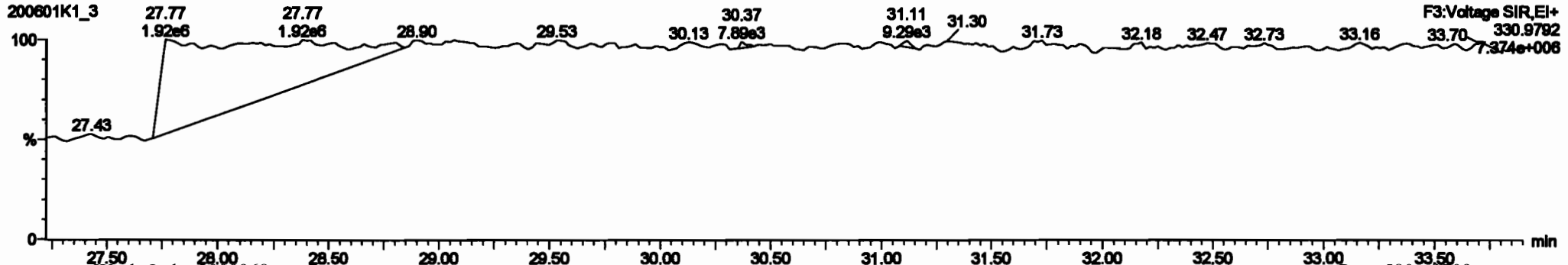
PCB-34



13C-PCB-28

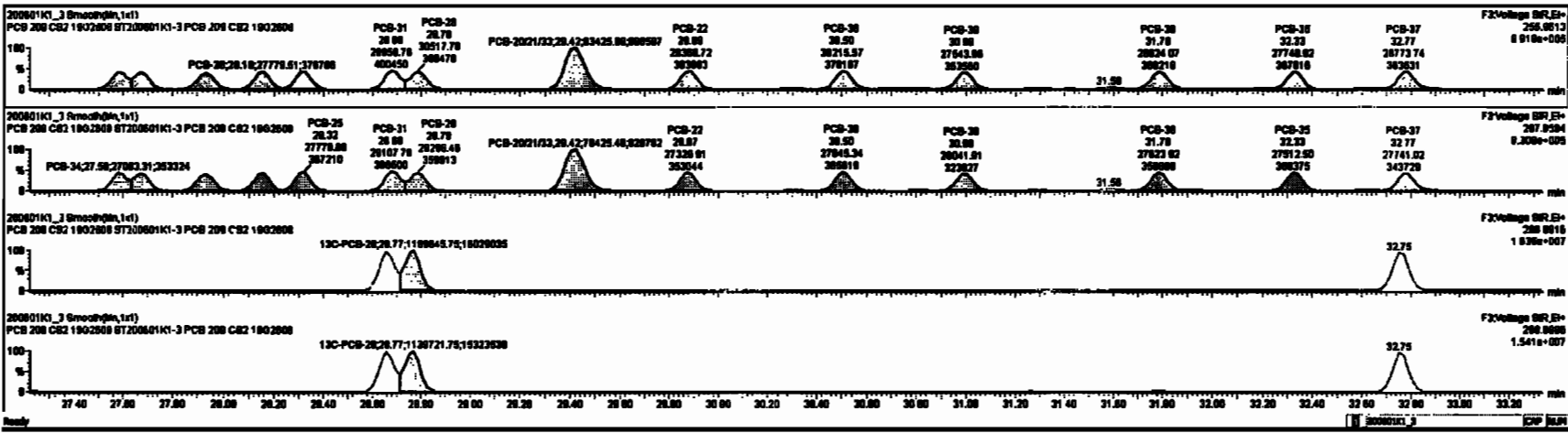


PFK3d



#	Name	Range	BA	Qty	Unit	Cost	Price	ST	Prod. D.	NET	NET	Cost	Unit	SL	MRP
230	Total Value-PCBs					1,0776	1,000	0.00	0.000	NO		101.0		0.332	101.0
230	2nd Function Parts-PCBs					1,3197	1,000	0.00	0.000	NO		67.80		0.591	67.80
230	4th Function Parts-PCBs					1,0736	1,000	0.00	0.000	NO		12.10		0.009	12.10
230	2nd Function Hous-PCBs					0.0000	1,000	0.00	0.000	NO		32.80		0.000	32.80
230	4th Function Hous-PCBs					1.0010	1,000	0.00	0.000	NO		66.70		0.272	66.70
230	Total Hous-PCBs					1.0001	1,000	0.00	0.000	NO		67.74		0.000	67.74
230	4th Function Ouds-PCBs					1.0000	1,000	0.00	0.000	NO		21.80		0.000	21.80
230	6th Function Ouds-PCBs					1.1400	1,000	0.00	0.000	NO		6.674		0.000	6.674
230	Total Hous-PCBs					0.0000	1,000	0.00	0.000	NO		7.204		0.000	7.204
230	2nd Hous-PCBs					0.0004	1,000	0.00	0.000	NO		2.430		0.000	2.430
230	Total PCBs														

#	Name	Range	BA	Qty	Unit	Cost	Price	ST	Prod. D.	NET	NET	Cost	Unit	SL	MRP
18	PCB-24	27.00	27.00	2,700ea	2,700ea	1.040	1.02	NO	2,400	2,400		2,400			
19	PCB-25	27.00	27.00	2,400ea	2,400ea	1.040	1.04	NO	2,400	2,400		2,400			
20	PCB-26	27.00	27.00	2,400ea	2,400ea	1.040	1.01	NO	2,400	2,400		2,400			
21	PCB-28	28.10	28.10	2,700ea	2,700ea	1.040	1.07	NO	2,400	2,400		2,400			
22	PCB-29	28.31	28.32	2,800ea	2,700ea	1.040	1.09	NO	2,400	2,400		2,400			
23	PCB-31	28.00	28.00	2,800ea	2,810ea	1.040	1.09	NO	2,400	2,400		2,400			
24	PCB-32	28.70	28.70	2,800ea	2,800ea	1.040	1.09	NO	2,400	2,400		2,400			
25	PCB-2021483	28.40	28.40	0.500ea	0.500ea	1.040	1.09	NO	2,400	2,400		2,400			
26	PCB-32	28.00	28.00	2,800ea	2,700ea	1.040	1.09	NO	2,400	2,400		2,400			



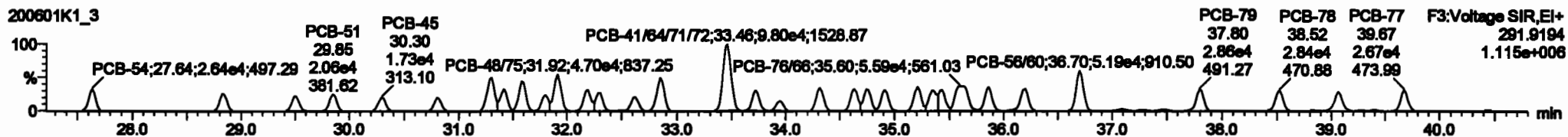
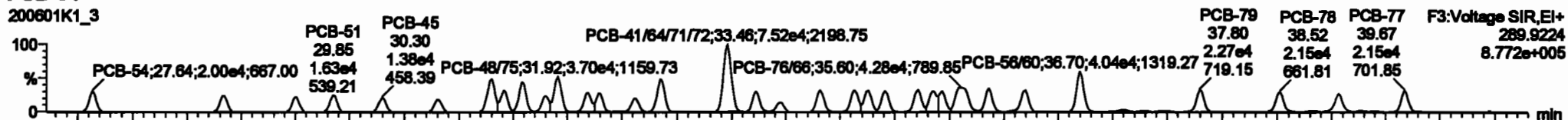
Dataset: Untitled

Last Altered: Tuesday, June 02, 2020 10:33:30 Pacific Daylight Time



Printed: Tuesday, June 02, 2020 10:35:13 Pacific Daylight Time

Name: 200601K1_3, Date: 01-Jun-2020, Time: 14:19:00, ID: ST200601K1-3 PCB 209 CS2 19G2608, Description: PCB 209 CS2 19G2608

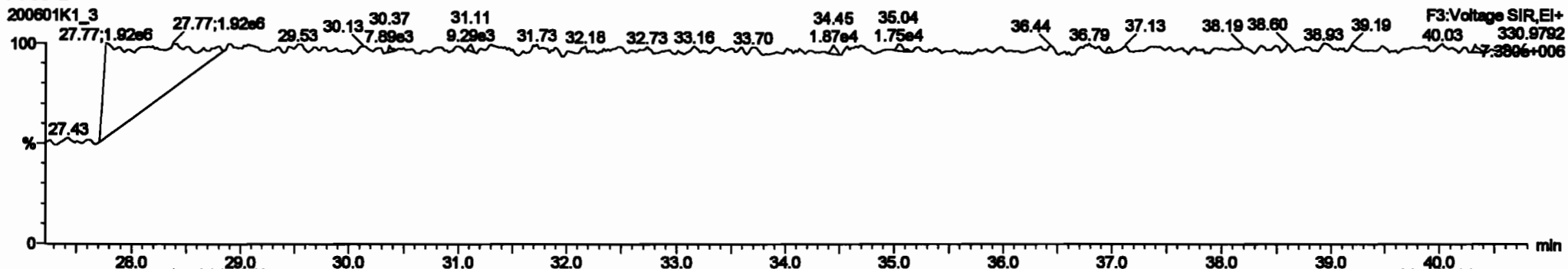
PCB-54



13C-PCB-54



PFK3a



Dataset: Untitled

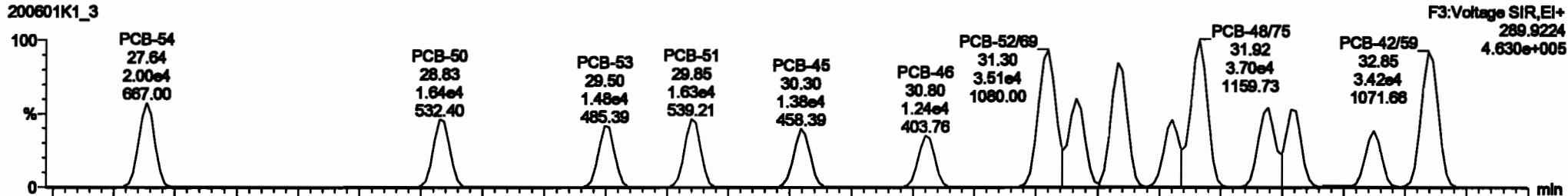
Last Altered: Tuesday, June 02, 2020 10:33:30 Pacific Daylight Time

Printed: Tuesday, June 02, 2020 10:35:13 Pacific Daylight Time

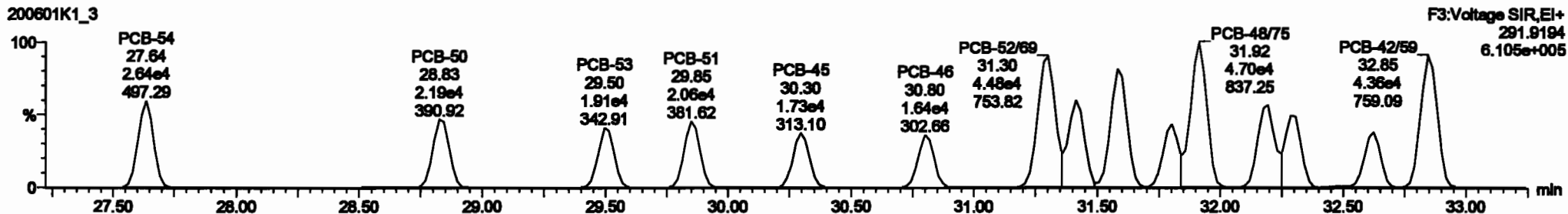
Name: 200601K1_3, Date: 01-Jun-2020, Time: 14:19:00, ID: ST200601K1-3 PCB 209 CS2 19G2608, Description: PCB 209 CS2 19G2608

PCB-50

200601K1_3




200601K1_3




13C-PCB-52

200601K1_3



200601K1_3



Dataset: Untitled

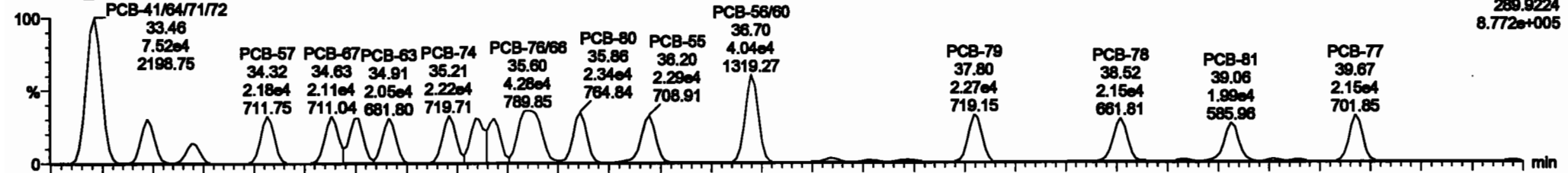
Last Altered: Tuesday, June 02, 2020 10:33:30 Pacific Daylight Time

Printed: Tuesday, June 02, 2020 10:35:13 Pacific Daylight Time

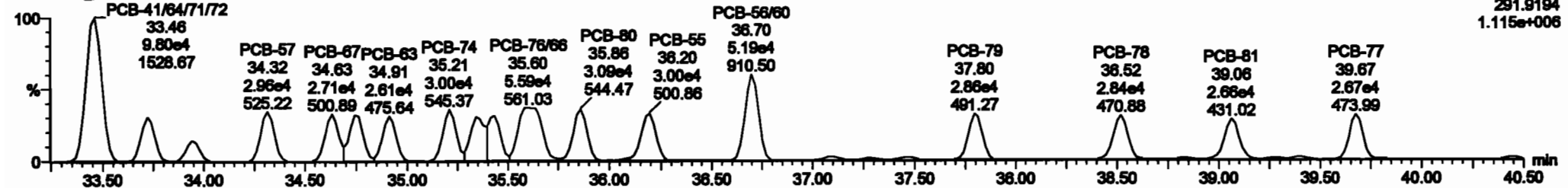
Name: 200601K1_3, Date: 01-Jun-2020, Time: 14:19:00, ID: ST200601K1-3 PCB 209 CS2 19G2608, Description: PCB 209 CS2 19G2608

PCB-68

200601K1_3

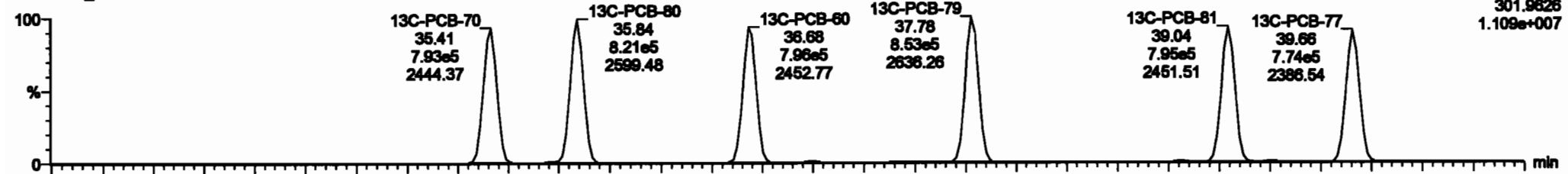


200601K1_3

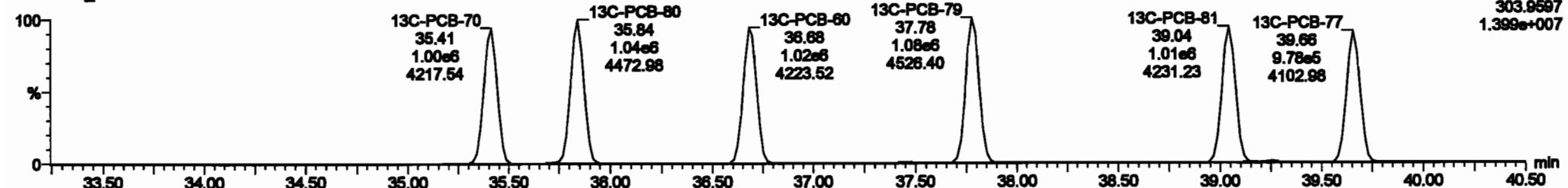


13C-PCB-60

200601K1_3

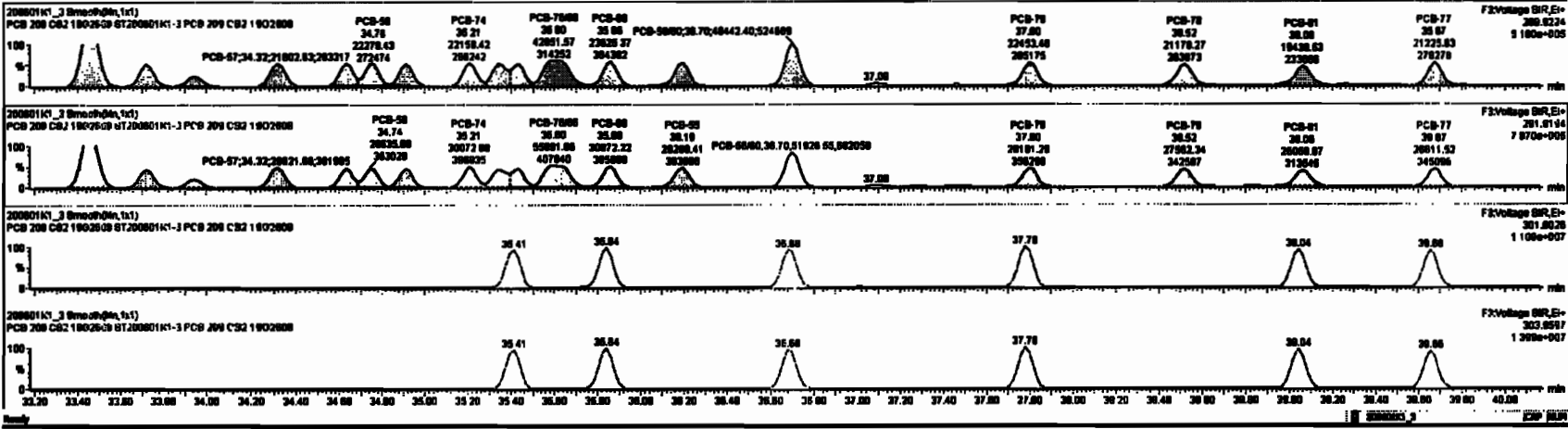


200601K1_3



#	Mass	Resp	RA	Rel	Off	Value	RelOff	Off	Pres	Off	Off	Off	Off	Off	Off	Off	Off	Off
227	2nd Puriton Tri-PCBs					0.0020	1.000	0.00	0.000	0.00	0.000	MD	38.01	0.204	38.01			
228	2nd Puriton Penta-PCBs					1.2187	1.000	0.80	0.000	0.000	MD	37.80	6.371	37.80				
229	4th Puriton Penta-PCBs					1.0736	1.000	0.00	0.000	0.000	MD	12.18	0.0070	12.18				
230	2nd Puriton Hepta-PCBs					0.0000	1.000	0.00	0.000	0.000	MD	33.88	0.0070	33.88				
231	4th Puriton Hepta-PCBs					1.0016	1.000	0.00	0.000	0.000	MD	38.70	0.372	38.70				
232	Total Hepta-PCBs					1.3881	1.000	0.00	0.000	0.000	MD	37.74	0.488	37.74				
233	2nd Puriton Octa-PCBs					1.0000	1.000	0.00	0.000	0.000	MD	21.88	0.000	21.88				
234	4th Puriton Octa-PCBs					1.1488	1.000	0.00	0.000	0.000	MD	6.874	0.004	6.874				
235	Total Octa-PCBs					0.0020	1.000	0.00	0.000	0.000	MD	7.284	0.007	7.284				
236	Total PCBs					0.0004	1.000	0.00	0.000	0.000	MD	2.420	0.0070	2.420				

#	Mass	Pres	Off	Off	Off	Off	Off	Off	Off	Off	Off	Off	Off	Off	Off	Off	Off	Off
30	PCB-81	27.84	27.84	1.880e4	2.880e4	0.770	0.76	MD	2.3770	2.3771								
31	PCB-80	28.80	28.80	1.880e4	2.880e4	0.770	0.76	MD	2.6140	2.6139								
32	PCB-82	28.80	28.80	1.880e4	2.880e4	0.770	0.76	MD	2.3880	2.3848								
33	PCB-81	28.80	28.80	1.880e4	2.880e4	0.770	0.76	MD	2.3880	2.3876								
34	PCB-85	30.30	30.30	1.370e4	1.720e4	0.770	0.80	MD	2.8070	2.8076								
35	PCB-85	30.30	30.30	1.370e4	1.720e4	0.770	0.79	MD	2.8050	2.8016								
36	PCB-72	31.30	31.30	1.030e4	4.070e4	0.770	0.76	MD	4.7420	4.7426								
37	PCB-72	31.31	31.31	1.030e4	2.780e4	0.770	0.77	MD	2.3820	2.3820								
38	PCB-49B	31.80	31.80	1.030e4	2.880e4	0.770	0.76	MD	4.8820	4.8818								



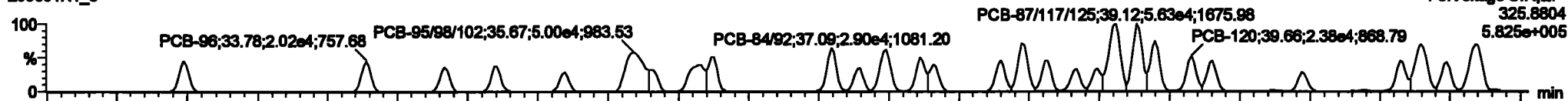
Dataset: Untitled

Last Altered: Tuesday, June 02, 2020 10:33:30 Pacific Daylight Time
Printed: Tuesday, June 02, 2020 10:35:13 Pacific Daylight Time

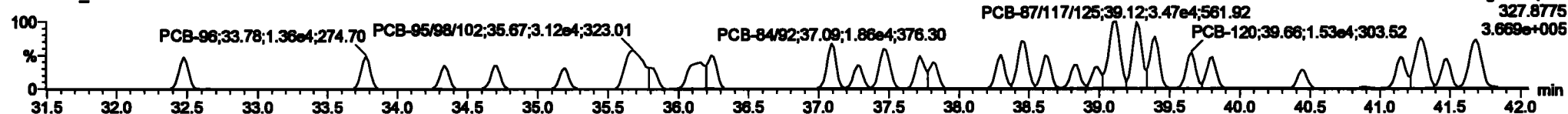
Name: 200601K1_3, Date: 01-Jun-2020, Time: 14:19:00, ID: ST200601K1-3 PCB 209 CS2 19G2608, Description: PCB 209 CS2 19G2608

PCB-104

200601K1_3

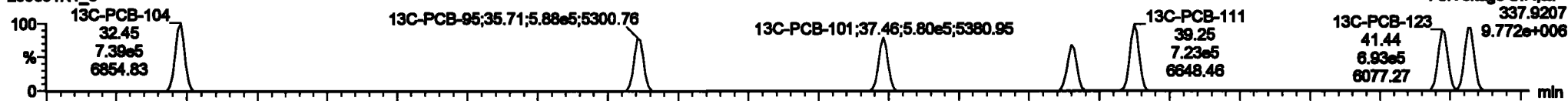


200601K1_3




13C-PCB-104

200601K1_3

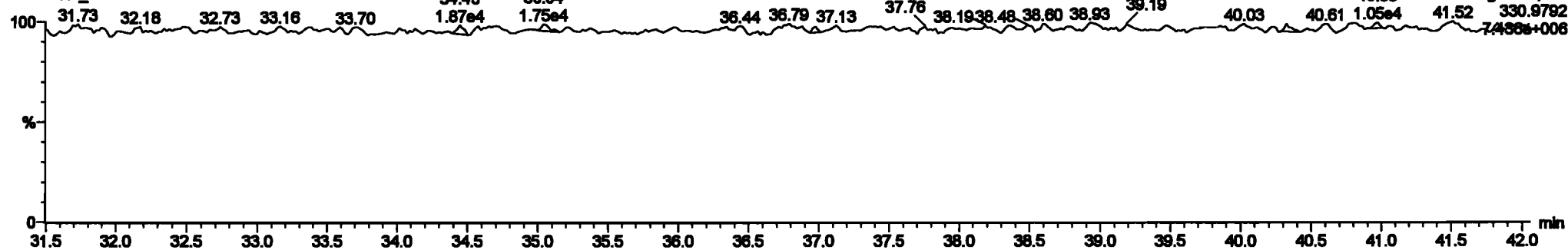


200601K1_3



PFK3b

200601K1_3

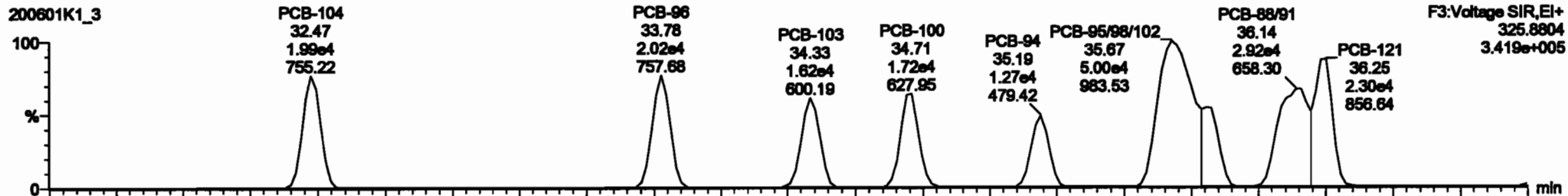


Dataset: Untitled

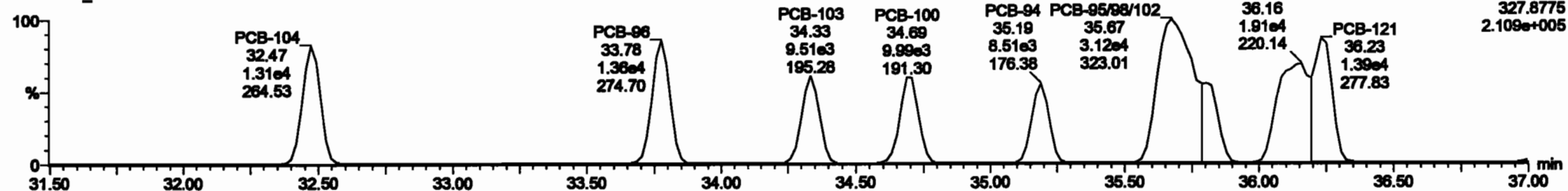
Last Altered: Tuesday, June 02, 2020 10:33:30 Pacific Daylight Time
Printed: Tuesday, June 02, 2020 10:35:13 Pacific Daylight Time

Name: 200601K1_3, Date: 01-Jun-2020, Time: 14:19:00, ID: ST200601K1-3 PCB 209 CS2 19G2608, Description: PCB 209 CS2 19G2608

PCB-96




200601K1_3



13C-PCB-95



200601K1_3

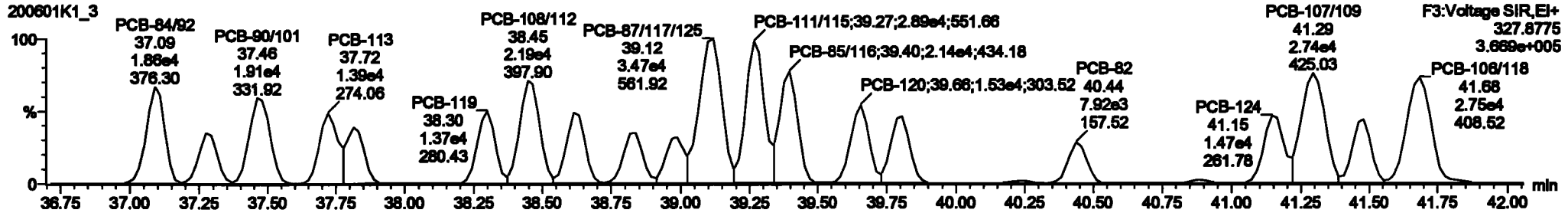
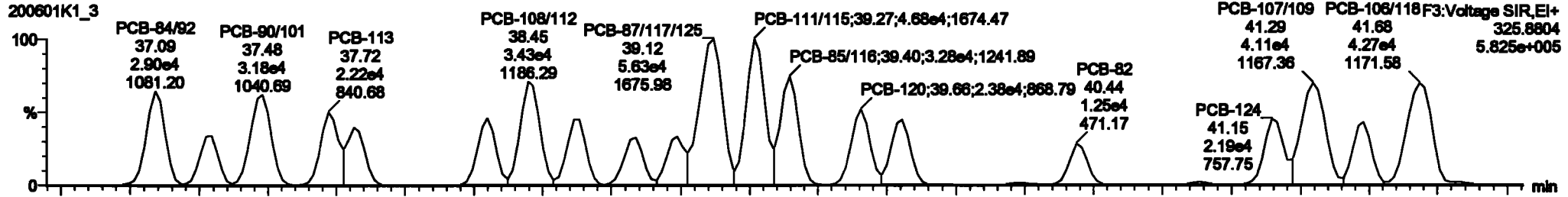


Dataset: Untitled

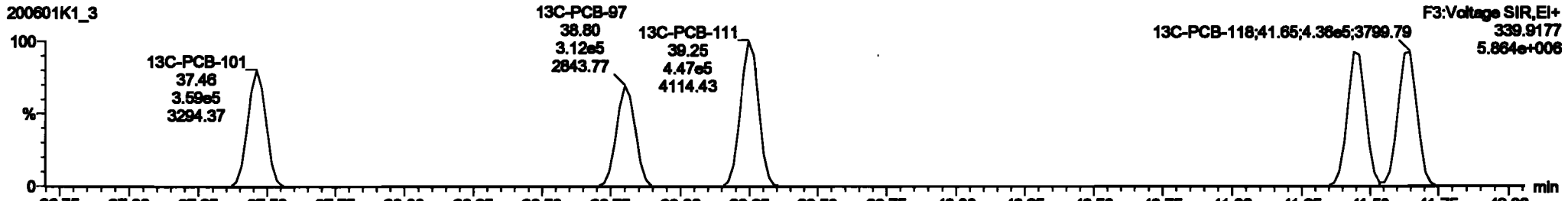
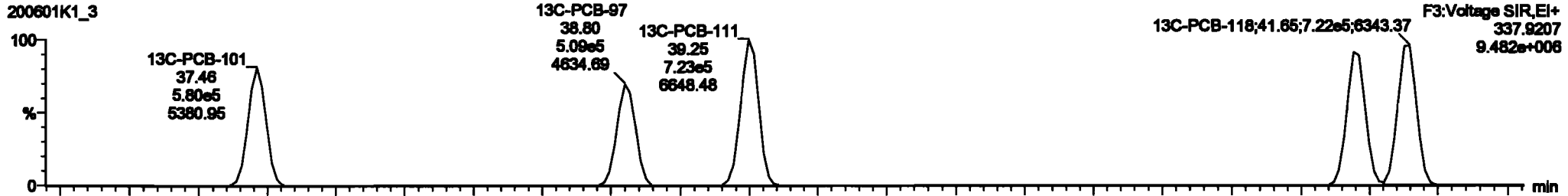
Last Altered: Tuesday, June 02, 2020 10:33:30 Pacific Daylight Time
Printed: Tuesday, June 02, 2020 10:35:13 Pacific Daylight Time

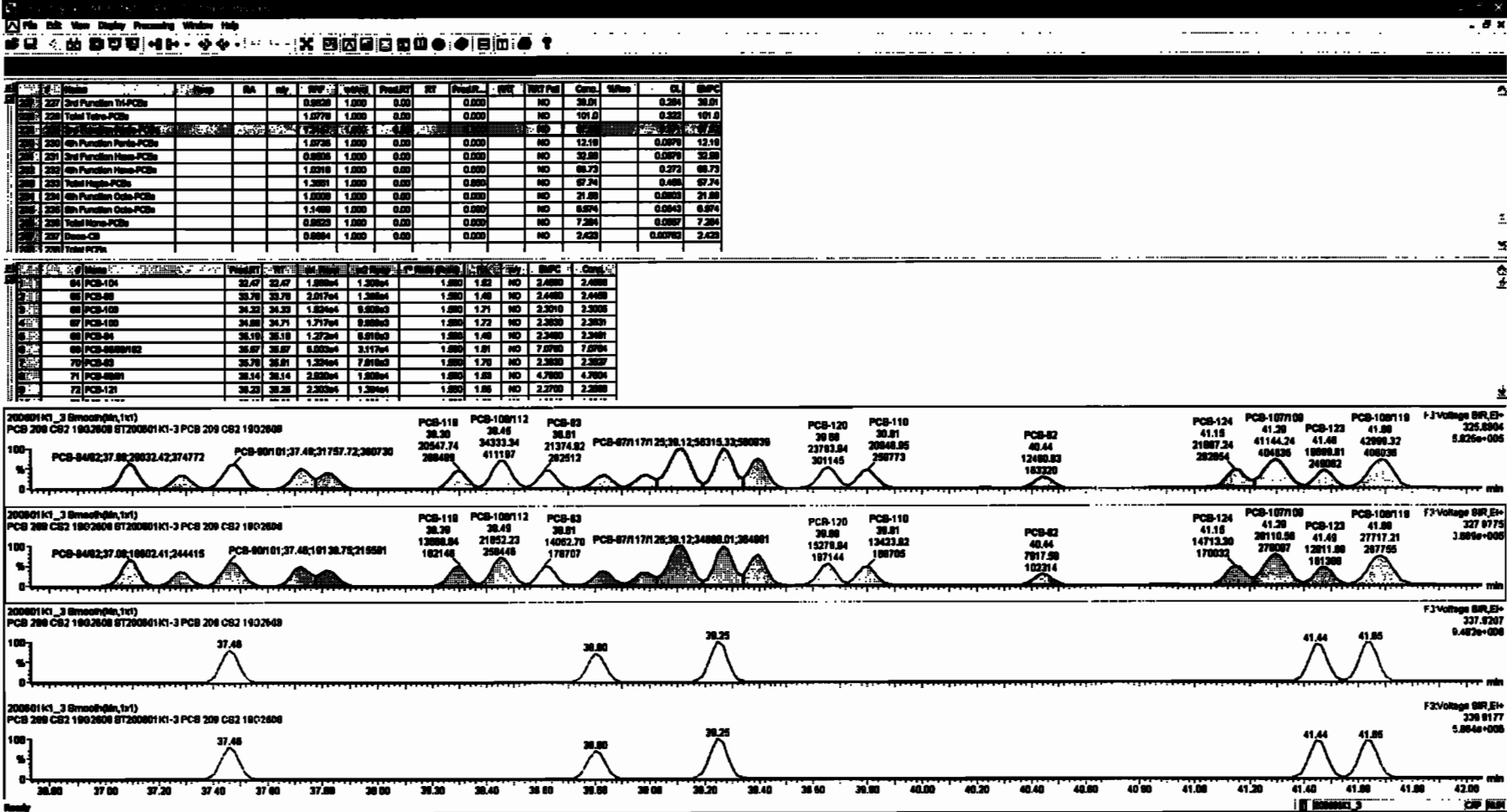
Name: 200601K1_3, Date: 01-Jun-2020, Time: 14:19:00, ID: ST200601K1-3 PCB 209 CS2 19G2608, Description: PCB 209 CS2 19G2608

PCB-119



13C-PCB-111






Dataset: Untitled

Last Altered: Tuesday, June 02, 2020 10:33:30 Pacific Daylight Time
Printed: Tuesday, June 02, 2020 10:35:13 Pacific Daylight Time

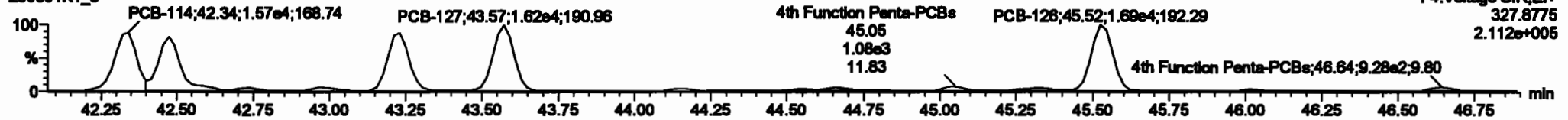
Name: 200601K1_3, Date: 01-Jun-2020, Time: 14:19:00, ID: ST200601K1-3 PCB 209 CS2 19G2608, Description: PCB 209 CS2 19G2608

PCB-114

200601K1_3

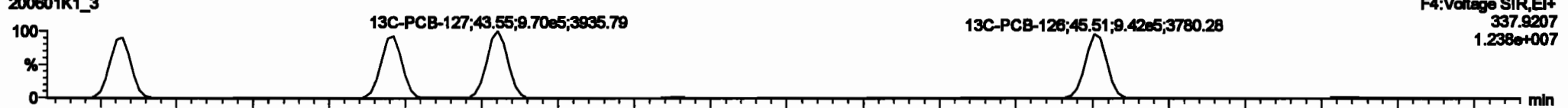


200601K1_3

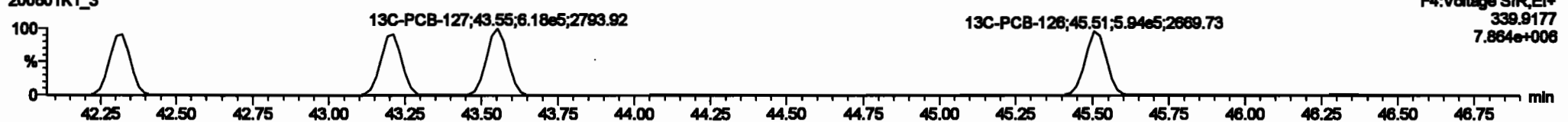


13C-PCB-114

200601K1_3

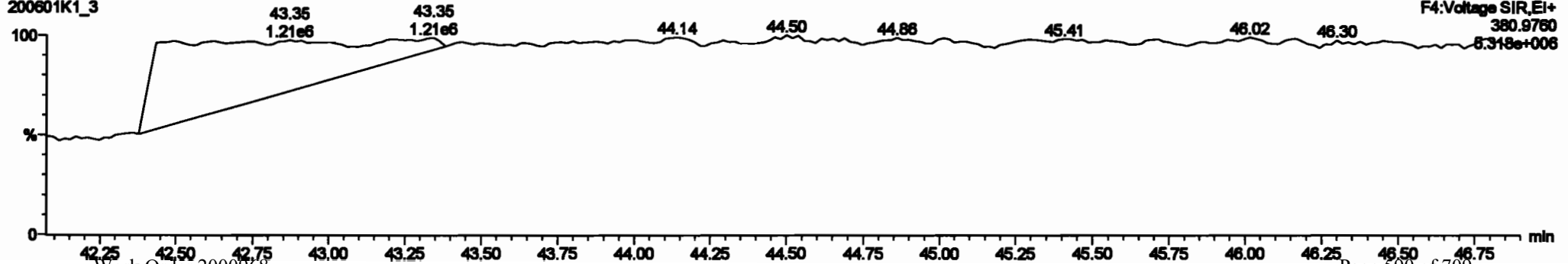


200601K1_3



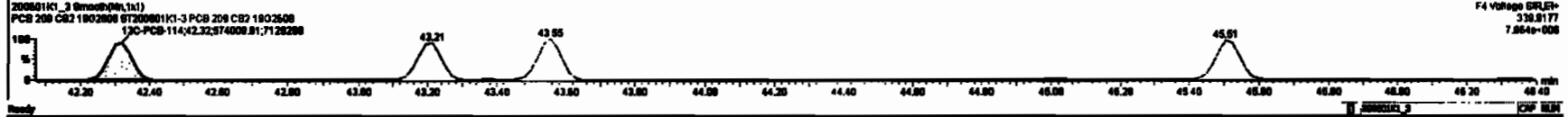



PFK4a

200601K1_3



#	Name	Range	RA	dy	RF	Initial	ProdRT	RT	ProdR	RFY	ProdF	Chn	SP	SL	BPFC
227	2nd Function Tri-PCBs				0.0000	1.000	0.00	0.000	NO	38.01				0.284	38.01
228	Total Yolo-PCBs				1.0776	1.000	0.00	0.000	NO	101.0				0.222	101.0
229	2nd Function Para-PCBs				1.2167	1.000	0.00	0.000	NO	67.02				0.271	67.02
230	2nd Function Ortho-PCBs				0.0000	1.000	0.00	0.000	NO	0.00				0.000	0.00
231	2nd Function Meta-PCBs				0.0000	1.000	0.00	0.000	NO	32.89				0.000	32.89
232	4th Function Para-PCBs				1.0216	1.000	0.00	0.000	NO	66.73				0.272	66.73
233	Total Hepta-PCBs				1.2091	1.000	0.00	0.000	NO	67.74				0.486	67.74
234	4th Function Ortho-PCBs				1.0000	1.000	0.00	0.000	NO	21.86				0.000	21.86
235	4th Function Para-PCBs				1.1480	1.000	0.00	0.000	NO	6.674				0.000	6.674
236	Total Hexa-PCBs				0.0000	1.000	0.00	0.000	NO	7.284				0.000	7.284
237	Total PCBs				0.0000	1.000	0.00	0.000	NO	2.420				0.000	2.420

#	Name	ProdRT	RT	RF	RFY	ProdF	Chn	SP	SL	BPFC
80	PCB-114	42.34	42.34	2.370e4	1.000e4	1.000	1.04	NO	2.320	2.320
84	PCB-122	42.48	42.47	2.122e4	1.370e4	1.000	1.04	NO	2.020	2.020
86	PCB-105	43.20	43.20	2.382e4	1.600e4	1.000	1.00	NO	2.400	2.400
88	PCB-127	43.67	43.67	2.000e4	1.017e4	1.000	1.07	NO	2.000	2.000
89	PCB-126	45.52	45.52	2.000e4	1.000e4	1.000	1.01	NO	2.010	2.010



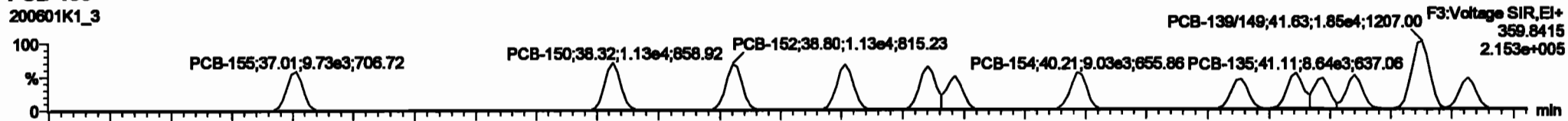
Dataset: Untitled

Last Altered: Tuesday, June 02, 2020 10:33:30 Pacific Daylight Time
Printed: Tuesday, June 02, 2020 10:35:13 Pacific Daylight Time

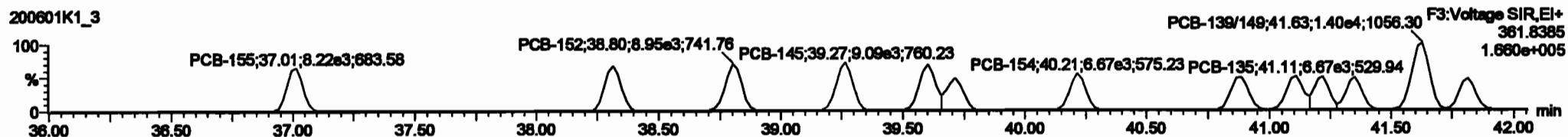
Name: 200601K1_3, Date: 01-Jun-2020, Time: 14:19:00, ID: ST200601K1-3 PCB 209 CS2 19G2608, Description: PCB 209 CS2 19G2608

PCB-155

200601K1_3



200601K1_3




13C-PCB-155

200601K1_3

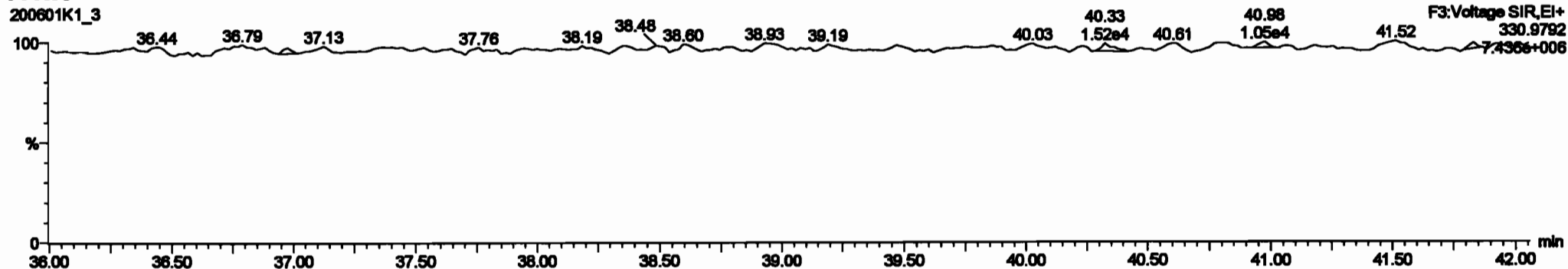


200601K1_3




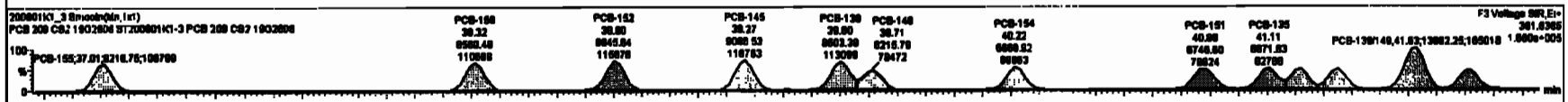
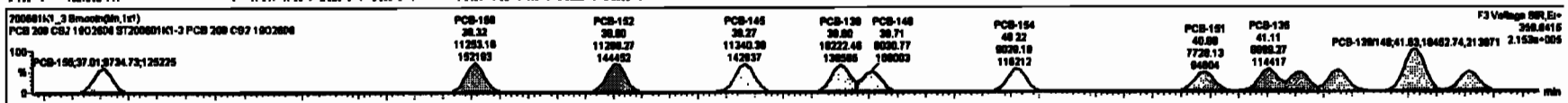
PFK3c

200601K1_3



#	Name	Resp	RA	inj	RRP	colVol	ProdRT	RT	ProdR	RRP	WRT (min)	Comp.	RT (min)	Temp
227	2nd Puriton TH-PCBs				0.0000	1.000	0.00	0.000		NO	38.01	0.284	38.01	
228	Total Tetra-PCBs				1.0770	1.000	0.00	0.000		NO	101.0	0.322	101.0	
229	2nd Puriton Penta-PCBs				1.2497	1.000	0.00	0.000		NO	67.82	0.371	67.82	
230	4th Puriton Penta-PCBs				1.0736	1.000	0.00	0.000		NO	12.18	0.0870	12.18	
231	2nd Puriton Hexa-PCBs				0.0000	1.000	0.00	0.000		NO	0.0000	0.0000	0.0000	
232	4th Puriton Hexa-PCBs				1.0018	1.000	0.00	0.000		NO	68.73	0.272	68.73	
233	Total Hepta-PCBs				1.2681	1.000	0.00	0.000		NO	67.74	0.488	67.74	
234	4th Puriton Octa-PCBs				1.0000	1.000	0.00	0.000		NO	21.80	0.0800	21.80	
235	2nd Puriton Octa-PCBs				1.1488	1.000	0.00	0.000		NO	6.874	0.0843	6.874	
236	Total Nona-PCBs				0.0000	1.000	0.00	0.000		NO	7.384	0.0087	7.384	
237	237 Dece-CD				0.0004	1.000	0.00	0.000		NO	2.420	0.0070	2.420	
238	238 Total PCBs													

#	Name	ProdRT	RT	col Resp	col Resp	T* Ratio (Peak)	RA	inj	RRP	Comp.
1	100 PCB-158	37.01	37.01	0.720e3	0.217e3	1.240	1.18	NO	2.3300	2.3300
2	100 PCB-160	38.30	38.32	1.120e4	0.880e3	1.240	1.32	NO	2.4800	2.4800
3	100 PCB-162	38.80	38.80	1.120e4	0.940e3	1.240	1.28	NO	2.3100	2.3170
4	100 PCB-148	38.20	38.27	1.120e4	0.887e3	1.240	1.26	NO	2.3200	2.3280
5	100 PCB-138	38.80	38.80	1.020e4	0.800e3	1.240	1.20	NO	2.4000	2.4000
6	100 PCB-140	38.72	38.71	0.801e3	0.210e3	1.240	1.20	NO	2.3010	2.3007
7	100 PCB-164	40.20	40.22	0.800e3	0.880e3	1.240	1.38	NO	2.3200	2.3217
8	100 PCB-161	40.80	40.80	7.720e3	0.247e3	1.240	1.14	NO	2.8010	2.8012
9	100 PCB-135	41.12	41.11	0.880e3	0.872e3	1.240	1.20	NO	2.2800	2.2806



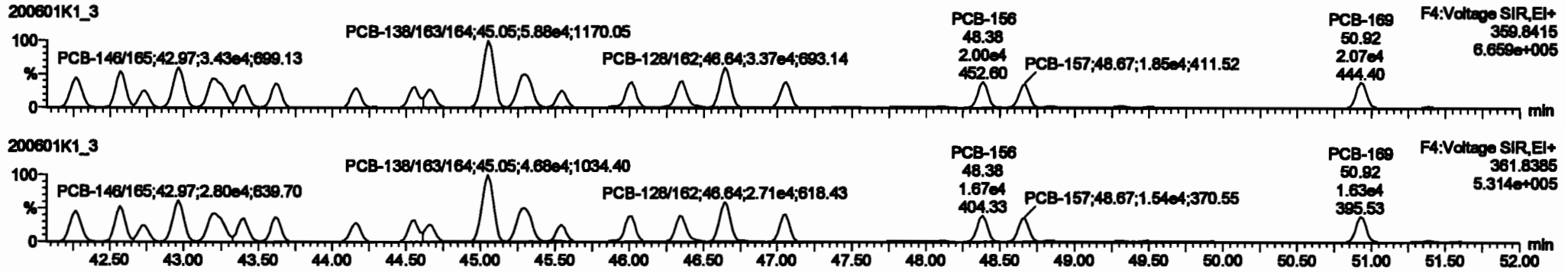
Dataset: Untitled

Last Altered: Tuesday, June 02, 2020 10:33:30 Pacific Daylight Time

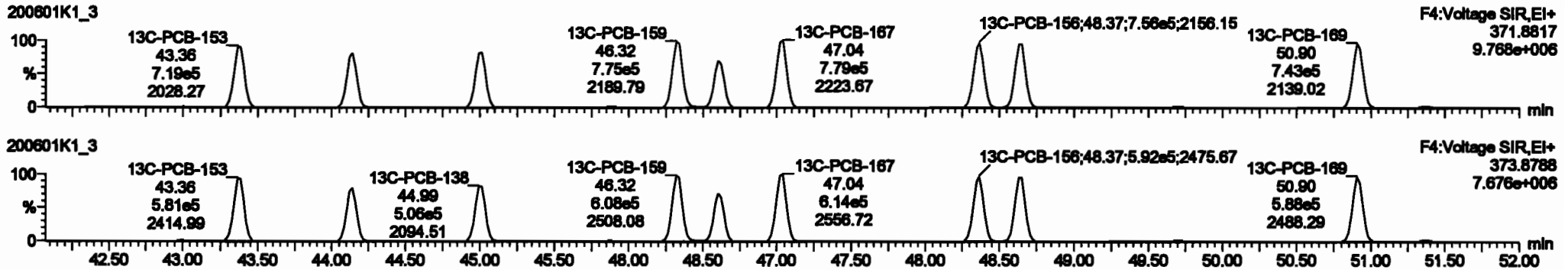
Printed: Tuesday, June 02, 2020 10:35:13 Pacific Daylight Time

Name: 200601K1_3, Date: 01-Jun-2020, Time: 14:19:00, ID: ST200601K1-3 PCB 209 CS2 19G2608, Description: PCB 209 CS2 19G2608

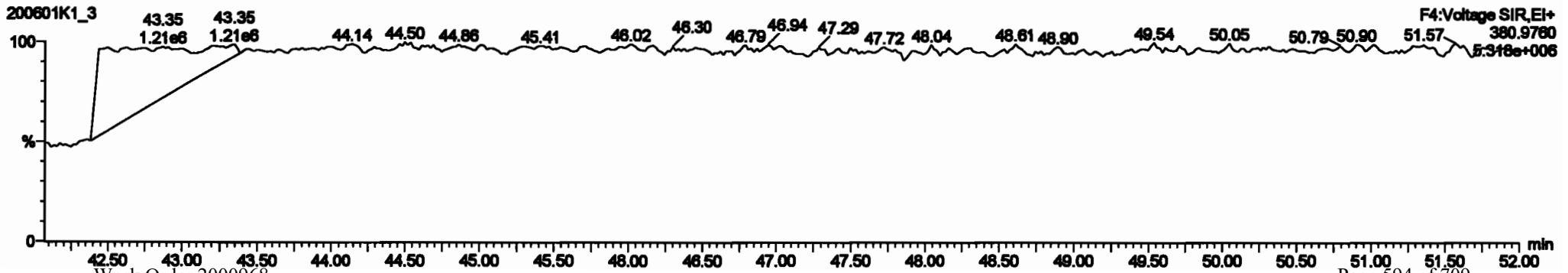
PCB-134/143



13C-PCB-153


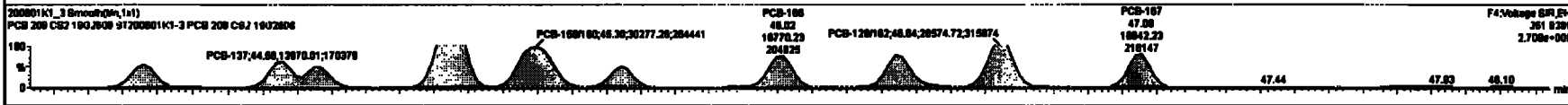
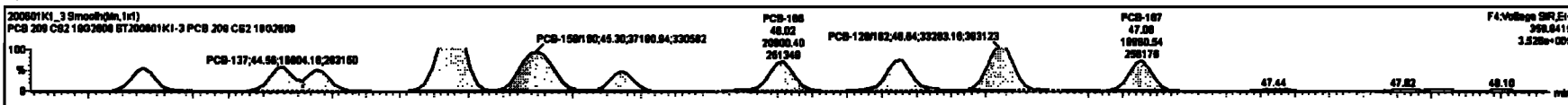


PFK4b



#	Range	Range	SA	dy	Min	Max	Peak	WT	Peak	Area	Area	Area	Area	Area	Area	Area	Area	Area	Area	Area	Area	
227	2nd Function Tri-PCBs				0.0000	1.0000	0.00		0.0000	NO	38.01	0.284	38.01									
228	Total Tetra-PCBs				1.0770	1.0000	0.00		0.0000	NO	101.0	0.322	101.0									
229	3rd Function Penta-PCBs				1.2107	1.0000	0.00		0.0000	NO	87.82	0.271	87.82									
230	4th Function Penta-PCBs				1.0720	1.0000	0.00		0.0000	NO	12.18	0.0070	12.18									
231	5th Function Hexa-PCBs				0.0000	1.0000	0.00		0.0000	NO	32.88	0.0070	32.88									
232	Total Hexa-PCBs				1.0000	1.0000	0.00		0.0000	NO	87.74	0.488	87.74									
233	Total Hepta-PCBs				1.2891	1.0000	0.00		0.0000	NO	87.74	0.488	87.74									
234	4th Function Octa-PCBs				1.0000	1.0000	0.00		0.0000	NO	21.88	0.0000	21.88									
235	5th Function Octa-PCBs				1.1488	1.0000	0.00		0.0000	NO	8.874	0.0043	8.874									
236	Total Nona-PCBs				0.0023	1.0000	0.00		0.0000	NO	7.284	0.0007	7.284									
237	Deca-CB				0.0084	1.0000	0.00		0.0000	NO	2.423	0.0002	2.423									
238	Total NPA																					

#	Range	Range	SA	dy	Min	Max	Peak	WT	Peak	Area	Area	Area	Area	Area	Area	Area	Area	Area	Area	Area	
111	PCB-134A3				42.28	42.28	2.02e4	2.01e4	1.240	1.23	NO	4.6370	4.6368								
112	PCB-131A30				42.88	42.87	2.87e4	2.82e4	1.240	1.28	NO	4.7870	4.7868								
113	PCB-142				42.72	42.74	1.217e4	1.088e4	1.240	1.28	NO	2.4220	2.4218								
114	PCB-148A05				42.87	42.87	3.42e4	2.89e4	1.240	1.22	NO	4.7180	4.7180								
115	PCB-132A01				43.20	43.18	3.813e4	2.738e4	1.240	1.28	NO	4.8890	4.8893								
116	PCB-163				43.38	43.48	1.777e4	1.610e4	1.240	1.18	NO	2.3880	2.3890								
117	PCB-168				43.81	43.81	1.888e4	1.822e4	1.240	1.28	NO	2.4180	2.4178								
118	PCB-141				44.18	44.18	1.489e4	1.220e4	1.240	1.28	NO	2.4080	2.4084								
119	PCB-137				44.80	44.88	1.888e4	1.387e4	1.240	1.18	NO	2.8870	2.8888								

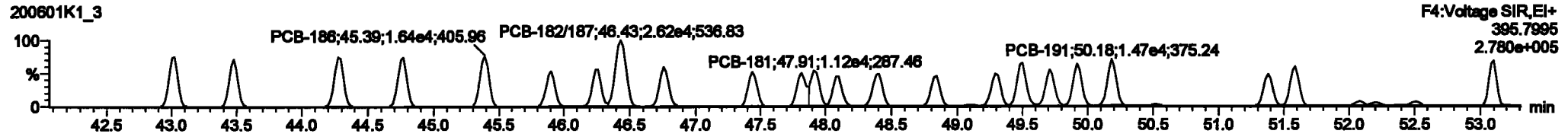
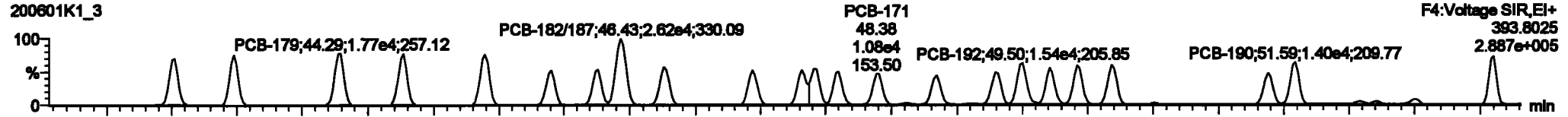


Dataset: Untitled

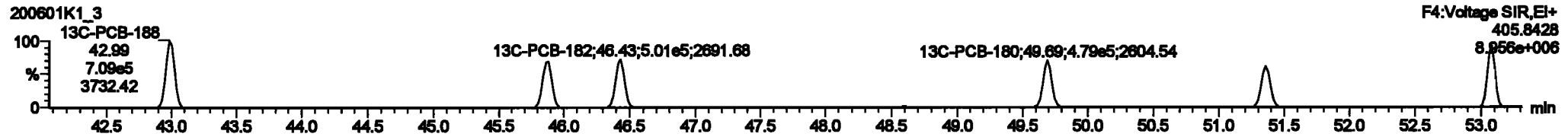

Last Altered: Tuesday, June 02, 2020 10:33:30 Pacific Daylight Time
Printed: Tuesday, June 02, 2020 10:35:13 Pacific Daylight Time

Name: 200601K1_3, Date: 01-Jun-2020, Time: 14:19:00, ID: ST200601K1-3 PCB 209 CS2 19G2608, Description: PCB 209 CS2 19G2608

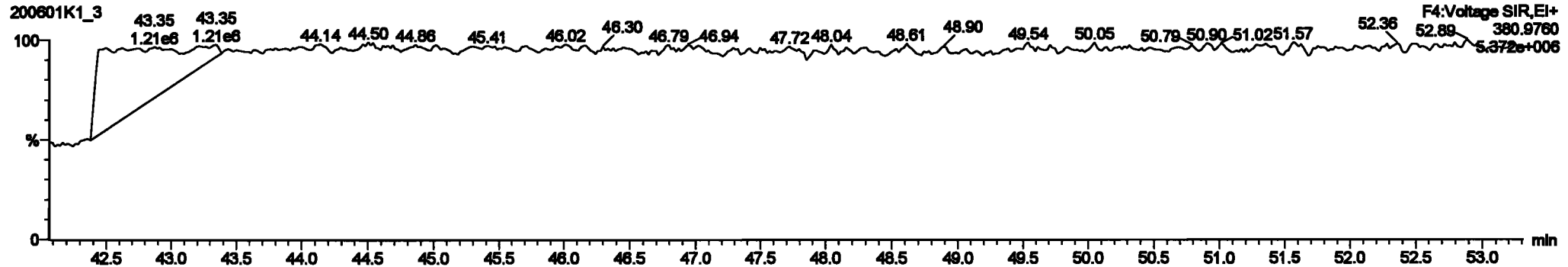
PCB-188



13C-PCB-188

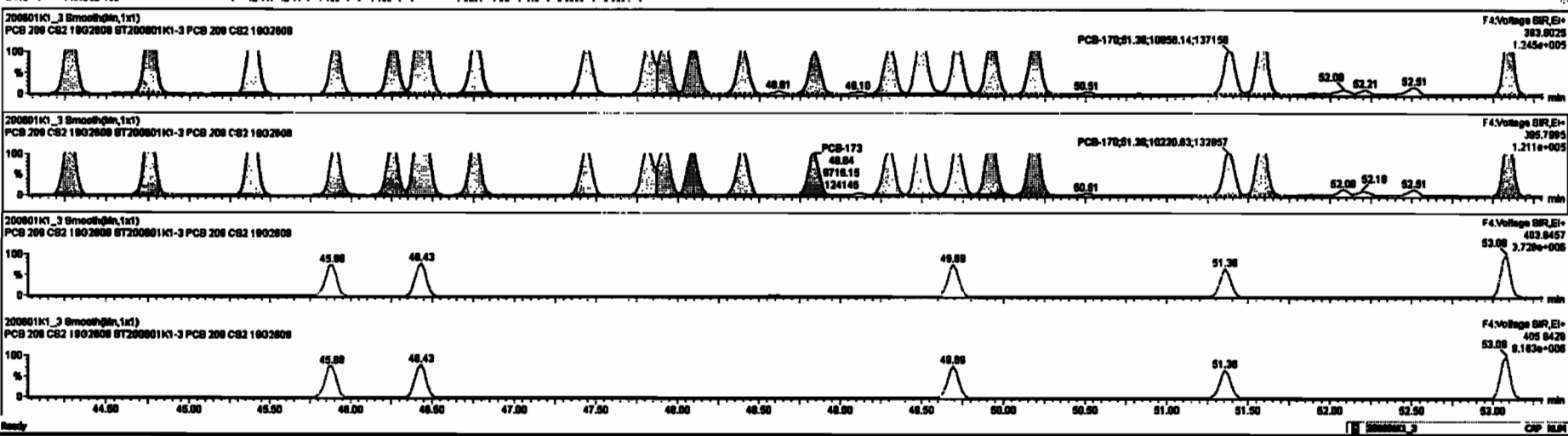


PFK4c



#	Name	Resp	RA	RF	RF2	Vol	ProdRT	RT	ProdLR	RF2	RT2	Comp	Area	CL	SPC
227	227 3rd Function TM-PCBs				0.9828	1.000	0.00	0.000	0.000	NO	38.01		0.284	38.01	
228	228 Total Tetr-PCBs				1.0778	1.000	0.00	0.000	0.000	NO	101.0		0.322	101.0	
229	229 3rd Function Penta-PCBs				1.3167	1.000	0.00	0.000	0.000	NO	87.82		0.571	87.82	
230	230 6th Function Penta-PCBs				1.0725	1.000	0.00	0.000	0.000	NO	12.18		0.0878	12.18	
231	231 3rd Function Hexa-PCBs				0.8025	1.000	0.00	0.000	0.000	NO	32.88		0.0878	32.88	
232	232 6th Function Hexa-PCBs				1.0316	1.000	0.00	0.000	0.000	NO	88.72		0.272	88.72	
233	233 Total Hexa-PCBs				1.2889	1.000	0.00	0.000	0.000	NO	87.24		0.272	87.24	
234	234 6th Function Octa-PCBs				1.0008	1.000	0.00	0.000	0.000	NO	21.88		0.0803	21.88	
235	235 6th Function Octa-PCBs				1.1488	1.000	0.00	0.000	0.000	NO	6.974		0.0843	6.974	
236	236 Total Octa-PCBs				0.8823	1.000	0.00	0.000	0.000	NO	7.284		0.0887	7.284	
237	237 Deca-OB				0.8884	1.000	0.00	0.000	0.000	NO	2.423		0.0878	2.423	
238	238 Total PCBs														

#	Name	ProdRT	RT	ProdRange	RTRange	Area (pmol)	Area (ng)	Area (ppb)	Area (ppm)	Area (ppb)	Area (ppm)	Area (ppb)	Area (ppm)
1	131 PCB-188	43.02	43.02	1.817e4	1.888e4	1.090	0.97	NO	2.4600	2.4687			
2	132 PCB-184	43.47	43.48	1.883e4	1.828e4	1.090	1.08	NO	2.4670	2.4688			
3	133 PCB-178	44.27	44.28	1.773e4	1.818e4	1.090	1.10	NO	2.5240	2.6238			
4	134 PCB-176	44.70	44.77	1.708e4	1.803e4	1.090	1.07	NO	2.4420	2.4434			
5	135 PCB-168	48.38	48.38	1.788e4	1.844e4	1.090	1.07	NO	2.4870	2.4870			
6	136 PCB-170	48.80	48.80	1.171e4	1.142e4	1.090	1.02	NO	2.3880	2.3880			
7	137 PCB-175	48.24	48.28	1.223e4	1.228e4	1.090	1.00	NO	2.4740	2.4738			
8	138 PCB-182/187	48.42	48.43	2.811e4	2.824e4	1.090	1.00	NO	4.7440	4.7445			
9	139 PCB-183	48.78	48.78	1.328e4	1.284e4	1.090	1.02	NO	2.4780	2.4748			

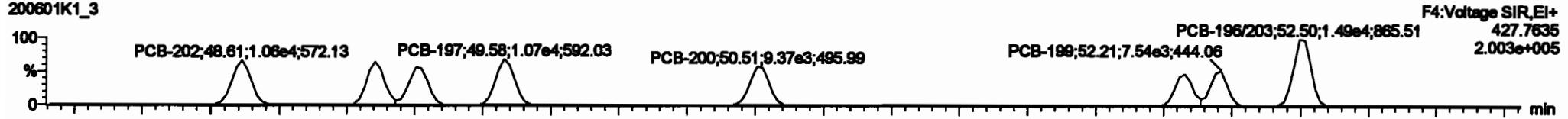


Dataset: Untitled

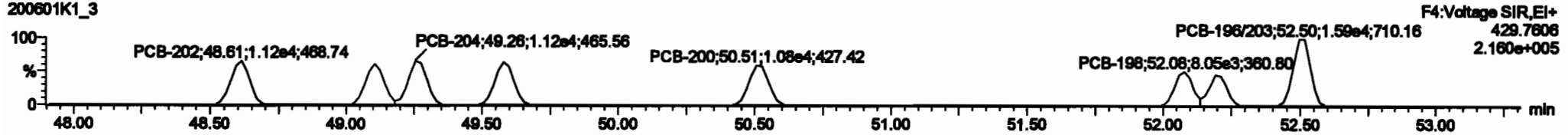
Last Altered: Tuesday, June 02, 2020 10:33:30 Pacific Daylight Time
Printed: Tuesday, June 02, 2020 10:35:13 Pacific Daylight Time

Name: 200601K1_3, Date: 01-Jun-2020, Time: 14:19:00, ID: ST200601K1-3 PCB 209 CS2 19G2608, Description: PCB 209 CS2 19G2608

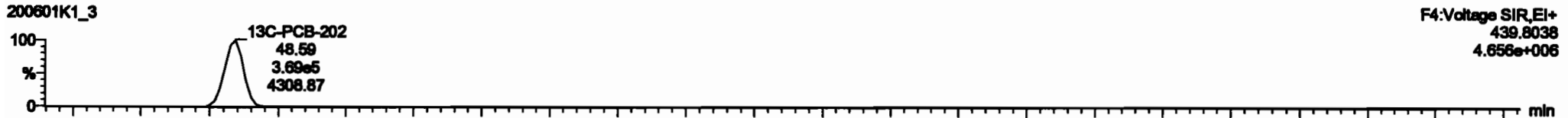
PCB-202
200601K1_3



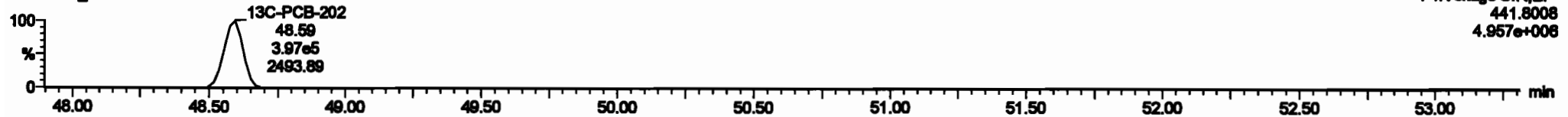
200601K1_3



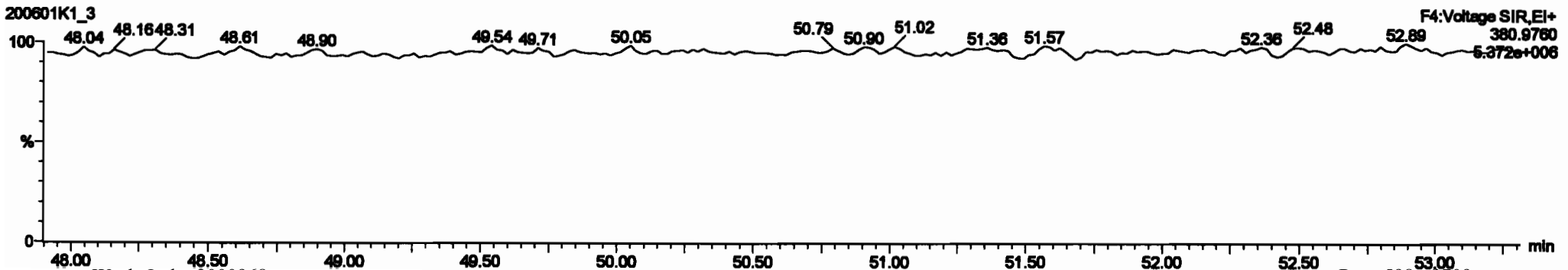
13C-PCB-202



200601K1_3


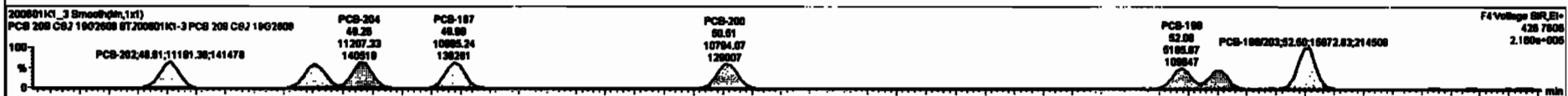
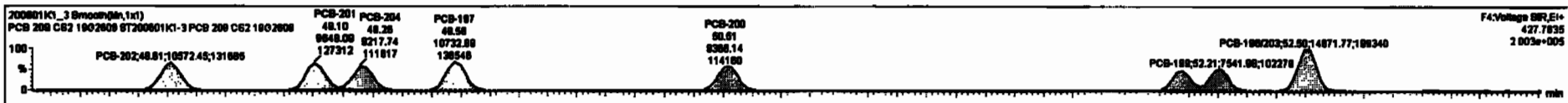


PFK4d



#	Name	Qty	RA	Qty	Unit	Value	Value	Unit	Value	Unit	Value	Unit	Value	Unit
227	2nd Function TM-PCBs					0.0000	1.000	0.00	0.000	NO	30.01	0.304	30.01	
228	Total Yolo-PCBs					1.0776	1.000	0.00	0.000	NO	101.0	0.322	101.0	
229	2nd Function Para-PCBs					1.3167	1.000	0.00	0.000	NO	67.62	0.321	67.62	
230	4th Function Para-PCBs					1.0735	1.000	0.00	0.000	NO	12.18	0.0070	12.18	
231	2nd Function Hase-PCBs					0.0000	1.000	0.00	0.000	NO	32.80	0.0070	32.80	
232	4th Function Hase-PCBs					1.0316	1.000	0.00	0.000	NO	68.73	0.272	68.73	
233	Total Hase-PCBs					1.3001	1.000	0.00	0.000	NO	57.74	0.400	57.74	
234	2nd Function Ode-PCBs					1.0000	1.000	0.00	0.000	NO	31.80	0.0000	31.80	
235	8th Function Ode-PCBs					1.4488	1.000	0.00	0.000	NO	6.974	0.0043	6.974	
236	Total Ode-PCBs					0.0000	1.000	0.00	0.000	NO	7.304	0.0007	7.304	
237	237 Desc-CD					0.0004	1.000	0.00	0.000	NO	2.423	0.0070	2.423	
238	238 Total RTs													

#	Name	Qty	RA	Qty	Unit	Value	Value	Unit	Value	Unit	Value	Unit
164	PCB-202	48.03	48.01	1.000e+0	1.110e+4	0.000	0.04	NO	2.4310	2.4312		
165	PCB-201	48.10	48.10	0.000e+0	1.000e+4	0.000	0.04	NO	2.4710	2.4712		
166	PCB-204	48.28	48.28	0.210e+0	1.121e+4	0.000	0.02	NO	2.3300	2.3300		
167	PCB-187	48.58	48.58	1.073e+0	1.000e+4	0.000	0.00	NO	2.4016	2.4008		
168	PCB-200	60.61	60.61	0.000e+0	1.070e+4	0.000	0.07	NO	2.4000	2.4001		
169	PCB-188	62.08	62.08	0.000e+0	0.100e+0	0.000	0.00	NO	2.4770	2.4772		
170	PCB-189	62.18	62.21	7.000e+0	7.000e+0	0.000	1.00	NO	2.4300	2.4287		
181	PCB-188203	62.62	62.60	1.400e+0	1.000e+4	0.000	0.04	NO	4.7070	4.7067		



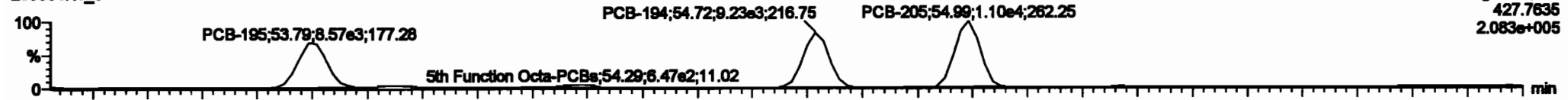
Dataset: Untitled

Last Altered: Tuesday, June 02, 2020 10:33:30 Pacific Daylight Time
Printed: Tuesday, June 02, 2020 10:35:13 Pacific Daylight Time

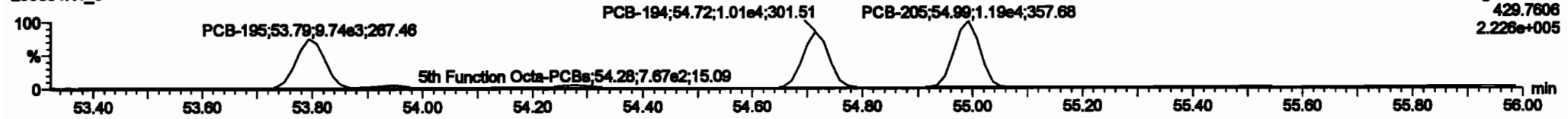
Name: 200801K1_3, Date: 01-Jun-2020, Time: 14:19:00, ID: ST200801K1-3 PCB 209 CS2 19G2608, Description: PCB 209 CS2 19G2608

PCB-195

200801K1_3

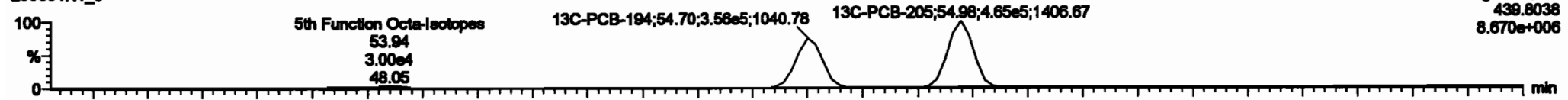


200801K1_3

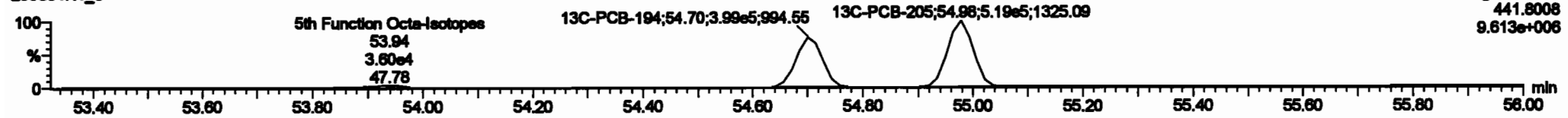


13C-PCB-194

200801K1_3

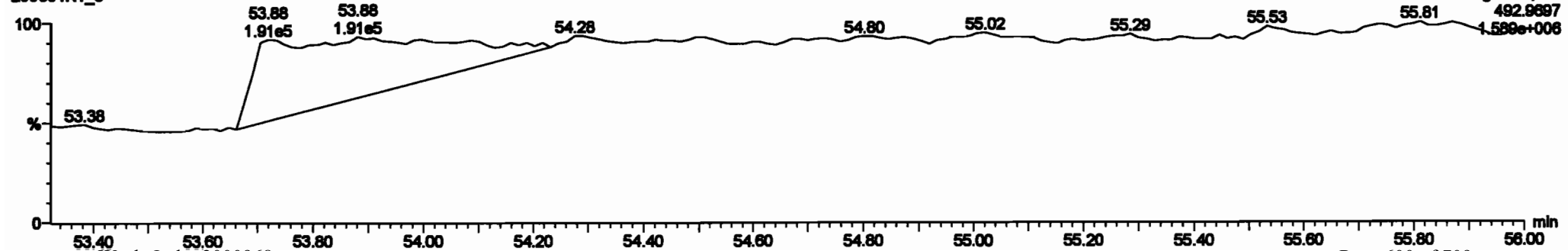


200801K1_3



PFK5a

200801K1_3



Dataset: Untitled

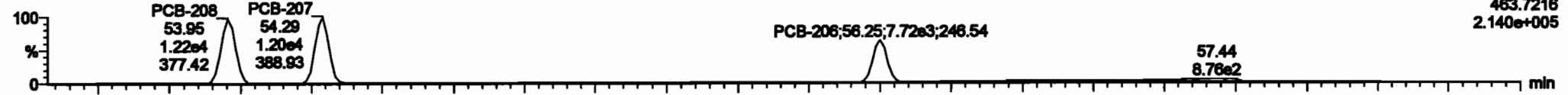
Last Altered: Tuesday, June 02, 2020 10:33:30 Pacific Daylight Time

Printed: Tuesday, June 02, 2020 10:35:13 Pacific Daylight Time

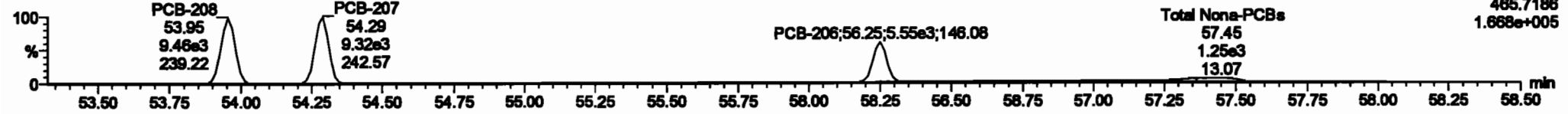
Name: 200601K1_3, Date: 01-Jun-2020, Time: 14:19:00, ID: ST200601K1-3 PCB 209 CS2 19G2608, Description: PCB 209 CS2 19G2608

PCB-208

200601K1_3

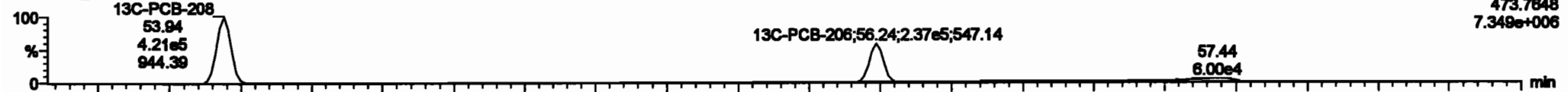


200601K1_3

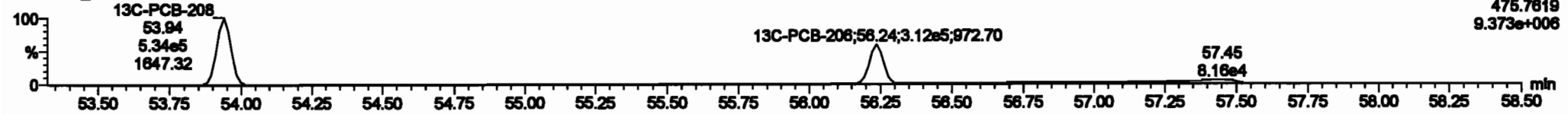


13C-PCB-208

200601K1_3

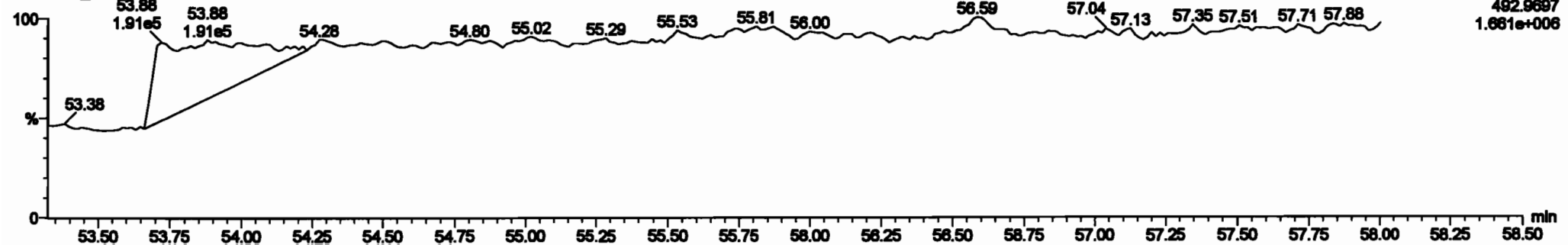


200601K1_3



PFK5

200601K1_3



Dataset: Untitled

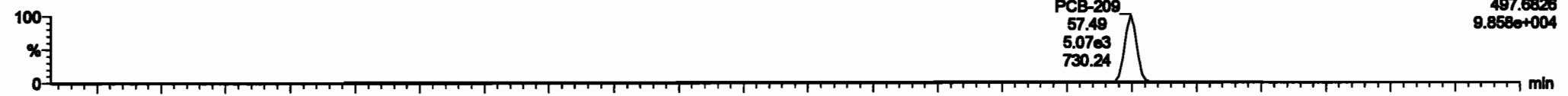
Last Altered: Tuesday, June 02, 2020 10:33:30 Pacific Daylight Time

Printed: Tuesday, June 02, 2020 10:35:13 Pacific Daylight Time

Name: 200601K1_3, Date: 01-Jun-2020, Time: 14:19:00, ID: ST200601K1-3 PCB 209 CS2 19G2608, Description: PCB 209 CS2 19G2608


PCB-209

200601K1_3



F5:Voltage SIR,EI+
497.6826
9.858e+004

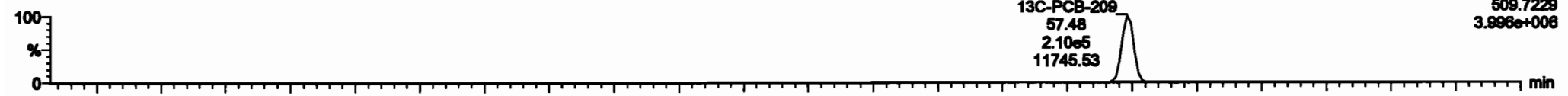
200601K1_3



F5:Voltage SIR,EI+
499.6797
8.298e+004


13C-PCB-209

200601K1_3



F5:Voltage SIR,EI+
509.7229
3.996e+006

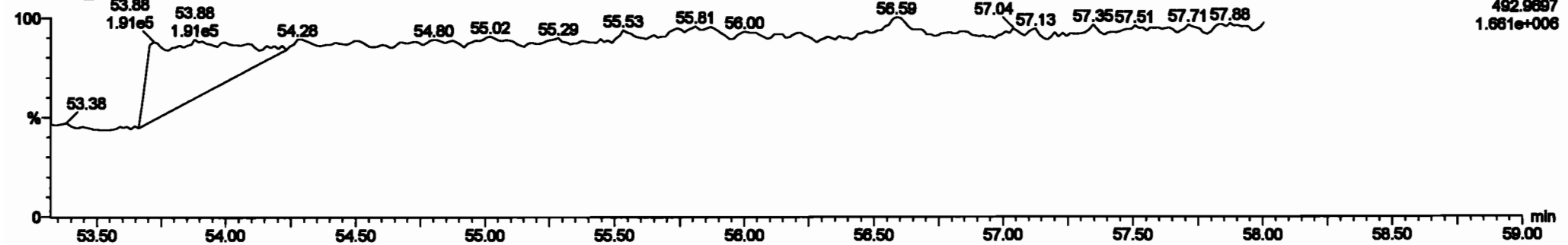
200601K1_3



F5:Voltage SIR,EI+
511.7199
3.381e+006

PFK5b

200601K1_3



F5:Voltage SIR,EI+
492.9897
1.681e+006

Dataset: Untitled

Last Altered: Tuesday, June 02, 2020 10:33:30 Pacific Daylight Time

Printed: Tuesday, June 02, 2020 10:35:13 Pacific Daylight Time

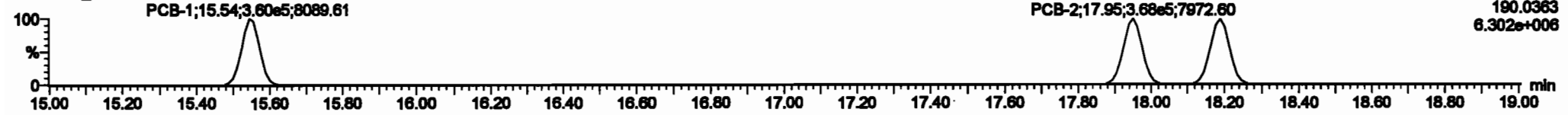
Name: 200601K1_4, Date: 01-Jun-2020, Time: 15:19:46, ID: ST200601K1-4 PCB 209 CS3 19G2609, Description: PCB 209 CS3 19G2609

PCB-1

200601K1_4



200601K1_4




13C-PCB-1

200601K1_4

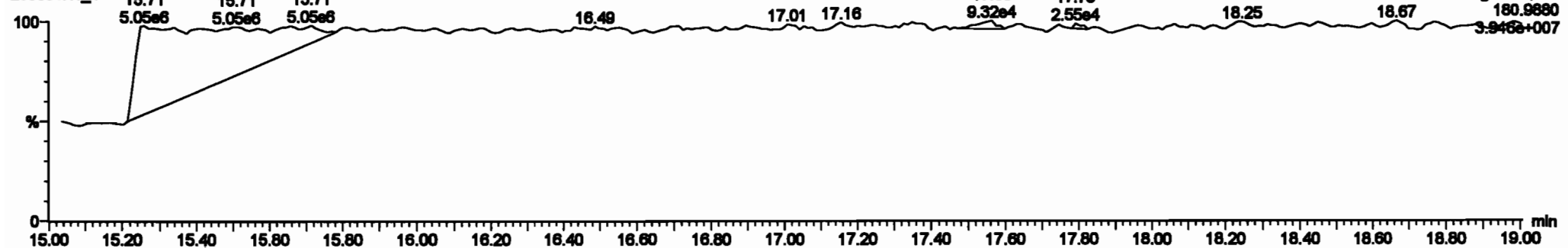


200601K1_4



PFK1

200601K1_4



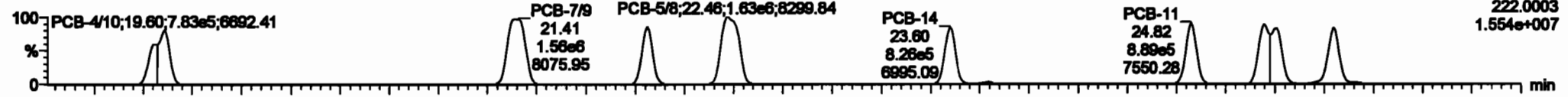
Dataset: Untitled

Last Altered: Tuesday, June 02, 2020 10:33:30 Pacific Daylight Time
 Printed: Tuesday, June 02, 2020 10:35:13 Pacific Daylight Time

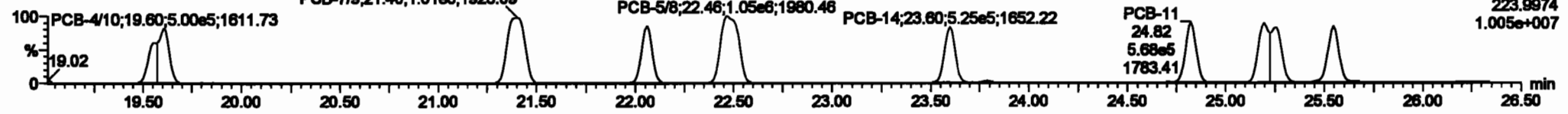
Name: 200601K1_4, Date: 01-Jun-2020, Time: 15:19:46, ID: ST200601K1-4 PCB 209 CS3 19G2609, Description: PCB 209 CS3 19G2609

PCB-4/10

200601K1_4




200601K1_4

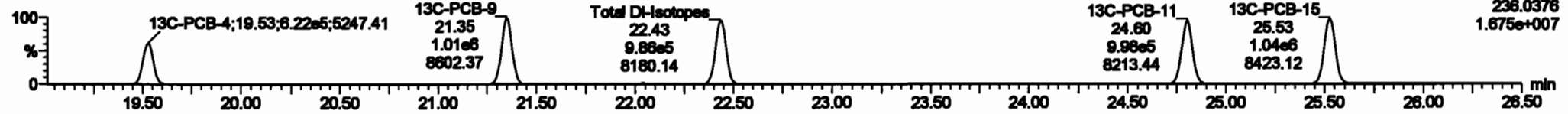


13C-PCB-4

200601K1_4

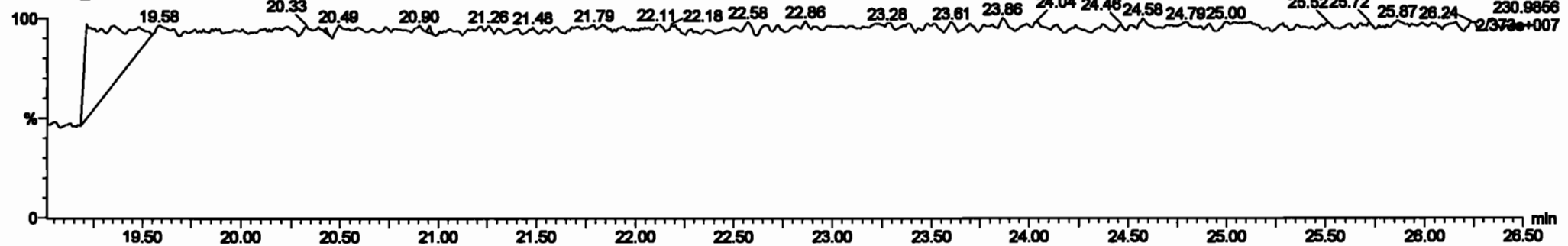


200601K1_4



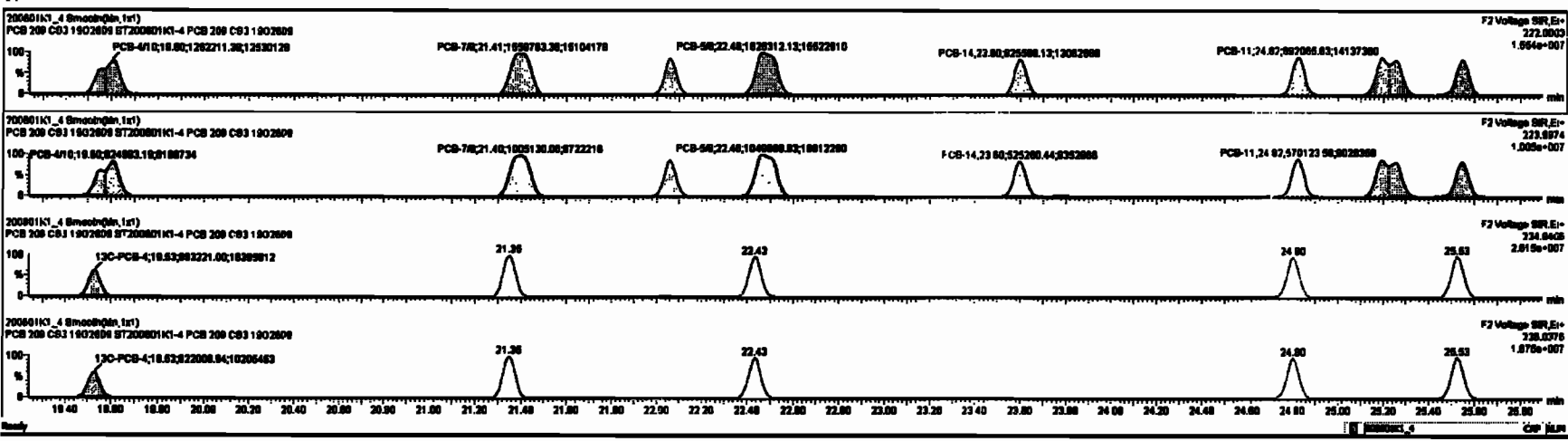
PFK2a

200601K1_4



#	Name	Temp	RA	dy	RF	width	PeakOff	RT	PeakOff	RF	width	PeakOff	RT	PeakOff	RF	width	PeakOff	RT	PeakOff	
224	Total Mono-PCBs				1.000	0.00	0.000	ND	100.1											
225	2nd Function TAP-PCBs				1.000	0.00	0.000	ND	412.0											
226	Total TAP-PCBs				1.000	0.00	0.000	ND	2171											
227	2nd Function Para-PCBs				1.000	0.00	0.000	ND	2100											
228	4th Function Para-PCBs				1.000	0.00	0.000	ND	201.1											
229	2nd Function Mono-PCBs				1.000	0.00	0.000	ND	607.0											
230	4th Function Mono-PCBs				1.000	0.00	0.000	ND	1401											
231	Total Haplo-PCBs				1.000	0.00	0.000	ND	1200											
232	4th Function Haplo-PCBs				1.000	0.00	0.000	ND	448.1											
233	Total Haplo-PCBs				1.000	0.00	0.000	ND	1401											
234	4th Function Haplo-PCBs				1.000	0.00	0.000	ND	1401											
235	Total Haplo-PCBs				1.000	0.00	0.000	ND	1401											

#	Name	Temp	RA	dy	RF	width	PeakOff	RT	PeakOff	RF	width	PeakOff	RT	PeakOff	RF	width	PeakOff	RT	PeakOff	
1	PCB-4/10				1.000	0.00	0.000	1.00	ND	100.04										
2	PCB-7/8				1.000	0.00	0.000	1.00	ND	102.00										
3	PCB-6				1.000	0.00	0.000	1.00	ND	90.00										
4	PCB-5/9				1.000	0.00	0.000	1.00	ND	100.00										
5	PCB-14				1.000	0.00	0.000	1.00	ND	91.00										
6	PCB-11				1.000	0.00	0.000	1.00	ND	90.770										
7	PCB-12/13				1.000	0.00	0.000	1.00	ND	100.00										
8	PCB-10				1.000	0.00	0.000	1.00	ND	92.00										

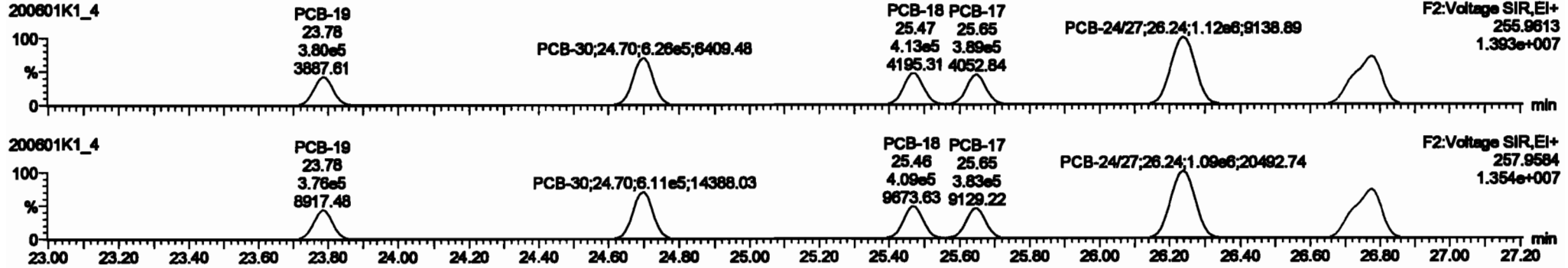


Dataset: Untitled

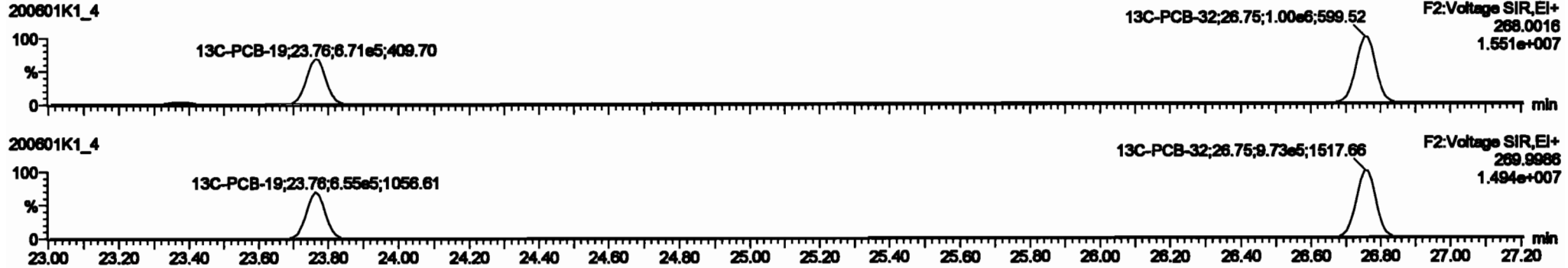
Last Altered: Tuesday, June 02, 2020 10:33:30 Pacific Daylight Time
 Printed: Tuesday, June 02, 2020 10:35:13 Pacific Daylight Time

Name: 200601K1_4, Date: 01-Jun-2020, Time: 15:19:46, ID: ST200601K1-4 PCB 209 CS3 19G2609, Description: PCB 209 CS3 19G2609

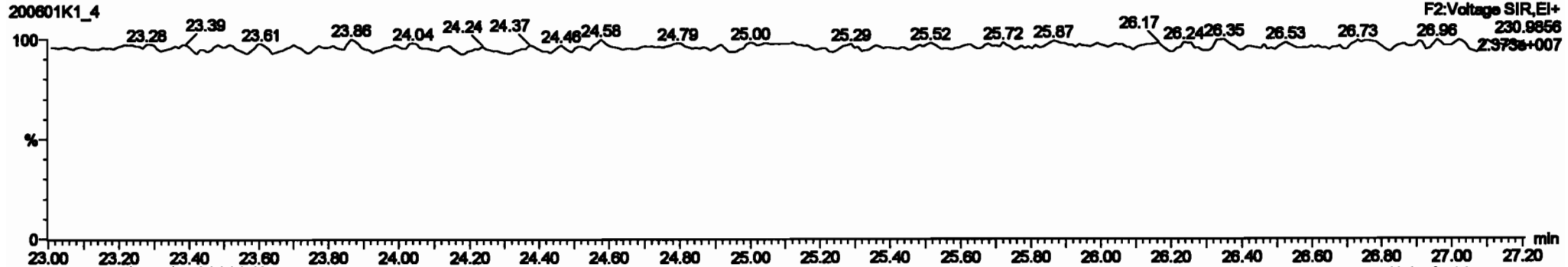
PCB-19



13C-PCB-19



PFK2b





Dataset: Untitled

Last Altered: Tuesday, June 02, 2020 10:33:30 Pacific Daylight Time

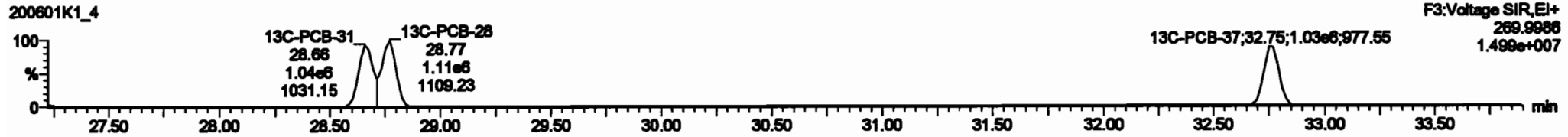
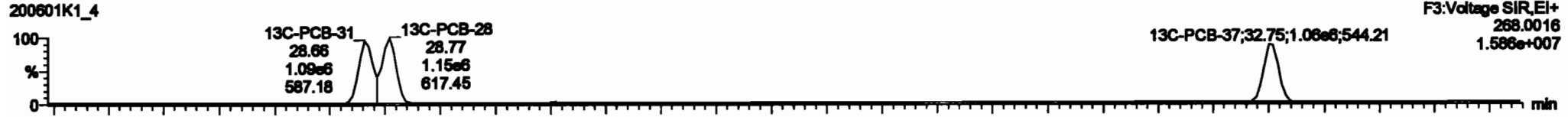
Printed: Tuesday, June 02, 2020 10:35:13 Pacific Daylight Time

Name: 200601K1_4, Date: 01-Jun-2020, Time: 15:19:46, ID: ST200601K1-4 PCB 209 CS3 19G2609, Description: PCB 209 CS3 19G2609

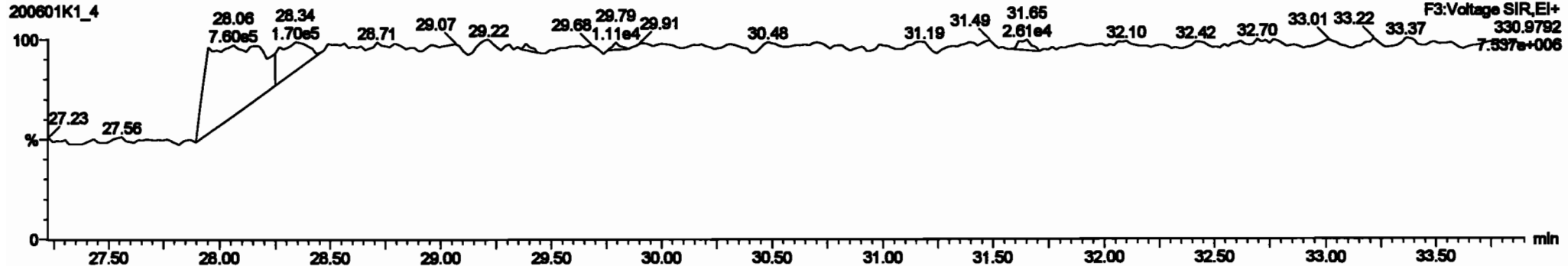
PCB-34



13C-PCB-28


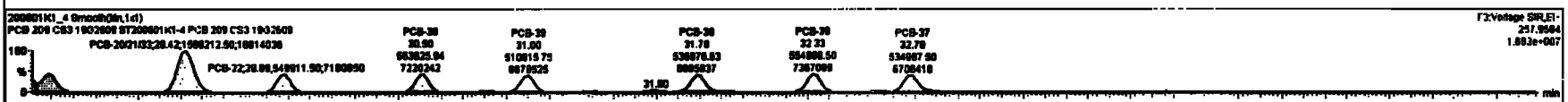



PFK3d



#	Name	Comp	RA	Vol	RF	RF	RF	RF	RF	RF	RF	RF	RF	RF	RF	RF	RF	RF	RF
224	Total Mono-PCBs				1.000	0.00	0.000	0.000	NO	188.1	0.000	188.1							
225	Total Di-PCBs				1.000	0.00	0.000	0.000	NO	818.4	0.280	818.4							
226	2nd Function Tri-PCBs				1.000	0.00	0.000	0.000	NO	412.8	0.000	412.8							
227	3rd Function Tetra-PCBs				0.000	0.00	0.000	0.000	NO	0.000	0.000	0.000							
228	Total Tetra-PCBs				1.000	0.00	0.000	0.000	NO	2171	0.943	2171							
229	2nd Function Penta-PCBs				1.000	0.00	0.000	0.000	NO	2108	0.828	2108							
230	4th Function Penta-PCBs				1.000	0.00	0.000	0.000	NO	281.1	0.182	281.1							
231	2nd Function Hexa-PCBs				0.000	0.00	0.000	0.000	NO	887.0	0.188	887.0							
232	4th Function Hexa-PCBs				1.000	0.00	0.000	0.000	NO	1481	1.28	1481							
233	Total Hepta-PCBs				1.000	0.00	0.000	0.000	NO	1280	1.28	1280							
234	4th Function Octa-PCBs				1.000	0.00	0.000	0.000	NO	448.1	0.322	448.1							
235	Total Non-Function Octa-PCBs				1.000	0.00	0.000	0.000	NO	188.1	0.280	188.1							

#	Name	RF	RF	RF	RF	RF	RF	RF	RF	RF	RF	RF	RF	RF	RF	RF	RF	RF	RF
18	PCB-34	27.87	27.87	5.93e6	5.28e6	1.000	1.08	NO	80.487	80.487									
19	PCB-35	27.87	27.87	6.281e6	5.140e6	1.000	1.08	NO	82.838	82.838									
20	PCB-36	27.87	27.87	6.210e6	4.820e6	1.000	1.08	NO	80.340	80.340									
21	PCB-36	28.18	28.18	6.832e6	5.321e6	1.000	1.08	NO	81.287	81.287									
22	PCB-36	28.31	28.32	6.916e6	5.214e6	1.000	1.08	NO	80.288	80.288									
23	PCB-37	28.88	28.88	6.118e6	5.388e6	1.000	1.14	NO	48.828	48.828									
24	PCB-38	28.78	28.78	6.380e6	5.878e6	1.000	1.08	NO	82.734	82.734									
25	PCB-202103	28.43	28.42	1.878e6	1.888e6	1.000	1.07	NO	182.28	182.28									
26	PCB-32	28.87	28.88	5.882e6	6.488e6	1.000	1.08	NO	81.848	81.848									

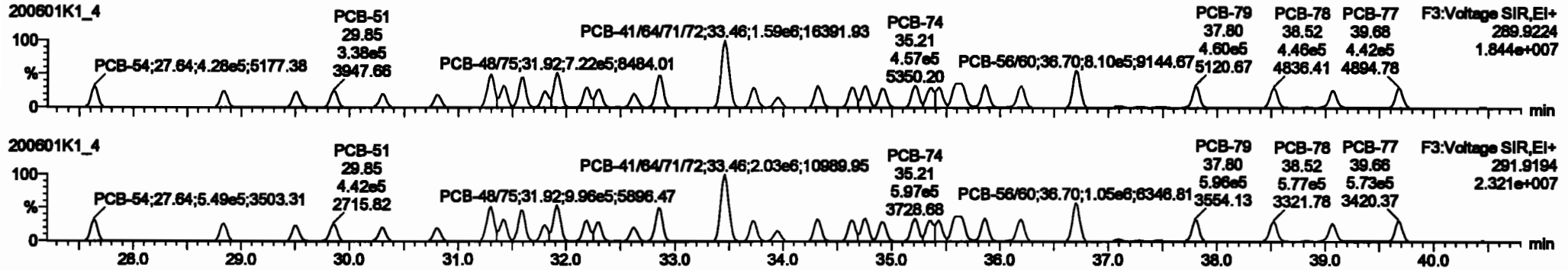


Dataset: Untitled

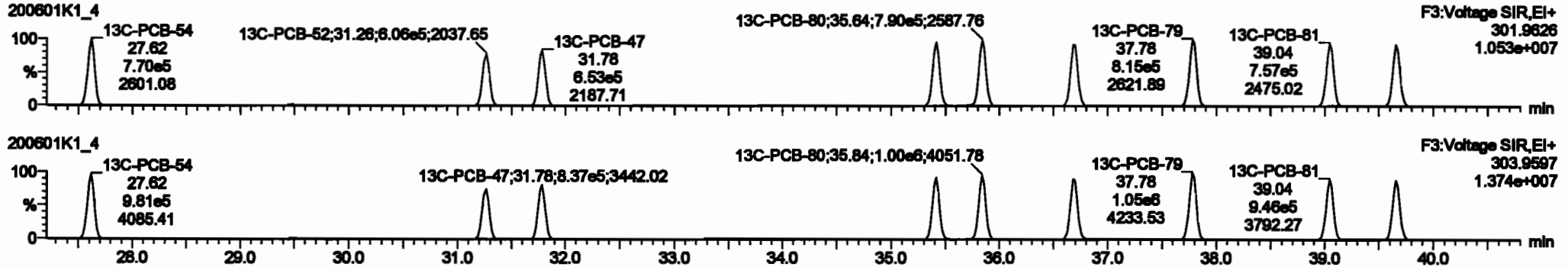
Last Altered: Tuesday, June 02, 2020 10:33:30 Pacific Daylight Time
 Printed: Tuesday, June 02, 2020 10:35:13 Pacific Daylight Time

Name: 200601K1_4, Date: 01-Jun-2020, Time: 15:19:46, ID: ST200601K1-4 PCB 209 CS3 19G2609, Description: PCB 209 CS3 19G2609

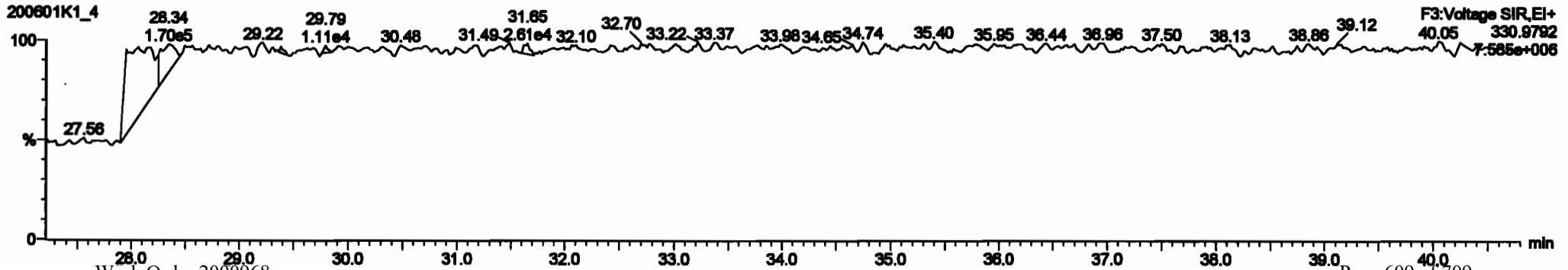
PCB-54



13C-PCB-54



PFK3a



Dataset: Untitled

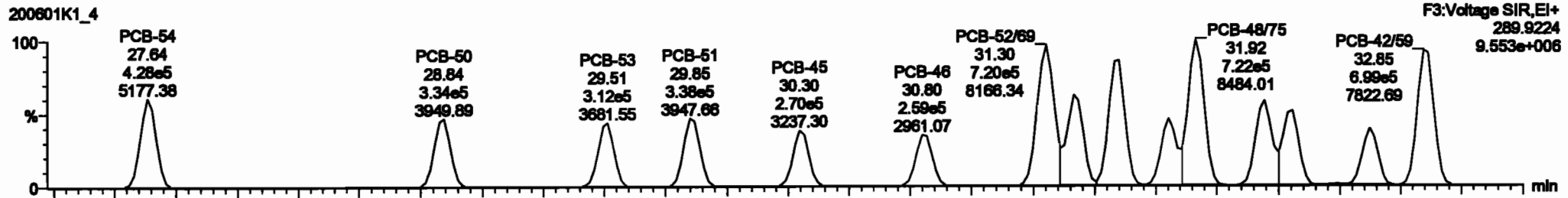
Last Altered: Tuesday, June 02, 2020 10:33:30 Pacific Daylight Time

Printed: Tuesday, June 02, 2020 10:35:13 Pacific Daylight Time

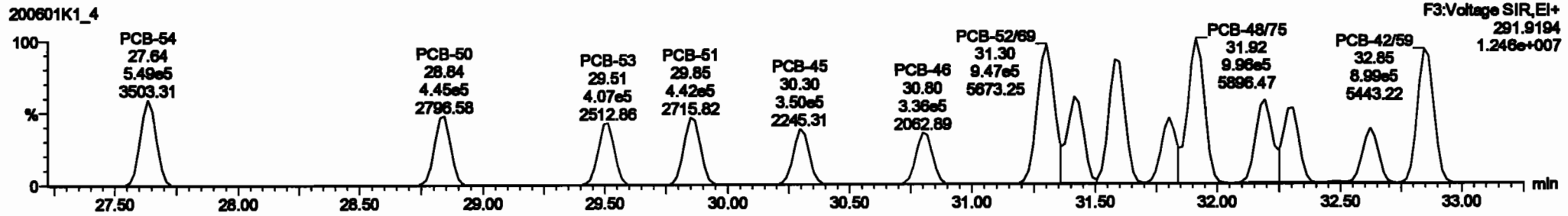
Name: 200601K1_4, Date: 01-Jun-2020, Time: 15:19:46, ID: ST200601K1-4 PCB 209 CS3 19G2609, Description: PCB 209 CS3 19G2609

PCB-50

200601K1_4




200601K1_4

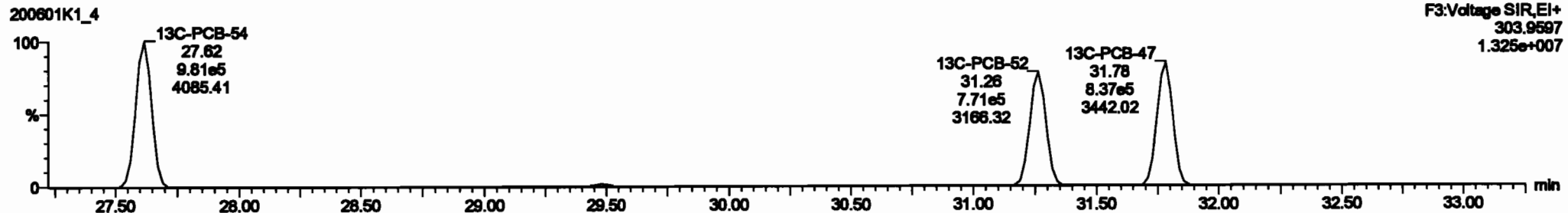


13C-PCB-52

200601K1_4



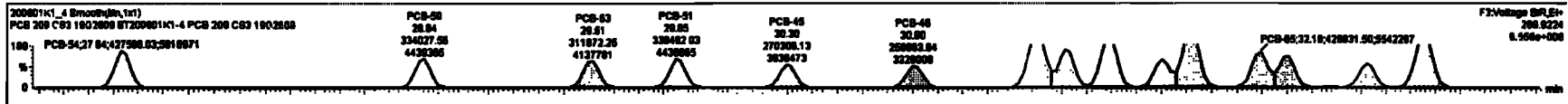


200601K1_4



#	Name	Range	RA	dy	W/F	valdet	ProdRT	RT	ProdRT	RFC	WRT Pct	Comp	Altms	DL	MSPC
226	Total Mono-PCBs				1.000	1.000	0.00	0.000	0.000	NO	100.1			0.0292	100.1
227	Total Di-PCBs				1.000	1.000	0.00	0.000	0.000	NO	010.4			0.200	010.4
228	Total Tri-PCBs				1.000	1.000	0.00	0.000	0.000	NO	412.5			0.0070	412.5
229	2nd Function Tri-PCBs				0.000	1.000	0.00	0.000	0.000	NO	010.1			0.371	010.1
230	3rd Function Tri-PCBs				1.000	0.000	0.00	0.000	0.000	NO	270.2			0.020	270.2
231	2nd Function Penta-PCBs				1.319	1.000	0.00	0.000	0.000	NO	2400			0.020	2400
232	3rd Function Penta-PCBs				0.000	1.000	0.00	0.000	0.000	NO	20.1			0.160	20.1
233	4th Function Penta-PCBs				1.000	1.000	0.00	0.000	0.000	NO	1401			1.00	1401
234	Total Hexa-PCBs				1.000	1.000	0.00	0.000	0.000	NO	1200			1.20	1200
235	4th Function Octa-PCBs				1.000	1.000	0.00	0.000	0.000	NO	405.1			0.222	405.1
236	5th Function Octa-PCBs				1.000	1.000	0.00	0.000	0.000	NO	104.1			0.900	104.1

#	Name	Ymin	Ymax	RT	rt Range	W/F	ProdRT	RT	ProdRT	RFC	WRT Pct	Comp	Altms	DL	MSPC
32	PCB-54	27.04	27.04	4.27005	4.27005	0.770	0.70	NO	91.024	91.024					
33	PCB-50	28.00	28.04	3.24005	4.40005	0.770	0.70	NO	90.070	90.070					
34	PCB-50	28.00	28.01	3.12005	4.00005	0.770	0.77	NO	92.200	92.200					
35	PCB-51	28.00	28.00	3.20005	4.01005	0.770	0.77	NO	93.201	93.201					
36	PCB-45	30.20	30.20	2.70005	3.00005	0.770	0.77	NO	92.000	92.000					
37	PCB-45	30.00	30.00	2.60005	3.20005	0.770	0.70	NO	93.000	93.000					
38	PCB-4200	31.20	31.20	1.20005	0.47005	0.770	0.70	NO	100.000	100.000					
39	PCB-70	31.41	31.41	4.00005	0.80005	0.770	0.70	NO	93.001	93.001					
40	PCB-4200	31.00	31.00	0.20005	0.21005	0.770	0.77	NO	100.00	100.00					



Dataset: Untitled

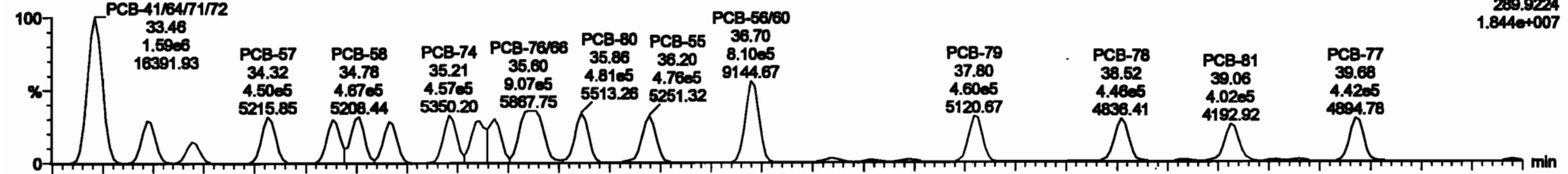
Last Altered: Tuesday, June 02, 2020 10:33:30 Pacific Daylight Time

Printed: Tuesday, June 02, 2020 10:35:13 Pacific Daylight Time

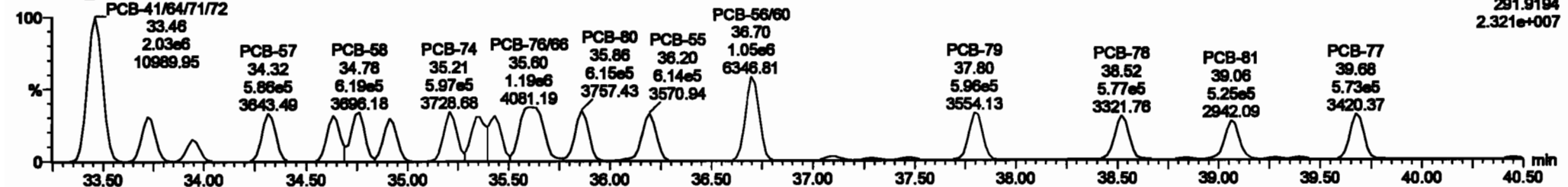
Name: 200601K1_4, Date: 01-Jun-2020, Time: 15:19:46, ID: ST200601K1-4 PCB 209 CS3 19G2609, Description: PCB 209 CS3 19G2609

PCB-68

200601K1_4

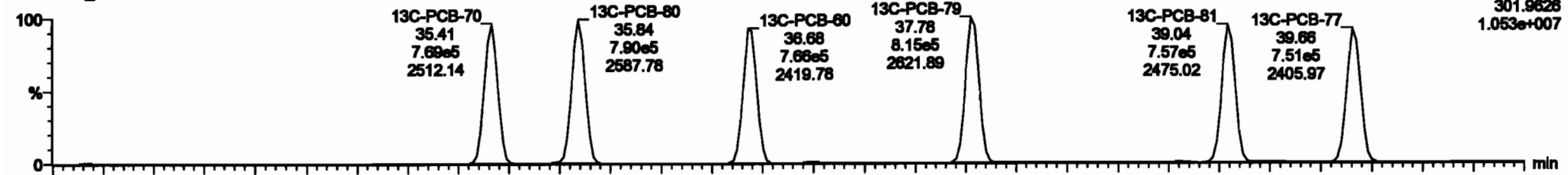


200601K1_4

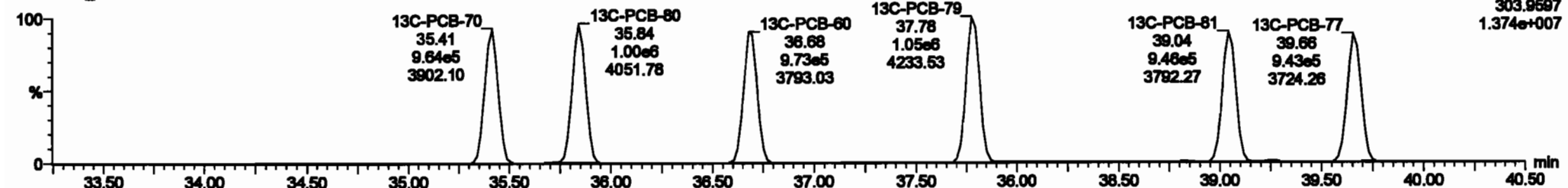


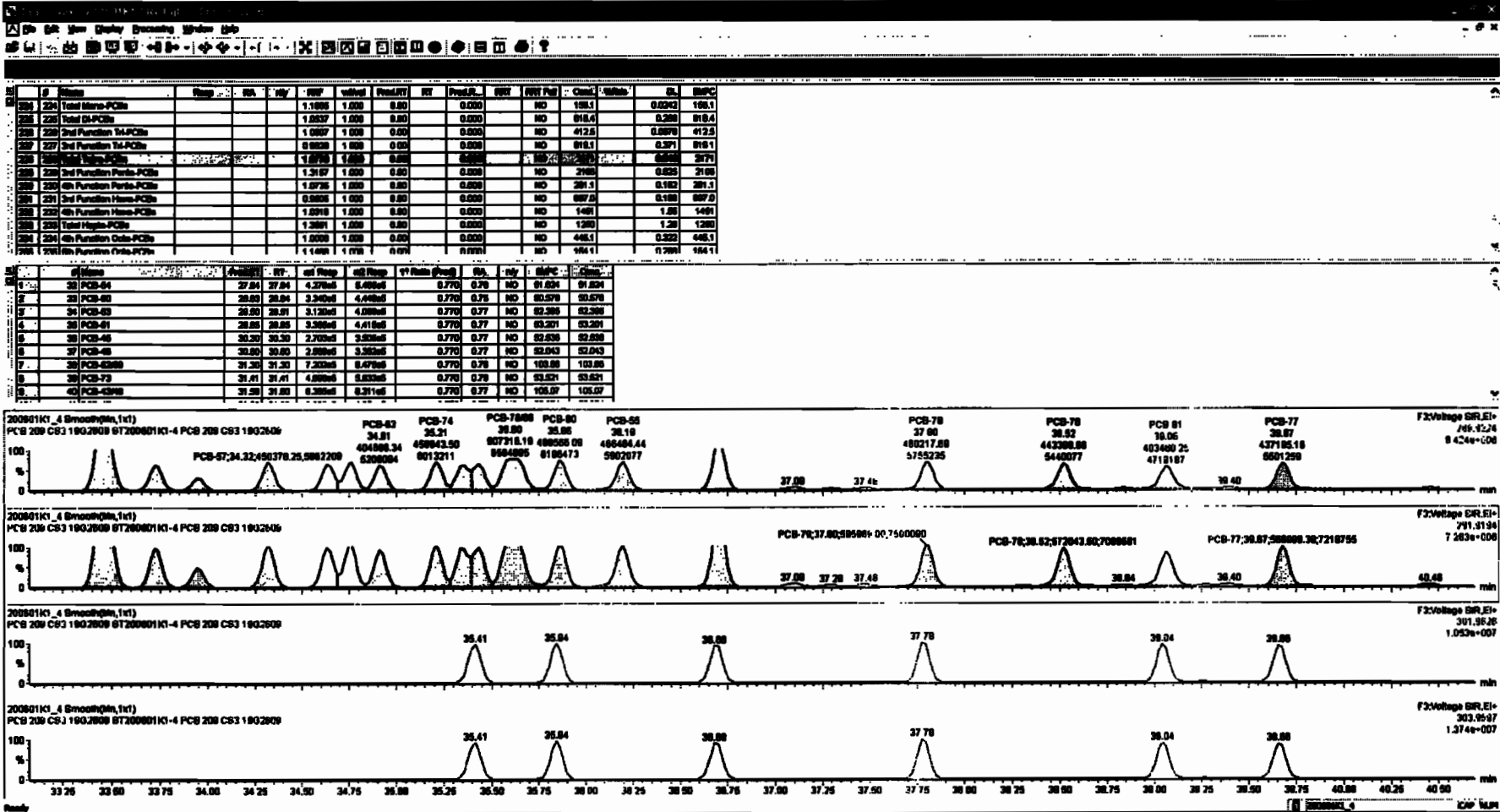
13C-PCB-60

200601K1_4



200601K1_4





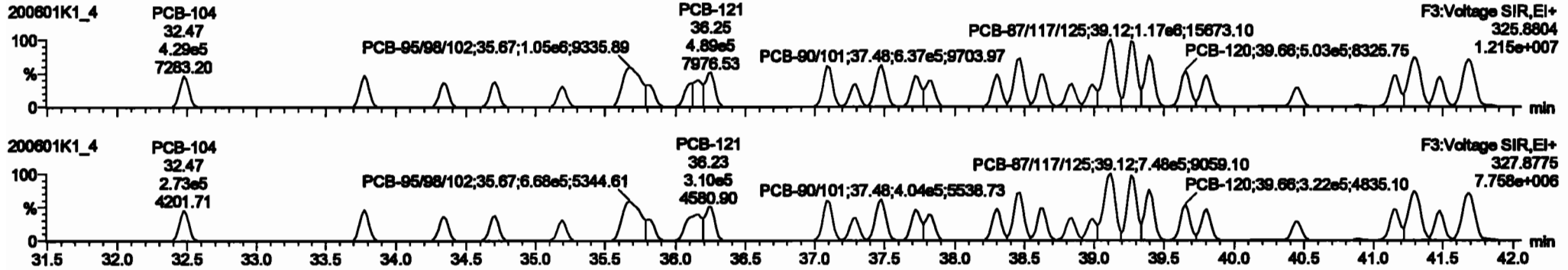
Dataset: Untitled

Last Altered: Tuesday, June 02, 2020 10:33:30 Pacific Daylight Time

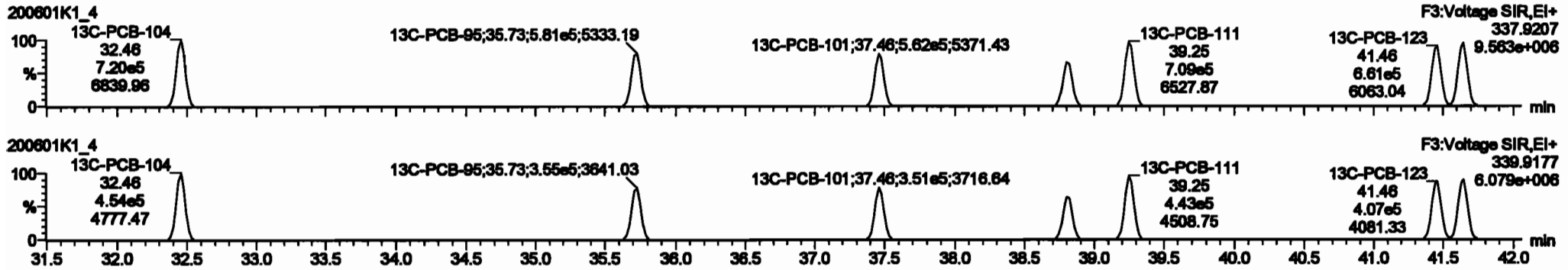
Printed: Tuesday, June 02, 2020 10:35:13 Pacific Daylight Time

Name: 200601K1_4, Date: 01-Jun-2020, Time: 15:19:46, ID: ST200601K1-4 PCB 209 CS3 19G2609, Description: PCB 209 CS3 19G2609

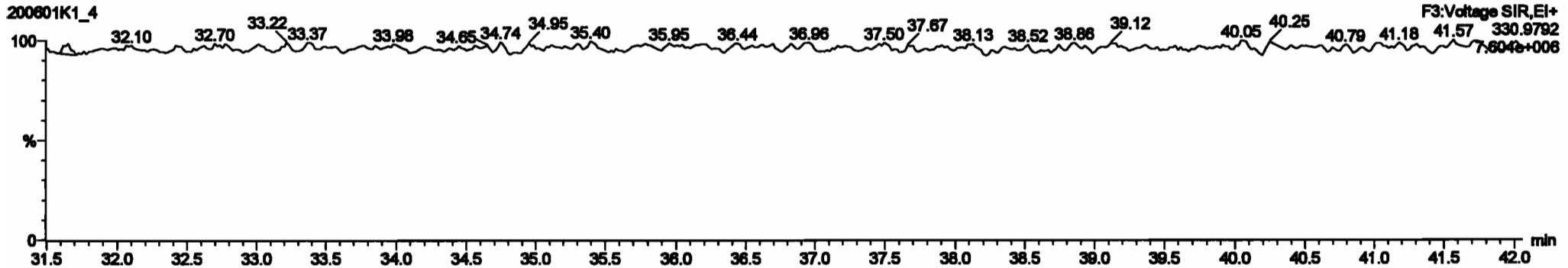
PCB-104



13C-PCB-104



PFK3b



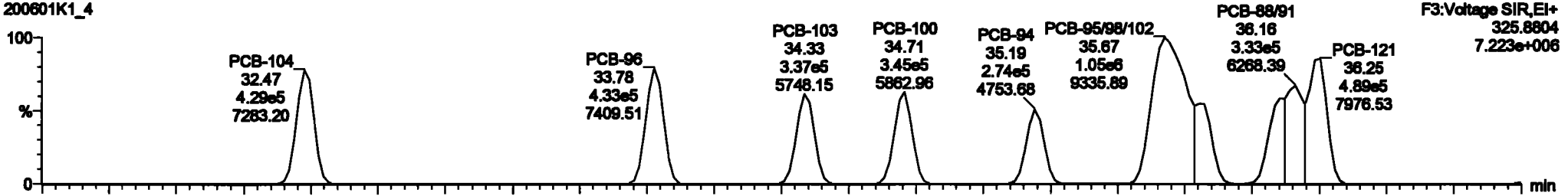
Dataset: Untitled

Last Altered: Tuesday, June 02, 2020 10:33:30 Pacific Daylight Time
Printed: Tuesday, June 02, 2020 10:35:13 Pacific Daylight Time

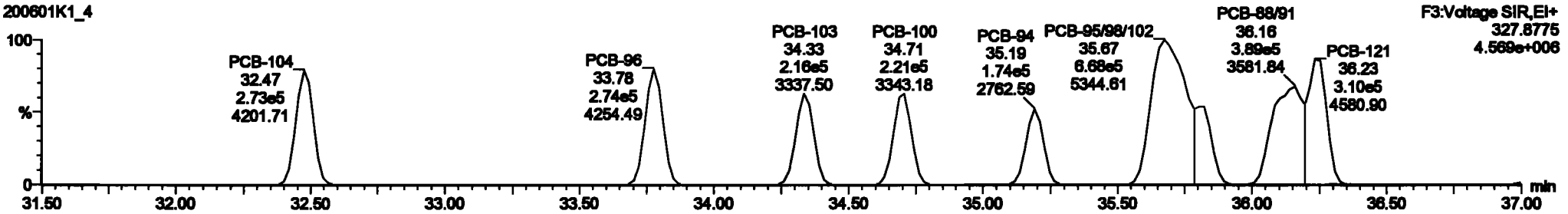
Name: 200601K1_4, Date: 01-Jun-2020, Time: 15:19:46, ID: ST200601K1-4 PCB 209 CS3 19G2609, Description: PCB 209 CS3 19G2609

PCB-96

200601K1_4




200601K1_4

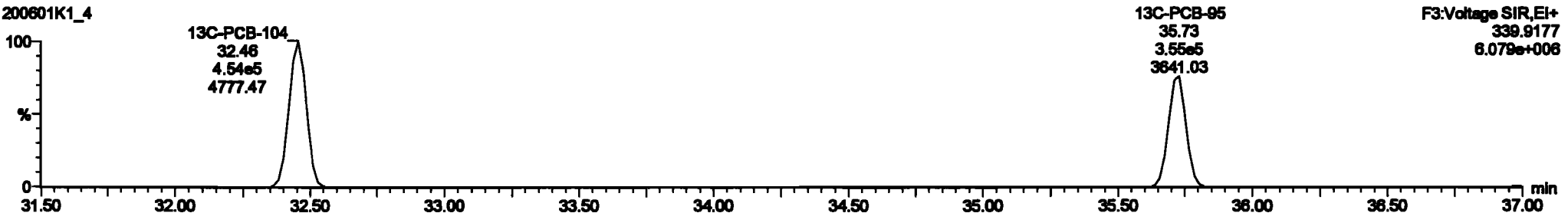


13C-PCB-95

200601K1_4



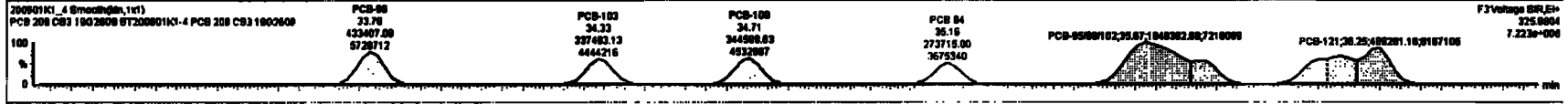


200601K1_4



#	Category	Wgt	Vol	Vol	Wgt	Vol	Wgt	Vol	Wgt	Vol	Wgt	Vol	Wgt	Vol	Wgt	Vol	Wgt	Vol
224	Total Micro-PCBs				1.000	1.000	0.00	0.000	NO	100.1	0.0242	100.1						
225	Total BL-PCBs				1.000	1.000	0.00	0.000	NO	018.4	0.200	018.4						
226	Total Para-PCBs				1.000	1.000	0.00	0.000	NO	412.0	0.000	412.0						
227	Total Para-PCBs				0.000	1.000	0.00	0.000	NO	018.1	0.000	018.1						
228	Total Para-PCBs				1.000	1.000	0.00	0.000	NO	2171	0.000	2171						
229	Total Para-PCBs				1.000	1.000	0.00	0.000	NO	1.000	0.000	1.000						
230	4th Para-PCBs				1.000	1.000	0.00	0.000	NO	201.1	0.140	201.1						
231	3rd Para-PCBs				0.000	1.000	0.00	0.000	NO	007.0	0.100	007.0						
232	2nd Para-PCBs				1.000	1.000	0.00	0.000	NO	140	1.00	140						
233	1st Para-PCBs				1.000	1.000	0.00	0.000	NO	1200	1.20	1200						
234	4th Para-PCBs				1.000	1.000	0.00	0.000	NO	445.1	0.302	445.1						
235	3rd Para-PCBs				1.000	1.000	0.00	0.000	NO	104.1	0.200	104.1						

#	Category	Wgt	Vol	Vol	Wgt	Vol	Wgt	Vol	Wgt	Vol	Wgt	Vol	Wgt	Vol	Wgt	Vol	Wgt	Vol
84	PCB-104				32.47	32.47	4.20e6	2.72e6	1.000	1.07	NO	00.204	00.204					
85	PCB-88				33.70	33.70	4.20e6	2.72e6	1.000	1.00	NO	02.100	02.100					
86	PCB-103				34.20	34.20	3.27e6	2.10e6	1.000	1.00	NO	00.200	00.200					
87	PCB-109				30.00	30.71	3.44e6	2.37e6	1.000	1.00	NO	00.010	00.010					
88	PCB-84				30.20	30.10	2.70e6	1.70e6	1.000	1.07	NO	00.000	00.000					
89	PCB-0500102				30.00	30.07	1.00e6	0.07e6	1.000	1.07	NO	100.00	100.00					
70	PCB-83				30.01	30.01	2.00e6	1.70e6	1.000	1.00	NO	00.000	00.000					
71	PCB-0000				30.10	30.10	0.07e6	0.00e6	1.000	1.00	NO	100.00	100.00					
72	PCB-121				30.20	30.20	4.00e6	3.00e6	1.000	1.00	NO	00.000	00.000					



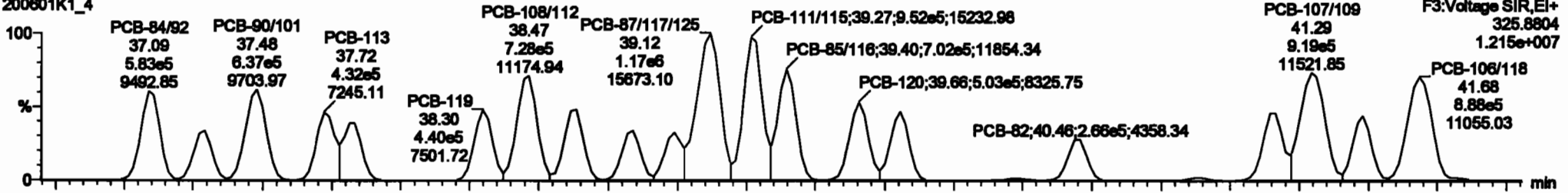
Dataset: Untitled

Last Altered: Tuesday, June 02, 2020 10:33:30 Pacific Daylight Time
Printed: Tuesday, June 02, 2020 10:35:13 Pacific Daylight Time

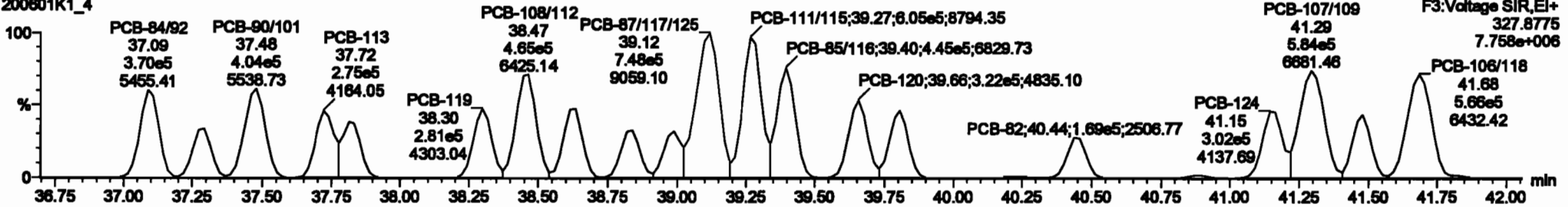
Name: 200601K1_4, Date: 01-Jun-2020, Time: 15:19:46, ID: ST200601K1-4 PCB 209 CS3 19G2609, Description: PCB 209 CS3 19G2609

PCB-119

200601K1_4

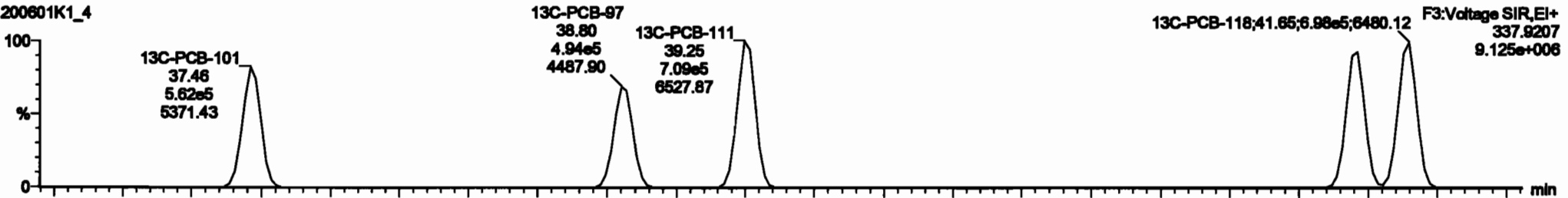


200601K1_4

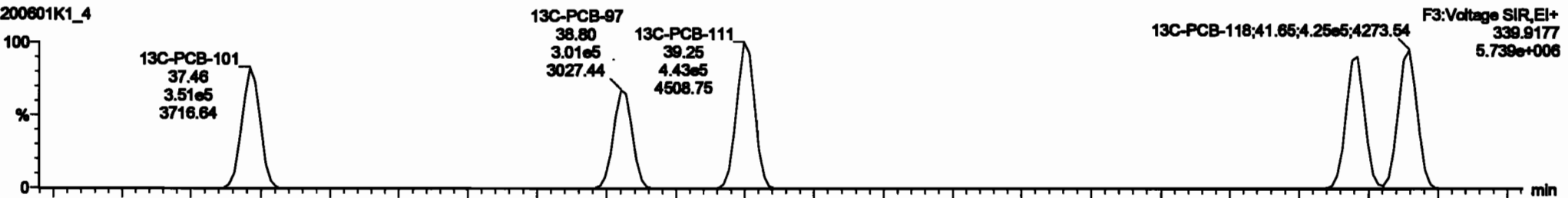


13C-PCB-111

200601K1_4


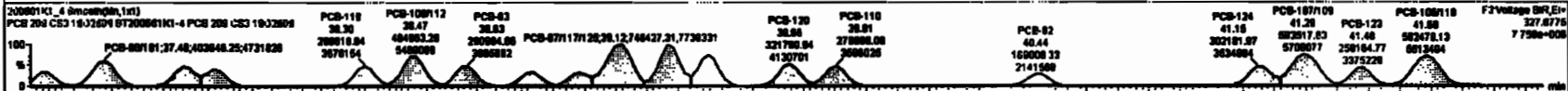


200601K1_4



#	Name	Range	RA	dy	RF	width	PeakOff	RF	PreProc	RF	RFI Pat	Class	Units	EL	SPFC
234	Total Mono-PCBs		1.1888	1.000	0.00	0.000			NO	188.1			0.0000	188.1	
235	Total Di-PCBs		1.0007	1.000	0.00	0.000			NO	018.4			0.200	018.4	
236	2nd Function TM-PCBs		1.0007	1.000	0.00	0.000			NO	012.0			0.0070	012.0	
237	2nd Function TM-PCBs		0.0000	1.000	0.00	0.000			NO	016.1			0.271	016.1	
238	Total Tera-PCBs		1.0776	1.000	0.00	0.000			NO	2171			0.045	2171	
239	4th Function Para-PCBs		1.0776	1.000	0.00	0.000			NO	208			0.000	208	
240	4th Function Para-PCBs		0.0000	1.000	0.00	0.000			NO	201.1			0.100	201.1	
241	2nd Function Para-PCBs		0.0000	1.000	0.00	0.000			NO	007.0			0.100	007.0	
242	4th Function Para-PCBs		1.0010	1.000	0.00	0.000			NO	1401			1.00	1401	
243	Total Mono-PCBs		1.0001	1.000	0.00	0.000			NO	1200			1.20	1200	
244	4th Function Para-PCBs		1.0000	1.000	0.00	0.000			NO	446.1			0.200	446.1	
245	4th Function Para-PCBs		1.1498	1.000	0.00	0.000			NO	104.1			0.200	104.1	

#	Name	PreProc	RF	off Range	off Range	1 st Peak (Pre)	RA	dy	SPFC	Class
64	PCB-110	32.47	32.47	4.20e-6	2.72e-6	1.200	1.07	NO	63.234	63.234
65	PCB-43	33.76	33.76	4.20e-6	2.72e-6	1.200	1.00	NO	62.110	62.110
66	PCB-109	34.23	34.23	3.37e-6	2.18e-6	1.200	1.00	NO	60.280	60.280
67	PCB-103	34.00	34.71	3.44e-6	2.21e-6	1.200	1.00	NO	60.010	60.010
68	PCB-41	35.21	35.10	2.72e-6	1.74e-6	1.200	1.07	NO	60.400	60.400
69	PCB-44	35.00	35.07	1.84e-6	0.67e-6	1.200	1.07	NO	162.20	162.20
70	PCB-40	36.01	36.01	2.50e-6	1.74e-6	1.200	1.00	NO	60.200	60.200
71	PCB-4001	36.10	36.10	0.07e-6	3.00e-6	1.200	1.00	NO	100.00	100.00
72	PCB-121	36.30	36.28	4.00e-6	3.10e-6	1.200	1.00	NO	40.000	40.000

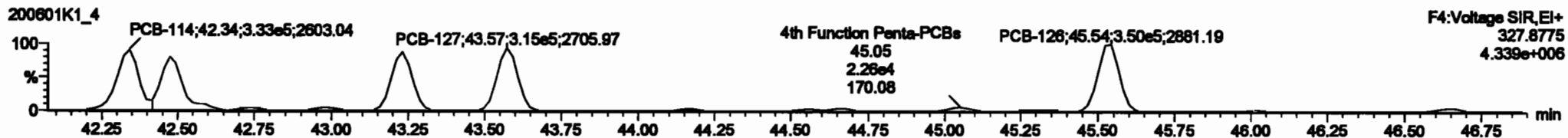



Dataset: Untitled

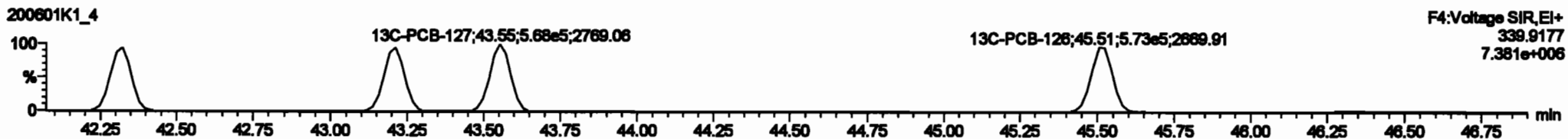
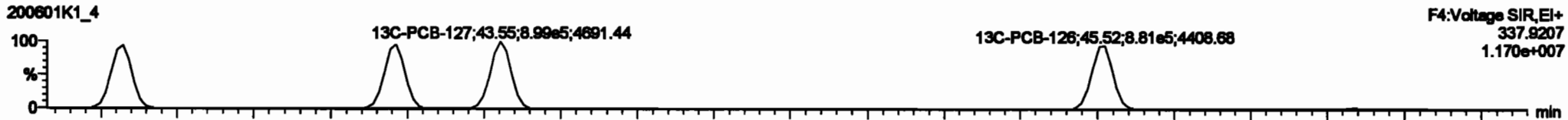
Last Altered: Tuesday, June 02, 2020 10:33:30 Pacific Daylight Time
Printed: Tuesday, June 02, 2020 10:35:13 Pacific Daylight Time

Name: 200601K1_4, Date: 01-Jun-2020, Time: 15:19:46, ID: ST200601K1-4 PCB 209 CS3 19G2609, Description: PCB 209 CS3 19G2609

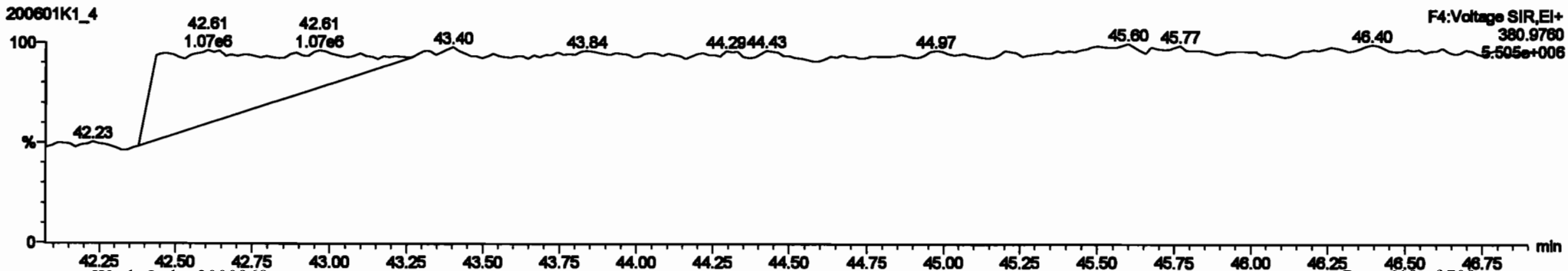
PCB-114



13C-PCB-114

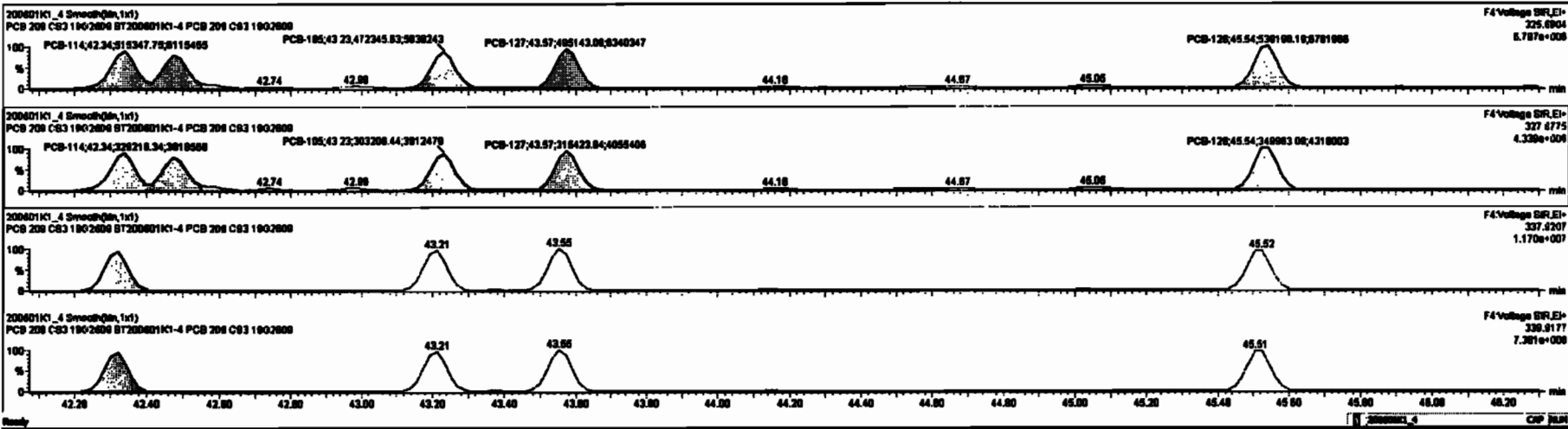


PFK4a



#	Name	Range	BA	Units	RPV	StdDev	Mean	Min	Max	Print R	RPV	RPV Pct	Comp	RPV	RPV
224	Total Micro-PCBs				1.1885	1.000	0.00	0.000	0.000	NO	198.1	0.0042	198.1		
225	Total DL-PCBs				1.0837	1.000	0.00	0.000	0.000	NO	818.4	0.289	818.4		
226	2nd Function Tri-PCBs				1.2607	1.000	0.00	0.000	0.000	NO	412.5	0.0070	412.5		
227	3rd Function Tri-PCBs				0.9828	1.000	0.00	0.000	0.000	NO	818.1	0.371	818.1		
228	Total Tetra-PCBs				1.5778	1.000	0.00	0.000	0.000	NO	2171	0.843	2171		
229	2nd Function Tetra-PCBs				1.3157	1.000	0.00	0.000	0.000	NO	2168	0.823	2168		
230	3rd Function Tetra-PCBs				1.0224	1.000	0.00	0.000	0.000	NO	289.2	0.488	289.2		
231	2nd Function Hexa-PCBs				0.8886	1.000	0.00	0.000	0.000	NO	99.0	0.188	99.0		
232	3rd Function Hexa-PCBs				1.0218	1.000	0.00	0.000	0.000	NO	1481	1.55	1481		
233	Total Hepta-PCBs				1.3891	1.000	0.00	0.000	0.000	NO	1280	1.28	1280		
234	3rd Function Octa-PCBs				1.0228	1.000	0.00	0.000	0.000	NO	445.1	0.322	445.1		
235	2nd Function Octa-PCBs				1.1488	1.000	0.00	0.000	0.000	NO	184.1	0.281	184.1		

#	Name	Print R	RPV	StdDev	Mean	Min	Max	Print R	RPV	RPV Pct	Comp
1	83 PCB-114	42.34	42.34	6.182e5	3.382e5	1.580	1.87	NO	82.841	82.841	
2	84 PCB-122	42.48	42.47	4.218e5	2.889e5	1.580	1.88	NO	82.105	82.105	
3	85 PCB-105	43.23	43.23	4.722e5	3.022e5	1.580	1.88	NO	82.880	82.880	
4	86 PCB-127	43.87	43.87	4.881e5	3.184e5	1.580	1.87	NO	82.188	82.188	
5	87 PCB-128	45.84	45.84	6.382e5	3.900e5	1.580	1.84	NO	82.138	82.138	



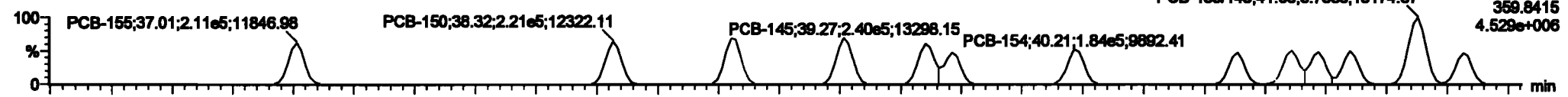
Dataset: Untitled

Last Altered: Tuesday, June 02, 2020 10:33:30 Pacific Daylight Time
Printed: Tuesday, June 02, 2020 10:35:13 Pacific Daylight Time

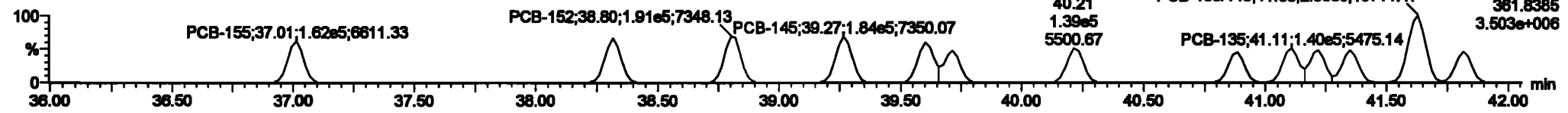
Name: 200601K1_4, Date: 01-Jun-2020, Time: 15:19:46, ID: ST200601K1-4 PCB 209 CS3 19G2609, Description: PCB 209 CS3 19G2609

PCB-155

200601K1_4




200601K1_4

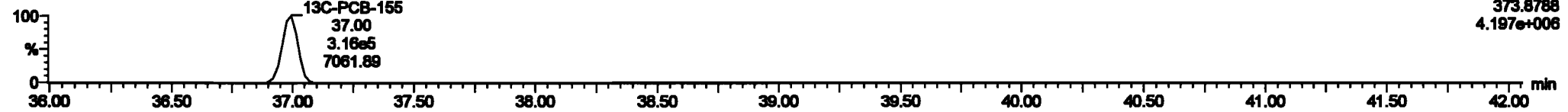


13C-PCB-155

200601K1_4

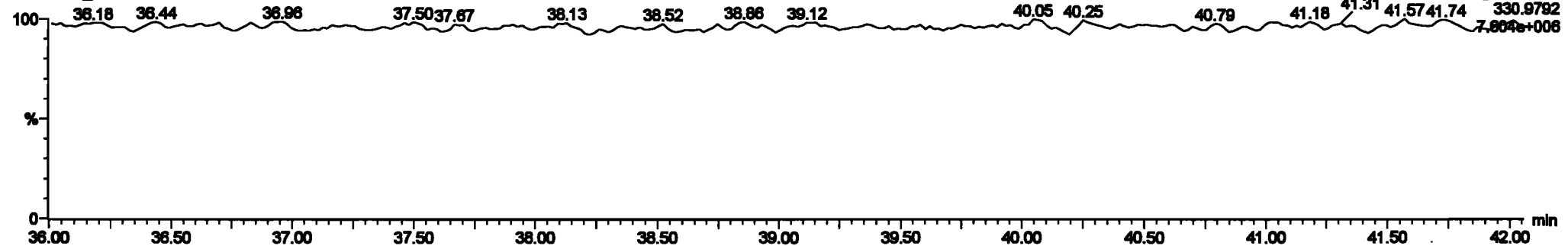


200601K1_4



PFK3c

200601K1_4

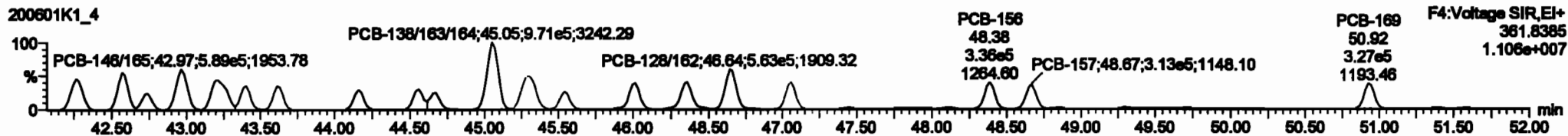



Dataset: Untitled

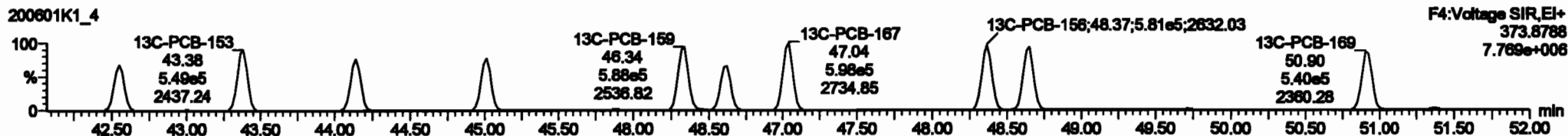
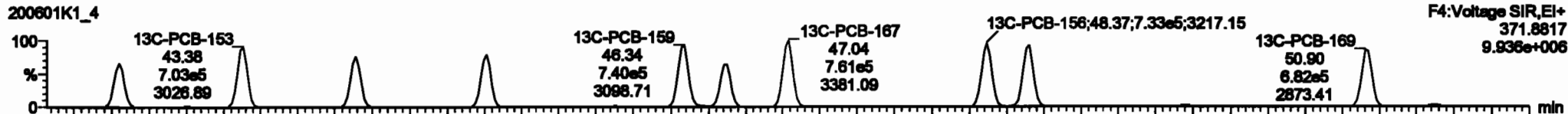
Last Altered: Tuesday, June 02, 2020 10:33:30 Pacific Daylight Time
Printed: Tuesday, June 02, 2020 10:35:13 Pacific Daylight Time

Name: 200601K1_4, Date: 01-Jun-2020, Time: 15:19:46, ID: ST200601K1-4 PCB 209 CS3 19G2609, Description: PCB 209 CS3 19G2609

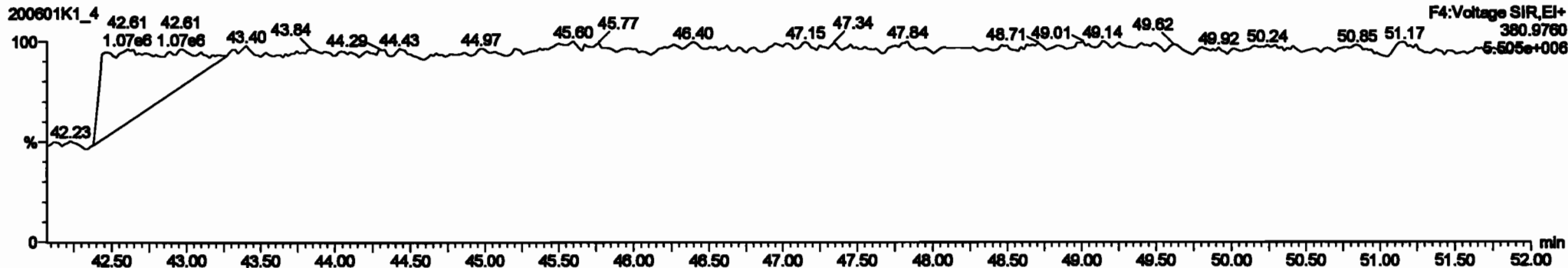
PCB-134/143



13C-PCB-153

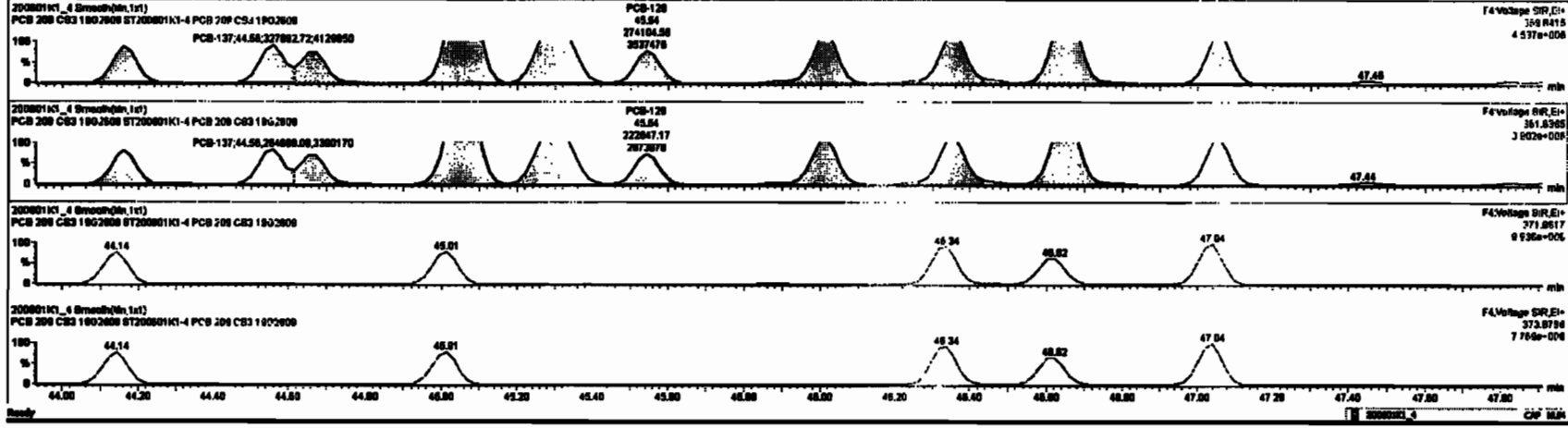


PFK4b



#	Material	Comp	RA	Qty	Unit	Price	Ext	Wt	Wt	Wt	Wt	Wt	Wt	Wt	Wt	Wt	Wt	Wt	Wt
224	Total Mono-PCBs			1.000	1.000	0.00	0.000	0.000	0.000	0.000	0.000	0.000	0.000	0.000	0.000	0.000	0.000	0.000	0.000
225	Total Di-PCBs			1.000	1.000	0.00	0.000	0.000	0.000	0.000	0.000	0.000	0.000	0.000	0.000	0.000	0.000	0.000	0.000
226	Total Tri-PCBs			1.000	1.000	0.00	0.000	0.000	0.000	0.000	0.000	0.000	0.000	0.000	0.000	0.000	0.000	0.000	0.000
227	Total Tetra-PCBs			1.000	1.000	0.00	0.000	0.000	0.000	0.000	0.000	0.000	0.000	0.000	0.000	0.000	0.000	0.000	0.000
228	Total Penta-PCBs			1.000	1.000	0.00	0.000	0.000	0.000	0.000	0.000	0.000	0.000	0.000	0.000	0.000	0.000	0.000	0.000
229	Total Hexa-PCBs			1.000	1.000	0.00	0.000	0.000	0.000	0.000	0.000	0.000	0.000	0.000	0.000	0.000	0.000	0.000	0.000
230	Total Hepta-PCBs			1.000	1.000	0.00	0.000	0.000	0.000	0.000	0.000	0.000	0.000	0.000	0.000	0.000	0.000	0.000	0.000
231	Total Octa-PCBs			1.000	1.000	0.00	0.000	0.000	0.000	0.000	0.000	0.000	0.000	0.000	0.000	0.000	0.000	0.000	0.000
232	Total Non-PCBs			1.000	1.000	0.00	0.000	0.000	0.000	0.000	0.000	0.000	0.000	0.000	0.000	0.000	0.000	0.000	0.000
233	Total Deca-PCBs			1.000	1.000	0.00	0.000	0.000	0.000	0.000	0.000	0.000	0.000	0.000	0.000	0.000	0.000	0.000	0.000
234	Total Undeca-PCBs			1.000	1.000	0.00	0.000	0.000	0.000	0.000	0.000	0.000	0.000	0.000	0.000	0.000	0.000	0.000	0.000
235	Total Dodeca-PCBs			1.000	1.000	0.00	0.000	0.000	0.000	0.000	0.000	0.000	0.000	0.000	0.000	0.000	0.000	0.000	0.000

#	Material	Comp	RA	Qty	Unit	Price	Ext	Wt	Wt	Wt	Wt	Wt	Wt	Wt	Wt	Wt	Wt	Wt	Wt	
111	PCB-128			43.28	43.28	6.800	294.304	1.240	1.24	NO	108.94	108.94								
112	PCB-137			43.89	43.89	6.800	298.242	1.240	1.24	NO	108.33	108.33								
113	PCB-142			43.74	43.74	2.800	122.496	1.240	1.24	NO	63.770	63.770								
114	PCB-148			43.89	43.89	7.200	315.996	1.240	1.24	NO	103.87	103.87								
115	PCB-152			43.22	43.22	7.200	311.184	1.240	1.24	NO	102.88	102.88								
116	PCB-153			43.46	43.46	3.800	159.308	1.240	1.24	NO	62.913	62.913								
117	PCB-160			43.62	43.62	3.800	159.308	1.240	1.24	NO	62.913	62.913								
118	PCB-141			44.56	44.56	3.800	159.308	1.240	1.24	NO	62.913	62.913								
119	PCB-137			44.88	44.88	3.800	159.308	1.240	1.24	NO	62.913	62.913								

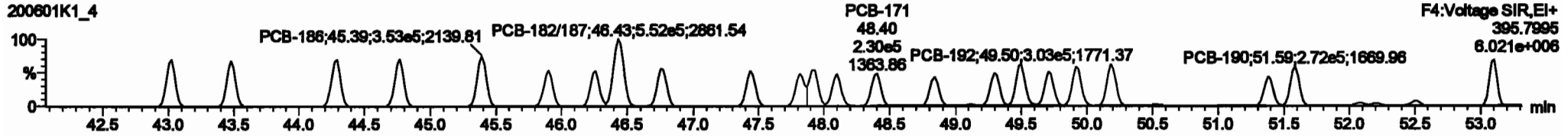



Dataset: Untitled

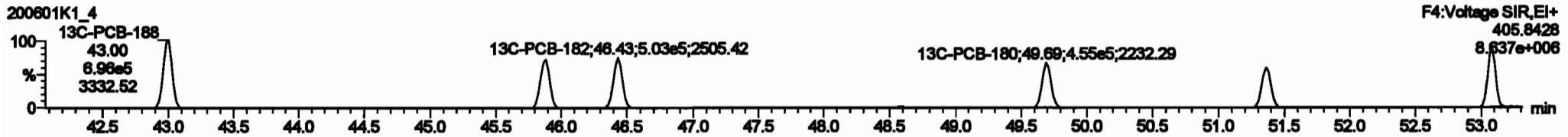

Last Altered: Tuesday, June 02, 2020 10:33:30 Pacific Daylight Time
Printed: Tuesday, June 02, 2020 10:35:13 Pacific Daylight Time

Name: 200601K1_4, Date: 01-Jun-2020, Time: 15:19:46, ID: ST200601K1-4 PCB 209 CS3 19G2609, Description: PCB 209 CS3 19G2609

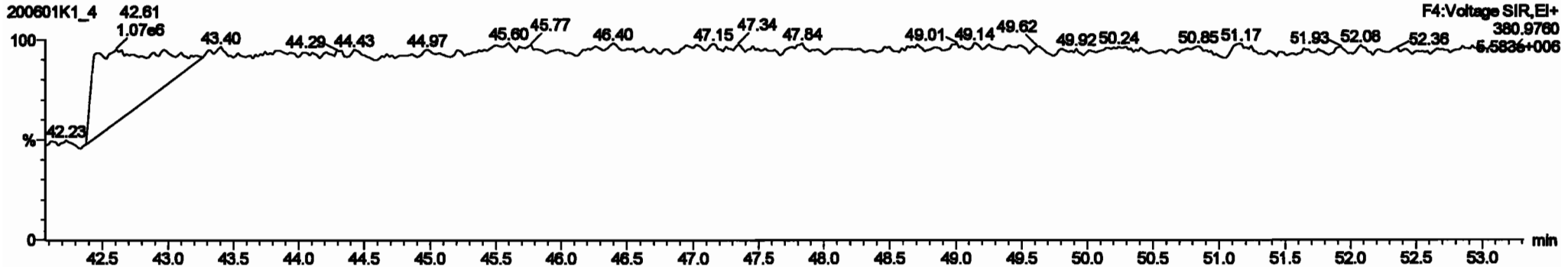
PCB-188



13C-PCB-188



PFK4c



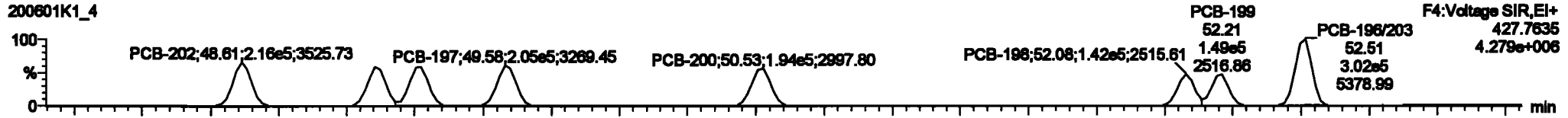
Dataset: Untitled

Last Altered: Tuesday, June 02, 2020 10:33:30 Pacific Daylight Time
Printed: Tuesday, June 02, 2020 10:35:13 Pacific Daylight Time

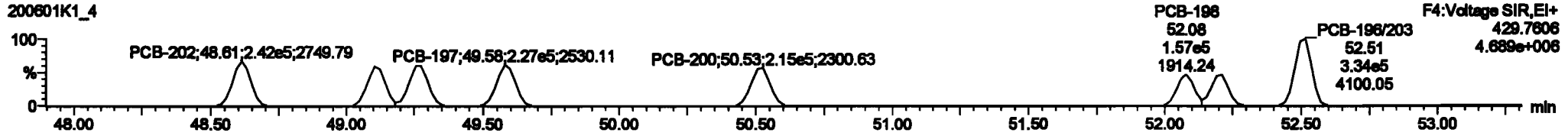
Name: 200601K1_4, Date: 01-Jun-2020, Time: 15:19:46, ID: ST200601K1-4 PCB 209 CS3 19G2609, Description: PCB 209 CS3 19G2609

PCB-202

200601K1_4

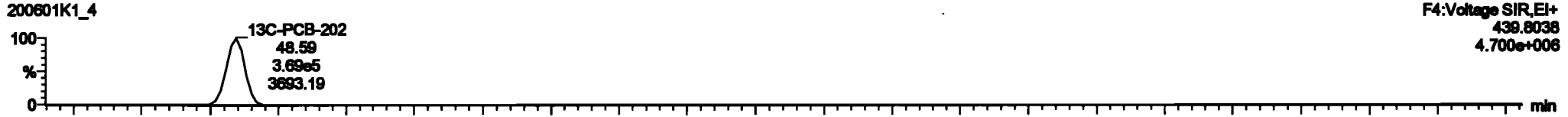


200601K1_4

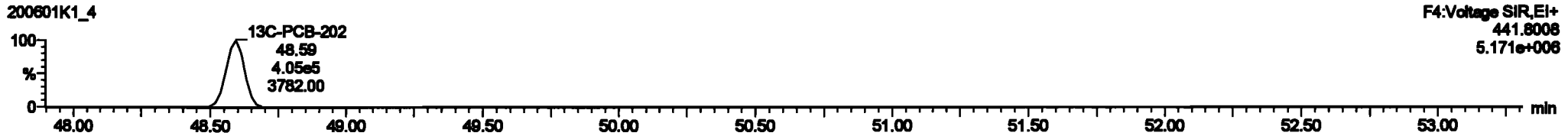


13C-PCB-202

200601K1_4

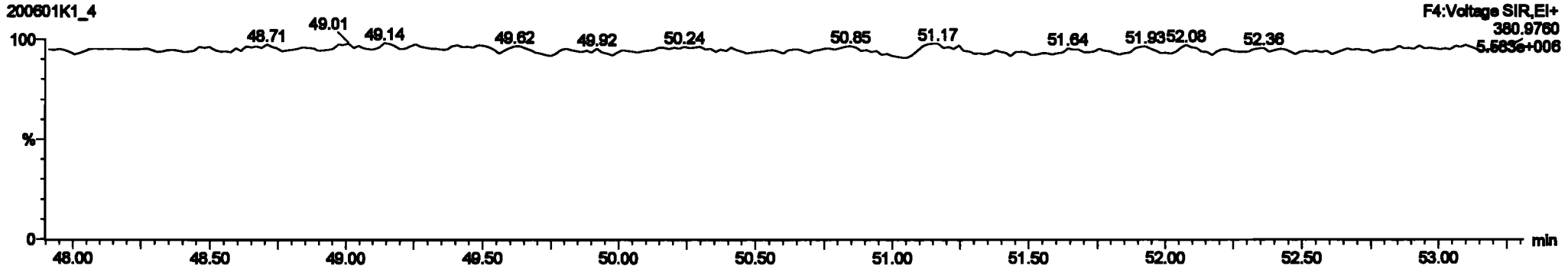


200601K1_4



PFK4d

200601K1_4



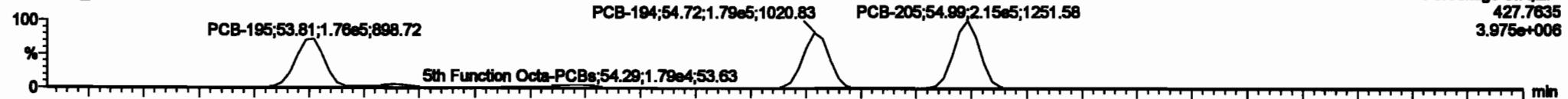
Dataset: Untitled

Last Altered: Tuesday, June 02, 2020 10:33:30 Pacific Daylight Time
Printed: Tuesday, June 02, 2020 10:35:13 Pacific Daylight Time

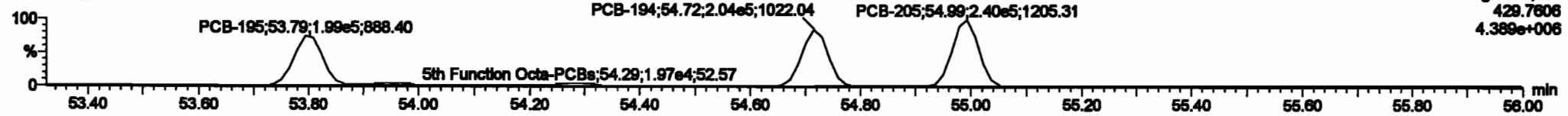
Name: 200601K1_4, Date: 01-Jun-2020, Time: 15:19:46, ID: ST200601K1-4 PCB 209 CS3 19G2609, Description: PCB 209 CS3 19G2609

PCB-195

200601K1_4

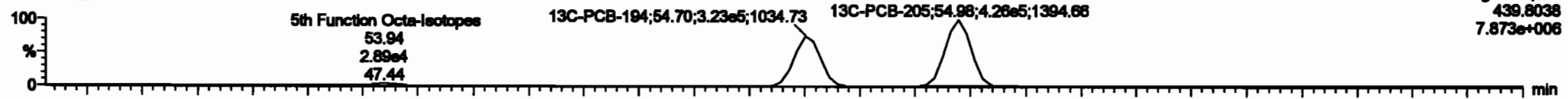


200601K1_4

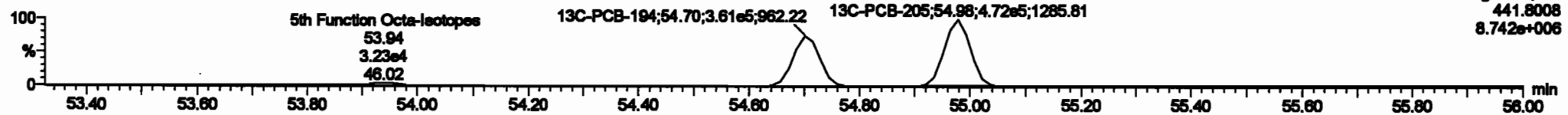


13C-PCB-194

200601K1_4

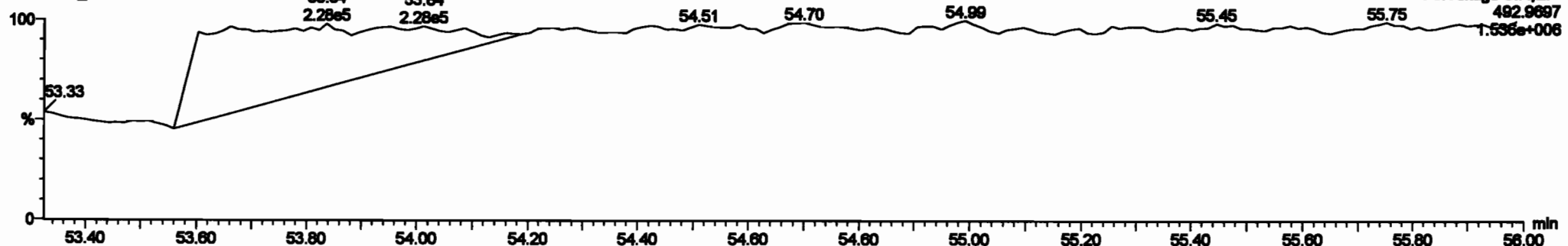


200601K1_4



PFK5a

200601K1_4




Dataset: Untitled

Last Altered: Tuesday, June 02, 2020 10:33:30 Pacific Daylight Time
 Printed: Tuesday, June 02, 2020 10:35:13 Pacific Daylight Time

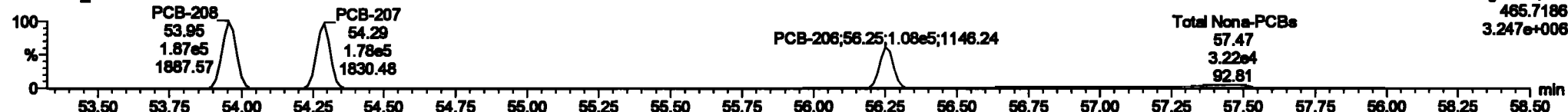
Name: 200601K1_4, Date: 01-Jun-2020, Time: 15:19:46, ID: ST200601K1-4 PCB 209 CS3 19G2609, Description: PCB 209 CS3 19G2609

PCB-208

200601K1_4

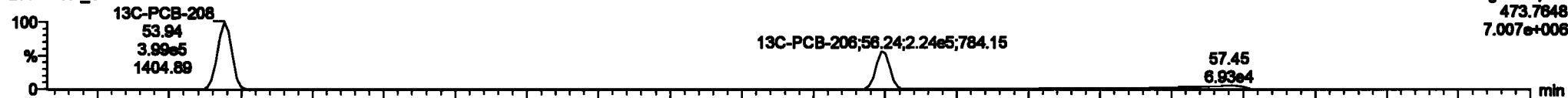


200601K1_4




13C-PCB-208

200601K1_4

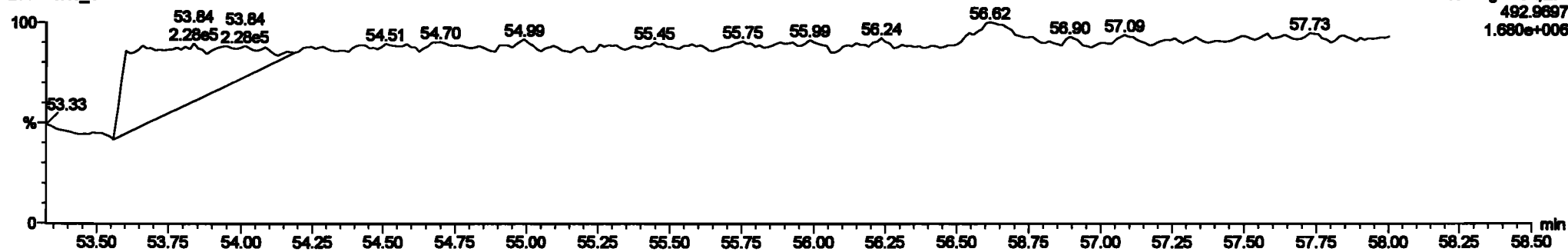


200601K1_4



PFK5

200601K1_4




Dataset: Untitled

Last Altered: Tuesday, June 02, 2020 10:33:30 Pacific Daylight Time
Printed: Tuesday, June 02, 2020 10:35:13 Pacific Daylight Time


Name: 200601K1_4, Date: 01-Jun-2020, Time: 15:19:46, ID: ST200601K1-4 PCB 209 CS3 19G2609, Description: PCB 209 CS3 19G2609

PCB-209

200601K1_4




200601K1_4




13C-PCB-209

200601K1_4

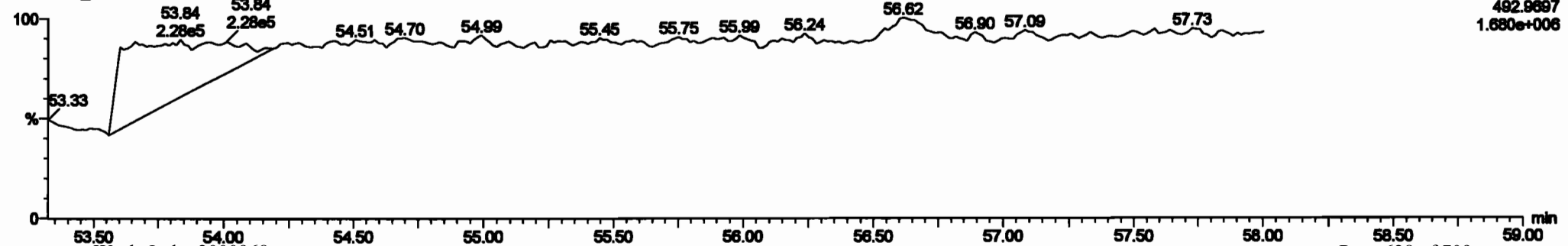


200601K1_4



PFK5b

200601K1_4



Dataset: Untitled

Last Altered: Tuesday, June 02, 2020 10:33:30 Pacific Daylight Time

Printed: Tuesday, June 02, 2020 10:35:13 Pacific Daylight Time


Name: 200601K1_5, Date: 01-Jun-2020, Time: 16:20:32, ID: ST200601K1-5 PCB 209 CS4 19G2610, Description: PCB 209 CS4 19G2610

PCB-1

200601K1_5



200601K1_5

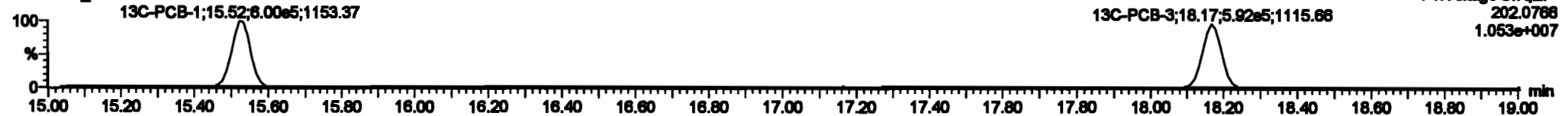


13C-PCB-1

200601K1_5

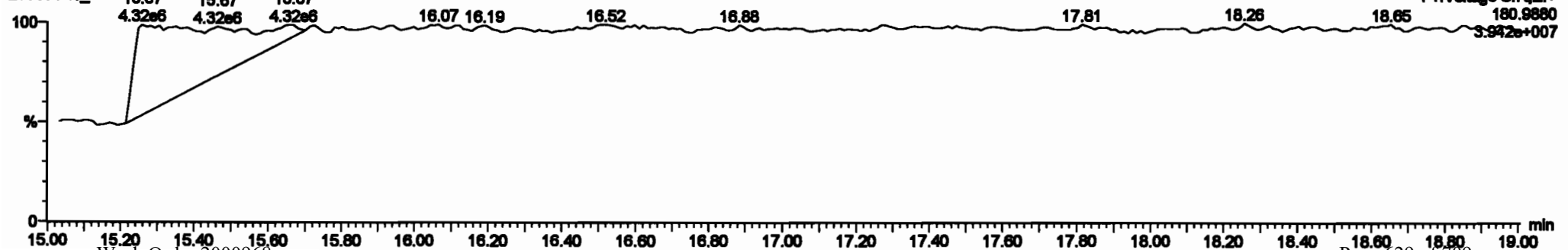


200601K1_5



PFK1

200601K1_5

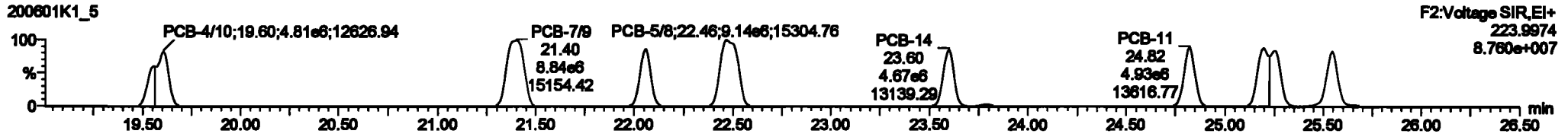
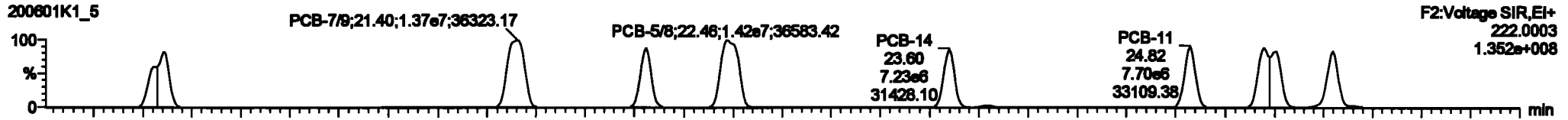


Dataset: Untitled

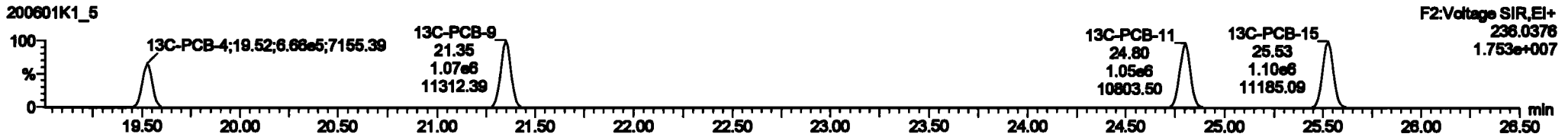
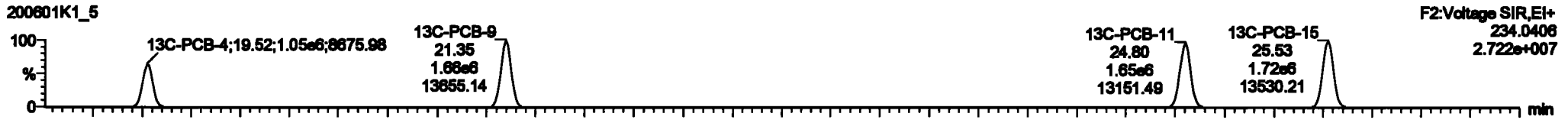
Last Altered: Tuesday, June 02, 2020 10:33:30 Pacific Daylight Time
Printed: Tuesday, June 02, 2020 10:35:13 Pacific Daylight Time

Name: 200601K1_5, Date: 01-Jun-2020, Time: 18:20:32, ID: ST200601K1-5 PCB 209 CS4 19G2610, Description: PCB 209 CS4 19G2610

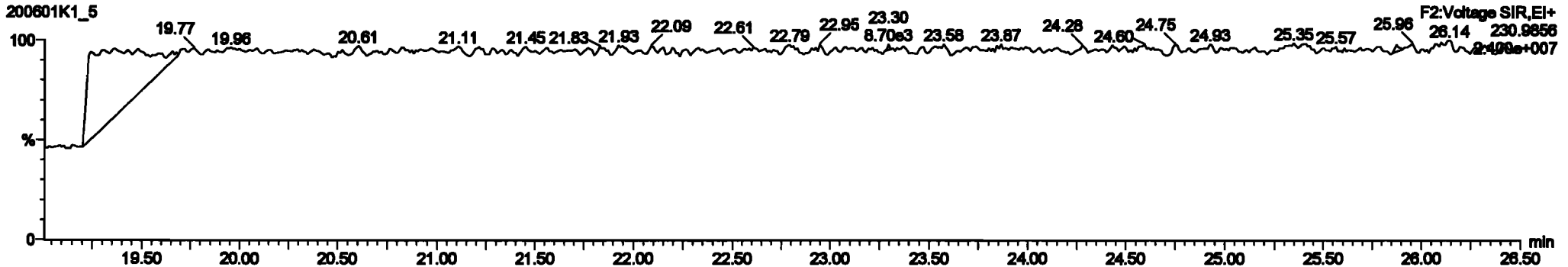
PCB-4/10



13C-PCB-4

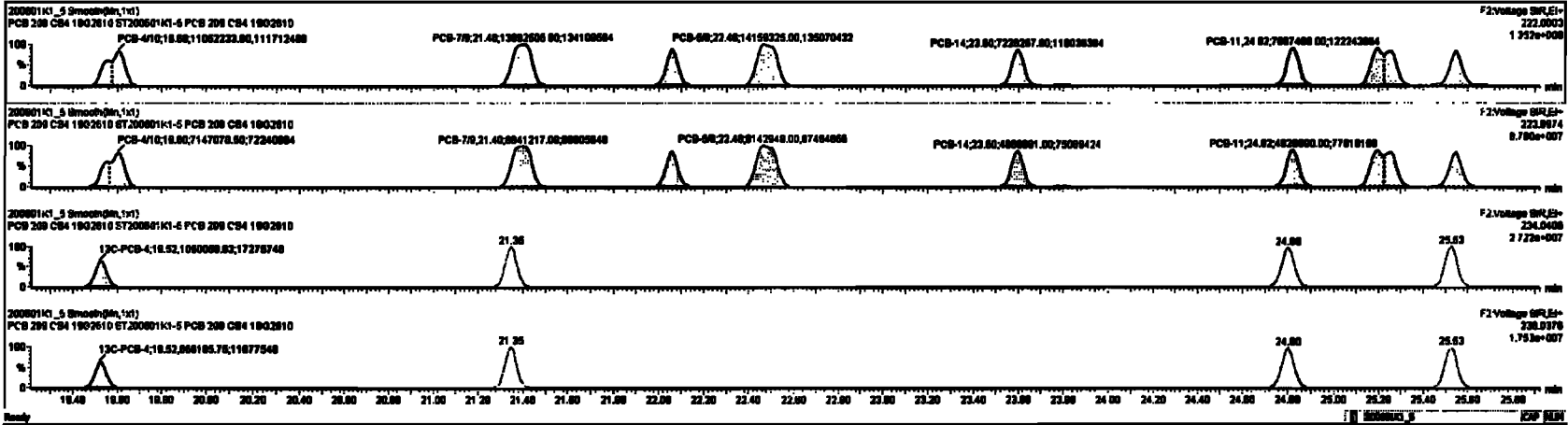


PFK2a



#	Name	Step	Qty	By	OP	Unit Cost	Page 001	OP	Page 001	UNIT COST	Cost	Value	CL	Stat
220	13C-PCB-70	1.0000	0.70	NO	1.0001	1.000	27.70	0.000	0.000	NO	27.42	27.4	0.0073	
221	13C-PCB-170	7.0000	0.44	NO	1.0000	1.000	45.57	45.50	0.000	NO	37.10	37.2	0.112	
222	1st Function PCBs				1.0000	1.000	0.00	0.000	0.000	NO	1.000	0.0000	1.000	
223	2nd Function PCBs				1.0000	1.000	0.00	0.000	0.000	NO	3007	0.110	3007	
224	3rd Function PCBs				0.0000	1.000	0.00	0.000	0.000	NO	6974	0.000	6974	
225	4th Function PCBs				1.0000	1.000	0.00	0.000	0.000	NO	17000	1.77	17000	
226	5th Function PCBs				1.0000	1.000	0.00	0.000	0.000	NO	17400	0.000	17400	
227	6th Function PCBs				1.0000	1.000	0.00	0.000	0.000	NO	2120	0.300	2120	
228	7th Function PCBs				0.0000	1.000	0.00	0.000	0.000	NO	8878	0.000	8878	
229	8th Function PCBs				1.0000	1.000	0.00	0.000	0.000	NO	12140	2.87	12140	
230	9th Function PCBs				1.0001	1.000	0.00	0.000	0.000	NO	19140	4.91	19140	

#	Name	Step	Qty	By	OP	Unit Cost	Page 001	OP	Page 001	UNIT COST	Cost	Value	CL	Stat
4	PCB-4A0	19.00	19.00	1.0000	7.5470	1.00	1.00	NO	046.01	046.01				
5	PCB-7A0	21.41	21.40	1.0000	0.0010	1.00	1.00	NO	000.01	000.01				
6	PCB-6	22.00	22.00	7.0000	4.0000	1.00	1.00	NO	438.40	438.40				
7	PCB-8A	22.00	22.00	1.0000	0.5400	1.00	1.00	NO	000.00	000.00				
8	PCB-4A	23.01	23.00	7.0000	4.0000	1.00	1.00	NO	438.10	438.10				
9	PCB-4A	24.00	24.00	7.0000	4.0000	1.00	1.00	NO	418.11	418.11				
10	PCB-12A0	26.20	26.20	1.0000	0.2000	1.00	1.00	NO	000.27	000.27				
11	PCB-16	26.07	26.00	7.0000	4.0000	1.00	1.00	NO	438.20	438.20				





Dataset: Untitled

Last Altered: Tuesday, June 02, 2020 10:33:30 Pacific Daylight Time


Printed: Tuesday, June 02, 2020 10:35:13 Pacific Daylight Time

Name: 200601K1_5, Date: 01-Jun-2020, Time: 16:20:32, ID: ST200601K1-5 PCB 209 CS4 19G2610, Description: PCB 209 CS4 19G2610

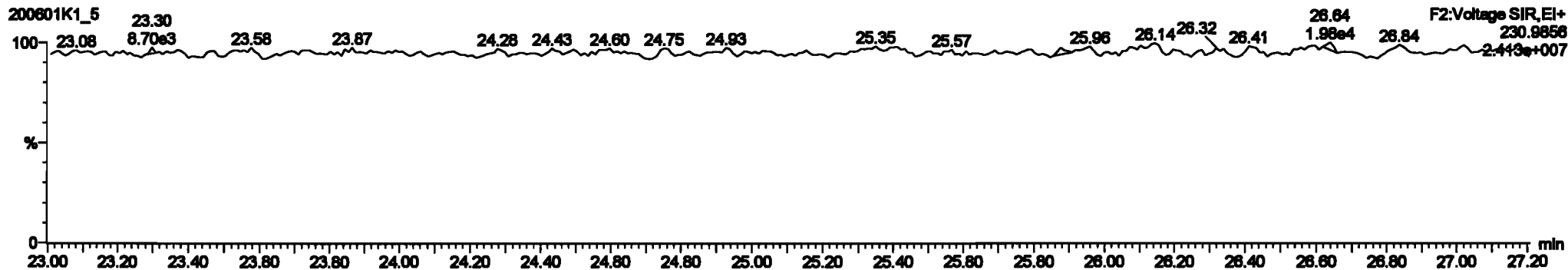
PCB-19



13C-PCB-19



PFK2b

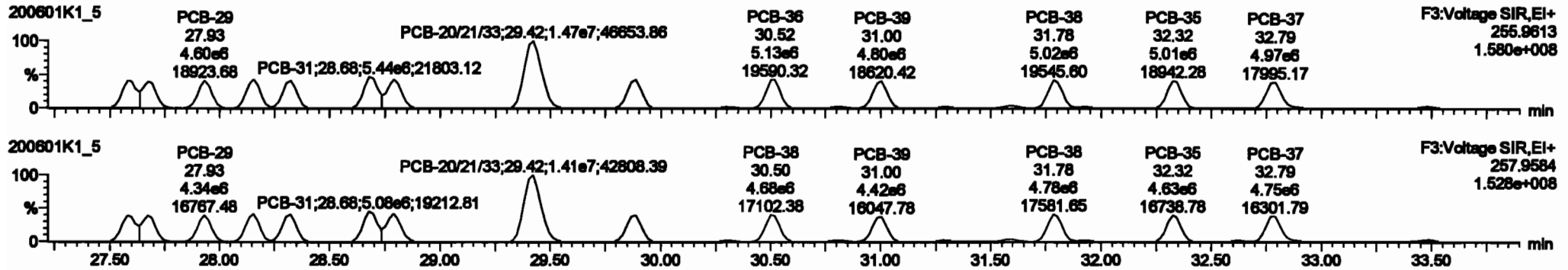


Dataset: Untitled

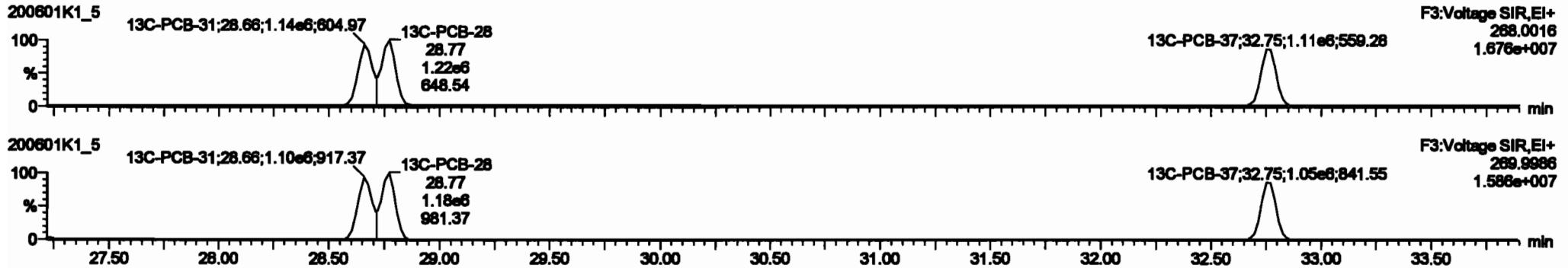
Last Altered: Tuesday, June 02, 2020 10:33:30 Pacific Daylight Time
 Printed: Tuesday, June 02, 2020 10:35:13 Pacific Daylight Time

Name: 200601K1_5, Date: 01-Jun-2020, Time: 16:20:32, ID: ST200601K1-5 PCB 209 CS4 19G2610, Description: PCB 209 CS4 19G2610

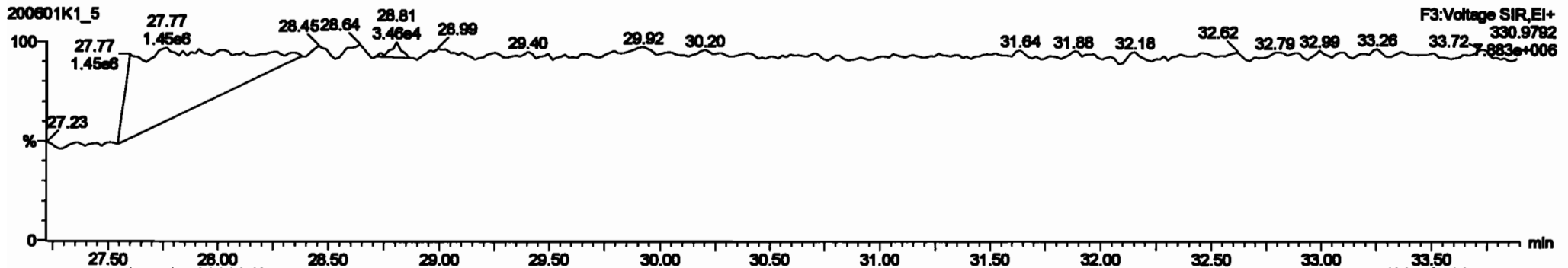
PCB-34



13C-PCB-28

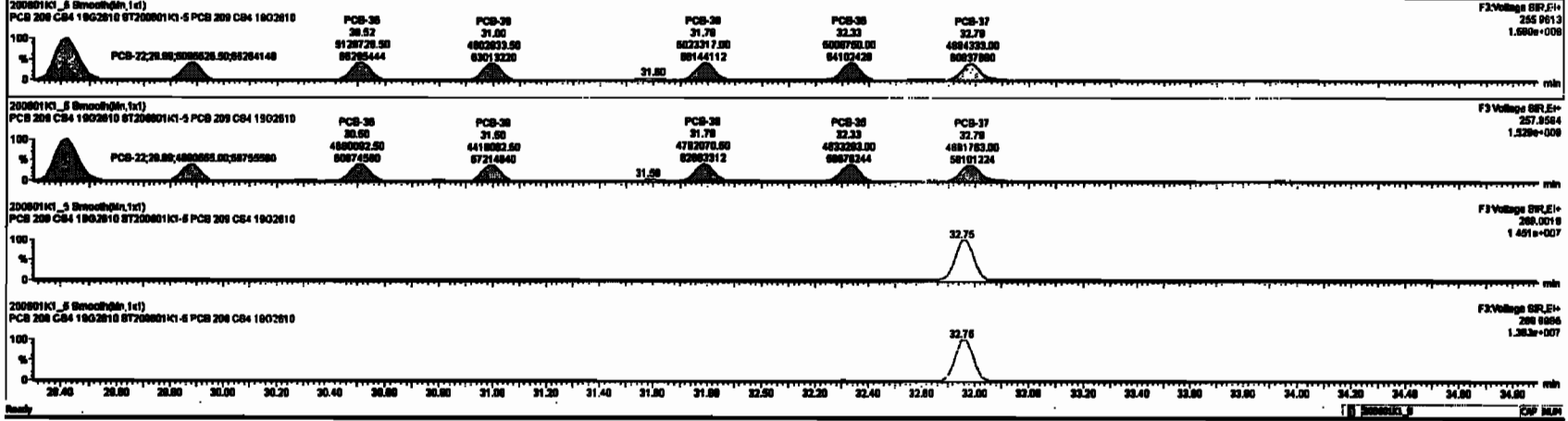


PFK3d



Peak	Name	Area	Height	Width	Retention	Response	Conc.	%Area	Height
220	13C-PCB-78	1.89e6	0.79	NO	1.0021	1.000	37.76	37.76	0.000
220	13C-PCB-178	7.89e6	0.61	NO	1.0000	1.000	48.87	48.88	0.000
224	Total Mono-PCBs				1.1095	1.000	0.00	0.000	NO
226	Total Di-PCBs				1.2627	1.000	0.00	0.000	NO
228	Total Tri-PCBs				1.2607	1.000	0.00	0.000	NO
228	Total Tetra-PCBs				1.2770	1.000	0.00	0.000	NO
228	Total Penta-PCBs				1.2127	1.000	0.00	0.000	NO
230	Total Hexa-PCBs				1.2726	1.000	0.00	0.000	NO
230	Total Hepta-PCBs				0.0000	1.000	0.00	0.000	NO
232	Total Octa-PCBs				1.0916	1.000	0.00	0.000	NO
232	Total Nona-PCBs				1.2001	1.000	0.00	0.000	NO

Peak	Name	Area	Height	Width	Retention	Response	Conc.	%Area	Height
27	PCB-24	27.89	27.89	4.00e6	4.287e6	1.000	1.59	417.53	417.53
19	PCB-20	27.89	27.89	4.00e6	4.287e6	1.000	1.57	416.77	416.77
20	PCB-20	27.89	27.89	4.00e6	4.287e6	1.000	1.58	417.61	417.61
21	PCB-20	28.10	28.10	4.00e6	4.287e6	1.000	1.57	423.78	423.78
22	PCB-20	28.31	28.32	4.79e6	4.819e6	1.000	1.64	412.77	412.77
23	PCB-21	28.80	28.80	5.491e6	5.679e6	1.000	1.67	420.07	420.07
24	PCB-20	28.79	28.79	5.398e6	5.688e6	1.000	1.68	423.80	423.80
26	PCB-20(2)	28.43	28.43	1.472e7	1.487e7	1.000	1.68	1276.0	1276.0
28	PCB-22	28.87	28.88	6.088e6	4.891e6	1.000	1.69	418.35	418.35

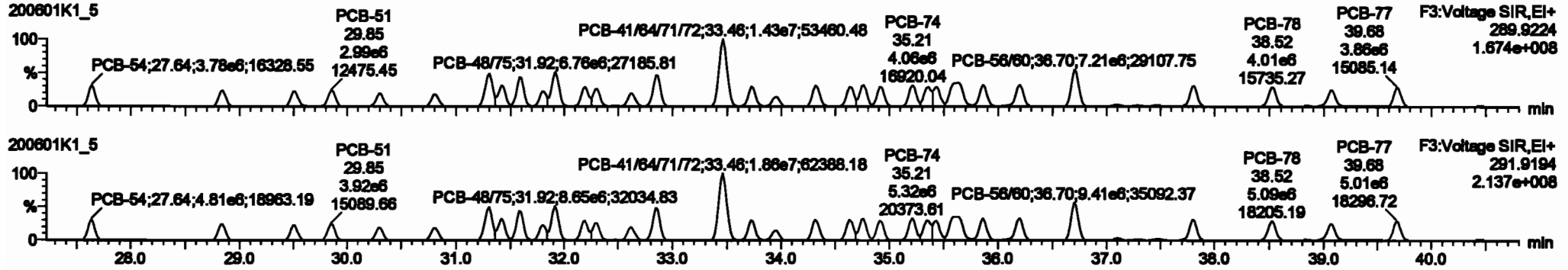


Dataset: Untitled

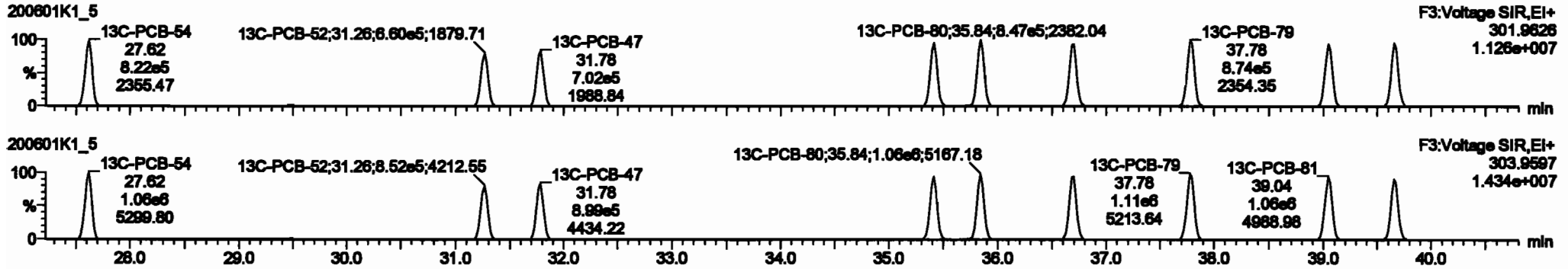
Last Altered: Tuesday, June 02, 2020 10:33:30 Pacific Daylight Time
 Printed: Tuesday, June 02, 2020 10:35:13 Pacific Daylight Time

Name: 200601K1_5, Date: 01-Jun-2020, Time: 16:20:32, ID: ST200601K1-5 PCB 209 CS4 19G2610, Description: PCB 209 CS4 19G2610

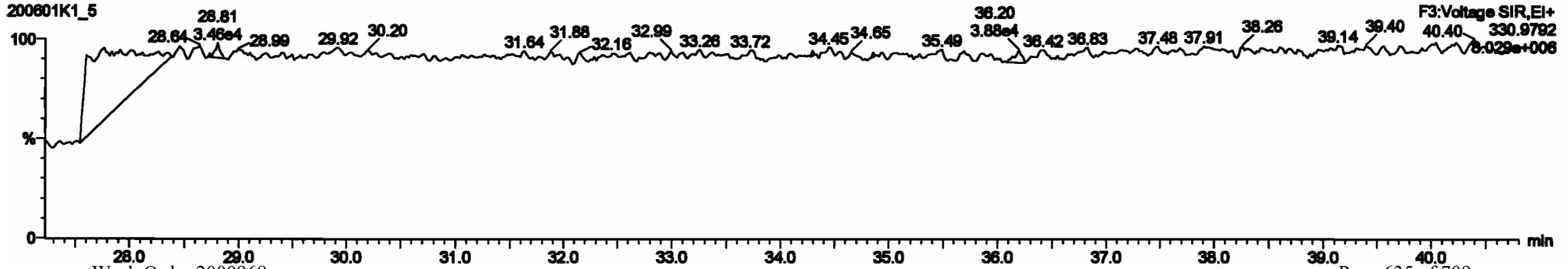
PCB-54



13C-PCB-54



PFK3a



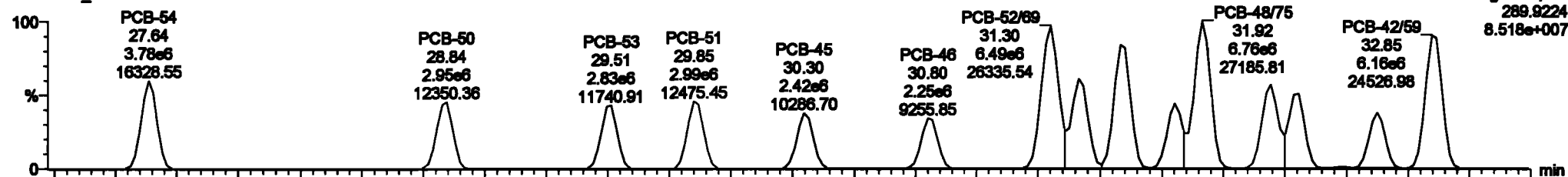
Dataset: Untitled

Last Altered: Tuesday, June 02, 2020 10:33:30 Pacific Daylight Time
Printed: Tuesday, June 02, 2020 10:35:13 Pacific Daylight Time

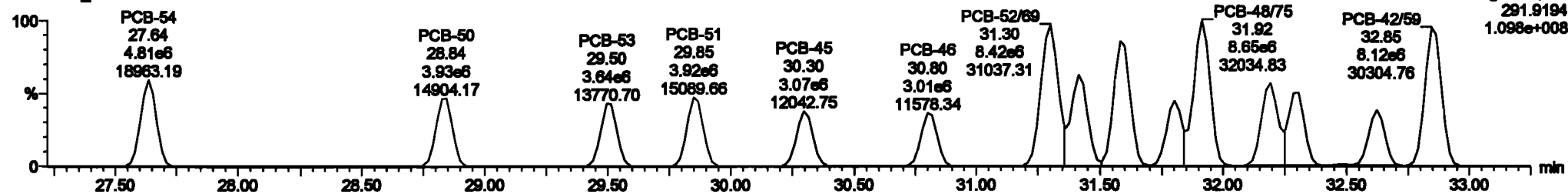
Name: 200601K1_5, Date: 01-Jun-2020, Time: 16:20:32, ID: ST200601K1-5 PCB 209 CS4 19G2610, Description: PCB 209 CS4 19G2610

PCB-50

200601K1_5



200601K1_5




13C-PCB-52

200601K1_5



200601K1_5

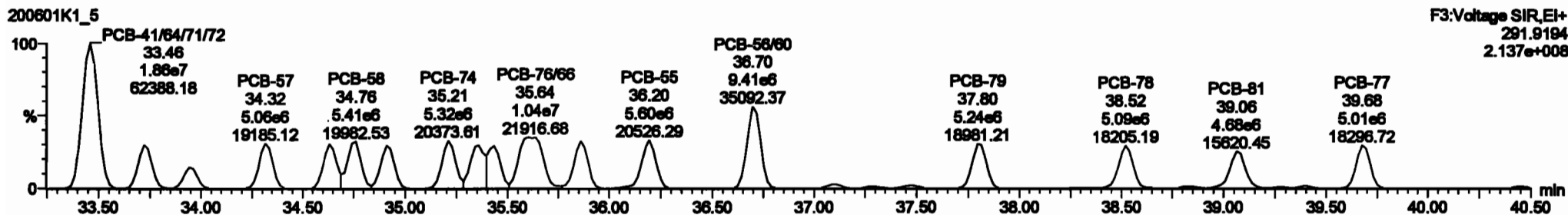
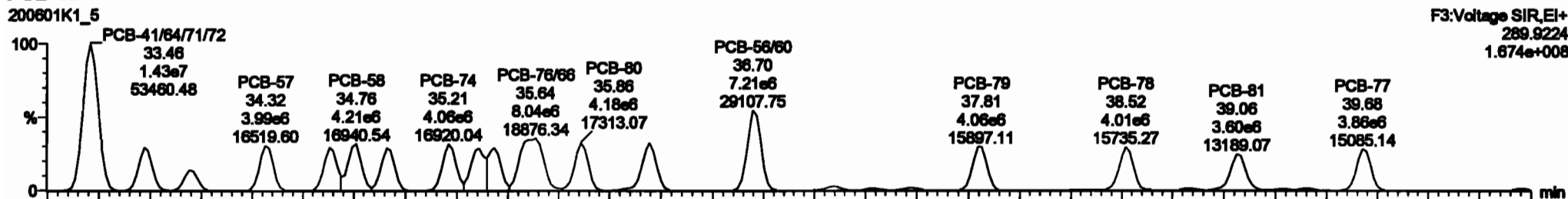


Dataset: Untitled

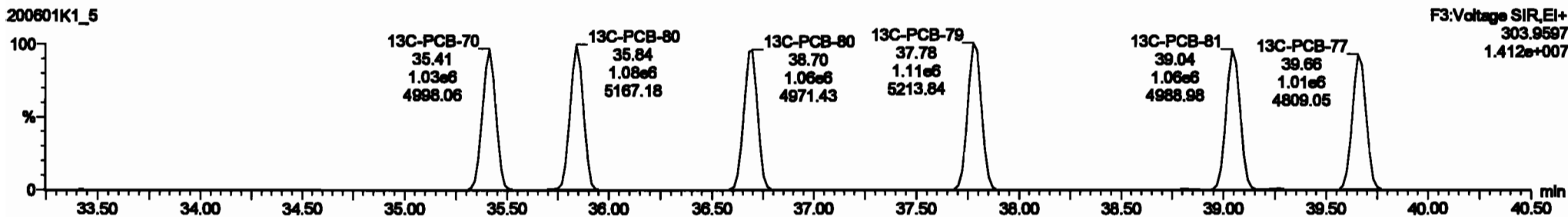
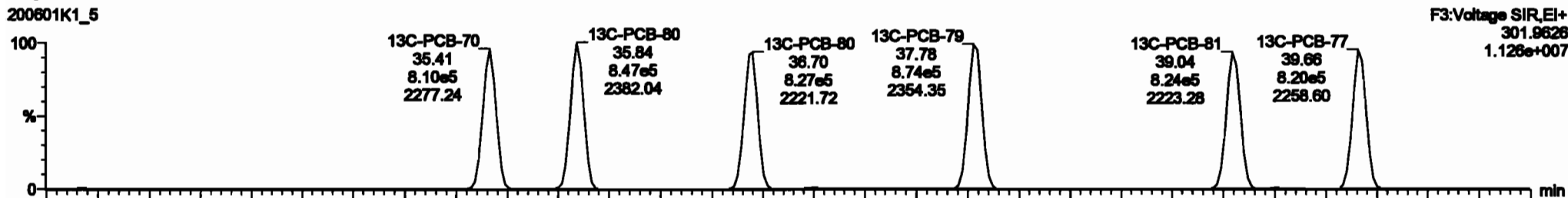
Last Altered: Tuesday, June 02, 2020 10:33:30 Pacific Daylight Time
Printed: Tuesday, June 02, 2020 10:35:13 Pacific Daylight Time

Name: 200601K1_5, Date: 01-Jun-2020, Time: 16:20:32, ID: ST200601K1-5 PCB 209 CS4 19G2610, Description: PCB 209 CS4 19G2610

PCB-68

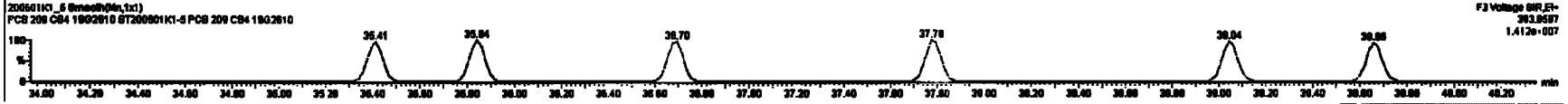

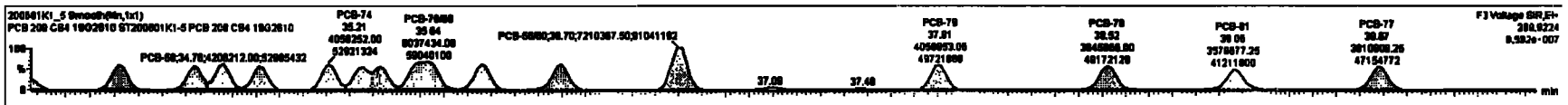


13C-PCB-60



#	Name	Range	Unit	Min	Max	Peak	Area	Height	Width	Area%	Height%	Area%	Height%	
222	13C-PCB-76	1.96e6	0.76	ND	1.0221	1.020	37.76	0.000	0.000	ND	87.42	87.4	0.0273	
223	13C-PCB-176	7.85e6	0.44	ND	1.0000	1.000	46.87	46.89	0.020	0.020	ND	87.16	87.2	0.112
224	Total Mono-PCBs				1.0885	1.000	0.00	0.000	0.000	ND	1280	0.0081	1280	
225	Total Di-PCBs				1.0837	1.000	0.00	0.000	0.000	ND	9120	0.248	9120	
226	2nd Function Tri-PCBs				1.0837	1.000	0.00	0.000	0.000	ND	3487	0.110	3487	
227	2nd Function Tetra-PCBs				0.8208	1.000	0.00	0.000	0.000	ND	6774	0.882	6774	
228	2nd Function Penta-PCBs				3.7876	1.000	0.00	0.000	0.000	ND	17480	1.27	17480	
229	3rd Function Penta-PCBs				1.3187	1.000	0.00	0.000	0.000	ND	17480	0.004	17480	
230	4th Function Penta-PCBs				1.0736	1.000	0.00	0.000	0.000	ND	2128	0.260	2128	
231	2nd Function Hexa-PCBs				0.8858	1.000	0.00	0.000	0.000	ND	8976	0.403	8976	
232	4th Function Hexa-PCBs				1.0319	1.000	0.00	0.000	0.000	ND	12140	2.87	12140	
233	Total Total Hexa-PCBs				1.3071	1.000	0.00	0.000	0.000	ND	10700	4.84	10700	

#	Name	Peak#	RT	Ref Range	Ref Range	1st Ratio (Peak)	SA	Int	SNPC	Comp.
1	30 PCB-64	27.84	27.84	3.78e6	4.912e6	0.770	0.78	ND	422.48	422.48
2	30 PCB-65	28.80	28.84	2.88e6	3.87e6	0.770	0.78	ND	416.31	416.30
3	34 PCB-63	28.80	28.81	2.88e6	3.87e6	0.770	0.78	ND	428.24	428.24
4	28 PCB-61	28.85	28.85	2.88e6	3.87e6	0.770	0.78	ND	428.80	428.80
5	38 PCB-62	30.30	30.30	2.81e6	3.87e6	0.770	0.78	ND	432.10	432.10
6	37 PCB-66	38.80	38.80	2.24e6	3.81e6	0.770	0.78	ND	416.07	416.07
7	38 PCB-62B	31.30	31.30	8.48e6	8.41e6	0.770	0.77	ND	846.12	846.12
8	38 PCB-72	31.41	31.41	4.05e6	8.39e6	0.770	0.77	ND	431.83	431.83
9	48 PCB-62B	31.38	31.38	9.57e6	7.22e6	0.770	0.77	ND	636.18	636.18

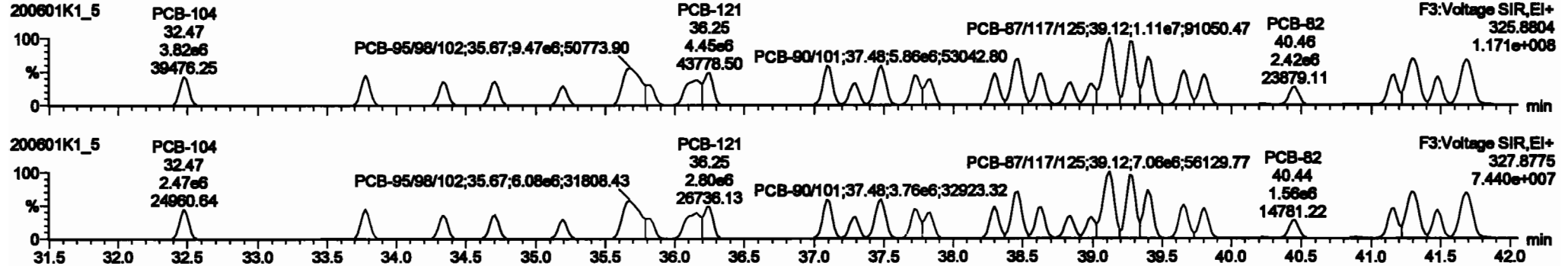


Dataset: Untitled

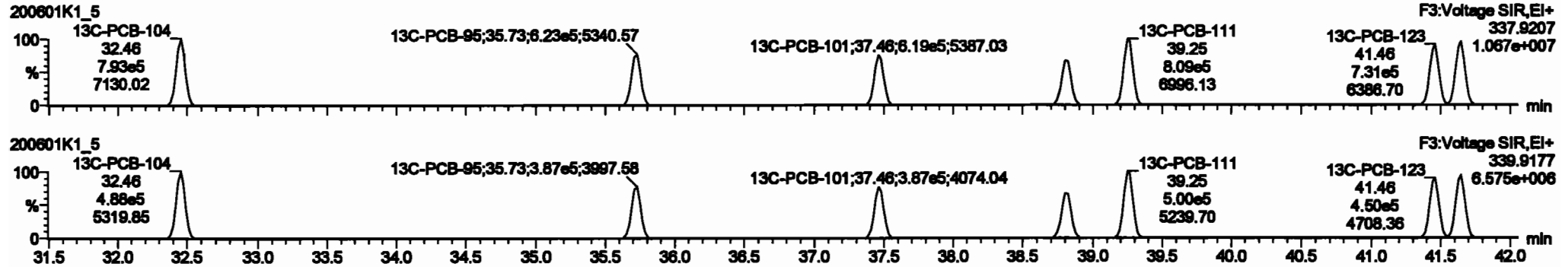
Last Altered: Tuesday, June 02, 2020 10:33:30 Pacific Daylight Time
Printed: Tuesday, June 02, 2020 10:35:13 Pacific Daylight Time

Name: 200601K1_5, Date: 01-Jun-2020, Time: 16:20:32, ID: ST200601K1-5 PCB 209 CS4 19G2610, Description: PCB 209 CS4 19G2610

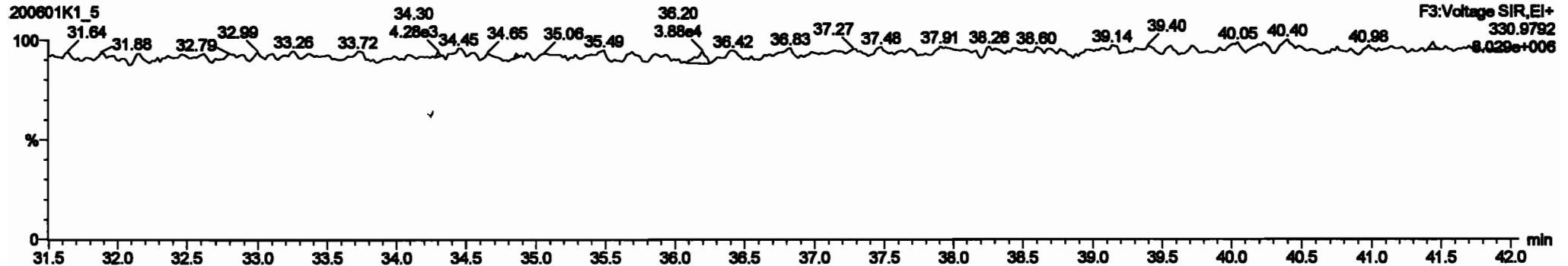
PCB-104



13C-PCB-104



PFK3b

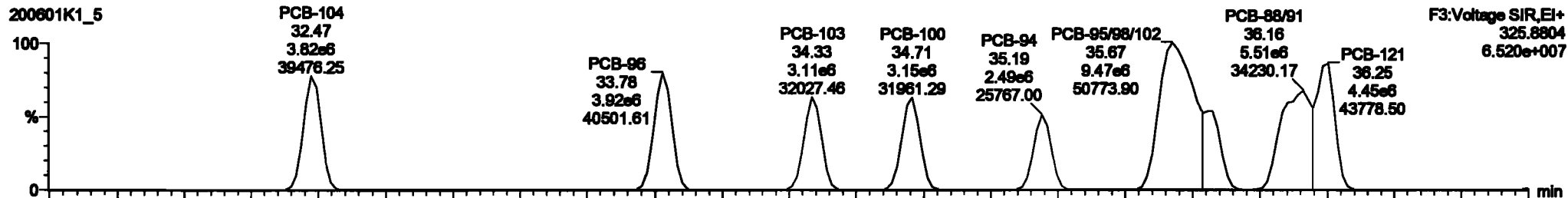


Dataset: Untitled

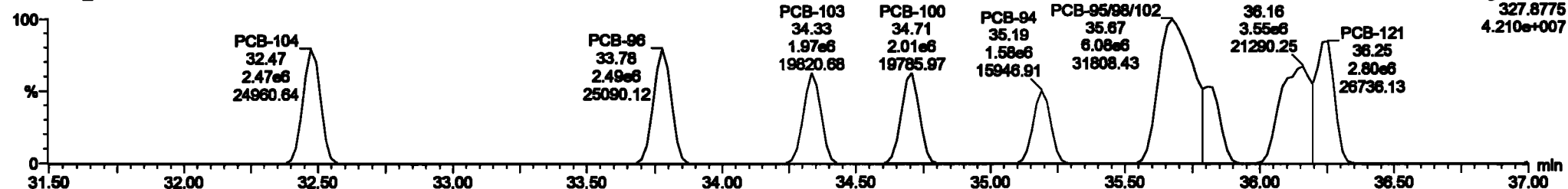
Last Altered: Tuesday, June 02, 2020 10:33:30 Pacific Daylight Time
Printed: Tuesday, June 02, 2020 10:35:13 Pacific Daylight Time

Name: 200601K1_5, Date: 01-Jun-2020, Time: 16:20:32, ID: ST200601K1-5 PCB 209 CS4 19G2610, Description: PCB 209 CS4 19G2610

PCB-96



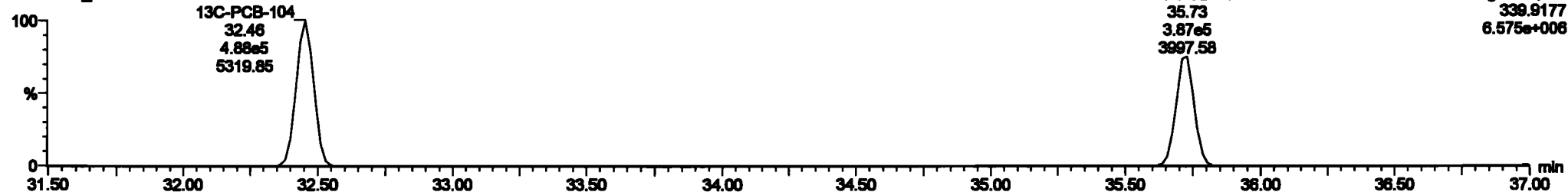
200601K1_5



13C-PCB-95



200601K1_5



Dataset: Untitled

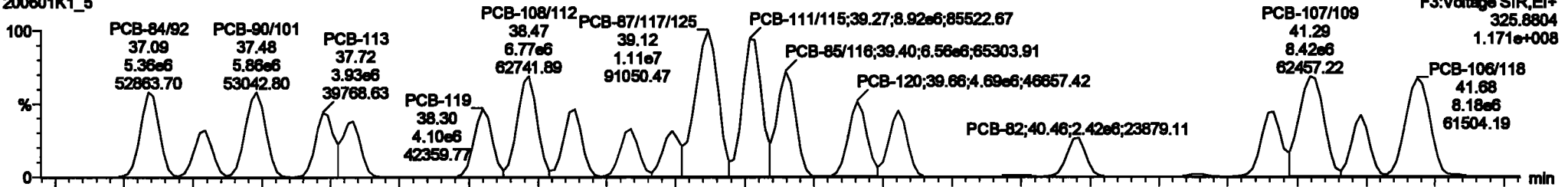
Last Altered: Tuesday, June 02, 2020 10:33:30 Pacific Daylight Time

Printed: Tuesday, June 02, 2020 10:35:13 Pacific Daylight Time

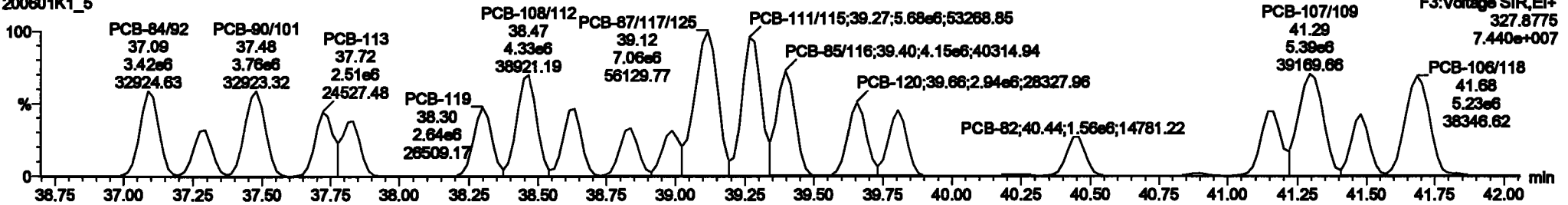
Name: 200601K1_5, Date: 01-Jun-2020, Time: 16:20:32, ID: ST200601K1-5 PCB 209 CS4 19G2610, Description: PCB 209 CS4 19G2610

PCB-119

200601K1_5

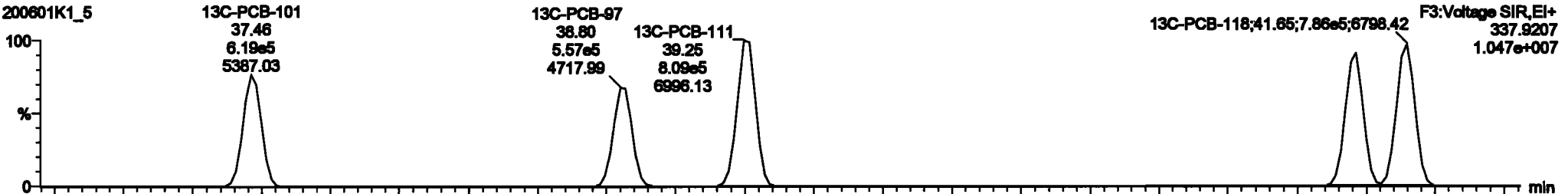


200601K1_5

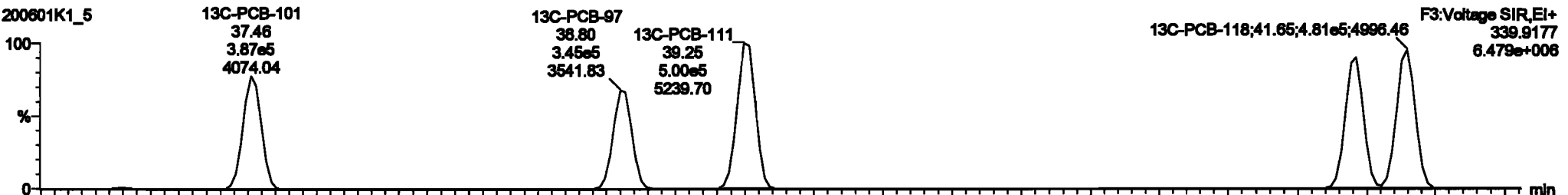


13C-PCB-111

200601K1_5



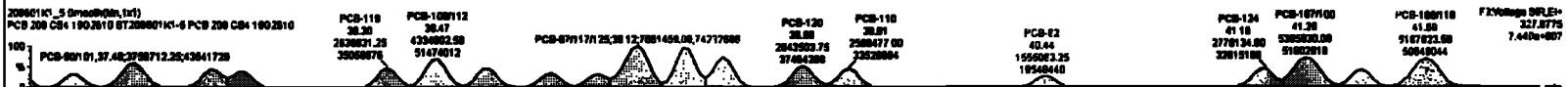



200601K1_5



#	Channel	Gain	Offset	Unit	Min	Max	Peak	Val	Area	Width	Height	Area	Width	Height
220	15C-PCB-70	1.000	0.70	NO	1.000	1.000	37.70	0.000	0.000	NO	37.70	0.000	0.000	
221	15C-PCB-470	1.000	0.04	NO	1.000	1.000	46.07	0.000	0.000	NO	46.07	0.000	0.000	
224	Test Micro-PCBs	1.000	0.00	NO	1.000	1.000	0.000	0.000	NO	1200	0.000	1200	0.000	
226	Test DA-PCBs	1.000	0.00	NO	1.000	1.000	0.000	0.000	NO	50.00	0.000	50.00	0.000	
228	Test Function DA-PCBs	1.000	0.00	NO	1.000	1.000	0.000	0.000	NO	3000	0.000	3000	0.000	
229	Test Function DA-PCBs	1.000	0.00	NO	1.000	1.000	0.000	0.000	NO	6774	0.000	6774	0.000	
230	Test Tube-PCBs	1.000	0.00	NO	1.000	1.000	0.000	0.000	NO	17000	0.000	17000	0.000	
231	Test Tube-PCBs	1.000	0.00	NO	1.000	1.000	0.000	0.000	NO	20000	0.000	20000	0.000	
232	Test Function Power-PCBs	1.000	0.00	NO	1.000	1.000	0.000	0.000	NO	21.00	0.000	21.00	0.000	
233	Test Function Power-PCBs	1.000	0.00	NO	1.000	1.000	0.000	0.000	NO	6076	0.000	6076	0.000	
234	Test Function Power-PCBs	1.000	0.00	NO	1.000	1.000	0.000	0.000	NO	121.00	0.000	121.00	0.000	
235	Test Tube-PCBs	1.000	0.00	NO	1.000	1.000	0.000	0.000	NO	97100	0.000	97100	0.000	

#	Channel	Peak	Area	Unit	Min	Max	Peak	Val	Area	Width	Height	Area	Width	Height
0	PCB-118	30.47	2.00e6	1.000	1.00	43.07	37.70	0.000	0.000	NO	37.70	0.000	0.000	
1	PCB-118	30.70	2.00e6	1.000	1.00	43.07	37.70	0.000	0.000	NO	430.70	0.000	0.000	
2	PCB-118	31.20	3.10e6	1.000	1.00	43.07	37.70	0.000	0.000	NO	432.00	0.000	0.000	
3	PCB-118	31.00	3.10e6	1.000	1.00	43.07	37.70	0.000	0.000	NO	432.00	0.000	0.000	
4	PCB-118	31.00	3.10e6	1.000	1.00	43.07	37.70	0.000	0.000	NO	432.00	0.000	0.000	
5	PCB-118	31.00	3.10e6	1.000	1.00	43.07	37.70	0.000	0.000	NO	432.00	0.000	0.000	
6	PCB-118	31.00	3.10e6	1.000	1.00	43.07	37.70	0.000	0.000	NO	432.00	0.000	0.000	
7	PCB-118	31.00	3.10e6	1.000	1.00	43.07	37.70	0.000	0.000	NO	432.00	0.000	0.000	
8	PCB-118	31.00	3.10e6	1.000	1.00	43.07	37.70	0.000	0.000	NO	432.00	0.000	0.000	
9	PCB-118	31.00	3.10e6	1.000	1.00	43.07	37.70	0.000	0.000	NO	432.00	0.000	0.000	
10	PCB-118	31.00	3.10e6	1.000	1.00	43.07	37.70	0.000	0.000	NO	432.00	0.000	0.000	

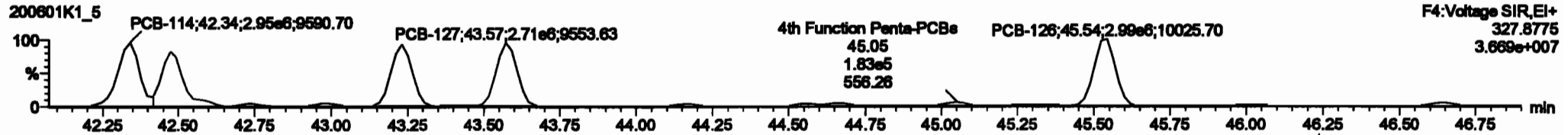



Dataset: Untitled

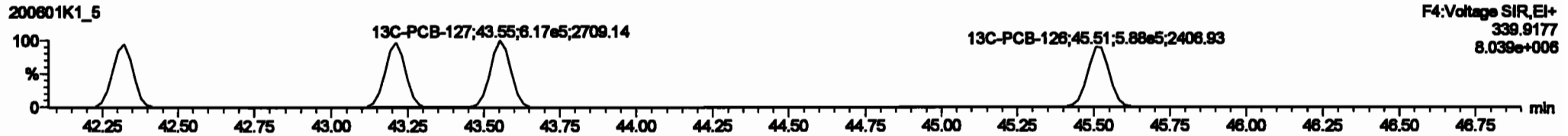
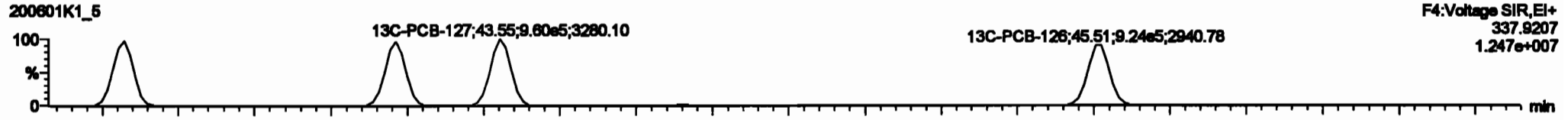
Last Altered: Tuesday, June 02, 2020 10:33:30 Pacific Daylight Time
Printed: Tuesday, June 02, 2020 10:35:13 Pacific Daylight Time

Name: 200601K1_5, Date: 01-Jun-2020, Time: 16:20:32, ID: ST200601K1-5 PCB 209 CS4 19G2610, Description: PCB 209 CS4 19G2610

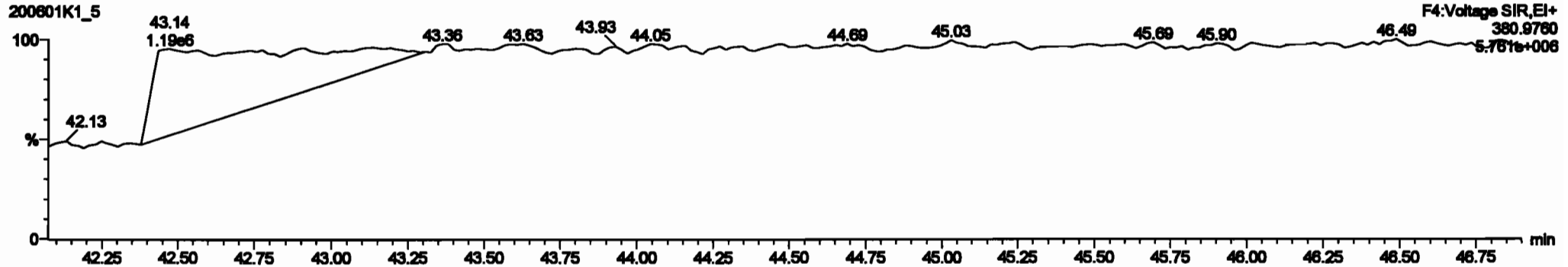
PCB-114

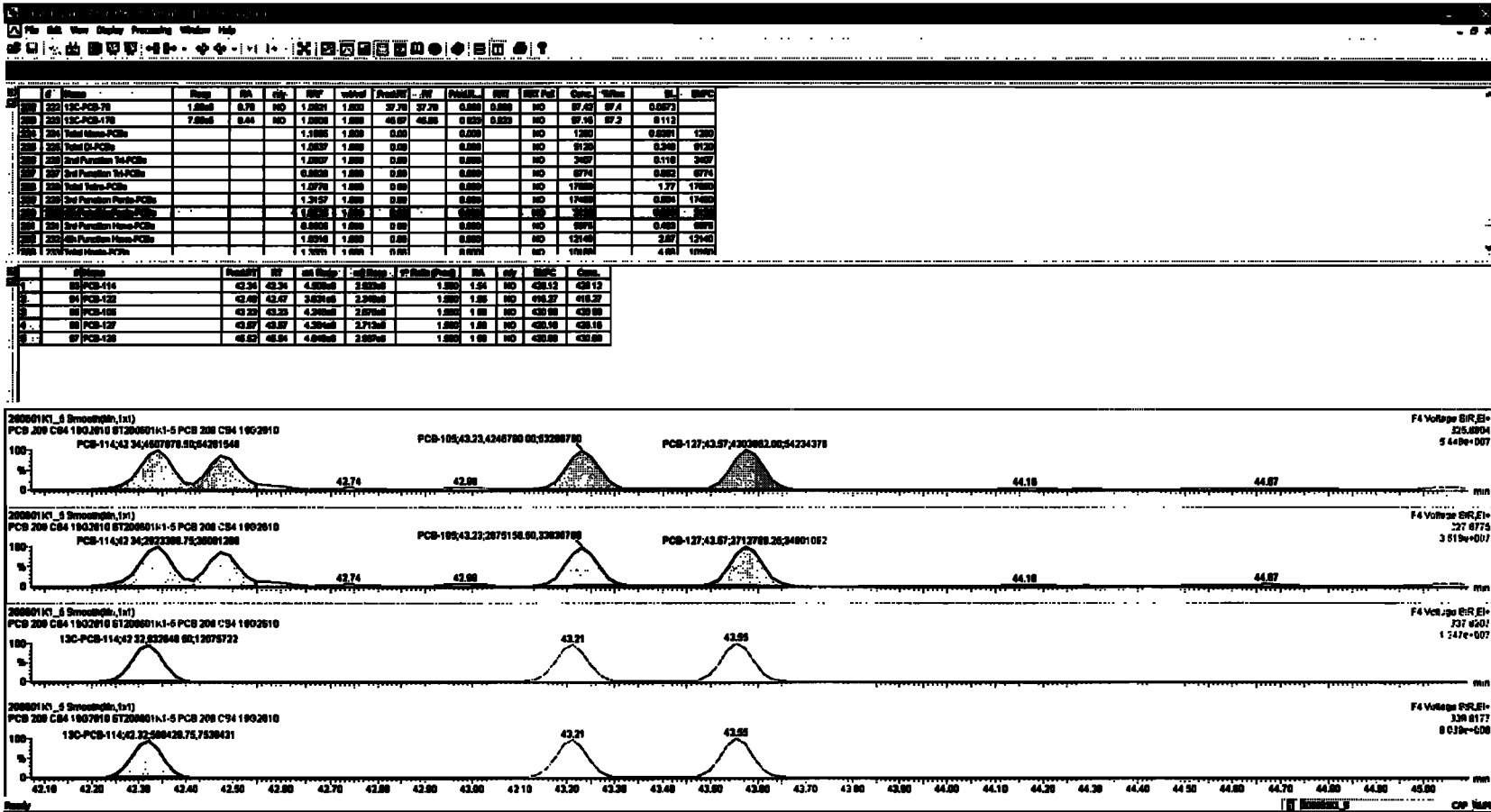


13C-PCB-114



PFK4a





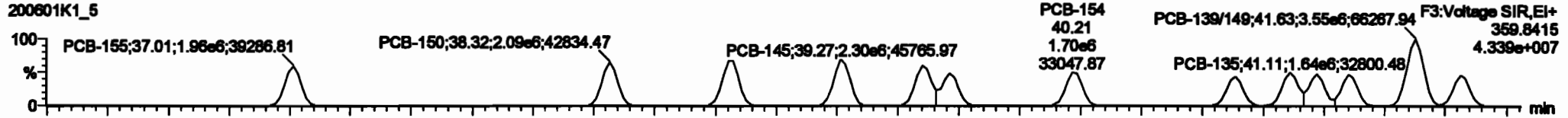
Dataset: Untitled

Last Altered: Tuesday, June 02, 2020 10:33:30 Pacific Daylight Time
Printed: Tuesday, June 02, 2020 10:35:13 Pacific Daylight Time

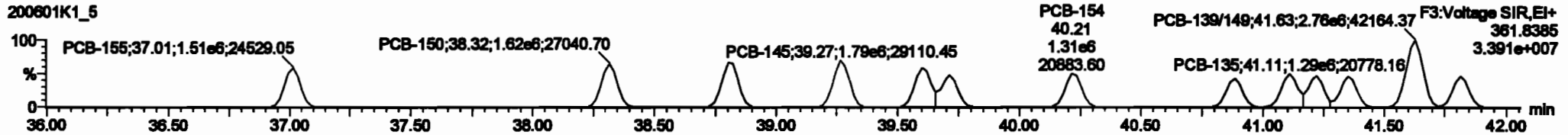
Name: 200601K1_5, Date: 01-Jun-2020, Time: 16:20:32, ID: ST200601K1-5 PCB 209 CS4 19G2610, Description: PCB 209 CS4 19G2610

PCB-155

200601K1_5

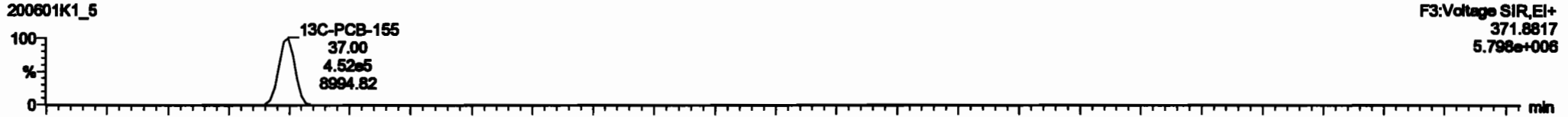


200601K1_5

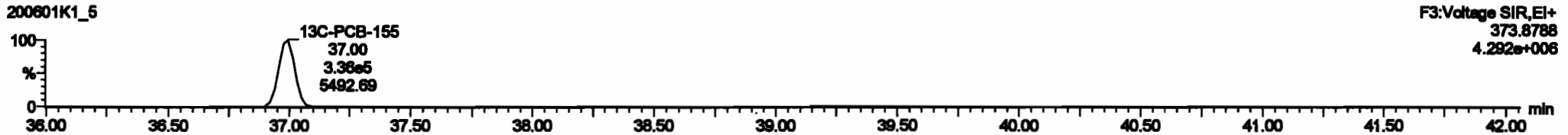


13C-PCB-155

200601K1_5

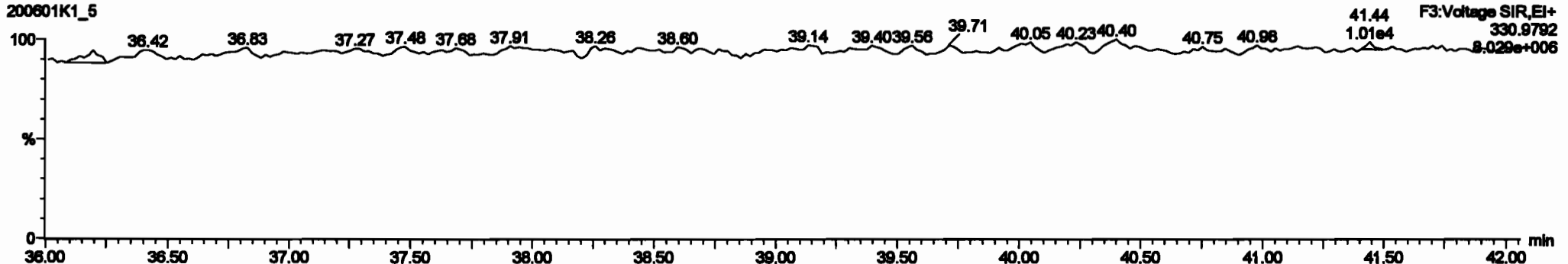


200601K1_5



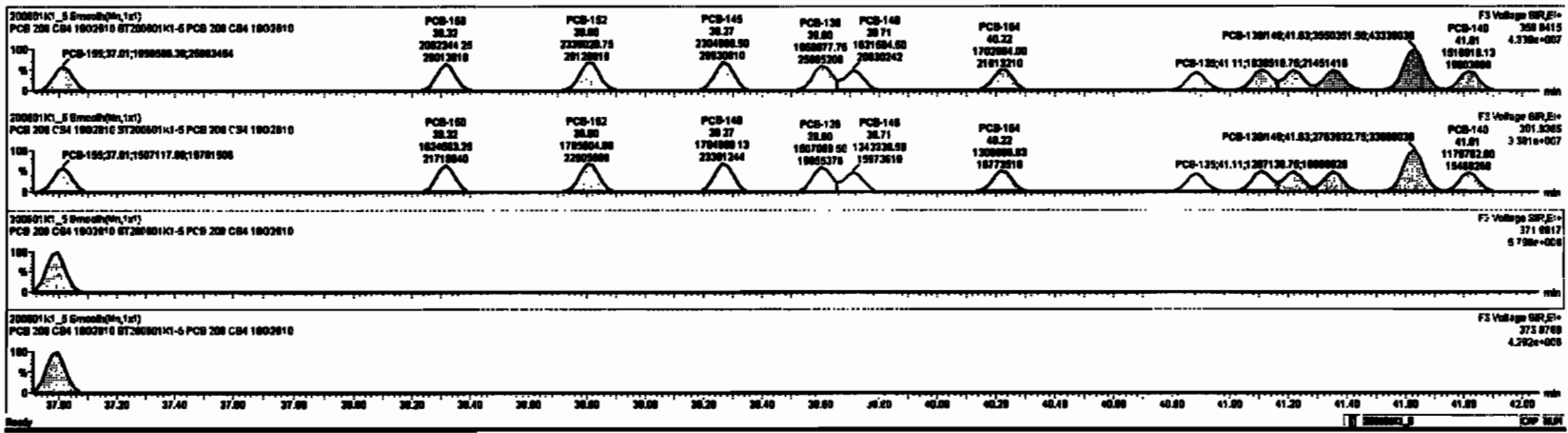
PFK3c

200601K1_5



ID	Step	Step	RM	RM	OFF	Calcd	Revised	RE	Pres.R.	Unit	REV	PCB	Class	Usage	EA	EMPC
222	12C-PCB-19	1.80e6	0.78	NO	1.0001	1.000	37.78	37.78	0.000	0.000	NO	87.43	87.4	0.0000		
223	12C-PCB-170	7.80e6	0.64	NO	1.0000	1.000	48.87	48.88	0.023	0.023	NO	87.18	87.2	0.1112		
224	Total Micro-PCBs				1.1000	1.000	0.00	0.000	0.000	0.000	NO	1200	0.0201	1200		
225	Total 0-PCBs				1.0000	1.000	0.00	0.000	0.000	0.000	NO	8130	0.2400	8130		
226	2nd Paraffin 0-PCBs				1.0000	1.000	0.00	0.000	0.000	0.000	NO	3407	0.1100	3407		
227	2nd Paraffin 0-PCBs				0.8000	1.000	0.00	0.000	0.000	0.000	NO	8774	0.0800	8774		
228	Total Tube-PCBs				1.8776	1.000	0.00	0.000	0.000	0.000	NO	17000	1.37	17000		
229	2nd Paraffin Tube-PCBs				1.2187	1.000	0.00	0.000	0.000	0.000	NO	17000	0.8001	17000		
230	4th Paraffin Tube-PCBs				1.8735	1.000	0.00	0.000	0.000	0.000	NO	2128	0.2800	2128		
231	Total Paraffin Tube-PCBs				1.8735	1.000	0.00	0.000	0.000	0.000	NO	2128	0.2800	2128		
232	4th Paraffin Tube-PCBs				1.8735	1.000	0.00	0.000	0.000	0.000	NO	2128	0.2800	2128		
233	Total Micro-PCBs				1.2000	1.000	0.00	0.000	0.000	0.000	NO	99000	4.00	100000		

ID	Step	Step	RM	RM	OFF	Calcd	Revised	RE	Pres.R.	Unit	REV	PCB	Class
80	PCB-100	37.80	37.81	1.800e6	1.800e6	1.200	1.20	NO	421.44	421.44			
90	PCB-100	38.30	38.30	2.000e6	1.800e6	1.200	1.20	NO	438.00	438.00			
100	PCB-100	38.80	38.80	2.200e6	1.700e6	1.200	1.20	NO	441.00	441.00			
110	PCB-140	38.30	38.27	1.200e6	1.200e6	1.200	1.20	NO	438.00	438.00			
120	PCB-130	38.80	38.80	1.800e6	1.200e6	1.200	1.20	NO	431.00	431.00			
130	PCB-140	38.70	38.71	1.800e6	1.200e6	1.200	1.20	NO	438.70	438.70			
140	PCB-100	40.20	40.20	1.200e6	1.200e6	1.200	1.20	NO	418.00	418.00			
150	PCB-100	40.80	40.80	1.400e6	1.500e6	1.200	1.20	NO	418.30	418.30			
160	PCB-130	41.10	41.11	1.800e6	1.200e6	1.200	1.20	NO	400.00	400.00			

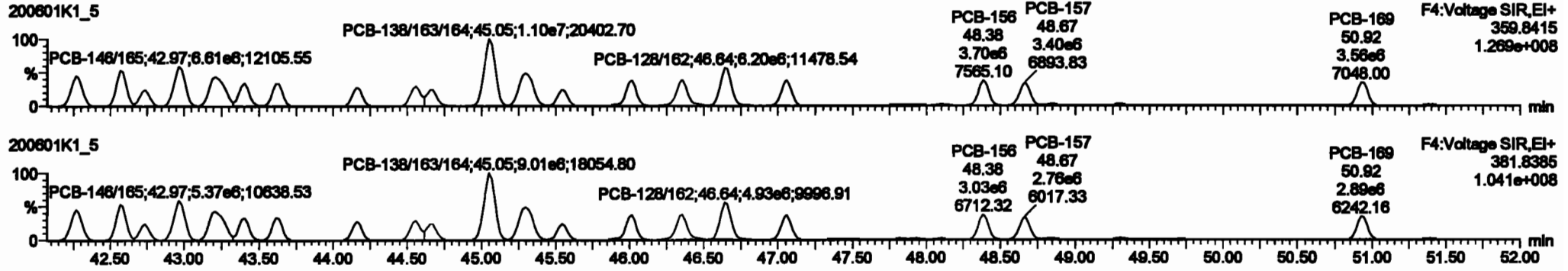


Dataset: Untitled

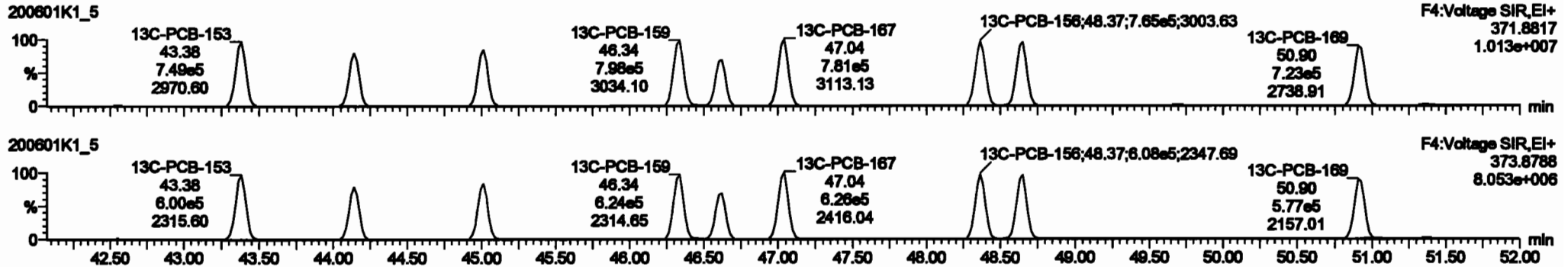
Last Altered: Tuesday, June 02, 2020 10:33:30 Pacific Daylight Time
Printed: Tuesday, June 02, 2020 10:35:13 Pacific Daylight Time

Name: 200601K1_5, Date: 01-Jun-2020, Time: 16:20:32, ID: ST200601K1-5 PCB 209 CS4 19G2610, Description: PCB 209 CS4 19G2610

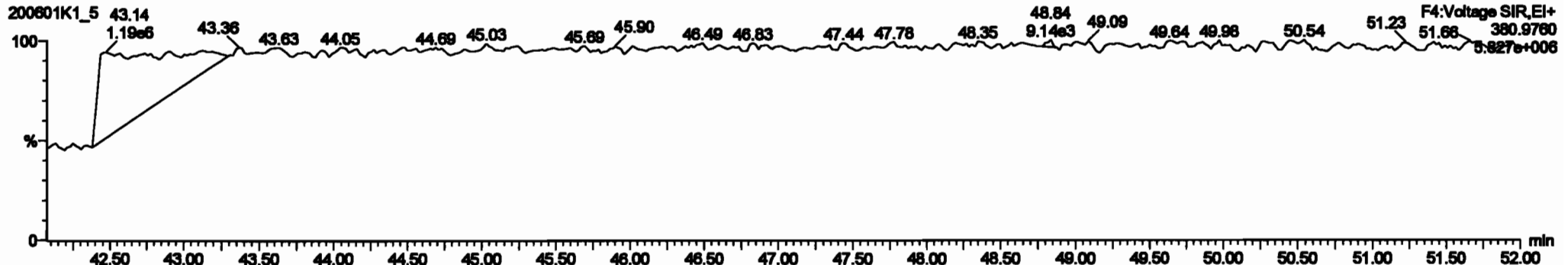
PCB-134/143



13C-PCB-153

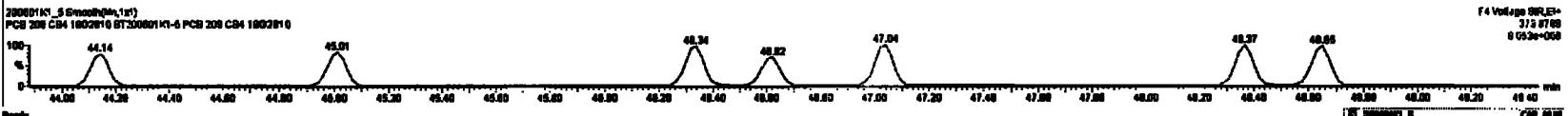
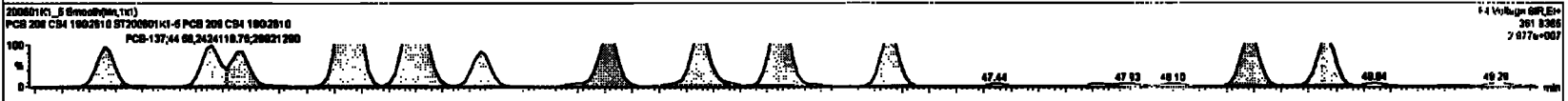
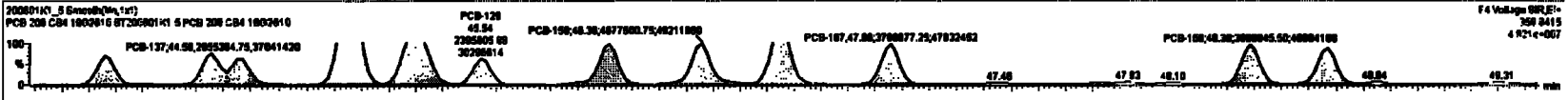


PFK4b



#	#	Mass	Ratio	Area	Height	Width	Area%	Height%	Area%	Height%	Area%	Height%
222	13C-PCB-78	1.80e5	0.78	ND	1.80e5	1.80e5	37.76	37.76	0.000	0.000	ND	07.40
223	13C-PCB-79	7.50e5	0.44	ND	1.00e6	1.00e6	48.07	48.08	0.000	0.000	ND	07.10
224	Total Mono-PCBs				1.80e5	1.80e5	0.00	0.00	0.000	0.000	ND	12.50
225	Total Di-PCBs				1.00e6	1.00e6	0.00	0.00	0.000	0.000	ND	01.50
226	Total Tri-PCBs				1.00e7	1.00e7	0.00	0.00	0.000	0.000	ND	24.07
227	Total Tetra-PCBs				0.00e8	1.00e8	0.00	0.00	0.000	0.000	ND	07.94
228	Total Penta-PCBs				1.07e9	1.00e9	0.00	0.00	0.000	0.000	ND	17.00
229	Total Hexa-PCBs				1.21e9	1.00e9	0.00	0.00	0.000	0.000	ND	17.00
230	Total Hepta-PCBs				1.07e9	1.00e9	0.00	0.00	0.000	0.000	ND	21.30
231	Total Octa-PCBs				0.00e0	1.00e0	0.00	0.00	0.000	0.000	ND	00.00
232	Total PCBs				1.00e7	1.00e7	0.00	0.00	0.000	0.000	ND	00.00
233	Total PCBs (Area)				1.00e7	1.00e7	0.00	0.00	0.000	0.000	ND	00.00

#	Mass	Ratio	Area	Height	Width	Area%	Height%	Area%	Height%	Area%	Height%
111	PCB-137A-49	42.30	42.30	0.013e6	4.00e6	1.240	1.24	ND	889.04	889.04	
112	PCB-137A-20	42.80	42.87	0.50e6	4.30e6	1.240	1.24	ND	891.00	891.00	
113	PCB-142	43.24	43.24	2.20e6	1.80e6	1.240	1.24	ND	438.01	438.01	
114	PCB-149B-18	43.80	43.87	0.80e6	5.50e6	1.240	1.24	ND	873.49	873.49	
115	PCB-150B-11	43.27	43.21	0.87e6	5.20e6	1.240	1.24	ND	891.26	891.26	
116	PCB-160	43.40	43.40	2.47e6	2.70e6	1.240	1.24	ND	427.00	427.00	
117	PCB-168	43.80	43.80	0.40e6	3.00e6	1.240	1.24	ND	426.70	426.70	
118	PCB-141	44.10	44.10	2.74e6	2.10e6	1.240	1.24	ND	428.40	428.40	
119	PCB-137	44.50	44.50	3.80e6	2.42e6	1.240	1.24	ND	431.50	431.50	



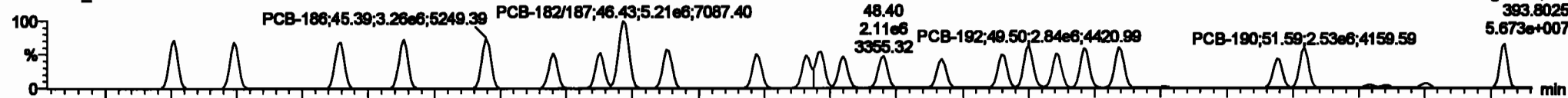
Dataset: Untitled

Last Altered: Tuesday, June 02, 2020 10:33:30 Pacific Daylight Time
Printed: Tuesday, June 02, 2020 10:35:13 Pacific Daylight Time

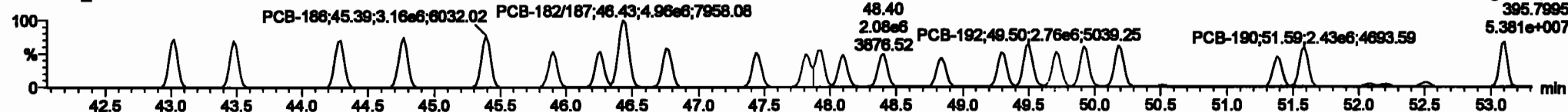
Name: 200601K1_5, Date: 01-Jun-2020, Time: 16:20:32, ID: ST200601K1-5 PCB 209 CS4 19G2610, Description: PCB 209 CS4 19G2610

PCB-188

200601K1_5




200601K1_5

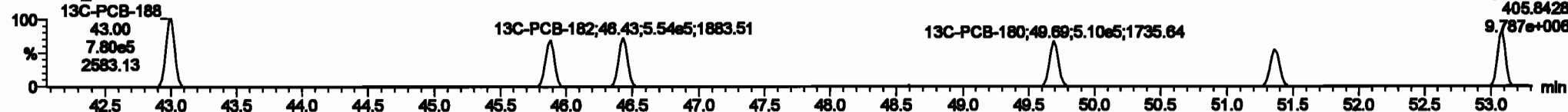


13C-PCB-188

200601K1_5

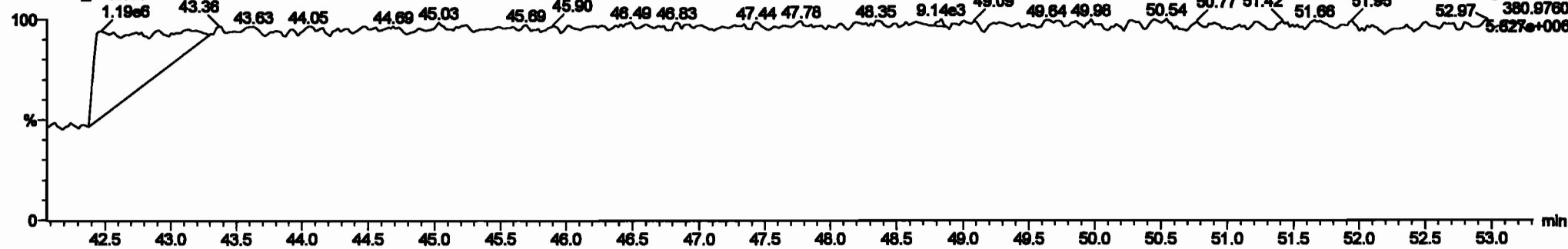


200601K1_5



PFK4c

200601K1_5



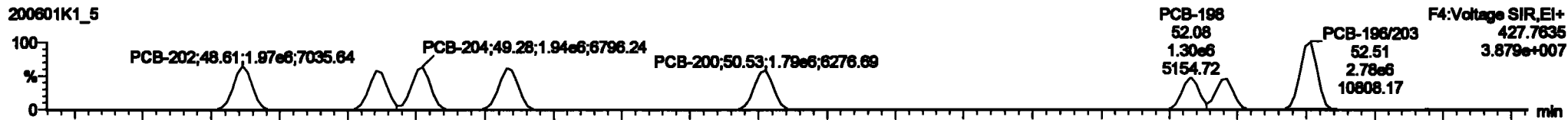
Dataset: Untitled

Last Altered: Tuesday, June 02, 2020 10:33:30 Pacific Daylight Time
Printed: Tuesday, June 02, 2020 10:35:13 Pacific Daylight Time

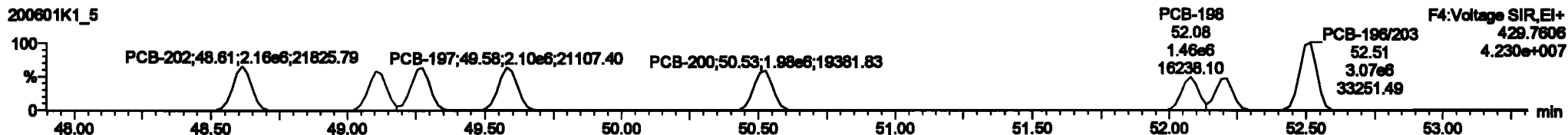
Name: 200601K1_5, Date: 01-Jun-2020, Time: 16:20:32, ID: ST200601K1-5 PCB 209 CS4 19G2610, Description: PCB 209 CS4 19G2610

PCB-202

200601K1_5

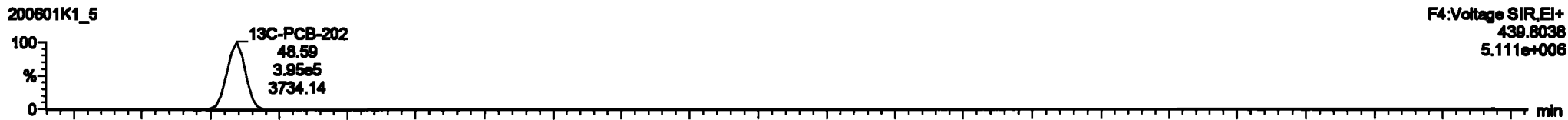


200601K1_5

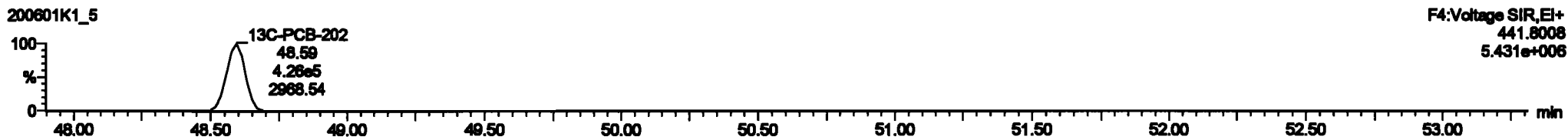


13C-PCB-202

200601K1_5

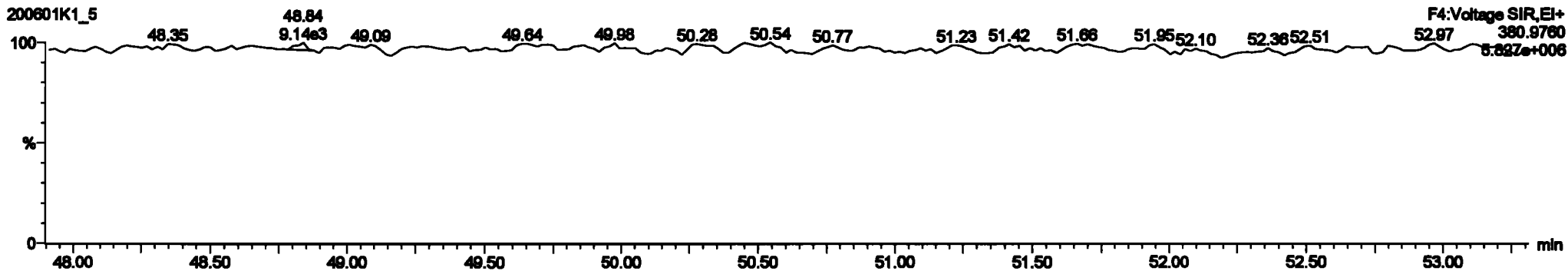


200601K1_5



PFK4d

200601K1_5



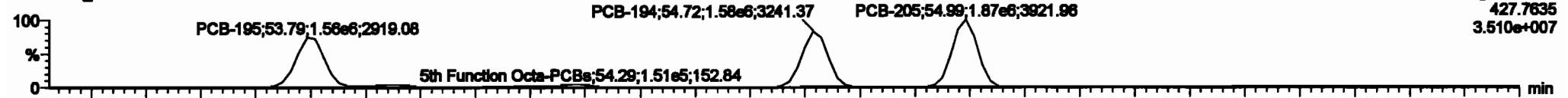
Dataset: Untitled

Last Altered: Tuesday, June 02, 2020 10:33:30 Pacific Daylight Time
Printed: Tuesday, June 02, 2020 10:35:13 Pacific Daylight Time

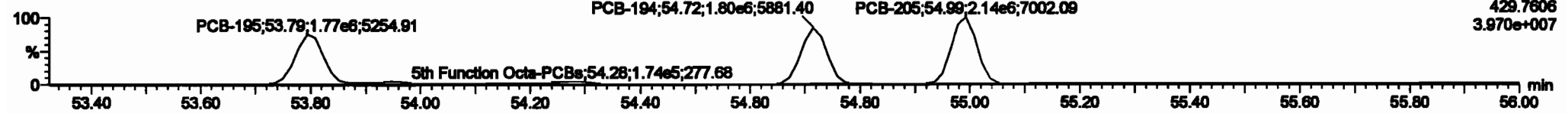
Name: 200601K1_5, Date: 01-Jun-2020, Time: 16:20:32, ID: ST200601K1-5 PCB 209 CS4 19G2610, Description: PCB 209 CS4 19G2610

PCB-195

200601K1_5

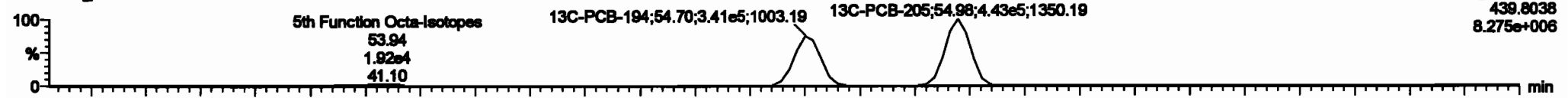


200601K1_5

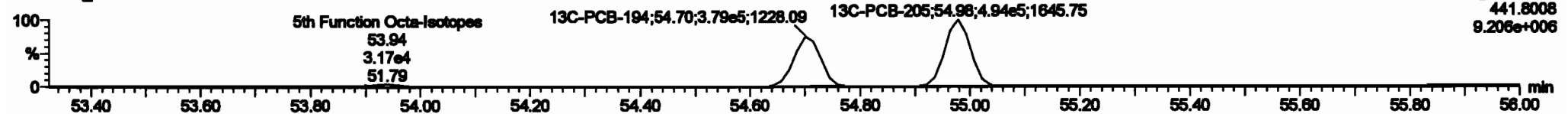


13C-PCB-194

200601K1_5

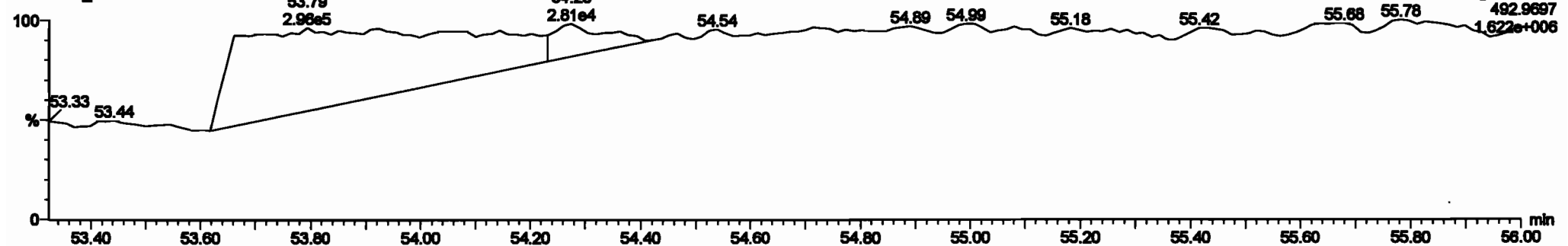


200601K1_5



PFK5a

200601K1_5



Dataset: Untitled

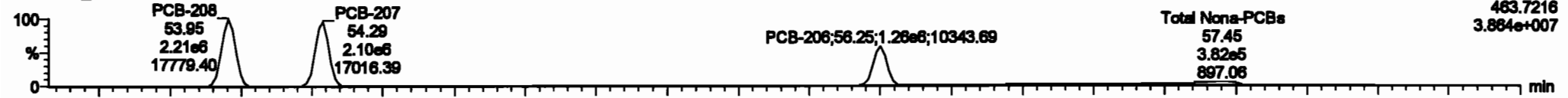
Last Altered: Tuesday, June 02, 2020 10:33:30 Pacific Daylight Time

Printed: Tuesday, June 02, 2020 10:35:13 Pacific Daylight Time

Name: 200601K1_5, Date: 01-Jun-2020, Time: 16:20:32, ID: ST200601K1-5 PCB 209 CS4 19G2610, Description: PCB 209 CS4 19G2610

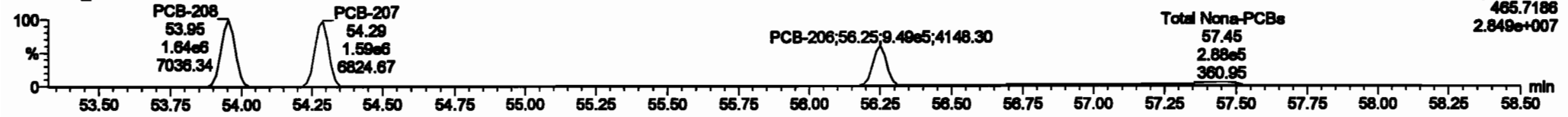
PCB-208

200601K1_5



F5:Voltage SIR,EI+
463.7216
3.864e+007


200601K1_5



F5:Voltage SIR,EI+
465.7186
2.849e+007


13C-PCB-208

200601K1_5



F5:Voltage SIR,EI+
473.7648
7.233e+006

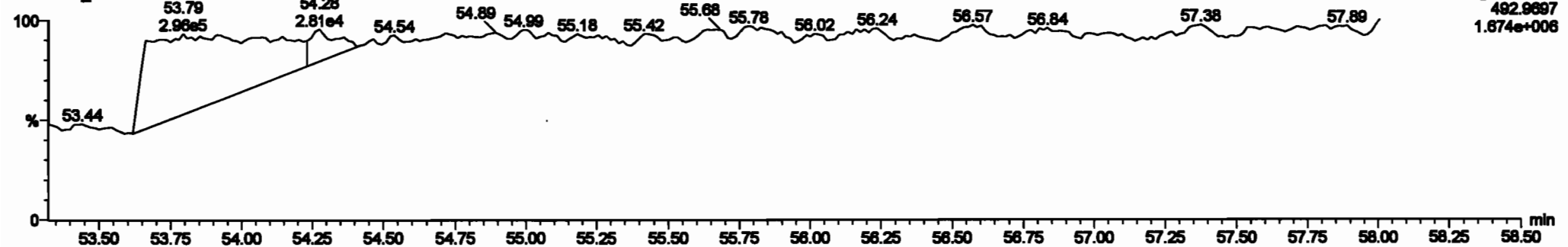
200601K1_5



F5:Voltage SIR,EI+
475.7619
9.275e+006

PFK5

200601K1_5



F5:Voltage SIR,EI+
492.9697
1.674e+006


Dataset: Untitled

Last Altered: Tuesday, June 02, 2020 10:33:30 Pacific Daylight Time
Printed: Tuesday, June 02, 2020 10:35:13 Pacific Daylight Time


Name: 200601K1_5, Date: 01-Jun-2020, Time: 16:20:32, ID: ST200601K1-5 PCB 209 CS4 19G2610, Description: PCB 209 CS4 19G2610

PCB-209

200601K1_5




200601K1_5

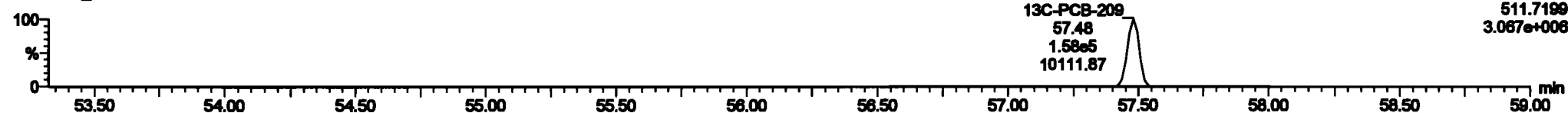


13C-PCB-209

200601K1_5

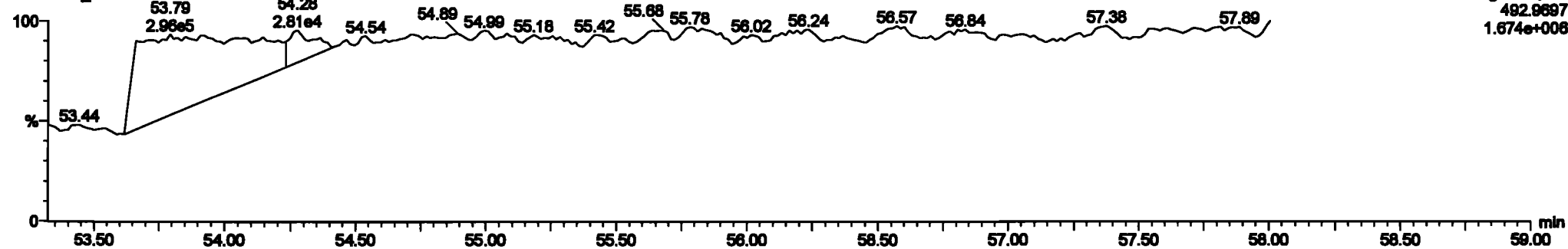


200601K1_5



PFK5b

200601K1_5



Dataset: Untitled

Last Altered: Tuesday, June 02, 2020 10:33:30 Pacific Daylight Time

Printed: Tuesday, June 02, 2020 10:35:13 Pacific Daylight Time


Name: 200601K1_6, Date: 01-Jun-2020, Time: 17:21:13, ID: ST200601K1-6 PCB 209 CS5 19G2611, Description: PCB 209 CS5 19G2611

PCB-1

200601K1_6



200601K1_6



13C-PCB-1

200601K1_6

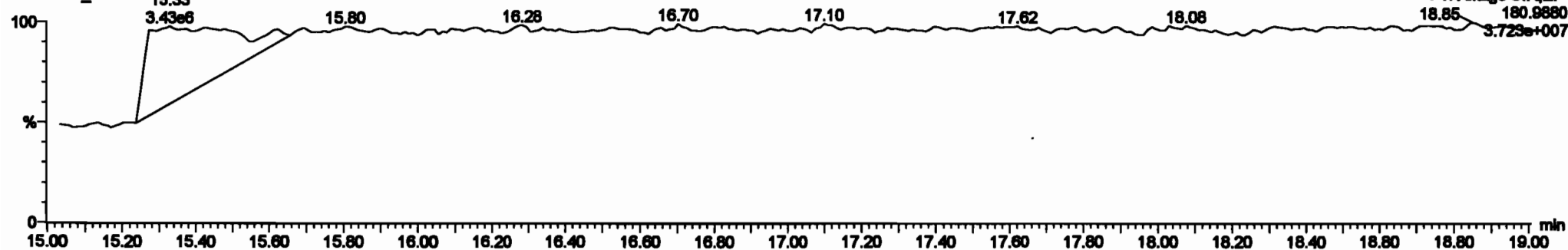


200601K1_6



PFK1

200601K1_6

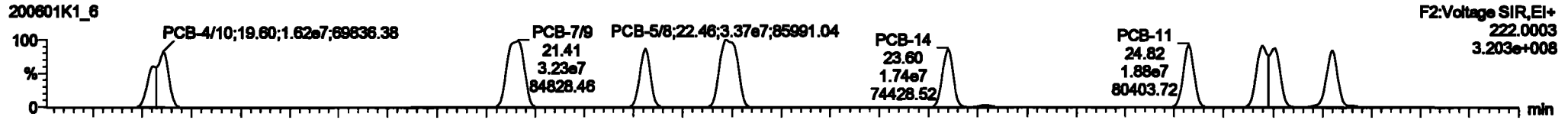


Dataset: Untitled

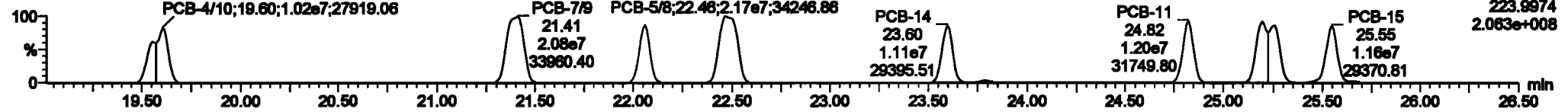
Last Altered: Tuesday, June 02, 2020 10:33:30 Pacific Daylight Time
Printed: Tuesday, June 02, 2020 10:35:13 Pacific Daylight Time

Name: 200601K1_6, Date: 01-Jun-2020, Time: 17:21:13, ID: ST200601K1-6 PCB 209 CS5 19G2811, Description: PCB 209 CS5 19G2811

PCB-4/10



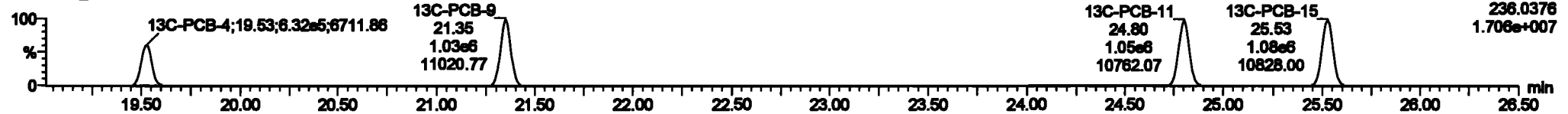
200601K1_6



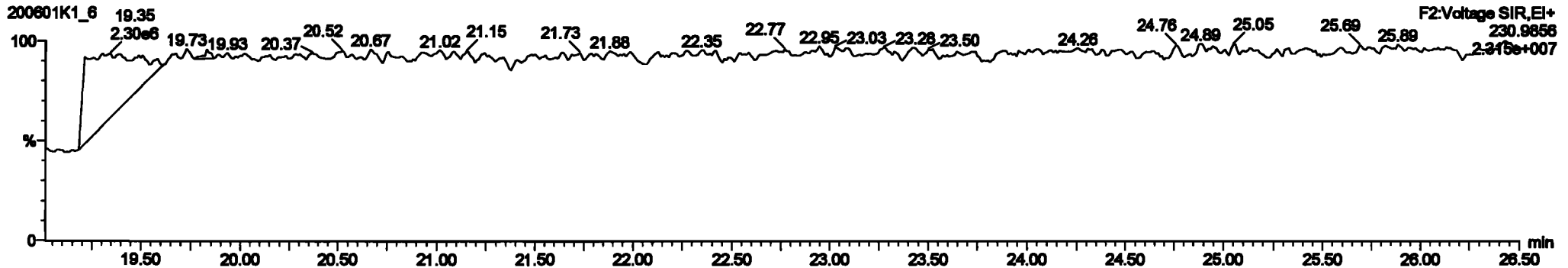
13C-PCB-4



200601K1_6






PFK2a



ID	Sample	Comp	SN	Qty	Wgt	Vol%P	PresWt	Wt	PctWt	Wgt	PresWt	Comp	SN	Wgt	PresWt
226	12C-PCB-325	1.29e8	0.92	NO	1.2000	1.2000	94.99	94.99	1.2000	0.0000	NO	102.0	100	0.120	
227	12C-PCB-79	2.05e8	0.79	NO	1.2000	1.2000	37.70	37.70	1.2000	1.2000	NO	107.0	100	0.205	
228	12C-PCB-478	7.79e8	0.48	NO	1.2000	1.2000	48.00	48.00	0.0000	0.0000	NO	88.0	88.0	0.100	
229	12C-PCB-78	3.05e8	0.78	NO	1.2021	1.2021	37.70	37.70	0.0000	0.0000	NO	88.0	88.0	0.305	
230	12C-PCB-478	7.79e8	0.48	NO	1.2000	1.2000	48.00	48.00	0.0000	0.0000	NO	84.0	84.0	0.800	
231	Total Mass-PCBs				1.2000	1.2000	0.00	0.00	0.0000	0.0000	NO	390	390	0.8097	3180
232	2nd Purallon TM-PCBs				1.0000	1.0000	0.00	0.00	0.0000	0.0000	NO	6204	6204	0.120	6204
233	3rd Purallon TM-PCBs				0.0000	1.0000	0.00	0.00	0.0000	0.0000	NO	18910	18910	0.000	18910
234	Total Yellu-PCBs				1.0078	1.0000	0.00	0.00	0.0000	0.0000	NO	43000	43000	2.30	43000
235	3rd Purallon Purba-PCBs				1.3107	1.0000	0.00	0.00	0.0000	0.0000	NO	43000	43000	9.00	43000
236	Total Purallon Purba-PCBs				1.1928	1.0000	0.00	0.00	0.0000	0.0000	NO	5001	5001	0.7601	5001

ID	Sample	PresWt	Wt	Vol%	PresWt	Wt	Vol%	PresWt	Wt	Vol%	PresWt	Wt	Vol%
1	PCB-48	18.81	18.80	2.81e7	1.88e7	1.88	1.88	NO	2114.3	2114.3			
2	PCB-78	21.41	21.41	3.28e7	3.28e7	1.88	1.88	NO	2189.4	2189.4			
3	PCB-8	22.08	22.08	1.71e7	1.71e7	1.88	1.88	NO	1048.8	1048.8			
4	PCB-58	22.48	22.48	3.37e7	3.37e7	1.88	1.88	NO	2120.9	2120.9			
5	PCB-14	23.81	23.80	1.32e7	1.32e7	1.88	1.87	NO	1881.1	1881.1			
6	PCB-11	24.82	24.82	1.87e7	1.87e7	1.88	1.87	NO	1918.7	1918.7			
7	PCB-15B	25.38	25.38	3.28e7	3.28e7	1.88	1.88	NO	2088.8	2088.8			
8	PCB-16	26.87	26.86	1.77e7	1.77e7	1.88	1.88	NO	1048.8	1048.8			

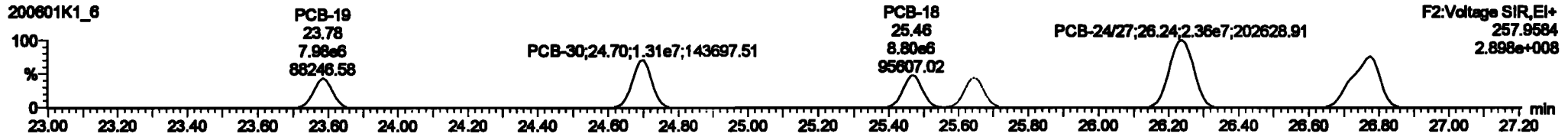


Dataset: Untitled

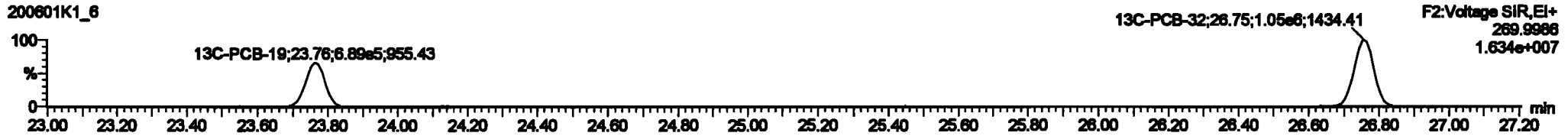

Last Altered: Tuesday, June 02, 2020 10:33:30 Pacific Daylight Time
Printed: Tuesday, June 02, 2020 10:35:13 Pacific Daylight Time

Name: 200601K1_6, Date: 01-Jun-2020, Time: 17:21:13, ID: ST200601K1-6 PCB 209 CS5 19G2611, Description: PCB 209 CS5 19G2611

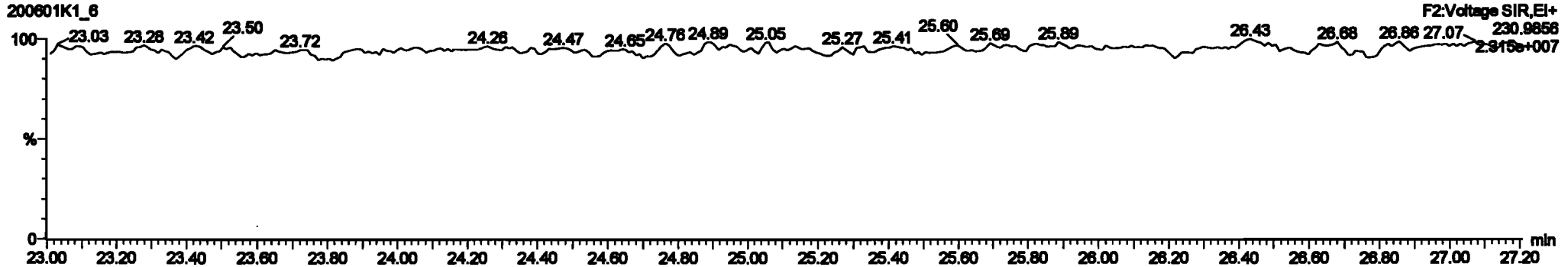
PCB-19



13C-PCB-19



PFK2b

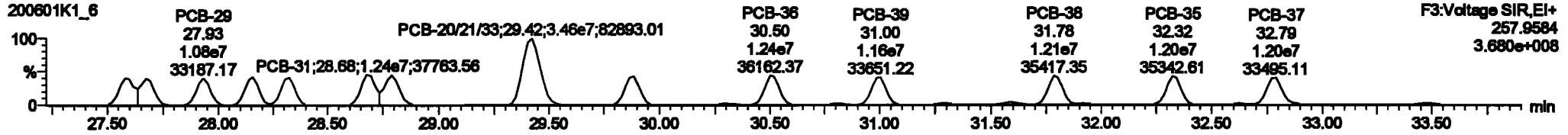
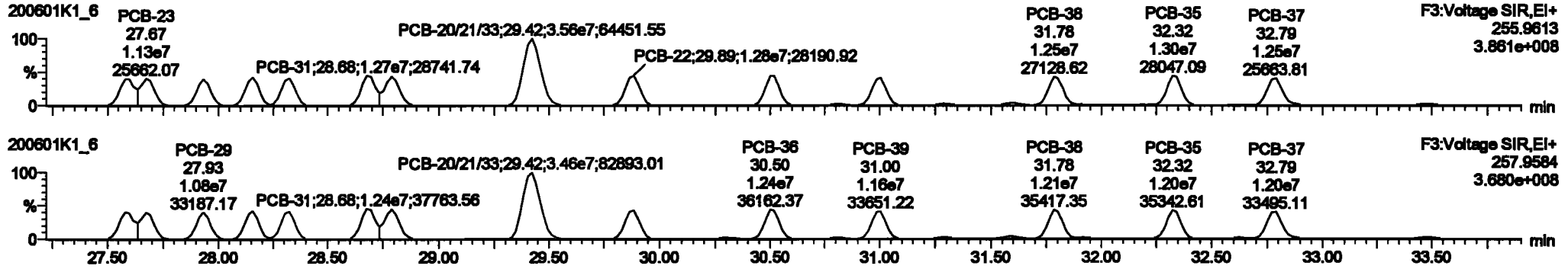


Dataset: Untitled

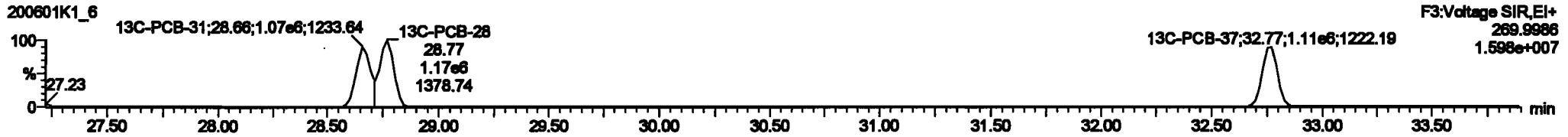
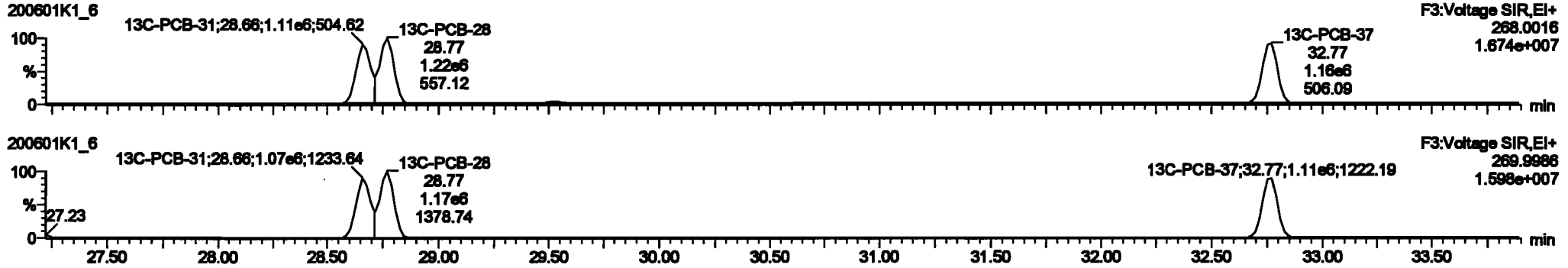
Last Altered: Tuesday, June 02, 2020 10:33:30 Pacific Daylight Time
 Printed: Tuesday, June 02, 2020 10:35:13 Pacific Daylight Time

Name: 200601K1_6, Date: 01-Jun-2020, Time: 17:21:13, ID: ST200601K1-6 PCB 209 CS5 19G2611, Description: PCB 209 CS5 19G2611

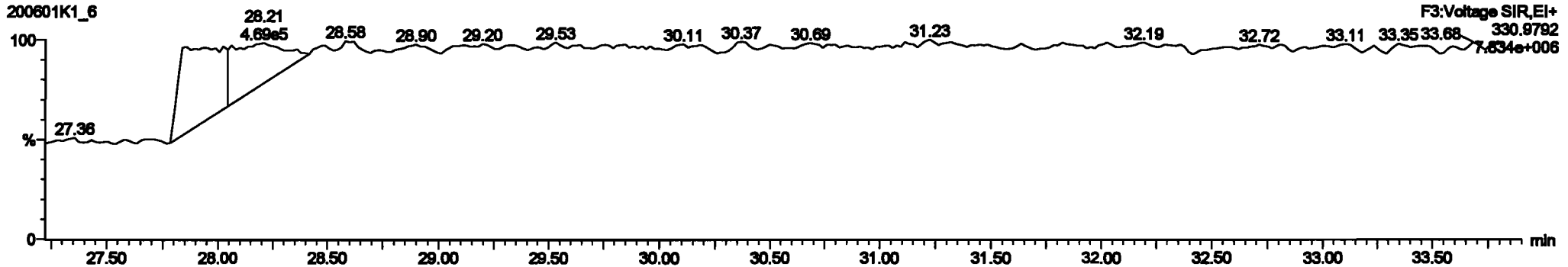
PCB-34



13C-PCB-28

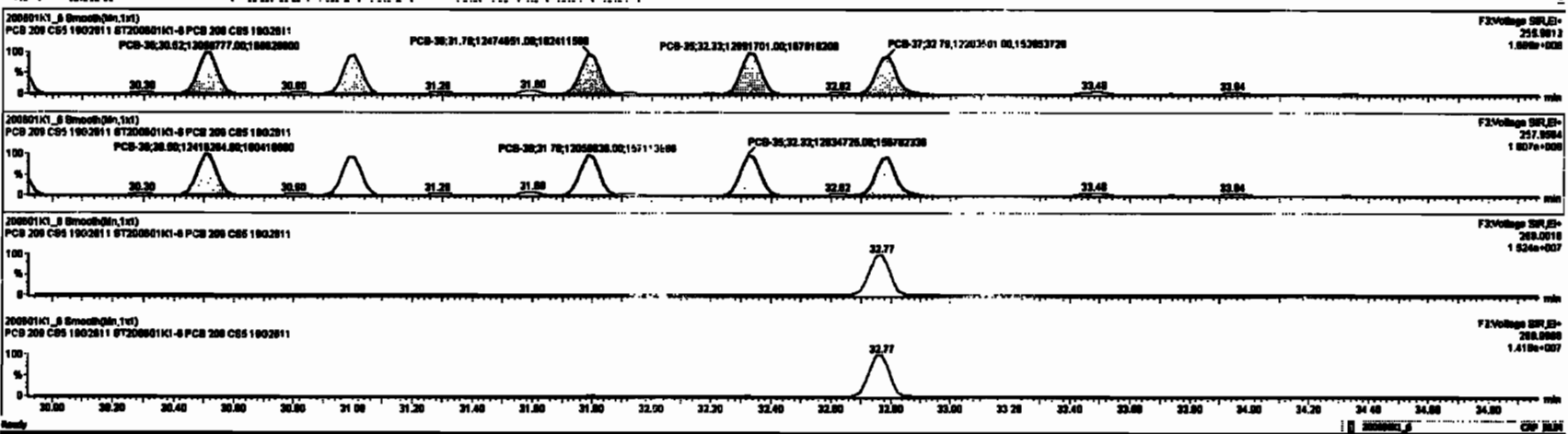


PFK3d



#	Name	Range	RA	RF	RFI	RFI	RFI	RFI	RFI	RFI	RFI	RFI	RFI	RFI	RFI	RFI	RFI	RFI
210	13C-PCB-205	1.01e6	0.82	ND	1.0000	1.000	54.80	54.80	1.000	0.800	ND	100.0	100	0.132				
220	13C-PCB-206	2.00e6	0.70	ND	1.0000	1.000	37.80	37.70	1.000	1.800	ND	101.0	101	0.0000				
230	201 13C-PCB-170	7.70e6	0.45	ND	0.7000	1.000	45.80	45.80	0.800	0.800	ND	98.07	98.1	0.103				
240	220 13C-PCB-20	2.00e6	0.70	ND	1.0001	1.000	37.70	37.70	0.800	0.800	ND	99.01	99.0	0.0040				
250	220 13C-PCB-170	7.70e6	0.45	ND	1.0000	1.000	45.87	45.80	0.800	0.800	ND	94.43	94.4	0.0094				
260	204 Total Mono-PCBs				1.1888	1.000	0.00	0.000	0.000	0.000	ND	3183		0.0407	3183			
260	204 Total Di-PCBs				1.0037	1.000	0.00	0.000	0.000	0.000	ND	12800		0.380	12800			
260	204 Total Tri-PCBs				1.0007	1.000	0.00	0.000	0.000	0.000	ND	8204		0.120	8204			
260	204 Total Tetra-PCBs				0.0000	1.000	0.00	0.000	0.000	0.000	ND	4300		2.32	4300			
260	204 Total Penta-PCBs				1.0770	1.000	0.00	0.000	0.000	0.000	ND	4200		2.00	4200			
260	204 Total Hexa-PCBs				1.3167	1.000	0.00	0.000	0.000	0.000	ND	4200		2.00	4200			
260	204 Total Hepta-PCBs				1.0704	1.000	0.00	0.000	0.000	0.000	ND	4200		2.00	4200			

#	Name	Range	RA	RF	RFI	RFI	RFI	RFI	RFI	RFI	RFI	RFI	RFI	RFI	RFI	RFI	RFI	RFI
1	16 PCB-34	27.80	27.80	1.180e7	1.180e7	1.040	1.00	ND	1001.1	1001.1								
2	18 PCB-25	27.87	27.87	1.120e7	1.080e7	1.040	1.07	ND	1000.7	1000.7								
3	20 PCB-28	27.80	27.80	1.100e7	1.080e7	1.040	1.00	ND	1003.7	1003.7								
4	21 PCB-28	28.10	28.10	1.100e7	1.140e7	1.040	1.04	ND	1004.1	1004.1								
5	22 PCB-28	28.21	28.20	1.170e7	1.130e7	1.040	1.04	ND	1018.0	1018.0								
6	23 PCB-28	28.00	28.00	1.370e7	1.300e7	1.040	1.00	ND	1014.5	1014.5								
7	24 PCB-28	28.70	28.70	1.200e7	1.270e7	1.040	1.00	ND	1004.1	1004.1								
8	25 PCB-200100	28.40	28.40	3.000e7	3.000e7	1.040	1.00	ND	2144.2	2144.2								
9	26 PCB-22	28.87	28.88	1.200e7	1.200e7	1.040	1.00	ND	1071.1	1071.1								

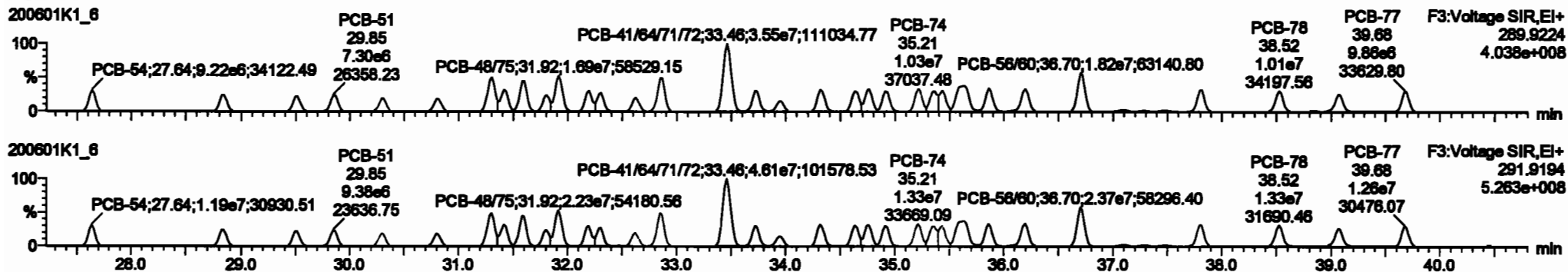


Dataset: Untitled

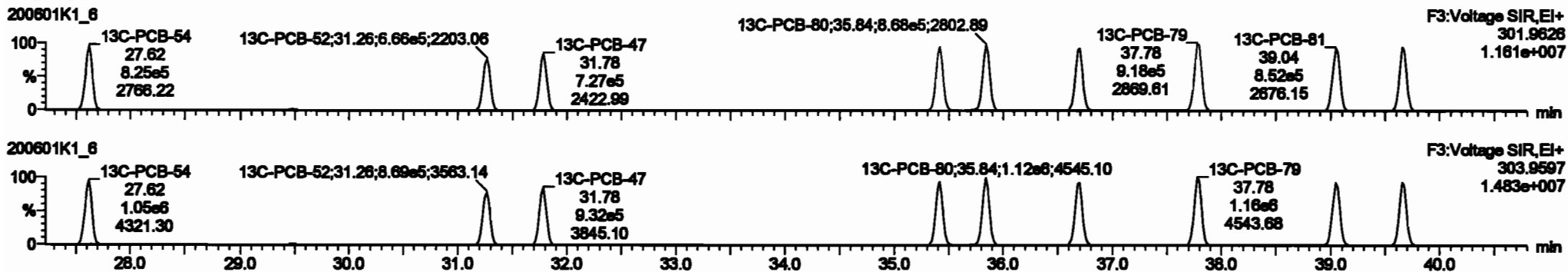
Last Altered: Tuesday, June 02, 2020 10:33:30 Pacific Daylight Time
 Printed: Tuesday, June 02, 2020 10:35:13 Pacific Daylight Time

Name: 200601K1_6, Date: 01-Jun-2020, Time: 17:21:13, ID: ST200601K1-6 PCB 209 CS5 19G2611, Description: PCB 209 CS5 19G2611

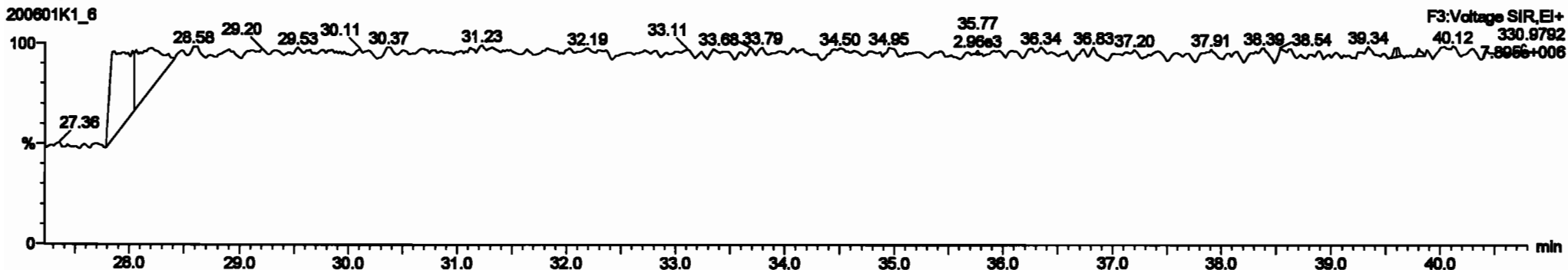
PCB-54



13C-PCB-54



PFK3a



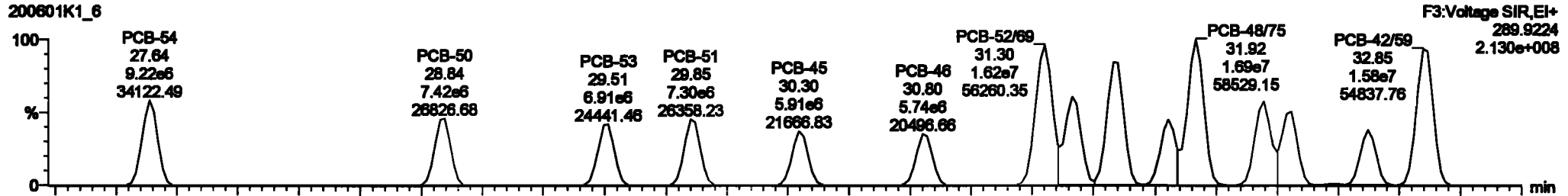
Dataset: Untitled

Last Altered: Tuesday, June 02, 2020 10:33:30 Pacific Daylight Time
Printed: Tuesday, June 02, 2020 10:35:13 Pacific Daylight Time

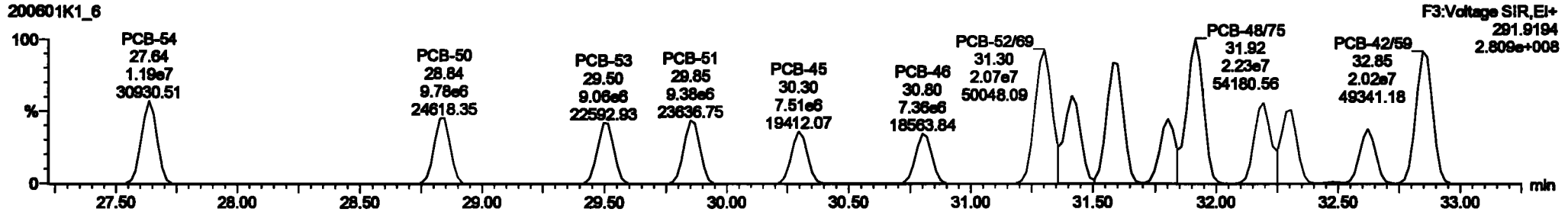
Name: 200601K1_6, Date: 01-Jun-2020, Time: 17:21:13, ID: ST200601K1-6 PCB 209 CS5 19G2611, Description: PCB 209 CS5 19G2611

PCB-50

200601K1_6



200601K1_6



13C-PCB-52

200601K1_6



200601K1_6

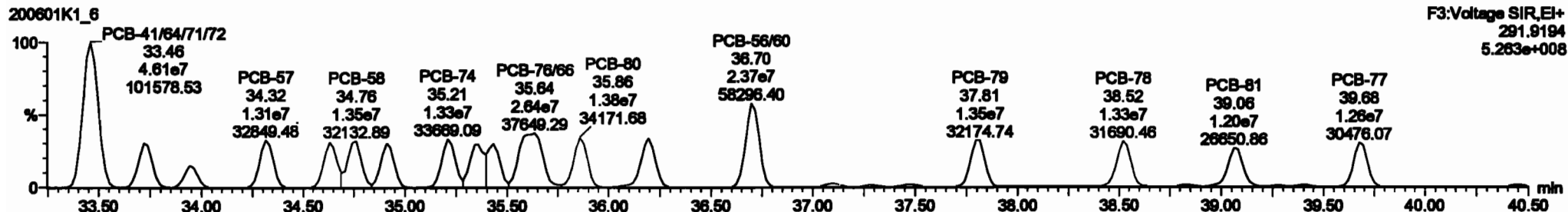
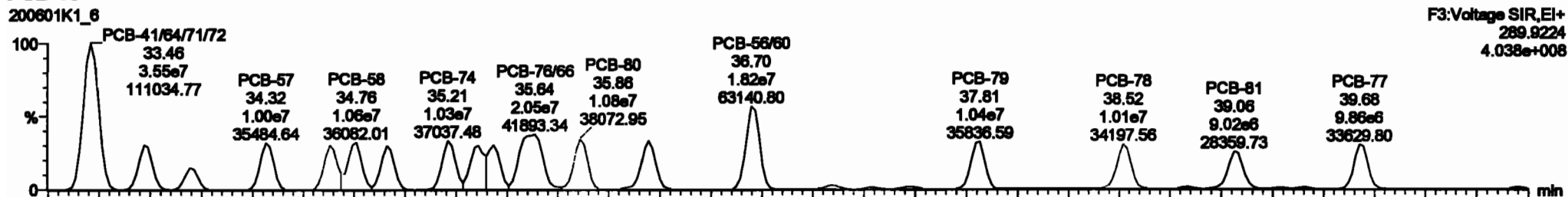


Dataset: Untitled

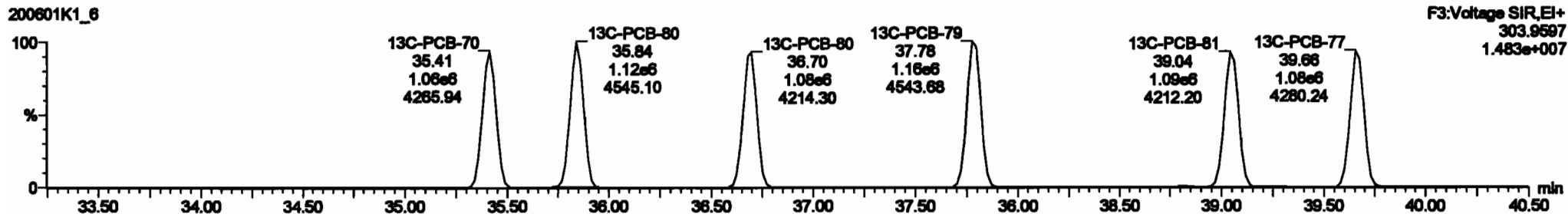
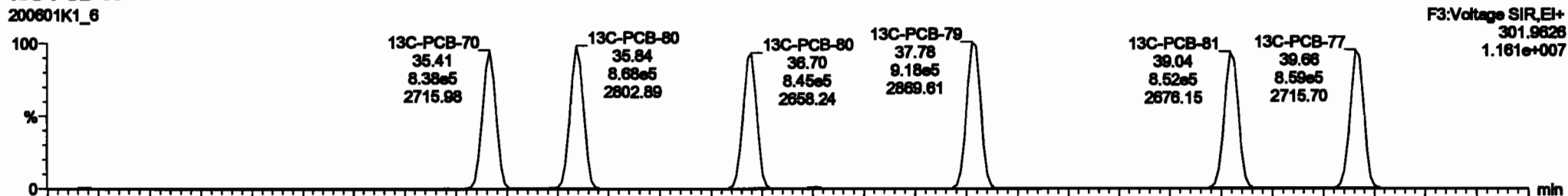
Last Altered: Tuesday, June 02, 2020 10:33:30 Pacific Daylight Time
Printed: Tuesday, June 02, 2020 10:35:13 Pacific Daylight Time

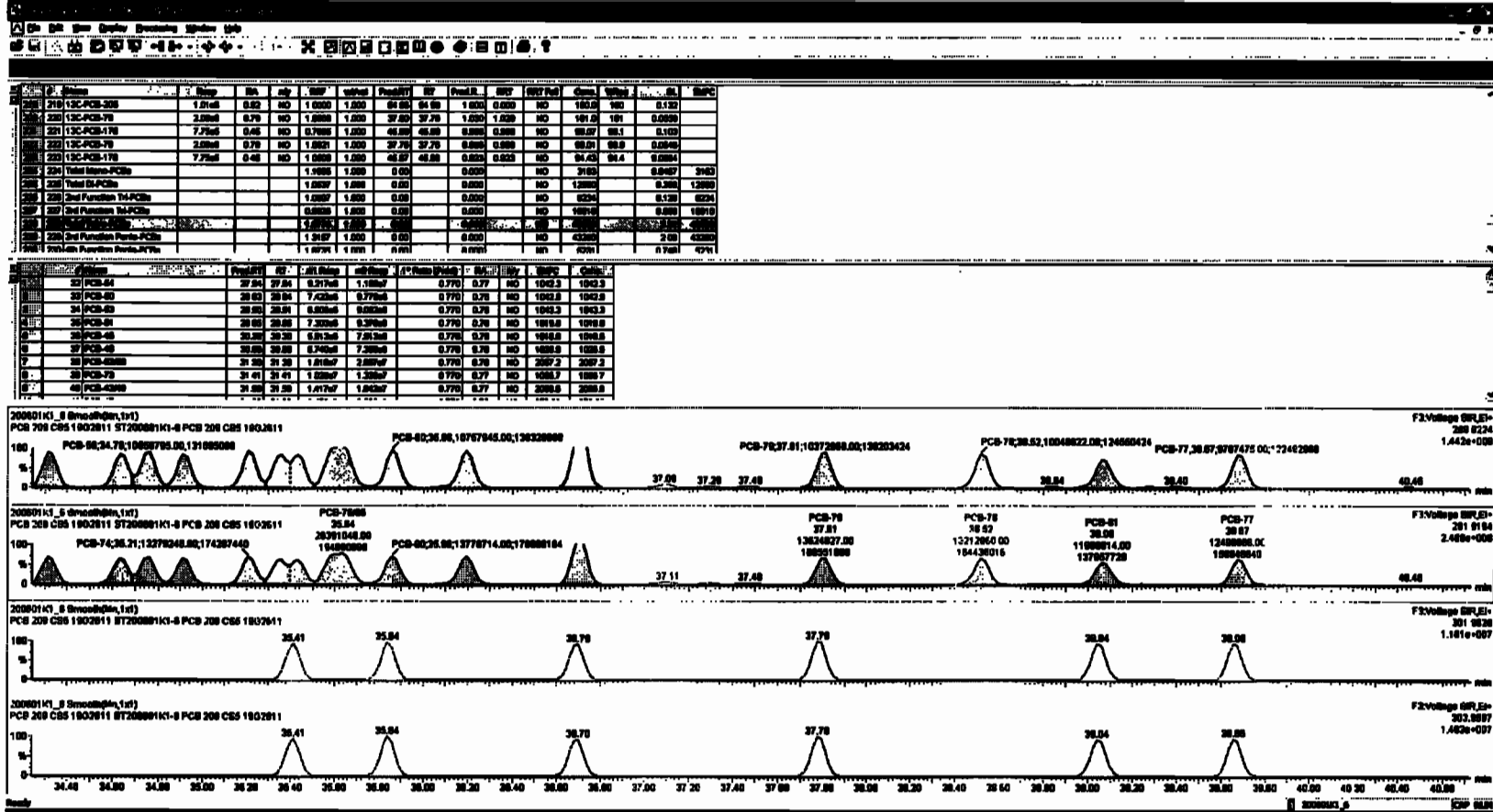
Name: 200601K1_6, Date: 01-Jun-2020, Time: 17:21:13, ID: ST200601K1-6 PCB 209 CS5 19G2611, Description: PCB 209 CS5 19G2611

PCB-68



13C-PCB-60



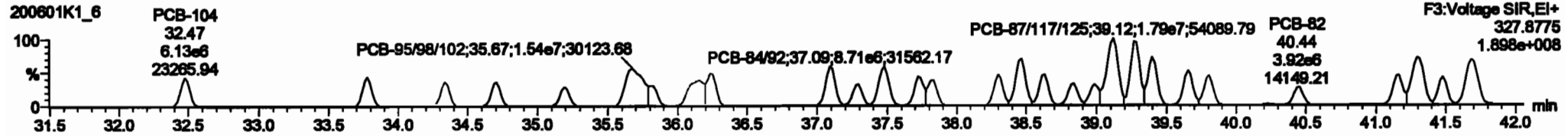
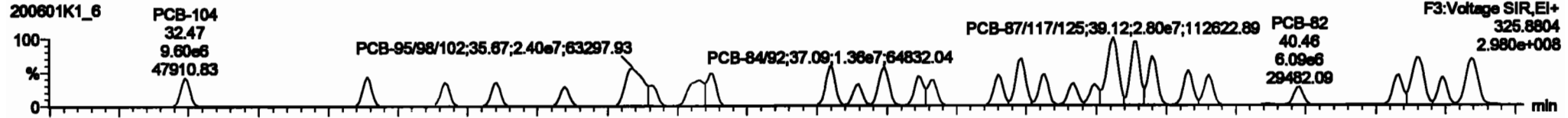


Dataset: Untitled

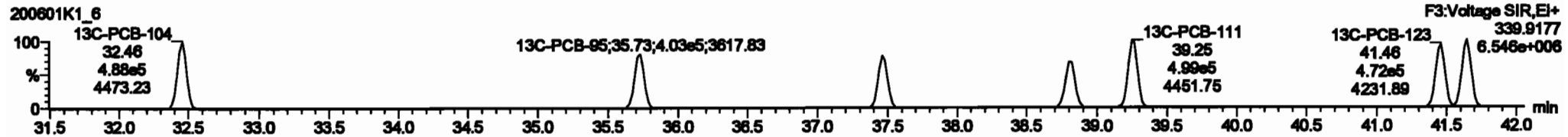
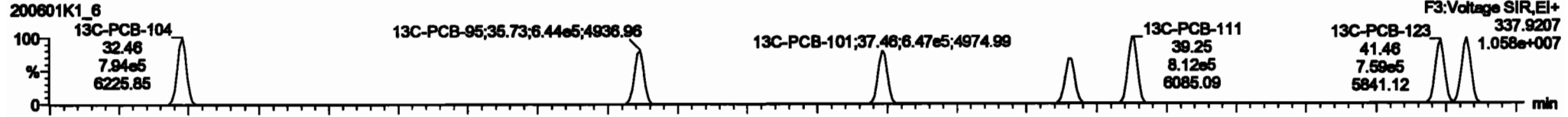
Last Altered: Tuesday, June 02, 2020 10:33:30 Pacific Daylight Time
Printed: Tuesday, June 02, 2020 10:35:13 Pacific Daylight Time

Name: 200601K1_6, Date: 01-Jun-2020, Time: 17:21:13, ID: ST200601K1-6 PCB 209 CS5 19G2611, Description: PCB 209 CS5 19G2611

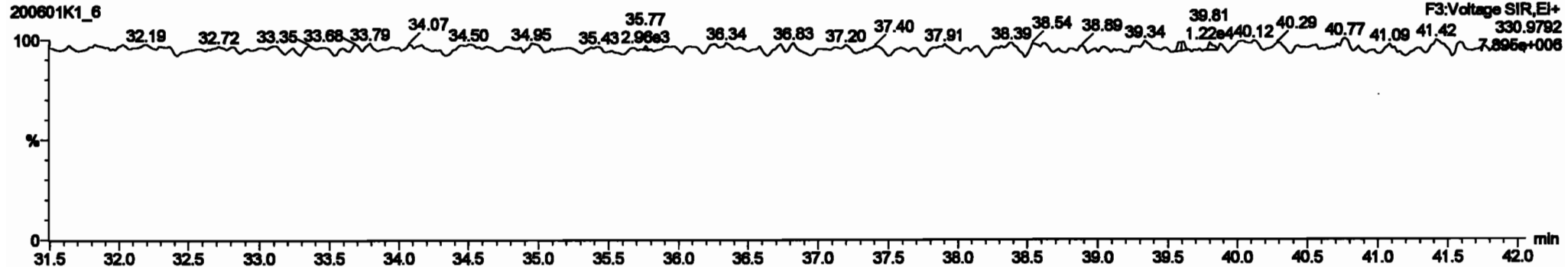
PCB-104



13C-PCB-104



PFK3b



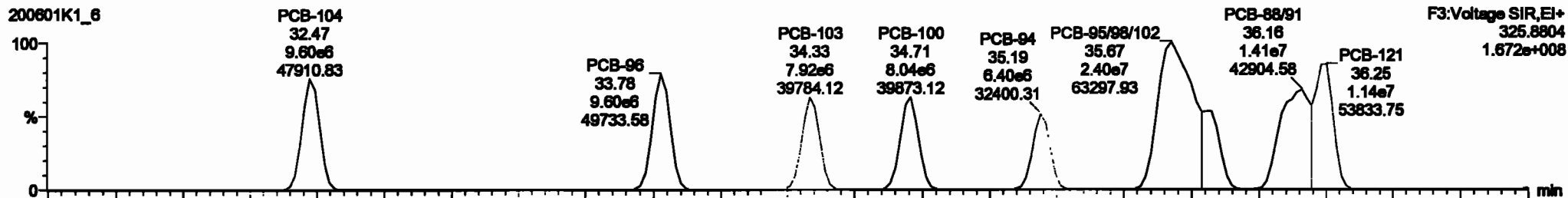
Dataset: Untitled

Last Altered: Tuesday, June 02, 2020 10:33:30 Pacific Daylight Time
Printed: Tuesday, June 02, 2020 10:35:13 Pacific Daylight Time

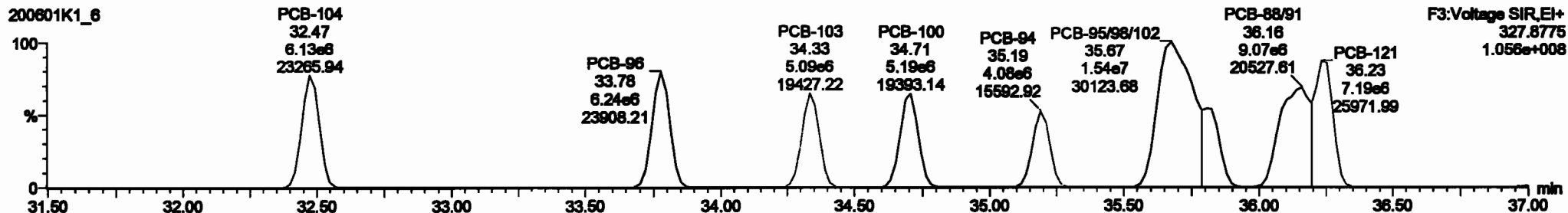
Name: 200601K1_6, Date: 01-Jun-2020, Time: 17:21:13, ID: ST200601K1-6 PCB 209 CS5 19G2611, Description: PCB 209 CS5 19G2611

PCB-96

200601K1_6



200601K1_6

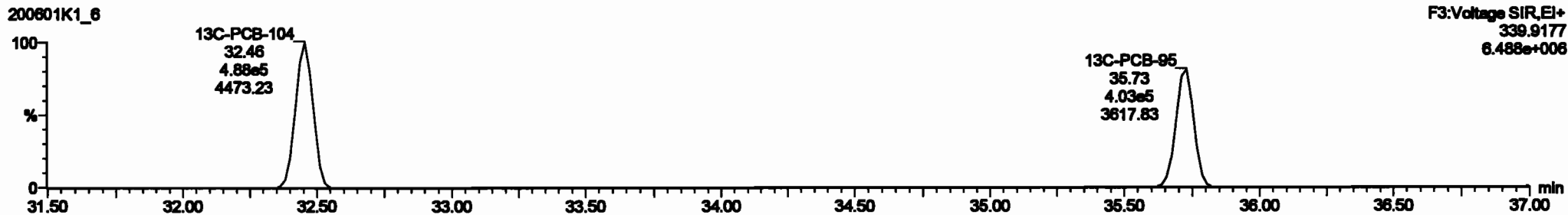


13C-PCB-95

200601K1_6



200601K1_6



Dataset: Untitled

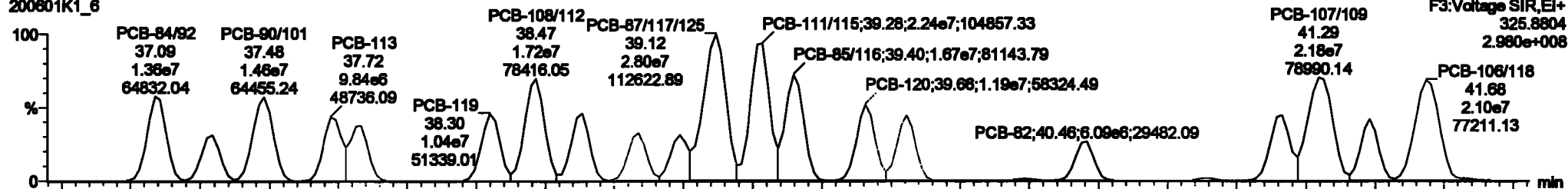
Last Altered: Tuesday, June 02, 2020 10:33:30 Pacific Daylight Time

Printed: Tuesday, June 02, 2020 10:35:13 Pacific Daylight Time

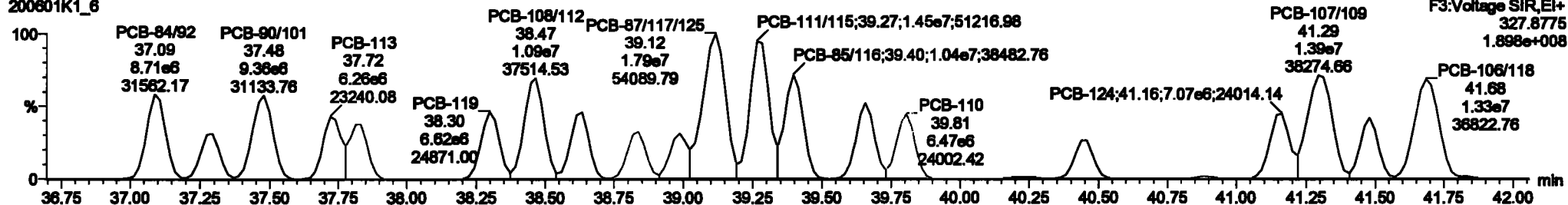
Name: 200601K1_6, Date: 01-Jun-2020, Time: 17:21:13, ID: ST200601K1-6 PCB 209 CS5 19G2611, Description: PCB 209 CS5 19G2611

PCB-119

200601K1_6

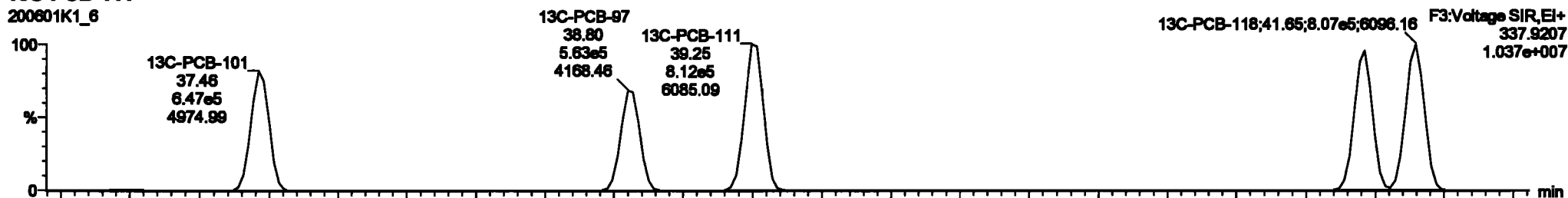


200601K1_6

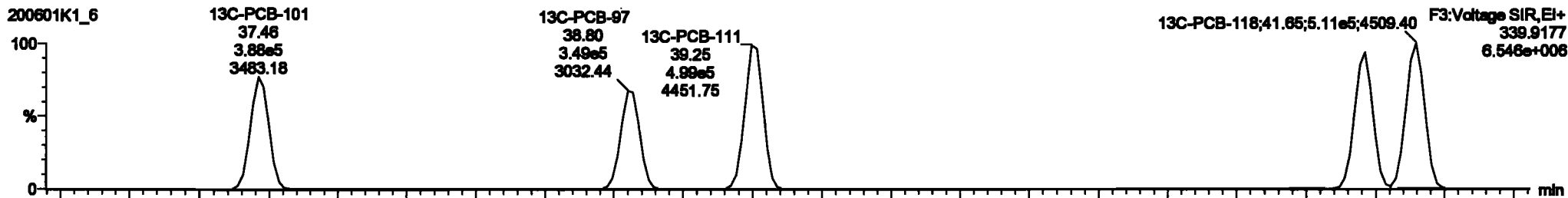


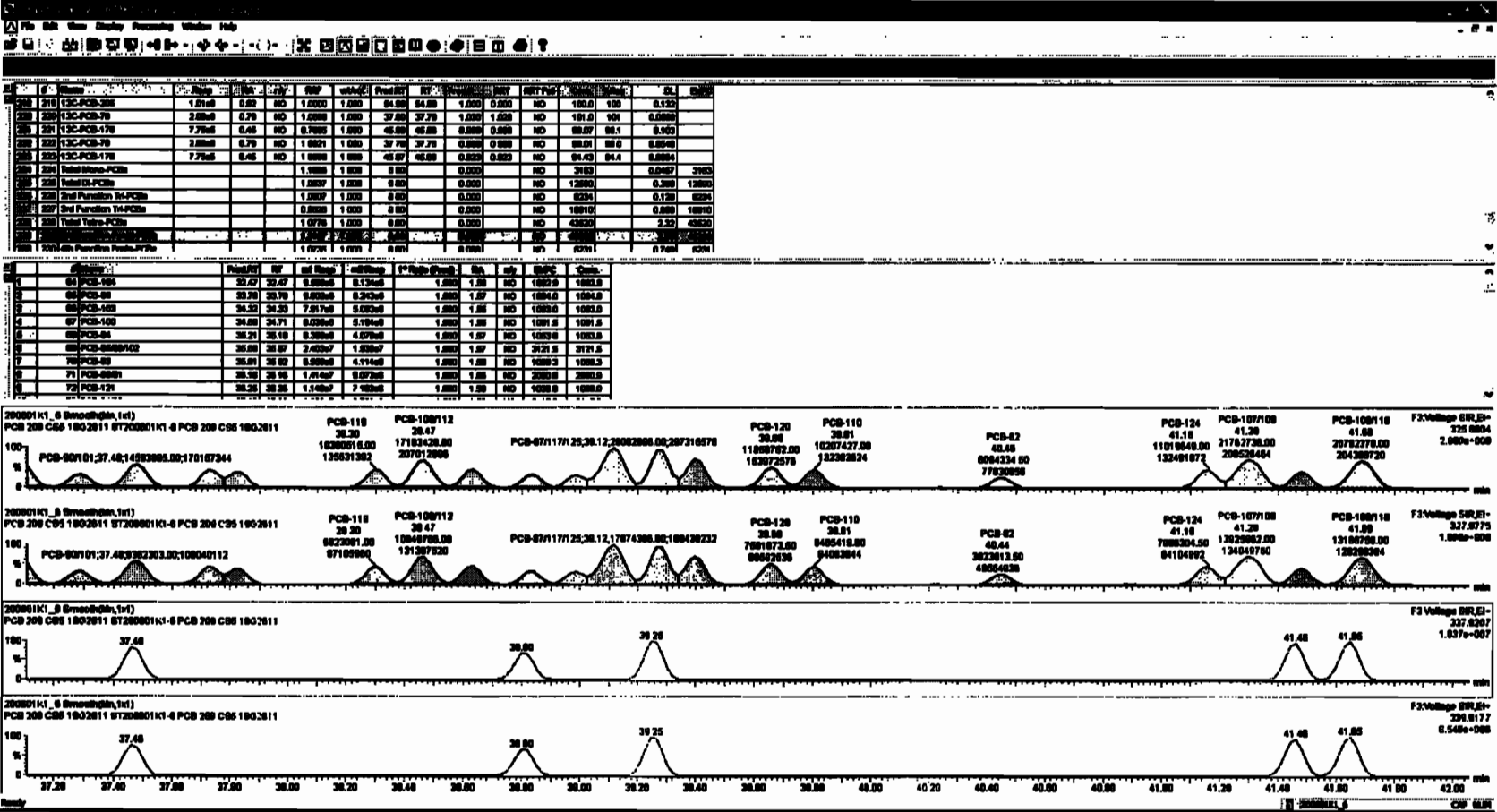
13C-PCB-111

200601K1_6



200601K1_6



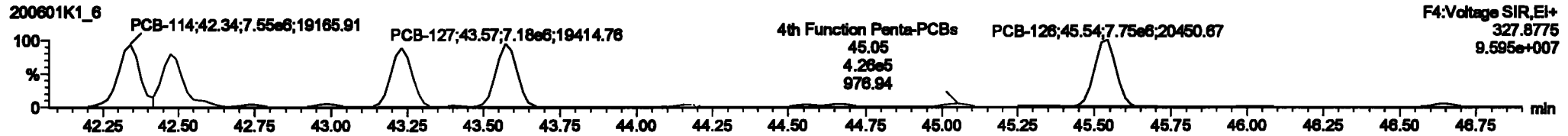



Dataset: Untitled

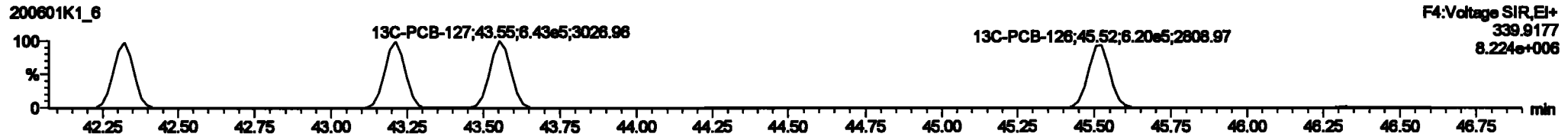
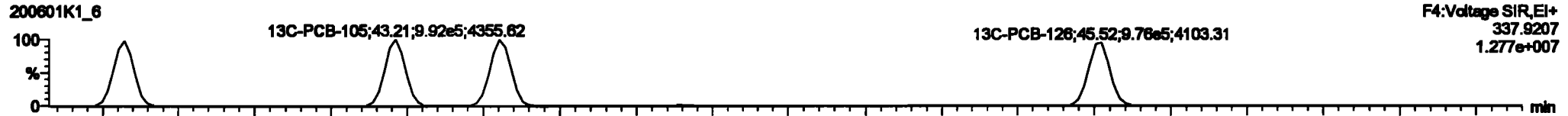
Last Altered: Tuesday, June 02, 2020 10:33:30 Pacific Daylight Time
Printed: Tuesday, June 02, 2020 10:35:13 Pacific Daylight Time

Name: 200601K1_6, Date: 01-Jun-2020, Time: 17:21:13, ID: ST200601K1-6 PCB 209 CS5 19G2611, Description: PCB 209 CS5 19G2611

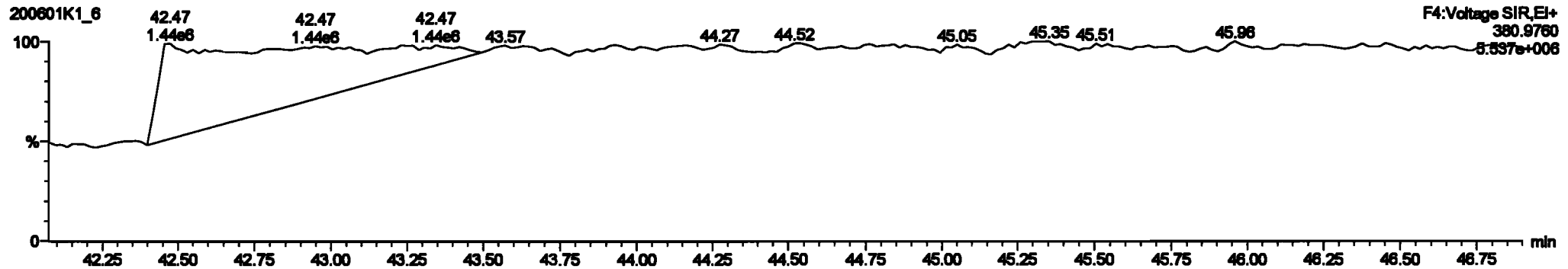
PCB-114

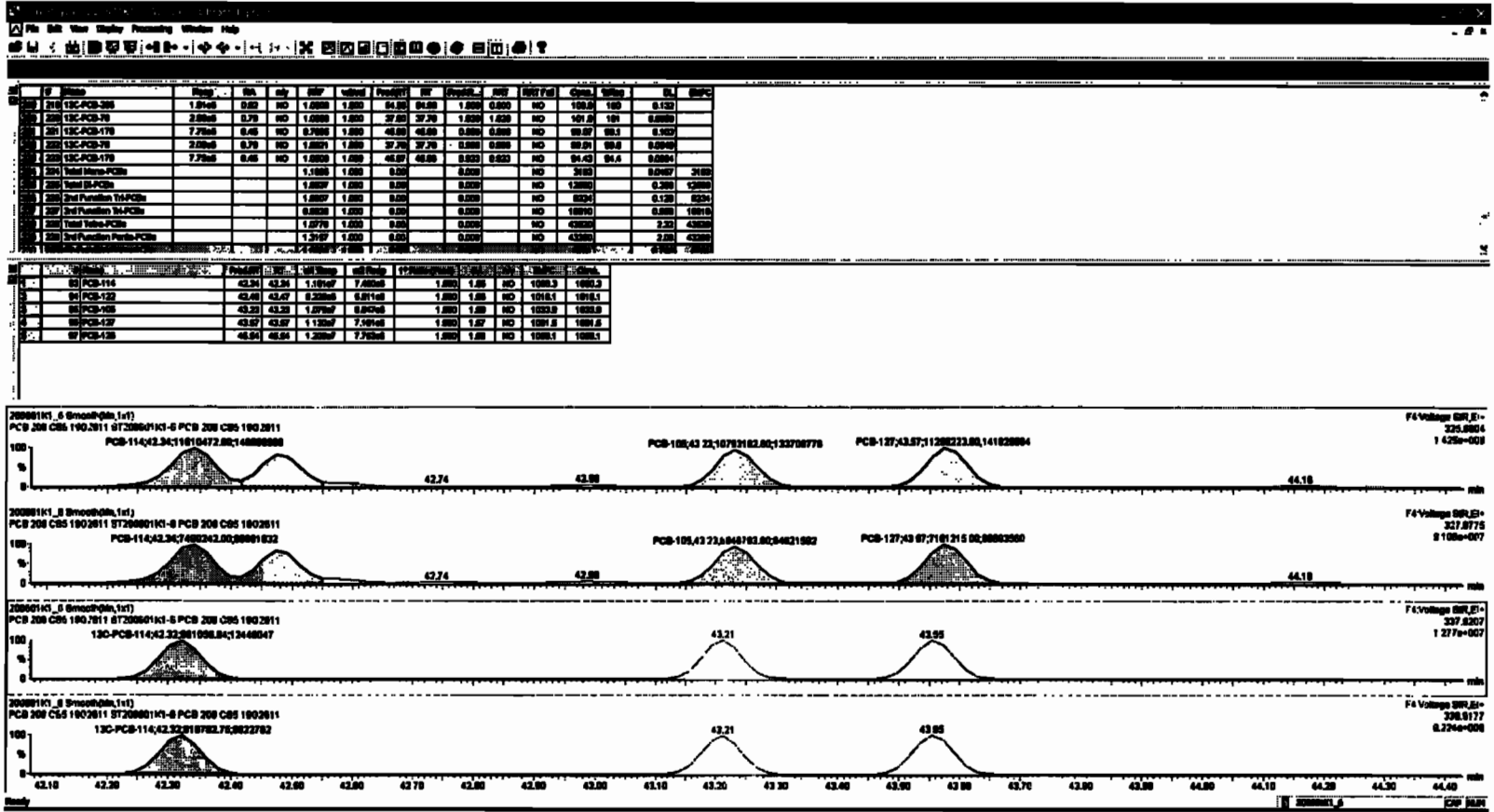


13C-PCB-114



PFK4a





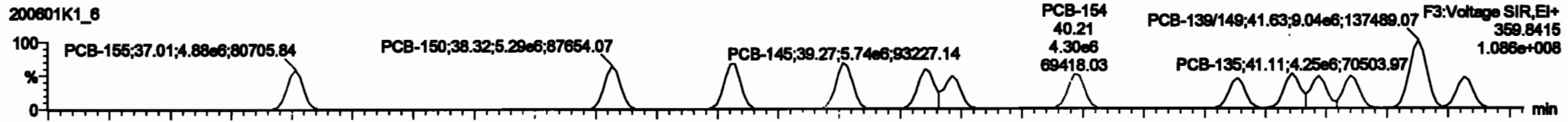
Dataset: Untitled

Last Altered: Tuesday, June 02, 2020 10:33:30 Pacific Daylight Time
Printed: Tuesday, June 02, 2020 10:35:13 Pacific Daylight Time

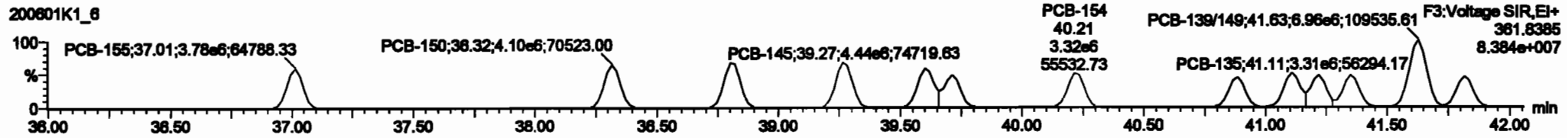
Name: 200601K1_6, Date: 01-Jun-2020, Time: 17:21:13, ID: ST200601K1-6 PCB 209 CS5 19G2611, Description: PCB 209 CS5 19G2611

PCB-155

200601K1_6




200601K1_6

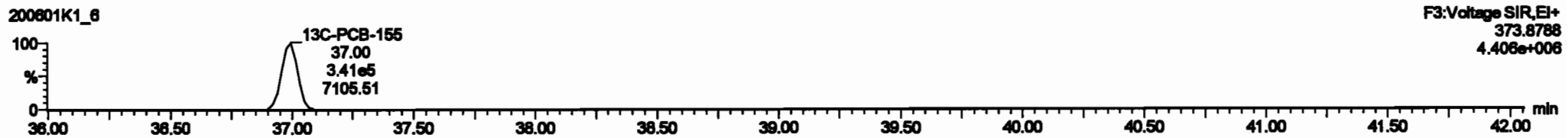


13C-PCB-155

200601K1_6

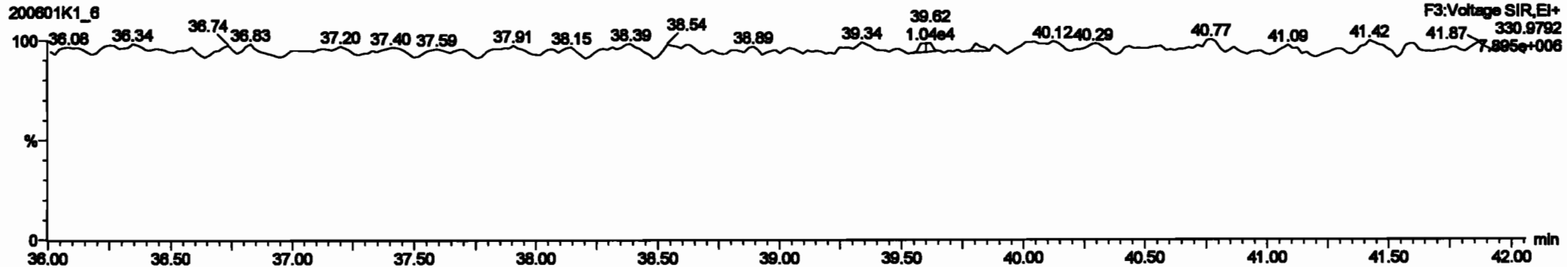


200601K1_6



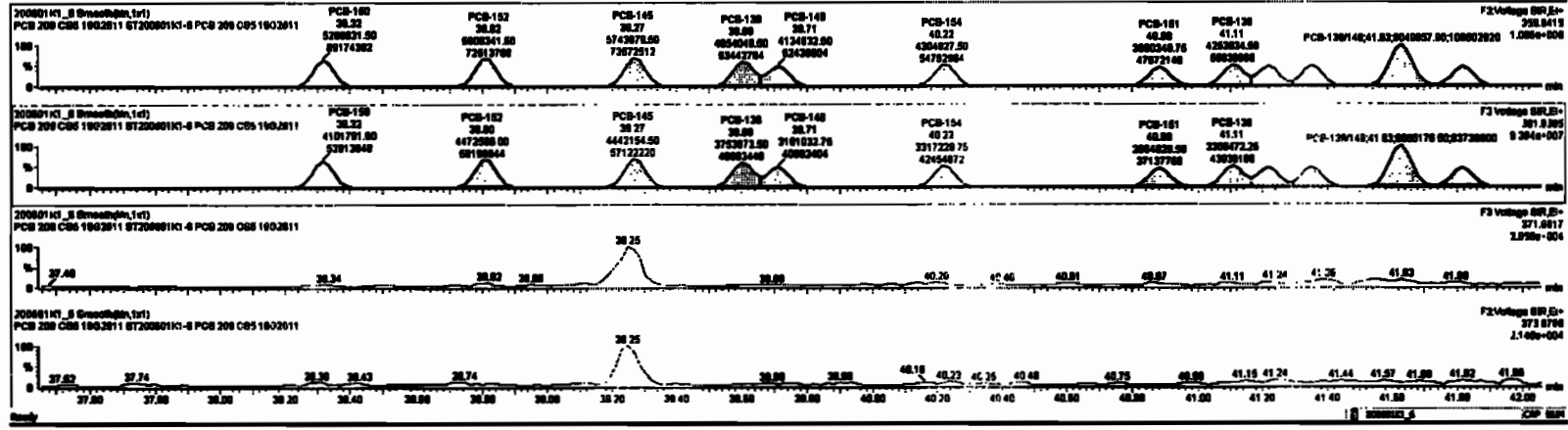
PFK3c

200601K1_6



#	Name	Step	Time	Qty	Cost	Log Cost	Quantity	SP	Unit Cost	Unit Price	Cost	SP	Unit Cost	Unit Price
1	2000 1st Full Function Home-PCBs				1.2918	1.29	0.00	0.0000	HO	28770	0.00	28770	0.00	28770
2	2000 2nd Full Function Home-PCBs				1.3091	1.30	0.00	0.0000	HO	28900	0.25	28900	0.25	28900
3	2004 4th Full Function Opts-PCBs				1.2929	1.29	0.00	0.0000	HO	9700	1.00	9700	1.00	9700
4	2000 5th Full Function Opts-PCBs				1.1488	1.15	0.00	0.0000	HO	2140	1.10	2140	1.10	2140
5	2000 Total Home-PCBs				0.8803	1.00	0.00	0.0000	HO	33094	0.787	33094	0.787	33094
6	2007 Opts-CD				0.8884	1.00	0.00	0.8884	HO	1043	0.8100	1043		
7	2000 Total PCBs													
8	2000 Total Home-Assemblies													
9	2000 Total IA-Assemblies													
10	2000 Total Full Function IA-Assemblies													
11	2000 Total Full Function IA-Assemblies													

Step	Part	Qty	Cost	Log Cost	Quantity	SP	Unit Cost	Unit Price	Cost
1	PCB-110	37.00	37.00	4.8740	3.7776	1.240	1.29	HO	3046.8
2	PCB-111	38.00	38.00	5.2980	4.9200	1.240	1.29	HO	3041.7
3	PCB-112	38.00	38.00	6.0960	4.6736	1.240	1.29	HO	3041.3
4	PCB-141	38.00	38.00	5.7440	4.4424	1.240	1.29	HO	3000.3
5	PCB-120	38.00	38.00	4.8840	3.7644	1.240	1.29	HO	3044.8
6	PCB-140	38.70	38.70	4.1200	3.3954	1.240	1.30	HO	3094.7
7	PCB-150	40.00	40.00	4.3000	3.3176	1.240	1.30	HO	3007.8
8	PCB-101	40.00	40.00	3.8000	3.0900	1.240	1.29	HO	3000.0
9	PCB-120	41.10	41.10	4.2060	3.2868	1.240	1.29	HO	3008.3
10	PCB-111	41.10	41.10	3.7230	2.9286	1.240	1.29	HO	2978.3

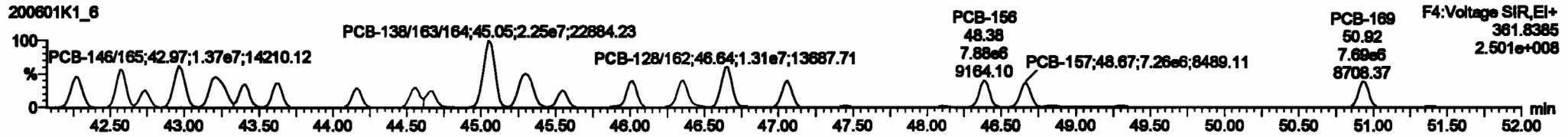



Dataset: Untitled

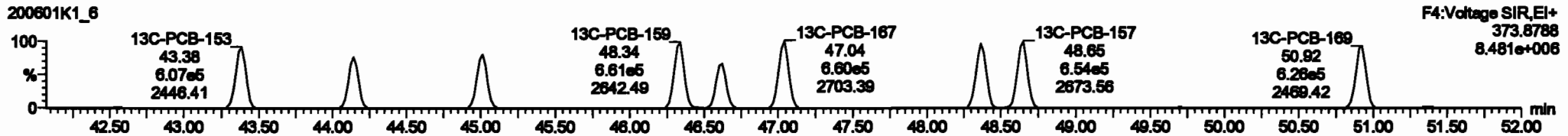
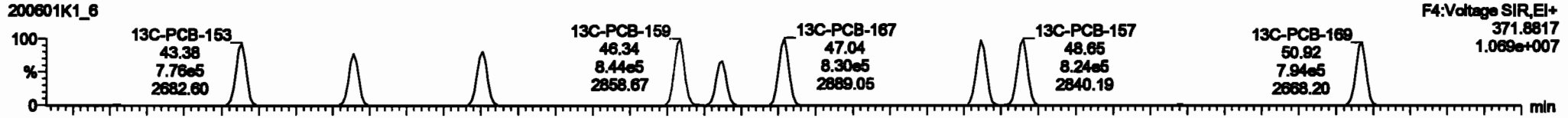
Last Altered: Tuesday, June 02, 2020 10:33:30 Pacific Daylight Time
Printed: Tuesday, June 02, 2020 10:35:13 Pacific Daylight Time

Name: 200601K1_6, Date: 01-Jun-2020, Time: 17:21:13, ID: ST200601K1-6 PCB 209 CS5 19G2611, Description: PCB 209 CS5 19G2611

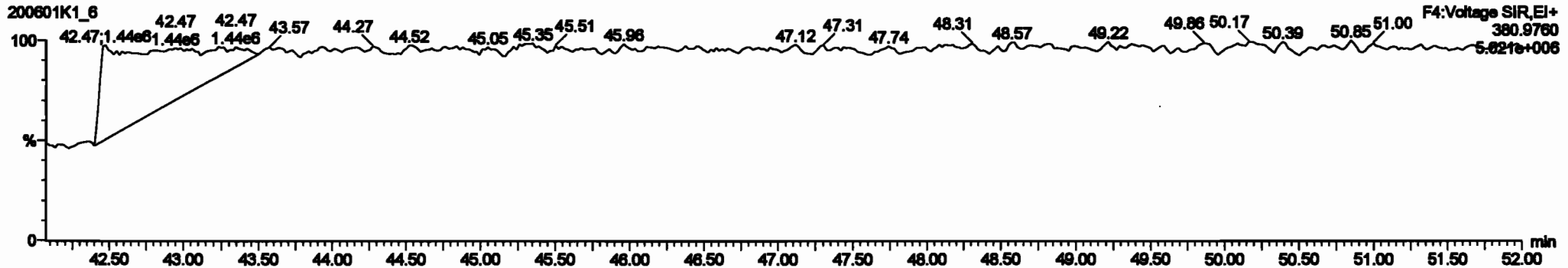
PCB-134/143



13C-PCB-153

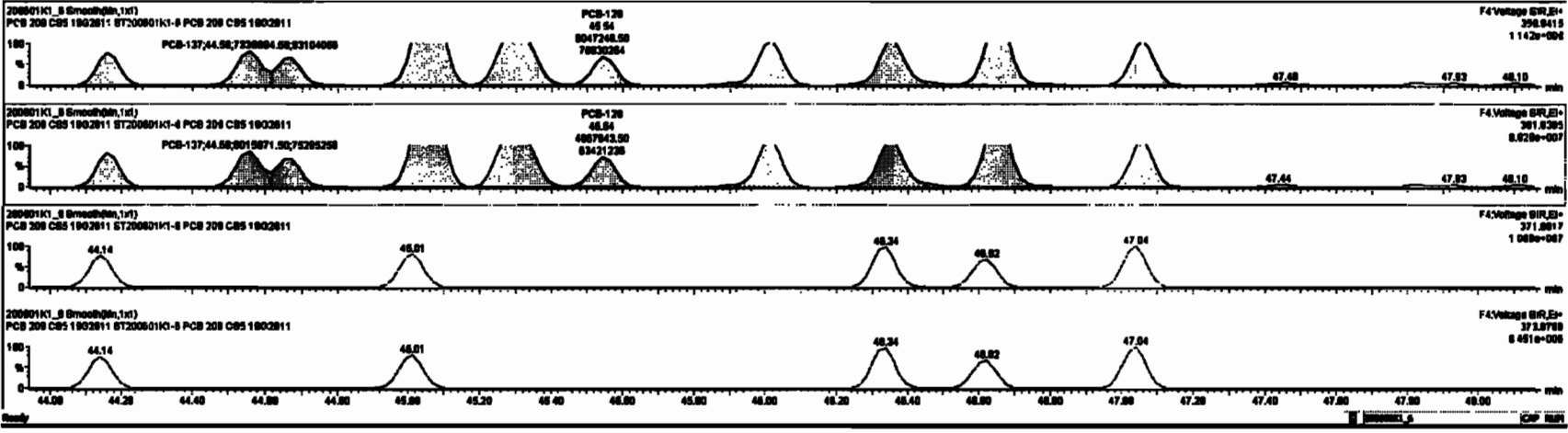


PFK4b



#	Step	RA	Qty	RF	RF	RF	RF	RF	RF	RF	RF	RF	RF	RF	RF	RF	RF	RF	RF
281	2nd Function Home-PCBs			0.0000	1.000	0.00	0.0000	NO	19010	0.427	19010								
282	Total Home-PCBs			1.0000	1.000	0.00	0.0000	NO	20070	0.427	20070								
283	Total Home-PCBs			1.0000	1.000	0.00	0.0000	NO	20000	0.20	20000								
284	4th Function Outer-PCBs			1.0000	1.000	0.00	0.0000	NO	3100	1.44	3100								
285	Total Outer-PCBs			1.4400	1.000	0.00	0.0000	NO	3140	1.50	3140								
286	Total Home-PCBs			0.9920	1.000	0.00	0.0000	NO	3304	0.707	3304								
287	Discard-OS			0.9954	1.000	0.00	0.0000	NO	1042	0.0100	1042								
288	Total PCBs																		
289	Total Home-Substages																		
290	Total Outer-Substages																		
291	2nd Function Test-Substages																		
292	2nd Function Test-Substages																		

#	Step	RF	RF	RF	RF	RF	RF	RF	RF	RF	RF	RF	RF	RF	RF	RF	RF	RF	RF
111	PCB-130R-03	42.20	42.20	1.277e7	1.020e7	1.240	1.24	NO	2100.0	2100.0									
112	PCB-130R-03	42.80	42.80	1.277e7	1.110e7	1.240	1.20	NO	2100.0	2100.0									
113	PCB-142	42.74	42.74	8.801e6	4.820e6	1.240	1.21	NO	1047.0	1047.0									
114	PCB-140R-05	42.90	42.90	1.200e7	1.271e7	1.240	1.20	NO	2101.0	2101.0									
115	PCB-130R-03	42.20	42.20	1.277e7	1.240e7	1.240	1.24	NO	2100.0	2100.0									
116	PCB-140	42.40	42.40	8.801e6	7.800e6	1.240	1.24	NO	1050.0	1050.0									
117	PCB-100	42.60	42.60	8.877e6	7.213e6	1.240	1.20	NO	1050.0	1050.0									
118	PCB-141	44.10	44.10	6.700e6	6.401e6	1.240	1.24	NO	1052.0	1052.0									
119	PCB-137	44.50	44.50	7.320e6	8.010e6	1.240	1.20	NO	1050.0	1050.0									



Dataset: Untitled


Last Altered: Tuesday, June 02, 2020 10:33:30 Pacific Daylight Time

Printed: Tuesday, June 02, 2020 10:35:13 Pacific Daylight Time

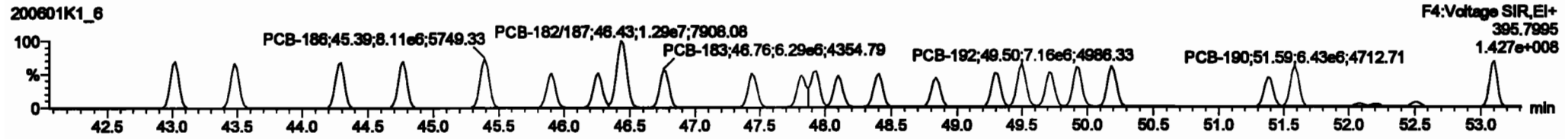
Name: 200601K1_6, Date: 01-Jun-2020, Time: 17:21:13, ID: ST200601K1-6 PCB 209 CS5 19G2811, Description: PCB 209 CS5 19G2811

PCB-188

200601K1_6




200601K1_6

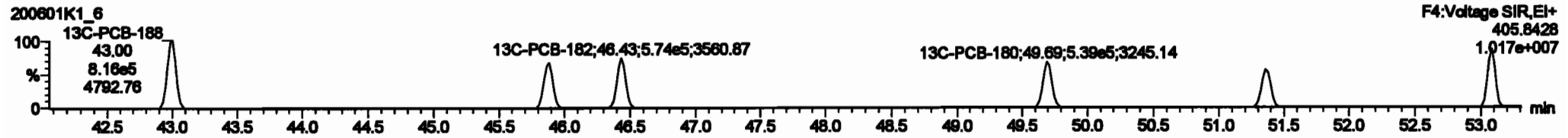


13C-PCB-188

200601K1_6

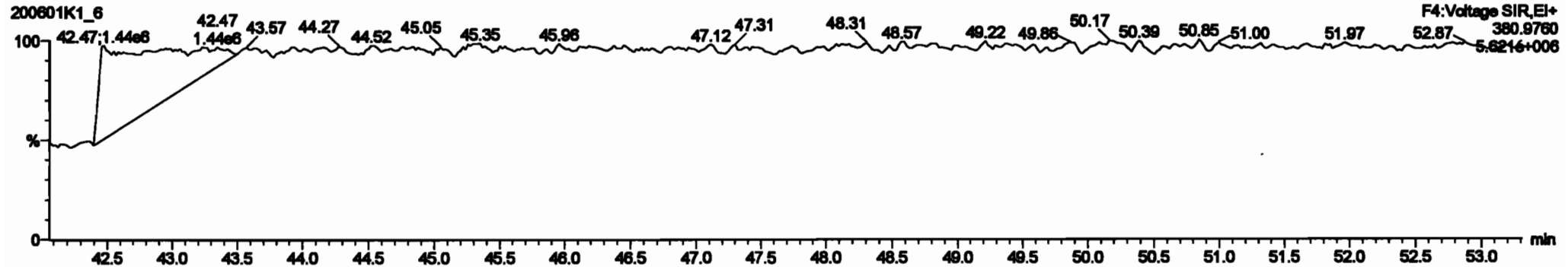


200601K1_6



PFK4c

200601K1_6



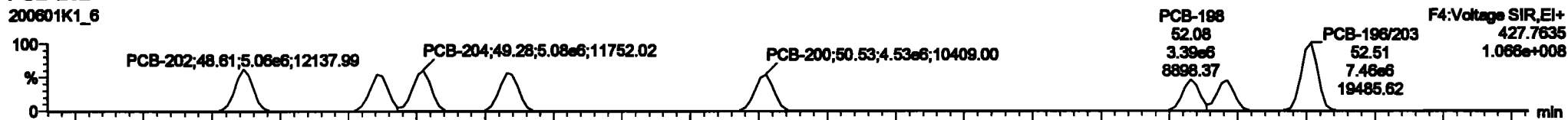
Dataset: Untitled

Last Altered: Tuesday, June 02, 2020 10:33:30 Pacific Daylight Time
Printed: Tuesday, June 02, 2020 10:35:13 Pacific Daylight Time

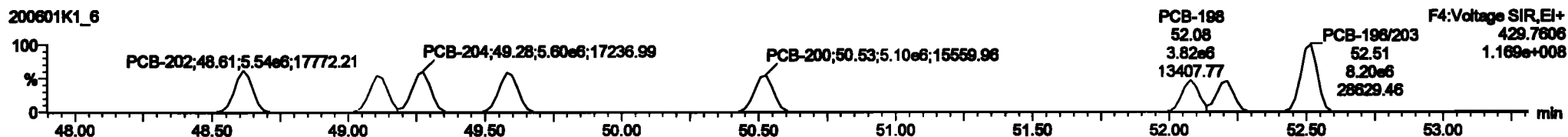
Name: 200601K1_6, Date: 01-Jun-2020, Time: 17:21:13, ID: ST200601K1-6 PCB 209 CS5 19G2611, Description: PCB 209 CS5 19G2611

PCB-202

200601K1_6




200601K1_6

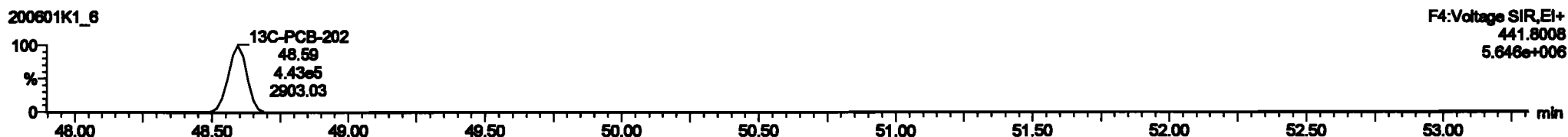


13C-PCB-202

200601K1_6

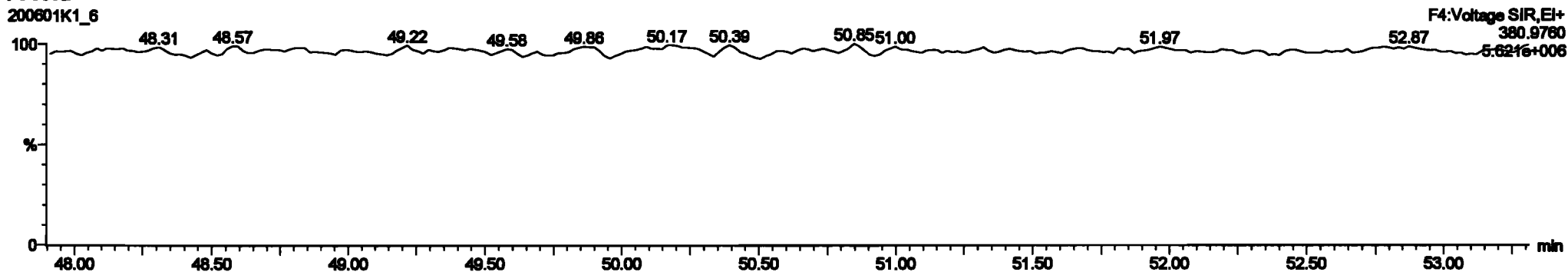


200601K1_6



PFK4d

200601K1_6



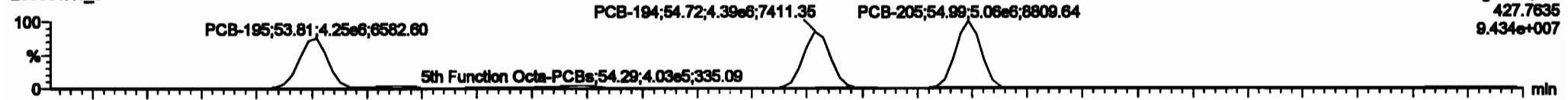
Dataset: Untitled

Last Altered: Tuesday, June 02, 2020 10:33:30 Pacific Daylight Time
Printed: Tuesday, June 02, 2020 10:35:13 Pacific Daylight Time

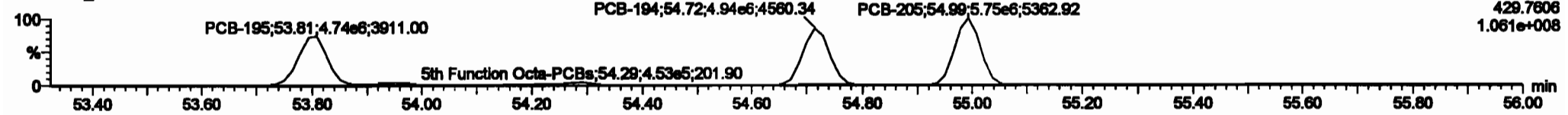
Name: 200601K1_6, Date: 01-Jun-2020, Time: 17:21:13, ID: ST200601K1-6 PCB 209 CS5 19G2611, Description: PCB 209 CS5 19G2611

PCB-195

200601K1_6

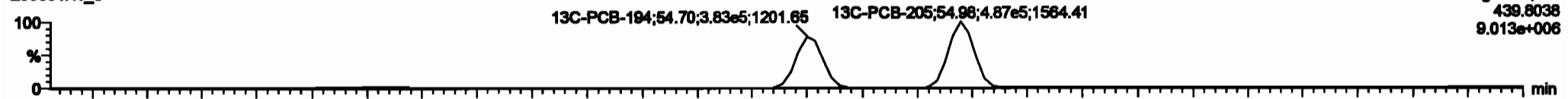


200601K1_6

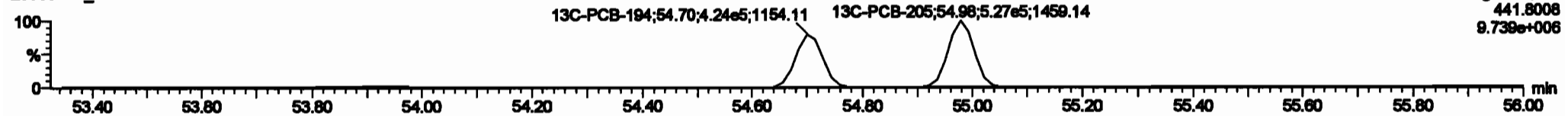


13C-PCB-194

200601K1_6

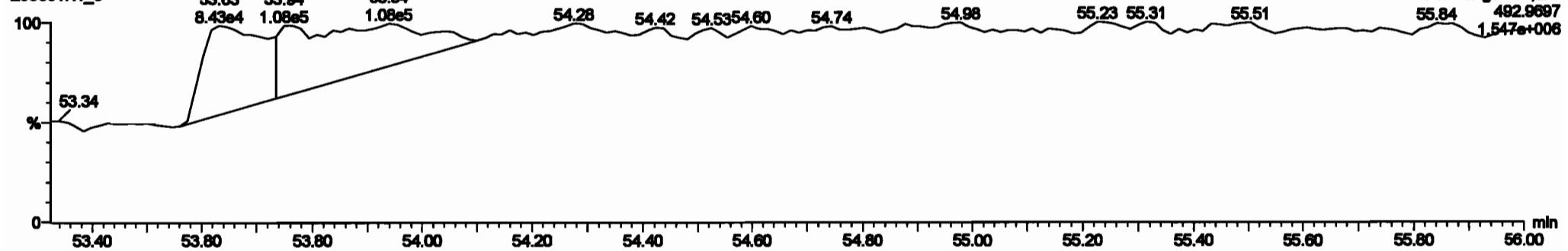


200601K1_6



PFK5a

200601K1_6

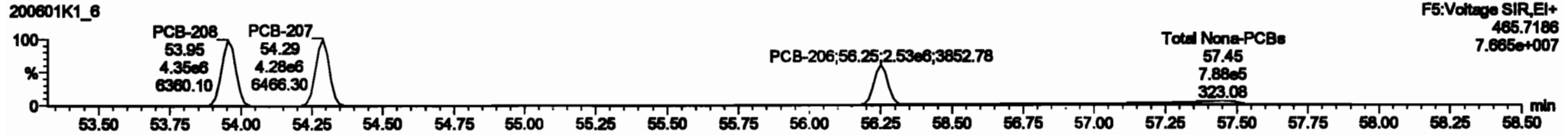



Dataset: Untitled

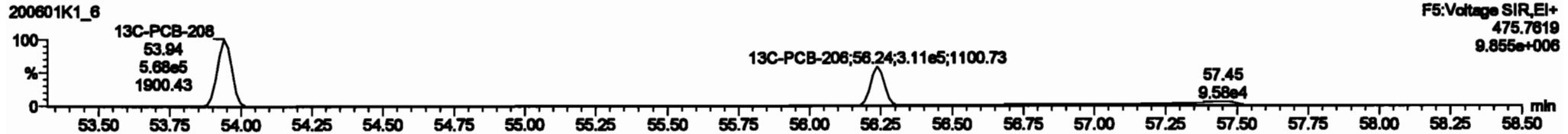
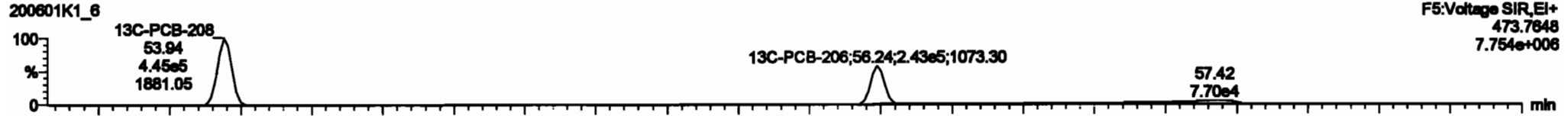
Last Altered: Tuesday, June 02, 2020 10:33:30 Pacific Daylight Time
 Printed: Tuesday, June 02, 2020 10:35:13 Pacific Daylight Time

Name: 200601K1_6, Date: 01-Jun-2020, Time: 17:21:13, ID: ST200601K1-6 PCB 209 CS5 19G2611, Description: PCB 209 CS5 19G2611

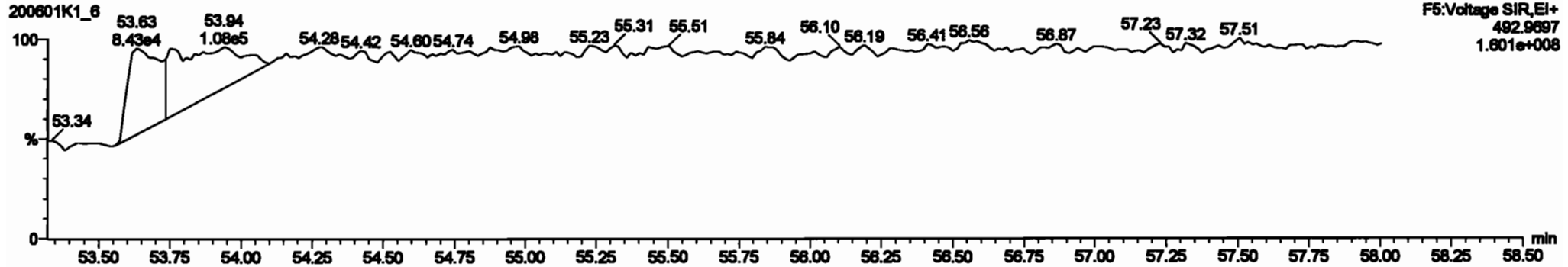
PCB-208



13C-PCB-208



PFK5



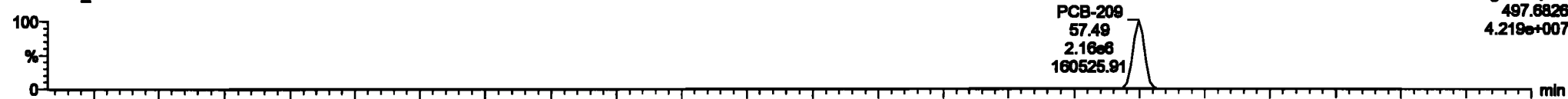
Dataset: Untitled

Last Altered: Tuesday, June 02, 2020 10:33:30 Pacific Daylight Time
Printed: Tuesday, June 02, 2020 10:35:13 Pacific Daylight Time


Name: 200601K1_6, Date: 01-Jun-2020, Time: 17:21:13, ID: ST200601K1-6 PCB 209 CS5 19G2611, Description: PCB 209 CS5 19G2611

PCB-209

200601K1_6

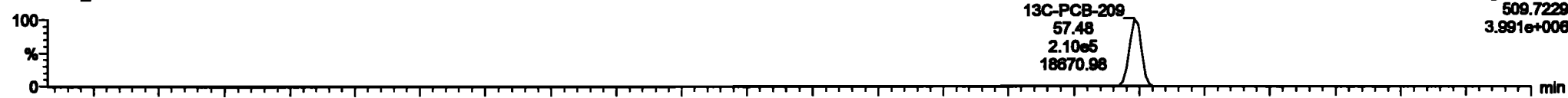


200601K1_6

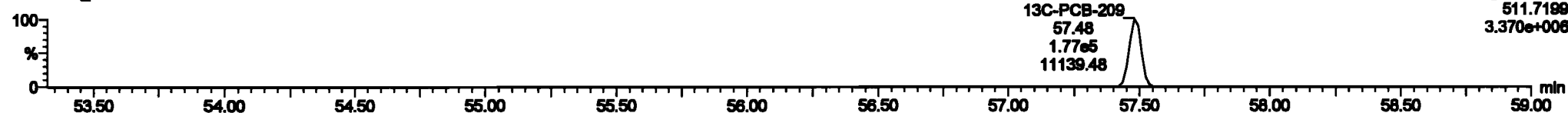


13C-PCB-209

200601K1_6

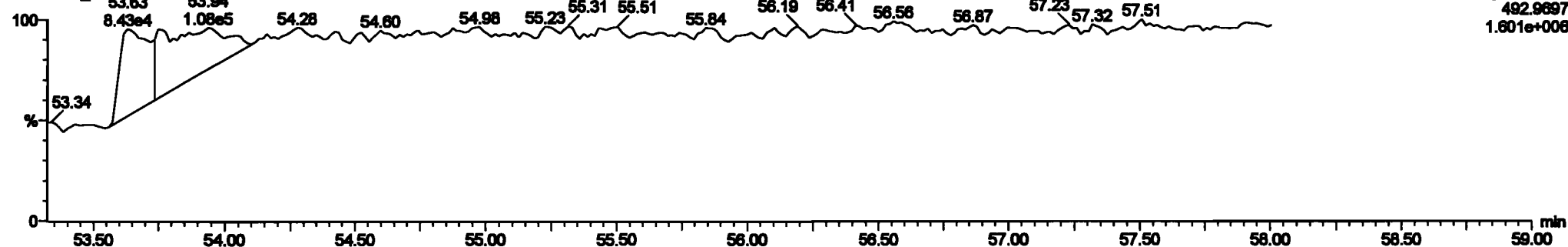


200601K1_6



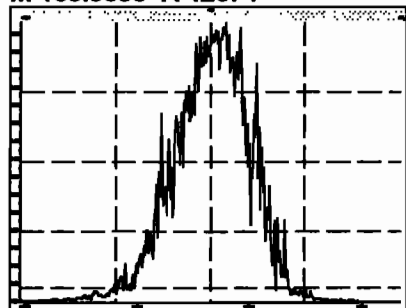
PFK5b

200601K1_6

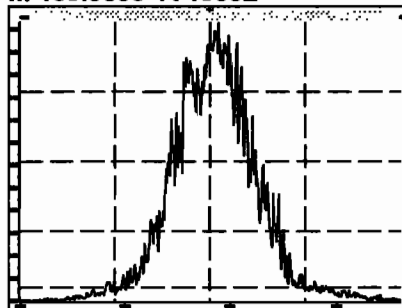


Printed: Tuesday, June 02, 2020 02:33:38 Pacific Daylight Time

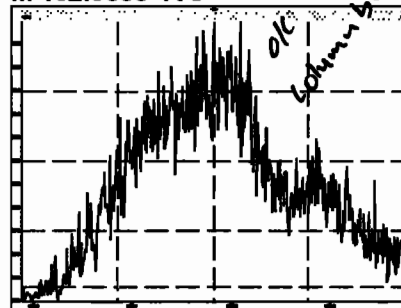
M 168.9888 R 12074



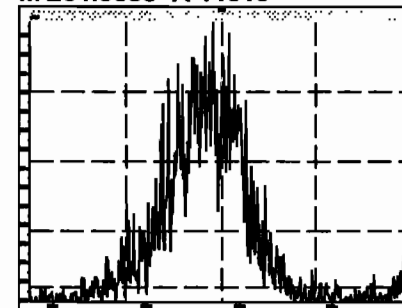
M 180.9888 R 10992



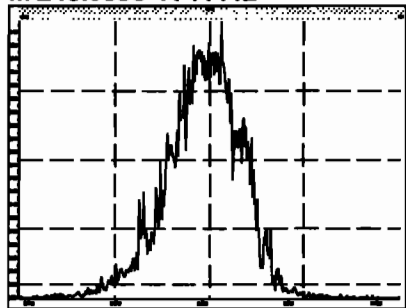
M 192.9888 R 0



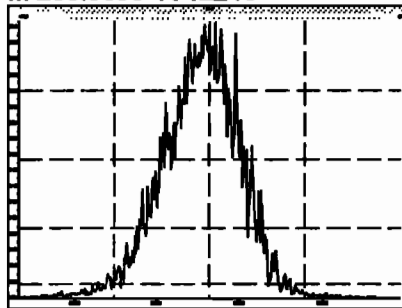
M 204.9888 R 14010



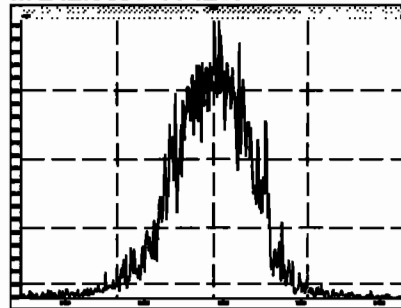
M 218.9856 R 11112



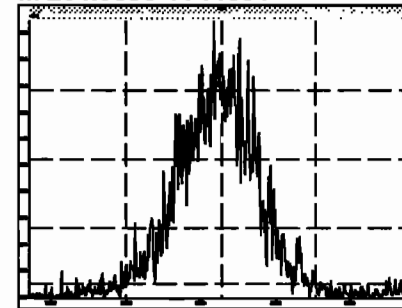
M 230.9856 R 12243



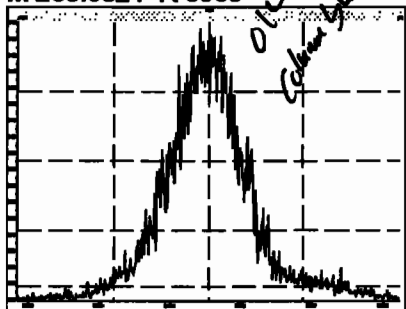
M 242.9856 R 12373



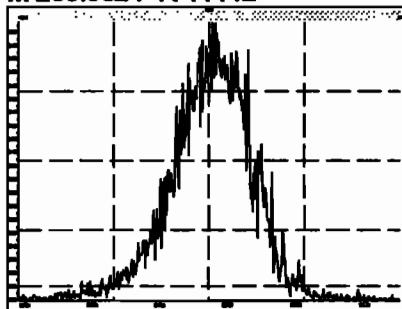
M 254.9856 R 11834



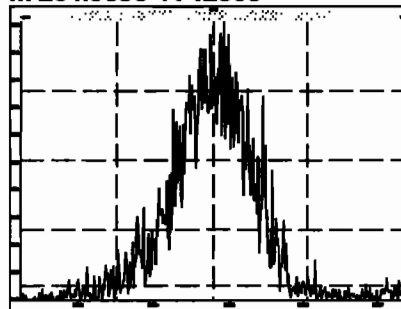
M 268.9824 R 9960



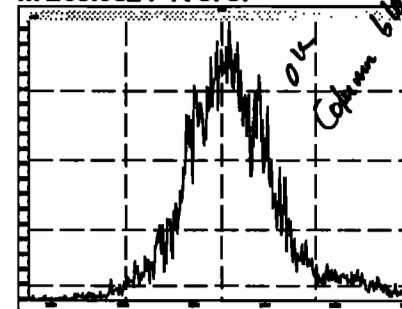
M 280.9824 R 11142



M 254.9856 R 12563

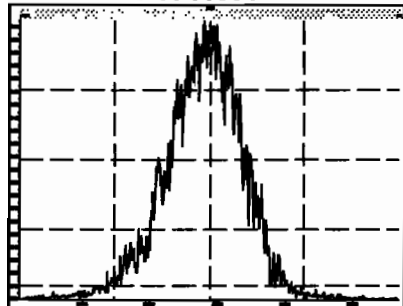


M 268.9824 R 8787

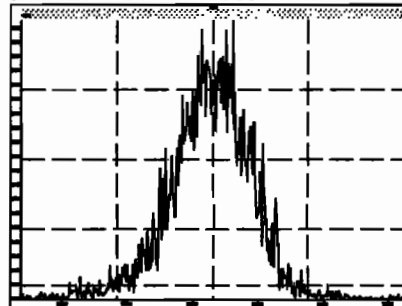


Printed: Tuesday, June 02, 2020 02:33:38 Pacific Daylight Time

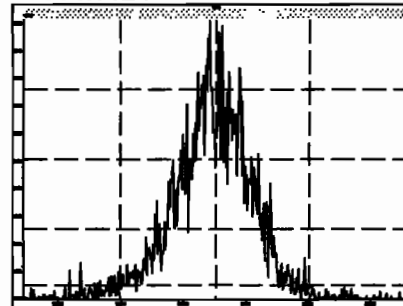
M 280.9824 R 11061



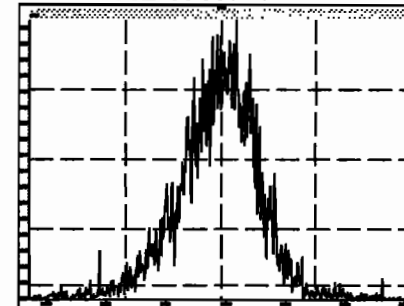
M 292.9824 R 12537



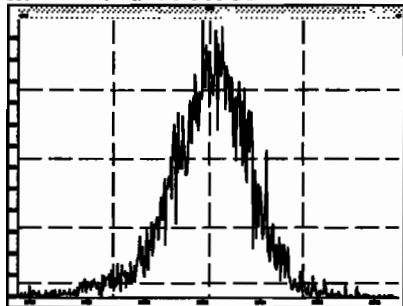
M 304.9824 R 11934



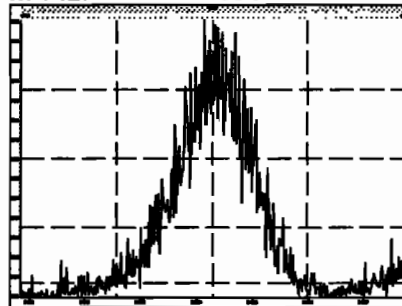
M 318.9792 R 11884



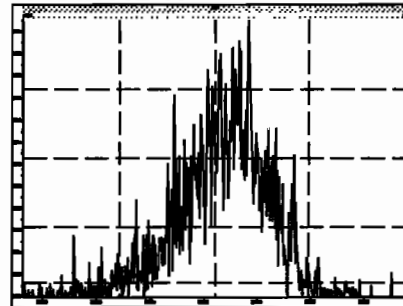
M 330.9792 R 11739



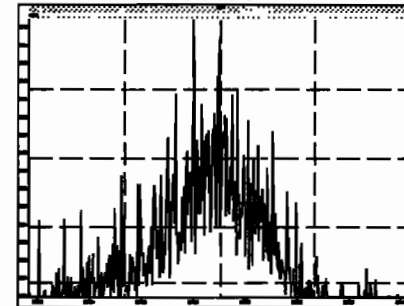
M 342.9792 R 11684



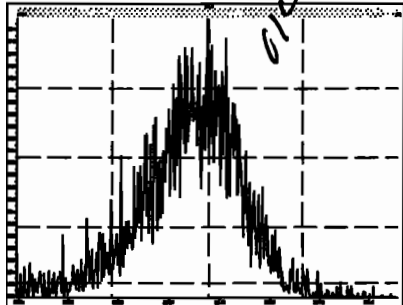
M 354.9792 R 12435



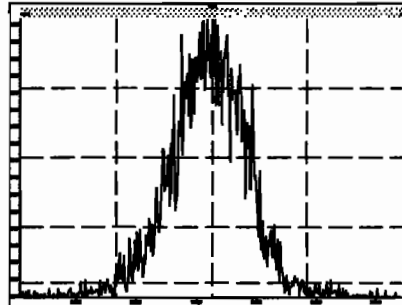
M 366.9792 R 14946



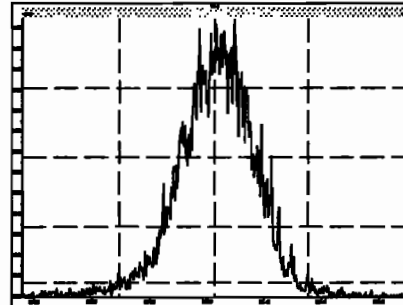
M 380.9760 R 9943



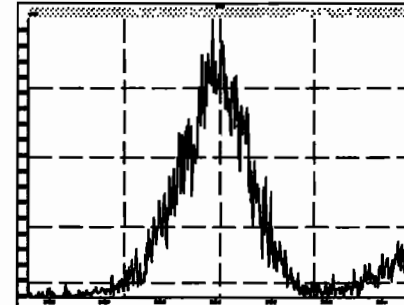
M 318.9792 R 12965



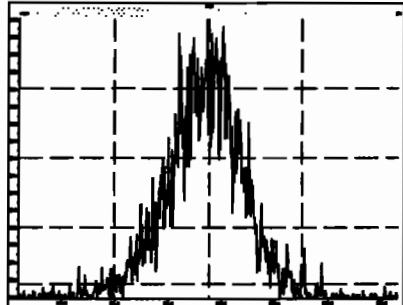
M 330.9792 R 11994



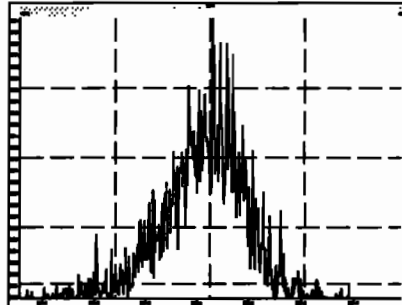
M 342.9792 R 12362



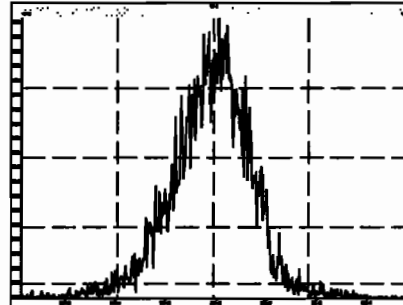
M 354.9792 R 12987



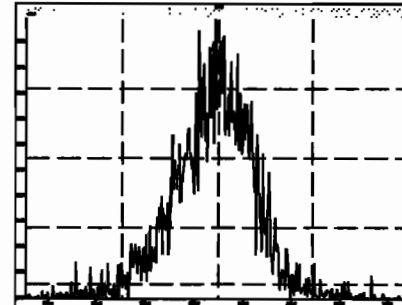
M 366.9792 R 13158



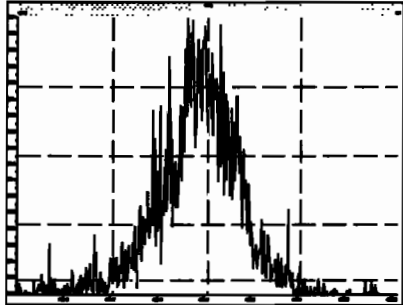
M 380.9760 R 12073



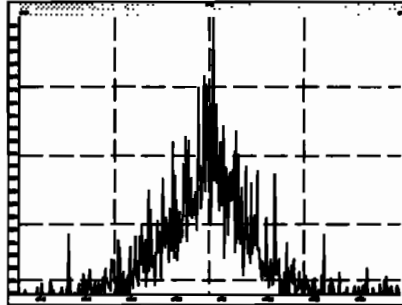
M 392.9760 R 12563



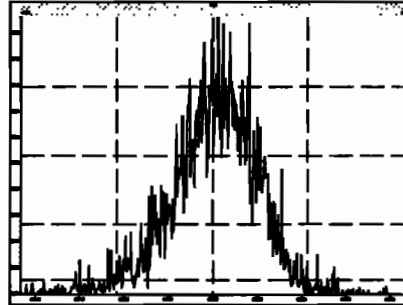
M 404.9760 R 12606



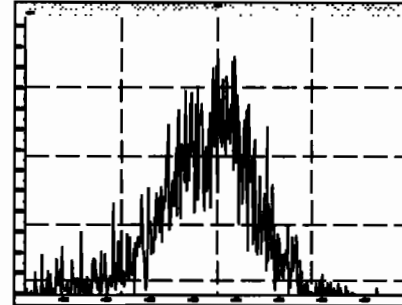
M 416.9760 R 14256



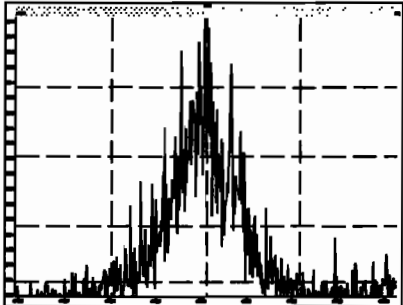
M 430.9728 R 12412



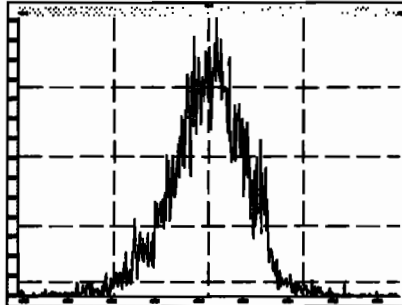
M 442.9728 R 13628



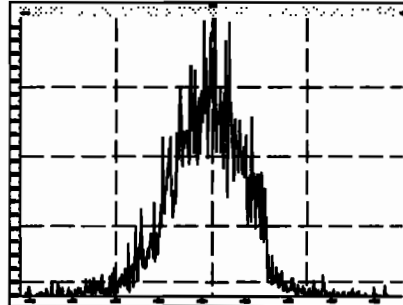
M 416.9760 R 17080



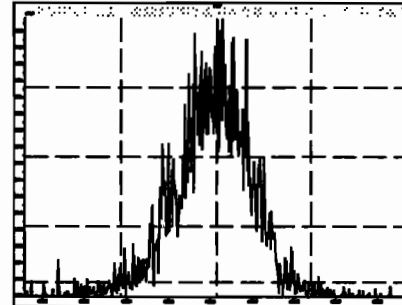
M 430.9728 R 12224



M 442.9728 R 13021

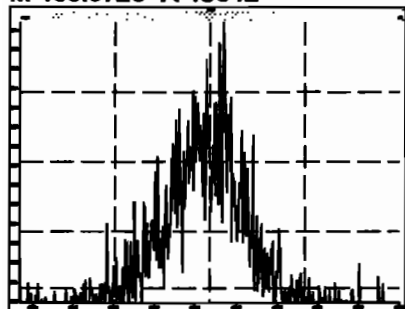


M 454.9728 R 14353

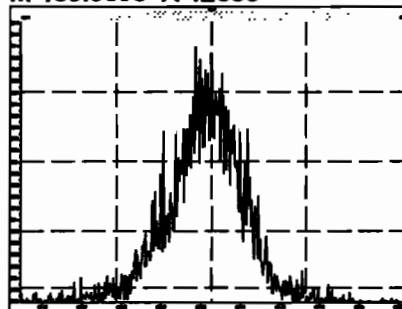


Printed: Tuesday, June 02, 2020 02:33:38 Pacific Daylight Time

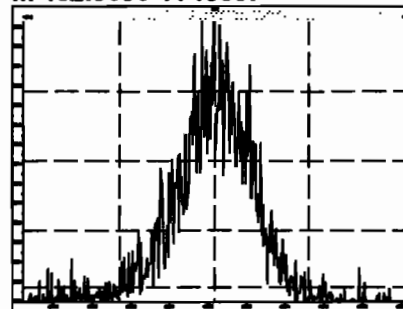
M 466.9728 R 15642



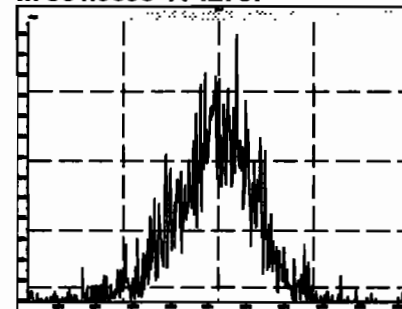
M 480.9696 R 12883



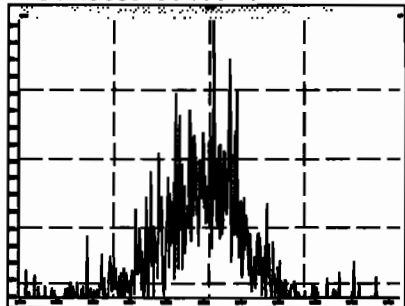
M 492.9696 R 13097



M 504.9696 R 12787



M 516.9697 R 19564



Dataset: U:\VG11.PRO\Results\200601K1\200601K1-7.qld

Last Altered: Tuesday, June 02, 2020 11:36:30 Pacific Daylight Time
Printed: Tuesday, June 02, 2020 11:37:29 Pacific Daylight Time

h 5.2.200

06/02/2020

Method: Untitled 02 Jun 2020 10:36:07

Calibration: U:\VG11.PRO\CurveDB\vb1_PCBvg11-6-1-20.cdb 02 Jun 2020 10:21:16

Name: 200601K1_7, Date: 01-Jun-2020, Time: 18:21:53, ID: SS200601K1-1 PCB 209 SS 19G2612, Description: PCB 209 SS 19G2612

#	Name	Resp	RA	RI	RRF	wt/wt	Prod.RT	RT	Prod.RI	RII	Check RFI	Conc	Wt%	DI	EMPC
1	1 PCB-1	2.54e6	3.08	NO	1.17	1.000	15.53	15.54	1.001	1.001	NO	98.29	90-130	0.00958	98.29
2	2 PCB-2			NO	1.18	1.000	17.95		0.988		YES			0.00963	
3	3 PCB-3	2.60e6	3.06	NO	1.15	1.000	18.18	18.19	1.001	1.001	NO	99.67	70-130	0.00992	99.67
4	4 PCB-4/10	3.74e6	1.54	NO	1.25	1.000	19.61	19.60	1.004	1.004	NO	203.1	115-225	0.0422	203.1
5	5 PCB-7/9	2.33e6	1.55	NO	0.960	1.000	21.41	21.37	1.003	1.001	NO	101.6	70-130	0.0331	101.6
6	6 PCB-6			NO	1.02	1.000	22.06		1.033		YES			0.0311	
7	7 PCB-5/8	2.40e6	1.55	NO	0.992	1.000	22.46	22.46	1.052	1.052	NO	100.9	70-130	0.0320	100.9
8	8 PCB-14			NO	1.02	1.000	23.61		0.952		YES			0.0337	
9	9 PCB-11	2.29e6	1.57	NO	1.13	1.000	24.82	24.82	1.001	1.001	NO	87.28	70-130	0.0304	87.28
10	10 PCB-12/13	2.21e6	1.56	NO	1.03	1.000	25.26	25.26	1.018	1.018	NO	92.77		0.0333	92.77
11	11 PCB-15	2.35e6	1.56	NO	1.03	1.000	25.57	25.55	1.031	1.030	NO	97.71		0.0331	97.71
12	12 PCB-19	6.50e5	1.03	NO	1.11	1.000	23.79	23.79	1.001	1.001	NO	47.23	75-165	0.0234	47.23
13	13 PCB-30			NO	1.79	1.000	24.69		1.039		YES			0.0144	
14	14 PCB-18	6.76e5	1.02	NO	0.618	1.000	25.47	25.47	0.952	0.952	NO	45.50		0.0216	45.50
15	15 PCB-17			NO	0.758	1.000	25.64		0.958		YES			0.0233	
16	16 PCB-24/27			NO	1.08	1.000	26.26		0.981		YES			0.0163	
17	17 PCB-16/32			NO	0.925	1.000	26.79		1.001		YES			0.0191	
18	18 PCB-34			NO	0.945	1.000	27.58		0.959		YES			0.0221	
19	19 PCB-23			NO	0.883	1.000	27.67		0.982		YES			0.0236	
20	20 PCB-29			NO	0.893	1.000	27.93		0.971		YES			0.0234	
21	21 PCB-26			NO	0.944	1.000	28.16		0.979		YES			0.0221	
22	22 PCB-25			NO	0.950	1.000	28.31		0.984		YES			0.0220	
23	23 PCB-31	9.20e5	1.02	NO	1.04	1.000	28.68	28.70	0.997	0.997	NO	42.66		0.0201	42.66
24	24 PCB-28	9.58e5	1.07	NO	1.03	1.000	28.79	28.79	1.001	1.001	NO	44.94		0.0204	44.94
25	25 PCB-20/21/33	6.95e5	1.05	NO	0.941	1.000	29.43	29.46	1.023	1.024	NO	45.73	45.7	0.0222	45.73
26	26 PCB-22			NO	0.973	1.000	29.67		1.036		YES			0.0215	
27	27 PCB-36			NO	1.08	1.000	30.52		0.931		YES			0.0219	
28	28 PCB-39			NO	0.988	1.000	31.00		0.946		YES			0.0238	
29	29 PCB-38	6.46e5	1.05	NO	1.05	1.000	31.80	31.76	0.970	0.970	NO	43.25	75-165	0.0224	43.25
30	30 PCB-35	6.58e5	1.03	NO	1.04	1.000	32.34	32.32	0.987	0.986	NO	44.23		0.0226	44.23
31	31 PCB-37	6.92e5	1.05	NO	1.01	1.000	32.79	32.79	1.001	1.001	NO	47.59		0.0233	47.59
32	32 PCB-54	6.31e5	0.78	NO	1.08	1.000	27.64	27.64	1.001	1.001	NO	47.67		0.0216	47.67

Dataset: U:\VG11.PRO\Results\200601K1\200601K1-7.qld

Last Altered: Tuesday, June 02, 2020 11:36:30 Pacific Daylight Time
Printed: Tuesday, June 02, 2020 11:37:29 Pacific Daylight Time

Name: 200601K1_7, Date: 01-Jun-2020, Time: 18:21:53, ID: SS200601K1-1 PCB 209 SS 19G2612, Description: PCB 209 SS 19G2612

#	Name	Resp	FA	n/y	RP	w/Vol	Prod RT	RT	Prod CR	RRT	Check RRT	Comp	U/B	DI	EMPC
33	33 PCB-50			NO	0.880	1.000	28.83		1.044		YES		35-65	0.0265	
34	34 PCB-53			NO	0.997	1.000	29.50		0.944		YES			0.0295	
35	35 PCB-51			NO	1.07	1.000	29.85		0.955		YES			0.0276	
36	36 PCB-45			NO	0.858	1.000	30.30		0.989		YES			0.0342	
37	37 PCB-46			NO	0.831	1.000	30.80		0.985		YES			0.0354	
38	38 PCB-52/69	6.95e5	0.76	NO	1.17	1.000	31.30	31.28	1.001	1.001	NO	46.22		0.0252	46.22
39	39 PCB-73			NO	1.44	1.000	31.41		1.005		YES			0.0204	
40	40 PCB-43/49	6.32e5	0.79	NO	1.02	1.000	31.59	31.60	1.010	1.011	NO	48.32		0.0289	48.32
41	41 PCB-47			NO	0.922	1.000	31.80		1.001		YES			0.0299	
42	42 PCB-48/75			NO	1.12	1.000	31.92		1.004		YES			0.0246	
43	43 PCB-65			NO	1.28	1.000	32.19		1.013		YES			0.0215	
44	44 PCB-62			NO	1.13	1.000	32.29		1.016		YES			0.0244	
45	45 PCB-44	5.42e5	0.76	NO	0.824	1.000	32.62	32.62	1.026	1.028	NO	47.17		0.0334	47.17
46	46 PCB-42/59			NO	1.05	1.000	32.85		1.033		YES			0.0262	
47	47 PCB-41/64/71/72			NO	1.19	1.000	33.47		1.053		YES			0.0232	
48	48 PCB-68			NO	1.28	1.000	33.72		1.061		YES			0.0215	
49	49 PCB-40			NO	0.602	1.000	33.95		1.068		YES			0.0457	
50	50 PCB-57	8.11e5	0.77	NO	1.16	1.000	34.32	34.32	0.989	0.969	NO	43.84		0.0211	43.84
51	51 PCB-67			NO	1.08	1.000	34.63		0.978		YES			0.0226	
52	52 PCB-58			NO	1.20	1.000	34.74		0.981		YES			0.0204	
53	53 PCB-63			NO	1.07	1.000	34.91		0.986		YES			0.0229	
54	54 PCB-74	8.49e5	0.79	NO	1.19	1.000	35.22	35.21	0.994	0.994	NO	45.03		0.0207	45.03
55	55 PCB-61/70	8.69e5	0.77	NO	1.05	1.000	35.43	35.43	1.000	1.001	NO	51.83		0.0233	51.83
56	56 PCB-76/66	8.24e5	0.78	NO	1.16	1.000	35.62	35.66	1.006	1.007	NO	44.47		0.0211	44.47
57	57 PCB-80			NO	1.19	1.000	35.86		1.001		YES			0.0204	
58	58 PCB-55			NO	1.17	1.000	36.20		1.010		YES			0.0207	
59	59 PCB-56/60			NO	1.02	1.000	36.70		1.024		YES			0.0238	
60	60 PCB-79	8.18e5	0.79	NO	1.14	1.000	37.80	37.81	1.055	1.055	NO	44.49		0.0213	44.49
61	61 PCB-78	7.39e5	0.78	NO	1.14	1.000	38.52	38.52	0.987	0.987	NO	42.34		0.0232	42.34
62	62 PCB-81	8.37e5	0.77	NO	1.05	1.000	39.06	39.08	1.000	1.000	NO	52.15		0.0252	52.15
63	63 PCB-77	7.93e5	0.78	NO	1.14	1.000	39.68	39.68	1.000	1.000	NO	48.37		0.0237	46.37
64	64 PCB-104	6.77e5	1.57	NO	1.12	1.000	32.47	32.47	1.001	1.001	NO	54.51		0.0255	54.51
65	65 PCB-96			NO	1.15	1.000	33.78		1.041		YES			0.0248	
66	66 PCB-103			NO	0.936	1.000	34.32		1.058		YES			0.0305	
67	67 PCB-100			NO	0.954	1.000	34.69		1.089		YES			0.0300	
68	68 PCB-94			NO	0.949	1.000	35.21		0.985		YES			0.0390	

Dataset: U:\VG11.PRO\Results\200601K1\200601K1-7.qld

Last Altered: Tuesday, June 02, 2020 11:36:30 Pacific Daylight Time

Printed: Tuesday, June 02, 2020 11:37:29 Pacific Daylight Time

Name: 200601K1_7, Date: 01-Jun-2020, Time: 18:21:53, ID: SS200601K1-1 PCB 209 SS 19G2612, Description: PCB 209 SS 19G2612

#	Name	Resp	RA	NY	RFP	Wt/Fac	Prod.RT	RT	Prod.LI	RRT	Check.RRT	Conc.	%Rec	DL	EMPC
69	69 PCB-95/98/102	4.83e5	1.58	NO	1.20	1.000	35.69	35.75	0.999	1.001	NO	46.51	46.5 35-65	0.0307	46.51
70	70 PCB-93			NO	0.935	1.000	35.81		1.002		YES			0.0396	
71	71 PCB-88/91			NO	1.06	1.000	36.16		1.012		YES			0.0347	
72	72 PCB-121			NO	1.71	1.000	36.25		1.015		YES			0.0216	
73	73 PCB-84/92			NO	1.02	1.000	37.10		0.990		YES			0.0377	
74	74 PCB-89			NO	1.11	1.000	37.27		0.995		YES			0.0347	
75	75 PCB-90/101	5.13e5	1.81	NO	1.12	1.000	37.48	37.50	1.000	1.001	NO	54.10		0.0342	54.10
76	76 PCB-113			NO	1.51	1.000	37.72		1.007		YES			0.0253	
77	77 PCB-99	5.21e5	1.60	NO	1.32	1.000	37.81	37.83	1.009	1.010	NO	46.70		0.0290	46.70
78	78 PCB-119			NO	1.81	1.000	38.32		0.987		YES			0.0246	
79	79 PCB-108/112			NO	1.44	1.000	38.47		0.991		YES			0.0308	
80	80 PCB-83			NO	1.83	1.000	38.63		0.995		YES			0.0243	
81	81 PCB-97			NO	1.28	1.000	38.84		1.000		YES			0.0347	
82	82 PCB-86			NO	1.12	1.000	39.01		1.005		YES			0.0398	
83	83 PCB-87/117/125	4.49e5	1.58	NO	1.56	1.000	39.14	39.14	1.008	1.008	NO	38.66	38.7	0.0285	38.66
84	84 PCB-111/115	6.30e5	1.58	NO	1.91	1.000	39.29	39.28	1.012	1.012	NO	44.26		0.0233	44.26
85	85 PCB-85/116			NO	1.41	1.000	39.42		1.015		YES			0.0315	
86	86 PCB-120			NO	2.01	1.000	39.68		1.022		YES			0.0222	
87	87 PCB-110	6.19e5	1.57	NO	1.74	1.000	39.83	39.81	1.026	1.025	NO	47.71		0.0255	47.71
88	88 PCB-82			NO	0.781	1.000	40.48		0.976		YES			0.0410	
89	89 PCB-124			NO	1.40	1.000	41.17		0.993		YES			0.0229	
90	90 PCB-107/109			NO	1.34	1.000	41.31		0.996		YES			0.0239	
91	91 PCB-123	6.07e5	1.57	NO	1.20	1.000	41.48	41.48	1.000	1.000	NO	50.39		0.0267	50.39
92	92 PCB-106/118	6.56e5	1.60	NO	1.22	1.000	41.69	41.67	1.001	1.000	NO	51.95		0.0255	51.95
93	93 PCB-114	6.19e5	1.52	NO	1.14	1.000	42.34	42.34	1.000	1.000	NO	43.57		0.0294	43.57
94	94 PCB-122			NO	0.944	1.000	42.49		1.004		YES			0.0355	
95	95 PCB-105	6.38e5	1.56	NO	1.05	1.000	43.23	43.23	1.000	1.000	NO	47.30		0.0310	47.30
96	96 PCB-127			NO	1.06	1.000	43.57		1.000		YES			0.0310	
97	97 PCB-126	7.05e5	1.58	NO	1.17	1.000	45.54	45.54	1.000	1.000	NO	48.02		0.0296	48.02
98	98 PCB-155	4.07e5	1.28	NO	1.04	1.000	37.01	37.01	1.000	1.001	NO	56.82		0.0303	56.82
99	99 PCB-150			NO	1.08	1.000	38.33		1.036		YES			0.0292	
100	1... PCB-152			NO	1.19	1.000	38.82		1.049		YES			0.0266	
101	1... PCB-145			NO	1.19	1.000	39.29		1.062		YES			0.0266	
102	1... PCB-136			NO	1.02	1.000	39.82		1.071		YES			0.0309	
103	1... PCB-148			NO	0.842	1.000	39.73		1.074		YES			0.0375	
104	1... PCB-154			NO	0.919	1.000	40.23		1.067		YES			0.0344	

Dataset: U:\VG11.PRO\Results\200601K1\200601K1-7.qld

Last Altered: Tuesday, June 02, 2020 11:36:30 Pacific Daylight Time
Printed: Tuesday, June 02, 2020 11:37:29 Pacific Daylight Time

Name: 200601K1_7, Date: 01-Jun-2020, Time: 18:21:53, ID: SS200601K1-1 PCB 209 SS 19G2612, Description: PCB 209 SS 19G2612

#	Name	Comp	RA	Qty	RRP	w/Vol	Prod RT	RT	Prod FL	RRT	Check RRT	Comp	%Rec	DL	EMPC
105	1... PCB-151			NO	0.787	1.000	40.90		1.105		YES			0.0402	
106	1... PCB-135			NO	0.922	1.000	41.13		1.112		YES			0.0343	
107	1... PCB-144			NO	0.789	1.000	41.24		1.115		YES			0.0400	
108	1... PCB-147			NO	0.834	1.000	41.37		1.118		YES			0.0379	
109	1... PCB-139/149	2.83e5	1.29	NO	0.948	1.000	41.64	41.61	1.125	1.125	NO	43.47		0.0333	43.47
110	1... PCB-140			NO	0.794	1.000	41.64		1.131		YES			0.0398	
111	1... PCB-134/143			NO	0.759	1.000	42.29		0.975		YES			0.0574	
112	1... PCB-131/133			NO	0.821	1.000	42.59		0.982		YES			0.0531	
113	1... PCB-142			NO	0.754	1.000	42.74		0.985		YES			0.0578	
114	1... PCB-146/165			NO	1.02	1.000	42.98		0.991		YES			0.0429	
115	1... PCB-132/161			NO	1.02	1.000	43.22		0.998		YES			0.0425	
116	1... PCB-153	5.68e5	1.23	NO	1.07	1.000	43.40	43.40	1.000	1.000	NO	46.28		0.0407	46.28
117	1... PCB-168			NO	1.08	1.000	43.63		1.006		YES			0.0404	
118	1... PCB-141			NO	1.03	1.000	44.16		1.000		YES			0.0508	
119	1... PCB-137			NO	1.11	1.000	44.56		1.010		YES			0.0468	
120	1... PCB-130			NO	0.885	1.000	44.66		1.012		YES			0.0587	
121	1... PCB-138/163/164	4.98e5	1.23	NO	1.28	1.000	45.05	45.03	1.001	1.000	NO	38.87	36.9	0.0393	38.87
122	1... PCB-158/160			NO	1.24	1.000	45.30		1.006		YES			0.0407	
123	1... PCB-129			NO	0.867	1.000	45.56		1.012		YES			0.0582	
124	1... PCB-166			NO	1.14	1.000	46.02		0.993		YES			0.0372	
125	1... PCB-159			NO	1.22	1.000	46.36		1.000		YES			0.0350	
126	1... PCB-128/162	6.25e5	1.23	NO	0.907	1.000	46.64	46.66	1.007	1.007	NO	57.08		0.0469	57.08
127	1... PCB-167	6.67e5	1.24	NO	1.11	1.000	47.06	47.06	1.000	1.000	NO	50.25		0.0377	50.25
128	1... PCB-156	5.92e5	1.21	NO	1.13	1.000	48.39	48.38	1.000	1.000	NO	46.00		0.0392	46.00
129	1... PCB-157	6.60e5	1.23	NO	1.04	1.000	48.69	48.67	1.001	1.000	NO	55.54		0.0434	55.54
130	1... PCB-169	5.71e5	1.25	NO	1.16	1.000	50.94	50.94	1.000	1.000	NO	45.51		0.0426	45.51
131	1... PCB-188	6.25e5	1.04	NO	1.29	1.000	43.04	43.02	1.001	1.000	NO	51.05		0.0525	51.05
132	1... PCB-184			NO	1.23	1.000	43.49		1.011		YES			0.0550	
133	1... PCB-179			NO	1.30	1.000	44.29		1.030		YES			0.0522	
134	1... PCB-176			NO	1.31	1.000	44.76		1.041		YES			0.0518	
135	1... PCB-188			NO	1.33	1.000	45.41		1.056		YES			0.0510	
136	1... PCB-178	4.35e5	1.04	NO	0.943	1.000	45.92	45.90	1.088	1.067	NO	48.56		0.0718	48.56
137	1... PCB-175			NO	0.956	1.000	46.26		1.076		YES			0.0708	
138	1... PCB-182/187	4.62e5	1.05	NO	1.07	1.000	46.44	46.43	1.080	1.080	NO	45.61		0.0635	45.61
139	1... PCB-183			NO	1.02	1.000	46.76		1.088		YES			0.0662	
140	1... PCB-185			NO	1.41	1.000	47.44		0.955		YES			0.0779	

Dataset: U:\VG11.PRO\Results\200601K1\200601K1-7.qld

Last Altered: Tuesday, June 02, 2020 11:36:30 Pacific Daylight Time
Printed: Tuesday, June 02, 2020 11:37:29 Pacific Daylight Time

Name: 200601K1_7, Date: 01-Jun-2020, Time: 18:21:53, ID: SS200601K1-1 PCB 209 SS 19G2612, Description: PCB 209 SS 19G2612

#	Name	Resp	FA	rv	RRF	u/ucl	PreclRT	RT	PreclLR	RRT	Check RRT	Comp	ND	DI	EMPC
141	1... PCB-174	4.07e5	1.04	NO	1.35	1.000	47.82	47.82	0.962	0.962	NO	48.49	75-65	0.0809	48.49
142	1... PCB-181			NO	1.47	1.000	47.91		0.964		YES			0.0743	
143	1... PCB-177			NO	1.28	1.000	48.10		0.968		YES			0.0857	
144	1... PCB-171			NO	1.32	1.000	48.38		0.974		YES			0.0832	
145	1... PCB-173			NO	1.19	1.000	48.84		0.963		YES			0.0921	
146	1... PCB-172			NO	1.38	1.000	49.29		0.992		YES			0.0797	
147	1... PCB-192			NO	1.83	1.000	49.48		0.996		YES			0.0800	
148	1... PCB-180	4.72e5	1.03	NO	1.41	1.000	49.71	49.71	1.000	1.000	NO	53.98		0.0776	53.98
149	1... PCB-193			NO	1.68	1.000	49.92		1.005		YES			0.0653	
150	1... PCB-191			NO	1.71	1.000	50.18		1.010		YES			0.0641	
151	1... PCB-170	3.70e5	1.03	NO	1.40	1.000	51.38	51.38	1.000	1.000	NO	49.87		0.0889	49.87
152	1... PCB-190			NO	1.85	1.000	51.56		1.004		YES			0.0673	
153	1... PCB-189	4.84e5	1.02	NO	1.45	1.000	53.10	53.10	1.000	1.000	NO	48.57		0.0563	48.57
154	1... PCB-202	4.00e5	0.90	NO	1.17	1.000	48.63	48.61	1.001	1.000	NO	48.62		0.0325	48.62
155	1... PCB-201			NO	1.05	1.000	49.10		1.010		YES			0.0361	
156	1... PCB-204			NO	1.14	1.000	49.26		1.014		YES			0.0333	
157	1... PCB-197			NO	1.13	1.000	49.58		1.020		YES			0.0335	
158	1... PCB-200	3.56e5	0.90	NO	1.07	1.000	50.51	50.53	1.039	1.040	NO	47.30		0.0355	47.30
159	1... PCB-198			NO	0.794	1.000	52.08		1.072		YES			0.0478	
160	1... PCB-199			NO	0.809	1.000	52.19		1.074		YES			0.0469	
161	1... PCB-196/203	2.68e5	0.89	NO	0.838	1.000	52.52	52.51	1.081	1.081	NO	45.47		0.0453	45.47
162	1... PCB-195	3.17e5	0.91	NO	1.04	1.000	53.80	53.81	0.964	0.964	NO	50.09		0.113	50.09
163	1... PCB-194	3.10e5	0.87	NO	1.12	1.000	54.72	54.72	1.000	1.000	NO	45.83		0.106	45.83
164	1... PCB-205	3.70e5	0.90	NO	1.29	1.000	54.98	54.99	1.005	1.005	NO	47.35		0.0916	47.35
165	1... PCB-208	3.79e5	1.33	NO	0.933	1.000	53.96	53.95	1.000	1.000	NO	49.81		0.0505	49.81
166	1... PCB-207			NO	0.916	1.000	54.27		1.006		YES			0.0515	
167	1... PCB-206	2.04e5	1.31	NO	1.01	1.000	56.25	56.25	1.000	1.000	NO	47.01		0.0860	47.01
168	1... PCB-209	1.50e5	1.19	NO	0.986	1.000	57.48	57.49	1.000	1.000	NO	52.18	41	0.0103	52.18
169	1... 13C-PCB-1	2.21e6	3.38	NO	0.893	1.000	15.52	15.52	0.608	0.608	NO	101.9	102	0.0672	
170	1... 13C-PCB-3	2.27e6	3.33	NO	0.911	1.000	18.17	18.17	0.712	0.712	NO	102.6	103	0.0859	
171	1... 13C-PCB-4	1.48e6	1.57	NO	0.600	1.000	19.52	19.53	0.765	0.785	NO	101.3	101	0.0291	
172	1... 13C-PCB-9	2.39e6	1.58	NO	0.970	1.000	21.35	21.35	0.836	0.836	NO	101.7	102	0.0180	
173	1... 13C-PCB-11	2.32e6	1.58	NO	0.962	1.000	24.79	24.80	0.971	0.972	NO	99.61	99.6	0.0182	
174	1... 13C-PCB-19	1.24e6	1.04	NO	0.499	1.000	23.76	23.76	0.931	0.931	NO	102.7	103	0.414	
175	1... 13C-PCB-32	1.82e6	1.03	NO	0.744	1.000	26.75	26.76	1.048	1.048	NO	100.7	101	0.278	
176	1... 13C-PCB-28	2.08e6	1.02	NO	1.08	1.000	28.77	28.77	1.004	1.004	NO	99.64	99.6	0.289	

Dataset: U:\VG11.PRO\Results\200601K1\200601K1-7.qld

Last Altered: Tuesday, June 02, 2020 11:36:30 Pacific Daylight Time
Printed: Tuesday, June 02, 2020 11:37:29 Pacific Daylight Time

Name: 200601K1_7, Date: 01-Jun-2020, Time: 18:21:53, ID: SS200601K1-1 PCB 209 SS 19G2612, Description: PCB 209 SS 19G2612

#	Name	Resp	RA	WY	RRP	w/wet	ProdRT	RT	ProdLR	RRT	Check RRT	Conc	%Rec	DI	EMPC
177	1... 13C-PCB-37	1.86e6	1.04	NO	0.989	1.000	32.75	32.77	1.143	1.143	NO	95.79	95.8	0.289	
178	1... 13C-PCB-54	1.81e6	0.80	NO	0.999	1.000	27.63	27.62	0.753	0.753	NO	101.4	101	0.0659	
179	1... 13C-PCB-52	1.29e6	0.77	NO	0.804	1.000	31.27	31.26	0.852	0.852	NO	100.5	100	0.0819	
180	1... 13C-PCB-47	1.39e6	0.78	NO	0.857	1.000	31.79	31.78	0.866	0.866	NO	102.0	102	0.0768	
181	1... 13C-PCB-70	1.59e6	0.79	NO	0.996	1.000	35.43	35.41	0.985	0.985	NO	100.3	100	0.0661	
182	1... 13C-PCB-80	1.61e6	0.78	NO	1.03	1.000	35.65	35.84	0.977	0.977	NO	98.54	98.5	0.0640	
183	1... 13C-PCB-81	1.53e6	0.78	NO	0.988	1.000	39.06	39.04	1.064	1.064	NO	97.41	97.4	0.0666	
184	1... 13C-PCB-77	1.50e6	0.79	NO	0.989	1.000	39.68	39.66	1.061	1.061	NO	97.40	97.4	0.0660	
185	1... 13C-PCB-104	1.11e6	1.63	NO	1.02	1.000	32.47	32.46	0.827	0.827	NO	100.9	101	0.0381	
186	1... 13C-PCB-95	8.62e5	1.64	NO	0.805	1.000	35.72	35.73	0.910	0.910	NO	99.28	99.3	0.0481	
187	1... 13C-PCB-101	8.44e5	1.64	NO	0.793	1.000	37.48	37.46	0.954	0.954	NO	98.77	98.8	0.0489	
188	1... 13C-PCB-97	7.45e5	1.65	NO	0.696	1.000	38.82	38.62	0.989	0.989	NO	99.17	99.2	0.0557	
189	1... 13C-PCB-123	1.01e6	1.67	NO	0.933	1.000	41.46	41.46	1.056	1.056	NO	99.89	99.9	0.0416	
190	1... 13C-PCB-118	1.03e6	1.62	NO	0.986	1.000	41.85	41.85	1.081	1.061	NO	97.34	97.3	0.0393	
191	1... 13C-PCB-114	1.25e6	1.55	NO	1.55	1.000	42.32	42.32	0.908	0.908	NO	94.22	94.2	0.0809	
192	1... 13C-PCB-105	1.28e6	1.56	NO	1.57	1.000	43.21	43.21	0.927	0.927	NO	95.20	95.2	0.0796	
193	1... 13C-PCB-127	1.30e6	1.56	NO	1.62	1.000	43.56	43.55	0.934	0.934	NO	93.64	93.6	0.0770	
194	1... 13C-PCB-126	1.25e6	1.58	NO	1.57	1.000	45.53	45.52	0.976	0.976	NO	93.40	93.4	0.0798	
195	1... 13C-PCB-155	6.87e5	1.29	NO	0.615	1.000	37.00	37.00	0.942	0.942	NO	103.6	104	0.0326	
196	1... 13C-PCB-153	1.15e6	1.24	NO	1.36	1.000	43.37	43.38	0.930	0.931	NO	98.32	98.3	0.0878	
197	1... 13C-PCB-141	9.61e5	1.27	NO	1.13	1.000	44.14	44.14	0.947	0.947	NO	99.66	99.7	0.106	
198	1... 13C-PCB-138	9.99e5	1.26	NO	1.18	1.000	45.01	45.01	0.985	0.985	NO	96.63	96.6	0.101	
199	1... 13C-PCB-159	1.21e6	1.26	NO	1.44	1.000	46.33	46.34	0.994	0.994	NO	98.13	98.1	0.0832	
200	2... 13C-PCB-167	1.20e6	1.28	NO	1.44	1.000	47.04	47.04	1.009	1.009	NO	97.25	97.3	0.0832	
201	2... 13C-PCB-156	1.14e6	1.27	NO	1.40	1.000	46.39	46.37	1.038	1.037	NO	95.71	95.7	0.0858	
202	2... 13C-PCB-157	1.14e6	1.27	NO	1.40	1.000	46.65	46.65	1.043	1.043	NO	95.86	95.9	0.0858	
203	2... 13C-PCB-169	1.08e6	1.26	NO	1.33	1.000	50.93	50.92	1.092	1.092	NO	95.29	95.3	0.0900	
204	2... 13C-PCB-188	9.50e5	0.45	NO	1.41	1.000	42.99	43.00	0.926	0.926	NO	100.3	100	0.0865	
205	2... 13C-PCB-180	6.20e5	0.44	NO	0.929	1.000	49.69	49.69	1.070	1.070	NO	99.28	99.3	0.131	
206	2... 13C-PCB-170	5.29e5	0.46	NO	0.794	1.000	51.36	51.38	1.106	1.106	NO	99.16	99.2	0.153	
207	2... 13C-PCB-189	6.86e5	0.46	NO	1.04	1.000	53.06	53.08	1.143	1.143	NO	97.68	97.7	0.117	
208	2... 13C-PCB-202	7.04e5	0.93	NO	1.04	1.000	48.59	48.59	1.046	1.047	NO	101.1	101	0.0796	
209	2... 13C-PCB-194	6.06e5	0.91	NO	0.768	1.000	54.72	54.70	0.995	0.995	NO	99.49	99.5	0.195	
210	2... 13C-PCB-208	6.16e5	0.77	NO	0.991	1.000	53.94	53.94	0.981	0.981	NO	103.8	104	0.137	
211	2... 13C-PCB-206	4.31e5	0.78	NO	0.552	1.000	56.24	56.24	1.023	1.023	NO	98.29	98.3	0.246	
212	2... 13C-PCB-209	2.91e5	1.17	NO	0.396	1.000	57.49	57.48	1.046	1.046	NO	92.65	92.6	0.0202	

Dataset: U:\VG11.PRO\Results\200601K1\200601K1-7.qld

Last Altered: Tuesday, June 02, 2020 11:36:30 Pacific Daylight Time
Printed: Tuesday, June 02, 2020 11:37:29 Pacific Daylight Time

Name: 200601K1_7, Date: 01-Jun-2020, Time: 18:21:53, ID: SS200601K1-1 PCB 209 SS 19G2612, Description: PCB 209 SS 19G2612

#	Name	Resp	RA	Hy	RFP	wAve	Prod RT	RT	Prod R...	RRT	Check RRT	Comp	%Rec	DL	EMPC
213	2... 13C-PCB-15	2.43e6	1.56	NO	1.00	1.000	25.53	25.53	1.000	0.000	NO	100.0	100	0.0175	
214	2... 13C-PCB-31	1.96e6	1.05	NO	1.00	1.000	28.66	28.66	1.000	0.000	NO	100.0	100	0.286	
215	2... 13C-PCB-60	1.59e6	0.78	NO	1.00	1.000	36.68	36.70	1.000	0.000	NO	100.0	100	0.0658	
216	2... 13C-PCB-111	1.08e6	1.65	NO	1.00	1.000	39.25	39.27	1.000	0.000	NO	100.0	100	0.0388	
217	2... 13C-PCB-128	8.55e5	1.27	NO	1.00	1.000	46.60	46.62	1.000	0.000	NO	100.0	100	0.120	
218	2... 13C-PCB-182	6.72e5	0.47	NO	1.00	1.000	46.43	46.43	0.000	0.000	NO	100.0	100	0.122	
219	2... 13C-PCB-205	7.94e5	0.90	NO	1.00	1.000	54.96	54.98	1.000	0.000	NO	100.0	100	0.149	
220	2... 13C-PCB-79	1.70e6	0.78	NO	1.07	1.000	37.60	37.78	1.030	1.029	NO	100.0	100	0.0616	
221	2... 13C-PCB-178	6.89e5	0.44	NO	0.766	1.000	45.89	45.88	0.988	0.988	NO	105.2	105	0.128	
222	2... 13C-PCB-79	1.70e6	0.78	NO	1.08	1.000	37.78	37.78	0.968	0.968	NO	102.7	103	0.0641	
223	2... 13C-PCB-178	6.89e5	0.44	NO	1.05	1.000	45.87	45.88	0.923	0.923	NO	105.8	106	0.131	

7-1201
↓

Dataset: Untitled

Last Altered: Tuesday, June 02, 2020 10:33:30 Pacific Daylight Time
Printed: Tuesday, June 02, 2020 10:35:13 Pacific Daylight Time

Name: 200601K1_7, Date: 01-Jun-2020, Time: 18:21:53, ID: SS200601K1-1 PCB 209 SS 19G2612, Description: PCB 209 SS 19G2612


PCB-1

200601K1_7



F1:Voltage SIR,EI+
188.0393
3.334e+007

200601K1_7



F1:Voltage SIR,EI+
190.0363
1.080e+007


13C-PCB-1

200601K1_7



F1:Voltage SIR,EI+
200.0795
2.837e+007

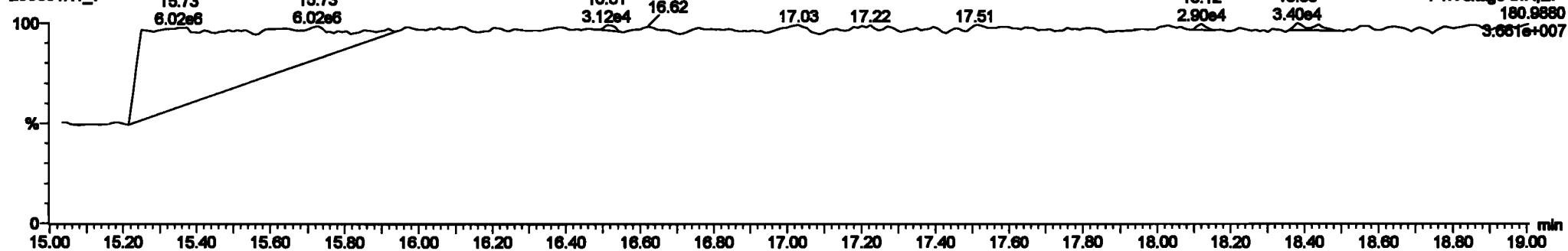
200601K1_7



F1:Voltage SIR,EI+
202.0766
9.076e+006

PFK1

200601K1_7



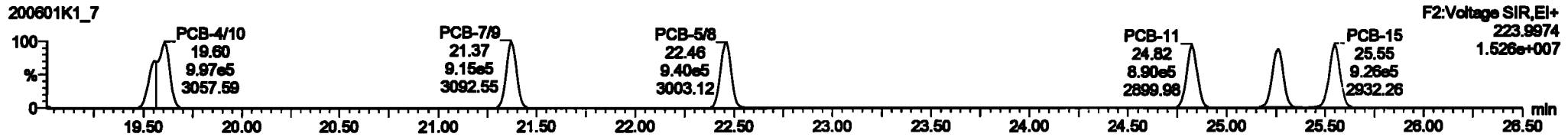
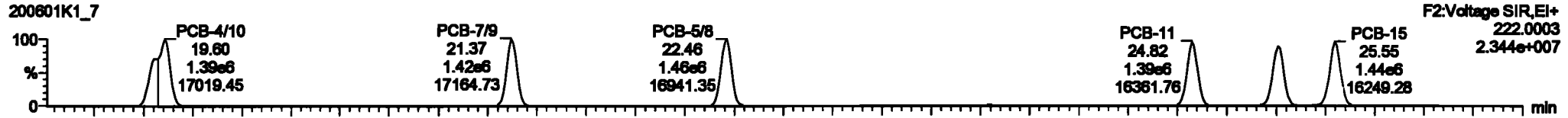
F1:Voltage SIR,EI+
180.9880
3.661e+007

Dataset: Untitled

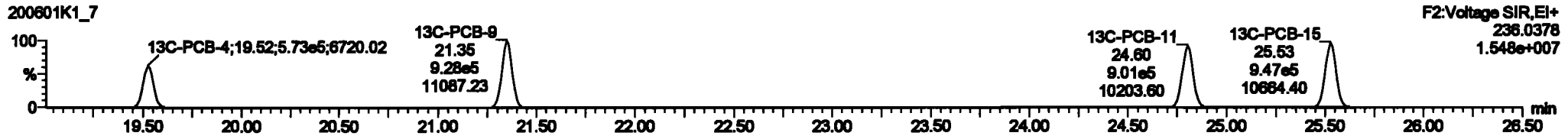
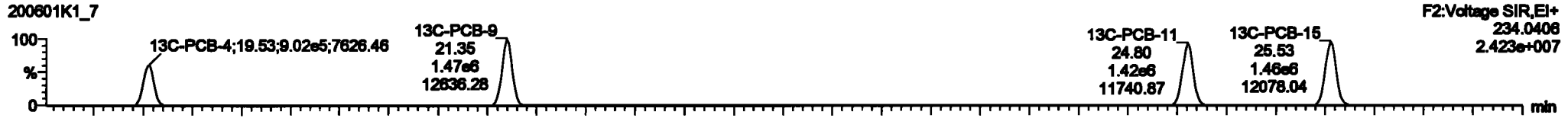
Last Altered: Tuesday, June 02, 2020 10:33:30 Pacific Daylight Time
 Printed: Tuesday, June 02, 2020 10:35:13 Pacific Daylight Time

Name: 200601K1_7, Date: 01-Jun-2020, Time: 18:21:53, ID: SS200601K1-1 PCB 209 SS 19G2612, Description: PCB 209 SS 19G2612

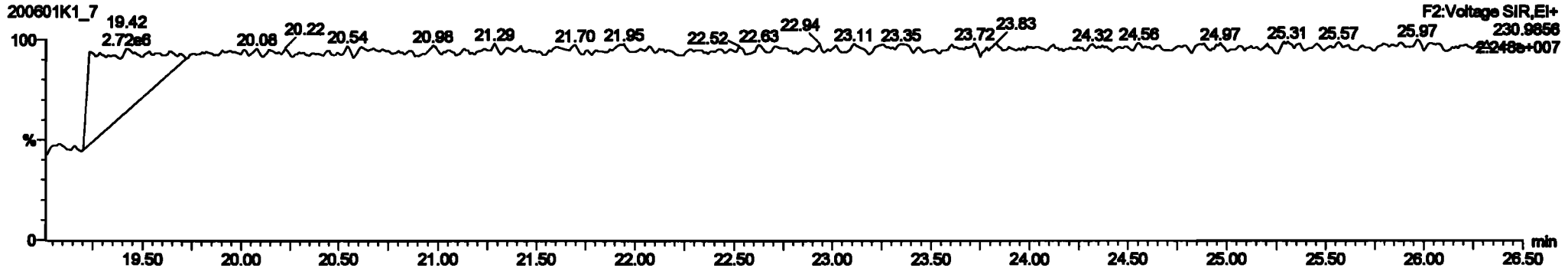
PCB-4/10



13C-PCB-4

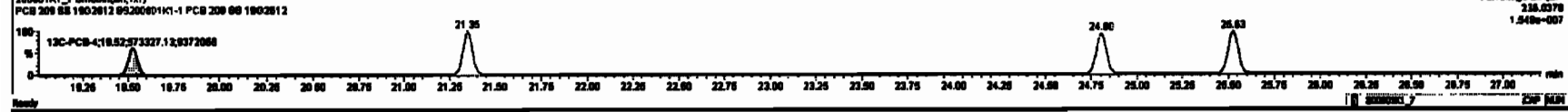


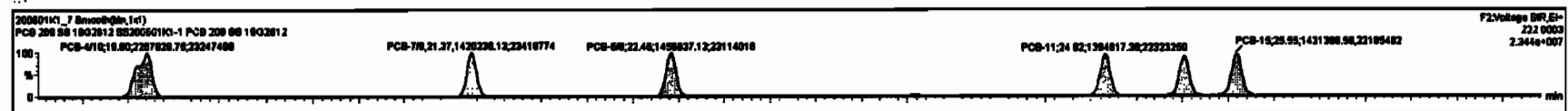


PFK2a



#	Name	Area	RA	Int	Wt%	Wt%	Wt%	Wt%	Wt%	Wt%	Wt%	Wt%	Wt%	Wt%	Wt%	Wt%	Wt%	Wt%	Wt%	Wt%
217	13C-PCB-128	0.25e6	1.27	NO	1.000	1.000	48.81	48.82	1.000	0.000	NO	100.0	100	0.120						
218	13C-PCB-162	0.72e6	0.47	NO	1.000	1.000	48.43	48.43	0.000	0.000	NO	100.0	100	0.122						
219	13C-PCB-265	7.29e6	0.90	NO	1.000	1.000	94.88	94.88	1.000	0.000	NO	100.0	100	0.148						
220	13C-PCB-76	1.70e6	0.76	NO	1.000	1.000	37.80	37.78	1.000	1.000	NO	100.0	100	0.0916						
221	13C-PCB-178	0.89e6	0.44	NO	0.7889	1.000	46.88	46.88	0.000	0.000	NO	100.2	100	0.126						
222	13C-PCB-76	1.70e6	0.76	NO	1.000	1.000	37.78	37.78	0.000	0.000	NO	102.7	100	0.0941						
223	13C-PCB-178	0.89e6	0.44	NO	1.000	1.000	46.87	46.88	0.000	0.000	NO	100.0	100	0.131						
224	234	Total Mono-PCBs			1.1400	1.000	0.00	0.00	0.000	0.000	NO	100.0		0.0281	100.0					
225	234	Total Di-PCBs			0.7200	1.000	0.00	0.00	0.000	0.000	NO	100.0		0.0254	100.0					
226	234	Total Tri-PCBs			0.8600	1.000	0.00	0.00	0.000	0.000	NO	100.0		0.0254	100.0					
227	234	Total Tetra-PCBs			1.0776	1.000	0.00	0.00	0.000	0.000	NO	993.1		0.010	993.1					

#	Name	Area	RA	Int	Wt%	Wt%	Wt%	Wt%	Wt%	Wt%	Wt%	Wt%	Wt%	Wt%	Wt%	Wt%	Wt%	Wt%	Wt%	Wt%
4	PCB-418	18.81	18.80	2.28e6	1.67e6	1.000	1.04	NO	203.08	203.08										
5	PCB-76	21.41	21.37	1.42e6	0.14e6	1.000	1.06	NO	101.68	101.68										
6	PCB-66	22.48	22.48	1.45e6	0.28e6	1.000	1.06	NO	100.08	100.08										
7	PCB-11	24.82	24.82	1.26e6	0.80e6	1.000	1.07	NO	87.277	87.277										
8	PCB-16	26.57	26.56	1.24e6	0.88e6	1.000	1.08	NO	82.774	82.774										
9	PCB-18	26.57	26.56	1.02e6	0.18e6	1.000	1.08	NO	87.713	87.713										




Dataset: Untitled

Last Altered: Tuesday, June 02, 2020 10:33:30 Pacific Daylight Time
Printed: Tuesday, June 02, 2020 10:35:13 Pacific Daylight Time

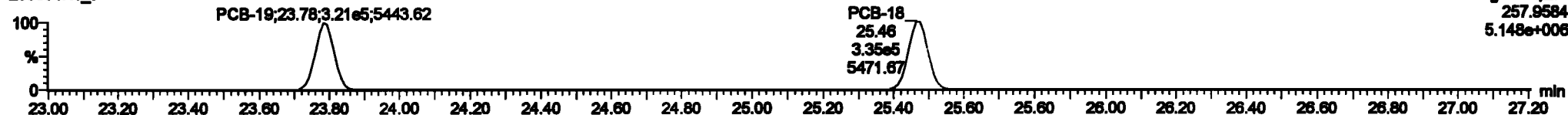
Name: 200601K1_7, Date: 01-Jun-2020, Time: 18:21:53, ID: SS200601K1-1 PCB 209 SS 19G2612, Description: PCB 209 SS 19G2612

PCB-19

200601K1_7



200601K1_7



13C-PCB-19

200601K1_7

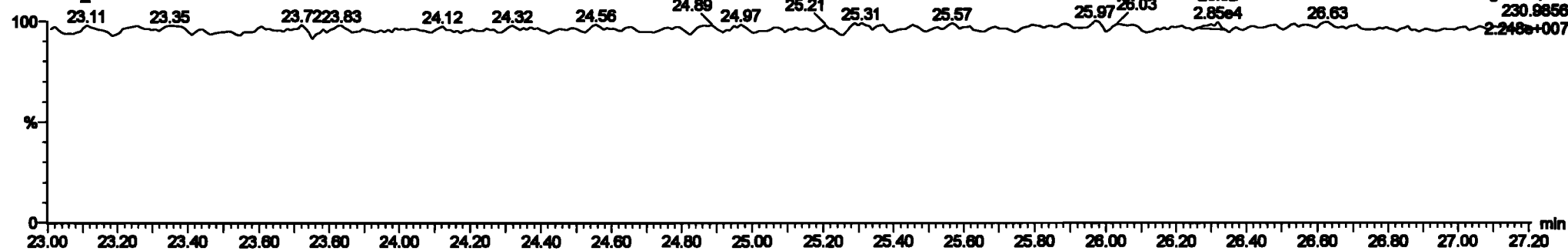


200601K1_7



PFK2b

200601K1_7



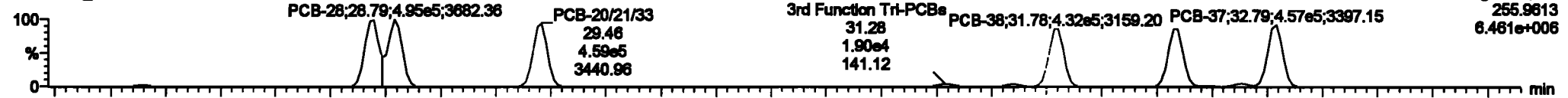
Dataset: Untitled

Last Altered: Tuesday, June 02, 2020 10:33:30 Pacific Daylight Time
 Printed: Tuesday, June 02, 2020 10:35:13 Pacific Daylight Time

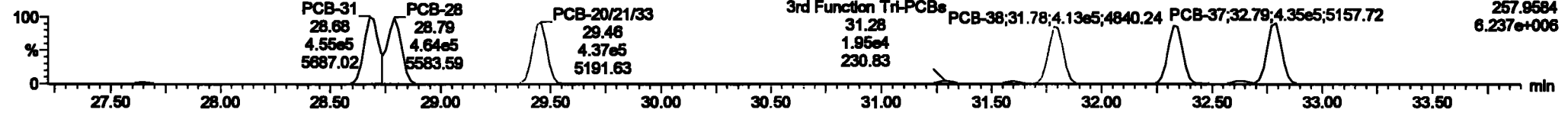
Name: 200601K1_7, Date: 01-Jun-2020, Time: 18:21:53, ID: SS200601K1-1 PCB 209 SS 19G2612, Description: PCB 209 SS 19G2612

PCB-34

200601K1_7



200601K1_7

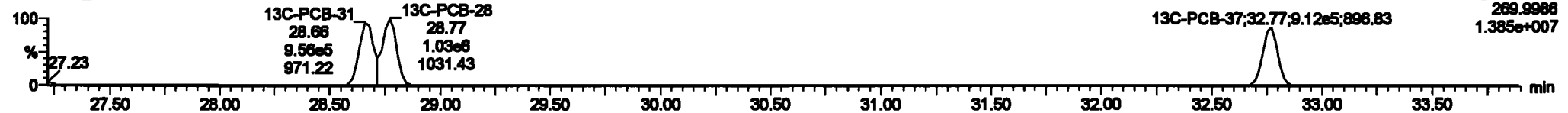


13C-PCB-28

200601K1_7

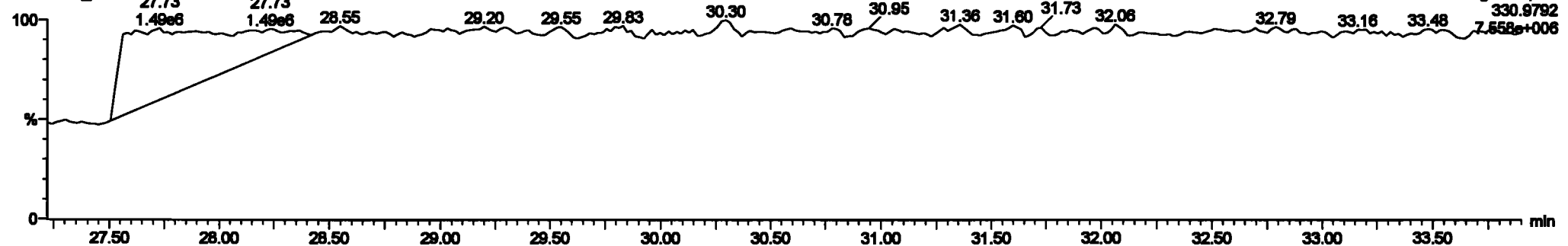


200601K1_7



PFK3d

200601K1_7

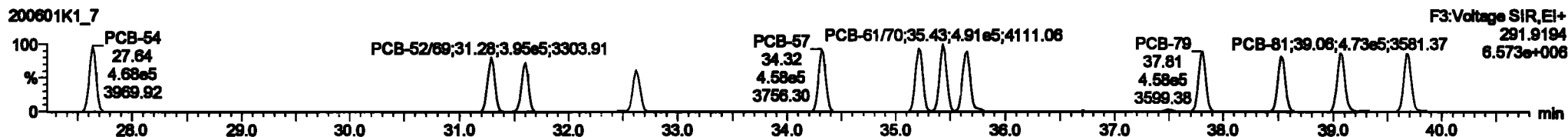
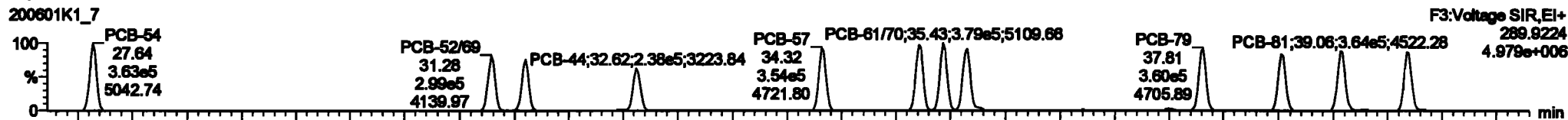


Dataset: Untitled

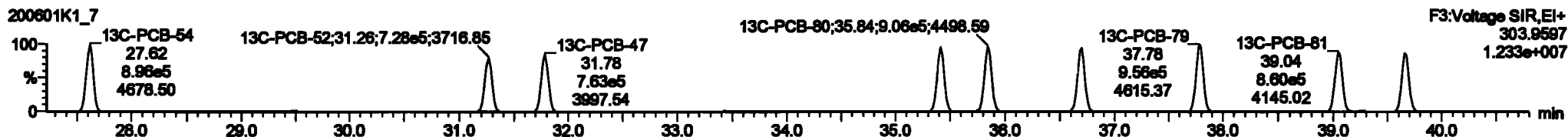
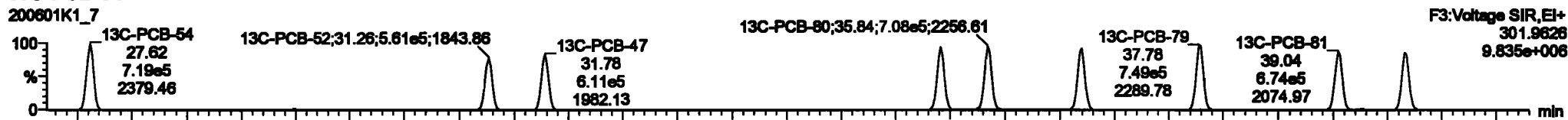
Last Altered: Tuesday, June 02, 2020 10:33:30 Pacific Daylight Time
Printed: Tuesday, June 02, 2020 10:35:13 Pacific Daylight Time

Name: 200601K1_7, Date: 01-Jun-2020, Time: 18:21:53, ID: SS200601K1-1 PCB 209 SS 19G2612, Description: PCB 209 SS 19G2612

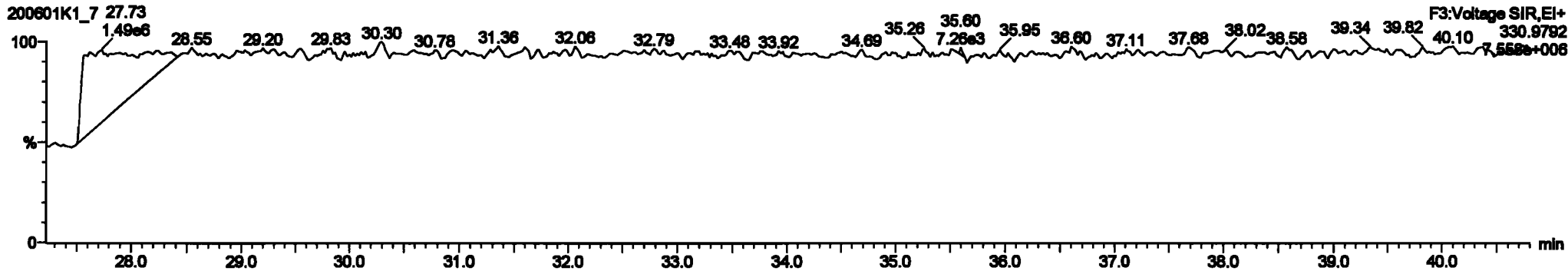
PCB-54



13C-PCB-54



PFK3a

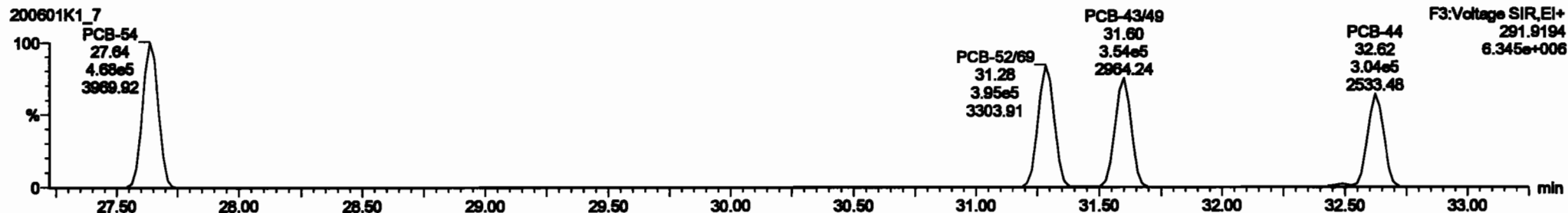


Dataset: Untitled

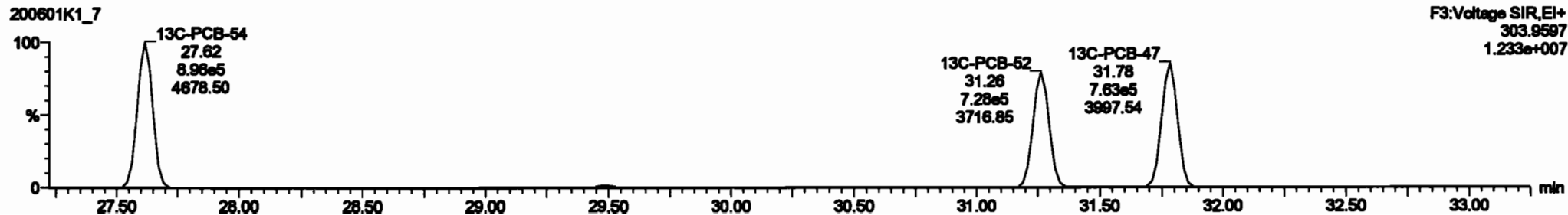
Last Altered: Tuesday, June 02, 2020 10:33:30 Pacific Daylight Time
Printed: Tuesday, June 02, 2020 10:35:13 Pacific Daylight Time

Name: 200601K1_7, Date: 01-Jun-2020, Time: 18:21:53, ID: SS200601K1-1 PCB 209 SS 19G2612, Description: PCB 209 SS 19G2612

PCB-50



13C-PCB-52




Dataset: Untitled

Last Altered: Tuesday, June 02, 2020 10:33:30 Pacific Daylight Time
Printed: Tuesday, June 02, 2020 10:35:13 Pacific Daylight Time

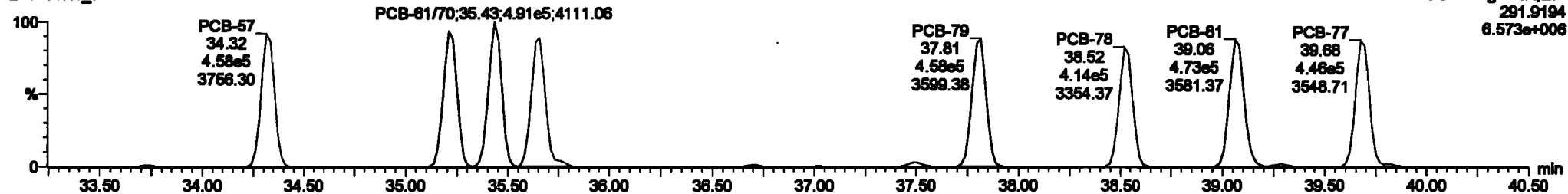
Name: 200601K1_7, Date: 01-Jun-2020, Time: 18:21:53, ID: SS200601K1-1 PCB 209 SS 19G2612, Description: PCB 209 SS 19G2612

PCB-68

200601K1_7

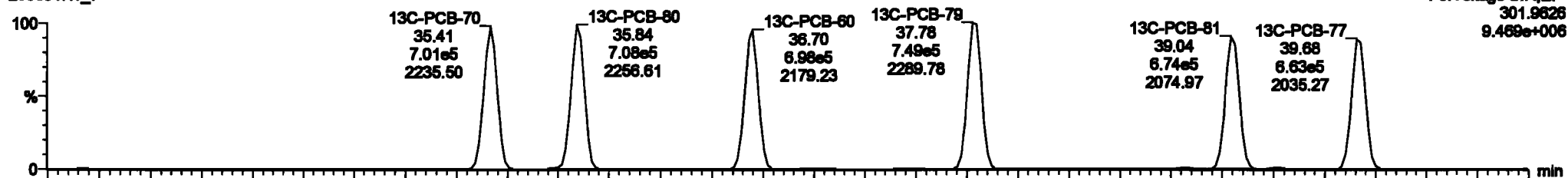


200601K1_7

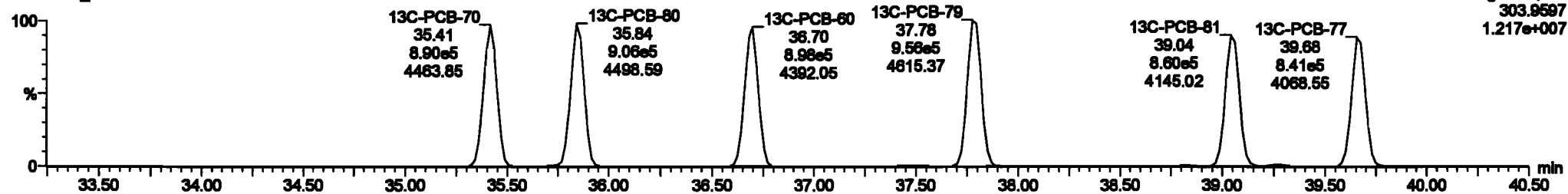


13C-PCB-60

200601K1_7



200601K1_7



#	Name	Comp	BA	Qty	Unit	PreLvl	RT	PreLvl	RT	PreLvl	RT	Comp	DL	Qnt
217	13C-PCB-128	0.88ml	1.27	NO	1.0000	1.000	45.60	45.63	1.000	0.000	NO	100.0	100	0.120
218	13C-PCB-182	0.72ml	0.47	NO	1.0000	1.000	45.43	45.43	0.000	0.000	NO	100.0	100	0.122
219	13C-PCB-205	7.84ml	0.90	NO	1.0000	1.000	54.95	54.95	1.000	0.000	NO	100.0	100	0.148
220	13C-PCB-78	1.70ml	0.70	NO	1.0000	1.000	37.80	37.70	1.000	1.000	NO	100.0	100	0.0815
221	13C-PCB-178	0.88ml	0.44	NO	0.7000	1.000	45.80	45.80	0.000	0.000	NO	100.0	100	0.128
222	13C-PCB-78	1.70ml	0.70	NO	1.0021	1.000	37.70	37.70	0.000	0.000	NO	102.7	100	0.0841
223	13C-PCB-178	0.88ml	0.44	NO	1.0000	1.000	45.87	45.88	0.000	0.000	NO	100.0	100	0.131
224	Total Mono-PCBs				1.0000	1.000	0.00	0.000	0.000	0.000	NO	100.0		0.0281 100.0
225	Total Di-PCBs				1.0000	1.000	0.00	0.000	0.000	0.000	NO	000.0		0.280 000.0
226	2nd Function Tri-PCBs				1.0000	1.000	0.00	0.000	0.000	0.000	NO	00.70		0.110 00.70
227	2nd Function Tetra-PCBs				0.0000	1.000	0.00	0.000	0.000	0.000	NO	200.4		0.311 200.4
228	Total PCBs				4.0000	1.000	0.00	0.000	0.000	0.000	NO	100.0		0.800 100.0

#	Name	PreLvl	RT	Int. Comp	Int. Comp	1st Peak (PreLvl)	BA	Qty	Qnt	Comp.
1	PCB-64	27.04	27.04	3.820ml	4.880ml	0.770	0.70	NO	47.874	47.874
2	PCB-68	31.30	31.30	2.895ml	3.891ml	0.770	0.70	NO	48.220	48.220
3	PCB-43	31.80	31.80	2.700ml	3.520ml	0.770	0.70	NO	48.317	48.317
4	PCB-44	32.00	32.00	2.570ml	3.043ml	0.770	0.70	NO	47.188	47.188
5	PCB-67	34.30	34.30	3.880ml	4.977ml	0.770	0.77	NO	43.838	43.838
6	PCB-74	35.20	35.21	3.730ml	4.720ml	0.770	0.70	NO	45.028	45.028
7	PCB-81	35.43	35.43	3.700ml	4.880ml	0.770	0.77	NO	51.834	51.834
8	PCB-70	35.62	35.60	3.891ml	4.830ml	0.770	0.70	NO	44.671	44.671




Dataset: Untitled

Last Altered: Tuesday, June 02, 2020 10:33:30 Pacific Daylight Time
Printed: Tuesday, June 02, 2020 10:35:13 Pacific Daylight Time

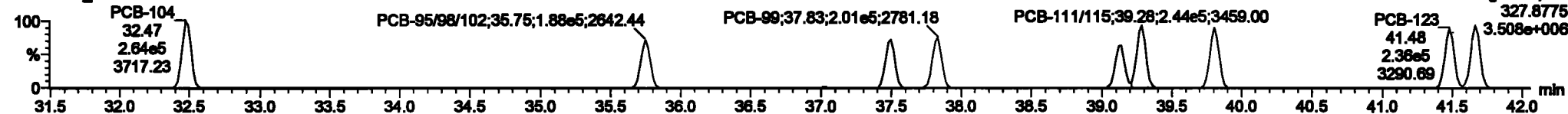
Name: 200601K1_7, Date: 01-Jun-2020, Time: 18:21:53, ID: SS200601K1-1 PCB 209 SS 19G2612, Description: PCB 209 SS 19G2612

PCB-104

200601K1_7




200601K1_7

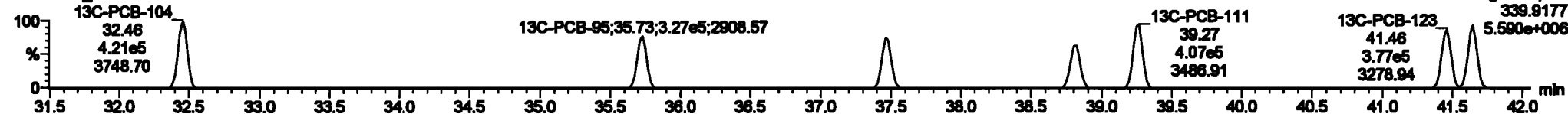


13C-PCB-104

200601K1_7

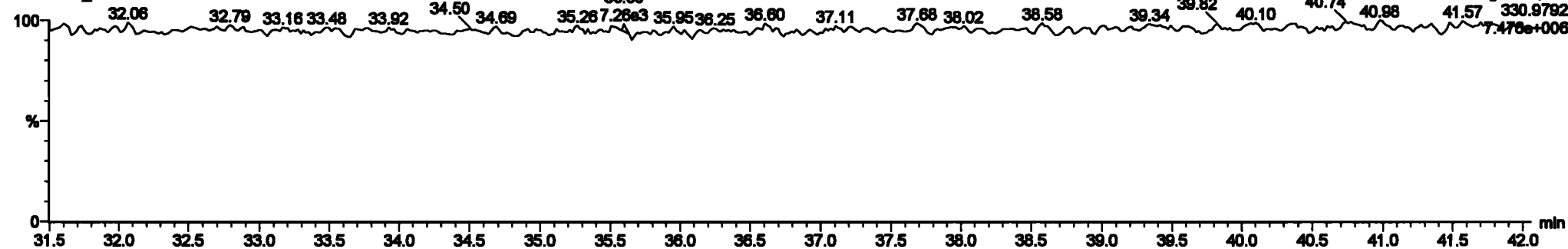


200601K1_7



PFK3b

200601K1_7




Dataset: Untitled

Last Altered: Tuesday, June 02, 2020 10:33:30 Pacific Daylight Time
Printed: Tuesday, June 02, 2020 10:35:13 Pacific Daylight Time

Name: 200601K1_7, Date: 01-Jun-2020, Time: 18:21:53, ID: SS200601K1-1 PCB 209 SS 19G2612, Description: PCB 209 SS 19G2612


PCB-96

200601K1_7



F3:Voltage SIR,EI+
325.8804
5.431e+006

200601K1_7



F3:Voltage SIR,EI+
327.8775
3.508e+006


13C-PCB-95

200601K1_7



F3:Voltage SIR,EI+
337.9207
9.091e+006

200601K1_7



F3:Voltage SIR,EI+
339.9177
5.590e+006

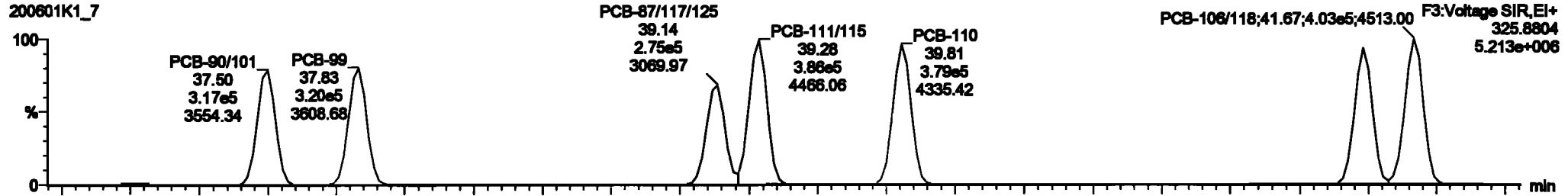
Dataset: Untitled

Last Altered: Tuesday, June 02, 2020 10:33:30 Pacific Daylight Time
Printed: Tuesday, June 02, 2020 10:35:13 Pacific Daylight Time

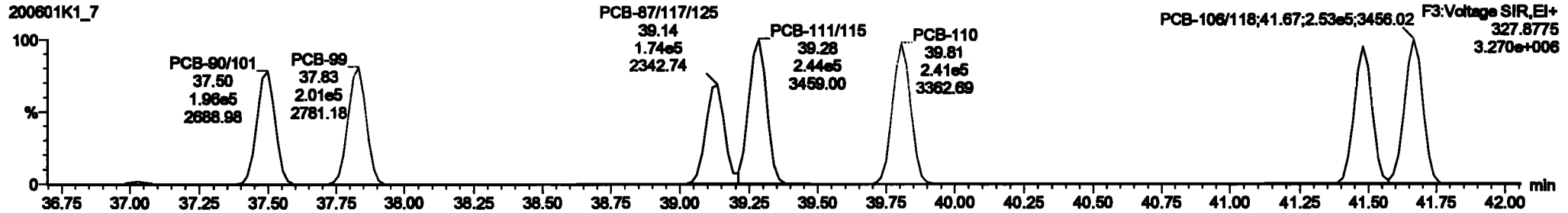
Name: 200601K1_7, Date: 01-Jun-2020, Time: 18:21:53, ID: SS200601K1-1 PCB 209 SS 19G2612, Description: PCB 209 SS 19G2612

PCB-119

200601K1_7

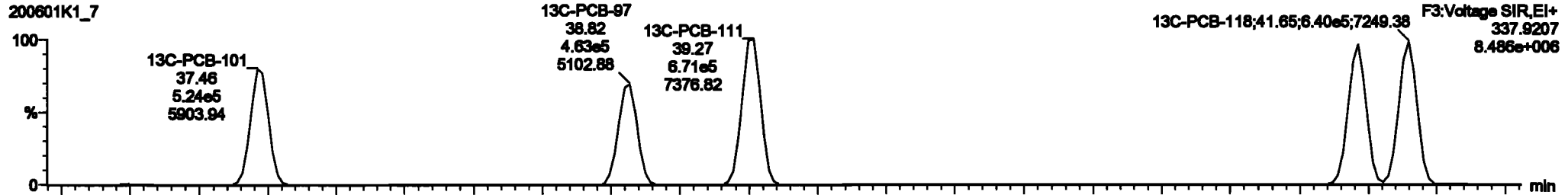


200601K1_7

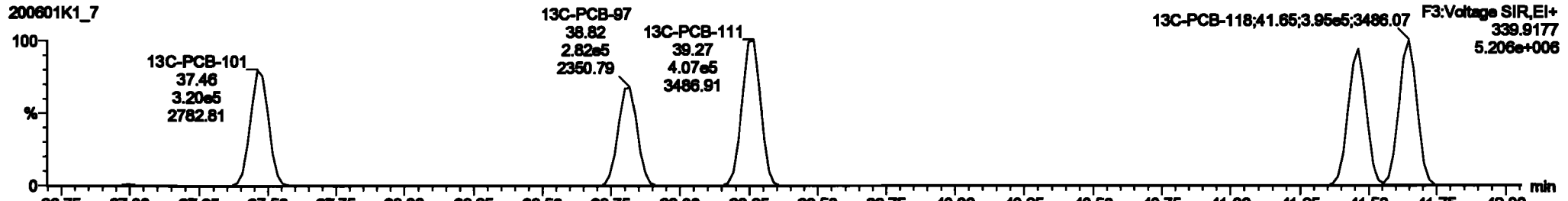


13C-PCB-111

200601K1_7



200601K1_7




Dataset: Untitled

Last Altered: Tuesday, June 02, 2020 10:33:30 Pacific Daylight Time
Printed: Tuesday, June 02, 2020 10:35:13 Pacific Daylight Time

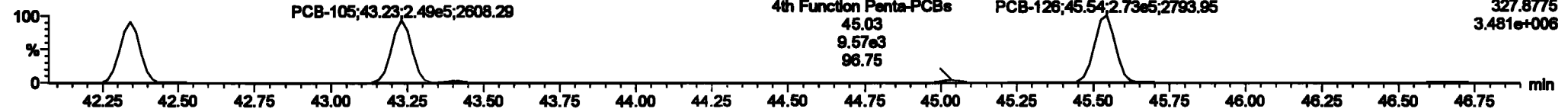
Name: 200601K1_7, Date: 01-Jun-2020, Time: 18:21:53, ID: SS200601K1-1 PCB 209 SS 19G2612, Description: PCB 209 SS 19G2612

PCB-114

200601K1_7

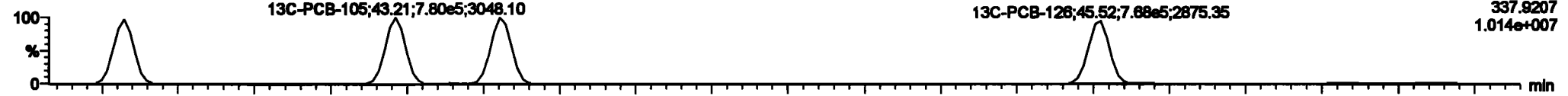


200601K1_7

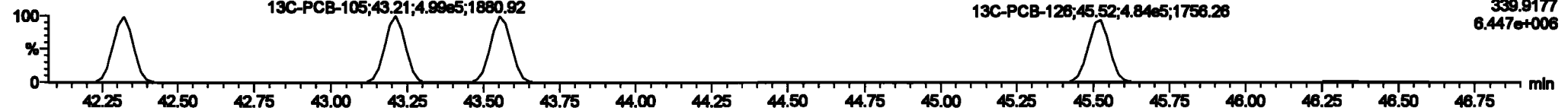


13C-PCB-114

200601K1_7

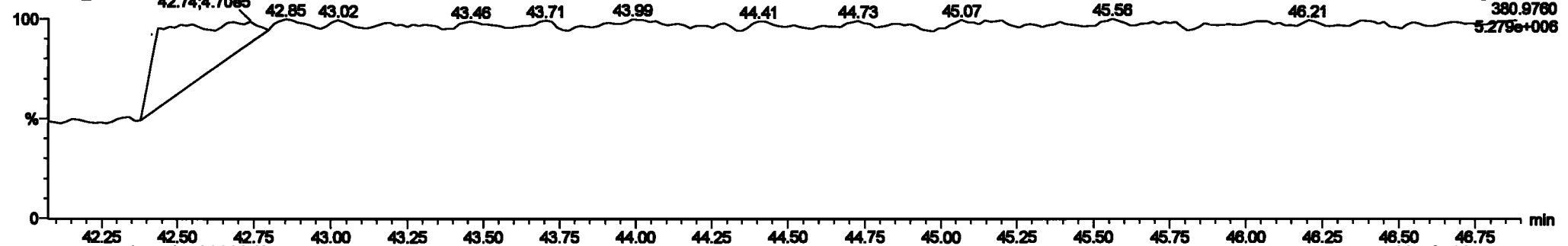


200601K1_7



PFK4a

200601K1_7




Dataset: Untitled

Last Altered: Tuesday, June 02, 2020 10:33:30 Pacific Daylight Time
Printed: Tuesday, June 02, 2020 10:35:13 Pacific Daylight Time

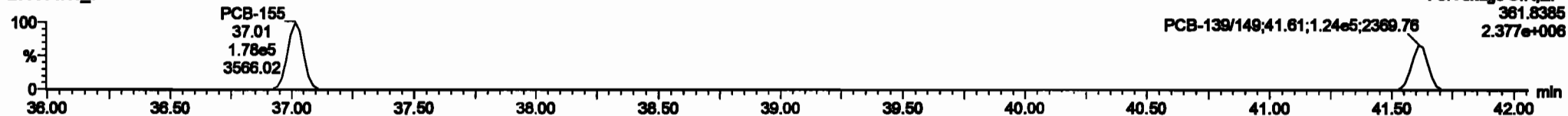
Name: 200601K1_7, Date: 01-Jun-2020, Time: 18:21:53, ID: SS200601K1-1 PCB 209 SS 19G2612, Description: PCB 209 SS 19G2612

PCB-155

200601K1_7



200601K1_7

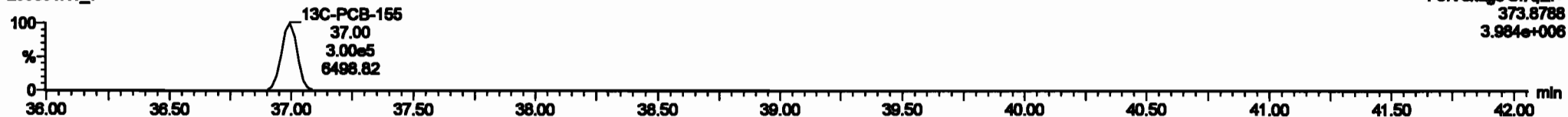


13C-PCB-155

200601K1_7

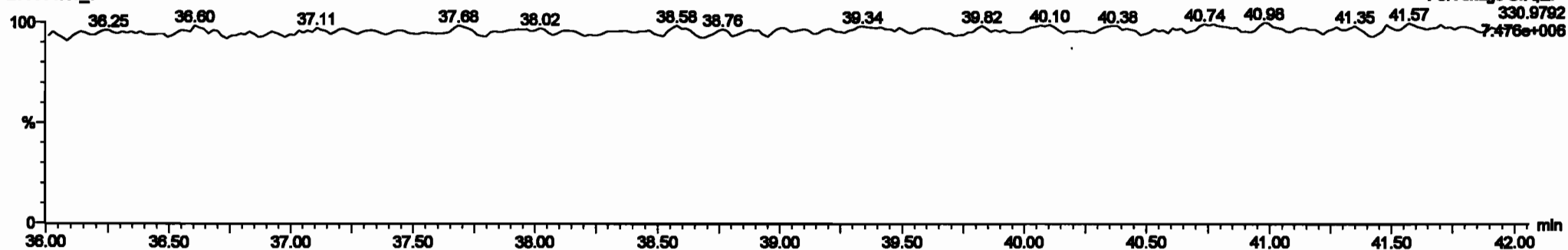


200601K1_7



PFK3c

200601K1_7

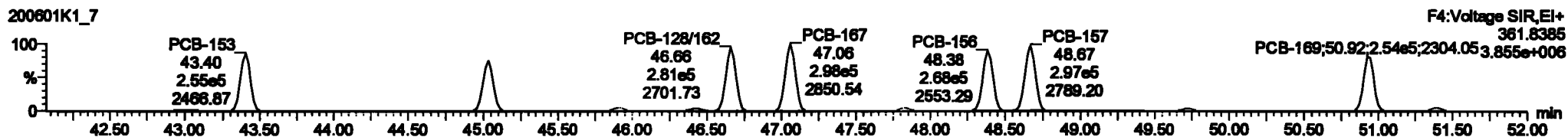
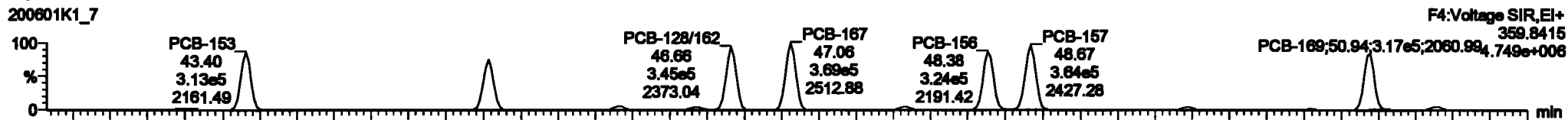


Dataset: Untitled

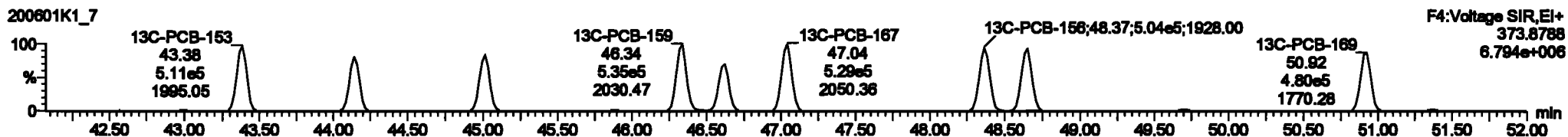
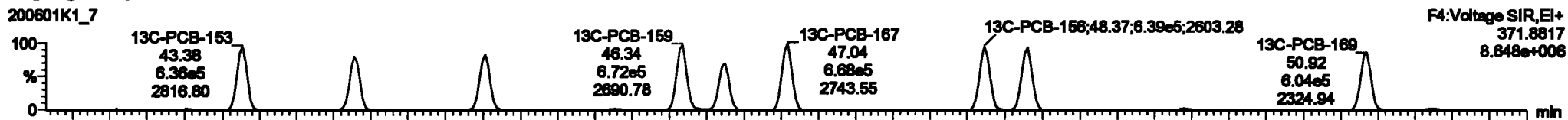
Last Altered: Tuesday, June 02, 2020 10:33:30 Pacific Daylight Time
Printed: Tuesday, June 02, 2020 10:35:13 Pacific Daylight Time

Name: 200601K1_7, Date: 01-Jun-2020, Time: 18:21:53, ID: SS200601K1-1 PCB 209 SS 19G2612, Description: PCB 209 SS 19G2612

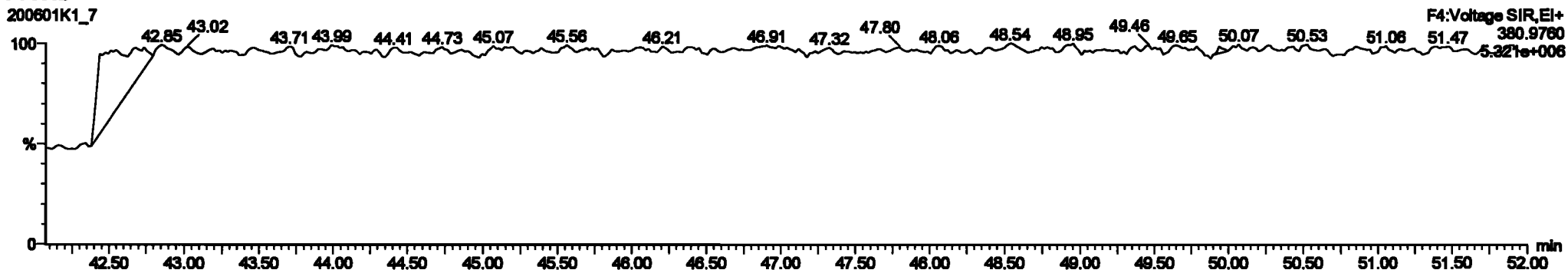
PCB-134/143



13C-PCB-153



PFK4b



Dataset: Untitled

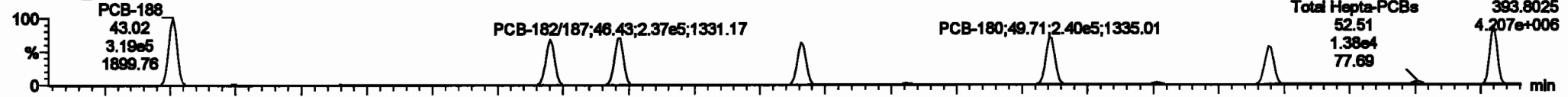
Last Altered: Tuesday, June 02, 2020 10:33:30 Pacific Daylight Time

Printed: Tuesday, June 02, 2020 10:35:13 Pacific Daylight Time

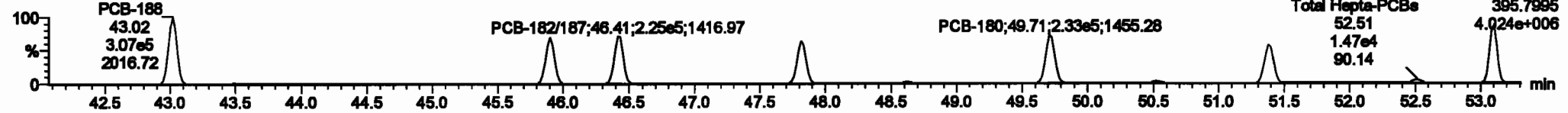
Name: 200601K1_7, Date: 01-Jun-2020, Time: 18:21:53, ID: SS200601K1-1 PCB 209 SS 19G2612, Description: PCB 209 SS 19G2612

PCB-188

200601K1_7

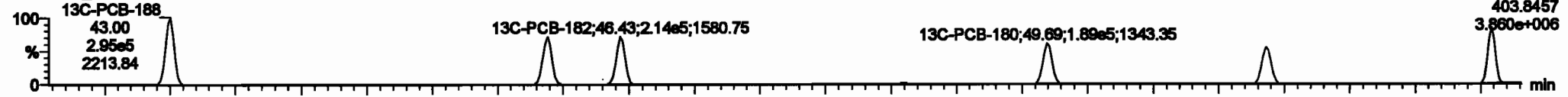


200601K1_7

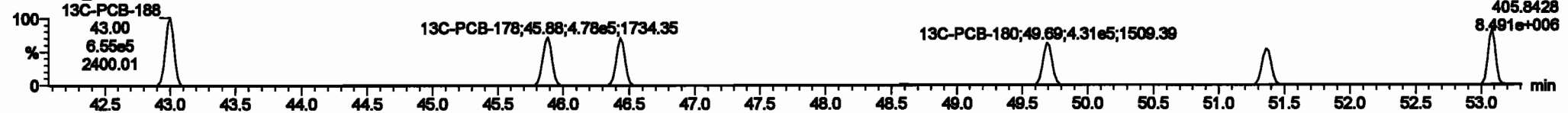


13C-PCB-188

200601K1_7

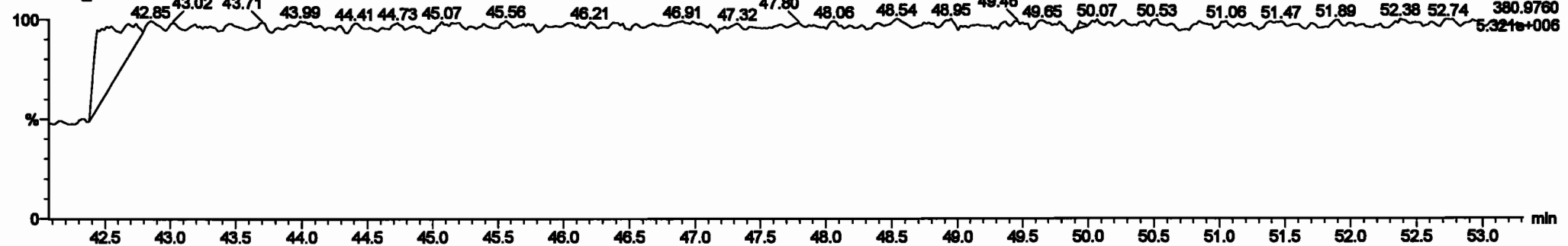


200601K1_7



PFK4c

200601K1_7



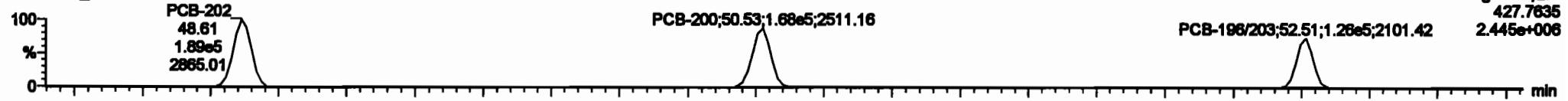
Dataset: Untitled

Last Altered: Tuesday, June 02, 2020 10:33:30 Pacific Daylight Time
Printed: Tuesday, June 02, 2020 10:35:13 Pacific Daylight Time

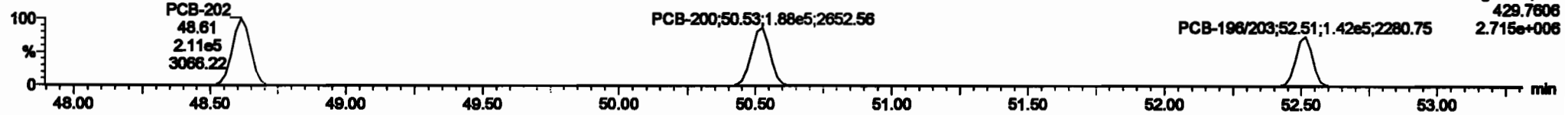
Name: 200601K1_7, Date: 01-Jun-2020, Time: 18:21:53, ID: SS200601K1-1 PCB 209 SS 19G2612, Description: PCB 209 SS 19G2612

PCB-202

200601K1_7

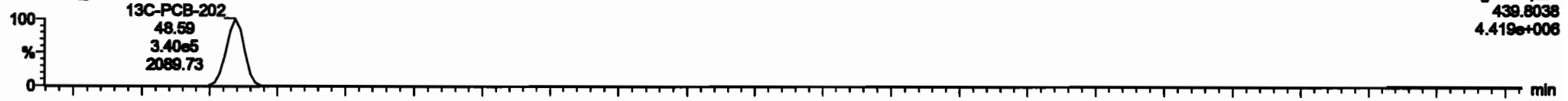


200601K1_7

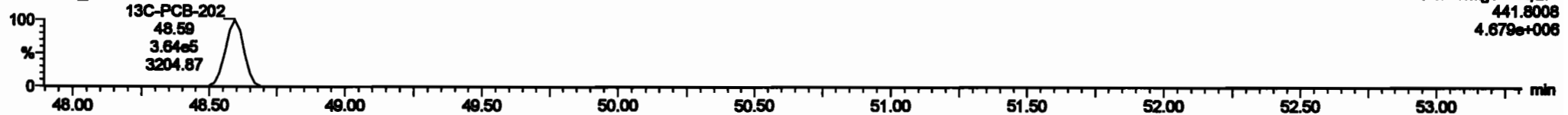


13C-PCB-202

200601K1_7

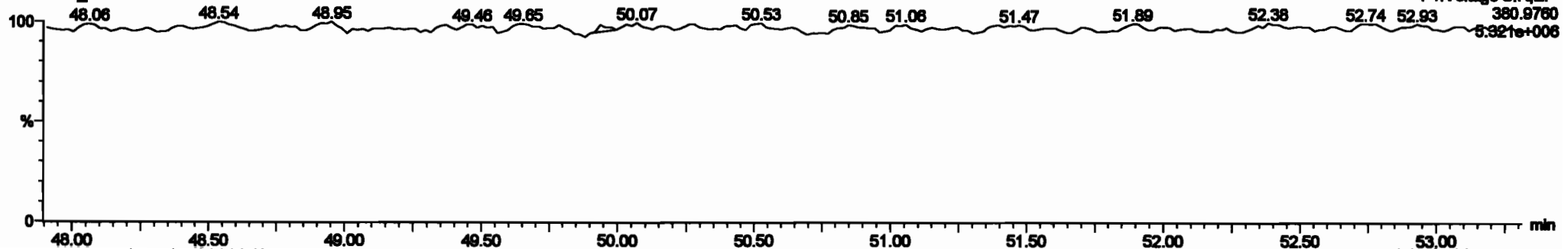


200601K1_7



PFK4d

200601K1_7



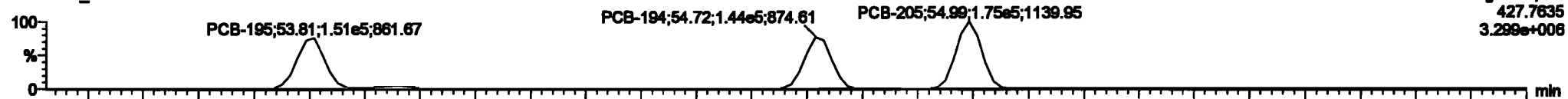
Dataset: Untitled

Last Altered: Tuesday, June 02, 2020 10:33:30 Pacific Daylight Time
Printed: Tuesday, June 02, 2020 10:35:13 Pacific Daylight Time

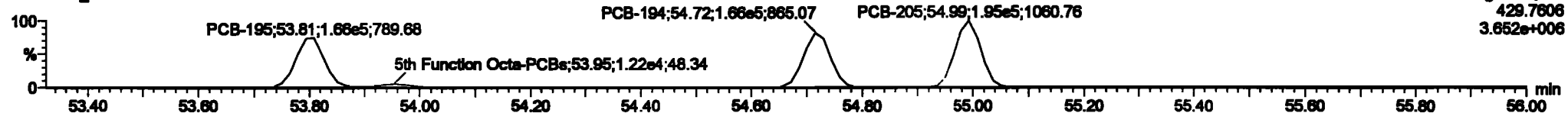
Name: 200601K1_7, Date: 01-Jun-2020, Time: 18:21:53, ID: SS200601K1-1 PCB 209 SS 19G2612, Description: PCB 209 SS 19G2612

PCB-195

200601K1_7

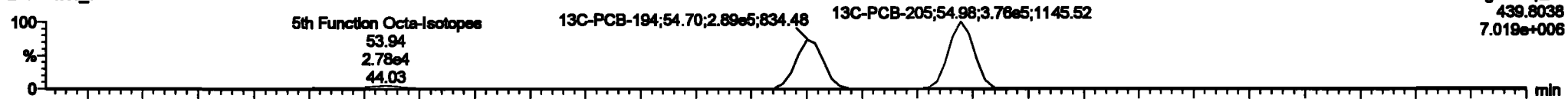


200601K1_7

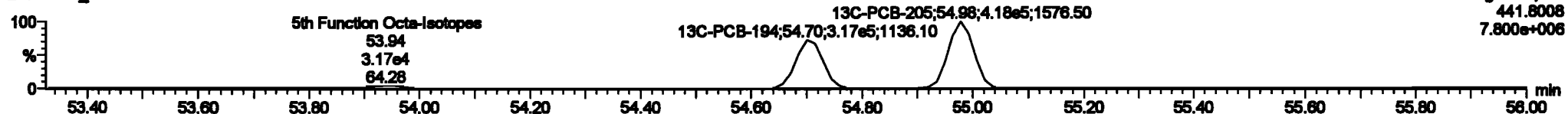


13C-PCB-194

200601K1_7

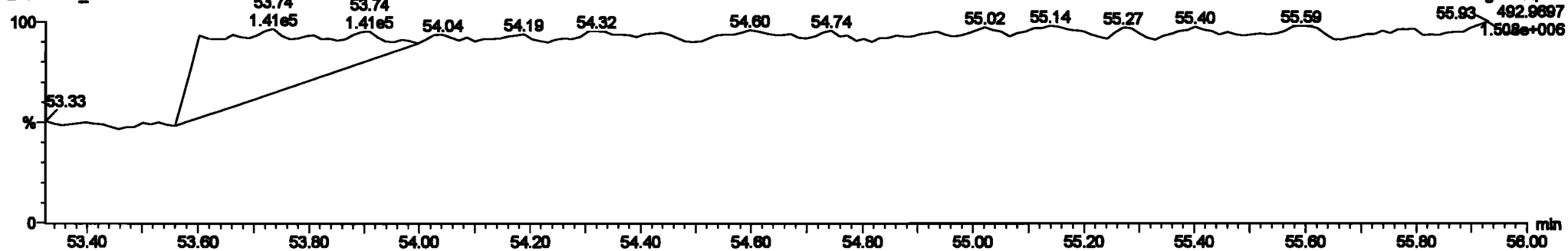


200601K1_7



PFK5a

200601K1_7



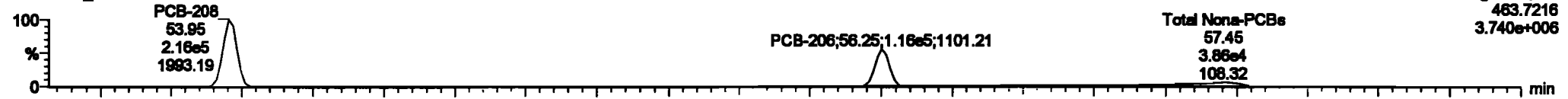
Dataset: Untitled

Last Altered: Tuesday, June 02, 2020 10:33:30 Pacific Daylight Time
Printed: Tuesday, June 02, 2020 10:35:13 Pacific Daylight Time

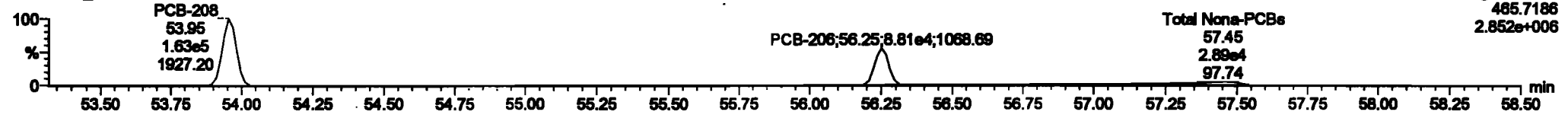
Name: 200601K1_7, Date: 01-Jun-2020, Time: 18:21:53, ID: SS200601K1-1 PCB 209 SS 19G2612, Description: PCB 209 SS 19G2612

PCB-208

200601K1_7

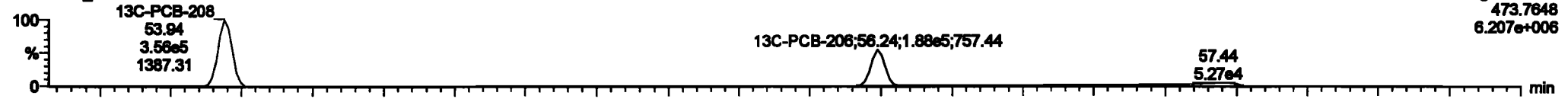


200601K1_7

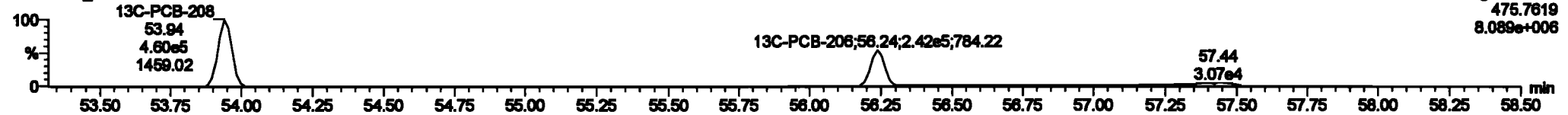


13C-PCB-208

200601K1_7

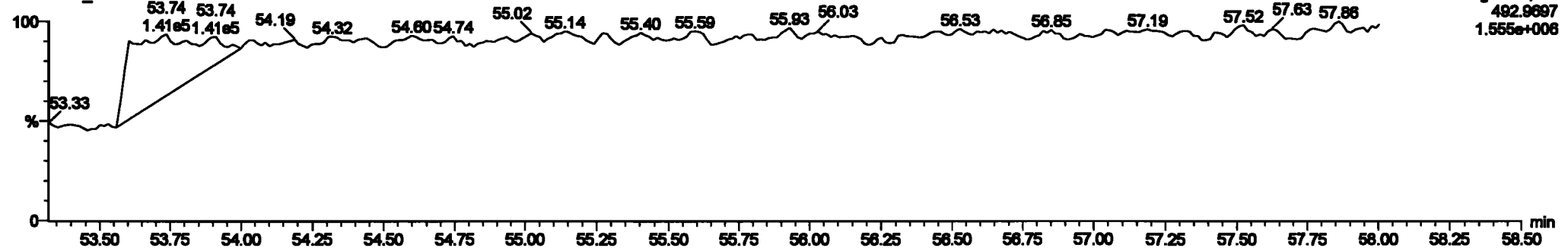


200601K1_7



PFK5

200601K1_7

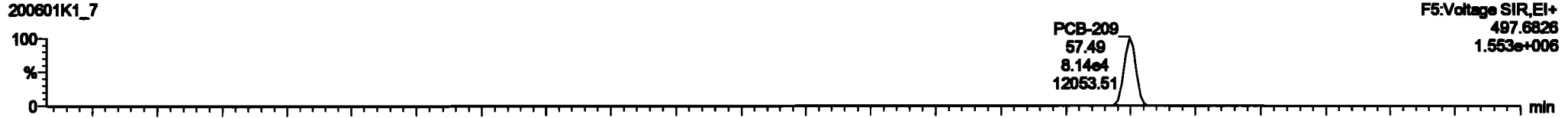


Dataset: Untitled

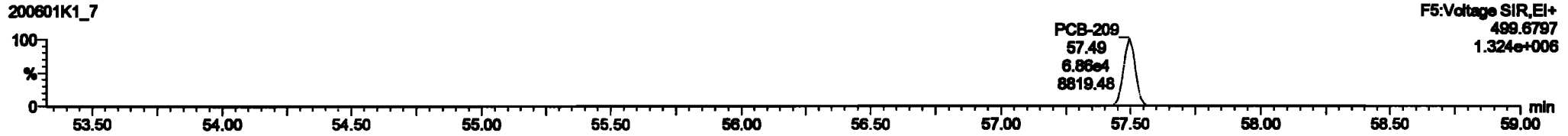
Last Altered: Tuesday, June 02, 2020 10:33:30 Pacific Daylight Time
Printed: Tuesday, June 02, 2020 10:35:13 Pacific Daylight Time

Name: 200601K1_7, Date: 01-Jun-2020, Time: 18:21:53, ID: SS200601K1-1 PCB 209 SS 19G2612, Description: PCB 209 SS 19G2612

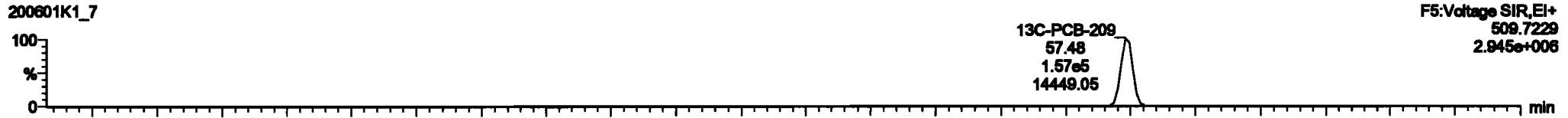
PCB-209
200601K1_7



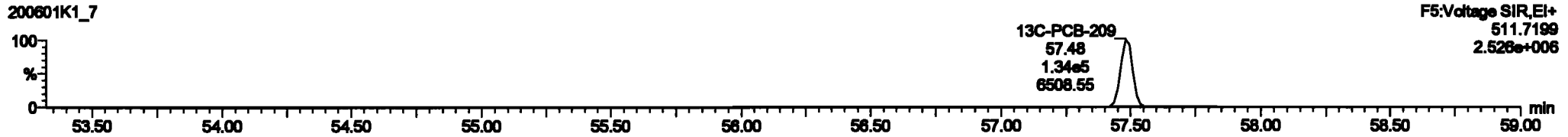
200601K1_7



13C-PCB-209
200601K1_7



200601K1_7



PFK5b
200601K1_7

