



June 11, 2020

Vista Work Order No. 2000961

Ms. Delaney Peterson
Anchor QEA, LLC
720 Olive Way, Suite 1900
Seattle, WA 98101

Dear Ms. Peterson,

Enclosed are the results for the sample set received at Vista Analytical Laboratory on April 28, 2020 under your Project Name 'Gasco PDI'.

Vista Analytical Laboratory is committed to serving you effectively. If you require additional information, please contact me at 916-673-1520 or by email at mmaier@vista-analytical.com.

Thank you for choosing Vista as part of your analytical support team.

Sincerely,

Martha Maier
Laboratory Director



Vista Analytical Laboratory certifies that the report herein meets all the requirements set forth by NELAP for those applicable test methods. Results relate only to the samples as received by the laboratory. This report should not be reproduced except in full without the written approval of Vista.

Vista Work Order No. 2000961

Case Narrative

Sample Condition on Receipt:

Eleven sediment samples were received in good condition and within the method temperature requirements. The samples were received and stored securely in accordance with Vista standard operating procedures and EPA methodology. The EPA Method 1613 sample analyses were assigned to Vista Work Order No. 2000953.

Analytical Notes:

EPA Method 1668C

Sample "PDI-165SC-A-00-01-200426" was extracted and analyzed for 209 PCB congeners by EPA Method 1668C using a ZB-1 GC column.

Holding Times

The method holding time criteria were met for this sample.

Quality Control

The Initial Calibration and Continuing Calibration Verifications met the method acceptance criteria.

A Method Blank and Ongoing Precision and Recovery (OPR) sample were extracted and analyzed with the preparation batch. No analytes were detected above the sample quantitation limit in the Method Blank. The OPR recoveries were within the method acceptance criteria.

Labeled standard recoveries for all QC and field samples were within method acceptance criteria.

TABLE OF CONTENTS

Case Narrative.....	1
Table of Contents.....	3
Sample Inventory.....	4
Analytical Results.....	5
Qualifiers.....	16
Certifications.....	17
Sample Receipt.....	20
Extraction Information.....	23
Sample Data - EPA Method 1668C.....	29
Continuing Calibration.....	158
Initial Calibration.....	289

Sample Inventory Report

Vista Sample ID	Client Sample ID	Sampled	Received	Components/Containers
2000961-01	PDI-165SC-A-00-01-200426	26-Apr-20 11:49	28-Apr-20 09:04	Amber Glass, 120 mL

ANALYTICAL RESULTS

Sample ID: Method Blank

EPA Method 1668C

Matrix: Solid	QC Batch: B0D0324	Lab Sample: B0D0324-BLK1
Sample Size: 5.00 g	Date Extracted: 29-Apr-2020 11:46	Date Analyzed: 03-Jun-20 22:50 Column: ZB-1

Analyte	Conc. (pg/g)	DL	EMPC	Qualifiers	Analyte	Conc. (pg/g)	DL	EMPC	Qualifiers
PCB-1	ND	0.362			PCB-44	ND	0.378		
PCB-2	ND	0.370			PCB-45	ND	0.377		
PCB-3	ND	0.381			PCB-46	ND	0.390		
PCB-4/10	ND	1.65			PCB-47	ND	0.338		
PCB-5/8	ND	1.31			PCB-48/75	ND	0.278		
PCB-6	ND	1.27			PCB-50	ND	0.310		
PCB-7/9	ND	1.36			PCB-51	ND	0.304		
PCB-11	ND	1.13			PCB-52/69	ND	0.278		
PCB-12/13	ND	1.25			PCB-53	ND	0.325		
PCB-14	ND	1.26			PCB-54	ND	0.253		
PCB-15	ND	1.24			PCB-55	ND	0.206		
PCB-16/32	ND	0.573			PCB-56/60	ND	0.237		
PCB-17	ND	0.700			PCB-57	ND	0.215		
PCB-18	ND	0.649			PCB-58	ND	0.208		
PCB-19	ND	0.723			PCB-61/70	ND	0.237		
PCB-20/21/33	ND	0.486			PCB-62	ND	0.276		
PCB-22	ND	0.470			PCB-63	ND	0.233		
PCB-23	ND	0.518			PCB-65	ND	0.243		
PCB-24/27	ND	0.490			PCB-66/76	ND	0.215		
PCB-25	ND	0.481			PCB-67	ND	0.231		
PCB-26	ND	0.484			PCB-68	ND	0.244		
PCB-28	ND	0.446			PCB-73	ND	0.224		
PCB-29	ND	0.512			PCB-74	ND	0.211		
PCB-30	ND	0.446			PCB-77	ND	0.228		
PCB-31	ND	0.441			PCB-78	ND	0.216		
PCB-34	ND	0.484			PCB-79	ND	0.212		
PCB-35	ND	0.466			PCB-80	ND	0.203		
PCB-36	ND	0.452			PCB-81	ND	0.235		
PCB-37	ND	0.482			PCB-82	ND	0.649		
PCB-38	ND	0.463			PCB-83	ND	0.355		
PCB-39	ND	0.492			PCB-84/92	ND	0.564		
PCB-40	ND	0.518			PCB-85/116	ND	0.461		
PCB-41/64/71/72	ND	0.262			PCB-86	ND	0.582		
PCB-42/59	ND	0.297			PCB-87/117/125	ND	0.417		
PCB-43/49	ND	0.319			PCB-88/91	ND	0.566		

DL - Sample specific estimated detection limit

LCL-UCL- Lower control limit - upper control limit

EMPC - Estimated maximum possible concentration

The results are reported in dry weight. The sample size is reported in wet weight.
individual congeners for qualifiers.

See

Sample ID: Method Blank

EPA Method 1668C

Matrix: Solid	QC Batch: B0D0324	Lab Sample: B0D0324-BLK1
Sample Size: 5.00 g	Date Extracted: 29-Apr-2020 11:46	Date Analyzed: 03-Jun-20 22:50 Column: ZB-1

Analyte	Conc. (pg/g)	DL	EMPC	Qualifiers	Analyte	Conc. (pg/g)	DL	EMPC	Qualifiers
PCB-89	ND	0.520			PCB-137	ND	0.278		
PCB-90/101	ND	0.512			PCB-138/163/164	ND	0.237		
PCB-93	ND	0.644			PCB-139/149	ND	0.300		
PCB-94	ND	0.635			PCB-140	ND	0.358		
PCB-95/98/102	ND	0.500			PCB-141	ND	0.300		
PCB-96	ND	0.401			PCB-142	ND	0.341		
PCB-97	ND	0.507			PCB-144	ND	0.360		
PCB-99	ND	0.435			PCB-145	ND	0.239		
PCB-100	ND	0.485			PCB-146/165	ND	0.253		
PCB-103	ND	0.494			PCB-147	ND	0.340		
PCB-104	ND	0.412			PCB-148	ND	0.337		
PCB-105	ND	0.343			PCB-150	ND	0.262		
PCB-106/118	ND	0.384			PCB-151	ND	0.361		
PCB-107/109	ND	0.378			PCB-152	ND	0.239		
PCB-108/112	ND	0.450			PCB-153	ND	0.240		
PCB-110	ND	0.373			PCB-154	ND	0.309		
PCB-111/115	ND	0.340			PCB-155	ND	0.272		
PCB-113	ND	0.379			PCB-156	ND	0.224		
PCB-114	ND	0.333			PCB-157	ND	0.252		
PCB-119	ND	0.360			PCB-158/160	ND	0.245		
PCB-120	ND	0.324			PCB-159	ND	0.209		
PCB-121	ND	0.352			PCB-166	ND	0.222		
PCB-122	ND	0.402			PCB-167	ND	0.229		
PCB-123	ND	0.423			PCB-168	ND	0.239		
PCB-124	ND	0.363			PCB-169	ND	0.238		
PCB-126	ND	0.324			PCB-170	ND	0.312		
PCB-127	ND	0.323			PCB-171	ND	0.278		
PCB-128/162	ND	0.280			PCB-172	ND	0.266		
PCB-129	ND	0.351			PCB-173	ND	0.308		
PCB-130	ND	0.348			PCB-174	ND	0.271		
PCB-131/133	ND	0.313			PCB-175	ND	0.260		
PCB-132/161	ND	0.251			PCB-176	ND	0.190		
PCB-134/143	ND	0.339			PCB-177	ND	0.287		
PCB-135	ND	0.308			PCB-178	ND	0.263		
PCB-136	ND	0.278			PCB-179	ND	0.191		

DL - Sample specific estimated detection limit

LCL-UCL- Lower control limit - upper control limit

EMPC - Estimated maximum possible concentration

The results are reported in dry weight. The sample size is reported in wet weight.
individual congeners for qualifiers.

See

Sample ID: Method Blank					EPA Method 1668C				
Matrix: Solid		QC Batch: B0D0324			Lab Sample: B0D0324-BLK1				
Sample Size: 5.00 g		Date Extracted: 29-Apr-2020 11:46			Date Analyzed: 03-Jun-20 22:50 Column: ZB-1				
Analyte	Conc. (pg/g)	DL	EMPC	Qualifiers	Analyte	Conc. (pg/g)	DL	EMPC	Qualifiers
PCB-180	ND	0.259			Total octaCB	ND		0.510	
PCB-181	ND	0.248			Total nonaCB	ND	0.201		
PCB-182/187	ND	0.233			DecaCB	ND	0.162		
PCB-183	ND	0.243			Total PCB	ND			
PCB-184	ND	0.202							
PCB-185	ND	0.261							
PCB-186	ND	0.187							
PCB-188	ND	0.193							
PCB-189	ND	0.198							
PCB-190	ND	0.236							
PCB-191	ND	0.214							
PCB-192	ND	0.201							
PCB-193	ND	0.218							
PCB-194	ND		0.510						
PCB-195	ND	0.190							
PCB-196/203	ND	0.331							
PCB-197	ND	0.245							
PCB-198	ND	0.350							
PCB-199	ND	0.343							
PCB-200	ND	0.259							
PCB-201	ND	0.264							
PCB-202	ND	0.238							
PCB-204	ND	0.243							
PCB-205	ND	0.154							
PCB-206	ND	0.201							
PCB-207	ND	0.133							
PCB-208	ND	0.130							
PCB-209	ND	0.162							
Total monoCB	ND	0.381							
Total diCB	ND	1.65							
Total triCB	ND	0.723							
Total tetraCB	ND	0.518							
Total pentaCB	ND	0.649							
Total hexaCB	ND	0.361							
Total heptaCB	ND	0.312							

DL - Sample specific estimated detection limit

LCL-UCL- Lower control limit - upper control limit

EMPC - Estimated maximum possible concentration

The results are reported in dry weight. The sample size is reported in wet weight.
individual congeners for qualifiers.

See

Sample ID: Method Blank

EPA Method 1668C

Matrix: Solid	QC Batch: B0D0324	Lab Sample: B0D0324-BLK1
Sample Size: 5.00 g	Date Extracted: 29-Apr-2020 11:46	Date Analyzed: 03-Jun-20 22:50 Column: ZB-1

Labeled Standard	%R	LCL-UCL	Qualifiers	Labeled Standard	%R	LCL-UCL	Qualifiers
IS 13C-PCB-1	58.4	5 - 145		13C-PCB-157	83.2	10 - 145	
13C-PCB-3	57.2	5 - 145		13C-PCB-159	82.3	10 - 145	
13C-PCB-4	70.5	5 - 145		13C-PCB-167	81.1	10 - 145	
13C-PCB-11	75.0	5 - 145		13C-PCB-169	82.5	10 - 145	
13C-PCB-9	71.6	5 - 145		13C-PCB-170	85.7	10 - 145	
13C-PCB-19	60.9	5 - 145		13C-PCB-180	86.9	10 - 145	
13C-PCB-28	76.6	5 - 145		13C-PCB-188	83.7	10 - 145	
13C-PCB-32	62.6	5 - 145		13C-PCB-189	88.0	10 - 145	
13C-PCB-37	80.0	5 - 145		13C-PCB-194	84.9	10 - 145	
13C-PCB-47	77.6	5 - 145		13C-PCB-202	91.7	10 - 145	
13C-PCB-52	77.9	5 - 145		13C-PCB-206	76.4	10 - 145	
13C-PCB-54	74.3	5 - 145		13C-PCB-208	75.7	10 - 145	
13C-PCB-70	82.7	5 - 145		13C-PCB-209	73.7	10 - 145	
13C-PCB-77	84.0	10 - 145		CRS 13C-PCB-79	85.0	10 - 145	
13C-PCB-80	82.0	10 - 145		13C-PCB-178	79.1	10 - 145	
13C-PCB-81	83.4	10 - 145					
13C-PCB-95	79.6	10 - 145					
13C-PCB-97	83.1	10 - 145					
13C-PCB-101	81.0	10 - 145					
13C-PCB-104	79.7	10 - 145					
13C-PCB-105	94.3	10 - 145					
13C-PCB-114	91.7	10 - 145					
13C-PCB-118	83.6	10 - 145					
13C-PCB-123	83.0	10 - 145					
13C-PCB-126	90.9	10 - 145					
13C-PCB-127	94.6	10 - 145					
13C-PCB-138	80.6	10 - 145					
13C-PCB-141	81.7	10 - 145					
13C-PCB-153	82.7	10 - 145					
13C-PCB-155	91.6	10 - 145					
13C-PCB-156	82.7	10 - 145					

DL - Sample specific estimated detection limit

LCL-UCL- Lower control limit - upper control limit

EMPC - Estimated maximum possible concentration

The results are reported in dry weight. The sample size is reported in wet weight.
individual congeners for qualifiers.

See

Sample ID: OPR

EPA Method 1668C

Matrix: Solid
Sample Size: 5.00 g

QC Batch: B0D0324
Date Extracted: 29-Apr-2020 11:46

Lab Sample: B0D0324-BS1
Date Analyzed: 03-Jun-20 16:48 Column: ZB-1

Analyte	Amt Found (pg/g)	Spike Amt	%R	Limits	Labeled Standard	%R	LCL-UCL
PCB-1	1210	1000	121	60 - 135	IS 13C-PCB-1	64.0	15 - 145
PCB-3	1200	1000	120	60 - 135	IS 13C-PCB-3	63.7	15 - 145
PCB-4/10	2420	2000	121	60 - 135	IS 13C-PCB-4	76.1	15 - 145
PCB-15	1190	1000	119	60 - 135	IS 13C-PCB-11	81.0	15 - 145
PCB-19	1150	1000	115	60 - 135	IS 13C-PCB-9	77.8	15 - 145
PCB-37	1240	1000	124	60 - 135	IS 13C-PCB-19	66.2	15 - 145
PCB-54	1220	1000	122	60 - 135	IS 13C-PCB-28	81.7	15 - 145
PCB-77	1210	1000	121	60 - 135	IS 13C-PCB-32	68.5	15 - 145
PCB-81	1160	1000	116	60 - 135	IS 13C-PCB-37	85.4	15 - 145
PCB-104	1150	1000	115	60 - 135	IS 13C-PCB-47	84.3	15 - 145
PCB-105	1170	1000	117	60 - 135	IS 13C-PCB-52	82.4	15 - 145
PCB-106/118	2260	2000	113	60 - 135	IS 13C-PCB-54	77.5	15 - 145
PCB-114	1220	1000	122	60 - 135	IS 13C-PCB-70	83.8	15 - 145
PCB-123	1110	1000	111	60 - 135	IS 13C-PCB-77	85.6	40 - 145
PCB-126	1210	1000	121	60 - 135	IS 13C-PCB-80	85.3	40 - 145
PCB-155	1000	1000	100	60 - 135	IS 13C-PCB-81	87.8	40 - 145
PCB-156	1160	1000	116	60 - 135	IS 13C-PCB-95	85.4	40 - 145
PCB-157	1160	1000	116	60 - 135	IS 13C-PCB-97	87.2	40 - 145
PCB-167	1160	1000	116	60 - 135	IS 13C-PCB-101	87.8	40 - 145
PCB-169	1150	1000	115	60 - 135	IS 13C-PCB-104	85.4	40 - 145
PCB-188	1130	1000	113	60 - 135	IS 13C-PCB-105	96.3	40 - 145
PCB-189	1120	1000	112	60 - 135	IS 13C-PCB-114	94.9	40 - 145
PCB-202	1100	1000	110	60 - 135	IS 13C-PCB-118	88.4	40 - 145
PCB-205	1170	1000	117	60 - 135	IS 13C-PCB-123	88.8	40 - 145
PCB-206	1130	1000	113	60 - 135	IS 13C-PCB-126	93.7	40 - 145
PCB-208	1150	1000	115	60 - 135	IS 13C-PCB-127	97.1	40 - 145
PCB-209	1120	1000	112	60 - 135	IS 13C-PCB-138	85.1	40 - 145
					IS 13C-PCB-141	84.3	40 - 145
					IS 13C-PCB-153	86.2	40 - 145
					IS 13C-PCB-155	97.0	40 - 145
					IS 13C-PCB-156	86.6	40 - 145
					IS 13C-PCB-157	86.5	40 - 145
					IS 13C-PCB-159	85.6	40 - 145
					IS 13C-PCB-167	85.4	40 - 145
					IS 13C-PCB-169	86.7	40 - 145
					IS 13C-PCB-170	87.4	40 - 145
					IS 13C-PCB-180	88.2	40 - 145
					IS 13C-PCB-188	87.0	40 - 145
					IS 13C-PCB-189	90.0	40 - 145
					IS 13C-PCB-194	86.0	40 - 145

Sample ID: OPR

EPA Method 1668C

Matrix: Solid
Sample Size: 5.00 g

QC Batch: B0D0324
Date Extracted: 29-Apr-2020 11:46

Lab Sample: B0D0324-BS1
Date Analyzed: 03-Jun-20 16:48 Column: ZB-1

Analyte	Amt Found (pg/g)	Spike Amt	%R	Limits	Labeled Standard	%R	LCL-UCL
					IS 13C-PCB-202	91.3	40 - 145
					IS 13C-PCB-206	78.5	40 - 145
					IS 13C-PCB-208	79.4	40 - 145
					IS 13C-PCB-209	70.2	40 - 145
					CRS 13C-PCB-79	85.7	40 - 145
					CRS 13C-PCB-178	80.9	40 - 145

LCL-UCL - Lower control limit - upper control limit

Sample ID: PDI-165SC-A-00-01-200426

EPA Method 1668C

Client Data		Sample Data		Laboratory Data			
Name:	Anchor QEA, LLC	Matrix:	Sediment	Lab Sample:	2000961-01	Date Received:	28-Apr-2020 9:04
Project:	Gasco PDI	Sample Size:	6.99 g	QC Batch:	B0D0324	Date Extracted:	29-Apr-2020 11:46
Date Collected:	26-Apr-2020 11:49	% Solids:	89.5	Date Analyzed :	04-Jun-20 18:26	Column:	ZB-1
					05-Jun-20 05:39	Column:	ZB-1

Analyte	Conc. (pg/g)	DL	EMPC	Qualifiers	Analyte	Conc. (pg/g)	DL	EMPC	Qualifiers
PCB-1	14.1			D, J	PCB-44	87.7			
PCB-2	18.2			D, J	PCB-45	13.0			
PCB-3	22.7			D, J	PCB-46	5.93			
PCB-4/10	ND	9.07		D	PCB-47	32.5			
PCB-5/8	ND	6.88		D	PCB-48/75	15.2			
PCB-6	ND	6.67		D	PCB-50	ND	0.492		
PCB-7/9	ND	7.11		D	PCB-51	3.40			J
PCB-11	ND	7.62		D	PCB-52/69	138			
PCB-12/13	ND	8.36		D	PCB-53	12.8			
PCB-14	ND	8.44		D	PCB-54	ND	0.401		
PCB-15	ND	8.30		D	PCB-55	1.38			J
PCB-16/32	ND		29.5	D	PCB-56/60	71.0			
PCB-17	ND		16.1	D	PCB-57	ND	1.15		
PCB-18	ND		41.0	D	PCB-58	ND		9.33	
PCB-19	ND	6.18		D	PCB-61/70	152			
PCB-20/21/33	43.9				PCB-62	ND	0.611		
PCB-22	24.8				PCB-63	ND	1.24		
PCB-23	ND	0.811			PCB-65	ND	0.537		
PCB-24/27	ND	3.96		D	PCB-66/76	422			
PCB-25	5.90				PCB-67	ND	1.23		
PCB-26	6.69				PCB-68	ND	0.539		
PCB-28	65.5				PCB-73	ND	0.396		
PCB-29	ND	0.803			PCB-74	74.2			
PCB-30	ND	3.81		D	PCB-77	10.6			
PCB-31	76.8				PCB-78	ND	0.333		
PCB-34	ND	0.758			PCB-79	ND		2.23	
PCB-35	ND	0.821			PCB-80	ND	0.307		
PCB-36	ND	0.796			PCB-81	1.71			J
PCB-37	21.6				PCB-82	25.8			
PCB-38	ND	0.814			PCB-83	ND	0.352		
PCB-39	ND	0.867			PCB-84/92	108			
PCB-40	6.76				PCB-85/116	33.5			
PCB-41/64/71/72	52.4				PCB-86	ND	0.577		
PCB-42/59	ND	0.656			PCB-87/117/125	76.9			
PCB-43/49	82.4				PCB-88/91	28.3			

DL - Sample specific estimated detection limit

LCL-UCL- Lower control limit - upper control limit

EMPC - Estimated maximum possible concentration

The results are reported in dry weight. The sample size is reported in wet weight.
See individual congeners for qualifiers.

Sample ID: PDI-165SC-A-00-01-200426

EPA Method 1668C

Client Data		Sample Data		Laboratory Data			
Name:	Anchor QEA, LLC	Matrix:	Sediment	Lab Sample:	2000961-01	Date Received:	28-Apr-2020 9:04
Project:	Gasco PDI	Sample Size:	6.99 g	QC Batch:	B0D0324	Date Extracted:	29-Apr-2020 11:46
Date Collected:	26-Apr-2020 11:49	% Solids:	89.5	Date Analyzed :	04-Jun-20 18:26	Column:	ZB-1
					05-Jun-20 05:39	Column:	ZB-1

Analyte	Conc. (pg/g)	DL	EMPC	Qualifiers	Analyte	Conc. (pg/g)	DL	EMPC	Qualifiers
PCB-89	ND		2.02		PCB-137	12.8			
PCB-90/101	340				PCB-138/163/164	589			
PCB-93	ND	0.581			PCB-139/149	494			
PCB-94	ND	0.572			PCB-140	ND		1.48	
PCB-95/98/102	203				PCB-141	163			
PCB-96	0.651			J	PCB-142	ND	0.608		
PCB-97	59.8				PCB-144	38.5			
PCB-99	89.5				PCB-145	ND	0.198		
PCB-100	ND	0.633			PCB-146/165	85.1			
PCB-103	ND		3.92		PCB-147	3.95			J
PCB-104	ND	0.538			PCB-148	ND	0.280		
PCB-105	86.3				PCB-150	ND		0.576	
PCB-106/118	213				PCB-151	203			
PCB-107/109	14.8				PCB-152	ND	0.198		
PCB-108/112	9.38				PCB-153	655			
PCB-110	246				PCB-154	4.89			
PCB-111/115	2.88			J	PCB-155	ND	0.226		
PCB-113	ND		0.472		PCB-156	47.8			
PCB-114	5.57				PCB-157	6.92			
PCB-119	6.14				PCB-158/160	59.1			
PCB-120	ND		1.17		PCB-159	11.6			
PCB-121	ND	0.318			PCB-166	ND		0.953	
PCB-122	ND		2.20		PCB-167	16.8			
PCB-123	ND		3.14		PCB-168	ND	0.426		
PCB-124	10.1				PCB-169	ND	0.429		
PCB-126	1.03			J	PCB-170	276			
PCB-127	ND	0.424			PCB-171	77.3			
PCB-128/162	53.3				PCB-172	44.5			
PCB-129	14.0				PCB-173	7.10			
PCB-130	26.6				PCB-174	179			
PCB-131/133	12.2				PCB-175	11.1			
PCB-132/161	138				PCB-176	39.8			
PCB-134/143	24.9				PCB-177	170			
PCB-135	72.2				PCB-178	53.4			
PCB-136	90.3				PCB-179	130			

DL - Sample specific estimated detection limit

LCL-UCL- Lower control limit - upper control limit

EMPC - Estimated maximum possible concentration

The results are reported in dry weight. The sample size is reported in wet weight.
See individual congeners for qualifiers.

Sample ID: PDI-165SC-A-00-01-200426

EPA Method 1668C

Client Data		Sample Data		Laboratory Data	
Name:	Anchor QEA, LLC	Matrix:	Sediment	Lab Sample:	2000961-01
Project:	Gasco PDI	Sample Size:	6.99 g	Date Received:	28-Apr-2020 9:04
Date Collected:	26-Apr-2020 11:49	% Solids:	89.5	QC Batch:	B0D0324
				Date Analyzed :	04-Jun-20 18:26 Column: ZB-1
					05-Jun-20 05:39 Column: ZB-1

Analyte	Conc. (pg/g)	DL	EMPC	Qualifiers	Analyte	Conc. (pg/g)	DL	EMPC	Qualifiers
PCB-180	687				Total octaCB	601		608	
PCB-181	ND	0.464			Total nonaCB	70.5			
PCB-182/187	352				DecaCB	41.5			
PCB-183	182				Total PCB	8930			
PCB-184	ND	0.369							
PCB-185	38.3								
PCB-186	ND	0.342							
PCB-188	ND	0.353							
PCB-189	9.51								
PCB-190	60.4								
PCB-191	ND		9.71						
PCB-192	ND	0.374							
PCB-193	32.4								
PCB-194	142								
PCB-195	63.4								
PCB-196/203	173								
PCB-197	5.79								
PCB-198	ND		6.76						
PCB-199	137								
PCB-200	22.4								
PCB-201	22.8								
PCB-202	27.3								
PCB-204	ND	0.199							
PCB-205	7.08								
PCB-206	50.6								
PCB-207	6.95								
PCB-208	13.0								
PCB-209	41.5								
Total monoCB	55.0								
Total diCB	ND	9.07							
Total triCB	245		332						
Total tetraCB	1180		1190						
Total pentaCB	1560		1570						
Total hexaCB	2820		2830						
Total heptaCB	2350		2360						

DL - Sample specific estimated detection limit

LCL-UCL- Lower control limit - upper control limit

EMPC - Estimated maximum possible concentration

The results are reported in dry weight. The sample size is reported in wet weight.
See individual congeners for qualifiers.

Sample ID: PDI-165SC-A-00-01-200426

EPA Method 1668C

Client Data		Sample Data		Laboratory Data	
Name:	Anchor QEA, LLC	Matrix:	Sediment	Lab Sample:	2000961-01
Project:	Gasco PDI	Sample Size:	6.99 g	Date Received:	28-Apr-2020 9:04
Date Collected:	26-Apr-2020 11:49	% Solids:	89.5	QC Batch:	B0D0324
				Date Analyzed :	04-Jun-20 18:26 Column: ZB-1
					05-Jun-20 05:39 Column: ZB-1

Labeled Standard	%R	LCL-UCL	Qualifiers	Labeled Standard	%R	LCL-UCL	Qualifiers
IS 13C-PCB-1	78.8	5 -145	D	13C-PCB-170	87.6	10 -145	
13C-PCB-3	81.4	5 -145	D	13C-PCB-180	89.8	10 -145	
13C-PCB-4	81.5	5 -145	D	13C-PCB-188	86.7	10 -145	
13C-PCB-11	74.1	5 -145	D	13C-PCB-189	83.9	10 -145	
13C-PCB-9	84.8	5 -145	D	13C-PCB-194	86.5	10 -145	
13C-PCB-19	80.5	5 -145	D	13C-PCB-202	93.3	10 -145	
13C-PCB-28	69.0	5 -145		13C-PCB-206	93.5	10 -145	
13C-PCB-32	82.3	5 -145	D	13C-PCB-208	88.4	10 -145	
13C-PCB-37	82.3	5 -145		13C-PCB-209	122	10 -145	
13C-PCB-47	82.3	5 -145		CRS 13C-PCB-79	90.0	10 -145	
13C-PCB-52	80.9	5 -145		13C-PCB-178	76.5	10 -145	
13C-PCB-54	75.3	5 -145					
13C-PCB-70	18.3	5 -145					
13C-PCB-77	91.0	10 -145					
13C-PCB-80	82.4	10 -145					
13C-PCB-81	84.1	10 -145					
13C-PCB-95	86.7	10 -145					
13C-PCB-97	91.0	10 -145					
13C-PCB-101	90.6	10 -145					
13C-PCB-104	76.4	10 -145					
13C-PCB-105	85.6	10 -145					
13C-PCB-114	87.6	10 -145					
13C-PCB-118	84.6	10 -145					
13C-PCB-123	94.0	10 -145					
13C-PCB-126	77.7	10 -145					
13C-PCB-127	86.6	10 -145					
13C-PCB-138	84.8	10 -145					
13C-PCB-141	84.7	10 -145					
13C-PCB-153	87.8	10 -145					
13C-PCB-155	97.2	10 -145					
13C-PCB-156	87.0	10 -145					
13C-PCB-157	86.1	10 -145					
13C-PCB-159	84.4	10 -145					
13C-PCB-167	84.6	10 -145					
13C-PCB-169	82.3	10 -145					

DL - Sample specific estimated detection limit

LCL-UCL- Lower control limit - upper control limit

EMPC - Estimated maximum possible concentration

The results are reported in dry weight. The sample size is reported in wet weight.
See individual congeners for qualifiers.

DATA QUALIFIERS & ABBREVIATIONS

B	This compound was also detected in the method blank
Conc.	Concentration
CRS	Cleanup Recovery Standard
D	Dilution
DL	Detection limit
E	The associated compound concentration exceeded the calibration range of the instrument
H	Recovery and/or RPD was outside laboratory acceptance limits
I	Chemical Interference
IS	Internal Standard
J	The amount detected is below the Reporting Limit/LOQ
LOD	Limit of Detection
LOQ	Limit of Quantitation
M	Estimated Maximum Possible Concentration (CA Region 2 projects only)
NA	Not applicable
ND	Not Detected
OPR	Ongoing Precision and Recovery sample
P	The reported concentration may include contribution from chlorinated diphenyl ether(s).
Q	The ion transition ratio is outside of the acceptance criteria.
RL	Reporting Limit
TEQ	Toxic Equivalency
U	Not Detected (specific projects only)
*	See Cover Letter

Unless otherwise noted, solid sample results are reported in dry weight. Tissue samples are reported in wet weight.

Vista Analytical Laboratory Certifications

Accrediting Authority	Certificate Number
Alaska Department of Environmental Conservation	17-013
Arkansas Department of Environmental Quality	19-013-0
California Department of Health – ELAP	2892
DoD ELAP - A2LA Accredited - ISO/IEC 17025:2005	3091.01
Florida Department of Health	E87777-23
Hawaii Department of Health	N/A
Louisiana Department of Environmental Quality	01977
Maine Department of Health	2018017
Massachusetts Department of Environmental Protection	N/A
Michigan Department of Environmental Quality	9932
Minnesota Department of Health	1521520
New Hampshire Environmental Accreditation Program	207718-B
New Jersey Department of Environmental Protection	190001
New York Department of Health	11411
Oregon Laboratory Accreditation Program	4042-010
Pennsylvania Department of Environmental Protection	016
Texas Commission on Environmental Quality	T104704189-19-10
Vermont Department of Health	VT-4042
Virginia Department of General Services	10272
Washington Department of Ecology	C584-19
Wisconsin Department of Natural Resources	998036160

Current certificates and lists of licensed parameters are located in the Quality Assurance office and are available upon request.

NELAP Accredited Test Methods

MATRIX: Air	
Description of Test	Method
Determination of Polychlorinated p-Dioxins & Polychlorinated Dibenzofurans	EPA 23
Determination of Polychlorinated p-Dioxins & Polychlorinated Dibenzofurans	EPA TO-9A

MATRIX: Biological Tissue	
Description of Test	Method
Tetra- through Octa-Chlorinated Dioxins and Furans by Isotope Dilution GC/HRMS	EPA 1613B
Brominated Diphenyl Ethers by HRGC/HRMS	EPA 1614A
Chlorinated Biphenyl Congeners in Water, Soil, Sediment, and Tissue by GC/HRMS	EPA 1668A/C
Pesticides in Water, Soil, Sediment, Biosolids, and Tissue by HRGC/HRMS	EPA 1699
Perfluorinated Alkyl Acids in Drinking Water by SPE and LC/MS/MS	EPA 537
Polychlorinated Dibenzo-p-Dioxins and Polychlorinated Dibenzofurans by GC/HRMS	EPA 8280A/B
Polychlorinated Dibenzodioxins (PCDDs) and Polychlorinated Dibenzofurans (PCDFs) by GC/HRMS	EPA 8290/8290A

MATRIX: Drinking Water	
Description of Test	Method
2,3,7,8-Tetrachlorodibenzo- p-dioxin (2,3,7,8-TCDD) GC/HRMS	EPA 1613/1613B
1,4-Dioxane (1,4-Diethyleneoxide) analysis by GC/HRMS	EPA 522
Perfluorinated Alkyl Acids in Drinking Water by SPE and LC/MS/MS	EPA 537
Perfluorinated Alkyl Acids in Drinking Water by SPE and LC/MS/MS	ISO 25101 2009

MATRIX: Non-Potable Water	
Description of Test	Method
Tetra- through Octa-Chlorinated Dioxins and Furans by Isotope Dilution GC/HRMS	EPA 1613B
Brominated Diphenyl Ethers by HRGC/HRMS	EPA 1614A
Chlorinated Biphenyl Congeners in Water, Soil, Sediment, and Tissue by GC/HRMS	EPA 1668A/C
Pesticides in Water, Soil, Sediment, Biosolids, and Tissue by HRGC/HRMS	EPA 1699
Perfluorinated Alkyl Acids in Drinking Water by SPE and LC/MS/MS	EPA 537
Dioxin by GC/HRMS	EPA 613
Polychlorinated Dibenzo-p-Dioxins and Polychlorinated Dibenzofurans by GC/HRMS	EPA 8280A/B
Polychlorinated Dibenzodioxins (PCDDs) and Polychlorinated Dibenzofurans (PCDFs) by GC/HRMS	EPA 8290/8290A

MATRIX: Solids	
Description of Test	Method
Tetra-Octa Chlorinated Dioxins and Furans by Isotope Dilution GC/HRMS	EPA 1613
Tetra- through Octa-Chlorinated Dioxins and Furans by Isotope Dilution GC/HRMS	EPA 1613B
Brominated Diphenyl Ethers by HRGC/HRMS	EPA 1614A
Chlorinated Biphenyl Congeners in Water, Soil, Sediment, and Tissue by GC/HRMS	EPA 1668A/C
Pesticides in Water, Soil, Sediment, Biosolids, and Tissue by HRGC/HRMS	EPA 1699
Perfluorinated Alkyl Acids in Drinking Water by SPE and LC/MS/MS	EPA 537
Polychlorinated Dibenzo-p-Dioxins and Polychlorinated Dibenzofurans by GC/HRMS	EPA 8280A/B
Polychlorinated Dibenzodioxins (PCDDs) and Polychlorinated Dibenzofurans (PCDFs) by GC/HRMS	EPA 8290/8290A

ENVIRONMENTAL SAMPLE CHAIN OF CUSTODY

COC ID: EGL-20200426-122154

POC: Delaney Peterson (360-715-2707)
 1605 Cornwall Avenue, Bellingham, WA 98225

Project: Gasco PDI
 Client: NW Natural

Sample Custodian: SN
 Lab: ~~Anchor Lab~~ Vista

2000961 4.3C

COC Sample Number	Field Sample ID	Sample Type	Matrix	Collected Date	Time	Containers #	Lab QC*	Test Request	Method	TAT**	Preservative
001	PDI-165SC-A-00-01-200426	N	SE	04/26/2020	11:49	2	<input type="checkbox"/>	PCB-Congeners Archive (EGL) Dioxin/Furans	ARCHIVE	-1	-10°C
002	PDI-165SC-A-01-02-200426	N	SE	04/26/2020	11:49	2	<input type="checkbox"/>	Archive (EGL) Dioxin/Furans	ARCHIVE	-1	-10°C
003	PDI-165SC-A-02-03-200426	N	SE	04/26/2020	11:49	2	<input type="checkbox"/>	Archive (EGL) Dioxin/Furans	ARCHIVE	-1	-10°C
004	PDI-165SC-A-03-04-200426	N	SE	04/26/2020	11:49	2	<input type="checkbox"/>	Archive (EGL) Dioxin/Furans	ARCHIVE	-1	-10°C
005	PDI-165SC-A-04-05-200426	N	SE	04/26/2020	11:49	2	<input type="checkbox"/>	Archive (EGL) Dioxin/Furans	ARCHIVE	-1	-10°C
006	PDI-165SC-A-05-06-200426	N	SE	04/26/2020	11:49	2	<input type="checkbox"/>	Archive (EGL) Dioxin/Furans	ARCHIVE	-1	-10°C
007	PDI-165SC-A-06-07-200426	N	SE	04/26/2020	11:49	2	<input type="checkbox"/>	Archive (EGL) Dioxin/Furans	ARCHIVE	-1	-10°C
008	PDI-165SC-A-07-08-200426	N	SE	04/26/2020	11:49	2	<input type="checkbox"/>	Archive (EGL) Dioxin/Furans	ARCHIVE	-1	-10°C
009	PDI-165SC-A-08-09-200426	N	SE	04/26/2020	11:49	2	<input type="checkbox"/>	Archive (EGL) Dioxin/Furans	ARCHIVE	-1	-10°C
010	PDI-165SC-A-09-10-200426	N	SE	04/26/2020	11:49	2	<input type="checkbox"/>	Archive (EGL) Dioxin/Furans	ARCHIVE	-1	-10°C
011	PDI-165SC-A-10-11-200426	N	SE	04/26/2020	11:49	2	<input type="checkbox"/>	Archive (EGL) Dioxin/Furans	ARCHIVE	-1	-10°C

Comment: (A) WO 2000953

Relinquished By	Received By	Relinquished By	Received By	Relinquished By	Received By
Signature: [Signature]	Signature: [Signature]	Signature:	Signature:	Signature:	Signature:
Print Name: S. Shalwood	Print Name: William R. Wright	Print Name:	Print Name:	Print Name:	Print Name:
Company: Anchor QEA	Company: VA1	Company:	Company:	Company:	Company:
Date/Time: 4/27/20 12:30	Date/Time: 04-28-20 09:04	Date/Time:	Date/Time:	Date/Time:	Date/Time:

* Lab QC Requested for sample when box is checked ** TAT = Turn Around Time in DAYS # POC = Project Point of Contact

Sample Log-In Checklist

 Page # 1 of 1

 Vista Work Order #: 2000961

 TAT 7

Samples Arrival:	Date/Time: 4/28/20 09:04	Initials: UWU	Location: WR-2
			Shelf/Rack: NA
Delivered By:	<input checked="" type="checkbox"/> FedEx	<input type="checkbox"/> UPS	<input type="checkbox"/> On Trac
		<input type="checkbox"/> GLS	<input type="checkbox"/> DHL
		<input type="checkbox"/> Hand Delivered	<input type="checkbox"/> Other
Preservation:	<input checked="" type="checkbox"/> Ice	<input type="checkbox"/> Blue Ice	<input type="checkbox"/> Dry Ice
	<input type="checkbox"/> None		
Temp °C: 4.3 (uncorrected)	Probe used: Y / <input checked="" type="checkbox"/> N		Thermometer ID: IR3
Temp °C: 4.3 (corrected)			

	YES	NO	NA
Shipping Container(s) Intact?	<input checked="" type="checkbox"/>		
Shipping Custody Seals Intact?	<input checked="" type="checkbox"/>		
Airbill <u>3 of 3</u>			
Trk # <u>7703 3190 1482</u>	<input checked="" type="checkbox"/>		
Shipping Documentation Present?	<input checked="" type="checkbox"/>		
Shipping Container	<input type="checkbox"/> Vista	<input checked="" type="checkbox"/> Client	<input type="checkbox"/> Retain
	<input type="checkbox"/> Return	<input type="checkbox"/> Dispose	
Chain of Custody / Sample Documentation Present?	<input checked="" type="checkbox"/>		
Chain of Custody / Sample Documentation Complete?	<input checked="" type="checkbox"/>		
Holding Time Acceptable?	<input checked="" type="checkbox"/>		
Logged In:	Date/Time: 04/28/20 1736	Initials: MUB	Location: WR-2
			Shelf/Rack: G5
COC Anomaly/Sample Acceptance Form completed?		<input checked="" type="checkbox"/>	<input checked="" type="checkbox"/>

Comments:

CoC/Label Reconciliation Report WO# 2000961

LabNumber	CoC Sample ID	SampleAlias	Sample Date/Time	Container	BaseMatrix	Sample Comments
2000961-01	A PDI-165SC-A-00-01-200426	<input checked="" type="checkbox"/>	26-Apr-20 11:49	Amber Glass, 120 mL	Solid	<input checked="" type="checkbox"/>

Checkmarks indicate that information on the COC reconciled with the sample label.
Any discrepancies are noted in the following columns.

	Yes	No	NA	Comments:
Sample Container Intact?	✓			
Sample Custody Seals Intact?			✓	
Adequate Sample Volume?	✓			
Container Type Appropriate for Analysis(es)	✓			
Preservation Documented: Na2S2O3 Trizma None Other			✓	
If Chlorinated or Drinking Water Samples, Acceptable Preservation?			✓	

Verified by/Date: YB/3 4/28/20

EXTRACTION INFORMATION

RUSH!

Process Sheet
Workorder: **2000961**

Prep Expiration: 2021-04-26
Client: Anchor QEA, LLC

Workorder Due: 05-May-20 00:00

TAT: 7

Method: **1668C Full List**
Matrix: **Solid**
Client Matrix: Sediment
Also run: **Percent Solids**

Prep Batch: B0D0324

Prep Data Entered: M 05/01/20
Date and Initials

Initial Sequence: S0F0009

LabSampleID	Recon	ClientSampleID	Date Received	Location	Comments
2000961-01	<input checked="" type="checkbox"/>	PDI-165SC-A-00-01-200426 ✓	28-Apr-20 09:04	WR-2 G-5	

WO Comments: **PCB - 5g extraction (dry weight)**
One dup required per batch of 20 samples DR 04/29/20

Pre-Prep Check Out: N/A
Pre-Prep Check In: N/A

Prep Check Out: RR 04/29/20
Prep Check In: RR 04/29/20

Prep Reconciled Initials/Date: RR 04/29/20
Spike Reconciled Initials/Date: DT 04/29/20

VialBoxID: Rivdale

PREPARATION BENCH SHEET

Matrix: Solid

B0D0324

Chemist: DF

Method: 1668C Full List

Prepared using: HRMS - Soxhlet

Prep Date/Time: 29-Apr-20 11:46

C	VISTA Sample ID	G Eqv	Sample Amt. (g)	IS/NS CHEM/WIT DATE	CRS CHEM/WIT DATE	AP CHEM/ DATE	ABSG CHEM/ DATE	AA CHEM/ DATE	Florisil CHEM/ DATE	RS CHEM/WIT DATE
<input type="checkbox"/>	B0D0324-BLK1	N/A	(5.00)	RR 04/29/20	u 05/01/20	N/A	05/01/20	N/A	N/A	RR 05/01/20
<input type="checkbox"/>	B0D0324-BS1		(5.00)							
<input type="checkbox"/>	B0D0324-DUP1 2000954-01	8.11	7.34							
<input type="checkbox"/>	2000954-01	8.11	7.35							
<input type="checkbox"/>	2000956-01	6.28	6.03							
<input type="checkbox"/>	2000958-01(A)	6.39	6.45							
<input type="checkbox"/>	2000958-02	9.35	7.00							
<input type="checkbox"/>	2000959-01	9.77	7.34							
<input type="checkbox"/>	2000960-01	5.84	6.33							
<input type="checkbox"/>	2000961-01(A)	5.59	6.99				Black			

(A) Precipitate formed at final volume. 1:20 Dil. made. 05/01/20

IS Name <u>V2</u>	NS Name <u>V3</u>	CRS Name <u>V2</u>	RS Name <u>V2</u>	Cycle Time	APP: SEFUN <u>SOX SDS</u>	Check Out: <u>RR 04/29/20</u>
PCDD/F	PCDD/F	PCDD/F	PCDD/F	Start Date/Time <u>04/29/20</u> <u>1540</u>	SOLV: <u>Toluene</u>	Chemist/Date: <u>RR 04/29/20</u>
PCB <u>19B2603, 10µL</u>	PCB <u>19B2604, 10µL</u>	PCB <u>19B2603, 10µL</u>	PCB <u>19B2604, 10µL</u>	Stop Date/Time <u>04/30/20</u> <u>0750</u>	Other <u>NA</u>	Check In: <u>RR 04/29/20</u>
PAH	PAH	PAH	PAH	Final Volume(s) <u>100mL</u> <u>Cg</u>		Balance ID: <u>HRMS-9</u>

Comments:

- 1 = Sample approached dryness on rotovap
- 2 = Sample bumped on rotovap; lost < 5%
- 3 = Sample poured through Na2SO4 to remove water
- 4 = Precipitate present at Final Volume
- 5 = Sample homogenized in secondary container
- 6 = Sample clogged during extraction; pipetted and used Nitrogen to assist

Batch: B0D0324

Matrix: Solid

LabNumber	WetWeight (Initial)	% Solids (Extraction Solids)	DryWeight	Final	Extracted	Ext By	Spike	SpikeAmount	ClientMatrix	Analysis
2000954-01	7.35	61.67247	4.5329	100	29-Apr-20 11:46	RR			Sediment	1668C Full List
2000956-01	6.03	79.65425	4.8032	100	29-Apr-20 11:46	RR			Sediment	1668C Full List
2000958-01	6.45	78.23241	5.0460	100	29-Apr-20 11:46	RR			Sediment	1668C Full List
2000958-02	7	53.44828	3.7414	100	29-Apr-20 11:46	RR			Sediment	1668C Full List
2000959-01	7.34	51.17188	3.7560	100	29-Apr-20 11:46	RR			Sediment	1668C Full List
2000960-01	6.33	85.56036	5.4160	100	29-Apr-20 11:46	RR			Sediment	1668C Full List
2000961-01	6.99	89.49772	6.2559	100	29-Apr-20 11:46	RR			Sediment	1668C Full List
B0D0324-BLK1	5			100	29-Apr-20 11:46	RR				QC
B0D0324-BS1	5			100	29-Apr-20 11:46	RR	19B2602	10		QC
B0D0324-DUP1	7.34	61.67247	4.5268	100	29-Apr-20 11:46	RR				QC

All bolded data on report verified against written benchsheet by (initial/date) RR 05/01/20

Percent Moisture/ Percent Solids

D2216-90

BATCH ID B0D0314

Analyst: <u>EM</u>	Test Code: %Moist/%Solids	Data Entry Verified by: (Initial and Date) <u>N/A</u>
Analyte:	Units: %	
Oven ID: <u>01</u> 02	Dried at 110°C+/-5°C	

Inst HRMS-08

Date/Time IN: 04/29/20 1741
 Date/Time OUT: 05/01/20 0825

Particle Size	SampID	SampType	Initial and Date:		Wet Pan and Sample Weight (g)	Dry Pan and Sample Weight (g)	Dry Sample Weight (g)	%Solids RawVal	EM 04/29/20		N/A		Sample Homogenized*
			Pan Tare Wt. (gms)	EM 04/29/20					Cl- Before	pH After	Acid Added		
	2000954-01	Sample	1.29	EM 04/29/20	7.03	4.83	N/A	Mud				X	
	2000956-01	Sample	1.29	EM 04/29/20	8.81	7.28		sand				X	
	2000958-01	Sample	1.29	EM 04/29/20	7.40	6.07		↓			N/A	X	
	2000958-02	Sample	1.30	EM 04/29/20	7.68	4.71		Mud				X	
	2000959-01	Sample	1.30	EM 04/29/20	6.42	3.92		↓				X	
	2000960-01	Sample	1.29	EM 04/29/20	5.93	5.26		sand				X	
	2000961-01	Sample	1.29	EM 04/29/20	7.86	7.17		↓				X	

*Sample homogenized in sample container unless otherwise noted.

SAMPLE DATA – EPA METHOD 1668C

Dataset: U:\VG11.PRO\Results\200603K1\200603K1-9.qld

Last Altered: Thursday, June 04, 2020 09:44:58 Pacific Daylight Time

Printed: Thursday, June 04, 2020 09:45:31 Pacific Daylight Time

ht 6.4.2020

(706/10/2020)

Method: U:\VG11.PRO\MethDB\PCB-209_ZB1_6-1-20.mdb 02 Jun 2020 10:36:07

Calibration: U:\VG11.PRO\CurveDB\db1_PCBvg11-6-1-20.cdb 02 Jun 2020 10:21:16

Name: 200603K1_9, Date: 03-Jun-2020, Time: 22:50:12, ID: B0D0324-BLK1 Method Blank 5, Description: Method Blank

#	Name	Resp	RA	ny	RRF	w/vol	Pred.RT	RT	Pred.R	RRT	Check RRT	Conc.	%Rec	DL	EMPC
1	1 PCB-1			NO	1.17	5.000	15.53		1.001		YES			0.362	
2	2 PCB-2			NO	1.18	5.000	17.95		0.988		YES			0.370	
3	3 PCB-3			NO	1.15	5.000	18.18		1.001		YES			0.381	
4	4 PCB-4/10			NO	1.25	5.000	19.60		1.004		YES			1.65	
5	5 PCB-7/9			NO	0.960	5.000	21.41		1.003		YES			1.36	
6	6 PCB-6			NO	1.02	5.000	22.06		1.033		YES			1.27	
7	7 PCB-5/8			NO	0.992	5.000	22.46		1.052		YES			1.31	
8	8 PCB-14			NO	1.02	5.000	23.61		0.952		YES			1.26	
9	9 PCB-11			NO	1.13	5.000	24.82		1.001		YES			1.13	
10	10 PCB-12/13			NO	1.03	5.000	25.26		1.018		YES			1.25	
11	11 PCB-15			NO	1.03	5.000	25.57		1.031		YES			1.24	
12	12 PCB-19			NO	1.11	5.000	23.79		1.001		YES			0.723	
13	13 PCB-30			NO	1.79	5.000	24.69		1.039		YES			0.446	
14	14 PCB-18			NO	0.818	5.000	25.46		0.952		YES			0.649	
15	15 PCB-17			NO	0.758	5.000	25.63		0.958		YES			0.700	
16	16 PCB-24/27			NO	1.08	5.000	26.25		0.981		YES			0.490	
17	17 PCB-16/32			NO	0.925	5.000	26.77		1.001		YES			0.573	
18	18 PCB-34			NO	0.945	5.000	27.58		0.959		YES			0.484	
19	19 PCB-23			NO	0.883	5.000	27.67		0.962		YES			0.518	
20	20 PCB-29			NO	0.893	5.000	27.93		0.971		YES			0.512	
21	21 PCB-26			NO	0.944	5.000	28.16		0.979		YES			0.484	
22	22 PCB-25			NO	0.950	5.000	28.31		0.984		YES			0.481	
23	23 PCB-31			NO	1.04	5.000	28.68		0.997		YES			0.441	
24	24 PCB-28			NO	1.03	5.000	28.79		1.001		YES			0.446	
25	25 PCB-20/21/33			NO	0.941	5.000	29.43		1.023		YES			0.486	
26	26 PCB-22			NO	0.973	5.000	29.87		1.038		YES			0.470	
27	27 PCB-36			NO	1.08	5.000	30.50		0.931		YES			0.452	
28	28 PCB-39			NO	0.988	5.000	30.98		0.946		YES			0.492	
29	29 PCB-38			NO	1.05	5.000	31.78		0.970		YES			0.463	
30	30 PCB-35			NO	1.04	5.000	32.32		0.987		YES			0.466	
31	31 PCB-37			NO	1.01	5.000	32.77		1.001		YES			0.482	

Dataset: U:\VG11.PRO\Results\200603K1\200603K1-9.qld

Last Altered: Thursday, June 04, 2020 09:44:58 Pacific Daylight Time

Printed: Thursday, June 04, 2020 09:45:31 Pacific Daylight Time

Name: 200603K1_9, Date: 03-Jun-2020, Time: 22:50:12, ID: B0D0324-BLK1 Method Blank 5, Description: Method Blank

#	Name	Resp	RA	n/y	RRF	wt/vol	Pred.RT	RT	Pred.R	RRT	Check RRT	Conc	%Rec	DL	EMPC
32	32 PCB-54			NO	1.08	5.000	27.64		1.001		YES			0.253	
33	33 PCB-50			NO	0.880	5.000	28.83		1.044		YES			0.310	
34	34 PCB-53			NO	0.997	5.000	29.50		0.944		YES			0.325	
35	35 PCB-51			NO	1.07	5.000	29.85		0.955		YES			0.304	
36	36 PCB-45			NO	0.858	5.000	30.30		0.969		YES			0.377	
37	37 PCB-46			NO	0.831	5.000	30.80		0.985		YES			0.390	
38	38 PCB-52/69			NO	1.17	5.000	31.30		1.001		YES			0.278	
39	39 PCB-73			NO	1.44	5.000	31.41		1.005		YES			0.224	
40	40 PCB-43/49			NO	1.02	5.000	31.59		1.010		YES			0.319	
41	41 PCB-47			NO	0.922	5.000	31.80		1.001		YES			0.338	
42	42 PCB-48/75			NO	1.12	5.000	31.92		1.004		YES			0.278	
43	43 PCB-65			NO	1.28	5.000	32.19		1.013		YES			0.243	
44	44 PCB-62			NO	1.13	5.000	32.29		1.016		YES			0.276	
45	45 PCB-44			NO	0.824	5.000	32.62		1.026		YES			0.378	
46	46 PCB-42/59			NO	1.05	5.000	32.85		1.033		YES			0.297	
47	47 PCB-41/64/71/72			NO	1.19	5.000	33.47		1.053		YES			0.262	
48	48 PCB-68			NO	1.28	5.000	33.72		1.061		YES			0.244	
49	49 PCB-40			NO	0.602	5.000	33.95		1.068		YES			0.518	
50	50 PCB-57			NO	1.16	5.000	34.32		0.969		YES			0.215	
51	51 PCB-67			NO	1.08	5.000	34.63		0.978		YES			0.231	
52	52 PCB-58			NO	1.20	5.000	34.74		0.981		YES			0.208	
53	53 PCB-63			NO	1.07	5.000	34.91		0.986		YES			0.233	
54	54 PCB-74			NO	1.19	5.000	35.22		0.994		YES			0.211	
55	55 PCB-61/70			NO	1.05	5.000	35.43		1.000		YES			0.237	
56	56 PCB-76/66			NO	1.16	5.000	35.62		1.006		YES			0.215	
57	57 PCB-80			NO	1.19	5.000	35.86		1.001		YES			0.203	
58	58 PCB-55			NO	1.17	5.000	36.20		1.010		YES			0.206	
59	59 PCB-56/60			NO	1.02	5.000	36.70		1.024		YES			0.237	
60	60 PCB-79			NO	1.14	5.000	37.80		1.055		YES			0.212	
61	61 PCB-78			NO	1.14	5.000	38.52		0.987		YES			0.216	
62	62 PCB-81			NO	1.05	5.000	39.06		1.000		YES			0.235	
63	63 PCB-77			NO	1.14	5.000	39.68		1.000		YES			0.228	
64	64 PCB-104			NO	1.12	5.000	32.47		1.001		YES			0.412	
65	65 PCB-96			NO	1.15	5.000	33.78		1.041		YES			0.401	

Dataset: U:\VG11.PRO\Results\200603K1\200603K1-9.qld

Last Altered: Thursday, June 04, 2020 09:44:58 Pacific Daylight Time

Printed: Thursday, June 04, 2020 09:45:31 Pacific Daylight Time

Name: 200603K1_9, Date: 03-Jun-2020, Time: 22:50:12, ID: B0D0324-BLK1 Method Blank 5, Description: Method Blank

#	Name	Resp	RA	n/y	RRF	wt/vol	Pred.RT	RT	Pred.R	RRT	Check RRT	Conc.	%Rec	DL	EMPC
66	66 PCB-103			NO	0.936	5.000	34.32		1.058		YES			0.494	
67	67 PCB-100			NO	0.954	5.000	34.69		1.069		YES			0.485	
68	68 PCB-94			NO	0.949	5.000	35.19		0.985		YES			0.635	
69	69 PCB-95/98/102			NO	1.20	5.000	35.67		0.999		YES			0.500	
70	70 PCB-93			NO	0.935	5.000	35.79		1.002		YES			0.644	
71	71 PCB-88/91			NO	1.06	5.000	36.14		1.012		YES			0.566	
72	72 PCB-121			NO	1.71	5.000	36.23		1.015		YES			0.352	
73	73 PCB-84/92			NO	1.02	5.000	37.10		0.990		YES			0.564	
74	74 PCB-89			NO	1.11	5.000	37.27		0.995		YES			0.520	
75	75 PCB-90/101			NO	1.12	5.000	37.48		1.000		YES			0.512	
76	76 PCB-113			NO	1.51	5.000	37.72		1.007		YES			0.379	
77	77 PCB-99			NO	1.32	5.000	37.81		1.009		YES			0.435	
78	78 PCB-119			NO	1.81	5.000	38.30		0.987		YES			0.360	
79	79 PCB-108/112			NO	1.44	5.000	38.45		0.991		YES			0.450	
80	80 PCB-83			NO	1.83	5.000	38.61		0.995		YES			0.355	
81	81 PCB-97			NO	1.28	5.000	38.82		1.000		YES			0.507	
82	82 PCB-86			NO	1.12	5.000	38.99		1.005		YES			0.582	
83	83 PCB-87/117/125			NO	1.56	5.000	39.12		1.008		YES			0.417	
84	84 PCB-111/115			NO	1.91	5.000	39.27		1.012		YES			0.340	
85	85 PCB-85/116			NO	1.41	5.000	39.40		1.015		YES			0.461	
86	86 PCB-120			NO	2.01	5.000	39.66		1.022		YES			0.324	
87	87 PCB-110			NO	1.74	5.000	39.81		1.026		YES			0.373	
88	88 PCB-82			NO	0.781	5.000	40.44		0.976		YES			0.649	
89	89 PCB-124			NO	1.40	5.000	41.15		0.993		YES			0.363	
90	90 PCB-107/109			NO	1.34	5.000	41.29		0.996		YES			0.378	
91	91 PCB-123			NO	1.20	5.000	41.46		1.000		YES			0.423	
92	92 PCB-106/118			NO	1.22	5.000	41.69		1.001		YES			0.384	
93	93 PCB-114			NO	1.14	5.000	42.34		1.000		YES			0.333	
94	94 PCB-122			NO	0.944	5.000	42.49		1.004		YES			0.402	
95	95 PCB-105			NO	1.05	5.000	43.23		1.000		YES			0.343	
96	96 PCB-127			NO	1.06	5.000	43.57		1.000		YES			0.323	
97	97 PCB-126			NO	1.17	5.000	45.52		1.000		YES			0.324	
98	98 PCB-155			NO	1.04	5.000	37.01		1.000		YES			0.272	
99	99 PCB-150			NO	1.08	5.000	38.33		1.036		YES			0.262	

Dataset: U:\VG11.PRO\Results\200603K1\200603K1-9.qld

Last Altered: Thursday, June 04, 2020 09:44:58 Pacific Daylight Time

Printed: Thursday, June 04, 2020 09:45:31 Pacific Daylight Time

Name: 200603K1_9, Date: 03-Jun-2020, Time: 22:50:12, ID: B0D0324-BLK1 Method Blank 5, Description: Method Blank

#	Name	Resp	RA	n/y	RRF	w/vol	Pred.RT	RT	Pred.R	RRT	Check RRT	Conc	%Rec	DL	EMPC
100	1... PCB-152			NO	1.19	5.000	38.82		1.049		YES			0.239	
101	1... PCB-145			NO	1.19	5.000	39.28		1.062		YES			0.239	
102	1... PCB-136			NO	1.02	5.000	39.62		1.071		YES			0.278	
103	1... PCB-148			NO	0.842	5.000	39.73		1.074		YES			0.337	
104	1... PCB-154			NO	0.919	5.000	40.22		1.087		YES			0.309	
105	1... PCB-151			NO	0.787	5.000	40.90		1.105		YES			0.361	
106	1... PCB-135			NO	0.922	5.000	41.13		1.112		YES			0.308	
107	1... PCB-144			NO	0.789	5.000	41.24		1.115		YES			0.360	
108	1... PCB-147			NO	0.834	5.000	41.37		1.118		YES			0.340	
109	1... PCB-139/149			NO	0.948	5.000	41.64		1.125		YES			0.300	
110	1... PCB-140			NO	0.794	5.000	41.84		1.131		YES			0.358	
111	1... PCB-134/143			NO	0.759	5.000	42.29		0.975		YES			0.339	
112	1... PCB-131/133			NO	0.821	5.000	42.59		0.982		YES			0.313	
113	1... PCB-142			NO	0.754	5.000	42.74		0.985		YES			0.341	
114	1... PCB-146/165			NO	1.02	5.000	42.98		0.991		YES			0.253	
115	1... PCB-132/161			NO	1.02	5.000	43.22		0.996		YES			0.251	
116	1... PCB-153			NO	1.07	5.000	43.40		1.000		YES			0.240	
117	1... PCB-168			NO	1.08	5.000	43.63		1.006		YES			0.239	
118	1... PCB-141			NO	1.03	5.000	44.16		1.000		YES			0.300	
119	1... PCB-137			NO	1.11	5.000	44.56		1.010		YES			0.278	
120	1... PCB-130			NO	0.885	5.000	44.66		1.012		YES			0.348	
121	1... PCB-138/163/164			NO	1.28	5.000	45.05		1.001		YES			0.237	
122	1... PCB-158/160			NO	1.24	5.000	45.30		1.006		YES			0.245	
123	1... PCB-129			NO	0.867	5.000	45.56		1.012		YES			0.351	
124	1... PCB-166			NO	1.14	5.000	46.02		0.993		YES			0.222	
125	1... PCB-159			NO	1.22	5.000	46.36		1.000		YES			0.209	
126	1... PCB-128/162			NO	0.907	5.000	46.64		1.007		YES			0.280	
127	1... PCB-167			NO	1.11	5.000	47.06		1.000		YES			0.229	
128	1... PCB-156			NO	1.13	5.000	48.39		1.000		YES			0.224	
129	1... PCB-157			NO	1.04	5.000	48.69		1.001		YES			0.252	
130	1... PCB-169			NO	1.16	5.000	50.93		1.000		YES			0.238	
131	1... PCB-188			NO	1.29	5.000	43.02		1.001		YES			0.193	
132	1... PCB-184			NO	1.23	5.000	43.48		1.011		YES			0.202	
133	1... PCB-179			NO	1.30	5.000	44.27		1.030		YES			0.191	

Dataset: U:\VG11.PRO\Results\200603K1\200603K1-9.qld

Last Altered: Thursday, June 04, 2020 09:44:58 Pacific Daylight Time

Printed: Thursday, June 04, 2020 09:45:31 Pacific Daylight Time

Name: 200603K1_9, Date: 03-Jun-2020, Time: 22:50:12, ID: B0D0324-BLK1 Method Blank 5, Description: Method Blank

#	Name	Resp	RA	n/y	RRF	w/vol	Pred.RT	RT	Pred.R...	RRT	Check RRT	Conc.	%Rec	DL	EMPC
134	1... PCB-176			NO	1.31	5.000	44.74		1.041		YES			0.190	
135	1... PCB-186			NO	1.33	5.000	45.39		1.056		YES			0.187	
136	1... PCB-178			NO	0.943	5.000	45.90		1.068		YES			0.263	
137	1... PCB-175			NO	0.956	5.000	46.24		1.076		YES			0.260	
138	1... PCB-182/187			NO	1.07	5.000	46.42		1.080		YES			0.233	
139	1... PCB-183			NO	1.02	5.000	46.76		1.088		YES			0.243	
140	1... PCB-185			NO	1.41	5.000	47.44		0.955		YES			0.261	
141	1... PCB-174			NO	1.35	5.000	47.82		0.962		YES			0.271	
142	1... PCB-181			NO	1.47	5.000	47.91		0.964		YES			0.248	
143	1... PCB-177			NO	1.28	5.000	48.10		0.968		YES			0.287	
144	1... PCB-171			NO	1.32	5.000	48.38		0.974		YES			0.278	
145	1... PCB-173			NO	1.19	5.000	48.84		0.983		YES			0.308	
146	1... PCB-172			NO	1.38	5.000	49.29		0.992		YES			0.266	
147	1... PCB-192			NO	1.83	5.000	49.48		0.996		YES			0.201	
148	1... PCB-180			NO	1.41	5.000	49.71		1.000		YES			0.259	
149	1... PCB-193			NO	1.68	5.000	49.92		1.005		YES			0.218	
150	1... PCB-191			NO	1.71	5.000	50.18		1.010		YES			0.214	
151	1... PCB-170			NO	1.40	5.000	51.38		1.000		YES			0.312	
152	1... PCB-190			NO	1.85	5.000	51.56		1.004		YES			0.236	
153	1... PCB-189			NO	1.45	5.000	53.10		1.000		YES			0.198	
154	1... PCB-202			NO	1.17	5.000	48.63		1.001		YES			0.238	
155	1... PCB-201			NO	1.05	5.000	49.10		1.010		YES			0.264	
156	1... PCB-204			NO	1.14	5.000	49.26		1.014		YES			0.243	
157	1... PCB-197			NO	1.13	5.000	49.58		1.020		YES			0.245	
158	1... PCB-200			NO	1.07	5.000	50.51		1.039		YES			0.259	
159	1... PCB-198			NO	0.794	5.000	52.08		1.072		YES			0.350	
160	1... PCB-199			NO	0.809	5.000	52.19		1.074		YES			0.343	
161	1... PCB-196/203			NO	0.838	5.000	52.52		1.081		YES			0.331	
162	1... PCB-195			NO	1.04	5.000	53.80		0.984		YES			0.190	
163	1... PCB-194	1.91e2	0.54	YES	1.12	5.000	54.72	54.70	1.000	1.000	NO	0.0826		0.178	0.5100
164	1... PCB-205			NO	1.29	5.000	54.98		1.005		YES			0.154	
165	1... PCB-208			NO	0.933	5.000	53.96		1.000		YES			0.130	
166	1... PCB-207			NO	0.916	5.000	54.27		1.006		YES			0.133	
167	1... PCB-206			NO	1.01	5.000	56.24		1.000		YES			0.201	

Dataset: U:\VG11.PRO\Results\200603K1\200603K1-9.qld

Last Altered: Thursday, June 04, 2020 09:44:58 Pacific Daylight Time

Printed: Thursday, June 04, 2020 09:45:31 Pacific Daylight Time

Name: 200603K1_9, Date: 03-Jun-2020, Time: 22:50:12, ID: B0D0324-BLK1 Method Blank 5, Description: Method Blank

#	Name	Resp	RA	n/y	RRF	w/vol	Pred.RT	RT	Pred.R	RRT	Check RRT	Conc	%Rec	DL	EMPC
168	1... PCB-209			NO	0.986	5.000	57.47		1.000		YES			0.162	
169	1... 13C-PCB-1	1.03e6	3.28	NO	0.893	5.000	15.52	15.52	0.608	0.608	NO	1167	58.4	0.955	
170	1... 13C-PCB-3	1.03e6	3.25	NO	0.911	5.000	18.17	18.17	0.712	0.712	NO	1143	57.2	0.937	
171	1... 13C-PCB-4	8.37e5	1.60	NO	0.600	5.000	19.52	19.52	0.765	0.765	NO	1411	70.5	0.763	
172	1... 13C-PCB-9	1.37e6	1.59	NO	0.970	5.000	21.35	21.35	0.836	0.836	NO	1432	71.6	0.472	
173	1... 13C-PCB-11	1.43e6	1.58	NO	0.962	5.000	24.79	24.80	0.971	0.972	NO	1500	75.0	0.476	
174	1... 13C-PCB-19	6.00e5	1.05	NO	0.499	5.000	23.76	23.76	0.931	0.931	NO	1217	60.9	9.94	
175	1... 13C-PCB-32	9.20e5	1.05	NO	0.744	5.000	26.75	26.75	1.048	1.048	NO	1251	62.6	6.66	
176	1... 13C-PCB-28	1.38e6	1.03	NO	1.06	5.000	28.77	28.77	1.004	1.004	NO	1532	76.6	7.13	
177	1... 13C-PCB-37	1.34e6	1.03	NO	0.989	5.000	32.75	32.75	1.143	1.143	NO	1599	80.0	7.67	
178	1... 13C-PCB-54	8.36e5	0.77	NO	0.999	5.000	27.62	27.62	0.753	0.753	NO	1485	74.3	1.81	
179	1... 13C-PCB-52	7.06e5	0.79	NO	0.804	5.000	31.26	31.26	0.852	0.852	NO	1559	77.9	2.25	
180	1... 13C-PCB-47	7.49e5	0.78	NO	0.857	5.000	31.78	31.78	0.866	0.867	NO	1551	77.6	2.11	
181	1... 13C-PCB-70	9.27e5	0.80	NO	0.996	5.000	35.41	35.41	0.965	0.966	NO	1653	82.7	1.82	
182	1... 13C-PCB-80	9.49e5	0.79	NO	1.03	5.000	35.84	35.84	0.977	0.977	NO	1640	82.0	1.76	
183	1... 13C-PCB-81	9.28e5	0.79	NO	0.988	5.000	39.04	39.04	1.064	1.064	NO	1668	83.4	1.84	
184	1... 13C-PCB-77	9.16e5	0.81	NO	0.969	5.000	39.66	39.66	1.081	1.081	NO	1679	84.0	1.87	
185	1... 13C-PCB-104	5.92e5	1.63	NO	1.02	5.000	32.46	32.46	0.827	0.827	NO	1594	79.7	1.18	
186	1... 13C-PCB-95	4.68e5	1.59	NO	0.805	5.000	35.71	35.71	0.910	0.910	NO	1593	79.6	1.49	
187	1... 13C-PCB-101	4.69e5	1.62	NO	0.793	5.000	37.46	37.46	0.954	0.954	NO	1620	81.0	1.51	
188	1... 13C-PCB-97	4.22e5	1.63	NO	0.696	5.000	38.80	38.80	0.989	0.989	NO	1661	83.1	1.72	
189	1... 13C-PCB-123	5.65e5	1.59	NO	0.933	5.000	41.44	41.44	1.056	1.056	NO	1660	83.0	1.28	
190	1... 13C-PCB-118	6.02e5	1.66	NO	0.986	5.000	41.63	41.65	1.061	1.061	NO	1673	83.6	1.22	
191	1... 13C-PCB-114	9.05e5	1.59	NO	1.55	5.000	42.30	42.32	0.908	0.908	NO	1834	91.7	1.48	
192	1... 13C-PCB-105	9.46e5	1.58	NO	1.57	5.000	43.19	43.21	0.927	0.927	NO	1886	94.3	1.46	
193	1... 13C-PCB-127	9.80e5	1.61	NO	1.62	5.000	43.55	43.55	0.934	0.935	NO	1891	94.6	1.41	
194	1... 13C-PCB-126	9.10e5	1.59	NO	1.57	5.000	45.51	45.51	0.976	0.976	NO	1819	90.9	1.46	
195	1... 13C-PCB-155	4.11e5	1.28	NO	0.615	5.000	36.98	36.99	0.942	0.943	NO	1831	91.6	0.665	
196	1... 13C-PCB-153	7.20e5	1.30	NO	1.36	5.000	43.36	43.38	0.930	0.931	NO	1654	82.7	1.96	
197	1... 13C-PCB-141	5.88e5	1.26	NO	1.13	5.000	44.12	44.14	0.947	0.947	NO	1635	81.7	2.37	
198	1... 13C-PCB-138	6.09e5	1.29	NO	1.18	5.000	44.99	45.01	0.965	0.966	NO	1612	80.6	2.26	
199	1... 13C-PCB-159	7.56e5	1.27	NO	1.44	5.000	46.32	46.34	0.994	0.994	NO	1646	82.3	1.86	
200	2... 13C-PCB-167	7.45e5	1.29	NO	1.44	5.000	47.02	47.04	1.009	1.009	NO	1622	81.1	1.86	
201	2... 13C-PCB-156	7.37e5	1.31	NO	1.40	5.000	48.37	48.37	1.038	1.038	NO	1653	82.7	1.92	

Dataset: U:\VG11.PRO\Results\200603K1\200603K1-9.qld

Last Altered: Thursday, June 04, 2020 09:44:58 Pacific Daylight Time

Printed: Thursday, June 04, 2020 09:45:31 Pacific Daylight Time

Name: 200603K1_9, Date: 03-Jun-2020, Time: 22:50:12, ID: B0D0324-BLK1 Method Blank 5, Description: Method Blank

#	Name	Resp	RA	n/y	RRF	wt/vol	Pred.RT	RT	Pred.R...	RRT	Check RRT	Conc.	%Rec	DL	EMPC
202	2... 13C-PCB-157	7.41e5	1.27	NO	1.40	5.000	48.63	48.65	1.043	1.044	NO	1664	83.2	1.92	
203	2... 13C-PCB-169	7.01e5	1.30	NO	1.33	5.000	50.91	50.90	1.092	1.092	NO	1651	82.5	2.01	
204	2... 13C-PCB-188	5.37e5	0.44	NO	1.41	5.000	42.99	42.99	0.926	0.926	NO	1674	83.7	1.59	
205	2... 13C-PCB-180	3.67e5	0.44	NO	0.929	5.000	49.69	49.69	1.070	1.070	NO	1738	86.9	2.41	
206	2... 13C-PCB-170	3.09e5	0.46	NO	0.794	5.000	51.36	51.36	1.106	1.106	NO	1713	85.7	2.82	
207	2... 13C-PCB-189	4.18e5	0.46	NO	1.04	5.000	53.06	53.08	1.143	1.143	NO	1760	88.0	2.15	
208	2... 13C-PCB-202	4.32e5	0.92	NO	1.04	5.000	48.59	48.59	1.046	1.047	NO	1835	91.7	1.66	
209	2... 13C-PCB-194	5.01e5	0.86	NO	0.768	5.000	54.71	54.70	0.995	0.995	NO	1697	84.9	3.90	
210	2... 13C-PCB-208	5.76e5	0.75	NO	0.991	5.000	53.93	53.94	0.981	0.981	NO	1514	75.7	2.41	
211	2... 13C-PCB-206	3.24e5	0.79	NO	0.552	5.000	56.22	56.22	1.023	1.023	NO	1528	76.4	4.32	
212	2... 13C-PCB-209	2.25e5	1.20	NO	0.396	5.000	57.48	57.47	1.046	1.046	NO	1474	73.7	0.300	
213	2... 13C-PCB-15	1.98e6	1.60	NO	1.00	5.000	25.53	25.53	1.000	0.000	NO	2000	100	0.458	
214	2... 13C-PCB-31	1.69e6	1.03	NO	1.00	5.000	28.66	28.66	1.000	0.000	NO	2000	100	7.59	
215	2... 13C-PCB-60	1.13e6	0.78	NO	1.00	5.000	36.68	36.68	1.000	0.000	NO	2000	100	1.81	
216	2... 13C-PCB-111	7.30e5	1.61	NO	1.00	5.000	39.25	39.25	1.000	0.000	NO	2000	100	1.20	
217	2... 13C-PCB-128	6.38e5	1.29	NO	1.00	5.000	46.60	46.60	1.000	0.000	NO	2000	100	2.68	
218	2... 13C-PCB-182	4.55e5	0.45	NO	1.00	5.000	46.43	46.43	0.000	0.000	NO	2000	100	2.24	
219	2... 13C-PCB-205	7.69e5	0.90	NO	1.00	5.000	54.96	54.96	1.000	0.000	NO	2000	100	2.99	
220	2... 13C-PCB-79	1.02e6	0.80	NO	1.07	5.000	37.78	37.78	1.030	1.030	NO	1699	85.0	1.70	
221	2... 13C-PCB-178	3.87e5	0.45	NO	0.766	5.000	45.89	45.88	0.988	0.988	NO	1582	79.1	2.14	
222	2... 13C-PCB-79	1.02e6	0.80	NO	1.08	5.000	37.78	37.78	0.968	0.968	NO	2037	102	1.96	
223	2... 13C-PCB-178	3.87e5	0.44	NO	1.05	5.000	45.87	45.88	0.923	0.923	NO	2008	100	2.72	
224	2... Total Mono-PCBs				1.17	5.000	0.00		0.000		NO			1.11	0.381
225	2... Total Di-PCBs				1.05	5.000	0.00		0.000		NO			10.5	1.45
226	2... 2nd Function Tri-PCBs				1.08	5.000	0.00		0.000		NO			3.68	
227	2... 3rd Function Tri-PCBs				0.983	5.000	0.00		0.000		NO			6.88	0.723
228	2... Total Tetra-PCBs				1.08	5.000	0.00		0.000		NO			8.20	0.512
229	2... 3rd Function Penta-PCBs				1.32	5.000	0.00		0.000		NO			13.3	
230	2... 4th Function Penta-PCBs				1.07	5.000	0.00		0.000		NO			1.78	0.649
231	2... 3rd Function Hexa-PCBs				0.951	5.000	0.00		0.000		NO			3.96	
232	2... 4th Function Hexa-PCBs				1.03	5.000	0.00		0.000		NO			5.39	0.361
233	2... Total Hepta-PCBs				1.36	5.000	0.00		0.000		NO			5.52	0.312
234	2... 4th Function Octa-PCBs				1.00	5.000	0.00		0.000		NO			2.27	
235	2... 5th Function Octa-PCBs				1.15	5.000	0.00		0.000		NO	0.0000		0.523	0.5100

Dataset: U:\VG11.PRO\Results\200603K1\200603K1-9.qld

Last Altered: Thursday, June 04, 2020 09:44:58 Pacific Daylight Time

Printed: Thursday, June 04, 2020 09:45:31 Pacific Daylight Time

Name: 200603K1_9, Date: 03-Jun-2020, Time: 22:50:12, ID: B0D0324-BLK1 Method Blank 5, Description: Method Blank

#	Name	Resp	RA	nly	RRF	wVol	Pred.RT	RT	Pred.R	RRT	Check RRT	Conc	%Rec	DL	EMPC
236	2... Total Nona-PCBs				0.952	5.000	0.00		0.000		NO			0.162	0.20
237	2... Deca-CB				0.986	5.000	0.00		0.000		NO			0.162	
238	2... Total PCBs														

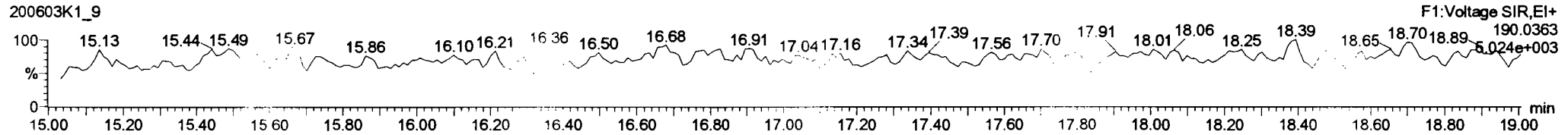
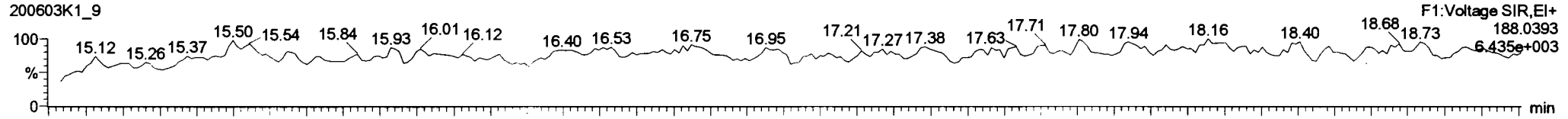
Dataset: Untitled

Last Altered: Thursday, June 04, 2020 07:29:42 Pacific Daylight Time

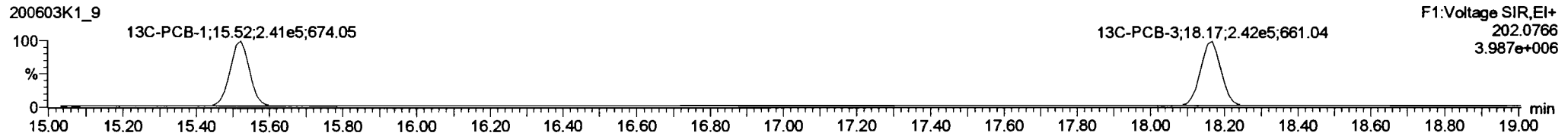

Printed: Thursday, June 04, 2020 07:32:56 Pacific Daylight Time

Name: 200603K1_9, Date: 03-Jun-2020, Time: 22:50:12, ID: B0D0324-BLK1 Method Blank 5, Description: Method Blank

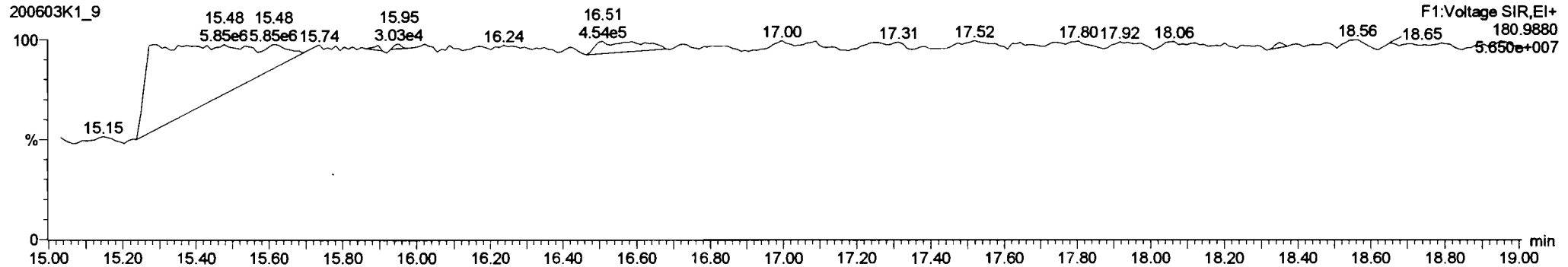
PCB-1



13C-PCB-1



PFK1

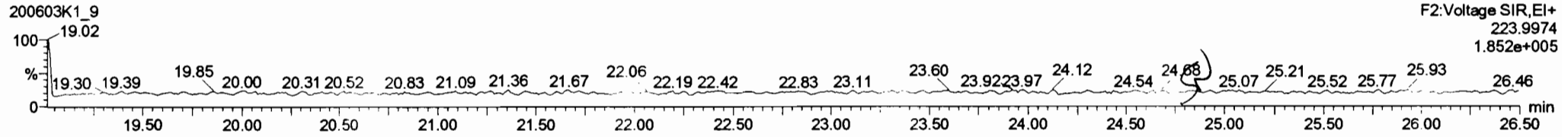
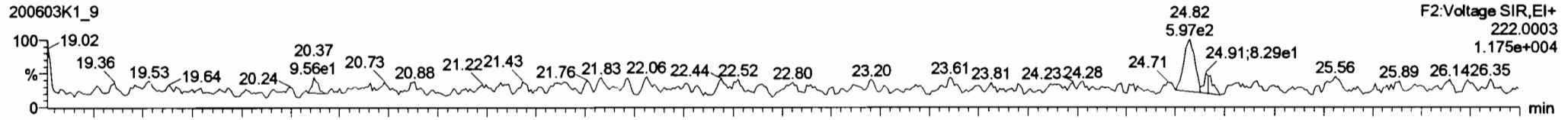


Dataset: Untitled

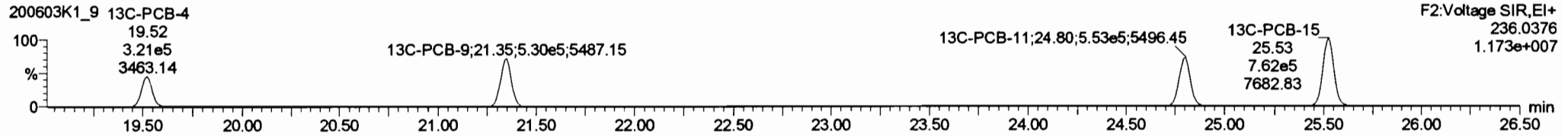
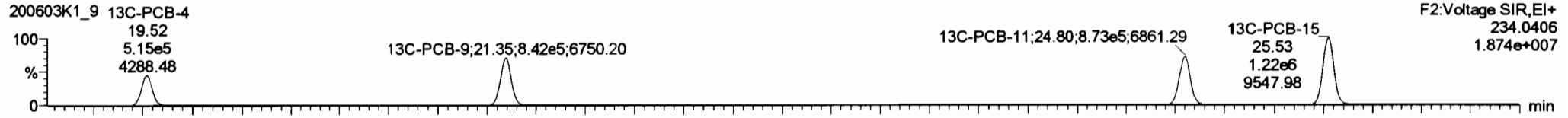
Last Altered: Thursday, June 04, 2020 07:29:42 Pacific Daylight Time
Printed: Thursday, June 04, 2020 07:32:56 Pacific Daylight Time

Name: 200603K1_9, Date: 03-Jun-2020, Time: 22:50:12, ID: B0D0324-BLK1 Method Blank 5, Description: Method Blank

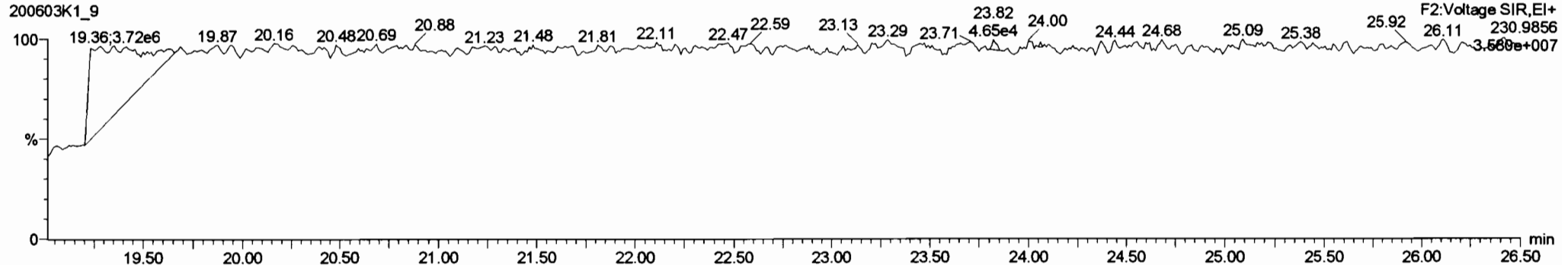
PCB-4/10



13C-PCB-4



PFK2a

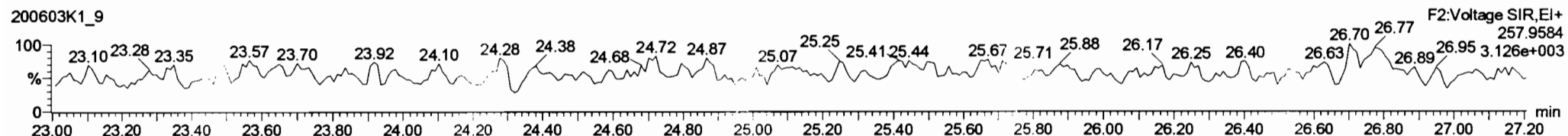
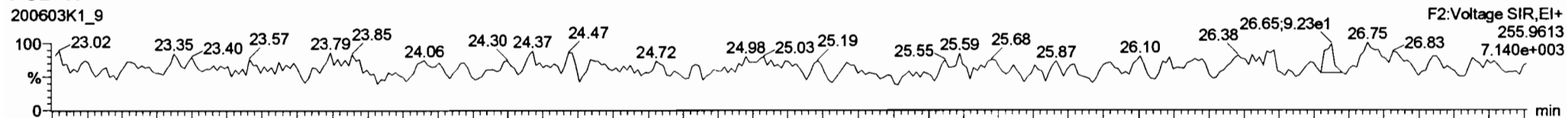


Dataset: Untitled

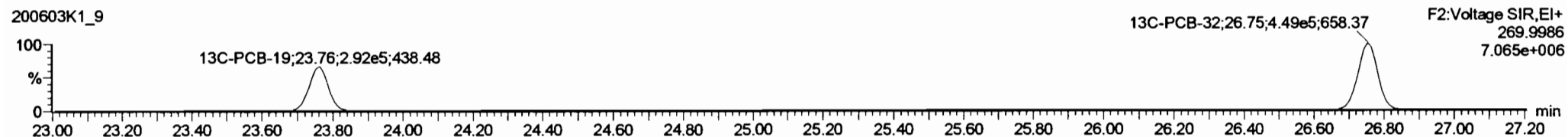

Last Altered: Thursday, June 04, 2020 07:29:42 Pacific Daylight Time
Printed: Thursday, June 04, 2020 07:32:56 Pacific Daylight Time

Name: 200603K1_9, Date: 03-Jun-2020, Time: 22:50:12, ID: B0D0324-BLK1 Method Blank 5, Description: Method Blank

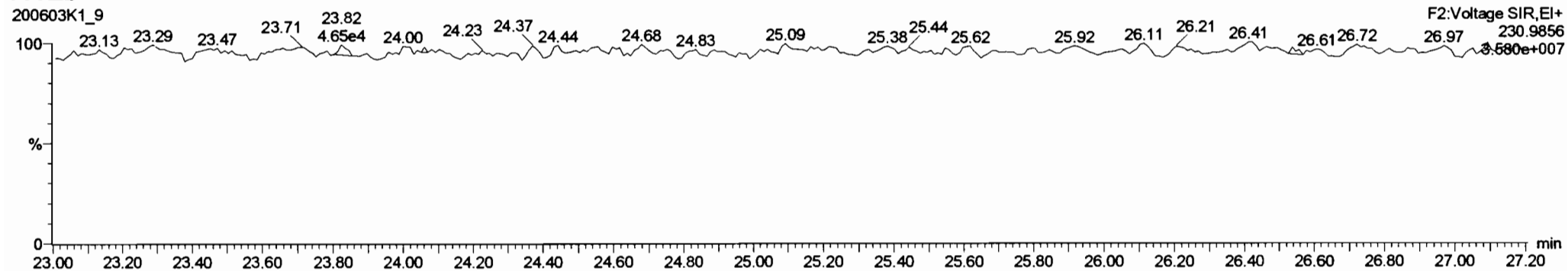
PCB-19



13C-PCB-19



PFK2b

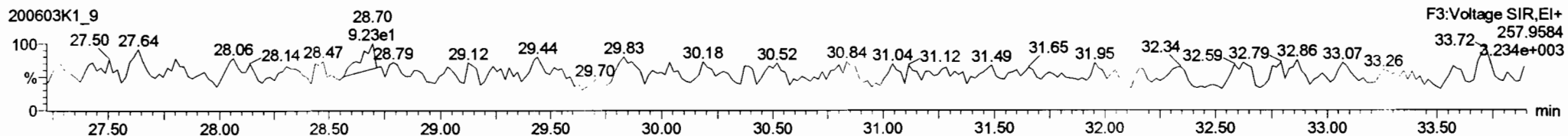
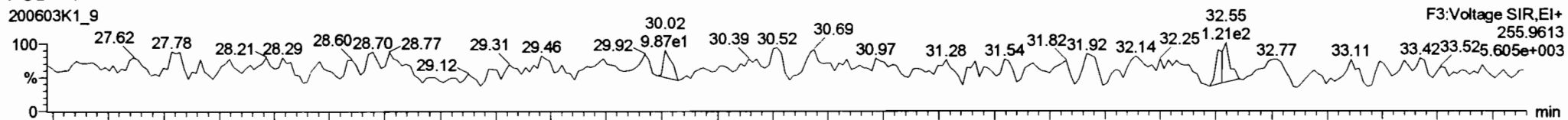


Dataset: Untitled

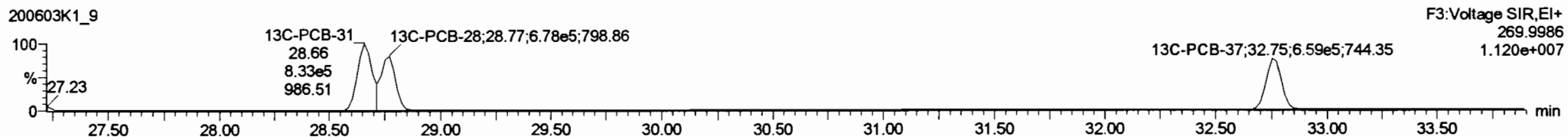
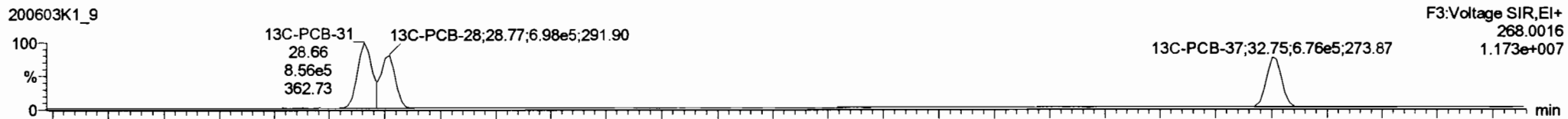
Last Altered: Thursday, June 04, 2020 07:29:42 Pacific Daylight Time
Printed: Thursday, June 04, 2020 07:32:56 Pacific Daylight Time

Name: 200603K1_9, Date: 03-Jun-2020, Time: 22:50:12, ID: B0D0324-BLK1 Method Blank 5, Description: Method Blank

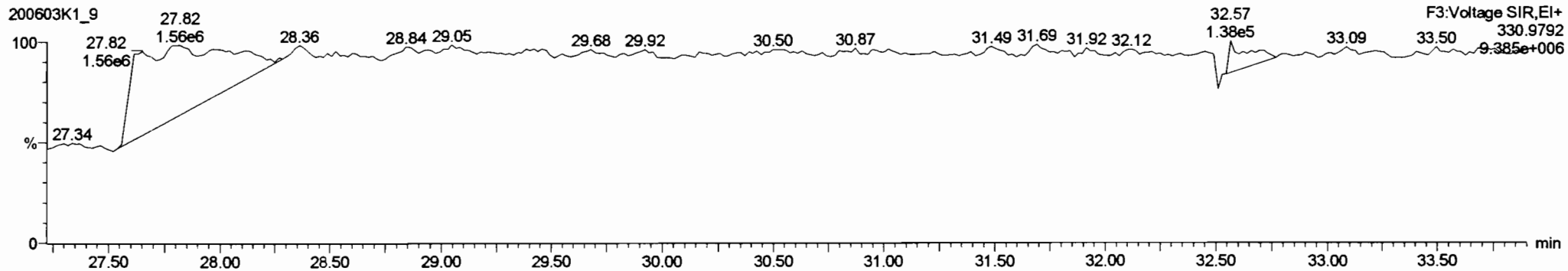
PCB-34



13C-PCB-28



PFK3d



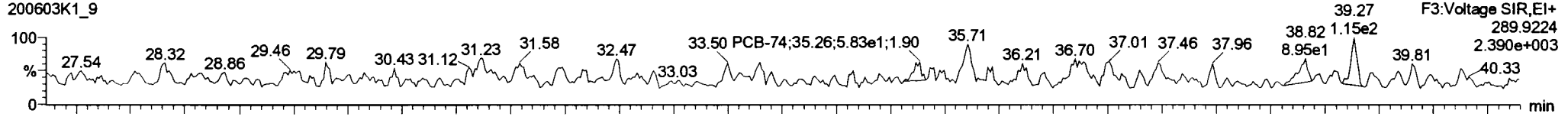
Dataset: Untitled

Last Altered: Thursday, June 04, 2020 07:29:42 Pacific Daylight Time
Printed: Thursday, June 04, 2020 07:32:56 Pacific Daylight Time

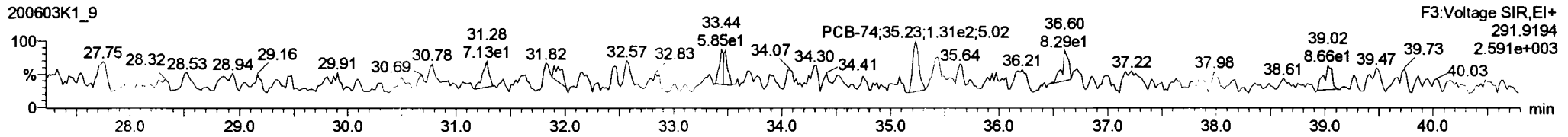
Name: 200603K1_9, Date: 03-Jun-2020, Time: 22:50:12, ID: B0D0324-BLK1 Method Blank 5, Description: Method Blank

PCB-54

200603K1_9

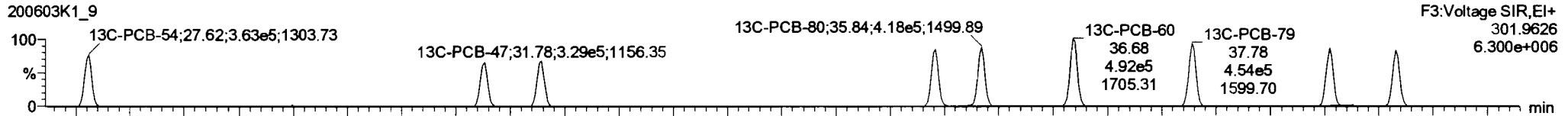


200603K1_9

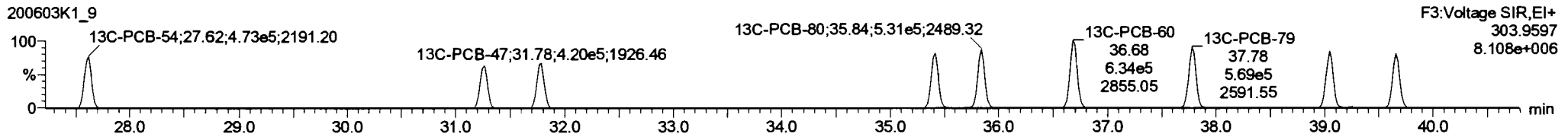


13C-PCB-54

200603K1_9

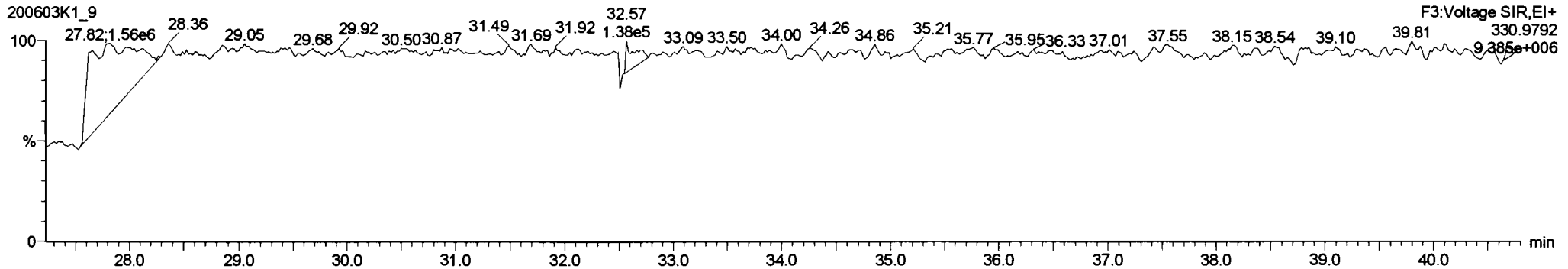


200603K1_9



PFK3a

200603K1_9



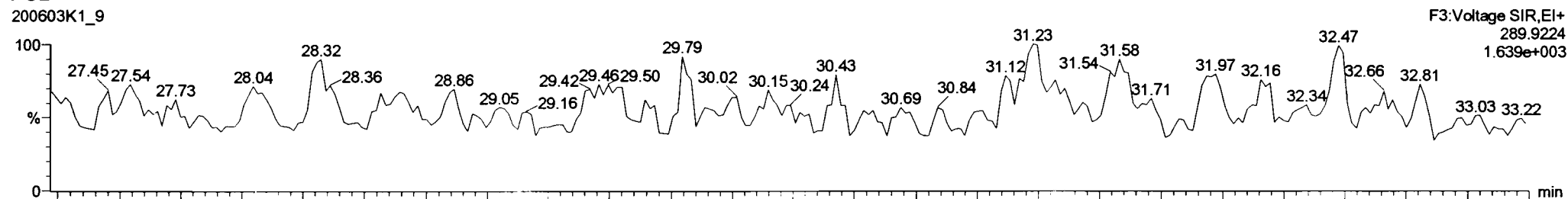
Dataset: Untitled

Last Altered: Thursday, June 04, 2020 07:29:42 Pacific Daylight Time
Printed: Thursday, June 04, 2020 07:32:56 Pacific Daylight Time

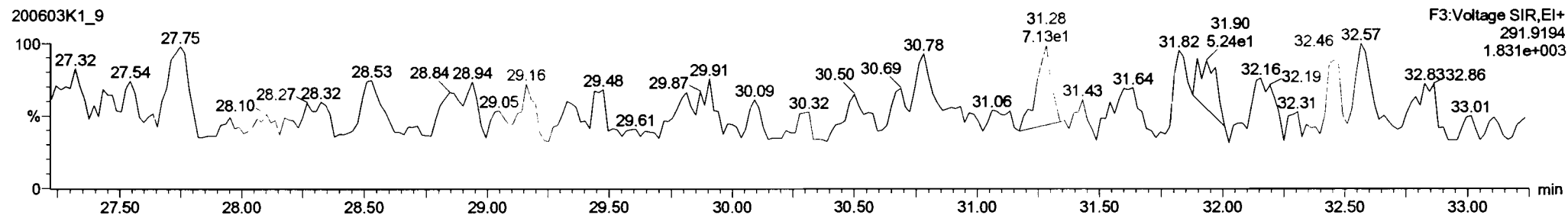
Name: 200603K1_9, Date: 03-Jun-2020, Time: 22:50:12, ID: B0D0324-BLK1 Method Blank 5, Description: Method Blank

PCB-50

200603K1_9

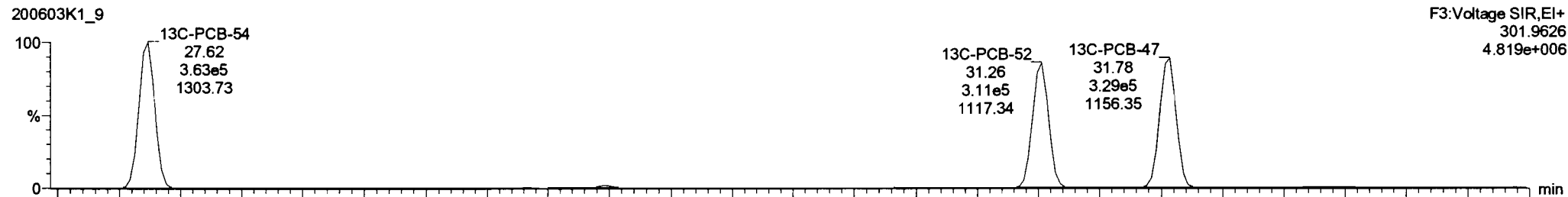


200603K1_9

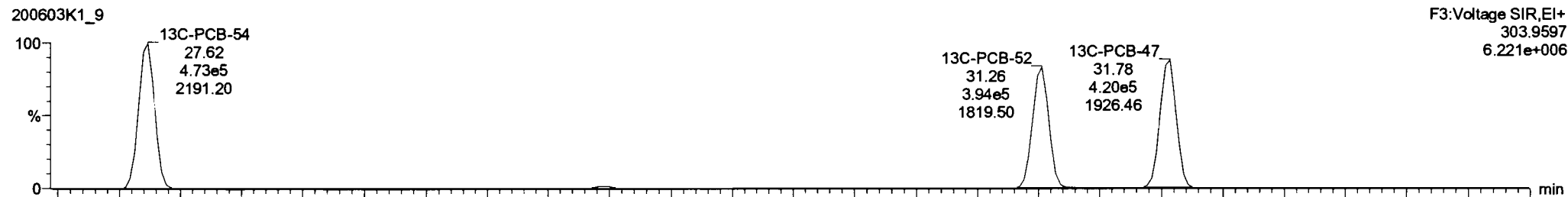


13C-PCB-52

200603K1_9



200603K1_9



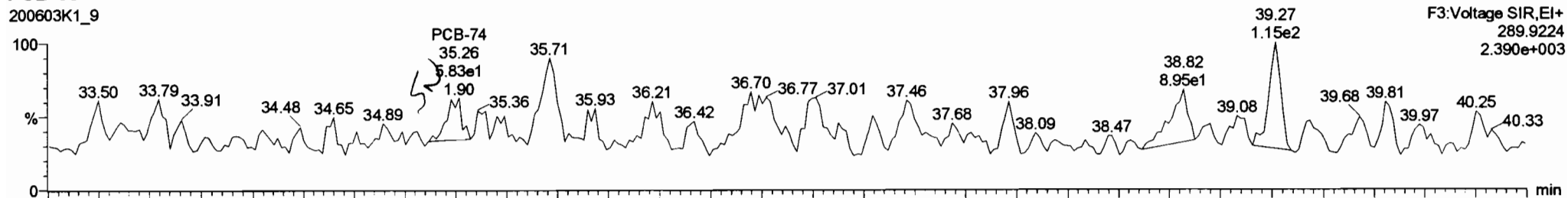
Dataset: Untitled

Last Altered: Thursday, June 04, 2020 07:29:42 Pacific Daylight Time
Printed: Thursday, June 04, 2020 07:32:56 Pacific Daylight Time

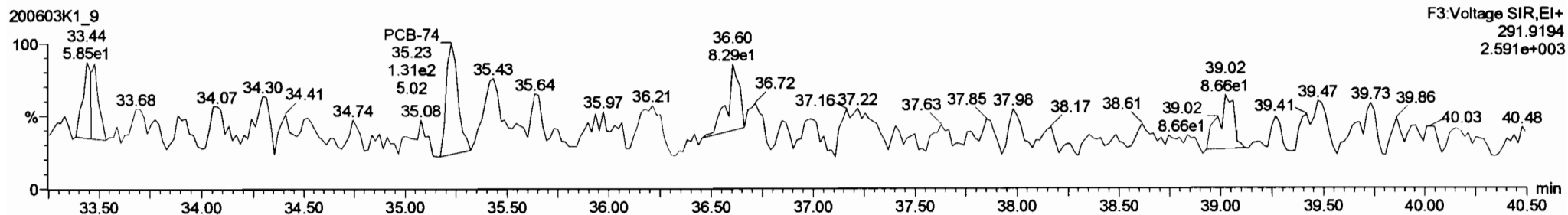
Name: 200603K1_9, Date: 03-Jun-2020, Time: 22:50:12, ID: B0D0324-BLK1 Method Blank 5, Description: Method Blank

PCB-68

200603K1_9

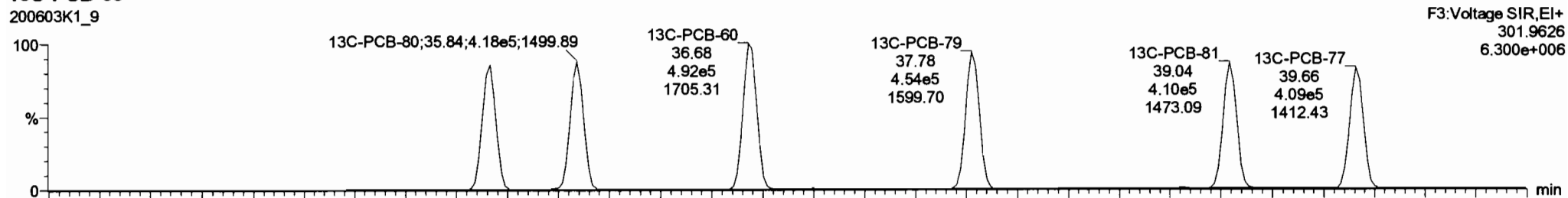


200603K1_9

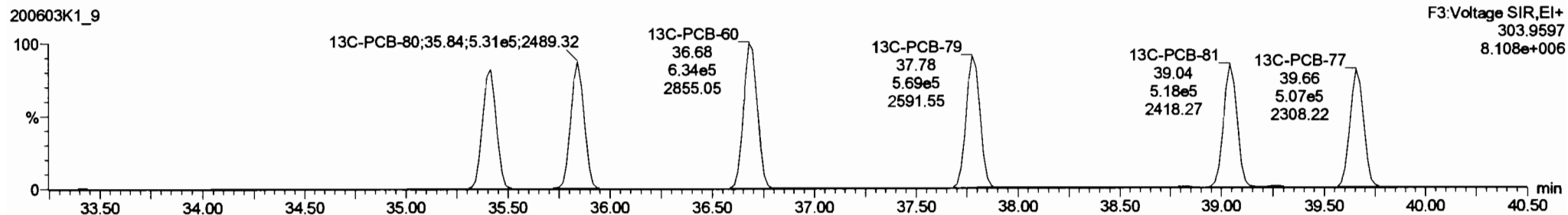


13C-PCB-60

200603K1_9



200603K1_9



Dataset: Untitled

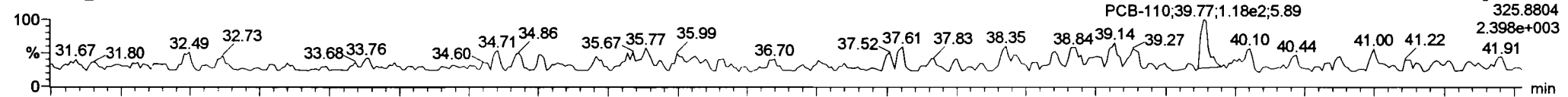
Last Altered: Thursday, June 04, 2020 07:29:42 Pacific Daylight Time

Printed: Thursday, June 04, 2020 07:32:56 Pacific Daylight Time

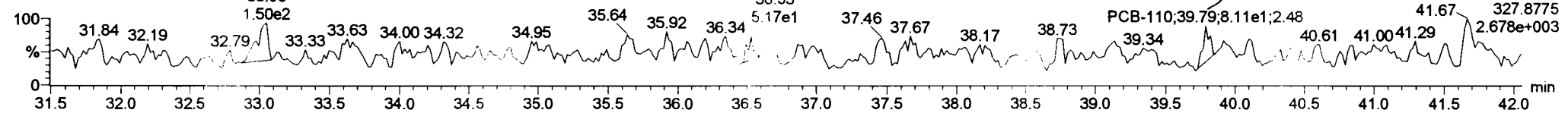
Name: 200603K1_9, Date: 03-Jun-2020, Time: 22:50:12, ID: B0D0324-BLK1 Method Blank 5, Description: Method Blank

PCB-104

200603K1_9

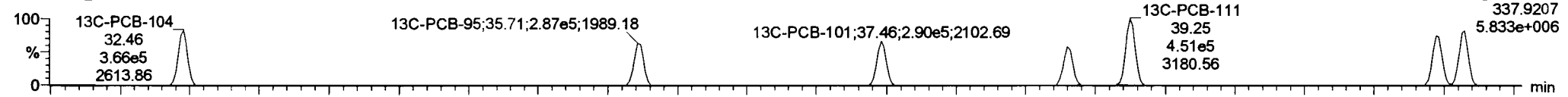


200603K1_9

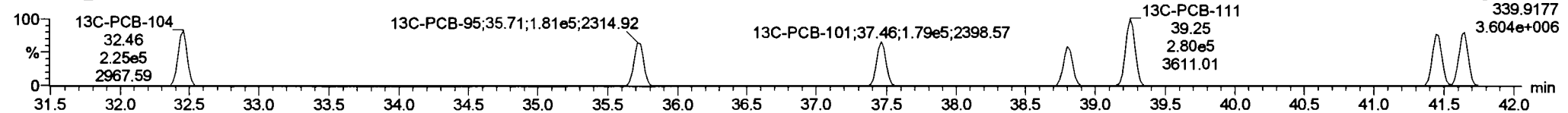


13C-PCB-104

200603K1_9

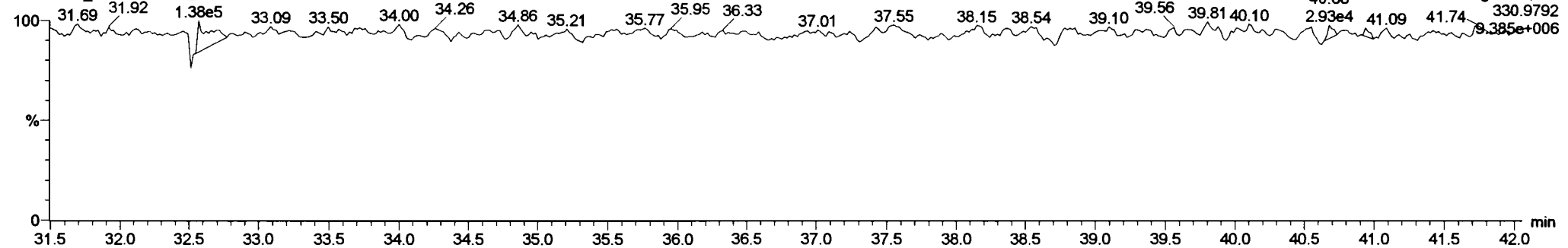


200603K1_9



PFK3b

200603K1_9



Dataset: Untitled

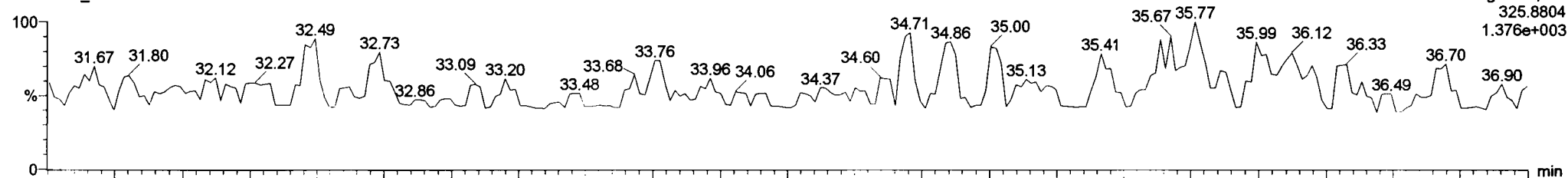
Last Altered: Thursday, June 04, 2020 07:29:42 Pacific Daylight Time

Printed: Thursday, June 04, 2020 07:32:56 Pacific Daylight Time

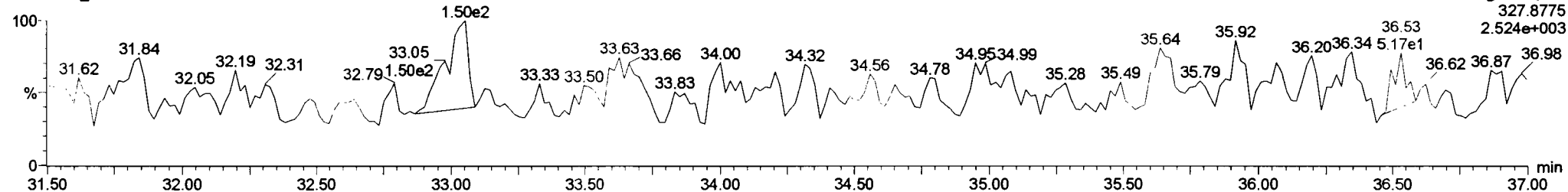
Name: 200603K1_9, Date: 03-Jun-2020, Time: 22:50:12, ID: B0D0324-BLK1 Method Blank 5, Description: Method Blank

PCB-96

200603K1_9

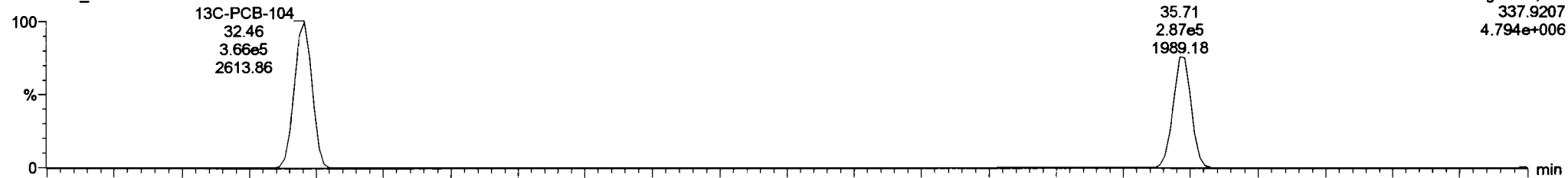


200603K1_9

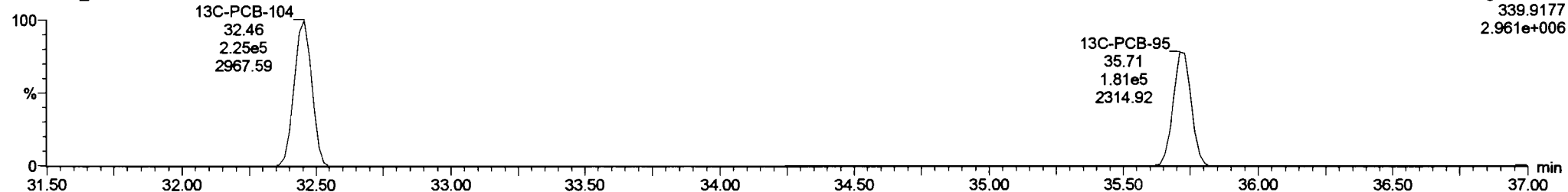


13C-PCB-95

200603K1_9



200603K1_9



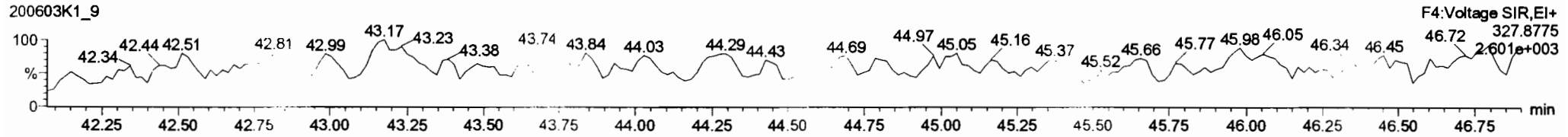
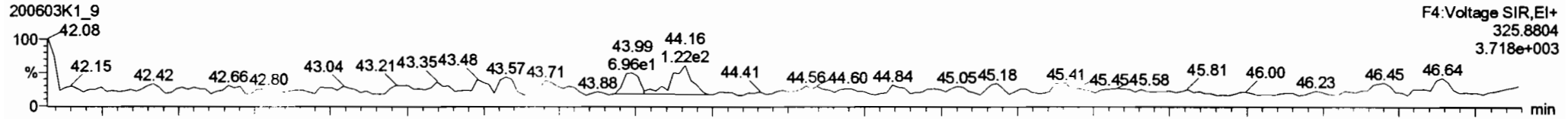
Dataset: Untitled

Last Altered: Thursday, June 04, 2020 07:29:42 Pacific Daylight Time

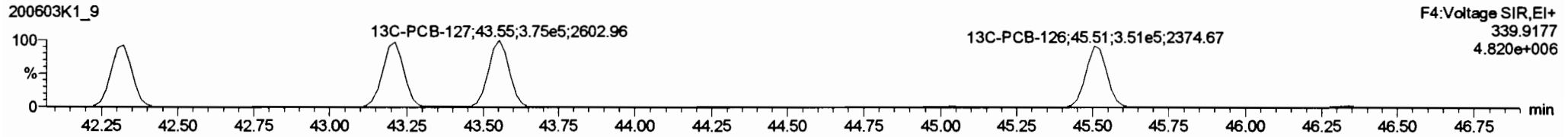
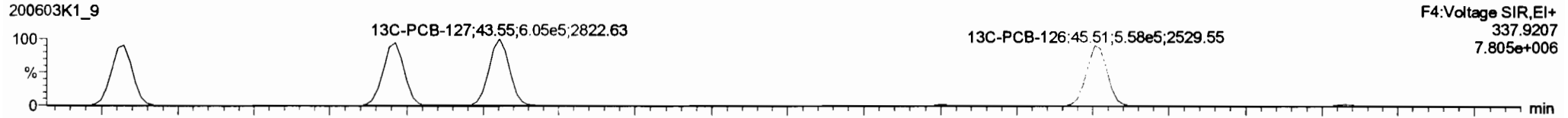
Printed: Thursday, June 04, 2020 07:32:56 Pacific Daylight Time

Name: 200603K1_9, Date: 03-Jun-2020, Time: 22:50:12, ID: B0D0324-BLK1 Method Blank 5, Description: Method Blank

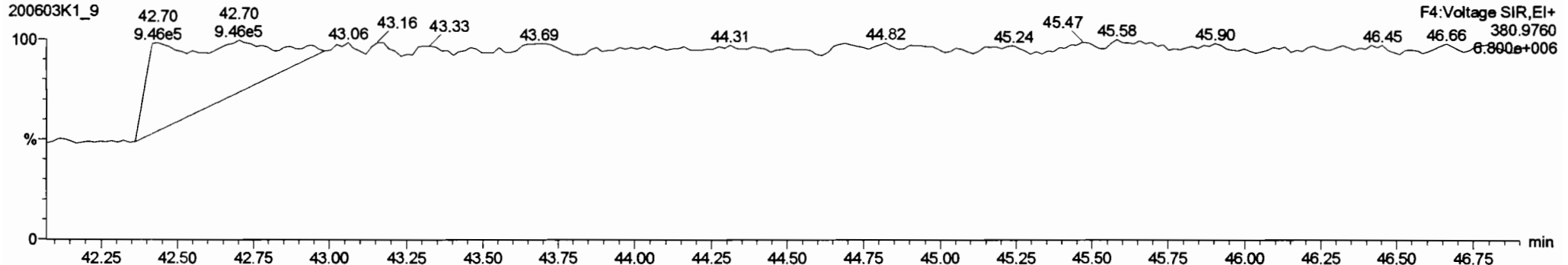
PCB-114



13C-PCB-114



PFK4a

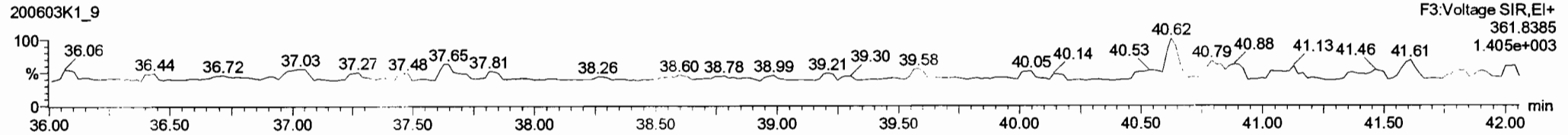
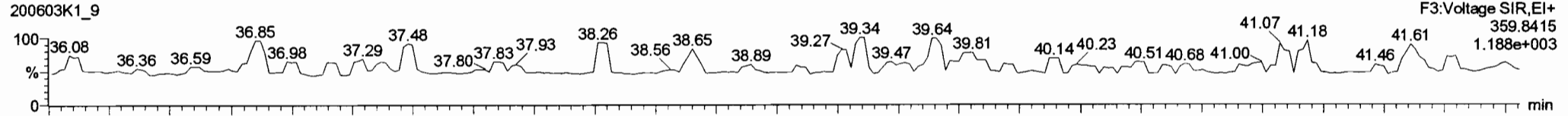


Dataset: Untitled

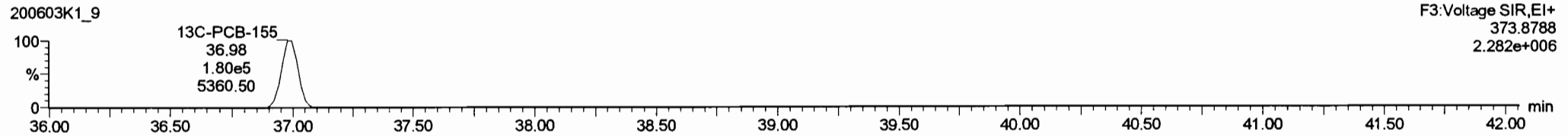
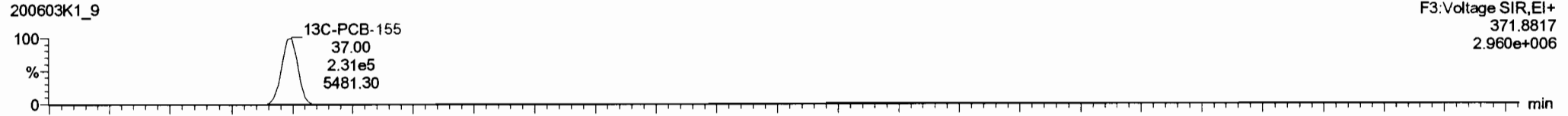
Last Altered: Thursday, June 04, 2020 07:29:42 Pacific Daylight Time
Printed: Thursday, June 04, 2020 07:32:56 Pacific Daylight Time

Name: 200603K1_9, Date: 03-Jun-2020, Time: 22:50:12, ID: B0D0324-BLK1 Method Blank 5, Description: Method Blank

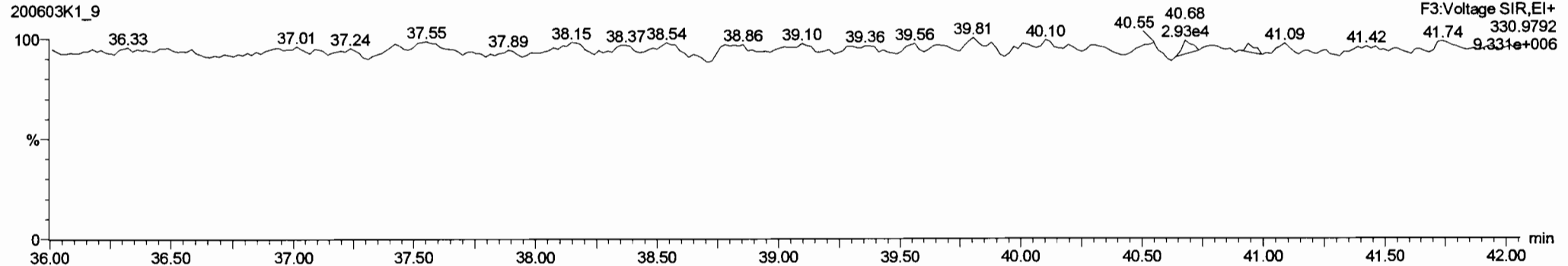
PCB-155



13C-PCB-155



PFK3c



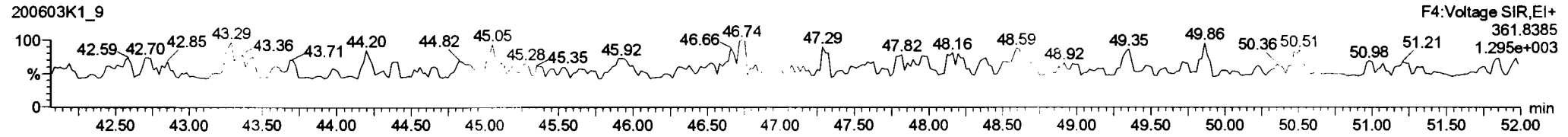
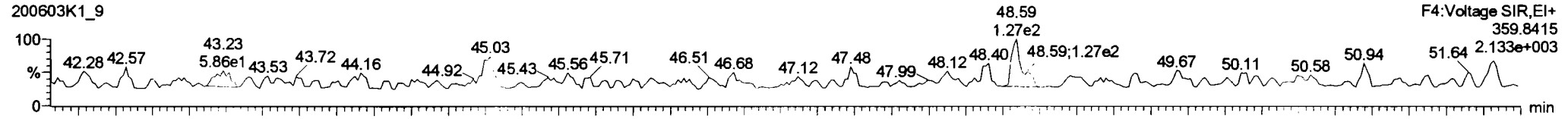
Dataset: Untitled

Last Altered: Thursday, June 04, 2020 07:29:42 Pacific Daylight Time

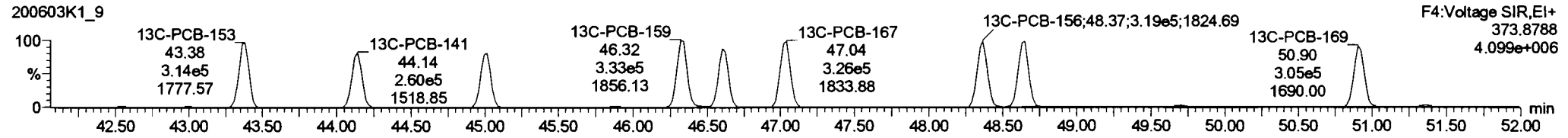
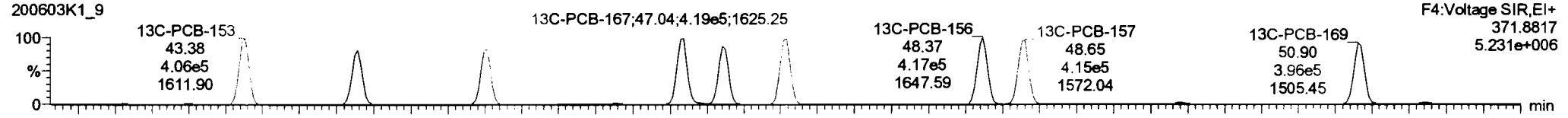
Printed: Thursday, June 04, 2020 07:32:56 Pacific Daylight Time

Name: 200603K1_9, Date: 03-Jun-2020, Time: 22:50:12, ID: B0D0324-BLK1 Method Blank 5, Description: Method Blank

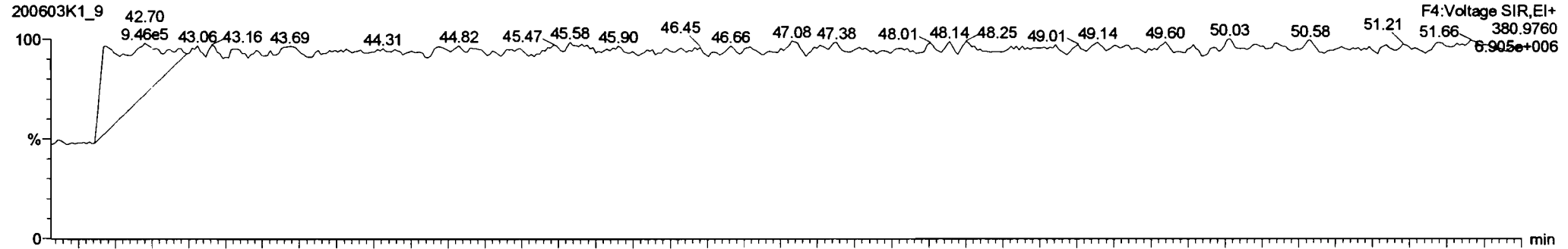
PCB-134/143



13C-PCB-153



PFK4b

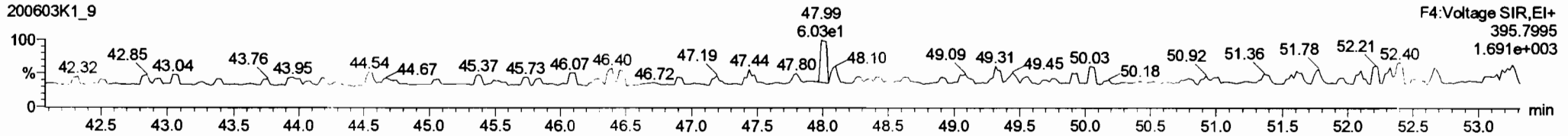
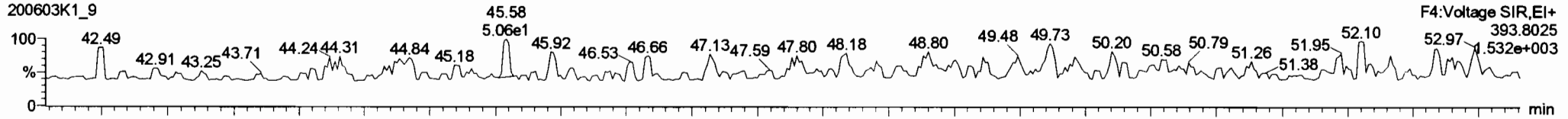


Dataset: Untitled

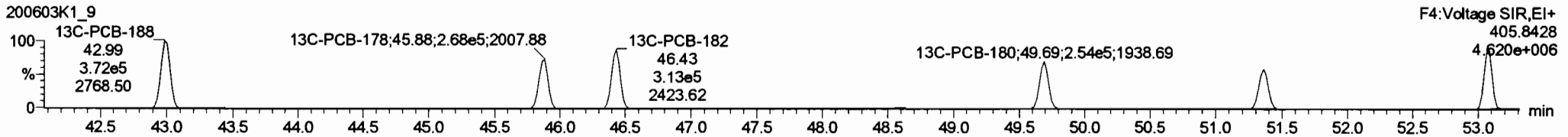
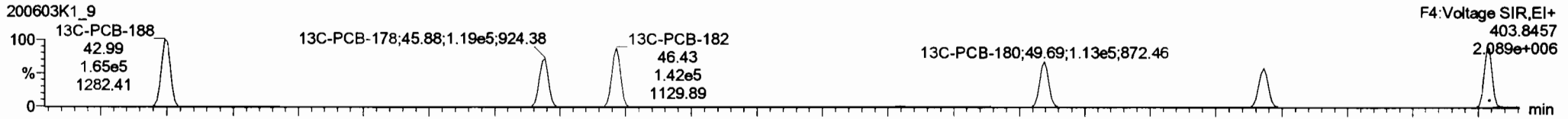
Last Altered: Thursday, June 04, 2020 07:29:42 Pacific Daylight Time
Printed: Thursday, June 04, 2020 07:32:56 Pacific Daylight Time

Name: 200603K1_9, Date: 03-Jun-2020, Time: 22:50:12, ID: B0D0324-BLK1 Method Blank 5, Description: Method Blank

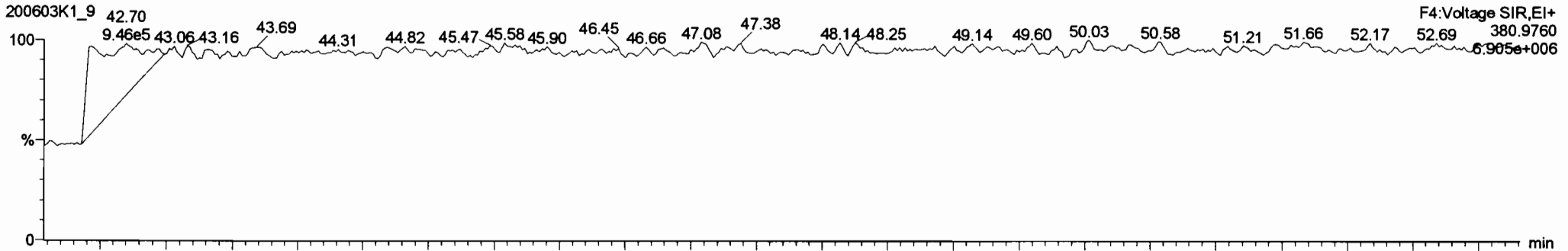
PCB-188



13C-PCB-188



PFK4c



Dataset: Untitled

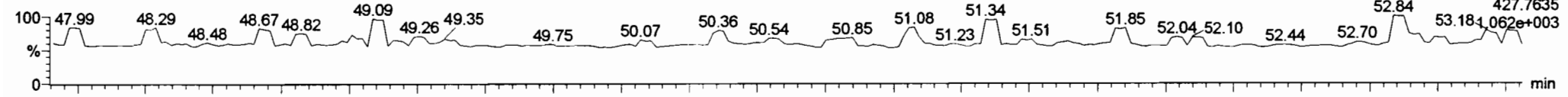
Last Altered: Thursday, June 04, 2020 07:29:42 Pacific Daylight Time

Printed: Thursday, June 04, 2020 07:32:56 Pacific Daylight Time

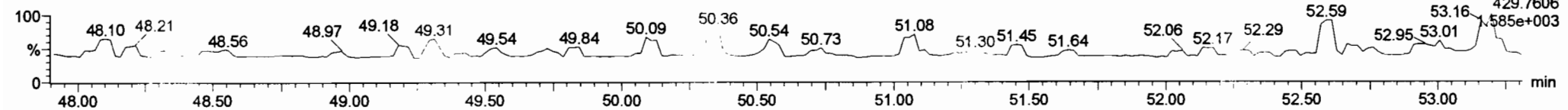
Name: 200603K1_9, Date: 03-Jun-2020, Time: 22:50:12, ID: B0D0324-BLK1 Method Blank 5, Description: Method Blank

PCB-202

200603K1_9

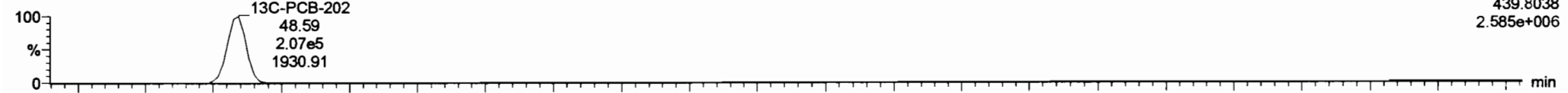


200603K1_9

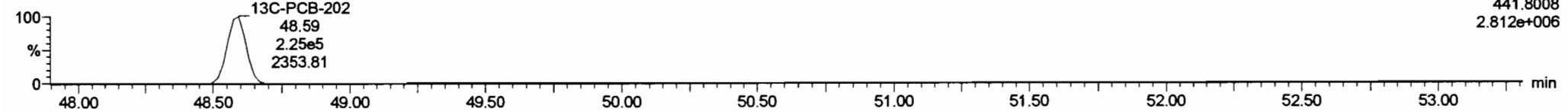


13C-PCB-202

200603K1_9

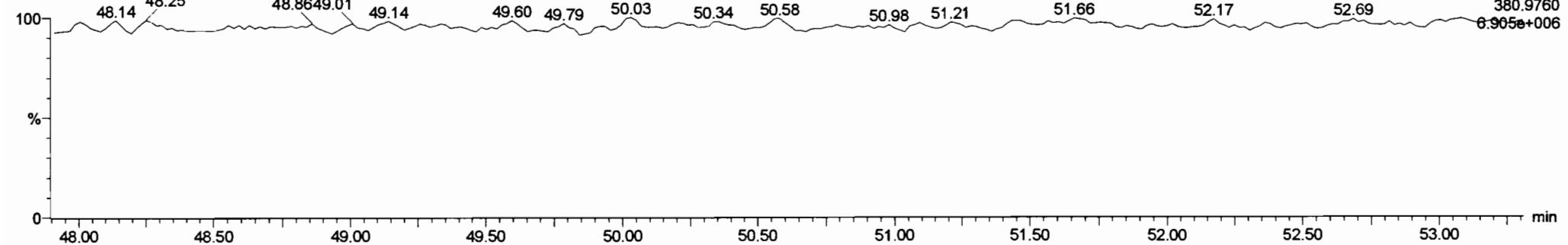


200603K1_9



PFK4d

200603K1_9

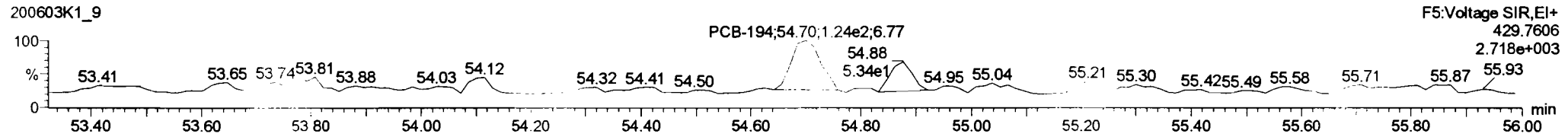
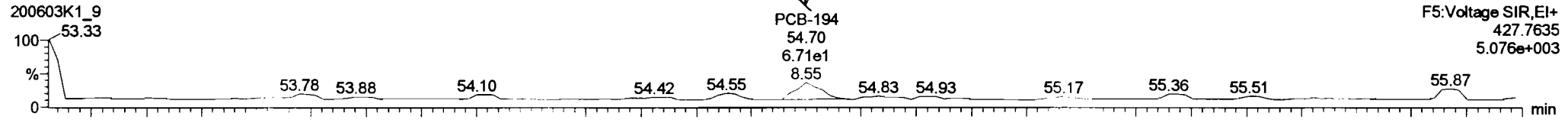


Dataset: Untitled

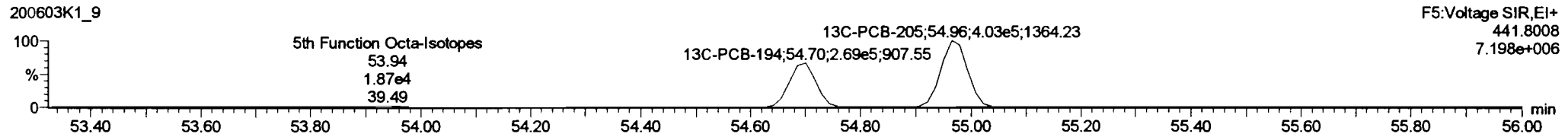
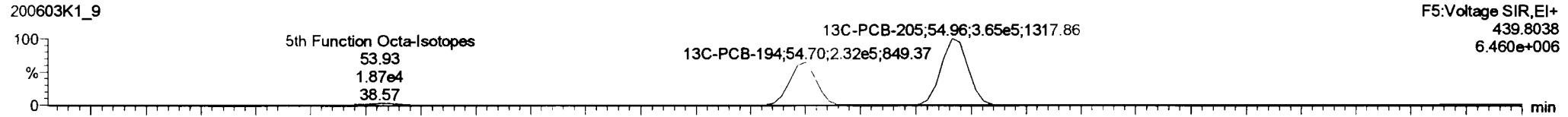
Last Altered: Thursday, June 04, 2020 07:29:42 Pacific Daylight Time
Printed: Thursday, June 04, 2020 07:32:56 Pacific Daylight Time

Name: 200603K1_9, Date: 03-Jun-2020, Time: 22:50:12, ID: B0D0324-BLK1 Method Blank 5, Description: Method Blank

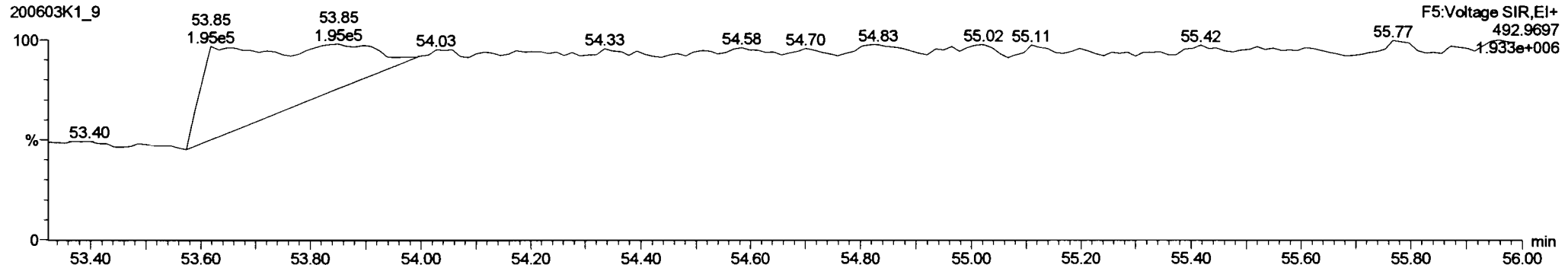
PCB-195



13C-PCB-194



PFK5a



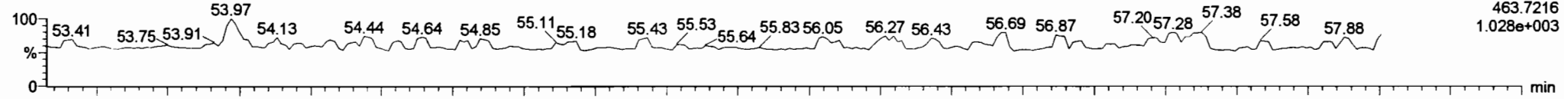
Dataset: Untitled

Last Altered: Thursday, June 04, 2020 07:29:42 Pacific Daylight Time
Printed: Thursday, June 04, 2020 07:32:56 Pacific Daylight Time

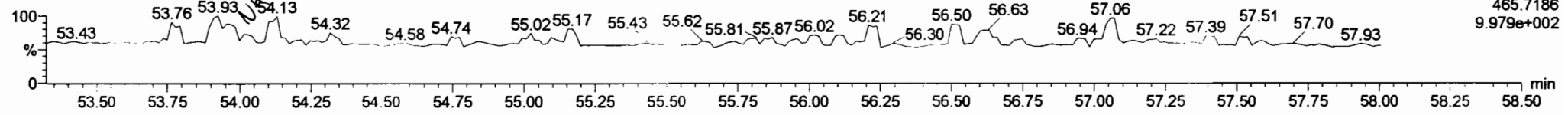
Name: 200603K1_9, Date: 03-Jun-2020, Time: 22:50:12, ID: B0D0324-BLK1 Method Blank 5, Description: Method Blank

PCB-208

200603K1_9

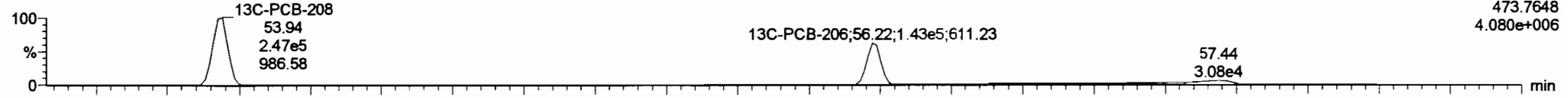


200603K1_9

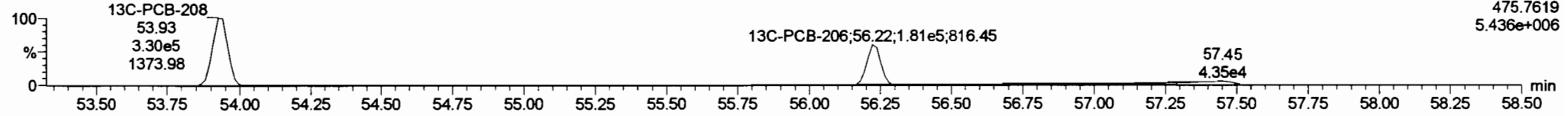


13C-PCB-208

200603K1_9

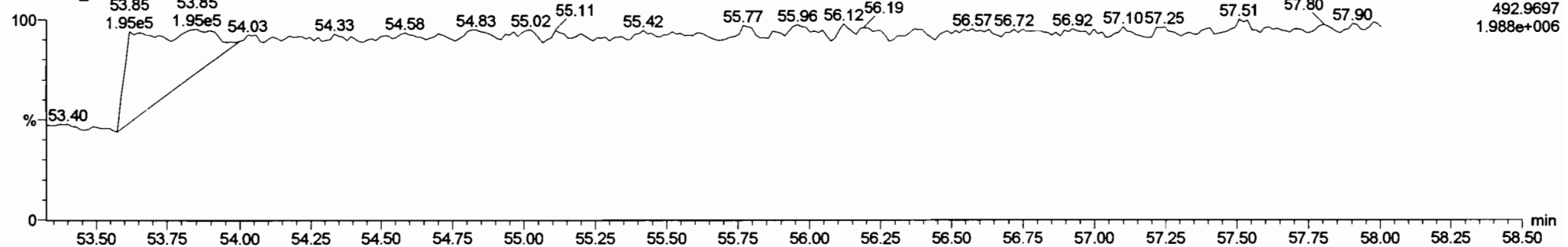


200603K1_9



PFK5

200603K1_9



Dataset: Untitled

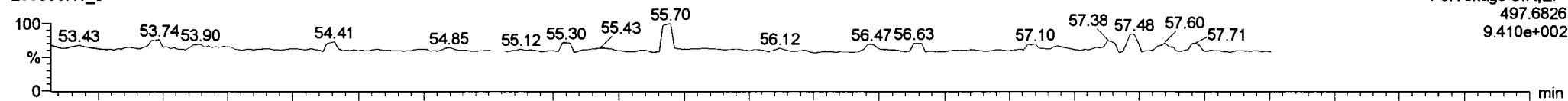
Last Altered: Thursday, June 04, 2020 07:29:42 Pacific Daylight Time

Printed: Thursday, June 04, 2020 07:32:56 Pacific Daylight Time

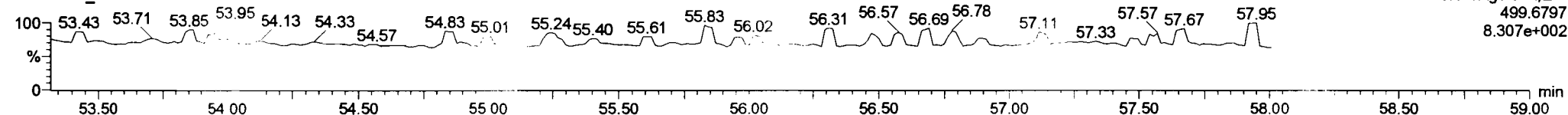
Name: 200603K1_9, Date: 03-Jun-2020, Time: 22:50:12, ID: B0D0324-BLK1 Method Blank 5, Description: Method Blank

PCB-209

200603K1_9

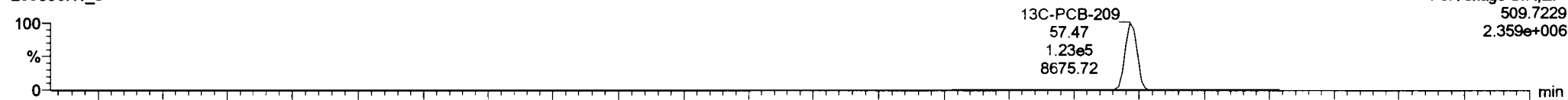


200603K1_9

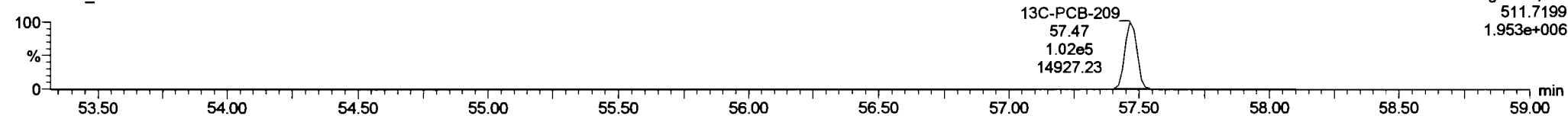


13C-PCB-209

200603K1_9

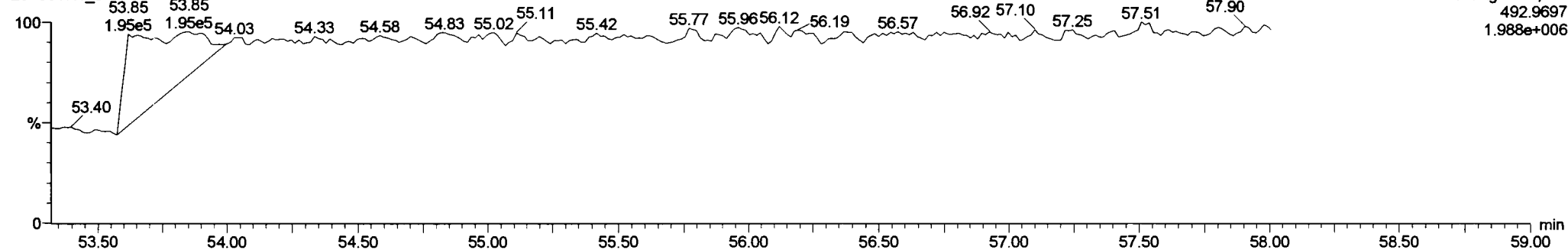


200603K1_9



PFK5b

200603K1_9



Dataset: U:\VG11.PRO\Results\200603K1\200603K1-3.qld

Last Altered: Thursday, June 04, 2020 09:42:05 Pacific Daylight Time
Printed: Thursday, June 04, 2020 09:42:27 Pacific Daylight Time

ht 6.4.2020

6/10/2020

Method: U:\VG11.PRO\MethDB\PCB-209_ZB1_6-1-20.mdb 02 Jun 2020 10:36:07

Calibration: U:\VG11.PRO\CurveDB\db1_PCBvg11-6-1-20.cdb 02 Jun 2020 10:21:16

Name: 200603K1_3, Date: 03-Jun-2020, Time: 16:48:29, ID: B0D0324-BS1 OPR 5, Description: OPR

#	Name	Resp	RA	n/y	RRF	wt/vol	Pred.RT	RT	Pred.R...	RRT	Check RRT	Conc.	%Rec	DL	EMPC
1	1 PCB-1	8.22e5	3.19	NO	1.17	5.000	15.53	15.54	1.001	1.001	NO	1207		0.302	1207
2	2 PCB-2	8.49e5	3.16	NO	1.18	5.000	17.95	17.94	0.988	0.988	NO	1215		0.308	1215
3	3 PCB-3	8.17e5	3.12	NO	1.15	5.000	18.18	18.18	1.001	1.001	NO	1204		0.317	1204
4	4 PCB-4/10	1.40e6	1.57	NO	1.25	5.000	19.60	19.60	1.004	1.004	NO	2416		1.68	2416
5	5 PCB-7/9	1.77e6	1.56	NO	0.960	5.000	21.41	21.40	1.003	1.002	NO	2402		1.35	2402
6	6 PCB-6	9.50e5	1.56	NO	1.02	5.000	22.06	22.06	1.033	1.033	NO	1207		1.27	1207
7	7 PCB-5/8	1.87e6	1.56	NO	0.992	5.000	22.46	22.46	1.052	1.052	NO	2447		1.31	2447
8	8 PCB-14	9.61e5	1.56	NO	1.02	5.000	23.60	23.60	0.952	0.952	NO	1190		1.29	1190
9	9 PCB-11	1.06e6	1.57	NO	1.13	5.000	24.81	24.82	1.001	1.001	NO	1182		1.17	1182
10	10 PCB-12/13	1.95e6	1.59	NO	1.03	5.000	25.25	25.20	1.018	1.016	NO	2394		1.28	2394
11	11 PCB-15	9.75e5	1.59	NO	1.03	5.000	25.56	25.55	1.031	1.030	NO	1187		1.27	1187
12	12 PCB-19	4.30e5	1.04	NO	1.11	5.000	23.79	23.78	1.001	1.001	NO	1155		0.813	1155
13	13 PCB-30	7.17e5	1.04	NO	1.79	5.000	24.69	24.69	1.039	1.039	NO	1186		0.501	1186
14	14 PCB-18	4.88e5	1.03	NO	0.818	5.000	25.46	25.46	0.952	0.952	NO	1147		0.710	1147
15	15 PCB-17	4.63e5	1.04	NO	0.758	5.000	25.63	25.64	0.958	0.958	NO	1175		0.766	1175
16	16 PCB-24/27	1.30e6	1.02	NO	1.08	5.000	26.25	26.24	0.981	0.981	NO	2318		0.537	2318
17	17 PCB-16/32	1.13e6	1.03	NO	0.925	5.000	26.77	26.77	1.001	1.001	NO	2345		0.628	2345
18	18 PCB-34	8.79e5	1.02	NO	0.945	5.000	27.58	27.58	0.959	0.959	NO	1213		0.928	1213
19	19 PCB-23	8.02e5	1.03	NO	0.883	5.000	27.67	27.67	0.962	0.962	NO	1185		0.993	1185
20	20 PCB-29	8.29e5	1.04	NO	0.893	5.000	27.93	27.93	0.971	0.971	NO	1212		0.982	1212
21	21 PCB-26	8.82e5	1.04	NO	0.944	5.000	28.16	28.16	0.979	0.979	NO	1219		0.929	1219
22	22 PCB-25	8.90e5	1.04	NO	0.950	5.000	28.31	28.32	0.984	0.984	NO	1222		0.923	1222
23	23 PCB-31	9.89e5	1.02	NO	1.04	5.000	28.68	28.68	0.997	0.997	NO	1245		0.846	1245
24	24 PCB-28	9.64e5	1.04	NO	1.03	5.000	28.79	28.79	1.001	1.001	NO	1226		0.856	1226
25	25 PCB-20/21/33	2.65e6	1.04	NO	0.941	5.000	29.43	29.42	1.023	1.023	NO	3671		0.932	3671
26	26 PCB-22	9.21e5	1.05	NO	0.973	5.000	29.87	29.89	1.038	1.039	NO	1235		0.902	1235
27	27 PCB-36	9.69e5	1.04	NO	1.08	5.000	30.50	30.50	0.931	0.931	NO	1210		0.869	1210
28	28 PCB-39	8.90e5	1.05	NO	0.988	5.000	30.98	31.00	0.946	0.947	NO	1209		0.946	1209
29	29 PCB-38	9.30e5	1.03	NO	1.05	5.000	31.78	31.78	0.970	0.970	NO	1187		0.889	1187
30	30 PCB-35	9.59e5	1.03	NO	1.04	5.000	32.32	32.33	0.987	0.987	NO	1234		0.896	1234
31	31 PCB-37	9.32e5	1.03	NO	1.01	5.000	32.77	32.79	1.001	1.001	NO	1240		0.927	1240
32	32 PCB-54	6.11e5	0.76	NO	1.08	5.000	27.64	27.64	1.001	1.001	NO	1218		0.575	1218

Dataset: U:\VG11.PRO\Results\200603K1\200603K1-3.qld

Last Altered: Thursday, June 04, 2020 09:42:05 Pacific Daylight Time
Printed: Thursday, June 04, 2020 09:42:27 Pacific Daylight Time

Name: 200603K1_3, Date: 03-Jun-2020, Time: 16:48:29, ID: B0D0324-BS1 OPR 5, Description: OPR

#	Name	Resp	RA	n/y	RRF	wt/vol	Pred.RT	RT	Pred.R	RRT	Check RRT	Conc.	%Rec	DL	EMPC
33	33 PCB-50	5.05e5	0.75	NO	0.880	5.000	28.83	28.83	1.044	1.044	NO	1235		0.706	1235
34	34 PCB-53	4.78e5	0.75	NO	0.997	5.000	29.50	29.50	0.944	0.943	NO	1207		0.739	1207
35	35 PCB-51	5.17e5	0.76	NO	1.07	5.000	29.85	29.85	0.955	0.955	NO	1221		0.692	1221
36	36 PCB-45	4.09e5	0.75	NO	0.858	5.000	30.30	30.30	0.969	0.969	NO	1200		0.858	1200
37	37 PCB-46	3.97e5	0.76	NO	0.831	5.000	30.80	30.80	0.985	0.985	NO	1204		0.887	1204
38	38 PCB-52/69	1.12e6	0.76	NO	1.17	5.000	31.30	31.30	1.001	1.001	NO	2412		0.631	2412
39	39 PCB-73	7.11e5	0.77	NO	1.44	5.000	31.41	31.41	1.005	1.005	NO	1241		0.510	1241
40	40 PCB-43/49	9.72e5	0.76	NO	1.02	5.000	31.59	31.58	1.010	1.010	NO	2408		0.725	2408
41	41 PCB-47	4.56e5	0.76	NO	0.922	5.000	31.80	31.80	1.001	1.001	NO	1142		0.742	1142
42	42 PCB-48/75	1.18e6	0.77	NO	1.12	5.000	31.92	31.92	1.004	1.004	NO	2421		0.610	2421
43	43 PCB-65	6.67e5	0.77	NO	1.28	5.000	32.19	32.19	1.013	1.013	NO	1200		0.533	1200
44	44 PCB-62	5.64e5	0.77	NO	1.13	5.000	32.29	32.29	1.016	1.016	NO	1154		0.606	1154
45	45 PCB-44	4.26e5	0.77	NO	0.824	5.000	32.62	32.62	1.026	1.026	NO	1192		0.830	1192
46	46 PCB-42/59	1.09e6	0.78	NO	1.05	5.000	32.85	32.85	1.033	1.033	NO	2387		0.651	2387
47	47 PCB-41/64/71/72	2.48e6	0.77	NO	1.19	5.000	33.47	33.46	1.053	1.053	NO	4819		0.576	4819
48	48 PCB-68	6.61e5	0.77	NO	1.28	5.000	33.72	33.72	1.061	1.061	NO	1193		0.535	1193
49	49 PCB-40	3.19e5	0.77	NO	0.602	5.000	33.95	33.94	1.068	1.068	NO	1222		1.14	1222
50	50 PCB-57	6.99e5	0.76	NO	1.16	5.000	34.32	34.32	0.969	0.969	NO	1202		0.509	1202
51	51 PCB-67	6.62e5	0.75	NO	1.08	5.000	34.63	34.63	0.978	0.978	NO	1221		0.546	1221
52	52 PCB-58	7.46e5	0.76	NO	1.20	5.000	34.74	34.76	0.981	0.982	NO	1237		0.492	1237
53	53 PCB-63	6.53e5	0.77	NO	1.07	5.000	34.91	34.91	0.986	0.986	NO	1217		0.553	1217
54	54 PCB-74	7.22e5	0.76	NO	1.19	5.000	35.22	35.21	0.994	0.994	NO	1218		0.500	1218
55	55 PCB-61/70	1.29e6	0.77	NO	1.05	5.000	35.43	35.43	1.000	1.001	NO	2454		0.562	2454
56	56 PCB-76/66	1.42e6	0.76	NO	1.16	5.000	35.62	35.60	1.006	1.005	NO	2432		0.509	2432
57	57 PCB-80	7.41e5	0.76	NO	1.19	5.000	35.86	35.86	1.001	1.001	NO	1186		0.472	1186
58	58 PCB-55	7.52e5	0.76	NO	1.17	5.000	36.20	36.19	1.010	1.010	NO	1222		0.479	1222
59	59 PCB-56/60	1.31e6	0.76	NO	1.02	5.000	36.70	36.70	1.024	1.024	NO	2448		0.550	2448
60	60 PCB-79	7.23e5	0.77	NO	1.14	5.000	37.80	37.80	1.055	1.055	NO	1207		0.492	1207
61	61 PCB-78	7.01e5	0.76	NO	1.14	5.000	38.52	38.52	0.987	0.987	NO	1186		0.510	1186
62	62 PCB-81	6.34e5	0.76	NO	1.05	5.000	39.06	39.06	1.000	1.000	NO	1165		0.554	1165
63	63 PCB-77	6.84e5	0.78	NO	1.14	5.000	39.68	39.68	1.000	1.000	NO	1209		0.537	1209
64	64 PCB-104	4.30e5	1.56	NO	1.12	5.000	32.47	32.47	1.001	1.001	NO	1146		0.771	1146
65	65 PCB-96	4.29e5	1.59	NO	1.15	5.000	33.78	33.78	1.041	1.041	NO	1114		0.750	1114
66	66 PCB-103	3.44e5	1.53	NO	0.936	5.000	34.32	34.33	1.058	1.058	NO	1100		0.924	1100
67	67 PCB-100	3.51e5	1.55	NO	0.954	5.000	34.69	34.71	1.069	1.069	NO	1102		0.907	1102
68	68 PCB-94	2.75e5	1.60	NO	0.949	5.000	35.21	35.19	0.985	0.985	NO	1097		1.19	1097

Dataset: U:\VG11.PRO\Results\200603K1\200603K1-3.qld

Last Altered: Thursday, June 04, 2020 09:42:05 Pacific Daylight Time

Printed: Thursday, June 04, 2020 09:42:27 Pacific Daylight Time

Name: 200603K1_3, Date: 03-Jun-2020, Time: 16:48:29, ID: B0D0324-BS1 OPR 5, Description: OPR

#	Name	Resp	RA	n/y	RRF	wt/vol	Pred.RT	RT	Pred.R...	RRT	Check RRT	Conc.	%Rec	DL	EMPC
69	69 PCB-95/98/102	1.06e6	1.58	NO	1.20	5.000	35.69	35.67	0.999	0.998	NO	3321		0.938	3321
70	70 PCB-93	2.74e5	1.65	NO	0.935	5.000	35.81	35.81	1.002	1.002	NO	1106		1.21	1106
71	71 PCB-88/91	6.33e5	1.56	NO	1.06	5.000	36.16	36.16	1.012	1.012	NO	2247		1.06	2247
72	72 PCB-121	4.94e5	1.62	NO	1.71	5.000	36.25	36.23	1.015	1.014	NO	1093		0.661	1093
73	73 PCB-84/92	5.96e5	1.60	NO	1.02	5.000	37.10	37.09	0.990	0.990	NO	2186		1.05	2186
74	74 PCB-89	3.23e5	1.60	NO	1.11	5.000	37.27	37.29	0.995	0.996	NO	1090		0.969	1090
75	75 PCB-90/101	6.49e5	1.56	NO	1.12	5.000	37.48	37.48	1.000	1.000	NO	2158		0.954	2158
76	76 PCB-113	4.41e5	1.55	NO	1.51	5.000	37.72	37.72	1.007	1.007	NO	1089		0.707	1089
77	77 PCB-99	3.69e5	1.58	NO	1.32	5.000	37.81	37.81	1.009	1.009	NO	1044		0.811	1044
78	78 PCB-119	4.59e5	1.55	NO	1.81	5.000	38.30	38.30	0.987	0.987	NO	1088		0.693	1088
79	79 PCB-108/112	7.51e5	1.58	NO	1.44	5.000	38.46	38.47	0.991	0.991	NO	2222		0.866	2222
80	80 PCB-83	4.67e5	1.57	NO	1.83	5.000	38.61	38.63	0.995	0.996	NO	1091		0.683	1091
81	81 PCB-97	3.25e5	1.60	NO	1.28	5.000	38.82	38.84	1.000	1.001	NO	1086		0.976	1086
82	82 PCB-86	2.98e5	1.59	NO	1.12	5.000	38.99	38.99	1.005	1.005	NO	1142		1.12	1142
83	83 PCB-87/117/125	1.22e6	1.59	NO	1.56	5.000	39.12	39.12	1.008	1.008	NO	3345		0.802	3345
84	84 PCB-111/115	9.96e5	1.57	NO	1.91	5.000	39.27	39.27	1.012	1.012	NO	2231		0.655	2231
85	85 PCB-85/116	7.12e5	1.58	NO	1.41	5.000	39.40	39.40	1.015	1.015	NO	2159		0.886	2159
86	86 PCB-120	5.16e5	1.55	NO	2.01	5.000	39.66	39.66	1.022	1.022	NO	1101		0.624	1101
87	87 PCB-110	4.58e5	1.60	NO	1.74	5.000	39.81	39.81	1.026	1.026	NO	1125		0.718	1125
88	88 PCB-82	2.78e5	1.59	NO	0.781	5.000	40.46	40.44	0.976	0.975	NO	1118		1.21	1118
89	89 PCB-124	4.94e5	1.57	NO	1.40	5.000	41.17	41.15	0.993	0.992	NO	1110		0.679	1110
90	90 PCB-107/109	9.41e5	1.56	NO	1.34	5.000	41.31	41.29	0.996	0.996	NO	2200		0.707	2200
91	91 PCB-123	4.25e5	1.59	NO	1.20	5.000	41.48	41.48	1.000	1.000	NO	1114		0.792	1114
92	92 PCB-106/118	9.23e5	1.58	NO	1.22	5.000	41.69	41.69	1.001	1.001	NO	2258		0.723	2258
93	93 PCB-114	7.07e5	1.54	NO	1.14	5.000	42.34	42.34	1.000	1.000	NO	1223		0.878	1223
94	94 PCB-122	5.81e5	1.56	NO	0.944	5.000	42.49	42.47	1.004	1.004	NO	1213		1.06	1213
95	95 PCB-105	6.44e5	1.56	NO	1.05	5.000	43.23	43.23	1.000	1.000	NO	1171		0.924	1171
96	96 PCB-127	6.82e5	1.56	NO	1.06	5.000	43.57	43.57	1.000	1.000	NO	1181		0.881	1181
97	97 PCB-126	7.19e5	1.56	NO	1.17	5.000	45.52	45.52	1.000	1.000	NO	1208		0.885	1208
98	98 PCB-155	2.40e5	1.31	NO	1.04	5.000	37.01	37.01	1.000	1.001	NO	1003		0.314	1003
99	99 PCB-150	2.61e5	1.27	NO	1.08	5.000	38.33	38.32	1.036	1.036	NO	1049		0.302	1049
100	1... PCB-152	2.94e5	1.29	NO	1.19	5.000	38.82	38.80	1.049	1.049	NO	1081		0.276	1081
101	1... PCB-145	2.83e5	1.28	NO	1.19	5.000	39.28	39.27	1.062	1.061	NO	1039		0.275	1039
102	1... PCB-136	2.48e5	1.25	NO	1.02	5.000	39.62	39.60	1.071	1.070	NO	1060		0.321	1060
103	1... PCB-148	2.03e5	1.29	NO	0.842	5.000	39.73	39.71	1.074	1.073	NO	1050		0.389	1050
104	1... PCB-154	2.17e5	1.30	NO	0.919	5.000	40.22	40.22	1.087	1.087	NO	1029		0.356	1029

Dataset: U:\VG11.PRO\Results\200603K1\200603K1-3.qld

Last Altered: Thursday, June 04, 2020 09:42:05 Pacific Daylight Time

Printed: Thursday, June 04, 2020 09:42:27 Pacific Daylight Time

Name: 200603K1_3, Date: 03-Jun-2020, Time: 16:48:29, ID: B0D0324-BS1 OPR 5, Description: OPR

#	Name	Resp	RA	n/y	RRF	wt/vol	Pred.RT	RT	Pred.R	RRT	Check RRT	Conc	%Rec	DL	EMPC
105	1... PCB-151	1.84e5	1.29	NO	0.787	5.000	40.90	40.88	1.105	1.105	NO	1019		0.416	1019
106	1... PCB-135	2.14e5	1.33	NO	0.922	5.000	41.13	41.11	1.112	1.111	NO	1012		0.355	1012
107	1... PCB-144	1.93e5	1.32	NO	0.789	5.000	41.24	41.22	1.115	1.114	NO	1064		0.415	1064
108	1... PCB-147	2.01e5	1.32	NO	0.834	5.000	41.37	41.35	1.118	1.118	NO	1049		0.392	1049
109	1... PCB-139/149	4.42e5	1.29	NO	0.948	5.000	41.64	41.63	1.125	1.125	NO	2032		0.345	2032
110	1... PCB-140	1.95e5	1.28	NO	0.794	5.000	41.84	41.81	1.131	1.130	NO	1072		0.413	1072
111	1... PCB-134/143	7.23e5	1.23	NO	0.759	5.000	42.29	42.26	0.975	0.974	NO	2346		2.56	2346
112	1... PCB-131/133	7.76e5	1.25	NO	0.821	5.000	42.59	42.57	0.982	0.981	NO	2328		2.36	2328
113	1... PCB-142	3.46e5	1.22	NO	0.754	5.000	42.74	42.74	0.985	0.985	NO	1129		2.57	1129
114	1... PCB-146/165	9.60e5	1.24	NO	1.02	5.000	42.98	42.97	0.991	0.990	NO	2324		1.91	2324
115	1... PCB-132/161	9.58e5	1.23	NO	1.02	5.000	43.22	43.21	0.996	0.996	NO	2301		1.89	2301
116	1... PCB-153	4.93e5	1.25	NO	1.07	5.000	43.40	43.40	1.000	1.000	NO	1134		1.81	1134
117	1... PCB-168	5.05e5	1.24	NO	1.08	5.000	43.63	43.61	1.006	1.005	NO	1154		1.80	1154
118	1... PCB-141	3.98e5	1.25	NO	1.03	5.000	44.16	44.16	1.000	1.000	NO	1180		2.29	1180
119	1... PCB-137	4.38e5	1.25	NO	1.11	5.000	44.56	44.56	1.010	1.009	NO	1200		2.11	1200
120	1... PCB-130	3.36e5	1.27	NO	0.885	5.000	44.66	44.65	1.012	1.012	NO	1155		2.65	1155
121	1... PCB-138/163/164	1.58e6	1.24	NO	1.28	5.000	45.05	45.05	1.001	1.001	NO	3524		1.73	3524
122	1... PCB-158/160	1.02e6	1.25	NO	1.24	5.000	45.30	45.30	1.006	1.006	NO	2357		1.79	2357
123	1... PCB-129	3.39e5	1.27	NO	0.867	5.000	45.56	45.54	1.012	1.012	NO	1122		2.56	1122
124	1... PCB-166	5.61e5	1.23	NO	1.14	5.000	46.02	46.02	0.993	0.993	NO	1154		1.64	1154
125	1... PCB-159	5.97e5	1.25	NO	1.22	5.000	46.36	46.36	1.000	1.000	NO	1154		1.54	1154
126	1... PCB-128/162	9.11e5	1.24	NO	0.907	5.000	46.64	46.64	1.007	1.007	NO	2360		2.06	2360
127	1... PCB-167	5.46e5	1.27	NO	1.11	5.000	47.06	47.06	1.000	1.000	NO	1158		1.64	1158
128	1... PCB-156	5.47e5	1.22	NO	1.13	5.000	48.39	48.38	1.000	1.000	NO	1162		1.62	1162
129	1... PCB-157	5.01e5	1.23	NO	1.04	5.000	48.69	48.67	1.001	1.000	NO	1155		1.81	1155
130	1... PCB-169	5.31e5	1.25	NO	1.16	5.000	50.93	50.92	1.000	1.000	NO	1150		1.72	1150
131	1... PCB-188	4.41e5	1.03	NO	1.29	5.000	43.02	43.02	1.001	1.001	NO	1126		1.29	1126
132	1... PCB-184	4.34e5	1.04	NO	1.23	5.000	43.48	43.48	1.011	1.011	NO	1159		1.35	1159
133	1... PCB-179	4.55e5	1.03	NO	1.30	5.000	44.27	44.29	1.030	1.030	NO	1155		1.28	1155
134	1... PCB-176	4.52e5	1.04	NO	1.31	5.000	44.74	44.77	1.041	1.041	NO	1137		1.27	1137
135	1... PCB-186	4.77e5	1.03	NO	1.33	5.000	45.39	45.39	1.056	1.056	NO	1182		1.25	1182
136	1... PCB-178	3.20e5	1.05	NO	0.943	5.000	45.90	45.90	1.068	1.068	NO	1118		1.76	1118
137	1... PCB-175	3.27e5	1.06	NO	0.956	5.000	46.24	46.26	1.076	1.076	NO	1126		1.74	1126
138	1... PCB-182/187	7.33e5	1.03	NO	1.07	5.000	46.42	46.43	1.080	1.080	NO	2265		1.56	2265
139	1... PCB-183	3.55e5	1.07	NO	1.02	5.000	46.76	46.76	1.088	1.088	NO	1144		1.62	1144
140	1... PCB-185	3.26e5	1.04	NO	1.41	5.000	47.44	47.44	0.955	0.955	NO	1143		1.73	1143

Dataset: U:\VG11.PRO\Results\200603K1\200603K1-3.qld

Last Altered: Thursday, June 04, 2020 09:42:05 Pacific Daylight Time

Printed: Thursday, June 04, 2020 09:42:27 Pacific Daylight Time

Name: 200603K1_3, Date: 03-Jun-2020, Time: 16:48:29, ID: B0D0324-BS1 OPR 5, Description: OPR

#	Name	Resp	FA	n/y	RRF	wt/vol	Pred.RT	RT	Pred.R	RRT	Check RRT	Conc	%Rec	DL	EMPC
141	1... PCB-174	3.15e5	1.05	NO	1.35	5.000	47.82	47.82	0.962	0.962	NO	1149		1.80	1149
142	1... PCB-181	3.29e5	1.06	NO	1.47	5.000	47.91	47.93	0.964	0.965	NO	1100		1.65	1100
143	1... PCB-177	2.95e5	1.07	NO	1.28	5.000	48.10	48.10	0.968	0.968	NO	1137		1.91	1137
144	1... PCB-171	3.03e5	1.02	NO	1.32	5.000	48.38	48.40	0.974	0.974	NO	1136		1.85	1136
145	1... PCB-173	2.75e5	1.03	NO	1.19	5.000	48.84	48.84	0.983	0.983	NO	1140		2.05	1140
146	1... PCB-172	3.22e5	1.04	NO	1.38	5.000	49.29	49.29	0.992	0.992	NO	1154		1.77	1154
147	1... PCB-192	4.15e5	1.06	NO	1.83	5.000	49.48	49.50	0.996	0.996	NO	1120		1.33	1120
148	1... PCB-180	3.32e5	1.05	NO	1.41	5.000	49.71	49.71	1.000	1.000	NO	1158		1.73	1158
149	1... PCB-193	3.86e5	1.05	NO	1.68	5.000	49.92	49.92	1.005	1.005	NO	1137		1.45	1137
150	1... PCB-191	3.89e5	1.06	NO	1.71	5.000	50.18	50.19	1.010	1.010	NO	1122		1.42	1122
151	1... PCB-170	2.76e5	1.02	NO	1.40	5.000	51.38	51.38	1.000	1.000	NO	1148		2.05	1148
152	1... PCB-190	3.72e5	1.04	NO	1.85	5.000	51.56	51.59	1.004	1.004	NO	1169		1.55	1169
153	1... PCB-189	3.77e5	1.04	NO	1.45	5.000	53.10	53.08	1.000	1.000	NO	1115		1.32	1115
154	1... PCB-202	3.01e5	0.89	NO	1.17	5.000	48.63	48.61	1.001	1.000	NO	1100		1.02	1100
155	1... PCB-201	2.77e5	0.88	NO	1.05	5.000	49.10	49.10	1.010	1.011	NO	1125		1.13	1125
156	1... PCB-204	2.99e5	0.89	NO	1.14	5.000	49.26	49.26	1.014	1.014	NO	1121		1.04	1121
157	1... PCB-197	2.94e5	0.90	NO	1.13	5.000	49.58	49.58	1.020	1.020	NO	1107		1.05	1107
158	1... PCB-200	2.74e5	0.90	NO	1.07	5.000	50.51	50.51	1.039	1.039	NO	1095		1.11	1095
159	1... PCB-198	2.04e5	0.88	NO	0.794	5.000	52.08	52.08	1.072	1.072	NO	1100		1.50	1100
160	1... PCB-199	2.05e5	0.90	NO	0.809	5.000	52.19	52.19	1.074	1.074	NO	1080		1.47	1080
161	1... PCB-196/203	4.28e5	0.90	NO	0.838	5.000	52.52	52.50	1.081	1.080	NO	2179		1.42	2179
162	1... PCB-195	3.42e5	0.91	NO	1.04	5.000	53.80	53.79	0.984	0.983	NO	1189		2.29	1189
163	1... PCB-194	3.58e5	0.89	NO	1.12	5.000	54.72	54.72	1.000	1.000	NO	1166		2.14	1166
164	1... PCB-205	4.15e5	0.88	NO	1.29	5.000	54.98	54.98	1.005	1.005	NO	1171		1.85	1171
165	1... PCB-208	3.51e5	1.33	NO	0.933	5.000	53.96	53.95	1.000	1.000	NO	1148		1.86	1148
166	1... PCB-207	3.36e5	1.31	NO	0.916	5.000	54.27	54.28	1.006	1.006	NO	1119		1.90	1119
167	1... PCB-206	2.05e5	1.33	NO	1.01	5.000	56.24	56.24	1.000	1.000	NO	1129		3.07	1129
168	1... PCB-209	1.28e5	1.16	NO	0.986	5.000	57.47	57.48	1.000	1.000	NO	1119		0.246	1119
169	1... 13C-PCB-1	1.17e6	3.22	NO	0.893	5.000	15.52	15.52	0.608	0.608	NO	1280	64.0	0.927	
170	1... 13C-PCB-3	1.18e6	3.21	NO	0.911	5.000	18.17	18.17	0.712	0.712	NO	1273	63.7	0.909	
171	1... 13C-PCB-4	9.31e5	1.61	NO	0.600	5.000	19.52	19.52	0.765	0.765	NO	1522	76.1	0.663	
172	1... 13C-PCB-9	1.54e6	1.61	NO	0.970	5.000	21.35	21.35	0.836	0.836	NO	1556	77.8	0.410	
173	1... 13C-PCB-11	1.59e6	1.61	NO	0.962	5.000	24.79	24.79	0.971	0.971	NO	1620	81.0	0.414	
174	1... 13C-PCB-19	6.74e5	1.05	NO	0.499	5.000	23.76	23.76	0.931	0.931	NO	1325	66.2	9.06	
175	1... 13C-PCB-32	1.04e6	1.04	NO	0.744	5.000	26.75	26.75	1.048	1.048	NO	1371	68.5	6.07	
176	1... 13C-PCB-28	1.53e6	1.01	NO	1.06	5.000	28.77	28.77	1.004	1.004	NO	1634	81.7	6.65	

Dataset: U:\VG11.PRO\Results\200603K1\200603K1-3.qld

Last Altered: Thursday, June 04, 2020 09:42:05 Pacific Daylight Time

Printed: Thursday, June 04, 2020 09:42:27 Pacific Daylight Time

Name: 200603K1_3, Date: 03-Jun-2020, Time: 16:48:29, ID: B0D0324-BS1 OPR 5, Description: OPR

#	Name	Resp	FA	n/y	RRF	wt/vol	Pred.RT	RT	Pred.R...	RRT	Check RRT	Conc.	%Rec	DL	EMPC
177	1... 13C-PCB-37	1.49e6	1.05	NO	0.989	5.000	32.75	32.75	1.143	1.143	NO	1708	85.4	7.15	
178	1... 13C-PCB-54	9.29e5	0.77	NO	0.999	5.000	27.62	27.62	0.753	0.753	NO	1550	77.5	1.97	
179	1... 13C-PCB-52	7.95e5	0.78	NO	0.804	5.000	31.26	31.26	0.852	0.852	NO	1647	82.4	2.45	
180	1... 13C-PCB-47	8.67e5	0.77	NO	0.857	5.000	31.78	31.78	0.866	0.867	NO	1686	84.3	2.30	
181	1... 13C-PCB-70	1.00e6	0.77	NO	0.996	5.000	35.41	35.41	0.965	0.966	NO	1675	83.8	1.98	
182	1... 13C-PCB-80	1.05e6	0.76	NO	1.03	5.000	35.84	35.84	0.977	0.977	NO	1706	85.3	1.92	
183	1... 13C-PCB-81	1.04e6	0.77	NO	0.988	5.000	39.04	39.04	1.064	1.064	NO	1756	87.8	2.00	
184	1... 13C-PCB-77	9.95e5	0.78	NO	0.969	5.000	39.66	39.66	1.081	1.081	NO	1712	85.6	2.04	
185	1... 13C-PCB-104	6.68e5	1.58	NO	1.02	5.000	32.46	32.46	0.827	0.827	NO	1709	85.4	0.891	
186	1... 13C-PCB-95	5.29e5	1.65	NO	0.805	5.000	35.71	35.73	0.910	0.910	NO	1707	85.4	1.12	
187	1... 13C-PCB-101	5.36e5	1.62	NO	0.793	5.000	37.46	37.46	0.954	0.954	NO	1756	87.8	1.14	
188	1... 13C-PCB-97	4.68e5	1.64	NO	0.696	5.000	38.80	38.80	0.989	0.989	NO	1745	87.2	1.30	
189	1... 13C-PCB-123	6.38e5	1.58	NO	0.933	5.000	41.44	41.46	1.056	1.056	NO	1776	88.8	0.970	
190	1... 13C-PCB-118	6.70e5	1.62	NO	0.986	5.000	41.63	41.65	1.061	1.061	NO	1768	88.4	0.919	
191	1... 13C-PCB-114	1.01e6	1.56	NO	1.55	5.000	42.30	42.32	0.908	0.908	NO	1897	94.9	1.64	
192	1... 13C-PCB-105	1.05e6	1.55	NO	1.57	5.000	43.19	43.21	0.927	0.927	NO	1926	96.3	1.61	
193	1... 13C-PCB-127	1.09e6	1.56	NO	1.62	5.000	43.55	43.55	0.934	0.935	NO	1943	97.1	1.56	
194	1... 13C-PCB-126	1.02e6	1.57	NO	1.57	5.000	45.51	45.51	0.976	0.976	NO	1875	93.7	1.61	
195	1... 13C-PCB-155	4.59e5	1.35	NO	0.615	5.000	36.98	36.99	0.942	0.943	NO	1939	97.0	0.929	
196	1... 13C-PCB-153	8.13e5	1.28	NO	1.36	5.000	43.36	43.38	0.930	0.931	NO	1723	86.2	1.94	
197	1... 13C-PCB-141	6.57e5	1.31	NO	1.13	5.000	44.12	44.14	0.947	0.947	NO	1685	84.3	2.35	
198	1... 13C-PCB-138	6.96e5	1.28	NO	1.18	5.000	44.99	45.01	0.965	0.966	NO	1701	85.1	2.24	
199	1... 13C-PCB-159	8.51e5	1.26	NO	1.44	5.000	46.32	46.34	0.994	0.994	NO	1711	85.6	1.84	
200	2... 13C-PCB-167	8.50e5	1.27	NO	1.44	5.000	47.02	47.04	1.009	1.009	NO	1709	85.4	1.84	
201	2... 13C-PCB-156	8.36e5	1.24	NO	1.40	5.000	48.37	48.37	1.038	1.038	NO	1732	86.6	1.90	
202	2... 13C-PCB-157	8.35e5	1.28	NO	1.40	5.000	48.63	48.65	1.043	1.044	NO	1730	86.5	1.90	
203	2... 13C-PCB-169	7.97e5	1.26	NO	1.33	5.000	50.91	50.90	1.092	1.092	NO	1733	86.7	1.99	
204	2... 13C-PCB-188	6.07e5	0.45	NO	1.41	5.000	42.99	42.99	0.926	0.926	NO	1740	87.0	1.53	
205	2... 13C-PCB-180	4.06e5	0.45	NO	0.929	5.000	49.69	49.69	1.070	1.070	NO	1763	88.2	2.33	
206	2... 13C-PCB-170	3.44e5	0.45	NO	0.794	5.000	51.36	51.36	1.106	1.106	NO	1749	87.4	2.72	
207	2... 13C-PCB-189	4.65e5	0.45	NO	1.04	5.000	53.06	53.08	1.143	1.143	NO	1800	90.0	2.07	
208	2... 13C-PCB-202	4.68e5	0.97	NO	1.04	5.000	48.59	48.59	1.046	1.047	NO	1826	91.3	1.65	
209	2... 13C-PCB-194	5.50e5	0.89	NO	0.768	5.000	54.71	54.70	0.995	0.995	NO	1719	86.0	4.34	
210	2... 13C-PCB-208	6.55e5	0.79	NO	0.991	5.000	53.93	53.94	0.981	0.981	NO	1588	79.4	2.34	
211	2... 13C-PCB-206	3.61e5	0.76	NO	0.552	5.000	56.22	56.22	1.023	1.023	NO	1570	78.5	4.19	
212	2... 13C-PCB-209	2.32e5	1.20	NO	0.396	5.000	57.48	57.47	1.046	1.046	NO	1404	70.2	0.594	

Dataset: U:\VG11.PRO\Results\200603K1\200603K1-3.qld

Last Altered: Thursday, June 04, 2020 09:42:05 Pacific Daylight Time
Printed: Thursday, June 04, 2020 09:42:27 Pacific Daylight Time

Name: 200603K1_3, Date: 03-Jun-2020, Time: 16:48:29, ID: B0D0324-BS1 OPR 5, Description: OPR

#	Name	Resp	RA	ny	RRF	wt/vol	Pred.RT	RT	Pred.R	RRT	Check RRT	Conc.	%Rec	DL	EMPC
213	2... 13C-PCB-15	2.04e6	1.61	NO	1.00	5.000	25.53	25.53	1.000	0.000	NO	2000	100	0.398	
214	2... 13C-PCB-31	1.76e6	1.01	NO	1.00	5.000	28.66	28.66	1.000	0.000	NO	2000	100	7.08	
215	2... 13C-PCB-60	1.20e6	0.77	NO	1.00	5.000	36.68	36.68	1.000	0.000	NO	2000	100	1.97	
216	2... 13C-PCB-111	7.70e5	1.63	NO	1.00	5.000	39.25	39.25	1.000	0.000	NO	2000	100	0.905	
217	2... 13C-PCB-128	6.91e5	1.29	NO	1.00	5.000	46.60	46.60	1.000	0.000	NO	2000	100	2.65	
218	2... 13C-PCB-182	4.95e5	0.46	NO	1.00	5.000	46.43	46.43	0.000	0.000	NO	2000	100	2.16	
219	2... 13C-PCB-205	8.33e5	0.91	NO	1.00	5.000	54.96	54.96	1.000	0.000	NO	2000	100	3.33	
220	2... 13C-PCB-79	1.10e6	0.78	NO	1.07	5.000	37.78	37.78	1.030	1.030	NO	1714	85.7	1.85	
221	2... 13C-PCB-178	4.29e5	0.45	NO	0.766	5.000	45.89	45.88	0.988	0.988	NO	1619	80.9	2.05	
222	2... 13C-PCB-79	1.10e6	0.78	NO	1.08	5.000	37.78	37.78	0.968	0.968	NO	1952	97.6	2.03	
223	2... 13C-PCB-178	4.29e5	0.45	NO	1.05	5.000	45.87	45.88	0.923	0.923	NO	2014	101	2.47	

Dataset: Untitled

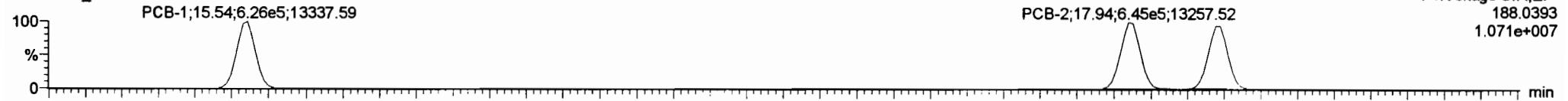
Last Altered: Thursday, June 04, 2020 07:29:42 Pacific Daylight Time

Printed: Thursday, June 04, 2020 07:32:56 Pacific Daylight Time

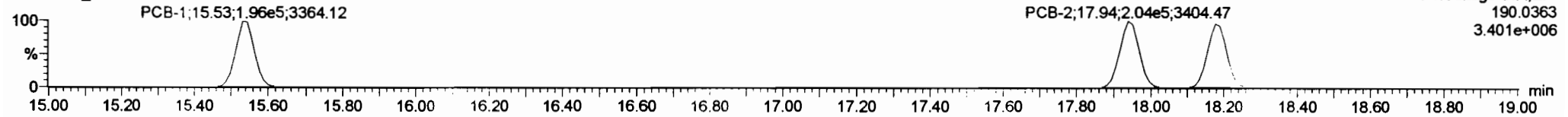
Name: 200603K1_3, Date: 03-Jun-2020, Time: 16:48:29, ID: B0D0324-BS1 OPR 5, Description: OPR

PCB-1

200603K1_3




200603K1_3

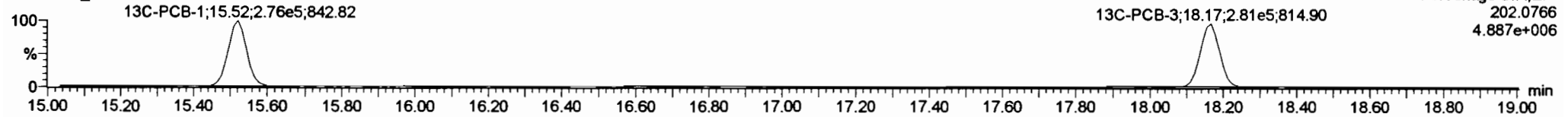


13C-PCB-1

200603K1_3

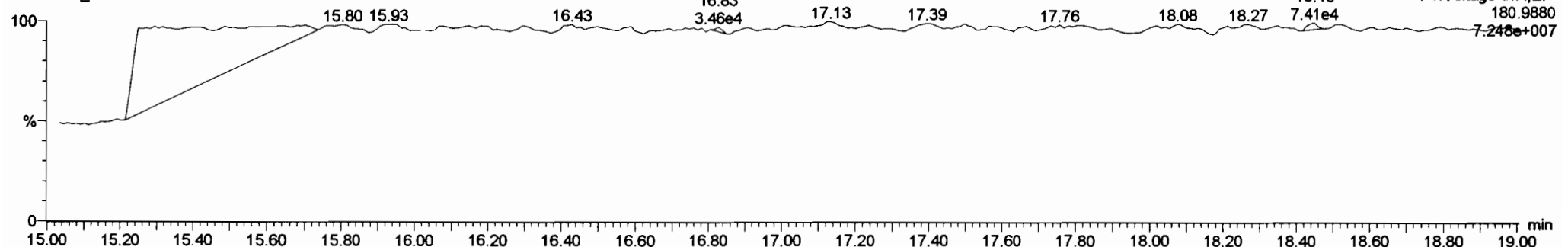


200603K1_3



PFK1

200603K1_3

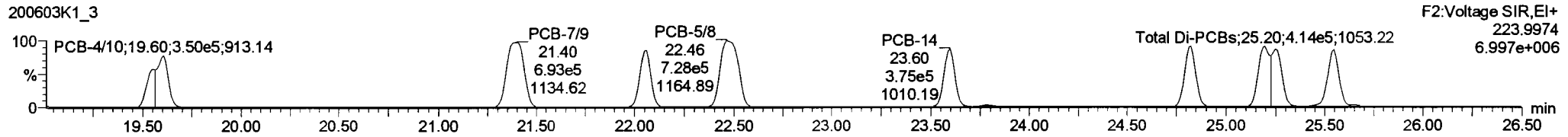
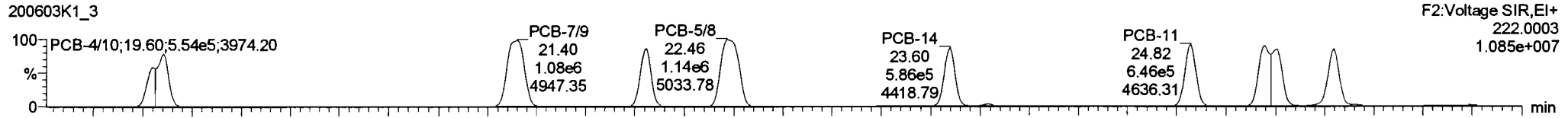


Dataset: Untitled

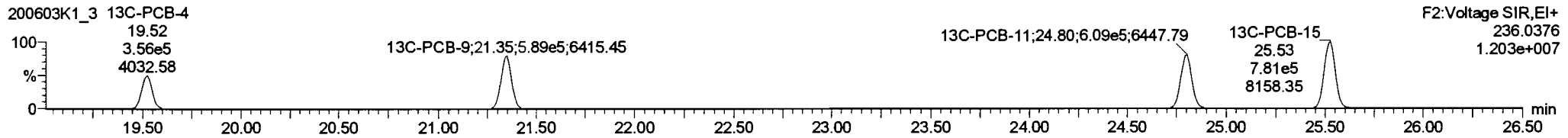
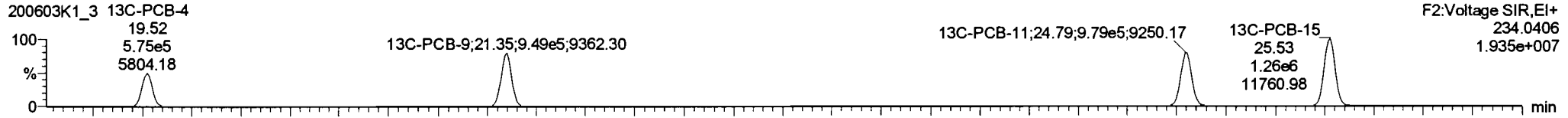
Last Altered: Thursday, June 04, 2020 07:29:42 Pacific Daylight Time
 Printed: Thursday, June 04, 2020 07:32:56 Pacific Daylight Time

Name: 200603K1_3, Date: 03-Jun-2020, Time: 16:48:29, ID: B0D0324-BS1 OPR 5, Description: OPR

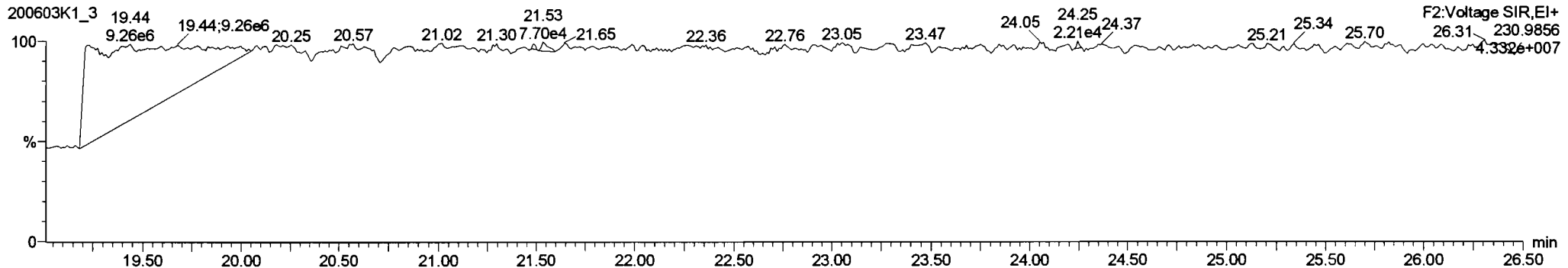
PCB-4/10



13C-PCB-4

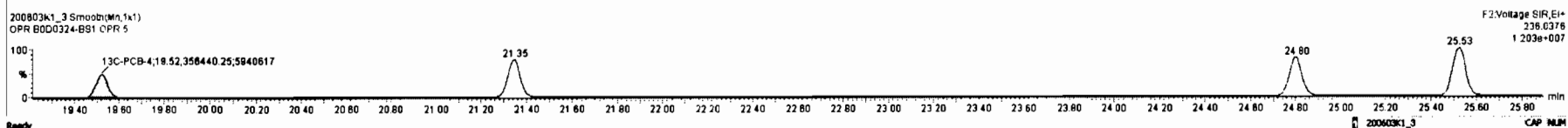

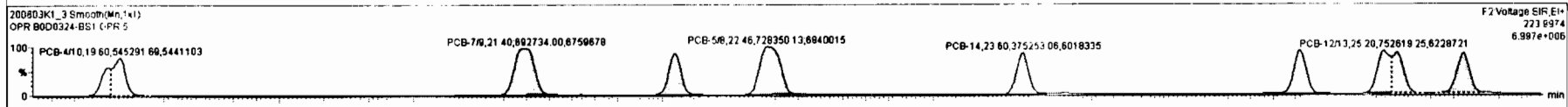
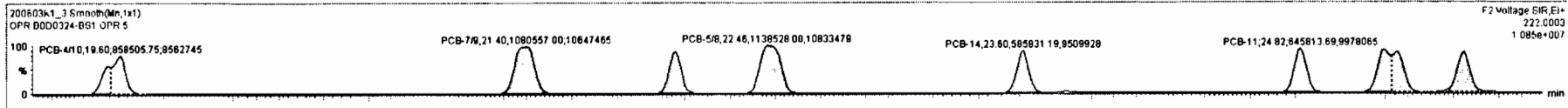


PFK2a



#	Name	Resp	RA	nly	RNF	wtAct	Prod.RT	RT	Prod.R	RRT	RRT Fail	Conc.	%Rec	DL	EMPC
216	215 13C-PCB-80	1.20e6	0.77	NO	1.0000	5.000	36.88	36.88	1.000	0.000	NO	2000	100	1.97	
218	216 13C-PCB-111	7.70e5	1.23	NO	1.0000	5.000	36.25	36.25	1.000	0.000	NO	2000	100	0.805	
217	217 13C-PCB-126	6.91e5	1.29	NO	1.0000	5.000	46.80	46.80	1.000	0.000	NO	2000	100	2.85	
218	218 13C-PCB-182	4.95e5	0.46	NO	1.0000	5.000	46.43	46.43	0.000	0.000	NO	2000	100	2.18	
218	219 13C-PCB-205	8.33e5	0.91	NO	1.0000	5.000	54.96	54.96	1.000	0.000	NO	2000	100	3.33	
220	220 13C-PCB-79	1.10e6	0.78	NO	1.0889	5.000	37.78	37.78	1.030	1.030	NO	1714	85.7	1.85	
221	221 13C-PCB-178	4.29e5	0.45	NO	0.7665	5.000	45.88	45.88	0.968	0.968	NO	1619	80.9	2.05	
222	222 13C-PCB-79	1.10e6	0.78	NO	1.0821	5.000	37.78	37.78	0.968	0.968	NO	1852	97.6	2.03	
223	223 13C-PCB-178	4.29e5	0.45	NO	1.0508	5.000	45.87	45.86	0.923	0.923	NO	2014	101	2.47	
224	224 Total Mono-PCBs						1.0889	5.000	0.00	0.00	NO	3628		0.827	3628
225	225 Total Di-PCBs						1.0827	5.000	0.00	0.00	NO	14438		18.6	14438
226	226 2nd Function Tri-PCBs						1.0807	5.000	0.00	0.00	NO	9326		3.96	9326

#	Name	Prod.RT	RT	nt Resp	nt2 Resp	1* Ratio (Prod)	RA	nly	EMPC	Conc.
1	4 PCB-4/10	19.80	19.80	6.585e5	5.453e5	1.580	1.57	NO	2415.9	2415.9
2	5 PCB-7/8	21.41	21.40	1.091e6	8.827e5	1.580	1.56	NO	2402.3	2402.3
3	6 PCB-6	22.08	22.08	5.795e5	3.704e5	1.580	1.56	NO	1207.1	1207.1
4	7 PCB-5/8	22.46	22.46	1.139e6	7.284e5	1.580	1.56	NO	2446.5	2446.5
5	8 PCB-14	23.60	23.60	5.859e5	3.753e5	1.580	1.56	NO	1189.8	1189.8
6	9 PCB-11	24.81	24.82	6.458e5	4.115e5	1.580	1.57	NO	1182.0	1182.0
7	10 PCB-12/13	25.25	25.20	1.199e6	7.528e5	1.580	1.59	NO	2384.1	2384.1

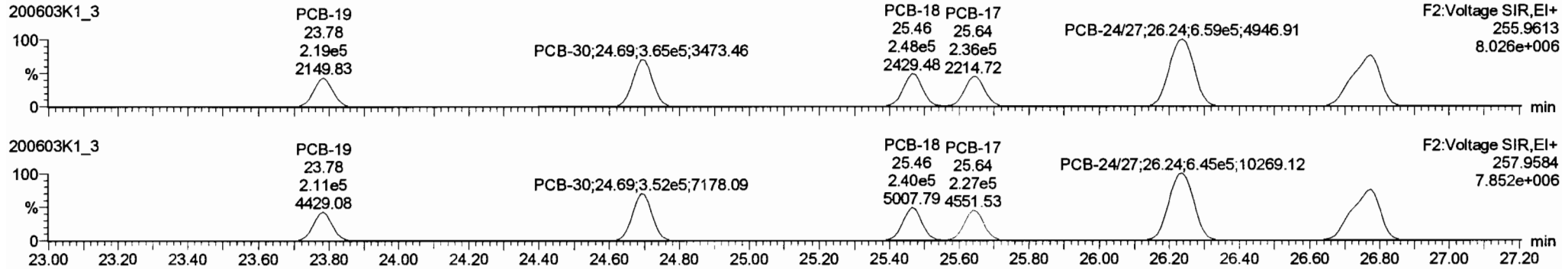


Dataset: Untitled

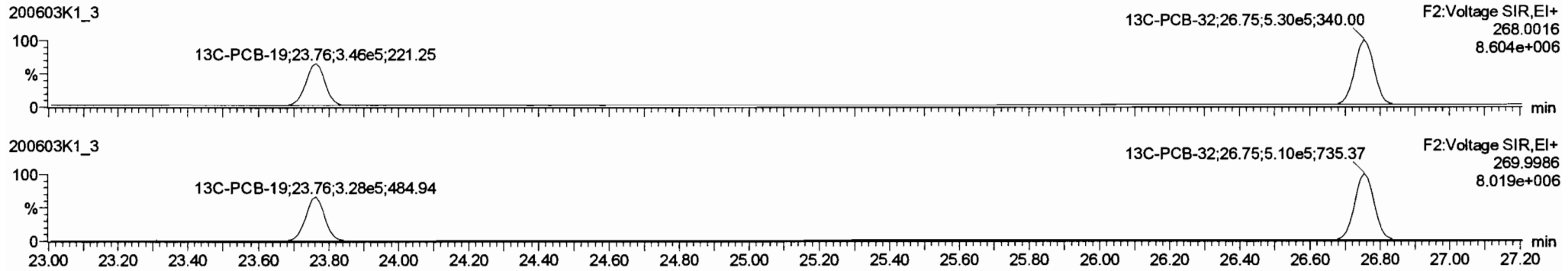
Last Altered: Thursday, June 04, 2020 07:29:42 Pacific Daylight Time
Printed: Thursday, June 04, 2020 07:32:56 Pacific Daylight Time

Name: 200603K1_3, Date: 03-Jun-2020, Time: 16:48:29, ID: B0D0324-BS1 OPR 5, Description: OPR

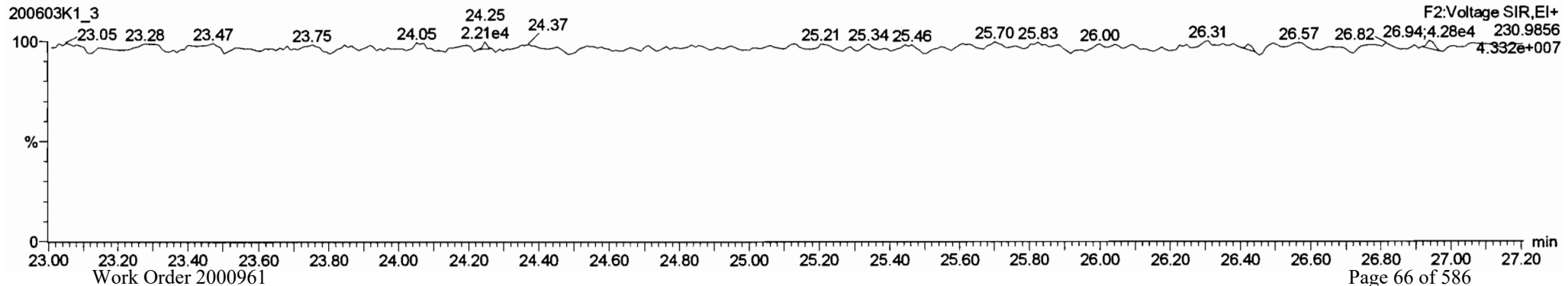
PCB-19



13C-PCB-19



PFK2b

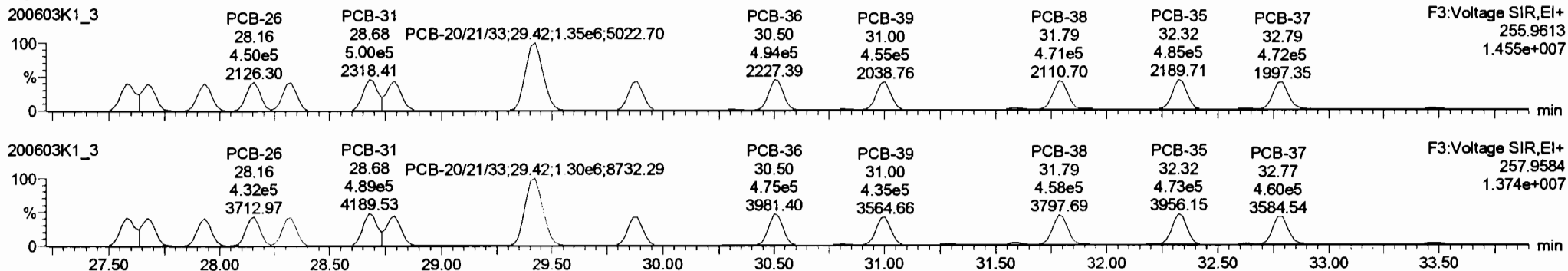


Dataset: Untitled

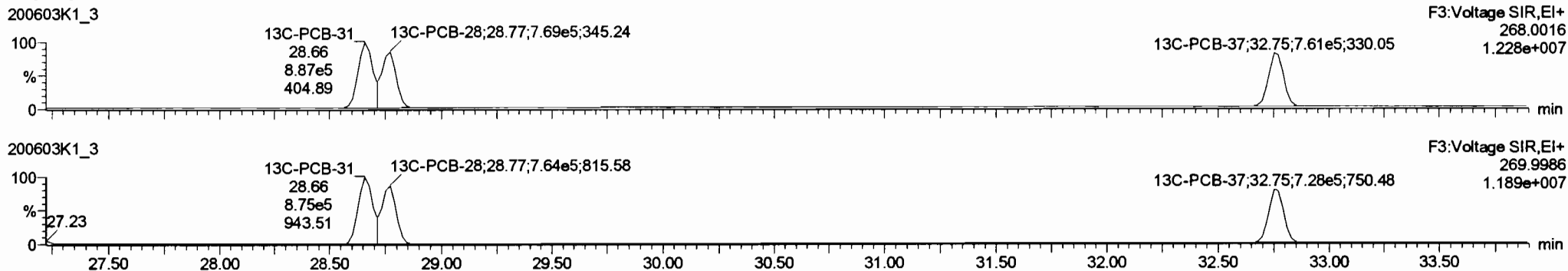
Last Altered: Thursday, June 04, 2020 07:29:42 Pacific Daylight Time
Printed: Thursday, June 04, 2020 07:32:56 Pacific Daylight Time

Name: 200603K1_3, Date: 03-Jun-2020, Time: 16:48:29, ID: B0D0324-BS1 OPR 5, Description: OPR

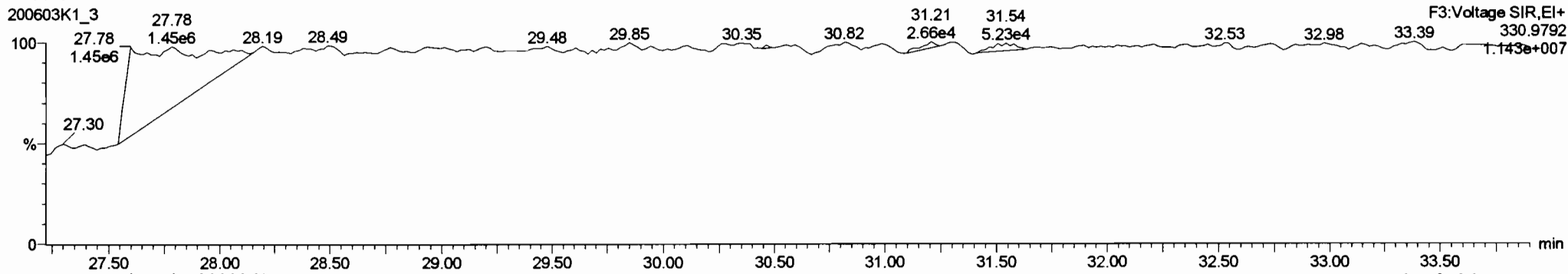
PCB-34



13C-PCB-28



PFK3d

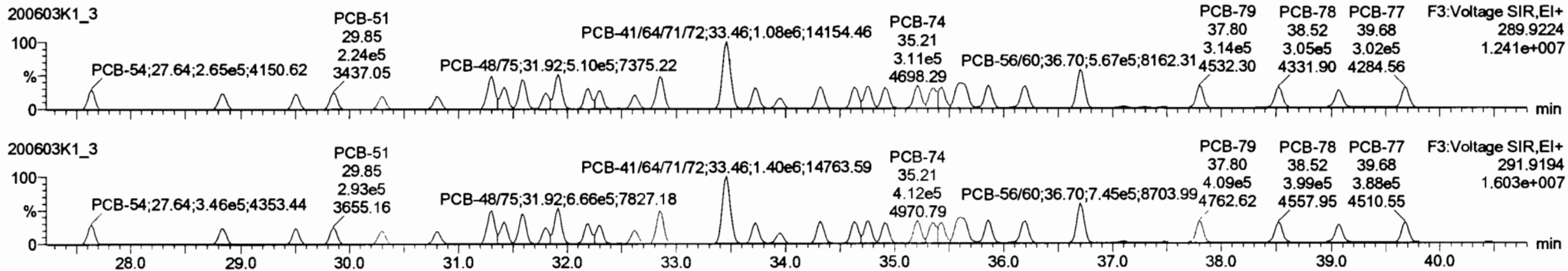


Dataset: Untitled

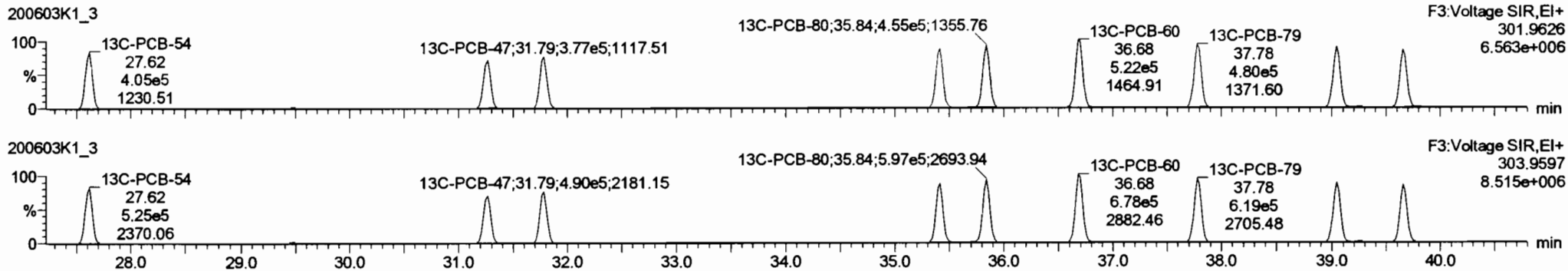
Last Altered: Thursday, June 04, 2020 07:29:42 Pacific Daylight Time
 Printed: Thursday, June 04, 2020 07:32:56 Pacific Daylight Time

Name: 200603K1_3, Date: 03-Jun-2020, Time: 16:48:29, ID: B0D0324-BS1 OPR 5, Description: OPR

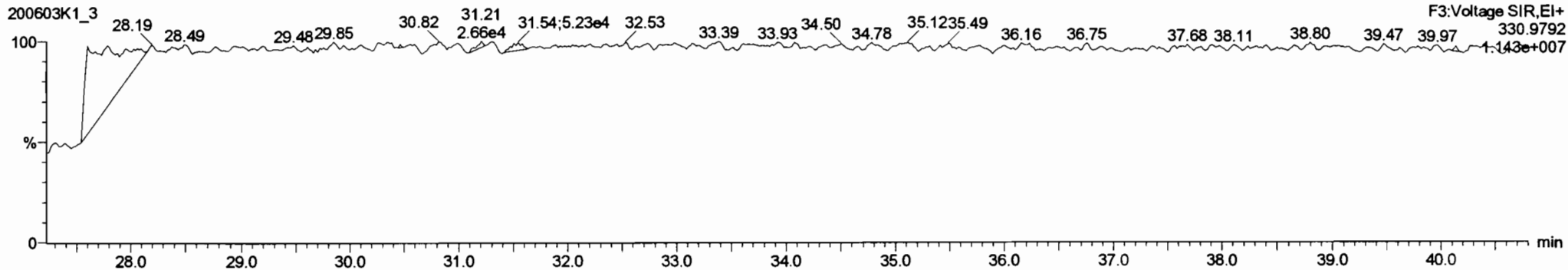
PCB-54



13C-PCB-54



PFK3a



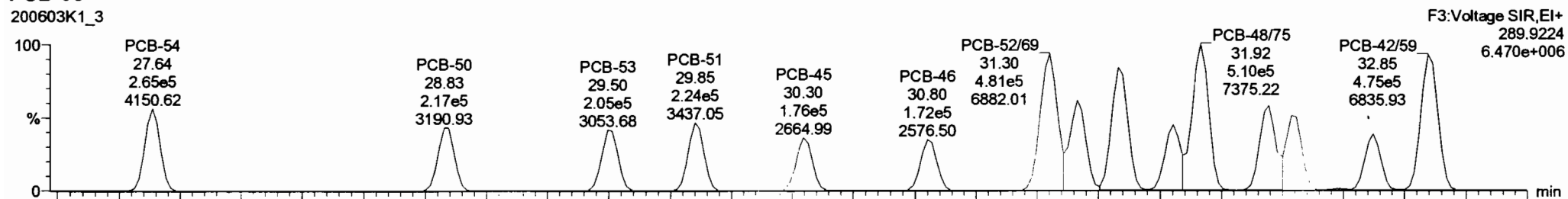
Dataset: Untitled

Last Altered: Thursday, June 04, 2020 07:29:42 Pacific Daylight Time
Printed: Thursday, June 04, 2020 07:32:56 Pacific Daylight Time

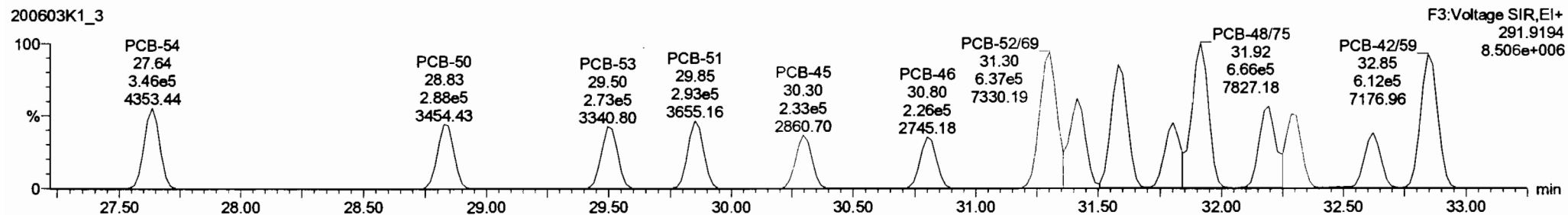
Name: 200603K1_3, Date: 03-Jun-2020, Time: 16:48:29, ID: B0D0324-BS1 OPR 5, Description: OPR

PCB-50

200603K1_3



200603K1_3

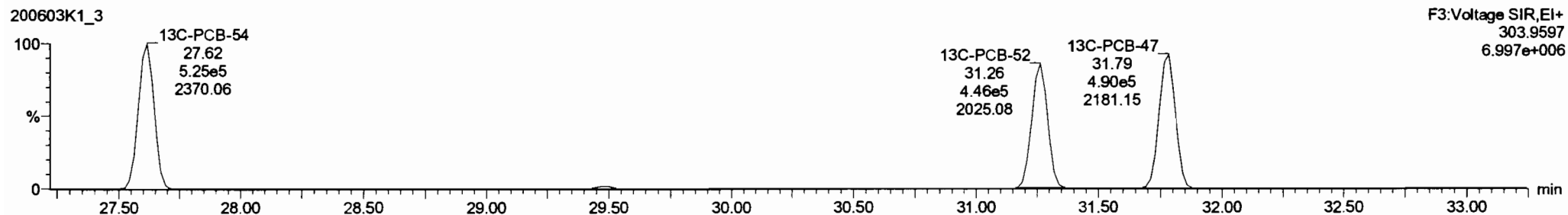


13C-PCB-52

200603K1_3



200603K1_3



Dataset: Untitled

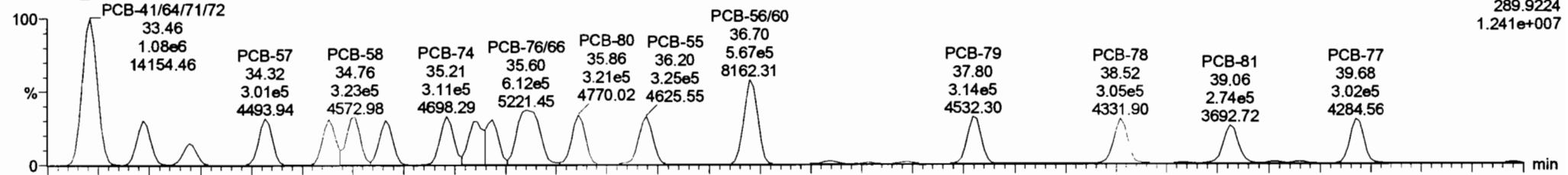
Last Altered: Thursday, June 04, 2020 07:29:42 Pacific Daylight Time
Printed: Thursday, June 04, 2020 07:32:56 Pacific Daylight Time

Name: 200603K1_3, Date: 03-Jun-2020, Time: 16:48:29, ID: B0D0324-BS1 OPR 5, Description: OPR

PCB-68

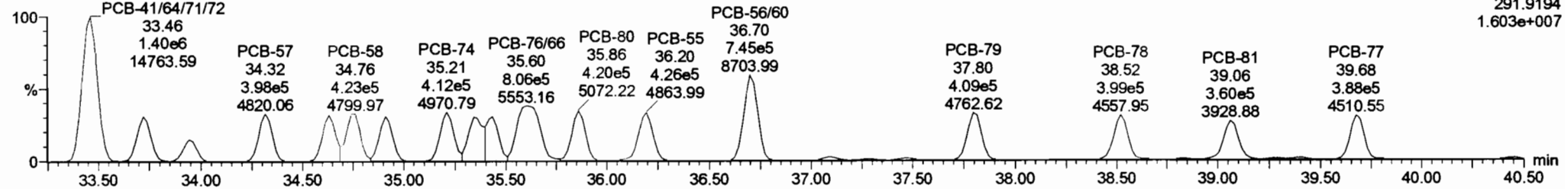
200603K1_3

F3:Voltage SIR,EI+
289.9224
1.241e+007



200603K1_3

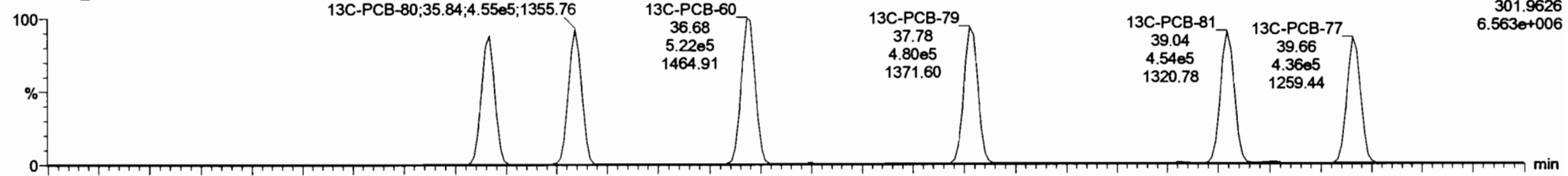
F3:Voltage SIR,EI+
291.9194
1.603e+007



13C-PCB-60

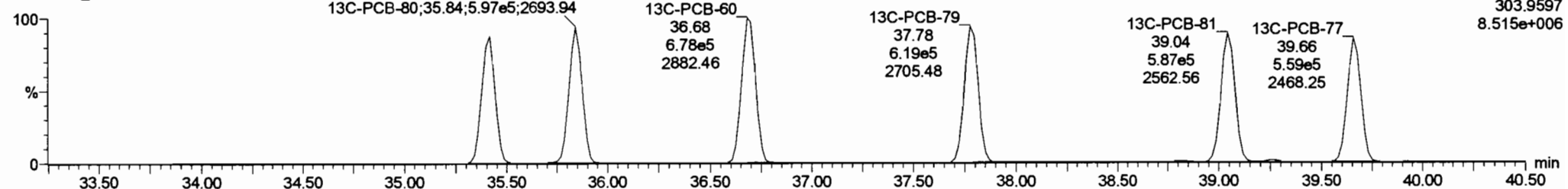
200603K1_3

F3:Voltage SIR,EI+
301.9626
6.563e+006



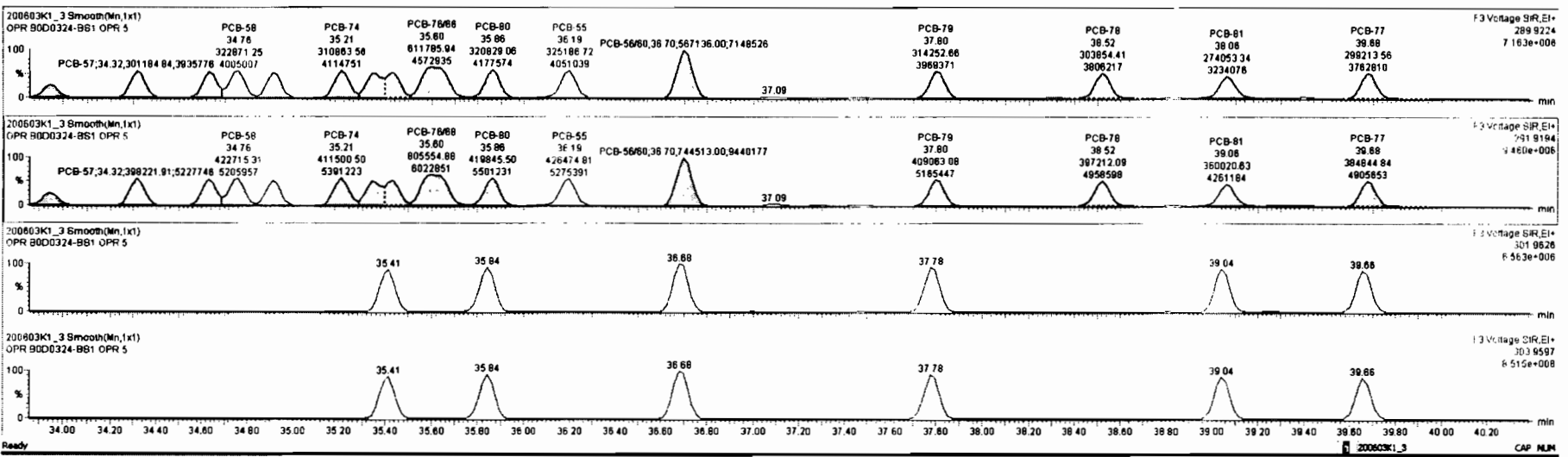
200603K1_3

F3:Voltage SIR,EI+
303.9597
8.515e+006



#	Name	Resp	RA	n/y	RWF	Wt/Vol	Pred.RT	RT	Pred.R...	PRT	RT Fail	Conc.	%Rec	DL	EMPC
227	227 3rd Function T4-PCBs				0.9628	5.000	0.00		0.000		NO	19510		12.8	19510
228	228 Total Tetra-PCBs				1.0778	5.000	0.00		0.000		NO	90900		19.8	90900
229	229 3rd Function Penta-PCBs				1.3157	5.000	0.00		0.000		NO	43050		25.0	44250
230	230 4th Function Penta-PCBs				1.0735	5.000	0.00		0.000		NO	8108		4.63	6108
231	231 3rd Function Hexa-PCBs				0.9505	5.000	0.00		0.000		NO	14590		4.57	14590
232	232 4th Function Hexa-PCBs				1.0316	5.000	0.00		0.000		NO	32690		40.1	32690
233	233 Total Hepta-PCBs				1.3551	5.000	0.00		0.000		NO	27340		36.7	27340
234	234 4th Function Octa-PCBs				1.0006	5.000	0.00		0.000		NO	9907		9.73	9907
235	235 5th Function Octa-PCBs				1.1498	5.000	0.00		0.000		NO	3527		6.29	3527
236	236 Total Nona-PCBs				0.9523	5.000	0.00		0.000		NO	3396		6.83	3396
237	237 Dece-CB				0.9864	5.000	0.00		0.000		NO	1119		0.246	1119
238	238 Total PCBs														

#	Name	Pred.RT	RT	wt Resp	m2 Resp	* Ratio (Pred)	RA	n/y	EMPC	Conc.
1	32 PCB-54	27.84	27.84	2.849e5	3.483e5	0.770	0.78	NO	1218.3	1218.3
2	33 PCB-50	28.83	28.83	2.189e5	2.879e5	0.770	0.75	NO	1235.0	1235.0
3	34 PCB-53	29.50	29.50	2.049e5	2.732e5	0.770	0.75	NO	1207.1	1207.1
4	35 PCB-51	29.85	29.85	2.239e5	2.930e5	0.770	0.78	NO	1220.8	1220.8
5	36 PCB-45	30.30	30.30	1.781e5	2.332e5	0.770	0.75	NO	1200.0	1200.0
6	37 PCB-48	30.80	30.80	1.718e5	2.257e5	0.770	0.78	NO	1203.8	1203.8
7	38 PCB-52/68	31.30	31.30	4.812e5	6.389e5	0.770	0.78	NO	2412.3	2412.3

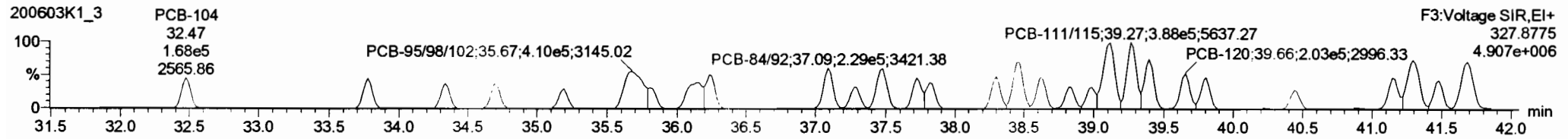
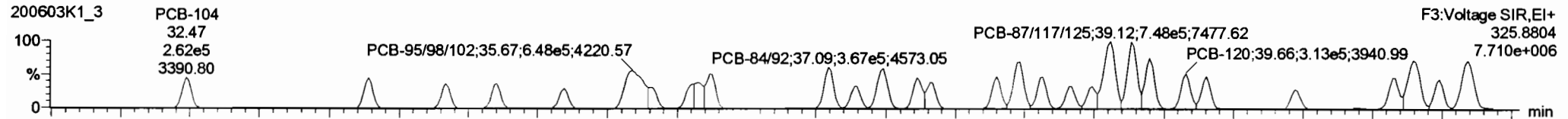


Dataset: Untitled

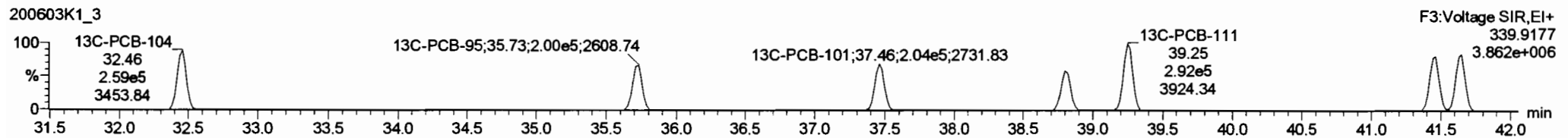
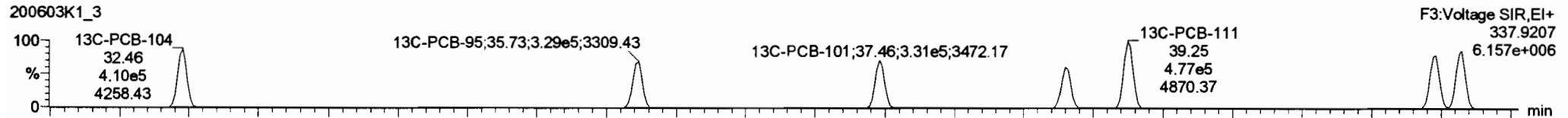
Last Altered: Thursday, June 04, 2020 07:29:42 Pacific Daylight Time
Printed: Thursday, June 04, 2020 07:32:56 Pacific Daylight Time

Name: 200603K1_3, Date: 03-Jun-2020, Time: 16:48:29, ID: B0D0324-BS1 OPR 5, Description: OPR

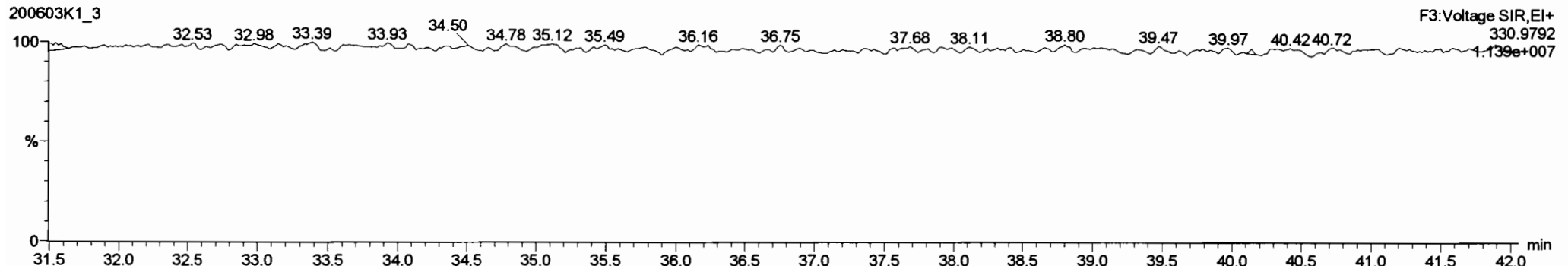
PCB-104



13C-PCB-104



PFK3b



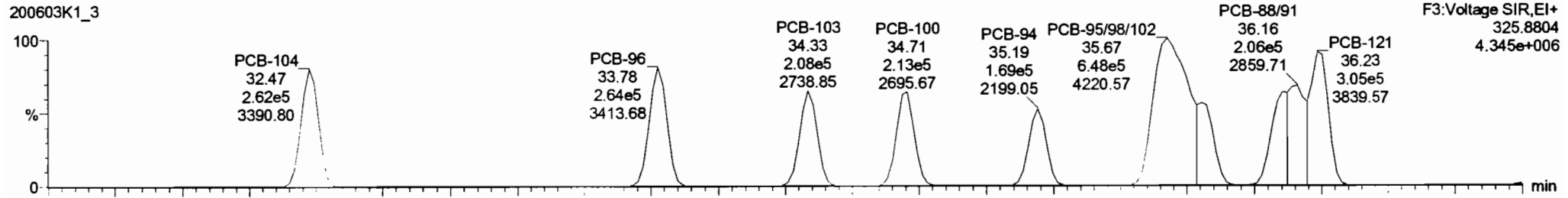
Dataset: Untitled

Last Altered: Thursday, June 04, 2020 07:29:42 Pacific Daylight Time
Printed: Thursday, June 04, 2020 07:32:56 Pacific Daylight Time

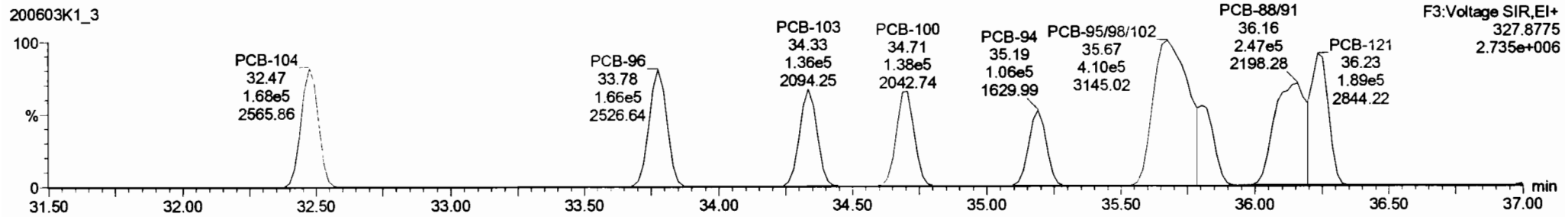
Name: 200603K1_3, Date: 03-Jun-2020, Time: 16:48:29, ID: B0D0324-BS1 OPR 5, Description: OPR

PCB-96

200603K1_3

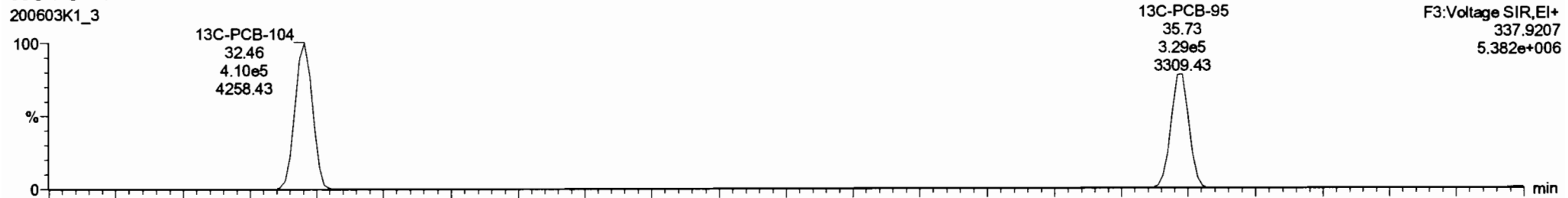


200603K1_3

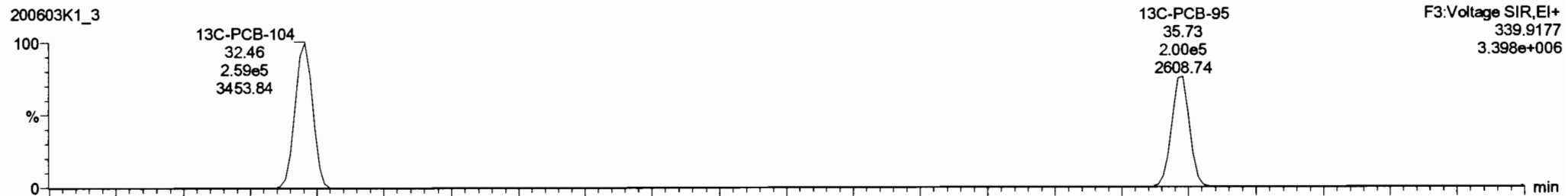


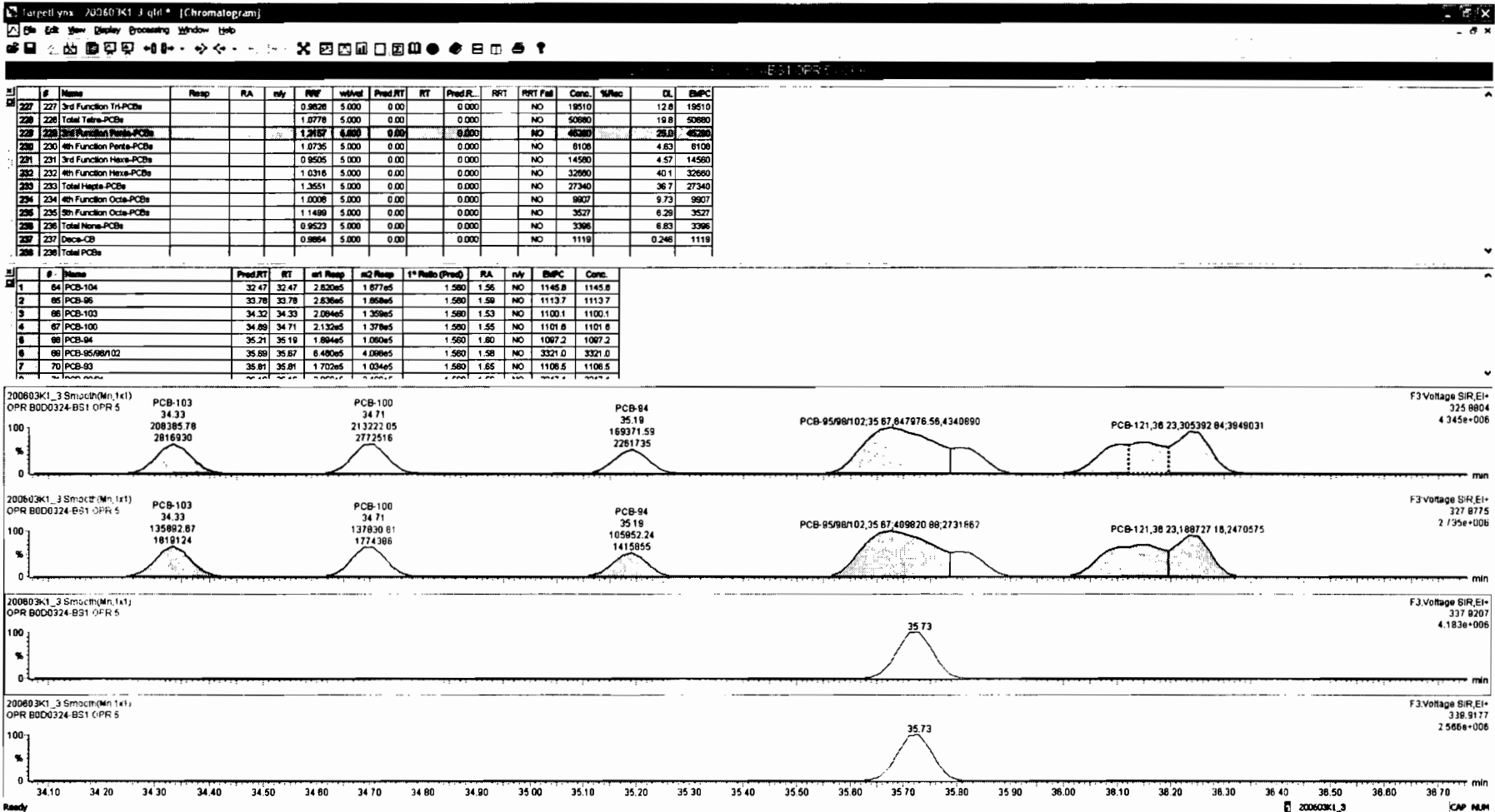
13C-PCB-95

200603K1_3



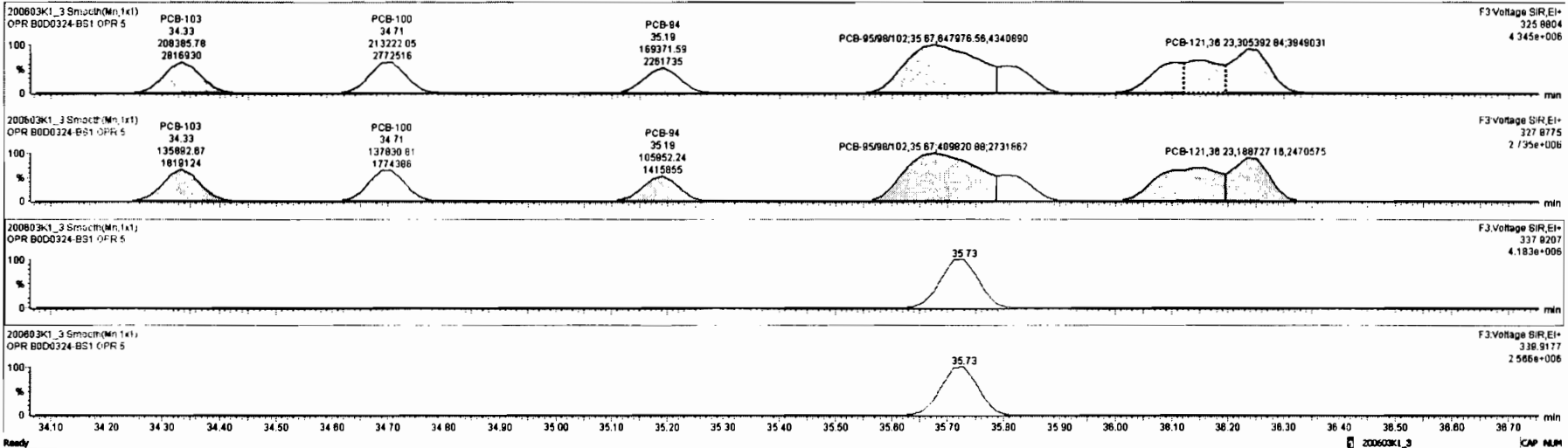
200603K1_3





#	Name	Resp	RA	n/y	PPF	wtVal	Pred RT	RT	Pred R	RRT	RRT Fail	Conc.	%Rec	DL	EMPC
227	3rd Function Tri-PCBs				0.9826	5.000	0.00	0.000			NO	19510	12.6	19510	
228	Total Tetra-PCBs				1.0776	5.000	0.00	0.000			NO	50680	19.8	50680	
229	3rd Function Penta-PCBs				1.2157	5.000	0.00	0.000			NO	46280	25.8	46280	
230	4th Function Penta-PCBs				1.0735	5.000	0.00	0.000			NO	6108	4.63	6108	
231	3rd Function Hexa-PCBs				0.9505	5.000	0.00	0.000			NO	14580	4.57	14580	
232	4th Function Hexa-PCBs				1.0316	5.000	0.00	0.000			NO	32660	40.1	32660	
233	Total Hepta-PCBs				1.3551	5.000	0.00	0.000			NO	27340	36.7	27340	
234	4th Function Octa-PCBs				1.0006	5.000	0.00	0.000			NO	9807	9.73	9807	
235	5th Function Octa-PCBs				1.1489	5.000	0.00	0.000			NO	3527	6.29	3527	
236	Total Nona-PCBs				0.9523	5.000	0.00	0.000			NO	3366	6.83	3366	
237	Deca-CB				0.9864	5.000	0.00	0.000			NO	1119	0.246	1119	
238	Total PCBs														

#	Name	Pred RT	RT	rt Resp	nc Resp	1* Ratio (Pred)	RA	n/y	EMPC	Conc.
1	64 PCB-104	32.47	32.47	2.820e5	1.677e5	1.580	1.56	NO	1145.8	1145.8
2	85 PCB-96	33.78	33.78	2.836e5	1.868e5	1.580	1.58	NO	1113.7	1113.7
3	86 PCB-103	34.32	34.33	2.084e5	1.359e5	1.580	1.53	NO	1100.1	1100.1
4	67 PCB-100	34.89	34.71	2.132e5	1.376e5	1.580	1.55	NO	1101.8	1101.8
6	88 PCB-94	35.21	35.19	1.884e5	1.080e5	1.580	1.80	NO	1087.2	1087.2
8	89 PCB-85/98/102	35.88	35.87	8.480e5	4.088e5	1.580	1.58	NO	3321.0	3321.0
7	70 PCB-93	35.81	35.81	1.702e5	1.034e5	1.580	1.65	NO	1106.5	1106.5



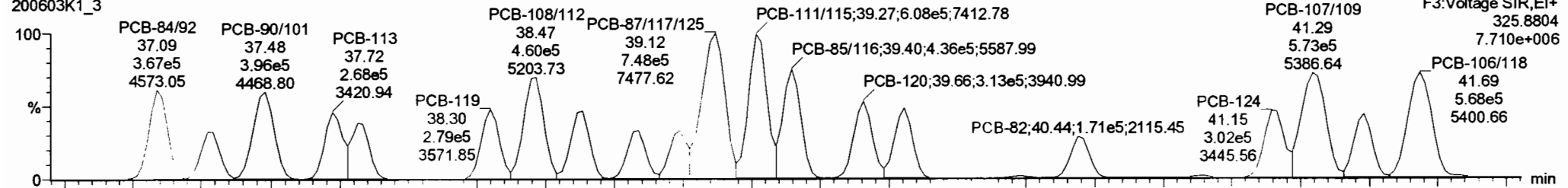
Dataset: Untitled

Last Altered: Thursday, June 04, 2020 07:29:42 Pacific Daylight Time
Printed: Thursday, June 04, 2020 07:32:56 Pacific Daylight Time

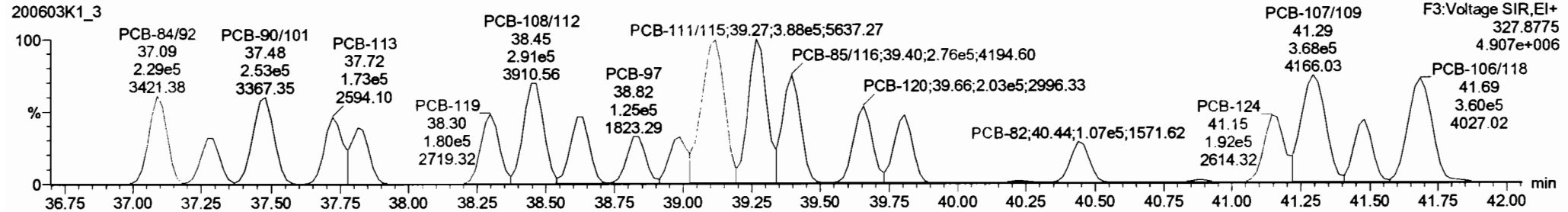
Name: 200603K1_3, Date: 03-Jun-2020, Time: 16:48:29, ID: B0D0324-BS1 OPR 5, Description: OPR

PCB-119

200603K1_3

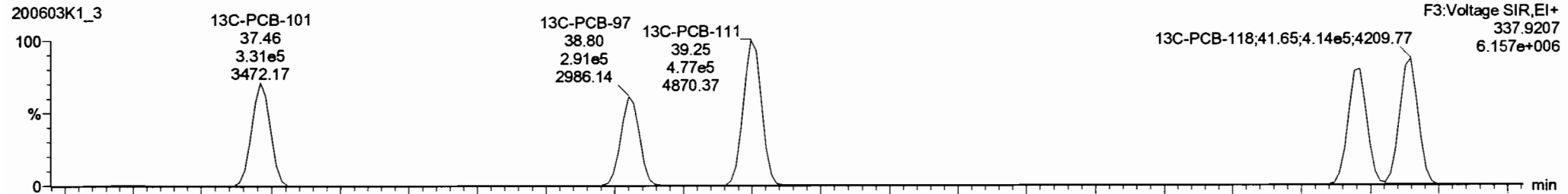


200603K1_3

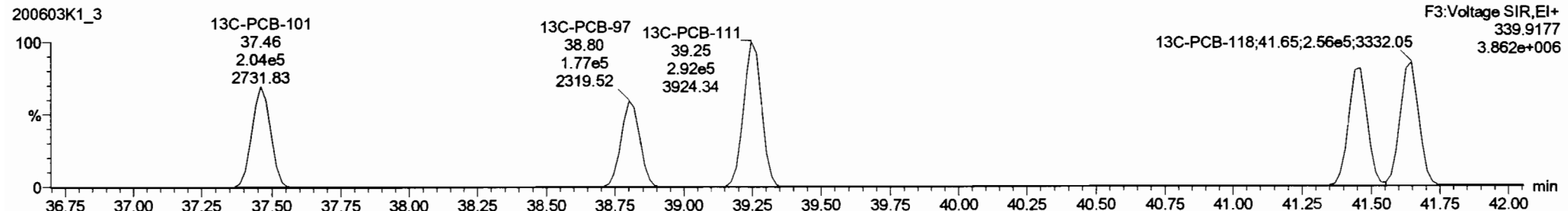


13C-PCB-111

200603K1_3


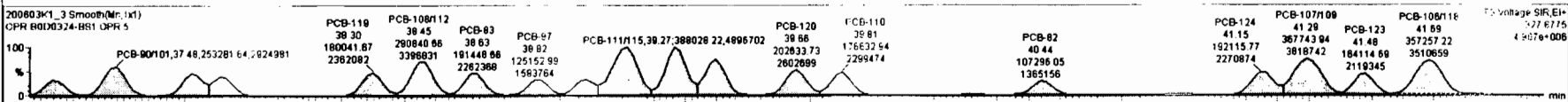
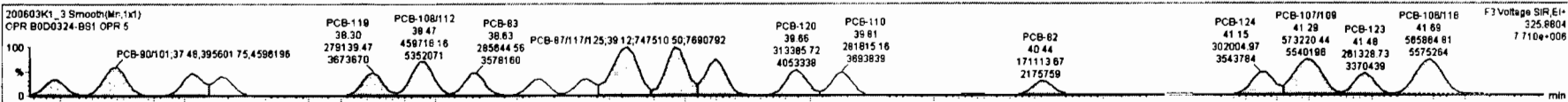


200603K1_3



#	Name	Resp	RA	nHy	RRF	wt/Vol	Pred.RT	RT	Pred.R...	RTT	RRT Fail	Conc.	%Rec	DL	EMPC
227	227 3rd Function Tri-PCBs				0.8626	5.000	0.00	0.000	NO	18510		12.8		18510	
228	228 Total Tetra-PCBs				1.0778	5.000	0.00	0.000	NO	50680		19.8		50680	
229	229 3rd Function Penta-PCBs				1.3167	5.000	0.00	0.000	NO	65380		26.8		65380	
230	230 4th Function Penta-PCBs				1.0735	5.000	0.00	0.000	NO	6108		4.83		6108	
231	231 3rd Function Hexa-PCBs				0.9505	5.000	0.00	0.000	NO	14580		4.57		14580	
232	232 4th Function Hexa-PCBs				1.0316	5.000	0.00	0.000	NO	32880		40.1		32880	
233	233 Total Hepta-PCBs				1.3551	5.000	0.00	0.000	NO	27340		36.7		27340	
234	234 4th Function Octa-PCBs				1.0008	5.000	0.00	0.000	NO	9907		9.73		9907	
235	235 5th Function Octa-PCBs				1.1489	5.000	0.00	0.000	NO	3527		6.28		3527	
236	236 Total Nona-PCBs				0.9523	5.000	0.00	0.000	NO	3386		6.83		3386	
237	237 Deca-CB				0.9864	5.000	0.00	0.000	NO	1119		0.246		1119	
238	238 Total PCBs														

#	Name	Pred.RT	RT	Int Resp	Hz Resp	1% Ratio (Pred)	RA	nHy	EMPC	Conc.
1	84 PCB-104	32.47	32.47	2.620e5	1.677e5	1.580	1.58	NO	1145.0	1145.8
2	85 PCB-96	33.78	33.78	2.636e5	1.868e5	1.580	1.58	NO	1113.7	1113.7
3	86 PCB-103	34.32	34.32	2.084e5	1.369e5	1.580	1.53	NO	1100.1	1100.1
4	87 PCB-100	34.89	34.71	2.132e5	1.379e5	1.580	1.55	NO	1101.8	1101.8
5	88 PCB-94	35.21	35.19	1.894e5	1.080e5	1.580	1.60	NO	1087.2	1087.2
6	89 PCB-85/99/102	35.89	35.87	6.490e5	4.008e5	1.580	1.58	NO	3321.0	3321.0
7	70 PCB-83	35.81	35.81	1.702e5	1.034e5	1.580	1.85	NO	1108.5	1108.5

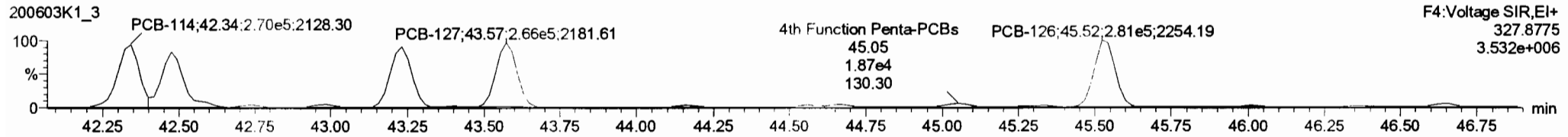
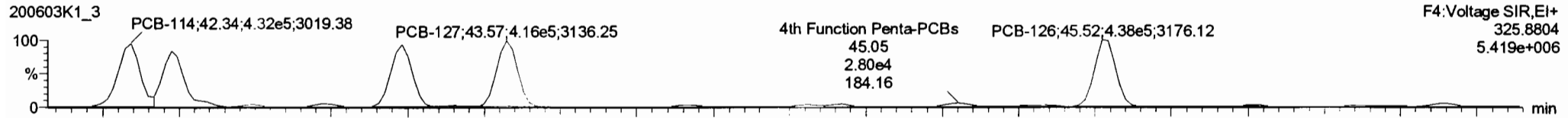


Dataset: Untitled

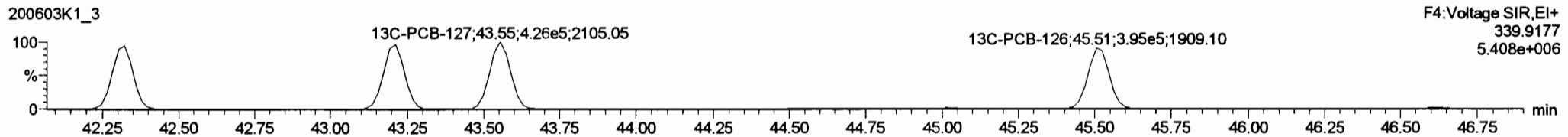

Last Altered: Thursday, June 04, 2020 07:29:42 Pacific Daylight Time
Printed: Thursday, June 04, 2020 07:32:56 Pacific Daylight Time

Name: 200603K1_3, Date: 03-Jun-2020, Time: 16:48:29, ID: B0D0324-BS1 OPR 5, Description: OPR

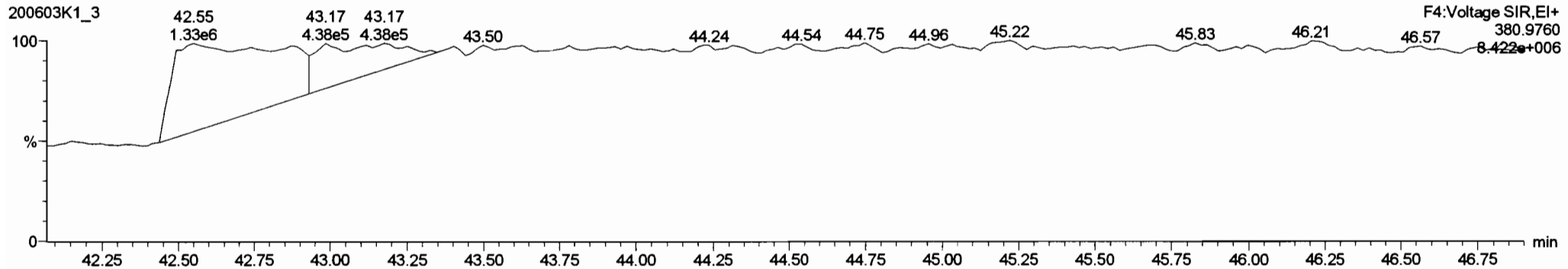
PCB-114

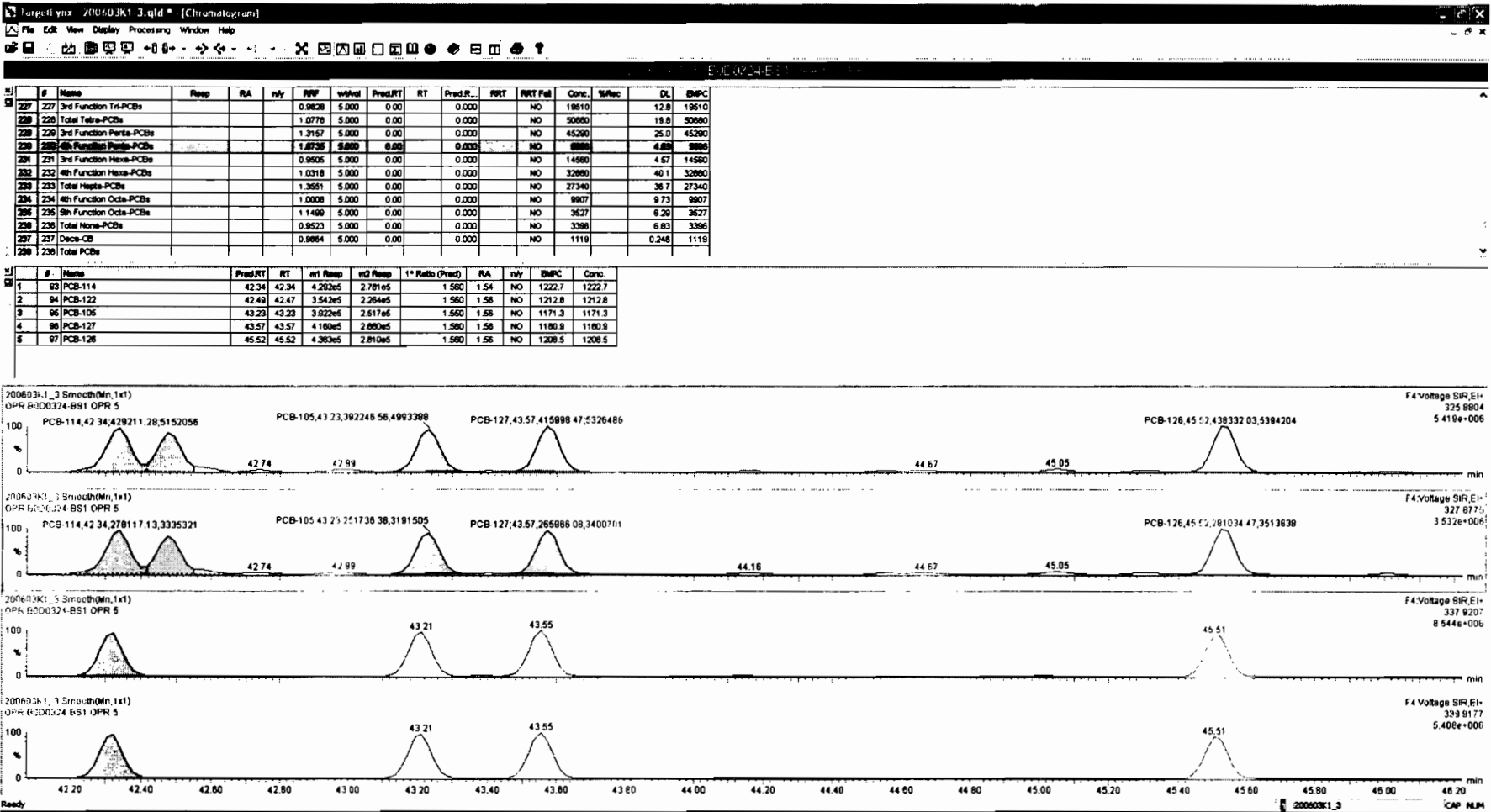


13C-PCB-114



PFK4a





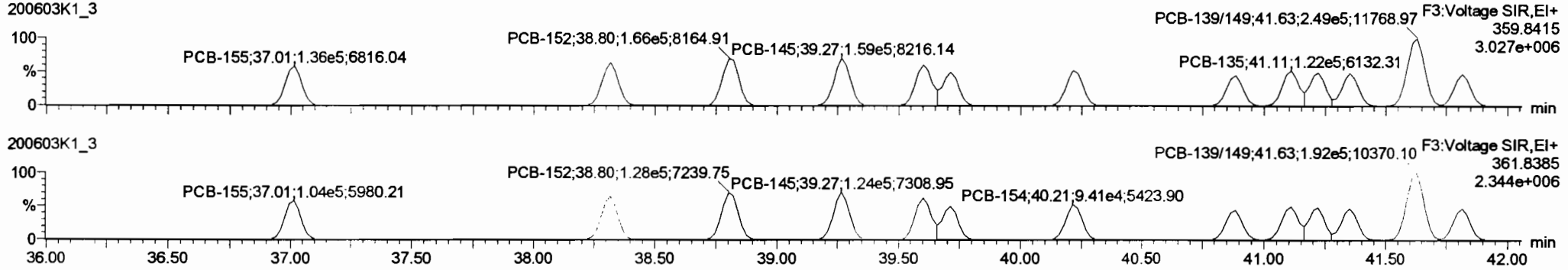
Dataset: Untitled

Last Altered: Thursday, June 04, 2020 07:29:42 Pacific Daylight Time
Printed: Thursday, June 04, 2020 07:32:56 Pacific Daylight Time

Name: 200603K1_3, Date: 03-Jun-2020, Time: 16:48:29, ID: B0D0324-BS1 OPR 5, Description: OPR

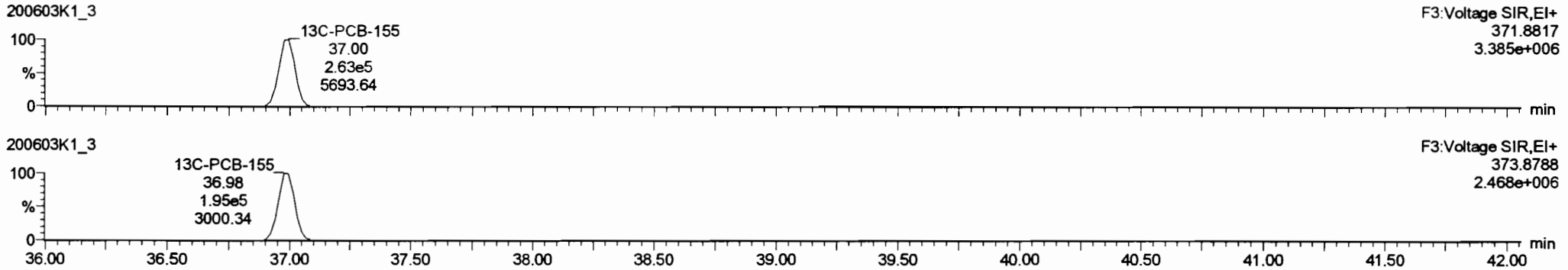
PCB-155

200603K1_3



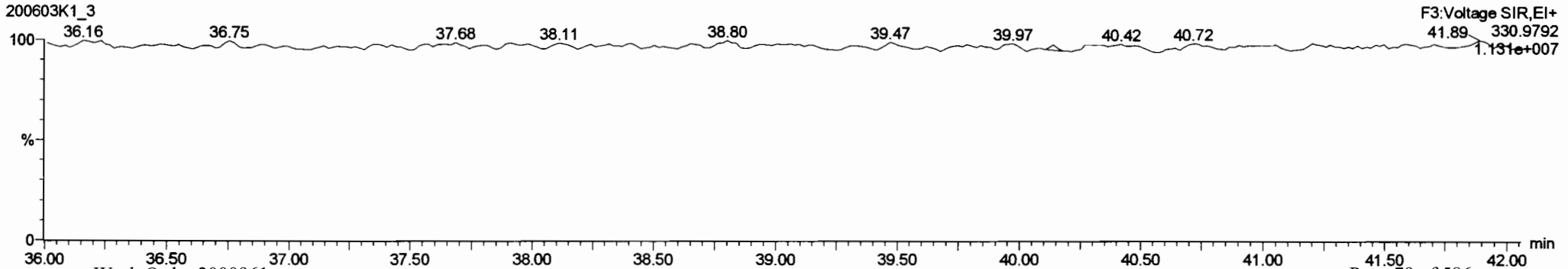
13C-PCB-155

200603K1_3



PFK3c

200603K1_3

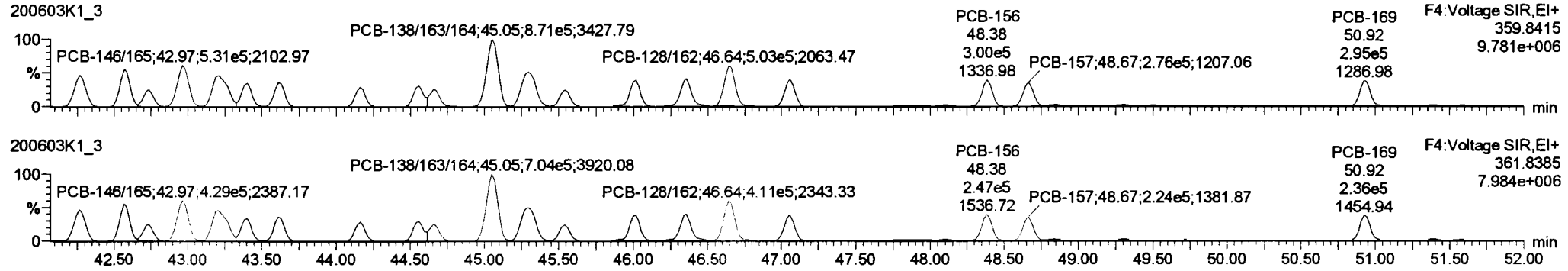


Dataset: Untitled

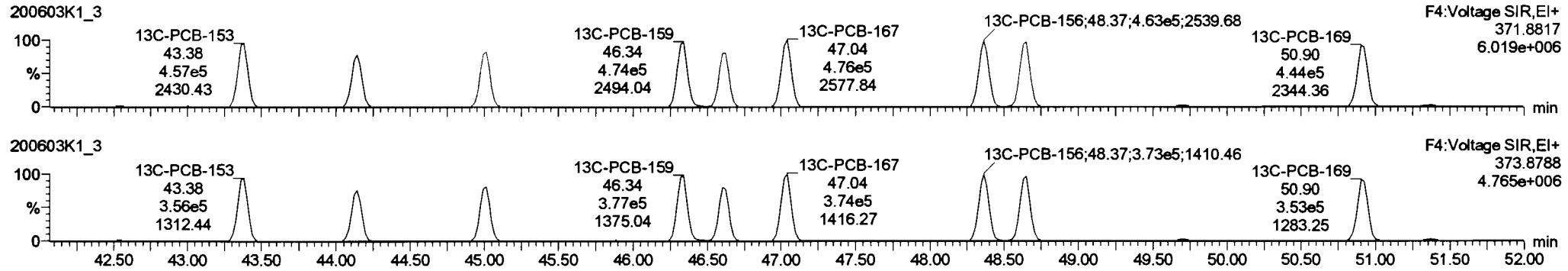
Last Altered: Thursday, June 04, 2020 07:29:42 Pacific Daylight Time
Printed: Thursday, June 04, 2020 07:32:56 Pacific Daylight Time

Name: 200603K1_3, Date: 03-Jun-2020, Time: 16:48:29, ID: B0D0324-BS1 OPR 5, Description: OPR

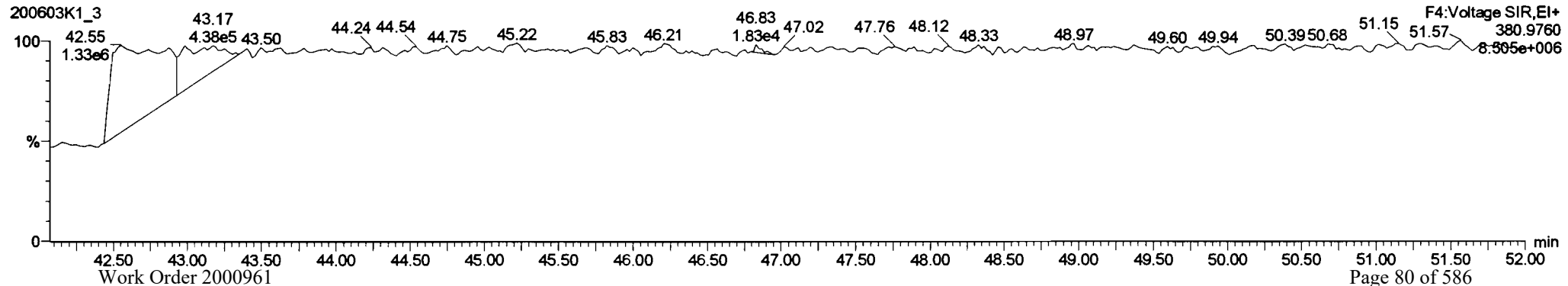
PCB-134/143



13C-PCB-153

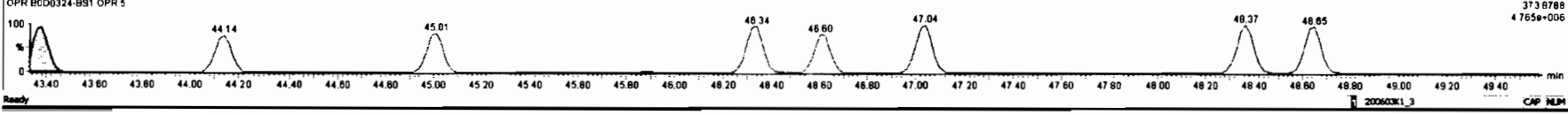
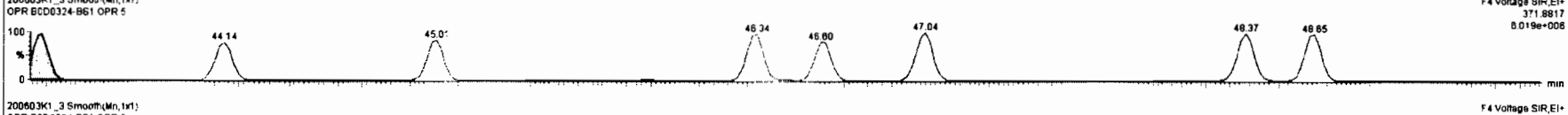
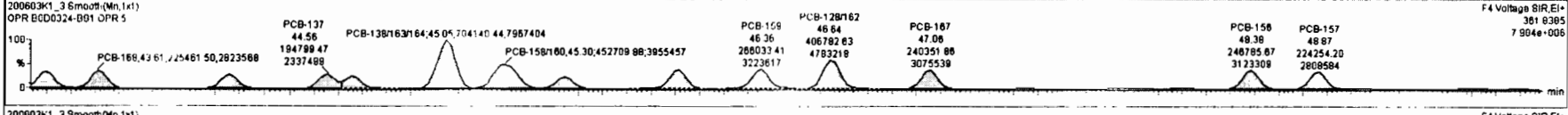
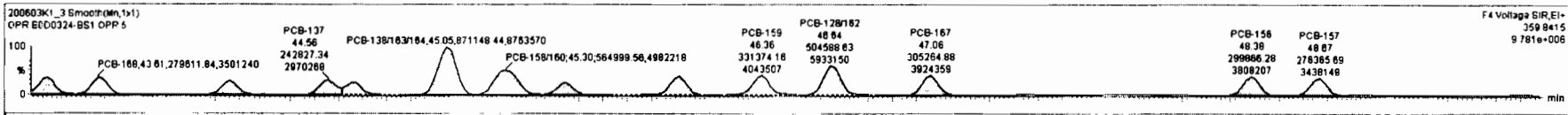


PFK4b



#	Name	Resp	RA	nV	RNF	wtVal	Pred RT	RT	Pred R.	RRT	RRT Fail	Conc	%Rec	DL	EtPC
227	227 3rd Function Tri-PCBs				0.9828	5.000	0.00		0.000		NO	19510	12.8	19510	
228	228 Total Tetra-PCBs				1.0778	5.000	0.00		0.000		NO	50680	19.9	50680	
229	229 3rd Function Penta-PCBs				1.3157	5.000	0.00		0.000		NO	45290	25.0	45290	
230	230 4th Function Penta-PCBs				1.0735	5.000	0.00		0.000		NO	5996	4.83	5996	
231	231 3rd Function Hexa-PCBs				0.8505	5.000	0.00		0.000		NO	14580	4.57	14580	
232	232 4th Function Hexa-PCBs				1.8918	6.000	0.00		0.000		NO	32899	49.3	32899	
233	233 Total Hepta-PCBs				1.3551	5.000	0.00		0.000		NO	27340	36.7	27340	
234	234 4th Function Octa-PCBs				1.0008	5.000	0.00		0.000		NO	9907	9.73	9907	
235	235 5th Function Octa-PCBs				1.1498	5.000	0.00		0.000		NO	3527	6.29	3527	
236	236 Total Nona-PCBs				0.9523	5.000	0.00		0.000		NO	3306	6.83	3306	
237	237 Deca-OB				0.8864	5.000	0.00		0.000		NO	1119	0.246	1119	
238	238 Total PCBs														

#	Name	Pred RT	RT	Alt Resp	ISD Resp	1* Ratio (Pred)	RA	nV	EtPC	Comp
1	111 PCB-134A43	42.29	42.28	3.986e5	3.248e5	1.240	1.23	NO	2245.7	2245.7
2	112 PCB-131A33	42.59	42.57	4.308e5	3.454e5	1.240	1.25	NO	2327.9	2327.9
3	113 PCB-142	42.74	42.74	1.900e5	1.580e5	1.240	1.22	NO	1129.0	1129.0
4	114 PCB-146A85	42.98	42.87	5.312e5	4.287e5	1.240	1.34	NO	2224.3	2224.3
5	115 PCB-132A81	43.22	43.21	5.290e5	4.286e5	1.240	1.23	NO	2301.4	2301.4
6	116 PCB-153	43.40	43.40	2.740e5	2.192e5	1.240	1.25	NO	1133.9	1133.9
7	117 PCB-188	43.83	43.81	2.705e5	2.255e5	1.240	1.34	NO	1154.1	1154.1

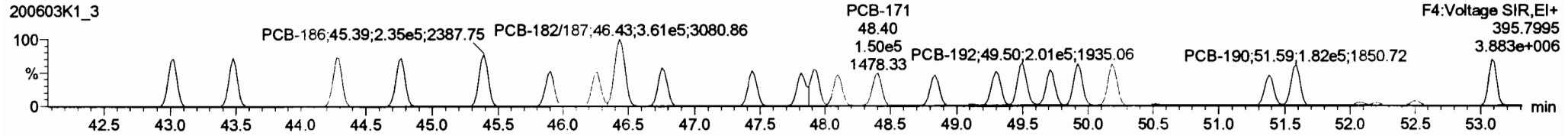
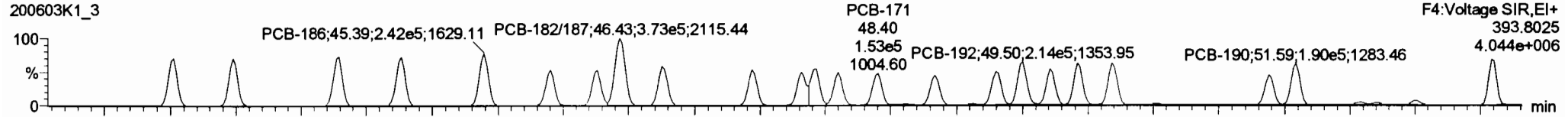


Dataset: Untitled

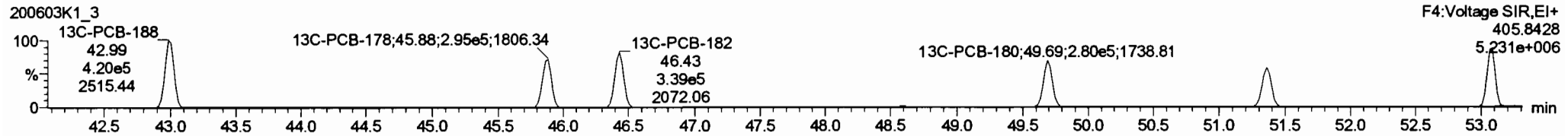
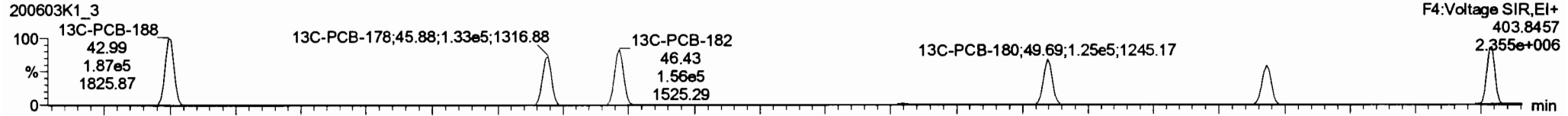
Last Altered: Thursday, June 04, 2020 07:29:42 Pacific Daylight Time
Printed: Thursday, June 04, 2020 07:32:56 Pacific Daylight Time

Name: 200603K1_3, Date: 03-Jun-2020, Time: 16:48:29, ID: B0D0324-BS1 OPR 5, Description: OPR

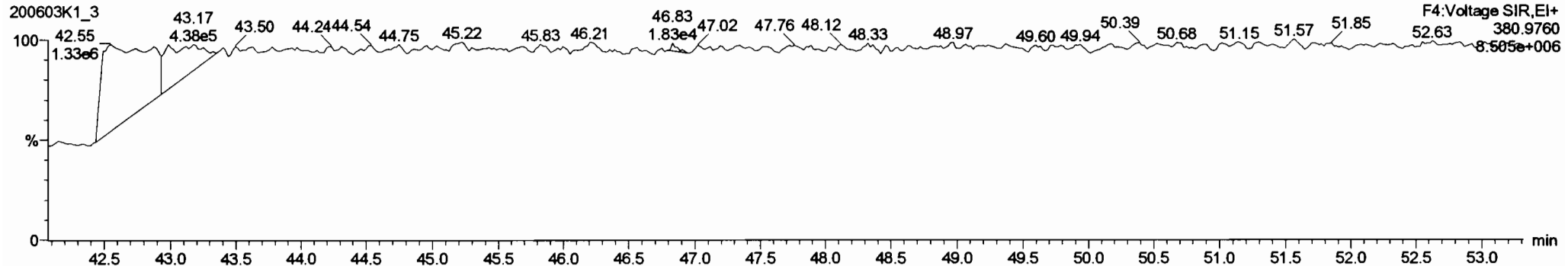
PCB-188



13C-PCB-188



PFK4c



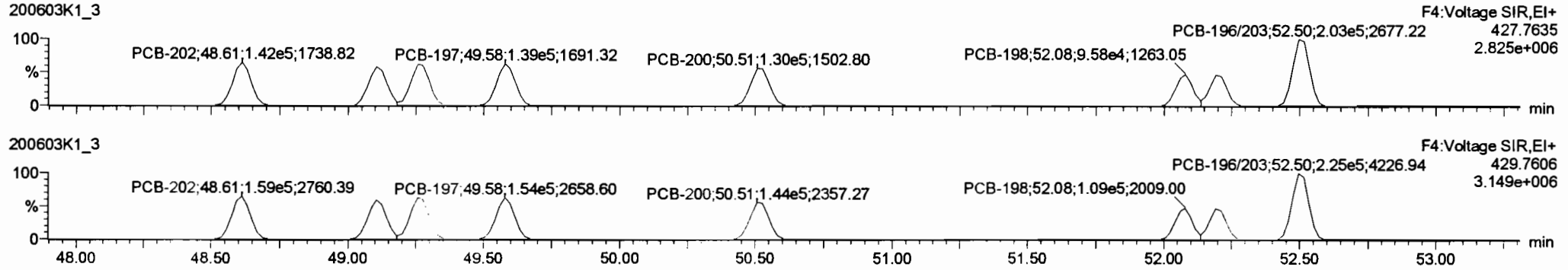
Dataset: Untitled

Last Altered: Thursday, June 04, 2020 07:29:42 Pacific Daylight Time
Printed: Thursday, June 04, 2020 07:32:56 Pacific Daylight Time

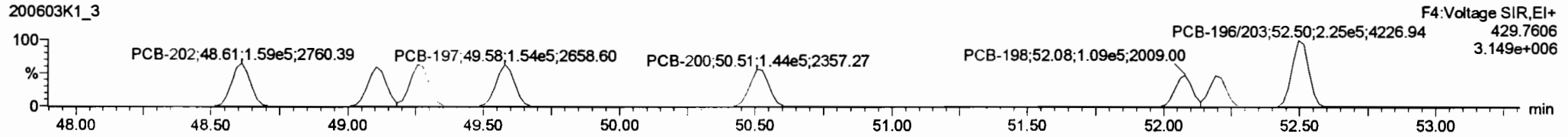
Name: 200603K1_3, Date: 03-Jun-2020, Time: 16:48:29, ID: B0D0324-BS1 OPR 5, Description: OPR

PCB-202

200603K1_3

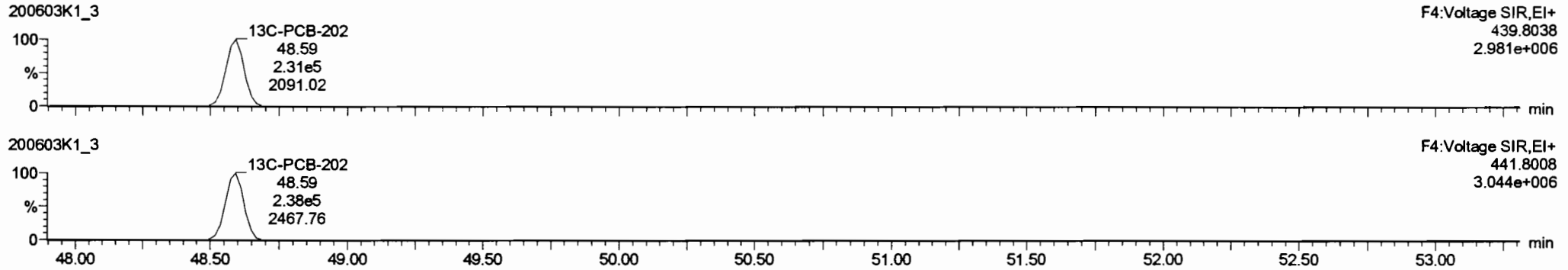


200603K1_3

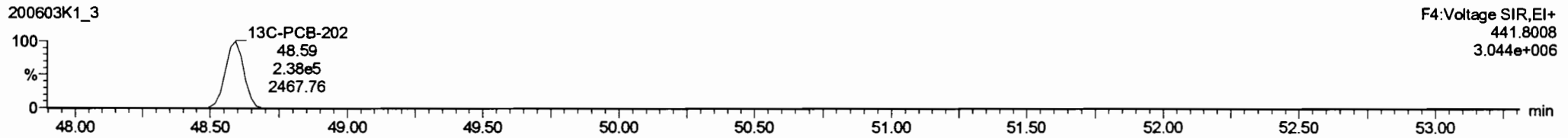


13C-PCB-202

200603K1_3

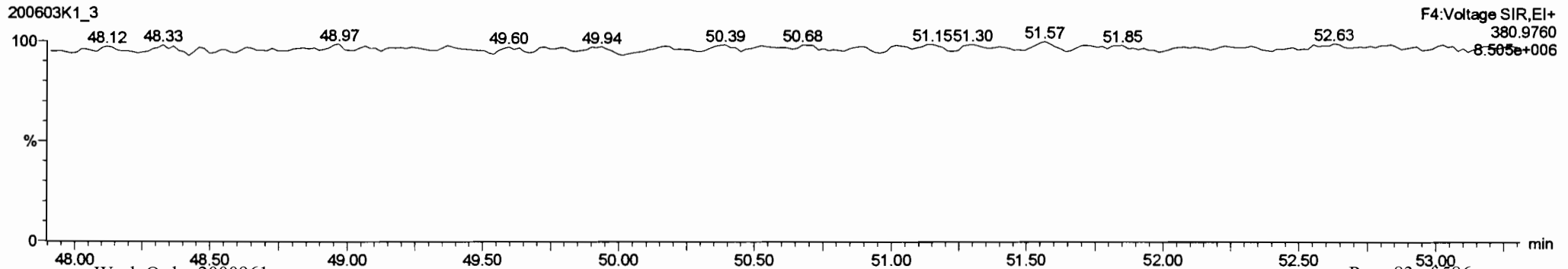


200603K1_3



PFK4d

200603K1_3



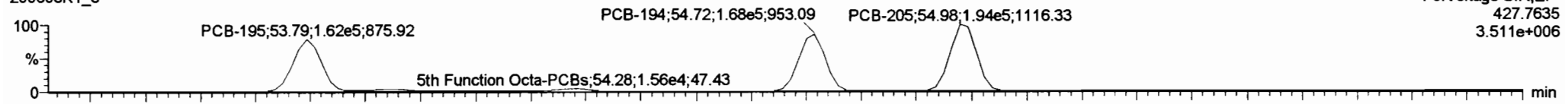
Dataset: Untitled

Last Altered: Thursday, June 04, 2020 07:29:42 Pacific Daylight Time
Printed: Thursday, June 04, 2020 07:32:56 Pacific Daylight Time

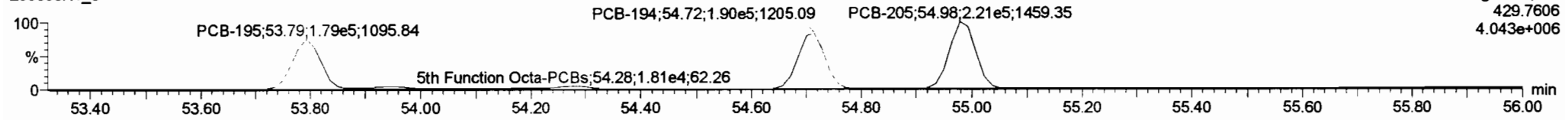
Name: 200603K1_3, Date: 03-Jun-2020, Time: 16:48:29, ID: B0D0324-BS1 OPR 5, Description: OPR

PCB-195

200603K1_3

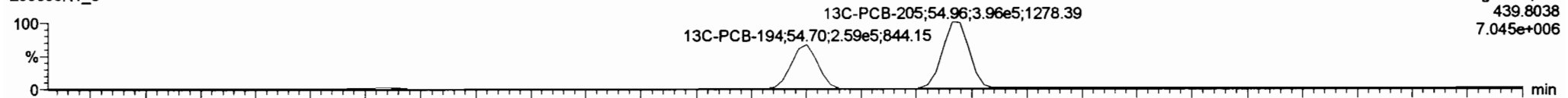


200603K1_3

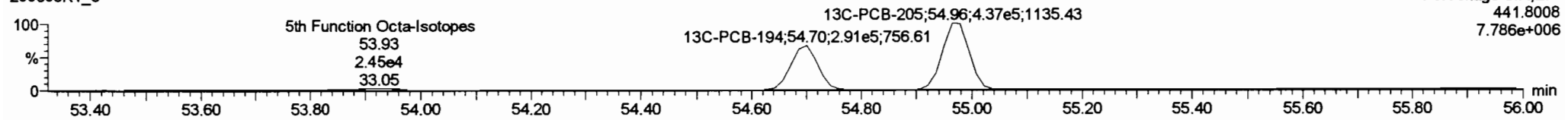


13C-PCB-194

200603K1_3

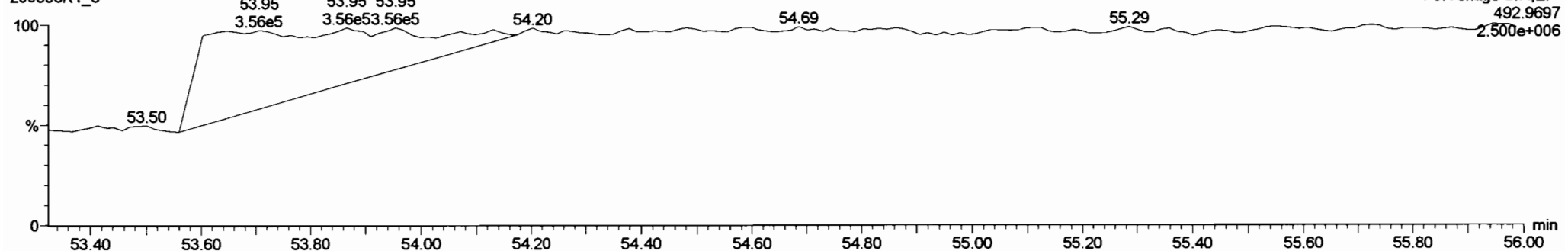


200603K1_3



PFK5a

200603K1_3

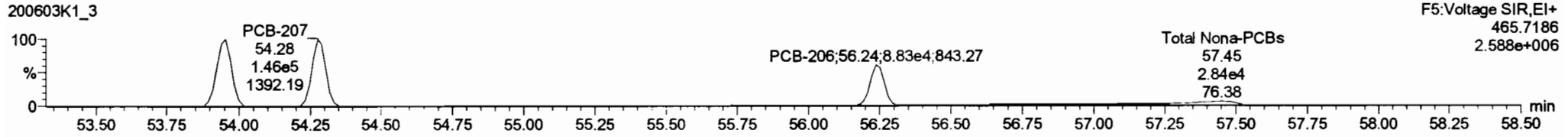



Dataset: Untitled

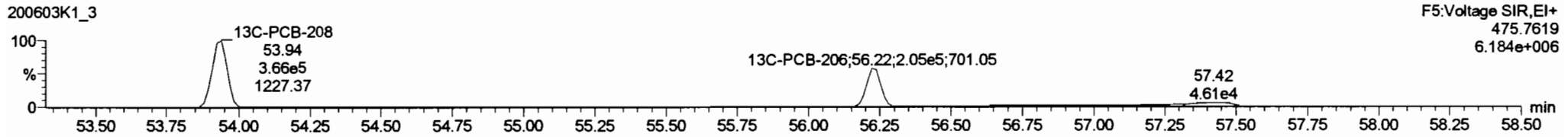
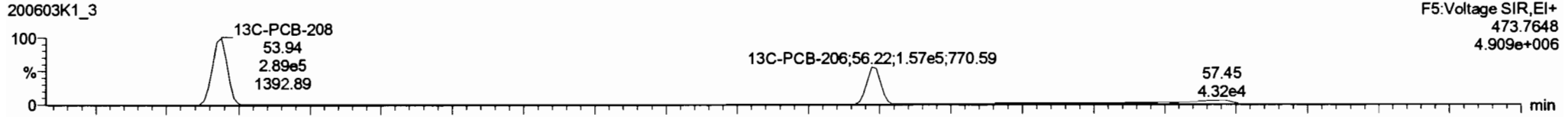
Last Altered: Thursday, June 04, 2020 07:29:42 Pacific Daylight Time
Printed: Thursday, June 04, 2020 07:32:56 Pacific Daylight Time

Name: 200603K1_3, Date: 03-Jun-2020, Time: 16:48:29, ID: B0D0324-BS1 OPR 5, Description: OPR

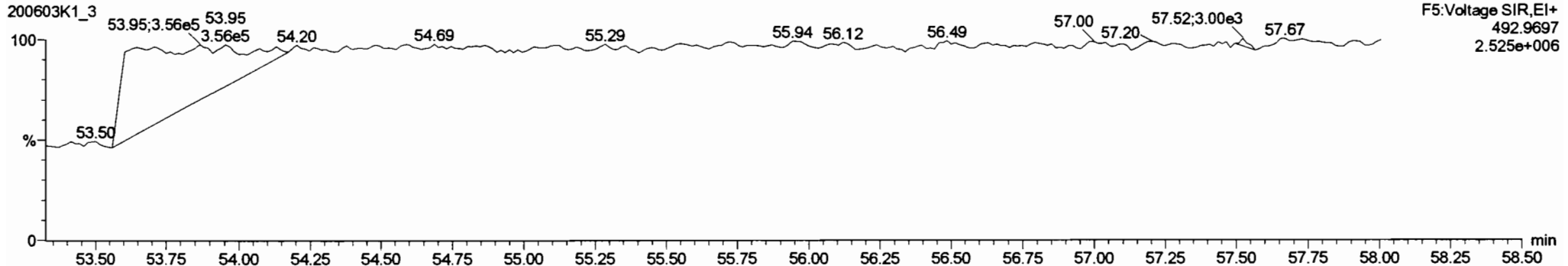
PCB-208



13C-PCB-208



PFK5




Dataset: Untitled

Last Altered: Thursday, June 04, 2020 07:29:42 Pacific Daylight Time
Printed: Thursday, June 04, 2020 07:32:56 Pacific Daylight Time

Name: 200603K1_3, Date: 03-Jun-2020, Time: 16:48:29, ID: B0D0324-BS1 OPR 5, Description: OPR

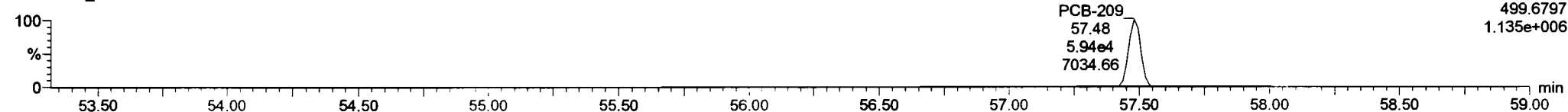
PCB-209

200603K1_3



F5:Voltage SIR,EI+
497.6826
1.295e+006

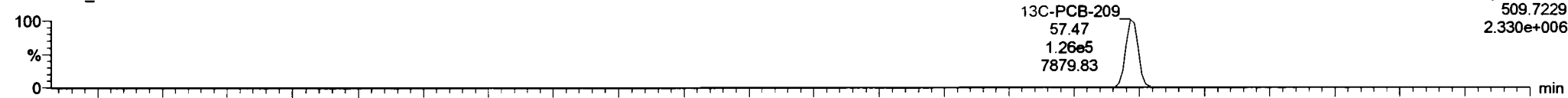
200603K1_3



F5:Voltage SIR,EI+
499.6797
1.135e+006

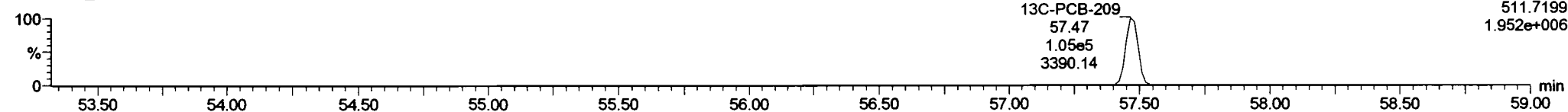
13C-PCB-209

200603K1_3



F5:Voltage SIR,EI+
509.7229
2.330e+006

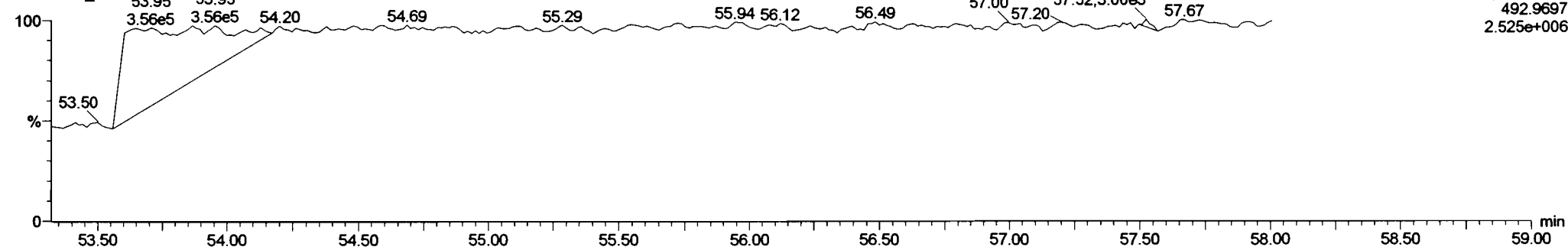
200603K1_3



F5:Voltage SIR,EI+
511.7199
1.952e+006

PFK5b

200603K1_3



F5:Voltage SIR,EI+
492.9697
2.525e+006

Dataset: U:\VG11.PRO\Results\200604K1\200604K1-11.qld

Last Altered: Tuesday, June 09, 2020 16:54:56 Pacific Daylight Time

Printed: Tuesday, June 09, 2020 16:55:43 Pacific Daylight Time

Handwritten notes:
Hr 6-9-2020
C7 06/10/2020
see d.1 for mono to tri- PCB's

Method: Untitled 02 Jun 2020 10:36:07

Calibration: U:\VG11.PRO\CurveDB\db1_PCBvg11-6-1-20.cdb 02 Jun 2020 10:21:16

Name: 200604K1_11, Date: 04-Jun-2020, Time: 18:26:27, ID: 2000961-01 PDI-165SC-A-00-01-200426 6.99, Description: PDI-165SC-A-00-01-200426

#	Name	Resp	RA	nty	RRF	wt/vol	Pred.RT	RT	Pred.R	RRT	Check RRT	Conc.	%Rec	DL	EMPC
1	18 PCB-34			NO	0.945	6.256	27.67		0.959		YES			0.758	
2	19 PCB-23			NO	0.883	6.256	27.76		0.962		YES			0.811	
3	20 PCB-29			NO	0.893	6.256	28.02		0.971		YES			0.803	
4	21 PCB-26	4.09e3	1.13	NO	0.944	6.256	28.25	28.27	0.979	0.979	NO	6.687		0.759	6.687
5	22 PCB-25	3.63e3	1.14	NO	0.950	6.256	28.41	28.42	0.984	0.985	NO	5.901		0.754	5.901
6	23 PCB-31	5.16e4	1.09	NO	1.04	6.256	28.77	28.79	0.997	0.997	NO	76.78		0.691	76.78
7	24 PCB-28	4.35e4	1.07	NO	1.03	6.256	28.88	28.88	1.001	1.001	NO	65.45		0.699	65.45
8	25 PCB-20/21/33	2.68e4	1.08	NO	0.941	6.256	29.52	29.57	1.023	1.024	NO	43.94		0.761	43.94
9	26 PCB-22	1.56e4	1.09	NO	0.973	6.256	29.97	29.98	1.038	1.039	NO	24.79		0.736	24.79
10	27 PCB-36			NO	1.08	6.256	30.75		0.931		YES			0.796	
11	28 PCB-39			NO	0.988	6.256	31.23		0.946		YES			0.867	
12	29 PCB-38			NO	1.05	6.256	32.04		0.970		YES			0.814	
13	30 PCB-35			NO	1.04	6.256	32.58		0.987		YES			0.821	
14	31 PCB-37	1.56e4	1.08	NO	1.01	6.256	33.03	33.03	1.001	1.001	NO	21.56		0.849	21.56
15	32 PCB-54			NO	1.08	6.256	27.71		1.001		YES			0.401	
16	33 PCB-50			NO	0.880	6.256	28.90		1.044		YES			0.492	
17	34 PCB-53	5.53e3	0.69	NO	0.997	6.256	29.61	29.61	0.944	0.944	NO	12.85		0.574	12.85
18	35 PCB-51	1.56e3	0.69	NO	1.07	6.256	29.96	29.96	0.955	0.955	NO	3.396		0.537	3.396
19	36 PCB-45	4.81e3	0.75	NO	0.858	6.256	30.41	30.44	0.969	0.970	NO	12.98		0.666	12.98
20	37 PCB-46	2.13e3	0.80	NO	0.831	6.256	30.91	30.89	0.985	0.985	NO	5.929		0.688	5.929
21	38 PCB-52/69	6.94e4	0.72	NO	1.17	6.256	31.41	31.39	1.001	1.001	NO	137.7		0.490	137.7
22	39 PCB-73			NO	1.44	6.256	31.53		1.005		YES			0.396	
23	40 PCB-43/49	3.62e4	0.75	NO	1.02	6.256	31.70	31.73	1.010	1.011	NO	82.44		0.563	82.44
24	41 PCB-47	1.40e4	0.71	NO	0.922	6.256	31.95	31.97	1.001	1.001	NO	32.47		0.747	32.47
25	42 PCB-48/75	7.99e3	0.75	NO	1.12	6.256	32.06	32.08	1.004	1.005	NO	15.22		0.615	15.22
26	43 PCB-65			NO	1.28	6.256	32.34		1.013		YES			0.537	
27	44 PCB-62			NO	1.13	6.256	32.44		1.016		YES			0.611	
28	45 PCB-44	3.39e4	0.78	NO	0.824	6.256	32.78	32.85	1.026	1.029	NO	87.69		0.836	87.69
29	46 PCB-42/59			NO	1.05	6.256	33.00		1.033		YES			0.656	
30	47 PCB-41/64/71/72	2.91e4	0.77	NO	1.19	6.256	33.62	33.72	1.053	1.056	NO	52.40		0.580	52.40
31	48 PCB-68			NO	1.28	6.256	33.88		1.061		YES			0.539	

Dataset: U:\VG11.PRO\Results\200604K1\200604K1-11.qld

Last Altered: Tuesday, June 09, 2020 16:54:56 Pacific Daylight Time

Printed: Tuesday, June 09, 2020 16:55:43 Pacific Daylight Time

Name: 200604K1_11, Date: 04-Jun-2020, Time: 18:26:27, ID: 2000961-01 PDI-165SC-A-00-01-200426 6.99, Description: PDI-165SC-A-00-01-200426

#	Name	Resp	RA	ny	RRF	wt/vol	Pred.RT	RT	Pred.R	RRT	Check RRT	Conc.	%Rec	DL	EMPC
32	49 PCB-40	1.91e3	0.73	NO	0.602	6.256	34.11	34.09	1.068	1.068	NO	6.758		1.14	6.758
33	50 PCB-57			NO	1.16	6.256	34.52		0.969		YES			1.15	
34	51 PCB-67			NO	1.08	6.256	34.83		0.978		YES			1.23	
35	52 PCB-58	1.49e3	0.65	YES	1.20	6.256	34.94	34.97	0.981	0.982	NO	10.27		1.21	9.333
36	53 PCB-63			NO	1.07	6.256	35.12		0.986		YES			1.24	
37	54 PCB-74	1.06e4	0.76	NO	1.19	6.256	35.53	35.53	0.998	0.997	NO	74.20		1.12	74.20
38	55 PCB-61/70	1.94e4	0.79	NO	1.05	6.256	35.64	35.64	1.000	1.001	NO	151.9		1.26	151.9
39	56 PCB-76/66	5.93e4	0.77	NO	1.16	6.256	35.83	35.79	1.006	1.005	NO	421.5		1.14	421.5
40	57 PCB-80			NO	1.19	6.256	35.99		1.001		YES			0.307	
41	58 PCB-55	9.07e2	0.72	NO	1.17	6.256	36.33	36.29	1.010	1.009	NO	1.380		0.312	1.380
42	59 PCB-56/60	4.06e4	0.76	NO	1.02	6.256	36.84	36.81	1.024	1.023	NO	70.96		0.358	70.96
43	60 PCB-79	1.65e3	0.60	YES	1.14	6.256	37.94	37.93	1.055	1.054	NO	2.365		0.320	2.234
44	61 PCB-78			NO	1.14	6.256	38.63		0.987		YES			0.333	
45	62 PCB-81	9.88e2	0.82	NO	1.05	6.256	39.17	39.21	1.000	1.001	NO	1.712		0.362	1.712
46	63 PCB-77	7.04e3	0.77	NO	1.14	6.256	39.79	39.79	1.000	1.000	NO	10.57		0.332	10.57
47	64 PCB-104			NO	1.12	6.256	32.64		1.001		YES			0.538	
48	65 PCB-96	2.68e2	1.73	NO	1.15	6.256	33.95	33.96	1.041	1.041	NO	0.6512		0.523	0.6512
49	66 PCB-103	1.49e3	1.15	YES	0.936	6.256	34.50	34.50	1.058	1.058	NO	4.470		0.544	3.918
50	67 PCB-100			NO	0.954	6.256	34.87		1.069		YES			0.633	
51	68 PCB-94			NO	0.949	6.256	35.32		0.985		YES			0.572	
52	69 PCB-95/98/102	7.85e4	1.55	NO	1.20	6.256	35.80	35.86	0.999	1.001	NO	203.0		0.451	203.0
53	70 PCB-93			NO	0.935	6.256	35.92		1.002		YES			0.581	
54	71 PCB-88/91	9.66e3	1.63	NO	1.06	6.256	36.27	36.27	1.012	1.012	NO	28.26		0.510	28.26
55	72 PCB-121			NO	1.71	6.256	36.37		1.015		YES			0.318	
56	73 PCB-84/92	3.64e4	1.48	NO	1.02	6.256	37.21	37.20	0.990	0.990	NO	108.2		0.547	108.2
57	74 PCB-89	8.54e2	1.11	YES	1.11	6.256	37.38	37.39	0.995	0.995	NO	2.269		0.504	2.017
58	75 PCB-90/101	1.26e5	1.59	NO	1.12	6.256	37.59	37.59	1.000	1.001	NO	340.2		0.496	340.2
59	76 PCB-113	2.58e2	1.26	YES	1.51	6.256	37.83	37.81	1.007	1.006	NO	0.5149		0.388	0.4715
60	77 PCB-99	3.91e4	1.53	NO	1.32	6.256	37.92	37.93	1.009	1.009	NO	89.48		0.421	89.48
61	78 PCB-119	3.23e3	1.40	NO	1.81	6.256	38.39	38.39	0.987	0.987	NO	6.139		0.357	6.139
62	79 PCB-108/112	3.95e3	1.63	NO	1.44	6.256	38.55	38.56	0.991	0.991	NO	9.376		0.446	9.376
63	80 PCB-83			NO	1.83	6.256	38.70		0.995		YES			0.352	
64	81 PCB-97	2.23e4	1.57	NO	1.28	6.256	38.91	38.93	1.000	1.001	NO	59.78		0.502	59.78
65	82 PCB-86			NO	1.12	6.256	39.08		1.005		YES			0.577	

Dataset: U:\VG11.PRO\Results\200604K1\200604K1-11.qld

Last Altered: Tuesday, June 09, 2020 16:54:56 Pacific Daylight Time

Printed: Tuesday, June 09, 2020 16:55:43 Pacific Daylight Time

Name: 200604K1_11, Date: 04-Jun-2020, Time: 18:26:27, ID: 2000961-01 PDI-165SC-A-00-01-200426 6.99, Description: PDI-165SC-A-00-01-200426

#	Name	Resp	RA	nty	RRF	w/vol	Pred.RT	RT	Pred.R	RRT	Check RRT	Conc.	%Rec	DL	EMPC
66	83 PCB-87/117/125	3.49e4	1.54	NO	1.56	6.256	39.21	39.21	1.008	1.008	NO	76.88		0.413	76.88
67	84 PCB-111/115	1.60e3	1.42	NO	1.91	6.256	39.36	39.38	1.012	1.012	NO	2.879		0.337	2.879
68	85 PCB-85/116	1.38e4	1.56	NO	1.41	6.256	39.50	39.47	1.015	1.015	NO	33.45		0.457	33.45
69	86 PCB-120	8.42e2	2.14	YES	2.01	6.256	39.76	39.73	1.022	1.022	NO	1.441		0.321	1.173
70	87 PCB-110	1.25e5	1.62	NO	1.74	6.256	39.91	39.90	1.026	1.026	NO	245.9		0.370	245.9
71	88 PCB-82	8.15e3	1.51	NO	0.781	6.256	40.53	40.53	0.976	0.976	NO	25.84		0.574	25.84
72	89 PCB-124	5.70e3	1.49	NO	1.40	6.256	41.25	41.24	0.993	0.993	NO	10.11		0.321	10.11
73	90 PCB-107/109	8.03e3	1.54	NO	1.34	6.256	41.39	41.41	0.996	0.997	NO	14.83		0.334	14.83
74	91 PCB-123	1.68e3	1.83	YES	1.20	6.256	41.56	41.56	1.000	1.000	NO	3.468		0.374	3.142
75	92 PCB-106/118	9.97e4	1.56	NO	1.22	6.256	41.76	41.74	1.001	1.000	NO	213.1		0.400	213.1
76	93 PCB-114	3.33e3	1.46	NO	1.14	6.256	42.42	42.42	1.000	1.000	NO	5.569		0.391	5.569
77	94 PCB-122	1.27e3	1.09	YES	0.944	6.256	42.57	42.55	1.004	1.004	NO	2.576		0.472	2.204
78	95 PCB-105	4.72e4	1.59	NO	1.05	6.256	43.31	43.31	1.000	1.000	NO	86.33		0.429	86.33
79	96 PCB-127			NO	1.06	6.256	43.67		1.000		YES			0.424	
80	97 PCB-126	5.67e2	1.70	NO	1.17	6.256	45.64	45.64	1.000	1.000	NO	1.028		0.421	1.028
81	98 PCB-155			NO	1.04	6.256	37.11		1.000		YES			0.226	
82	99 PCB-150	2.11e2	1.76	YES	1.08	6.256	38.43	38.39	1.036	1.035	NO	0.7084		0.217	0.5758
83	1... PCB-152			NO	1.19	6.256	38.92		1.049		YES			0.198	
84	1... PCB-145			NO	1.19	6.256	39.38		1.062		YES			0.198	
85	1... PCB-136	2.53e4	1.30	NO	1.02	6.256	39.72	39.68	1.071	1.070	NO	90.32		0.231	90.32
86	1... PCB-148			NO	0.842	6.256	39.83		1.074		YES			0.280	
87	1... PCB-154	1.24e3	1.38	NO	0.919	6.256	40.33	40.31	1.087	1.087	NO	4.893		0.256	4.893
88	1... PCB-151	4.39e4	1.29	NO	0.787	6.256	41.00	40.96	1.105	1.104	NO	202.9		0.299	202.9
89	1... PCB-135	1.83e4	1.29	NO	0.922	6.256	41.23	41.18	1.112	1.110	NO	72.22		0.255	72.22
90	1... PCB-144	8.35e3	1.14	NO	0.789	6.256	41.34	41.29	1.115	1.113	NO	38.49		0.298	38.49
91	1... PCB-147	9.06e2	1.31	NO	0.834	6.256	41.47	41.44	1.118	1.117	NO	3.949		0.282	3.949
92	1... PCB-139/149	1.29e5	1.28	NO	0.948	6.256	41.74	41.69	1.125	1.124	NO	493.8		0.248	493.8
93	1... PCB-140	3.69e2	0.94	YES	0.794	6.256	41.94	41.89	1.131	1.129	NO	1.092		0.207	1.477
94	1... PCB-134/143	8.76e3	1.19	NO	0.759	6.256	42.37	42.36	0.975	0.975	NO	24.93		0.605	24.93
95	1... PCB-131/133	4.66e3	1.24	NO	0.821	6.256	42.67	42.64	0.982	0.981	NO	12.25		0.559	12.25
96	1... PCB-142			NO	0.754	6.256	42.82		0.985		YES			0.608	
97	1... PCB-146/165	4.00e4	1.20	NO	1.02	6.256	43.06	43.06	0.991	0.991	NO	85.07		0.451	85.07
98	1... PCB-132/161	6.56e4	1.27	NO	1.02	6.256	43.29	43.33	0.996	0.997	NO	138.3		0.448	138.3
99	1... PCB-153	3.25e5	1.23	NO	1.07	6.256	43.48	43.48	1.000	1.000	NO	654.9		0.429	654.9

Dataset: U:\VG11.PRO\Results\200604K1\200604K1-11.qld

Last Altered: Tuesday, June 09, 2020 16:54:56 Pacific Daylight Time

Printed: Tuesday, June 09, 2020 16:55:43 Pacific Daylight Time

Name: 200604K1_11, Date: 04-Jun-2020, Time: 18:26:27, ID: 2000961-01 PDI-165SC-A-00-01-200426 6.99, Description: PDI-165SC-A-00-01-200426

#	Name	Resp	RA	ny	RRF	w/vol	Pred.RT	RT	Pred.R	RRT	Check RRT	Conc.	%Rec	DL	EMPC
100	1... PCB-168			NO	1.08	6.256	43.71		1.006		YES			0.426	
101	1... PCB-141	6.18e4	1.23	NO	1.03	6.256	44.23	44.24	1.000	1.000	NO	163.1		0.567	163.1
102	1... PCB-137	5.23e3	1.35	NO	1.11	6.256	44.64	44.65	1.010	1.010	NO	12.76		0.524	12.76
103	1... PCB-130	8.70e3	1.29	NO	0.885	6.256	44.74	44.75	1.012	1.012	NO	26.63		0.657	26.63
104	1... PCB-138/163/164	2.93e5	1.24	NO	1.28	6.256	45.12	45.13	1.001	1.001	NO	588.5		0.427	588.5
105	1... PCB-158/160	2.84e4	1.31	NO	1.24	6.256	45.37	45.37	1.006	1.006	NO	59.05		0.442	59.05
106	1... PCB-129	4.72e3	1.14	NO	0.867	6.256	45.64	45.62	1.012	1.012	NO	14.05		0.632	14.05
107	1... PCB-166	5.73e2	1.51	YES	1.14	6.256	46.12	46.09	0.993	0.993	NO	10.69		0.406	0.9533
108	1... PCB-159	6.63e3	1.40	NO	1.22	6.256	46.45	46.49	1.000	1.001	NO	11.62		0.440	11.62
109	1... PCB-128/162	2.27e4	1.26	NO	0.907	6.256	46.74	46.70	1.007	1.006	NO	53.34		0.590	53.34
110	1... PCB-167	8.75e3	1.22	NO	1.11	6.256	47.19	47.19	1.000	1.000	NO	16.77		0.427	16.77
111	1... PCB-156	2.53e4	1.20	NO	1.13	6.256	48.46	48.46	1.000	1.000	NO	47.84		0.390	47.84
112	1... PCB-157	3.33e3	1.20	NO	1.04	6.256	48.76	48.74	1.001	1.000	NO	6.916		0.459	6.916
113	1... PCB-169			NO	1.16	6.256	51.00		1.000		YES			0.429	
114	1... PCB-188			NO	1.29	6.256	43.10		1.001		YES			0.353	
115	1... PCB-184			NO	1.23	6.256	43.55		1.011		YES			0.369	
116	1... PCB-179	6.27e4	1.03	NO	1.30	6.256	44.35	44.35	1.030	1.030	NO	130.2		0.350	130.2
117	1... PCB-176	1.93e4	0.94	NO	1.31	6.256	44.82	44.84	1.041	1.041	NO	39.76		0.348	39.76
118	1... PCB-186			NO	1.33	6.256	45.47		1.056		YES			0.342	
119	1... PCB-178	1.87e4	1.12	NO	0.943	6.256	45.98	45.98	1.068	1.068	NO	53.41		0.482	53.41
120	1... PCB-175	3.93e3	1.05	NO	0.956	6.256	46.32	46.34	1.076	1.076	NO	11.09		0.476	11.09
121	1... PCB-182/187	1.39e5	1.03	NO	1.07	6.256	46.50	46.49	1.080	1.080	NO	351.9		0.427	351.9
122	1... PCB-183	6.89e4	1.00	NO	1.02	6.256	46.84	46.85	1.088	1.088	NO	181.6		0.445	181.6
123	1... PCB-185	1.36e4	1.14	NO	1.41	6.256	47.51	47.55	0.955	0.955	NO	38.28		0.487	38.28
124	1... PCB-174	6.11e4	1.00	NO	1.35	6.256	47.90	47.89	0.962	0.962	NO	178.6		0.505	178.6
125	1... PCB-181			NO	1.47	6.256	47.99		0.964		YES			0.464	
126	1... PCB-177	5.50e4	1.05	NO	1.28	6.256	48.17	48.16	0.968	0.968	NO	170.2		0.535	170.2
127	1... PCB-171	2.57e4	1.03	NO	1.32	6.256	48.45	48.46	0.974	0.974	NO	77.32		0.520	77.32
128	1... PCB-173	2.14e3	1.06	NO	1.19	6.256	48.92	48.90	0.983	0.982	NO	7.098		0.575	7.098
129	1... PCB-172	1.55e4	0.97	NO	1.38	6.256	49.37	49.37	0.992	0.992	NO	44.49		0.497	44.49
130	1... PCB-192			NO	1.83	6.256	49.56		0.996		YES			0.374	
131	1... PCB-180	2.45e5	1.03	NO	1.41	6.256	49.79	49.79	1.000	1.000	NO	687.5		0.484	687.5
132	1... PCB-193	1.37e4	1.09	NO	1.68	6.256	50.00	49.99	1.005	1.005	NO	32.42		0.408	32.42
133	1... PCB-191	4.61e3	0.88	YES	1.71	6.256	50.26	50.26	1.010	1.010	NO	10.65		0.400	9.705

Dataset: U:\VG11.PRO\Results\200604K1\200604K1-11.qld

Last Altered: Tuesday, June 09, 2020 16:54:56 Pacific Daylight Time

Printed: Tuesday, June 09, 2020 16:55:43 Pacific Daylight Time

Name: 200604K1_11, Date: 04-Jun-2020, Time: 18:26:27, ID: 2000961-01 PDI-165SC-A-00-01-200426 6.99, Description: PDI-165SC-A-00-01-200426

#	Name	Resp	RA	nty	RRF	w/vol	Pred.RT	RT	Pred.R	RRT	Check RRT	Conc	%Rec	DL	EMPC
134	1... PCB-170	8.16e4	1.04	NO	1.40	6.256	51.44	51.44	1.000	1.000	NO	276.1		0.580	276.1
135	1... PCB-190	2.36e4	1.00	NO	1.85	6.256	51.62	51.64	1.004	1.004	NO	60.42		0.439	60.42
136	1... PCB-189	3.67e3	0.91	NO	1.45	6.256	53.14	53.14	1.000	1.000	NO	9.509		0.389	9.509
137	1... PCB-202	9.33e3	0.89	NO	1.17	6.256	48.69	48.67	1.001	1.000	NO	27.26		0.194	27.26
138	1... PCB-201	7.05e3	0.85	NO	1.05	6.256	49.16	49.16	1.010	1.011	NO	22.84		0.216	22.84
139	1... PCB-204			NO	1.14	6.256	49.32		1.014		YES			0.199	
140	1... PCB-197	1.92e3	0.91	NO	1.13	6.256	49.64	49.65	1.020	1.021	NO	5.795		0.200	5.795
141	1... PCB-200	7.03e3	0.90	NO	1.07	6.256	50.57	50.56	1.039	1.039	NO	22.41		0.212	22.41
142	1... PCB-198	1.93e3	0.62	YES	0.794	6.256	52.14	52.17	1.072	1.072	NO	8.213		0.286	6.760
143	1... PCB-199	3.26e4	0.89	NO	0.809	6.256	52.25	52.25	1.074	1.074	NO	137.4		0.280	137.4
144	1... PCB-196/203	4.25e4	0.91	NO	0.838	6.256	52.58	52.55	1.081	1.080	NO	173.0		0.271	173.0
145	1... PCB-195	1.75e4	0.93	NO	1.04	6.256	53.83	53.84	0.984	0.984	NO	63.44		0.576	63.44
146	1... PCB-194	4.19e4	0.90	NO	1.12	6.256	54.75	54.74	1.000	1.000	NO	142.0		0.539	142.0
147	1... PCB-205	2.41e3	0.93	NO	1.29	6.256	55.01	55.02	1.005	1.005	NO	7.078		0.466	7.078
148	1... PCB-208	4.22e3	1.15	NO	0.933	6.256	53.99	53.98	1.000	1.000	NO	12.97		0.323	12.97
149	1... PCB-207	2.22e3	1.49	NO	0.916	6.256	54.30	54.32	1.006	1.007	NO	6.951		0.329	6.951
150	1... PCB-206	1.05e4	1.20	NO	1.01	6.256	56.28	56.28	1.000	1.000	NO	50.57		0.488	50.57
151	1... PCB-209	7.89e3	1.15	NO	0.986	6.256	57.51	57.51	1.000	1.000	NO	41.50		0.575	41.50
152	1... 13C-PCB-1	9.92e5	3.09	NO	0.893	6.256	15.59	15.59	0.608	0.608	NO	3501	219		4.43
153	1... 13C-PCB-3	1.01e6	3.29	NO	0.911	6.256	18.26	18.25	0.712	0.711	NO	3495	219		4.34
154	1... 13C-PCB-4	7.65e5	1.59	NO	0.600	6.256	19.61	19.58	0.765	0.764	NO	4020	251		2.03
155	1... 13C-PCB-9	1.28e6	1.58	NO	0.970	6.256	21.45	21.41	0.836	0.835	NO	4159	260		1.26
156	1... 13C-PCB-11	1.20e6	1.59	NO	0.962	6.256	24.91	24.96	0.971	0.973	NO	3947	247		1.27
157	1... 13C-PCB-19	6.69e5	1.03	NO	0.499	6.256	23.88	23.85	0.931	0.930	NO	4227	264		18.4
158	1... 13C-PCB-32	1.02e6	1.03	NO	0.744	6.256	26.88	26.84	1.048	1.046	NO	4314	270		12.4
159	1... 13C-PCB-28	1.04e6	1.01	NO	1.06	6.256	28.88	28.86	1.004	1.003	NO	1103	69.0		5.38
160	1... 13C-PCB-37	1.15e6	1.06	NO	0.989	6.256	32.88	33.01	1.143	1.147	YES	1315	82.3		5.79
161	1... 13C-PCB-54	7.98e5	0.79	NO	0.999	6.256	27.72	27.69	0.753	0.752	NO	1204	75.3		1.12
162	1... 13C-PCB-52	6.91e5	0.78	NO	0.804	6.256	31.37	31.38	0.852	0.852	NO	1294	80.9		1.39
163	1... 13C-PCB-47	7.49e5	0.79	NO	0.857	6.256	31.89	31.93	0.866	0.868	NO	1316	82.3		1.30
164	1... 13C-PCB-70	1.93e5	0.81	NO	0.996	6.256	35.54	35.62	0.965	0.968	NO	292.2	18.3		1.12
165	1... 13C-PCB-80	8.99e5	0.79	NO	1.03	6.256	35.96	35.97	0.977	0.977	NO	1317	82.4		1.08
166	1... 13C-PCB-81	8.81e5	0.77	NO	0.988	6.256	39.18	39.15	1.064	1.064	NO	1344	84.1		1.13
167	1... 13C-PCB-77	9.36e5	0.79	NO	0.969	6.256	39.80	39.77	1.081	1.080	NO	1455	91.0		1.15

Handwritten note: See 219

Dataset: U:\VG11.PRO\Results\200604K1\200604K1-11.qld

Last Altered: Tuesday, June 09, 2020 16:54:56 Pacific Daylight Time

Printed: Tuesday, June 09, 2020 16:55:43 Pacific Daylight Time

Name: 200604K1_11, Date: 04-Jun-2020, Time: 18:26:27, ID: 2000961-01 PDI-165SC-A-00-01-200426 6.99, Description: PDI-165SC-A-00-01-200426

#	Name	Resp	RA	ny	RRF	wt/vol	Pred.RT	RT	Pred.R	RRT	Check RRT	Conc.	%Rec	DL	EMPC
166	1... 13C-PCB-104	5.71e5	1.62	NO	1.02	6.256	32.55	32.62	0.827	0.829	NO	1221	76.4	0.710	
169	1... 13C-PCB-95	5.13e5	1.62	NO	0.805	6.256	35.81	35.84	0.910	0.911	NO	1386	86.7	0.896	
170	1... 13C-PCB-101	5.28e5	1.59	NO	0.793	6.256	37.56	37.57	0.954	0.955	NO	1449	90.6	0.910	
171	1... 13C-PCB-97	4.66e5	1.61	NO	0.696	6.256	38.91	38.89	0.989	0.988	NO	1455	91.0	1.04	
172	1... 13C-PCB-123	6.45e5	1.58	NO	0.933	6.256	41.56	41.54	1.056	1.055	NO	1503	94.0	0.773	
173	1... 13C-PCB-118	6.13e5	1.63	NO	0.986	6.256	41.75	41.72	1.061	1.060	NO	1353	84.6	0.732	
174	1... 13C-PCB-114	8.36e5	1.57	NO	1.55	6.256	42.37	42.40	0.908	0.908	NO	1400	87.6	1.19	
175	1... 13C-PCB-105	8.31e5	1.53	NO	1.57	6.256	43.26	43.29	0.927	0.927	NO	1369	85.6	1.17	
176	1... 13C-PCB-127	8.69e5	1.55	NO	1.62	6.256	43.62	43.65	0.934	0.935	NO	1385	86.6	1.13	
177	1... 13C-PCB-126	7.52e5	1.59	NO	1.57	6.256	45.58	45.62	0.976	0.977	NO	1242	77.7	1.17	
178	1... 13C-PCB-155	4.39e5	1.26	NO	0.615	6.256	37.08	37.09	0.942	0.942	NO	1554	97.2	0.529	
179	1... 13C-PCB-153	7.40e5	1.27	NO	1.36	6.256	43.43	43.46	0.930	0.931	NO	1404	87.8	1.16	
180	1... 13C-PCB-141	5.90e5	1.27	NO	1.13	6.256	44.20	44.22	0.947	0.947	NO	1354	84.7	1.40	
181	1... 13C-PCB-138	6.20e5	1.27	NO	1.18	6.256	45.06	45.09	0.965	0.966	NO	1355	84.8	1.33	
182	1... 13C-PCB-159	7.50e5	1.26	NO	1.44	6.256	46.39	46.43	0.994	0.995	NO	1349	84.4	1.10	
183	2... 13C-PCB-167	7.53e5	1.27	NO	1.44	6.256	47.10	47.17	1.009	1.011	NO	1353	84.6	1.10	
184	2... 13C-PCB-156	7.50e5	1.25	NO	1.40	6.256	48.45	48.44	1.038	1.038	NO	1390	87.0	1.13	
185	2... 13C-PCB-157	7.42e5	1.28	NO	1.40	6.256	48.71	48.73	1.043	1.044	NO	1376	86.1	1.13	
186	2... 13C-PCB-169	6.76e5	1.28	NO	1.33	6.256	50.99	50.98	1.092	1.092	NO	1315	82.3	1.19	
187	2... 13C-PCB-188	5.93e5	0.46	NO	1.41	6.256	43.06	43.06	0.926	0.926	NO	1386	86.7	0.974	
188	2... 13C-PCB-180	4.04e5	0.44	NO	0.929	6.256	49.77	49.77	1.070	1.070	NO	1435	89.8	1.48	
189	2... 13C-PCB-170	3.37e5	0.44	NO	0.794	6.256	51.45	51.42	1.106	1.106	NO	1400	87.6	1.73	
190	2... 13C-PCB-189	4.25e5	0.45	NO	1.04	6.256	53.15	53.12	1.143	1.142	NO	1341	83.9	1.31	
191	2... 13C-PCB-202	4.68e5	0.92	NO	1.04	6.256	48.67	48.65	1.046	1.046	NO	1491	93.3	0.957	
192	2... 13C-PCB-194	4.23e5	0.91	NO	0.768	6.256	54.75	54.73	0.995	0.995	NO	1382	86.5	2.06	
193	2... 13C-PCB-208	5.58e5	0.78	NO	0.991	6.256	53.97	53.97	0.981	0.981	NO	1412	88.4	1.59	
194	2... 13C-PCB-206	3.29e5	0.78	NO	0.552	6.256	56.27	56.27	1.023	1.023	NO	1494	93.5	2.85	
195	2... 13C-PCB-209	3.08e5	1.19	NO	0.396	6.256	57.52	57.51	1.046	1.045	NO	1952	122	1.53	
196	2... 13C-PCB-15	5.07e5	1.62	NO	1.00	6.256	25.53	25.65	1.000	0.000	YES	1598	100	1.22	
197	2... 13C-PCB-31	1.41e6	1.03	NO	1.00	6.256	28.77	28.77	1.000	0.000	NO	1598	100	5.72	
198	2... 13C-PCB-60	1.06e6	0.80	NO	1.00	6.256	36.68	36.81	1.000	0.000	NO	1598	100	1.12	
199	2... 13C-PCB-111	7.35e5	1.62	NO	1.00	6.256	39.25	39.36	1.000	0.000	NO	1598	100	0.722	
200	2... 13C-PCB-128	6.17e5	1.27	NO	1.00	6.256	46.60	46.68	1.000	0.000	NO	1598	100	1.58	
201	2... 13C-PCB-182	4.85e5	0.46	NO	1.00	6.256	46.43	46.51	0.000	0.000	NO	1598	100	1.37	

Dataset: U:\VG11.PRO\Results\200604K1\200604K1-11.qld

Last Altered: Tuesday, June 09, 2020 16:54:56 Pacific Daylight Time

Printed: Tuesday, June 09, 2020 16:55:43 Pacific Daylight Time

Name: 200604K1_11, Date: 04-Jun-2020, Time: 18:26:27, ID: 2000961-01 PDI-165SC-A-00-01-200426 6.99, Description: PDI-165SC-A-00-01-200426

#	Name	Resp	RA	nty	RRF	w/vol	Pred.RT	RT	Pred.R	RRT	Check RRT	Conc.	%Rec	DL	EMPC
202	2... 13C-PCB-205	6.37e5	0.90	NO	1.00	6.256	54.96	55.01	1.000	0.000	NO	1598	100	1.58	
203	2... 13C-PCB-79	1.02e6	0.77	NO	1.07	6.256	37.91	37.89	1.030	1.029	NO	1438	90.0	1.04	
204	2... 13C-PCB-178	3.62e5	0.43	NO	0.766	6.256	45.97	45.96	0.988	0.988	NO	1222	76.5	1.44	
205	2... 13C-PCB-79	1.02e6	0.77	NO	1.08	6.256	37.89	37.89	0.968	0.968	NO	1711	107	1.26	
206	2... 13C-PCB-178	3.62e5	0.43	NO	1.05	6.256	45.94	45.96	0.923	0.923	NO	1362	85.2	1.53	
207	2... Total Mono-PCBs				1.17	6.256	0.00	0.000	NO	56.50	NO	56.50		1.31	56.50
208	2... Total Di-PCBs				1.05	6.256	0.00	0.000	NO	25.54	NO	25.54		19.5	97.00
209	2... 2nd Function Tri-PCBs				1.08	6.256	0.00	0.000	NO	56.94	NO	56.94		4.06	59.16
210	2... 3rd Function Tri-PCBs				0.983	6.256	0.00		0.000		NO	245.1		10.9	245.1
211	2... Total Tetra-PCBs				1.08	6.256	0.00		0.000		NO	1182		21.7	1194
212	2... 3rd Function Penta-PCBs				1.32	6.256	0.00		0.000		NO	1468	> 1560.53 -	13.2	1479
213	2... 4th Function Penta-PCBs				1.07	6.256	0.00		0.000		NO	92.93		2.14	95.13
214	2... 3rd Function Hexa-PCBs				0.951	6.256	0.00		0.000		NO	906.5	> 2822.5 -	3.29	908.6
215	2... 4th Function Hexa-PCBs				1.03	6.256	0.00		0.000		NO	1916		9.98	1917
216	2... Total Hepta-PCBs				1.36	6.256	0.00		0.000		NO	2350		18.2	2360
217	2... 4th Function Octa-PCBs				1.00	6.256	0.00		0.000		NO	388.7	> 601.2 -	1.86	395.4
218	2... 5th Function Octa-PCBs				1.15	6.256	0.00		0.000		NO	212.5		1.58	212.5
219	2... Total Nona-PCBs				0.952	6.256	0.00		0.000		NO	70.50		1.14	70.50
220	2... Deca-CB				0.986	6.256	0.00		0.000		NO	41.50		0.575	41.50
221	2... Total PCBs														

> 1574.13
> 2825.6 -
> 607.9 -

Vista Analytical Laboratory

Dataset: U:\VG11.PRO\Results\200604K1\200604K1-11.qld

Last Altered: Tuesday, June 09, 2020 16:54:56 Pacific Daylight Time

Printed: Tuesday, June 09, 2020 16:58:54 Pacific Daylight Time

Method: Untitled 02 Jun 2020 10:36:07

Calibration: U:\VG11.PRO\CurveDB\db1_PCBvg11-6-1-20.cdb 02 Jun 2020 10:21:16

ID: 2000961-01 PDI-165SC-A-00-01-200426 6.99, Description: PDI-165SC-A-00-01-200426

Total Mono-PCBs

	Name	Pred.R	RT	m1 Height	m2 Height	m1 Resp	m2 Resp	RA	n/y	Resp	Conc	EMPC	DI
1	PCB-1	15.60	15.61	1.216e5	3.754e4	7.864e3	2.445e3	3.22	NO	1.031e4	14.223	14.223	0.338
2	PCB-2	18.03	18.01	1.409e5	4.725e4	1.021e4	3.666e3	2.79	NO	1.388e4	18.582	18.582	0.479
3	PCB-3	18.26	18.26	1.452e5	4.753e4	1.309e4	4.096e3	3.20	NO	1.718e4	23.692	23.692	0.493

Total DI-PCBs

	Name	Pred.R	RT	m1 Height	m2 Height	m1 Resp	m2 Resp	RA	n/y	Resp	Conc	EMPC	DI
1	PCB-4/10	19.66	19.61	3.666e4	2.532e4	2.681e3	1.587e3	1.69	NO	4.267e3	7.1464	7.1464	1.21
2	PCB-5/8	22.53	22.53	1.071e5	6.408e4	9.102e3	5.495e3	1.66	NO	1.460e4	18.389	18.389	1.00
3	PCB-11	24.98	24.99	1.600e4	1.454e4	1.732e3	6.484e2	2.67	YES	2.381e3	0.00000	1.9577	1.41
4	PCB-12/13	25.41	25.42	2.717e4	1.731e4	2.447e3	1.069e3	2.29	YES	3.517e3	0.00000	3.5427	1.55
5	PCB-15	25.72	25.67	5.031e4	4.372e4	2.832e3	2.534e3	1.12	YES	5.366e3	0.00000	5.9669	1.54

2nd Function Tri-PCBs

	Name	Pred.R	RT	m1 Height	m2 Height	m1 Resp	m2 Resp	RA	n/y	Resp	Conc	EMPC	DI
1	PCB-30	24.79	24.82	4.114e3	2.164e3	1.880e2	7.575e1	2.48	YES	2.638e2	0.00000	0.20590	0.622
2	PCB-18	25.54	25.61	6.900e4	6.327e4	3.206e3	2.893e3	1.11	NO	6.099e3	11.714	11.714	0.658
3	PCB-17	25.71	25.74	6.966e4	6.227e4	4.706e3	4.349e3	1.08	NO	9.055e3	18.753	18.753	0.709
4	PCB-24/27	26.33	26.31	1.173e4	1.061e4	1.006e3	6.615e2	1.52	YES	1.668e3	0.00000	1.9689	0.497
5	PCB-16/32	26.86	26.86	7.752e4	7.084e4	8.016e3	7.580e3	1.06	NO	1.560e4	26.469	26.469	0.581

3rd Function Tri-PCBs

	Name	Pred.R	RT	m1 Height	m2 Height	m1 Resp	m2 Resp	RA	n/y	Resp	Conc	EMPC	DI
1	PCB-26	28.25	28.27	3.042e4	2.548e4	2.167e3	1.923e3	1.13	NO	4.090e3	6.6870	6.6870	0.759
2	PCB-25	28.41	28.42	2.263e4	2.159e4	1.938e3	1.695e3	1.14	NO	3.632e3	5.9010	5.9010	0.754
3	PCB-31	28.77	28.79	3.302e5	3.027e5	2.687e4	2.469e4	1.09	NO	5.156e4	76.783	76.783	0.691
4	PCB-28	28.88	28.88	3.037e5	2.841e5	2.244e4	2.103e4	1.07	NO	4.347e4	65.451	65.451	0.699
5	PCB-20/21/33	29.52	29.57	1.483e5	1.404e5	1.389e4	1.291e4	1.08	NO	2.680e4	43.942	43.942	0.761
6	PCB-22	29.97	29.98	8.384e4	8.235e4	8.138e3	7.486e3	1.09	NO	1.562e4	24.785	24.785	0.736
7	PCB-37	33.03	33.03	8.176e4	8.110e4	8.119e3	7.504e3	1.08	NO	1.562e4	21.558	21.558	0.849

Vista Analytical Laboratory

Dataset: U:\VG11.PRO\Results\200604K1\200604K1-11.qld

Last Altered: Tuesday, June 09, 2020 16:54:56 Pacific Daylight Time

Printed: Tuesday, June 09, 2020 16:58:54 Pacific Daylight Time

ID: 2000961-01 PDI-165SC-A-00-01-200426 6.99, Description: PDI-165SC-A-00-01-200426

3rd Function Penta-PCBs

	Name	Pred.R	RT	m1 Height	m2 Height	m1 Resp	m2 Resp	RA	n/y	Resp	Conc.	EMPC	DL
1	PCB-96	33.95	33.96	2.782e3	1.428e3	1.700e2	9.828e1	1.73	NO	2.683e2	0.65119	0.65119	0.523
2	PCB-103	34.50	34.50	6.193e3	6.700e3	7.985e2	6.964e2	1.15	YES	1.495e3	0.00000	3.9184	0.644
3	PCB-95/98/102	35.80	35.86	5.987e5	3.884e5	4.778e4	3.074e4	1.55	NO	7.852e4	203.05	203.05	0.451
4	PCB-88/91	36.27	36.27	7.299e4	4.693e4	5.986e3	3.674e3	1.63	NO	9.660e3	28.256	28.256	0.510
5	PCB-84/92	37.21	37.20	2.675e5	1.779e5	2.172e4	1.465e4	1.48	NO	3.637e4	108.15	108.15	0.547
6	PCB-89	37.38	37.39	5.491e3	6.144e3	4.488e2	4.052e2	1.11	YES	8.540e2	0.00000	2.0171	0.504
7	PCB-90/101	37.59	37.59	9.817e5	6.184e5	7.738e4	4.880e4	1.59	NO	1.262e5	340.15	340.15	0.496
8	PCB-113	37.83	37.81	4.024e3	4.358e3	1.437e2	1.138e2	1.26	YES	2.576e2	0.00000	0.47151	0.368
9	PCB-99	37.92	37.93	2.896e5	1.906e5	2.362e4	1.544e4	1.53	NO	3.906e4	89.479	89.479	0.421
10	PCB-119	38.39	38.39	2.567e4	1.833e4	1.883e3	1.347e3	1.40	NO	3.230e3	6.1395	6.1395	0.357
11	PCB-108/112	38.55	38.56	3.130e4	1.981e4	2.449e3	1.500e3	1.63	NO	3.949e3	9.3756	9.3756	0.446
12	PCB-97	38.91	38.93	1.654e5	1.055e5	1.365e4	8.692e3	1.57	NO	2.234e4	59.780	59.780	0.502
13	PCB-87/117/125	39.21	39.21	2.683e5	1.719e5	2.119e4	1.374e4	1.54	NO	3.493e4	76.884	76.884	0.413
14	PCB-111/115	39.36	39.38	1.508e4	9.175e3	9.417e2	6.616e2	1.42	NO	1.603e3	2.8794	2.8794	0.337
15	PCB-85/116	39.50	39.47	1.010e5	6.503e4	8.389e3	5.366e3	1.56	NO	1.376e4	33.450	33.450	0.457
16	PCB-120	39.76	39.73	6.693e3	3.004e3	5.744e2	2.678e2	2.14	YES	8.422e2	0.00000	1.1733	0.321
17	PCB-110	39.91	39.90	9.684e5	5.988e5	7.727e4	4.763e4	1.62	NO	1.249e5	245.90	245.90	0.370
18	PCB-82	40.53	40.53	6.248e4	4.123e4	4.901e3	3.245e3	1.51	NO	8.146e3	25.839	25.839	0.574
19	PCB-124	41.25	41.24	3.127e4	2.256e4	3.412e3	2.288e3	1.49	NO	5.700e3	10.112	10.112	0.321
20	PCB-107/109	41.39	41.41	6.054e4	3.971e4	4.864e3	3.165e3	1.54	NO	8.028e3	14.827	14.827	0.334
21	PCB-123	41.56	41.56	1.406e4	6.926e3	1.083e3	5.933e2	1.83	YES	1.677e3	0.00000	3.1421	0.374
22	PCB-106/118	41.76	41.74	7.082e5	4.531e5	6.075e4	3.891e4	1.56	NO	9.966e4	213.06	213.06	0.400

4th Function Penta-PCBs

	Name	Pred.R	RT	m1 Height	m2 Height	m1 Resp	m2 Resp	RA	n/y	Resp	Conc.	EMPC	DL
1	PCB-114	42.42	42.42	2.117e4	1.484e4	1.974e3	1.351e3	1.46	NO	3.325e3	5.5695	5.5695	0.391
2	PCB-122	42.57	42.55	7.717e3	7.738e3	6.634e2	6.093e2	1.09	YES	1.273e3	0.00000	2.2036	0.472
3	PCB-105	43.31	43.31	3.455e5	2.188e5	2.898e4	1.819e4	1.59	NO	4.717e4	86.328	86.328	0.429
4	PCB-126	45.64	45.64	4.194e3	3.220e3	3.572e2	2.097e2	1.70	NO	5.668e2	1.0276	1.0276	0.421

Dataset: U:\VG11.PRO\Results\200604K1\200604K1-11.qld

Last Altered: Tuesday, June 09, 2020 16:54:56 Pacific Daylight Time
 Printed: Tuesday, June 09, 2020 16:58:54 Pacific Daylight Time

ID: 2000961-01 PDI-165SC-A-00-01-200426 6.99, Description: PDI-165SC-A-00-01-200426

Total Tetra-PCBs

	Name	Prod R	RT	m1 Height	m2 Height	m1 Resp	m2 Resp	RA	n/y	Resp	Conc.	EMPC	DL
1	PCB-53	29.61	29.61	2.788e4	4.056e4	2.264e3	3.269e3	0.69	NO	5.532e3	12.847	12.847	0.574
2	PCB-51	29.96	29.96	8.004e3	1.002e4	6.398e2	9.233e2	0.69	NO	1.563e3	3.3964	3.3964	0.537
3	PCB-45	30.41	30.44	2.216e4	2.819e4	2.061e3	2.752e3	0.75	NO	4.813e3	12.978	12.978	0.666
4	PCB-46	30.91	30.89	1.058e4	1.604e4	9.456e2	1.182e3	0.80	NO	2.128e3	5.9288	5.9288	0.688
5	PCB-52/69	31.41	31.39	3.070e5	4.270e5	2.907e4	4.034e4	0.72	NO	6.940e4	137.71	137.71	0.490
6	PCB-43/49	31.70	31.73	1.439e5	1.865e5	1.549e4	2.071e4	0.75	NO	3.619e4	82.441	82.441	0.563
7	PCB-47	31.95	31.97	3.936e4	6.517e4	5.799e3	8.223e3	0.71	NO	1.402e4	32.473	32.473	0.747
8	PCB-48/75	32.06	32.08	3.297e4	4.324e4	3.424e3	4.562e3	0.75	NO	7.986e3	15.221	15.221	0.615
9	PCB-44	32.78	32.85	1.583e5	1.888e5	1.480e4	1.905e4	0.78	NO	3.385e4	87.691	87.691	0.836
10	PCB-41/64/71/72	33.62	33.72	1.519e5	2.069e5	1.268e4	1.647e4	0.77	NO	2.915e4	52.404	52.404	0.580
11	PCB-40	34.11	34.09	1.099e4	1.576e4	8.026e2	1.103e3	0.73	NO	1.906e3	6.7578	6.7578	1.14
12	PCB-58	34.94	34.97	6.153e3	6.909e3	5.907e2	9.036e2	0.65	YES	1.494e3	0.00000	9.3334	1.11
13	PCB-74	35.53	35.53	6.492e4	8.396e4	4.572e3	6.052e3	0.76	NO	1.062e4	74.198	74.198	1.12
14	PCB-61/70	35.64	35.64	1.428e5	1.815e5	8.516e3	1.084e4	0.79	NO	1.935e4	151.93	151.93	1.26
15	PCB-76/66	35.83	35.79	3.403e5	4.407e5	2.584e4	3.347e4	0.77	NO	5.931e4	421.54	421.54	1.14
16	PCB-55	36.33	36.29	3.532e3	5.479e3	3.790e2	5.279e2	0.72	NO	9.070e2	1.3800	1.3800	0.312
17	PCB-56/60	36.84	36.81	2.176e5	2.911e5	1.751e4	2.310e4	0.76	NO	4.061e4	70.964	70.964	0.358
18	PCB-79	37.94	37.93	7.341e3	1.222e4	6.221e2	1.033e3	0.60	YES	1.655e3	0.00000	2.2342	0.320
19	PCB-81	39.17	39.21	1.007e4	1.218e4	4.450e2	5.426e2	0.82	NO	9.876e2	1.7119	1.7119	0.362
20	PCB-77	39.79	39.79	3.353e4	4.642e4	3.071e3	3.965e3	0.77	NO	7.036e3	10.573	10.573	0.332

Vista Analytical Laboratory

Dataset: U:\VG11.PRO\Results\200604K1\200604K1-11.qld

Last Altered: Tuesday, June 09, 2020 16:54:56 Pacific Daylight Time

Printed: Tuesday, June 09, 2020 16:58:54 Pacific Daylight Time

ID: 2000961-01 PDI-165SC-A-00-01-200426 6.99, Description: PDI-165SC-A-00-01-200426

3rd Function Hexa-PCBs

	Name	Prod.R	RT	m1 Height	m2 Height	m1 Resp	m2 Resp	RA	n/y	Resp	Conc.	EMPC	DL
1	PCB-150	38.43	38.39	2.014e3	8.610e2	1.344e2	7.654e1	1.76	YES	2.109e2	0.00000	0.57575	0.217
2	PCB-136	39.72	39.68	1.690e5	1.344e5	1.432e4	1.103e4	1.30	NO	2.534e4	90.318	90.318	0.231
3	PCB-154	40.33	40.31	9.138e3	6.297e3	7.175e2	5.184e2	1.38	NO	1.236e3	4.8928	4.8928	0.256
4	PCB-151	41.00	40.96	3.107e5	2.432e5	2.473e4	1.913e4	1.29	NO	4.387e4	202.92	202.92	0.299
5	PCB-135	41.23	41.18	1.212e5	1.009e5	1.032e4	7.982e3	1.29	NO	1.831e4	72.217	72.217	0.255
6	PCB-144	41.34	41.29	6.418e4	4.712e4	4.453e3	3.894e3	1.14	NO	8.346e3	38.491	38.491	0.298
7	PCB-147	41.47	41.44	5.706e3	4.265e3	5.141e2	3.917e2	1.31	NO	9.058e2	3.9493	3.9493	0.282
8	PCB-139/149	41.74	41.69	9.144e5	7.125e5	7.220e4	5.643e4	1.28	NO	1.286e5	493.76	493.76	0.248
9	PCB-140	41.94	41.89	2.730e3	2.295e3	1.784e2	1.907e2	0.94	YES	3.691e2	0.00000	1.4772	0.297

4th Function Hexa-PCBs

	Name	Prod.R	RT	m1 Height	m2 Height	m1 Resp	m2 Resp	RA	n/y	Resp	Conc.	EMPC	DL
1	PCB-134/143	42.37	42.36	5.984e4	5.005e4	4.761e3	4.002e3	1.19	NO	8.763e3	24.934	24.934	0.605
2	PCB-131/133	42.67	42.64	3.174e4	2.722e4	2.578e3	2.078e3	1.24	NO	4.656e3	12.249	12.249	0.559
3	PCB-146/165	43.06	43.06	2.669e5	2.277e5	2.183e4	1.822e4	1.20	NO	4.005e4	85.068	85.068	0.451
4	PCB-132/161	43.29	43.33	4.570e5	3.541e5	3.666e4	2.893e4	1.27	NO	6.558e4	138.28	138.28	0.448
5	PCB-153	43.48	43.48	2.214e6	1.783e6	1.789e5	1.458e5	1.23	NO	3.247e5	654.86	654.86	0.429
6	PCB-141	44.23	44.24	4.122e5	3.270e5	3.409e4	2.771e4	1.23	NO	6.179e4	163.07	163.07	0.567
7	PCB-137	44.64	44.65	3.395e4	2.540e4	3.003e3	2.225e3	1.35	NO	5.228e3	12.756	12.756	0.524
8	PCB-130	44.74	44.75	6.167e4	4.564e4	4.898e3	3.805e3	1.29	NO	8.703e3	26.632	26.632	0.657
9	PCB-138/163/164	45.12	45.13	1.673e6	1.358e6	1.620e5	1.311e5	1.24	NO	2.931e5	588.53	588.53	0.427
10	PCB-158/160	45.37	45.37	1.951e5	1.423e5	1.613e4	1.228e4	1.31	NO	2.841e4	59.051	59.051	0.442
11	PCB-129	45.64	45.62	3.230e4	2.849e4	2.514e3	2.209e3	1.14	NO	4.723e3	14.046	14.046	0.632
12	PCB-166	46.12	46.09	4.313e3	3.096e3	3.453e2	2.282e2	1.51	YES	5.735e2	0.00000	0.95332	0.468
13	PCB-159	46.45	46.49	4.297e4	3.417e4	3.862e3	2.768e3	1.40	NO	6.630e3	11.616	11.616	0.440
14	PCB-128/162	46.74	46.70	1.384e5	1.162e5	1.267e4	1.004e4	1.26	NO	2.271e4	53.339	53.339	0.590
15	PCB-167	47.19	47.19	6.040e4	4.720e4	4.813e3	3.939e3	1.22	NO	8.752e3	16.766	16.766	0.427
16	PCB-156	48.46	48.46	1.687e5	1.398e5	1.379e4	1.149e4	1.20	NO	2.528e4	47.841	47.841	0.390
17	PCB-157	48.76	48.74	2.158e4	1.741e4	1.817e3	1.518e3	1.20	NO	3.335e3	6.9156	6.9156	0.459

Dataset: U:\VG11.PRO\Results\200604K1\200604K1-11.qld

Last Altered: Tuesday, June 09, 2020 16:54:56 Pacific Daylight Time
 Printed: Tuesday, June 09, 2020 16:58:54 Pacific Daylight Time

ID: 2000961-01 PDI-165SC-A-00-01-200426 6.99, Description: PDI-165SC-A-00-01-200426

Total Hepta-PCBs

	Name	Pred.R	RT	m1 Height	m2 Height	m1 Resp	m2 Resp	RA	n/y	Resp	Conc.	EMPC	DI
1	PCB-179	44.35	44.35	3.910e5	3.811e5	3.186e4	3.081e4	1.03	NO	6.266e4	130.23	130.23	0.350
2	PCB-176	44.82	44.84	1.095e5	1.123e5	9.321e3	9.965e3	0.94	NO	1.929e4	39.758	39.758	0.348
3	PCB-178	45.98	45.98	1.195e5	1.082e5	9.882e3	8.795e3	1.12	NO	1.868e4	53.415	53.415	0.482
4	PCB-175	46.32	46.34	2.598e4	2.333e4	2.011e3	1.920e3	1.05	NO	3.931e3	11.090	11.090	0.476
5	PCB-182/187	46.50	46.49	8.292e5	8.064e5	7.041e4	6.865e4	1.03	NO	1.391e5	351.88	351.88	0.427
6	PCB-183	46.84	46.85	3.612e5	3.723e5	3.442e4	3.445e4	1.00	NO	6.887e4	181.64	181.64	0.445
7	PCB-185	47.51	47.55	9.169e4	7.864e4	7.240e3	6.369e3	1.14	NO	1.361e4	38.279	38.279	0.487
8	PCB-174	47.90	47.89	3.890e5	4.014e5	3.064e4	3.050e4	1.00	NO	6.113e4	178.55	178.55	0.505
9	PCB-177	48.17	48.16	3.459e5	3.318e5	2.823e4	2.679e4	1.05	NO	5.502e4	170.25	170.25	0.535
10	PCB-171	48.45	48.46	1.618e5	1.594e5	1.307e4	1.267e4	1.03	NO	2.574e4	77.325	77.325	0.520
11	PCB-173	48.92	48.90	1.367e4	1.094e4	1.099e3	1.037e3	1.06	NO	2.136e3	7.0977	7.0977	0.575
12	PCB-172	49.37	49.37	9.588e4	9.880e4	7.634e3	7.841e3	0.97	NO	1.548e4	44.491	44.491	0.497
13	PCB-180	49.79	49.79	1.516e6	1.462e6	1.247e5	1.207e5	1.03	NO	2.455e5	687.45	687.45	0.484
14	PCB-193	50.00	49.99	8.493e4	7.433e4	7.156e3	6.593e3	1.09	NO	1.375e4	32.421	32.421	0.408
15	PCB-191	50.26	50.26	2.661e4	3.105e4	2.150e3	2.457e3	0.88	YES	4.607e3	0.00000	9.7053	0.400
16	PCB-170	51.44	51.44	5.143e5	4.952e5	4.152e4	4.007e4	1.04	NO	8.159e4	276.05	276.05	0.580
17	PCB-190	51.62	51.64	1.534e5	1.489e5	1.181e4	1.179e4	1.00	NO	2.360e4	60.424	60.424	0.439
18	PCB-189	53.14	53.14	2.550e4	2.567e4	1.749e3	1.922e3	0.91	NO	3.670e3	9.5085	9.5085	0.389

4th Function Octa-PCBs

	Name	Pred.R	RT	m1 Height	m2 Height	m1 Resp	m2 Resp	RA	n/y	Resp	Conc.	EMPC	DI
1	PCB-202	48.69	48.67	5.549e4	6.020e4	4.407e3	4.928e3	0.89	NO	9.334e3	27.263	27.263	0.194
2	PCB-201	49.16	49.16	3.759e4	4.666e4	3.228e3	3.820e3	0.85	NO	7.048e3	22.842	22.842	0.216
3	PCB-197	49.64	49.65	1.053e4	1.125e4	9.176e2	1.006e3	0.91	NO	1.924e3	5.7949	5.7949	0.200
4	PCB-200	50.57	50.56	3.879e4	4.314e4	3.327e3	3.704e3	0.90	NO	7.030e3	22.413	22.413	0.212
5	PCB-198	52.14	52.17	1.141e4	1.641e4	7.406e2	1.193e3	0.62	YES	1.934e3	0.00000	6.7599	0.286
6	PCB-199	52.25	52.25	2.168e5	2.422e5	1.534e4	1.723e4	0.89	NO	3.258e4	137.36	137.36	0.280
7	PCB-196/203	52.58	52.55	2.801e5	3.055e5	2.027e4	2.222e4	0.91	NO	4.250e4	173.00	173.00	0.271

Vista Analytical Laboratory

Dataset: U:\VG11.PRO\Results\200604K1\200604K1-11.qld

Last Altered: Tuesday, June 09, 2020 16:54:56 Pacific Daylight Time

Printed: Tuesday, June 09, 2020 16:58:54 Pacific Daylight Time

ID: 2000961-01 PDI-165SC-A-00-01-200426 6.99, Description: PDI-165SC-A-00-01-200426

5th Functon Octa-PCBs

	Name	Pred.R...	RT	m1 Height	m2 Height	m1 Resp	m2 Resp	RA	n/y	Resp	Conc.	EMPC	DL
1	PCB-195	53.83	53.84	1.428e5	1.490e5	8.457e3	9.078e3	0.93	NO	1.753e4	63.440	63.440	0.576
2	PCB-194	54.75	54.74	3.340e5	3.817e5	1.988e4	2.206e4	0.90	NO	4.194e4	142.02	142.02	0.539
3	PCB-205	55.01	55.02	2.095e4	2.058e4	1.162e3	1.253e3	0.93	NO	2.415e3	7.0776	7.0776	0.466

Total Nona-PCBs

	Name	Pred.R...	RT	m1 Height	m2 Height	m1 Resp	m2 Resp	RA	n/y	Resp	Conc.	EMPC	DL
1	PCB-208	53.99	53.98	3.820e4	3.033e4	2.259e3	1.964e3	1.15	NO	4.223e3	12.973	12.973	0.323
2	PCB-207	54.30	54.32	2.327e4	1.600e4	1.328e3	8.934e2	1.49	NO	2.222e3	6.9506	6.9506	0.329
3	PCB-206	56.28	56.28	9.930e4	7.925e4	5.709e3	4.768e3	1.20	NO	1.048e4	50.575	50.575	0.488

Deca-CB

	Name	Pred.R...	RT	m1 Height	m2 Height	m1 Resp	m2 Resp	RA	n/y	Resp	Conc.	EMPC	DL
1	PCB-209	57.51	57.51	7.791e4	7.066e4	4.221e3	3.673e3	1.15	NO	7.894e3	41.499	41.499	0.575

Total PCBs

	Name	Pred.R...	RT	m1 Height	m2 Height	m1 Resp	m2 Resp	RA	n/y	Resp	Conc.	EMPC	DL
1													

Total Mono-Isotopes

	Name	Pred.R...	RT	m1 Height	m2 Height	m1 Resp	m2 Resp	RA	n/y	Resp	Conc.	EMPC	DL
1	13C-PCB-1	15.59	15.59	1.224e7	3.854e6	7.495e5	2.422e5	3.09	NO	9.917e5	3500.6		4.43
2	13C-PCB-3	18.26	18.25	8.660e6	2.674e6	7.743e5	2.351e5	3.29	NO	1.009e6	3495.0		4.34

Total Di-Isotopes

	Name	Pred.R...	RT	m1 Height	m2 Height	m1 Resp	m2 Resp	RA	n/y	Resp	Conc.	EMPC	DL
1	13C-PCB-4	19.61	19.58	7.165e6	4.534e6	4.692e5	2.956e5	1.59	NO	7.647e5	4020.1		2.03
2	13C-PCB-9	21.45	21.41	1.086e7	6.929e6	7.834e5	4.951e5	1.58	NO	1.279e6	4158.6		1.26
3	13C-PCB-11	24.91	24.96	6.794e6	4.383e6	7.380e5	4.651e5	1.59	NO	1.203e6	3946.5		1.27
4	13C-PCB-15	25.53	25.65	6.413e6	3.987e6	3.132e5	1.936e5	1.62	NO	5.068e5	1598.5		1.22

Dataset: U:\VG11.PRO\Results\200604K1\200604K1-11.qld

Last Altered: Tuesday, June 09, 2020 16:54:56 Pacific Daylight Time
 Printed: Tuesday, June 09, 2020 16:58:54 Pacific Daylight Time

ID: 2000961-01 PDI-165SC-A-00-01-200426 6.99, Description: PDI-165SC-A-00-01-200426

2nd Function Tri-Isotopes

	Name	Pred.R	RT	m1 Height	m2 Height	m1 Resp	m2 Resp	RA	n/y	Resp	Conc.	EMPC	DL
1	13C-PCB-19	23.88	23.85	3.561e6	3.419e6	3.392e5	3.294e5	1.03	NO	6.687e5	4227.2		18.4
2	13C-PCB-32	26.88	26.84	7.410e6	7.282e6	5.174e5	5.003e5	1.03	NO	1.018e6	4313.5		12.4

3rd Function Tri-Isotopes

	Name	Pred.R	RT	m1 Height	m2 Height	m1 Resp	m2 Resp	RA	n/y	Resp	Conc.	EMPC	DL
1	13C-PCB-31	28.77	28.77	8.778e6	8.457e6	7.163e5	6.944e5	1.03	NO	1.411e6	1598.5		5.72
2	13C-PCB-28	28.88	28.86	7.277e6	7.139e6	5.217e5	5.141e5	1.01	NO	1.036e6	1102.8		5.38
3	13C-PCB-37	32.88	33.01	6.219e6	5.940e6	5.909e5	5.571e5	1.06	NO	1.148e6	1315.2		5.79

Tetra-Isotopes

	Name	Pred.R	RT	m1 Height	m2 Height	m1 Resp	m2 Resp	RA	n/y	Resp	Conc.	EMPC	DL
1	13C-PCB-54	27.72	27.69	4.342e6	5.435e6	3.534e5	4.450e5	0.79	NO	7.984e5	1203.7		1.12
2	13C-PCB-52	31.37	31.38	3.258e6	4.205e6	3.029e5	3.877e5	0.78	NO	6.906e5	1293.8		1.39
3	13C-PCB-47	31.89	31.93	2.712e6	3.397e6	3.295e5	4.193e5	0.79	NO	7.487e5	1315.8		1.30
4	13C-PCB-70	35.54	35.62	1.424e6	1.759e6	8.628e4	1.068e5	0.81	NO	1.931e5	292.22		1.12
5	13C-PCB-80	35.96	35.97	5.125e6	6.594e6	3.956e5	5.031e5	0.79	NO	8.987e5	1316.9		1.08
6	13C-PCB-60	36.68	36.81	6.056e6	7.614e6	4.700e5	5.910e5	0.80	NO	1.061e6	1598.5		1.12
7	13C-PCB-79	37.91	37.89	5.775e6	7.493e6	4.448e5	5.757e5	0.77	NO	1.020e6	1438.4		1.04
8	13C-PCB-81	39.18	39.15	4.878e6	6.260e6	3.836e5	4.977e5	0.77	NO	8.813e5	1344.0		1.13
9	13C-PCB-77	39.80	39.77	4.979e6	6.280e6	4.139e5	5.217e5	0.79	NO	9.356e5	1455.1		1.15

3rd Function Penta-Isotopes

	Name	Pred.R	RT	m1 Height	m2 Height	m1 Resp	m2 Resp	RA	n/y	Resp	Conc.	EMPC	DL
1	13C-PCB-104	32.55	32.62	3.778e6	2.281e6	3.526e5	2.182e5	1.62	NO	5.708e5	1220.8		0.710
2	13C-PCB-95	35.81	35.84	4.200e6	2.602e6	3.173e5	1.959e5	1.62	NO	5.132e5	1385.7		0.896
3	13C-PCB-101	37.56	37.57	4.066e6	2.561e6	3.240e5	2.042e5	1.59	NO	5.282e5	1448.8		0.910
4	13C-PCB-97	38.91	38.89	3.537e6	2.214e6	2.877e5	1.782e5	1.61	NO	4.659e5	1454.5		1.04
5	13C-PCB-111	39.25	39.36	5.551e6	3.440e6	4.549e5	2.804e5	1.62	NO	7.353e5	1598.5		0.722
6	13C-PCB-123	41.56	41.54	5.034e6	3.201e6	3.947e5	2.503e5	1.58	NO	6.450e5	1503.2		0.773
7	13C-PCB-118	41.75	41.72	4.692e6	2.940e6	3.802e5	2.330e5	1.63	NO	6.132e5	1352.6		0.732

Vista Analytical Laboratory

Dataset: U:\VG11.PRO\Results\200604K1\200604K1-11.qld

Last Altered: Tuesday, June 09, 2020 16:54:56 Pacific Daylight Time

Printed: Tuesday, June 09, 2020 16:58:54 Pacific Daylight Time

ID: 2000961-01 PDI-165SC-A-00-01-200426 6.99, Description: PDI-165SC-A-00-01-200426

4th Function Penta-Isotopes

	Name	Pred.R	RT	m1 Height	m2 Height	m1 Resp	m2 Resp	RA	n/y	Resp	Conc.	EMPC	DL
1	13C-PCB-114	42.37	42.40	6.297e6	4.052e6	5.106e5	3.257e5	1.57	NO	8.363e5	1399.7		1.19
2	13C-PCB-105	43.26	43.29	6.167e6	3.944e6	5.026e5	3.287e5	1.53	NO	8.313e5	1368.5		1.17
3	13C-PCB-127	43.62	43.65	6.218e6	3.928e6	5.284e5	3.407e5	1.55	NO	8.691e5	1384.6		1.13
4	13C-PCB-126	45.58	45.62	5.714e6	3.641e6	4.616e5	2.907e5	1.59	NO	7.523e5	1242.0		1.17

4th Function Hexa-Isotopes

	Name	Pred.R	RT	m1 Height	m2 Height	m1 Resp	m2 Resp	RA	n/y	Resp	Conc.	EMPC	DL
1	13C-PCB-153	43.43	43.46	5.022e6	3.948e6	4.139e5	3.263e5	1.27	NO	7.403e5	1404.0		1.16
2	13C-PCB-141	44.20	44.22	3.964e6	3.091e6	3.302e5	2.598e5	1.27	NO	5.900e5	1354.2		1.40
3	13C-PCB-138	45.06	45.09	4.209e6	3.324e6	3.469e5	2.733e5	1.27	NO	6.202e5	1355.1		1.33
4	13C-PCB-159	46.39	46.43	4.288e6	3.370e6	4.176e5	3.322e5	1.26	NO	7.499e5	1348.6		1.10
5	13C-PCB-128	46.60	46.68	4.001e6	3.171e6	3.453e5	2.722e5	1.27	NO	6.175e5	1598.5		1.58
6	13C-PCB-167	47.10	47.17	4.869e6	3.824e6	4.208e5	3.319e5	1.27	NO	7.527e5	1352.9		1.10
7	13C-PCB-156	48.45	48.44	5.224e6	4.138e6	4.173e5	3.330e5	1.25	NO	7.503e5	1390.4		1.13
8	13C-PCB-157	48.71	48.73	4.852e6	3.811e6	4.162e5	3.262e5	1.28	NO	7.424e5	1375.6		1.13
9	13C-PCB-169	50.99	50.98	4.648e6	3.694e6	3.792e5	2.971e5	1.28	NO	6.762e5	1315.0		1.19

5th Function Octa-Isotopes

	Name	Pred.R	RT	m1 Height	m2 Height	m1 Resp	m2 Resp	RA	n/y	Resp	Conc.	EMPC	DL
1	13C-PCB-194	54.75	54.73	3.400e6	3.721e6	2.019e5	2.212e5	0.91	NO	4.230e5	1382.3		2.06
2	13C-PCB-205	54.96	55.01	5.366e6	6.029e6	3.020e5	3.350e5	0.90	NO	6.370e5	1598.5		1.58

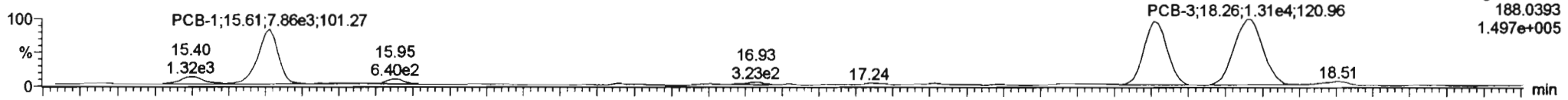
Dataset: Untitled

Last Altered: Saturday, June 06, 2020 09:37:56 Pacific Daylight Time
Printed: Saturday, June 06, 2020 09:42:03 Pacific Daylight Time

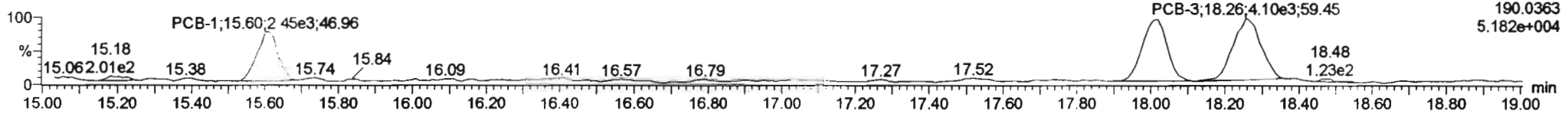
Name: 200604K1_11, Date: 04-Jun-2020, Time: 18:26:27, ID: 2000961-01 PDI-165SC-A-00-01-200426 6.99, Description: PDI-165SC-A-00-01-200426

PCB-1

200604K1_11




200604K1_11

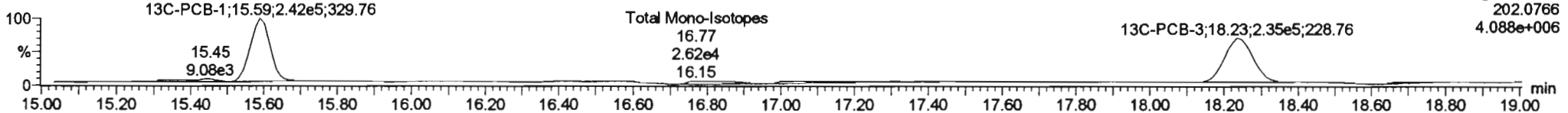


13C-PCB-1

200604K1_11

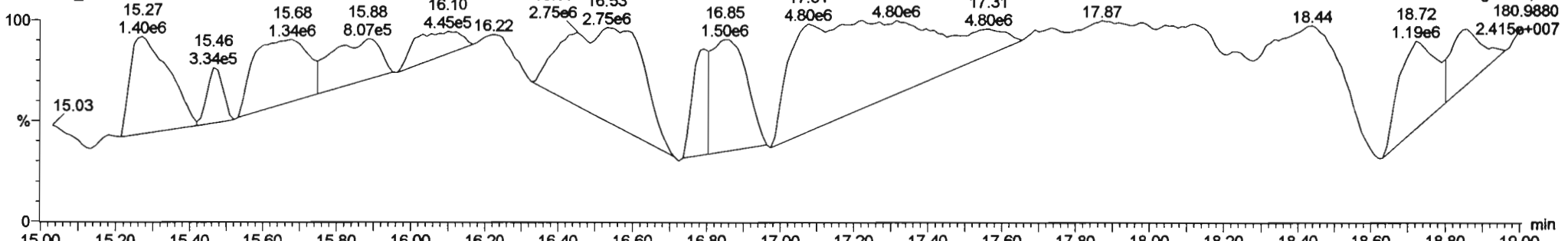


200604K1_11



PFK1

200604K1_11

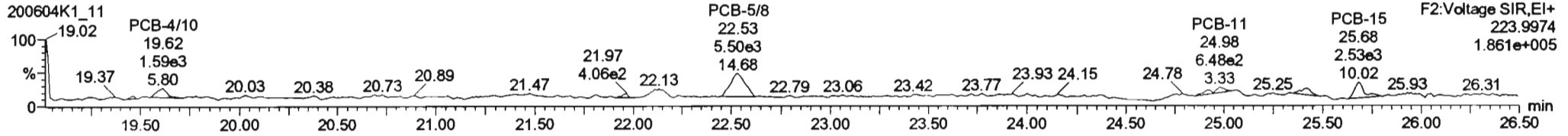
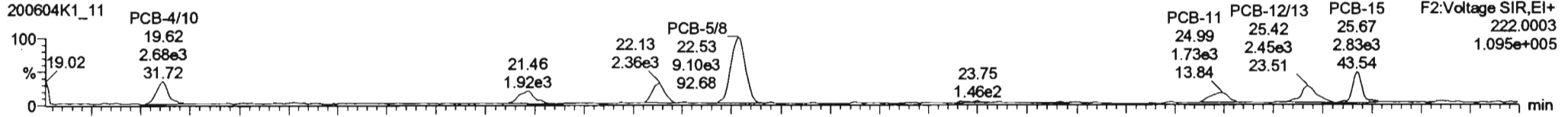


Dataset: Untitled

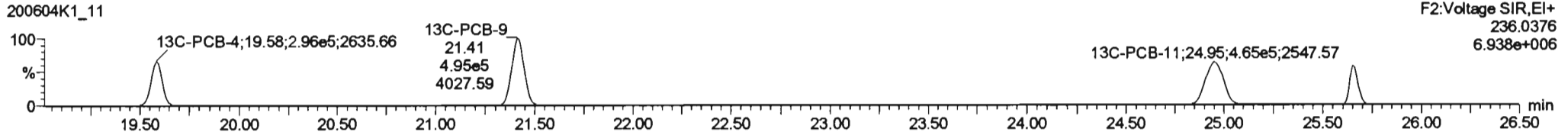
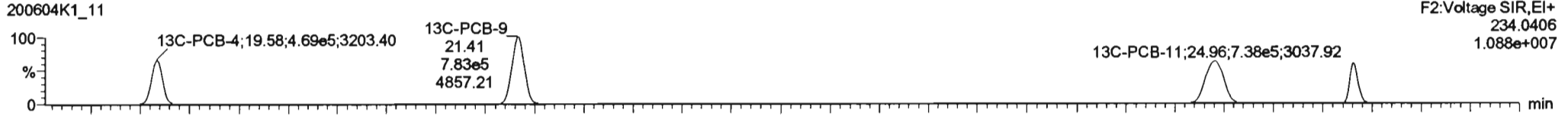
Last Altered: Saturday, June 06, 2020 09:37:56 Pacific Daylight Time
 Printed: Saturday, June 06, 2020 09:42:03 Pacific Daylight Time

Name: 200604K1_11, Date: 04-Jun-2020, Time: 18:26:27, ID: 2000961-01 PDI-165SC-A-00-01-200426 6.99, Description: PDI-165SC-A-00-01-200426

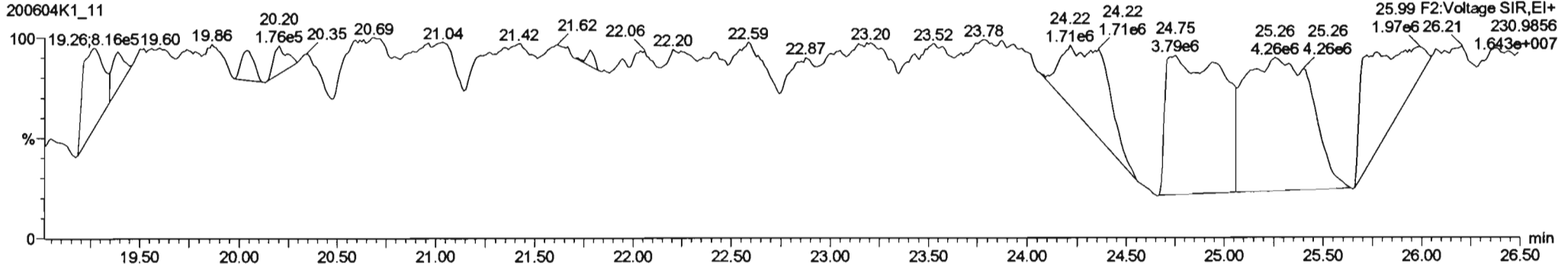
PCB-4/10



13C-PCB-4



PFK2a


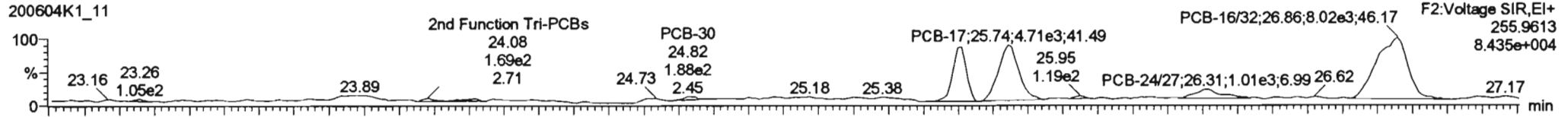


Dataset: Untitled

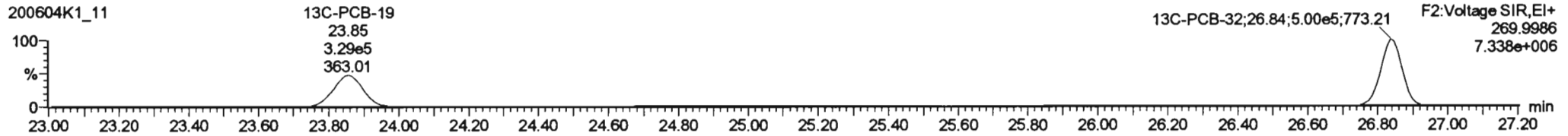

Last Altered: Saturday, June 06, 2020 09:37:56 Pacific Daylight Time
Printed: Saturday, June 06, 2020 09:42:03 Pacific Daylight Time

Name: 200604K1_11, Date: 04-Jun-2020, Time: 18:26:27, ID: 2000961-01 PDI-165SC-A-00-01-200426 6.99, Description: PDI-165SC-A-00-01-200426

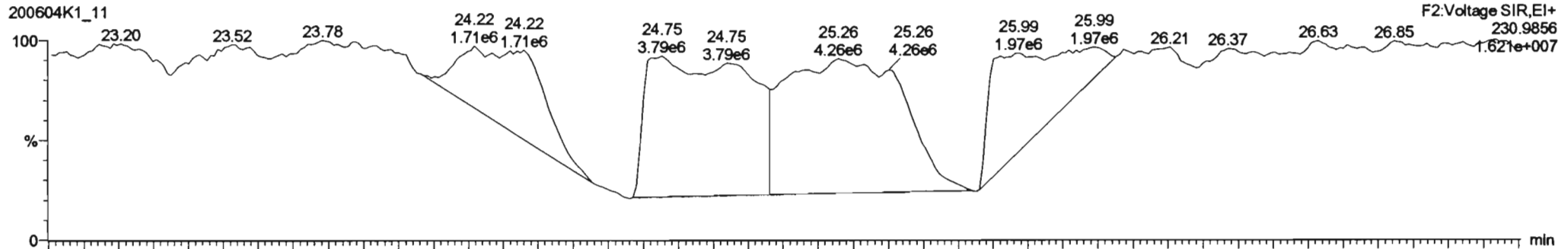
PCB-19



13C-PCB-19



PFK2b

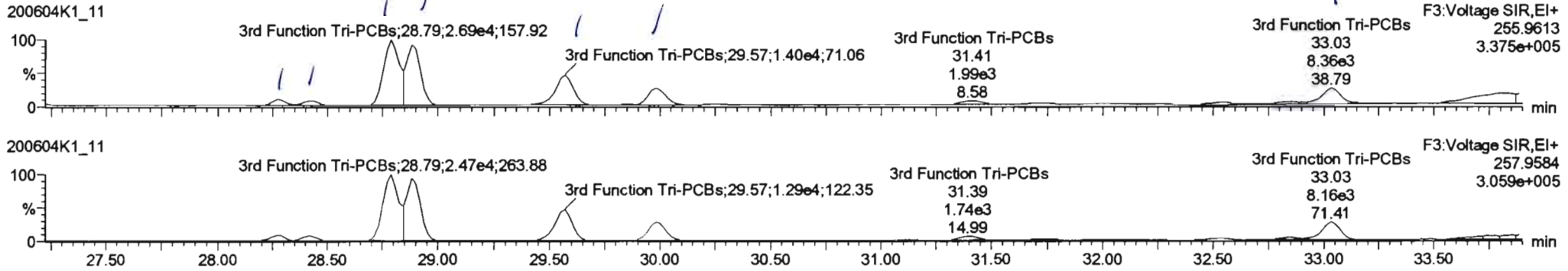


Dataset: Untitled

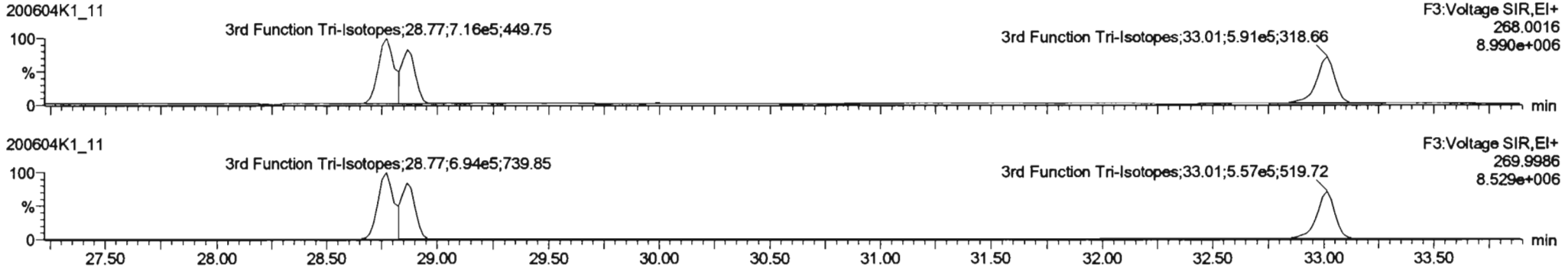
Last Altered: Saturday, June 06, 2020 09:37:56 Pacific Daylight Time
Printed: Saturday, June 06, 2020 09:42:03 Pacific Daylight Time

Name: 200604K1_11, Date: 04-Jun-2020, Time: 18:26:27, ID: 2000961-01 PDI-165SC-A-00-01-200426 6.99, Description: PDI-165SC-A-00-01-200426

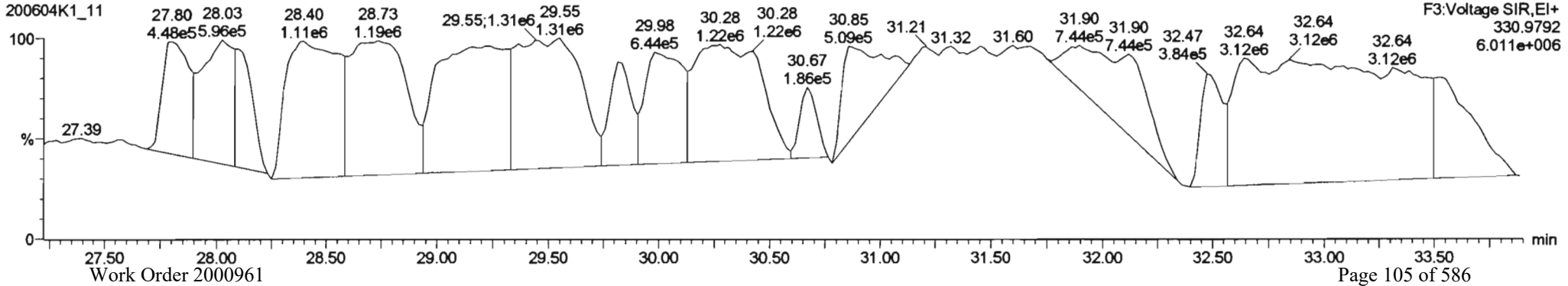
PCB-34

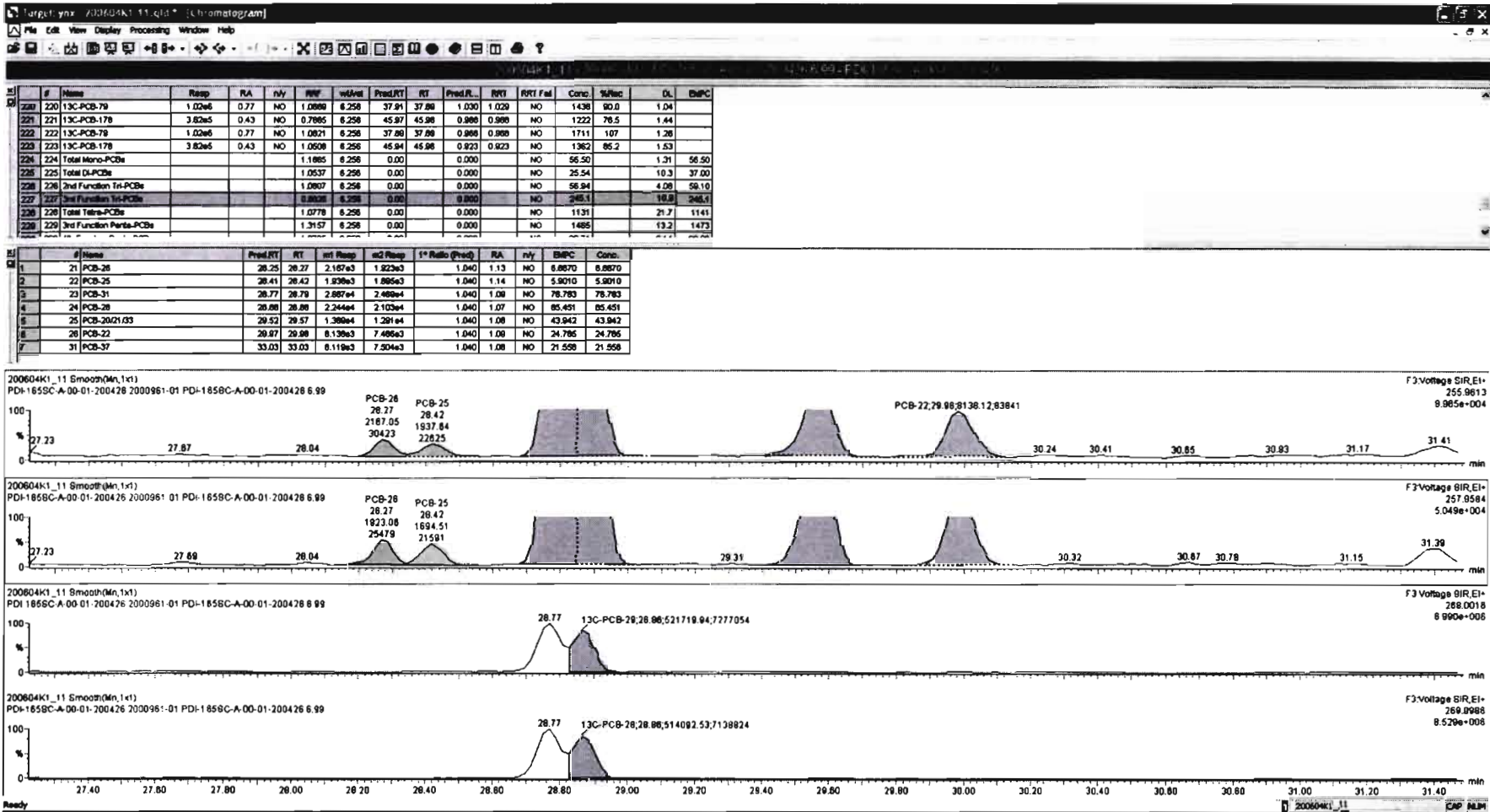


13C-PCB-28



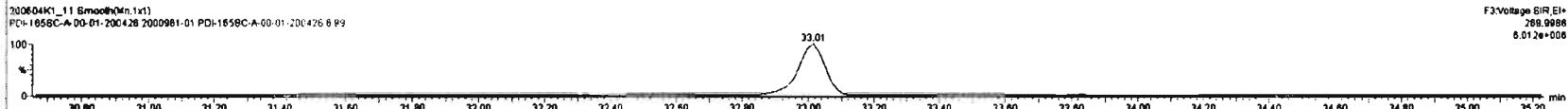
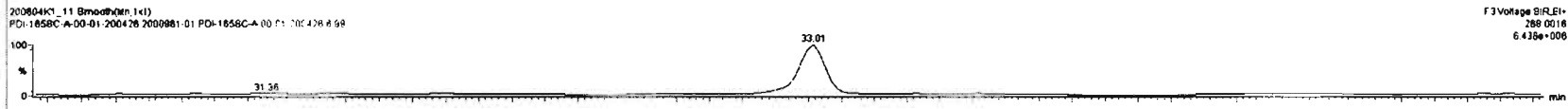
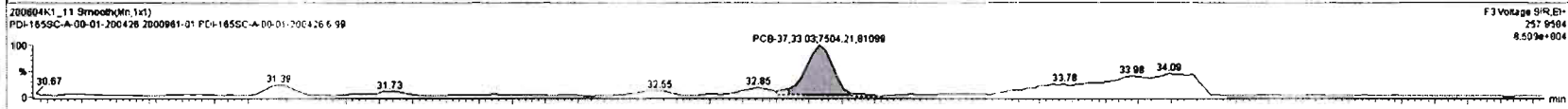
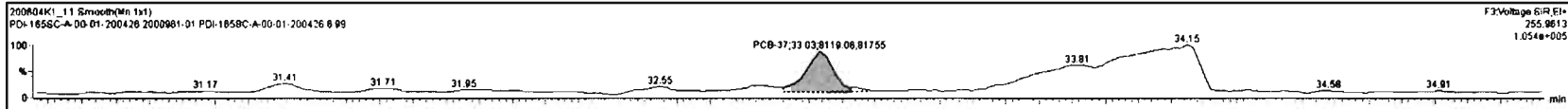
PFK3d





#	Name	Resp	RA	n1	n2	Ret	Ret	Ret	Ret	Ret	Conc.	Ratio	DL	BAPC
220	13C-PCB-79	1.02e5	0.77	NO	1.0898	8.258	37.81	37.89	1.020	1.028	NO	1438	80.0	1.04
221	13C-PCB-178	3.82e5	0.43	NO	0.7865	8.258	45.57	45.86	0.989	0.988	NO	1222	78.5	1.44
222	13C-PCB-79	1.02e5	0.77	NO	1.0821	8.258	37.89	37.89	0.988	0.988	NO	1711	107	1.28
223	13C-PCB-178	3.82e5	0.43	NO	1.0508	8.258	45.84	45.86	0.823	0.823	NO	1382	85.2	1.53
224	224 Total Mono-PCBs				1.1895	8.258	0.00	0.000	0.000	0.000	NO	98.50	1.31	56.50
225	225 Total Di-PCBs				1.0537	8.258	0.00	0.000	0.000	0.000	NO	25.54	10.3	37.00
226	226 2nd Function Tri-PCBs				1.0807	8.258	0.00	0.000	0.000	0.000	NO	98.94	4.08	59.10
227	227 3rd Function Tri-PCBs				0.8828	8.258	0.00	0.000	0.000	0.000	NO	288.53	18.8	245.3
228	228 Total Tetra-PCBs				1.0778	8.258	0.00	0.000	0.000	0.000	NO	1131	21.7	1141
229	229 3rd Function Penta-PCBs				1.3157	8.258	0.00	0.000	0.000	0.000	NO	1488	13.2	1473

#	Name	Peak RT	RT	ret Resp	m2 Resp	1 st Ratio (Peak)	RA	n1	n2	BAPC	Conc.
1	21 PCB-20	28.25	28.27	2.187e3	1.927e3	1.040	1.13	NO	8.8970	8.8970	255.9813
2	22 PCB-25	28.41	28.42	1.839e3	1.895e3	1.040	1.14	NO	5.8010	5.8010	1.054e+005
3	23 PCB-31	28.77	28.78	2.887e4	2.469e4	1.040	1.08	NO	78.783	78.783	8.509e+004
4	24 PCB-38	28.88	28.88	2.244e4	2.102e4	1.040	1.07	NO	85.451	85.451	288.0018
5	25 PCB-20(21)03	28.82	28.87	1.388e4	1.391e4	1.040	1.08	NO	43.942	43.942	6.438e+006
6	26 PCB-22	28.87	28.98	8.139e3	7.485e3	1.040	1.08	NO	34.785	34.785	288.9888
7	31 PCB-37	33.03	33.03	8.119e3	7.504e3	1.040	1.08	NO	21.568	21.568	8.012e+006

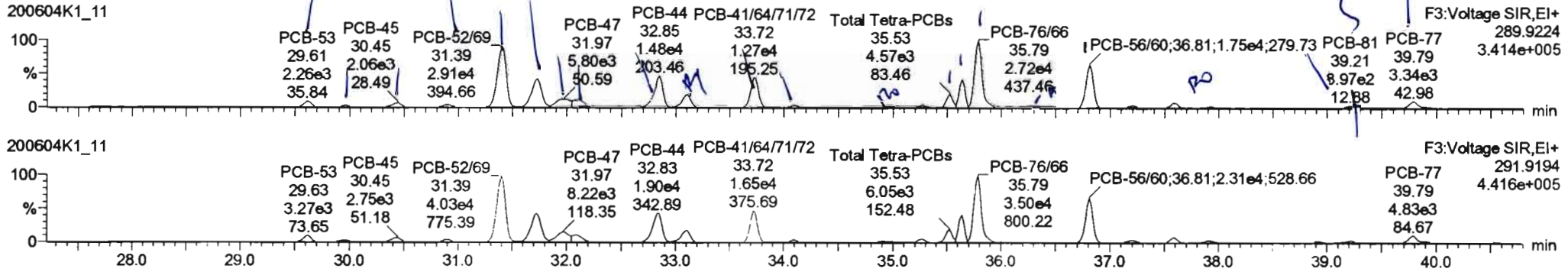


Dataset: Untitled

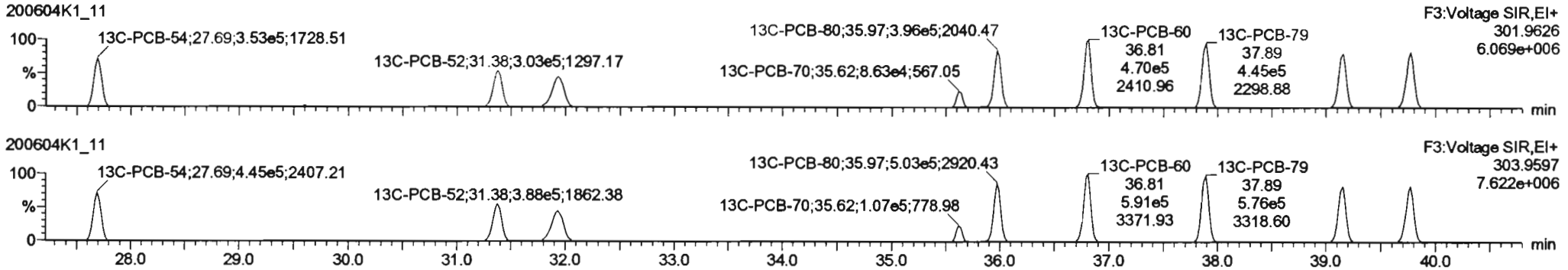
Last Altered: Saturday, June 06, 2020 09:37:56 Pacific Daylight Time
Printed: Saturday, June 06, 2020 09:42:03 Pacific Daylight Time

Name: 200604K1_11, Date: 04-Jun-2020, Time: 18:26:27, ID: 2000961-01 PDI-165SC-A-00-01-200426 6.99, Description: PDI-165SC-A-00-01-200426

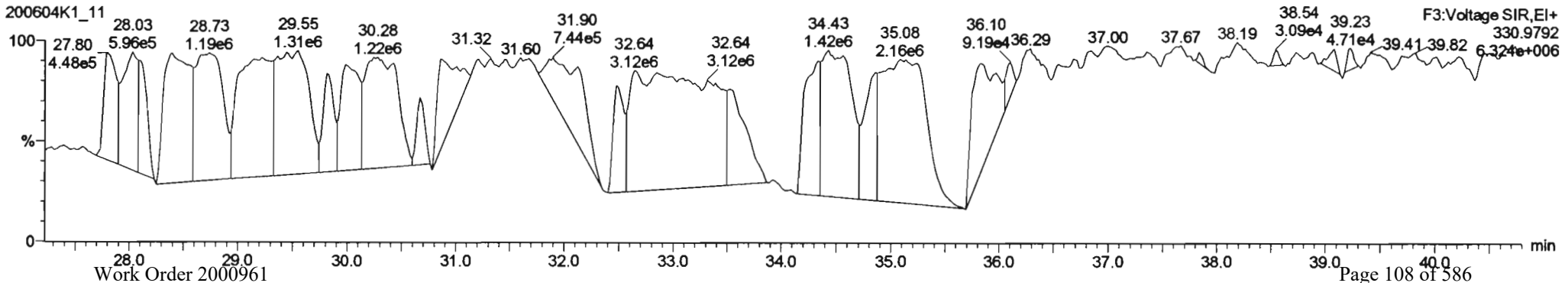
PCB-54



13C-PCB-54



PFK3a



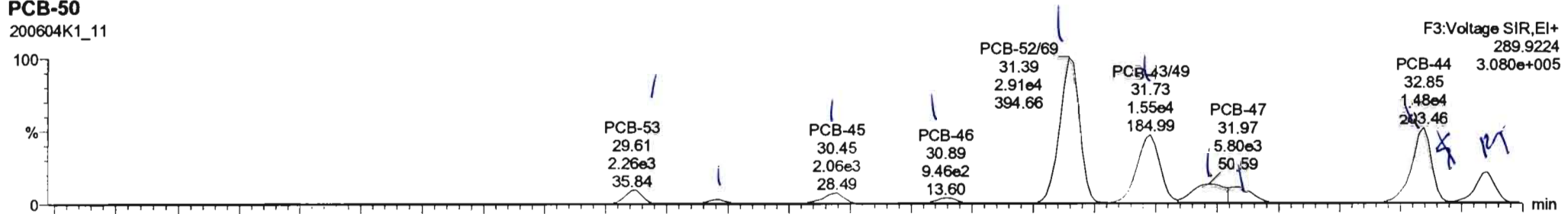
Dataset: Untitled

Last Altered: Saturday, June 06, 2020 09:37:56 Pacific Daylight Time
 Printed: Saturday, June 06, 2020 09:42:03 Pacific Daylight Time

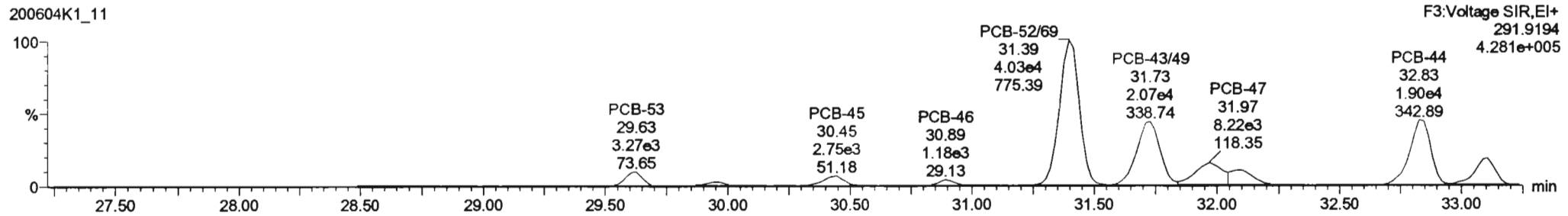
Name: 200604K1_11, Date: 04-Jun-2020, Time: 18:26:27, ID: 2000961-01 PDI-165SC-A-00-01-200426 6.99, Description: PDI-165SC-A-00-01-200426

PCB-50

200604K1_11

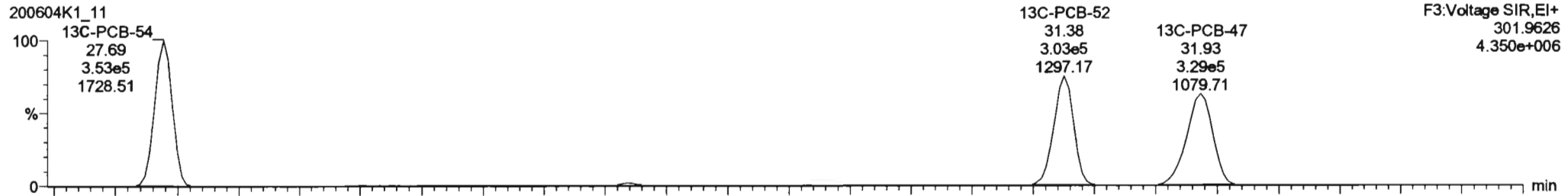


200604K1_11

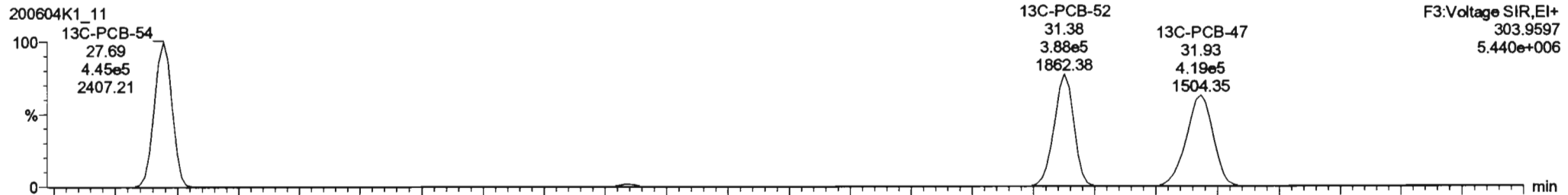


13C-PCB-52

200604K1_11



200604K1_11

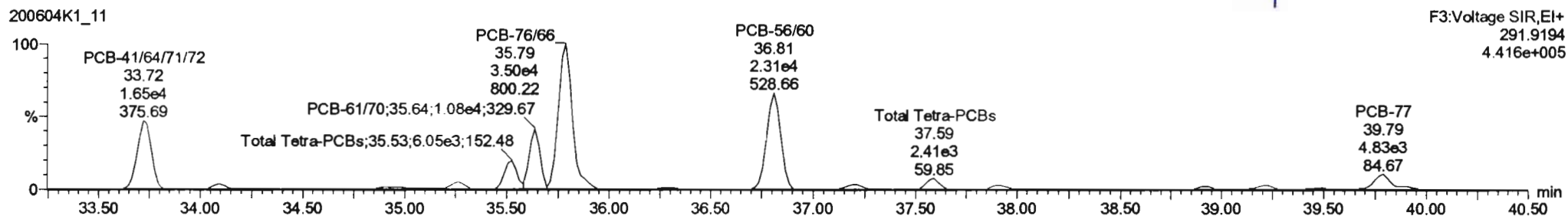
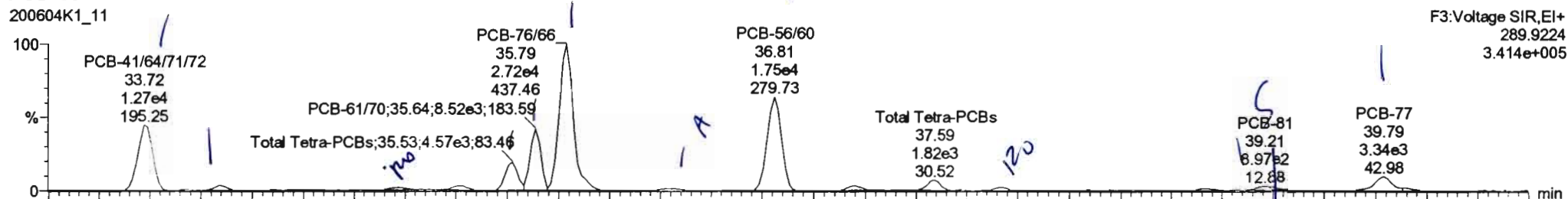


Dataset: Untitled

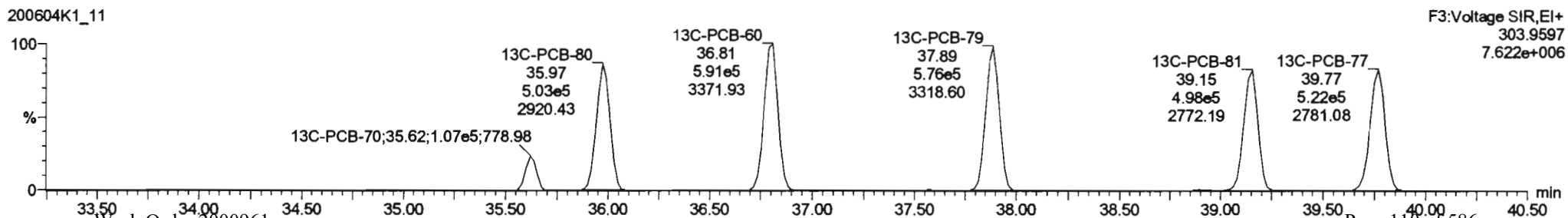
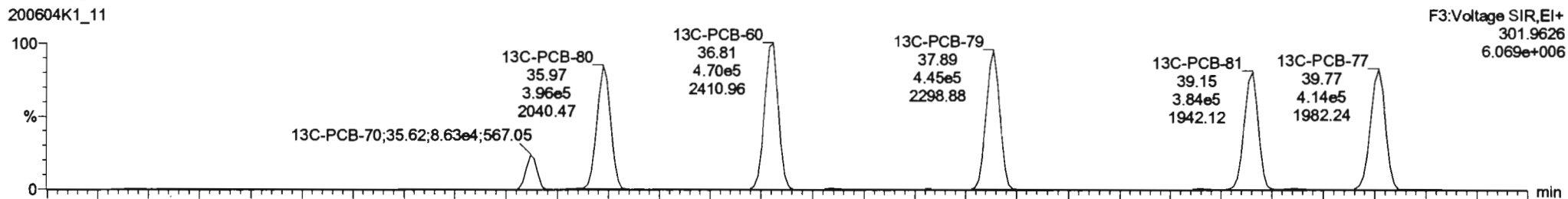
Last Altered: Saturday, June 06, 2020 09:37:56 Pacific Daylight Time
 Printed: Saturday, June 06, 2020 09:42:03 Pacific Daylight Time

Name: 200604K1_11, Date: 04-Jun-2020, Time: 18:26:27, ID: 2000961-01 PDI-165SC-A-00-01-200426 6.99, Description: PDI-165SC-A-00-01-200426

PCB-68



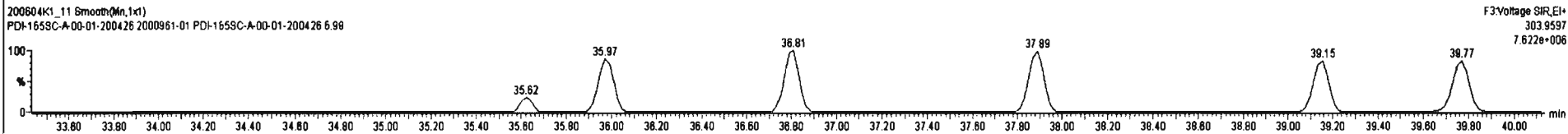
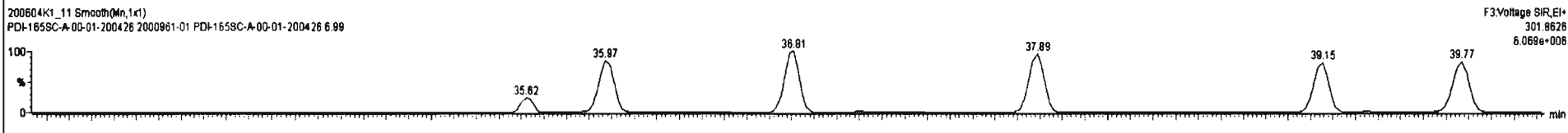
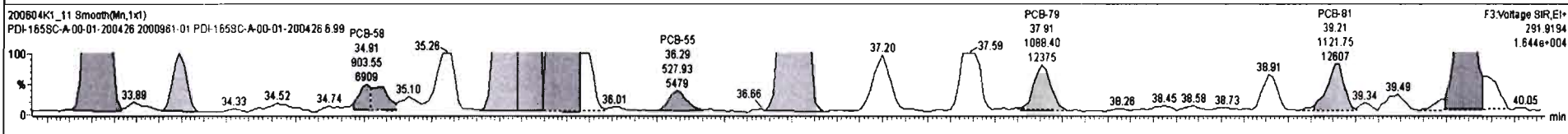
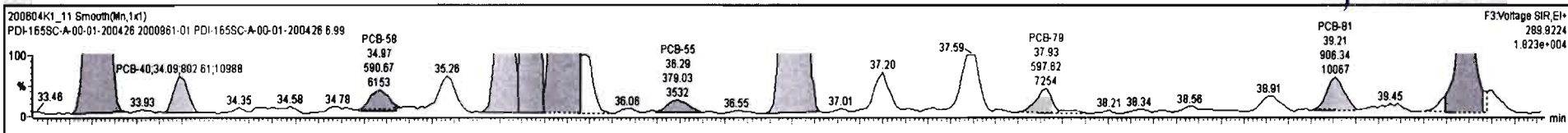
13C-PCB-60



#	Name	Resp	RA	n/y	RFP	w/wot	Pred.RT	RT	Pred.RL	RRT	RRT Fal	Conc.	%Rec	DL	EMPC
227	227 3rd Function Tri-PCBs				0.9828	6.256	0.000		0.000		NO	245.1		10.8	245.1
228	228 Total Tetra-PCBs				1.5778	6.256	0.000		0.000		NO	1184		21.7	1185
229	229 3rd Function Penta-PCBs				1.3157	6.256	0.000		0.000		NO	1465		13.2	1473
230	230 4th Function Penta-PCBs				1.0735	6.256	0.000		0.000		NO	93.71		2.14	96.09
231	231 3rd Function Hexa-PCBs				0.9505	6.256	0.000		0.000		NO	906.9		3.29	909.0
232	232 4th Function Hexa-PCBs				1.0316	6.256	0.000		0.000		NO	1920		9.98	1920
233	233 Total Hepta-PCBs				1.3551	6.256	0.000		0.000		NO	2350		10.2	2360
234	234 4th Function Octa-PCBs				1.0008	6.256	0.000		0.000		NO	388.5		1.86	394.7
235	235 5th Function Octa-PCBs				1.1499	6.256	0.000		0.000		NO	212.5		1.58	212.5
236	236 Total Nona-PCBs				0.9523	6.256	0.000		0.000		NO	70.59		1.14	70.59



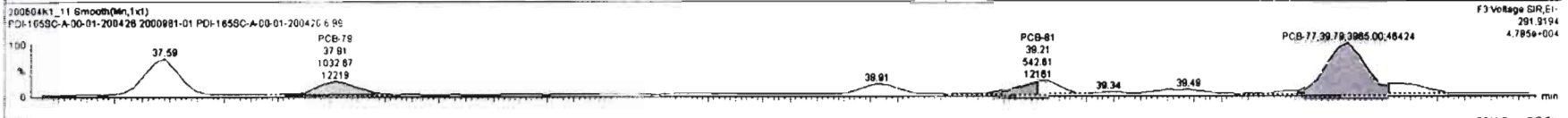

#	Name	Pred.RT	RT	m1 Resp	m2 Resp	1° Ratio (Pred)	RA	n/y	EMPC	Conc.
1	34 PCB-53	29.61	29.61	2.264e3	3.269e3	0.770	0.69	NO	12.847	12.847
2	35 PCB-51	29.96	29.96	6.398e2	9.233e2	0.770	0.69	NO	3.3964	3.3964
3	36 PCB-45	30.41	30.44	2.061e3	2.752e3	0.770	0.75	NO	12.878	12.878
4	37 PCB-46	30.81	30.89	9.458e2	1.182e3	0.770	0.80	NO	5.8288	5.8288
5	38 PCB-52/68	31.41	31.39	2.907e4	4.034e4	0.770	0.72	NO	137.71	137.71
6	40 PCB-43/49	31.70	31.73	1.548e4	2.071e4	0.770	0.75	NO	82.441	82.441
7	41 PCB-47	31.95	31.97	5.798e3	8.223e3	0.770	0.71	NO	32.473	32.473
11	47 PCB-46/75	37.08	37.06	3.424e3	4.567e3	0.770	0.75	NO	15.221	15.221

See next page



#	Name	Resp	RA	nly	RPF	wt/dwt	Pred.RT	R1	Pred.R.	RT	RT Fail	Conc.	%Rec	DL	EMPC
227	3rd Function Tri-PCBs				0.9828	6.258	0.00		0.000	NO	245.1	10.8	245.1		
228	Total Tetra-PCBs				1.2979	6.258	0.00		0.000	NO	1182	21.7	1194		
229	3rd Function Penta-PCBs				1.3157	6.258	0.00		0.000	NO	1485	13.2	1473		
230	4th Function Penta-PCBs				1.0735	6.258	0.00		0.000	NO	93.71	2.14	96.09		
231	3rd Function Hexa-PCBs				0.8005	6.258	0.00		0.000	NO	908.9	3.29	909.0		
232	4th Function Hexa-PCBs				1.0316	6.258	0.00		0.000	NO	1920	8.88	1920		
233	Total Hepta-PCBs				1.3551	6.258	0.00		0.000	NO	2350	10.2	2360		
234	4th Function Octa-PCBs				1.0008	6.258	0.00		0.000	NO	398.5	1.88	394.7		
235	5th Function Octa-PCBs				1.1498	6.258	0.00		0.000	NO	212.5	1.58	212.5		
236	Total Nona-PCBs				0.9523	6.258	0.00		0.000	NO	70.58	1.14	70.58		

#	Name	Pred.RT	RT	int Resp	s2 Resp	1* Ratio (Pred)	RA	nly	EMPC	Conc.
14	55 PCB-81/70	35.64	35.64	6.516e3	1.084e4	0.770	0.79	NO	151.93	151.93
15	56 PCB-76/68	35.83	35.78	2.584e4	3.347e4	0.770	0.77	NO	421.54	421.54
16	58 PCB-55	36.33	36.28	3.790e2	5.279e2	0.770	0.72	NO	1.3600	1.3600
17	58 PCB-58/60	36.84	36.81	1.751e4	2.310e4	0.770	0.78	NO	70.984	70.984
18	80 PCB-78	37.94	37.93	8.221e2	1.033e3	0.770	0.80	YES	2.2342	0.00000
19	82 PCB-81	38.17	38.21	4.450e2	5.426e2	0.770	0.82	NO	1.7118	1.7119
20	83 PCB-77	38.79	38.78	3.071e3	3.955e3	0.770	0.77	NO	10.573	10.573



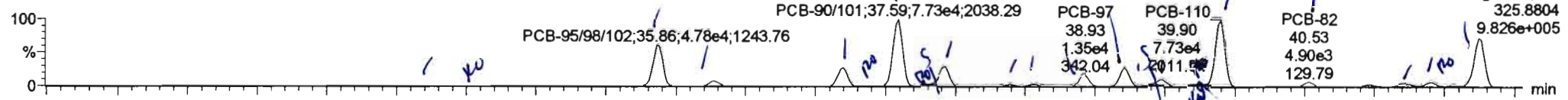
Dataset: Untitled

Last Altered: Saturday, June 06, 2020 09:37:56 Pacific Daylight Time
Printed: Saturday, June 06, 2020 09:42:03 Pacific Daylight Time

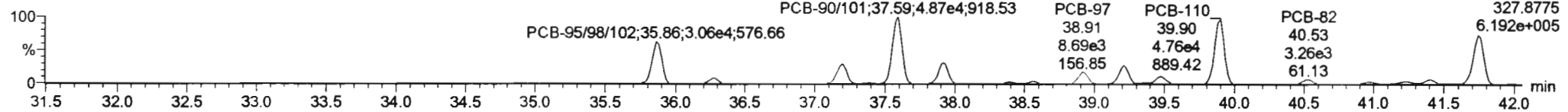
Name: 200604K1_11, Date: 04-Jun-2020, Time: 18:26:27, ID: 2000961-01 PDI-165SC-A-00-01-200426 6.99, Description: PDI-165SC-A-00-01-200426

PCB-104

200604K1_11




200604K1_11

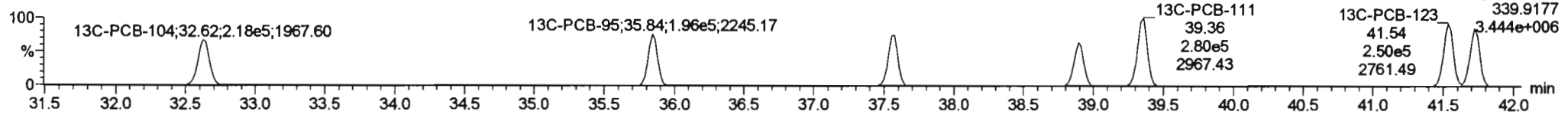


13C-PCB-104

200604K1_11

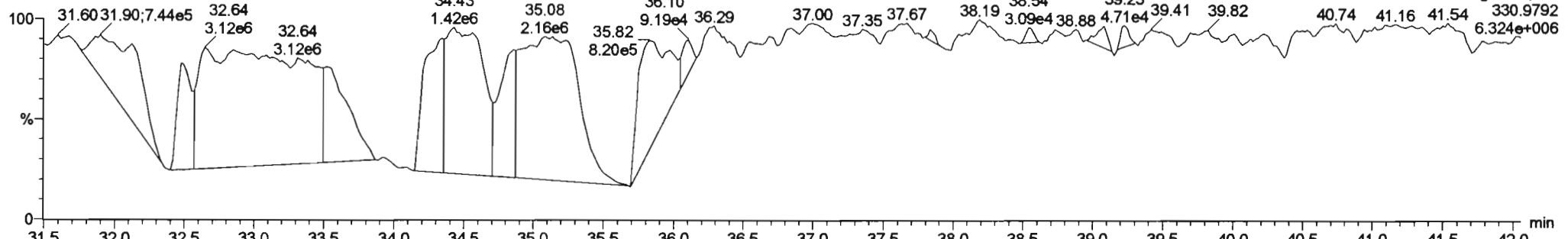


200604K1_11



PFK3b

200604K1_11



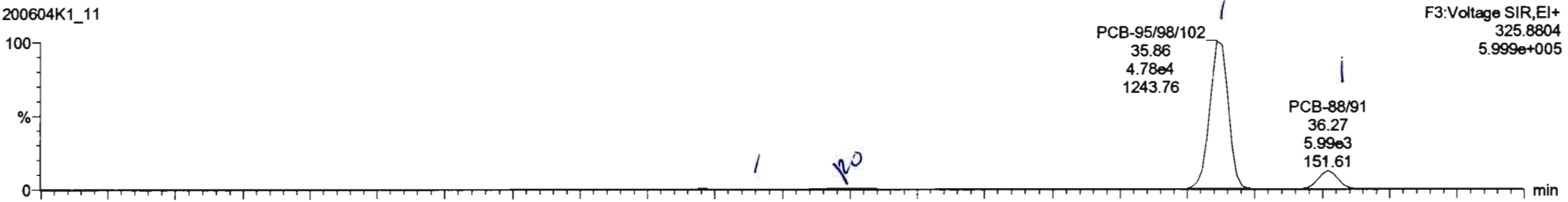
Dataset: Untitled

Last Altered: Saturday, June 06, 2020 09:37:56 Pacific Daylight Time
Printed: Saturday, June 06, 2020 09:42:03 Pacific Daylight Time

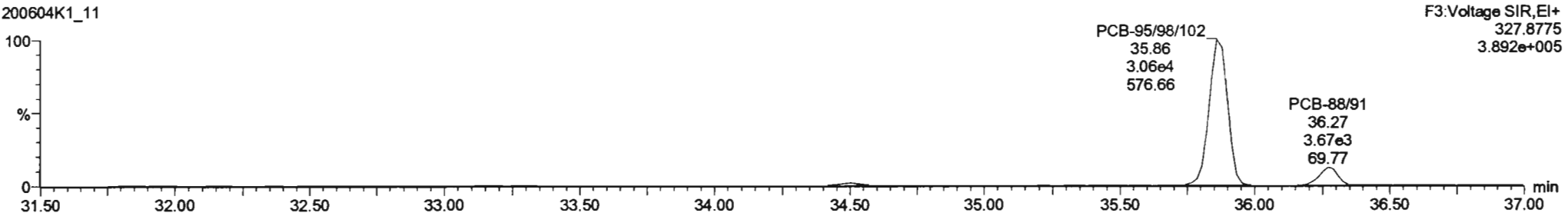
Name: 200604K1_11, Date: 04-Jun-2020, Time: 18:26:27, ID: 2000961-01 PDI-165SC-A-00-01-200426 6.99, Description: PDI-165SC-A-00-01-200426

PCB-96

200604K1_11

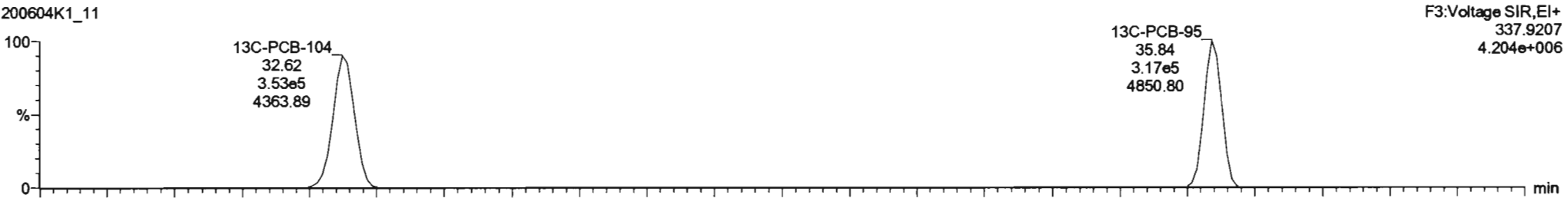


200604K1_11

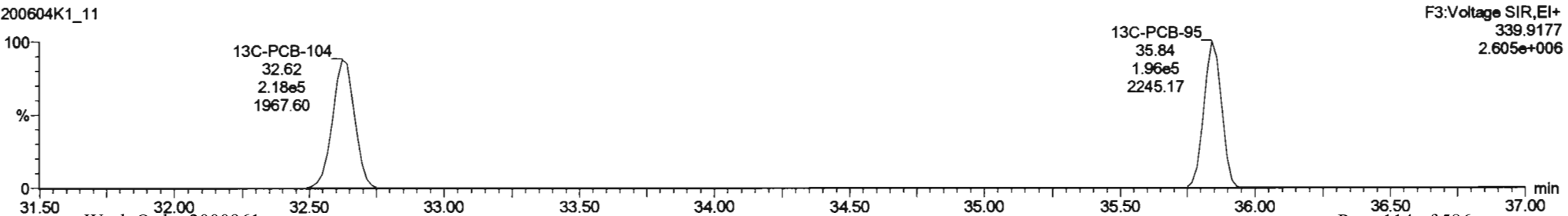


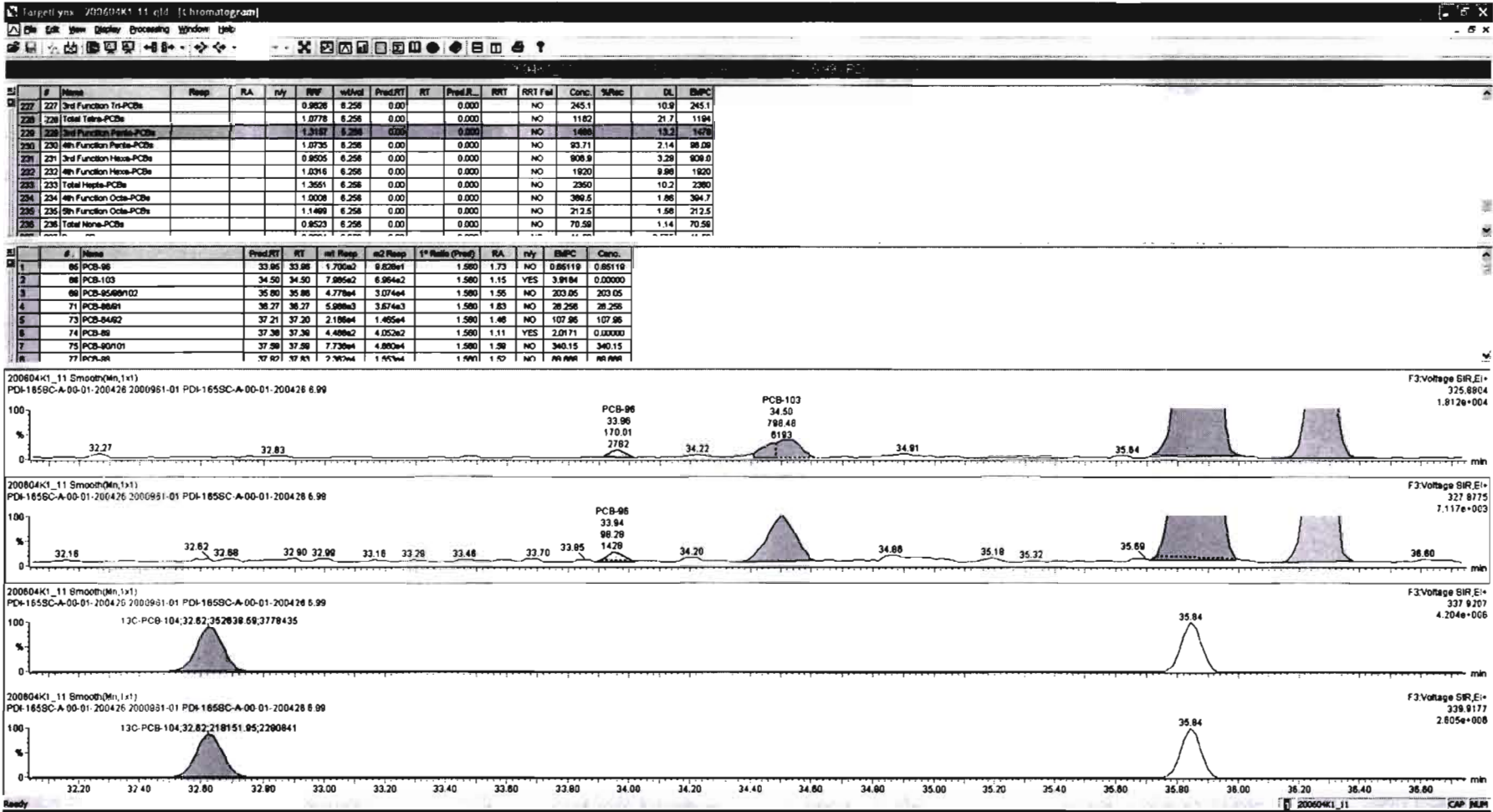
13C-PCB-95

200604K1_11



200604K1_11





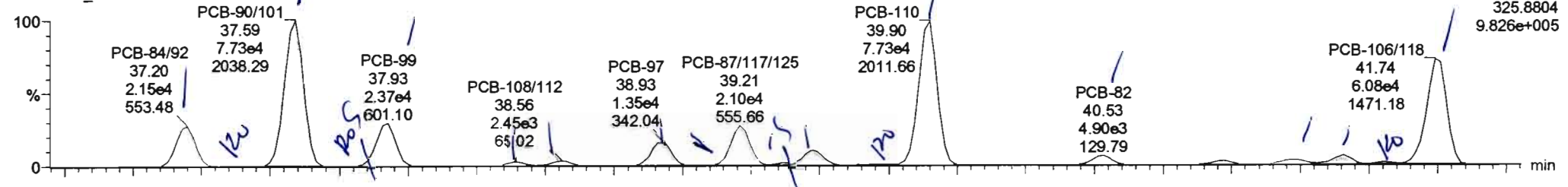
Dataset: Untitled

Last Altered: Saturday, June 06, 2020 09:37:56 Pacific Daylight Time
 Printed: Saturday, June 06, 2020 09:42:03 Pacific Daylight Time

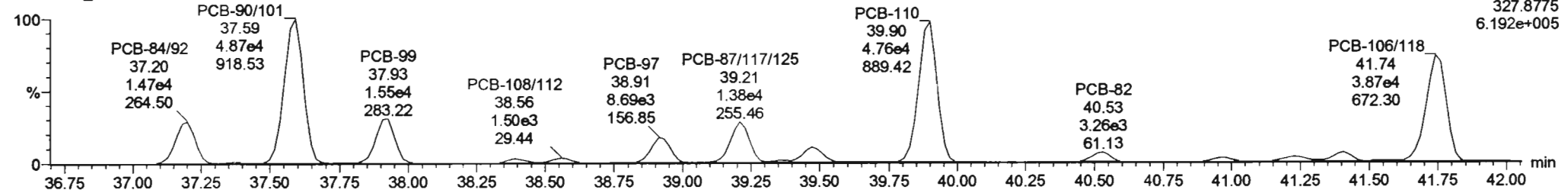
Name: 200604K1_11, Date: 04-Jun-2020, Time: 18:26:27, ID: 2000961-01 PDI-165SC-A-00-01-200426 6.99, Description: PDI-165SC-A-00-01-200426

PCB-119

200604K1_11

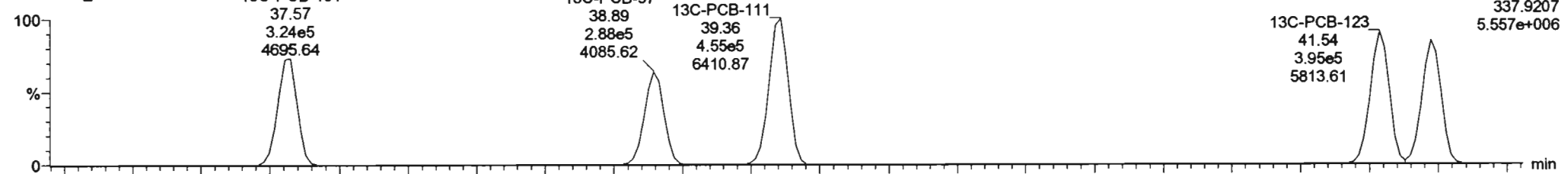


200604K1_11

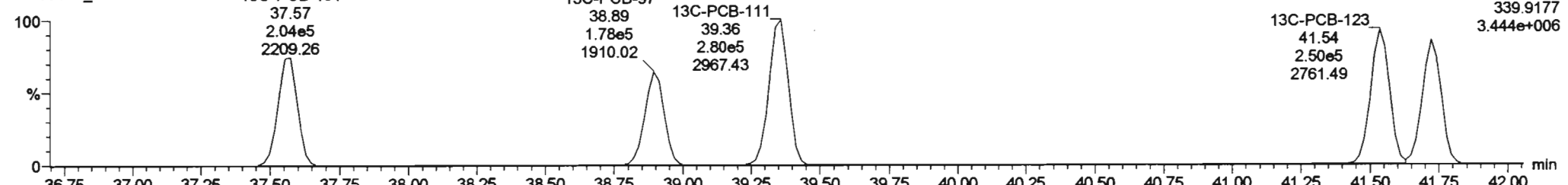


13C-PCB-111

200604K1_11

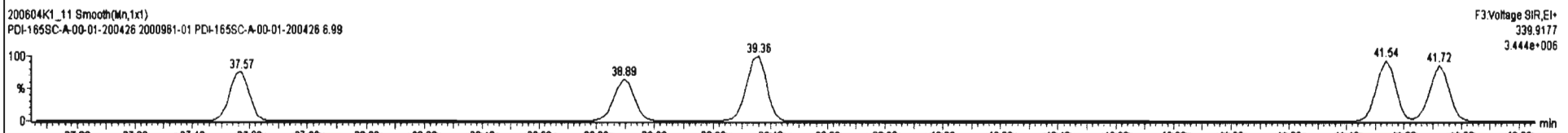
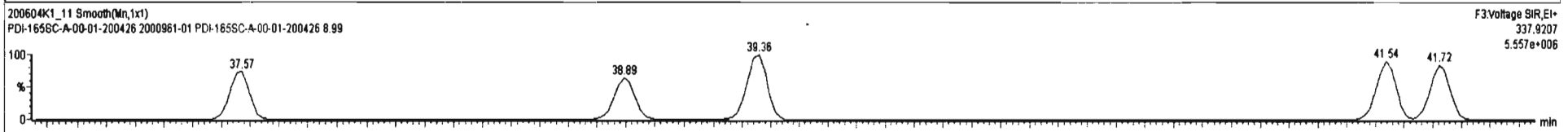
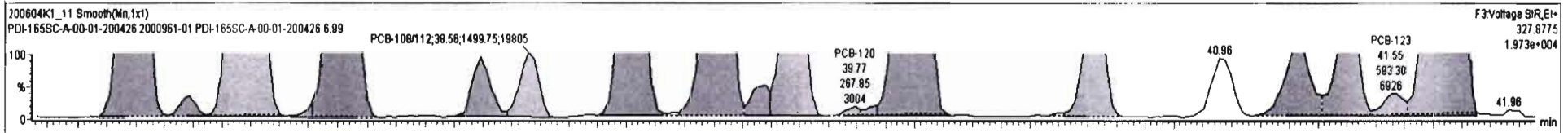
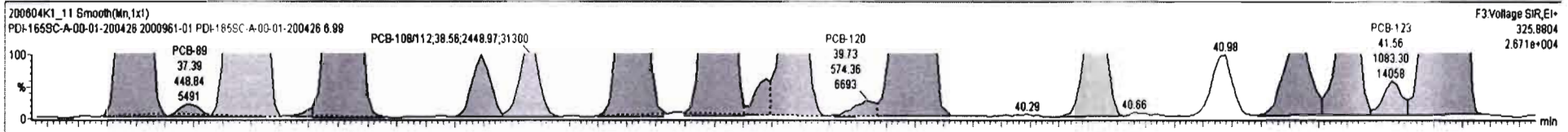


200604K1_11



#	Name	Resp	RA	nly	RRF	wtVol	Pred.RT	RT	Pred.R	RRT	RRT Fail	Conc.	%Rec	DL	EMPC
227	3rd Function Tri-PCBs				0.9628	6.256	0.00		0.000		NO	245.1		10.9	245.1
228	Total Tetra-PCBs				1.0778	6.256	0.00		0.000		NO	1182		21.7	1194
229	3rd Function Penta-PCBs				1.3157	6.256	0.00		0.000		NO	1469		13.2	1479
230	4th Function Penta-PCBs				1.0735	6.256	0.00		0.000		NO	93.71		2.14	96.09
231	3rd Function Hexa-PCBs				0.9505	6.256	0.00		0.000		NO	906.9		3.29	909.0
232	4th Function Hexa-PCBs				1.0316	6.256	0.00		0.000		NO	1920		9.98	1920
233	Total Hepta-PCBs				1.3551	6.256	0.00		0.000		NO	2350		10.2	2360
234	4th Function Octa-PCBs				1.0008	6.256	0.00		0.000		NO	389.5		1.86	394.7
235	5th Function Octa-PCBs				1.1499	6.256	0.00		0.000		NO	212.5		1.58	212.5
236	Total Nona-PCBs				0.9523	6.256	0.00		0.000		NO	70.59		1.14	70.59

#	Name	Pred.RT	RT	m1 Resp	m2 Resp	1 st Ratio (Pred)	RA	nly	EMPC	Conc.
1	65 PCB-96	33.95	33.96	1.700e2	9.828e1	1.560	1.73	NO	0.65119	0.65119
2	66 PCB-103	34.50	34.50	7.985e2	6.964e2	1.560	1.15	YES	3.9184	0.00000
3	69 PCB-9569/102	35.80	35.86	4.778e4	3.074e4	1.560	1.55	NO	203.05	203.05
4	71 PCB-8691	36.27	36.27	5.986e3	3.674e3	1.560	1.63	NO	28.256	28.256
5	73 PCB-8462	37.21	37.20	2.172e4	1.465e4	1.560	1.48	NO	108.15	108.15
6	74 PCB-89	37.38	37.38	4.488e2	4.052e2	1.560	1.11	YES	2.0171	0.00000
7	75 PCB-90/101	37.58	37.58	7.738e4	4.880e4	1.560	1.59	NO	340.15	340.15
8	76 PCB-113	37.81	37.81	1.432e2	1.136e2	1.560	1.26	YES	0.47151	0.00000

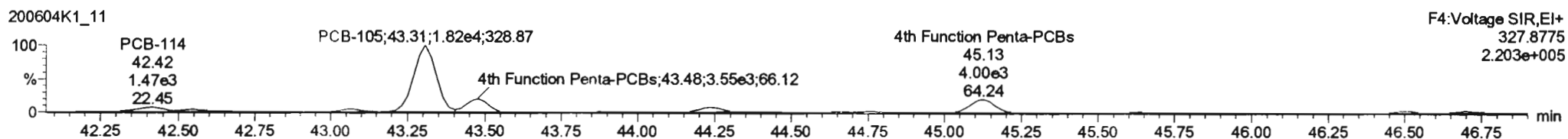



Dataset: Untitled

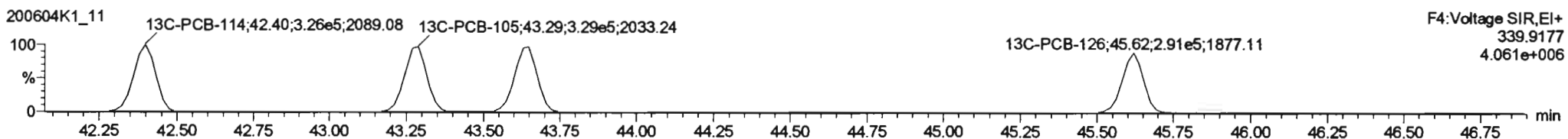

Last Altered: Saturday, June 06, 2020 09:37:56 Pacific Daylight Time
 Printed: Saturday, June 06, 2020 09:42:03 Pacific Daylight Time

Name: 200604K1_11, Date: 04-Jun-2020, Time: 18:26:27, ID: 2000961-01 PDI-165SC-A-00-01-200426 6.99, Description: PDI-165SC-A-00-01-200426

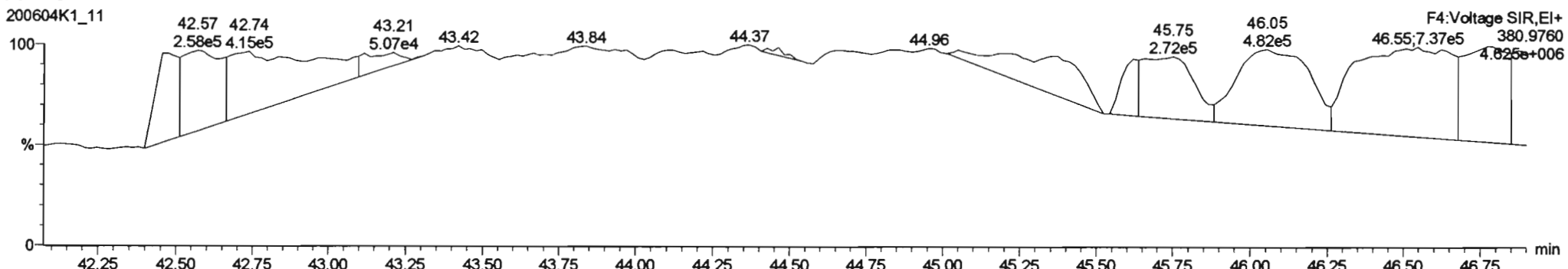
PCB-114



13C-PCB-114

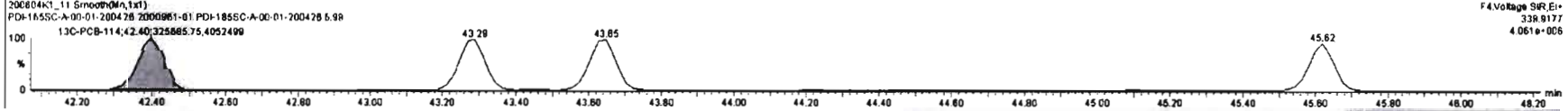

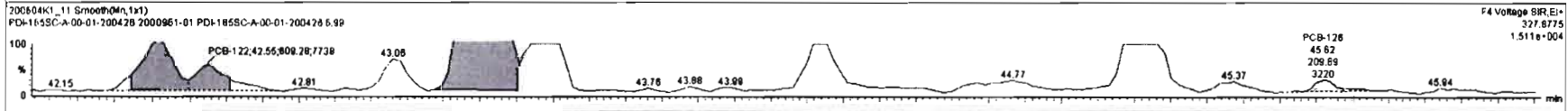
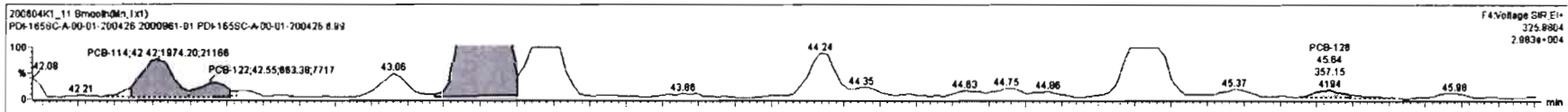


PFK4a



#	Name	Resp	RA	nrv	FWF	wtAve	Prod.RT	RT	Prod.RT	RRT	RRT Fal	Conc.	%Rec	DL	EMPC
227	227 3rd Function Tri-PCBs				0.8626	6.256	0.00	0.000	1.580	1.48	NO	245.1	10.9	245.1	
228	228 Total Tetra-PCBs				1.0776	6.256	0.00	0.000	1.580	1.08	NO	1162	21.7	1194	
229	229 3rd Function Penta-PCBs				1.3157	6.256	0.00	0.000	1.580	1.48	NO	1468	13.2	1478	
230	230 4th Function Penta-PCBs				1.8735	6.256	0.00	0.000	1.580	1.48	NO	62.85	2.14	65.13	
231	231 3rd Function Hexa-PCBs				0.9505	6.256	0.00	0.000	1.580	1.48	NO	908.9	3.28	909.0	
232	232 4th Function Hexa-PCBs				1.0316	6.256	0.00	0.000	1.580	1.48	NO	1920	9.98	1920	
233	233 Total Hepta-PCBs				1.3551	6.256	0.00	0.000	1.580	1.48	NO	2350	10.2	2360	
234	234 4th Function Octa-PCBs				1.0009	6.256	0.00	0.000	1.580	1.48	NO	399.5	1.86	394.7	
235	235 5th Function Octa-PCBs				1.1489	6.256	0.00	0.000	1.580	1.48	NO	212.5	1.58	212.5	
236	236 Total Nona-PCBs				0.9523	6.256	0.00	0.000	1.580	1.48	NO	70.56	1.14	70.56	

#	Name	Prod.RT	RT	nt Resp	nt2 Resp	1 st Ratio (Prod)	RA	nrv	EMPC	Conc
1	93 PCB-114	42.42	42.42	1.974e3	1.351e3	1.580	1.48	NO	5.5965	5.5965
2	94 PCB-122	42.67	42.66	8.634e2	6.063e2	1.580	1.08	YES	2.2036	0.00000
3	95 PCB-105	43.31	43.31	2.869e4	1.819e4	1.550	1.58	NO	86.326	86.326
4	97 PCB-126	45.84	45.84	3.572e2	2.067e2	1.580	1.70	NO	1.0276	1.0276

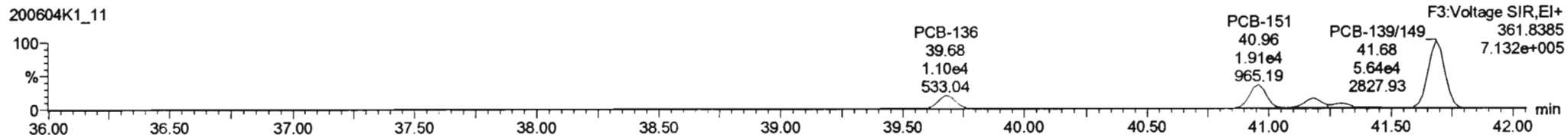



Dataset: Untitled

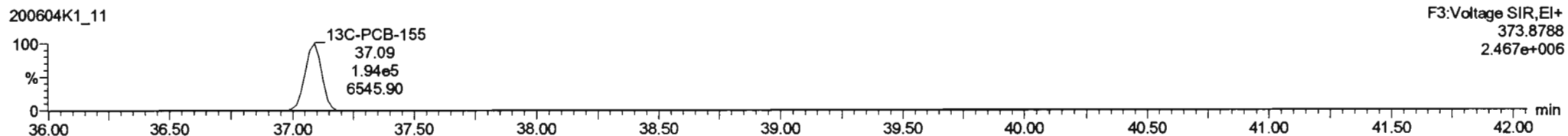

Last Altered: Saturday, June 06, 2020 09:37:56 Pacific Daylight Time
Printed: Saturday, June 06, 2020 09:42:03 Pacific Daylight Time

Name: 200604K1_11, Date: 04-Jun-2020, Time: 18:26:27, ID: 2000961-01 PDI-165SC-A-00-01-200426 6.99, Description: PDI-165SC-A-00-01-200426

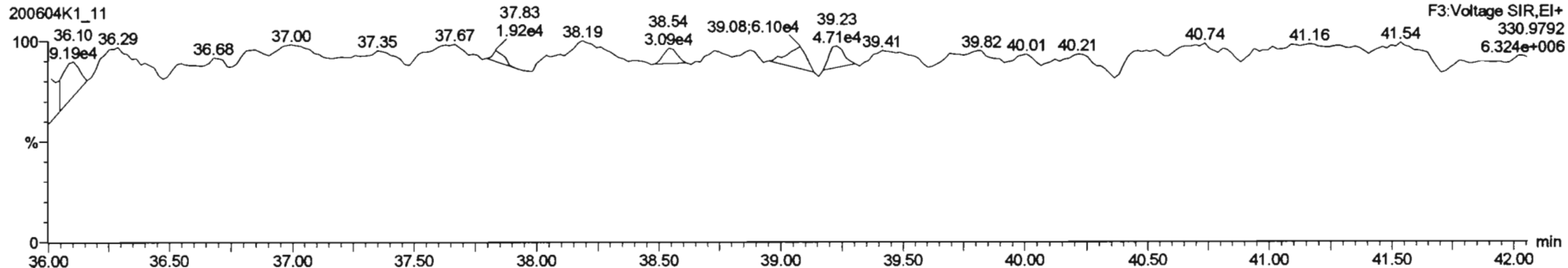
PCB-155

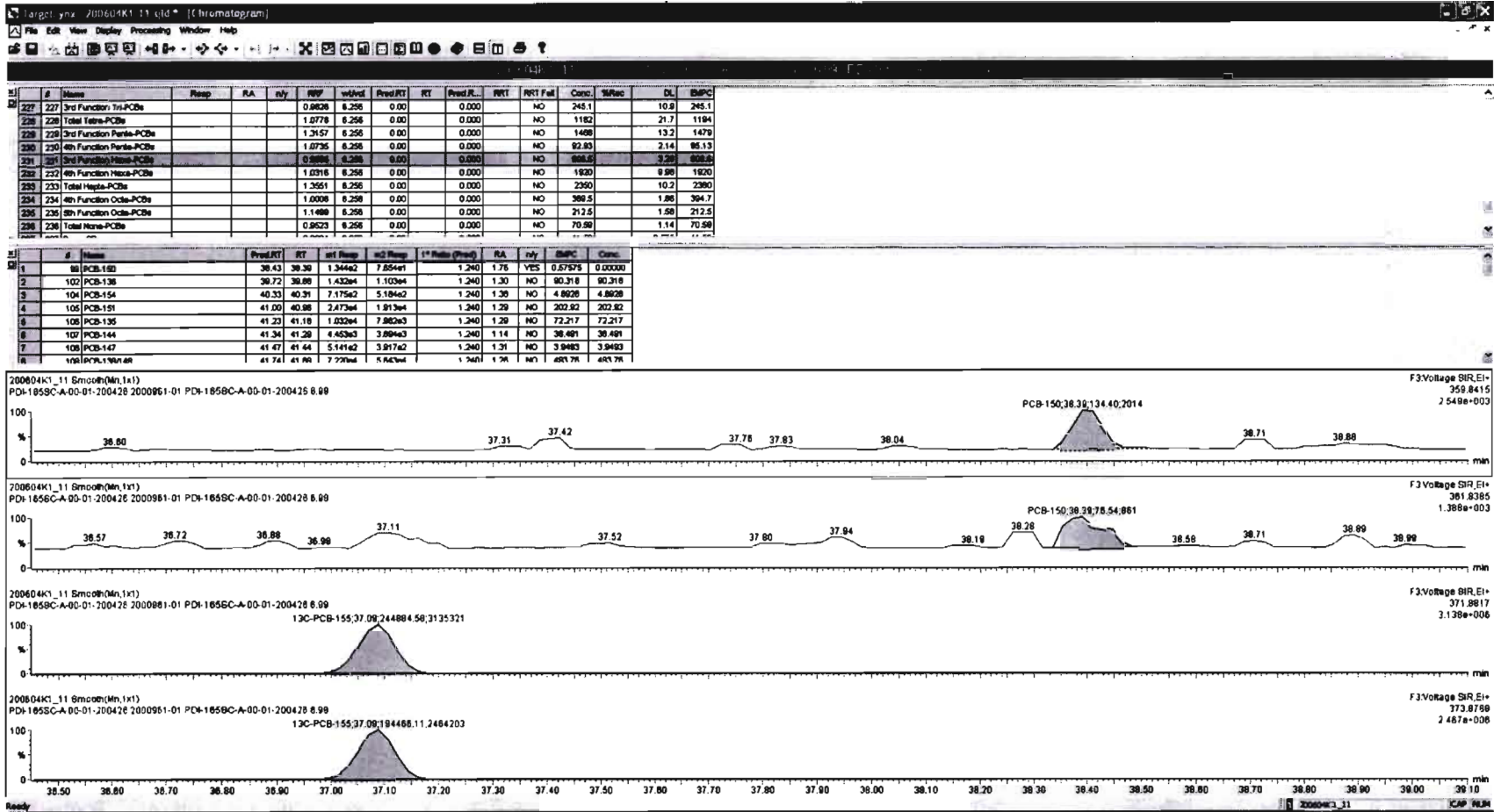


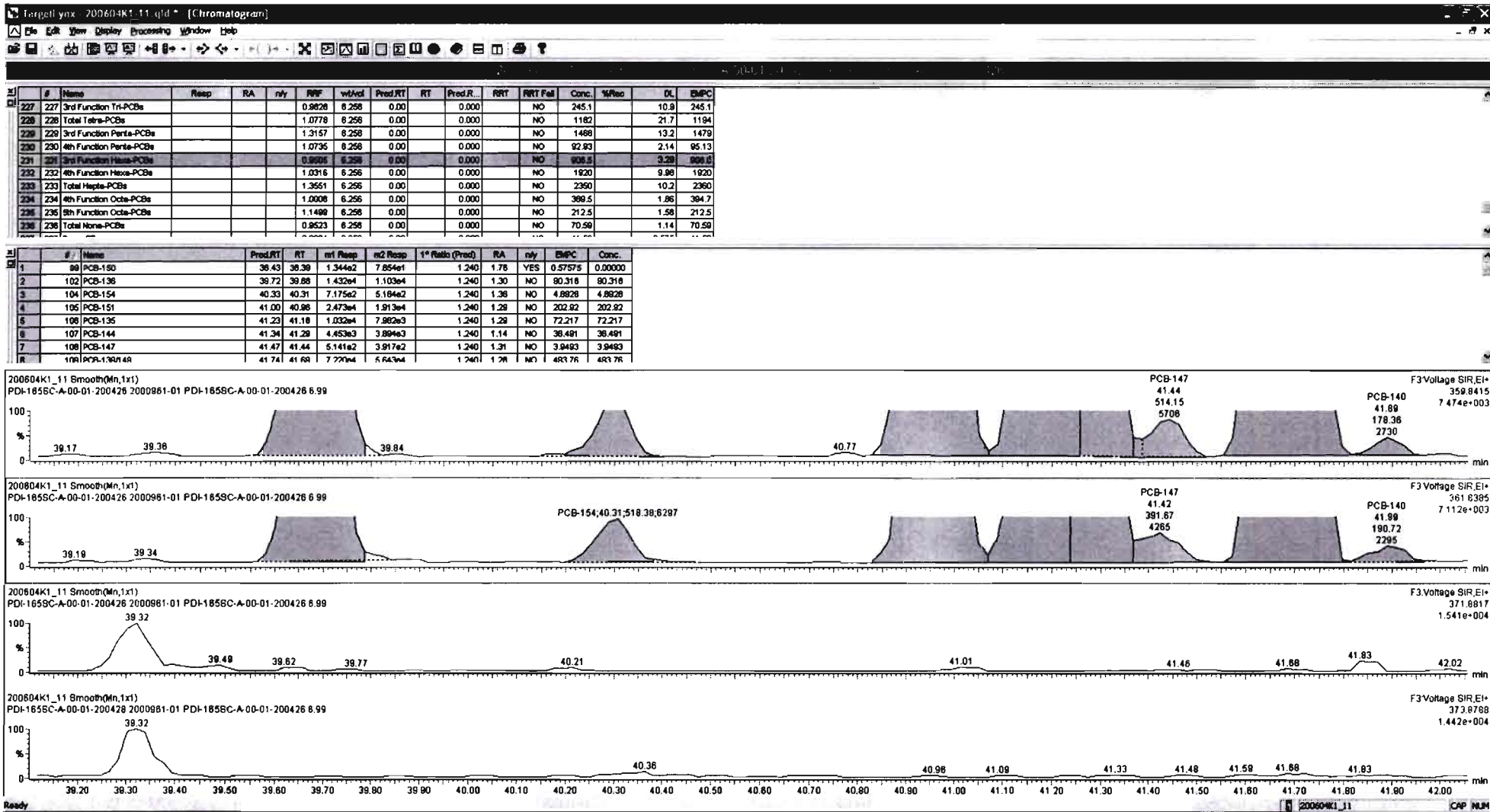
13C-PCB-155



PFK3c



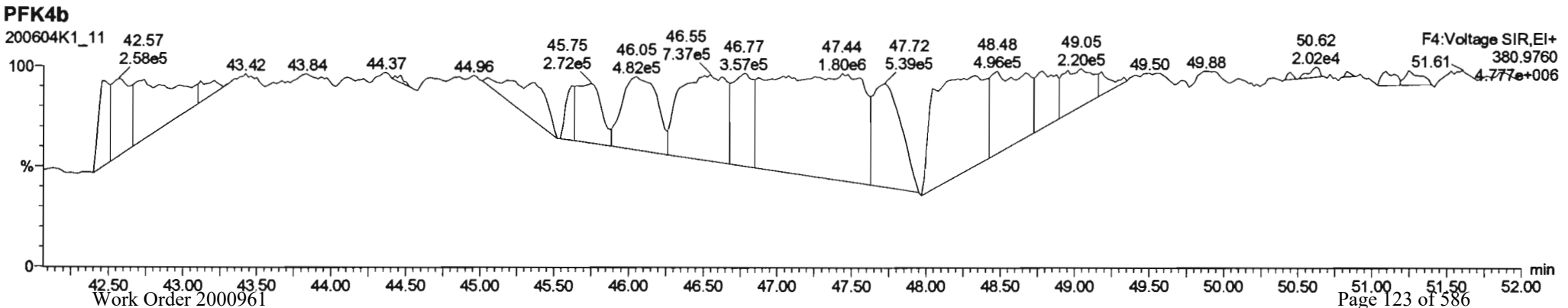
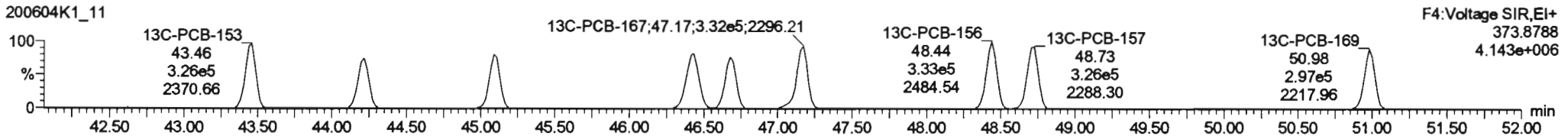
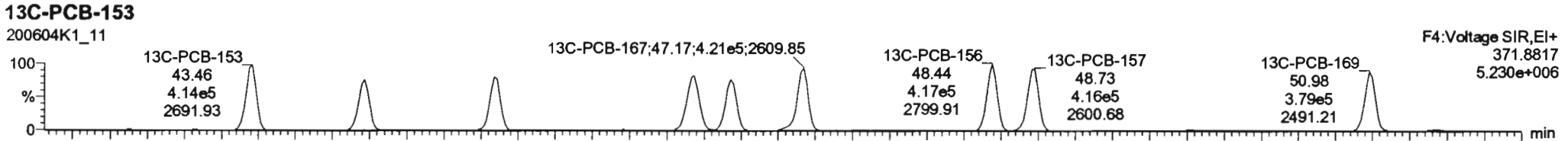
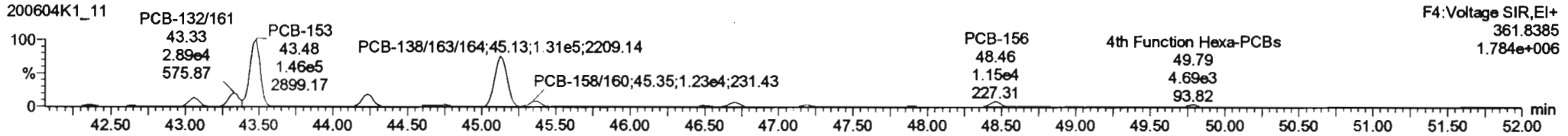



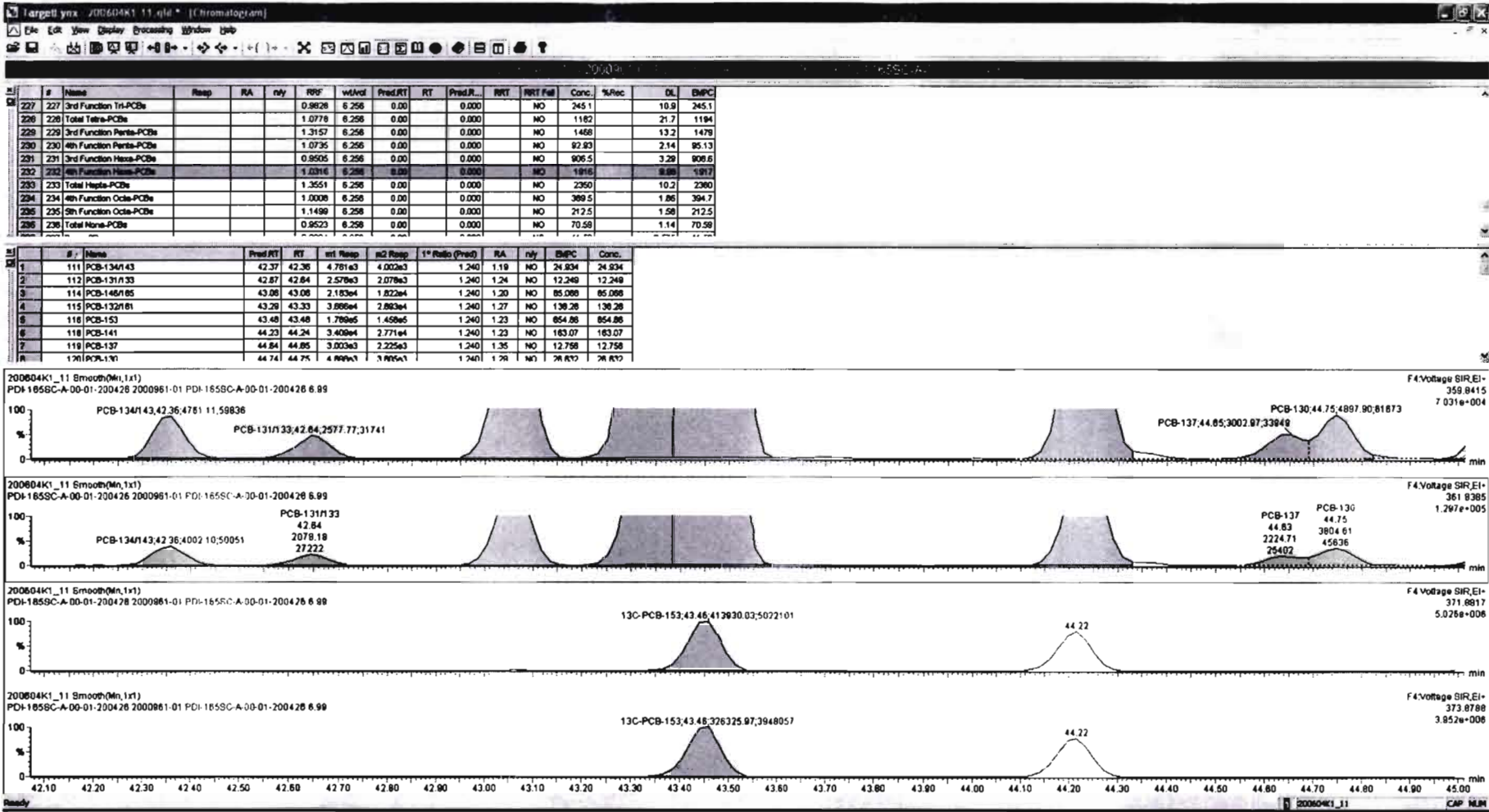


Dataset: Untitled

Last Altered: Saturday, June 06, 2020 09:37:56 Pacific Daylight Time
Printed: Saturday, June 06, 2020 09:42:03 Pacific Daylight Time

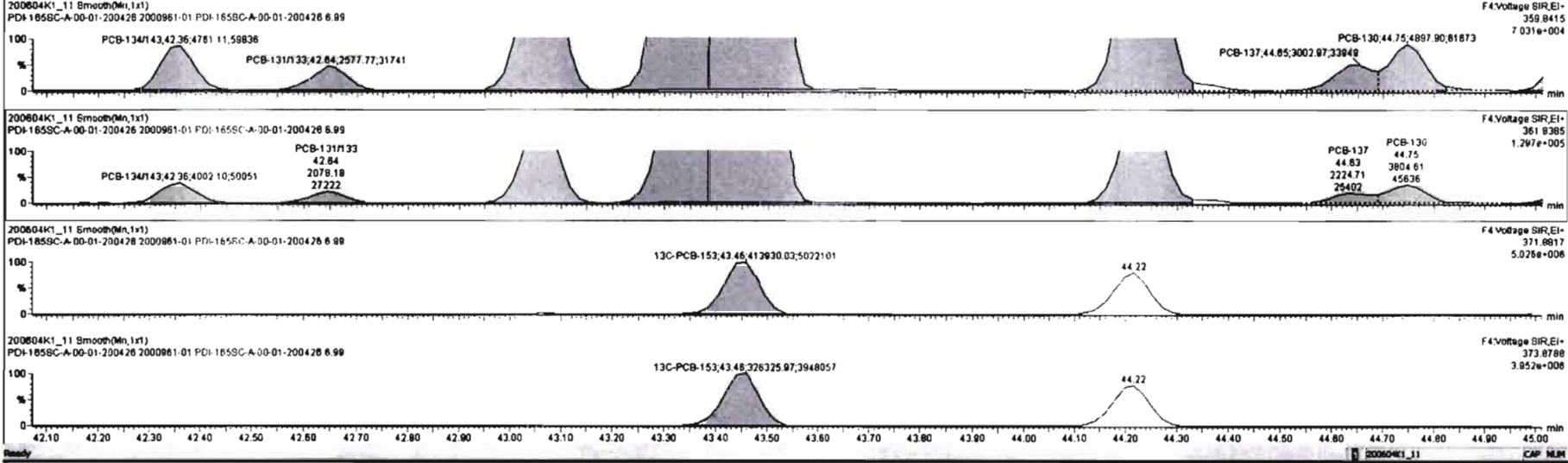
Name: 200604K1_11, Date: 04-Jun-2020, Time: 18:26:27, ID: 2000961-01 PDI-165SC-A-00-01-200426 6.99, Description: PDI-165SC-A-00-01-200426







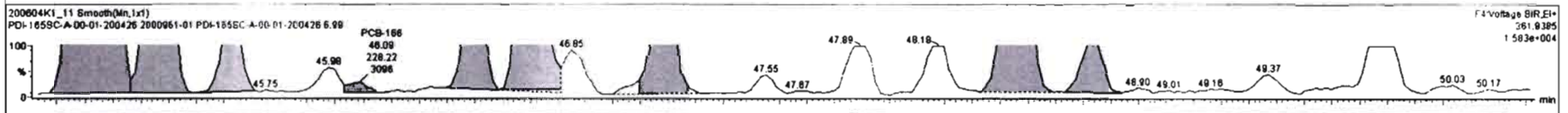
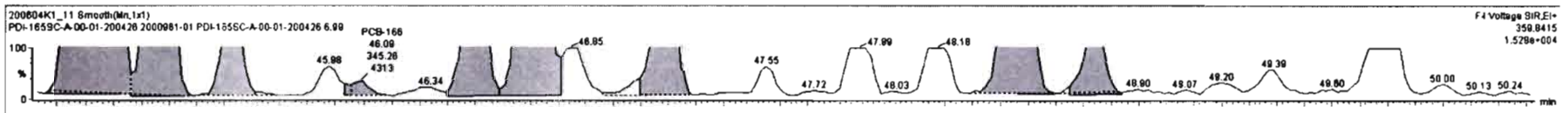
#	Name	Resp	RA	n/y	RPF	wtVol	Pred.RT	RT	Pred.R...	NRT	RRT Fail	Conc.	%Rec	DL	EMPC
227	227 3rd Function Tri-PCBs				0.9828	6.256	0.00		0.000		NO	245.1	10.9	245.1	
228	228 Total Tetra-PCBs				1.0778	6.256	0.00		0.000		NO	1182	21.7	1194	
229	229 3rd Function Penta-PCBs				1.3157	6.256	0.00		0.000		NO	1458	13.2	1478	
230	230 4th Function Penta-PCBs				1.0735	6.256	0.00		0.000		NO	82.83	2.14	85.13	
231	231 3rd Function Hexa-PCBs				0.9505	6.256	0.00		0.000		NO	906.5	3.29	906.6	
232	232 4th Function Hexa-PCBs				1.0316	6.288	0.00		0.000		NO	1916	8.88	1917	
233	233 Total Hepta-PCBs				1.3551	6.298	0.00		0.000		NO	2350	10.2	2360	
234	234 4th Function Octa-PCBs				1.0008	6.258	0.00		0.000		NO	389.5	1.86	394.7	
235	235 5th Function Octa-PCBs				1.1499	6.258	0.00		0.000		NO	212.5	1.58	212.5	
236	236 Total Nona-PCBs				0.9523	6.258	0.00		0.000		NO	70.58	1.14	70.58	

#	Name	Pred.RT	RT	wt Resp	ng Resp	1* Ratio (Pred)	RA	n/y	EMPC	Conc.
1	111 PCB-134/143	42.37	42.36	4.781e3	4.002e3	1.240	1.19	NO	24.834	24.834
2	112 PCB-131/133	42.87	42.84	2.578e3	2.078e3	1.240	1.24	NO	12.249	12.249
3	114 PCB-148/185	43.08	43.08	2.183e4	1.822e4	1.240	1.20	NO	85.088	85.088
4	115 PCB-132/161	43.29	43.33	3.886e4	2.883e4	1.240	1.27	NO	138.28	138.28
6	116 PCB-153	43.48	43.48	1.789e5	1.458e5	1.240	1.23	NO	854.88	854.88
8	118 PCB-141	44.23	44.24	3.408e4	2.771e4	1.240	1.23	NO	183.07	183.07
7	119 PCB-137	44.84	44.85	3.003e3	2.225e3	1.240	1.35	NO	12.758	12.758
9	120 PCB-130	44.74	44.75	4.889e3	3.895e3	1.240	1.39	NO	28.830	28.830



#	Name	Resp	RA	n/y	FWF	wtVol	Pred.RT	RT	Pred.R.	RRT	RRT Fail	Conc.	%Rec	DL	EMPC
227	3rd Function Tri-PCBs				0.9828	6.256	0.00		0.000		NO	245.1		10.9	245.1
228	Total Tetra-PCBs				1.0778	6.256	0.00		0.000		NO	1182		21.7	1184
229	3rd Function Penta-PCBs				1.3157	6.256	0.00		0.000		NO	1488		13.2	1478
230	4th Function Penta-PCBs				1.0735	6.256	0.00		0.000		NO	92.83		2.14	95.13
231	3rd Function Hexa-PCBs				0.9505	6.256	0.00		0.000		NO	908.5		3.29	908.8
232	4th Function Hexa-PCBs				1.0318	6.256	0.00		0.000		NO	1818		8.98	1817
233	Total Hepta-PCBs				1.3551	6.256	0.00		0.000		NO	2350		10.2	2360
234	4th Function Octa-PCBs				1.0008	6.256	0.00		0.000		NO	399.5		1.86	394.7
235	5th Function Octa-PCBs				1.1489	6.256	0.00		0.000		NO	212.5		1.59	212.5
236	Total Nona-PCBs				0.9523	6.256	0.00		0.000		NO	70.59		1.14	70.59

#	Name	Pred.RT	RT	inf Resp	nd Resp	1* Ratio (Pred)	RA	n/y	EMPC	Conc.
1	111 PCB-132/133	42.37	42.38	4.781e3	4.002e3	1.240	1.18	NO	24.834	24.834
2	112 PCB-131/133	42.87	42.84	2.578e3	2.078e3	1.240	1.24	NO	12.249	12.249
3	114 PCB-146/165	43.06	43.06	2.183e4	1.822e4	1.240	1.20	NO	85.068	85.068
4	115 PCB-132/161	43.29	43.33	3.885e4	2.862e4	1.240	1.27	NO	136.28	136.28
5	118 PCB-153	43.48	43.48	1.789e5	1.459e5	1.240	1.23	NO	854.88	854.88
6	118 PCB-141	44.23	44.24	3.408e4	2.771e4	1.240	1.23	NO	163.07	163.07
7	119 PCB-137	44.64	44.85	3.003e3	2.225e3	1.240	1.35	NO	12.758	12.758
8	120 PCB-130	44.74	44.75	4.469e3	3.415e3	1.240	1.28	NO	26.470	26.470

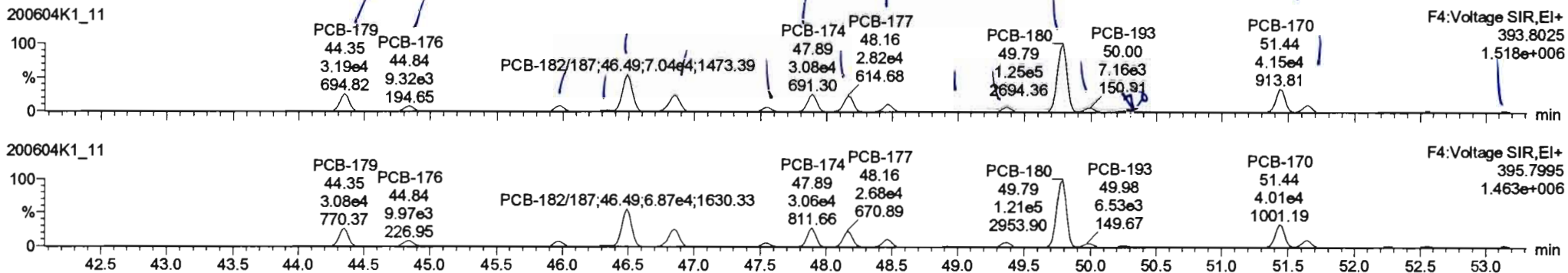


Dataset: Untitled

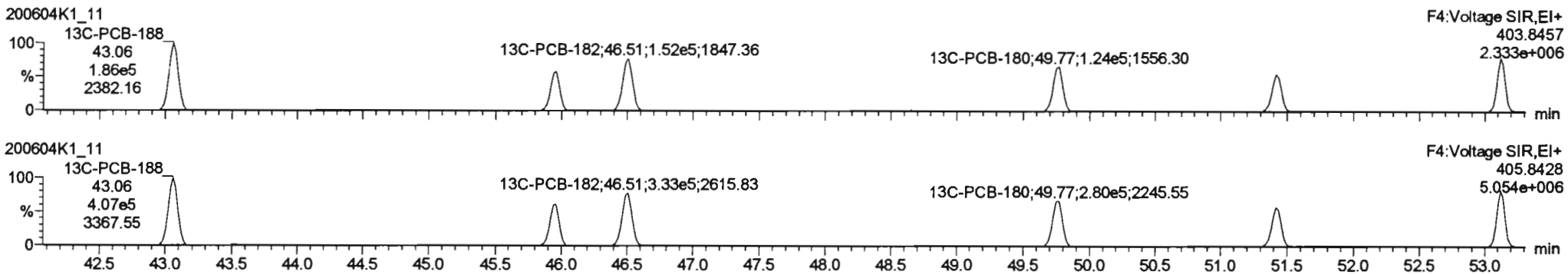
Last Altered: Saturday, June 06, 2020 09:37:56 Pacific Daylight Time
 Printed: Saturday, June 06, 2020 09:42:03 Pacific Daylight Time

Name: 200604K1_11, Date: 04-Jun-2020, Time: 18:26:27, ID: 2000961-01 PDI-165SC-A-00-01-200426 6.99, Description: PDI-165SC-A-00-01-200426

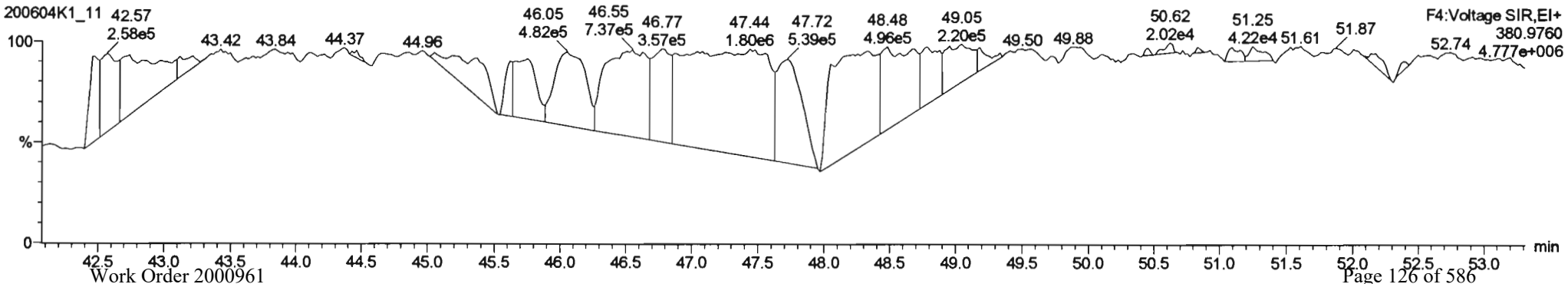
PCB-188

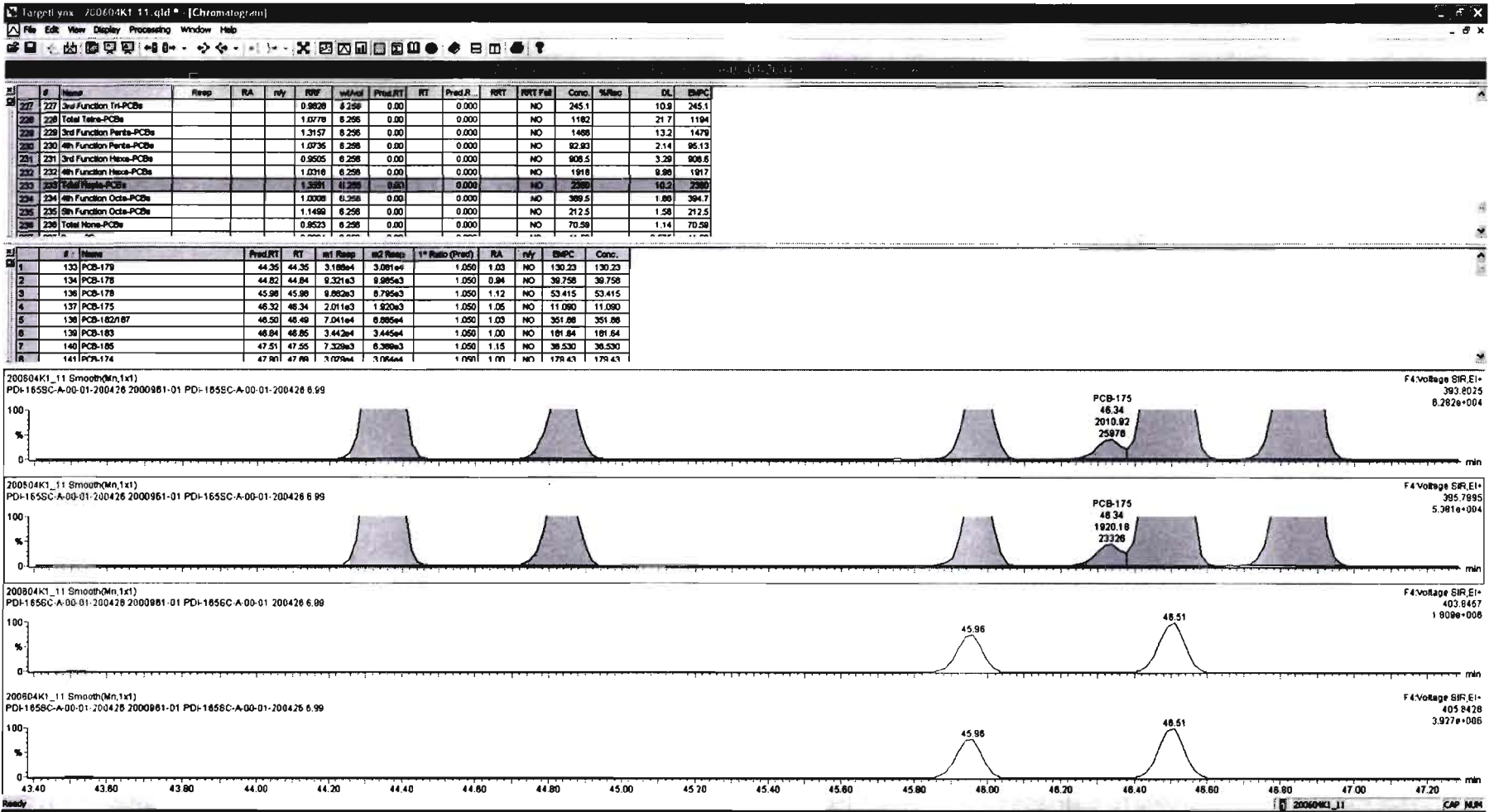


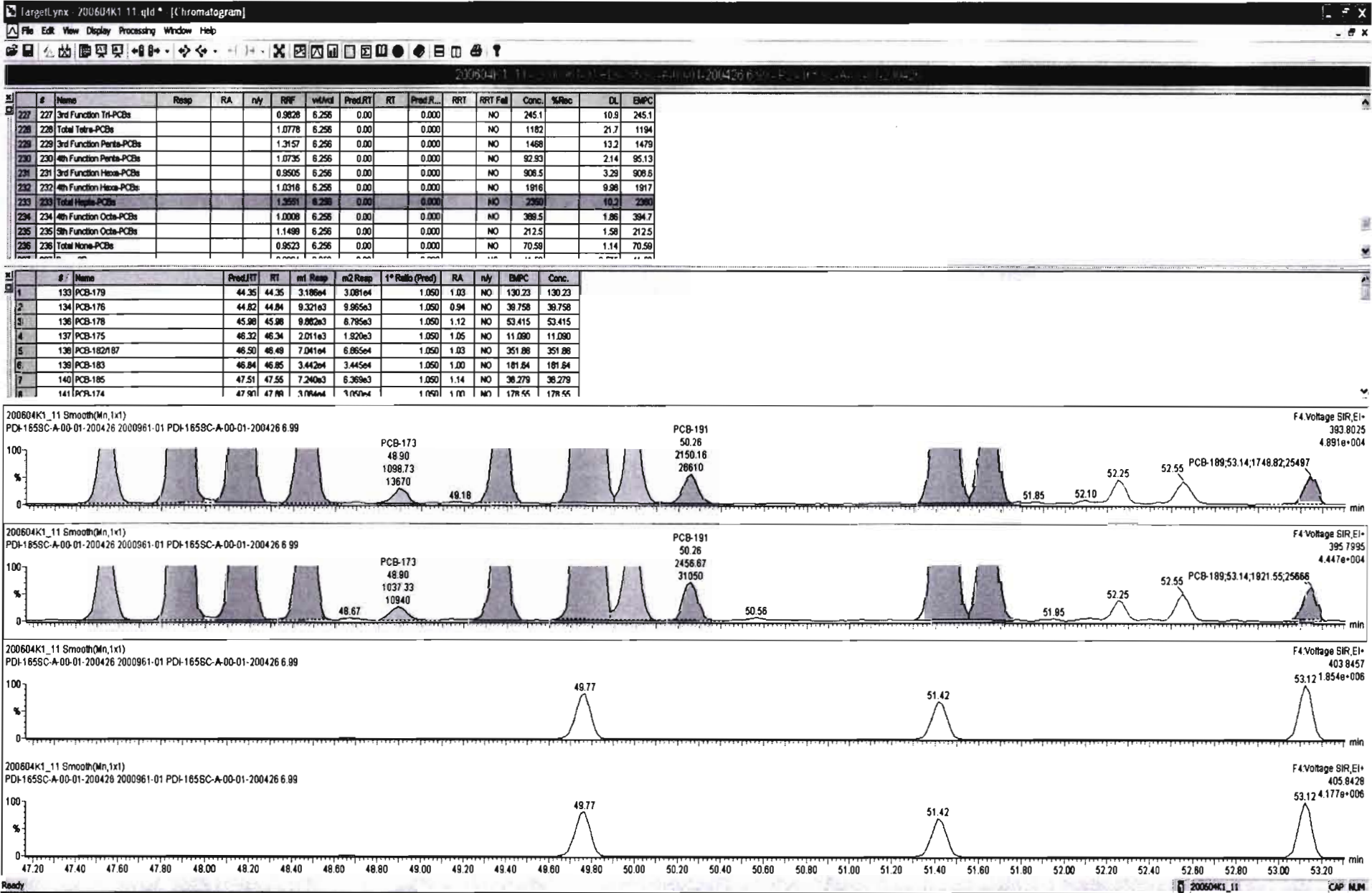
13C-PCB-188



PFK4c







Dataset: Untitled


Last Altered: Saturday, June 06, 2020 09:37:56 Pacific Daylight Time

Printed: Saturday, June 06, 2020 09:42:03 Pacific Daylight Time

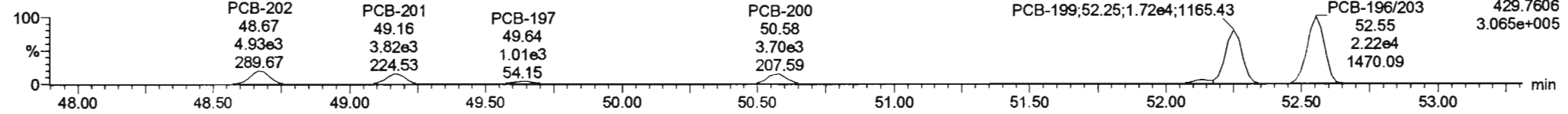
Name: 200604K1_11, Date: 04-Jun-2020, Time: 18:26:27, ID: 2000961-01 PDI-165SC-A-00-01-200426 6.99, Description: PDI-165SC-A-00-01-200426

PCB-202

200604K1_11




200604K1_11

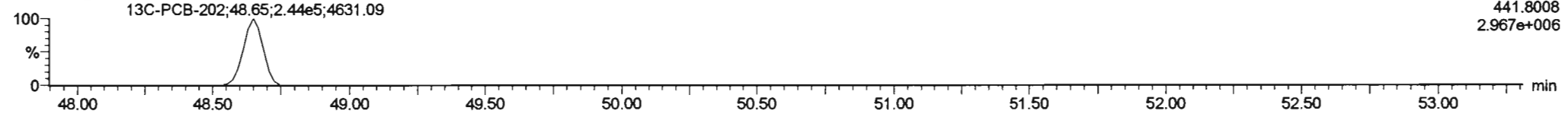


13C-PCB-202

200604K1_11

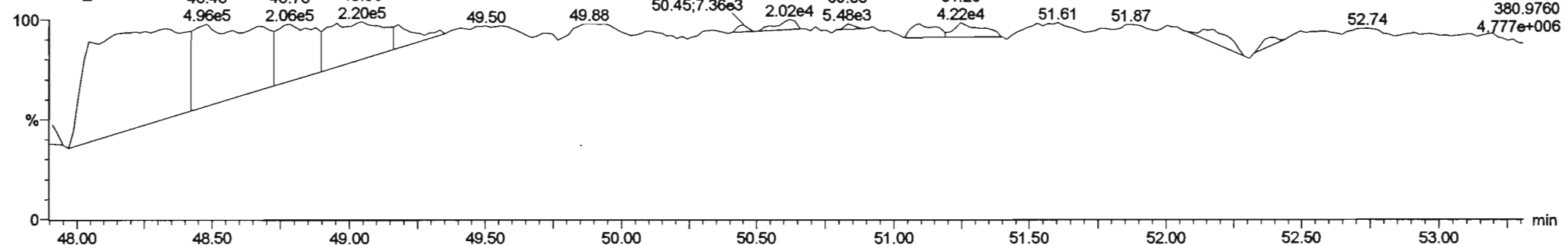


200604K1_11



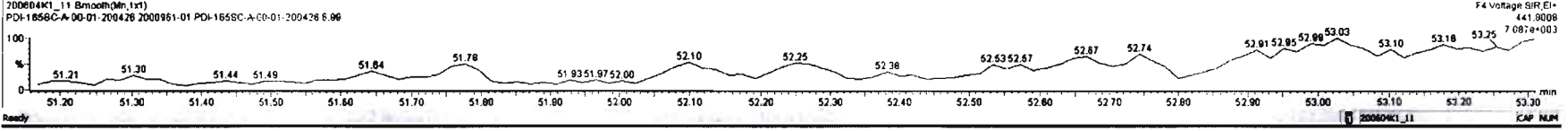
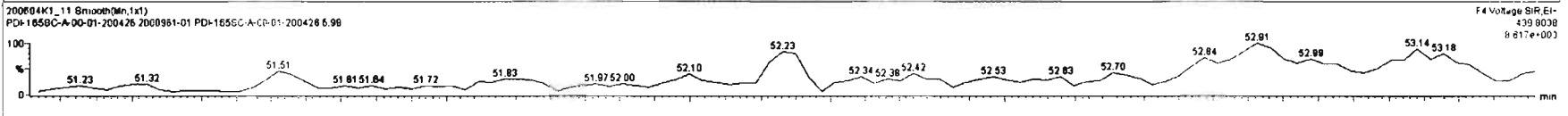
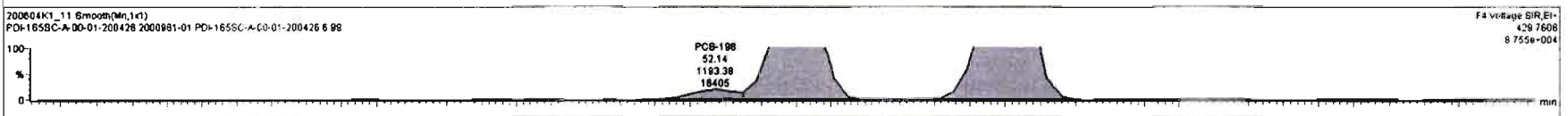

PFK4d

200604K1_11



#	Name	Resp	RA	IRY	IRF	IRAd	Pred.RT	RT	Pred.RT	PRT	PRT Pat	Cond.	IRSec	DL	EMPC
227	227 3rd Function Tri-PCBs				0.9828	6.256	0.00	0.000		NO	245.1		10.9	245.1	
228	228 Total Tetra-PCBs				1.0778	6.256	0.00	0.000		NO	1182			21.7	1184
229	229 3rd Function Penta-PCBs				1.3157	6.256	0.00	0.000		NO	1488			13.2	1479
230	230 4th Function Penta-PCBs				1.0735	6.256	0.00	0.000		NO	82.93			2.14	85.13
231	231 3rd Function Hexa-PCBs				0.9905	6.256	0.00	0.000		NO	908.5			3.29	908.8
232	232 4th Function Hexa-PCBs				1.0318	6.256	0.00	0.000		NO	1918			9.98	1917
233	233 Total Hepta-PCBs				1.3561	6.256	0.00	0.000		NO	2391			10.2	2380
234	234 4th Function Octa-PCBs				1.0000	6.256	0.00	0.000		NO	388.7			1.88	385.8
235	235 5th Function Octa-PCBs				1.1488	6.256	0.00	0.000		NO	212.5			1.58	212.5
236	236 Total Nona-PCBs				0.9823	6.256	0.00	0.000		NO	70.58			1.14	70.58

#	Name	Pred.RT	RT	IRI Resp	m2 Resp	1st Ratio (Pred)	RA	IRY	EMPC	Conc.
1	154 PCB-202	48.88	48.87	4.407e3	4.928e3	0.880	0.86	NO	27.263	27.263
2	155 PCB-201	48.18	48.18	3.228e3	3.820e3	0.880	0.85	NO	22.842	22.842
3	157 PCB-187	48.84	48.85	8.179e2	1.008e3	0.880	0.91	NO	5.7949	5.7949
4	158 PCB-200	50.57	50.58	3.327e3	3.704e3	0.880	0.90	NO	22.413	22.413
5	159 PCB-195	52.14	52.17	7.466e2	1.183e3	0.880	0.82	YES	8.2989	0.00000
6	180 PCB-189	52.25	52.25	1.534e4	1.723e4	0.880	0.88	NO	137.38	137.38
7	181 PCB-188/203	52.58	52.55	2.027e4	2.222e4	0.880	0.91	NO	173.00	173.00

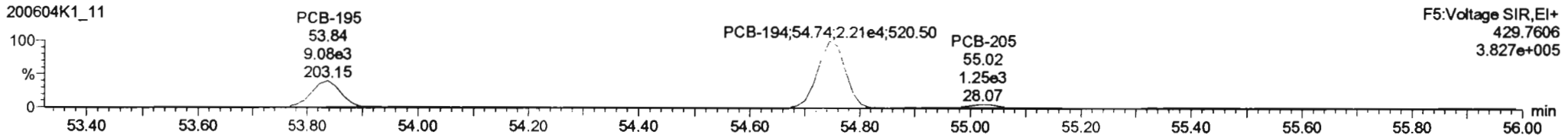
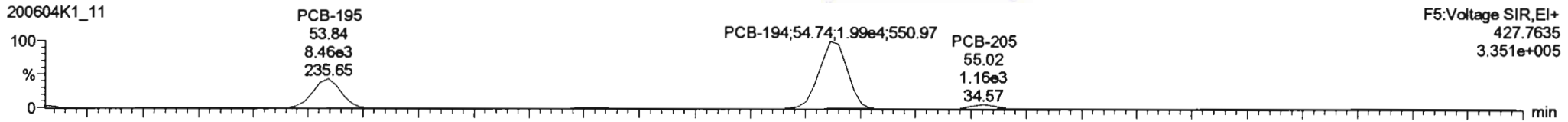


Dataset: Untitled

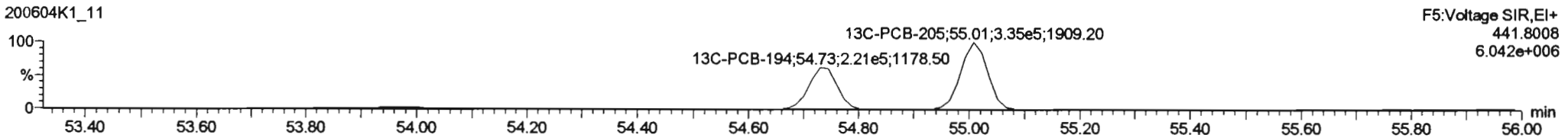
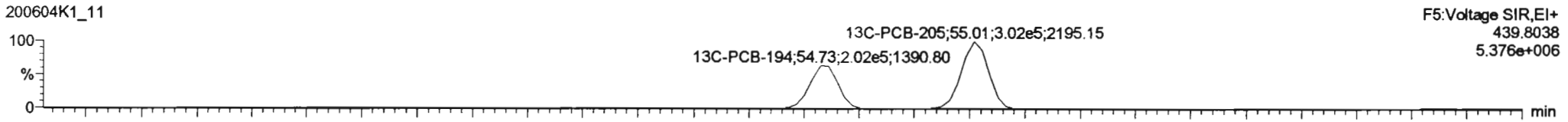
Last Altered: Saturday, June 06, 2020 09:37:56 Pacific Daylight Time
Printed: Saturday, June 06, 2020 09:42:03 Pacific Daylight Time

Name: 200604K1_11, Date: 04-Jun-2020, Time: 18:26:27, ID: 2000961-01 PDI-165SC-A-00-01-200426 6.99, Description: PDI-165SC-A-00-01-200426

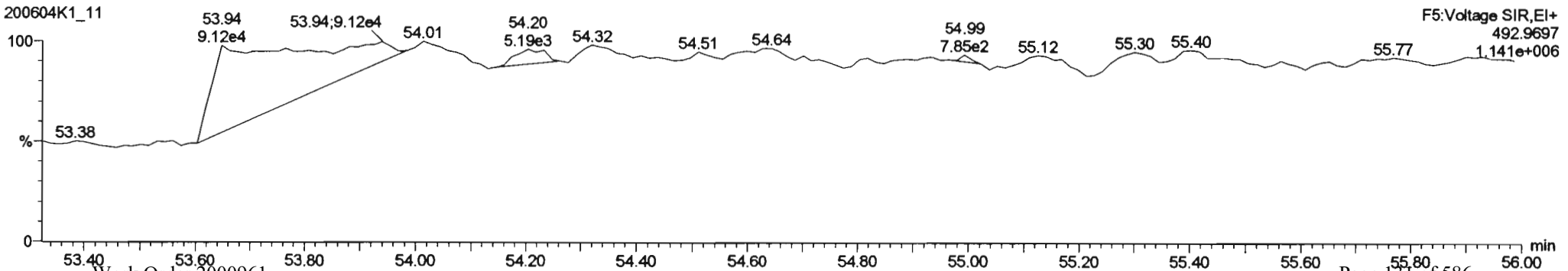
PCB-195



13C-PCB-194



PFK5a

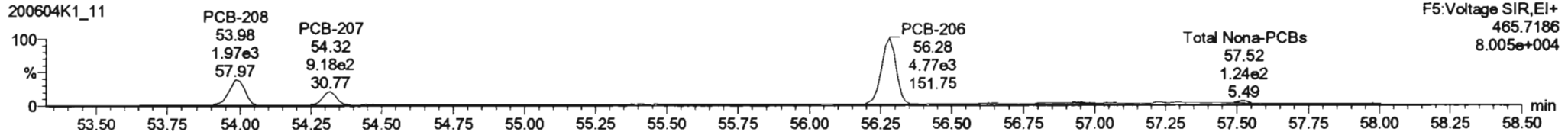
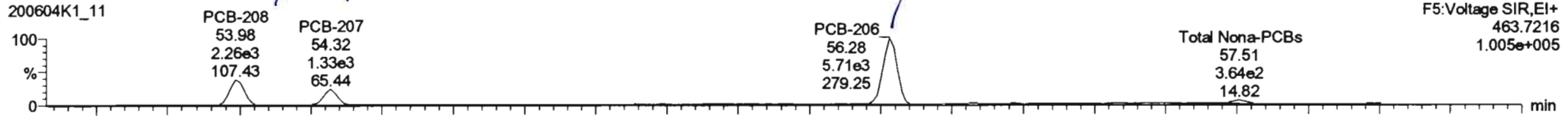


Dataset: Untitled

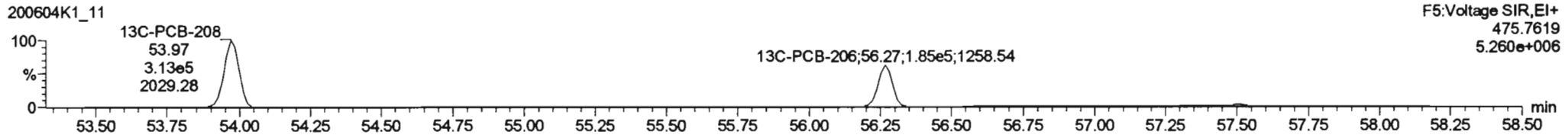

Last Altered: Saturday, June 06, 2020 09:37:56 Pacific Daylight Time
 Printed: Saturday, June 06, 2020 09:42:03 Pacific Daylight Time

Name: 200604K1_11, Date: 04-Jun-2020, Time: 18:26:27, ID: 2000961-01 PDI-165SC-A-00-01-200426 6.99, Description: PDI-165SC-A-00-01-200426

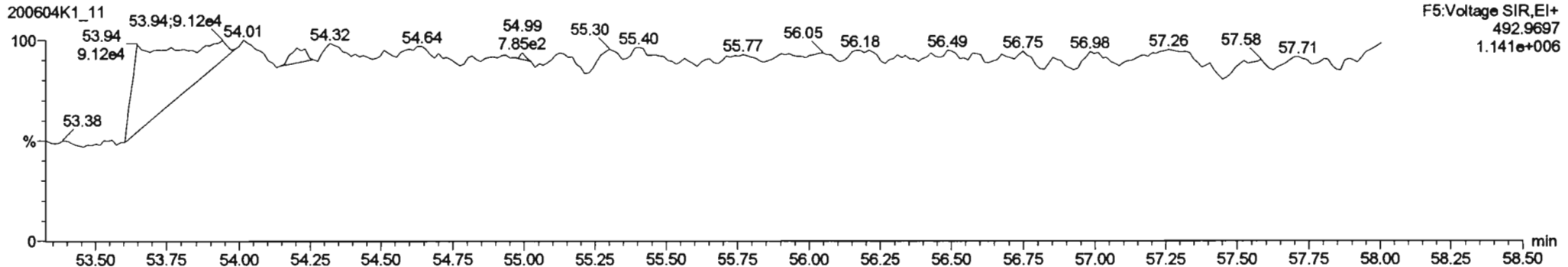
PCB-208



13C-PCB-208

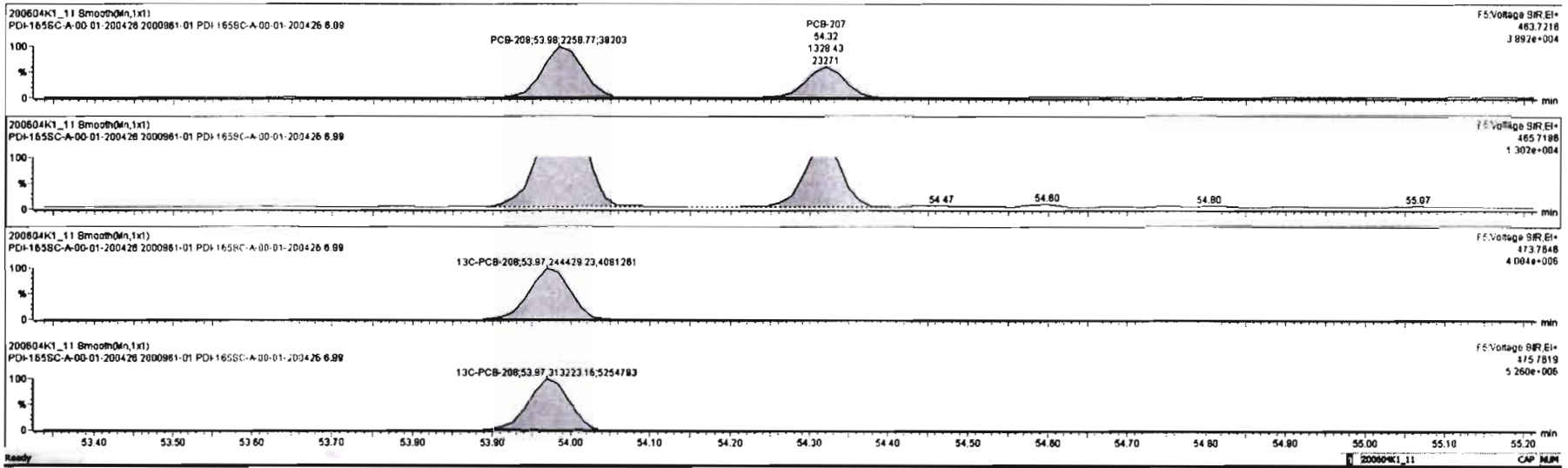


PFK5



#	Name	Resp	RA	n/y	RFP	wtAval	PresRT	RT	Pres_R	VRT	RRT	RT	Conc	%Rec	DL	EMPC
227	227 3rd Function Tri-PCBs				0.9828	6.256	0.00		0.000				NO	245.1	10.0	245.1
228	228 Total Tetra-PCBs				1.0778	6.256	0.00		0.000				NO	1182	21.7	1194
229	229 3rd Function Penta-PCBs				1.3157	6.256	0.00		0.000				NO	1488	13.2	1479
230	230 4th Function Penta-PCBs				1.0735	6.256	0.00		0.000				NO	82.83	2.14	85.13
231	231 3rd Function Hexa-PCBs				0.9505	6.256	0.00		0.000				NO	906.5	3.20	909.8
232	232 4th Function Hexa-PCBs				1.0318	6.256	0.00		0.000				NO	1918	9.90	1917
233	233 Total Hepta-PCBs				1.3551	6.256	0.00		0.000				NO	2360	10.2	2360
234	234 4th Function Octa-PCBs				1.0008	6.256	0.00		0.000				NO	388.7	1.86	385.4
235	235 5th Function Octa-PCBs				1.1489	6.256	0.00		0.000				NO	212.5	1.50	212.5
236	236 Total Hepta-PCBs				0.9823	6.256	0.00		0.000				NO	79.80	1.54	79.90

#	Name	PresRT	RT	wt Resp	ng Resp	1 st Ratio (Pres)	RA	n/y	EMPC	Conc.
1	185 PCB-208	53.98	53.98	2.259e3	1.864e3	1.340	1.15	NO	12.973	12.973
2	186 PCB-207	54.30	54.32	1.328e3	8.834e2	1.340	1.48	NO	8.9208	8.9506
3	187 PCB-206	56.28	56.28	5.708e3	4.788e3	1.340	1.20	NO	50.575	50.575




Dataset: Untitled

Last Altered: Saturday, June 06, 2020 09:37:56 Pacific Daylight Time
Printed: Saturday, June 06, 2020 09:42:03 Pacific Daylight Time

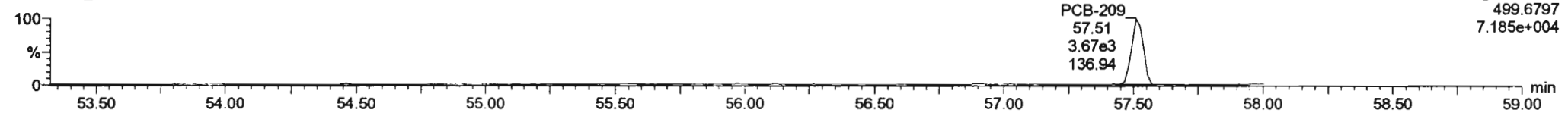
Name: 200604K1_11, Date: 04-Jun-2020, Time: 18:26:27, ID: 2000961-01 PDI-165SC-A-00-01-200426 6.99, Description: PDI-165SC-A-00-01-200426

PCB-209

200604K1_11

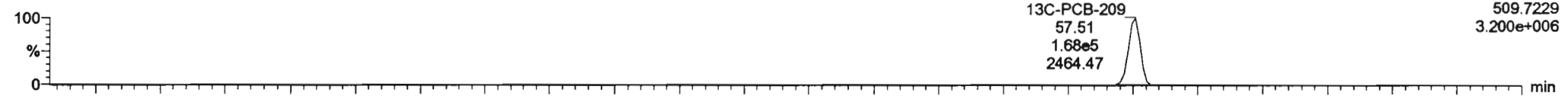


200604K1_11

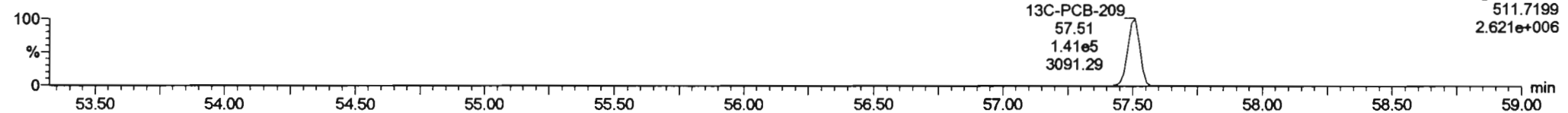


13C-PCB-209

200604K1_11

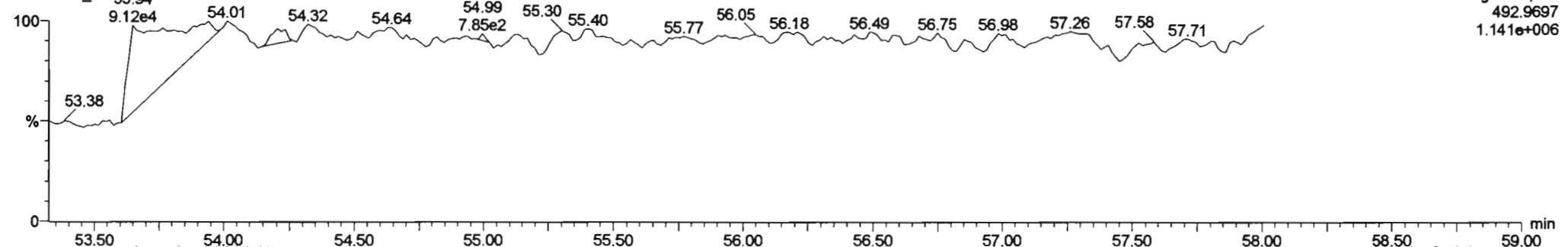


200604K1_11



PFK5b

200604K1_11



Dataset: U:\VG11.PRO\Results\200604K2\200604K2-11.qld

Last Altered: Tuesday, June 09, 2020 17:04:57 Pacific Daylight Time

Printed: Tuesday, June 09, 2020 17:05:33 Pacific Daylight Time

Hz 6-9-2020

C1 06/10/2020

Method: U:\VG11.PRO\MethDB\PCB-209_ZB1_6-1-20.mdb 02 Jun 2020 10:36:07

Calibration: U:\VG11.PRO\CurveDB\db1_PCBvg11-6-1-20.cdb 02 Jun 2020 10:21:16

Name: 200604K2_11, Date: 05-Jun-2020, Time: 05:39:38, ID: 2000961-01@20X PDI-165SC-A-00-01-200426 6.99, Description: PDI-165SC-A-00-01-200426

#	Name	Resp	RA	Qty	RRF	uVol	Pred.RT	RT	Pred.R	RRT	Check RRT	Conc	%Rec	DL	EMPC
1	1 PCB-1	1.32e3	2.71	NO	1.17	6.256	15.58	15.59	1.001	1.001	NO	14.08		2.04	14.08
2	2 PCB-2	1.82e3	2.77	NO	1.18	6.256	17.99	17.99	0.988	0.988	NO	18.15		2.07	18.15
3	3 PCB-3	2.21e3	2.93	NO	1.15	6.256	18.22	18.22	1.001	1.001	NO	22.73		2.13	22.73
4	4 PCB-4/10			NO	1.25	6.256	19.64		1.004		YES			9.07	
5	5 PCB-7/9			NO	0.960	6.256	21.44		1.003		YES			7.11	
6	6 PCB-6			NO	1.02	6.256	22.09		1.033		YES			6.67	
7	7 PCB-5/8			NO	0.992	6.256	22.50		1.052		YES			6.88	
8	8 PCB-14			NO	1.02	6.256	23.66		0.952		YES			8.44	
9	9 PCB-11			NO	1.13	6.256	24.87		1.001		YES			7.62	
10	10 PCB-12/13			NO	1.03	6.256	25.31		1.018		YES			8.36	
11	11 PCB-15			NO	1.03	6.256	25.62		1.031		YES			8.30	
12	12 PCB-19			NO	1.11	6.256	23.83		1.001		YES			6.18	
13	13 PCB-30			NO	1.79	6.256	24.73		1.039		YES			3.81	
14	14 PCB-18	2.56e3	1.23	YES	0.818	6.256	25.49	25.51	0.952	0.952	NO	44.75		5.24	40.95
15	15 PCB-17	1.02e3	0.75	YES	0.758	6.256	25.66	25.68	0.958	0.959	NO	19.15		5.95	16.06
16	16 PCB-24/27			NO	1.08	6.256	26.28		0.981		YES			3.96	
17	17 PCB-16/32	2.52e3	1.69	YES	0.925	6.256	26.81	26.79	1.001	1.000	NO	38.83		4.83	29.52
18	1... 13C-PCB-1	1.29e5	2.89	NO	0.893	6.256	15.54	15.57	0.608	0.609	NO	1260	78.8	13.1	
19	1... 13C-PCB-3	1.36e5	3.11	NO	0.911	6.256	18.20	18.21	0.712	0.712	NO	1301	81.4	12.9	
20	1... 13C-PCB-4	8.94e4	1.54	NO	0.600	6.256	19.55	19.56	0.765	0.765	NO	1303	81.5	5.81	
21	1... 13C-PCB-9	1.50e5	1.57	NO	0.970	6.256	21.38	21.38	0.836	0.836	NO	1356	84.8	3.60	
22	1... 13C-PCB-11	1.30e5	1.52	NO	0.962	6.256	24.83	24.85	0.971	0.972	NO	1184	74.1	3.63	
23	1... 13C-PCB-19	7.33e4	1.05	NO	0.499	6.256	23.80	23.80	0.931	0.931	NO	1286	80.5	81.6	
24	1... 13C-PCB-32	1.12e5	1.17	NO	0.744	6.256	26.79	26.78	1.048	1.048	NO	1316	82.3	54.7	
25	2... 13C-PCB-15	1.83e5	1.56	NO	1.00	6.256	25.53	25.57	1.000	0.000	NO	1598	100	3.49	

Dataset: U:\VG11.PRO\Results\200604K2\200604K2-11.qld

Last Altered: Tuesday, June 09, 2020 17:04:57 Pacific Daylight Time

Printed: Tuesday, June 09, 2020 17:05:53 Pacific Daylight Time

Method: U:\VG11.PRO\MethDB\PCB-209_ZB1_6-1-20.mdb 02 Jun 2020 10:36:07

Calibration: U:\VG11.PRO\CurveDB\db1_PCBvg11-6-1-20.cdb 02 Jun 2020 10:21:16

Name: 200604K2_11, Date: 05-Jun-2020, Time: 05:39:38, ID: 2000961-01@20X PDI-165SC-A-00-01-200426 6.99, Description: PDI-165SC-A-00-01-200426

#	Name	Resp	RA	n/y	RRF	wt/vol	Pred.RT	RT	Pred.R...	RRT	Check RRT	Conc.	%Rec	DL	EMPC
1	2... Total Mono-PCBs				1.17	6.256	0.00		0.000		NO	54.96		6.24	54.96
2	2... Total Di-PCBs				1.05	6.256	0.00		0.000		NO			62.5	7.17
3	2... 2nd Function Tri-PCBs				1.08	6.256	0.00		0.000		NO	0.0000		29.5	86.53

Vista Analytical Laboratory

Dataset: U:\VG11.PRO\Results\200604K2\200604K2-11.qld

Last Altered: Tuesday, June 09, 2020 17:04:57 Pacific Daylight Time

Printed: Tuesday, June 09, 2020 17:06:14 Pacific Daylight Time

Method: U:\VG11.PRO\MethDB\PCB-209_ZB1_6-1-20.mdb 02 Jun 2020 10:36:07

Callbration: U:\VG11.PRO\CurveDB\db1_PCBvg11-6-1-20.cdb 02 Jun 2020 10:21:16

ID: 2000961-01@20X PDI-165SC-A-00-01-200426 6.99, Description: PDI-165SC-A-00-01-200426

Total Mono-PCBs

	Name	Pred.R	RT	m1 Height	m2 Height	m1 Resp	m2 Resp	RA	n/y	Resp	Conc.	EMPC	DL
1	PCB-1	15.58	15.59	1.579e4	6.171e3	9.673e2	3.572e2	2.71	NO	1.324e3	14.083	14.083	2.04
2	PCB-2	17.99	17.99	2.317e4	7.838e3	1.337e3	4.829e2	2.77	NO	1.820e3	18.153	18.153	2.07
3	PCB-3	18.22	18.22	2.655e4	9.462e3	1.649e3	5.634e2	2.93	NO	2.212e3	22.725	22.725	2.13

Total Di-PCBs

	Name	Pred.R	RT	m1 Height	m2 Height	m1 Resp	m2 Resp	RA	n/y	Resp	Conc.	EMPC	DL
1													

2nd Function Tri-PCBs

	Name	Pred.R	RT	m1 Height	m2 Height	m1 Resp	m2 Resp	RA	n/y	Resp	Conc.	EMPC	DL
1	PCB-18	25.49	25.51	2.489e4	1.811e4	1.413e3	1.150e3	1.23	YES	2.563e3	0.00000	40.952	5.24
2	PCB-17	25.66	25.68	8.438e3	8.298e3	4.348e2	5.824e2	0.75	YES	1.017e3	0.00000	16.057	5.65
3	PCB-16/32	26.81	26.79	1.212e4	9.150e3	1.585e3	9.381e2	1.69	YES	2.523e3	0.00000	29.524	4.63

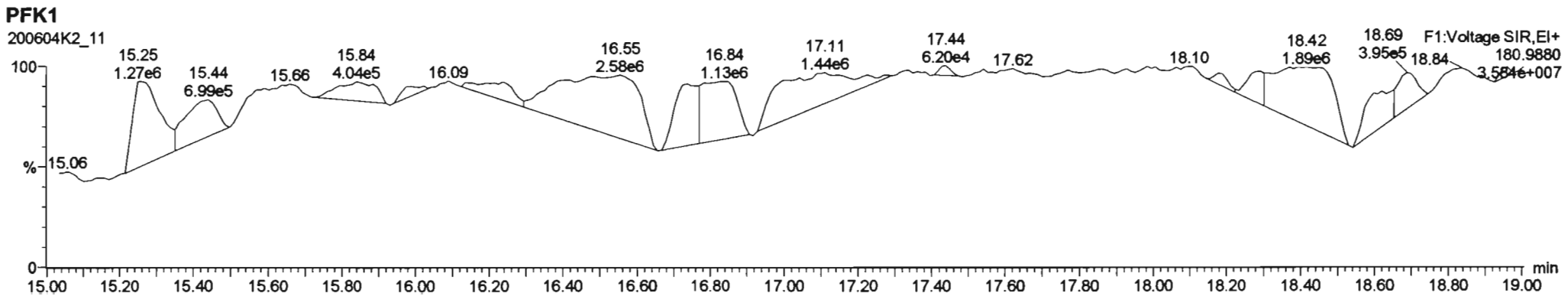
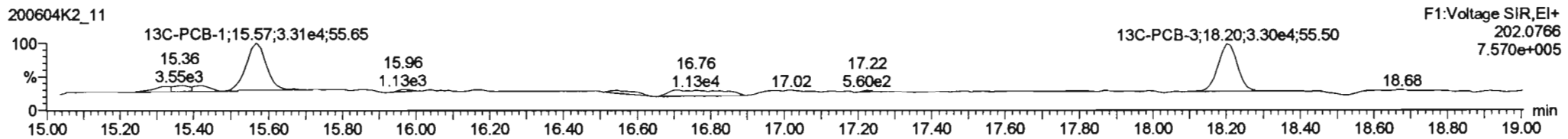

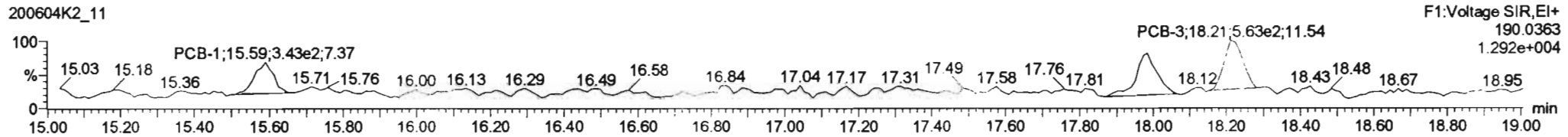
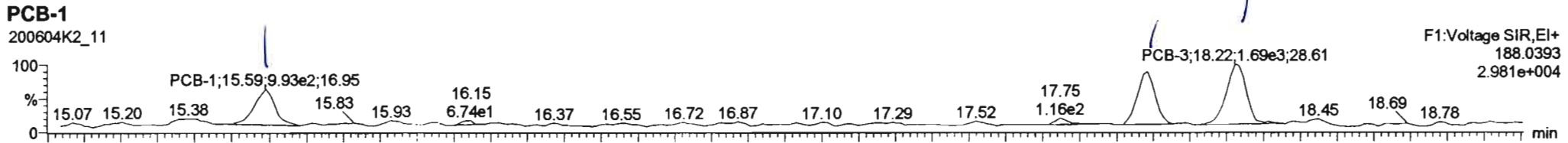
3rd Function Tri-PCBs

	Name	Pred.R	RT	m1 Height	m2 Height	m1 Resp	m2 Resp	RA	n/y	Resp	Conc.	EMPC	DL
1	PCB-31	28.72	28.72	4.124e4	3.659e4	3.232e3	2.724e3	1.19	NO	5.957e3	63.863	63.863	5.21
2	PCB-28	28.83	28.83	4.307e4	3.672e4	3.252e3	2.761e3	1.18	NO	6.013e3	65.175	65.175	5.27
3	PCB-20/21/33	29.47	29.50	2.008e4	1.941e4	1.703e3	1.694e3	1.01	NO	3.397e3	40.095	40.095	5.74
4	PCB-22	29.91	29.92	1.072e4	1.058e4	7.892e2	9.778e2	0.81	YES	1.767e3	0.00000	17.679	5.55
5	PCB-37	32.92	32.94	1.305e4	1.220e4	1.068e3	8.809e2	1.21	YES	1.948e3	0.00000	18.304	5.45

Dataset: Untitled

Last Altered: Saturday, June 06, 2020 11:25:30 Pacific Daylight Time
Printed: Saturday, June 06, 2020 11:25:40 Pacific Daylight Time

Name: 200604K2_11, Date: 05-Jun-2020, Time: 05:39:38, ID: 2000961-01@20X PDI-165SC-A-00-01-200426 6.99, Description: PDI-165SC-A-00-01-200426


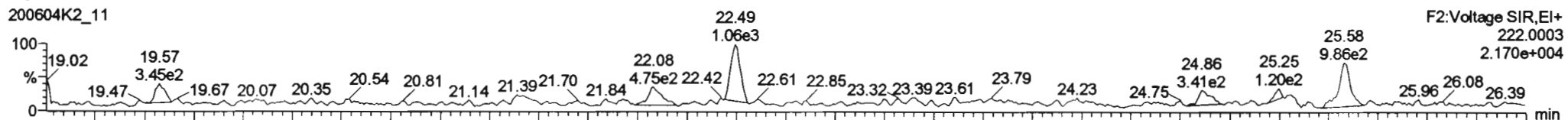


Dataset: Untitled

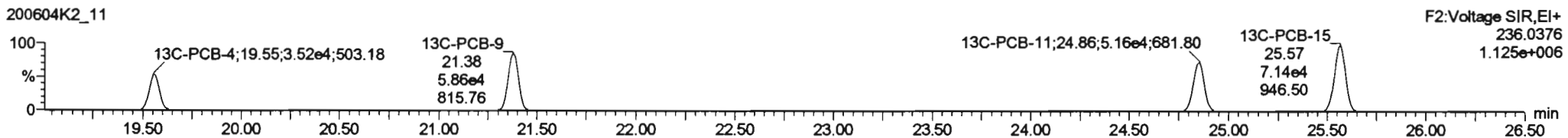

Last Altered: Saturday, June 06, 2020 11:25:30 Pacific Daylight Time
Printed: Saturday, June 06, 2020 11:25:40 Pacific Daylight Time

Name: 200604K2_11, Date: 05-Jun-2020, Time: 05:39:38, ID: 2000961-01@20X PDI-165SC-A-00-01-200426 6.99, Description: PDI-165SC-A-00-01-200426

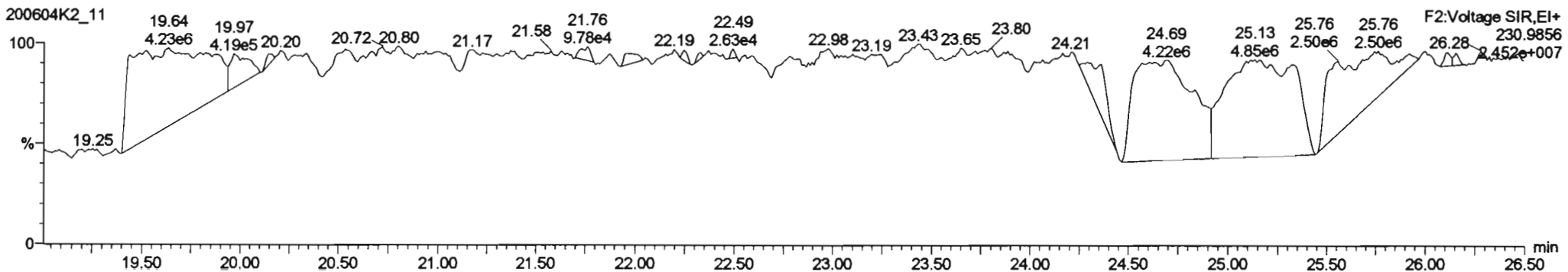
PCB-4/10



13C-PCB-4



PFK2a

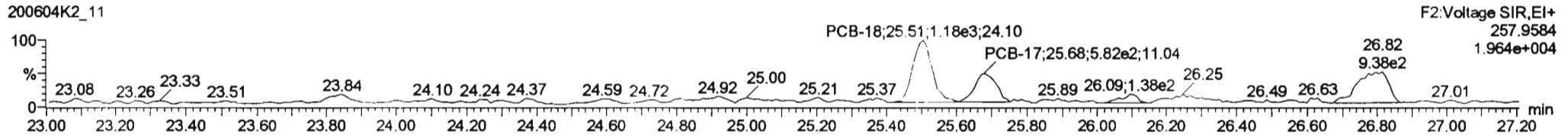
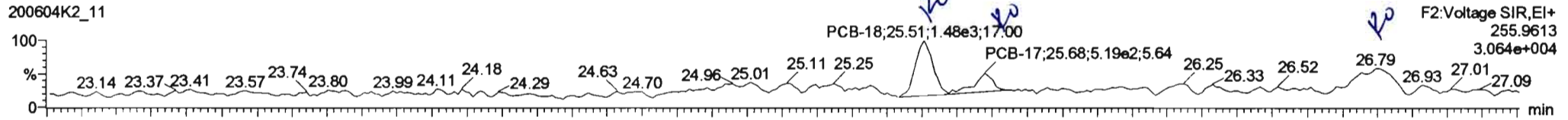


Dataset: Untitled

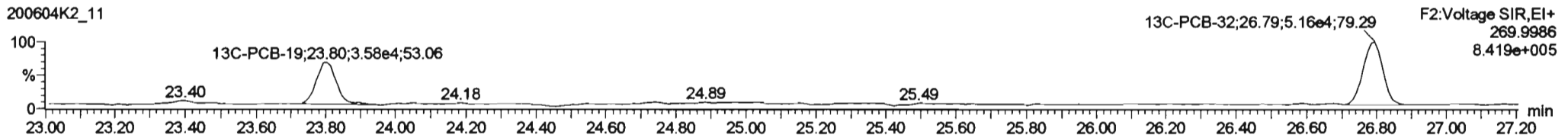
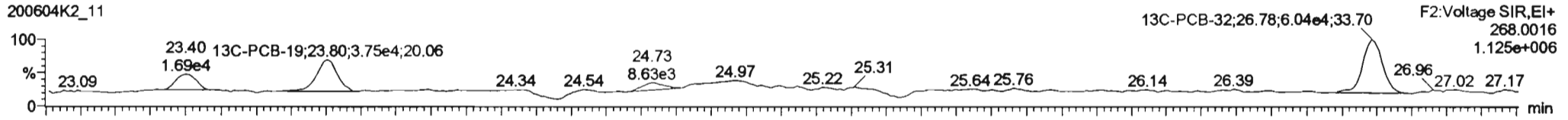
Last Altered: Saturday, June 06, 2020 11:25:30 Pacific Daylight Time
Printed: Saturday, June 06, 2020 11:25:40 Pacific Daylight Time

Name: 200604K2_11, Date: 05-Jun-2020, Time: 05:39:38, ID: 2000961-01@20X PDI-165SC-A-00-01-200426 6.99, Description: PDI-165SC-A-00-01-200426

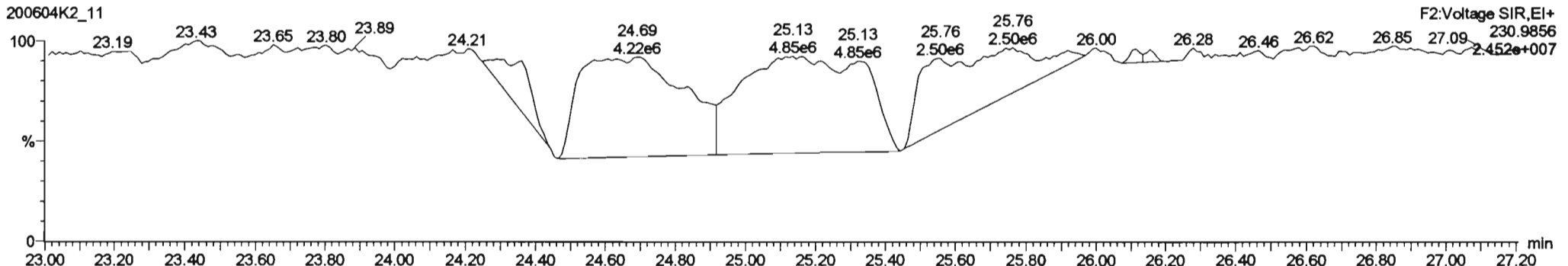
PCB-19

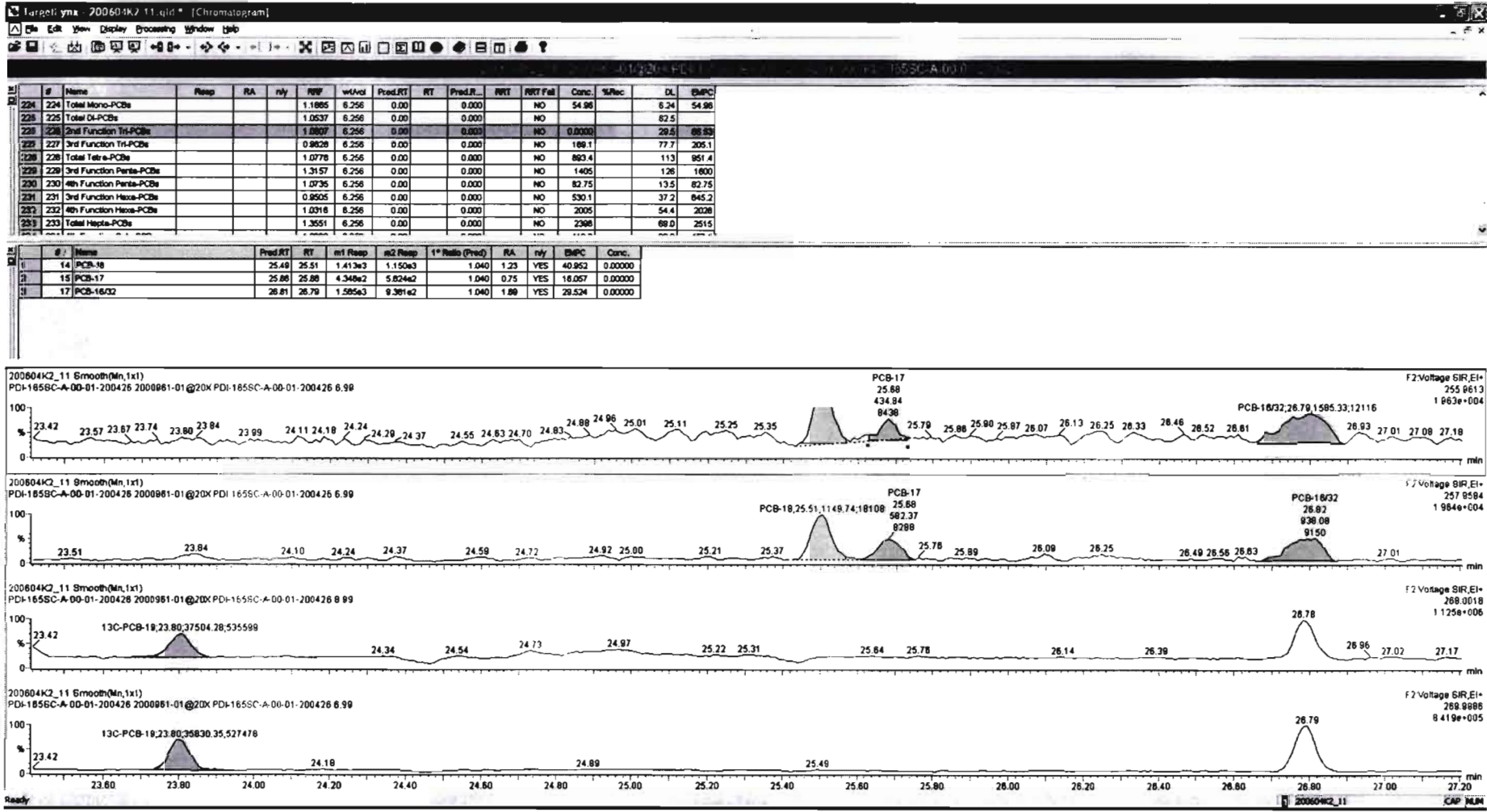


13C-PCB-19



PFK2b



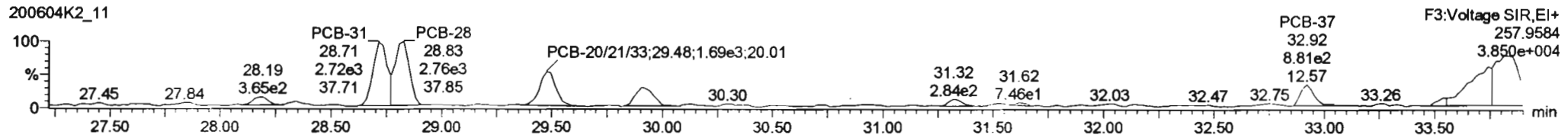
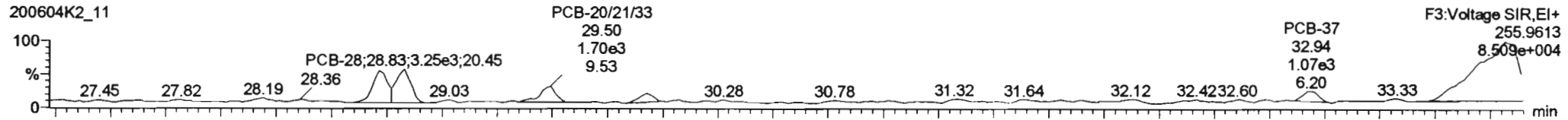


Dataset: Untitled

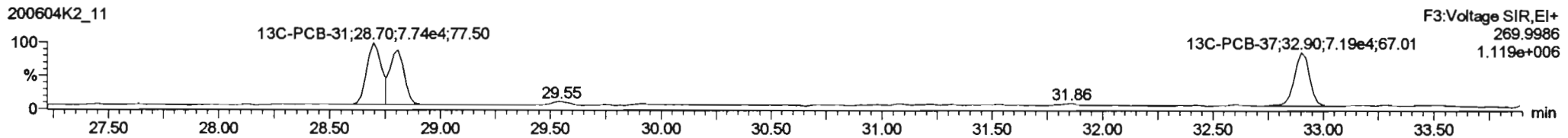
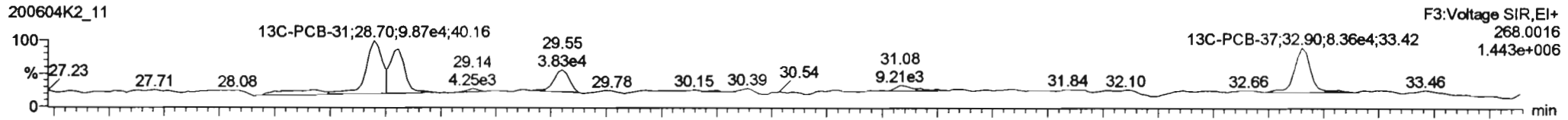
Last Altered: Saturday, June 06, 2020 11:25:30 Pacific Daylight Time
Printed: Saturday, June 06, 2020 11:25:40 Pacific Daylight Time

Name: 200604K2_11, Date: 05-Jun-2020, Time: 05:39:38, ID: 2000961-01@20X PDI-165SC-A-00-01-200426 6.99, Description: PDI-165SC-A-00-01-200426

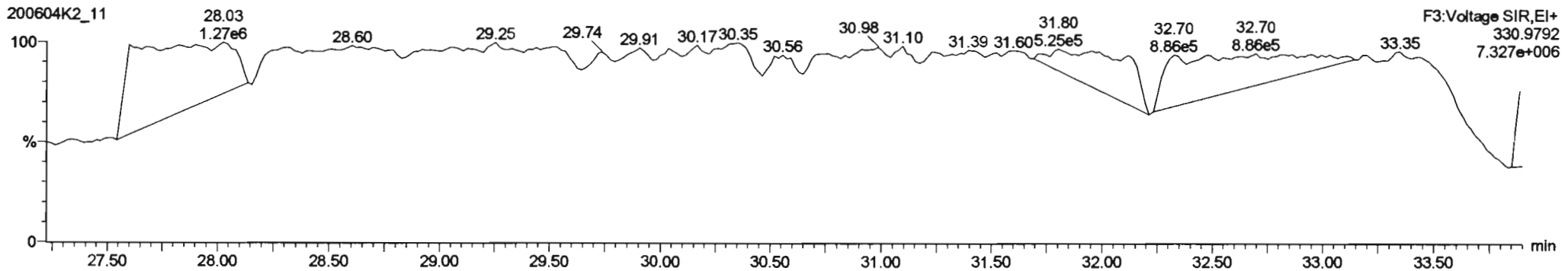
PCB-34



13C-PCB-28



PFK3d



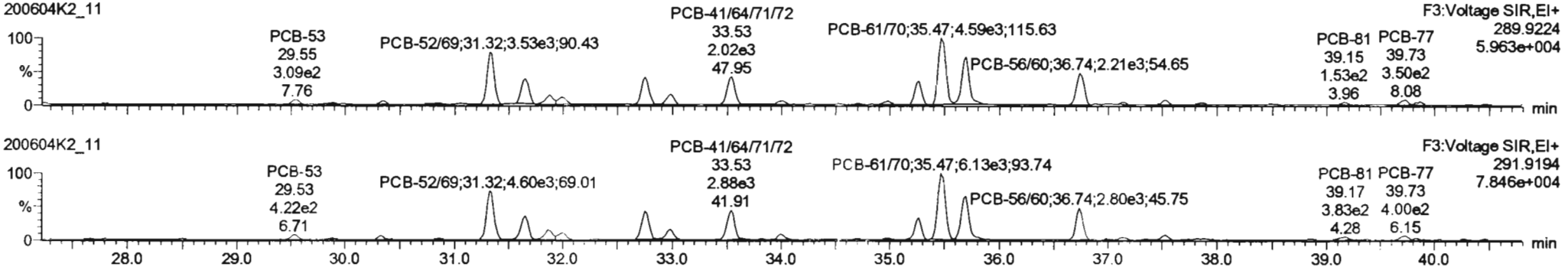
Dataset: Untitled

Last Altered: Saturday, June 06, 2020 11:25:30 Pacific Daylight Time
Printed: Saturday, June 06, 2020 11:25:40 Pacific Daylight Time

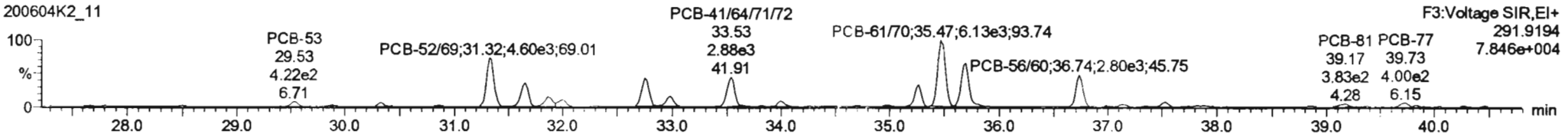
Name: 200604K2_11, Date: 05-Jun-2020, Time: 05:39:38, ID: 2000961-01@20X PDI-165SC-A-00-01-200426 6.99, Description: PDI-165SC-A-00-01-200426

PCB-54

200604K2_11

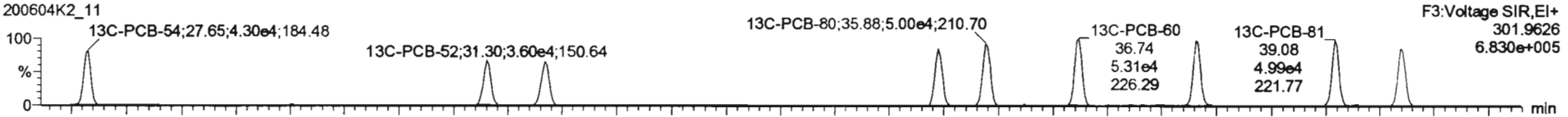


200604K2_11

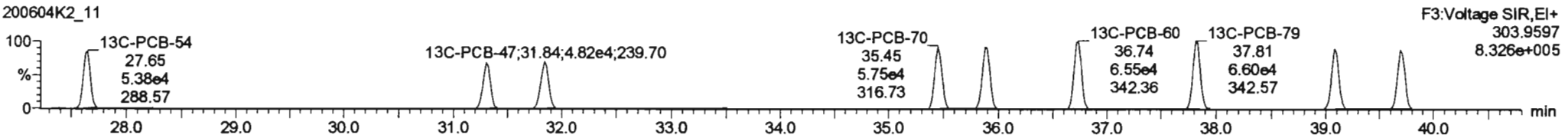


13C-PCB-54

200604K2_11

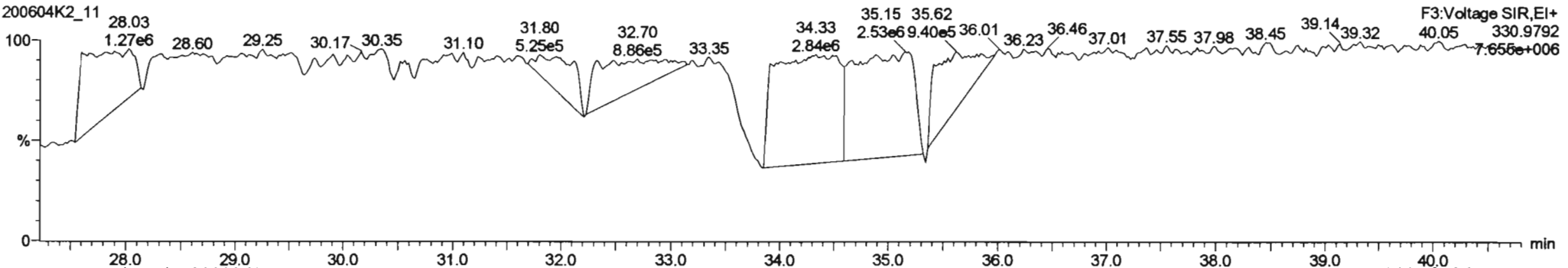


200604K2_11



PFK3a

200604K2_11




Dataset: Untitled

Last Altered: Saturday, June 06, 2020 11:25:30 Pacific Daylight Time
 Printed: Saturday, June 06, 2020 11:25:40 Pacific Daylight Time

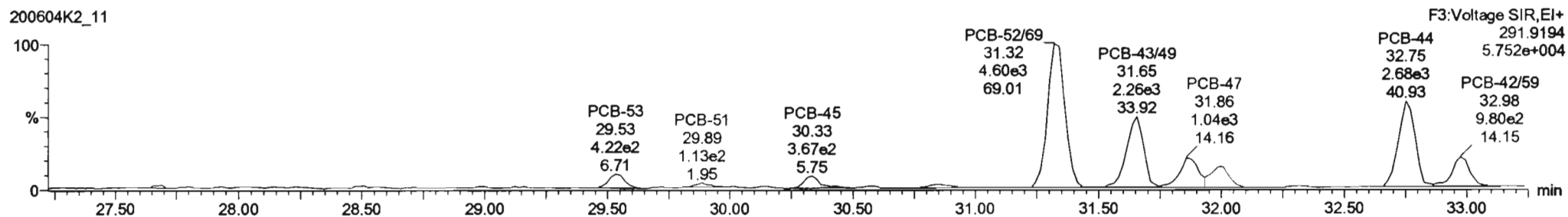
Name: 200604K2_11, Date: 05-Jun-2020, Time: 05:39:38, ID: 2000961-01@20X PDI-165SC-A-00-01-200426 6.99, Description: PDI-165SC-A-00-01-200426

PCB-50

200604K2_11




200604K2_11



13C-PCB-52

200604K2_11



200604K2_11



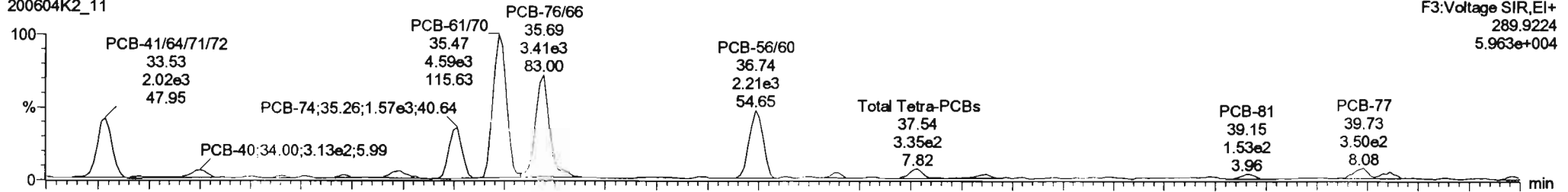
Dataset: Untitled

Last Altered: Saturday, June 06, 2020 11:25:30 Pacific Daylight Time
Printed: Saturday, June 06, 2020 11:25:40 Pacific Daylight Time

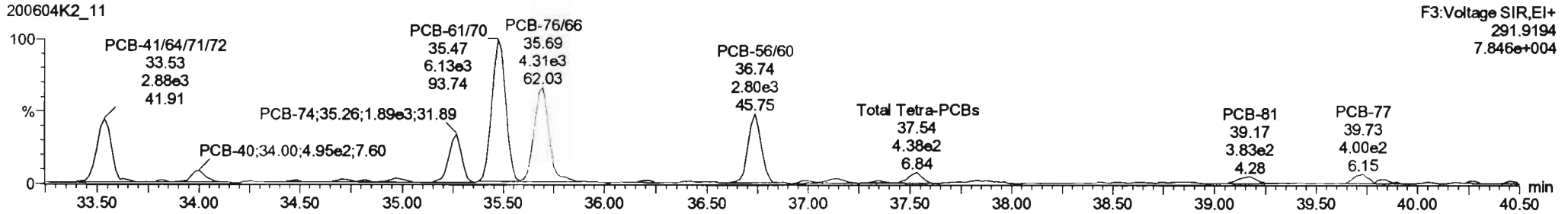
Name: 200604K2_11, Date: 05-Jun-2020, Time: 05:39:38, ID: 2000961-01@20X PDI-165SC-A-00-01-200426 6.99, Description: PDI-165SC-A-00-01-200426

PCB-68

200604K2_11

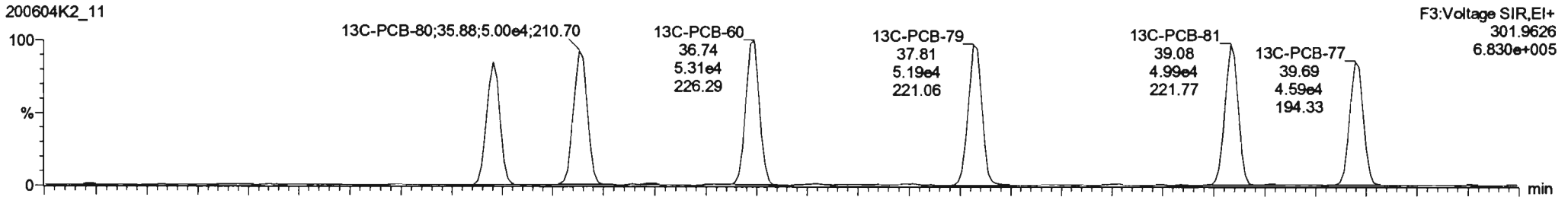


200604K2_11

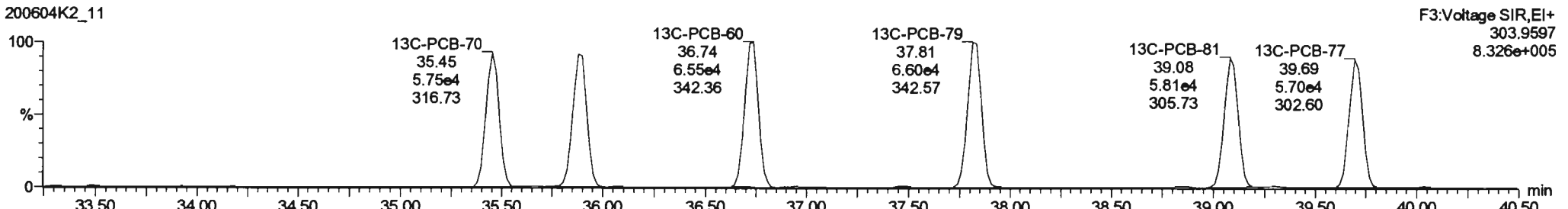


13C-PCB-60

200604K2_11



200604K2_11



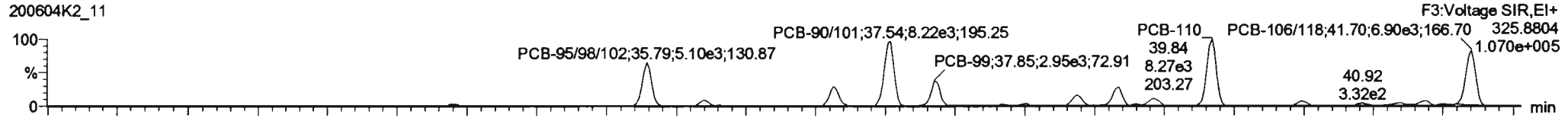
Dataset: Untitled

Last Altered: Saturday, June 06, 2020 11:25:30 Pacific Daylight Time
Printed: Saturday, June 06, 2020 11:25:40 Pacific Daylight Time

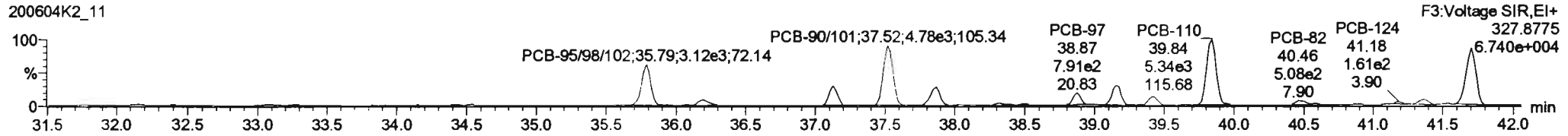
Name: 200604K2_11, Date: 05-Jun-2020, Time: 05:39:38, ID: 2000961-01@20X PDI-165SC-A-00-01-200426 6.99, Description: PDI-165SC-A-00-01-200426

PCB-104

200604K2_11

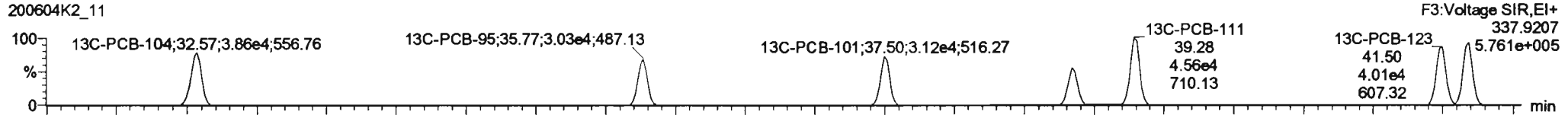


200604K2_11

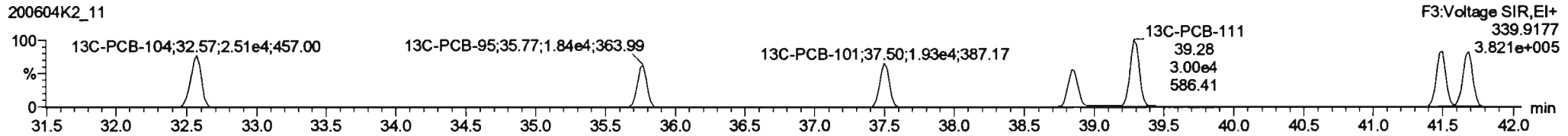


13C-PCB-104

200604K2_11

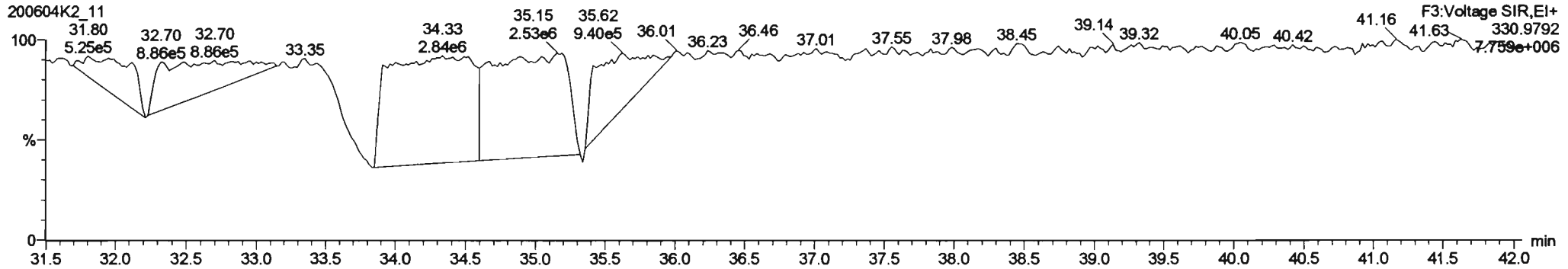


200604K2_11



PFK3b

200604K2_11



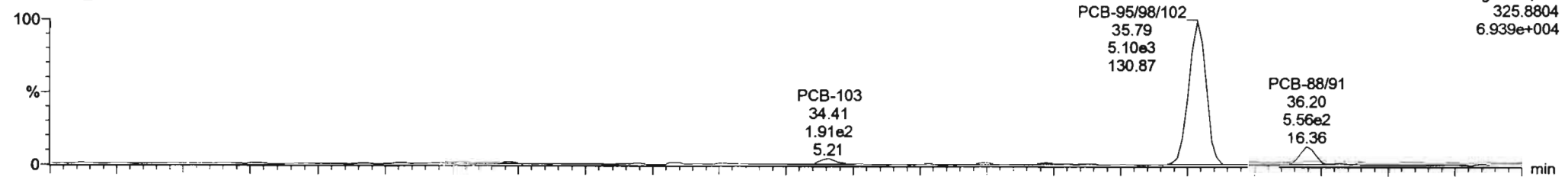
Dataset: Untitled

Last Altered: Saturday, June 06, 2020 11:25:30 Pacific Daylight Time
Printed: Saturday, June 06, 2020 11:25:40 Pacific Daylight Time

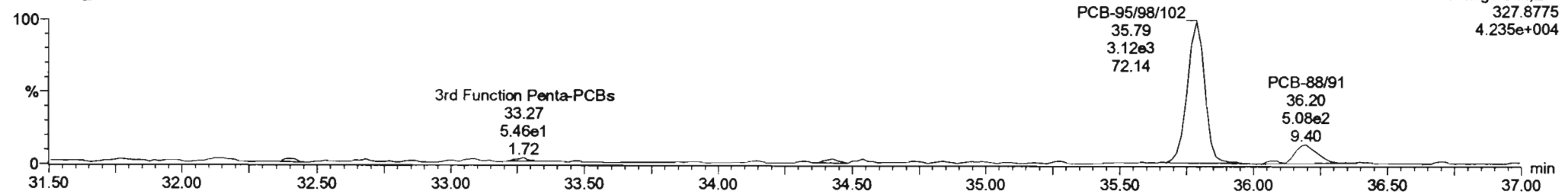
Name: 200604K2_11, Date: 05-Jun-2020, Time: 05:39:38, ID: 2000961-01@20X PDI-165SC-A-00-01-200426 6.99, Description: PDI-165SC-A-00-01-200426

PCB-96

200604K2_11

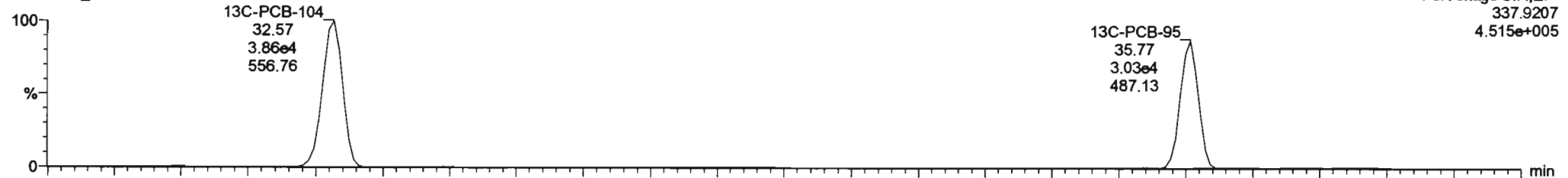


200604K2_11




13C-PCB-95

200604K2_11



200604K2_11



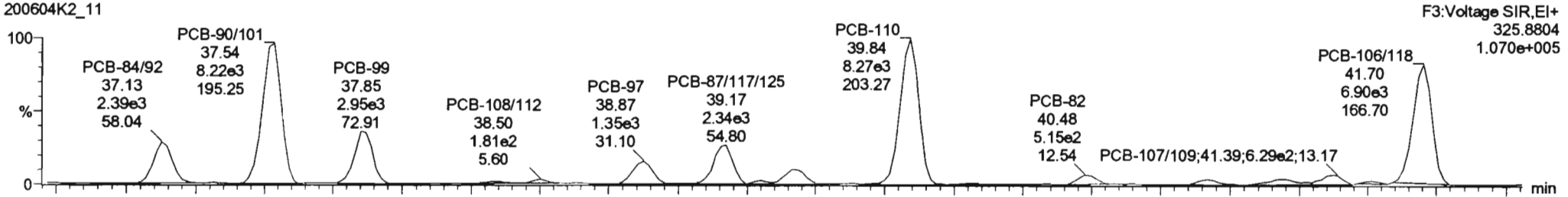
Dataset: Untitled

Last Altered: Saturday, June 06, 2020 11:25:30 Pacific Daylight Time
Printed: Saturday, June 06, 2020 11:25:40 Pacific Daylight Time

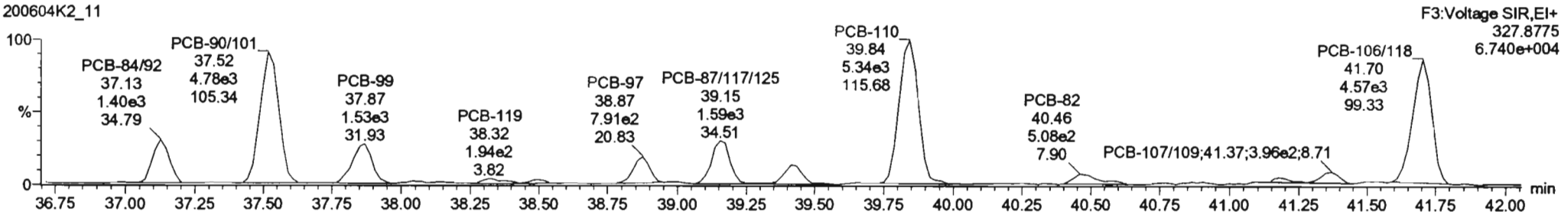
Name: 200604K2_11, Date: 05-Jun-2020, Time: 05:39:38, ID: 2000961-01@20X PDI-165SC-A-00-01-200426 6.99, Description: PDI-165SC-A-00-01-200426

PCB-119

200604K2_11

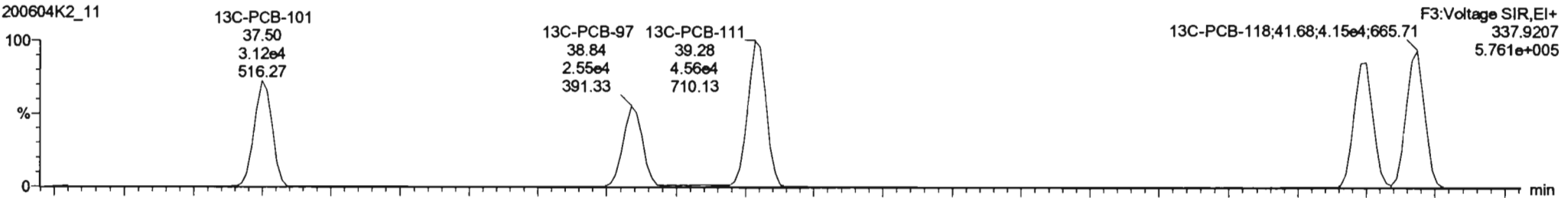


200604K2_11

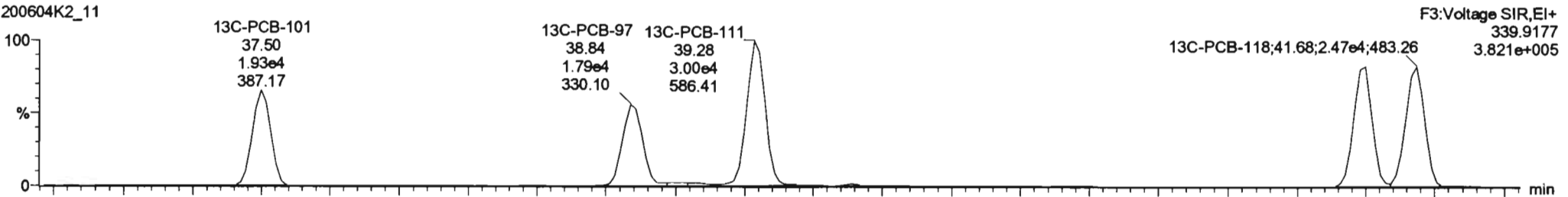


13C-PCB-111

200604K2_11



200604K2_11



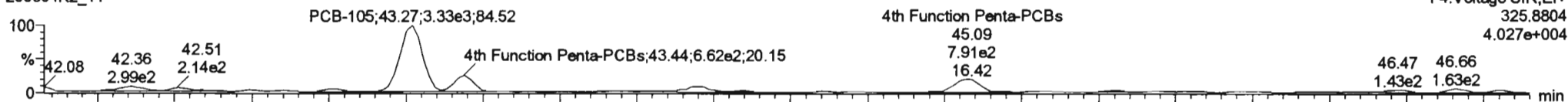
Dataset: Untitled

Last Altered: Saturday, June 06, 2020 11:25:30 Pacific Daylight Time
Printed: Saturday, June 06, 2020 11:25:40 Pacific Daylight Time

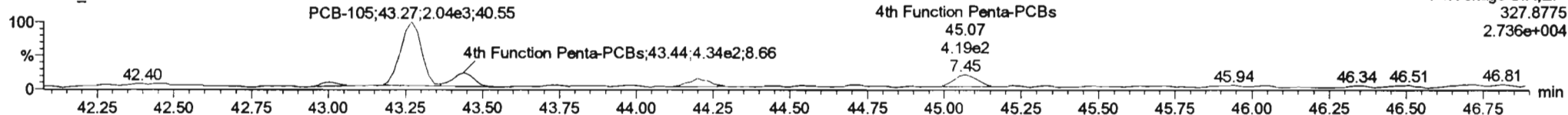
Name: 200604K2_11, Date: 05-Jun-2020, Time: 05:39:38, ID: 2000961-01@20X PDI-165SC-A-00-01-200426 6.99, Description: PDI-165SC-A-00-01-200426

PCB-114

200604K2_11




200604K2_11

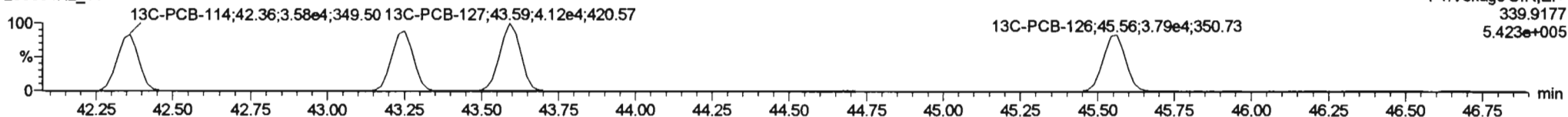


13C-PCB-114

200604K2_11

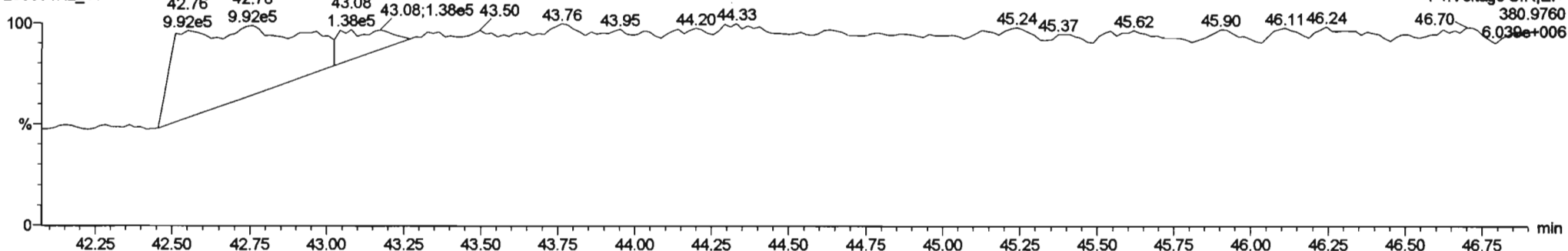


200604K2_11



PFK4a

200604K2_11



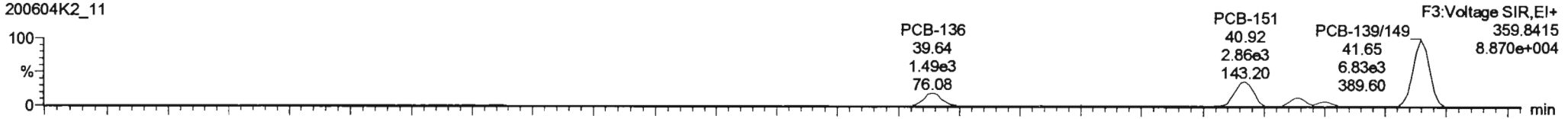
Dataset: Untitled

Last Altered: Saturday, June 06, 2020 11:25:30 Pacific Daylight Time
Printed: Saturday, June 06, 2020 11:25:40 Pacific Daylight Time

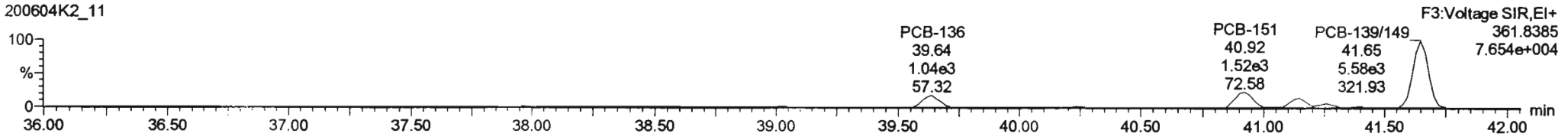
Name: 200604K2_11, Date: 05-Jun-2020, Time: 05:39:38, ID: 2000961-01@20X PDI-165SC-A-00-01-200426 6.99, Description: PDI-165SC-A-00-01-200426

PCB-155

200604K2_11

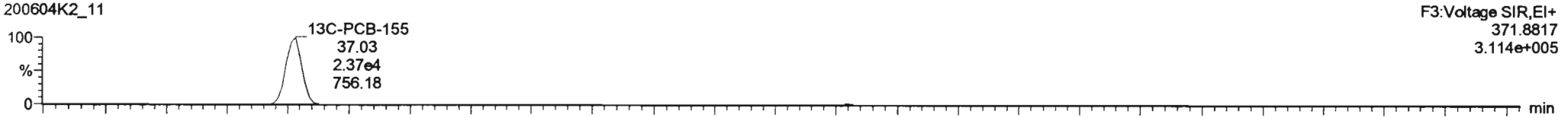


200604K2_11

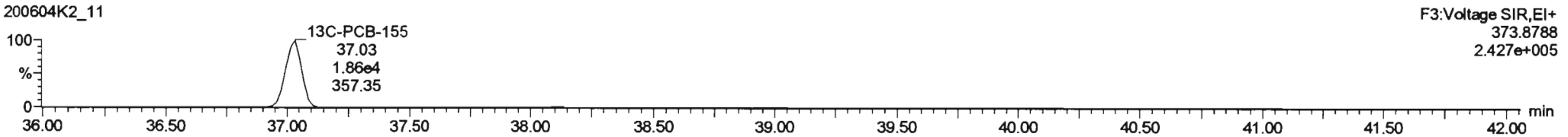


13C-PCB-155

200604K2_11

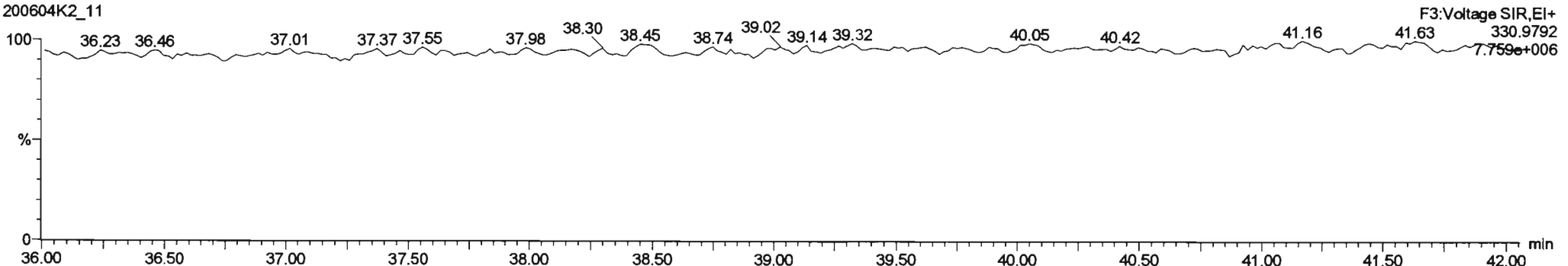


200604K2_11



PFK3c

200604K2_11

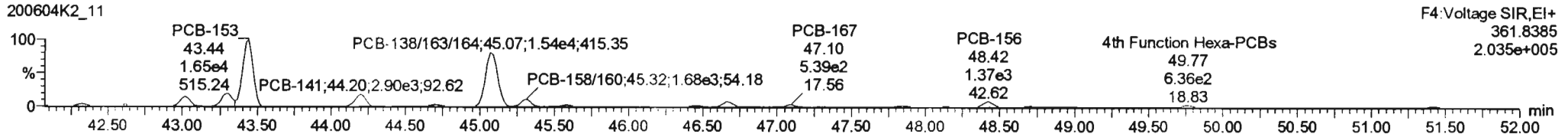
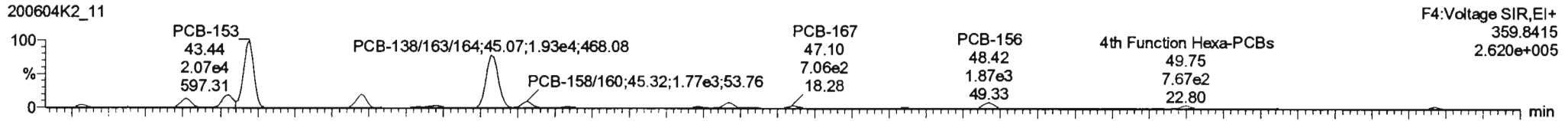


Dataset: Untitled

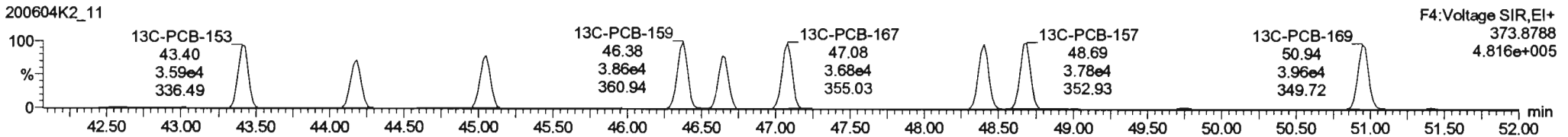
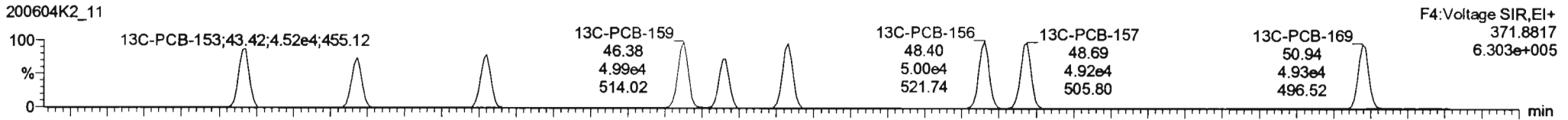
Last Altered: Saturday, June 06, 2020 11:25:30 Pacific Daylight Time
 Printed: Saturday, June 06, 2020 11:25:40 Pacific Daylight Time

Name: 200604K2_11, Date: 05-Jun-2020, Time: 05:39:38, ID: 2000961-01@20X PDI-165SC-A-00-01-200426 6.99, Description: PDI-165SC-A-00-01-200426

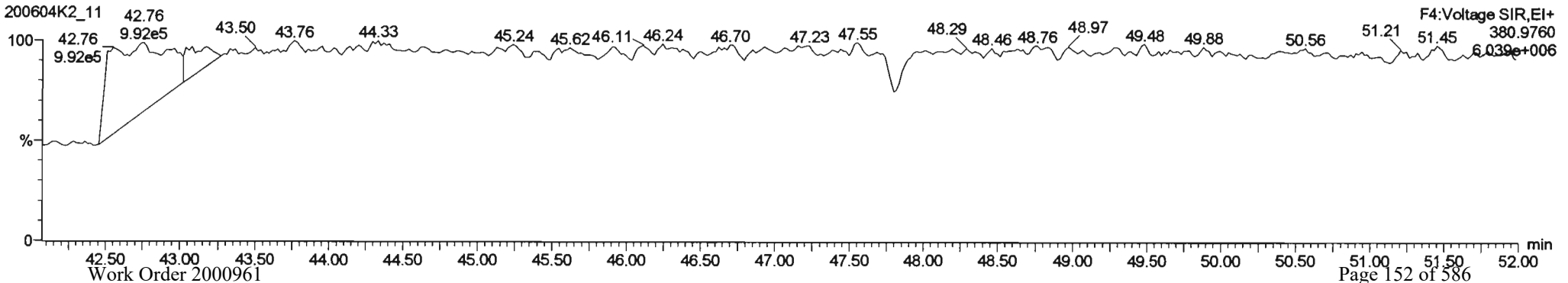
PCB-134/143



13C-PCB-153



PFK4b

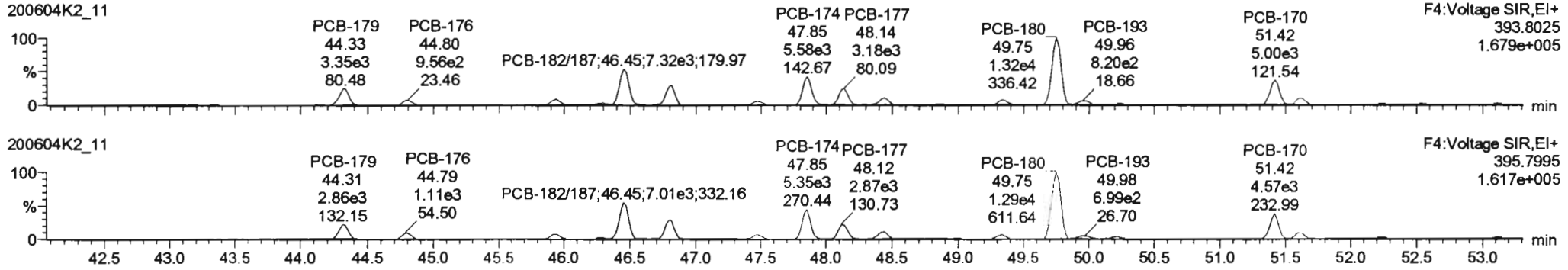


Dataset: Untitled

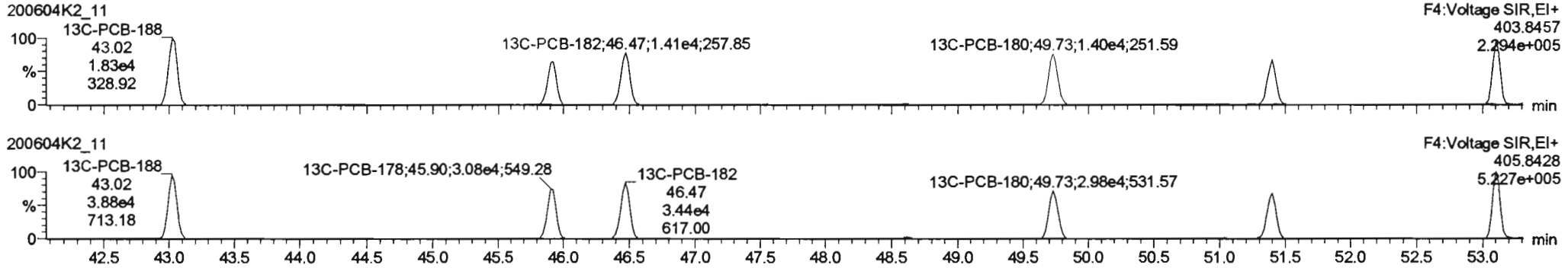
Last Altered: Saturday, June 06, 2020 11:25:30 Pacific Daylight Time
Printed: Saturday, June 06, 2020 11:25:40 Pacific Daylight Time

Name: 200604K2_11, Date: 05-Jun-2020, Time: 05:39:38, ID: 2000961-01@20X PDI-165SC-A-00-01-200426 6.99, Description: PDI-165SC-A-00-01-200426

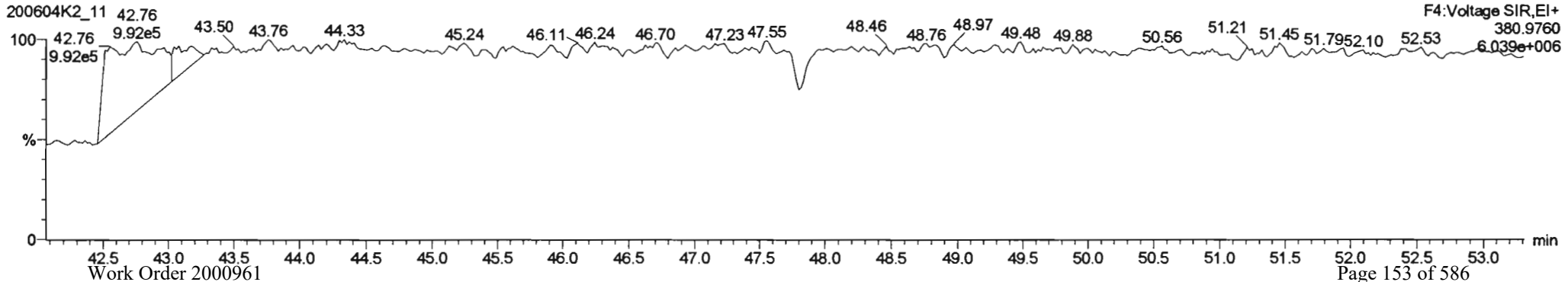
PCB-188



13C-PCB-188



PFK4c




Dataset: Untitled

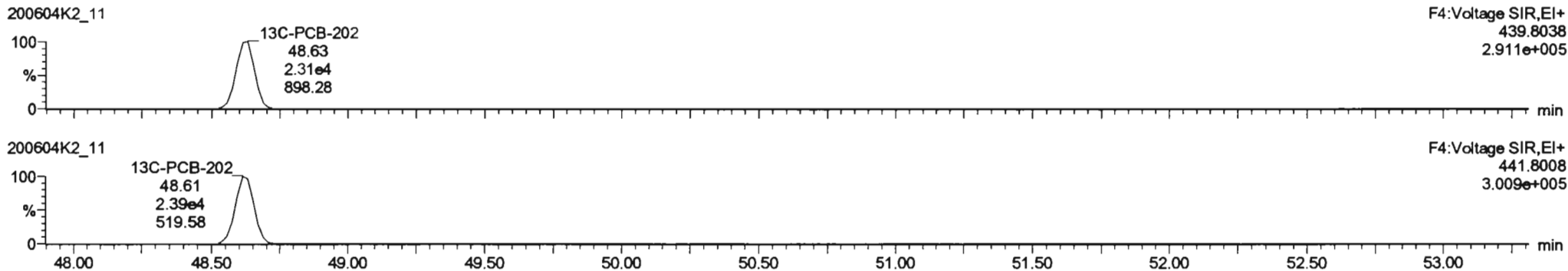
Last Altered: Saturday, June 06, 2020 11:25:30 Pacific Daylight Time
 Printed: Saturday, June 06, 2020 11:25:40 Pacific Daylight Time

Name: 200604K2_11, Date: 05-Jun-2020, Time: 05:39:38, ID: 2000961-01@20X PDI-165SC-A-00-01-200426 6.99, Description: PDI-165SC-A-00-01-200426

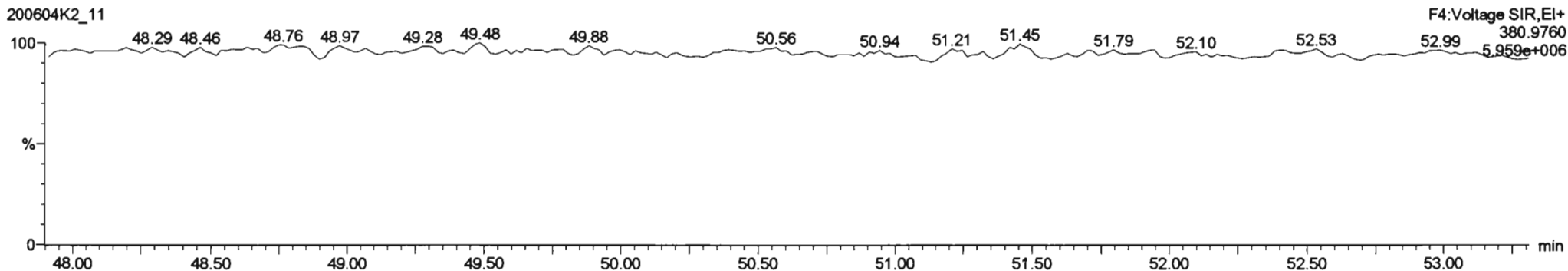
PCB-202



13C-PCB-202



PFK4d

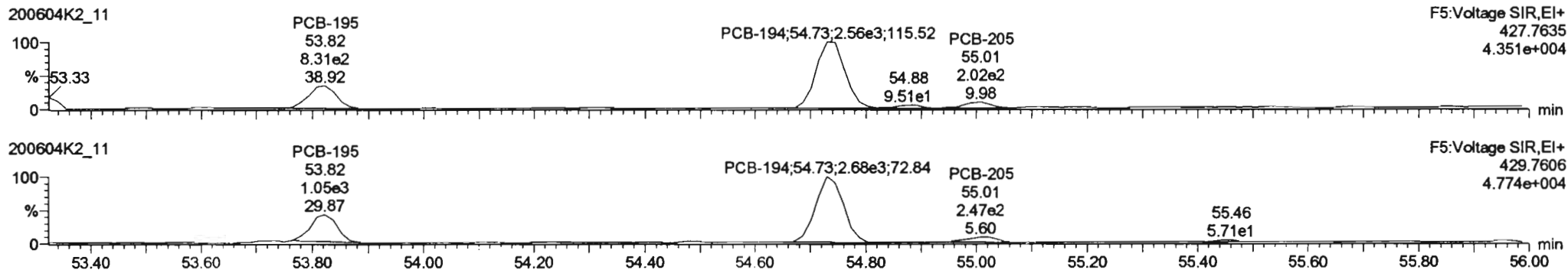


Dataset: Untitled

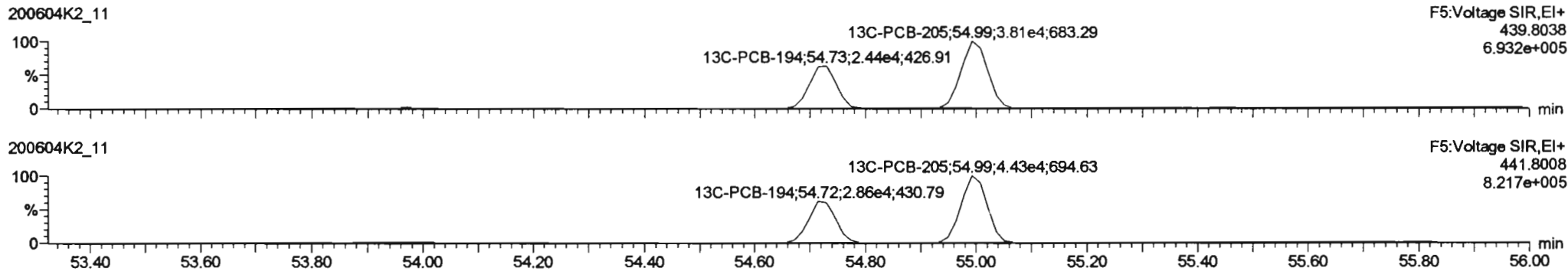
Last Altered: Saturday, June 06, 2020 11:25:30 Pacific Daylight Time
Printed: Saturday, June 06, 2020 11:25:40 Pacific Daylight Time

Name: 200604K2_11, Date: 05-Jun-2020, Time: 05:39:38, ID: 2000961-01@20X PDI-165SC-A-00-01-200426 6.99, Description: PDI-165SC-A-00-01-200426

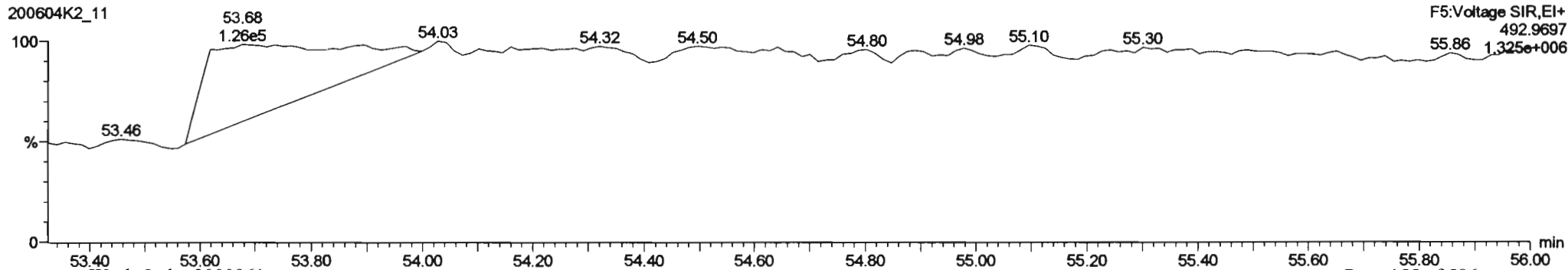
PCB-195



13C-PCB-194



PFK5a



Dataset: Untitled

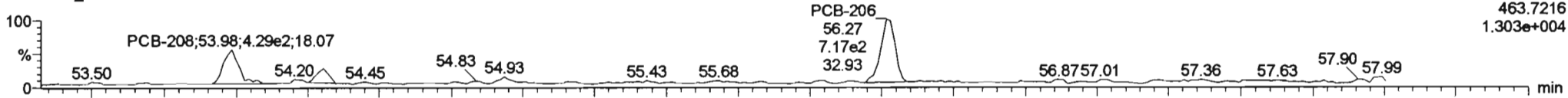
Last Altered: Saturday, June 06, 2020 11:25:30 Pacific Daylight Time
Printed: Saturday, June 06, 2020 11:25:40 Pacific Daylight Time

Name: 200604K2_11, Date: 05-Jun-2020, Time: 05:39:38, ID: 2000961-01@20X PDI-165SC-A-00-01-200426 6.99, Description: PDI-165SC-A-00-01-200426

PCB-208

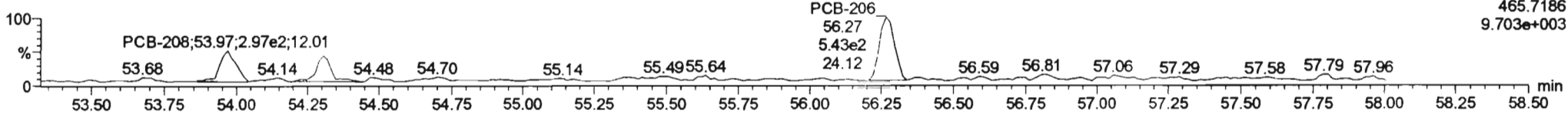
200604K2_11

F5:Voltage SIR,EI+
463.7216
1.303e+004



200604K2_11

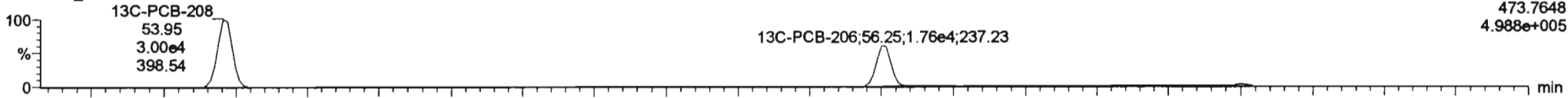
F5:Voltage SIR,EI+
465.7186
9.703e+003



13C-PCB-208

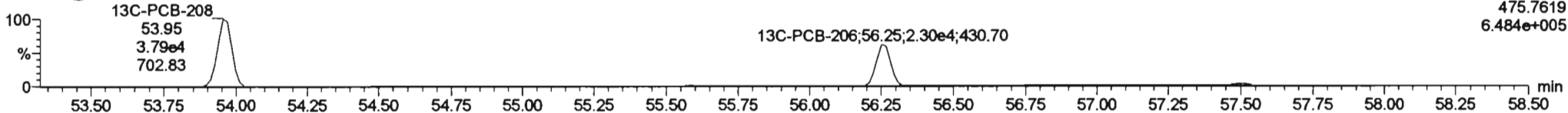
200604K2_11

F5:Voltage SIR,EI+
473.7648
4.988e+005



200604K2_11

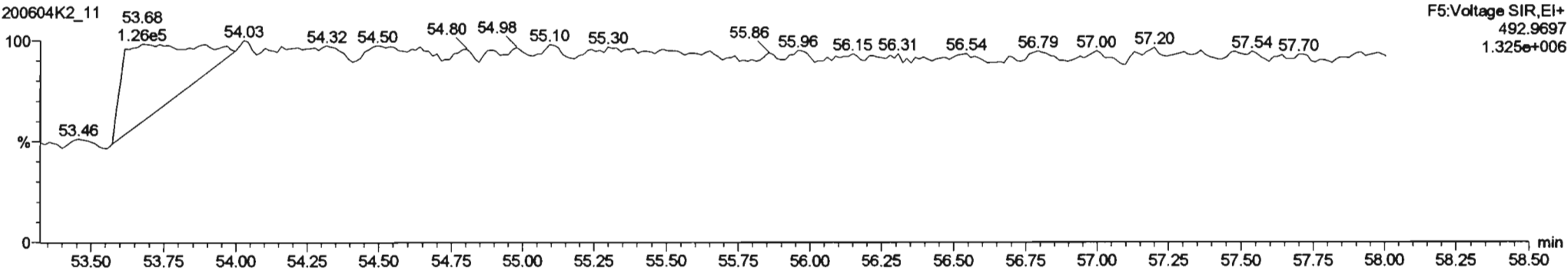
F5:Voltage SIR,EI+
475.7619
6.484e+005



PFK5

200604K2_11

F5:Voltage SIR,EI+
492.9697
1.325e+006



Dataset: Untitled

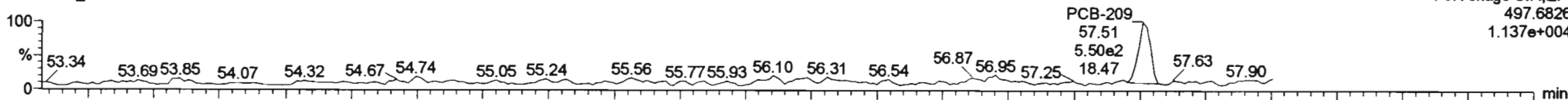
Last Altered: Saturday, June 06, 2020 11:25:30 Pacific Daylight Time
Printed: Saturday, June 06, 2020 11:25:40 Pacific Daylight Time

Name: 200604K2_11, Date: 05-Jun-2020, Time: 05:39:38, ID: 2000961-01@20X PDI-165SC-A-00-01-200426 6.99, Description: PDI-165SC-A-00-01-200426

PCB-209

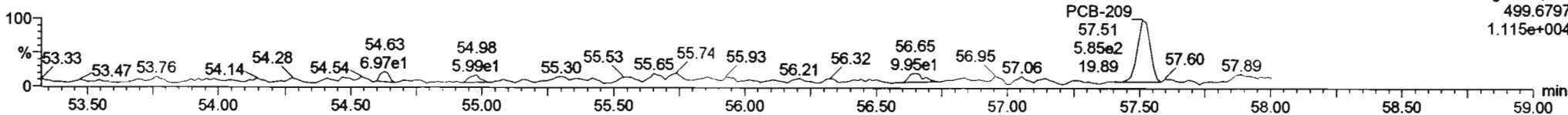
200604K2_11

F5:Voltage SIR,EI+
497.6826
1.137e+004



200604K2_11

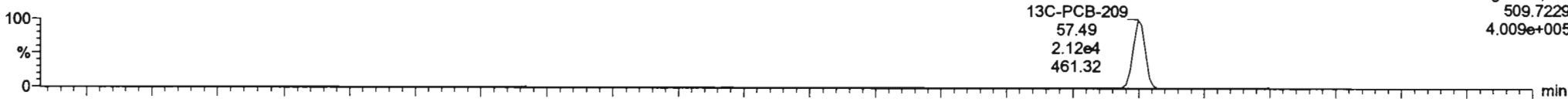
F5:Voltage SIR,EI+
499.6797
1.115e+004



13C-PCB-209

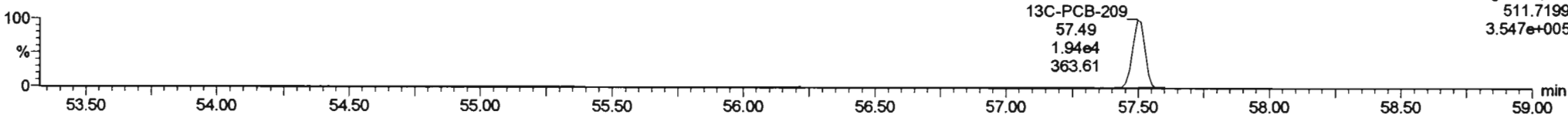
200604K2_11

F5:Voltage SIR,EI+
509.7229
4.009e+005



200604K2_11

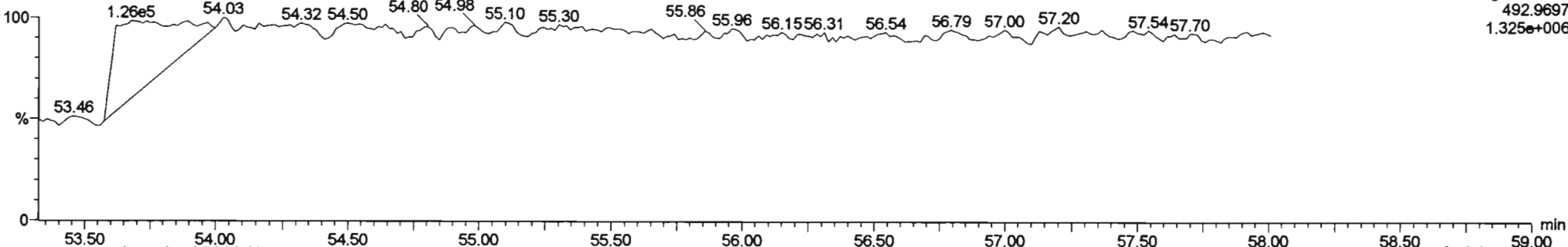
F5:Voltage SIR,EI+
511.7199
3.547e+005



PFK5b

200604K2_11

F5:Voltage SIR,EI+
492.9697
1.325e+006



CONTINUING CALIBRATION

HRMS CALIBRATION STANDARDS REVIEW CHECKLIST

Beg. Calibration ID: ST200603K1-1

Reviewed By: CT 06/04/2020

Initials & Date

End Calibration ID: NA

	<u>Beg.</u>	<u>End</u>
Ion abundance within QC limits?	<input checked="" type="checkbox"/>	<input checked="" type="checkbox"/> NA
Concentrations within criteria?	<input checked="" type="checkbox"/>	<input type="checkbox"/>
TCDD/TCDF Valleys <25%	<input checked="" type="checkbox"/> NA	<input type="checkbox"/>
First and last eluters present?	<input checked="" type="checkbox"/> NA	<input type="checkbox"/>
Retention Times within criteria?	<input checked="" type="checkbox"/>	<input type="checkbox"/>
Verification Std. named correctly? (ST-Year-Month-Day-VG ID)	<input checked="" type="checkbox"/>	<input type="checkbox"/>
Forms signed and dated?	<input checked="" type="checkbox"/>	<input type="checkbox"/>
Correct ICAL referenced?	<u>HC</u>	<u>HC</u>
Run Log:		
- Correct instrument listed?	<input checked="" type="checkbox"/>	<input checked="" type="checkbox"/> NA
- Samples within 12 hour clock?	<input checked="" type="checkbox"/> Y	<input type="checkbox"/> N
- Bottle position verified?	<input checked="" type="checkbox"/>	<input checked="" type="checkbox"/> HC

Mass resolution ≥

5k 6-8K 8K 10K
 1614 1699 429 1613/1668/8280

Intergrated peaks display correctly?

GC Break <20%

NA

8280 CS1 End Standard:

- Ratios within limits, S/N <2.5:1, CS1 within 12 hours

Comments:

(A) 1 mass under IDIC
 (B) 1 mass affected by column bleed

	<u>Beg.</u>	<u>End</u>
Mass resolution ≥	<input checked="" type="checkbox"/>	<input checked="" type="checkbox"/>
Intergrated peaks display correctly?	<input checked="" type="checkbox"/>	<input checked="" type="checkbox"/> NA
GC Break <20%	<input type="checkbox"/>	<input type="checkbox"/>
8280 CS1 End Standard:	<input type="checkbox"/>	<input type="checkbox"/>
- Ratios within limits, S/N <2.5:1, CS1 within 12 hours	<input type="checkbox"/>	<input checked="" type="checkbox"/> NA

Dataset: U:\VG11.PRO\Results\200603K1\200603K1-1.qld

Last Altered: Thursday, June 04, 2020 07:42:37 Pacific Daylight Time
Printed: Thursday, June 04, 2020 07:43:46 Pacific Daylight Time

hr 6-4-2020

CT 06/04/2020

Method: U:\VG11.PRO\MethDB\PCB-209_ZB1_6-1-20.mdb 02 Jun 2020 10:36:07
Calibration: U:\VG11.PRO\CurveDB\db1_PCBvg11-6-1-20.cdb 02 Jun 2020 10:21:16

Name: 200603K1_1, Date: 03-Jun-2020, Time: 14:47:20, ID: ST200603K1-1 PCB 209 CS3 19G2609, Description: PCB 209 CS3 19G2609

#	Name	Resp	RA	n/y	RRF	wt/vol	Pred.RT	RT	Pred.R...	RRT	Check RRT	Conc.	%Rec	DL	EMPC
1	1 PCB-1	1.70e6	3.12	NO	1.17	1.000	15.52	15.53	1.001	1.001	NO	53.91	108	0.00733	53.91
2	2 PCB-2	1.74e6	3.14	NO	1.18	1.000	17.94	17.94	0.988	0.988	NO	53.86	108	0.00732	53.86
3	3 PCB-3	1.71e6	3.12	NO	1.15	1.000	18.17	18.18	1.001	1.001	NO	54.53	109	0.00753	54.53
4	4 PCB-4/10	2.78e6	1.54	NO	1.25	1.000	19.59	19.59	1.004	1.004	NO	110.0	110	0.0548	110.0
5	5 PCB-7/9	3.41e6	1.56	NO	0.960	1.000	21.40	21.39	1.003	1.002	NO	109.3	109	0.0449	109.3
6	6 PCB-6	1.80e6	1.55	NO	1.02	1.000	22.05	22.05	1.033	1.033	NO	54.25	109	0.0421	54.25
7	7 PCB-5/8	3.56e6	1.57	NO	0.992	1.000	22.45	22.45	1.052	1.052	NO	110.4	110	0.0434	110.4
8	8 PCB-14	1.80e6	1.56	NO	1.02	1.000	23.60	23.59	0.952	0.951	NO	55.23	110	0.0444	55.23
9	9 PCB-11	1.94e6	1.57	NO	1.13	1.000	24.81	24.81	1.001	1.001	NO	53.55	107	0.0401	53.55
10	10 PCB-12/13	3.64e6	1.55	NO	1.03	1.000	25.25	25.18	1.018	1.016	NO	110.5	111	0.0439	110.5
11	11 PCB-15	1.84e6	1.53	NO	1.03	1.000	25.56	25.54	1.031	1.030	NO	55.35	111	0.0436	55.35
12	12 PCB-19	8.58e5	1.02	NO	1.11	1.000	23.78	23.77	1.001	1.001	NO	53.39	107	0.0232	53.39
13	13 PCB-30	1.40e6	1.03	NO	1.79	1.000	24.68	24.69	1.039	1.039	NO	53.75	108	0.0143	53.75
14	14 PCB-18	9.33e5	1.03	NO	0.818	1.000	25.46	25.45	0.952	0.951	NO	53.71	107	0.0228	53.71
15	15 PCB-17	8.86e5	1.04	NO	0.758	1.000	25.63	25.64	0.958	0.958	NO	54.99	110	0.0246	54.99
16	16 PCB-24/27	2.50e6	1.02	NO	1.08	1.000	26.25	26.23	0.981	0.980	NO	108.7	109	0.0172	108.7
17	17 PCB-16/32	2.15e6	1.03	NO	0.925	1.000	26.77	26.76	1.001	1.000	NO	109.2	109	0.0202	109.2
18	18 PCB-34	1.46e6	1.02	NO	0.945	1.000	27.56	27.58	0.959	0.959	NO	53.06	106	0.0218	53.06
19	19 PCB-23	1.61e6	1.05	NO	0.883	1.000	27.65	27.67	0.962	0.962	NO	62.50	125	0.0233	62.50
20	20 PCB-29	1.51e6	1.02	NO	0.893	1.000	27.91	27.93	0.971	0.972	NO	58.11	116	0.0230	58.11
21	21 PCB-26	1.61e6	1.04	NO	0.944	1.000	28.14	28.14	0.979	0.979	NO	58.59	117	0.0218	58.59
22	22 PCB-25	1.60e6	1.04	NO	0.950	1.000	28.29	28.31	0.984	0.984	NO	57.82	116	0.0217	57.82
23	23 PCB-31	1.85e6	1.02	NO	1.04	1.000	28.66	28.68	0.997	0.997	NO	61.44	123	0.0198	61.44
24	24 PCB-28	1.68e6	1.01	NO	1.03	1.000	28.77	28.79	1.001	1.001	NO	56.25	112	0.0201	56.25
25	25 PCB-20/21/33	4.77e6	1.02	NO	0.941	1.000	29.41	29.40	1.023	1.023	NO	174.3	116	0.0218	174.3
26	26 PCB-22	1.67e6	1.04	NO	0.973	1.000	29.85	29.87	1.038	1.039	NO	58.84	118	0.0211	58.84
27	27 PCB-36	1.70e6	1.03	NO	1.08	1.000	30.50	30.50	0.931	0.931	NO	56.06	112	0.0208	56.06
28	28 PCB-39	1.58e6	1.04	NO	0.988	1.000	30.98	30.99	0.946	0.946	NO	56.85	114	0.0226	56.85
29	29 PCB-38	1.64e6	1.02	NO	1.05	1.000	31.78	31.78	0.970	0.970	NO	55.43	111	0.0213	55.43
30	30 PCB-35	1.64e6	1.04	NO	1.04	1.000	32.32	32.33	0.987	0.987	NO	55.84	112	0.0214	55.84
31	31 PCB-37	1.62e6	1.03	NO	1.01	1.000	32.77	32.77	1.001	1.001	NO	56.80	114	0.0222	56.80
32	32 PCB-54	1.17e6	0.78	NO	1.08	1.000	27.62	27.64	1.001	1.001	NO	55.52	111	0.0211	55.52

Dataset: U:\VG11.PRO\Results\200603K1\200603K1-1.qld

Last Altered: Thursday, June 04, 2020 07:42:37 Pacific Daylight Time
Printed: Thursday, June 04, 2020 07:43:46 Pacific Daylight Time

Name: 200603K1_1, Date: 03-Jun-2020, Time: 14:47:20, ID: ST200603K1-1 PCB 209 CS3 19G2609, Description: PCB 209 CS3 19G2609

#	Name	Resp	RA	n/y	RRF	wt/vol	Pred.RT	RT	Pred.R...	RRT	Check RRT	Conc.	%Ret	DL	EMPC
33	33 PCB-50	9.49e5	0.76	NO	0.880	1.000	28.81	28.83	1.044	1.044	NO	55.21	110	0.0259	55.21
34	34 PCB-53	8.91e5	0.76	NO	0.997	1.000	29.49	29.50	0.944	0.944	NO	56.21	112	0.0286	56.21
35	35 PCB-51	9.47e5	0.76	NO	1.07	1.000	29.84	29.85	0.955	0.955	NO	55.93	112	0.0268	55.93
36	36 PCB-45	7.57e5	0.76	NO	0.858	1.000	30.29	30.30	0.969	0.970	NO	55.47	111	0.0332	55.47
37	37 PCB-46	7.25e5	0.76	NO	0.831	1.000	30.78	30.80	0.985	0.986	NO	54.91	110	0.0343	54.91
38	38 PCB-52/69	2.06e6	0.76	NO	1.17	1.000	31.28	31.28	1.001	1.001	NO	110.9	111	0.0245	110.9
39	39 PCB-73	1.23e6	0.79	NO	1.44	1.000	31.39	31.41	1.005	1.005	NO	53.50	107	0.0198	53.50
40	40 PCB-43/49	1.76e6	0.76	NO	1.02	1.000	31.57	31.58	1.010	1.011	NO	108.6	109	0.0281	108.6
41	41 PCB-47	8.64e5	0.76	NO	0.922	1.000	31.79	31.80	1.001	1.001	NO	55.40	111	0.0284	55.40
42	42 PCB-48/75	2.06e6	0.75	NO	1.12	1.000	31.90	31.92	1.004	1.005	NO	108.6	109	0.0234	108.6
43	43 PCB-65	1.13e6	0.77	NO	1.28	1.000	32.17	32.18	1.013	1.013	NO	51.93	104	0.0204	51.93
44	44 PCB-62	1.10e6	0.77	NO	1.13	1.000	32.28	32.29	1.016	1.016	NO	57.59	115	0.0232	57.59
45	45 PCB-44	7.55e5	0.75	NO	0.824	1.000	32.61	32.62	1.026	1.027	NO	54.13	108	0.0318	54.13
46	46 PCB-42/59	1.95e6	0.76	NO	1.05	1.000	32.83	32.85	1.033	1.034	NO	109.8	110	0.0250	109.8
47	47 PCB-41/64/71/72	4.44e6	0.77	NO	1.19	1.000	33.45	33.46	1.053	1.053	NO	221.2	111	0.0221	221.2
48	48 PCB-68	1.17e6	0.76	NO	1.28	1.000	33.70	33.72	1.061	1.061	NO	53.99	108	0.0205	53.99
49	49 PCB-40	5.68e5	0.76	NO	0.602	1.000	33.93	33.94	1.068	1.069	NO	55.82	112	0.0435	55.82
50	50 PCB-57	1.24e6	0.76	NO	1.16	1.000	34.30	34.32	0.969	0.970	NO	54.94	110	0.0203	54.94
51	51 PCB-67	1.19e6	0.76	NO	1.08	1.000	34.62	34.63	0.978	0.978	NO	56.68	113	0.0217	56.68
52	52 PCB-58	1.27e6	0.77	NO	1.20	1.000	34.73	34.74	0.981	0.982	NO	54.61	109	0.0196	54.61
53	53 PCB-63	1.15e6	0.77	NO	1.07	1.000	34.90	34.91	0.986	0.986	NO	55.41	111	0.0220	55.41
54	54 PCB-74	1.25e6	0.79	NO	1.19	1.000	35.20	35.21	0.994	0.995	NO	54.62	109	0.0199	54.62
55	55 PCB-61/70	2.33e6	0.75	NO	1.05	1.000	35.41	35.34	1.000	0.998	NO	114.2	114	0.0224	114.2
56	56 PCB-76/66	2.49e6	0.77	NO	1.16	1.000	35.60	35.60	1.006	1.006	NO	110.4	110	0.0202	110.4
57	57 PCB-80	1.30e6	0.76	NO	1.19	1.000	35.86	35.86	1.001	1.001	NO	54.76	110	0.0188	54.76
58	58 PCB-55	1.29e6	0.76	NO	1.17	1.000	36.20	36.19	1.010	1.010	NO	55.19	110	0.0191	55.19
59	59 PCB-56/60	2.27e6	0.76	NO	1.02	1.000	36.70	36.70	1.024	1.024	NO	111.0	111	0.0219	111.0
60	60 PCB-79	1.25e6	0.77	NO	1.14	1.000	37.80	37.80	1.055	1.055	NO	54.92	110	0.0196	54.92
61	61 PCB-78	1.19e6	0.75	NO	1.14	1.000	38.52	38.52	0.987	0.987	NO	54.97	110	0.0208	54.97
62	62 PCB-81	1.09e6	0.77	NO	1.05	1.000	39.06	39.06	1.000	1.000	NO	54.99	110	0.0226	54.99
63	63 PCB-77	1.17e6	0.78	NO	1.14	1.000	39.68	39.67	1.000	1.000	NO	55.25	110	0.0210	55.25
64	64 PCB-104	7.71e5	1.60	NO	1.12	1.000	32.46	32.47	1.001	1.001	NO	53.25	107	0.0195	53.25
65	65 PCB-96	7.66e5	1.58	NO	1.15	1.000	33.76	33.78	1.041	1.041	NO	51.44	103	0.0189	51.44
66	66 PCB-103	6.06e5	1.60	NO	0.936	1.000	34.30	34.33	1.058	1.059	NO	50.17	100	0.0233	50.17
67	67 PCB-100	6.19e5	1.54	NO	0.954	1.000	34.67	34.69	1.069	1.069	NO	50.33	101	0.0229	50.33
68	68 PCB-94	4.88e5	1.57	NO	0.949	1.000	35.19	35.19	0.985	0.985	NO	51.46	103	0.0291	51.46

Dataset: U:\VG11.PRO\Results\200603K1\200603K1-1.qld

Last Altered: Thursday, June 04, 2020 07:42:37 Pacific Daylight Time
Printed: Thursday, June 04, 2020 07:43:46 Pacific Daylight Time

Name: 200603K1_1, Date: 03-Jun-2020, Time: 14:47:20, ID: ST200603K1-1 PCB 209 CS3 19G2609, Description: PCB 209 CS3 19G2609

#	Name	Resp	RA	n/y	RRF	wt/vol	Pred.RT	RT	Pred.R...	RRT	Check RRT	Conc.	%Rec	DL	EMPC
69	69 PCB-95/98/102	1.90e6	1.56	NO	1.20	1.000	35.67	35.67	0.999	0.999	NO	157.7	105	0.0229	157.7
70	70 PCB-93	4.53e5	1.60	NO	0.935	1.000	35.79	35.81	1.002	1.003	NO	48.46	96.9	0.0295	48.46
71	71 PCB-88/91	1.09e6	1.77	NO	1.06	1.000	36.14	36.14	1.012	1.012	NO	102.7	103	0.0259	102.7
72	72 PCB-121	8.74e5	1.37	NO	1.71	1.000	36.23	36.23	1.015	1.015	NO	51.13	102	0.0161	51.13
73	73 PCB-84/92	1.03e6	1.58	NO	1.02	1.000	37.10	37.09	0.990	0.990	NO	101.5	102	0.0269	101.5
74	74 PCB-89	5.69e5	1.57	NO	1.11	1.000	37.27	37.28	0.995	0.995	NO	51.38	103	0.0248	51.38
75	75 PCB-90/101	1.14e6	1.56	NO	1.12	1.000	37.48	37.46	1.000	1.000	NO	101.2	101	0.0244	101.2
76	76 PCB-113	8.03e5	1.54	NO	1.51	1.000	37.72	37.72	1.007	1.007	NO	52.93	106	0.0181	52.93
77	77 PCB-99	6.26e5	1.59	NO	1.32	1.000	37.81	37.81	1.009	1.009	NO	47.32	94.6	0.0207	47.32
78	78 PCB-119	7.96e5	1.58	NO	1.81	1.000	38.30	38.30	0.987	0.987	NO	50.49	101	0.0174	50.49
79	79 PCB-108/112	1.31e6	1.56	NO	1.44	1.000	38.45	38.45	0.991	0.991	NO	103.5	104	0.0218	103.5
80	80 PCB-83	8.14e5	1.57	NO	1.83	1.000	38.61	38.61	0.995	0.995	NO	50.89	102	0.0172	50.89
81	81 PCB-97	5.70e5	1.56	NO	1.28	1.000	38.82	38.82	1.000	1.000	NO	50.92	102	0.0245	50.92
82	82 PCB-86	5.48e5	1.57	NO	1.12	1.000	38.99	38.99	1.005	1.005	NO	56.24	112	0.0282	56.24
83	83 PCB-87/117/125	2.09e6	1.58	NO	1.56	1.000	39.12	39.12	1.008	1.008	NO	153.7	102	0.0202	153.7
84	84 PCB-111/115	1.68e6	1.67	NO	1.91	1.000	39.27	39.27	1.012	1.012	NO	100.7	101	0.0165	100.7
85	85 PCB-85/116	1.26e6	1.47	NO	1.41	1.000	39.40	39.40	1.015	1.015	NO	102.6	103	0.0223	102.6
86	86 PCB-120	9.03e5	1.59	NO	2.01	1.000	39.66	39.66	1.022	1.022	NO	51.61	103	0.0157	51.61
87	87 PCB-110	7.75e5	1.59	NO	1.74	1.000	39.81	39.81	1.026	1.026	NO	50.96	102	0.0181	50.96
88	88 PCB-82	4.65e5	1.54	NO	0.781	1.000	40.44	40.44	0.976	0.976	NO	50.89	102	0.0307	50.89
89	89 PCB-124	7.91e5	1.56	NO	1.40	1.000	41.15	41.15	0.993	0.993	NO	48.38	96.8	0.0172	48.38
90	90 PCB-107/109	1.65e6	1.57	NO	1.34	1.000	41.29	41.29	0.996	0.996	NO	104.9	105	0.0179	104.9
91	91 PCB-123	7.41e5	1.56	NO	1.20	1.000	41.46	41.48	1.000	1.001	NO	52.85	106	0.0200	52.85
92	92 PCB-106/118	1.57e6	1.57	NO	1.22	1.000	41.67	41.69	1.001	1.001	NO	105.4	105	0.0190	105.4
93	93 PCB-114	1.16e6	1.54	NO	1.14	1.000	42.32	42.34	1.000	1.001	NO	54.50	109	0.0230	54.50
94	94 PCB-122	1.03e6	1.58	NO	0.944	1.000	42.47	42.47	1.004	1.004	NO	58.59	117	0.0278	58.59
95	95 PCB-105	1.11e6	1.59	NO	1.05	1.000	43.21	43.23	1.000	1.001	NO	55.27	111	0.0244	55.27
96	96 PCB-127	1.17e6	1.57	NO	1.06	1.000	43.57	43.57	1.000	1.000	NO	56.01	112	0.0232	56.01
97	97 PCB-126	1.23e6	1.58	NO	1.17	1.000	45.52	45.52	1.000	1.000	NO	55.21	110	0.0220	55.21
98	98 PCB-155	4.30e5	1.29	NO	1.04	1.000	37.00	37.01	1.000	1.001	NO	47.68	95.4	0.0125	47.68
99	99 PCB-150	4.58e5	1.29	NO	1.08	1.000	38.32	38.32	1.036	1.036	NO	48.96	97.9	0.0120	48.96
100	1... PCB-152	5.01e5	1.33	NO	1.19	1.000	38.80	38.80	1.049	1.049	NO	48.88	97.8	0.0110	48.88
101	1... PCB-145	4.96e5	1.28	NO	1.19	1.000	39.27	39.27	1.062	1.062	NO	48.33	96.7	0.0110	48.33
102	1... PCB-136	4.32e5	1.27	NO	1.02	1.000	39.60	39.60	1.071	1.071	NO	48.98	98.0	0.0128	48.98
103	1... PCB-148	3.35e5	1.28	NO	0.842	1.000	39.71	39.71	1.074	1.074	NO	46.16	92.3	0.0155	46.16
104	1... PCB-154	3.72e5	1.31	NO	0.919	1.000	40.21	40.22	1.087	1.088	NO	46.87	93.7	0.0142	46.87

Handwritten note: 75-175 (with arrow pointing to rows 75-104)

Dataset: U:\VG11.PRO\Results\200603K1\200603K1-1.qld

Last Altered: Thursday, June 04, 2020 07:42:37 Pacific Daylight Time
Printed: Thursday, June 04, 2020 07:43:46 Pacific Daylight Time

Name: 200603K1_1, Date: 03-Jun-2020, Time: 14:47:20, ID: ST200603K1-1 PCB 209 CS3 19G2609, Description: PCB 209 CS3 19G2609

#	Name	Resp	RA	n/y	RRF	wt/vol	Pred.RT	RT	Pred.R...	RRT	Check RRT	Conc.	%Rec	DL	EMPC
105	1... PCB-151	3.23e5	1.30	NO	0.787	1.000	40.88	40.87	1.105	1.105	NO	47.60	95.2	0.0166	47.60
106	1... PCB-135	3.83e5	1.28	NO	0.922	1.000	41.11	41.11	1.112	1.112	NO	48.12	96.2	0.0141	48.12
107	1... PCB-144	3.23e5	1.31	NO	0.789	1.000	41.22	41.20	1.115	1.114	NO	47.47	94.9	0.0165	47.47
108	1... PCB-147	3.43e5	1.29	NO	0.834	1.000	41.35	41.35	1.118	1.118	NO	47.62	95.2	0.0156	47.62
109	1... PCB-139/149	7.78e5	1.27	NO	0.948	1.000	41.62	41.61	1.125	1.125	NO	95.09	95.1	0.0137	95.09
110	1... PCB-140	3.31e5	1.28	NO	0.794	1.000	41.82	41.81	1.131	1.131	NO	48.25	96.5	0.0164	48.25
111	1... PCB-134/143	1.25e6	1.25	NO	0.759	1.000	42.28	42.26	0.975	0.975	NO	110.6	111	0.0818	110.6
112	1... PCB-131/133	1.34e6	1.24	NO	0.821	1.000	42.57	42.57	0.982	0.982	NO	109.9	110	0.0756	109.9
113	1... PCB-142	5.96e5	1.22	NO	0.754	1.000	42.72	42.74	0.985	0.986	NO	53.05	106	0.0823	53.05
114	1... PCB-146/165	1.65e6	1.24	NO	1.02	1.000	42.97	42.97	0.991	0.991	NO	109.0	109	0.0610	109.0
115	1... PCB-132/161	1.65e6	1.24	NO	1.02	1.000	43.20	43.19	0.996	0.996	NO	108.1	108	0.0606	108.1
116	1... PCB-153	8.45e5	1.25	NO	1.07	1.000	43.38	43.40	1.000	1.001	NO	52.97	106	0.0580	52.97
117	1... PCB-168	8.64e5	1.23	NO	1.08	1.000	43.61	43.61	1.006	1.006	NO	53.84	108	0.0576	53.84
118	1... PCB-141	6.76e5	1.24	NO	1.03	1.000	44.16	44.16	1.000	1.000	NO	53.61	107	0.0734	53.61
119	1... PCB-137	6.57e5	1.24	NO	1.11	1.000	44.56	44.56	1.010	1.009	NO	48.20	96.4	0.0678	48.20
120	1... PCB-130	6.21e5	1.25	NO	0.885	1.000	44.66	44.65	1.012	1.012	NO	57.18	114	0.0851	57.18
121	1... PCB-138/163/164	2.64e6	1.24	NO	1.28	1.000	45.03	45.05	1.001	1.001	NO	163.4	109	0.0579	163.4
122	1... PCB-158/160	1.69e6	1.25	NO	1.24	1.000	45.28	45.30	1.006	1.007	NO	108.3	108	0.0599	108.3
123	1... PCB-129	6.03e5	1.23	NO	0.867	1.000	45.54	45.54	1.012	1.012	NO	55.24	110	0.0857	55.24
124	1... PCB-166	9.79e5	1.23	NO	1.14	1.000	46.01	46.02	0.993	0.993	NO	54.67	109	0.0526	54.67
125	1... PCB-159	1.02e6	1.24	NO	1.22	1.000	46.34	46.34	1.000	1.000	NO	53.42	107	0.0494	53.42
126	1... PCB-128/162	1.54e6	1.23	NO	0.907	1.000	46.63	46.64	1.007	1.007	NO	108.4	108	0.0662	108.4
127	1... PCB-167	9.28e5	1.24	NO	1.11	1.000	47.06	47.06	1.000	1.000	NO	54.40	109	0.0554	54.40
128	1... PCB-156	9.15e5	1.24	NO	1.13	1.000	48.39	48.38	1.000	1.000	NO	54.71	109	0.0551	54.71
129	1... PCB-157	8.50e5	1.25	NO	1.04	1.000	48.67	48.67	1.001	1.001	NO	54.49	109	0.0601	54.49
130	1... PCB-169	8.86e5	1.23	NO	1.16	1.000	50.92	50.92	1.000	1.000	NO	54.04	108	0.0580	54.04
131	1... PCB-188	7.73e5	1.04	NO	1.29	1.000	43.02	43.00	1.001	1.000	NO	52.81	106	0.0451	52.81
132	1... PCB-184	7.42e5	1.04	NO	1.23	1.000	43.48	43.48	1.011	1.011	NO	53.04	106	0.0473	53.04
133	1... PCB-179	7.55e5	1.05	NO	1.30	1.000	44.27	44.27	1.030	1.030	NO	51.26	103	0.0448	51.26
134	1... PCB-176	7.55e5	1.03	NO	1.31	1.000	44.74	44.77	1.041	1.041	NO	50.84	102	0.0445	50.84
135	1... PCB-186	8.14e5	1.02	NO	1.33	1.000	45.39	45.39	1.056	1.056	NO	53.97	108	0.0438	53.97
136	1... PCB-178	5.63e5	1.03	NO	0.943	1.000	45.90	45.90	1.068	1.068	NO	52.59	105	0.0617	52.59
137	1... PCB-175	5.73e5	1.03	NO	0.956	1.000	46.23	46.24	1.076	1.076	NO	52.76	106	0.0609	52.76
138	1... PCB-182/187	1.26e6	1.03	NO	1.07	1.000	46.42	46.43	1.080	1.080	NO	103.8	104	0.0546	103.8
139	1... PCB-183	6.17e5	1.05	NO	1.02	1.000	46.75	46.76	1.088	1.088	NO	53.10	106	0.0569	53.10
140	1... PCB-185	5.39e5	1.04	NO	1.41	1.000	47.44	47.44	0.955	0.955	NO	51.62	103	0.0636	51.62

Handwritten notes:
A vertical line with a checkmark and the number '13' is drawn next to the '%Rec' column for rows 105 through 139.

Dataset: U:\VG11.PRO\Results\200603K1\200603K1-1.qld

Last Altered: Thursday, June 04, 2020 07:42:37 Pacific Daylight Time
Printed: Thursday, June 04, 2020 07:43:46 Pacific Daylight Time

Name: 200603K1_1, Date: 03-Jun-2020, Time: 14:47:20, ID: ST200603K1-1 PCB 209 CS3 19G2609, Description: PCB 209 CS3 19G2609

#	Name	Resp	FA	rt/y	RRF	wt/Vol	Pred.RT	RT	Pred.R...	RRT	Check RRT	Conc.	%Rec	DL	EMPC
141	1... PCB-174	4.78e5	1.04	NO	1.35	1.000	47.82	47.82	0.962	0.962	NO	47.59	95.2	0.0660	47.59
142	1... PCB-181	6.16e5	1.05	NO	1.47	1.000	47.91	47.91	0.964	0.964	NO	56.23	112	0.0606	56.23
143	1... PCB-177	4.95e5	1.05	NO	1.28	1.000	48.10	48.10	0.968	0.968	NO	52.15	104	0.0699	52.15
144	1... PCB-171	5.15e5	1.05	NO	1.32	1.000	48.38	48.38	0.974	0.974	NO	52.70	105	0.0679	52.70
145	1... PCB-173	4.56e5	1.05	NO	1.19	1.000	48.84	48.84	0.983	0.983	NO	51.56	103	0.0751	51.56
146	1... PCB-172	5.43e5	1.08	NO	1.38	1.000	49.29	49.29	0.992	0.992	NO	53.16	106	0.0650	53.16
147	1... PCB-192	6.89e5	1.08	NO	1.83	1.000	49.48	49.48	0.996	0.996	NO	50.82	102	0.0489	50.82
148	1... PCB-180	5.58e5	1.07	NO	1.41	1.000	49.71	49.71	1.000	1.000	NO	53.18	106	0.0633	53.18
149	1... PCB-193	6.39e5	1.05	NO	1.68	1.000	49.92	49.92	1.005	1.005	NO	51.28	103	0.0533	51.28
150	1... PCB-191	6.55e5	1.05	NO	1.71	1.000	50.18	50.19	1.010	1.010	NO	51.58	103	0.0523	51.58
151	1... PCB-170	4.70e5	1.06	NO	1.40	1.000	51.38	51.38	1.000	1.000	NO	53.01	106	0.0743	53.01
152	1... PCB-190	6.06e5	1.04	NO	1.85	1.000	51.56	51.59	1.004	1.004	NO	51.70	103	0.0563	51.70
153	1... PCB-189	6.22e5	1.04	NO	1.45	1.000	53.10	53.08	1.000	1.000	NO	51.76	104	0.0502	51.76
154	1... PCB-202	5.12e5	0.89	NO	1.17	1.000	48.63	48.61	1.001	1.000	NO	49.83	99.7	0.0385	49.83
155	1... PCB-201	4.65e5	0.89	NO	1.05	1.000	49.10	49.10	1.010	1.011	NO	50.25	101	0.0427	50.25
156	1... PCB-204	4.90e5	0.89	NO	1.14	1.000	49.26	49.26	1.014	1.014	NO	48.81	97.6	0.0394	48.81
157	1... PCB-197	4.95e5	0.90	NO	1.13	1.000	49.58	49.58	1.020	1.020	NO	49.70	99.4	0.0397	49.70
158	1... PCB-200	4.70e5	0.90	NO	1.07	1.000	50.51	50.51	1.039	1.039	NO	49.98	100	0.0420	49.98
159	1... PCB-198	3.44e5	0.91	NO	0.794	1.000	52.08	52.08	1.072	1.072	NO	49.28	98.6	0.0566	49.28
160	1... PCB-199	3.40e5	0.89	NO	0.809	1.000	52.19	52.19	1.074	1.074	NO	47.76	95.5	0.0556	47.76
161	1... PCB-196/203	7.10e5	0.90	NO	0.838	1.000	52.52	52.50	1.081	1.080	NO	96.35	96.4	0.0536	96.35
162	1... PCB-195	5.80e5	0.90	NO	1.04	1.000	53.80	53.79	0.984	0.983	NO	54.62	109	0.0624	54.62
163	1... PCB-194	6.04e5	0.90	NO	1.12	1.000	54.72	54.72	1.000	1.000	NO	53.26	107	0.0584	53.26
164	1... PCB-205	7.00e5	0.91	NO	1.29	1.000	54.98	54.98	1.005	1.005	NO	53.47	107	0.0505	53.47
165	1... PCB-208	5.91e5	1.33	NO	0.933	1.000	53.96	53.95	1.000	1.000	NO	54.07	108	0.0758	54.07
166	1... PCB-207	5.72e5	1.32	NO	0.916	1.000	54.27	54.28	1.006	1.006	NO	53.24	106	0.0772	53.24
167	1... PCB-206	3.36e5	1.33	NO	1.01	1.000	56.24	56.24	1.000	1.000	NO	52.95	106	0.127	52.95
168	1... PCB-209	2.15e5	1.18	NO	0.986	1.000	57.47	57.48	1.000	1.000	NO	51.55	103	0.00686	51.55
169	1... 13C-PCB-1	2.69e6	3.27	NO	0.893	1.000	15.51	15.51	0.608	0.608	NO	89.93	89.9	0.0363	
170	1... 13C-PCB-3	2.73e6	3.25	NO	0.911	1.000	18.16	18.16	0.712	0.712	NO	89.33	89.3	0.0356	
171	1... 13C-PCB-4	2.03e6	1.61	NO	0.600	1.000	19.51	19.51	0.765	0.765	NO	100.7	101	0.0254	
172	1... 13C-PCB-9	3.25e6	1.60	NO	0.970	1.000	21.34	21.34	0.836	0.836	NO	99.87	99.9	0.0157	
173	1... 13C-PCB-11	3.21e6	1.58	NO	0.962	1.000	24.78	24.79	0.971	0.972	NO	99.57	99.6	0.0159	
174	1... 13C-PCB-19	1.45e6	1.03	NO	0.499	1.000	23.75	23.75	0.931	0.931	NO	86.86	86.9	0.313	
175	1... 13C-PCB-32	2.12e6	1.05	NO	0.744	1.000	26.73	26.75	1.048	1.049	NO	85.15	85.1	0.210	
176	1... 13C-PCB-28	2.91e6	1.01	NO	1.06	1.000	28.77	28.75	1.004	1.003	NO	89.21	89.2	0.199	

Handwritten notes: 75/117 (with arrow pointing to row 141), 21/105 (with arrow pointing to row 168), and a large 'R' at the bottom.

Dataset: U:\VG11.PRO\Results\200603K1\200603K1-1.qld

Last Altered: Thursday, June 04, 2020 07:42:37 Pacific Daylight Time

Printed: Thursday, June 04, 2020 07:43:46 Pacific Daylight Time

Name: 200603K1_1, Date: 03-Jun-2020, Time: 14:47:20, ID: ST200603K1-1 PCB 209 CS3 19G2609, Description: PCB 209 CS3 19G2609

#	Name	Resp	FA	rvy	RRF	wt/vol	Pred.RT	RT	Pred.R...	RRT	Check RRT	Conc.	%Rec	DL	EMPC
177	1... 13C-PCB-37	2.82e6	1.04	NO	0.989	1.000	32.75	32.75	1.143	1.143	NO	93.00	93.0	0.214	
178	1... 13C-PCB-54	1.95e6	0.79	NO	0.999	1.000	27.62	27.60	0.753	0.752	NO	101.1	101	0.0650	
179	1... 13C-PCB-52	1.59e6	0.79	NO	0.804	1.000	31.26	31.25	0.852	0.852	NO	102.2	102	0.0808	
180	1... 13C-PCB-47	1.69e6	0.78	NO	0.857	1.000	31.78	31.77	0.866	0.866	NO	102.0	102	0.0758	
181	1... 13C-PCB-70	1.94e6	0.79	NO	0.996	1.000	35.41	35.40	0.965	0.965	NO	100.6	101	0.0653	
182	1... 13C-PCB-80	2.01e6	0.77	NO	1.03	1.000	35.84	35.84	0.977	0.977	NO	100.8	101	0.0632	
183	1... 13C-PCB-81	1.90e6	0.79	NO	0.988	1.000	39.04	39.04	1.064	1.064	NO	99.27	99.3	0.0658	
184	1... 13C-PCB-77	1.87e6	0.80	NO	0.969	1.000	39.66	39.66	1.081	1.081	NO	99.71	99.7	0.0671	
185	1... 13C-PCB-104	1.29e6	1.60	NO	1.02	1.000	32.46	32.44	0.827	0.826	NO	103.8	104	0.0341	
186	1... 13C-PCB-95	1.00e6	1.66	NO	0.805	1.000	35.71	35.71	0.910	0.910	NO	101.5	102	0.0430	
187	1... 13C-PCB-101	1.00e6	1.60	NO	0.793	1.000	37.46	37.46	0.954	0.954	NO	103.3	103	0.0437	
188	1... 13C-PCB-97	8.73e5	1.61	NO	0.696	1.000	38.80	38.80	0.989	0.989	NO	102.5	102	0.0498	
189	1... 13C-PCB-123	1.17e6	1.61	NO	0.933	1.000	41.44	41.44	1.056	1.056	NO	102.6	103	0.0371	
190	1... 13C-PCB-118	1.22e6	1.58	NO	0.986	1.000	41.63	41.63	1.061	1.061	NO	101.4	101	0.0352	
191	1... 13C-PCB-114	1.87e6	1.55	NO	1.55	1.000	42.30	42.30	0.908	0.908	NO	110.4	110	0.0525	
192	1... 13C-PCB-105	1.91e6	1.56	NO	1.57	1.000	43.19	43.19	0.927	0.927	NO	111.2	111	0.0516	
193	1... 13C-PCB-127	1.97e6	1.57	NO	1.62	1.000	43.55	43.55	0.934	0.935	NO	111.0	111	0.0500	
194	1... 13C-PCB-126	1.90e6	1.56	NO	1.57	1.000	45.51	45.51	0.976	0.976	NO	110.7	111	0.0518	
195	1... 13C-PCB-155	8.63e5	1.32	NO	0.615	1.000	36.98	36.98	0.942	0.942	NO	114.9	115	0.0305	
196	1... 13C-PCB-153	1.49e6	1.26	NO	1.36	1.000	43.36	43.36	0.930	0.930	NO	99.82	99.8	0.0783	
197	1... 13C-PCB-141	1.23e6	1.29	NO	1.13	1.000	44.12	44.14	0.947	0.947	NO	99.54	99.5	0.0947	
198	1... 13C-PCB-138	1.26e6	1.27	NO	1.18	1.000	44.99	44.99	0.965	0.965	NO	97.18	97.2	0.0902	
199	1... 13C-PCB-159	1.57e6	1.26	NO	1.44	1.000	46.32	46.32	0.994	0.994	NO	99.52	99.5	0.0742	
200	2... 13C-PCB-167	1.54e6	1.26	NO	1.44	1.000	47.02	47.04	1.009	1.009	NO	97.73	97.7	0.0742	
201	2... 13C-PCB-156	1.49e6	1.29	NO	1.40	1.000	48.37	48.37	1.038	1.038	NO	97.26	97.3	0.0765	
202	2... 13C-PCB-157	1.50e6	1.28	NO	1.40	1.000	48.63	48.63	1.043	1.043	NO	98.32	98.3	0.0765	
203	2... 13C-PCB-169	1.42e6	1.25	NO	1.33	1.000	50.91	50.90	1.092	1.092	NO	97.31	97.3	0.0803	
204	2... 13C-PCB-188	1.14e6	0.45	NO	1.41	1.000	42.99	42.99	0.926	0.926	NO	99.54	99.5	0.0634	
205	2... 13C-PCB-180	7.43e5	0.45	NO	0.929	1.000	49.69	49.69	1.070	1.070	NO	98.80	98.8	0.0962	
206	2... 13C-PCB-170	6.34e5	0.45	NO	0.794	1.000	51.36	51.36	1.106	1.106	NO	98.57	98.6	0.112	
207	2... 13C-PCB-189	8.27e5	0.45	NO	1.04	1.000	53.06	53.08	1.143	1.143	NO	97.84	97.8	0.0855	
208	2... 13C-PCB-202	8.79e5	0.92	NO	1.04	1.000	48.59	48.59	1.046	1.047	NO	104.9	105	0.0720	
209	2... 13C-PCB-194	1.02e6	0.90	NO	0.768	1.000	54.72	54.70	0.995	0.995	NO	100.0	100	0.154	
210	2... 13C-PCB-208	1.17e6	0.78	NO	0.991	1.000	53.95	53.94	0.981	0.981	NO	89.44	89.4	0.0914	
211	2... 13C-PCB-206	6.31e5	0.79	NO	0.552	1.000	56.24	56.22	1.023	1.023	NO	86.36	86.4	0.164	
212	2... 13C-PCB-209	4.22e5	1.19	NO	0.396	1.000	57.49	57.47	1.046	1.045	NO	80.48	80.5	0.00867	

915%

Dataset: U:\VG11.PRO\Results\200603K1\200603K1-1.qld

Last Altered: Thursday, June 04, 2020 07:42:37 Pacific Daylight Time

Printed: Thursday, June 04, 2020 07:43:46 Pacific Daylight Time

Name: 200603K1_1, Date: 03-Jun-2020, Time: 14:47:20, ID: ST200603K1-1 PCB 209 CS3 19G2609, Description: PCB 209 CS3 19G2609

#	Name	Resp	RA	n/y	RRF	w/vol	Pred.RT	RT	Pred.R...	RRT	Check RRT	Conc.	%Rec	DL	EMPC
213	2... 13C-PCB-15	3.35e6	1.61	NO	1.00	1.000	25.53	25.51	1.000	0.000	NO	100.0	100	0.0152	
214	2... 13C-PCB-31	3.07e6	1.03	NO	1.00	1.000	28.66	28.66	1.000	0.000	NO	100.0	100	0.212	
215	2... 13C-PCB-60	1.93e6	0.78	NO	1.00	1.000	36.68	36.68	1.000	0.000	NO	100.0	100	0.0650	
216	2... 13C-PCB-111	1.22e6	1.59	NO	1.00	1.000	39.25	39.25	1.000	0.000	NO	100.0	100	0.0346	
217	2... 13C-PCB-128	1.09e6	1.27	NO	1.00	1.000	46.60	46.60	1.000	0.000	NO	100.0	100	0.107	
218	2... 13C-PCB-182	8.09e5	0.46	NO	1.00	1.000	46.43	46.43	0.000	0.000	NO	100.0	100	0.0893	
219	2... 13C-PCB-205	1.32e6	0.90	NO	1.00	1.000	54.96	54.98	1.000	0.000	NO	100.0	100	0.119	
220	2... 13C-PCB-79	2.09e6	0.77	NO	1.07	1.000	37.78	37.78	1.030	1.030	NO	101.2	101	0.0608	75/125/
221	2... 13C-PCB-178	8.05e5	0.44	NO	0.766	1.000	45.89	45.87	0.988	0.988	NO	96.00	96.0	0.0862	
222	2... 13C-PCB-79	2.09e6	0.77	NO	1.08	1.000	37.78	37.78	0.968	0.968	NO	102.0	102	0.0618	
223	2... 13C-PCB-178	8.05e5	0.44	NO	1.05	1.000	45.87	45.87	0.923	0.923	NO	103.1	103	0.0911	

Dataset: Untitled

Last Altered: Thursday, June 04, 2020 07:29:42 Pacific Daylight Time

Printed: Thursday, June 04, 2020 07:32:11 Pacific Daylight Time

Method: U:\VG11.PRO\MethDB\PCB-209_ZB1_6-1-20.mdb 02 Jun 2020 10:36:07
Calibration: U:\VG11.PRO\CurveDB\db1_PCBvg11-6-1-20.cdb 02 Jun 2020 10:21:16

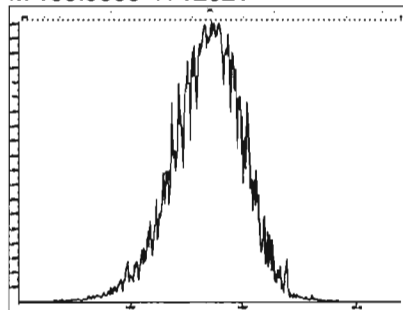
Compound name: PCB-1

	Name	ID	Acq Date	Acq Time
1	200603K1_1	ST200603K1-1 PCB 209 CS3 19G2609	03-Jun-20	14:47:20
2	200603K1_2	QC200603-1 OPR NEW SPIKES	03-Jun-20	15:46:30
3	200603K1_3	B0D0324-BS1 OPR 5	03-Jun-20	16:48:29
4	200603K1_4	B0E0004-BS1 OPR 5	03-Jun-20	17:49:10
5	200603K1_5	B0E0152-BS1 OPR 10	03-Jun-20	18:48:14
6	200603K1_6	SOLVENT BLANK	03-Jun-20	19:50:06
7	200603K1_7	B0E0152-BLK1 Method Blank 10	03-Jun-20	20:49:16
8	200603K1_8	B0E0004-BLK1 Method Blank 5	03-Jun-20	21:49:46
9	200603K1_9	B0D0324-BLK1 Method Blank 5	03-Jun-20	22:50:12
10	200603K1_10	B0D0324-DUP1@20X Duplicate 7.34	03-Jun-20	23:52:02
11	200603K1_11	2000954-01@20X PDI-159SC-A-00-01-20042...	04-Jun-20	00:51:15

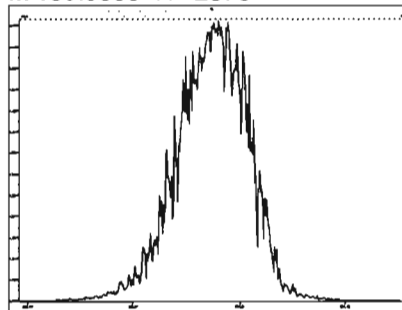
File: Experiment: PCB_ZB1.exp Reference: Pfk.ref Function: 1 @ 200 (ppm)

Printed: Wednesday, June 03, 2020 14:37:33 Pacific Daylight Time

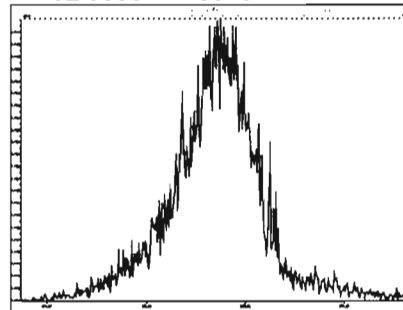
M 168.9888 R 12021



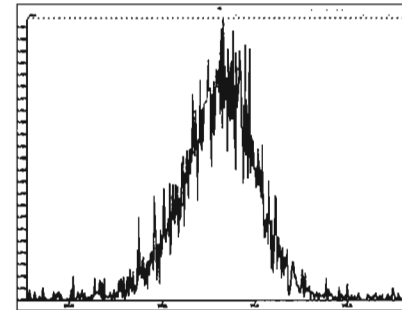
M 180.9888 R 12375



M 192.9888 R 10545



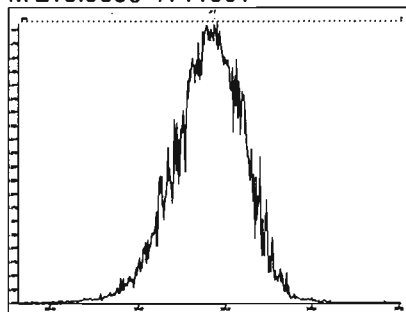
M 204.9888 R 12374



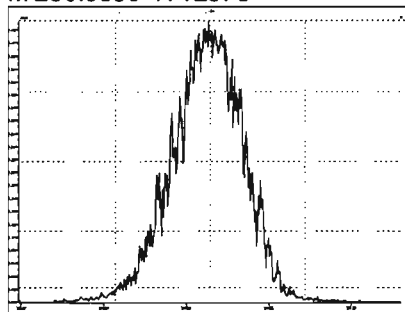
File: Experiment: PCB_ZB1.exp Reference: Pfk.ref Function: 2 @ 200 (ppm)

Printed: Wednesday, June 03, 2020 14:38:24 Pacific Daylight Time

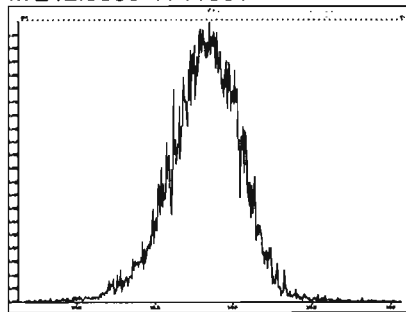
M 218.9856 R 11961



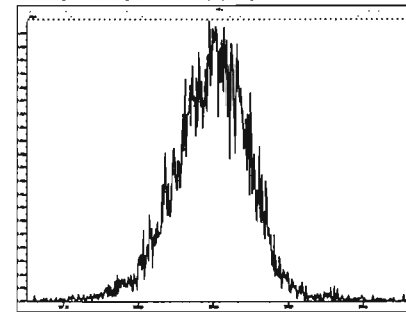
M 230.9856 R 12378



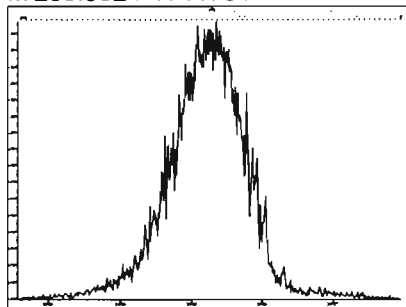
M 242.9856 R 11961



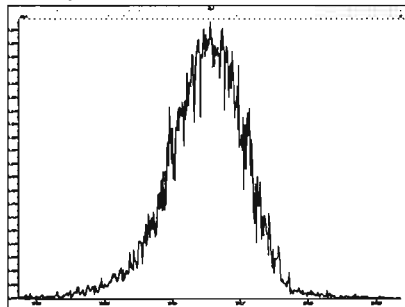
M 254.9856 R 13370



M 268.9824 R 11734



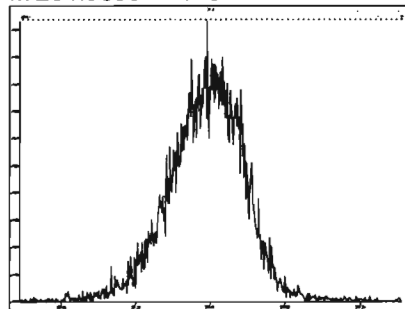
M 280.9824 R 10777



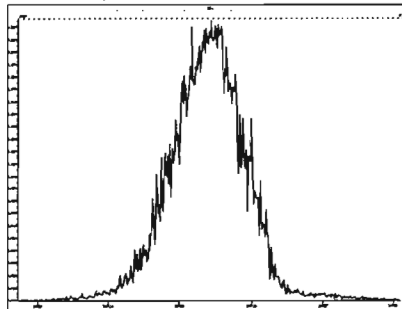
File: Experiment: PCB_ZB1.exp Reference: Pfk.ref Function: 3 @ 200 (ppm)

Printed: Wednesday, June 03, 2020 14:40:35 Pacific Daylight Time

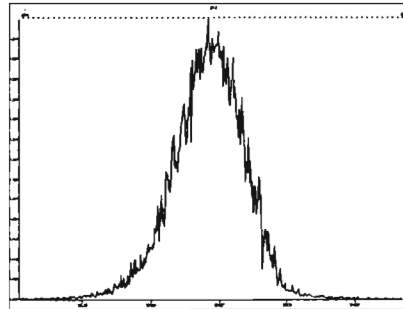
M 254.9856 R 12017



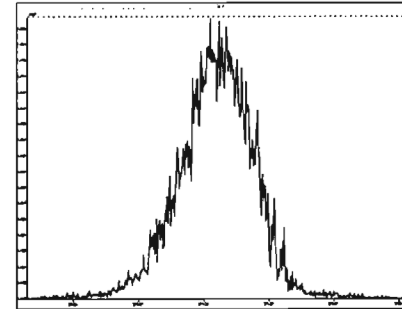
M 268.9824 R 12139



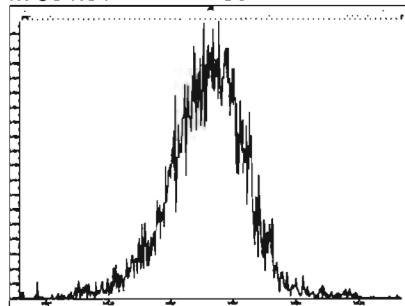
M 280.9824 R 12079



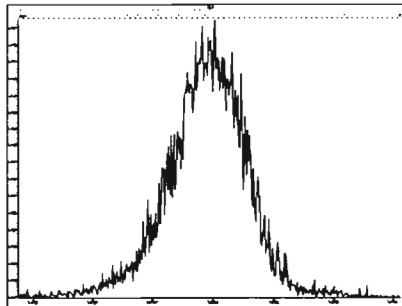
M 292.9824 R 11682



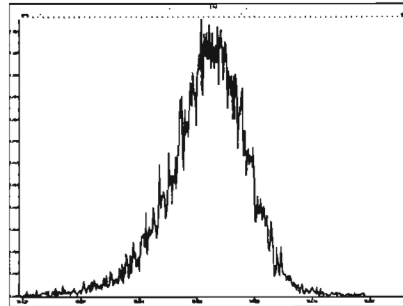
M 304.9824 R 12253



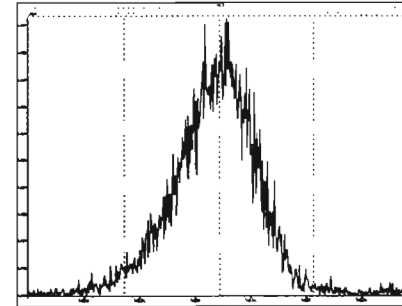
M 318.9792 R 11059



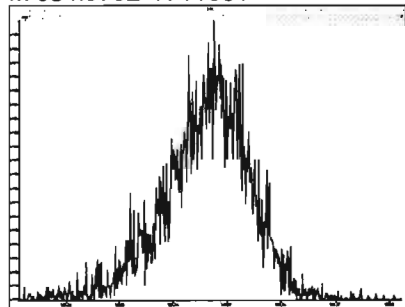
M 330.9792 R 10731



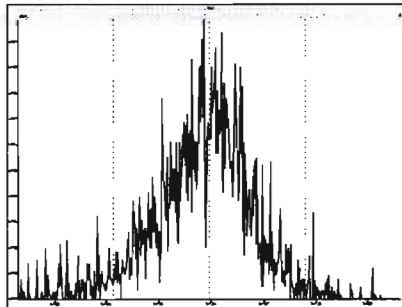
M 342.9792 R 10729



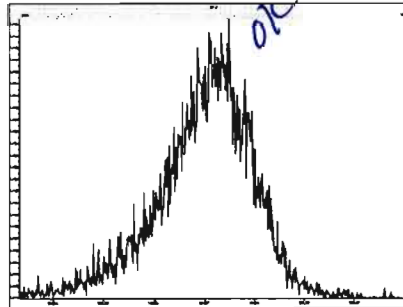
M 354.9792 R 11681



M 366.9792 R 11465



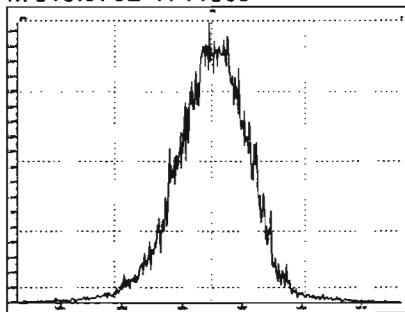
M 380.9760 R 9579



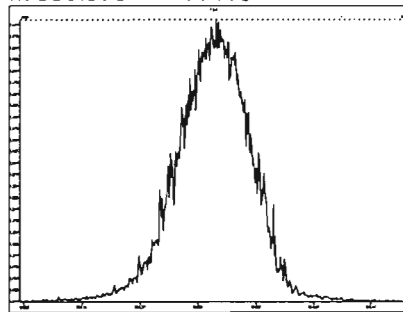
File: Experiment: PCB_ZB1.exp Reference: Pfk.ref Function: 4 @ 200 (ppm)

Printed: Wednesday, June 03, 2020 14:44:32 Pacific Daylight Time

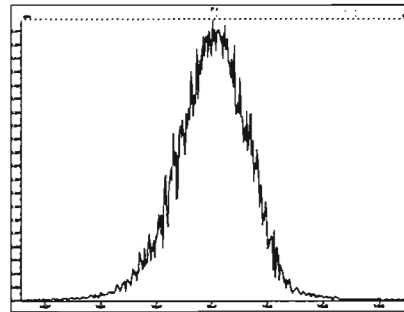
M 318.9792 R 11363



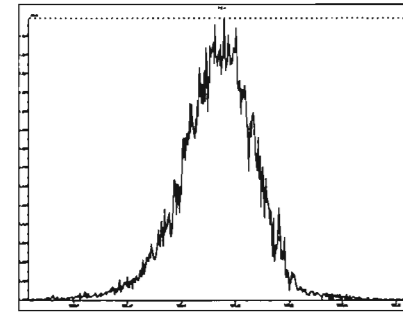
M 330.9792 R 11466



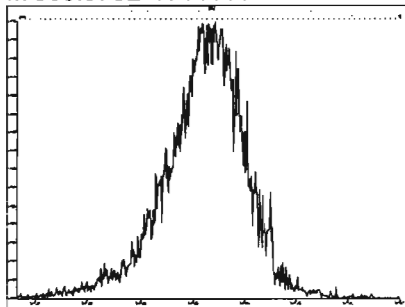
M 342.9792 R 11959



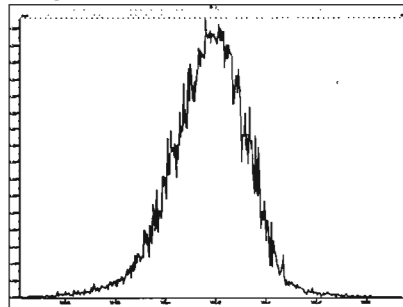
M 354.9792 R 12256



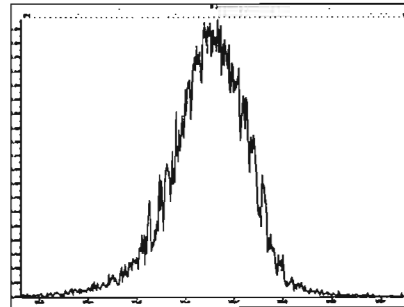
M 366.9792 R 11111



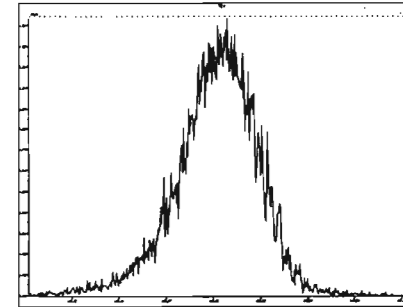
M 380.9760 R 11414



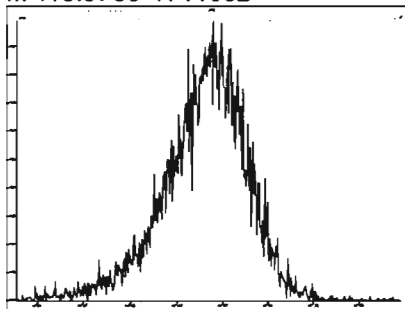
M 392.9760 R 11523



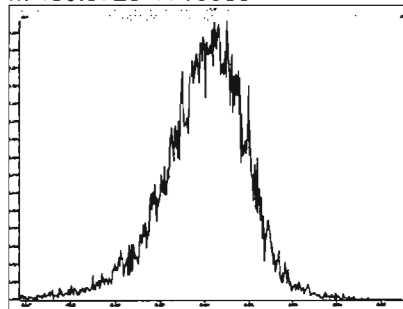
M 404.9760 R 11059



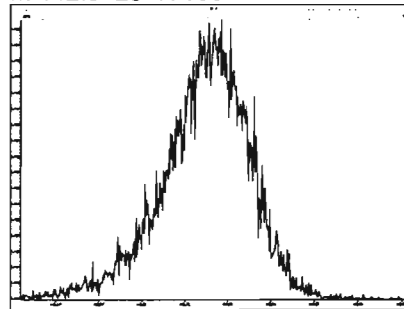
M 416.9760 R 11062



M 430.9728 R 10039



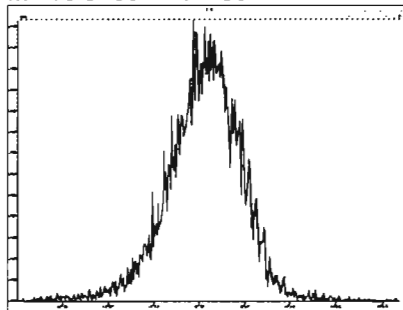
M 442.9728 R 10002



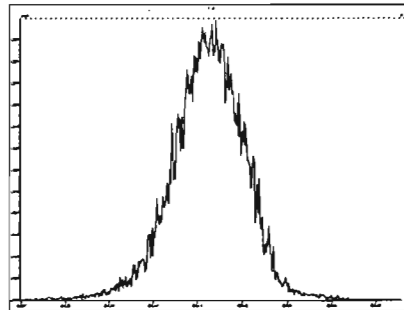
File: Experiment: PCB_ZB1.exp Reference: Pfk.ref Function: 5 @ 200 (ppm)

Printed: Wednesday, June 03, 2020 14:46:27 Pacific Daylight Time

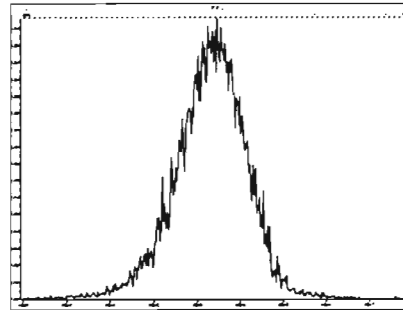
M 416.9760 R 12193



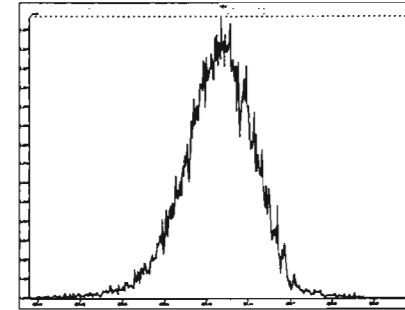
M 430.9728 R 11684



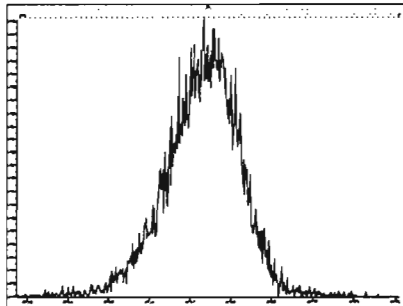
M 442.9728 R 13022



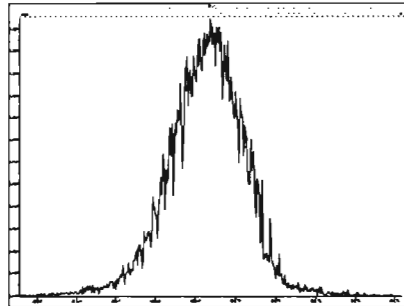
M 454.9728 R 12315



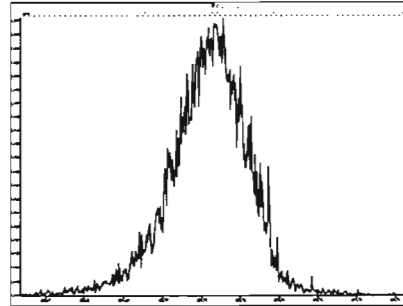
M 466.9728 R 11467



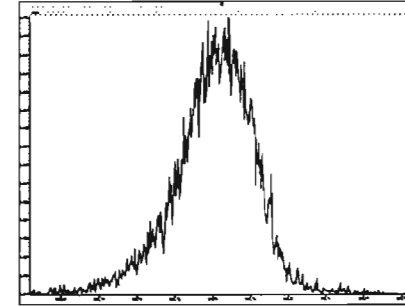
M 480.9696 R 12254



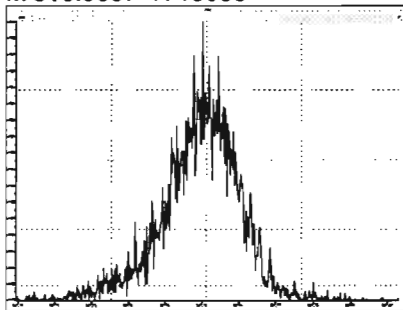
M 492.9696 R 11469



M 504.9696 R 11469



M 516.9697 R 13085



Dataset: Untitled


Last Altered: Thursday, June 04, 2020 07:29:42 Pacific Daylight Time
Printed: Thursday, June 04, 2020 07:32:56 Pacific Daylight Time

Method: U:\VG11.PRO\MethDB\PCB-209_ZB1_6-1-20.mdb 02 Jun 2020 10:36:07
Calibration: U:\VG11.PRO\CurveDB\ldb1_PCBvg11-6-1-20.cdb 02 Jun 2020 10:21:16

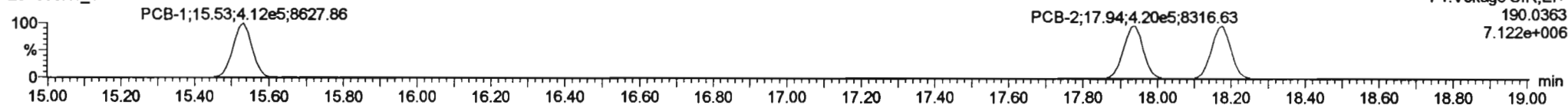
Name: 200603K1_1, Date: 03-Jun-2020, Time: 14:47:20, ID: ST200603K1-1 PCB 209 CS3 19G2609, Description: PCB 209 CS3 19G2609

PCB-1

200603K1_1




200603K1_1

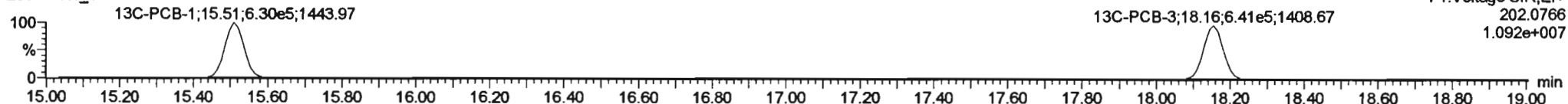


13C-PCB-1

200603K1_1

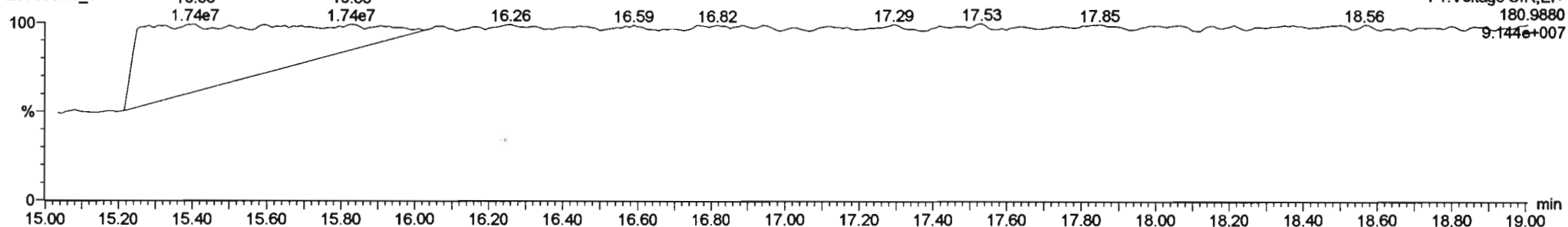


200603K1_1



PFK1

200603K1_1

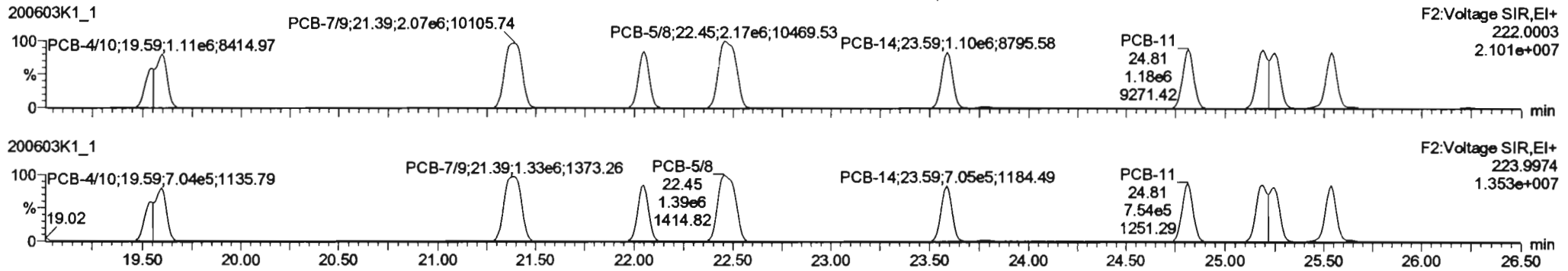


Dataset: Untitled

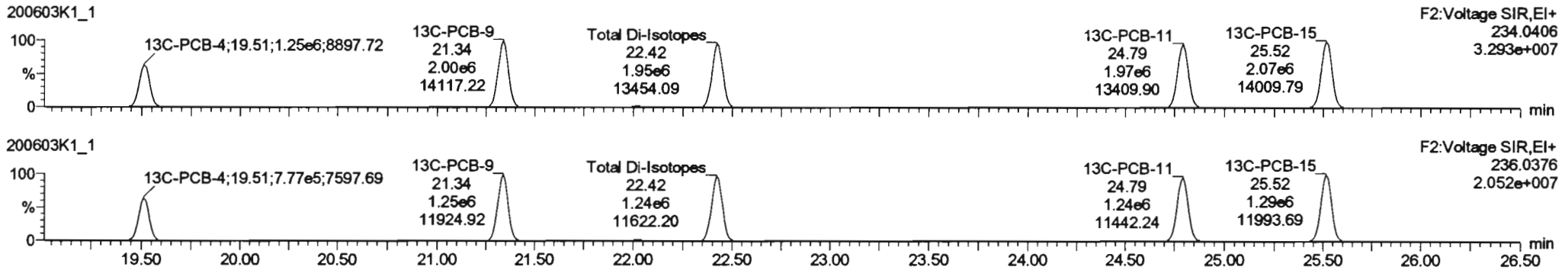
Last Altered: Thursday, June 04, 2020 07:29:42 Pacific Daylight Time
Printed: Thursday, June 04, 2020 07:32:56 Pacific Daylight Time

Name: 200603K1_1, Date: 03-Jun-2020, Time: 14:47:20, ID: ST200603K1-1 PCB 209 CS3 19G2609, Description: PCB 209 CS3 19G2609

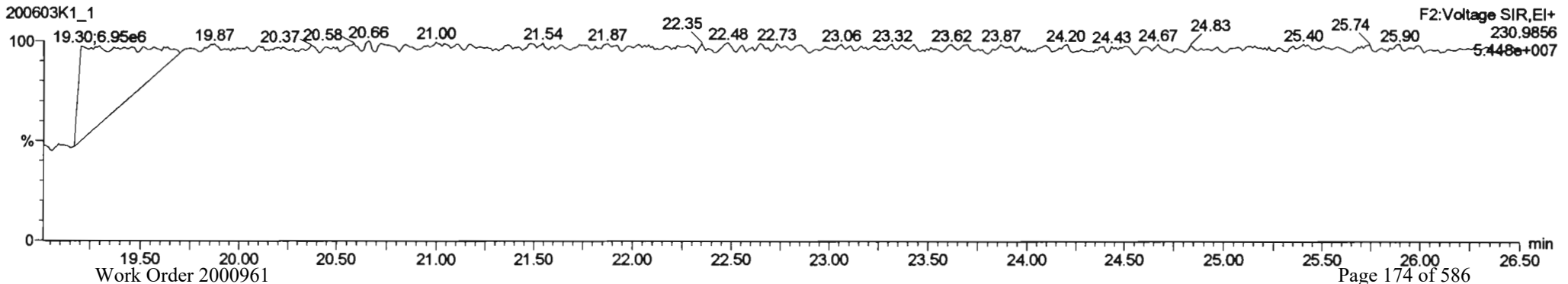
PCB-4/10



13C-PCB-4

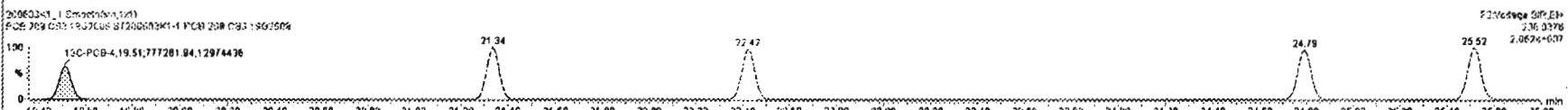
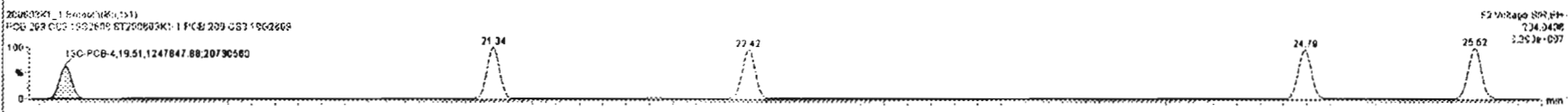
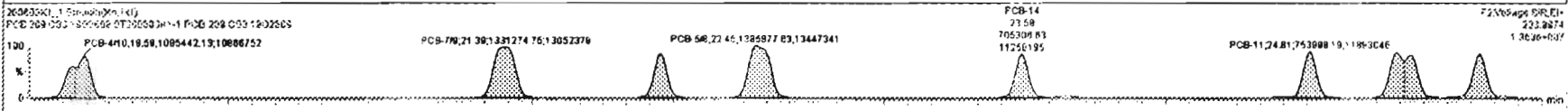
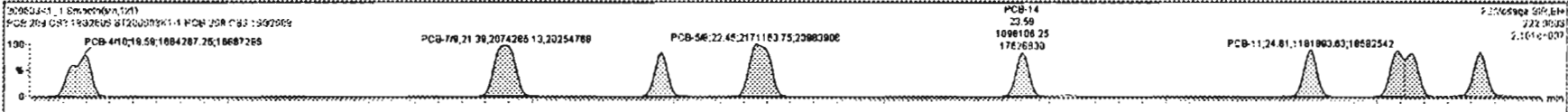


PFK2a



#	Name	Range	RA	RV	RV	RV	RV	RV	RV	RV	RV	RV	RV	RV	RV	RV
223	13C-PCB-178	8.05e5	0.44	NO	1.0508	1.000	45.87	45.87	0.923	0.923	NO	103.1	103	0.0811		
224	Total Mono-PCBs				1.1885	1.000	0.00	0.000			NO	182.3		0.0222	182.3	
225	Total Di-PCBs				1.0637	1.000	0.00	0.000			NO	389.9		0.967	389.9	
226	2nd Function Tri-PCBs				1.0807	1.000	0.00	0.000			NO	433.8		0.122	433.8	
227	3rd Function Tri-PCBs				0.8828	1.000	0.00	0.000			NO	922.5		0.303	922.5	
228	Total Tetra-PCBs				1.0778	1.000	0.00	0.000			NO	7302		0.771	2263	
229	3rd Function Penta-PCBs				1.3157	1.000	0.00	0.000			NO	2105		0.830	2105	
230	4th Function Penta-PCBs				1.0735	1.000	0.00	0.000			NO	279.8		0.120	279.8	
231	3rd Function Hexa-PCBs				0.8608	1.000	0.00	0.000			NO	870.0		0.182	870.0	
232	4th Function Hexa-PCBs				1.0318	1.000	0.00	0.000			NO	1517		1.30	1517	
233	Total Hepta-PCBs				1.1643	1.000	0.00	0.000			NO	1763		1.76	1763	

#	Name	Peak RT	RT	nd Peak	nd Peak	1st Peak (Area)	RA	RV	RV	RV	RV
4	PCB-4/0	19.58	19.58	1.804e6	1.095e6	1.580	1.54	NO	108.38	108.38	
5	PCB-7/0	21.40	21.38	2.074e6	1.331e6	1.580	1.58	NO	108.26	108.26	
6	PCB-8	22.05	22.05	1.087e6	7.069e5	1.580	1.55	NO	54.252	54.252	
7	PCB-5/0	22.45	22.45	2.171e6	1.388e6	1.580	1.57	NO	110.40	110.40	
8	PCB-14	23.60	23.58	1.088e6	7.053e5	1.580	1.58	NO	55.232	55.232	
9	PCB-11	24.81	24.81	1.182e6	7.540e5	1.580	1.57	NO	53.547	53.547	
10	PCB-12/13	25.25	25.18	2.215e6	1.427e6	1.580	1.55	NO	110.53	110.53	

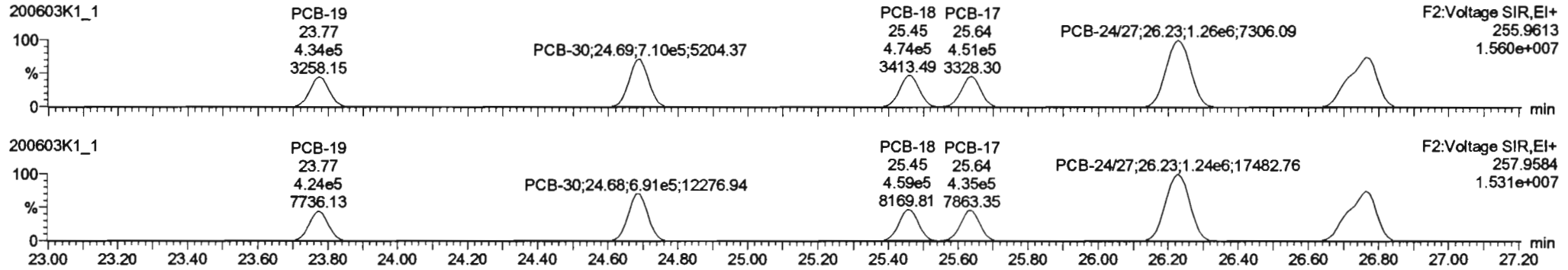


Dataset: Untitled

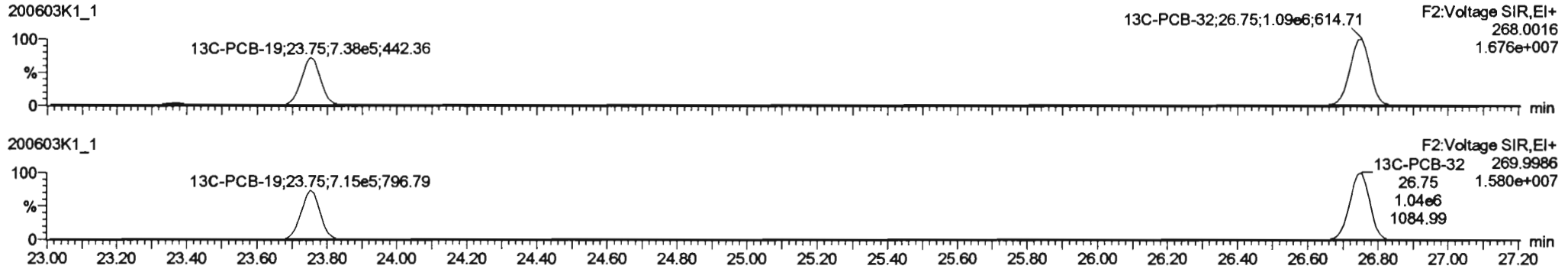
Last Altered: Thursday, June 04, 2020 07:29:42 Pacific Daylight Time
 Printed: Thursday, June 04, 2020 07:32:56 Pacific Daylight Time

Name: 200603K1_1, Date: 03-Jun-2020, Time: 14:47:20, ID: ST200603K1-1 PCB 209 CS3 19G2609, Description: PCB 209 CS3 19G2609

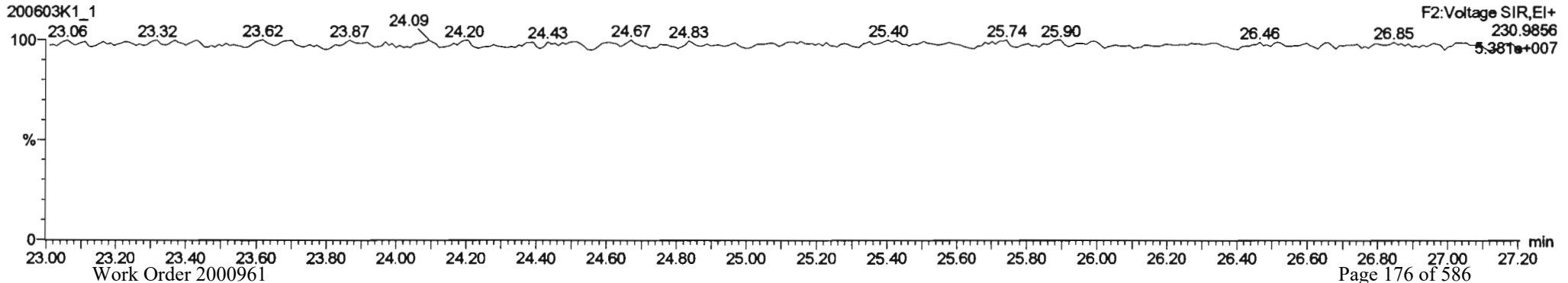
PCB-19



13C-PCB-19



PFK2b

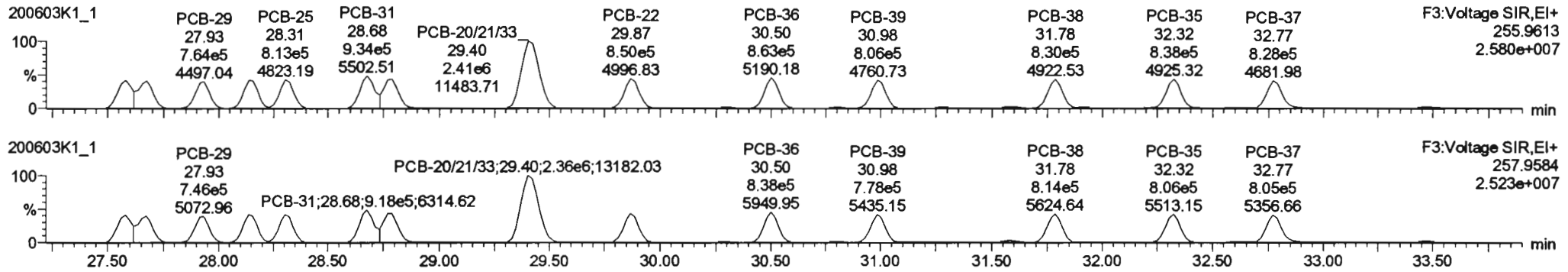


Dataset: Untitled

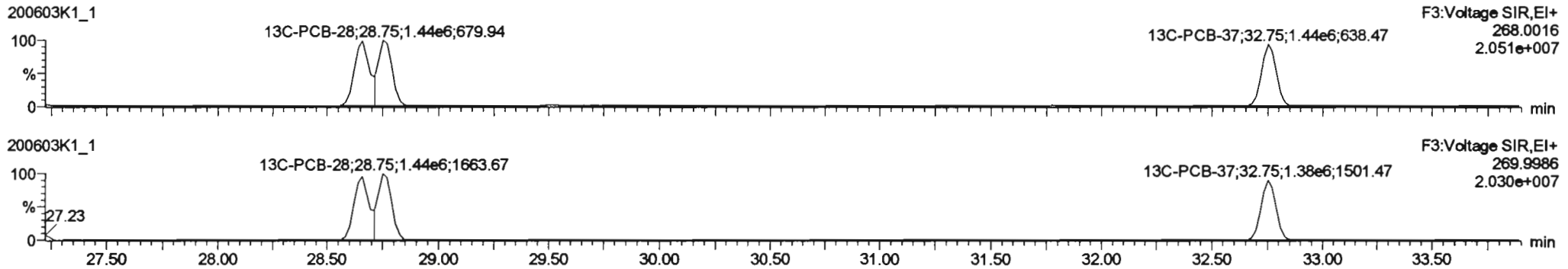
Last Altered: Thursday, June 04, 2020 07:29:42 Pacific Daylight Time
 Printed: Thursday, June 04, 2020 07:32:56 Pacific Daylight Time

Name: 200603K1_1, Date: 03-Jun-2020, Time: 14:47:20, ID: ST200603K1-1 PCB 209 CS3 19G2609, Description: PCB 209 CS3 19G2609

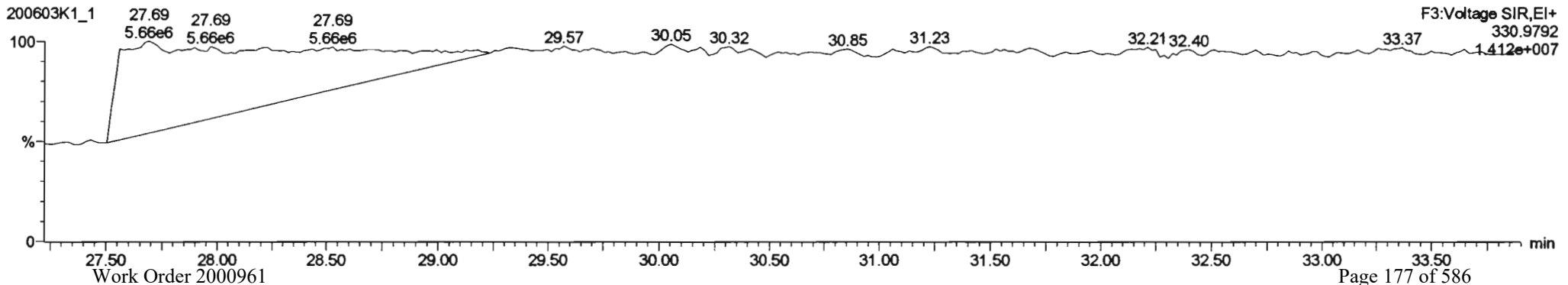
PCB-34



13C-PCB-28



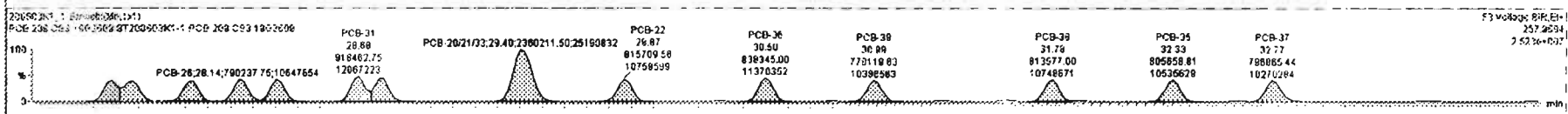
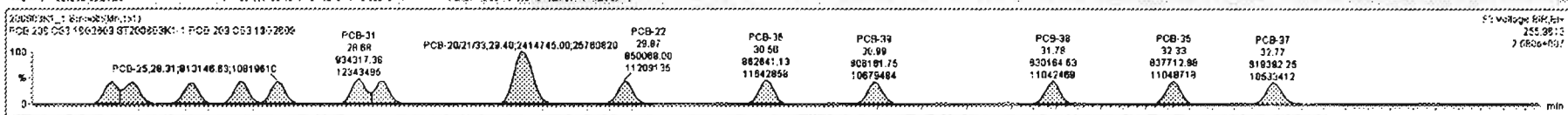


PFK3d



#	Name	Resp	RA	Obj	RFR	Volts	Resist	RT	Prod.R.	RRT	RRT_Fac	Comp	Temp	DR	CMPC
223	13C-PCB-178	8.05e5	0.64	NO	1.0508	1.000	45.87	45.87	0.973	0.923	NO	103.1	103	0.0811	
224	Total Mono-PCBs				1.1865	1.000	0.00	0.000			NO	162.3		0.0222	162.3
225	Total Di-PCBs				1.0537	1.000	0.00	0.000			NO	658.5		0.367	658.5
226	2nd Function Tri-PCBs				1.0807	1.000	0.00	0.000			NO	433.8		0.122	433.8
227	3rd Function Tri-PCBs				0.9426	1.000	0.00	0.000			NO	302.9		0.1309	302.9
228	Total Tetra-PCBs				1.0778	1.000	0.00	0.000			NO	220.2		0.771	220.2
229	3rd Function Penta-PCBs				1.3157	1.000	0.00	0.000			NO	2105		0.830	2105
230	4th Function Penta-PCBs				1.0735	1.000	0.00	0.000			NO	279.8		0.120	279.8
231	3rd Function Hexa-PCBs				0.8505	1.000	0.00	0.000			NO	870.0		0.182	870.0
232	4th Function Hexa-PCBs				1.0316	1.000	0.00	0.000			NO	1517		1.30	1517
233	Total Hepta-PCBs				1.3461	1.000	0.00	0.000			NO	1243		1.44	1243

#	Name	Prod.RT	RT	Volts	Resist	Prod.Ratio	RA	Obj	CMPC	Comp
18	PCB-34	27.58	27.58	7.390e5	7.211e5	1.040	1.02	NO	53.084	53.084
19	PCB-23	27.85	27.87	8.233e5	7.827e5	1.040	1.05	NO	82.504	82.504
20	PCB-29	27.81	27.83	7.842e5	7.467e5	1.040	1.02	NO	58.112	58.112
21	PCB-26	28.14	28.14	8.181e5	7.802e5	1.040	1.04	NO	58.587	58.587
22	PCB-25	28.29	28.31	8.131e5	7.853e5	1.040	1.04	NO	57.824	57.824
23	PCB-31	28.88	28.88	9.343e5	9.185e5	1.040	1.02	NO	81.437	81.437
24	PCB-28	28.77	28.79	8.447e5	8.330e5	1.040	1.01	NO	58.245	58.245

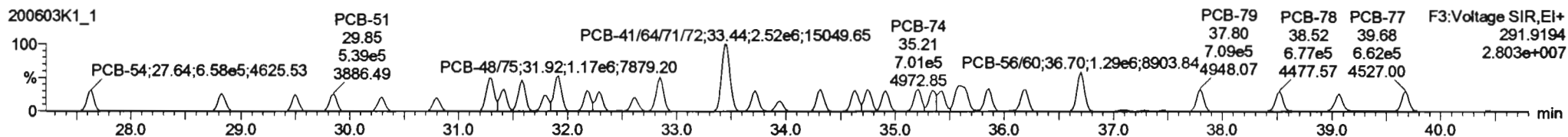
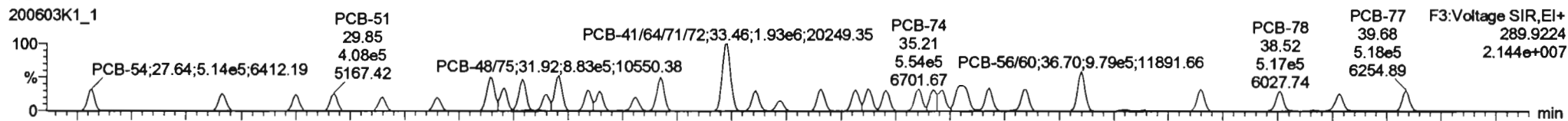


Dataset: Untitled

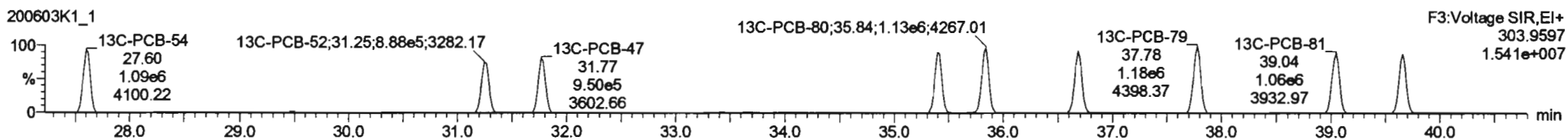
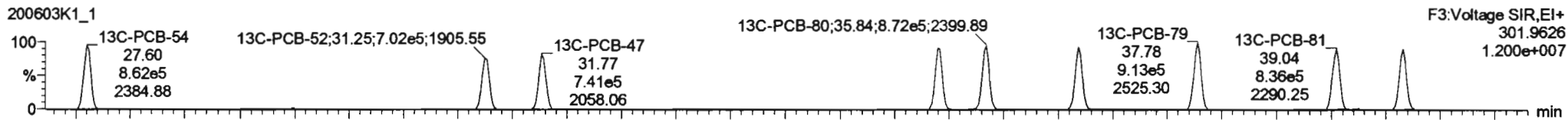
Last Altered: Thursday, June 04, 2020 07:29:42 Pacific Daylight Time
 Printed: Thursday, June 04, 2020 07:32:56 Pacific Daylight Time

Name: 200603K1_1, Date: 03-Jun-2020, Time: 14:47:20, ID: ST200603K1-1 PCB 209 CS3 19G2609, Description: PCB 209 CS3 19G2609

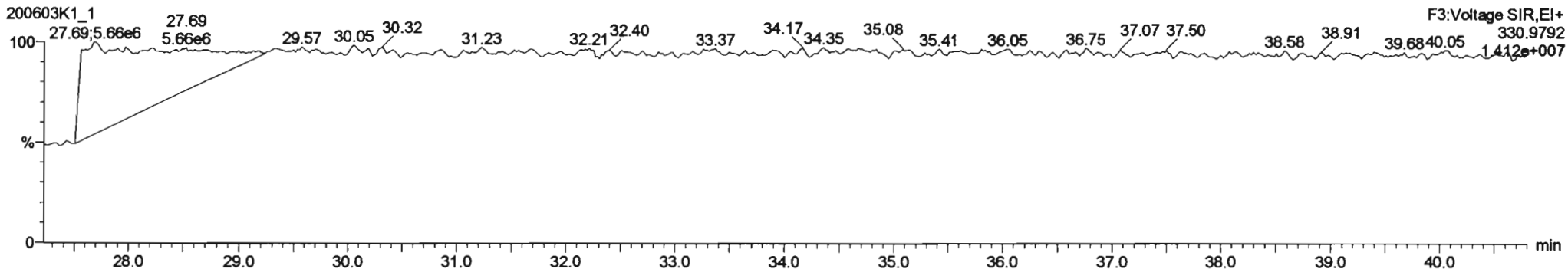
PCB-54



13C-PCB-54



PFK3a



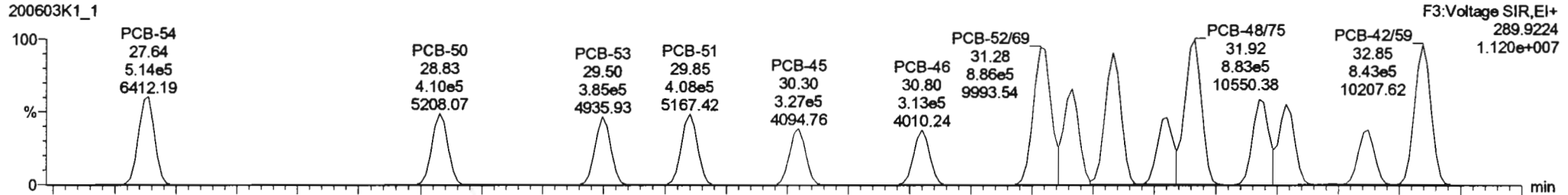
Dataset: Untitled

Last Altered: Thursday, June 04, 2020 07:29:42 Pacific Daylight Time
Printed: Thursday, June 04, 2020 07:32:56 Pacific Daylight Time

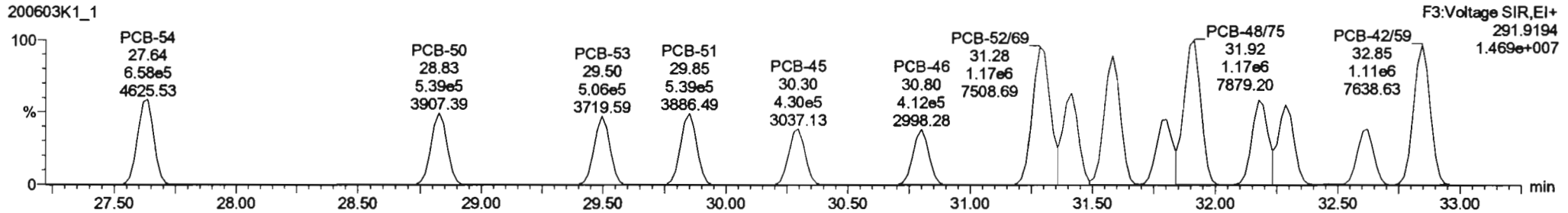
Name: 200603K1_1, Date: 03-Jun-2020, Time: 14:47:20, ID: ST200603K1-1 PCB 209 CS3 19G2609, Description: PCB 209 CS3 19G2609

PCB-50

200603K1_1

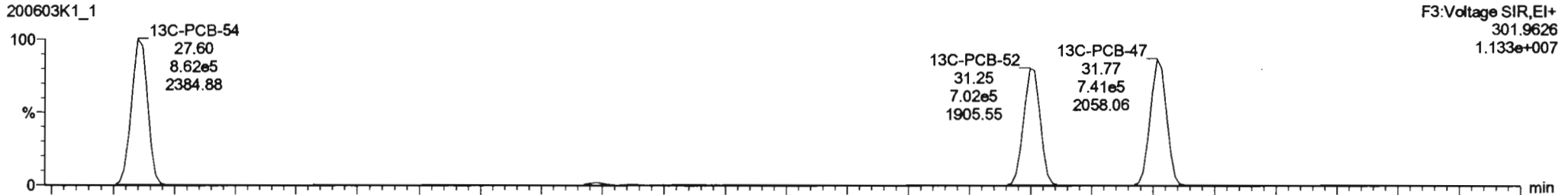


200603K1_1

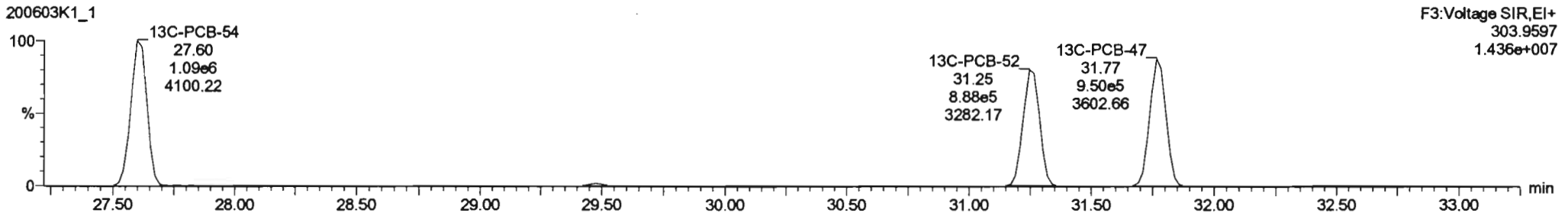


13C-PCB-52

200603K1_1



200603K1_1

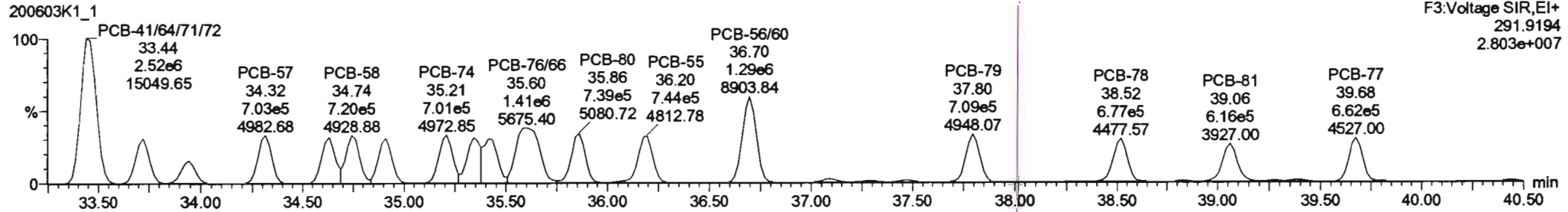
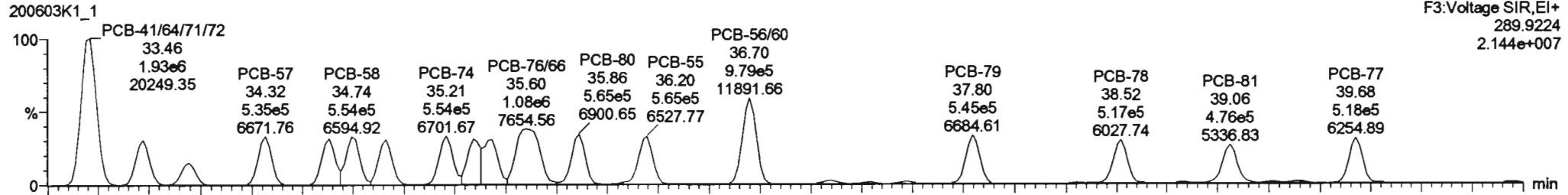


Dataset: Untitled

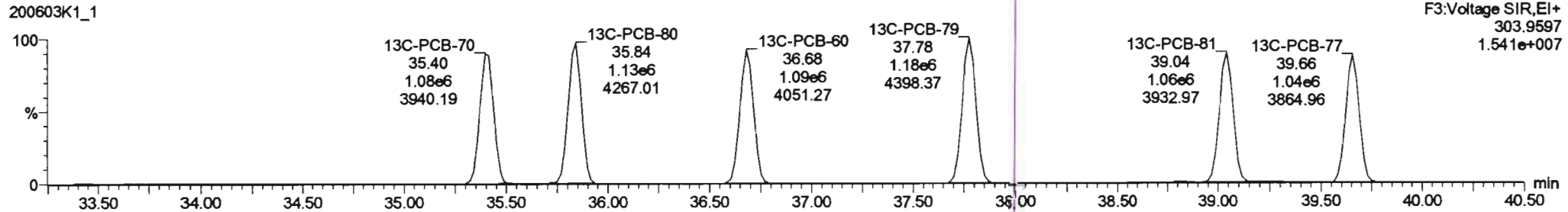
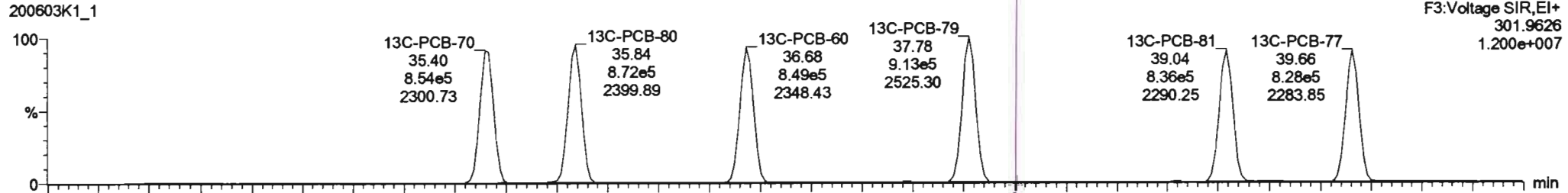
Last Altered: Thursday, June 04, 2020 07:29:42 Pacific Daylight Time
Printed: Thursday, June 04, 2020 07:32:56 Pacific Daylight Time

Name: 200603K1_1, Date: 03-Jun-2020, Time: 14:47:20, ID: ST200603K1-1 PCB 209 CS3 19G2609, Description: PCB 209 CS3 19G2609

PCB-68

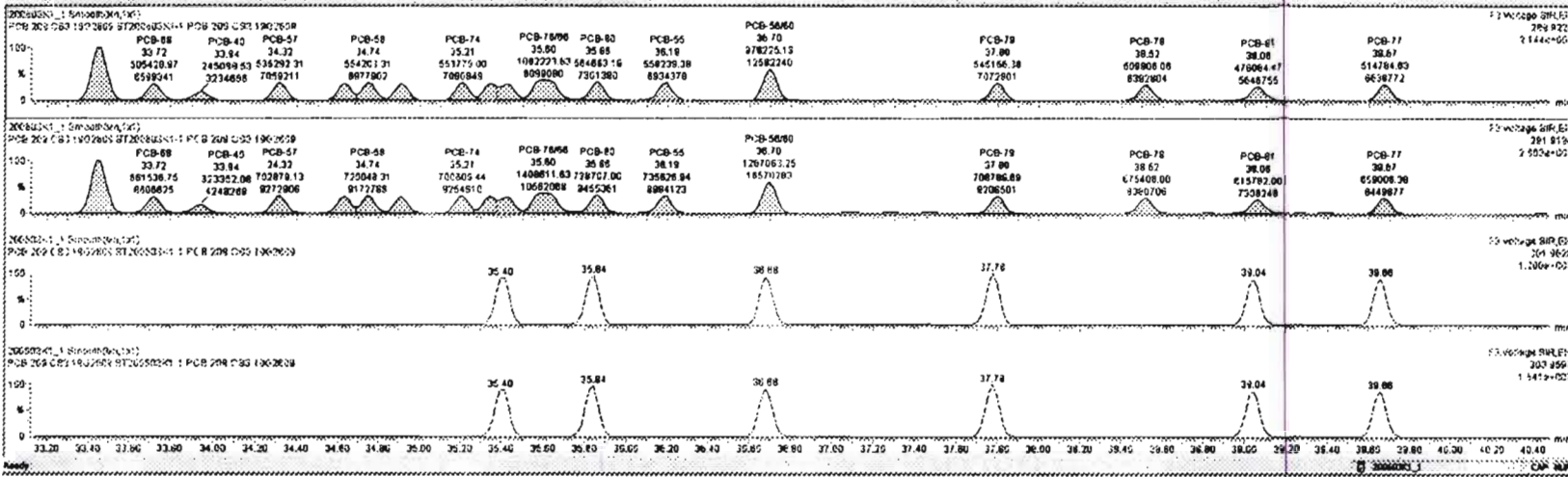


13C-PCB-60



#	Name	Mass	RA	Qty	Unit	Price	Disc	Price	Disc	Price	Disc	Price	Disc	Price	Disc	Price	Disc
223	13C-PCB-178	8.05e5	0.44	NO	1.0508	1.000	45.87	45.87	0.823	0.823	NO	103.1	103	0.0811			
224	Total More-PCBs				1.1885	1.000	0.00	0.000			NO	182.3		0.0222	182.3		
225	Total On-PCBs				1.0537	1.000	0.00	0.000			NO	858.5		0.357	858.5		
226	2nd Function Tot-PCBs				1.0807	1.000	0.00	0.000			NO	433.8		0.122	433.8		
227	3rd Function Tot-PCBs				0.8628	1.000	0.00	0.000			NO	821.8		0.303	821.8		
228	Total Tot-PCBs				3.8742	3.000	0.00	0.000			NO	2917.7		0.773	2917.7		
229	3rd Function Parts-PCBs				1.3157	1.000	0.00	0.000			NO	2106		0.830	2106		
230	4th Function Parts-PCBs				1.0735	1.000	0.00	0.000			NO	278.8		0.120	278.8		
231	5th Function Parts-PCBs				0.8065	1.000	0.00	0.000			NO	870.0		0.182	870.0		
232	6th Function Parts-PCBs				1.0318	1.000	0.00	0.000			NO	1517		1.30	1517		
233	Total Parts-PCBs				4.2475	4.000	0.00	0.000			NO	4773.6		1.43	4773.6		

#	Name	Product	Qty	Unit Price	Net Price	Y' Rate (Price)	RA	Qty	Price	Disc	
33	PCB-54		27.82	37.84	1.056e5	0.878e5	0.770	0.78	NO	55.524	55.524
34	PCB-50		28.81	28.83	4.102e5	5.267e5	0.770	0.78	NO	55.213	55.213
35	PCB-63		28.48	28.80	3.848e5	6.054e5	0.770	0.78	NO	58.215	58.215
36	PCB-51		29.84	29.85	4.080e5	5.286e5	0.770	0.78	NO	55.832	55.832
37	PCB-45		30.28	30.30	3.267e5	4.306e5	0.770	0.78	NO	58.473	58.473
38	PCB-48		30.78	30.80	3.125e5	4.120e5	0.770	0.78	NO	54.805	54.805
39	PCB-52B		31.28	31.28	8.883e5	1.172e6	0.770	0.78	NO	110.84	110.84

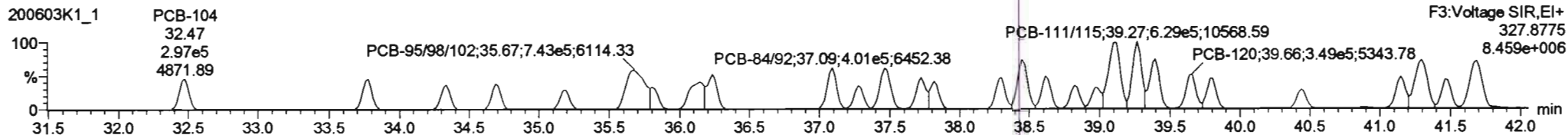
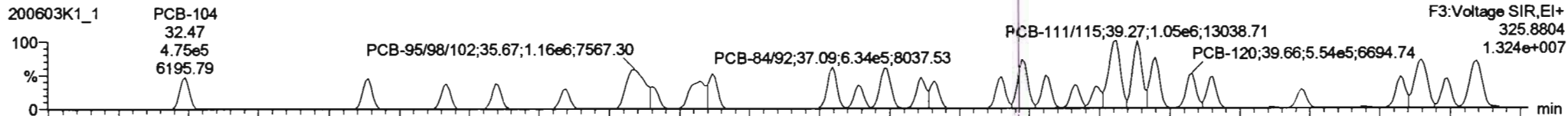


Dataset: Untitled

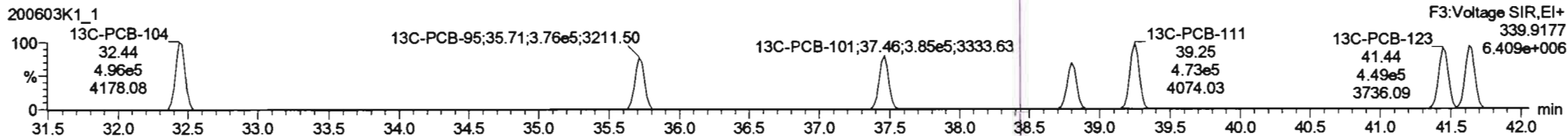

Last Altered: Thursday, June 04, 2020 07:29:42 Pacific Daylight Time
Printed: Thursday, June 04, 2020 07:32:56 Pacific Daylight Time

Name: 200603K1_1, Date: 03-Jun-2020, Time: 14:47:20, ID: ST200603K1-1 PCB 209 CS3 19G2609, Description: PCB 209 CS3 19G2609

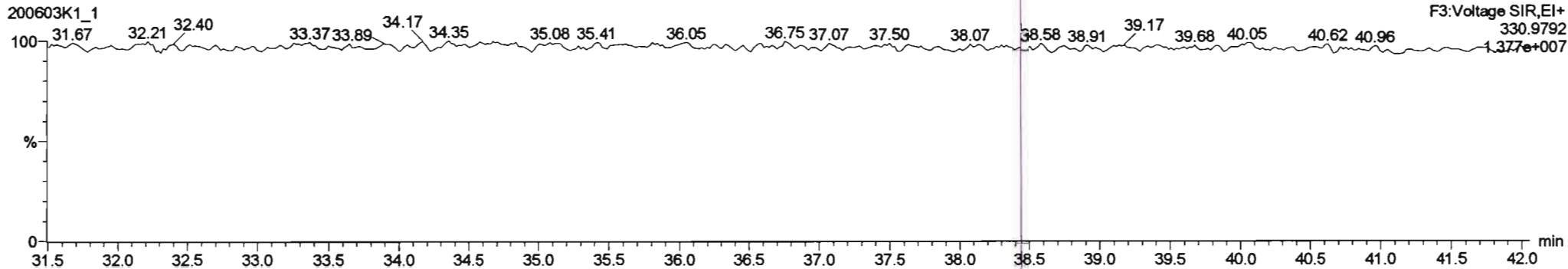
PCB-104



13C-PCB-104



PFK3b



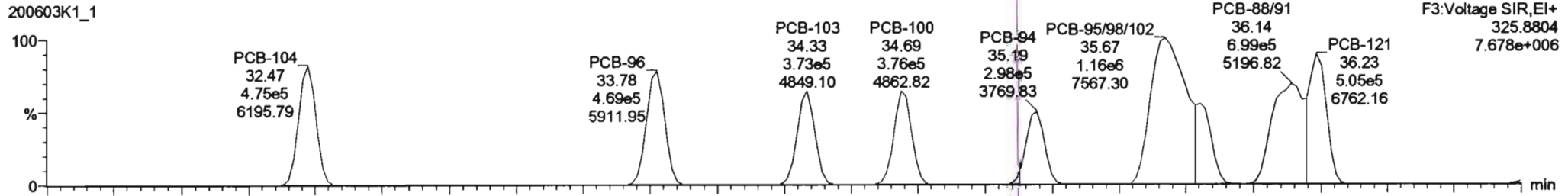
Dataset: Untitled

Last Altered: Thursday, June 04, 2020 07:29:42 Pacific Daylight Time
Printed: Thursday, June 04, 2020 07:32:56 Pacific Daylight Time

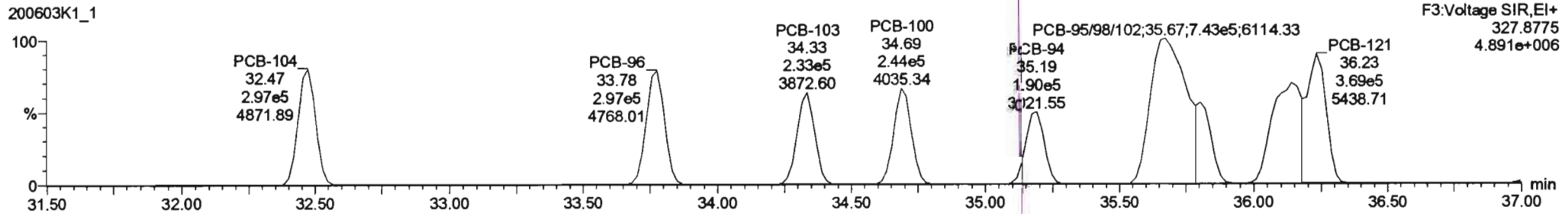
Name: 200603K1_1, Date: 03-Jun-2020, Time: 14:47:20, ID: ST200603K1-1 PCB 209 CS3 19G2609, Description: PCB 209 CS3 19G2609

PCB-96

200603K1_1

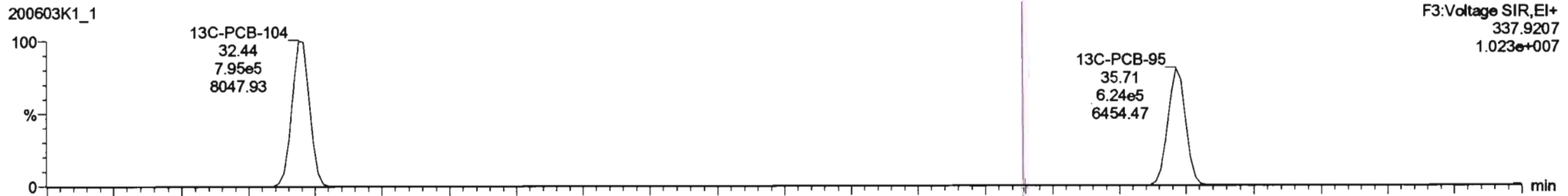


200603K1_1

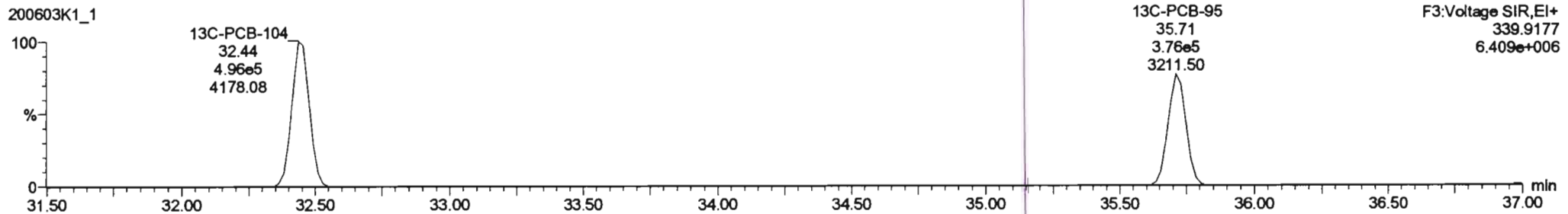


13C-PCB-95

200603K1_1



200603K1_1



Dataset: Untitled

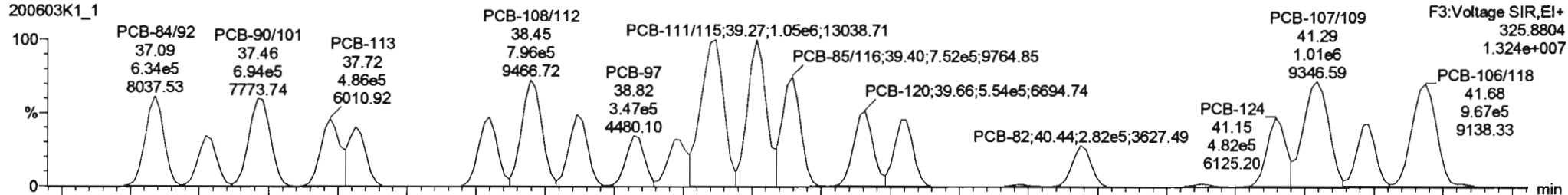
Last Altered: Thursday, June 04, 2020 07:29:42 Pacific Daylight Time

Printed: Thursday, June 04, 2020 07:32:56 Pacific Daylight Time

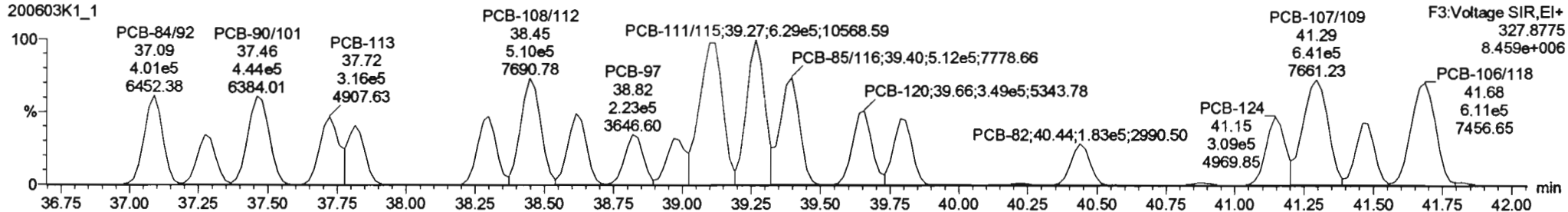
Name: 200603K1_1, Date: 03-Jun-2020, Time: 14:47:20, ID: ST200603K1-1 PCB 209 CS3 19G2609, Description: PCB 209 CS3 19G2609

PCB-119

200603K1_1

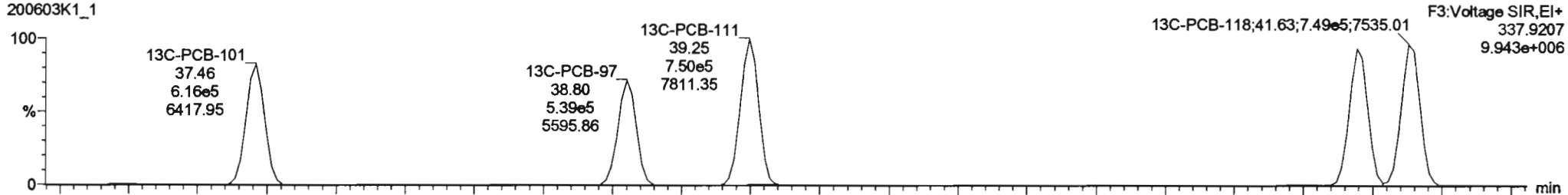


200603K1_1

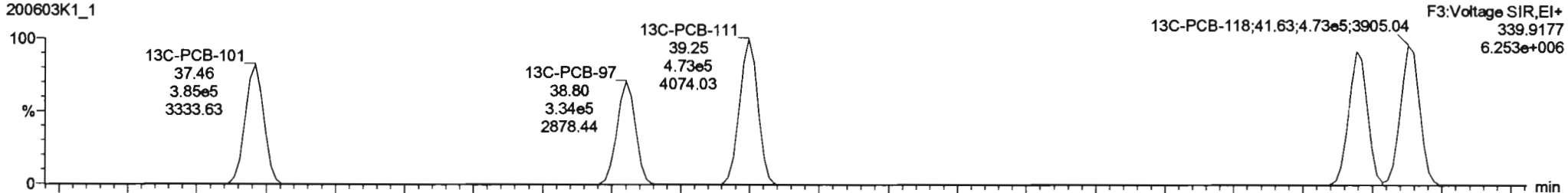


13C-PCB-111

200603K1_1

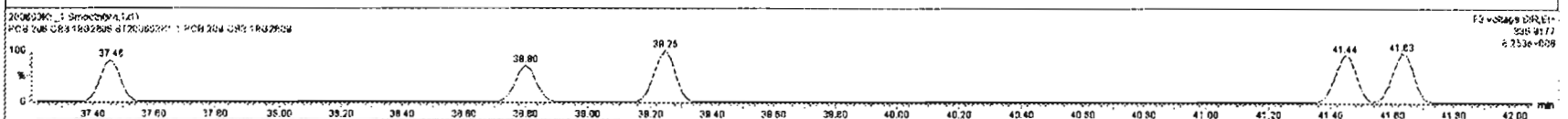

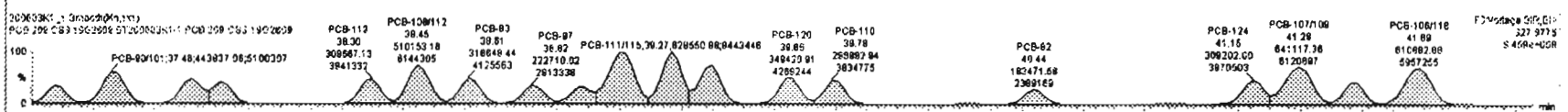
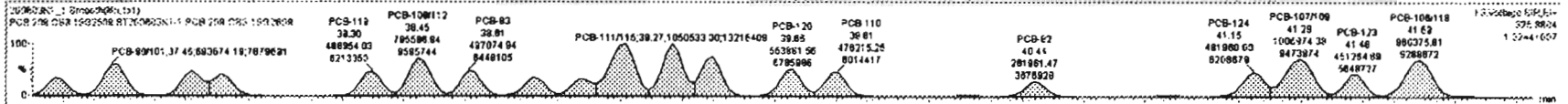


200603K1_1



#	Name	Pass	RA	NO	REP	WPPS	PPPPRT	PT	PPPPR	PPPT	PPPTM	Conv	WPPC	DL	WPPC
223	13C-PCB-178	6.08e5	0.44	NO	1.0508	1.000	45.87	46.87	0.823	0.823	NO	100.1	100	0.0811	
224	Total Hexa-PCBs				1.1865	1.000	0.00	0.000			NO	182.3		0.0222	182.3
225	Total Di-PCBs				1.0537	1.000	0.00	0.000			NO	658.5		0.367	658.5
226	2nd Function Tri-PCBs				1.0007	1.000	0.00	0.000			NO	439.8		0.122	439.8
227	3rd Function Tri-PCBs				0.8628	1.000	0.00	0.000			NO	921.0		0.303	921.0
228	Total Tetra-PCBs				1.0778	1.000	0.00	0.000			NO	2317		0.771	2317
229	2nd Function Hexa-PCBs				2.3382	1.000	0.00	0.000			NO	2138		0.895	2138
230	4th Function Hexa-PCBs				1.0735	1.000	0.00	0.000			NO	279.6		0.120	279.6
231	3rd Function Hexa-PCBs				0.8505	1.000	0.00	0.000			NO	870.0		0.182	870.0
232	4th Function Hexa-PCBs				1.0318	1.000	0.00	0.000			NO	1517		1.30	1517
233	Total Hexa-PCBs				1.9464	1.000	0.00	0.000			NO	4393		1.44	4393

#	Name	Peak No.	RT	Area	Height	17 Ratio	WPPS	RA	NO	REP	WPPS	Conv
68	PCB-104	37.46	32.47	4.74e5	2.89e5	1.580	1.80	NO			53.252	53.252
69	PCB-86	37.78	33.78	4.88e5	2.86e5	1.580	1.58	NO			51.437	51.437
70	PCB-103	34.30	34.30	3.73e5	2.30e5	1.580	1.80	NO			58.171	58.171
67	PCB-100	34.87	34.88	3.75e5	2.43e5	1.580	1.54	NO			50.334	50.334
66	PCB-84	35.18	35.18	2.87e5	1.80e5	1.580	1.57	NO			51.455	51.455
65	PCB-85/81/82	35.87	35.87	1.158e5	7.43e4	1.580	1.58	NO			157.72	157.72
71	PCB-83	35.79	35.81	2.78e5	1.74e5	1.580	1.80	NO			48.458	48.458

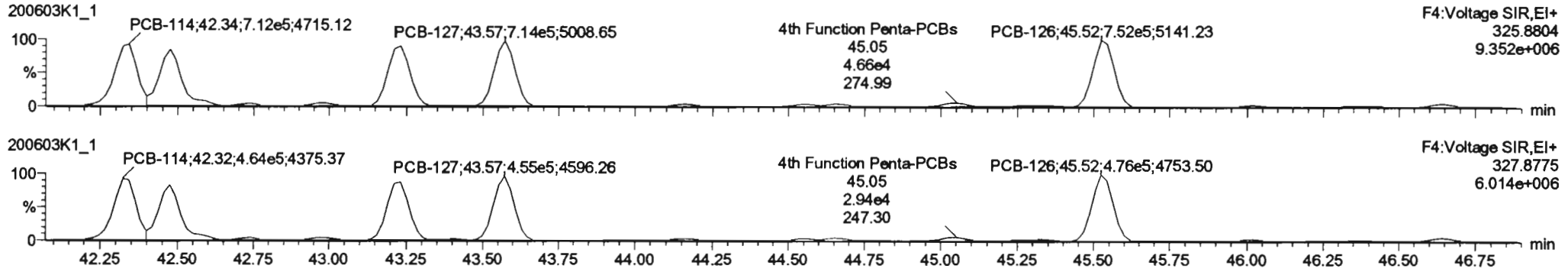


Dataset: Untitled

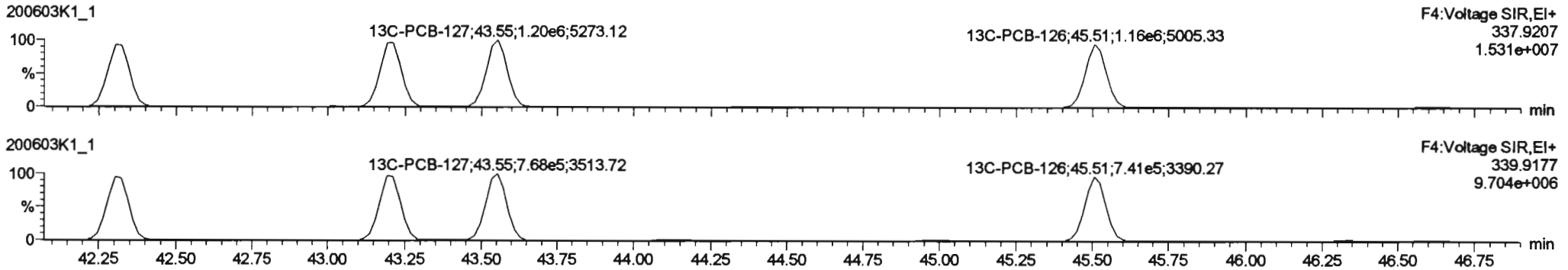
Last Altered: Thursday, June 04, 2020 07:29:42 Pacific Daylight Time
Printed: Thursday, June 04, 2020 07:32:56 Pacific Daylight Time

Name: 200603K1_1, Date: 03-Jun-2020, Time: 14:47:20, ID: ST200603K1-1 PCB 209 CS3 19G2609, Description: PCB 209 CS3 19G2609

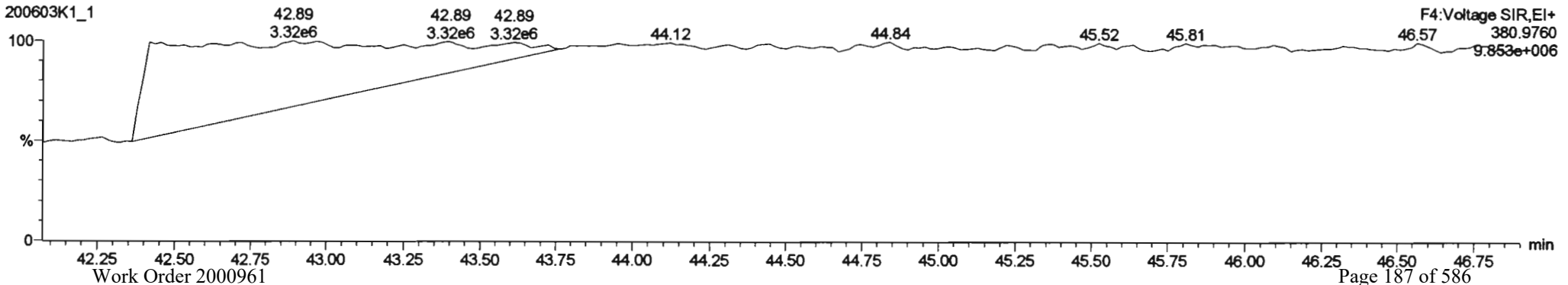
PCB-114



13C-PCB-114

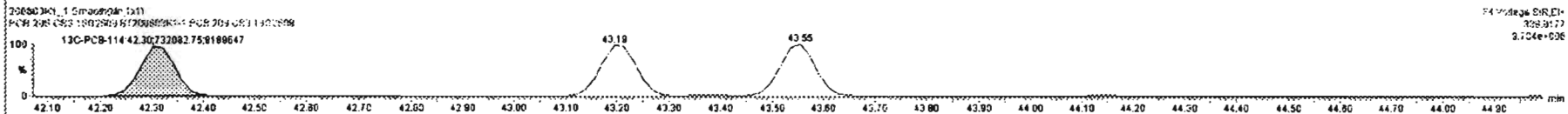
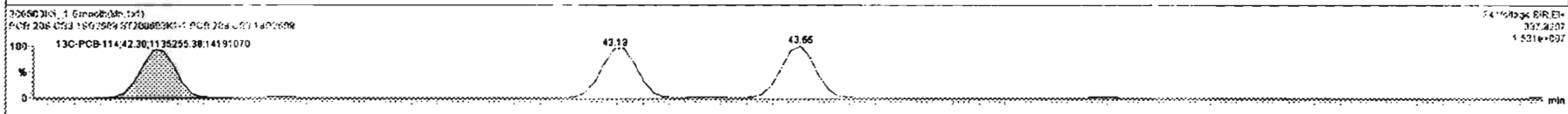
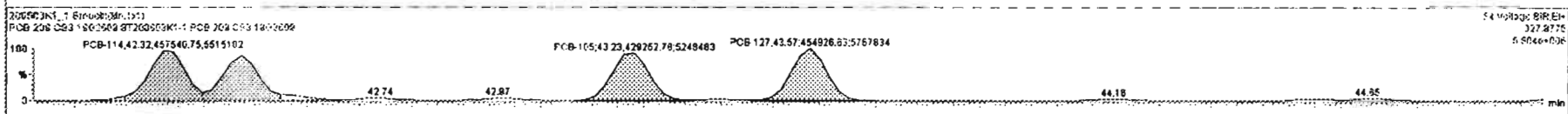
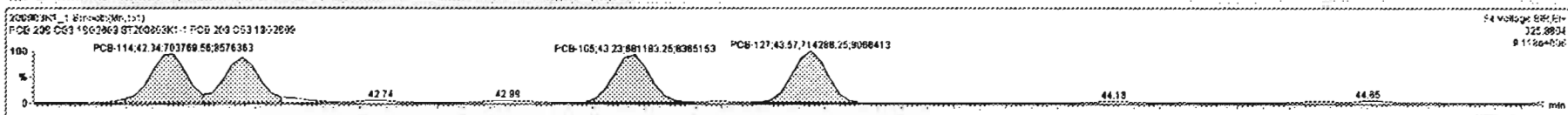


PFK4a



#	Name	Area	RR	dy	RR	RR	RR	RR	RR	RR	RR	RR	RR	RR	RR	RR	RR	RR	RR	RR
223	13C-PCB-178	8.05e5	0.44	NO	1.0608	1.000	46.87	46.87	0.823	0.823	NO	103.1	103	0.0811						
224	Total Mono-PCBs				1.1685	1.000	0.00		0.000		NO	162.3		0.0222	162.3					
225	Total Di-PCBs				1.0537	1.000	0.00		0.000		NO	858.5		0.367	858.5					
226	2nd Function Tri-PCBs				1.0807	1.000	0.00		0.000		NO	433.8		0.122	433.8					
227	3rd Function Tri-PCBs				0.8828	1.000	0.00		0.000		NO	821.8		0.303	821.8					
228	Total Tetra-PCBs				1.0778	1.000	0.00		0.000		NO	2317		0.771	2317					
229	3rd Function Penta-PCBs				1.3157	1.000	0.00		0.000		NO	2105		0.830	2105					
230	4th Function Penta-PCBs				3.3726	3.222	0.00		0.000		NO	229.6		0.129	229.6					
231	3rd Function Hexa-PCBs				0.8505	1.000	0.00		0.000		NO	870.0		0.182	870.0					
232	4th Function Hexa-PCBs				1.0316	1.000	0.00		0.000		NO	1517		1.30	1517					
233	Total Hepta-PCBs				1.9449	1.000	0.00		0.000		NA	1243		1.44	1243					

#	Name	Peak #1	RT	Area	Peak #2	RT	Area	RR	dy	RR	dy	RR	dy
83	PCB-114	42.30	42.34	7.038e5	4.575e5	1.580	1.54	NO	\$4.488	\$4.488			
84	PCB-122	42.47	42.47	6.327e5	4.004e5	1.580	1.58	NO	\$8.588	\$8.588			
85	PCB-105	43.21	43.23	6.812e5	4.283e5	1.550	1.56	NO	\$5.272	\$5.272			
86	PCB-127	43.57	43.57	7.143e5	4.548e5	1.580	1.57	NO	\$8.007	\$8.007			
87	PCB-128	45.52	45.52	7.521e5	4.758e5	1.580	1.58	NO	\$5.207	\$5.207			

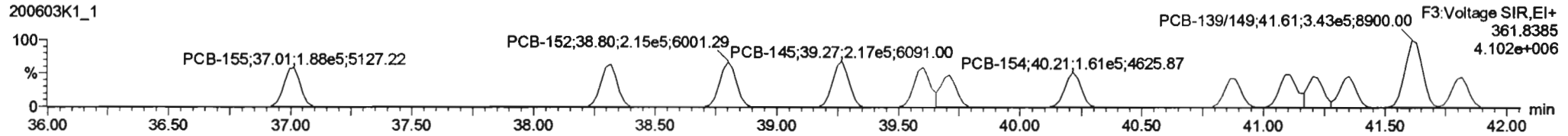
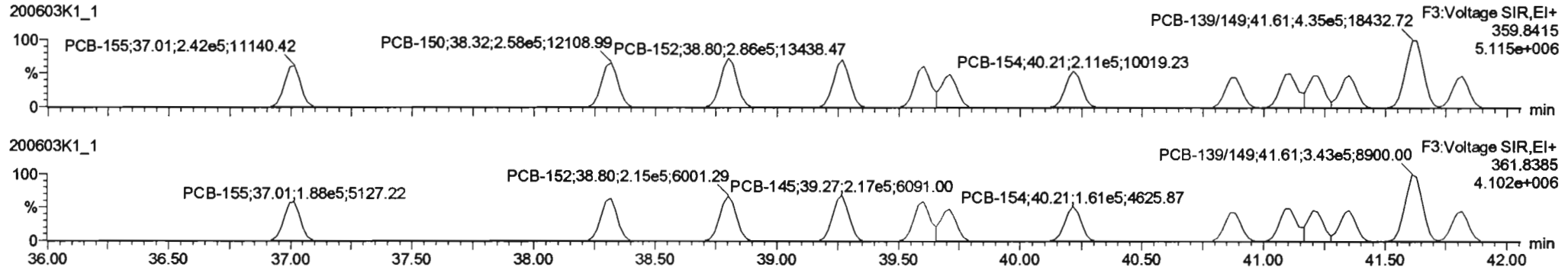


Dataset: Untitled

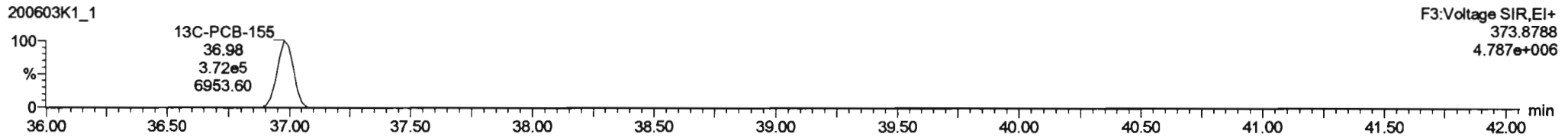
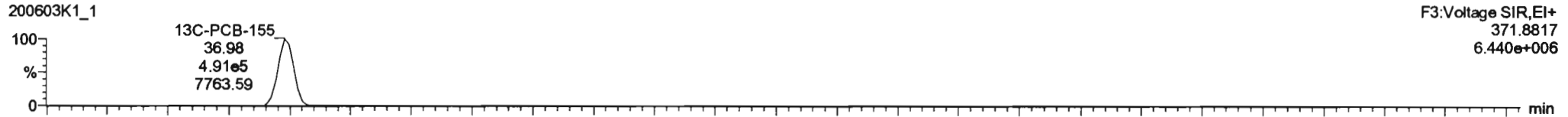
Last Altered: Thursday, June 04, 2020 07:29:42 Pacific Daylight Time
Printed: Thursday, June 04, 2020 07:32:56 Pacific Daylight Time

Name: 200603K1_1, Date: 03-Jun-2020, Time: 14:47:20, ID: ST200603K1-1 PCB 209 CS3 19G2609, Description: PCB 209 CS3 19G2609

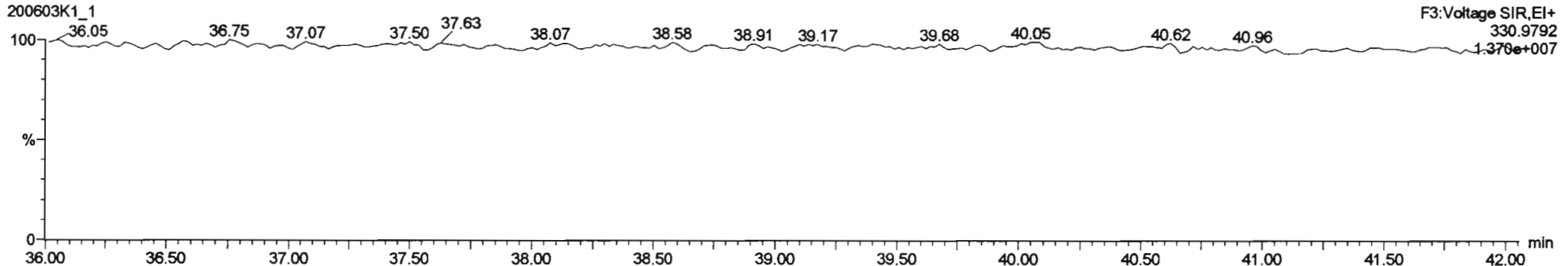
PCB-155



13C-PCB-155



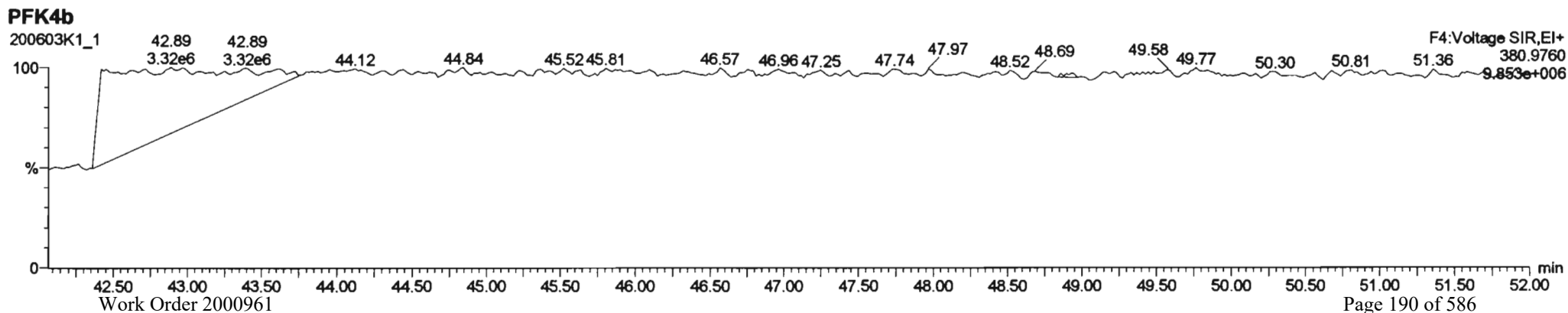
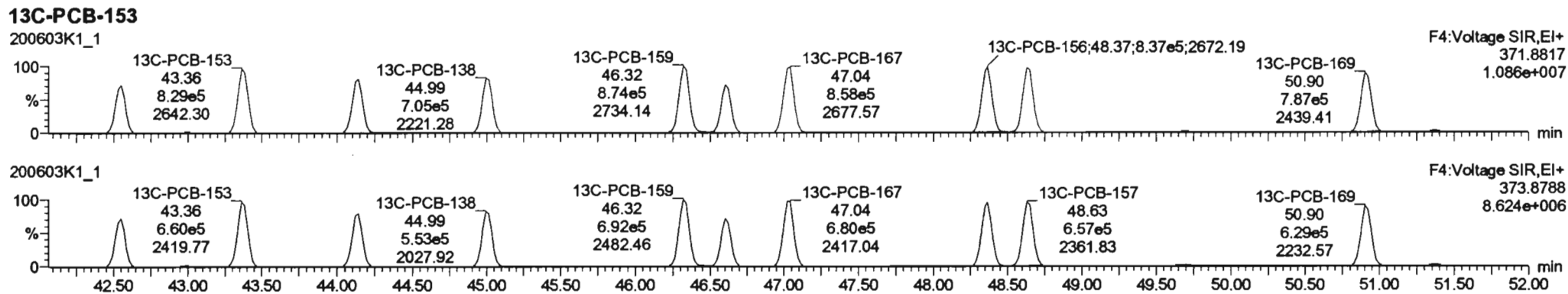
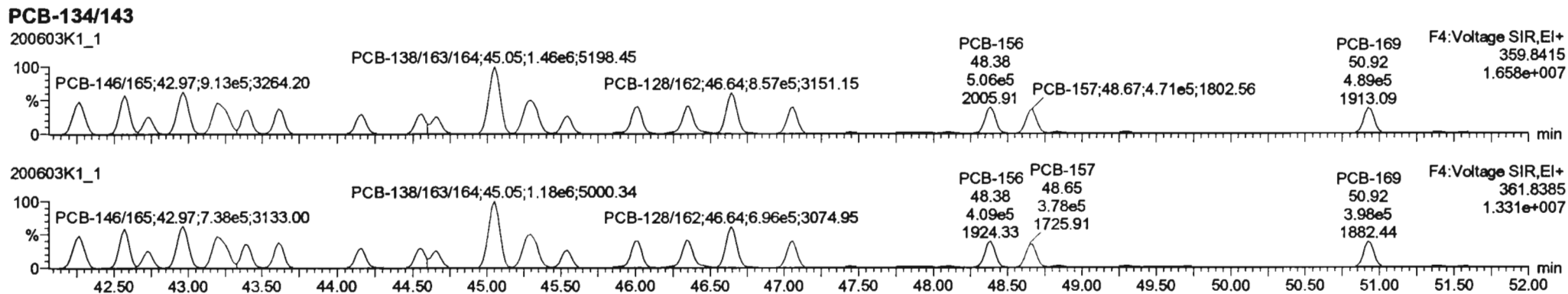
PFK3c



Dataset: Untitled

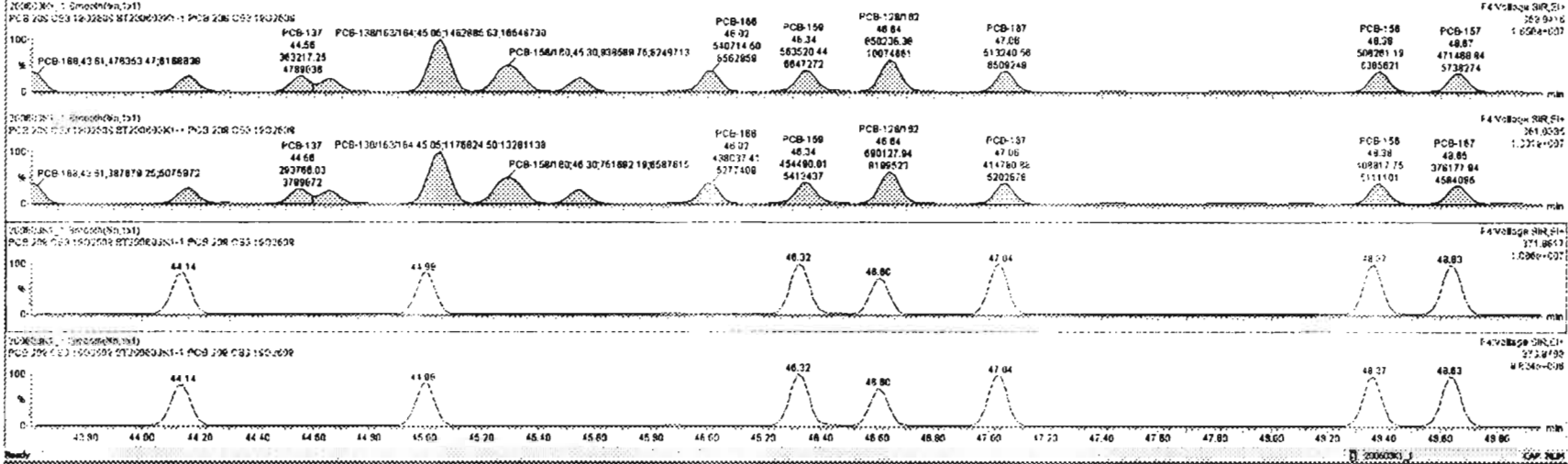
Last Altered: Thursday, June 04, 2020 07:29:42 Pacific Daylight Time
Printed: Thursday, June 04, 2020 07:32:56 Pacific Daylight Time

Name: 200603K1_1, Date: 03-Jun-2020, Time: 14:47:20, ID: ST200603K1-1 PCB 209 CS3 19G2609, Description: PCB 209 CS3 19G2609



#	Name	Mass	RA	Vol	WSP	WSP/RA	PhasRT	RT	PhasR	RT1	RT1 Ph	Code	Area	DL	EMPC
223	13C-PCB-178	0.0565	0.44	NO	1.0508	1.000	45.87	45.87	0.823	0.823	NO	103.1	103	0.0811	
224	Total Mono-PCBs				1.1685	1.000	0.00	0.00	0.000	0.000	NO	182.3		0.0222	182.3
225	Total Di-PCBs				1.0537	1.000	0.00	0.00	0.000	0.000	NO	858.5		0.357	858.5
226	2nd Function Tri-PCBs				1.0807	1.000	0.00	0.00	0.000	0.000	NO	433.8		0.122	433.8
227	3rd Function Tri-PCBs				0.8828	1.000	0.00	0.00	0.000	0.000	NO	921.8		0.300	921.8
228	Total Tetra-PCBs				1.0778	1.000	0.00	0.00	0.000	0.000	NO	2317		0.771	2317
229	2nd Function Penta-PCBs				1.3157	1.000	0.00	0.00	0.000	0.000	NO	2105		0.690	2105
230	3th Function Penta-PCBs				1.0736	1.000	0.00	0.00	0.000	0.000	NO	279.8		0.130	279.8
231	3rd Function Hexa-PCBs				0.8628	1.000	0.00	0.00	0.000	0.000	NO	870.0		0.182	870.0
232	Total Hexa-PCBs				2.2812	1.000	0.00	0.00	0.000	0.000	NO	1517		0.46	1517
233	Total Hepta-PCBs				1.9443	1.000	0.00	0.00	0.000	0.000	NO	1761		0.471	1761

#	Name	Peak RT	RT	Net Peak	Net Peak	1% Ratio (Peak)	RA	Vol	EMPC	Code
111	PCB-136/43	42.28	42.28	8.944e5	5.509e5	1.240	1.25	NO	110.58	110.58
112	PCB-137/43	42.57	42.57	7.436e5	8.000e5	1.240	1.24	NO	109.89	109.89
113	PCB-142	42.72	42.74	3.278e5	2.882e5	1.240	1.22	NO	53.054	53.054
114	PCB-148/85	42.87	42.87	8.314e5	7.378e5	1.240	1.24	NO	109.60	109.60
115	PCB-130/81	43.28	43.18	8.123e5	7.374e5	1.240	1.24	NO	108.14	108.14
116	PCB-153	43.28	43.40	4.885e5	3.783e5	1.240	1.26	NO	52.870	52.870
117	PCB-188	43.81	43.81	4.784e5	3.877e5	1.240	1.23	NO	53.843	53.843

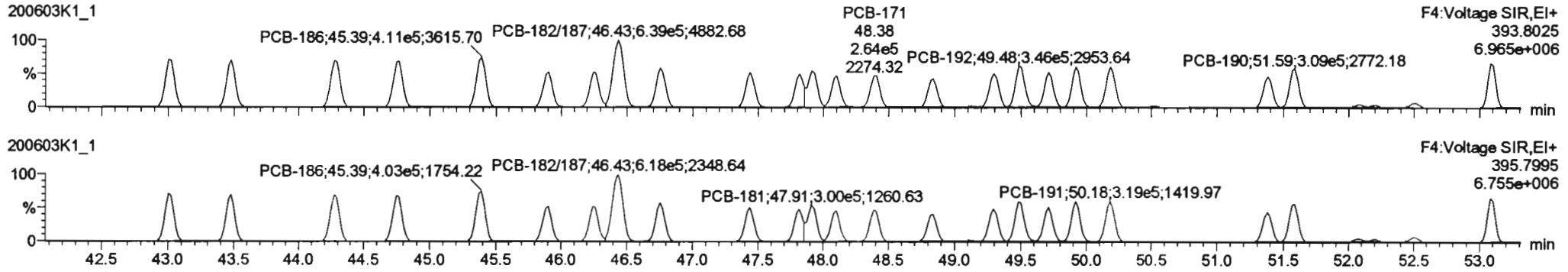


Dataset: Untitled

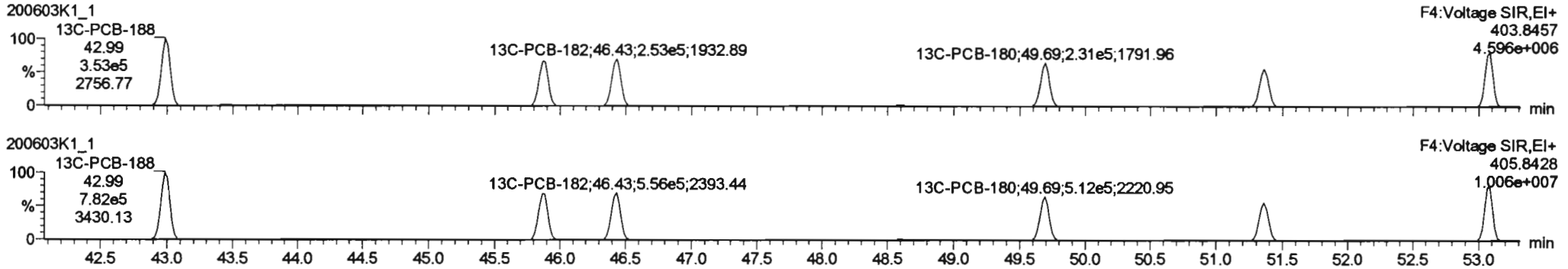
Last Altered: Thursday, June 04, 2020 07:29:42 Pacific Daylight Time
Printed: Thursday, June 04, 2020 07:32:56 Pacific Daylight Time

Name: 200603K1_1, Date: 03-Jun-2020, Time: 14:47:20, ID: ST200603K1-1 PCB 209 CS3 19G2609, Description: PCB 209 CS3 19G2609

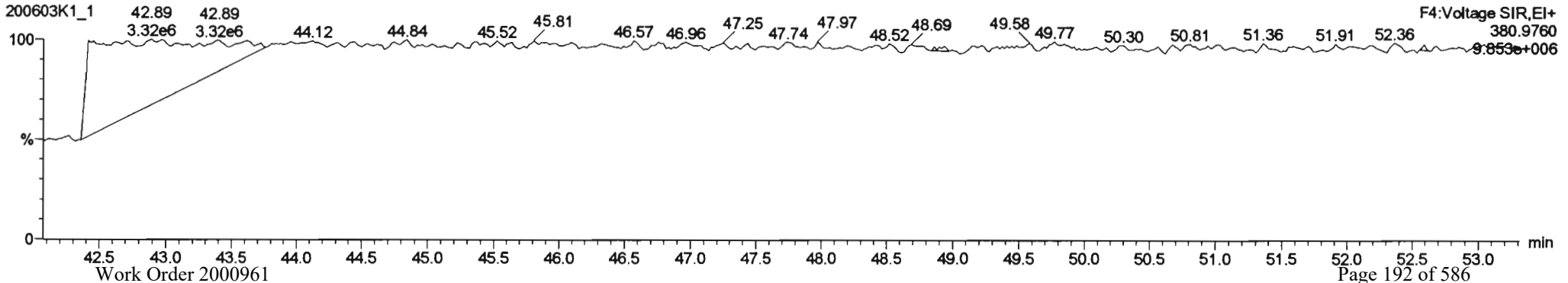
PCB-188

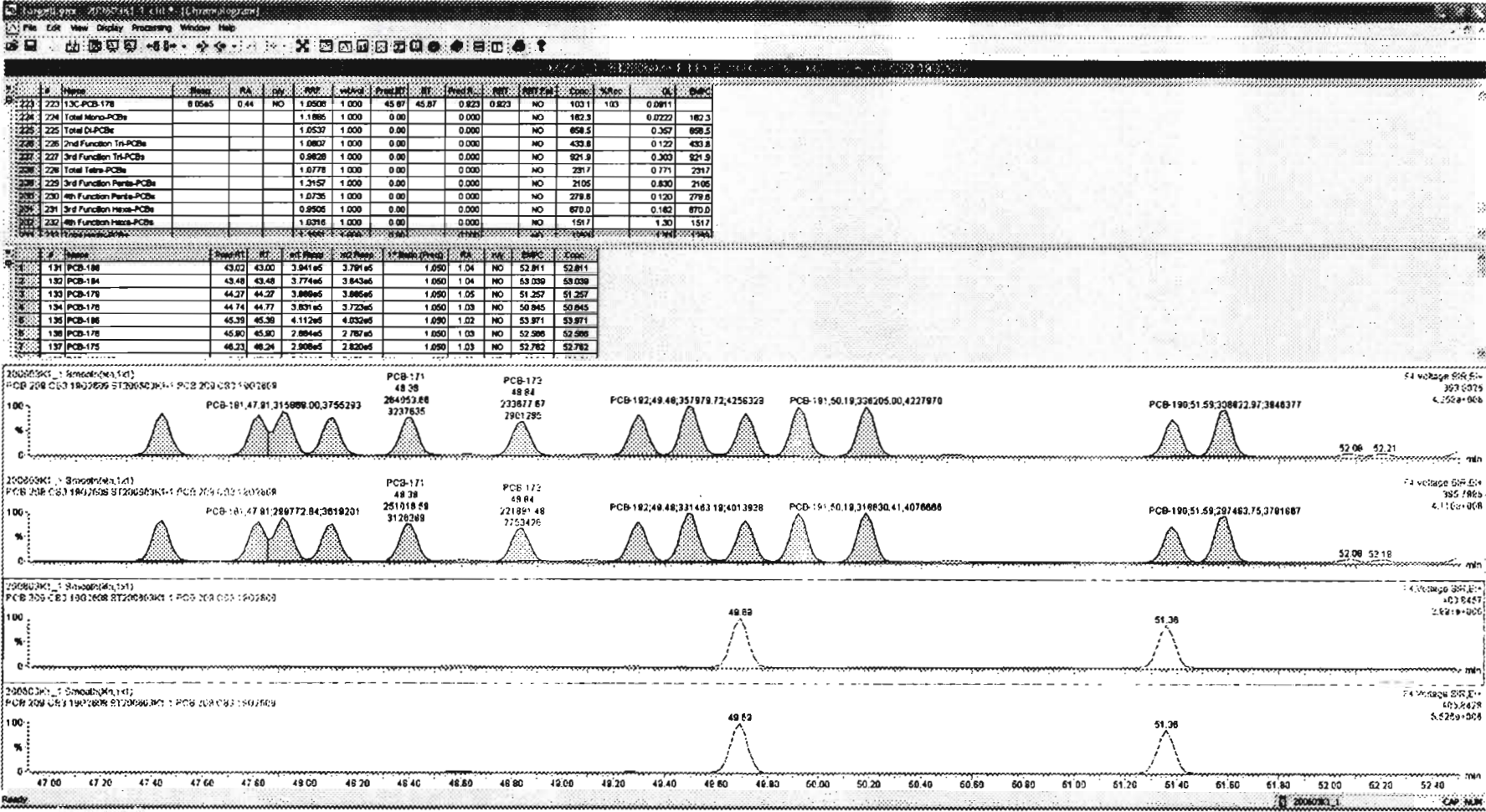


13C-PCB-188



PFK4c



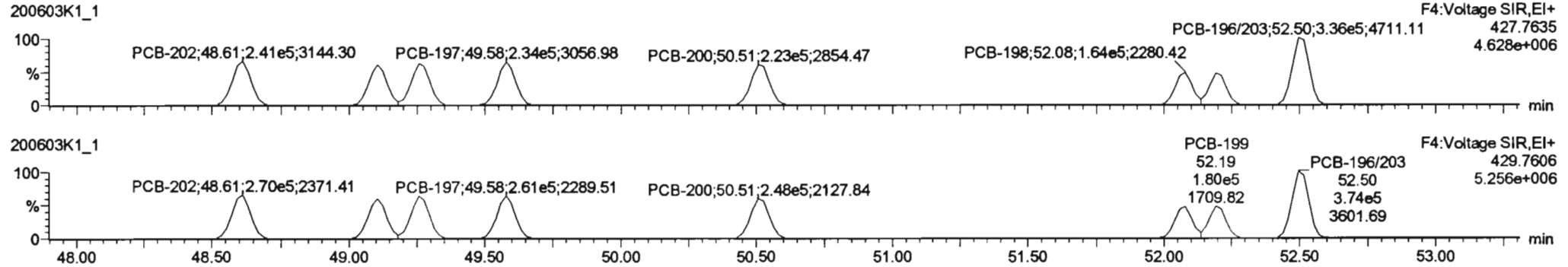


Dataset: Untitled

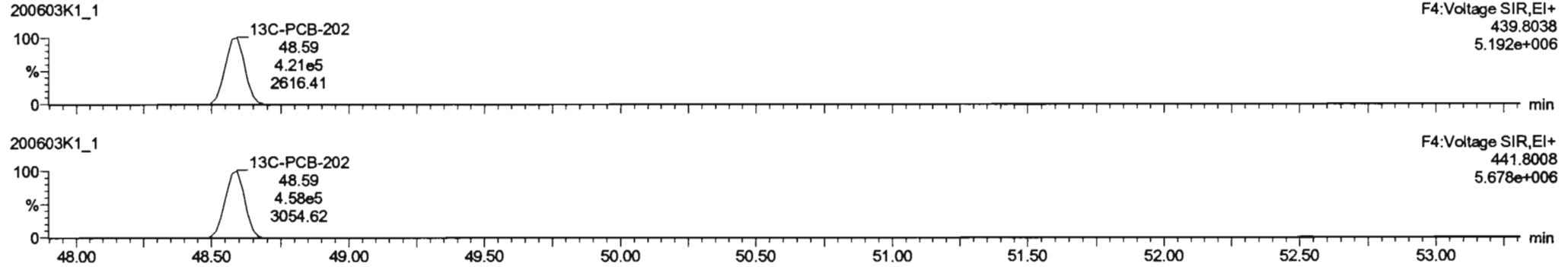
Last Altered: Thursday, June 04, 2020 07:29:42 Pacific Daylight Time
Printed: Thursday, June 04, 2020 07:32:56 Pacific Daylight Time

Name: 200603K1_1, Date: 03-Jun-2020, Time: 14:47:20, ID: ST200603K1-1 PCB 209 CS3 19G2609, Description: PCB 209 CS3 19G2609

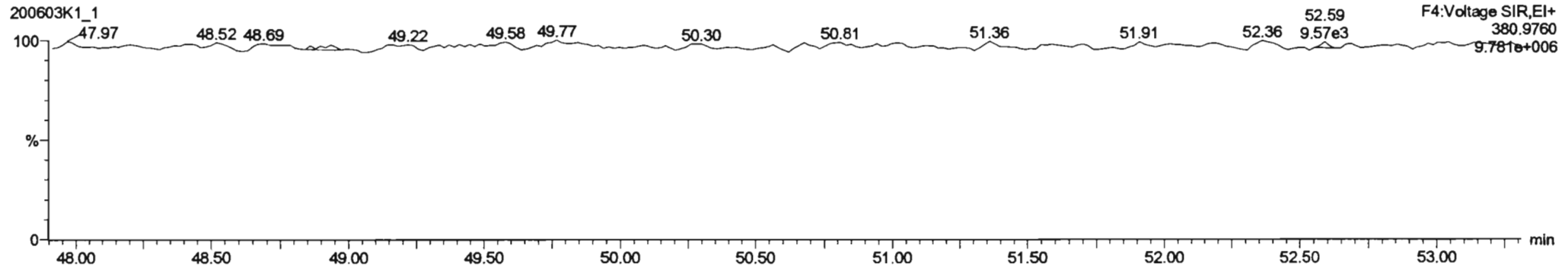
PCB-202



13C-PCB-202



PFK4d



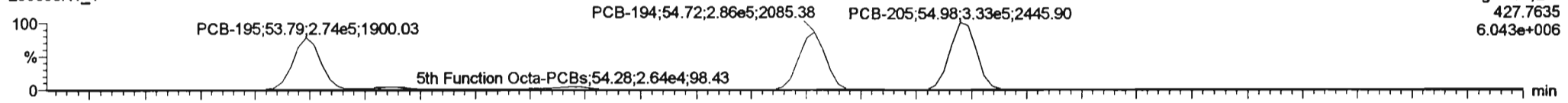
Dataset: Untitled

Last Altered: Thursday, June 04, 2020 07:29:42 Pacific Daylight Time
Printed: Thursday, June 04, 2020 07:32:56 Pacific Daylight Time

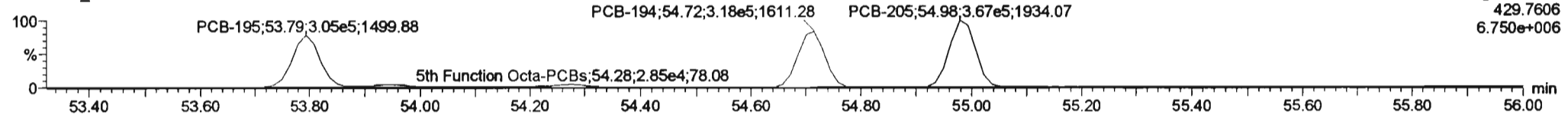
Name: 200603K1_1, Date: 03-Jun-2020, Time: 14:47:20, ID: ST200603K1-1 PCB 209 CS3 19G2609, Description: PCB 209 CS3 19G2609

PCB-195

200603K1_1

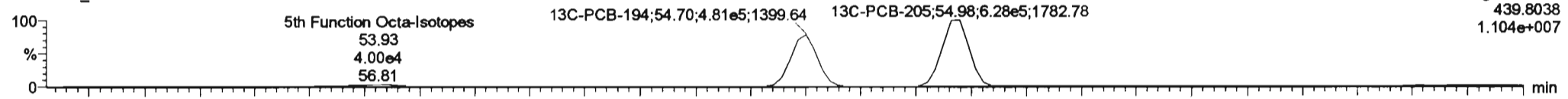


200603K1_1

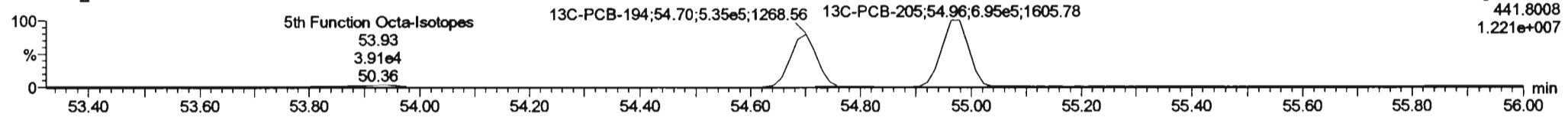


13C-PCB-194

200603K1_1

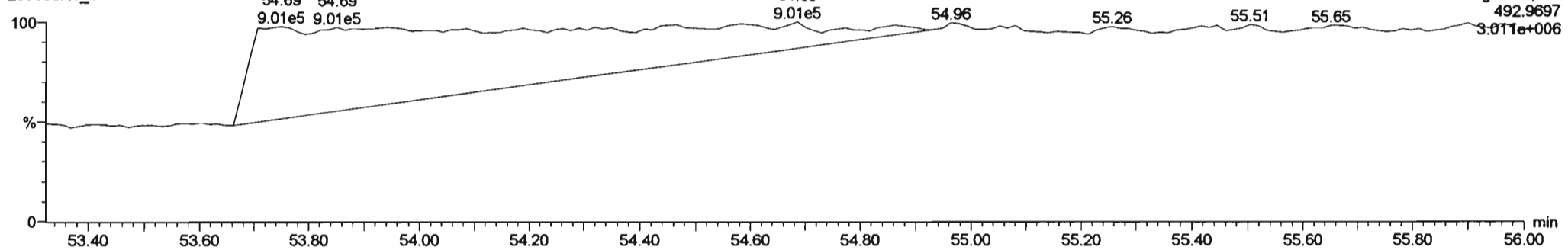


200603K1_1



PFK5a

200603K1_1

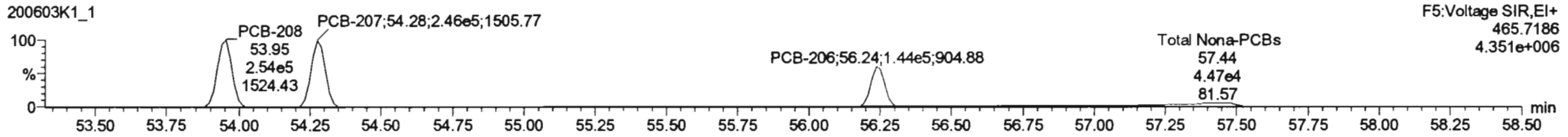
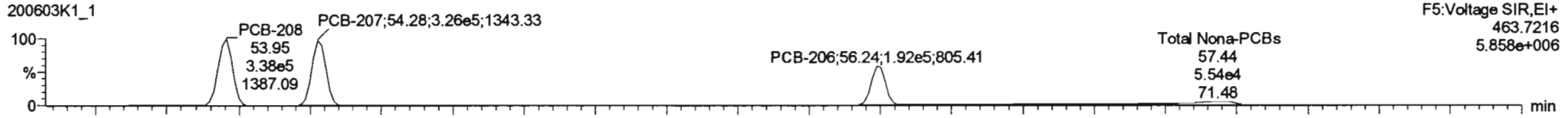


Dataset: Untitled

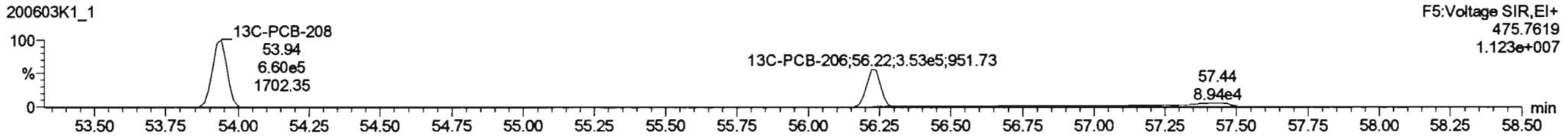
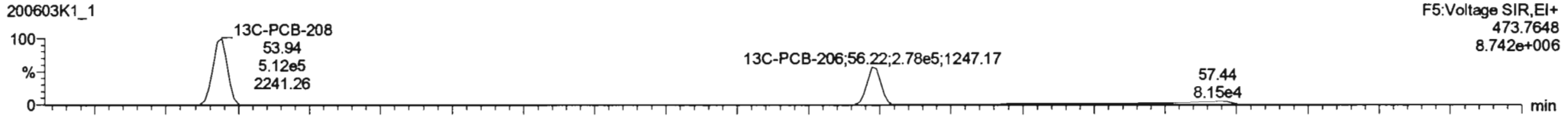
Last Altered: Thursday, June 04, 2020 07:29:42 Pacific Daylight Time
Printed: Thursday, June 04, 2020 07:32:56 Pacific Daylight Time

Name: 200603K1_1, Date: 03-Jun-2020, Time: 14:47:20, ID: ST200603K1-1 PCB 209 CS3 19G2609, Description: PCB 209 CS3 19G2609

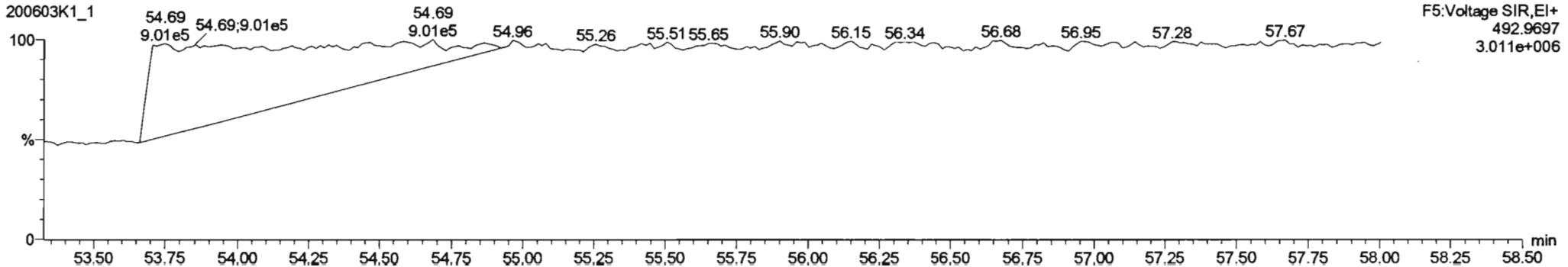
PCB-208



13C-PCB-208



PFK5




Dataset: Untitled

Last Altered: Thursday, June 04, 2020 07:29:42 Pacific Daylight Time
Printed: Thursday, June 04, 2020 07:32:56 Pacific Daylight Time

Name: 200603K1_1, Date: 03-Jun-2020, Time: 14:47:20, ID: ST200603K1-1 PCB 209 CS3 19G2609, Description: PCB 209 CS3 19G2609

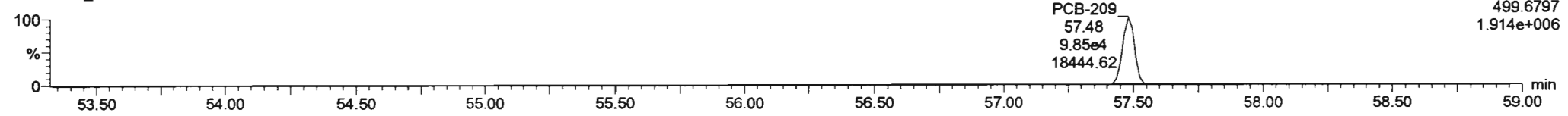
PCB-209

200603K1_1



F5:Voltage SIR,EI+
497.6826
2.250e+006

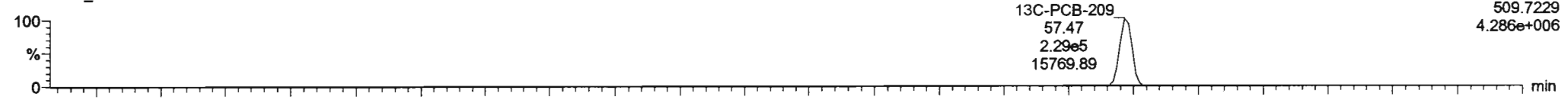
200603K1_1



F5:Voltage SIR,EI+
499.6797
1.914e+006

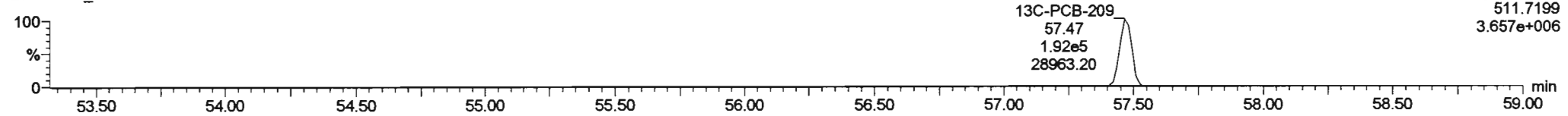
13C-PCB-209

200603K1_1



F5:Voltage SIR,EI+
509.7229
4.286e+006

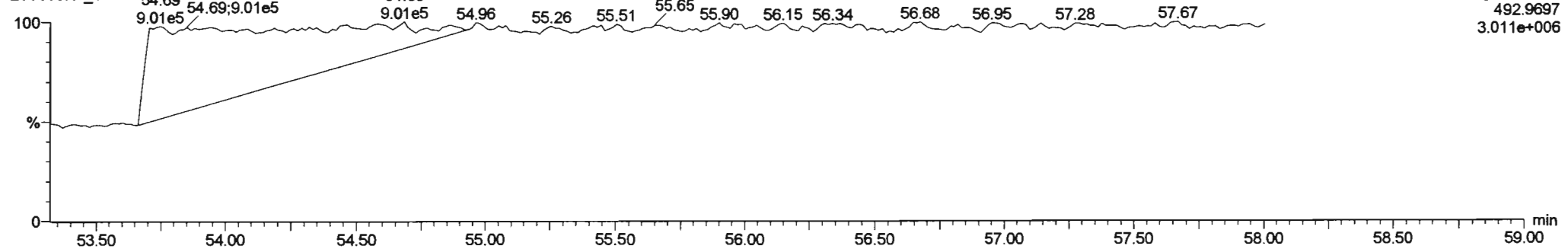
200603K1_1



F5:Voltage SIR,EI+
511.7199
3.657e+006

PFK5b

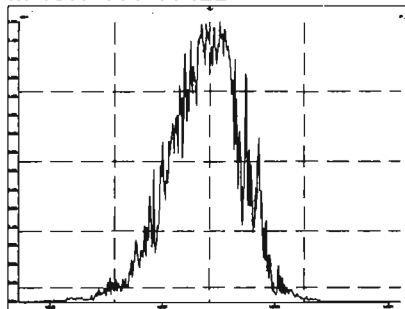
200603K1_1



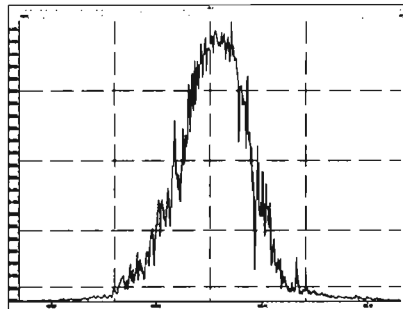
F5:Voltage SIR,EI+
492.9697
3.011e+006

Printed: Thursday, June 04, 2020 02:00:05 Pacific Daylight Time

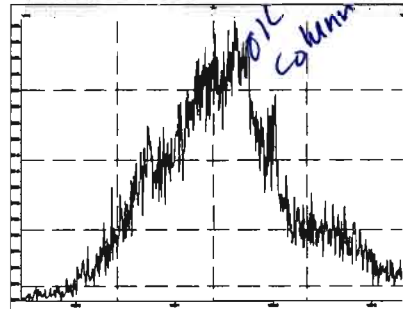
M 168.9888 R 12209



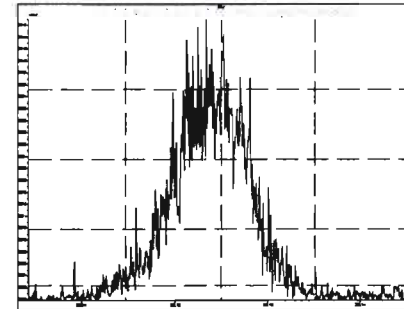
M 180.9888 R 12723



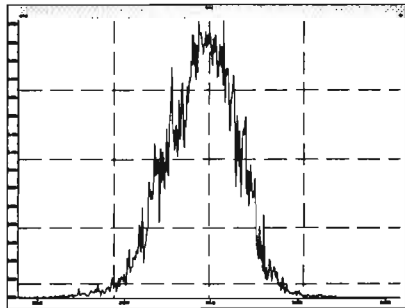
M 192.9888 R 0



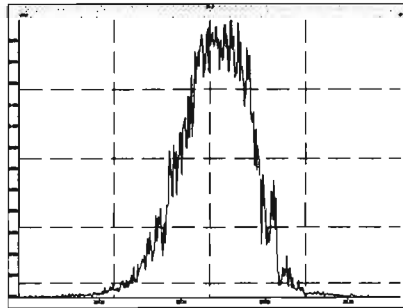
M 204.9888 R 13667



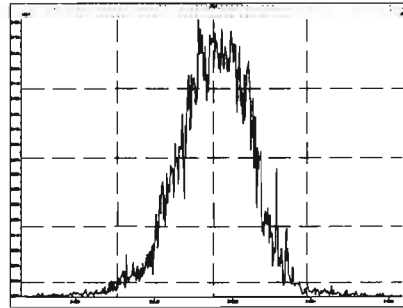
M 218.9856 R 12107



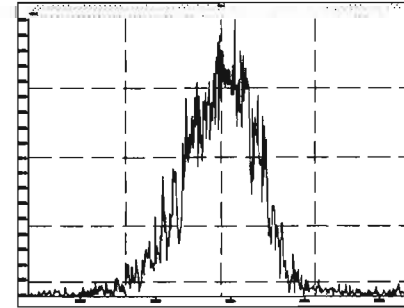
M 230.9856 R 12567



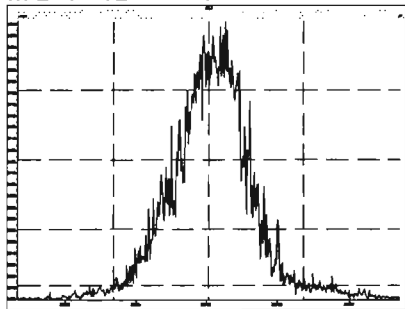
M 242.9856 R 12048



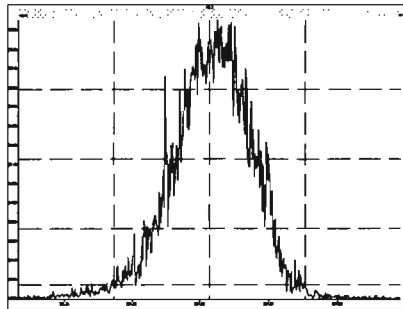
M 254.9856 R 13091



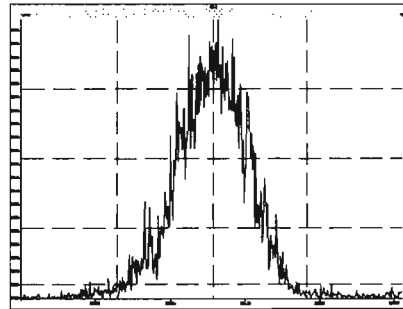
M 268.9824 R 11161



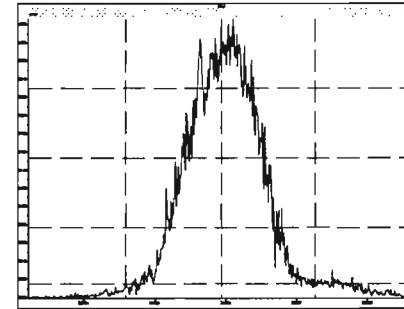
M 280.9824 R 12507



M 254.9856 R 12574

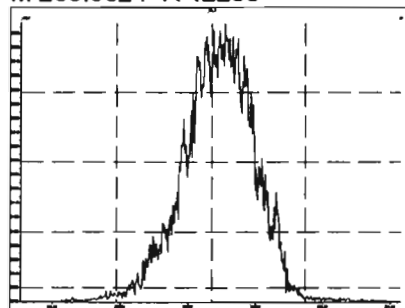


M 268.9824 R 12372

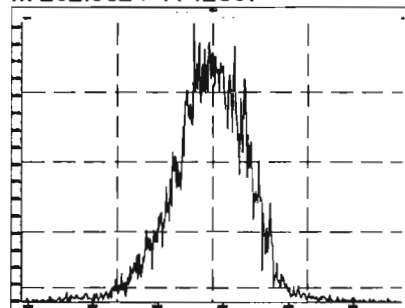


Printed: Thursday, June 04, 2020 02:00:05 Pacific Daylight Time

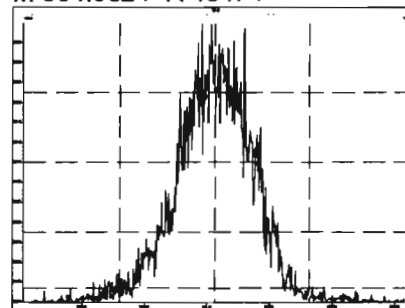
M 280.9824 R 12233



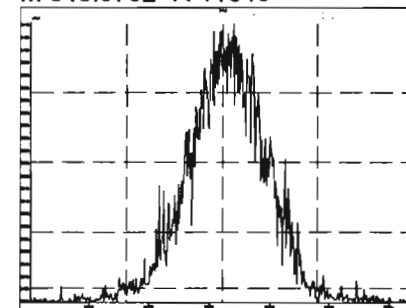
M 292.9824 R 12367



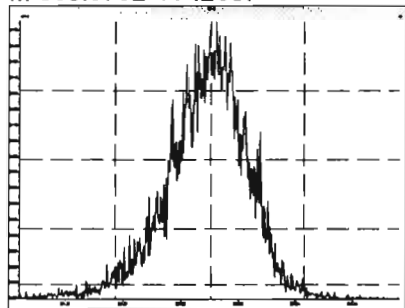
M 304.9824 R 13474



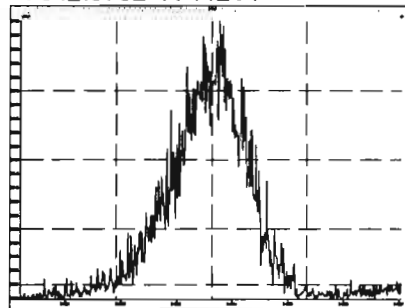
M 318.9792 R 11849



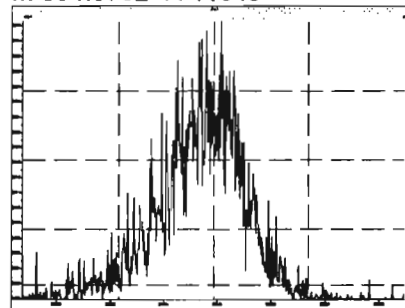
M 330.9792 R 12087



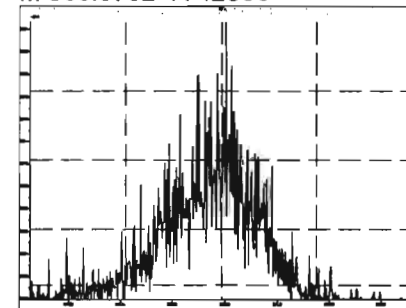
M 342.9792 R 11261



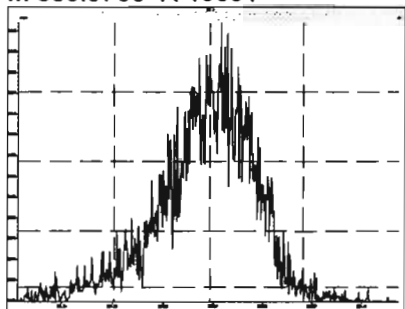
M 354.9792 R 11345



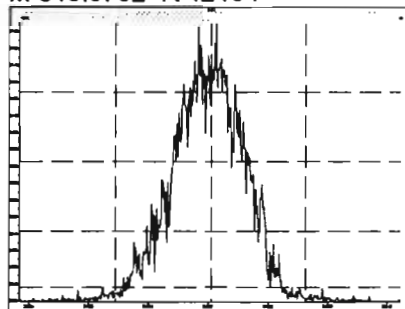
M 366.9792 R 12506



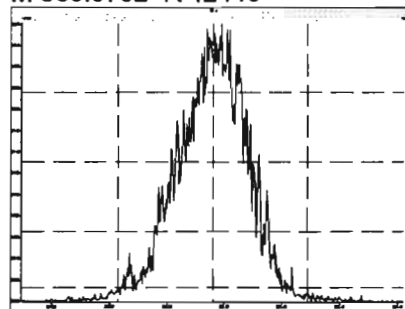
M 380.9760 R 10301



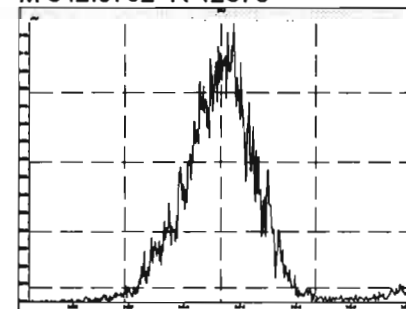
M 318.9792 R 12194



M 330.9792 R 12440

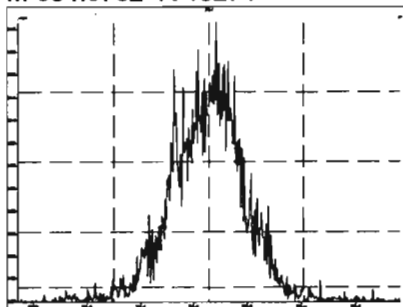


M 342.9792 R 12378

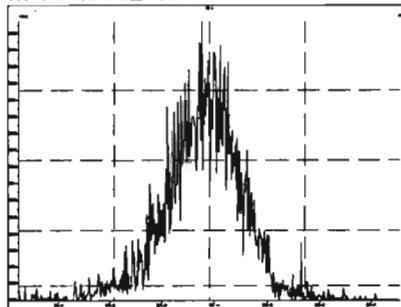


Printed: Thursday, June 04, 2020 02:00:05 Pacific Daylight Time

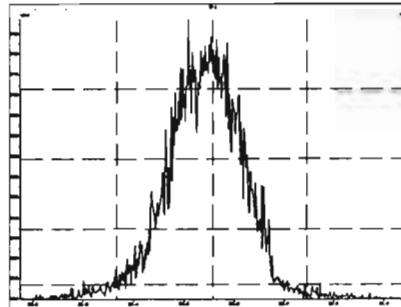
M 354.9792 R 13271



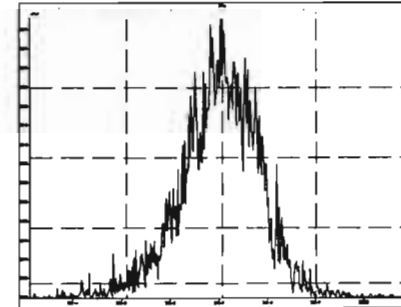
M 366.9792 R 13753



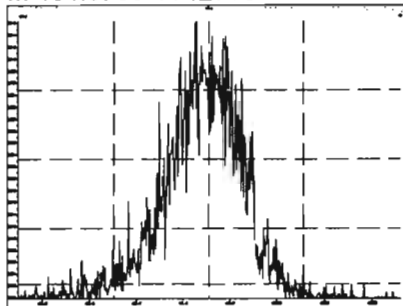
M 380.9760 R 12316



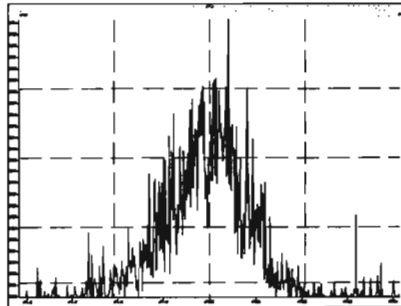
M 392.9760 R 12789



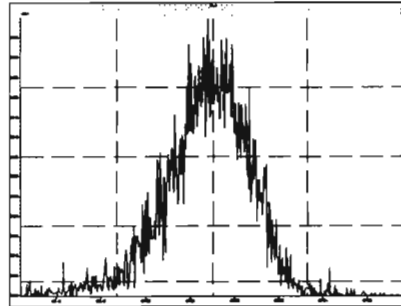
M 404.9760 R 12736



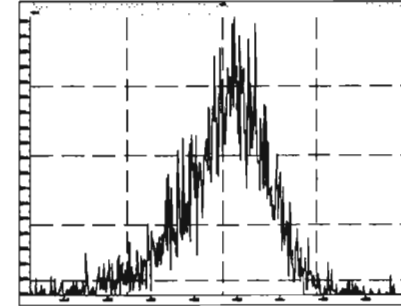
M 416.9760 R 14208



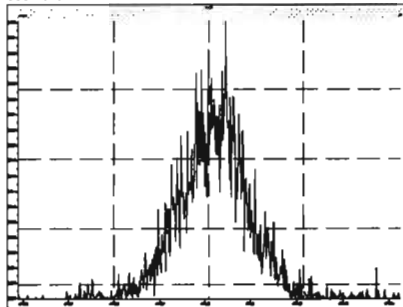
M 430.9728 R 12134



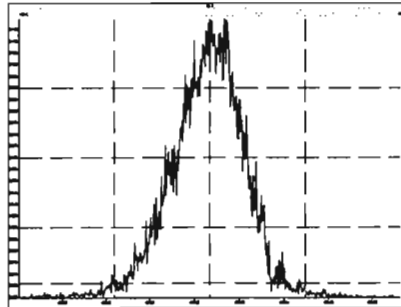
M 442.9728 R 13111



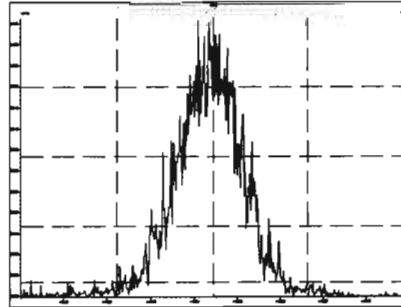
M 416.9760 R 14663



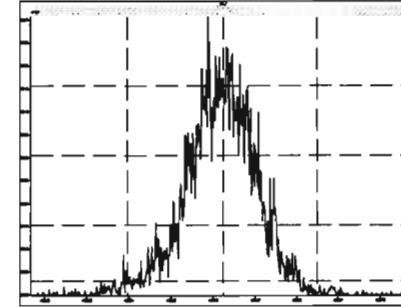
M 430.9728 R 13592



M 442.9728 R 13855

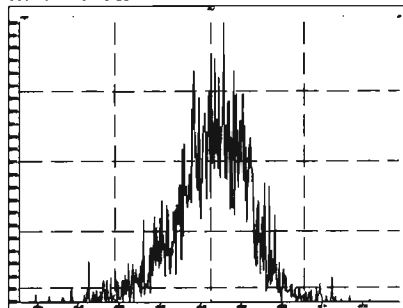


M 454.9728 R 13101

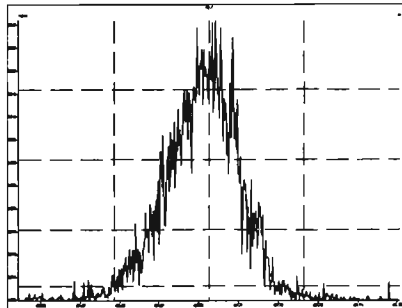


Printed: Thursday, June 04, 2020 02:00:05 Pacific Daylight Time

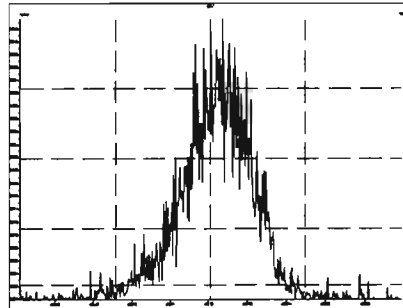
M 466.9728 R 15504



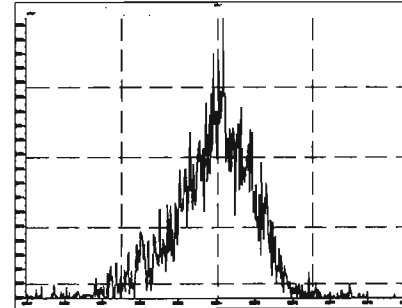
M 480.9696 R 12789



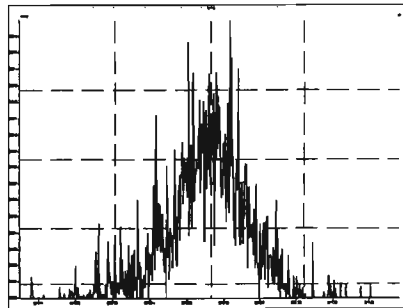
M 492.9696 R 12729



M 504.9696 R 13559



M 516.9697 R 18926



HRMS CALIBRATION STANDARDS REVIEW CHECKLIST

1
Beg. Calibration ID: ST200604K1-1

Reviewed By: C7 06/08/2020
Initials & Date

End Calibration ID: NA

	<u>Beg.</u>	<u>End</u>		<u>Beg.</u>	<u>End</u>
Ion abundance within QC limits?	<input checked="" type="checkbox"/>	<input type="checkbox"/> NA	Mass resolution \geq	<input checked="" type="checkbox"/>	<input checked="" type="checkbox"/>
Concentrations within criteria?	<input checked="" type="checkbox"/>	<input type="checkbox"/>	<input type="checkbox"/> 5k <input type="checkbox"/> 6-8K <input type="checkbox"/> 8K <input checked="" type="checkbox"/> 10K		
TCDD/TCDF Valleys <25%	<input type="checkbox"/> NA	<input type="checkbox"/>	1614 1699 429 1613/1668/8280		
First and last eluters present?	<input type="checkbox"/> NR	<input type="checkbox"/>	Intergrated peaks display correctly?	<input checked="" type="checkbox"/>	<input type="checkbox"/> NA
Retention Times within criteria?	<input checked="" type="checkbox"/>	<input type="checkbox"/>	GC Break <20%	<input type="checkbox"/> NA	
Verification Std. named correctly?	<input checked="" type="checkbox"/>	<input type="checkbox"/>	<u>8280 CS1 End Standard:</u>		
(ST-Year-Month-Day-VG ID)			- Ratios within limits, S/N <2.5:1, CS1 within 12 hours		<input type="checkbox"/> NA
Forms signed and dated?	<input checked="" type="checkbox"/>	<input type="checkbox"/>	Comments:		
Correct ICAL referenced?	<u>GRB</u>	<u>GRB</u>			
<u>Run Log:</u>					
- Correct instrument listed?	<input checked="" type="checkbox"/>	<input checked="" type="checkbox"/>			
- Samples within 12 hour clock?	<input type="checkbox"/> Y	<input type="checkbox"/> N			
- Bottle position verified?	<u>GRB</u>	<u>GRB</u>			

Dataset: U:\VG11.PRO\Results\200604K1\200604K1-1.qld

Last Altered: Friday, June 05, 2020 12:51:56 Pacific Daylight Time

Printed: Friday, June 05, 2020 12:59:07 Pacific Daylight Time

GRB 06/05/2020

C7 06/08/2020

Method: U:\VG11.PRO\MethDB\PCB-209_ZB1_6-1-20.mdb 02 Jun 2020 10:36:07

Calibration: U:\VG11.PRO\CurveDB\db1_PCBvg11-6-1-20.cdb 02 Jun 2020 10:21:16

Name: 200604K1_1, Date: 04-Jun-2020, Time: 08:16:37, ID: ST200604K1-1 PCB 209 CS3 19G2609, Description: PCB 209 CS3 19G2609

#	Name	Resp	RA	nty	RRF	Vol	Pred RT	RT	Pred R...	RRT	Check RRT	Conc	%Rec	DL	EMPC
1	1 PCB-1	2.17e6	3.18	NO	1.17	1.000	15.54	15.56	1.001	1.001	NO	53.51	107.125	0.00579	53.51
2	2 PCB-2	2.19e6	3.17	NO	1.18	1.000	17.96	17.95	0.988	0.988	NO	53.05	106	0.00601	53.05
3	3 PCB-3	2.17e6	3.15	NO	1.15	1.000	18.19	18.19	1.001	1.001	NO	54.26	109	0.00619	54.26
4	4 PCB-4/10	3.24e6	1.56	NO	1.25	1.000	19.61	19.61	1.004	1.004	NO	108.8	109	0.0267	108.8
5	5 PCB-7/9	3.97e6	1.57	NO	0.960	1.000	21.42	21.39	1.003	1.001	NO	106.7	107	0.0219	106.7
6	6 PCB-6	2.08e6	1.58	NO	1.02	1.000	22.07	22.06	1.033	1.033	NO	52.44	105	0.0206	52.44
7	7 PCB-5/8	4.10e6	1.57	NO	0.992	1.000	22.48	22.47	1.052	1.052	NO	106.7	107	0.0212	106.7
8	8 PCB-14	2.07e6	1.58	NO	1.02	1.000	23.61	23.61	0.952	0.952	NO	53.75	107	0.0222	53.75
9	9 PCB-11	2.23e6	1.57	NO	1.13	1.000	24.82	24.83	1.001	1.001	NO	52.31	105	0.0201	52.31
10	10 PCB-12/13	4.16e6	1.56	NO	1.03	1.000	25.26	25.21	1.018	1.016	NO	107.0	107	0.0220	107.0
11	11 PCB-15	2.11e6	1.55	NO	1.03	1.000	25.57	25.56	1.031	1.030	NO	53.88	108	0.0218	53.88
12	12 PCB-19	1.04e6	1.03	NO	1.11	1.000	23.80	23.79	1.001	1.001	NO	52.76	106	0.0178	52.76
13	13 PCB-30	1.67e6	1.03	NO	1.79	1.000	24.70	24.70	1.039	1.039	NO	52.27	105	0.0109	52.27
14	14 PCB-18	1.12e6	1.02	NO	0.818	1.000	25.47	25.47	0.952	0.952	NO	51.95	104	0.0165	51.95
15	15 PCB-17	1.06e6	1.02	NO	0.758	1.000	25.65	25.65	0.958	0.958	NO	52.93	106	0.0178	52.93
16	16 PCB-24/27	3.00e6	1.04	NO	1.08	1.000	26.26	26.25	0.981	0.981	NO	104.9	105	0.0125	104.9
17	17 PCB-16/32	2.57e6	1.02	NO	0.925	1.000	26.79	26.78	1.001	1.001	NO	105.0	105	0.0146	105.0
18	18 PCB-34	1.63e6	1.05	NO	0.945	1.000	27.58	27.60	0.959	0.959	NO	48.48	97.0	0.0206	48.48
19	19 PCB-23	1.71e6	1.06	NO	0.883	1.000	27.67	27.69	0.982	0.982	NO	54.44	109	0.0221	54.44
20	20 PCB-29	1.63e6	1.03	NO	0.893	1.000	27.93	27.93	0.971	0.971	NO	51.28	103	0.0218	51.28
21	21 PCB-26	1.75e6	1.05	NO	0.944	1.000	28.16	28.16	0.979	0.979	NO	52.07	104	0.0207	52.07
22	22 PCB-25	1.73e6	1.05	NO	0.950	1.000	28.31	28.32	0.984	0.984	NO	51.18	102	0.0205	51.18
23	23 PCB-31	2.04e6	1.03	NO	1.04	1.000	28.68	28.70	0.997	0.997	NO	55.26	111	0.0188	55.26
24	24 PCB-28	1.80e6	1.06	NO	1.03	1.000	28.79	28.79	1.001	1.001	NO	49.48	99.0	0.0190	49.48
25	25 PCB-20/21/33	5.19e6	1.04	NO	0.941	1.000	29.43	29.42	1.023	1.023	NO	154.9	103	0.0207	154.9
26	26 PCB-22	1.83e6	1.04	NO	0.973	1.000	29.87	29.89	1.038	1.039	NO	52.79	106	0.0201	52.79
27	27 PCB-36	1.87e6	1.04	NO	1.08	1.000	30.52	30.52	0.931	0.931	NO	54.93	110	0.0194	54.93
28	28 PCB-39	1.72e6	1.03	NO	0.988	1.000	31.00	31.00	0.946	0.946	NO	55.08	110	0.0211	55.08
29	29 PCB-38	1.82e6	1.04	NO	1.05	1.000	31.80	31.80	0.970	0.970	NO	54.58	109	0.0198	54.58
30	30 PCB-35	1.82e6	1.04	NO	1.04	1.000	32.34	32.34	0.967	0.967	NO	55.20	110	0.0200	55.20
31	31 PCB-37	1.77e6	1.06	NO	1.01	1.000	32.79	32.79	1.001	1.001	NO	55.47	111	0.0207	55.47

Dataset: U:\VG11.PRO\Results\200604K1\200604K1-1.qld

Last Altered: Friday, June 05, 2020 12:51:56 Pacific Daylight Time

Printed: Friday, June 05, 2020 12:59:07 Pacific Daylight Time

Name: 200604K1_1, Date: 04-Jun-2020, Time: 08:16:37, ID: ST200604K1-1 PCB 209 CS3 19G2609, Description: PCB 209 CS3 19G2609

#	Name	Resp	RA	ny	RRF	wt/vol	Pred.RT	RT	Pred.R	RRT	Check RRT	Conc	%Rec	DL	EMPC
32	32 PCB-54	1.39e6	0.75	NO	1.08	1.000	27.64	27.65	1.001	1.001	NO	54.02	108.75-125%	0.0158	54.02
33	33 PCB-50	1.10e6	0.76	NO	0.880	1.000	28.83	28.84	1.044	1.044	NO	52.52	105	0.0194	52.52
34	34 PCB-53	1.03e6	0.77	NO	0.997	1.000	29.50	29.51	0.944	0.944	NO	54.77	110	0.0218	54.77
35	35 PCB-51	1.11e6	0.77	NO	1.07	1.000	29.85	29.87	0.955	0.955	NO	55.00	110	0.0204	55.00
36	36 PCB-45	8.70e5	0.77	NO	0.858	1.000	30.30	30.32	0.969	0.970	NO	53.63	107	0.0253	53.63
37	37 PCB-46	8.24e5	0.77	NO	0.831	1.000	30.80	30.82	0.985	0.986	NO	52.48	105	0.0262	52.48
38	38 PCB-52/69	2.41e6	0.76	NO	1.17	1.000	31.30	31.30	1.001	1.001	NO	109.5	109	0.0186	109.5
39	39 PCB-73	1.41e6	0.77	NO	1.44	1.000	31.41	31.43	1.005	1.005	NO	51.69	103	0.0151	51.69
40	40 PCB-43/49	2.04e6	0.77	NO	1.02	1.000	31.59	31.60	1.010	1.011	NO	106.2	106	0.0214	106.2
41	41 PCB-47	1.02e6	0.77	NO	0.922	1.000	31.80	31.80	1.001	1.001	NO	54.86	110	0.0218	54.86
42	42 PCB-48/75	2.41e6	0.77	NO	1.12	1.000	31.92	31.93	1.004	1.005	NO	106.7	107	0.0179	106.7
43	43 PCB-65	1.32e6	0.76	NO	1.28	1.000	32.19	32.19	1.013	1.013	NO	51.05	102	0.0157	51.05
44	44 PCB-62	1.26e6	0.78	NO	1.13	1.000	32.29	32.31	1.016	1.016	NO	55.30	111	0.0178	55.30
45	45 PCB-44	8.77e5	0.75	NO	0.824	1.000	32.62	32.64	1.026	1.027	NO	52.82	106	0.0244	52.82
46	46 PCB-42/59	2.24e6	0.77	NO	1.05	1.000	32.85	32.86	1.033	1.034	NO	106.1	106	0.0191	106.1
47	47 PCB-41/64/71/72	5.15e6	0.76	NO	1.19	1.000	33.47	33.46	1.053	1.053	NO	215.5	108	0.0169	215.5
48	48 PCB-68	1.37e6	0.75	NO	1.28	1.000	33.72	33.74	1.061	1.061	NO	53.06	106	0.0157	53.06
49	49 PCB-40	6.53e5	0.76	NO	0.802	1.000	33.95	33.96	1.068	1.068	NO	53.83	108	0.0333	53.83
50	50 PCB-57	1.43e6	0.76	NO	1.16	1.000	34.32	34.33	0.969	0.970	NO	52.17	104	0.0156	52.17
51	51 PCB-67	1.39e6	0.76	NO	1.08	1.000	34.63	34.65	0.978	0.978	NO	54.68	109	0.0167	54.68
52	52 PCB-58	1.46e6	0.78	NO	1.20	1.000	34.74	34.76	0.981	0.982	NO	51.45	103	0.0150	51.45
53	53 PCB-63	1.34e6	0.75	NO	1.07	1.000	34.91	34.93	0.986	0.986	NO	53.20	106	0.0169	53.20
54	54 PCB-74	1.43e6	0.76	NO	1.19	1.000	35.22	35.23	0.994	0.995	NO	51.30	103	0.0153	51.30
55	55 PCB-61/70	2.71e6	0.77	NO	1.05	1.000	35.43	35.36	1.000	0.998	NO	109.3	109	0.0172	109.3
56	56 PCB-76/66	2.89e6	0.74	NO	1.16	1.000	35.62	35.60	1.006	1.005	NO	105.3	105	0.0156	105.3
57	57 PCB-80	1.54e6	0.78	NO	1.19	1.000	35.88	35.88	1.001	1.001	NO	53.37	107	0.0143	53.37
58	58 PCB-55	1.50e6	0.76	NO	1.17	1.000	36.22	36.21	1.010	1.010	NO	52.52	105	0.0145	52.52
59	59 PCB-56/60	2.63e6	0.77	NO	1.02	1.000	36.72	36.72	1.024	1.024	NO	105.9	106	0.0167	105.9
60	60 PCB-79	1.47e6	0.76	NO	1.14	1.000	37.82	37.81	1.055	1.054	NO	53.12	106	0.0149	53.12
61	61 PCB-78	1.41e6	0.77	NO	1.14	1.000	38.54	38.54	0.987	0.987	NO	53.38	107	0.0156	53.38
62	62 PCB-81	1.29e6	0.76	NO	1.05	1.000	39.08	39.08	1.000	1.000	NO	52.89	106	0.0170	52.89
63	63 PCB-77	1.39e6	0.76	NO	1.14	1.000	39.69	39.69	1.000	1.000	NO	53.46	107	0.0161	53.46
64	64 PCB-104	9.43e5	1.57	NO	1.12	1.000	32.47	32.49	1.001	1.001	NO	51.88	104	0.0142	51.88
65	65 PCB-96	9.43e5	1.60	NO	1.15	1.000	33.78	33.79	1.041	1.041	NO	50.44	101	0.0138	50.44

Dataset: U:\VG11.PRO\Results\200604K1\200604K1-1.qld

Last Altered: Friday, June 05, 2020 12:51:56 Pacific Daylight Time

Printed: Friday, June 05, 2020 12:59:07 Pacific Daylight Time

Name: 200604K1_1, Date: 04-Jun-2020, Time: 08:16:37, ID: ST200604K1-1 PCB 209 CS3 19G2609, Description: PCB 209 CS3 19G2609

#	Name	Resp	RA	ny	RRF	wtvol	Pred.RT	RT	Pred.R	RRT	Check RRT	Conc	%Rec	DL	EMPC
66	66 PCB-103	7.54e5	1.56	NO	0.936	1.000	34.32	34.35	1.058	1.058	NO	49.72	99.475126%	0.0171	49.72
67	67 PCB-100	7.58e5	1.59	NO	0.954	1.000	34.69	34.71	1.069	1.069	NO	49.05	98.1	0.0167	49.05
68	68 PCB-94	6.00e5	1.57	NO	0.949	1.000	35.21	35.21	0.985	0.985	NO	49.98	100	0.0211	49.98
69	69 PCB-95/98/102	2.36e6	1.57	NO	1.20	1.000	35.69	35.69	0.999	0.999	NO	154.9	103	0.0166	154.9
70	70 PCB-93	5.34e5	1.62	NO	0.935	1.000	35.81	35.82	1.002	1.003	NO	45.17	90.3	0.0214	45.17
71	71 PCB-88/91	1.25e6	1.54	NO	1.06	1.000	36.16	36.16	1.012	1.012	NO	92.79	92.8	0.0188	92.79
72	72 PCB-121	1.14e6	1.58	NO	1.71	1.000	36.25	36.25	1.015	1.015	NO	52.84	106	0.0117	52.84
73	73 PCB-84/92	1.26e6	1.54	NO	1.02	1.000	37.12	37.11	0.990	0.990	NO	100.8	101	0.0207	100.8
74	74 PCB-89	7.05e5	1.57	NO	1.11	1.000	37.29	37.29	0.995	0.995	NO	51.92	104	0.0191	51.92
75	75 PCB-90/101	1.39e6	1.57	NO	1.12	1.000	37.50	37.48	1.000	1.000	NO	100.9	101	0.0188	100.9
76	76 PCB-113	1.01e6	1.53	NO	1.51	1.000	37.74	37.74	1.007	1.007	NO	54.22	108	0.0139	54.22
77	77 PCB-99	7.47e5	1.58	NO	1.32	1.000	37.83	37.83	1.009	1.009	NO	46.06	92.1	0.0160	46.06
78	78 PCB-119	9.92e5	1.55	NO	1.81	1.000	38.32	38.32	0.987	0.987	NO	50.93	102	0.0131	50.93
79	79 PCB-108/112	1.62e6	1.56	NO	1.44	1.000	38.47	38.47	0.991	0.991	NO	103.6	104	0.0163	103.6
80	80 PCB-83	1.00e6	1.57	NO	1.83	1.000	38.62	38.63	0.995	0.995	NO	50.59	101	0.0129	50.59
81	81 PCB-97	6.93e5	1.56	NO	1.28	1.000	38.84	38.84	1.000	1.000	NO	50.07	100	0.0184	50.07
82	82 PCB-86	6.85e5	1.55	NO	1.12	1.000	39.01	38.99	1.005	1.004	NO	56.84	114	0.0211	56.84
83	83 PCB-87/117/125	2.55e6	1.58	NO	1.56	1.000	39.14	39.12	1.008	1.008	NO	151.7	101	0.0151	151.7
84	84 PCB-111/115	2.01e6	1.58	NO	1.91	1.000	39.29	39.28	1.012	1.012	NO	97.55	97.6	0.0124	97.55
85	85 PCB-85/116	1.63e6	1.58	NO	1.41	1.000	39.42	39.42	1.015	1.015	NO	107.2	107	0.0167	107.2
86	86 PCB-120	1.14e6	1.56	NO	2.01	1.000	39.68	39.67	1.022	1.022	NO	52.69	105	0.0118	52.69
87	87 PCB-110	9.54e5	1.58	NO	1.74	1.000	39.83	39.81	1.028	1.025	NO	50.76	102	0.0136	50.76
88	88 PCB-82	5.86e5	1.53	NO	0.781	1.000	40.46	40.46	0.976	0.976	NO	51.04	102	0.0228	51.04
89	89 PCB-124	9.98e5	1.56	NO	1.40	1.000	41.17	41.16	0.993	0.993	NO	48.62	97.2	0.0127	48.62
90	90 PCB-107/109	2.05e6	1.58	NO	1.34	1.000	41.31	41.31	0.996	0.996	NO	103.9	104	0.0133	103.9
91	91 PCB-123	9.21e5	1.59	NO	1.20	1.000	41.48	41.48	1.000	1.000	NO	52.29	105	0.0148	52.29
92	92 PCB-106/118	1.96e6	1.57	NO	1.22	1.000	41.69	41.70	1.001	1.001	NO	102.8	103	0.0140	102.8
93	93 PCB-114	1.23e6	1.57	NO	1.14	1.000	42.34	42.34	1.000	1.000	NO	52.92	106	0.0291	52.92
94	94 PCB-122	1.08e6	1.56	NO	0.944	1.000	42.49	42.49	1.004	1.004	NO	56.42	113	0.0352	56.42
95	95 PCB-105	1.17e6	1.57	NO	1.05	1.000	43.23	43.25	1.000	1.001	NO	53.54	107	0.0312	53.54
96	96 PCB-127	1.23e6	1.57	NO	1.06	1.000	43.59	43.59	1.000	1.000	NO	53.53	107	0.0296	53.53
97	97 PCB-128	1.25e6	1.59	NO	1.17	1.000	45.54	45.54	1.000	1.000	NO	53.55	107	0.0292	53.55
98	98 PCB-155	5.32e5	1.28	NO	1.04	1.000	37.01	37.01	1.000	1.001	NO	48.98	98.0	0.0109	48.98
99	99 PCB-150	5.58e5	1.29	NO	1.08	1.000	38.33	38.33	1.036	1.036	NO	49.57	99.1	0.0105	49.57

Dataset: U:\VG11.PRO\Results\200604K1\200604K1-1.qld

Last Altered: Friday, June 05, 2020 12:51:56 Pacific Daylight Time

Printed: Friday, June 05, 2020 12:59:07 Pacific Daylight Time

Name: 200604K1_1, Date: 04-Jun-2020, Time: 08:16:37, ID: ST200604K1-1 PCB 209 CS3 19G2609, Description: PCB 209 CS3 19G2609

#	Name	Resp	RA	ny	RRF	wt/vol	Pred.RT	RT	Pred.R...	RRT	Check RRT	Conc.	%Rec	DL	EMPC
100	1... PCB-152	6.29e5	1.27	NO	1.19	1.000	38.82	38.82	1.049	1.049	NO	50.98	102 ⁷⁵⁻¹²⁵	0.00957	50.98
101	1... PCB-145	6.21e5	1.28	NO	1.19	1.000	39.28	39.28	1.062	1.062	NO	50.27	101	0.00955	50.27
102	1... PCB-136	5.61e5	1.28	NO	1.02	1.000	39.62	39.62	1.071	1.071	NO	52.87	106	0.0111	52.87
103	1... PCB-148	4.17e5	1.31	NO	0.842	1.000	39.73	39.73	1.074	1.074	NO	47.60	95.2	0.0135	47.60
104	1... PCB-154	4.61e5	1.29	NO	0.919	1.000	40.22	40.23	1.087	1.088	NO	48.22	96.4	0.0123	48.22
105	1... PCB-151	4.09e5	1.31	NO	0.787	1.000	40.90	40.88	1.105	1.105	NO	49.99	100	0.0144	49.99
106	1... PCB-135	4.35e5	1.26	NO	0.922	1.000	41.13	41.11	1.112	1.111	NO	45.40	90.8	0.0123	45.40
107	1... PCB-144	4.53e5	1.33	NO	0.789	1.000	41.24	41.22	1.115	1.114	NO	55.21	110	0.0144	55.21
108	1... PCB-147	4.31e5	1.29	NO	0.834	1.000	41.37	41.37	1.118	1.118	NO	49.71	99.4	0.0136	49.71
109	1... PCB-139/149	9.73e5	1.28	NO	0.948	1.000	41.64	41.63	1.125	1.125	NO	98.68	98.7	0.0120	98.68
110	1... PCB-140	4.14e5	1.26	NO	0.794	1.000	41.84	41.83	1.131	1.131	NO	50.16	100	0.0143	50.16
111	1... PCB-134/143	1.42e6	1.23	NO	0.759	1.000	42.29	42.28	0.975	0.975	NO	106.0	106	0.0813	106.0
112	1... PCB-131/133	1.51e6	1.24	NO	0.821	1.000	42.59	42.59	0.982	0.982	NO	103.9	104	0.0752	103.9
113	1... PCB-142	6.75e5	1.25	NO	0.754	1.000	42.74	42.74	0.985	0.985	NO	50.72	101	0.0818	50.72
114	1... PCB-146/165	1.83e6	1.25	NO	1.02	1.000	42.98	42.99	0.991	0.991	NO	102.0	102	0.0807	102.0
115	1... PCB-132/161	1.86e6	1.26	NO	1.02	1.000	43.22	43.21	0.996	0.996	NO	102.8	103	0.0803	102.8
116	1... PCB-153	9.53e5	1.27	NO	1.07	1.000	43.40	43.40	1.000	1.000	NO	50.42	101	0.0576	50.42
117	1... PCB-168	9.86e5	1.25	NO	1.08	1.000	43.63	43.63	1.006	1.006	NO	51.83	104	0.0573	51.83
118	1... PCB-141	7.74e5	1.24	NO	1.03	1.000	44.18	44.18	1.000	1.000	NO	51.84	104	0.0748	51.84
119	1... PCB-137	7.63e5	1.21	NO	1.11	1.000	44.58	44.56	1.010	1.009	NO	47.24	94.5	0.0691	47.24
120	1... PCB-130	6.91e5	1.25	NO	0.885	1.000	44.68	44.67	1.012	1.012	NO	53.63	107	0.0867	53.63
121	1... PCB-138/163/164	3.00e6	1.23	NO	1.28	1.000	45.05	45.07	1.001	1.001	NO	156.5	104	0.0574	156.5
122	1... PCB-158/160	1.91e6	1.24	NO	1.24	1.000	45.30	45.32	1.006	1.007	NO	103.3	103	0.0594	103.3
123	1... PCB-129	6.50e5	1.25	NO	0.867	1.000	45.56	45.56	1.012	1.012	NO	50.17	100	0.0850	50.17
124	1... PCB-166	1.07e6	1.23	NO	1.14	1.000	46.02	46.02	0.993	0.993	NO	51.65	103	0.0533	51.65
125	1... PCB-159	1.16e6	1.24	NO	1.22	1.000	46.36	46.36	1.000	1.000	NO	52.82	106	0.0501	52.82
126	1... PCB-128/162	1.76e6	1.24	NO	0.907	1.000	46.64	46.66	1.007	1.007	NO	107.1	107	0.0671	107.1
127	1... PCB-167	1.04e6	1.22	NO	1.11	1.000	47.08	47.06	1.000	1.000	NO	51.78	104	0.0553	51.78
128	1... PCB-156	1.09e6	1.22	NO	1.13	1.000	48.40	48.40	1.000	1.000	NO	52.52	105	0.0545	52.52
129	1... PCB-157	1.02e6	1.25	NO	1.04	1.000	48.69	48.67	1.001	1.000	NO	52.60	105	0.0578	52.60
130	1... PCB-169	1.03e6	1.23	NO	1.16	1.000	50.94	50.94	1.000	1.000	NO	51.65	103	0.0559	51.65
131	1... PCB-188	9.20e5	1.02	NO	1.29	1.000	43.04	43.02	1.001	1.000	NO	51.26	103	0.0479	51.26
132	1... PCB-184	9.04e5	1.03	NO	1.23	1.000	43.50	43.50	1.011	1.011	NO	52.74	105	0.0502	52.74
133	1... PCB-179	9.34e5	1.04	NO	1.30	1.000	44.29	44.29	1.030	1.030	NO	51.72	103	0.0476	51.72

Dataset: U:\VG11.PRO\Results\200604K1\200604K1-1.qld

Last Altered: Friday, June 05, 2020 12:51:56 Pacific Daylight Time

Printed: Friday, June 05, 2020 12:59:07 Pacific Daylight Time

Name: 200604K1_1, Date: 04-Jun-2020, Time: 08:16:37, ID: ST200604K1-1 PCB 209 CS3 19G2609, Description: PCB 209 CS3 19G2609

#	Name	Resp	RA	ny	RRF	w/vol	Pred.RT	RT	Pred.R	RRT	Check RRT	Conc	%Rec	DL	EMPC
134	1... PCB-176	9.30e5	1.03	NO	1.31	1.000	44.76	44.77	1.041	1.041	NO	51.08	102.75-125%	0.0472	51.08
135	1... PCB-186	9.76e5	1.02	NO	1.33	1.000	45.41	45.41	1.056	1.056	NO	52.74	105	0.0465	52.74
136	1... PCB-178	6.56e5	1.04	NO	0.943	1.000	45.92	45.92	1.068	1.068	NO	49.95	99.9	0.0655	49.95
137	1... PCB-175	6.91e5	1.04	NO	0.956	1.000	46.26	46.26	1.076	1.076	NO	51.89	104	0.0646	51.89
138	1... PCB-182/187	1.53e6	1.03	NO	1.07	1.000	46.44	46.45	1.080	1.080	NO	103.0	103	0.0579	103.0
139	1... PCB-183	7.48e5	1.05	NO	1.02	1.000	46.78	46.78	1.088	1.088	NO	52.54	105	0.0604	52.54
140	1... PCB-185	6.62e5	1.03	NO	1.41	1.000	47.46	47.46	0.955	0.955	NO	49.16	98.3	0.0668	49.16
141	1... PCB-174	6.05e5	1.03	NO	1.35	1.000	47.84	47.83	0.962	0.962	NO	46.68	93.4	0.0693	46.68
142	1... PCB-181	7.50e5	1.04	NO	1.47	1.000	47.93	47.93	0.964	0.964	NO	53.07	106	0.0637	53.07
143	1... PCB-177	6.20e5	1.04	NO	1.28	1.000	48.12	48.12	0.968	0.968	NO	50.61	101	0.0734	50.61
144	1... PCB-171	6.55e5	1.04	NO	1.32	1.000	48.40	48.40	0.974	0.974	NO	51.95	104	0.0713	51.95
145	1... PCB-173	5.84e5	1.05	NO	1.19	1.000	48.86	48.86	0.983	0.983	NO	51.24	102	0.0789	51.24
146	1... PCB-172	6.68e5	1.00	NO	1.38	1.000	49.31	49.31	0.992	0.992	NO	50.69	101	0.0682	50.69
147	1... PCB-192	8.59e5	1.01	NO	1.83	1.000	49.50	49.50	0.996	0.996	NO	49.07	98.1	0.0514	49.07
148	1... PCB-180	6.93e5	1.04	NO	1.41	1.000	49.73	49.73	1.000	1.000	NO	51.21	102	0.0665	51.21
149	1... PCB-193	8.08e5	1.02	NO	1.68	1.000	49.94	49.94	1.005	1.005	NO	50.30	101	0.0560	50.30
150	1... PCB-191	8.09e5	1.05	NO	1.71	1.000	50.20	50.20	1.010	1.010	NO	49.35	98.7	0.0549	49.35
151	1... PCB-170	5.83e5	1.04	NO	1.40	1.000	51.40	51.40	1.000	1.000	NO	50.68	101	0.0762	50.68
152	1... PCB-190	7.79e5	1.05	NO	1.85	1.000	51.58	51.59	1.004	1.004	NO	51.25	102	0.0577	51.25
153	1... PCB-189	7.90e5	1.04	NO	1.45	1.000	53.10	53.10	1.000	1.000	NO	51.37	103	0.0511	51.37
154	1... PCB-202	6.64e5	0.93	NO	1.17	1.000	48.63	48.63	1.001	1.001	NO	50.35	101	0.0291	50.35
155	1... PCB-201	5.95e5	0.90	NO	1.05	1.000	49.10	49.12	1.010	1.011	NO	50.13	100	0.0323	50.13
156	1... PCB-204	6.30e5	0.91	NO	1.14	1.000	49.26	49.28	1.014	1.014	NO	48.96	97.9	0.0298	48.96
157	1... PCB-197	6.43e5	0.90	NO	1.13	1.000	49.58	49.60	1.020	1.021	NO	50.35	101	0.0300	50.35
158	1... PCB-200	5.93e5	0.93	NO	1.07	1.000	50.51	50.53	1.039	1.040	NO	49.11	98.2	0.0318	49.11
159	1... PCB-198	4.54e5	0.88	NO	0.794	1.000	52.08	52.08	1.072	1.072	NO	50.72	101	0.0428	50.72
160	1... PCB-199	4.31e5	0.90	NO	0.809	1.000	52.19	52.21	1.074	1.074	NO	47.17	94.3	0.0420	47.17
161	1... PCB-196/203	9.37e5	0.91	NO	0.838	1.000	52.52	52.51	1.081	1.081	NO	99.10	99.1	0.0406	99.10
162	1... PCB-195	5.80e5	0.87	NO	1.04	1.000	53.81	53.81	0.984	0.983	NO	51.33	103	0.0697	51.33
163	1... PCB-194	6.28e5	0.89	NO	1.12	1.000	54.73	54.73	1.000	1.000	NO	51.98	104	0.0653	51.98
164	1... PCB-205	7.62e5	0.89	NO	1.29	1.000	54.99	54.99	1.005	1.005	NO	54.60	109	0.0565	54.60
165	1... PCB-208	6.63e5	1.33	NO	0.933	1.000	53.97	53.97	1.000	1.000	NO	52.55	105	0.0536	52.55
166	1... PCB-207	6.35e5	1.36	NO	0.916	1.000	54.29	54.29	1.006	1.006	NO	51.25	102	0.0546	51.25
167	1... PCB-206	4.12e5	1.33	NO	1.01	1.000	56.25	56.25	1.000	1.000	NO	50.52	101	0.0814	50.52

Dataset: U:\VG11.PRO\Results\200604K1\200604K1-1.qld

Last Altered: Friday, June 05, 2020 12:51:56 Pacific Daylight Time

Printed: Friday, June 05, 2020 12:59:07 Pacific Daylight Time

Name: 200604K1_1, Date: 04-Jun-2020, Time: 08:16:37, ID: ST200604K1-1 PCB 209 CS3 19G2609, Description: PCB 209 CS3 19G2609

#	Name	Resp	RA	ny	RRF	w/vol	Pred.RT	RT	Pred.R...	RRT	Check RRT	Conc.	%Rec	DL	EMPC
166	1... PCB-209	3.42e5	1.20	NO	0.986	1.000	57.48	57.49	1.000	1.000	NO	52.18	104.75-125/0.00432		52.18
169	1... 13C-PCB-1	3.47e6	3.24	NO	0.893	1.000	15.52	15.53	0.608	0.608	NO	97.70	97.75-145/0.0318		
170	1... 13C-PCB-3	3.49e6	3.23	NO	0.911	1.000	18.17	18.18	0.712	0.712	NO	96.48	96.5	0.0312	
171	1... 13C-PCB-4	2.39e6	1.58	NO	0.600	1.000	19.52	19.53	0.765	0.765	NO	100.3	100	0.0245	
172	1... 13C-PCB-9	3.88e6	1.58	NO	0.970	1.000	21.36	21.36	0.836	0.836	NO	100.6	101	0.0152	
173	1... 13C-PCB-11	3.78e6	1.58	NO	0.962	1.000	24.80	24.80	0.971	0.971	NO	99.10	99.1	0.0153	
174	1... 13C-PCB-19	1.78e6	1.03	NO	0.499	1.000	23.77	23.77	0.931	0.931	NO	90.02	90.0	0.251	
175	1... 13C-PCB-32	2.64e6	1.04	NO	0.744	1.000	26.76	26.76	1.048	1.048	NO	89.33	89.3	0.168	
176	1... 13C-PCB-28	3.56e6	1.04	NO	1.06	1.000	28.79	28.77	1.004	1.003	NO	107.9	108	0.213	
177	1... 13C-PCB-37	3.16e6	1.05	NO	0.989	1.000	32.77	32.77	1.143	1.143	NO	103.2	103	0.229	
178	1... 13C-PCB-54	2.38e6	0.77	NO	0.999	1.000	27.63	27.62	0.753	0.753	NO	100.9	101	0.0485	
179	1... 13C-PCB-52	1.89e6	0.77	NO	0.804	1.000	31.27	31.26	0.852	0.852	NO	99.54	99.5	0.0603	
180	1... 13C-PCB-47	2.01e6	0.79	NO	0.857	1.000	31.79	31.78	0.866	0.866	NO	99.46	99.5	0.0565	
181	1... 13C-PCB-70	2.35e6	0.78	NO	0.996	1.000	35.43	35.41	0.965	0.965	NO	100.1	100	0.0487	
182	1... 13C-PCB-80	2.44e6	0.79	NO	1.03	1.000	35.85	35.86	0.977	0.977	NO	100.4	100	0.0471	
183	1... 13C-PCB-81	2.33e6	0.79	NO	0.988	1.000	39.07	39.06	1.064	1.064	NO	99.83	99.8	0.0490	
184	1... 13C-PCB-77	2.29e6	0.79	NO	0.969	1.000	39.68	39.67	1.081	1.081	NO	99.92	99.9	0.0500	
185	1... 13C-PCB-104	1.62e6	1.62	NO	1.02	1.000	32.47	32.46	0.827	0.827	NO	102.8	103	0.0320	
186	1... 13C-PCB-95	1.27e6	1.62	NO	0.805	1.000	35.72	35.73	0.910	0.910	NO	101.3	101	0.0404	
187	1... 13C-PCB-101	1.23e6	1.61	NO	0.793	1.000	37.48	37.48	0.954	0.954	NO	99.92	99.9	0.0411	
188	1... 13C-PCB-97	1.08e6	1.61	NO	0.696	1.000	38.82	38.82	0.989	0.989	NO	99.94	99.9	0.0487	
189	1... 13C-PCB-123	1.47e6	1.59	NO	0.933	1.000	41.46	41.46	1.056	1.056	NO	101.6	102	0.0349	
190	1... 13C-PCB-118	1.56e6	1.59	NO	0.986	1.000	41.65	41.65	1.061	1.061	NO	102.4	102	0.0330	
191	1... 13C-PCB-114	2.04e6	1.58	NO	1.55	1.000	42.32	42.32	0.908	0.908	NO	103.1	103	0.0477	
192	1... 13C-PCB-105	2.08e6	1.58	NO	1.57	1.000	43.21	43.21	0.927	0.927	NO	103.9	104	0.0469	
193	1... 13C-PCB-127	2.17e6	1.58	NO	1.62	1.000	43.56	43.57	0.934	0.935	NO	104.8	105	0.0454	
194	1... 13C-PCB-126	1.99e6	1.58	NO	1.57	1.000	45.53	45.52	0.976	0.976	NO	99.68	99.7	0.0471	
195	1... 13C-PCB-155	1.04e6	1.27	NO	0.615	1.000	37.00	36.99	0.942	0.942	NO	109.1	109	0.0230	
196	1... 13C-PCB-153	1.77e6	1.26	NO	1.36	1.000	43.37	43.38	0.930	0.931	NO	101.3	101	0.0811	
197	1... 13C-PCB-141	1.46e6	1.27	NO	1.13	1.000	44.14	44.16	0.947	0.947	NO	101.1	101	0.0862	
198	1... 13C-PCB-138	1.49e6	1.25	NO	1.18	1.000	45.01	45.01	0.985	0.985	NO	98.87	98.9	0.0835	
199	1... 13C-PCB-159	1.81e6	1.28	NO	1.44	1.000	46.33	46.34	0.994	0.994	NO	98.67	98.7	0.0769	
200	2... 13C-PCB-167	1.81e6	1.26	NO	1.44	1.000	47.04	47.04	1.009	1.009	NO	98.25	98.3	0.0769	
201	2... 13C-PCB-156	1.85e6	1.27	NO	1.40	1.000	48.39	48.38	1.038	1.038	NO	103.8	104	0.0793	

Dataset: U:\VG11.PRO\Results\200604K1\200604K1-1.qld

Last Altered: Friday, June 05, 2020 12:51:56 Pacific Daylight Time

Printed: Friday, June 05, 2020 12:59:07 Pacific Daylight Time

Name: 200604K1_1, Date: 04-Jun-2020, Time: 08:16:37, ID: ST200604K1-1 PCB 209 CS3 19G2609, Description: PCB 209 CS3 19G2609

#	Name	Resp	RA	ny	RRF	wVol	Pred.RT	RT	Pred.R	RRT	Check RRT	Conc.	%Rec	DL	EMPC
202	2... 13C-PCB-157	1.87e6	1.28	NO	1.40	1.000	48.65	48.65	1.043	1.043	NO	105.0	105.0-145%	0.0793	
203	2... 13C-PCB-169	1.73e6	1.27	NO	1.33	1.000	50.93	50.92	1.092	1.092	NO	101.8	102	0.0832	
204	2... 13C-PCB-188	1.39e6	0.46	NO	1.41	1.000	43.01	43.01	0.926	0.926	NO	97.46	97.5	0.0658	
205	2... 13C-PCB-180	9.58e5	0.46	NO	0.929	1.000	49.71	49.71	1.070	1.070	NO	101.8	102	0.0999	
206	2... 13C-PCB-170	8.22e5	0.46	NO	0.794	1.000	51.39	51.38	1.106	1.106	NO	102.1	102	0.117	
207	2... 13C-PCB-189	1.06e6	0.46	NO	1.04	1.000	53.09	53.08	1.143	1.143	NO	100.0	100	0.0888	
208	2... 13C-PCB-202	1.13e6	0.94	NO	1.04	1.000	48.61	48.59	1.046	1.046	NO	107.5	108	0.0541	
209	2... 13C-PCB-194	1.08e6	0.88	NO	0.768	1.000	54.72	54.72	0.995	0.995	NO	97.47	97.5	0.146	
210	2... 13C-PCB-208	1.35e6	0.78	NO	0.991	1.000	53.95	53.95	0.981	0.981	NO	94.36	94.4	0.115	
211	2... 13C-PCB-208	8.10e5	0.78	NO	0.552	1.000	56.24	56.24	1.023	1.023	NO	101.4	101	0.206	
212	2... 13C-PCB-209	6.65e5	1.19	NO	0.396	1.000	57.49	57.48	1.046	1.045	NO	116.1	116	0.0164	
213	2... 13C-PCB-15	3.97e6	1.57	NO	1.00	1.000	25.53	25.54	1.000	0.000	NO	100.0	100	0.0147	
214	2... 13C-PCB-31	3.10e6	1.03	NO	1.00	1.000	28.66	28.68	1.000	0.000	NO	100.0	100	0.226	
215	2... 13C-PCB-60	2.36e6	0.79	NO	1.00	1.000	36.68	36.70	1.000	0.000	NO	100.0	100	0.0485	
216	2... 13C-PCB-111	1.55e6	1.55	NO	1.00	1.000	39.25	39.27	1.000	0.000	NO	100.0	100	0.0325	
217	2... 13C-PCB-128	1.28e6	1.29	NO	1.00	1.000	46.60	46.62	1.000	0.000	NO	100.0	100	0.111	
218	2... 13C-PCB-182	1.01e6	0.46	NO	1.00	1.000	46.43	46.45	0.000	0.000	NO	100.0	100	0.0928	
219	2... 13C-PCB-205	1.45e6	0.91	NO	1.00	1.000	54.96	54.98	1.000	0.000	NO	100.0	100	0.112	
220	2... 13C-PCB-79	2.53e6	0.80	NO	1.07	1.000	37.80	37.80	1.030	1.030	NO	100.3	100-125%	0.0453	
221	2... 13C-PCB-178	9.53e5	0.45	NO	0.766	1.000	45.91	45.88	0.988	0.988	NO	97.40	97.4	0.0925	
222	2... 13C-PCB-79	2.53e6	0.80	NO	1.08	1.000	37.80	37.80	0.988	0.988	NO	100.4	100	0.0454	
223	2... 13C-PCB-178	9.53e5	0.45	NO	1.05	1.000	45.89	45.88	0.923	0.923	NO	94.64	94.6	0.0931	

Dataset: Untitled

Last Altered: Friday, June 05, 2020 13:10:04 Pacific Daylight Time
Printed: Friday, June 05, 2020 13:10:09 Pacific Daylight Time

Method: U:\VG11.PRO\MethDB\PCB-209_ZB1_6-1-20.mdb 02 Jun 2020 10:36:07
Calibration: U:\VG11.PRO\CurveDB\db1_PCBvg11-6-1-20.cdb 02 Jun 2020 10:21:16

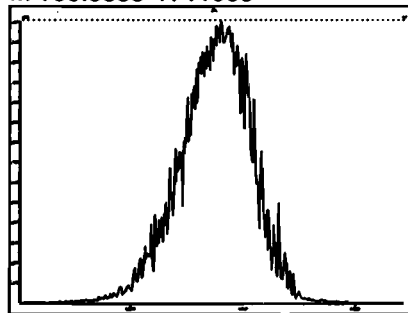
Compound name: PCB-1

	Name	ID	Acq Date	Acq Time
1	200604K1_1	ST200604K1-1 PCB 209 CS3 19G2609	04-Jun-20	08:18:37
2	200604K1_2	SOLVENT BLANK	04-Jun-20	09:21:01
3	200604K1_3	B0D0324-DUP1 Duplicate 7.34	04-Jun-20	10:20:18
4	200604K1_4	2000954-01 PDI-159SC-A-00-01-200423 7.35	04-Jun-20	11:20:47
5	200604K1_5	2000956-01 PDI-160SC-A-00-01-200423 6.03	04-Jun-20	12:22:36
6	200604K1_6	2000958-02 PDI-161SC-A-00-01-200424 7	04-Jun-20	13:23:18
7	200604K1_7	2000959-01 PDI-162SC-A-00-01-200424 7.34	04-Jun-20	14:23:55
8	200604K1_8	2000960-01 PDI-158SC-A-00-01-200423 6.33	04-Jun-20	15:24:32
9	200604K1_9	2000958-01 PDI-157SC-A-00-01-200424 6.45	04-Jun-20	16:25:19
10	200604K1_10	2000958-01@20X PDI-157SC-A-00-01-20042...	04-Jun-20	17:25:55
11	200604K1_11	2000961-01 PDI-165SC-A-00-01-200426 6.99	04-Jun-20	18:26:27

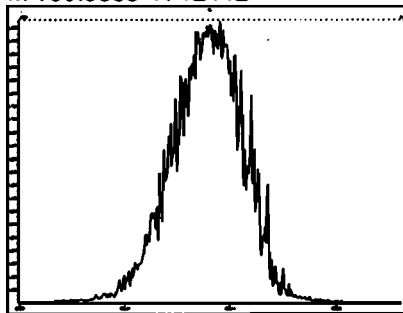
File: Experiment: PCB_ZB1.exp Reference: Pfk.ref Function: 1 @ 200 (ppm)

Printed: Thursday, June 04, 2020 08:09:17 Pacific Daylight Time

M 168.9888 R 11958



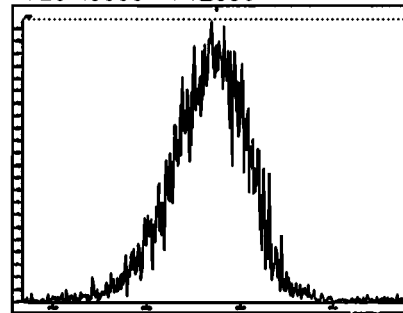
M 180.9888 R 12442



M 192.9888 R 10331



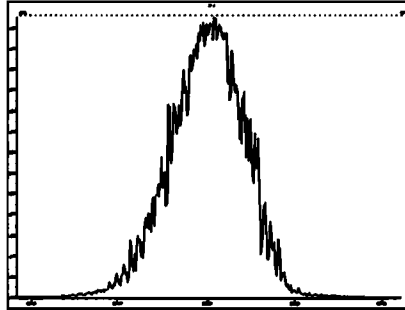
M 204.9888 R 12693



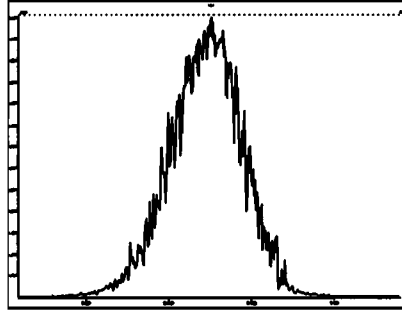
File: Experiment: PCB_ZB1.exp Reference: Pfk.ref Function: 2 @ 200 (ppm)

Printed: Thursday, June 04, 2020 08:09:57 Pacific Daylight Time

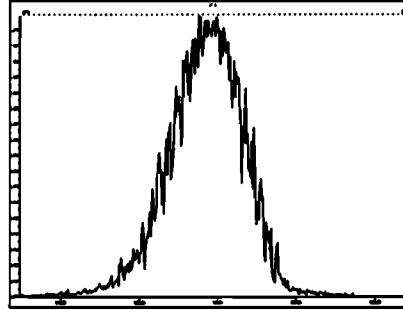
M 218.9856 R 11848



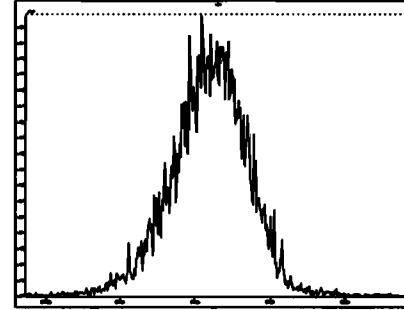
M 230.9856 R 11906



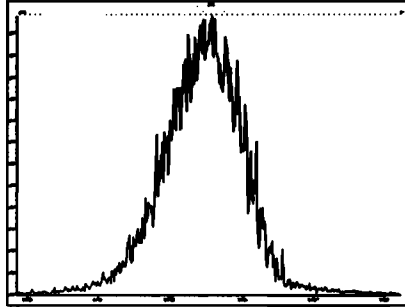
M 242.9856 R 12255



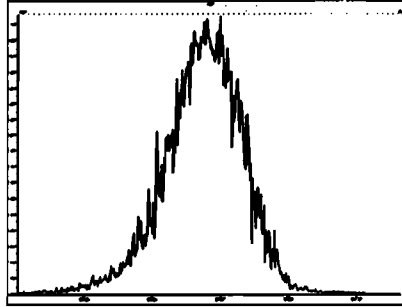
M 254.9856 R 12075



M 268.9824 R 11258



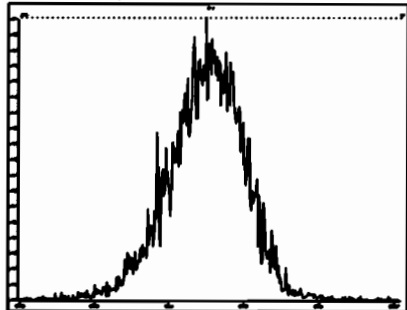
M 280.9824 R 10871



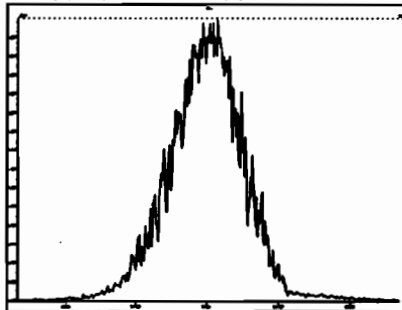
File: Experiment: PCB_ZB1.exp Reference: Pfk.ref Function: 3 @ 200 (ppm)

Printed: Thursday, June 04, 2020 08:11:16 Pacific Daylight Time

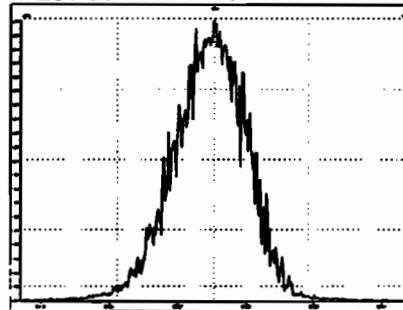
M 254.9856 R 11680



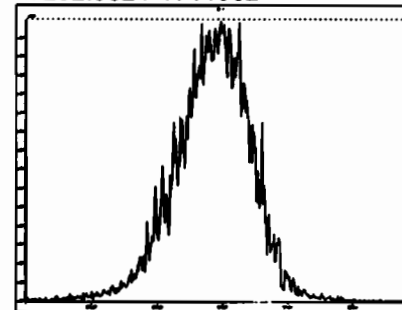
M 268.9824 R 11208



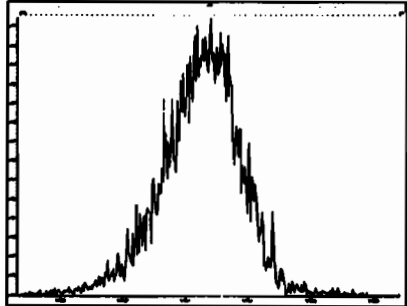
M 280.9824 R 12257



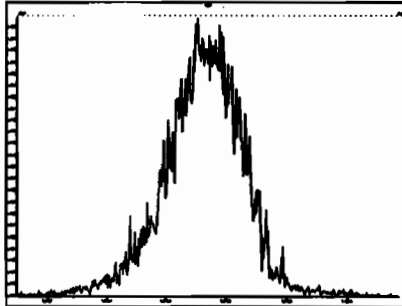
M 292.9824 R 11962



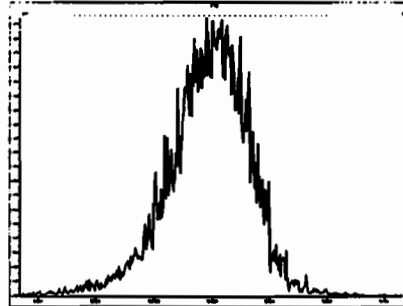
M 304.9824 R 10963



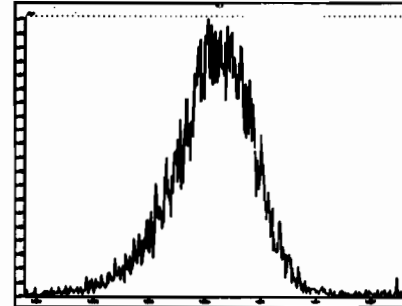
M 318.9792 R 11572



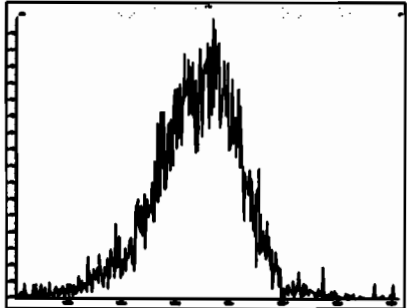
M 330.9792 R 10635



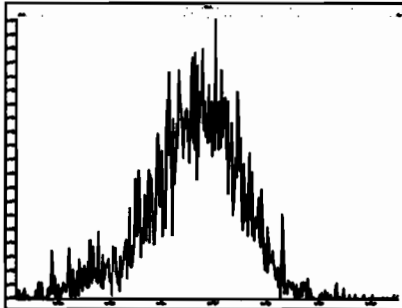
M 342.9792 R 10081



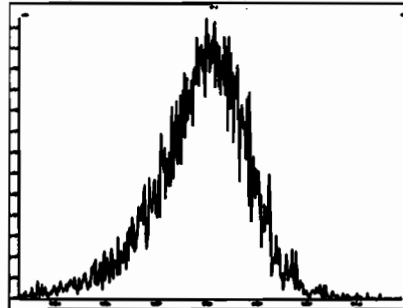
M 354.9792 R 10120



M 366.9792 R 12017

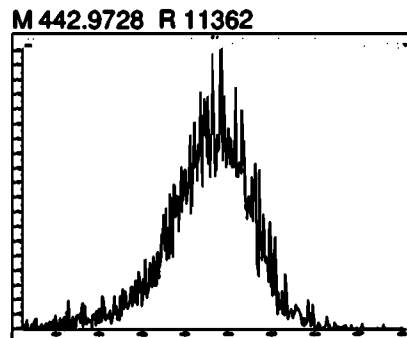
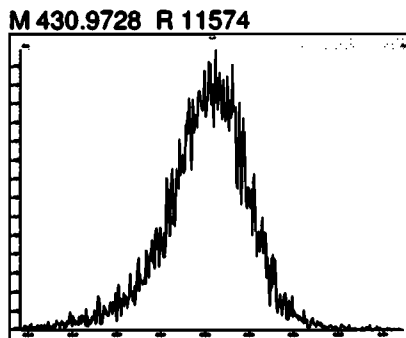
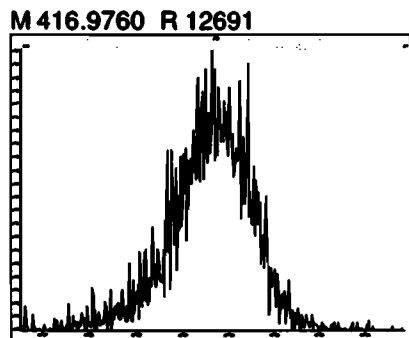
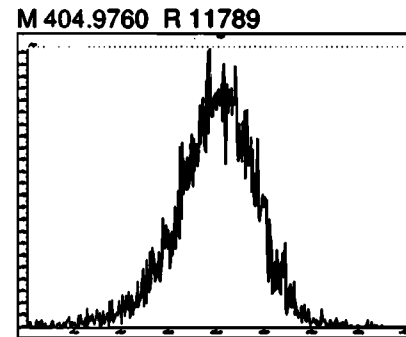
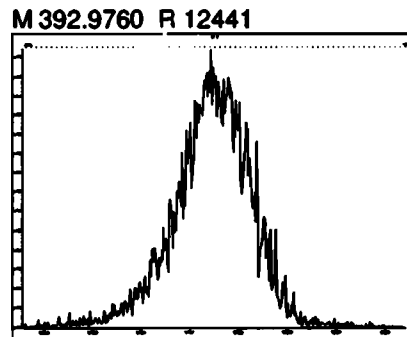
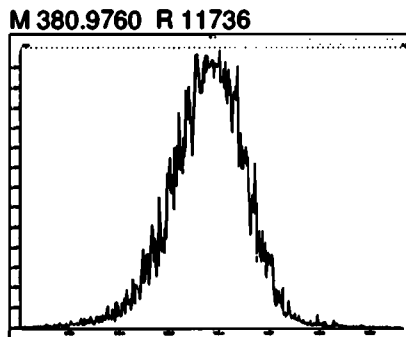
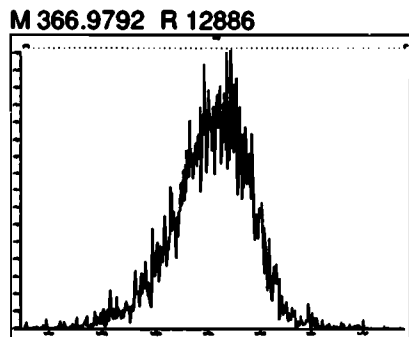
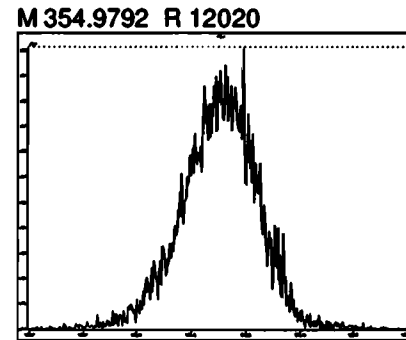
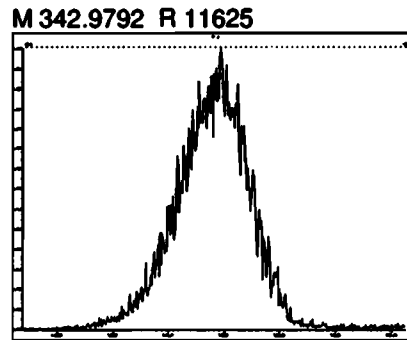
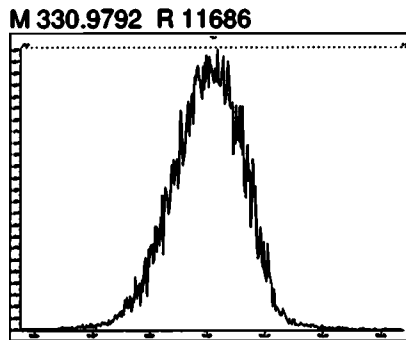
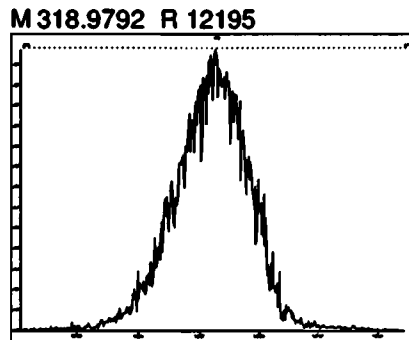


M 380.9760 R 10685



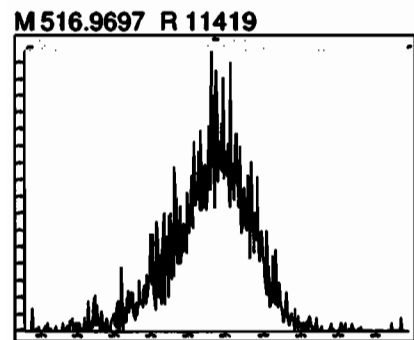
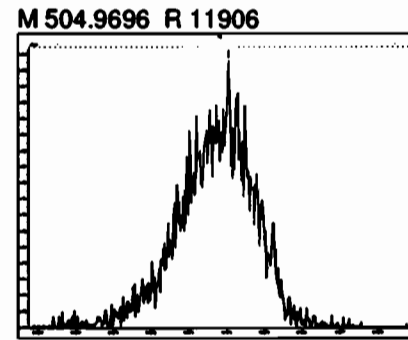
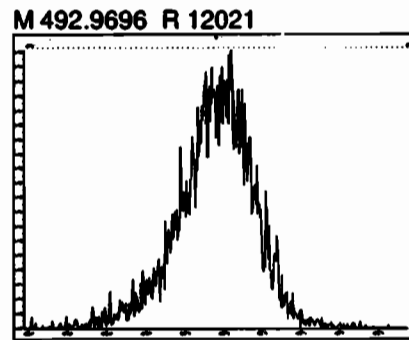
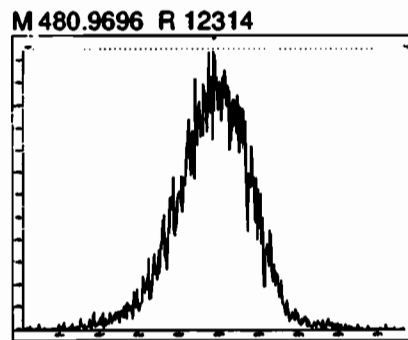
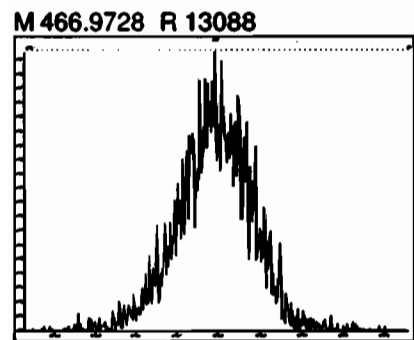
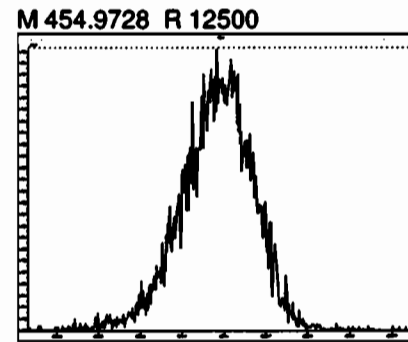
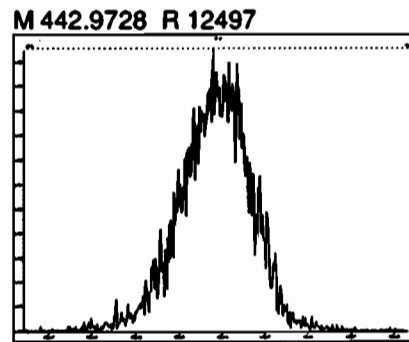
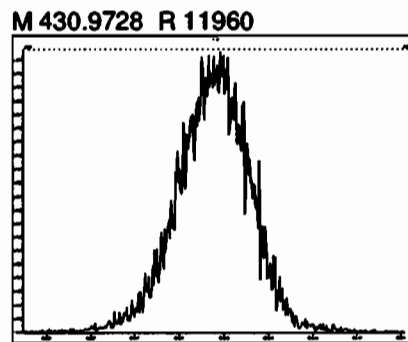
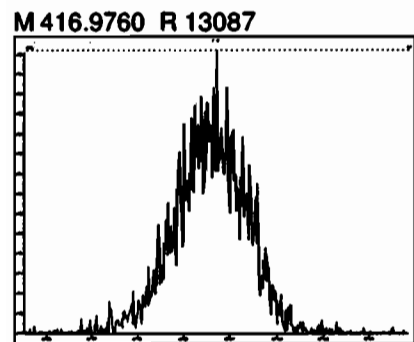
File: Experiment: PCB_ZB1.exp Reference: Pfk.ref Function: 4 @ 200 (ppm)

Printed: Thursday, June 04, 2020 08:13:57 Pacific Daylight Time



File: Experiment: PCB_ZB1.exp Reference: Pfk.ref Function: 5 @ 200 (ppm)

Printed: Thursday, June 04, 2020 08:16:15 Pacific Daylight Time



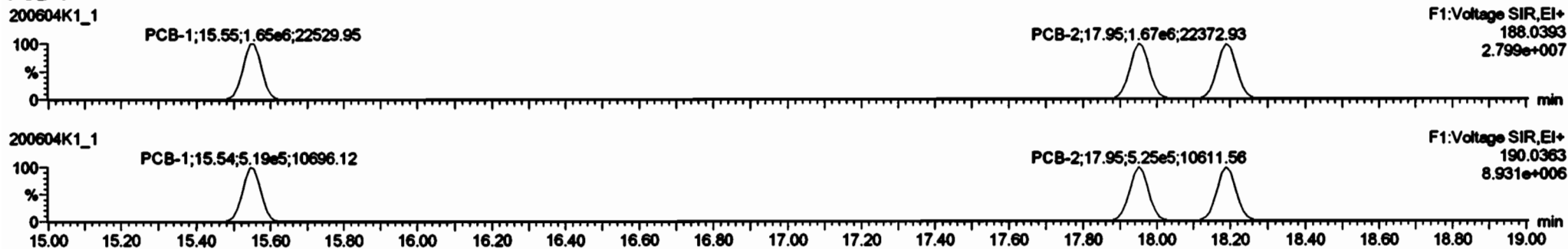
Dataset: Untitled

Last Altered: Friday, June 05, 2020 12:48:38 Pacific Daylight Time
Printed: Friday, June 05, 2020 12:49:40 Pacific Daylight Time

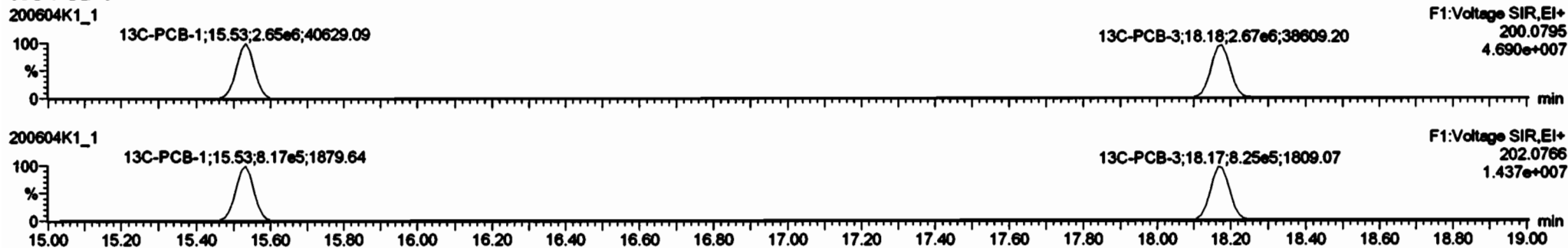
Method: U:\VG11.PRO\MethDB\PCB-209_ZB1_6-1-20.mdb 02 Jun 2020 10:36:07
Calibration: U:\VG11.PRO\CurveDB\db1_PCBvg11-6-1-20.cdb 02 Jun 2020 10:21:16

Name: 200604K1_1, Date: 04-Jun-2020, Time: 08:16:37, ID: ST200604K1-1 PCB 209 CS3 19G2609, Description: PCB 209 CS3 19G2609

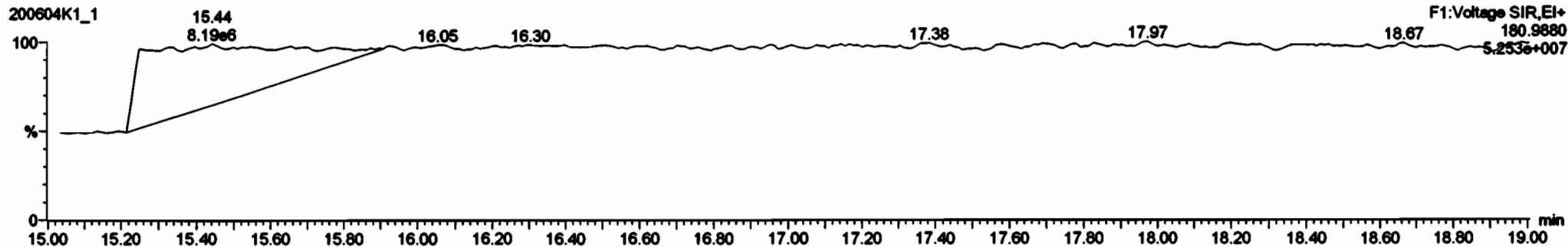
PCB-1



13C-PCB-1



PFK1



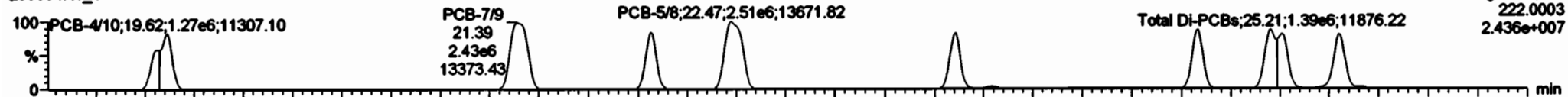
Dataset: Untitled

Last Altered: Friday, June 05, 2020 12:48:38 Pacific Daylight Time
Printed: Friday, June 05, 2020 12:49:40 Pacific Daylight Time

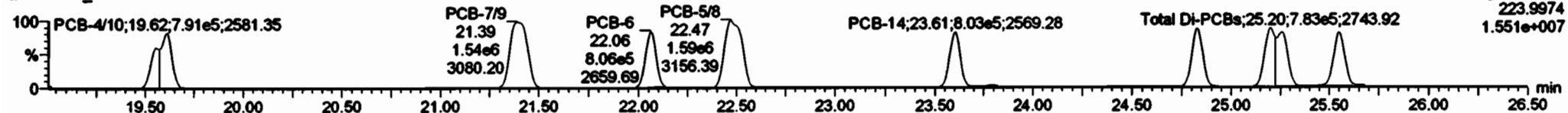
Name: 200604K1_1, Date: 04-Jun-2020, Time: 08:16:37, ID: ST200604K1-1 PCB 209 CS3 19G2609, Description: PCB 209 CS3 19G2609

PCB-4/10

200604K1_1

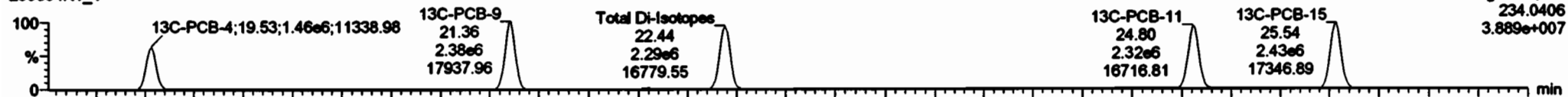


200604K1_1

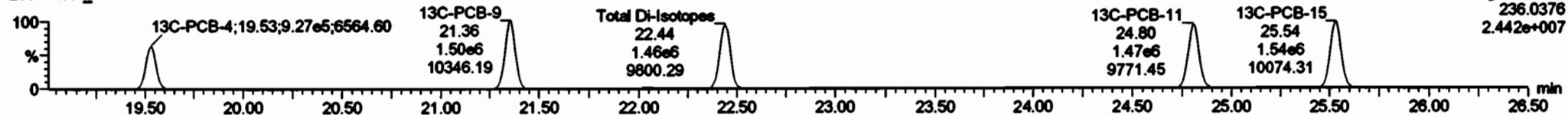


13C-PCB-4

200604K1_1

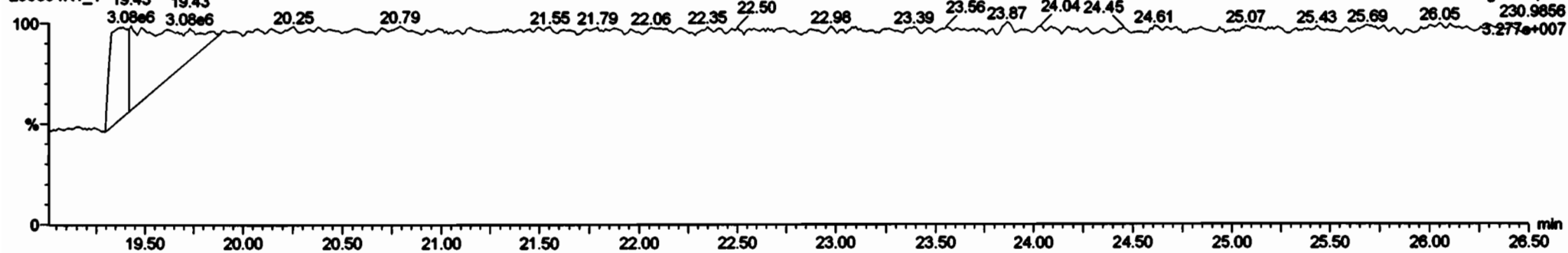


200604K1_1






PFK2a

200604K1_1



Name	Resp	RA	Adv	SP7	VolVol	RT	SP7	Comp	SPRes	DL
224 Total Mono-PCBs				1.100	1.00			101		0.0100
225 2nd Function Tr-P...				1.001	1.00			420		0.0001
227 2nd Function Tr-P...				0.003	1.00			040		0.200

Name	RT	Std Height	Std Width	Std Resp	Std Resp	RA	Adv	Resp	Comp	SPPC	DL
1 PCB-4/10	19.81	2.014e7	1.200e7	1.870e6	1.200e6	1.90	NO	3.240e6	100	100	0.0267
2 PCB-15	25.30	1.840e7	1.252e7	1.263e6	8.200e5	1.55	NO	2.110e6	53.9	53.9	0.0210
3 PCB-12/13	25.21	2.110e7	1.340e7	2.532e6	1.624e6	1.90	NO	4.190e6	107	107	0.0220
4 PCB-11	24.83	2.100e7	1.343e7	1.352e6	8.691e5	1.57	NO	2.220e6	52.3	52.3	0.0201
5 PCB-14	23.81	2.000e7	1.200e7	1.200e6	8.034e5	1.90	NO	2.000e6	53.7	53.7	0.0222
6 PCB-5/8	22.47	2.433e7	1.540e7	2.500e6	1.903e6	1.90	NO	4.102e6	107	107	0.0212
7 PCB-6	22.00	2.001e7	1.302e7	1.274e6	8.082e5	1.90	NO	2.000e6	52.4	52.4	0.0208

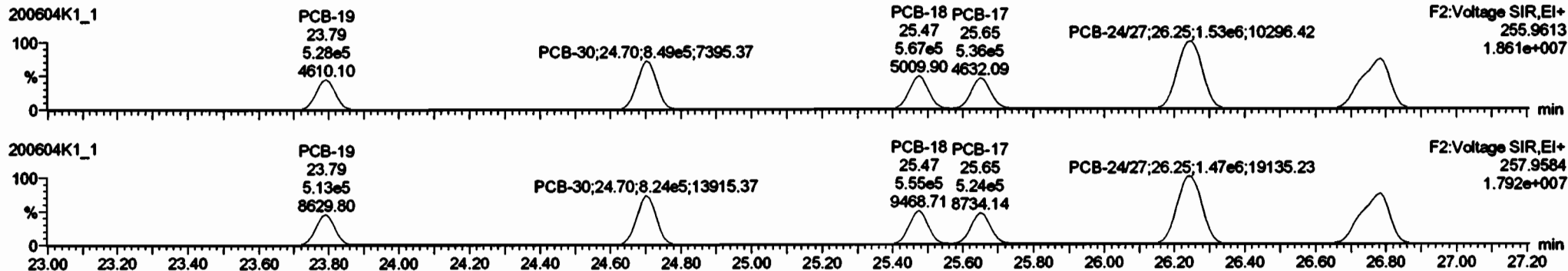


Dataset: Untitled

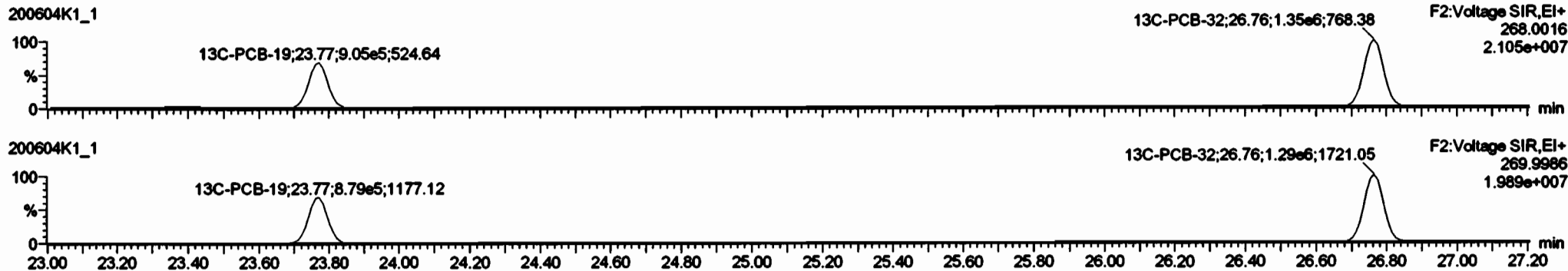
Last Altered: Friday, June 05, 2020 12:48:38 Pacific Daylight Time
Printed: Friday, June 05, 2020 12:49:40 Pacific Daylight Time

Name: 200604K1_1, Date: 04-Jun-2020, Time: 08:16:37, ID: ST200604K1-1 PCB 209 CS3 19G2609, Description: PCB 209 CS3 19G2609

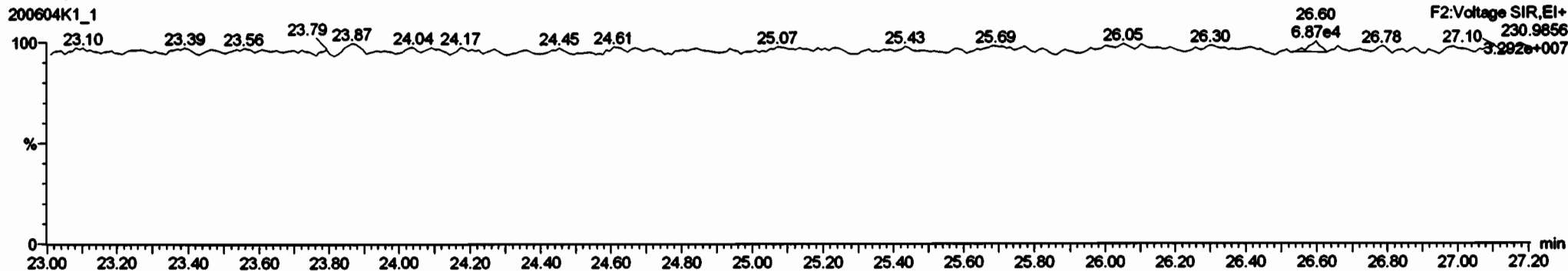
PCB-19



13C-PCB-19



PFK2b

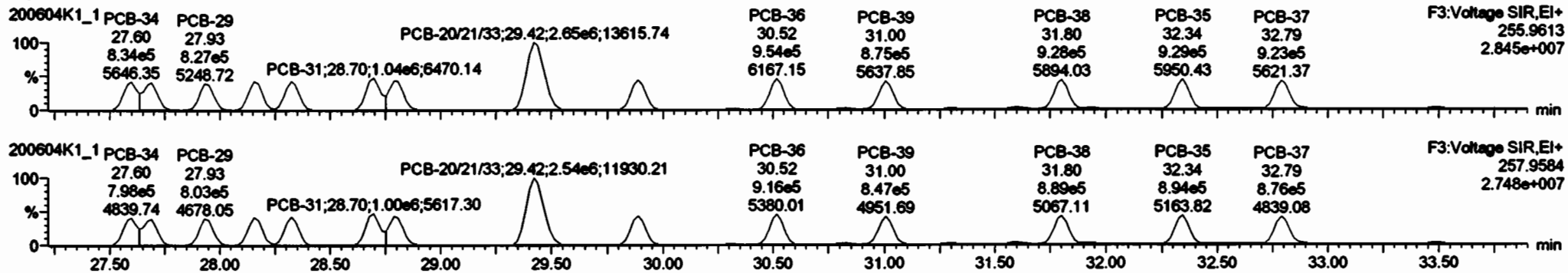


Dataset: Untitled

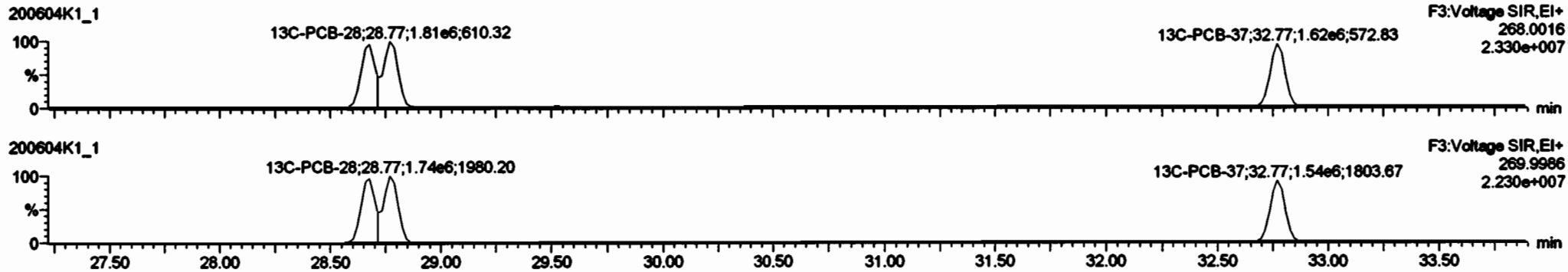
Last Altered: Friday, June 05, 2020 12:48:38 Pacific Daylight Time
Printed: Friday, June 05, 2020 12:49:40 Pacific Daylight Time

Name: 200604K1_1, Date: 04-Jun-2020, Time: 08:16:37, ID: ST200604K1-1 PCB 209 CS3 19G2609, Description: PCB 209 CS3 19G2609

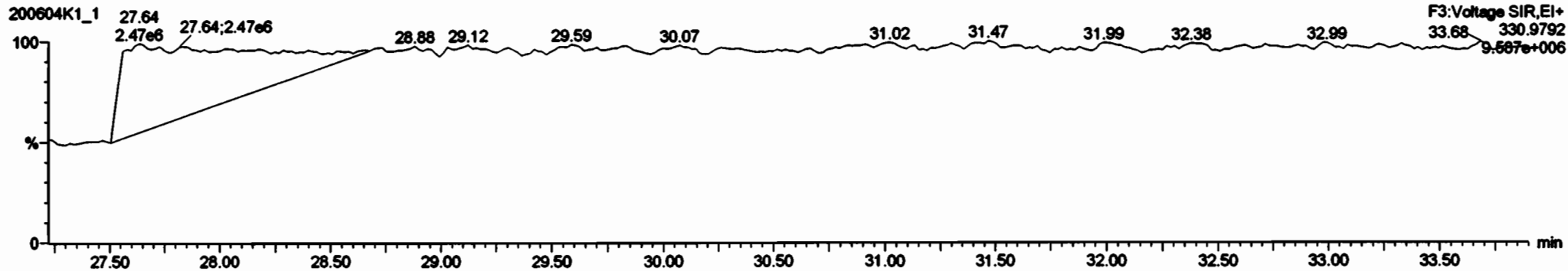
PCB-34



13C-PCB-28

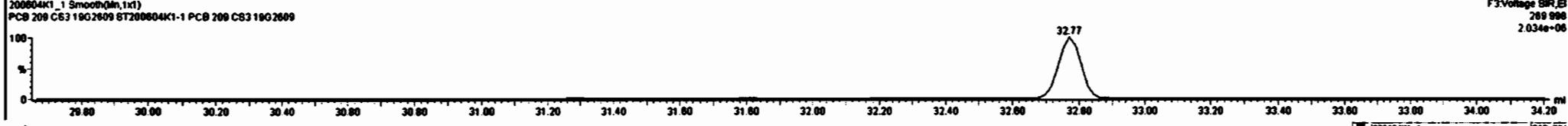
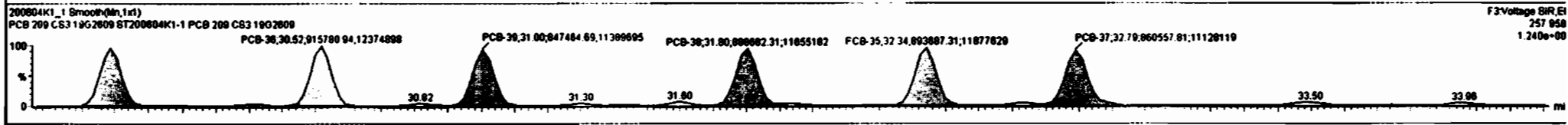
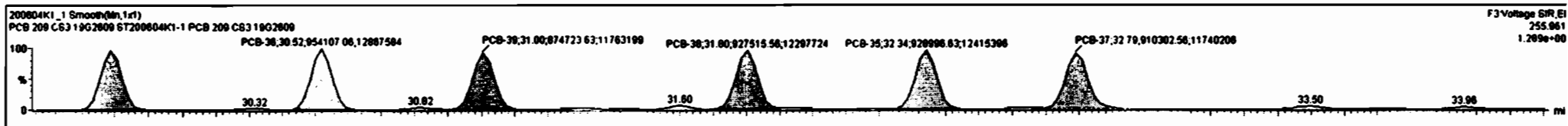


PFK3d



Item	Resp	RA	only	RRP	val/val	RT	RRT	Comp.	SPec	DL
226	Total Mono-PCBs			1.168	1.00			161		0.0160
227	Total Di-PCBs			1.054	1.00			641		0.1177
228	2nd Function Tri-P			1.081	1.00			420		0.0601

Item	RT	val (ppb)	val (ppb)	val (ppb)	RA	only	Resp	Comp.	SPec	DL		
1	PCB-29	27.83	1.086e7	1.076e7	0.295e5	0.030e5	1.03	NO	1.630e6	91.3	91.3	0.0218
2	PCB-23	27.86	1.131e7	1.081e7	0.819e5	0.288e5	1.06	NO	1.711e6	64.4	64.4	0.0221
3	PCB-34	27.80	1.178e7	1.113e7	0.338e5	7.875e5	1.05	NO	1.631e6	48.5	48.5	0.0208
4	PCB-30	31.80	1.230e7	1.198e7	0.275e5	0.667e5	1.04	NO	1.816e6	54.8	54.8	0.0198
5	PCB-36	31.00	1.179e7	1.138e7	0.747e5	0.475e5	1.03	NO	1.722e6	66.1	66.1	0.0211
6	PCB-38	30.62	1.287e7	1.237e7	0.541e5	0.158e5	1.04	NO	1.670e6	54.9	54.9	0.0194
7	PCB-22	28.80	1.243e7	1.198e7	0.338e5	0.940e5	1.04	NO	1.628e6	52.8	52.8	0.0201
8	PCB-20(21.03)	28.42	2.841e7	2.744e7	2.848e5	2.538e5	1.04	NO	5.188e6	186	186	0.0207
9	PCB-26	28.78	1.223e7	1.175e7	0.282e5	0.768e5	1.06	NO	1.805e6	48.5	48.5	0.0180
10	PCB-31	28.70	1.388e7	1.282e7	1.037e5	1.002e5	1.03	NO	2.038e6	66.3	66.3	0.0188
11	PCB-25	28.32	1.200e7	1.153e7	0.847e5	0.466e5	1.05	NO	1.730e6	61.2	61.2	0.0205

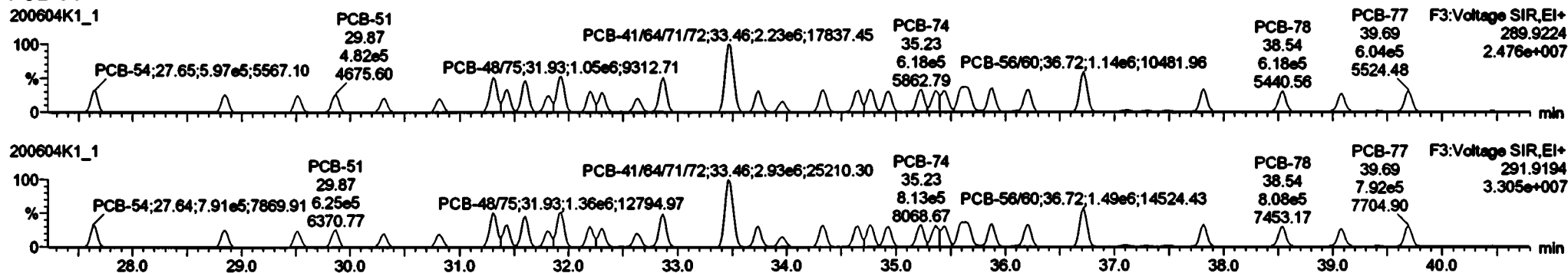


Dataset: Untitled


Last Altered: Friday, June 05, 2020 12:48:38 Pacific Daylight Time
 Printed: Friday, June 05, 2020 12:49:40 Pacific Daylight Time

Name: 200604K1_1, Date: 04-Jun-2020, Time: 08:16:37, ID: ST200604K1-1 PCB 209 CS3 19G2609, Description: PCB 209 CS3 19G2609

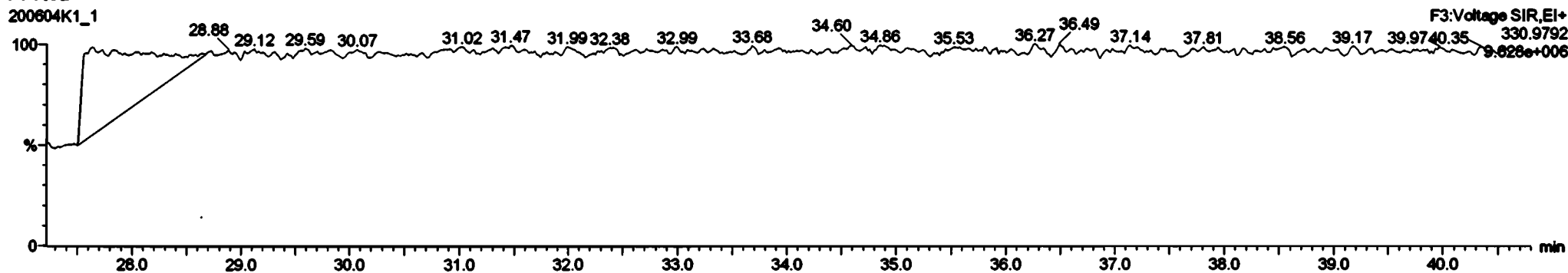
PCB-54



13C-PCB-54



PFK3a



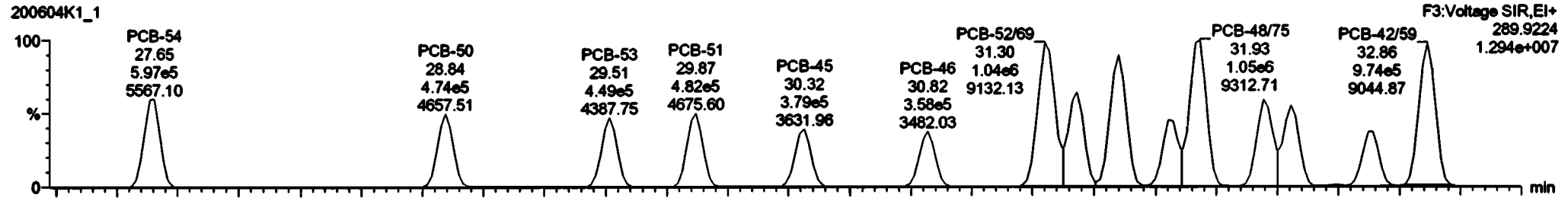
Dataset: Untitled

Last Altered: Friday, June 05, 2020 12:48:38 Pacific Daylight Time
Printed: Friday, June 05, 2020 12:49:40 Pacific Daylight Time

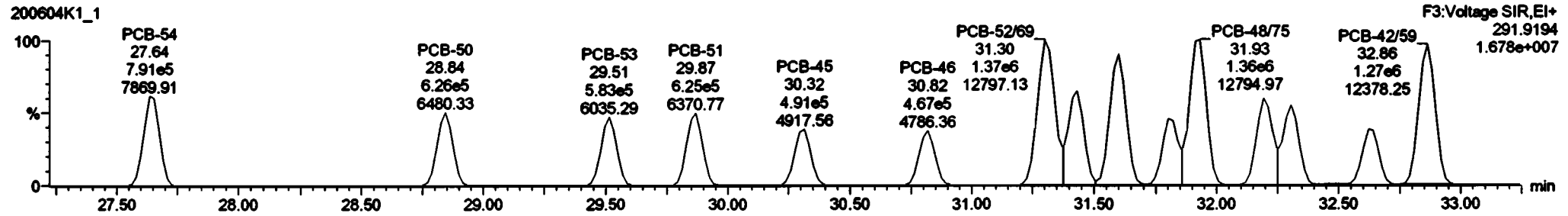
Name: 200604K1_1, Date: 04-Jun-2020, Time: 08:16:37, ID: ST200604K1-1 PCB 209 CS3 19G2609, Description: PCB 209 CS3 19G2609

PCB-50

200604K1_1




200604K1_1

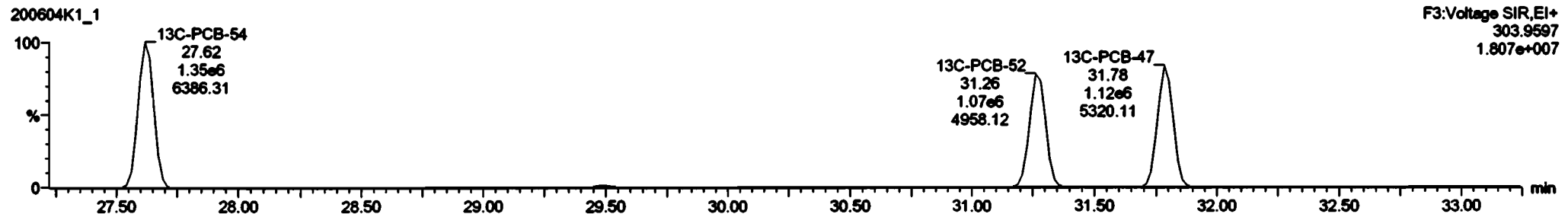


13C-PCB-52

200604K1_1



200604K1_1

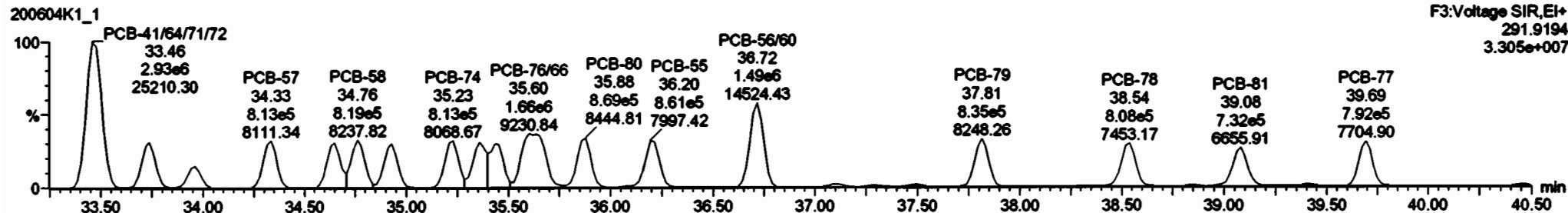
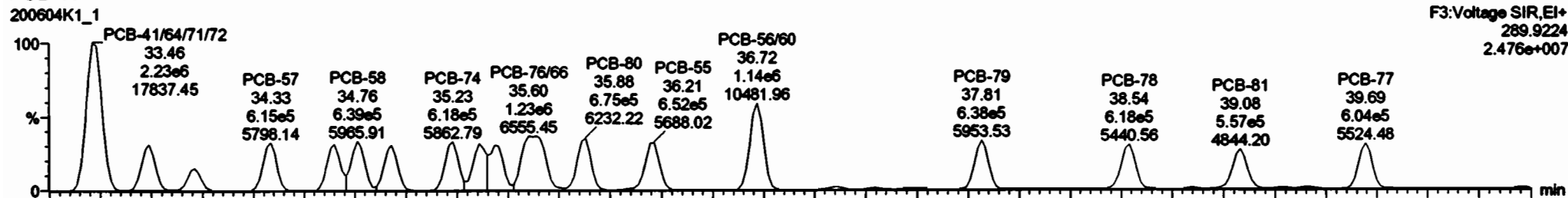


Dataset: Untitled

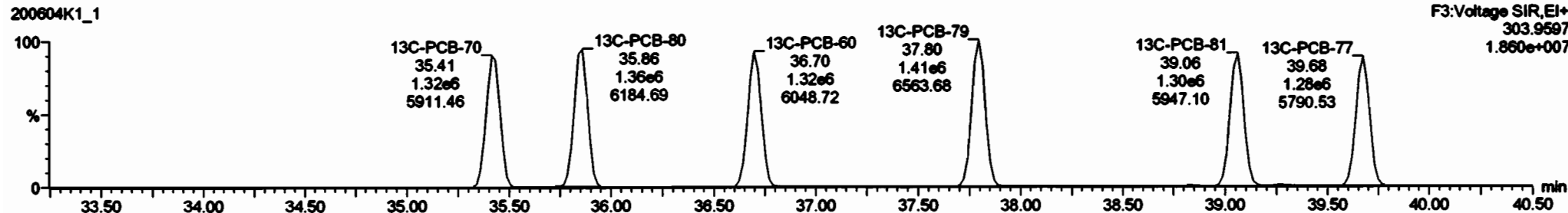
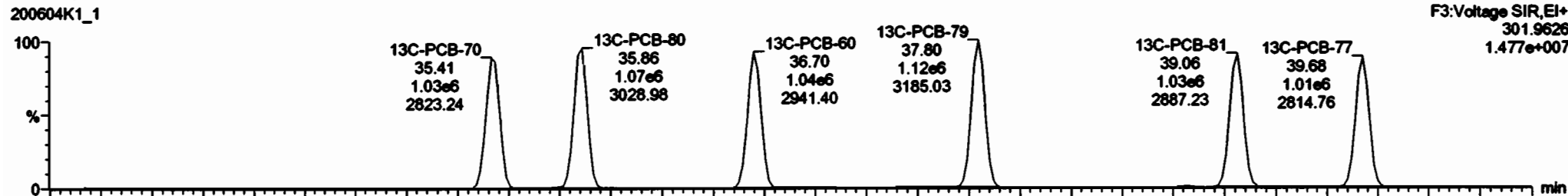
Last Altered: Friday, June 05, 2020 12:48:38 Pacific Daylight Time
Printed: Friday, June 05, 2020 12:49:40 Pacific Daylight Time

Name: 200604K1_1, Date: 04-Jun-2020, Time: 08:16:37, ID: ST200604K1-1 PCB 209 CS3 19G2809, Description: PCB 209 CS3 19G2809

PCB-88

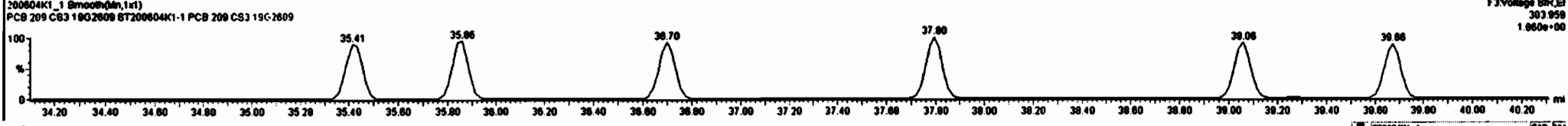





13C-PCB-60



Route	Resp	SR	Qty	RRP	Unit	RT	RRT	Comp	SRP	DL
3rd Function Parts...			1.318	1.00				2080		0.489
4th Function Parts...			1.073	1.00				270		0.154
3rd Function Parts...			0.991	1.00				888		0.198

Route	RT	Std Hdg	Std Hdg	Std Resp	Std Resp	SR	Qty	Resp	Comp	SRP	DL
PCB-73	31.43	6.274e6	1.878e7	6.128e5	7.873e5	0.77	NO	1.410e6	91.7	91.7	0.0191
PCB-62/80	31.30	1.287e7	1.878e7	1.040e6	1.374e6	0.76	NO	2.414e6	108	108	0.0188
PCB-46	30.82	4.828e6	6.288e6	3.578e5	4.885e5	0.77	NO	6.241e5	52.5	52.5	0.0282
PCB-45	30.32	5.837e6	6.440e6	3.791e5	4.911e5	0.77	NO	6.702e5	53.8	53.8	0.0253
PCB-51	29.87	6.488e6	8.343e6	4.822e5	6.253e5	0.77	NO	1.107e6	66.0	66.0	0.0204
PCB-53	29.51	6.885e6	7.988e6	4.487e5	5.831e5	0.77	NO	1.032e6	54.8	54.8	0.0218
PCB-60	28.84	6.488e6	6.488e6	4.737e5	6.258e5	0.76	NO	1.100e6	52.5	52.5	0.0194
PCB-64	27.86	7.721e6	1.031e7	5.973e5	7.813e5	0.75	NO	1.388e6	64.0	64.0	0.0188
PCB-74	35.23	6.131e6	1.057e7	6.177e5	6.130e5	0.76	NO	1.431e6	51.3	51.3	0.0153
PCB-63	34.93	7.578e6	9.981e6	5.758e5	7.881e5	0.75	NO	1.342e6	53.2	53.2	0.0188
PCB-58	34.76	6.274e6	1.878e7	6.388e5	6.188e5	0.76	NO	1.488e6	51.5	51.5	0.0198

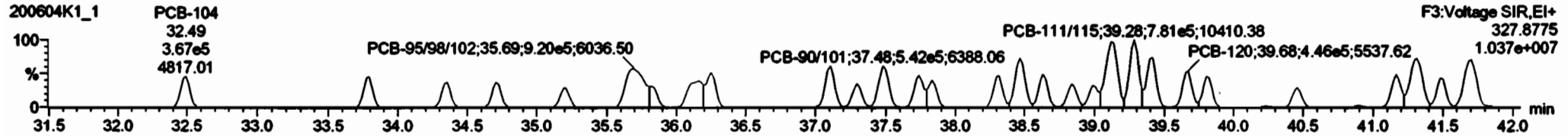
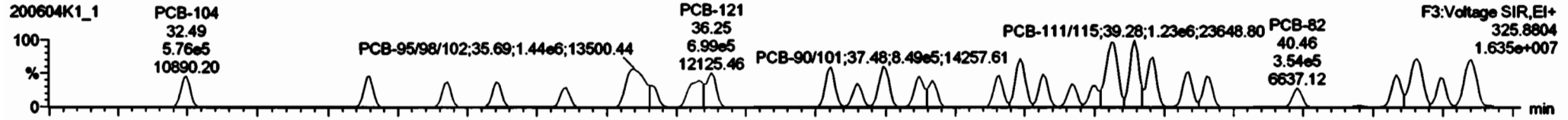


Dataset: Untitled

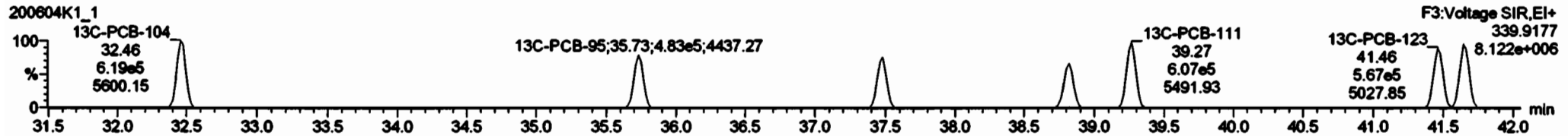

Last Altered: Friday, June 05, 2020 12:48:38 Pacific Daylight Time
Printed: Friday, June 05, 2020 12:49:40 Pacific Daylight Time

Name: 200604K1_1, Date: 04-Jun-2020, Time: 08:16:37, ID: ST200604K1-1 PCB 209 CS3 19G2609, Description: PCB 209 CS3 19G2609

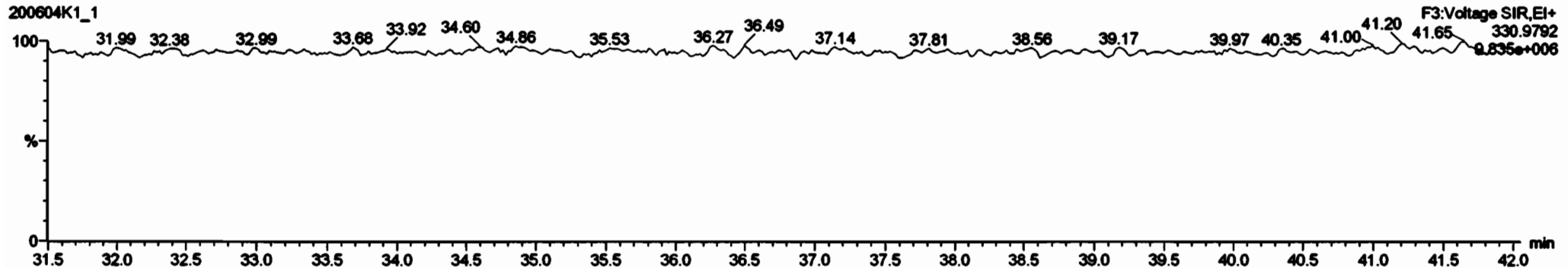
PCB-104



13C-PCB-104



PFK3b



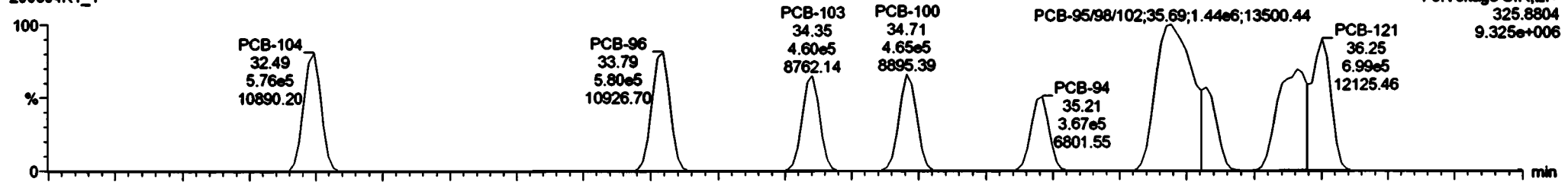
Dataset: Untitled

Last Altered: Friday, June 05, 2020 12:48:38 Pacific Daylight Time
Printed: Friday, June 05, 2020 12:49:40 Pacific Daylight Time

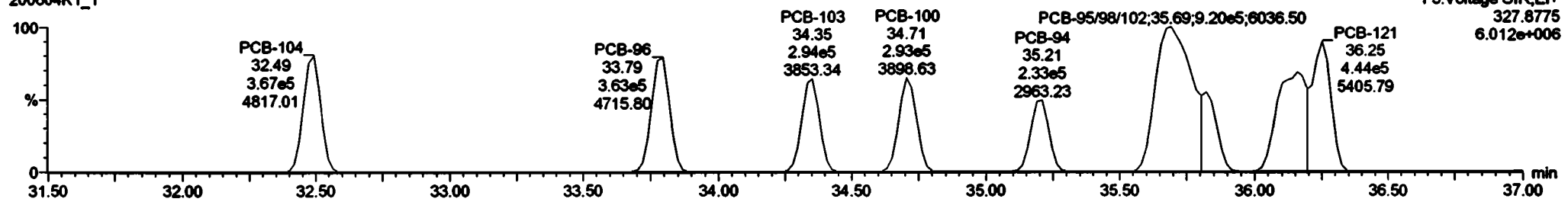
Name: 200604K1_1, Date: 04-Jun-2020, Time: 08:16:37, ID: ST200604K1-1 PCB 209 CS3 19G2609, Description: PCB 209 CS3 19G2609

PCB-96

200604K1_1

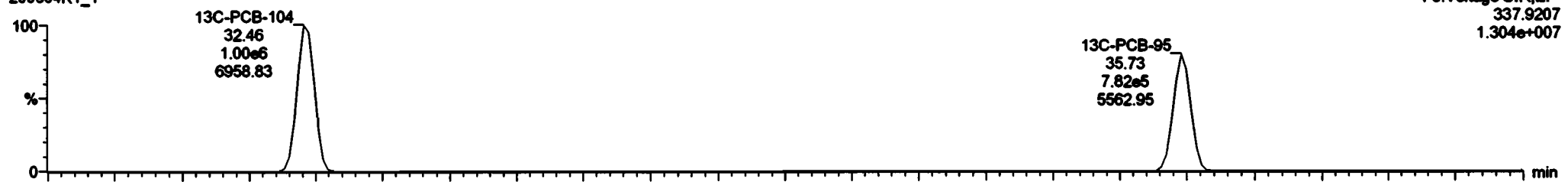


200604K1_1

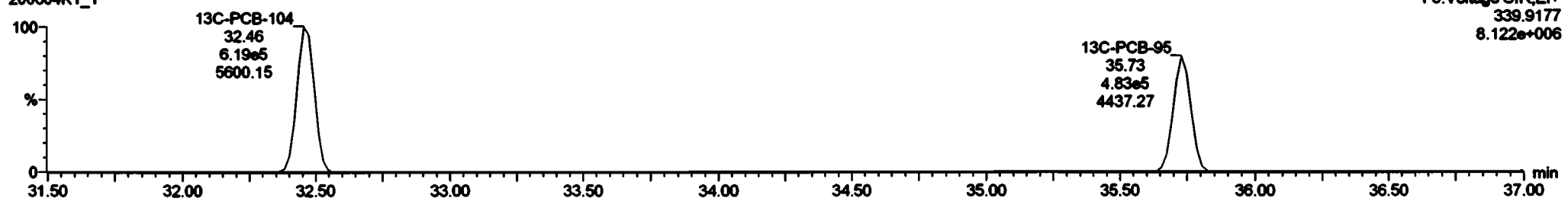


13C-PCB-95

200604K1_1



200604K1_1



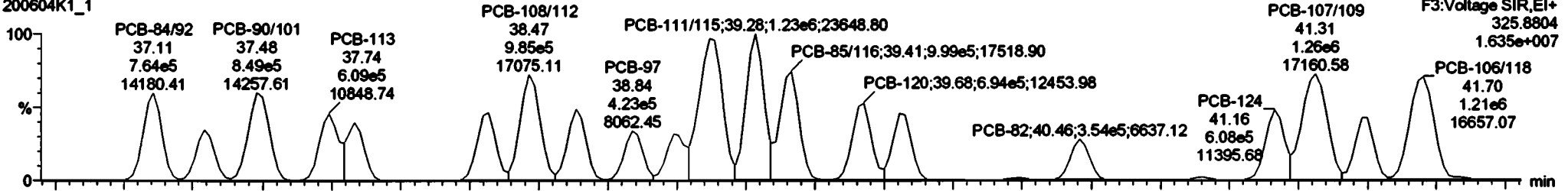
Dataset: Untitled

Last Altered: Friday, June 05, 2020 12:48:38 Pacific Daylight Time
Printed: Friday, June 05, 2020 12:49:40 Pacific Daylight Time

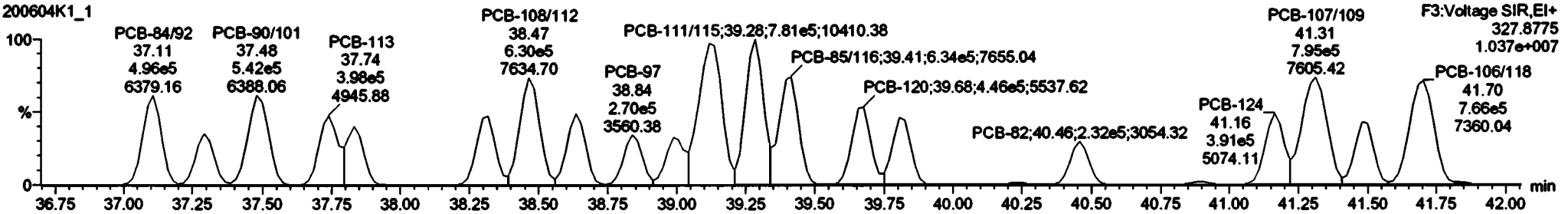
Name: 200604K1_1, Date: 04-Jun-2020, Time: 08:16:37, ID: ST200604K1-1 PCB 209 CS3 19G2609, Description: PCB 209 CS3 19G2609

PCB-119

200604K1_1

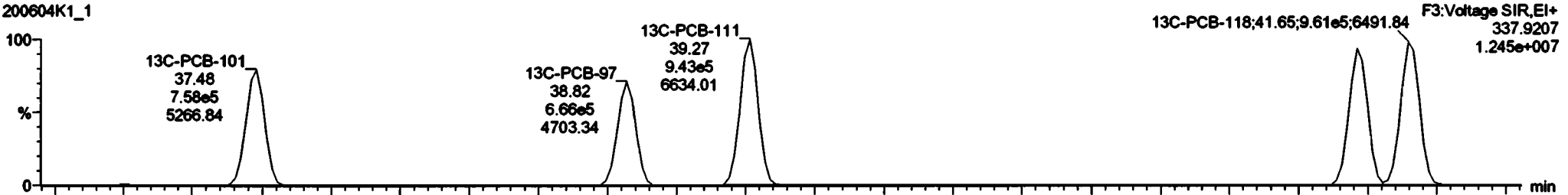


200604K1_1

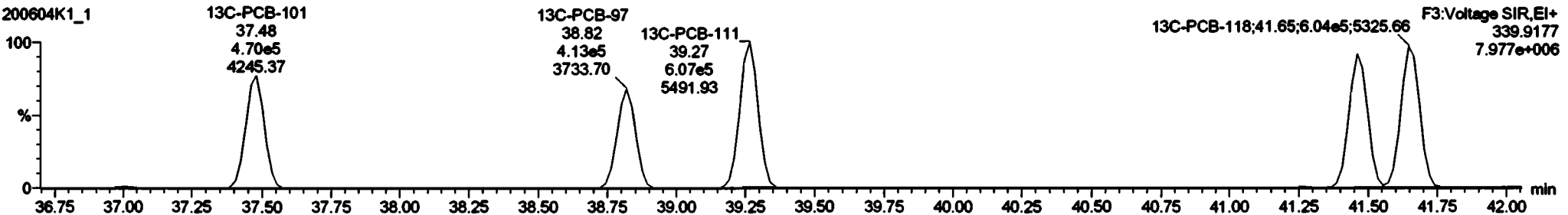


13C-PCB-111

200604K1_1


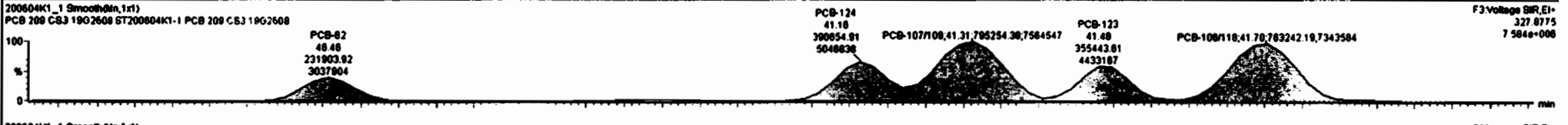
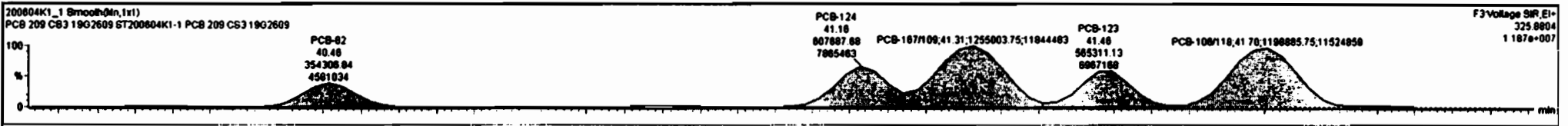


200604K1_1



Group	Resp	RA	Qty	RFP	StdDev	RT	RPT	Comp	Units	CL
Total Tetro-PCBs				1.070	1.00			2240		0.500
4th Function Parts				1.073	1.00			270		0.154
3rd Function Parts				0.951	1.00			690		0.150

Group	RT	Std Height	Std Height	Std Resp	Std Resp	RA	Qty	Resp	Comp	StdPC	CL
PCB-104	32.40	7.917e0	4.791e0	5.757e0	3.871e0	1.57	NO	8.420e0	51.0	51.0	0.0142
PCB-80	37.20	5.890e0	3.837e0	4.303e0	2.743e0	1.57	NO	7.045e0	51.0	51.0	0.0101
PCB-0402	37.11	0.700e0	0.346e0	7.830e0	4.901e0	1.54	NO	1.200e0	101	101	0.0207
PCB-121	30.25	0.300e0	5.377e0	6.901e0	4.430e0	1.90	NO	1.143e0	52.0	52.0	0.0117
PCB-0001	30.10	6.440e0	4.003e0	7.501e0	4.521e0	1.54	NO	1.250e0	92.0	92.0	0.0100
PCB-03	35.02	5.277e0	3.206e0	3.306e0	2.030e0	1.02	NO	5.343e0	46.2	46.2	0.0214
PCB-0500/02	35.00	0.310e0	0.004e0	1.441e0	0.201e0	1.57	NO	2.301e0	150	150	0.0100
PCB-04	35.21	4.000e0	2.047e0	3.000e0	2.330e0	1.57	NO	0.000e0	80.0	80.0	0.0211
PCB-100	34.71	0.140e0	3.870e0	4.045e0	2.831e0	1.90	NO	7.570e0	40.1	40.1	0.0107
PCB-100	34.35	0.040e0	3.833e0	4.003e0	2.041e0	1.90	NO	7.542e0	40.7	40.7	0.0171
PCB-00	33.70	7.542e0	4.000e0	5.707e0	3.820e0	1.00	NO	0.425e0	50.4	50.4	0.0130

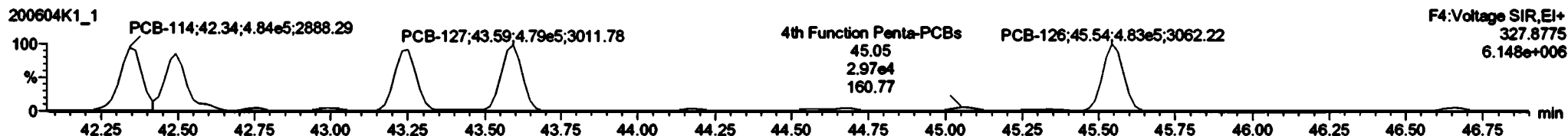



Dataset: Untitled

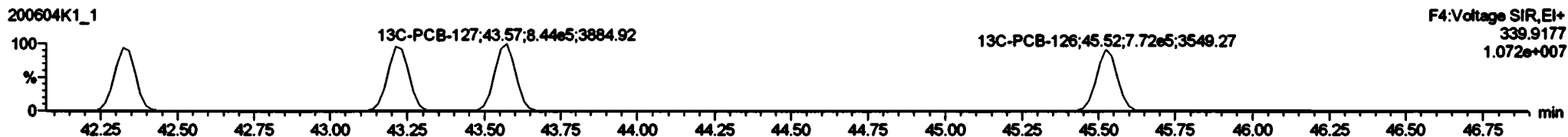
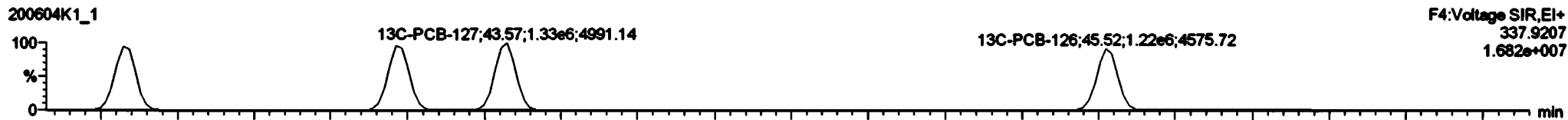
Last Altered: Friday, June 05, 2020 12:48:38 Pacific Daylight Time
Printed: Friday, June 05, 2020 12:49:40 Pacific Daylight Time

Name: 200604K1_1, Date: 04-Jun-2020, Time: 08:16:37, ID: ST200604K1-1 PCB 209 CS3 19G2609, Description: PCB 209 CS3 19G2609

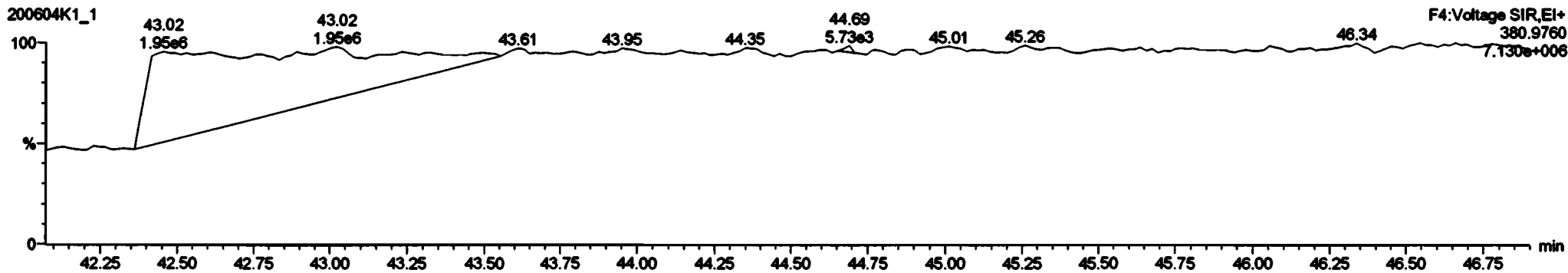
PCB-114



13C-PCB-114







PFK4a



Sample	Comp	RA	Qty	RFV	stdVal	RT	RFT	Comp	RFRes	DL
Total Tetra-PCBs				1.870	1.00			2240		0.590
3rd Function Parts				1.310	1.00			2000		0.490
3rd Function Home				0.561	1.00			600		0.150

Sample	RT	std. Height	std. Height	std. Resp	std. Resp	RA	Qty	Comp	RFRes	DL	
1 PCB-127	43.50	9.450e5	6.014e5	7.522e5	4.782e5	1.57	NO	1.231e6	53.5	53.5	0.0290
2 PCB-105	43.25	8.700e5	5.547e5	7.171e5	4.569e5	1.57	NO	1.172e6	53.5	53.5	0.0312
3 PCB-122	42.40	8.180e5	5.250e5	6.803e5	4.241e5	1.58	NO	1.004e6	58.4	58.4	0.0362
4 PCB-114	42.34	8.024e5	5.780e5	7.517e5	4.774e5	1.57	NO	1.220e6	52.0	52.0	0.0291
5 PCB-128	45.54	8.854e5	6.114e5	7.887e5	4.852e5	1.58	NO	1.252e6	53.5	53.5	0.0282



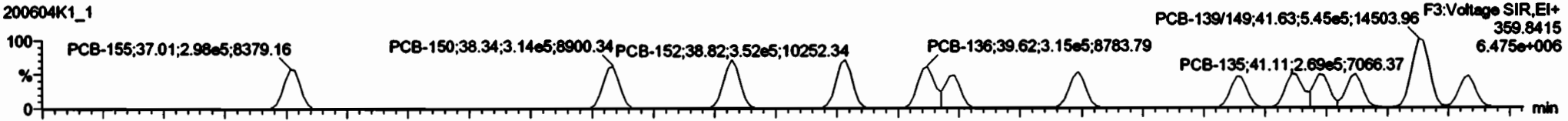
Dataset: Untitled

Last Altered: Friday, June 05, 2020 12:48:38 Pacific Daylight Time
Printed: Friday, June 05, 2020 12:49:40 Pacific Daylight Time

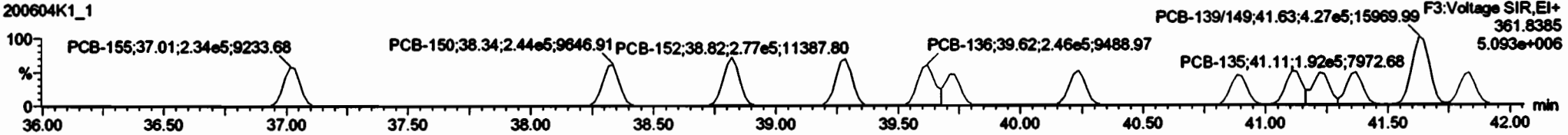
Name: 200604K1_1, Date: 04-Jun-2020, Time: 08:16:37, ID: ST200604K1-1 PCB 209 CS3 19G2609, Description: PCB 209 CS3 19G2609

PCB-155

200604K1_1




200604K1_1

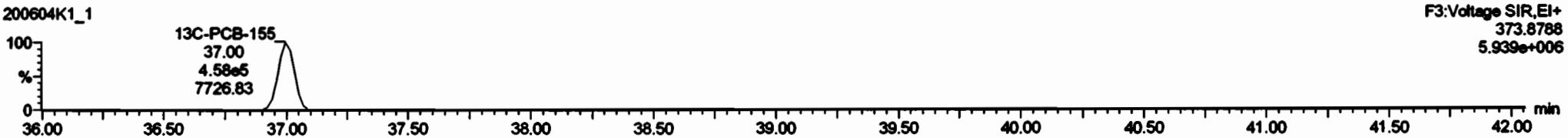


13C-PCB-155

200604K1_1

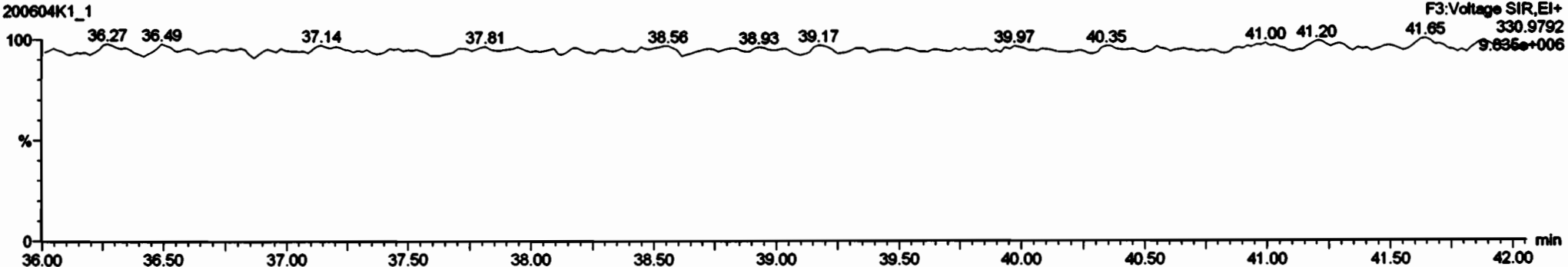


200604K1_1




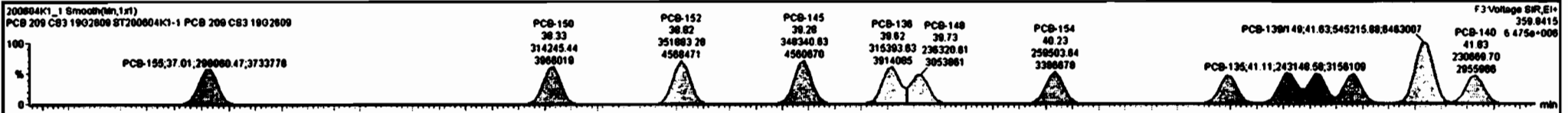
PFK3c

200604K1_1



Group	RA	Qty	RFY	Wt/Box	RT	RFT	Circ	W/Box	SL
Total Tetro-PCBs				1.070	1.00		2240		0.580
3rd Function Parts...				1.318	1.00		2080		0.488
4th Function Parts...				1.073	1.00		270		0.154

Group	RT	RFY	Wt/Box	RFY	Wt/Box	RA	Qty	RFY	Circ	W/Box	SL
PCB-148	38.73	3.054e5	2.390e5	2.390e5	1.802e5	1.31	NO	4.165e5	47.8	47.8	0.0135
PCB-138	38.82	3.914e5	3.021e5	3.154e5	2.488e5	1.28	NO	5.912e5	52.9	52.9	0.0111
PCB-145	38.28	4.591e5	3.597e5	3.483e5	2.728e5	1.28	NO	6.213e5	80.3	80.3	0.0088
PCB-152	38.82	4.988e5	3.825e5	3.818e5	2.771e5	1.27	NO	6.280e5	81.0	81.0	0.0087
PCB-150	38.30	3.988e5	3.071e5	3.142e5	2.442e5	1.28	NO	5.595e5	48.8	48.8	0.0105
PCB-155	37.81	3.734e5	2.838e5	2.891e5	2.306e5	1.28	NO	5.318e5	48.0	48.0	0.0108
PCB-149	41.83	2.898e5	2.351e5	2.307e5	1.832e5	1.28	NO	4.138e5	50.2	50.2	0.0143
PCB-138/148	41.83	6.483e5	5.084e5	5.452e5	4.274e5	1.28	NO	9.728e5	98.7	98.7	0.0120
PCB-147	41.37	3.134e5	2.414e5	2.433e5	1.891e5	1.28	NO	4.314e5	48.7	48.7	0.0138
PCB-144	41.22	3.117e5	2.388e5	2.584e5	1.948e5	1.33	NO	4.828e5	55.2	55.2	0.0144
PCB-135	41.11	3.188e5	2.538e5	2.431e5	1.823e5	1.26	NO	4.354e5	45.4	45.4	0.0123

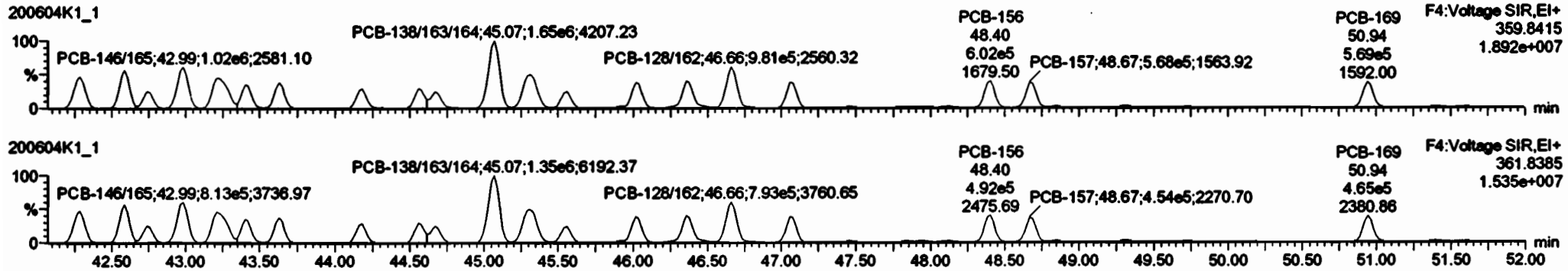


Dataset: Untitled

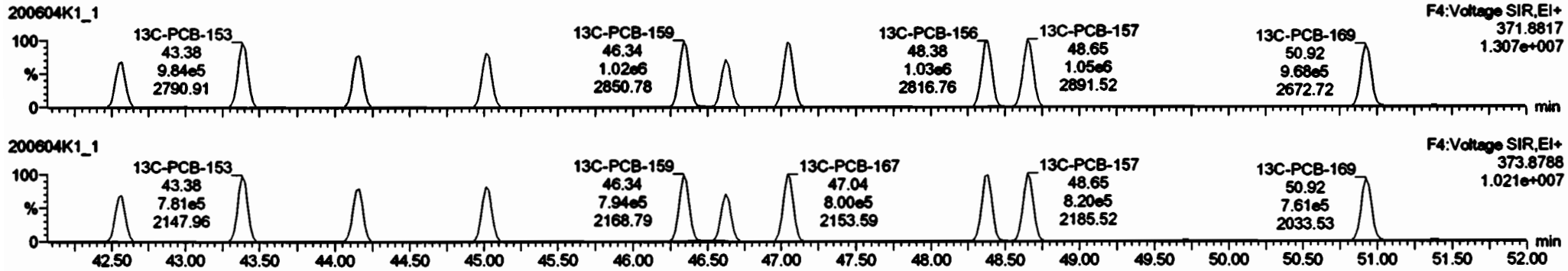
Last Altered: Friday, June 05, 2020 12:48:38 Pacific Daylight Time
Printed: Friday, June 05, 2020 12:49:40 Pacific Daylight Time

Name: 200604K1_1, Date: 04-Jun-2020, Time: 08:16:37, ID: ST200604K1-1 PCB 209 CS3 19G2609, Description: PCB 209 CS3 19G2609

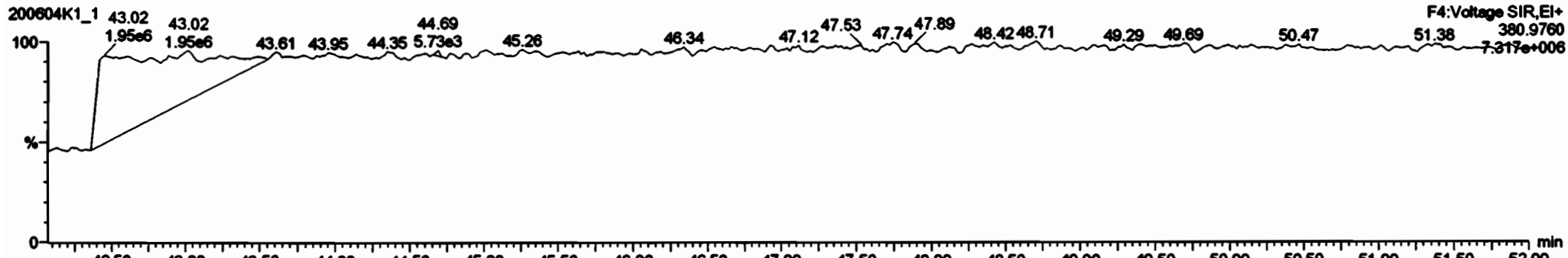
PCB-134/143



13C-PCB-153






PFK4b



Sample	Temp	RA	aly	WSP	valve	RT	WRT	Comp	StFlow	SL
200	Total Hg(mg)-PCBs			1.365	1.00			1220		1.30
201	4th Function Ode...			1.001	1.00			448		0.270
202	10th Function Ode...			1.190	1.00			198		0.182

Sample	RT	amt Hg(mg)	amt Hg(ug)	amt Resp	RA	aly	WSP	Comp	StFlow	SL		
1	PCB-141	44.10	5.440e6	4.373e6	4.282e6	3.401e6	1.24	NO	7.744e5	91.8	91.8	0.0740
2	PCB-108	43.83	7.103e6	5.707e6	5.404e6	4.372e6	1.25	NO	8.830e5	91.8	91.8	0.0573
3	PCB-153	43.40	6.830e6	5.388e6	5.325e6	4.204e6	1.27	NO	8.529e5	90.4	90.4	0.0578
4	PCB-132/161	43.21	6.533e6	6.962e6	1.037e6	6.221e5	1.28	NO	1.889e6	103	103	0.0803
5	PCB-146/165	42.89	1.158e7	9.240e6	1.017e6	6.128e5	1.25	NO	1.830e6	102	102	0.0807
6	PCB-142	42.74	4.830e6	3.794e6	3.754e6	2.980e6	1.28	NO	6.763e5	90.7	90.7	0.0818
7	PCB-131/133	42.59	1.070e7	8.888e6	8.347e6	6.708e6	1.24	NO	1.905e6	104	104	0.0782
8	PCB-134/143	42.30	8.885e6	7.216e6	7.843e6	6.362e6	1.23	NO	1.419e6	108	108	0.0813
9	PCB-167	48.07	7.015e6	5.814e6	5.885e6	4.530e6	1.25	NO	1.022e6	92.8	92.8	0.0578
10	PCB-158	48.80	7.537e6	6.121e6	6.021e6	4.819e6	1.22	NO	1.004e6	92.5	92.5	0.0545
11	PCB-167	47.08	7.083e6	5.840e6	5.703e6	4.883e6	1.22	NO	1.037e6	91.8	91.8	0.0583



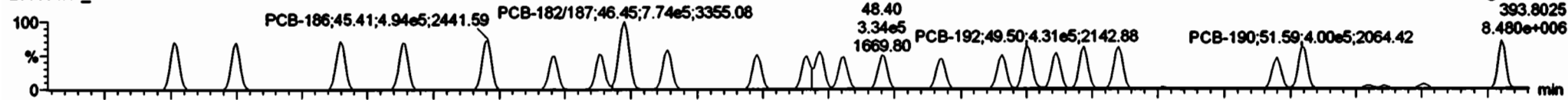
Dataset: Untitled

Last Altered: Friday, June 05, 2020 12:48:38 Pacific Daylight Time
Printed: Friday, June 05, 2020 12:49:40 Pacific Daylight Time

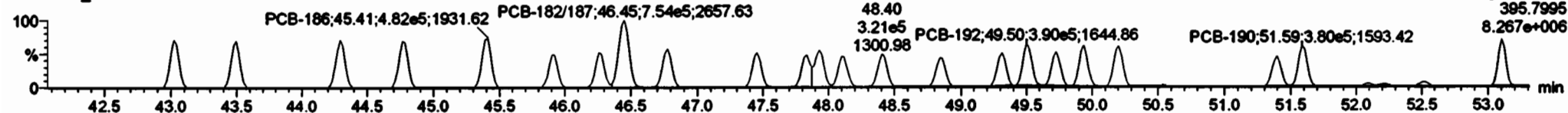
Name: 200604K1_1, Date: 04-Jun-2020, Time: 08:16:37, ID: ST200604K1-1 PCB 209 CS3 19G2609, Description: PCB 209 CS3 19G2609

PCB-188

200604K1_1



200604K1_1




13C-PCB-188

200604K1_1

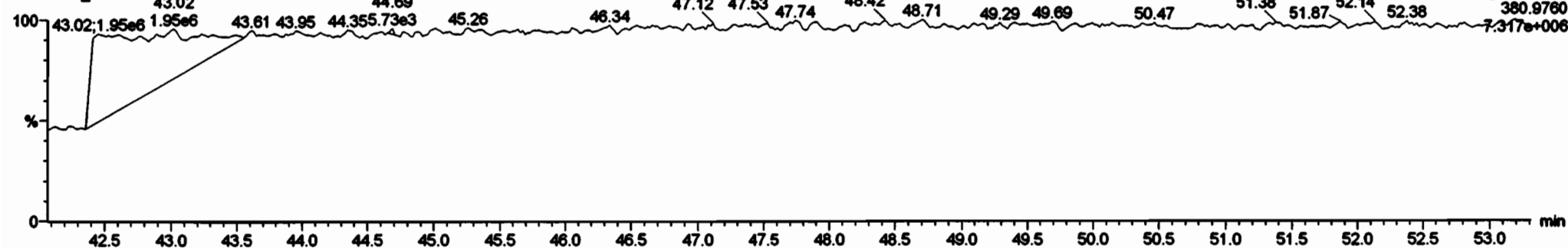


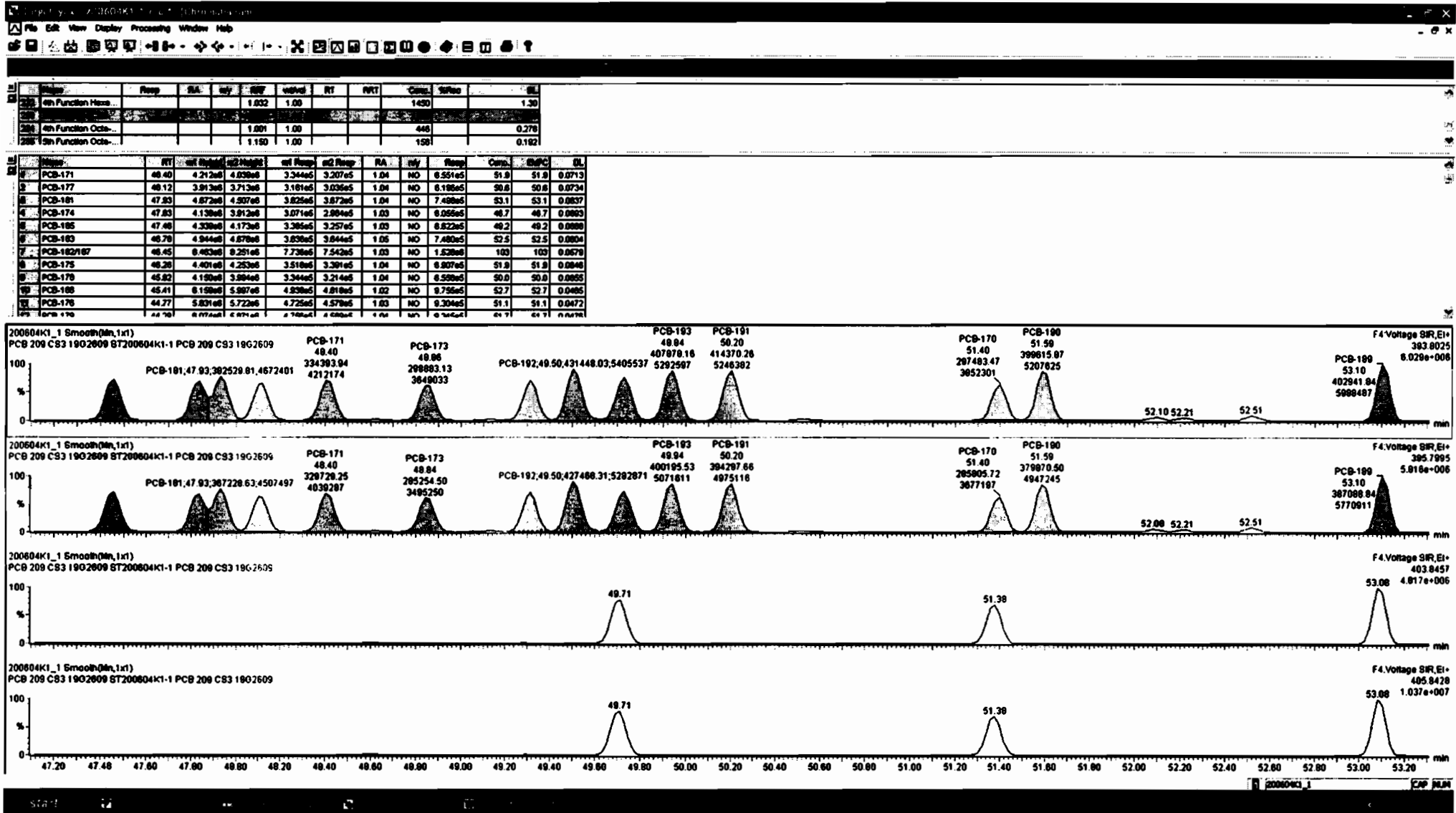
200604K1_1



PFK4c

200604K1_1





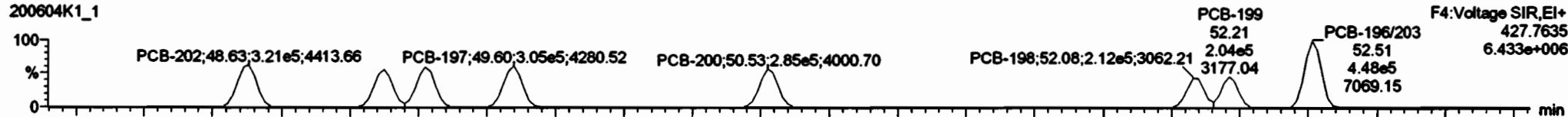
Dataset: Untitled

Last Altered: Friday, June 05, 2020 12:48:38 Pacific Daylight Time
Printed: Friday, June 05, 2020 12:49:40 Pacific Daylight Time

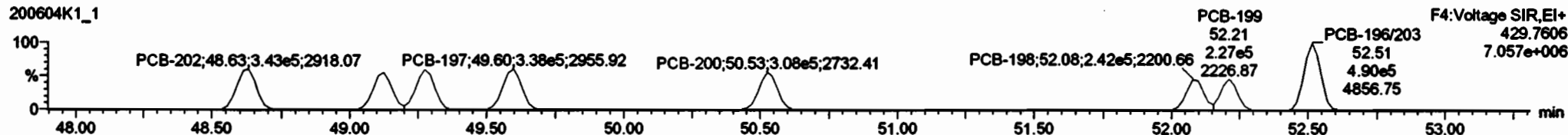
Name: 200604K1_1, Date: 04-Jun-2020, Time: 08:16:37, ID: ST200604K1-1 PCB 209 CS3 19G2609, Description: PCB 209 CS3 19G2609

PCB-202

200604K1_1



200604K1_1

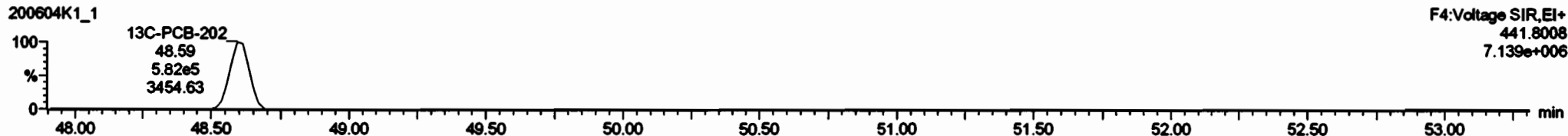


13C-PCB-202

200604K1_1

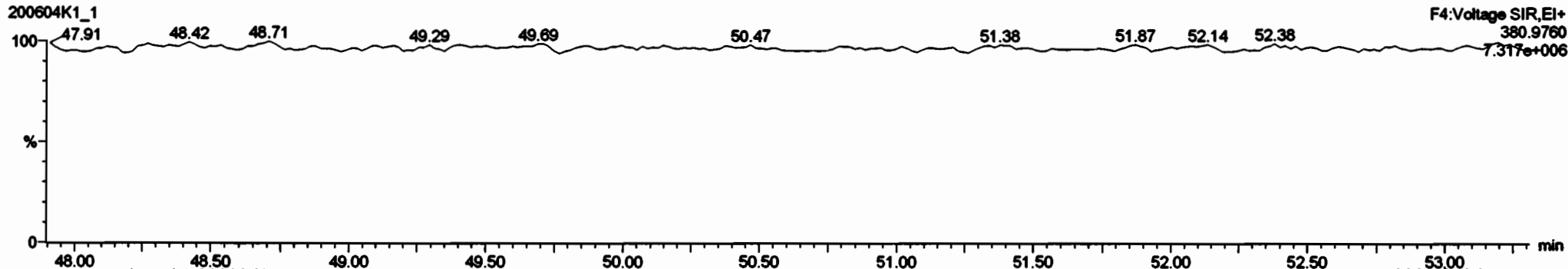


200604K1_1



PFK4d

200604K1_1



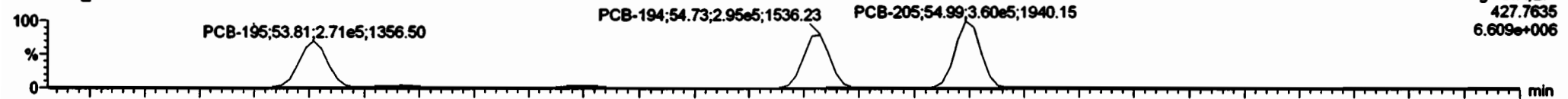
Dataset: Untitled

Last Altered: Friday, June 05, 2020 12:48:38 Pacific Daylight Time
Printed: Friday, June 05, 2020 12:49:40 Pacific Daylight Time

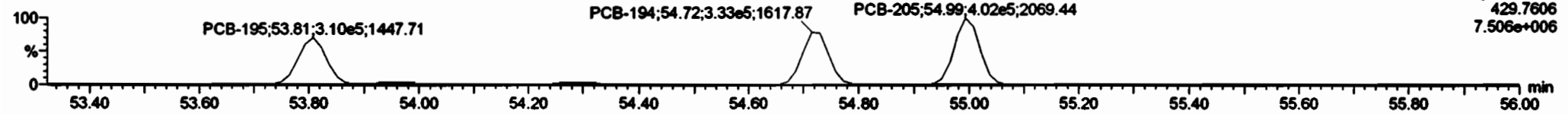
Name: 200604K1_1, Date: 04-Jun-2020, Time: 08:16:37, ID: ST200604K1-1 PCB 209 CS3 19G2609, Description: PCB 209 CS3 19G2609

PCB-195

200604K1_1

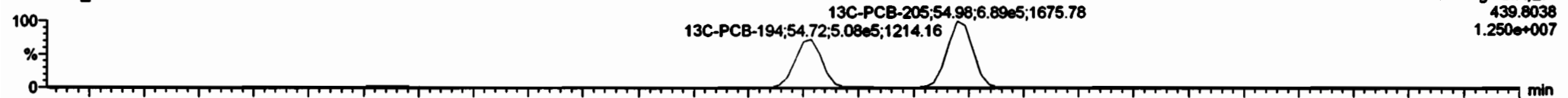


200604K1_1

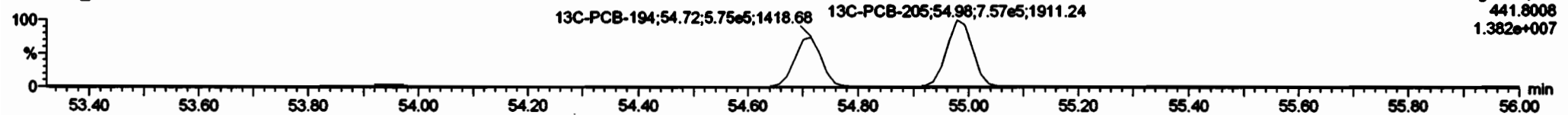


13C-PCB-194

200604K1_1

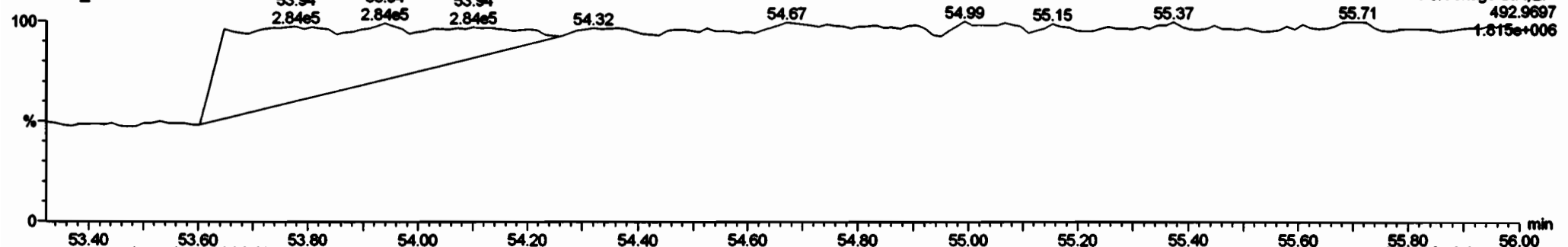


200604K1_1



PFK5a

200604K1_1



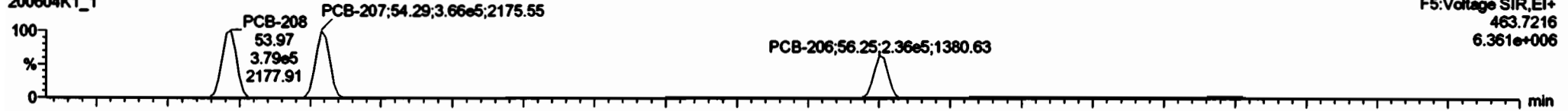
Dataset: Untitled

Last Altered: Friday, June 05, 2020 12:48:38 Pacific Daylight Time
Printed: Friday, June 05, 2020 12:49:40 Pacific Daylight Time

Name: 200604K1_1, Date: 04-Jun-2020, Time: 08:16:37, ID: ST200604K1-1 PCB 209 CS3 19G2809, Description: PCB 209 CS3 19G2809

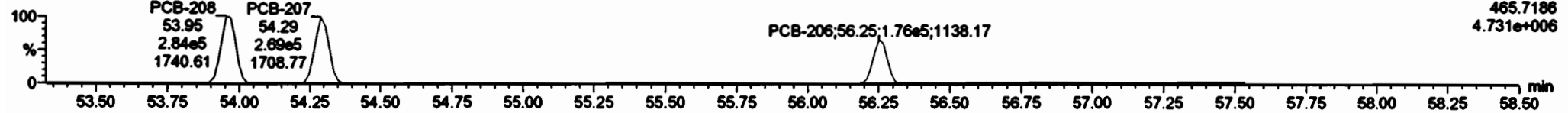
PCB-208

200604K1_1



F5:Voltage SIR,EI+
463.7216
6.361e+006


200604K1_1



F5:Voltage SIR,EI+
465.7186
4.731e+006

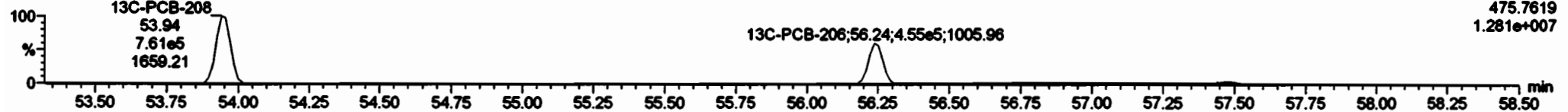
13C-PCB-208

200604K1_1



F5:Voltage SIR,EI+
473.7648
9.851e+006

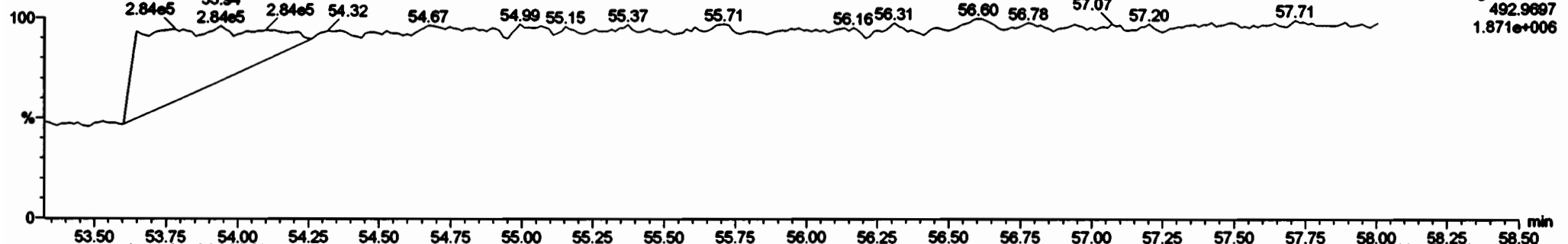
200604K1_1



F5:Voltage SIR,EI+
475.7619
1.281e+007

PFK5

200604K1_1



F5:Voltage SIR,EI+
492.9897
1.871e+006

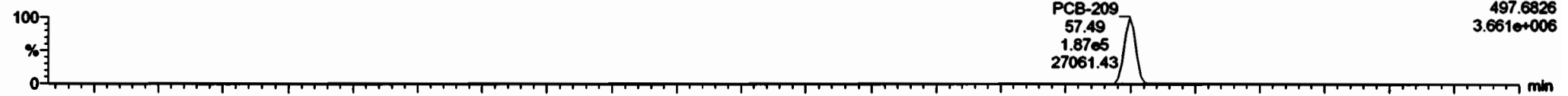
Dataset: Untitled

Last Altered: Friday, June 05, 2020 12:48:38 Pacific Daylight Time
Printed: Friday, June 05, 2020 12:49:40 Pacific Daylight Time

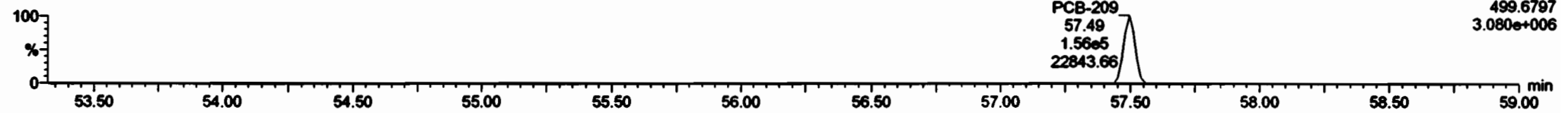
Name: 200604K1_1, Date: 04-Jun-2020, Time: 08:16:37, ID: ST200604K1-1 PCB 209 CS3 19G2609, Description: PCB 209 CS3 19G2609

PCB-209

200604K1_1

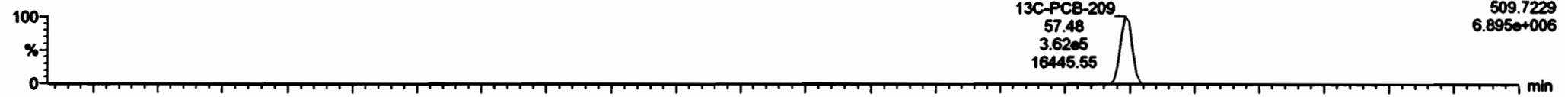


200604K1_1




13C-PCB-209

200604K1_1

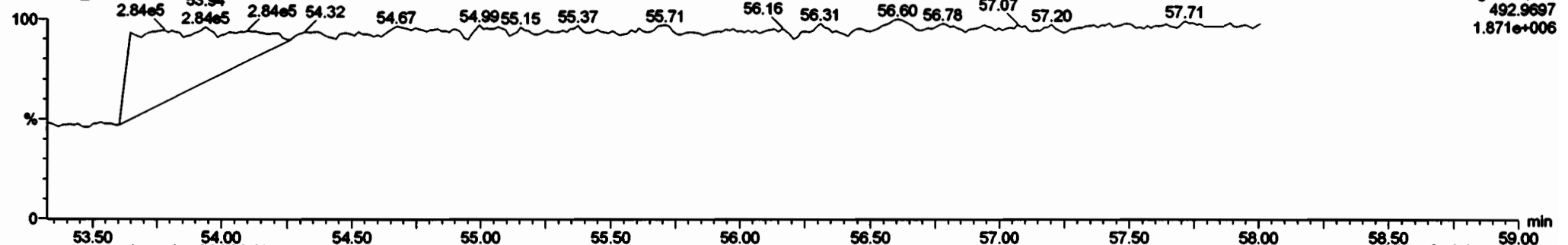


200604K1_1



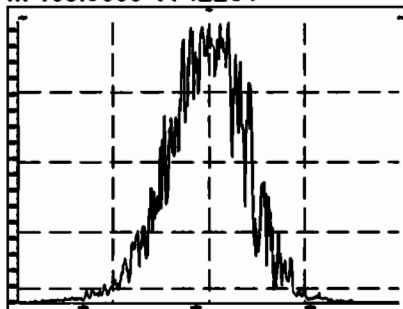
PFK5b

200604K1_1

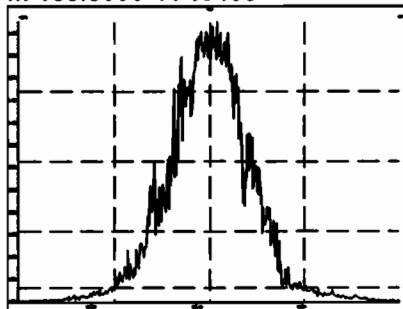


Printed: Thursday, June 04, 2020 19:33:57 Pacific Daylight Time

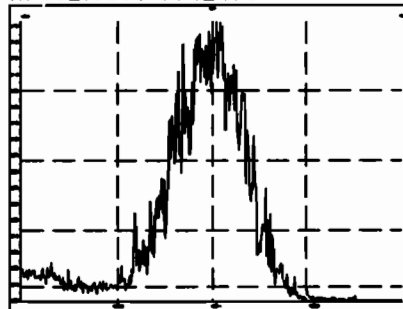
M 168.9888 R 12261



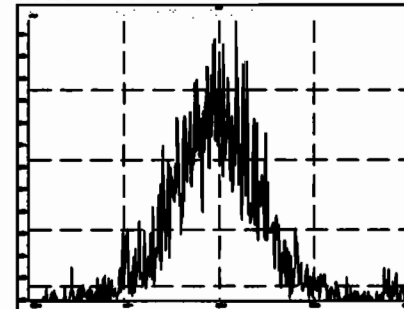
M 180.9888 R 10463



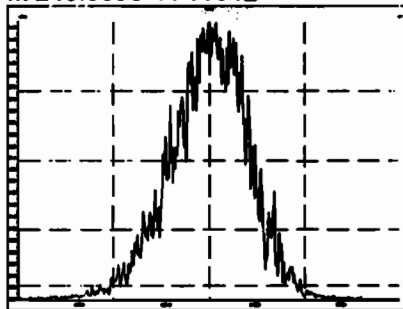
M 192.9888 R 12170



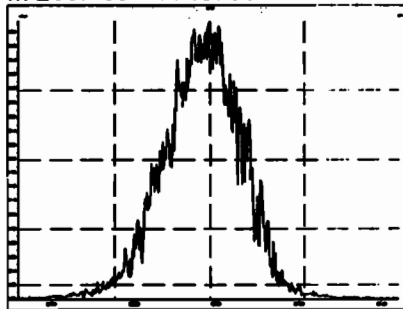
M 204.9888 R 12732



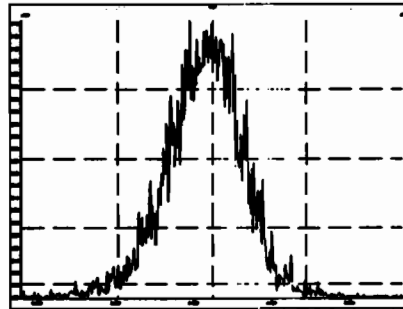
M 218.9856 R 11012



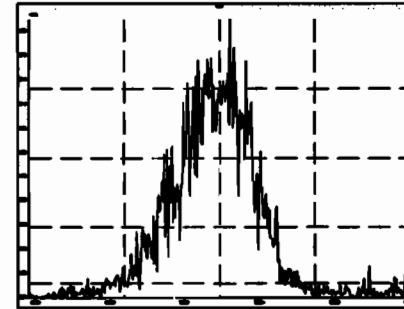
M 230.9856 R 10753



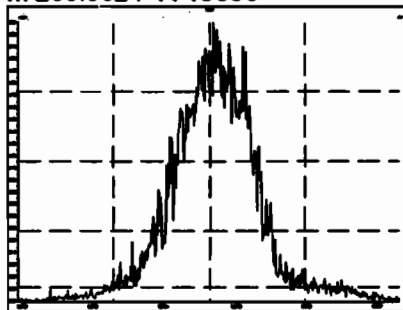
M 242.9856 R 11647



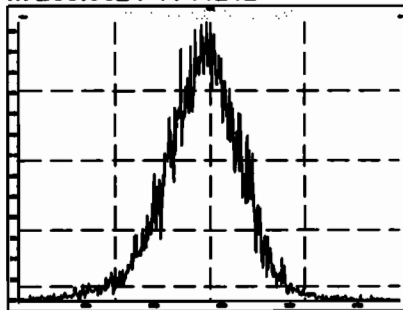
M 254.9856 R 12142



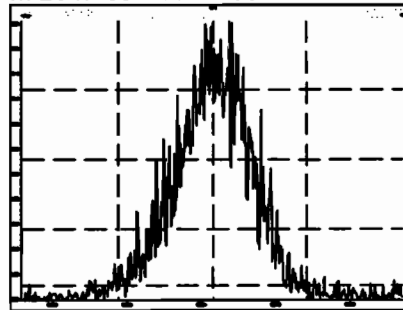
M 268.9824 R 10886



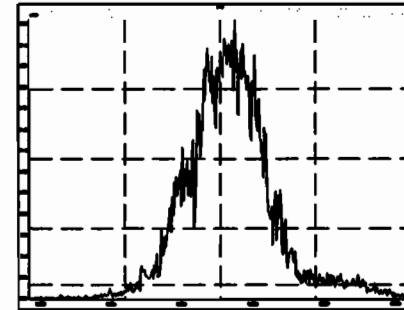
M 280.9824 R 11212



M 254.9856 R 11155

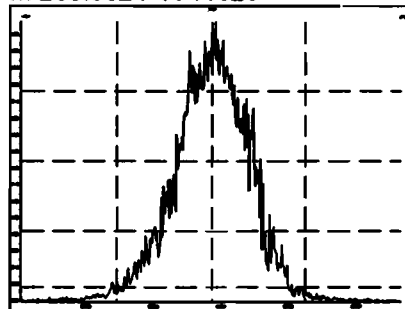


M 268.9824 R 10001

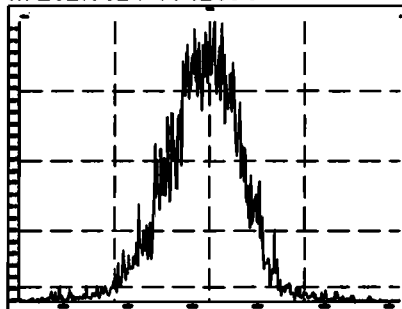


Printed: Thursday, June 04, 2020 19:33:57 Pacific Daylight Time

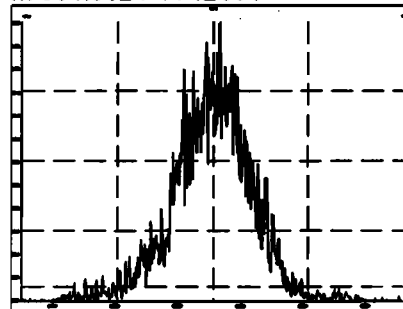
M 280.9824 R 11629



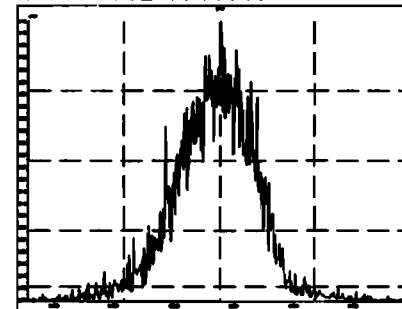
M 292.9824 R 12051



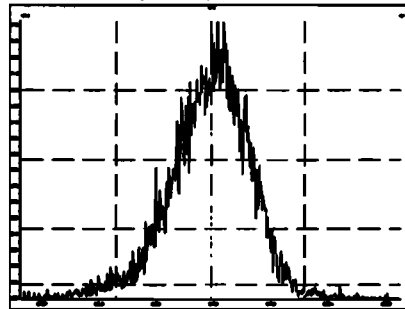
M 304.9824 R 12661



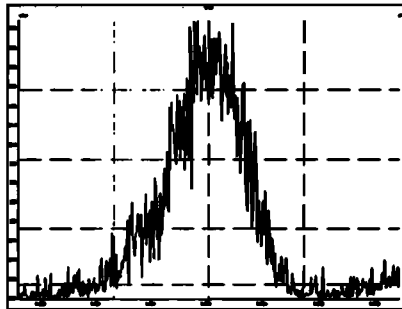
M 318.9792 R 11640



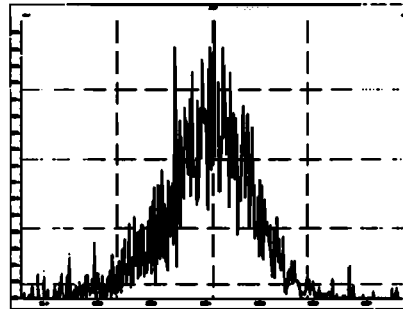
M 330.9792 R 10991



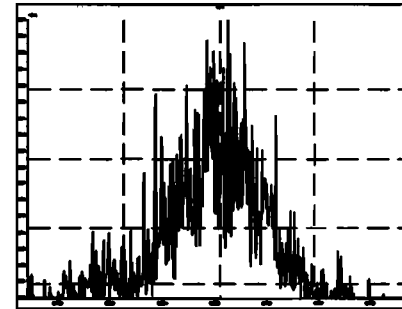
M 342.9792 R 12077



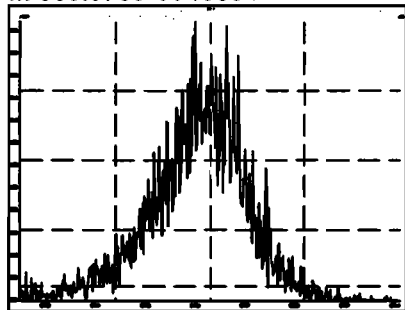
M 354.9792 R 11998



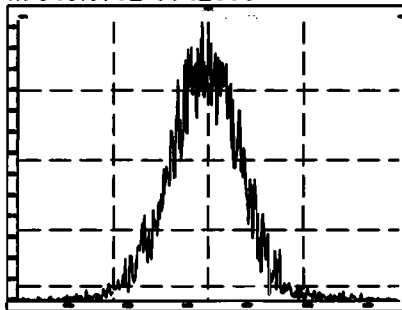
M 366.9792 R 13055



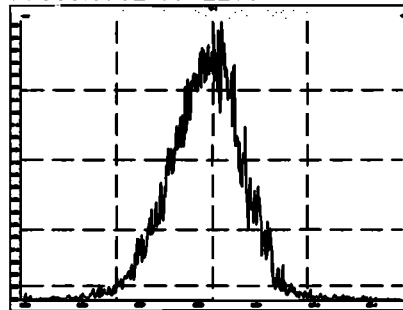
M 380.9760 R 10804



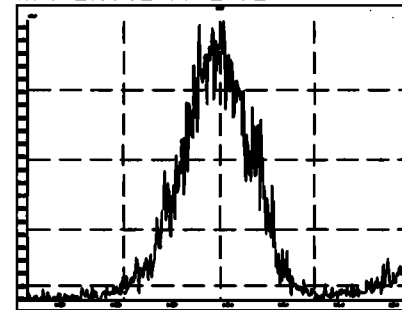
M 318.9792 R 12860



M 330.9792 R 12209

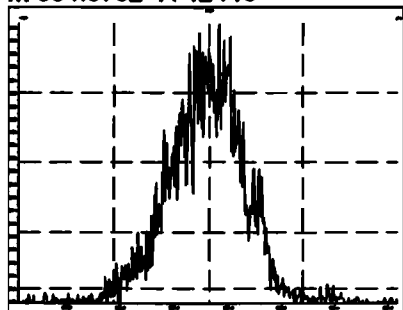


M 342.9792 R 12472

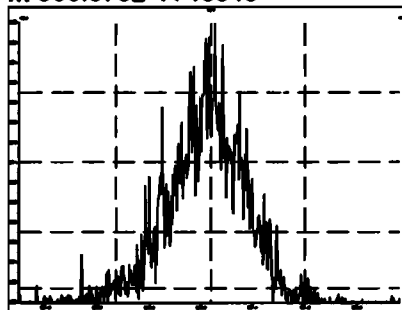


Printed: Thursday, June 04, 2020 19:33:57 Pacific Daylight Time

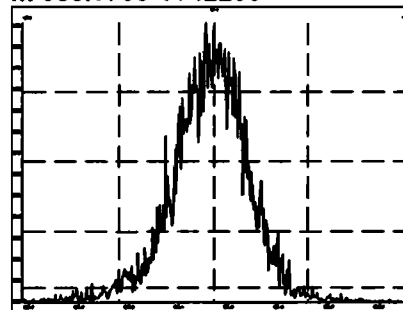
M 354.9792 R 12410



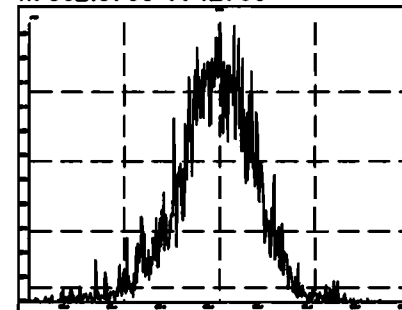
M 366.9792 R 13545



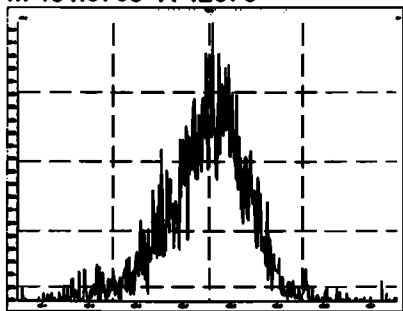
M 380.9760 R 12286



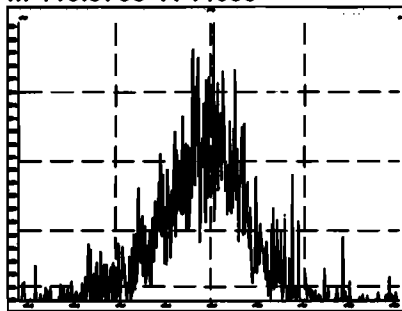
M 392.9760 R 12795



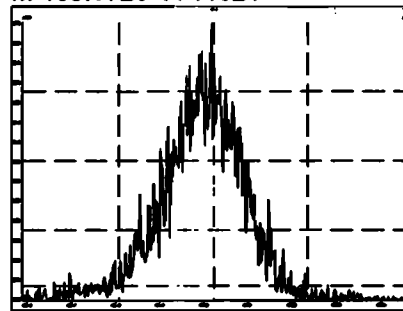
M 404.9760 R 12876



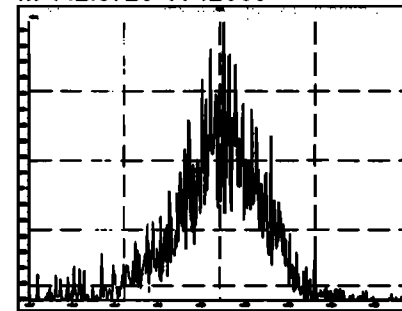
M 416.9760 R 14995



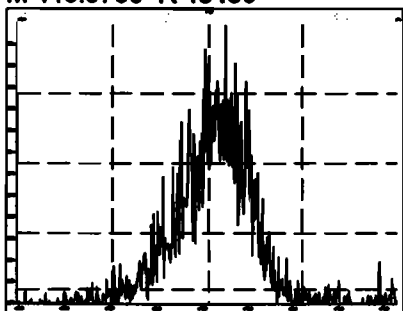
M 430.9728 R 11521



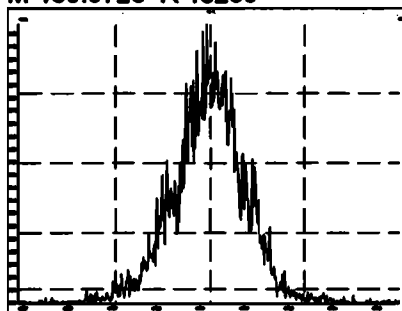
M 442.9728 R 12965



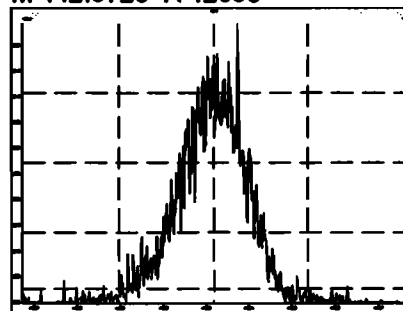
M 416.9760 R 15159



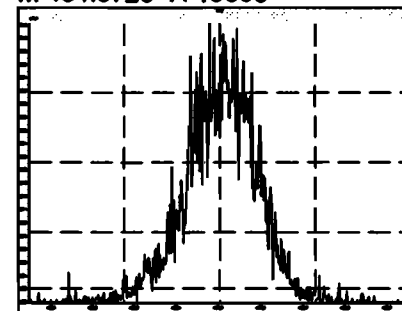
M 430.9728 R 13230



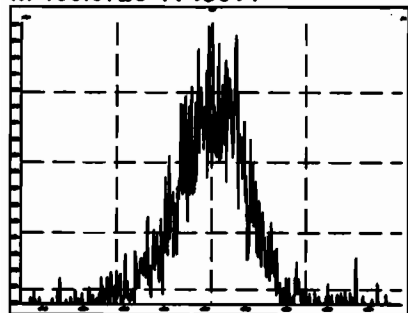
M 442.9728 R 12956



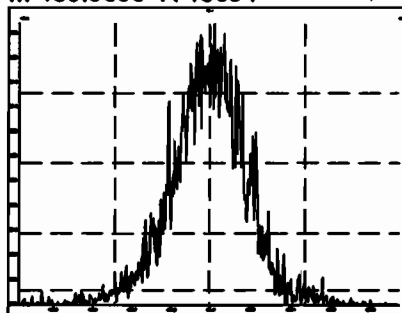
M 454.9728 R 13368



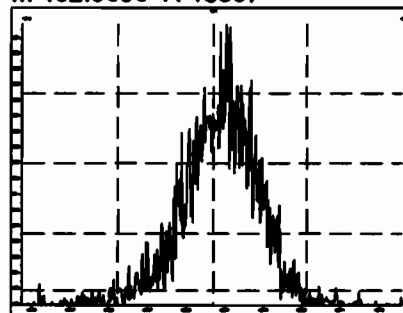
M 466.9728 R 15314



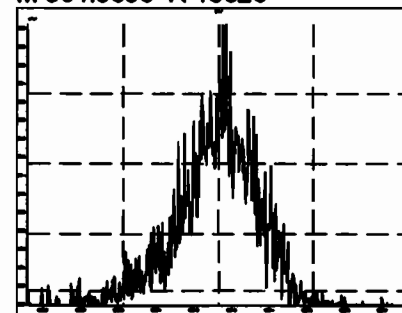
M 480.9696 R 13054



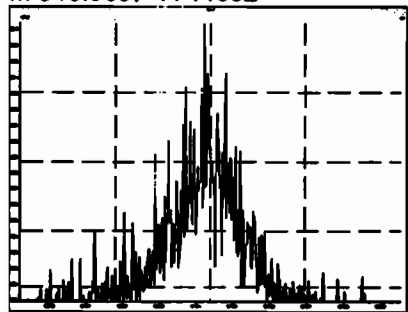
M 492.9696 R 13587



M 504.9696 R 13626



M 516.9697 R 14882



HRMS CALIBRATION STANDARDS REVIEW CHECKLIST

Beg. Calibration ID: ST200604#2-1

Reviewed By: CT (XG/09/2020)
Initials & Date

End Calibration ID: NA

	<u>Beg.</u>	<u>End</u>		<u>Beg.</u>	<u>End</u>
Ion abundance within QC limits?	<input checked="" type="checkbox"/>	<input type="checkbox" value="NA"/>	Mass resolution \geq	<input checked="" type="checkbox"/>	<input checked="" type="checkbox"/>
Concentrations within criteria?	<input checked="" type="checkbox"/>	<input type="checkbox"/>	<input type="checkbox"/> 5k <input type="checkbox"/> 6-8K <input type="checkbox"/> 8K <input checked="" type="checkbox"/> 10K		
TCDD/TCDF Valleys <25%	<input checked="" type="checkbox" value="NA"/>	<input type="checkbox"/>	1614 1699 429 1613/1668/8280	<input checked="" type="checkbox"/>	<input type="checkbox" value="NA"/>
First and last eluters present?	<input checked="" type="checkbox" value="NA"/>	<input type="checkbox"/>	Intergrated peaks display correctly?	<input checked="" type="checkbox"/>	<input type="checkbox" value="NA"/>
Retention Times within criteria?	<input checked="" type="checkbox"/>	<input type="checkbox"/>	GC Break <20%	<input type="checkbox" value="NA"/>	
Verification Std. named correctly?	<input checked="" type="checkbox"/>	<input type="checkbox"/>	<u>8280 CS1 End Standard:</u>		
(ST-Year-Month-Day-VG ID)	<input checked="" type="checkbox"/>	<input type="checkbox"/>	- Ratios within limits, S/N <2.5:1, CS1 within 12 hours	<input type="checkbox" value="NA"/>	
Forms signed and dated?	<input checked="" type="checkbox"/>	<input type="checkbox"/>	Comments:		
Correct ICAL referenced?	<u>GEB</u>	<input type="checkbox"/>			
<u>Run Log:</u>					
- Correct instrument listed?	<input checked="" type="checkbox"/>	<input checked="" type="checkbox"/>			
- Samples within 12 hour clock?	<input checked="" type="checkbox" value="Y"/>	<input type="checkbox" value="N"/>			
- Bottle position verified?	<u>GEB</u>	<input type="checkbox"/>			

Dataset: U:\VG11.PRO\Results\200604K2\200604K2-3.qld

Last Altered: Friday, June 05, 2020 10:25:37 Pacific Daylight Time
Printed: Friday, June 05, 2020 13:19:12 Pacific Daylight Time

CRB 06/05/2020

07 06/08/2020

Method: U:\VG11.PRO\MethDB\PCB-209_ZB1_6-1-20.mdb 02 Jun 2020 10:36:07
Calibration: U:\VG11.PRO\CurveDB\vb1_PCBvg11-6-1-20.cdb 02 Jun 2020 10:21:16

Name: 200604K2_3, Date: 04-Jun-2020, Time: 21:35:04, ID: ST200604K2-1 PCB 209 CS3 19G2609, Description: PCB 209 CS3 19G2609

#	Name	Resp	RA	dy	RRF	wt/vol	Pred.RT	RT	Pred.R	RRT	Check RRT	Conc	%Rec	DL	EMPC
1	1 PCB-1	2.18e6	3.17	NO	1.17	1.000	15.57	15.58	1.001	1.002	NO	54.63	109.75-125%	0.00638	54.63
2	2 PCB-2	2.23e6	3.14	NO	1.18	1.000	17.98	17.97	0.988	0.988	NO	54.31	109	0.00647	54.31
3	3 PCB-3	2.20e6	3.08	NO	1.15	1.000	18.21	18.21	1.001	1.001	NO	55.28	111	0.00666	55.28
4	4 PCB-4/10	3.30e6	1.56	NO	1.25	1.000	19.63	19.64	1.004	1.004	NO	107.5	107	0.0211	107.5
5	5 PCB-7/9	4.10e6	1.55	NO	0.960	1.000	21.44	21.43	1.003	1.002	NO	106.2	106	0.0175	106.2
6	6 PCB-6	2.16e6	1.55	NO	1.02	1.000	22.09	22.08	1.033	1.033	NO	52.48	105	0.0164	52.48
7	7 PCB-5/8	4.27e6	1.56	NO	0.992	1.000	22.50	22.49	1.052	1.052	NO	107.0	107	0.0169	107.0
8	8 PCB-14	2.18e6	1.56	NO	1.02	1.000	23.63	23.63	0.952	0.952	NO	53.73	107	0.0176	53.73
9	9 PCB-11	2.35e6	1.58	NO	1.13	1.000	24.84	24.85	1.001	1.001	NO	52.33	105	0.0159	52.33
10	10 PCB-12/13	4.38e6	1.56	NO	1.03	1.000	25.28	25.23	1.018	1.016	NO	107.0	107	0.0174	107.0
11	11 PCB-15	2.27e6	1.57	NO	1.03	1.000	25.59	25.58	1.031	1.030	NO	54.98	110	0.0173	54.98
12	12 PCB-19	1.08e6	1.02	NO	1.11	1.000	23.82	23.81	1.001	1.001	NO	52.85	106	0.0150	52.85
13	13 PCB-30	1.75e6	1.03	NO	1.79	1.000	24.72	24.72	1.039	1.039	NO	52.96	106	0.00923	52.96
14	14 PCB-18	1.17e6	1.01	NO	0.818	1.000	25.49	25.50	0.952	0.952	NO	52.68	105	0.0140	52.68
15	15 PCB-17	1.11e6	1.02	NO	0.758	1.000	25.67	25.67	0.958	0.958	NO	53.71	107	0.0151	53.71
16	16 PCB-24/27	3.13e6	1.02	NO	1.08	1.000	26.28	26.27	0.981	0.981	NO	106.4	106	0.0106	106.4
17	17 PCB-16/32	2.68e6	1.02	NO	0.925	1.000	26.81	26.81	1.001	1.001	NO	106.6	107	0.0124	106.6
18	18 PCB-34	1.71e6	1.02	NO	0.945	1.000	27.60	27.62	0.959	0.959	NO	46.73	93.5	0.0211	46.73
19	19 PCB-23	1.85e6	1.03	NO	0.883	1.000	27.69	27.71	0.962	0.962	NO	54.01	108	0.0226	54.01
20	20 PCB-29	1.71e6	1.06	NO	0.893	1.000	27.95	27.97	0.971	0.972	NO	49.48	99.0	0.0223	49.48
21	21 PCB-26	1.86e6	1.06	NO	0.944	1.000	28.18	28.17	0.979	0.979	NO	50.89	102	0.0211	50.89
22	22 PCB-25	1.85e6	1.04	NO	0.950	1.000	28.33	28.34	0.984	0.984	NO	50.22	100	0.0210	50.22
23	23 PCB-31	2.14e6	1.03	NO	1.04	1.000	28.70	28.72	0.997	0.997	NO	53.31	107	0.0192	53.31
24	24 PCB-28	1.95e6	1.05	NO	1.03	1.000	28.81	28.81	1.001	1.001	NO	49.06	98.1	0.0194	49.06
25	25 PCB-20/21/33	5.48e6	1.02	NO	0.941	1.000	29.45	29.44	1.023	1.023	NO	150.1	100	0.0212	150.1
26	26 PCB-22	1.95e6	1.05	NO	0.973	1.000	29.89	29.91	1.038	1.039	NO	51.52	103	0.0205	51.52
27	27 PCB-36	1.99e6	1.05	NO	1.08	1.000	30.54	30.54	0.931	0.931	NO	53.42	107	0.0201	53.42
28	28 PCB-39	1.83e6	1.02	NO	0.988	1.000	31.02	31.02	0.946	0.946	NO	53.45	107	0.0219	53.45
29	29 PCB-38	1.94e6	1.03	NO	1.05	1.000	31.82	31.82	0.970	0.970	NO	53.42	107	0.0206	53.42
30	30 PCB-35	1.94e6	1.06	NO	1.04	1.000	32.36	32.36	0.987	0.987	NO	53.74	107	0.0207	53.74
31	31 PCB-37	1.91e6	1.05	NO	1.01	1.000	32.81	32.81	1.001	1.001	NO	54.72	109	0.0214	54.72

Dataset: U:\VG11.PRO\Results\200604K2\200604K2-3.qld

Last Altered: Friday, June 05, 2020 10:25:37 Pacific Daylight Time

Printed: Friday, June 05, 2020 13:19:12 Pacific Daylight Time

Name: 200604K2_3, Date: 04-Jun-2020, Time: 21:35:04, ID: ST200604K2-1 PCB 209 CS3 19G2609, Description: PCB 209 CS3 19G2609

#	Name	Resp	RA	ny	RRF	w/tol	Pred.RT	RT	Pred.R	RRT	Check RRT	Conc	%Rec	DL	EMPC
32	32 PCB-54	1.46e6	0.78	NO	1.08	1.000	27.66	27.65	1.001	1.001	NO	54.47	109	0.0135	54.47
33	33 PCB-50	1.17e6	0.75	NO	0.880	1.000	28.85	28.86	1.044	1.044	NO	53.69	107	0.0168	53.69
34	34 PCB-53	1.09e6	0.76	NO	0.997	1.000	29.52	29.53	0.944	0.944	NO	54.98	110	0.0188	54.98
35	35 PCB-51	1.18e6	0.76	NO	1.07	1.000	29.87	29.89	0.955	0.955	NO	55.72	111	0.0174	55.72
36	36 PCB-45	9.20e5	0.77	NO	0.858	1.000	30.32	30.33	0.969	0.970	NO	53.77	108	0.0216	53.77
37	37 PCB-46	8.94e5	0.77	NO	0.831	1.000	30.81	30.84	0.985	0.986	NO	54.01	108	0.0223	54.01
38	38 PCB-52/69	2.61e6	0.76	NO	1.17	1.000	31.32	31.32	1.001	1.001	NO	112.3	112	0.0159	112.3
39	39 PCB-73	1.52e6	0.78	NO	1.44	1.000	31.43	31.45	1.005	1.005	NO	53.00	106	0.0128	52.99
40	40 PCB-43/49	2.20e6	0.76	NO	1.02	1.000	31.61	31.62	1.010	1.011	NO	108.8	109	0.0182	108.8
41	41 PCB-47	1.09e6	0.76	NO	0.922	1.000	31.82	31.82	1.001	1.001	NO	55.55	111	0.0188	55.55
42	42 PCB-48/75	2.58e6	0.77	NO	1.12	1.000	31.93	31.95	1.004	1.005	NO	108.5	108	0.0153	108.5
43	43 PCB-65	1.41e6	0.78	NO	1.28	1.000	32.20	32.21	1.013	1.013	NO	51.67	103	0.0134	51.67
44	44 PCB-62	1.36e6	0.77	NO	1.13	1.000	32.31	32.33	1.016	1.016	NO	56.70	113	0.0152	56.70
45	45 PCB-44	9.48e5	0.77	NO	0.824	1.000	32.64	32.66	1.026	1.027	NO	54.18	108	0.0208	54.18
46	46 PCB-42/59	2.42e6	0.76	NO	1.05	1.000	32.87	32.88	1.033	1.034	NO	108.4	108	0.0163	108.4
47	47 PCB-41/64/71/72	5.50e6	0.77	NO	1.19	1.000	33.49	33.48	1.053	1.053	NO	218.2	109	0.0144	218.2
48	48 PCB-68	1.46e6	0.76	NO	1.28	1.000	33.74	33.76	1.061	1.061	NO	53.88	108	0.0134	53.88
49	49 PCB-40	7.04e5	0.78	NO	0.602	1.000	33.97	33.98	1.068	1.069	NO	55.06	110	0.0285	55.06
50	50 PCB-57	1.57e6	0.77	NO	1.16	1.000	34.34	34.35	0.969	0.970	NO	53.76	108	0.0130	53.76
51	51 PCB-67	1.47e6	0.76	NO	1.08	1.000	34.65	34.67	0.978	0.979	NO	54.00	108	0.0140	54.01
52	52 PCB-58	1.57e6	0.78	NO	1.20	1.000	34.76	34.78	0.981	0.982	NO	52.00	104	0.0128	52.00
53	53 PCB-63	1.44e6	0.75	NO	1.07	1.000	34.93	34.95	0.986	0.986	NO	53.67	107	0.0141	53.67
54	54 PCB-74	1.56e6	0.76	NO	1.19	1.000	35.23	35.25	0.994	0.995	NO	52.50	105	0.0128	52.51
55	55 PCB-61/70	2.93e6	0.77	NO	1.05	1.000	35.45	35.38	1.000	0.998	NO	110.7	111	0.0144	110.7
56	56 PCB-76/66	3.13e6	0.76	NO	1.16	1.000	35.64	35.66	1.006	1.006	NO	107.1	107	0.0130	107.1
57	57 PCB-80	1.68e6	0.77	NO	1.19	1.000	35.90	35.90	1.001	1.000	NO	54.01	108	0.0122	54.01
58	58 PCB-55	1.68e6	0.76	NO	1.17	1.000	36.24	36.21	1.010	1.009	NO	54.99	110	0.0124	54.99
59	59 PCB-56/60	2.85e6	0.77	NO	1.02	1.000	36.74	36.74	1.024	1.024	NO	108.2	108	0.0142	108.2
60	60 PCB-79	1.62e6	0.77	NO	1.14	1.000	37.84	37.83	1.055	1.054	NO	55.09	110	0.0127	55.09
61	61 PCB-78	1.53e6	0.75	NO	1.14	1.000	38.56	38.56	0.987	0.987	NO	53.39	107	0.0131	53.40
62	62 PCB-81	1.42e6	0.77	NO	1.05	1.000	39.10	39.10	1.000	1.000	NO	53.57	107	0.0143	53.57
63	63 PCB-77	1.51e6	0.79	NO	1.14	1.000	39.71	39.71	1.000	1.000	NO	52.96	106	0.0129	52.96
64	64 PCB-104	9.81e5	1.59	NO	1.12	1.000	32.49	32.51	1.001	1.001	NO	53.68	107	0.0123	53.68
65	65 PCB-96	9.91e5	1.55	NO	1.15	1.000	33.79	33.81	1.041	1.041	NO	52.74	105	0.0120	52.74

Dataset: U:\VG11.PRO\Results\200604K2\200604K2-3.qld

Last Altered: Friday, June 05, 2020 10:25:37 Pacific Daylight Time

Printed: Friday, June 05, 2020 13:19:12 Pacific Daylight Time

Name: 200604K2_3, Date: 04-Jun-2020, Time: 21:35:04, ID: ST200604K2-1 PCB 209 CS3 19G2609, Description: PCB 209 CS3 19G2609

#	Name	Resp	RA	ny	RRF	wt/ol	Pred.RT	RT	Pred.R	RRT	Check RRT	Conc.	%Rec	DL	EMPC
66	66 PCB-103	7.79e5	1.56	NO	0.936	1.000	34.34	34.37	1.058	1.058	NO	51.13	102.75-125%	0.0148	51.13
67	67 PCB-100	8.01e5	1.56	NO	0.954	1.000	34.71	34.72	1.069	1.069	NO	51.58	103	0.0145	51.58
68	68 PCB-94	6.32e5	1.57	NO	0.949	1.000	35.23	35.23	0.985	0.985	NO	51.05	102	0.0179	51.05
69	69 PCB-95/98/102	2.50e6	1.57	NO	1.20	1.000	35.71	35.71	0.999	0.999	NO	159.1	106	0.0141	159.1
70	70 PCB-93	5.66e5	1.60	NO	0.935	1.000	35.83	35.84	1.002	1.003	NO	46.40	92.8	0.0181	46.40
71	71 PCB-88/91	1.33e6	1.56	NO	1.06	1.000	36.18	36.18	1.012	1.012	NO	95.32	95.3	0.0159	95.32
72	72 PCB-121	1.21e6	1.60	NO	1.71	1.000	36.27	36.27	1.015	1.015	NO	54.32	109	0.00992	54.32
73	73 PCB-84/92	1.35e6	1.59	NO	1.02	1.000	37.13	37.13	0.990	0.990	NO	102.9	103	0.0171	102.9
74	74 PCB-89	7.49e5	1.56	NO	1.11	1.000	37.31	37.31	0.995	0.995	NO	52.45	105	0.0157	52.45
75	75 PCB-90/101	1.46e6	1.58	NO	1.12	1.000	37.52	37.50	1.000	1.000	NO	100.4	100	0.0155	100.4
76	76 PCB-113	1.07e6	1.55	NO	1.51	1.000	37.76	37.76	1.007	1.007	NO	54.71	109	0.0115	54.71
77	77 PCB-99	7.93e5	1.55	NO	1.32	1.000	37.85	37.85	1.009	1.009	NO	46.47	92.9	0.0132	46.47
78	78 PCB-119	1.04e6	1.57	NO	1.81	1.000	38.34	38.33	0.987	0.987	NO	50.67	101	0.0108	50.67
79	79 PCB-108/112	1.71e6	1.55	NO	1.44	1.000	38.49	38.48	0.991	0.991	NO	103.9	104	0.0135	103.9
80	80 PCB-83	1.08e6	1.60	NO	1.83	1.000	38.64	38.65	0.995	0.995	NO	51.73	103	0.0106	51.73
81	81 PCB-97	7.41e5	1.56	NO	1.28	1.000	38.86	38.86	1.000	1.000	NO	50.81	102	0.0152	50.81
82	82 PCB-86	7.42e5	1.54	NO	1.12	1.000	39.02	39.01	1.005	1.004	NO	58.38	117	0.0175	58.38
83	83 PCB-87/117/125	2.76e6	1.56	NO	1.56	1.000	39.16	39.14	1.008	1.008	NO	155.5	104	0.0125	155.5
84	84 PCB-111/115	2.14e6	1.57	NO	1.91	1.000	39.31	39.30	1.012	1.012	NO	98.22	98.2	0.0102	98.22
85	85 PCB-85/116	1.75e6	1.58	NO	1.41	1.000	39.44	39.43	1.015	1.015	NO	108.9	109	0.0138	109.0
86	86 PCB-120	1.20e6	1.60	NO	2.01	1.000	39.70	39.69	1.022	1.022	NO	52.61	105	0.00973	52.61
87	87 PCB-110	1.01e6	1.60	NO	1.74	1.000	39.85	39.84	1.026	1.026	NO	50.71	101	0.0112	50.71
88	88 PCB-82	6.20e5	1.58	NO	0.781	1.000	40.48	40.47	0.976	0.976	NO	50.47	101	0.0184	50.48
89	89 PCB-124	1.07e6	1.55	NO	1.40	1.000	41.19	41.18	0.993	0.993	NO	48.91	97.8	0.0103	48.91
90	90 PCB-107/109	2.21e6	1.57	NO	1.34	1.000	41.33	41.33	0.996	0.996	NO	104.7	105	0.0107	104.7
91	91 PCB-123	9.98e5	1.58	NO	1.20	1.000	41.50	41.50	1.000	1.000	NO	52.92	106	0.0120	52.92
92	92 PCB-106/118	2.11e6	1.57	NO	1.22	1.000	41.70	41.72	1.001	1.001	NO	105.3	105	0.0116	105.3
93	93 PCB-114	1.38e6	1.54	NO	1.14	1.000	42.36	42.36	1.000	1.000	NO	52.26	105	0.0199	52.26
94	94 PCB-122	1.19e6	1.55	NO	0.944	1.000	42.51	42.51	1.004	1.004	NO	54.55	109	0.0240	54.55
95	95 PCB-105	1.33e6	1.54	NO	1.05	1.000	43.25	43.25	1.000	1.000	NO	52.98	106	0.0216	52.98
96	96 PCB-127	1.39e6	1.59	NO	1.06	1.000	43.61	43.61	1.000	1.000	NO	53.26	107	0.0205	53.26
97	97 PCB-126	1.48e6	1.57	NO	1.17	1.000	45.56	45.56	1.000	1.000	NO	53.92	108	0.0195	53.92
98	98 PCB-155	5.61e5	1.29	NO	1.04	1.000	37.03	37.03	1.000	1.000	NO	48.94	97.9	0.00790	48.94
99	99 PCB-150	5.85e5	1.29	NO	1.08	1.000	38.35	38.35	1.036	1.036	NO	49.14	98.3	0.00761	49.14

Dataset: U:\VG11.PRO\Results\200604K2\200604K2-3.qld

Last Altered: Friday, June 05, 2020 10:25:37 Pacific Daylight Time

Printed: Friday, June 05, 2020 13:19:12 Pacific Daylight Time

Name: 200604K2_3, Date: 04-Jun-2020, Time: 21:35:04, ID: ST200604K2-1 PCB 209 CS3 19G2609, Description: PCB 209 CS3 19G2609

#	Name	Resp	RA	ny	RRF	w/vol	Pred.RT	RT	Pred.R	RRT	Check RRT	Conc.	%Rec	DL	EMPC
100	1... PCB-152	6.57e5	1.28	NO	1.19	1.000	38.84	38.84	1.049	1.049	NO	50.41	101	75-125/0.00695	50.41
101	1... PCB-145	6.41e5	1.29	NO	1.19	1.000	39.31	39.30	1.062	1.062	NO	49.10	98.2	0.00693	49.10
102	1... PCB-136	5.92e5	1.26	NO	1.02	1.000	39.64	39.64	1.071	1.071	NO	52.81	106	0.00807	52.81
103	1... PCB-148	4.29e5	1.27	NO	0.842	1.000	39.75	39.75	1.074	1.074	NO	46.39	92.8	0.00979	46.39
104	1... PCB-154	4.89e5	1.29	NO	0.919	1.000	40.25	40.25	1.087	1.087	NO	48.45	96.9	0.00697	48.45
105	1... PCB-151	4.32e5	1.30	NO	0.787	1.000	40.92	40.90	1.105	1.105	NO	50.04	100	0.0105	50.04
106	1... PCB-135	4.60e5	1.28	NO	0.922	1.000	41.15	41.13	1.112	1.111	NO	45.41	90.8	0.00894	45.41
107	1... PCB-144	4.60e5	1.28	NO	0.789	1.000	41.26	41.24	1.115	1.114	NO	53.09	106	0.0104	53.09
108	1... PCB-147	4.52e5	1.32	NO	0.834	1.000	41.39	41.39	1.118	1.118	NO	49.26	98.5	0.00988	49.26
109	1... PCB-139/149	1.02e6	1.26	NO	0.948	1.000	41.66	41.65	1.125	1.125	NO	98.40	98.4	0.00870	98.40
110	1... PCB-140	4.39e5	1.29	NO	0.794	1.000	41.86	41.85	1.131	1.131	NO	50.31	101	0.0104	50.31
111	1... PCB-134/143	1.57e6	1.22	NO	0.759	1.000	42.31	42.30	0.975	0.975	NO	108.2	108	0.0538	108.2
112	1... PCB-131/133	1.68e6	1.24	NO	0.821	1.000	42.61	42.61	0.982	0.982	NO	107.0	107	0.0498	107.0
113	1... PCB-142	7.50e5	1.23	NO	0.754	1.000	42.76	42.76	0.985	0.985	NO	52.00	104	0.0542	51.99
114	1... PCB-146/165	2.02e6	1.22	NO	1.02	1.000	43.00	43.00	0.991	0.991	NO	104.0	104	0.0402	104.0
115	1... PCB-132/161	2.04e6	1.23	NO	1.02	1.000	43.24	43.23	0.996	0.996	NO	104.0	104	0.0399	104.0
116	1... PCB-153	1.03e6	1.24	NO	1.07	1.000	43.42	43.42	1.000	1.000	NO	50.51	101	0.0382	50.52
117	1... PCB-168	1.09e6	1.22	NO	1.08	1.000	43.65	43.65	1.006	1.006	NO	52.75	105	0.0379	52.74
118	1... PCB-141	8.70e5	1.26	NO	1.03	1.000	44.18	44.20	1.000	1.001	NO	52.96	106	0.0496	52.96
119	1... PCB-137	8.83e5	1.22	NO	1.11	1.000	44.58	44.58	1.010	1.009	NO	49.70	99.4	0.0459	49.70
120	1... PCB-130	7.96e5	1.25	NO	0.885	1.000	44.68	44.69	1.012	1.012	NO	56.18	112	0.0576	56.18
121	1... PCB-138/163/164	3.45e6	1.25	NO	1.28	1.000	45.07	45.09	1.001	1.001	NO	158.7	104	0.0351	158.7
122	1... PCB-158/160	2.21e6	1.24	NO	1.24	1.000	45.31	45.33	1.006	1.007	NO	103.9	104	0.0363	103.9
123	1... PCB-129	7.45e5	1.25	NO	0.867	1.000	45.58	45.58	1.012	1.012	NO	50.06	100	0.0519	50.06
124	1... PCB-166	1.22e6	1.27	NO	1.14	1.000	46.04	46.04	0.993	0.993	NO	51.82	104	0.0337	51.82
125	1... PCB-159	1.30e6	1.24	NO	1.22	1.000	46.38	46.38	1.000	1.000	NO	51.97	104	0.0317	51.97
126	1... PCB-128/162	1.97e6	1.25	NO	0.907	1.000	46.66	46.68	1.007	1.007	NO	105.1	105	0.0424	105.1
127	1... PCB-167	1.19e6	1.23	NO	1.11	1.000	47.08	47.08	1.000	1.000	NO	51.97	104	0.0348	51.97
128	1... PCB-156	1.25e6	1.24	NO	1.13	1.000	48.42	48.42	1.000	1.000	NO	52.91	106	0.0342	52.91
129	1... PCB-157	1.15e6	1.24	NO	1.04	1.000	48.71	48.69	1.001	1.000	NO	52.66	105	0.0368	52.66
130	1... PCB-169	1.26e6	1.26	NO	1.16	1.000	50.96	50.96	1.000	1.000	NO	52.60	105	0.0337	52.59
131	1... PCB-188	1.01e6	1.04	NO	1.29	1.000	43.06	43.04	1.001	1.000	NO	52.66	105	0.0389	52.66
132	1... PCB-184	9.76e5	1.03	NO	1.23	1.000	43.51	43.52	1.011	1.012	NO	53.04	106	0.0407	53.03
133	1... PCB-179	1.01e6	1.03	NO	1.30	1.000	44.31	44.31	1.030	1.030	NO	51.92	104	0.0386	51.91

Dataset: U:\VG11.PRO\Results\200604K2\200604K2-3.qld

Last Altered: Friday, June 05, 2020 10:25:37 Pacific Daylight Time

Printed: Friday, June 05, 2020 13:19:12 Pacific Daylight Time

Name: 200604K2_3, Date: 04-Jun-2020, Time: 21:35:04, ID: ST200604K2-1 PCB 209 CS3 19G2609, Description: PCB 209 CS3 19G2609

#	Name	Resp	RA	ny	RRF	wt/vol	Pred.RT	RT	Pred.R	RRT	Check RRT	Conc	%Rec	DL	EMPC
134	1... PCB-176	1.05e6	1.04	NO	1.31	1.000	44.78	44.78	1.041	1.041	NO	53.46	107 75-125%	0.0383	53.46
135	1... PCB-186	1.08e6	1.04	NO	1.33	1.000	45.43	45.41	1.056	1.056	NO	54.51	109	0.0377	54.51
136	1... PCB-178	7.40e5	1.05	NO	0.943	1.000	45.94	45.92	1.068	1.067	NO	52.47	105	0.0531	52.47
137	1... PCB-175	7.58e5	1.03	NO	0.956	1.000	46.28	46.28	1.076	1.076	NO	53.06	106	0.0524	53.06
138	1... PCB-182/187	1.69e6	1.03	NO	1.07	1.000	46.46	46.47	1.080	1.080	NO	106.2	106	0.0470	106.2
139	1... PCB-183	8.16e5	1.03	NO	1.02	1.000	46.80	46.79	1.088	1.088	NO	53.38	107	0.0490	53.38
140	1... PCB-185	7.58e5	1.03	NO	1.41	1.000	47.48	47.47	0.955	0.955	NO	49.82	99.6	0.0511	49.82
141	1... PCB-174	6.84e5	1.04	NO	1.35	1.000	47.86	47.85	0.962	0.962	NO	46.72	93.4	0.0531	46.72
142	1... PCB-181	8.59e5	1.04	NO	1.47	1.000	47.95	47.95	0.964	0.964	NO	53.86	108	0.0487	53.86
143	1... PCB-177	6.92e5	1.01	NO	1.28	1.000	48.13	48.12	0.968	0.968	NO	50.09	100	0.0562	50.09
144	1... PCB-171	7.25e5	1.03	NO	1.32	1.000	48.42	48.42	0.974	0.974	NO	50.93	102	0.0546	50.93
145	1... PCB-173	6.55e5	1.04	NO	1.19	1.000	48.88	48.86	0.963	0.963	NO	50.89	102	0.0604	50.89
146	1... PCB-172	7.63e5	1.05	NO	1.38	1.000	49.33	49.33	0.992	0.992	NO	51.30	103	0.0522	51.30
147	1... PCB-192	1.00e6	1.04	NO	1.83	1.000	49.52	49.52	0.996	0.996	NO	50.72	101	0.0393	50.72
148	1... PCB-180	7.94e5	1.05	NO	1.41	1.000	49.75	49.75	1.000	1.000	NO	52.01	104	0.0509	52.01
149	1... PCB-193	9.24e5	1.03	NO	1.68	1.000	49.96	49.96	1.005	1.005	NO	50.93	102	0.0428	50.93
150	1... PCB-191	9.45e5	1.03	NO	1.71	1.000	50.22	50.22	1.010	1.010	NO	51.08	102	0.0420	51.09
151	1... PCB-170	6.82e5	1.02	NO	1.40	1.000	51.42	51.42	1.000	1.000	NO	52.58	105	0.0580	52.58
152	1... PCB-190	9.25e5	1.03	NO	1.85	1.000	51.60	51.61	1.004	1.004	NO	53.93	108	0.0439	53.93
153	1... PCB-189	9.60e5	1.04	NO	1.45	1.000	53.12	53.12	1.000	1.000	NO	51.88	104	0.0356	51.88
154	1... PCB-202	7.11e5	0.91	NO	1.17	1.000	48.65	48.63	1.001	1.000	NO	50.99	102	0.0208	50.99
155	1... PCB-201	6.59e5	0.90	NO	1.05	1.000	49.12	49.14	1.010	1.011	NO	52.49	105	0.0231	52.48
156	1... PCB-204	6.99e5	0.89	NO	1.14	1.000	49.28	49.29	1.014	1.014	NO	51.34	103	0.0213	51.34
157	1... PCB-197	7.08e5	0.90	NO	1.13	1.000	49.60	49.62	1.020	1.021	NO	52.37	105	0.0215	52.38
158	1... PCB-200	6.72e5	0.89	NO	1.07	1.000	50.53	50.54	1.039	1.040	NO	52.59	105	0.0227	52.59
159	1... PCB-198	5.37e5	0.89	NO	0.794	1.000	52.10	52.10	1.072	1.072	NO	56.70	113	0.0307	56.70
160	1... PCB-199	4.99e5	0.91	NO	0.809	1.000	52.22	52.23	1.074	1.074	NO	51.68	103	0.0301	51.68
161	1... PCB-196/203	1.09e6	0.89	NO	0.838	1.000	52.54	52.53	1.081	1.081	NO	108.8	109	0.0290	108.8
162	1... PCB-195	7.65e5	0.89	NO	1.04	1.000	53.81	53.82	0.964	0.964	NO	49.37	98.7	0.0372	49.37
163	1... PCB-194	8.53e5	0.89	NO	1.12	1.000	54.73	54.73	1.000	1.000	NO	51.55	103	0.0348	51.55
164	1... PCB-205	1.05e6	0.88	NO	1.29	1.000	54.99	55.01	1.005	1.005	NO	54.93	110	0.0301	54.93
165	1... PCB-208	8.83e5	1.34	NO	0.933	1.000	53.97	53.97	1.000	1.000	NO	52.65	105	0.0381	52.65
166	1... PCB-207	8.70e5	1.35	NO	0.916	1.000	54.29	54.31	1.006	1.007	NO	52.80	106	0.0388	52.80
167	1... PCB-206	6.41e5	1.33	NO	1.01	1.000	56.27	56.27	1.000	1.000	NO	50.99	102	0.0488	50.99

Dataset: U:\VG11.PRO\Results\200604K2\200604K2-3.qld

Last Altered: Friday, June 05, 2020 10:25:37 Pacific Daylight Time

Printed: Friday, June 05, 2020 13:19:12 Pacific Daylight Time

Name: 200604K2_3, Date: 04-Jun-2020, Time: 21:35:04, ID: ST200604K2-1 PCB 209 CS3 19G2609, Description: PCB 209 CS3 19G2609

#	Name	Resp	RA	nty	RRF	wt/vol	Pred.RT	RT	Pred.R	RRT	Check RRT	Conc.	%Rec	DL	EMPC
166	1... PCB-209	5.99e5	1.20	NO	0.986	1.000	57.49	57.51	1.000	1.000	NO	52.69	105.75-125%	0.00669	52.69
168	1... 13C-PCB-1	3.41e6	3.29	NO	0.893	1.000	15.54	15.56	0.608	0.609	NO	91.46	91.55-145%	0.0297	
170	1... 13C-PCB-3	3.47e6	3.29	NO	0.911	1.000	18.19	18.20	0.712	0.712	NO	91.15	91.2	0.0291	
171	1... 13C-PCB-4	2.46e6	1.59	NO	0.600	1.000	19.54	19.55	0.765	0.765	NO	98.17	98.2	0.0233	
172	1... 13C-PCB-9	4.02e6	1.56	NO	0.970	1.000	21.37	21.38	0.836	0.836	NO	99.30	99.3	0.0144	
173	1... 13C-PCB-11	3.99e6	1.59	NO	0.962	1.000	24.82	24.82	0.971	0.971	NO	99.32	99.3	0.0145	
174	1... 13C-PCB-19	1.84e6	1.04	NO	0.499	1.000	23.79	23.79	0.931	0.931	NO	88.46	88.5	0.258	
175	1... 13C-PCB-32	2.72e6	1.03	NO	0.744	1.000	26.78	26.78	1.048	1.048	NO	87.57	87.6	0.173	
176	1... 13C-PCB-28	3.88e6	1.04	NO	1.06	1.000	28.81	28.79	1.004	1.003	NO	110.9	111	0.189	
177	1... 13C-PCB-37	3.46e6	1.02	NO	0.989	1.000	32.79	32.79	1.143	1.143	NO	106.3	106	0.204	
178	1... 13C-PCB-54	2.48e6	0.79	NO	0.999	1.000	27.65	27.64	0.753	0.753	NO	97.79	97.8	0.0368	
179	1... 13C-PCB-52	1.99e6	0.79	NO	0.804	1.000	31.29	31.28	0.852	0.852	NO	97.64	97.6	0.0457	
180	1... 13C-PCB-47	2.12e6	0.77	NO	0.857	1.000	31.81	31.80	0.866	0.866	NO	97.58	97.6	0.0428	
181	1... 13C-PCB-70	2.51e6	0.79	NO	0.996	1.000	35.45	35.43	0.965	0.965	NO	99.35	99.4	0.0369	
182	1... 13C-PCB-80	2.58e6	0.79	NO	1.03	1.000	35.87	35.88	0.977	0.977	NO	99.06	99.1	0.0357	
183	1... 13C-PCB-81	2.53e6	0.79	NO	0.988	1.000	39.08	39.08	1.064	1.064	NO	100.9	101	0.0372	
184	1... 13C-PCB-77	2.50e6	0.80	NO	0.969	1.000	39.70	39.69	1.081	1.081	NO	101.7	102	0.0379	
185	1... 13C-PCB-104	1.63e6	1.58	NO	1.02	1.000	32.49	32.47	0.827	0.827	NO	97.62	97.6	0.0253	
186	1... 13C-PCB-95	1.31e6	1.60	NO	0.805	1.000	35.74	35.75	0.910	0.910	NO	98.84	98.8	0.0319	
187	1... 13C-PCB-101	1.29e6	1.60	NO	0.793	1.000	37.49	37.50	0.954	0.955	NO	99.39	99.4	0.0324	
188	1... 13C-PCB-97	1.14e6	1.61	NO	0.696	1.000	38.84	38.84	0.989	0.989	NO	99.61	99.6	0.0369	
189	1... 13C-PCB-123	1.57e6	1.57	NO	0.933	1.000	41.48	41.48	1.056	1.056	NO	102.7	103	0.0275	
190	1... 13C-PCB-118	1.64e6	1.57	NO	0.986	1.000	41.67	41.67	1.061	1.061	NO	101.5	101	0.0260	
191	1... 13C-PCB-114	2.32e6	1.58	NO	1.55	1.000	42.34	42.34	0.908	0.908	NO	104.9	105	0.0319	
192	1... 13C-PCB-105	2.39e6	1.58	NO	1.57	1.000	43.22	43.23	0.927	0.927	NO	106.7	107	0.0313	
193	1... 13C-PCB-127	2.46e6	1.57	NO	1.62	1.000	43.58	43.59	0.934	0.935	NO	106.2	106	0.0303	
194	1... 13C-PCB-126	2.34e6	1.56	NO	1.57	1.000	45.55	45.54	0.976	0.976	NO	104.7	105	0.0314	
195	1... 13C-PCB-155	1.10e6	1.29	NO	0.615	1.000	37.01	37.01	0.942	0.942	NO	109.0	109	0.0197	
196	1... 13C-PCB-153	1.91e6	1.25	NO	1.38	1.000	43.39	43.40	0.930	0.930	NO	98.14	98.1	0.0450	
197	1... 13C-PCB-141	1.60e6	1.25	NO	1.13	1.000	44.16	44.16	0.947	0.947	NO	99.44	99.4	0.0545	
198	1... 13C-PCB-138	1.72e6	1.26	NO	1.18	1.000	45.03	45.03	0.965	0.965	NO	101.5	102	0.0518	
199	1... 13C-PCB-159	2.08e6	1.27	NO	1.44	1.000	46.35	46.36	0.994	0.994	NO	100.3	100	0.0427	
200	2... 13C-PCB-167	2.07e6	1.26	NO	1.44	1.000	47.06	47.06	1.009	1.009	NO	100.8	101	0.0426	
201	2... 13C-PCB-156	2.10e6	1.27	NO	1.40	1.000	48.41	48.40	1.038	1.038	NO	105.3	105	0.0440	

Dataset: U:\VG11.PRO\Results\200604K2\200604K2-3.qld

Last Altered: Friday, June 05, 2020 10:25:37 Pacific Daylight Time

Printed: Friday, June 05, 2020 13:19:12 Pacific Daylight Time

Name: 200604K2_3, Date: 04-Jun-2020, Time: 21:35:04, ID: ST200604K2-1 PCB 209 CS3 19G2609, Description: PCB 209 CS3 19G2609

#	Name	Resp	RA	ny	RRF	wfvol	Pred.RT	RT	Pred.R...	RRT	Check RRT	Conc.	%Rec	DL	EMPC
202	2... 13C-PCB-157	2.11e6	1.28	NO	1.40	1.000	48.67	48.67	1.043	1.043	NO	105.7	106.5	0.0440	
203	2... 13C-PCB-169	2.06e6	1.29	NO	1.33	1.000	50.95	50.94	1.092	1.092	NO	108.6	109	0.0461	
204	2... 13C-PCB-188	1.49e6	0.46	NO	1.41	1.000	43.03	43.02	0.926	0.926	NO	97.16	97.2	0.0484	
205	2... 13C-PCB-180	1.06e6	0.46	NO	0.929	1.000	49.73	49.73	1.070	1.070	NO	106.7	107	0.0734	
206	2... 13C-PCB-170	9.27e5	0.46	NO	0.794	1.000	51.41	51.40	1.106	1.106	NO	106.9	107	0.0859	
207	2... 13C-PCB-189	1.27e6	0.45	NO	1.04	1.000	53.11	53.10	1.143	1.143	NO	111.8	112	0.0653	
208	2... 13C-PCB-202	1.19e6	0.91	NO	1.04	1.000	48.63	48.61	1.046	1.046	NO	105.6	106	0.0486	
209	2... 13C-PCB-194	1.48e6	0.91	NO	0.768	1.000	54.74	54.72	0.995	0.995	NO	96.23	96.2	0.0815	
210	2... 13C-PCB-208	1.80e6	0.79	NO	0.991	1.000	53.96	53.95	0.981	0.981	NO	90.42	90.4	0.0860	
211	2... 13C-PCB-206	1.25e6	0.77	NO	0.552	1.000	56.25	56.25	1.023	1.023	NO	112.6	113	0.172	
212	2... 13C-PCB-209	1.15e6	1.22	NO	0.396	1.000	57.51	57.49	1.046	1.046	NO	144.9	145	0.0166	
213	2... 13C-PCB-15	4.17e6	1.58	NO	1.00	1.000	25.53	25.56	1.000	0.000	NO	100.0	100	0.0140	
214	2... 13C-PCB-31	3.29e6	1.04	NO	1.00	1.000	28.66	28.70	1.000	0.000	NO	100.0	100	0.202	
215	2... 13C-PCB-60	2.54e6	0.79	NO	1.00	1.000	36.68	36.72	1.000	0.000	NO	100.0	100	0.0367	
216	2... 13C-PCB-111	1.64e6	1.60	NO	1.00	1.000	39.25	39.28	1.000	0.000	NO	100.0	100	0.0257	
217	2... 13C-PCB-128	1.43e6	1.27	NO	1.00	1.000	46.60	46.64	1.000	0.000	NO	100.0	100	0.0614	
218	2... 13C-PCB-182	1.09e6	0.46	NO	1.00	1.000	46.43	46.47	0.000	0.000	NO	100.0	100	0.0682	
219	2... 13C-PCB-205	2.01e6	0.90	NO	1.00	1.000	54.96	54.99	1.000	0.000	NO	100.0	100	0.0626	
220	2... 13C-PCB-79	2.75e6	0.79	NO	1.07	1.000	37.82	37.81	1.030	1.030	NO	101.3	101	0.0344	
221	2... 13C-PCB-178	1.05e6	0.46	NO	0.768	1.000	45.93	45.90	0.988	0.988	NO	95.92	95.9	0.0647	
222	2... 13C-PCB-79	2.75e6	0.79	NO	1.08	1.000	37.82	37.81	0.988	0.988	NO	100.4	100	0.0351	
223	2... 13C-PCB-178	1.05e6	0.46	NO	1.05	1.000	45.91	45.90	0.923	0.923	NO	92.46	92.5	0.0645	

Dataset: Untitled

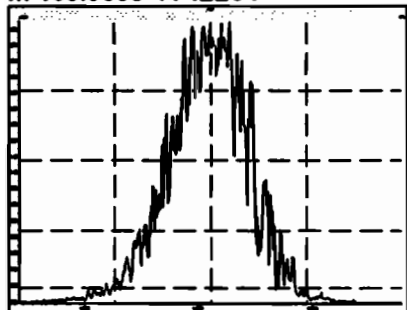
Last Altered: Friday, June 05, 2020 13:14:37 Pacific Daylight Time
Printed: Friday, June 05, 2020 13:14:43 Pacific Daylight Time

Method: U:\VG11.PRO\MethDB\PCB-209_ZB1_6-1-20.mdb 02 Jun 2020 10:36:07
Calibration: U:\VG11.PRO\CurveDB\db1_PCBvg11-6-1-20.cdb 02 Jun 2020 10:21:16

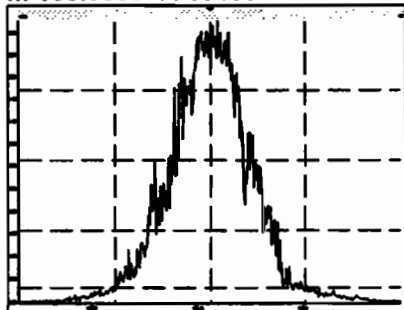
Compound name: PCB-1

	Name	ID	Acq Date	Acq Time
1	200604K2_1	SOLVENT BLANK	04-Jun-20	19:35:20
2	200604K2_2	SOLVENT BLANK	04-Jun-20	20:34:33
3	200604K2_3	ST200604K2-1 PCB 209 CS3 19G2609	04-Jun-20	21:35:04
4	200604K2_4	SOLVENT BLANK	04-Jun-20	22:37:13
5	200604K2_5	B0E0152-DUP1 Duplicate 15.59	04-Jun-20	23:37:40
6	200604K2_6	2001039-03 PDI-096SG-00-01-200507 15.42	05-Jun-20	00:38:53
7	200604K2_7	2001039-04 PDI-098SG-00-01-200507 14.6	05-Jun-20	01:38:59
8	200604K2_8	B0E0152-DUP1@20X Duplicate 15.59	05-Jun-20	02:39:24
9	200604K2_9	2001039-03@20X PDI-096SG-00-01-200507 ...	05-Jun-20	03:38:34
10	200604K2_10	2001039-04@20X PDI-098SG-00-01-200507 ...	05-Jun-20	04:39:08
11	200604K2_11	2000961-01@20X PDI-165SC-A-00-01-20042...	05-Jun-20	05:39:38
12	200604K2_12	SOLVENT BLANK	05-Jun-20	06:48:32

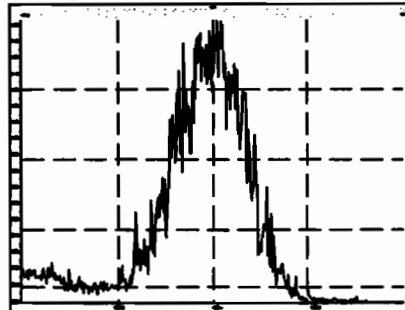
M 168.9888 R 12261



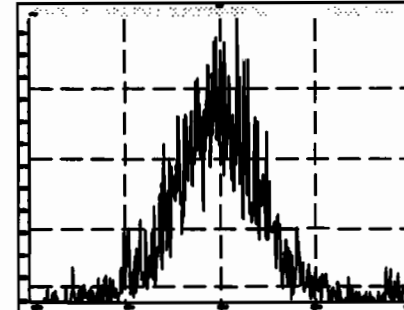
M 180.9888 R 10463



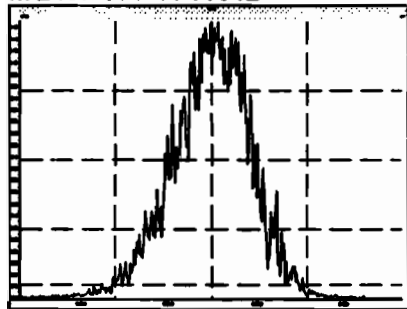
M 192.9888 R 12170



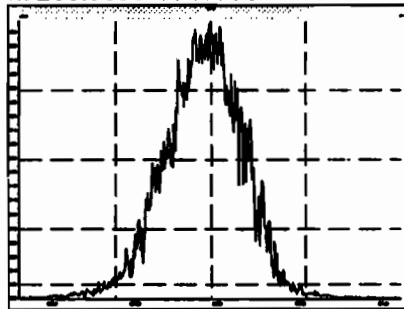
M 204.9888 R 12732



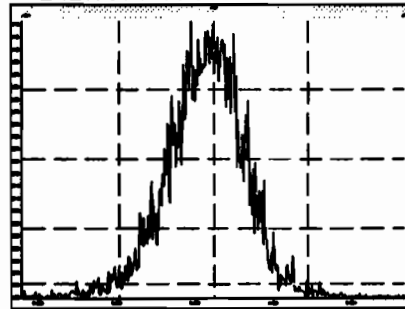
M 218.9856 R 11012



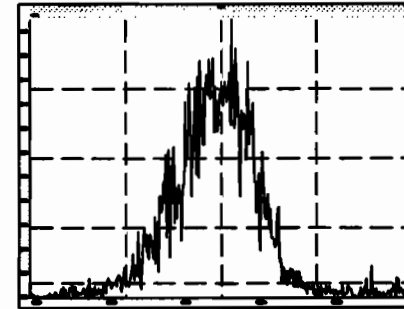
M 230.9856 R 10753



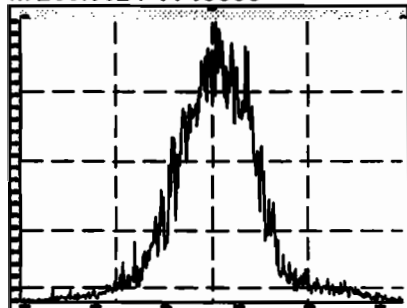
M 242.9856 R 11647



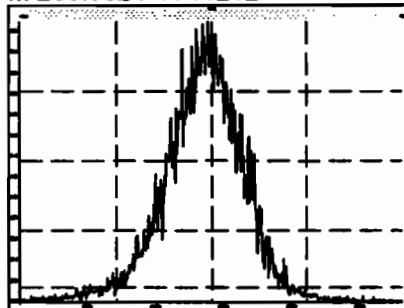
M 254.9856 R 12142



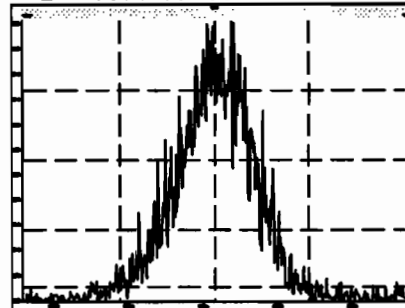
M 268.9824 R 10886



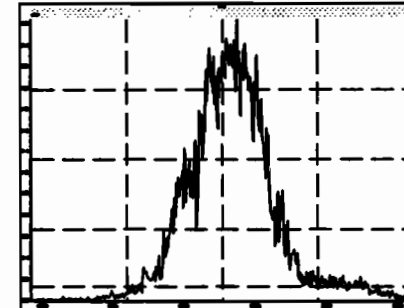
M 280.9824 R 11212

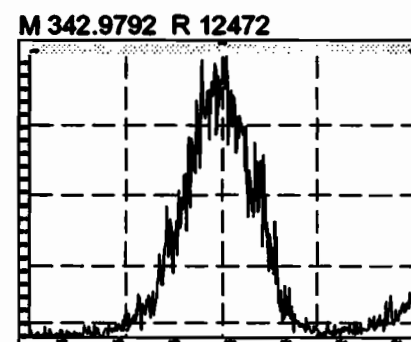
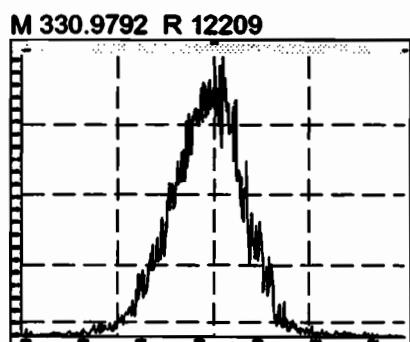
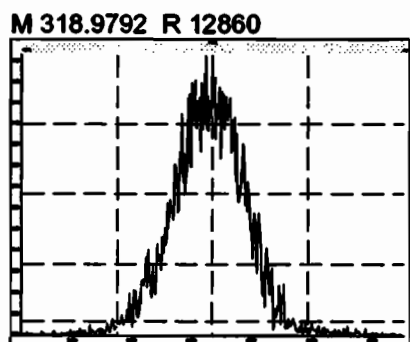
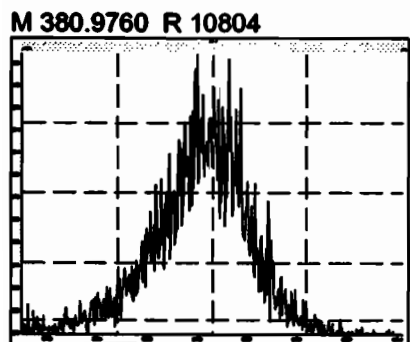
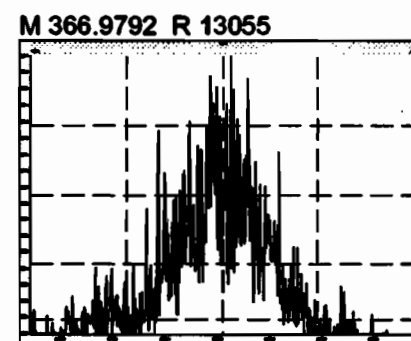
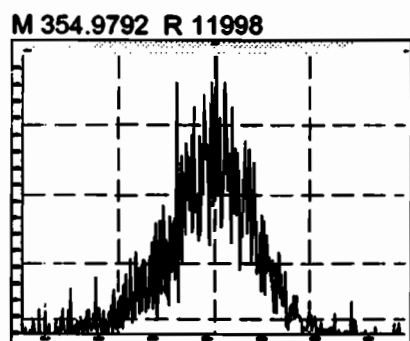
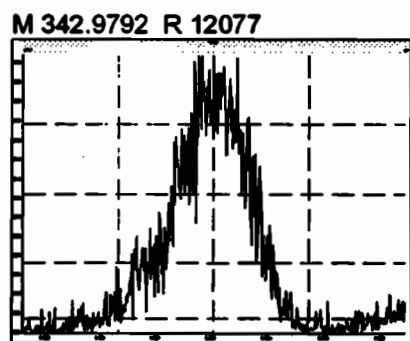
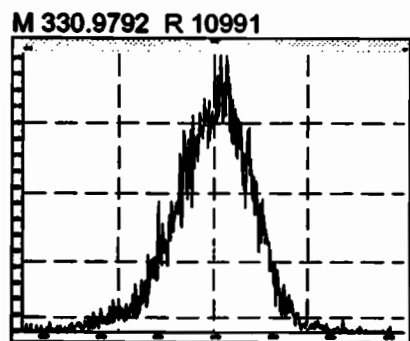
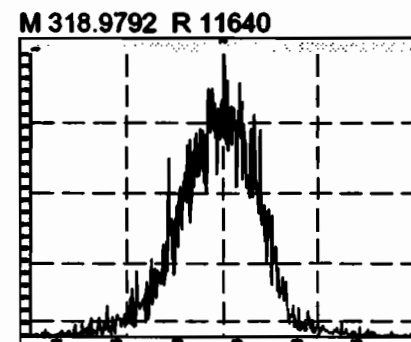
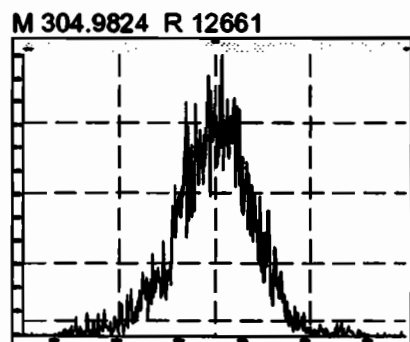
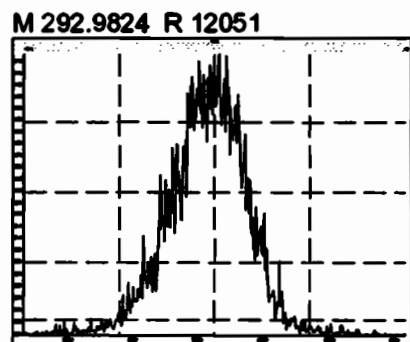
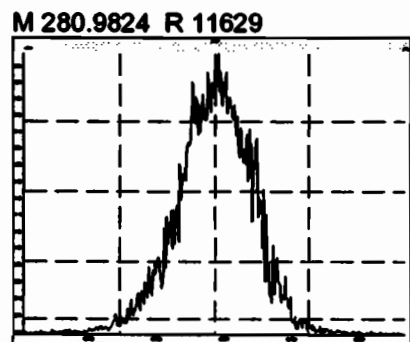


M 254.9856 R 11155



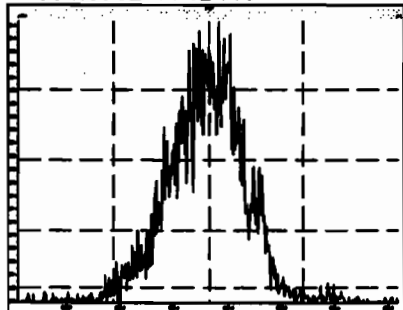
M 268.9824 R 10001



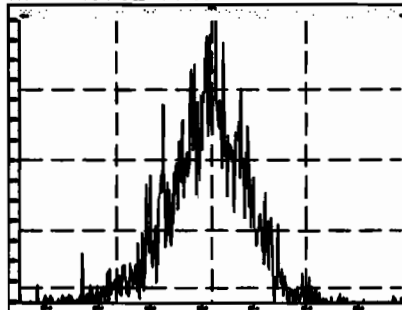


Printed: Thursday, June 04, 2020 19:33:57 Pacific Daylight Time

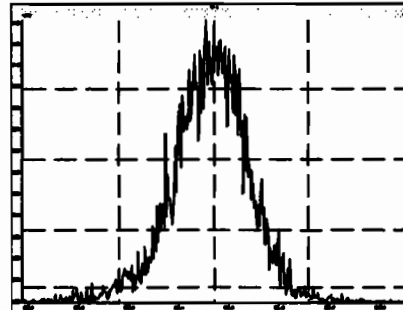
M 354.9792 R 12410



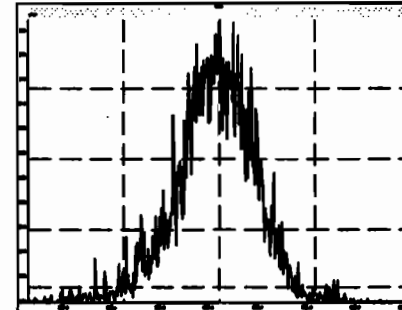
M 366.9792 R 13545



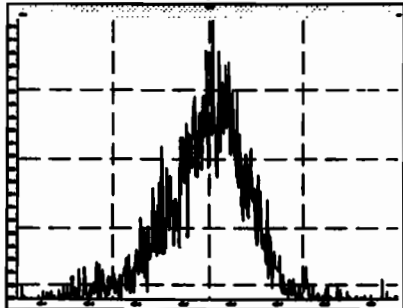
M 380.9760 R 12286



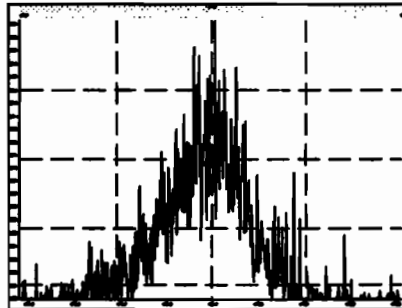
M 392.9760 R 12795



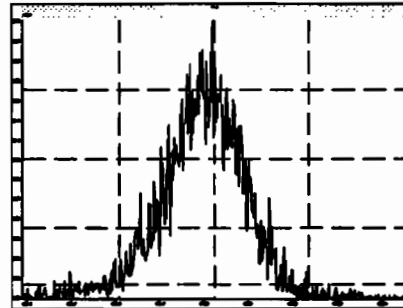
M 404.9760 R 12876



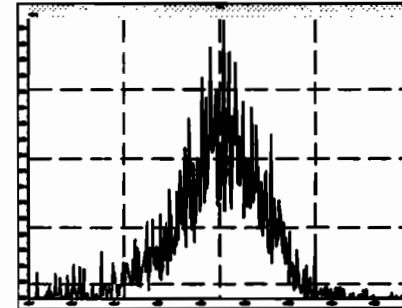
M 416.9760 R 14995



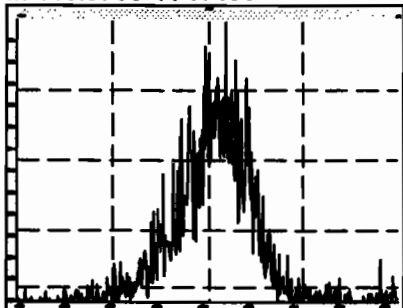
M 430.9728 R 11521



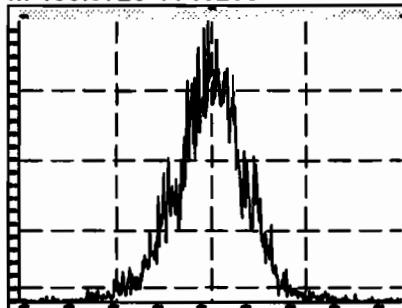
M 442.9728 R 12965



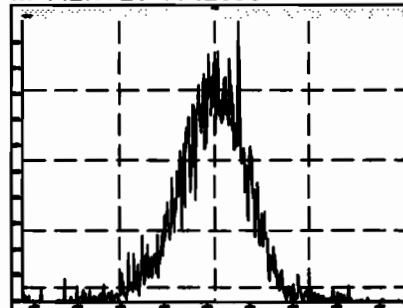
M 416.9760 R 15159



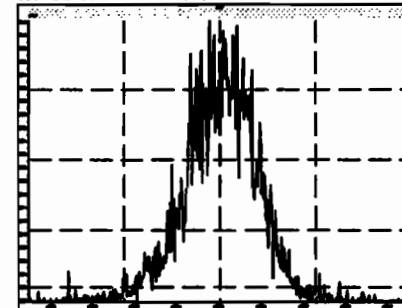
M 430.9728 R 13230



M 442.9728 R 12956

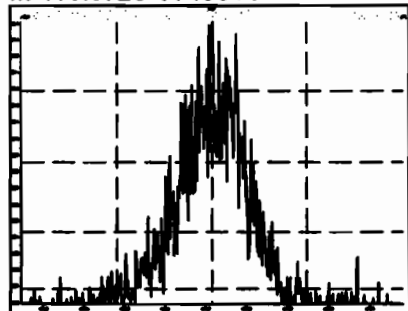


M 454.9728 R 13368

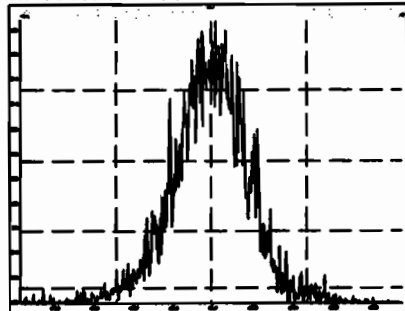


Printed: Thursday, June 04, 2020 19:33:57 Pacific Daylight Time

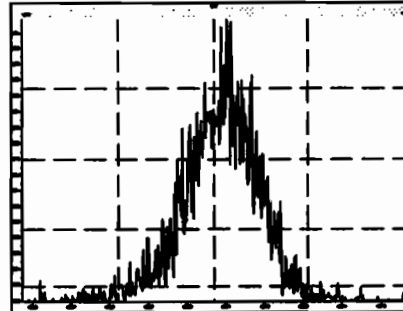
M 466.9728 R 15314



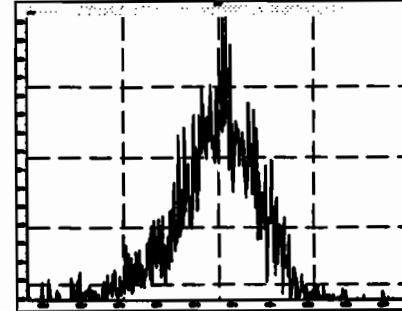
M 480.9696 R 13054



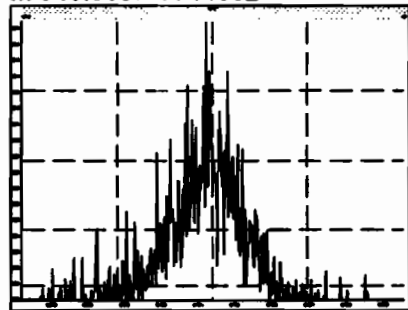
M 492.9696 R 13587



M 504.9696 R 13626



M 516.9697 R 14882



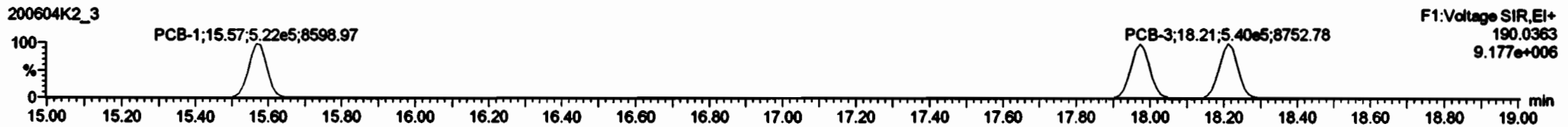
Dataset: Untitled

Last Altered: Friday, June 05, 2020 12:50:11 Pacific Daylight Time
Printed: Friday, June 05, 2020 12:50:14 Pacific Daylight Time

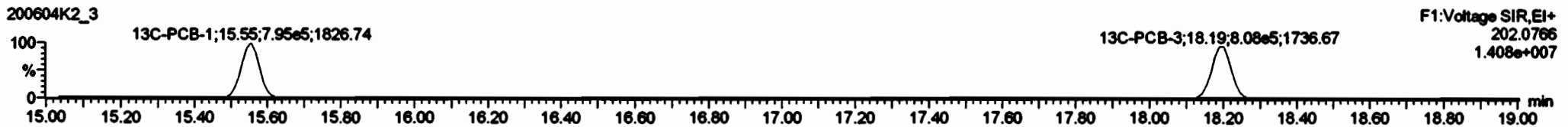
Method: U:\VG11.PRO\MethDB\PCB-209_ZB1_6-1-20.mdb 02 Jun 2020 10:38:07
Calibration: U:\VG11.PRO\CurveDB\cb1_PCBvg11-6-1-20.cdb 02 Jun 2020 10:21:16

Name: 200604K2_3, Date: 04-Jun-2020, Time: 21:35:04, ID: ST200604K2-1 PCB 209 CS3 19G2609, Description: PCB 209 CS3 19G2609

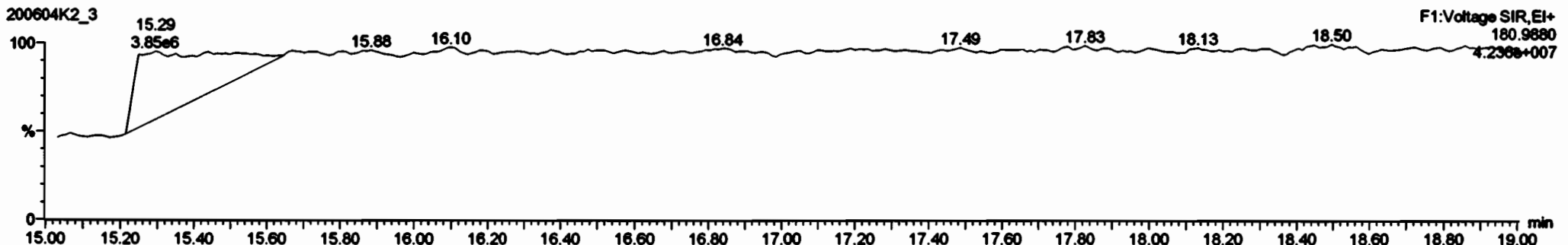
PCB-1



13C-PCB-1



PFK1

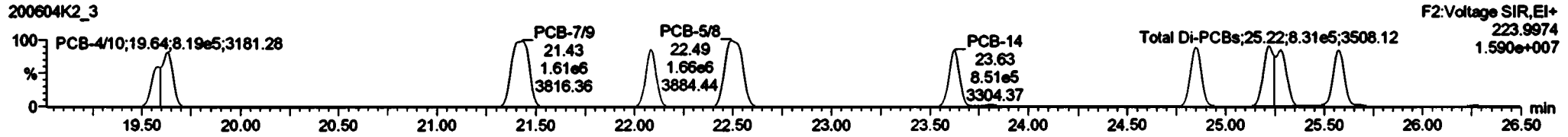
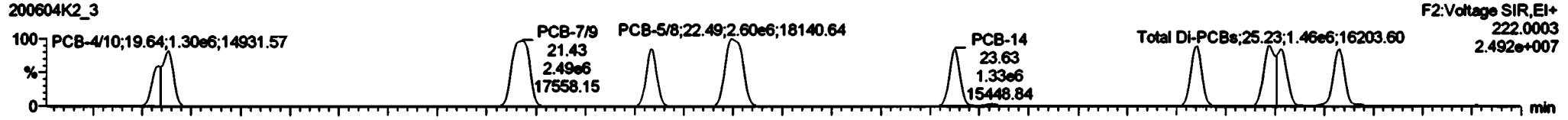


Dataset: Untitled

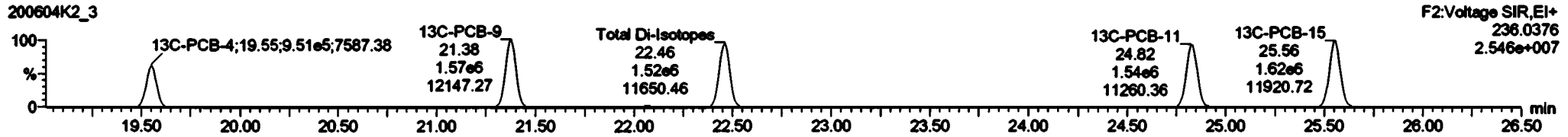
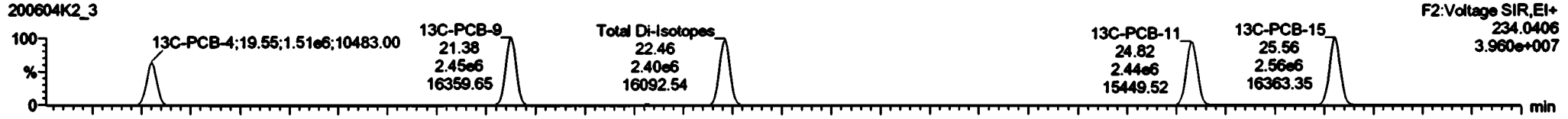
Last Altered: Friday, June 05, 2020 12:50:11 Pacific Daylight Time
 Printed: Friday, June 05, 2020 12:50:14 Pacific Daylight Time

Name: 200604K2_3, Date: 04-Jun-2020, Time: 21:35:04, ID: ST200604K2-1 PCB 209 CS3 19G2609, Description: PCB 209 CS3 19G2609

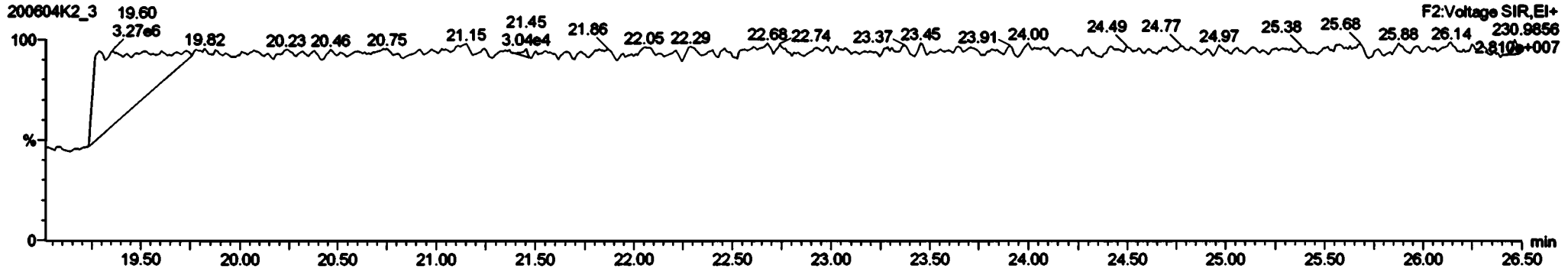
PCB-4/10



¹³C-PCB-4

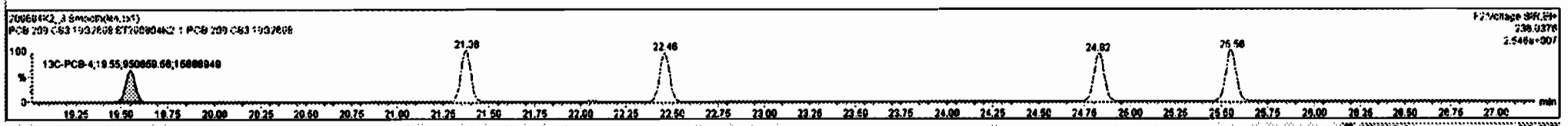



PFK2a



#	Name	Mass	RA	Ref	RP	RP2	RP3	RT	PreC	SP	SP2	SP3	Comp	SPW	DL	SPC
226	Total Mono-PCBs				1.000	1.000	0.00		0.000	NO	NO	NO	104.2		0.0195	104.2
227	2nd Function Tri-PCBs				1.000	1.000	0.00		0.000	NO	NO	NO	425.2		0.0704	425.2
227	3rd Function Tri-PCBs				0.9028	1.000	0.00		0.000	NO	NO	NO	624.0		0.290	624.0

#	Name	PreC	RT	SP	SP2	SP3	RP	RP2	RP3	Comp	SPW	DL	SPC
4	PCB-410	19.63	19.84	2.00e6	1.20e6	1.50	1.50	NO	NO	107.40	107.40		
5	PCB-76	21.44	21.43	2.40e6	1.80e6	1.50	1.55	NO	NO	108.22	108.22		
6	PCB-5	22.09	22.09	1.31e6	8.45e5	1.50	1.55	NO	NO	52.476	52.476		
7	PCB-56	22.50	22.49	2.80e6	1.89e6	1.50	1.56	NO	NO	108.98	108.98		
9	PCB-14	23.60	23.63	1.32e6	6.50e5	1.50	1.56	NO	NO	63.727	63.727		
9	PCB-11	24.84	24.85	1.43e6	9.10e5	1.50	1.59	NO	NO	62.334	62.334		
10	PCB-1213	25.26	25.23	2.80e6	1.71e6	1.50	1.56	NO	NO	107.04	107.04		
11	PCB-15	25.50	25.50	1.30e6	8.82e5	1.50	1.57	NO	NO	64.980	64.980		

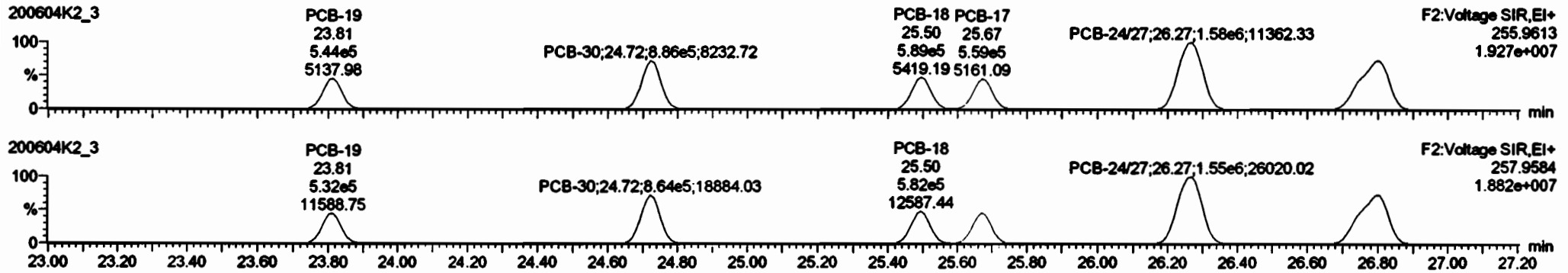


Dataset: Untitled

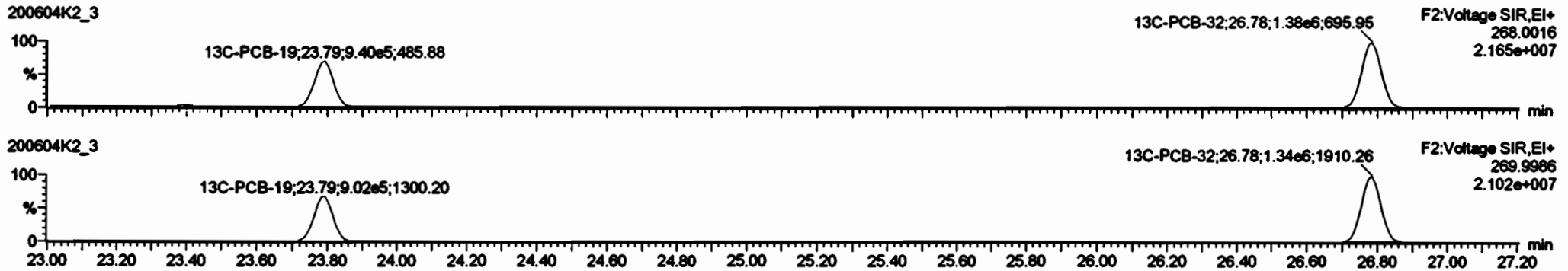
Last Altered: Friday, June 05, 2020 12:50:11 Pacific Daylight Time
Printed: Friday, June 05, 2020 12:50:14 Pacific Daylight Time

Name: 200604K2_3, Date: 04-Jun-2020, Time: 21:35:04, ID: ST200604K2-1 PCB 209 CS3 19G2609, Description: PCB 209 CS3 19G2609

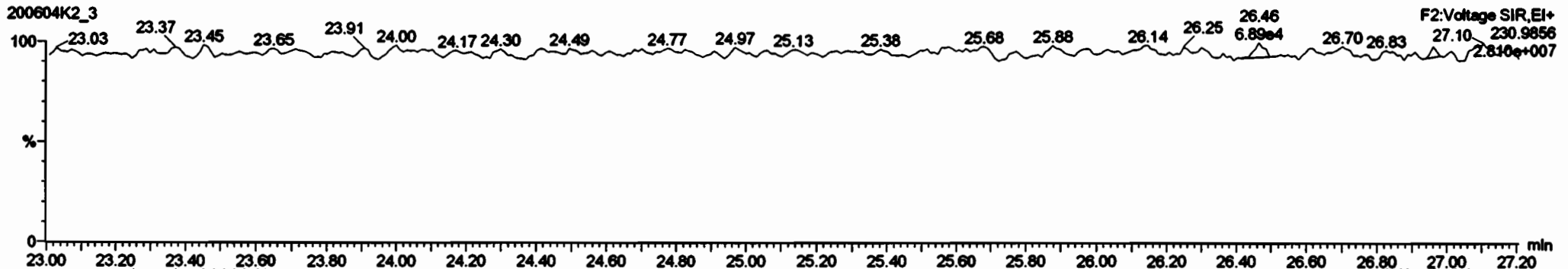
PCB-19



13C-PCB-19



PFK2b

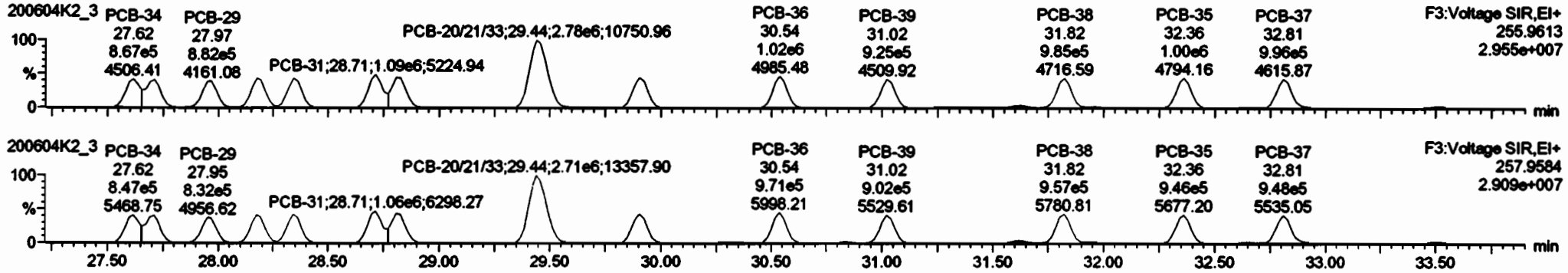


Dataset: Untitled

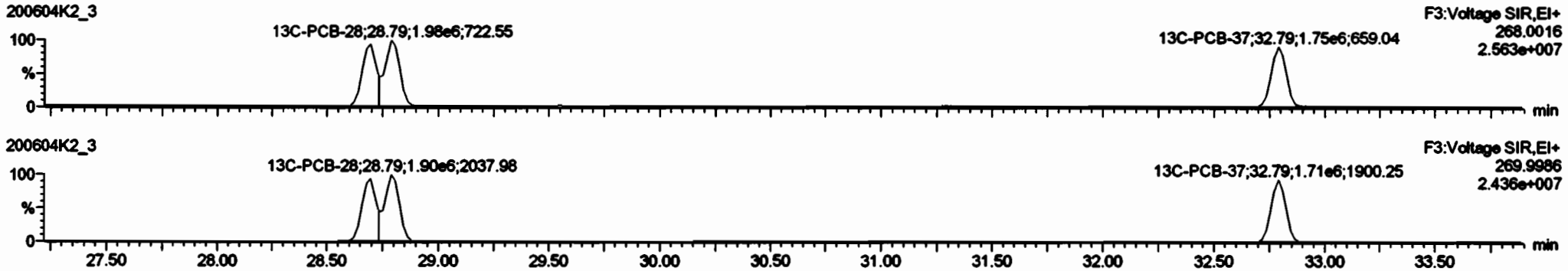
Last Altered: Friday, June 05, 2020 12:50:11 Pacific Daylight Time
Printed: Friday, June 05, 2020 12:50:14 Pacific Daylight Time

Name: 200604K2_3, Date: 04-Jun-2020, Time: 21:35:04, ID: ST200604K2-1 PCB 209 CS3 19G2609, Description: PCB 209 CS3 19G2609

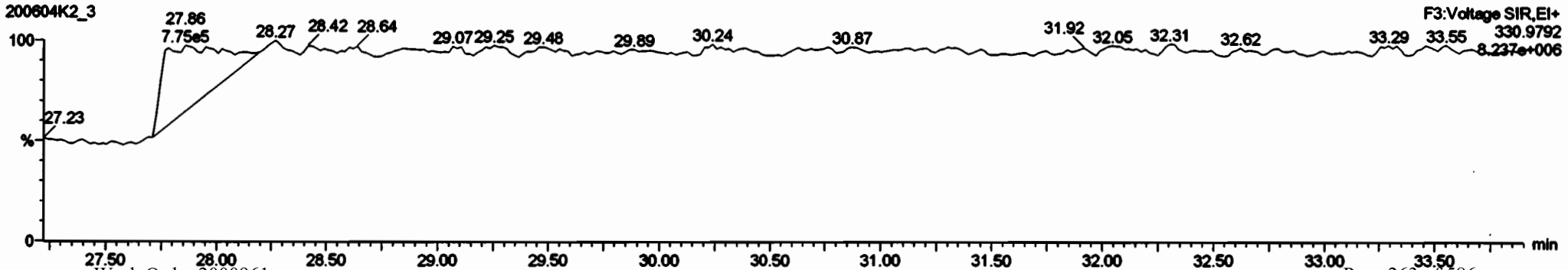
PCB-34



13C-PCB-28

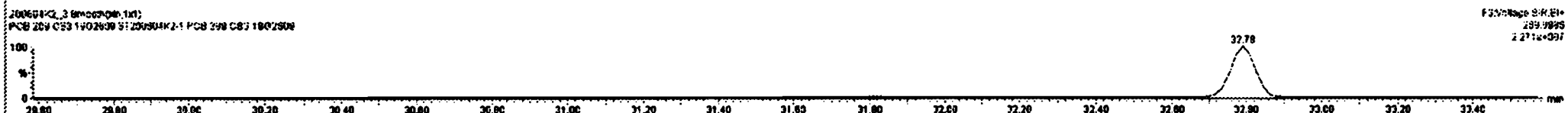
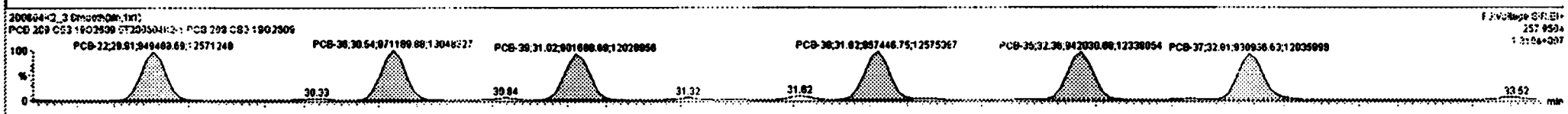
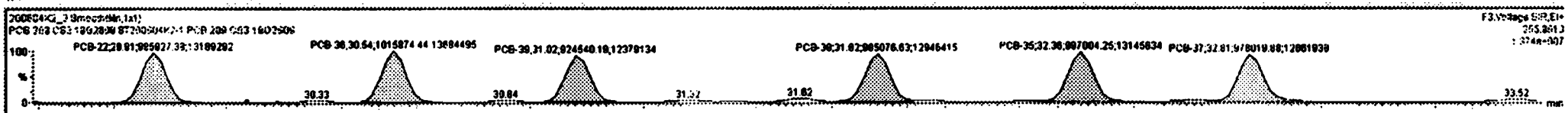


PFK3d



#	Name	Comp	EA	Qty	RF	RF/Comp	RF/Total	RF/Total	RF/Total	RF/Total	RF/Total	RF/Total	RF/Total	RF/Total	RF/Total	RF/Total	RF/Total	RF/Total
224	Total Mono-PCBs				1.0892	1.000	0.00		0.000		NO	184.2		0.0195	184.2			
225	Total Di-PCBs				1.8537	1.000	0.00		0.000		NO	841.2		0.140	841.2			
226	Total Tri-PCBs				1.8997	1.000	0.00		0.000		NO	425.2		0.0784	425.2			
227	Total Tetra-PCBs				0.0000	1.000	0.00		0.000		NO	0.000		0.0000	0.000			

#	Name	RF/Total	RF	RF/Total	RF/Total	RF/Total	RF/Total	RF/Total	RF/Total	RF/Total	RF/Total	RF/Total	RF/Total	RF/Total	RF/Total	RF/Total	RF/Total	RF/Total
18	PCB-34	27.80	27.82	0.675e5	0.474e5	1.040	1.02	NO	48.727	48.727								
19	PCB-23	27.80	27.71	0.308e5	0.111e5	1.040	1.03	NO	54.012	54.012								
20	PCB-29	27.80	27.97	0.825e5	0.322e5	1.040	1.08	NO	49.482	49.482								
21	PCB-26	28.18	28.17	0.587e5	0.098e5	1.040	1.08	NO	50.889	50.889								
22	PCB-25	28.33	28.34	0.422e5	0.085e5	1.040	1.04	NO	50.218	50.218								
23	PCB-31	28.70	28.72	1.089e5	1.089e5	1.040	1.03	NO	63.313	63.313								
24	PCB-29	28.91	28.91	0.899e5	0.520e5	1.040	1.05	NO	49.057	49.057								
25	PCB-20(21)S	28.45	28.44	2.778e5	2.707e5	1.040	1.02	NO	190.07	190.07								
26	PCB-22	28.89	28.91	0.858e5	0.485e5	1.040	1.05	NO	51.518	51.518								
27	PCB-36	30.54	30.54	1.018e5	0.711e5	1.040	1.05	NO	63.418	63.418								
28	PCB-38	31.02	31.02	0.245e5	0.017e5	1.040	1.02	NO	63.463	63.463								
29	PCB-38	31.02	31.02	0.851e5	0.577e5	1.040	1.03	NO	63.420	63.420								
30	PCB-35	32.38	32.38	0.879e5	0.428e5	1.040	1.08	NO	63.742	63.742								
31	PCB-37	32.81	32.81	0.788e5	0.508e5	1.040	1.05	NO	64.724	64.724								

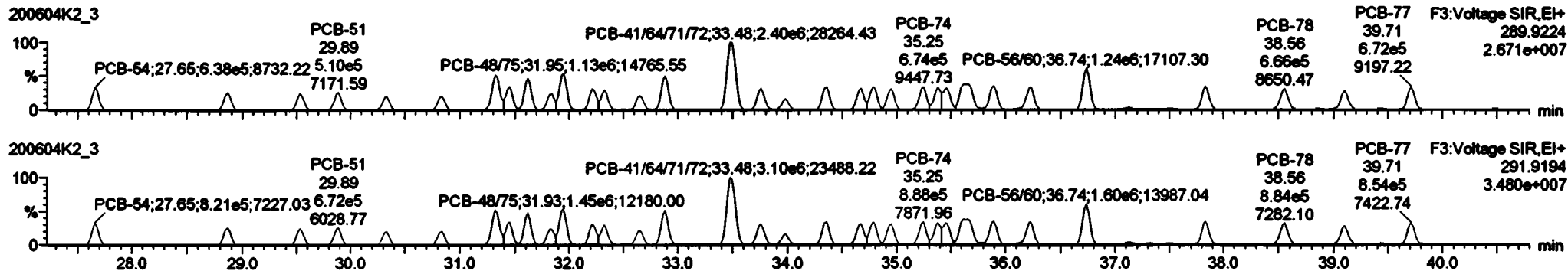


Dataset: Untitled

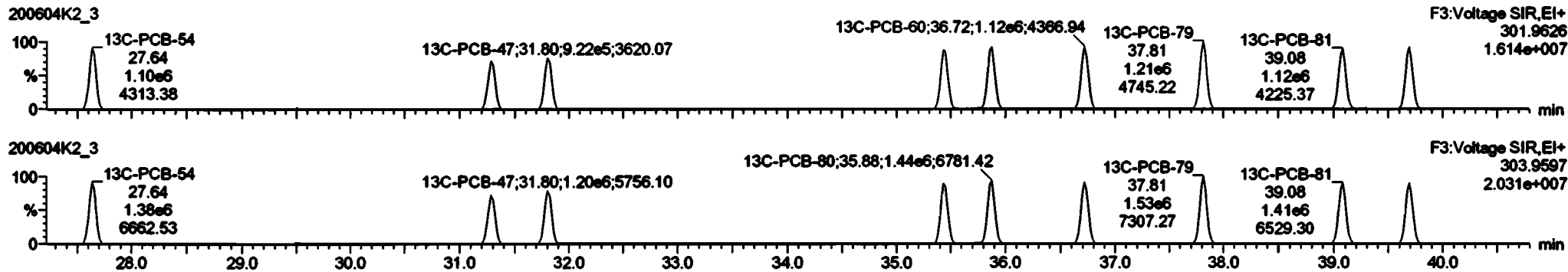
Last Altered: Friday, June 05, 2020 12:50:11 Pacific Daylight Time
 Printed: Friday, June 05, 2020 12:50:14 Pacific Daylight Time

Name: 200604K2_3, Date: 04-Jun-2020, Time: 21:35:04, ID: ST200604K2-1 PCB 209 CS3 19G2609, Description: PCB 209 CS3 19G2609

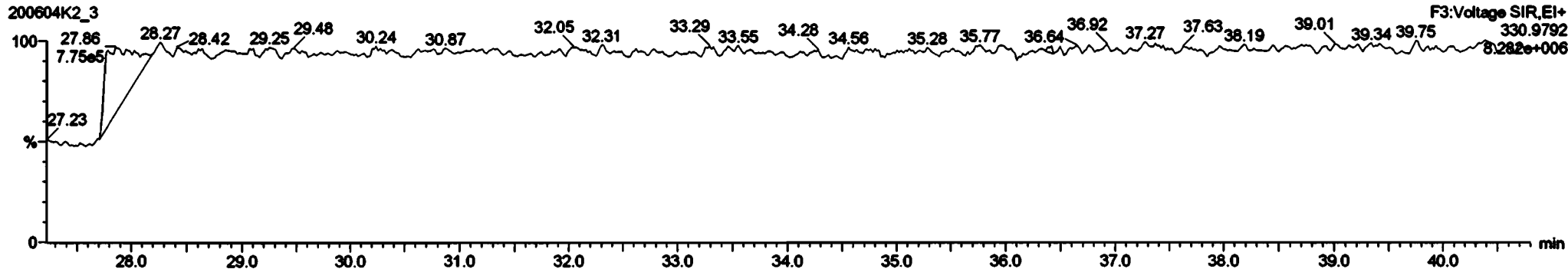
PCB-54



13C-PCB-54



PFK3a



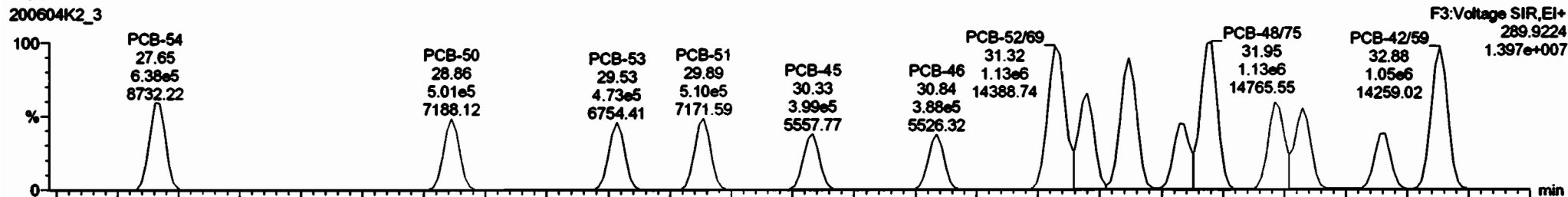
Dataset: Untitled

Last Altered: Friday, June 05, 2020 12:50:11 Pacific Daylight Time
Printed: Friday, June 05, 2020 12:50:14 Pacific Daylight Time

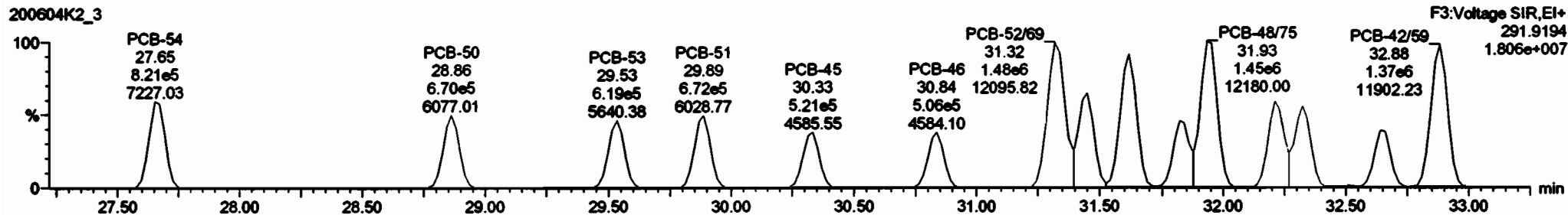
Name: 200604K2_3, Date: 04-Jun-2020, Time: 21:35:04, ID: ST200604K2-1 PCB 209 CS3 19G2609, Description: PCB 209 CS3 19G2609

PCB-50

200604K2_3



200604K2_3

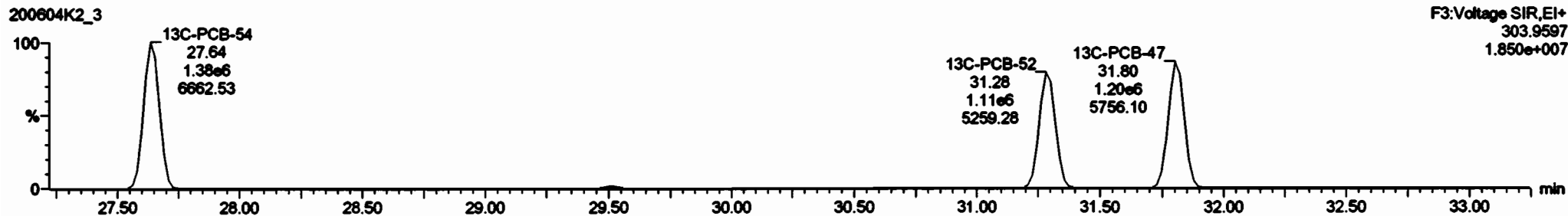


13C-PCB-52

200604K2_3



200604K2_3

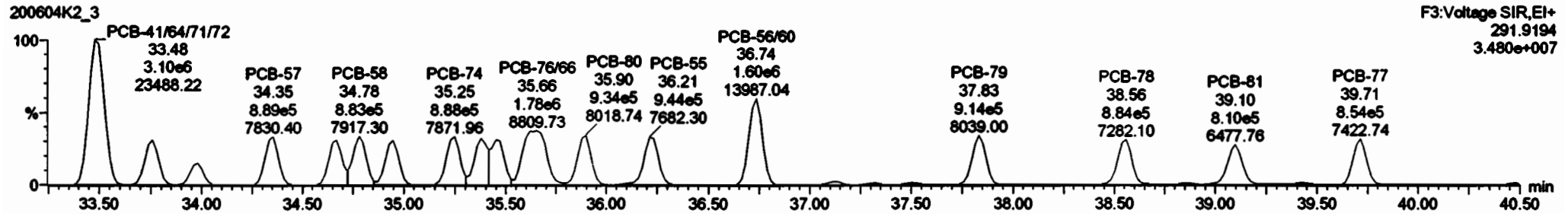
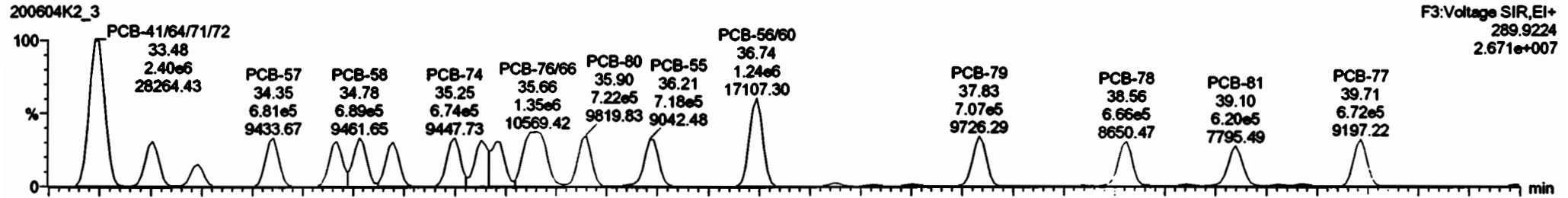


Dataset: Untitled

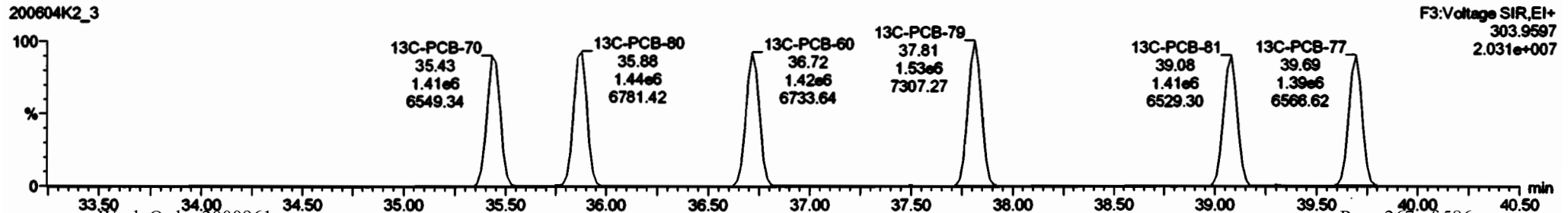
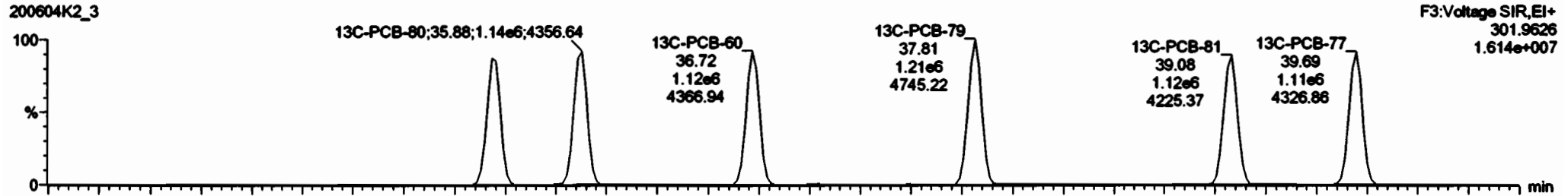
Last Altered: Friday, June 05, 2020 12:50:11 Pacific Daylight Time
Printed: Friday, June 05, 2020 12:50:14 Pacific Daylight Time

Name: 200604K2_3, Date: 04-Jun-2020, Time: 21:35:04, ID: ST200604K2-1 PCB 209 CS3 19G2609, Description: PCB 209 CS3 19G2609

PCB-68

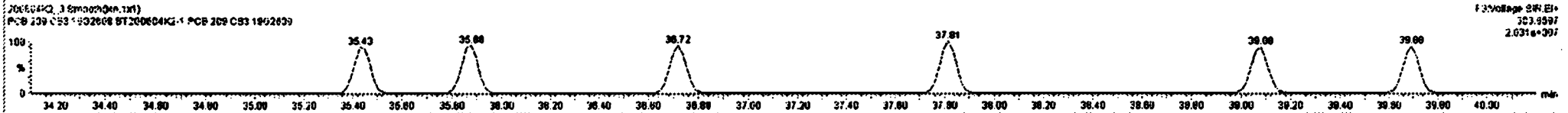

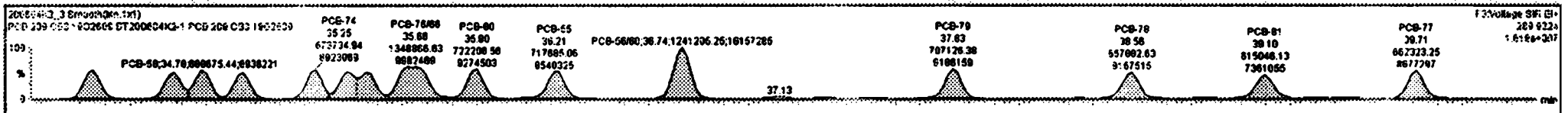


13C-PCB-80



#	Name	Range	RA	RD	RP	RPd	Prod.RT	RT	Prod.R	RP	RPd	Prod.Pd	Comp	RPd	DL	RPd
220	2nd Function Parts-PCBs				1.8776	1.8800	0.00		0.000		NO	2116		0.391	2116	
221	4th Function Parts-PCBs				1.0735	1.0800	0.00		0.000		NO	287.0		0.165	287.0	
221	2nd Function Hase-PCBs				0.9925	1.0000	0.00		0.000		NO	691.7		0.115	691.7	

#	Name	Range	RA	RD	RP	RPd	Prod.RT	RT	Prod.R	RP	RPd	Prod.Pd	Comp	RPd	DL	RPd
32	PCB-54	27.48	27.88	6.391e5	6.205e5	0.770	0.78	NO	54.471	54.471						
33	PCB-60	28.86	28.88	5.018e5	6.898e5	0.770	0.75	NO	53.889	53.889						
34	PCB-63	28.52	28.53	4.727e5	6.182e5	0.770	0.76	NO	54.880	54.880						
35	PCB-61	28.87	28.88	5.163e5	6.724e5	0.770	0.76	NO	55.723	55.723						
36	PCB-45	30.32	30.33	3.980e5	6.208e5	0.770	0.77	NO	53.767	53.767						
37	PCB-48	30.81	30.81	3.878e5	5.891e5	0.770	0.77	NO	54.011	54.011						
38	PCB-62/80	31.32	31.32	1.127e6	1.489e6	0.770	0.78	NO	112.34	112.34						
39	PCB-73	31.43	31.45	8.891e5	8.589e5	0.770	0.78	NO	52.956	52.956						
40	PCB-43/48	31.81	31.82	9.519e5	1.250e6	0.770	0.78	NO	108.76	108.76						
41	PCB-47	31.82	31.82	4.701e5	6.178e5	0.770	0.78	NO	55.552	55.552						
42	PCB-48/75	31.83	31.85	1.128e6	1.454e6	0.770	0.77	NO	108.48	108.48						
43	PCB-65	32.20	32.21	6.188e5	7.913e5	0.770	0.78	NO	81.880	81.880						
44	PCB-62	32.31	32.33	5.883e5	7.878e5	0.770	0.77	NO	88.888	88.888						
45	PCB-44	32.84	32.88	4.112e5	5.385e5	0.770	0.77	NO	54.176	54.176						

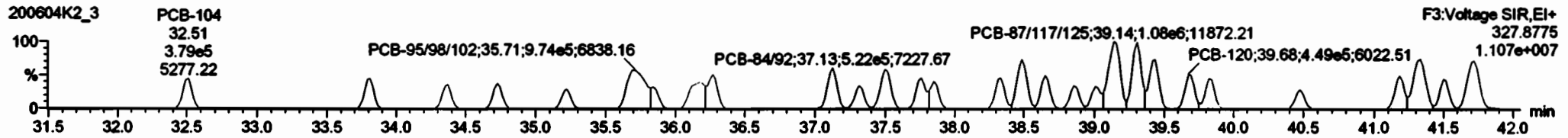



Dataset: Untitled

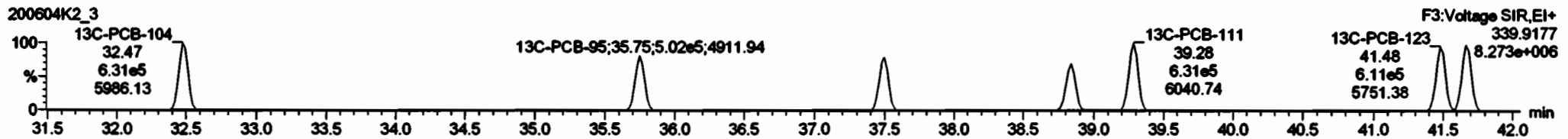

Last Altered: Friday, June 05, 2020 12:50:11 Pacific Daylight Time
Printed: Friday, June 05, 2020 12:50:14 Pacific Daylight Time

Name: 200604K2_3, Date: 04-Jun-2020, Time: 21:35:04, ID: ST200604K2-1 PCB 209 CS3 19G2609, Description: PCB 209 CS3 19G2609

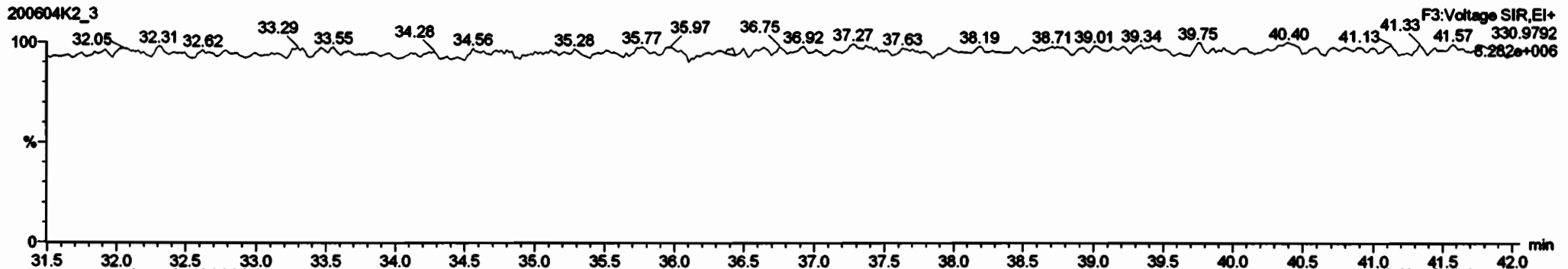
PCB-104



13C-PCB-104



PFK3b



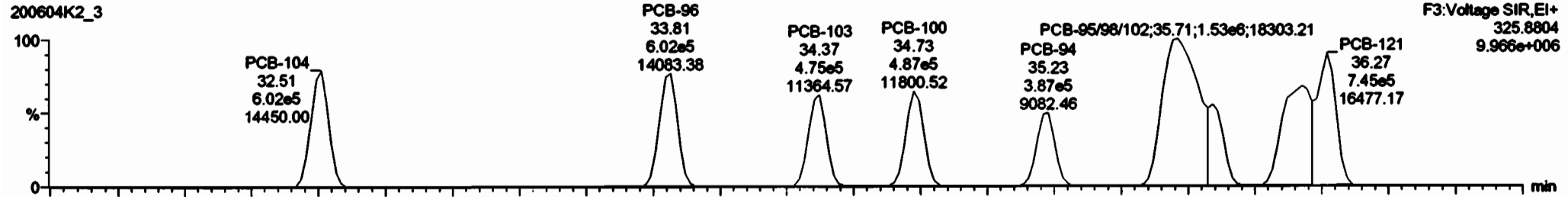
Dataset: Untitled

Last Altered: Friday, June 05, 2020 12:50:11 Pacific Daylight Time
Printed: Friday, June 05, 2020 12:50:14 Pacific Daylight Time

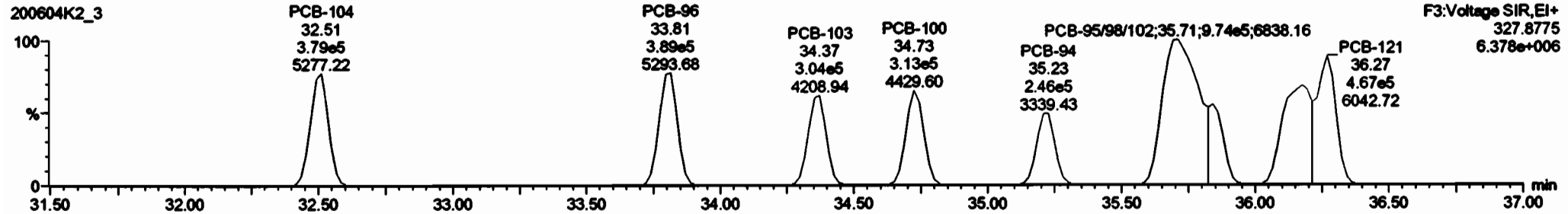
Name: 200604K2_3, Date: 04-Jun-2020, Time: 21:35:04, ID: ST200604K2-1 PCB 209 CS3 19G2609, Description: PCB 209 CS3 19G2609

PCB-96

200604K2_3



200604K2_3

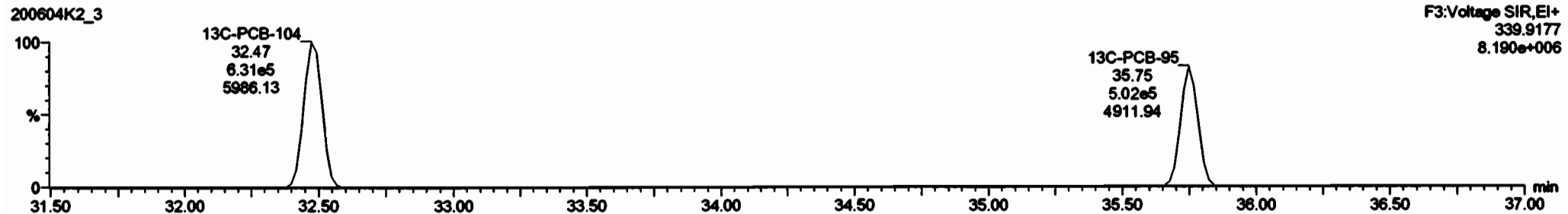


13C-PCB-95

200604K2_3



200604K2_3



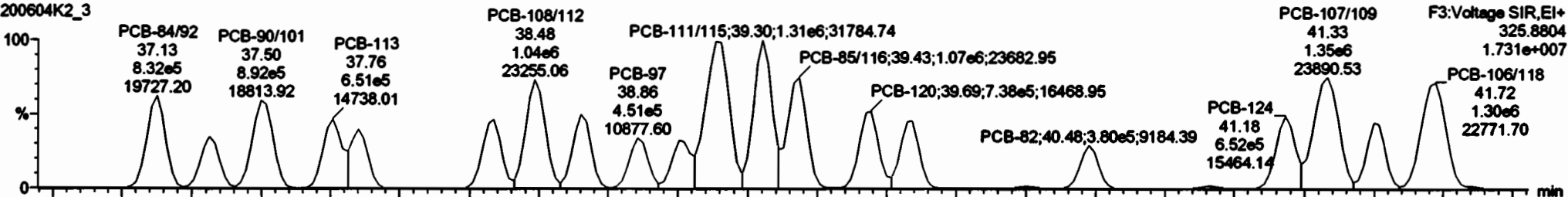
Dataset: Untitled

Last Altered: Friday, June 05, 2020 12:50:11 Pacific Daylight Time
Printed: Friday, June 05, 2020 12:50:14 Pacific Daylight Time

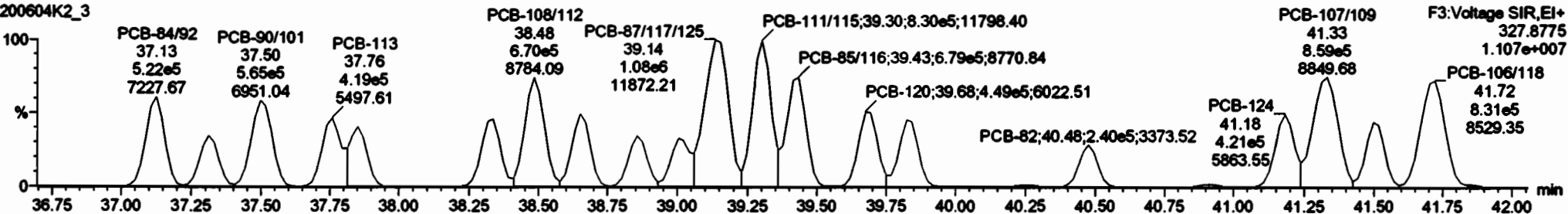
Name: 200604K2_3, Date: 04-Jun-2020, Time: 21:35:04, ID: ST200604K2-1 PCB 209 CS3 19G2609, Description: PCB 209 CS3 19G2609

PCB-119

200604K2_3

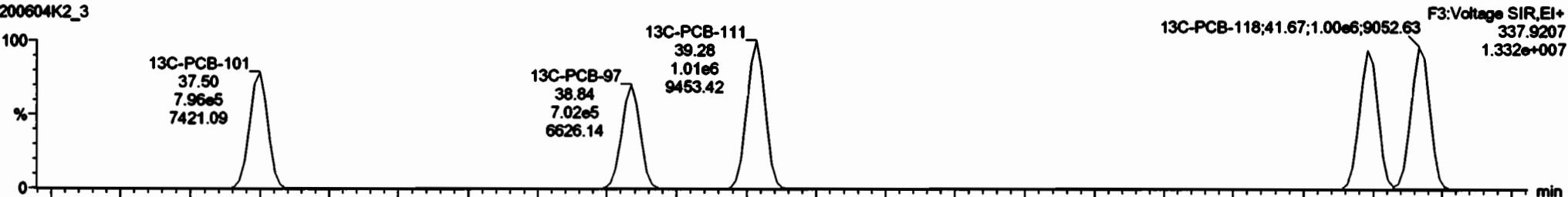


200604K2_3

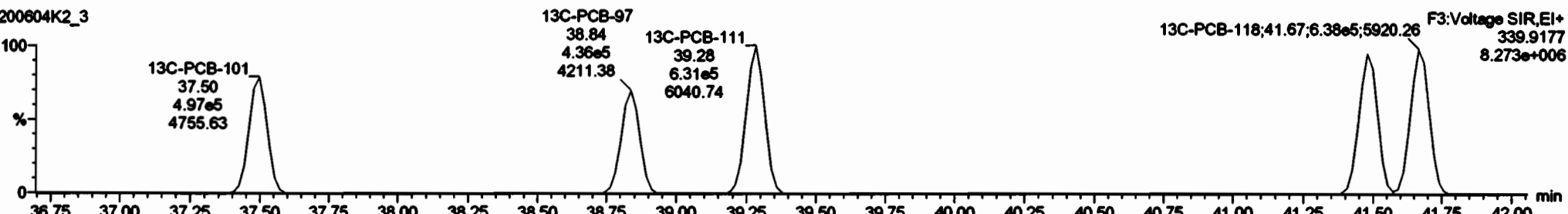


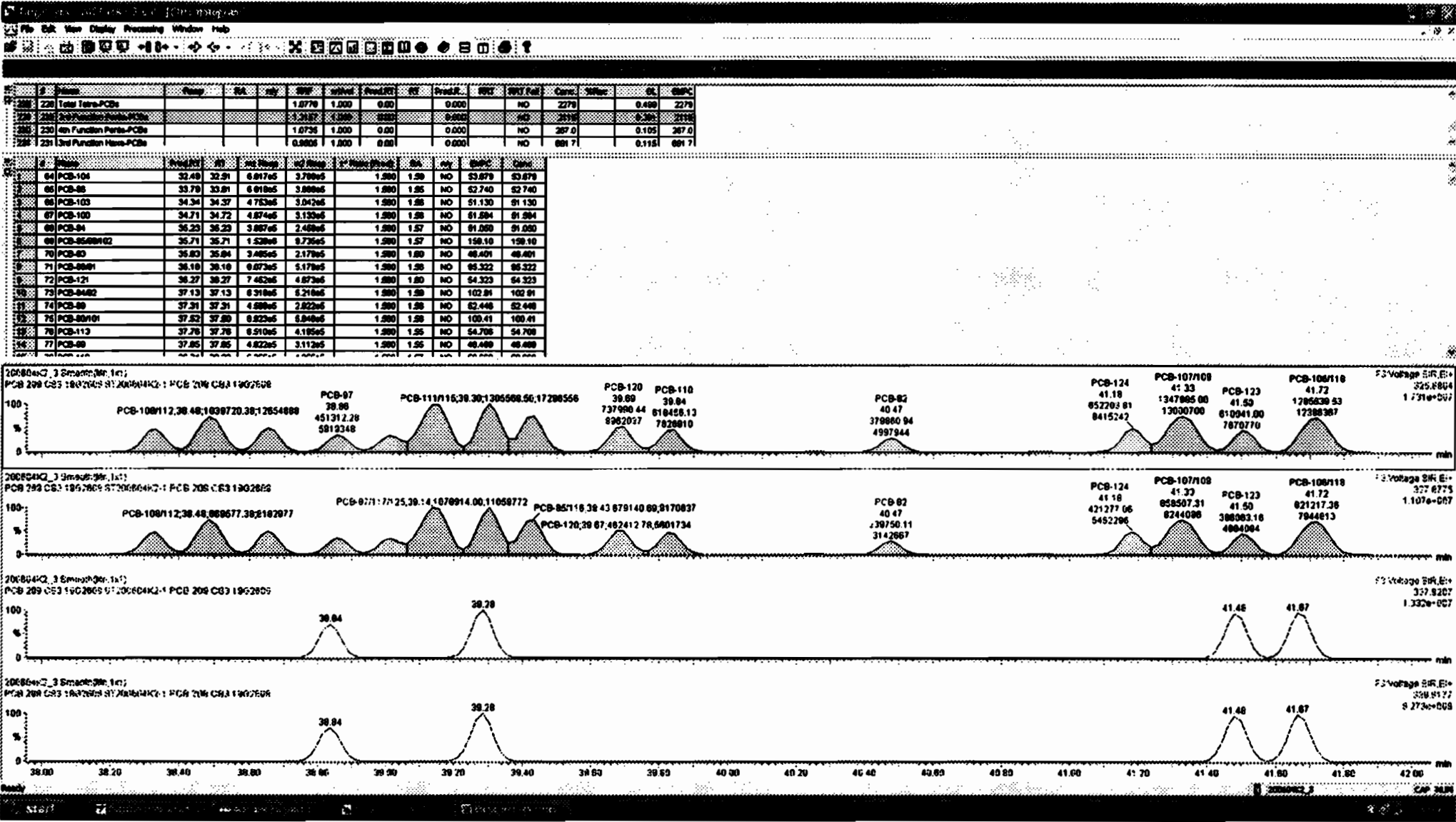
13C-PCB-111

200604K2_3



200604K2_3



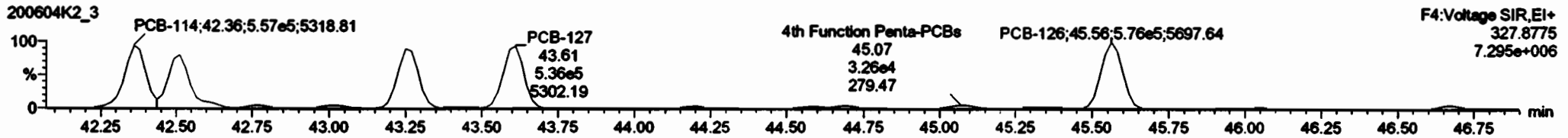
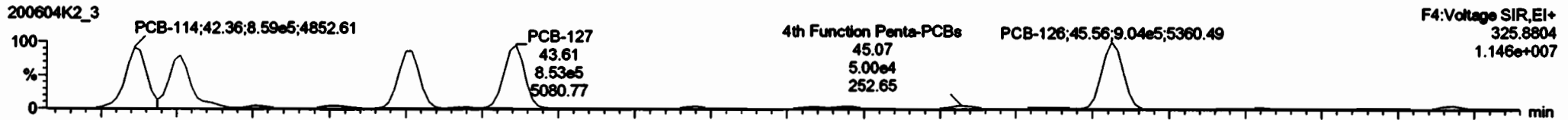


Dataset: Untitled

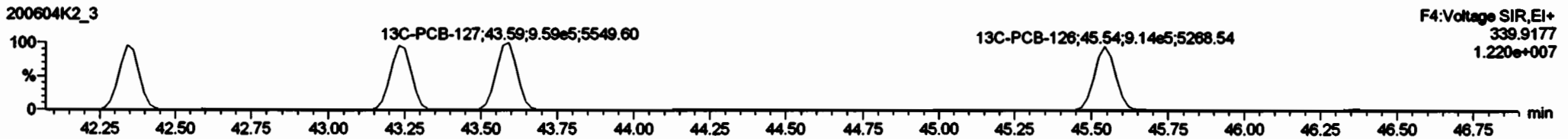
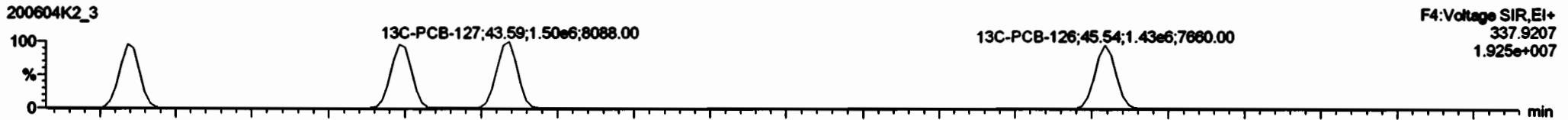
Last Altered: Friday, June 05, 2020 12:50:11 Pacific Daylight Time
Printed: Friday, June 05, 2020 12:50:14 Pacific Daylight Time

Name: 200604K2_3, Date: 04-Jun-2020, Time: 21:35:04, ID: ST200604K2-1 PCB 209 CS3 19G2609, Description: PCB 209 CS3 19G2609

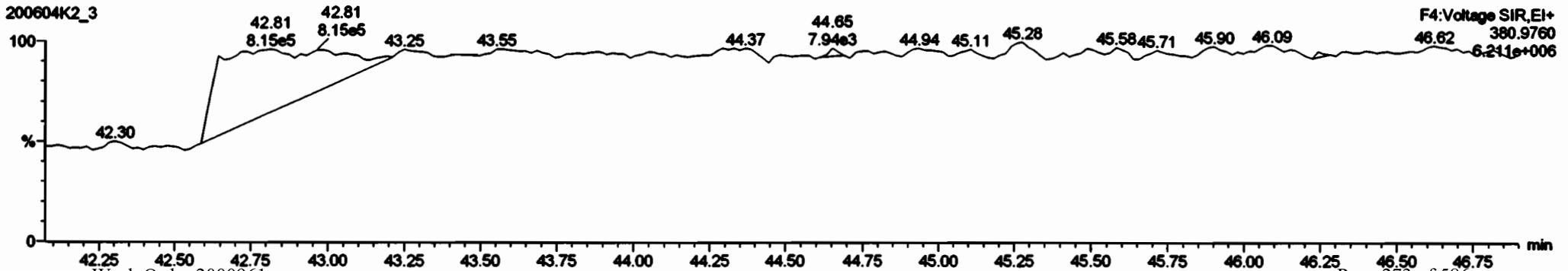
PCB-114



13C-PCB-114

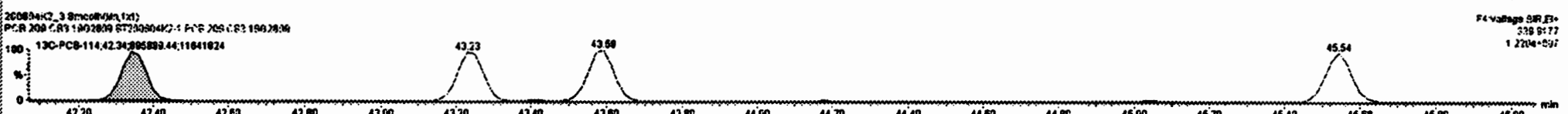





PFK4a



#	Name	Comp	NA	PA	SW	Unit	Prod/ID	RT	Weight	MO	2001 Exp	Comp	Units	DL	SNPC
220	Total Total-PCBs				1.0778	1.000	0.00		0.000		NO		2270	0.400	2270
220	2nd Function Parts-PCBs				1.3167	1.000	0.00		0.000		NO		2116	0.301	2116
220	2nd Function Misc-PCBs				1.0778	1.000	0.00		0.000		NO		2078	0.300	2078
220	2nd Function Misc-PCBs				0.8505	1.000	0.00		0.000		NO		991.7	0.115	991.7

#	Name	Prod/ID	RT	SW	Unit	Weight	MO	2001 Exp	Comp	Units	DL	SNPC
1	PCB-114	42.36	42.36	0.304e5	5.442e5	1.990	1.54	MO	52.255	52.255		
2	PCB-122	42.81	42.81	7.267e5	4.670e5	1.990	1.96	MO	54.952	54.952		
3	PCB-105	43.25	43.25	8.091e5	5.298e5	1.990	1.54	MO	62.676	62.676		
4	PCB-127	43.61	43.61	6.531e5	5.381e5	1.990	1.98	MO	63.280	63.280		
5	PCB-126	45.55	45.55	6.043e5	6.783e5	1.990	1.97	MO	63.623	63.623		



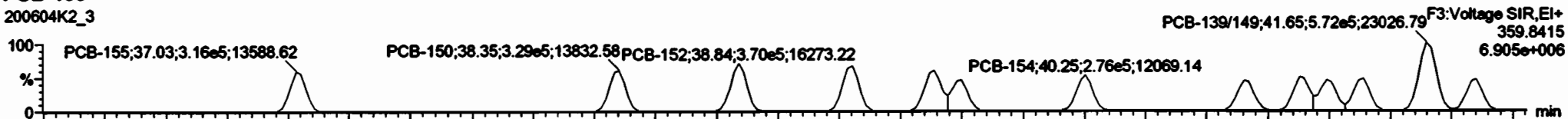
Dataset: Untitled

Last Altered: Friday, June 05, 2020 12:50:11 Pacific Daylight Time
Printed: Friday, June 05, 2020 12:50:14 Pacific Daylight Time

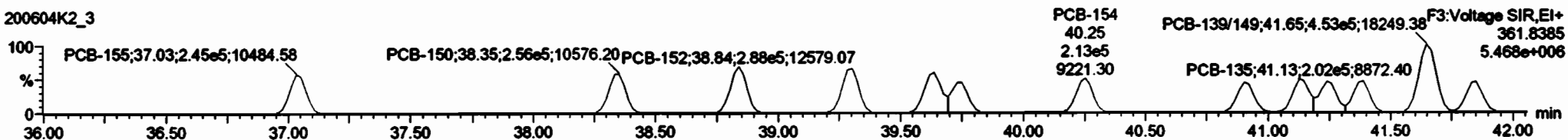
Name: 200604K2_3, Date: 04-Jun-2020, Time: 21:35:04, ID: ST200604K2-1 PCB 209 CS3 19G2609, Description: PCB 209 CS3 19G2609

PCB-155

200604K2_3




200604K2_3

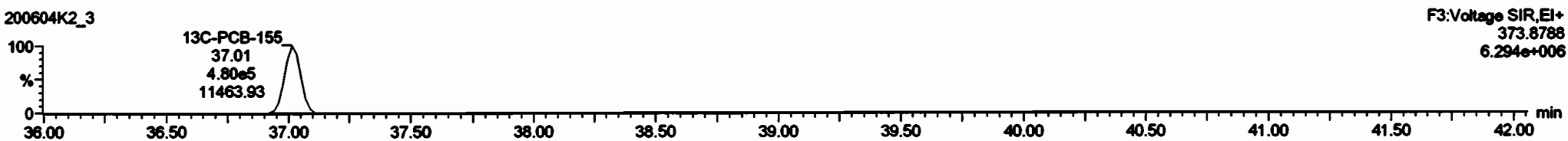


13C-PCB-155

200604K2_3

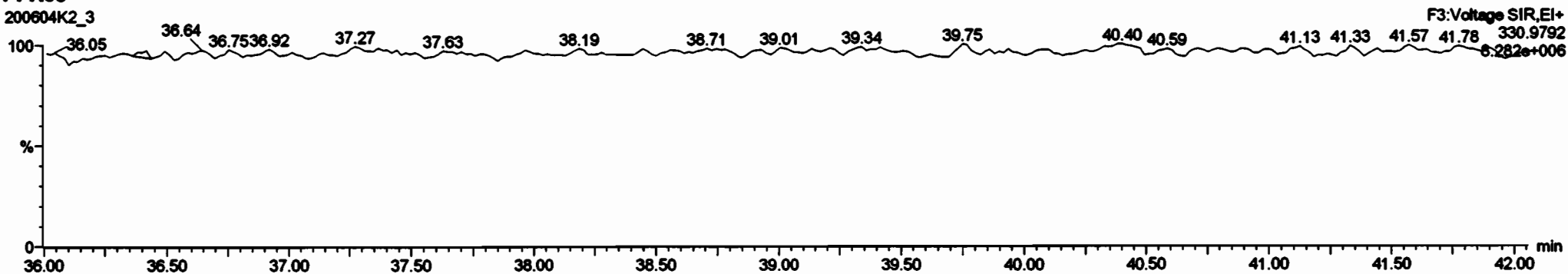


200604K2_3



PFK3c

200604K2_3

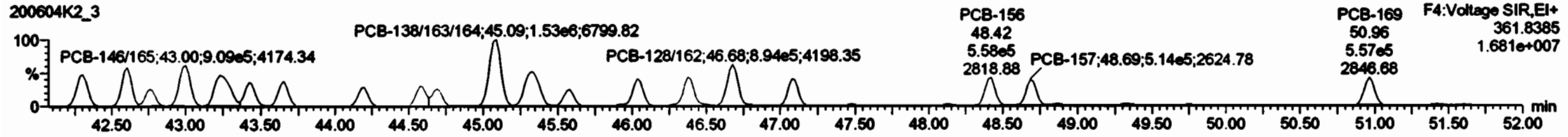



Dataset: Untitled

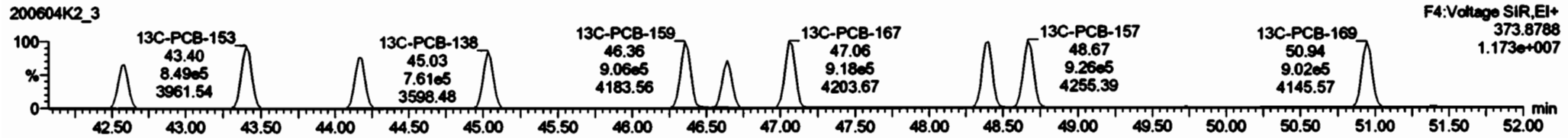
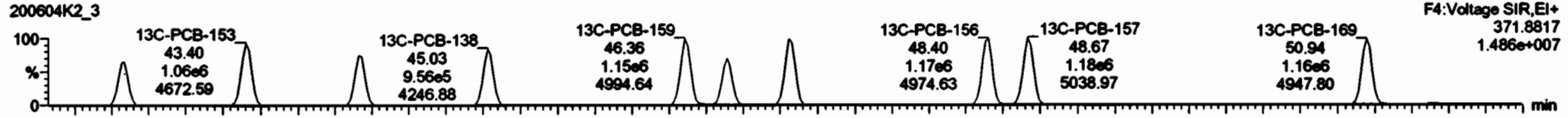
Last Altered: Friday, June 05, 2020 12:50:11 Pacific Daylight Time
 Printed: Friday, June 05, 2020 12:50:14 Pacific Daylight Time

Name: 200604K2_3, Date: 04-Jun-2020, Time: 21:35:04, ID: ST200604K2-1 PCB 209 CS3 19G2609, Description: PCB 209 CS3 19G2609

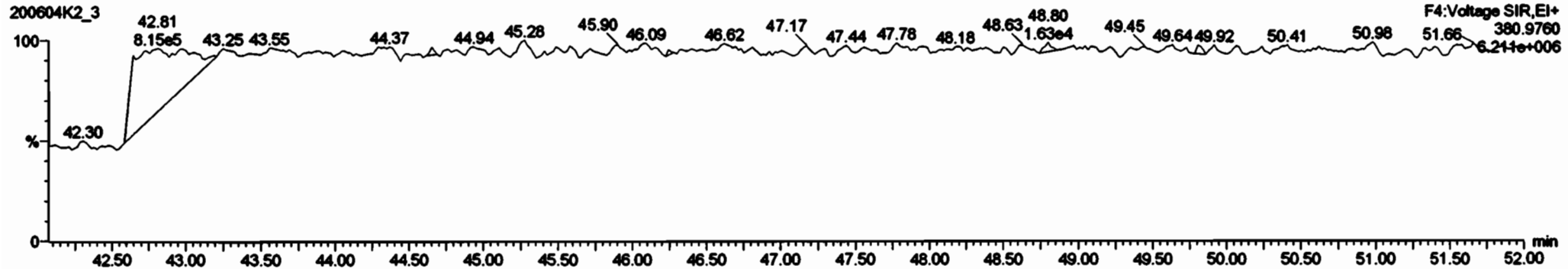
PCB-134/143



13C-PCB-153




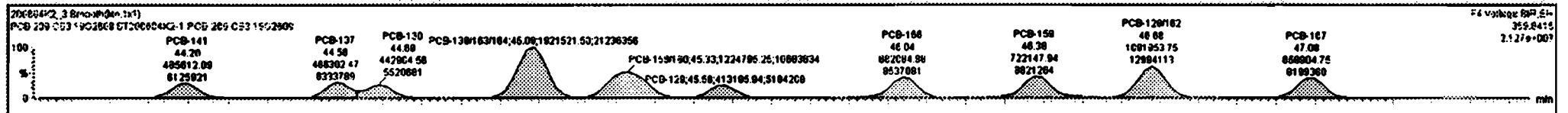


PFK4b



#	Name	Mass	CU	PU	RP	Value	Prod/RT	RT	Prod/L	RET	RET/Fid	Conto	RP/Sec	SL	EMPC
222	2th Function PCBs					3.0216	1.000	0.000	0.000		NO	1000		0.000	1.000
223	Total Histo-PCBs					1.3581	1.000	0.000	0.000		NO	1247		1.000	1.247
224	4th Function Ochs-PCBs					1.0000	1.000	0.000	0.000		NO	478.9		0.100	478.9
225	5th Function Ochs-PCBs					1.1488	1.000	0.000	0.000		NO	100.0		0.102	100.0

#	Name	Mass	CU	PU	RP	Value	Prod/RT	RT	Prod/L	RET	RET/Fid	Conto	RP/Sec	SL	EMPC
111	PCB-134/143	42.31	42.30	0.843e5	7.053e5	1.240	1.22	NO	100.23	100.23					
112	PCB-131/133	42.01	42.01	9.290e5	7.482e5	1.240	1.24	NO	100.97	100.97					
113	PCB-142	42.76	42.76	4.132e5	3.267e5	1.240	1.23	NO	91.995	91.995					
114	PCB-140/145	43.00	43.00	1.112e6	9.000e5	1.240	1.22	NO	103.98	103.98					
115	PCB-132/141	43.24	43.23	1.123e6	9.131e5	1.240	1.23	NO	103.98	103.98					
116	PCB-153	43.42	43.42	5.725e5	4.910e5	1.240	1.24	NO	90.915	90.915					
117	PCB-140	43.66	43.66	5.077e5	4.800e5	1.240	1.22	NO	82.746	82.746					
118	PCB-141	44.10	44.20	4.850e5	3.800e5	1.240	1.26	NO	82.908	82.908					
119	PCB-137	44.26	44.50	4.853e5	3.972e5	1.240	1.22	NO	48.000	48.000					
120	PCB-130	44.80	44.80	4.420e5	3.534e5	1.240	1.26	NO	88.170	88.170					
121	PCB-130/163/164	46.07	46.00	1.022e6	1.520e6	1.240	1.26	NO	188.73	188.73					
122	PCB-169/180	46.31	46.30	1.226e6	0.872e6	1.240	1.24	NO	103.82	103.91					
123	PCB-128	46.80	46.80	4.132e5	3.310e5	1.240	1.26	NO	80.000	80.000					
124	PCB-166	46.04	46.04	6.621e5	5.384e5	1.240	1.27	NO	91.818	91.818					



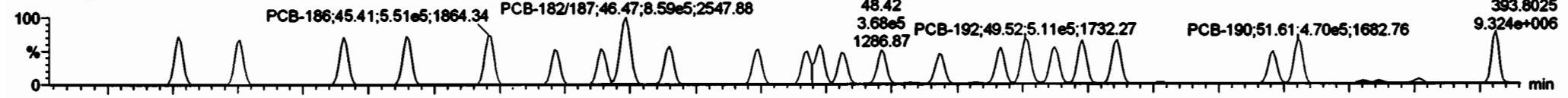
Dataset: Untitled

Last Altered: Friday, June 05, 2020 12:50:11 Pacific Daylight Time
Printed: Friday, June 05, 2020 12:50:14 Pacific Daylight Time

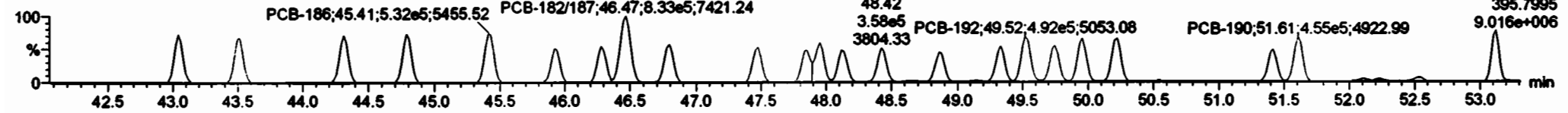
Name: 200604K2_3, Date: 04-Jun-2020, Time: 21:35:04, ID: ST200604K2-1 PCB 209 CS3 19G2609, Description: PCB 209 CS3 19G2609

PCB-188

200604K2_3



200604K2_3




13C-PCB-188

200604K2_3

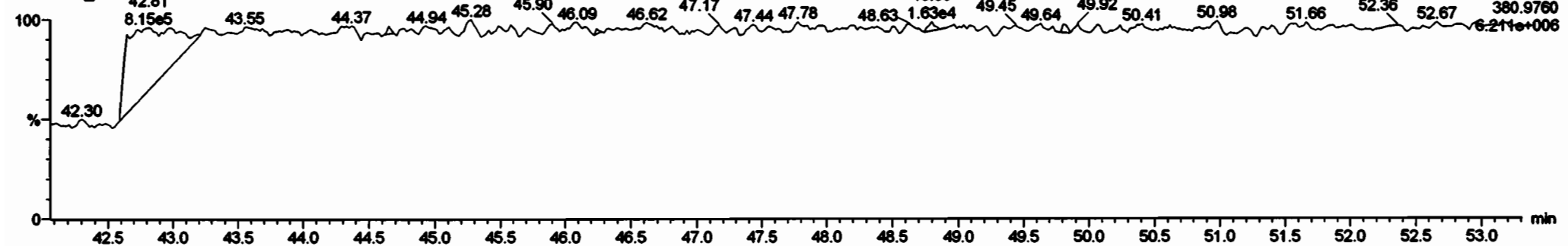


200604K2_3



PFK4c

200604K2_3



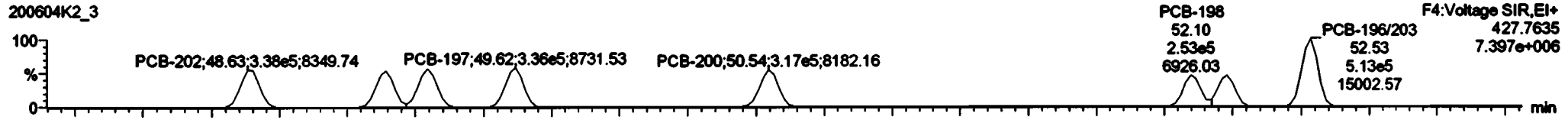
Dataset: Untitled

Last Altered: Friday, June 05, 2020 12:50:11 Pacific Daylight Time
Printed: Friday, June 05, 2020 12:50:14 Pacific Daylight Time

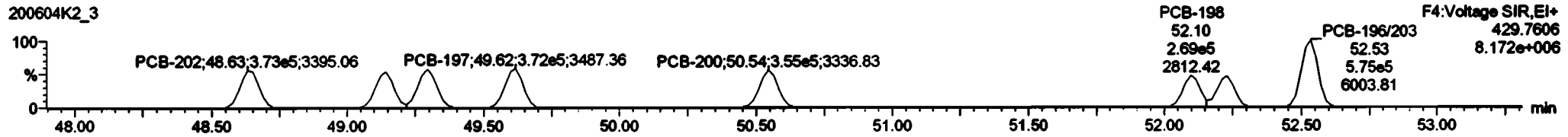
Name: 200604K2_3, Date: 04-Jun-2020, Time: 21:35:04, ID: ST200604K2-1 PCB 209 CS3 19G2609, Description: PCB 209 CS3 19G2609

PCB-202

200604K2_3

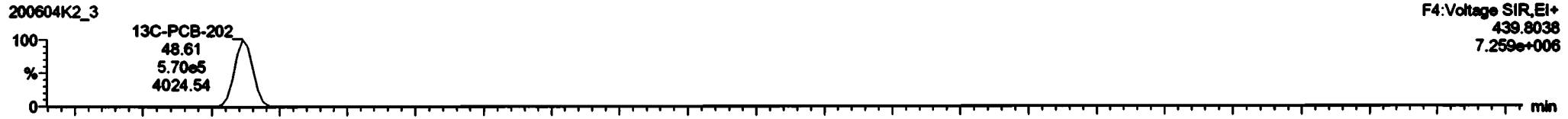


200604K2_3

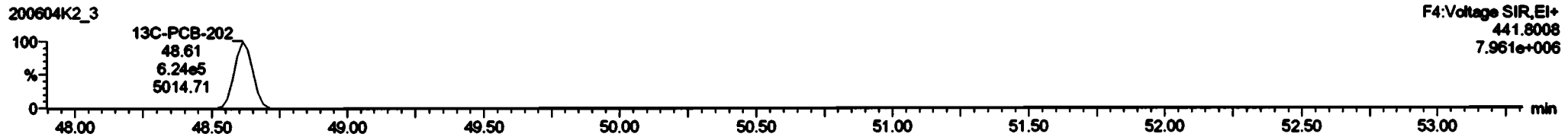


13C-PCB-202

200604K2_3

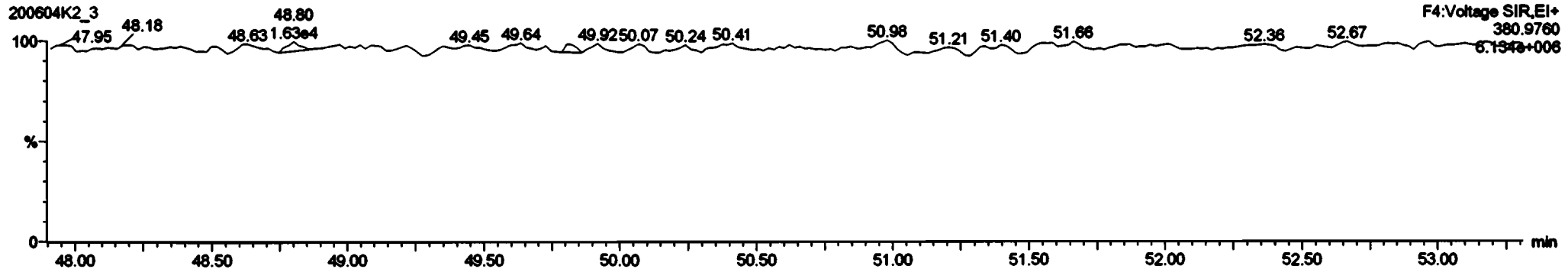


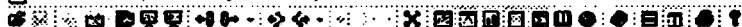
200604K2_3



PFK4d


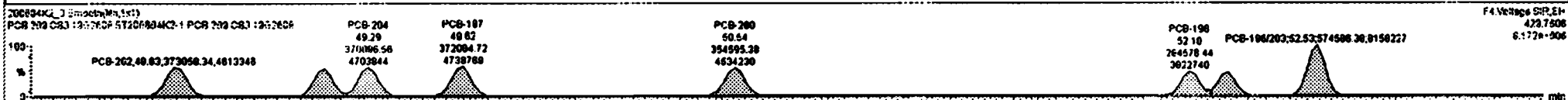
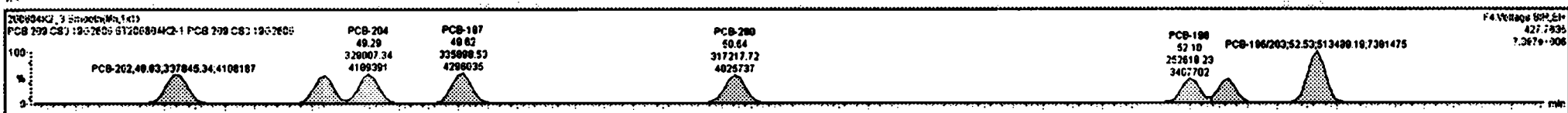
200604K2_3





#	Name	Phase	NA	RT	RT/NA	Actual	PreDef	RT	PreDef	SPR	SPR/NA	Comp	Offset	DC	SPPC
222	4th Function Misc-PCBs					1.0216	1.000	0.00	0.000		NO	1467		0.037	1467
223	Total Misc-PCBs					1.3591	1.000	0.00	0.000		NO	1247		1.08	1247
224	PCB-202					3.379e5	3.791e5	0.890	0.91		NO	60.868			
225	4th Function Misc-PCBs					1.1488	1.000	0.00	0.000		NO	155.9		0.102	155.9

#	Name	Phase	NA	RT	RT/NA	Actual	PreDef	RT	PreDef	SPR	SPR/NA	Comp	Offset	DC	SPPC
164	PCB-202					48.85	48.83	3.379e5	3.791e5	0.890	0.91	NO	60.868		
196	PCB-201					48.12	48.14	3.118e5	3.478e5	0.890	0.90	NO	52.485		
198	PCB-204					48.28	48.28	3.280e5	3.701e5	0.890	0.89	NO	51.343		
197	PCB-187					48.80	48.82	3.358e5	3.721e5	0.890	0.90	NO	52.375		
199	PCB-200					50.53	50.54	3.172e5	3.548e5	0.890	0.89	NO	52.893		
199	PCB-198					52.10	52.10	2.528e5	2.848e5	0.890	0.89	NO	58.701		
180	PCB-188					52.22	52.23	2.572e5	2.819e5	0.890	0.91	NO	51.877		
181	PCB-188/203					52.54	52.53	5.135e5	5.746e5	0.890	0.88	NO	106.77		



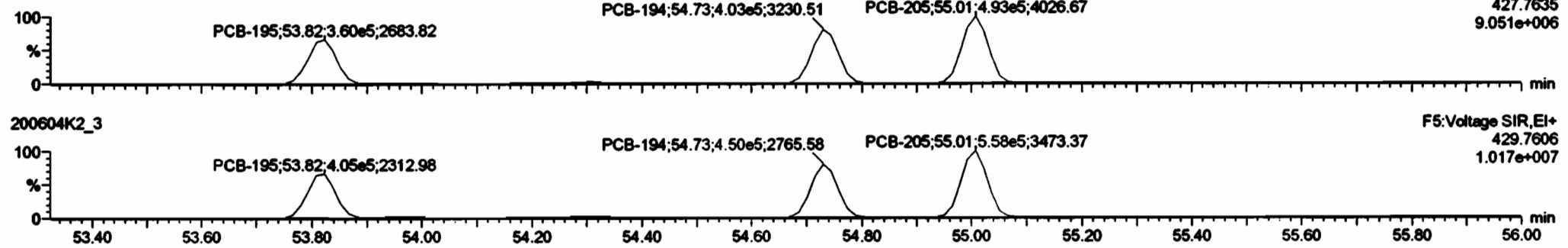
Dataset: Untitled

Last Altered: Friday, June 05, 2020 12:50:11 Pacific Daylight Time
Printed: Friday, June 05, 2020 12:50:14 Pacific Daylight Time

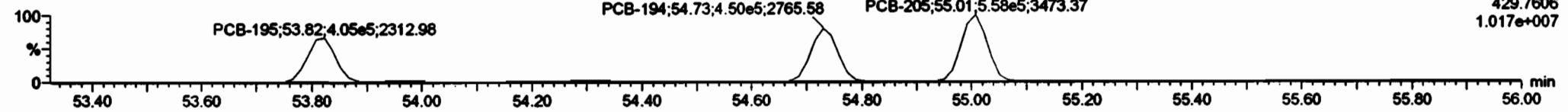
Name: 200604K2_3, Date: 04-Jun-2020, Time: 21:35:04, ID: ST200604K2-1 PCB 209 CS3 19G2609, Description: PCB 209 CS3 19G2609

PCB-195

200604K2_3

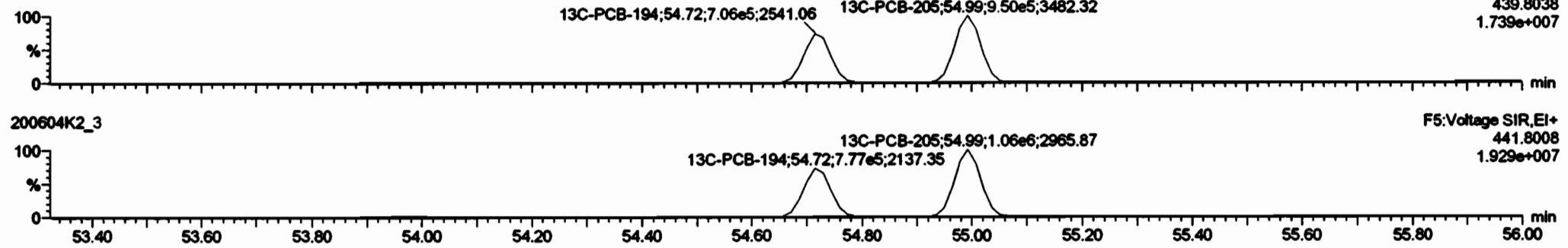


200604K2_3

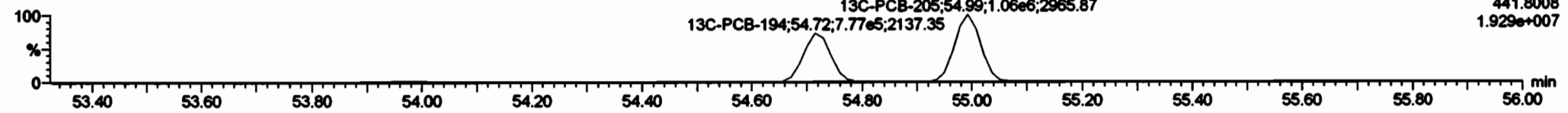


13C-PCB-194

200604K2_3

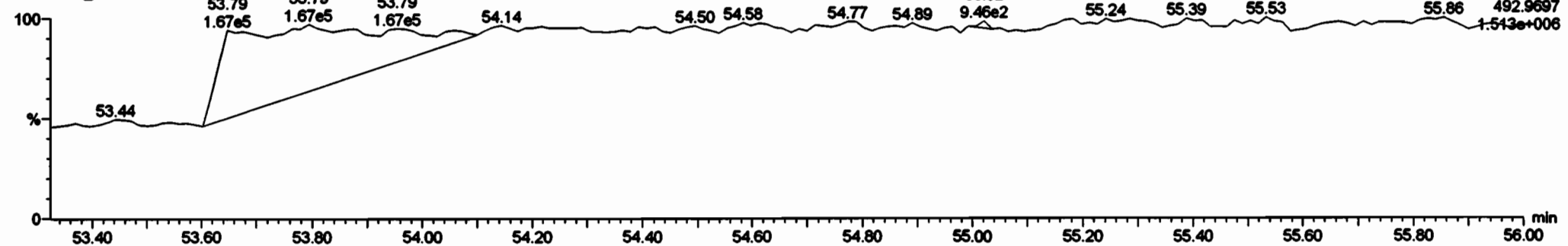


200604K2_3



PFK5a

200604K2_3




Dataset: Untitled

Last Altered: Friday, June 05, 2020 12:50:11 Pacific Daylight Time
Printed: Friday, June 05, 2020 12:50:14 Pacific Daylight Time

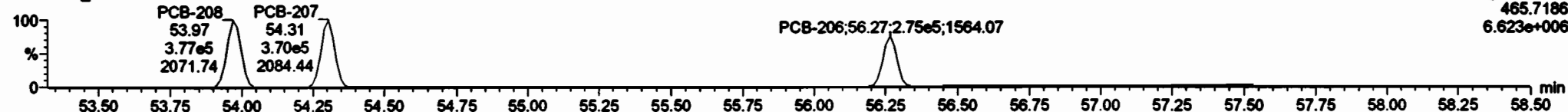
Name: 200604K2_3, Date: 04-Jun-2020, Time: 21:35:04, ID: ST200604K2-1 PCB 209 CS3 19G2609, Description: PCB 209 CS3 19G2609

PCB-208

200604K2_3




200604K2_3

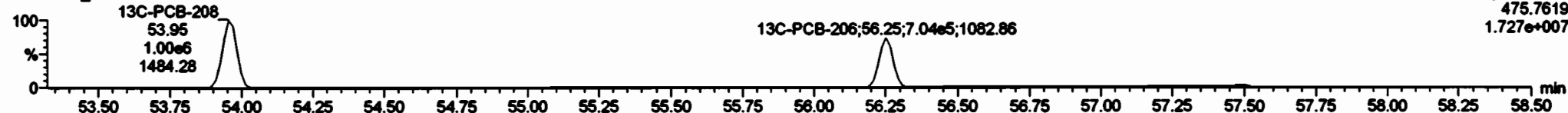


13C-PCB-208

200604K2_3

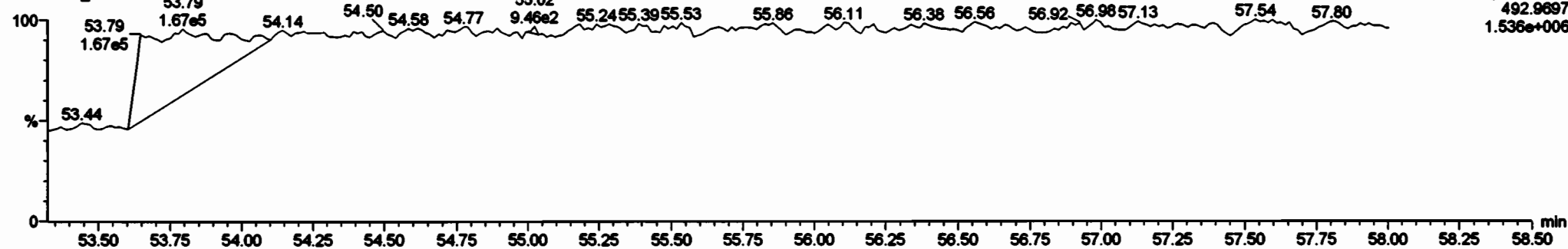


200604K2_3



PFK5

200604K2_3




Dataset: Untitled

Last Altered: Friday, June 05, 2020 12:50:11 Pacific Daylight Time
Printed: Friday, June 05, 2020 12:50:14 Pacific Daylight Time

Name: 200604K2_3, Date: 04-Jun-2020, Time: 21:35:04, ID: ST200604K2-1 PCB 209 CS3 19G2609, Description: PCB 209 CS3 19G2609


PCB-209

200604K2_3



F5:Voltage SIR,EI+
497.6826
6.197e+006

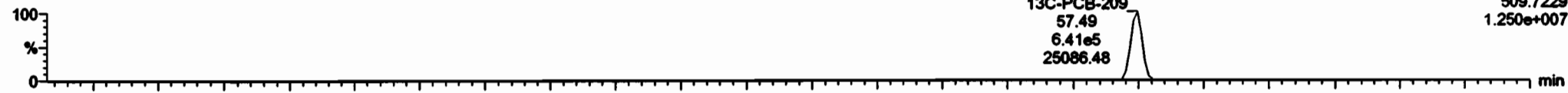
200604K2_3



F5:Voltage SIR,EI+
499.6797
5.097e+006


13C-PCB-209

200604K2_3



F5:Voltage SIR,EI+
509.7229
1.250e+007

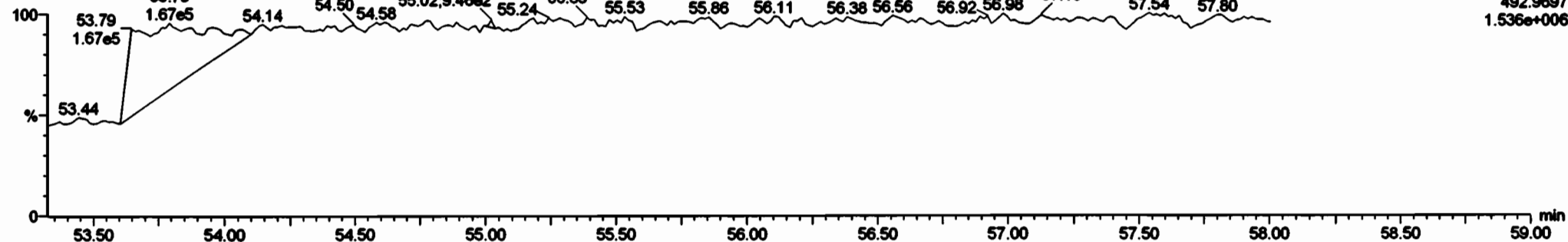
200604K2_3



F5:Voltage SIR,EI+
511.7199
1.022e+007

PFK5b

200604K2_3



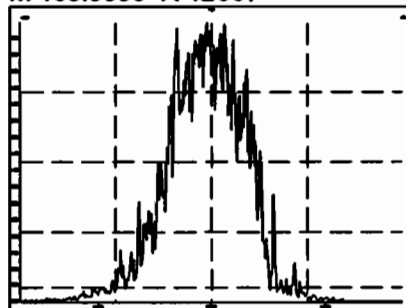
F5:Voltage SIR,EI+
492.9697
1.536e+006

#	Name	Qty	EA	Upr	RF	Subst	Prod	ST	Prod	RF	RF	RF	RF	RF	RF	RF	RF	RF
220	Total Micro-PCBs					0.9523	1.000	0.00	0.000		NO	158.4		0.128	158.4			
220	Total PCBs					2.0000	1.000	0.00	0.000		NO	32.00		0.0000	32.00			
220	Total Micro-Assemblies																	

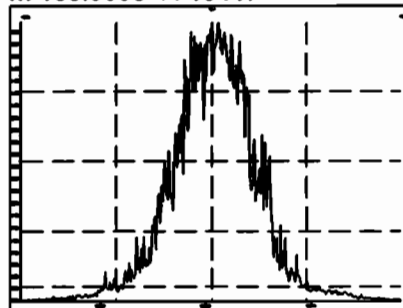
#	Name	Prod	RF	RF	RF	RF	RF	RF	RF	RF	RF
100	PCB-200	57.48	57.91	3.288e5	2.728e5	1.170	1.20	NO	52.887	52.887	



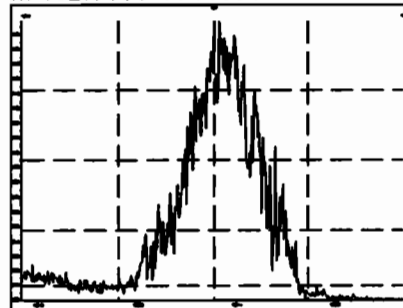
M 168.9888 R 12067



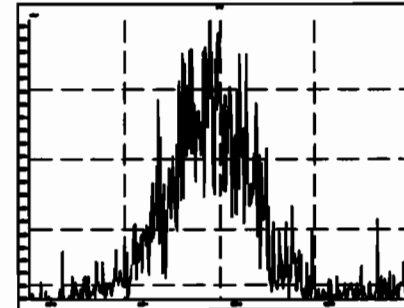
M 180.9888 R 10417



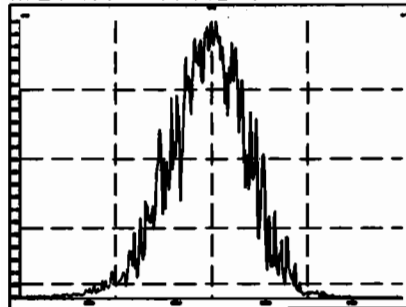
M 192.9888 R 11601



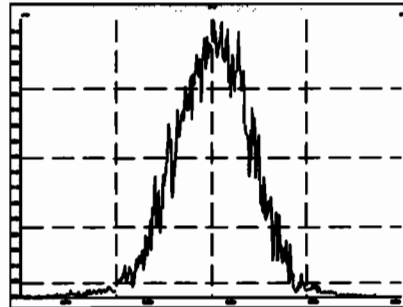
M 204.9888 R 13163



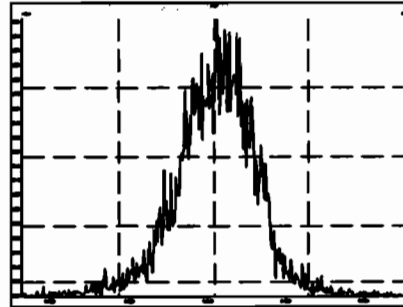
M 218.9856 R 11261



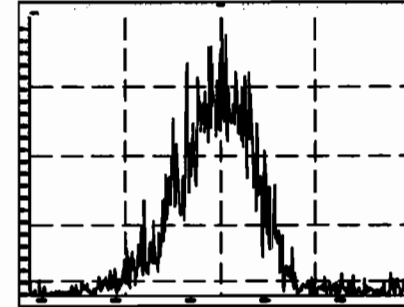
M 230.9856 R 11487



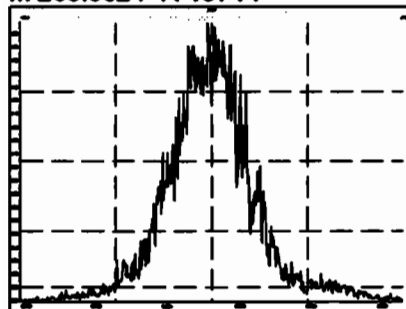
M 242.9856 R 10845



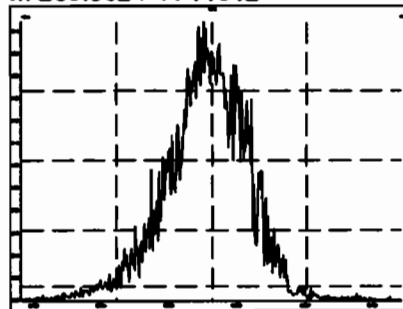
M 254.9856 R 12201



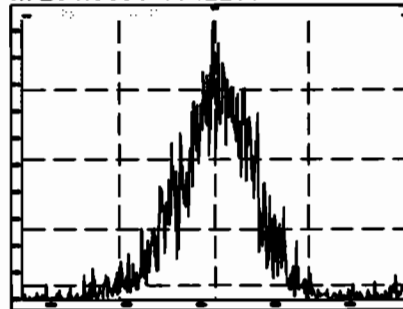
M 268.9824 R 10714



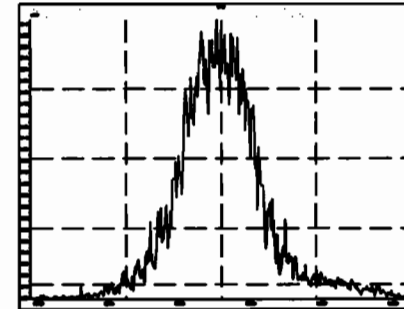
M 280.9824 R 11012



M 254.9856 R 12230

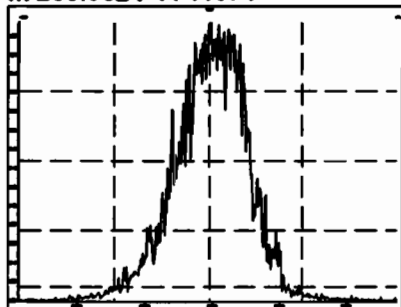


M 268.9824 R 10448

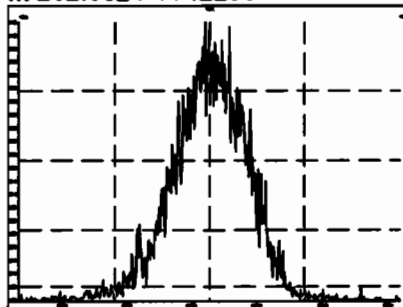


Printed: Friday, June 05, 2020 06:48:30 Pacific Daylight Time

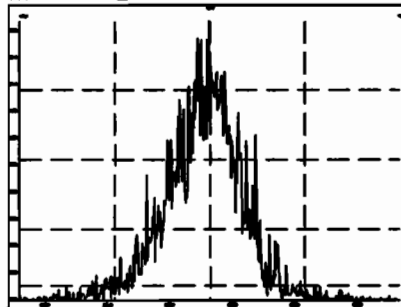
M 280.9824 R 11971



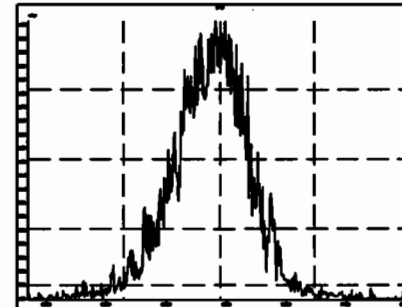
M 292.9824 R 12259



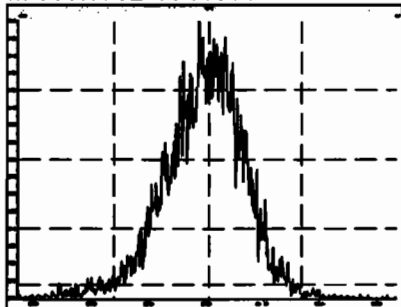
M 304.9824 R 13149



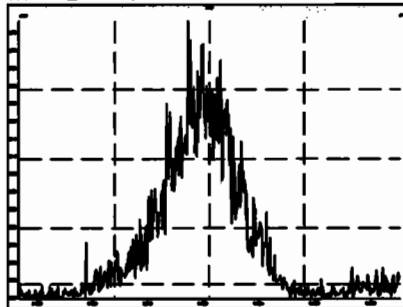
M 318.9792 R 11522



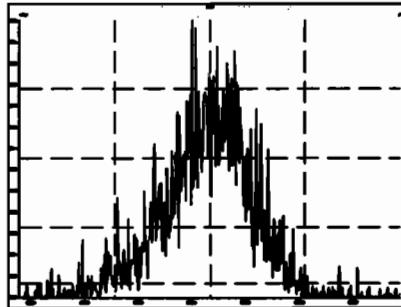
M 330.9792 R 11061



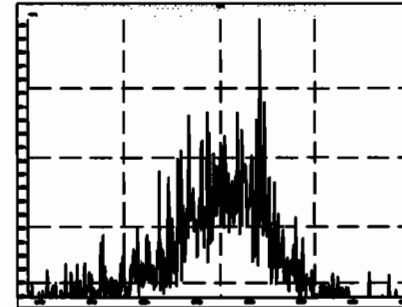
M 342.9792 R 11848



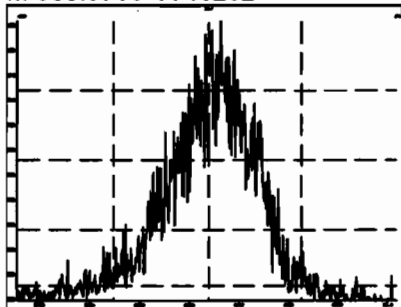
M 354.9792 R 13371



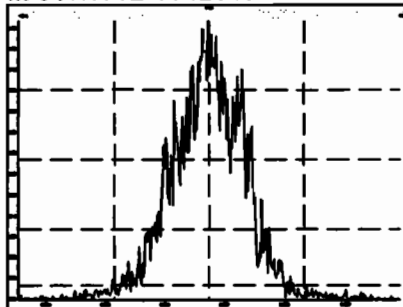
M 366.9792 R 13976



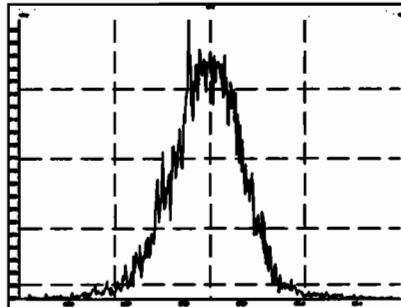
M 380.9760 R 10232



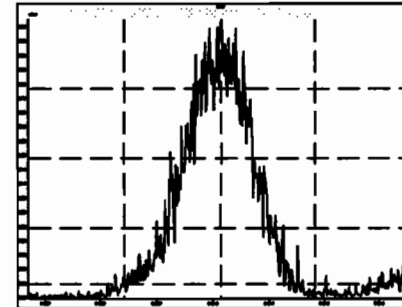
M 318.9792 R 12345



M 330.9792 R 12412

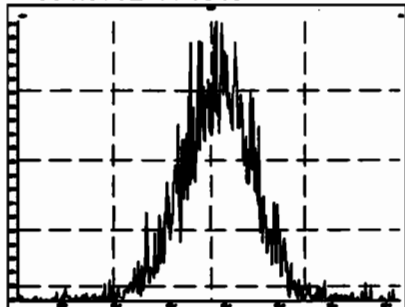


M 342.9792 R 12265

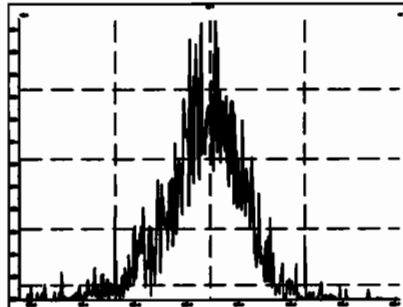


Printed: Friday, June 05, 2020 06:48:30 Pacific Daylight Time

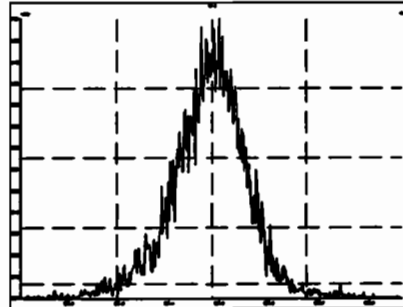
M 354.9792 R 13158



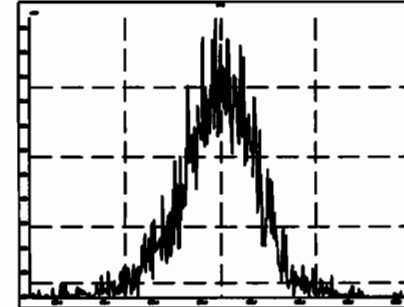
M 366.9792 R 15290



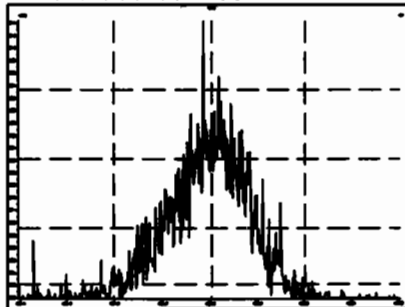
M 380.9760 R 12173



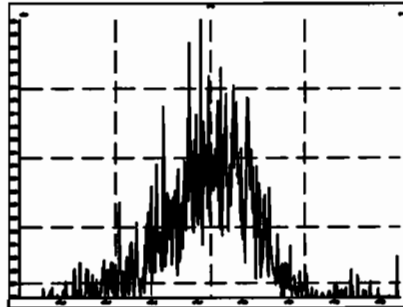
M 392.9760 R 13203



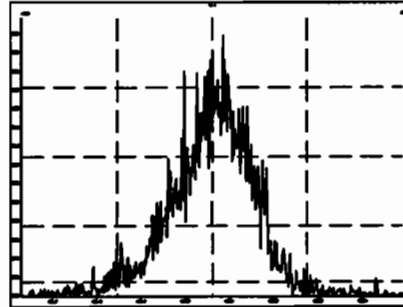
M 404.9760 R 14001



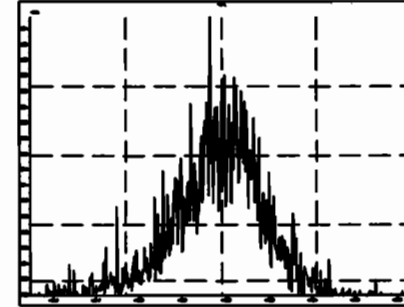
M 416.9760 R 15785



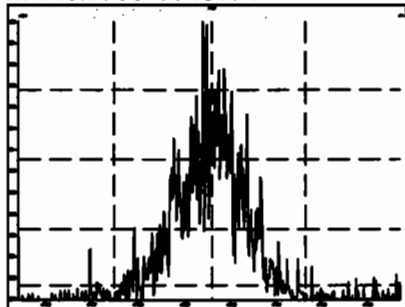
M 430.9728 R 11767



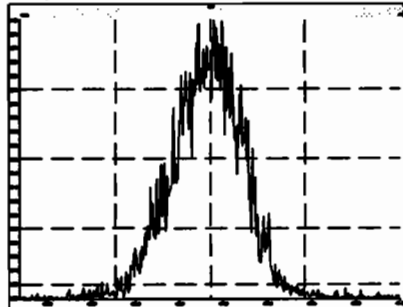
M 442.9728 R 13033



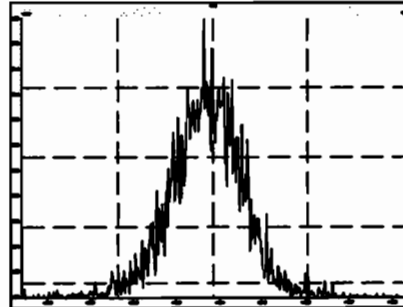
M 416.9760 R 15974



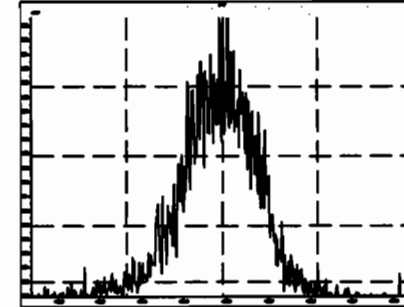
M 430.9728 R 13020



M 442.9728 R 14205

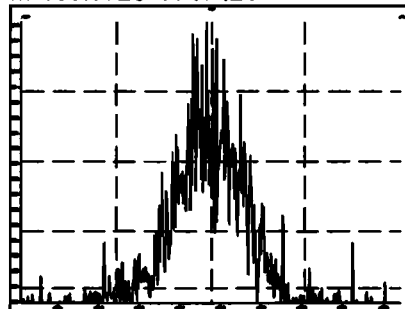


M 454.9728 R 13923

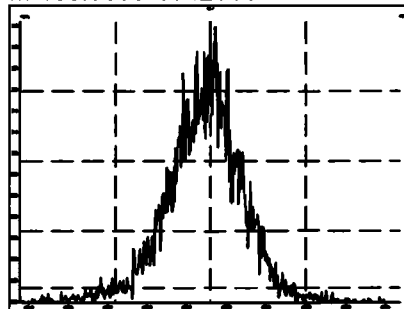


Printed: Friday, June 05, 2020 06:48:30 Pacific Daylight Time

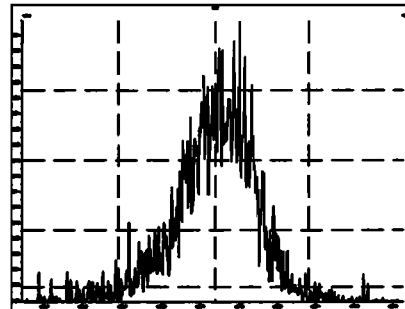
M 466.9728 R 17426



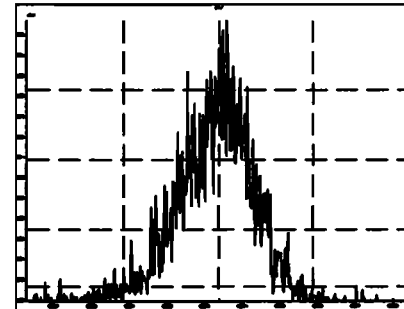
M 480.9696 R 12588



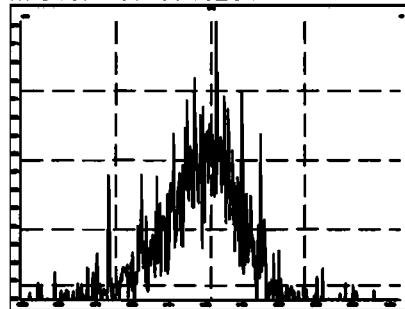
M 492.9696 R 13382



M 504.9696 R 14085



M 516.9697 R 16201



INITIAL CALIBRATION

Dataset: U:\VG11.PRO\Results\200601K1\200601K1-CRVB.qld

hr 6/2/2020

GT 06/02/2020

Last Altered: Tuesday, June 02, 2020 10:21:37 Pacific Daylight Time

Printed: Tuesday, June 02, 2020 11:15:31 Pacific Daylight Time

Begin Rescheck: 1 mass under 10K

End Rescheck: some mass affected by column bleed.

Method: Untitled 01 Jun 2020 09:39:00

Calibration: U:\VG11.PRO\CurveDB\cb1_PCBvg11-6-1-20.cdb 02 Jun 2020 10:21:16

-1 mass under 10K

Compound name: PCB-1

Response Factor: 1.1683

RRF SD: 0.0700662, Relative SD: 5.99729

Response type: Internal Std (Ref 169), Area * (IS Conc. / IS Area)

Curve type: RF

Name	Std Conc	RA	ny	RT	RRT	Resp	IS Resp	Conc	%Dev	RRF	X = dropped
200601K1_1	0.250	2.96	NO	15.52	1.001	6.24e3	2.37e6	0.225	-9.8	1.05	MM
200601K1_2	1.00	3.13	NO	15.53	1.001	2.90e4	2.53e6	0.981	-1.9	1.15	bb
200601K1_3	2.50	3.13	NO	15.56	1.002	7.00e4	2.46e6	2.44	-2.6	1.14	bb
200601K1_4	50.0	3.09	NO	15.54	1.001	1.47e6	2.44e6	51.7	3.3	1.21	bb
200601K1_5	400	3.02	NO	15.54	1.001	1.26e7	2.52e6	426	6.5	1.24	bb
200601K1_6	1000	3.09	NO	15.56	1.002	2.96e7	2.44e6	1040	4.4	1.22	bb

Compound name: PCB-2

Response Factor: 1.1828

RRF SD: 0.0716252, Relative SD: 6.05556

Response type: Internal Std (Ref 170), Area * (IS Conc. / IS Area)

Curve type: RF

Name	Std Conc	RA	ny	RT	RRT	Resp	IS Resp	Conc	%Dev	RRF	X = dropped
200601K1_1	0.250	3.12	NO	17.93	0.988	8.58e3	2.41e6	0.231	-7.7	1.09	bb
200601K1_2	1.00	3.07	NO	17.94	0.988	2.89e4	2.58e6	0.945	-5.5	1.12	bb
200601K1_3	2.50	3.06	NO	17.95	0.988	7.31e4	2.54e6	2.43	-2.6	1.15	bb
200601K1_4	50.0	3.10	NO	17.95	0.988	1.51e6	2.46e6	51.9	3.8	1.23	bb
200601K1_5	400	3.09	NO	17.95	0.988	1.30e7	2.59e6	426	6.5	1.26	bb
200601K1_6	1000	3.10	NO	17.95	0.988	3.06e7	2.47e6	1060	5.6	1.25	bb

Dataset: U:\VG11.PRO\Results\200601K1\200601K1-CRVB.qld

Last Altered: Tuesday, June 02, 2020 10:21:37 Pacific Daylight Time
 Printed: Tuesday, June 02, 2020 11:15:31 Pacific Daylight Time

Compound name: PCB-3
 Response Factor: 1.14833
 RRF SD: 0.0822518, Relative SD: 7.16272
 Response type: Internal Std (Ref 170), Area * (IS Conc. / IS Area)
 Curve type: RF

	Name	Std. Conc.	RA	n/y	RT	RRF	Resp	IS Resp	Conc.	%Dev	RRF	X = dropped
1	200601K1_1	0.250	3.08	NO	18.17	1.001	6.28e3	2.41e6	0.227	-9.2	1.04	MM
2	200601K1_2	1.00	2.84	NO	18.18	1.001	2.75e4	2.58e6	0.928	-7.2	1.07	bb
3	200601K1_3	2.50	3.01	NO	18.19	1.001	7.13e4	2.54e6	2.45	-2.1	1.12	bb
4	200601K1_4	50.0	3.06	NO	18.19	1.001	1.48e6	2.46e6	52.8	5.1	1.21	bb
5	200601K1_5	400	3.08	NO	18.19	1.001	1.27e7	2.59e6	428	7.1	1.23	bb
6	200601K1_6	1000	3.07	NO	18.19	1.001	3.01e7	2.47e6	1060	6.3	1.22	bb

Compound name: PCB-4/10
 Response Factor: 1.24809
 RRF SD: 0.0718691, Relative SD: 5.75833
 Response type: Internal Std (Ref 171), Area * (IS Conc. / IS Area)
 Curve type: RF

	Name	Std. Conc.	RA	n/y	RT	RRF	Resp	IS Resp	Conc.	%Dev	RRF	X = dropped
1	200601K1_1	0.500	1.39	NO	19.58	1.004	9.34e3	1.57e6	0.477	-4.5	1.19	MM
2	200601K1_2	2.00	1.82	NO	19.59	1.004	4.01e4	1.72e6	1.87	-6.5	1.17	MM
3	200601K1_3	5.00	1.58	NO	19.60	1.004	9.94e4	1.67e6	4.78	-4.5	1.19	MM
4	200601K1_4	100	1.53	NO	19.60	1.004	2.09e6	1.62e6	104	3.5	1.29	MM
5	200601K1_5	800	1.55	NO	19.60	1.004	1.82e7	1.72e6	850	6.2	1.33	MM
6	200601K1_6	2000	1.55	NO	19.60	1.004	4.30e7	1.63e6	2110	5.7	1.32	MM

Compound name: PCB-7/9
 Response Factor: 0.960107
 RRF SD: 0.0555849, Relative SD: 5.76736
 Response type: Internal Std (Ref 172), Area * (IS Conc. / IS Area)
 Curve type: RF

	Name	Std. Conc.	RA	n/y	RT	RRF	Resp	IS Resp	Conc.	%Dev	RRF	X = dropped
1	200601K1_1	0.500	1.37	NO	21.37	1.002	1.15e4	2.57e6	0.467	-6.8	0.896	MM
2	200601K1_2	2.00	1.86	NO	21.40	1.003	5.04e4	2.77e6	1.90	-5.2	0.910	MM

Dataset: U:\VG11.PRO\Results\200801K1\200801K1-CRVB.qld

Last Altered: Tuesday, June 02, 2020 10:21:37 Pacific Daylight Time
 Printed: Tuesday, June 02, 2020 11:15:31 Pacific Daylight Time

Compound name: PCB-7/9

Name	Std. Conc.	RA	inj	RT	RRT	Resp	IS Resp	Conc.	%Dev	RRF	X = dropped
200801K1_3	5.00	1.59	NO	21.38	1.002	1.26e5	2.71e6	4.84	-3.2	0.930	bb
200801K1_4	100	1.55	NO	21.41	1.003	2.56e6	2.81e6	103	2.5	0.985	bb
200801K1_5	800	1.55	NO	21.40	1.002	2.25e7	2.73e6	859	7.3	1.03	bb
200801K1_6	2000	1.55	NO	21.41	1.003	5.31e7	2.83e6	2100	5.1	1.01	bb

Compound name: PCB-8

Response Factor: 1.02356

RRF SD: 0.0533669, Relative SD: 5.21385

Response type: Internal Std (Ref 172), Area * (IS Conc. / IS Area)

Curve type: RF

Name	Std. Conc.	RA	inj	RT	RRT	Resp	IS Resp	Conc.	%Dev	RRF	X = dropped
200801K1_1	0.250	1.35	NO	22.04	1.033	6.56e3	2.57e6	0.249	-0.3	1.02	MM
200801K1_2	1.00	1.61	NO	22.05	1.033	2.62e4	2.77e6	0.925	-7.5	0.947	bb
200801K1_3	2.50	1.52	NO	22.06	1.033	6.65e4	2.71e6	2.40	-4.1	0.981	bb
200801K1_4	50.0	1.56	NO	22.06	1.033	1.35e6	2.81e6	50.5	0.9	1.03	bb
200801K1_5	400	1.57	NO	22.06	1.033	1.19e7	2.73e6	425	6.4	1.09	bb
200801K1_6	1000	1.56	NO	22.06	1.033	2.82e7	2.83e6	1050	4.8	1.07	bb

Compound name: PCB-5/8

Response Factor: 0.992495

RRF SD: 0.0686245, Relative SD: 6.71283

Response type: Internal Std (Ref 172), Area * (IS Conc. / IS Area)

Curve type: RF

Name	Std. Conc.	RA	inj	RT	RRT	Resp	IS Resp	Conc.	%Dev	RRF	X = dropped
200801K1_1	0.500	1.47	NO	22.45	1.053	1.15e4	2.57e6	0.452	-9.5	0.898	MM
200801K1_2	2.00	1.46	NO	22.45	1.052	5.24e4	2.77e6	1.91	-4.7	0.946	MM
200801K1_3	5.00	1.56	NO	22.46	1.052	1.31e5	2.71e6	4.86	-2.9	0.964	bb
200801K1_4	100	1.55	NO	22.46	1.052	2.88e6	2.81e6	103	3.5	1.03	bb
200801K1_5	800	1.55	NO	22.46	1.052	2.33e7	2.73e6	859	7.4	1.07	bb
200801K1_6	2000	1.55	NO	22.46	1.052	5.55e7	2.83e6	2120	6.2	1.05	bb

Dataset: U:\VG11.PROVResults\200601K1\200601K1-CRVB.qld

Last Altered: Tuesday, June 02, 2020 10:21:37 Pacific Daylight Time
 Printed: Tuesday, June 02, 2020 11:15:31 Pacific Daylight Time

Compound name: PCB-14
 Response Factor: 1.01729
 RRF SD: 0.0674193, Relative SD: 6.62732
 Response type: Internal Std (Ref 173), Area * (IS Conc. / IS Area)
 Curve type: RF

Name	Std. Conc.	RA	nlv	RT	RRF	Resp	IS Resp	Conc.	%Dev	RRF	X = dropped
200601K1_1	0.250	1.49	NO	23.59	0.952	5.81e3	2.53e6	0.225	-9.8	0.917	MM
200601K1_2	1.00	1.55	NO	23.59	0.951	2.68e4	2.70e6	0.977	-2.3	0.994	bb
200601K1_3	2.50	1.59	NO	23.60	0.951	6.61e4	2.71e6	2.40	-4.1	0.975	bd
200601K1_4	50.0	1.57	NO	23.60	0.951	1.35e6	2.56e6	51.9	3.9	1.06	bb
200601K1_5	400	1.55	NO	23.60	0.951	1.19e7	2.70e6	433	8.3	1.10	bb
200601K1_6	1000	1.57	NO	23.60	0.951	2.85e7	2.69e6	1040	4.1	1.06	bb

Compound name: PCB-11
 Response Factor: 1.12639
 RRF SD: 0.0395035, Relative SD: 3.50708
 Response type: Internal Std (Ref 173), Area * (IS Conc. / IS Area)
 Curve type: RF

Name	Std. Conc.	RA	nlv	RT	RRF	Resp	IS Resp	Conc.	%Dev	RRF	X = dropped
200601K1_1	0.250	1.34	NO	24.81	1.001	7.25e3	2.53e6	0.254	1.7	1.15	MM
200601K1_2	1.00	1.51	NO	24.81	1.001	2.94e4	2.70e6	0.967	-3.3	1.09	MM
200601K1_3	2.50	1.51	NO	24.82	1.001	7.22e4	2.71e6	2.37	-5.3	1.07	db
200601K1_4	50.0	1.57	NO	24.82	1.001	1.46e6	2.56e6	50.8	1.5	1.14	MM
200601K1_5	400	1.56	NO	24.82	1.001	1.26e7	2.70e6	415	3.8	1.17	db
200601K1_6	1000	1.57	NO	24.82	1.001	3.07e7	2.69e6	1020	1.8	1.14	db

Compound name: PCB-12/13
 Response Factor: 1.02668
 RRF SD: 0.0663406, Relative SD: 6.46163
 Response type: Internal Std (Ref 173), Area * (IS Conc. / IS Area)
 Curve type: RF

Name	Std. Conc.	RA	nlv	RT	RRF	Resp	IS Resp	Conc.	%Dev	RRF	X = dropped
200601K1_1	0.500	1.36	NO	25.18	1.016	1.35e4	2.53e6	0.518	3.7	1.06	MM
200601K1_2	2.00	1.58	NO	25.25	1.016	5.17e4	2.70e6	1.87	-6.7	0.958	MM

Dataset: U:\VG11.PRO\Results\200801K1\200801K1-CRVB.qld

Last Altered: Tuesday, June 02, 2020 10:21:37 Pacific Daylight Time

Printed: Tuesday, June 02, 2020 11:15:31 Pacific Daylight Time

Compound name: PCB-12/13

Name	Std Conc	RA	Hy	RT	RRT	Resp	IS Resp	Conc	%Dev	RRF	X = dropped
200801K1_3	5.00	1.60	NO	25.20	1.016	1.34e5	2.71e6	4.80	-4.0	0.985	MM
200801K1_4	100	1.54	NO	25.20	1.016	2.71e6	2.56e6	103	3.3	1.06	MM
200801K1_5	800	1.54	NO	25.20	1.016	2.37e7	2.70e6	855	6.9	1.10	MM
200801K1_6	2000	1.56	NO	25.20	1.016	5.78e7	2.69e6	2100	4.8	1.08	MM

Compound name: PCB-15

Response Factor: 1.03482

RRF SD: 0.0605674, Relative SD: 5.85293

Response type: Internal Std (Ref 173), Area * (IS Conc. / IS Area)

Curve type: RF

Name	Std Conc	RA	Hy	RT	RRT	Resp	IS Resp	Conc	%Dev	RRF	X = dropped
200801K1_1	0.250	1.40	NO	25.53	1.030	6.04e3	2.53e6	0.231	-7.8	0.954	MM
200801K1_2	1.00	1.58	NO	25.54	1.030	2.67e4	2.70e6	0.954	-4.6	0.987	MM
200801K1_3	2.50	1.51	NO	25.55	1.030	6.80e4	2.71e6	2.42	-3.1	1.00	MM
200801K1_4	50.0	1.55	NO	25.55	1.030	1.39e6	2.56e6	52.4	4.7	1.06	MM
200801K1_5	400	1.55	NO	25.55	1.030	1.18e7	2.70e6	423	5.8	1.10	MM
200801K1_6	1000	1.55	NO	25.55	1.030	2.92e7	2.69e6	1050	4.9	1.09	MM

Compound name: PCB-19

Response Factor: 1.10626

RRF SD: 0.0710209, Relative SD: 6.41991

Response type: Internal Std (Ref 174), Area * (IS Conc. / IS Area)

Curve type: RF

Name	Std Conc	RA	Hy	RT	RRT	Resp	IS Resp	Conc	%Dev	RRF	X = dropped
200801K1_1	0.250	1.12	NO	23.77	1.001	3.44e3	1.32e6	0.236	-5.6	1.04	MM
200801K1_2	1.00	1.08	NO	23.78	1.001	1.48e4	1.42e6	0.945	-5.5	1.05	bb
200801K1_3	2.50	1.05	NO	23.78	1.001	3.64e4	1.39e6	2.36	-5.7	1.04	MM
200801K1_4	50.0	1.01	NO	23.78	1.001	7.58e5	1.33e6	51.5	3.1	1.14	bb
200801K1_5	400	1.02	NO	23.78	1.001	6.75e6	1.40e6	435	6.8	1.20	bb
200801K1_6	1000	1.02	NO	23.78	1.001	1.61e7	1.39e6	1050	4.9	1.16	bb

Dataset: U:\VG11.PRO\Results\200601K1\200601K1-CRVB.qld

Last Altered: Tuesday, June 02, 2020 10:21:37 Pacific Daylight Time
 Printed: Tuesday, June 02, 2020 11:15:31 Pacific Daylight Time

Compound name: PCB-30
 Response Factor: 1.79419
 RRF SD: 0.128021, Relative SD: 7.1353
 Response type: Internal Std (Ref 174), Area * (IS Conc. / IS Area)
 Curve type: RF

Name	Std. Conc.	RA	Int.	RT	RRT	Resp.	IS Resp.	Conc.	%Dev.	RRF	X = dropped
200601K1_1	0.250	1.15	NO	24.68	1.039	5.58e3	1.32e6	0.236	-5.5	1.70	MM
200601K1_2	1.00	1.03	NO	24.69	1.039	2.35e4	1.42e6	0.926	-7.4	1.66	MM
200601K1_3	2.50	1.05	NO	24.70	1.039	5.87e4	1.39e6	2.35	-6.2	1.68	MM
200601K1_4	50.0	1.03	NO	24.70	1.039	1.24e6	1.33e6	52.0	4.0	1.87	bb
200601K1_5	400	1.01	NO	24.70	1.039	1.09e7	1.40e6	435	8.8	1.95	bb
200601K1_6	1000	1.03	NO	24.70	1.039	2.65e7	1.39e6	1080	6.3	1.91	bb

Compound name: PCB-18
 Response Factor: 0.81773
 RRF SD: 0.0320259, Relative SD: 3.91644
 Response type: Internal Std (Ref 175), Area * (IS Conc. / IS Area)
 Curve type: RF

Name	Std. Conc.	RA	Int.	RT	RRT	Resp.	IS Resp.	Conc.	%Dev.	RRF	X = dropped
200601K1_1	0.250	1.07	NO	25.45	0.952	4.02e3	1.93e6	0.254	1.6	0.831	MM
200601K1_2	1.00	1.04	NO	25.46	0.952	1.62e4	2.07e6	0.957	-4.3	0.782	bd
200601K1_3	2.50	1.04	NO	25.46	0.952	3.92e4	2.03e6	2.37	-5.2	0.775	bd
200601K1_4	50.0	1.01	NO	25.47	0.952	8.23e5	1.97e6	51.0	2.0	0.834	bd
200601K1_5	400	1.03	NO	25.47	0.952	7.32e6	2.13e6	419	4.8	0.857	bd
200601K1_6	1000	1.02	NO	25.46	0.952	1.78e7	2.16e6	1010	1.0	0.826	bd

Compound name: PCB-17
 Response Factor: 0.758399
 RRF SD: 0.0346137, Relative SD: 4.56405
 Response type: Internal Std (Ref 175), Area * (IS Conc. / IS Area)
 Curve type: RF

Name	Std. Conc.	RA	Int.	RT	RRT	Resp.	IS Resp.	Conc.	%Dev.	RRF	X = dropped
200601K1_1	0.250	1.04	NO	25.64	0.959	3.52e3	1.93e6	0.240	-3.8	0.729	MM
200601K1_2	1.00	1.09	NO	25.64	0.958	1.49e4	2.07e6	0.951	-4.9	0.721	db

Dataset: U:\VG11.PRO\Results\200801K1\200801K1-CRVB.qld

Last Altered: Tuesday, June 02, 2020 10:21:37 Pacific Daylight Time
 Printed: Tuesday, June 02, 2020 11:15:31 Pacific Daylight Time

Compound name: PCB-17

Name	Std. Conc.	RA	inj	RT	RRT	Resp	IS Resp	Conc.	%Dev	RRF	X= dropped
200801K1_3	2.50	1.04	NO	25.64	0.958	3.72e4	2.03e6	2.42	-3.2	0.734	MM
200801K1_4	50.0	1.01	NO	25.65	0.959	7.73e5	1.97e6	51.6	3.3	0.783	db
200801K1_5	400	1.04	NO	25.65	0.959	6.87e6	2.13e6	424	6.0	0.804	db
200801K1_6	1000	1.02	NO	25.65	0.959	1.68e7	2.16e6	1030	2.7	0.779	db

Compound name: PCB-24/27

Response Factor: 1.08206

RRF SD: 0.0492171, Relative SD: 4.54845

Response type: Internal Std (Ref 175), Area * (IS Conc. / IS Area)

Curve type: RF

Name	Std. Conc.	RA	inj	RT	RRT	Resp	IS Resp	Conc.	%Dev	RRF	X= dropped
200801K1_1	0.500	1.04	NO	26.22	0.980	9.84e3	1.93e6	0.471	-5.8	1.02	MM
200801K1_2	2.00	1.02	NO	26.23	0.980	4.42e4	2.07e6	1.97	-1.4	1.07	bb
200801K1_3	5.00	1.02	NO	26.24	0.981	1.05e5	2.03e6	4.79	-4.2	1.04	bb
200801K1_4	100	1.02	NO	26.24	0.981	2.21e6	1.97e6	104	3.6	1.12	bb
200801K1_5	800	1.02	NO	26.24	0.981	1.95e7	2.13e6	845	5.6	1.14	bb
200801K1_6	2000	1.03	NO	26.24	0.981	4.77e7	2.16e6	2050	2.3	1.11	bb

Compound name: PCB-16/32

Response Factor: 0.925439

RRF SD: 0.0403363, Relative SD: 4.35861

Response type: Internal Std (Ref 175), Area * (IS Conc. / IS Area)

Curve type: RF

Name	Std. Conc.	RA	inj	RT	RRT	Resp	IS Resp	Conc.	%Dev	RRF	X= dropped
200801K1_1	0.500	1.07	NO	26.75	1.000	8.78e3	1.93e6	0.491	-1.8	0.909	bb
200801K1_2	2.00	1.07	NO	26.76	1.000	3.61e4	2.07e6	1.88	-5.9	0.871	bb
200801K1_3	5.00	1.03	NO	26.77	1.001	9.09e4	2.03e6	4.85	-3.0	0.898	MM
200801K1_4	100	1.02	NO	26.77	1.001	1.87e6	1.97e6	103	2.8	0.950	bb
200801K1_5	800	1.02	NO	26.77	1.001	1.68e7	2.13e6	849	6.1	0.982	bb
200801K1_6	2000	1.01	NO	26.77	1.001	4.07e7	2.16e6	2040	2.0	0.944	bb

Dataset: U:\VG11.PRO\Results\200601K1\200601K1-CRVB.qld

Last Altered: Tuesday, June 02, 2020 10:21:37 Pacific Daylight Time
 Printed: Tuesday, June 02, 2020 11:15:31 Pacific Daylight Time

Compound name: PCB-34
 Response Factor: 0.945495
 RRF SD: 0.0781691, Relative SD: 8.26754
 Response type: Internal Std (Ref 176), Area * (IS Conc. / IS Area)
 Curve type: RF

	Name	Std Conc	RA	nty	RT	RRF	Resp	IS Resp	Conc	%Dev	RRF	X = dropped
1	200601K1_1	0.250	1.14	NO	27.58	0.959	4.74e3	2.38e6	0.211	-15.8	0.797	MM
2	200601K1_2	1.00	1.01	NO	27.58	0.959	2.43e4	2.38e6	1.08	8.0	1.02	bd
3	200601K1_3	2.50	1.02	NO	27.58	0.959	5.47e4	2.33e6	2.48	-0.8	0.939	bd
4	200601K1_4	50.0	1.05	NO	27.58	0.959	1.08e6	2.26e6	50.5	0.9	0.954	bd
5	200601K1_5	400	1.08	NO	27.58	0.959	9.47e6	2.40e6	418	4.4	0.987	bd
6	200601K1_6	1000	1.03	NO	27.58	0.959	2.33e7	2.39e6	1030	3.1	0.975	bd

Compound name: PCB-23
 Response Factor: 0.882931
 RRF SD: 0.0420273, Relative SD: 4.75998
 Response type: Internal Std (Ref 176), Area * (IS Conc. / IS Area)
 Curve type: RF

	Name	Std Conc	RA	nty	RT	RRF	Resp	IS Resp	Conc	%Dev	RRF	X = dropped
1	200601K1_1	0.250	1.03	NO	27.67	0.962	5.14e3	2.38e6	0.245	-2.0	0.865	MM
2	200601K1_2	1.00	1.07	NO	27.67	0.962	1.97e4	2.38e6	0.935	-6.5	0.826	db
3	200601K1_3	2.50	1.04	NO	27.67	0.962	4.95e4	2.33e6	2.40	-3.8	0.849	db
4	200601K1_4	50.0	1.05	NO	27.67	0.962	1.05e6	2.26e6	52.8	5.3	0.930	dd
5	200601K1_5	400	1.07	NO	27.67	0.962	8.81e6	2.40e6	416	3.9	0.918	db
6	200601K1_6	1000	1.07	NO	27.67	0.962	2.18e7	2.39e6	1030	3.1	0.910	db

Compound name: PCB-29
 Response Factor: 0.892811
 RRF SD: 0.0395517, Relative SD: 4.43002
 Response type: Internal Std (Ref 176), Area * (IS Conc. / IS Area)
 Curve type: RF

	Name	Std Conc	RA	nty	RT	RRF	Resp	IS Resp	Conc	%Dev	RRF	X = dropped
1	200601K1_1	0.250	1.11	NO	27.91	0.971	4.92e3	2.38e6	0.232	-7.2	0.828	MM
2	200601K1_2	1.00	1.12	NO	27.93	0.971	2.20e4	2.38e6	1.03	3.1	0.921	bd

Dataset: U:\VG11.PRO\Results\200601K1\200601K1-CRVB.qld

Last Altered: Tuesday, June 02, 2020 10:21:37 Pacific Daylight Time

Printed: Tuesday, June 02, 2020 11:15:31 Pacific Daylight Time

Compound name: PCB-29

Name	Std. Conc.	RA	Qty	RT	RRT	Resp	IS Resp	Conc.	%Dev	RRF	X = dropped
200601K1_3	2.50	1.01	NO	27.93	0.971	5.03e4	2.33e6	2.42	-3.2	0.864	bd
200601K1_4	50.0	1.06	NO	27.93	0.971	1.02e6	2.26e6	50.2	0.5	0.897	dd
200601K1_5	400	1.06	NO	27.93	0.971	8.95e6	2.40e6	418	4.5	0.933	bb
200601K1_6	1000	1.02	NO	27.93	0.971	2.19e7	2.39e6	1020	2.4	0.914	bb

Compound name: PCB-26

Response Factor: 0.943921

RRF SD: 0.0501146, Relative SD: 5.3082

Response type: Internal Std (Ref 176), Area * (IS Conc. / IS Area)

Curve type: RF

Name	Std. Conc.	RA	Qty	RT	RRT	Resp	IS Resp	Conc.	%Dev	RRF	X = dropped
200601K1_1	0.250	1.09	NO	28.14	0.979	5.11e3	2.38e6	0.227	-9.0	0.859	MM
200601K1_2	1.00	1.04	NO	28.16	0.979	2.24e4	2.38e6	0.996	-0.4	0.940	dd
200601K1_3	2.50	1.07	NO	28.16	0.979	5.36e4	2.33e6	2.44	-2.4	0.921	dd
200601K1_4	50.0	1.06	NO	28.16	0.979	1.10e6	2.26e6	51.3	2.5	0.968	dd
200601K1_5	400	1.07	NO	28.16	0.979	9.80e6	2.40e6	424	5.9	1.00	bd
200601K1_6	1000	1.04	NO	28.16	0.979	2.34e7	2.39e6	1030	3.4	0.976	bd

Compound name: PCB-25

Response Factor: 0.949875

RRF SD: 0.0334033, Relative SD: 3.5166

Response type: Internal Std (Ref 176), Area * (IS Conc. / IS Area)

Curve type: RF

Name	Std. Conc.	RA	Qty	RT	RRT	Resp	IS Resp	Conc.	%Dev	RRF	X = dropped
200601K1_1	0.250	1.13	NO	28.31	0.984	5.29e3	2.38e6	0.234	-6.4	0.889	MM
200601K1_2	1.00	1.09	NO	28.32	0.984	2.23e4	2.38e6	0.985	-1.5	0.935	db
200601K1_3	2.50	1.03	NO	28.32	0.984	5.65e4	2.33e6	2.55	2.1	0.970	db
200601K1_4	50.0	1.08	NO	28.32	0.984	1.08e6	2.26e6	50.4	0.7	0.957	db
200601K1_5	400	1.04	NO	28.32	0.984	9.41e6	2.40e6	413	3.2	0.960	db
200601K1_6	1000	1.04	NO	28.32	0.984	2.32e7	2.39e6	1020	1.9	0.968	db

Dataset: U:\VG11.PRO\Results\200801K1\200801K1-CRVB.qld

Last Altered: Tuesday, June 02, 2020 10:21:37 Pacific Daylight Time
 Printed: Tuesday, June 02, 2020 11:15:31 Pacific Daylight Time

Compound name: PCB-31
 Response Factor: 1.03628
 RRF SD: 0.032755, Relative SD: 3.16084
 Response type: Internal Std (Ref 178), Area * (IS Conc. / IS Area)
 Curve type: RF

	Name	Std Conc	RA	n/y	RT	RRF	Resp	IS Resp	Conc	%Dev	RRF	X = dropped
1	200801K1_1	0.250	1.10	NO	28.68	0.997	6.02e3	2.38e6	0.244	-2.3	1.01	MM
2	200801K1_2	1.00	1.05	NO	28.68	0.997	2.45e4	2.38e6	0.993	-0.7	1.03	bd
3	200801K1_3	2.50	1.03	NO	28.68	0.997	5.91e4	2.33e6	2.45	-2.1	1.01	MM
4	200801K1_4	50.0	1.14	NO	28.68	0.997	1.15e6	2.26e6	48.9	-2.1	1.01	bd
5	200801K1_5	400	1.07	NO	28.68	0.997	1.05e7	2.40e6	423	5.8	1.10	bd
6	200801K1_6	1000	1.02	NO	28.68	0.997	2.52e7	2.39e6	1010	1.4	1.05	bd

Compound name: PCB-28
 Response Factor: 1.025
 RRF SD: 0.0755239, Relative SD: 7.36817
 Response type: Internal Std (Ref 178), Area * (IS Conc. / IS Area)
 Curve type: RF

	Name	Std Conc	RA	n/y	RT	RRF	Resp	IS Resp	Conc	%Dev	RRF	X = dropped
1	200801K1_1	0.250	1.17	NO	28.77	1.001	5.28e3	2.38e6	0.217	-13.3	0.889	MM
2	200801K1_2	1.00	1.04	NO	28.79	1.001	2.41e4	2.38e6	0.984	-1.6	1.01	db
3	200801K1_3	2.50	1.08	NO	28.79	1.001	5.88e4	2.33e6	2.46	-1.5	1.01	db
4	200801K1_4	50.0	1.08	NO	28.79	1.001	1.22e6	2.26e6	52.7	5.5	1.08	db
5	200801K1_5	400	1.08	NO	28.79	1.001	1.04e7	2.40e6	424	6.0	1.09	db
6	200801K1_6	1000	1.02	NO	28.79	1.001	2.57e7	2.39e6	1050	4.9	1.08	db

Compound name: PCB-20/21/33
 Response Factor: 0.941292
 RRF SD: 0.0455201, Relative SD: 4.83592
 Response type: Internal Std (Ref 178), Area * (IS Conc. / IS Area)
 Curve type: RF

	Name	Std Conc	RA	n/y	RT	RRF	Resp	IS Resp	Conc	%Dev	RRF	X = dropped
1	200801K1_1	0.750	1.00	NO	29.40	1.023	1.56e4	2.38e6	0.697	-7.1	0.875	MM
2	200801K1_2	3.00	1.08	NO	29.42	1.023	6.54e4	2.38e6	2.91	-2.9	0.914	bb

Dataset: U:\VG11.PRO\Results\200601K1\200601K1-CRVB.qld

Last Altered: Tuesday, June 02, 2020 10:21:37 Pacific Daylight Time
 Printed: Tuesday, June 02, 2020 11:15:31 Pacific Daylight Time

Compound name: PCB-20/21/33

Name	Std. Conc.	RA	inj	RT	RRT	Resp	IS Resp	Conc.	%Dev	RRF	X = dropped
200601K1_3	7.50	1.06	NO	29.42	1.023	1.62e5	2.33e6	7.38	-1.6	0.928	bb
200601K1_4	150	1.07	NO	29.42	1.023	3.24e6	2.28e6	152	1.5	0.955	bb
200601K1_5	1200	1.05	NO	29.42	1.023	2.88e7	2.40e6	1270	6.2	1.00	bb
200601K1_6	3000	1.03	NO	29.42	1.023	7.01e7	2.39e6	3110	3.8	0.977	bb

Compound name: PCB-22

Response Factor: 0.972852

RRF SD: 0.0679212, Relative SD: 6.98165

Response type: Internal Std (Ref 176), Area * (IS Conc. / IS Area)

Curve type: RF

Name	Std. Conc.	RA	inj	RT	RRT	Resp	IS Resp	Conc.	%Dev	RRF	X = dropped
200601K1_1	0.250	0.91	NO	29.87	1.039	5.07e3	2.38e6	0.219	-12.4	0.853	MM
200601K1_2	1.00	1.14	NO	29.87	1.038	2.26e4	2.38e6	0.972	-2.8	0.948	db
200601K1_3	2.50	1.08	NO	29.89	1.039	5.67e4	2.33e6	2.50	0.1	0.974	bb
200601K1_4	50.0	1.06	NO	29.89	1.039	1.14e6	2.28e6	51.5	3.1	1.00	bb
200601K1_5	400	1.09	NO	29.89	1.039	9.79e6	2.40e6	419	4.8	1.02	bb
200601K1_6	1000	1.06	NO	29.89	1.039	2.49e7	2.39e6	1070	7.1	1.04	bb

Compound name: PCB-36

Response Factor: 1.07599

RRF SD: 0.05125, Relative SD: 4.76304

Response type: Internal Std (Ref 177), Area * (IS Conc. / IS Area)

Curve type: RF

Name	Std. Conc.	RA	inj	RT	RRT	Resp	IS Resp	Conc.	%Dev	RRF	X = dropped
200601K1_1	0.250	0.99	NO	30.50	0.931	5.49e3	2.11e6	0.242	-3.2	1.04	bb
200601K1_2	1.00	0.98	NO	30.50	0.931	2.35e4	2.28e6	0.969	-3.1	1.04	bb
200601K1_3	2.50	1.05	NO	30.50	0.931	5.71e4	2.28e6	2.34	-6.3	1.01	MM
200601K1_4	50.0	1.06	NO	30.52	0.932	1.16e6	2.09e6	51.5	3.1	1.11	bb
200601K1_5	400	1.10	NO	30.52	0.932	9.81e6	2.17e6	421	5.2	1.13	db
200601K1_6	1000	1.05	NO	30.52	0.931	2.55e7	2.27e6	1040	4.3	1.12	db

Dataset: U:\VG11.PRO\Results\200601K1\200601K1-CRVB.qld

Last Altered: Tuesday, June 02, 2020 10:21:37 Pacific Daylight Time

Printed: Tuesday, June 02, 2020 11:15:31 Pacific Daylight Time

Compound name: PCB-39

Response Factor: 0.968291

RRF SD: 0.0625968, Relative SD: 6.33405

Response type: Internal Std (Ref 177), Area * (IS Conc. / IS Area)

Curve type: RF

	Name	Std Conc	RA	n/y	RT	RRF	Resp	IS Resp	Conc	%Dev	RRF	X = dropped
1	200601K1_1	0.250	1.06	NO	30.99	0.946	4.77e3	2.11e6	0.229	-8.5	0.904	bb
2	200601K1_2	1.00	1.01	NO	30.99	0.946	2.15e4	2.26e6	0.964	-3.6	0.953	MM
3	200601K1_3	2.50	1.06	NO	30.99	0.946	5.36e4	2.26e6	2.40	-4.2	0.947	db
4	200601K1_4	50.0	1.09	NO	31.00	0.947	1.07e6	2.09e6	51.7	3.3	1.02	db
5	200601K1_5	400	1.09	NO	31.00	0.947	9.22e6	2.17e6	431	7.6	1.06	db
6	200601K1_6	1000	1.04	NO	31.00	0.946	2.36e7	2.27e6	1050	5.3	1.04	db

Compound name: PCB-38

Response Factor: 1.05188

RRF SD: 0.0526736, Relative SD: 5.00759

Response type: Internal Std (Ref 177), Area * (IS Conc. / IS Area)

Curve type: RF

	Name	Std Conc	RA	n/y	RT	RRF	Resp	IS Resp	Conc	%Dev	RRF	X = dropped
1	200601K1_1	0.250	1.13	NO	31.78	0.970	5.42e3	2.11e6	0.244	-2.2	1.03	MM
2	200601K1_2	1.00	1.07	NO	31.78	0.970	2.26e4	2.26e6	0.953	-4.7	1.00	dd
3	200601K1_3	2.50	1.04	NO	31.78	0.970	5.62e4	2.26e6	2.36	-5.5	0.994	dd
4	200601K1_4	50.0	1.09	NO	31.78	0.970	1.12e6	2.09e6	51.0	2.1	1.07	dd
5	200601K1_5	400	1.05	NO	31.78	0.970	9.81e6	2.17e6	430	7.5	1.13	dd
6	200601K1_6	1000	1.03	NO	31.78	0.970	2.45e7	2.27e6	1030	2.8	1.08	dd

Compound name: PCB-35

Response Factor: 1.04369

RRF SD: 0.0671055, Relative SD: 6.42963

Response type: Internal Std (Ref 177), Area * (IS Conc. / IS Area)

Curve type: RF

	Name	Std Conc	RA	n/y	RT	RRF	Resp	IS Resp	Conc	%Dev	RRF	X = dropped
1	200601K1_1	0.250	0.95	NO	32.33	0.987	5.10e3	2.11e6	0.232	-7.2	0.968	bb
2	200601K1_2	1.00	1.07	NO	32.33	0.987	2.27e4	2.26e6	0.964	-3.6	1.01	MM

Dataset: U:\VG11.PRO\Results\200601K1\200601K1-CRVB.qld

Last Altered: Tuesday, June 02, 2020 10:21:37 Pacific Daylight Time

Printed: Tuesday, June 02, 2020 11:15:31 Pacific Daylight Time

Compound name: PCB-35

Name	Std. Conc.	RA	Hy	RT	RRT	Resp	IS Resp	Conc.	%Dev	RRF	X = dropped
200601K1_3	2.50	1.01	NO	32.33	0.967	5.53e4	2.26e6	2.34	-6.4	0.977	db
200601K1_4	50.0	1.07	NO	32.33	0.967	1.15e6	2.09e6	52.5	5.0	1.10	dd
200601K1_5	400	1.06	NO	32.33	0.967	9.64e6	2.17e6	426	6.8	1.11	dd
200601K1_6	1000	1.06	NO	32.33	0.966	2.50e7	2.27e6	1060	5.6	1.10	dd

Compound name: PCB-37

Response Factor: 1.00907

RRF SD: 0.0813948, Relative SD: 8.0663

Response type: Internal Std (Ref 177), Area * (IS Conc. / IS Area)

Curve type: RF

Name	Std. Conc.	RA	Hy	RT	RRT	Resp	IS Resp	Conc.	%Dev	RRF	X = dropped
200601K1_1	0.250	1.04	NO	32.77	1.000	4.58e3	2.11e6	0.215	-13.9	0.869	MM
200601K1_2	1.00	1.09	NO	32.77	1.000	2.21e4	2.26e6	0.972	-2.8	0.981	MM
200601K1_3	2.50	1.04	NO	32.77	1.000	5.65e4	2.26e6	2.47	-1.0	0.999	MM
200601K1_4	50.0	1.05	NO	32.79	1.001	1.10e6	2.09e6	51.9	3.8	1.05	MM
200601K1_5	400	1.04	NO	32.79	1.001	9.57e6	2.17e6	437	9.4	1.10	MM
200601K1_6	1000	1.04	NO	32.79	1.001	2.39e7	2.27e6	1050	4.6	1.06	MM

Compound name: PCB-54

Response Factor: 1.07963

RRF SD: 0.0563853, Relative SD: 5.22166

Response type: Internal Std (Ref 178), Area * (IS Conc. / IS Area)

Curve type: RF

Name	Std. Conc.	RA	Hy	RT	RRT	Resp	IS Resp	Conc.	%Dev	RRF	X = dropped
200601K1_1	0.250	0.74	NO	27.62	1.001	4.22e3	1.88e6	0.232	-7.1	1.00	MM
200601K1_2	1.00	0.80	NO	27.64	1.001	1.98e4	1.85e6	0.990	-1.0	1.07	bb
200601K1_3	2.50	0.76	NO	27.64	1.001	4.63e4	1.80e6	2.38	-4.9	1.03	bb
200601K1_4	50.0	0.76	NO	27.64	1.001	9.76e5	1.75e6	51.6	3.2	1.11	bb
200601K1_5	400	0.79	NO	27.64	1.001	6.59e6	1.86e6	422	5.8	1.14	bb
200601K1_6	1000	0.77	NO	27.64	1.001	2.11e7	1.86e6	1040	4.2	1.13	bb

Dataset: U:\VG11.PROVResults\200601K1\200601K1-CRVB.qld

Last Altered: Tuesday, June 02, 2020 10:21:37 Pacific Daylight Time
 Printed: Tuesday, June 02, 2020 11:15:31 Pacific Daylight Time

Compound name: PCB-50
 Response Factor: 0.879558
 RRF SD: 0.0380434, Relative SD: 4.3253
 Response type: Internal Std (Ref 178), Area * (IS Conc. / IS Area)
 Curve type: RF

Name	Std Conc	RA	nty	RT	RRT	Resp	IS Resp	Conc	%Dev	RRF	X = dropped
200601K1_1	0.250	0.79	NO	28.83	1.044	3.74e3	1.68e6	0.252	1.0	0.888	MM
200601K1_2	1.00	0.80	NO	28.83	1.044	1.52e4	1.85e6	0.932	-6.8	0.820	bb
200601K1_3	2.50	0.75	NO	28.83	1.044	3.83e4	1.80e6	2.41	-3.4	0.849	bb
200601K1_4	50.0	0.75	NO	28.84	1.044	7.79e5	1.75e6	50.8	1.2	0.890	bb
200601K1_5	400	0.75	NO	28.84	1.044	6.88e6	1.88e6	415	3.8	0.913	bb
200601K1_6	1000	0.76	NO	28.84	1.044	1.72e7	1.88e6	1040	4.3	0.917	bb

Compound name: PCB-53
 Response Factor: 0.998734
 RRF SD: 0.0611951, Relative SD: 6.13956
 Response type: Internal Std (Ref 179), Area * (IS Conc. / IS Area)
 Curve type: RF

Name	Std Conc	RA	nty	RT	RRT	Resp	IS Resp	Conc	%Dev	RRF	X = dropped
200601K1_1	0.250	0.84	NO	29.50	0.944	3.27e3	1.37e6	0.240	-4.0	0.956	MM
200601K1_2	1.00	0.75	NO	29.50	0.943	1.40e4	1.50e6	0.934	-6.8	0.931	MM
200601K1_3	2.50	0.78	NO	29.50	0.943	3.39e4	1.44e6	2.35	-5.8	0.939	bb
200601K1_4	50.0	0.77	NO	29.51	0.944	7.19e5	1.38e6	52.4	4.8	1.04	bb
200601K1_5	400	0.78	NO	29.51	0.944	6.47e6	1.51e6	429	7.3	1.07	bb
200601K1_6	1000	0.78	NO	29.51	0.944	1.80e7	1.54e6	1040	4.3	1.04	bb

Compound name: PCB-51
 Response Factor: 1.08521
 RRF SD: 0.0890475, Relative SD: 6.48207
 Response type: Internal Std (Ref 179), Area * (IS Conc. / IS Area)
 Curve type: RF

Name	Std Conc	RA	nty	RT	RRT	Resp	IS Resp	Conc	%Dev	RRF	X = dropped
200601K1_1	0.250	0.77	NO	29.85	0.955	3.29e3	1.37e6	0.226	-9.4	0.965	MM
200601K1_2	1.00	0.81	NO	29.85	0.955	1.58e4	1.50e6	0.978	-2.2	1.04	MM

Dataset: U:\VG11.PRO\Results\200601K1\200601K1-CRVB.qld

Last Altered: Tuesday, June 02, 2020 10:21:37 Pacific Daylight Time
 Printed: Tuesday, June 02, 2020 11:15:31 Pacific Daylight Time

Compound name: PCB-51

Name	Std. Conc.	RA	inj	RT	RRT	Resp	IS Resp	Conc.	%Dev	RRF	X = dropped
200601K1_3	2.50	0.79	NO	29.85	0.955	3.69e4	1.44e6	2.40	-4.1	1.02	bb
200601K1_4	50.0	0.77	NO	29.85	0.955	7.80e5	1.38e6	53.2	6.4	1.13	bb
200601K1_5	400	0.76	NO	29.85	0.955	6.92e6	1.51e6	430	7.4	1.14	bb
200601K1_6	1000	0.78	NO	29.85	0.955	1.87e7	1.54e6	1020	2.0	1.09	bb

Compound name: PCB-45

Response Factor: 0.858411

RRF SD: 0.0476675, Relative SD: 5.55299

Response type: Internal Std (Ref 179), Area * (IS Conc. / IS Area)

Curve type: RF

Name	Std. Conc.	RA	inj	RT	RRT	Resp	IS Resp	Conc.	%Dev	RRF	X = dropped
200601K1_1	0.250	0.86	NO	30.30	0.970	2.69e3	1.37e6	0.229	-8.4	0.766	MM
200601K1_2	1.00	0.77	NO	30.30	0.969	1.23e4	1.50e6	0.954	-4.6	0.819	bb
200601K1_3	2.50	0.80	NO	30.30	0.969	3.11e4	1.44e6	2.51	0.3	0.861	bb
200601K1_4	50.0	0.77	NO	30.30	0.969	6.21e5	1.38e6	52.5	5.1	0.902	bb
200601K1_5	400	0.79	NO	30.30	0.969	5.49e6	1.51e6	423	5.8	0.908	bb
200601K1_6	1000	0.79	NO	30.30	0.969	1.34e7	1.54e6	1020	1.9	0.874	bb

Compound name: PCB-46

Response Factor: 0.830725

RRF SD: 0.0416585, Relative SD: 5.01471

Response type: Internal Std (Ref 179), Area * (IS Conc. / IS Area)

Curve type: RF

Name	Std. Conc.	RA	inj	RT	RRT	Resp	IS Resp	Conc.	%Dev	RRF	X = dropped
200601K1_1	0.250	0.70	NO	30.80	0.986	2.61e3	1.37e6	0.230	-8.0	0.765	MM
200601K1_2	1.00	0.77	NO	30.80	0.985	1.25e4	1.50e6	1.00	0.4	0.834	bb
200601K1_3	2.50	0.75	NO	30.80	0.985	2.68e4	1.44e6	2.40	-3.9	0.798	bb
200601K1_4	50.0	0.77	NO	30.80	0.985	5.95e5	1.38e6	52.0	4.1	0.865	bb
200601K1_5	400	0.75	NO	30.80	0.985	5.26e6	1.51e6	419	4.8	0.870	bb
200601K1_6	1000	0.78	NO	30.80	0.985	1.31e7	1.54e6	1030	2.7	0.853	bb

Dataset: U:\VG11.PRO\Results\200801K1\200801K1-CRVB.qld

Last Altered: Tuesday, June 02, 2020 10:21:37 Pacific Daylight Time
 Printed: Tuesday, June 02, 2020 11:15:31 Pacific Daylight Time

Compound name: PCB-52/69
 Response Factor: 1.18655
 RRF SD: 0.0541044, Relative SD: 4.63798
 Response type: Internal Std (Ref 179), Area * (IS Conc. / IS Area)
 Curve type: RF

Name	Std. Conc.	RA	Qty	RT	RRT	Resp	IS Resp	Conc	%Dev	RRF	X = dropped
200801K1_1	0.500	0.86	NO	31.28	1.001	7.66e3	1.37e6	0.481	-3.8	1.12	MM
200801K1_2	2.00	0.79	NO	31.30	1.001	3.38e4	1.50e6	1.93	-3.4	1.13	bd
200801K1_3	5.00	0.79	NO	31.30	1.001	7.99e4	1.44e6	4.74	-5.2	1.11	bd
200801K1_4	100	0.76	NO	31.30	1.001	1.67e6	1.38e6	104	3.9	1.21	bd
200801K1_5	800	0.77	NO	31.30	1.001	1.49e7	1.51e6	845	5.6	1.23	bd
200801K1_6	2000	0.78	NO	31.30	1.001	3.69e7	1.54e6	2060	2.9	1.20	bd

Compound name: PCB-73
 Response Factor: 1.44314
 RRF SD: 0.12369, Relative SD: 6.57088
 Response type: Internal Std (Ref 179), Area * (IS Conc. / IS Area)
 Curve type: RF

Name	Std. Conc.	RA	Qty	RT	RRT	Resp	IS Resp	Conc	%Dev	RRF	X = dropped
200801K1_1	0.250	0.70	NO	31.41	1.005	4.29e3	1.37e6	0.218	-12.9	1.26	dd
200801K1_2	1.00	0.73	NO	31.41	1.005	2.10e4	1.50e6	0.971	-2.9	1.40	dd
200801K1_3	2.50	0.77	NO	31.41	1.005	4.90e4	1.44e6	2.35	-5.9	1.36	dd
200801K1_4	50.0	0.79	NO	31.41	1.005	1.06e6	1.38e6	53.5	7.0	1.54	dd
200801K1_5	400	0.77	NO	31.41	1.005	9.42e6	1.51e6	432	8.0	1.56	dd
200801K1_6	1000	0.77	NO	31.41	1.005	2.36e7	1.54e6	1070	6.7	1.54	dd

Compound name: PCB-43/49
 Response Factor: 1.01613
 RRF SD: 0.0523973, Relative SD: 5.15654
 Response type: Internal Std (Ref 179), Area * (IS Conc. / IS Area)
 Curve type: RF

Name	Std. Conc.	RA	Qty	RT	RRT	Resp	IS Resp	Conc	%Dev	RRF	X = dropped
200801K1_1	0.500	0.86	NO	31.56	1.011	6.71e3	1.37e6	0.483	-3.3	0.982	db
200801K1_2	2.00	0.78	NO	31.58	1.010	2.91e4	1.50e6	1.91	-4.4	0.972	dd

Dataset: U:\VG11.PRO\Results\200601K1\200601K1-CRVB.qld

Last Altered: Tuesday, June 02, 2020 10:21:37 Pacific Daylight Time
 Printed: Tuesday, June 02, 2020 11:15:31 Pacific Daylight Time

Compound name: PCB-43/49

Name	Std. Conc.	RA	inj	RT	RRT	Resp	IS Resp	Conc.	%Dev	RRF	X = dropped
200601K1_3	5.00	0.78	NO	31.58	1.010	6.88e4	1.44e6	4.69	-6.2	0.953	dd
200601K1_4	100	0.77	NO	31.80	1.011	1.47e6	1.38e6	105	5.1	1.07	dd
200601K1_5	800	0.77	NO	31.58	1.010	1.28e7	1.51e6	835	4.4	1.06	dd
200601K1_6	2000	0.77	NO	31.58	1.010	3.26e7	1.54e6	2090	4.4	1.06	dd

Compound name: PCB-47

Response Factor: 0.92191

RRF SD: 0.0589335, Relative SD: 6.39255

Response type: Internal Std (Ref 180), Area * (IS Conc. / IS Area)

Curve type: RF

Name	Std. Conc.	RA	inj	RT	RRT	Resp	IS Resp	Conc.	%Dev	RRF	X = dropped
200601K1_1	0.250	0.70	NO	31.78	1.001	3.20e3	1.44e6	0.241	-3.4	0.891	bd
200601K1_2	1.00	0.76	NO	31.80	1.001	1.48e4	1.59e6	1.00	0.4	0.928	dd
200601K1_3	2.50	0.79	NO	31.80	1.001	3.29e4	1.53e6	2.33	-6.7	0.880	dd
200601K1_4	50.0	0.77	NO	31.80	1.001	7.69e5	1.49e6	56.0	11.9	1.03	dd
200601K1_5	400	0.76	NO	31.80	1.001	5.90e6	1.80e6	400	-0.1	0.921	dd
200601K1_6	1000	0.76	NO	31.80	1.001	1.50e7	1.66e6	979	-2.1	0.902	dd

Compound name: PCB-48/75

Response Factor: 1.12021

RRF SD: 0.0667822, Relative SD: 5.96157

Response type: Internal Std (Ref 180), Area * (IS Conc. / IS Area)

Curve type: RF

Name	Std. Conc.	RA	inj	RT	RRT	Resp	IS Resp	Conc.	%Dev	RRF	X = dropped
200601K1_1	0.500	0.75	NO	31.90	1.004	7.31e3	1.44e6	0.454	-9.3	1.02	db
200601K1_2	2.00	0.76	NO	31.92	1.005	3.52e4	1.59e6	1.97	-1.5	1.10	db
200601K1_3	5.00	0.79	NO	31.92	1.004	8.41e4	1.53e6	4.91	-1.9	1.10	db
200601K1_4	100	0.77	NO	31.92	1.004	1.66e6	1.49e6	99.7	-0.3	1.12	db
200601K1_5	800	0.78	NO	31.92	1.004	1.54e7	1.60e6	859	7.4	1.20	db
200601K1_6	2000	0.76	NO	31.92	1.004	3.92e7	1.68e6	2110	5.8	1.18	db

Dataset: U:\VG11.PRO\Results\200801K1\200801K1-CRVB.qld

Last Altered: Tuesday, June 02, 2020 10:21:37 Pacific Daylight Time
 Printed: Tuesday, June 02, 2020 11:15:31 Pacific Daylight Time

Compound name: PCB-85
 Response Factor: 1.28219
 RRF SD: 0.0574331, Relative SD: 4.47931
 Response type: Internal Std (Ref 180), Area * (IS Conc. / IS Area)
 Curve type: RF

	Name	Std Conc	RA	Qty	RT	RRT	Resp	IS Resp	Conc	%Dev	RRF	X = dropped
1	200801K1_1	0.250	0.88	NO	32.18	1.013	4.34e3	1.44e6	0.236	-5.8	1.21	bd
2	200801K1_2	1.00	0.85	NO	32.19	1.013	1.96e4	1.59e6	0.959	-4.1	1.23	bd
3	200801K1_3	2.50	0.71	NO	32.19	1.013	4.83e4	1.53e6	2.47	-1.4	1.28	bd
4	200801K1_4	50.0	0.76	NO	32.19	1.013	9.93e5	1.49e6	52.0	4.0	1.33	bd
5	200801K1_5	400	0.77	NO	32.19	1.013	8.65e6	1.60e6	421	5.4	1.35	bd
6	200801K1_6	1000	0.77	NO	32.19	1.013	2.17e7	1.68e6	1020	2.0	1.31	bd

Compound name: PCB-82
 Response Factor: 1.12765
 RRF SD: 0.0353947, Relative SD: 3.13879
 Response type: Internal Std (Ref 180), Area * (IS Conc. / IS Area)
 Curve type: RF

	Name	Std Conc	RA	Qty	RT	RRT	Resp	IS Resp	Conc	%Dev	RRF	X = dropped
1	200801K1_1	0.250	0.72	NO	32.29	1.016	4.14e3	1.44e6	0.255	2.1	1.15	db
2	200801K1_2	1.00	0.70	NO	32.29	1.016	1.80e4	1.59e6	0.999	-0.1	1.13	dd
3	200801K1_3	2.50	0.79	NO	32.29	1.016	4.05e4	1.53e6	2.35	-6.1	1.08	dd
4	200801K1_4	50.0	0.76	NO	32.31	1.016	8.53e5	1.49e6	50.8	1.8	1.15	db
5	200801K1_5	400	0.79	NO	32.31	1.016	7.38e6	1.60e6	409	2.2	1.15	db
6	200801K1_6	1000	0.76	NO	32.31	1.016	1.88e7	1.68e6	1000	0.3	1.13	db

Compound name: PCB-44
 Response Factor: 0.824154
 RRF SD: 0.0474856, Relative SD: 5.75932
 Response type: Internal Std (Ref 180), Area * (IS Conc. / IS Area)
 Curve type: RF

	Name	Std Conc	RA	Qty	RT	RRT	Resp	IS Resp	Conc	%Dev	RRF	X = dropped
1	200801K1_1	0.250	0.88	NO	32.62	1.027	3.12e3	1.44e6	0.263	5.2	0.867	MM
2	200801K1_2	1.00	0.78	NO	32.62	1.027	1.16e4	1.59e6	0.895	-10.5	0.738	dd

Dataset: U:\VG11.PRO\Results\200601K1\200601K1-CRVB.qld

Last Altered: Tuesday, June 02, 2020 10:21:37 Pacific Daylight Time

Printed: Tuesday, June 02, 2020 11:15:31 Pacific Daylight Time

Compound name: PCB-44

Name	Std. Conc.	RA	inj	RT	RRT	Resp	IS Resp	Conc.	%Dev	RRF	X= dropped
200601K1_3	2.50	0.75	NO	32.62	1.026	3.09e4	1.53e6	2.45	-1.9	0.806	dd
200601K1_4	50.0	0.79	NO	32.62	1.026	6.30e5	1.49e6	51.3	2.6	0.845	MM
200601K1_5	400	0.77	NO	32.62	1.026	5.51e6	1.60e6	418	4.4	0.860	db
200601K1_6	1000	0.77	NO	32.62	1.026	1.37e7	1.66e6	1000	0.2	0.826	db

Compound name: PCB-42/59

Response Factor: 1.04973

RRF SD: 0.0493426, Relative SD: 4.70053

Response type: Internal Std (Ref 180), Area * (IS Conc. / IS Area)

Curve type: RF

Name	Std. Conc.	RA	inj	RT	RRT	Resp	IS Resp	Conc.	%Dev	RRF	X= dropped
200601K1_1	0.500	0.76	NO	32.85	1.034	7.25e3	1.44e6	0.481	-3.9	1.01	bb
200601K1_2	2.00	0.81	NO	32.85	1.034	3.17e4	1.59e6	1.89	-5.4	0.994	db
200601K1_3	5.00	0.78	NO	32.85	1.033	7.78e4	1.53e6	4.85	-3.0	1.02	db
200601K1_4	100	0.78	NO	32.85	1.033	1.60e6	1.49e6	103	2.8	1.08	MM
200601K1_5	800	0.78	NO	32.85	1.033	1.43e7	1.60e6	850	6.2	1.12	bb
200601K1_6	2000	0.78	NO	32.85	1.033	3.60e7	1.66e6	2070	3.5	1.09	bb

Compound name: PCB-41/64/71/72

Response Factor: 1.18742

RRF SD: 0.0661253, Relative SD: 5.56883

Response type: Internal Std (Ref 180), Area * (IS Conc. / IS Area)

Curve type: RF

Name	Std. Conc.	RA	inj	RT	RRT	Resp	IS Resp	Conc.	%Dev	RRF	X= dropped
200601K1_1	1.00	0.74	NO	33.46	1.053	1.80e4	1.44e6	0.939	-6.1	1.12	MM
200601K1_2	4.00	0.74	NO	33.46	1.053	7.29e4	1.59e6	3.85	-3.7	1.14	bb
200601K1_3	10.0	0.78	NO	33.46	1.053	1.74e5	1.53e6	9.57	-4.3	1.14	MM
200601K1_4	200	0.79	NO	33.46	1.053	3.62e6	1.49e6	205	2.3	1.22	bb
200601K1_5	1800	0.77	NO	33.46	1.053	3.29e7	1.60e6	1730	8.2	1.29	bb
200601K1_6	4000	0.77	NO	33.46	1.053	8.18e7	1.66e6	4140	3.5	1.23	bb

Dataset: U:\VG11.PRO\Results\200601K1\200601K1-CRVB.qld

Last Altered: Tuesday, June 02, 2020 10:21:37 Pacific Daylight Time
 Printed: Tuesday, June 02, 2020 11:15:31 Pacific Daylight Time

Compound name: PCB-68
 Response Factor: 1.27785
 RRF SD: 0.0478803, Relative SD: 3.74694
 Response type: Internal Std (Ref 180), Area * (IS Conc. / IS Area)
 Curve type: RF

	Name	Std. Conc.	RA	nty	RT	RRT	Resp	IS Resp	Conc.	%Dev	RRF	X = dropped
1	200601K1_1	0.250	0.75	NO	33.72	1.061	4.51e3	1.44e6	0.245	-1.9	1.25	bb
2	200601K1_2	1.00	0.75	NO	33.72	1.061	1.97e4	1.59e6	0.969	-3.1	1.24	bb
3	200601K1_3	2.50	0.77	NO	33.72	1.061	4.67e4	1.53e6	2.39	-4.4	1.22	MM
4	200601K1_4	50.0	0.76	NO	33.72	1.061	9.69e5	1.49e6	50.9	1.8	1.30	bd
5	200601K1_5	400	0.77	NO	33.72	1.061	8.63e6	1.60e6	422	5.5	1.35	bd
6	200601K1_6	1000	0.78	NO	33.72	1.061	2.16e7	1.66e6	1020	2.1	1.30	bd

Compound name: PCB-40
 Response Factor: 0.802057
 RRF SD: 0.0348124, Relative SD: 5.74902
 Response type: Internal Std (Ref 180), Area * (IS Conc. / IS Area)
 Curve type: RF

	Name	Std. Conc.	RA	nty	RT	RRT	Resp	IS Resp	Conc.	%Dev	RRF	X = dropped
1	200601K1_1	0.250	0.71	NO	33.94	1.069	2.03e3	1.44e6	0.235	-6.2	0.565	bb
2	200601K1_2	1.00	0.74	NO	33.94	1.069	9.28e3	1.59e6	0.967	-3.3	0.562	MM
3	200601K1_3	2.50	0.77	NO	33.94	1.068	2.17e4	1.53e6	2.36	-5.7	0.566	db
4	200601K1_4	50.0	0.77	NO	33.94	1.068	4.64e5	1.49e6	51.7	3.3	0.622	db
5	200601K1_5	400	0.77	NO	33.94	1.068	4.12e6	1.60e6	426	7.0	0.644	db
6	200601K1_6	1000	0.78	NO	33.94	1.068	1.05e7	1.66e6	1050	4.8	0.631	db

Compound name: PCB-57
 Response Factor: 1.16294
 RRF SD: 0.0605093, Relative SD: 5.20312
 Response type: Internal Std (Ref 181), Area * (IS Conc. / IS Area)
 Curve type: RF

	Name	Std. Conc.	RA	nty	RT	RRT	Resp	IS Resp	Conc.	%Dev	RRF	X = dropped
1	200601K1_1	0.250	0.79	NO	34.30	0.969	4.64e3	1.70e6	0.234	-6.4	1.09	bb
2	200601K1_2	1.00	0.74	NO	34.32	0.969	2.02e4	1.84e6	0.946	-5.4	1.10	bb

Dataset: U:\VG11.PRO\Results\200601K1\200601K1-CRVB.qld

Last Altered: Tuesday, June 02, 2020 10:21:37 Pacific Daylight Time

Printed: Tuesday, June 02, 2020 11:15:31 Pacific Daylight Time

Compound name: PCB-57

Name	Std. Conc.	RA	n/y	RT	RRT	Resp	IS Resp	Conc.	%Dev	RRF	X = dropped
200601K1_3	2.50	0.74	NO	34.32	0.969	5.14e4	1.79e6	2.46	-1.4	1.15	MM
200601K1_4	50.0	0.77	NO	34.32	0.969	1.04e6	1.73e6	51.4	2.8	1.20	bb
200601K1_5	400	0.79	NO	34.32	0.969	9.05e6	1.84e6	423	5.8	1.23	bb
200601K1_6	1000	0.76	NO	34.32	0.969	2.31e7	1.90e6	1050	4.6	1.22	bb

Compound name: PCB-67

Response Factor: 1.0841

RRF SD: 0.0420751, Relative SD: 3.8811

Response type: Internal Std (Ref 181), Area * (IS Conc. / IS Area)

Curve type: RF

Name	Std. Conc.	RA	n/y	RT	RRT	Resp	IS Resp	Conc.	%Dev	RRF	X = dropped
200601K1_1	0.250	0.86	NO	34.63	0.978	4.35e3	1.70e6	0.235	-5.8	1.02	bd
200601K1_2	1.00	0.75	NO	34.63	0.978	1.95e4	1.84e6	0.979	-2.1	1.06	bd
200601K1_3	2.50	0.78	NO	34.63	0.978	4.82e4	1.79e6	2.48	-0.9	1.07	bd
200601K1_4	50.0	0.75	NO	34.63	0.978	9.48e5	1.73e6	50.4	0.9	1.09	bd
200601K1_5	400	0.76	NO	34.63	0.978	8.40e6	1.84e6	422	5.4	1.14	bd
200601K1_6	1000	0.78	NO	34.63	0.978	2.11e7	1.90e6	1020	2.5	1.11	bd

Compound name: PCB-58

Response Factor: 1.20403

RRF SD: 0.0834546, Relative SD: 6.93126

Response type: Internal Std (Ref 181), Area * (IS Conc. / IS Area)

Curve type: RF

Name	Std. Conc.	RA	n/y	RT	RRT	Resp	IS Resp	Conc.	%Dev	RRF	X = dropped
200601K1_1	0.250	0.80	NO	34.74	0.982	4.98e3	1.70e6	0.243	-2.8	1.17	dd
200601K1_2	1.00	0.80	NO	34.74	0.981	2.02e4	1.84e6	0.910	-9.0	1.10	dd
200601K1_3	2.50	0.78	NO	34.76	0.982	5.08e4	1.79e6	2.35	-5.9	1.13	dd
200601K1_4	50.0	0.75	NO	34.76	0.982	1.09e6	1.73e6	52.1	4.1	1.25	dd
200601K1_5	400	0.78	NO	34.76	0.982	9.62e6	1.84e6	435	8.7	1.31	dd
200601K1_6	1000	0.78	NO	34.76	0.982	2.40e7	1.90e6	1050	5.0	1.26	dd

Dataset: U:\VG11.PRO\Results200601K1\200601K1-CRVB.qld

Last Altered: Tuesday, June 02, 2020 10:21:37 Pacific Daylight Time
 Printed: Tuesday, June 02, 2020 11:15:31 Pacific Daylight Time

Compound name: PCB-63
 Response Factor: 1.07187
 RRF SD: 0.049724, Relative SD: 4.639
 Response type: Internal Std (Ref 181), Area * (IS Conc. / IS Area)
 Curve type: RF

	Name	Std. Conc.	RA	Int.	RT	RRT	Resp.	IS Resp.	Conc.	%Dev.	RRF	X = dropped
1	200601K1_1	0.250	0.82	NO	34.91	0.988	4.33e3	1.70e6	0.237	-5.1	1.02	db
2	200601K1_2	1.00	0.75	NO	34.91	0.988	1.92e4	1.84e6	0.972	-2.8	1.04	dd
3	200601K1_3	2.50	0.79	NO	34.91	0.988	4.66e4	1.79e6	2.42	-3.2	1.04	db
4	200601K1_4	50.0	0.77	NO	34.91	0.988	9.31e5	1.73e6	50.1	0.2	1.07	db
5	200601K1_5	400	0.78	NO	34.91	0.988	8.42e6	1.84e6	427	6.8	1.14	db
6	200601K1_6	1000	0.77	NO	34.91	0.988	2.12e7	1.90e6	1040	4.1	1.12	db

Compound name: PCB-74
 Response Factor: 1.18508
 RRF SD: 0.0699946, Relative SD: 5.90632
 Response type: Internal Std (Ref 181), Area * (IS Conc. / IS Area)
 Curve type: RF

	Name	Std. Conc.	RA	Int.	RT	RRT	Resp.	IS Resp.	Conc.	%Dev.	RRF	X = dropped
1	200601K1_1	0.250	0.82	NO	35.21	0.995	4.68e3	1.70e6	0.232	-7.3	1.10	bd
2	200601K1_2	1.00	0.74	NO	35.21	0.994	2.06e4	1.84e6	0.943	-5.7	1.12	MM
3	200601K1_3	2.50	0.74	NO	35.21	0.994	5.22e4	1.79e6	2.46	-1.8	1.16	MM
4	200601K1_4	50.0	0.77	NO	35.21	0.994	1.05e6	1.73e6	51.3	2.6	1.22	bd
5	200601K1_5	400	0.76	NO	35.21	0.994	9.38e6	1.84e6	430	7.6	1.28	bd
6	200601K1_6	1000	0.77	NO	35.21	0.994	2.36e7	1.90e6	1050	4.5	1.24	bd

Compound name: PCB-81/70
 Response Factor: 1.05421
 RRF SD: 0.062537, Relative SD: 5.9321
 Response type: Internal Std (Ref 181), Area * (IS Conc. / IS Area)
 Curve type: RF

	Name	Std. Conc.	RA	Int.	RT	RRT	Resp.	IS Resp.	Conc.	%Dev.	RRF	X = dropped
1	200601K1_1	0.500	0.86	NO	35.41	1.000	8.47e3	1.70e6	0.472	-5.7	0.994	MM
2	200601K1_2	2.00	0.78	NO	35.34	0.998	3.65e4	1.84e6	1.88	-5.8	0.993	MM

Dataset: U:\VG11.PRO\Results\200601K1\200601K1-CRVB.qld

Last Altered: Tuesday, June 02, 2020 10:21:37 Pacific Daylight Time

Printed: Tuesday, June 02, 2020 11:15:31 Pacific Daylight Time

Compound name: PCB-61/70

Name	Std Conc	RA	n/y	RT	RRT	Resp	IS Resp	Conc	%Dev	RRF	X = dropped
200601K1_3	5.00	0.78	NO	35.34	0.998	9.20e4	1.79e6	4.86	-2.7	1.03	MM
200601K1_4	100	0.78	NO	35.43	1.000	1.90e6	1.73e6	104	3.9	1.10	MM
200601K1_5	800	0.78	NO	35.43	1.000	1.67e7	1.84e6	859	7.4	1.13	MM
200601K1_6	2000	0.78	NO	35.43	1.000	4.18e7	1.90e6	2080	4.2	1.10	MM

Compound name: PCB-76/86

Response Factor: 1.16443

RRF SD: 0.0785507, Relative SD: 6.5741

Response type: Internal Std (Ref 181), Area * (IS Conc. / IS Area)

Curve type: RF

Name	Std Conc	RA	n/y	RT	RRT	Resp	IS Resp	Conc	%Dev	RRF	X = dropped
200601K1_1	0.500	0.78	NO	35.62	1.006	9.04e3	1.70e6	0.456	-8.9	1.06	MM
200601K1_2	2.00	0.75	NO	35.58	1.005	4.11e4	1.84e6	1.92	-4.0	1.12	dd
200601K1_3	5.00	0.78	NO	35.60	1.005	9.65e4	1.79e6	4.72	-5.7	1.10	MM
200601K1_4	100	0.78	NO	35.60	1.005	2.09e6	1.73e6	104	3.8	1.21	dd
200601K1_5	800	0.77	NO	35.64	1.006	1.65e7	1.84e6	862	7.7	1.25	dd
200601K1_6	2000	0.78	NO	35.64	1.006	4.89e7	1.90e6	2120	5.9	1.23	dd

Compound name: PCB-80

Response Factor: 1.18682

RRF SD: 0.0586291, Relative SD: 4.94003

Response type: Internal Std (Ref 182), Area * (IS Conc. / IS Area)

Curve type: RF

Name	Std Conc	RA	n/y	RT	RRT	Resp	IS Resp	Conc	%Dev	RRF	X = dropped
200601K1_1	0.250	0.83	NO	35.86	1.000	4.91e3	1.75e6	0.236	-5.5	1.12	MM
200601K1_2	1.00	0.77	NO	35.86	1.000	2.09e4	1.87e6	0.941	-5.9	1.12	db
200601K1_3	2.50	0.78	NO	35.86	1.000	5.45e4	1.86e6	2.47	-1.2	1.17	MM
200601K1_4	50.0	0.78	NO	35.86	1.000	1.10e6	1.79e6	51.5	3.1	1.22	db
200601K1_5	400	0.78	NO	35.86	1.000	9.53e6	1.90e6	422	5.5	1.25	db
200601K1_6	1000	0.78	NO	35.86	1.000	2.45e7	1.99e6	1040	4.0	1.23	dd

Dataset: U:\VG11.PRO\Results\200601K1\200601K1-CRVB.qld

Last Altered: Tuesday, June 02, 2020 10:21:37 Pacific Daylight Time

Printed: Tuesday, June 02, 2020 11:15:31 Pacific Daylight Time

Compound name: PCB-55

Response Factor: 1.16899

RRF SD: 0.0699531, Relative SD: 5.98407

Response type: Internal Std (Ref 182), Area * (IS Conc. / IS Area)

Curve type: RF

	Name	Std Conc	RA	ny	RT	RRF	Resp	IS Resp	Conc	%Dev	RRF	X=dropped
1	200601K1_1	0.250	0.86	NO	36.18	1.009	4.80e3	1.75e6	0.235	-6.1	1.10	MM
2	200601K1_2	1.00	0.81	NO	36.18	1.010	2.10e4	1.87e6	0.959	-4.1	1.12	MM
3	200601K1_3	2.50	0.76	NO	36.18	1.010	5.16e4	1.86e6	2.37	-5.1	1.11	MM
4	200601K1_4	50.0	0.77	NO	36.18	1.010	1.07e6	1.79e6	51.0	2.1	1.19	MM
5	200601K1_5	400	0.77	NO	36.18	1.010	9.66e6	1.90e6	434	8.6	1.27	MM
6	200601K1_6	1000	0.77	NO	36.18	1.010	2.43e7	1.99e6	1050	4.8	1.22	MM

Compound name: PCB-56/60

Response Factor: 1.01793

RRF SD: 0.0552104, Relative SD: 5.42377

Response type: Internal Std (Ref 182), Area * (IS Conc. / IS Area)

Curve type: RF

	Name	Std Conc	RA	ny	RT	RRF	Resp	IS Resp	Conc	%Dev	RRF	X=dropped
1	200601K1_1	0.500	0.85	NO	36.70	1.024	8.20e3	1.75e6	0.460	-8.0	0.937	MM
2	200601K1_2	2.00	0.78	NO	36.70	1.024	3.71e4	1.87e6	1.95	-2.7	0.991	MM
3	200601K1_3	5.00	0.78	NO	36.70	1.024	9.24e4	1.86e6	4.88	-2.4	0.993	bb
4	200601K1_4	100	0.77	NO	36.70	1.024	1.86e6	1.79e6	102	2.1	1.04	bb
5	200601K1_5	800	0.77	NO	36.70	1.024	1.86e7	1.90e6	859	7.3	1.09	bb
6	200601K1_6	2000	0.77	NO	36.70	1.024	4.19e7	1.99e6	2070	3.8	1.05	bb

Compound name: PCB-79

Response Factor: 1.13843

RRF SD: 0.0710526, Relative SD: 6.24129

Response type: Internal Std (Ref 182), Area * (IS Conc. / IS Area)

Curve type: RF

	Name	Std Conc	RA	ny	RT	RRF	Resp	IS Resp	Conc	%Dev	RRF	X=dropped
1	200601K1_1	0.250	0.80	NO	37.80	1.054	4.62e3	1.75e6	0.232	-7.2	1.06	MM
2	200601K1_2	1.00	0.87	NO	37.80	1.054	2.03e4	1.87e6	0.950	-5.0	1.08	MM

Dataset: U:\VG11.PRO\Results\200601K1\200601K1-CRVB.qld

Last Altered: Tuesday, June 02, 2020 10:21:37 Pacific Daylight Time

Printed: Tuesday, June 02, 2020 11:15:31 Pacific Daylight Time

Compound name: PCB-79

Name	Std Conc	RA	nty	RT	RRF	Resp	IS Resp	Conc	%Dev	RRF	X = dropped
200601K1_3	2.50	0.80	NO	37.80	1.054	5.06e4	1.86e6	2.39	-4.3	1.09	MM
200601K1_4	50.0	0.77	NO	37.80	1.054	1.06e6	1.79e6	51.8	3.6	1.18	bb
200601K1_5	400	0.77	NO	37.81	1.055	9.30e6	1.90e6	430	7.4	1.22	bb
200601K1_6	1000	0.77	NO	37.81	1.055	2.39e7	1.99e6	1060	5.8	1.20	bb

Compound name: PCB-78

Response Factor: 1.13645

RRF SD: 0.0648397, Relative SD: 5.70544

Response type: Internal Std (Ref 183), Area * (IS Conc. / IS Area)

Curve type: RF

Name	Std Conc	RA	nty	RT	RRF	Resp	IS Resp	Conc	%Dev	RRF	X = dropped
200601K1_1	0.250	0.84	NO	39.50	0.988	4.37e3	1.65e6	0.234	-6.8	1.08	MM
200601K1_2	1.00	0.72	NO	39.52	0.987	1.92e4	1.76e6	0.959	-4.1	1.09	MM
200601K1_3	2.50	0.77	NO	39.52	0.987	4.87e4	1.80e6	2.38	-4.7	1.08	MM
200601K1_4	50.0	0.77	NO	39.52	0.987	1.02e6	1.70e6	52.5	4.9	1.19	MM
200601K1_5	400	0.79	NO	39.52	0.987	8.97e6	1.88e6	420	5.1	1.19	MM
200601K1_6	1000	0.78	NO	39.52	0.987	2.33e7	1.94e6	1050	5.5	1.20	MM

Compound name: PCB-81

Response Factor: 1.04638

RRF SD: 0.0531934, Relative SD: 5.08358

Response type: Internal Std (Ref 183), Area * (IS Conc. / IS Area)

Curve type: RF

Name	Std Conc	RA	nty	RT	RRF	Resp	IS Resp	Conc	%Dev	RRF	X = dropped
200601K1_1	0.250	0.71	NO	39.08	1.000	3.97e3	1.85e6	0.230	-7.9	0.964	MM
200601K1_2	1.00	0.76	NO	39.08	1.000	1.82e4	1.76e6	0.987	-1.3	1.03	MM
200601K1_3	2.50	0.75	NO	39.08	1.000	4.55e4	1.80e6	2.41	-3.4	1.01	MM
200601K1_4	50.0	0.77	NO	39.08	1.000	9.27e5	1.70e6	52.0	4.1	1.09	MM
200601K1_5	400	0.76	NO	39.08	1.000	8.26e6	1.88e6	420	5.0	1.10	MM
200601K1_6	1000	0.75	NO	39.08	1.000	2.10e7	1.94e6	1040	3.5	1.08	dd

Dataset: U:\VG11.PRO\Results\200801K1\200801K1-CRVB.qld

Last Altered: Tuesday, June 02, 2020 10:21:37 Pacific Daylight Time

Printed: Tuesday, June 02, 2020 11:15:31 Pacific Daylight Time

Compound name: PCB-77

Response Factor: 1.13899

RRF SD: 0.0451791, Relative SD: 3.97357

Response type: Internal Std (Ref 184), Area * (IS Conc. / IS Area)

Curve type: RF

Name	Std. Conc.	RA	n/y	RT	RRT	Resp.	IS Resp.	Conc.	%Dev.	RRF	X = dropped
200801K1_1	0.250	0.83	NO	39.67	1.000	4.37e3	1.59e6	0.241	-3.5	1.10	MM
200801K1_2	1.00	0.80	NO	39.67	1.000	1.89e4	1.71e6	0.972	-2.8	1.11	MM
200801K1_3	2.50	0.80	NO	39.67	1.000	4.78e4	1.75e6	2.40	-4.0	1.09	MM
200801K1_4	50.0	0.77	NO	39.67	1.000	1.00e6	1.69e6	52.1	4.2	1.18	MM
200801K1_5	400	0.77	NO	39.67	1.000	8.76e6	1.84e6	420	5.0	1.19	MM
200801K1_6	1000	0.78	NO	39.67	1.000	2.23e7	1.94e6	1010	1.1	1.15	MM

Compound name: PCB-104

Response Factor: 1.12208

RRF SD: 0.11916, Relative SD: 10.6196

Response type: Internal Std (Ref 185), Area * (IS Conc. / IS Area)

Curve type: RF

Name	Std. Conc.	RA	n/y	RT	RRT	Resp.	IS Resp.	Conc.	%Dev.	RRF	X = dropped
200801K1_1	0.250	1.37	NO	32.47	1.001	2.59e3	1.12e6	0.206	-17.7	0.924	MM
200801K1_2	1.00	1.55	NO	32.47	1.001	1.33e4	1.28e6	0.942	-5.8	1.06	bb
200801K1_3	2.50	1.52	NO	32.47	1.001	3.30e4	1.20e6	2.48	-1.8	1.10	bb
200801K1_4	50.0	1.57	NO	32.47	1.001	7.02e5	1.17e6	53.2	6.5	1.19	bb
200801K1_5	400	1.55	NO	32.47	1.001	6.29e6	1.28e6	437	9.3	1.23	bb
200801K1_6	1000	1.56	NO	32.47	1.001	1.57e7	1.28e6	1090	9.3	1.23	bb

Compound name: PCB-96

Response Factor: 1.15383

RRF SD: 0.0979018, Relative SD: 8.48491

Response type: Internal Std (Ref 185), Area * (IS Conc. / IS Area)

Curve type: RF

Name	Std. Conc.	RA	n/y	RT	RRT	Resp.	IS Resp.	Conc.	%Dev.	RRF	X = dropped
200801K1_1	0.250	1.77	NO	33.78	1.041	2.64e3	1.12e6	0.220	-12.2	1.01	MM
200801K1_2	1.00	1.54	NO	33.78	1.041	1.35e4	1.28e6	0.932	-6.8	1.08	bb

Dataset: U:\VG11.PRO\Results\200601K1\200601K1-CRVB.qld

Last Altered: Tuesday, June 02, 2020 10:21:37 Pacific Daylight Time

Printed: Tuesday, June 02, 2020 11:15:31 Pacific Daylight Time

Compound name: PCB-96

Name	Std. Conc.	RA	n/y	RT	RRT	Resp.	IS Resp.	Conc.	%Dev.	RRF	X = dropped
200601K1_3	2.50	1.49	NO	33.78	1.041	3.37e4	1.20e6	2.45	-2.2	1.13	bb
200601K1_4	50.0	1.58	NO	33.78	1.041	7.07e5	1.17e6	52.2	4.3	1.20	bb
200601K1_5	400	1.57	NO	33.78	1.041	6.41e6	1.28e6	434	8.4	1.25	bb
200601K1_6	1000	1.57	NO	33.78	1.041	1.80e7	1.28e6	1080	8.4	1.25	bb

Compound name: PCB-103

Response Factor: 0.936494

RRF SD: 0.0702306, Relative SD: 7.49931

Response type: Internal Std (Ref 185), Area * (IS Conc. / IS Area)

Curve type: RF

Name	Std. Conc.	RA	n/y	RT	RRT	Resp.	IS Resp.	Conc.	%Dev.	RRF	X = dropped
200601K1_1	0.250	1.66	NO	34.33	1.059	2.72e3	1.12e6	0.259	3.5	0.969	MM
200601K1_2	1.00	1.75	NO	34.33	1.058	1.06e4	1.26e6	0.898	-10.2	0.841	MM
200601K1_3	2.50	1.71	NO	34.33	1.058	2.57e4	1.20e6	2.30	-8.0	0.862	bb
200601K1_4	50.0	1.56	NO	34.33	1.058	5.53e5	1.17e6	50.3	0.8	0.942	bb
200601K1_5	400	1.58	NO	34.33	1.058	5.08e6	1.28e6	423	5.7	0.990	bb
200601K1_6	1000	1.55	NO	34.33	1.058	1.30e7	1.28e6	1080	6.3	1.01	bb

Compound name: PCB-100

Response Factor: 0.953574

RRF SD: 0.0599585, Relative SD: 6.28777

Response type: Internal Std (Ref 185), Area * (IS Conc. / IS Area)

Curve type: RF

Name	Std. Conc.	RA	n/y	RT	RRT	Resp.	IS Resp.	Conc.	%Dev.	RRF	X = dropped
200601K1_1	0.250	1.33	NO	34.69	1.069	2.84e3	1.12e6	0.247	-1.3	0.941	bb
200601K1_2	1.00	1.46	NO	34.69	1.069	1.09e4	1.28e6	0.913	-8.7	0.870	MM
200601K1_3	2.50	1.72	NO	34.71	1.069	2.72e4	1.20e6	2.38	-4.7	0.908	bb
200601K1_4	50.0	1.58	NO	34.71	1.069	5.88e5	1.17e6	50.5	1.0	0.983	bb
200601K1_5	400	1.57	NO	34.71	1.069	5.18e6	1.28e6	422	5.5	1.01	bb
200601K1_6	1000	1.55	NO	34.71	1.069	1.32e7	1.28e6	1080	6.2	1.03	bb

Dataset: U:\VG11.PRO\Results\200601K1\200601K1-CRVB.qld

Last Altered: Tuesday, June 02, 2020 10:21:37 Pacific Daylight Time

Printed: Tuesday, June 02, 2020 11:15:31 Pacific Daylight Time

Compound name: PCB-94

Response Factor: 0.948862

RRF SD: 0.0587427, Relative SD: 6.19086

Response type: Internal Std (Ref 186), Area * (IS Conc. / IS Area)

Curve type: RF

	Name	Std. Conc.	RA	n/y	RT	RRT	Resp	IS Resp	Conc.	%Dev	RRF	X = dropped
1	200601K1_1	0.250	1.87	NO	35.17	0.985	2.16e3	8.86e5	0.257	2.8	0.975	MM
2	200601K1_2	1.00	1.51	NO	35.19	0.985	8.32e3	9.63e5	0.910	-9.0	0.863	bb
3	200601K1_3	2.50	1.49	NO	35.19	0.985	2.12e4	9.53e5	2.35	-6.1	0.891	bb
4	200601K1_4	50.0	1.57	NO	35.19	0.985	4.48e5	9.36e5	50.5	0.9	0.958	bb
5	200601K1_5	400	1.57	NO	35.19	0.985	4.07e6	1.01e6	424	6.0	1.01	bb
6	200601K1_6	1000	1.57	NO	35.19	0.985	1.05e7	1.05e6	1050	5.4	1.00	bb

Compound name: PCB-95/98/102

Response Factor: 1.20445

RRF SD: 0.061353, Relative SD: 5.09384

Response type: Internal Std (Ref 186), Area * (IS Conc. / IS Area)

Curve type: RF

	Name	Std. Conc.	RA	n/y	RT	RRT	Resp	IS Resp	Conc.	%Dev	RRF	X = dropped
1	200601K1_1	0.750	1.52	NO	35.66	0.998	7.52e3	8.86e5	0.704	-6.1	1.13	MM
2	200601K1_2	3.00	1.52	NO	35.67	0.999	3.47e4	9.63e5	2.99	-0.3	1.20	bd
3	200601K1_3	7.50	1.61	NO	35.67	0.999	8.12e4	9.53e5	7.08	-5.6	1.14	dd
4	200601K1_4	150	1.57	NO	35.67	0.998	1.72e6	9.36e5	152	1.5	1.22	bd
5	200601K1_5	1200	1.56	NO	35.67	0.998	1.56e7	1.01e6	1260	6.5	1.28	bd
6	200601K1_6	3000	1.57	NO	35.67	0.998	3.94e7	1.05e6	3120	4.0	1.25	bd

Compound name: PCB-83

Response Factor: 0.935009

RRF SD: 0.088569, Relative SD: 9.47253

Response type: Internal Std (Ref 186), Area * (IS Conc. / IS Area)

Curve type: RF

	Name	Std. Conc.	RA	n/y	RT	RRT	Resp	IS Resp	Conc.	%Dev	RRF	X = dropped
1	200601K1_1	0.250	1.42	NO	35.82	1.003	1.78e3	8.86e5	0.215	-14.0	0.805	MM
2	200601K1_2	1.00	1.59	NO	35.81	1.003	8.62e3	9.63e5	0.957	-4.3	0.895	dd

Dataset: U:\VG11.PROVResults\200801K1\200801K1-CRVB.qld

Last Altered: Tuesday, June 02, 2020 10:21:37 Pacific Daylight Time

Printed: Tuesday, June 02, 2020 11:15:31 Pacific Daylight Time

Compound name: PCB-83

Name	Std. Conc.	RA	rt/y	RT	RRT	Resp	IS Resp	Conc.	%Dev	RRF	X = dropped
200801K1_3	2.50	1.70	NO	35.81	1.003	2.10e4	9.53e5	2.36	-5.5	0.884	dd
200801K1_4	50.0	1.83	NO	35.81	1.002	4.57e5	9.36e5	52.3	4.5	0.977	db
200801K1_5	400	1.80	NO	35.82	1.003	4.17e6	1.01e6	441	10.3	1.03	db
200801K1_6	1000	1.59	NO	35.82	1.003	1.07e7	1.05e6	1090	8.9	1.02	db

Compound name: PCB-88/91

Response Factor: 1.06482

RRF SD: 0.0420968, Relative SD: 3.95341

Response type: Internal Std (Ref 186), Area * (IS Conc. / IS Area)

Curve type: RF

Name	Std. Conc.	RA	rt/y	RT	RRT	Resp	IS Resp	Conc.	%Dev	RRF	X = dropped
200801K1_1	0.500	1.77	NO	36.14	1.012	4.58e3	8.86e5	0.485	-3.0	1.03	dd
200801K1_2	2.00	1.52	NO	36.14	1.012	2.02e4	9.63e5	1.97	-1.5	1.05	MM
200801K1_3	5.00	1.53	NO	36.14	1.012	4.83e4	9.53e5	4.76	-4.8	1.01	dd
200801K1_4	100	1.56	NO	36.16	1.012	9.97e5	9.36e5	100	0.0	1.07	MM
200801K1_5	800	1.55	NO	36.16	1.012	9.06e6	1.01e6	842	5.2	1.12	bd
200801K1_6	2000	1.56	NO	36.16	1.012	2.32e7	1.05e6	2080	4.0	1.11	bd

Compound name: PCB-121

Response Factor: 1.70958

RRF SD: 0.131372, Relative SD: 7.68456

Response type: Internal Std (Ref 186), Area * (IS Conc. / IS Area)

Curve type: RF

Name	Std. Conc.	RA	rt/y	RT	RRT	Resp	IS Resp	Conc.	%Dev	RRF	X = dropped
200801K1_1	0.250	1.84	NO	36.23	1.015	4.15e3	8.86e5	0.274	9.5	1.87	db
200801K1_2	1.00	1.86	NO	36.23	1.015	1.50e4	9.63e5	0.910	-9.0	1.56	db
200801K1_3	2.50	1.85	NO	36.25	1.015	3.70e4	9.53e5	2.27	-9.2	1.55	dd
200801K1_4	50.0	1.56	NO	36.25	1.015	7.99e5	9.36e5	50.0	-0.1	1.71	db
200801K1_5	400	1.59	NO	36.25	1.015	7.25e6	1.01e6	420	4.9	1.79	db
200801K1_6	1000	1.59	NO	36.25	1.015	1.86e7	1.05e6	1040	3.8	1.77	db

Dataset: U:\VG11.PRO\Results\200601K1\200601K1-CRVB.qld

Last Altered: Tuesday, June 02, 2020 10:21:37 Pacific Daylight Time
 Printed: Tuesday, June 02, 2020 11:15:31 Pacific Daylight Time

Compound name: PCB-84/92
 Response Factor: 1.01774
 RRF SD: 0.0662787, Relative SD: 6.51234
 Response type: Internal Std (Ref 187), Area * (IS Conc. / IS Area)
 Curve type: RF

Name	Std. Conc.	RA	n/y	RT	RRT	Resp	IS Resp	Conc.	%Dev	RRF	X = dropped
200601K1_1	0.500	1.74	NO	37.09	0.990	3.96e3	8.58e5	0.454	-9.1	0.925	MM
200601K1_2	2.00	1.51	NO	37.09	0.990	1.83e4	9.58e5	1.88	-8.1	0.958	bd
200601K1_3	5.00	1.58	NO	37.09	0.990	4.76e4	9.39e5	4.98	-0.3	1.01	bd
200601K1_4	100	1.57	NO	37.09	0.990	9.53e5	9.13e5	102	2.5	1.04	bd
200601K1_5	800	1.57	NO	37.09	0.990	8.79e6	1.01e6	858	7.2	1.09	bd
200601K1_6	2000	1.58	NO	37.09	0.990	2.23e7	1.04e6	2120	5.8	1.08	bd

Compound name: PCB-89
 Response Factor: 1.1051
 RRF SD: 0.0694328, Relative SD: 6.28293
 Response type: Internal Std (Ref 187), Area * (IS Conc. / IS Area)
 Curve type: RF

Name	Std. Conc.	RA	n/y	RT	RRT	Resp	IS Resp	Conc.	%Dev	RRF	X = dropped
200601K1_1	0.250	1.77	NO	37.28	0.995	2.45e3	8.58e5	0.259	3.5	1.14	MM
200601K1_2	1.00	1.58	NO	37.28	0.995	9.38e3	9.58e5	0.885	-11.5	0.978	dd
200601K1_3	2.50	1.58	NO	37.29	0.998	2.53e4	9.39e5	2.44	-2.5	1.08	dd
200601K1_4	50.0	1.54	NO	37.29	0.998	5.14e5	9.13e5	50.9	1.9	1.13	dd
200601K1_5	400	1.57	NO	37.29	0.998	4.71e6	1.01e6	424	5.9	1.17	dd
200601K1_6	1000	1.58	NO	37.29	0.998	1.18e7	1.04e6	1030	2.7	1.13	dd

Compound name: PCB-90/101
 Response Factor: 1.12263
 RRF SD: 0.0479543, Relative SD: 4.27159
 Response type: Internal Std (Ref 187), Area * (IS Conc. / IS Area)
 Curve type: RF

Name	Std. Conc.	RA	n/y	RT	RRT	Resp	IS Resp	Conc.	%Dev	RRF	X = dropped
200601K1_1	0.500	1.57	NO	37.46	1.000	4.62e3	8.58e5	0.481	-3.8	1.08	db
200601K1_2	2.00	1.58	NO	37.46	1.000	2.07e4	9.58e5	1.93	-3.7	1.08	dd

Dataset: U:\VG11.PRO\Results\200601K1\200601K1-CRVB.qld

Last Altered: Tuesday, June 02, 2020 10:21:37 Pacific Daylight Time

Printed: Tuesday, June 02, 2020 11:15:31 Pacific Daylight Time

Compound name: PCB-90/101

Name	Std. Conc.	RA	n/y	RT	RRT	Resp	IS Resp	Conc.	%Dev	RRF	X = dropped
200601K1_3	5.00	1.66	NO	37.48	1.000	5.09e4	9.39e5	4.83	-3.4	1.08	dd
200601K1_4	100	1.58	NO	37.48	1.000	1.04e6	9.13e5	101	1.5	1.14	dd
200601K1_5	800	1.58	NO	37.48	1.000	9.62e6	1.01e6	851	6.4	1.19	dd
200601K1_6	2000	1.58	NO	37.48	1.000	2.40e7	1.04e6	2060	3.0	1.16	dd

Compound name: PCB-113

Response Factor: 1.51404

RRF SD: 0.104163, Relative SD: 6.87979

Response type: Internal Std (Ref 187), Area * (IS Conc. / IS Area)

Curve type: RF

Name	Std. Conc.	RA	n/y	RT	RRT	Resp	IS Resp	Conc.	%Dev	RRF	X = dropped
200601K1_1	0.250	1.39	NO	37.72	1.007	2.80e3	8.56e5	0.216	-13.7	1.31	MM
200601K1_2	1.00	1.48	NO	37.72	1.007	1.47e4	9.58e5	1.02	1.5	1.54	dd
200601K1_3	2.50	1.59	NO	37.72	1.007	3.61e4	9.39e5	2.54	1.5	1.54	dd
200601K1_4	50.0	1.57	NO	37.72	1.007	7.07e5	9.13e5	51.1	2.2	1.55	dd
200601K1_5	400	1.57	NO	37.72	1.007	6.45e6	1.01e6	423	5.8	1.60	dd
200601K1_6	1000	1.57	NO	37.72	1.007	1.61e7	1.04e6	1030	2.6	1.55	dd

Compound name: PCB-99

Response Factor: 1.32101

RRF SD: 0.111661, Relative SD: 8.45271

Response type: Internal Std (Ref 187), Area * (IS Conc. / IS Area)

Curve type: RF

Name	Std. Conc.	RA	n/y	RT	RRT	Resp	IS Resp	Conc.	%Dev	RRF	X = dropped
200601K1_1	0.250	1.51	NO	37.81	1.009	3.12e3	8.56e5	0.276	10.3	1.46	MM
200601K1_2	1.00	1.53	NO	37.81	1.009	1.15e4	9.58e5	0.907	-9.3	1.20	db
200601K1_3	2.50	1.66	NO	37.81	1.009	2.78e4	9.39e5	2.24	-10.5	1.18	db
200601K1_4	50.0	1.62	NO	37.81	1.009	6.00e5	9.13e5	49.7	-0.5	1.31	db
200601K1_5	400	1.60	NO	37.83	1.010	5.65e6	1.01e6	425	6.2	1.40	db
200601K1_6	1000	1.57	NO	37.83	1.010	1.42e7	1.04e6	1040	3.8	1.37	db

Dataset: U:\VG11.PRO\Results\200601K1\200601K1-CRVB.qld

Last Altered: Tuesday, June 02, 2020 10:21:37 Pacific Daylight Time

Printed: Tuesday, June 02, 2020 11:15:31 Pacific Daylight Time

Compound name: PCB-119

Response Factor: 1.80526

RRF SD: 0.0967589, Relative SD: 5.35982

Response type: Internal Std (Ref 188), Area * (IS Conc. / IS Area)

Curve type: RF

Name	Std. Conc.	RA	Qty	RT	RRF	Resp	IS Resp	Conc.	%Dev	RRF	X = dropped
200601K1_1	0.250	1.64	NO	38.30	0.987	3.62e3	7.55e5	0.265	6.1	1.92	bd
200601K1_2	1.00	1.55	NO	38.30	0.987	1.42e4	8.31e5	0.948	-5.2	1.71	dd
200601K1_3	2.50	1.50	NO	38.30	0.987	3.42e4	8.21e5	2.31	-7.7	1.67	bd
200601K1_4	50.0	1.57	NO	38.30	0.987	7.20e5	7.95e5	50.2	0.4	1.81	bd
200601K1_5	400	1.55	NO	38.30	0.987	6.73e6	9.02e5	413	3.3	1.87	bd
200601K1_6	1000	1.56	NO	38.30	0.987	1.70e7	9.13e5	1030	3.1	1.86	bd

Compound name: PCB-108/112

Response Factor: 1.44497

RRF SD: 0.091955, Relative SD: 6.36379

Response type: Internal Std (Ref 188), Area * (IS Conc. / IS Area)

Curve type: RF

Name	Std. Conc.	RA	Qty	RT	RRF	Resp	IS Resp	Conc.	%Dev	RRF	X = dropped
200601K1_1	0.500	1.61	NO	38.45	0.991	5.26e3	7.55e5	0.482	-3.6	1.39	dd
200601K1_2	2.00	1.50	NO	38.45	0.991	2.21e4	8.31e5	1.84	-7.9	1.33	dd
200601K1_3	5.00	1.57	NO	38.45	0.991	5.62e4	8.21e5	4.74	-5.3	1.37	dd
200601K1_4	100	1.57	NO	38.47	0.991	1.19e6	7.95e5	104	3.8	1.50	dd
200601K1_5	800	1.56	NO	38.47	0.991	1.11e7	9.02e5	851	6.4	1.54	dd
200601K1_6	2000	1.57	NO	38.47	0.991	2.81e7	9.13e5	2130	6.6	1.54	dd

Compound name: PCB-83

Response Factor: 1.83179

RRF SD: 0.0986786, Relative SD: 5.387

Response type: Internal Std (Ref 188), Area * (IS Conc. / IS Area)

Curve type: RF

Name	Std. Conc.	RA	Qty	RT	RRF	Resp	IS Resp	Conc.	%Dev	RRF	X = dropped
200601K1_1	0.250	1.60	NO	38.61	0.995	3.44e3	7.55e5	0.249	-0.4	1.82	dd
200601K1_2	1.00	1.63	NO	38.61	0.995	1.41e4	8.31e5	0.929	-7.1	1.70	dd

Dataset: U:\VG11.PRO\Results\200601K1\200601K1-CRVB.qld

Last Altered: Tuesday, June 02, 2020 10:21:37 Pacific Daylight Time

Printed: Tuesday, June 02, 2020 11:15:31 Pacific Daylight Time

Compound name: PCB-83

Name	Std. Conc.	RA	n/y	RT	RRT	Resp	IS Resp	Conc.	%Dev.	RRF	X = dropped
200601K1_3	2.50	1.52	NO	38.61	0.995	3.54e4	8.21e5	2.38	-5.8	1.73	dd
200601K1_4	50.0	1.59	NO	38.63	0.998	7.53e5	7.95e5	51.7	3.4	1.89	dd
200601K1_5	400	1.57	NO	38.63	0.998	8.96e6	9.02e5	421	5.3	1.93	dd
200601K1_6	1000	1.57	NO	38.63	0.998	1.75e7	9.13e5	1050	4.6	1.92	dd

Compound name: PCB-87

Response Factor: 1.28197

RRF SD: 0.0538988, Relative SD: 4.20437

Response type: Internal Std (Ref 188), Area * (IS Conc. / IS Area)

Curve type: RF

Name	Std. Conc.	RA	n/y	RT	RRT	Resp	IS Resp	Conc.	%Dev.	RRF	X = dropped
200601K1_1	0.250	1.36	NO	38.82	1.000	2.35e3	7.55e5	0.243	-2.9	1.25	MM
200601K1_2	1.00	1.42	NO	38.82	1.000	1.01e4	8.31e5	0.949	-5.1	1.22	dd
200601K1_3	2.50	1.48	NO	38.84	1.001	2.56e4	8.21e5	2.43	-2.8	1.25	dd
200601K1_4	50.0	1.58	NO	38.84	1.001	5.17e5	7.95e5	50.7	1.4	1.30	dd
200601K1_5	400	1.58	NO	38.84	1.001	4.86e6	9.02e5	420	5.0	1.35	dd
200601K1_6	1000	1.58	NO	38.84	1.001	1.22e7	9.13e5	1040	4.4	1.34	dd

Compound name: PCB-88

Response Factor: 1.11715

RRF SD: 0.0744773, Relative SD: 8.6867

Response type: Internal Std (Ref 188), Area * (IS Conc. / IS Area)

Curve type: RF

Name	Std. Conc.	RA	n/y	RT	RRT	Resp	IS Resp	Conc.	%Dev.	RRF	X = dropped
200601K1_1	0.250	1.47	NO	38.97	1.004	1.84e3	7.55e5	0.219	-12.8	0.977	dd
200601K1_2	1.00	1.82	NO	38.99	1.005	9.15e3	8.31e5	0.985	-1.5	1.10	dd
200601K1_3	2.50	1.83	NO	38.99	1.005	2.31e4	8.21e5	2.52	0.6	1.12	dd
200601K1_4	50.0	1.58	NO	38.99	1.005	4.60e5	7.95e5	51.8	3.6	1.16	dd
200601K1_5	400	1.57	NO	38.99	1.005	4.23e6	9.02e5	420	4.9	1.17	dd
200601K1_6	1000	1.55	NO	38.99	1.005	1.07e7	9.13e5	1050	4.9	1.17	dd

Dataset: U:\VG11.PRO\Results\200601K1\200601K1-CRVB.qld

Last Altered: Tuesday, June 02, 2020 10:21:37 Pacific Daylight Time

Printed: Tuesday, June 02, 2020 11:15:31 Pacific Daylight Time

Compound name: PCB-87/117/125

Response Factor: 1.55887

RRF SD: 0.10978, Relative SD: 7.04225

Response type: Internal Std (Ref 188), Area * (IS Conc. / IS Area)

Curve type: RF

Name	Std. Conc.	RA	Inj	RT	RRT	Resp	IS Resp	Conc.	%Dev	RRF	X = dropped
200601K1_1	0.750	1.69	NO	39.10	1.008	8.41e3	7.55e5	0.714	-4.8	1.48	dd
200601K1_2	3.00	1.54	NO	39.12	1.008	3.56e4	8.31e5	2.74	-8.5	1.43	dd
200601K1_3	7.50	1.62	NO	39.12	1.008	9.10e4	8.21e5	7.11	-5.2	1.48	dd
200601K1_4	150	1.57	NO	39.12	1.008	1.92e6	7.95e5	155	3.4	1.61	dd
200601K1_5	1200	1.57	NO	39.12	1.008	1.82e7	9.02e5	1290	7.6	1.68	dd
200601K1_6	3000	1.57	NO	39.12	1.008	4.59e7	9.13e5	3220	7.5	1.68	dd

Compound name: PCB-111/115

Response Factor: 1.91042

RRF SD: 0.105925, Relative SD: 5.54456

Response type: Internal Std (Ref 188), Area * (IS Conc. / IS Area)

Curve type: RF

Name	Std. Conc.	RA	Inj	RT	RRT	Resp	IS Resp	Conc.	%Dev	RRF	X = dropped
200601K1_1	0.500	1.58	NO	39.27	1.012	6.99e3	7.55e5	0.485	-3.1	1.85	dd
200601K1_2	2.00	1.41	NO	39.27	1.012	2.93e4	8.31e5	1.85	-7.6	1.77	dd
200601K1_3	5.00	1.62	NO	39.27	1.012	7.57e4	8.21e5	4.82	-3.5	1.84	dd
200601K1_4	100	1.57	NO	39.27	1.012	1.56e6	7.95e5	103	2.8	1.96	dd
200601K1_5	800	1.57	NO	39.27	1.012	1.46e7	9.02e5	847	5.6	2.02	dd
200601K1_6	2000	1.55	NO	39.28	1.013	3.69e7	9.13e5	2120	5.8	2.02	dd

Compound name: PCB-85/116

Response Factor: 1.41084

RRF SD: 0.0937905, Relative SD: 6.64783

Response type: Internal Std (Ref 188), Area * (IS Conc. / IS Area)

Curve type: RF

Name	Std. Conc.	RA	Inj	RT	RRT	Resp	IS Resp	Conc.	%Dev	RRF	X = dropped
200601K1_1	0.500	1.72	NO	39.40	1.015	5.54e3	7.55e5	0.520	4.0	1.47	db
200601K1_2	2.00	1.42	NO	39.40	1.015	2.11e4	8.31e5	1.79	-10.3	1.27	dd

Dataset: U:\VG11.PRO\Results\200601K1\200601K1-CRVB.qld

Last Altered: Tuesday, June 02, 2020 10:21:37 Pacific Daylight Time

Printed: Tuesday, June 02, 2020 11:15:31 Pacific Daylight Time

Compound name: PCB-85/116

Name	Std. Conc.	RA	nlv	RT	RRT	Resp	IS Resp	Conc.	%Dev	RRF	X = dropped
200601K1_3	5.00	1.54	NO	39.40	1.015	5.42e4	8.21e5	4.68	-6.4	1.32	dd
200601K1_4	100	1.58	NO	39.40	1.015	1.15e6	7.95e5	102	2.3	1.44	db
200601K1_5	800	1.58	NO	39.40	1.015	1.07e7	9.02e5	842	5.2	1.48	db
200601K1_6	2000	1.60	NO	39.40	1.015	2.71e7	9.13e5	2100	5.2	1.48	db

Compound name: PCB-120

Response Factor: 2.00504

RRF SD: 0.113682, Relative SD: 5.66984

Response type: Internal Std (Ref 188), Area * (IS Conc. / IS Area)

Curve type: RF

Name	Std. Conc.	RA	nlv	RT	RRT	Resp	IS Resp	Conc.	%Dev	RRF	X = dropped
200601K1_1	0.250	1.42	NO	39.84	1.022	3.56e3	7.55e5	0.235	-6.0	1.88	bd
200601K1_2	1.00	1.56	NO	39.66	1.022	1.80e4	8.31e5	0.959	-4.1	1.92	dd
200601K1_3	2.50	1.56	NO	39.66	1.022	3.91e4	8.21e5	2.37	-5.1	1.90	dd
200601K1_4	50.0	1.56	NO	39.66	1.022	8.25e5	7.95e5	51.8	3.5	2.08	bd
200601K1_5	400	1.59	NO	39.66	1.022	7.83e6	9.02e5	422	5.4	2.11	bd
200601K1_6	1000	1.56	NO	39.66	1.022	1.95e7	9.13e5	1060	6.3	2.13	bd

Compound name: PCB-110

Response Factor: 1.74266

RRF SD: 0.0926364, Relative SD: 5.3158

Response type: Internal Std (Ref 188), Area * (IS Conc. / IS Area)

Curve type: RF

Name	Std. Conc.	RA	nlv	RT	RRT	Resp	IS Resp	Conc.	%Dev	RRF	X = dropped
200601K1_1	0.250	1.62	NO	39.79	1.025	3.10e3	7.55e5	0.235	-5.9	1.84	db
200601K1_2	1.00	1.56	NO	39.81	1.026	1.38e4	8.31e5	0.954	-4.8	1.88	MM
200601K1_3	2.50	1.56	NO	39.81	1.026	3.44e4	8.21e5	2.40	-3.9	1.87	db
200601K1_4	50.0	1.58	NO	39.81	1.026	7.19e5	7.95e5	51.9	3.8	1.81	db
200601K1_5	400	1.58	NO	39.81	1.026	6.65e6	9.02e5	423	5.7	1.84	db
200601K1_6	1000	1.58	NO	39.81	1.026	1.67e7	9.13e5	1050	4.8	1.83	db

Dataset: U:\VG11.PRO\Results\200601K1\200601K1-CRVB.qld

Last Altered: Tuesday, June 02, 2020 10:21:37 Pacific Daylight Time

Printed: Tuesday, June 02, 2020 11:15:31 Pacific Daylight Time

Compound name: PCB-82
 Response Factor: 0.781273
 RRF SD: 0.0477185, Relative SD: 6.10778
 Response type: Internal Std (Ref 189), Area * (IS Conc. / IS Area)
 Curve type: RF

Name	Std. Conc.	RA	Int.	RT	RRT	Resp.	IS Resp.	Conc.	%Dev.	RRF	X = dropped
200601K1_1	0.250	1.38	NO	40.44	0.976	1.88e3	1.02e6	0.237	-5.4	0.739	MM
200601K1_2	1.00	1.79	NO	40.44	0.976	8.26e3	1.11e6	0.956	-4.4	0.747	MM
200601K1_3	2.50	1.57	NO	40.44	0.976	2.04e4	1.12e6	2.34	-6.5	0.731	dd
200601K1_4	50.0	1.57	NO	40.46	0.976	4.35e5	1.07e6	52.1	4.3	0.815	bb
200601K1_5	400	1.56	NO	40.46	0.976	3.98e6	1.18e6	431	7.8	0.842	bb
200601K1_6	1000	1.55	NO	40.46	0.976	1.00e7	1.23e6	1040	4.1	0.814	bb

Compound name: PCB-124
 Response Factor: 1.39686
 RRF SD: 0.11391, Relative SD: 8.15474
 Response type: Internal Std (Ref 189), Area * (IS Conc. / IS Area)
 Curve type: RF

Name	Std. Conc.	RA	Int.	RT	RRT	Resp.	IS Resp.	Conc.	%Dev.	RRF	X = dropped
200601K1_1	0.250	1.51	NO	41.15	0.993	3.66e3	1.02e6	0.257	2.9	1.44	MM
200601K1_2	1.00	1.81	NO	41.15	0.993	1.33e4	1.11e6	0.864	-13.6	1.21	bd
200601K1_3	2.50	1.49	NO	41.15	0.993	3.66e4	1.12e6	2.35	-6.1	1.31	bd
200601K1_4	50.0	1.57	NO	41.16	0.993	7.76e5	1.07e6	52.0	4.0	1.45	bd
200601K1_5	400	1.57	NO	41.16	0.993	7.10e6	1.18e6	431	7.7	1.50	bd
200601K1_6	1000	1.56	NO	41.16	0.993	1.81e7	1.23e6	1050	5.2	1.47	bd

Compound name: PCB-107/109
 Response Factor: 1.3418
 RRF SD: 0.112451, Relative SD: 8.38064
 Response type: Internal Std (Ref 189), Area * (IS Conc. / IS Area)
 Curve type: RF

Name	Std. Conc.	RA	Int.	RT	RRT	Resp.	IS Resp.	Conc.	%Dev.	RRF	X = dropped
200601K1_1	0.500	1.52	NO	41.31	0.997	6.09e3	1.02e6	0.446	-10.9	1.20	dd
200601K1_2	2.00	1.81	NO	41.29	0.996	2.87e4	1.11e6	1.93	-3.4	1.30	dd

Dataset: U:\VG11.PRO\Results\200801K1\200801K1-CRVB.qld

Last Altered: Tuesday, June 02, 2020 10:21:37 Pacific Daylight Time

Printed: Tuesday, June 02, 2020 11:15:31 Pacific Daylight Time

Compound name: PCB-107/109

Name	Std. Conc.	RA	inj	RT	RRT	Resp	IS Resp	Conc.	%Dev	RRF	X = dropped
200801K1_3	5.00	1.48	NO	41.29	0.998	6.93e4	1.12e6	4.83	-7.5	1.24	dd
200801K1_4	100	1.58	NO	41.29	0.998	1.50e6	1.07e6	105	4.9	1.41	dd
200801K1_5	800	1.58	NO	41.29	0.998	1.38e7	1.18e6	871	8.8	1.48	dd
200801K1_6	2000	1.58	NO	41.29	0.998	3.57e7	1.23e6	2160	8.0	1.45	dd

Compound name: PCB-123

Response Factor: 1.19789

RRF SD: 0.0778787, Relative SD: 6.48483

Response type: Internal Std (Ref 189), Area * (IS Conc. / IS Area)

Curve type: RF

Name	Std. Conc.	RA	inj	RT	RRT	Resp	IS Resp	Conc.	%Dev	RRF	X = dropped
200801K1_1	0.250	1.88	NO	41.48	1.001	2.87e3	1.02e6	0.236	-5.7	1.13	db
200801K1_2	1.00	1.57	NO	41.48	1.001	1.21e4	1.11e6	0.917	-8.3	1.10	dd
200801K1_3	2.50	1.54	NO	41.48	1.001	3.25e4	1.12e6	2.43	-2.7	1.17	dd
200801K1_4	50.0	1.58	NO	41.48	1.000	6.69e5	1.07e6	52.3	4.8	1.25	dd
200801K1_5	400	1.58	NO	41.48	1.000	6.11e6	1.18e6	432	7.9	1.29	dd
200801K1_6	1000	1.58	NO	41.48	1.000	1.54e7	1.23e6	1040	4.2	1.25	dd

Compound name: PCB-106/118

Response Factor: 1.21941

RRF SD: 0.102837, Relative SD: 8.43331

Response type: Internal Std (Ref 190), Area * (IS Conc. / IS Area)

Curve type: RF

Name	Std. Conc.	RA	inj	RT	RRT	Resp	IS Resp	Conc.	%Dev	RRF	X = dropped
200801K1_1	0.500	1.34	NO	41.67	1.001	5.58e3	1.07e6	0.426	-14.8	1.04	MM
200801K1_2	2.00	1.73	NO	41.69	1.001	2.72e4	1.17e6	1.92	-4.2	1.17	MM
200801K1_3	5.00	1.55	NO	41.69	1.001	7.07e4	1.16e6	5.01	0.2	1.22	MM
200801K1_4	100	1.57	NO	41.69	1.001	1.44e6	1.12e6	105	5.5	1.29	MM
200801K1_5	800	1.58	NO	41.69	1.001	1.33e7	1.27e6	881	7.8	1.31	MM
200801K1_6	2000	1.58	NO	41.69	1.001	3.40e7	1.32e6	2110	5.7	1.29	MM

Dataset: U:\VG11.PRO\Results\200601K1\200601K1-CRVB.qld

Last Altered: Tuesday, June 02, 2020 10:21:37 Pacific Daylight Time
 Printed: Tuesday, June 02, 2020 11:15:31 Pacific Daylight Time

Compound name: PCB-114
 Response Factor: 1.14116
 RRF SD: 0.0850793, Relative SD: 7.45549
 Response type: Internal Std (Ref 191), Area * (IS Conc. / IS Area)
 Curve type: RF

Name	Std. Conc.	RA	n/y	RT	RRT	Resp	IS Resp	Conc.	%Dev	RRF	X = dropped
200601K1_1	0.250	1.33	NO	42.32	1.000	3.86e3	1.38e6	0.248	-0.7	1.13	MM
200601K1_2	1.00	1.64	NO	42.34	1.001	1.48e4	1.45e6	0.891	-10.9	1.02	MM
200601K1_3	2.50	1.54	NO	42.34	1.000	3.91e4	1.47e6	2.33	-6.7	1.06	MM
200601K1_4	50.0	1.57	NO	42.34	1.000	8.45e5	1.41e6	52.8	5.3	1.20	MM
200601K1_5	400	1.54	NO	42.34	1.000	7.43e6	1.52e6	428	7.0	1.22	MM
200601K1_6	1000	1.55	NO	42.34	1.000	1.91e7	1.58e6	1060	6.0	1.21	MM

Compound name: PCB-122
 Response Factor: 0.944286
 RRF SD: 0.0437623, Relative SD: 4.63443
 Response type: Internal Std (Ref 191), Area * (IS Conc. / IS Area)
 Curve type: RF

Name	Std. Conc.	RA	n/y	RT	RRT	Resp	IS Resp	Conc.	%Dev	RRF	X = dropped
200601K1_1	0.250	1.81	NO	42.47	1.004	2.97e3	1.38e6	0.231	-7.8	0.871	MM
200601K1_2	1.00	1.80	NO	42.47	1.004	1.33e4	1.45e6	0.970	-3.0	0.915	MM
200601K1_3	2.50	1.54	NO	42.47	1.004	3.50e4	1.47e6	2.52	0.9	0.953	MM
200601K1_4	50.0	1.56	NO	42.47	1.004	6.92e5	1.41e6	52.1	4.2	0.984	MM
200601K1_5	400	1.55	NO	42.47	1.004	5.98e6	1.52e6	418	4.1	0.983	MM
200601K1_6	1000	1.56	NO	42.47	1.004	1.51e7	1.58e6	1020	1.8	0.959	MM

Compound name: PCB-105
 Response Factor: 1.05075
 RRF SD: 0.0648066, Relative SD: 6.16764
 Response type: Internal Std (Ref 192), Area * (IS Conc. / IS Area)
 Curve type: RF

Name	Std. Conc.	RA	n/y	RT	RRT	Resp	IS Resp	Conc.	%Dev	RRF	X = dropped
200601K1_1	0.250	1.32	NO	43.21	1.000	3.35e3	1.40e6	0.228	-8.9	0.957	bb
200601K1_2	1.00	1.56	NO	43.23	1.001	1.48e4	1.47e6	0.957	-4.3	1.01	MM

Dataset: U:\WG11.PRO\Results\200601K1\200601K1-CRVB.qld

Last Altered: Tuesday, June 02, 2020 10:21:37 Pacific Daylight Time
 Printed: Tuesday, June 02, 2020 11:15:31 Pacific Daylight Time

Compound name: PCB-105

Name	Std Conc	RA	n/y	RT	RRT	Resp	IS Resp	Conc	%Dev	RRF	X = dropped
200601K1_3	2.50	1.58	NO	43.23	1.000	3.84e4	1.49e6	2.45	-2.1	1.03	MM
200601K1_4	50.0	1.58	NO	43.23	1.000	7.78e5	1.42e6	52.1	4.1	1.09	dd
200601K1_5	400	1.59	NO	43.23	1.000	6.92e6	1.53e6	431	7.7	1.13	dd
200601K1_6	1000	1.58	NO	43.23	1.000	1.78e7	1.82e6	1030	3.4	1.09	dd

Compound name: PCB-127

Response Factor: 1.05904

RRF SD: 0.0891593, Relative SD: 6.53037

Response type: Internal Std (Ref 193), Area * (IS Conc. / IS Area)

Curve type: RF

Name	Std Conc	RA	n/y	RT	RRT	Resp	IS Resp	Conc	%Dev	RRF	X = dropped
200601K1_1	0.250	1.35	NO	43.57	1.000	3.42e3	1.45e6	0.223	-10.8	0.944	MM
200601K1_2	1.00	1.53	NO	43.57	1.000	1.54e4	1.51e6	0.965	-3.5	1.02	db
200601K1_3	2.50	1.57	NO	43.57	1.000	4.15e4	1.59e6	2.47	-1.3	1.05	MM
200601K1_4	50.0	1.57	NO	43.57	1.000	6.11e5	1.47e6	52.2	4.4	1.11	db
200601K1_5	400	1.59	NO	43.57	1.000	7.02e6	1.58e6	420	5.0	1.11	db
200601K1_6	1000	1.57	NO	43.57	1.000	1.85e7	1.84e6	1060	6.1	1.12	db

Compound name: PCB-128

Response Factor: 1.17214

RRF SD: 0.0891348, Relative SD: 7.60443

Response type: Internal Std (Ref 194), Area * (IS Conc. / IS Area)

Curve type: RF

Name	Std Conc	RA	n/y	RT	RRT	Resp	IS Resp	Conc	%Dev	RRF	X = dropped
200601K1_1	0.250	1.67	NO	45.52	1.000	3.40e3	1.33e6	0.218	-12.8	1.02	bb
200601K1_2	1.00	1.48	NO	45.52	1.000	1.71e4	1.49e6	0.982	-1.8	1.15	MM
200601K1_3	2.50	1.61	NO	45.52	1.000	4.35e4	1.54e6	2.42	-3.3	1.13	MM
200601K1_4	50.0	1.54	NO	45.54	1.000	8.88e5	1.45e6	52.1	4.3	1.22	db
200601K1_5	400	1.56	NO	45.54	1.001	7.83e6	1.51e6	431	7.7	1.26	db
200601K1_6	1000	1.56	NO	45.54	1.000	1.98e7	1.80e6	1060	5.9	1.24	db

Dataset: U:\VG11.PRO\Results\200801K1\200801K1-CRVB.qld

Last Altered: Tuesday, June 02, 2020 10:21:37 Pacific Daylight Time
 Printed: Tuesday, June 02, 2020 11:15:31 Pacific Daylight Time

Compound name: PCB-155
 Response Factor: 1.04363
 RRF SD: 0.0461718, Relative SD: 4.42414
 Response type: Internal Std (Ref 195), Area * (IS Conc. / IS Area)
 Curve type: RF

Name	Std. Conc.	RA	rt	RT	RRF	Resp	IS Resp	Conc.	%Dev	RRF	X = dropped
200801K1_1	0.250	1.30	NO	37.01	1.001	1.70e3	6.57e5	0.247	-1.1	1.03	bb
200801K1_2	1.00	1.23	NO	37.01	1.001	7.53e3	7.35e5	0.981	-1.9	1.02	bb
200801K1_3	2.50	1.18	NO	37.01	1.000	1.80e4	7.36e5	2.34	-6.5	0.976	bb
200801K1_4	50.0	1.30	NO	37.01	1.000	3.73e5	7.19e5	49.7	-0.8	1.04	bb
200801K1_5	400	1.30	NO	37.01	1.000	3.46e6	7.88e5	421	5.4	1.10	bb
200801K1_6	1000	1.29	NO	37.01	1.000	6.65e6	7.92e5	1050	4.7	1.09	bb

Compound name: PCB-150
 Response Factor: 1.08341
 RRF SD: 0.0925801, Relative SD: 8.54521
 Response type: Internal Std (Ref 195), Area * (IS Conc. / IS Area)
 Curve type: RF

Name	Std. Conc.	RA	rt	RT	RRF	Resp	IS Resp	Conc.	%Dev	RRF	X = dropped
200801K1_1	0.250	1.14	NO	38.30	1.036	1.59e3	6.57e5	0.223	-10.8	0.967	MM
200801K1_2	1.00	1.15	NO	38.32	1.036	7.27e3	7.35e5	0.912	-6.8	0.968	bb
200801K1_3	2.50	1.32	NO	38.32	1.036	1.98e4	7.36e5	2.49	-0.6	1.08	bb
200801K1_4	50.0	1.26	NO	38.32	1.036	3.96e5	7.19e5	50.9	1.7	1.10	bb
200801K1_5	400	1.29	NO	38.32	1.036	3.72e6	7.88e5	436	8.9	1.18	bb
200801K1_6	1000	1.29	NO	38.32	1.036	9.39e6	7.92e5	1090	9.5	1.19	bb

Compound name: PCB-152
 Response Factor: 1.18641
 RRF SD: 0.106735, Relative SD: 8.99646
 Response type: Internal Std (Ref 195), Area * (IS Conc. / IS Area)
 Curve type: RF

Name	Std. Conc.	RA	rt	RT	RRF	Resp	IS Resp	Conc.	%Dev	RRF	X = dropped
200801K1_1	0.250	1.37	NO	38.80	1.049	1.72e3	6.57e5	0.221	-11.7	1.05	MM
200801K1_2	1.00	1.34	NO	38.80	1.049	6.42e3	7.35e5	0.968	-3.4	1.15	bb

Dataset: U:\VG11.PROVResults\200801K1\200801K1-CRVB.qld

Last Altered: Tuesday, June 02, 2020 10:21:37 Pacific Daylight Time
 Printed: Tuesday, June 02, 2020 11:15:31 Pacific Daylight Time

Compound name: PCB-152

Name	Std Conc	RA	nty	RT	RRT	Resp	IS Resp	Conc	%Dev	RRF	X=dropped
200801K1_3	2.50	1.28	NO	38.80	1.049	2.02e4	7.36e5	2.32	-7.3	1.10	bb
200801K1_4	50.0	1.30	NO	38.80	1.049	4.38e5	7.19e5	51.3	2.6	1.22	bb
200801K1_5	400	1.31	NO	38.80	1.049	4.12e6	7.88e5	441	10.4	1.31	bb
200801K1_6	1000	1.30	NO	38.82	1.049	1.03e7	7.92e5	1090	9.4	1.30	bb

Compound name: PCB-145

Response Factor: 1.18848
 RRF SD: 0.0869925, Relative SD: 7.31963
 Response type: Internal Std (Ref 195), Area * (IS Conc. / IS Area)
 Curve type: RF

Name	Std Conc	RA	nty	RT	RRT	Resp	IS Resp	Conc	%Dev	RRF	X=dropped
200801K1_1	0.250	1.30	NO	39.27	1.062	1.80e3	6.57e5	0.231	-7.7	1.10	MM
200801K1_2	1.00	1.31	NO	39.27	1.062	8.51e3	7.35e5	0.974	-2.6	1.16	bb
200801K1_3	2.50	1.25	NO	39.27	1.061	2.04e4	7.36e5	2.34	-6.6	1.11	bb
200801K1_4	50.0	1.31	NO	39.27	1.061	4.24e5	7.19e5	49.6	-0.9	1.18	bb
200801K1_5	400	1.28	NO	39.27	1.061	4.10e6	7.88e5	438	9.5	1.30	bb
200801K1_6	1000	1.29	NO	39.27	1.061	1.02e7	7.92e5	1090	6.2	1.29	bb

Compound name: PCB-136

Response Factor: 1.02088
 RRF SD: 0.0891715, Relative SD: 6.77588
 Response type: Internal Std (Ref 195), Area * (IS Conc. / IS Area)
 Curve type: RF

Name	Std Conc	RA	nty	RT	RRT	Resp	IS Resp	Conc	%Dev	RRF	X=dropped
200801K1_1	0.250	1.19	NO	39.60	1.071	1.50e3	6.57e5	0.224	-10.4	0.915	MM
200801K1_2	1.00	1.37	NO	39.60	1.071	7.18e3	7.35e5	0.957	-4.3	0.977	MM
200801K1_3	2.50	1.20	NO	39.60	1.070	1.87e4	7.36e5	2.49	-0.3	1.02	bd
200801K1_4	50.0	1.32	NO	39.60	1.070	3.70e5	7.19e5	50.4	0.7	1.03	bd
200801K1_5	400	1.30	NO	39.60	1.070	3.47e6	7.88e5	431	7.8	1.10	bd
200801K1_6	1000	1.29	NO	39.60	1.070	8.61e6	7.92e5	1090	6.5	1.09	bd

Dataset: U:\VG11.PRO\Results\200801K1\200801K1-CRVB.qld

Last Altered: Tuesday, June 02, 2020 10:21:37 Pacific Daylight Time
 Printed: Tuesday, June 02, 2020 11:15:31 Pacific Daylight Time

Compound name: PCB-148
 Response Factor: 0.841589
 RRF SD: 0.0633021, Relative SD: 7.52173
 Response type: Internal Std (Ref 195), Area * (IS Conc. / IS Area)
 Curve type: RF

Name	Int. Conc.	RA	nty	RT	RRT	Resp	IS Resp	Conc	%Dev	RRF	X = dropped
200601K1_1	0.250	1.05	NO	39.71	1.074	1.36e3	6.57e5	0.246	-1.4	0.830	MM
200601K1_2	1.00	1.26	NO	39.71	1.074	5.73e3	7.35e5	0.926	-7.4	0.779	db
200601K1_3	2.50	1.29	NO	39.71	1.073	1.42e4	7.36e5	2.30	-8.0	0.775	db
200601K1_4	50.0	1.32	NO	39.71	1.073	2.99e5	7.19e5	49.4	-1.1	0.832	db
200601K1_5	400	1.31	NO	39.71	1.073	2.87e6	7.88e5	434	8.4	0.913	db
200601K1_6	1000	1.31	NO	39.71	1.073	7.30e6	7.92e5	1090	9.5	0.921	db

Compound name: PCB-154
 Response Factor: 0.91897
 RRF SD: 0.0435601, Relative SD: 4.7401
 Response type: Internal Std (Ref 195), Area * (IS Conc. / IS Area)
 Curve type: RF

Name	Int. Conc.	RA	nty	RT	RRT	Resp	IS Resp	Conc	%Dev	RRF	X = dropped
200601K1_1	0.250	1.39	NO	40.22	1.088	1.56e3	6.57e5	0.258	3.3	0.949	MM
200601K1_2	1.00	1.41	NO	40.22	1.088	6.57e3	7.35e5	0.973	-2.7	0.894	MM
200601K1_3	2.50	1.35	NO	40.22	1.087	1.57e4	7.36e5	2.32	-7.1	0.853	bb
200601K1_4	50.0	1.33	NO	40.22	1.087	3.23e5	7.19e5	48.9	-2.2	0.899	bb
200601K1_5	400	1.30	NO	40.22	1.087	3.01e6	7.88e5	416	4.0	0.958	bb
200601K1_6	1000	1.30	NO	40.22	1.087	7.62e6	7.92e5	1050	4.7	0.963	bb

Compound name: PCB-151
 Response Factor: 0.786525
 RRF SD: 0.034223, Relative SD: 4.35117
 Response type: Internal Std (Ref 195), Area * (IS Conc. / IS Area)
 Curve type: RF

Name	Int. Conc.	RA	nty	RT	RRT	Resp	IS Resp	Conc	%Dev	RRF	X = dropped
200601K1_1	0.250	1.07	NO	40.88	1.106	1.19e3	6.57e5	0.231	-7.8	0.725	MM
200601K1_2	1.00	1.15	NO	40.88	1.106	5.79e3	7.35e5	1.00	0.1	0.787	bb

Dataset: U:\VG11.PRO\Results\200601K1\200601K1-CRVB.qld

Last Altered: Tuesday, June 02, 2020 10:21:37 Pacific Daylight Time

Printed: Tuesday, June 02, 2020 11:15:31 Pacific Daylight Time

Compound name: PCB-151

Name	Std Conc	RA	Hy	RT	RRT	Resp	IS Resp	Conc	%Dev	RRF	X = dropped
200601K1_3	2.50	1.14	NO	40.88	1.105	1.45e4	7.36e5	2.50	0.0	0.787	bb
200601K1_4	50.0	1.33	NO	40.88	1.105	2.82e5	7.19e5	49.9	-0.2	0.785	bd
200601K1_5	400	1.31	NO	40.88	1.105	2.54e6	7.88e5	410	2.8	0.807	bb
200601K1_6	1000	1.28	NO	40.88	1.105	6.56e6	7.92e5	1050	5.2	0.828	bd

Compound name: PCB-135

Response Factor: 0.922274

RRF SD: 0.05017, Relative SD: 5.43982

Response type: Internal Std (Ref 195), Area * (IS Conc. / IS Area)

Curve type: RF

Name	Std Conc	RA	Hy	RT	RRT	Resp	IS Resp	Conc	%Dev	RRF	X = dropped
200601K1_1	0.250	1.35	NO	41.11	1.112	1.63e3	6.57e5	0.268	7.3	0.990	MM
200601K1_2	1.00	1.27	NO	41.11	1.112	6.81e3	7.35e5	1.00	0.4	0.926	MM
200601K1_3	2.50	1.33	NO	41.11	1.111	1.58e4	7.36e5	2.29	-8.2	0.847	MM
200601K1_4	50.0	1.28	NO	41.11	1.111	3.19e5	7.19e5	48.1	-3.7	0.888	dd
200601K1_5	400	1.27	NO	41.11	1.111	2.93e6	7.88e5	403	0.7	0.929	bd
200601K1_6	1000	1.28	NO	41.11	1.111	7.56e6	7.92e5	1040	3.5	0.955	dd

Compound name: PCB-144

Response Factor: 0.788937

RRF SD: 0.0931784, Relative SD: 11.8106

Response type: Internal Std (Ref 195), Area * (IS Conc. / IS Area)

Curve type: RF

Name	Std Conc	RA	Hy	RT	RRT	Resp	IS Resp	Conc	%Dev	RRF	X = dropped
200601K1_1	0.250	1.07	NO	41.22	1.115	1.14e3	6.57e5	0.219	-12.4	0.691	dd
200601K1_2	1.00	1.05	NO	41.20	1.114	5.31e3	7.35e5	0.915	-8.5	0.722	MM
200601K1_3	2.50	1.25	NO	41.22	1.114	1.33e4	7.36e5	2.29	-8.5	0.722	MM
200601K1_4	50.0	1.30	NO	41.22	1.114	2.87e5	7.19e5	50.6	1.3	0.799	dd
200601K1_5	400	1.28	NO	41.22	1.114	2.82e6	7.88e5	454	13.4	0.895	dd
200601K1_6	1000	1.28	NO	41.22	1.114	7.17e6	7.92e5	1150	14.7	0.905	dd

Dataset: U:\VG11.PRO\Results\200801K1\200801K1-CRVB.qld

Last Altered: Tuesday, June 02, 2020 10:21:37 Pacific Daylight Time
 Printed: Tuesday, June 02, 2020 11:15:31 Pacific Daylight Time

Compound name: PCB-147
 Response Factor: 0.834498
 RRF SD: 0.0629802, Relative SD: 7.54708
 Response type: Internal Std (Ref 195), Area * (IS Conc. / IS Area)
 Curve type: RF

Name	Std. Conc.	RA	nty	RT	RRT	Resp	IS Resp	Conc.	%Dev	RRF	X = dropped
200801K1_1	0.250	1.35	NO	41.35	1.118	1.49e3	6.57e5	0.271	8.8	0.908	db
200801K1_2	1.00	1.27	NO	41.35	1.118	5.42e3	7.35e5	0.883	-11.7	0.737	MM
200801K1_3	2.50	1.33	NO	41.35	1.118	1.44e4	7.38e5	2.34	-8.4	0.781	MM
200801K1_4	50.0	1.32	NO	41.35	1.118	3.05e5	7.19e5	50.9	1.8	0.849	db
200801K1_5	400	1.29	NO	41.35	1.118	2.72e6	7.88e5	413	3.3	0.862	db
200801K1_6	1000	1.31	NO	41.35	1.118	6.90e6	7.92e5	1040	4.4	0.871	db

Compound name: PCB-139/149
 Response Factor: 0.947782
 RRF SD: 0.0555305, Relative SD: 5.859
 Response type: Internal Std (Ref 195), Area * (IS Conc. / IS Area)
 Curve type: RF

Name	Std. Conc.	RA	nty	RT	RRT	Resp	IS Resp	Conc.	%Dev	RRF	X = dropped
200801K1_1	0.500	1.23	NO	41.63	1.126	3.21e3	6.57e5	0.515	3.0	0.977	MM
200801K1_2	2.00	1.18	NO	41.63	1.126	1.32e4	7.35e5	1.90	-5.2	0.898	MM
200801K1_3	5.00	1.32	NO	41.63	1.125	3.24e4	7.38e5	4.85	-7.0	0.881	bd
200801K1_4	100	1.30	NO	41.63	1.125	6.80e5	7.19e5	98.9	-3.1	0.918	bd
200801K1_5	800	1.28	NO	41.63	1.125	6.31e6	7.88e5	848	5.7	1.00	bd
200801K1_6	2000	1.30	NO	41.63	1.125	1.80e7	7.92e5	2130	6.8	1.01	bd

Compound name: PCB-140
 Response Factor: 0.793808
 RRF SD: 0.0527788, Relative SD: 6.65048
 Response type: Internal Std (Ref 195), Area * (IS Conc. / IS Area)
 Curve type: RF

Name	Std. Conc.	RA	nty	RT	RRT	Resp	IS Resp	Conc.	%Dev	RRF	X = dropped
200801K1_1	0.250	1.38	NO	41.80	1.130	1.28e3	6.57e5	0.245	-1.8	0.779	MM
200801K1_2	1.00	1.30	NO	41.81	1.131	5.44e3	7.35e5	0.932	-6.8	0.740	MM

Dataset: U:\VG11.PRO\Results\200601K1\200601K1-CRVB.qld

Last Altered: Tuesday, June 02, 2020 10:21:37 Pacific Daylight Time
 Printed: Tuesday, June 02, 2020 11:15:31 Pacific Daylight Time

Compound name: PCB-140

Name	Std Conc	RA	Int	RT	RRT	Resp	IS Resp	Conc	%Dev	RRF	X = dropped
200601K1_3	2.50	1.30	NO	41.81	1.130	1.35e4	7.36e5	2.31	-7.4	0.735	db
200601K1_4	50.0	1.35	NO	41.81	1.130	2.88e5	7.19e5	50.5	0.9	0.801	db
200601K1_5	400	1.29	NO	41.81	1.130	2.70e6	7.88e5	431	7.9	0.856	db
200601K1_6	1000	1.32	NO	41.81	1.130	8.74e6	7.92e5	1070	7.3	0.851	db

Compound name: PCB-134/143

Response Factor: 0.758932

RRF SD: 0.0865715, Relative SD: 11.407

Response type: Internal Std (Ref 196), Area * (IS Conc. / IS Area)

Curve type: RF

Name	Std Conc	RA	Int	RT	RRT	Resp	IS Resp	Conc	%Dev	RRF	X = dropped
200601K1_1	0.500	1.38	NO	42.26	0.975	3.74e3	1.21e6	0.408	-18.4	0.619	bb
200601K1_2	2.00	1.24	NO	42.26	0.975	1.80e4	1.26e6	1.88	-5.9	0.714	bb
200601K1_3	5.00	1.23	NO	42.26	0.975	4.77e4	1.30e6	4.84	-3.3	0.734	bb
200601K1_4	100	1.24	NO	42.26	0.974	1.01e6	1.25e6	107	8.8	0.809	bb
200601K1_5	800	1.22	NO	42.26	0.974	9.11e6	1.35e6	890	11.2	0.844	bb
200601K1_6	2000	1.24	NO	42.26	0.974	2.30e7	1.38e6	2200	9.8	0.833	bb

Compound name: PCB-131/133

Response Factor: 0.820779

RRF SD: 0.0843262, Relative SD: 10.2739

Response type: Internal Std (Ref 196), Area * (IS Conc. / IS Area)

Curve type: RF

Name	Std Conc	RA	Int	RT	RRT	Resp	IS Resp	Conc	%Dev	RRF	X = dropped
200601K1_1	0.500	1.42	NO	42.57	0.982	4.18e3	1.21e6	0.420	-18.1	0.689	MM
200601K1_2	2.00	1.22	NO	42.57	0.982	1.97e4	1.26e6	1.90	-4.9	0.780	bd
200601K1_3	5.00	1.28	NO	42.57	0.982	5.11e4	1.30e6	4.79	-4.3	0.788	bd
200601K1_4	100	1.22	NO	42.57	0.981	1.08e6	1.25e6	105	5.3	0.885	bd
200601K1_5	800	1.22	NO	42.57	0.981	9.78e6	1.35e6	882	10.2	0.904	bd
200601K1_6	2000	1.23	NO	42.57	0.981	2.49e7	1.38e6	2190	9.7	0.901	bd

Dataset: U:\WG11.PROVResults\200601K1\200601K1-CRVB.qld

Last Altered: Tuesday, June 02, 2020 10:21:37 Pacific Daylight Time
 Printed: Tuesday, June 02, 2020 11:15:31 Pacific Daylight Time

Compound name: PCB-142
 Response Factor: 0.754261
 RRF SD: 0.0382275, Relative SD: 5.06821
 Response type: Internal Std (Ref 196), Area * (IS Conc. / IS Area)
 Curve type: RF

Name	Int. Conc.	RA	Qty	RT	RRT	Resp	IS Resp	Conc	%Dev	RRF	X = dropped
200601K1_1	0.250	1.18	NO	42.72	0.985	2.21e3	1.21e6	0.243	-2.8	0.733	MM
200601K1_2	1.00	1.24	NO	42.74	0.986	8.89e3	1.26e6	0.933	-6.7	0.703	db
200601K1_3	2.50	1.25	NO	42.74	0.986	2.38e4	1.30e6	2.42	-3.1	0.731	dd
200601K1_4	50.0	1.24	NO	42.74	0.985	4.79e5	1.25e6	50.8	1.5	0.766	dd
200601K1_5	400	1.23	NO	42.74	0.985	4.33e6	1.35e6	426	6.4	0.803	dd
200601K1_6	1000	1.21	NO	42.74	0.985	1.09e7	1.38e6	1050	4.7	0.790	dd

Compound name: PCB-146/165
 Response Factor: 1.01661
 RRF SD: 0.0808121, Relative SD: 7.94921
 Response type: Internal Std (Ref 196), Area * (IS Conc. / IS Area)
 Curve type: RF

Name	Int. Conc.	RA	Qty	RT	RRT	Resp	IS Resp	Conc	%Dev	RRF	X = dropped
200601K1_1	0.500	1.23	NO	42.97	0.991	5.49e3	1.21e6	0.447	-10.5	0.910	dd
200601K1_2	2.00	1.22	NO	42.97	0.991	2.47e4	1.26e6	1.92	-3.9	0.977	bb
200601K1_3	5.00	1.22	NO	42.97	0.991	6.23e4	1.30e6	4.71	-5.7	0.959	dd
200601K1_4	100	1.22	NO	42.97	0.990	1.31e6	1.25e6	103	2.9	1.05	dd
200601K1_5	800	1.23	NO	42.97	0.990	1.20e7	1.35e6	873	9.2	1.11	dd
200601K1_6	2000	1.22	NO	42.97	0.990	3.04e7	1.38e6	2160	8.1	1.10	dd

Compound name: PCB-132/161
 Response Factor: 1.02411
 RRF SD: 0.0851295, Relative SD: 6.3596
 Response type: Internal Std (Ref 196), Area * (IS Conc. / IS Area)
 Curve type: RF

Name	Int. Conc.	RA	Qty	RT	RRT	Resp	IS Resp	Conc	%Dev	RRF	X = dropped
200601K1_1	0.500	1.21	NO	43.19	0.996	5.86e3	1.21e6	0.474	-5.3	0.970	dd
200601K1_2	2.00	1.19	NO	43.21	0.997	2.45e4	1.26e6	1.89	-5.3	0.970	bd

Dataset: U:\VG11.PRO\Results\200601K1\200601K1-CRVB.qld

Last Altered: Tuesday, June 02, 2020 10:21:37 Pacific Daylight Time
 Printed: Tuesday, June 02, 2020 11:15:31 Pacific Daylight Time

Compound name: PCB-132/161

Name	Std. Conc.	RA	n/y	RT	RRT	Resp	IS Resp	Conc.	%Dev	RRF	X = dropped
200601K1_3	5.00	1.28	NO	43.19	0.996	6.25e4	1.30e6	4.69	-6.2	0.961	dd
200601K1_4	100	1.24	NO	43.21	0.996	1.31e6	1.25e6	103	2.6	1.05	dd
200601K1_5	800	1.24	NO	43.21	0.996	1.19e7	1.35e6	861	7.7	1.10	dd
200601K1_6	2000	1.24	NO	43.21	0.996	3.02e7	1.38e6	2130	6.5	1.09	dd

Compound name: PCB-153

Response Factor: 1.07057

RRF SD: 0.0679682, Relative SD: 6.34876

Response type: Internal Std (Ref 196), Area * (IS Conc. / IS Area)

Curve type: RF

Name	Std. Conc.	RA	n/y	RT	RRT	Resp	IS Resp	Conc.	%Dev	RRF	X = dropped
200601K1_1	0.250	1.42	NO	43.38	1.000	2.99e3	1.21e6	0.232	-7.4	0.992	MM
200601K1_2	1.00	1.26	NO	43.40	1.001	1.30e4	1.28e6	0.960	-4.0	1.03	dd
200601K1_3	2.50	1.18	NO	43.40	1.001	3.29e4	1.30e6	2.36	-5.5	1.01	dd
200601K1_4	50.0	1.25	NO	43.40	1.000	6.97e5	1.25e6	52.0	4.0	1.11	dd
200601K1_5	400	1.24	NO	43.40	1.000	6.17e6	1.35e6	426	6.9	1.14	dd
200601K1_6	1000	1.24	NO	43.40	1.000	1.57e7	1.38e6	1060	6.0	1.14	dd

Compound name: PCB-168

Response Factor: 1.07725

RRF SD: 0.0814218, Relative SD: 7.55832

Response type: Internal Std (Ref 196), Area * (IS Conc. / IS Area)

Curve type: RF

Name	Std. Conc.	RA	n/y	RT	RRT	Resp	IS Resp	Conc.	%Dev	RRF	X = dropped
200601K1_1	0.250	1.09	NO	43.61	1.006	2.93e3	1.21e6	0.225	-10.1	0.969	db
200601K1_2	1.00	1.30	NO	43.61	1.006	1.29e4	1.26e6	0.946	-5.4	1.02	db
200601K1_3	2.50	1.23	NO	43.61	1.006	3.39e4	1.30e6	2.42	-3.3	1.04	db
200601K1_4	50.0	1.24	NO	43.61	1.005	6.89e5	1.25e6	51.1	2.1	1.10	db
200601K1_5	400	1.24	NO	43.63	1.006	6.32e6	1.35e6	435	8.7	1.17	db
200601K1_6	1000	1.23	NO	43.63	1.006	1.81e7	1.38e6	1060	8.0	1.16	db

Dataset: U:\VG11.PRO\Results\200601K1\200601K1-CRVB.qld

Last Altered: Tuesday, June 02, 2020 10:21:37 Pacific Daylight Time
 Printed: Tuesday, June 02, 2020 11:15:31 Pacific Daylight Time

Compound name: PCB-141
 Response Factor: 1.02661
 RRF SD: 0.0643735, Relative SD: 6.27049
 Response type: Internal Std (Ref 197), Area * (IS Conc. / IS Area)
 Curve type: RF

Name	Std. Conc.	RA	n/y	RT	RRT	Resp	IS Resp	Conc.	%Dev	RRF	X = dropped
200601K1_1	0.250	1.34	NO	44.16	1.001	2.32e3	9.74e5	0.232	-7.2	0.953	MM
200601K1_2	1.00	1.28	NO	44.16	1.000	1.02e4	1.06e6	0.941	-5.9	0.966	MM
200601K1_3	2.50	1.23	NO	44.16	1.000	2.72e4	1.10e6	2.41	-3.6	0.989	bd
200601K1_4	50.0	1.24	NO	44.18	1.000	5.51e5	1.03e6	51.9	3.8	1.07	bd
200601K1_5	400	1.24	NO	44.18	1.000	4.91e6	1.12e6	426	6.6	1.09	bd
200601K1_6	1000	1.24	NO	44.16	1.000	1.23e7	1.12e6	1060	6.3	1.09	bd

Compound name: PCB-137
 Response Factor: 1.11036
 RRF SD: 0.0861984, Relative SD: 7.76308
 Response type: Internal Std (Ref 197), Area * (IS Conc. / IS Area)
 Curve type: RF

Name	Std. Conc.	RA	n/y	RT	RRT	Resp	IS Resp	Conc.	%Dev	RRF	X = dropped
200601K1_1	0.250	1.39	NO	44.54	1.010	2.39e3	9.74e5	0.221	-11.5	0.983	MM
200601K1_2	1.00	1.34	NO	44.56	1.009	1.09e4	1.06e6	0.931	-6.9	1.03	MM
200601K1_3	2.50	1.19	NO	44.56	1.009	3.06e4	1.10e6	2.51	0.3	1.11	MM
200601K1_4	50.0	1.24	NO	44.56	1.009	5.93e5	1.03e6	51.6	3.2	1.15	bd
200601K1_5	400	1.22	NO	44.56	1.009	5.38e6	1.12e6	432	8.0	1.20	bd
200601K1_6	1000	1.22	NO	44.56	1.009	1.34e7	1.12e6	1070	6.9	1.19	bd

Compound name: PCB-130
 Response Factor: 0.885312
 RRF SD: 0.0756292, Relative SD: 8.54266
 Response type: Internal Std (Ref 197), Area * (IS Conc. / IS Area)
 Curve type: RF

Name	Std. Conc.	RA	n/y	RT	RRT	Resp	IS Resp	Conc.	%Dev	RRF	X = dropped
200601K1_1	0.250	1.41	NO	44.65	1.012	1.86e3	9.74e5	0.216	-13.6	0.765	MM
200601K1_2	1.00	1.09	NO	44.65	1.012	9.08e3	1.06e6	0.969	-3.1	0.858	MM

Dataset: U:\VG11.PRO\Results\200601K1\200601K1-CRVB.qld

Last Altered: Tuesday, June 02, 2020 10:21:37 Pacific Daylight Time
 Printed: Tuesday, June 02, 2020 11:15:31 Pacific Daylight Time

Compound name: PCB-130

Name	Std Conc	RA	inj	RT	RRT	Resp	IS Resp	Conc	%Dev	RRF	X = dropped
200601K1_3	2.50	1.29	NO	44.65	1.012	2.34e4	1.10e6	2.41	-3.7	0.852	MM
200601K1_4	50.0	1.24	NO	44.67	1.012	4.75e5	1.03e6	51.9	3.8	0.919	MM
200601K1_5	400	1.23	NO	44.67	1.012	4.37e6	1.12e6	440	10.0	0.974	MM
200601K1_6	1000	1.23	NO	44.67	1.012	1.06e7	1.12e6	1070	6.6	0.944	MM

Compound name: PCB-138/163/164

Response Factor: 1.28353

RRF SD: 0.106549, Relative SD: 8.30127

Response type: Internal Std (Ref 198), Area * (IS Conc. / IS Area)

Curve type: RF

Name	Std Conc	RA	inj	RT	RRT	Resp	IS Resp	Conc	%Dev	RRF	X = dropped
200601K1_1	0.750	1.29	NO	45.05	1.001	8.62e3	1.00e6	0.671	-10.6	1.15	MM
200601K1_2	3.00	1.18	NO	45.05	1.001	4.01e4	1.11e6	2.82	-5.9	1.21	bd
200601K1_3	7.50	1.26	NO	45.05	1.001	1.06e5	1.16e6	7.12	-5.1	1.22	bd
200601K1_4	150	1.23	NO	45.05	1.001	2.17e6	1.07e6	157	4.8	1.35	bd
200601K1_5	1200	1.23	NO	45.05	1.001	2.01e7	1.18e6	1330	10.5	1.42	bd
200601K1_6	3000	1.23	NO	45.05	1.001	5.01e7	1.22e6	3190	6.3	1.36	bd

Compound name: PCB-158/160

Response Factor: 1.23999

RRF SD: 0.0786271, Relative SD: 6.34093

Response type: Internal Std (Ref 198), Area * (IS Conc. / IS Area)

Curve type: RF

Name	Std Conc	RA	inj	RT	RRT	Resp	IS Resp	Conc	%Dev	RRF	X = dropped
200601K1_1	0.500	1.06	NO	45.28	1.006	5.95e3	1.00e6	0.479	-4.2	1.19	MM
200601K1_2	2.00	1.20	NO	45.30	1.007	2.56e4	1.11e6	1.87	-6.7	1.16	dd
200601K1_3	5.00	1.23	NO	45.30	1.006	6.75e4	1.16e6	4.70	-5.9	1.17	dd
200601K1_4	100	1.22	NO	45.30	1.006	1.38e6	1.07e6	104	3.6	1.26	dd
200601K1_5	800	1.22	NO	45.30	1.006	1.26e7	1.18e6	864	8.0	1.34	dd
200601K1_6	2000	1.24	NO	45.30	1.006	3.19e7	1.22e6	2100	5.2	1.30	dd

Dataset: U:\VG11.PRO\Results\200801K1\200801K1-CRVB.qld

Last Altered: Tuesday, June 02, 2020 10:21:37 Pacific Daylight Time
 Printed: Tuesday, June 02, 2020 11:15:31 Pacific Daylight Time

Compound name: PCB-129
 Response Factor: 0.866678
 RRF SD: 0.0575828, Relative SD: 6.64409
 Response type: Internal Std (Ref 198), Area * (IS Conc. / IS Area)
 Curve type: RF

Name	Std. Conc.	RA	Qty	RT	RRF	Resp	IS Resp	Conc.	%Dev	RRF	X = dropped
200801K1_1	0.250	1.30	NO	45.54	1.012	2.07e3	1.00e6	0.239	-4.5	0.827	MM
200801K1_2	1.00	1.30	NO	45.54	1.012	9.27e3	1.11e6	0.968	-3.4	0.837	db
200801K1_3	2.50	1.28	NO	45.54	1.012	2.27e4	1.16e6	2.27	-9.2	0.787	db
200801K1_4	50.0	1.23	NO	45.54	1.012	4.97e5	1.07e6	53.4	6.8	0.926	db
200801K1_5	400	1.22	NO	45.54	1.012	4.35e6	1.18e6	426	6.6	0.923	db
200801K1_6	1000	1.22	NO	45.54	1.012	1.10e7	1.22e6	1040	3.8	0.900	db

Compound name: PCB-166
 Response Factor: 1.14308
 RRF SD: 0.0513388, Relative SD: 4.49125
 Response type: Internal Std (Ref 199), Area * (IS Conc. / IS Area)
 Curve type: RF

Name	Std. Conc.	RA	Qty	RT	RRF	Resp	IS Resp	Conc.	%Dev	RRF	X = dropped
200801K1_1	0.250	1.21	NO	46.02	0.993	3.46e3	1.22e6	0.249	-0.5	1.14	db
200801K1_2	1.00	1.17	NO	46.00	0.993	1.44e4	1.34e6	0.943	-5.7	1.08	MM
200801K1_3	2.50	1.25	NO	46.02	0.993	3.77e4	1.38e6	2.38	-4.7	1.09	MM
200801K1_4	50.0	1.24	NO	46.02	0.993	7.77e5	1.33e6	51.2	2.3	1.17	MM
200801K1_5	400	1.24	NO	46.02	0.993	6.88e6	1.42e6	423	5.8	1.21	MM
200801K1_6	1000	1.22	NO	46.02	0.993	1.77e7	1.51e6	1030	2.7	1.17	MM

Compound name: PCB-159
 Response Factor: 1.21657
 RRF SD: 0.0622303, Relative SD: 5.11521
 Response type: Internal Std (Ref 199), Area * (IS Conc. / IS Area)
 Curve type: RF

Name	Std. Conc.	RA	Qty	RT	RRF	Resp	IS Resp	Conc.	%Dev	RRF	X = dropped
200801K1_1	0.250	1.24	NO	46.34	1.000	3.62e3	1.22e6	0.245	-2.2	1.19	MM
200801K1_2	1.00	1.24	NO	46.34	1.000	1.58e4	1.34e6	0.961	-3.9	1.17	MM

Dataset: U:\VG11.PRO\Results\200601K1\200601K1-CRVB.qld

Last Altered: Tuesday, June 02, 2020 10:21:37 Pacific Daylight Time
 Printed: Tuesday, June 02, 2020 11:15:31 Pacific Daylight Time

Compound name: PCB-150

Name	Std Conc	RA	rf	RT	RRT	Resp	IS Resp	Conc	%Dev	RRF	X=dropped
200601K1_3	2.50	1.29	NO	46.36	1.001	3.92e4	1.38e6	2.33	-6.7	1.13	MM
200601K1_4	50.0	1.22	NO	46.36	1.000	8.24e5	1.33e6	51.0	2.0	1.24	MM
200601K1_5	400	1.24	NO	46.36	1.000	7.37e6	1.42e6	428	6.6	1.30	MM
200601K1_6	1000	1.23	NO	46.36	1.000	1.91e7	1.51e6	1040	4.3	1.27	MM

Compound name: PCB-128/162

Response Factor: 0.907497

RRF SD: 0.0511425, Relative SD: 5.63556

Response type: Internal Std (Ref 199), Area * (IS Conc. / IS Area)

Curve type: RF

Name	Std Conc	RA	rf	RT	RRT	Resp	IS Resp	Conc	%Dev	RRF	X=dropped
200601K1_1	0.500	1.13	NO	46.64	1.007	5.34e3	1.22e6	0.484	-3.3	0.676	MM
200601K1_2	2.00	1.20	NO	46.64	1.007	2.26e4	1.34e6	1.86	-6.9	0.845	MM
200601K1_3	5.00	1.25	NO	46.64	1.007	5.99e4	1.38e6	4.77	-4.8	0.866	MM
200601K1_4	100	1.24	NO	46.64	1.007	1.25e6	1.33e6	103	3.3	0.938	MM
200601K1_5	800	1.24	NO	46.64	1.007	1.10e7	1.42e6	856	7.0	0.971	MM
200601K1_6	2000	1.21	NO	46.66	1.007	2.85e7	1.51e6	2090	4.4	0.947	MM

Compound name: PCB-167

Response Factor: 1.10858

RRF SD: 0.0571768, Relative SD: 5.15766

Response type: Internal Std (Ref 200), Area * (IS Conc. / IS Area)

Curve type: RF

Name	Std Conc	RA	rf	RT	RRT	Resp	IS Resp	Conc	%Dev	RRF	X=dropped
200601K1_1	0.250	1.29	NO	47.06	1.001	3.31e3	1.22e6	0.248	-1.8	1.09	MM
200601K1_2	1.00	1.39	NO	47.06	1.001	1.36e4	1.33e6	0.938	-6.2	1.04	MM
200601K1_3	2.50	1.19	NO	47.06	1.000	3.66e4	1.39e6	2.38	-4.7	1.06	bb
200601K1_4	50.0	1.24	NO	47.06	1.000	7.62e5	1.38e6	50.6	1.2	1.12	bb
200601K1_5	400	1.25	NO	47.06	1.000	6.68e6	1.41e6	428	7.1	1.19	bb
200601K1_6	1000	1.23	NO	47.06	1.000	1.72e7	1.48e6	1040	4.3	1.16	bb

Dataset: U:\VG11.PRO\Results\200601K1\200601K1-CRVB.qld

Last Altered: Tuesday, June 02, 2020 10:21:37 Pacific Daylight Time
 Printed: Tuesday, June 02, 2020 11:15:31 Pacific Daylight Time

Compound name: PCB-156
 Response Factor: 1.12589
 RRF SD: 0.0789703, Relative SD: 7.01404
 Response type: Internal Std (Ref 201), Area * (IS Conc. / IS Area)
 Curve type: RF

Name	Std Conc	RA	n/y	RT	RRT	Resp	IS Resp	Conc	%Dev	RRF	X = dropped
200601K1_1	0.250	1.42	NO	48.38	1.000	3.07e3	1.18e6	0.231	-7.7	1.04	MM
200601K1_2	1.00	1.18	NO	48.38	1.000	1.32e4	1.26e6	0.931	-6.9	1.05	MM
200601K1_3	2.50	1.20	NO	48.38	1.000	3.67e4	1.35e6	2.42	-3.4	1.09	bb
200601K1_4	50.0	1.25	NO	48.38	1.000	7.58e5	1.31e6	51.2	2.5	1.15	bd
200601K1_5	400	1.22	NO	48.38	1.000	6.73e6	1.37e6	435	8.9	1.23	bd
200601K1_6	1000	1.23	NO	48.38	1.000	1.76e7	1.47e6	1070	6.8	1.20	bd

Compound name: PCB-157
 Response Factor: 1.03828
 RRF SD: 0.0627401, Relative SD: 6.04267
 Response type: Internal Std (Ref 202), Area * (IS Conc. / IS Area)
 Curve type: RF

Name	Std Conc	RA	n/y	RT	RRT	Resp	IS Resp	Conc	%Dev	RRF	X = dropped
200601K1_1	0.250	1.31	NO	48.65	1.000	2.89e3	1.19e6	0.234	-6.2	0.974	MM
200601K1_2	1.00	1.16	NO	48.67	1.001	1.21e4	1.24e6	0.943	-5.7	0.980	dd
200601K1_3	2.50	1.20	NO	48.67	1.000	3.40e4	1.36e6	2.41	-3.7	1.00	bd
200601K1_4	50.0	1.23	NO	48.67	1.000	6.97e5	1.31e6	51.1	2.2	1.06	dd
200601K1_5	400	1.23	NO	48.67	1.000	6.16e6	1.37e6	432	8.0	1.12	dd
200601K1_6	1000	1.23	NO	48.67	1.000	1.82e7	1.48e6	1050	5.4	1.09	dd

Compound name: PCB-169
 Response Factor: 1.15806
 RRF SD: 0.0659172, Relative SD: 5.69202
 Response type: Internal Std (Ref 203), Area * (IS Conc. / IS Area)
 Curve type: RF

Name	Std Conc	RA	n/y	RT	RRT	Resp	IS Resp	Conc	%Dev	RRF	X = dropped
200601K1_1	0.250	1.16	NO	50.92	1.000	3.08e3	1.12e6	0.238	-5.0	1.10	bb
200601K1_2	1.00	1.28	NO	50.92	1.000	1.29e4	1.19e6	0.940	-6.0	1.09	MM

Dataset: U:\VG11.PRO\Results\200601K1\200601K1-CRVB.qld

Last Altered: Tuesday, June 02, 2020 10:21:37 Pacific Daylight Time

Printed: Tuesday, June 02, 2020 11:15:31 Pacific Daylight Time

Compound name: PCB-169

Name	Std Conc	RA	Qty	RT	RRT	Resp	IS Resp	Conc	%Dev	RRF	X = dropped
200601K1_3	2.50	1.27	NO	50.92	1.000	3.70e4	1.33e6	2.40	-4.1	1.11	bb
200601K1_4	50.0	1.23	NO	50.92	1.000	7.28e5	1.22e6	51.5	2.9	1.19	bb
200601K1_5	400	1.23	NO	50.92	1.000	6.46e6	1.30e6	429	7.2	1.24	bb
200601K1_6	1000	1.24	NO	50.94	1.000	1.73e7	1.42e6	1050	5.0	1.22	bb

Compound name: PCB-188

Response Factor: 1.28967

RRF SD: 0.0641497, Relative SD: 4.97412

Response type: Internal Std (Ref 204), Area * (IS Conc. / IS Area)

Curve type: RF

Name	Std Conc	RA	Qty	RT	RRT	Resp	IS Resp	Conc	%Dev	RRF	X = dropped
200601K1_1	0.250	0.91	NO	43.01	1.000	2.94e3	9.28e5	0.248	-1.7	1.27	MM
200601K1_2	1.00	1.01	NO	43.01	1.000	1.20e4	1.02e6	0.918	-8.4	1.16	MM
200601K1_3	2.50	0.97	NO	43.02	1.001	3.28e4	1.03e6	2.48	-1.6	1.27	bb
200601K1_4	50.0	1.05	NO	43.02	1.000	6.73e5	1.01e6	51.5	3.0	1.33	bb
200601K1_5	400	1.05	NO	43.02	1.000	6.15e6	1.13e6	420	5.1	1.35	bb
200601K1_6	1000	1.03	NO	43.02	1.000	1.58e7	1.18e6	1040	3.7	1.34	bb

Compound name: PCB-184

Response Factor: 1.23185

RRF SD: 0.0863042, Relative SD: 7.00722

Response type: Internal Std (Ref 204), Area * (IS Conc. / IS Area)

Curve type: RF

Name	Std Conc	RA	Qty	RT	RRT	Resp	IS Resp	Conc	%Dev	RRF	X = dropped
200601K1_1	0.250	1.16	NO	43.48	1.011	2.47e3	9.28e5	0.216	-13.6	1.06	MM
200601K1_2	1.00	0.98	NO	43.48	1.011	1.28e4	1.02e6	1.01	0.8	1.24	bb
200601K1_3	2.50	1.09	NO	43.48	1.012	3.18e4	1.03e6	2.50	-0.1	1.23	bb
200601K1_4	50.0	1.04	NO	43.48	1.011	6.50e5	1.01e6	52.1	4.1	1.28	bb
200601K1_5	400	1.05	NO	43.48	1.011	5.91e6	1.13e6	423	5.7	1.30	bb
200601K1_6	1000	1.03	NO	43.48	1.011	1.50e7	1.18e6	1030	3.1	1.27	bb

Dataset: U:\VG11.PRO\Results\200801K1\200801K1-CRVB.qld

Last Altered: Tuesday, June 02, 2020 10:21:37 Pacific Daylight Time
 Printed: Tuesday, June 02, 2020 11:15:31 Pacific Daylight Time

Compound name: PCB-179
 Response Factor: 1.29806
 RRF SD: 0.052795, Relative SD: 4.06721
 Response type: Internal Std (Ref 204), Area * (IS Conc. / IS Area)
 Curve type: RF

Name	Std. Conc.	RA	n/y	RT	RRT	Resp.	IS Resp.	Conc.	%Dev.	RRF	X = dropped
200801K1_1	0.250	1.00	NO	44.27	1.030	2.80e3	9.28e5	0.232	-7.0	1.21	MM
200801K1_2	1.00	1.00	NO	44.29	1.030	1.29e4	1.02e6	0.979	-2.1	1.27	MM
200801K1_3	2.50	1.10	NO	44.29	1.030	3.39e4	1.03e6	2.52	1.0	1.31	bb
200801K1_4	50.0	1.04	NO	44.29	1.030	6.78e5	1.01e6	51.4	2.8	1.33	bb
200801K1_5	400	1.04	NO	44.29	1.030	6.16e6	1.13e6	418	4.5	1.36	bb
200801K1_6	1000	1.04	NO	44.29	1.030	1.55e7	1.18e6	1010	0.9	1.31	bb

Compound name: PCB-176
 Response Factor: 1.30863
 RRF SD: 0.0665306, Relative SD: 5.08397
 Response type: Internal Std (Ref 204), Area * (IS Conc. / IS Area)
 Curve type: RF

Name	Std. Conc.	RA	n/y	RT	RRT	Resp.	IS Resp.	Conc.	%Dev.	RRF	X = dropped
200801K1_1	0.250	1.13	NO	44.75	1.041	2.78e3	9.28e5	0.229	-8.5	1.20	MM
200801K1_2	1.00	1.07	NO	44.77	1.041	1.34e4	1.02e6	1.01	0.7	1.32	bb
200801K1_3	2.50	1.07	NO	44.77	1.041	3.31e4	1.03e6	2.44	-2.3	1.28	MM
200801K1_4	50.0	1.05	NO	44.77	1.041	6.80e5	1.01e6	51.3	2.8	1.34	bb
200801K1_5	400	1.04	NO	44.77	1.041	6.33e6	1.13e6	426	6.5	1.39	bb
200801K1_6	1000	1.03	NO	44.77	1.041	1.57e7	1.18e6	1010	1.1	1.32	bb

Compound name: PCB-186
 Response Factor: 1.32902
 RRF SD: 0.119081, Relative SD: 8.96013
 Response type: Internal Std (Ref 204), Area * (IS Conc. / IS Area)
 Curve type: RF

Name	Std. Conc.	RA	n/y	RT	RRT	Resp.	IS Resp.	Conc.	%Dev.	RRF	X = dropped
200801K1_1	0.250	1.08	NO	45.37	1.056	2.56e3	9.28e5	0.207	-17.1	1.10	MM
200801K1_2	1.00	0.95	NO	45.39	1.056	1.36e4	1.02e6	1.01	0.8	1.34	MM

Dataset: U:\VG11.PRO\Results\200601K1\200601K1-CRVB.qld

Last Altered: Tuesday, June 02, 2020 10:21:37 Pacific Daylight Time
 Printed: Tuesday, June 02, 2020 11:15:31 Pacific Daylight Time

Compound name: PCB-186

Name	Std Conc	RA	riy	RT	RRT	Resp	IS Resp	Conc	%Dev	RRF	X = dropped
200601K1_3	2.50	1.07	NO	45.39	1.056	3.39e4	1.03e6	2.47	-1.3	1.31	bb
200601K1_4	50.0	1.02	NO	45.39	1.056	7.15e5	1.01e6	53.1	6.1	1.41	bb
200601K1_5	400	1.03	NO	45.39	1.056	6.42e6	1.13e6	426	6.5	1.42	bb
200601K1_6	1000	1.04	NO	45.39	1.056	1.85e7	1.18e6	1050	5.0	1.40	bb

Compound name: PCB-178

Response Factor: 0.943241

RRF SD: 0.0555819, Relative SD: 5.89285

Response type: Internal Std (Ref 204), Area * (IS Conc. / IS Area)

Curve type: RF

Name	Std Conc	RA	riy	RT	RRT	Resp	IS Resp	Conc	%Dev	RRF	X = dropped
200601K1_1	0.250	1.09	NO	45.88	1.067	1.99e3	9.28e5	0.227	-9.2	0.857	MM
200601K1_2	1.00	1.03	NO	45.90	1.068	9.96e3	1.02e6	1.04	3.9	0.980	bb
200601K1_3	2.50	1.02	NO	45.90	1.068	2.31e4	1.03e6	2.37	-5.2	0.894	bb
200601K1_4	50.0	1.03	NO	45.90	1.067	5.05e5	1.01e6	52.9	5.8	0.996	bb
200601K1_5	400	1.04	NO	45.90	1.067	4.43e6	1.13e6	414	3.4	0.975	bb
200601K1_6	1000	1.04	NO	45.90	1.067	1.13e7	1.18e6	1010	1.4	0.956	bb

Compound name: PCB-175

Response Factor: 0.956238

RRF SD: 0.0418022, Relative SD: 4.37152

Response type: Internal Std (Ref 204), Area * (IS Conc. / IS Area)

Curve type: RF

Name	Std Conc	RA	riy	RT	RRT	Resp	IS Resp	Conc	%Dev	RRF	X = dropped
200601K1_1	0.250	1.01	NO	46.24	1.076	2.15e3	9.26e5	0.242	-3.0	0.927	bd
200601K1_2	1.00	1.01	NO	46.24	1.076	9.07e3	1.02e6	0.934	-6.6	0.893	MM
200601K1_3	2.50	1.00	NO	46.26	1.076	2.45e4	1.03e6	2.47	-1.1	0.946	bd
200601K1_4	50.0	1.04	NO	46.26	1.076	5.06e5	1.01e6	52.2	4.5	0.999	bd
200601K1_5	400	1.04	NO	46.26	1.076	4.52e6	1.13e6	417	4.1	0.996	bd
200601K1_6	1000	1.04	NO	46.26	1.076	1.18e7	1.18e6	1020	2.1	0.977	bd

Dataset: U:\VG11.PRO\Results\200801K1\200801K1-CRVB.qld

Last Altered: Tuesday, June 02, 2020 10:21:37 Pacific Daylight Time

Printed: Tuesday, June 02, 2020 11:15:31 Pacific Daylight Time

Compound name: PCB-182/187

Response Factor: 1.06615

RRF SD: 0.0507133, Relative SD: 4.75669

Response type: Internal Std (Ref 204), Area * (IS Conc. / IS Area)

Curve type: RF

Name	Std. Conc.	RA	Qty	RT	RRF	Resp	IS Resp	Conc.	%Dev	RRF	X = dropped
200801K1_1	0.500	1.16	NO	46.43	1.080	4.78e3	9.28e5	0.483	-3.3	1.03	MM
200801K1_2	2.00	1.06	NO	46.43	1.080	2.07e4	1.02e6	1.91	-4.4	1.02	db
200801K1_3	5.00	1.00	NO	46.43	1.080	5.24e4	1.03e6	4.74	-5.1	1.01	MM
200801K1_4	100	1.04	NO	46.43	1.080	1.13e6	1.01e6	104	4.2	1.11	db
200801K1_5	800	1.05	NO	46.43	1.080	1.02e7	1.13e6	840	5.0	1.12	db
200801K1_6	2000	1.04	NO	46.43	1.080	2.62e7	1.18e6	2070	3.7	1.11	db

Compound name: PCB-183

Response Factor: 1.02281

RRF SD: 0.0863349, Relative SD: 8.44093

Response type: Internal Std (Ref 204), Area * (IS Conc. / IS Area)

Curve type: RF

Name	Std. Conc.	RA	Qty	RT	RRF	Resp	IS Resp	Conc.	%Dev	RRF	X = dropped
200801K1_1	0.250	1.07	NO	46.76	1.066	2.03e3	9.28e5	0.214	-14.4	0.875	MM
200801K1_2	1.00	1.12	NO	46.76	1.066	9.96e3	1.02e6	0.958	-4.2	0.980	bb
200801K1_3	2.50	1.02	NO	46.76	1.066	2.62e4	1.03e6	2.47	-1.0	1.01	bb
200801K1_4	50.0	1.03	NO	46.76	1.067	5.52e5	1.01e6	53.3	6.5	1.09	bb
200801K1_5	400	1.04	NO	46.76	1.067	4.98e6	1.13e6	429	7.3	1.10	bb
200801K1_6	1000	1.04	NO	46.76	1.067	1.28e7	1.18e6	1060	5.8	1.08	bb

Compound name: PCB-185

Response Factor: 1.40567

RRF SD: 0.0901625, Relative SD: 6.41419

Response type: Internal Std (Ref 205), Area * (IS Conc. / IS Area)

Curve type: RF

Name	Std. Conc.	RA	Qty	RT	RRF	Resp	IS Resp	Conc.	%Dev	RRF	X = dropped
200801K1_1	0.250	1.06	NO	47.44	0.955	1.96e3	6.16e5	0.227	-9.4	1.27	bb
200801K1_2	1.00	1.04	NO	47.44	0.955	9.08e3	6.54e5	0.986	-1.4	1.39	bb

Dataset: U:\VG11.PRO\Results\200801K1\200801K1-CRVB.qld

Last Altered: Tuesday, June 02, 2020 10:21:37 Pacific Daylight Time

Printed: Tuesday, June 02, 2020 11:15:31 Pacific Daylight Time

Compound name: PCB-185

Name	Std. Conc.	RA	rv	RT	RRT	Resp	IS Resp	Conc.	%Dev	RRF	X = dropped
200801K1_3	2.50	1.05	NO	47.44	0.955	2.33e4	7.01e5	2.37	-5.3	1.33	bb
200801K1_4	50.0	1.02	NO	47.44	0.955	4.98e5	6.87e5	53.2	6.4	1.50	bb
200801K1_5	400	1.04	NO	47.44	0.955	4.39e6	7.40e5	422	5.5	1.48	bb
200801K1_6	1000	1.04	NO	47.44	0.955	1.14e7	7.81e5	1040	4.1	1.48	bb

Compound name: PCB-174

Response Factor: 1.35369

RRF SD: 0.0944983, Relative SD: 6.9808

Response type: Internal Std (Ref 205), Area * (IS Conc. / IS Area)

Curve type: RF

Name	Std. Conc.	RA	rv	RT	RRT	Resp	IS Resp	Conc.	%Dev	RRF	X = dropped
200801K1_1	0.250	1.10	NO	47.80	0.962	1.90e3	6.16e5	0.228	-6.7	1.24	MM
200801K1_2	1.00	1.15	NO	47.82	0.962	8.12e3	6.54e5	0.918	-6.2	1.24	bd
200801K1_3	2.50	1.06	NO	47.82	0.962	2.37e4	7.01e5	2.50	0.2	1.36	bd
200801K1_4	50.0	1.04	NO	47.82	0.962	4.78e5	6.87e5	53.0	5.9	1.43	bd
200801K1_5	400	1.03	NO	47.82	0.962	4.29e6	7.40e5	428	7.1	1.45	bd
200801K1_6	1000	1.02	NO	47.82	0.962	1.10e7	7.81e5	1040	3.8	1.40	bd

Compound name: PCB-181

Response Factor: 1.47446

RRF SD: 0.117329, Relative SD: 7.9574

Response type: Internal Std (Ref 205), Area * (IS Conc. / IS Area)

Curve type: RF

Name	Std. Conc.	RA	rv	RT	RRT	Resp	IS Resp	Conc.	%Dev	RRF	X = dropped
200801K1_1	0.250	1.20	NO	47.91	0.964	2.03e3	6.16e5	0.224	-10.4	1.32	MM
200801K1_2	1.00	1.15	NO	47.91	0.964	1.02e4	6.54e5	1.06	6.2	1.57	dd
200801K1_3	2.50	1.07	NO	47.91	0.964	2.32e4	7.01e5	2.25	-10.0	1.33	dd
200801K1_4	50.0	1.03	NO	47.93	0.965	5.11e5	6.87e5	52.0	4.1	1.53	dd
200801K1_5	400	1.04	NO	47.93	0.965	4.60e6	7.40e5	422	5.5	1.56	dd
200801K1_6	1000	1.04	NO	47.93	0.965	1.21e7	7.81e5	1050	4.8	1.54	dd

Dataset: U:\VG11.PRO\Results\200601K1\200601K1-CRVB.qld

Last Altered: Tuesday, June 02, 2020 10:21:37 Pacific Daylight Time
 Printed: Tuesday, June 02, 2020 11:15:31 Pacific Daylight Time

Compound name: PCB-177
 Response Factor: 1.27779
 RRF SD: 0.0954777, Relative SD: 7.4721
 Response type: Internal Std (Ref 205), Area * (IS Conc. / IS Area)
 Curve type: RF

Name	Std Conc	RA	Int	RT	RRT	Resp	IS Resp	Conc	%Dev	RRF	X = dropped
200601K1_1	0.250	1.00	NO	48.10	0.968	1.77e3	6.16e5	0.225	-10.2	1.15	MM
200601K1_2	1.00	1.02	NO	48.10	0.968	7.89e3	6.54e5	0.945	-5.5	1.21	dd
200601K1_3	2.50	1.13	NO	48.10	0.968	2.15e4	7.01e5	2.40	-3.9	1.23	MM
200601K1_4	50.0	1.04	NO	48.10	0.968	4.52e5	6.67e5	53.0	6.1	1.36	db
200601K1_5	400	1.04	NO	48.10	0.968	4.08e6	7.40e5	432	7.9	1.36	db
200601K1_6	1000	1.03	NO	48.10	0.968	1.05e7	7.81e5	1060	5.8	1.35	db

Compound name: PCB-171
 Response Factor: 1.31619
 RRF SD: 0.111307, Relative SD: 8.45674
 Response type: Internal Std (Ref 205), Area * (IS Conc. / IS Area)
 Curve type: RF

Name	Std Conc	RA	Int	RT	RRT	Resp	IS Resp	Conc	%Dev	RRF	X = dropped
200601K1_1	0.250	1.15	NO	48.38	0.974	1.77e3	6.16e5	0.218	-12.6	1.15	MM
200601K1_2	1.00	0.99	NO	48.38	0.974	8.25e3	6.54e5	0.959	-4.1	1.26	MM
200601K1_3	2.50	0.98	NO	48.38	0.974	2.19e4	7.01e5	2.38	-4.9	1.25	MM
200601K1_4	50.0	1.03	NO	48.40	0.974	4.88e5	6.67e5	53.3	6.8	1.40	bd
200601K1_5	400	1.02	NO	48.40	0.974	4.19e6	7.40e5	431	7.8	1.42	bd
200601K1_6	1000	1.04	NO	48.40	0.974	1.10e7	7.81e5	1070	7.4	1.41	bd

Compound name: PCB-173
 Response Factor: 1.18982
 RRF SD: 0.0600259, Relative SD: 5.04452
 Response type: Internal Std (Ref 205), Area * (IS Conc. / IS Area)
 Curve type: RF

Name	Std Conc	RA	Int	RT	RRT	Resp	IS Resp	Conc	%Dev	RRF	X = dropped
200601K1_1	0.250	0.93	NO	48.84	0.983	1.75e3	6.16e5	0.238	-4.7	1.13	MM
200601K1_2	1.00	1.12	NO	48.84	0.983	7.51e3	6.54e5	0.968	-3.4	1.15	MM

Dataset: U:\VG11.PRO\Results\200601K1\200601K1-CRVB.qld

Last Altered: Tuesday, June 02, 2020 10:21:37 Pacific Daylight Time
 Printed: Tuesday, June 02, 2020 11:15:31 Pacific Daylight Time

Compound name: PCB-173

Name	Std. Conc.	RA	inj	RT	RRT	Resp	IS Resp	Conc.	%Dev	RRF	X = dropped
200601K1_3	2.50	1.03	NO	48.84	0.983	1.97e4	7.01e5	2.36	-5.5	1.12	MM
200601K1_4	50.0	1.06	NO	48.84	0.983	4.15e5	6.67e5	52.4	4.7	1.25	dd
200601K1_5	400	1.03	NO	48.84	0.983	3.70e6	7.40e5	420	5.0	1.25	dd
200601K1_6	1000	1.03	NO	48.84	0.983	9.66e6	7.81e5	1040	3.9	1.24	bb

Compound name: PCB-172

Response Factor: 1.37524

RRF SD: 0.11268, Relative SD: 8.20798

Response type: Internal Std (Ref 205), Area * (IS Conc. / IS Area)

Curve type: RF

Name	Std. Conc.	RA	inj	RT	RRT	Resp	IS Resp	Conc.	%Dev	RRF	X = dropped
200601K1_1	0.250	1.00	NO	49.29	0.992	1.87e3	6.16e5	0.221	-11.5	1.22	dd
200601K1_2	1.00	0.96	NO	49.29	0.992	8.89e3	6.54e5	0.967	-3.3	1.33	dd
200601K1_3	2.50	1.04	NO	49.29	0.992	2.25e4	7.01e5	2.34	-6.4	1.29	dd
200601K1_4	50.0	1.05	NO	49.29	0.992	4.86e5	6.67e5	53.0	5.9	1.46	dd
200601K1_5	400	1.03	NO	49.29	0.992	4.39e6	7.40e5	432	7.9	1.46	dd
200601K1_6	1000	1.04	NO	49.29	0.992	1.15e7	7.81e5	1070	7.4	1.46	dd

Compound name: PCB-192

Response Factor: 1.82672

RRF SD: 0.139002, Relative SD: 7.60937

Response type: Internal Std (Ref 205), Area * (IS Conc. / IS Area)

Curve type: RF

Name	Std. Conc.	RA	inj	RT	RRT	Resp	IS Resp	Conc.	%Dev	RRF	X = dropped
200601K1_1	0.250	0.89	NO	49.48	0.996	3.10e3	8.16e5	0.278	10.3	2.02	MM
200601K1_2	1.00	1.10	NO	49.48	0.996	1.06e4	6.54e5	0.885	-11.5	1.62	dd
200601K1_3	2.50	1.05	NO	49.50	0.996	3.02e4	7.01e5	2.36	-5.7	1.72	dd
200601K1_4	50.0	1.03	NO	49.50	0.996	6.16e5	6.67e5	50.8	1.2	1.65	dd
200601K1_5	400	1.03	NO	49.50	0.996	5.80e6	7.40e5	414	3.6	1.89	dd
200601K1_6	1000	1.03	NO	49.50	0.996	1.46e7	7.81e5	1020	2.1	1.87	dd

Dataset: U:\VG11.PRO\Results\200601K1\200601K1-CRVB.qld

Last Altered: Tuesday, June 02, 2020 10:21:37 Pacific Daylight Time
 Printed: Tuesday, June 02, 2020 11:15:31 Pacific Daylight Time

Compound name: PCB-180
 Response Factor: 1.41175
 RRF SD: 0.126648, Relative SD: 8.97102
 Response type: Internal Std (Ref 205), Area * (IS Conc. / IS Area)
 Curve type: RF

Name	Std. Conc.	RA	Qty	RT	RRT	Resp.	IS Resp.	Conc.	%Dev.	RRF	X = dropped
200601K1_1	0.250	1.08	NO	49.71	1.000	1.80e3	6.16e5	0.207	-17.2	1.17	dd
200601K1_2	1.00	1.20	NO	49.71	1.000	9.48e3	6.54e5	1.03	2.7	1.45	dd
200601K1_3	2.50	1.02	NO	49.71	1.000	2.42e4	7.01e5	2.45	-2.0	1.38	dd
200601K1_4	50.0	1.03	NO	49.71	1.000	4.91e5	6.67e5	52.2	4.4	1.47	dd
200601K1_5	400	1.04	NO	49.71	1.000	4.47e6	7.40e5	428	7.0	1.51	dd
200601K1_6	1000	1.03	NO	49.71	1.000	1.16e7	7.81e5	1050	5.0	1.48	dd

Compound name: PCB-183
 Response Factor: 1.67682
 RRF SD: 0.0708905, Relative SD: 4.22768
 Response type: Internal Std (Ref 205), Area * (IS Conc. / IS Area)
 Curve type: RF

Name	Std. Conc.	RA	Qty	RT	RRT	Resp.	IS Resp.	Conc.	%Dev.	RRF	X = dropped
200601K1_1	0.250	1.18	NO	49.92	1.005	2.64e3	6.16e5	0.256	2.4	1.72	MM
200601K1_2	1.00	1.01	NO	49.92	1.005	1.06e4	6.54e5	0.963	-3.7	1.81	db
200601K1_3	2.50	0.99	NO	49.92	1.005	2.74e4	7.01e5	2.33	-6.8	1.56	MM
200601K1_4	50.0	1.03	NO	49.92	1.005	5.70e5	6.67e5	51.0	2.0	1.71	db
200601K1_5	400	1.04	NO	49.92	1.005	5.14e6	7.40e5	415	3.7	1.74	dd
200601K1_6	1000	1.03	NO	49.92	1.005	1.34e7	7.81e5	1030	2.5	1.72	db

Compound name: PCB-181
 Response Factor: 1.71019
 RRF SD: 0.0665243, Relative SD: 3.88988
 Response type: Internal Std (Ref 205), Area * (IS Conc. / IS Area)
 Curve type: RF

Name	Std. Conc.	RA	Qty	RT	RRT	Resp.	IS Resp.	Conc.	%Dev.	RRF	X = dropped
200601K1_1	0.250	1.04	NO	50.19	1.010	2.61e3	6.16e5	0.248	-1.0	1.69	MM
200601K1_2	1.00	1.08	NO	50.19	1.010	1.06e4	6.54e5	0.963	-3.7	1.85	MM

Dataset: U:\VG11.PRO\Results\200601K1\200601K1-CRVB.qld

Last Altered: Tuesday, June 02, 2020 10:21:37 Pacific Daylight Time
 Printed: Tuesday, June 02, 2020 11:15:31 Pacific Daylight Time

Compound name: PCB-191

Name	Std. Conc.	RA	inj	RT	RRT	Resp	IS Resp	Conc.	%Dev	RRF	X = dropped
200601K1_3	2.50	0.92	NO	50.19	1.010	2.85e4	7.01e5	2.38	-5.0	1.62	MM
200601K1_4	50.0	1.00	NO	50.19	1.010	5.78e5	6.67e5	50.8	1.5	1.74	bb
200601K1_5	400	1.04	NO	50.19	1.010	5.29e6	7.40e5	418	4.6	1.79	dd
200601K1_6	1000	1.05	NO	50.19	1.010	1.36e7	7.81e5	1040	3.6	1.77	bd

Compound name: PCB-170

Response Factor: 1.40071

RRF SD: 0.105718, Relative SD: 7.54749

Response type: Internal Std (Ref 206), Area * (IS Conc. / IS Area)

Curve type: RF

Name	Std. Conc.	RA	inj	RT	RRT	Resp	IS Resp	Conc.	%Dev	RRF	X = dropped
200601K1_1	0.250	1.10	NO	51.36	1.000	1.64e3	5.21e5	0.224	-10.3	1.26	MM
200601K1_2	1.00	0.97	NO	51.36	1.000	7.54e3	5.75e5	0.935	-6.5	1.31	MM
200601K1_3	2.50	1.08	NO	51.36	1.000	2.11e4	6.11e5	2.46	-1.4	1.38	MM
200601K1_4	50.0	1.04	NO	51.36	1.000	4.14e5	5.78e5	51.0	2.1	1.43	bd
200601K1_5	400	1.03	NO	51.36	1.000	3.73e6	6.11e5	436	9.0	1.53	bd
200601K1_6	1000	1.02	NO	51.36	1.000	9.85e6	6.57e5	1070	7.1	1.50	bd

Compound name: PCB-190

Response Factor: 1.85102

RRF SD: 0.142118, Relative SD: 7.67782

Response type: Internal Std (Ref 206), Area * (IS Conc. / IS Area)

Curve type: RF

Name	Std. Conc.	RA	inj	RT	RRT	Resp	IS Resp	Conc.	%Dev	RRF	X = dropped
200601K1_1	0.250	1.07	NO	51.59	1.004	2.26e3	5.21e5	0.234	-6.3	1.73	MM
200601K1_2	1.00	1.09	NO	51.59	1.004	9.81e3	5.75e5	0.921	-7.9	1.71	MM
200601K1_3	2.50	1.11	NO	51.59	1.004	2.68e4	6.11e5	2.37	-5.3	1.75	MM
200601K1_4	50.0	1.00	NO	51.59	1.004	5.43e5	5.78e5	50.7	1.4	1.86	db
200601K1_5	400	1.04	NO	51.59	1.004	4.96e6	6.11e5	439	9.7	2.03	db
200601K1_6	1000	1.05	NO	51.59	1.004	1.32e7	6.57e5	1060	8.4	2.01	db

Dataset: U:\VG11.PRO\Results\200801K1\200801K1-CRVB.qld

Last Altered: Tuesday, June 02, 2020 10:21:37 Pacific Daylight Time
 Printed: Tuesday, June 02, 2020 11:15:31 Pacific Daylight Time

Compound name: PCB-189
 Response Factor: 1.4524
 RRF SD: 0.0988417, Relative SD: 6.80541
 Response type: Internal Std (Ref 207), Area * (IS Conc. / IS Area)
 Curve type: RF

Name	Std. Conc.	RA	Int.	RT	RRT	Resp.	IS Resp.	Conc.	%Dev.	RRF	X = dropped
200801K1_1	0.250	1.18	NO	53.08	1.000	2.37e3	6.87e5	0.238	-5.0	1.38	MM
200801K1_2	1.00	1.00	NO	53.10	1.000	1.00e4	7.42e5	0.932	-6.8	1.35	MM
200801K1_3	2.50	1.09	NO	53.10	1.000	2.75e4	8.11e5	2.34	-6.5	1.36	MM
200801K1_4	50.0	1.03	NO	53.10	1.000	5.78e5	7.81e5	52.1	4.2	1.51	bb
200801K1_5	400	1.02	NO	53.10	1.000	5.04e6	8.07e5	430	7.5	1.56	bb
200801K1_6	1000	1.02	NO	53.10	1.000	1.34e7	8.85e5	1070	8.8	1.55	bb

Compound name: PCB-202
 Response Factor: 1.16825
 RRF SD: 0.08292, Relative SD: 7.09778
 Response type: Internal Std (Ref 208), Area * (IS Conc. / IS Area)
 Curve type: RF

Name	Std. Conc.	RA	Int.	RT	RRT	Resp.	IS Resp.	Conc.	%Dev.	RRF	X = dropped
200801K1_1	0.250	0.93	NO	48.59	1.000	1.92e3	6.72e5	0.245	-2.2	1.14	MM
200801K1_2	1.00	1.02	NO	48.61	1.000	7.83e3	7.55e5	0.888	-11.2	1.04	MM
200801K1_3	2.50	0.94	NO	48.61	1.000	2.18e4	7.88e5	2.43	-2.8	1.14	bb
200801K1_4	50.0	0.89	NO	48.61	1.000	4.58e5	7.74e5	50.8	1.3	1.18	bb
200801K1_5	400	0.91	NO	48.61	1.000	4.13e6	8.21e5	431	7.7	1.26	bb
200801K1_6	1000	0.91	NO	48.61	1.000	1.08e7	8.48e5	1070	7.2	1.25	bb

Compound name: PCB-201
 Response Factor: 1.05277
 RRF SD: 0.0608949, Relative SD: 5.78427
 Response type: Internal Std (Ref 208), Area * (IS Conc. / IS Area)
 Curve type: RF

Name	Std. Conc.	RA	Int.	RT	RRT	Resp.	IS Resp.	Conc.	%Dev.	RRF	X = dropped
200801K1_1	0.250	0.79	NO	49.10	1.011	1.71e3	6.72e5	0.241	-3.6	1.01	bd
200801K1_2	1.00	0.90	NO	49.10	1.010	7.27e3	7.55e5	0.915	-8.5	0.983	bd

Dataset: U:\VG11.PRO\Results\200801K1\200801K1-CRVB.qld

Last Altered: Tuesday, June 02, 2020 10:21:37 Pacific Daylight Time

Printed: Tuesday, June 02, 2020 11:15:31 Pacific Daylight Time

Compound name: PCB-201

Name	Std Conc	RA	n/y	RT	RRT	Resp	IS Resp	Conc	%Dev	RRF	X#	dropped
200801K1_3	2.50	0.94	NO	49.10	1.010	1.98e4	7.88e5	2.47	-1.2	1.04		bd
200801K1_4	50.0	0.91	NO	49.10	1.010	4.10e5	7.74e5	50.3	0.7	1.06		bd
200801K1_5	400	0.92	NO	49.10	1.010	3.88e6	8.21e5	424	6.0	1.12		bd
200801K1_6	1000	0.91	NO	49.10	1.010	9.50e6	8.48e5	1070	6.6	1.12		bd

Compound name: PCB-204

Response Factor: 1.1409

RRF SD: 0.0887975, Relative SD: 7.78308

Response type: Internal Std (Ref 208), Area * (IS Conc. / IS Area)

Curve type: RF

Name	Std Conc	RA	n/y	RT	RRT	Resp	IS Resp	Conc	%Dev	RRF	X#	dropped
200801K1_1	0.250	0.77	NO	49.24	1.014	1.83e3	6.72e5	0.238	-4.6	1.09		MM
200801K1_2	1.00	0.89	NO	49.28	1.014	8.01e3	7.55e5	0.930	-7.0	1.06		db
200801K1_3	2.50	0.82	NO	49.26	1.014	2.04e4	7.88e5	2.34	-6.5	1.07		db
200801K1_4	50.0	0.90	NO	49.26	1.014	4.36e5	7.74e5	49.4	-1.2	1.13		db
200801K1_5	400	0.91	NO	49.28	1.014	4.07e6	8.21e5	435	8.7	1.24		db
200801K1_6	1000	0.91	NO	49.26	1.014	1.07e7	8.48e5	1110	10.6	1.26		db

Compound name: PCB-197

Response Factor: 1.13263

RRF SD: 0.0852075, Relative SD: 7.52295

Response type: Internal Std (Ref 208), Area * (IS Conc. / IS Area)

Curve type: RF

Name	Std Conc	RA	n/y	RT	RRT	Resp	IS Resp	Conc	%Dev	RRF	X#	dropped
200801K1_1	0.250	0.99	NO	49.58	1.021	1.89e3	6.72e5	0.248	-0.9	1.12		MM
200801K1_2	1.00	1.01	NO	49.58	1.020	7.47e3	7.55e5	0.874	-12.6	0.989		bb
200801K1_3	2.50	0.99	NO	49.58	1.020	2.16e4	7.88e5	2.49	-0.4	1.13		MM
200801K1_4	50.0	0.90	NO	49.58	1.020	4.31e5	7.74e5	49.2	-1.6	1.11		bb
200801K1_5	400	0.91	NO	49.58	1.020	4.00e6	8.21e5	431	7.7	1.22		bb
200801K1_6	1000	0.89	NO	49.58	1.020	1.03e7	8.48e5	1080	7.8	1.22		bb

Dataset: U:\VG11.PRO\Results\200801K1\200801K1-CRVB.qld

Last Altered: Tuesday, June 02, 2020 10:21:37 Pacific Daylight Time
 Printed: Tuesday, June 02, 2020 11:15:31 Pacific Daylight Time

Compound name: PCB-200
 Response Factor: 1.07032
 RRF SD: 0.0809843, Relative SD: 7.56448
 Response type: Internal Std (Ref 208), Area * (IS Conc. / IS Area)
 Curve type: RF

	Name	Std. Conc.	RA	n/y	RT	RRT	Resp	IS Resp	Conc.	%Dev	RRF	X = dropped
1	200801K1_1	0.250	1.00	NO	50.51	1.040	1.84e3	6.72e5	0.256	2.3	1.09	bb
2	200801K1_2	1.00	0.95	NO	50.51	1.039	7.00e3	7.55e5	0.866	-13.4	0.927	bb
3	200801K1_3	2.50	0.87	NO	50.51	1.039	2.02e4	7.66e5	2.46	-1.7	1.05	bb
4	200801K1_4	50.0	0.90	NO	50.53	1.040	4.10e5	7.74e5	49.5	-1.1	1.06	bb
5	200801K1_5	400	0.90	NO	50.53	1.040	3.78e6	8.21e5	430	7.5	1.15	bb
6	200801K1_6	1000	0.89	NO	50.53	1.040	9.83e6	8.48e5	1060	6.4	1.14	bb

Compound name: PCB-198
 Response Factor: 0.793834
 RRF SD: 0.0466547, Relative SD: 5.87713
 Response type: Internal Std (Ref 208), Area * (IS Conc. / IS Area)
 Curve type: RF

	Name	Std. Conc.	RA	n/y	RT	RRT	Resp	IS Resp	Conc.	%Dev	RRF	X = dropped
1	200801K1_1	0.250	0.81	NO	52.08	1.072	1.22e3	6.72e5	0.229	-8.4	0.727	MM
2	200801K1_2	1.00	0.84	NO	52.08	1.072	5.92e3	7.55e5	0.988	-1.2	0.784	bd
3	200801K1_3	2.50	0.85	NO	52.08	1.072	1.51e4	7.66e5	2.48	-0.9	0.787	bd
4	200801K1_4	50.0	0.91	NO	52.08	1.072	2.98e5	7.74e5	48.8	-2.9	0.771	bd
5	200801K1_5	400	0.89	NO	52.08	1.072	2.76e6	8.21e5	424	6.0	0.841	bd
6	200801K1_6	1000	0.89	NO	52.08	1.072	7.22e6	8.48e5	1070	7.5	0.853	bd

Compound name: PCB-199
 Response Factor: 0.809242
 RRF SD: 0.0640263, Relative SD: 7.91189
 Response type: Internal Std (Ref 208), Area * (IS Conc. / IS Area)
 Curve type: RF

	Name	Std. Conc.	RA	n/y	RT	RRT	Resp	IS Resp	Conc.	%Dev	RRF	X = dropped
1	200801K1_1	0.250	0.83	NO	52.21	1.075	1.18e3	6.72e5	0.216	-13.6	0.699	MM
2	200801K1_2	1.00	0.93	NO	52.19	1.074	6.27e3	7.55e5	1.03	2.7	0.831	db

Dataset: U:\VG11.PROVResults\200801K1\200801K1-CRVB.qld

Last Altered: Tuesday, June 02, 2020 10:21:37 Pacific Daylight Time
 Printed: Tuesday, June 02, 2020 11:15:31 Pacific Daylight Time

Compound name: PCB-199

Name	Std. Conc.	RA	RF	RT	RRT	Resp	IS Resp	Conc.	%Dev	RRF	X = dropped
200801K1_3	2.50	1.00	NO	52.21	1.074	1.51e4	7.86e5	2.43	-2.8	0.786	MM
200801K1_4	50.0	0.92	NO	52.21	1.074	3.10e5	7.74e5	49.5	-1.0	0.801	db
200801K1_5	400	0.89	NO	52.21	1.074	2.81e6	8.21e5	424	5.9	0.857	db
200801K1_6	1000	0.90	NO	52.21	1.074	7.45e6	8.46e5	1090	8.8	0.881	db

Compound name: PCB-198/203

Response Factor: 0.838202

RRF SD: 0.0715006, Relative SD: 8.53023

Response type: Internal Std (Ref 208), Area * (IS Conc. / IS Area)

Curve type: RF

Name	Std. Conc.	RA	RF	RT	RRT	Resp	IS Resp	Conc.	%Dev	RRF	X = dropped
200801K1_1	0.500	1.00	NO	52.50	1.081	2.91e3	6.72e5	0.518	3.1	0.884	bb
200801K1_2	2.00	0.93	NO	52.50	1.080	1.09e4	7.55e5	1.73	-13.8	0.724	bd
200801K1_3	5.00	0.94	NO	52.50	1.080	3.07e4	7.86e5	4.79	-4.3	0.802	MM
200801K1_4	100	0.90	NO	52.51	1.081	6.36e5	7.74e5	98.1	-1.9	0.822	bb
200801K1_5	800	0.91	NO	52.51	1.081	5.85e6	8.21e5	850	6.2	0.891	bb
200801K1_6	2000	0.91	NO	52.51	1.081	1.57e7	8.46e5	2210	10.4	0.926	bb

Compound name: PCB-195

Response Factor: 1.04444

RRF SD: 0.0883119, Relative SD: 8.45545

Response type: Internal Std (Ref 209), Area * (IS Conc. / IS Area)

Curve type: RF

Name	Std. Conc.	RA	RF	RT	RRT	Resp	IS Resp	Conc.	%Dev	RRF	X = dropped
200801K1_1	0.250	0.81	NO	53.79	0.983	1.54e3	6.54e5	0.225	-9.8	0.942	MM
200801K1_2	1.00	0.81	NO	53.79	0.983	6.86e3	6.72e5	0.948	-5.2	0.990	bb
200801K1_3	2.50	0.88	NO	53.79	0.983	1.83e4	7.55e5	2.32	-7.2	0.970	bb
200801K1_4	50.0	0.88	NO	53.81	0.984	3.74e5	6.85e5	52.4	4.7	1.09	bd
200801K1_5	400	0.89	NO	53.79	0.983	3.33e6	7.19e5	443	10.8	1.16	bd
200801K1_6	1000	0.90	NO	53.81	0.984	8.99e6	8.07e5	1070	6.6	1.11	bd

Dataset: U:\VG11.PRO\Results\200801K1\200801K1-CRVB.qld

Last Altered: Tuesday, June 02, 2020 10:21:37 Pacific Daylight Time
 Printed: Tuesday, June 02, 2020 11:15:31 Pacific Daylight Time

Compound name: PCB-194
 Response Factor: 1.11592
 RRF SD: 0.0652125, Relative SD: 5.84384
 Response type: Internal Std (Ref 209), Area * (IS Conc. / IS Area)
 Curve type: RF

Name	Std. Conc.	RA	in/	RT	RRT	Resp	IS Resp	Conc	%Dev	RRF	X = dropped
200801K1_1	0.250	0.76	NO	54.72	1.000	1.92e3	6.54e5	0.262	4.9	1.17	MM
200801K1_2	1.00	0.91	NO	54.72	1.000	7.03e3	6.72e5	0.937	-6.3	1.05	bb
200801K1_3	2.50	0.91	NO	54.72	1.000	1.84e4	7.55e5	2.30	-6.1	1.03	bb
200801K1_4	50.0	0.88	NO	54.72	1.000	3.84e5	6.85e5	50.2	0.5	1.12	bb
200801K1_5	400	0.88	NO	54.72	1.000	3.39e6	7.19e5	422	5.5	1.18	bb
200801K1_6	1000	0.89	NO	54.72	1.000	9.32e6	8.07e5	1040	3.5	1.16	bb

Compound name: PCB-205
 Response Factor: 1.28935
 RRF SD: 0.0752087, Relative SD: 5.83305
 Response type: Internal Std (Ref 209), Area * (IS Conc. / IS Area)
 Curve type: RF

Name	Std. Conc.	RA	in/	RT	RRT	Resp	IS Resp	Conc	%Dev	RRF	X = dropped
200801K1_1	0.250	1.01	NO	54.99	1.005	1.97e3	6.54e5	0.233	-6.7	1.20	MM
200801K1_2	1.00	0.88	NO	54.99	1.005	8.47e3	8.72e5	0.977	-2.3	1.26	bb
200801K1_3	2.50	0.92	NO	54.99	1.005	2.29e4	7.55e5	2.35	-5.8	1.21	bb
200801K1_4	50.0	0.89	NO	54.99	1.005	4.55e5	6.85e5	51.5	3.1	1.33	bb
200801K1_5	400	0.87	NO	54.99	1.005	4.00e6	7.19e5	431	7.9	1.39	bb
200801K1_6	1000	0.88	NO	54.99	1.005	1.08e7	8.07e5	1040	3.9	1.34	bb

Compound name: PCB-208
 Response Factor: 0.933088
 RRF SD: 0.0782208, Relative SD: 8.383
 Response type: Internal Std (Ref 210), Area * (IS Conc. / IS Area)
 Curve type: RF

Name	Std. Conc.	RA	in/	RT	RRT	Resp	IS Resp	Conc	%Dev	RRF	X = dropped
200801K1_1	0.250	1.28	NO	53.95	1.000	1.83e3	8.27e5	0.237	-5.3	0.884	bb
200801K1_2	1.00	1.34	NO	53.95	1.000	7.27e3	8.89e5	0.876	-12.4	0.818	bb

Dataset: U:\VG11.PRO\Results\200601K1\200601K1-CRVB.qld

Last Altered: Tuesday, June 02, 2020 10:21:37 Pacific Daylight Time
 Printed: Tuesday, June 02, 2020 11:15:31 Pacific Daylight Time

Compound name: PCB-208

Name	Std Conc	RA	n/y	RT	RRT	Resp	IS Resp	Conc	%Dev	RRF	X = dropped
200601K1_3	2.50	1.29	NO	53.95	1.000	2.17e4	9.56e5	2.43	-2.9	0.908	bb
200601K1_4	50.0	1.35	NO	53.95	1.000	4.38e5	9.09e5	51.6	3.3	0.964	bb
200601K1_5	400	1.35	NO	53.95	1.000	3.85e6	9.40e5	439	9.7	1.02	bb
200601K1_6	1000	1.34	NO	53.95	1.000	1.02e7	1.01e6	1080	7.8	1.00	bb

Compound name: PCB-207

Response Factor: 0.916302

RRF SD: 0.0559032, Relative SD: 6.10095

Response type: Internal Std (Ref 210), Area * (IS Conc. / IS Area)

Curve type: RF

Name	Std Conc	RA	n/y	RT	RRT	Resp	IS Resp	Conc	%Dev	RRF	X = dropped
200601K1_1	0.250	1.18	NO	54.29	1.007	1.83e3	6.27e5	0.242	-3.3	0.886	bb
200601K1_2	1.00	1.36	NO	54.29	1.007	7.46e3	8.89e5	0.915	-8.5	0.839	bb
200601K1_3	2.50	1.29	NO	54.29	1.007	2.13e4	9.56e5	2.44	-2.5	0.893	bb
200601K1_4	50.0	1.35	NO	54.29	1.007	4.18e5	9.09e5	50.2	0.4	0.920	bb
200601K1_5	400	1.32	NO	54.29	1.007	3.69e6	9.40e5	428	7.0	0.981	bb
200601K1_6	1000	1.32	NO	54.29	1.007	9.93e6	1.01e6	1070	6.9	0.979	bb

Compound name: PCB-206

Response Factor: 1.00741

RRF SD: 0.0633496, Relative SD: 6.28838

Response type: Internal Std (Ref 211), Area * (IS Conc. / IS Area)

Curve type: RF

Name	Std Conc	RA	n/y	RT	RRT	Resp	IS Resp	Conc	%Dev	RRF	X = dropped
200601K1_1	0.250	1.24	NO	56.24	1.000	1.17e3	4.83e5	0.240	-4.2	0.965	bb
200601K1_2	1.00	1.28	NO	56.25	1.000	4.56e3	4.90e5	0.928	-7.2	0.935	bd
200601K1_3	2.50	1.39	NO	56.25	1.000	1.33e4	5.49e5	2.40	-4.0	0.987	bb
200601K1_4	50.0	1.35	NO	56.25	1.000	2.55e5	5.03e5	50.4	0.7	1.01	dd
200601K1_5	400	1.33	NO	56.25	1.000	2.21e6	5.04e5	435	8.8	1.10	dd
200601K1_6	1000	1.34	NO	56.25	1.000	5.91e6	5.54e5	1080	5.9	1.07	bd

Dataset: U:\VG11.PRO\Results\200601K1\200601K1-CRVB.qld

Last Altered: Tuesday, June 02, 2020 10:21:37 Pacific Daylight Time
 Printed: Tuesday, June 02, 2020 11:15:31 Pacific Daylight Time

Compound name: PCB-209
 Response Factor: 0.986438
 RRF SD: 0.0459049, Relative SD: 4.6536
 Response type: Internal Std (Ref 212), Area * (IS Conc. / IS Area)
 Curve type: RF

Name	Std. Conc.	RA	n/y	RT	RRT	Resp	IS Resp	Conc	%Dev	RRF	X=dropped
200601K1_1	0.250	1.31	NO	57.48	1.000	8.49e2	3.85e5	0.236	-5.8	0.930	bb
200601K1_2	1.00	1.14	NO	57.49	1.000	3.51e3	3.67e5	0.970	-3.0	0.957	bb
200601K1_3	2.50	1.20	NO	57.49	1.000	9.28e3	3.88e5	2.42	-3.1	0.956	bb
200601K1_4	50.0	1.19	NO	57.49	1.000	1.78e5	3.55e5	50.8	1.8	1.00	bb
200601K1_5	400	1.18	NO	57.49	1.000	1.45e6	3.47e5	424	6.0	1.05	bb
200601K1_6	1000	1.18	NO	57.49	1.000	3.98e6	3.87e5	1040	4.2	1.03	bb

Compound name: 13C-PCB-1
 Response Factor: 0.893492
 RRF SD: 0.0183374, Relative SD: 2.05233
 Response type: Internal Std (Ref 213), Area * (IS Conc. / IS Area)
 Curve type: RF

Name	Std. Conc.	RA	n/y	RT	RRT	Resp	IS Resp	Conc	%Dev	RRF	X=dropped
200601K1_1	100	3.27	NO	15.51	0.608	2.37e6	2.62e6	101	1.1	0.903	bb
200601K1_2	100	3.24	NO	15.52	0.608	2.53e6	2.80e6	101	1.1	0.903	bb
200601K1_3	100	3.25	NO	15.53	0.609	2.46e6	2.85e6	98.8	-3.4	0.863	bb
200601K1_4	100	3.38	NO	15.53	0.609	2.44e6	2.67e6	102	2.2	0.914	bb
200601K1_5	100	3.20	NO	15.53	0.609	2.52e6	2.81e6	100	0.3	0.896	bb
200601K1_6	100	3.24	NO	15.53	0.609	2.44e6	2.77e6	98.7	-1.3	0.882	bb

Compound name: 13C-PCB-3
 Response Factor: 0.910947
 RRF SD: 0.0156258, Relative SD: 1.71533
 Response type: Internal Std (Ref 213), Area * (IS Conc. / IS Area)
 Curve type: RF

Name	Std. Conc.	RA	n/y	RT	RRT	Resp	IS Resp	Conc	%Dev	RRF	X=dropped
200601K1_1	100	3.25	NO	18.16	0.711	2.41e6	2.62e6	101	1.0	0.920	bb
200601K1_2	100	3.30	NO	18.16	0.711	2.58e6	2.80e6	101	1.3	0.923	bb

Dataset: U:\VG11.PRO\Results\200801K1\200801K1-CRVB.qld

Last Altered: Tuesday, June 02, 2020 10:21:37 Pacific Daylight Time
 Printed: Tuesday, June 02, 2020 11:15:31 Pacific Daylight Time

Compound name: 13C-PCB-3

Name	Std. Conc.	RA	nty	RT	RRT	Resp	IS Resp	Conc.	%Dev	RRF	X = dropped
200801K1_3	100	3.32	NO	18.17	0.712	2.54e6	2.85e6	97.7	-2.3	0.890	bb
200801K1_4	100	3.19	NO	18.17	0.712	2.46e6	2.87e6	101	1.1	0.921	bb
200801K1_5	100	3.37	NO	18.17	0.712	2.58e6	2.81e6	101	1.1	0.921	bb
200801K1_6	100	3.32	NO	18.17	0.712	2.47e6	2.77e6	97.9	-2.1	0.892	bb

Compound name: 13C-PCB-4

Response Factor: 0.599965

RRF SD: 0.0112844, Relative SD: 1.87751

Response type: Internal Std (Ref 213), Area * (IS Conc. / IS Area)

Curve type: RF

Name	Std. Conc.	RA	nty	RT	RRT	Resp	IS Resp	Conc.	%Dev	RRF	X = dropped
200801K1_1	100	1.59	NO	19.51	0.765	1.57e6	2.62e6	99.7	-0.3	0.598	bb
200801K1_2	100	1.81	NO	19.52	0.765	1.72e6	2.80e6	102	2.1	0.613	bb
200801K1_3	100	1.80	NO	19.52	0.765	1.87e6	2.85e6	97.5	-2.5	0.585	bb
200801K1_4	100	1.80	NO	19.53	0.765	1.82e6	2.87e6	101	0.8	0.605	bb
200801K1_5	100	1.58	NO	19.52	0.765	1.72e6	2.81e6	102	1.7	0.610	bb
200801K1_6	100	1.58	NO	19.53	0.765	1.83e6	2.77e6	98.2	-1.8	0.589	bb

Compound name: 13C-PCB-9

Response Factor: 0.989602

RRF SD: 0.0158818, Relative SD: 1.63589

Response type: Internal Std (Ref 213), Area * (IS Conc. / IS Area)

Curve type: RF

Name	Std. Conc.	RA	nty	RT	RRT	Resp	IS Resp	Conc.	%Dev	RRF	X = dropped
200801K1_1	100	1.57	NO	21.33	0.836	2.57e6	2.62e6	101	1.2	0.981	bb
200801K1_2	100	1.57	NO	21.34	0.836	2.77e6	2.80e6	102	2.0	0.989	bb
200801K1_3	100	1.58	NO	21.35	0.836	2.71e6	2.85e6	98.0	-2.0	0.950	bb
200801K1_4	100	1.57	NO	21.35	0.836	2.81e6	2.87e6	101	0.6	0.975	bb
200801K1_5	100	1.58	NO	21.35	0.836	2.73e6	2.81e6	100	0.2	0.972	bb
200801K1_6	100	1.55	NO	21.35	0.836	2.83e6	2.77e6	98.1	-1.9	0.951	bb

Dataset: U:\VG11.PRO\Results\200601K1\200601K1-CRVB.qld

Last Altered: Tuesday, June 02, 2020 10:21:37 Pacific Daylight Time
 Printed: Tuesday, June 02, 2020 11:15:31 Pacific Daylight Time

Compound name: 13C-PCB-11
 Response Factor: 0.961529
 RRF SD: 0.00722668, Relative SD: 0.751582
 Response type: Internal Std (Ref 213), Area * (IS Conc. / IS Area)
 Curve type: RF

Name	Std Conc	RA	n/y	RT	RRT	Resp	IS Resp	Conc	%Dev	RRF	X = dropped
200601K1_1	100	1.57	NO	24.76	0.971	2.53e6	2.62e6	100	0.5	0.966	bb
200601K1_2	100	1.57	NO	24.79	0.972	2.70e6	2.80e6	100	0.3	0.964	bb
200601K1_3	100	1.57	NO	24.80	0.972	2.71e6	2.85e6	98.9	-1.1	0.951	bb
200601K1_4	100	1.56	NO	24.80	0.972	2.56e6	2.87e6	99.5	-0.5	0.957	bb
200601K1_5	100	1.57	NO	24.80	0.972	2.70e6	2.81e6	99.8	-0.2	0.960	bb
200601K1_6	100	1.57	NO	24.80	0.972	2.69e6	2.77e6	101	1.0	0.971	bb

Compound name: 13C-PCB-19
 Response Factor: 0.498883
 RRF SD: 0.00572334, Relative SD: 1.14723
 Response type: Internal Std (Ref 213), Area * (IS Conc. / IS Area)
 Curve type: RF

Name	Std Conc	RA	n/y	RT	RRT	Resp	IS Resp	Conc	%Dev	RRF	X = dropped
200601K1_1	100	1.02	NO	23.75	0.931	1.32e6	2.62e6	101	0.8	0.503	bb
200601K1_2	100	1.03	NO	23.75	0.931	1.42e6	2.80e6	101	1.3	0.505	bb
200601K1_3	100	1.04	NO	23.76	0.931	1.39e6	2.85e6	98.1	-1.9	0.489	bb
200601K1_4	100	1.02	NO	23.76	0.931	1.33e6	2.67e6	99.5	-0.5	0.496	bb
200601K1_5	100	1.00	NO	23.76	0.931	1.40e6	2.81e6	99.8	-0.2	0.496	bb
200601K1_6	100	1.01	NO	23.76	0.931	1.39e6	2.77e6	101	0.5	0.501	bb

Compound name: 13C-PCB-32
 Response Factor: 0.74412
 RRF SD: 0.0231643, Relative SD: 3.11298
 Response type: Internal Std (Ref 213), Area * (IS Conc. / IS Area)
 Curve type: RF

Name	Std Conc	RA	n/y	RT	RRT	Resp	IS Resp	Conc	%Dev	RRF	X = dropped
200601K1_1	100	1.04	NO	26.74	1.048	1.93e6	2.62e6	99.1	-0.9	0.737	bb
200601K1_2	100	1.05	NO	26.75	1.048	2.07e6	2.80e6	99.5	-0.5	0.741	bb

Dataset: U:\WG11.PRO\Results\200601K1\200601K1-CRVB.qld

Last Altered: Tuesday, June 02, 2020 10:21:37 Pacific Daylight Time
 Printed: Tuesday, June 02, 2020 11:15:31 Pacific Daylight Time

Compound name: 13C-PCB-32

Name	Std. Conc.	RA	Qty	RT	RRT	Resp	IS Resp	Conc.	%Dev	RRF	X = dropped
200601K1_3	100	1.02	NO	28.75	1.048	2.03e6	2.85e6	95.5	-4.5	0.710	bb
200601K1_4	100	1.03	NO	28.75	1.048	1.97e6	2.87e6	99.2	-0.8	0.739	bb
200601K1_5	100	1.04	NO	28.75	1.048	2.13e6	2.81e6	102	2.0	0.759	bb
200601K1_6	100	1.05	NO	28.75	1.048	2.18e6	2.77e6	105	4.7	0.779	bb

Compound name: 13C-PCB-28

Response Factor: 1.06428

RRF SD: 0.0550204, Relative SD: 5.16973

Response type: Internal Std (Ref 214), Area * (IS Conc. / IS Area)

Curve type: RF

Name	Std. Conc.	RA	Qty	RT	RRT	Resp	IS Resp	Conc.	%Dev	RRF	X = dropped
200601K1_1	100	1.03	NO	28.75	1.003	2.38e6	2.08e6	107	7.4	1.14	db
200601K1_2	100	1.04	NO	28.77	1.004	2.38e6	2.43e6	92.3	-7.7	0.983	db
200601K1_3	100	1.04	NO	28.77	1.004	2.33e6	2.26e6	97.0	-3.0	1.03	db
200601K1_4	100	1.04	NO	28.77	1.004	2.26e6	2.13e6	98.7	-0.3	1.06	db
200601K1_5	100	1.04	NO	28.77	1.004	2.40e6	2.24e6	100	0.4	1.07	db
200601K1_6	100	1.04	NO	28.77	1.004	2.39e6	2.18e6	103	3.2	1.10	db

Compound name: 13C-PCB-37

Response Factor: 0.989118

RRF SD: 0.0390859, Relative SD: 3.95159

Response type: Internal Std (Ref 214), Area * (IS Conc. / IS Area)

Curve type: RF

Name	Std. Conc.	RA	Qty	RT	RRT	Resp	IS Resp	Conc.	%Dev	RRF	X = dropped
200601K1_1	100	1.03	NO	32.75	1.143	2.11e6	2.08e6	102	2.5	1.01	bb
200601K1_2	100	1.02	NO	32.75	1.143	2.28e6	2.43e6	94.0	-8.0	0.930	bb
200601K1_3	100	1.05	NO	32.75	1.143	2.28e6	2.28e6	101	1.4	1.00	bb
200601K1_4	100	1.03	NO	32.75	1.143	2.09e6	2.13e6	99.2	-0.8	0.981	bb
200601K1_5	100	1.06	NO	32.75	1.143	2.17e6	2.24e6	97.8	-2.4	0.968	bb
200601K1_6	100	1.05	NO	32.77	1.143	2.27e6	2.18e6	105	5.3	1.04	bb

Dataset: U:\VG11.PRO\Results\200801K1\200801K1-CRVB.qld

Last Altered: Tuesday, June 02, 2020 10:21:37 Pacific Daylight Time
 Printed: Tuesday, June 02, 2020 11:15:31 Pacific Daylight Time

Compound name: 13C-PCB-54
 Response Factor: 0.99939
 RRF SD: 0.0146278, Relative SD: 1.46368
 Response type: Internal Std (Ref 215), Area * (IS Conc. / IS Area)
 Curve type: RF

Name	Std. Conc.	RA	rt	RT	RRF	Resp	IS Resp	Conc.	%Dev	RRF	X = dropped
200801K1_1	100	0.77	NO	27.60	0.752	1.88e6	1.87e6	101	0.8	1.01	bb
200801K1_2	100	0.78	NO	27.62	0.753	1.85e6	1.82e6	102	1.7	1.02	bb
200801K1_3	100	0.79	NO	27.62	0.753	1.80e6	1.81e6	99.5	-0.5	0.995	bb
200801K1_4	100	0.79	NO	27.62	0.753	1.75e6	1.74e6	101	0.8	1.01	bb
200801K1_5	100	0.77	NO	27.62	0.752	1.88e6	1.89e6	99.7	-0.3	0.998	bb
200801K1_6	100	0.79	NO	27.62	0.752	1.88e6	1.92e6	97.5	-2.5	0.974	bb

Compound name: 13C-PCB-52
 Response Factor: 0.804222
 RRF SD: 0.0127119, Relative SD: 1.58085
 Response type: Internal Std (Ref 215), Area * (IS Conc. / IS Area)
 Curve type: RF

Name	Std. Conc.	RA	rt	RT	RRF	Resp	IS Resp	Conc.	%Dev	RRF	X = dropped
200801K1_1	100	0.78	NO	31.25	0.852	1.37e6	1.87e6	102	1.8	0.817	bd
200801K1_2	100	0.79	NO	31.26	0.852	1.50e6	1.82e6	102	2.3	0.823	bb
200801K1_3	100	0.81	NO	31.26	0.852	1.44e6	1.81e6	99.0	-1.0	0.796	bb
200801K1_4	100	0.79	NO	31.26	0.852	1.38e6	1.74e6	98.5	-1.5	0.792	bd
200801K1_5	100	0.77	NO	31.26	0.852	1.51e6	1.89e6	99.4	-0.6	0.799	bd
200801K1_6	100	0.77	NO	31.26	0.852	1.54e6	1.92e6	99.2	-0.8	0.796	bd

Compound name: 13C-PCB-47
 Response Factor: 0.857338
 RRF SD: 0.011554, Relative SD: 1.34766
 Response type: Internal Std (Ref 215), Area * (IS Conc. / IS Area)
 Curve type: RF

Name	Std. Conc.	RA	rt	RT	RRF	Resp	IS Resp	Conc.	%Dev	RRF	X = dropped
200801K1_1	100	0.79	NO	31.77	0.866	1.44e6	1.87e6	100	0.3	0.860	bb
200801K1_2	100	0.78	NO	31.77	0.866	1.59e6	1.82e6	102	2.1	0.875	bb

Dataset: U:\VG11.PRO\Results\200601K1\200601K1-CRVB.qld

Last Altered: Tuesday, June 02, 2020 10:21:37 Pacific Daylight Time

Printed: Tuesday, June 02, 2020 11:15:31 Pacific Daylight Time

Compound name: 13C-PCB-47

Name	Std Conc	RA	Int	RT	RRT	Resp	IS Resp	Conc	%Dev	RRF	X = dropped
200601K1_3	100	0.79	NO	31.78	0.867	1.53e6	1.81e6	98.3	-1.7	0.843	bb
200601K1_4	100	0.78	NO	31.78	0.867	1.49e6	1.74e6	100	-0.0	0.857	bb
200601K1_5	100	0.78	NO	31.78	0.866	1.60e6	1.89e6	98.7	-1.3	0.846	bb
200601K1_6	100	0.78	NO	31.78	0.866	1.66e6	1.92e6	101	0.5	0.862	bb

Compound name: 13C-PCB-70

Response Factor: 0.995775

RRF SD: 0.0166908, Relative SD: 1.67616

Response type: Internal Std (Ref 215), Area * (IS Conc. / IS Area)

Curve type: RF

Name	Std Conc	RA	Int	RT	RRT	Resp	IS Resp	Conc	%Dev	RRF	X = dropped
200601K1_1	100	0.79	NO	35.40	0.965	1.70e6	1.67e6	102	2.3	1.02	bb
200601K1_2	100	0.79	NO	35.41	0.965	1.84e6	1.82e6	101	1.4	1.01	bb
200601K1_3	100	0.79	NO	35.41	0.965	1.79e6	1.81e6	99.4	-0.6	0.989	bb
200601K1_4	100	0.80	NO	35.41	0.965	1.73e6	1.74e6	100	0.1	0.997	bb
200601K1_5	100	0.79	NO	35.41	0.965	1.84e6	1.89e6	97.6	-2.4	0.972	bb
200601K1_6	100	0.79	NO	35.41	0.965	1.90e6	1.92e6	99.2	-0.8	0.988	bb

Compound name: 13C-PCB-80

Response Factor: 1.02819

RRF SD: 0.0132281, Relative SD: 1.28654

Response type: Internal Std (Ref 215), Area * (IS Conc. / IS Area)

Curve type: RF

Name	Std Conc	RA	Int	RT	RRT	Resp	IS Resp	Conc	%Dev	RRF	X = dropped
200601K1_1	100	0.80	NO	35.84	0.977	1.75e6	1.67e6	102	1.8	1.05	bb
200601K1_2	100	0.79	NO	35.84	0.977	1.87e6	1.82e6	100	-0.0	1.03	bb
200601K1_3	100	0.79	NO	35.84	0.977	1.86e6	1.81e6	99.7	-0.3	1.03	bb
200601K1_4	100	0.79	NO	35.84	0.977	1.79e6	1.74e6	100	0.2	1.03	bb
200601K1_5	100	0.80	NO	35.84	0.977	1.90e6	1.89e6	97.8	-2.2	1.01	db
200601K1_6	100	0.77	NO	35.84	0.977	1.99e6	1.92e6	100	0.5	1.03	bb

Dataset: U:\VG11.PRO\Results\200801K1\200801K1-CRVB.qld

Last Altered: Tuesday, June 02, 2020 10:21:37 Pacific Daylight Time

Printed: Tuesday, June 02, 2020 11:15:31 Pacific Daylight Time

Compound name: 13C-PCB-81

Response Factor: 0.987991

RRF SD: 0.0137248, Relative SD: 1.38916

Response type: Internal Std (Ref 215), Area * (IS Conc. / IS Area)

Curve type: RF

	Name	Std. Conc.	RA	Int.	RT	RRT	Resp.	IS Resp.	Conc.	%Dev.	RRF	X = dropped
1	200801K1_1	100	0.79	NO	39.04	1.084	1.85e6	1.87e6	99.8	-0.2	0.986	bd
2	200801K1_2	100	0.79	NO	39.04	1.084	1.76e6	1.82e6	98.0	-2.0	0.988	bd
3	200801K1_3	100	0.79	NO	39.04	1.084	1.80e6	1.81e6	100	0.5	0.993	bd
4	200801K1_4	100	0.80	NO	39.04	1.084	1.70e6	1.74e6	99.2	-0.8	0.980	bb
5	200801K1_5	100	0.78	NO	39.04	1.084	1.86e6	1.89e6	101	0.6	0.994	bd
6	200801K1_6	100	0.78	NO	39.04	1.084	1.94e6	1.92e6	102	2.0	1.01	bd

Compound name: 13C-PCB-77

Response Factor: 0.988731

RRF SD: 0.0228063, Relative SD: 2.35425

Response type: Internal Std (Ref 215), Area * (IS Conc. / IS Area)

Curve type: RF

	Name	Std. Conc.	RA	Int.	RT	RRT	Resp.	IS Resp.	Conc.	%Dev.	RRF	X = dropped
1	200801K1_1	100	0.79	NO	39.66	1.081	1.59e6	1.67e6	98.5	-1.5	0.954	bb
2	200801K1_2	100	0.78	NO	39.66	1.081	1.71e6	1.82e6	97.0	-3.0	0.940	bb
3	200801K1_3	100	0.79	NO	39.66	1.081	1.75e6	1.81e6	99.7	-0.3	0.966	bb
4	200801K1_4	100	0.80	NO	39.66	1.081	1.69e6	1.74e6	101	0.6	0.975	bb
5	200801K1_5	100	0.81	NO	39.66	1.081	1.84e6	1.89e6	100	0.2	0.970	bb
6	200801K1_6	100	0.80	NO	39.66	1.081	1.94e6	1.92e6	104	4.0	1.01	bb

Compound name: 13C-PCB-104

Response Factor: 1.01645

RRF SD: 0.0338582, Relative SD: 3.33102

Response type: Internal Std (Ref 216), Area * (IS Conc. / IS Area)

Curve type: RF

	Name	Std. Conc.	RA	Int.	RT	RRT	Resp.	IS Resp.	Conc.	%Dev.	RRF	X = dropped
1	200801K1_1	100	1.58	NO	32.44	0.828	1.12e6	1.08e6	102	1.8	1.03	bb
2	200801K1_2	100	1.85	NO	32.46	0.827	1.26e6	1.18e6	105	4.9	1.07	bb

Dataset: U:\VG11.PRO\Results\200601K1\200601K1-CRVB.qld

Last Altered: Tuesday, June 02, 2020 10:21:37 Pacific Daylight Time
 Printed: Tuesday, June 02, 2020 11:15:31 Pacific Daylight Time

Compound name: 13C-PCB-104

Name	Std. Conc.	RA	inj	RT	RRT	Resp	IS Resp	Conc.	%Dev	RRF	X = dropped
200601K1_3	100	1.62	NO	32.46	0.827	1.20e6	1.17e6	100	0.4	1.02	bb
200601K1_4	100	1.59	NO	32.46	0.827	1.17e6	1.15e6	100	0.3	1.02	bb
200601K1_5	100	1.62	NO	32.46	0.827	1.28e6	1.31e6	96.3	-3.7	0.979	bb
200601K1_6	100	1.63	NO	32.46	0.827	1.28e6	1.31e6	96.3	-3.7	0.979	bb

Compound name: 13C-PCB-95

Response Factor: 0.805195

RRF SD: 0.0178744, Relative SD: 2.19504

Response type: Internal Std (Ref 216), Area * (IS Conc. / IS Area)

Curve type: RF

Name	Std. Conc.	RA	inj	RT	RRT	Resp	IS Resp	Conc.	%Dev	RRF	X = dropped
200601K1_1	100	1.86	NO	35.71	0.910	8.86e5	1.08e6	102	1.5	0.817	bb
200601K1_2	100	1.82	NO	35.71	0.910	9.83e5	1.18e6	101	1.5	0.817	bb
200601K1_3	100	1.81	NO	35.71	0.910	9.53e5	1.17e6	101	1.1	0.814	bb
200601K1_4	100	1.84	NO	35.73	0.910	9.36e5	1.15e6	101	0.8	0.812	bb
200601K1_5	100	1.81	NO	35.73	0.910	1.01e6	1.31e6	95.8	-4.2	0.772	bb
200601K1_6	100	1.80	NO	35.73	0.910	1.05e6	1.31e6	99.3	-0.7	0.799	bb

Compound name: 13C-PCB-101

Response Factor: 0.792577

RRF SD: 0.0148513, Relative SD: 1.84857

Response type: Internal Std (Ref 216), Area * (IS Conc. / IS Area)

Curve type: RF

Name	Std. Conc.	RA	inj	RT	RRT	Resp	IS Resp	Conc.	%Dev	RRF	X = dropped
200601K1_1	100	1.86	NO	37.46	0.955	8.56e5	1.08e6	99.8	-0.4	0.789	bb
200601K1_2	100	1.87	NO	37.46	0.955	9.56e5	1.18e6	102	2.5	0.812	bb
200601K1_3	100	1.81	NO	37.46	0.955	9.39e5	1.17e6	101	1.2	0.802	bb
200601K1_4	100	1.80	NO	37.46	0.955	9.13e5	1.15e6	100	-0.0	0.793	bb
200601K1_5	100	1.80	NO	37.46	0.955	1.01e6	1.31e6	97.0	-3.0	0.769	bb
200601K1_6	100	1.87	NO	37.46	0.955	1.04e6	1.31e6	99.7	-0.3	0.790	bb

Dataset: U:\WG11.PRO\Results\200601K1\200601K1-CRVB.qld

Last Altered: Tuesday, June 02, 2020 10:21:37 Pacific Daylight Time
 Printed: Tuesday, June 02, 2020 11:15:31 Pacific Daylight Time

Compound name: 13C-PCB-97
 Response Factor: 0.696385
 RRF SD: 0.00628075, Relative SD: 0.901907
 Response type: Internal Std (Ref 216), Area * (IS Conc. / IS Area)
 Curve type: RF

Name	Std. Conc.	RA	n/y	RT	RRT	Resp	IS Resp	Conc.	%Dev.	RRF	X = dropped
200601K1_1	100	1.63	NO	38.80	0.989	7.55e5	1.08e6	100	0.0	0.697	bb
200601K1_2	100	1.64	NO	38.80	0.989	8.31e5	1.18e6	101	1.2	0.705	bb
200601K1_3	100	1.63	NO	38.80	0.989	8.21e5	1.17e6	101	0.7	0.701	bb
200601K1_4	100	1.64	NO	38.80	0.989	7.95e5	1.15e6	99.0	-1.0	0.690	bb
200601K1_5	100	1.61	NO	38.80	0.989	9.02e5	1.31e6	99.0	-1.0	0.689	bb
200601K1_6	100	1.61	NO	38.80	0.989	9.13e5	1.31e6	100	0.0	0.698	bb

Compound name: 13C-PCB-123
 Response Factor: 0.932868
 RRF SD: 0.0173754, Relative SD: 1.86258
 Response type: Internal Std (Ref 216), Area * (IS Conc. / IS Area)
 Curve type: RF

Name	Std. Conc.	RA	n/y	RT	RRT	Resp	IS Resp	Conc.	%Dev.	RRF	X = dropped
200601K1_1	100	1.82	NO	41.44	1.056	1.02e6	1.08e6	101	0.6	0.939	bd
200601K1_2	100	1.81	NO	41.44	1.056	1.11e6	1.18e6	101	0.5	0.938	bd
200601K1_3	100	1.84	NO	41.44	1.056	1.12e6	1.17e6	102	2.1	0.953	bd
200601K1_4	100	1.82	NO	41.48	1.056	1.07e6	1.15e6	99.3	-0.7	0.928	bd
200601K1_5	100	1.82	NO	41.48	1.056	1.18e6	1.31e6	96.7	-3.3	0.902	bd
200601K1_6	100	1.81	NO	41.48	1.056	1.23e6	1.31e6	101	0.7	0.939	bd

Compound name: 13C-PCB-118
 Response Factor: 0.985592
 RRF SD: 0.0134189, Relative SD: 1.3815
 Response type: Internal Std (Ref 216), Area * (IS Conc. / IS Area)
 Curve type: RF

Name	Std. Conc.	RA	n/y	RT	RRT	Resp	IS Resp	Conc.	%Dev.	RRF	X = dropped
200601K1_1	100	1.64	NO	41.63	1.061	1.07e6	1.08e6	100	0.4	0.990	db
200601K1_2	100	1.62	NO	41.63	1.061	1.17e6	1.18e6	100	0.3	0.988	db

Dataset: U:\VG11.PRO\Results\200801K1\200801K1-CRVB.qld

Last Altered: Tuesday, June 02, 2020 10:21:37 Pacific Daylight Time

Printed: Tuesday, June 02, 2020 11:15:31 Pacific Daylight Time

Compound name: 13C-PCB-118

Name	Std. Conc.	RA	n/y	RT	RRT	Resp	IS Resp	Conc.	%Dev	RRF	X=dropped
200801K1_3	100	1.88	NO	41.85	1.081	1.16e6	1.17e6	100	0.3	0.989	db
200801K1_4	100	1.84	NO	41.85	1.081	1.12e6	1.15e6	98.8	-1.2	0.974	db
200801K1_5	100	1.83	NO	41.85	1.081	1.27e6	1.31e6	98.2	-1.8	0.987	db
200801K1_6	100	1.58	NO	41.85	1.081	1.32e6	1.31e6	102	2.0	1.01	db

Compound name: 13C-PCB-114

Response Factor: 1.54868

RRF SD: 0.0375936, Relative SD: 2.4308

Response type: Internal Std (Ref 217), Area * (IS Conc. / IS Area)

Curve type: RF

Name	Std. Conc.	RA	n/y	RT	RRT	Resp	IS Resp	Conc.	%Dev	RRF	X=dropped
200801K1_1	100	1.58	NO	42.30	0.908	1.38e6	8.47e5	104	4.0	1.81	bb
200801K1_2	100	1.55	NO	42.30	0.908	1.45e6	9.25e5	102	1.8	1.57	bb
200801K1_3	100	1.56	NO	42.32	0.908	1.47e6	9.70e5	97.9	-2.1	1.51	bb
200801K1_4	100	1.58	NO	42.32	0.908	1.41e6	9.28e5	98.2	-1.8	1.52	bb
200801K1_5	100	1.59	NO	42.32	0.908	1.52e6	1.00e6	98.3	-1.7	1.52	bb
200801K1_6	100	1.58	NO	42.32	0.908	1.58e6	1.02e6	100	0.0	1.55	bb

Compound name: 13C-PCB-105

Response Factor: 1.57244

RRF SD: 0.0487805, Relative SD: 3.10222

Response type: Internal Std (Ref 217), Area * (IS Conc. / IS Area)

Curve type: RF

Name	Std. Conc.	RA	n/y	RT	RRT	Resp	IS Resp	Conc.	%Dev	RRF	X=dropped
200801K1_1	100	1.58	NO	43.19	0.927	1.40e6	8.47e5	105	5.1	1.85	dd
200801K1_2	100	1.55	NO	43.19	0.927	1.47e6	9.25e5	101	1.1	1.59	bd
200801K1_3	100	1.59	NO	43.21	0.927	1.49e6	9.70e5	98.0	-2.0	1.54	bd
200801K1_4	100	1.59	NO	43.21	0.927	1.42e6	9.28e5	97.4	-2.8	1.53	bb
200801K1_5	100	1.57	NO	43.21	0.927	1.53e6	1.00e6	97.2	-2.8	1.53	bd
200801K1_6	100	1.57	NO	43.21	0.927	1.62e6	1.02e6	101	1.2	1.59	dd

Dataset: U:\VG11.PRO\Results\200801K1\200801K1-CRVB.qld

Last Altered: Tuesday, June 02, 2020 10:21:37 Pacific Daylight Time
 Printed: Tuesday, June 02, 2020 11:15:31 Pacific Daylight Time

Compound name: 13C-PCB-127
 Response Factor: 1.82478
 RRF SD: 0.0481809, Relative SD: 2.96539
 Response type: Internal Std (Ref 217), Area * (IS Conc. / IS Area)
 Curve type: RF

Name	Std. Conc.	RA	Int.	RT	RRT	Resp.	IS Resp.	Conc.	%Dev.	RRF	X = dropped
200801K1_1	100	1.56	NO	43.55	0.935	1.45e6	8.47e5	105	5.2	1.71	db
200801K1_2	100	1.57	NO	43.55	0.935	1.51e6	9.25e5	100	0.3	1.83	db
200801K1_3	100	1.57	NO	43.55	0.935	1.59e6	9.70e5	101	0.8	1.84	db
200801K1_4	100	1.56	NO	43.55	0.934	1.47e6	9.28e5	97.5	-2.5	1.58	bb
200801K1_5	100	1.56	NO	43.55	0.934	1.58e6	1.00e6	97.0	-3.0	1.58	db
200801K1_6	100	1.56	NO	43.55	0.934	1.64e6	1.02e6	99.2	-0.8	1.81	db

Compound name: 13C-PCB-126
 Response Factor: 1.56796
 RRF SD: 0.0317856, Relative SD: 2.02719
 Response type: Internal Std (Ref 217), Area * (IS Conc. / IS Area)
 Curve type: RF

Name	Std. Conc.	RA	Int.	RT	RRT	Resp.	IS Resp.	Conc.	%Dev.	RRF	X = dropped
200801K1_1	100	1.55	NO	45.51	0.978	1.33e6	8.47e5	100	0.0	1.57	bb
200801K1_2	100	1.56	NO	45.51	0.978	1.49e6	9.25e5	103	2.8	1.81	bb
200801K1_3	100	1.59	NO	45.51	0.978	1.54e6	9.70e5	101	1.0	1.58	bb
200801K1_4	100	1.54	NO	45.52	0.978	1.45e6	9.28e5	100	0.1	1.57	bb
200801K1_5	100	1.57	NO	45.51	0.978	1.51e6	1.00e6	98.4	-3.8	1.51	bb
200801K1_6	100	1.56	NO	45.52	0.978	1.80e6	1.02e6	99.8	-0.2	1.56	bb

Compound name: 13C-PCB-155
 Response Factor: 0.614596
 RRF SD: 0.0119449, Relative SD: 1.94354
 Response type: Internal Std (Ref 216), Area * (IS Conc. / IS Area)
 Curve type: RF

Name	Std. Conc.	RA	Int.	RT	RRT	Resp.	IS Resp.	Conc.	%Dev.	RRF	X = dropped
200801K1_1	100	1.28	NO	36.98	0.942	6.57e5	1.08e6	98.8	-1.4	0.606	bb
200801K1_2	100	1.28	NO	36.98	0.942	7.35e5	1.18e6	101	1.4	0.823	bb

Dataset: U:\VG11.PRO\Results\200601K1\200601K1-CRVB.qld

Last Altered: Tuesday, June 02, 2020 10:21:37 Pacific Daylight Time
 Printed: Tuesday, June 02, 2020 11:15:31 Pacific Daylight Time

Compound name: 13C-PCB-155

Name	Std. Conc.	RA	n/y	RT	RRT	Resp	IS Resp	Conc.	%Dev	RRF	X = dropped
200601K1_3	100	1.32	NO	36.99	0.943	7.36e5	1.17e6	102	2.3	0.629	bb
200601K1_4	100	1.28	NO	36.99	0.943	7.19e5	1.15e6	102	1.5	0.624	bb
200601K1_5	100	1.35	NO	36.99	0.943	7.68e5	1.31e6	97.8	-2.2	0.601	bb
200601K1_6	100	1.32	NO	36.99	0.943	7.92e5	1.31e6	98.3	-1.7	0.604	bb

Compound name: 13C-PCB-153

Response Factor: 1.36484

RRF SD: 0.0310875, Relative SD: 2.27774

Response type: Internal Std (Ref 217), Area * (IS Conc. / IS Area)

Curve type: RF

Name	Std. Conc.	RA	n/y	RT	RRT	Resp	IS Resp	Conc.	%Dev	RRF	X = dropped
200601K1_1	100	1.26	NO	43.36	0.930	1.21e6	8.47e5	104	4.5	1.43	bb
200601K1_2	100	1.25	NO	43.36	0.930	1.26e6	9.25e5	100	0.1	1.37	bb
200601K1_3	100	1.24	NO	43.36	0.930	1.30e6	9.70e5	98.2	-1.8	1.34	bb
200601K1_4	100	1.28	NO	43.36	0.930	1.25e6	9.26e5	99.1	-0.9	1.35	bb
200601K1_5	100	1.25	NO	43.36	0.930	1.35e6	1.00e6	98.8	-1.2	1.35	bb
200601K1_6	100	1.28	NO	43.36	0.930	1.38e6	1.02e6	99.4	-0.6	1.36	bb

Compound name: 13C-PCB-141

Response Factor: 1.12787

RRF SD: 0.0175764, Relative SD: 1.55838

Response type: Internal Std (Ref 217), Area * (IS Conc. / IS Area)

Curve type: RF

Name	Std. Conc.	RA	n/y	RT	RRT	Resp	IS Resp	Conc.	%Dev	RRF	X = dropped
200601K1_1	100	1.28	NO	44.12	0.947	9.74e5	8.47e5	102	1.9	1.15	bb
200601K1_2	100	1.28	NO	44.14	0.947	1.06e6	9.25e5	101	1.4	1.14	bb
200601K1_3	100	1.30	NO	44.14	0.947	1.10e6	9.70e5	100	0.4	1.13	bb
200601K1_4	100	1.28	NO	44.14	0.947	1.03e6	9.26e5	99.1	-0.9	1.12	bb
200601K1_5	100	1.26	NO	44.14	0.947	1.12e6	1.00e6	99.4	-0.6	1.12	bb
200601K1_6	100	1.26	NO	44.14	0.947	1.12e6	1.02e6	97.7	-2.3	1.10	bb

Dataset: U:\VG11.PRO\Results\200801K1\200801K1-CRVB.qld

Last Altered: Tuesday, June 02, 2020 10:21:37 Pacific Daylight Time
 Printed: Tuesday, June 02, 2020 11:15:31 Pacific Daylight Time

Compound name: 13C-PCB-138
 Response Factor: 1.18475
 RRF SD: 0.015047, Relative SD: 1.27006
 Response type: Internal Std (Ref 217), Area * (IS Conc. / IS Area)
 Curve type: RF

Name	Std. Conc.	RA	Inj	RT	RRT	Resp	IS Resp	Conc.	%Dev	RRF	X = dropped
200801K1_1	100	1.29	NO	44.99	0.965	1.00e6	8.47e5	99.7	-0.3	1.18	bb
200801K1_2	100	1.29	NO	44.99	0.965	1.11e6	9.25e5	101	1.0	1.20	bb
200801K1_3	100	1.29	NO	45.01	0.966	1.16e6	9.70e5	101	0.6	1.19	bb
200801K1_4	100	1.29	NO	45.01	0.965	1.07e6	9.28e5	97.9	-2.1	1.16	bb
200801K1_5	100	1.28	NO	45.01	0.965	1.18e6	1.00e6	99.5	-0.5	1.18	bb
200801K1_6	100	1.27	NO	45.01	0.985	1.22e6	1.02e6	101	1.3	1.20	bb

Compound name: 13C-PCB-159
 Response Factor: 1.43942
 RRF SD: 0.0195746, Relative SD: 1.3599
 Response type: Internal Std (Ref 217), Area * (IS Conc. / IS Area)
 Curve type: RF

Name	Std. Conc.	RA	Inj	RT	RRT	Resp	IS Resp	Conc.	%Dev	RRF	X = dropped
200801K1_1	100	1.28	NO	46.32	0.994	1.22e6	8.47e5	99.7	-0.3	1.44	bb
200801K1_2	100	1.28	NO	46.32	0.994	1.34e6	9.25e5	100	0.4	1.44	bd
200801K1_3	100	1.27	NO	46.32	0.994	1.38e6	9.70e5	99.0	-1.0	1.43	bd
200801K1_4	100	1.28	NO	46.34	0.994	1.33e6	9.28e5	99.7	-0.3	1.43	bd
200801K1_5	100	1.28	NO	46.34	0.994	1.42e6	1.00e6	98.7	-1.3	1.42	bd
200801K1_6	100	1.28	NO	46.34	0.994	1.51e6	1.02e6	103	2.5	1.48	bd

Compound name: 13C-PCB-167
 Response Factor: 1.44018
 RRF SD: 0.0216462, Relative SD: 1.50303
 Response type: Internal Std (Ref 217), Area * (IS Conc. / IS Area)
 Curve type: RF

Name	Std. Conc.	RA	Inj	RT	RRT	Resp	IS Resp	Conc.	%Dev	RRF	X = dropped
200801K1_1	100	1.28	NO	47.02	1.009	1.22e6	8.47e5	99.8	-0.4	1.43	bb
200801K1_2	100	1.28	NO	47.02	1.009	1.33e6	9.25e5	99.8	-0.4	1.43	bb

Dataset: U:\VG11.PRO\Results\200601K1\200601K1-CRVB.qld

Last Altered: Tuesday, June 02, 2020 10:21:37 Pacific Daylight Time

Printed: Tuesday, June 02, 2020 11:15:31 Pacific Daylight Time

Compound name: 13C-PCB-167

Name	Std. Conc.	RA	n/y	RT	RRT	Resp	IS Resp	Conc.	%Dev	RRF	X = dropped
200601K1_3	100	1.27	NO	47.04	1.009	1.39e6	9.70e5	99.8	-0.2	1.44	bb
200601K1_4	100	1.27	NO	47.04	1.009	1.36e6	9.26e5	102	1.9	1.47	bb
200601K1_5	100	1.25	NO	47.04	1.009	1.41e6	1.00e6	97.7	-2.3	1.41	bb
200601K1_6	100	1.26	NO	47.04	1.009	1.49e6	1.02e6	101	1.5	1.46	bb

Compound name: 13C-PCB-156

Response Factor: 1.39893

RRF SD: 0.0275437, Relative SD: 1.97173

Response type: Internal Std (Ref 217), Area * (IS Conc. / IS Area)

Curve type: RF

Name	Std. Conc.	RA	n/y	RT	RRT	Resp	IS Resp	Conc.	%Dev	RRF	X = dropped
200601K1_1	100	1.28	NO	48.37	1.038	1.18e6	8.47e5	99.8	-0.2	1.39	bb
200601K1_2	100	1.27	NO	48.37	1.038	1.26e6	9.25e5	97.8	-2.2	1.37	bb
200601K1_3	100	1.28	NO	48.37	1.038	1.35e6	9.70e5	99.5	-0.5	1.39	bb
200601K1_4	100	1.26	NO	48.37	1.037	1.31e6	9.26e5	102	1.7	1.42	bb
200601K1_5	100	1.26	NO	48.37	1.037	1.37e6	1.00e6	98.3	-1.7	1.37	bb
200601K1_6	100	1.27	NO	48.37	1.037	1.47e6	1.02e6	103	2.9	1.44	bb

Compound name: 13C-PCB-157

Response Factor: 1.39899

RRF SD: 0.0376485, Relative SD: 2.69497

Response type: Internal Std (Ref 217), Area * (IS Conc. / IS Area)

Curve type: RF

Name	Std. Conc.	RA	n/y	RT	RRT	Resp	IS Resp	Conc.	%Dev	RRF	X = dropped
200601K1_1	100	1.27	NO	48.63	1.043	1.19e6	8.47e5	100	0.2	1.40	bb
200601K1_2	100	1.28	NO	48.63	1.043	1.24e6	9.25e5	95.9	-4.1	1.34	bb
200601K1_3	100	1.28	NO	48.65	1.044	1.36e6	9.70e5	100	0.3	1.40	bb
200601K1_4	100	1.26	NO	48.65	1.043	1.31e6	9.26e5	102	1.6	1.42	bb
200601K1_5	100	1.27	NO	48.65	1.043	1.37e6	1.00e6	98.3	-1.7	1.37	bb
200601K1_6	100	1.26	NO	48.65	1.043	1.46e6	1.02e6	104	3.7	1.45	bb

Dataset: U:\VG11.PRO\Results\200801K1\200801K1-CRVB.qld

Last Altered: Tuesday, June 02, 2020 10:21:37 Pacific Daylight Time
 Printed: Tuesday, June 02, 2020 11:15:31 Pacific Daylight Time

Compound name: 13C-PCB-189
 Response Factor: 1.33116
 RRF SD: 0.042515, Relative SD: 3.19384
 Response type: Internal Std (Ref 217), Area * (IS Conc. / IS Area)
 Curve type: RF

Name	Std. Conc.	RA	Qty	RT	RRF	Resp.	IS Resp.	Conc.	%Dev.	RRF	X = dropped
200801K1_1	100	1.26	NO	50.90	1.092	1.12e6	8.47e5	99.2	-0.8	1.32	bb
200801K1_2	100	1.26	NO	50.90	1.092	1.19e6	9.25e5	96.3	-3.7	1.28	bb
200801K1_3	100	1.26	NO	50.90	1.092	1.33e6	9.70e5	103	3.1	1.37	bb
200801K1_4	100	1.26	NO	50.90	1.092	1.22e6	9.29e5	99.1	-0.9	1.32	bb
200801K1_5	100	1.25	NO	50.90	1.092	1.30e6	1.00e6	97.7	-2.3	1.30	bb
200801K1_6	100	1.27	NO	50.92	1.092	1.42e6	1.02e6	105	4.8	1.39	bb

Compound name: 13C-PCB-188
 Response Factor: 1.40951
 RRF SD: 0.0117086, Relative SD: 0.83069
 Response type: Internal Std (Ref 218), Area * (IS Conc. / IS Area)
 Curve type: RF

Name	Std. Conc.	RA	Qty	RT	RRF	Resp.	IS Resp.	Conc.	%Dev.	RRF	X = dropped
200801K1_1	100	0.45	NO	42.99	0.928	9.28e5	6.80e5	99.8	-0.2	1.41	bb
200801K1_2	100	0.45	NO	42.99	0.928	1.02e6	7.21e5	100	-0.0	1.41	bb
200801K1_3	100	0.46	NO	42.99	0.928	1.03e6	7.29e5	101	0.7	1.42	bb
200801K1_4	100	0.46	NO	43.00	0.928	1.01e6	7.30e5	96.5	-1.5	1.39	bb
200801K1_5	100	0.46	NO	43.00	0.928	1.13e6	8.04e5	100	0.1	1.41	bb
200801K1_6	100	0.45	NO	43.00	0.928	1.18e6	8.32e5	101	0.9	1.42	bb

Compound name: 13C-PCB-180
 Response Factor: 0.928881
 RRF SD: 0.0198492, Relative SD: 2.11536
 Response type: Internal Std (Ref 218), Area * (IS Conc. / IS Area)
 Curve type: RF

Name	Std. Conc.	RA	Qty	RT	RRF	Resp.	IS Resp.	Conc.	%Dev.	RRF	X = dropped
200801K1_1	100	0.46	NO	49.69	1.070	6.18e5	6.80e5	101	0.5	0.934	bd
200801K1_2	100	0.44	NO	49.69	1.070	6.54e5	7.21e5	97.6	-2.4	0.907	bd

Dataset: U:\VG11.PROVResults\200801K1\200801K1-CRVB.qld

Last Altered: Tuesday, June 02, 2020 10:21:37 Pacific Daylight Time

Printed: Tuesday, June 02, 2020 11:15:31 Pacific Daylight Time

Compound name: 13C-PCB-180

Name	Std. Conc.	RA	Hy	RT	RRT	Resp	IS Resp	Conc.	%Dev	RRF	X-dropped
200801K1_3	100	0.46	NO	49.69	1.070	7.01e5	7.29e5	103	3.4	0.961	bd
200801K1_4	100	0.46	NO	49.69	1.070	6.87e5	7.30e5	98.4	-1.6	0.914	bb
200801K1_5	100	0.45	NO	49.69	1.070	7.40e5	8.04e5	99.1	-0.9	0.920	bb
200801K1_6	100	0.45	NO	49.69	1.070	7.81e5	8.32e5	101	1.1	0.939	bb

Compound name: 13C-PCB-170

Response Factor: 0.794323

RRF SD: 0.024833, Relative SD: 3.12632

Response type: Internal Std (Ref 218), Area * (IS Conc. / IS Area)

Curve type: RF

Name	Std. Conc.	RA	Hy	RT	RRT	Resp	IS Resp	Conc.	%Dev	RRF	X-dropped
200801K1_1	100	0.45	NO	51.36	1.106	5.21e5	6.60e5	99.4	-0.6	0.789	bb
200801K1_2	100	0.44	NO	51.36	1.106	5.75e5	7.21e5	100	0.4	0.798	bb
200801K1_3	100	0.45	NO	51.36	1.106	6.11e5	7.29e5	105	5.4	0.837	bb
200801K1_4	100	0.46	NO	51.36	1.106	5.78e5	7.30e5	99.8	-0.2	0.793	bb
200801K1_5	100	0.46	NO	51.36	1.106	6.11e5	8.04e5	95.7	-4.3	0.760	bb
200801K1_6	100	0.46	NO	51.36	1.106	6.57e5	8.32e5	99.3	-0.7	0.789	bb

Compound name: 13C-PCB-189

Response Factor: 1.04459

RRF SD: 0.0359944, Relative SD: 3.44577

Response type: Internal Std (Ref 218), Area * (IS Conc. / IS Area)

Curve type: RF

Name	Std. Conc.	RA	Hy	RT	RRT	Resp	IS Resp	Conc.	%Dev	RRF	X-dropped
200801K1_1	100	0.46	NO	53.08	1.143	6.87e5	6.60e5	99.6	-0.4	1.04	bb
200801K1_2	100	0.46	NO	53.08	1.143	7.42e5	7.21e5	98.5	-1.5	1.03	bb
200801K1_3	100	0.46	NO	53.08	1.143	8.11e5	7.29e5	108	6.4	1.11	bb
200801K1_4	100	0.46	NO	53.08	1.143	7.81e5	7.30e5	99.8	-0.2	1.04	bb
200801K1_5	100	0.46	NO	53.08	1.143	8.07e5	8.04e5	98.1	-3.9	1.00	bb
200801K1_6	100	0.47	NO	53.08	1.143	8.85e5	8.32e5	99.6	-0.4	1.04	bb

Dataset: U:\VG11.PRO\Results\200601K1\200601K1-CRVB.qld

Last Altered: Tuesday, June 02, 2020 10:21:37 Pacific Daylight Time

Printed: Tuesday, June 02, 2020 11:15:31 Pacific Daylight Time

Compound name: 13C-PCB-202

Response Factor: 1.03576

RRF SD: 0.0193089, Relative SD: 1.86423

Response type: Internal Std (Ref 218), Area * (IS Conc. / IS Area)

Curve type: RF

Name	Std. Conc.	RA	Hy	RT	RRT	Resp.	IS Resp.	Conc.	%Dev.	RRF	X = dropped
200601K1_1	100	0.94	NO	48.57	1.048	6.72e5	6.60e5	98.4	-1.6	1.02	bb
200601K1_2	100	0.93	NO	48.59	1.048	7.55e5	7.21e5	101	1.1	1.05	bb
200601K1_3	100	0.93	NO	48.59	1.048	7.66e5	7.29e5	101	1.4	1.05	bb
200601K1_4	100	0.91	NO	48.59	1.048	7.74e5	7.30e5	102	2.4	1.06	bb
200601K1_5	100	0.93	NO	48.59	1.048	8.21e5	8.04e5	98.5	-1.5	1.02	bb
200601K1_6	100	0.91	NO	48.59	1.048	8.48e5	8.32e5	98.2	-1.6	1.02	bb

Compound name: 13C-PCB-184

Response Factor: 0.768019

RRF SD: 0.0144259, Relative SD: 1.87833

Response type: Internal Std (Ref 219), Area * (IS Conc. / IS Area)

Curve type: RF

Name	Std. Conc.	RA	Hy	RT	RRT	Resp.	IS Resp.	Conc.	%Dev.	RRF	X = dropped
200601K1_1	100	0.88	NO	54.70	0.995	6.54e5	6.59e5	99.2	-0.8	0.762	bb
200601K1_2	100	0.90	NO	54.70	0.995	6.72e5	6.91e5	98.2	-1.8	0.754	bb
200601K1_3	100	0.89	NO	54.70	0.995	7.55e5	9.85e5	99.9	-0.1	0.767	bb
200601K1_4	100	0.89	NO	54.70	0.995	6.85e5	6.96e5	99.3	-0.7	0.763	bb
200601K1_5	100	0.90	NO	54.70	0.995	7.19e5	9.37e5	99.9	-0.1	0.787	bb
200601K1_6	100	0.90	NO	54.70	0.995	8.07e5	1.01e6	104	3.6	0.796	bb

Compound name: 13C-PCB-208

Response Factor: 0.990772

RRF SD: 0.01981, Relative SD: 1.97926

Response type: Internal Std (Ref 219), Area * (IS Conc. / IS Area)

Curve type: RF

Name	Std. Conc.	RA	Hy	RT	RRT	Resp.	IS Resp.	Conc.	%Dev.	RRF	X = dropped
200601K1_1	100	0.79	NO	53.94	0.981	8.27e5	8.59e5	97.1	-2.9	0.962	bb
200601K1_2	100	0.77	NO	53.94	0.981	8.89e5	8.91e5	101	0.7	0.998	bb

Dataset: U:\VG11.PROVResults\200601K1\200601K1-CRVB.qld

Last Altered: Tuesday, June 02, 2020 10:21:37 Pacific Daylight Time
 Printed: Tuesday, June 02, 2020 11:15:31 Pacific Daylight Time

Compound name: 13C-PCB-208

Name	Std Conc	RA	Hy	RT	RRT	Resp	IS Resp	Conc	%Dev	RRF	X = dropped
200601K1_3	100	0.79	NO	53.94	0.981	9.56e5	9.85e5	96.0	-2.0	0.971	bb
200601K1_4	100	0.79	NO	53.94	0.981	9.09e5	8.98e5	102	2.1	1.01	bb
200601K1_5	100	0.78	NO	53.94	0.981	9.40e5	9.37e5	101	1.2	1.00	bb
200601K1_6	100	0.78	NO	53.94	0.981	1.01e6	1.01e6	101	0.9	0.999	bb

Compound name: 13C-PCB-206

Response Factor: 0.552205

RRF SD: 0.00935022, Relative SD: 1.69325

Response type: Internal Std (Ref 219), Area * (IS Conc. / IS Area)

Curve type: RF

Name	Std Conc	RA	Hy	RT	RRT	Resp	IS Resp	Conc	%Dev	RRF	X = dropped
200601K1_1	100	0.78	NO	56.24	1.023	4.83e5	8.59e5	102	1.8	0.562	dd
200601K1_2	100	0.81	NO	56.24	1.023	4.90e5	8.91e5	99.5	-0.5	0.550	dd
200601K1_3	100	0.78	NO	56.24	1.023	5.49e5	9.85e5	101	1.0	0.558	bb
200601K1_4	100	0.80	NO	56.24	1.023	5.03e5	8.98e5	101	1.4	0.560	dd
200601K1_5	100	0.78	NO	56.24	1.023	5.04e5	9.37e5	97.4	-2.8	0.538	bd
200601K1_6	100	0.78	NO	56.24	1.023	5.54e5	1.01e6	99.0	-1.0	0.547	db

Compound name: 13C-PCB-209

Response Factor: 0.396384

RRF SD: 0.0196712, Relative SD: 4.96267

Response type: Internal Std (Ref 219), Area * (IS Conc. / IS Area)

Curve type: RF

Name	Std Conc	RA	Hy	RT	RRT	Resp	IS Resp	Conc	%Dev	RRF	X = dropped
200601K1_1	100	1.23	NO	57.48	1.046	3.65e5	8.59e5	107	7.2	0.425	bb
200601K1_2	100	1.16	NO	57.48	1.046	3.67e5	8.91e5	104	3.8	0.411	bb
200601K1_3	100	1.18	NO	57.48	1.046	3.88e5	9.85e5	99.5	-0.5	0.394	bb
200601K1_4	100	1.18	NO	57.48	1.046	3.55e5	8.98e5	99.8	-0.2	0.396	bb
200601K1_5	100	1.19	NO	57.48	1.046	3.47e5	9.37e5	93.4	-6.6	0.370	bb
200601K1_6	100	1.19	NO	57.48	1.046	3.87e5	1.01e6	98.3	-3.7	0.382	bb

Dataset: U:\VG11.PRO\Results\200601K1\200601K1-CRVB.qld

Last Altered: Tuesday, June 02, 2020 10:21:37 Pacific Daylight Time
 Printed: Tuesday, June 02, 2020 11:15:31 Pacific Daylight Time

Compound name: 13C-PCB-15

Response Factor: 1

RRF SD: 0, Relative SD: 0

Response type: Internal Std (Ref 213), Area * (IS Conc. / IS Area)

Curve type: RF

Name	Std. Conc.	RA	Int.	RT	RRF	Resp.	IS Resp.	Conc.	%Dev.	RRF	X = dropped
200601K1_1	100	1.56	NO	25.52	0.000	2.62e6	2.62e6	100	0.0	1.00	bb
200601K1_2	100	1.57	NO	25.51	0.000	2.80e6	2.80e6	100	0.0	1.00	bb
200601K1_3	100	1.58	NO	25.53	0.000	2.85e6	2.85e6	100	0.0	1.00	bb
200601K1_4	100	1.56	NO	25.53	0.000	2.67e6	2.67e6	100	0.0	1.00	bb
200601K1_5	100	1.57	NO	25.53	0.000	2.81e6	2.81e6	100	0.0	1.00	bb
200601K1_6	100	1.56	NO	25.53	0.000	2.77e6	2.77e6	100	0.0	1.00	bb

Compound name: 13C-PCB-31

Response Factor: 1

RRF SD: 0, Relative SD: 0

Response type: Internal Std (Ref 214), Area * (IS Conc. / IS Area)

Curve type: RF

Name	Std. Conc.	RA	Int.	RT	RRF	Resp.	IS Resp.	Conc.	%Dev.	RRF	X = dropped
200601K1_1	100	1.03	NO	28.66	0.000	2.08e6	2.08e6	100	0.0	1.00	bd
200601K1_2	100	1.04	NO	28.66	0.000	2.43e6	2.43e6	100	0.0	1.00	bd
200601K1_3	100	1.04	NO	28.66	0.000	2.26e6	2.26e6	100	0.0	1.00	bd
200601K1_4	100	1.05	NO	28.66	0.000	2.13e6	2.13e6	100	0.0	1.00	bd
200601K1_5	100	1.03	NO	28.66	0.000	2.24e6	2.24e6	100	0.0	1.00	bd
200601K1_6	100	1.04	NO	28.66	0.000	2.18e6	2.18e6	100	0.0	1.00	bd

Compound name: 13C-PCB-60

Response Factor: 1

RRF SD: 0, Relative SD: 0

Response type: Internal Std (Ref 215), Area * (IS Conc. / IS Area)

Curve type: RF

Name	Std. Conc.	RA	Int.	RT	RRF	Resp.	IS Resp.	Conc.	%Dev.	RRF	X = dropped
200601K1_1	100	0.78	NO	36.66	0.000	1.67e6	1.67e6	100	0.0	1.00	bb
200601K1_2	100	0.80	NO	36.66	0.000	1.82e6	1.82e6	100	0.0	1.00	bb

Dataset: U:\VG11.PRO\Results\200801K1\200801K1-CRVB.qld

Last Altered: Tuesday, June 02, 2020 10:21:37 Pacific Daylight Time
 Printed: Tuesday, June 02, 2020 11:15:31 Pacific Daylight Time

Compound name: 13C-PCB-80

Name	Std Conc	RA	ry	RT	RRT	Resp	IS Resp	Conc	%Dev	RRF	X	dropped
200801K1_3	100	0.78	NO	36.68	0.000	1.81e6	1.81e6	100	0.0	1.00		bb
200801K1_4	100	0.79	NO	36.68	0.000	1.74e6	1.74e6	100	0.0	1.00		bb
200801K1_5	100	0.78	NO	36.70	0.000	1.89e6	1.89e6	100	0.0	1.00		bb
200801K1_6	100	0.78	NO	36.70	0.000	1.92e6	1.92e6	100	0.0	1.00		bb

Compound name: 13C-PCB-111

Response Factor: 1

RRF SD: 0, Relative SD: 0

Response type: Internal Std (Ref 216), Area * (IS Conc. / IS Area)

Curve type: RF

Name	Std Conc	RA	ry	RT	RRT	Resp	IS Resp	Conc	%Dev	RRF	X	dropped
200801K1_1	100	1.62	NO	39.25	0.000	1.08e6	1.08e6	100	0.0	1.00		bb
200801K1_2	100	1.62	NO	39.25	0.000	1.18e6	1.18e6	100	0.0	1.00		bb
200801K1_3	100	1.62	NO	39.25	0.000	1.17e6	1.17e6	100	0.0	1.00		db
200801K1_4	100	1.60	NO	39.25	0.000	1.15e6	1.15e6	100	0.0	1.00		bb
200801K1_5	100	1.62	NO	39.25	0.000	1.31e6	1.31e6	100	0.0	1.00		bb
200801K1_6	100	1.63	NO	39.25	0.000	1.31e6	1.31e6	100	0.0	1.00		bb

Compound name: 13C-PCB-128

Response Factor: 1

RRF SD: 0, Relative SD: 0

Response type: Internal Std (Ref 217), Area * (IS Conc. / IS Area)

Curve type: RF

Name	Std Conc	RA	ry	RT	RRT	Resp	IS Resp	Conc	%Dev	RRF	X	dropped
200801K1_1	100	1.28	NO	46.60	0.000	8.47e5	8.47e5	100	0.0	1.00		bb
200801K1_2	100	1.27	NO	46.60	0.000	9.25e5	9.25e5	100	0.0	1.00		db
200801K1_3	100	1.25	NO	46.60	0.000	9.70e5	9.70e5	100	0.0	1.00		db
200801K1_4	100	1.26	NO	46.62	0.000	9.26e5	9.26e5	100	0.0	1.00		db
200801K1_5	100	1.26	NO	46.62	0.000	1.00e6	1.00e6	100	0.0	1.00		db
200801K1_6	100	1.27	NO	46.62	0.000	1.02e6	1.02e6	100	0.0	1.00		db

Dataset: U:\VG11.PRO\Results\200801K1\200801K1-CRVB.qld

Last Altered: Tuesday, June 02, 2020 10:21:37 Pacific Daylight Time
 Printed: Tuesday, June 02, 2020 11:15:31 Pacific Daylight Time

Compound name: 13C-PCB-182

Response Factor: 1

RRF SD: 0, Relative SD: 0

Response type: Internal Std (Ref 218), Area * (IS Conc. / IS Area)

Curve type: RF

Name	Std. Conc.	RA	Qty	RT	RRT	Resp	IS Resp	Conc.	%Dev	RRF	X = dropped
200801K1_1	100	0.46	NO	46.43	0.000	6.60e5	6.60e5	100	0.0	1.00	bb
200801K1_2	100	0.44	NO	46.43	0.000	7.21e5	7.21e5	100	0.0	1.00	bb
200801K1_3	100	0.46	NO	46.43	0.000	7.29e5	7.29e5	100	0.0	1.00	bb
200801K1_4	100	0.45	NO	46.43	0.000	7.30e5	7.30e5	100	0.0	1.00	bb
200801K1_5	100	0.45	NO	46.43	0.000	8.04e5	8.04e5	100	0.0	1.00	bb
200801K1_6	100	0.45	NO	46.43	0.000	8.32e5	8.32e5	100	0.0	1.00	bb

Compound name: 13C-PCB-205

Response Factor: 1

RRF SD: 0, Relative SD: 0

Response type: Internal Std (Ref 219), Area * (IS Conc. / IS Area)

Curve type: RF

Name	Std. Conc.	RA	Qty	RT	RRT	Resp	IS Resp	Conc.	%Dev	RRF	X = dropped
200801K1_1	100	0.90	NO	54.98	0.000	8.59e5	8.59e5	100	0.0	1.00	bb
200801K1_2	100	0.89	NO	54.98	0.000	8.91e5	8.91e5	100	0.0	1.00	bb
200801K1_3	100	0.90	NO	54.98	0.000	9.85e5	9.85e5	100	0.0	1.00	bb
200801K1_4	100	0.90	NO	54.98	0.000	8.98e5	8.98e5	100	0.0	1.00	bb
200801K1_5	100	0.90	NO	54.98	0.000	9.37e5	9.37e5	100	0.0	1.00	bb
200801K1_6	100	0.92	NO	54.98	0.000	1.01e6	1.01e6	100	0.0	1.00	bb

Compound name: 13C-PCB-79

Response Factor: 1.06893

RRF SD: 0.0167842, Relative SD: 1.57019

Response type: Internal Std (Ref 215), Area * (IS Conc. / IS Area)

Curve type: RF

Name	Std. Conc.	RA	Qty	RT	RRT	Resp	IS Resp	Conc.	%Dev	RRF	X = dropped
200801K1_1	100	0.79	NO	37.78	1.030	1.83e6	1.67e6	102	2.2	1.09	bb
200801K1_2	100	0.80	NO	37.78	1.030	1.92e6	1.82e6	96.7	-1.3	1.06	bb

Dataset: U:\VG11.PRO\Results\200601K1\200601K1-CRVB.qld

Last Altered: Tuesday, June 02, 2020 10:21:37 Pacific Daylight Time
 Printed: Tuesday, June 02, 2020 11:15:31 Pacific Daylight Time

Compound name: 13C-PCB-79

Name	Std Conc	RA	n/y	RT	RRT	Resp	IS Resp	Conc	%Dev	RRF	X = dropped
200601K1_3	100	0.79	NO	37.78	1.030	1.93e6	1.81e6	99.5	-0.5	1.06	bb
200601K1_4	100	0.77	NO	37.78	1.030	1.87e6	1.74e6	101	0.5	1.07	bb
200601K1_5	100	0.79	NO	37.78	1.029	1.98e6	1.89e6	98.0	-2.0	1.05	bb
200601K1_6	100	0.79	NO	37.78	1.029	2.08e6	1.92e6	101	1.0	1.08	bb

Compound name: 13C-PCB-178

Response Factor: 0.768471

RRF SD: 0.0163291, Relative SD: 2.13043

Response type: Internal Std (Ref 217), Area * (IS Conc. / IS Area)

Curve type: RF

Name	Std Conc	RA	n/y	RT	RRT	Resp	IS Resp	Conc	%Dev	RRF	X = dropped
200601K1_1	100	0.46	NO	45.87	0.988	8.59e5	8.47e5	101	1.5	0.778	bb
200601K1_2	100	0.45	NO	45.87	0.988	7.18e5	9.25e5	101	1.0	0.774	bb
200601K1_3	100	0.44	NO	45.88	0.988	7.23e5	9.70e5	97.2	-2.8	0.745	bb
200601K1_4	100	0.46	NO	45.88	0.988	7.30e5	9.26e5	103	2.9	0.788	bb
200601K1_5	100	0.44	NO	45.88	0.988	7.54e5	1.00e6	98.3	-1.7	0.754	bb
200601K1_6	100	0.45	NO	45.88	0.988	7.75e5	1.02e6	99.1	-0.9	0.759	bb

Compound name: 13C-PCB-79

Response Factor: 1.06893

RRF SD: 0.0167842, Relative SD: 1.57019

Response type: Internal Std (Ref 215), Area * (IS Conc. / IS Area)

Curve type: RF

Name	Std Conc	RA	n/y	RT	RRT	Resp	IS Resp	Conc	%Dev	RRF	X = dropped
200601K1_1	100	0.79	NO	37.78	0.988	1.83e6	1.65e6	102	2.5	1.11	bb
200601K1_2	100	0.80	NO	37.78	0.988	1.92e6	1.76e6	101	0.8	1.09	bb
200601K1_3	100	0.79	NO	37.78	0.988	1.93e6	1.80e6	99.0	-1.0	1.07	bb
200601K1_4	100	0.77	NO	37.78	0.988	1.87e6	1.70e6	101	1.4	1.10	bb
200601K1_5	100	0.79	NO	37.78	0.988	1.98e6	1.88e6	97.4	-2.6	1.05	bb
200601K1_6	100	0.79	NO	37.78	0.988	2.08e6	1.94e6	99.0	-1.0	1.07	bb

Dataset: U:\VG11.PROVResults\200801K1\200801K1-CRVB.qld

Last Altered: Tuesday, June 02, 2020 10:21:37 Pacific Daylight Time

Printed: Tuesday, June 02, 2020 11:15:31 Pacific Daylight Time

Compound name: 13C-PCB-178

Response Factor: 0.786471

RRF SD: 0.0163291, Relative SD: 2.13043

Response type: Internal Std (Ref 217), Area * (IS Conc. / IS Area)

Curve type: RF

Name	Int. Conc.	RA	Int.	RT	RRT	Resp.	IS Resp.	Conc.	%Dev.	RRF	X = dropped
200801K1_1	100	0.48	NO	45.87	0.923	6.59e5	6.16e5	102	1.8	1.07	bb
200801K1_2	100	0.45	NO	45.87	0.923	7.16e5	6.54e5	104	4.2	1.10	bb
200801K1_3	100	0.44	NO	45.88	0.923	7.23e5	7.01e5	98.2	-1.8	1.03	bb
200801K1_4	100	0.48	NO	45.88	0.923	7.30e5	6.67e5	104	4.2	1.10	bb
200801K1_5	100	0.44	NO	45.88	0.923	7.55e5	7.40e5	97.2	-2.8	1.02	bb
200801K1_6	100	0.45	NO	45.88	0.923	7.75e5	7.81e5	94.4	-5.8	0.992	bb

Dataset: Untitled

Last Altered: Tuesday, June 02, 2020 10:33:30 Pacific Daylight Time

Printed: Tuesday, June 02, 2020 10:33:52 Pacific Daylight Time

Method: U:\VG11.PRO\MethDB\PCB-209_ZB1_6-1-20.mdb 02 Jun 2020 10:36:07

Calibration: U:\VG11.PRO\CurveDB\cb1_PCBvg11-6-1-20.cdb 02 Jun 2020 10:21:16

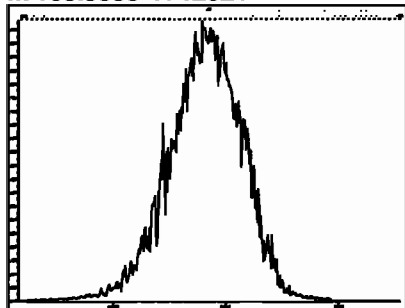
Compound name: PCB-1

Name	ID	Acq Date	Acq Time
200601K1_1	ST200601K1-1 PCB 209 CS0 19G2806	01-Jun-20	12:15:03
200601K1_2	ST200601K1-2 PCB 209 CS1 19G2807	01-Jun-20	13:18:19
200601K1_3	ST200601K1-3 PCB 209 CS2 19G2808	01-Jun-20	14:19:00
200601K1_4	ST200601K1-4 PCB 209 CS3 19G2809	01-Jun-20	15:19:46
200601K1_5	ST200601K1-5 PCB 209 CS4 19G2810	01-Jun-20	16:20:32
200601K1_8	ST200601K1-6 PCB 209 CS5 19G2811	01-Jun-20	17:21:13
200601K1_7	SS200601K1-1 PCB 209 SS 19G2812	01-Jun-20	18:21:53
200601K1_8	B0E0091-BS2 OPR 1	01-Jun-20	19:22:39
200601K1_9	B0D0045-BS4 OPR 1	01-Jun-20	20:23:05
200601K1_10	B0D0029-BS2 OPR 10	01-Jun-20	21:22:15
200601K1_11	B0D0029-BS3 OPR 10	01-Jun-20	22:24:28
200601K1_12	B0D0028-BS2 OPR 10	01-Jun-20	23:24:52
200601K1_13	B0D0028-BS3 OPR 10	02-Jun-20	00:24:00
200601K1_14	B0E0089-BS1 OPR 1	02-Jun-20	01:28:11

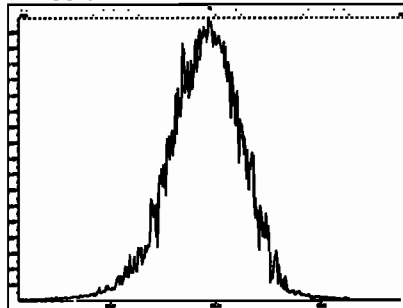
File: Experiment: PCB_ZB1.exp Reference: Pfk.ref Function: 1 @ 200 (ppm)

Printed: Monday, June 01, 2020 12:03:14 Pacific Daylight Time

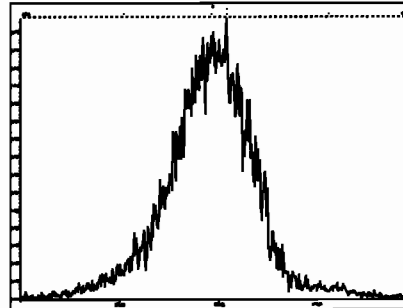
M 168.9888 R 12021



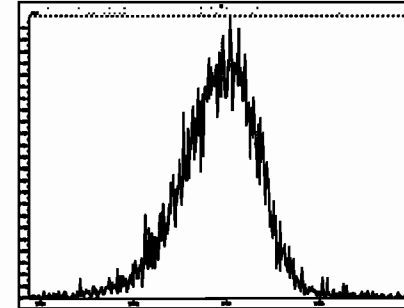
M 180.9888 R 11414



M 192.9888 R 10041

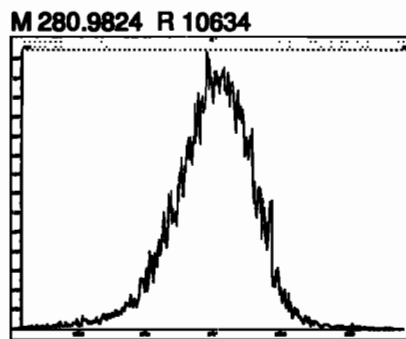
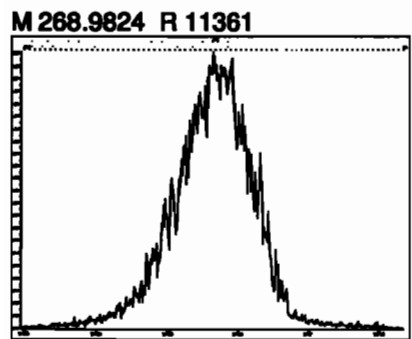
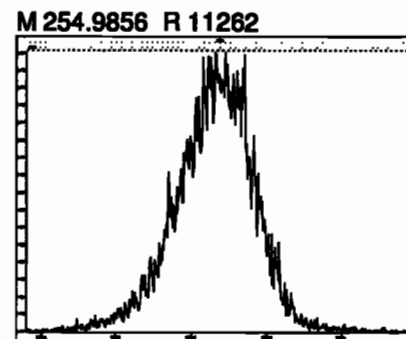
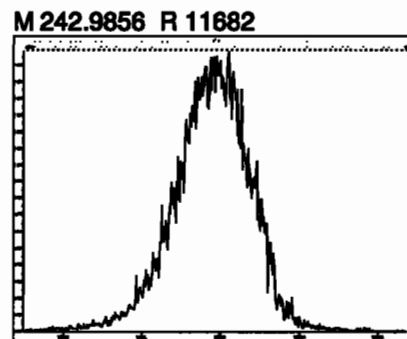
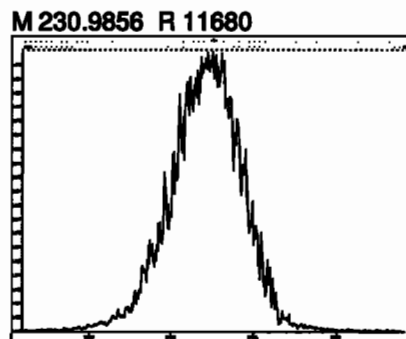
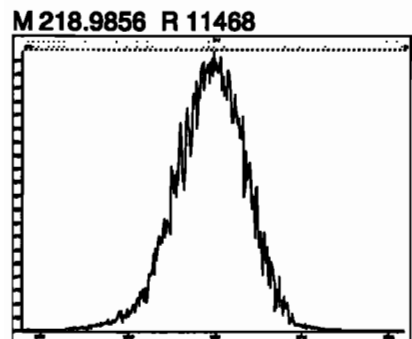


M 204.9888 R 12498



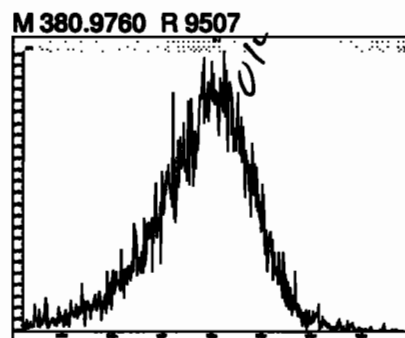
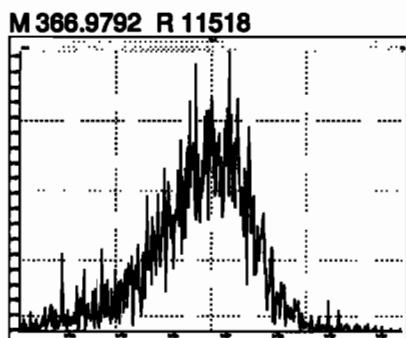
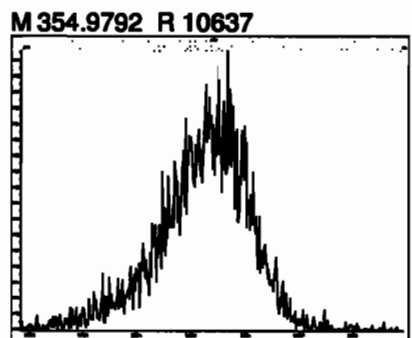
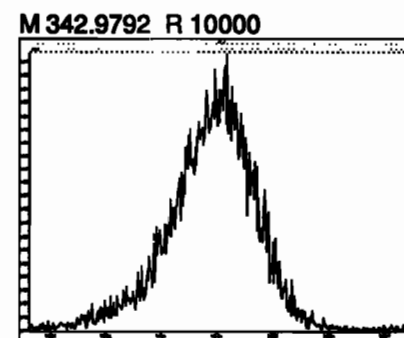
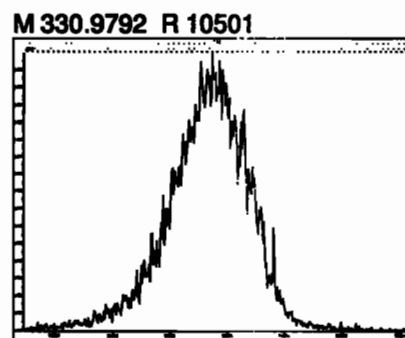
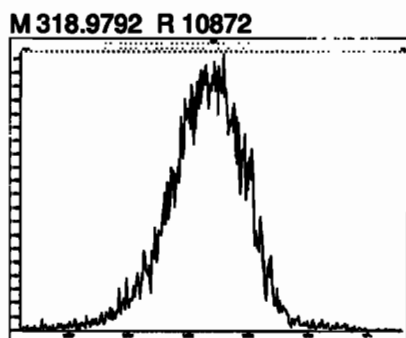
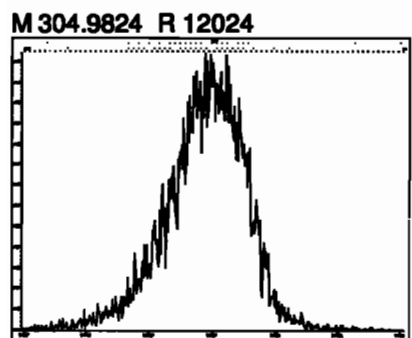
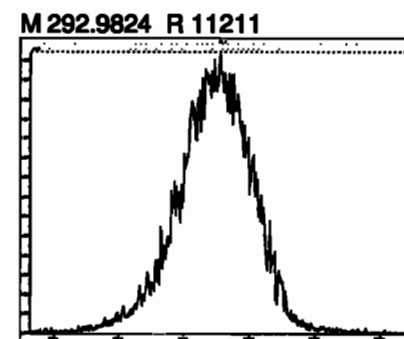
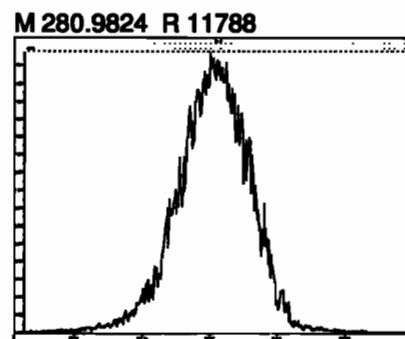
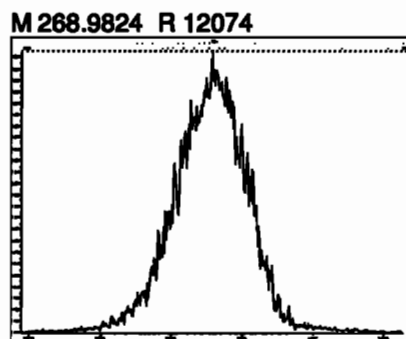
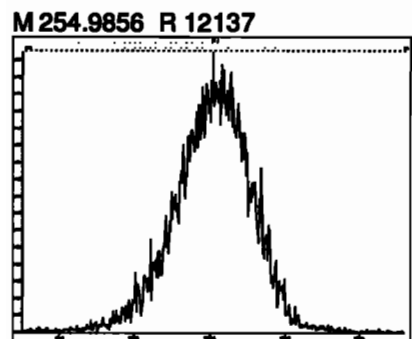
File: Experiment: PCB_ZB1.exp Reference: Pfk.ref Function: 2 @ 200 (ppm)

Printed: Monday, June 01, 2020 12:03:55 Pacific Daylight Time



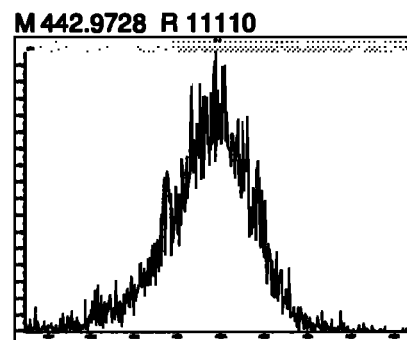
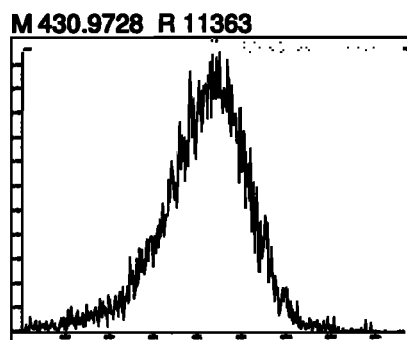
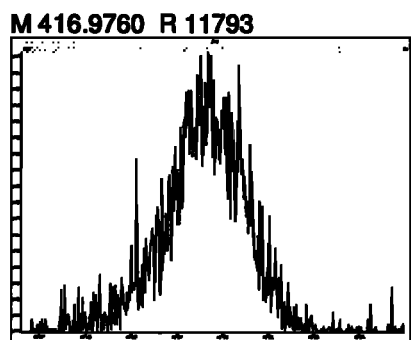
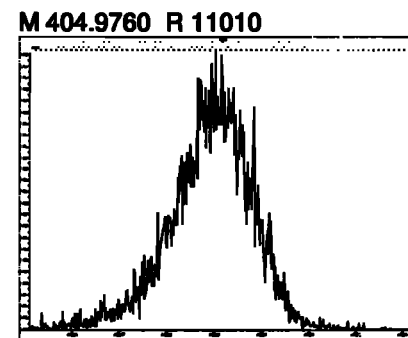
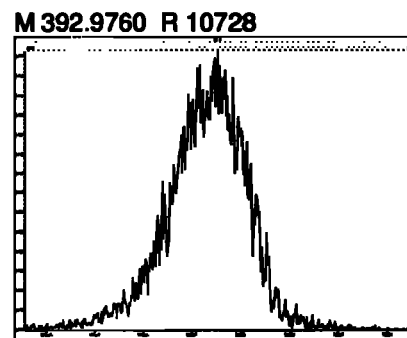
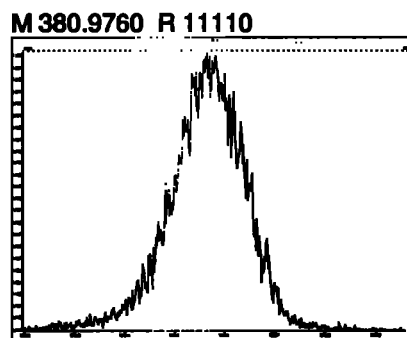
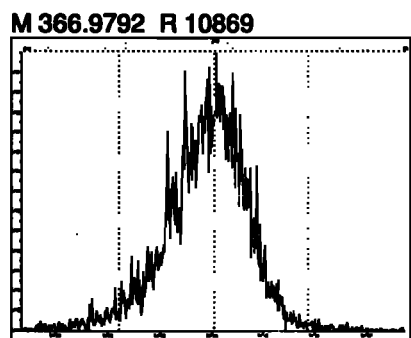
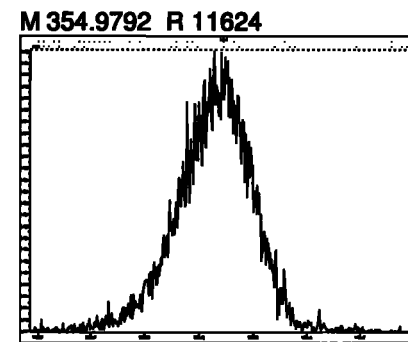
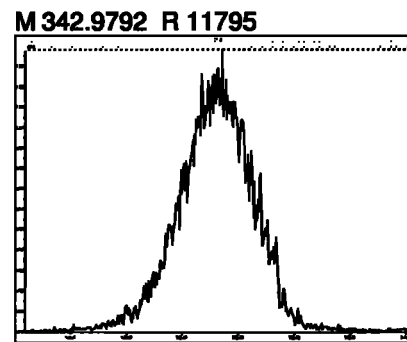
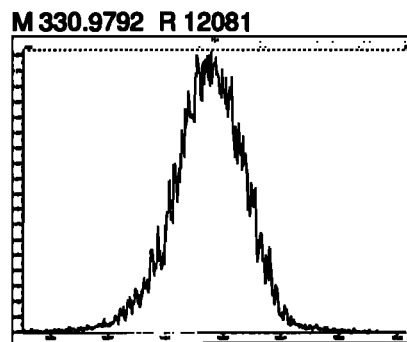
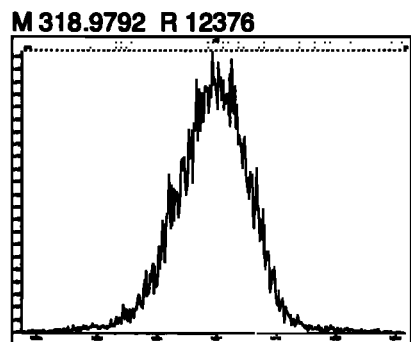
File: Experiment: PCB_ZB1.exp Reference: Pfk.ref Function: 3 @ 200 (ppm)

Printed: Monday, June 01, 2020 12:06:35 Pacific Daylight Time



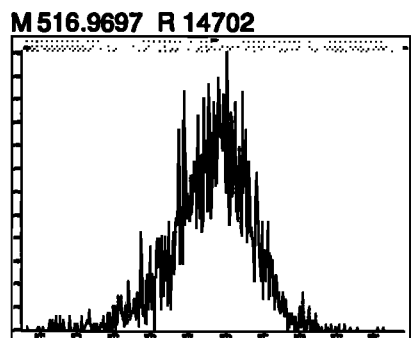
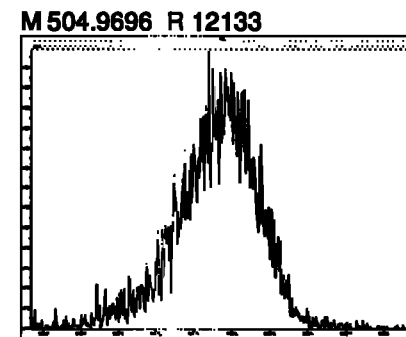
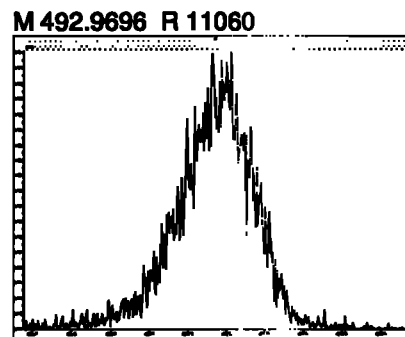
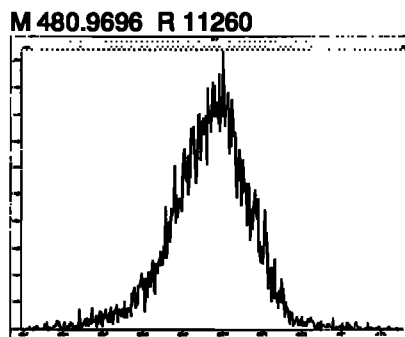
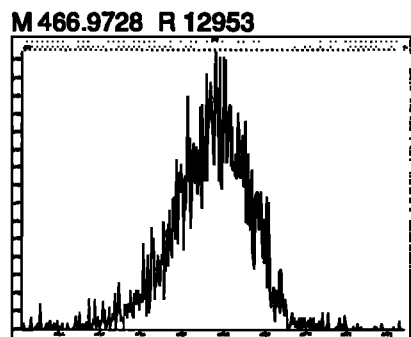
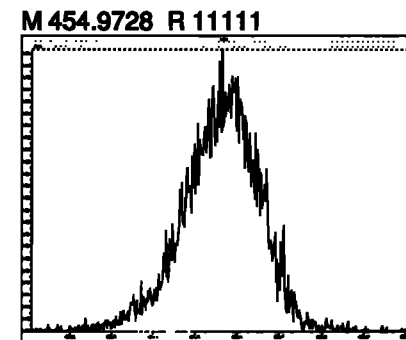
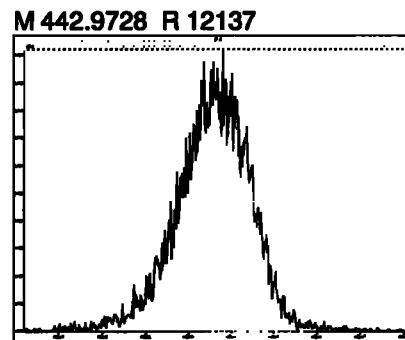
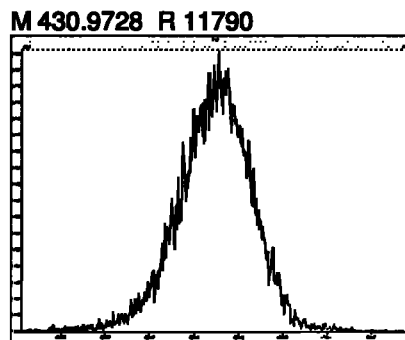
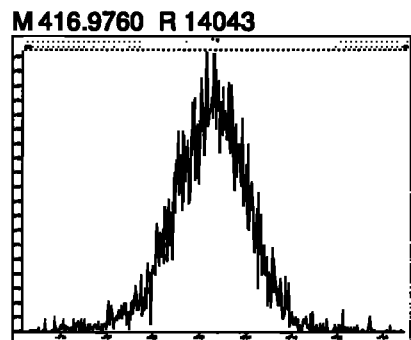
File: Experiment: PCB_ZB1.exp Reference: Pfk.ref Function: 4 @ 200 (ppm)

Printed: Monday, June 01, 2020 12:08:59 Pacific Daylight Time



File: Experiment: PCB_ZB1.exp Reference: Pfk.ref Function: 5 @ 200 (ppm)

Printed: Monday, June 01, 2020 12:12:00 Pacific Daylight Time



Dataset: Untitled

Last Altered: Tuesday, June 02, 2020 10:33:30 Pacific Daylight Time

Printed: Tuesday, June 02, 2020 10:35:13 Pacific Daylight Time

Method: U:\VG11.PRO\MethDB\PCB-209_ZB1_6-1-20.mdb 02 Jun 2020 10:38:07

Calibration: U:\VG11.PRO\CurveDB\db1_PCBvg11-6-1-20.cdb 02 Jun 2020 10:21:16


Name: 200601K1_1, Date: 01-Jun-2020, Time: 12:15:03, ID: ST200601K1-1 PCB 209 CS0 19G2606, Description: PCB 209 CS0 19G2606

PCB-1

200601K1_1



200601K1_1




13C-PCB-1

200601K1_1

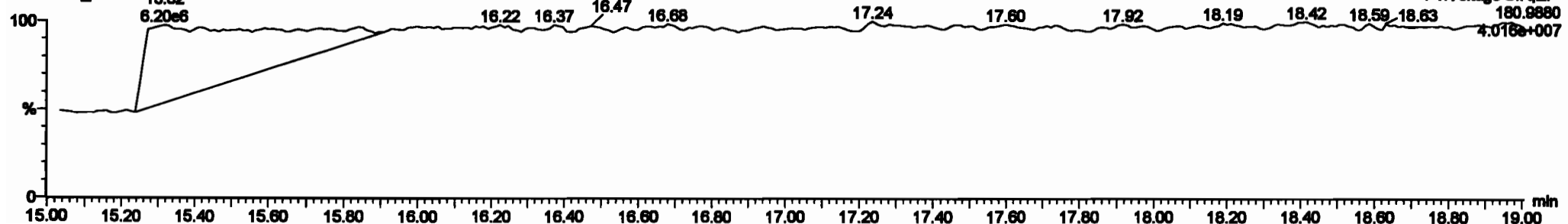


200601K1_1







PFK1

200601K1_1



PCB No.	PCB Name	PCB Type	PCB Size	PCB Weight	PCB Volume	PCB Area	PCB Perimeter	PCB Thickness	PCB Material	PCB Color	PCB Finish	PCB Marking	PCB Date	PCB Lot	PCB Status
216	13C-PCB-40	1.80e6	0.70	NO	1.0000	1.000	30.00	30.00	1.000	0.000	NO	100.0	100	0.0000	
216	13C-PCB-411	1.80e6	1.02	NO	1.0000	1.000	30.25	30.25	1.000	0.000	NO	100.0	100	0.0016	
217	13C-PCB-139	0.47e6	1.28	NO	1.0000	1.000	40.00	40.00	1.000	0.000	NO	100.0	100	0.0004	
218	13C-PCB-102	0.80e6	0.48	NO	1.0000	1.000	40.43	40.43	0.000	0.000	NO	100.0	100	0.0010	
218	13C-PCB-205	0.80e6	0.80	NO	1.0000	1.000	64.00	64.00	1.000	0.000	NO	100.0	100	0.140	
220	13C-PCB-70	1.80e6	0.70	NO	1.0000	1.000	37.70	37.70	1.000	1.000	NO	102.2	102	0.0007	
221	13C-PCB-176	0.80e6	0.48	NO	0.7000	1.000	40.00	40.00	0.000	0.000	NO	101.5	101	0.0000	
222	13C-PCB-70	1.80e6	0.70	NO	1.0021	1.000	37.70	37.70	0.000	0.000	NO	102.5	102	0.0000	
223	13C-PCB-176	0.80e6	0.48	NO	1.0000	1.000	40.00	40.00	0.000	0.000	NO	101.0	102	0.0002	
224	13C-PCB-176	0.80e6	0.48	NO	1.0000	1.000	40.00	40.00	0.000	0.000	NO	101.0	102	0.0002	
225	Total PCBs				1.0007	1.000	0.00	0.00	0.000	0.000	NO	2.070	2.070		
226	Total Function PCBs				1.0007	1.000	0.00	0.00	0.000	0.000	NO	1.000	1.000		

PCB No.	PCB Name	PCB Type	PCB Size	PCB Weight	PCB Volume	PCB Area	PCB Perimeter	PCB Thickness	PCB Material	PCB Color	PCB Finish	PCB Marking	PCB Date	PCB Lot	PCB Status
1	PCB-1	15.52	16.52	4.00e6	1.50e6	5.100	2.00	NO	0.2000	0.2000					
2	PCB-2	17.20	17.00	4.00e6	1.00e6	5.100	2.12	NO	0.20100	0.20077					
3	PCB-3	18.17	18.17	4.70e6	1.60e6	5.100	2.00	NO	0.20700	0.20000					


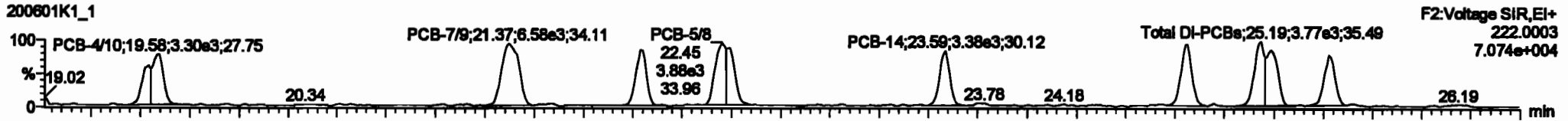


Dataset: Untitled

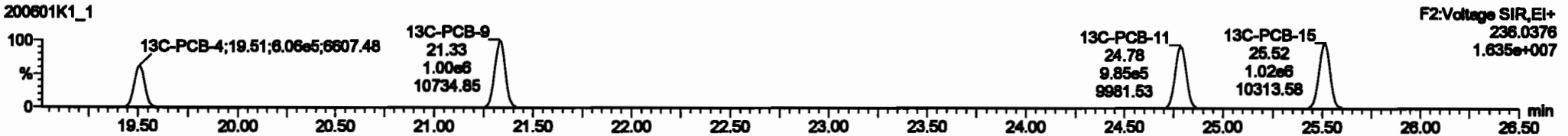
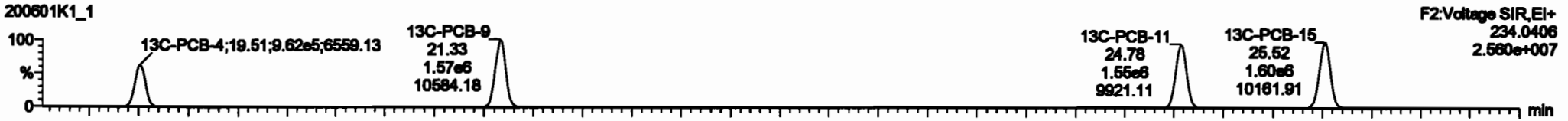
Last Altered: Tuesday, June 02, 2020 10:33:30 Pacific Daylight Time
 Printed: Tuesday, June 02, 2020 10:35:13 Pacific Daylight Time

Name: 200601K1_1, Date: 01-Jun-2020, Time: 12:15:03, ID: ST200601K1-1 PCB 209 CS0 19G2606, Description: PCB 209 CS0 19G2606

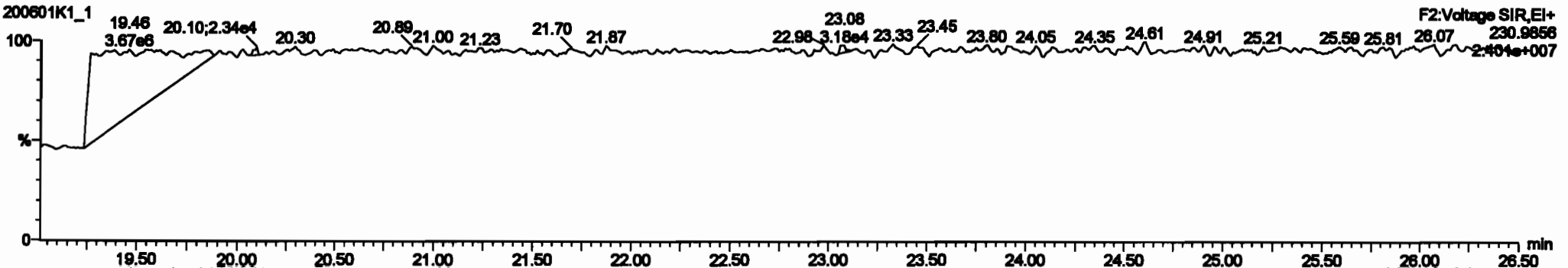
PCB-4/10



13C-PCB-4

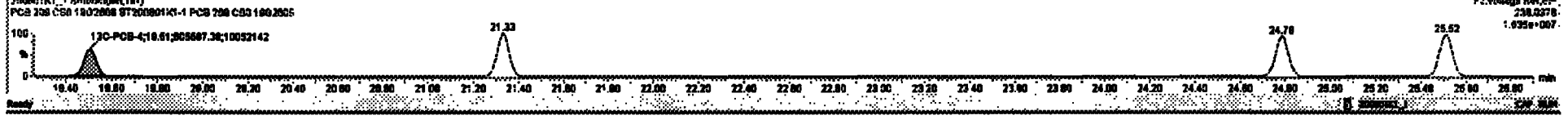

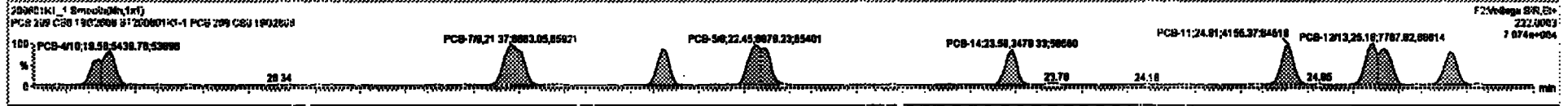


PFK2a



PCB	PCB	PCB	PCB	PCB	PCB	PCB	PCB	PCB	PCB	PCB	PCB	PCB	PCB	PCB	PCB	PCB	PCB	PCB	PCB	PCB
216	13C-PCB-88	1.82e6	0.78	NO	1.0000	1.000	38.88	38.88	1.800	0.000	NO	100.0	100	0.0808						
216	13C-PCB-111	1.82e6	1.82	NO	1.0000	1.000	38.25	38.25	1.800	0.000	NO	100.0	100	0.0915						
217	13C-PCB-128	8.47e6	1.28	NO	1.0000	1.000	46.80	46.80	1.800	0.000	NO	100.0	100	0.0884						
218	13C-PCB-162	8.89e6	0.48	NO	1.0000	1.000	46.43	46.43	0.000	0.000	NO	100.0	100	0.0818						
219	13C-PCB-208	8.89e6	0.80	NO	1.0000	1.000	64.98	64.98	1.000	0.000	NO	100.0	100	0.148						
220	13C-PCB-78	1.82e6	0.78	NO	1.0000	1.000	37.78	37.78	1.000	1.000	NO	102.2	102	0.0887						
221	13C-PCB-178	8.89e6	0.48	NO	0.7088	1.000	46.88	46.87	0.888	0.888	NO	101.8	101	0.0828						
222	13C-PCB-78	1.82e6	0.78	NO	1.0021	1.000	37.78	37.78	0.888	0.888	NO	102.8	102	0.0888						
223	13C-PCB-178	8.89e6	0.48	NO	1.0000	1.000	46.87	46.87	0.823	0.823	NO	101.8	102	0.0882						
224	Total Micro-PCBs				1.8887	1.000	0.00				NO	0.8832		0.0348	0.8830					
225	Total Macro-PCBs																			
226	Total PCBs																			
228	Total Function TMs PCBs				1.8887	1.000	0.00				NO	1.888		0.404	1.828					

PCB	PCB	PCB	PCB	PCB	PCB	PCB	PCB	PCB	PCB	PCB	PCB	PCB	PCB	PCB	PCB	PCB	PCB	PCB	PCB	PCB
4	PCB-478	19.88	19.88	5.44e3	3.88e3	1.800	1.28	NO	0.47700	0.4774										
5	PCB-78	21.28	21.27	8.88e3	4.88e3	1.800	1.37	NO	0.48700	0.4888										
6	PCB-9	22.08	22.04	3.78e3	2.78e3	1.800	1.28	NO	0.24880	0.24882										
7	PCB-58	22.44	22.45	8.87e3	4.88e3	1.800	1.47	NO	0.48280	0.48247										
8	PCB-14	23.88	23.88	3.47e3	2.32e3	1.800	1.48	NO	0.22880	0.22843										
9	PCB-11	24.80	24.81	4.18e3	3.08e3	1.800	1.34	NO	0.28480	0.28438										
10	PCB-128	26.28	26.18	7.78e3	6.78e3	1.800	1.38	NO	0.81880	0.81880										
11	PCB-15	26.84	26.83	3.82e3	2.81e3	1.800	1.48	NO	0.22100	0.22088										

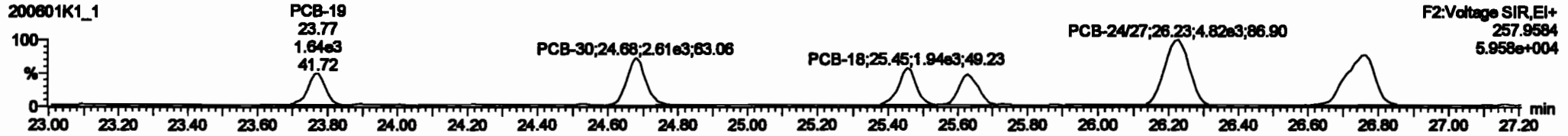
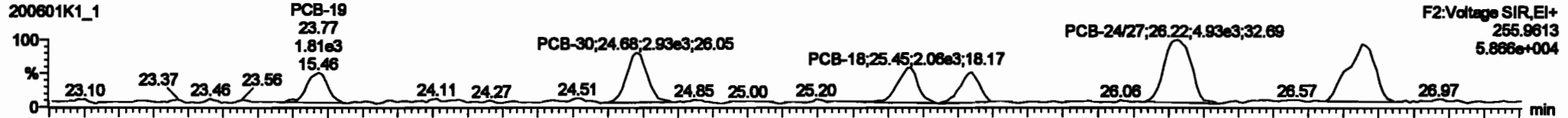


Dataset: Untitled

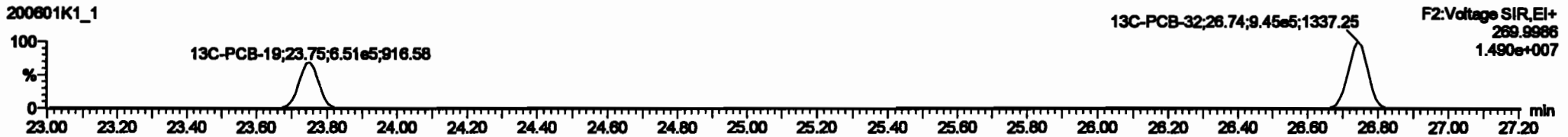
Last Altered: Tuesday, June 02, 2020 10:33:30 Pacific Daylight Time
Printed: Tuesday, June 02, 2020 10:35:13 Pacific Daylight Time

Name: 200601K1_1, Date: 01-Jun-2020, Time: 12:15:03, ID: ST200601K1-1 PCB 209 CS0 19G2606, Description: PCB 209 CS0 19G2606

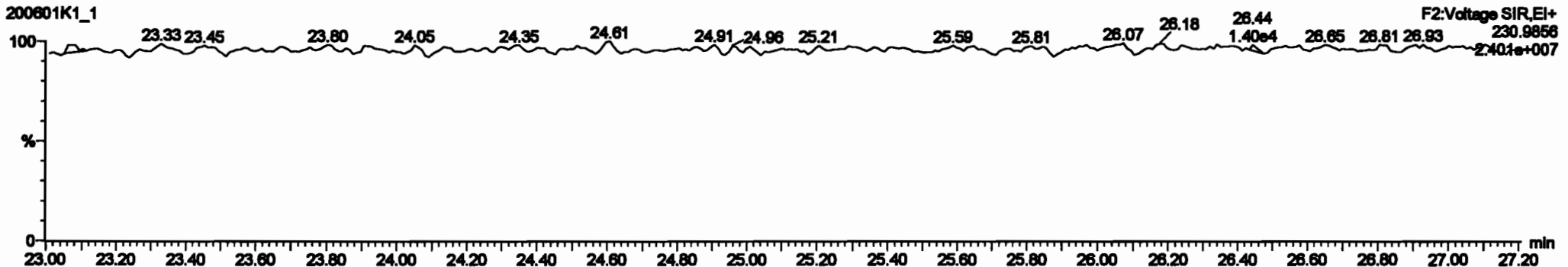
PCB-19



13C-PCB-19

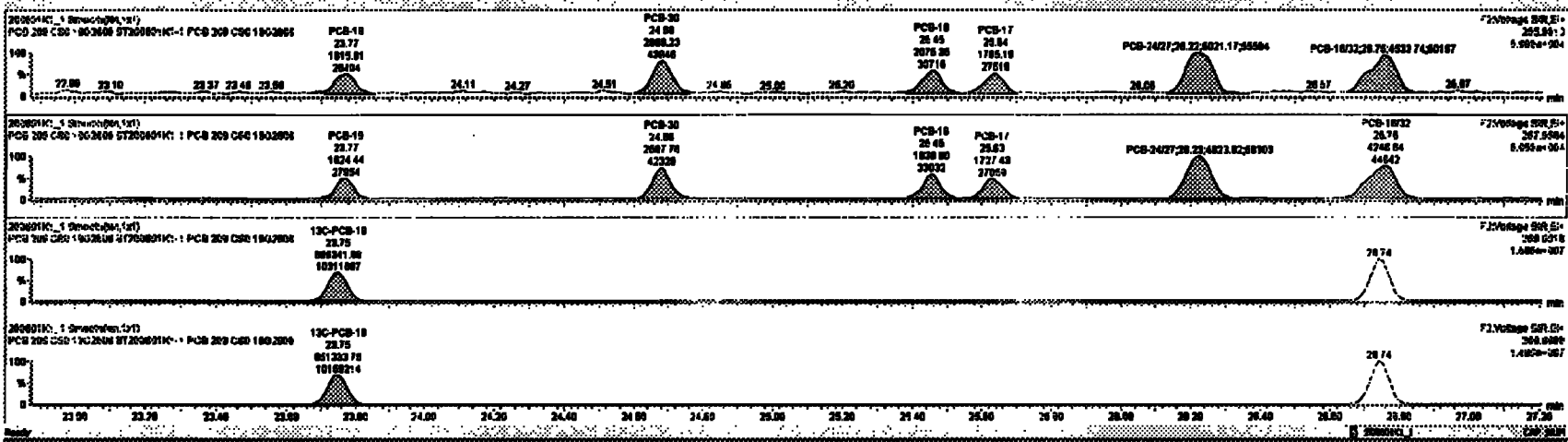


PFK2b



PCB No.	PCB Name	Area	Height	Width	Volume	Weight	Length	Width	Height	Volume	Weight	Length	Width	Height	Volume	Weight
216	13C-PCB-09	1.07e6	0.70	NO	1.0000	1.000	20.00	20.00	1.000	0.000	NO	100.0	100	0.0000		
216	13C-PCB-111	1.07e6	1.02	NO	1.0000	1.000	20.25	20.25	1.000	0.000	NO	100.0	100	0.0016		
217	13C-PCB-128	0.07e6	1.20	NO	1.0000	1.000	40.00	40.00	1.000	0.000	NO	100.0	100	0.0004		
216	13C-PCB-167	0.00e6	0.00	NO	1.0000	1.000	40.00	40.00	0.000	0.000	NO	100.0	100	0.0010		
216	13C-PCB-205	0.00e6	0.00	NO	1.0000	1.000	04.00	04.00	1.000	0.000	NO	100.0	100	0.140		
200	13C-PCB-70	1.00e6	0.70	NO	1.0000	1.000	27.70	27.70	1.000	1.000	NO	100.0	100	0.0007		
201	13C-PCB-170	0.00e6	0.00	NO	0.7000	1.000	40.00	40.00	0.000	0.000	NO	100.0	100	0.0000		
200	13C-PCB-70	1.00e6	0.70	NO	1.0000	1.000	27.70	27.70	0.000	0.000	NO	100.0	100	0.0000		
100	13C-PCB-170	0.00e6	0.00	NO	1.0000	1.000	40.00	40.00	0.000	0.000	NO	100.0	100	0.0000		
200	Total Mass-PCBs				1.0000	1.000	0.00	0.00	0.000	0.000	NO	0.0000	0.000	0.0000		
200	Total BL-PCBs				1.0000	1.000	0.00	0.00	0.000	0.000	NO	2.000	0.00	0.000		

PCB No.	PCB Name	Area	Height	Width	Volume	Weight	Length	Width	Height	Volume	Weight
13	PCB-10	20.70	23.77	1.00e6	1.00e6	1.000	1.12	NO	0.20000	0.20000	
13	PCB-30	24.00	24.00	2.00e6	2.00e6	1.000	1.15	NO	0.20000	0.20010	
14	PCB-10	20.40	20.40	2.00e6	1.00e6	1.000	1.07	NO	0.20000	0.20011	
15	PCB-17	20.00	20.00	1.70e6	1.70e6	1.000	1.06	NO	0.20000	0.20000	
16	PCB-247	20.20	20.22	5.00e6	4.00e6	1.000	1.01	NO	0.07000	0.07000	
17	PCB-1000	20.70	20.70	4.00e6	4.00e6	1.000	1.07	NO	0.00000	0.00000	

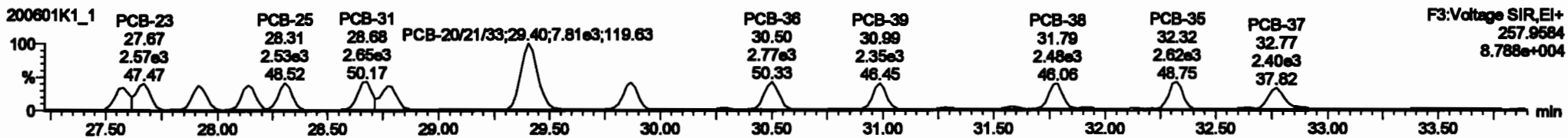
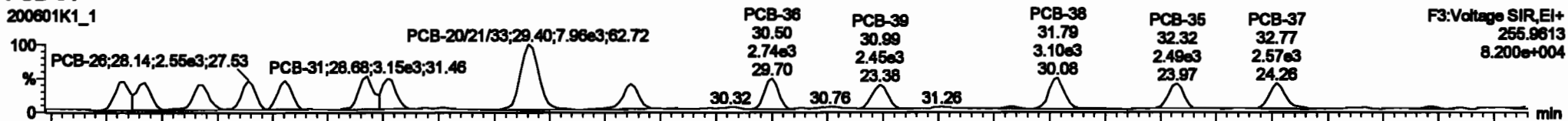


Dataset: Untitled

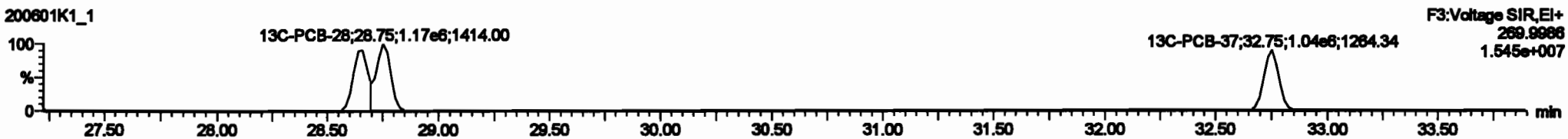
Last Altered: Tuesday, June 02, 2020 10:33:30 Pacific Daylight Time
Printed: Tuesday, June 02, 2020 10:35:13 Pacific Daylight Time

Name: 200601K1_1, Date: 01-Jun-2020, Time: 12:15:03, ID: ST200601K1-1 PCB 209 CS0 19G2606, Description: PCB 209 CS0 19G2606

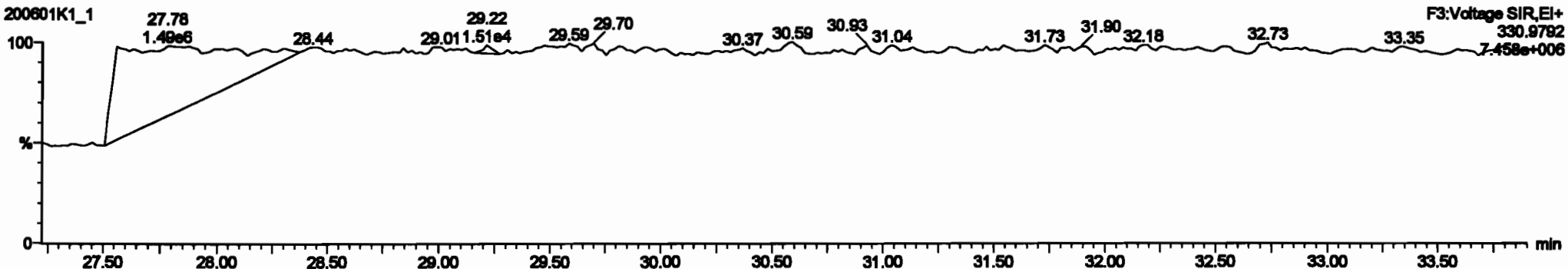
PCB-34



13C-PCB-28



PFK3d

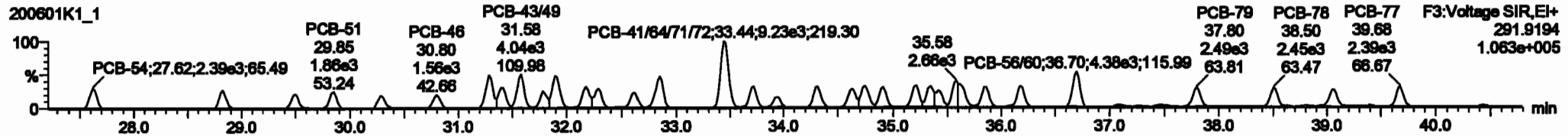
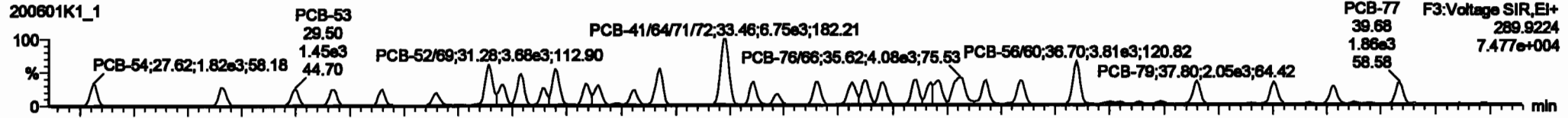


Dataset: Untitled

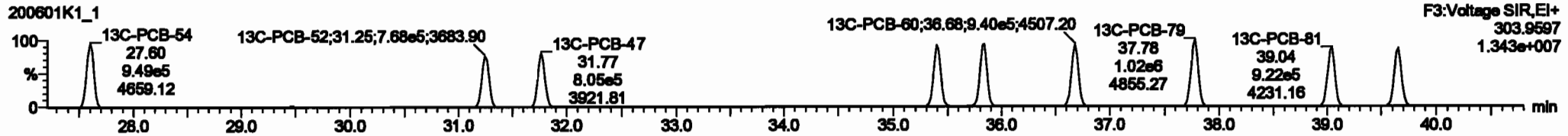
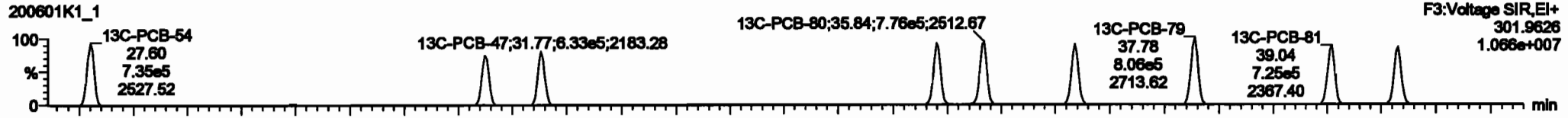
Last Altered: Tuesday, June 02, 2020 10:33:30 Pacific Daylight Time
Printed: Tuesday, June 02, 2020 10:35:13 Pacific Daylight Time

Name: 200601K1_1, Date: 01-Jun-2020, Time: 12:15:03, ID: ST200601K1-1 PCB 209 CS0 19G2606, Description: PCB 209 CS0 19G2606

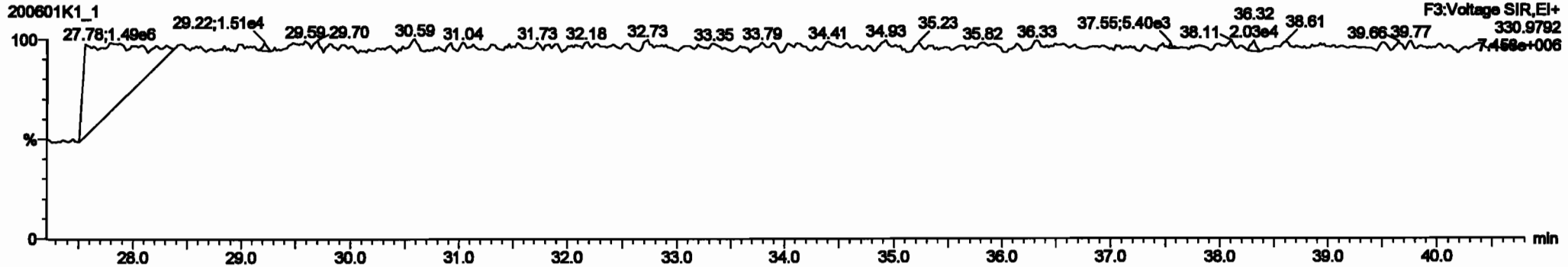
PCB-54



13C-PCB-54



PFK3a



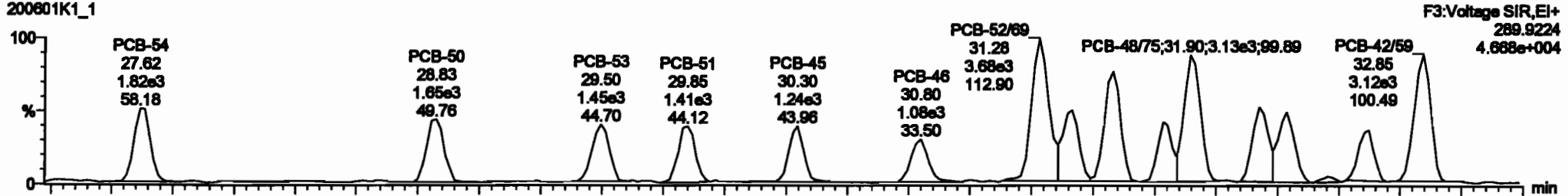
Dataset: Untitled

Last Altered: Tuesday, June 02, 2020 10:33:30 Pacific Daylight Time
Printed: Tuesday, June 02, 2020 10:35:13 Pacific Daylight Time

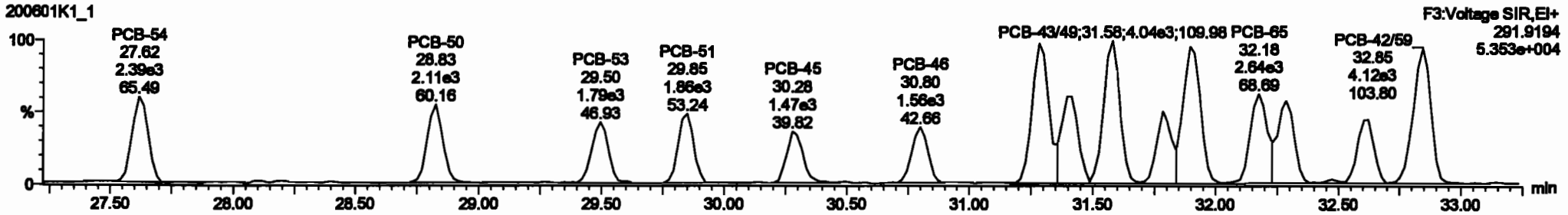
Name: 200601K1_1, Date: 01-Jun-2020, Time: 12:15:03, ID: ST200601K1-1 PCB 209 CS0 19G2606, Description: PCB 209 CS0 19G2606

PCB-50

200601K1_1




200601K1_1




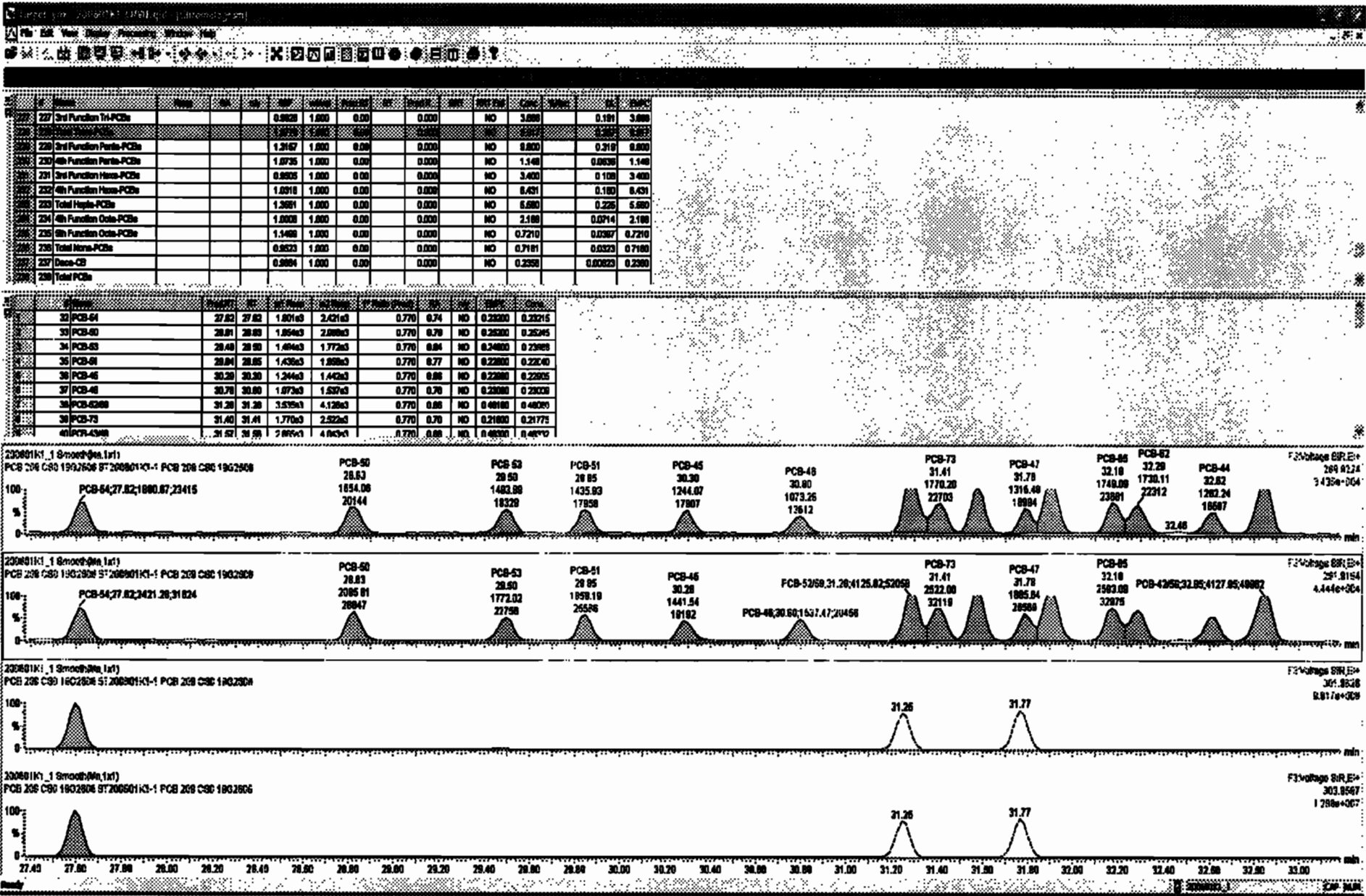
13C-PCB-52

200601K1_1



200601K1_1



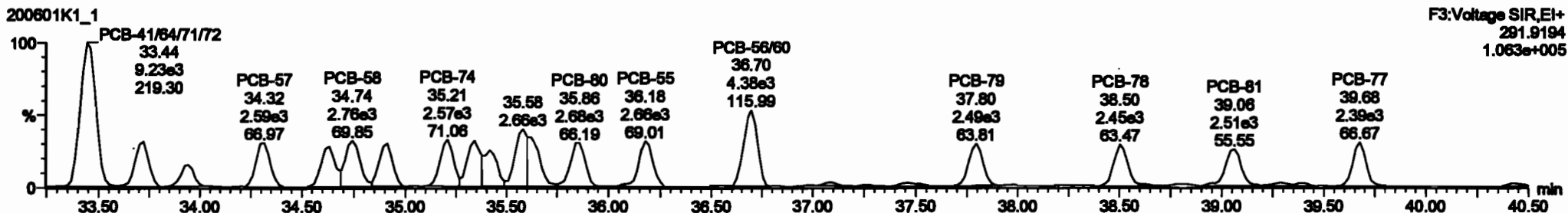
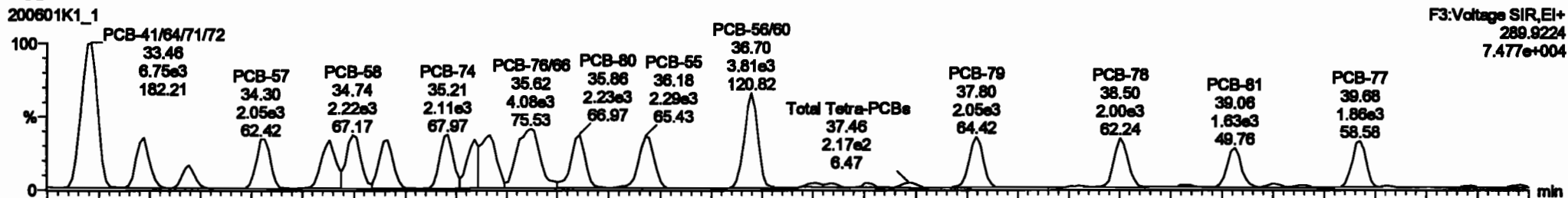


Dataset: Untitled

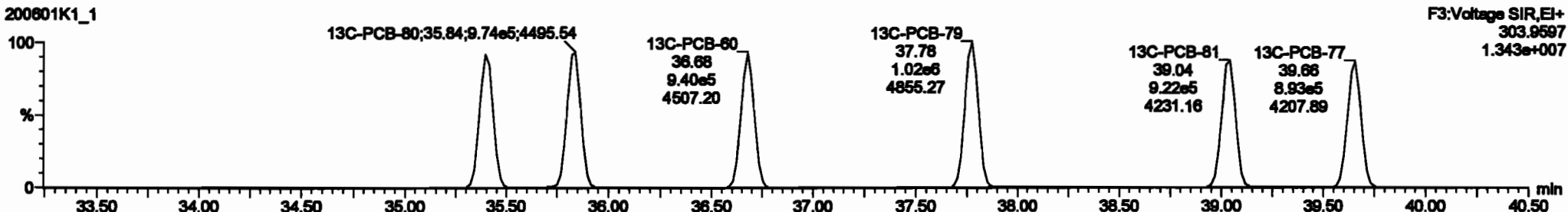
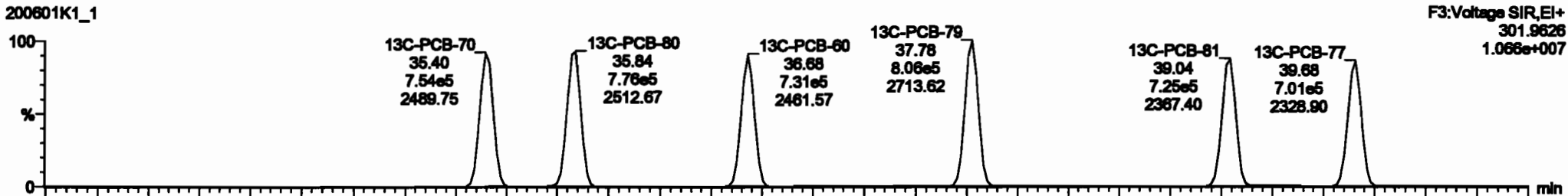
Last Altered: Tuesday, June 02, 2020 10:33:30 Pacific Daylight Time
 Printed: Tuesday, June 02, 2020 10:35:13 Pacific Daylight Time

Name: 200601K1_1, Date: 01-Jun-2020, Time: 12:15:03, ID: ST200601K1-1 PCB 209 CS0 19G2606, Description: PCB 209 CS0 19G2606

PCB-68

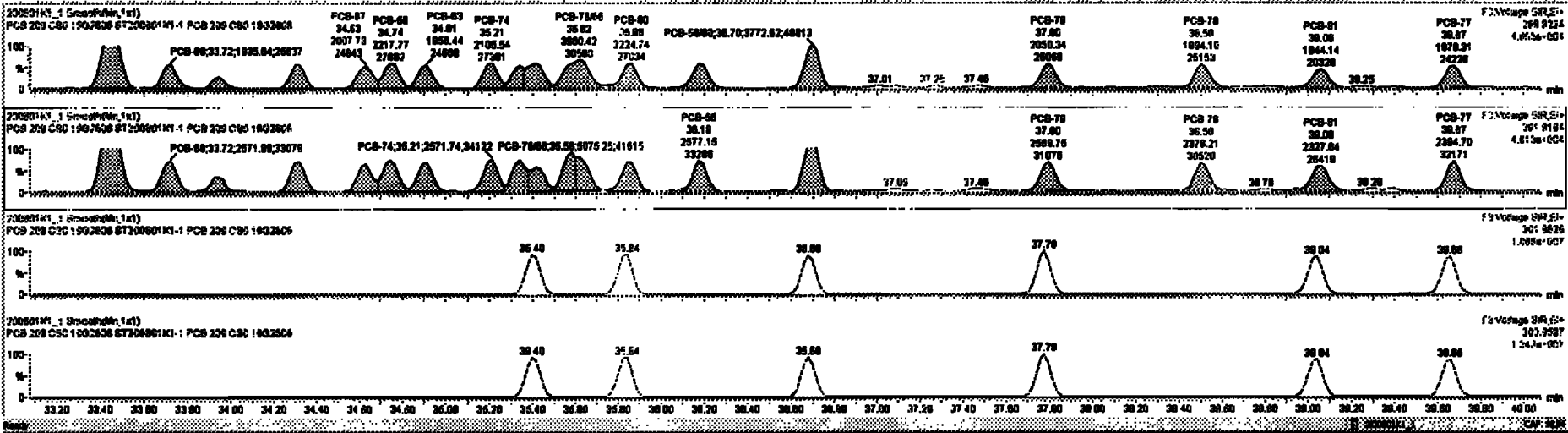


13C-PCB-60



Q	Item	Unit	QTY	Unit Price	Total Price	Material	QTY	Unit Price	Total Price	Material	QTY	Unit Price	Total Price
227	3rd Function 1M-PCBs		0.0000	1.000	0.00	0.000	NO	0.000	0.00	0.000	0.000	0.000	0.00
228	3rd Function Parts-PCBs		1.2167	1.000	0.00	0.000	NO	0.000	0.00	0.000	0.213	0.000	0.00
229	4th Function Parts-PCBs		1.0726	1.000	0.00	0.000	NO	1.540	0.000	0.000	0.000	1.140	0.00
230	3rd Function Hubs-PCBs		0.0000	1.000	0.00	0.000	NO	3.400	0.000	0.000	0.100	3.400	0.00
231	4th Function Hubs-PCBs		1.0310	1.000	0.00	0.000	NO	0.421	0.000	0.000	0.100	0.421	0.00
232	Total Hubs-PCBs		1.2081	1.000	0.00	0.000	NO	0.000	0.000	0.000	0.225	0.000	0.00
233	4th Function Data-PCBs		1.0000	1.000	0.00	0.000	NO	2.900	0.000	0.000	0.074	2.900	0.00
234	3rd Function Data-PCBs		1.1400	1.000	0.00	0.000	NO	0.7210	0.000	0.000	0.000	0.7210	0.00
235	Total Data-PCBs		0.0000	1.000	0.00	0.000	NO	0.7101	0.000	0.000	0.000	0.7101	0.00
236	Total PCBs		0.0004	1.000	0.00	0.000	NO	0.2000	0.000	0.000	0.000	0.2000	0.00

PCB	PCB No	PCB Date	PCB Qty	PCB Price	PCB Total	PCB Material	PCB Qty	PCB Price	PCB Total	
32	PCB-84	27 02	27 02	1.0000	2.4210	0.770	0.24	NO	0.2320	0.23210
33	PCB-85	28 01	28 03	1.0000	2.0000	0.770	0.29	NO	0.2020	0.20240
34	PCB-86	28 00	28 00	1.0000	1.7700	0.770	0.04	NO	0.2400	0.23880
35	PCB-87	28 04	28 00	1.0000	1.0000	0.770	0.27	NO	0.2200	0.22040
36	PCB-88	30 20	30 20	1.2400	1.4400	0.770	0.00	NO	0.2200	0.22000
37	PCB-89	30 70	30 00	1.0700	1.0000	0.770	0.20	NO	0.2000	0.20000
38	PCB-90	31 20	31 20	3.0000	4.1200	0.770	0.00	NO	0.4000	0.40000
39	PCB-91	31 00	31 01	1.7700	2.0000	0.770	0.20	NO	0.2100	0.21770
40	PCB-92	31 07	31 00	2.0000	4.0000	0.770	0.00	NO	0.4000	0.40000

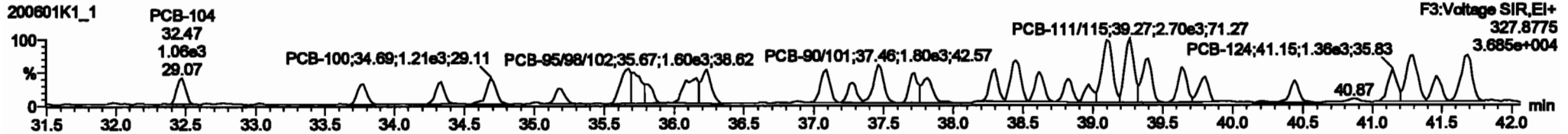
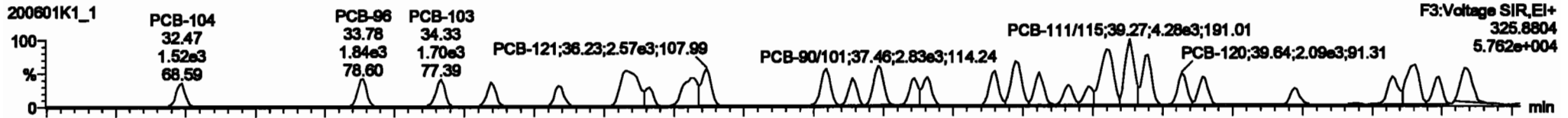


Dataset: Untitled



Last Altered: Tuesday, June 02, 2020 10:33:30 Pacific Daylight Time
 Printed: Tuesday, June 02, 2020 10:35:13 Pacific Daylight Time

Name: 200601K1_1, Date: 01-Jun-2020, Time: 12:15:03, ID: ST200601K1-1 PCB 209 CS0 19G2606, Description: PCB 209 CS0 19G2606

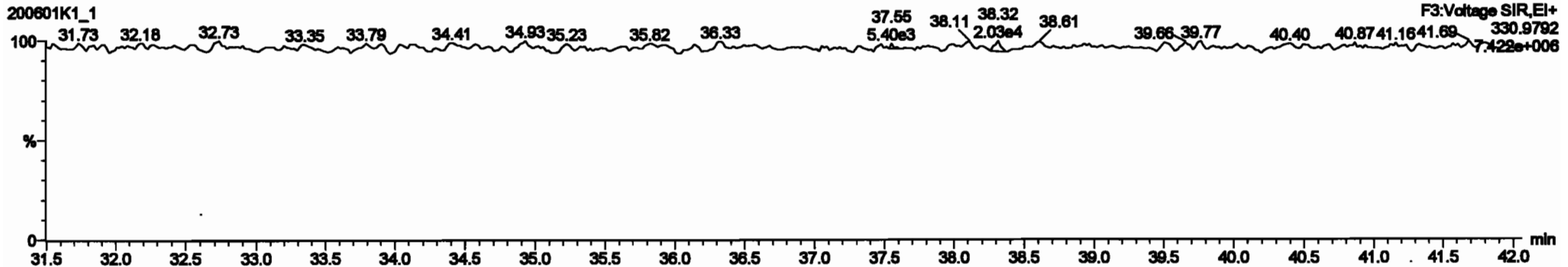
PCB-104



13C-PCB-104



PFK3b

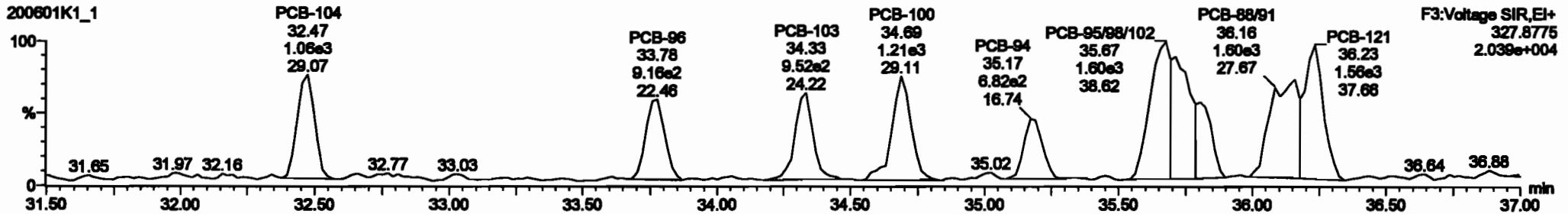
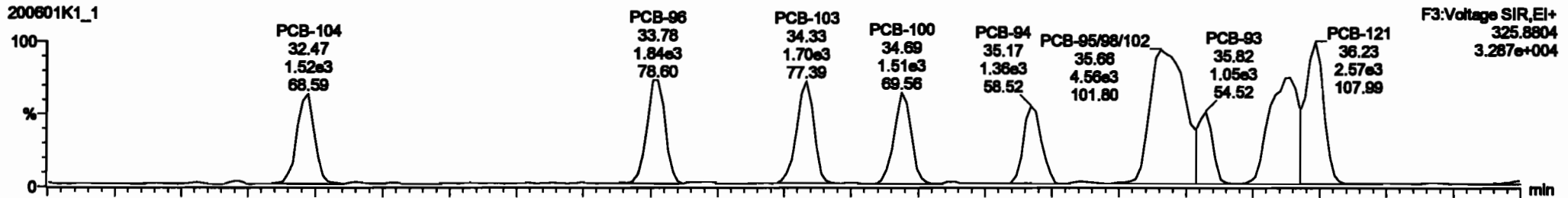


Dataset: Untitled

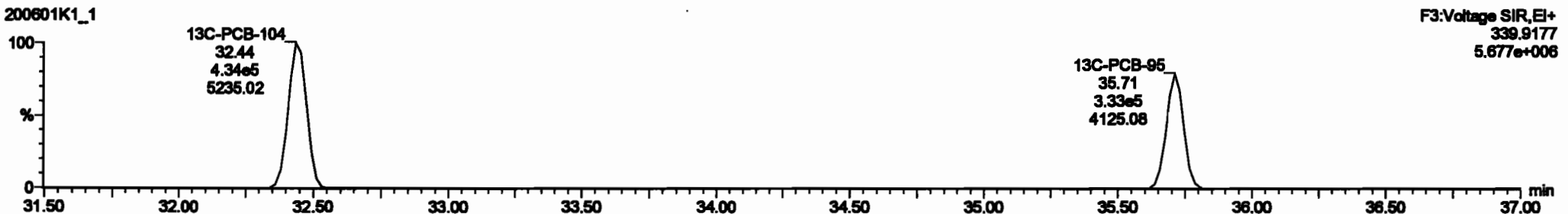
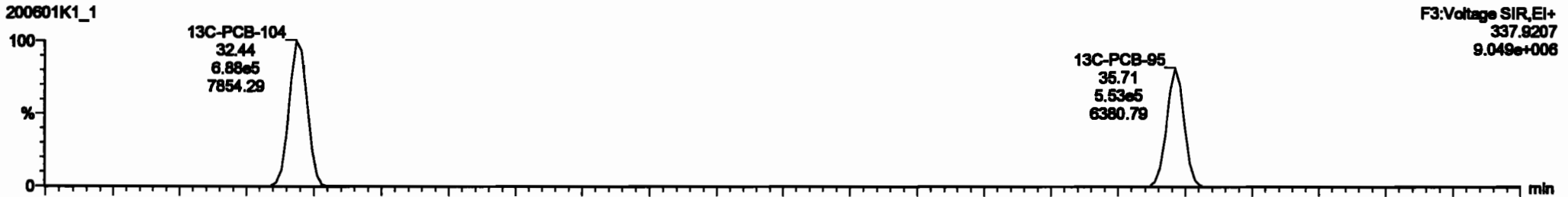
Last Altered: Tuesday, June 02, 2020 10:33:30 Pacific Daylight Time
Printed: Tuesday, June 02, 2020 10:35:13 Pacific Daylight Time

Name: 200601K1_1, Date: 01-Jun-2020, Time: 12:15:03, ID: ST200601K1-1 PCB 209 CS0 19G2606, Description: PCB 209 CS0 19G2606

PCB-96

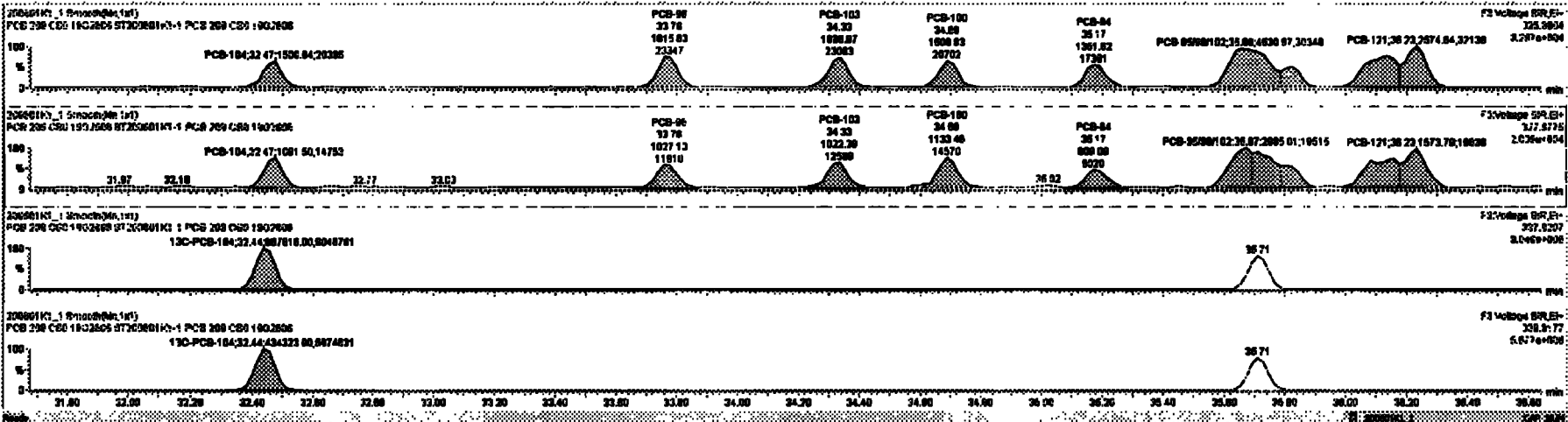


13C-PCB-95



Item	Mass	Area	Conc	Unit	Response	Conc	Unit	Response	Conc	Unit	Response	Conc	Unit	Response	Conc	Unit	Response
227 2nd Function TAPCds					0.8928	1.000	0.00	0.000	NO	3.680	0.591	3.680					
228 Total TAPCds					1.0776	1.000	0.00	0.000	NO	0.917	0.287	0.917					
229 3rd Function Para-PCds					1.0726	1.000	0.00	0.000	NO	1.448	0.258	1.448					
230 2nd Function Meta-PCds					0.8928	1.000	0.00	0.000	NO	3.680	0.108	3.680					
231 4th Function Meta-PCds					1.0318	1.000	0.00	0.000	NO	6.421	0.180	6.421					
232 Total Meta-PCds					1.2691	1.000	0.00	0.000	NO	6.680	0.225	6.680					
233 4th Function Ochs-PCds					1.0000	1.000	0.00	0.000	NO	2.188	0.0714	2.188					
234 5th Function Ochs-PCds					1.1488	1.000	0.00	0.000	NO	0.7210	0.0887	0.7210					
235 Total Ochs-PCds					0.8928	1.000	0.00	0.000	NO	0.2181	0.0023	0.2181					
236 Dioxin-Cd					0.8981	1.000	0.00	0.000	NO	0.2888	0.0022	0.2888					
237 Total PCBs																	

Item	Peak No	RT	Area	Conc	Unit	Response	Conc	Unit	Response	Conc	Unit	Response	Conc	Unit	Response	Conc	Unit	Response
04 PCB-104	32.48	32.47	1.891e3	1.001e3	1.888	1.37	NO	0.20800	0.28882									
05 PCB-99	32.76	32.76	1.871e3	1.027e3	1.868	1.77	NO	0.22000	0.21657									
06 PCB-103	34.30	34.30	1.894e3	1.022e3	1.888	1.88	NO	0.28800	0.28877									
07 PCB-100	34.87	34.88	1.894e3	1.133e3	1.888	1.33	NO	0.24700	0.24676									
08 PCB-84	35.18	35.17	1.382e3	8.091e2	1.888	1.87	NO	0.28700	0.28888									
09 PCB-95/98/102	35.87	35.88	4.894e3	2.888e3	1.888	1.82	NO	0.70800	0.70414									
10 PCB-88	35.76	35.82	1.048e3	7.388e2	1.888	1.42	NO	0.21800	0.21812									
11 PCB-99/91	35.14	35.14	2.882e3	1.854e3	1.888	1.77	NO	0.48800	0.48882									
12 PCB-121	35.30	35.30	2.874e3	1.874e3	1.888	1.84	NO	0.27800	0.27882									



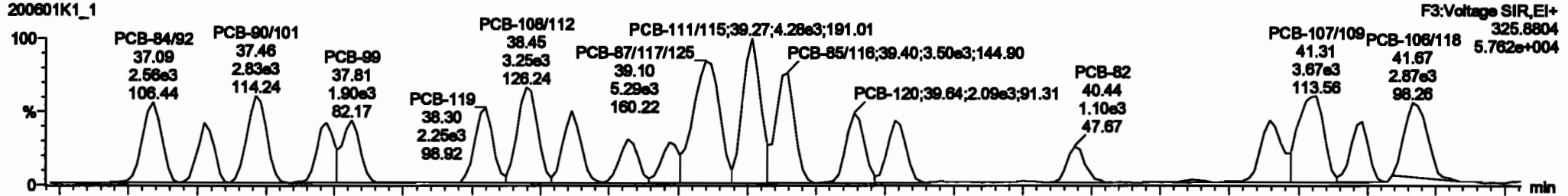
Dataset: Untitled

Last Altered: Tuesday, June 02, 2020 10:33:30 Pacific Daylight Time
Printed: Tuesday, June 02, 2020 10:35:13 Pacific Daylight Time

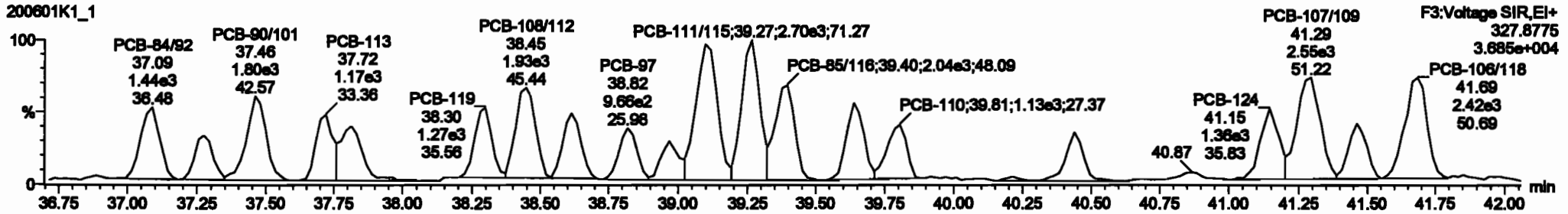
Name: 200801K1_1, Date: 01-Jun-2020, Time: 12:15:03, ID: ST200801K1-1 PCB 209 CS0 19G2806, Description: PCB 209 CS0 19G2806

PCB-119

200801K1_1

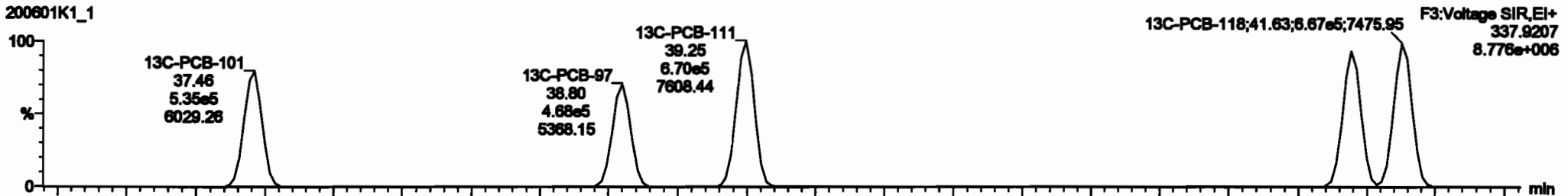


200801K1_1

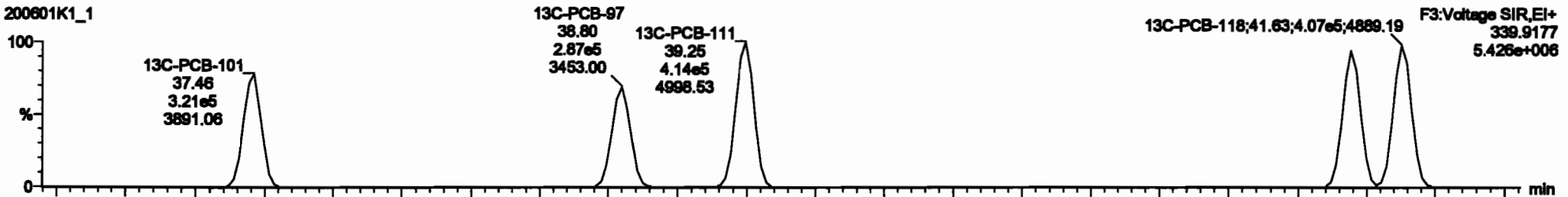


13C-PCB-111

200801K1_1

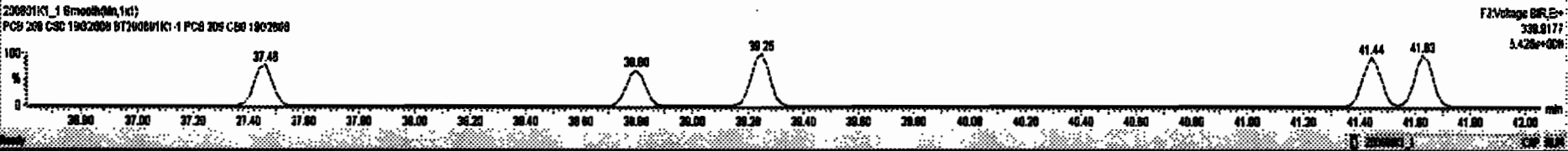

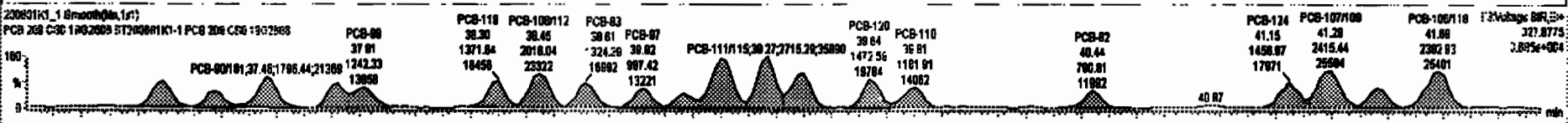



200801K1_1



#	Name	Mass	RA	RG	RM	Value	Percent	ST	Photo	RT	RT2	Area	Area%	GC	Area%
227	2nd Function T4-PCBs					0.0028	1.000	0.00	0.000	ND		3.000		0.191	3.000
228	Total T4s-PCBs					1.0778	1.000	0.00	0.000	ND		0.917		0.267	0.917
229	3rd Function Penta-PCBs					1.2657	1.000	0.00	0.000	ND		2.000		0.269	2.000
230	4th Function Penta-PCBs					1.0735	1.000	0.00	0.000	ND		1.140		0.0636	1.140
231	2nd Function Hexa-PCBs					0.0005	1.000	0.00	0.000	ND		3.400		0.100	3.400
232	4th Function Hexa-PCBs					1.0910	1.000	0.00	0.000	ND		0.431		0.160	0.431
233	Total Hexa-PCBs					1.2691	1.000	0.00	0.000	ND		5.900		0.225	5.900
234	4th Function Octa-PCBs					1.0008	1.000	0.00	0.000	ND		2.100		0.0714	2.100
235	5th Function Octa-PCBs					1.1400	1.000	0.00	0.000	ND		0.7210		0.0307	0.7210
236	Total Octa-PCBs					0.0023	1.000	0.00	0.000	ND		0.7101		0.0023	0.7100
237	Deca-CB					0.0004	1.000	0.00	0.000	ND		0.2000		0.0000	0.2000
238	Total PCBs														

#	Name	Peak1	RT	Area	Area%	Height	Width	SNR	Area
84	PCB-104	32.48	32.47	1.580e3	1.001e3	1.580	1.37	ND	0.20000
85	PCB-88	33.78	33.78	1.046e3	1.022e3	1.580	1.37	ND	0.22000
86	PCB-103	34.30	34.33	1.007e3	1.022e3	1.580	1.85	ND	0.25000
87	PCB-100	34.67	34.69	1.507e3	1.133e3	1.580	1.33	ND	0.24700
89	PCB-84	35.18	35.17	1.352e3	0.801e3	1.580	1.07	ND	0.25700
89	PCB-8908102	35.67	35.66	4.531e3	2.955e3	1.580	1.52	ND	0.70400
70	PCB-89	35.78	35.82	1.048e3	7.300e2	1.580	1.42	ND	0.21600
71	PCB-8901	36.14	36.14	2.022e3	1.054e3	1.580	1.77	ND	0.40500
72	PCB-121	36.23	36.23	7.575e3	1.574e3	1.580	1.04	ND	0.27400

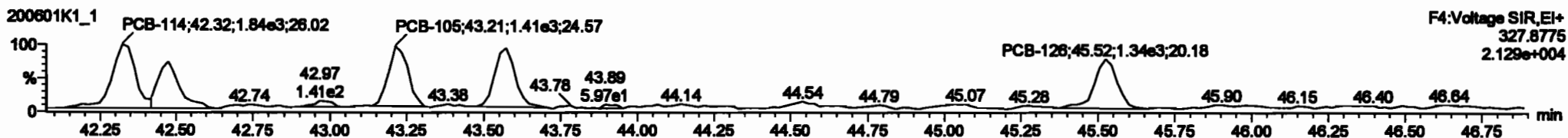
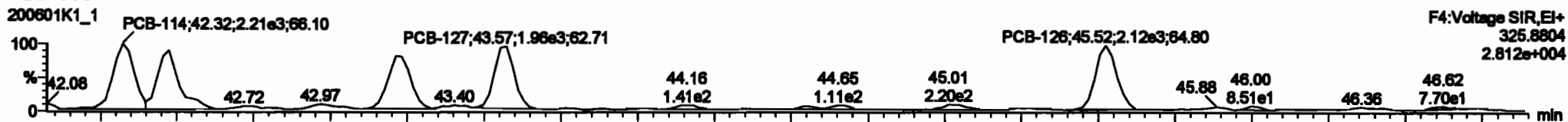


Dataset: Untitled

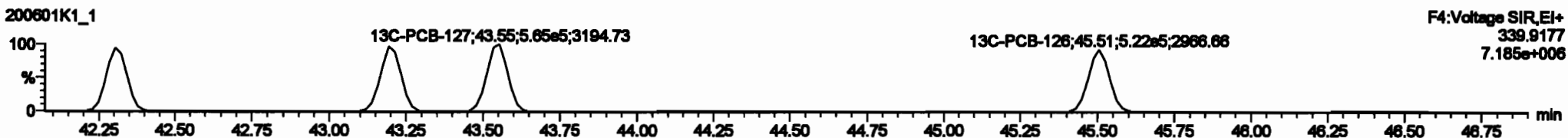

Last Altered: Tuesday, June 02, 2020 10:33:30 Pacific Daylight Time
Printed: Tuesday, June 02, 2020 10:35:13 Pacific Daylight Time

Name: 200601K1_1, Date: 01-Jun-2020, Time: 12:15:03, ID: ST200601K1-1 PCB 209 CS0 19G2606, Description: PCB 209 CS0 19G2606

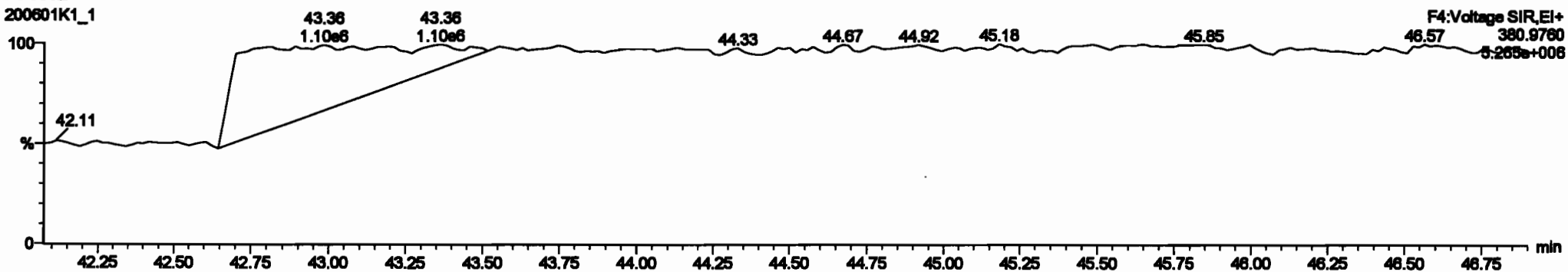
PCB-114



13C-PCB-114






PFK4a



#	Mass	Area	HR	Age	HR	Age	HR	Age	HR	Age	HR	Age	HR	Age	HR	Age	HR	Age
227	2nd Function Tri-PCBs				0.8828	1.000	0.00		0.8000	NO	3.888		0.101	3.888				
228	Total Tri-PCBs				1.8778	1.000	0.00		0.8000	NO	8.817		0.287	8.817				
229	2nd Function Para-PCBs				1.2157	1.000	0.00		0.8000	NO	8.800		0.318	8.800				
230	Total Para-PCBs				1.2157	1.000	0.00		0.8000	NO	8.800		0.318	8.800				
231	2nd Function Hexa-PCBs				0.8808	1.000	0.00		0.8000	NO	3.400		0.108	3.400				
232	6th Function Hexa-PCBs				1.0318	1.000	0.00		0.8000	NO	6.431		0.180	6.431				
233	Total Hexa-PCBs				1.2891	1.000	0.00		0.8000	NO	5.880		0.228	5.880				
234	6th Function Octa-PCBs				1.0008	1.000	0.00		0.8000	NO	2.188		0.6714	2.188				
235	8th Function Octa-PCBs				1.1488	1.000	0.00		0.8000	NO	0.7210		0.0387	0.7210				
236	Total Octa-PCBs				0.8828	1.000	0.00		0.8000	NO	0.7101		0.0328	0.7101				
237	Diox-Cl				0.8804	1.000	0.00		0.8000	NO	0.2088		0.0023	0.2088				
238	Total PCBs																	

#	Mass	Area	HR	Age	HR	Age	HR	Age	HR	Age	HR	Age	HR	Age	HR	Age	HR	Age
88	PCB-114	42.28	42.22	2.201e3	1.890e3	1.880	1.33	NO	0.21800	0.26817								
89	PCB-122	42.67	42.67	1.832e3	1.138e3	1.880	1.81	NO	0.23100	0.23888								
86	PCB-106	43.21	43.21	1.888e3	1.446e3	1.880	1.32	NO	0.22800	0.22776								
88	PCB-127	43.57	43.57	1.888e3	1.454e3	1.880	1.38	NO	0.22300	0.22285								
87	PCB-128	45.52	45.52	2.124e3	1.378e3	1.880	1.67	NO	0.21800	0.21888								



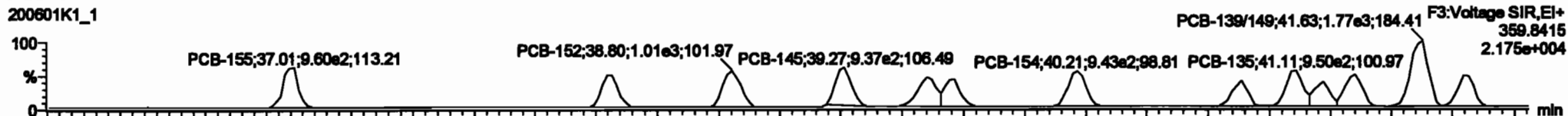
Dataset: Untitled

Last Altered: Tuesday, June 02, 2020 10:33:30 Pacific Daylight Time
Printed: Tuesday, June 02, 2020 10:35:13 Pacific Daylight Time

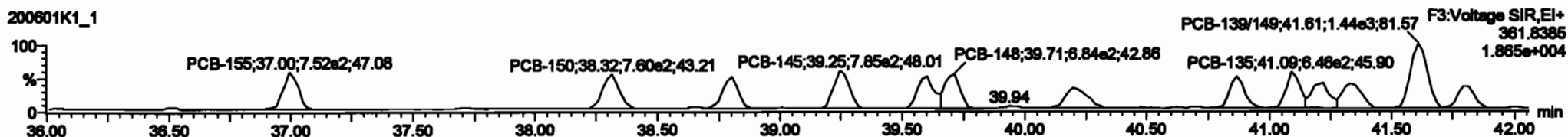
Name: 200601K1_1, Date: 01-Jun-2020, Time: 12:15:03, ID: ST200601K1-1 PCB 209 CS0 19G2606, Description: PCB 209 CS0 19G2606

PCB-155

200601K1_1



200601K1_1

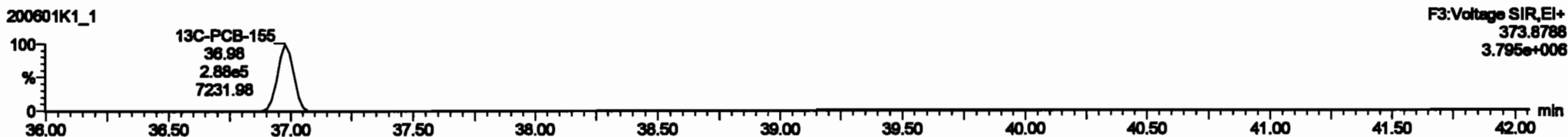


13C-PCB-155

200601K1_1

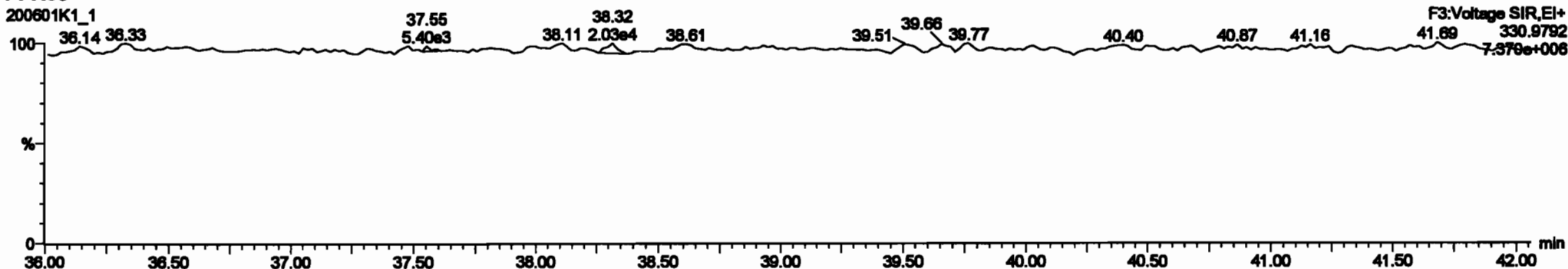


200601K1_1




PFK3c

200601K1_1



#	Phase	Mass	CA	CP	PP	CP/PP	CP/CA	CP/CP	CP/PP	CP/CA	CP/CP	CP/PP	CP/CA	CP/CP
227	2nd Function Tri-PCBs				0.8828	1.000	0.00	0.000	NO	3.888		0.181	3.888	
228	Total Tri-PCBs				1.2778	1.000	0.00	0.000	NO	8.917		0.287	8.917	
229	2nd Function Penta-PCBs				1.3187	1.000	0.00	0.000	NO	8.800		0.318	8.800	
230	4th Function Penta-PCBs				1.0738	1.000	0.00	0.000	NO	1.148		0.0538	1.148	
231	Total Penta-PCBs				2.3925	1.000	0.00	0.000	NO	9.948		0.372	9.948	
232	4th Function Hexa-PCBs				1.3318	1.000	0.00	0.000	NO	6.431		0.180	6.431	
233	Total Hexa-PCBs				1.3881	1.000	0.00	0.000	NO	6.880		0.225	6.880	
234	4th Function Octa-PCBs				1.0008	1.000	0.00	0.000	NO	2.188		0.0714	2.188	
235	6th Function Octa-PCBs				1.1488	1.000	0.00	0.000	NO	0.7210		0.0287	0.7210	
236	Total Octa-PCBs				0.8828	1.000	0.00	0.000	NO	0.7181		0.0328	0.7181	
237	Deca-Cl				0.9884	1.000	0.00	0.000	NO	0.2388		0.00828	0.2388	
238	Total PCBs													

#	Phase	Mass	CA	CP	PP	CP/PP	CP/CA	CP/CP	CP/PP	CP/CA	CP/CP	CP/PP	CP/CA	CP/CP
89	PCB-158	38.98	37.01	8.801e2	7.387e2	1.240	1.30	NO	0.24700	0.24732				
90	PCB-160	38.32	38.30	8.464e2	7.435e2	1.240	1.14	NO	0.22300	0.22310				
100	PCB-162	38.80	38.80	8.898e2	7.278e2	1.240	1.37	NO	0.22100	0.22078				
101	PCB-146	38.27	38.27	1.018e2	7.881e2	1.240	1.30	NO	0.28100	0.28080				
102	PCB-138	38.80	38.80	8.158e2	8.878e2	1.240	1.18	NO	0.22400	0.22404				
103	PCB-148	38.71	38.71	7.081e2	8.838e2	1.240	1.05	NO	0.24800	0.24844				
104	PCB-154	40.21	40.22	8.078e2	8.538e2	1.240	1.38	NO	0.25800	0.25830				
105	PCB-161	40.88	40.88	8.188e2	8.798e2	1.240	1.07	NO	0.28100	0.28088				
106	PCB-136	41.11	41.11	8.348e2	8.918e2	1.240	1.38	NO	0.28800	0.28828				



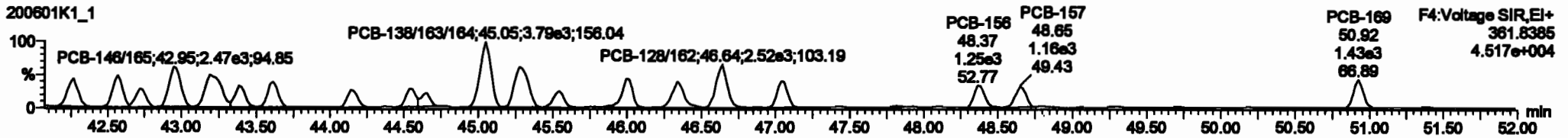

Dataset: Untitled

Last Altered: Tuesday, June 02, 2020 10:33:30 Pacific Daylight Time

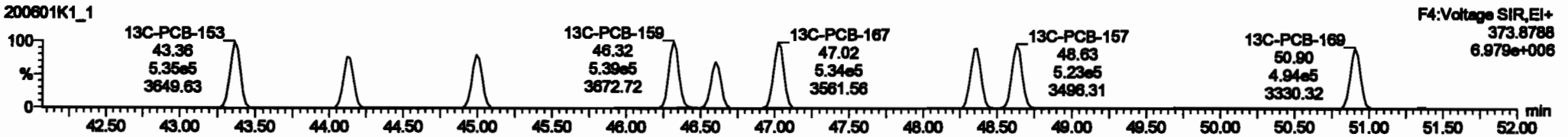
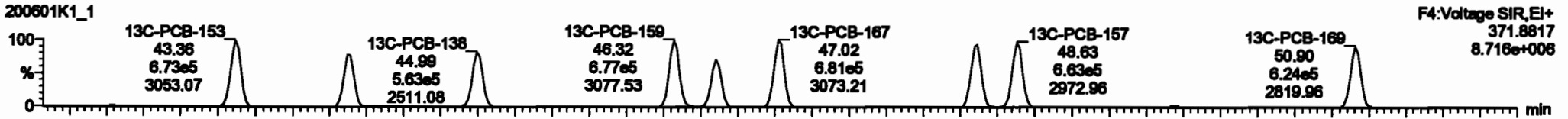
Printed: Tuesday, June 02, 2020 10:35:13 Pacific Daylight Time

Name: 200601K1_1, Date: 01-Jun-2020, Time: 12:15:03, ID: ST200601K1-1 PCB 209 CS0 19G2606, Description: PCB 209 CS0 19G2606

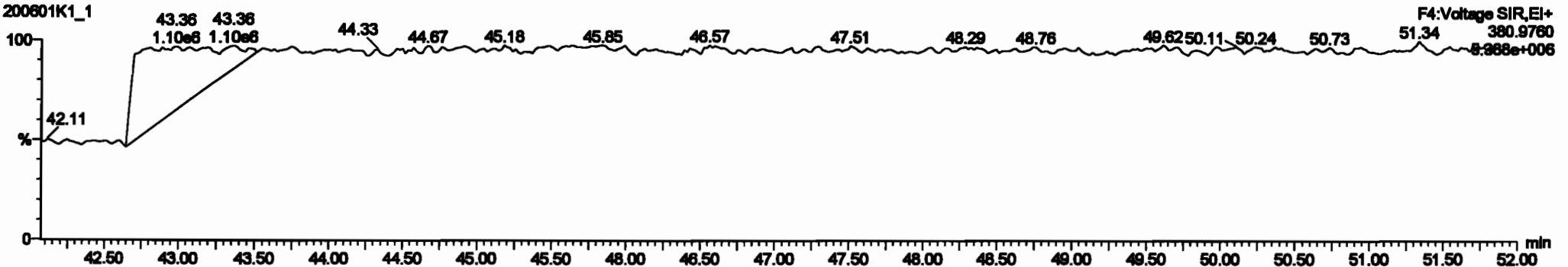
PCB-134/143



13C-PCB-153





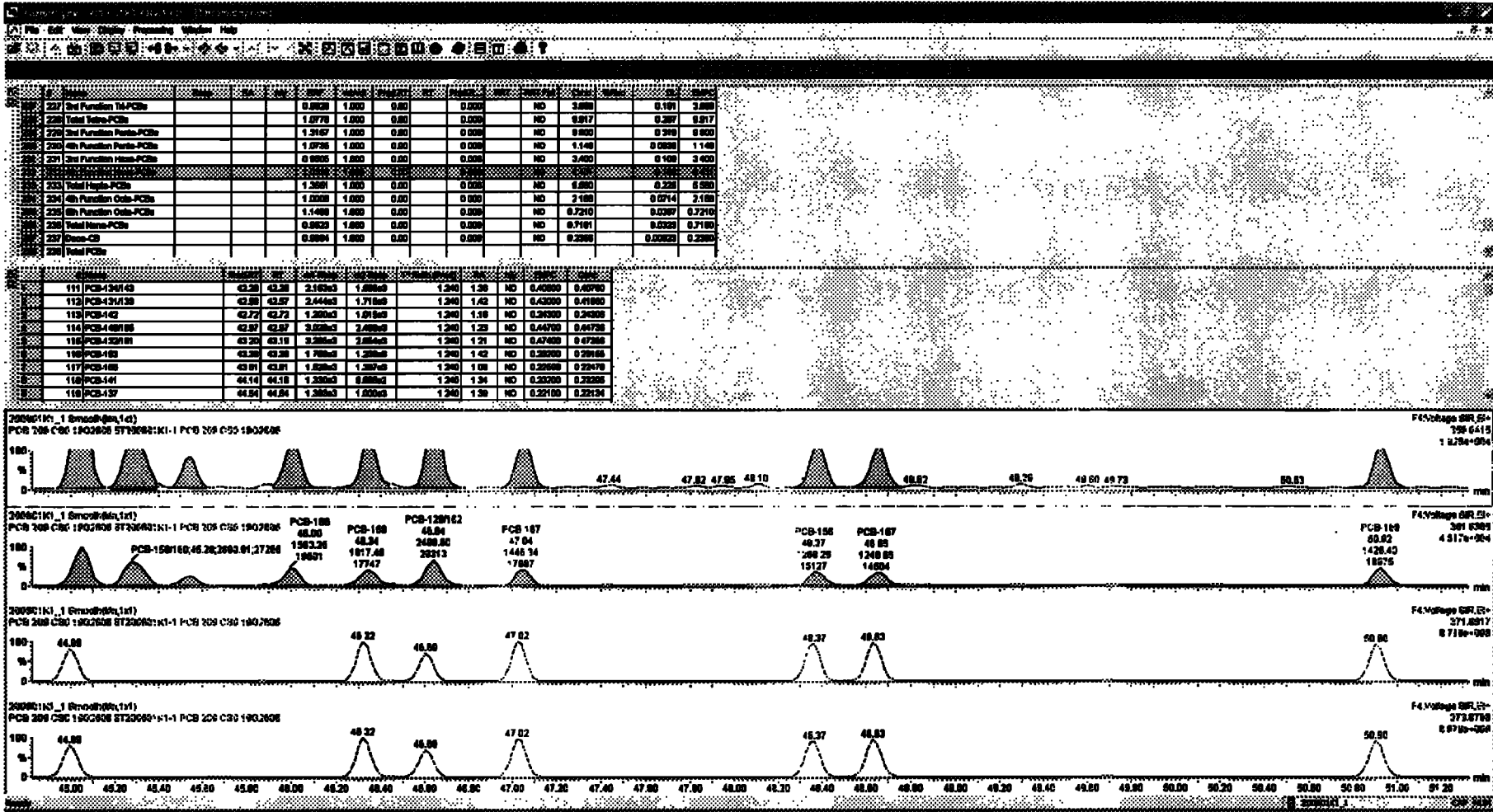
PFK4b



PCB	Function	Wt	PCB	Wt	PCB	Wt	PCB	Wt	PCB	Wt	PCB	Wt	PCB	Wt	PCB	Wt	PCB	Wt
227	3rd Function In-PCBs			0.0028	1.000	0.00		0.000	NO	3.888		0.191	3.888					
228	Total In-PCBs			1.0778	1.000	0.00		0.000	NO	8.917		0.287	8.917					
229	3rd Function Para-PCBs			1.2187	1.000	0.00		0.000	NO	8.800		0.218	8.800					
230	6th Function Para-PCBs			1.0728	1.000	0.00		0.000	NO	1.148		0.038	1.148					
231	3rd Function Meta-PCBs			0.0003	1.000	0.00		0.000	NO	3.480		0.108	3.480					
232	6th Function Meta-PCBs			1.2132	1.000	0.00		0.000	NO	3.472		0.288	3.472					
233	Total Para-PCBs			1.2911	1.000	0.00		0.000	NO	5.980		0.223	5.980					
234	6th Function Oxa-PCBs			1.0000	1.000	0.00		0.000	NO	2.188		0.974	2.188					
235	3rd Function Oxa-PCBs			1.1488	1.000	0.00		0.000	NO	0.7210		0.0887	0.7210					
236	Total Meta-PCBs			0.0023	1.000	0.00		0.000	NO	0.7181		0.0323	0.7181					
237	Dioxin-CB			0.0004	1.000	0.00		0.000	NO	0.2988		0.0023	0.2988					
238	Total PCBs																	

PCB	Wt	PCB	Wt	PCB	Wt	PCB	Wt	PCB	Wt	PCB	Wt	PCB	Wt	PCB	Wt	PCB	Wt
111	PCB-134/43	43.28	43.28	2.1520	1.0000	1.240	1.28	NO	0.4080	0.4078							
112	PCB-138/33	43.88	43.87	2.4440	1.7180	1.240	1.42	NO	0.4200	0.4188							
113	PCB-142	43.72	43.72	1.2080	1.0180	1.240	1.18	NO	0.2400	0.2408							
114	PCB-148/85	43.97	43.97	3.0280	2.4880	1.240	1.28	NO	0.4478	0.4478							
115	PCB-152/81	43.38	43.18	3.2080	2.8840	1.240	1.21	NO	0.4788	0.4788							
116	PCB-158	43.38	43.38	1.7880	1.2380	1.240	1.42	NO	0.2288	0.2288							
117	PCB-168	43.81	43.81	1.2880	1.3880	1.240	1.88	NO	0.2288	0.2288							
118	PCB-141	44.14	44.14	1.2380	0.8880	1.240	1.24	NO	0.2288	0.2288							
119	PCB-137	44.84	44.84	1.2880	1.0080	1.240	1.28	NO	0.2288	0.2288							





Dataset: Untitled


Last Altered: Tuesday, June 02, 2020 10:33:30 Pacific Daylight Time

Printed: Tuesday, June 02, 2020 10:35:13 Pacific Daylight Time

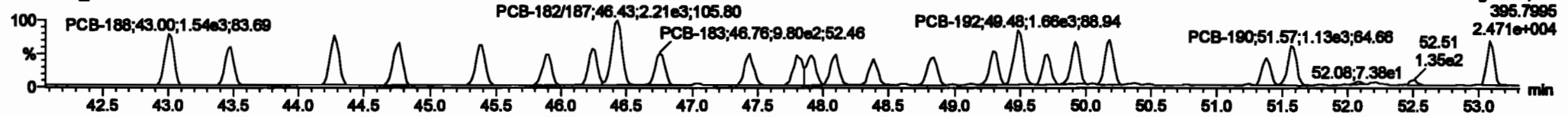
Name: 200601K1_1, Date: 01-Jun-2020, Time: 12:15:03, ID: ST200601K1-1 PCB 209 CS0 19G2606, Description: PCB 209 CS0 19G2606

PCB-188

200601K1_1




200601K1_1

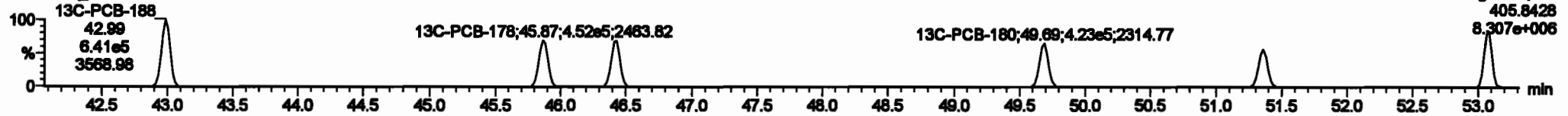


13C-PCB-188

200601K1_1

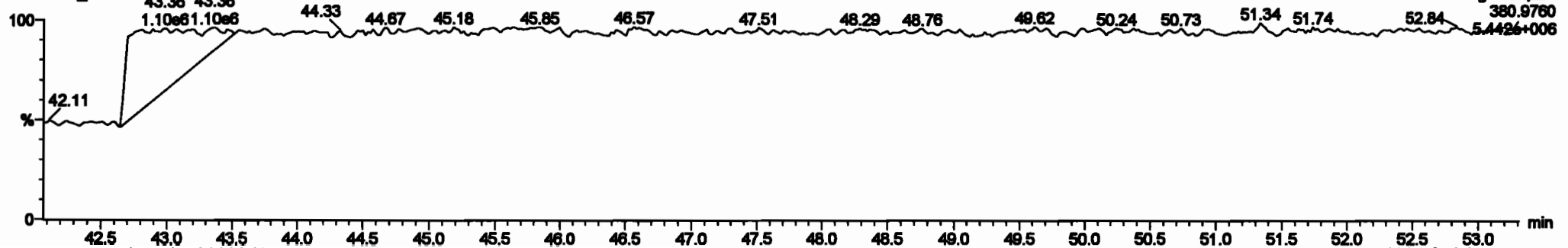


200601K1_1



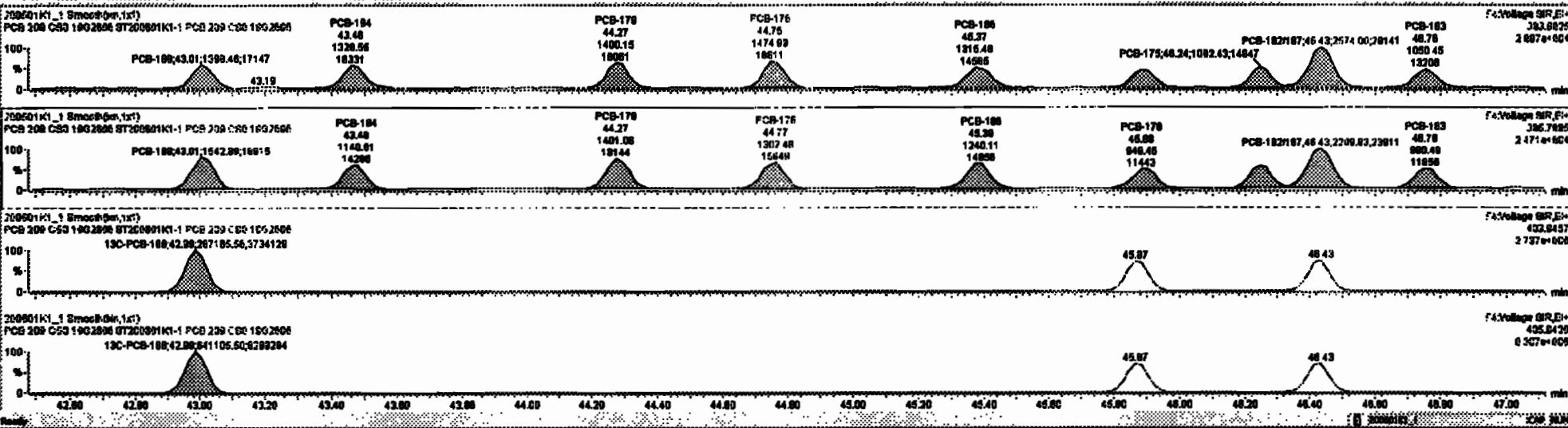
PFK4c

200601K1_1



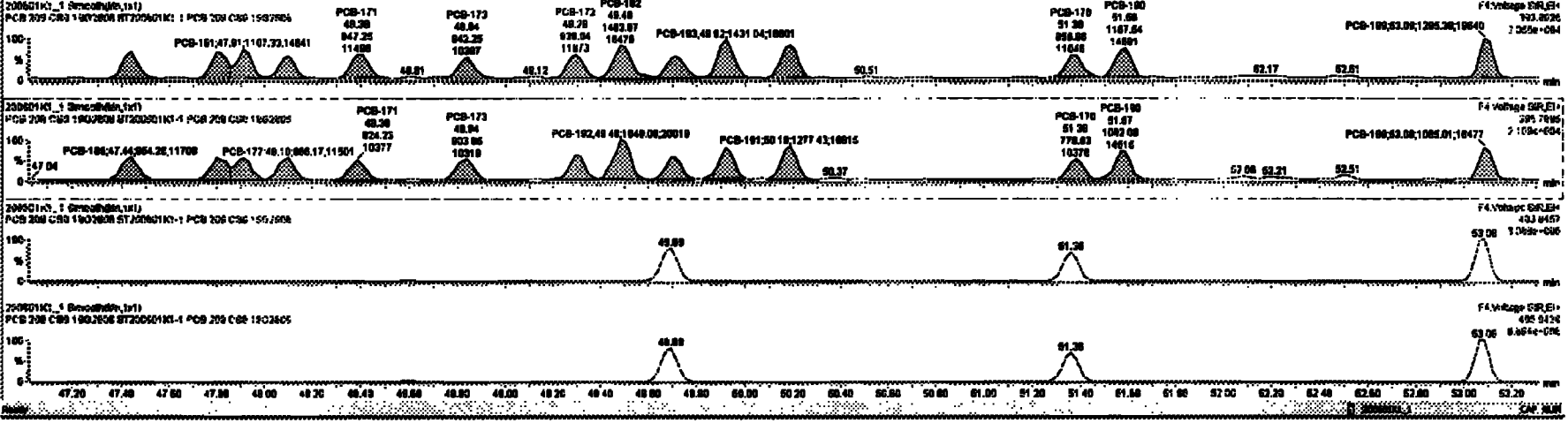
PCB	PCB Type	PCB Count	PCB Weight	PCB Volume	PCB Area	PCB Perimeter	PCB Surface Area	PCB Volume	PCB Area	PCB Perimeter	PCB Surface Area
227	2nd Function TH-PCBs	0.9628	1.000	0.00	0.000	NO	3.880	0.181	3.880		
228	Total Tubs-PCBs	1.0778	1.000	0.00	0.000	NO	8.917	0.267	8.917		
229	2nd Function Para-PCBs	1.2157	1.000	0.00	0.000	NO	8.880	0.219	8.880		
230	4th Function Para-PCBs	1.0735	1.000	0.00	0.000	NO	1.148	0.888	1.148		
231	2nd Function Hesa-PCBs	0.8505	1.000	0.00	0.000	NO	3.400	0.108	3.400		
232	4th Function Hesa-PCBs	1.0318	1.000	0.00	0.000	NO	8.431	0.180	8.431		
233	2nd Function PCBs	1.2851	1.000	0.00	0.000	NO	3.880	0.181	3.880		
234	4th Function Ode-PCBs	1.0008	1.000	0.00	0.000	NO	2.180	0.014	2.180		
235	8th Function Ode-PCBs	1.1488	1.000	0.00	0.000	NO	0.7210	0.087	0.7210		
236	Total Hesa-PCBs	0.8523	1.000	0.00	0.000	NO	0.7181	0.052	0.7180		
237	Diase-GB	0.8894	1.000	0.00	0.000	NO	0.2888	0.082	0.2888		
238	Total PCBs										

PCB	PCB Type	PCB Count	PCB Weight	PCB Volume	PCB Area	PCB Perimeter	PCB Surface Area	PCB Volume	PCB Area	PCB Perimeter	PCB Surface Area
131	PCB-188	43.03	43.03	1.288e3	1.580e3	1.050	0.91	NO	0.24800	0.24800	
132	PCB-184	43.48	43.48	1.288e3	1.141e3	1.050	1.18	NO	0.21600	0.21600	
133	PCB-178	44.27	44.27	1.480e3	1.801e3	1.050	1.00	NO	0.23200	0.23200	
134	PCB-176	44.74	44.74	1.478e3	1.302e3	1.050	1.13	NO	0.22800	0.22800	
135	PCB-186	45.38	45.37	1.218e3	1.240e3	1.050	1.08	NO	0.20700	0.20715	
136	PCB-178	45.80	45.88	1.088e3	0.888e3	1.050	1.78	NO	0.22700	0.22708	
137	PCB-176	46.24	46.24	1.882e3	1.088e3	1.050	1.01	NO	0.24200	0.24248	
138	PCB-182/187	46.42	46.42	2.674e3	2.210e3	1.050	1.18	NO	0.48300	0.48337	
139	PCB-183	46.78	46.78	1.850e3	0.828e3	1.050	1.07	NO	0.21400	0.21381	



Name	Mass	Area	Yield	Yield	Yield	Yield	Yield	Yield	Yield	Yield	Yield	Yield	Yield	Yield	Yield
237 Shell Function Tri-PCBs	0.0028	1.000	0.00	0.000	NO	3.000	0.191	3.000							
238 Total Tetra-PCBs	1.0770	1.000	0.00	0.000	NO	0.017	0.207	0.017							
239 Shell Function Penta-PCBs	1.3167	1.000	0.00	0.000	NO	0.000	0.310	0.000							
240 4th Function Penta-PCBs	1.0720	1.000	0.00	0.000	NO	1.140	0.000	1.140							
241 Shell Function Hexa-PCBs	0.0000	1.000	0.00	0.000	NO	3.000	0.100	3.000							
242 4th Function Hexa-PCBs	1.0010	1.000	0.00	0.000	NO	0.001	0.100	0.001							
243 Total Hepta-PCBs	0.0000	1.000	0.00	0.000	NO	0.000	0.000	0.000							
244 4th Function Octa-PCBs	1.0000	1.000	0.00	0.000	NO	2.100	0.0714	2.100							
245 6th Function Octa-PCBs	1.1400	1.000	0.00	0.000	NO	0.7210	0.0007	0.7210							
246 Total Non-PCBs	0.0023	1.000	0.00	0.000	NO	0.7100	0.0000	0.7100							
247 Chlor-CB	0.0004	1.000	0.00	0.000	NO	0.2000	0.0000	0.2000							
248 Total PCBs															

Name	Mass	Area	Yield	Yield	Yield	Yield	Yield	Yield	Yield	Yield	Yield	Yield	Yield	Yield	Yield
131 PCB-100	49.00	49.01	1.300e3	1.500e3	1.000	0.01	NO	0.2000	0.2000						
132 PCB-104	49.40	49.40	1.300e3	1.500e3	1.000	1.10	NO	0.2100	0.2100						
133 PCB-170	44.27	44.27	1.400e3	1.400e3	1.000	1.00	NO	0.2000	0.2000						
134 PCB-170	44.74	44.75	1.470e3	1.200e3	1.000	1.13	NO	0.2200	0.2200						
135 PCB-100	48.30	48.30	1.310e3	1.200e3	1.000	1.00	NO	0.2070	0.2070						
136 PCB-170	48.00	48.00	1.000e3	0.800e3	1.000	1.00	NO	0.2070	0.2070						
137 PCB-170	48.24	48.24	1.000e3	1.000e3	1.000	1.01	NO	0.2000	0.2000						
138 PCB-100/104	48.40	48.40	2.07e3	2.21e3	1.000	1.10	NO	0.4000	0.4000						
139 PCB-100	48.70	48.70	1.000e3	0.800e3	1.000	1.07	NO	0.2100	0.2100						



Dataset: Untitled

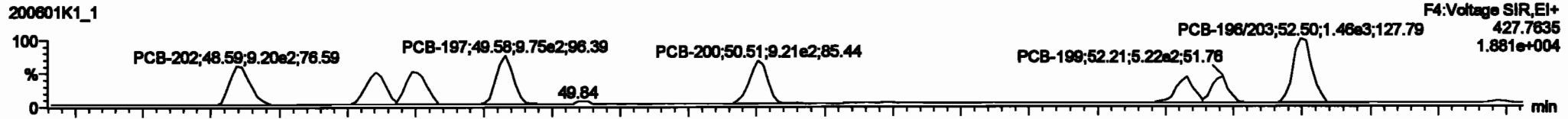
Last Altered: Tuesday, June 02, 2020 10:33:30 Pacific Daylight Time

Printed: Tuesday, June 02, 2020 10:35:13 Pacific Daylight Time

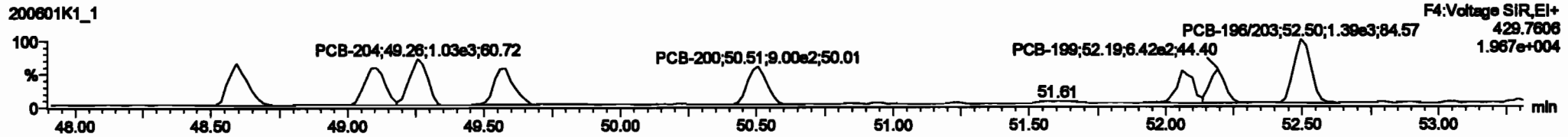
Name: 200601K1_1, Date: 01-Jun-2020, Time: 12:15:03, ID: ST200601K1-1 PCB 209 CS0 19G2606, Description: PCB 209 CS0 19G2606

PCB-202

200601K1_1

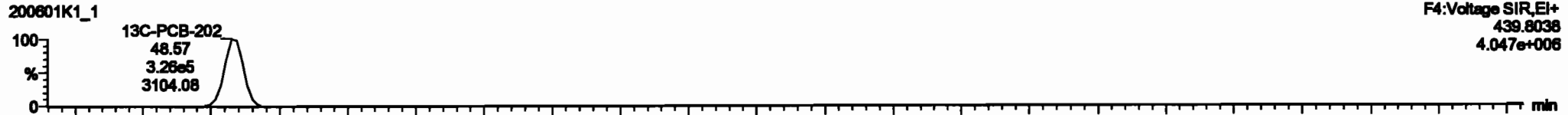


200601K1_1

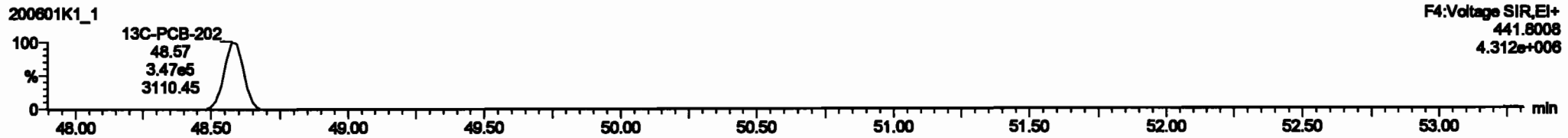


13C-PCB-202

200601K1_1

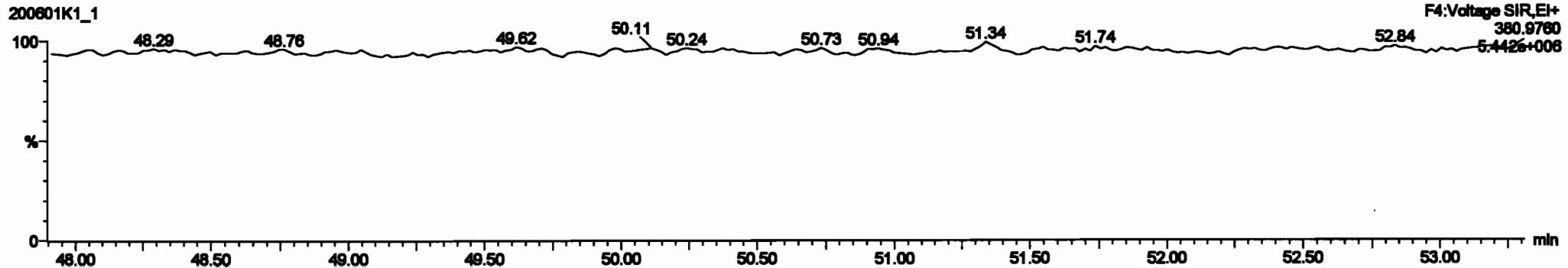


200601K1_1



PFK4d

200601K1_1



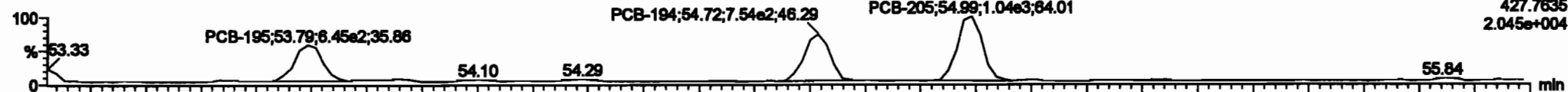
Dataset: Untitled

Last Altered: Tuesday, June 02, 2020 10:33:30 Pacific Daylight Time
Printed: Tuesday, June 02, 2020 10:35:13 Pacific Daylight Time

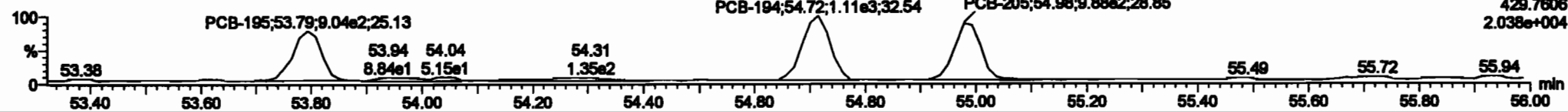
Name: 200601K1_1, Date: 01-Jun-2020, Time: 12:15:03, ID: ST200601K1-1 PCB 209 CS0 19G2606, Description: PCB 209 CS0 19G2606

PCB-195

200601K1_1

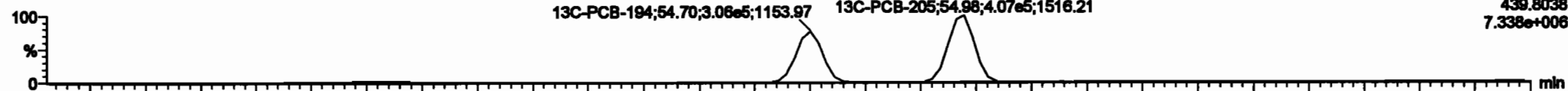


200601K1_1

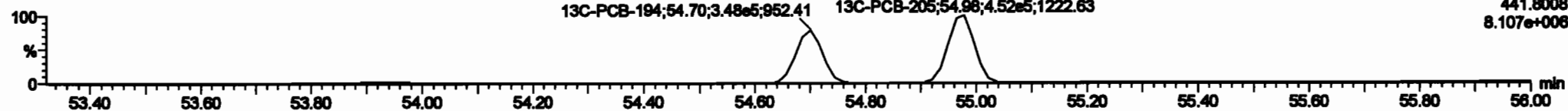


13C-PCB-194

200601K1_1

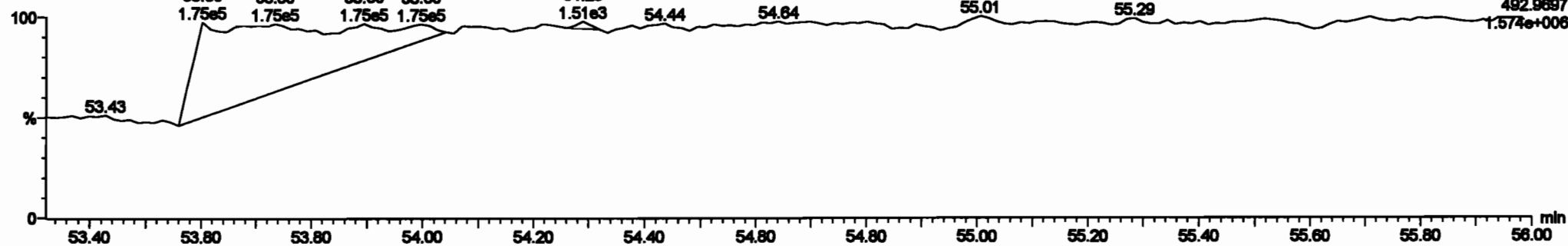


200601K1_1



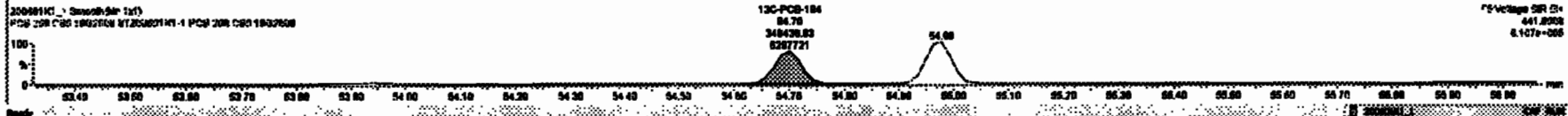

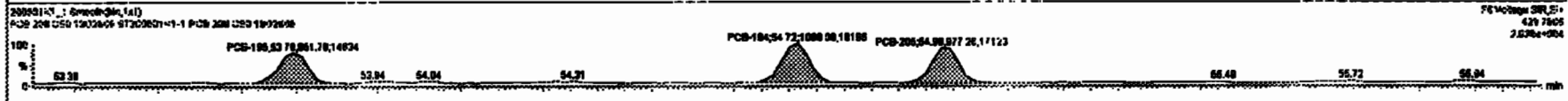

PFK5a

200601K1_1



Sample	Mass	Area	Height	Width	Retention	Peak	Area	Height	Width	Response
227 2nd Function PA-PCBs		0.0020	1.000	0.00	0.000	NO	3.000	0.101	3.000	
228 1st Function PCBs		1.0776	1.000	0.00	0.000	NO	0.017	0.207	0.017	
229 2nd Function PCBs		1.0767	1.000	0.00	0.000	NO	0.000	0.210	0.000	
230 4th Function PCBs		1.0776	1.000	0.00	0.000	NO	1.140	0.0030	1.140	
231 2nd Function Hexa-PCBs		0.0000	1.000	0.00	0.000	NO	3.400	0.100	3.400	
232 4th Function Hexa-PCBs		1.0010	1.000	0.00	0.000	NO	0.401	0.100	0.401	
233 Total Hepta-PCBs		1.0001	1.000	0.00	0.000	NO	6.000	0.200	6.000	
234 4th Function Octa-PCBs		1.0000	1.000	0.00	0.000	NO	2.100	0.0114	2.100	
235 Total PCBs		1.0776	1.000	0.00	0.000	NO	11.100	0.200	11.100	
236 Total Hexa-PCBs		0.0020	1.000	0.00	0.000	NO	0.101	0.0030	0.101	
237 Deca-CB		0.0004	1.000	0.00	0.000	NO	0.200	0.00030	0.200	
238 Total PCBs										

Peak	Retention	Area	Height	Width	Retention	Area	Height	Width	Response
100 PCB-106	63.80	63.70	0.000e+00	0.017e+02	0.000	0.01	NO	0.20000	0.20044
101 PCB-104	64.72	64.72	0.201e+05	1.000e+03	0.000	0.70	NO	0.20000	0.20022
104 PCB-205	64.80	64.80	0.010e+02	0.770e+02	0.000	1.01	NO	0.20000	0.20002



Dataset: Untitled


Last Altered: Tuesday, June 02, 2020 10:33:30 Pacific Daylight Time

Printed: Tuesday, June 02, 2020 10:35:13 Pacific Daylight Time

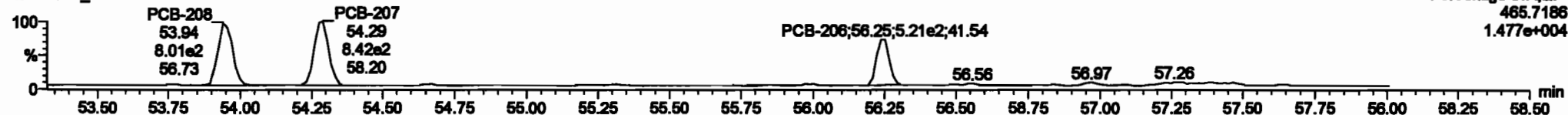
Name: 200601K1_1, Date: 01-Jun-2020, Time: 12:15:03, ID: ST200601K1-1 PCB 209 CS0 19G2806, Description: PCB 209 CS0 19G2806

PCB-208

200601K1_1




200601K1_1

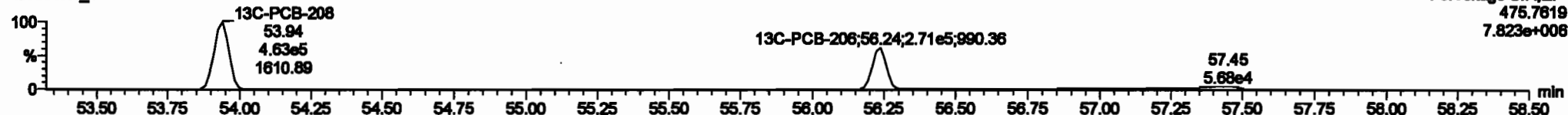


13C-PCB-208

200601K1_1

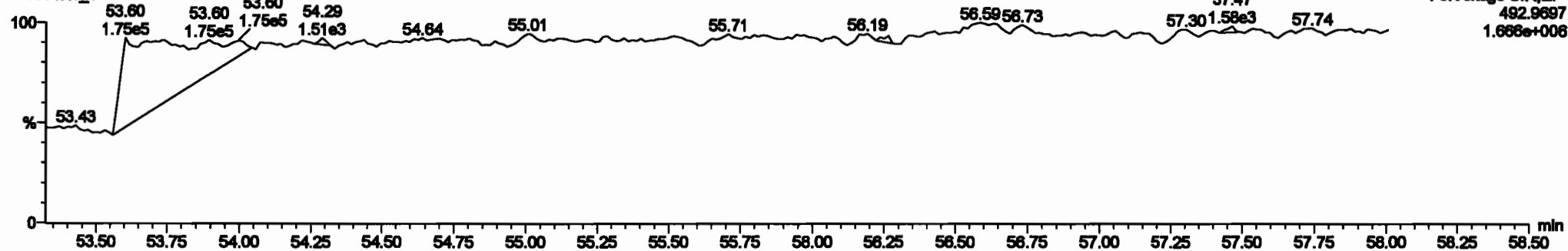


200601K1_1



PFK5

200601K1_1




Dataset: Untitled

Last Altered: Tuesday, June 02, 2020 10:33:30 Pacific Daylight Time
Printed: Tuesday, June 02, 2020 10:35:13 Pacific Daylight Time


Name: 200601K1_1, Date: 01-Jun-2020, Time: 12:15:03, ID: ST200601K1-1 PCB 209 CS0 19G2606, Description: PCB 209 CS0 19G2606

PCB-209

200601K1_1

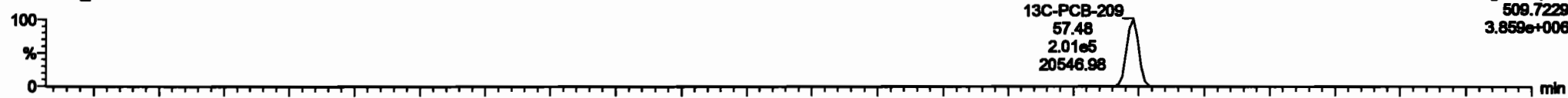


200601K1_1




13C-PCB-209

200601K1_1

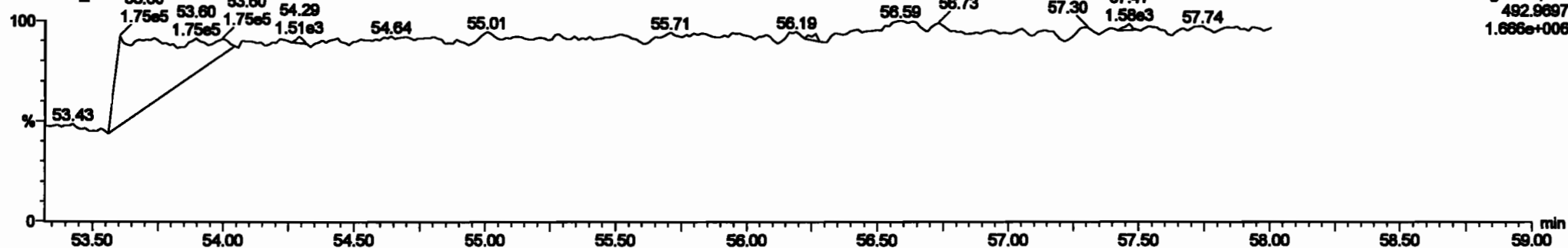


200601K1_1



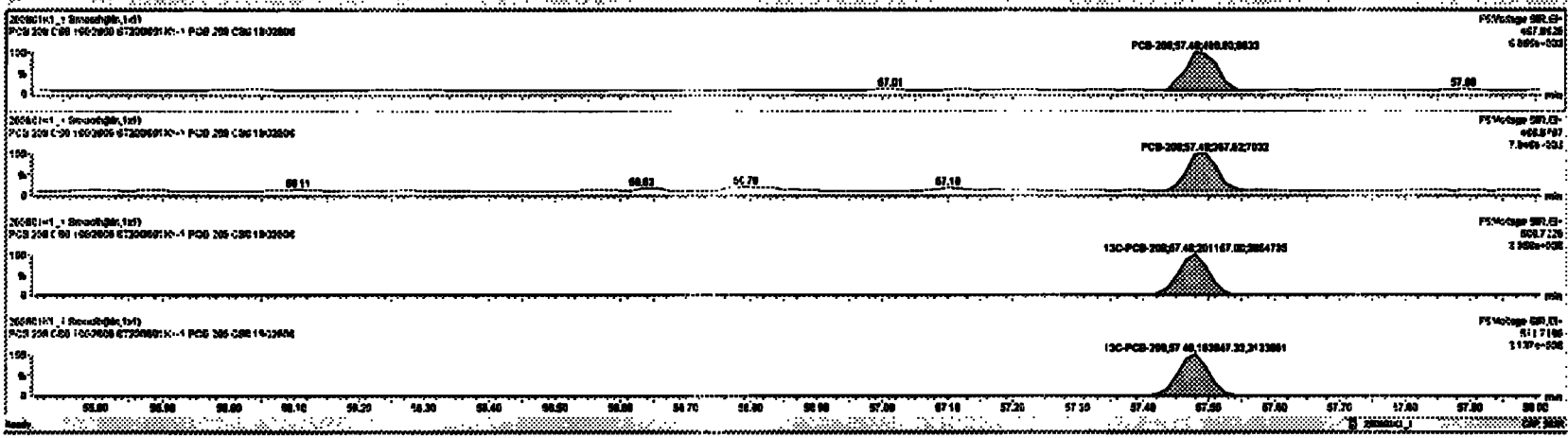
PFK5b

200601K1_1



Item	QTY	UNIT	PRICE	TOTAL	TAX	DISC	NET	GRAND	AMOUNT
227 2nd Purvision 1st PCBs	0.0000	1.0000	0.00	0.0000	0.0000	0.0000	ND	0.0000	0.0000
228 Total Items-PCBs	1.0000	1.0000	0.00	0.0000	0.0000	0.0000	ND	0.0000	0.0000
229 2nd Purvision Parts-PCBs	1.0000	1.0000	0.00	0.0000	0.0000	0.0000	ND	0.0000	0.0000
230 4th Purvision Parts-PCBs	1.0000	1.0000	0.00	0.0000	0.0000	0.0000	ND	0.0000	0.0000
231 2nd Purvision Hous-PCBs	0.0000	1.0000	0.00	0.0000	0.0000	0.0000	ND	0.0000	0.0000
232 4th Purvision Hous-PCBs	1.0000	1.0000	0.00	0.0000	0.0000	0.0000	ND	0.0000	0.0000
233 Total Hous-PCBs	1.0000	1.0000	0.00	0.0000	0.0000	0.0000	ND	0.0000	0.0000
234 4th Purvision Cde-PCBs	1.0000	1.0000	0.00	0.0000	0.0000	0.0000	ND	0.0000	0.0000
235 2nd Purvision Cde-PCBs	1.4000	1.0000	0.00	0.0000	0.0000	0.0000	ND	0.0000	0.0000
236 Total Cde-PCBs	0.0000	1.0000	0.00	0.0000	0.0000	0.0000	ND	0.0000	0.0000
237 Total PCBs	0.0000	1.0000	0.00	0.0000	0.0000	0.0000	ND	0.0000	0.0000

PCB 208	07.48	07.48	4.88000	3.07000	1.770	1.21	ND	0.20000	0.20000
---------	-------	-------	---------	---------	-------	------	----	---------	---------

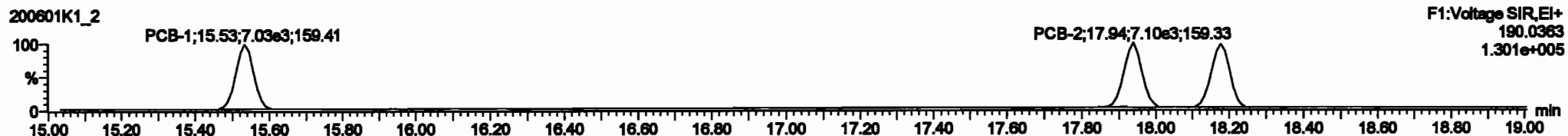


Dataset: Untitled

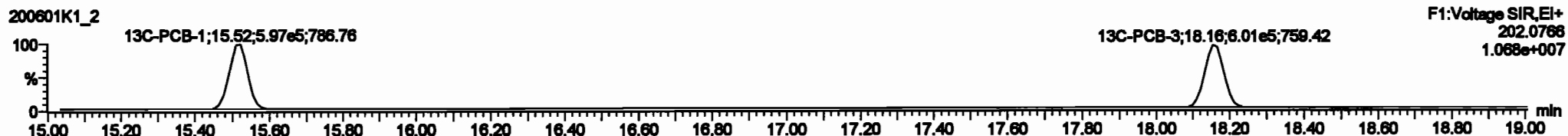
Last Altered: Tuesday, June 02, 2020 10:33:30 Pacific Daylight Time
Printed: Tuesday, June 02, 2020 10:35:13 Pacific Daylight Time

Name: 200601K1_2, Date: 01-Jun-2020, Time: 13:18:19, ID: ST200601K1-2 PCB 209 CS1 19G2607, Description: PCB 209 CS1 19G2607

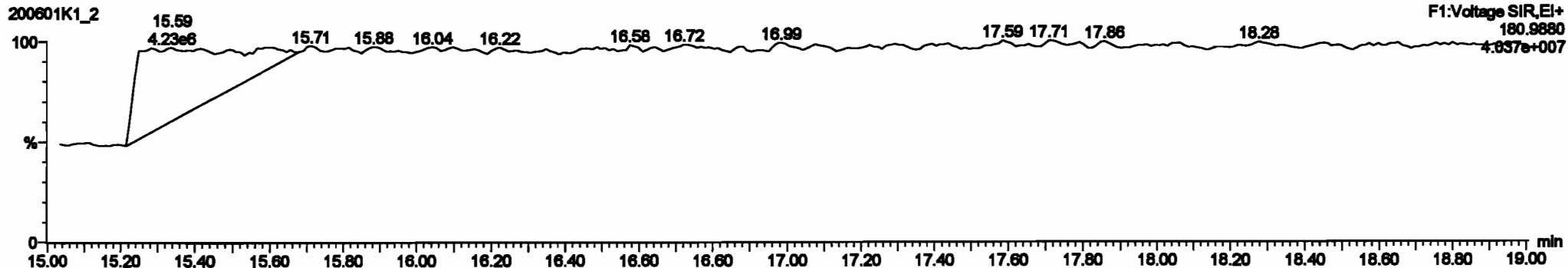
PCB-1



13C-PCB-1



PFK1


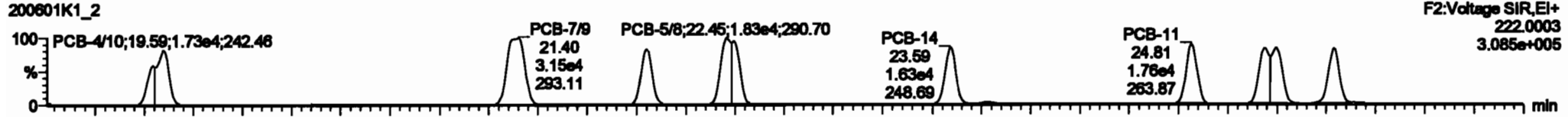


Dataset: Untitled

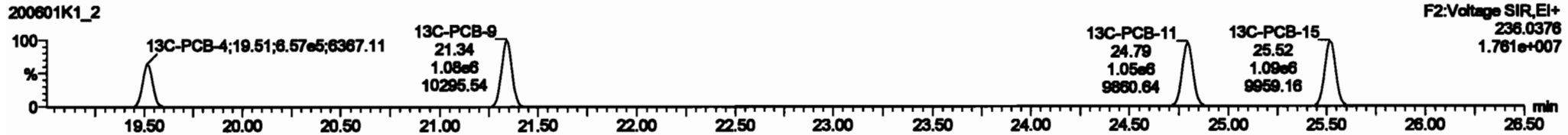
Last Altered: Tuesday, June 02, 2020 10:33:30 Pacific Daylight Time
Printed: Tuesday, June 02, 2020 10:35:13 Pacific Daylight Time

Name: 200601K1_2, Date: 01-Jun-2020, Time: 13:18:19, ID: ST200601K1-2 PCB 209 CS1 19G2607, Description: PCB 209 CS1 19G2607

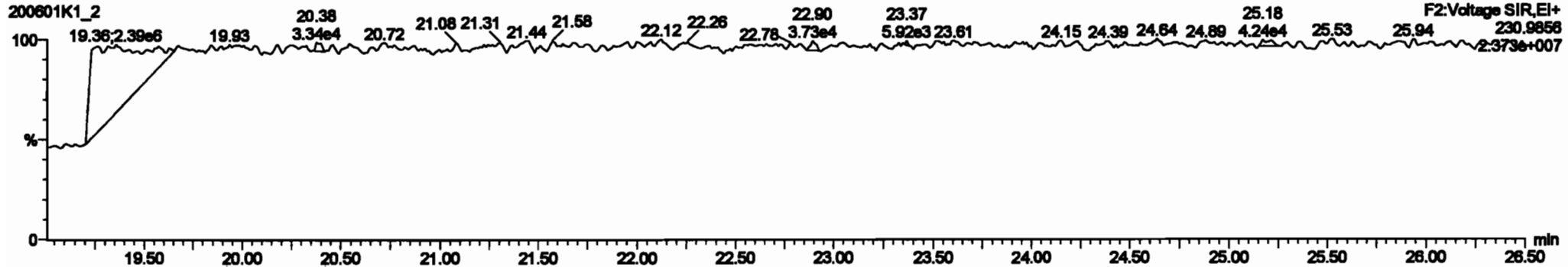
PCB-4/10



13C-PCB-4

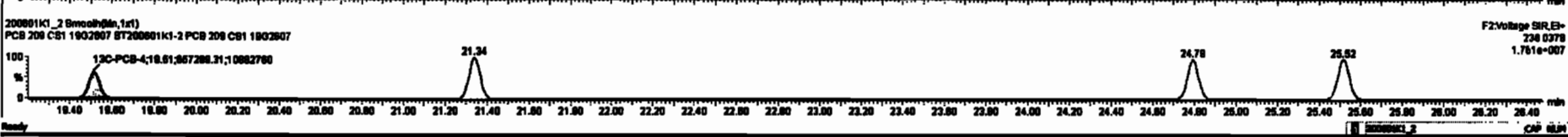
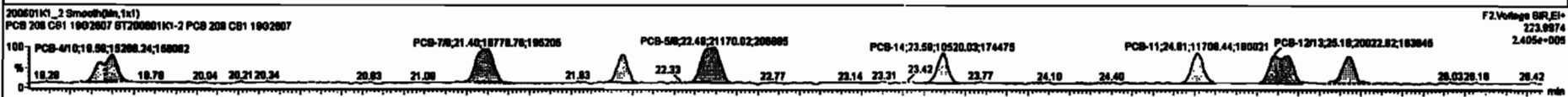



PFK2a



#	Name	Range	RA	Qty	Unit	ProdRate	WT	ProdRate	WT	ProdRate	WT	ProdRate	WT	ProdRate	WT	ProdRate	WT	ProdRate	WT
223	13C-PCB-178	7.18e6	0.45	NO	1.0000	1.000	46.87	46.87	0.823	0.823	NO	104.2	104	0.8272					
224	Total Mono-PCBs				1.0000	1.000	0.00	0.00	0.000	0.000	NO	2.884		0.0206	2.884				
225	Total Di-PCBs				1.0000	1.000	0.00	0.00	0.000	0.000	NO	7.832		0.0852	7.832				
226	2nd Function Tri-PCBs				1.0000	1.000	0.00	0.00	0.000	0.000	NO	15.71		0.201	15.71				
227	2nd Function Tetra-PCBs				1.0000	1.000	0.00	0.00	0.000	0.000	NO	40.38		0.382	40.38				
228	Total Tetra-PCBs				1.0000	1.000	0.00	0.00	0.000	0.000	NO	38.87		0.570	38.87				
229	2nd Function Penta-PCBs				1.0000	1.000	0.00	0.00	0.000	0.000	NO	4.785		0.0713	4.785				
230	4th Function Penta-PCBs				1.0000	1.000	0.00	0.00	0.000	0.000	NO	13.32		0.120	13.32				
231	2nd Function Hexa-PCBs				1.0000	1.000	0.00	0.00	0.000	0.000	NO	26.45		0.302	26.45				
232	4th Function Hexa-PCBs				1.0000	1.000	0.00	0.00	0.000	0.000	NO	23.19		0.230	23.19				
233	Total Hexa-PCBs				1.0000	1.000	0.00	0.00	0.000	0.000	NO	0.216		0.0785	0.216				
234	4th Function Octa-PCBs				1.0000	1.000	0.00	0.00	0.000	0.000	NO								

#	Name	ProdRate	WT	wt Range	cd Range	* Ratio (Prod)	RA	Qty	-BSPC	Cons.
1	4 PCB-478	18.80	18.80	2.480e4	1.527e4	1.580	1.82	NO	1.8718	1.8708
2	6 PCB-78	21.40	21.40	3.162e4	1.878e4	1.580	1.80	NO	1.8880	1.8881
3	8 PCB-8	22.08	22.08	1.817e4	1.806e4	1.580	1.81	NO	0.82800	0.82812
4	7 PCB-64	22.48	22.48	3.122e4	2.117e4	1.580	1.40	NO	1.8070	1.8088
5	8 PCB-14	23.80	23.80	1.821e4	1.852e4	1.580	1.58	NO	0.87700	0.87678
6	9 PCB-11	24.81	24.81	1.771e4	1.171e4	1.580	1.81	NO	0.88700	0.88713
7	10 PCB-13/13	25.25	25.25	3.170e4	2.002e4	1.580	1.58	NO	1.8880	1.8885
8	11 PCB-15	26.58	26.54	1.829e4	1.021e4	1.580	1.58	NO	0.86400	0.86281




Dataset: Untitled

Last Altered: Tuesday, June 02, 2020 10:33:30 Pacific Daylight Time

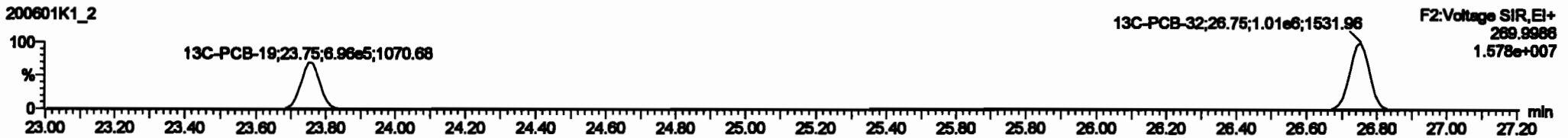
Printed: Tuesday, June 02, 2020 10:35:13 Pacific Daylight Time

Name: 200601K1_2, Date: 01-Jun-2020, Time: 13:18:19, ID: ST200601K1-2 PCB 209 CS1 19G2607, Description: PCB 209 CS1 19G2607

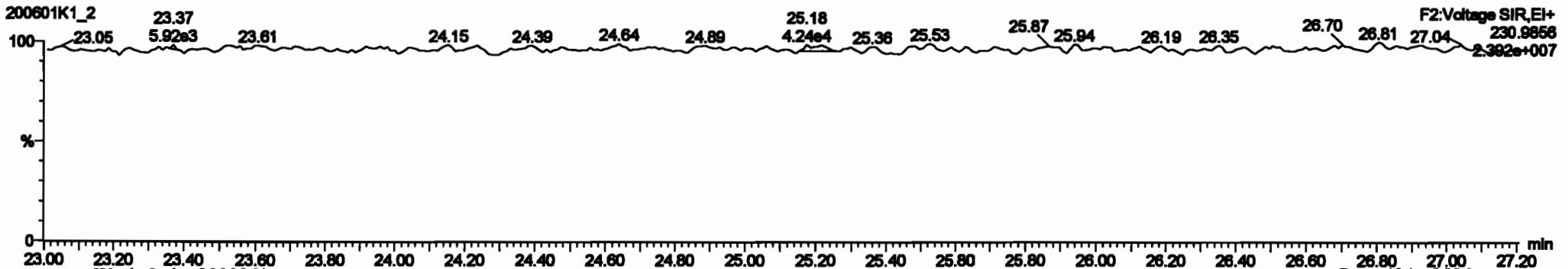
PCB-19



13C-PCB-19






PFK2b



#	Name	Step	RA	RY	RFY	Offset	Height	SE	PeakA	HT	HT PC	Comp	Width	Area	Height
223	13C-PCB-178	7.50e5	0.48	ND	1.0000	1.000	46.87	0.023	0.023	ND	104.2	104	0.0072	2.854	0.0072
224	Total Mono-PCBs				1.0000	1.000	0.00	0.000	0.000	ND	2.854		0.0200	2.854	
225	Total Di-PCBs				1.0000	1.000	0.00	0.000	0.000	ND	11.30		0.027	11.30	
226	Total Tri-PCBs				1.0000	1.000	0.00	0.000	0.000	ND	18.71		0.031	18.71	
227	2nd Purition Tri-PCBs				0.0000	1.000	0.00	0.000	0.000	ND	18.71		0.031	18.71	
228	Total Mono-PCBs				1.0000	1.000	0.00	0.000	0.000	ND	40.20		0.032	40.20	
229	2nd Purition Mono-PCBs				1.0000	1.000	0.00	0.000	0.000	ND	38.67		0.030	38.67	
230	4th Purition Mono-PCBs				1.0000	1.000	0.00	0.000	0.000	ND	4.788		0.0313	4.788	
231	2nd Purition Hemo-PCBs				0.0000	1.000	0.00	0.000	0.000	ND	13.33		0.030	13.33	
232	4th Purition Hemo-PCBs				1.0000	1.000	0.00	0.000	0.000	ND	28.48		0.032	28.48	
233	Total Hemo-PCBs				1.0000	1.000	0.00	0.000	0.000	ND	35.16		0.030	35.16	
234	4th Purition Octa-PCBs				1.0000	1.000	0.00	0.000	0.000	ND	8.215		0.0305	8.215	

#	Name	PeakA	HT	HT PC	Offset	Height	SE	PeakA	HT	HT PC	Comp
1	13-PCB-18	23.79	23.79	7.00e0	7.10e0	1.000	1.00	ND	0.0000	0.0000	
2	13-PCB-20	24.80	24.80	1.10e0	1.10e0	1.000	1.00	ND	0.0000	0.0000	
3	14-PCB-18	26.48	26.48	0.20e0	7.00e0	1.000	1.00	ND	0.0000	0.0000	
4	15-PCB-17	26.84	26.84	7.00e0	7.50e0	1.000	1.00	ND	0.0000	0.0000	
5	16-PCB-2407	28.20	28.20	2.50e0	2.50e0	1.000	1.00	ND	1.0000	1.0000	
6	17-PCB-1802	28.77	28.78	1.00e0	1.70e0	1.000	1.00	ND	1.0000	1.0000	

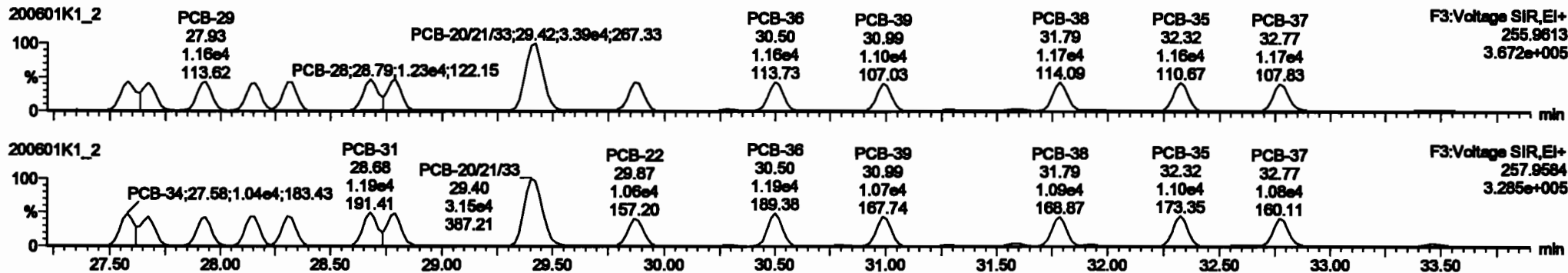


Dataset: Untitled

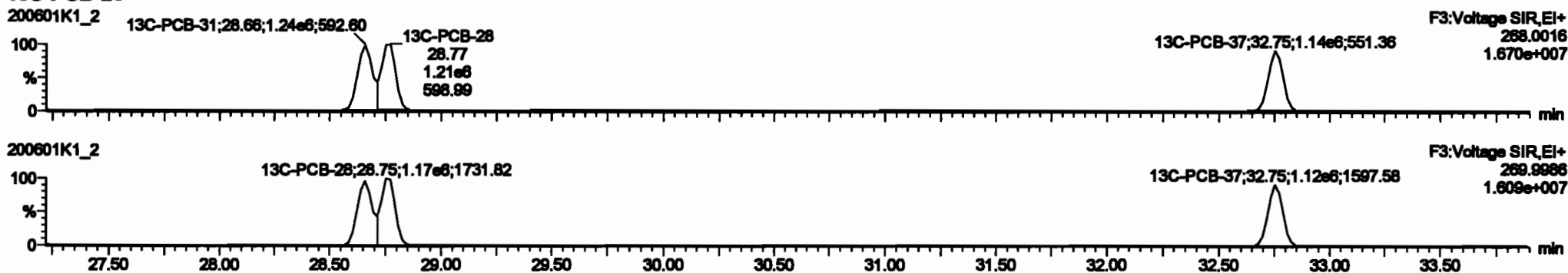
Last Altered: Tuesday, June 02, 2020 10:33:30 Pacific Daylight Time
Printed: Tuesday, June 02, 2020 10:35:13 Pacific Daylight Time

Name: 200601K1_2, Date: 01-Jun-2020, Time: 13:18:19, ID: ST200601K1-2 PCB 209 CS1 19G2607, Description: PCB 209 CS1 19G2607

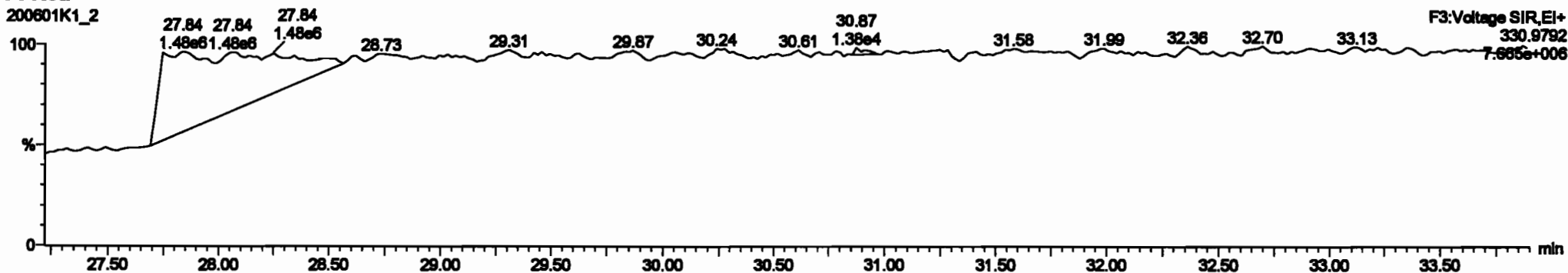
PCB-34

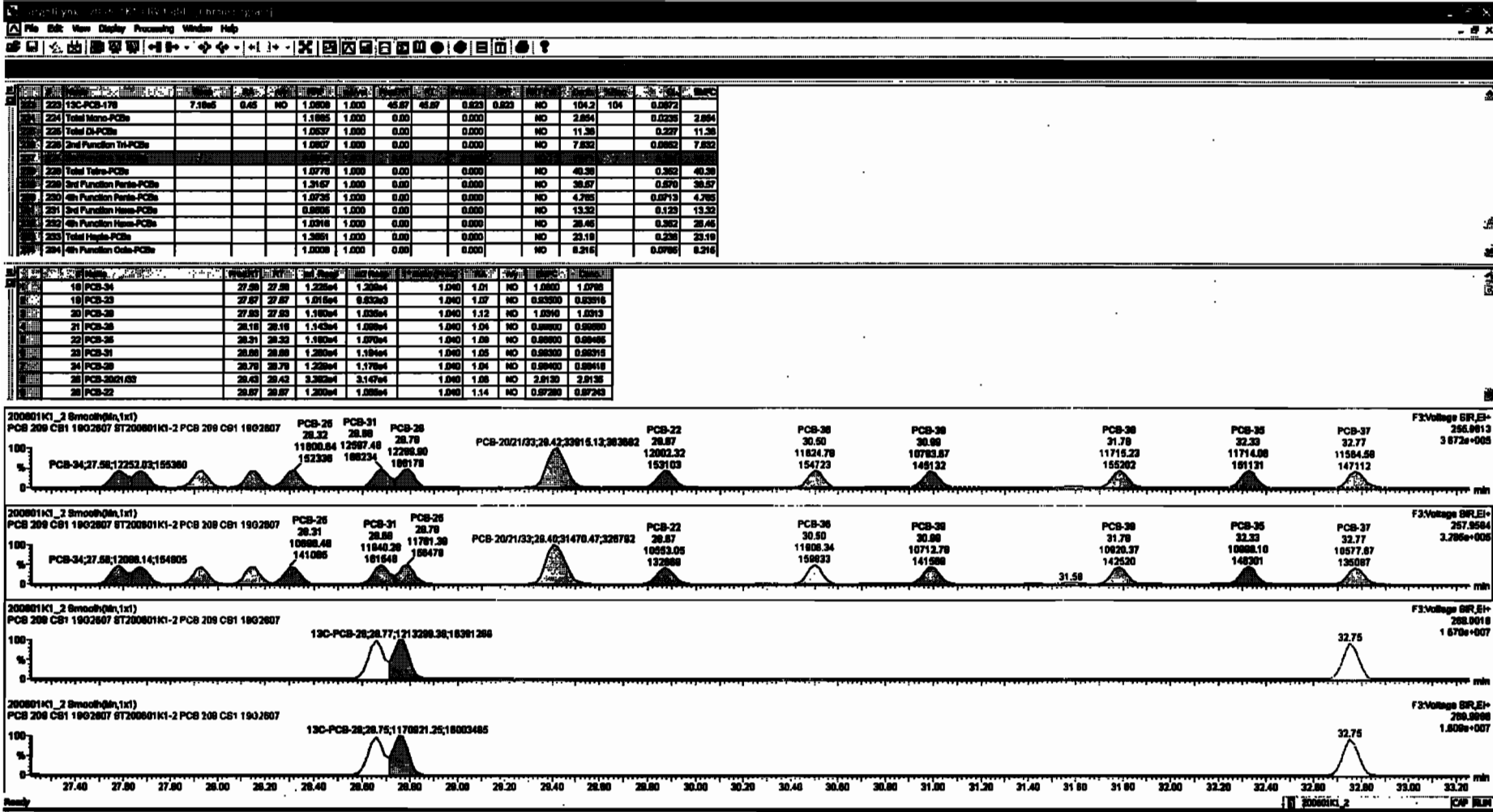


13C-PCB-28



PFK3d



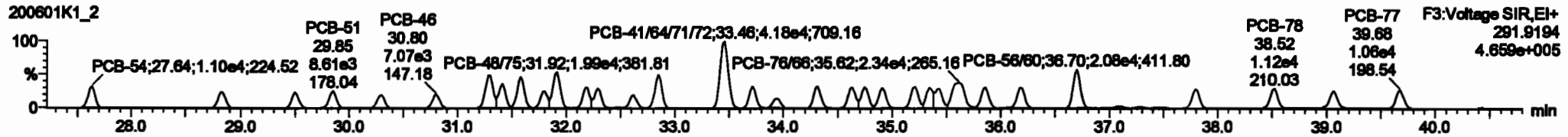



Dataset: Untitled


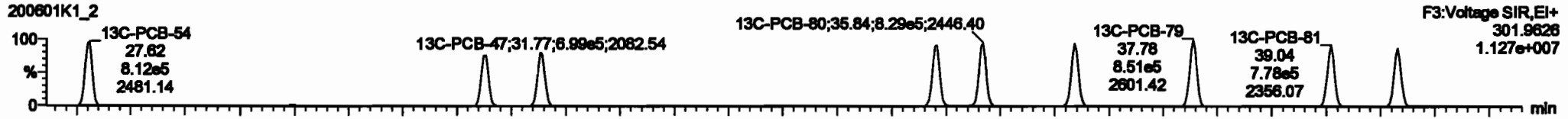
Last Altered: Tuesday, June 02, 2020 10:33:30 Pacific Daylight Time
Printed: Tuesday, June 02, 2020 10:35:13 Pacific Daylight Time

Name: 200601K1_2, Date: 01-Jun-2020, Time: 13:18:19, ID: ST200601K1-2 PCB 209 CS1 19G2607, Description: PCB 209 CS1 19G2607

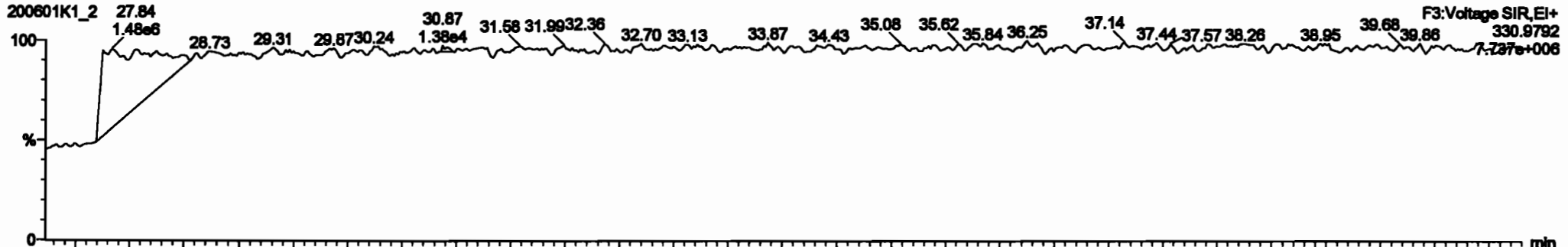
PCB-54



13C-PCB-54



PFK3a



Dataset: Untitled

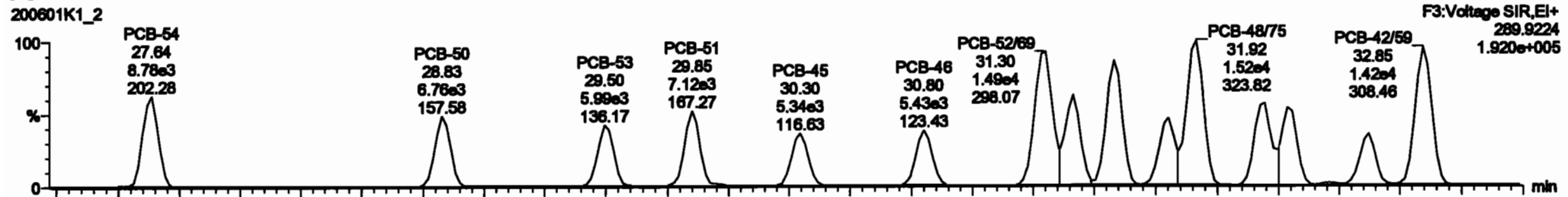
Last Altered: Tuesday, June 02, 2020 10:33:30 Pacific Daylight Time

Printed: Tuesday, June 02, 2020 10:35:13 Pacific Daylight Time

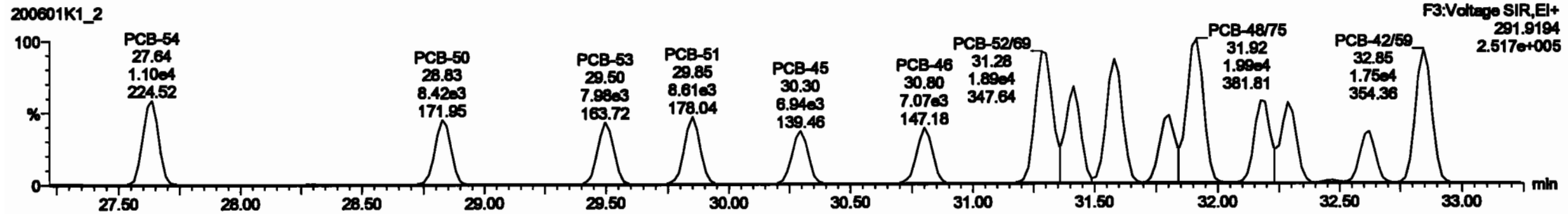
Name: 200601K1_2, Date: 01-Jun-2020, Time: 13:18:19, ID: ST200601K1-2 PCB 209 CS1 19G2607, Description: PCB 209 CS1 19G2607

PCB-50

200601K1_2



200601K1_2

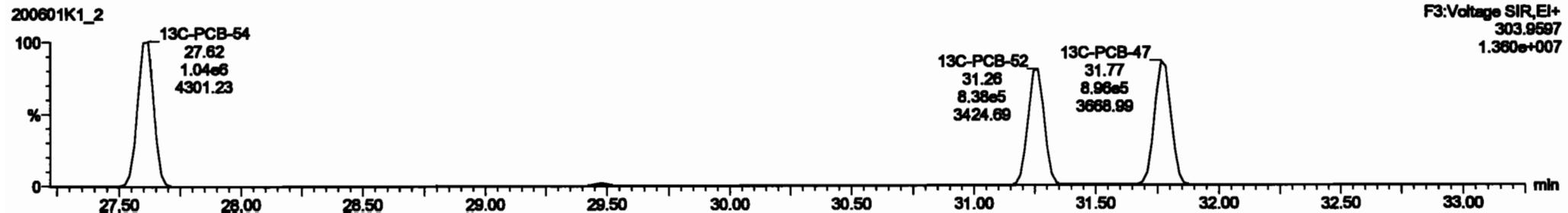


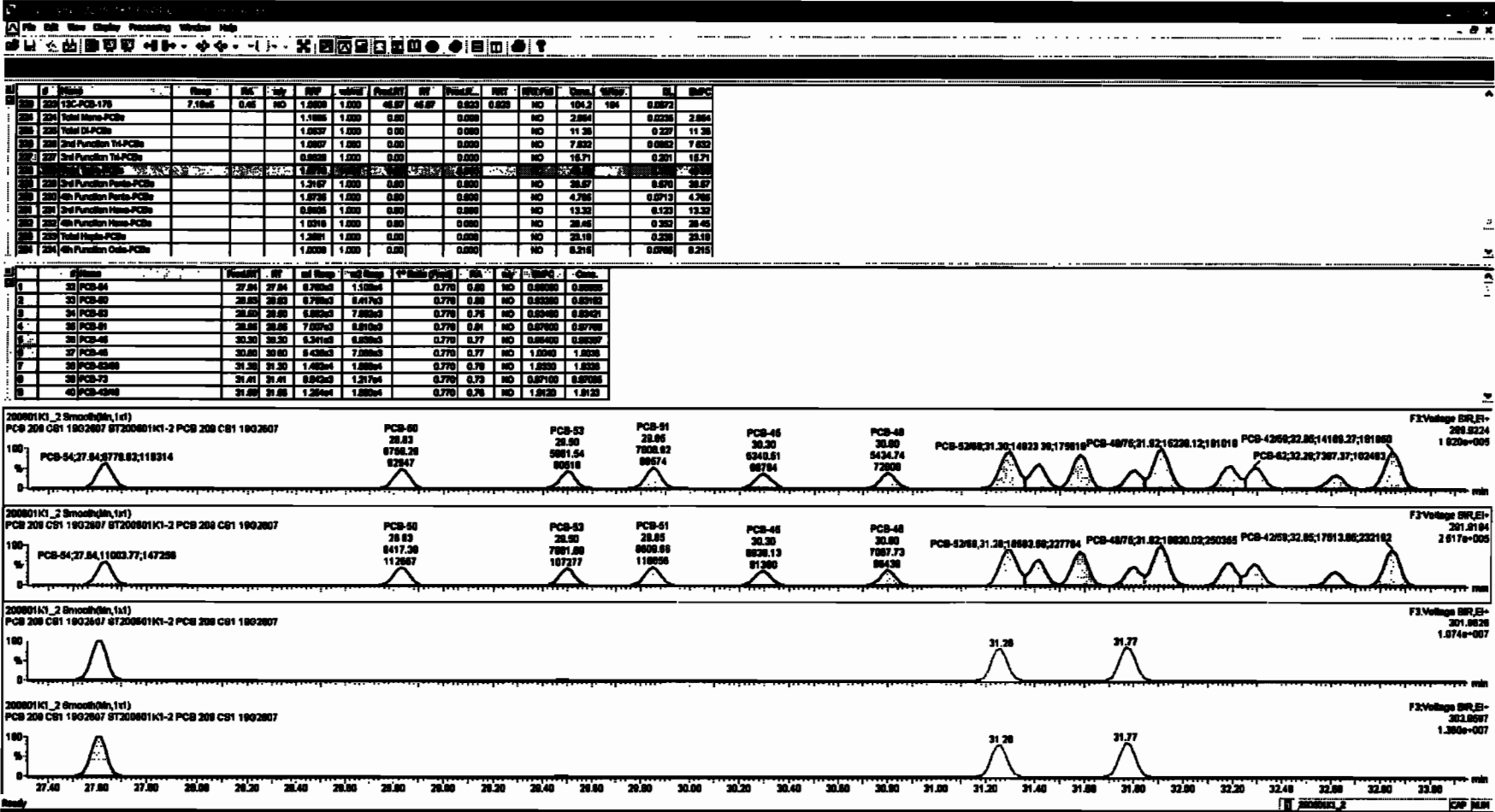
13C-PCB-52

200601K1_2



200601K1_2





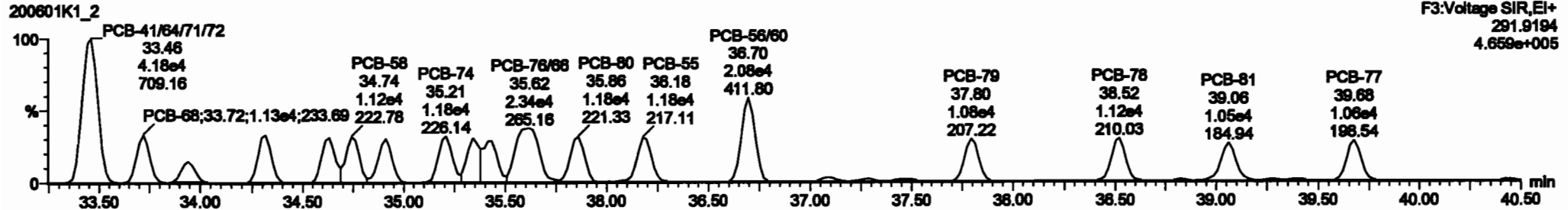
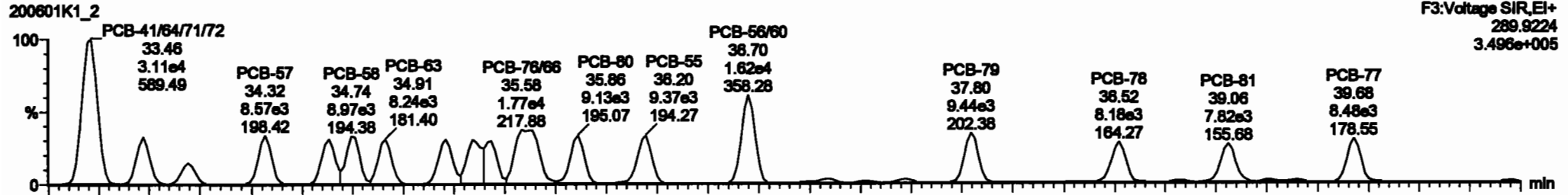
Dataset: Untitled

Last Altered: Tuesday, June 02, 2020 10:33:30 Pacific Daylight Time

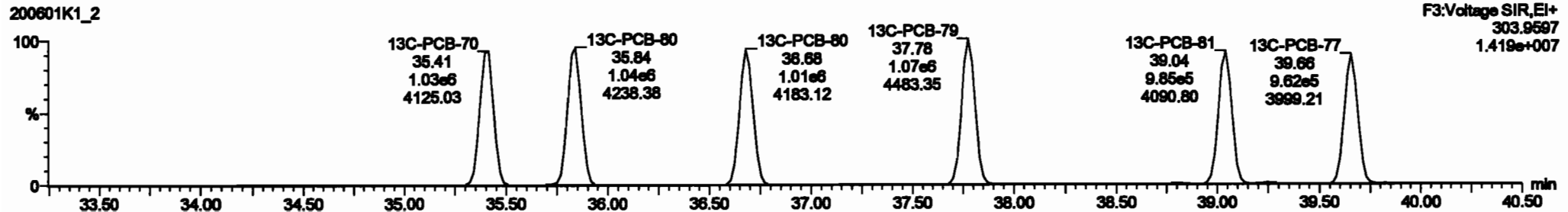
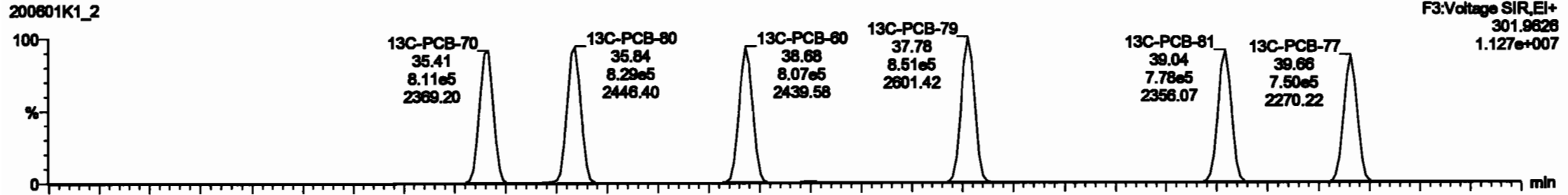
Printed: Tuesday, June 02, 2020 10:35:13 Pacific Daylight Time

Name: 200601K1_2, Date: 01-Jun-2020, Time: 13:18:19, ID: ST200601K1-2 PCB 209 CS1 19G2607, Description: PCB 209 CS1 19G2607

PCB-68



13C-PCB-60

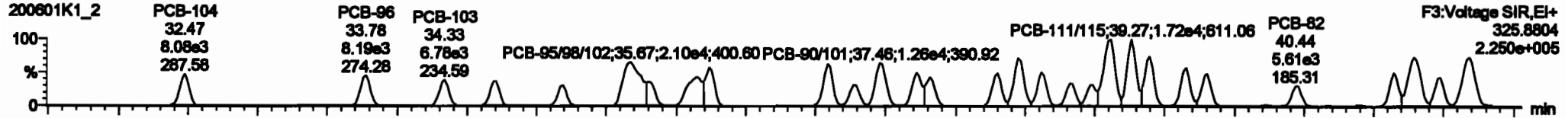


Dataset: Untitled

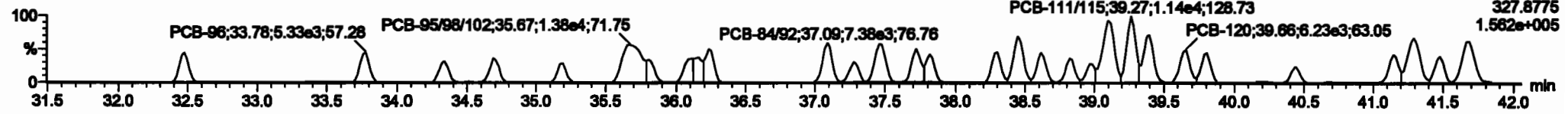
Last Altered: Tuesday, June 02, 2020 10:33:30 Pacific Daylight Time
Printed: Tuesday, June 02, 2020 10:35:13 Pacific Daylight Time

Name: 200601K1_2, Date: 01-Jun-2020, Time: 13:18:19, ID: ST200601K1-2 PCB 209 CS1 19G2607, Description: PCB 209 CS1 19G2607


PCB-104



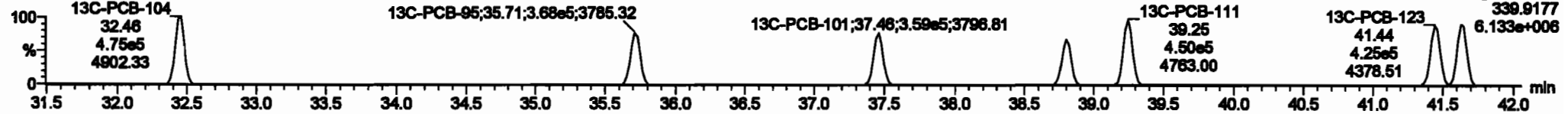
200601K1_2




13C-PCB-104



200601K1_2



PFK3b

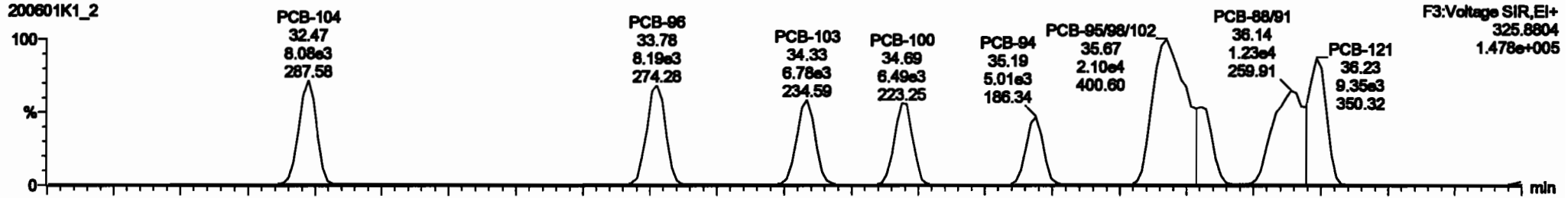


Dataset: Untitled

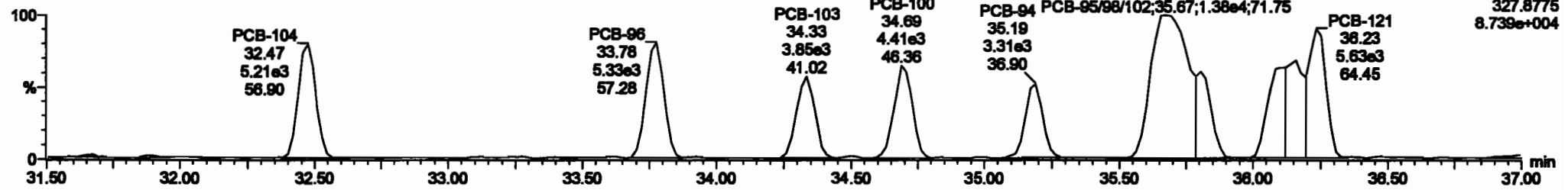
Last Altered: Tuesday, June 02, 2020 10:33:30 Pacific Daylight Time
Printed: Tuesday, June 02, 2020 10:35:13 Pacific Daylight Time

Name: 200601K1_2, Date: 01-Jun-2020, Time: 13:18:19, ID: ST200601K1-2 PCB 209 CS1 19G2607, Description: PCB 209 CS1 19G2607

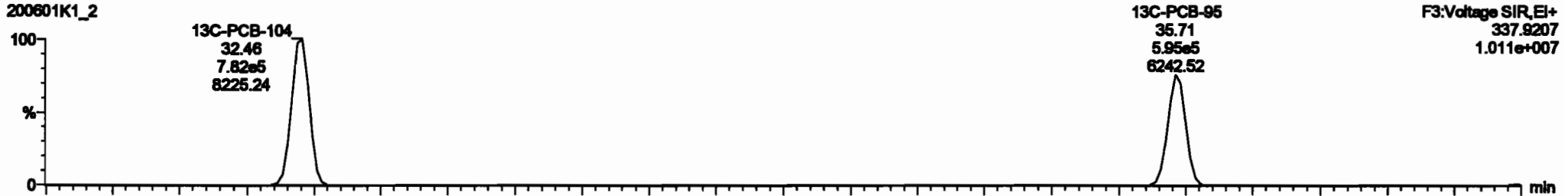
PCB-96



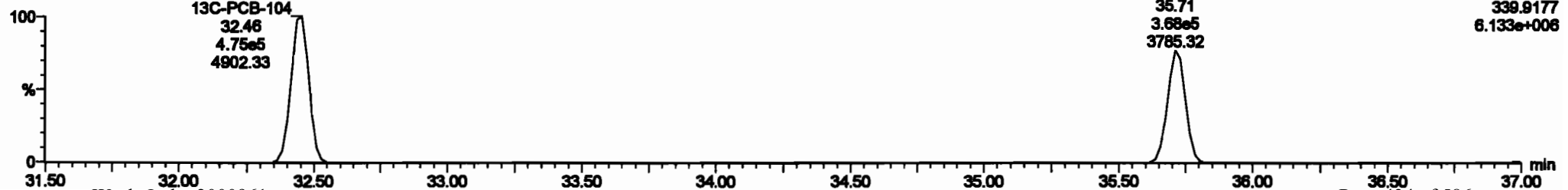
200601K1_2



13C-PCB-95

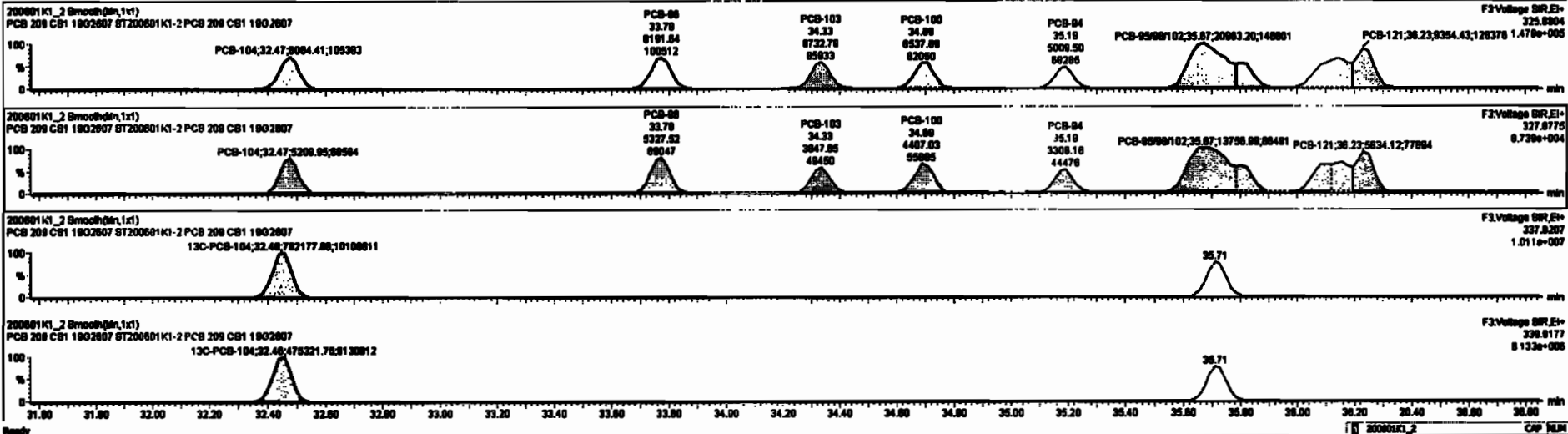


200601K1_2



#	Name	Step	PA	Qty	QSP	Unit	Prod RT	RT	Yield	QRT	QRT Fail	Cont.	Units	DL	EMPC
223	13C-PCB-178	7.1Inch	0.45	NO	1.2000	1.000	46.87	46.87	0.920	0.920	NO	104.2	104	0.0072	
224	Total Micro-PCBs				1.0000	1.000	0.00	0.00	0.000	0.000	NO	2.864		0.0200	2.864
225	Total Di-PCBs				1.0000	1.000	0.00	0.00	0.000	0.000	NO	11.38		0.227	11.38
226	2nd Function Tri-PCBs				1.0000	1.000	0.00	0.00	0.000	0.000	NO	7.832		0.0000	7.832
227	3rd Function Tri-PCBs				0.8820	1.000	0.00	0.00	0.000	0.000	NO	16.71		0.201	16.71
228	Total Tri-PCBs				1.8770	1.000	0.00	0.00	0.000	0.000	NO	40.38		0.302	40.38
229	4th Function Quad-PCBs				1.2000	1.000	0.00	0.00	0.000	0.000	NO	30.67		0.070	30.67
230	5th Function Quad-PCBs				1.0735	1.000	0.00	0.00	0.000	0.000	NO	4.785		0.0713	4.785
231	2nd Function Hexa-PCBs				0.8800	1.000	0.00	0.00	0.000	0.000	NO	13.32		0.123	13.32
232	4th Function Hexa-PCBs				1.0218	1.000	0.00	0.00	0.000	0.000	NO	26.46		0.382	26.46
233	Total Hexa-PCBs				1.9018	1.000	0.00	0.00	0.000	0.000	NO	39.19		0.238	39.19
234	2nd 4th Function Octa-PCBs				1.0770	1.000	0.00	0.00	0.000	0.000	NO	8.970		0.0700	8.970

#	Name	Step	PA	Qty	QSP	Unit	Prod RT	RT	Yield	QRT	QRT Fail	Cont.	Units	DL	EMPC
64	PCB-104				32.47	32.47	0.000e0	0.210e3	1.000	1.00	NO	0.94300	0.94218		
65	PCB-88				33.78	33.78	0.102e3	0.328e3	1.000	1.04	NO	0.93200	0.93176		
66	PCB-103				34.33	34.33	0.723e3	3.898e3	1.000	1.75	NO	0.88800	0.88844		
67	PCB-100				34.88	34.88	0.838e3	4.407e3	1.000	1.48	NO	0.91300	0.91274		
68	PCB-84				35.18	35.18	0.070e3	3.308e3	1.000	1.01	NO	0.91000	0.90980		
69	PCB-85/88/102				35.87	35.87	2.088e4	1.378e4	1.000	1.82	NO	2.8820	2.8822		
70	PCB-80				36.78	36.78	0.282e3	3.332e3	1.000	1.88	NO	0.88700	0.88728		
71	PCB-88/81				38.14	38.14	1.228e4	0.007e3	1.000	1.82	NO	1.8780	1.8781		

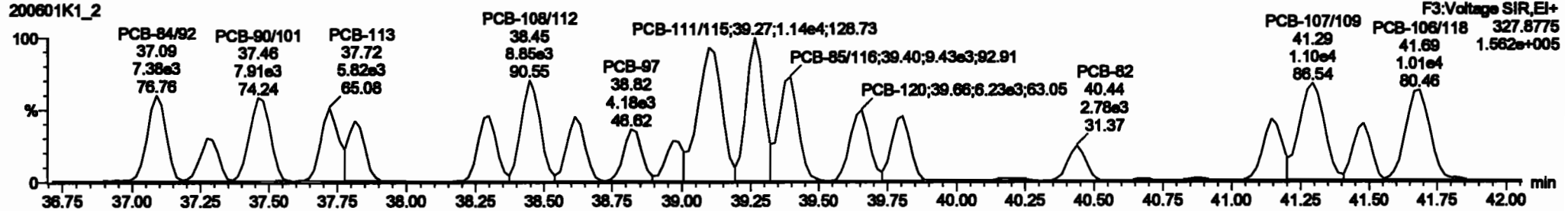
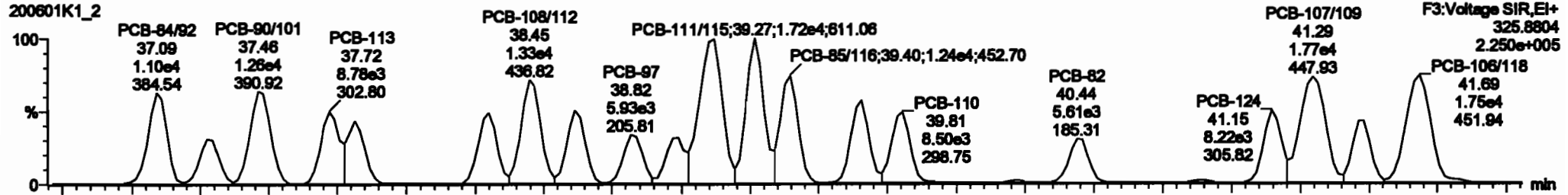


Dataset: Untitled

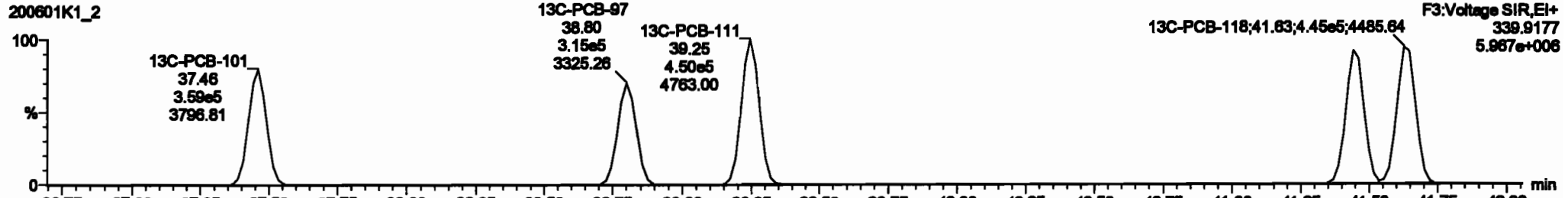
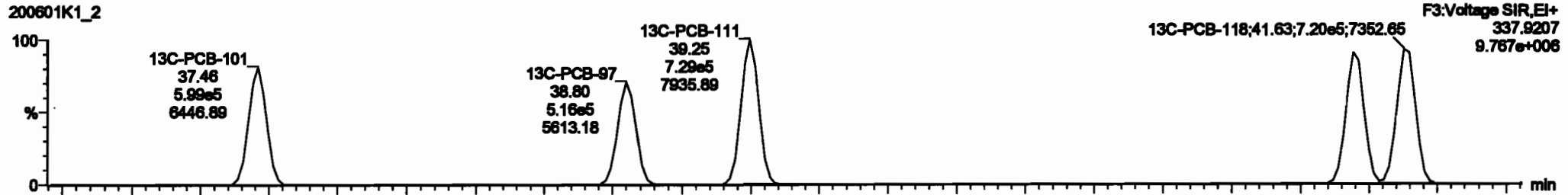
Last Altered: Tuesday, June 02, 2020 10:33:30 Pacific Daylight Time
 Printed: Tuesday, June 02, 2020 10:35:13 Pacific Daylight Time

Name: 200601K1_2, Date: 01-Jun-2020, Time: 13:18:19, ID: ST200601K1-2 PCB 209 CS1 19G2607, Description: PCB 209 CS1 19G2607

PCB-119



13C-PCB-111

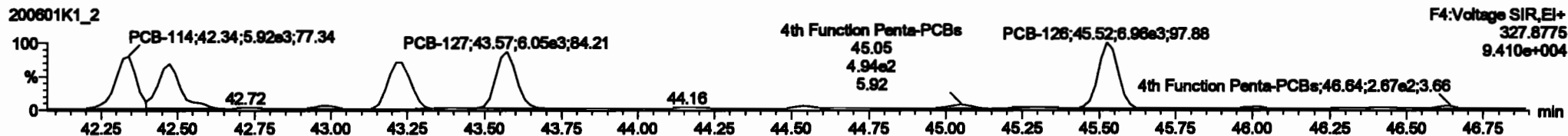



Dataset: Untitled

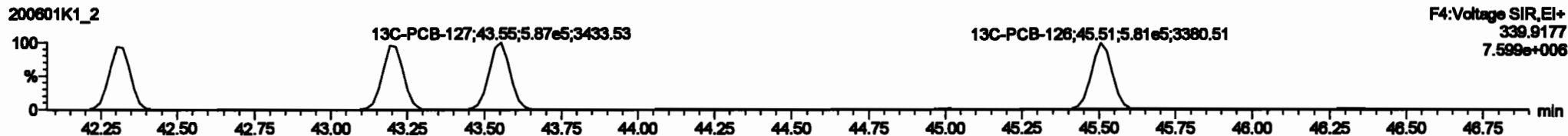
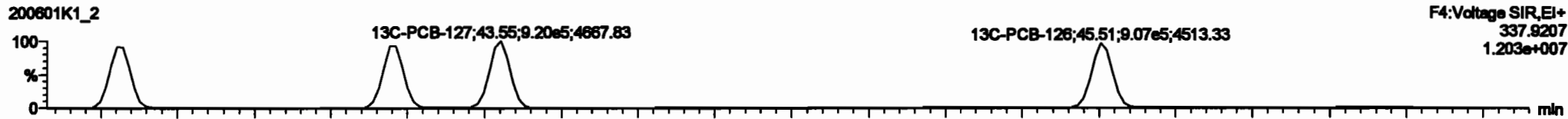
Last Altered: Tuesday, June 02, 2020 10:33:30 Pacific Daylight Time
Printed: Tuesday, June 02, 2020 10:35:13 Pacific Daylight Time

Name: 200601K1_2, Date: 01-Jun-2020, Time: 13:18:19, ID: ST200601K1-2 PCB 209 CS1 19G2607, Description: PCB 209 CS1 19G2607

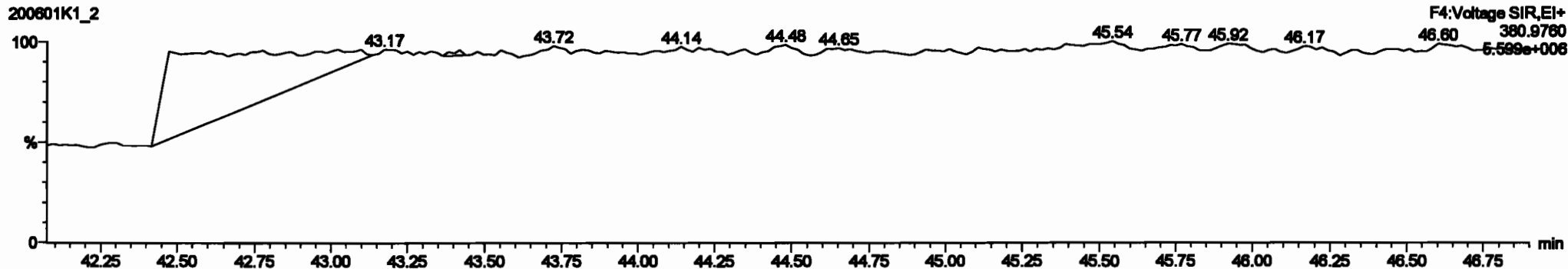
PCB-114



13C-PCB-114







PFK4a



#	Name	Area	RA	Wt	FWT	Wdth	PeakRT	RT	PeakID	FWT	Wdth	Area	Wt%	GC	WPC
220	12C-PCB-170	7.18e5	0.45	NO	1.0000	1.000	45.97	45.97	0.023	0.023	NO	104.2	104	0.0072	
224	Total Mono-PCBs				1.0000	1.000					NO	2.804		0.0206	2.804
226	Total Di-PCBs				1.0000	1.000					NO	11.38		0.027	11.38
228	Total Tri-PCBs				1.0000	1.000					NO	7.832		0.0092	7.832
229	Total Tetra-PCBs				0.0020	1.000					NO	16.71		0.001	16.71
230	Total Penta-PCBs				1.0070	1.000					NO	40.38		0.002	40.38
231	Total Hexa-PCBs				1.2167	1.000					NO	38.67		0.070	38.67
232	Total Hepta-PCBs				1.0000	1.000					NO	13.32		0.123	13.32
233	Total Octa-PCBs				0.0000	1.000					NO	28.46		0.002	28.46
234	Total Nona-PCBs				1.0016	1.000					NO	23.19		0.000	23.19
235	Total Deca-PCBs				1.0000	1.000					NO	8.918		0.000	8.918

#	Name	Area	Wt	FWT	Wdth	PeakRT	RT	PeakID	FWT	Wdth	Area	Wt%	GC	WPC
1	PCB-114	42.35	42.34	0.170e3	0.020e3	42.35	42.35	NO	0.00100	0.00100	0.00002			
2	PCB-122	42.47	42.47	0.200e3	0.111e3	42.47	42.47	NO	0.00700	0.00801				
3	PCB-105	43.31	43.23	0.000e3	0.703e3	43.31	43.31	NO	0.00700	0.00711				
4	PCB-127	43.57	43.57	0.310e3	0.003e3	43.57	43.57	NO	0.00000	0.00032				
5	PCB-128	45.82	45.82	1.010e4	0.000e3	45.82	45.82	NO	0.00200	0.00214				



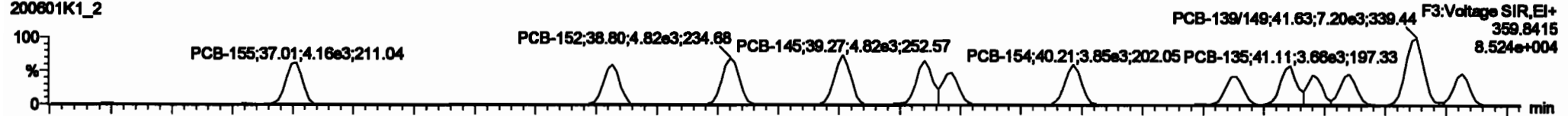
Dataset: Untitled

Last Altered: Tuesday, June 02, 2020 10:33:30 Pacific Daylight Time
Printed: Tuesday, June 02, 2020 10:35:13 Pacific Daylight Time

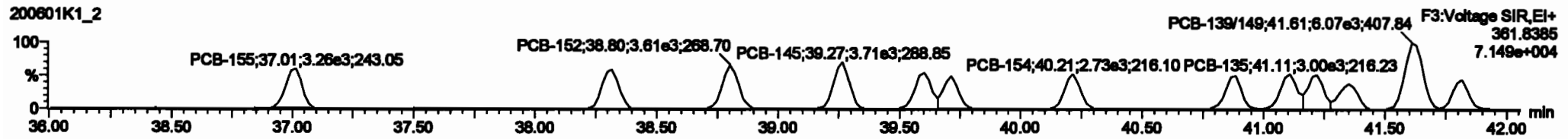
Name: 200601K1_2, Date: 01-Jun-2020, Time: 13:18:19, ID: ST200601K1-2 PCB 209 CS1 19G2607, Description: PCB 209 CS1 19G2607

PCB-155

200601K1_2



200601K1_2

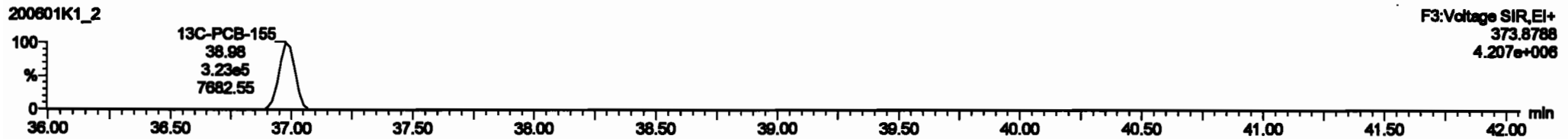


13C-PCB-155

200601K1_2

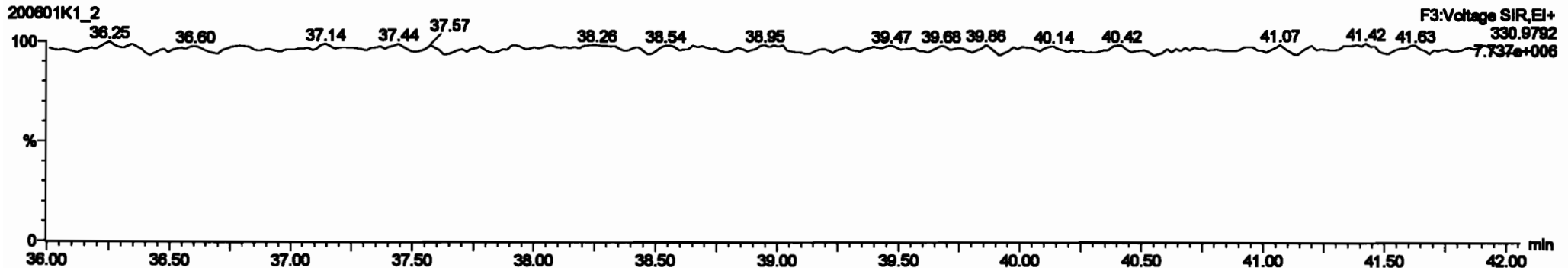


200601K1_2




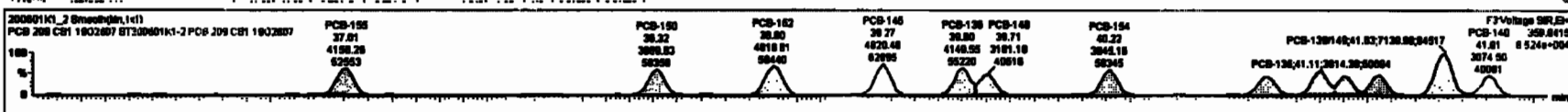
PFK3c

200601K1_2



#	Name	Range	Min	Max	PPM	Volts	Prod.HT	Prod.LT	Prod.HT	Prod.LT	Volts	Prod.HT	Prod.LT	Volts	Prod.HT	Prod.LT
220	13C-PCB-178	7.18ud	0.45	ND	1.0000	1.000	46.67	46.67	0.000	0.000	ND	104.2	104	0.0072		
224	Total Mono-PCBs				1.1895	1.000	0.00	0.00	0.000	0.000	ND	2.894		0.0236	2.894	
226	Total Di-PCBs				1.0007	1.000	0.00	0.00	0.000	0.000	ND	11.30		0.207	11.30	
228	2nd Function Tri-PCBs				1.0007	1.000	0.00	0.00	0.000	0.000	ND	7.830		0.0000	7.830	
227	2nd Function Tetra-PCBs				0.0000	1.000	0.00	0.00	0.000	0.000	ND	16.71		0.201	16.71	
230	Total Tetra-PCBs				1.0770	1.000	0.00	0.00	0.000	0.000	ND	48.30		0.362	48.30	
232	2nd Function Penta-PCBs				1.3107	1.000	0.00	0.00	0.000	0.000	ND	38.07		0.076	38.07	
233	2nd Function Hexa-PCBs				1.0726	1.000	0.00	0.00	0.000	0.000	ND	4.788		0.0712	4.788	
234	2nd Function Hepta-PCBs				0.0000	1.000	0.00	0.00	0.000	0.000	ND	0.000		0.000	0.000	
235	Total Hepta-PCBs				1.0718	1.000	0.00	0.00	0.000	0.000	ND	28.40		0.200	28.40	
236	Total Octa-PCBs				1.0001	1.000	0.00	0.00	0.000	0.000	ND	23.18		0.200	23.18	
237	2nd Function Octa-PCBs				1.0708	1.000	0.00	0.00	0.000	0.000	ND	8.718		0.0700	8.718	

#	Name	Prod.HT	Prod.LT	Volts	Prod.HT	Prod.LT	Volts	Prod.HT	Prod.LT	Volts	Prod.HT	Prod.LT	Volts	Prod.HT	Prod.LT	Volts
88	PCB-188	38.88	37.81	4.188e3	3.27e3	1.240	1.20	ND	0.89180	0.89137						
89	PCB-189	38.33	38.33	3.888e3	3.37e3	1.240	1.18	ND	0.91280	0.91238						
90	PCB-190	38.88	38.88	4.817e3	3.80e3	1.240	1.24	ND	0.88880	0.88881						
101	PCB-145	38.27	38.27	4.828e3	3.88e3	1.240	1.21	ND	0.87480	0.87388						
102	PCB-128	38.88	38.88	4.188e3	3.81e3	1.240	1.27	ND	0.89000	0.88970						
103	PCB-148	38.71	38.71	3.188e3	2.58e3	1.240	1.28	ND	0.89880	0.89888						
104	PCB-158	48.21	48.21	3.888e3	2.78e3	1.240	1.41	ND	0.87280	0.87218						
105	PCB-161	48.88	48.88	3.888e3	2.88e3	1.240	1.16	ND	1.00010	1.00008						
106	PCB-126	41.11	41.11	3.814e3	2.88e3	1.240	1.27	ND	1.00040	1.00044						

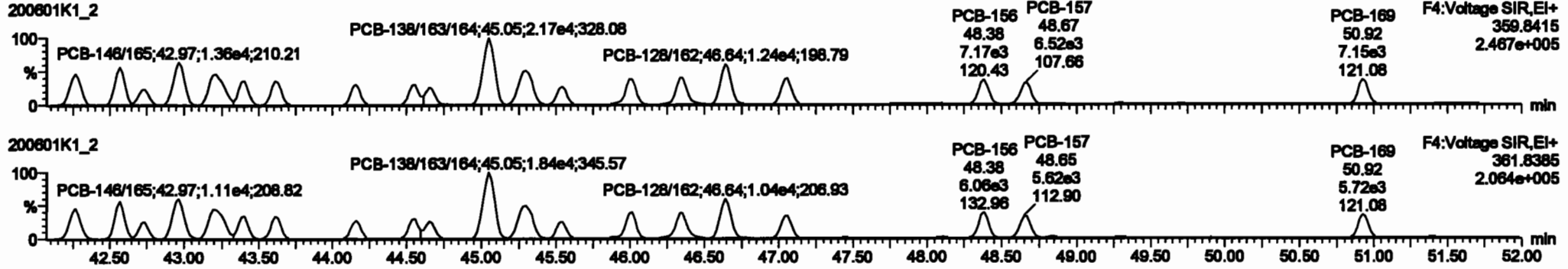


Dataset: Untitled

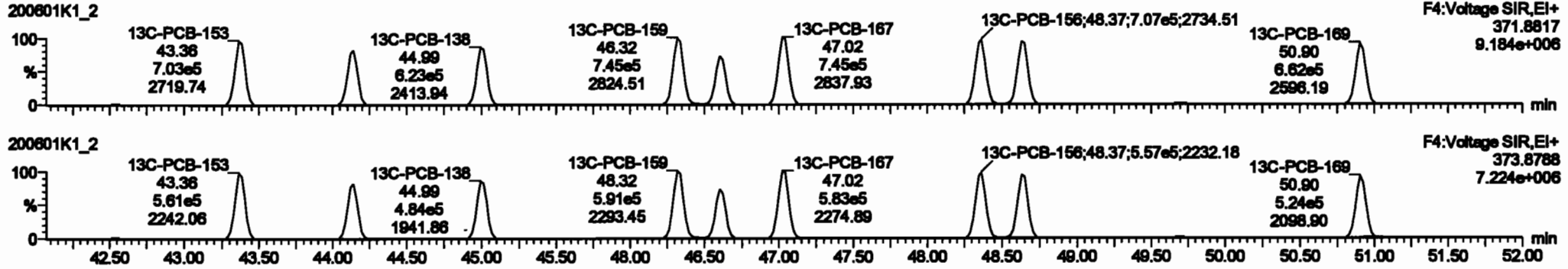
Last Altered: Tuesday, June 02, 2020 10:33:30 Pacific Daylight Time
Printed: Tuesday, June 02, 2020 10:35:13 Pacific Daylight Time

Name: 200601K1_2, Date: 01-Jun-2020, Time: 13:18:19, ID: ST200601K1-2 PCB 209 CS1 19G2607, Description: PCB 209 CS1 19G2607

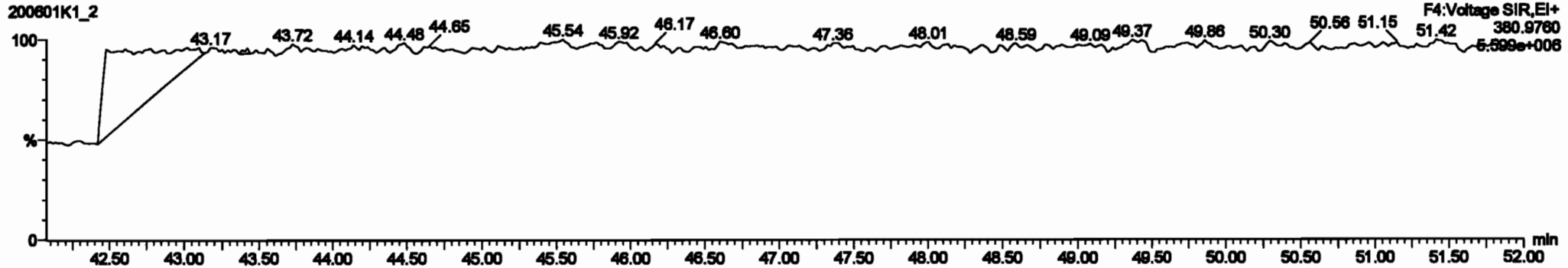
PCB-134/143



13C-PCB-153

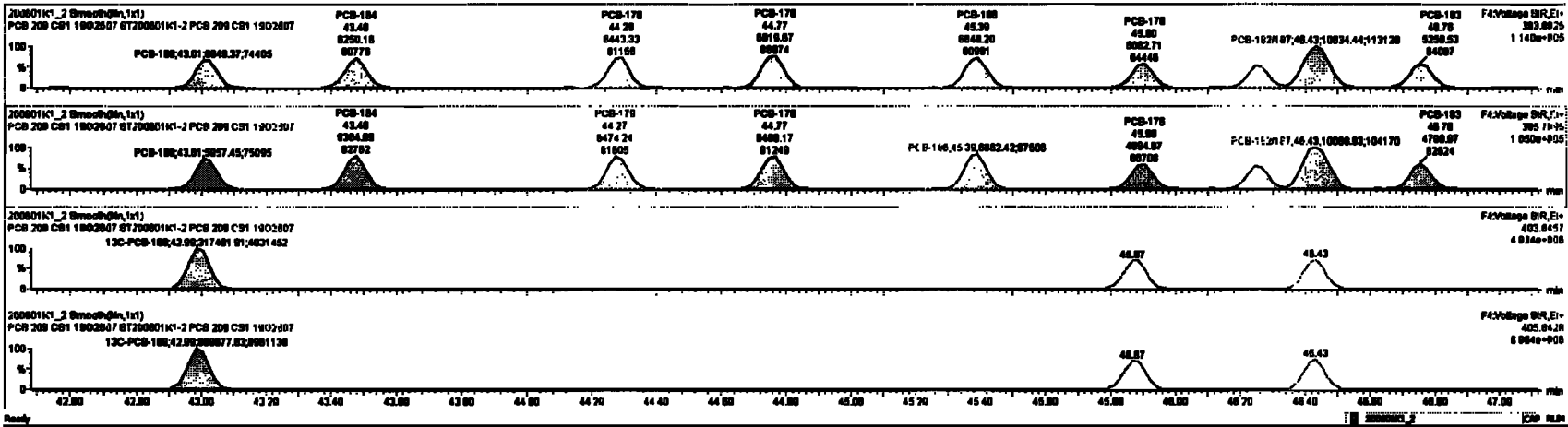


PFK4b



#	Name	Rating	RA	sq	RPV	Unit	Prod	RY	ProdR2	RPV	RPV Prod	Cont.	Wt%	EC	BMPC
220	13C-PCB-178	7.16e4	0.48	NO	1.0000	1.000	48.87	48.87	0.920	0.920	NO	104.2	104	0.8872	
224	Total Micro-PCBs				1.1888	1.000	0.80	0.800	0.000	0.000	NO	2.864		0.8220	2.864
228	Total EP-PCBs				1.0267	1.000	0.80	0.800	0.000	0.000	NO	11.36		0.9277	11.36
230	2nd Function Tri-PCBs				1.0267	1.000	0.80	0.800	0.000	0.000	NO	7.859		0.8882	7.859
232	2nd Function Tri-PCBs				0.8928	1.000	0.80	0.800	0.000	0.000	NO	42.71		0.901	42.71
234	Total Tetra-PCBs				1.0778	1.000	0.80	0.800	0.000	0.000	NO	48.38		0.923	48.38
236	2nd Function Penta-PCBs				1.2157	1.000	0.80	0.800	0.000	0.000	NO	38.67		0.876	38.67
238	4th Function Penta-PCBs				1.0726	1.000	0.80	0.800	0.000	0.000	NO	4.785		0.8713	4.785
240	2nd Function Hexa-PCBs				0.8888	1.000	0.80	0.800	0.000	0.000	NO	13.33		0.420	13.33
242	4th Function Hexa-PCBs				1.0918	1.000	0.80	0.800	0.000	0.000	NO	28.48		0.983	28.48
244	Total Hepta-PCBs				1.0918	1.000	0.80	0.800	0.000	0.000	NO	28.48		0.983	28.48
246	Total Octa-PCBs				1.0918	1.000	0.80	0.800	0.000	0.000	NO	28.48		0.983	28.48
248	Total Non-PCBs				1.0918	1.000	0.80	0.800	0.000	0.000	NO	28.48		0.983	28.48
250	Total Deca-PCBs				1.0918	1.000	0.80	0.800	0.000	0.000	NO	28.48		0.983	28.48

#	Name	ProdR1	RY	RPVProd	RPVProd	1 st Prod (Prod)	RPV	RPV	RPV	Cont.
131	PCB-184	43.83	43.83	0.848e3	0.848e3	1.000	1.01	NO	0.91000	0.91000
132	PCB-184	43.48	43.48	0.838e3	0.838e3	1.000	0.98	NO	1.00000	1.00000
133	PCB-178	44.27	44.28	0.440e3	0.441e3	1.000	1.00	NO	0.87000	0.87004
134	PCB-178	44.24	44.77	0.828e3	0.498e3	1.000	1.07	NO	1.00000	1.00000
135	PCB-188	46.38	46.38	0.848e3	0.848e3	1.000	0.98	NO	1.00000	1.00000
136	PCB-178	46.60	46.80	0.908e3	0.488e3	1.000	1.00	NO	1.00000	1.00000
137	PCB-178	46.24	46.24	0.888e3	0.488e3	1.000	1.01	NO	0.89400	0.83388
138	PCB-188187	46.42	46.43	1.008e3	1.008e3	1.000	1.08	NO	1.9110	1.9110
139	PCB-183	48.78	48.78	0.828e3	0.291e3	1.000	1.12	NO	0.88800	0.88807

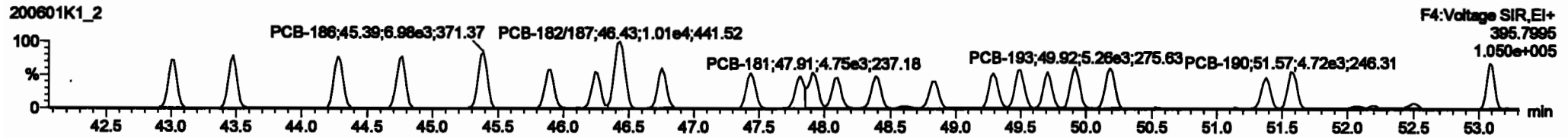



Dataset: Untitled

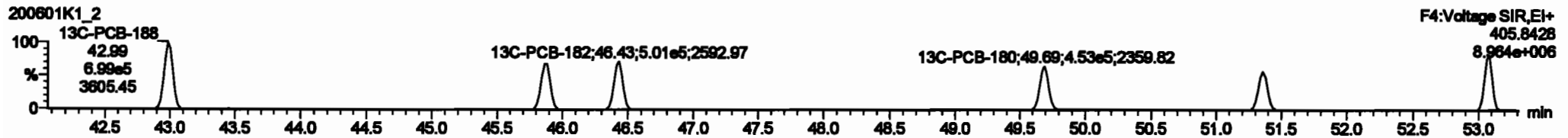

Last Altered: Tuesday, June 02, 2020 10:33:30 Pacific Daylight Time
Printed: Tuesday, June 02, 2020 10:35:13 Pacific Daylight Time

Name: 200601K1_2, Date: 01-Jun-2020, Time: 13:18:19, ID: ST200601K1-2 PCB 209 CS1 19G2607, Description: PCB 209 CS1 19G2607

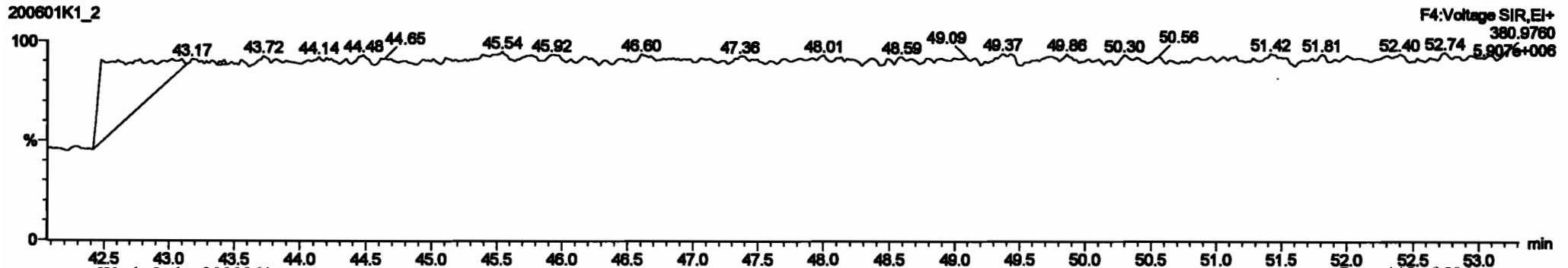
PCB-188



13C-PCB-188

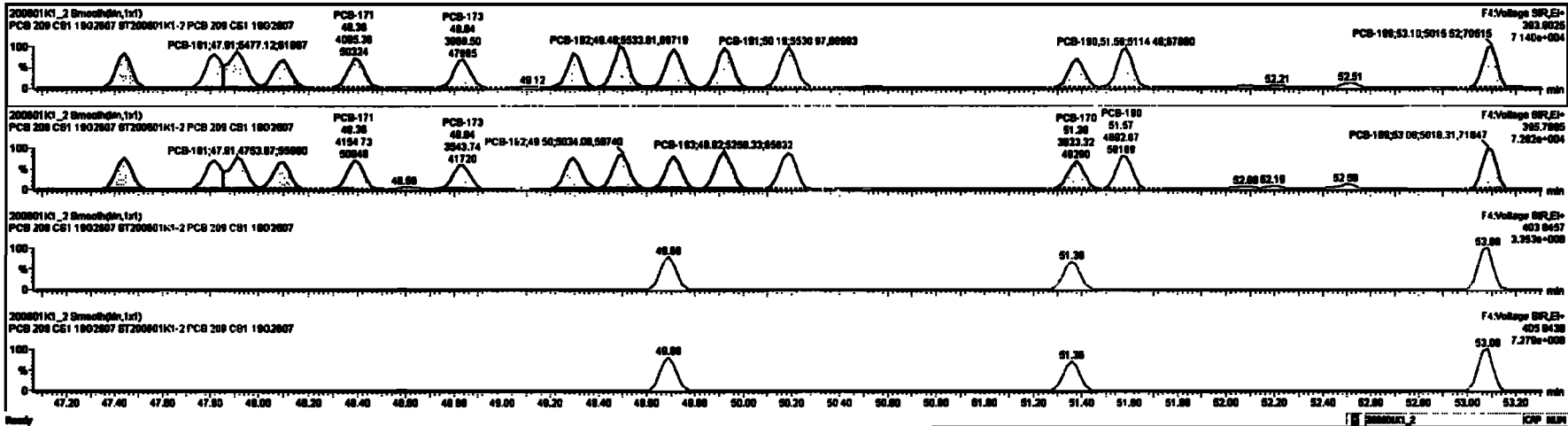


PFK4c



Peak	Area	Height	Width	Retention Time	Integration	Response	Concentration	Unit	DL	SPC
220	134.00	7.10e5	0.45	ND	1.0000	1.000	46.87	46.87	0.000	0.003
221	2.04	1.18e5	1.000	0.00	0.000	ND	104.2	104	0.0072	2.04
222	11.38	1.0537	1.000	0.00	0.000	ND	11.38	0.227	11.38	
223	7.820	1.0607	1.000	0.00	0.000	ND	7.820	0.0002	7.820	
224	16.71	0.8528	1.000	0.00	0.000	ND	16.71	0.201	16.71	
225	40.30	1.0778	1.000	0.00	0.000	ND	40.30	0.302	40.30	
226	38.97	1.2167	1.000	0.00	0.000	ND	38.97	0.670	38.97	
227	4.785	1.0735	1.000	0.00	0.000	ND	4.785	0.0713	4.785	
228	13.32	0.8825	1.000	0.00	0.000	ND	13.32	0.120	13.32	
229	28.45	1.0518	1.000	0.00	0.000	ND	28.45	0.302	28.45	
230	30.16	1.2218	1.000	0.00	0.000	ND	30.16	0.670	30.16	
231	8.216	1.0078	1.000	0.00	0.000	ND	8.216	0.0990	8.216	

Peak	Area	Height	Width	Retention Time	Integration	Response	Concentration	Unit	DL	SPC
131	43.03	43.01	0.00e0	0.00e0	1.000	1.01	ND	0.01000	0.01021	
132	43.48	43.48	0.20e0	0.20e0	1.000	0.98	ND	1.0000	1.0000	
133	44.27	44.28	0.44e0	0.44e0	1.000	1.00	ND	0.00000	0.00000	
134	44.74	44.77	0.82e0	0.82e0	1.000	1.07	ND	1.0070	1.0088	
135	46.38	46.38	0.80e0	0.80e0	1.000	0.98	ND	1.0000	1.0079	
136	46.88	46.88	0.00e0	4.80e0	1.000	1.00	ND	1.0000	1.0088	
137	48.24	48.24	4.80e0	4.80e0	1.000	1.01	ND	0.00000	0.00000	
138	48.42	48.42	1.00e0	1.00e0	1.000	1.08	ND	1.0110	1.0110	
139	48.78	48.78	0.20e0	4.70e0	1.000	1.12	ND	0.00000	0.00007	



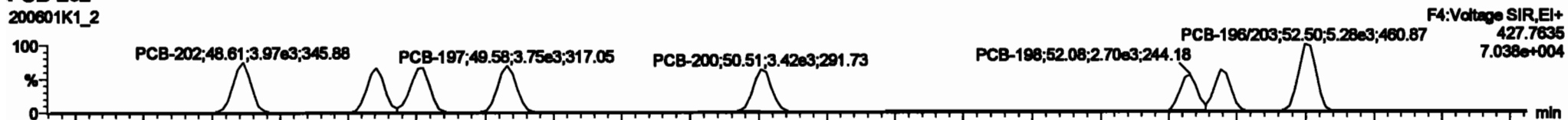
Dataset: Untitled

Last Altered: Tuesday, June 02, 2020 10:33:30 Pacific Daylight Time
Printed: Tuesday, June 02, 2020 10:35:13 Pacific Daylight Time

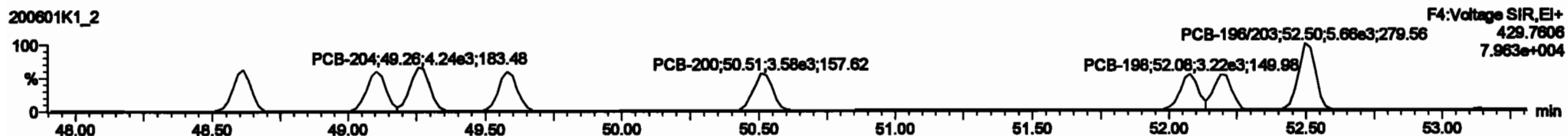
Name: 200601K1_2, Date: 01-Jun-2020, Time: 13:18:19, ID: ST200601K1-2 PCB 209 CS1 19G2607, Description: PCB 209 CS1 19G2607

PCB-202

200601K1_2




200601K1_2

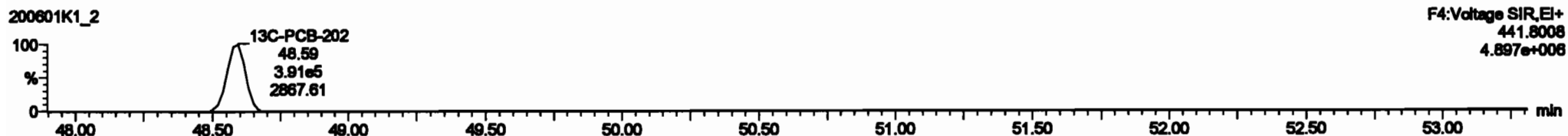


13C-PCB-202

200601K1_2

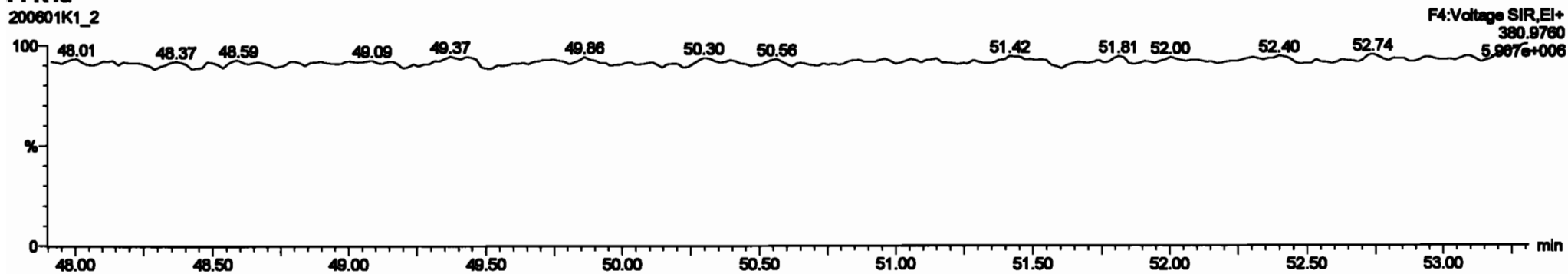


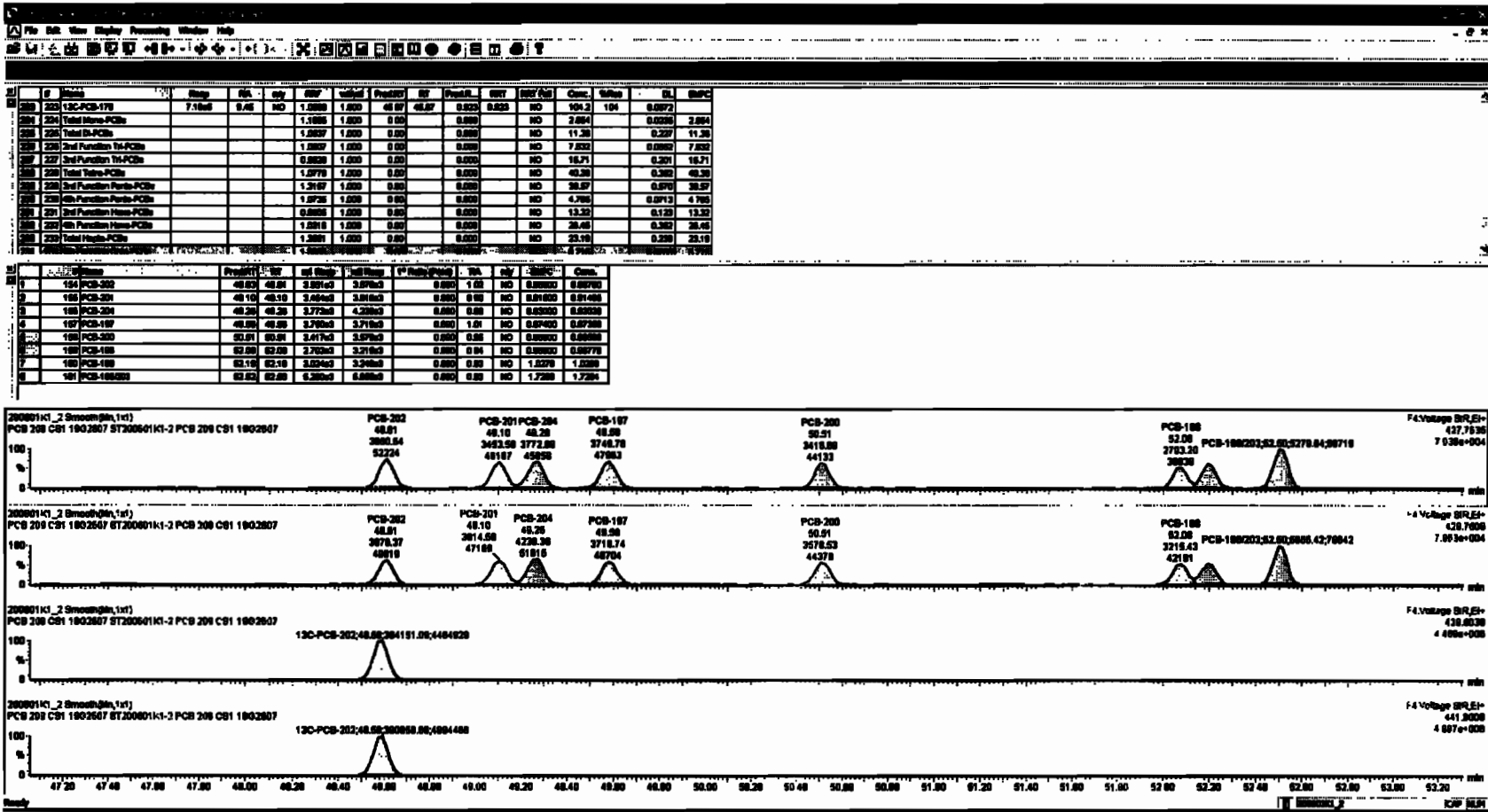
200601K1_2



PFK4d

200601K1_2





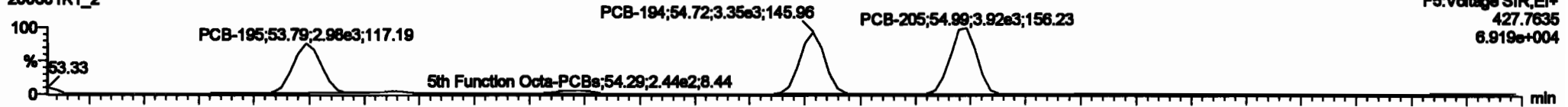
Dataset: Untitled

Last Altered: Tuesday, June 02, 2020 10:33:30 Pacific Daylight Time
Printed: Tuesday, June 02, 2020 10:35:13 Pacific Daylight Time

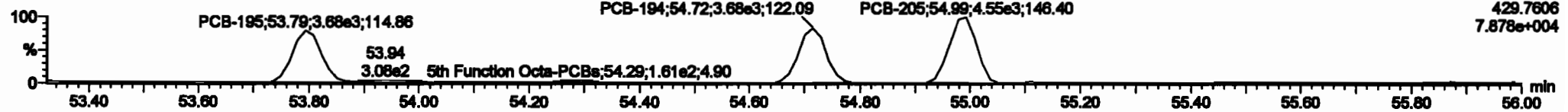
Name: 200601K1_2, Date: 01-Jun-2020, Time: 13:18:19, ID: ST200601K1-2 PCB 209 CS1 19G2607, Description: PCB 209 CS1 19G2607

PCB-195

200601K1_2

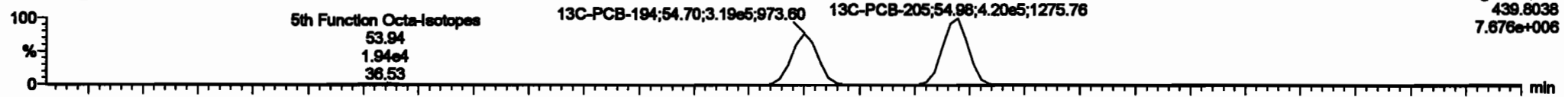


200601K1_2

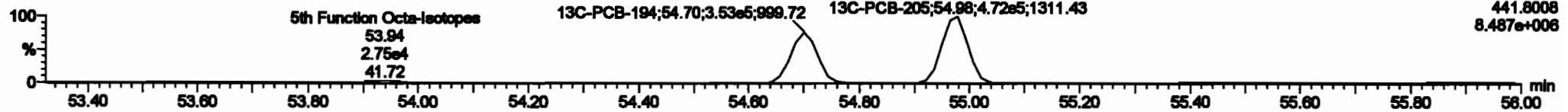


13C-PCB-194

200601K1_2

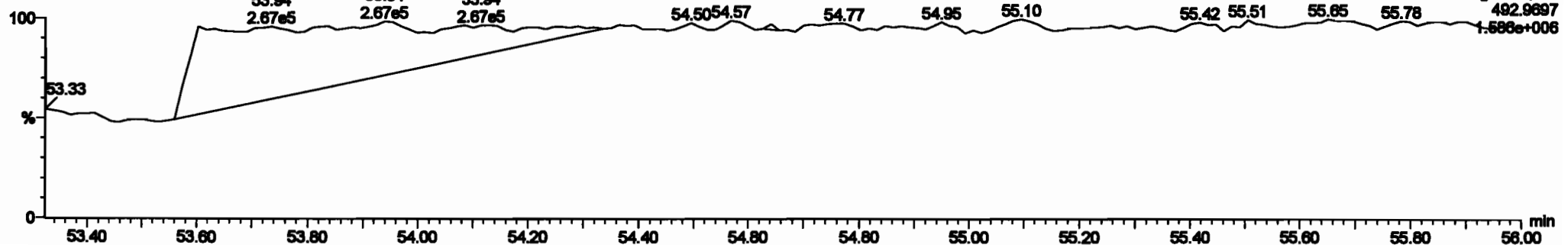


200601K1_2



PFK5a

200601K1_2




Dataset: Untitled

Last Altered: Tuesday, June 02, 2020 10:33:30 Pacific Daylight Time
 Printed: Tuesday, June 02, 2020 10:35:13 Pacific Daylight Time

Name: 200601K1_2, Date: 01-Jun-2020, Time: 13:18:19, ID: ST200601K1-2 PCB 209 CS1 19G2607, Description: PCB 209 CS1 19G2607

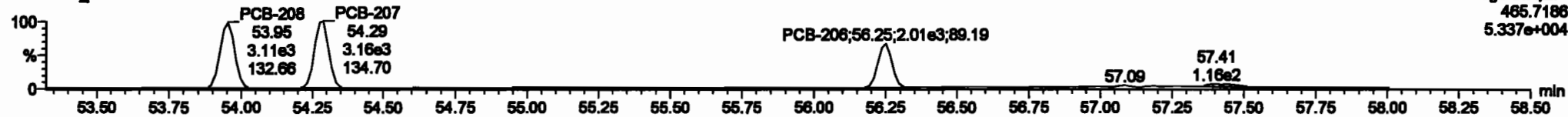
PCB-208

200601K1_2



F5:Voltage SIR,EI+
 463.7216
 7.237e+004


200601K1_2



F5:Voltage SIR,EI+
 465.7186
 5.337e+004

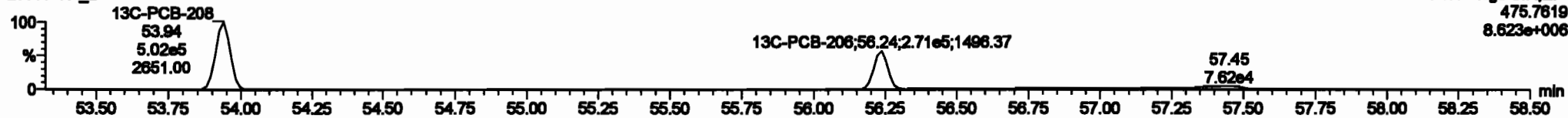
13C-PCB-208

200601K1_2



F5:Voltage SIR,EI+
 473.7848
 6.649e+006

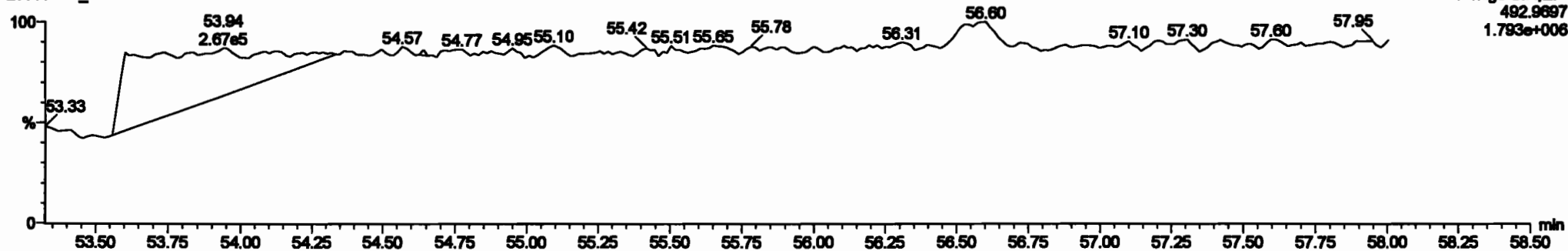
200601K1_2



F5:Voltage SIR,EI+
 475.7819
 8.623e+006

PFK5

200601K1_2



F5:Voltage SIR,EI+
 492.9697
 1.793e+006

Dataset: Untitled


Last Altered: Tuesday, June 02, 2020 10:33:30 Pacific Daylight Time

Printed: Tuesday, June 02, 2020 10:35:13 Pacific Daylight Time

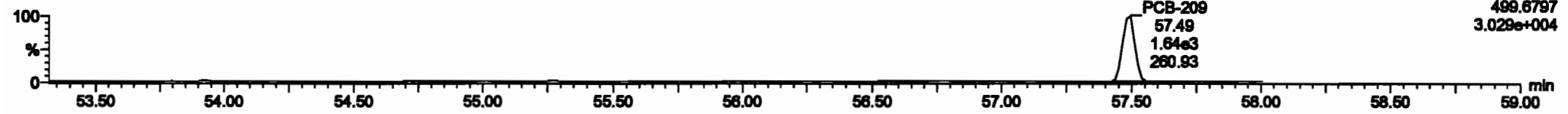
Name: 200601K1_2, Date: 01-Jun-2020, Time: 13:18:19, ID: ST200601K1-2 PCB 209 CS1 19G2607, Description: PCB 209 CS1 19G2607

PCB-209

200601K1_2

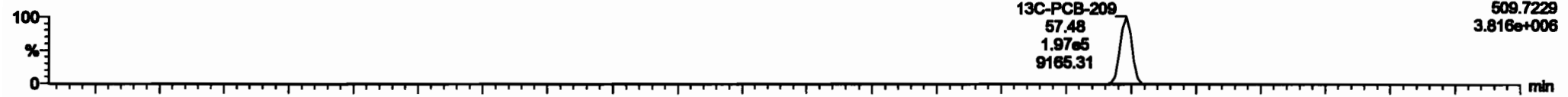


200601K1_2

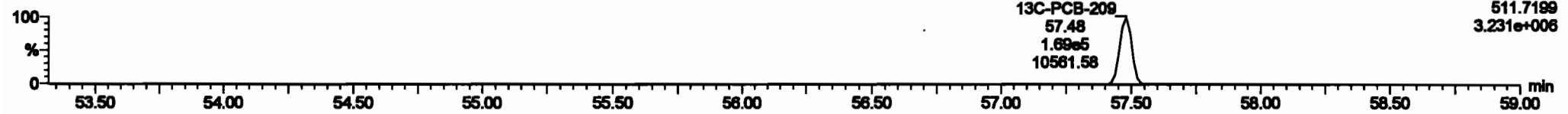


13C-PCB-209

200601K1_2

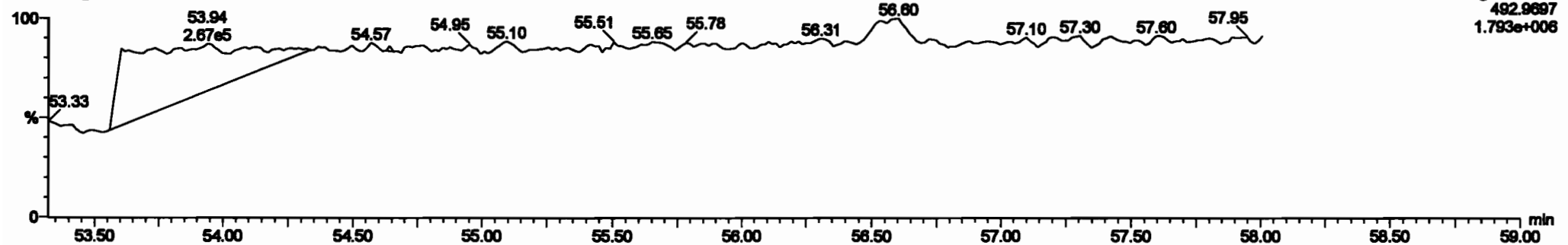


200601K1_2



PFK5b

200601K1_2



Dataset: Untitled

Last Altered: Tuesday, June 02, 2020 10:33:30 Pacific Daylight Time

Printed: Tuesday, June 02, 2020 10:35:13 Pacific Daylight Time


Name: 200601K1_3, Date: 01-Jun-2020, Time: 14:19:00, ID: ST200601K1-3 PCB 209 CS2 19G2608, Description: PCB 209 CS2 19G2608

PCB-1

200601K1_3



200601K1_3




13C-PCB-1

200601K1_3

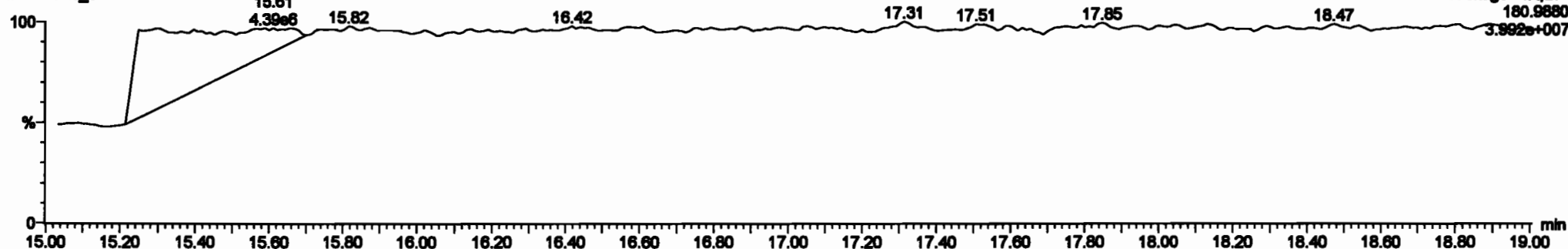


200601K1_3



PFK1

200601K1_3

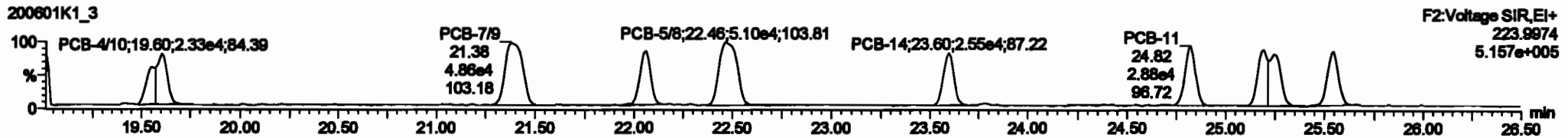
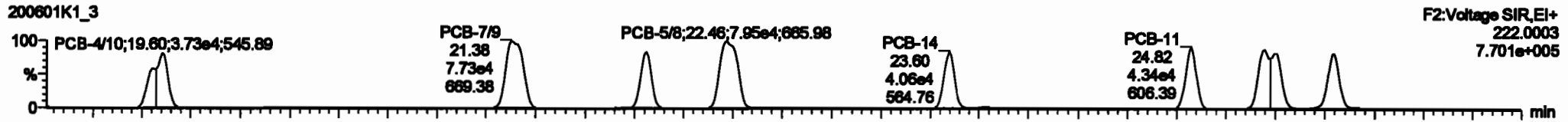


Dataset: Untitled

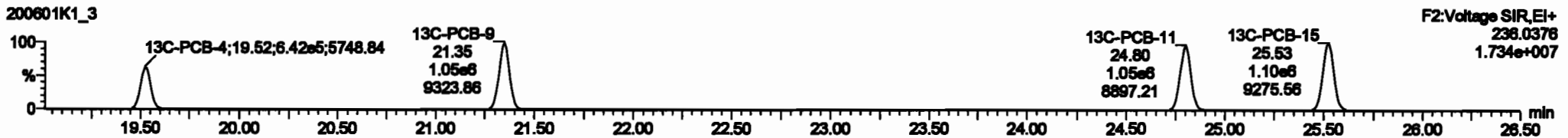

Last Altered: Tuesday, June 02, 2020 10:33:30 Pacific Daylight Time
 Printed: Tuesday, June 02, 2020 10:35:13 Pacific Daylight Time

Name: 200601K1_3, Date: 01-Jun-2020, Time: 14:19:00, ID: ST200601K1-3 PCB 209 CS2 19G2608, Description: PCB 209 CS2 19G2608

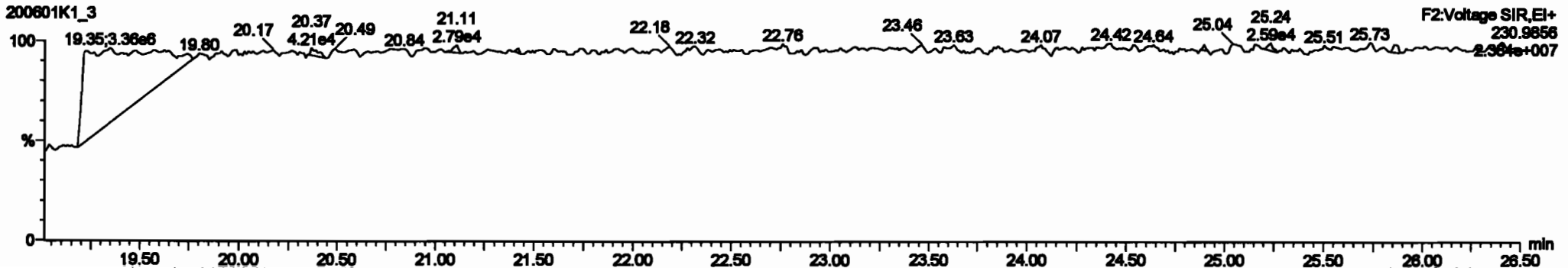
PCB-4/10



13C-PCB-4



PFK2a

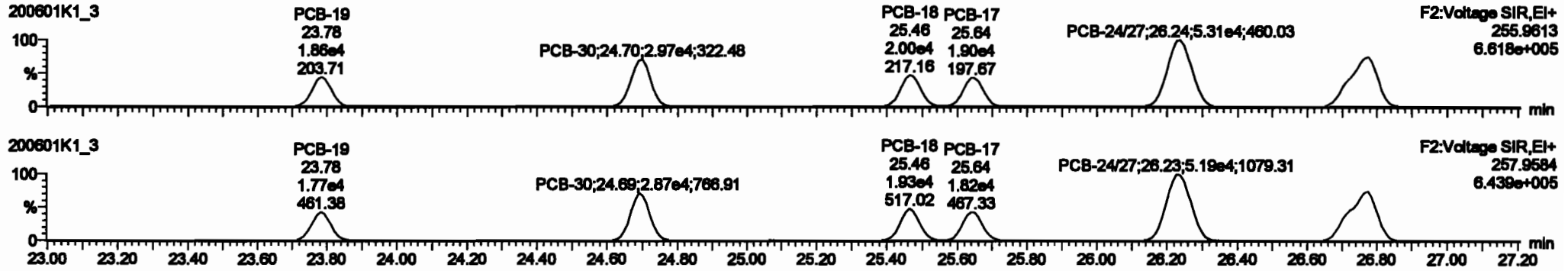


Dataset: Untitled

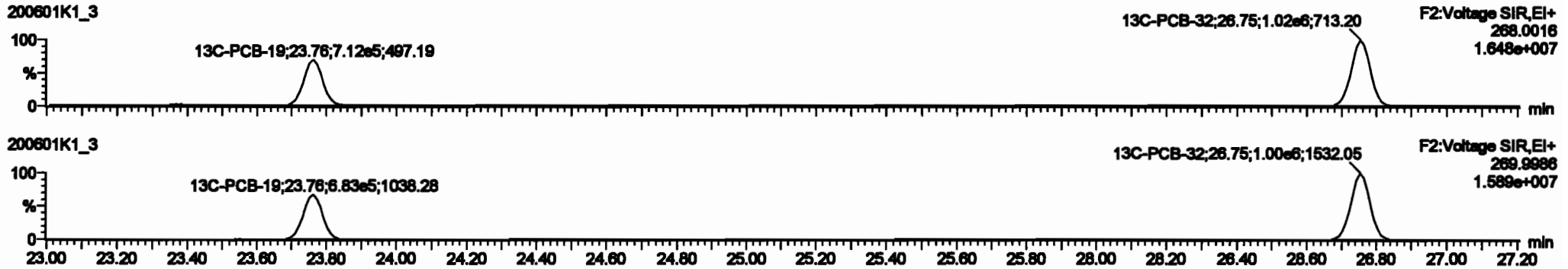
Last Altered: Tuesday, June 02, 2020 10:33:30 Pacific Daylight Time
Printed: Tuesday, June 02, 2020 10:35:13 Pacific Daylight Time

Name: 200601K1_3, Date: 01-Jun-2020, Time: 14:19:00, ID: ST200601K1-3 PCB 209 CS2 19G2608, Description: PCB 209 CS2 19G2608

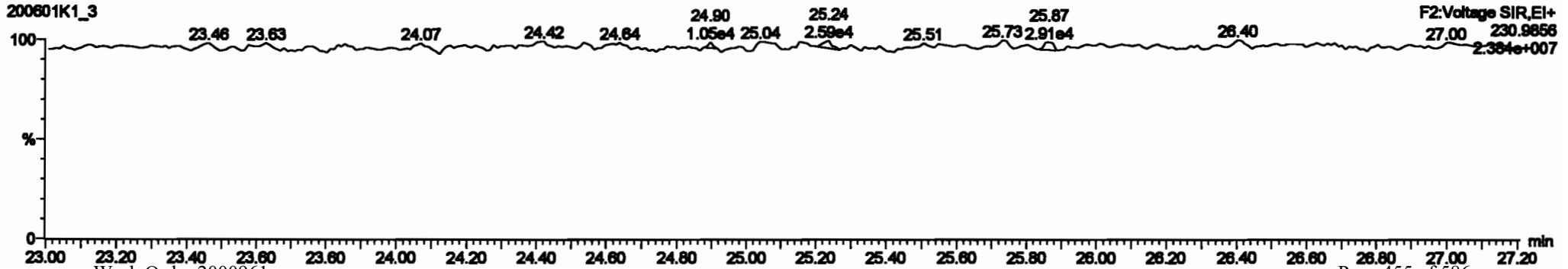
PCB-19



13C-PCB-19

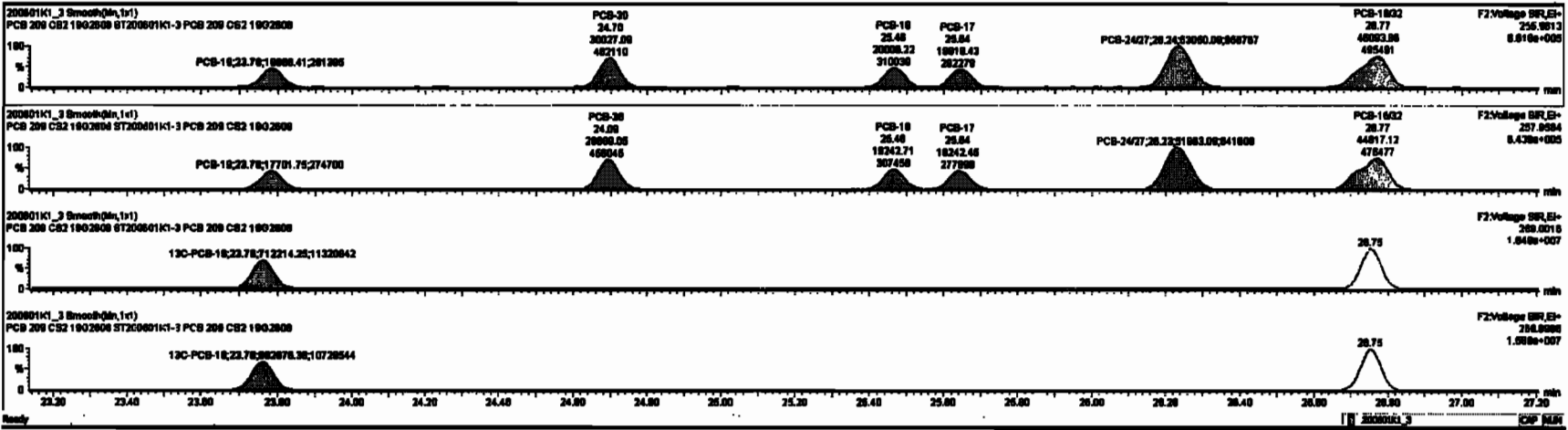


PFK2b



Peak	Retention Time (min)	Area	Height	Width	Resolution	Signal-to-Noise	Integration	Identification	Concentration					
216	13C-PCB-80	1.01e6	0.78	NO	1.0000	1.000	26.88	26.88	1.000	0.000	NO	100.0	100	0.0021
218	13C-PCB-111	1.17e6	1.82	NO	1.0000	1.000	26.26	26.26	1.000	0.000	NO	100.0	100	0.0072
217	13C-PCB-128	8.76e5	1.25	NO	1.0000	1.000	48.80	48.80	1.000	0.000	NO	100.0	100	0.120
218	13C-PCB-182	7.28e5	0.48	NO	1.0000	1.000	48.43	48.43	0.000	0.000	NO	100.0	100	0.0033
218	13C-PCB-205	8.85e5	0.80	NO	1.0000	1.000	64.88	64.88	1.000	0.000	NO	100.0	100	0.148
220	13C-PCB-76	1.83e6	0.78	NO	1.0000	1.000	37.76	37.76	1.000	1.000	NO	88.47	88.5	0.0091
221	13C-PCB-478	7.23e5	0.44	NO	0.7885	1.000	46.80	46.80	0.000	0.000	NO	87.23	87.2	0.0062
220	13C-PCB-76	1.83e6	0.78	NO	1.0021	1.000	37.76	37.76	0.000	0.000	NO	88.47	88.0	0.0094
220	13C-PCB-478	7.23e5	0.44	NO	1.0038	1.000	46.80	46.80	0.000	0.000	NO	88.16	88.2	0.0062
220	Total Mono-PCBs				1.1088	1.000	0.00	0.00	0.000	0.000	NO	7.216		0.0216
220	Total Di-PCBs				1.8887	1.000	0.00	0.00	0.000	0.000	NO	28.88		0.376

Peak	Retention Time (min)	Area	Height	Width	Resolution	Signal-to-Noise	Integration	Identification	Concentration	
12	PCB-16	23.78	23.78	1.889e4	1.770e4	1.040	1.04	NO	2.2870	2.2888
13	PCB-38	24.80	24.78	3.003e4	2.889e4	1.040	1.04	NO	2.2480	2.2481
14	PCB-16	26.48	26.48	2.001e4	1.824e4	1.040	1.04	NO	2.2700	2.2702
16	PCB-17	28.84	28.84	1.883e4	1.824e4	1.040	1.04	NO	2.4320	2.4187
18	PCB-24/27	28.28	28.24	8.208e4	8.788e4	1.040	1.02	NO	4.7880	4.7878
17	PCB-18/22	28.77	28.77	4.808e4	4.822e4	1.040	1.02	NO	4.8810	4.8810

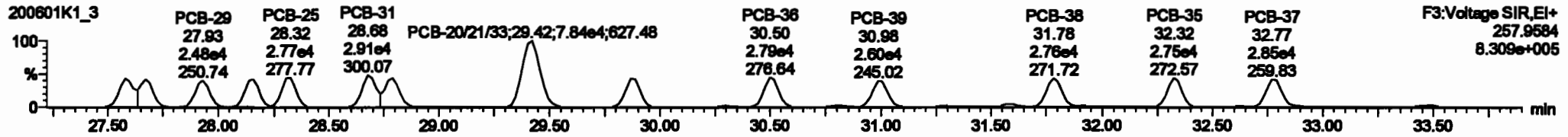
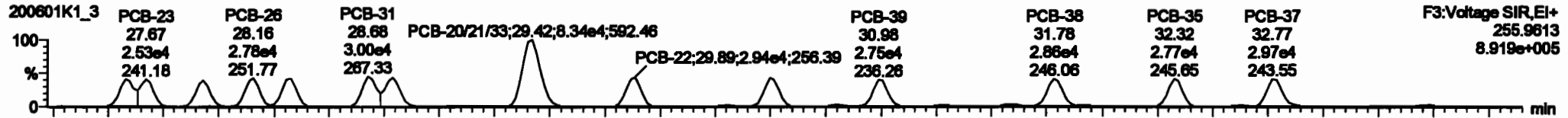


Dataset: Untitled

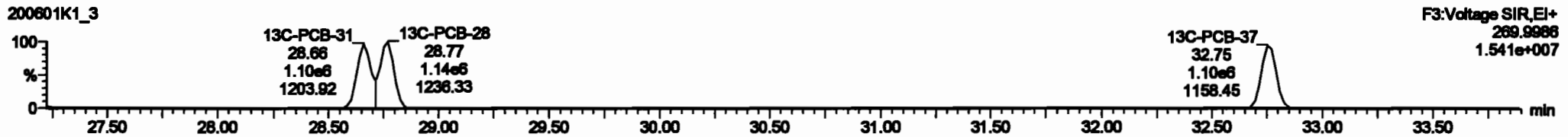

Last Altered: Tuesday, June 02, 2020 10:33:30 Pacific Daylight Time
Printed: Tuesday, June 02, 2020 10:35:13 Pacific Daylight Time

Name: 200601K1_3, Date: 01-Jun-2020, Time: 14:19:00, ID: ST200601K1-3 PCB 209 CS2 19G2608, Description: PCB 209 CS2 19G2608

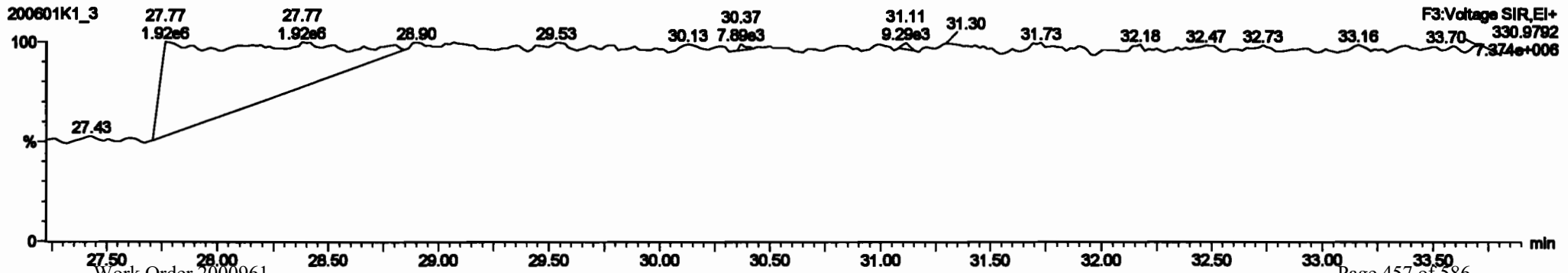
PCB-34



13C-PCB-28

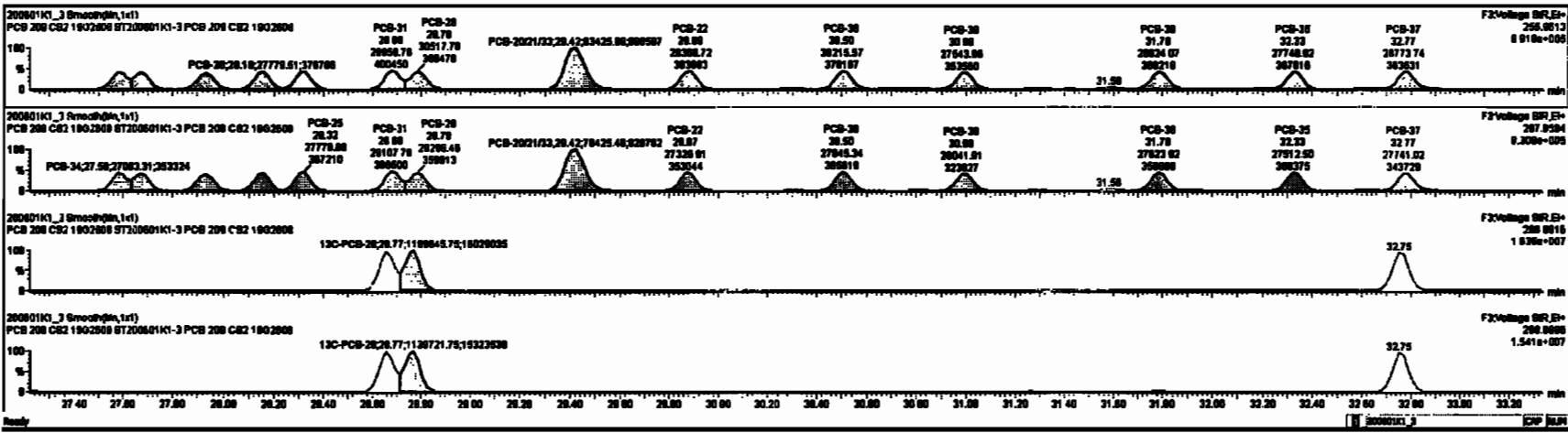


PFK3d



#	Name	Range	BA	Qty	Unit	Cost	Price	ST	Prod. #	NET	NET Pct	Comp.	Value	SL	MRP
230	Total Value-PCBs					1,0776	1,000	0.00	0.000	NO		101.0	0.332	101.0	0.000
230	2nd Function Parts-PCBs					1,3197	1,000	0.00	0.000	NO		97.92	0.371	97.92	0.000
230	4th Function Parts-PCBs					1,0736	1,000	0.00	0.000	NO		12.19	0.0076	12.19	0.000
230	2nd Function Hous-PCBs					0.0000	1,000	0.00	0.000	NO		32.80	0.0076	32.80	0.000
230	4th Function Hous-PCBs					1.0016	1,000	0.00	0.000	NO		66.73	0.372	66.73	0.000
230	Total Hous-PCBs					1.0001	1,000	0.00	0.000	NO		97.74	0.000	97.74	0.000
230	4th Function Ouds-PCBs					1.0000	1,000	0.00	0.000	NO		21.80	0.0000	21.80	0.000
230	6th Function Ouds-PCBs					1.1480	1,000	0.00	0.000	NO		6.674	0.0043	6.674	0.000
230	Total Hous-PCBs					0.0000	1,000	0.00	0.000	NO		7.264	0.0007	7.264	0.000
230	230					0.0004	1,000	0.00	0.000	NO		2.430	0.0076	2.430	0.000

#	Name	Range	BA	Qty	Unit	Cost	Price	ST	Prod. #	NET	NET Pct	Comp.	Value
18	PCB-24	27.00	27.00	2,700ea	2,700ea	1.040	1.02	NO	2,4040	2,4040			2,4040
19	PCB-25	27.00	27.00	2,424ea	2,424ea	1.040	1.04	NO	2,4000	2,4000			2,4000
20	PCB-26	27.00	27.00	2,400ea	2,400ea	1.040	1.01	NO	2,4000	2,4000			2,4000
21	PCB-28	28.10	28.10	2,770ea	2,770ea	1.040	1.07	NO	2,4000	2,4000			2,4000
22	PCB-29	28.31	28.32	2,870ea	2,770ea	1.040	1.09	NO	2,4000	2,4000			2,4000
23	PCB-31	28.00	28.00	2,800ea	2,814ea	1.040	1.09	NO	2,4070	2,4070			2,4070
24	PCB-32	28.70	28.70	2,800ea	2,800ea	1.040	1.09	NO	2,4000	2,4000			2,4000
25	PCB-2021483	28.40	28.40	0.540ea	7,842ea	1.040	1.09	NO	2,3000	7,2917			7,2917
26	PCB-32	28.00	28.00	2,800ea	2,700ea	1.040	1.09	NO	2,4000	2,4000			2,4000



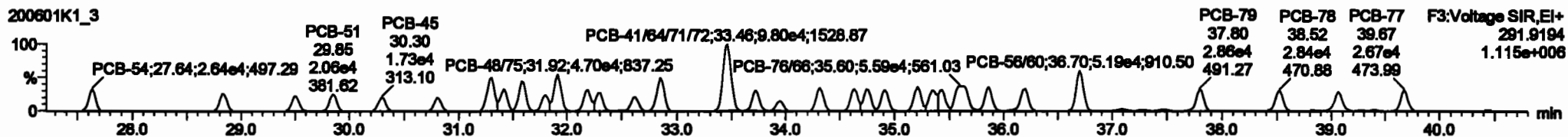
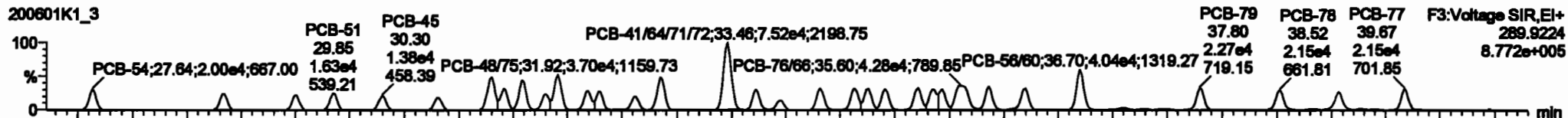
Dataset: Untitled

Last Altered: Tuesday, June 02, 2020 10:33:30 Pacific Daylight Time



Printed: Tuesday, June 02, 2020 10:35:13 Pacific Daylight Time

Name: 200601K1_3, Date: 01-Jun-2020, Time: 14:19:00, ID: ST200601K1-3 PCB 209 CS2 19G2608, Description: PCB 209 CS2 19G2608

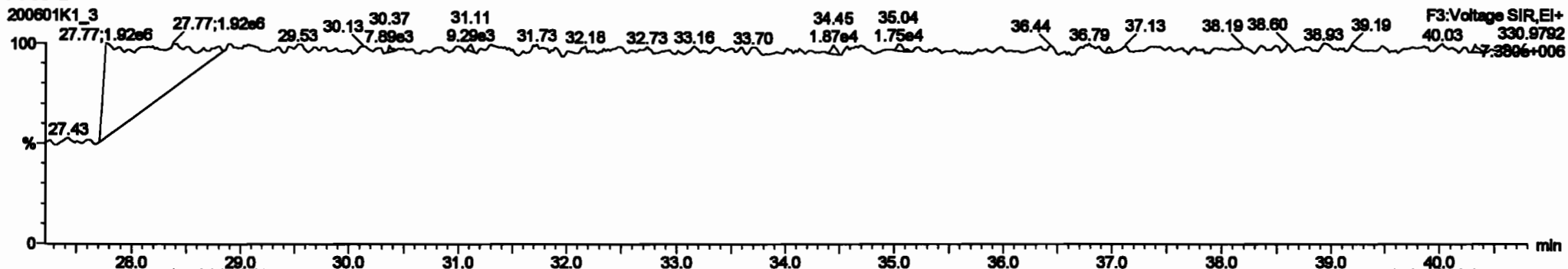
PCB-54



13C-PCB-54



PFK3a



Dataset: Untitled

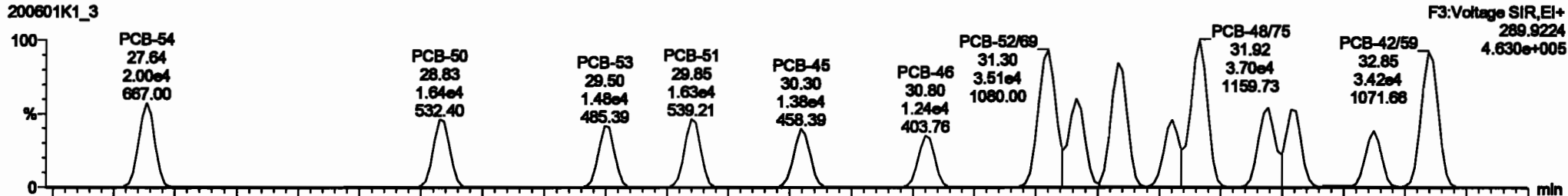
Last Altered: Tuesday, June 02, 2020 10:33:30 Pacific Daylight Time

Printed: Tuesday, June 02, 2020 10:35:13 Pacific Daylight Time

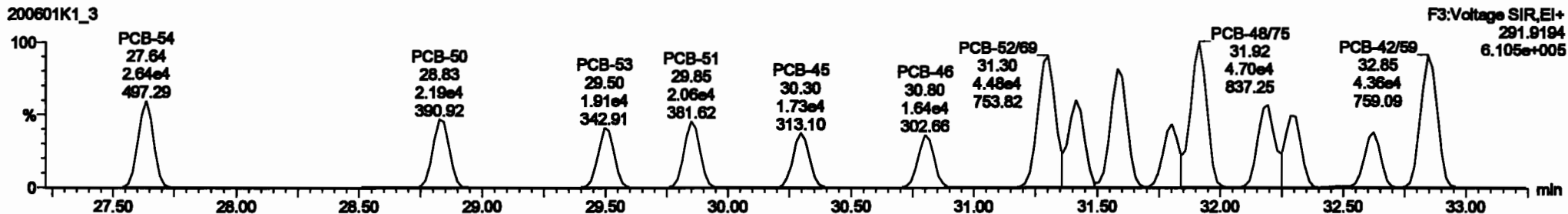
Name: 200601K1_3, Date: 01-Jun-2020, Time: 14:19:00, ID: ST200601K1-3 PCB 209 CS2 19G2608, Description: PCB 209 CS2 19G2608

PCB-50

200601K1_3



200601K1_3




13C-PCB-52

200601K1_3



200601K1_3



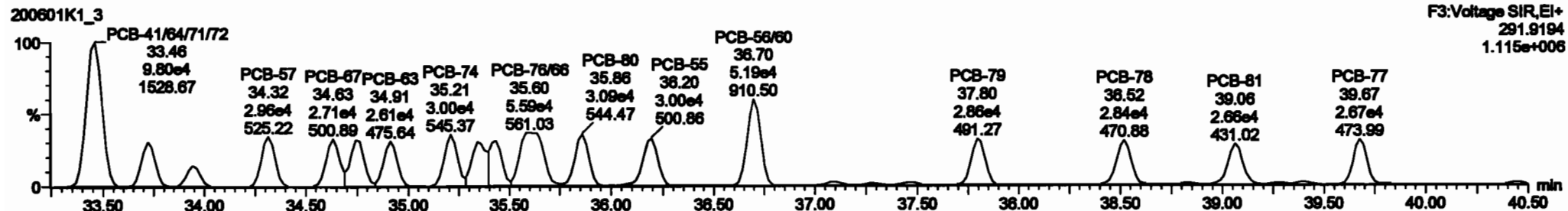
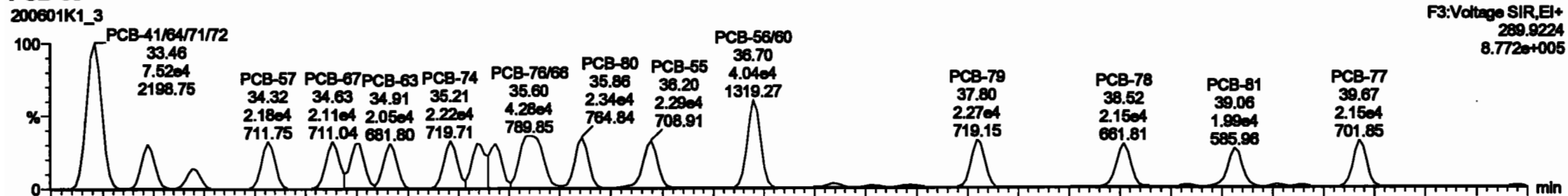
Dataset: Untitled

Last Altered: Tuesday, June 02, 2020 10:33:30 Pacific Daylight Time

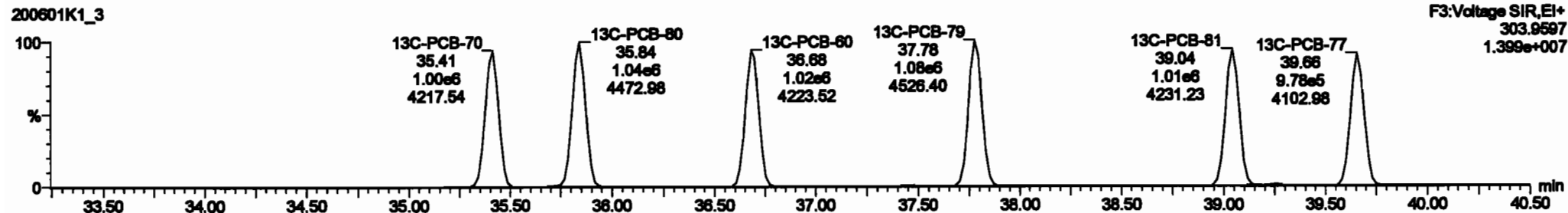
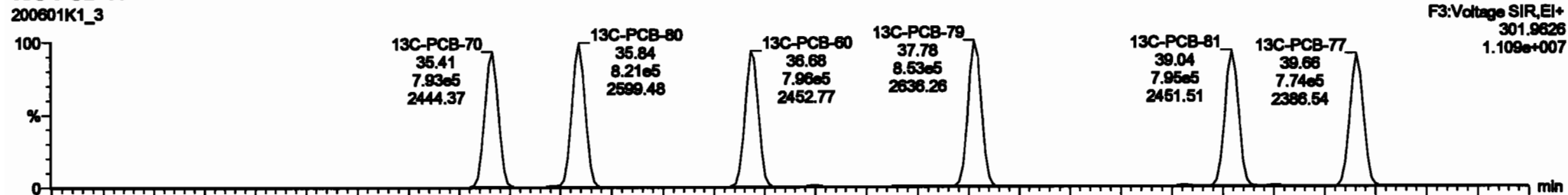
Printed: Tuesday, June 02, 2020 10:35:13 Pacific Daylight Time

Name: 200601K1_3, Date: 01-Jun-2020, Time: 14:19:00, ID: ST200601K1-3 PCB 209 CS2 19G2608, Description: PCB 209 CS2 19G2608

PCB-68

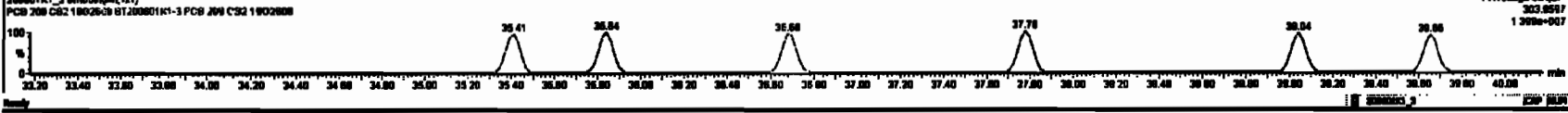

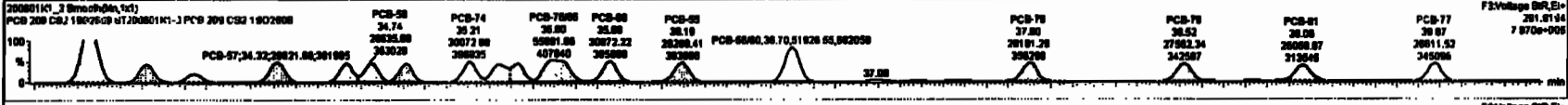



13C-PCB-60



#	Mass	Resp	RA	Rel	Off	Value	Rel	Off	Pre	Off	Rel	Off	Comp	Off	Rel	Off
227	2nd Puriton Tri-PCBs					0.0020	1.000	0.00	0.000		MD				0.204	20.01
228	3rd Puriton Tri-PCBs					1.2107	1.000	0.00	0.000		MD				0.371	37.80
229	4th Puriton Tri-PCBs					1.0736	1.000	0.00	0.000		MD				12.18	12.18
230	1st Puriton Hexa-PCBs					0.0000	1.000	0.00	0.000		MD				0.0070	00.00
231	2nd Puriton Hexa-PCBs					1.0016	1.000	0.00	0.000		MD				0.372	37.70
232	3rd Puriton Hexa-PCBs					1.3801	1.000	0.00	0.000		MD				0.400	37.34
233	4th Puriton Hexa-PCBs					1.0000	1.000	0.00	0.000		MD				0.0000	00.00
234	5th Puriton Hexa-PCBs					1.1400	1.000	0.00	0.000		MD				0.004	0.004
235	6th Puriton Hexa-PCBs					0.0020	1.000	0.00	0.000		MD				0.0007	0.004
236	1st Puriton Octa-PCBs					0.0004	1.000	0.00	0.000		MD				0.0070	0.000
237	2nd Puriton Octa-PCBs					0.0004	1.000	0.00	0.000		MD				0.0070	0.000
238	3rd Puriton Octa-PCBs					0.0004	1.000	0.00	0.000		MD				0.0070	0.000

#	Mass	Pre	Off	Rel	Off	1st	Off	RA	Rel	Off	Comp
30	PCB-81	27.84	27.84	1.000e4	2.000e4	0.770	0.76	MD	2.3770	2.3771	
31	PCB-80	28.00	28.00	1.000e4	2.000e4	0.770	0.76	MD	2.6140	2.6139	
32	PCB-82	28.00	28.00	1.000e4	2.000e4	0.770	0.76	MD	2.3000	2.3000	
33	PCB-81	28.00	28.00	1.000e4	2.000e4	0.770	0.76	MD	2.3000	2.3000	
34	PCB-80	28.00	28.00	1.000e4	2.000e4	0.770	0.76	MD	2.3000	2.3000	
35	PCB-82	28.00	28.00	1.000e4	2.000e4	0.770	0.76	MD	2.3000	2.3000	
36	PCB-81	28.00	28.00	1.000e4	2.000e4	0.770	0.76	MD	2.3000	2.3000	
37	PCB-80	28.00	28.00	1.000e4	2.000e4	0.770	0.76	MD	2.3000	2.3000	
38	PCB-82	31.30	31.30	1.000e4	4.000e4	0.770	0.76	MD	4.7420	4.7420	
39	PCB-72	31.41	31.41	1.000e4	2.000e4	0.770	0.77	MD	2.3000	2.3000	
40	PCB-80	31.00	31.00	1.000e4	2.000e4	0.770	0.76	MD	4.0000	4.0000	



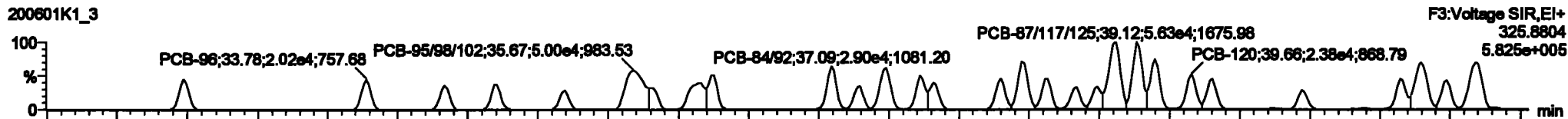
Dataset: Untitled

Last Altered: Tuesday, June 02, 2020 10:33:30 Pacific Daylight Time
Printed: Tuesday, June 02, 2020 10:35:13 Pacific Daylight Time

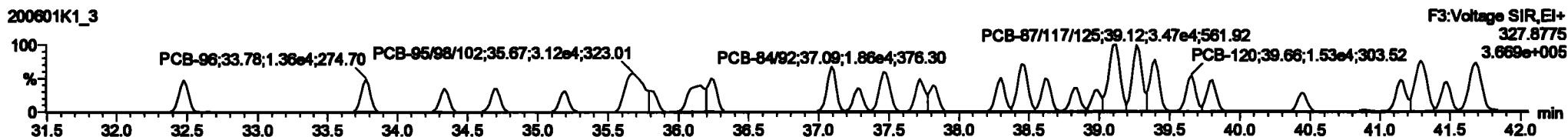
Name: 200601K1_3, Date: 01-Jun-2020, Time: 14:19:00, ID: ST200601K1-3 PCB 209 CS2 19G2608, Description: PCB 209 CS2 19G2608

PCB-104

200601K1_3

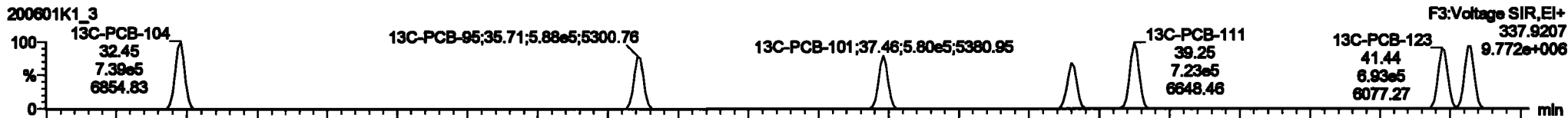


200601K1_3

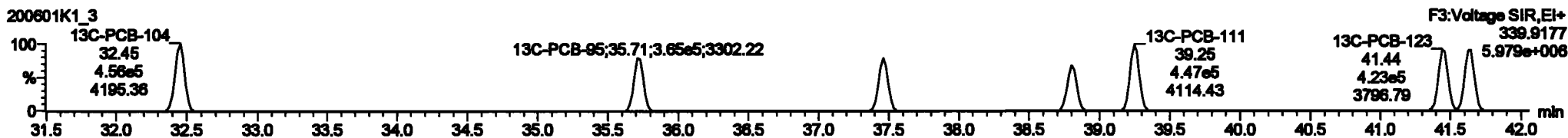


13C-PCB-104

200601K1_3

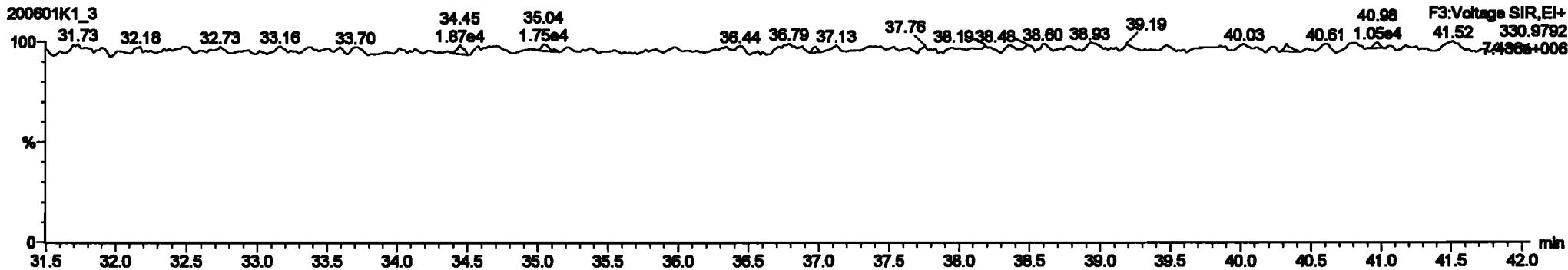


200601K1_3



PFK3b

200601K1_3

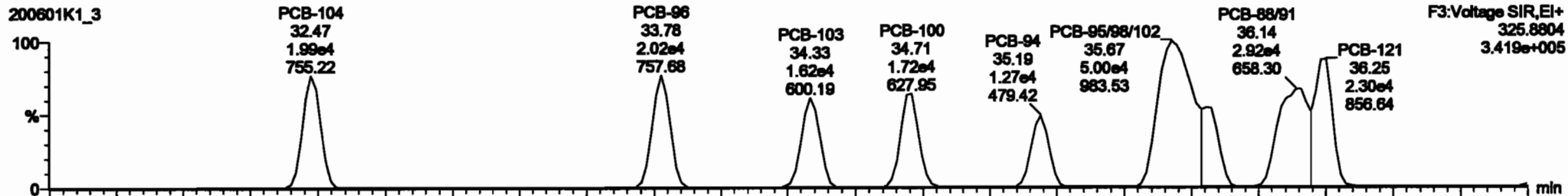


Dataset: Untitled

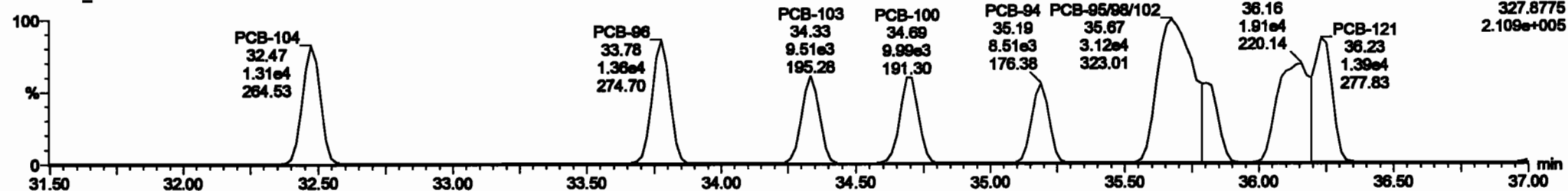
Last Altered: Tuesday, June 02, 2020 10:33:30 Pacific Daylight Time
Printed: Tuesday, June 02, 2020 10:35:13 Pacific Daylight Time

Name: 200601K1_3, Date: 01-Jun-2020, Time: 14:19:00, ID: ST200601K1-3 PCB 209 CS2 19G2608, Description: PCB 209 CS2 19G2608

PCB-96



200601K1_3



13C-PCB-95



200601K1_3



Dataset: Untitled

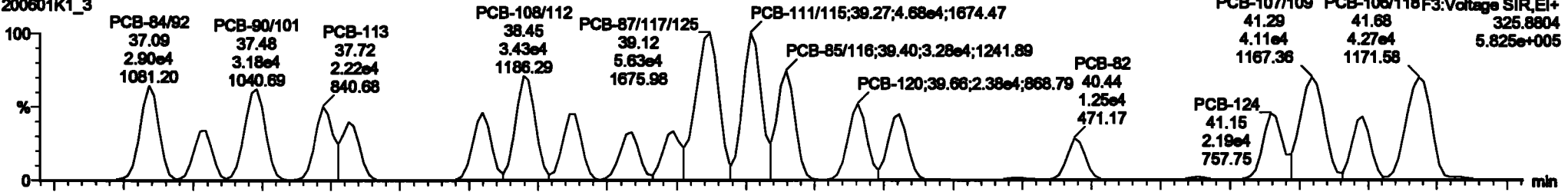
Last Altered: Tuesday, June 02, 2020 10:33:30 Pacific Daylight Time

Printed: Tuesday, June 02, 2020 10:35:13 Pacific Daylight Time

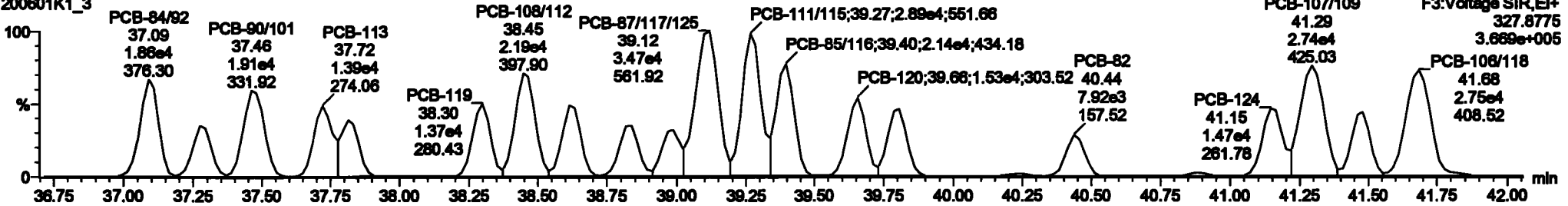
Name: 200601K1_3, Date: 01-Jun-2020, Time: 14:19:00, ID: ST200601K1-3 PCB 209 CS2 19G2608, Description: PCB 209 CS2 19G2608

PCB-119

200601K1_3

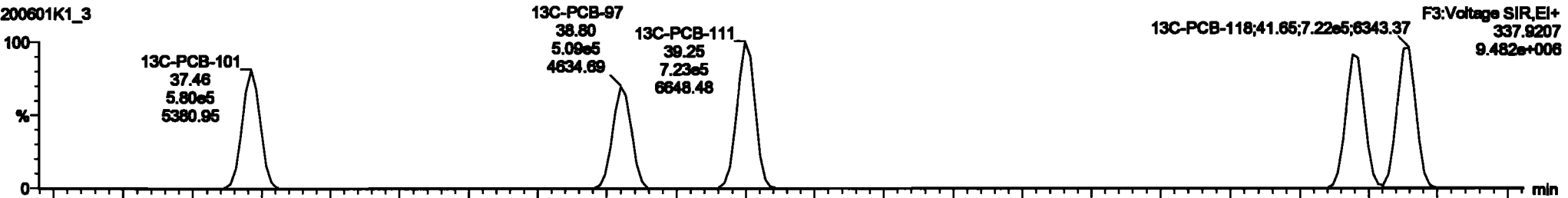


200601K1_3

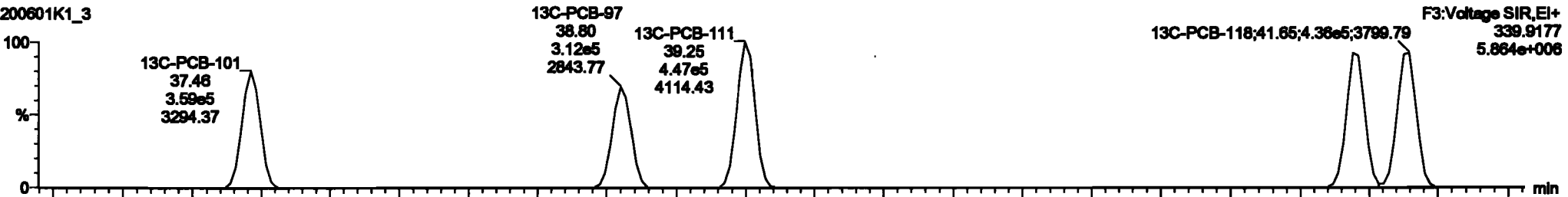


13C-PCB-111

200601K1_3



200601K1_3

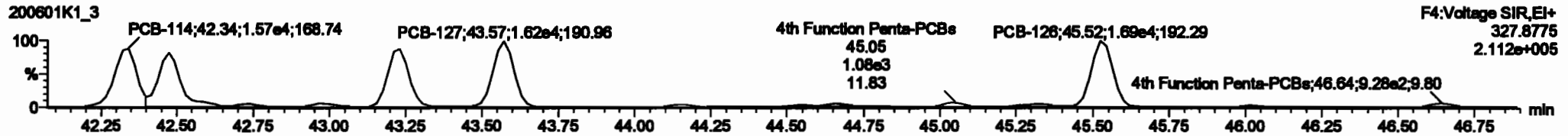



Dataset: Untitled

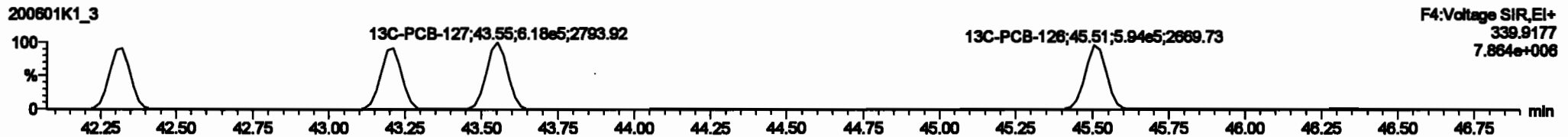
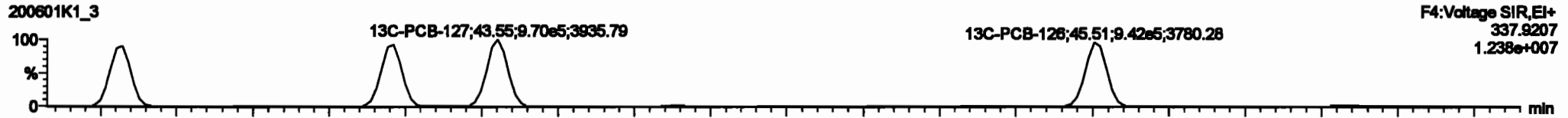
Last Altered: Tuesday, June 02, 2020 10:33:30 Pacific Daylight Time
Printed: Tuesday, June 02, 2020 10:35:13 Pacific Daylight Time

Name: 200601K1_3, Date: 01-Jun-2020, Time: 14:19:00, ID: ST200601K1-3 PCB 209 CS2 19G2608, Description: PCB 209 CS2 19G2608

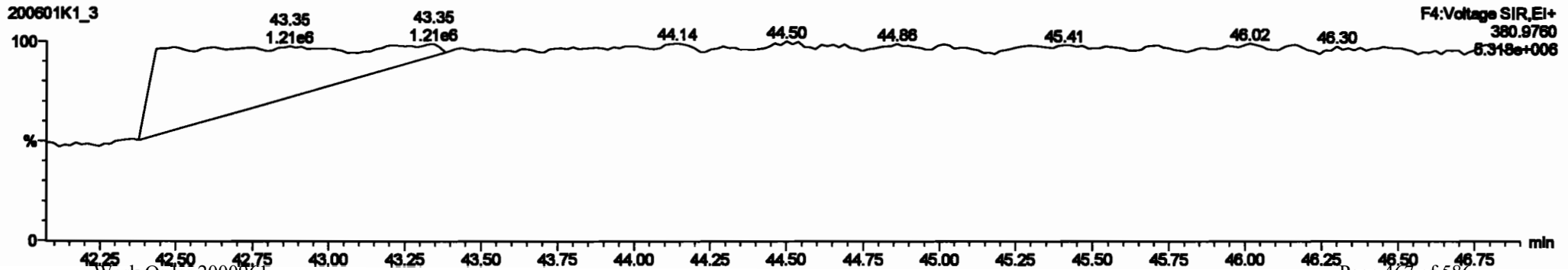
PCB-114



13C-PCB-114

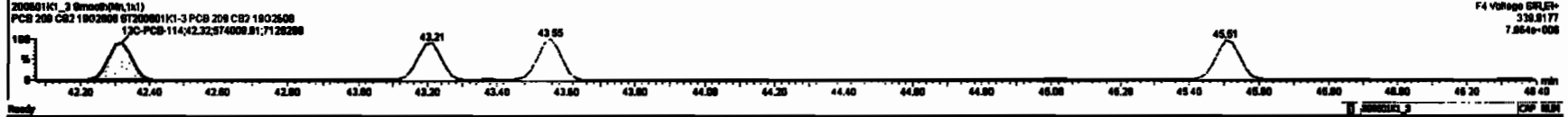





PFK4a



#	Name	Range	RA	dy	RF	Initial	ProdRT	RT	ProdR	RFY	ProdF	Chn	SP	SL	BPFC
227	2nd Function Tri-PCBs				0.0000	1.000	0.00	0.000	NO	38.01				0.284	38.01
228	Total Yolo-PCBs				1.0776	1.000	0.00	0.000	NO	101.0				0.222	101.0
229	2nd Function Para-PCBs				1.2167	1.000	0.00	0.000	NO	67.02				0.271	67.02
230	2nd Function Ortho-PCBs				0.0000	1.000	0.00	0.000	NO	0.000				0.000	0.000
231	2nd Function Meta-PCBs				0.0000	1.000	0.00	0.000	NO	32.99				0.000	32.99
232	4th Function Para-PCBs				1.0218	1.000	0.00	0.000	NO	66.73				0.272	66.73
233	Total Hepta-PCBs				1.2091	1.000	0.00	0.000	NO	67.74				0.406	67.74
234	4th Function Ortho-PCBs				1.0000	1.000	0.00	0.000	NO	21.86				0.000	21.86
235	4th Function Para-PCBs				1.1480	1.000	0.00	0.000	NO	6.674				0.000	6.674
236	Total Hexa-PCBs				0.0000	1.000	0.00	0.000	NO	7.264				0.000	7.264
237	Total PCBs				0.0000	1.000	0.00	0.000	NO	2.420				0.000	2.420

#	Name	ProdRT	RT	RF	RFY	ProdF	Chn	SP	SL	BPFC
80	PCB-114	42.34	42.34	2.370e4	1.000e4	1.000	1.04	NO	2.320	2.320
84	PCB-122	42.48	42.47	2.122e4	1.370e4	1.000	1.04	NO	2.020	2.020
86	PCB-105	43.20	43.20	2.382e4	1.000e4	1.000	1.00	NO	2.000	2.000
88	PCB-127	43.67	43.67	2.000e4	1.017e4	1.000	1.07	NO	2.000	2.000
89	PCB-126	45.52	45.52	2.000e4	1.000e4	1.000	1.01	NO	2.010	2.010



Dataset: Untitled

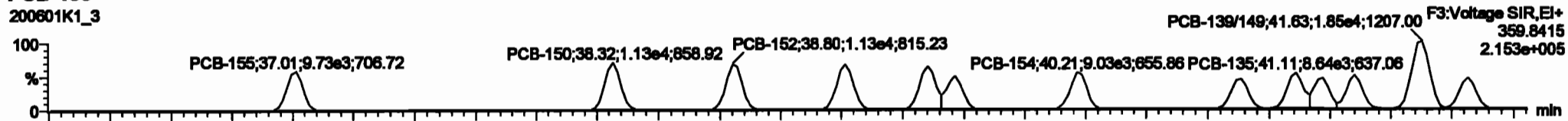
Last Altered: Tuesday, June 02, 2020 10:33:30 Pacific Daylight Time

Printed: Tuesday, June 02, 2020 10:35:13 Pacific Daylight Time

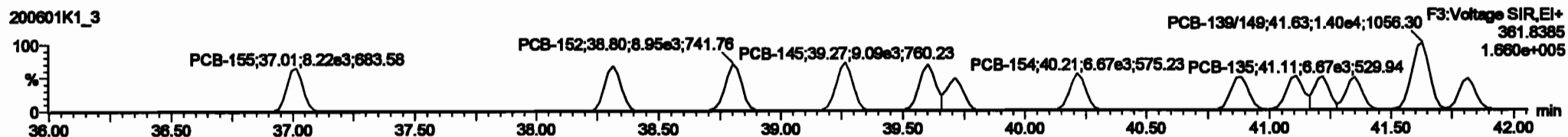
Name: 200601K1_3, Date: 01-Jun-2020, Time: 14:19:00, ID: ST200601K1-3 PCB 209 CS2 19G2608, Description: PCB 209 CS2 19G2608

PCB-155

200601K1_3



200601K1_3




13C-PCB-155

200601K1_3

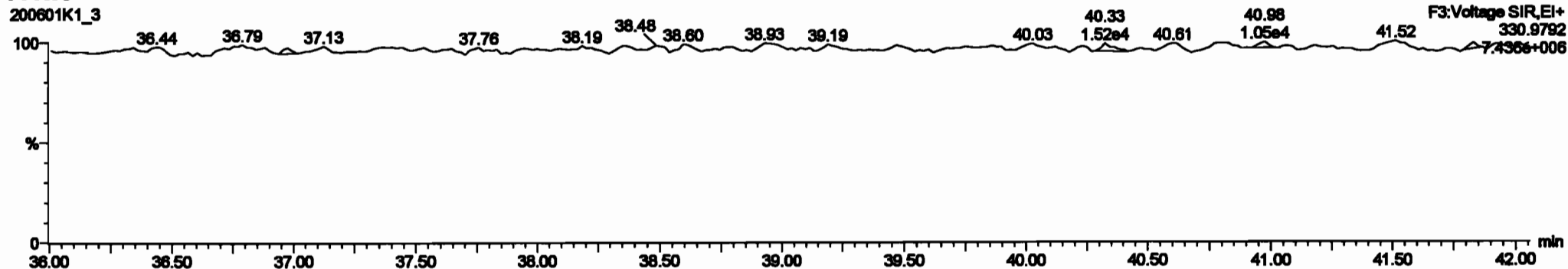


200601K1_3




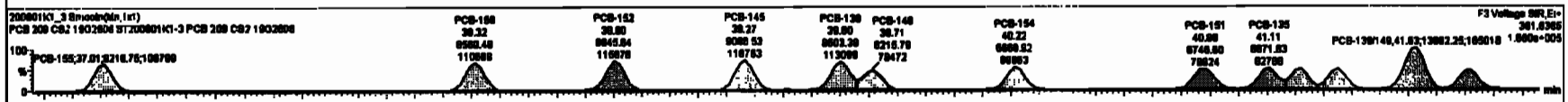
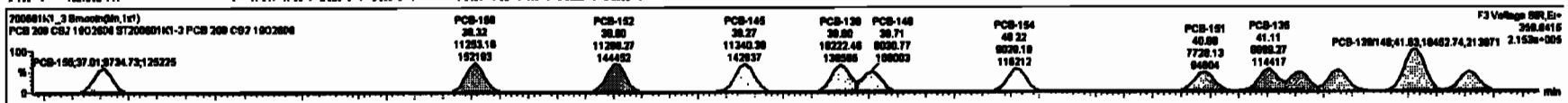
PFK3c

200601K1_3



#	Name	Resp	RA	inj	FW	width	PeakOff	RT	PeakOff	FW	WRT Off	Comp.	Area	Height	Temp
227	2nd Puriton TH-PCBs				0.0000	1.000	0.000	NO	38.01			0.284	38.01		
228	Total Tetra-PCBs				1.0770	1.000	0.000	NO	101.0			0.322	101.0		
229	2nd Puriton Penta-PCBs				1.2497	1.000	0.000	NO	67.82			0.371	67.82		
230	4th Puriton Penta-PCBs				1.0736	1.000	0.000	NO	12.18			0.0870	12.18		
231	2nd Puriton Hexa-PCBs				0.0000	1.000	0.000	NO	0.0000			0.0000	0.0000		
232	4th Puriton Hexa-PCBs				1.0018	1.000	0.000	NO	68.73			0.272	68.73		
233	Total Hepta-PCBs				1.2681	1.000	0.000	NO	67.74			0.488	67.74		
234	2nd Puriton Octa-PCBs				1.0000	1.000	0.000	NO	21.80			0.0800	21.80		
235	2nd Puriton Octa-PCBs				1.1488	1.000	0.000	NO	6.874			0.0843	6.874		
236	Total Nona-PCBs				0.0000	1.000	0.000	NO	7.264			0.0007	7.264		
237	237 Dece-CD				0.0004	1.000	0.000	NO	2.420			0.0070	2.420		
238	238 Total PCBs														

#	Name	PeakOff	RT	inj Resp	std Resp	F ² Ratio (Peak)	RA	inj	Temp	Comp.
1	100 PCB-150	37.01	37.01	0.720e3	0.217e3	1.240	1.18	NO	2.3300	2.3300
2	100 PCB-152	38.30	38.32	1.120e4	0.880e3	1.240	1.32	NO	2.4800	2.4800
3	100 PCB-148	38.80	38.80	1.120e4	0.940e3	1.240	1.28	NO	2.3100	2.3170
4	100 PCB-146	38.20	38.27	1.120e4	0.887e3	1.240	1.26	NO	2.3200	2.3280
5	100 PCB-138	38.80	38.80	1.020e4	0.800e3	1.240	1.20	NO	2.4000	2.4000
6	100 PCB-140	38.72	38.71	0.801e3	0.210e3	1.240	1.20	NO	2.3010	2.3007
7	100 PCB-154	40.22	40.22	0.800e3	0.800e3	1.240	1.38	NO	2.3220	2.3217
8	100 PCB-151	40.80	40.80	7.720e3	0.247e3	1.240	1.14	NO	2.8010	2.8012
9	100 PCB-135	41.12	41.11	0.880e3	0.872e3	1.240	1.20	NO	2.2880	2.2898

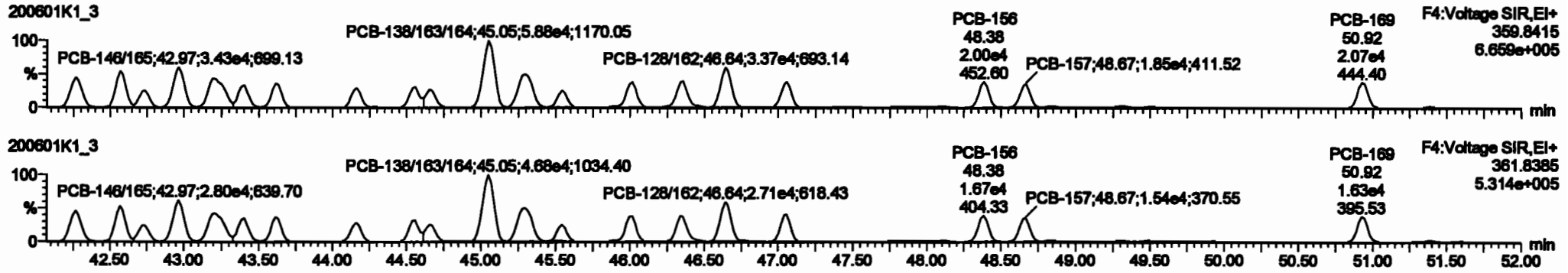


Dataset: Untitled

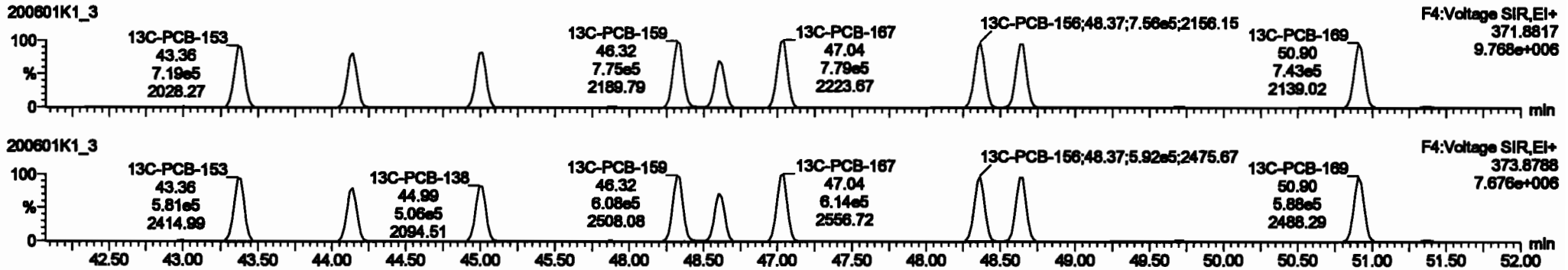
Last Altered: Tuesday, June 02, 2020 10:33:30 Pacific Daylight Time
Printed: Tuesday, June 02, 2020 10:35:13 Pacific Daylight Time

Name: 200601K1_3, Date: 01-Jun-2020, Time: 14:19:00, ID: ST200601K1-3 PCB 209 CS2 19G2608, Description: PCB 209 CS2 19G2608

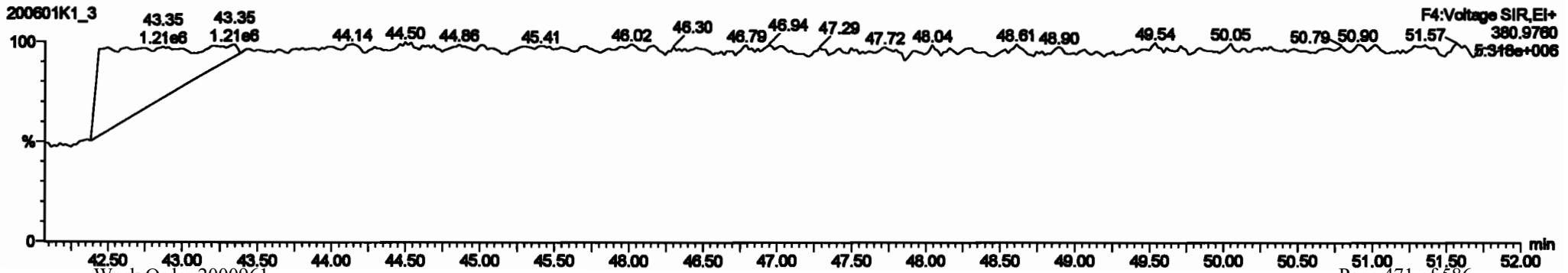
PCB-134/143



13C-PCB-153



PFK4b



Dataset: Untitled

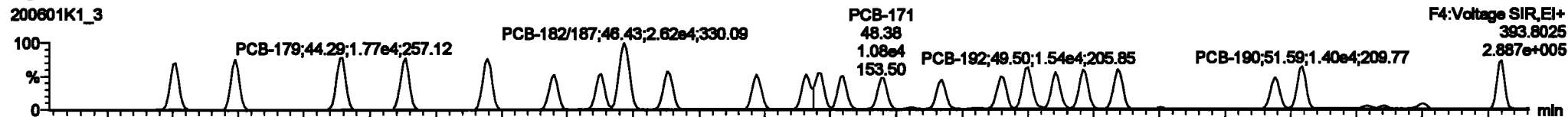
Last Altered: Tuesday, June 02, 2020 10:33:30 Pacific Daylight Time

Printed: Tuesday, June 02, 2020 10:35:13 Pacific Daylight Time

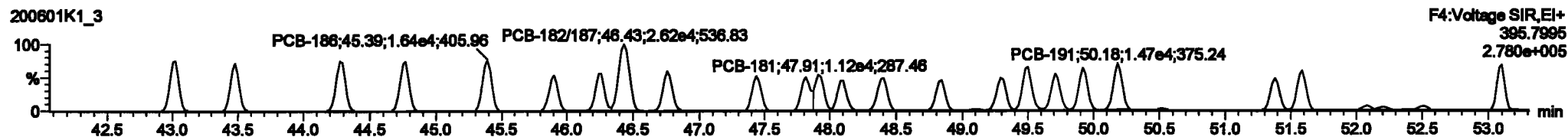
Name: 200601K1_3, Date: 01-Jun-2020, Time: 14:19:00, ID: ST200601K1-3 PCB 209 CS2 19G2608, Description: PCB 209 CS2 19G2608

PCB-188

200601K1_3




200601K1_3




13C-PCB-188

200601K1_3

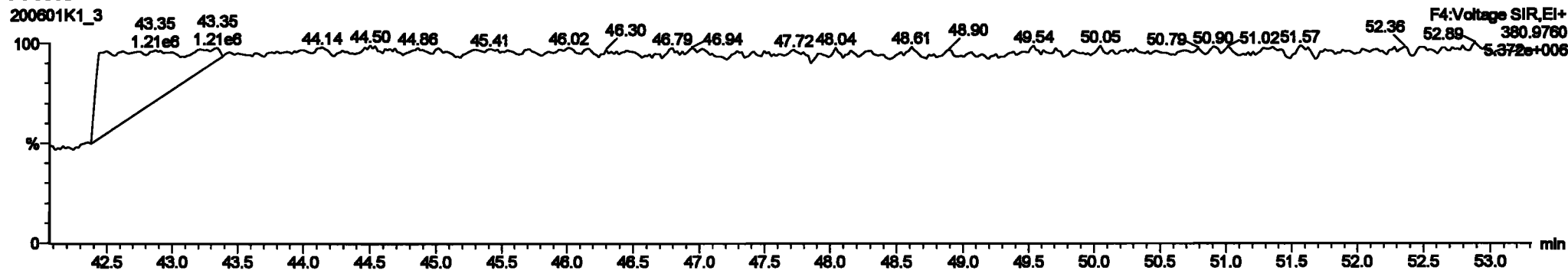


200601K1_3



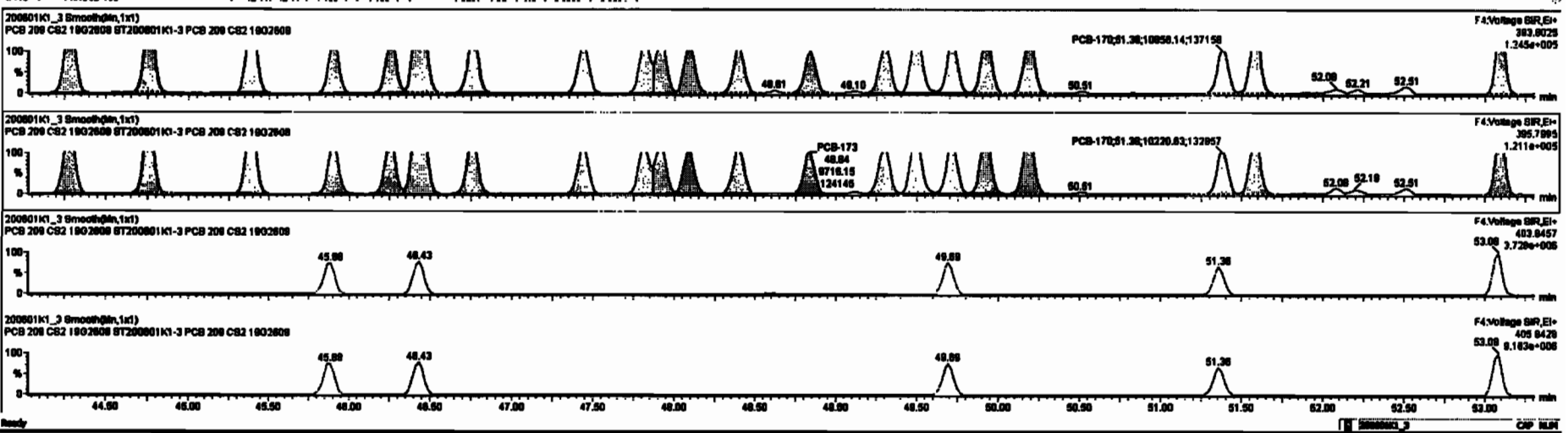
PFK4c

200601K1_3



#	Name	Resp	RA	RF	RF2	Vol	ProdRT	RT	ProdLR	RF2	RT1	Comp	Area	CL	SPC
227	227 3rd Function TM-PCBs				0.8028	1.000	0.00	0.000	0.000	NO	38.01		0.284	38.01	
228	228 Total Tetra-PCBs				1.0778	1.000	0.00	0.000	0.000	NO	101.0		0.322	101.0	
229	229 3rd Function Penta-PCBs				1.3167	1.000	0.00	0.000	0.000	NO	87.82		0.371	87.82	
230	230 6th Function Penta-PCBs				1.0725	1.000	0.00	0.000	0.000	NO	12.18		0.0878	12.18	
231	231 3rd Function Hexa-PCBs				0.8025	1.000	0.00	0.000	0.000	NO	32.88		0.0878	32.88	
232	232 6th Function Hexa-PCBs				1.0316	1.000	0.00	0.000	0.000	NO	88.72		0.272	88.72	
233	233 Total Hexa-PCBs				1.2888	1.000	0.00	0.000	0.000	NO	87.24		0.272	87.24	
234	234 6th Function Octa-PCBs				1.0008	1.000	0.00	0.000	0.000	NO	21.88		0.0803	21.88	
235	235 6th Function Octa-PCBs				1.1488	1.000	0.00	0.000	0.000	NO	6.974		0.0843	6.974	
236	236 Total Octa-PCBs				0.8023	1.000	0.00	0.000	0.000	NO	7.284		0.0887	7.284	
237	237 Deca-OB				0.8884	1.000	0.00	0.000	0.000	NO	2.423		0.0878	2.423	
238	238 Total PCBs														

#	Name	ProdRT	RT	Std Range	Ref Range	Y Rate (ppm)	Y Rate (ppb)	Y Rate (ppc)	Y Rate (ppm)	Y Rate (ppb)	Y Rate (ppc)	Y Rate (ppm)	Y Rate (ppb)	Y Rate (ppc)	Y Rate (ppm)	Y Rate (ppb)	Y Rate (ppc)
1	131 PCB-188	43.02	43.02	1.817e4	1.888e4	1.000	0.97	NO	2.4600	2.4687							
2	132 PCB-184	43.47	43.48	1.863e4	1.820e4	1.000	1.08	NO	2.4670	2.4688							
3	133 PCB-178	44.27	44.28	1.773e4	1.818e4	1.000	1.10	NO	2.5240	2.6238							
4	134 PCB-176	44.70	44.77	1.708e4	1.803e4	1.000	1.07	NO	2.4420	2.4434							
5	135 PCB-168	48.38	48.38	1.788e4	1.844e4	1.000	1.07	NO	2.4870	2.4870							
6	136 PCB-170	48.80	48.80	1.171e4	1.142e4	1.000	1.02	NO	2.3880	2.3880							
7	137 PCB-175	48.24	48.28	1.223e4	1.228e4	1.000	1.00	NO	2.4740	2.4738							
8	138 PCB-182/187	48.42	48.43	2.811e4	2.824e4	1.000	1.00	NO	4.7440	4.7445							
9	139 PCB-183	48.78	48.78	1.328e4	1.284e4	1.000	1.02	NO	2.4780	2.4748							

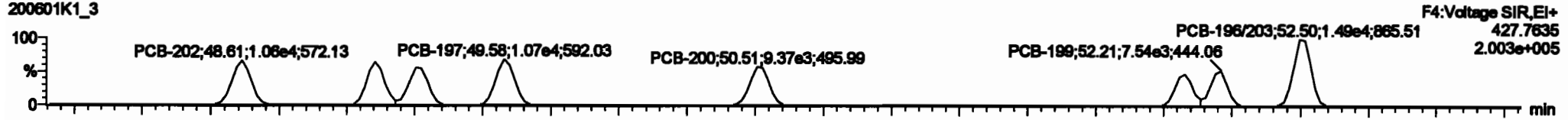


Dataset: Untitled

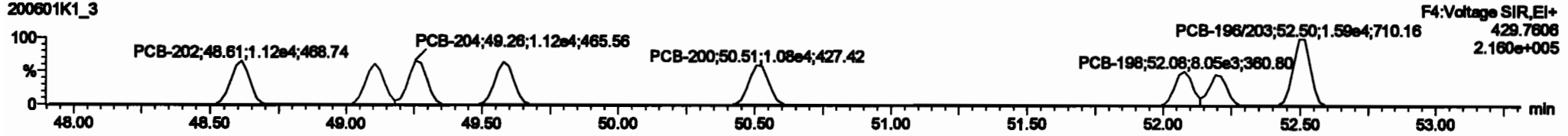
Last Altered: Tuesday, June 02, 2020 10:33:30 Pacific Daylight Time
Printed: Tuesday, June 02, 2020 10:35:13 Pacific Daylight Time

Name: 200601K1_3, Date: 01-Jun-2020, Time: 14:19:00, ID: ST200601K1-3 PCB 209 CS2 19G2608, Description: PCB 209 CS2 19G2608

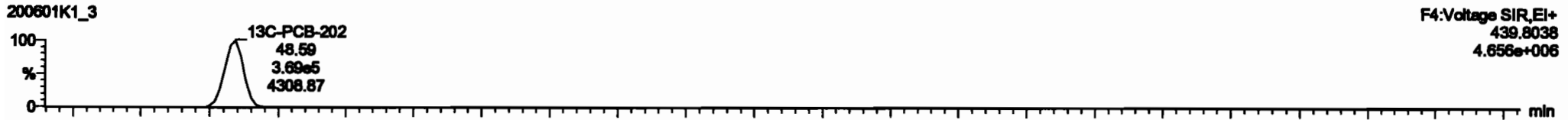
PCB-202
200601K1_3



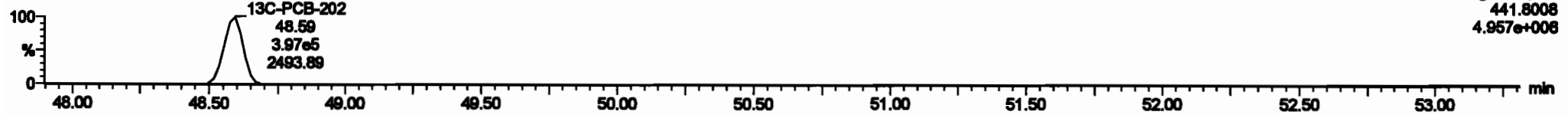
200601K1_3



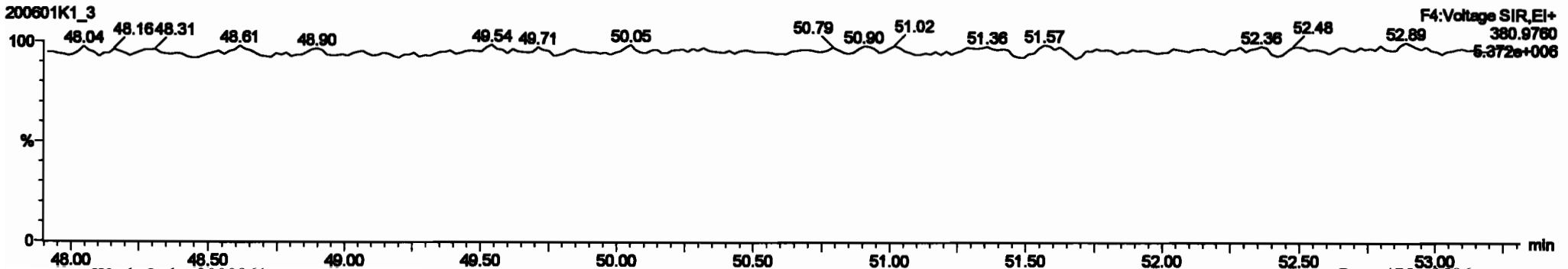
13C-PCB-202



200601K1_3



PFK4d



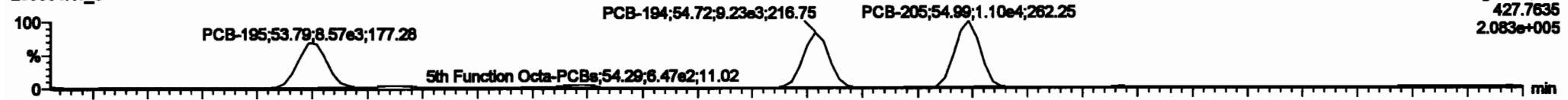
Dataset: Untitled

Last Altered: Tuesday, June 02, 2020 10:33:30 Pacific Daylight Time
Printed: Tuesday, June 02, 2020 10:35:13 Pacific Daylight Time

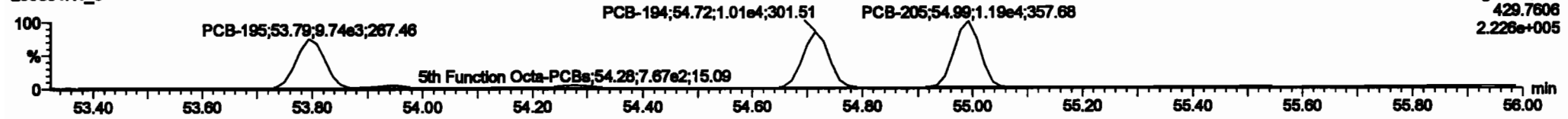
Name: 200801K1_3, Date: 01-Jun-2020, Time: 14:19:00, ID: ST200801K1-3 PCB 209 CS2 19G2608, Description: PCB 209 CS2 19G2608

PCB-195

200801K1_3

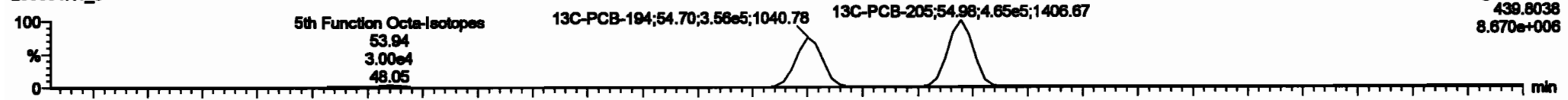


200801K1_3

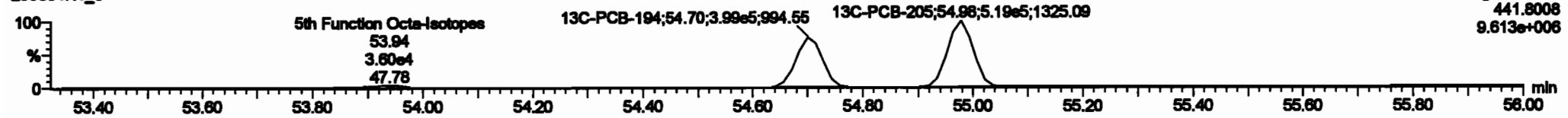


13C-PCB-194

200801K1_3

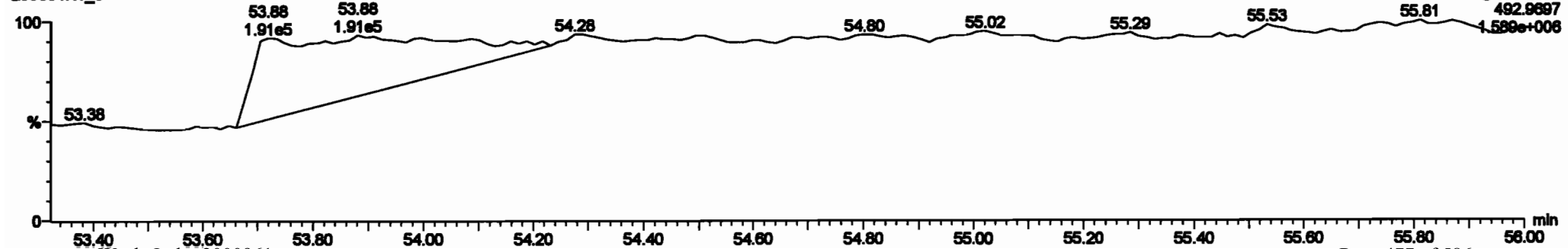


200801K1_3



PFK5a

200801K1_3



Dataset: Untitled

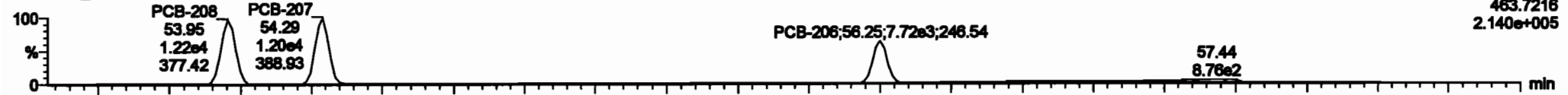
Last Altered: Tuesday, June 02, 2020 10:33:30 Pacific Daylight Time

Printed: Tuesday, June 02, 2020 10:35:13 Pacific Daylight Time

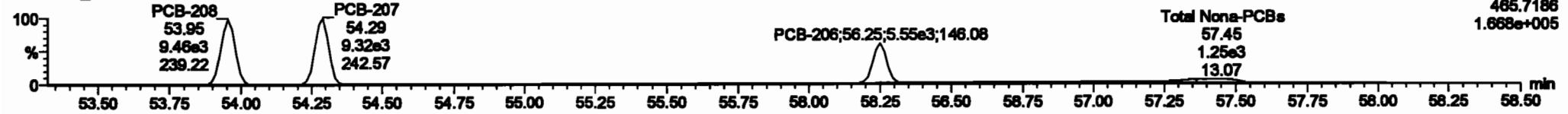
Name: 200601K1_3, Date: 01-Jun-2020, Time: 14:19:00, ID: ST200601K1-3 PCB 209 CS2 19G2608, Description: PCB 209 CS2 19G2608

PCB-208

200601K1_3

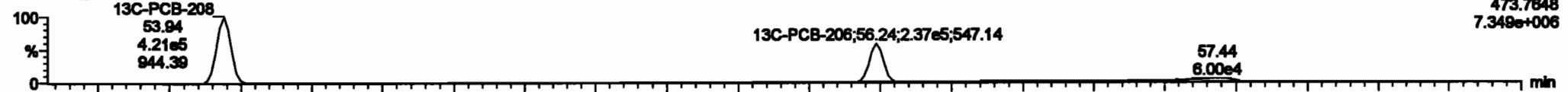


200601K1_3

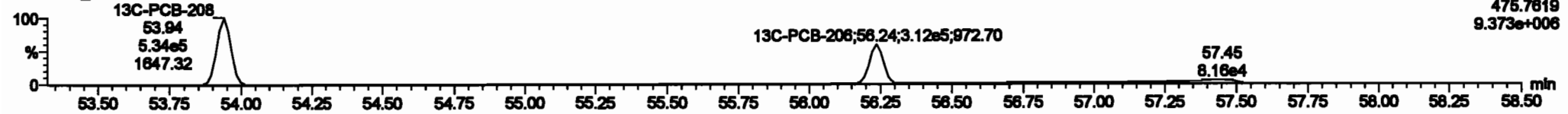


13C-PCB-208

200601K1_3

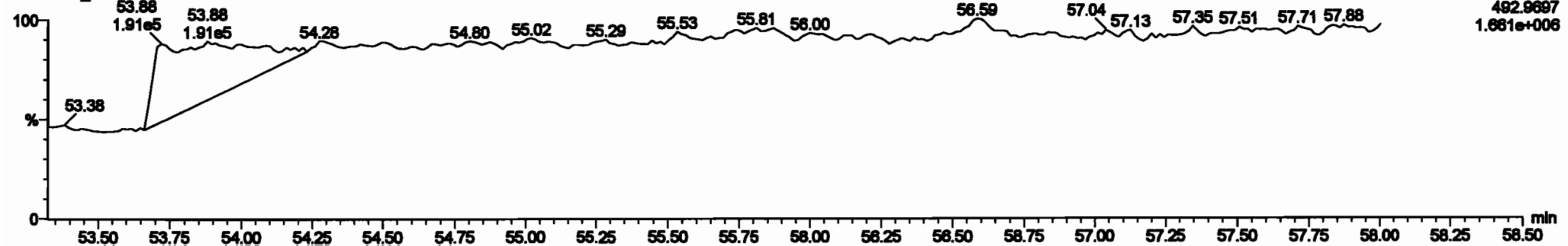


200601K1_3



PFK5

200601K1_3



Dataset: Untitled


Last Altered: Tuesday, June 02, 2020 10:33:30 Pacific Daylight Time

Printed: Tuesday, June 02, 2020 10:35:13 Pacific Daylight Time


Name: 200601K1_3, Date: 01-Jun-2020, Time: 14:19:00, ID: ST200601K1-3 PCB 209 CS2 19G2608, Description: PCB 209 CS2 19G2608

PCB-209

200601K1_3

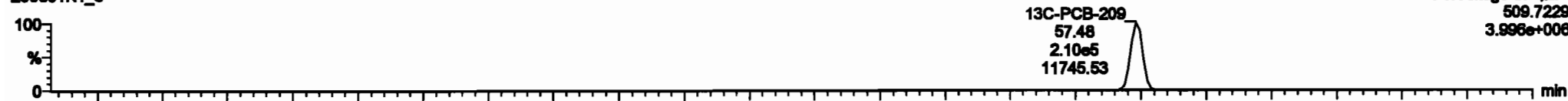


200601K1_3




13C-PCB-209

200601K1_3

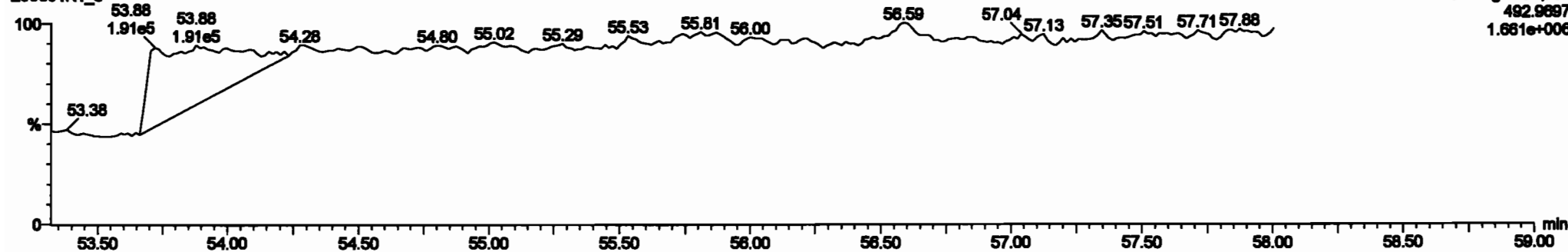


200601K1_3



PFK5b

200601K1_3



Dataset: Untitled


Last Altered: Tuesday, June 02, 2020 10:33:30 Pacific Daylight Time

Printed: Tuesday, June 02, 2020 10:35:13 Pacific Daylight Time


Name: 200601K1_4, Date: 01-Jun-2020, Time: 15:19:46, ID: ST200601K1-4 PCB 209 CS3 19G2609, Description: PCB 209 CS3 19G2609

PCB-1

200601K1_4




200601K1_4




13C-PCB-1

200601K1_4

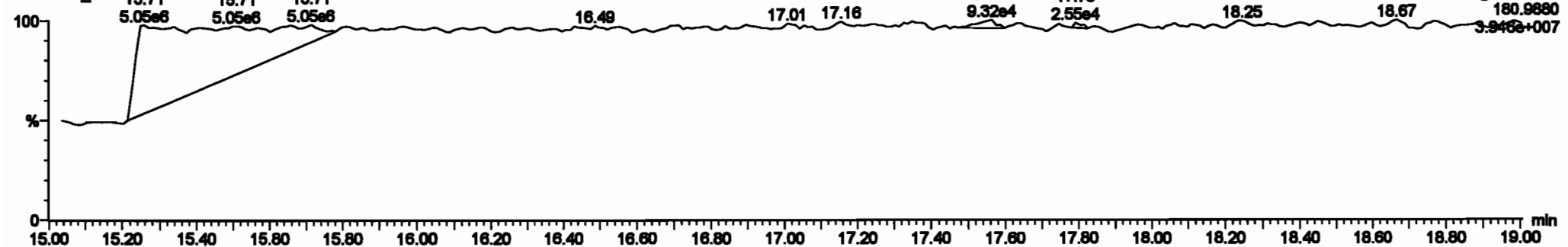


200601K1_4



PFK1

200601K1_4



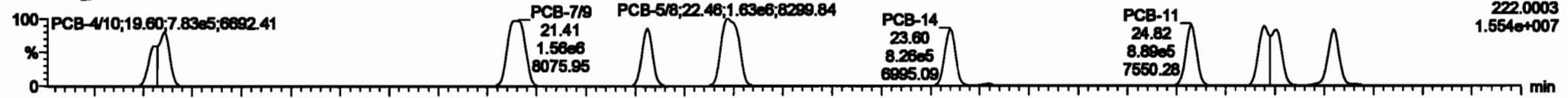
Dataset: Untitled

Last Altered: Tuesday, June 02, 2020 10:33:30 Pacific Daylight Time
 Printed: Tuesday, June 02, 2020 10:35:13 Pacific Daylight Time

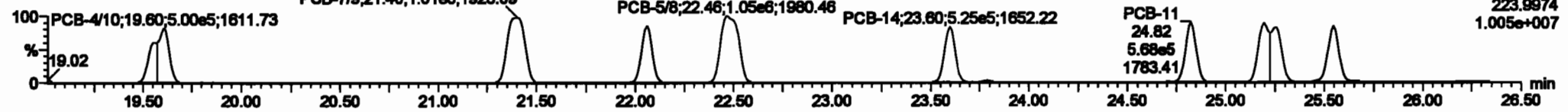
Name: 200601K1_4, Date: 01-Jun-2020, Time: 15:19:46, ID: ST200601K1-4 PCB 209 CS3 19G2609, Description: PCB 209 CS3 19G2609

PCB-4/10

200601K1_4

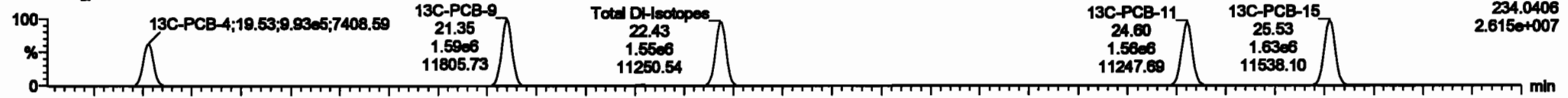


200601K1_4

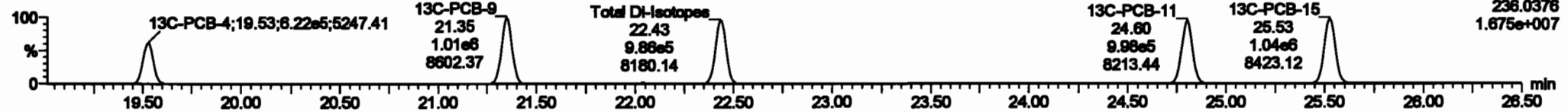


13C-PCB-4

200601K1_4

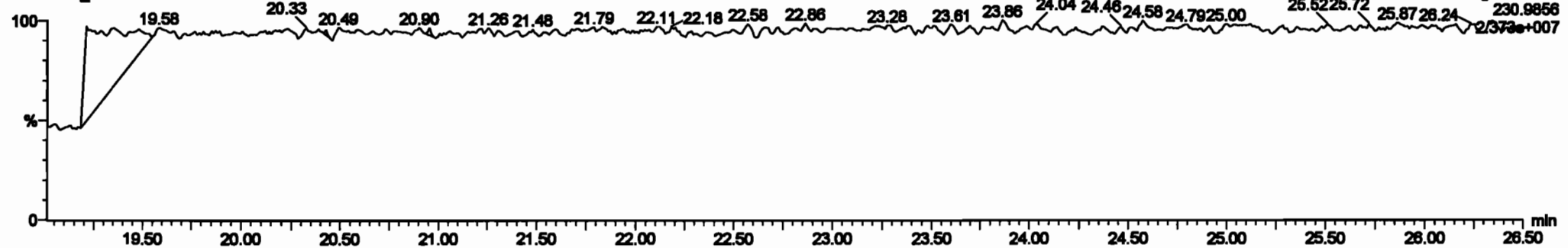


200601K1_4



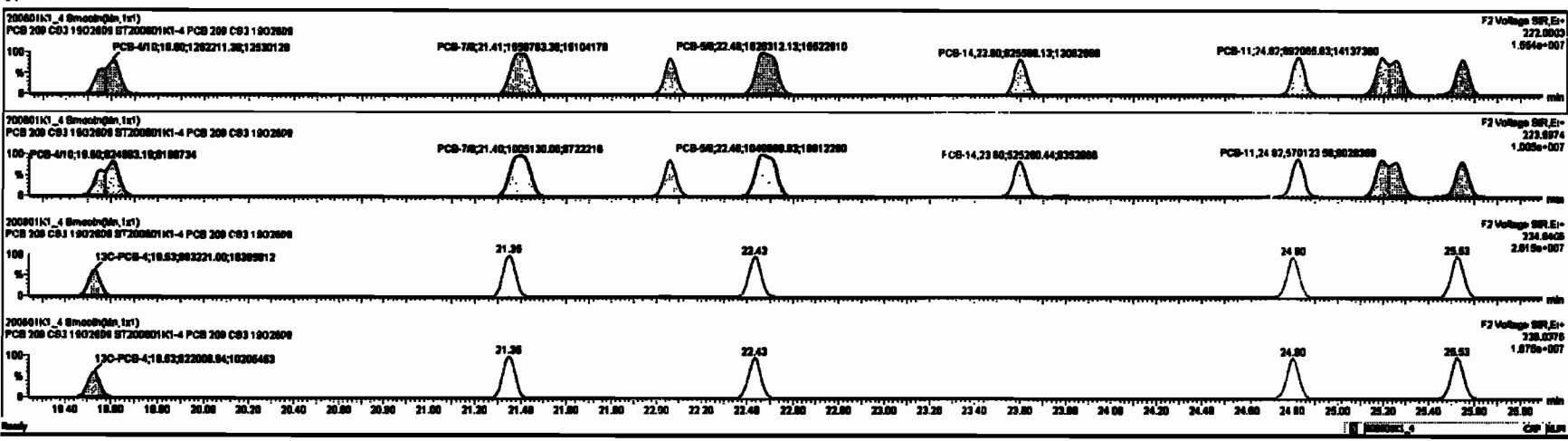
PFK2a

200601K1_4



#	Name	Temp	RA	dy	RF	width	PeakOff	ST	PeakH	RF	RT	Comp	Value	SL	SNPC
224	Total Mono-PCBs				1.000	0.00	0.000		0.000	ND	100.1		0.000	100.1	
225	Total Tri-PCBs				1.000	0.00	0.000		0.000	ND	412.0		0.000	412.0	
226	2nd Function Tri-PCBs				1.000	0.00	0.000		0.000	ND	018.1		0.371	018.1	
227	2nd Function Para-PCBs				1.000	0.00	0.000		0.000	ND	2171		0.943	2171	
228	Total Tetra-PCBs				1.000	0.00	0.000		0.000	ND	2100		0.826	2100	
229	2nd Function Para-PCBs				1.000	0.00	0.000		0.000	ND	201.1		0.162	201.1	
230	4th Function Para-PCBs				1.000	0.00	0.000		0.000	ND	007.0		0.100	007.0	
231	2nd Function Hexa-PCBs				1.000	0.00	0.000		0.000	ND	1401		1.00	1401	
232	4th Function Hexa-PCBs				1.000	0.00	0.000		0.000	ND	1200		1.20	1200	
233	Total Hepta-PCBs				1.000	0.00	0.000		0.000	ND	448.1		0.320	448.1	
234	4th Function Octa-PCBs				1.000	0.00	0.000		0.000	ND	100.1		0.300	100.1	

#	Name	Temp	RA	dy	RF	width	PeakOff	ST	PeakH	RF	RT	Comp	Value	SL	SNPC
1	PCB-4/8				1.000	0.300e0	0.300e0		1.000	1.00	ND	100.00	100.00		
2	PCB-7/8				1.000	1.000e0	1.000e0		1.000	1.00	ND	100.00	100.00		
3	PCB-9				1.000	0.100e0	0.100e0		1.000	1.00	ND	00.00	00.00		
4	PCB-14				1.000	1.000e0	1.000e0		1.000	1.00	ND	100.00	100.00		
5	PCB-11				1.000	0.200e0	0.200e0		1.000	1.00	ND	00.00	00.00		
6	PCB-11				1.000	0.700e0	0.700e0		1.000	1.00	ND	00.00	00.00		
7	PCB-12/13				1.000	1.000e0	1.000e0		1.000	1.00	ND	100.00	100.00		
8	PCB-10				1.000	0.400e0	0.400e0		1.000	1.00	ND	00.00	00.00		

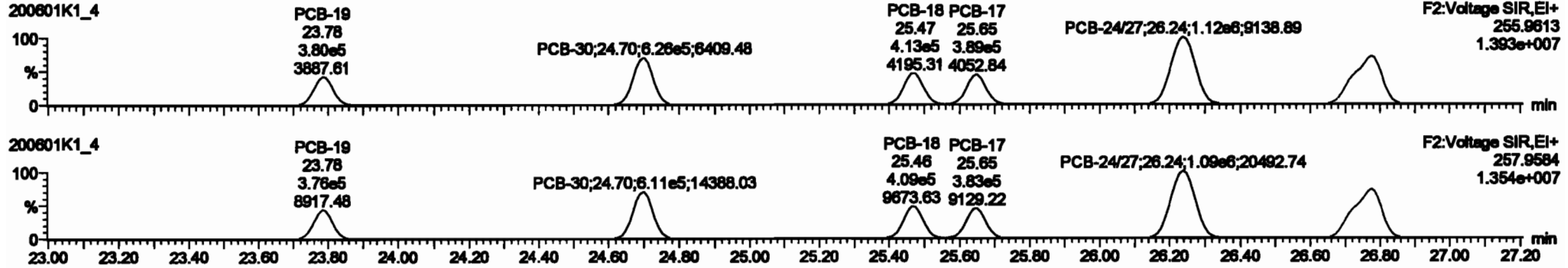


Dataset: Untitled

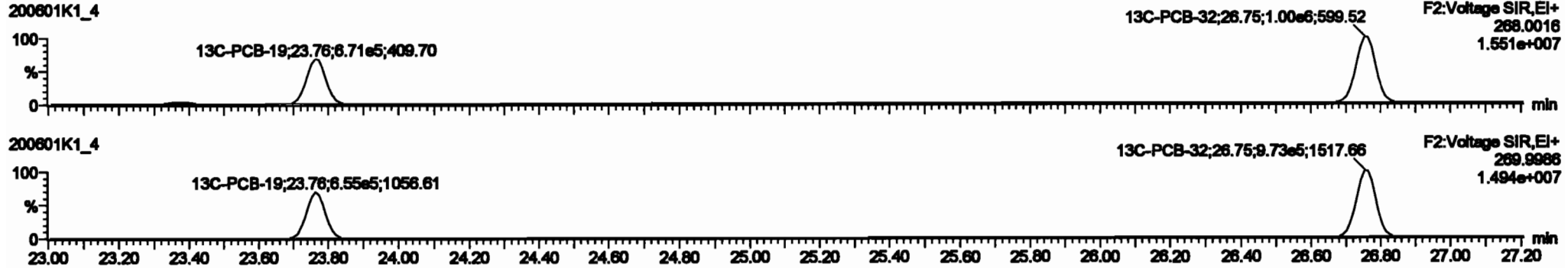
Last Altered: Tuesday, June 02, 2020 10:33:30 Pacific Daylight Time
 Printed: Tuesday, June 02, 2020 10:35:13 Pacific Daylight Time

Name: 200601K1_4, Date: 01-Jun-2020, Time: 15:19:46, ID: ST200601K1-4 PCB 209 CS3 19G2609, Description: PCB 209 CS3 19G2609

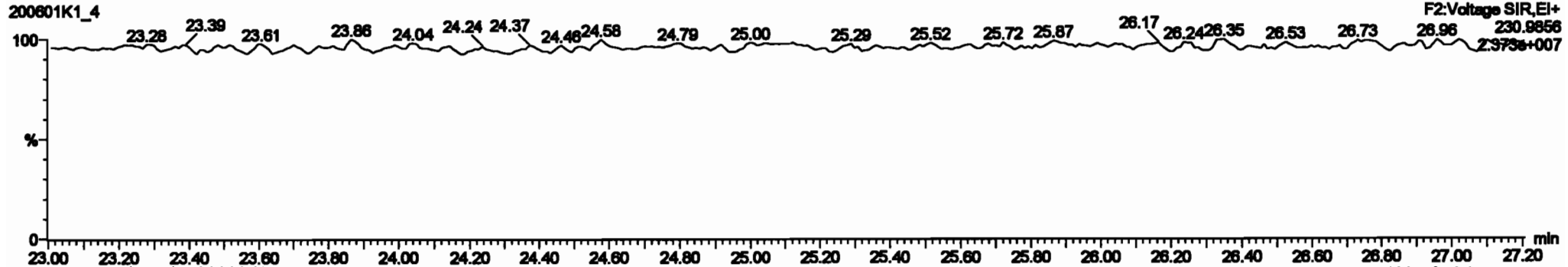
PCB-19



13C-PCB-19



PFK2b





Dataset: Untitled

Last Altered: Tuesday, June 02, 2020 10:33:30 Pacific Daylight Time

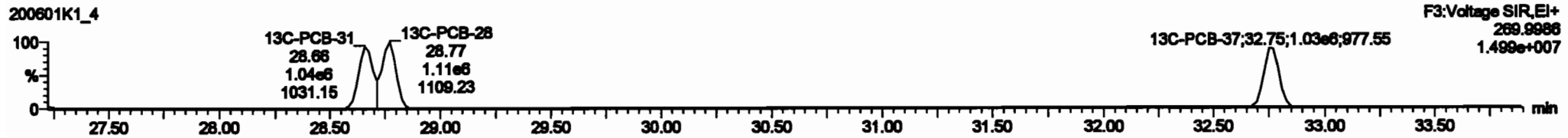
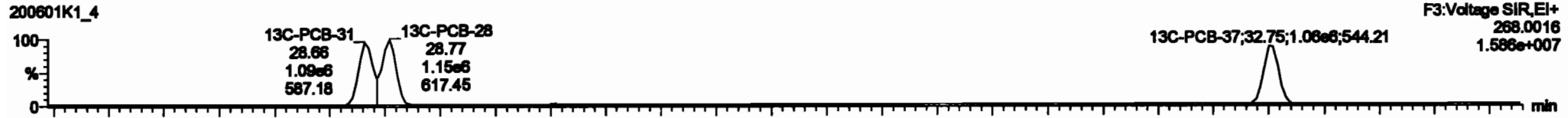
Printed: Tuesday, June 02, 2020 10:35:13 Pacific Daylight Time

Name: 200601K1_4, Date: 01-Jun-2020, Time: 15:19:46, ID: ST200601K1-4 PCB 209 CS3 19G2609, Description: PCB 209 CS3 19G2609

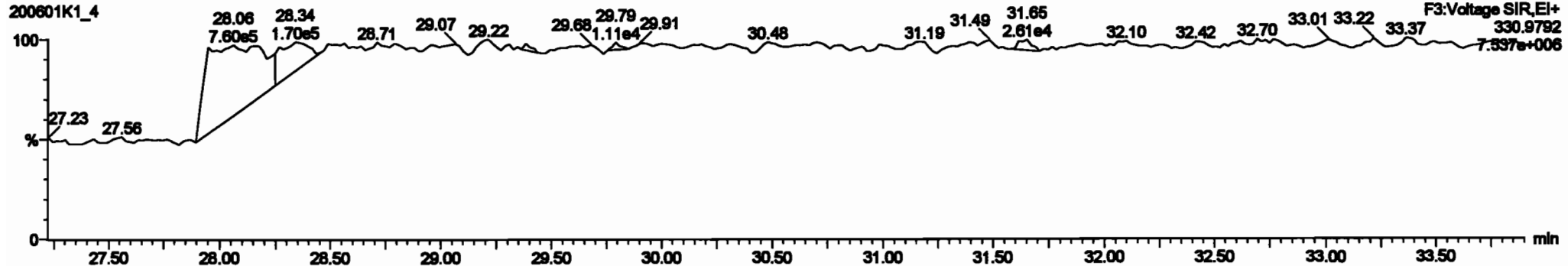
PCB-34



13C-PCB-28



PFK3d

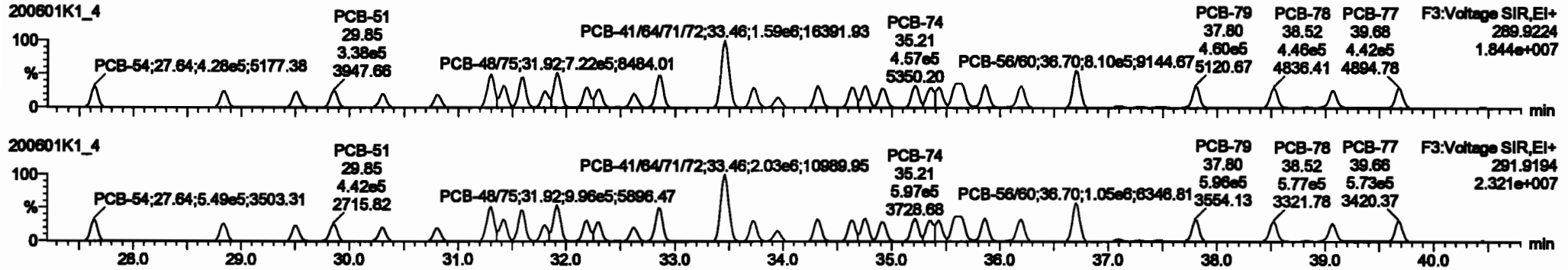


Dataset: Untitled

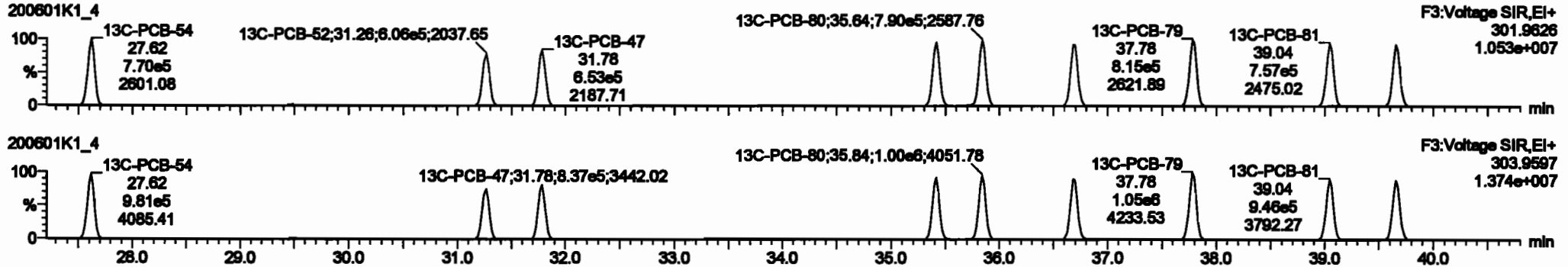
Last Altered: Tuesday, June 02, 2020 10:33:30 Pacific Daylight Time
 Printed: Tuesday, June 02, 2020 10:35:13 Pacific Daylight Time

Name: 200601K1_4, Date: 01-Jun-2020, Time: 15:19:46, ID: ST200601K1-4 PCB 209 CS3 19G2609, Description: PCB 209 CS3 19G2609

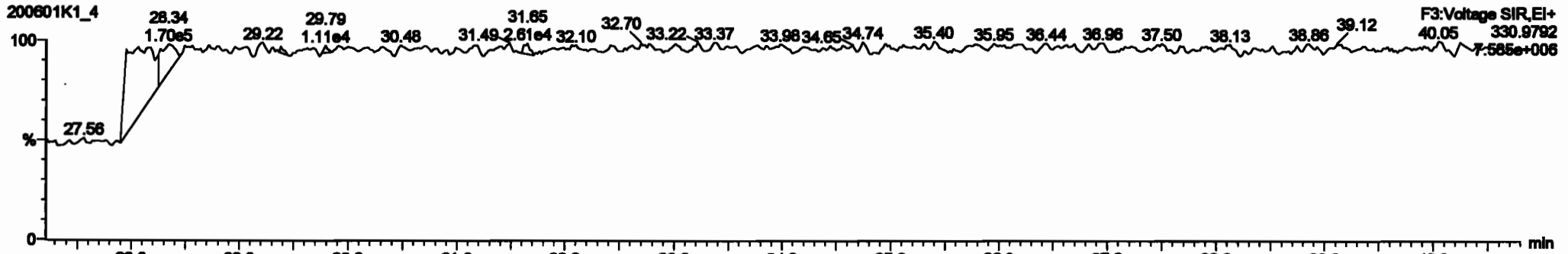
PCB-54



13C-PCB-54



PFK3a



Dataset: Untitled

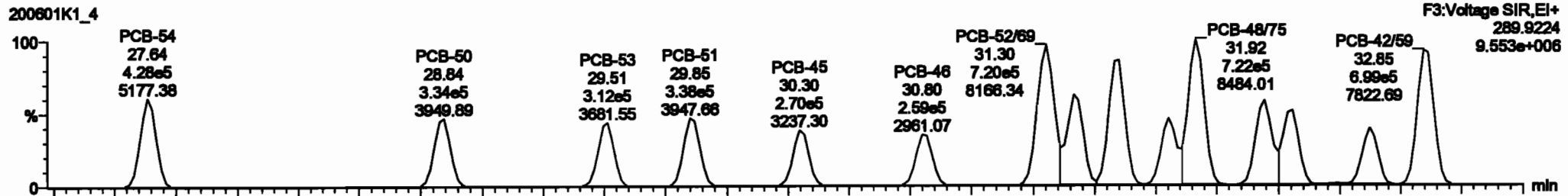
Last Altered: Tuesday, June 02, 2020 10:33:30 Pacific Daylight Time

Printed: Tuesday, June 02, 2020 10:35:13 Pacific Daylight Time

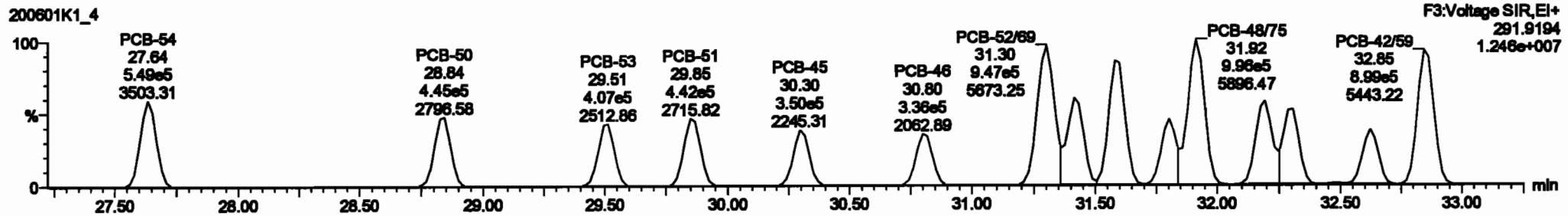
Name: 200601K1_4, Date: 01-Jun-2020, Time: 15:19:46, ID: ST200601K1-4 PCB 209 CS3 19G2609, Description: PCB 209 CS3 19G2609

PCB-50

200601K1_4



200601K1_4




13C-PCB-52

200601K1_4



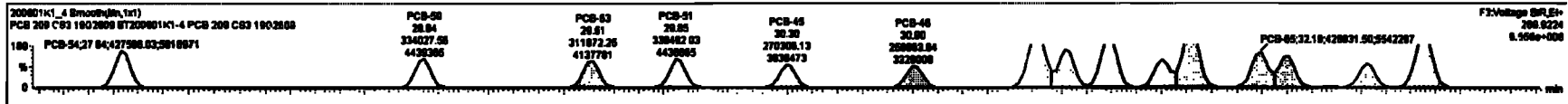


200601K1_4



#	Name	Range	RA	dy	W/F	width	PeakRT	RT	PeakRT	Area	W/F	Comp.	Ratio	DL	W/F
226	Total Mono-PCBs				1.000	1.000	0.00	0.000	NO	188.1			0.000	188.1	
227	Total Di-PCBs				1.000	1.000	0.00	0.000	NO	818.4			0.000	818.4	
228	Total Tri-PCBs				1.000	1.000	0.00	0.000	NO	412.5			0.000	412.5	
229	1st Function Tri-PCBs				0.800	1.000	0.00	0.000	NO	818.1			0.000	818.1	
230	2nd Function Tri-PCBs				1.000	0.000	0.00	0.000	NO	2488			0.000	2488	
231	3rd Function Tri-PCBs				1.000	1.000	0.00	0.000	NO	281.1			0.000	281.1	
232	1st Function Tetra-PCBs				1.000	1.000	0.00	0.000	NO	1481			1.000	1481	
233	2nd Function Tetra-PCBs				1.000	1.000	0.00	0.000	NO	1289			1.000	1289	
234	3rd Function Tetra-PCBs				1.000	1.000	0.00	0.000	NO	446.1			0.000	446.1	
235	4th Function Tetra-PCBs				1.000	1.000	0.00	0.000	NO	184.1			0.000	184.1	

#	Name	Range	RA	dy	W/F	width	PeakRT	RT	PeakRT	Area	W/F	Comp.	Ratio	DL	W/F
32	PCB-84	27.84	27.84	4.270e5	0.490e5	0.770	0.78	NO	91.824	91.824					
33	PCB-89	28.89	28.84	3.240e5	4.440e5	0.770	0.78	NO	90.978	90.978					
34	PCB-89	28.89	28.81	3.120e5	4.080e5	0.770	0.77	NO	92.288	92.288					
35	PCB-91	28.99	28.89	3.280e5	4.410e5	0.770	0.77	NO	93.201	93.201					
36	PCB-45	30.30	30.30	2.700e5	3.800e5	0.770	0.77	NO	92.991	92.991					
37	PCB-45	30.30	30.35	2.850e5	3.900e5	0.770	0.77	NO	93.043	93.043					
38	PCB-49B	31.31	31.20	1.200e5	0.470e5	0.770	0.78	NO	109.08	109.08					
39	PCB-73	31.41	31.41	4.880e5	0.800e5	0.770	0.78	NO	93.621	93.621					
40	PCB-49B	31.39	31.39	0.280e5	0.314e5	0.770	0.77	NO	108.07	108.07					



Dataset: Untitled

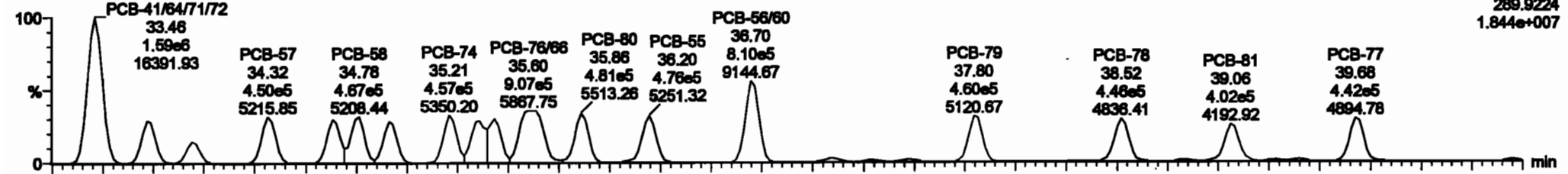
Last Altered: Tuesday, June 02, 2020 10:33:30 Pacific Daylight Time

Printed: Tuesday, June 02, 2020 10:35:13 Pacific Daylight Time

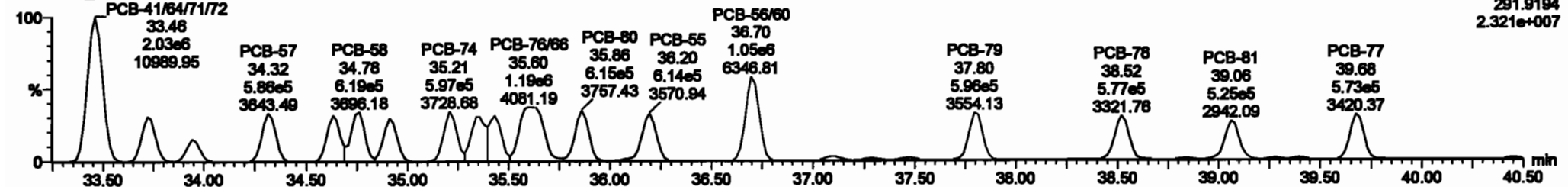
Name: 200601K1_4, Date: 01-Jun-2020, Time: 15:19:46, ID: ST200601K1-4 PCB 209 CS3 19G2609, Description: PCB 209 CS3 19G2609

PCB-68

200601K1_4

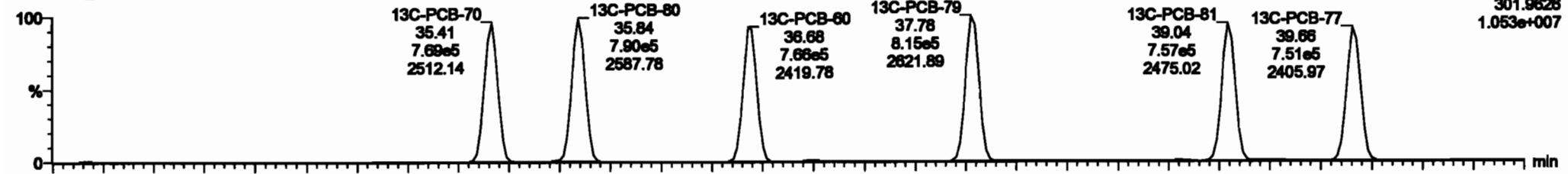


200601K1_4

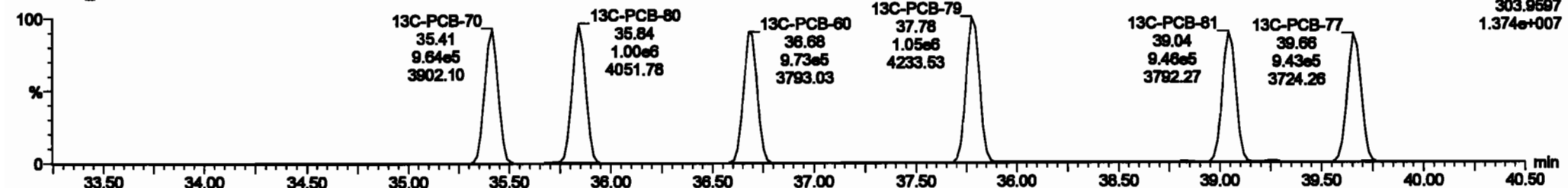


13C-PCB-60

200601K1_4



200601K1_4



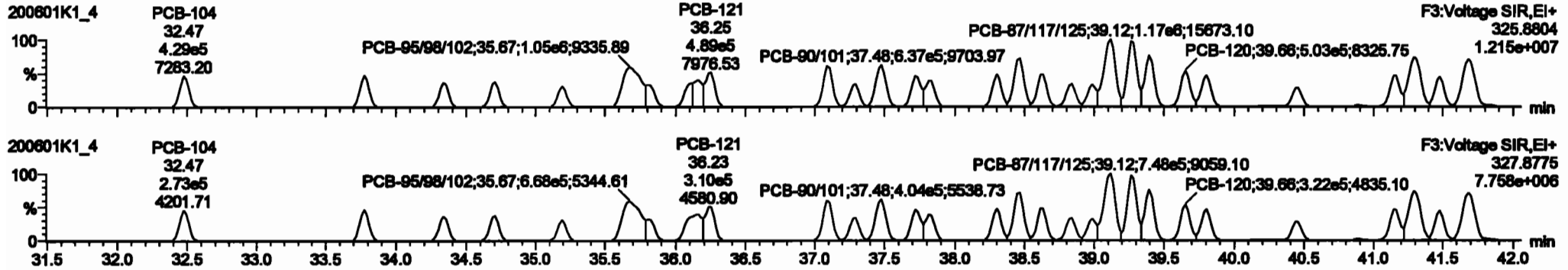
Dataset: Untitled

Last Altered: Tuesday, June 02, 2020 10:33:30 Pacific Daylight Time

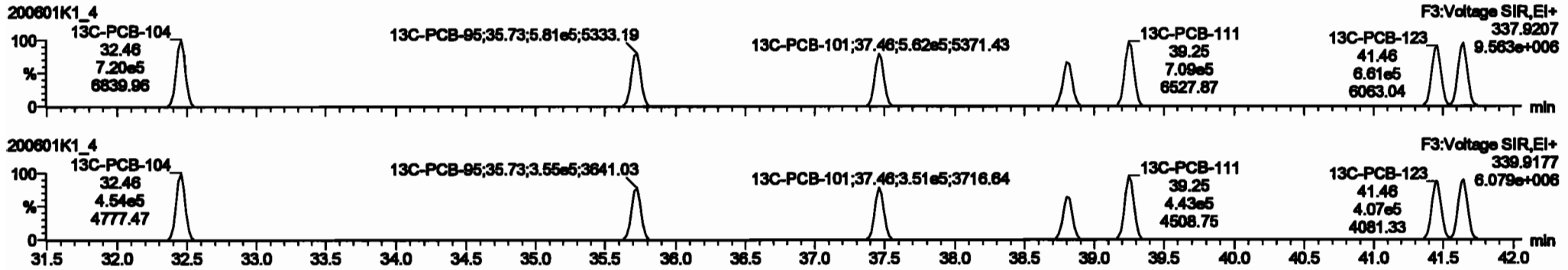
Printed: Tuesday, June 02, 2020 10:35:13 Pacific Daylight Time

Name: 200601K1_4, Date: 01-Jun-2020, Time: 15:19:46, ID: ST200601K1-4 PCB 209 CS3 19G2609, Description: PCB 209 CS3 19G2609

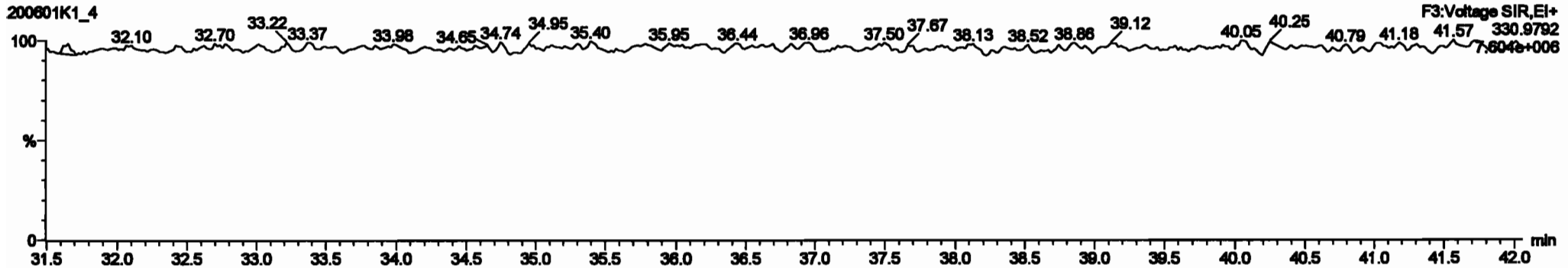
PCB-104



13C-PCB-104



PFK3b



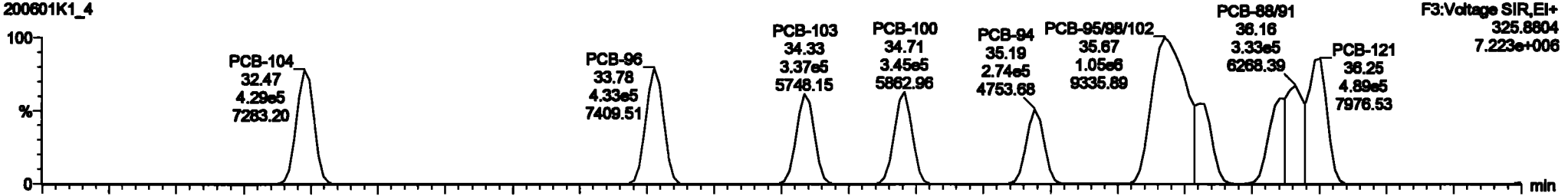
Dataset: Untitled

Last Altered: Tuesday, June 02, 2020 10:33:30 Pacific Daylight Time
Printed: Tuesday, June 02, 2020 10:35:13 Pacific Daylight Time

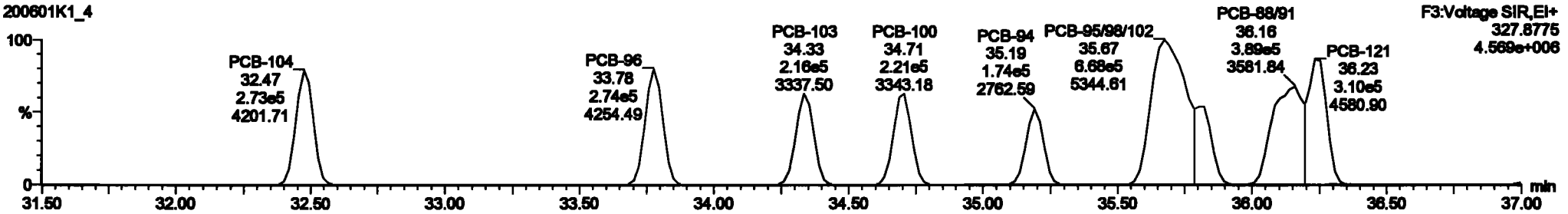
Name: 200601K1_4, Date: 01-Jun-2020, Time: 15:19:46, ID: ST200601K1-4 PCB 209 CS3 19G2609, Description: PCB 209 CS3 19G2609

PCB-96

200601K1_4




200601K1_4

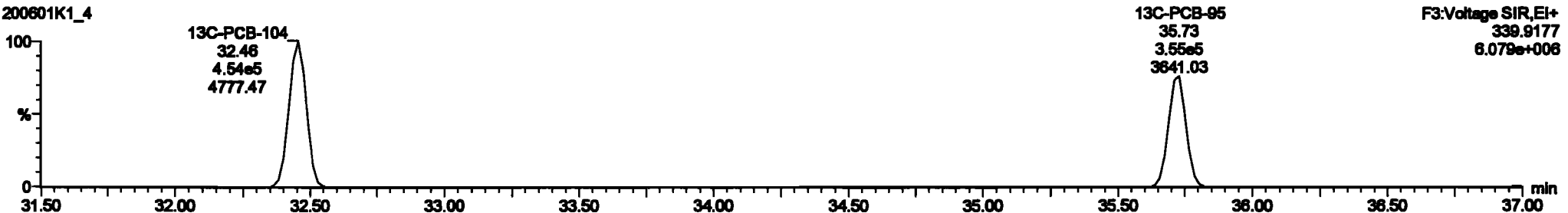


13C-PCB-95

200601K1_4

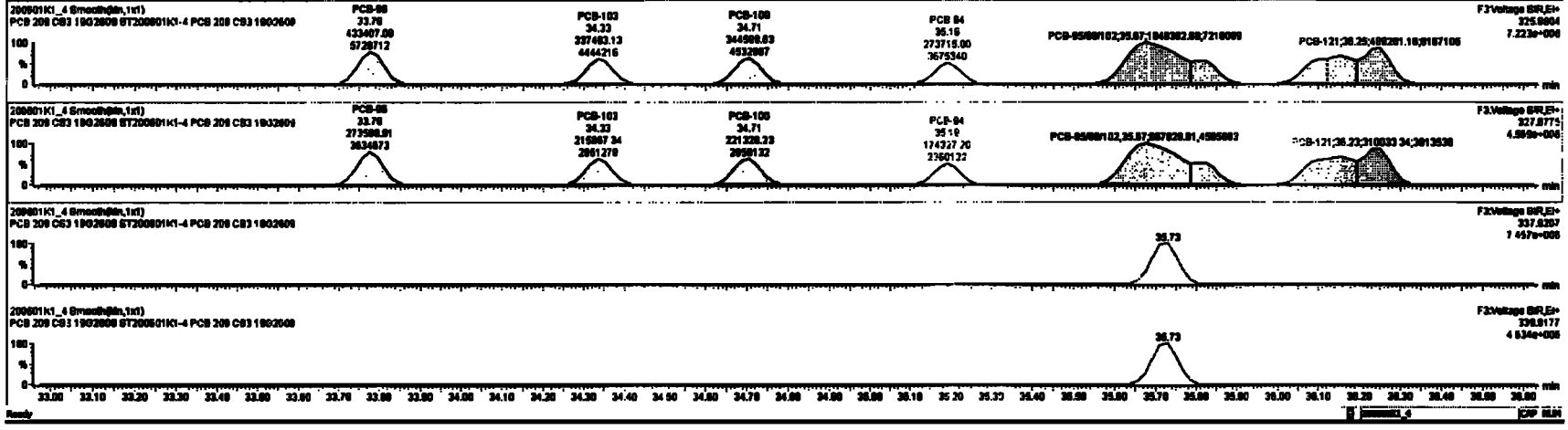


200601K1_4



#	Category	Wgt	Vol	Qty	RF	RF Wgt	RF Vol	RF Qty	RF Wgt	RF Vol	RF Qty	RF Wgt	RF Vol	RF Qty	RF Wgt	RF Vol	RF Qty	RF Wgt	RF Vol	RF Qty
224	Total Micro-PCBs				1.000	1.000	0.00	0.000	NO	189.1	0.0242	189.1								
225	Total BL-PCBs				1.000	1.000	0.00	0.000	NO	818.4	0.288	818.4								
226	Total Para-PCBs				1.000	1.000	0.00	0.000	NO	412.0	0.0890	412.0								
227	Total Para-PCBs				0.950	1.000	0.00	0.000	NO	818.1	0.391	818.1								
228	Total Para-PCBs				1.070	1.000	0.00	0.000	NO	2171	0.943	2171								
229	Total Para-PCBs				1.200	1.000	0.00	0.000	NO	11.200	0.000	11.200								
230	4th Para-PCBs				1.070	1.000	0.00	0.000	NO	291.1	0.140	291.1								
231	3rd Para-PCBs				0.950	1.000	0.00	0.000	NO	827.0	0.160	827.0								
232	2nd Para-PCBs				1.020	1.000	0.00	0.000	NO	1481	1.69	1481								
233	Total Para-PCBs				1.200	1.000	0.00	0.000	NO	1280	1.28	1280								
234	4th Para-PCBs				1.000	1.000	0.00	0.000	NO	446.1	0.322	446.1								
235	3rd Para-PCBs				1.000	1.000	0.00	0.000	NO	194.1	0.261	194.1								

#	Category	Wgt	Vol	Qty	RF	RF Wgt	RF Vol	RF Qty	RF Wgt	RF Vol	RF Qty	RF Wgt	RF Vol	RF Qty	RF Wgt	RF Vol	RF Qty	RF Wgt	RF Vol	RF Qty
64	PCB-104	32.47	32.47	4.20e6	2.72e6	1.800	1.87	NO	82.294	82.294										
65	PCB-88	33.76	33.76	4.20e6	2.72e6	1.800	1.88	NO	82.188	82.188										
66	PCB-103	34.23	34.23	3.27e6	2.10e6	1.800	1.89	NO	82.288	82.288										
67	PCB-109	34.89	34.71	3.44e6	2.37e6	1.800	1.88	NO	82.818	82.818										
68	PCB-84	35.21	35.13	2.72e6	1.79e6	1.800	1.87	NO	82.688	82.688										
69	PCB-88/88/82	35.89	35.87	1.80e6	0.87e6	1.800	1.87	NO	182.28	182.28										
70	PCB-83	36.81	36.81	2.82e6	1.74e6	1.800	1.83	NO	82.382	82.382										
71	PCB-88/88	38.18	38.18	0.87e6	3.82e6	1.800	1.88	NO	100.02	100.02										
72	PCB-121	38.28	38.28	4.88e6	3.58e6	1.800	1.88	NO	48.888	48.888										



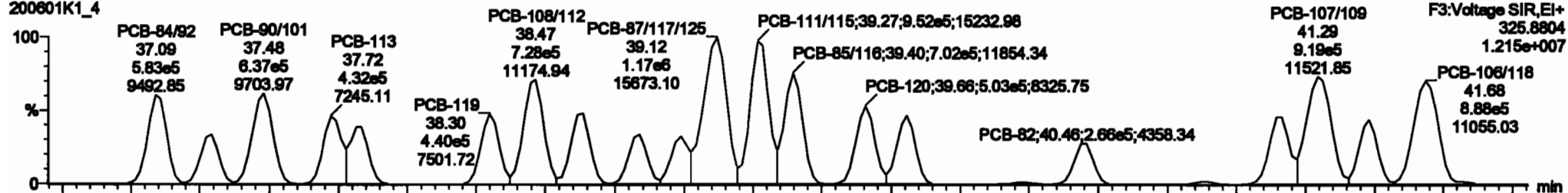
Dataset: Untitled

Last Altered: Tuesday, June 02, 2020 10:33:30 Pacific Daylight Time
Printed: Tuesday, June 02, 2020 10:35:13 Pacific Daylight Time

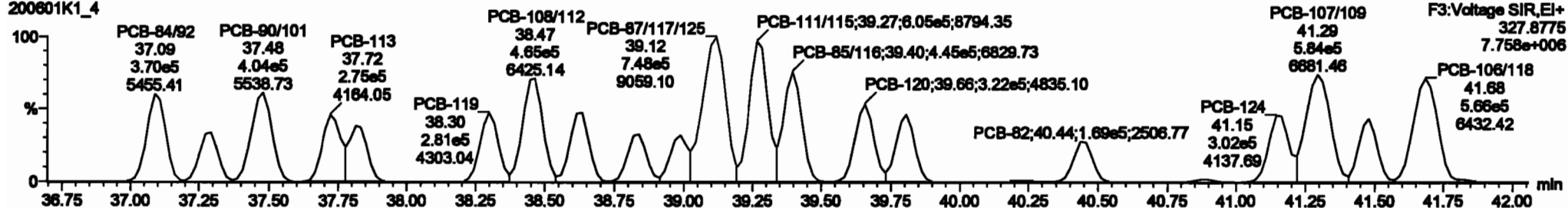
Name: 200601K1_4, Date: 01-Jun-2020, Time: 15:19:46, ID: ST200601K1-4 PCB 209 CS3 19G2609, Description: PCB 209 CS3 19G2609

PCB-119

200601K1_4

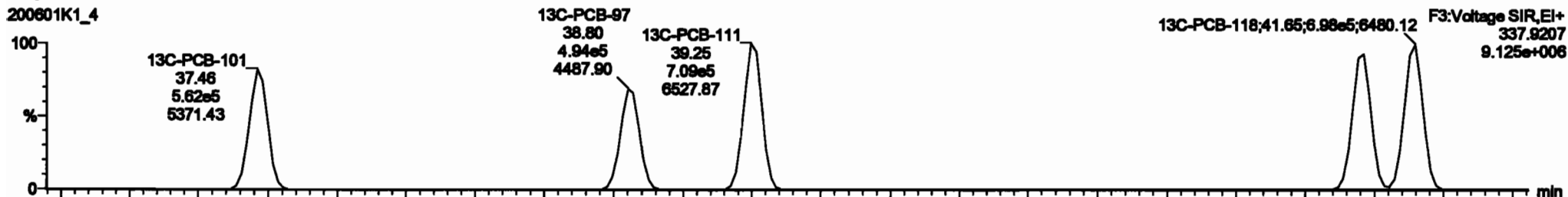


200601K1_4

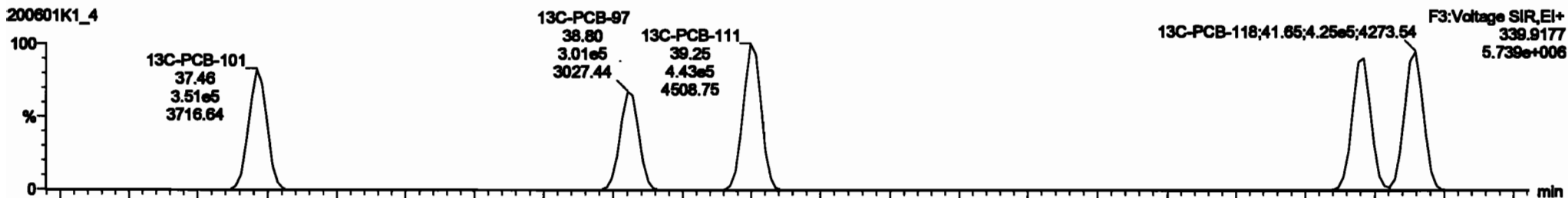


13C-PCB-111

200601K1_4


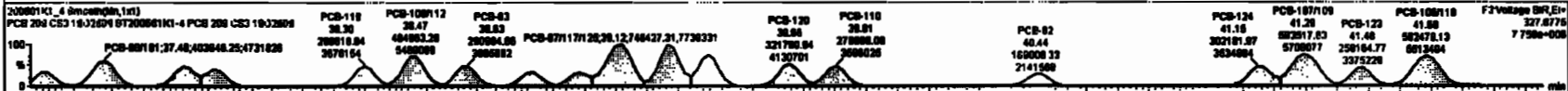


200601K1_4



#	Name	Range	RA	dy	RF	width	PresRF	RF	PresRF	RF	RFI Pat	Class	Units	EL	RFPC
226	Total Mono-PCBs		1.1888	1.000	0.00	0.000	NO	188.1	0.000	188.1		0.000	188.1		
227	Total Di-PCBs		1.0007	1.000	0.00	0.000	NO	918.4	0.000	918.4		0.000	918.4		
228	2nd Function TM-PCBs		1.0007	1.000	0.00	0.000	NO	412.8	0.000	412.8		0.000	412.8		
229	2nd Function YL-PCBs		0.0000	1.000	0.00	0.000	NO	918.1	0.000	918.1		0.000	918.1		
230	Total Tera-PCBs		1.0776	1.000	0.00	0.000	NO	2171	0.000	2171		0.000	2171		
231	6th Function Para-PCBs		1.0776	1.000	0.00	0.000	NO	209.1	0.000	209.1		0.000	209.1		
232	2nd Function Para-PCBs		0.0000	1.000	0.00	0.000	NO	697.0	0.000	697.0		0.000	697.0		
233	6th Function Para-PCBs		1.0010	1.000	0.00	0.000	NO	1491	0.000	1491		0.000	1491		
234	Total Hexa-PCBs		1.0001	1.000	0.00	0.000	NO	1200	0.000	1200		0.000	1200		
235	6th Function Octa-PCBs		1.0000	1.000	0.00	0.000	NO	448.1	0.000	448.1		0.000	448.1		
236	6th Function Octa-PCBs		1.1498	1.000	0.00	0.000	NO	104.1	0.000	104.1		0.000	104.1		

#	Name	PresRF	RF	off Range	off Range	1 st Peak (Pres)	RA	dy	RFPC	Class
64	PCB-118	32.47	32.47	4.20e6	2.72e6	1.000	1.07	NO	63.234	63.234
65	PCB-43	33.76	33.76	4.20e6	2.72e6	1.000	1.00	NO	62.119	62.119
66	PCB-109	34.23	34.23	3.37e6	2.18e6	1.000	1.00	NO	60.288	60.288
67	PCB-103	34.69	34.71	3.44e6	2.21e6	1.000	1.00	NO	60.918	60.918
68	PCB-81	35.21	35.19	2.72e6	1.74e6	1.000	1.07	NO	60.480	60.480
69	PCB-66	35.69	35.67	1.84e6	0.67e6	1.000	1.07	NO	162.28	162.28
70	PCB-48	36.01	36.01	2.50e6	1.74e6	1.000	1.00	NO	60.287	60.287
71	PCB-88	36.18	36.18	0.07e6	3.00e6	1.000	1.00	NO	100.02	100.02
72	PCB-121	36.30	36.28	4.00e6	3.10e6	1.000	1.00	NO	49.000	49.000

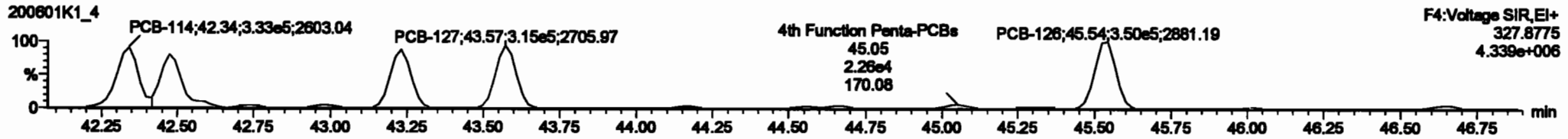



Dataset: Untitled

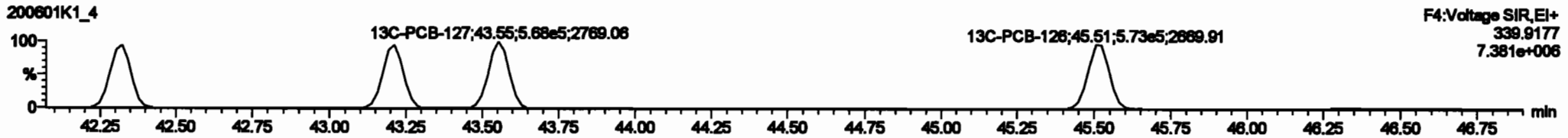
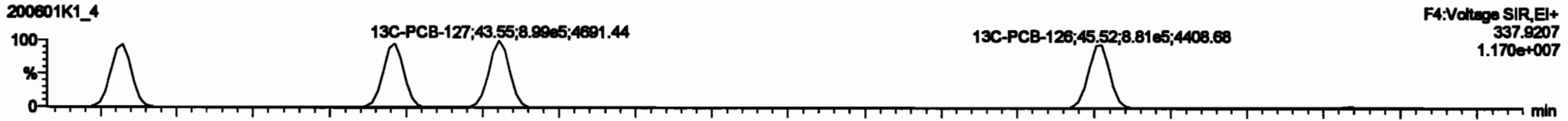
Last Altered: Tuesday, June 02, 2020 10:33:30 Pacific Daylight Time
Printed: Tuesday, June 02, 2020 10:35:13 Pacific Daylight Time

Name: 200601K1_4, Date: 01-Jun-2020, Time: 15:19:46, ID: ST200601K1-4 PCB 209 CS3 19G2609, Description: PCB 209 CS3 19G2609

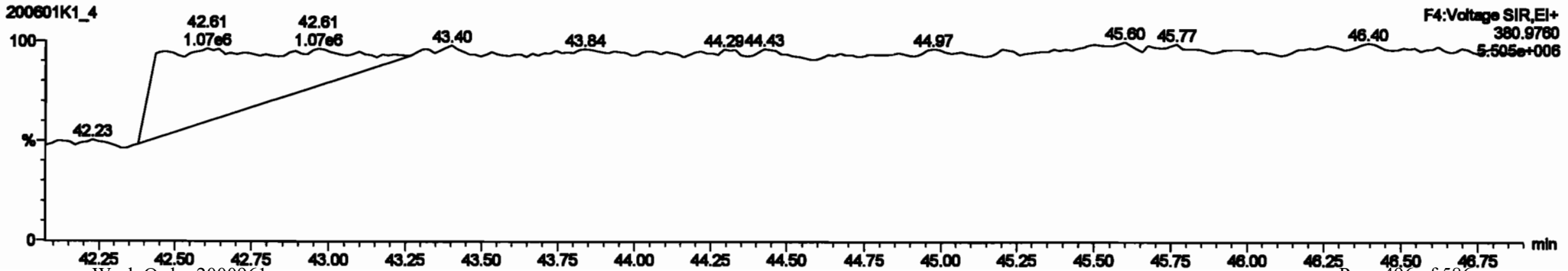
PCB-114



13C-PCB-114

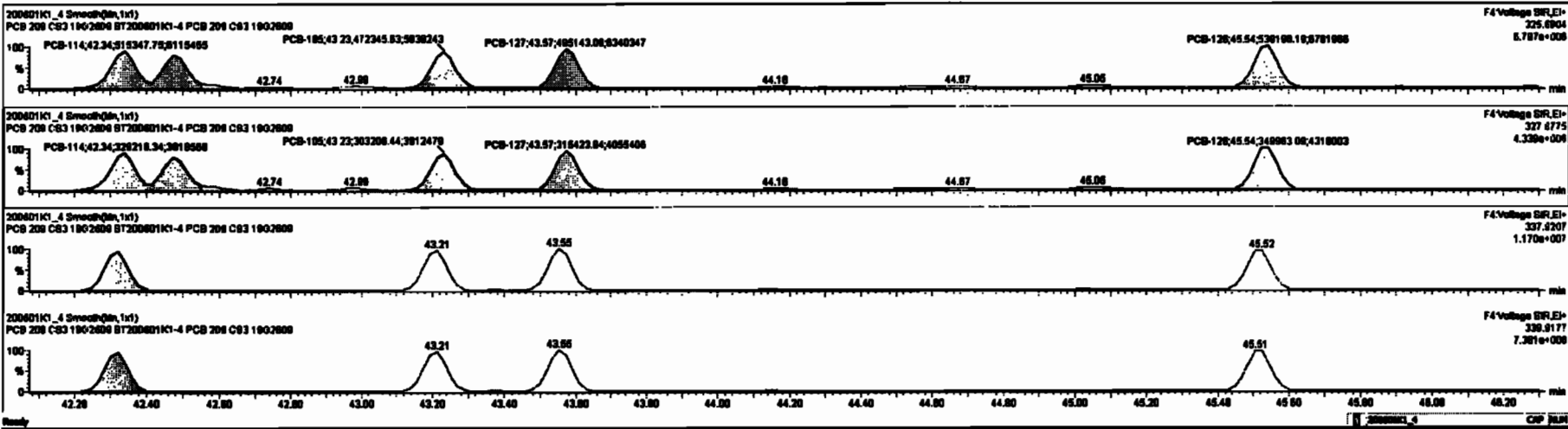


PFK4a



#	Name	Range	BA	Units	RPY	RPY Min	RPY Max	RPY Std	RPY Min	RPY Max	RPY Std	RPY Min	RPY Max	RPY Std	RPY Min	RPY Max	RPY Std
224	Total Micro-PCBs				1.1885	1.000	0.00		0.000	NO	198.1	0.0042	198.1				
225	Total DL-PCBs				1.0837	1.000	0.00		0.000	NO	818.4	0.289	818.4				
226	2nd Function Tri-PCBs				1.2607	1.000	0.00		0.000	NO	412.5	0.0070	412.5				
227	3rd Function Tri-PCBs				0.9828	1.000	0.00		0.000	NO	818.1	0.371	818.1				
228	Total Tetra-PCBs				1.5778	1.000	0.00		0.000	NO	2171	0.843	2171				
229	2nd Function Tetra-PCBs				1.3157	1.000	0.00		0.000	NO	2168	0.823	2168				
230	3rd Function Tetra-PCBs				1.0922	1.000	0.00		0.000	NO	209.0	0.468	209.0				
231	4th Function Tetra-PCBs				0.8886	1.000	0.00		0.000	NO	99.0	0.188	99.0				
232	5th Function Tetra-PCBs				1.0918	1.000	0.00		0.000	NO	1491	1.55	1491				
233	Total Hexa-PCBs				1.3891	1.000	0.00		0.000	NO	1280	1.28	1280				
234	6th Function Hexa-PCBs				1.0028	1.000	0.00		0.000	NO	445.1	0.322	445.1				
235	7th Function Hexa-PCBs				1.1488	1.000	0.00		0.000	NO	184.1	0.280	184.1				

#	Name	RPY	RPY Min	RPY Max	RPY Std	RPY Min	RPY Max	RPY Std	RPY Min	RPY Max	RPY Std	RPY Min	RPY Max	RPY Std
83	PCB-114	42.34	42.34	42.34	6.182e5	3.382e5	1.580	1.57	NO	82.841	82.841			
84	PCB-122	42.48	42.47	42.48	4.218e5	2.889e5	1.580	1.58	NO	82.105	82.105			
85	PCB-126	43.23	43.23	43.23	4.722e5	3.022e5	1.580	1.58	NO	82.880	82.880			
86	PCB-127	43.57	43.57	43.57	4.891e5	3.184e5	1.580	1.57	NO	82.188	82.188			
87	PCB-128	45.84	45.84	45.84	6.382e5	3.902e5	1.580	1.54	NO	82.138	82.138			



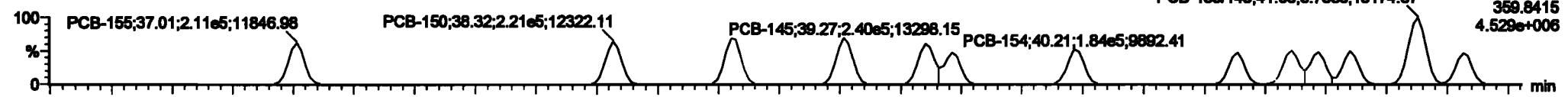
Dataset: Untitled

Last Altered: Tuesday, June 02, 2020 10:33:30 Pacific Daylight Time
Printed: Tuesday, June 02, 2020 10:35:13 Pacific Daylight Time

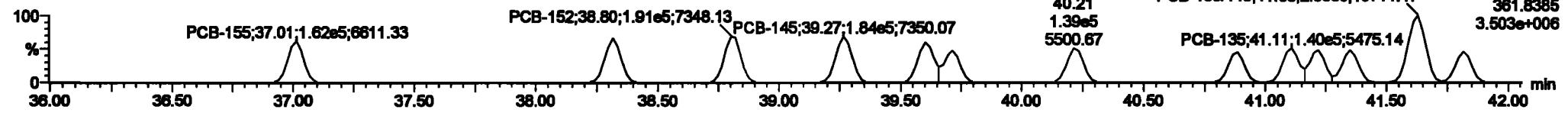
Name: 200601K1_4, Date: 01-Jun-2020, Time: 15:19:46, ID: ST200601K1-4 PCB 209 CS3 19G2609, Description: PCB 209 CS3 19G2609

PCB-155

200601K1_4




200601K1_4

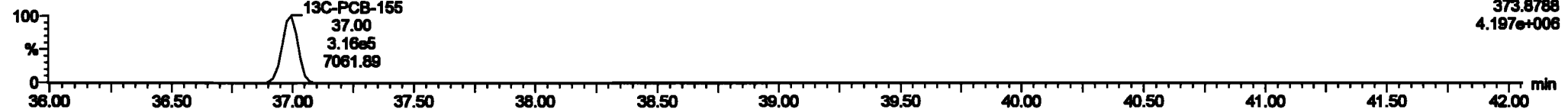


13C-PCB-155

200601K1_4

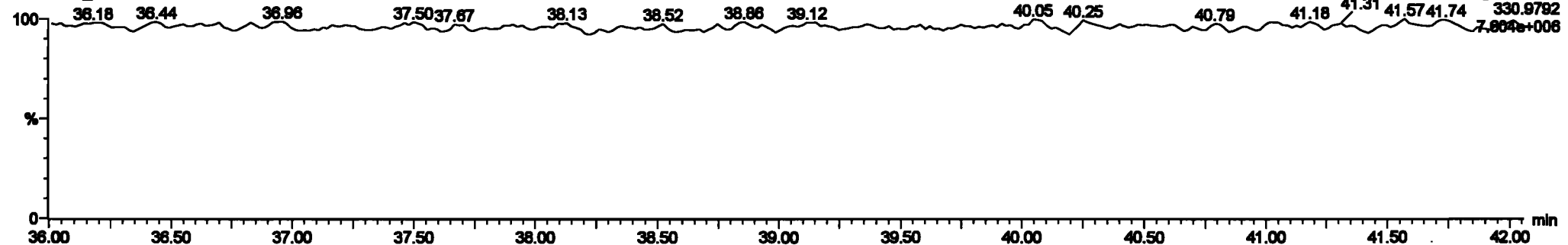


200601K1_4



PFK3c

200601K1_4

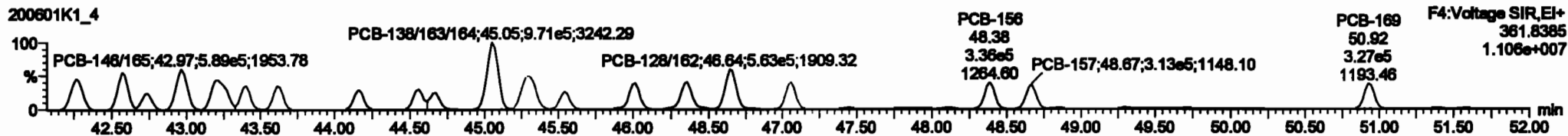



Dataset: Untitled

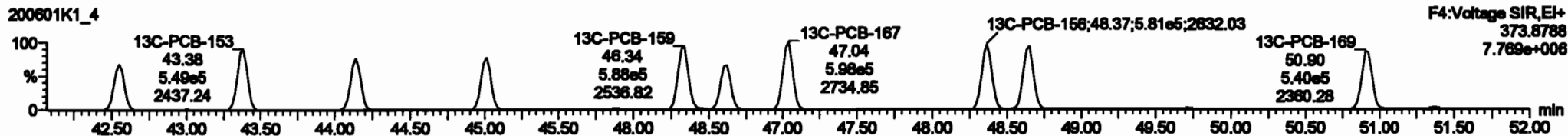
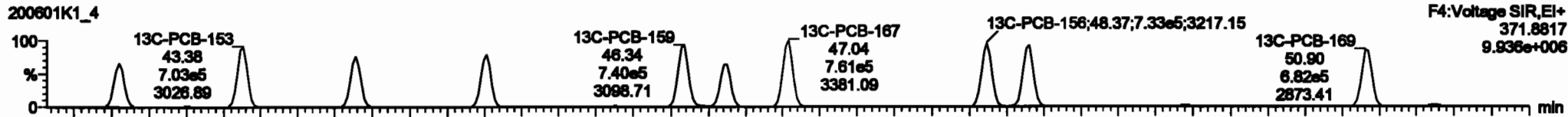
Last Altered: Tuesday, June 02, 2020 10:33:30 Pacific Daylight Time
 Printed: Tuesday, June 02, 2020 10:35:13 Pacific Daylight Time

Name: 200601K1_4, Date: 01-Jun-2020, Time: 15:19:46, ID: ST200601K1-4 PCB 209 CS3 19G2609, Description: PCB 209 CS3 19G2609

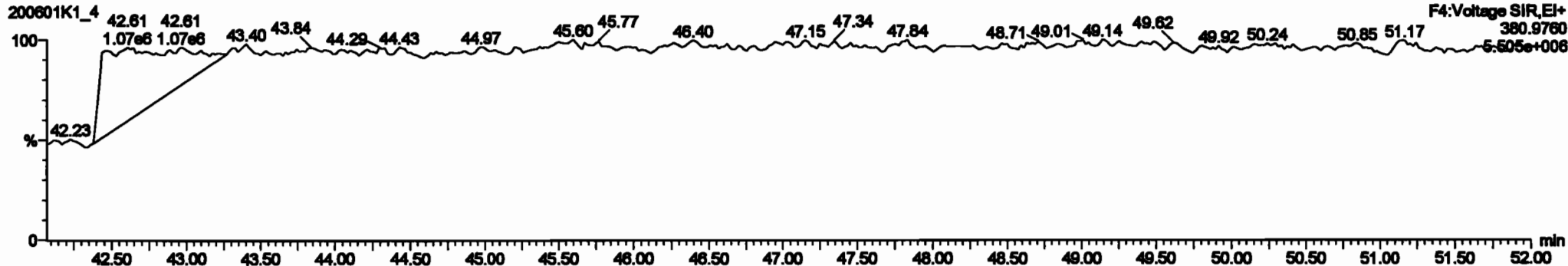
PCB-134/143



13C-PCB-153



PFK4b

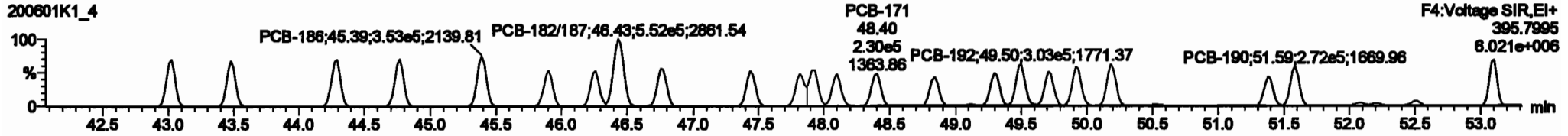



Dataset: Untitled

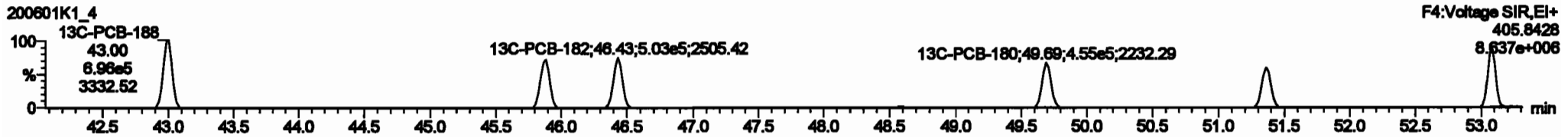

Last Altered: Tuesday, June 02, 2020 10:33:30 Pacific Daylight Time
Printed: Tuesday, June 02, 2020 10:35:13 Pacific Daylight Time

Name: 200601K1_4, Date: 01-Jun-2020, Time: 15:19:46, ID: ST200601K1-4 PCB 209 CS3 19G2609, Description: PCB 209 CS3 19G2609

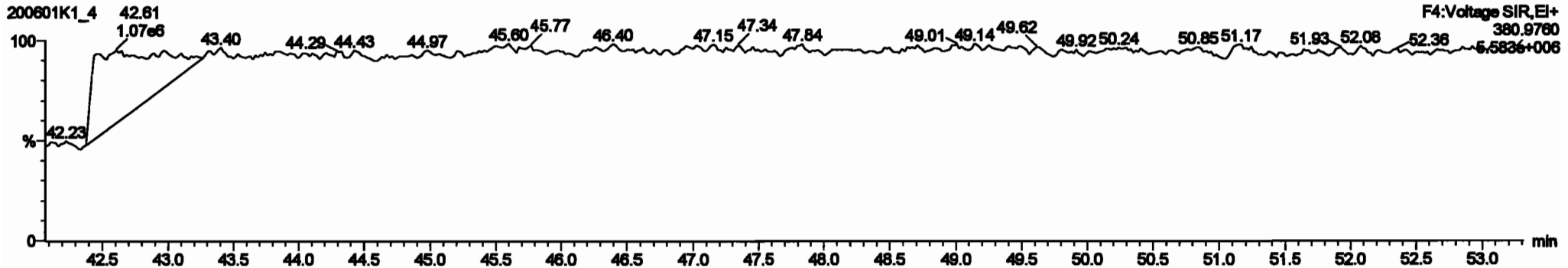
PCB-188



13C-PCB-188



PFK4c



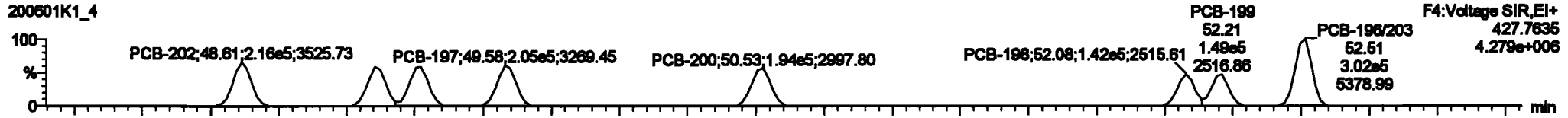
Dataset: Untitled

Last Altered: Tuesday, June 02, 2020 10:33:30 Pacific Daylight Time
Printed: Tuesday, June 02, 2020 10:35:13 Pacific Daylight Time

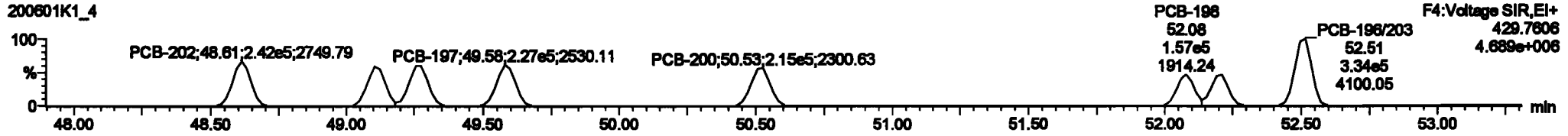
Name: 200601K1_4, Date: 01-Jun-2020, Time: 15:19:46, ID: ST200601K1-4 PCB 209 CS3 19G2609, Description: PCB 209 CS3 19G2609

PCB-202

200601K1_4

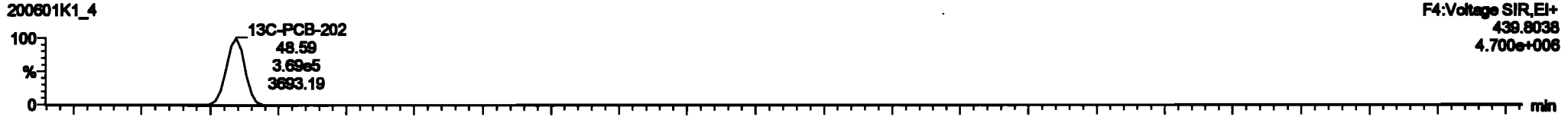


200601K1_4

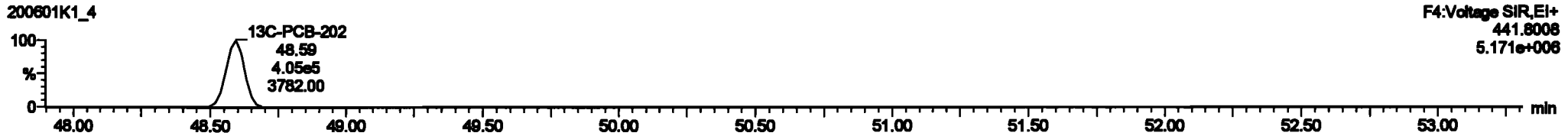


13C-PCB-202

200601K1_4

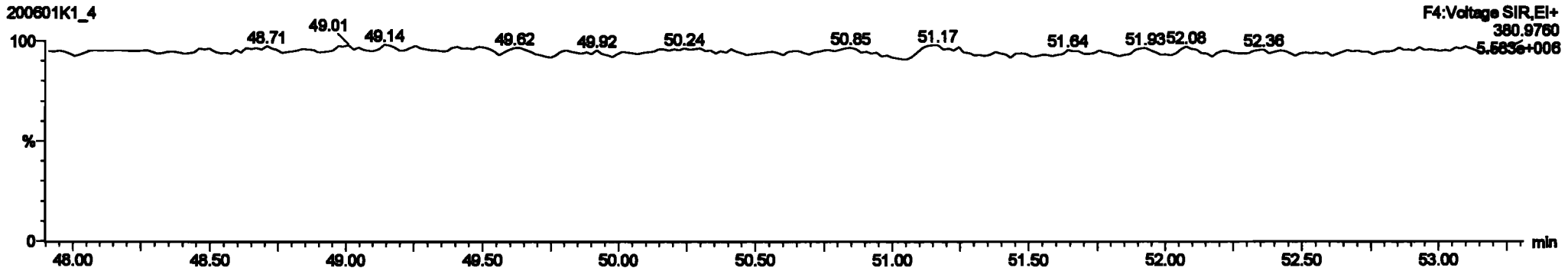


200601K1_4



PFK4d

200601K1_4



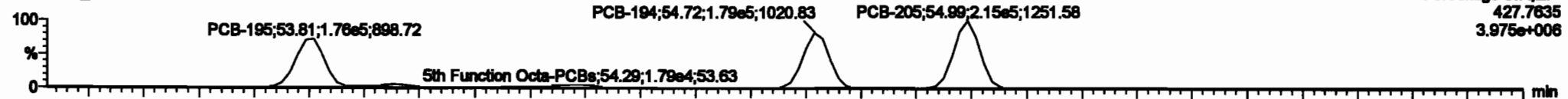
Dataset: Untitled

Last Altered: Tuesday, June 02, 2020 10:33:30 Pacific Daylight Time
Printed: Tuesday, June 02, 2020 10:35:13 Pacific Daylight Time

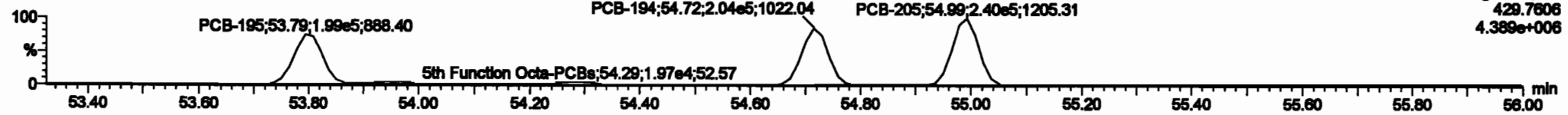
Name: 200601K1_4, Date: 01-Jun-2020, Time: 15:19:46, ID: ST200601K1-4 PCB 209 CS3 19G2609, Description: PCB 209 CS3 19G2609

PCB-195

200601K1_4

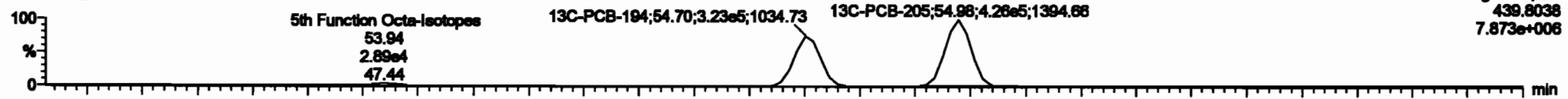


200601K1_4

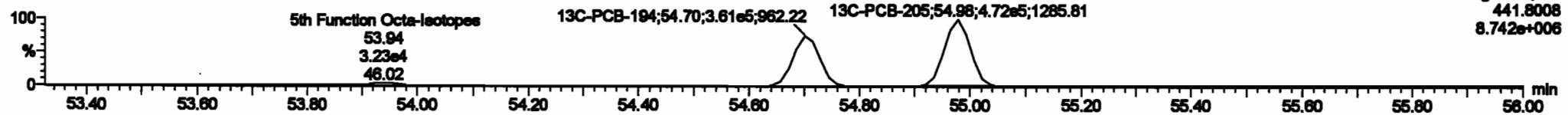


13C-PCB-194

200601K1_4

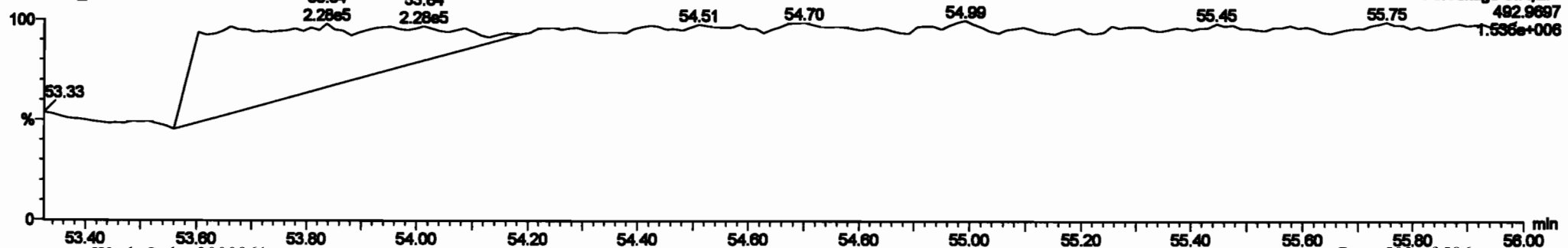


200601K1_4



PFK5a

200601K1_4




Dataset: Untitled

Last Altered: Tuesday, June 02, 2020 10:33:30 Pacific Daylight Time
 Printed: Tuesday, June 02, 2020 10:35:13 Pacific Daylight Time

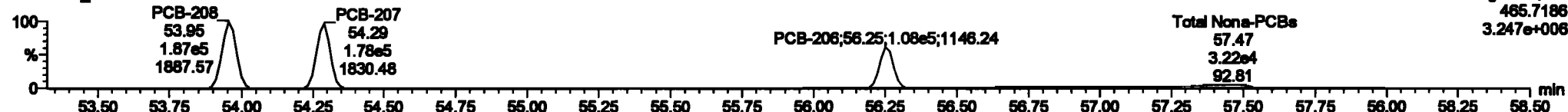
Name: 200601K1_4, Date: 01-Jun-2020, Time: 15:19:46, ID: ST200601K1-4 PCB 209 CS3 19G2609, Description: PCB 209 CS3 19G2609

PCB-208

200601K1_4

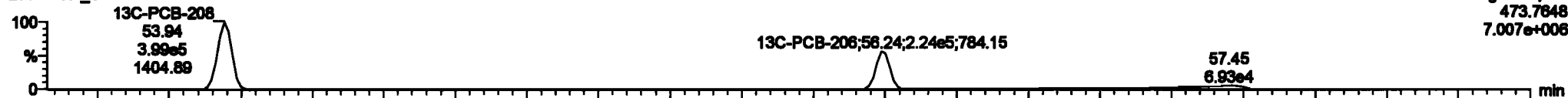


200601K1_4




13C-PCB-208

200601K1_4

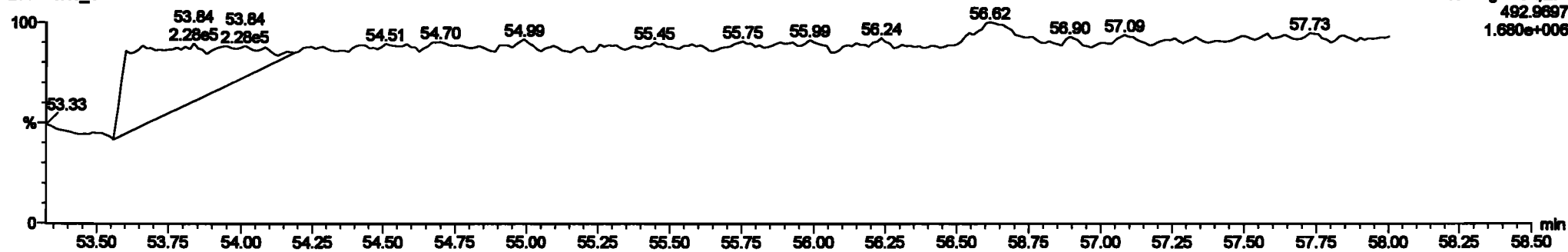


200601K1_4



PFK5

200601K1_4



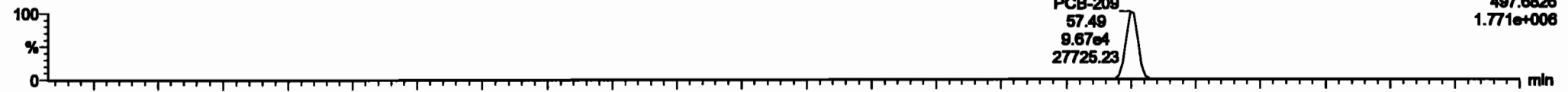
Dataset: Untitled

Last Altered: Tuesday, June 02, 2020 10:33:30 Pacific Daylight Time
Printed: Tuesday, June 02, 2020 10:35:13 Pacific Daylight Time


Name: 200601K1_4, Date: 01-Jun-2020, Time: 15:19:46, ID: ST200601K1-4 PCB 209 CS3 19G2609, Description: PCB 209 CS3 19G2609

PCB-209

200601K1_4



200601K1_4




13C-PCB-209

200601K1_4

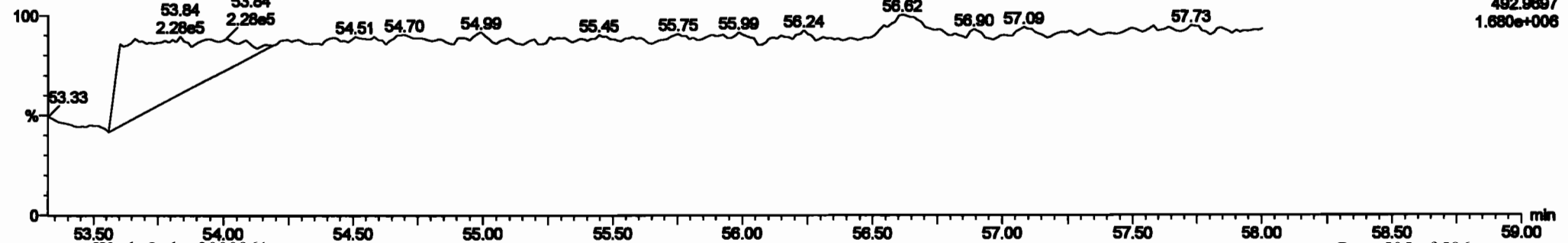


200601K1_4



PFK5b

200601K1_4



Dataset: Untitled

Last Altered: Tuesday, June 02, 2020 10:33:30 Pacific Daylight Time
Printed: Tuesday, June 02, 2020 10:35:13 Pacific Daylight Time


Name: 200601K1_5, Date: 01-Jun-2020, Time: 16:20:32, ID: ST200601K1-5 PCB 209 CS4 19G2610, Description: PCB 209 CS4 19G2610

PCB-1

200601K1_5



200601K1_5

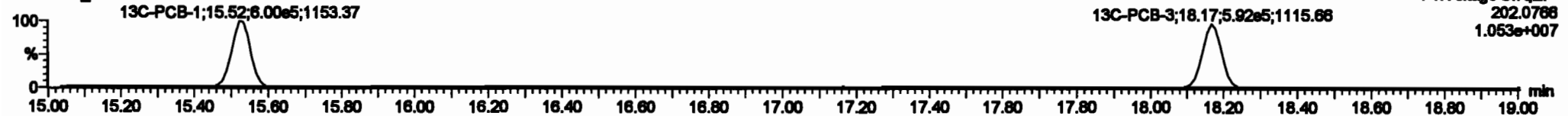


13C-PCB-1

200601K1_5

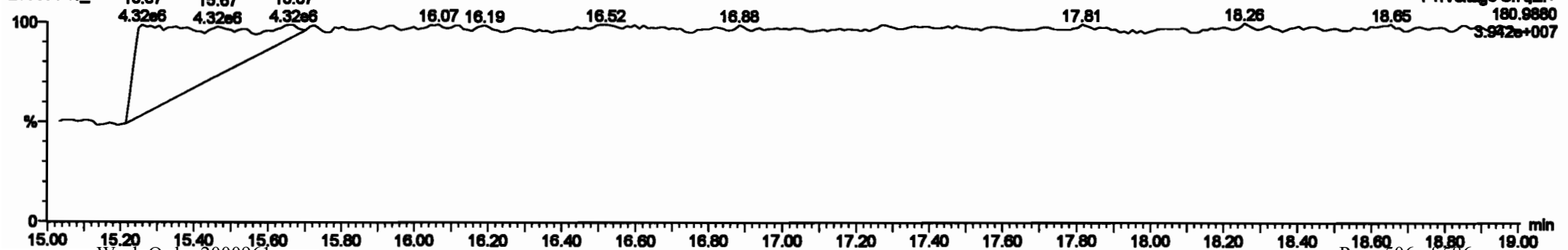


200601K1_5



PFK1

200601K1_5

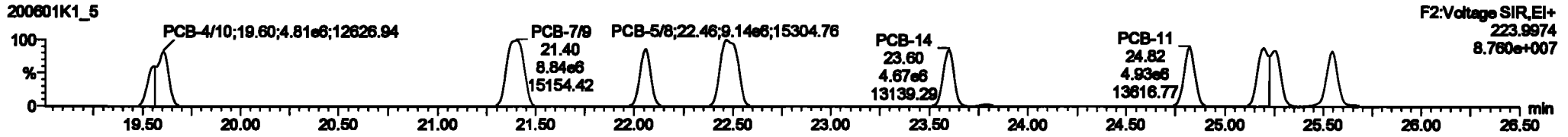
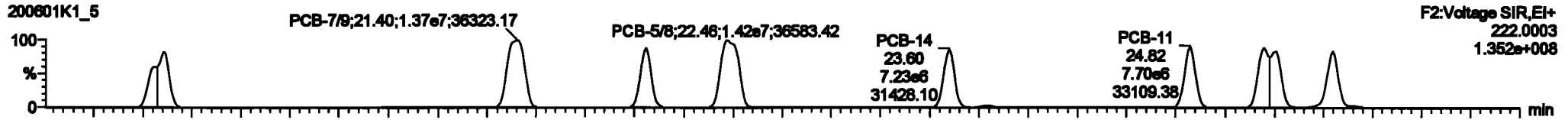


Dataset: Untitled

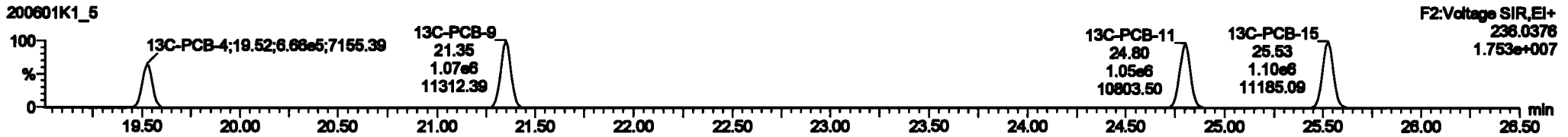
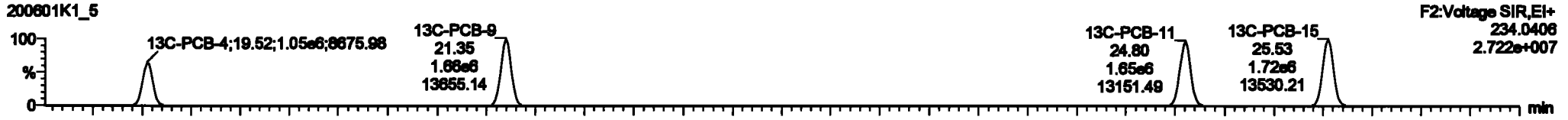
Last Altered: Tuesday, June 02, 2020 10:33:30 Pacific Daylight Time
Printed: Tuesday, June 02, 2020 10:35:13 Pacific Daylight Time

Name: 200601K1_5, Date: 01-Jun-2020, Time: 16:20:32, ID: ST200601K1-5 PCB 209 CS4 19G2610, Description: PCB 209 CS4 19G2610

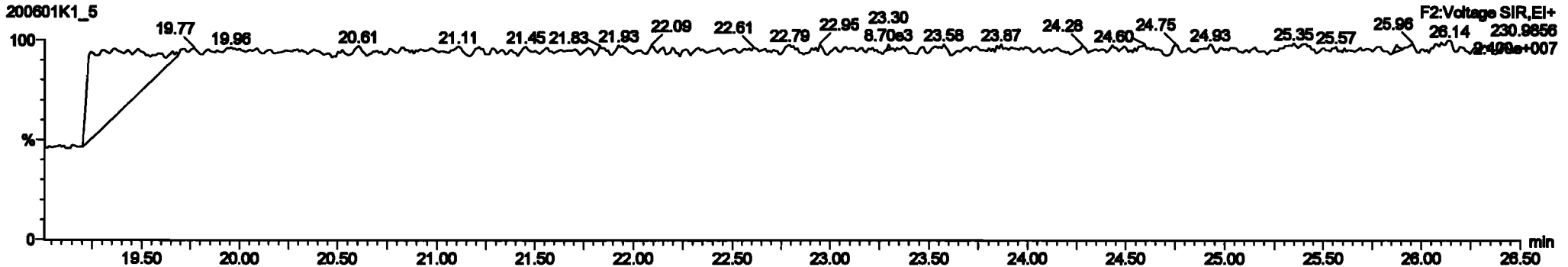
PCB-4/10



13C-PCB-4



PFK2a





Dataset: Untitled

Last Altered: Tuesday, June 02, 2020 10:33:30 Pacific Daylight Time


Printed: Tuesday, June 02, 2020 10:35:13 Pacific Daylight Time

Name: 200601K1_5, Date: 01-Jun-2020, Time: 16:20:32, ID: ST200601K1-5 PCB 209 CS4 19G2610, Description: PCB 209 CS4 19G2610

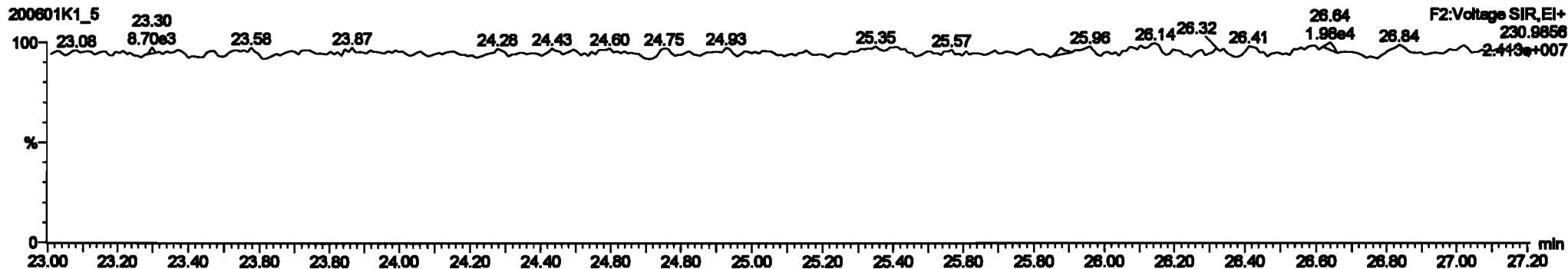
PCB-19



13C-PCB-19



PFK2b

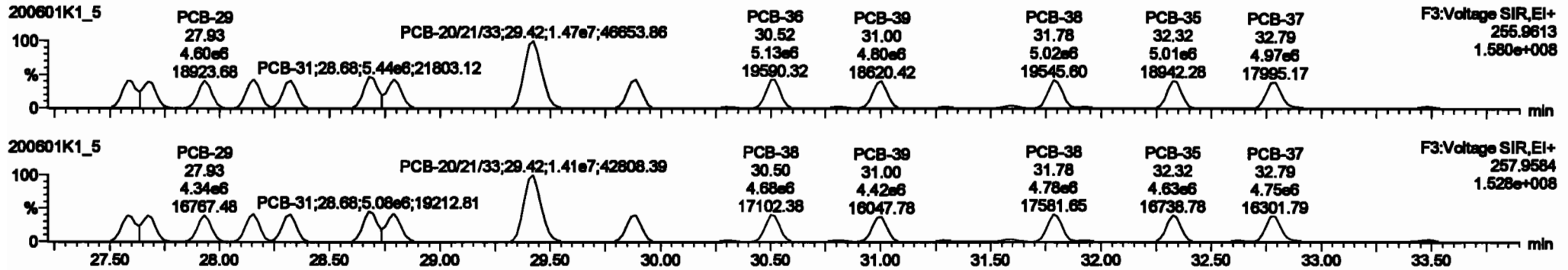


Dataset: Untitled

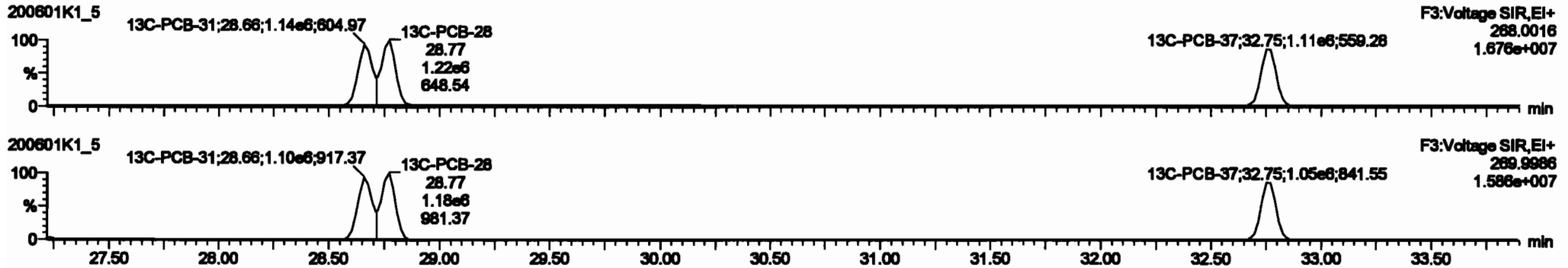
Last Altered: Tuesday, June 02, 2020 10:33:30 Pacific Daylight Time
Printed: Tuesday, June 02, 2020 10:35:13 Pacific Daylight Time

Name: 200601K1_5, Date: 01-Jun-2020, Time: 16:20:32, ID: ST200601K1-5 PCB 209 CS4 19G2610, Description: PCB 209 CS4 19G2610

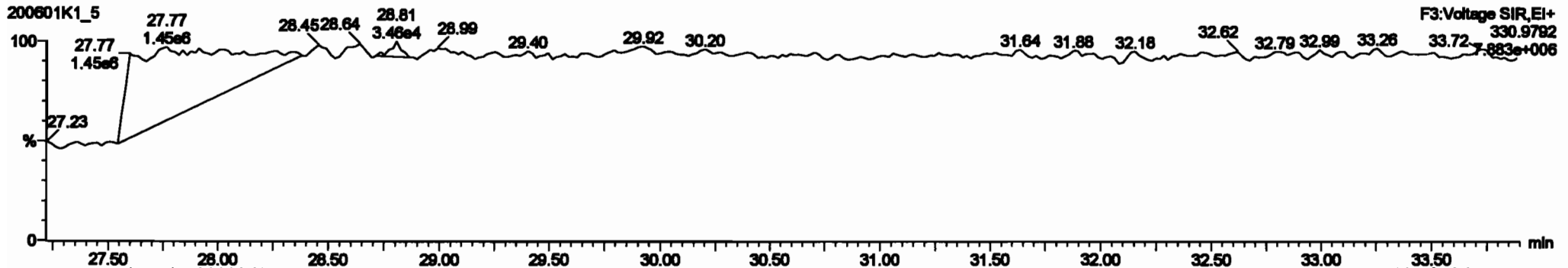
PCB-34



13C-PCB-28

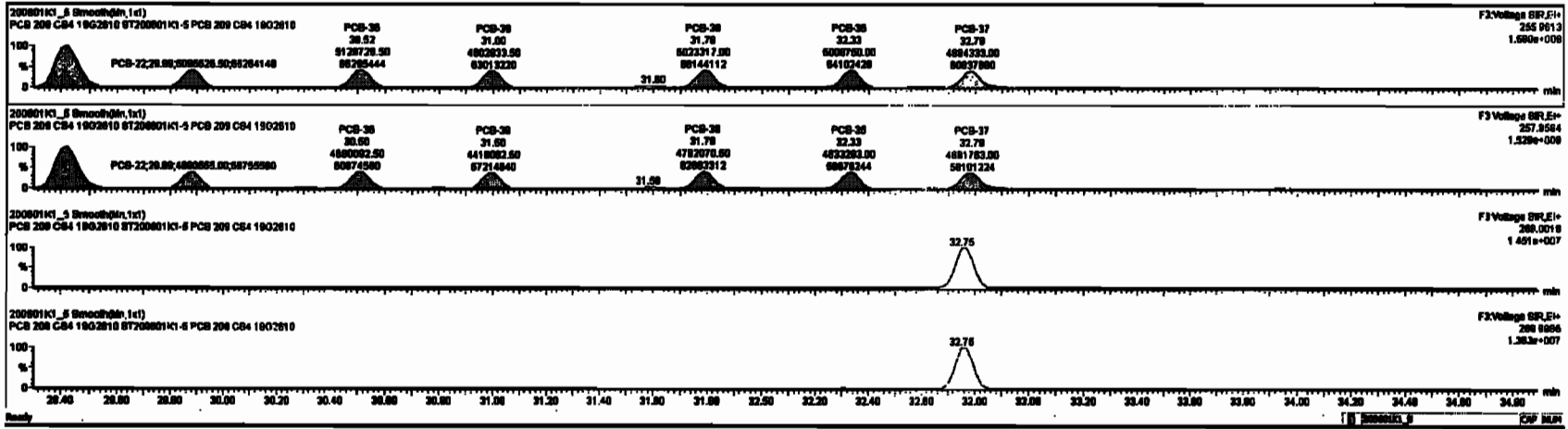


PFK3d



Peak	Name	Area	Height	W	Ret	Area%	Height%	W	Ret	Area%	Height%	W	Ret	Area%	Height%
220	13C-PCB-78	1.89e6	0.79	NO	1.0021	1.000	37.76	37.76	0.000	0.000	NO	07.42	07.4	0.0073	
226	13C-PCB-178	7.89e6	0.61	NO	1.0000	1.000	48.87	48.88	0.000	0.000	NO	07.10	07.2	0.112	
224	Total Mono-PCBs				1.1095	1.000	0.00	0.000			NO	1200		0.0081	1200
226	Total Di-PCBs				1.0027	1.000	0.00	0.000			NO	01.20		0.246	01.20
228	Total Tri-PCBs				1.0007	1.000	0.00	0.000			NO	3407		0.110	3407
226	Total Tetra-PCBs				1.0770	1.000	0.00	0.000			NO	17000		1.27	17000
226	2nd-Paraffin-PCBs				1.0167	1.000	0.00	0.000			NO	17400		0.004	17400
226	4th-Paraffin-PCBs				1.0726	1.000	0.00	0.000			NO	21.28		0.200	21.28
226	2nd-Paraffin-Homo-PCBs				0.0000	1.000	0.00	0.000			NO	0071		0.000	0071
222	4th-Paraffin-Homo-PCBs				1.0916	1.000	0.00	0.000			NO	12140		2.07	12140
220	Total Mono-PCBs				1.0000	1.000	0.00	0.000			NO	10100		4.00	10100

Peak	Name	Area	Height	W	Ret	Area%	Height%	W	Ret	Area%	Height%
28	PCB-28	27.00	27.00	4.00e6	4.00e6	1.000	1.00	NO	017.00	017.00	
18	PCB-18	27.00	27.00	4.00e6	4.00e6	1.000	1.00	NO	016.77	016.77	
20	PCB-20	27.00	27.00	4.00e6	4.00e6	1.000	1.00	NO	017.01	017.01	
21	PCB-21	28.10	28.10	4.00e6	4.00e6	1.000	1.00	NO	020.78	020.78	
22	PCB-22	28.31	28.32	4.70e6	4.61e6	1.000	1.04	NO	012.77	012.77	
23	PCB-23	28.00	28.00	5.00e6	5.00e6	1.000	1.00	NO	020.07	020.07	
24	PCB-24	28.70	28.70	5.00e6	5.00e6	1.000	1.00	NO	020.00	020.00	
26	PCB-200100	28.43	28.43	1.47e7	1.48e7	1.000	1.00	NO	1276.0	1276.0	
28	PCB-28	28.07	28.08	5.00e6	4.80e6	1.000	1.00	NO	018.35	018.35	

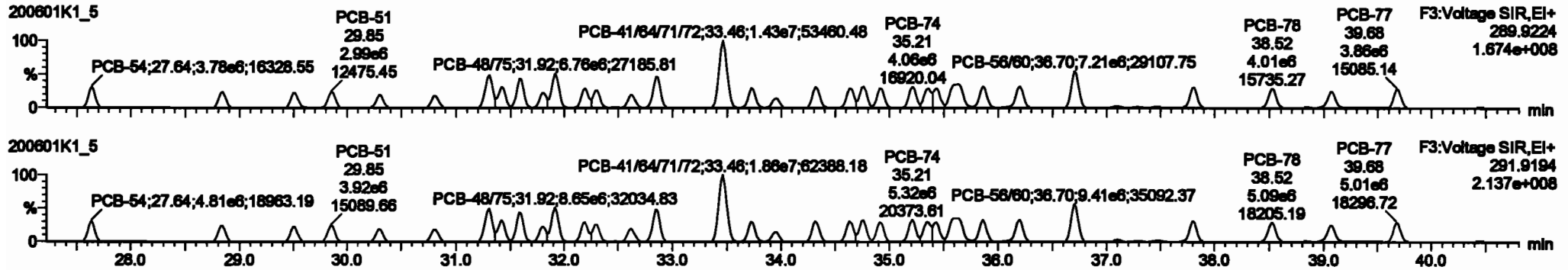


Dataset: Untitled

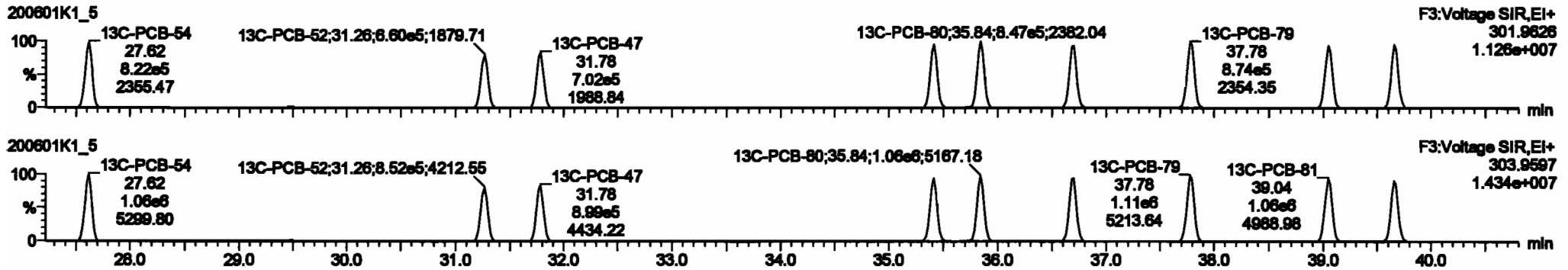
Last Altered: Tuesday, June 02, 2020 10:33:30 Pacific Daylight Time
 Printed: Tuesday, June 02, 2020 10:35:13 Pacific Daylight Time

Name: 200601K1_5, Date: 01-Jun-2020, Time: 16:20:32, ID: ST200601K1-5 PCB 209 CS4 19G2610, Description: PCB 209 CS4 19G2610

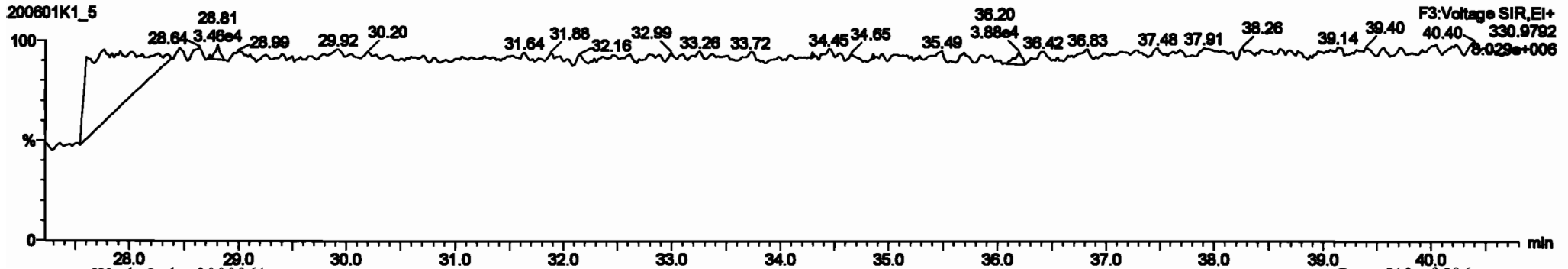
PCB-54



13C-PCB-54



PFK3a



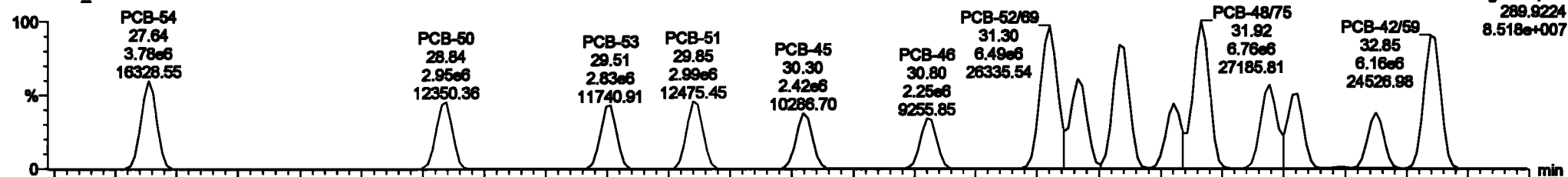
Dataset: Untitled

Last Altered: Tuesday, June 02, 2020 10:33:30 Pacific Daylight Time
Printed: Tuesday, June 02, 2020 10:35:13 Pacific Daylight Time

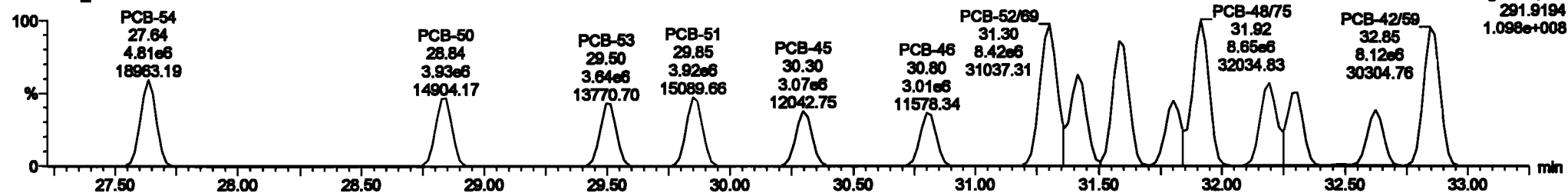
Name: 200601K1_5, Date: 01-Jun-2020, Time: 16:20:32, ID: ST200601K1-5 PCB 209 CS4 19G2610, Description: PCB 209 CS4 19G2610

PCB-50

200601K1_5



200601K1_5




13C-PCB-52

200601K1_5



200601K1_5

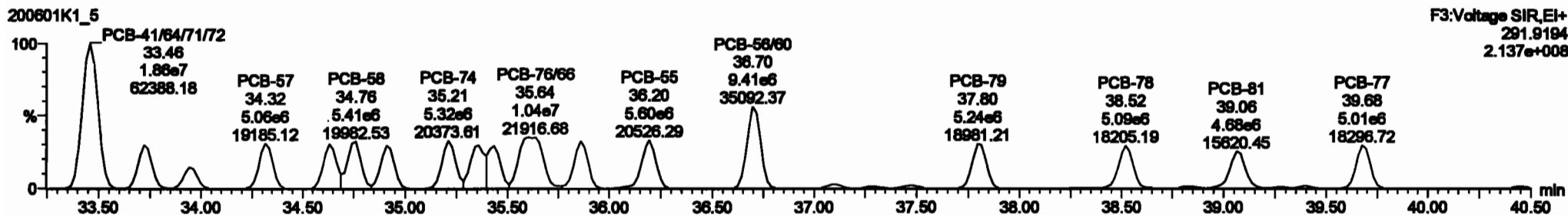
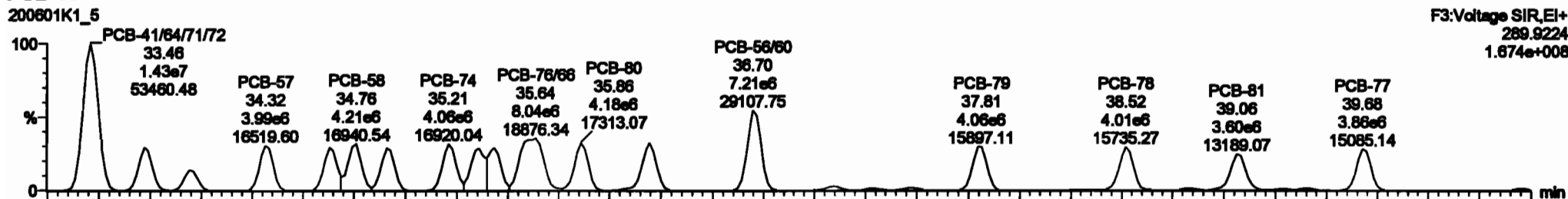


Dataset: Untitled

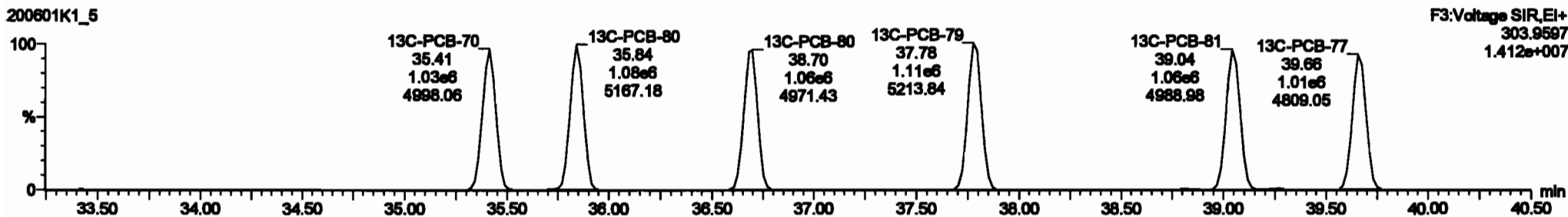
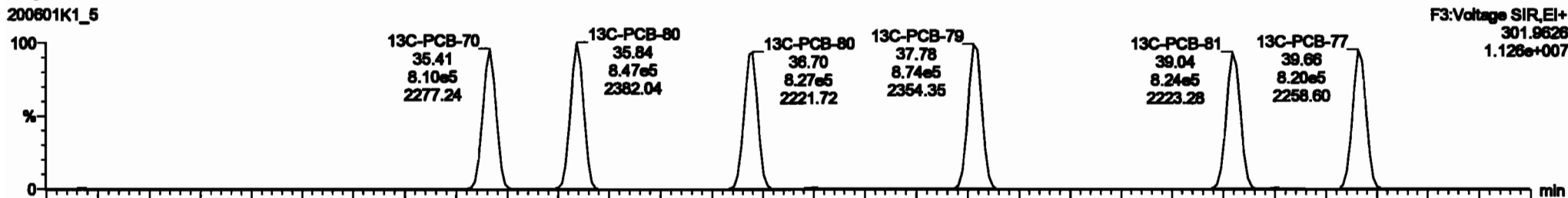
Last Altered: Tuesday, June 02, 2020 10:33:30 Pacific Daylight Time
Printed: Tuesday, June 02, 2020 10:35:13 Pacific Daylight Time

Name: 200601K1_5, Date: 01-Jun-2020, Time: 16:20:32, ID: ST200601K1-5 PCB 209 CS4 19G2610, Description: PCB 209 CS4 19G2610

PCB-68

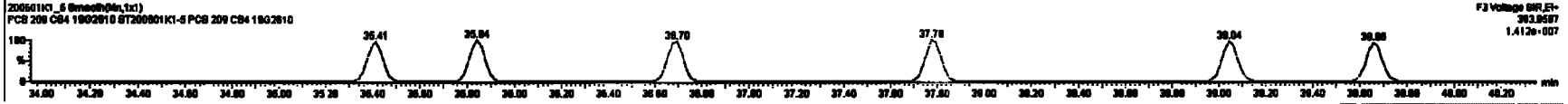

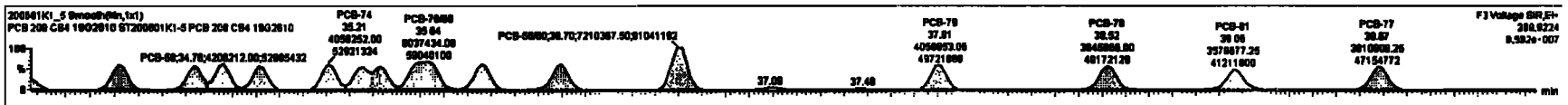


13C-PCB-60



#	Name	Range	Unit	Min	Max	Peak	Area	Height	Width	Area%	Height%	Area%	Height%	
222	13C-PCB-78	1.98e6	0.78	ND	1.0221	1.020	37.78	0.000	0.000	ND	87.42	87.4	0.0273	
223	13C-PCB-178	7.85e6	0.44	ND	1.0000	1.000	46.87	46.89	0.020	0.020	ND	87.18	87.2	0.112
224	Total Mono-PCBs				1.0885	1.000	0.00	0.000	0.000	ND	1280	0.0081	1280	
225	Total BI-PCBs				1.0837	1.000	0.00	0.000	0.000	ND	9120	0.248	9120	
226	2nd Function BI-PCBs				1.0837	1.000	0.00	0.000	0.000	ND	3487	0.110	3487	
227	2nd Function BI-PCBs				0.8928	1.000	0.00	0.000	0.000	ND	8774	0.882	8774	
228	2nd Function Mono-PCBs				1.0837	1.000	0.00	0.000	0.000	ND	17480	0.204	17480	
229	4th Function Mono-PCBs				1.0736	1.000	0.00	0.000	0.000	ND	2128	0.280	2128	
230	2nd Function Mono-PCBs				0.8928	1.000	0.00	0.000	0.000	ND	8976	0.403	8976	
231	2nd Function Mono-PCBs				1.0719	1.000	0.00	0.000	0.000	ND	12140	2.87	12140	
232	4th Function Mono-PCBs				1.0719	1.000	0.00	0.000	0.000	ND	12140	2.87	12140	
233	Total Mono-PCBs				1.0719	1.000	0.00	0.000	0.000	ND	12140	4.84	12140	

#	Name	Peak#	RT	Ref Range	Ref Range	1st Ratio (Peak)	SA	Int	SNPC	Comp.
1	PCB-84	27.84	27.84	3.78e6	4.912e6	0.770	0.78	ND	422.48	422.48
2	PCB-84	28.80	28.84	2.88e6	3.87e6	0.770	0.78	ND	415.31	415.30
3	PCB-84	28.80	28.81	2.88e6	3.87e6	0.770	0.78	ND	428.24	428.24
4	PCB-84	28.80	28.85	2.88e6	3.87e6	0.770	0.78	ND	428.80	428.80
5	PCB-84	30.30	30.30	2.81e6	3.87e6	0.770	0.78	ND	432.10	432.10
6	PCB-84	30.30	30.80	2.81e6	3.81e6	0.770	0.78	ND	418.07	418.07
7	PCB-84	31.30	31.30	8.48e6	8.41e6	0.770	0.77	ND	846.12	846.12
8	PCB-78	37.41	37.41	4.05e6	8.30e6	0.770	0.77	ND	431.89	431.89
9	PCB-84	31.30	31.30	8.47e6	7.22e6	0.770	0.77	ND	838.18	838.18

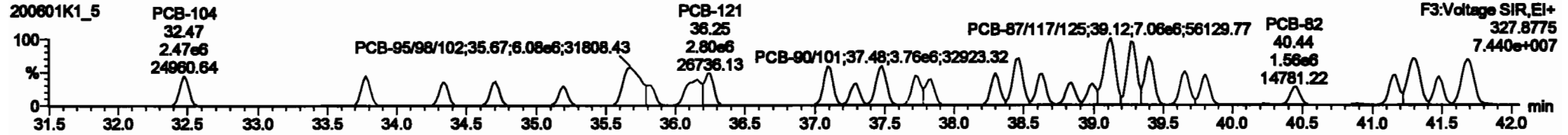
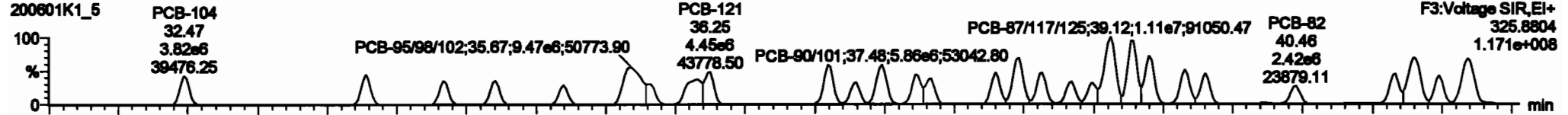


Dataset: Untitled

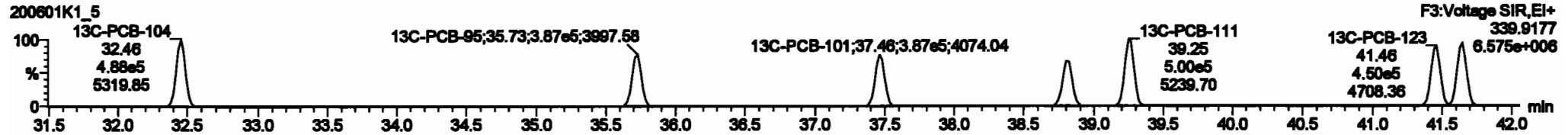
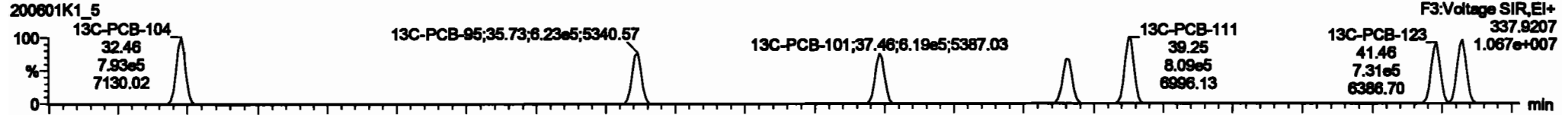
Last Altered: Tuesday, June 02, 2020 10:33:30 Pacific Daylight Time
Printed: Tuesday, June 02, 2020 10:35:13 Pacific Daylight Time

Name: 200601K1_5, Date: 01-Jun-2020, Time: 16:20:32, ID: ST200601K1-5 PCB 209 CS4 19G2610, Description: PCB 209 CS4 19G2610

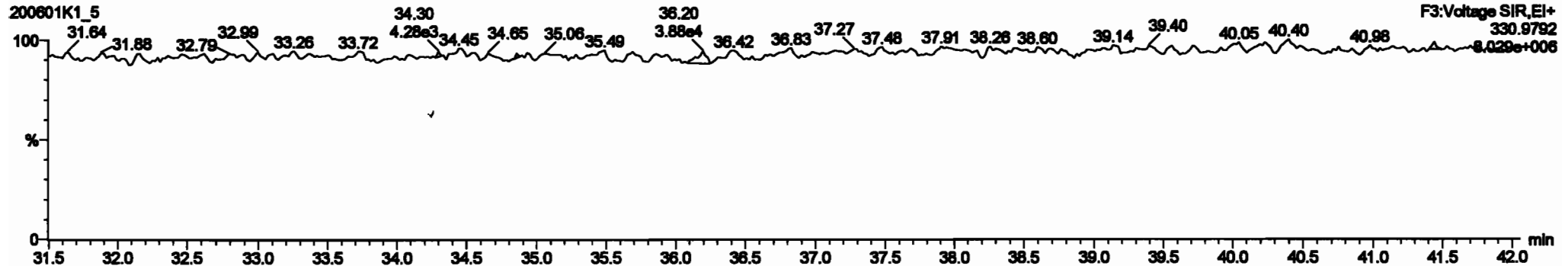
PCB-104



13C-PCB-104



PFK3b

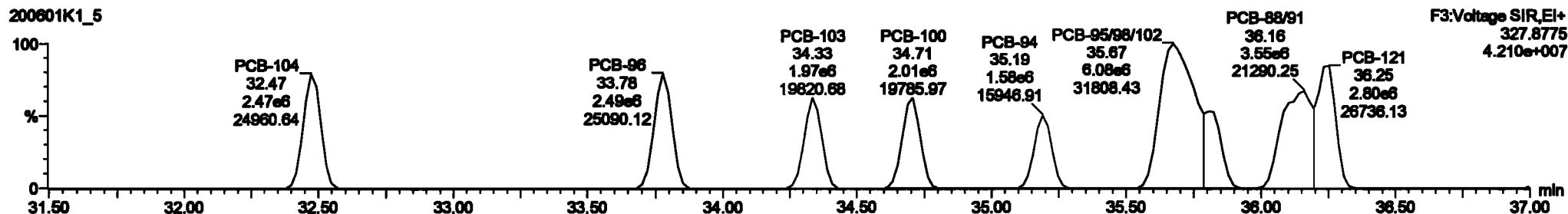
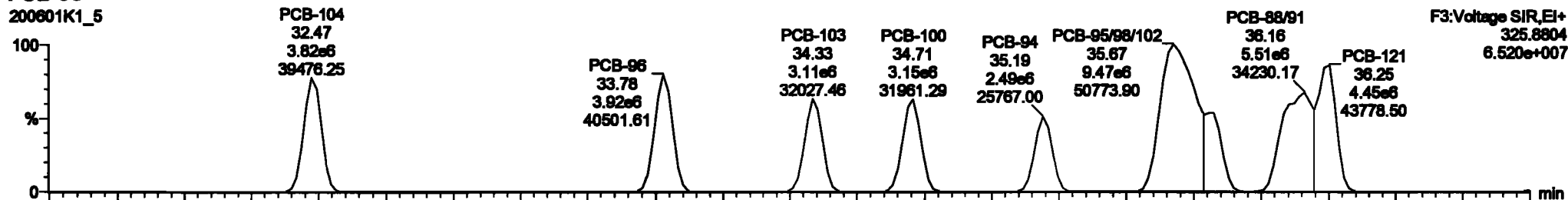


Dataset: Untitled

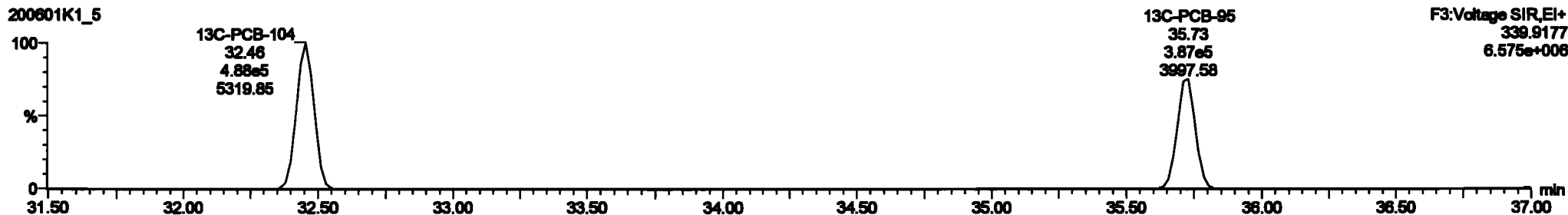
Last Altered: Tuesday, June 02, 2020 10:33:30 Pacific Daylight Time
Printed: Tuesday, June 02, 2020 10:35:13 Pacific Daylight Time

Name: 200601K1_5, Date: 01-Jun-2020, Time: 16:20:32, ID: ST200601K1-5 PCB 209 CS4 19G2610, Description: PCB 209 CS4 19G2610

PCB-96



13C-PCB-95



Dataset: Untitled

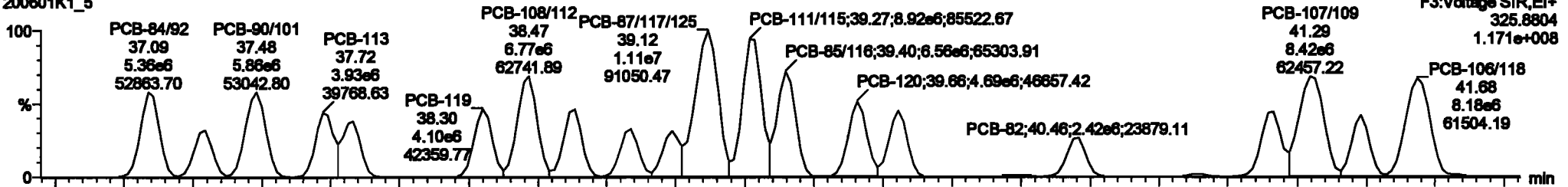
Last Altered: Tuesday, June 02, 2020 10:33:30 Pacific Daylight Time

Printed: Tuesday, June 02, 2020 10:35:13 Pacific Daylight Time

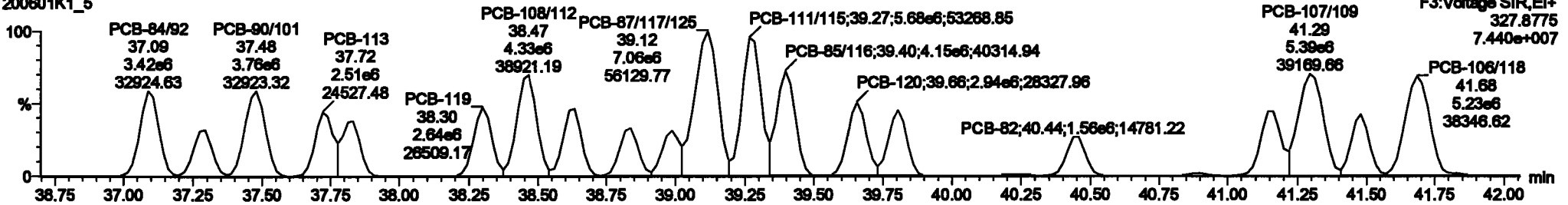
Name: 200601K1_5, Date: 01-Jun-2020, Time: 16:20:32, ID: ST200601K1-5 PCB 209 CS4 19G2610, Description: PCB 209 CS4 19G2610

PCB-119

200601K1_5

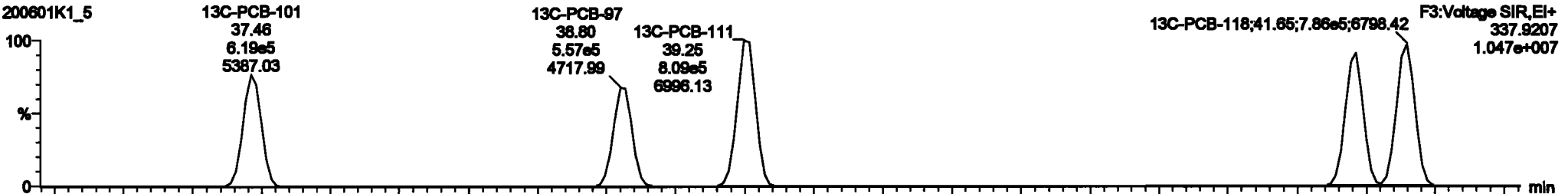


200601K1_5

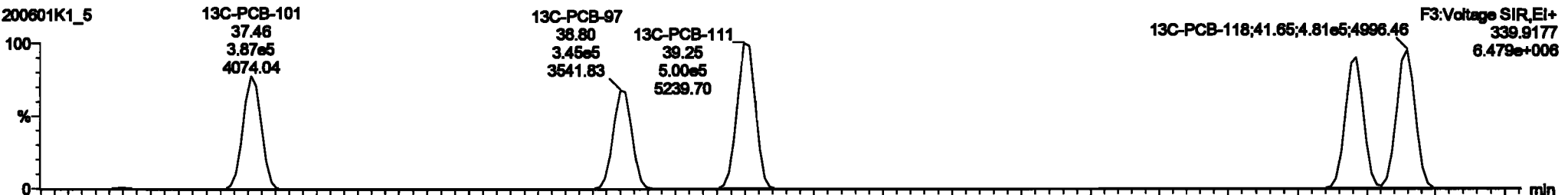


13C-PCB-111

200601K1_5



200601K1_5

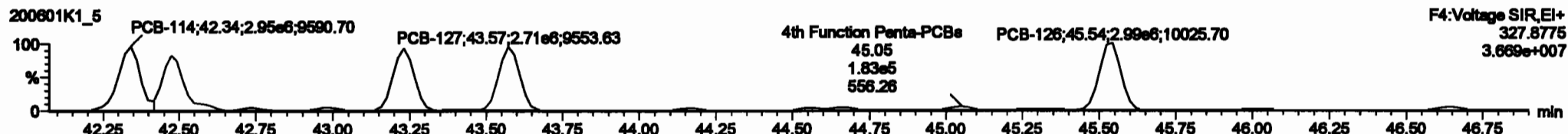



Dataset: Untitled

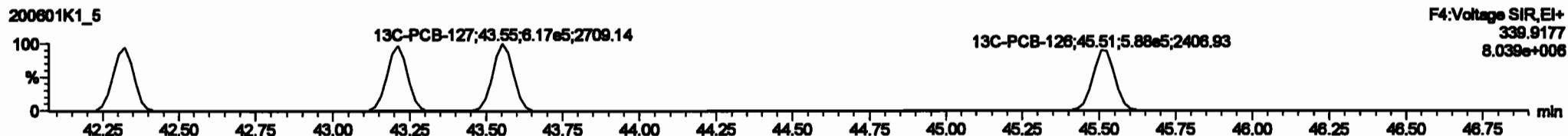

Last Altered: Tuesday, June 02, 2020 10:33:30 Pacific Daylight Time
Printed: Tuesday, June 02, 2020 10:35:13 Pacific Daylight Time

Name: 200601K1_5, Date: 01-Jun-2020, Time: 16:20:32, ID: ST200601K1-5 PCB 209 CS4 19G2610, Description: PCB 209 CS4 19G2610

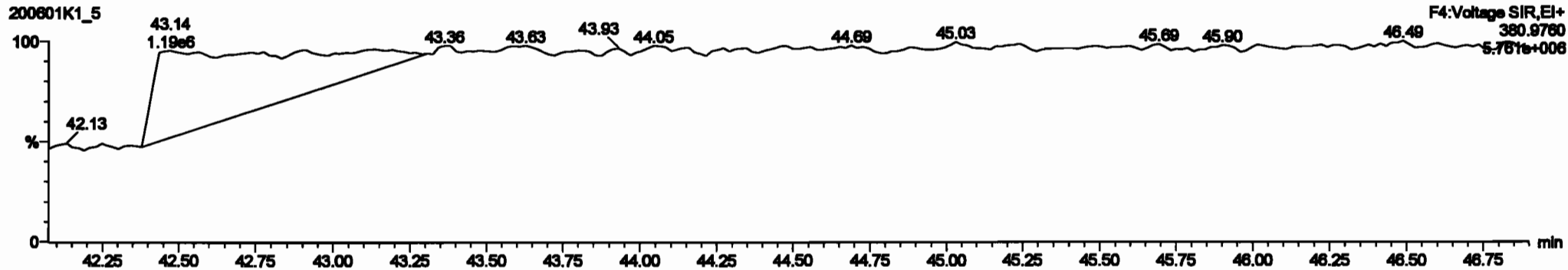
PCB-114



13C-PCB-114



PFK4a



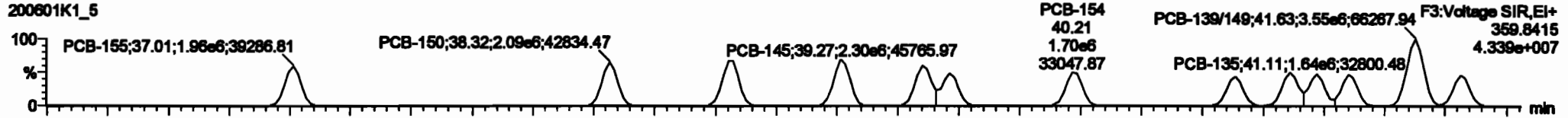
Dataset: Untitled

Last Altered: Tuesday, June 02, 2020 10:33:30 Pacific Daylight Time
Printed: Tuesday, June 02, 2020 10:35:13 Pacific Daylight Time

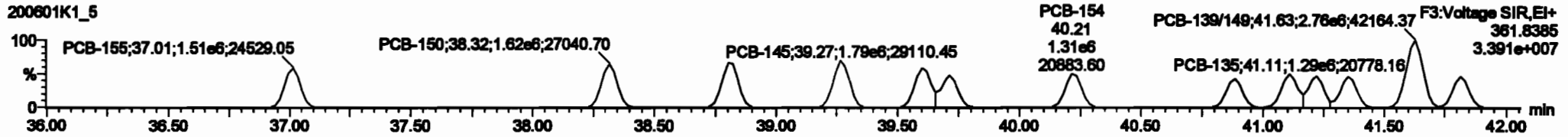
Name: 200601K1_5, Date: 01-Jun-2020, Time: 16:20:32, ID: ST200601K1-5 PCB 209 CS4 19G2610, Description: PCB 209 CS4 19G2610

PCB-155

200601K1_5

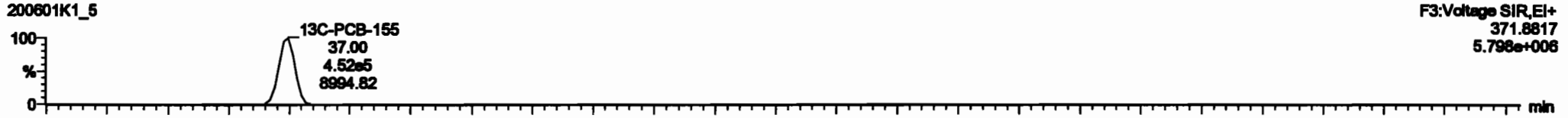


200601K1_5

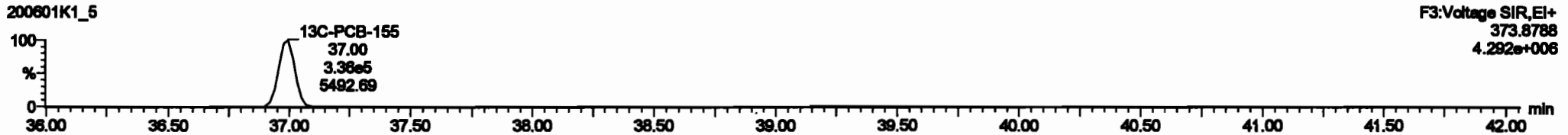


13C-PCB-155

200601K1_5

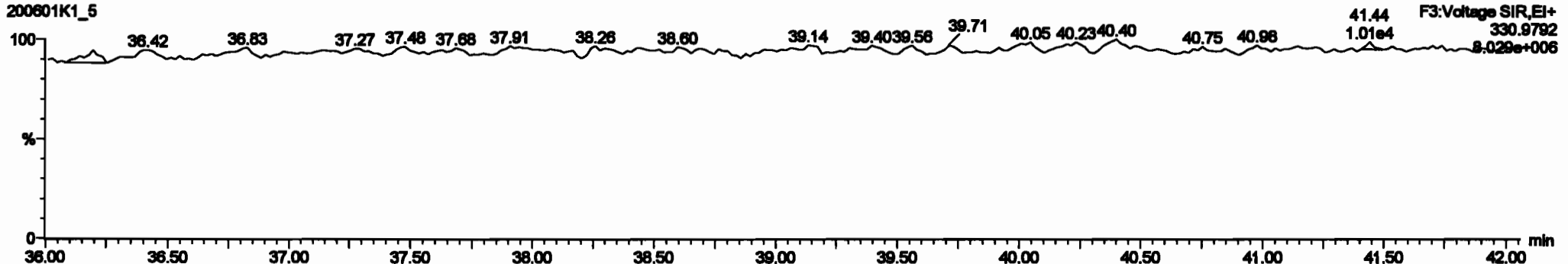


200601K1_5



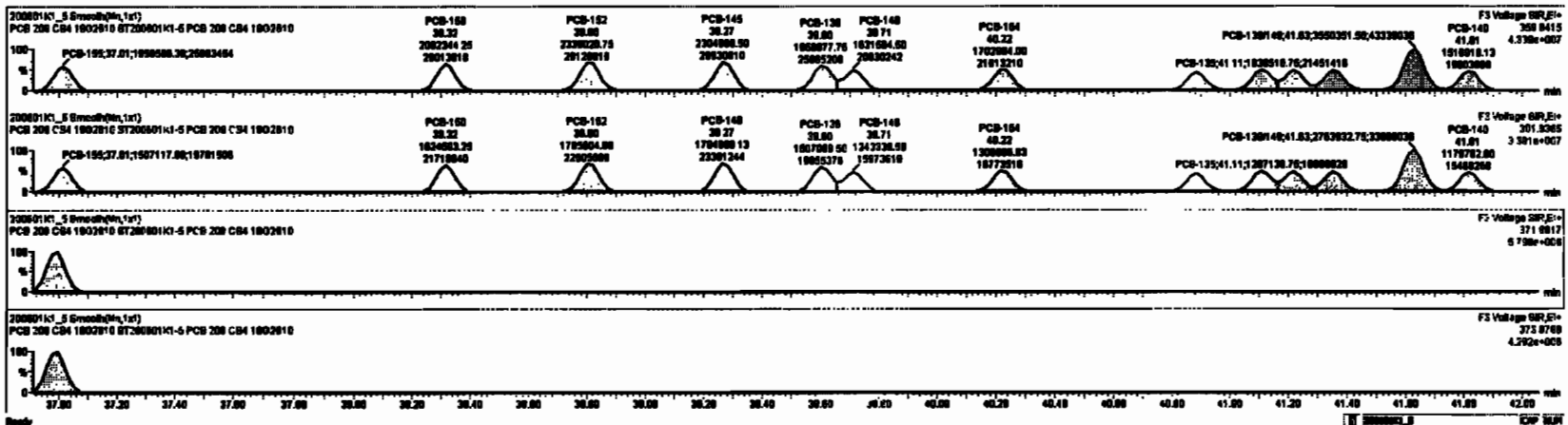
PFK3c

200601K1_5



ID	Step	Step	RM	RM	OPF	Calcd	Revised	IE	PresR	Unit	RMF Pts	Chgs	Unit	EA	RMPC
222	12C-PCB-19	1.80e6	0.78	NO	1.0001	1.000	37.78	37.78	0.000	0.000	NO	87.43	87.4	0.0073	
223	12C-PCB-170	7.80e6	0.64	NO	1.0000	1.000	48.87	48.88	0.023	0.023	NO	87.18	87.2	0.112	
224	Total Micro-PCBs				1.0000	1.000	0.00	0.000			NO	1200	0.0201	1200	
225	Total 0-PCBs				1.0007	1.000	0.00	0.000			NO	8130	0.240	8130	
226	2nd Paraffin 0-PCBs				1.0007	1.000	0.00	0.000			NO	3407	0.110	3407	
227	2nd Paraffin 0-PCBs				0.8628	1.000	0.00	0.000			NO	8774	0.083	8774	
228	Total Tube-PCBs				1.0776	1.000	0.00	0.000			NO	17000	1.37	17000	
229	2nd Paraffin Tube-PCBs				1.2187	1.000	0.00	0.000			NO	17000	0.804	17000	
230	4th Paraffin Tube-PCBs				1.0735	1.000	0.00	0.000			NO	2128	0.200	2128	
231	Total Paraffin Tube-PCBs				1.0735	1.000	0.00	0.000			NO	2128	0.200	2128	
232	Total Micro-PCBs				1.0000	1.000	0.00	0.000			NO	1200	0.0201	1200	
233	Total Tube-PCBs				1.0000	1.000	0.00	0.000			NO	17000	1.37	17000	
234	Total Paraffin Tube-PCBs				1.0000	1.000	0.00	0.000			NO	17000	1.37	17000	
235	Total Micro-PCBs				1.0000	1.000	0.00	0.000			NO	1200	0.0201	1200	
236	Total Tube-PCBs				1.0000	1.000	0.00	0.000			NO	17000	1.37	17000	
237	Total Paraffin Tube-PCBs				1.0000	1.000	0.00	0.000			NO	17000	1.37	17000	

ID	Step	Step	RM	RM	OPF	Calcd	Revised	IE	PresR	Unit	RMF Pts	Chgs	Unit	EA	RMPC
80	PCB-100	37.80	37.81	1.80e6	1.80e6	1.200	1.20	NO	421.45	421.45					
81	PCB-100	38.30	38.30	2.00e6	1.82e6	1.200	1.20	NO	438.81	438.81					
82	PCB-100	38.80	38.80	2.20e6	1.78e6	1.200	1.20	NO	441.48	441.48					
83	PCB-140	38.30	38.27	1.20e6	1.20e6	1.200	1.20	NO	438.81	438.81					
84	PCB-130	38.80	38.80	1.80e6	1.80e6	1.200	1.20	NO	431.80	431.80					
85	PCB-140	38.72	38.71	1.80e6	1.24e6	1.200	1.20	NO	438.78	438.78					
86	PCB-100	40.20	40.20	1.20e6	1.20e6	1.200	1.20	NO	418.80	418.80					
87	PCB-100	40.80	40.80	1.40e6	1.50e6	1.200	1.20	NO	418.30	418.30					
88	PCB-130	41.13	41.11	1.80e6	1.20e6	1.200	1.20	NO	400.82	400.82					

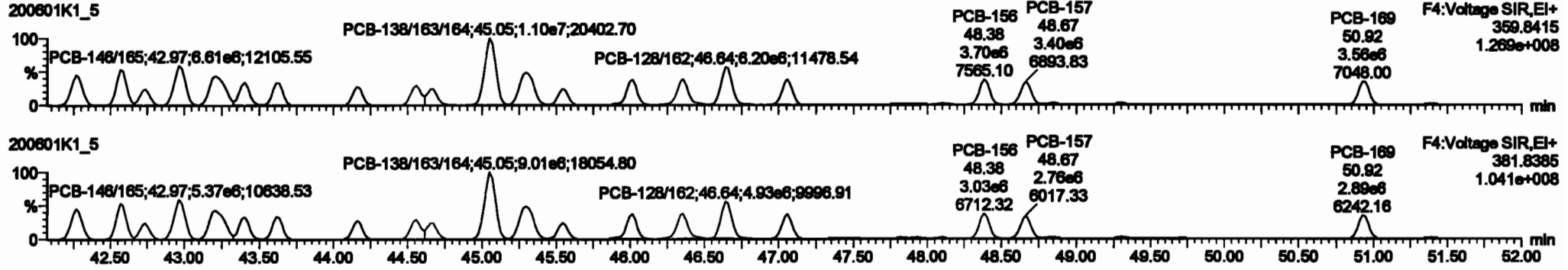


Dataset: Untitled

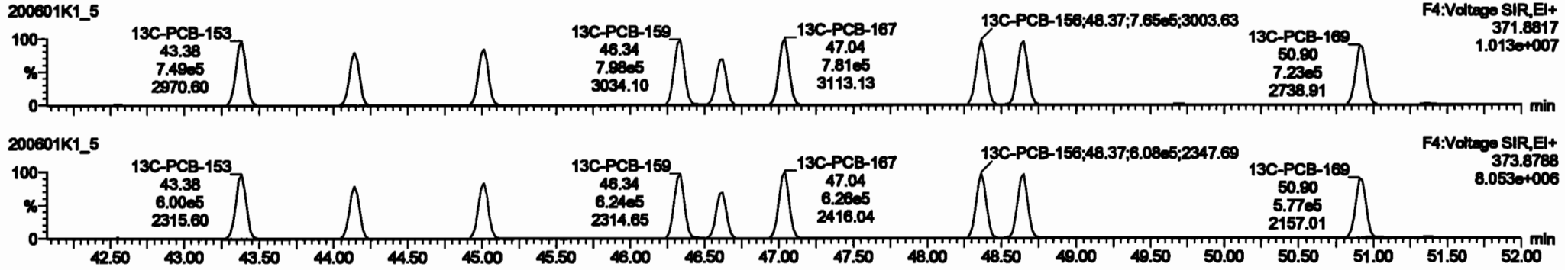
Last Altered: Tuesday, June 02, 2020 10:33:30 Pacific Daylight Time
Printed: Tuesday, June 02, 2020 10:35:13 Pacific Daylight Time

Name: 200601K1_5, Date: 01-Jun-2020, Time: 16:20:32, ID: ST200601K1-5 PCB 209 CS4 19G2610, Description: PCB 209 CS4 19G2610

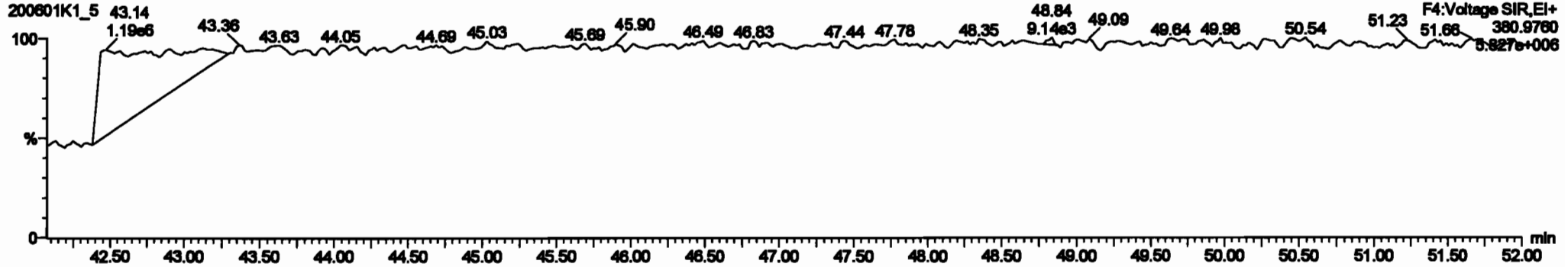
PCB-134/143



13C-PCB-153

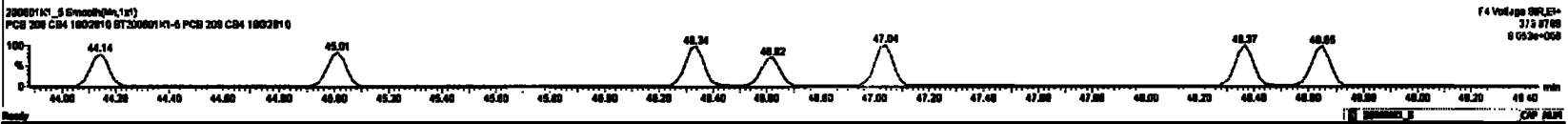
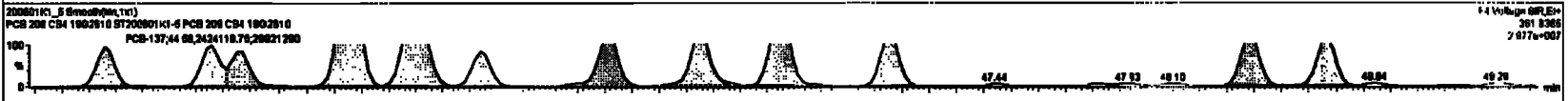
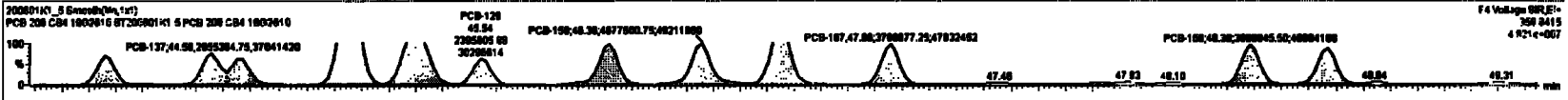


PFK4b



#	Sample	Range	Min	Max	Unit	Method	Result	Min	Max	Unit	Method	Result	Min	Max	Unit	Method	Result	Min	Max	Unit	Method
222	13C-PCB-78	1.80e6	0.78	ND	1.80e6	1.80e6	37.76	37.76	0.000	0.000	ND	87.40	87.4	0.512							
223	13C-PCB-79	7.80e6	0.44	ND	1.80e6	1.80e6	48.87	48.88	0.000	0.000	ND	87.10	87.2	0.512							
224	Total Mono-PCBs				1.80e6	1.80e6	0.00	0.00	0.000	0.000	ND	12.00	12.00	0.000	1.200						
225	Total Di-PCBs				1.80e6	1.80e6	0.00	0.00	0.000	0.000	ND	81.50	81.50	0.240	81.50						
226	2nd Function Tri-PCBs				1.80e6	1.80e6	0.00	0.00	0.000	0.000	ND	24.07	24.07	0.110	24.07						
227	3rd Function Tri-PCBs				0.80e6	1.80e6	0.00	0.00	0.000	0.000	ND	87.74	87.74	0.882	87.74						
228	Total Tetra-PCBs				1.80e6	1.80e6	0.00	0.00	0.000	0.000	ND	17.60	17.60	1.37	17.60						
229	2nd Function Penta-PCBs				1.21e7	1.80e6	0.00	0.00	0.000	0.000	ND	17.60	17.60	0.804	17.60						
230	4th Function Penta-PCBs				1.87e6	1.80e6	0.00	0.00	0.000	0.000	ND	21.30	21.30	0.280	21.30						
231	2nd Function Hexa-PCBs				0.80e6	1.80e6	0.00	0.00	0.000	0.000	ND	88.76	88.76	0.400	88.76						
232	2nd Function Hepta-PCBs				1.80e6	1.80e6	0.00	0.00	0.000	0.000	ND	43.40	43.40	0.00	43.40						
233	2nd Total Hepta-PCBs				1.80e6	1.80e6	0.00	0.00	0.000	0.000	ND	19.00	19.00	4.80	19.00						

#	Sample	Result	Min	Max	Unit	Method	Result	Min	Max	Unit	Method	Result	Min	Max	Unit	Method
111	PCB-134A-40	42.30	42.30	0.01e6	4.00e6	1.20	1.20	ND	888.84	888.84						
112	PCB-131A-20	42.80	42.87	0.00e6	4.30e6	1.20	1.20	ND	881.80	881.80						
113	PCB-142	42.74	42.74	2.20e6	1.80e6	1.20	1.20	ND	438.81	438.81						
114	PCB-149B-18	42.80	42.87	0.00e6	4.30e6	1.20	1.20	ND	873.40	873.40						
115	PCB-120B-1	43.27	43.21	0.87e6	4.20e6	1.20	1.20	ND	881.26	881.26						
116	PCB-140	43.40	43.40	2.47e6	2.70e6	1.20	1.20	ND	427.88	427.88						
117	PCB-140	43.60	43.60	0.40e6	3.00e6	1.20	1.20	ND	424.70	424.70						
118	PCB-141	44.10	44.10	2.74e6	2.10e6	1.20	1.20	ND	428.40	428.40						
119	PCB-137	44.50	44.50	3.80e6	2.42e6	1.20	1.20	ND	431.50	431.50						



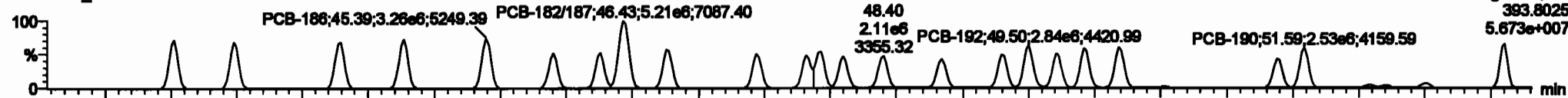
Dataset: Untitled

Last Altered: Tuesday, June 02, 2020 10:33:30 Pacific Daylight Time
Printed: Tuesday, June 02, 2020 10:35:13 Pacific Daylight Time

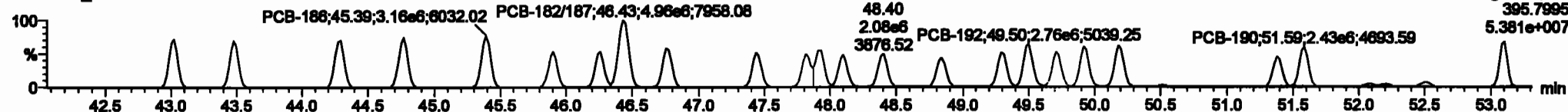
Name: 200601K1_5, Date: 01-Jun-2020, Time: 16:20:32, ID: ST200601K1-5 PCB 209 CS4 19G2610, Description: PCB 209 CS4 19G2610

PCB-188

200601K1_5




200601K1_5

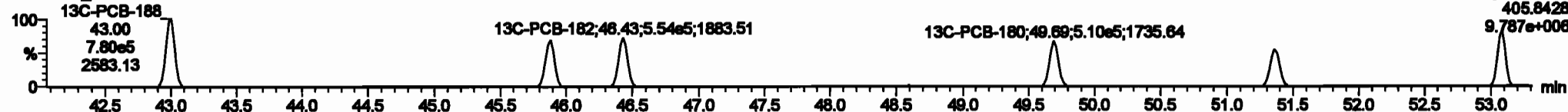


13C-PCB-188

200601K1_5

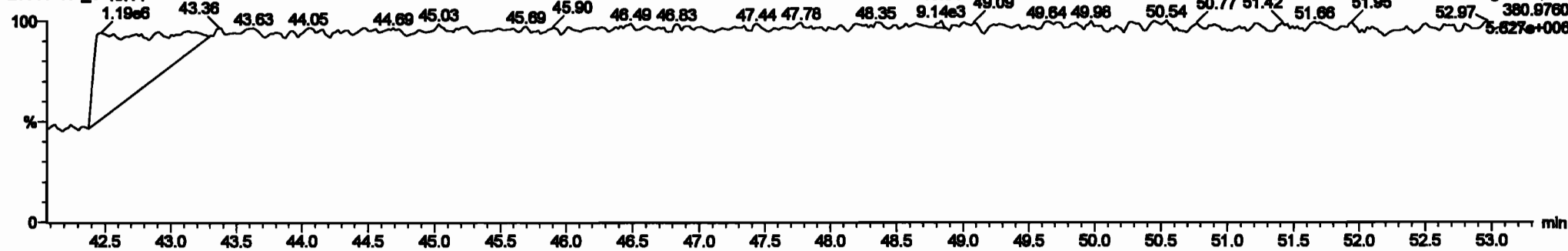


200601K1_5



PFK4c

200601K1_5



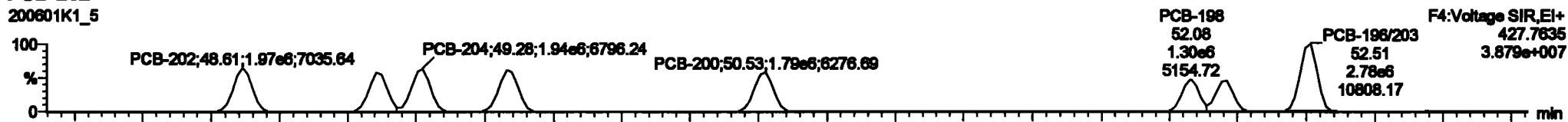
Dataset: Untitled

Last Altered: Tuesday, June 02, 2020 10:33:30 Pacific Daylight Time
Printed: Tuesday, June 02, 2020 10:35:13 Pacific Daylight Time

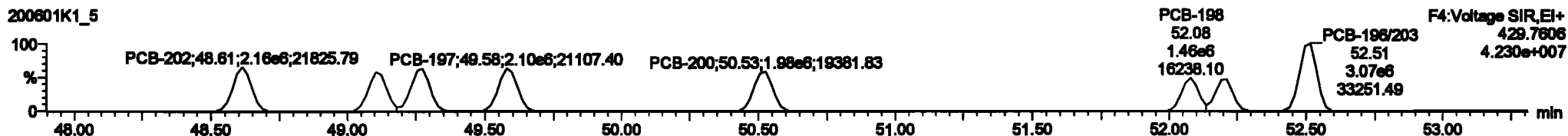
Name: 200601K1_5, Date: 01-Jun-2020, Time: 16:20:32, ID: ST200601K1-5 PCB 209 CS4 19G2610, Description: PCB 209 CS4 19G2610

PCB-202

200601K1_5




200601K1_5

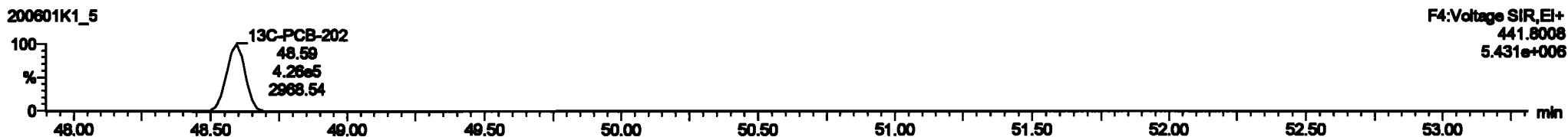


13C-PCB-202

200601K1_5

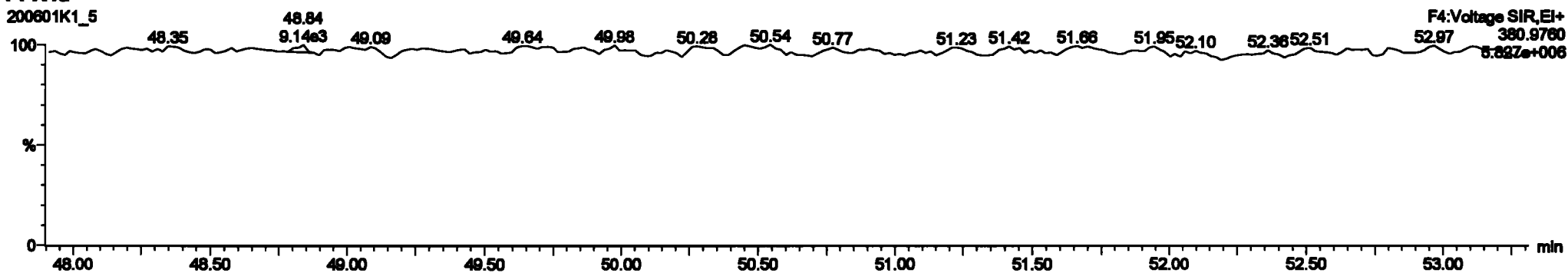


200601K1_5



PFK4d

200601K1_5

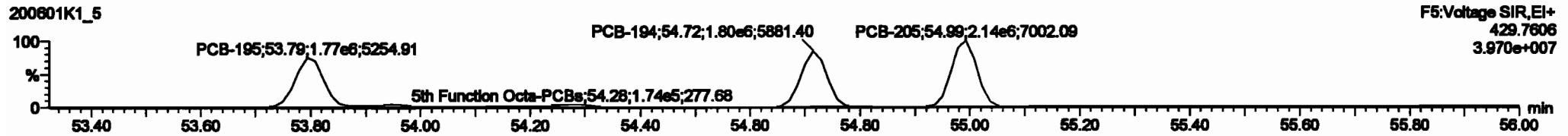
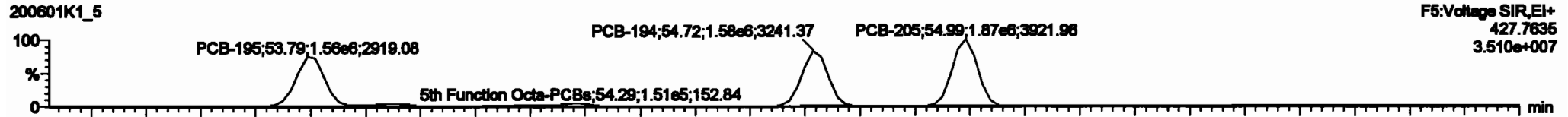


Dataset: Untitled

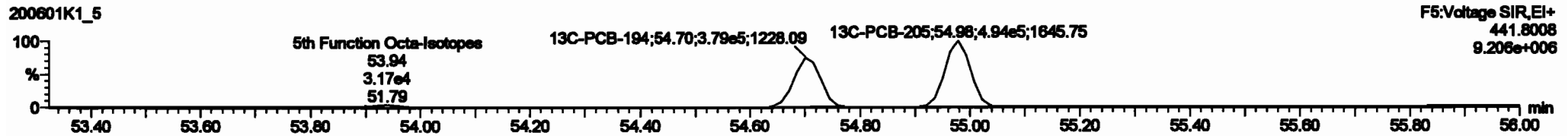
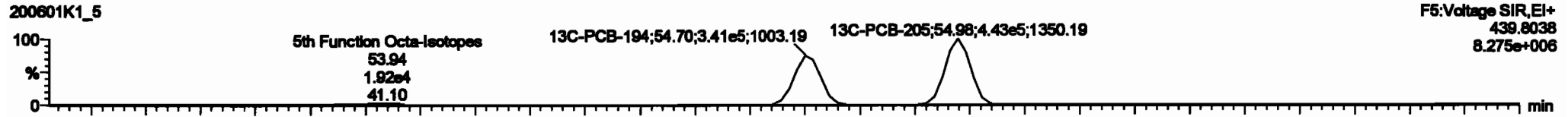
Last Altered: Tuesday, June 02, 2020 10:33:30 Pacific Daylight Time
 Printed: Tuesday, June 02, 2020 10:35:13 Pacific Daylight Time

Name: 200601K1_5, Date: 01-Jun-2020, Time: 16:20:32, ID: ST200601K1-5 PCB 209 CS4 19G2610, Description: PCB 209 CS4 19G2610

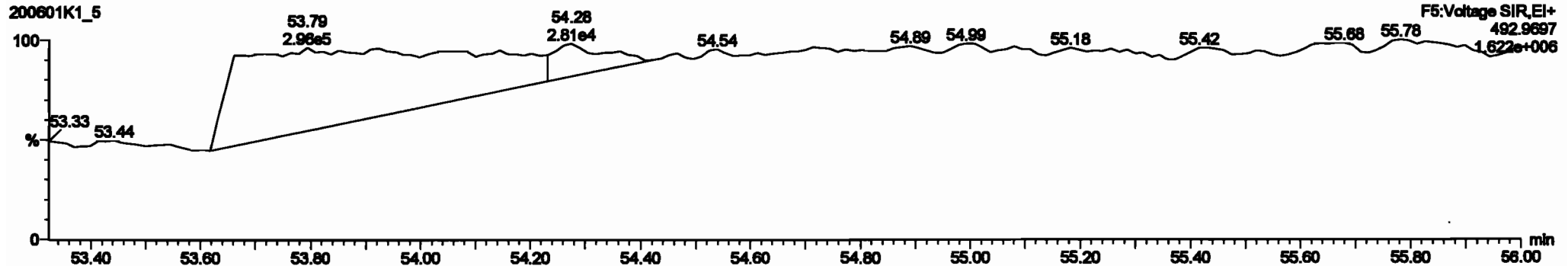
PCB-195



13C-PCB-194



PFK5a



Dataset: Untitled

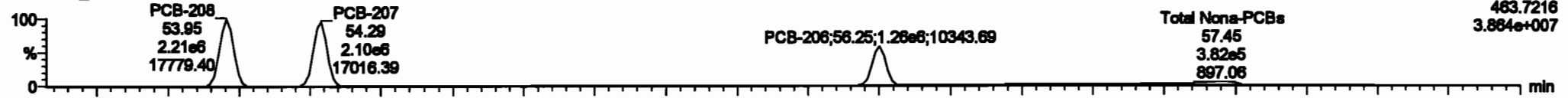
Last Altered: Tuesday, June 02, 2020 10:33:30 Pacific Daylight Time

Printed: Tuesday, June 02, 2020 10:35:13 Pacific Daylight Time

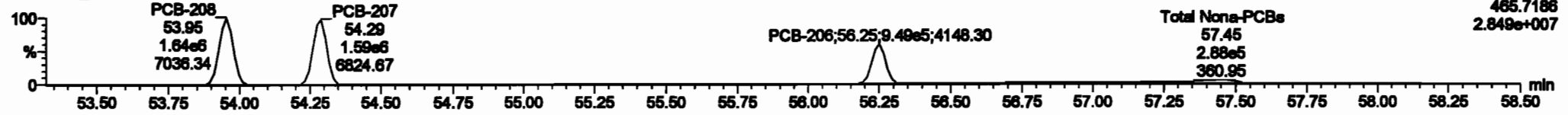
Name: 200601K1_5, Date: 01-Jun-2020, Time: 16:20:32, ID: ST200601K1-5 PCB 209 CS4 19G2610, Description: PCB 209 CS4 19G2610

PCB-208

200601K1_5




200601K1_5

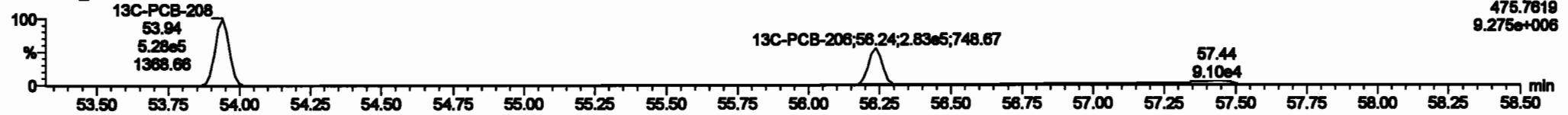


13C-PCB-208

200601K1_5

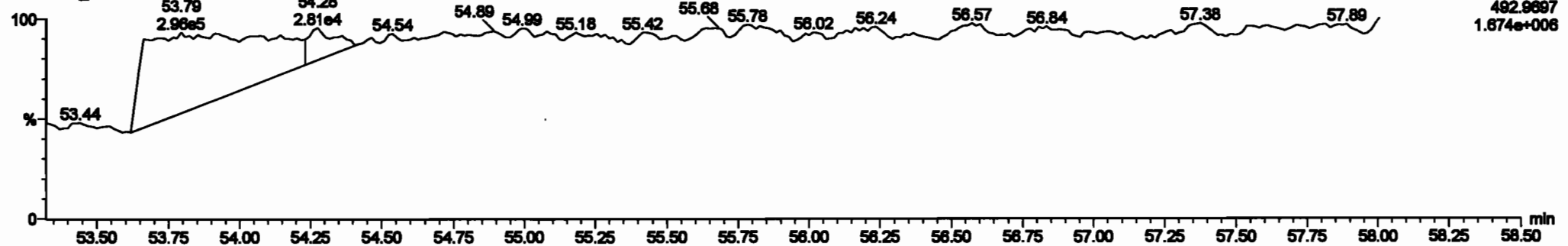


200601K1_5



PFK5

200601K1_5




Dataset: Untitled

Last Altered: Tuesday, June 02, 2020 10:33:30 Pacific Daylight Time
Printed: Tuesday, June 02, 2020 10:35:13 Pacific Daylight Time


Name: 200601K1_5, Date: 01-Jun-2020, Time: 16:20:32, ID: ST200601K1-5 PCB 209 CS4 19G2610, Description: PCB 209 CS4 19G2610

PCB-209

200601K1_5




200601K1_5

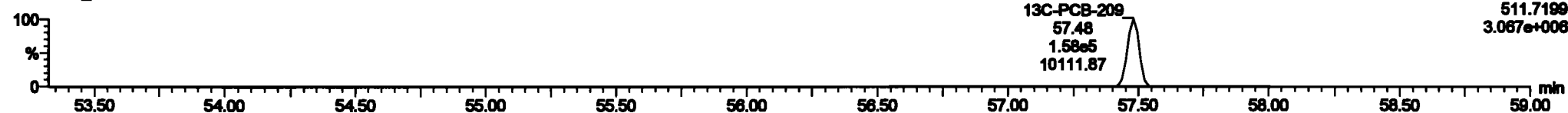


13C-PCB-209

200601K1_5

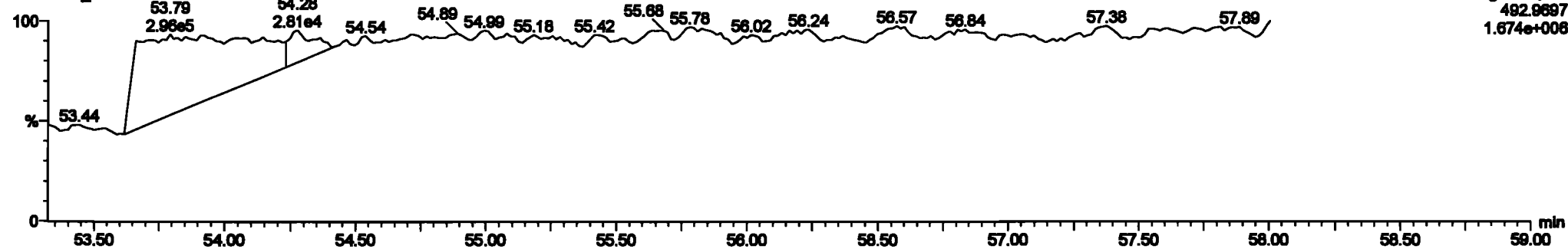


200601K1_5



PFK5b

200601K1_5



Dataset: Untitled

Last Altered: Tuesday, June 02, 2020 10:33:30 Pacific Daylight Time

Printed: Tuesday, June 02, 2020 10:35:13 Pacific Daylight Time


Name: 200601K1_6, Date: 01-Jun-2020, Time: 17:21:13, ID: ST200601K1-6 PCB 209 CS5 19G2611, Description: PCB 209 CS5 19G2611

PCB-1

200601K1_6



200601K1_6




13C-PCB-1

200601K1_6

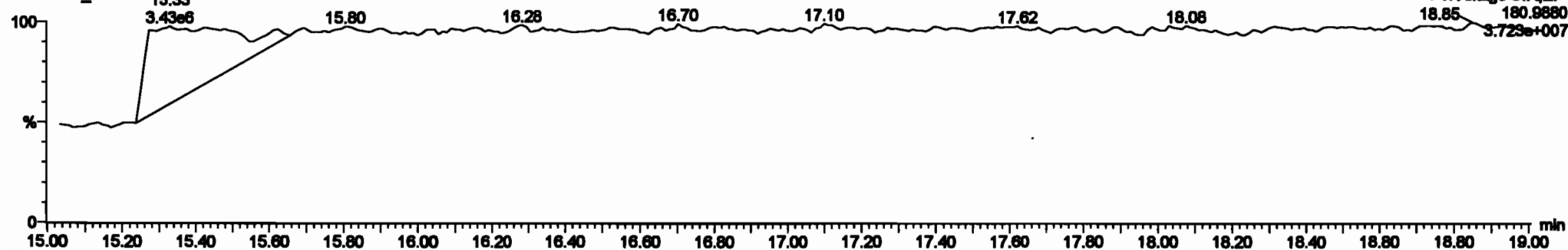


200601K1_6



PFK1

200601K1_6

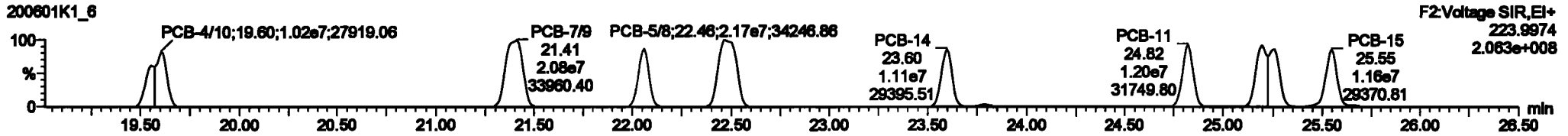
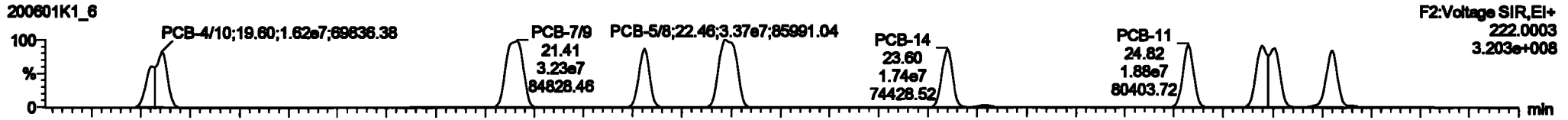


Dataset: Untitled

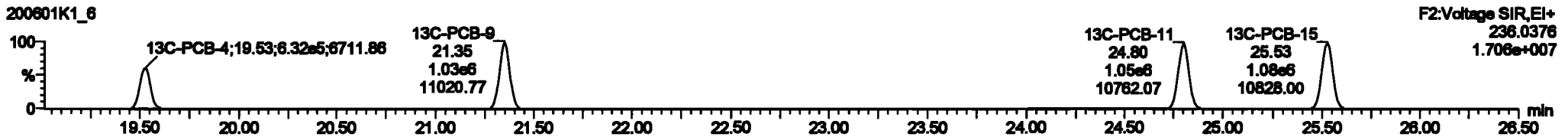
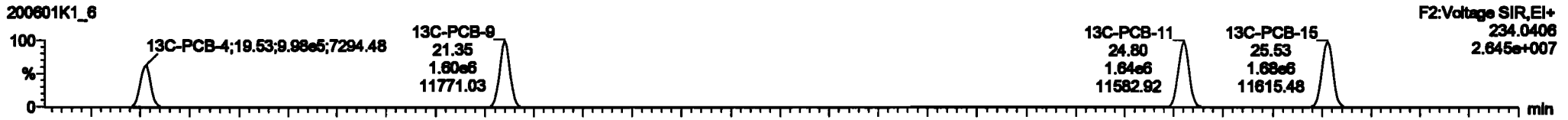
Last Altered: Tuesday, June 02, 2020 10:33:30 Pacific Daylight Time
Printed: Tuesday, June 02, 2020 10:35:13 Pacific Daylight Time

Name: 200601K1_6, Date: 01-Jun-2020, Time: 17:21:13, ID: ST200601K1-6 PCB 209 CS5 19G2811, Description: PCB 209 CS5 19G2811

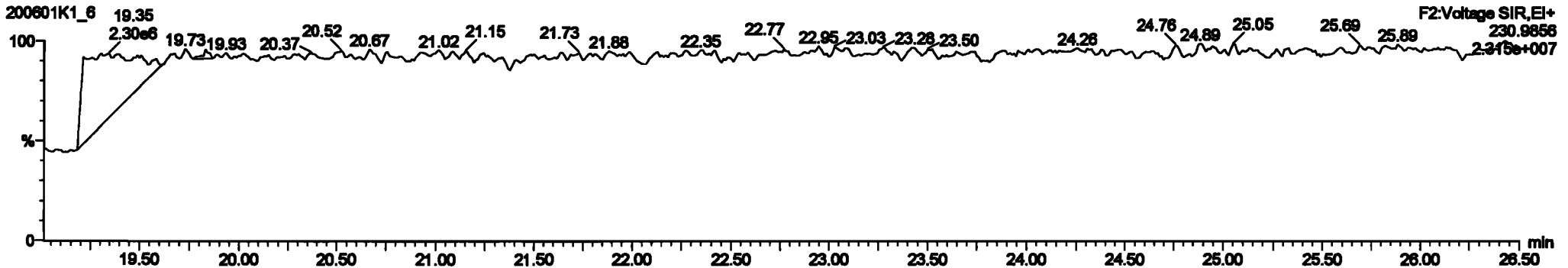
PCB-4/10

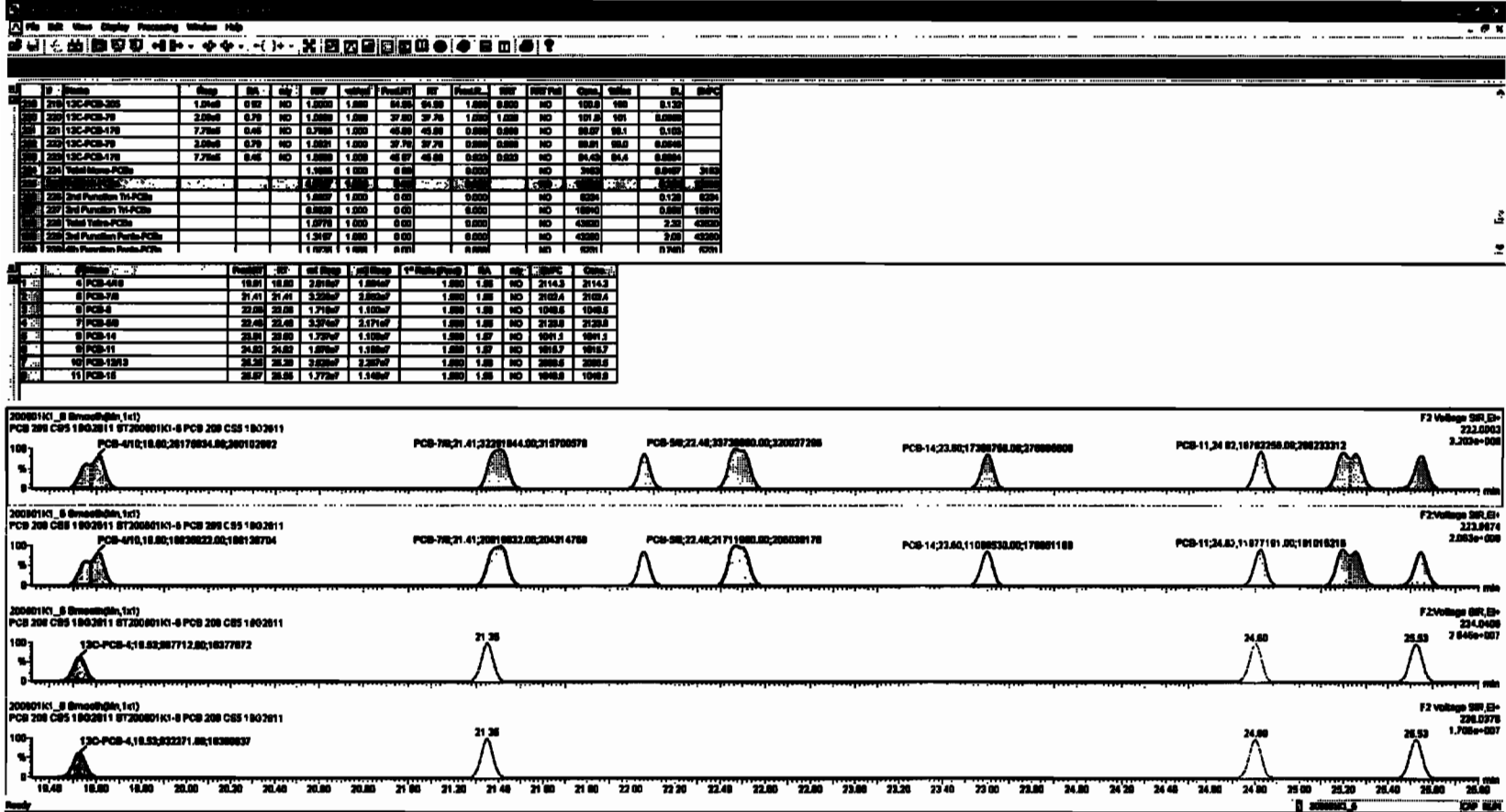


13C-PCB-4



PFK2a



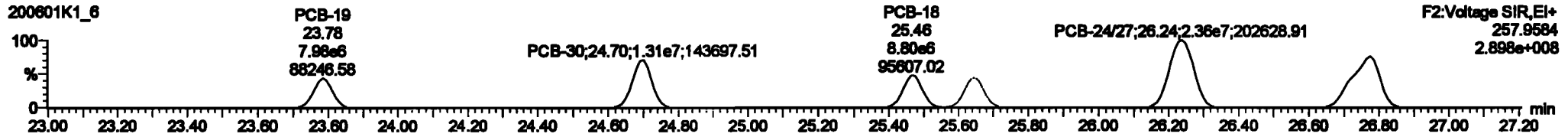



Dataset: Untitled

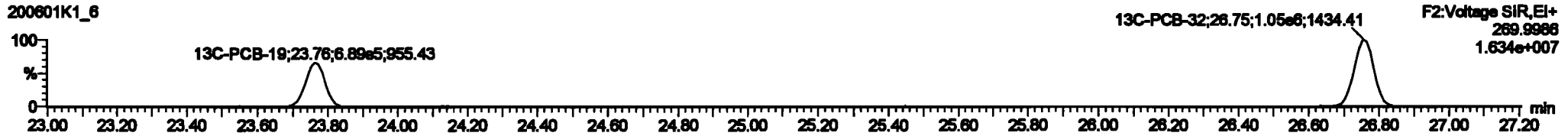

Last Altered: Tuesday, June 02, 2020 10:33:30 Pacific Daylight Time
Printed: Tuesday, June 02, 2020 10:35:13 Pacific Daylight Time

Name: 200601K1_6, Date: 01-Jun-2020, Time: 17:21:13, ID: ST200601K1-6 PCB 209 CS5 19G2611, Description: PCB 209 CS5 19G2611

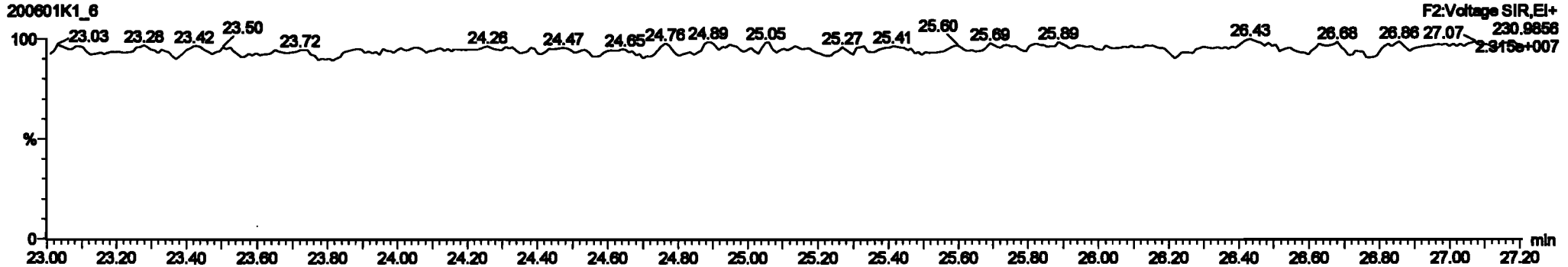
PCB-19



13C-PCB-19



PFK2b

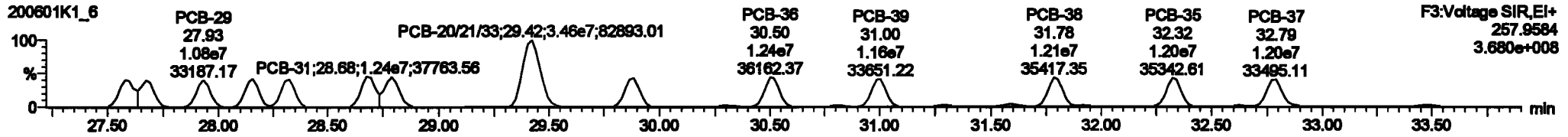
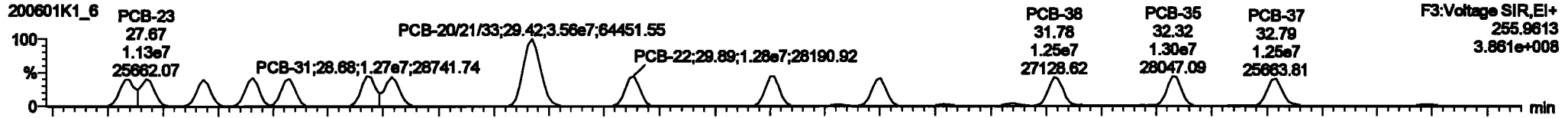


Dataset: Untitled

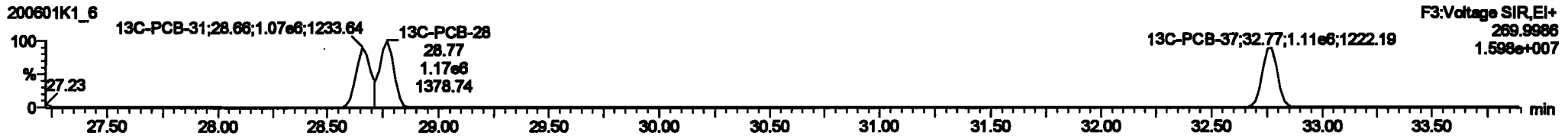
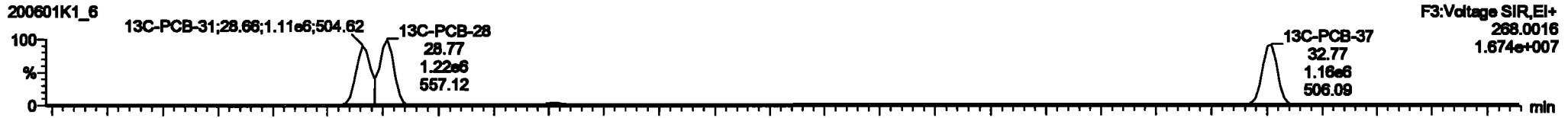
Last Altered: Tuesday, June 02, 2020 10:33:30 Pacific Daylight Time
Printed: Tuesday, June 02, 2020 10:35:13 Pacific Daylight Time

Name: 200601K1_6, Date: 01-Jun-2020, Time: 17:21:13, ID: ST200601K1-6 PCB 209 CS5 19G2611, Description: PCB 209 CS5 19G2611

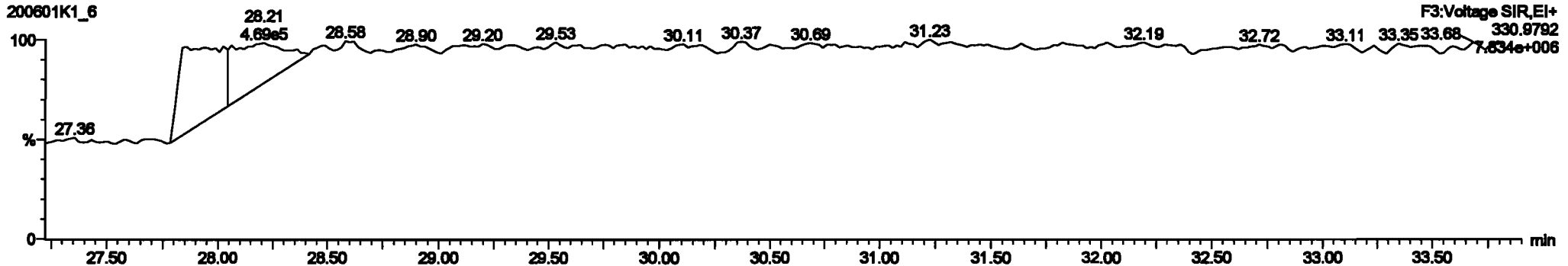
PCB-34



13C-PCB-28



PFK3d

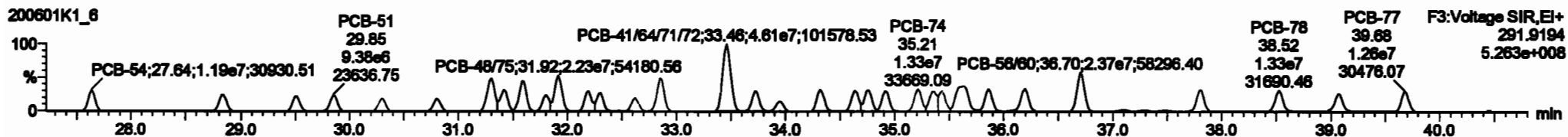



Dataset: Untitled

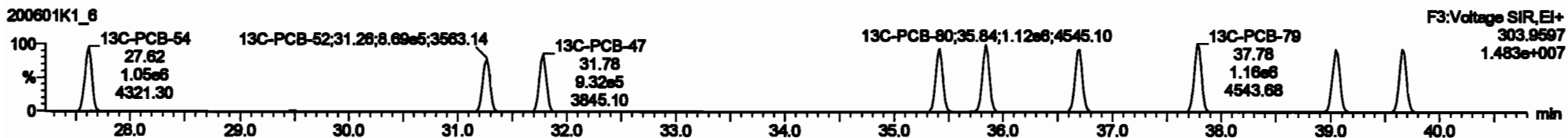

Last Altered: Tuesday, June 02, 2020 10:33:30 Pacific Daylight Time
Printed: Tuesday, June 02, 2020 10:35:13 Pacific Daylight Time

Name: 200601K1_6, Date: 01-Jun-2020, Time: 17:21:13, ID: ST200601K1-6 PCB 209 CS5 19G2611, Description: PCB 209 CS5 19G2611

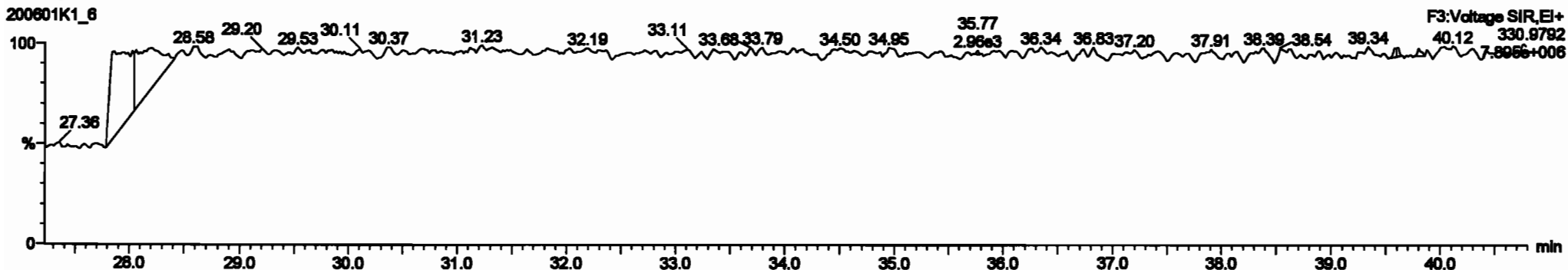
PCB-54



13C-PCB-54



PFK3a



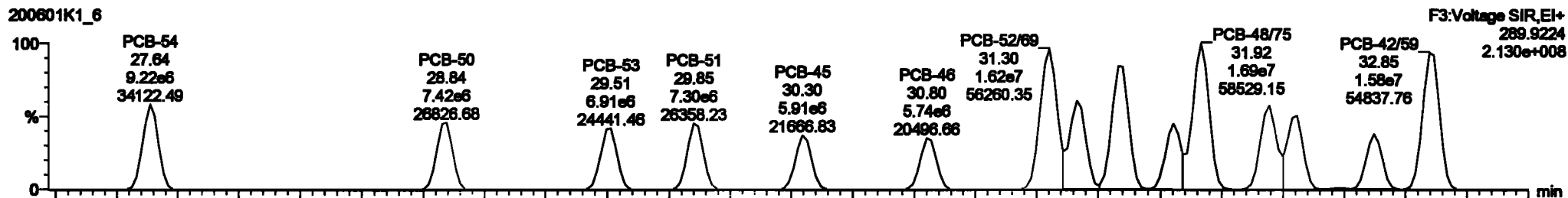
Dataset: Untitled

Last Altered: Tuesday, June 02, 2020 10:33:30 Pacific Daylight Time
Printed: Tuesday, June 02, 2020 10:35:13 Pacific Daylight Time

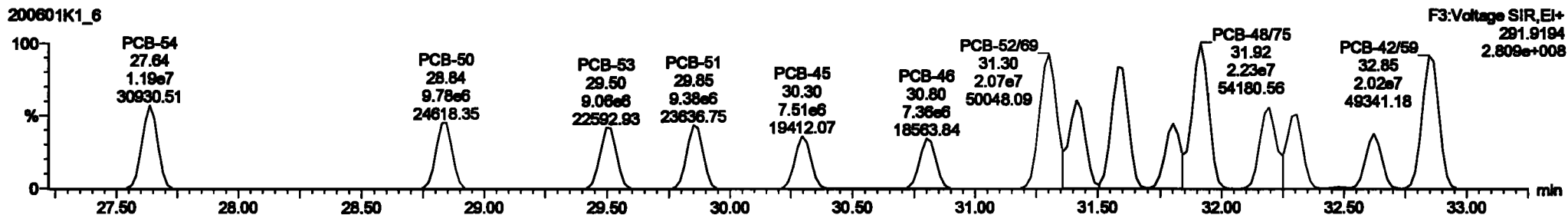
Name: 200601K1_6, Date: 01-Jun-2020, Time: 17:21:13, ID: ST200601K1-6 PCB 209 CS5 19G2611, Description: PCB 209 CS5 19G2611

PCB-50

200601K1_6



200601K1_6




13C-PCB-52

200601K1_6



200601K1_6

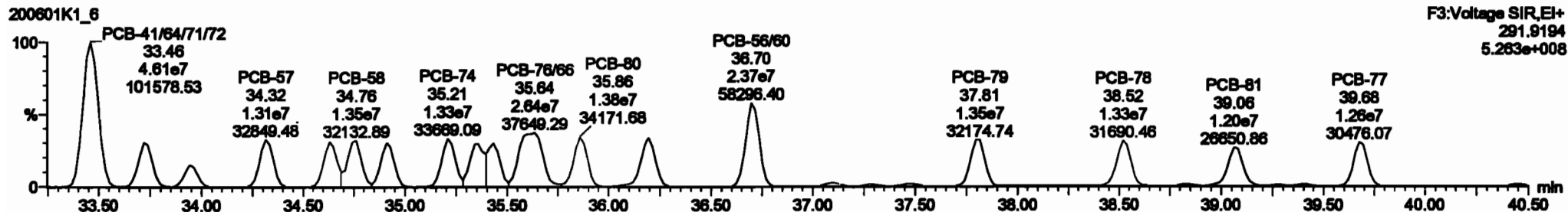
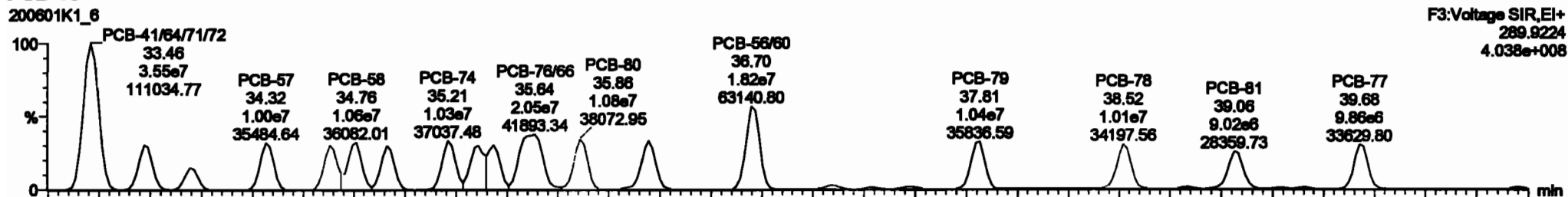


Dataset: Untitled

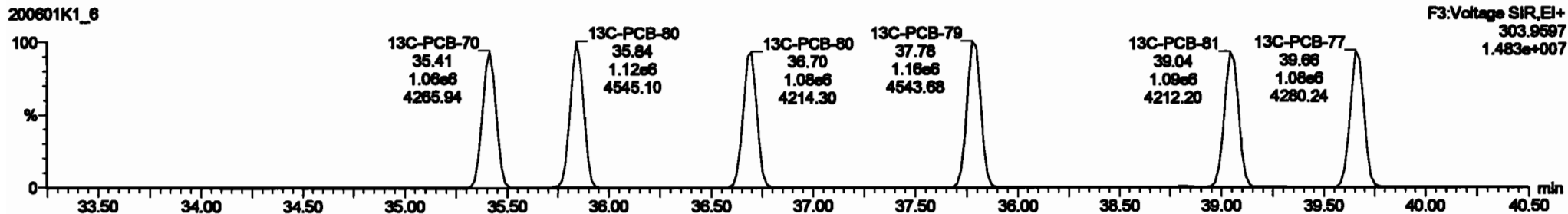
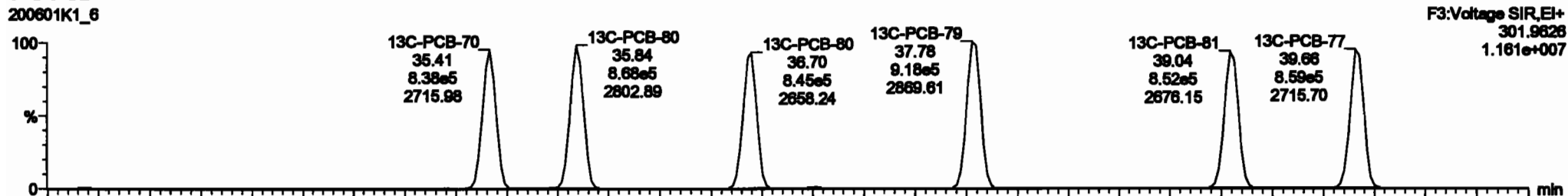
Last Altered: Tuesday, June 02, 2020 10:33:30 Pacific Daylight Time
 Printed: Tuesday, June 02, 2020 10:35:13 Pacific Daylight Time

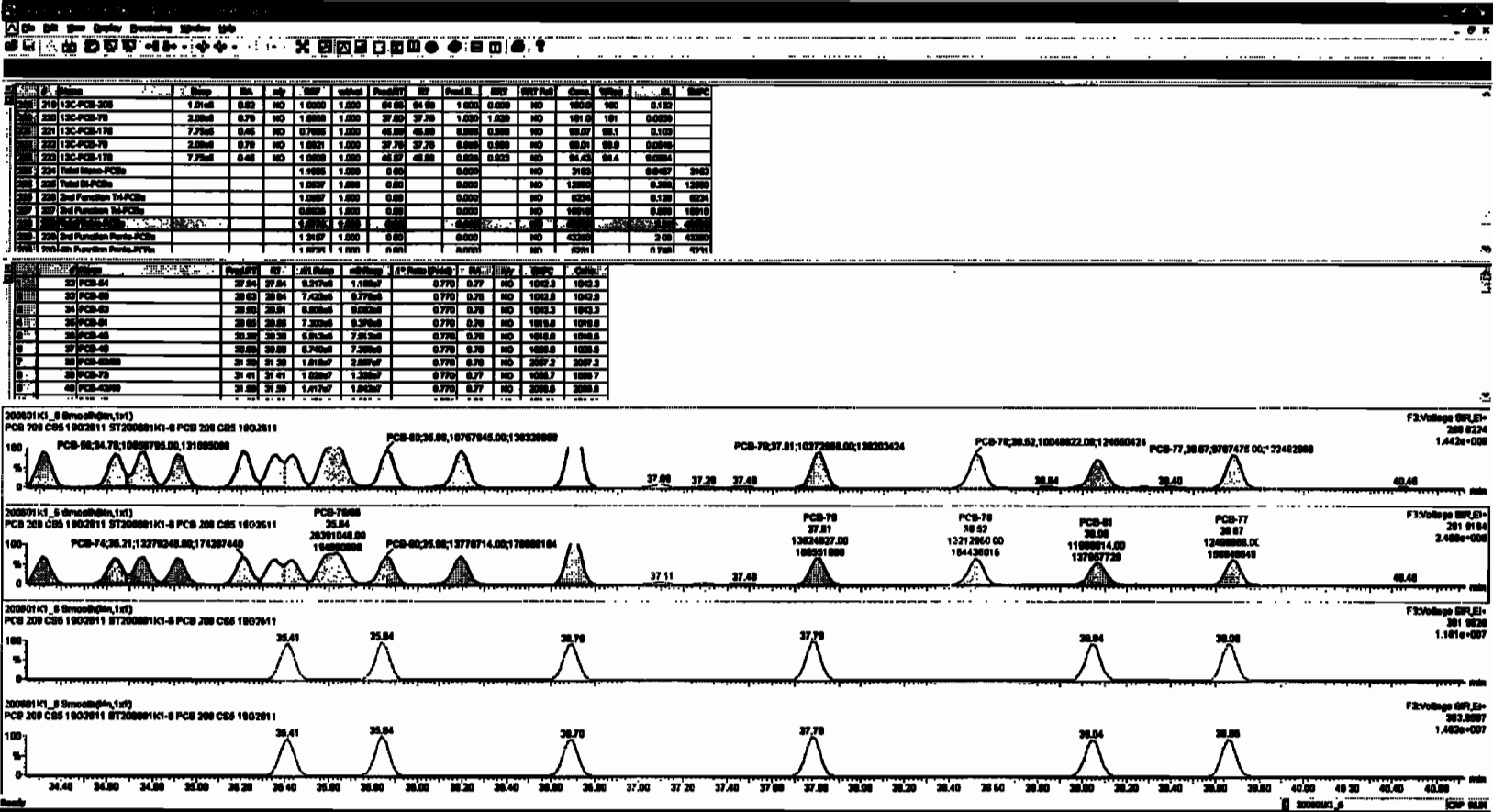
Name: 200601K1_6, Date: 01-Jun-2020, Time: 17:21:13, ID: ST200601K1-6 PCB 209 CS5 19G2611, Description: PCB 209 CS5 19G2611

PCB-68



13C-PCB-60



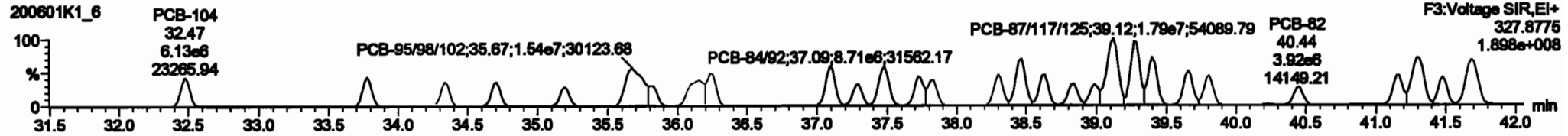
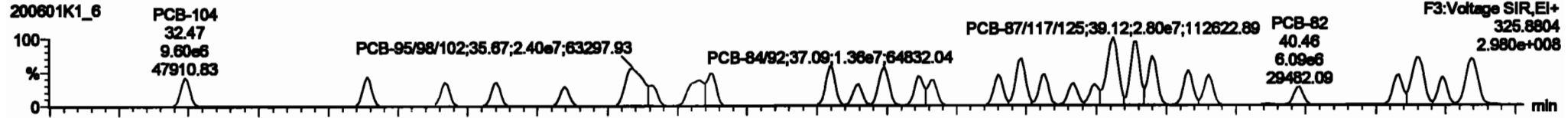


Dataset: Untitled


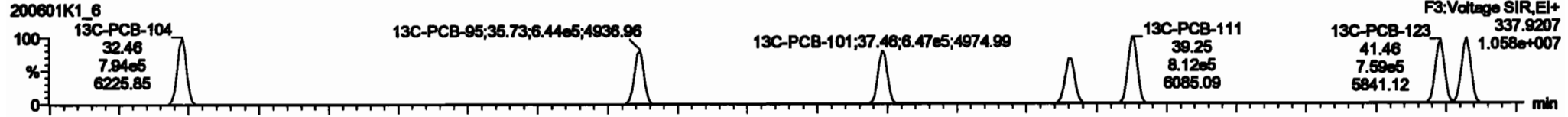
Last Altered: Tuesday, June 02, 2020 10:33:30 Pacific Daylight Time
Printed: Tuesday, June 02, 2020 10:35:13 Pacific Daylight Time

Name: 200601K1_6, Date: 01-Jun-2020, Time: 17:21:13, ID: ST200601K1-6 PCB 209 CS5 19G2611, Description: PCB 209 CS5 19G2611

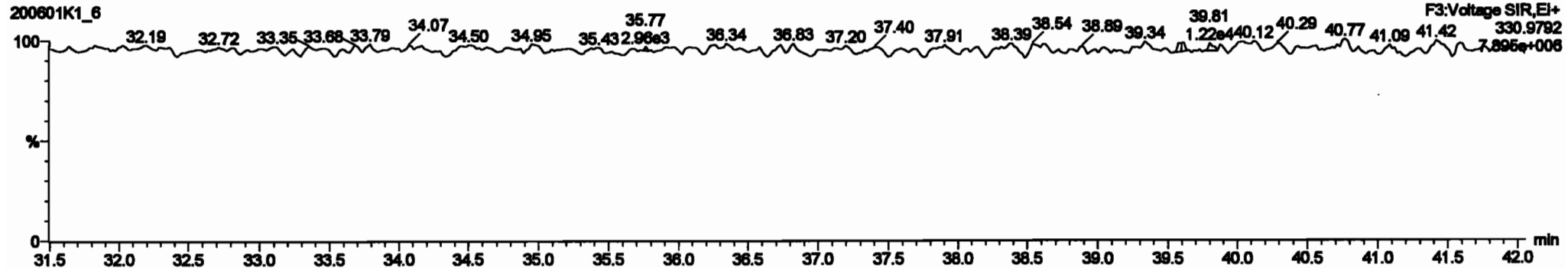
PCB-104



13C-PCB-104



PFK3b



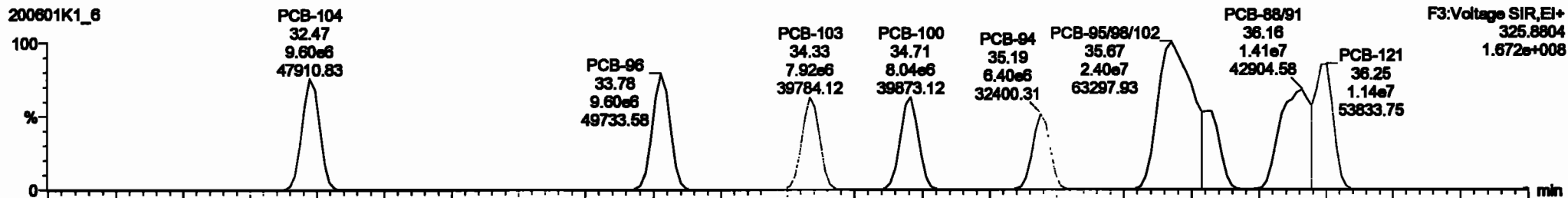
Dataset: Untitled

Last Altered: Tuesday, June 02, 2020 10:33:30 Pacific Daylight Time
Printed: Tuesday, June 02, 2020 10:35:13 Pacific Daylight Time

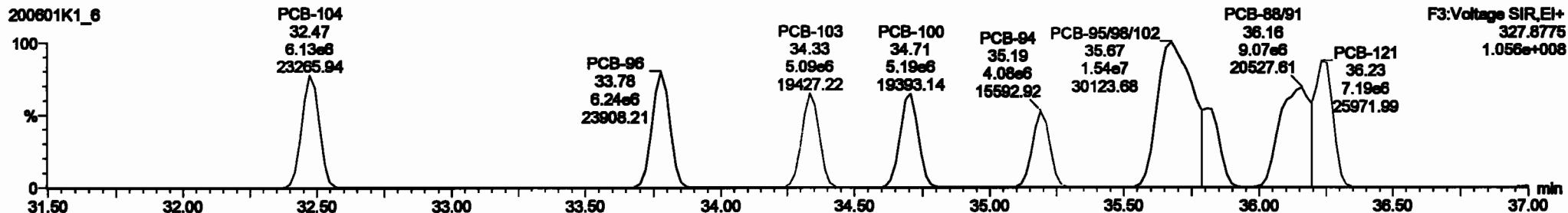
Name: 200601K1_6, Date: 01-Jun-2020, Time: 17:21:13, ID: ST200601K1-6 PCB 209 CS5 19G2611, Description: PCB 209 CS5 19G2611

PCB-96

200601K1_6



200601K1_6

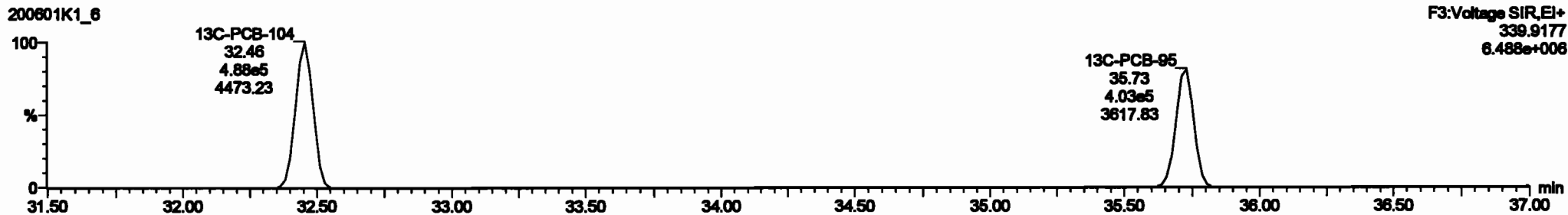


13C-PCB-95

200601K1_6



200601K1_6



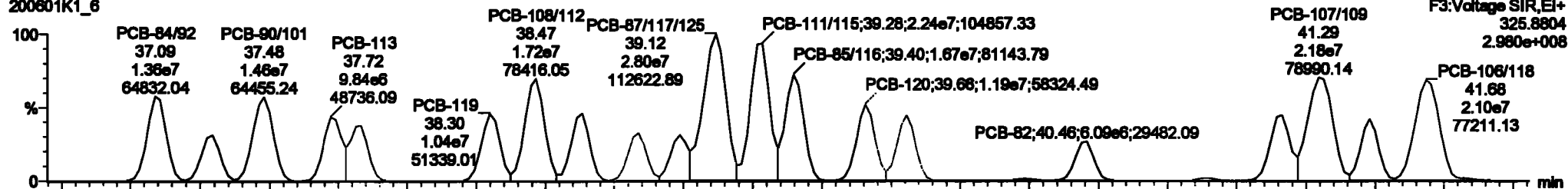
Dataset: Untitled

Last Altered: Tuesday, June 02, 2020 10:33:30 Pacific Daylight Time
Printed: Tuesday, June 02, 2020 10:35:13 Pacific Daylight Time

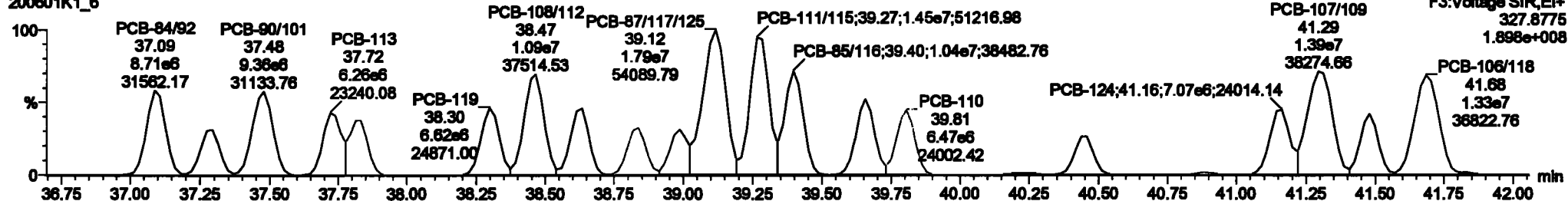
Name: 200601K1_6, Date: 01-Jun-2020, Time: 17:21:13, ID: ST200601K1-6 PCB 209 CS5 19G2611, Description: PCB 209 CS5 19G2611

PCB-119

200601K1_6

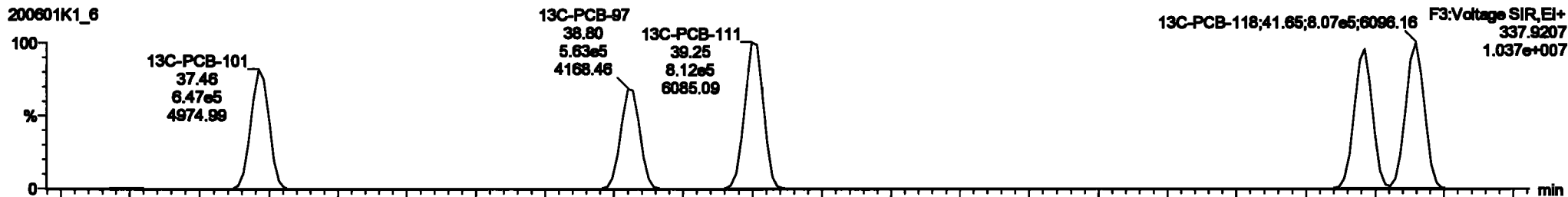


200601K1_6

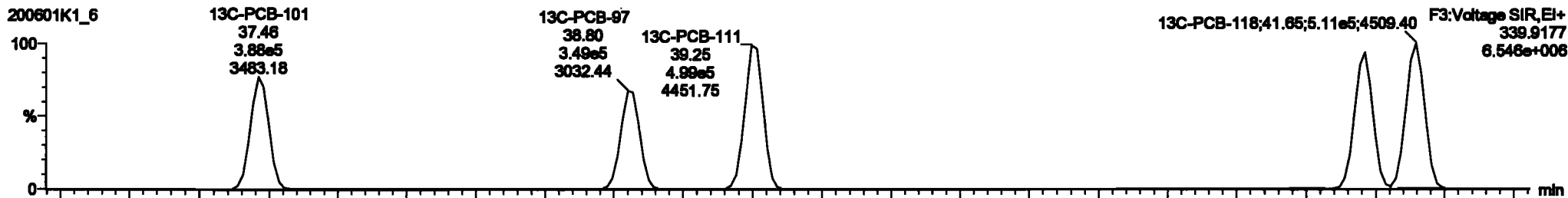


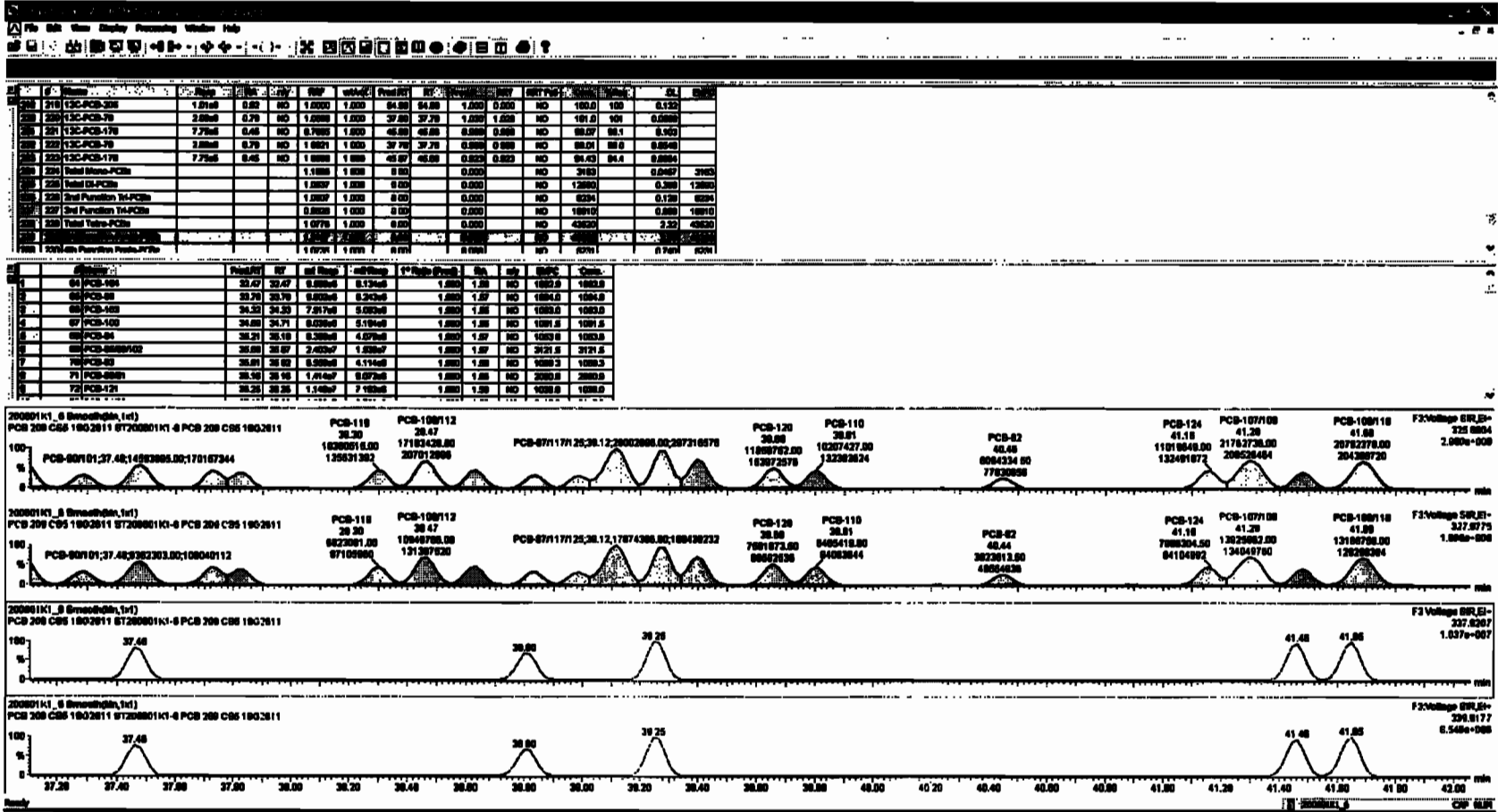
13C-PCB-111

200601K1_6



200601K1_6



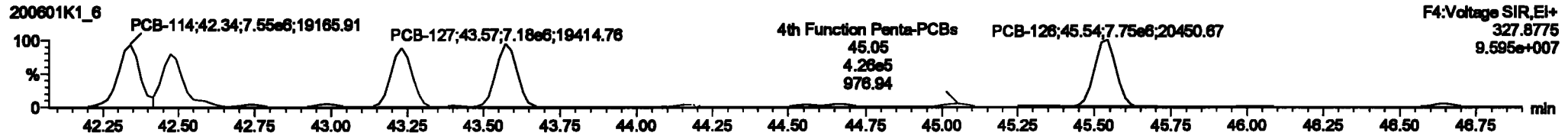



Dataset: Untitled

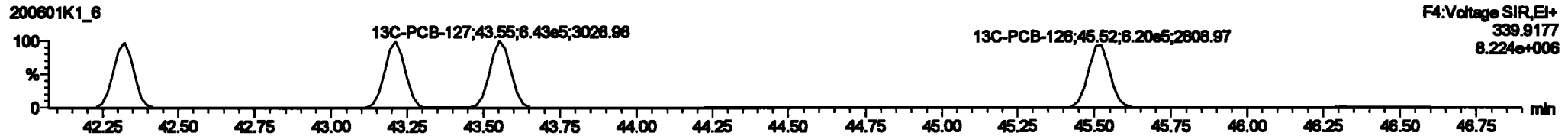
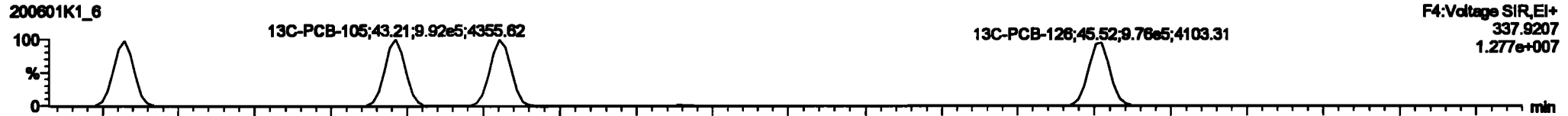
Last Altered: Tuesday, June 02, 2020 10:33:30 Pacific Daylight Time
Printed: Tuesday, June 02, 2020 10:35:13 Pacific Daylight Time

Name: 200601K1_6, Date: 01-Jun-2020, Time: 17:21:13, ID: ST200601K1-6 PCB 209 CS5 19G2611, Description: PCB 209 CS5 19G2611

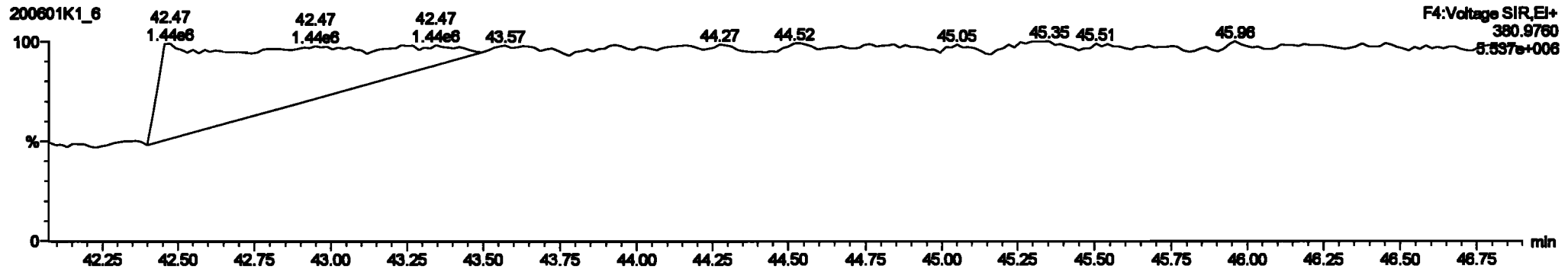
PCB-114



13C-PCB-114



PFK4a



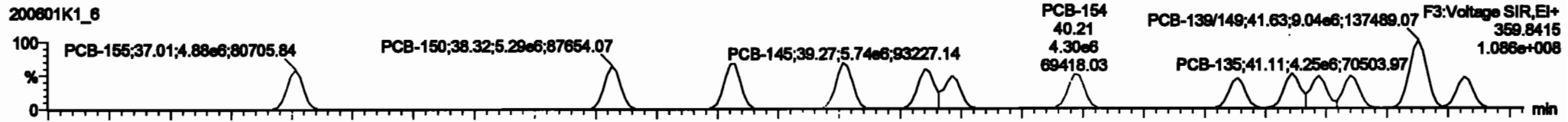
Dataset: Untitled

Last Altered: Tuesday, June 02, 2020 10:33:30 Pacific Daylight Time
Printed: Tuesday, June 02, 2020 10:35:13 Pacific Daylight Time

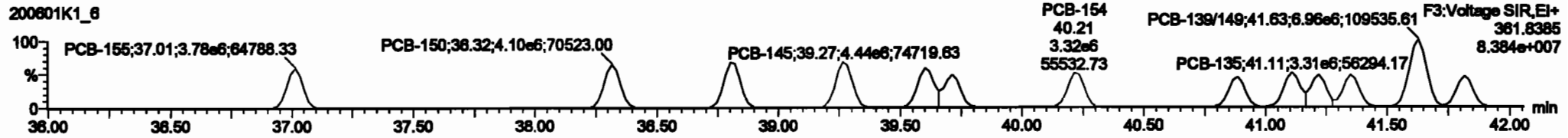
Name: 200601K1_6, Date: 01-Jun-2020, Time: 17:21:13, ID: ST200601K1-6 PCB 209 CS5 19G2611, Description: PCB 209 CS5 19G2611

PCB-155

200601K1_6




200601K1_6




13C-PCB-155

200601K1_6

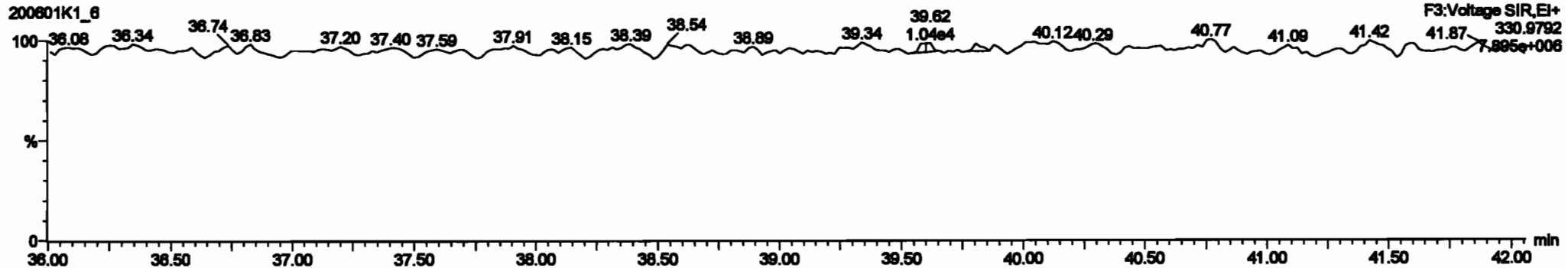


200601K1_6



PFK3c

200601K1_6

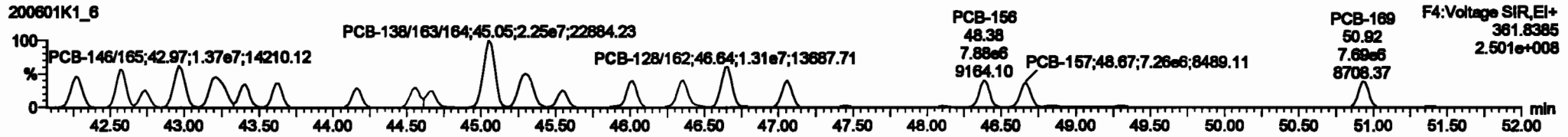



Dataset: Untitled

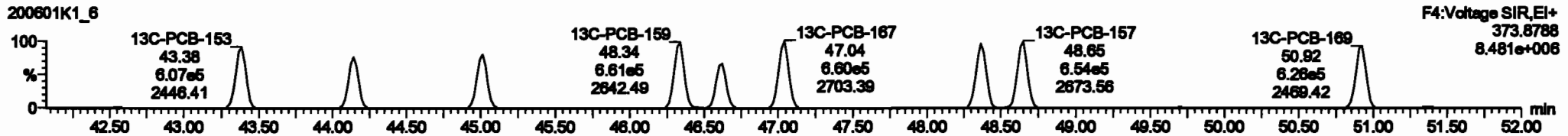
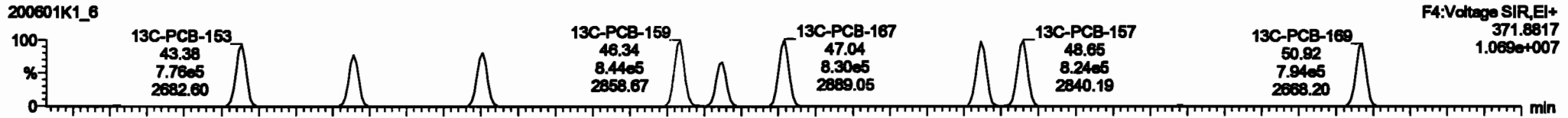
Last Altered: Tuesday, June 02, 2020 10:33:30 Pacific Daylight Time
Printed: Tuesday, June 02, 2020 10:35:13 Pacific Daylight Time

Name: 200601K1_6, Date: 01-Jun-2020, Time: 17:21:13, ID: ST200601K1-6 PCB 209 CS5 19G2611, Description: PCB 209 CS5 19G2611

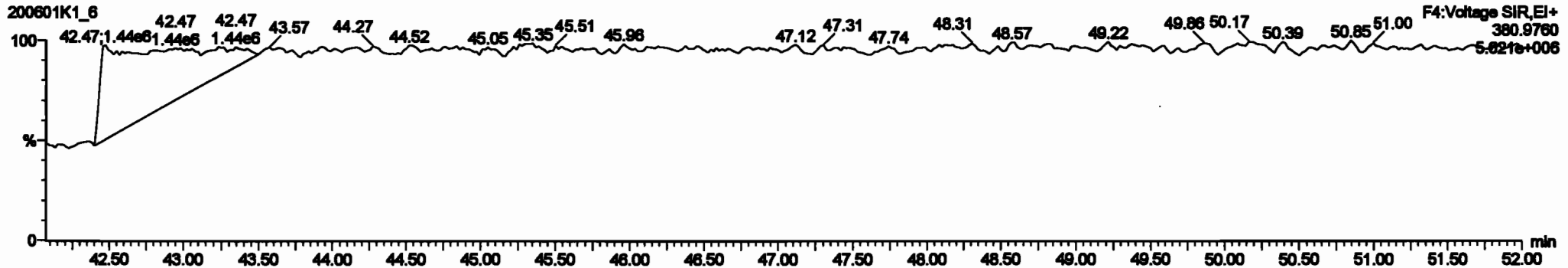
PCB-134/143



13C-PCB-153

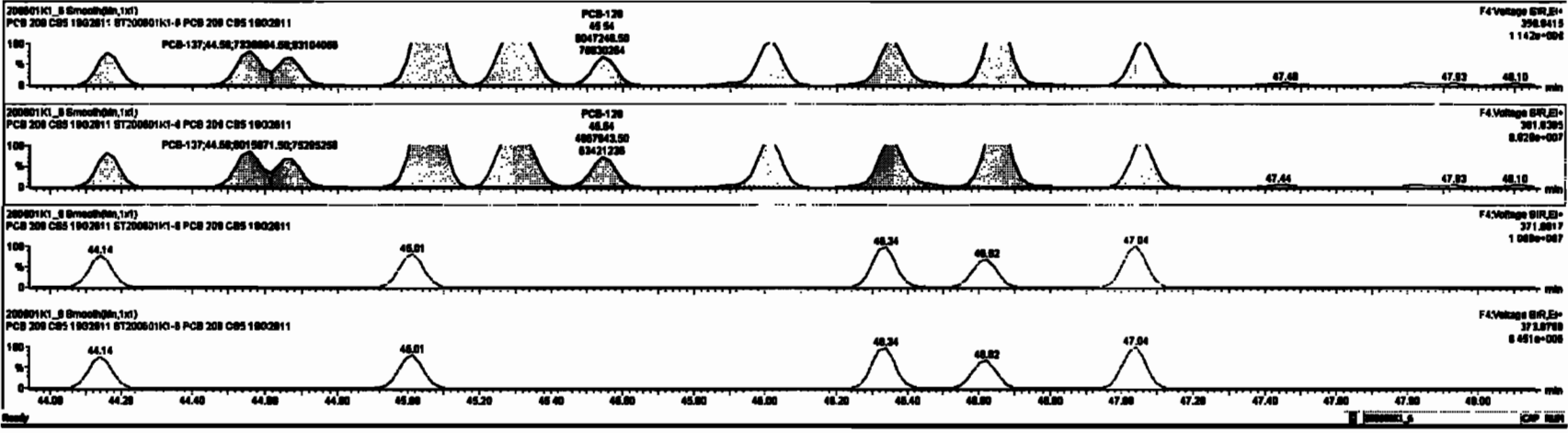


PFK4b



#	PCB	RA	dy	RF	RF	RF	RF	RF	RF	RF	RF	RF	RF	RF	RF	RF	RF	RF	RF
281	2nd Function Home-PCBs	0.0000	1.000	0.00	0.000	0.00	0.000	0.00	0.000	0.00	0.000	0.00	0.000	0.00	0.000	0.00	0.000	0.00	0.000
282	Total Home-PCBs	1.0000	1.000	0.00	0.000	0.00	0.000	0.00	0.000	0.00	0.000	0.00	0.000	0.00	0.000	0.00	0.000	0.00	0.000
283	Total Home-PCBs	1.0000	1.000	0.00	0.000	0.00	0.000	0.00	0.000	0.00	0.000	0.00	0.000	0.00	0.000	0.00	0.000	0.00	0.000
284	4th Function Outer-PCBs	1.0000	1.000	0.00	0.000	0.00	0.000	0.00	0.000	0.00	0.000	0.00	0.000	0.00	0.000	0.00	0.000	0.00	0.000
285	Total Home-PCBs	0.0000	1.000	0.00	0.000	0.00	0.000	0.00	0.000	0.00	0.000	0.00	0.000	0.00	0.000	0.00	0.000	0.00	0.000
286	2nd Function Trailing	0.0000	1.000	0.00	0.000	0.00	0.000	0.00	0.000	0.00	0.000	0.00	0.000	0.00	0.000	0.00	0.000	0.00	0.000
287	Total PCBs	0.0000	1.000	0.00	0.000	0.00	0.000	0.00	0.000	0.00	0.000	0.00	0.000	0.00	0.000	0.00	0.000	0.00	0.000
288	Total Home-Subgroups																		
289	Total DA-Subgroups																		
290	Total PCBs																		
291	2nd Function Trailing																		
292	2nd Function Trailing																		

#	PCB	RA	dy	RF	RF	RF	RF	RF	RF	RF	RF	RF	RF	RF	RF	RF	RF	RF	RF
111	PCB-130R-03	42.20	42.20	1.277e7	1.020e7	1.240	1.24	NO	2100.0	2100.0									
112	PCB-130R-03	42.00	42.07	1.274e7	1.110e7	1.240	1.20	NO	2100.0	2100.0									
113	PCB-142	42.74	42.74	8.801e6	4.820e6	1.240	1.21	NO	1047.0	1047.0									
114	PCB-140R-05	42.00	42.07	1.200e7	1.271e7	1.240	1.20	NO	2101.0	2101.0									
115	PCB-130R-03	42.20	42.21	1.272e7	1.240e7	1.240	1.24	NO	2100.0	2100.0									
116	PCB-140	42.00	42.00	8.801e6	7.800e6	1.240	1.24	NO	1050.0	1050.0									
117	PCB-140	42.00	42.03	8.877e6	7.213e6	1.240	1.20	NO	1050.0	1050.0									
118	PCB-141	44.10	44.10	8.780e6	6.401e6	1.240	1.24	NO	1052.0	1052.0									
119	PCB-137	44.00	44.00	7.320e6	8.010e6	1.240	1.20	NO	1050.0	1050.0									



Dataset: Untitled


Last Altered: Tuesday, June 02, 2020 10:33:30 Pacific Daylight Time

Printed: Tuesday, June 02, 2020 10:35:13 Pacific Daylight Time

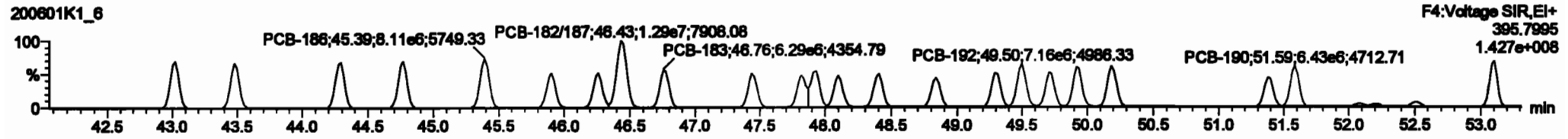
Name: 200601K1_6, Date: 01-Jun-2020, Time: 17:21:13, ID: ST200601K1-6 PCB 209 CS5 19G2811, Description: PCB 209 CS5 19G2811

PCB-188

200601K1_6




200601K1_6

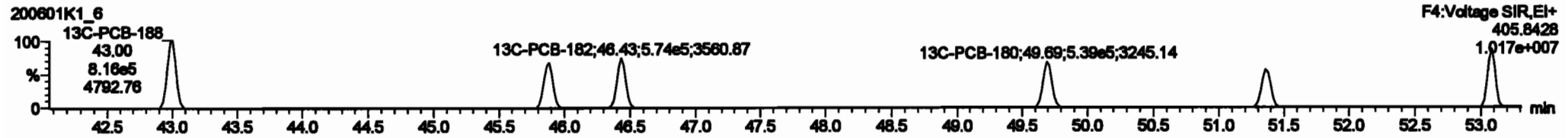


13C-PCB-188

200601K1_6

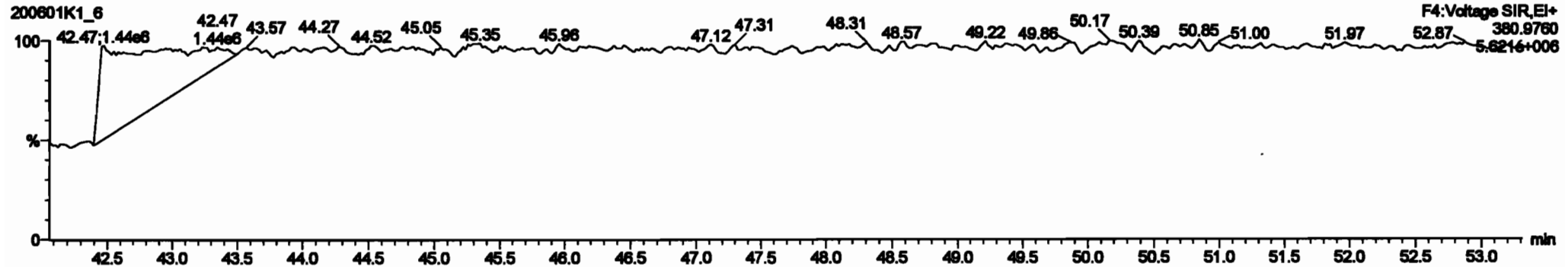


200601K1_6



PFK4c

200601K1_6



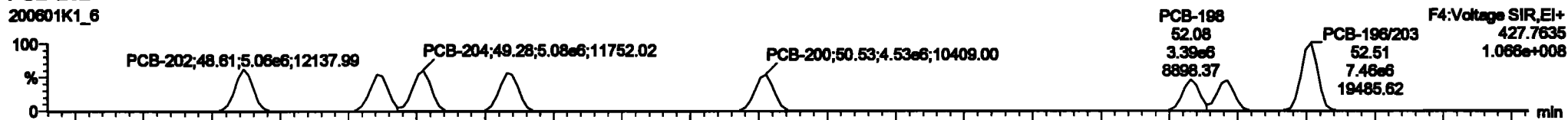
Dataset: Untitled

Last Altered: Tuesday, June 02, 2020 10:33:30 Pacific Daylight Time
Printed: Tuesday, June 02, 2020 10:35:13 Pacific Daylight Time

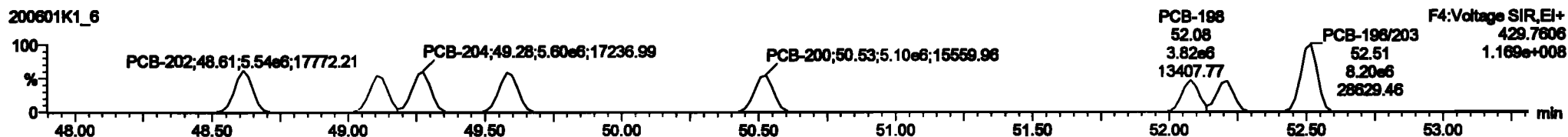
Name: 200601K1_6, Date: 01-Jun-2020, Time: 17:21:13, ID: ST200601K1-6 PCB 209 CS5 19G2611, Description: PCB 209 CS5 19G2611

PCB-202

200601K1_6




200601K1_6

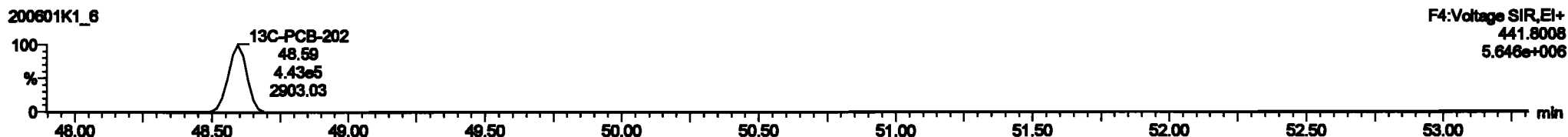


13C-PCB-202

200601K1_6

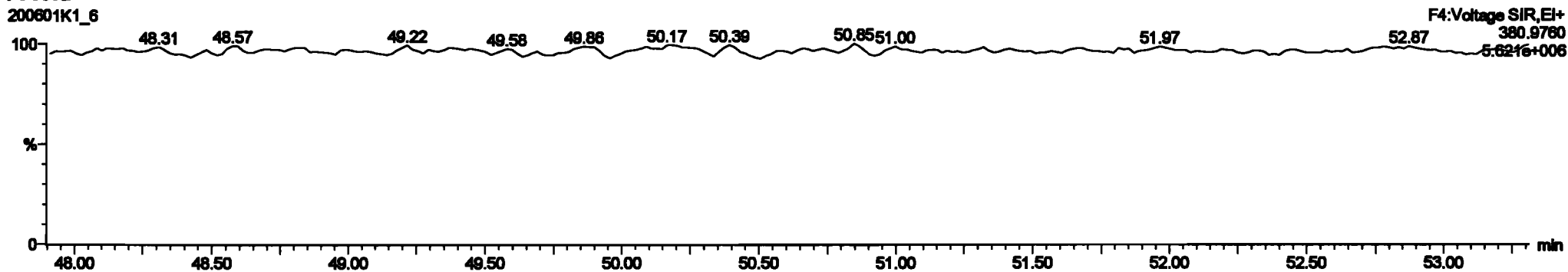


200601K1_6



PFK4d

200601K1_6



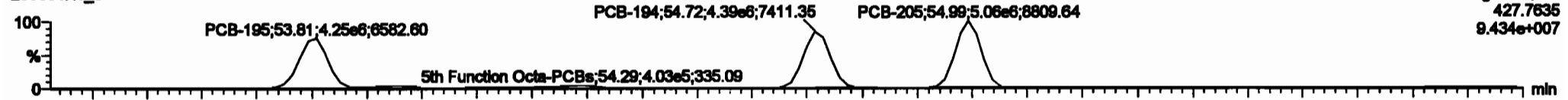
Dataset: Untitled

Last Altered: Tuesday, June 02, 2020 10:33:30 Pacific Daylight Time
Printed: Tuesday, June 02, 2020 10:35:13 Pacific Daylight Time

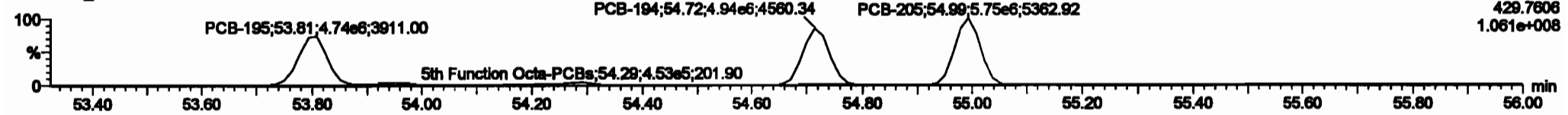
Name: 200601K1_6, Date: 01-Jun-2020, Time: 17:21:13, ID: ST200601K1-6 PCB 209 CS5 19G2611, Description: PCB 209 CS5 19G2611

PCB-195

200601K1_6

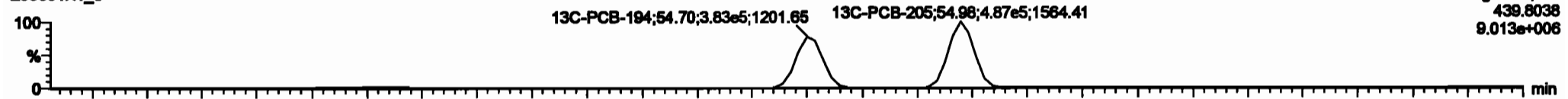


200601K1_6

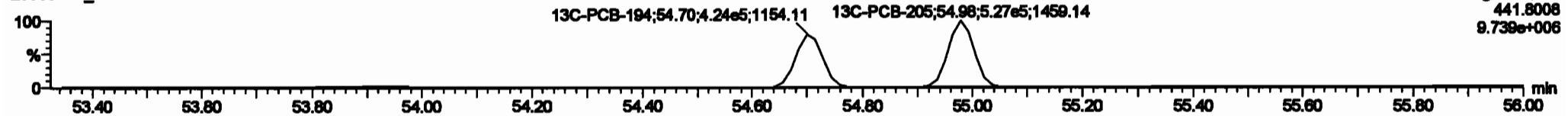


13C-PCB-194

200601K1_6

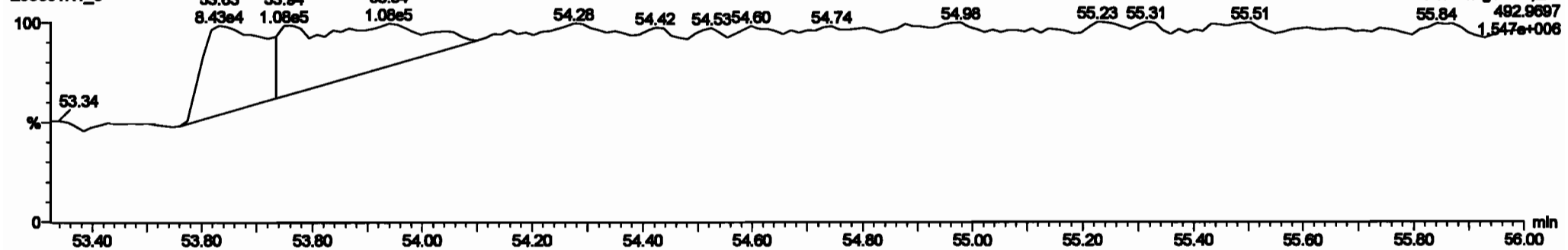


200601K1_6



PFK5a

200601K1_6




Dataset: Untitled

Last Altered: Tuesday, June 02, 2020 10:33:30 Pacific Daylight Time
 Printed: Tuesday, June 02, 2020 10:35:13 Pacific Daylight Time

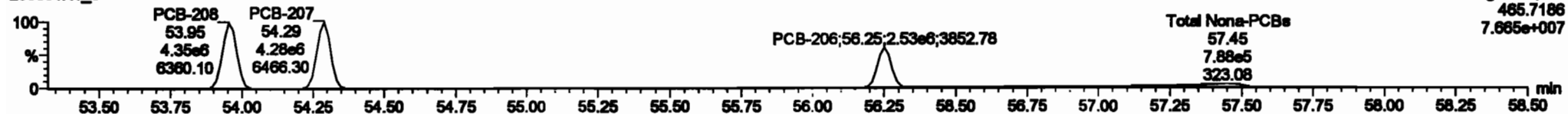
Name: 200601K1_6, Date: 01-Jun-2020, Time: 17:21:13, ID: ST200601K1-6 PCB 209 CS5 19G2611, Description: PCB 209 CS5 19G2611

PCB-208

200601K1_6




200601K1_6




13C-PCB-208

200601K1_6

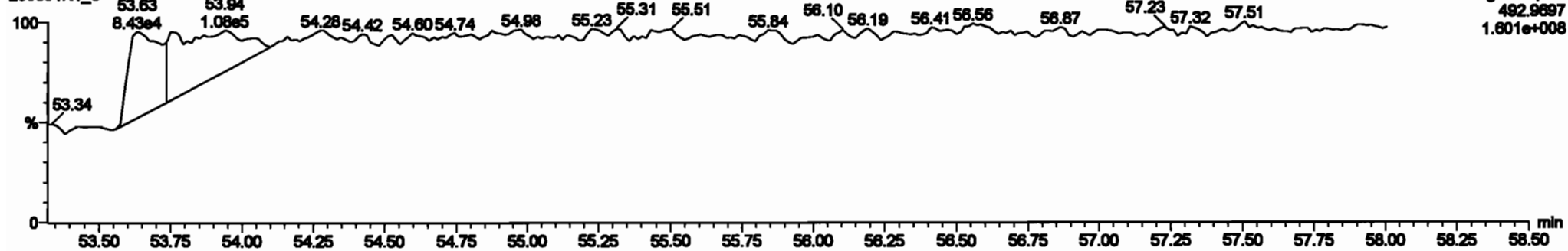


200601K1_6



PFK5

200601K1_6



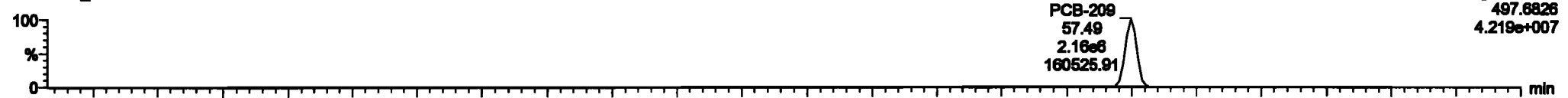
Dataset: Untitled

Last Altered: Tuesday, June 02, 2020 10:33:30 Pacific Daylight Time
Printed: Tuesday, June 02, 2020 10:35:13 Pacific Daylight Time


Name: 200601K1_6, Date: 01-Jun-2020, Time: 17:21:13, ID: ST200601K1-6 PCB 209 CS5 19G2611, Description: PCB 209 CS5 19G2611

PCB-209

200601K1_6

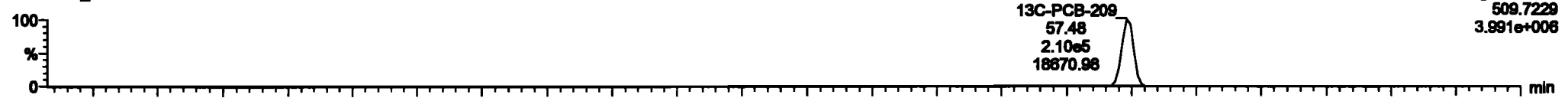


200601K1_6

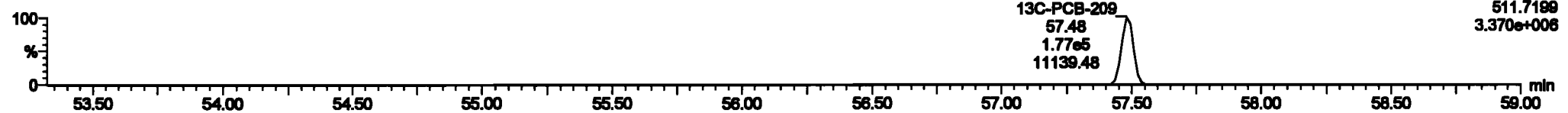


13C-PCB-209

200601K1_6

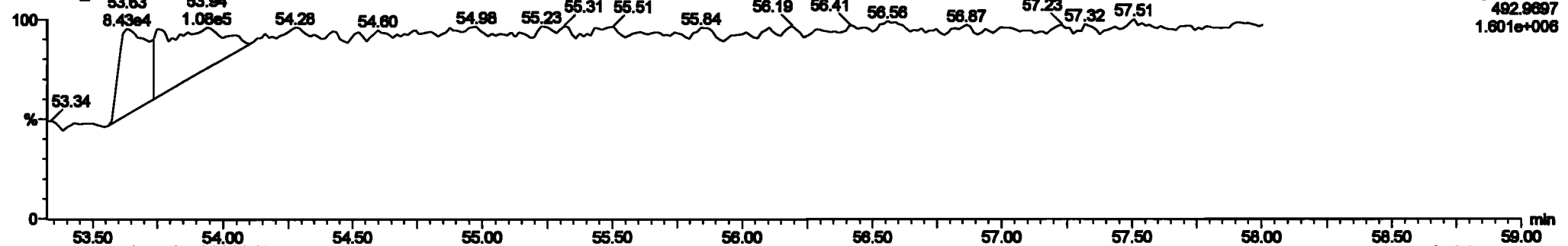


200601K1_6



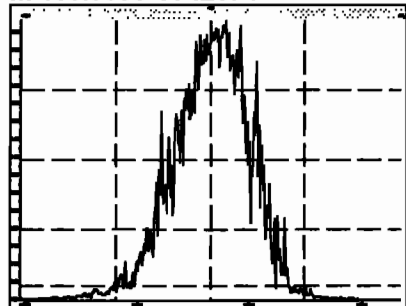
PFK5b

200601K1_6

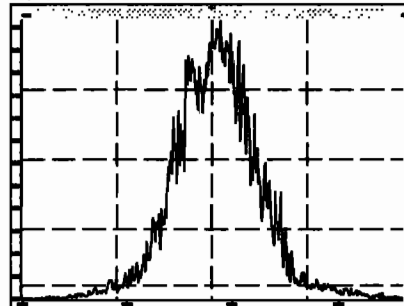


Printed: Tuesday, June 02, 2020 02:33:38 Pacific Daylight Time

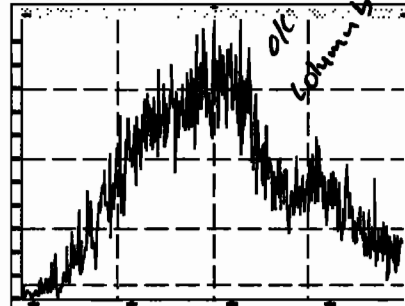
M 168.9888 R 12074



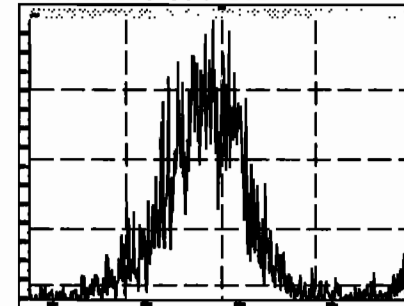
M 180.9888 R 10992



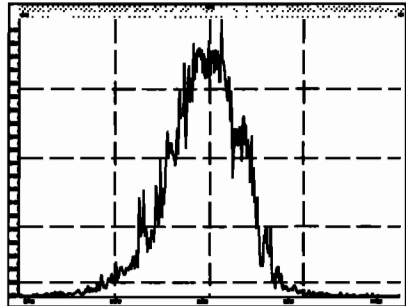
M 192.9888 R 0



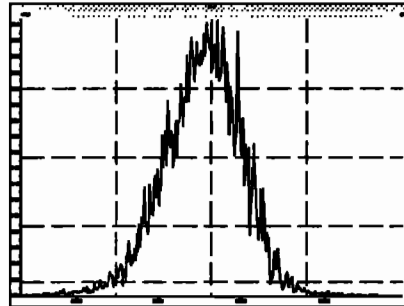
M 204.9888 R 14010



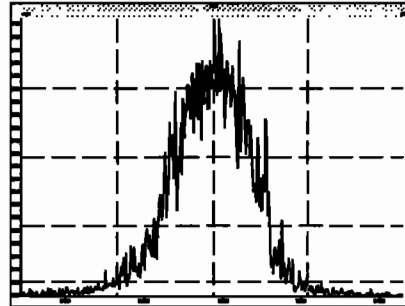
M 218.9856 R 11112



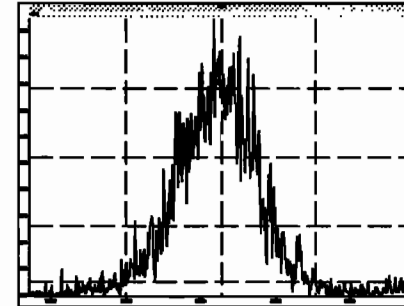
M 230.9856 R 12243



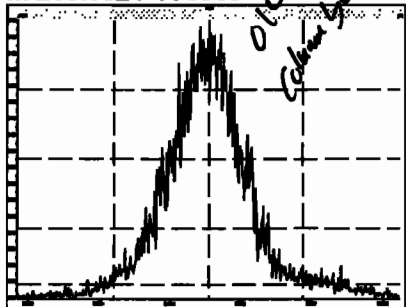
M 242.9856 R 12373



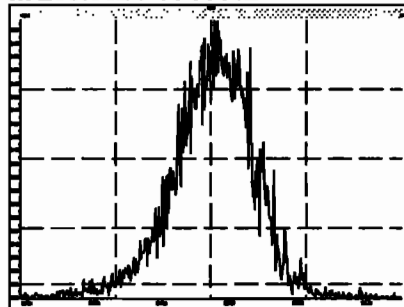
M 254.9856 R 11834



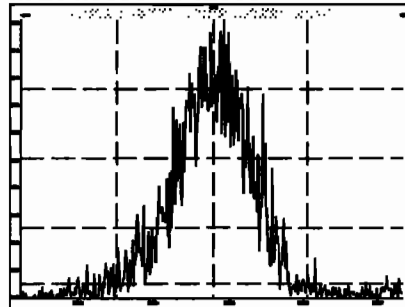
M 268.9824 R 9960



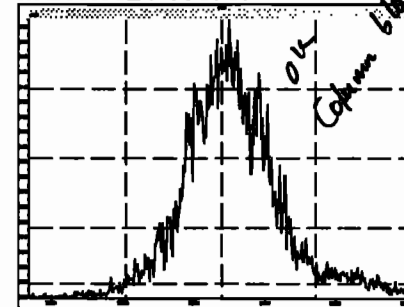
M 280.9824 R 11142



M 254.9856 R 12563

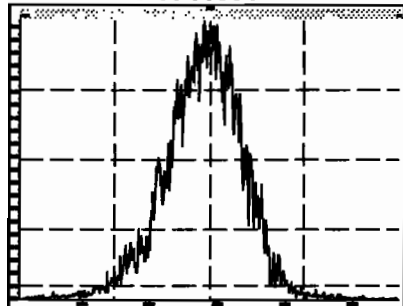


M 268.9824 R 8787

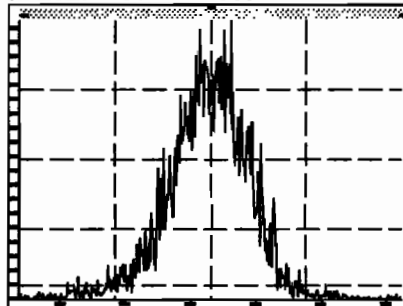


Printed: Tuesday, June 02, 2020 02:33:38 Pacific Daylight Time

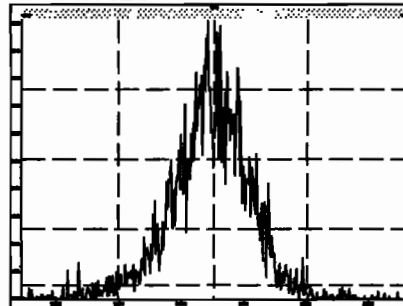
M 280.9824 R 11061



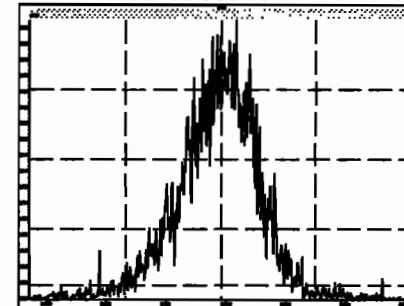
M 292.9824 R 12537



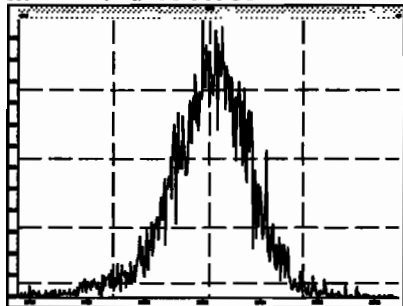
M 304.9824 R 11934



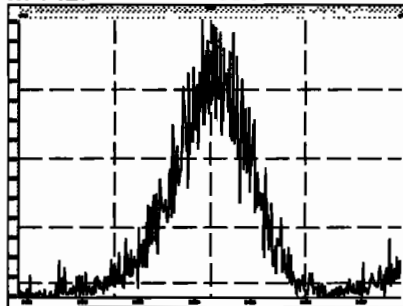
M 318.9792 R 11884



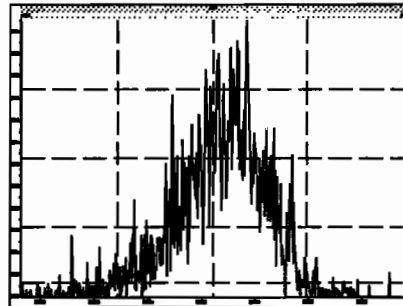
M 330.9792 R 11739



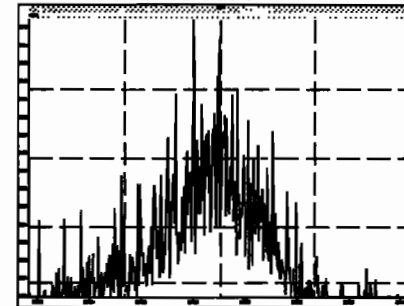
M 342.9792 R 11684



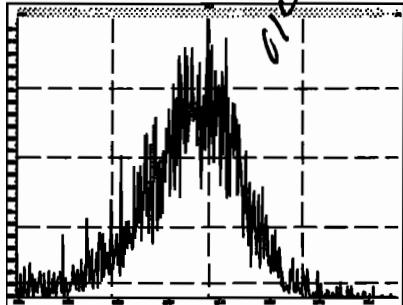
M 354.9792 R 12435



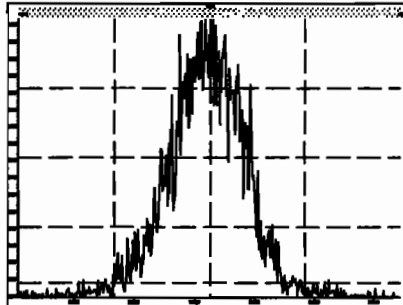
M 366.9792 R 14946



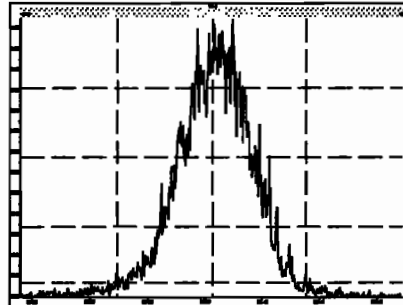
M 380.9760 R 9943



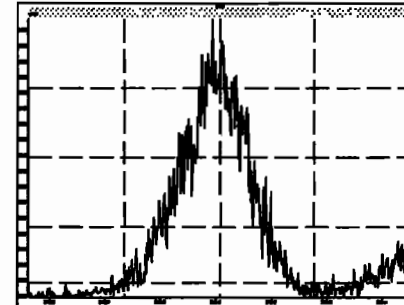
M 318.9792 R 12965



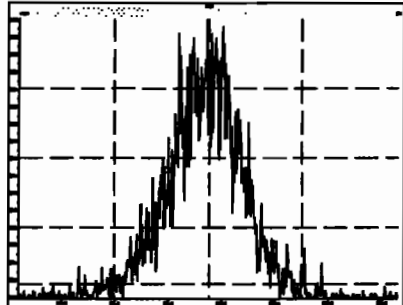
M 330.9792 R 11994



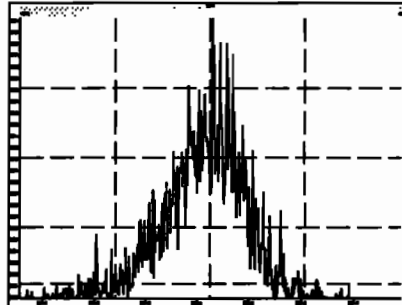
M 342.9792 R 12362



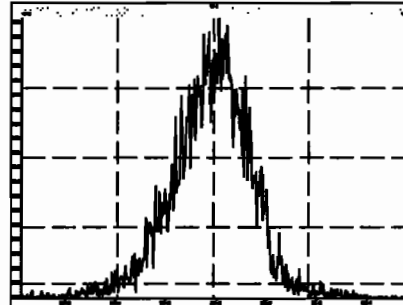
M 354.9792 R 12987



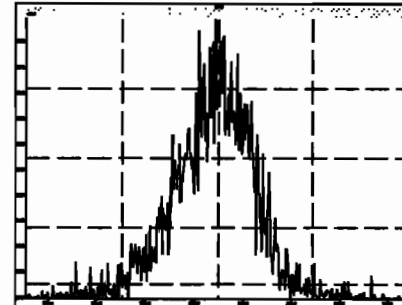
M 366.9792 R 13158



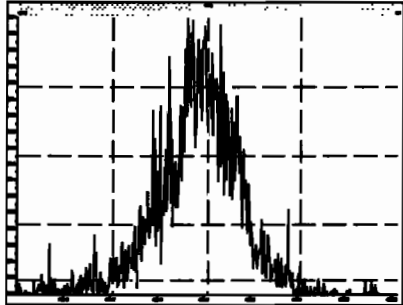
M 380.9760 R 12073



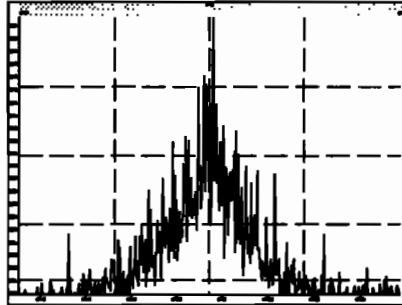
M 392.9760 R 12563



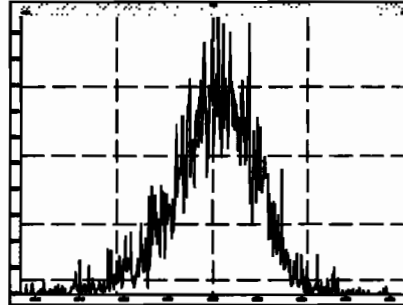
M 404.9760 R 12606



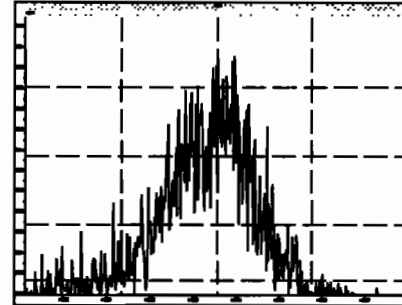
M 416.9760 R 14256



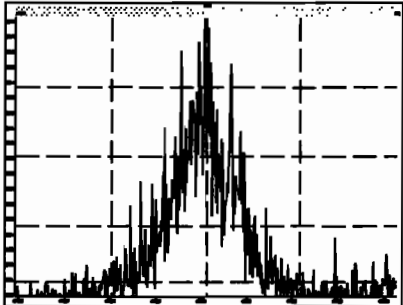
M 430.9728 R 12412



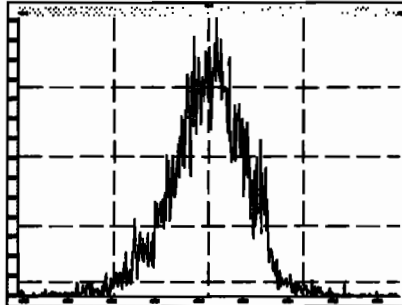
M 442.9728 R 13628



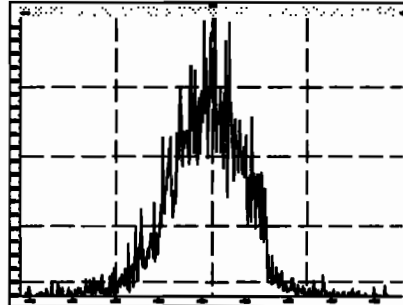
M 416.9760 R 17080



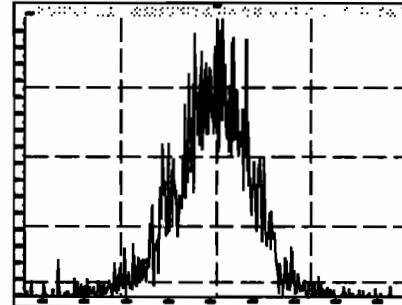
M 430.9728 R 12224



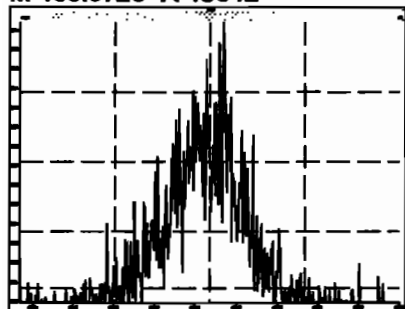
M 442.9728 R 13021



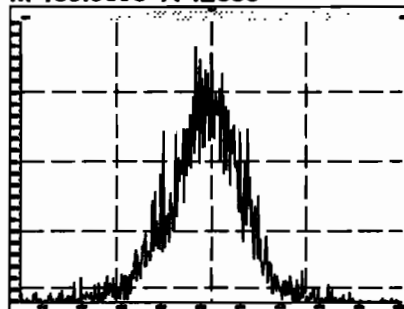
M 454.9728 R 14353



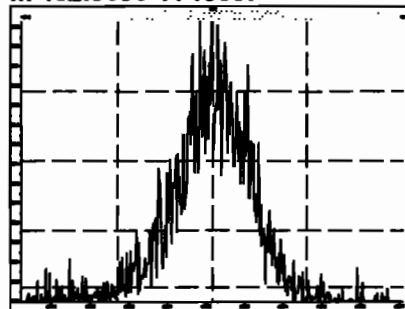
M 466.9728 R 15642



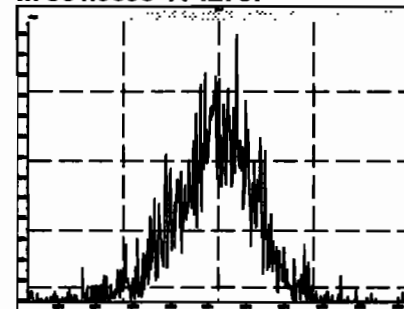
M 480.9696 R 12883



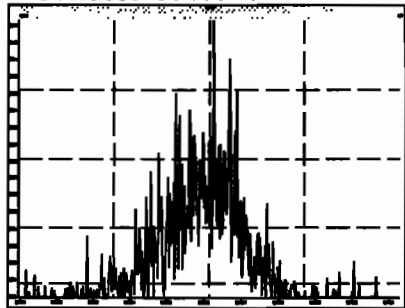
M 492.9696 R 13097



M 504.9696 R 12787



M 516.9697 R 19564



Dataset: U:\VG11.PRO\Results\200601K1\200601K1-7.qld

Last Altered: Tuesday, June 02, 2020 11:36:30 Pacific Daylight Time
Printed: Tuesday, June 02, 2020 11:37:29 Pacific Daylight Time

h f. l. 2020

06/02/2020

Method: Untitled 02 Jun 2020 10:36:07

Calibration: U:\VG11.PRO\CurveDB\vb1_PCBvg11-6-1-20.cdb 02 Jun 2020 10:21:16

Name: 200601K1_7, Date: 01-Jun-2020, Time: 18:21:53, ID: SS200601K1-1 PCB 209 SS 19G2612, Description: PCB 209 SS 19G2612

#	Name	Resp	RA	RI	RRF	wt/wt	Prod.RT	RT	Prod.RI	RII	Check RFI	Conc	WRec	DI	EMPC
1	1 PCB-1	2.54e6	3.08	NO	1.17	1.000	15.53	15.54	1.001	1.001	NO	98.29	90-130	0.00958	98.29
2	2 PCB-2			NO	1.18	1.000	17.95		0.988		YES			0.00963	
3	3 PCB-3	2.60e6	3.06	NO	1.15	1.000	18.18	18.19	1.001	1.001	NO	99.67	70-130	0.00992	99.67
4	4 PCB-4/10	3.74e6	1.54	NO	1.25	1.000	19.61	19.60	1.004	1.004	NO	203.1	42.5-225	0.0422	203.1
5	5 PCB-7/9	2.33e6	1.55	NO	0.960	1.000	21.41	21.37	1.003	1.001	NO	101.6	70-130	0.0331	101.6
6	6 PCB-6			NO	1.02	1.000	22.06		1.033		YES			0.0311	
7	7 PCB-5/8	2.40e6	1.55	NO	0.992	1.000	22.46	22.46	1.052	1.052	NO	100.9	70-130	0.0320	100.9
8	8 PCB-14			NO	1.02	1.000	23.61		0.952		YES			0.0337	
9	9 PCB-11	2.29e6	1.57	NO	1.13	1.000	24.82	24.82	1.001	1.001	NO	87.28	70-130	0.0304	87.28
10	10 PCB-12/13	2.21e6	1.56	NO	1.03	1.000	25.26	25.26	1.018	1.018	NO	92.77		0.0333	92.77
11	11 PCB-15	2.35e6	1.56	NO	1.03	1.000	25.57	25.55	1.031	1.030	NO	97.71		0.0331	97.71
12	12 PCB-19	6.50e5	1.03	NO	1.11	1.000	23.79	23.79	1.001	1.001	NO	47.23	75-65	0.0234	47.23
13	13 PCB-30			NO	1.79	1.000	24.69		1.039		YES			0.0144	
14	14 PCB-18	6.76e5	1.02	NO	0.618	1.000	25.47	25.47	0.952	0.952	NO	45.50		0.0216	45.50
15	15 PCB-17			NO	0.758	1.000	25.64		0.958		YES			0.0233	
16	16 PCB-24/27			NO	1.08	1.000	26.26		0.981		YES			0.0163	
17	17 PCB-16/32			NO	0.925	1.000	26.79		1.001		YES			0.0191	
18	18 PCB-34			NO	0.945	1.000	27.58		0.959		YES			0.0221	
19	19 PCB-23			NO	0.883	1.000	27.67		0.982		YES			0.0236	
20	20 PCB-29			NO	0.893	1.000	27.93		0.971		YES			0.0234	
21	21 PCB-26			NO	0.944	1.000	28.16		0.979		YES			0.0221	
22	22 PCB-25			NO	0.950	1.000	28.31		0.984		YES			0.0220	
23	23 PCB-31	9.20e5	1.02	NO	1.04	1.000	28.68	28.70	0.997	0.997	NO	42.66		0.0201	42.66
24	24 PCB-28	9.58e5	1.07	NO	1.03	1.000	28.79	28.79	1.001	1.001	NO	44.94		0.0204	44.94
25	25 PCB-20/21/33	6.95e5	1.05	NO	0.941	1.000	29.43	29.46	1.023	1.024	NO	45.73	45.7	0.0222	45.73
26	26 PCB-22			NO	0.973	1.000	29.67		1.036		YES			0.0215	
27	27 PCB-36			NO	1.08	1.000	30.52		0.931		YES			0.0219	
28	28 PCB-39			NO	0.988	1.000	31.00		0.946		YES			0.0238	
29	29 PCB-38	6.46e5	1.05	NO	1.05	1.000	31.80	31.78	0.970	0.970	NO	43.25	75-65	0.0224	43.25
30	30 PCB-35	6.58e5	1.03	NO	1.04	1.000	32.34	32.32	0.987	0.986	NO	44.23		0.0226	44.23
31	31 PCB-37	6.92e5	1.05	NO	1.01	1.000	32.79	32.79	1.001	1.001	NO	47.59		0.0233	47.59
32	32 PCB-54	6.31e5	0.78	NO	1.08	1.000	27.64	27.64	1.001	1.001	NO	47.67		0.0216	47.67

Dataset: U:\VG11.PRO\Results\200601K1\200601K1-7.qld

Last Altered: Tuesday, June 02, 2020 11:36:30 Pacific Daylight Time
Printed: Tuesday, June 02, 2020 11:37:29 Pacific Daylight Time

Name: 200601K1_7, Date: 01-Jun-2020, Time: 18:21:53, ID: SS200601K1-1 PCB 209 SS 19G2612, Description: PCB 209 SS 19G2612

#	Name	Resp	FA	n/y	RPD	w/nd	Prod RT	RT	Prod CR	RRT	Check RRT	Comp	U/B	DI	EMPC
33	33 PCB-50			NO	0.880	1.000	28.83		1.044		YES		35-65	0.0265	
34	34 PCB-53			NO	0.997	1.000	29.50		0.944		YES			0.0295	
35	35 PCB-51			NO	1.07	1.000	29.85		0.955		YES			0.0276	
36	36 PCB-45			NO	0.858	1.000	30.30		0.989		YES			0.0342	
37	37 PCB-46			NO	0.831	1.000	30.80		0.985		YES			0.0354	
38	38 PCB-52/69	6.95e5	0.76	NO	1.17	1.000	31.30	31.28	1.001	1.001	NO	46.22		0.0252	46.22
39	39 PCB-73			NO	1.44	1.000	31.41		1.005		YES			0.0204	
40	40 PCB-43/49	6.32e5	0.79	NO	1.02	1.000	31.59	31.60	1.010	1.011	NO	48.32		0.0289	48.32
41	41 PCB-47			NO	0.922	1.000	31.80		1.001		YES			0.0299	
42	42 PCB-48/75			NO	1.12	1.000	31.92		1.004		YES			0.0246	
43	43 PCB-65			NO	1.28	1.000	32.19		1.013		YES			0.0215	
44	44 PCB-62			NO	1.13	1.000	32.29		1.016		YES			0.0244	
45	45 PCB-44	5.42e5	0.76	NO	0.824	1.000	32.62	32.62	1.026	1.028	NO	47.17		0.0334	47.17
46	46 PCB-42/59			NO	1.05	1.000	32.85		1.033		YES			0.0262	
47	47 PCB-41/64/71/72			NO	1.19	1.000	33.47		1.053		YES			0.0232	
48	48 PCB-68			NO	1.28	1.000	33.72		1.061		YES			0.0215	
49	49 PCB-40			NO	0.602	1.000	33.95		1.068		YES			0.0457	
50	50 PCB-57	8.11e5	0.77	NO	1.16	1.000	34.32	34.32	0.989	0.969	NO	43.84		0.0211	43.84
51	51 PCB-67			NO	1.08	1.000	34.63		0.978		YES			0.0226	
52	52 PCB-58			NO	1.20	1.000	34.74		0.981		YES			0.0204	
53	53 PCB-63			NO	1.07	1.000	34.91		0.986		YES			0.0229	
54	54 PCB-74	8.49e5	0.79	NO	1.19	1.000	35.22	35.21	0.994	0.994	NO	45.03		0.0207	45.03
55	55 PCB-61/70	8.69e5	0.77	NO	1.05	1.000	35.43	35.43	1.000	1.001	NO	51.83		0.0233	51.83
56	56 PCB-76/66	8.24e5	0.78	NO	1.16	1.000	35.62	35.66	1.006	1.007	NO	44.47		0.0211	44.47
57	57 PCB-80			NO	1.19	1.000	35.86		1.001		YES			0.0204	
58	58 PCB-55			NO	1.17	1.000	36.20		1.010		YES			0.0207	
59	59 PCB-56/60			NO	1.02	1.000	36.70		1.024		YES			0.0238	
60	60 PCB-79	8.18e5	0.79	NO	1.14	1.000	37.80	37.81	1.055	1.055	NO	44.49		0.0213	44.49
61	61 PCB-78	7.39e5	0.78	NO	1.14	1.000	38.52	38.52	0.987	0.987	NO	42.34		0.0232	42.34
62	62 PCB-81	8.37e5	0.77	NO	1.05	1.000	39.06	39.08	1.000	1.000	NO	52.15		0.0252	52.15
63	63 PCB-77	7.93e5	0.78	NO	1.14	1.000	39.68	39.68	1.000	1.000	NO	48.37		0.0237	46.37
64	64 PCB-104	6.77e5	1.57	NO	1.12	1.000	32.47	32.47	1.001	1.001	NO	54.51		0.0255	54.51
65	65 PCB-96			NO	1.15	1.000	33.78		1.041		YES			0.0248	
66	66 PCB-103			NO	0.936	1.000	34.32		1.058		YES			0.0305	
67	67 PCB-100			NO	0.954	1.000	34.69		1.089		YES			0.0300	
68	68 PCB-94			NO	0.949	1.000	35.21		0.985		YES			0.0390	

Dataset: U:\VG11.PRO\Results\200601K1\200601K1-7.qld

Last Altered: Tuesday, June 02, 2020 11:36:30 Pacific Daylight Time

Printed: Tuesday, June 02, 2020 11:37:29 Pacific Daylight Time

Name: 200601K1_7, Date: 01-Jun-2020, Time: 18:21:53, ID: SS200601K1-1 PCB 209 SS 19G2612, Description: PCB 209 SS 19G2612

#	Name	Resp	RA	NY	RPF	Wt/Fac	Prod.RT	RT	Prod.LI	RRT	Check.RRT	Conc.	%Rec	DL	EMPC
69	69 PCB-95/98/102	4.83e5	1.58	NO	1.20	1.000	35.69	35.75	0.999	1.001	NO	46.51	46.5	0.0307	46.51
70	70 PCB-93			NO	0.935	1.000	35.81		1.002		YES			0.0396	
71	71 PCB-88/91			NO	1.06	1.000	36.16		1.012		YES			0.0347	
72	72 PCB-121			NO	1.71	1.000	36.25		1.015		YES			0.0218	
73	73 PCB-84/92			NO	1.02	1.000	37.10		0.990		YES			0.0377	
74	74 PCB-89			NO	1.11	1.000	37.27		0.995		YES			0.0347	
75	75 PCB-90/101	5.13e5	1.81	NO	1.12	1.000	37.48	37.50	1.000	1.001	NO	54.10		0.0342	54.10
76	76 PCB-113			NO	1.51	1.000	37.72		1.007		YES			0.0253	
77	77 PCB-99	5.21e5	1.60	NO	1.32	1.000	37.81	37.83	1.009	1.010	NO	46.70		0.0290	46.70
78	78 PCB-119			NO	1.81	1.000	38.32		0.987		YES			0.0246	
79	79 PCB-108/112			NO	1.44	1.000	38.47		0.991		YES			0.0308	
80	80 PCB-83			NO	1.83	1.000	38.63		0.995		YES			0.0243	
81	81 PCB-97			NO	1.28	1.000	38.84		1.000		YES			0.0347	
82	82 PCB-86			NO	1.12	1.000	39.01		1.005		YES			0.0398	
83	83 PCB-87/117/125	4.49e5	1.58	NO	1.56	1.000	39.14	39.14	1.008	1.008	NO	38.66	38.7	0.0285	38.66
84	84 PCB-111/115	6.30e5	1.58	NO	1.91	1.000	39.29	39.28	1.012	1.012	NO	44.26		0.0233	44.26
85	85 PCB-85/116			NO	1.41	1.000	39.42		1.015		YES			0.0315	
86	86 PCB-120			NO	2.01	1.000	39.68		1.022		YES			0.0222	
87	87 PCB-110	6.19e5	1.57	NO	1.74	1.000	39.83	39.81	1.026	1.025	NO	47.71		0.0255	47.71
88	88 PCB-82			NO	0.781	1.000	40.48		0.976		YES			0.0410	
89	89 PCB-124			NO	1.40	1.000	41.17		0.993		YES			0.0229	
90	90 PCB-107/109			NO	1.34	1.000	41.31		0.996		YES			0.0239	
91	91 PCB-123	6.07e5	1.57	NO	1.20	1.000	41.48	41.48	1.000	1.000	NO	50.39		0.0267	50.39
92	92 PCB-106/118	6.56e5	1.60	NO	1.22	1.000	41.69	41.67	1.001	1.000	NO	51.95		0.0255	51.95
93	93 PCB-114	6.19e5	1.52	NO	1.14	1.000	42.34	42.34	1.000	1.000	NO	43.57		0.0294	43.57
94	94 PCB-122			NO	0.944	1.000	42.49		1.004		YES			0.0355	
95	95 PCB-105	6.38e5	1.56	NO	1.05	1.000	43.23	43.23	1.000	1.000	NO	47.30		0.0310	47.30
96	96 PCB-127			NO	1.06	1.000	43.57		1.000		YES			0.0310	
97	97 PCB-126	7.05e5	1.58	NO	1.17	1.000	45.54	45.54	1.000	1.000	NO	48.02		0.0296	48.02
98	98 PCB-155	4.07e5	1.28	NO	1.04	1.000	37.01	37.01	1.000	1.001	NO	56.82		0.0303	56.82
99	99 PCB-150			NO	1.08	1.000	38.33		1.036		YES			0.0292	
100	1... PCB-152			NO	1.19	1.000	38.82		1.049		YES			0.0266	
101	1... PCB-145			NO	1.19	1.000	39.29		1.062		YES			0.0266	
102	1... PCB-136			NO	1.02	1.000	39.82		1.071		YES			0.0309	
103	1... PCB-148			NO	0.842	1.000	39.73		1.074		YES			0.0375	
104	1... PCB-154			NO	0.919	1.000	40.23		1.067		YES			0.0344	

Dataset: U:\VG11.PRO\Results\200601K1\200601K1-7.qld

Last Altered: Tuesday, June 02, 2020 11:36:30 Pacific Daylight Time
Printed: Tuesday, June 02, 2020 11:37:29 Pacific Daylight Time

Name: 200601K1_7, Date: 01-Jun-2020, Time: 18:21:53, ID: SS200601K1-1 PCB 209 SS 19G2612, Description: PCB 209 SS 19G2612

#	Name	Comp	RA	Wt	RRP	w/Vol	Prod RT	RT	Prod FL	RRT	Check RRT	Comp	%Rec	DL	EMPC
105	1... PCB-151			NO	0.787	1.000	40.90		1.105		YES			0.0402	
106	1... PCB-135			NO	0.922	1.000	41.13		1.112		YES			0.0343	
107	1... PCB-144			NO	0.789	1.000	41.24		1.115		YES			0.0400	
108	1... PCB-147			NO	0.834	1.000	41.37		1.118		YES			0.0379	
109	1... PCB-139/149	2.83e5	1.29	NO	0.948	1.000	41.64	41.61	1.125	1.125	NO	43.47		0.0333	43.47
110	1... PCB-140			NO	0.794	1.000	41.64		1.131		YES			0.0398	
111	1... PCB-134/143			NO	0.759	1.000	42.29		0.975		YES			0.0574	
112	1... PCB-131/133			NO	0.821	1.000	42.59		0.982		YES			0.0531	
113	1... PCB-142			NO	0.754	1.000	42.74		0.985		YES			0.0578	
114	1... PCB-146/165			NO	1.02	1.000	42.98		0.991		YES			0.0429	
115	1... PCB-132/161			NO	1.02	1.000	43.22		0.998		YES			0.0425	
116	1... PCB-153	5.68e5	1.23	NO	1.07	1.000	43.40	43.40	1.000	1.000	NO	46.28		0.0407	46.28
117	1... PCB-168			NO	1.08	1.000	43.63		1.006		YES			0.0404	
118	1... PCB-141			NO	1.03	1.000	44.16		1.000		YES			0.0508	
119	1... PCB-137			NO	1.11	1.000	44.56		1.010		YES			0.0468	
120	1... PCB-130			NO	0.885	1.000	44.66		1.012		YES			0.0587	
121	1... PCB-138/163/164	4.98e5	1.23	NO	1.28	1.000	45.05	45.03	1.001	1.000	NO	38.87	36.9	0.0393	38.87
122	1... PCB-158/160			NO	1.24	1.000	45.30		1.006		YES			0.0407	
123	1... PCB-129			NO	0.867	1.000	45.56		1.012		YES			0.0582	
124	1... PCB-166			NO	1.14	1.000	46.02		0.993		YES			0.0372	
125	1... PCB-159			NO	1.22	1.000	46.36		1.000		YES			0.0350	
126	1... PCB-128/162	6.25e5	1.23	NO	0.907	1.000	46.64	46.66	1.007	1.007	NO	57.08		0.0469	57.08
127	1... PCB-167	6.67e5	1.24	NO	1.11	1.000	47.06	47.06	1.000	1.000	NO	50.25		0.0377	50.25
128	1... PCB-156	5.92e5	1.21	NO	1.13	1.000	48.39	48.38	1.000	1.000	NO	46.00		0.0392	46.00
129	1... PCB-157	6.60e5	1.23	NO	1.04	1.000	46.69	48.67	1.001	1.000	NO	55.54		0.0434	55.54
130	1... PCB-169	5.71e5	1.25	NO	1.16	1.000	50.94	50.94	1.000	1.000	NO	45.51		0.0426	45.51
131	1... PCB-188	6.25e5	1.04	NO	1.29	1.000	43.04	43.02	1.001	1.000	NO	51.05		0.0525	51.05
132	1... PCB-184			NO	1.23	1.000	43.49		1.011		YES			0.0550	
133	1... PCB-179			NO	1.30	1.000	44.29		1.030		YES			0.0522	
134	1... PCB-176			NO	1.31	1.000	44.76		1.041		YES			0.0518	
135	1... PCB-188			NO	1.33	1.000	45.41		1.056		YES			0.0510	
136	1... PCB-178	4.35e5	1.04	NO	0.943	1.000	45.92	45.90	1.088	1.067	NO	48.56		0.0718	48.56
137	1... PCB-175			NO	0.956	1.000	46.26		1.076		YES			0.0708	
138	1... PCB-182/187	4.62e5	1.05	NO	1.07	1.000	46.44	48.43	1.080	1.080	NO	45.61		0.0635	45.61
139	1... PCB-183			NO	1.02	1.000	46.76		1.088		YES			0.0662	
140	1... PCB-185			NO	1.41	1.000	47.44		0.955		YES			0.0779	

Dataset: U:\VG11.PRO\Results\200601K1\200601K1-7.qld

Last Altered: Tuesday, June 02, 2020 11:36:30 Pacific Daylight Time
Printed: Tuesday, June 02, 2020 11:37:29 Pacific Daylight Time

Name: 200601K1_7, Date: 01-Jun-2020, Time: 18:21:53, ID: SS200601K1-1 PCB 209 SS 19G2612, Description: PCB 209 SS 19G2612

#	Name	Resp	FA	rv	RRF	u/u	PreLRT	RT	PreLR	RRT	Check RRT	Comp	ND	DI	EMPC
141	1... PCB-174	4.07e5	1.04	NO	1.35	1.000	47.82	47.82	0.962	0.962	NO	48.49	75-65	0.0809	48.49
142	1... PCB-181			NO	1.47	1.000	47.91		0.964		YES			0.0743	
143	1... PCB-177			NO	1.28	1.000	48.10		0.968		YES			0.0857	
144	1... PCB-171			NO	1.32	1.000	48.38		0.974		YES			0.0832	
145	1... PCB-173			NO	1.19	1.000	48.84		0.963		YES			0.0921	
146	1... PCB-172			NO	1.38	1.000	49.29		0.992		YES			0.0797	
147	1... PCB-192			NO	1.83	1.000	49.48		0.996		YES			0.0800	
148	1... PCB-180	4.72e5	1.03	NO	1.41	1.000	49.71	49.71	1.000	1.000	NO	53.98		0.0776	53.98
149	1... PCB-193			NO	1.68	1.000	49.92		1.005		YES			0.0653	
150	1... PCB-191			NO	1.71	1.000	50.18		1.010		YES			0.0641	
151	1... PCB-170	3.70e5	1.03	NO	1.40	1.000	51.38	51.38	1.000	1.000	NO	49.87		0.0889	49.87
152	1... PCB-190			NO	1.85	1.000	51.56		1.004		YES			0.0673	
153	1... PCB-189	4.84e5	1.02	NO	1.45	1.000	53.10	53.10	1.000	1.000	NO	48.57		0.0563	48.57
154	1... PCB-202	4.00e5	0.90	NO	1.17	1.000	48.63	48.61	1.001	1.000	NO	48.62		0.0325	48.62
155	1... PCB-201			NO	1.05	1.000	49.10		1.010		YES			0.0361	
156	1... PCB-204			NO	1.14	1.000	49.26		1.014		YES			0.0333	
157	1... PCB-197			NO	1.13	1.000	49.58		1.020		YES			0.0335	
158	1... PCB-200	3.56e5	0.90	NO	1.07	1.000	50.51	50.53	1.039	1.040	NO	47.30		0.0355	47.30
159	1... PCB-198			NO	0.794	1.000	52.08		1.072		YES			0.0478	
160	1... PCB-199			NO	0.809	1.000	52.19		1.074		YES			0.0469	
161	1... PCB-196/203	2.68e5	0.89	NO	0.838	1.000	52.52	52.51	1.081	1.081	NO	45.47		0.0453	45.47
162	1... PCB-195	3.17e5	0.91	NO	1.04	1.000	53.80	53.81	0.964	0.984	NO	50.09		0.113	50.09
163	1... PCB-194	3.10e5	0.87	NO	1.12	1.000	54.72	54.72	1.000	1.000	NO	45.83		0.106	45.83
164	1... PCB-205	3.70e5	0.90	NO	1.29	1.000	54.98	54.99	1.005	1.005	NO	47.35		0.0916	47.35
165	1... PCB-208	3.79e5	1.33	NO	0.933	1.000	53.96	53.95	1.000	1.000	NO	49.81		0.0505	49.81
166	1... PCB-207			NO	0.916	1.000	54.27		1.006		YES			0.0515	
167	1... PCB-206	2.04e5	1.31	NO	1.01	1.000	56.25	56.25	1.000	1.000	NO	47.01		0.0860	47.01
168	1... PCB-209	1.50e5	1.19	NO	0.986	1.000	57.48	57.49	1.000	1.000	NO	52.18	41	0.0103	52.18
169	1... 13C-PCB-1	2.21e6	3.38	NO	0.893	1.000	15.52	15.52	0.608	0.608	NO	101.9	102	0.0672	
170	1... 13C-PCB-3	2.27e6	3.33	NO	0.911	1.000	18.17	18.17	0.712	0.712	NO	102.6	103	0.0859	
171	1... 13C-PCB-4	1.48e6	1.57	NO	0.600	1.000	19.52	19.53	0.765	0.785	NO	101.3	101	0.0291	
172	1... 13C-PCB-9	2.39e6	1.58	NO	0.970	1.000	21.35	21.35	0.836	0.836	NO	101.7	102	0.0180	
173	1... 13C-PCB-11	2.32e6	1.58	NO	0.962	1.000	24.79	24.80	0.971	0.972	NO	99.61	99.6	0.0182	
174	1... 13C-PCB-19	1.24e6	1.04	NO	0.499	1.000	23.76	23.76	0.931	0.931	NO	102.7	103	0.414	
175	1... 13C-PCB-32	1.82e6	1.03	NO	0.744	1.000	26.75	26.76	1.048	1.048	NO	100.7	101	0.278	
176	1... 13C-PCB-28	2.08e6	1.02	NO	1.08	1.000	28.77	28.77	1.004	1.004	NO	99.64	99.6	0.289	

Dataset: U:\VG11.PRO\Results\200601K1\200601K1-7.qld

Last Altered: Tuesday, June 02, 2020 11:36:30 Pacific Daylight Time
Printed: Tuesday, June 02, 2020 11:37:29 Pacific Daylight Time

Name: 200601K1_7, Date: 01-Jun-2020, Time: 18:21:53, ID: SS200601K1-1 PCB 209 SS 19G2612, Description: PCB 209 SS 19G2612

#	Name	Resp	RA	WY	RRP	w/w	Prod RT	RT	Prod LR	RRT	Check RRT	Conc	%Rec	DI	EMPC
177	1... 13C-PCB-37	1.86e6	1.04	NO	0.989	1.000	32.75	32.77	1.143	1.143	NO	95.79	95.8	0.289	
178	1... 13C-PCB-54	1.81e6	0.80	NO	0.999	1.000	27.63	27.62	0.753	0.753	NO	101.4	101	0.0659	
179	1... 13C-PCB-52	1.29e6	0.77	NO	0.804	1.000	31.27	31.26	0.852	0.852	NO	100.5	100	0.0819	
180	1... 13C-PCB-47	1.39e6	0.78	NO	0.857	1.000	31.79	31.78	0.866	0.866	NO	102.0	102	0.0768	
181	1... 13C-PCB-70	1.59e6	0.79	NO	0.996	1.000	35.43	35.41	0.985	0.985	NO	100.3	100	0.0661	
182	1... 13C-PCB-80	1.61e6	0.78	NO	1.03	1.000	35.65	35.84	0.977	0.977	NO	98.54	98.5	0.0640	
183	1... 13C-PCB-81	1.53e6	0.78	NO	0.988	1.000	39.06	39.04	1.064	1.064	NO	97.41	97.4	0.0666	
184	1... 13C-PCB-77	1.50e6	0.79	NO	0.989	1.000	39.68	39.66	1.061	1.061	NO	97.40	97.4	0.0660	
185	1... 13C-PCB-104	1.11e6	1.63	NO	1.02	1.000	32.47	32.46	0.827	0.827	NO	100.9	101	0.0381	
186	1... 13C-PCB-95	8.62e5	1.64	NO	0.805	1.000	35.72	35.73	0.910	0.910	NO	99.28	99.3	0.0481	
187	1... 13C-PCB-101	8.44e5	1.64	NO	0.793	1.000	37.48	37.46	0.954	0.954	NO	98.77	98.8	0.0489	
188	1... 13C-PCB-97	7.45e5	1.65	NO	0.696	1.000	38.82	38.62	0.989	0.989	NO	99.17	99.2	0.0557	
189	1... 13C-PCB-123	1.01e6	1.67	NO	0.933	1.000	41.46	41.46	1.056	1.056	NO	99.89	99.9	0.0416	
190	1... 13C-PCB-118	1.03e6	1.62	NO	0.986	1.000	41.85	41.85	1.061	1.061	NO	97.34	97.3	0.0393	
191	1... 13C-PCB-114	1.25e6	1.55	NO	1.55	1.000	42.32	42.32	0.908	0.908	NO	94.22	94.2	0.0809	
192	1... 13C-PCB-105	1.28e6	1.56	NO	1.57	1.000	43.21	43.21	0.927	0.927	NO	95.20	95.2	0.0796	
193	1... 13C-PCB-127	1.30e6	1.56	NO	1.62	1.000	43.56	43.55	0.934	0.934	NO	93.64	93.6	0.0770	
194	1... 13C-PCB-126	1.25e6	1.58	NO	1.57	1.000	45.53	45.52	0.976	0.976	NO	93.40	93.4	0.0798	
195	1... 13C-PCB-155	6.87e5	1.29	NO	0.615	1.000	37.00	37.00	0.942	0.942	NO	103.6	104	0.0326	
196	1... 13C-PCB-153	1.15e6	1.24	NO	1.36	1.000	43.37	43.38	0.930	0.931	NO	98.32	98.3	0.0878	
197	1... 13C-PCB-141	9.61e5	1.27	NO	1.13	1.000	44.14	44.14	0.947	0.947	NO	99.66	99.7	0.106	
198	1... 13C-PCB-138	9.99e5	1.26	NO	1.18	1.000	45.01	45.01	0.985	0.985	NO	96.63	96.6	0.101	
199	1... 13C-PCB-159	1.21e6	1.26	NO	1.44	1.000	46.33	46.34	0.994	0.994	NO	98.13	98.1	0.0832	
200	2... 13C-PCB-167	1.20e6	1.28	NO	1.44	1.000	47.04	47.04	1.009	1.009	NO	97.25	97.3	0.0832	
201	2... 13C-PCB-156	1.14e6	1.27	NO	1.40	1.000	46.39	46.37	1.038	1.037	NO	95.71	95.7	0.0858	
202	2... 13C-PCB-157	1.14e6	1.27	NO	1.40	1.000	46.65	46.65	1.043	1.043	NO	95.86	95.9	0.0858	
203	2... 13C-PCB-169	1.08e6	1.26	NO	1.33	1.000	50.93	50.92	1.092	1.092	NO	95.29	95.3	0.0900	
204	2... 13C-PCB-188	9.50e5	0.45	NO	1.41	1.000	42.99	43.00	0.926	0.926	NO	100.3	100	0.0865	
205	2... 13C-PCB-180	6.20e5	0.44	NO	0.929	1.000	49.69	49.69	1.070	1.070	NO	99.28	99.3	0.131	
206	2... 13C-PCB-170	5.29e5	0.46	NO	0.794	1.000	51.36	51.38	1.106	1.106	NO	99.16	99.2	0.153	
207	2... 13C-PCB-189	6.86e5	0.46	NO	1.04	1.000	53.06	53.08	1.143	1.143	NO	97.68	97.7	0.117	
208	2... 13C-PCB-202	7.04e5	0.93	NO	1.04	1.000	48.59	48.59	1.046	1.047	NO	101.1	101	0.0796	
209	2... 13C-PCB-194	6.06e5	0.91	NO	0.768	1.000	54.72	54.70	0.995	0.995	NO	99.49	99.5	0.195	
210	2... 13C-PCB-208	6.16e5	0.77	NO	0.991	1.000	53.94	53.94	0.981	0.981	NO	103.8	104	0.137	
211	2... 13C-PCB-206	4.31e5	0.78	NO	0.552	1.000	56.24	56.24	1.023	1.023	NO	98.29	98.3	0.246	
212	2... 13C-PCB-209	2.91e5	1.17	NO	0.396	1.000	57.49	57.48	1.046	1.046	NO	92.65	92.6	0.0202	

Dataset: U:\VG11.PRO\Results\200601K1\200601K1-7.qld

Last Altered: Tuesday, June 02, 2020 11:36:30 Pacific Daylight Time
Printed: Tuesday, June 02, 2020 11:37:29 Pacific Daylight Time

Name: 200601K1_7, Date: 01-Jun-2020, Time: 18:21:53, ID: SS200601K1-1 PCB 209 SS 19G2612, Description: PCB 209 SS 19G2612

#	Name	Resp	RA	Hy	RPF	wAve	Prod RT	RT	Prod R...	RRT	Check RRT	Conc	%Rec	DL	EMPC
213	2... 13C-PCB-15	2.43e6	1.56	NO	1.00	1.000	25.53	25.53	1.000	0.000	NO	100.0	100	0.0175	
214	2... 13C-PCB-31	1.96e6	1.05	NO	1.00	1.000	28.66	28.66	1.000	0.000	NO	100.0	100	0.286	
215	2... 13C-PCB-60	1.59e6	0.78	NO	1.00	1.000	36.68	36.70	1.000	0.000	NO	100.0	100	0.0658	
216	2... 13C-PCB-111	1.08e6	1.65	NO	1.00	1.000	39.25	39.27	1.000	0.000	NO	100.0	100	0.0388	
217	2... 13C-PCB-128	8.55e5	1.27	NO	1.00	1.000	46.60	46.62	1.000	0.000	NO	100.0	100	0.120	
218	2... 13C-PCB-182	6.72e5	0.47	NO	1.00	1.000	46.43	46.43	0.000	0.000	NO	100.0	100	0.122	
219	2... 13C-PCB-205	7.94e5	0.90	NO	1.00	1.000	54.96	54.98	1.000	0.000	NO	100.0	100	0.149	
220	2... 13C-PCB-79	1.70e6	0.78	NO	1.07	1.000	37.60	37.78	1.030	1.029	NO	100.0	100	0.0616	
221	2... 13C-PCB-178	6.89e5	0.44	NO	0.766	1.000	45.89	45.88	0.988	0.988	NO	105.2	105	0.128	
222	2... 13C-PCB-79	1.70e6	0.78	NO	1.08	1.000	37.78	37.78	0.968	0.968	NO	102.7	103	0.0641	
223	2... 13C-PCB-178	6.89e5	0.44	NO	1.05	1.000	45.87	45.88	0.923	0.923	NO	105.8	106	0.131	

7-1201
↓

Dataset: Untitled

Last Altered: Tuesday, June 02, 2020 10:33:30 Pacific Daylight Time
Printed: Tuesday, June 02, 2020 10:35:13 Pacific Daylight Time

Name: 200601K1_7, Date: 01-Jun-2020, Time: 18:21:53, ID: SS200601K1-1 PCB 209 SS 19G2612, Description: PCB 209 SS 19G2612


PCB-1

200601K1_7



F1:Voltage SIR,EI+
188.0393
3.334e+007

200601K1_7



F1:Voltage SIR,EI+
190.0363
1.080e+007

13C-PCB-1

200601K1_7



F1:Voltage SIR,EI+
200.0795
2.837e+007

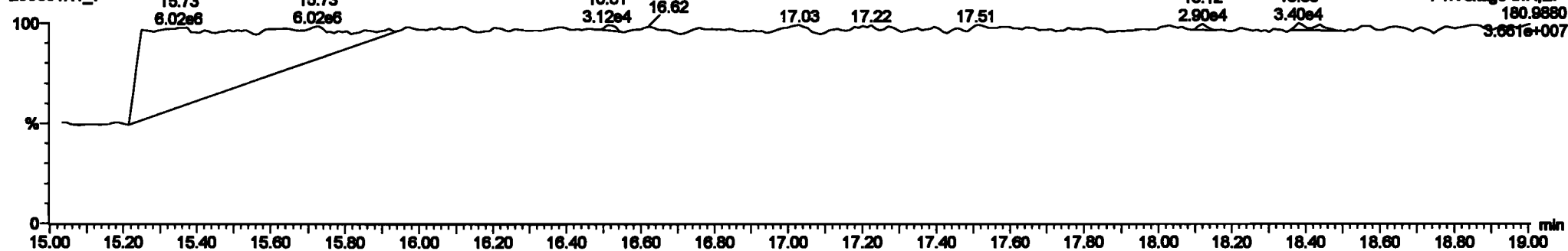
200601K1_7



F1:Voltage SIR,EI+
202.0766
9.076e+006

PFK1

200601K1_7



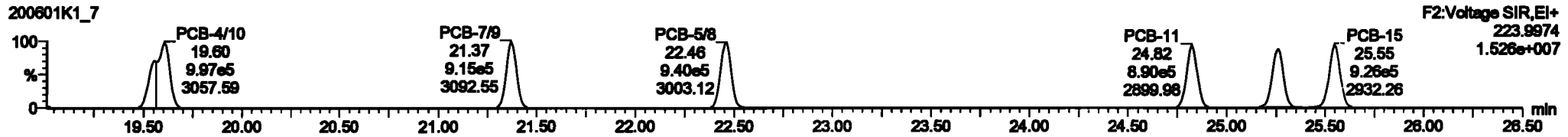
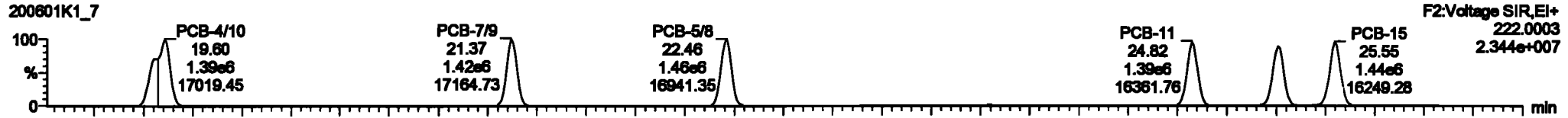
F1:Voltage SIR,EI+
180.9880
3.661e+007

Dataset: Untitled

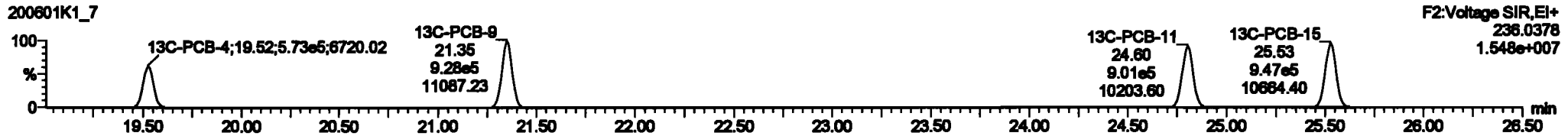
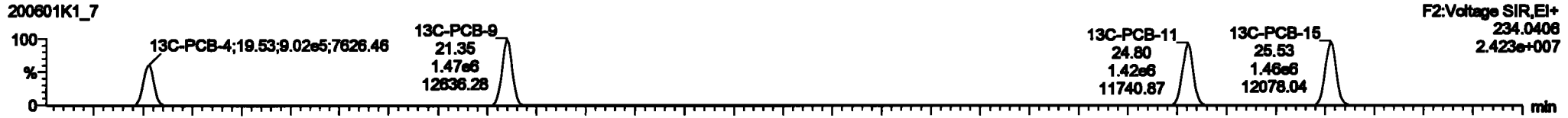
Last Altered: Tuesday, June 02, 2020 10:33:30 Pacific Daylight Time
 Printed: Tuesday, June 02, 2020 10:35:13 Pacific Daylight Time

Name: 200601K1_7, Date: 01-Jun-2020, Time: 18:21:53, ID: SS200601K1-1 PCB 209 SS 19G2612, Description: PCB 209 SS 19G2612

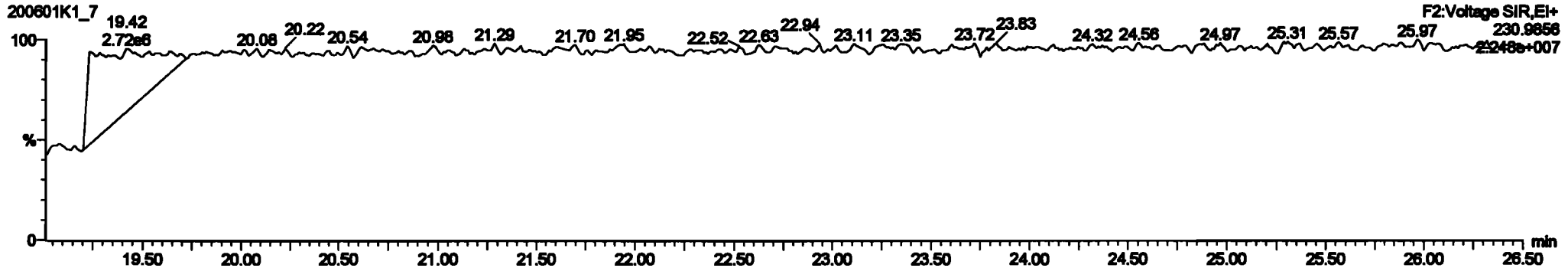
PCB-4/10



13C-PCB-4



PFK2a



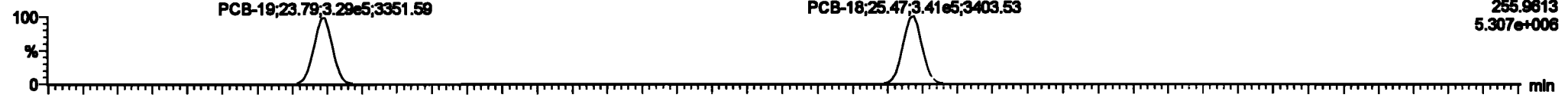
Dataset: Untitled

Last Altered: Tuesday, June 02, 2020 10:33:30 Pacific Daylight Time
Printed: Tuesday, June 02, 2020 10:35:13 Pacific Daylight Time

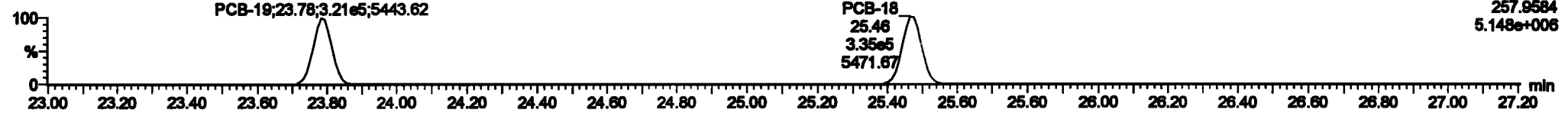
Name: 200601K1_7, Date: 01-Jun-2020, Time: 18:21:53, ID: SS200601K1-1 PCB 209 SS 19G2612, Description: PCB 209 SS 19G2612

PCB-19

200601K1_7




200601K1_7



13C-PCB-19

200601K1_7

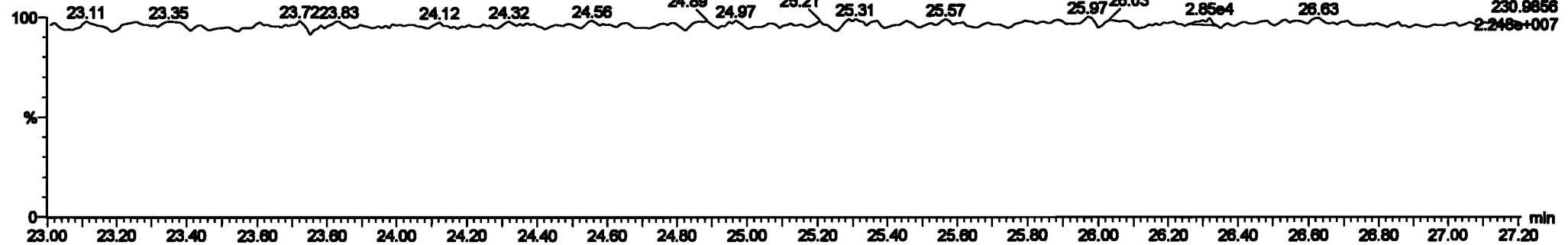


200601K1_7



PFK2b

200601K1_7



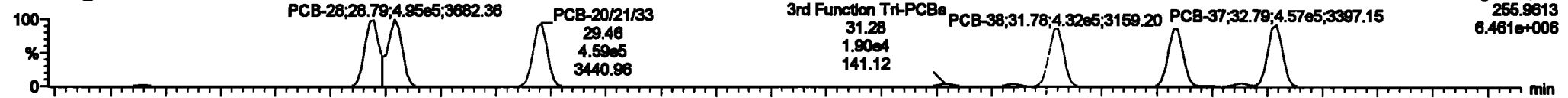
Dataset: Untitled

Last Altered: Tuesday, June 02, 2020 10:33:30 Pacific Daylight Time
Printed: Tuesday, June 02, 2020 10:35:13 Pacific Daylight Time

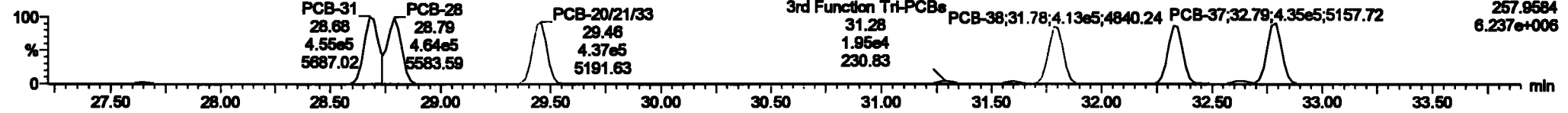
Name: 200601K1_7, Date: 01-Jun-2020, Time: 18:21:53, ID: SS200601K1-1 PCB 209 SS 19G2612, Description: PCB 209 SS 19G2612

PCB-34

200601K1_7

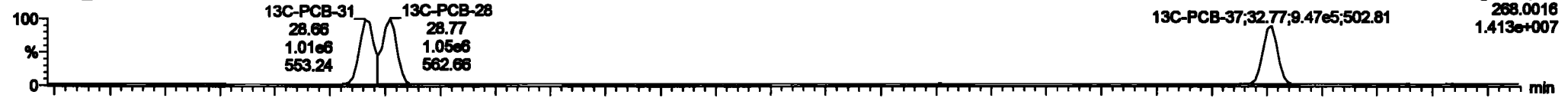


200601K1_7

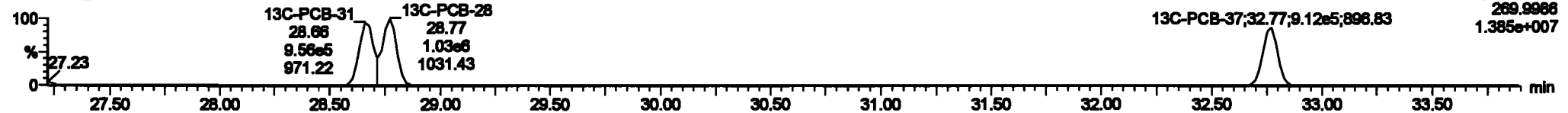


13C-PCB-28

200601K1_7

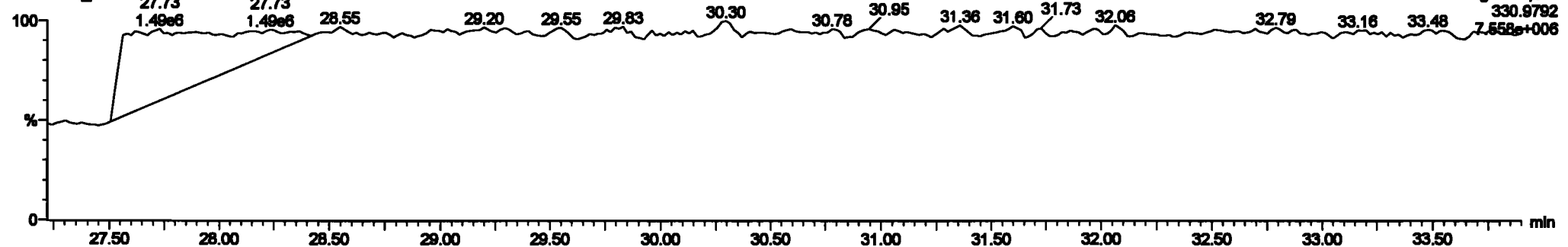


200601K1_7



PFK3d

200601K1_7

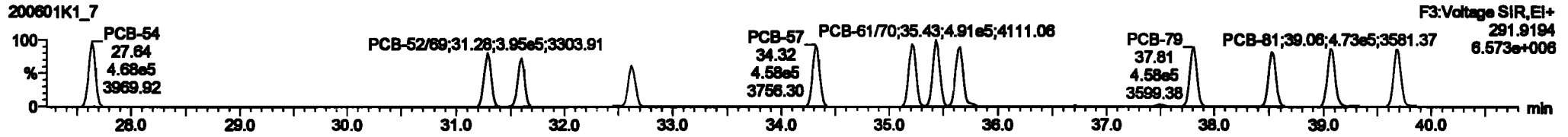
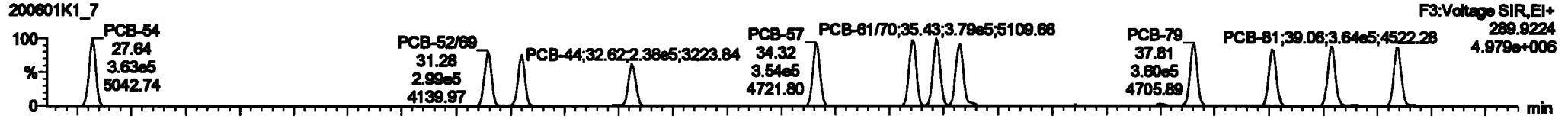


Dataset: Untitled

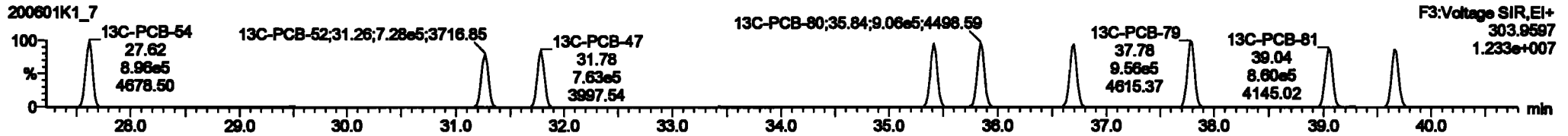
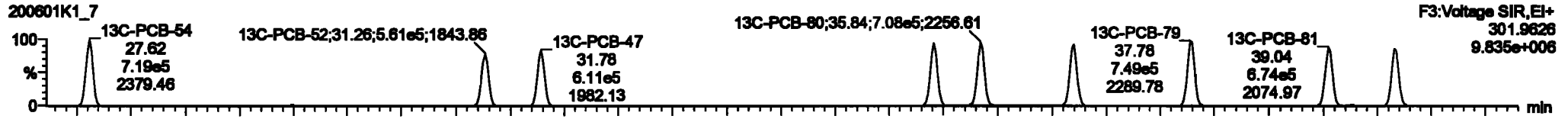
Last Altered: Tuesday, June 02, 2020 10:33:30 Pacific Daylight Time
Printed: Tuesday, June 02, 2020 10:35:13 Pacific Daylight Time

Name: 200601K1_7, Date: 01-Jun-2020, Time: 18:21:53, ID: SS200601K1-1 PCB 209 SS 19G2612, Description: PCB 209 SS 19G2612

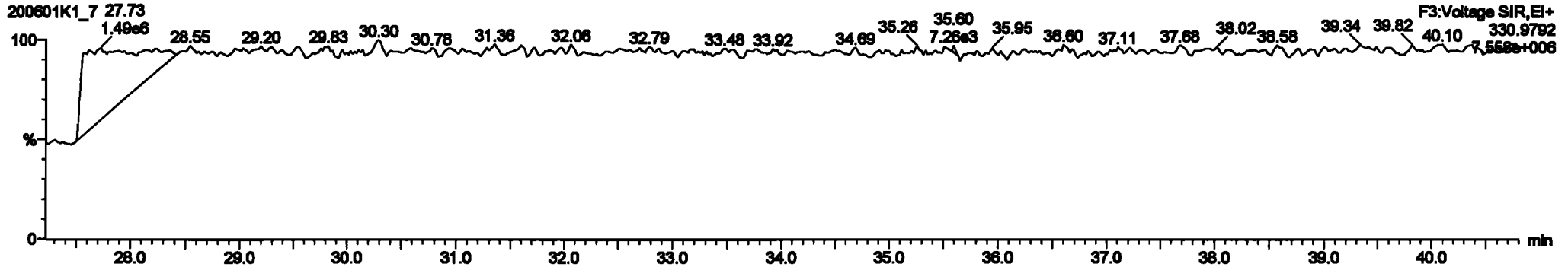
PCB-54



13C-PCB-54



PFK3a



Dataset: Untitled

Last Altered: Tuesday, June 02, 2020 10:33:30 Pacific Daylight Time

Printed: Tuesday, June 02, 2020 10:35:13 Pacific Daylight Time

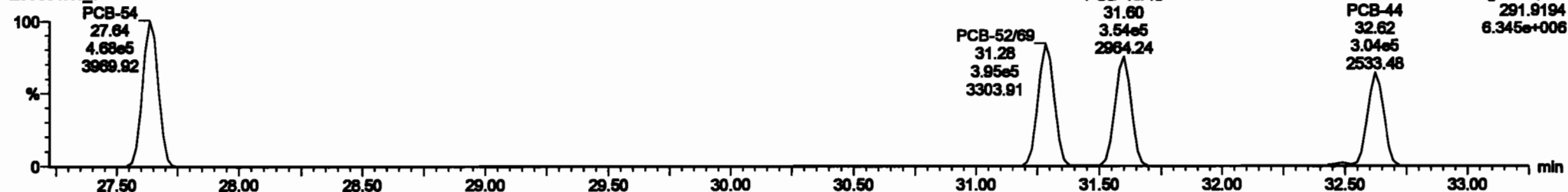
Name: 200601K1_7, Date: 01-Jun-2020, Time: 18:21:53, ID: SS200601K1-1 PCB 209 SS 19G2612, Description: PCB 209 SS 19G2612

PCB-50

200601K1_7



200601K1_7

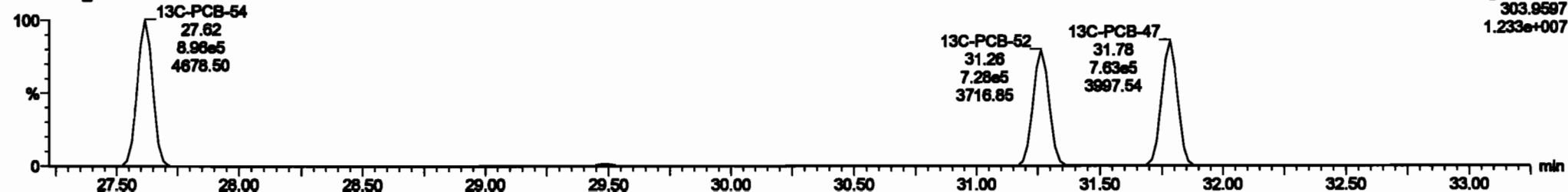


13C-PCB-52

200601K1_7



200601K1_7




Dataset: Untitled

Last Altered: Tuesday, June 02, 2020 10:33:30 Pacific Daylight Time
Printed: Tuesday, June 02, 2020 10:35:13 Pacific Daylight Time

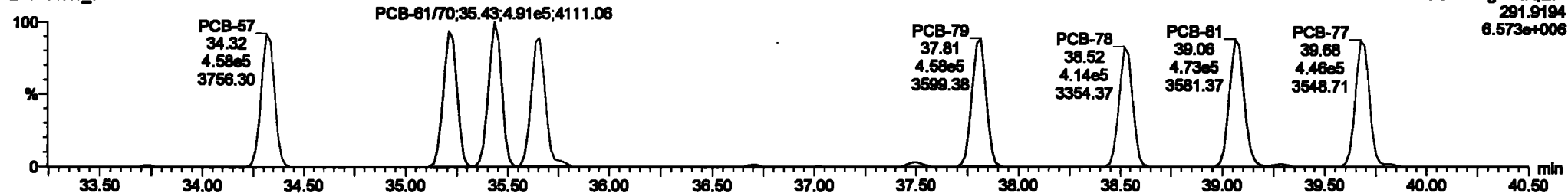
Name: 200601K1_7, Date: 01-Jun-2020, Time: 18:21:53, ID: SS200601K1-1 PCB 209 SS 19G2612, Description: PCB 209 SS 19G2612

PCB-68

200601K1_7

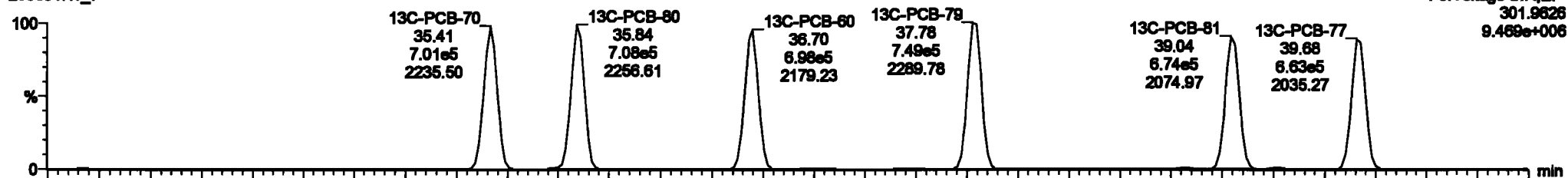


200601K1_7

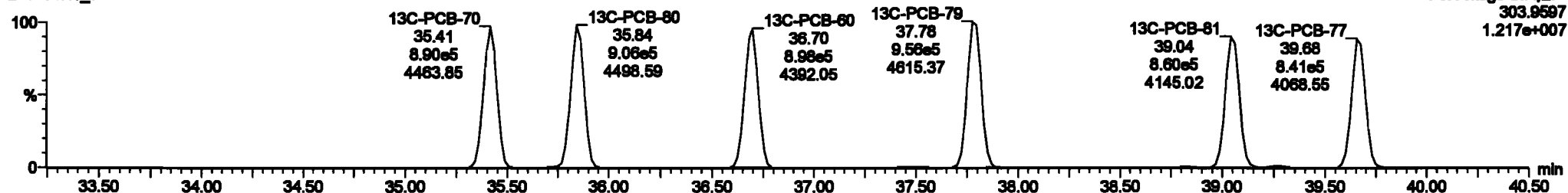


13C-PCB-60

200601K1_7



200601K1_7



#	Name	Step	BA	Qty	Req'd	Inv'd	Prod.RT	RT	Prod.R	RT	Prod.Pct	Comp.	DL	QTY
217	13C-PCB-128	0.88in	1.27	NO	1.0000	1.000	45.60	45.63	1.000	0.000	NO	100.0	100	0.120
218	13C-PCB-182	0.72in	0.47	NO	1.0000	1.000	45.43	45.43	0.000	0.000	NO	100.0	100	0.122
219	13C-PCB-205	7.84in	0.90	NO	1.0000	1.000	54.95	54.95	1.000	0.000	NO	100.0	100	0.148
220	13C-PCB-78	1.70in	0.70	NO	1.0000	1.000	37.80	37.70	1.000	1.000	NO	100.0	100	0.0815
221	13C-PCB-178	0.88in	0.44	NO	0.7000	1.000	45.80	45.80	0.000	0.000	NO	100.0	100	0.128
222	13C-PCB-78	1.70in	0.70	NO	1.0021	1.000	37.70	37.70	0.000	0.000	NO	102.7	100	0.0841
223	13C-PCB-178	0.88in	0.44	NO	1.0000	1.000	45.87	45.88	0.000	0.000	NO	100.0	100	0.131
224	Total Micro-PCBs				1.0000	1.000	0.00	0.000	0.000	0.000	NO	100.0		0.0281 188.0
225	Total D-PCBs				1.0000	1.000	0.00	0.000	0.000	0.000	NO	100.0		0.288 663.3
226	2nd Function TAPCBs				1.0000	1.000	0.00	0.000	0.000	0.000	NO	82.70		0.110 82.70
227	2nd Function TAPCBs				0.8000	1.000	0.00	0.000	0.000	0.000	NO	200.4		0.311 200.4
228	Total PCBs				4.0000	5.000	0.00	0.000	0.000	0.000	NO	500.0		0.800 1488.0

#	Name	Prod.RT	RT	Lot Range	Lot Range	SP Ratio (Prod)	BA	Qty	QTY	Comp.
1	PCB-64	27.84	27.84	3.820in	4.880in	0.770	0.70	NO	47.874	47.874
2	PCB-68	31.30	31.30	2.885in	3.891in	0.770	0.70	NO	48.220	48.220
3	PCB-43	31.80	31.80	2.760in	3.520in	0.770	0.70	NO	48.317	48.317
4	PCB-44	32.80	32.80	2.570in	3.043in	0.770	0.70	NO	47.188	47.188
5	PCB-67	34.30	34.30	3.880in	4.970in	0.770	0.77	NO	43.838	43.838
6	PCB-74	35.20	35.21	3.730in	4.720in	0.770	0.70	NO	45.028	45.028
7	PCB-81	35.43	35.43	3.780in	4.880in	0.770	0.77	NO	51.834	51.834
8	PCB-70	35.62	35.60	3.891in	4.830in	0.770	0.70	NO	44.671	44.671



Dataset: Untitled


Last Altered: Tuesday, June 02, 2020 10:33:30 Pacific Daylight Time

Printed: Tuesday, June 02, 2020 10:35:13 Pacific Daylight Time

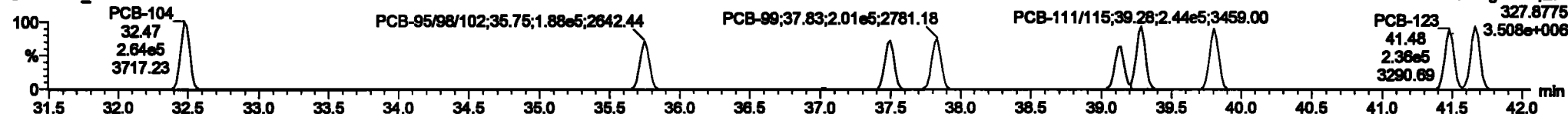
Name: 200601K1_7, Date: 01-Jun-2020, Time: 18:21:53, ID: SS200601K1-1 PCB 209 SS 19G2612, Description: PCB 209 SS 19G2612

PCB-104

200601K1_7




200601K1_7

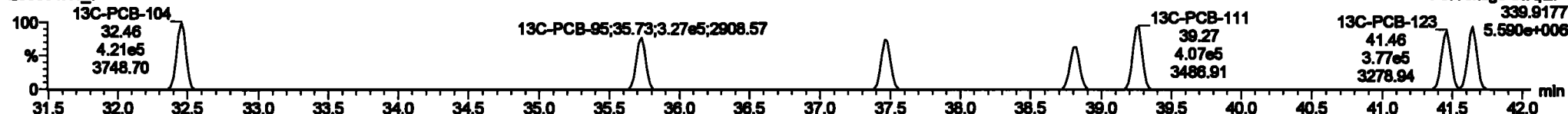


13C-PCB-104

200601K1_7

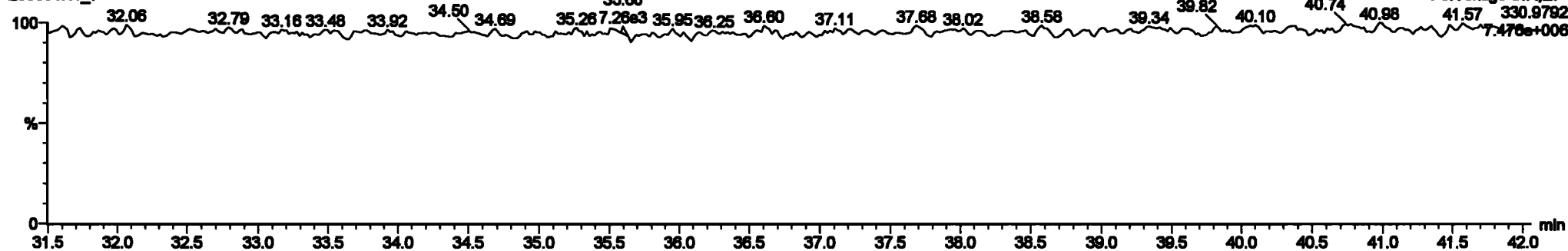


200601K1_7



PFK3b

200601K1_7



Dataset: Untitled


Last Altered: Tuesday, June 02, 2020 10:33:30 Pacific Daylight Time

Printed: Tuesday, June 02, 2020 10:35:13 Pacific Daylight Time

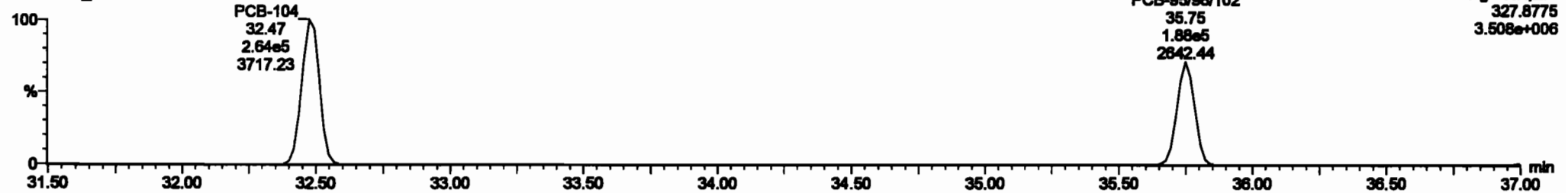
Name: 200601K1_7, Date: 01-Jun-2020, Time: 18:21:53, ID: SS200601K1-1 PCB 209 SS 19G2612, Description: PCB 209 SS 19G2612

PCB-96

200601K1_7



200601K1_7




13C-PCB-95

200601K1_7



200601K1_7



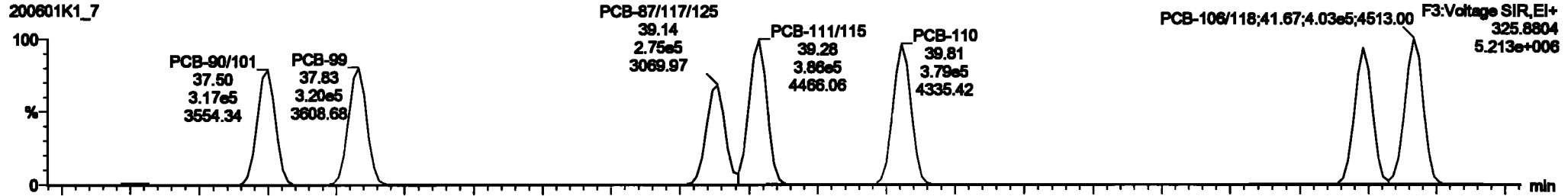
Dataset: Untitled

Last Altered: Tuesday, June 02, 2020 10:33:30 Pacific Daylight Time
Printed: Tuesday, June 02, 2020 10:35:13 Pacific Daylight Time

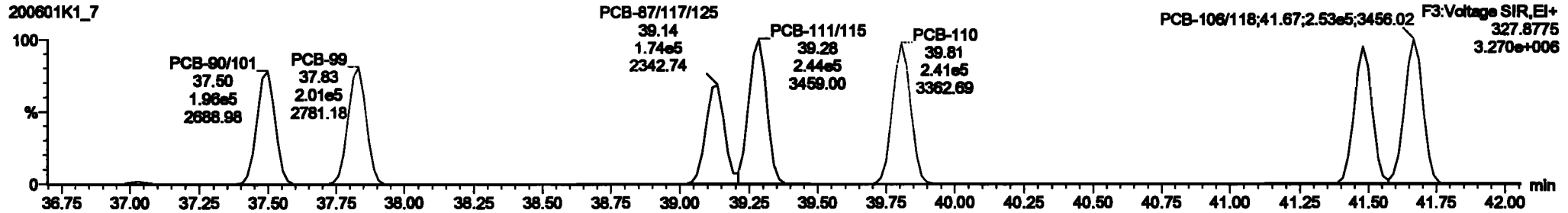
Name: 200601K1_7, Date: 01-Jun-2020, Time: 18:21:53, ID: SS200601K1-1 PCB 209 SS 19G2612, Description: PCB 209 SS 19G2612

PCB-119

200601K1_7

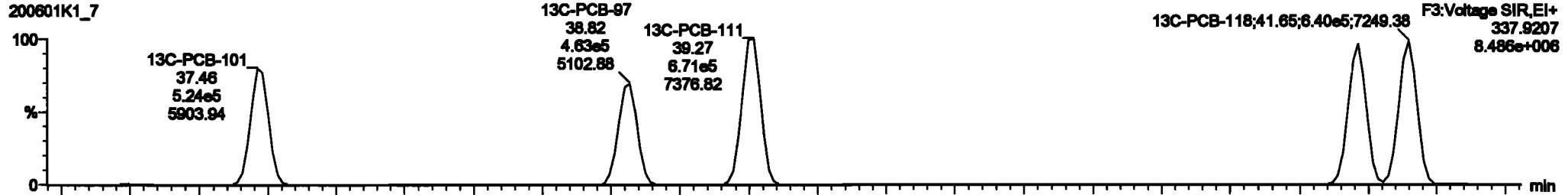


200601K1_7

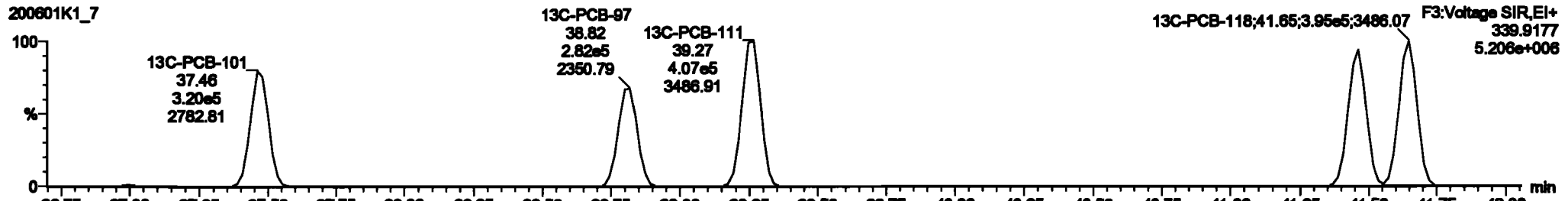


13C-PCB-111

200601K1_7



200601K1_7




Dataset: Untitled

Last Altered: Tuesday, June 02, 2020 10:33:30 Pacific Daylight Time
Printed: Tuesday, June 02, 2020 10:35:13 Pacific Daylight Time

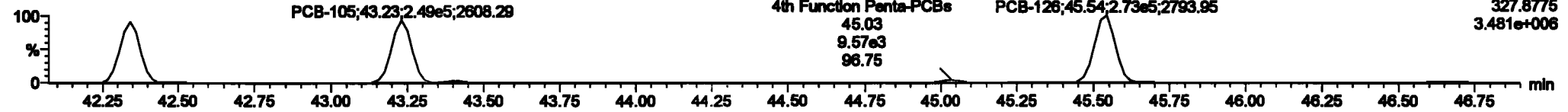
Name: 200601K1_7, Date: 01-Jun-2020, Time: 18:21:53, ID: SS200601K1-1 PCB 209 SS 19G2612, Description: PCB 209 SS 19G2612

PCB-114

200601K1_7

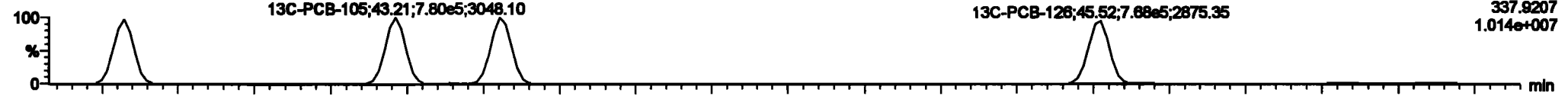


200601K1_7

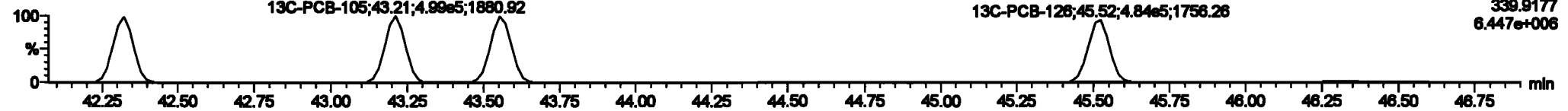


13C-PCB-114

200601K1_7

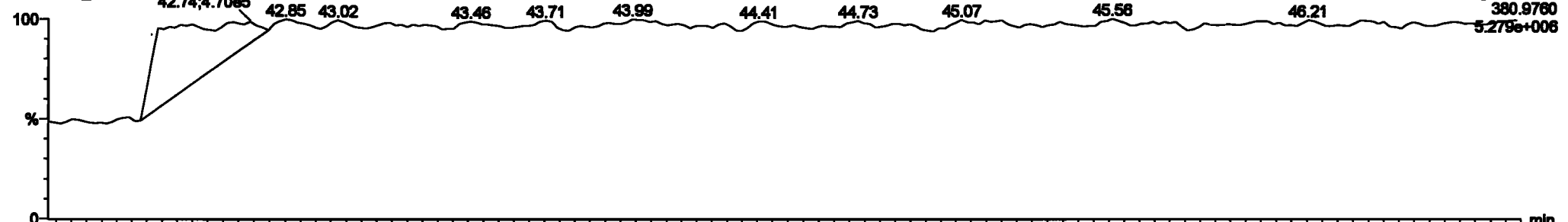


200601K1_7



PFK4a

200601K1_7



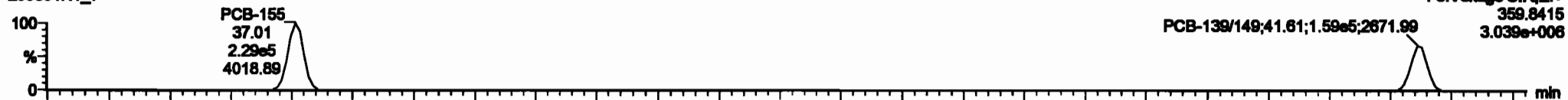
Dataset: Untitled

Last Altered: Tuesday, June 02, 2020 10:33:30 Pacific Daylight Time
Printed: Tuesday, June 02, 2020 10:35:13 Pacific Daylight Time

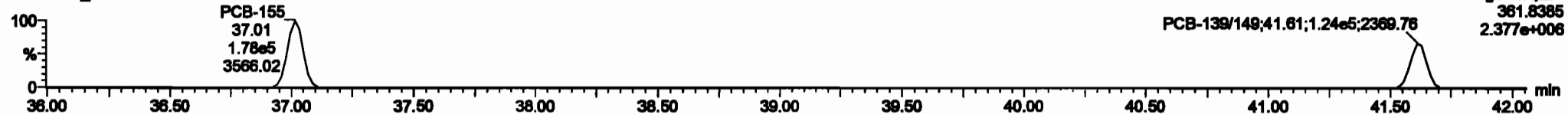
Name: 200601K1_7, Date: 01-Jun-2020, Time: 18:21:53, ID: SS200601K1-1 PCB 209 SS 19G2612, Description: PCB 209 SS 19G2612

PCB-155

200601K1_7



200601K1_7

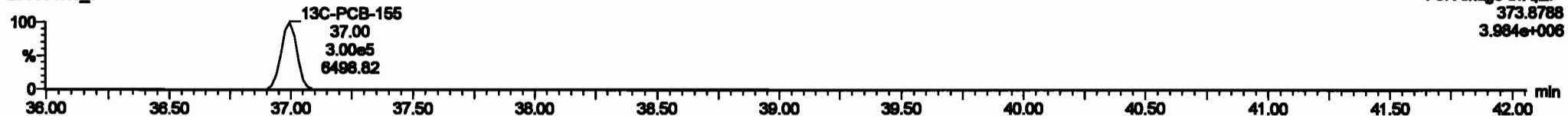


13C-PCB-155

200601K1_7

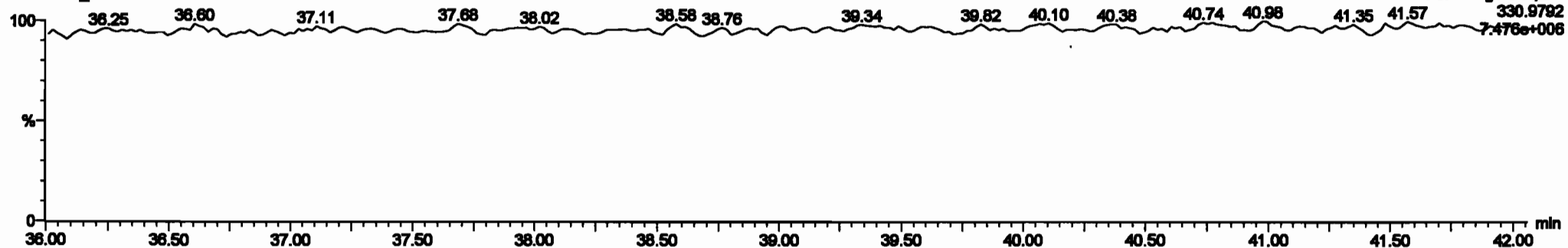


200601K1_7



PFK3c

200601K1_7

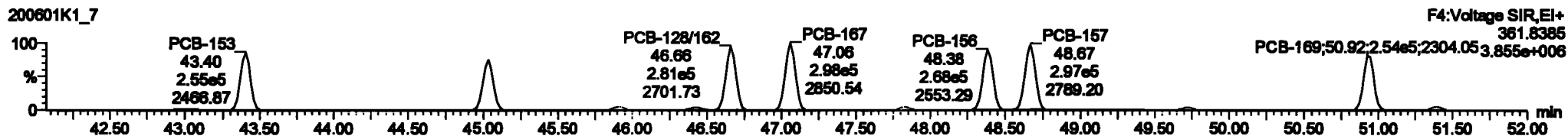
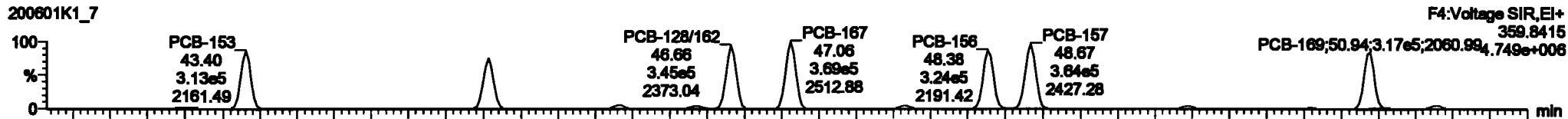


Dataset: Untitled

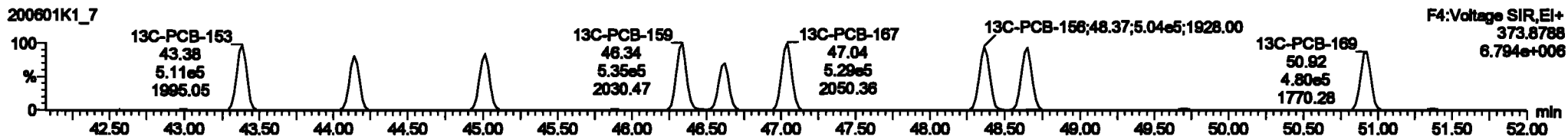
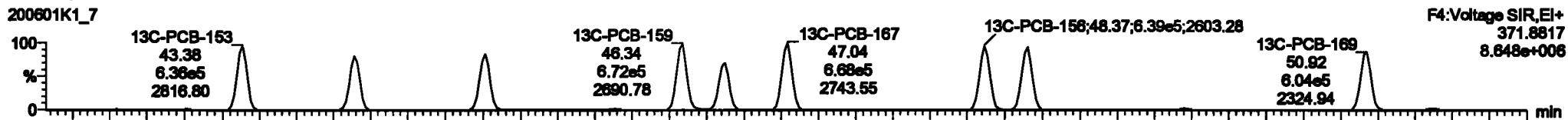
Last Altered: Tuesday, June 02, 2020 10:33:30 Pacific Daylight Time
 Printed: Tuesday, June 02, 2020 10:35:13 Pacific Daylight Time

Name: 200601K1_7, Date: 01-Jun-2020, Time: 18:21:53, ID: SS200601K1-1 PCB 209 SS 19G2612, Description: PCB 209 SS 19G2612

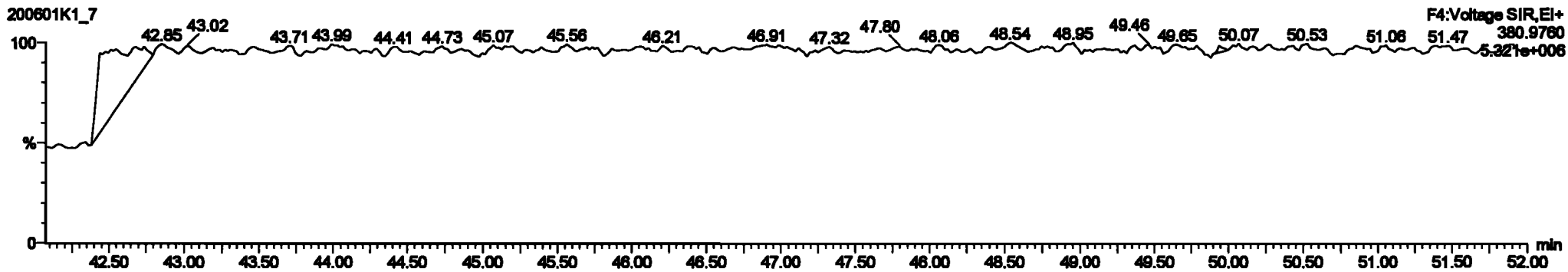
PCB-134/143



13C-PCB-153



PFK4b

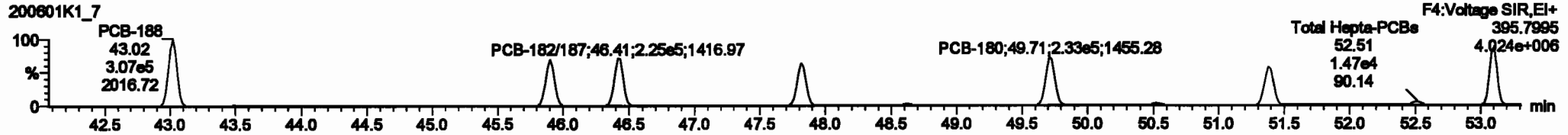
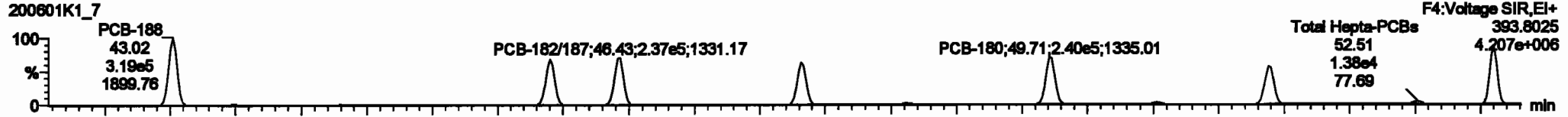


Dataset: Untitled

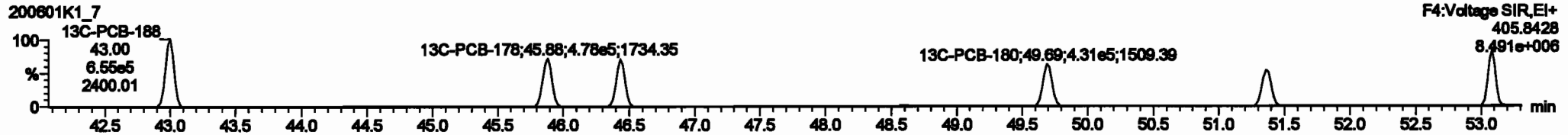

Last Altered: Tuesday, June 02, 2020 10:33:30 Pacific Daylight Time
Printed: Tuesday, June 02, 2020 10:35:13 Pacific Daylight Time

Name: 200601K1_7, Date: 01-Jun-2020, Time: 18:21:53, ID: SS200601K1-1 PCB 209 SS 19G2612, Description: PCB 209 SS 19G2612

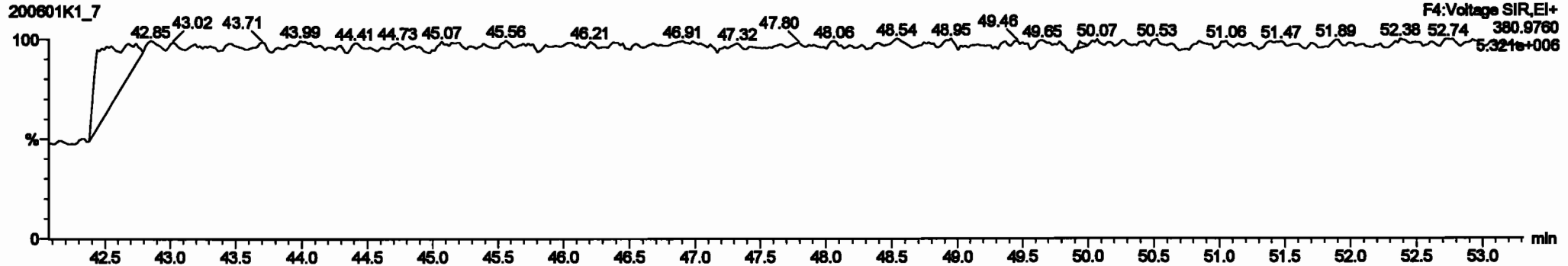
PCB-188



13C-PCB-188



PFK4c



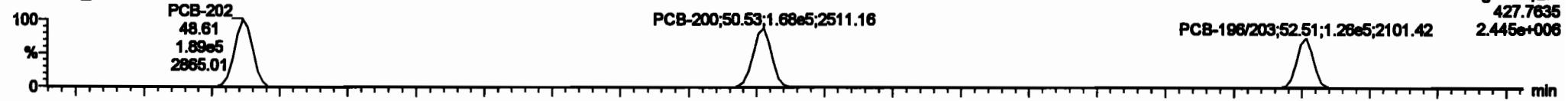
Dataset: Untitled

Last Altered: Tuesday, June 02, 2020 10:33:30 Pacific Daylight Time
Printed: Tuesday, June 02, 2020 10:35:13 Pacific Daylight Time

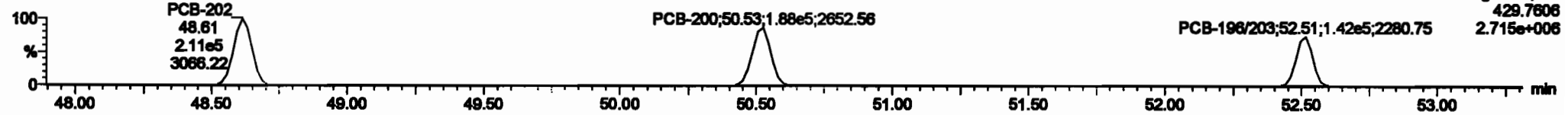
Name: 200601K1_7, Date: 01-Jun-2020, Time: 18:21:53, ID: SS200601K1-1 PCB 209 SS 19G2612, Description: PCB 209 SS 19G2612

PCB-202

200601K1_7



200601K1_7

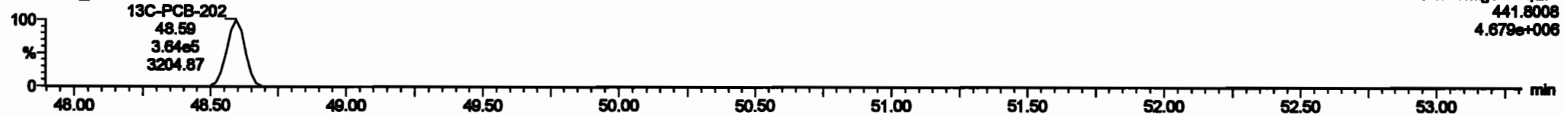


13C-PCB-202

200601K1_7

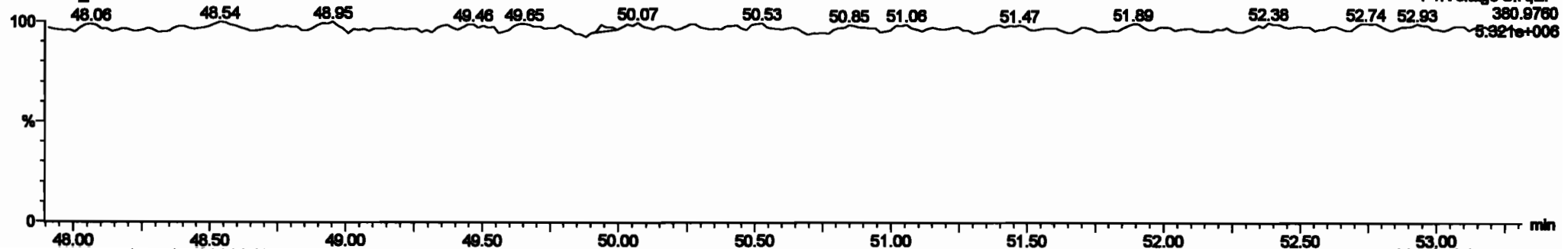


200601K1_7



PFK4d

200601K1_7



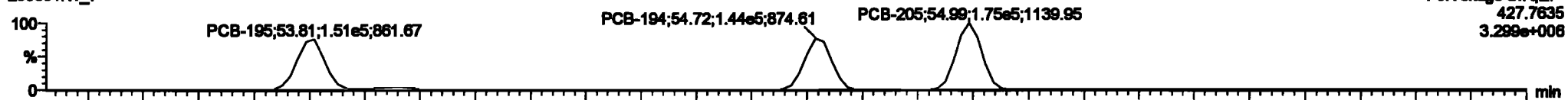
Dataset: Untitled

Last Altered: Tuesday, June 02, 2020 10:33:30 Pacific Daylight Time
Printed: Tuesday, June 02, 2020 10:35:13 Pacific Daylight Time

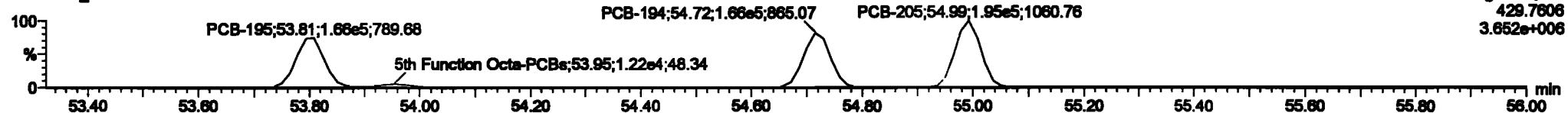
Name: 200601K1_7, Date: 01-Jun-2020, Time: 18:21:53, ID: SS200601K1-1 PCB 209 SS 19G2612, Description: PCB 209 SS 19G2612

PCB-195

200601K1_7

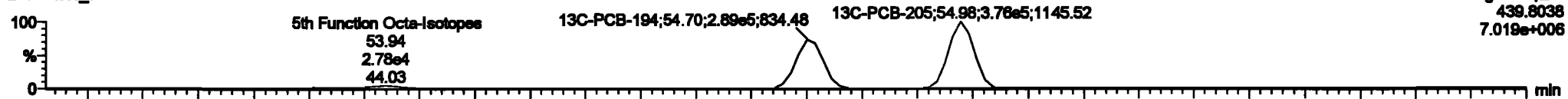


200601K1_7

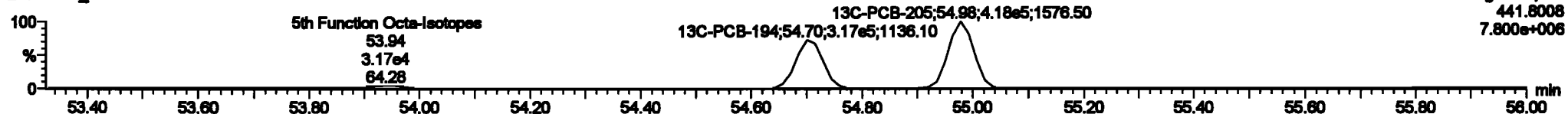


13C-PCB-194

200601K1_7

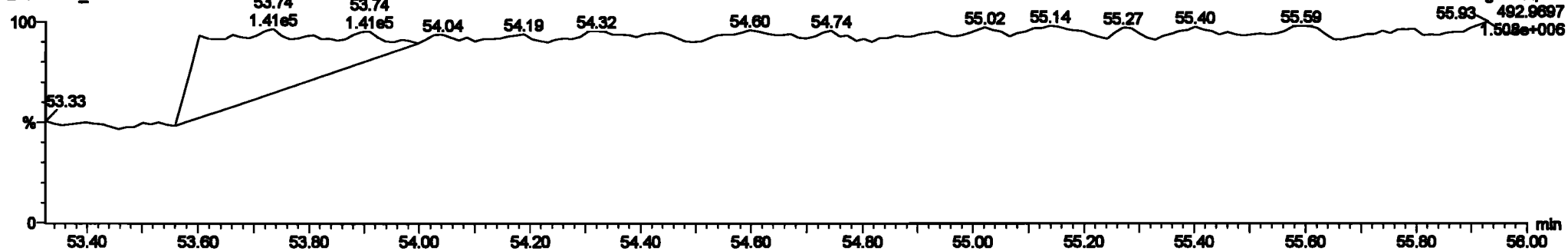


200601K1_7



PFK5a

200601K1_7



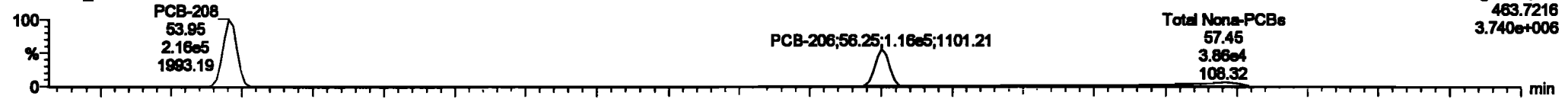
Dataset: Untitled

Last Altered: Tuesday, June 02, 2020 10:33:30 Pacific Daylight Time
Printed: Tuesday, June 02, 2020 10:35:13 Pacific Daylight Time

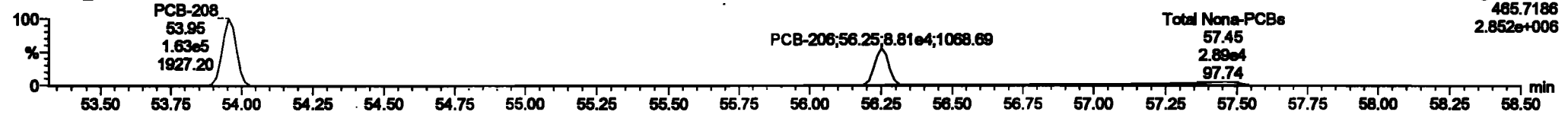
Name: 200601K1_7, Date: 01-Jun-2020, Time: 18:21:53, ID: SS200601K1-1 PCB 209 SS 19G2612, Description: PCB 209 SS 19G2612

PCB-208

200601K1_7

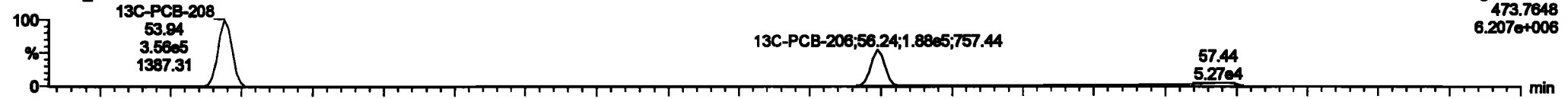


200601K1_7

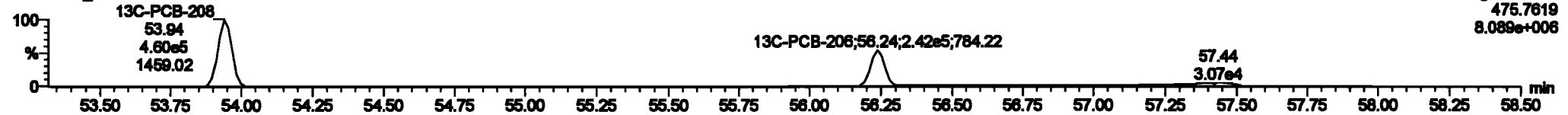


13C-PCB-208

200601K1_7

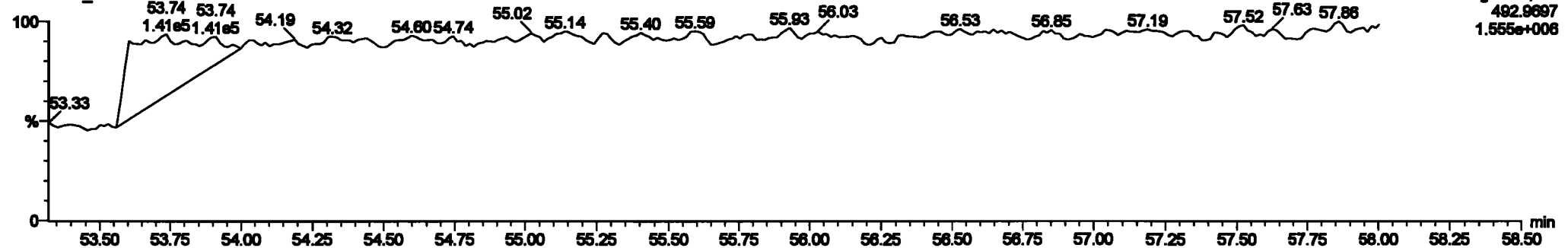


200601K1_7



PFK5

200601K1_7

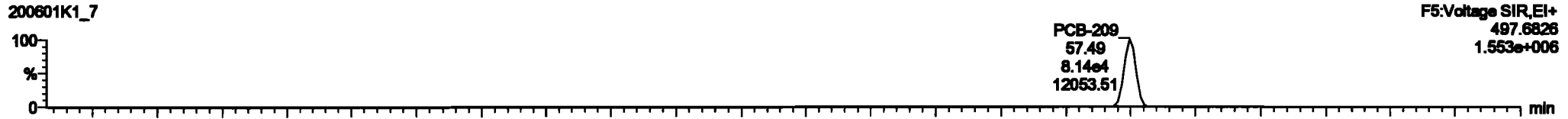


Dataset: Untitled

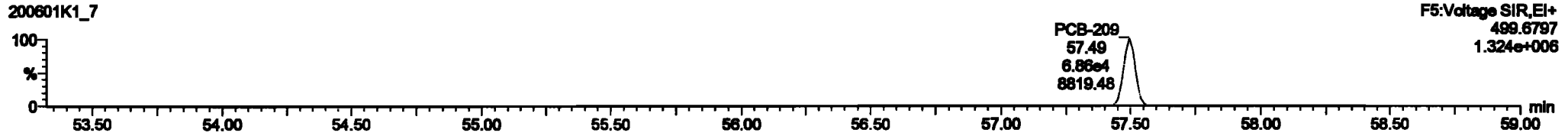
Last Altered: Tuesday, June 02, 2020 10:33:30 Pacific Daylight Time
Printed: Tuesday, June 02, 2020 10:35:13 Pacific Daylight Time

Name: 200601K1_7, Date: 01-Jun-2020, Time: 18:21:53, ID: SS200601K1-1 PCB 209 SS 19G2612, Description: PCB 209 SS 19G2612

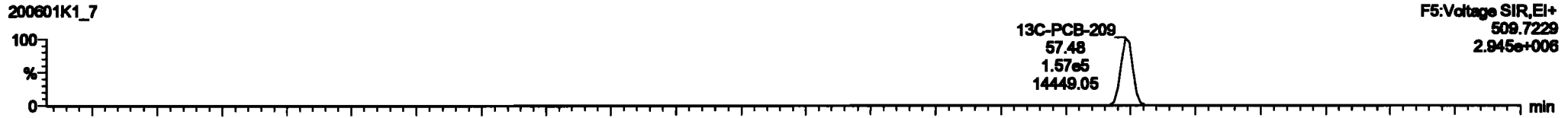
PCB-209
200601K1_7



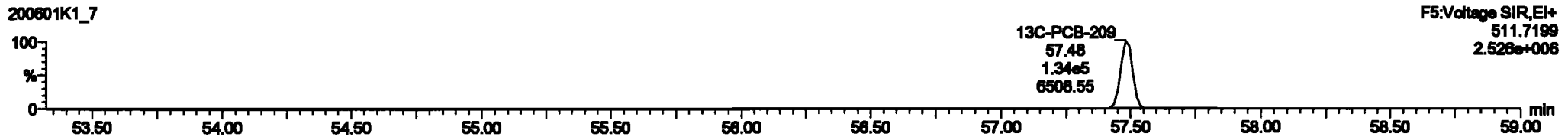
200601K1_7



13C-PCB-209
200601K1_7



200601K1_7



PFK5b
200601K1_7

