



June 10, 2020

Vista Work Order No. 2000960

Ms. Delaney Peterson
Anchor QEA, LLC
720 Olive Way, Suite 1900
Seattle, WA 98101

Dear Ms. Peterson,

Enclosed are the results for the sample set received at Vista Analytical Laboratory on April 28, 2020 under your Project Name 'Gasco PDI'.

Vista Analytical Laboratory is committed to serving you effectively. If you require additional information, please contact me at 916-673-1520 or by email at mmaier@vista-analytical.com.

Thank you for choosing Vista as part of your analytical support team.

Sincerely,

Martha Maier
Laboratory Director



Vista Analytical Laboratory certifies that the report herein meets all the requirements set forth by NELAP for those applicable test methods. Results relate only to the samples as received by the laboratory. This report should not be reproduced except in full without the written approval of Vista.

Vista Work Order No. 2000960

Case Narrative

Sample Condition on Receipt:

Thirteen sediment samples were received in good condition and within the method temperature requirements. The samples were received and stored securely in accordance with Vista standard operating procedures and EPA methodology. The EPA Method 1613 sample analyses were assigned to Vista Work Order No. 2000950.

Analytical Notes:

EPA Method 1668C

Sample "PDI-158SC-A-00-01-200423" was extracted and analyzed for 209 PCB congeners by EPA Method 1668C using a ZB-1 GC column.

Holding Times

The method holding time criteria were met for this sample.

Quality Control

The Initial Calibration and Continuing Calibration Verifications met the method acceptance criteria.

A Method Blank and Ongoing Precision and Recovery (OPR) sample were extracted and analyzed with the preparation batch. No analytes were detected above the sample quantitation limit in the Method Blank. The OPR recoveries were within the method acceptance criteria.

Labeled standard recoveries for all QC and field samples were within method acceptance criteria.

TABLE OF CONTENTS

Case Narrative.....	1
Table of Contents.....	3
Sample Inventory.....	4
Analytical Results.....	5
Qualifiers.....	16
Certifications.....	17
Sample Receipt.....	20
Extraction Information.....	23
Sample Data - EPA Method 1668C.....	29
Continuing Calibration.....	139
Initial Calibration.....	227

Sample Inventory Report

Vista Sample ID	Client Sample ID	Sampled	Received	Components/Containers
2000960-01	PDI-158SC-A-00-01-200423	23-Apr-20 12:50	28-Apr-20 09:04	Amber Glass, 120 mL

ANALYTICAL RESULTS

Sample ID: Method Blank

EPA Method 1668C

Matrix: Solid	QC Batch: B0D0324	Lab Sample: B0D0324-BLK1
Sample Size: 5.00 g	Date Extracted: 29-Apr-2020 11:46	Date Analyzed: 03-Jun-20 22:50 Column: ZB-1

Analyte	Conc. (pg/g)	DL	EMPC	Qualifiers	Analyte	Conc. (pg/g)	DL	EMPC	Qualifiers
PCB-1	ND	0.362			PCB-44	ND	0.378		
PCB-2	ND	0.370			PCB-45	ND	0.377		
PCB-3	ND	0.381			PCB-46	ND	0.390		
PCB-4/10	ND	1.65			PCB-47	ND	0.338		
PCB-5/8	ND	1.31			PCB-48/75	ND	0.278		
PCB-6	ND	1.27			PCB-50	ND	0.310		
PCB-7/9	ND	1.36			PCB-51	ND	0.304		
PCB-11	ND	1.13			PCB-52/69	ND	0.278		
PCB-12/13	ND	1.25			PCB-53	ND	0.325		
PCB-14	ND	1.26			PCB-54	ND	0.253		
PCB-15	ND	1.24			PCB-55	ND	0.206		
PCB-16/32	ND	0.573			PCB-56/60	ND	0.237		
PCB-17	ND	0.700			PCB-57	ND	0.215		
PCB-18	ND	0.649			PCB-58	ND	0.208		
PCB-19	ND	0.723			PCB-61/70	ND	0.237		
PCB-20/21/33	ND	0.486			PCB-62	ND	0.276		
PCB-22	ND	0.470			PCB-63	ND	0.233		
PCB-23	ND	0.518			PCB-65	ND	0.243		
PCB-24/27	ND	0.490			PCB-66/76	ND	0.215		
PCB-25	ND	0.481			PCB-67	ND	0.231		
PCB-26	ND	0.484			PCB-68	ND	0.244		
PCB-28	ND	0.446			PCB-73	ND	0.224		
PCB-29	ND	0.512			PCB-74	ND	0.211		
PCB-30	ND	0.446			PCB-77	ND	0.228		
PCB-31	ND	0.441			PCB-78	ND	0.216		
PCB-34	ND	0.484			PCB-79	ND	0.212		
PCB-35	ND	0.466			PCB-80	ND	0.203		
PCB-36	ND	0.452			PCB-81	ND	0.235		
PCB-37	ND	0.482			PCB-82	ND	0.649		
PCB-38	ND	0.463			PCB-83	ND	0.355		
PCB-39	ND	0.492			PCB-84/92	ND	0.564		
PCB-40	ND	0.518			PCB-85/116	ND	0.461		
PCB-41/64/71/72	ND	0.262			PCB-86	ND	0.582		
PCB-42/59	ND	0.297			PCB-87/117/125	ND	0.417		
PCB-43/49	ND	0.319			PCB-88/91	ND	0.566		

DL - Sample specific estimated detection limit

LCL-UCL- Lower control limit - upper control limit

EMPC - Estimated maximum possible concentration

The results are reported in dry weight. The sample size is reported in wet weight.
individual congeners for qualifiers.

See

Sample ID: Method Blank

EPA Method 1668C

Matrix: Solid	QC Batch: B0D0324	Lab Sample: B0D0324-BLK1
Sample Size: 5.00 g	Date Extracted: 29-Apr-2020 11:46	Date Analyzed: 03-Jun-20 22:50 Column: ZB-1

Analyte	Conc. (pg/g)	DL	EMPC	Qualifiers	Analyte	Conc. (pg/g)	DL	EMPC	Qualifiers
PCB-89	ND	0.520			PCB-137	ND	0.278		
PCB-90/101	ND	0.512			PCB-138/163/164	ND	0.237		
PCB-93	ND	0.644			PCB-139/149	ND	0.300		
PCB-94	ND	0.635			PCB-140	ND	0.358		
PCB-95/98/102	ND	0.500			PCB-141	ND	0.300		
PCB-96	ND	0.401			PCB-142	ND	0.341		
PCB-97	ND	0.507			PCB-144	ND	0.360		
PCB-99	ND	0.435			PCB-145	ND	0.239		
PCB-100	ND	0.485			PCB-146/165	ND	0.253		
PCB-103	ND	0.494			PCB-147	ND	0.340		
PCB-104	ND	0.412			PCB-148	ND	0.337		
PCB-105	ND	0.343			PCB-150	ND	0.262		
PCB-106/118	ND	0.384			PCB-151	ND	0.361		
PCB-107/109	ND	0.378			PCB-152	ND	0.239		
PCB-108/112	ND	0.450			PCB-153	ND	0.240		
PCB-110	ND	0.373			PCB-154	ND	0.309		
PCB-111/115	ND	0.340			PCB-155	ND	0.272		
PCB-113	ND	0.379			PCB-156	ND	0.224		
PCB-114	ND	0.333			PCB-157	ND	0.252		
PCB-119	ND	0.360			PCB-158/160	ND	0.245		
PCB-120	ND	0.324			PCB-159	ND	0.209		
PCB-121	ND	0.352			PCB-166	ND	0.222		
PCB-122	ND	0.402			PCB-167	ND	0.229		
PCB-123	ND	0.423			PCB-168	ND	0.239		
PCB-124	ND	0.363			PCB-169	ND	0.238		
PCB-126	ND	0.324			PCB-170	ND	0.312		
PCB-127	ND	0.323			PCB-171	ND	0.278		
PCB-128/162	ND	0.280			PCB-172	ND	0.266		
PCB-129	ND	0.351			PCB-173	ND	0.308		
PCB-130	ND	0.348			PCB-174	ND	0.271		
PCB-131/133	ND	0.313			PCB-175	ND	0.260		
PCB-132/161	ND	0.251			PCB-176	ND	0.190		
PCB-134/143	ND	0.339			PCB-177	ND	0.287		
PCB-135	ND	0.308			PCB-178	ND	0.263		
PCB-136	ND	0.278			PCB-179	ND	0.191		

DL - Sample specific estimated detection limit

LCL-UCL- Lower control limit - upper control limit

EMPC - Estimated maximum possible concentration

The results are reported in dry weight. The sample size is reported in wet weight.
individual congeners for qualifiers.

See

Sample ID: Method Blank

EPA Method 1668C

Matrix: Solid	QC Batch: B0D0324	Lab Sample: B0D0324-BLK1
Sample Size: 5.00 g	Date Extracted: 29-Apr-2020 11:46	Date Analyzed: 03-Jun-20 22:50 Column: ZB-1

Analyte	Conc. (pg/g)	DL	EMPC	Qualifiers	Analyte	Conc. (pg/g)	DL	EMPC	Qualifiers
PCB-180	ND	0.259			Total octaCB	ND		0.510	
PCB-181	ND	0.248			Total nonaCB	ND		0.201	
PCB-182/187	ND	0.233			DecaCB	ND		0.162	
PCB-183	ND	0.243			Total PCB	ND			
PCB-184	ND	0.202							
PCB-185	ND	0.261							
PCB-186	ND	0.187							
PCB-188	ND	0.193							
PCB-189	ND	0.198							
PCB-190	ND	0.236							
PCB-191	ND	0.214							
PCB-192	ND	0.201							
PCB-193	ND	0.218							
PCB-194	ND		0.510						
PCB-195	ND	0.190							
PCB-196/203	ND	0.331							
PCB-197	ND	0.245							
PCB-198	ND	0.350							
PCB-199	ND	0.343							
PCB-200	ND	0.259							
PCB-201	ND	0.264							
PCB-202	ND	0.238							
PCB-204	ND	0.243							
PCB-205	ND	0.154							
PCB-206	ND	0.201							
PCB-207	ND	0.133							
PCB-208	ND	0.130							
PCB-209	ND	0.162							
Total monoCB	ND	0.381							
Total diCB	ND	1.65							
Total triCB	ND	0.723							
Total tetraCB	ND	0.518							
Total pentaCB	ND	0.649							
Total hexaCB	ND	0.361							
Total heptaCB	ND	0.312							

DL - Sample specific estimated detection limit

LCL-UCL- Lower control limit - upper control limit

EMPC - Estimated maximum possible concentration

The results are reported in dry weight. The sample size is reported in wet weight.
individual congeners for qualifiers.

See

Sample ID: Method Blank

EPA Method 1668C

Matrix: Solid	QC Batch: B0D0324	Lab Sample: B0D0324-BLK1
Sample Size: 5.00 g	Date Extracted: 29-Apr-2020 11:46	Date Analyzed: 03-Jun-20 22:50 Column: ZB-1

Labeled Standard	%R	LCL-UCL	Qualifiers	Labeled Standard	%R	LCL-UCL	Qualifiers
IS 13C-PCB-1	58.4	5 - 145		13C-PCB-157	83.2	10 - 145	
13C-PCB-3	57.2	5 - 145		13C-PCB-159	82.3	10 - 145	
13C-PCB-4	70.5	5 - 145		13C-PCB-167	81.1	10 - 145	
13C-PCB-11	75.0	5 - 145		13C-PCB-169	82.5	10 - 145	
13C-PCB-9	71.6	5 - 145		13C-PCB-170	85.7	10 - 145	
13C-PCB-19	60.9	5 - 145		13C-PCB-180	86.9	10 - 145	
13C-PCB-28	76.6	5 - 145		13C-PCB-188	83.7	10 - 145	
13C-PCB-32	62.6	5 - 145		13C-PCB-189	88.0	10 - 145	
13C-PCB-37	80.0	5 - 145		13C-PCB-194	84.9	10 - 145	
13C-PCB-47	77.6	5 - 145		13C-PCB-202	91.7	10 - 145	
13C-PCB-52	77.9	5 - 145		13C-PCB-206	76.4	10 - 145	
13C-PCB-54	74.3	5 - 145		13C-PCB-208	75.7	10 - 145	
13C-PCB-70	82.7	5 - 145		13C-PCB-209	73.7	10 - 145	
13C-PCB-77	84.0	10 - 145		CRS 13C-PCB-79	85.0	10 - 145	
13C-PCB-80	82.0	10 - 145		13C-PCB-178	79.1	10 - 145	
13C-PCB-81	83.4	10 - 145					
13C-PCB-95	79.6	10 - 145					
13C-PCB-97	83.1	10 - 145					
13C-PCB-101	81.0	10 - 145					
13C-PCB-104	79.7	10 - 145					
13C-PCB-105	94.3	10 - 145					
13C-PCB-114	91.7	10 - 145					
13C-PCB-118	83.6	10 - 145					
13C-PCB-123	83.0	10 - 145					
13C-PCB-126	90.9	10 - 145					
13C-PCB-127	94.6	10 - 145					
13C-PCB-138	80.6	10 - 145					
13C-PCB-141	81.7	10 - 145					
13C-PCB-153	82.7	10 - 145					
13C-PCB-155	91.6	10 - 145					
13C-PCB-156	82.7	10 - 145					

DL - Sample specific estimated detection limit

LCL-UCL- Lower control limit - upper control limit

EMPC - Estimated maximum possible concentration

The results are reported in dry weight. The sample size is reported in wet weight.
individual congeners for qualifiers.

See

Sample ID: OPR

EPA Method 1668C

Matrix: Solid
Sample Size: 5.00 g

QC Batch: B0D0324
Date Extracted: 29-Apr-2020 11:46

Lab Sample: B0D0324-BS1
Date Analyzed: 03-Jun-20 16:48 Column: ZB-1

Analyte	Amt Found (pg/g)	Spike Amt	%R	Limits	Labeled Standard	%R	LCL-UCL
PCB-1	1210	1000	121	60 - 135	IS 13C-PCB-1	64.0	15 - 145
PCB-3	1200	1000	120	60 - 135	IS 13C-PCB-3	63.7	15 - 145
PCB-4/10	2420	2000	121	60 - 135	IS 13C-PCB-4	76.1	15 - 145
PCB-15	1190	1000	119	60 - 135	IS 13C-PCB-11	81.0	15 - 145
PCB-19	1150	1000	115	60 - 135	IS 13C-PCB-9	77.8	15 - 145
PCB-37	1240	1000	124	60 - 135	IS 13C-PCB-19	66.2	15 - 145
PCB-54	1220	1000	122	60 - 135	IS 13C-PCB-28	81.7	15 - 145
PCB-77	1210	1000	121	60 - 135	IS 13C-PCB-32	68.5	15 - 145
PCB-81	1160	1000	116	60 - 135	IS 13C-PCB-37	85.4	15 - 145
PCB-104	1150	1000	115	60 - 135	IS 13C-PCB-47	84.3	15 - 145
PCB-105	1170	1000	117	60 - 135	IS 13C-PCB-52	82.4	15 - 145
PCB-106/118	2260	2000	113	60 - 135	IS 13C-PCB-54	77.5	15 - 145
PCB-114	1220	1000	122	60 - 135	IS 13C-PCB-70	83.8	15 - 145
PCB-123	1110	1000	111	60 - 135	IS 13C-PCB-77	85.6	40 - 145
PCB-126	1210	1000	121	60 - 135	IS 13C-PCB-80	85.3	40 - 145
PCB-155	1000	1000	100	60 - 135	IS 13C-PCB-81	87.8	40 - 145
PCB-156	1160	1000	116	60 - 135	IS 13C-PCB-95	85.4	40 - 145
PCB-157	1160	1000	116	60 - 135	IS 13C-PCB-97	87.2	40 - 145
PCB-167	1160	1000	116	60 - 135	IS 13C-PCB-101	87.8	40 - 145
PCB-169	1150	1000	115	60 - 135	IS 13C-PCB-104	85.4	40 - 145
PCB-188	1130	1000	113	60 - 135	IS 13C-PCB-105	96.3	40 - 145
PCB-189	1120	1000	112	60 - 135	IS 13C-PCB-114	94.9	40 - 145
PCB-202	1100	1000	110	60 - 135	IS 13C-PCB-118	88.4	40 - 145
PCB-205	1170	1000	117	60 - 135	IS 13C-PCB-123	88.8	40 - 145
PCB-206	1130	1000	113	60 - 135	IS 13C-PCB-126	93.7	40 - 145
PCB-208	1150	1000	115	60 - 135	IS 13C-PCB-127	97.1	40 - 145
PCB-209	1120	1000	112	60 - 135	IS 13C-PCB-138	85.1	40 - 145
					IS 13C-PCB-141	84.3	40 - 145
					IS 13C-PCB-153	86.2	40 - 145
					IS 13C-PCB-155	97.0	40 - 145
					IS 13C-PCB-156	86.6	40 - 145
					IS 13C-PCB-157	86.5	40 - 145
					IS 13C-PCB-159	85.6	40 - 145
					IS 13C-PCB-167	85.4	40 - 145
					IS 13C-PCB-169	86.7	40 - 145
					IS 13C-PCB-170	87.4	40 - 145
					IS 13C-PCB-180	88.2	40 - 145
					IS 13C-PCB-188	87.0	40 - 145
					IS 13C-PCB-189	90.0	40 - 145
					IS 13C-PCB-194	86.0	40 - 145

Sample ID: OPR

EPA Method 1668C

Matrix: Solid
Sample Size: 5.00 g

QC Batch: B0D0324
Date Extracted: 29-Apr-2020 11:46

Lab Sample: B0D0324-BS1
Date Analyzed: 03-Jun-20 16:48 Column: ZB-1

Analyte	Amt Found (pg/g)	Spike Amt	%R	Limits	Labeled Standard	%R	LCL-UCL
					IS 13C-PCB-202	91.3	40 - 145
					IS 13C-PCB-206	78.5	40 - 145
					IS 13C-PCB-208	79.4	40 - 145
					IS 13C-PCB-209	70.2	40 - 145
					CRS 13C-PCB-79	85.7	40 - 145
					CRS 13C-PCB-178	80.9	40 - 145

LCL-UCL - Lower control limit - upper control limit

Sample ID: PDI-158SC-A-00-01-200423

EPA Method 1668C

Client Data		Sample Data		Laboratory Data			
Name:	Anchor QEA, LLC	Matrix:	Sediment	Lab Sample:	2000960-01	Date Received:	28-Apr-2020 9:04
Project:	Gasco PDI	Sample Size:	6.33 g	QC Batch:	B0D0324	Date Extracted:	29-Apr-2020 11:46
Date Collected:	23-Apr-2020 12:50	% Solids:	85.6	Date Analyzed :	04-Jun-20 15:24 Column: ZB-1		

Analyte	Conc. (pg/g)	DL	EMPC	Qualifiers	Analyte	Conc. (pg/g)	DL	EMPC	Qualifiers
PCB-1	0.810			J	PCB-44	14.5			
PCB-2	ND		1.24		PCB-45	2.24			J
PCB-3	ND		0.544		PCB-46	ND		0.825	
PCB-4/10	ND	0.889			PCB-47	9.23			
PCB-5/8	ND		3.88		PCB-48/75	2.55			J
PCB-6	ND	0.671			PCB-50	ND	0.355		
PCB-7/9	ND	0.715			PCB-51	ND		1.60	
PCB-11	ND		4.96		PCB-52/69	22.0			
PCB-12/13	ND	0.716			PCB-53	3.15			J
PCB-14	ND	0.723			PCB-54	ND	0.289		
PCB-15	2.91			J	PCB-55	ND	0.228		
PCB-16/32	5.33			J	PCB-56/60	9.72			
PCB-17	3.48			J	PCB-57	ND	0.235		
PCB-18	6.42				PCB-58	ND	0.227		
PCB-19	1.90			J	PCB-61/70	22.2			
PCB-20/21/33	6.39			J	PCB-62	ND	0.307		
PCB-22	3.97			J	PCB-63	ND		0.869	
PCB-23	ND	0.474			PCB-65	ND	0.270		
PCB-24/27	ND	0.394			PCB-66/76	16.8			
PCB-25	1.44			J	PCB-67	ND	0.252		
PCB-26	ND		1.98		PCB-68	ND	0.271		
PCB-28	11.9				PCB-73	ND	0.255		
PCB-29	ND	0.468			PCB-74	7.64			
PCB-30	ND	0.365			PCB-77	ND		1.92	
PCB-31	9.35				PCB-78	ND	0.238		
PCB-34	ND	0.442			PCB-79	ND	0.235		
PCB-35	ND	0.409			PCB-80	ND	0.225		
PCB-36	ND	0.396			PCB-81	ND	0.259		
PCB-37	ND		3.71		PCB-82	2.95			J
PCB-38	ND	0.405			PCB-83	ND	0.280		
PCB-39	ND	0.431			PCB-84/92	14.4			
PCB-40	2.99			J	PCB-85/116	ND		4.18	
PCB-41/64/71/72	13.0			J	PCB-86	ND	0.459		
PCB-42/59	5.10			J	PCB-87/117/125	7.97			J
PCB-43/49	17.1				PCB-88/91	ND		4.68	

DL - Sample specific estimated detection limit

LCL-UCL- Lower control limit - upper control limit

EMPC - Estimated maximum possible concentration

The results are reported in dry weight. The sample size is reported in wet weight.
See individual congeners for qualifiers.

Sample ID: PDI-158SC-A-00-01-200423

EPA Method 1668C

Client Data		Sample Data		Laboratory Data			
Name:	Anchor QEA, LLC	Matrix:	Sediment	Lab Sample:	2000960-01	Date Received:	28-Apr-2020 9:04
Project:	Gasco PDI	Sample Size:	6.33 g	QC Batch:	B0D0324	Date Extracted:	29-Apr-2020 11:46
Date Collected:	23-Apr-2020 12:50	% Solids:	85.6	Date Analyzed:	04-Jun-20 15:24 Column: ZB-1		

Analyte	Conc. (pg/g)	DL	EMPC	Qualifiers	Analyte	Conc. (pg/g)	DL	EMPC	Qualifiers
PCB-89	ND	0.419			PCB-137	ND		1.12	
PCB-90/101	33.7				PCB-138/163/164	37.4			
PCB-93	ND	0.522			PCB-139/149	32.6			
PCB-94	ND	0.515			PCB-140	ND	0.506		
PCB-95/98/102	22.9				PCB-141	6.90			
PCB-96	ND	0.322			PCB-142	ND	0.583		
PCB-97	ND		6.85		PCB-144	ND		2.13	
PCB-99	14.7				PCB-145	ND	0.338		
PCB-100	ND	0.390			PCB-146/165	7.21			J
PCB-103	0.977			J	PCB-147	ND	0.481		
PCB-104	ND	0.331			PCB-148	ND	0.477		
PCB-105	8.75				PCB-150	ND	0.371		
PCB-106/118	24.6				PCB-151	ND		10.7	
PCB-107/109	2.05			J	PCB-152	ND	0.338		
PCB-108/112	1.46			J	PCB-153	39.7			
PCB-110	29.4				PCB-154	ND		0.743	
PCB-111/115	0.418			J	PCB-155	ND	0.385		
PCB-113	ND	0.306			PCB-156	ND		2.78	
PCB-114	ND	0.277			PCB-157	ND		0.619	
PCB-119	ND		1.12		PCB-158/160	3.48			J
PCB-120	ND	0.256			PCB-159	ND		0.582	
PCB-121	ND	0.286			PCB-166	ND	0.378		
PCB-122	ND	0.334			PCB-167	1.23			J
PCB-123	ND	0.325			PCB-168	ND	0.408		
PCB-124	ND		0.870		PCB-169	ND	0.427		
PCB-126	ND	0.300			PCB-170	14.3			
PCB-127	ND	0.287			PCB-171	3.95			J
PCB-128/162	4.88			J	PCB-172	ND		2.56	
PCB-129	1.34			J	PCB-173	ND	0.491		
PCB-130	ND		1.94		PCB-174	13.4			
PCB-131/133	1.40			J	PCB-175	ND	0.429		
PCB-132/161	9.86				PCB-176	1.76			J
PCB-134/143	ND		1.88		PCB-177	ND		8.22	
PCB-135	4.74				PCB-178	ND		3.11	
PCB-136	ND		5.33		PCB-179	6.25			

DL - Sample specific estimated detection limit

LCL-UCL- Lower control limit - upper control limit

EMPC - Estimated maximum possible concentration

The results are reported in dry weight. The sample size is reported in wet weight.
See individual congeners for qualifiers.

Sample ID: PDI-158SC-A-00-01-200423

EPA Method 1668C

Client Data		Sample Data		Laboratory Data			
Name:	Anchor QEA, LLC	Matrix:	Sediment	Lab Sample:	2000960-01	Date Received:	28-Apr-2020 9:04
Project:	Gasco PDI	Sample Size:	6.33 g	QC Batch:	B0D0324	Date Extracted:	29-Apr-2020 11:46
Date Collected:	23-Apr-2020 12:50	% Solids:	85.6	Date Analyzed :	04-Jun-20 15:24	Column:	ZB-1

Analyte	Conc. (pg/g)	DL	EMPC	Qualifiers	Analyte	Conc. (pg/g)	DL	EMPC	Qualifiers
PCB-180	30.6				Total octaCB	13.8		30.9	
PCB-181	ND	0.396			Total nonaCB	1.69		7.28	
PCB-182/187	19.5				DecaCB	ND		4.61	
PCB-183	7.43				Total PCB	637			
PCB-184	ND	0.333							
PCB-185	1.85			J					
PCB-186	ND	0.308							
PCB-188	ND	0.318							
PCB-189	ND	0.365							
PCB-190	3.48			J					
PCB-191	ND	0.341							
PCB-192	ND	0.320							
PCB-193	2.10			J					
PCB-194	ND		7.56						
PCB-195	3.25			J					
PCB-196/203	10.6								
PCB-197	ND	0.938							
PCB-198	ND	1.34							
PCB-199	ND		8.40						
PCB-200	ND	0.992							
PCB-201	ND	1.01							
PCB-202	ND		1.09						
PCB-204	ND	0.931							
PCB-205	ND	0.534							
PCB-206	ND		4.98						
PCB-207	ND		0.607						
PCB-208	1.69			J					
PCB-209	ND		4.61						
Total monoCB	0.810		2.59						
Total diCB	2.91		11.8						
Total triCB	50.2		55.9						
Total tetraCB	148		153						
Total pentaCB	164		182						
Total hexaCB	151		179						
Total heptaCB	105		118						

DL - Sample specific estimated detection limit

LCL-UCL- Lower control limit - upper control limit

EMPC - Estimated maximum possible concentration

The results are reported in dry weight. The sample size is reported in wet weight.
See individual congeners for qualifiers.

Sample ID: PDI-158SC-A-00-01-200423

EPA Method 1668C

Client Data		Sample Data		Laboratory Data			
Name:	Anchor QEA, LLC	Matrix:	Sediment	Lab Sample:	2000960-01	Date Received:	28-Apr-2020 9:04
Project:	Gasco PDI	Sample Size:	6.33 g	QC Batch:	B0D0324	Date Extracted:	29-Apr-2020 11:46
Date Collected:	23-Apr-2020 12:50	% Solids:	85.6	Date Analyzed :	04-Jun-20 15:24	Column:	ZB-1

Labeled Standard	%R	LCL-UCL	Qualifiers	Labeled Standard	%R	LCL-UCL	Qualifiers
IS 13C-PCB-1	78.3	5 -145		13C-PCB-170	95.7	10 -145	
13C-PCB-3	77.2	5 -145		13C-PCB-180	97.6	10 -145	
13C-PCB-4	85.1	5 -145		13C-PCB-188	95.4	10 -145	
13C-PCB-11	86.8	5 -145		13C-PCB-189	85.6	10 -145	
13C-PCB-9	86.8	5 -145		13C-PCB-194	97.2	10 -145	
13C-PCB-19	77.0	5 -145		13C-PCB-202	95.3	10 -145	
13C-PCB-28	90.7	5 -145		13C-PCB-206	103	10 -145	
13C-PCB-32	80.1	5 -145		13C-PCB-208	91.8	10 -145	
13C-PCB-37	96.0	5 -145		13C-PCB-209	144	10 -145	
13C-PCB-47	90.0	5 -145		CRS 13C-PCB-79	96.9	10 -145	
13C-PCB-52	87.4	5 -145		13C-PCB-178	90.2	10 -145	
13C-PCB-54	82.5	5 -145					
13C-PCB-70	93.1	5 -145					
13C-PCB-77	96.3	10 -145					
13C-PCB-80	95.0	10 -145					
13C-PCB-81	97.8	10 -145					
13C-PCB-95	87.7	10 -145					
13C-PCB-97	93.3	10 -145					
13C-PCB-101	90.9	10 -145					
13C-PCB-104	87.6	10 -145					
13C-PCB-105	97.0	10 -145					
13C-PCB-114	100	10 -145					
13C-PCB-118	93.0	10 -145					
13C-PCB-123	94.4	10 -145					
13C-PCB-126	92.0	10 -145					
13C-PCB-127	99.3	10 -145					
13C-PCB-138	95.3	10 -145					
13C-PCB-141	93.5	10 -145					
13C-PCB-153	96.7	10 -145					
13C-PCB-155	93.9	10 -145					
13C-PCB-156	88.6	10 -145					
13C-PCB-157	91.0	10 -145					
13C-PCB-159	95.2	10 -145					
13C-PCB-167	94.0	10 -145					
13C-PCB-169	94.2	10 -145					

DL - Sample specific estimated detection limit

LCL-UCL- Lower control limit - upper control limit

EMPC - Estimated maximum possible concentration

The results are reported in dry weight. The sample size is reported in wet weight.
See individual congeners for qualifiers.

DATA QUALIFIERS & ABBREVIATIONS

B	This compound was also detected in the method blank
Conc.	Concentration
CRS	Cleanup Recovery Standard
D	Dilution
DL	Detection limit
E	The associated compound concentration exceeded the calibration range of the instrument
H	Recovery and/or RPD was outside laboratory acceptance limits
I	Chemical Interference
IS	Internal Standard
J	The amount detected is below the Reporting Limit/LOQ
LOD	Limit of Detection
LOQ	Limit of Quantitation
M	Estimated Maximum Possible Concentration (CA Region 2 projects only)
NA	Not applicable
ND	Not Detected
OPR	Ongoing Precision and Recovery sample
P	The reported concentration may include contribution from chlorinated diphenyl ether(s).
Q	The ion transition ratio is outside of the acceptance criteria.
RL	Reporting Limit
TEQ	Toxic Equivalency
U	Not Detected (specific projects only)
*	See Cover Letter

Unless otherwise noted, solid sample results are reported in dry weight. Tissue samples are reported in wet weight.

Vista Analytical Laboratory Certifications

Accrediting Authority	Certificate Number
Alaska Department of Environmental Conservation	17-013
Arkansas Department of Environmental Quality	19-013-0
California Department of Health – ELAP	2892
DoD ELAP - A2LA Accredited - ISO/IEC 17025:2005	3091.01
Florida Department of Health	E87777-23
Hawaii Department of Health	N/A
Louisiana Department of Environmental Quality	01977
Maine Department of Health	2018017
Massachusetts Department of Environmental Protection	N/A
Michigan Department of Environmental Quality	9932
Minnesota Department of Health	1521520
New Hampshire Environmental Accreditation Program	207718-B
New Jersey Department of Environmental Protection	190001
New York Department of Health	11411
Oregon Laboratory Accreditation Program	4042-010
Pennsylvania Department of Environmental Protection	016
Texas Commission on Environmental Quality	T104704189-19-10
Vermont Department of Health	VT-4042
Virginia Department of General Services	10272
Washington Department of Ecology	C584-19
Wisconsin Department of Natural Resources	998036160

Current certificates and lists of licensed parameters are located in the Quality Assurance office and are available upon request.

NELAP Accredited Test Methods

MATRIX: Air	
Description of Test	Method
Determination of Polychlorinated p-Dioxins & Polychlorinated Dibenzofurans	EPA 23
Determination of Polychlorinated p-Dioxins & Polychlorinated Dibenzofurans	EPA TO-9A

MATRIX: Biological Tissue	
Description of Test	Method
Tetra- through Octa-Chlorinated Dioxins and Furans by Isotope Dilution GC/HRMS	EPA 1613B
Brominated Diphenyl Ethers by HRGC/HRMS	EPA 1614A
Chlorinated Biphenyl Congeners in Water, Soil, Sediment, and Tissue by GC/HRMS	EPA 1668A/C
Pesticides in Water, Soil, Sediment, Biosolids, and Tissue by HRGC/HRMS	EPA 1699
Perfluorinated Alkyl Acids in Drinking Water by SPE and LC/MS/MS	EPA 537
Polychlorinated Dibenzo-p-Dioxins and Polychlorinated Dibenzofurans by GC/HRMS	EPA 8280A/B
Polychlorinated Dibenzodioxins (PCDDs) and Polychlorinated Dibenzofurans (PCDFs) by GC/HRMS	EPA 8290/8290A

MATRIX: Drinking Water	
Description of Test	Method
2,3,7,8-Tetrachlorodibenzo- p-dioxin (2,3,7,8-TCDD) GC/HRMS	EPA 1613/1613B
1,4-Dioxane (1,4-Diethyleneoxide) analysis by GC/HRMS	EPA 522
Perfluorinated Alkyl Acids in Drinking Water by SPE and LC/MS/MS	EPA 537
Perfluorinated Alkyl Acids in Drinking Water by SPE and LC/MS/MS	ISO 25101 2009

MATRIX: Non-Potable Water	
Description of Test	Method
Tetra- through Octa-Chlorinated Dioxins and Furans by Isotope Dilution GC/HRMS	EPA 1613B
Brominated Diphenyl Ethers by HRGC/HRMS	EPA 1614A
Chlorinated Biphenyl Congeners in Water, Soil, Sediment, and Tissue by GC/HRMS	EPA 1668A/C
Pesticides in Water, Soil, Sediment, Biosolids, and Tissue by HRGC/HRMS	EPA 1699
Perfluorinated Alkyl Acids in Drinking Water by SPE and LC/MS/MS	EPA 537
Dioxin by GC/HRMS	EPA 613
Polychlorinated Dibenzo-p-Dioxins and Polychlorinated Dibenzofurans by GC/HRMS	EPA 8280A/B
Polychlorinated Dibenzodioxins (PCDDs) and Polychlorinated Dibenzofurans (PCDFs) by GC/HRMS	EPA 8290/8290A

MATRIX: Solids	
Description of Test	Method
Tetra-Octa Chlorinated Dioxins and Furans by Isotope Dilution GC/HRMS	EPA 1613
Tetra- through Octa-Chlorinated Dioxins and Furans by Isotope Dilution GC/HRMS	EPA 1613B
Brominated Diphenyl Ethers by HRGC/HRMS	EPA 1614A
Chlorinated Biphenyl Congeners in Water, Soil, Sediment, and Tissue by GC/HRMS	EPA 1668A/C
Pesticides in Water, Soil, Sediment, Biosolids, and Tissue by HRGC/HRMS	EPA 1699
Perfluorinated Alkyl Acids in Drinking Water by SPE and LC/MS/MS	EPA 537
Polychlorinated Dibenzo-p-Dioxins and Polychlorinated Dibenzofurans by GC/HRMS	EPA 8280A/B
Polychlorinated Dibenzodioxins (PCDDs) and Polychlorinated Dibenzofurans (PCDFs) by GC/HRMS	EPA 8290/8290A

ENVIRONMENTAL SAMPLE CHAIN OF CUSTODY

2000950
VAL 4/28/20

POC: Delaney Peterson (360-715-2707)
1605 Cornwall Avenue, Bellingham, WA 98225

Project: Gasco PDI
Client: NW Natural

2000960
3.4°C

COC ID: VISTA-20200423-161808
Sample Custodian: CO
Lab: VISTA

COC Sample Number	Field Sample ID	Sample Type	Matrix	Collected Date	Time	Containers #	Lab QC*	Test Request	Method	TAT**	Preservative
007	PDI-156SC-A-05-06-200423	N	SE	04/23/2020	8:40	1	<input type="checkbox"/>	Total solids (VISTA)	SM2540G	7	4°C
008	PDI-156SC-A-06-07-200423	N	SE	04/23/2020	8:40	1	<input type="checkbox"/>	Dioxin/Furans	E1613B	7	4°C
								Total solids (VISTA)	SM2540G	7	4°C
009	PDI-156SC-A-07-08-200423	N	SE	04/23/2020	8:40	1	<input type="checkbox"/>	Dioxin/Furans	E1613B	7	4°C
								Total solids (VISTA)	SM2540G	7	4°C
010	PDI-158SC-A-00-01-200423	N	SE	04/23/2020	12:50	1	<input type="checkbox"/>	Dioxin/Furans	E1613B	7	4°C
								PCB Congeners	E1668A	7	4°C
								Total solids (VISTA)	SM2540G	7	4°C
011	PDI-158SC-A-01-02-200423	N	SE	04/23/2020	12:50	1	<input type="checkbox"/>	Dioxin/Furans	E1613B	7	4°C
								Total solids (VISTA)	SM2540G	7	4°C
012	PDI-158SC-A-02-03-200423	N	SE	04/23/2020	12:50	1	<input type="checkbox"/>	Dioxin/Furans	E1613B	7	4°C
								Total solids (VISTA)	SM2540G	7	4°C
013	PDI-158SC-A-03-04-200423	N	SE	04/23/2020	12:50	1	<input type="checkbox"/>	Dioxin/Furans	E1613B	7	4°C
								Total solids (VISTA)	SM2540G	7	4°C

Comment: (A) NO 2000950

Relinquished By:	Received By:	Relinquished By:	Received By:	Relinquished By:	Received By:
Signature: <i>Lucas Henry</i>	Signature: <i>William R. Wright</i>	Signature:	Signature:	Signature:	Signature:
Print Name: Lucas Henry	Print Name: William R. Wright	Print Name:	Print Name:	Print Name:	Print Name:
Company: Anchor QEA	Company: VAL	Company:	Company:	Company:	Company:
Date/Time: 4/24/2020 1500	Date/Time: 4-28-20 09:04	Date/Time:	Date/Time:	Date/Time:	Date/Time:

* Lab QC Requested for sample when box is checked ** TAT = Turn Around Time in DAYS # POC = Project Point of Contact

Sample Log-In Checklist

 Page # 1 of 1

 Vista Work Order #: 2000960 TAT 7

Samples Arrival:	Date/Time: 4-28-20 09:01	Initials: WRW	Location: WR-2
Delivered By:	<input checked="" type="checkbox"/> FedEx	<input type="checkbox"/> UPS	<input type="checkbox"/> On Trac
Preservation:	<input checked="" type="checkbox"/> Ice	<input type="checkbox"/> Blue Ice	<input type="checkbox"/> Dry Ice
Temp °C: 3.4 (uncorrected)	Probe used: Y / <input checked="" type="checkbox"/> N		Thermometer ID: IR-3
Temp °C: 3.4 (corrected)			
	<input type="checkbox"/> Hand Delivered	<input type="checkbox"/> Other	Shelf/Rack: NA

	YES	NO	NA
Shipping Container(s) Intact?	<input checked="" type="checkbox"/>		
Shipping Custody Seals Intact?	<input checked="" type="checkbox"/>		
Airbill <input checked="" type="checkbox"/>			
Trk # T103 3185 9577	<input checked="" type="checkbox"/>		
Shipping Documentation Present?	<input checked="" type="checkbox"/>		
Shipping Container	<input type="checkbox"/> Vista	<input checked="" type="checkbox"/> Client	<input type="checkbox"/> Retain
	<input type="checkbox"/> Return	<input type="checkbox"/> Dispose	
Chain of Custody / Sample Documentation Present? <input checked="" type="checkbox"/>	<input checked="" type="checkbox"/>		
Chain of Custody / Sample Documentation Complete?	<input checked="" type="checkbox"/>		
Holding Time Acceptable?	<input checked="" type="checkbox"/>		
Logged In:	Date/Time: 04/28/20 1720	Initials: RAB	Location: WR-2
			Shelf/Rack: G4
COC Anomaly/Sample Acceptance Form completed?		<input checked="" type="checkbox"/>	<input checked="" type="checkbox"/>

Comments: * Chain custody in Cooler 2 of 2

EXTRACTION INFORMATION



Process Sheet
Workorder: 2000960

Prep Expiration: 2021-04-23
Client: Anchor QEA, LLC

Workorder Due: 05-May-20 00:00

TAT: 7

Method: 1668C Full List
Matrix: Solid
Client Matrix: Sediment
Also run: Percent Solids

Prep Batch: B0D0324

Prep Data Entered: RA 05/01/20
Date and Initials

Initial Sequence: SD F0009

LabSampleID	Recon	ClientSampleID	Date Received	Location	Comments
2000960-01	<input checked="" type="checkbox"/>	PDI-158SC-A-00-01-200423	28-Apr-20 09:04	WR-2 G-4	

WO Comments: PCB - 5g extraction (dry weight)
One dup required per batch of 20 samples

RR 04/29/20
RF 04/29/20

Pre-Prep Check Out: N/A
Pre-Prep Check In: N/A

Prep Check Out: RR 04/29/20
Prep Check In: RR 04/29/20

Prep Reconciled Initials/Date: RR 04/29/20
Spike Reconciled Initials/Date: DF 04/29/20
VialBoxID: Rivodk

PREPARATION BENCH SHEET

Matrix: Solid

B0D0324

Chemist: DF

Method: 1668C Full List

Prepared using: HRMS - Soxhlet

Prep Date/Time: 29-Apr-20 11:46

C	VISTA Sample ID	G Eqv	Sample Amt. (g)	IS/NS CHEM/WIT DATE	CRS CHEM/WIT DATE	AP CHEM/ DATE	ABSG CHEM/ DATE	AA CHEM/ DATE	Florisil CHEM/ DATE	RS CHEM/WIT DATE
<input type="checkbox"/>	B0D0324-BLK1	MA	(5.00)	RR D 04/29/20	u 05/01/20	N/A	05/01/20	N/A	N/A	RR 05/01/20
<input type="checkbox"/>	B0D0324-BS1	↓	(5.00)	↓	↓	↓	↓	↓	↓	↓
<input type="checkbox"/>	B0D0324-DUP1 2000954-01	8.11	7.39	↓	↓	↓	↓	↓	↓	↓
<input type="checkbox"/>	2000954-01	8.11	7.35	↓	↓	↓	↓	↓	↓	↓
<input type="checkbox"/>	2000956-01	6.28	6.03	↓	↓	↓	↓	↓	↓	↓
<input type="checkbox"/>	2000958-01(A)	6.39	6.45	↓	↓	↓	↓	↓	↓	↓
<input type="checkbox"/>	2000958-02	9.35	7.00	↓	↓	↓	↓	↓	↓	↓
<input type="checkbox"/>	2000959-01	9.77	7.39	↓	↓	↓	↓	↓	↓	↓
<input type="checkbox"/>	2000960-01	5.84	6.33	↓	↓	↓	↓	↓	↓	↓
<input type="checkbox"/>	2000961-01(A)	5.59	6.99	↓	↓	↓	↓ Black	↓	↓	↓

(A) Precipitate formed at final volume. 1:20 Dil. made. 05/01/20

IS Name <u>V2</u>	NS Name <u>V3</u>	CRS Name <u>V2</u>	RS Name <u>V2</u>	Cycle Time	APP: SEFUN <u>SOX SDS</u>	Check Out: <u>RR 04/29/20</u>
PCDD/F	PCDD/F	PCDD/F	PCDD/F	Start Date/Time <u>04/29/20 1540</u>	SOLV: <u>Toluene</u>	Chemist/Date: <u>RR 04/29/20</u>
PCB <u>19B2601, 10mL</u>	PCB <u>19B2602, 10mL</u>	PCB <u>19B2603, 10μL</u>	PCB <u>19B2604, 10mL</u>	Stop Date/Time <u>04/30/20 0750</u>	Other <u>MA</u>	Check In: <u>RR 04/29/20</u>
PAH	PAH	PAH	PAH	Final Volume(s) <u>100mL</u> <u>Cg</u>		Balance ID: <u>HRMS-9</u>

Comments:


- 1 = Sample approached dryness on rotovap
- 2 = Sample bumped on rotovap; lost < 5%
- 3 = Sample poured through Na2SO4 to remove water
- 4 = Precipitate present at Final Volume
- 5 = Sample homogenized in secondary container
- 6 = Sample clogged during extraction; pipetted and used Nitrogen to assist

Batch: B0D0324

Matrix: Solid

LabNumber	WetWeight (Initial)	% Solids (Extraction Solids)	DryWeight	Final	Extracted	Ext By	Spike	SpikeAmount	ClientMatrix	Analysis
2000954-01	7.35	61.67247	4.5329	100	29-Apr-20 11:46	RR			Sediment	1668C Full List
2000956-01	6.03	79.65425	4.8032	100	29-Apr-20 11:46	RR			Sediment	1668C Full List
2000958-01	6.45	78.23241	5.0460	100	29-Apr-20 11:46	RR			Sediment	1668C Full List
2000958-02	7	53.44828	3.7414	100	29-Apr-20 11:46	RR			Sediment	1668C Full List
2000959-01	7.34	51.17188	3.7560	100	29-Apr-20 11:46	RR			Sediment	1668C Full List
2000960-01	6.33	85.56036	5.4160	100	29-Apr-20 11:46	RR			Sediment	1668C Full List
2000961-01	6.99	89.49772	6.2559	100	29-Apr-20 11:46	RR			Sediment	1668C Full List
B0D0324-BLK1	5			100	29-Apr-20 11:46	RR				QC
B0D0324-BS1	5			100	29-Apr-20 11:46	RR	19B2602	10		QC
B0D0324-DUP1	7.34	61.67247	4.5268	100	29-Apr-20 11:46	RR				QC

All bolded data on report verified against written benchsheet by (initial/date)

 05/01/20

Percent Moisture/ Percent Solids

D2216-90

BATCH ID B0D0314

Analyst: MD	Test Code: %Moist/%Solids	Data Entry Verified by: <i>NA</i> 05/01/20 (Initial and Date)
Analyte:	Units: %	
Oven ID: 01_02	Dried at 110°C +/- 5°C	

Inst HRMS-8

Date/Time IN: 04/29/20 07:41 Date/Time OUT: 05/01/20 08:25

Particle Size	SampID	SampType	Initial and Date:		EM 04/29/20		MD 05/01/20		Dry Sample Weight (g)	%Solids RawVal	EM 04/29/20				Sample Homogenized*
			Pan Tare Wt. (gms)	Wet Pan and Sample Weight (g)	Dry Pan and Sample Weight (g)	Dry Sample Weight (g)	Visual Inspection	Cl-			pH Before	pH After	Acid Added		
														N/A	
	2000954-01	A	Sample	1.2900 ✓	7.0300 ✓	4.8300 ✓	3.5400	61.67	Mud	N/A	N/A	N/A	N/A	X	
	2000956-01	A	Sample	1.2900 ✓	8.8100 ✓	7.2800 ✓	5.9900	79.65	Sand	N/A	N/A	N/A	N/A	X	
	2000958-01	A	Sample	1.2900 ✓	7.4000 ✓	6.0700 ✓	4.7800	78.23	Sand	N/A	N/A	N/A	N/A	X	
	2000958-02	A	Sample	1.3000 ✓	7.6800 ✓	4.7100 ✓	3.4100	53.45	Mud	N/A	N/A	N/A	N/A	X	
	2000959-01	A	Sample	1.3000 ✓	6.4200 ✓	3.9200 ✓	2.6200	51.17	Mud	N/A	N/A	N/A	N/A	X	
	2000960-01	A	Sample	1.2900 ✓	5.9300 ✓	5.2600 ✓	3.9700	85.56	Sand	N/A	N/A	N/A	N/A	X	
	2000961-01	A	Sample	1.2900 ✓	7.8600 ✓	7.1700 ✓	5.8800	89.50	Sand	N/A	N/A	N/A	N/A	X	

*Sample homogenized in sample container unless otherwise noted.

Percent Moisture/ Percent Solids

D2216-90

BATCH ID B0D0314

Analyst: <u>EM</u>	Test Code: %Moist/%Solids	Data Entry Verified by: (Initial and Date) <u>N/A</u>
Analyte:	Units: %	
Oven ID: <u>01</u> 02	Dried at 110°C±5°C	

Inst HRMS-08

Date/Time IN: 04/29/20 07:41
 Date/Time OUT: 05/01/20 08:25

Particle Size	SampID	SampType	Initial and Date:		Wet Pan and Sample Weight (g)	Dry Pan and Sample Weight (g)	Dry Sample Weight (g)	%Solids RawVal	Visual Inspection			Sample Homogenized*
			Pan Tare Wt. (gms)	EM 04/29/20					EM 04/29/20	Cl-	pH Before	
	2000954-01	A	1.29	EM 04/29/20	7.03	4.83		MUD				X
	2000956-01	T	1.29	EM 04/29/20	8.81	7.28		sand				X
	2000958-01		1.29	EM 04/29/20	7.40	6.07		↓			N/A	X
	2000958-02		1.30	EM 04/29/20	7.68	4.71	N/A	MUD				X
	2000959-01		1.30	EM 04/29/20	6.42	3.92		↓				X
	2000960-01		1.29	EM 04/29/20	5.93	5.26		sand				X
	2000961-01	↓	1.29	EM 04/29/20	7.86	7.17		↓				X

*Sample homogenized in sample container unless otherwise noted.

SAMPLE DATA – EPA METHOD 1668C

Dataset: U:\VG11.PRO\Results\200603K1\200603K1-9.qld

Last Altered: Thursday, June 04, 2020 09:44:58 Pacific Daylight Time

Printed: Thursday, June 04, 2020 09:45:31 Pacific Daylight Time

ht 6.4.2020

(706/10/2020)

Method: U:\VG11.PRO\MethDB\PCB-209_ZB1_6-1-20.mdb 02 Jun 2020 10:36:07

Calibration: U:\VG11.PRO\CurveDB\cb1_PCBvg11-6-1-20.cdb 02 Jun 2020 10:21:16

Name: 200603K1_9, Date: 03-Jun-2020, Time: 22:50:12, ID: B0D0324-BLK1 Method Blank 5, Description: Method Blank

#	Name	Resp	RA	ny	RRF	w/vol	Pred.RT	RT	Pred.R	RRT	Check RRT	Conc.	%Rec	DL	EMPC
1	1 PCB-1			NO	1.17	5.000	15.53		1.001		YES			0.362	
2	2 PCB-2			NO	1.18	5.000	17.95		0.988		YES			0.370	
3	3 PCB-3			NO	1.15	5.000	18.18		1.001		YES			0.381	
4	4 PCB-4/10			NO	1.25	5.000	19.60		1.004		YES			1.65	
5	5 PCB-7/9			NO	0.960	5.000	21.41		1.003		YES			1.36	
6	6 PCB-6			NO	1.02	5.000	22.06		1.033		YES			1.27	
7	7 PCB-5/8			NO	0.992	5.000	22.46		1.052		YES			1.31	
8	8 PCB-14			NO	1.02	5.000	23.61		0.952		YES			1.26	
9	9 PCB-11			NO	1.13	5.000	24.82		1.001		YES			1.13	
10	10 PCB-12/13			NO	1.03	5.000	25.26		1.018		YES			1.25	
11	11 PCB-15			NO	1.03	5.000	25.57		1.031		YES			1.24	
12	12 PCB-19			NO	1.11	5.000	23.79		1.001		YES			0.723	
13	13 PCB-30			NO	1.79	5.000	24.69		1.039		YES			0.446	
14	14 PCB-18			NO	0.818	5.000	25.46		0.952		YES			0.649	
15	15 PCB-17			NO	0.758	5.000	25.63		0.958		YES			0.700	
16	16 PCB-24/27			NO	1.08	5.000	26.25		0.981		YES			0.490	
17	17 PCB-16/32			NO	0.925	5.000	26.77		1.001		YES			0.573	
18	18 PCB-34			NO	0.945	5.000	27.58		0.959		YES			0.484	
19	19 PCB-23			NO	0.883	5.000	27.67		0.962		YES			0.518	
20	20 PCB-29			NO	0.893	5.000	27.93		0.971		YES			0.512	
21	21 PCB-26			NO	0.944	5.000	28.16		0.979		YES			0.484	
22	22 PCB-25			NO	0.950	5.000	28.31		0.984		YES			0.481	
23	23 PCB-31			NO	1.04	5.000	28.68		0.997		YES			0.441	
24	24 PCB-28			NO	1.03	5.000	28.79		1.001		YES			0.446	
25	25 PCB-20/21/33			NO	0.941	5.000	29.43		1.023		YES			0.486	
26	26 PCB-22			NO	0.973	5.000	29.87		1.038		YES			0.470	
27	27 PCB-36			NO	1.08	5.000	30.50		0.931		YES			0.452	
28	28 PCB-39			NO	0.988	5.000	30.98		0.946		YES			0.492	
29	29 PCB-38			NO	1.05	5.000	31.78		0.970		YES			0.463	
30	30 PCB-35			NO	1.04	5.000	32.32		0.987		YES			0.466	
31	31 PCB-37			NO	1.01	5.000	32.77		1.001		YES			0.482	

Dataset: U:\VG11.PRO\Results\200603K1\200603K1-9.qld

Last Altered: Thursday, June 04, 2020 09:44:58 Pacific Daylight Time

Printed: Thursday, June 04, 2020 09:45:31 Pacific Daylight Time

Name: 200603K1_9, Date: 03-Jun-2020, Time: 22:50:12, ID: B0D0324-BLK1 Method Blank 5, Description: Method Blank

#	Name	Resp	RA	n/y	RRF	wt/vol	Pred.RT	RT	Pred.R	RRT	Check RRT	Conc	%Rec	DL	EMPC
32	32 PCB-54			NO	1.08	5.000	27.64		1.001		YES			0.253	
33	33 PCB-50			NO	0.880	5.000	28.83		1.044		YES			0.310	
34	34 PCB-53			NO	0.997	5.000	29.50		0.944		YES			0.325	
35	35 PCB-51			NO	1.07	5.000	29.85		0.955		YES			0.304	
36	36 PCB-45			NO	0.858	5.000	30.30		0.969		YES			0.377	
37	37 PCB-46			NO	0.831	5.000	30.80		0.985		YES			0.390	
38	38 PCB-52/69			NO	1.17	5.000	31.30		1.001		YES			0.278	
39	39 PCB-73			NO	1.44	5.000	31.41		1.005		YES			0.224	
40	40 PCB-43/49			NO	1.02	5.000	31.59		1.010		YES			0.319	
41	41 PCB-47			NO	0.922	5.000	31.80		1.001		YES			0.338	
42	42 PCB-48/75			NO	1.12	5.000	31.92		1.004		YES			0.278	
43	43 PCB-65			NO	1.28	5.000	32.19		1.013		YES			0.243	
44	44 PCB-62			NO	1.13	5.000	32.29		1.016		YES			0.276	
45	45 PCB-44			NO	0.824	5.000	32.62		1.026		YES			0.378	
46	46 PCB-42/59			NO	1.05	5.000	32.85		1.033		YES			0.297	
47	47 PCB-41/64/71/72			NO	1.19	5.000	33.47		1.053		YES			0.262	
48	48 PCB-68			NO	1.28	5.000	33.72		1.061		YES			0.244	
49	49 PCB-40			NO	0.602	5.000	33.95		1.068		YES			0.518	
50	50 PCB-57			NO	1.16	5.000	34.32		0.969		YES			0.215	
51	51 PCB-67			NO	1.08	5.000	34.63		0.978		YES			0.231	
52	52 PCB-58			NO	1.20	5.000	34.74		0.981		YES			0.208	
53	53 PCB-63			NO	1.07	5.000	34.91		0.986		YES			0.233	
54	54 PCB-74			NO	1.19	5.000	35.22		0.994		YES			0.211	
55	55 PCB-61/70			NO	1.05	5.000	35.43		1.000		YES			0.237	
56	56 PCB-76/66			NO	1.16	5.000	35.62		1.006		YES			0.215	
57	57 PCB-80			NO	1.19	5.000	35.86		1.001		YES			0.203	
58	58 PCB-55			NO	1.17	5.000	36.20		1.010		YES			0.206	
59	59 PCB-56/60			NO	1.02	5.000	36.70		1.024		YES			0.237	
60	60 PCB-79			NO	1.14	5.000	37.80		1.055		YES			0.212	
61	61 PCB-78			NO	1.14	5.000	38.52		0.987		YES			0.216	
62	62 PCB-81			NO	1.05	5.000	39.06		1.000		YES			0.235	
63	63 PCB-77			NO	1.14	5.000	39.68		1.000		YES			0.228	
64	64 PCB-104			NO	1.12	5.000	32.47		1.001		YES			0.412	
65	65 PCB-96			NO	1.15	5.000	33.78		1.041		YES			0.401	

Dataset: U:\VG11.PRO\Results\200603K1\200603K1-9.qld

Last Altered: Thursday, June 04, 2020 09:44:58 Pacific Daylight Time

Printed: Thursday, June 04, 2020 09:45:31 Pacific Daylight Time

Name: 200603K1_9, Date: 03-Jun-2020, Time: 22:50:12, ID: B0D0324-BLK1 Method Blank 5, Description: Method Blank

#	Name	Resp	RA	n/y	RRF	wt/vol	Pred.RT	RT	Pred.R	RRT	Check RRT	Conc.	%Rec	DL	EMPC
66	66 PCB-103			NO	0.936	5.000	34.32		1.058		YES			0.494	
67	67 PCB-100			NO	0.954	5.000	34.69		1.069		YES			0.485	
68	68 PCB-94			NO	0.949	5.000	35.19		0.985		YES			0.635	
69	69 PCB-95/98/102			NO	1.20	5.000	35.67		0.999		YES			0.500	
70	70 PCB-93			NO	0.935	5.000	35.79		1.002		YES			0.644	
71	71 PCB-88/91			NO	1.06	5.000	36.14		1.012		YES			0.566	
72	72 PCB-121			NO	1.71	5.000	36.23		1.015		YES			0.352	
73	73 PCB-84/92			NO	1.02	5.000	37.10		0.990		YES			0.564	
74	74 PCB-89			NO	1.11	5.000	37.27		0.995		YES			0.520	
75	75 PCB-90/101			NO	1.12	5.000	37.48		1.000		YES			0.512	
76	76 PCB-113			NO	1.51	5.000	37.72		1.007		YES			0.379	
77	77 PCB-99			NO	1.32	5.000	37.81		1.009		YES			0.435	
78	78 PCB-119			NO	1.81	5.000	38.30		0.987		YES			0.360	
79	79 PCB-108/112			NO	1.44	5.000	38.45		0.991		YES			0.450	
80	80 PCB-83			NO	1.83	5.000	38.61		0.995		YES			0.355	
81	81 PCB-97			NO	1.28	5.000	38.82		1.000		YES			0.507	
82	82 PCB-86			NO	1.12	5.000	38.99		1.005		YES			0.582	
83	83 PCB-87/117/125			NO	1.56	5.000	39.12		1.008		YES			0.417	
84	84 PCB-111/115			NO	1.91	5.000	39.27		1.012		YES			0.340	
85	85 PCB-85/116			NO	1.41	5.000	39.40		1.015		YES			0.461	
86	86 PCB-120			NO	2.01	5.000	39.66		1.022		YES			0.324	
87	87 PCB-110			NO	1.74	5.000	39.81		1.026		YES			0.373	
88	88 PCB-82			NO	0.781	5.000	40.44		0.976		YES			0.649	
89	89 PCB-124			NO	1.40	5.000	41.15		0.993		YES			0.363	
90	90 PCB-107/109			NO	1.34	5.000	41.29		0.996		YES			0.378	
91	91 PCB-123			NO	1.20	5.000	41.46		1.000		YES			0.423	
92	92 PCB-106/118			NO	1.22	5.000	41.69		1.001		YES			0.384	
93	93 PCB-114			NO	1.14	5.000	42.34		1.000		YES			0.333	
94	94 PCB-122			NO	0.944	5.000	42.49		1.004		YES			0.402	
95	95 PCB-105			NO	1.05	5.000	43.23		1.000		YES			0.343	
96	96 PCB-127			NO	1.06	5.000	43.57		1.000		YES			0.323	
97	97 PCB-126			NO	1.17	5.000	45.52		1.000		YES			0.324	
98	98 PCB-155			NO	1.04	5.000	37.01		1.000		YES			0.272	
99	99 PCB-150			NO	1.08	5.000	38.33		1.036		YES			0.262	

Dataset: U:\VG11.PRO\Results\200603K1\200603K1-9.qld

Last Altered: Thursday, June 04, 2020 09:44:58 Pacific Daylight Time

Printed: Thursday, June 04, 2020 09:45:31 Pacific Daylight Time

Name: 200603K1_9, Date: 03-Jun-2020, Time: 22:50:12, ID: B0D0324-BLK1 Method Blank 5, Description: Method Blank

#	Name	Resp	RA	n/y	RRF	w/vol	Pred.RT	RT	Pred.R	RRT	Check RRT	Conc	%Rec	DL	EMPC
100	1... PCB-152			NO	1.19	5.000	38.82		1.049		YES			0.239	
101	1... PCB-145			NO	1.19	5.000	39.28		1.062		YES			0.239	
102	1... PCB-136			NO	1.02	5.000	39.62		1.071		YES			0.278	
103	1... PCB-148			NO	0.842	5.000	39.73		1.074		YES			0.337	
104	1... PCB-154			NO	0.919	5.000	40.22		1.087		YES			0.309	
105	1... PCB-151			NO	0.787	5.000	40.90		1.105		YES			0.361	
106	1... PCB-135			NO	0.922	5.000	41.13		1.112		YES			0.308	
107	1... PCB-144			NO	0.789	5.000	41.24		1.115		YES			0.360	
108	1... PCB-147			NO	0.834	5.000	41.37		1.118		YES			0.340	
109	1... PCB-139/149			NO	0.948	5.000	41.64		1.125		YES			0.300	
110	1... PCB-140			NO	0.794	5.000	41.84		1.131		YES			0.358	
111	1... PCB-134/143			NO	0.759	5.000	42.29		0.975		YES			0.339	
112	1... PCB-131/133			NO	0.821	5.000	42.59		0.982		YES			0.313	
113	1... PCB-142			NO	0.754	5.000	42.74		0.985		YES			0.341	
114	1... PCB-146/165			NO	1.02	5.000	42.98		0.991		YES			0.253	
115	1... PCB-132/161			NO	1.02	5.000	43.22		0.996		YES			0.251	
116	1... PCB-153			NO	1.07	5.000	43.40		1.000		YES			0.240	
117	1... PCB-168			NO	1.08	5.000	43.63		1.006		YES			0.239	
118	1... PCB-141			NO	1.03	5.000	44.16		1.000		YES			0.300	
119	1... PCB-137			NO	1.11	5.000	44.56		1.010		YES			0.278	
120	1... PCB-130			NO	0.885	5.000	44.66		1.012		YES			0.348	
121	1... PCB-138/163/164			NO	1.28	5.000	45.05		1.001		YES			0.237	
122	1... PCB-158/160			NO	1.24	5.000	45.30		1.006		YES			0.245	
123	1... PCB-129			NO	0.867	5.000	45.56		1.012		YES			0.351	
124	1... PCB-166			NO	1.14	5.000	46.02		0.993		YES			0.222	
125	1... PCB-159			NO	1.22	5.000	46.36		1.000		YES			0.209	
126	1... PCB-128/162			NO	0.907	5.000	46.64		1.007		YES			0.280	
127	1... PCB-167			NO	1.11	5.000	47.06		1.000		YES			0.229	
128	1... PCB-156			NO	1.13	5.000	48.39		1.000		YES			0.224	
129	1... PCB-157			NO	1.04	5.000	48.69		1.001		YES			0.252	
130	1... PCB-169			NO	1.16	5.000	50.93		1.000		YES			0.238	
131	1... PCB-188			NO	1.29	5.000	43.02		1.001		YES			0.193	
132	1... PCB-184			NO	1.23	5.000	43.48		1.011		YES			0.202	
133	1... PCB-179			NO	1.30	5.000	44.27		1.030		YES			0.191	

Dataset: U:\VG11.PRO\Results\200603K1\200603K1-9.qld

Last Altered: Thursday, June 04, 2020 09:44:58 Pacific Daylight Time

Printed: Thursday, June 04, 2020 09:45:31 Pacific Daylight Time

Name: 200603K1_9, Date: 03-Jun-2020, Time: 22:50:12, ID: B0D0324-BLK1 Method Blank 5, Description: Method Blank

#	Name	Resp	RA	n/y	RRF	w/vol	Pred.RT	RT	Pred.R...	RRT	Check RRT	Conc.	%Rec	DL	EMPC
134	1... PCB-176			NO	1.31	5.000	44.74		1.041		YES			0.190	
135	1... PCB-186			NO	1.33	5.000	45.39		1.056		YES			0.187	
136	1... PCB-178			NO	0.943	5.000	45.90		1.068		YES			0.263	
137	1... PCB-175			NO	0.956	5.000	46.24		1.076		YES			0.260	
138	1... PCB-182/187			NO	1.07	5.000	46.42		1.080		YES			0.233	
139	1... PCB-183			NO	1.02	5.000	46.76		1.088		YES			0.243	
140	1... PCB-185			NO	1.41	5.000	47.44		0.955		YES			0.261	
141	1... PCB-174			NO	1.35	5.000	47.82		0.962		YES			0.271	
142	1... PCB-181			NO	1.47	5.000	47.91		0.964		YES			0.248	
143	1... PCB-177			NO	1.28	5.000	48.10		0.968		YES			0.287	
144	1... PCB-171			NO	1.32	5.000	48.38		0.974		YES			0.278	
145	1... PCB-173			NO	1.19	5.000	48.84		0.983		YES			0.308	
146	1... PCB-172			NO	1.38	5.000	49.29		0.992		YES			0.266	
147	1... PCB-192			NO	1.83	5.000	49.48		0.996		YES			0.201	
148	1... PCB-180			NO	1.41	5.000	49.71		1.000		YES			0.259	
149	1... PCB-193			NO	1.68	5.000	49.92		1.005		YES			0.218	
150	1... PCB-191			NO	1.71	5.000	50.18		1.010		YES			0.214	
151	1... PCB-170			NO	1.40	5.000	51.38		1.000		YES			0.312	
152	1... PCB-190			NO	1.85	5.000	51.56		1.004		YES			0.236	
153	1... PCB-189			NO	1.45	5.000	53.10		1.000		YES			0.198	
154	1... PCB-202			NO	1.17	5.000	48.63		1.001		YES			0.238	
155	1... PCB-201			NO	1.05	5.000	49.10		1.010		YES			0.264	
156	1... PCB-204			NO	1.14	5.000	49.26		1.014		YES			0.243	
157	1... PCB-197			NO	1.13	5.000	49.58		1.020		YES			0.245	
158	1... PCB-200			NO	1.07	5.000	50.51		1.039		YES			0.259	
159	1... PCB-198			NO	0.794	5.000	52.08		1.072		YES			0.350	
160	1... PCB-199			NO	0.809	5.000	52.19		1.074		YES			0.343	
161	1... PCB-196/203			NO	0.838	5.000	52.52		1.081		YES			0.331	
162	1... PCB-195			NO	1.04	5.000	53.80		0.984		YES			0.190	
163	1... PCB-194	1.91e2	0.54	YES	1.12	5.000	54.72	54.70	1.000	1.000	NO	0.0826		0.178	0.5100
164	1... PCB-205			NO	1.29	5.000	54.98		1.005		YES			0.154	
165	1... PCB-208			NO	0.933	5.000	53.96		1.000		YES			0.130	
166	1... PCB-207			NO	0.916	5.000	54.27		1.006		YES			0.133	
167	1... PCB-206			NO	1.01	5.000	56.24		1.000		YES			0.201	

Dataset: U:\VG11.PRO\Results\200603K1\200603K1-9.qld

Last Altered: Thursday, June 04, 2020 09:44:58 Pacific Daylight Time

Printed: Thursday, June 04, 2020 09:45:31 Pacific Daylight Time

Name: 200603K1_9, Date: 03-Jun-2020, Time: 22:50:12, ID: B0D0324-BLK1 Method Blank 5, Description: Method Blank

#	Name	Resp	RA	n/y	RRF	w/vol	Pred.RT	RT	Pred.R	RRT	Check RRT	Conc	%Rec	DL	EMPC
168	1... PCB-209			NO	0.986	5.000	57.47		1.000		YES			0.162	
169	1... 13C-PCB-1	1.03e6	3.28	NO	0.893	5.000	15.52	15.52	0.608	0.608	NO	1167	58.4	0.955	
170	1... 13C-PCB-3	1.03e6	3.25	NO	0.911	5.000	18.17	18.17	0.712	0.712	NO	1143	57.2	0.937	
171	1... 13C-PCB-4	8.37e5	1.60	NO	0.600	5.000	19.52	19.52	0.765	0.765	NO	1411	70.5	0.763	
172	1... 13C-PCB-9	1.37e6	1.59	NO	0.970	5.000	21.35	21.35	0.836	0.836	NO	1432	71.6	0.472	
173	1... 13C-PCB-11	1.43e6	1.58	NO	0.962	5.000	24.79	24.80	0.971	0.972	NO	1500	75.0	0.476	
174	1... 13C-PCB-19	6.00e5	1.05	NO	0.499	5.000	23.76	23.76	0.931	0.931	NO	1217	60.9	9.94	
175	1... 13C-PCB-32	9.20e5	1.05	NO	0.744	5.000	26.75	26.75	1.048	1.048	NO	1251	62.6	6.66	
176	1... 13C-PCB-28	1.38e6	1.03	NO	1.06	5.000	28.77	28.77	1.004	1.004	NO	1532	76.6	7.13	
177	1... 13C-PCB-37	1.34e6	1.03	NO	0.989	5.000	32.75	32.75	1.143	1.143	NO	1599	80.0	7.67	
178	1... 13C-PCB-54	8.36e5	0.77	NO	0.999	5.000	27.62	27.62	0.753	0.753	NO	1485	74.3	1.81	
179	1... 13C-PCB-52	7.06e5	0.79	NO	0.804	5.000	31.26	31.26	0.852	0.852	NO	1559	77.9	2.25	
180	1... 13C-PCB-47	7.49e5	0.78	NO	0.857	5.000	31.78	31.78	0.866	0.867	NO	1551	77.6	2.11	
181	1... 13C-PCB-70	9.27e5	0.80	NO	0.996	5.000	35.41	35.41	0.965	0.966	NO	1653	82.7	1.82	
182	1... 13C-PCB-80	9.49e5	0.79	NO	1.03	5.000	35.84	35.84	0.977	0.977	NO	1640	82.0	1.76	
183	1... 13C-PCB-81	9.28e5	0.79	NO	0.988	5.000	39.04	39.04	1.064	1.064	NO	1668	83.4	1.84	
184	1... 13C-PCB-77	9.16e5	0.81	NO	0.969	5.000	39.66	39.66	1.081	1.081	NO	1679	84.0	1.87	
185	1... 13C-PCB-104	5.92e5	1.63	NO	1.02	5.000	32.46	32.46	0.827	0.827	NO	1594	79.7	1.18	
186	1... 13C-PCB-95	4.68e5	1.59	NO	0.805	5.000	35.71	35.71	0.910	0.910	NO	1593	79.6	1.49	
187	1... 13C-PCB-101	4.69e5	1.62	NO	0.793	5.000	37.46	37.46	0.954	0.954	NO	1620	81.0	1.51	
188	1... 13C-PCB-97	4.22e5	1.63	NO	0.696	5.000	38.80	38.80	0.989	0.989	NO	1661	83.1	1.72	
189	1... 13C-PCB-123	5.65e5	1.59	NO	0.933	5.000	41.44	41.44	1.056	1.056	NO	1660	83.0	1.28	
190	1... 13C-PCB-118	6.02e5	1.66	NO	0.986	5.000	41.63	41.65	1.061	1.061	NO	1673	83.6	1.22	
191	1... 13C-PCB-114	9.05e5	1.59	NO	1.55	5.000	42.30	42.32	0.908	0.908	NO	1834	91.7	1.48	
192	1... 13C-PCB-105	9.46e5	1.58	NO	1.57	5.000	43.19	43.21	0.927	0.927	NO	1886	94.3	1.46	
193	1... 13C-PCB-127	9.80e5	1.61	NO	1.62	5.000	43.55	43.55	0.934	0.935	NO	1891	94.6	1.41	
194	1... 13C-PCB-126	9.10e5	1.59	NO	1.57	5.000	45.51	45.51	0.976	0.976	NO	1819	90.9	1.46	
195	1... 13C-PCB-155	4.11e5	1.28	NO	0.615	5.000	36.98	36.99	0.942	0.943	NO	1831	91.6	0.665	
196	1... 13C-PCB-153	7.20e5	1.30	NO	1.36	5.000	43.36	43.38	0.930	0.931	NO	1654	82.7	1.96	
197	1... 13C-PCB-141	5.88e5	1.26	NO	1.13	5.000	44.12	44.14	0.947	0.947	NO	1635	81.7	2.37	
198	1... 13C-PCB-138	6.09e5	1.29	NO	1.18	5.000	44.99	45.01	0.965	0.966	NO	1612	80.6	2.26	
199	1... 13C-PCB-159	7.56e5	1.27	NO	1.44	5.000	46.32	46.34	0.994	0.994	NO	1646	82.3	1.86	
200	?2... 13C-PCB-167	7.45e5	1.29	NO	1.44	5.000	47.02	47.04	1.009	1.009	NO	1622	81.1	1.86	
201	?2... 13C-PCB-156	7.37e5	1.31	NO	1.40	5.000	48.37	48.37	1.038	1.038	NO	1653	82.7	1.92	

Dataset: U:\VG11.PRO\Results\200603K1\200603K1-9.qld

Last Altered: Thursday, June 04, 2020 09:44:58 Pacific Daylight Time

Printed: Thursday, June 04, 2020 09:45:31 Pacific Daylight Time

Name: 200603K1_9, Date: 03-Jun-2020, Time: 22:50:12, ID: B0D0324-BLK1 Method Blank 5, Description: Method Blank

#	Name	Resp	RA	n/y	RRF	wt/vol	Pred.RT	RT	Pred.R...	RRT	Check RRT	Conc.	%Rec	DL	EMPC
202	2... 13C-PCB-157	7.41e5	1.27	NO	1.40	5.000	48.63	48.65	1.043	1.044	NO	1664	83.2	1.92	
203	2... 13C-PCB-169	7.01e5	1.30	NO	1.33	5.000	50.91	50.90	1.092	1.092	NO	1651	82.5	2.01	
204	2... 13C-PCB-188	5.37e5	0.44	NO	1.41	5.000	42.99	42.99	0.926	0.926	NO	1674	83.7	1.59	
205	2... 13C-PCB-180	3.67e5	0.44	NO	0.929	5.000	49.69	49.69	1.070	1.070	NO	1738	86.9	2.41	
206	2... 13C-PCB-170	3.09e5	0.46	NO	0.794	5.000	51.36	51.36	1.106	1.106	NO	1713	85.7	2.82	
207	2... 13C-PCB-189	4.18e5	0.46	NO	1.04	5.000	53.06	53.08	1.143	1.143	NO	1760	88.0	2.15	
208	2... 13C-PCB-202	4.32e5	0.92	NO	1.04	5.000	48.59	48.59	1.046	1.047	NO	1835	91.7	1.66	
209	2... 13C-PCB-194	5.01e5	0.86	NO	0.768	5.000	54.71	54.70	0.995	0.995	NO	1697	84.9	3.90	
210	2... 13C-PCB-208	5.76e5	0.75	NO	0.991	5.000	53.93	53.94	0.981	0.981	NO	1514	75.7	2.41	
211	2... 13C-PCB-206	3.24e5	0.79	NO	0.552	5.000	56.22	56.22	1.023	1.023	NO	1528	76.4	4.32	
212	2... 13C-PCB-209	2.25e5	1.20	NO	0.396	5.000	57.48	57.47	1.046	1.046	NO	1474	73.7	0.300	
213	2... 13C-PCB-15	1.98e6	1.60	NO	1.00	5.000	25.53	25.53	1.000	0.000	NO	2000	100	0.458	
214	2... 13C-PCB-31	1.69e6	1.03	NO	1.00	5.000	28.66	28.66	1.000	0.000	NO	2000	100	7.59	
215	2... 13C-PCB-60	1.13e6	0.78	NO	1.00	5.000	36.68	36.68	1.000	0.000	NO	2000	100	1.81	
216	2... 13C-PCB-111	7.30e5	1.61	NO	1.00	5.000	39.25	39.25	1.000	0.000	NO	2000	100	1.20	
217	2... 13C-PCB-128	6.38e5	1.29	NO	1.00	5.000	46.60	46.60	1.000	0.000	NO	2000	100	2.68	
218	2... 13C-PCB-182	4.55e5	0.45	NO	1.00	5.000	46.43	46.43	0.000	0.000	NO	2000	100	2.24	
219	2... 13C-PCB-205	7.69e5	0.90	NO	1.00	5.000	54.96	54.96	1.000	0.000	NO	2000	100	2.99	
220	2... 13C-PCB-79	1.02e6	0.80	NO	1.07	5.000	37.78	37.78	1.030	1.030	NO	1699	85.0	1.70	
221	2... 13C-PCB-178	3.87e5	0.45	NO	0.766	5.000	45.89	45.88	0.988	0.988	NO	1582	79.1	2.14	
222	2... 13C-PCB-79	1.02e6	0.80	NO	1.08	5.000	37.78	37.78	0.968	0.968	NO	2037	102	1.96	
223	2... 13C-PCB-178	3.87e5	0.44	NO	1.05	5.000	45.87	45.88	0.923	0.923	NO	2008	100	2.72	
224	2... Total Mono-PCBs				1.17	5.000	0.00		0.000		NO			1.11	0.381
225	2... Total Di-PCBs				1.05	5.000	0.00		0.000		NO			10.5	1.45
226	2... 2nd Function Tri-PCBs				1.08	5.000	0.00		0.000		NO			3.68	
227	2... 3rd Function Tri-PCBs				0.983	5.000	0.00		0.000		NO			6.88	0.723
228	2... Total Tetra-PCBs				1.08	5.000	0.00		0.000		NO			8.20	0.512
229	2... 3rd Function Penta-PCBs				1.32	5.000	0.00		0.000		NO			13.3	
230	2... 4th Function Penta-PCBs				1.07	5.000	0.00		0.000		NO			1.78	0.649
231	2... 3rd Function Hexa-PCBs				0.951	5.000	0.00		0.000		NO			3.96	
232	2... 4th Function Hexa-PCBs				1.03	5.000	0.00		0.000		NO			5.39	0.361
233	2... Total Hepta-PCBs				1.36	5.000	0.00		0.000		NO			5.52	0.312
234	2... 4th Function Octa-PCBs				1.00	5.000	0.00		0.000		NO			2.27	
235	2... 5th Function Octa-PCBs				1.15	5.000	0.00		0.000		NO	0.0000		0.523	0.5100

Dataset: U:\VG11.PRO\Results\200603K1\200603K1-9.qld

Last Altered: Thursday, June 04, 2020 09:44:58 Pacific Daylight Time

Printed: Thursday, June 04, 2020 09:45:31 Pacific Daylight Time

Name: 200603K1_9, Date: 03-Jun-2020, Time: 22:50:12, ID: B0D0324-BLK1 Method Blank 5, Description: Method Blank

#	Name	Resp	RA	nly	RRF	w/vol	Pred.RT	RT	Pred.R	RRT	Check RRT	Conc	%Rec	DL	EMPC
236	2... Total Nona-PCBs				0.952	5.000	0.00		0.000		NO			0.162	0.20
237	2... Deca-CB				0.986	5.000	0.00		0.000		NO			0.162	
238	2... Total PCBs														

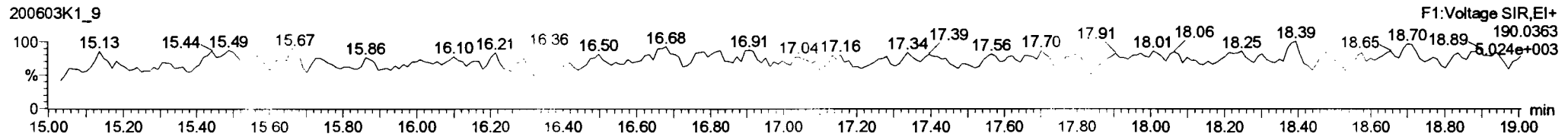
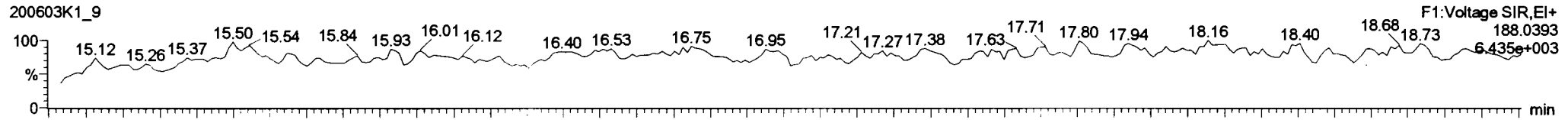
Dataset: Untitled

Last Altered: Thursday, June 04, 2020 07:29:42 Pacific Daylight Time

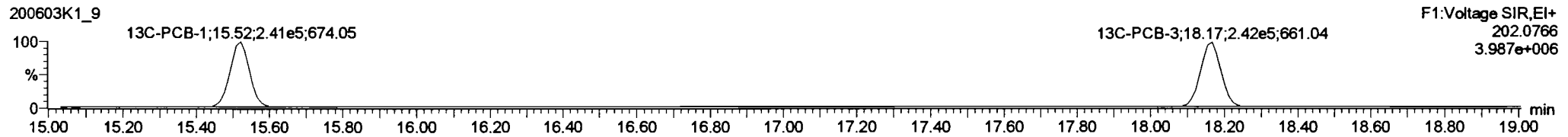
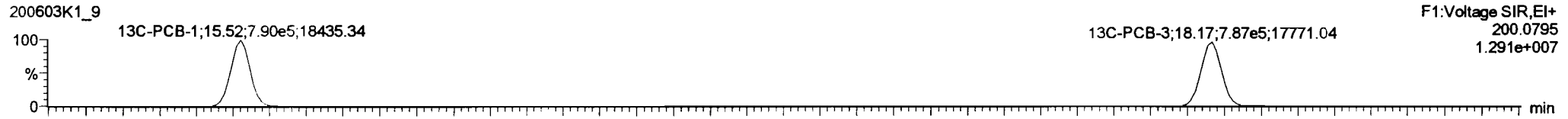
Printed: Thursday, June 04, 2020 07:32:56 Pacific Daylight Time

Name: 200603K1_9, Date: 03-Jun-2020, Time: 22:50:12, ID: B0D0324-BLK1 Method Blank 5, Description: Method Blank

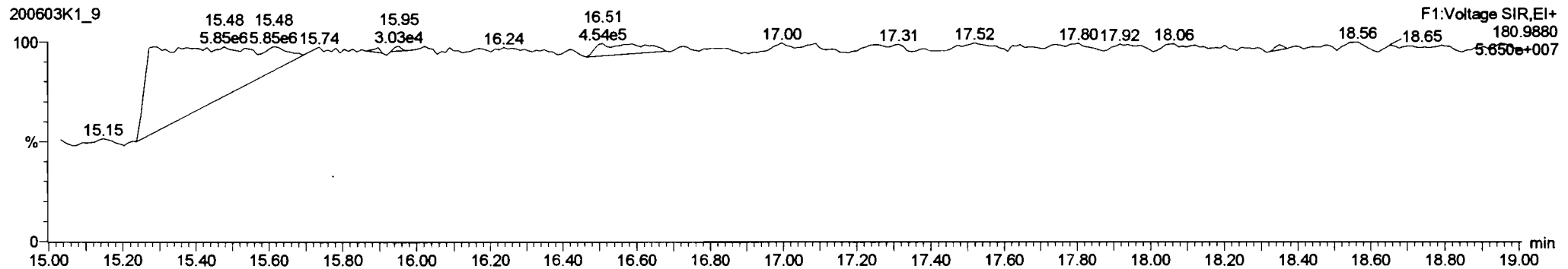
PCB-1



13C-PCB-1



PFK1

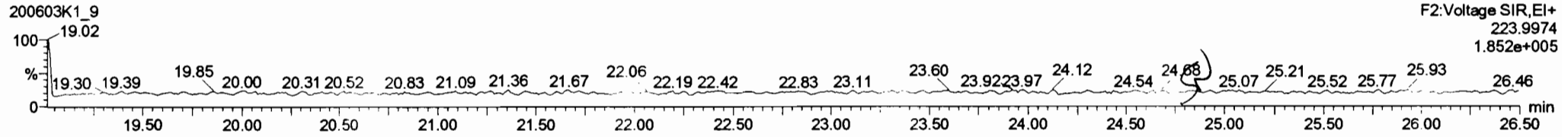
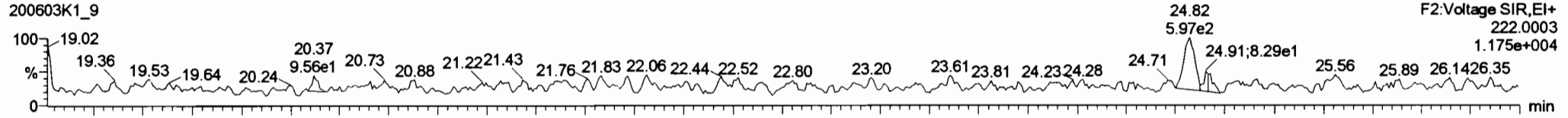


Dataset: Untitled

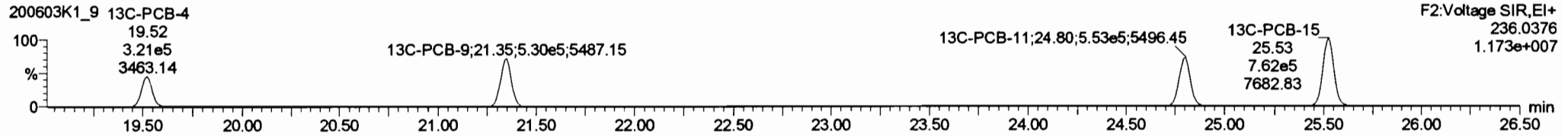
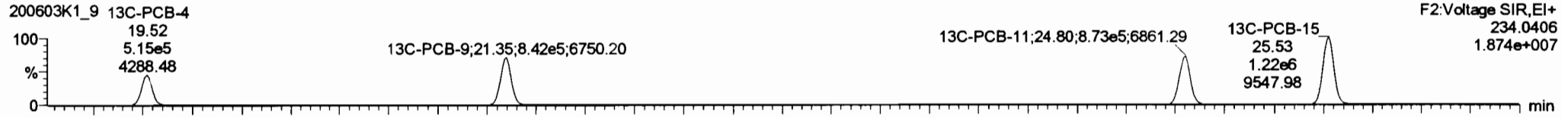
Last Altered: Thursday, June 04, 2020 07:29:42 Pacific Daylight Time
Printed: Thursday, June 04, 2020 07:32:56 Pacific Daylight Time

Name: 200603K1_9, Date: 03-Jun-2020, Time: 22:50:12, ID: B0D0324-BLK1 Method Blank 5, Description: Method Blank

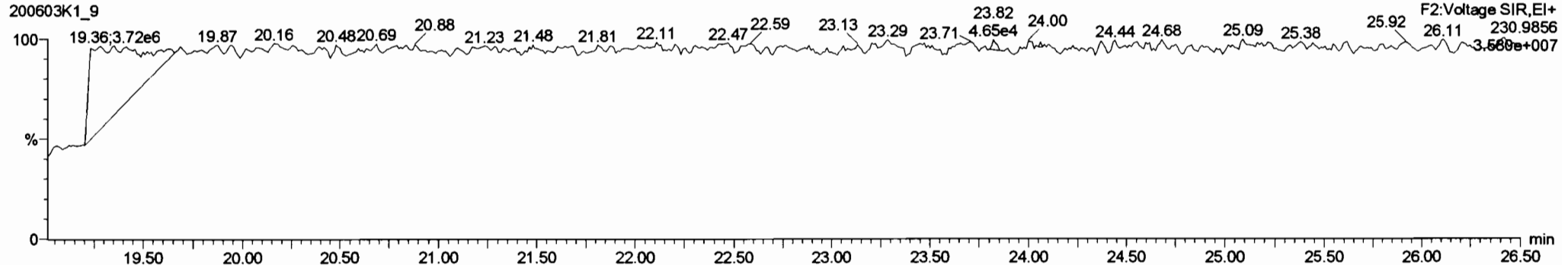
PCB-4/10



13C-PCB-4



PFK2a

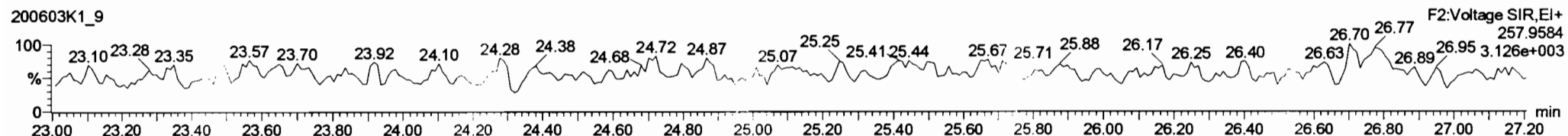
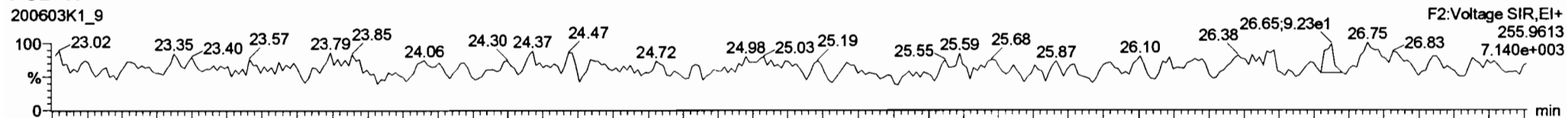


Dataset: Untitled

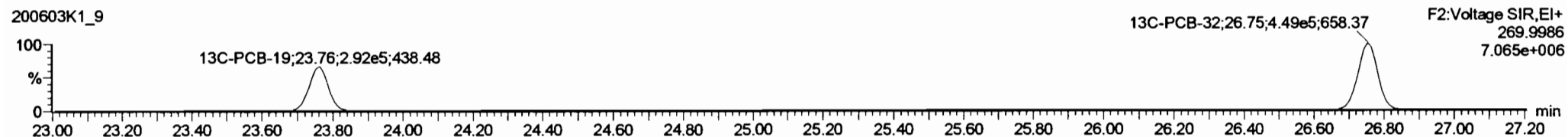

Last Altered: Thursday, June 04, 2020 07:29:42 Pacific Daylight Time
Printed: Thursday, June 04, 2020 07:32:56 Pacific Daylight Time

Name: 200603K1_9, Date: 03-Jun-2020, Time: 22:50:12, ID: B0D0324-BLK1 Method Blank 5, Description: Method Blank

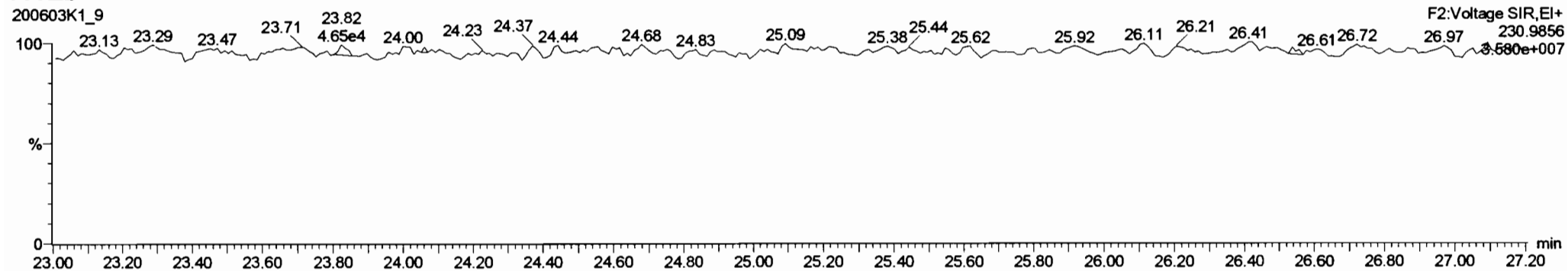
PCB-19



13C-PCB-19



PFK2b

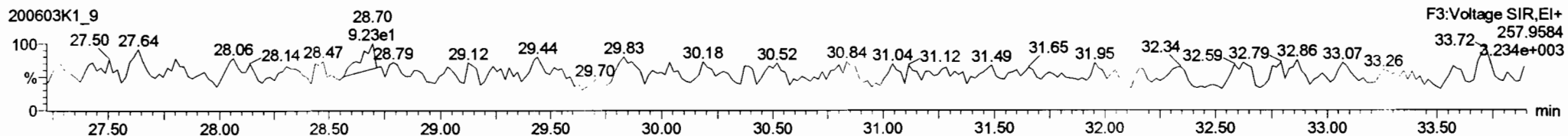
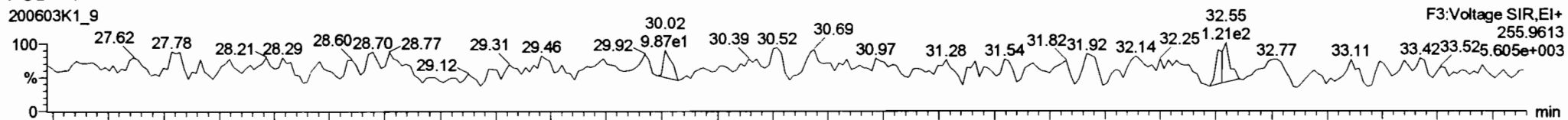


Dataset: Untitled

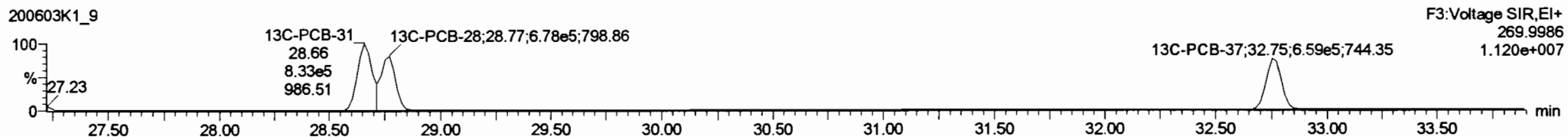

Last Altered: Thursday, June 04, 2020 07:29:42 Pacific Daylight Time
Printed: Thursday, June 04, 2020 07:32:56 Pacific Daylight Time

Name: 200603K1_9, Date: 03-Jun-2020, Time: 22:50:12, ID: B0D0324-BLK1 Method Blank 5, Description: Method Blank

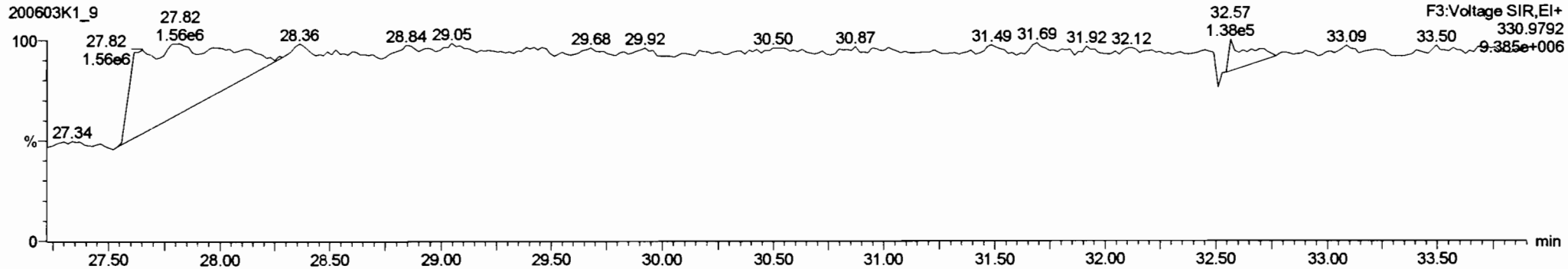
PCB-34



13C-PCB-28



PFK3d



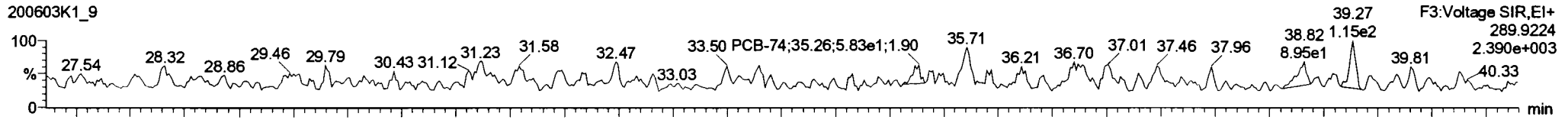
Dataset: Untitled

Last Altered: Thursday, June 04, 2020 07:29:42 Pacific Daylight Time
Printed: Thursday, June 04, 2020 07:32:56 Pacific Daylight Time

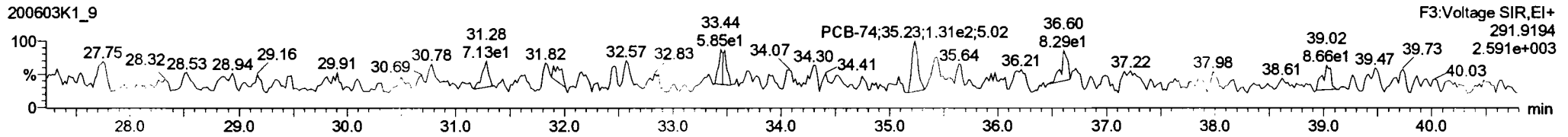
Name: 200603K1_9, Date: 03-Jun-2020, Time: 22:50:12, ID: B0D0324-BLK1 Method Blank 5, Description: Method Blank

PCB-54

200603K1_9

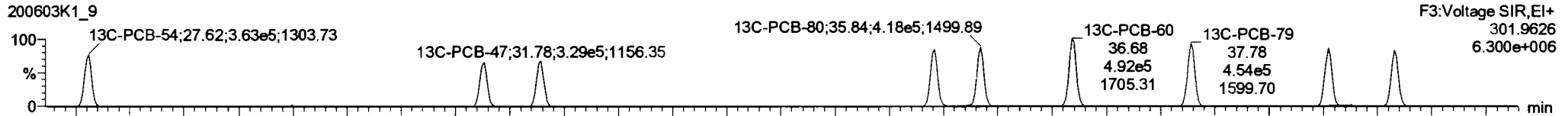


200603K1_9

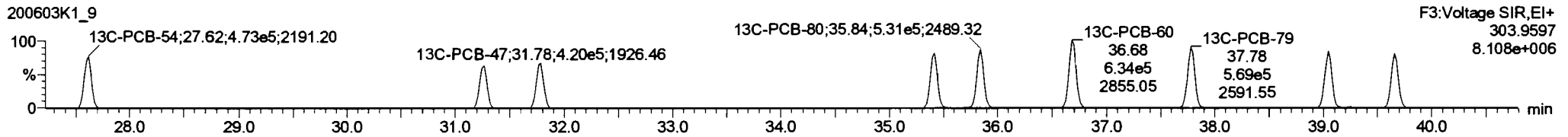


13C-PCB-54

200603K1_9

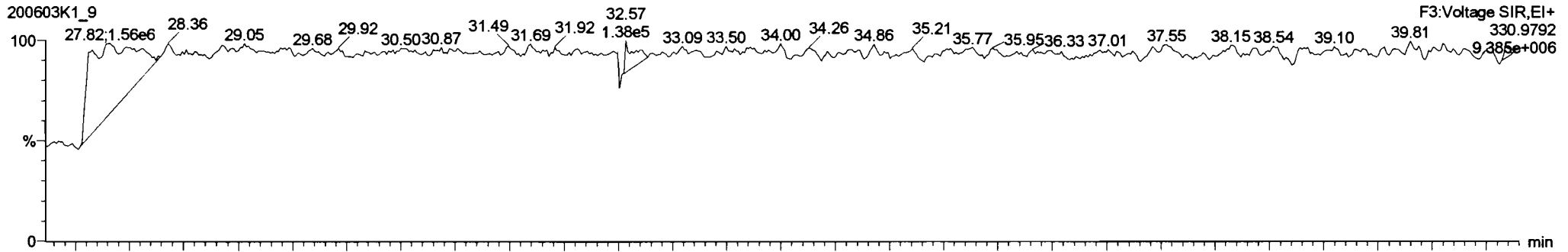


200603K1_9



PFK3a

200603K1_9



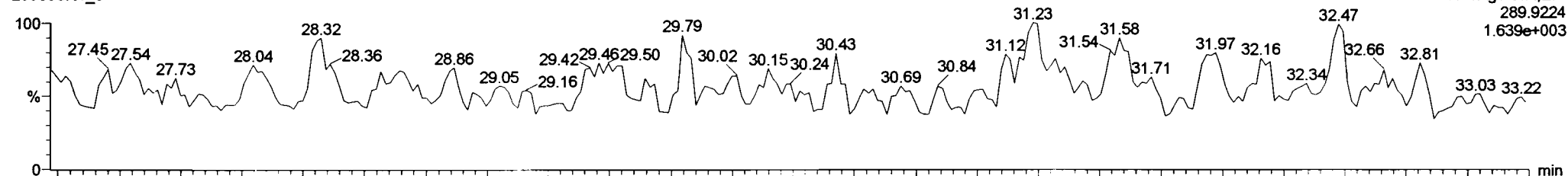
Dataset: Untitled

Last Altered: Thursday, June 04, 2020 07:29:42 Pacific Daylight Time
Printed: Thursday, June 04, 2020 07:32:56 Pacific Daylight Time

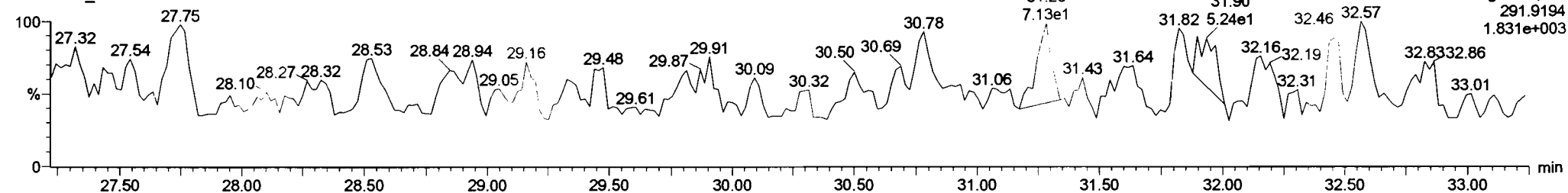
Name: 200603K1_9, Date: 03-Jun-2020, Time: 22:50:12, ID: B0D0324-BLK1 Method Blank 5, Description: Method Blank

PCB-50

200603K1_9

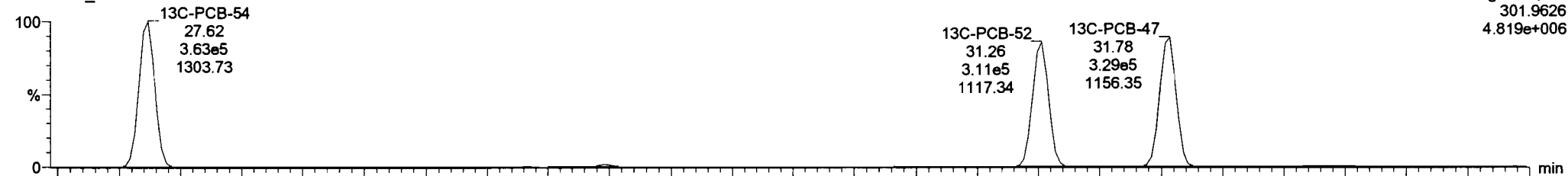


200603K1_9

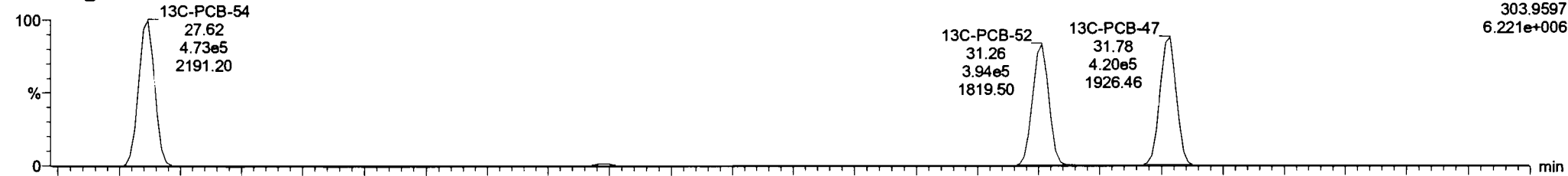


13C-PCB-52

200603K1_9



200603K1_9



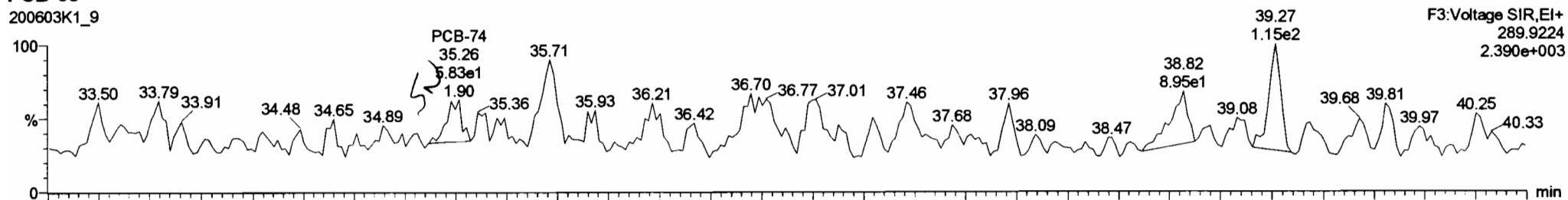
Dataset: Untitled

Last Altered: Thursday, June 04, 2020 07:29:42 Pacific Daylight Time
Printed: Thursday, June 04, 2020 07:32:56 Pacific Daylight Time

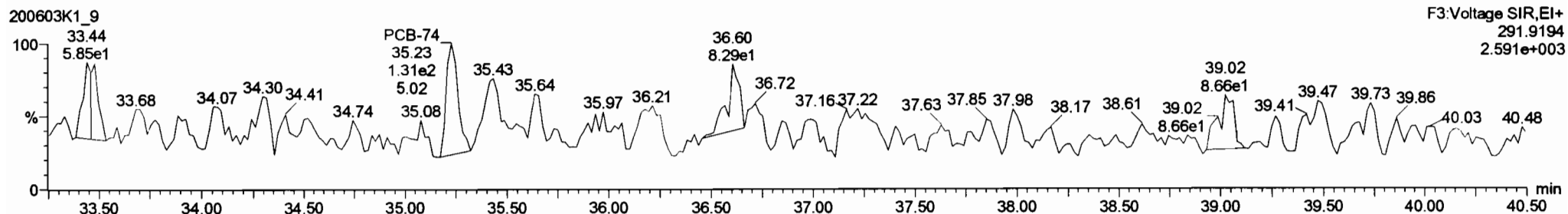
Name: 200603K1_9, Date: 03-Jun-2020, Time: 22:50:12, ID: B0D0324-BLK1 Method Blank 5, Description: Method Blank

PCB-68

200603K1_9

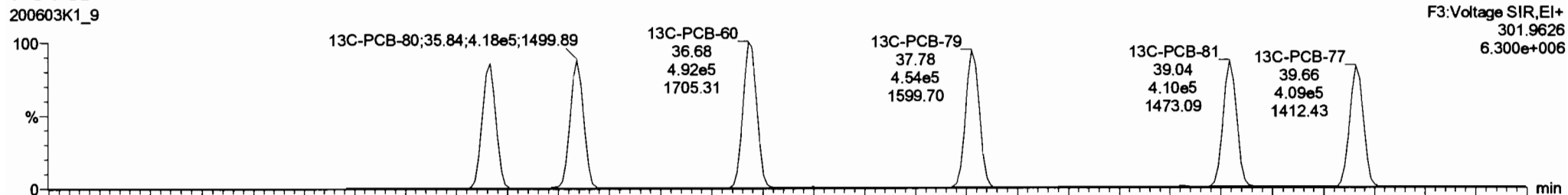


200603K1_9

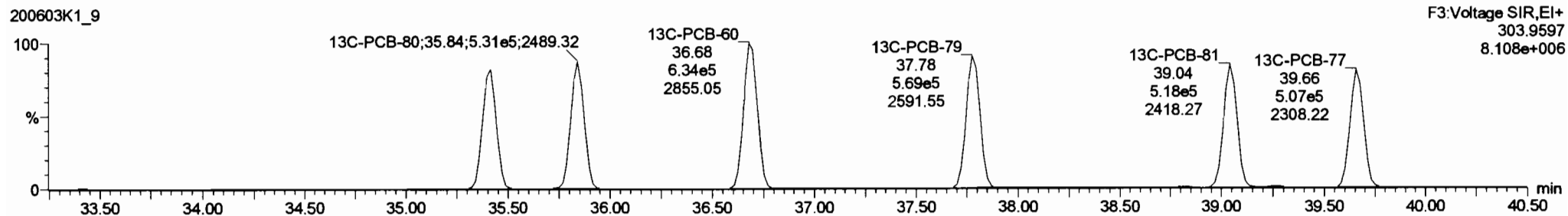


13C-PCB-60

200603K1_9



200603K1_9



Dataset: Untitled

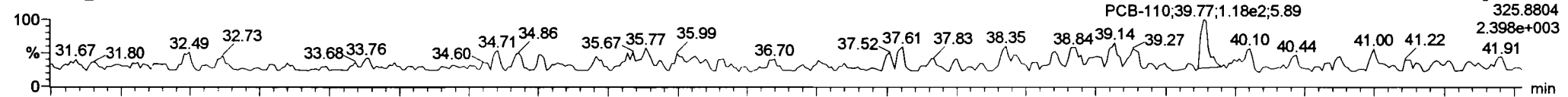
Last Altered: Thursday, June 04, 2020 07:29:42 Pacific Daylight Time

Printed: Thursday, June 04, 2020 07:32:56 Pacific Daylight Time

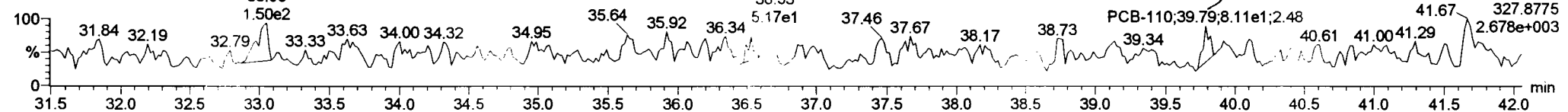
Name: 200603K1_9, Date: 03-Jun-2020, Time: 22:50:12, ID: B0D0324-BLK1 Method Blank 5, Description: Method Blank

PCB-104

200603K1_9

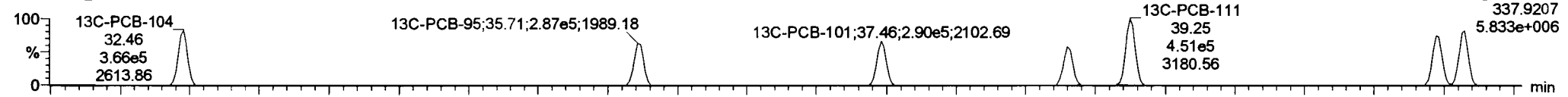


200603K1_9

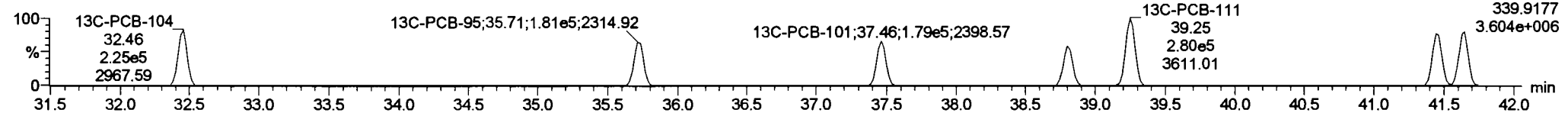


13C-PCB-104

200603K1_9

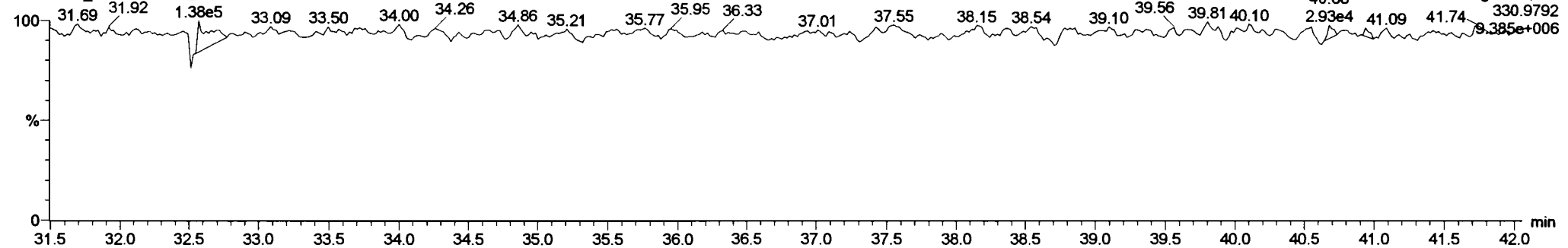


200603K1_9



PFK3b

200603K1_9



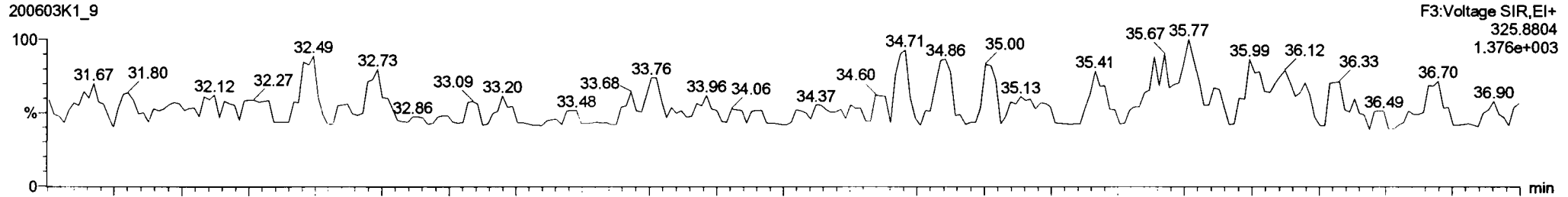
Dataset: Untitled

Last Altered: Thursday, June 04, 2020 07:29:42 Pacific Daylight Time
Printed: Thursday, June 04, 2020 07:32:56 Pacific Daylight Time

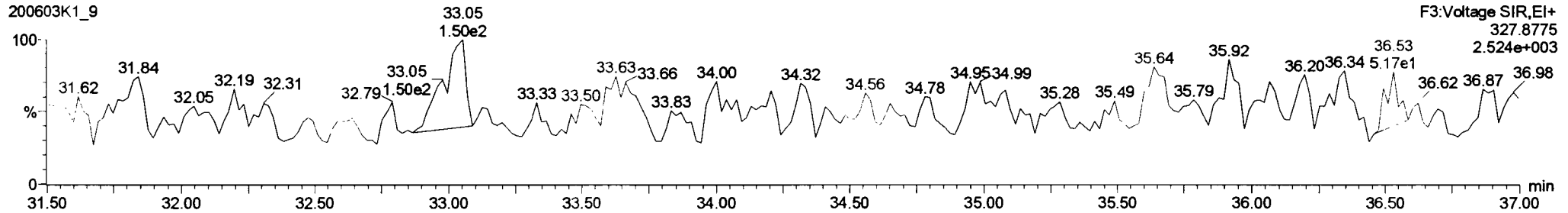
Name: 200603K1_9, Date: 03-Jun-2020, Time: 22:50:12, ID: B0D0324-BLK1 Method Blank 5, Description: Method Blank

PCB-96

200603K1_9

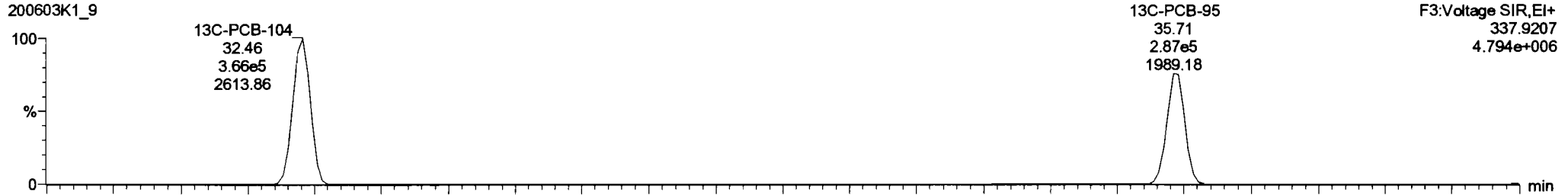


200603K1_9

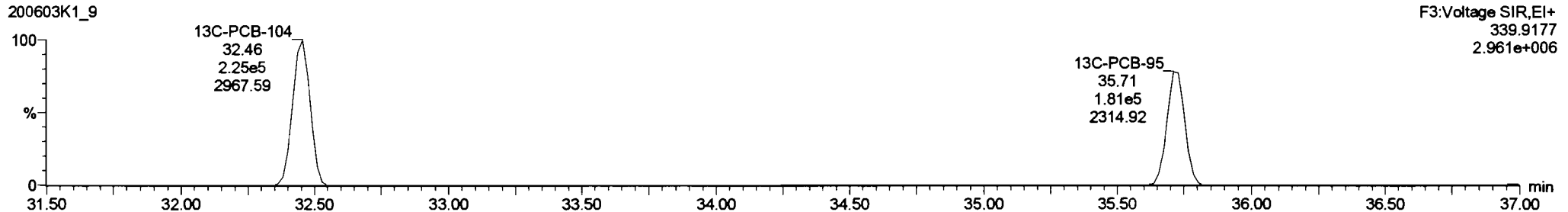


13C-PCB-95

200603K1_9



200603K1_9



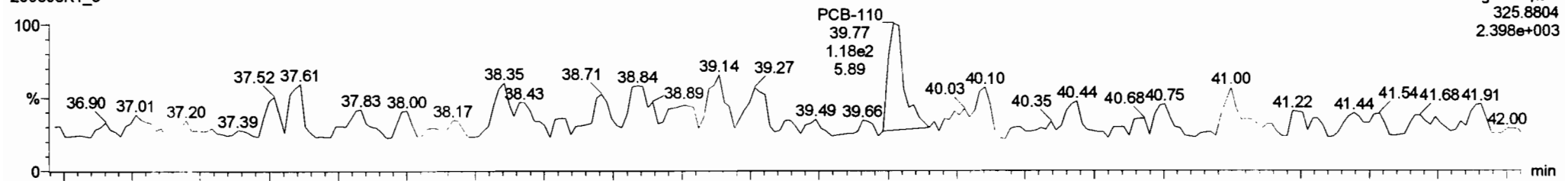
Dataset: Untitled

Last Altered: Thursday, June 04, 2020 07:29:42 Pacific Daylight Time
Printed: Thursday, June 04, 2020 07:32:56 Pacific Daylight Time

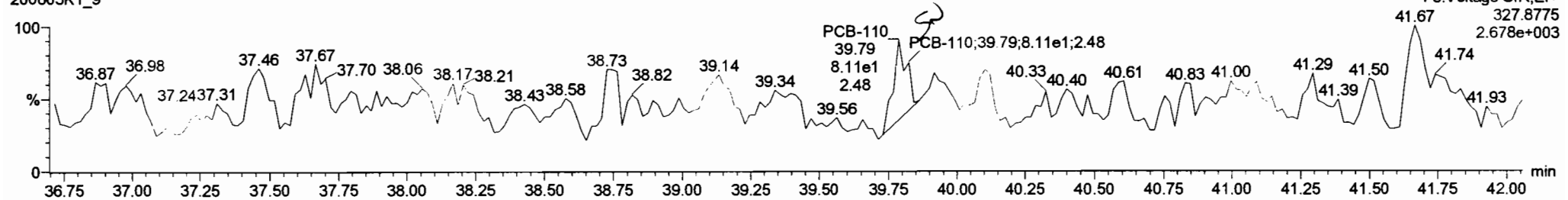
Name: 200603K1_9, Date: 03-Jun-2020, Time: 22:50:12, ID: B0D0324-BLK1 Method Blank 5, Description: Method Blank

PCB-119

200603K1_9

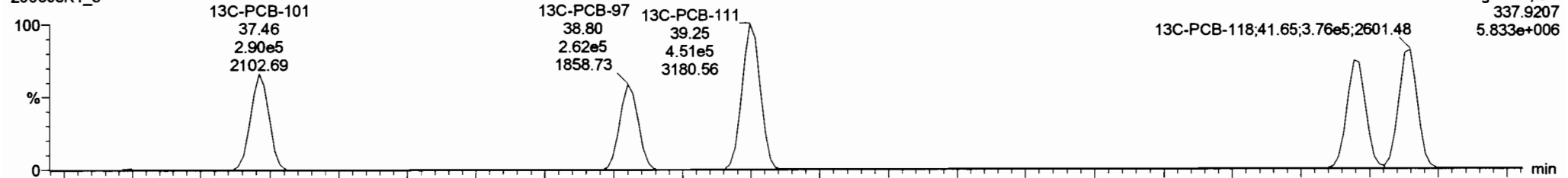


200603K1_9

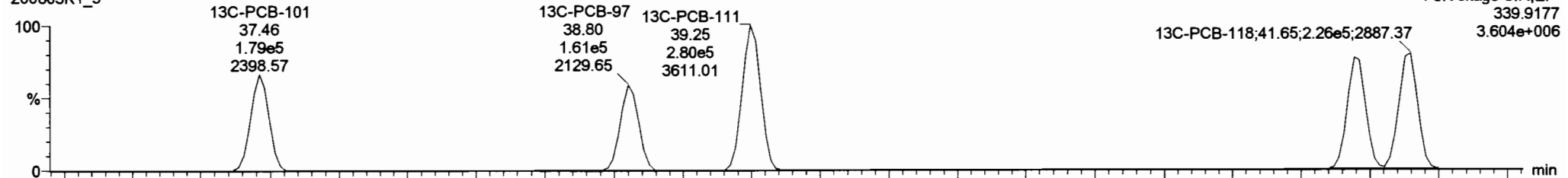


13C-PCB-111

200603K1_9



200603K1_9



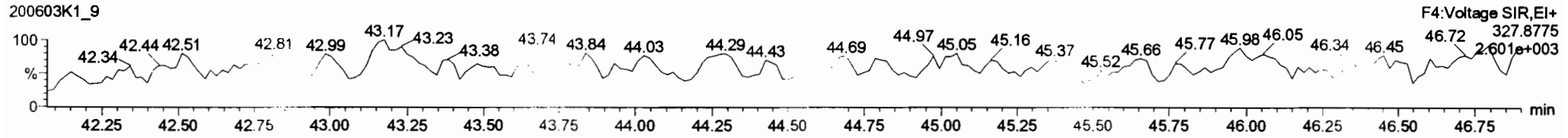
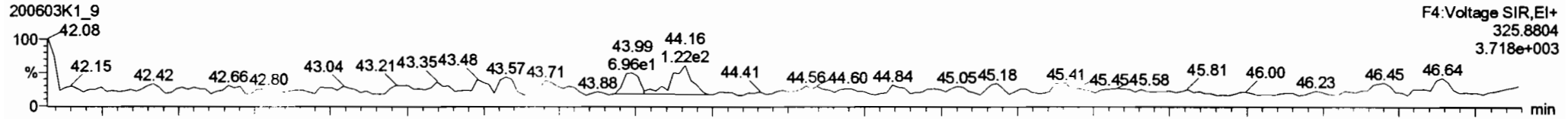
Dataset: Untitled

Last Altered: Thursday, June 04, 2020 07:29:42 Pacific Daylight Time

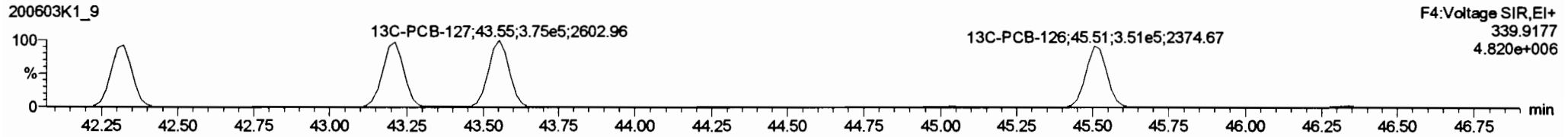
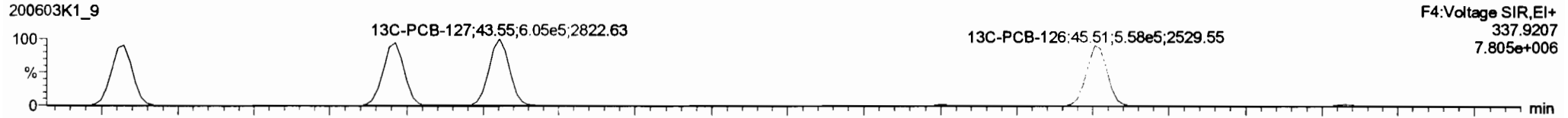
Printed: Thursday, June 04, 2020 07:32:56 Pacific Daylight Time

Name: 200603K1_9, Date: 03-Jun-2020, Time: 22:50:12, ID: B0D0324-BLK1 Method Blank 5, Description: Method Blank

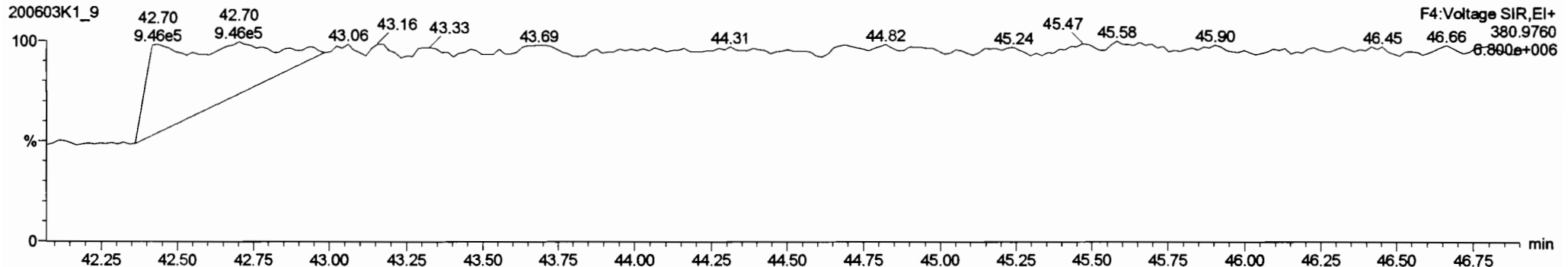
PCB-114



13C-PCB-114



PFK4a

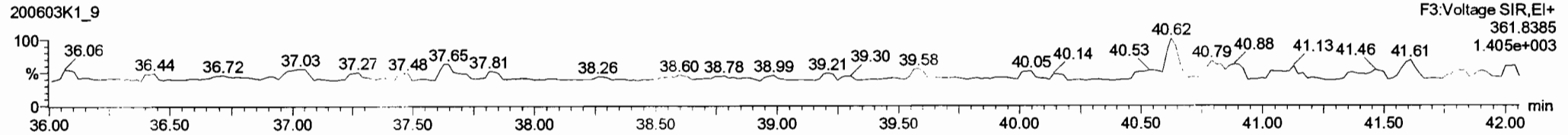
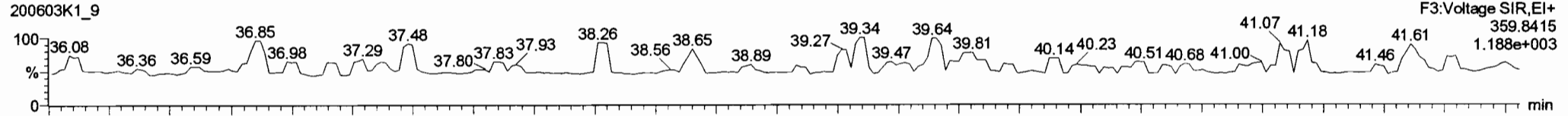


Dataset: Untitled

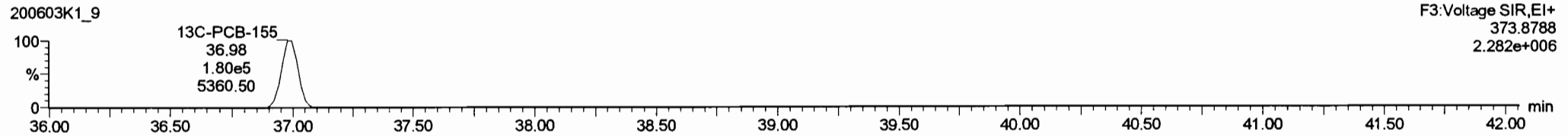
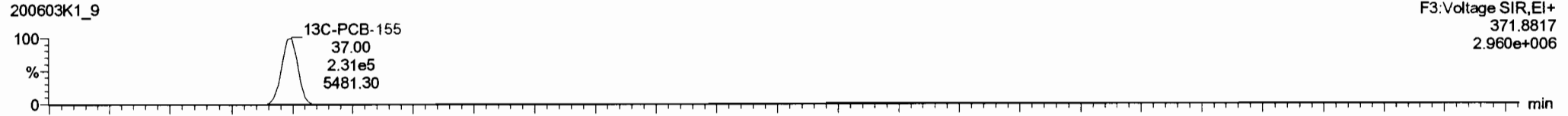
Last Altered: Thursday, June 04, 2020 07:29:42 Pacific Daylight Time
Printed: Thursday, June 04, 2020 07:32:56 Pacific Daylight Time

Name: 200603K1_9, Date: 03-Jun-2020, Time: 22:50:12, ID: B0D0324-BLK1 Method Blank 5, Description: Method Blank

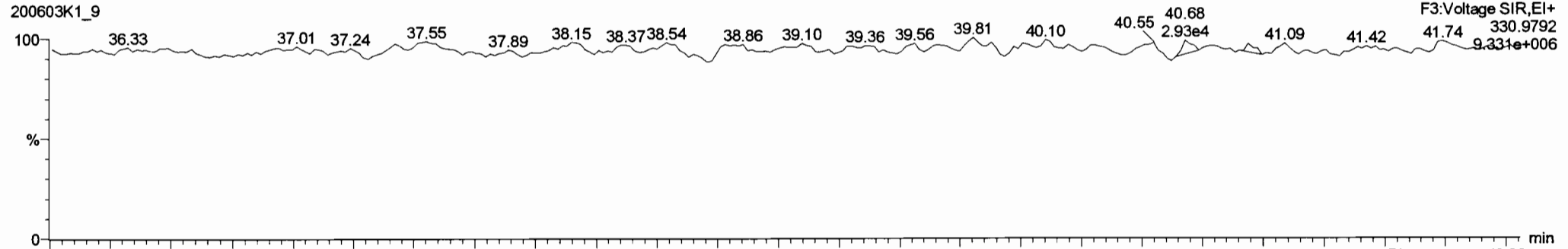
PCB-155



13C-PCB-155



PFK3c



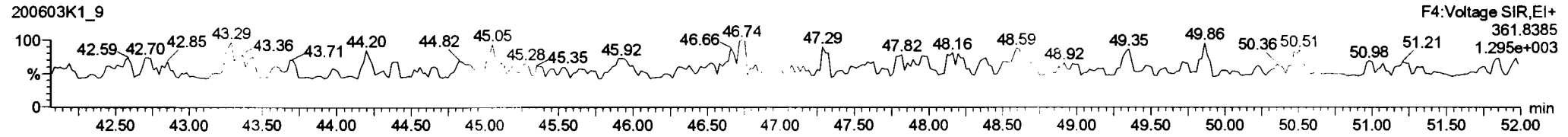
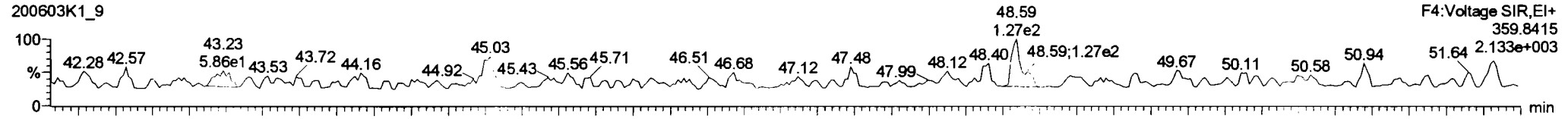
Dataset: Untitled

Last Altered: Thursday, June 04, 2020 07:29:42 Pacific Daylight Time

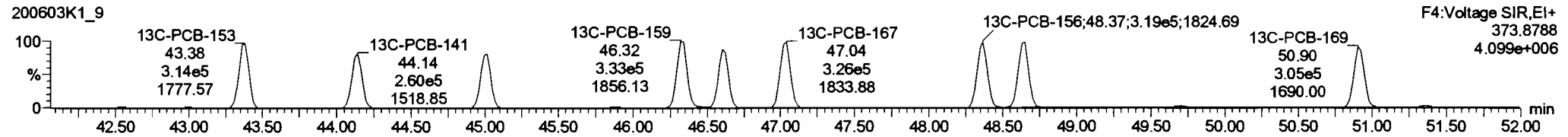
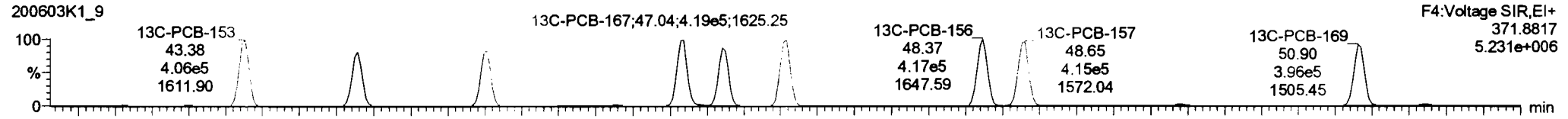
Printed: Thursday, June 04, 2020 07:32:56 Pacific Daylight Time

Name: 200603K1_9, Date: 03-Jun-2020, Time: 22:50:12, ID: B0D0324-BLK1 Method Blank 5, Description: Method Blank

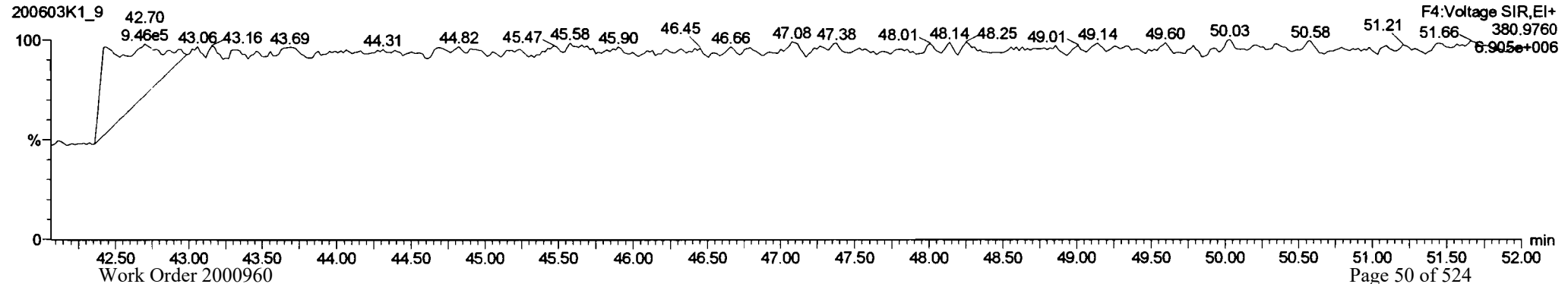
PCB-134/143



13C-PCB-153



PFK4b

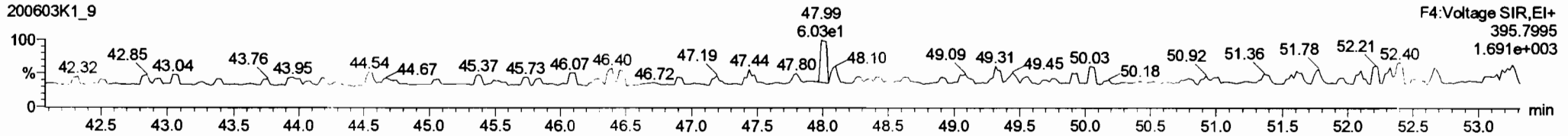
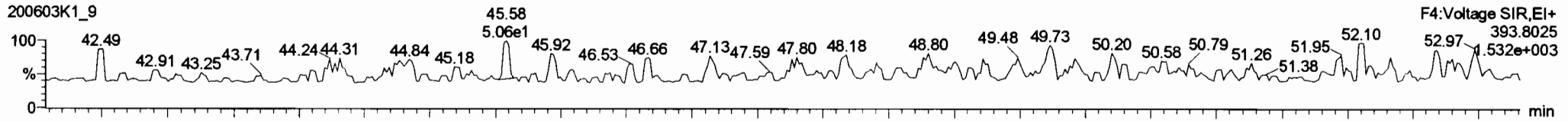


Dataset: Untitled

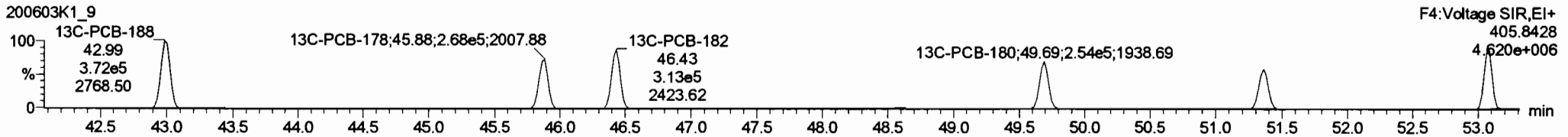
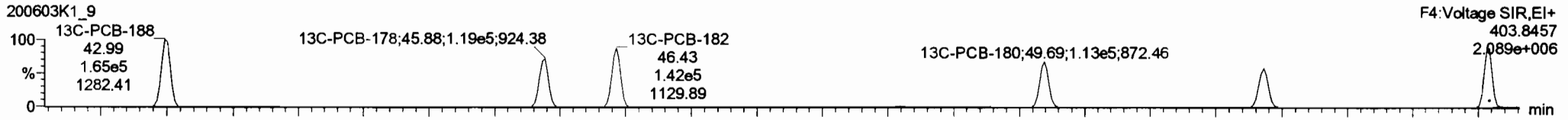
Last Altered: Thursday, June 04, 2020 07:29:42 Pacific Daylight Time
Printed: Thursday, June 04, 2020 07:32:56 Pacific Daylight Time

Name: 200603K1_9, Date: 03-Jun-2020, Time: 22:50:12, ID: B0D0324-BLK1 Method Blank 5, Description: Method Blank

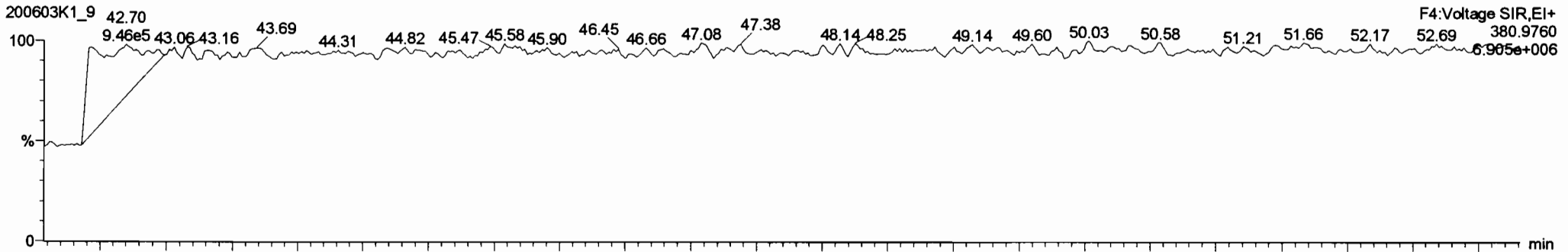
PCB-188



13C-PCB-188



PFK4c



Dataset: Untitled

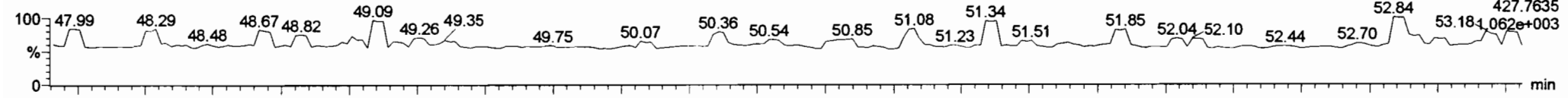
Last Altered: Thursday, June 04, 2020 07:29:42 Pacific Daylight Time

Printed: Thursday, June 04, 2020 07:32:56 Pacific Daylight Time

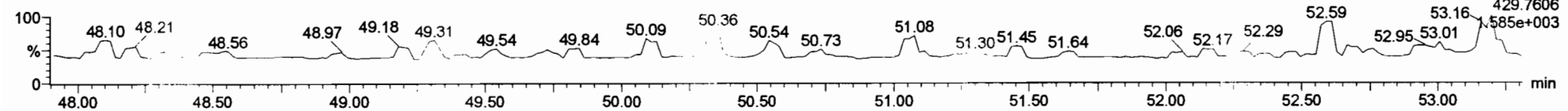
Name: 200603K1_9, Date: 03-Jun-2020, Time: 22:50:12, ID: B0D0324-BLK1 Method Blank 5, Description: Method Blank

PCB-202

200603K1_9

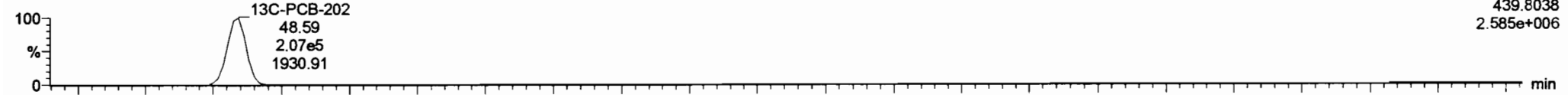


200603K1_9

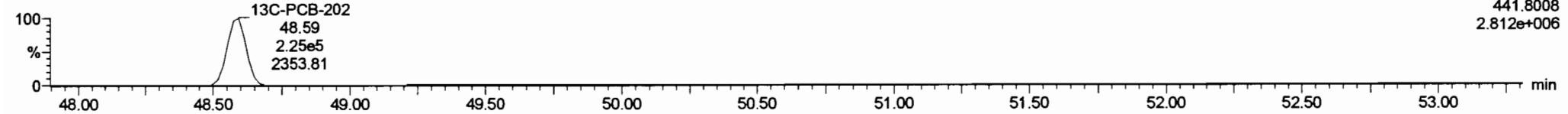


13C-PCB-202

200603K1_9

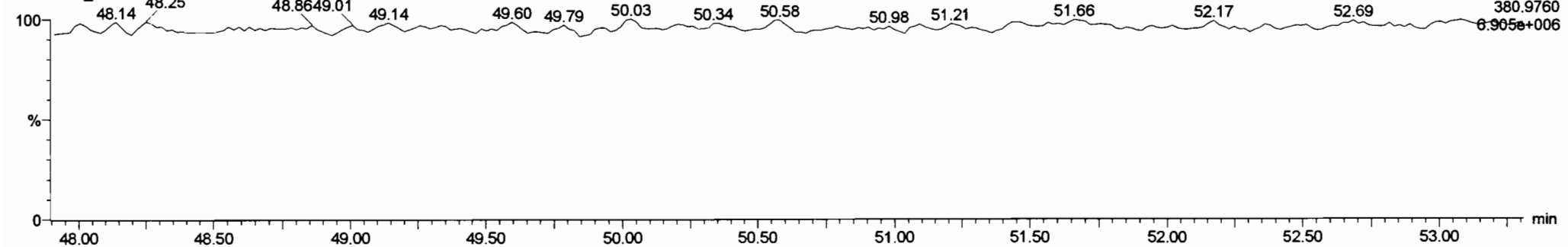


200603K1_9



PFK4d

200603K1_9



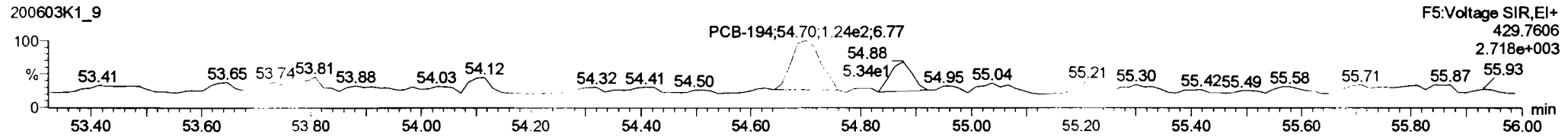
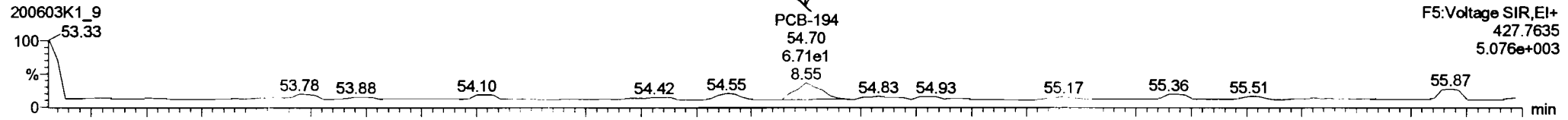
Dataset: Untitled

Last Altered: Thursday, June 04, 2020 07:29:42 Pacific Daylight Time

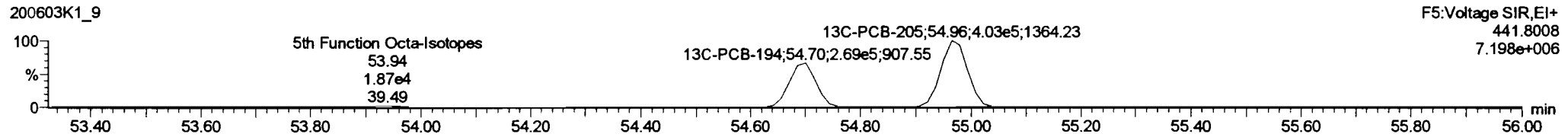
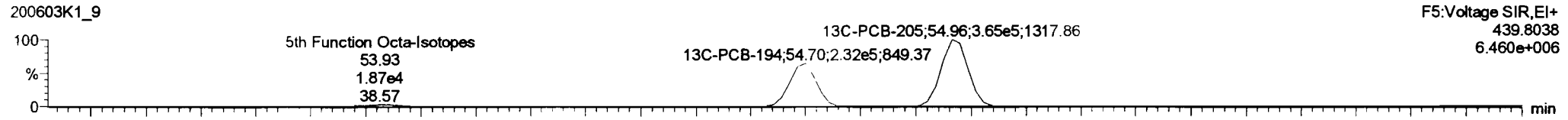
Printed: Thursday, June 04, 2020 07:32:56 Pacific Daylight Time

Name: 200603K1_9, Date: 03-Jun-2020, Time: 22:50:12, ID: B0D0324-BLK1 Method Blank 5, Description: Method Blank

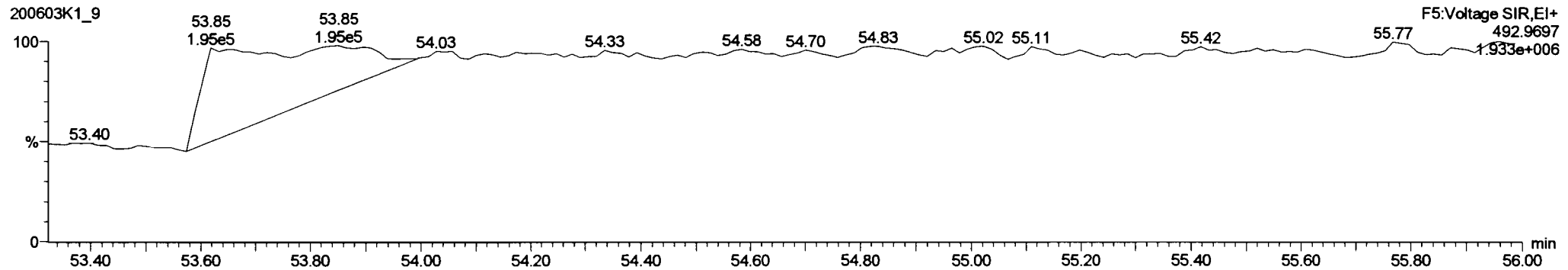
PCB-195



13C-PCB-194



PFK5a



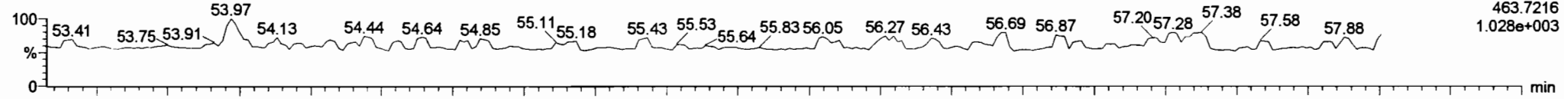
Dataset: Untitled

Last Altered: Thursday, June 04, 2020 07:29:42 Pacific Daylight Time
Printed: Thursday, June 04, 2020 07:32:56 Pacific Daylight Time

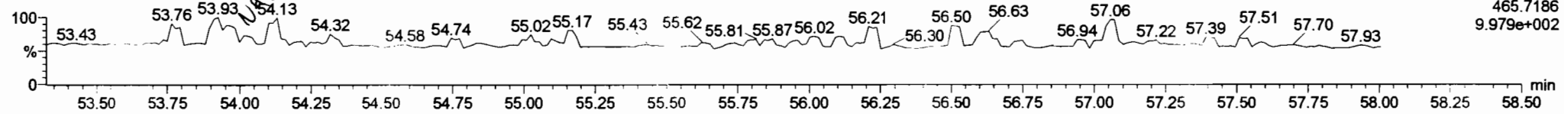
Name: 200603K1_9, Date: 03-Jun-2020, Time: 22:50:12, ID: B0D0324-BLK1 Method Blank 5, Description: Method Blank

PCB-208

200603K1_9




200603K1_9

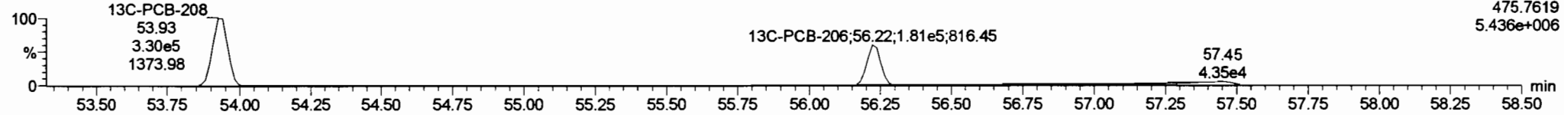


13C-PCB-208

200603K1_9

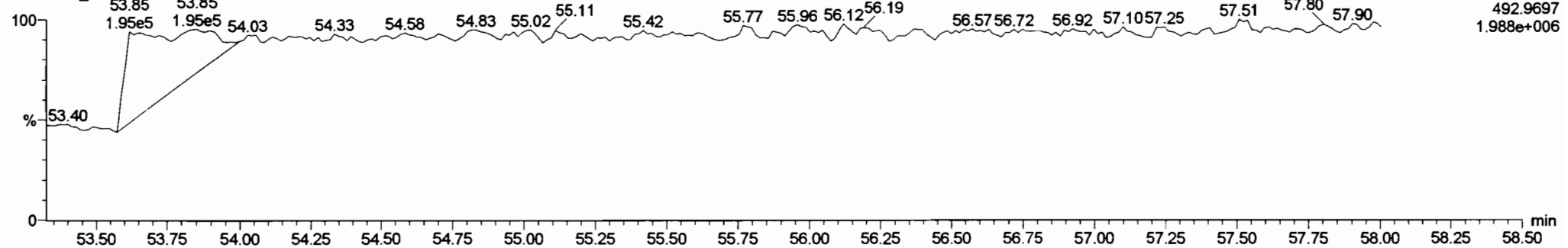


200603K1_9



PFK5

200603K1_9



Dataset: Untitled

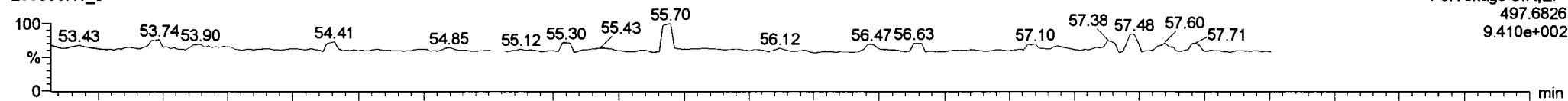
Last Altered: Thursday, June 04, 2020 07:29:42 Pacific Daylight Time

Printed: Thursday, June 04, 2020 07:32:56 Pacific Daylight Time

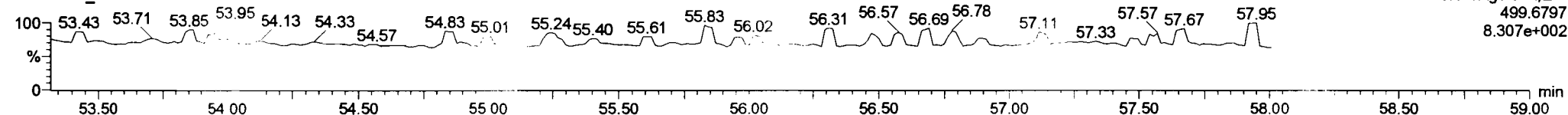
Name: 200603K1_9, Date: 03-Jun-2020, Time: 22:50:12, ID: B0D0324-BLK1 Method Blank 5, Description: Method Blank

PCB-209

200603K1_9

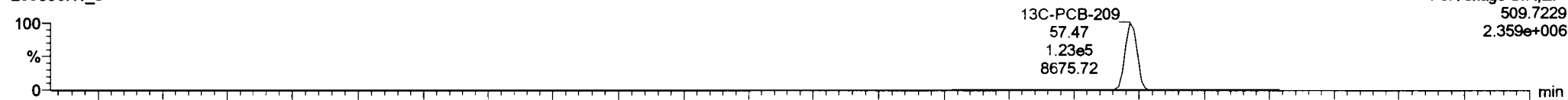


200603K1_9

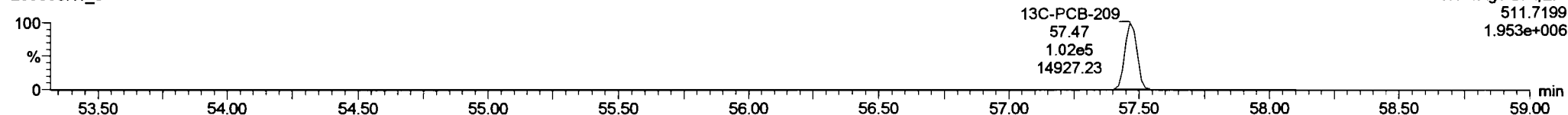


13C-PCB-209

200603K1_9

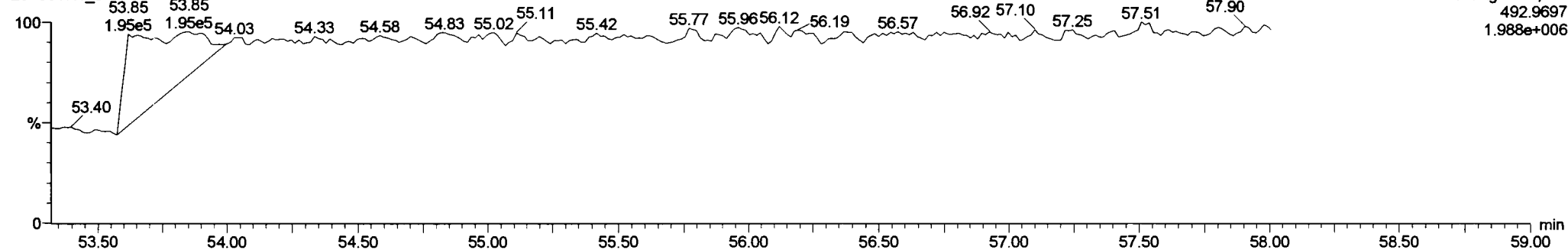


200603K1_9



PFK5b

200603K1_9



Dataset: U:\VG11.PRO\Results\200603K1\200603K1-3.qld

Last Altered: Thursday, June 04, 2020 09:42:05 Pacific Daylight Time
Printed: Thursday, June 04, 2020 09:42:27 Pacific Daylight Time

hr 6:4 2020

6/10/2020

Method: U:\VG11.PRO\MethDB\PCB-209_ZB1_6-1-20.mdb 02 Jun 2020 10:36:07

Calibration: U:\VG11.PRO\CurveDB\db1_PCBvg11-6-1-20.cdb 02 Jun 2020 10:21:16

Name: 200603K1_3, Date: 03-Jun-2020, Time: 16:48:29, ID: B0D0324-BS1 OPR 5, Description: OPR

#	Name	Resp	RA	n/y	RRF	wt/vol	Pred.RT	RT	Pred.R...	RRT	Check RRT	Conc.	%Rec	DL	EMPC
1	1 PCB-1	8.22e5	3.19	NO	1.17	5.000	15.53	15.54	1.001	1.001	NO	1207		0.302	1207
2	2 PCB-2	8.49e5	3.16	NO	1.18	5.000	17.95	17.94	0.988	0.988	NO	1215		0.308	1215
3	3 PCB-3	8.17e5	3.12	NO	1.15	5.000	18.18	18.18	1.001	1.001	NO	1204		0.317	1204
4	4 PCB-4/10	1.40e6	1.57	NO	1.25	5.000	19.60	19.60	1.004	1.004	NO	2416		1.68	2416
5	5 PCB-7/9	1.77e6	1.56	NO	0.960	5.000	21.41	21.40	1.003	1.002	NO	2402		1.35	2402
6	6 PCB-6	9.50e5	1.56	NO	1.02	5.000	22.06	22.06	1.033	1.033	NO	1207		1.27	1207
7	7 PCB-5/8	1.87e6	1.56	NO	0.992	5.000	22.46	22.46	1.052	1.052	NO	2447		1.31	2447
8	8 PCB-14	9.61e5	1.56	NO	1.02	5.000	23.60	23.60	0.952	0.952	NO	1190		1.29	1190
9	9 PCB-11	1.06e6	1.57	NO	1.13	5.000	24.81	24.82	1.001	1.001	NO	1182		1.17	1182
10	10 PCB-12/13	1.95e6	1.59	NO	1.03	5.000	25.25	25.20	1.018	1.016	NO	2394		1.28	2394
11	11 PCB-15	9.75e5	1.59	NO	1.03	5.000	25.56	25.55	1.031	1.030	NO	1187		1.27	1187
12	12 PCB-19	4.30e5	1.04	NO	1.11	5.000	23.79	23.78	1.001	1.001	NO	1155		0.813	1155
13	13 PCB-30	7.17e5	1.04	NO	1.79	5.000	24.69	24.69	1.039	1.039	NO	1186		0.501	1186
14	14 PCB-18	4.88e5	1.03	NO	0.818	5.000	25.46	25.46	0.952	0.952	NO	1147		0.710	1147
15	15 PCB-17	4.63e5	1.04	NO	0.758	5.000	25.63	25.64	0.958	0.958	NO	1175		0.766	1175
16	16 PCB-24/27	1.30e6	1.02	NO	1.08	5.000	26.25	26.24	0.981	0.981	NO	2318		0.537	2318
17	17 PCB-16/32	1.13e6	1.03	NO	0.925	5.000	26.77	26.77	1.001	1.001	NO	2345		0.628	2345
18	18 PCB-34	8.79e5	1.02	NO	0.945	5.000	27.58	27.58	0.959	0.959	NO	1213		0.928	1213
19	19 PCB-23	8.02e5	1.03	NO	0.883	5.000	27.67	27.67	0.962	0.962	NO	1185		0.993	1185
20	20 PCB-29	8.29e5	1.04	NO	0.893	5.000	27.93	27.93	0.971	0.971	NO	1212		0.982	1212
21	21 PCB-26	8.82e5	1.04	NO	0.944	5.000	28.16	28.16	0.979	0.979	NO	1219		0.929	1219
22	22 PCB-25	8.90e5	1.04	NO	0.950	5.000	28.31	28.32	0.984	0.984	NO	1222		0.923	1222
23	23 PCB-31	9.89e5	1.02	NO	1.04	5.000	28.68	28.68	0.997	0.997	NO	1245		0.846	1245
24	24 PCB-28	9.64e5	1.04	NO	1.03	5.000	28.79	28.79	1.001	1.001	NO	1226		0.856	1226
25	25 PCB-20/21/33	2.65e6	1.04	NO	0.941	5.000	29.43	29.42	1.023	1.023	NO	3671		0.932	3671
26	26 PCB-22	9.21e5	1.05	NO	0.973	5.000	29.87	29.89	1.038	1.039	NO	1235		0.902	1235
27	27 PCB-36	9.69e5	1.04	NO	1.08	5.000	30.50	30.50	0.931	0.931	NO	1210		0.869	1210
28	28 PCB-39	8.90e5	1.05	NO	0.988	5.000	30.98	31.00	0.946	0.947	NO	1209		0.946	1209
29	29 PCB-38	9.30e5	1.03	NO	1.05	5.000	31.78	31.78	0.970	0.970	NO	1187		0.889	1187
30	30 PCB-35	9.59e5	1.03	NO	1.04	5.000	32.32	32.33	0.987	0.987	NO	1234		0.896	1234
31	31 PCB-37	9.32e5	1.03	NO	1.01	5.000	32.77	32.79	1.001	1.001	NO	1240		0.927	1240
32	32 PCB-54	6.11e5	0.76	NO	1.08	5.000	27.64	27.64	1.001	1.001	NO	1218		0.575	1218

Dataset: U:\VG11.PRO\Results\200603K1\200603K1-3.qld

Last Altered: Thursday, June 04, 2020 09:42:05 Pacific Daylight Time
Printed: Thursday, June 04, 2020 09:42:27 Pacific Daylight Time

Name: 200603K1_3, Date: 03-Jun-2020, Time: 16:48:29, ID: B0D0324-BS1 OPR 5, Description: OPR

#	Name	Resp	RA	n/y	RRF	wt/vol	Pred.RT	RT	Pred.R	RRT	Check RRT	Conc.	%Rec	DL	EMPC
33	33 PCB-50	5.05e5	0.75	NO	0.880	5.000	28.83	28.83	1.044	1.044	NO	1235		0.706	1235
34	34 PCB-53	4.78e5	0.75	NO	0.997	5.000	29.50	29.50	0.944	0.943	NO	1207		0.739	1207
35	35 PCB-51	5.17e5	0.76	NO	1.07	5.000	29.85	29.85	0.955	0.955	NO	1221		0.692	1221
36	36 PCB-45	4.09e5	0.75	NO	0.858	5.000	30.30	30.30	0.969	0.969	NO	1200		0.858	1200
37	37 PCB-46	3.97e5	0.76	NO	0.831	5.000	30.80	30.80	0.985	0.985	NO	1204		0.887	1204
38	38 PCB-52/69	1.12e6	0.76	NO	1.17	5.000	31.30	31.30	1.001	1.001	NO	2412		0.631	2412
39	39 PCB-73	7.11e5	0.77	NO	1.44	5.000	31.41	31.41	1.005	1.005	NO	1241		0.510	1241
40	40 PCB-43/49	9.72e5	0.76	NO	1.02	5.000	31.59	31.58	1.010	1.010	NO	2408		0.725	2408
41	41 PCB-47	4.56e5	0.76	NO	0.922	5.000	31.80	31.80	1.001	1.001	NO	1142		0.742	1142
42	42 PCB-48/75	1.18e6	0.77	NO	1.12	5.000	31.92	31.92	1.004	1.004	NO	2421		0.610	2421
43	43 PCB-65	6.67e5	0.77	NO	1.28	5.000	32.19	32.19	1.013	1.013	NO	1200		0.533	1200
44	44 PCB-62	5.64e5	0.77	NO	1.13	5.000	32.29	32.29	1.016	1.016	NO	1154		0.606	1154
45	45 PCB-44	4.26e5	0.77	NO	0.824	5.000	32.62	32.62	1.026	1.026	NO	1192		0.830	1192
46	46 PCB-42/59	1.09e6	0.78	NO	1.05	5.000	32.85	32.85	1.033	1.033	NO	2387		0.651	2387
47	47 PCB-41/64/71/72	2.48e6	0.77	NO	1.19	5.000	33.47	33.46	1.053	1.053	NO	4819		0.576	4819
48	48 PCB-68	6.61e5	0.77	NO	1.28	5.000	33.72	33.72	1.061	1.061	NO	1193		0.535	1193
49	49 PCB-40	3.19e5	0.77	NO	0.602	5.000	33.95	33.94	1.068	1.068	NO	1222		1.14	1222
50	50 PCB-57	6.99e5	0.76	NO	1.16	5.000	34.32	34.32	0.969	0.969	NO	1202		0.509	1202
51	51 PCB-67	6.62e5	0.75	NO	1.08	5.000	34.63	34.63	0.978	0.978	NO	1221		0.546	1221
52	52 PCB-58	7.46e5	0.76	NO	1.20	5.000	34.74	34.76	0.981	0.982	NO	1237		0.492	1237
53	53 PCB-63	6.53e5	0.77	NO	1.07	5.000	34.91	34.91	0.986	0.986	NO	1217		0.553	1217
54	54 PCB-74	7.22e5	0.76	NO	1.19	5.000	35.22	35.21	0.994	0.994	NO	1218		0.500	1218
55	55 PCB-61/70	1.29e6	0.77	NO	1.05	5.000	35.43	35.43	1.000	1.001	NO	2454		0.562	2454
56	56 PCB-76/66	1.42e6	0.76	NO	1.16	5.000	35.62	35.60	1.006	1.005	NO	2432		0.509	2432
57	57 PCB-80	7.41e5	0.76	NO	1.19	5.000	35.86	35.86	1.001	1.001	NO	1186		0.472	1186
58	58 PCB-55	7.52e5	0.76	NO	1.17	5.000	36.20	36.19	1.010	1.010	NO	1222		0.479	1222
59	59 PCB-56/60	1.31e6	0.76	NO	1.02	5.000	36.70	36.70	1.024	1.024	NO	2448		0.550	2448
60	60 PCB-79	7.23e5	0.77	NO	1.14	5.000	37.80	37.80	1.055	1.055	NO	1207		0.492	1207
61	61 PCB-78	7.01e5	0.76	NO	1.14	5.000	38.52	38.52	0.987	0.987	NO	1186		0.510	1186
62	62 PCB-81	6.34e5	0.76	NO	1.05	5.000	39.06	39.06	1.000	1.000	NO	1165		0.554	1165
63	63 PCB-77	6.84e5	0.78	NO	1.14	5.000	39.68	39.68	1.000	1.000	NO	1209		0.537	1209
64	64 PCB-104	4.30e5	1.56	NO	1.12	5.000	32.47	32.47	1.001	1.001	NO	1146		0.771	1146
65	65 PCB-96	4.29e5	1.59	NO	1.15	5.000	33.78	33.78	1.041	1.041	NO	1114		0.750	1114
66	66 PCB-103	3.44e5	1.53	NO	0.936	5.000	34.32	34.33	1.058	1.058	NO	1100		0.924	1100
67	67 PCB-100	3.51e5	1.55	NO	0.954	5.000	34.69	34.71	1.069	1.069	NO	1102		0.907	1102
68	68 PCB-94	2.75e5	1.60	NO	0.949	5.000	35.21	35.19	0.985	0.985	NO	1097		1.19	1097

Dataset: U:\VG11.PRO\Results\200603K1\200603K1-3.qld

Last Altered: Thursday, June 04, 2020 09:42:05 Pacific Daylight Time

Printed: Thursday, June 04, 2020 09:42:27 Pacific Daylight Time

Name: 200603K1_3, Date: 03-Jun-2020, Time: 16:48:29, ID: B0D0324-BS1 OPR 5, Description: OPR

#	Name	Resp	RA	n/y	RRF	wt/vol	Pred.RT	RT	Pred.R...	RRT	Check RRT	Conc.	%Rec	DL	EMPC
69	69 PCB-95/98/102	1.06e6	1.58	NO	1.20	5.000	35.69	35.67	0.999	0.998	NO	3321		0.938	3321
70	70 PCB-93	2.74e5	1.65	NO	0.935	5.000	35.81	35.81	1.002	1.002	NO	1106		1.21	1106
71	71 PCB-88/91	6.33e5	1.56	NO	1.06	5.000	36.16	36.16	1.012	1.012	NO	2247		1.06	2247
72	72 PCB-121	4.94e5	1.62	NO	1.71	5.000	36.25	36.23	1.015	1.014	NO	1093		0.661	1093
73	73 PCB-84/92	5.96e5	1.60	NO	1.02	5.000	37.10	37.09	0.990	0.990	NO	2186		1.05	2186
74	74 PCB-89	3.23e5	1.60	NO	1.11	5.000	37.27	37.29	0.995	0.996	NO	1090		0.969	1090
75	75 PCB-90/101	6.49e5	1.56	NO	1.12	5.000	37.48	37.48	1.000	1.000	NO	2158		0.954	2158
76	76 PCB-113	4.41e5	1.55	NO	1.51	5.000	37.72	37.72	1.007	1.007	NO	1089		0.707	1089
77	77 PCB-99	3.69e5	1.58	NO	1.32	5.000	37.81	37.81	1.009	1.009	NO	1044		0.811	1044
78	78 PCB-119	4.59e5	1.55	NO	1.81	5.000	38.30	38.30	0.987	0.987	NO	1088		0.693	1088
79	79 PCB-108/112	7.51e5	1.58	NO	1.44	5.000	38.46	38.47	0.991	0.991	NO	2222		0.866	2222
80	80 PCB-83	4.67e5	1.57	NO	1.83	5.000	38.61	38.63	0.995	0.996	NO	1091		0.683	1091
81	81 PCB-97	3.25e5	1.60	NO	1.28	5.000	38.82	38.84	1.000	1.001	NO	1086		0.976	1086
82	82 PCB-86	2.98e5	1.59	NO	1.12	5.000	38.99	38.99	1.005	1.005	NO	1142		1.12	1142
83	83 PCB-87/117/125	1.22e6	1.59	NO	1.56	5.000	39.12	39.12	1.008	1.008	NO	3345		0.802	3345
84	84 PCB-111/115	9.96e5	1.57	NO	1.91	5.000	39.27	39.27	1.012	1.012	NO	2231		0.655	2231
85	85 PCB-85/116	7.12e5	1.58	NO	1.41	5.000	39.40	39.40	1.015	1.015	NO	2159		0.886	2159
86	86 PCB-120	5.16e5	1.55	NO	2.01	5.000	39.66	39.66	1.022	1.022	NO	1101		0.624	1101
87	87 PCB-110	4.58e5	1.60	NO	1.74	5.000	39.81	39.81	1.026	1.026	NO	1125		0.718	1125
88	88 PCB-82	2.78e5	1.59	NO	0.781	5.000	40.46	40.44	0.976	0.975	NO	1118		1.21	1118
89	89 PCB-124	4.94e5	1.57	NO	1.40	5.000	41.17	41.15	0.993	0.992	NO	1110		0.679	1110
90	90 PCB-107/109	9.41e5	1.56	NO	1.34	5.000	41.31	41.29	0.996	0.996	NO	2200		0.707	2200
91	91 PCB-123	4.25e5	1.59	NO	1.20	5.000	41.48	41.48	1.000	1.000	NO	1114		0.792	1114
92	92 PCB-106/118	9.23e5	1.58	NO	1.22	5.000	41.69	41.69	1.001	1.001	NO	2258		0.723	2258
93	93 PCB-114	7.07e5	1.54	NO	1.14	5.000	42.34	42.34	1.000	1.000	NO	1223		0.878	1223
94	94 PCB-122	5.81e5	1.56	NO	0.944	5.000	42.49	42.47	1.004	1.004	NO	1213		1.06	1213
95	95 PCB-105	6.44e5	1.56	NO	1.05	5.000	43.23	43.23	1.000	1.000	NO	1171		0.924	1171
96	96 PCB-127	6.82e5	1.56	NO	1.06	5.000	43.57	43.57	1.000	1.000	NO	1181		0.881	1181
97	97 PCB-126	7.19e5	1.56	NO	1.17	5.000	45.52	45.52	1.000	1.000	NO	1208		0.885	1208
98	98 PCB-155	2.40e5	1.31	NO	1.04	5.000	37.01	37.01	1.000	1.001	NO	1003		0.314	1003
99	99 PCB-150	2.61e5	1.27	NO	1.08	5.000	38.33	38.32	1.036	1.036	NO	1049		0.302	1049
100	1... PCB-152	2.94e5	1.29	NO	1.19	5.000	38.82	38.80	1.049	1.049	NO	1081		0.276	1081
101	1... PCB-145	2.83e5	1.28	NO	1.19	5.000	39.28	39.27	1.062	1.061	NO	1039		0.275	1039
102	1... PCB-136	2.48e5	1.25	NO	1.02	5.000	39.62	39.60	1.071	1.070	NO	1060		0.321	1060
103	1... PCB-148	2.03e5	1.29	NO	0.842	5.000	39.73	39.71	1.074	1.073	NO	1050		0.389	1050
104	1... PCB-154	2.17e5	1.30	NO	0.919	5.000	40.22	40.22	1.087	1.087	NO	1029		0.356	1029

Dataset: U:\VG11.PRO\Results\200603K1\200603K1-3.qld

Last Altered: Thursday, June 04, 2020 09:42:05 Pacific Daylight Time
 Printed: Thursday, June 04, 2020 09:42:27 Pacific Daylight Time

Name: 200603K1_3, Date: 03-Jun-2020, Time: 16:48:29, ID: B0D0324-BS1 OPR 5, Description: OPR

#	Name	Resp	RA	n/y	RRF	wt/vol	Pred.RT	RT	Pred.R	RRT	Check RRT	Conc	%Rec	DL	EMPC
105	1... PCB-151	1.84e5	1.29	NO	0.787	5.000	40.90	40.88	1.105	1.105	NO	1019		0.416	1019
106	1... PCB-135	2.14e5	1.33	NO	0.922	5.000	41.13	41.11	1.112	1.111	NO	1012		0.355	1012
107	1... PCB-144	1.93e5	1.32	NO	0.789	5.000	41.24	41.22	1.115	1.114	NO	1064		0.415	1064
108	1... PCB-147	2.01e5	1.32	NO	0.834	5.000	41.37	41.35	1.118	1.118	NO	1049		0.392	1049
109	1... PCB-139/149	4.42e5	1.29	NO	0.948	5.000	41.64	41.63	1.125	1.125	NO	2032		0.345	2032
110	1... PCB-140	1.95e5	1.28	NO	0.794	5.000	41.84	41.81	1.131	1.130	NO	1072		0.413	1072
111	1... PCB-134/143	7.23e5	1.23	NO	0.759	5.000	42.29	42.26	0.975	0.974	NO	2346		2.56	2346
112	1... PCB-131/133	7.76e5	1.25	NO	0.821	5.000	42.59	42.57	0.982	0.981	NO	2328		2.36	2328
113	1... PCB-142	3.46e5	1.22	NO	0.754	5.000	42.74	42.74	0.985	0.985	NO	1129		2.57	1129
114	1... PCB-146/165	9.60e5	1.24	NO	1.02	5.000	42.98	42.97	0.991	0.990	NO	2324		1.91	2324
115	1... PCB-132/161	9.58e5	1.23	NO	1.02	5.000	43.22	43.21	0.996	0.996	NO	2301		1.89	2301
116	1... PCB-153	4.93e5	1.25	NO	1.07	5.000	43.40	43.40	1.000	1.000	NO	1134		1.81	1134
117	1... PCB-168	5.05e5	1.24	NO	1.08	5.000	43.63	43.61	1.006	1.005	NO	1154		1.80	1154
118	1... PCB-141	3.98e5	1.25	NO	1.03	5.000	44.16	44.16	1.000	1.000	NO	1180		2.29	1180
119	1... PCB-137	4.38e5	1.25	NO	1.11	5.000	44.56	44.56	1.010	1.009	NO	1200		2.11	1200
120	1... PCB-130	3.36e5	1.27	NO	0.885	5.000	44.66	44.65	1.012	1.012	NO	1155		2.65	1155
121	1... PCB-138/163/164	1.58e6	1.24	NO	1.28	5.000	45.05	45.05	1.001	1.001	NO	3524		1.73	3524
122	1... PCB-158/160	1.02e6	1.25	NO	1.24	5.000	45.30	45.30	1.006	1.006	NO	2357		1.79	2357
123	1... PCB-129	3.39e5	1.27	NO	0.867	5.000	45.56	45.54	1.012	1.012	NO	1122		2.56	1122
124	1... PCB-166	5.61e5	1.23	NO	1.14	5.000	46.02	46.02	0.993	0.993	NO	1154		1.64	1154
125	1... PCB-159	5.97e5	1.25	NO	1.22	5.000	46.36	46.36	1.000	1.000	NO	1154		1.54	1154
126	1... PCB-128/162	9.11e5	1.24	NO	0.907	5.000	46.64	46.64	1.007	1.007	NO	2360		2.06	2360
127	1... PCB-167	5.46e5	1.27	NO	1.11	5.000	47.06	47.06	1.000	1.000	NO	1158		1.64	1158
128	1... PCB-156	5.47e5	1.22	NO	1.13	5.000	48.39	48.38	1.000	1.000	NO	1162		1.62	1162
129	1... PCB-157	5.01e5	1.23	NO	1.04	5.000	48.69	48.67	1.001	1.000	NO	1155		1.81	1155
130	1... PCB-169	5.31e5	1.25	NO	1.16	5.000	50.93	50.92	1.000	1.000	NO	1150		1.72	1150
131	1... PCB-188	4.41e5	1.03	NO	1.29	5.000	43.02	43.02	1.001	1.001	NO	1126		1.29	1126
132	1... PCB-184	4.34e5	1.04	NO	1.23	5.000	43.48	43.48	1.011	1.011	NO	1159		1.35	1159
133	1... PCB-179	4.55e5	1.03	NO	1.30	5.000	44.27	44.29	1.030	1.030	NO	1155		1.28	1155
134	1... PCB-176	4.52e5	1.04	NO	1.31	5.000	44.74	44.77	1.041	1.041	NO	1137		1.27	1137
135	1... PCB-186	4.77e5	1.03	NO	1.33	5.000	45.39	45.39	1.056	1.056	NO	1182		1.25	1182
136	1... PCB-178	3.20e5	1.05	NO	0.943	5.000	45.90	45.90	1.068	1.068	NO	1118		1.76	1118
137	1... PCB-175	3.27e5	1.06	NO	0.956	5.000	46.24	46.26	1.076	1.076	NO	1126		1.74	1126
138	1... PCB-182/187	7.33e5	1.03	NO	1.07	5.000	46.42	46.43	1.080	1.080	NO	2265		1.56	2265
139	1... PCB-183	3.55e5	1.07	NO	1.02	5.000	46.76	46.76	1.088	1.088	NO	1144		1.62	1144
140	1... PCB-185	3.26e5	1.04	NO	1.41	5.000	47.44	47.44	0.955	0.955	NO	1143		1.73	1143

Dataset: U:\VG11.PRO\Results\200603K1\200603K1-3.qld

Last Altered: Thursday, June 04, 2020 09:42:05 Pacific Daylight Time

Printed: Thursday, June 04, 2020 09:42:27 Pacific Daylight Time

Name: 200603K1_3, Date: 03-Jun-2020, Time: 16:48:29, ID: B0D0324-BS1 OPR 5, Description: OPR

#	Name	Resp	FA	n/y	RRF	wt/vol	Pred.RT	RT	Pred.R	RRT	Check RRT	Conc	%Rec	DL	EMPC
141	1... PCB-174	3.15e5	1.05	NO	1.35	5.000	47.82	47.82	0.962	0.962	NO	1149		1.80	1149
142	1... PCB-181	3.29e5	1.06	NO	1.47	5.000	47.91	47.93	0.964	0.965	NO	1100		1.65	1100
143	1... PCB-177	2.95e5	1.07	NO	1.28	5.000	48.10	48.10	0.968	0.968	NO	1137		1.91	1137
144	1... PCB-171	3.03e5	1.02	NO	1.32	5.000	48.38	48.40	0.974	0.974	NO	1136		1.85	1136
145	1... PCB-173	2.75e5	1.03	NO	1.19	5.000	48.84	48.84	0.983	0.983	NO	1140		2.05	1140
146	1... PCB-172	3.22e5	1.04	NO	1.38	5.000	49.29	49.29	0.992	0.992	NO	1154		1.77	1154
147	1... PCB-192	4.15e5	1.06	NO	1.83	5.000	49.48	49.50	0.996	0.996	NO	1120		1.33	1120
148	1... PCB-180	3.32e5	1.05	NO	1.41	5.000	49.71	49.71	1.000	1.000	NO	1158		1.73	1158
149	1... PCB-193	3.86e5	1.05	NO	1.68	5.000	49.92	49.92	1.005	1.005	NO	1137		1.45	1137
150	1... PCB-191	3.89e5	1.06	NO	1.71	5.000	50.18	50.19	1.010	1.010	NO	1122		1.42	1122
151	1... PCB-170	2.76e5	1.02	NO	1.40	5.000	51.38	51.38	1.000	1.000	NO	1148		2.05	1148
152	1... PCB-190	3.72e5	1.04	NO	1.85	5.000	51.56	51.59	1.004	1.004	NO	1169		1.55	1169
153	1... PCB-189	3.77e5	1.04	NO	1.45	5.000	53.10	53.08	1.000	1.000	NO	1115		1.32	1115
154	1... PCB-202	3.01e5	0.89	NO	1.17	5.000	48.63	48.61	1.001	1.000	NO	1100		1.02	1100
155	1... PCB-201	2.77e5	0.88	NO	1.05	5.000	49.10	49.10	1.010	1.011	NO	1125		1.13	1125
156	1... PCB-204	2.99e5	0.89	NO	1.14	5.000	49.26	49.26	1.014	1.014	NO	1121		1.04	1121
157	1... PCB-197	2.94e5	0.90	NO	1.13	5.000	49.58	49.58	1.020	1.020	NO	1107		1.05	1107
158	1... PCB-200	2.74e5	0.90	NO	1.07	5.000	50.51	50.51	1.039	1.039	NO	1095		1.11	1095
159	1... PCB-198	2.04e5	0.88	NO	0.794	5.000	52.08	52.08	1.072	1.072	NO	1100		1.50	1100
160	1... PCB-199	2.05e5	0.90	NO	0.809	5.000	52.19	52.19	1.074	1.074	NO	1080		1.47	1080
161	1... PCB-196/203	4.28e5	0.90	NO	0.838	5.000	52.52	52.50	1.081	1.080	NO	2179		1.42	2179
162	1... PCB-195	3.42e5	0.91	NO	1.04	5.000	53.80	53.79	0.984	0.983	NO	1189		2.29	1189
163	1... PCB-194	3.58e5	0.89	NO	1.12	5.000	54.72	54.72	1.000	1.000	NO	1166		2.14	1166
164	1... PCB-205	4.15e5	0.88	NO	1.29	5.000	54.98	54.98	1.005	1.005	NO	1171		1.85	1171
165	1... PCB-208	3.51e5	1.33	NO	0.933	5.000	53.96	53.95	1.000	1.000	NO	1148		1.86	1148
166	1... PCB-207	3.36e5	1.31	NO	0.916	5.000	54.27	54.28	1.006	1.006	NO	1119		1.90	1119
167	1... PCB-206	2.05e5	1.33	NO	1.01	5.000	56.24	56.24	1.000	1.000	NO	1129		3.07	1129
168	1... PCB-209	1.28e5	1.16	NO	0.986	5.000	57.47	57.48	1.000	1.000	NO	1119		0.246	1119
169	1... 13C-PCB-1	1.17e6	3.22	NO	0.893	5.000	15.52	15.52	0.608	0.608	NO	1280	64.0	0.927	
170	1... 13C-PCB-3	1.18e6	3.21	NO	0.911	5.000	18.17	18.17	0.712	0.712	NO	1273	63.7	0.909	
171	1... 13C-PCB-4	9.31e5	1.61	NO	0.600	5.000	19.52	19.52	0.765	0.765	NO	1522	76.1	0.663	
172	1... 13C-PCB-9	1.54e6	1.61	NO	0.970	5.000	21.35	21.35	0.836	0.836	NO	1556	77.8	0.410	
173	1... 13C-PCB-11	1.59e6	1.61	NO	0.962	5.000	24.79	24.79	0.971	0.971	NO	1620	81.0	0.414	
174	1... 13C-PCB-19	6.74e5	1.05	NO	0.499	5.000	23.76	23.76	0.931	0.931	NO	1325	66.2	9.06	
175	1... 13C-PCB-32	1.04e6	1.04	NO	0.744	5.000	26.75	26.75	1.048	1.048	NO	1371	68.5	6.07	
176	1... 13C-PCB-28	1.53e6	1.01	NO	1.06	5.000	28.77	28.77	1.004	1.004	NO	1634	81.7	6.65	

Dataset: U:\VG11.PRO\Results\200603K1\200603K1-3.qld

Last Altered: Thursday, June 04, 2020 09:42:05 Pacific Daylight Time
Printed: Thursday, June 04, 2020 09:42:27 Pacific Daylight Time

Name: 200603K1_3, Date: 03-Jun-2020, Time: 16:48:29, ID: B0D0324-BS1 OPR 5, Description: OPR

#	Name	Resp	FA	n/y	RRF	wt/vol	Pred.RT	RT	Pred.R...	RRT	Check RRT	Conc.	%Rec	DL	EMPC
177	1... 13C-PCB-37	1.49e6	1.05	NO	0.989	5.000	32.75	32.75	1.143	1.143	NO	1708	85.4	7.15	
178	1... 13C-PCB-54	9.29e5	0.77	NO	0.999	5.000	27.62	27.62	0.753	0.753	NO	1550	77.5	1.97	
179	1... 13C-PCB-52	7.95e5	0.78	NO	0.804	5.000	31.26	31.26	0.852	0.852	NO	1647	82.4	2.45	
180	1... 13C-PCB-47	8.67e5	0.77	NO	0.857	5.000	31.78	31.78	0.866	0.867	NO	1686	84.3	2.30	
181	1... 13C-PCB-70	1.00e6	0.77	NO	0.996	5.000	35.41	35.41	0.965	0.966	NO	1675	83.8	1.98	
182	1... 13C-PCB-80	1.05e6	0.76	NO	1.03	5.000	35.84	35.84	0.977	0.977	NO	1706	85.3	1.92	
183	1... 13C-PCB-81	1.04e6	0.77	NO	0.988	5.000	39.04	39.04	1.064	1.064	NO	1756	87.8	2.00	
184	1... 13C-PCB-77	9.95e5	0.78	NO	0.969	5.000	39.66	39.66	1.081	1.081	NO	1712	85.6	2.04	
185	1... 13C-PCB-104	6.68e5	1.58	NO	1.02	5.000	32.46	32.46	0.827	0.827	NO	1709	85.4	0.891	
186	1... 13C-PCB-95	5.29e5	1.65	NO	0.805	5.000	35.71	35.73	0.910	0.910	NO	1707	85.4	1.12	
187	1... 13C-PCB-101	5.36e5	1.62	NO	0.793	5.000	37.46	37.46	0.954	0.954	NO	1756	87.8	1.14	
188	1... 13C-PCB-97	4.68e5	1.64	NO	0.696	5.000	38.80	38.80	0.989	0.989	NO	1745	87.2	1.30	
189	1... 13C-PCB-123	6.38e5	1.58	NO	0.933	5.000	41.44	41.46	1.056	1.056	NO	1776	88.8	0.970	
190	1... 13C-PCB-118	6.70e5	1.62	NO	0.986	5.000	41.63	41.65	1.061	1.061	NO	1768	88.4	0.919	
191	1... 13C-PCB-114	1.01e6	1.56	NO	1.55	5.000	42.30	42.32	0.908	0.908	NO	1897	94.9	1.64	
192	1... 13C-PCB-105	1.05e6	1.55	NO	1.57	5.000	43.19	43.21	0.927	0.927	NO	1926	96.3	1.61	
193	1... 13C-PCB-127	1.09e6	1.56	NO	1.62	5.000	43.55	43.55	0.934	0.935	NO	1943	97.1	1.56	
194	1... 13C-PCB-126	1.02e6	1.57	NO	1.57	5.000	45.51	45.51	0.976	0.976	NO	1875	93.7	1.61	
195	1... 13C-PCB-155	4.59e5	1.35	NO	0.615	5.000	36.98	36.99	0.942	0.943	NO	1939	97.0	0.929	
196	1... 13C-PCB-153	8.13e5	1.28	NO	1.36	5.000	43.36	43.38	0.930	0.931	NO	1723	86.2	1.94	
197	1... 13C-PCB-141	6.57e5	1.31	NO	1.13	5.000	44.12	44.14	0.947	0.947	NO	1685	84.3	2.35	
198	1... 13C-PCB-138	6.96e5	1.28	NO	1.18	5.000	44.99	45.01	0.965	0.966	NO	1701	85.1	2.24	
199	1... 13C-PCB-159	8.51e5	1.26	NO	1.44	5.000	46.32	46.34	0.994	0.994	NO	1711	85.6	1.84	
200	2... 13C-PCB-167	8.50e5	1.27	NO	1.44	5.000	47.02	47.04	1.009	1.009	NO	1709	85.4	1.84	
201	2... 13C-PCB-156	8.36e5	1.24	NO	1.40	5.000	48.37	48.37	1.038	1.038	NO	1732	86.6	1.90	
202	2... 13C-PCB-157	8.35e5	1.28	NO	1.40	5.000	48.63	48.65	1.043	1.044	NO	1730	86.5	1.90	
203	2... 13C-PCB-169	7.97e5	1.26	NO	1.33	5.000	50.91	50.90	1.092	1.092	NO	1733	86.7	1.99	
204	2... 13C-PCB-188	6.07e5	0.45	NO	1.41	5.000	42.99	42.99	0.926	0.926	NO	1740	87.0	1.53	
205	2... 13C-PCB-180	4.06e5	0.45	NO	0.929	5.000	49.69	49.69	1.070	1.070	NO	1763	88.2	2.33	
206	2... 13C-PCB-170	3.44e5	0.45	NO	0.794	5.000	51.36	51.36	1.106	1.106	NO	1749	87.4	2.72	
207	2... 13C-PCB-189	4.65e5	0.45	NO	1.04	5.000	53.06	53.08	1.143	1.143	NO	1800	90.0	2.07	
208	2... 13C-PCB-202	4.68e5	0.97	NO	1.04	5.000	48.59	48.59	1.046	1.047	NO	1826	91.3	1.65	
209	2... 13C-PCB-194	5.50e5	0.89	NO	0.768	5.000	54.71	54.70	0.995	0.995	NO	1719	86.0	4.34	
210	2... 13C-PCB-208	6.55e5	0.79	NO	0.991	5.000	53.93	53.94	0.981	0.981	NO	1588	79.4	2.34	
211	2... 13C-PCB-206	3.61e5	0.76	NO	0.552	5.000	56.22	56.22	1.023	1.023	NO	1570	78.5	4.19	
212	2... 13C-PCB-209	2.32e5	1.20	NO	0.396	5.000	57.48	57.47	1.046	1.046	NO	1404	70.2	0.594	

Dataset: U:\VG11.PRO\Results\200603K1\200603K1-3.qld

Last Altered: Thursday, June 04, 2020 09:42:05 Pacific Daylight Time
Printed: Thursday, June 04, 2020 09:42:27 Pacific Daylight Time

Name: 200603K1_3, Date: 03-Jun-2020, Time: 16:48:29, ID: B0D0324-BS1 OPR 5, Description: OPR

#	Name	Resp	RA	ny	RRF	wt/vol	Pred.RT	RT	Pred.R...	RRT	Check RRT	Conc.	%Rec	DL	EMPC
213	2... 13C-PCB-15	2.04e6	1.61	NO	1.00	5.000	25.53	25.53	1.000	0.000	NO	2000	100	0.398	
214	2... 13C-PCB-31	1.76e6	1.01	NO	1.00	5.000	28.66	28.66	1.000	0.000	NO	2000	100	7.08	
215	2... 13C-PCB-60	1.20e6	0.77	NO	1.00	5.000	36.68	36.68	1.000	0.000	NO	2000	100	1.97	
216	2... 13C-PCB-111	7.70e5	1.63	NO	1.00	5.000	39.25	39.25	1.000	0.000	NO	2000	100	0.905	
217	2... 13C-PCB-128	6.91e5	1.29	NO	1.00	5.000	46.60	46.60	1.000	0.000	NO	2000	100	2.65	
218	2... 13C-PCB-182	4.95e5	0.46	NO	1.00	5.000	46.43	46.43	0.000	0.000	NO	2000	100	2.16	
219	2... 13C-PCB-205	8.33e5	0.91	NO	1.00	5.000	54.96	54.96	1.000	0.000	NO	2000	100	3.33	
220	2... 13C-PCB-79	1.10e6	0.78	NO	1.07	5.000	37.78	37.78	1.030	1.030	NO	1714	85.7	1.85	
221	2... 13C-PCB-178	4.29e5	0.45	NO	0.766	5.000	45.89	45.88	0.988	0.988	NO	1619	80.9	2.05	
222	2... 13C-PCB-79	1.10e6	0.78	NO	1.08	5.000	37.78	37.78	0.968	0.968	NO	1952	97.6	2.03	
223	2... 13C-PCB-178	4.29e5	0.45	NO	1.05	5.000	45.87	45.88	0.923	0.923	NO	2014	101	2.47	

Dataset: Untitled

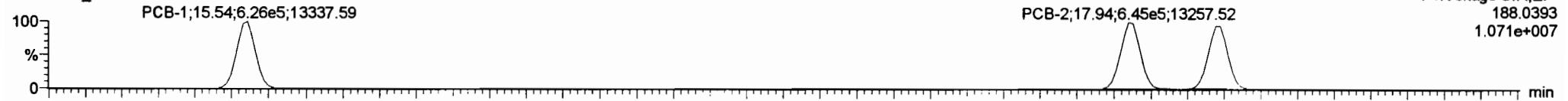
Last Altered: Thursday, June 04, 2020 07:29:42 Pacific Daylight Time

Printed: Thursday, June 04, 2020 07:32:56 Pacific Daylight Time

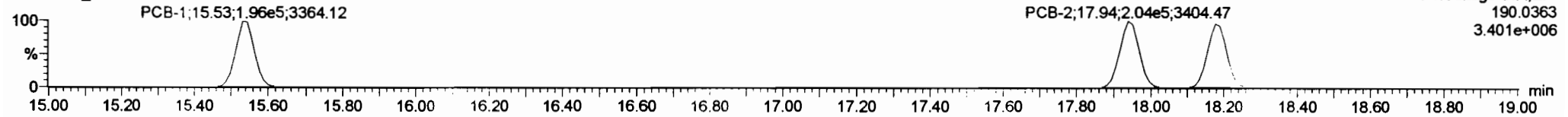
Name: 200603K1_3, Date: 03-Jun-2020, Time: 16:48:29, ID: B0D0324-BS1 OPR 5, Description: OPR

PCB-1

200603K1_3




200603K1_3

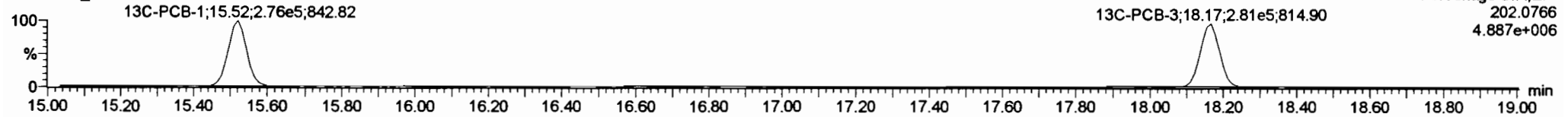


13C-PCB-1

200603K1_3

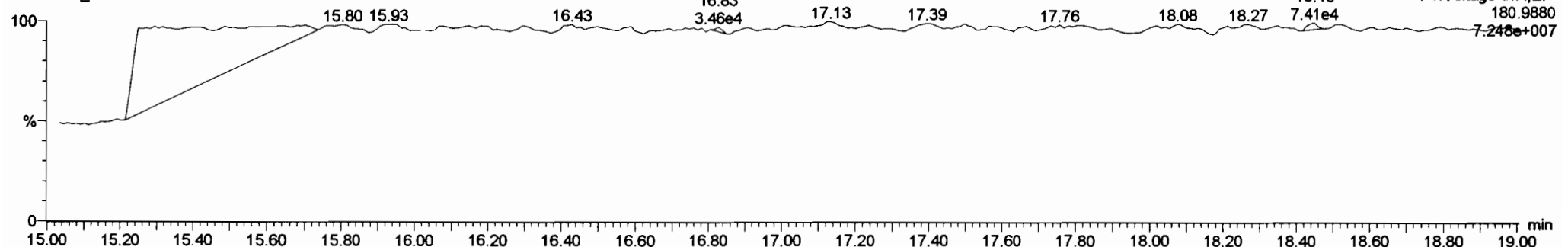


200603K1_3



PFK1

200603K1_3



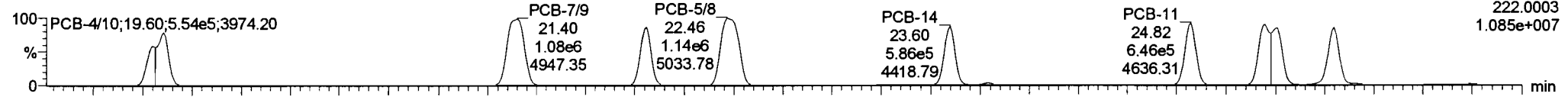
Dataset: Untitled

Last Altered: Thursday, June 04, 2020 07:29:42 Pacific Daylight Time
Printed: Thursday, June 04, 2020 07:32:56 Pacific Daylight Time

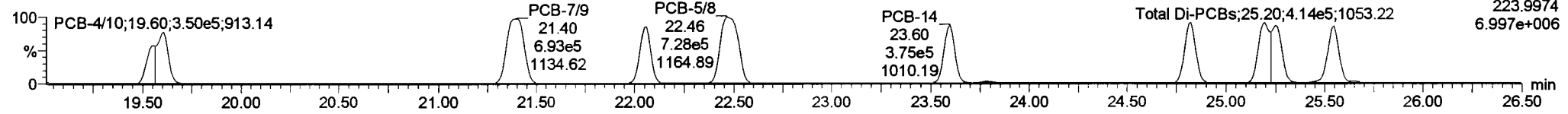
Name: 200603K1_3, Date: 03-Jun-2020, Time: 16:48:29, ID: B0D0324-BS1 OPR 5, Description: OPR

PCB-4/10

200603K1_3

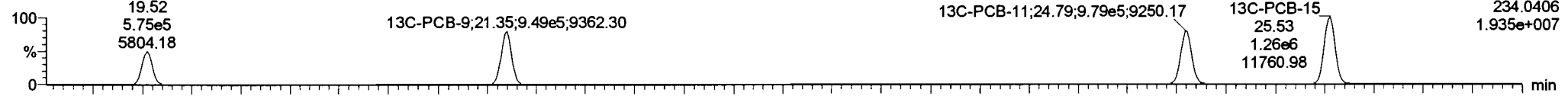


200603K1_3

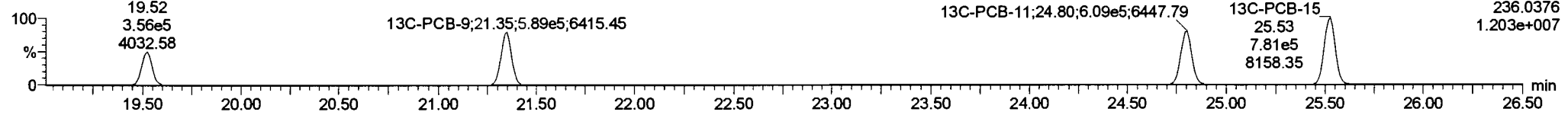


13C-PCB-4

200603K1_3 13C-PCB-4

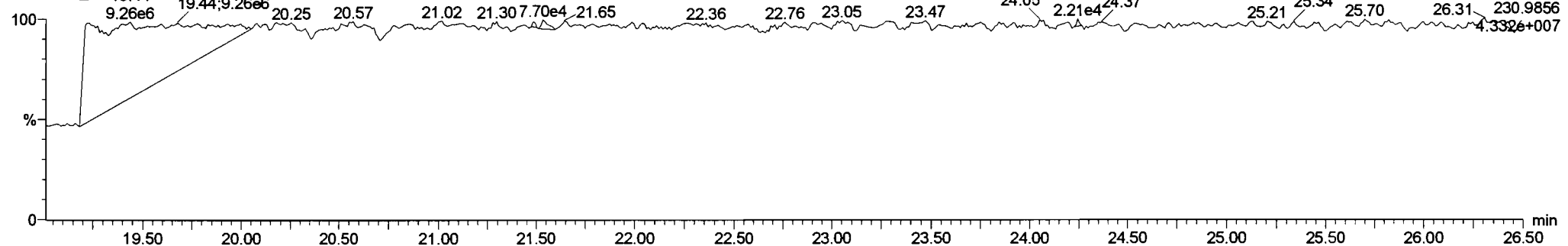


200603K1_3 13C-PCB-4



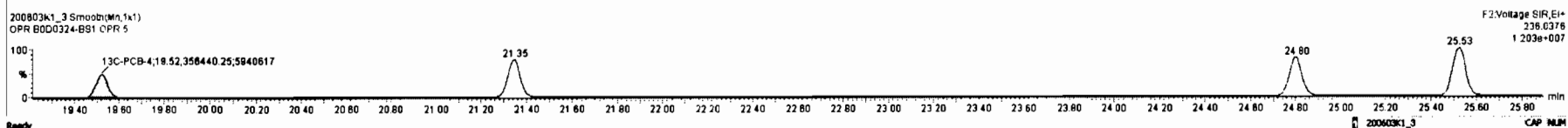

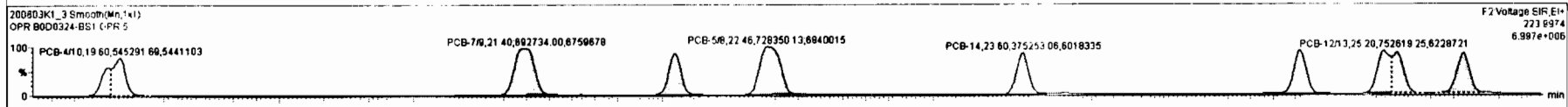
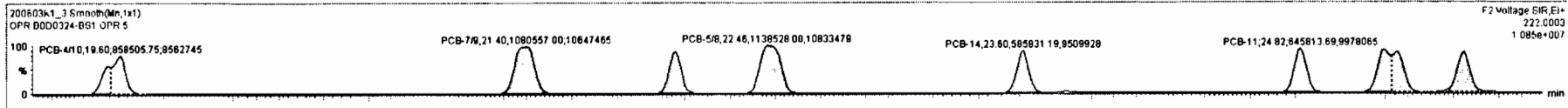
PFK2a

200603K1_3



#	Name	Resp	RA	nly	RNF	wtAct	Prod.RT	RT	Prod.R	RRT	RRT Fail	Conc.	%Rec	DL	EMPC
216	215 13C-PCB-80	1.20e6	0.77	NO	1.0000	5.000	36.88	36.88	1.000	0.000	NO	2000	100	1.97	
218	216 13C-PCB-111	7.70e5	1.23	NO	1.0000	5.000	36.25	36.25	1.000	0.000	NO	2000	100	0.805	
217	217 13C-PCB-126	6.91e5	1.29	NO	1.0000	5.000	46.80	46.80	1.000	0.000	NO	2000	100	2.85	
218	218 13C-PCB-182	4.95e5	0.46	NO	1.0000	5.000	46.43	46.43	0.000	0.000	NO	2000	100	2.18	
218	219 13C-PCB-205	8.33e5	0.91	NO	1.0000	5.000	54.96	54.96	1.000	0.000	NO	2000	100	3.33	
220	220 13C-PCB-79	1.10e6	0.78	NO	1.0889	5.000	37.78	37.78	1.030	1.030	NO	1714	85.7	1.85	
221	221 13C-PCB-178	4.29e5	0.45	NO	0.7665	5.000	45.88	45.88	0.968	0.968	NO	1619	80.9	2.05	
222	222 13C-PCB-79	1.10e6	0.78	NO	1.0821	5.000	37.78	37.78	0.968	0.968	NO	1852	97.6	2.03	
223	223 13C-PCB-178	4.29e5	0.45	NO	1.0508	5.000	45.87	45.88	0.923	0.923	NO	2014	101	2.47	
224	224 Total Mono-PCBs				1.0827	5.000	0.00		0.000		NO	3626		0.827	3626
225	225 Total Di-PCBs				0.8007	5.000	0.00		0.000		NO	14438		0.800	14438
226	226 2nd Function Tri-PCBs				1.0007	5.000	0.00		0.000		NO	9326		3.96	9326

#	Name	Prod.RT	RT	nt Resp	m2 Resp	1* Ratio (Prod)	RA	nly	EMPC	Conc.
1	4 PCB-4/10	19.80	19.80	6.585e5	5.453e5	1.580	1.57	NO	2415.9	2415.9
2	5 PCB-7/8	21.41	21.40	1.091e6	6.827e5	1.580	1.56	NO	2402.3	2402.3
3	6 PCB-6	22.08	22.08	5.795e5	3.704e5	1.580	1.56	NO	1207.1	1207.1
4	7 PCB-5/8	22.46	22.46	1.139e6	7.284e5	1.580	1.56	NO	2446.5	2446.5
5	8 PCB-14	23.60	23.60	5.859e5	3.753e5	1.580	1.56	NO	1189.8	1189.8
6	9 PCB-11	24.81	24.82	6.458e5	4.115e5	1.580	1.57	NO	1182.0	1182.0
7	10 PCB-12/13	25.25	25.20	1.199e6	7.528e5	1.580	1.59	NO	2384.1	2384.1

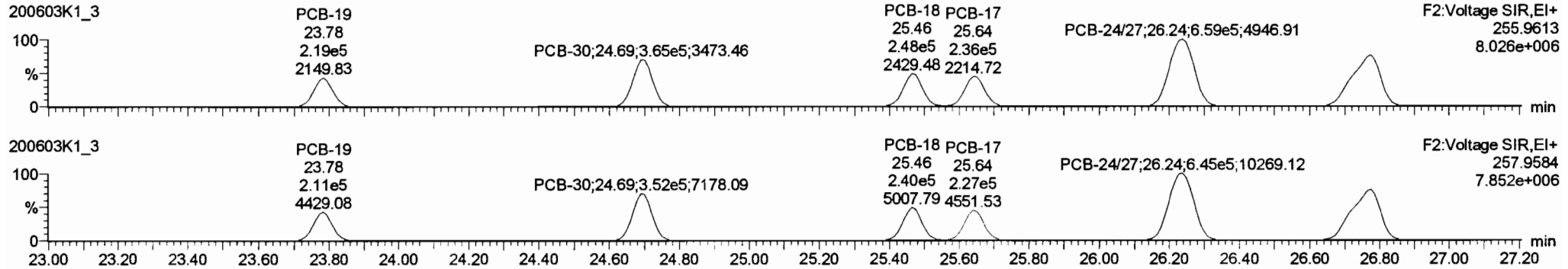


Dataset: Untitled

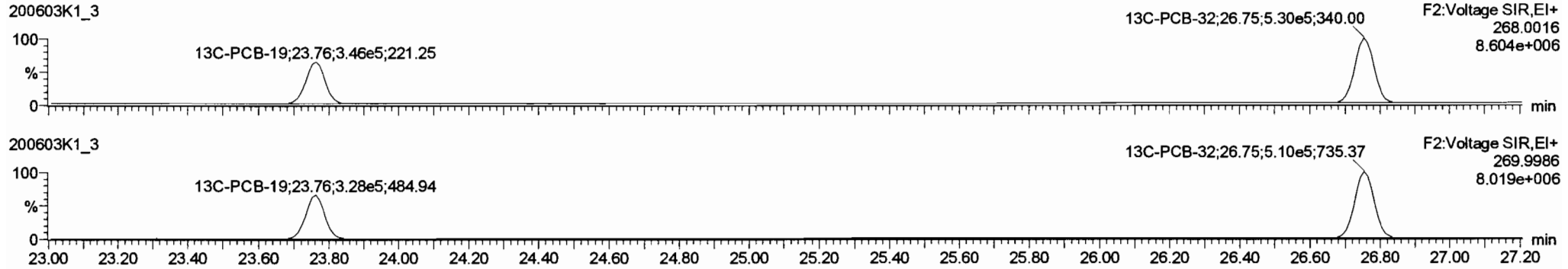
Last Altered: Thursday, June 04, 2020 07:29:42 Pacific Daylight Time
Printed: Thursday, June 04, 2020 07:32:56 Pacific Daylight Time

Name: 200603K1_3, Date: 03-Jun-2020, Time: 16:48:29, ID: B0D0324-BS1 OPR 5, Description: OPR

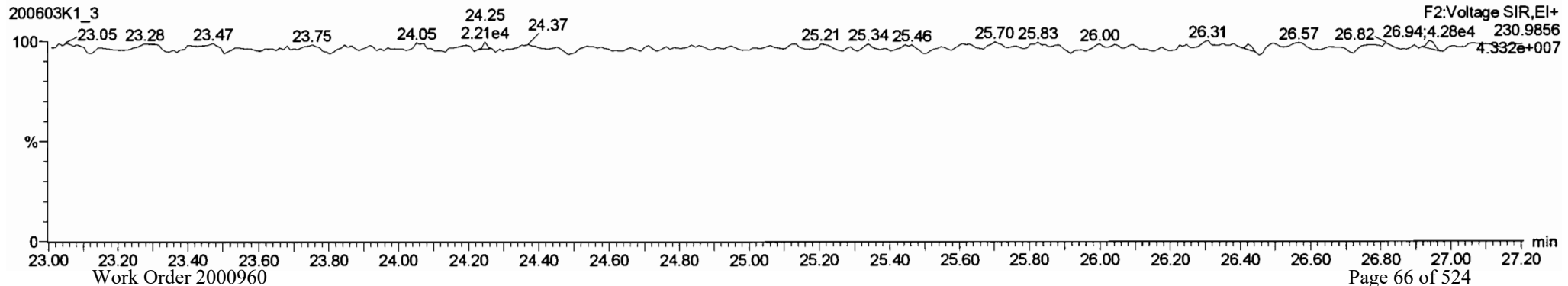
PCB-19



13C-PCB-19



PFK2b

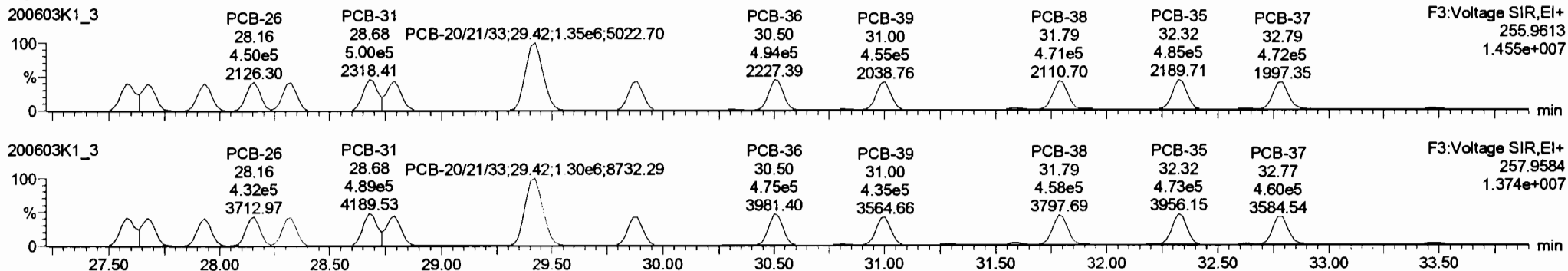


Dataset: Untitled

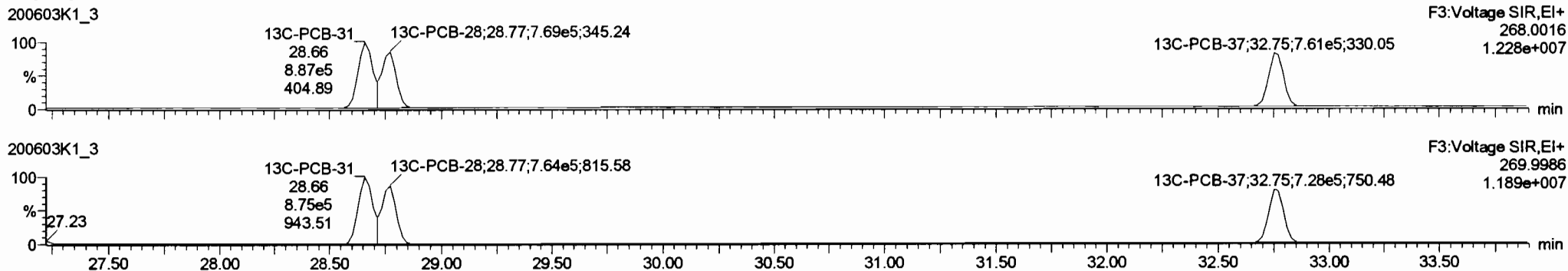
Last Altered: Thursday, June 04, 2020 07:29:42 Pacific Daylight Time
Printed: Thursday, June 04, 2020 07:32:56 Pacific Daylight Time

Name: 200603K1_3, Date: 03-Jun-2020, Time: 16:48:29, ID: B0D0324-BS1 OPR 5, Description: OPR

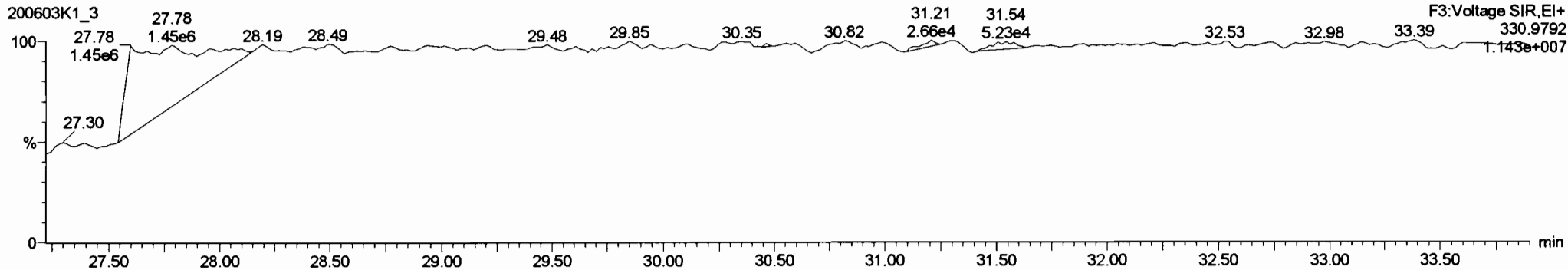
PCB-34



13C-PCB-28



PFK3d

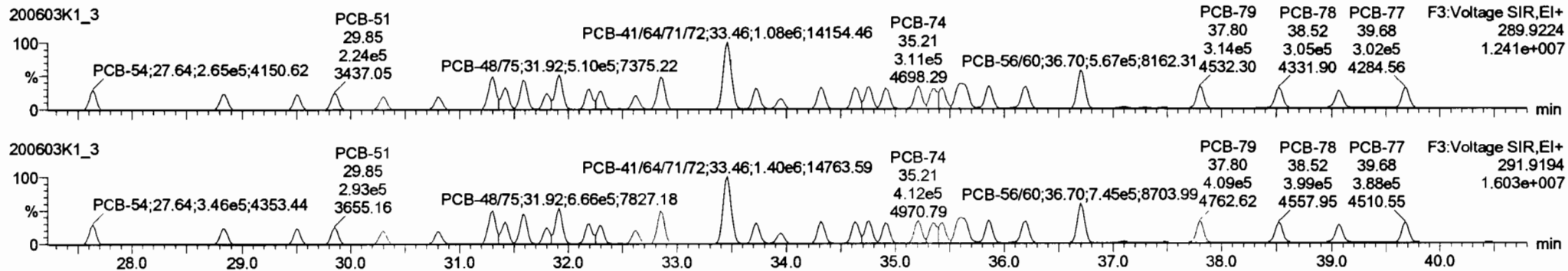


Dataset: Untitled

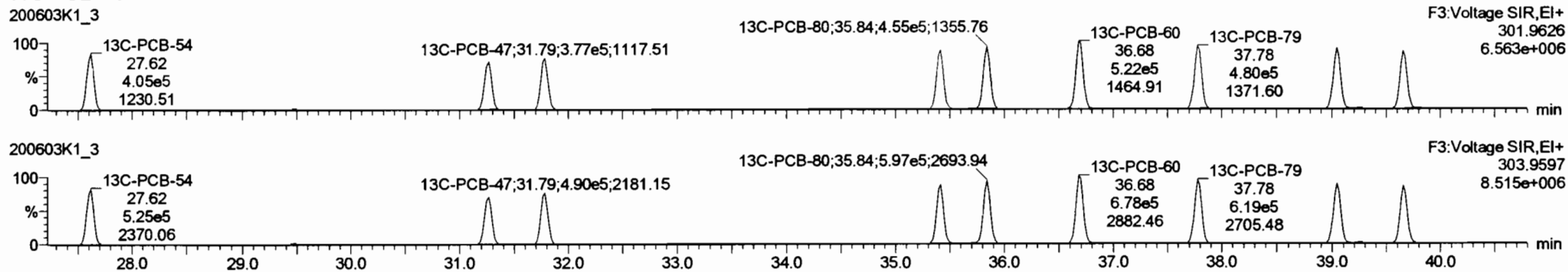
Last Altered: Thursday, June 04, 2020 07:29:42 Pacific Daylight Time
 Printed: Thursday, June 04, 2020 07:32:56 Pacific Daylight Time

Name: 200603K1_3, Date: 03-Jun-2020, Time: 16:48:29, ID: B0D0324-BS1 OPR 5, Description: OPR

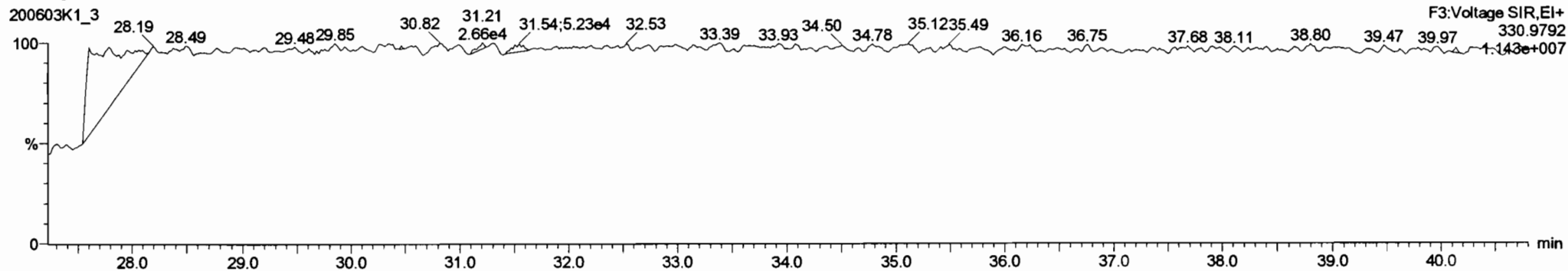
PCB-54



13C-PCB-54



PFK3a



Dataset: Untitled

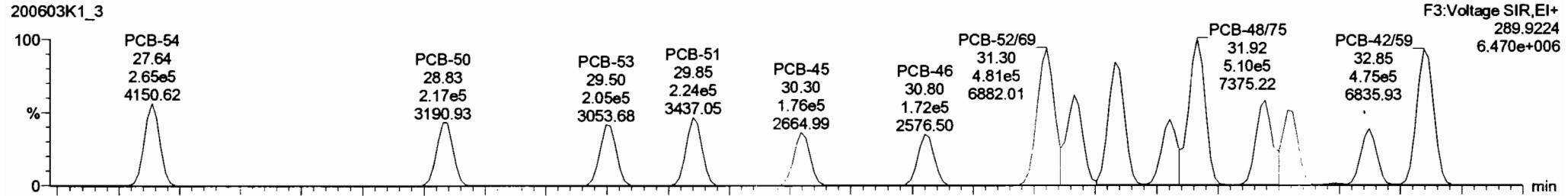
Last Altered: Thursday, June 04, 2020 07:29:42 Pacific Daylight Time

Printed: Thursday, June 04, 2020 07:32:56 Pacific Daylight Time

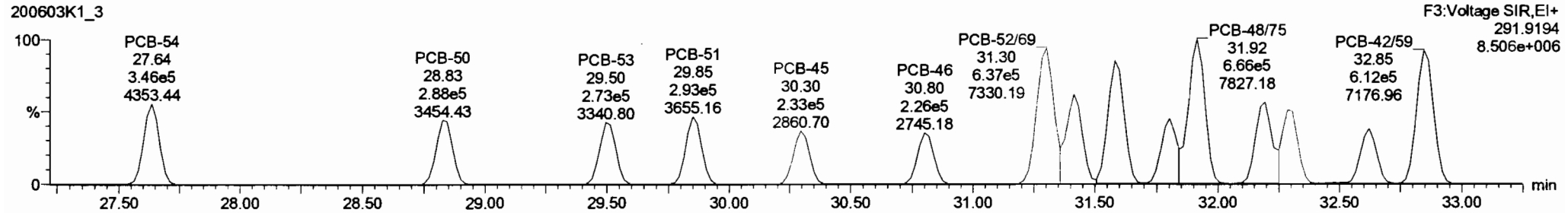
Name: 200603K1_3, Date: 03-Jun-2020, Time: 16:48:29, ID: B0D0324-BS1 OPR 5, Description: OPR

PCB-50

200603K1_3

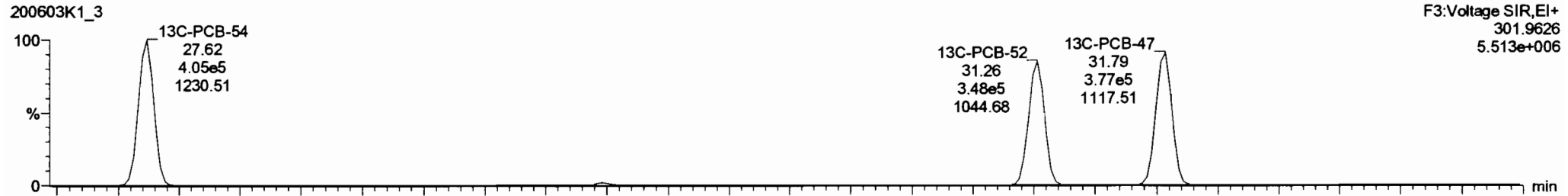


200603K1_3

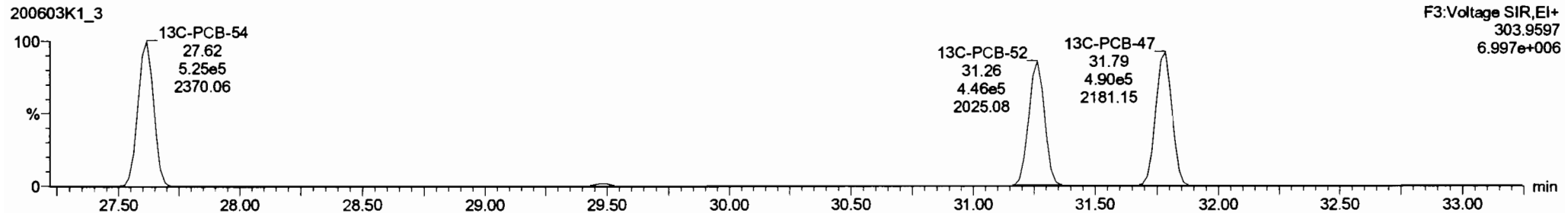


13C-PCB-52

200603K1_3



200603K1_3

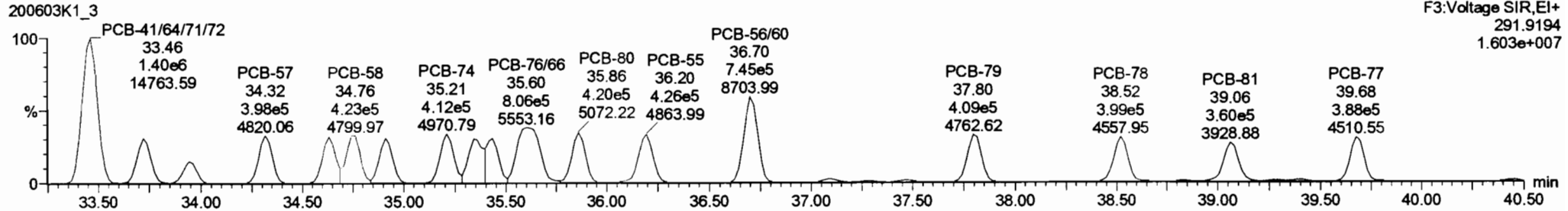
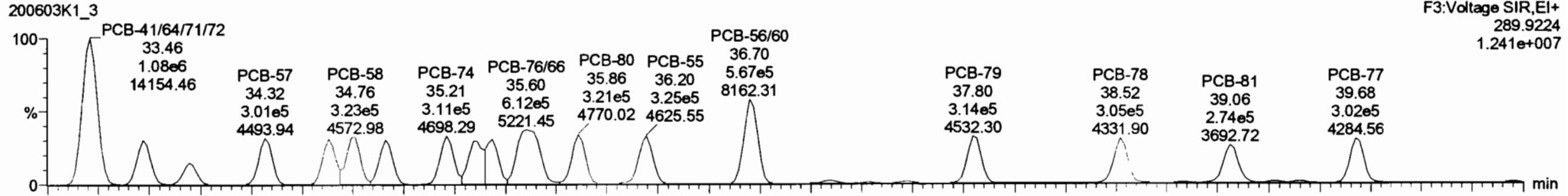


Dataset: Untitled

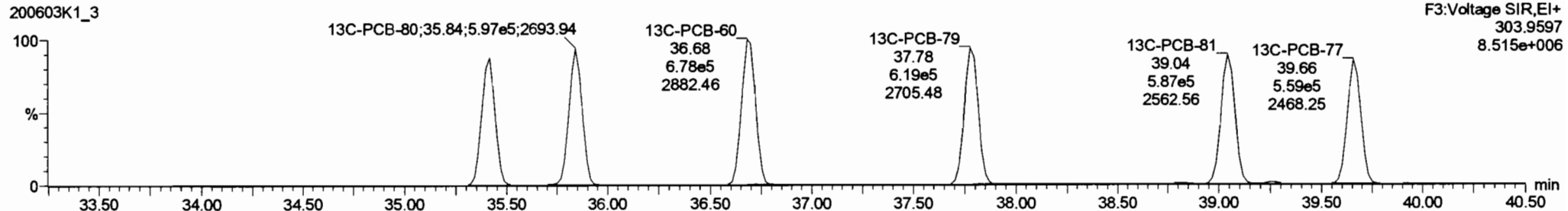
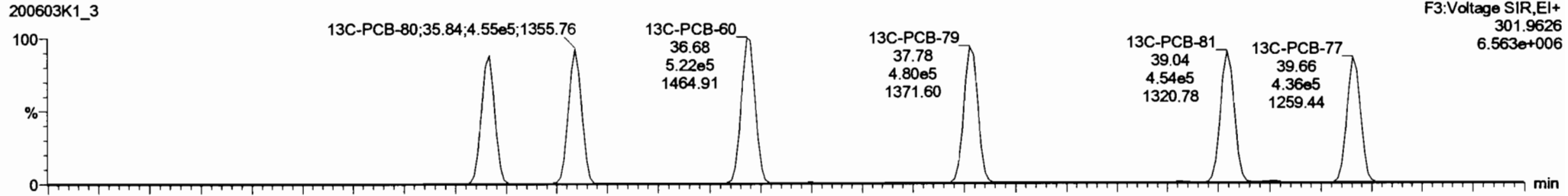
Last Altered: Thursday, June 04, 2020 07:29:42 Pacific Daylight Time
Printed: Thursday, June 04, 2020 07:32:56 Pacific Daylight Time

Name: 200603K1_3, Date: 03-Jun-2020, Time: 16:48:29, ID: B0D0324-BS1 OPR 5, Description: OPR

PCB-68

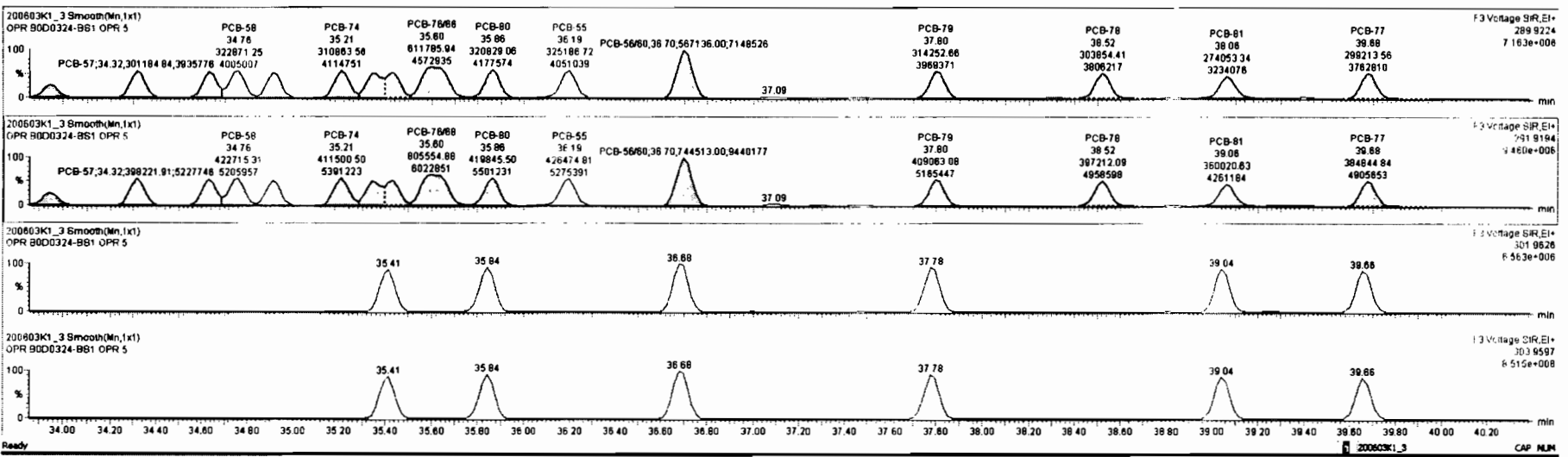


13C-PCB-60



#	Name	Resp	RA	n/y	RFW	Wt/Vol	Pred.RT	RT	Pred.RT	PRT	RT Fail	Conc.	%Rec	DL	EMPC
227	227 3rd Function T4-PCBs				0.9628	5.000	0.00		0.000		NO	19510		12.8	19510
228	228 Total Tetra-PCBs				1.0778	5.000	0.00		0.000		NO	90900		19.8	90900
229	229 3rd Function Penta-PCBs				1.3157	5.000	0.00		0.000		NO	43050		25.0	44250
230	230 4th Function Penta-PCBs				1.0735	5.000	0.00		0.000		NO	8108		4.63	6108
231	231 3rd Function Hexa-PCBs				0.9505	5.000	0.00		0.000		NO	14590		4.57	14590
232	232 4th Function Hexa-PCBs				1.0316	5.000	0.00		0.000		NO	32690		40.1	32690
233	233 Total Hepta-PCBs				1.3551	5.000	0.00		0.000		NO	27340		36.7	27340
234	234 4th Function Octa-PCBs				1.0006	5.000	0.00		0.000		NO	9907		9.73	9907
235	235 5th Function Octa-PCBs				1.1498	5.000	0.00		0.000		NO	3527		6.29	3527
236	236 Total Nona-PCBs				0.9523	5.000	0.00		0.000		NO	3396		6.83	3396
237	237 Dece-CB				0.9864	5.000	0.00		0.000		NO	1119		0.246	1119
238	238 Total PCBs														

#	Name	Pred.RT	RT	wt Resp	m2 Resp	* Ratio (Pred)	RA	n/y	EMPC	Conc.
1	32 PCB-54	27.84	27.84	2.849e5	3.483e5	0.770	0.78	NO	1218.3	1218.3
2	33 PCB-50	28.83	28.83	2.189e5	2.879e5	0.770	0.75	NO	1235.0	1235.0
3	34 PCB-53	29.50	29.50	2.049e5	2.732e5	0.770	0.75	NO	1207.1	1207.1
4	35 PCB-51	29.85	29.85	2.239e5	2.930e5	0.770	0.78	NO	1220.8	1220.8
5	36 PCB-45	30.30	30.30	1.781e5	2.332e5	0.770	0.75	NO	1200.0	1200.0
6	37 PCB-48	30.80	30.80	1.718e5	2.257e5	0.770	0.78	NO	1203.8	1203.8
7	38 PCB-52/68	31.30	31.30	4.812e5	6.389e5	0.770	0.78	NO	2412.3	2412.3

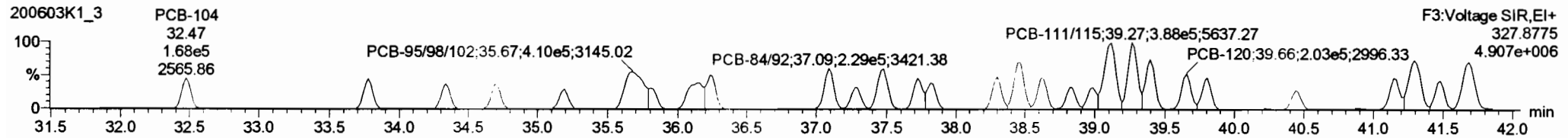
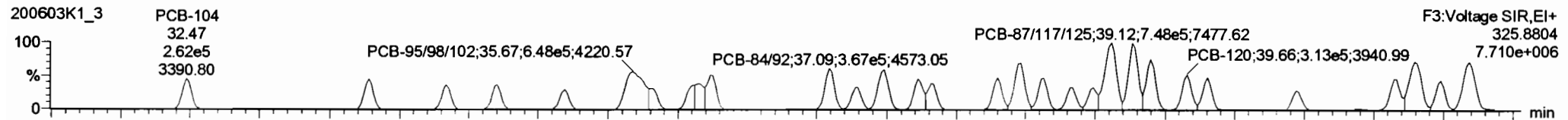


Dataset: Untitled

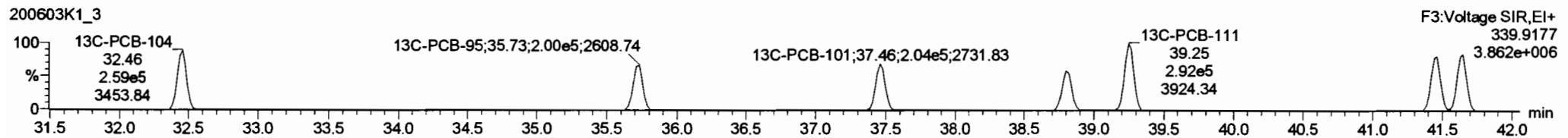
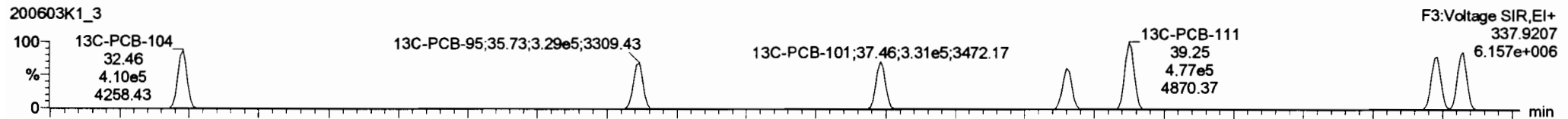
Last Altered: Thursday, June 04, 2020 07:29:42 Pacific Daylight Time
Printed: Thursday, June 04, 2020 07:32:56 Pacific Daylight Time

Name: 200603K1_3, Date: 03-Jun-2020, Time: 16:48:29, ID: B0D0324-BS1 OPR 5, Description: OPR

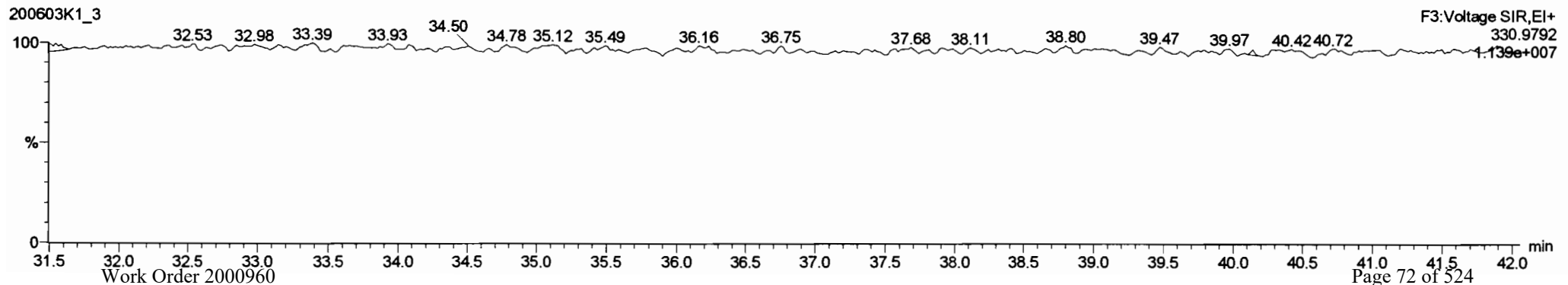
PCB-104



13C-PCB-104



PFK3b



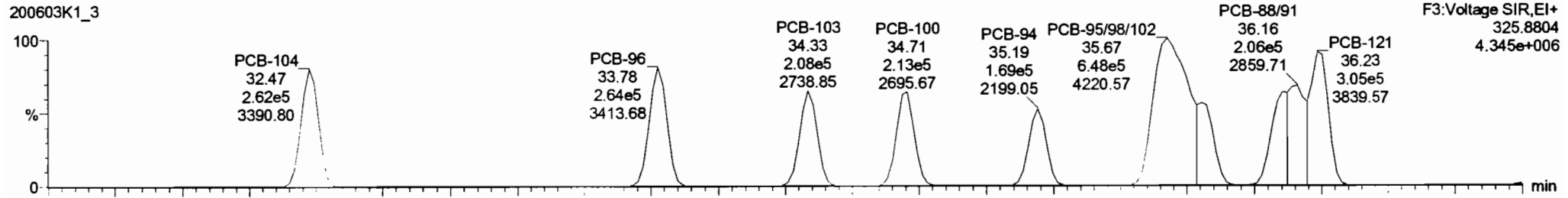
Dataset: Untitled

Last Altered: Thursday, June 04, 2020 07:29:42 Pacific Daylight Time
Printed: Thursday, June 04, 2020 07:32:56 Pacific Daylight Time

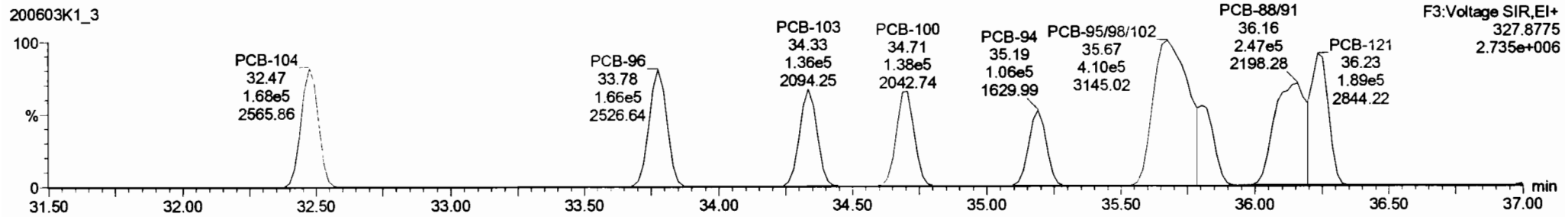
Name: 200603K1_3, Date: 03-Jun-2020, Time: 16:48:29, ID: B0D0324-BS1 OPR 5, Description: OPR

PCB-96

200603K1_3

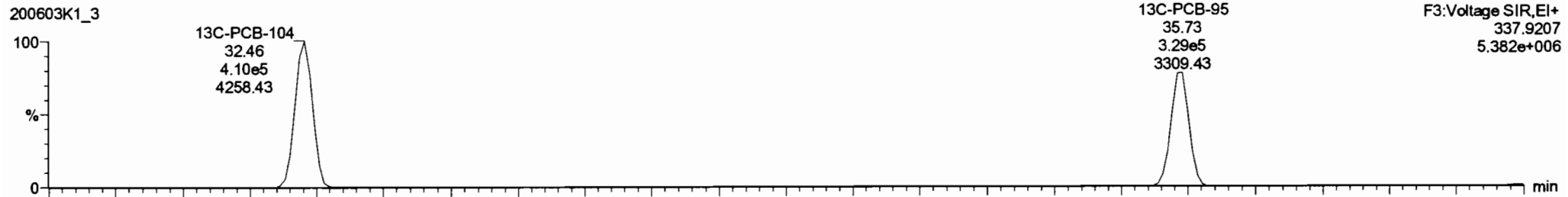


200603K1_3

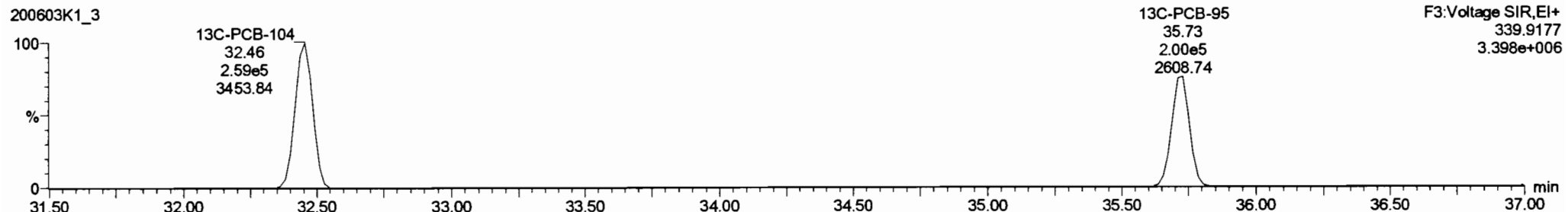


13C-PCB-95

200603K1_3







200603K1_3



#	Name	Resp	RA	n/y	PPF	wtVal	Pred RT	RT	Pred R _c	RRT	RRT Fail	Conc.	%Rec	DL	EMPC
227	3rd Function Tri-PCBs				0.9826	5.000	0.00	0.000			NO	19510	12.6	19510	
228	Total Tetra-PCBs				1.0776	5.000	0.00	0.000			NO	50680	19.8	50680	
229	3rd Function Penta-PCBs				1.2157	5.000	0.00	0.000			NO	46280	25.8	46280	
230	4th Function Penta-PCBs				1.0735	5.000	0.00	0.000			NO	6108	4.63	6108	
231	3rd Function Hexa-PCBs				0.9505	5.000	0.00	0.000			NO	14580	4.57	14580	
232	4th Function Hexa-PCBs				1.0316	5.000	0.00	0.000			NO	32660	40.1	32660	
233	Total Hepta-PCBs				1.3551	5.000	0.00	0.000			NO	27340	36.7	27340	
234	4th Function Octa-PCBs				1.0006	5.000	0.00	0.000			NO	9807	9.73	9807	
235	5th Function Octa-PCBs				1.1489	5.000	0.00	0.000			NO	3527	6.29	3527	
236	Total Nona-PCBs				0.9523	5.000	0.00	0.000			NO	3366	6.83	3366	
237	Deca-CB				0.9864	5.000	0.00	0.000			NO	1119	0.246	1119	
238	Total PCBs														

#	Name	Pred RT	RT	n1 Resp	n2 Resp	1* Ratio (Pred)	RA	n/y	EMPC	Conc.
1	64 PCB-104	32.47	32.47	2.820e5	1.677e5	1.580	1.56	NO	1145.8	1145.8
2	85 PCB-96	33.78	33.78	2.836e5	1.868e5	1.580	1.58	NO	1113.7	1113.7
3	86 PCB-103	34.32	34.33	2.084e5	1.359e5	1.580	1.53	NO	1100.1	1100.1
4	67 PCB-100	34.89	34.71	2.132e5	1.376e5	1.580	1.55	NO	1101.8	1101.8
6	88 PCB-94	35.21	35.19	1.884e5	1.080e5	1.580	1.80	NO	1087.2	1087.2
6	88 PCB-85/98/102	35.88	35.87	8.480e5	4.088e5	1.580	1.58	NO	3321.0	3321.0
7	70 PCB-93	35.81	35.81	1.702e5	1.034e5	1.580	1.65	NO	1106.5	1106.5



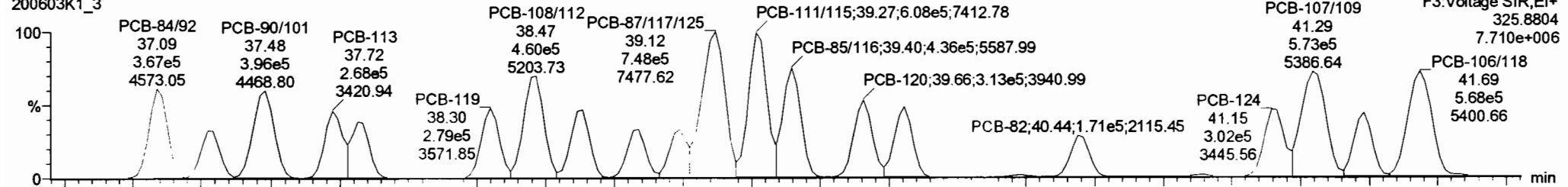
Dataset: Untitled

Last Altered: Thursday, June 04, 2020 07:29:42 Pacific Daylight Time
Printed: Thursday, June 04, 2020 07:32:56 Pacific Daylight Time

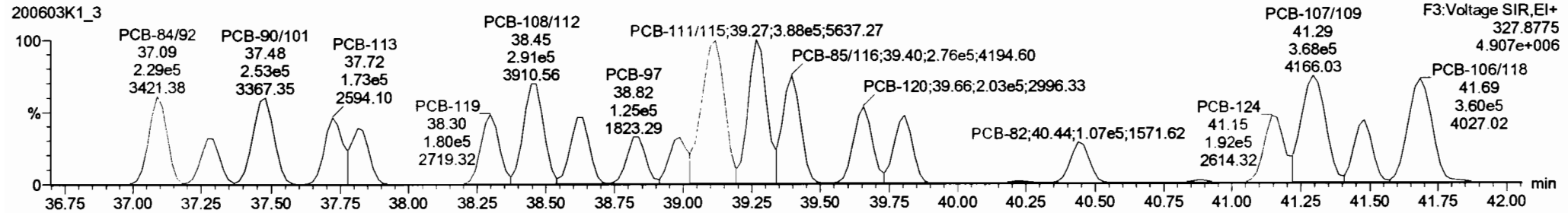
Name: 200603K1_3, Date: 03-Jun-2020, Time: 16:48:29, ID: B0D0324-BS1 OPR 5, Description: OPR

PCB-119

200603K1_3

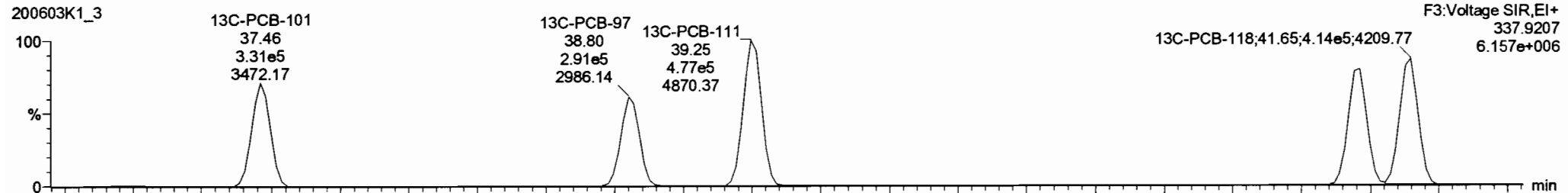


200603K1_3

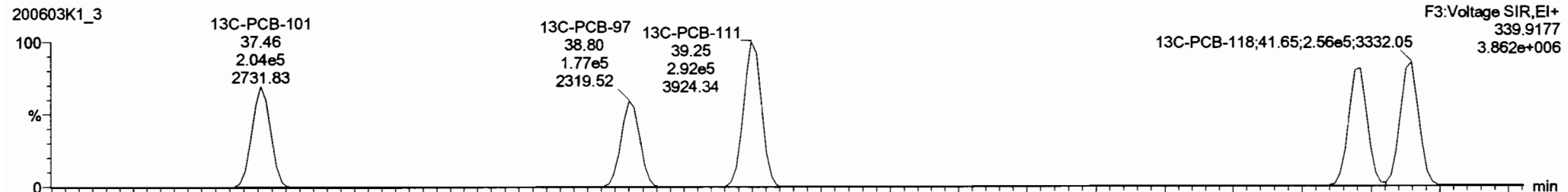


13C-PCB-111

200603K1_3

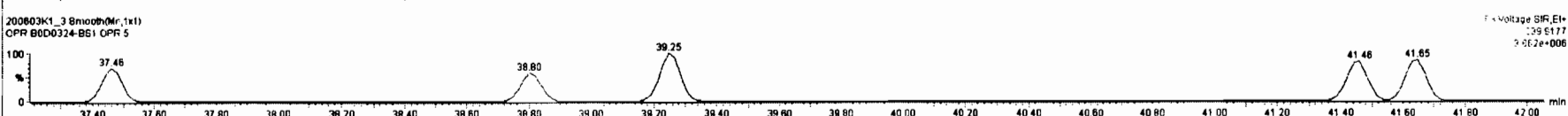
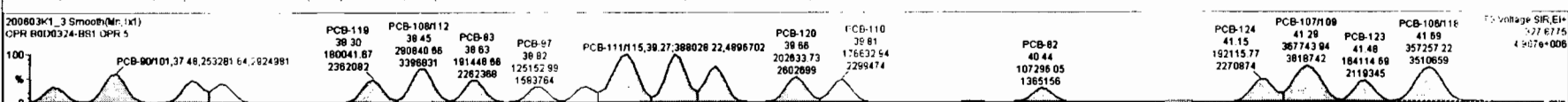
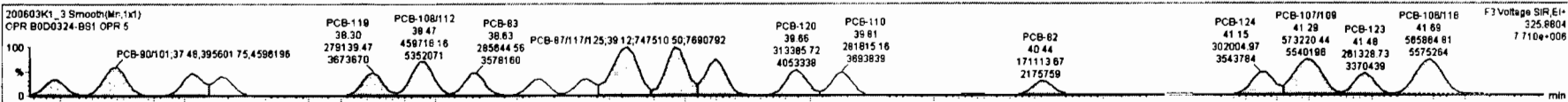


200603K1_3



#	Name	Resp	RA	nHy	RRF	wt/Vol	Pred.RT	RT	Pred.RT...	RTT	RRT Fail	Conc.	%Rec	DL	EMPC
227	227 3rd Function Tri-PCBs				0.8626	5.000	0.00	0.000	0.000	NO	18510	12.8		18510	
228	228 Total Tetra-PCBs				1.0778	5.000	0.00	0.000	0.000	NO	50680	19.8		50680	
229	229 3rd Function Penta-PCBs				1.3167	5.000	0.00	0.000	0.000	NO	65200	25.8		65200	
230	230 4th Function Penta-PCBs				1.0735	5.000	0.00	0.000	0.000	NO	6108	4.83		6108	
231	231 3rd Function Hexa-PCBs				0.9505	5.000	0.00	0.000	0.000	NO	14580	4.57		14580	
232	232 4th Function Hexa-PCBs				1.0316	5.000	0.00	0.000	0.000	NO	32880	40.1		32880	
233	233 Total Hepta-PCBs				1.3551	5.000	0.00	0.000	0.000	NO	27340	36.7		27340	
234	234 4th Function Octa-PCBs				1.0008	5.000	0.00	0.000	0.000	NO	9907	9.73		9907	
235	235 5th Function Octa-PCBs				1.1489	5.000	0.00	0.000	0.000	NO	3527	6.28		3527	
236	236 Total Nona-PCBs				0.9523	5.000	0.00	0.000	0.000	NO	3386	6.83		3386	
237	237 Deca-CB				0.9864	5.000	0.00	0.000	0.000	NO	1119	0.246		1119	
238	238 Total PCBs														

#	Name	Pred.RT	RT	Int Resp	Hz Resp	1% Ratio (Pred)	RA	nHy	EMPC	Conc.
1	84 PCB-104	32.47	32.47	2.620e5	1.677e5	1.580	1.58	NO	1145.0	1145.8
2	85 PCB-96	33.78	33.78	2.636e5	1.868e5	1.580	1.58	NO	1113.7	1113.7
3	86 PCB-103	34.32	34.33	2.084e5	1.369e5	1.580	1.53	NO	1100.1	1100.1
4	87 PCB-100	34.89	34.71	2.132e5	1.379e5	1.580	1.55	NO	1101.8	1101.8
5	88 PCB-94	35.21	35.19	1.894e5	1.080e5	1.580	1.60	NO	1087.2	1087.2
6	89 PCB-85/99/102	35.89	35.87	6.490e5	4.008e5	1.580	1.58	NO	3321.0	3321.0
7	70 PCB-83	35.81	35.81	1.702e5	1.034e5	1.580	1.85	NO	1108.5	1108.5

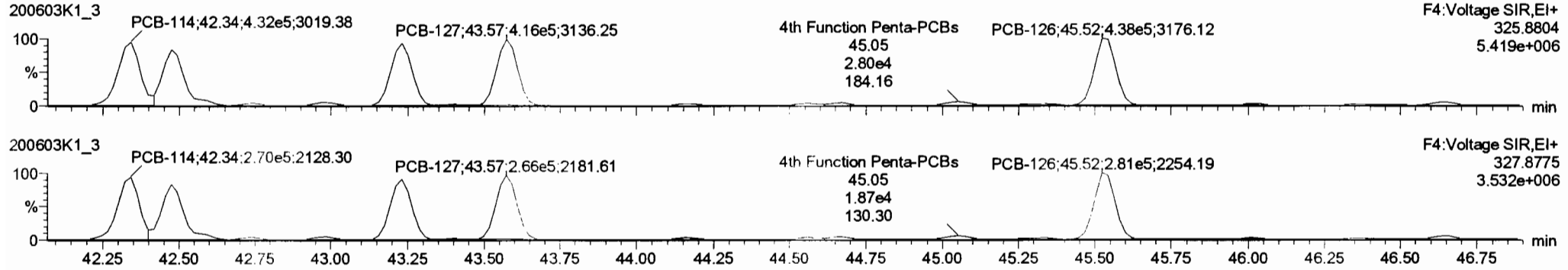


Dataset: Untitled

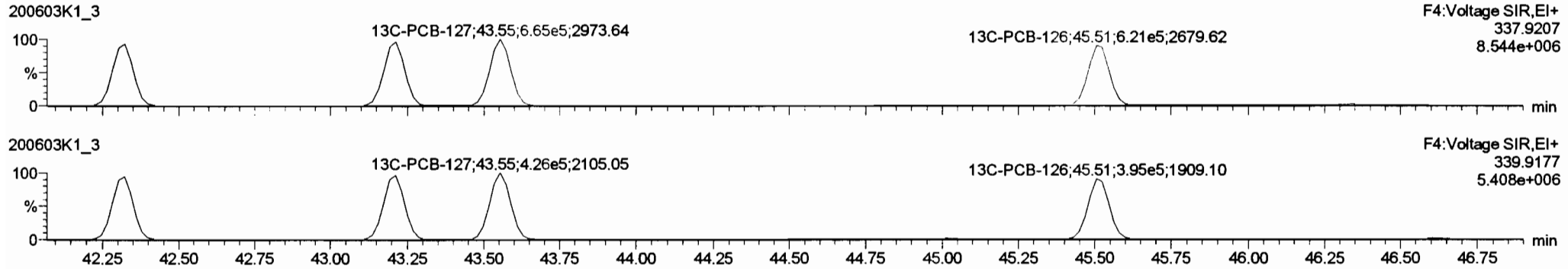
Last Altered: Thursday, June 04, 2020 07:29:42 Pacific Daylight Time
Printed: Thursday, June 04, 2020 07:32:56 Pacific Daylight Time

Name: 200603K1_3, Date: 03-Jun-2020, Time: 16:48:29, ID: B0D0324-BS1 OPR 5, Description: OPR

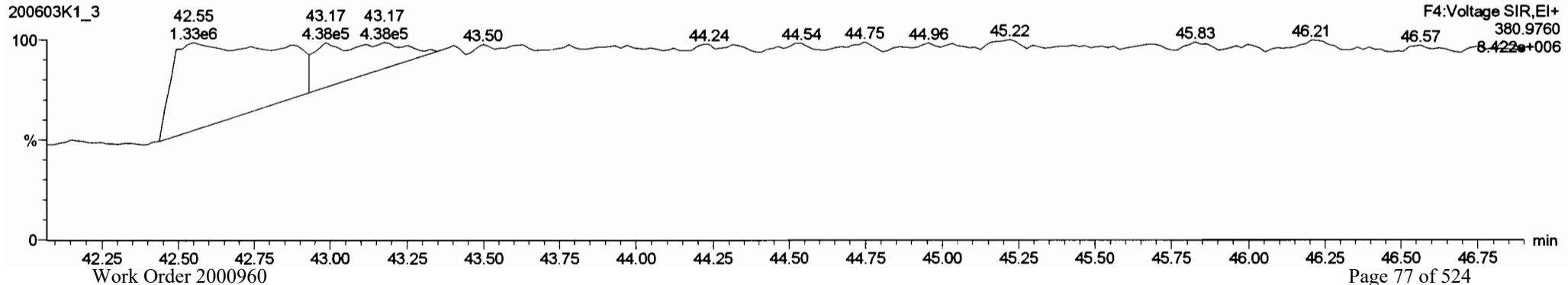
PCB-114

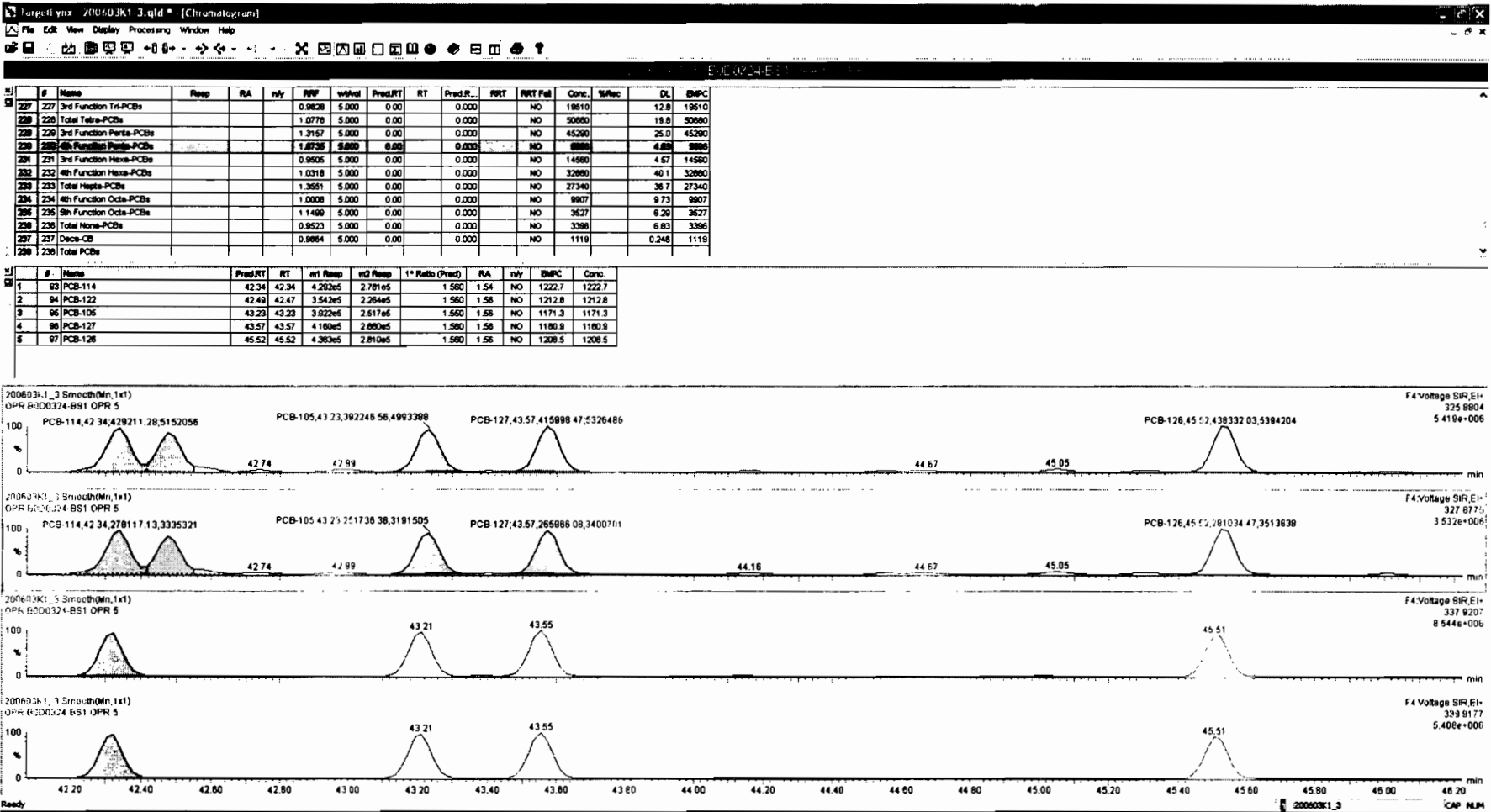


13C-PCB-114



PFK4a





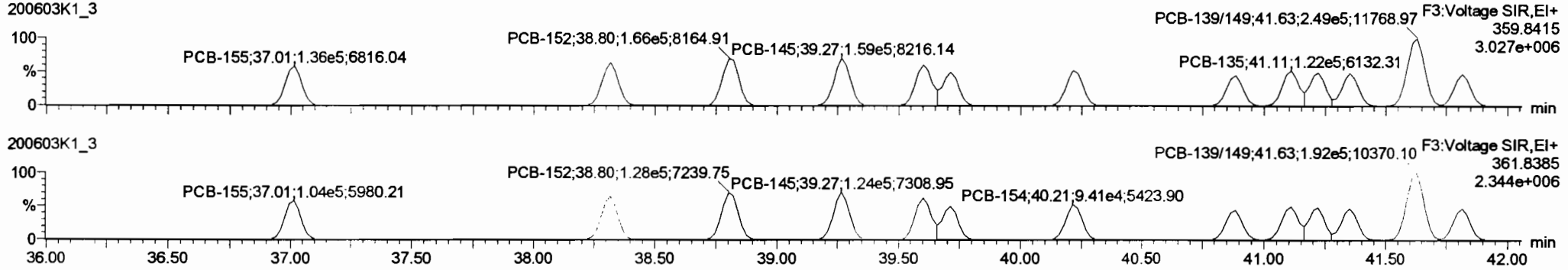
Dataset: Untitled

Last Altered: Thursday, June 04, 2020 07:29:42 Pacific Daylight Time
Printed: Thursday, June 04, 2020 07:32:56 Pacific Daylight Time

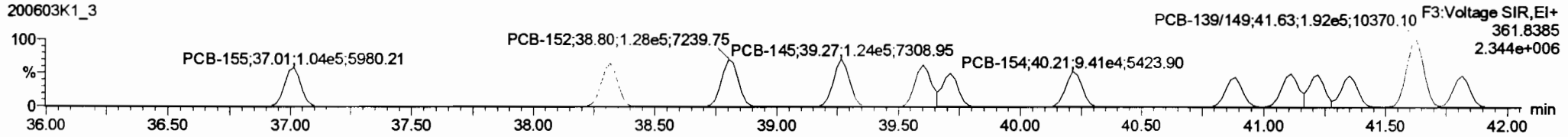
Name: 200603K1_3, Date: 03-Jun-2020, Time: 16:48:29, ID: B0D0324-BS1 OPR 5, Description: OPR

PCB-155

200603K1_3

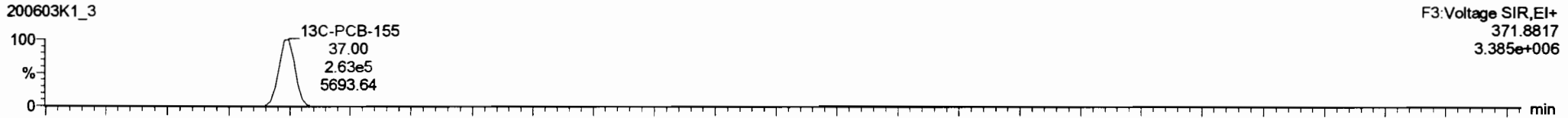


200603K1_3

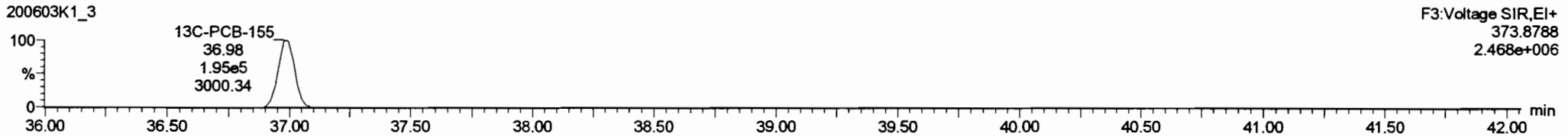


13C-PCB-155

200603K1_3

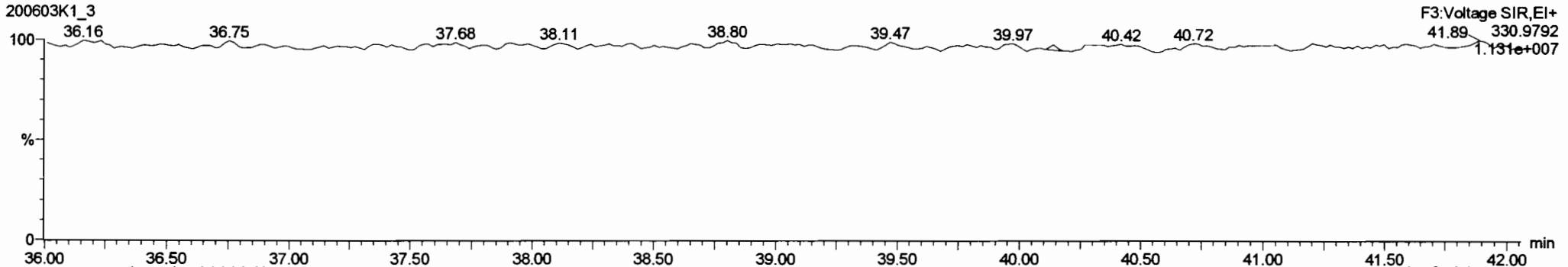


200603K1_3



PFK3c

200603K1_3

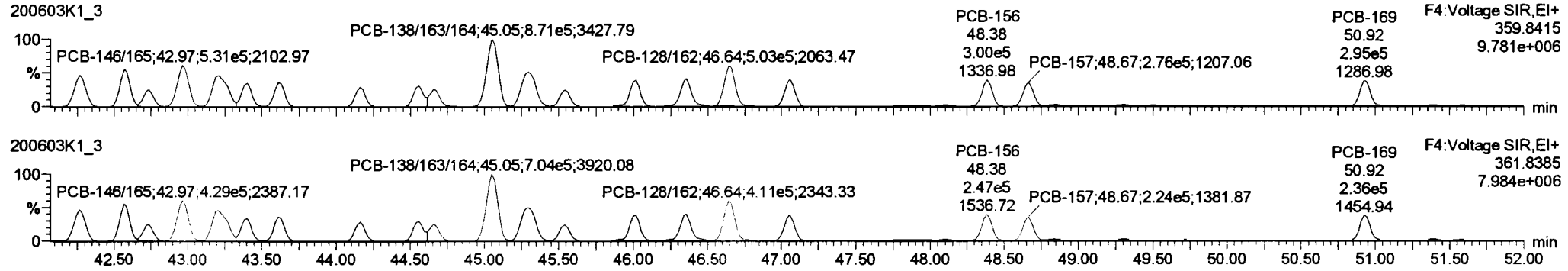


Dataset: Untitled

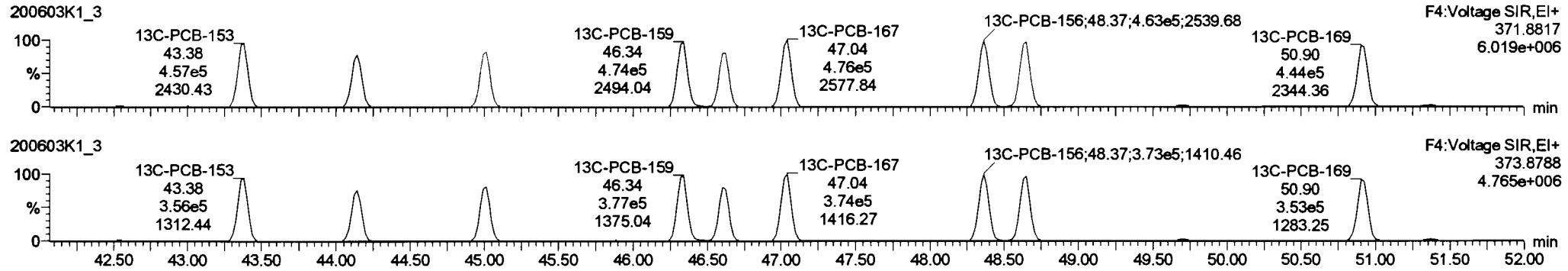
Last Altered: Thursday, June 04, 2020 07:29:42 Pacific Daylight Time
Printed: Thursday, June 04, 2020 07:32:56 Pacific Daylight Time

Name: 200603K1_3, Date: 03-Jun-2020, Time: 16:48:29, ID: B0D0324-BS1 OPR 5, Description: OPR

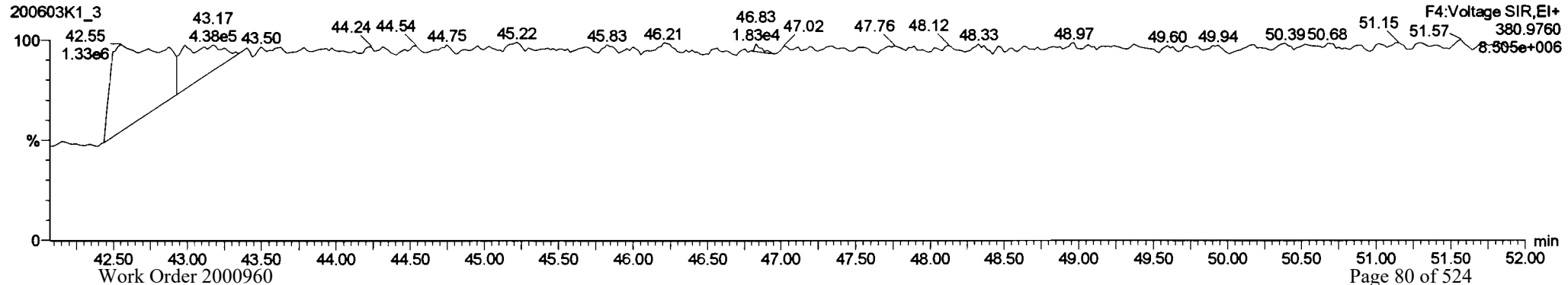
PCB-134/143



13C-PCB-153

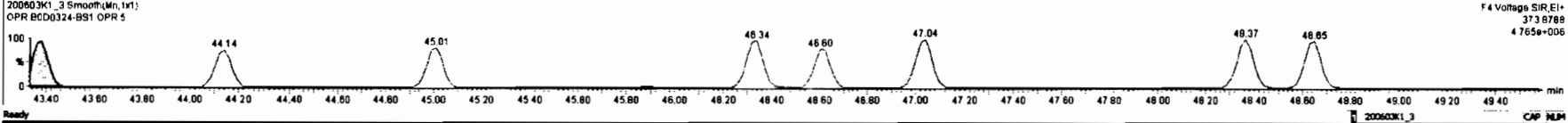
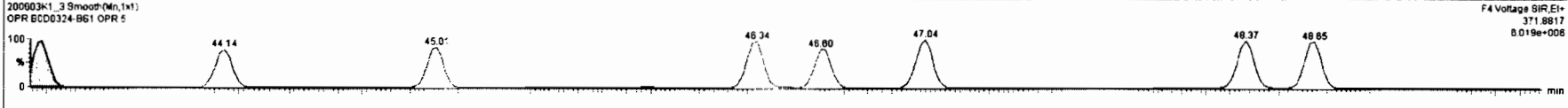
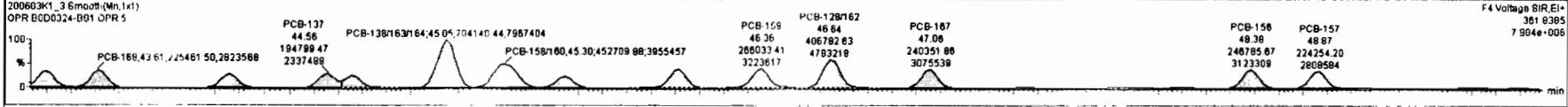
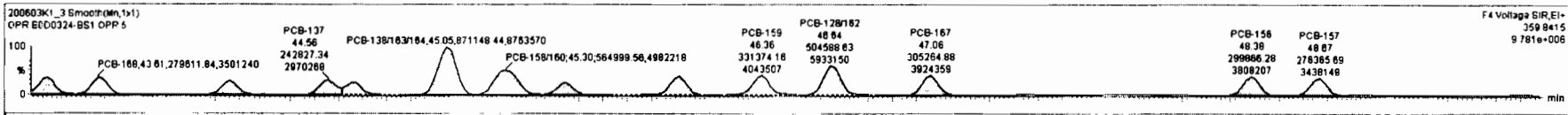


PFK4b



#	Name	Resp	RA	nV	RNF	wtVal	Pred RT	RT	Pred R.	RRT	RRT Fail	Conc	%Rec	DL	SpPC
227	227 3rd Function Tri-PCBs				0.9828	5.000	0.00		0.000		NO	19510	12.8	19510	
228	228 Total Tetra-PCBs				1.0778	5.000	0.00		0.000		NO	50680	19.9	50680	
229	229 3rd Function Penta-PCBs				1.3157	5.000	0.00		0.000		NO	45290	25.0	45290	
230	230 4th Function Penta-PCBs				1.0735	5.000	0.00		0.000		NO	5996	4.83	5996	
231	231 3rd Function Hexa-PCBs				0.8505	5.000	0.00		0.000		NO	14580	4.57	14580	
232	232 4th Function Hexa-PCBs				1.8918	6.000	0.00		0.000		NO	32899	49.3	32899	
233	233 Total Hepta-PCBs				1.3551	5.000	0.00		0.000		NO	27340	36.7	27340	
234	234 4th Function Octa-PCBs				1.0008	5.000	0.00		0.000		NO	9907	9.73	9907	
235	235 5th Function Octa-PCBs				1.1498	5.000	0.00		0.000		NO	3527	6.29	3527	
236	236 Total Nona-PCBs				0.9523	5.000	0.00		0.000		NO	3306	6.83	3306	
237	237 Deca-OB				0.8864	5.000	0.00		0.000		NO	1119	0.246	1119	
238	238 Total PCBs														

#	Name	Pred RT	RT	Alt Resp	ISD Resp	1* Ratio (Pred)	RA	nV	SpPC	Comp
1	111 PCB-134A43	42.29	42.28	3.986e5	3.248e5	1.240	1.23	NO	2245.7	2245.7
2	112 PCB-131A33	42.59	42.57	4.308e5	3.454e5	1.240	1.25	NO	2327.9	2327.9
3	113 PCB-142	42.74	42.74	1.900e5	1.580e5	1.240	1.22	NO	1129.0	1129.0
4	114 PCB-146A85	42.98	42.87	5.312e5	4.287e5	1.240	1.34	NO	2224.3	2224.3
5	115 PCB-132A81	43.22	43.21	5.290e5	4.286e5	1.240	1.23	NO	2301.4	2301.4
6	116 PCB-153	43.40	43.40	2.740e5	2.192e5	1.240	1.25	NO	1133.9	1133.9
7	117 PCB-188	43.83	43.81	2.785e5	2.255e5	1.240	1.34	NO	1154.1	1154.1

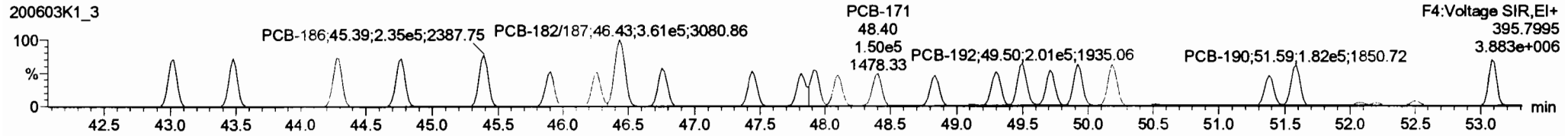
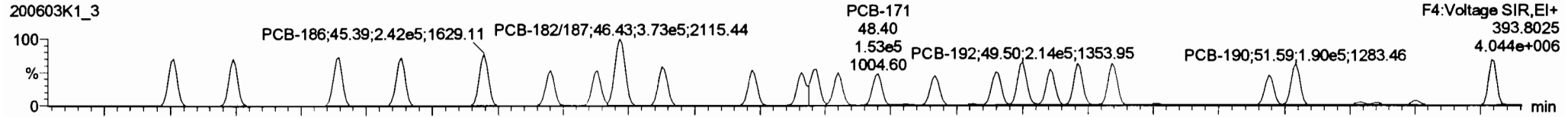


Dataset: Untitled

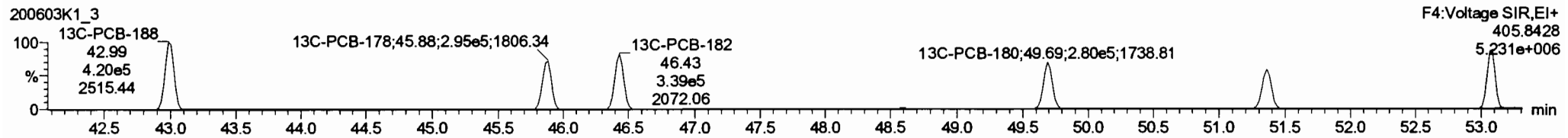
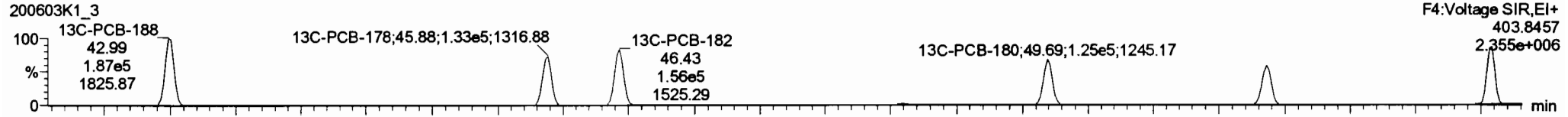
Last Altered: Thursday, June 04, 2020 07:29:42 Pacific Daylight Time
Printed: Thursday, June 04, 2020 07:32:56 Pacific Daylight Time

Name: 200603K1_3, Date: 03-Jun-2020, Time: 16:48:29, ID: B0D0324-BS1 OPR 5, Description: OPR

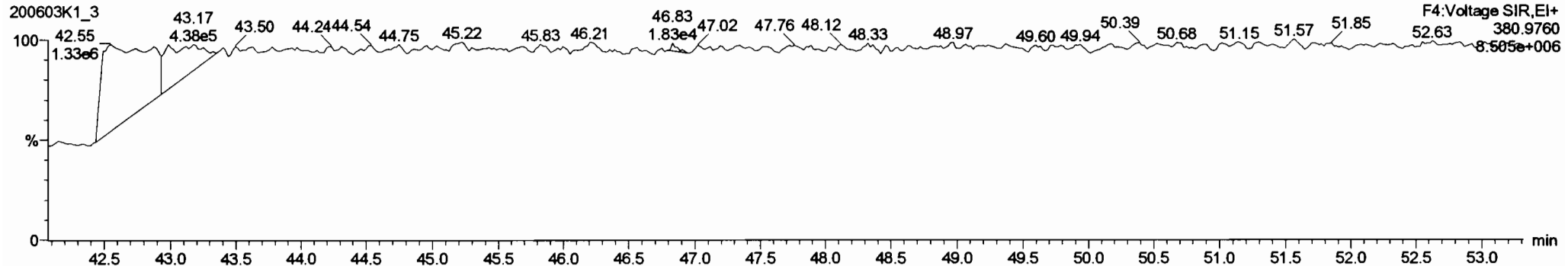
PCB-188



13C-PCB-188



PFK4c



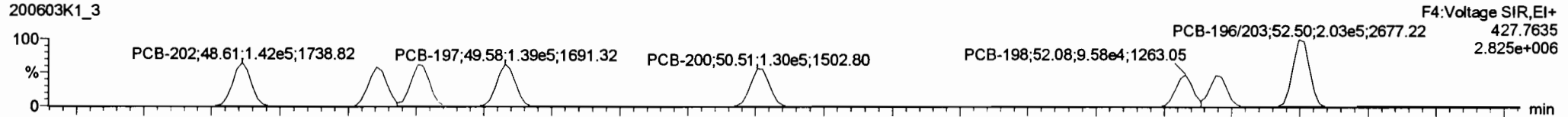
Dataset: Untitled

Last Altered: Thursday, June 04, 2020 07:29:42 Pacific Daylight Time
Printed: Thursday, June 04, 2020 07:32:56 Pacific Daylight Time

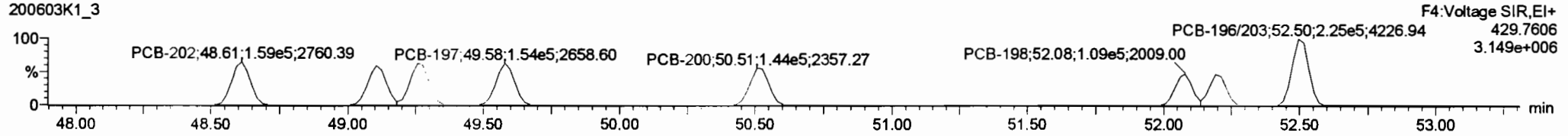
Name: 200603K1_3, Date: 03-Jun-2020, Time: 16:48:29, ID: B0D0324-BS1 OPR 5, Description: OPR

PCB-202

200603K1_3

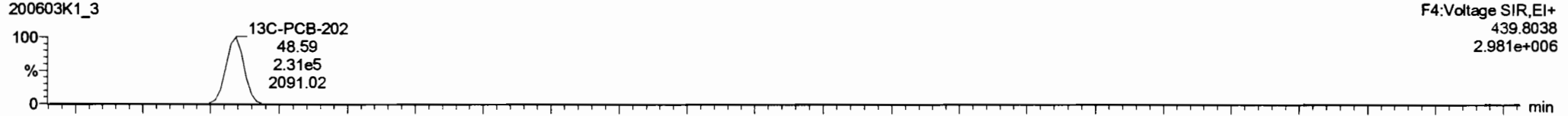


200603K1_3

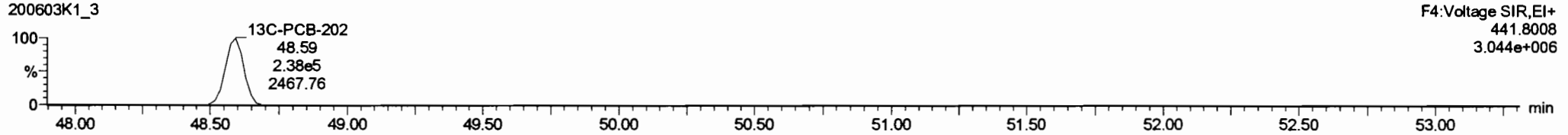


13C-PCB-202

200603K1_3

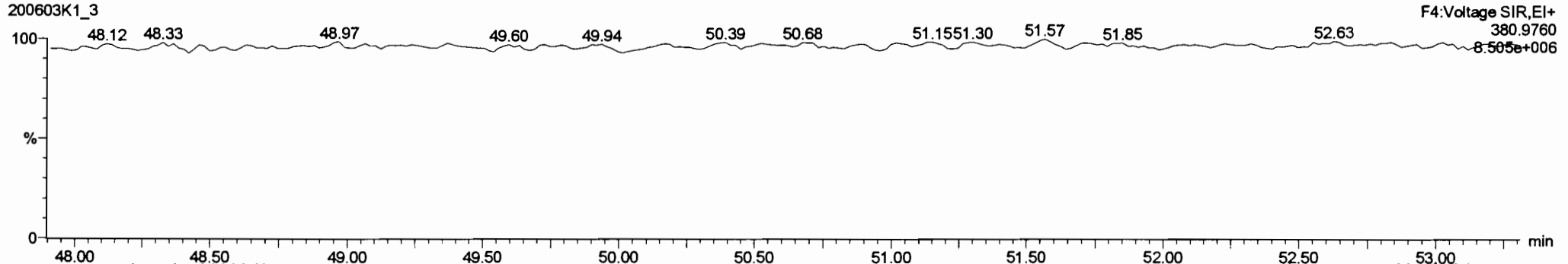


200603K1_3



PFK4d

200603K1_3



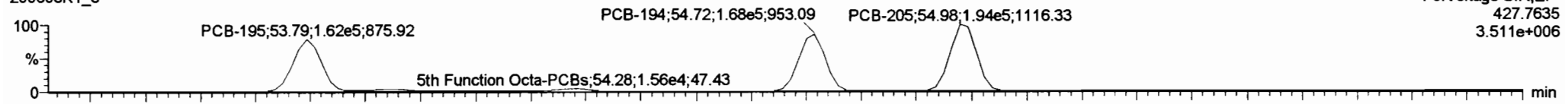
Dataset: Untitled

Last Altered: Thursday, June 04, 2020 07:29:42 Pacific Daylight Time
Printed: Thursday, June 04, 2020 07:32:56 Pacific Daylight Time

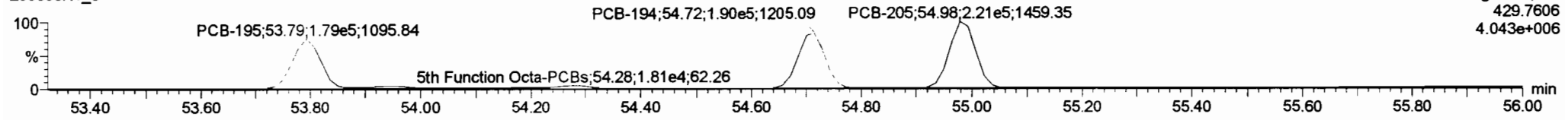
Name: 200603K1_3, Date: 03-Jun-2020, Time: 16:48:29, ID: B0D0324-BS1 OPR 5, Description: OPR

PCB-195

200603K1_3

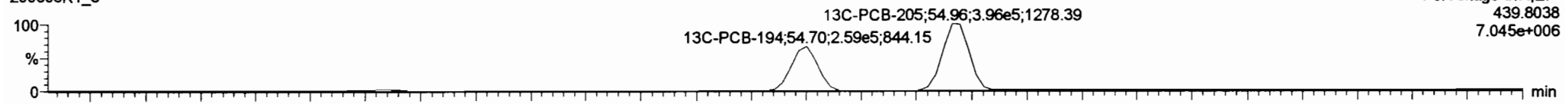


200603K1_3

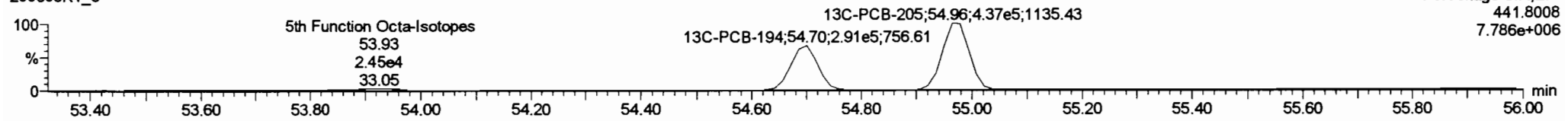


13C-PCB-194

200603K1_3

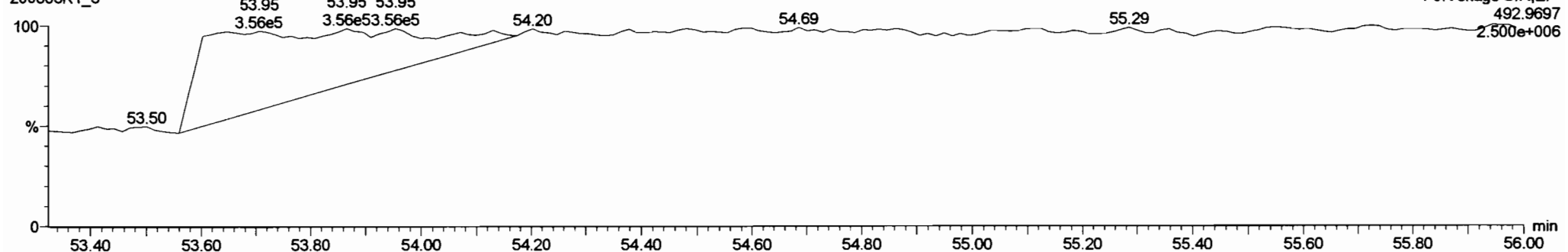


200603K1_3



PFK5a

200603K1_3

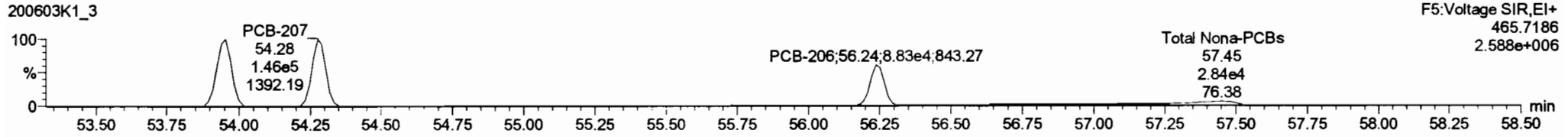



Dataset: Untitled

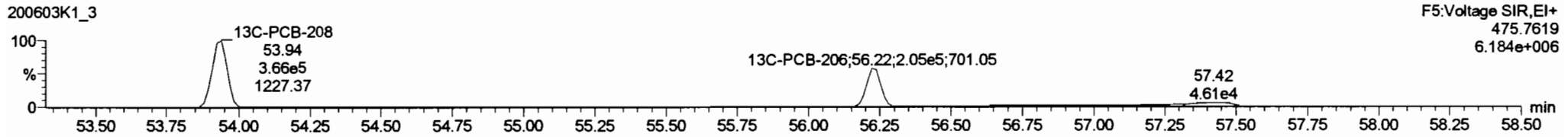
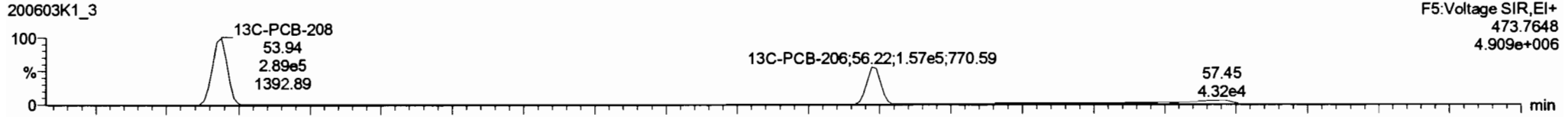
Last Altered: Thursday, June 04, 2020 07:29:42 Pacific Daylight Time
Printed: Thursday, June 04, 2020 07:32:56 Pacific Daylight Time

Name: 200603K1_3, Date: 03-Jun-2020, Time: 16:48:29, ID: B0D0324-BS1 OPR 5, Description: OPR

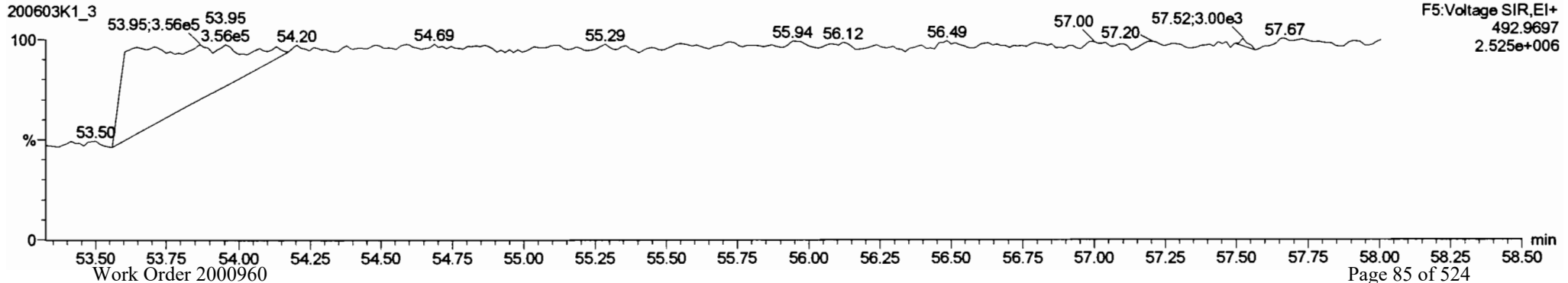
PCB-208



13C-PCB-208



PFK5




Dataset: Untitled

Last Altered: Thursday, June 04, 2020 07:29:42 Pacific Daylight Time
Printed: Thursday, June 04, 2020 07:32:56 Pacific Daylight Time

Name: 200603K1_3, Date: 03-Jun-2020, Time: 16:48:29, ID: B0D0324-BS1 OPR 5, Description: OPR

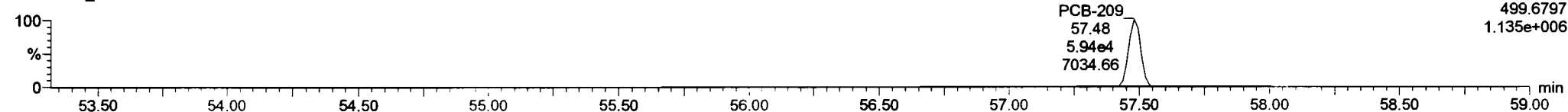
PCB-209

200603K1_3



F5:Voltage SIR,EI+
497.6826
1.295e+006

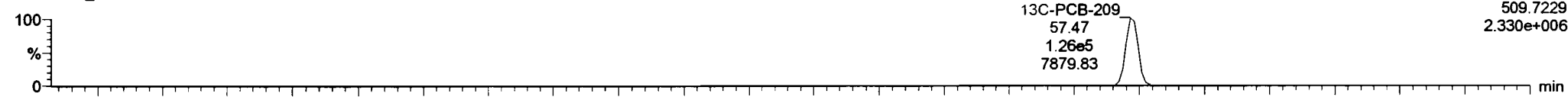
200603K1_3



F5:Voltage SIR,EI+
499.6797
1.135e+006

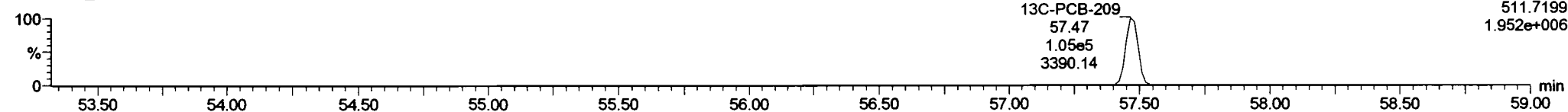
13C-PCB-209

200603K1_3



F5:Voltage SIR,EI+
509.7229
2.330e+006

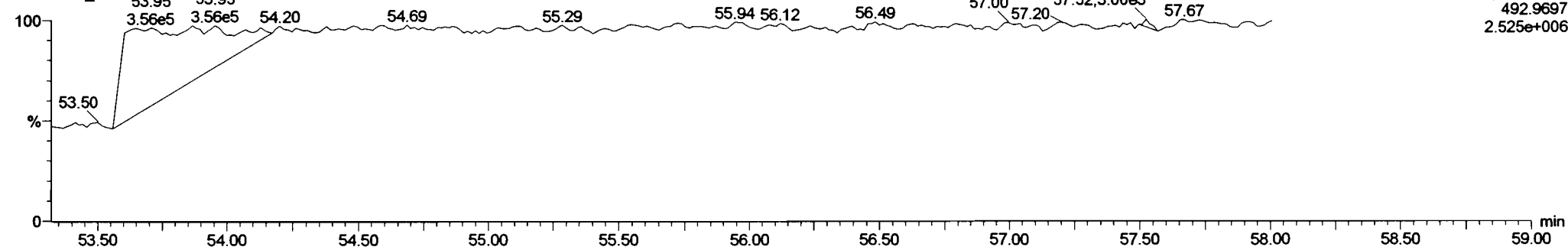
200603K1_3



F5:Voltage SIR,EI+
511.7199
1.952e+006

PFK5b

200603K1_3



F5:Voltage SIR,EI+
492.9697
2.525e+006

Dataset: U:\VG11.PRO\Results\200604K1\200604K1-8.qld

Last Altered: Tuesday, June 09, 2020 16:23:35 Pacific Daylight Time

Printed: Tuesday, June 09, 2020 16:23:50 Pacific Daylight Time

Hz 6-9-2020

C706110/2020

Method: U:\VG11.PRO\MethDB\PCB-209_ZB1_6-1-20.mdb 02 Jun 2020 10:36:07

Calibration: U:\VG11.PRO\CurveDB\vb1_PCBvg11-6-1-20.cdb 02 Jun 2020 10:21:16

Name: 200604K1_8, Date: 04-Jun-2020, Time: 15:24:32, ID: 2000960-01 PDI-158SC-A-00-01-200423 6.33, Description: PDI-158SC-A-00-01-200423

#	Name	Resp	RA	ny	RRF	w/Yol	Pred.RT	RT	Pred.R	RRT	Check RRT	Conc	%Rec	DL	EMPC
1	1 PCB-1	8.23e2	3.40	NO	1.17	5.416	15.57	15.58	1.001	1.001	NO	0.8097		0.196	0.8097
2	2 PCB-2	1.43e3	2.10	YES	1.18	5.416	17.98	17.97	0.988	0.988	NO	1.264		0.205	1.238
3	3 PCB-3	5.81e2	2.49	YES	1.15	5.416	18.21	18.21	1.001	1.001	NO	0.5780		0.211	0.5443
4	4 PCB-4/10			NO	1.25	5.416	19.63		1.004		YES			0.889	
5	5 PCB-7/9			NO	0.960	5.416	21.44		1.003		YES			0.715	
6	6 PCB-6			NO	1.02	5.416	22.09		1.033		YES			0.671	
7	7 PCB-5/8	4.37e3	1.29	YES	0.992	5.416	22.50	22.48	1.052	1.052	NO	4.201		0.502	3.878
8	8 PCB-14			NO	1.02	5.416	23.64		0.952		YES			0.723	
9	9 PCB-11	6.85e3	1.07	YES	1.13	5.416	24.85	24.87	1.001	1.001	NO	5.856		0.603	4.964
10	10 PCB-12/13			NO	1.03	5.416	25.29		1.018		YES			0.716	
11	11 PCB-15	3.13e3	1.71	NO	1.03	5.416	25.60	25.59	1.031	1.030	NO	2.912		0.711	2.912
12	12 PCB-19	1.00e3	0.96	NO	1.11	5.416	23.83	23.82	1.001	1.001	NO	1.899		0.592	1.899
13	13 PCB-30			NO	1.79	5.416	24.73		1.039		YES			0.365	
14	14 PCB-18	3.90e3	1.12	NO	0.818	5.416	25.49	25.49	0.952	0.952	NO	6.421		0.521	6.421
15	15 PCB-17	1.96e3	0.97	NO	0.758	5.416	25.66	25.68	0.958	0.959	NO	3.475		0.562	3.475
16	16 PCB-24/27			NO	1.08	5.416	26.28		0.981		YES			0.394	
17	17 PCB-16/32	3.66e3	1.16	NO	0.925	5.416	26.81	26.81	1.001	1.001	NO	5.326		0.461	5.326
18	18 PCB-34			NO	0.945	5.416	27.62		0.959		YES			0.442	
19	19 PCB-23			NO	0.883	5.416	27.71		0.962		YES			0.474	
20	20 PCB-29			NO	0.893	5.416	27.97		0.971		YES			0.468	
21	21 PCB-26	2.21e3	1.38	YES	0.944	5.416	28.20	28.19	0.979	0.979	NO	2.212		0.440	1.981
22	22 PCB-25	1.39e3	1.12	NO	0.950	5.416	28.35	28.36	0.984	0.984	NO	1.444		0.440	1.444
23	23 PCB-31	9.82e3	1.09	NO	1.04	5.416	28.72	28.72	0.997	0.997	NO	9.351		0.403	9.351
24	24 PCB-28	1.24e4	0.96	NO	1.03	5.416	28.83	28.83	1.001	1.001	NO	11.94		0.408	11.94
25	25 PCB-20/21/33	6.10e3	1.09	NO	0.941	5.416	29.47	29.48	1.023	1.023	NO	6.395		0.444	6.395
26	26 PCB-22	3.91e3	1.14	NO	0.973	5.416	29.91	29.92	1.038	1.039	NO	3.969		0.430	3.969
27	27 PCB-36			NO	1.08	5.416	30.57		0.931		YES			0.396	
28	28 PCB-39			NO	0.988	5.416	31.05		0.946		YES			0.431	
29	29 PCB-38			NO	1.05	5.416	31.86		0.970		YES			0.405	
30	30 PCB-35			NO	1.04	5.416	32.40		0.987		YES			0.409	
31	31 PCB-37	4.10e3	0.86	YES	1.01	5.416	32.85	32.85	1.001	1.001	NO	4.079		0.423	3.708

Dataset: U:\VG11.PRO\Results\200604K1\200604K1-8.qld

Last Altered: Tuesday, June 09, 2020 16:23:35 Pacific Daylight Time

Printed: Tuesday, June 09, 2020 16:23:50 Pacific Daylight Time

Name: 200604K1_8, Date: 04-Jun-2020, Time: 15:24:32, ID: 2000960-01 PDI-158SC-A-00-01-200423 6.33, Description: PDI-158SC-A-00-01-200423

#	Name	Resp	RA	ny	RRF	w/vol	Pred.RT	RT	Pred.R	RRT	Check RRT	Conc.	%Rec	DL	EMPC
32	32 PCB-54			NO	1.08	5.416	27.67		1.001		YES			0.289	
33	33 PCB-50			NO	0.880	5.416	28.87		1.044		YES			0.355	
34	34 PCB-53	1.76e3	0.79	NO	0.997	5.416	29.54	29.53	0.944	0.944	NO	3.149		0.369	3.149
35	35 PCB-51	1.04e3	0.93	YES	1.07	5.416	29.89	29.89	0.955	0.955	NO	1.742		0.345	1.598
36	36 PCB-45	1.08e3	0.79	NO	0.858	5.416	30.34	30.33	0.969	0.969	NO	2.244		0.428	2.244
37	37 PCB-46	5.15e2	0.48	YES	0.831	5.416	30.83	30.85	0.985	0.986	NO	1.105		0.443	0.8253
38	38 PCB-52/69	1.44e4	0.74	NO	1.17	5.416	31.34	31.32	1.001	1.001	NO	21.99		0.315	21.99
39	39 PCB-73			NO	1.44	5.416	31.45		1.005		YES			0.255	
40	40 PCB-43/49	9.73e3	0.73	NO	1.02	5.416	31.63	31.64	1.010	1.011	NO	17.06		0.362	17.06
41	41 PCB-47	5.24e3	0.82	NO	0.922	5.416	31.86	31.86	1.001	1.001	NO	9.235		0.375	9.235
42	42 PCB-48/75	1.76e3	0.87	NO	1.12	5.416	31.97	31.97	1.004	1.004	NO	2.547		0.309	2.547
43	43 PCB-65			NO	1.28	5.416	32.24		1.013		YES			0.270	
44	44 PCB-62			NO	1.13	5.416	32.35		1.016		YES			0.307	
45	45 PCB-44	7.34e3	0.79	NO	0.824	5.416	32.68	32.68	1.026	1.026	NO	14.46		0.420	14.46
46	46 PCB-42/59	3.29e3	0.85	NO	1.05	5.416	32.90	32.92	1.033	1.034	NO	5.097		0.330	5.097
47	47 PCB-41/64/71/72	9.50e3	0.69	NO	1.19	5.416	33.53	33.52	1.053	1.053	NO	13.00		0.291	13.00
48	48 PCB-68			NO	1.28	5.416	33.78		1.061		YES			0.271	
49	49 PCB-40	1.11e3	0.84	NO	0.602	5.416	34.01	33.98	1.068	1.067	NO	2.994		0.575	2.994
50	50 PCB-57			NO	1.16	5.416	34.36		0.969		YES			0.235	
51	51 PCB-67			NO	1.08	5.416	34.67		0.978		YES			0.252	
52	52 PCB-58			NO	1.20	5.416	34.78		0.981		YES			0.227	
53	53 PCB-63	7.42e2	0.91	YES	1.07	5.416	34.95	34.97	0.986	0.986	NO	0.9359		0.255	0.8694
54	54 PCB-74	6.70e3	0.82	NO	1.19	5.416	35.25	35.25	0.994	0.994	NO	7.638		0.231	7.638
55	55 PCB-61/70	1.73e4	0.76	NO	1.05	5.416	35.47	35.47	1.000	1.001	NO	22.23		0.259	22.23
56	56 PCB-76/66	1.45e4	0.77	NO	1.16	5.416	35.66	35.69	1.006	1.007	NO	16.84		0.235	16.84
57	57 PCB-80			NO	1.19	5.416	35.90		1.001		YES			0.225	
58	58 PCB-55			NO	1.17	5.416	36.24		1.010		YES			0.228	
59	59 PCB-56/60	7.71e3	0.84	NO	1.02	5.416	36.74	36.74	1.024	1.024	NO	9.716		0.262	9.716
60	60 PCB-79			NO	1.14	5.416	37.84		1.055		YES			0.235	
61	61 PCB-78			NO	1.14	5.416	38.56		0.987		YES			0.238	
62	62 PCB-81			NO	1.05	5.416	39.10		1.000		YES			0.259	
63	63 PCB-77	1.73e3	0.89	YES	1.14	5.416	39.71	39.71	1.000	1.000	NO	2.047		0.252	1.916
64	64 PCB-104			NO	1.12	5.416	32.53		1.001		YES			0.331	
65	65 PCB-96			NO	1.15	5.416	33.83		1.041		YES			0.322	

Dataset: U:\VG11.PRO\Results\200604K1\200604K1-8.qld

Last Altered: Tuesday, June 09, 2020 16:23:35 Pacific Daylight Time

Printed: Tuesday, June 09, 2020 16:23:50 Pacific Daylight Time

Name: 200604K1_8, Date: 04-Jun-2020, Time: 15:24:32, ID: 2000960-01 PDI-158SC-A-00-01-200423 6.33, Description: PDI-158SC-A-00-01-200423

#	Name	Resp	RA	nt	RRF	w/vol	Pred.RT	RT	Pred.R	RRT	Check RRT	Conc	%Rec	DL	EMPC
66	66 PCB-103	4.17e2	1.44	NO	0.936	5.416	34.38	34.39	1.058	1.058	NO	0.9772		0.397	0.9772
67	67 PCB-100			NO	0.954	5.416	34.75		1.069		YES			0.390	
68	68 PCB-94			NO	0.949	5.416	35.25		0.985		YES			0.515	
69	69 PCB-95/98/102	9.98e3	1.70	NO	1.20	5.416	35.73	35.79	0.999	1.001	NO	22.90		0.405	22.90
70	70 PCB-93			NO	0.935	5.416	35.85		1.002		YES			0.522	
71	71 PCB-88/91	2.12e3	2.01	YES	1.06	5.416	36.20	36.20	1.012	1.012	NO	5.5e2		0.459	4.678
72	72 PCB-121			NO	1.71	5.416	36.29		1.015		YES			0.286	
73	73 PCB-84/92	5.43e3	1.49	NO	1.02	5.416	37.13	37.13	0.990	0.990	NO	14.45		0.455	14.45
74	74 PCB-89			NO	1.11	5.416	37.31		0.995		YES			0.419	
75	75 PCB-90/101	1.39e4	1.55	NO	1.12	5.416	37.52	37.52	1.000	1.000	NO	33.65		0.413	33.65
76	76 PCB-113			NO	1.51	5.416	37.76		1.007		YES			0.306	
77	77 PCB-99	7.16e3	1.46	NO	1.32	5.416	37.85	37.87	1.009	1.010	NO	14.68		0.351	14.68
78	78 PCB-119	8.37e2	0.96	YES	1.81	5.416	38.34	38.33	0.987	0.987	NO	1.3e4		0.284	1.123
79	79 PCB-108/112	7.00e2	1.55	NO	1.44	5.416	38.49	38.50	0.991	0.991	NO	1.455		0.355	1.455
80	80 PCB-83			NO	1.83	5.416	38.64		0.995		YES			0.280	
81	81 PCB-97	3.26e3	1.21	YES	1.28	5.416	38.86	38.86	1.000	1.000	NO	7.632		0.400	6.852
82	82 PCB-86			NO	1.12	5.416	39.02		1.005		YES			0.459	
83	83 PCB-87/117/125	4.14e3	1.71	NO	1.56	5.416	39.16	39.15	1.008	1.008	NO	7.973		0.329	7.973
84	84 PCB-111/115	2.66e2	1.45	NO	1.91	5.416	39.31	39.32	1.012	1.012	NO	0.4185		0.269	0.4185
85	85 PCB-85/116	2.10e3	1.32	YES	1.41	5.416	39.44	39.43	1.015	1.015	NO	4.479		0.364	4.176
86	86 PCB-120			NO	2.01	5.416	39.70		1.022		YES			0.256	
87	87 PCB-110	1.70e4	1.50	NO	1.74	5.416	39.85	39.84	1.026	1.026	NO	29.36		0.294	29.36
88	88 PCB-82	1.04e3	1.45	NO	0.781	5.416	40.50	40.49	0.976	0.976	NO	2.947		0.498	2.947
89	89 PCB-124	6.49e2	1.06	YES	1.40	5.416	41.21	41.18	0.993	0.992	NO	1.020		0.278	0.8699
90	90 PCB-107/109	1.24e3	1.39	NO	1.34	5.416	41.35	41.35	0.996	0.996	NO	2.047		0.290	2.047
91	91 PCB-123			NO	1.20	5.416	41.52		1.000		YES			0.325	
92	92 PCB-106/118	1.41e4	1.48	NO	1.22	5.416	41.72	41.70	1.001	1.000	NO	24.63		0.297	24.63
93	93 PCB-114			NO	1.14	5.416	42.38		1.000		YES			0.277	
94	94 PCB-122			NO	0.944	5.416	42.53		1.004		YES			0.334	
95	95 PCB-105	5.80e3	1.62	NO	1.05	5.416	43.27	43.27	1.000	1.000	NO	8.753		0.302	8.753
96	96 PCB-127			NO	1.06	5.416	43.61		1.000		YES			0.287	
97	97 PCB-126			NO	1.17	5.416	45.58		1.000		YES			0.300	
98	98 PCB-155			NO	1.04	5.416	37.05		1.000		YES			0.385	
99	99 PCB-150			NO	1.08	5.416	38.37		1.036		YES			0.371	

Dataset: U:\VG11.PRO\Results\200604K1\200604K1-8.qld

Last Altered: Tuesday, June 09, 2020 16:23:35 Pacific Daylight Time

Printed: Tuesday, June 09, 2020 16:23:50 Pacific Daylight Time

Name: 200604K1_8, Date: 04-Jun-2020, Time: 15:24:32, ID: 2000960-01 PDI-158SC-A-00-01-200423 6.33, Description: PDI-158SC-A-00-01-200423

#	Name	Resp	RA	ny	RRF	w/vol	Pred.RT	RT	Pred.R	RRT	Check RRT	Conc	%Rec	DL	EMPC
100	1... PCB-152			NO	1.19	5.416	38.86		1.049		YES			0.338	
101	1... PCB-145			NO	1.19	5.416	39.33		1.062		YES			0.338	
102	1... PCB-136	1.96e3	1.73	YES	1.02	5.416	39.66	39.64	1.071	1.070	NO	6.500		0.393	5.332
103	1... PCB-148			NO	0.842	5.416	39.77		1.074		YES			0.477	
104	1... PCB-154	2.76e2	2.06	YES	0.919	5.416	40.27	40.25	1.087	1.087	NO	10.16		0.457	0.7432
105	1... PCB-151	2.74e3	1.46	YES	0.787	5.416	40.94	40.92	1.105	1.105	NO	11.76		0.511	10.69
106	1... PCB-135	1.29e3	1.34	NO	0.922	5.416	41.17	41.15	1.112	1.111	NO	4.741		0.435	4.741
107	1... PCB-144	5.42e2	1.03	YES	0.789	5.416	41.28	41.24	1.115	1.114	NO	2.321		0.509	2.131
108	1... PCB-147			NO	0.834	5.416	41.41		1.118		YES			0.481	
109	1... PCB-139/149	9.13e3	1.21	NO	0.948	5.416	41.68	41.65	1.125	1.125	NO	32.56		0.424	32.56
110	1... PCB-140			NO	0.794	5.416	41.88		1.131		YES			0.506	
111	1... PCB-134/143	8.88e2	0.95	YES	0.759	5.416	42.33	42.32	0.975	0.975	NO	2.145		0.579	1.884
112	1... PCB-131/133	6.29e2	1.17	NO	0.821	5.416	42.63	42.63	0.982	0.982	NO	1.404		0.536	1.404
113	1... PCB-142			NO	0.754	5.416	42.78		0.985		YES			0.583	
114	1... PCB-146/165	4.00e3	1.11	NO	1.02	5.416	43.02	43.02	0.991	0.991	NO	7.210		0.432	7.210
115	1... PCB-132/161	5.51e3	1.19	NO	1.02	5.416	43.26	43.31	0.996	0.997	NO	9.861		0.429	9.861
116	1... PCB-153	2.32e4	1.25	NO	1.07	5.416	43.44	43.44	1.000	1.000	NO	39.72		0.411	39.72
117	1... PCB-168			NO	1.08	5.416	43.67		1.006		YES			0.408	
118	1... PCB-141	3.09e3	1.06	NO	1.03	5.416	44.20	44.20	1.000	1.000	NO	6.903		0.534	6.903
119	1... PCB-137	6.15e2	1.55	YES	1.11	5.416	44.60	44.58	1.010	1.009	NO	1.271		0.493	1.118
120	1... PCB-130	8.35e2	1.51	YES	0.885	5.416	44.70	44.71	1.012	1.012	NO	2.166		0.619	1.937
121	1... PCB-138/163/164	2.24e4	1.20	NO	1.28	5.416	45.09	45.07	1.001	1.000	NO	37.42		0.410	37.42
122	1... PCB-158/160	2.01e3	1.29	NO	1.24	5.416	45.33	45.30	1.006	1.005	NO	3.480		0.425	3.480
123	1... PCB-129	5.42e2	1.32	NO	0.867	5.416	45.60	45.58	1.012	1.012	NO	1.340		0.608	1.340
124	1... PCB-166			NO	1.14	5.416	46.06		0.993		YES			0.378	
125	1... PCB-159	5.40e2	2.02	YES	1.22	5.416	46.39	46.45	1.000	1.002	NO	0.7845		0.355	0.5821
126	1... PCB-128/162	2.51e3	1.39	NO	0.907	5.416	46.68	46.68	1.007	1.007	NO	4.879		0.476	4.879
127	1... PCB-167	7.59e2	1.40	NO	1.11	5.416	47.10	47.10	1.000	1.000	NO	1.225		0.391	1.225
128	1... PCB-156	1.79e3	1.51	YES	1.13	5.416	48.42	48.42	1.000	1.000	NO	3.111		0.420	2.781
129	1... PCB-157	3.80e2	0.97	YES	1.04	5.416	48.73	48.71	1.001	1.000	NO	0.6861		0.485	0.6192
130	1... PCB-169			NO	1.16	5.416	50.98		1.000		YES			0.427	
131	1... PCB-188			NO	1.29	5.416	43.06		1.001		YES			0.318	
132	1... PCB-184			NO	1.23	5.416	43.51		1.011		YES			0.333	
133	1... PCB-179	3.47e3	1.15	NO	1.30	5.416	44.31	44.31	1.030	1.030	NO	6.255		0.316	6.255

Dataset: U:\WG11.PRO\Results\200604K1\200604K1-8.qld

Last Altered: Tuesday, June 09, 2020 16:23:35 Pacific Daylight Time

Printed: Tuesday, June 09, 2020 16:23:50 Pacific Daylight Time

Name: 200604K1_8, Date: 04-Jun-2020, Time: 15:24:32, ID: 2000960-01 PDI-158SC-A-00-01-200423 6.33, Description: PDI-158SC-A-00-01-200423

#	Name	Resp	RA	ny	RRF	w/vol	Pred.RT	RT	Pred.R	RRT	Check RRT	Conc	%Rec	DL	EMPC
134	1... PCB-176	9.87e2	0.97	NO	1.31	5.416	44.78	44.79	1.041	1.041	NO	1.765		0.313	1.765
135	1... PCB-186			NO	1.33	5.416	45.43		1.056		YES			0.308	
136	1... PCB-178	1.37e3	0.88	YES	0.943	5.416	45.94	45.94	1.068	1.068	NO	3.408		0.438	3.114
137	1... PCB-175			NO	0.956	5.416	46.28		1.076		YES			0.429	
138	1... PCB-182/187	8.87e3	1.02	NO	1.07	5.416	46.46	46.45	1.080	1.080	NO	19.46		0.385	19.46
139	1... PCB-183	3.25e3	0.93	NO	1.02	5.416	46.80	46.79	1.088	1.088	NO	7.429		0.401	7.429
140	1... PCB-185	7.50e2	1.04	NO	1.41	5.416	47.48	47.48	0.955	0.955	NO	1.851		0.415	1.851
141	1... PCB-174	5.22e3	0.99	NO	1.35	5.416	47.86	47.85	0.962	0.962	NO	13.38		0.431	13.38
142	1... PCB-181			NO	1.47	5.416	47.95		0.964		YES			0.396	
143	1... PCB-177	3.43e3	1.32	YES	1.28	5.416	48.13	48.14	0.968	0.968	NO	9.345		0.457	8.224
144	1... PCB-171	1.50e3	1.08	NO	1.32	5.416	48.42	48.44	0.974	0.974	NO	3.955		0.444	3.955
145	1... PCB-173			NO	1.19	5.416	48.88		0.983		YES			0.491	
146	1... PCB-172	1.21e3	0.75	YES	1.38	5.416	49.33	49.35	0.992	0.992	NO	3.049		0.425	2.561
147	1... PCB-192			NO	1.83	5.416	49.52		0.996		YES			0.320	
148	1... PCB-180	1.25e4	1.10	NO	1.41	5.416	49.75	49.75	1.000	1.000	NO	30.59		0.414	30.59
149	1... PCB-193	1.02e3	0.92	NO	1.68	5.416	49.96	49.96	1.005	1.005	NO	2.101		0.348	2.101
150	1... PCB-191			NO	1.71	5.416	50.22		1.010		YES			0.341	
151	1... PCB-170	4.84e3	0.97	NO	1.40	5.416	51.42	51.42	1.000	1.000	NO	14.30		0.499	14.30
152	1... PCB-190	1.55e3	1.10	NO	1.85	5.416	51.60	51.63	1.004	1.004	NO	3.476		0.378	3.476
153	1... PCB-189			NO	1.45	5.416	53.12		1.000		YES			0.365	
154	1... PCB-202	6.27e2	1.97	YES	1.17	5.416	48.67	48.65	1.001	1.000	NO	1.711		0.509	1.090
155	1... PCB-201			NO	1.05	5.416	49.14		1.010		YES			1.01	
156	1... PCB-204			NO	1.14	5.416	49.30		1.014		YES			0.931	
157	1... PCB-197			NO	1.13	5.416	49.62		1.020		YES			0.938	
158	1... PCB-200			NO	1.07	5.416	50.55		1.039		YES			0.992	
159	1... PCB-198			NO	0.794	5.416	52.12		1.072		YES			1.34	
160	1... PCB-199	2.35e3	1.08	YES	0.809	5.416	52.23	52.23	1.074	1.074	NO	9.288		1.21	8.402
161	1... PCB-196/203	2.78e3	0.81	NO	0.838	5.416	52.56	52.53	1.081	1.080	NO	10.56		1.27	10.56
162	1... PCB-195	1.02e3	0.80	NO	1.04	5.416	53.83	53.84	0.984	0.984	NO	3.246		0.659	3.246
163	1... PCB-194	2.79e3	0.75	YES	1.12	5.416	54.75	54.74	1.000	1.000	NO	8.325		0.617	7.559
164	1... PCB-205			NO	1.29	5.416	55.01		1.005		YES			0.534	
165	1... PCB-208	5.78e2	1.39	NO	0.933	5.416	53.99	53.97	1.000	1.000	NO	1.690		0.388	1.690
166	1... PCB-207	2.52e2	0.87	YES	0.916	5.416	54.30	54.31	1.006	1.006	NO	0.7481		0.385	0.6073
167	1... PCB-206	1.25e3	1.10	YES	1.01	5.416	56.28	56.28	1.000	1.000	NO	5.438		0.570	4.979

Dataset: U:\VG11.PRO\Results\200604K1\200604K1-8.qld

Last Altered: Tuesday, June 09, 2020 16:23:35 Pacific Daylight Time

Printed: Tuesday, June 09, 2020 16:23:50 Pacific Daylight Time

Name: 200604K1_8, Date: 04-Jun-2020, Time: 15:24:32, ID: 2000960-01 PDI-158SC-A-00-01-200423 6.33, Description: PDI-158SC-A-00-01-200423

#	Name	Resp	RA	ny	RRF	wt/vol	Pred.RT	RT	Pred.R	RRT	Check RRT	Conc	%Rec	DL	EMPC
168	1... PCB-209	1.15e3	1.38	YES	0.986	5.416	57.49	57.51	1.000	1.000	NO	5.087		0.601	4.608
169	1... 13C-PCB-1	1.61e6	3.30	NO	0.893	5.416	15.54	15.56	0.608	0.609	NO	1445	78.3	0.968	
170	1... 13C-PCB-3	1.62e6	3.24	NO	0.911	5.416	18.19	18.20	0.712	0.712	NO	1425	77.2	0.949	
171	1... 13C-PCB-4	1.17e6	1.58	NO	0.600	5.416	19.54	19.55	0.765	0.765	NO	1571	85.1	0.604	
172	1... 13C-PCB-9	1.93e6	1.60	NO	0.970	5.416	21.37	21.38	0.836	0.837	NO	1602	86.8	0.374	
173	1... 13C-PCB-11	1.92e6	1.58	NO	0.962	5.416	24.82	24.83	0.971	0.972	NO	1603	86.8	0.377	
174	1... 13C-PCB-19	8.83e5	1.03	NO	0.499	5.416	23.79	23.80	0.931	0.931	NO	1422	77.0	8.04	
175	1... 13C-PCB-32	1.37e6	1.05	NO	0.744	5.416	26.78	26.78	1.048	1.048	NO	1479	80.1	5.39	
176	1... 13C-PCB-28	1.87e6	1.02	NO	1.06	5.416	28.81	28.81	1.004	1.004	NO	1675	90.7	4.76	
177	1... 13C-PCB-37	1.84e6	1.03	NO	0.989	5.416	32.79	32.83	1.143	1.144	NO	1773	96.0	5.12	
178	1... 13C-PCB-54	1.21e6	0.78	NO	0.999	5.416	27.66	27.65	0.753	0.753	NO	1523	82.5	1.29	
179	1... 13C-PCB-52	1.04e6	0.80	NO	0.804	5.416	31.31	31.30	0.852	0.852	NO	1614	87.4	1.61	
180	1... 13C-PCB-47	1.14e6	0.78	NO	0.857	5.416	31.82	31.84	0.866	0.867	NO	1661	90.0	1.51	
181	1... 13C-PCB-70	1.37e6	0.78	NO	0.996	5.416	35.46	35.45	0.965	0.965	NO	1719	93.1	1.30	
182	1... 13C-PCB-80	1.44e6	0.80	NO	1.03	5.416	35.89	35.88	0.977	0.977	NO	1755	95.0	1.26	
183	1... 13C-PCB-81	1.42e6	0.78	NO	0.988	5.416	39.10	39.08	1.064	1.064	NO	1805	97.8	1.31	
184	1... 13C-PCB-77	1.38e6	0.78	NO	0.969	5.416	39.72	39.69	1.081	1.081	NO	1779	96.3	1.34	
185	1... 13C-PCB-104	8.42e5	1.60	NO	1.02	5.416	32.49	32.51	0.827	0.828	NO	1617	87.6	1.12	
186	1... 13C-PCB-95	6.68e5	1.60	NO	0.805	5.416	35.74	35.77	0.910	0.910	NO	1619	87.7	1.41	
187	1... 13C-PCB-101	6.82e5	1.62	NO	0.793	5.416	37.49	37.50	0.954	0.955	NO	1679	90.9	1.43	
188	1... 13C-PCB-97	6.14e5	1.64	NO	0.696	5.416	38.84	38.84	0.989	0.989	NO	1722	93.3	1.63	
189	1... 13C-PCB-123	8.33e5	1.62	NO	0.933	5.416	41.48	41.50	1.056	1.056	NO	1742	94.4	1.22	
190	1... 13C-PCB-118	8.67e5	1.63	NO	0.986	5.416	41.67	41.69	1.061	1.061	NO	1717	93.0	1.15	
191	1... 13C-PCB-114	1.18e6	1.57	NO	1.55	5.416	42.34	42.36	0.908	0.908	NO	1850	100	1.48	
192	1... 13C-PCB-105	1.16e6	1.57	NO	1.57	5.416	43.22	43.25	0.927	0.927	NO	1791	97.0	1.46	
193	1... 13C-PCB-127	1.23e6	1.60	NO	1.62	5.416	43.58	43.59	0.934	0.935	NO	1834	99.3	1.41	
194	1... 13C-PCB-126	1.10e6	1.59	NO	1.57	5.416	45.55	45.56	0.976	0.977	NO	1698	92.0	1.46	
195	1... 13C-PCB-155	5.46e5	1.30	NO	0.615	5.416	37.01	37.03	0.942	0.943	NO	1734	93.9	0.944	
196	1... 13C-PCB-153	1.01e6	1.25	NO	1.36	5.416	43.39	43.42	0.930	0.931	NO	1786	96.7	1.99	
197	1... 13C-PCB-141	8.04e5	1.26	NO	1.13	5.416	44.16	44.18	0.947	0.947	NO	1726	93.5	2.41	
198	1... 13C-PCB-138	8.62e5	1.24	NO	1.18	5.416	45.03	45.05	0.965	0.966	NO	1760	95.3	2.30	
199	1... 13C-PCB-159	1.05e6	1.26	NO	1.44	5.416	46.35	46.38	0.994	0.994	NO	1757	95.2	1.89	
200	2... 13C-PCB-167	1.03e6	1.26	NO	1.44	5.416	47.06	47.08	1.009	1.009	NO	1735	94.0	1.89	
201	2... 13C-PCB-156	9.44e5	1.29	NO	1.40	5.416	48.41	48.40	1.038	1.038	NO	1636	88.6	1.95	

Dataset: U:\VG11.PRO\Results\200604K1\200604K1-8.qld

Last Altered: Tuesday, June 09, 2020 16:23:35 Pacific Daylight Time

Printed: Tuesday, June 09, 2020 16:23:50 Pacific Daylight Time

Name: 200604K1_8, Date: 04-Jun-2020, Time: 15:24:32, ID: 2000960-01 PDI-158SC-A-00-01-200423 6.33, Description: PDI-158SC-A-00-01-200423

#	Name	Resp	RA	n/y	RRF	wt/vol	Pred.RT	RT	Pred.R	RRT	Check RRT	Conc	%Rec	DL	EMPC
202	2... 13C-PCB-157	9.70e5	1.27	NO	1.40	5.416	48.67	48.69	1.043	1.044	NO	1680	91.0	1.95	
203	2... 13C-PCB-169	9.57e5	1.24	NO	1.33	5.416	50.95	50.96	1.092	1.093	NO	1740	94.2	2.04	
204	2... 13C-PCB-188	7.89e5	0.46	NO	1.41	5.416	43.03	43.02	0.926	0.926	NO	1761	95.4	0.908	
205	2... 13C-PCB-180	5.32e5	0.46	NO	0.929	5.416	49.73	49.73	1.070	1.070	NO	1803	97.6	1.38	
206	2... 13C-PCB-170	4.46e5	0.45	NO	0.794	5.416	51.41	51.40	1.106	1.106	NO	1767	95.7	1.61	
207	2... 13C-PCB-189	5.25e5	0.45	NO	1.04	5.416	53.11	53.10	1.143	1.143	NO	1580	85.6	1.23	
208	2... 13C-PCB-202	5.80e5	0.93	NO	1.04	5.416	48.63	48.63	1.046	1.046	NO	1760	95.3	1.00	
209	2... 13C-PCB-194	5.55e5	0.89	NO	0.768	5.416	54.75	54.73	0.995	0.995	NO	1795	97.2	2.23	
210	2... 13C-PCB-208	6.77e5	0.79	NO	0.991	5.416	53.97	53.97	0.981	0.981	NO	1695	91.8	2.06	
211	2... 13C-PCB-206	4.21e5	0.77	NO	0.552	5.416	56.27	56.27	1.023	1.023	NO	1893	103	3.69	
212	2... 13C-PCB-209	4.24e5	1.22	NO	0.396	5.416	57.52	57.49	1.046	1.045	NO	2654	144	1.17	
213	2... 13C-PCB-15	2.30e6	1.57	NO	1.00	5.416	25.53	25.56	1.000	0.000	NO	1846	100	0.363	
214	2... 13C-PCB-31	1.94e6	1.01	NO	1.00	5.416	28.66	28.70	1.000	0.000	NO	1846	100	5.07	
215	2... 13C-PCB-60	1.47e6	0.79	NO	1.00	5.416	36.68	36.74	1.000	0.000	NO	1846	100	1.29	
216	2... 13C-PCB-111	9.46e5	1.59	NO	1.00	5.416	39.25	39.28	1.000	0.000	NO	1846	100	1.14	
217	2... 13C-PCB-128	7.63e5	1.24	NO	1.00	5.416	46.60	46.64	1.000	0.000	NO	1846	100	2.72	
218	2... 13C-PCB-182	5.87e5	0.47	NO	1.00	5.416	46.43	46.47	0.000	0.000	NO	1846	100	1.28	
219	2... 13C-PCB-205	7.44e5	0.89	NO	1.00	5.416	54.96	55.01	1.000	0.000	NO	1846	100	1.71	
220	2... 13C-PCB-79	1.53e6	0.79	NO	1.07	5.416	37.84	37.83	1.030	1.030	NO	1790	96.9	1.21	
221	2... 13C-PCB-178	5.28e5	0.45	NO	0.766	5.416	45.93	45.92	0.988	0.988	NO	1665	90.2	1.37	
222	2... 13C-PCB-79	1.53e6	0.79	NO	1.08	5.416	37.82	37.83	0.968	0.968	NO	1831	99.2	1.23	
223	2... 13C-PCB-178	5.28e5	0.45	NO	1.05	5.416	45.91	45.92	0.923	0.923	NO	1741	94.3	1.36	
224	2... Total Mono-PCBs				1.17	5.416	0.00		0.000		NO	0.8097		0.812	2.592
225	2... Total Di-PCBs				1.05	5.416	0.00		0.000		NO	2.912		5.77	11.76
226	2... 2nd Function Tri-PCBs				1.08	5.416	0.00		0.000		NO	17.12	>50.22-	2.99	17.12
227	2... 3rd Function Tri-PCBs				0.983	5.416	0.00		0.000		NO	33.10		6.92	38.79
228	2... Total Tetra-PCBs				1.08	5.416	0.00		0.000		NO	148.2		9.20	153.4
229	2... 3rd Function Penta-PCBs				1.32	5.416	0.00		0.000		NO	155.5	>164.253-	10.5	173.2
230	2... 4th Function Penta-PCBs				1.07	5.416	0.00		0.000		NO	8.753		7.50	8.753
231	2... 3rd Function Hexa-PCBs				0.951	5.416	0.00		0.000		NO	37.30	>150.7-	5.61	56.20
232	2... 4th Function Hexa-PCBs				1.03	5.416	0.00		0.000		NO	113.4		9.37	122.4
233	2... Total Hepta-PCBs				1.36	5.416	0.00		0.000		NO	104.6		8.96	118.5
234	2... 4th Function Octa-PCBs				1.00	5.416	0.00		0.000		NO	10.56		8.70	20.05
235	2... 5th Function Octa-PCBs				1.15	5.416	0.00		0.000		NO	3.246	>13.806-	1.81	10.81

Handwritten notes on the right side of the table:
 - Next to row 226: >50.22-
 - Next to row 229: >164.253-
 - Next to row 231: >150.7-
 - Next to row 233: >181.953-
 - Next to row 235: >178.6-
 - Next to row 235: >30.86-

Dataset: U:\VG11.PRO\Results\200604K1\200604K1-8.qld

Last Altered: Tuesday, June 09, 2020 16:23:35 Pacific Daylight Time

Printed: Tuesday, June 09, 2020 16:23:50 Pacific Daylight Time

Name: 200604K1_8, Date: 04-Jun-2020, Time: 15:24:32, ID: 2000960-01 PDI-158SC-A-00-01-200423 6.33, Description: PDI-158SC-A-00-01-200423

#	Name	Resp	RA	nty	RRF	wtyof	Pred.RT	RT	Pred.R	RRT	Check RRT	Conc	%Rec	DL	EMPC
236	2... Total Nona-PCBs				0.952	5.416	0.00		0.000		NO	1.690		1.35	7.276
237	2... Deca-CB				0.986	5.416	0.00		0.000		NO	0.0000		0.601	4.608
238	2... Total PCBs														

Vista Analytical Laboratory

Dataset: U:\VG11.PRO\Results\200604K1\200604K1-8.qld

Last Altered: Tuesday, June 09, 2020 16:23:35 Pacific Daylight Time

Printed: Tuesday, June 09, 2020 16:24:04 Pacific Daylight Time

Method: U:\VG11.PRO\MethDB\PCB-209_ZB1_6-1-20.mdb 02 Jun 2020 10:36:07

Calibration: U:\VG11.PRO\CurveDB\db1_PCBvg11-6-1-20.cdb 02 Jun 2020 10:21:16

ID: 2000960-01 PDI-158SC-A-00-01-200423 6.33, Description: PDI-158SC-A-00-01-200423

Total Mono-PCBs

	Name	Pred.R.	RT	m1 Height	m2 Height	m1 Resp	m2 Resp	RA	n/y	Resp	Conc.	EMPC	DL
1	PCB-1	15.57	15.58	1.055e4	2.902e3	6.364e2	1.871e2	3.40	NO	8.234e2	0.80974	0.80974	0.196
2	PCB-2	17.98	17.97	1.573e4	6.179e3	9.714e2	4.619e2	2.10	YES	1.433e3	0.00000	1.2379	0.205
3	PCB-3	18.21	18.21	7.465e3	2.564e3	4.147e2	1.664e2	2.49	YES	5.810e2	0.00000	0.54430	0.211

Total Di-PCBs

	Name	Pred.R.	RT	m1 Height	m2 Height	m1 Resp	m2 Resp	RA	n/y	Resp	Conc.	EMPC	DL
1	PCB-5/8	22.50	22.48	3.629e4	2.521e4	2.457e3	1.910e3	1.29	YES	4.367e3	0.00000	3.8785	0.692
2	PCB-11	24.85	24.87	5.409e4	4.467e4	3.540e3	3.313e3	1.07	YES	6.853e3	0.00000	4.9644	0.653
3	PCB-15	25.60	25.59	3.116e4	2.201e4	1.974e3	1.157e3	1.71	NO	3.131e3	2.9124	2.9124	0.711

2nd Function Tri-PCBs

	Name	Pred.R.	RT	m1 Height	m2 Height	m1 Resp	m2 Resp	RA	n/y	Resp	Conc.	EMPC	DL
1	PCB-19	23.83	23.82	8.873e3	8.370e3	4.915e2	5.133e2	0.96	NO	1.005e3	1.8986	1.8986	0.592
2	PCB-18	25.49	25.49	3.016e4	3.279e4	2.057e3	1.838e3	1.12	NO	3.895e3	6.4214	6.4214	0.521
3	PCB-17	25.66	25.68	1.496e4	1.493e4	9.637e2	9.914e2	0.97	NO	1.955e3	3.4752	3.4752	0.562
4	PCB-16/32	26.81	26.81	2.012e4	1.927e4	1.962e3	1.694e3	1.16	NO	3.656e3	5.3258	5.3258	0.461

3rd Function Tri-PCBs

	Name	Pred.R.	RT	m1 Height	m2 Height	m1 Resp	m2 Resp	RA	n/y	Resp	Conc.	EMPC	DL
1	PCB-26	28.20	28.19	1.766e4	1.115e4	1.283e3	9.289e2	1.38	YES	2.212e3	0.00000	1.9807	0.443
2	PCB-25	28.35	28.36	9.977e3	7.929e3	7.341e2	6.557e2	1.12	NO	1.390e3	1.4436	1.4436	0.440
3	PCB-31	28.72	28.72	6.732e4	6.206e4	5.118e3	4.704e3	1.09	NO	9.821e3	9.3507	9.3507	0.403
4	PCB-28	28.83	28.83	8.220e4	8.457e4	6.065e3	6.340e3	0.96	NO	1.240e4	11.941	11.941	0.408
5	PCB-20/21/33	29.47	29.48	4.007e4	3.412e4	3.182e3	2.919e3	1.09	NO	6.101e3	6.3949	6.3949	0.444
6	PCB-22	29.91	29.92	2.277e4	2.191e4	2.085e3	1.829e3	1.14	NO	3.913e3	3.9690	3.9690	0.430
7	PCB-37	32.85	32.85	2.598e4	2.903e4	1.901e3	2.201e3	0.86	YES	4.102e3	0.00000	3.7082	0.423

Dataset: U:\VG11.PRO\Results\200604K1\200604K1-8.qld

Last Altered: Tuesday, June 09, 2020 16:23:35 Pacific Daylight Time
 Printed: Tuesday, June 09, 2020 16:24:04 Pacific Daylight Time

ID: 2000960-01 PDI-158SC-A-00-01-200423 6.33, Description: PDI-158SC-A-00-01-200423

Total Tetra-PCBs

	Name	Pred.R.	RT	m1 Height	m2 Height	m1 Resp	m2 Resp	RA	n/y	Resp	Conc.	EMPC	DL
1	PCB-53	29.54	29.53	1.047e4	1.460e4	7.772e2	9.831e2	0.79	NO	1.760e3	3.1485	3.1485	0.369
2	PCB-51	29.89	29.89	5.464e3	6.898e3	5.016e2	5.393e2	0.93	YES	1.041e3	0.00000	1.5975	0.345
3	PCB-45	30.34	30.33	7.048e3	7.920e3	4.770e2	6.035e2	0.79	NO	1.080e3	2.2440	2.2440	0.428
4	PCB-46	30.83	30.85	2.362e3	4.227e3	1.673e2	3.477e2	0.48	YES	5.150e2	0.00000	0.82533	0.443
5	PCB-52/69	31.34	31.32	7.702e4	1.044e5	6.098e3	8.290e3	0.74	NO	1.439e4	21.989	21.989	0.315
6	PCB-43/49	31.63	31.64	5.131e4	7.205e4	4.092e3	5.633e3	0.73	NO	9.725e3	17.063	17.063	0.362
7	PCB-47	31.86	31.86	2.957e4	3.693e4	2.356e3	2.885e3	0.82	NO	5.241e3	9.2346	9.2346	0.375
8	PCB-48/75	31.97	31.97	1.099e4	1.222e4	8.158e2	9.408e2	0.87	NO	1.757e3	2.5472	2.5472	0.309
9	PCB-44	32.68	32.68	4.122e4	5.503e4	3.236e3	4.102e3	0.79	NO	7.339e3	14.464	14.464	0.420
10	PCB-42/59	32.90	32.92	1.948e4	2.266e4	1.517e3	1.777e3	0.85	NO	3.293e3	5.0965	5.0965	0.330
11	PCB-41/64/71/72	33.53	33.52	4.422e4	6.482e4	3.867e3	5.632e3	0.69	NO	9.499e3	12.995	12.995	0.291
12	PCB-40	34.01	33.98	6.610e3	5.419e3	5.080e2	6.019e2	0.84	NO	1.110e3	2.9945	2.9945	0.575
13	PCB-63	34.95	34.97	3.787e3	5.391e3	3.528e2	3.896e2	0.91	YES	7.424e2	0.00000	0.86936	0.255
14	PCB-74	35.25	35.25	3.924e4	4.848e4	3.008e3	3.691e3	0.82	NO	6.699e3	7.6379	7.6379	0.231
15	PCB-61/70	35.47	35.47	9.891e4	1.325e5	7.513e3	9.832e3	0.76	NO	1.735e4	22.232	22.232	0.259
16	PCB-76/66	35.66	35.69	7.951e4	1.027e5	6.302e3	8.215e3	0.77	NO	1.452e4	16.845	16.845	0.235
17	PCB-56/60	36.74	36.74	4.505e4	5.366e4	3.518e3	4.194e3	0.84	NO	7.712e3	9.7161	9.7161	0.262
18	PCB-77	39.71	39.71	9.770e3	1.258e4	8.171e2	9.168e2	0.89	YES	1.734e3	0.00000	1.9159	0.252

Dataset: U:\VG11.PRO\Results\200604K1\200604K1-8.qld

Last Altered: Tuesday, June 09, 2020 16:23:35 Pacific Daylight Time
 Printed: Tuesday, June 09, 2020 16:24:04 Pacific Daylight Time

ID: 2000960-01 PDI-158SC-A-00-01-200423 6.33, Description: PDI-158SC-A-00-01-200423

3rd Function Penta-PCBs

	Name	Pred.R	RT	m1 Height	m2 Height	m1 Resp	m2 Resp	RA	n/y	Resp	Conc.	EMPC	DL
1	PCB-103	34.38	34.39	3.637e3	2.603e3	2.466e2	1.708e2	1.44	NO	4.174e2	0.97717	0.97717	0.397
2	PCB-95/98/102	35.73	35.79	7.611e4	4.606e4	6.279e3	3.699e3	1.70	NO	9.978e3	22.904	22.904	0.405
3	PCB-88/91	36.20	36.20	1.781e4	9.345e3	1.415e3	7.039e2	2.01	YES	2.119e3	0.00000	4.6784	0.459
4	PCB-84/92	37.13	37.13	4.079e4	3.076e4	3.247e3	2.182e3	1.49	NO	5.428e3	14.448	14.448	0.455
5	PCB-90/101	37.52	37.52	1.038e5	6.873e4	8.478e3	5.469e3	1.55	NO	1.395e4	33.652	33.652	0.413
6	PCB-99	37.85	37.87	5.577e4	3.703e4	4.251e3	2.908e3	1.46	NO	7.159e3	14.680	14.680	0.351
7	PCB-119	38.34	38.33	6.520e3	5.781e3	4.110e2	4.263e2	0.96	YES	8.373e2	0.00000	1.1229	0.284
8	PCB-108/112	38.49	38.50	5.224e3	3.781e3	4.258e2	2.740e2	1.55	NO	6.998e2	1.4554	1.4554	0.355
9	PCB-97	38.86	38.86	2.042e4	1.801e4	1.781e3	1.474e3	1.21	YES	3.256e3	0.00000	6.8518	0.400
10	PCB-87/117/125	39.16	39.15	3.137e4	1.928e4	2.610e3	1.525e3	1.71	NO	4.136e3	7.9731	7.9731	0.329
11	PCB-111/115	39.31	39.32	2.644e3	1.571e3	1.575e2	1.085e2	1.45	NO	2.660e2	0.41849	0.41849	0.269
12	PCB-85/116	39.44	39.43	1.401e4	1.238e4	1.195e3	9.080e2	1.32	YES	2.102e3	0.00000	4.1756	0.364
13	PCB-110	39.85	39.84	1.349e5	9.063e4	1.022e4	6.803e3	1.50	NO	1.703e4	29.363	29.363	0.294
14	PCB-82	40.50	40.49	8.631e3	5.593e3	6.154e2	4.231e2	1.45	NO	1.038e3	2.9468	2.9468	0.498
15	PCB-124	41.21	41.18	4.092e3	4.177e3	3.340e2	3.148e2	1.06	YES	6.487e2	0.00000	0.86988	0.278
16	PCB-107/109	41.35	41.35	8.592e3	6.315e3	7.194e2	5.192e2	1.39	NO	1.239e3	2.0466	2.0466	0.290
17	PCB-106/118	41.72	41.70	1.069e5	6.978e4	8.408e3	5.690e3	1.48	NO	1.410e4	24.626	24.626	0.297

4th Function Penta-PCBs

	Name	Pred.R	RT	m1 Height	m2 Height	m1 Resp	m2 Resp	RA	n/y	Resp	Conc.	EMPC	DL
1	PCB-105	43.27	43.27	4.539e4	2.845e4	3.589e3	2.209e3	1.62	NO	5.798e3	8.7533	8.7533	0.302

3rd Function Hexa-PCBs

	Name	Pred.R	RT	m1 Height	m2 Height	m1 Resp	m2 Resp	RA	n/y	Resp	Conc.	EMPC	DL
1	PCB-136	39.66	39.64	1.640e4	8.588e3	1.244e3	7.187e2	1.73	YES	1.963e3	0.00000	5.3321	0.393
2	PCB-154	40.27	40.25	2.924e3	1.297e3	1.859e2	9.017e1	2.06	YES	2.761e2	0.00000	0.74324	0.437
3	PCB-151	40.94	40.92	1.920e4	1.322e4	1.626e3	1.110e3	1.46	YES	2.736e3	0.00000	10.693	0.511
4	PCB-135	41.17	41.15	1.055e4	8.075e3	7.394e2	5.538e2	1.34	NO	1.293e3	4.7413	4.7413	0.435
5	PCB-144	41.28	41.24	3.577e3	3.402e3	2.752e2	2.664e2	1.03	YES	5.416e2	0.00000	2.1311	0.509
6	PCB-139/149	41.68	41.65	6.611e4	5.182e4	5.004e3	4.123e3	1.21	NO	9.127e3	32.562	32.562	0.424

Dataset: U:\VG11.PRO\Results\200604K1\200604K1-8.qld

Last Altered: Tuesday, June 09, 2020 16:23:35 Pacific Daylight Time

Printed: Tuesday, June 09, 2020 16:24:04 Pacific Daylight Time

ID: 2000960-01 PDI-158SC-A-00-01-200423 6.33, Description: PDI-158SC-A-00-01-200423

4th Function Hexa-PCBs

	Name	Pred R	RT	m1 Height	m2 Height	m1 Resp	m2 Resp	RA	n/y	Resp	Conc	EMPC	DI
1	PCB-134/143	42.33	42.32	5.935e3	5.591e3	4.316e2	4.562e2	0.95	YES	8.878e2	0.00000	1.8835	0.579
2	PCB-131/133	42.63	42.63	4.361e3	2.656e3	3.390e2	2.895e2	1.17	NO	6.286e2	1.4040	1.4040	0.536
3	PCB-146/165	43.02	43.02	2.639e4	2.401e4	2.104e3	1.894e3	1.11	NO	3.998e3	7.2099	7.2099	0.432
4	PCB-132/161	43.26	43.31	3.745e4	3.086e4	2.995e3	2.513e3	1.19	NO	5.508e3	9.8610	9.8610	0.429
5	PCB-153	43.44	43.44	1.694e5	1.321e5	1.289e4	1.031e4	1.25	NO	2.319e4	39.716	39.716	0.411
6	PCB-141	44.20	44.20	2.124e4	1.933e4	1.590e3	1.497e3	1.06	NO	3.087e3	6.9031	6.9031	0.534
7	PCB-137	44.60	44.58	4.020e3	3.059e3	3.734e2	2.414e2	1.55	YES	6.148e2	0.00000	1.1180	0.493
8	PCB-130	44.70	44.71	6.920e3	5.297e3	5.019e2	3.334e2	1.51	YES	8.353e2	0.00000	1.9366	0.619
9	PCB-138/163/164	45.09	45.07	1.289e5	1.091e5	1.223e4	1.018e4	1.20	NO	2.242e4	37.421	37.421	0.410
10	PCB-158/160	45.33	45.30	1.395e4	1.099e4	1.136e3	8.778e2	1.29	NO	2.014e3	3.4800	3.4800	0.425
11	PCB-129	45.60	45.58	3.643e3	2.340e3	3.089e2	2.332e2	1.32	NO	5.421e2	1.3403	1.3403	0.608
12	PCB-159	46.39	46.45	4.435e3	2.367e3	3.613e2	1.789e2	2.02	YES	5.402e2	0.00000	0.58206	0.355
13	PCB-128/162	46.68	46.68	1.733e4	1.269e4	1.457e3	1.049e3	1.39	NO	2.506e3	4.8788	4.8788	0.476
14	PCB-167	47.10	47.10	5.706e3	4.975e3	4.436e2	3.159e2	1.40	NO	7.595e2	1.2251	1.2251	0.391
15	PCB-156	48.42	48.42	1.283e4	9.397e3	1.076e3	7.147e2	1.51	YES	1.791e3	0.00000	2.7806	0.420
16	PCB-157	48.73	48.71	2.454e3	2.382e3	1.870e2	1.927e2	0.97	YES	3.797e2	0.00000	0.61922	0.455

Dataset: U:\VG11.PRO\Results\200604K1\200604K1-8.qld

Last Altered: Tuesday, June 09, 2020 16:23:35 Pacific Daylight Time

Printed: Tuesday, June 09, 2020 16:24:04 Pacific Daylight Time

ID: 2000960-01 PDI-158SC-A-00-01-200423 6.33, Description: PDI-158SC-A-00-01-200423

Total Hepta-PCBs

	Name	Pred.R.	RT	m1 Height	m2 Height	m1 Resp	m2 Resp	RA	n/y	Resp	Conc.	EMPC	DL
1	PCB-179	44.31	44.31	2.346e4	2.041e4	1.856e3	1.615e3	1.15	NO	3.471e3	6.2547	6.2547	0.316
2	PCB-176	44.78	44.79	6.299e3	5.837e3	4.862e2	5.009e2	0.97	NO	9.871e2	1.7645	1.7645	0.313
3	PCB-178	45.94	45.94	7.073e3	9.207e3	6.431e2	7.313e2	0.88	YES	1.374e3	0.00000	3.1138	0.435
4	PCB-182/187	46.46	46.45	5.590e4	5.699e4	4.475e3	4.393e3	1.02	NO	8.867e3	19.456	19.456	0.385
5	PCB-183	46.80	46.79	1.932e4	1.940e4	1.563e3	1.685e3	0.93	NO	3.248e3	7.4294	7.4294	0.401
6	PCB-185	47.48	47.48	5.085e3	5.277e3	3.832e2	3.673e2	1.04	NO	7.505e2	1.8513	1.8513	0.415
7	PCB-174	47.86	47.85	3.375e4	3.431e4	2.592e3	2.631e3	0.99	NO	5.222e3	13.377	13.377	0.431
8	PCB-177	48.13	48.14	2.533e4	1.614e4	1.954e3	1.478e3	1.32	YES	3.433e3	0.00000	8.2239	0.457
9	PCB-171	48.42	48.44	1.012e4	9.544e3	7.790e2	7.221e2	1.08	NO	1.501e3	3.9548	3.9548	0.444
10	PCB-172	49.33	49.35	6.827e3	8.543e3	5.202e2	6.891e2	0.75	YES	1.209e3	0.00000	2.5606	0.425
11	PCB-180	49.75	49.75	8.199e4	7.316e4	6.524e3	5.931e3	1.10	NO	1.246e4	30.592	30.592	0.414
12	PCB-193	49.96	49.96	6.228e3	6.782e3	4.858e2	5.303e2	0.92	NO	1.016e3	2.1012	2.1012	0.348
13	PCB-170	51.42	51.42	2.864e4	2.982e4	2.387e3	2.455e3	0.97	NO	4.842e3	14.301	14.301	0.499
14	PCB-190	51.60	51.63	1.031e4	8.630e3	8.137e2	7.413e2	1.10	NO	1.555e3	3.4757	3.4757	0.378

4th Function Octa-PCBs

	Name	Pred.R.	RT	m1 Height	m2 Height	m1 Resp	m2 Resp	RA	n/y	Resp	Conc.	EMPC	DL
1	PCB-202	48.67	48.65	5.545e3	2.858e3	4.159e2	2.115e2	1.97	YES	6.274e2	0.00000	1.0901	0.909
2	PCB-199	52.23	52.23	1.644e4	1.656e4	1.223e3	1.129e3	1.08	YES	2.352e3	0.00000	8.4016	1.31
3	PCB-196/203	52.56	52.53	1.720e4	2.041e4	1.246e3	1.534e3	0.81	NO	2.779e3	10.563	10.563	1.27

5th Function Octa-PCBs

	Name	Pred.R.	RT	m1 Height	m2 Height	m1 Resp	m2 Resp	RA	n/y	Resp	Conc.	EMPC	DL
1	PCB-195	53.83	53.84	7.305e3	1.004e4	4.536e2	5.663e2	0.80	NO	1.020e3	3.2464	3.2464	0.659
2	PCB-194	54.75	54.74	2.286e4	2.736e4	1.195e3	1.599e3	0.75	YES	2.794e3	0.00000	7.5587	0.617

Dataset: U:\VG11.PRO\Results\200604K1\200604K1-8.qld

Last Altered: Tuesday, June 09, 2020 16:23:35 Pacific Daylight Time
 Printed: Tuesday, June 09, 2020 16:24:04 Pacific Daylight Time

ID: 2000960-01 PDI-158SC-A-00-01-200423 6.33, Description: PDI-158SC-A-00-01-200423

Total Nona-PCBs

	Name	Pred.R.	RT	m1 Height	m2 Height	m1 Resp	m2 Resp	RA	n/y	Resp	Conc.	EMPC	DL
1	PCB-208	53.99	53.97	4.630e3	5.094e3	3.357e2	2.420e2	1.39	NO	5.777e2	1.6897	1.6897	0.388
2	PCB-207	54.30	54.31	2.238e3	2.073e3	1.168e2	1.347e2	0.87	YES	2.515e2	0.00000	0.60734	0.395
3	PCB-206	56.28	56.28	1.063e4	9.952e3	6.552e2	5.943e2	1.10	YES	1.249e3	0.00000	4.9793	0.570

Deca-CB

	Name	Pred.R.	RT	m1 Height	m2 Height	m1 Resp	m2 Resp	RA	n/y	Resp	Conc.	EMPC	DL
1	PCB-209	57.49	57.51	1.226e4	9.038e3	6.644e2	4.809e2	1.38	YES	1.145e3	0.00000	4.6082	0.601

Total PCBs

	Name	Pred.R.	RT	m1 Height	m2 Height	m1 Resp	m2 Resp	RA	n/y	Resp	Conc.	EMPC	DL
1													

Total Mono-Isotopes

	Name	Pred.R.	RT	m1 Height	m2 Height	m1 Resp	m2 Resp	RA	n/y	Resp	Conc.	EMPC	DL
1	13C-PCB-1	15.54	15.56	2.151e7	6.413e6	1.234e6	3.734e5	3.30	NO	1.607e6	1445.1		0.968
2	13C-PCB-3	18.19	18.20	2.028e7	6.168e6	1.235e6	3.811e5	3.24	NO	1.616e6	1425.5		0.949

Total Di-Isotopes

	Name	Pred.R.	RT	m1 Height	m2 Height	m1 Resp	m2 Resp	RA	n/y	Resp	Conc.	EMPC	DL
1	13C-PCB-4	19.54	19.55	1.194e7	7.555e6	7.183e5	4.550e5	1.58	NO	1.173e6	1571.1		0.604
2	13C-PCB-9	21.37	21.38	1.938e7	1.213e7	1.190e6	7.441e5	1.60	NO	1.934e6	1602.4		0.374
3	13C-PCB-11	24.82	24.83	1.799e7	1.151e7	1.174e6	7.448e5	1.58	NO	1.918e6	1602.9		0.377
4	13C-PCB-15	25.53	25.56	2.182e7	1.388e7	1.405e6	8.928e5	1.57	NO	2.298e6	1846.4		0.363

2nd Function Tri-Isotopes

	Name	Pred.R.	RT	m1 Height	m2 Height	m1 Resp	m2 Resp	RA	n/y	Resp	Conc.	EMPC	DL
1	13C-PCB-19	23.79	23.80	6.858e6	6.656e6	4.489e5	4.344e5	1.03	NO	8.833e5	1422.5		8.04
2	13C-PCB-32	26.78	26.78	1.060e7	1.016e7	7.004e5	6.693e5	1.05	NO	1.370e6	1478.8		5.39

Dataset: U:\VG11.PRO\Results\200604K1\200604K1-8.qld

Last Altered: Tuesday, June 09, 2020 16:23:35 Pacific Daylight Time
 Printed: Tuesday, June 09, 2020 16:24:04 Pacific Daylight Time

ID: 2000960-01 PDI-158SC-A-00-01-200423 6.33, Description: PDI-158SC-A-00-01-200423

3rd Function Tri-Isotopes

	Name	Pred.R.	RT	m1 Height	m2 Height	m1 Resp	m2 Resp	RA	n/y	Resp	Conc.	EMPC	DL
1	13C-PCB-31	28.66	28.70	1.292e7	1.284e7	9.738e5	9.643e5	1.01	NO	1.938e6	1846.4		5.07
2	13C-PCB-28	28.81	28.81	1.273e7	1.243e7	9.459e5	9.255e5	1.02	NO	1.871e6	1675.2		4.76
3	13C-PCB-37	32.79	32.83	1.253e7	1.216e7	9.334e5	9.069e5	1.03	NO	1.840e6	1772.5		5.12

Tetra-Isotopes

	Name	Pred.R.	RT	m1 Height	m2 Height	m1 Resp	m2 Resp	RA	n/y	Resp	Conc.	EMPC	DL
1	13C-PCB-54	27.66	27.65	6.963e6	8.812e6	5.319e5	6.825e5	0.78	NO	1.214e6	1522.6		1.29
2	13C-PCB-52	31.31	31.30	5.981e6	7.532e6	4.591e5	5.766e5	0.80	NO	1.036e6	1613.6		1.61
3	13C-PCB-47	31.82	31.84	6.272e6	8.029e6	4.970e5	6.397e5	0.78	NO	1.137e6	1661.2		1.51
4	13C-PCB-70	35.46	35.45	7.975e6	1.008e7	6.001e5	7.663e5	0.78	NO	1.366e6	1719.5		1.30
5	13C-PCB-80	35.89	35.88	8.252e6	1.042e7	6.393e5	8.005e5	0.80	NO	1.440e6	1754.6		1.26
6	13C-PCB-60	36.68	36.74	8.318e6	1.040e7	6.507e5	8.229e5	0.79	NO	1.474e6	1846.4		1.29
7	13C-PCB-79	37.84	37.83	8.433e6	1.074e7	6.725e5	8.546e5	0.79	NO	1.527e6	1790.0		1.21
8	13C-PCB-81	39.10	39.08	8.064e6	1.023e7	6.258e5	7.975e5	0.78	NO	1.423e6	1805.1		1.31
9	13C-PCB-77	39.72	39.69	7.575e6	9.767e6	6.025e5	7.729e5	0.78	NO	1.375e6	1779.0		1.34

3rd Function Penta-Isotopes

	Name	Pred.R.	RT	m1 Height	m2 Height	m1 Resp	m2 Resp	RA	n/y	Resp	Conc.	EMPC	DL
1	13C-PCB-104	32.49	32.51	6.820e6	4.259e6	5.185e5	3.238e5	1.60	NO	8.422e5	1617.2		1.12
2	13C-PCB-95	35.74	35.77	5.194e6	3.235e6	4.114e5	2.565e5	1.60	NO	6.679e5	1618.8		1.41
3	13C-PCB-101	37.49	37.50	5.496e6	3.418e6	4.215e5	2.601e5	1.62	NO	6.817e5	1678.5		1.43
4	13C-PCB-97	38.84	38.84	4.984e6	3.047e6	3.816e5	2.328e5	1.64	NO	6.144e5	1721.8		1.63
5	13C-PCB-111	39.25	39.28	7.234e6	4.475e6	5.804e5	3.657e5	1.59	NO	9.461e5	1846.4		1.14
6	13C-PCB-123	41.48	41.50	6.547e6	4.063e6	5.148e5	3.180e5	1.62	NO	8.328e5	1742.3		1.22
7	13C-PCB-118	41.67	41.69	7.046e6	4.324e6	5.376e5	3.293e5	1.63	NO	8.669e5	1716.6		1.15

Dataset: U:\VG11.PRO\Results\200604K1\200604K1-8.qld

Last Altered: Tuesday, June 09, 2020 16:23:35 Pacific Daylight Time
 Printed: Tuesday, June 09, 2020 16:24:04 Pacific Daylight Time

ID: 2000960-01 PDI-158SC-A-00-01-200423 6.33, Description: PDI-158SC-A-00-01-200423

4th Function Penta-Isotopes

	Name	Pred.R.	RT	m1 Height	m2 Height	m1 Resp	m2 Resp	RA	n/y	Resp	Conc.	EMPC	DL
1	13C-PCB-114	42.34	42.36	9.231e6	5.940e6	7.222e5	4.603e5	1.57	NO	1.183e6	1850.1		1.48
2	13C-PCB-105	43.22	43.25	9.172e6	5.815e6	7.105e5	4.535e5	1.57	NO	1.164e6	1791.3		1.46
3	13C-PCB-127	43.58	43.59	9.669e6	6.105e6	7.576e5	4.738e5	1.60	NO	1.231e6	1833.9		1.41
4	13C-PCB-126	45.55	45.56	8.328e6	5.217e6	6.760e5	4.242e5	1.59	NO	1.100e6	1697.9		1.46

4th Function Hexa-Isotopes

	Name	Pred.R.	RT	m1 Height	m2 Height	m1 Resp	m2 Resp	RA	n/y	Resp	Conc.	EMPC	DL
1	13C-PCB-153	43.39	43.42	7.197e6	5.724e6	5.586e5	4.485e5	1.25	NO	1.007e6	1785.6		1.99
2	13C-PCB-141	44.16	44.18	5.794e6	4.585e6	4.477e5	3.567e5	1.26	NO	8.044e5	1725.8		2.41
3	13C-PCB-138	45.03	45.05	5.992e6	4.723e6	4.768e5	3.849e5	1.24	NO	8.617e5	1760.0		2.30
4	13C-PCB-159	46.35	46.38	7.372e6	5.811e6	5.835e5	4.617e5	1.26	NO	1.045e6	1757.1		1.89
5	13C-PCB-128	46.60	46.64	5.157e6	4.176e6	4.226e5	3.404e5	1.24	NO	7.630e5	1846.4		2.72
6	13C-PCB-167	47.06	47.08	7.336e6	5.826e6	5.763e5	4.562e5	1.26	NO	1.033e6	1734.9		1.89
7	13C-PCB-156	48.41	48.40	6.776e6	5.279e6	5.310e5	4.132e5	1.29	NO	9.441e5	1635.5		1.95
8	13C-PCB-157	48.67	48.69	6.753e6	5.400e6	5.431e5	4.271e5	1.27	NO	9.701e5	1680.5		1.95
9	13C-PCB-169	50.95	50.96	6.370e6	5.077e6	5.289e5	4.281e5	1.24	NO	9.570e5	1739.7		2.04

5th Function Octa-Isotopes

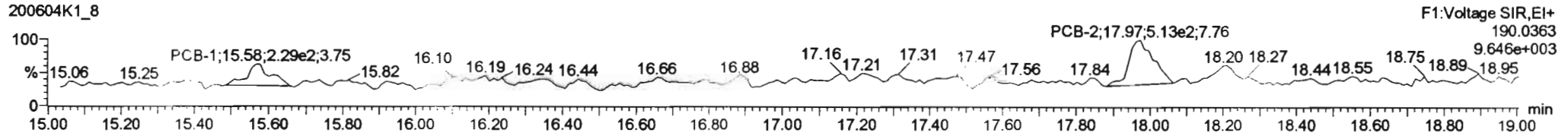
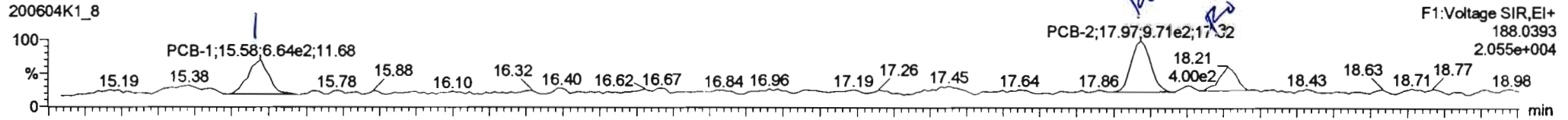
	Name	Pred.R.	RT	m1 Height	m2 Height	m1 Resp	m2 Resp	RA	n/y	Resp	Conc.	EMPC	DL
1	13C-PCB-194	54.75	54.73	4.773e6	5.330e6	2.622e5	2.931e5	0.89	NO	5.554e5	1794.6		2.23
2	13C-PCB-205	54.96	55.01	6.396e6	7.122e6	3.511e5	3.929e5	0.89	NO	7.440e5	1846.4		1.71

Dataset: Untitled

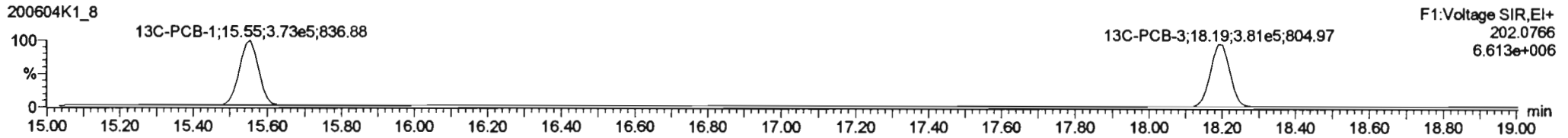
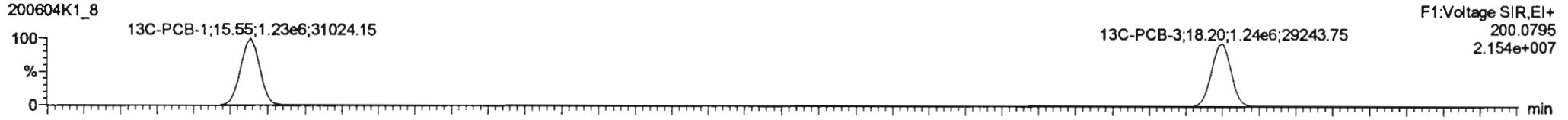
Last Altered: Saturday, June 06, 2020 09:37:56 Pacific Daylight Time
Printed: Saturday, June 06, 2020 09:42:03 Pacific Daylight Time

Name: 200604K1_8, Date: 04-Jun-2020, Time: 15:24:32, ID: 2000960-01 PDI-158SC-A-00-01-200423 6.33, Description: PDI-158SC-A-00-01-200423

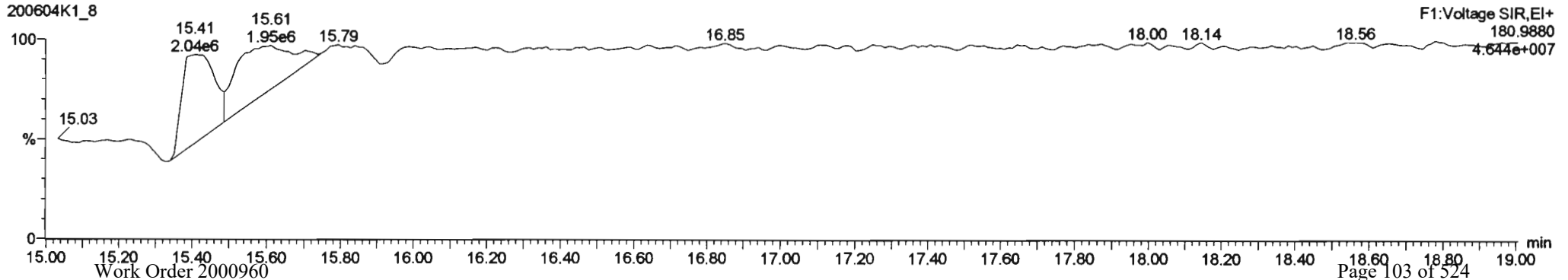
PCB-1



13C-PCB-1

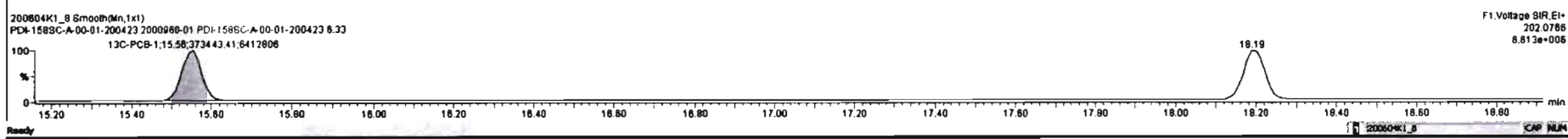

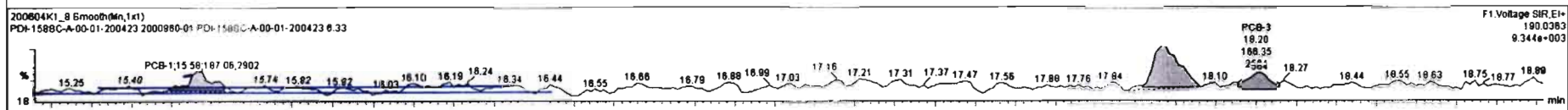
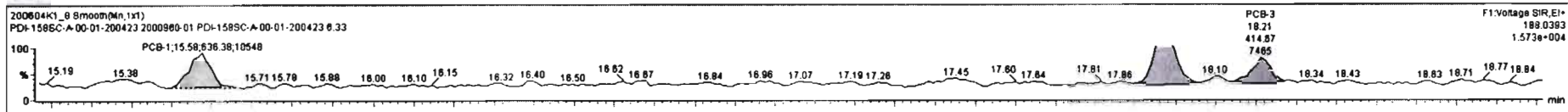


PFK1



#	Name	Resp	RA	n/y	RF	wtAve	Pred.RT	RT	Pred.R.	RT	RT Fail	Conc.	%Rec	DL	BMP
222	222 13C-PCB-70	1.53e6	0.79	NO	1.0821	5.418	37.82	37.83	0.998	0.998	NO	1831	99.2	1.23	
223	223 13C-PCB-178	5.28e5	0.45	NO	1.0508	5.418	45.91	45.92	0.923	0.923	NO	1741	94.3	1.36	
224	224 Total Mono-PCBs				1.1685	5.418	0.00	0.000	0.000	0.000	NO	0.8007	0.812	2.882	
225	225 Total Di-PCBs				1.0537	5.418	0.00	0.000	0.000	0.000	NO	4.190	5.77	4.190	
226	226 2nd Function Tri-PCBs				1.0807	5.418	0.00	0.000	0.000	0.000	NO	11.79	2.90	14.72	
227	227 3rd Function Tri-PCBs				0.9828	5.418	0.00	0.000	0.000	0.000	NO	33.05	6.02	36.53	
228	228 Total Tetra-PCBs				1.0778	5.418	0.00	0.000	0.000	0.000	NO	133.4	9.70	153.6	
229	229 3rd Function Penta-PCBs				1.3157	5.418	0.00	0.000	0.000	0.000	NO	156.4	10.5	172.9	
230	230 4th Function Penta-PCBs				1.0735	5.418	0.00	0.000	0.000	0.000	NO	8.802	1.50	8.802	
231	231 3rd Function Hexa-PCBs				0.9505	5.418	0.00	0.000	0.000	0.000	NO	33.38	5.81	55.75	

#	Name	Pred.RT	RT	m1 Resp	m2 Resp	1 st Ratio (Pred)	RA	n/y	BMP	Conc.
1	1 PCB-1	15.57	15.58	6.364e2	1.871e2	3.130	3.40	NO	0.80874	0.80874
2	2 PCB-2	17.98	17.97	9.714e2	4.819e2	3.130	2.10	YES	1.2379	0.00000
3	3 PCB-3	18.21	18.21	4.147e2	1.864e2	3.130	2.49	YES	0.54430	0.00000





Dataset: Untitled

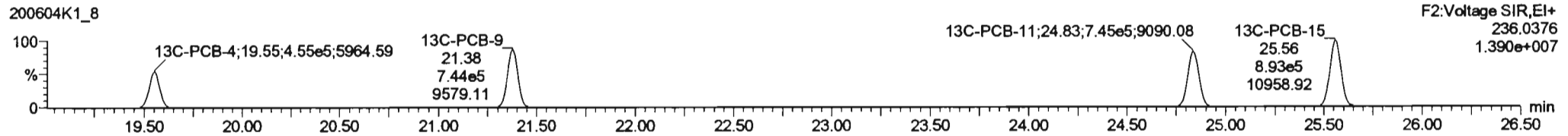
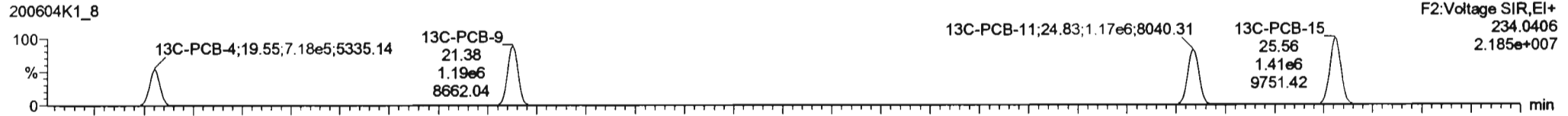
Last Altered: Saturday, June 06, 2020 09:37:56 Pacific Daylight Time
Printed: Saturday, June 06, 2020 09:42:03 Pacific Daylight Time

Name: 200604K1_8, Date: 04-Jun-2020, Time: 15:24:32, ID: 2000960-01 PDI-158SC-A-00-01-200423 6.33, Description: PDI-158SC-A-00-01-200423

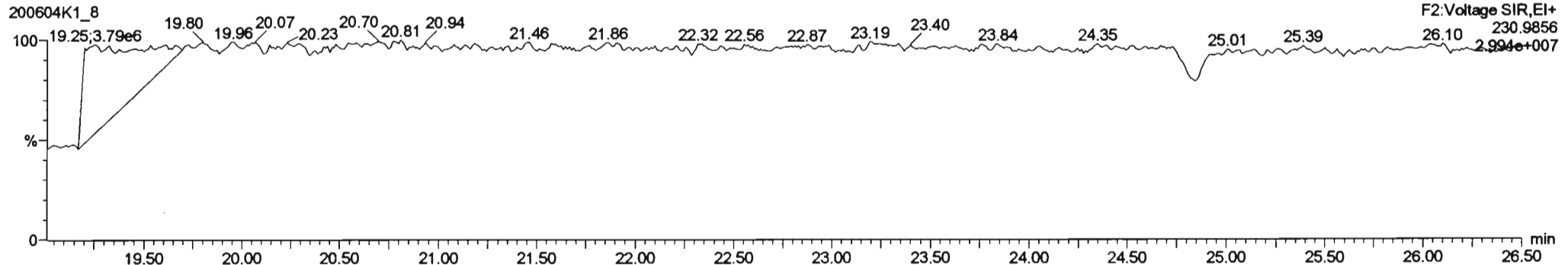
PCB-4/10



13C-PCB-4



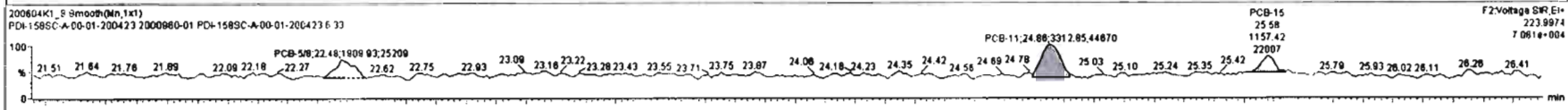
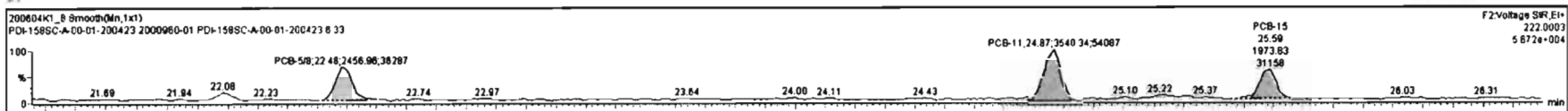


PFK2a



#	Name	Resp	RA	rvy	RPF	wVol	Prod RT	RT	Prod R...	RPT	RRT Fail	Conc.	%Rec	DL	BSPC
222	13C-PCB-79	1.52e5	0.79	NO	1.0021	5.418	37.82	37.82	0.988	0.988	NO	1891	99.2	1.23	
223	13C-PCB-178	5.28e5	0.45	NO	1.0508	5.418	45.91	45.92	0.923	0.923	NO	1741	94.3	1.36	
224	Total Mono-PCBs				1.1885	5.418	0.00	0.000	0.000	0.000	NO	0.8097		0.812	2.582
225	Total Di-PCBs				1.9837	5.418	0.00	0.000	0.000	0.000	NO	2.282		6.77	11.76
226	2nd Function Tri-PCBs				1.0807	5.418	0.00	0.000	0.000	0.000	NO	11.79		2.80	14.72
227	3rd Function Tri-PCBs				0.9828	5.418	0.00	0.000	0.000	0.000	NO	33.05		8.02	38.53
228	Total Tetra-PCBs				1.0778	5.418	0.00	0.000	0.000	0.000	NO	133.4		9.70	153.8
229	3rd Function Penta-PCBs				1.3157	5.418	0.00	0.000	0.000	0.000	NO	156.4		10.5	172.8
230	4th Function Penta-PCBs				1.0735	5.418	0.00	0.000	0.000	0.000	NO	8.802		1.20	8.802
231	3rd Function Hexa-PCBs				0.9505	5.418	0.00	0.000	0.000	0.000	NO	33.36		5.81	55.75

#	Name	Prod RT	RT	ret Resp	std Resp	1* Ratio (Prod)	RA	rvy	BSPC	Conc.
1	7 PCB-58	22.50	22.48	2.457e3	1.910e3	1.580	1.28	YES	3.8785	0.00000
2	9 PCB-11	24.86	24.87	3.540e3	3.313e3	1.580	1.07	YES	4.9844	0.00000
3	11 PCB-15	25.80	25.58	1.874e3	1.157e3	1.580	1.71	NO	2.9124	2.9124


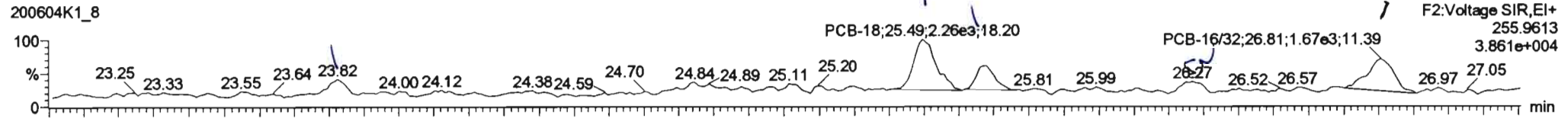


Dataset: Untitled

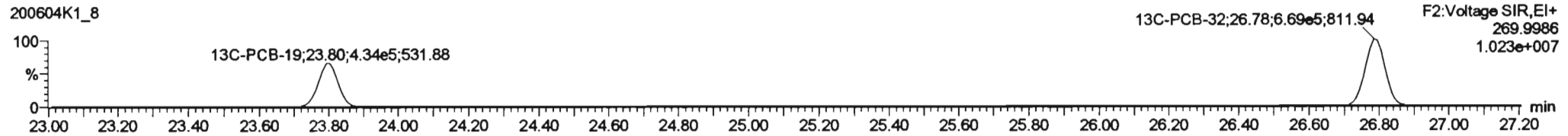
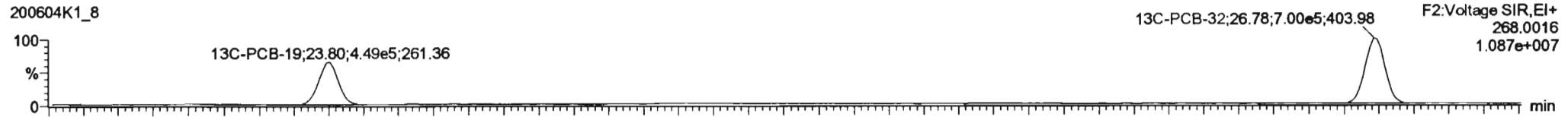
Last Altered: Saturday, June 06, 2020 09:37:56 Pacific Daylight Time
Printed: Saturday, June 06, 2020 09:42:03 Pacific Daylight Time

Name: 200604K1_8, Date: 04-Jun-2020, Time: 15:24:32, ID: 2000960-01 PDI-158SC-A-00-01-200423 6.33, Description: PDI-158SC-A-00-01-200423

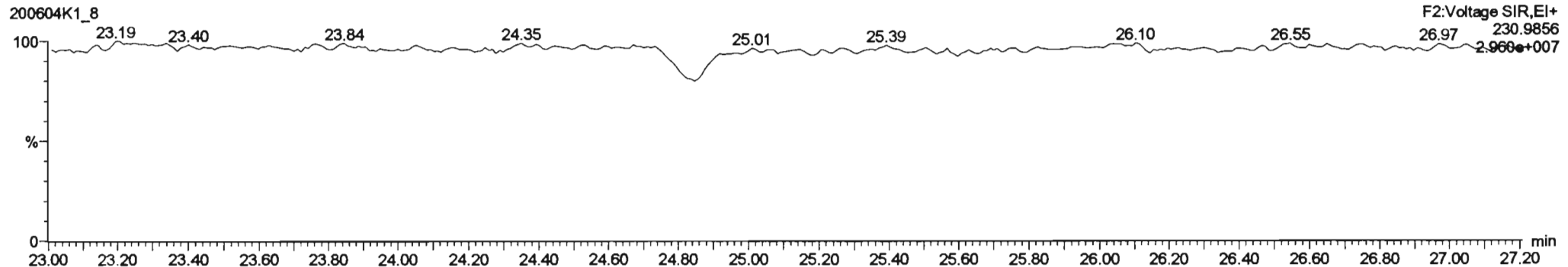
PCB-19



13C-PCB-19




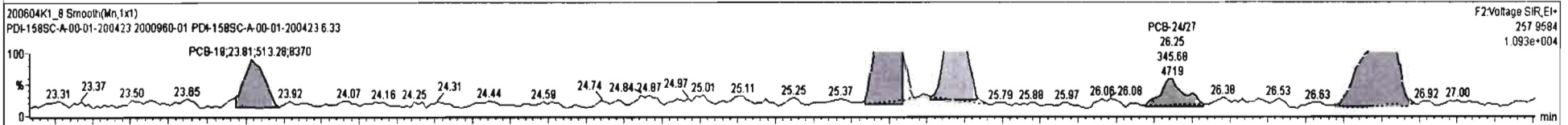
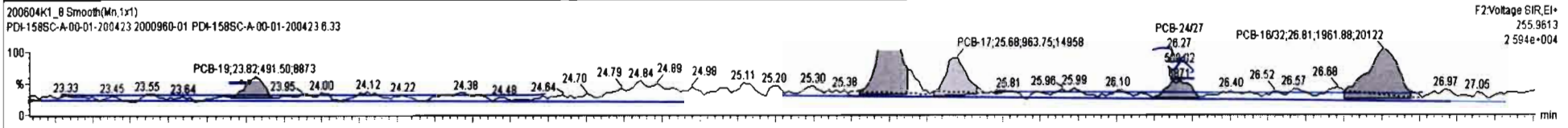
PFK2b



Targetl ynx 200604K1_8.qld - [Chromatogram]

#	Name	Resp	RA	nly	RRF	wt/d	Prod.RT	RT	Pred.R...	RRT	RRT Fail	Conc.	%Rec	DL	EMPC
222	13C-PCB-79	1.53e6	0.79	NO	1.0821	5.416	37.82	37.83	0.968	0.968	NO	1631	99.2	1.23	
223	13C-PCB-178	5.26e5	0.45	NO	1.0508	5.416	45.91	45.92	0.923	0.923	NO	1741	94.3	1.36	
224	224 Total Mono-PCBs				1.1665	5.416	0.00		0.000		NO	0.8097		0.812	2.592
225	225 Total Di-PCBs				1.0537	5.416	0.00		0.000		NO	2.912		5.77	11.76
226	226 2nd Function Tri-PCBs				1.0907	5.416	0.00		0.000		NO	17.12		2.90	18.00
227	227 3rd Function Tri-PCBs				0.9628	5.416	0.00		0.000		NO	33.05		6.02	38.53
228	228 Total Tetra-PCBs				1.0776	5.416	0.00		0.000		NO	133.4		9.70	153.6
229	229 3rd Function Penta-PCBs				1.3157	5.416	0.00		0.000		NO	156.4		10.5	172.9
230	230 4th Function Penta-PCBs				1.0735	5.416	0.00		0.000		NO	8.602		1.50	8.602
231	231 3rd Function Hexa-PCBs				0.9505	5.416	0.00		0.000		NO	33.38		5.61	55.75

#	Name	Pred.RT	RT	int Resp	int Resp	* Ratio (Pred)	RA	nly	EMPC	Conc.
1	12 PCB-19	23.83	23.82	4.915e2	5.133e2	1.040	0.96	NO	1.8986	1.8986
2	14 PCB-18	25.49	25.49	2.057e3	1.838e3	1.040	1.12	NO	6.4214	6.4214
3	15 PCB-17	25.66	25.68	9.637e2	9.914e2	1.040	0.97	NO	3.4752	3.4752
4	16 PCB-24/27	26.26	26.27	5.090e2	3.457e2	1.040	1.47	YES	0.87851	0.00000
5	17 PCB-16/32	26.81	26.81	1.962e3	1.694e3	1.040	1.16	NO	5.3258	5.3258

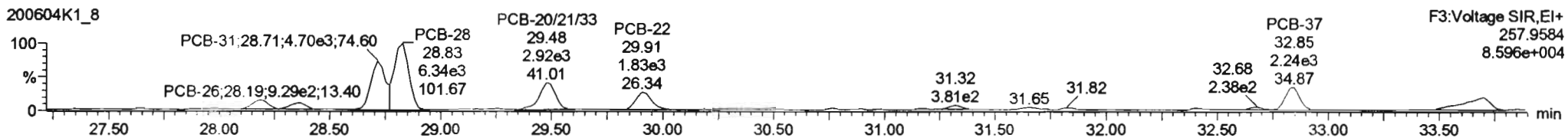
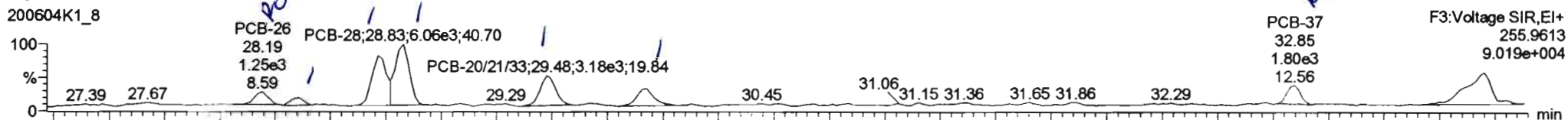


Dataset: Untitled

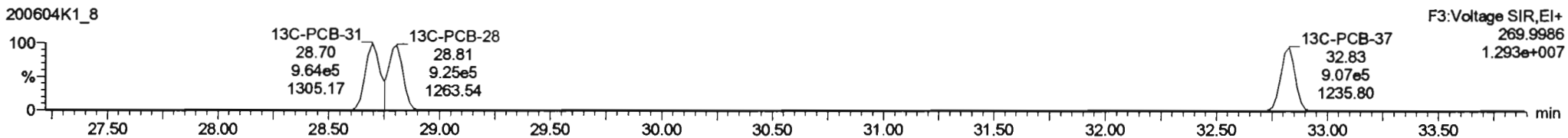

Last Altered: Saturday, June 06, 2020 09:37:56 Pacific Daylight Time
Printed: Saturday, June 06, 2020 09:42:03 Pacific Daylight Time

Name: 200604K1_8, Date: 04-Jun-2020, Time: 15:24:32, ID: 2000960-01 PDI-158SC-A-00-01-200423 6.33, Description: PDI-158SC-A-00-01-200423

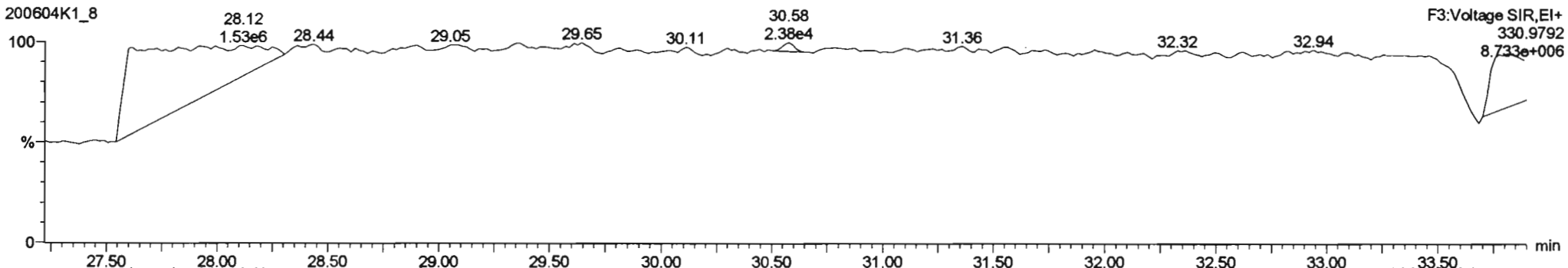
PCB-34



13C-PCB-28

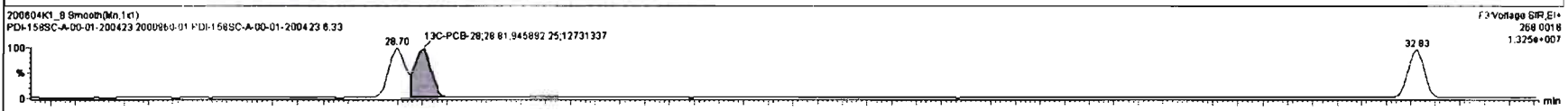
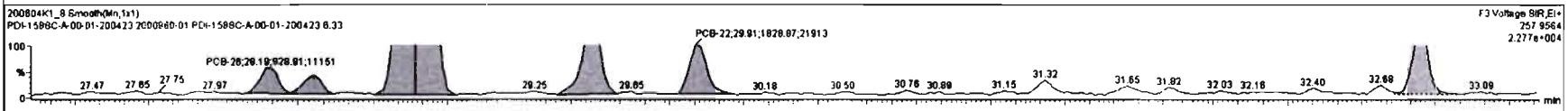
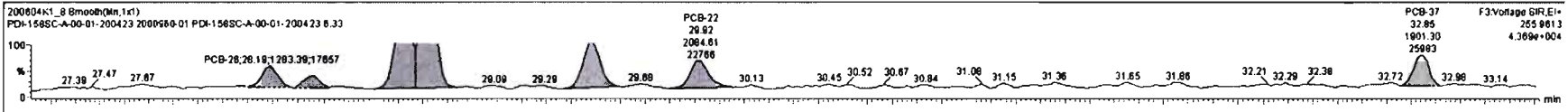


PFK3d



#	Name	Range	RA	rvy	RF	retAve	Prod.RT	RT	Prod.RT	RPT	RPT Fail	Conc.	%Rec	DL	EMPC
227	227 3rd Function Bi-PCBs				0.8828	8.418	0.00	0.000			NO	33.10		6.02	28.78
228	228 Total Tetra-PCBs				1.0778	5.418	0.00	0.000			NO	133.4		9.70	153.8
229	229 3rd Function Penta-PCBs				1.3157	5.418	0.00	0.000			NO	156.4		10.5	172.8
230	230 4th Function Penta-PCBs				1.0735	5.418	0.00	0.000			NO	8.602		1.50	8.602
231	231 3rd Function Hexa-PCBs				0.9505	5.418	0.00	0.000			NO	33.38		5.81	56.75
232	232 4th Function Hexa-PCBs				1.0318	5.418	0.00	0.000			NO	112.9		9.37	122.4
233	233 Total Hepta-PCBs				1.3551	5.418	0.00	0.000			NO	96.54		8.98	118.2
234	234 4th Function Octa-PCBs				1.0008	5.418	0.00	0.000			NO	10.56		9.70	20.13
235	235 5th Function Octa-PCBs				1.1488	5.418	0.00	0.000			NO	3.245		1.81	10.81
236	236 Total Nona-PCBs				0.9523	5.418	0.00	0.000			NO	7.730		1.35	7.730

#	Name	Prod.RT	RT	ret Range	id Range	1* Ratio (Prod)	RA	rvy	EMPC	Conc.
21	PCB-28	28.20	28.19	1.287e3	9.289e2	1.040	1.38	YES	1.9807	0.00000
22	PCB-25	28.36	28.36	7.341e2	6.657e2	1.040	1.12	NO	1.4436	1.4436
23	PCB-31	28.72	28.72	5.118e3	4.704e3	1.040	1.09	NO	9.3507	9.3507
24	PCB-28	28.83	28.83	8.085e3	6.340e3	1.040	0.98	NO	11.941	11.941
25	PCB-20Q1/03	28.47	28.48	3.182e3	2.919e3	1.040	1.09	NO	6.3948	6.3948
26	PCB-22	28.91	28.92	2.085e3	1.828e3	1.040	1.14	NO	3.9880	3.9880
31	PCB-37	32.85	32.85	1.801e3	2.201e3	1.040	0.86	YES	3.7982	0.00000

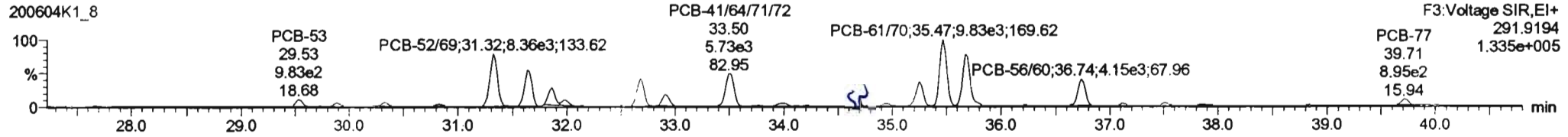
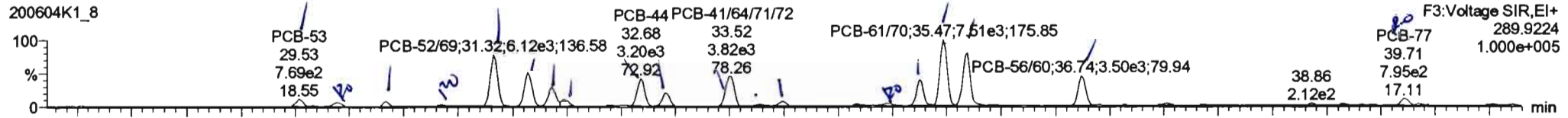


Dataset: Untitled

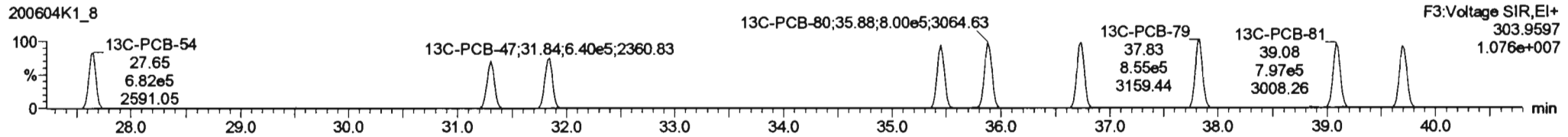

Last Altered: Saturday, June 06, 2020 09:37:56 Pacific Daylight Time
 Printed: Saturday, June 06, 2020 09:42:03 Pacific Daylight Time

Name: 200604K1_8, Date: 04-Jun-2020, Time: 15:24:32, ID: 2000960-01 PDI-158SC-A-00-01-200423 6.33, Description: PDI-158SC-A-00-01-200423

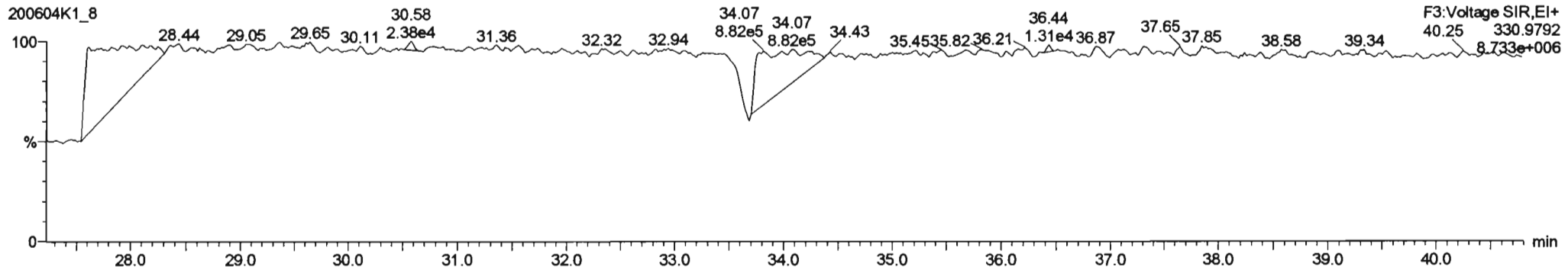
PCB-54



13C-PCB-54



PFK3a




Dataset: Untitled

Last Altered: Saturday, June 06, 2020 09:37:56 Pacific Daylight Time
Printed: Saturday, June 06, 2020 09:42:03 Pacific Daylight Time


Name: 200604K1_8, Date: 04-Jun-2020, Time: 15:24:32, ID: 2000960-01 PDI-158SC-A-00-01-200423 6.33, Description: PDI-158SC-A-00-01-200423

PCB-50

200604K1_8

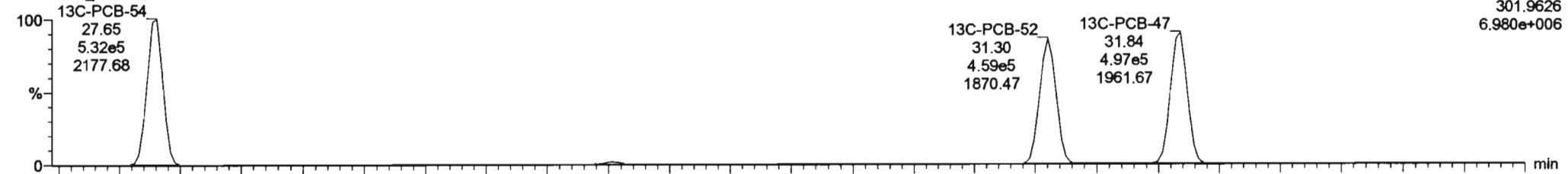


200604K1_8




13C-PCB-52

200604K1_8

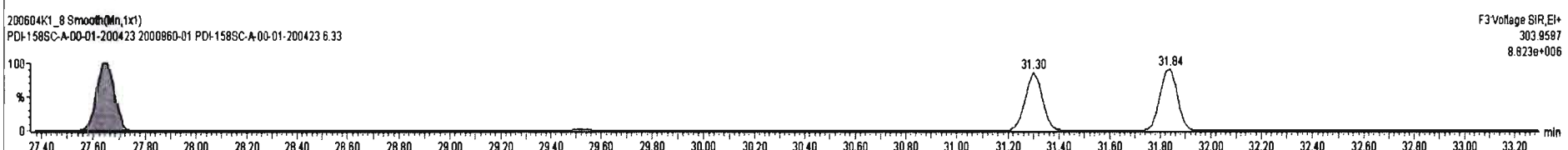
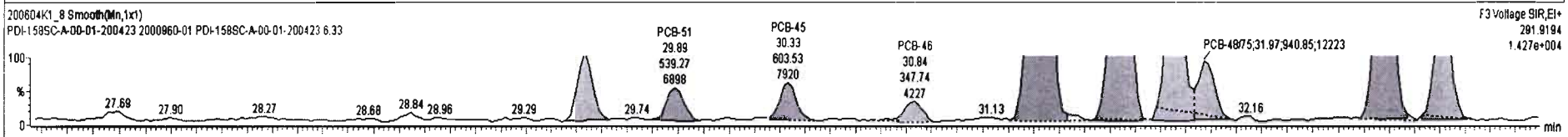
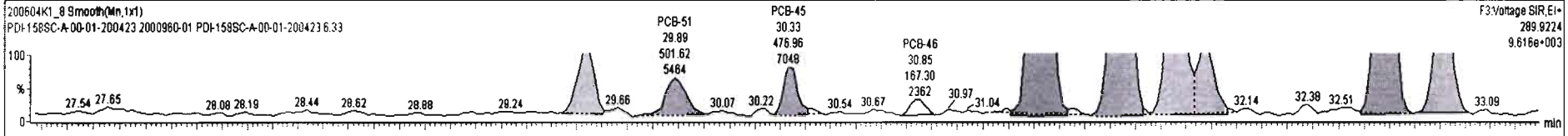


200604K1_8



#	Name	Resp	RA	n/y	RRF	wtVol	Pred.RT	RT	Pred.R...	RRT	RRT Fail	Conc.	%Rec	DL	EMPC
227	227 3rd Function Tri-PCBs				0.9828	5.416	0.00		0.000		NO	33.10		6.02	38.79
228	228 Total Tetra-PCBs				1.0778	5.416	0.00		0.000		NO	148.3		8.70	153.9
229	229 3rd Function Penta-PCBs				1.3157	5.416	0.00		0.000		NO	158.4		10.5	172.9
230	230 4th Function Penta-PCBs				1.0735	5.416	0.00		0.000		NO	8.602		1.50	8.602
231	231 3rd Function Hexa-PCBs				0.9505	5.416	0.00		0.000		NO	33.38		5.61	55.75
232	232 4th Function Hexa-PCBs				1.0316	5.416	0.00		0.000		NO	112.9		9.37	122.4
233	233 Total Hepta-PCBs				1.3551	5.416	0.00		0.000		NO	98.54		8.96	118.2
234	234 4th Function Octa-PCBs				1.0008	5.416	0.00		0.000		NO	10.56		8.70	20.13
235	235 5th Function Octa-PCBs				1.1498	5.416	0.00		0.000		NO	3.246		1.81	10.81
236	236 Total Nona-PCBs				0.9523	5.416	0.00		0.000		NO	7.730		1.35	7.730

#	Name	Pred.RT	RY	m1 Resp	m2 Resp	1* Ratio (Pred)	RA	n/y	EMPC	Conc.
1	34 PCB-53	29.54	29.53	7.77e2	9.831e2	0.770	0.79	NO	3.1485	3.1485
2	35 PCB-51	29.89	29.89	5.016e2	5.380e2	0.770	0.93	YES	1.5975	0.00000
3	36 PCB-45	30.34	30.33	4.770e2	6.035e2	0.770	0.79	NO	2.2440	2.2440
4	37 PCB-46	30.83	30.85	1.673e2	3.477e2	0.770	0.48	YES	0.82533	0.00000
5	38 PCB-52/69	31.34	31.32	6.098e3	8.290e3	0.770	0.74	NO	21.989	21.989
6	40 PCB-43/49	31.63	31.64	4.082e3	5.633e3	0.770	0.73	NO	17.063	17.063
7	41 PCB-47	31.86	31.86	2.358e3	2.895e3	0.770	0.82	NO	9.2346	9.2346
8	42 PCB-48/75	31.97	31.97	8.159e2	9.409e2	0.770	0.87	NO	2.5472	2.5472

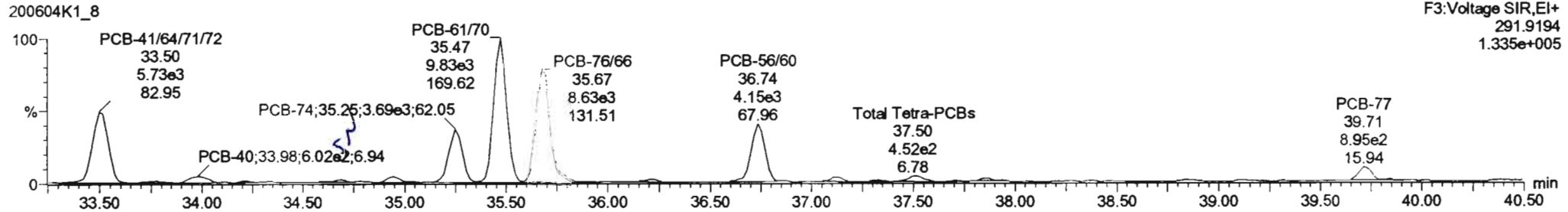
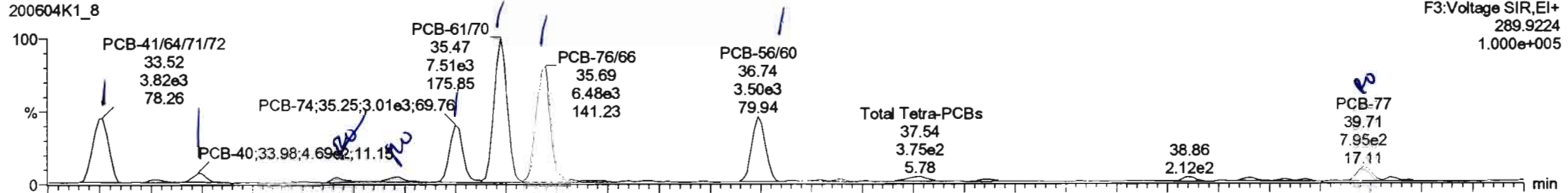


Dataset: Untitled

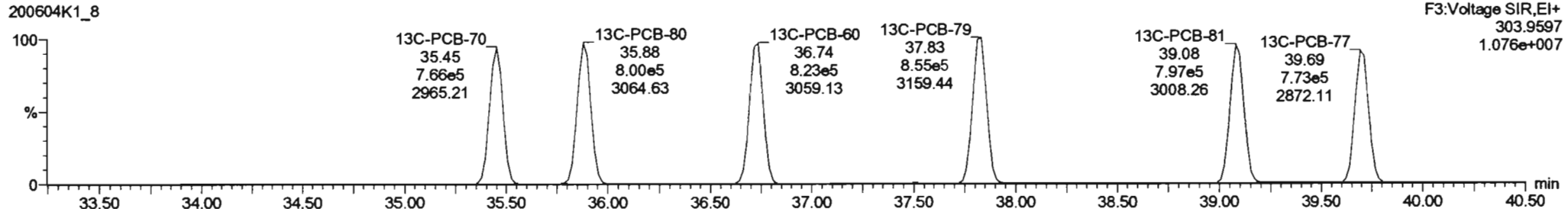
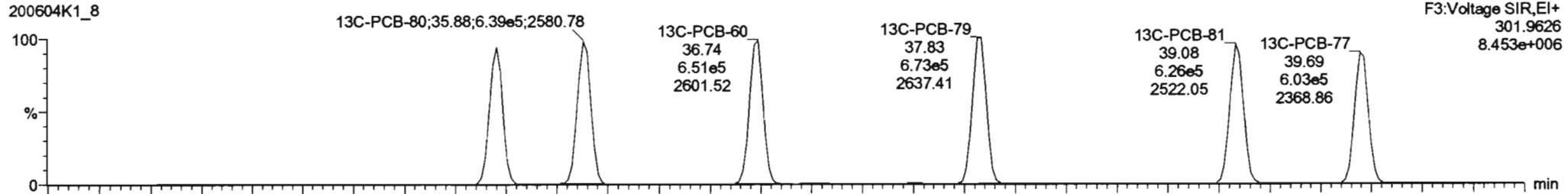
Last Altered: Saturday, June 06, 2020 09:37:56 Pacific Daylight Time
 Printed: Saturday, June 06, 2020 09:42:03 Pacific Daylight Time

Name: 200604K1_8, Date: 04-Jun-2020, Time: 15:24:32, ID: 2000960-01 PDI-158SC-A-00-01-200423 6.33, Description: PDI-158SC-A-00-01-200423

PCB-68

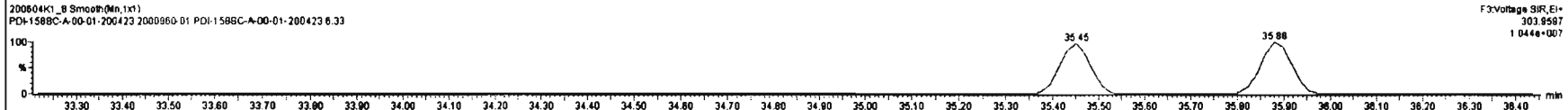
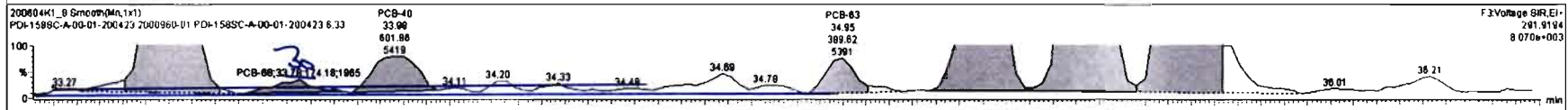
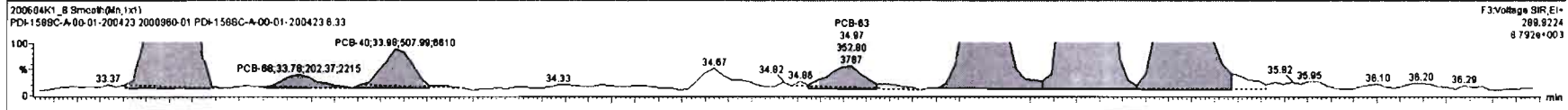


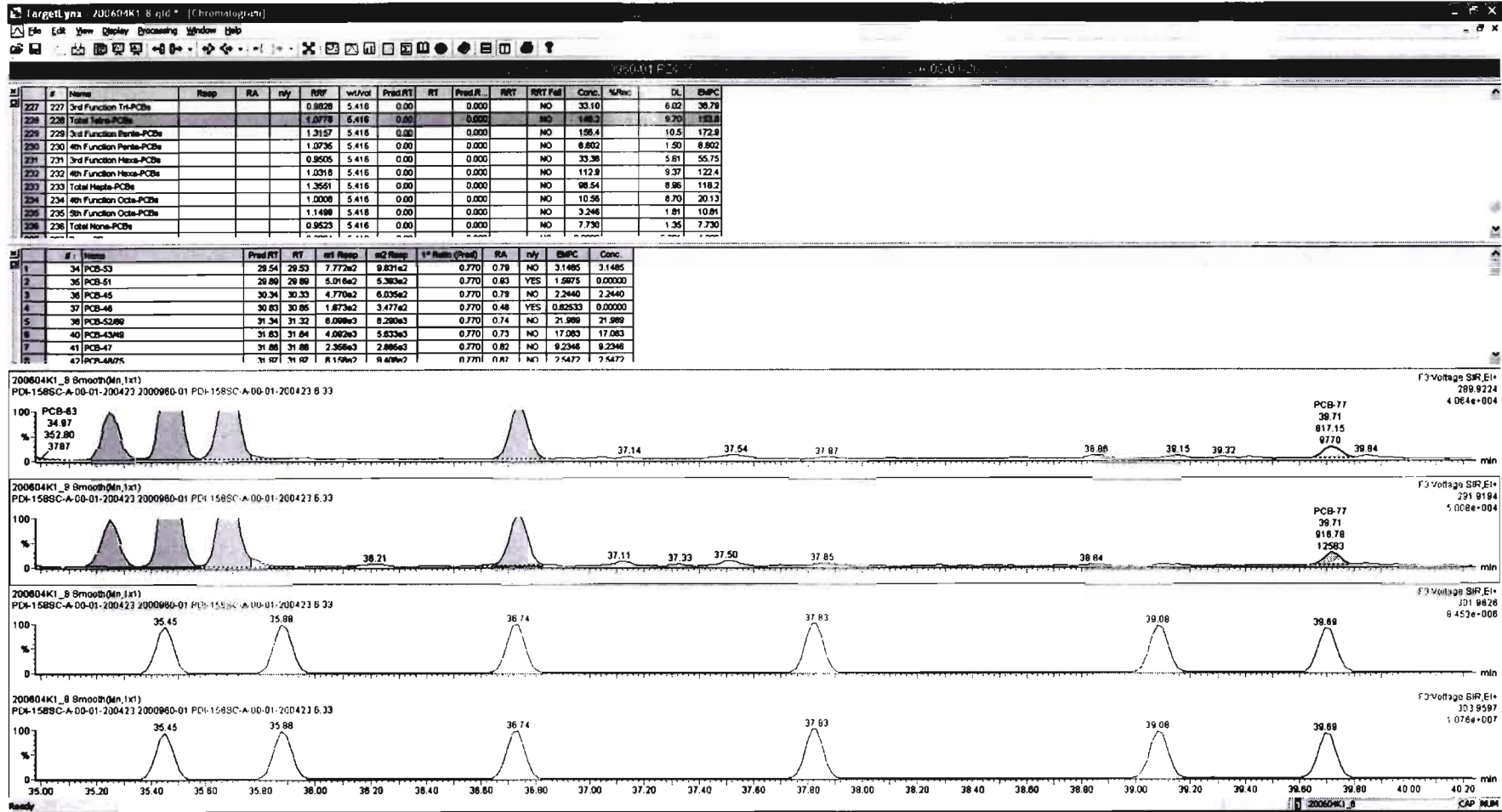
13C-PCB-60



#	Name	Resp	RA	rvf	RFV	vdAval	ProdRT	RT	ProdR...	RRT	RRT Fat	Conc.	%Rec	DL	EMPC
227	227 3rd Function Tri-PCBs				0.8828	5.418	0.00		0.000		NO	33.10	8.02	38.79	
228	228 Total Tri-PCBs				1.0778	5.418	0.00		0.000		NO	148.3	8.78	183.2	
229	229 3rd Function Penta-PCBs				1.3157	5.418	0.00		0.000		NO	156.4	10.5	172.8	
230	230 4th Function Penta-PCBs				1.0735	5.418	0.00		0.000		NO	8.602	1.50	8.602	
231	231 3rd Function Hexa-PCBs				0.9595	5.418	0.00		0.000		NO	33.38	5.61	55.75	
232	232 4th Function Hexa-PCBs				1.0316	5.418	0.00		0.000		NO	112.9	9.37	122.4	
233	233 Total Hexa-PCBs				1.3551	5.418	0.00		0.000		NO	98.54	8.86	118.2	
234	234 4th Function Octa-PCBs				1.0008	5.418	0.00		0.000		NO	10.58	8.70	20.13	
235	235 5th Function Octa-PCBs				1.1488	5.418	0.00		0.000		NO	3.246	1.81	10.81	
236	236 Total Octa-PCBs				0.8523	5.418	0.00		0.000		NO	7.730	1.35	7.730	

#	Name	ProdRT	RT	mf Resp	sd Resp	1st Ratio (Prod)	RA	rvf	EMPC	Conc.
1	34 PCB-53	29.54	29.53	7.772e2	8.071e2	0.770	0.79	NO	3.1485	3.1485
2	35 PCB-51	29.89	29.89	5.018e2	5.382e2	0.770	0.83	YES	1.5875	0.00000
3	36 PCB-45	30.34	30.33	4.770e2	8.036e2	0.770	0.79	NO	2.2440	2.2440
4	37 PCB-48	30.83	30.86	1.873e2	3.477e2	0.770	0.48	YES	0.82533	0.00000
5	38 PCB-3289	31.34	31.32	8.088e3	8.260e3	0.770	0.74	NO	21.880	21.880
6	39 PCB-4389	31.83	31.84	4.082e3	5.633e3	0.770	0.73	NO	17.083	17.083
7	41 PCB-47	31.86	31.88	2.358e3	2.885e3	0.770	0.82	NO	8.2346	8.2346
8	42 PCB-4876	31.87	31.87	8.478e2	8.478e2	0.770	0.87	NO	7.6477	7.6477





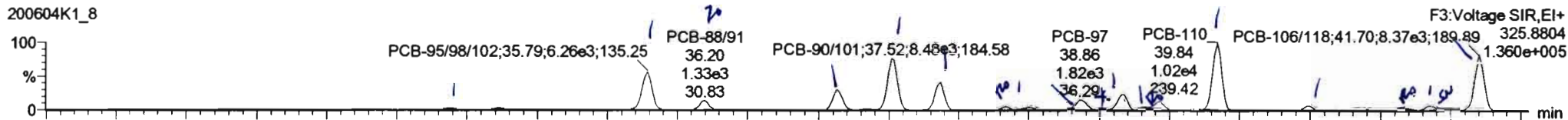
Dataset: Untitled

Last Altered: Saturday, June 06, 2020 09:37:56 Pacific Daylight Time
Printed: Saturday, June 06, 2020 09:42:03 Pacific Daylight Time

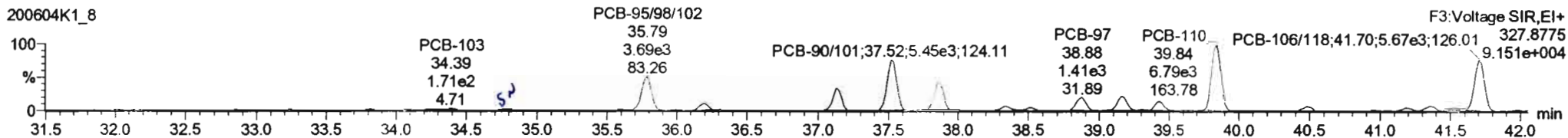
Name: 200604K1_8, Date: 04-Jun-2020, Time: 15:24:32, ID: 2000960-01 PDI-158SC-A-00-01-200423 6.33, Description: PDI-158SC-A-00-01-200423

PCB-104

200604K1_8




200604K1_8

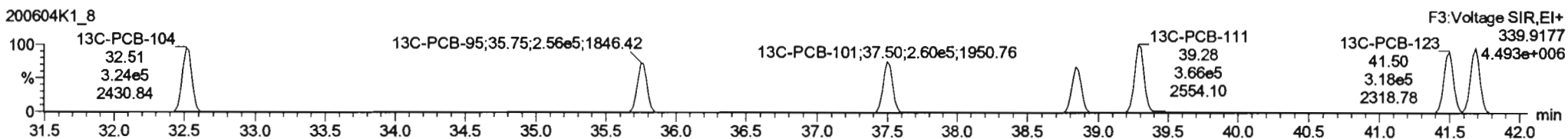


13C-PCB-104

200604K1_8

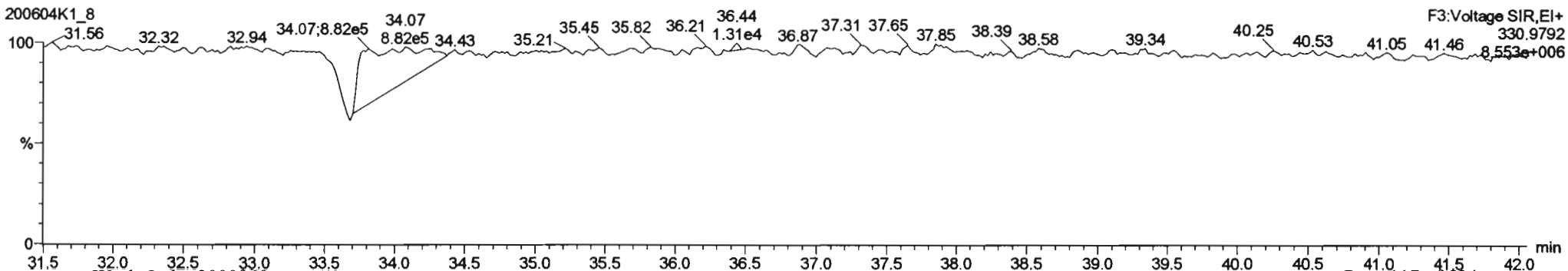


200604K1_8



PFK3b

200604K1_8




Dataset: Untitled

Last Altered: Saturday, June 06, 2020 09:37:56 Pacific Daylight Time
 Printed: Saturday, June 06, 2020 09:42:03 Pacific Daylight Time

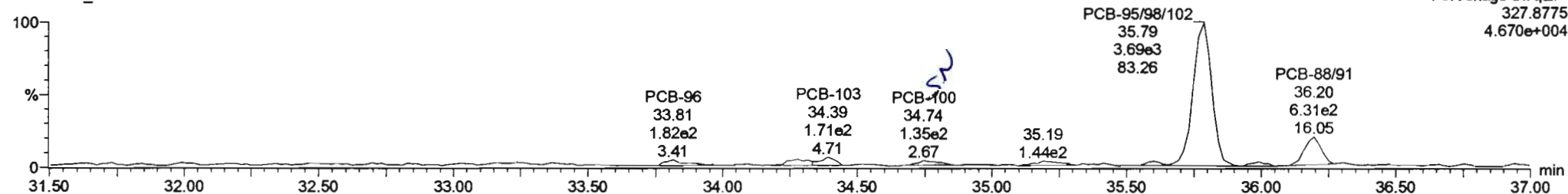
Name: 200604K1_8, Date: 04-Jun-2020, Time: 15:24:32, ID: 2000960-01 PDI-158SC-A-00-01-200423 6.33, Description: PDI-158SC-A-00-01-200423

PCB-96

200604K1_8

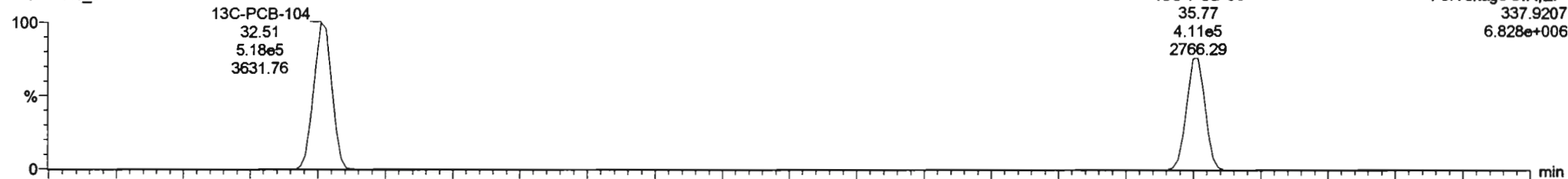


200604K1_8

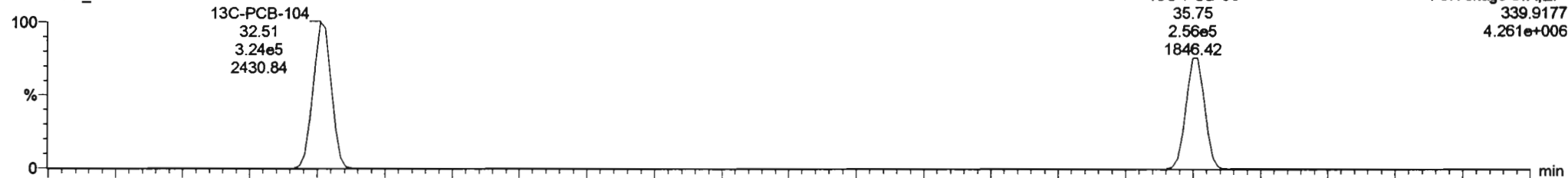


13C-PCB-95

200604K1_8



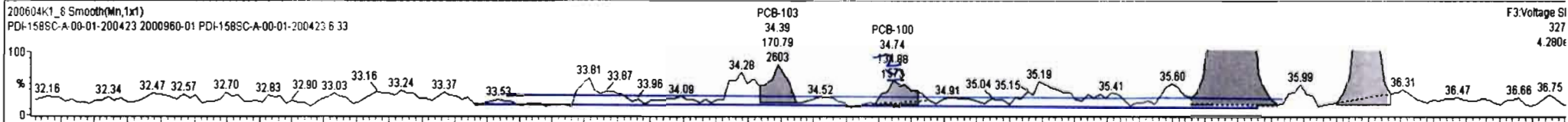
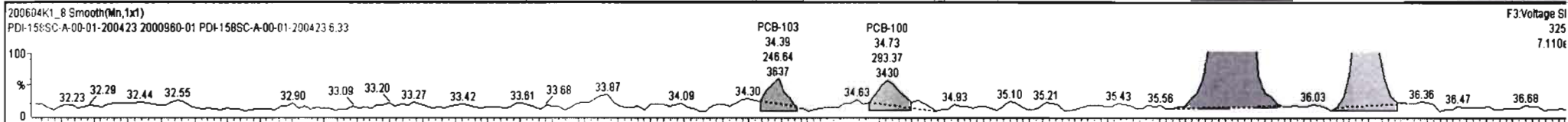
200604K1_8





#	Name	Resp	RA	nly	RRF	wtAveI	Pred.RT	RT	Pred.R...	RRT	RRT Fail	Conc.	%Rec	DL	EMPC
227	3rd Function Tri-PCBs				0.9828	5.416	0.00		0.000		NO	33.10		6.02	36.79
228	Total Tetra-PCBs				1.0778	5.416	0.00		0.000		NO	148.2		9.70	153.4
229	3rd Function Penta-PCBs				1.3157	5.416	0.00		0.000		NO	156.4		10.5	173.8
230	4th Function Penta-PCBs				1.0735	5.416	0.00		0.000		NO	8.602		1.50	8.602
231	3rd Function Hexa-PCBs				0.9505	5.416	0.00		0.000		NO	33.38		5.81	55.75
232	4th Function Hexa-PCBs				1.0316	5.416	0.00		0.000		NO	112.9		9.37	122.4
233	Total Hepta-PCBs				1.3551	5.416	0.00		0.000		NO	98.54		8.96	118.2
234	4th Function Octa-PCBs				1.0008	5.416	0.00		0.000		NO	10.56		8.70	20.13
235	5th Function Octa-PCBs				1.1499	5.416	0.00		0.000		NO	3.246		1.81	10.81
236	Total Nona-PCBs				0.9523	5.416	0.00		0.000		NO	7.730		1.35	7.730

#	Name	Pred.RT	RT	m1 Resp	m2 Resp	* Ratio (Pred)	RA	nly	EMPC	Conc.
1	66 PCB-103	34.36	34.38	2.468e2	1.708e2	1.560	1.44	NO	0.97717	0.97717
2	67 PCB-100	34.75	34.73	2.934e2	1.349e2	1.560	2.17	YES	0.79385	0.00000
3	68 PCB-95,98,102	35.73	35.79	6.279e3	3.689e3	1.560	1.70	NO	22.904	22.904
4	71 PCB-88,91	36.20	36.20	1.415e3	7.039e2	1.560	2.01	YES	4.6784	0.00000
5	73 PCB-84,82	37.13	37.13	3.247e3	2.182e3	1.560	1.49	NO	14.448	14.448
6	75 PCB-80,101	37.52	37.52	8.478e3	5.468e3	1.560	1.55	NO	33.652	33.652
7	77 PCB-99	37.85	37.87	4.251e3	2.906e3	1.560	1.46	NO	14.580	14.580
8	78 PCB-119	38.34	38.33	4.110e2	4.763e2	1.560	0.96	YES	1.1229	0.00000

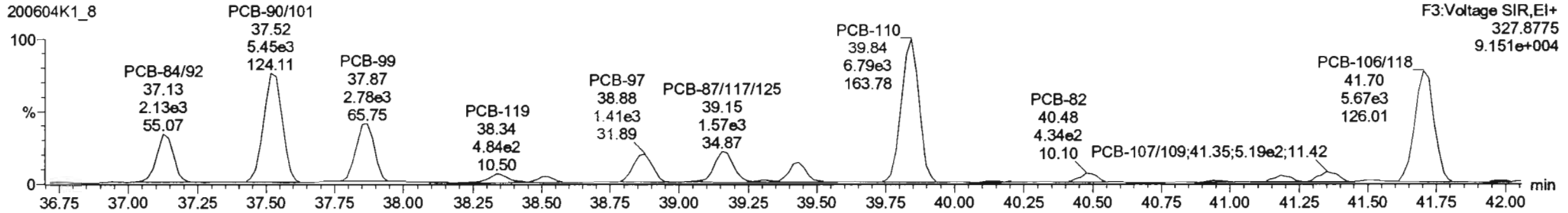
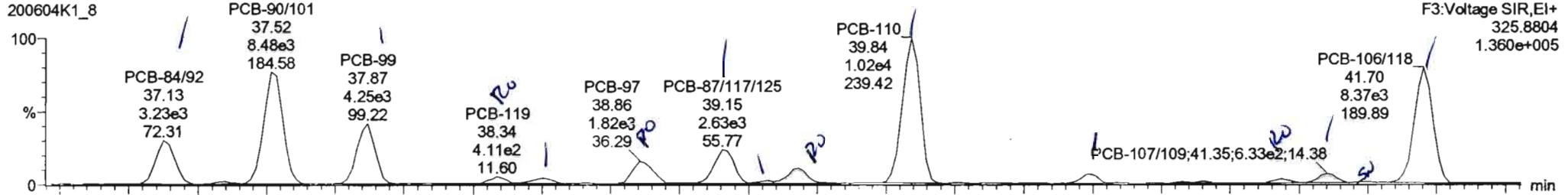


Dataset: Untitled

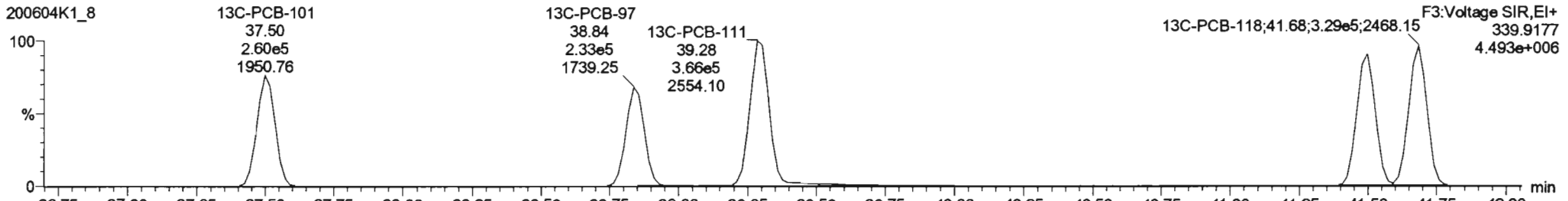
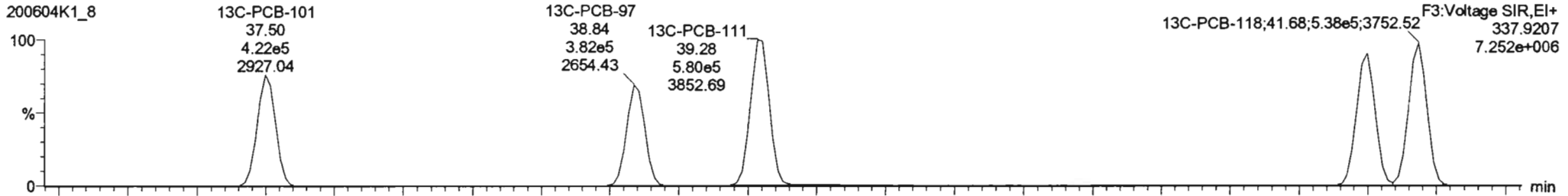
Last Altered: Saturday, June 06, 2020 09:37:56 Pacific Daylight Time
Printed: Saturday, June 06, 2020 09:42:03 Pacific Daylight Time

Name: 200604K1_8, Date: 04-Jun-2020, Time: 15:24:32, ID: 2000960-01 PDI-158SC-A-00-01-200423 6.33, Description: PDI-158SC-A-00-01-200423

PCB-119


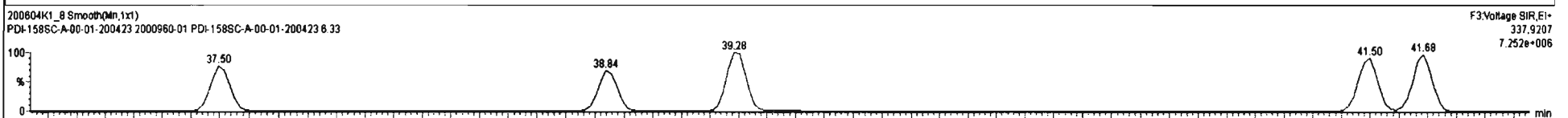
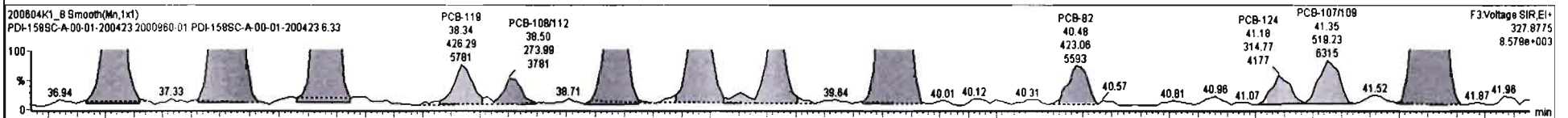
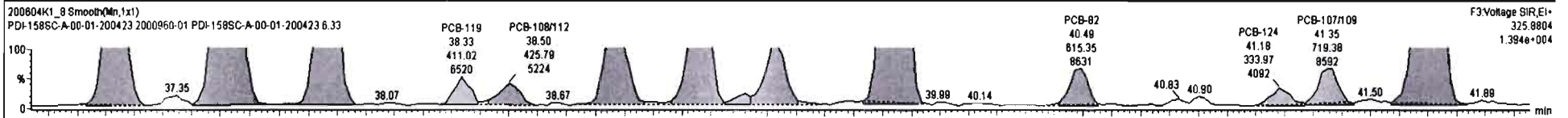


13C-PCB-111



#	Name	Resp	RA	rdy	RRF	wHnd	Prod.RT	RT	Prod.R	RRT	RRT Fail	Conc.	%Rec	DL	EMPC
227	3rd Function Tri-PCBs				0.9828	5.416	0.00		0.000		NO	33.10		6.02	36.79
226	Total Tetra-PCBs				1.0778	5.416	0.00		0.000		NO	149.2		9.70	153.4
229	3rd Function Penta-PCBs				1.3157	5.416	0.00		0.000		NO	155.5		10.5	173.2
230	4th Function Penta-PCBs				1.0735	5.416	0.00		0.000		NO	9.902		1.50	8.602
231	3rd Function Hexa-PCBs				0.9505	5.416	0.00		0.000		NO	33.38		5.61	55.75
232	4th Function Hexa-PCBs				1.0316	5.416	0.00		0.000		NO	112.9		9.37	122.4
233	Total Hepta-PCBs				1.3551	5.416	0.00		0.000		NO	98.54		8.96	118.2
234	4th Function Octa-PCBs				1.0008	5.416	0.00		0.000		NO	10.58		8.70	20.13
235	5th Function Octa-PCBs				1.1498	5.416	0.00		0.000		NO	3.246		1.81	10.81
236	Total Nona-PCBs				0.9523	5.416	0.00		0.000		NO	7.730		1.35	7.730

#	Name	Prod.RT	RT	m1 Resp	m2 Resp	1 st Ratio (Prod)	RA	rdy	EMPC	Conc.
66	PCB-103	34.38	34.39	2.486e2	1.709e2	1.560	1.44	NO	0.97717	0.97717
68	PCB-95/98/102	35.73	35.78	6.279e3	3.699e3	1.560	1.70	NO	22.904	22.904
71	PCB-99/91	36.20	36.20	1.415e3	7.039e2	1.560	2.01	YES	4.6784	0.00000
73	PCB-94/82	37.13	37.13	3.247e3	2.182e3	1.560	1.49	NO	14.448	14.448
75	PCB-90/101	37.52	37.52	6.478e3	5.469e3	1.560	1.55	NO	33.652	33.652
77	PCB-99	37.85	37.87	4.251e3	2.909e3	1.560	1.46	NO	14.880	14.880
78	PCB-119	38.34	38.33	4.110e2	4.263e2	1.560	0.96	YES	1.1229	0.00000
79	PCB-108/112	38.48	38.50	4.259e2	7.740e2	1.560	1.55	NO	1.4554	1.4554



Dataset: Untitled

Last Altered: Saturday, June 06, 2020 09:37:56 Pacific Daylight Time
 Printed: Saturday, June 06, 2020 09:42:03 Pacific Daylight Time

Name: 200604K1_8, Date: 04-Jun-2020, Time: 15:24:32, ID: 2000960-01 PDI-158SC-A-00-01-200423 6.33, Description: PDI-158SC-A-00-01-200423

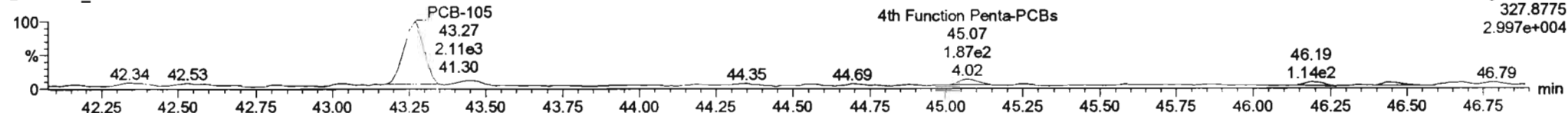
PCB-114

200604K1_8



F4:Voltage SIR,EI+
325.8804
4.624e+004


200604K1_8



F4:Voltage SIR,EI+
327.8775
2.997e+004

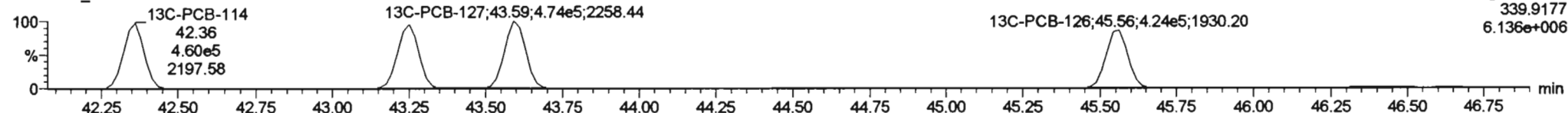
13C-PCB-114

200604K1_8



F4:Voltage SIR,EI+
337.9207
9.688e+006

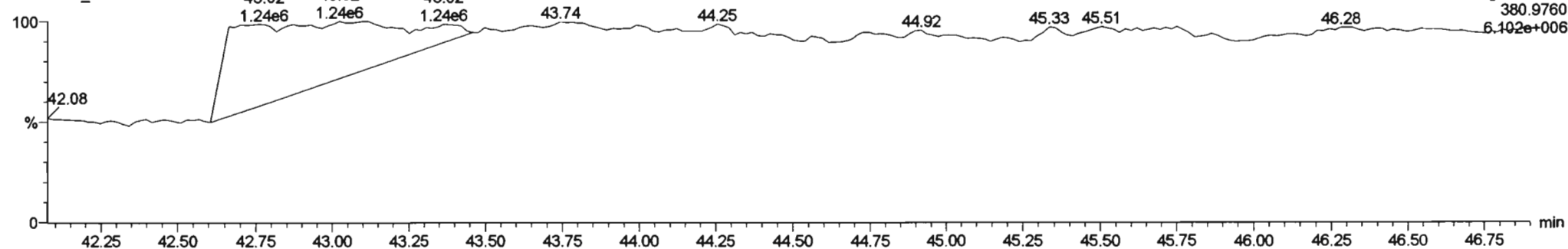
200604K1_8



F4:Voltage SIR,EI+
339.9177
6.136e+006

PFK4a




200604K1_8



F4:Voltage SIR,EI+
380.9760
6.102e+006

#	Name	Resp	RA	nly	FWF	wtVal	Prod RT	RT	Prod.R.	RRT	RRT Fat	Conc.	%Rec	DL	EMPC
227	227 3rd Function Tri-PCBs				0.8928	5.418	0.00		0.000		NO	33.10		8.02	38.79
228	228 Total Tetra-PCBs				1.0778	5.418	0.00		0.000		NO	148.2		9.70	153.4
229	229 3rd Function Penta-PCBs				1.3157	5.418	0.00		0.000		NO	155.5		10.5	173.2
230	230 4th Function Penta-PCBs				1.2926	5.418	0.00		0.000		NO	9.255		1.80	8.750
231	231 3rd Function Hexa-PCBs				0.9605	5.418	0.00		0.000		NO	33.38		5.91	56.75
232	232 4th Function Hexa-PCBs				1.0218	5.418	0.00		0.000		NO	112.8		9.37	122.4
233	233 Total Hepta-PCBs				1.3651	5.418	0.00		0.000		NO	98.54		8.88	118.2
234	234 4th Function Octa-PCBs				1.0008	5.418	0.00		0.000		NO	10.58		8.70	20.13
235	235 5th Function Octa-PCBs				1.1488	5.418	0.00		0.000		NO	3.248		1.81	10.81
236	236 Total Nona-PCBs				0.8523	5.418	0.00		0.000		NO	7.730		1.35	7.730

#	Name	Prod RT	RT	wt Resp	wt2 Resp	1st Ratio (Prod)	RA	nly	EMPC	Conc.
80	PCB-105	43.27	43.27	3.588e3	2.208e3	1.580	1.82	NO	8.7533	8.7533




Dataset: Untitled

Last Altered: Saturday, June 06, 2020 09:37:56 Pacific Daylight Time
Printed: Saturday, June 06, 2020 09:42:03 Pacific Daylight Time

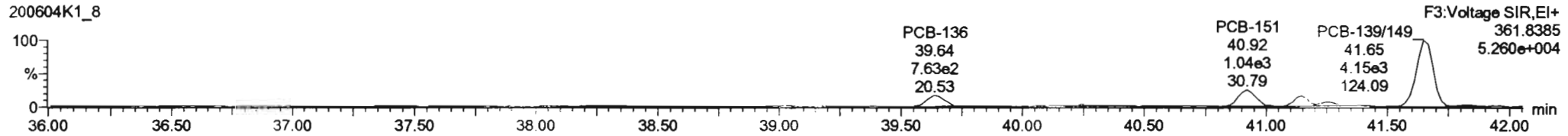
Name: 200604K1_8, Date: 04-Jun-2020, Time: 15:24:32, ID: 2000960-01 PDI-158SC-A-00-01-200423 6.33, Description: PDI-158SC-A-00-01-200423

PCB-155

200604K1_8

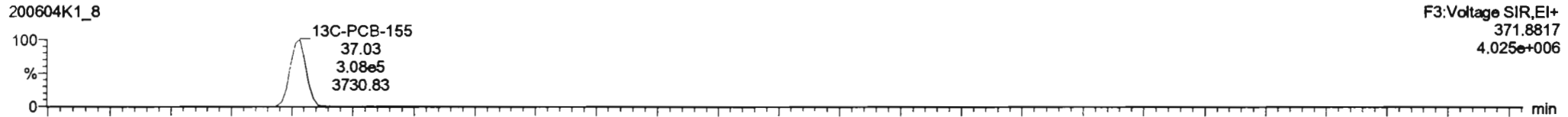


200604K1_8

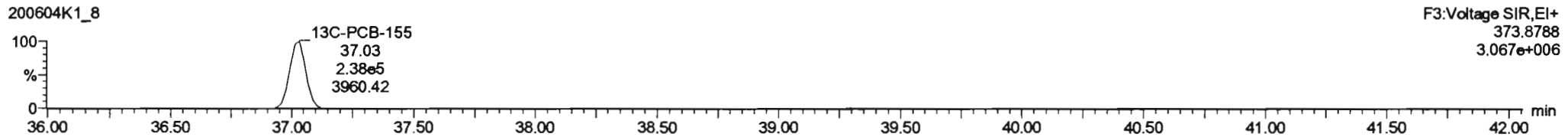


13C-PCB-155

200604K1_8

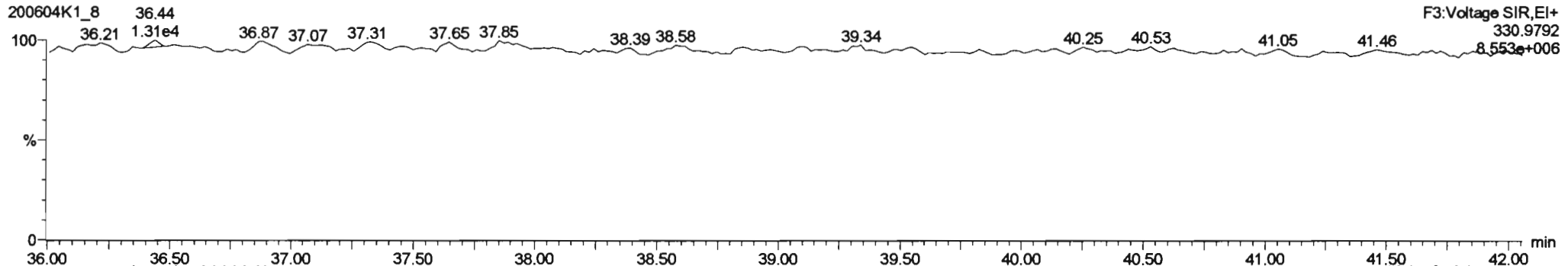


200604K1_8





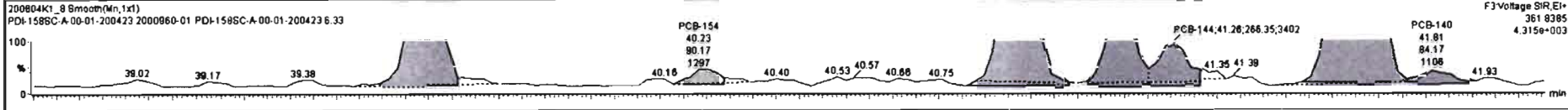
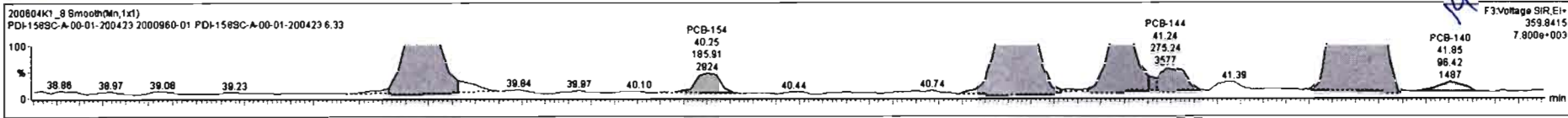
PFK3c

200604K1_8



#	Name	Resp	RA	nly	RPV	VolVol	Pred.RT	RT	Pred.R.	RRT	RRT Fail	Conc.	%Rec	DL	EMPC
227	227 3rd Function Tri-PCBs				0.9828	5.418	0.00		0.000		NO	33.10		6.02	38.79
228	228 Total Tetra-PCBs				1.0778	5.418	0.00		0.000		NO	148.2		9.70	153.4
229	229 3rd Function Penta-PCBs				1.3157	5.418	0.00		0.000		NO	155.5		10.5	173.2
230	230 4th Function Penta-PCBs				1.0735	5.418	0.00		0.000		NO	8.753		1.50	8.753
231	231 3rd Function Hexa-PCBs				0.9505	5.418	0.00		0.000		NO	38.07		5.81	38.87
232	232 4th Function Hexa-PCBs				1.0316	5.418	0.00		0.000		NO	112.9		9.37	122.4
233	233 Total Hepta-PCBs				1.3551	5.418	0.00		0.000		NO	98.54		8.96	118.2
234	234 4th Function Octa-PCBs				1.0008	5.418	0.00		0.000		NO	10.58		8.70	20.13
235	235 5th Function Octa-PCBs				1.1498	5.418	0.00		0.000		NO	3.246		1.81	10.81
236	236 Total Nona-PCBs				0.9523	5.418	0.00		0.000		NO	7.730		1.35	7.730

#	Name	Pred RT	RT	Int Resp	m2 Resp	1 st Ratio (Pred)	RA	nly	EMPC	Conc.
1	102 PCB-136	39.86	39.84	1.244e3	7.187e2	1.240	1.73	YES	5.3321	0.00000
2	104 PCB-154	40.27	40.25	1.899e2	9.017e1	1.240	2.08	YES	0.74324	0.00000
3	105 PCB-151	40.94	40.82	1.828e3	1.110e3	1.240	1.46	YES	10.883	0.00000
4	108 PCB-135	41.17	41.15	7.394e2	5.539e2	1.240	1.34	NO	4.7413	4.7413
5	107 PCB-144	41.28	41.24	2.752e2	2.884e2	1.240	1.03	YES	2.1311	0.00000
6	109 PCB-139/149	41.88	41.85	5.004e3	4.123e3	1.240	1.21	NO	32.582	32.582
7	110 PCB-140	41.88	41.85	9.842e1	8.417e1	1.240	1.15	NO	0.78942	0.78942

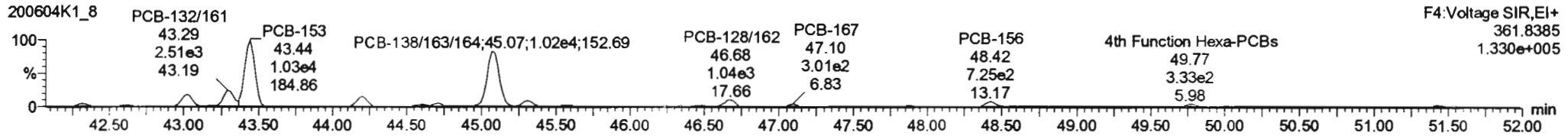



Dataset: Untitled

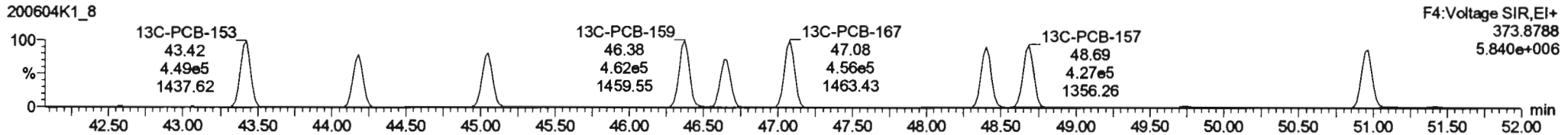
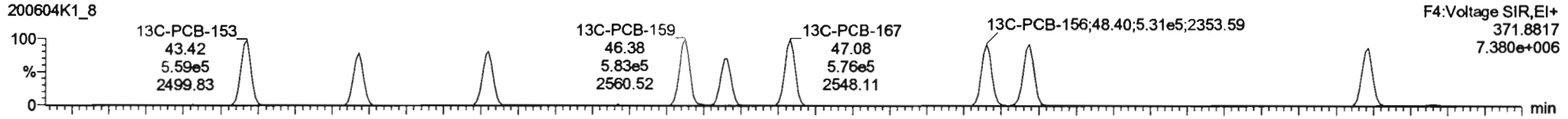
Last Altered: Saturday, June 06, 2020 09:37:56 Pacific Daylight Time
 Printed: Saturday, June 06, 2020 09:42:03 Pacific Daylight Time

Name: 200604K1_8, Date: 04-Jun-2020, Time: 15:24:32, ID: 2000960-01 PDI-158SC-A-00-01-200423 6.33, Description: PDI-158SC-A-00-01-200423

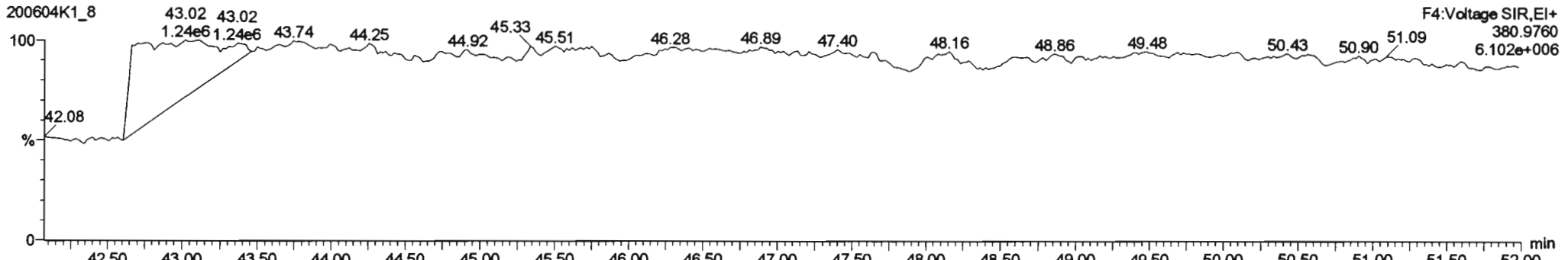
PCB-134/143



13C-PCB-153

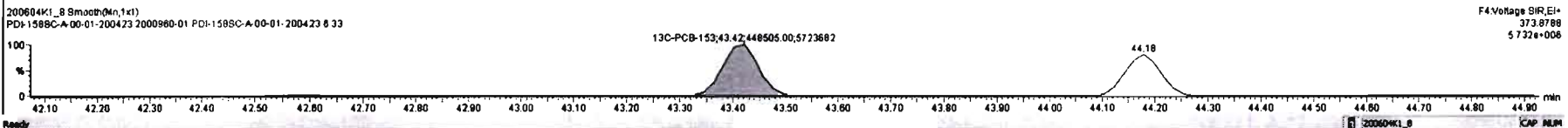
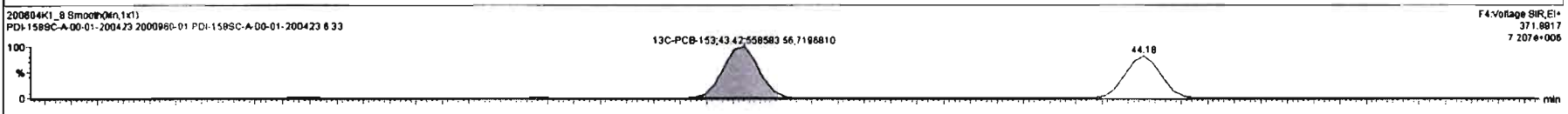




PFK4b



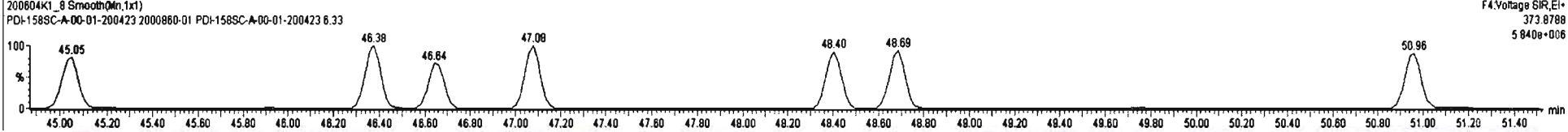
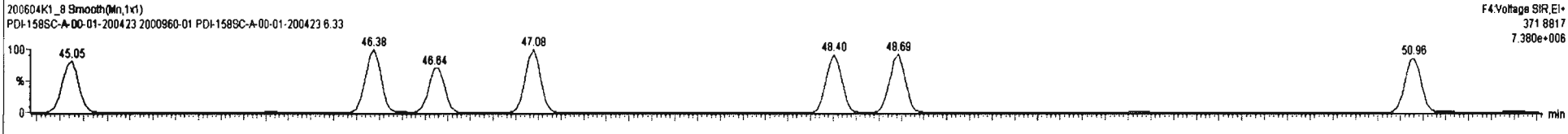
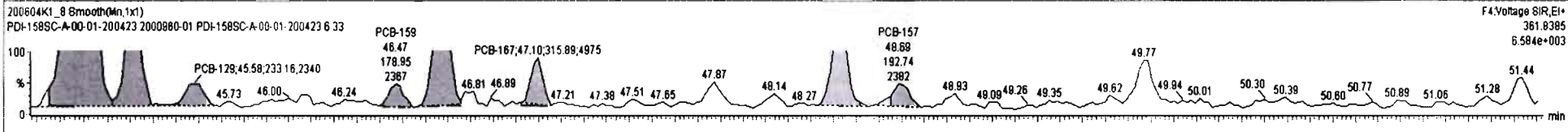
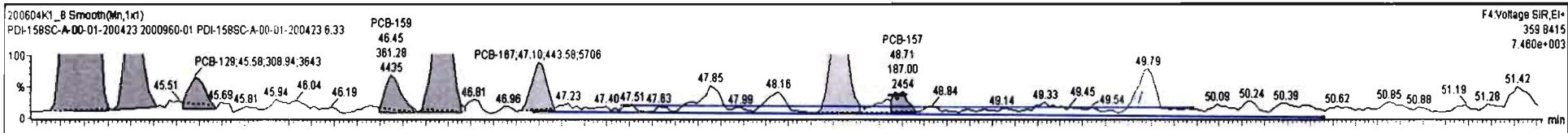
#	Name	Resp	RA	n/y	RRF	wVal	Prod.RT	RT	Prod.RL	RRT	RRT Fail	Conc.	%Rec	DL	EMPC
227	227 3rd Function Tri-PCBs				0.9828	5.416	0.00		0.000		NO	33.10		8.02	30.79
228	228 Total Tetra-PCBs				1.0778	5.416	0.00		0.000		NO	148.2		9.70	153.4
229	229 3rd Function Penta-PCBs				1.3157	5.416	0.00		0.000		NO	155.5		10.5	173.2
230	230 4th Function Penta-PCBs				1.0735	5.416	0.00		0.000		NO	8.753		1.50	8.753
231	231 3rd Function Hexa-PCBs				0.9505	5.416	0.00		0.000		NO	37.30		5.81	56.20
232	232 4th Function Hexa-PCBs				1.0318	5.416	0.00		0.000		NO	113.4		8.37	122.5
233	233 Total Hepta-PCBs				1.3551	5.416	0.00		0.000		NO	98.54		8.98	118.2
234	234 4th Function Octa-PCBs				1.0008	5.416	0.00		0.000		NO	10.56		8.70	20.13
235	235 5th Function Octa-PCBs				1.1490	5.416	0.00		0.000		NO	3.248		1.81	10.81
236	236 Total Nona-PCBs				0.9523	5.416	0.00		0.000		NO	7.730		1.35	7.730

#	Name	Prod.RT	RT	n1 Resp	n2 Resp	1* Resp (Prod)	RA	n/y	EMPC	Conc.
1	111 PCB-134/43	42.33	42.32	4.318e2	4.582e2	1.240	0.95	YES	1.8635	0.00000
2	112 PCB-131/33	42.83	42.83	3.380e2	2.895e2	1.240	1.17	NO	1.4040	1.4040
3	114 PCB-146/85	43.02	43.02	2.104e3	1.894e3	1.240	1.11	NO	7.2098	7.2098
4	115 PCB-132/61	43.28	43.31	2.985e3	2.513e3	1.240	1.19	NO	9.8810	8.8810
5	116 PCB-153	43.44	43.44	1.288e4	1.031e4	1.240	1.25	NO	38.716	38.718
6	118 PCB-141	44.20	44.20	1.580e3	1.487e3	1.240	1.08	NO	8.8031	8.8031
7	119 PCB-137	44.60	44.58	3.734e2	2.414e2	1.240	1.55	YES	1.1180	0.00000
8	120 PCB-130	44.71	44.71	5.019e2	3.336e2	1.240	1.51	YES	1.8766	0.00000



#	Name	Resp	RA	n/y	RRF	wtAvol	Pred.RT	RT	Pred.RT	SRT	RTT Fail	Conc.	%Rec	DL	EMPC
227	2nd Function Tri-PCBs				0.9828	5.416	0.00		0.000		NO	33.10		6.02	38.79
228	Total Tetra-PCBs				1.0778	5.416	0.00		0.000		NO	148.2		9.70	153.4
229	3rd Function Penta-PCBs				1.3157	5.416	0.00		0.000		NO	155.5		10.5	173.2
230	4th Function Penta-PCBs				1.0735	5.416	0.00		0.000		NO	8.753		1.50	8.753
231	3rd Function Hexa-PCBs				0.9505	5.416	0.00		0.000		NO	37.30		5.81	56.20
232	4th Function Hexa-PCBs				1.0318	5.416	0.00		0.000		NO	113.4		9.37	122.4
233	Total Hepta-PCBs				1.3551	5.416	0.00		0.000		NO	98.54		8.96	118.2
234	4th Function Octa-PCBs				1.0008	5.416	0.00		0.000		NO	10.58		8.70	20.13
235	5th Function Octa-PCBs				1.1488	5.416	0.00		0.000		NO	3.246		1.81	10.81
236	Total Nona-PCBs				0.9523	5.416	0.00		0.000		NO	7.730		1.35	7.730

#	Name	Pred.RT	RT	m1 Resp	m2 Resp	1° Ratio (Pred)	RA	n/y	EMPC	Conc.
1	111 PCB-134/143	42.33	42.32	4.316e2	4.562e2	1.240	0.95	YES	1.8835	0.00000
2	112 PCB-131/133	42.83	42.83	3.390e2	2.895e2	1.240	1.17	NO	1.4040	1.4040
3	114 PCB-146/165	43.02	43.02	2.104e3	1.894e3	1.240	1.11	NO	7.2099	7.2099
4	115 PCB-132/161	43.26	43.31	2.995e3	2.513e3	1.240	1.19	NO	9.8610	9.8610
6	116 PCB-153	43.44	43.44	1.289e4	1.031e4	1.240	1.25	NO	39.716	39.716
6	118 PCB-141	44.20	44.20	1.590e3	1.497e3	1.240	1.06	NO	8.9031	8.9031
7	119 PCB-137	44.60	44.58	3.734e2	2.414e2	1.240	1.55	YES	1.1180	0.00000
8	120 PCB-130	44.71	44.71	5.019e2	3.334e2	1.240	1.51	YES	1.9266	0.00000

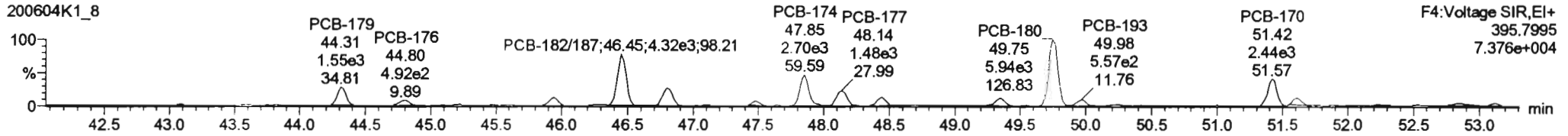



Dataset: Untitled

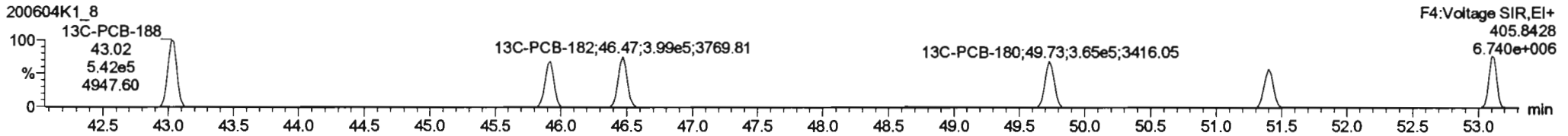
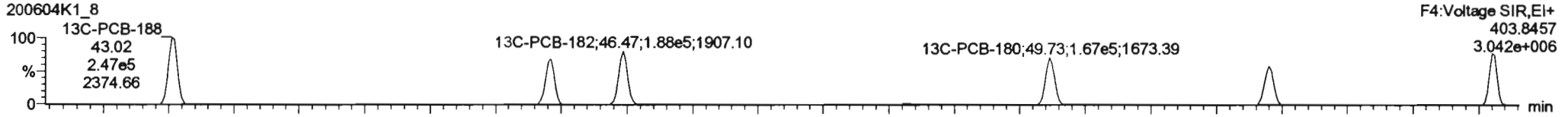
Last Altered: Saturday, June 06, 2020 09:37:56 Pacific Daylight Time
Printed: Saturday, June 06, 2020 09:42:03 Pacific Daylight Time

Name: 200604K1_8, Date: 04-Jun-2020, Time: 15:24:32, ID: 2000960-01 PDI-158SC-A-00-01-200423 6.33, Description: PDI-158SC-A-00-01-200423

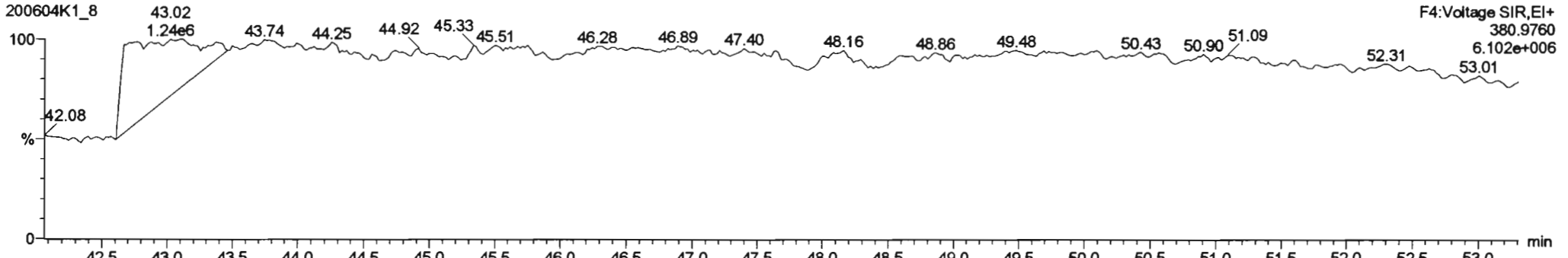
PCB-188



13C-PCB-188

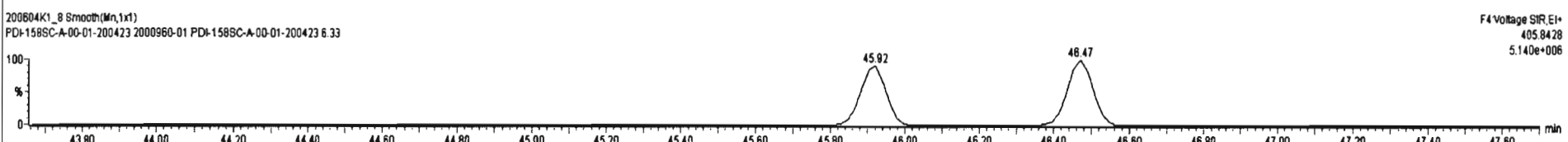

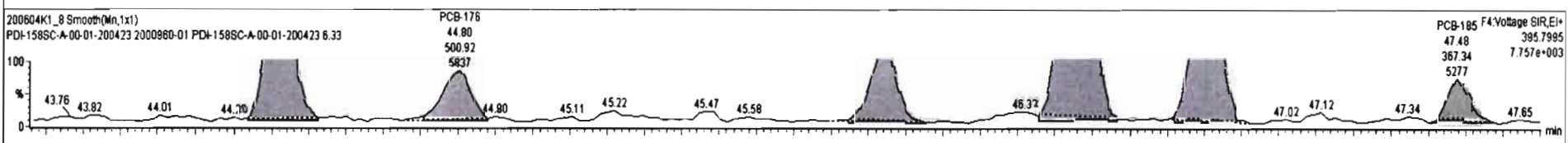
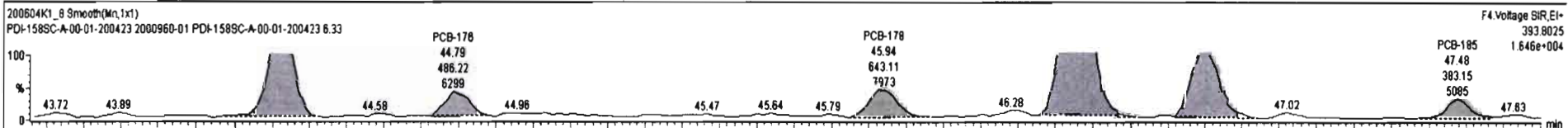


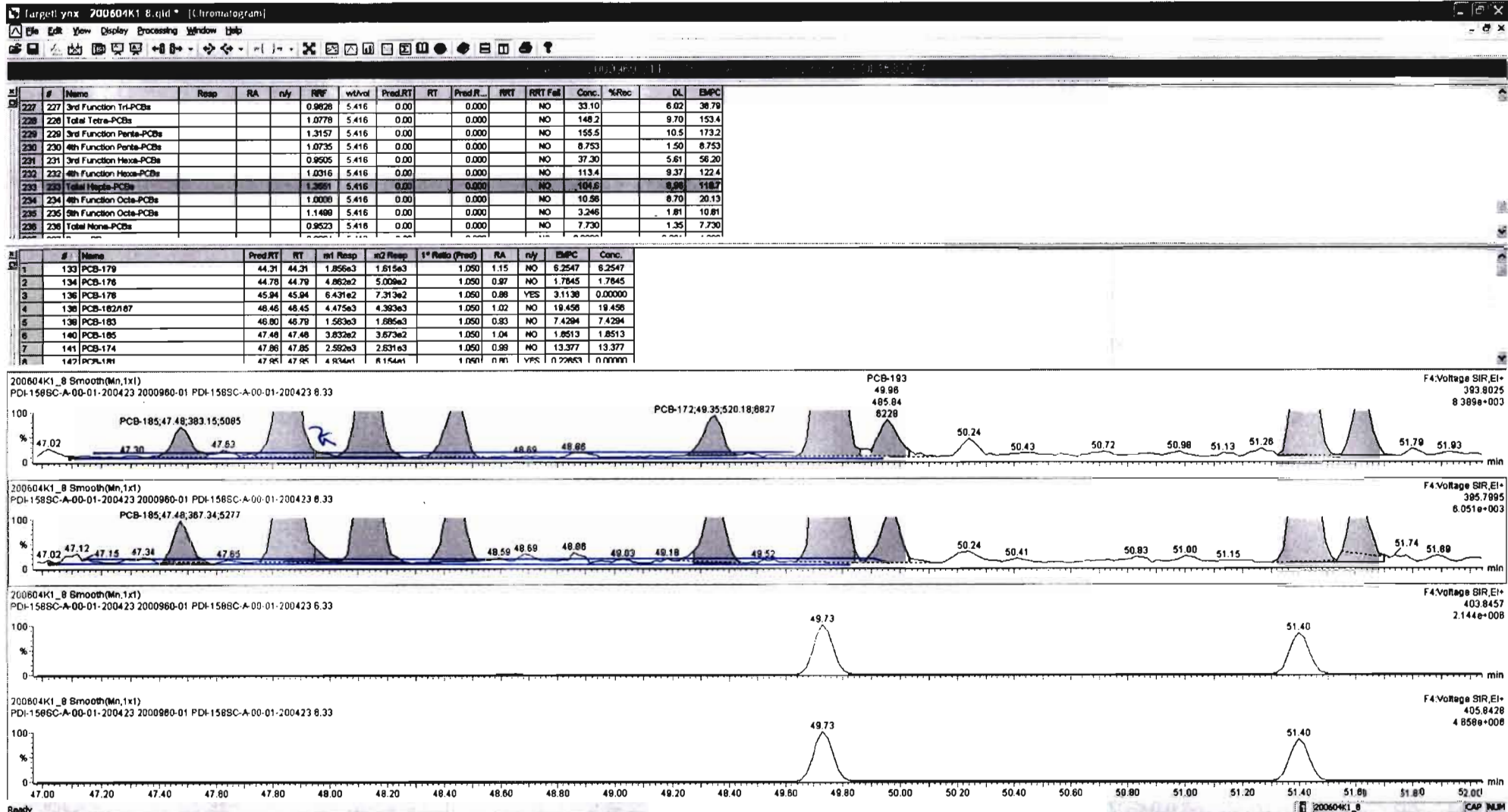
PFK4c



#	Name	Resp	RA	nly	RRF	w6/vol	Pred.RT	RT	Pred.R...	RRT	RRT Fail	Conc.	%Rec	DL	EMPC
227	227 3rd Function Tri-PCBs				0.9828	5.416	0.00		0.000		NO	33.10		6.02	38.79
228	228 Total Tetra-PCBs				1.0778	5.416	0.00		0.000		NO	148.2		9.70	153.4
229	229 3rd Function Penta-PCBs				1.3157	5.416	0.00		0.000		NO	155.5		10.5	173.2
230	230 4th Function Penta-PCBs				1.0735	5.416	0.00		0.000		NO	8.753		1.50	8.753
231	231 3rd Function Hexa-PCBs				0.9505	5.416	0.00		0.000		NO	37.30		5.61	56.20
232	232 4th Function Hexa-PCBs				1.0316	5.416	0.00		0.000		NO	113.4		9.37	122.4
233	233 Total Hepta-PCBs				1.3651	5.416	0.00		0.000		NO	104.8		8.96	118.7
234	234 4th Function Octa-PCBs				1.0008	5.416	0.00		0.000		NO	10.56		6.70	20.13
235	235 5th Function Octa-PCBs				1.1499	5.416	0.00		0.000		NO	3.246		1.81	10.81
236	236 Total Nona-PCBs				0.9523	5.416	0.00		0.000		NO	7.730		1.35	7.730

#	Name	Pred.RT	RT	nt Resp	nt2 Resp	1 st Ratio (Pred)	RA	nly	EMPC	Conc.
1	133 PCB-178	44.31	44.31	1.856e3	1.615e3	1.050	1.15	NO	6.2547	6.2547
2	134 PCB-178	44.78	44.79	4.862e2	5.009e2	1.050	0.97	NO	1.7645	1.7645
3	136 PCB-178	45.94	45.94	6.431e2	7.313e2	1.050	0.88	YES	3.1136	0.00000
4	138 PCB-182/187	46.46	46.45	4.475e3	4.393e3	1.050	1.02	NO	19.456	19.456
5	139 PCB-183	46.80	46.79	1.583e3	1.885e3	1.050	0.93	NO	7.4294	7.4294
6	140 PCB-185	47.48	47.48	3.832e2	3.673e2	1.050	1.04	NO	1.8513	1.8513
7	141 PCB-174	47.86	47.85	2.582e3	2.631e3	1.050	0.99	NO	13.377	13.377
8	142 PCB-181	47.95	47.95	4.924e1	6.154e1	1.050	0.80	YES	0.22853	0.00000



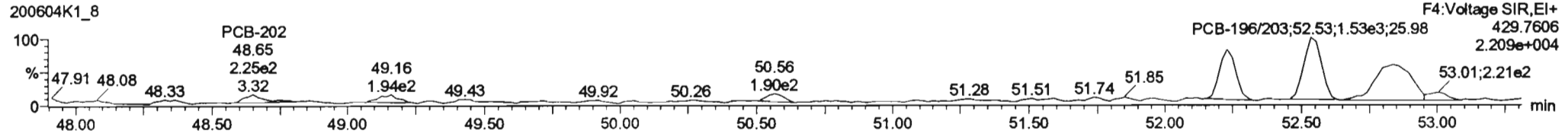
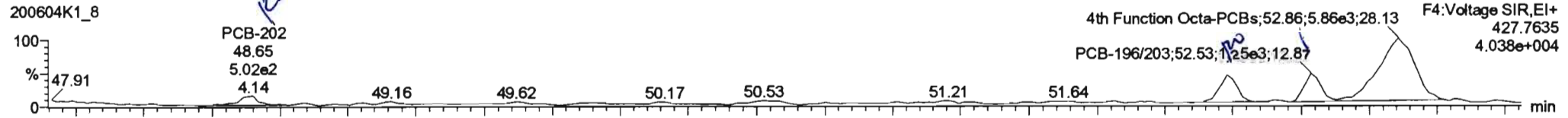


Dataset: Untitled

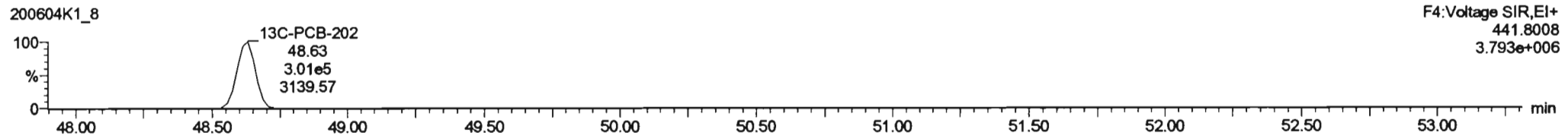

Last Altered: Saturday, June 06, 2020 09:37:56 Pacific Daylight Time
Printed: Saturday, June 06, 2020 09:42:03 Pacific Daylight Time

Name: 200604K1_8, Date: 04-Jun-2020, Time: 15:24:32, ID: 2000960-01 PDI-158SC-A-00-01-200423 6.33, Description: PDI-158SC-A-00-01-200423

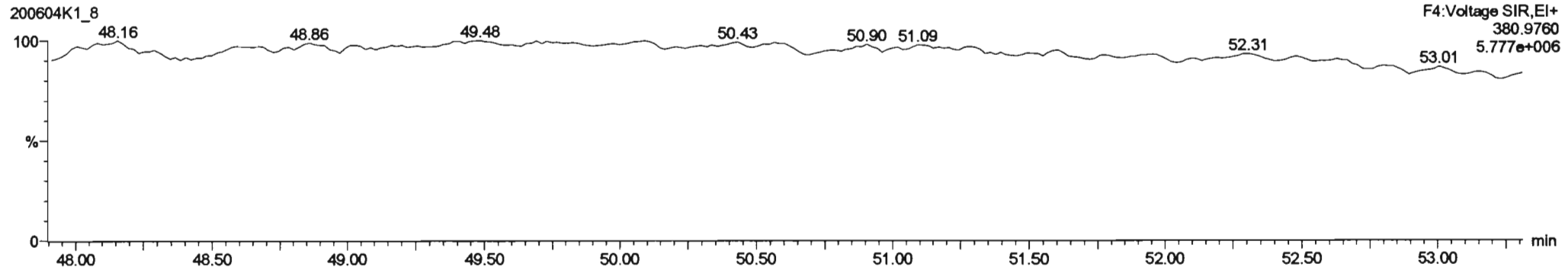
PCB-202



13C-PCB-202

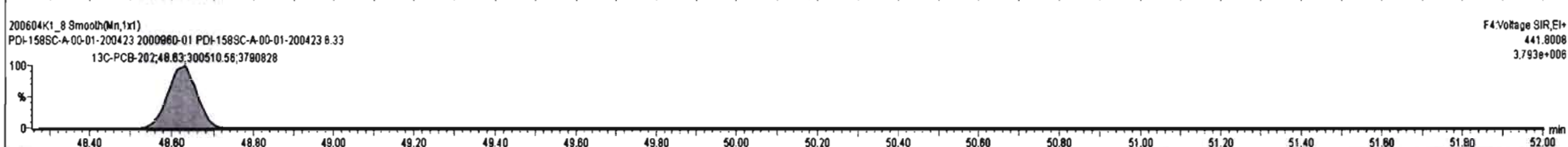
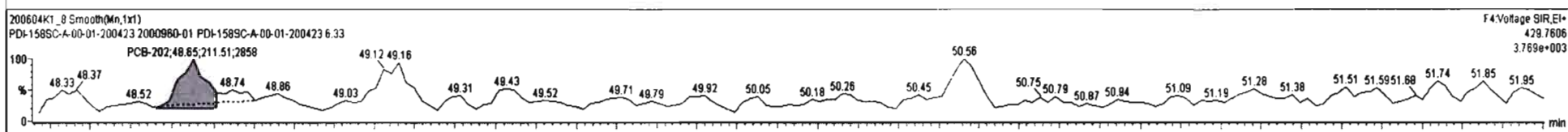
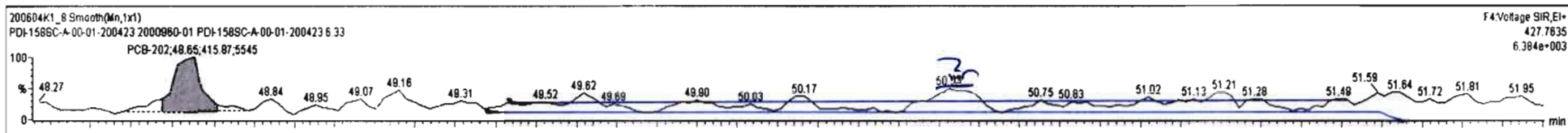


PFK4d



#	Name	Resp	RA	n/y	RRF	wtWtd	Pred.RT	RT	Pred.R...	RRT	RRT Fail	Conc.	%Rec	DL	EMPC
227	227 3rd Function Tri-PCBs				0.9628	5.416	0.00		0.000		NO	33.10		6.02	38.79
228	228 Total Tetra-PCBs				1.0778	5.416	0.00		0.000		NO	148.2		9.70	153.4
229	229 3rd Function Penta-PCBs				1.3157	5.416	0.00		0.000		NO	155.5		10.5	173.2
230	230 4th Function Penta-PCBs				1.0735	5.416	0.00		0.000		NO	8.753		1.50	8.753
231	231 3rd Function Hexa-PCBs				0.9505	5.416	0.00		0.000		NO	37.30		5.61	56.20
232	232 4th Function Hexa-PCBs				1.0316	5.416	0.00		0.000		NO	113.4		9.37	122.4
233	233 Total Hepta-PCBs				1.3551	5.416	0.00		0.000		NO	104.6		8.96	118.5
234	234 4th Function Octa-PCBs				1.0008	5.416	0.00		0.000		NO	10.56		6.70	20.05
235	235 5th Function Octa-PCBs				1.1499	5.416	0.00		0.000		NO	3.246		1.81	10.81
236	236 Total Nona-PCBs				0.9523	5.416	0.00		0.000		NO	7.730		1.35	7.730

#	Name	Pred RT	RT	m1 Resp	m2 Resp	1* Ratio (PreD)	RA	n/y	EMPC	Conc.
1	154 PCB-202	48.67	48.65	4.159e2	2.115e2	0.880	1.97	YES	1.0901	0.00000
2	160 PCB-199	52.23	52.23	1.223e3	1.129e3	0.890	1.08	YES	8.4018	0.00000
3	161 PCB-196/203	52.56	52.53	1.246e3	1.534e3	0.890	0.81	NO	10.583	10.583

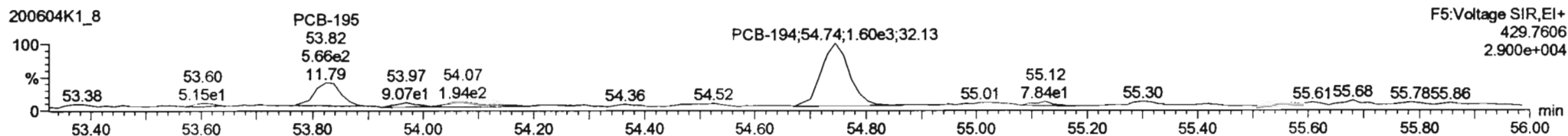
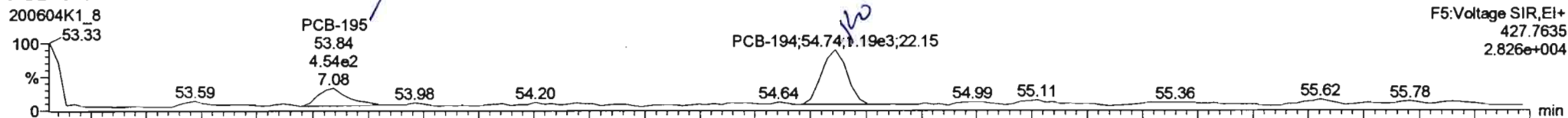


Dataset: Untitled

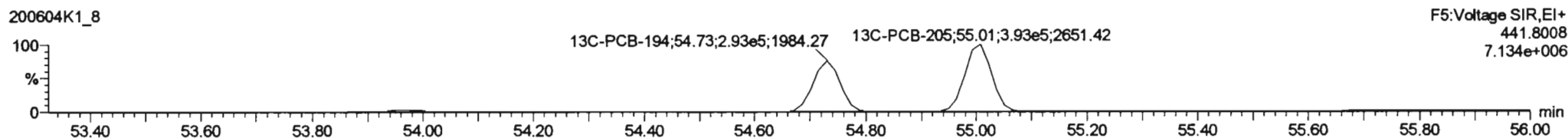
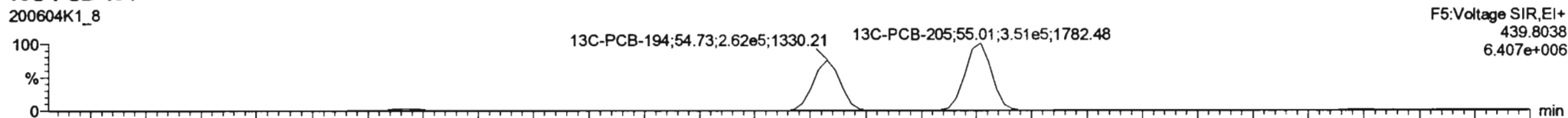
Last Altered: Saturday, June 06, 2020 09:37:56 Pacific Daylight Time
Printed: Saturday, June 06, 2020 09:42:03 Pacific Daylight Time

Name: 200604K1_8, Date: 04-Jun-2020, Time: 15:24:32, ID: 2000960-01 PDI-158SC-A-00-01-200423 6.33, Description: PDI-158SC-A-00-01-200423

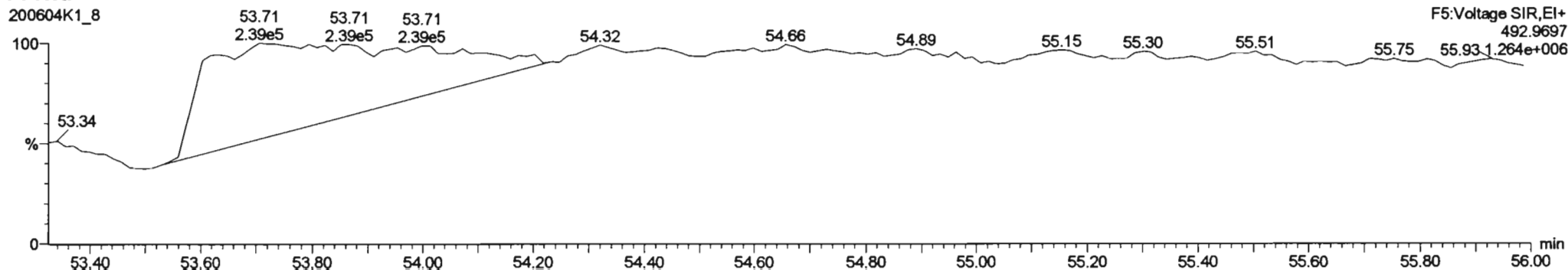
PCB-195



13C-PCB-194



PFK5a

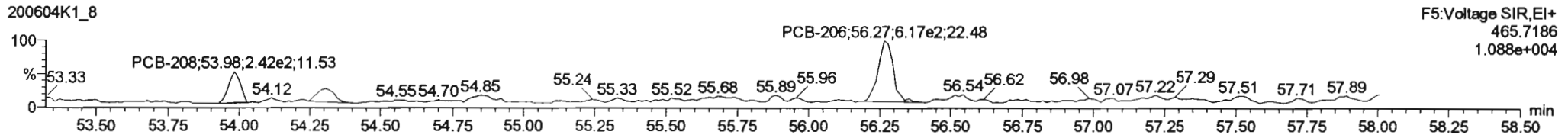
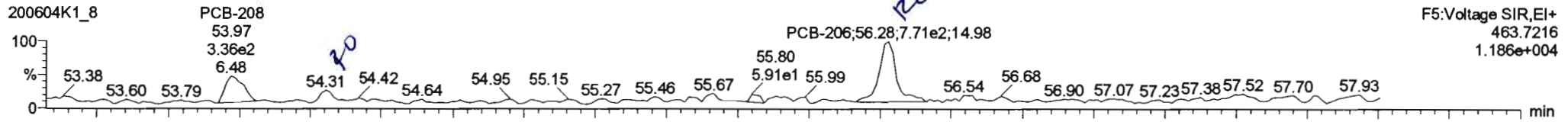


Dataset: Untitled

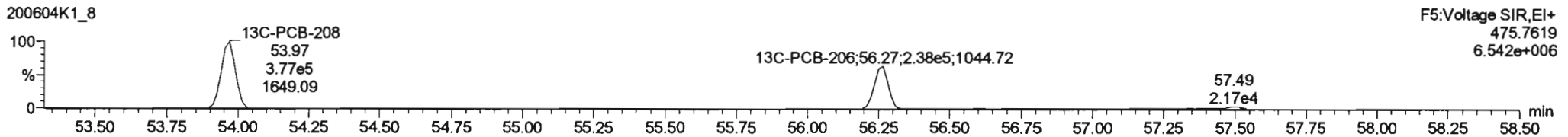
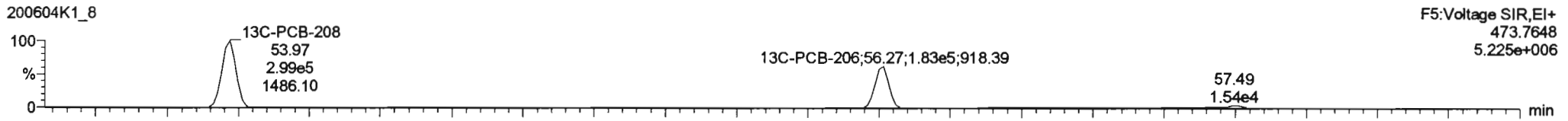
Last Altered: Saturday, June 06, 2020 09:37:56 Pacific Daylight Time
Printed: Saturday, June 06, 2020 09:42:03 Pacific Daylight Time

Name: 200604K1_8, Date: 04-Jun-2020, Time: 15:24:32, ID: 2000960-01 PDI-158SC-A-00-01-200423 6.33, Description: PDI-158SC-A-00-01-200423

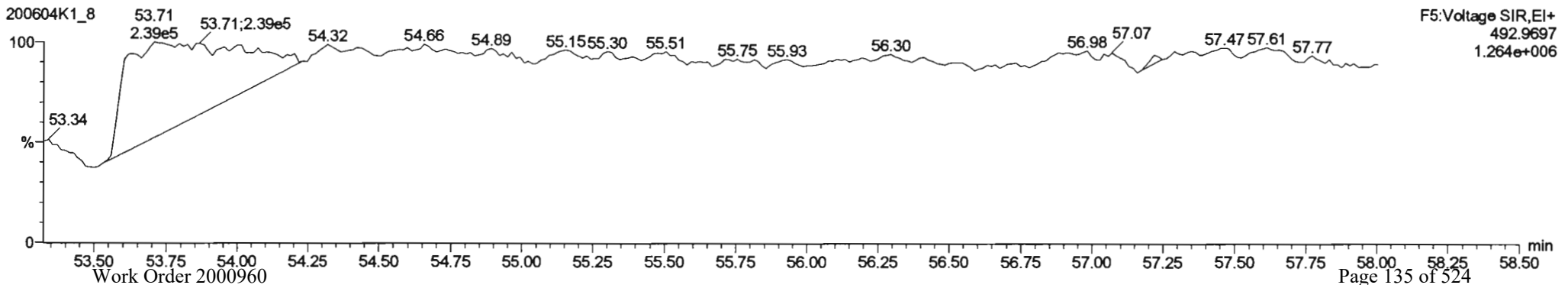
PCB-208



13C-PCB-208

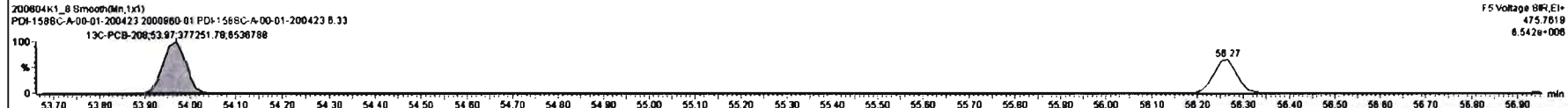

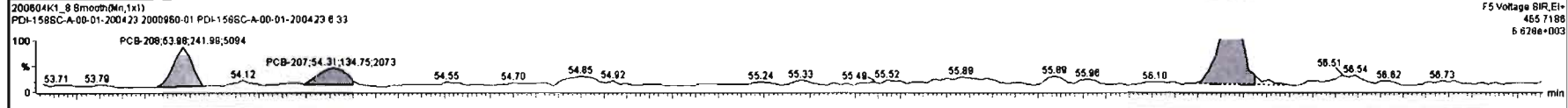
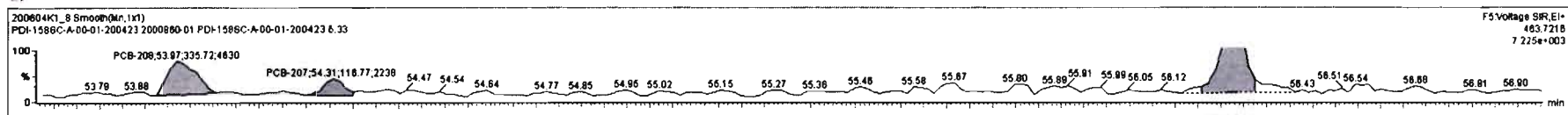


PFK5



#	Name	Mass	RA	rvy	RRF	wtVol	Prod.RT	RT	Prod.R...	RTT	RRT Fail	Conc.	%Rec.	DL	EMPC
227	2nd Function Tri-PCBs				0.9828	5.416	0.00	0.000			NO	33.10		6.02	38.78
228	Total Tetra-PCBs				1.0778	5.416	0.00	0.000			NO	148.2		8.70	153.4
229	2nd Function Penta-PCBs				1.3157	5.416	0.00	0.000			NO	155.5		10.5	173.2
230	4th Function Penta-PCBs				1.0735	5.416	0.00	0.000			NO	8.753		1.50	8.753
231	2nd Function Hexa-PCBs				0.9505	5.416	0.00	0.000			NO	37.30		5.81	56.20
232	4th Function Hexa-PCBs				1.0316	5.416	0.00	0.000			NO	113.4		8.37	122.4
233	Total Hepta-PCBs				1.3551	5.416	0.00	0.000			NO	104.6		8.86	118.5
234	4th Function Octa-PCBs				1.0008	5.416	0.00	0.000			NO	10.58		8.70	20.05
235	9th Function Octa-PCBs				1.1498	5.416	0.00	0.000			NO	3.246		1.81	10.81
236	Total Nona-PCBs				0.8523	5.416	0.00	0.000			NO	1.880		1.36	7.278

#	Name	Prod.RT	RT	rel Mass	rel Resp	1 st Ratio (Prod)	RA	rvy	EMPC	Conc.
1	165 PCB-206	53.89	53.97	3.357e2	2.420e2	1.340	1.38	NO	1.8897	1.8897
2	166 PCB-207	54.30	54.31	1.168e2	1.347e2	1.340	0.87	YES	0.80734	0.00000
3	167 PCB-208	58.28	58.28	6.552e2	5.843e2	1.340	1.10	YES	4.9703	0.00000



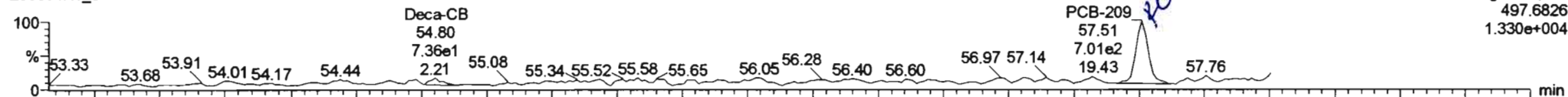
Dataset: Untitled

Last Altered: Saturday, June 06, 2020 09:37:56 Pacific Daylight Time
Printed: Saturday, June 06, 2020 09:42:03 Pacific Daylight Time

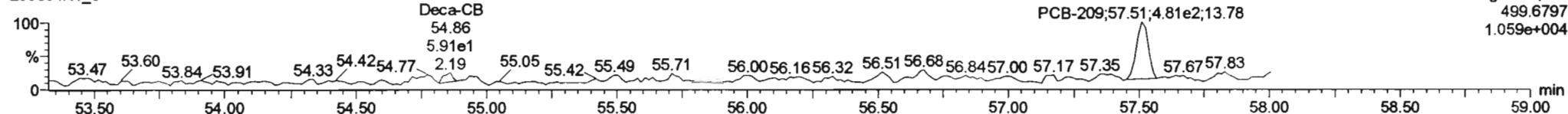
Name: 200604K1_8, Date: 04-Jun-2020, Time: 15:24:32, ID: 2000960-01 PDI-158SC-A-00-01-200423 6.33, Description: PDI-158SC-A-00-01-200423

PCB-209

200604K1_8




200604K1_8

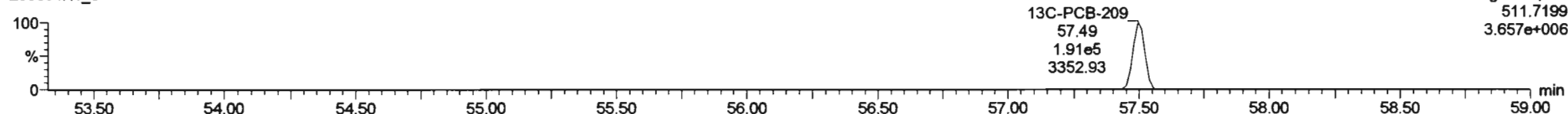


13C-PCB-209

200604K1_8

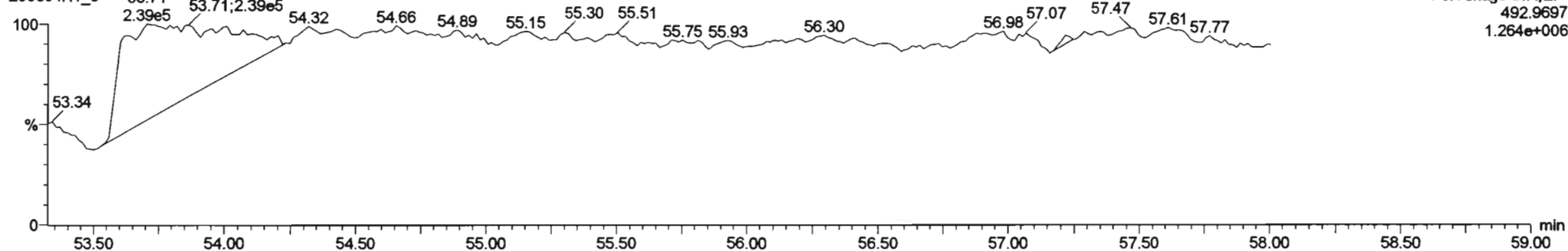


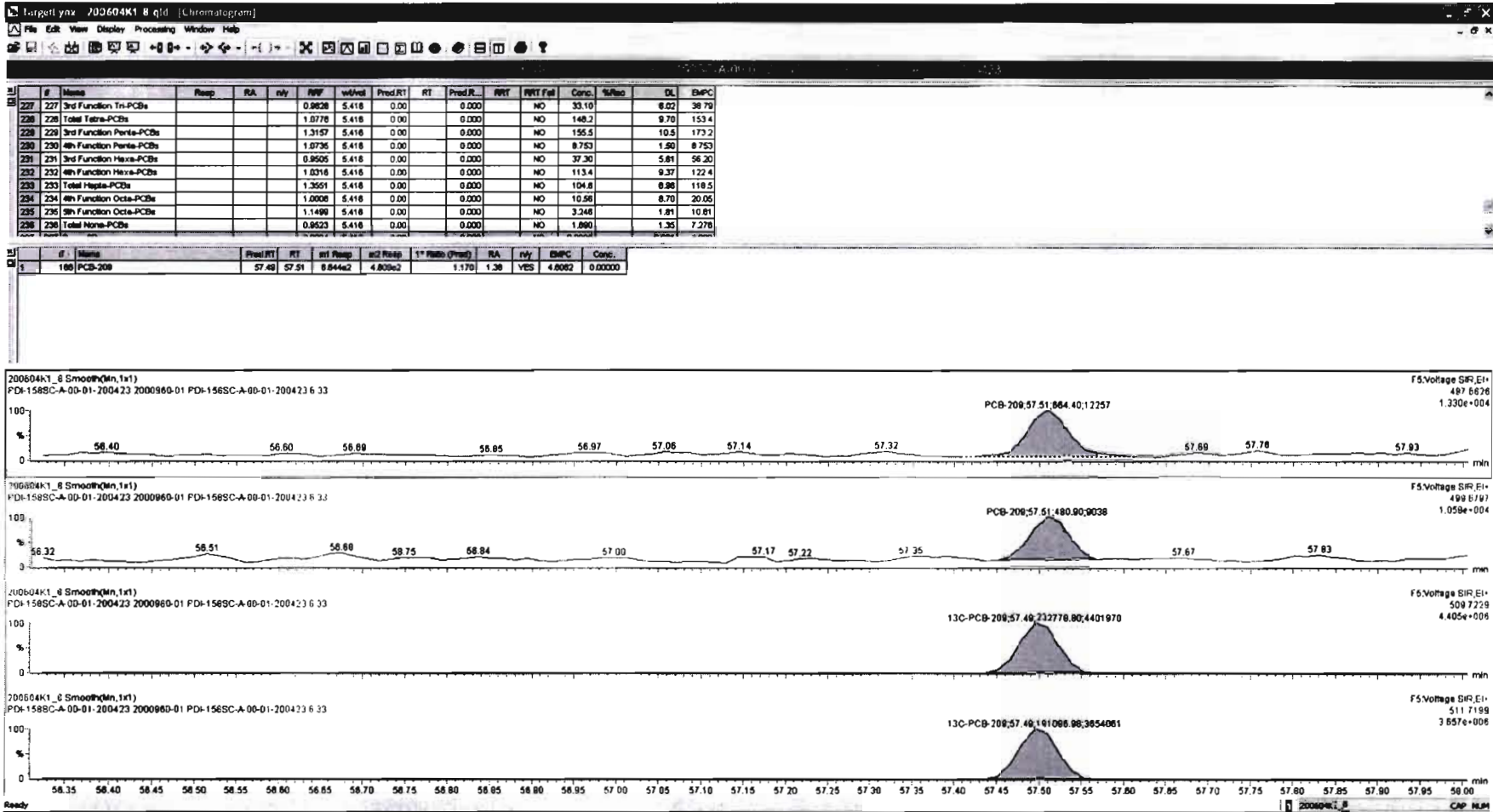
200604K1_8



PFK5b

200604K1_8





CONTINUING CALIBRATION

HRMS CALIBRATION STANDARDS REVIEW CHECKLIST

Beg. Calibration ID: ST200603K1-1

Reviewed By: CT 06/04/2020

Initials & Date

End Calibration ID: NA

	<u>Beg.</u>	<u>End</u>
Ion abundance within QC limits?	<input checked="" type="checkbox"/>	<input type="checkbox"/> NA
Concentrations within criteria?	<input checked="" type="checkbox"/>	<input type="checkbox"/>
TCDD/TCDF Valleys <25%	<input type="checkbox"/> NA	<input type="checkbox"/>
First and last eluters present?	<input type="checkbox"/> NA	<input type="checkbox"/>
Retention Times within criteria?	<input checked="" type="checkbox"/>	<input type="checkbox"/>
Verification Std. named correctly? (ST-Year-Month-Day-VG ID)	<input checked="" type="checkbox"/>	<input type="checkbox"/>
Forms signed and dated?	<input checked="" type="checkbox"/>	<input type="checkbox"/>
Correct ICAL referenced?	<u>HL</u>	<u>HL</u>
Run Log:		
- Correct instrument listed?	<input checked="" type="checkbox"/>	<input type="checkbox"/> NA
- Samples within 12 hour clock?	<input type="checkbox"/> Y	<input type="checkbox"/> N
- Bottle position verified?	<input type="checkbox"/>	<u>HL</u>

Mass resolution ≥

5k 6-8K 8K 10K
 1614 1699 429 1613/1668/8280

Intergrated peaks display correctly?

GC Break <20%

NA

8280 CS1 End Standard:

- Ratios within limits, S/N <2.5:1, CS1 within 12 hours

	<u>Beg.</u>	<u>End</u>
	<input checked="" type="checkbox"/>	<input checked="" type="checkbox"/>
	<input checked="" type="checkbox"/>	<input type="checkbox"/> NA
	<input type="checkbox"/>	<input type="checkbox"/> NA

Comments:

(A) 1 mass under IDIC
 (B) 1 mass affected by column bleed

Dataset: U:\VG11.PRO\Results\200603K1\200603K1-1.qld

Last Altered: Thursday, June 04, 2020 07:42:37 Pacific Daylight Time
Printed: Thursday, June 04, 2020 07:43:46 Pacific Daylight Time

hr 6-4-2020

CT 06/04/2020

Method: U:\VG11.PRO\MethDB\PCB-209_ZB1_6-1-20.mdb 02 Jun 2020 10:36:07
Calibration: U:\VG11.PRO\CurveDB\db1_PCBvg11-6-1-20.cdb 02 Jun 2020 10:21:16

Name: 200603K1_1, Date: 03-Jun-2020, Time: 14:47:20, ID: ST200603K1-1 PCB 209 CS3 19G2609, Description: PCB 209 CS3 19G2609

#	Name	Resp	RA	n/y	RRF	wt/vol	Pred.RT	RT	Pred.R...	RRT	Check RRT	Conc.	%Rec	DL	EMPC
1	1 PCB-1	1.70e6	3.12	NO	1.17	1.000	15.52	15.53	1.001	1.001	NO	53.91	108	0.00733	53.91
2	2 PCB-2	1.74e6	3.14	NO	1.18	1.000	17.94	17.94	0.988	0.988	NO	53.86	108	0.00732	53.86
3	3 PCB-3	1.71e6	3.12	NO	1.15	1.000	18.17	18.18	1.001	1.001	NO	54.53	109	0.00753	54.53
4	4 PCB-4/10	2.78e6	1.54	NO	1.25	1.000	19.59	19.59	1.004	1.004	NO	110.0	110	0.0548	110.0
5	5 PCB-7/9	3.41e6	1.56	NO	0.960	1.000	21.40	21.39	1.003	1.002	NO	109.3	109	0.0449	109.3
6	6 PCB-6	1.80e6	1.55	NO	1.02	1.000	22.05	22.05	1.033	1.033	NO	54.25	109	0.0421	54.25
7	7 PCB-5/8	3.56e6	1.57	NO	0.992	1.000	22.45	22.45	1.052	1.052	NO	110.4	110	0.0434	110.4
8	8 PCB-14	1.80e6	1.56	NO	1.02	1.000	23.60	23.59	0.952	0.951	NO	55.23	110	0.0444	55.23
9	9 PCB-11	1.94e6	1.57	NO	1.13	1.000	24.81	24.81	1.001	1.001	NO	53.55	107	0.0401	53.55
10	10 PCB-12/13	3.64e6	1.55	NO	1.03	1.000	25.25	25.18	1.018	1.016	NO	110.5	111	0.0439	110.5
11	11 PCB-15	1.84e6	1.53	NO	1.03	1.000	25.56	25.54	1.031	1.030	NO	55.35	111	0.0436	55.35
12	12 PCB-19	8.58e5	1.02	NO	1.11	1.000	23.78	23.77	1.001	1.001	NO	53.39	107	0.0232	53.39
13	13 PCB-30	1.40e6	1.03	NO	1.79	1.000	24.68	24.69	1.039	1.039	NO	53.75	108	0.0143	53.75
14	14 PCB-18	9.33e5	1.03	NO	0.818	1.000	25.46	25.45	0.952	0.951	NO	53.71	107	0.0228	53.71
15	15 PCB-17	8.86e5	1.04	NO	0.758	1.000	25.63	25.64	0.958	0.958	NO	54.99	110	0.0246	54.99
16	16 PCB-24/27	2.50e6	1.02	NO	1.08	1.000	26.25	26.23	0.981	0.980	NO	108.7	109	0.0172	108.7
17	17 PCB-16/32	2.15e6	1.03	NO	0.925	1.000	26.77	26.76	1.001	1.000	NO	109.2	109	0.0202	109.2
18	18 PCB-34	1.46e6	1.02	NO	0.945	1.000	27.56	27.58	0.959	0.959	NO	53.06	106	0.0218	53.06
19	19 PCB-23	1.61e6	1.05	NO	0.883	1.000	27.65	27.67	0.962	0.962	NO	62.50	125	0.0233	62.50
20	20 PCB-29	1.51e6	1.02	NO	0.893	1.000	27.91	27.93	0.971	0.972	NO	58.11	116	0.0230	58.11
21	21 PCB-26	1.61e6	1.04	NO	0.944	1.000	28.14	28.14	0.979	0.979	NO	58.59	117	0.0218	58.59
22	22 PCB-25	1.60e6	1.04	NO	0.950	1.000	28.29	28.31	0.984	0.984	NO	57.82	116	0.0217	57.82
23	23 PCB-31	1.85e6	1.02	NO	1.04	1.000	28.66	28.68	0.997	0.997	NO	61.44	123	0.0198	61.44
24	24 PCB-28	1.68e6	1.01	NO	1.03	1.000	28.77	28.79	1.001	1.001	NO	56.25	112	0.0201	56.25
25	25 PCB-20/21/33	4.77e6	1.02	NO	0.941	1.000	29.41	29.40	1.023	1.023	NO	174.3	116	0.0218	174.3
26	26 PCB-22	1.67e6	1.04	NO	0.973	1.000	29.85	29.87	1.038	1.039	NO	58.84	118	0.0211	58.84
27	27 PCB-36	1.70e6	1.03	NO	1.08	1.000	30.50	30.50	0.931	0.931	NO	56.06	112	0.0208	56.06
28	28 PCB-39	1.58e6	1.04	NO	0.988	1.000	30.98	30.99	0.946	0.946	NO	56.85	114	0.0226	56.85
29	29 PCB-38	1.64e6	1.02	NO	1.05	1.000	31.78	31.78	0.970	0.970	NO	55.43	111	0.0213	55.43
30	30 PCB-35	1.64e6	1.04	NO	1.04	1.000	32.32	32.33	0.987	0.987	NO	55.84	112	0.0214	55.84
31	31 PCB-37	1.62e6	1.03	NO	1.01	1.000	32.77	32.77	1.001	1.001	NO	56.80	114	0.0222	56.80
32	32 PCB-54	1.17e6	0.78	NO	1.08	1.000	27.62	27.64	1.001	1.001	NO	55.52	111	0.0211	55.52

Dataset: U:\VG11.PRO\Results\200603K1\200603K1-1.qld

Last Altered: Thursday, June 04, 2020 07:42:37 Pacific Daylight Time
Printed: Thursday, June 04, 2020 07:43:46 Pacific Daylight Time

Name: 200603K1_1, Date: 03-Jun-2020, Time: 14:47:20, ID: ST200603K1-1 PCB 209 CS3 19G2609, Description: PCB 209 CS3 19G2609

#	Name	Resp	RA	n/y	RRF	wt/vol	Pred.RT	RT	Pred.R...	RRT	Check RRT	Conc.	%Ret	DL	EMPC
33	33 PCB-50	9.49e5	0.76	NO	0.880	1.000	28.81	28.83	1.044	1.044	NO	55.21	110	0.0259	55.21
34	34 PCB-53	8.91e5	0.76	NO	0.997	1.000	29.49	29.50	0.944	0.944	NO	56.21	112	0.0286	56.21
35	35 PCB-51	9.47e5	0.76	NO	1.07	1.000	29.84	29.85	0.955	0.955	NO	55.93	112	0.0268	55.93
36	36 PCB-45	7.57e5	0.76	NO	0.858	1.000	30.29	30.30	0.969	0.970	NO	55.47	111	0.0332	55.47
37	37 PCB-46	7.25e5	0.76	NO	0.831	1.000	30.78	30.80	0.985	0.986	NO	54.91	110	0.0343	54.91
38	38 PCB-52/69	2.06e6	0.76	NO	1.17	1.000	31.28	31.28	1.001	1.001	NO	110.9	111	0.0245	110.9
39	39 PCB-73	1.23e6	0.79	NO	1.44	1.000	31.39	31.41	1.005	1.005	NO	53.50	107	0.0198	53.50
40	40 PCB-43/49	1.76e6	0.76	NO	1.02	1.000	31.57	31.58	1.010	1.011	NO	108.6	109	0.0281	108.6
41	41 PCB-47	8.64e5	0.76	NO	0.922	1.000	31.79	31.80	1.001	1.001	NO	55.40	111	0.0284	55.40
42	42 PCB-48/75	2.06e6	0.75	NO	1.12	1.000	31.90	31.92	1.004	1.005	NO	108.6	109	0.0234	108.6
43	43 PCB-65	1.13e6	0.77	NO	1.28	1.000	32.17	32.18	1.013	1.013	NO	51.93	104	0.0204	51.93
44	44 PCB-62	1.10e6	0.77	NO	1.13	1.000	32.28	32.29	1.016	1.016	NO	57.59	115	0.0232	57.59
45	45 PCB-44	7.55e5	0.75	NO	0.824	1.000	32.61	32.62	1.026	1.027	NO	54.13	108	0.0318	54.13
46	46 PCB-42/59	1.95e6	0.76	NO	1.05	1.000	32.83	32.85	1.033	1.034	NO	109.8	110	0.0250	109.8
47	47 PCB-41/64/71/72	4.44e6	0.77	NO	1.19	1.000	33.45	33.46	1.053	1.053	NO	221.2	111	0.0221	221.2
48	48 PCB-68	1.17e6	0.76	NO	1.28	1.000	33.70	33.72	1.061	1.061	NO	53.99	108	0.0205	53.99
49	49 PCB-40	5.68e5	0.76	NO	0.602	1.000	33.93	33.94	1.068	1.069	NO	55.82	112	0.0435	55.82
50	50 PCB-57	1.24e6	0.76	NO	1.16	1.000	34.30	34.32	0.969	0.970	NO	54.94	110	0.0203	54.94
51	51 PCB-67	1.19e6	0.76	NO	1.08	1.000	34.62	34.63	0.978	0.978	NO	56.68	113	0.0217	56.68
52	52 PCB-58	1.27e6	0.77	NO	1.20	1.000	34.73	34.74	0.981	0.982	NO	54.61	109	0.0196	54.61
53	53 PCB-63	1.15e6	0.77	NO	1.07	1.000	34.90	34.91	0.986	0.986	NO	55.41	111	0.0220	55.41
54	54 PCB-74	1.25e6	0.79	NO	1.19	1.000	35.20	35.21	0.994	0.995	NO	54.62	109	0.0199	54.62
55	55 PCB-61/70	2.33e6	0.75	NO	1.05	1.000	35.41	35.34	1.000	0.998	NO	114.2	114	0.0224	114.2
56	56 PCB-76/66	2.49e6	0.77	NO	1.16	1.000	35.60	35.60	1.006	1.006	NO	110.4	110	0.0202	110.4
57	57 PCB-80	1.30e6	0.76	NO	1.19	1.000	35.86	35.86	1.001	1.001	NO	54.76	110	0.0188	54.76
58	58 PCB-55	1.29e6	0.76	NO	1.17	1.000	36.20	36.19	1.010	1.010	NO	55.19	110	0.0191	55.19
59	59 PCB-56/60	2.27e6	0.76	NO	1.02	1.000	36.70	36.70	1.024	1.024	NO	111.0	111	0.0219	111.0
60	60 PCB-79	1.25e6	0.77	NO	1.14	1.000	37.80	37.80	1.055	1.055	NO	54.92	110	0.0196	54.92
61	61 PCB-78	1.19e6	0.75	NO	1.14	1.000	38.52	38.52	0.987	0.987	NO	54.97	110	0.0208	54.97
62	62 PCB-81	1.09e6	0.77	NO	1.05	1.000	39.06	39.06	1.000	1.000	NO	54.99	110	0.0226	54.99
63	63 PCB-77	1.17e6	0.78	NO	1.14	1.000	39.68	39.67	1.000	1.000	NO	55.25	110	0.0210	55.25
64	64 PCB-104	7.71e5	1.60	NO	1.12	1.000	32.46	32.47	1.001	1.001	NO	53.25	107	0.0195	53.25
65	65 PCB-96	7.66e5	1.58	NO	1.15	1.000	33.76	33.78	1.041	1.041	NO	51.44	103	0.0189	51.44
66	66 PCB-103	6.06e5	1.60	NO	0.936	1.000	34.30	34.33	1.058	1.059	NO	50.17	100	0.0233	50.17
67	67 PCB-100	6.19e5	1.54	NO	0.954	1.000	34.67	34.69	1.069	1.069	NO	50.33	101	0.0229	50.33
68	68 PCB-94	4.88e5	1.57	NO	0.949	1.000	35.19	35.19	0.985	0.985	NO	51.46	103	0.0291	51.46

Dataset: U:\VG11.PRO\Results\200603K1\200603K1-1.qld

Last Altered: Thursday, June 04, 2020 07:42:37 Pacific Daylight Time
Printed: Thursday, June 04, 2020 07:43:46 Pacific Daylight Time

Name: 200603K1_1, Date: 03-Jun-2020, Time: 14:47:20, ID: ST200603K1-1 PCB 209 CS3 19G2609, Description: PCB 209 CS3 19G2609

#	Name	Resp	RA	n/y	RRF	wt/vol	Pred.RT	RT	Pred.R...	RRT	Check RRT	Conc.	%Rec	DL	EMPC
69	69 PCB-95/98/102	1.90e6	1.56	NO	1.20	1.000	35.67	35.67	0.999	0.999	NO	157.7	105	0.0229	157.7
70	70 PCB-93	4.53e5	1.60	NO	0.935	1.000	35.79	35.81	1.002	1.003	NO	48.46	96.9	0.0295	48.46
71	71 PCB-88/91	1.09e6	1.77	NO	1.06	1.000	36.14	36.14	1.012	1.012	NO	102.7	103	0.0259	102.7
72	72 PCB-121	8.74e5	1.37	NO	1.71	1.000	36.23	36.23	1.015	1.015	NO	51.13	102	0.0161	51.13
73	73 PCB-84/92	1.03e6	1.58	NO	1.02	1.000	37.10	37.09	0.990	0.990	NO	101.5	102	0.0269	101.5
74	74 PCB-89	5.69e5	1.57	NO	1.11	1.000	37.27	37.28	0.995	0.995	NO	51.38	103	0.0248	51.38
75	75 PCB-90/101	1.14e6	1.56	NO	1.12	1.000	37.48	37.46	1.000	1.000	NO	101.2	101	0.0244	101.2
76	76 PCB-113	8.03e5	1.54	NO	1.51	1.000	37.72	37.72	1.007	1.007	NO	52.93	106	0.0181	52.93
77	77 PCB-99	6.26e5	1.59	NO	1.32	1.000	37.81	37.81	1.009	1.009	NO	47.32	94.6	0.0207	47.32
78	78 PCB-119	7.96e5	1.58	NO	1.81	1.000	38.30	38.30	0.987	0.987	NO	50.49	101	0.0174	50.49
79	79 PCB-108/112	1.31e6	1.56	NO	1.44	1.000	38.45	38.45	0.991	0.991	NO	103.5	104	0.0218	103.5
80	80 PCB-83	8.14e5	1.57	NO	1.83	1.000	38.61	38.61	0.995	0.995	NO	50.89	102	0.0172	50.89
81	81 PCB-97	5.70e5	1.56	NO	1.28	1.000	38.82	38.82	1.000	1.000	NO	50.92	102	0.0245	50.92
82	82 PCB-86	5.48e5	1.57	NO	1.12	1.000	38.99	38.99	1.005	1.005	NO	56.24	112	0.0282	56.24
83	83 PCB-87/117/125	2.09e6	1.58	NO	1.56	1.000	39.12	39.12	1.008	1.008	NO	153.7	102	0.0202	153.7
84	84 PCB-111/115	1.68e6	1.67	NO	1.91	1.000	39.27	39.27	1.012	1.012	NO	100.7	101	0.0165	100.7
85	85 PCB-85/116	1.26e6	1.47	NO	1.41	1.000	39.40	39.40	1.015	1.015	NO	102.6	103	0.0223	102.6
86	86 PCB-120	9.03e5	1.59	NO	2.01	1.000	39.66	39.66	1.022	1.022	NO	51.61	103	0.0157	51.61
87	87 PCB-110	7.75e5	1.59	NO	1.74	1.000	39.81	39.81	1.026	1.026	NO	50.96	102	0.0181	50.96
88	88 PCB-82	4.65e5	1.54	NO	0.781	1.000	40.44	40.44	0.976	0.976	NO	50.89	102	0.0307	50.89
89	89 PCB-124	7.91e5	1.56	NO	1.40	1.000	41.15	41.15	0.993	0.993	NO	48.38	96.8	0.0172	48.38
90	90 PCB-107/109	1.65e6	1.57	NO	1.34	1.000	41.29	41.29	0.996	0.996	NO	104.9	105	0.0179	104.9
91	91 PCB-123	7.41e5	1.56	NO	1.20	1.000	41.46	41.48	1.000	1.001	NO	52.85	106	0.0200	52.85
92	92 PCB-106/118	1.57e6	1.57	NO	1.22	1.000	41.67	41.69	1.001	1.001	NO	105.4	105	0.0190	105.4
93	93 PCB-114	1.16e6	1.54	NO	1.14	1.000	42.32	42.34	1.000	1.001	NO	54.50	109	0.0230	54.50
94	94 PCB-122	1.03e6	1.58	NO	0.944	1.000	42.47	42.47	1.004	1.004	NO	58.59	117	0.0278	58.59
95	95 PCB-105	1.11e6	1.59	NO	1.05	1.000	43.21	43.23	1.000	1.001	NO	55.27	111	0.0244	55.27
96	96 PCB-127	1.17e6	1.57	NO	1.06	1.000	43.57	43.57	1.000	1.000	NO	56.01	112	0.0232	56.01
97	97 PCB-126	1.23e6	1.58	NO	1.17	1.000	45.52	45.52	1.000	1.000	NO	55.21	110	0.0220	55.21
98	98 PCB-155	4.30e5	1.29	NO	1.04	1.000	37.00	37.01	1.000	1.001	NO	47.68	95.4	0.0125	47.68
99	99 PCB-150	4.58e5	1.29	NO	1.08	1.000	38.32	38.32	1.036	1.036	NO	48.96	97.9	0.0120	48.96
100	1... PCB-152	5.01e5	1.33	NO	1.19	1.000	38.80	38.80	1.049	1.049	NO	48.88	97.8	0.0110	48.88
101	1... PCB-145	4.96e5	1.28	NO	1.19	1.000	39.27	39.27	1.062	1.062	NO	48.33	96.7	0.0110	48.33
102	1... PCB-136	4.32e5	1.27	NO	1.02	1.000	39.60	39.60	1.071	1.071	NO	48.98	98.0	0.0128	48.98
103	1... PCB-148	3.35e5	1.28	NO	0.842	1.000	39.71	39.71	1.074	1.074	NO	46.16	92.3	0.0155	46.16
104	1... PCB-154	3.72e5	1.31	NO	0.919	1.000	40.21	40.22	1.087	1.088	NO	46.87	93.7	0.0142	46.87

25.175"

Dataset: U:\VG11.PRO\Results\200603K1\200603K1-1.qld

Last Altered: Thursday, June 04, 2020 07:42:37 Pacific Daylight Time
Printed: Thursday, June 04, 2020 07:43:46 Pacific Daylight Time

Name: 200603K1_1, Date: 03-Jun-2020, Time: 14:47:20, ID: ST200603K1-1 PCB 209 CS3 19G2609, Description: PCB 209 CS3 19G2609

#	Name	Resp	RA	n/y	RRF	wt/vol	Pred.RT	RT	Pred.R...	RRT	Check RRT	Conc.	%Rec	DL	EMPC
105	1... PCB-151	3.23e5	1.30	NO	0.787	1.000	40.88	40.87	1.105	1.105	NO	47.60	95.2	0.0166	47.60
106	1... PCB-135	3.83e5	1.28	NO	0.922	1.000	41.11	41.11	1.112	1.112	NO	48.12	96.2	0.0141	48.12
107	1... PCB-144	3.23e5	1.31	NO	0.789	1.000	41.22	41.20	1.115	1.114	NO	47.47	94.9	0.0165	47.47
108	1... PCB-147	3.43e5	1.29	NO	0.834	1.000	41.35	41.35	1.118	1.118	NO	47.62	95.2	0.0156	47.62
109	1... PCB-139/149	7.78e5	1.27	NO	0.948	1.000	41.62	41.61	1.125	1.125	NO	95.09	95.1	0.0137	95.09
110	1... PCB-140	3.31e5	1.28	NO	0.794	1.000	41.82	41.81	1.131	1.131	NO	48.25	96.5	0.0164	48.25
111	1... PCB-134/143	1.25e6	1.25	NO	0.759	1.000	42.28	42.26	0.975	0.975	NO	110.6	111	0.0818	110.6
112	1... PCB-131/133	1.34e6	1.24	NO	0.821	1.000	42.57	42.57	0.982	0.982	NO	109.9	110	0.0756	109.9
113	1... PCB-142	5.96e5	1.22	NO	0.754	1.000	42.72	42.74	0.985	0.986	NO	53.05	106	0.0823	53.05
114	1... PCB-146/165	1.65e6	1.24	NO	1.02	1.000	42.97	42.97	0.991	0.991	NO	109.0	109	0.0610	109.0
115	1... PCB-132/161	1.65e6	1.24	NO	1.02	1.000	43.20	43.19	0.996	0.996	NO	108.1	108	0.0606	108.1
116	1... PCB-153	8.45e5	1.25	NO	1.07	1.000	43.38	43.40	1.000	1.001	NO	52.97	106	0.0580	52.97
117	1... PCB-168	8.64e5	1.23	NO	1.08	1.000	43.61	43.61	1.006	1.006	NO	53.84	108	0.0576	53.84
118	1... PCB-141	6.76e5	1.24	NO	1.03	1.000	44.16	44.16	1.000	1.000	NO	53.61	107	0.0734	53.61
119	1... PCB-137	6.57e5	1.24	NO	1.11	1.000	44.56	44.56	1.010	1.009	NO	48.20	96.4	0.0678	48.20
120	1... PCB-130	6.21e5	1.25	NO	0.885	1.000	44.66	44.65	1.012	1.012	NO	57.18	114	0.0851	57.18
121	1... PCB-138/163/164	2.64e6	1.24	NO	1.28	1.000	45.03	45.05	1.001	1.001	NO	163.4	109	0.0579	163.4
122	1... PCB-158/160	1.69e6	1.25	NO	1.24	1.000	45.28	45.30	1.006	1.007	NO	108.3	108	0.0599	108.3
123	1... PCB-129	6.03e5	1.23	NO	0.867	1.000	45.54	45.54	1.012	1.012	NO	55.24	110	0.0857	55.24
124	1... PCB-166	9.79e5	1.23	NO	1.14	1.000	46.01	46.02	0.993	0.993	NO	54.67	109	0.0526	54.67
125	1... PCB-159	1.02e6	1.24	NO	1.22	1.000	46.34	46.34	1.000	1.000	NO	53.42	107	0.0494	53.42
126	1... PCB-128/162	1.54e6	1.23	NO	0.907	1.000	46.63	46.64	1.007	1.007	NO	108.4	108	0.0662	108.4
127	1... PCB-167	9.28e5	1.24	NO	1.11	1.000	47.06	47.06	1.000	1.000	NO	54.40	109	0.0554	54.40
128	1... PCB-156	9.15e5	1.24	NO	1.13	1.000	48.39	48.38	1.000	1.000	NO	54.71	109	0.0551	54.71
129	1... PCB-157	8.50e5	1.25	NO	1.04	1.000	48.67	48.67	1.001	1.001	NO	54.49	109	0.0601	54.49
130	1... PCB-169	8.86e5	1.23	NO	1.16	1.000	50.92	50.92	1.000	1.000	NO	54.04	108	0.0580	54.04
131	1... PCB-188	7.73e5	1.04	NO	1.29	1.000	43.02	43.00	1.001	1.000	NO	52.81	106	0.0451	52.81
132	1... PCB-184	7.42e5	1.04	NO	1.23	1.000	43.48	43.48	1.011	1.011	NO	53.04	106	0.0473	53.04
133	1... PCB-179	7.55e5	1.05	NO	1.30	1.000	44.27	44.27	1.030	1.030	NO	51.26	103	0.0448	51.26
134	1... PCB-176	7.55e5	1.03	NO	1.31	1.000	44.74	44.77	1.041	1.041	NO	50.84	102	0.0445	50.84
135	1... PCB-186	8.14e5	1.02	NO	1.33	1.000	45.39	45.39	1.056	1.056	NO	53.97	108	0.0438	53.97
136	1... PCB-178	5.63e5	1.03	NO	0.943	1.000	45.90	45.90	1.068	1.068	NO	52.59	105	0.0617	52.59
137	1... PCB-175	5.73e5	1.03	NO	0.956	1.000	46.23	46.24	1.076	1.076	NO	52.76	106	0.0609	52.76
138	1... PCB-182/187	1.26e6	1.03	NO	1.07	1.000	46.42	46.43	1.080	1.080	NO	103.8	104	0.0546	103.8
139	1... PCB-183	6.17e5	1.05	NO	1.02	1.000	46.75	46.76	1.088	1.088	NO	53.10	106	0.0569	53.10
140	1... PCB-185	5.39e5	1.04	NO	1.41	1.000	47.44	47.44	0.955	0.955	NO	51.62	103	0.0636	51.62

Handwritten notes:
A vertical line with a checkmark and the number '75' is drawn next to the '%Rec' column.
A handwritten '75' is written above the first row.

Dataset: U:\VG11.PRO\Results\200603K1\200603K1-1.qld

Last Altered: Thursday, June 04, 2020 07:42:37 Pacific Daylight Time
Printed: Thursday, June 04, 2020 07:43:46 Pacific Daylight Time

Name: 200603K1_1, Date: 03-Jun-2020, Time: 14:47:20, ID: ST200603K1-1 PCB 209 CS3 19G2609, Description: PCB 209 CS3 19G2609

#	Name	Resp	RA	rt/y	RRF	wt/Vol	Pred.RT	RT	Pred.R...	RRT	Check RRT	Conc.	%Rec	DL	EMPC
141	1... PCB-174	4.78e5	1.04	NO	1.35	1.000	47.82	47.82	0.962	0.962	NO	47.59	95.2	0.0660	47.59
142	1... PCB-181	6.16e5	1.05	NO	1.47	1.000	47.91	47.91	0.964	0.964	NO	56.23	112	0.0606	56.23
143	1... PCB-177	4.95e5	1.05	NO	1.28	1.000	48.10	48.10	0.968	0.968	NO	52.15	104	0.0699	52.15
144	1... PCB-171	5.15e5	1.05	NO	1.32	1.000	48.38	48.38	0.974	0.974	NO	52.70	105	0.0679	52.70
145	1... PCB-173	4.56e5	1.05	NO	1.19	1.000	48.84	48.84	0.983	0.983	NO	51.56	103	0.0751	51.56
146	1... PCB-172	5.43e5	1.08	NO	1.38	1.000	49.29	49.29	0.992	0.992	NO	53.16	106	0.0650	53.16
147	1... PCB-192	6.89e5	1.08	NO	1.83	1.000	49.48	49.48	0.996	0.996	NO	50.82	102	0.0489	50.82
148	1... PCB-180	5.58e5	1.07	NO	1.41	1.000	49.71	49.71	1.000	1.000	NO	53.18	106	0.0633	53.18
149	1... PCB-193	6.39e5	1.05	NO	1.68	1.000	49.92	49.92	1.005	1.005	NO	51.28	103	0.0533	51.28
150	1... PCB-191	6.55e5	1.05	NO	1.71	1.000	50.18	50.19	1.010	1.010	NO	51.58	103	0.0523	51.58
151	1... PCB-170	4.70e5	1.06	NO	1.40	1.000	51.38	51.38	1.000	1.000	NO	53.01	106	0.0743	53.01
152	1... PCB-190	6.06e5	1.04	NO	1.85	1.000	51.56	51.59	1.004	1.004	NO	51.70	103	0.0563	51.70
153	1... PCB-189	6.22e5	1.04	NO	1.45	1.000	53.10	53.08	1.000	1.000	NO	51.76	104	0.0502	51.76
154	1... PCB-202	5.12e5	0.89	NO	1.17	1.000	48.63	48.61	1.001	1.000	NO	49.83	99.7	0.0385	49.83
155	1... PCB-201	4.65e5	0.89	NO	1.05	1.000	49.10	49.10	1.010	1.011	NO	50.25	101	0.0427	50.25
156	1... PCB-204	4.90e5	0.89	NO	1.14	1.000	49.26	49.26	1.014	1.014	NO	48.81	97.6	0.0394	48.81
157	1... PCB-197	4.95e5	0.90	NO	1.13	1.000	49.58	49.58	1.020	1.020	NO	49.70	99.4	0.0397	49.70
158	1... PCB-200	4.70e5	0.90	NO	1.07	1.000	50.51	50.51	1.039	1.039	NO	49.98	100	0.0420	49.98
159	1... PCB-198	3.44e5	0.91	NO	0.794	1.000	52.08	52.08	1.072	1.072	NO	49.28	98.6	0.0566	49.28
160	1... PCB-199	3.40e5	0.89	NO	0.809	1.000	52.19	52.19	1.074	1.074	NO	47.76	95.5	0.0556	47.76
161	1... PCB-196/203	7.10e5	0.90	NO	0.838	1.000	52.52	52.50	1.081	1.080	NO	96.35	96.4	0.0536	96.35
162	1... PCB-195	5.80e5	0.90	NO	1.04	1.000	53.80	53.79	0.984	0.983	NO	54.62	109	0.0624	54.62
163	1... PCB-194	6.04e5	0.90	NO	1.12	1.000	54.72	54.72	1.000	1.000	NO	53.26	107	0.0584	53.26
164	1... PCB-205	7.00e5	0.91	NO	1.29	1.000	54.98	54.98	1.005	1.005	NO	53.47	107	0.0505	53.47
165	1... PCB-208	5.91e5	1.33	NO	0.933	1.000	53.96	53.95	1.000	1.000	NO	54.07	108	0.0758	54.07
166	1... PCB-207	5.72e5	1.32	NO	0.916	1.000	54.27	54.28	1.006	1.006	NO	53.24	106	0.0772	53.24
167	1... PCB-206	3.36e5	1.33	NO	1.01	1.000	56.24	56.24	1.000	1.000	NO	52.95	106	0.127	52.95
168	1... PCB-209	2.15e5	1.18	NO	0.986	1.000	57.47	57.48	1.000	1.000	NO	51.55	103	0.00686	51.55
169	1... 13C-PCB-1	2.69e6	3.27	NO	0.893	1.000	15.51	15.51	0.608	0.608	NO	89.93	89.9	0.0363	
170	1... 13C-PCB-3	2.73e6	3.25	NO	0.911	1.000	18.16	18.16	0.712	0.712	NO	89.33	89.3	0.0356	
171	1... 13C-PCB-4	2.03e6	1.61	NO	0.600	1.000	19.51	19.51	0.765	0.765	NO	100.7	101	0.0254	
172	1... 13C-PCB-9	3.25e6	1.60	NO	0.970	1.000	21.34	21.34	0.836	0.836	NO	99.87	99.9	0.0157	
173	1... 13C-PCB-11	3.21e6	1.58	NO	0.962	1.000	24.78	24.79	0.971	0.972	NO	99.57	99.6	0.0159	
174	1... 13C-PCB-19	1.45e6	1.03	NO	0.499	1.000	23.75	23.75	0.931	0.931	NO	86.86	86.9	0.313	
175	1... 13C-PCB-32	2.12e6	1.05	NO	0.744	1.000	26.73	26.75	1.048	1.049	NO	85.15	85.1	0.210	
176	1... 13C-PCB-28	2.91e6	1.01	NO	1.06	1.000	28.77	28.75	1.004	1.003	NO	89.21	89.2	0.199	

Handwritten notes: 75/117 (with arrow pointing to row 141), 21/105 (with arrow pointing to row 168), and a large 'R' at the bottom.

Dataset: U:\VG11.PRO\Results\200603K1\200603K1-1.qld

Last Altered: Thursday, June 04, 2020 07:42:37 Pacific Daylight Time

Printed: Thursday, June 04, 2020 07:43:46 Pacific Daylight Time

Name: 200603K1_1, Date: 03-Jun-2020, Time: 14:47:20, ID: ST200603K1-1 PCB 209 CS3 19G2609, Description: PCB 209 CS3 19G2609

#	Name	Resp	FA	rvy	RRF	wt/vol	Pred.RT	RT	Pred.R...	RRT	Check RRT	Conc.	%Rec	DL	EMPC
177	1... 13C-PCB-37	2.82e6	1.04	NO	0.989	1.000	32.75	32.75	1.143	1.143	NO	93.00	93.0	0.214	
178	1... 13C-PCB-54	1.95e6	0.79	NO	0.999	1.000	27.62	27.60	0.753	0.752	NO	101.1	101	0.0650	
179	1... 13C-PCB-52	1.59e6	0.79	NO	0.804	1.000	31.26	31.25	0.852	0.852	NO	102.2	102	0.0808	
180	1... 13C-PCB-47	1.69e6	0.78	NO	0.857	1.000	31.78	31.77	0.866	0.866	NO	102.0	102	0.0758	
181	1... 13C-PCB-70	1.94e6	0.79	NO	0.996	1.000	35.41	35.40	0.965	0.965	NO	100.6	101	0.0653	
182	1... 13C-PCB-80	2.01e6	0.77	NO	1.03	1.000	35.84	35.84	0.977	0.977	NO	100.8	101	0.0632	
183	1... 13C-PCB-81	1.90e6	0.79	NO	0.988	1.000	39.04	39.04	1.064	1.064	NO	99.27	99.3	0.0658	
184	1... 13C-PCB-77	1.87e6	0.80	NO	0.969	1.000	39.66	39.66	1.081	1.081	NO	99.71	99.7	0.0671	
185	1... 13C-PCB-104	1.29e6	1.60	NO	1.02	1.000	32.46	32.44	0.827	0.826	NO	103.8	104	0.0341	
186	1... 13C-PCB-95	1.00e6	1.66	NO	0.805	1.000	35.71	35.71	0.910	0.910	NO	101.5	102	0.0430	
187	1... 13C-PCB-101	1.00e6	1.60	NO	0.793	1.000	37.46	37.46	0.954	0.954	NO	103.3	103	0.0437	
188	1... 13C-PCB-97	8.73e5	1.61	NO	0.696	1.000	38.80	38.80	0.989	0.989	NO	102.5	102	0.0498	
189	1... 13C-PCB-123	1.17e6	1.61	NO	0.933	1.000	41.44	41.44	1.056	1.056	NO	102.6	103	0.0371	
190	1... 13C-PCB-118	1.22e6	1.58	NO	0.986	1.000	41.63	41.63	1.061	1.061	NO	101.4	101	0.0352	
191	1... 13C-PCB-114	1.87e6	1.55	NO	1.55	1.000	42.30	42.30	0.908	0.908	NO	110.4	110	0.0525	
192	1... 13C-PCB-105	1.91e6	1.56	NO	1.57	1.000	43.19	43.19	0.927	0.927	NO	111.2	111	0.0516	
193	1... 13C-PCB-127	1.97e6	1.57	NO	1.62	1.000	43.55	43.55	0.934	0.935	NO	111.0	111	0.0500	
194	1... 13C-PCB-126	1.90e6	1.56	NO	1.57	1.000	45.51	45.51	0.976	0.976	NO	110.7	111	0.0518	
195	1... 13C-PCB-155	8.63e5	1.32	NO	0.615	1.000	36.98	36.98	0.942	0.942	NO	114.9	115	0.0305	
196	1... 13C-PCB-153	1.49e6	1.26	NO	1.36	1.000	43.36	43.36	0.930	0.930	NO	99.82	99.8	0.0783	
197	1... 13C-PCB-141	1.23e6	1.29	NO	1.13	1.000	44.12	44.14	0.947	0.947	NO	99.54	99.5	0.0947	
198	1... 13C-PCB-138	1.26e6	1.27	NO	1.18	1.000	44.99	44.99	0.965	0.965	NO	97.18	97.2	0.0902	
199	1... 13C-PCB-159	1.57e6	1.26	NO	1.44	1.000	46.32	46.32	0.994	0.994	NO	99.52	99.5	0.0742	
200	2... 13C-PCB-167	1.54e6	1.26	NO	1.44	1.000	47.02	47.04	1.009	1.009	NO	97.73	97.7	0.0742	
201	2... 13C-PCB-156	1.49e6	1.29	NO	1.40	1.000	48.37	48.37	1.038	1.038	NO	97.26	97.3	0.0765	
202	2... 13C-PCB-157	1.50e6	1.28	NO	1.40	1.000	48.63	48.63	1.043	1.043	NO	98.32	98.3	0.0765	
203	2... 13C-PCB-169	1.42e6	1.25	NO	1.33	1.000	50.91	50.90	1.092	1.092	NO	97.31	97.3	0.0803	
204	2... 13C-PCB-188	1.14e6	0.45	NO	1.41	1.000	42.99	42.99	0.926	0.926	NO	99.54	99.5	0.0634	
205	2... 13C-PCB-180	7.43e5	0.45	NO	0.929	1.000	49.69	49.69	1.070	1.070	NO	98.80	98.8	0.0962	
206	2... 13C-PCB-170	6.34e5	0.45	NO	0.794	1.000	51.36	51.36	1.106	1.106	NO	98.57	98.6	0.112	
207	2... 13C-PCB-189	8.27e5	0.45	NO	1.04	1.000	53.06	53.08	1.143	1.143	NO	97.84	97.8	0.0855	
208	2... 13C-PCB-202	8.79e5	0.92	NO	1.04	1.000	48.59	48.59	1.046	1.047	NO	104.9	105	0.0720	
209	2... 13C-PCB-194	1.02e6	0.90	NO	0.768	1.000	54.72	54.70	0.995	0.995	NO	100.0	100	0.154	
210	2... 13C-PCB-208	1.17e6	0.78	NO	0.991	1.000	53.95	53.94	0.981	0.981	NO	89.44	89.4	0.0914	
211	2... 13C-PCB-206	6.31e5	0.79	NO	0.552	1.000	56.24	56.22	1.023	1.023	NO	86.36	86.4	0.164	
212	2... 13C-PCB-209	4.22e5	1.19	NO	0.396	1.000	57.49	57.47	1.046	1.045	NO	80.48	80.5	0.00867	

915%

Dataset: U:\VG11.PRO\Results\200603K1\200603K1-1.qld

Last Altered: Thursday, June 04, 2020 07:42:37 Pacific Daylight Time

Printed: Thursday, June 04, 2020 07:43:46 Pacific Daylight Time

Name: 200603K1_1, Date: 03-Jun-2020, Time: 14:47:20, ID: ST200603K1-1 PCB 209 CS3 19G2609, Description: PCB 209 CS3 19G2609

#	Name	Resp	RA	n/y	RRF	w/vol	Pred.RT	RT	Pred.R...	RRT	Check RRT	Conc.	%Rec	DL	EMPC
213	2... 13C-PCB-15	3.35e6	1.61	NO	1.00	1.000	25.53	25.51	1.000	0.000	NO	100.0	100	0.0152	
214	2... 13C-PCB-31	3.07e6	1.03	NO	1.00	1.000	28.66	28.66	1.000	0.000	NO	100.0	100	0.212	
215	2... 13C-PCB-60	1.93e6	0.78	NO	1.00	1.000	36.68	36.68	1.000	0.000	NO	100.0	100	0.0650	
216	2... 13C-PCB-111	1.22e6	1.59	NO	1.00	1.000	39.25	39.25	1.000	0.000	NO	100.0	100	0.0346	
217	2... 13C-PCB-128	1.09e6	1.27	NO	1.00	1.000	46.60	46.60	1.000	0.000	NO	100.0	100	0.107	
218	2... 13C-PCB-182	8.09e5	0.46	NO	1.00	1.000	46.43	46.43	0.000	0.000	NO	100.0	100	0.0893	
219	2... 13C-PCB-205	1.32e6	0.90	NO	1.00	1.000	54.96	54.98	1.000	0.000	NO	100.0	100	0.119	
220	2... 13C-PCB-79	2.09e6	0.77	NO	1.07	1.000	37.78	37.78	1.030	1.030	NO	101.2	101	0.0608	75/125/
221	2... 13C-PCB-178	8.05e5	0.44	NO	0.766	1.000	45.89	45.87	0.988	0.988	NO	96.00	96.0	0.0862	
222	2... 13C-PCB-79	2.09e6	0.77	NO	1.08	1.000	37.78	37.78	0.968	0.968	NO	102.0	102	0.0618	
223	2... 13C-PCB-178	8.05e5	0.44	NO	1.05	1.000	45.87	45.87	0.923	0.923	NO	103.1	103	0.0911	

Dataset: Untitled

Last Altered: Thursday, June 04, 2020 07:29:42 Pacific Daylight Time

Printed: Thursday, June 04, 2020 07:32:11 Pacific Daylight Time

Method: U:\VG11.PRO\MethDB\PCB-209_ZB1_6-1-20.mdb 02 Jun 2020 10:36:07
Calibration: U:\VG11.PRO\CurveDB\db1_PCBvg11-6-1-20.cdb 02 Jun 2020 10:21:16

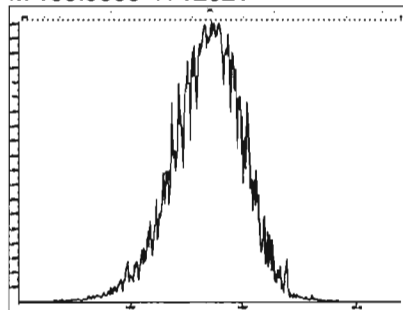
Compound name: PCB-1

	Name	ID	Acq Date	Acq Time
1	200603K1_1	ST200603K1-1 PCB 209 CS3 19G2609	03-Jun-20	14:47:20
2	200603K1_2	QC200603-1 OPR NEW SPIKES	03-Jun-20	15:46:30
3	200603K1_3	B0D0324-BS1 OPR 5	03-Jun-20	16:48:29
4	200603K1_4	B0E0004-BS1 OPR 5	03-Jun-20	17:49:10
5	200603K1_5	B0E0152-BS1 OPR 10	03-Jun-20	18:48:14
6	200603K1_6	SOLVENT BLANK	03-Jun-20	19:50:06
7	200603K1_7	B0E0152-BLK1 Method Blank 10	03-Jun-20	20:49:16
8	200603K1_8	B0E0004-BLK1 Method Blank 5	03-Jun-20	21:49:46
9	200603K1_9	B0D0324-BLK1 Method Blank 5	03-Jun-20	22:50:12
10	200603K1_10	B0D0324-DUP1@20X Duplicate 7.34	03-Jun-20	23:52:02
11	200603K1_11	2000954-01@20X PDI-159SC-A-00-01-20042...	04-Jun-20	00:51:15

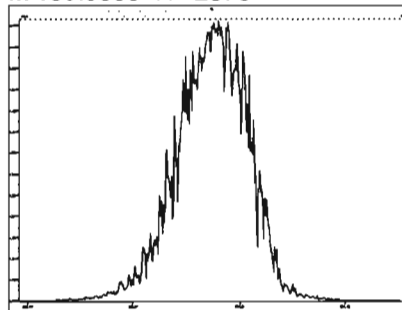
File: Experiment: PCB_ZB1.exp Reference: Pfk.ref Function: 1 @ 200 (ppm)

Printed: Wednesday, June 03, 2020 14:37:33 Pacific Daylight Time

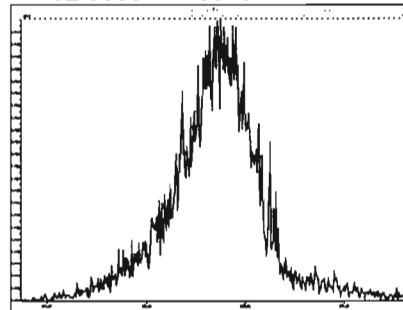
M 168.9888 R 12021



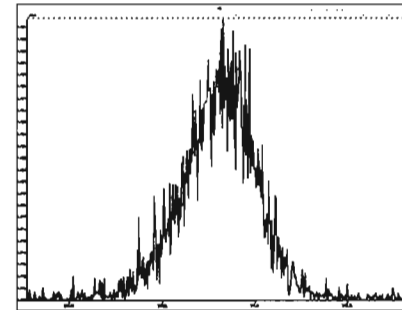
M 180.9888 R 12375



M 192.9888 R 10545



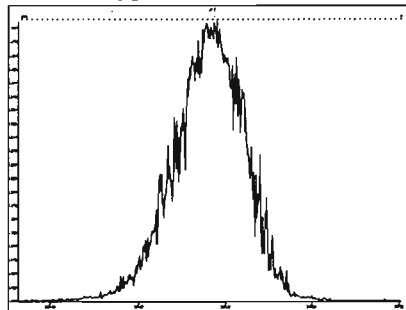
M 204.9888 R 12374



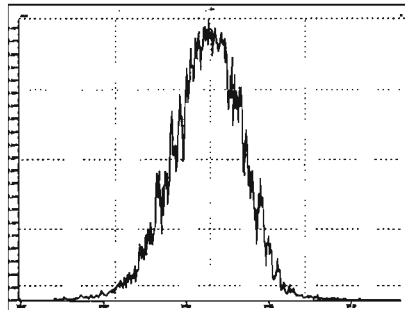
File: Experiment: PCB_ZB1.exp Reference: Pfk.ref Function: 2 @ 200 (ppm)

Printed: Wednesday, June 03, 2020 14:38:24 Pacific Daylight Time

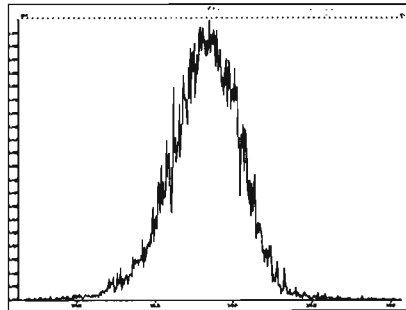
M 218.9856 R 11961



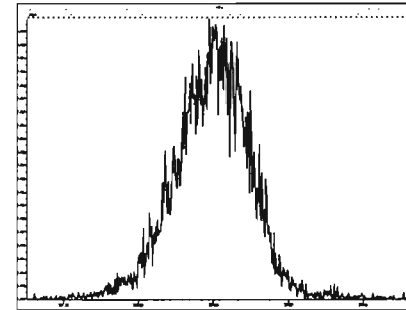
M 230.9856 R 12378



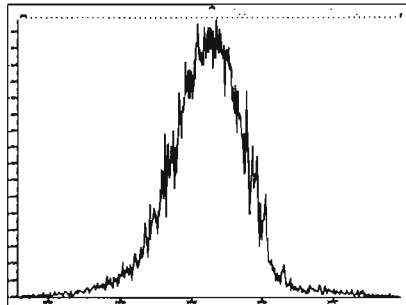
M 242.9856 R 11961



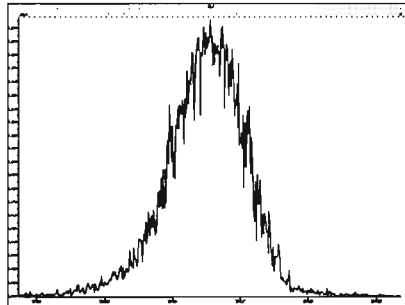
M 254.9856 R 13370



M 268.9824 R 11734



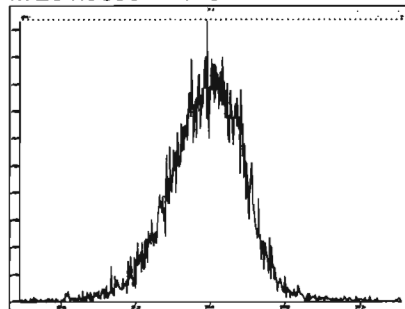
M 280.9824 R 10777



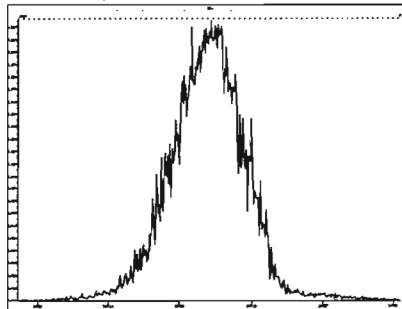
File: Experiment: PCB_ZB1.exp Reference: Pfk.ref Function: 3 @ 200 (ppm)

Printed: Wednesday, June 03, 2020 14:40:35 Pacific Daylight Time

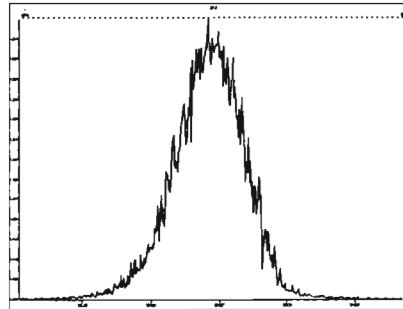
M 254.9856 R 12017



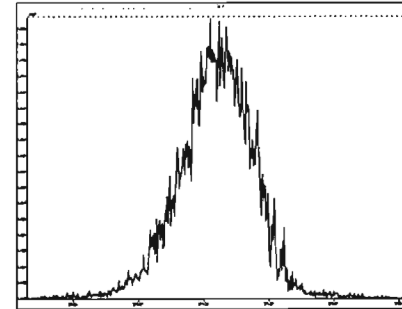
M 268.9824 R 12139



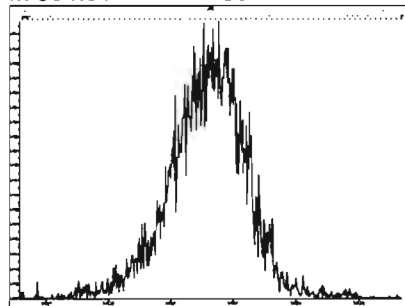
M 280.9824 R 12079



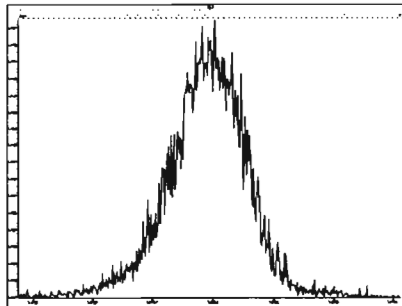
M 292.9824 R 11682



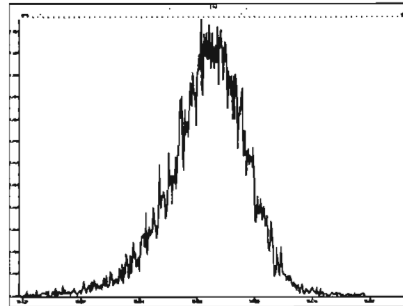
M 304.9824 R 12253



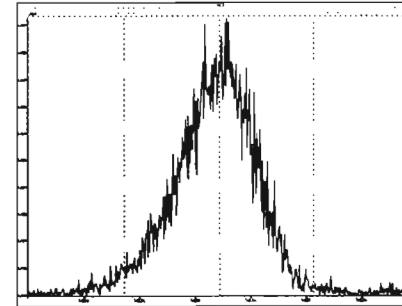
M 318.9792 R 11059



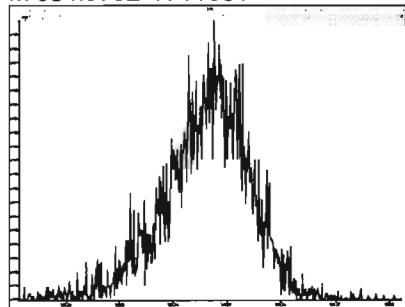
M 330.9792 R 10731



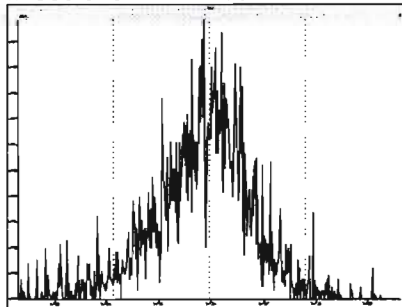
M 342.9792 R 10729



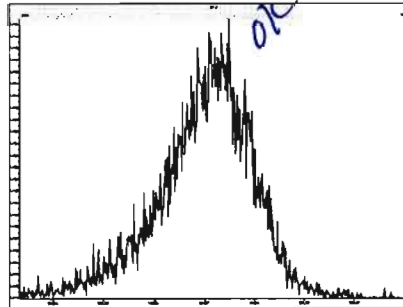
M 354.9792 R 11681



M 366.9792 R 11465



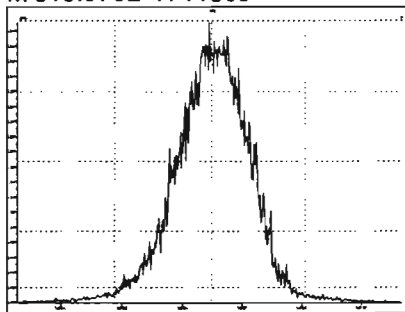
M 380.9760 R 9579



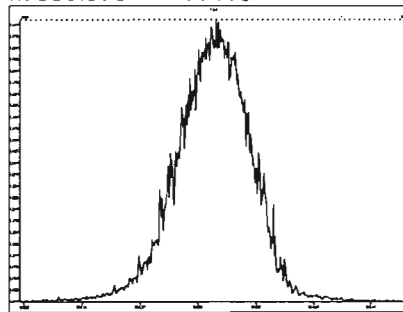
File: Experiment: PCB_ZB1.exp Reference: Pfk.ref Function: 4 @ 200 (ppm)

Printed: Wednesday, June 03, 2020 14:44:32 Pacific Daylight Time

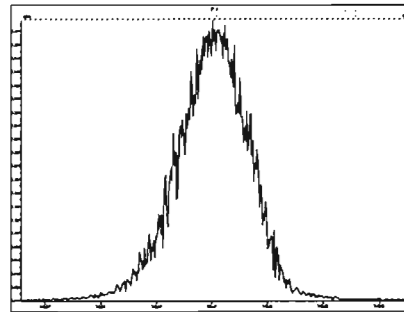
M 318.9792 R 11363



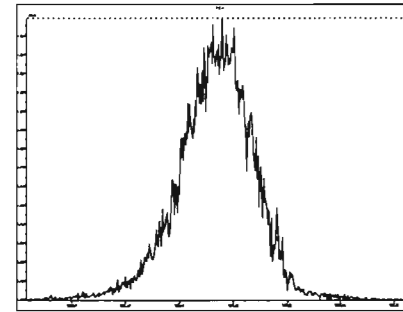
M 330.9792 R 11466



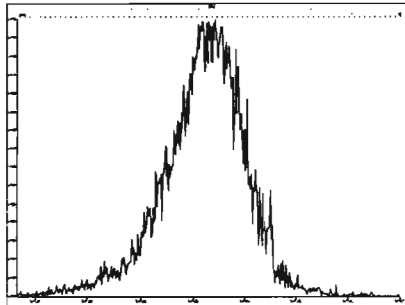
M 342.9792 R 11959



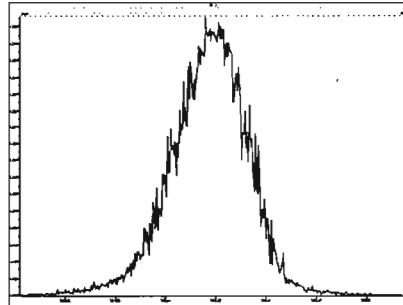
M 354.9792 R 12256



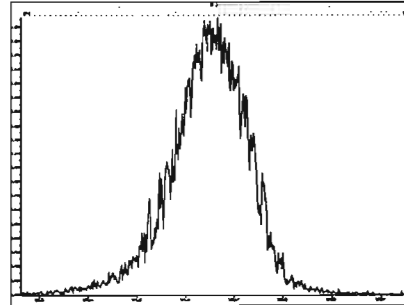
M 366.9792 R 11111



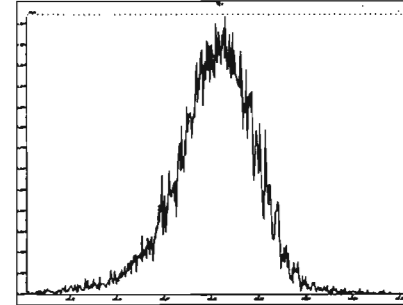
M 380.9760 R 11414



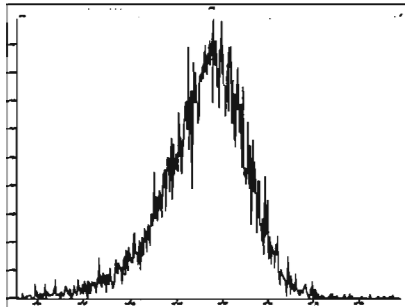
M 392.9760 R 11523



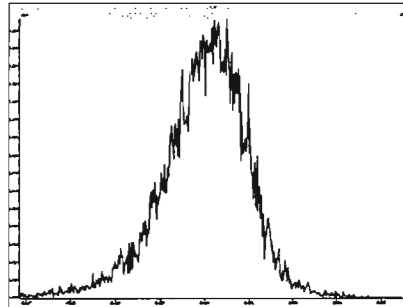
M 404.9760 R 11059



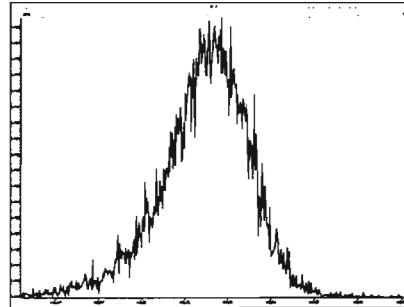
M 416.9760 R 11062



M 430.9728 R 10039



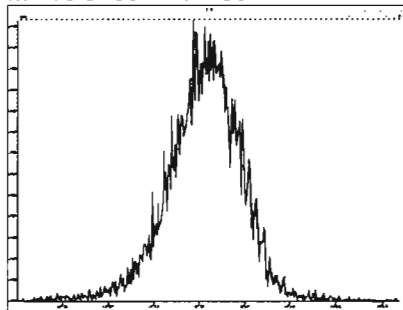
M 442.9728 R 10002



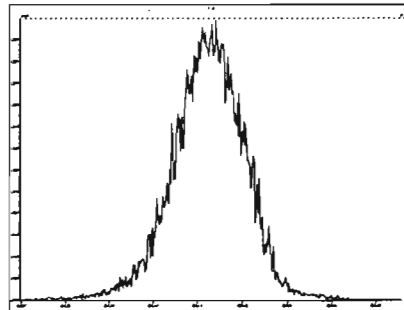
File: Experiment: PCB_ZB1.exp Reference: Pfk.ref Function: 5 @ 200 (ppm)

Printed: Wednesday, June 03, 2020 14:46:27 Pacific Daylight Time

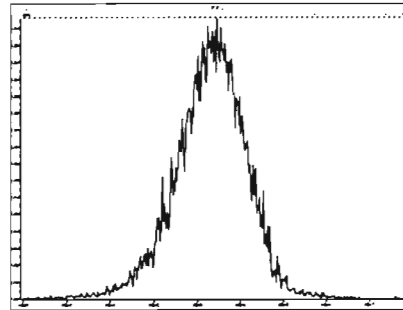
M 416.9760 R 12193



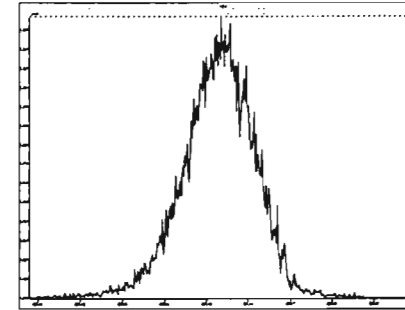
M 430.9728 R 11684



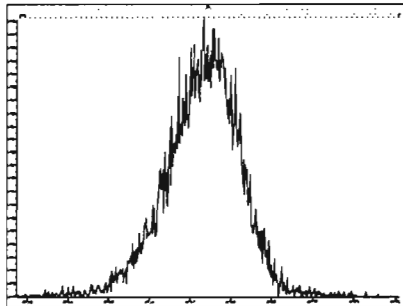
M 442.9728 R 13022



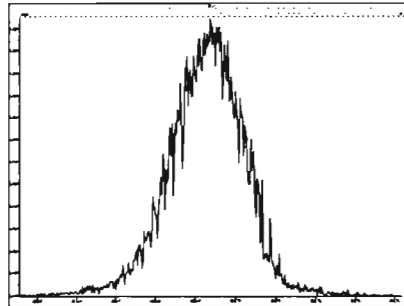
M 454.9728 R 12315



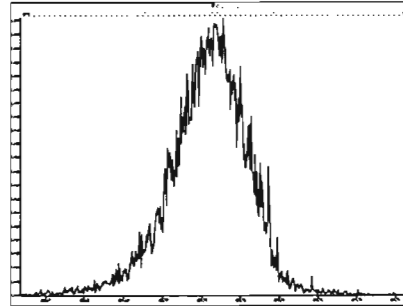
M 466.9728 R 11467



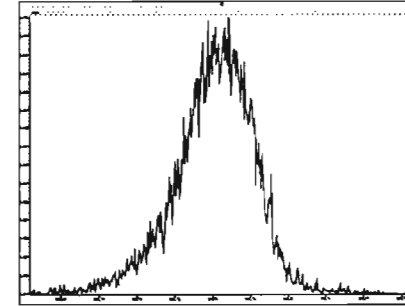
M 480.9696 R 12254



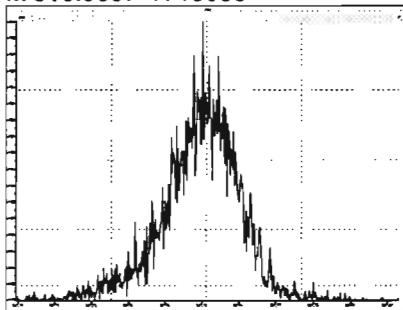
M 492.9696 R 11469



M 504.9696 R 11469



M 516.9697 R 13085



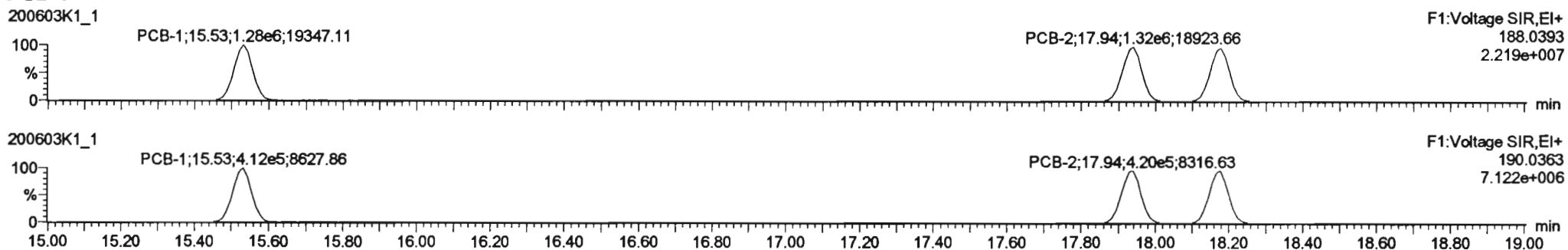
Dataset: Untitled

Last Altered: Thursday, June 04, 2020 07:29:42 Pacific Daylight Time
Printed: Thursday, June 04, 2020 07:32:56 Pacific Daylight Time

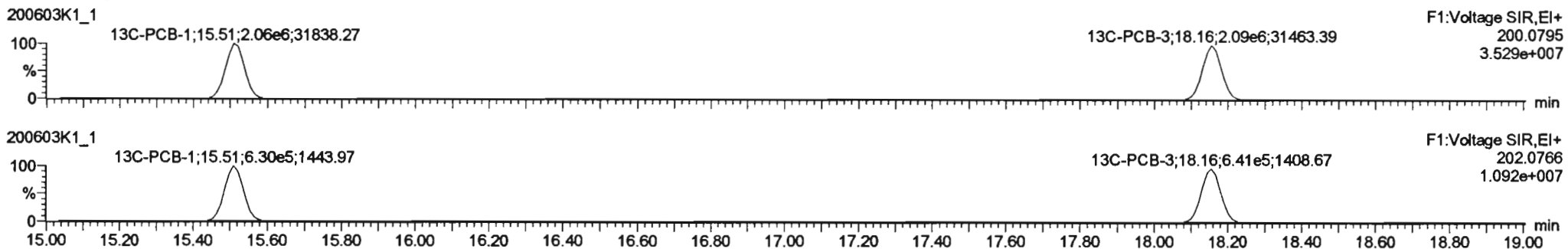
Method: U:\VG11.PRO\MethDB\PCB-209_ZB1_6-1-20.mdb 02 Jun 2020 10:36:07
Calibration: U:\VG11.PRO\CurveDB\ldb1_PCBvg11-6-1-20.cdb 02 Jun 2020 10:21:16

Name: 200603K1_1, Date: 03-Jun-2020, Time: 14:47:20, ID: ST200603K1-1 PCB 209 CS3 19G2609, Description: PCB 209 CS3 19G2609

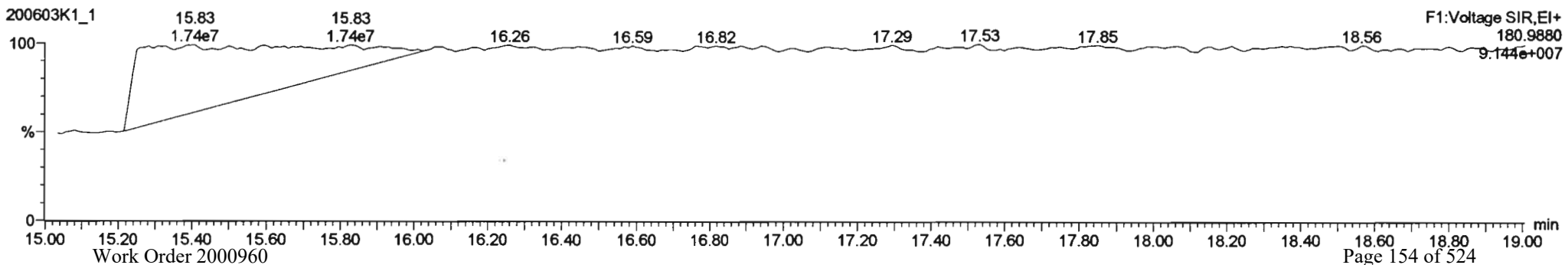
PCB-1



13C-PCB-1



PFK1

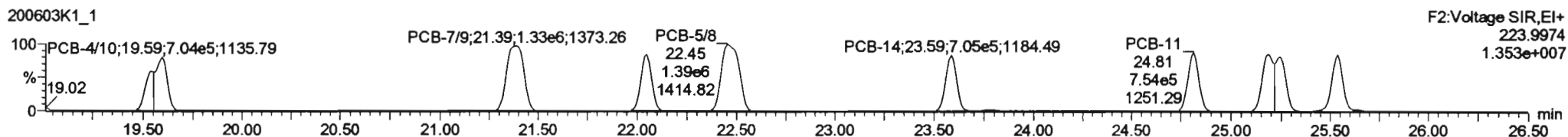
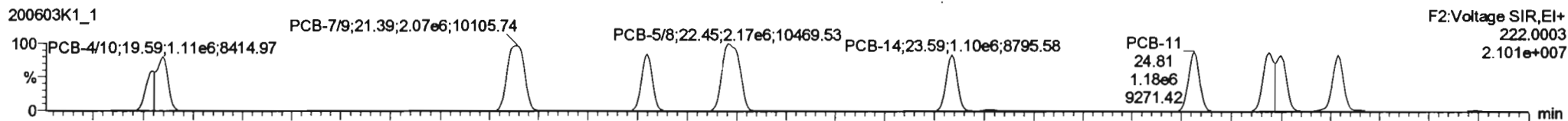


Dataset: Untitled

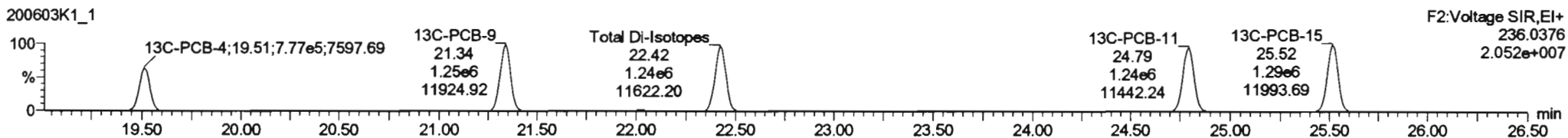
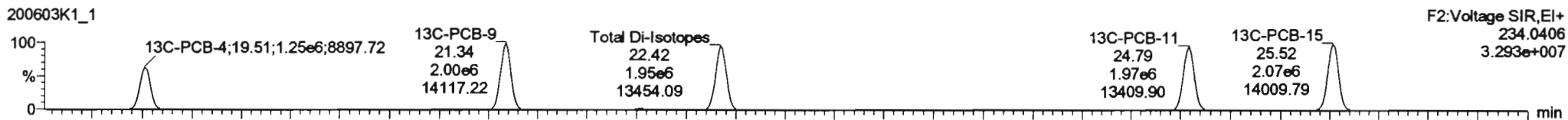
Last Altered: Thursday, June 04, 2020 07:29:42 Pacific Daylight Time
 Printed: Thursday, June 04, 2020 07:32:56 Pacific Daylight Time

Name: 200603K1_1, Date: 03-Jun-2020, Time: 14:47:20, ID: ST200603K1-1 PCB 209 CS3 19G2609, Description: PCB 209 CS3 19G2609

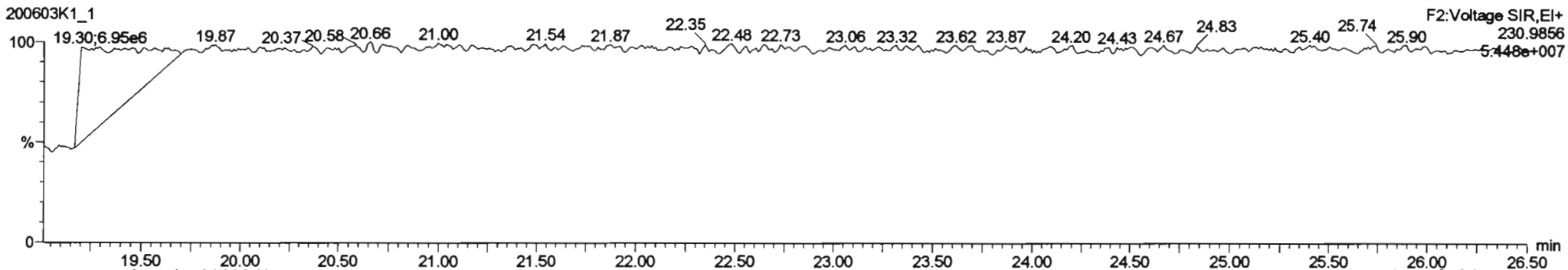
PCB-4/10



13C-PCB-4

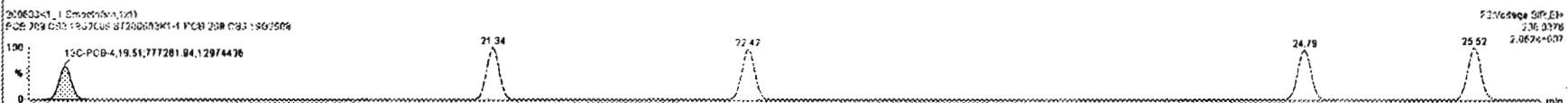
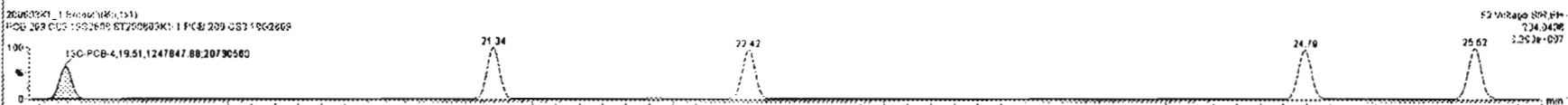
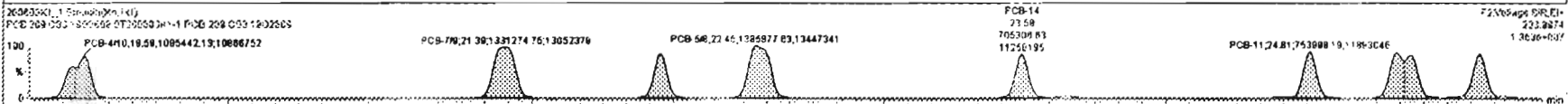
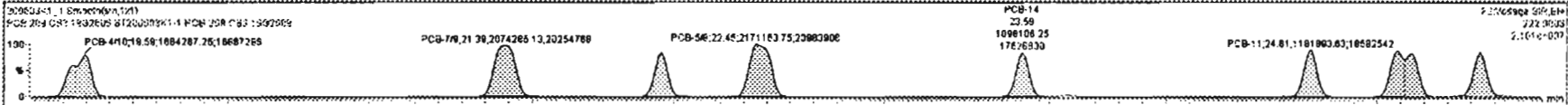


PFK2a



#	Name	Range	RA	RV	RV	RV	RV	RV	RV	RV	RV	RV	RV	RV	RV	RV
223	13C-PCB-178	8.05e5	0.44	NO	1.0508	1.000	45.87	45.87	0.923	0.923	NO	103.1	103	0.0811	182.3	
224	Total Mono-PCBs				1.1885	1.000	0.00	0.000			NO	182.3		0.0222	182.3	
225	Total Di-PCBs				1.0637	1.000	0.00	0.000			NO	389.9		0.907	389.9	
226	2nd Function Tri-PCBs				1.0807	1.000	0.00	0.000			NO	433.8		0.122	433.8	
227	3rd Function Tri-PCBs				0.8828	1.000	0.00	0.000			NO	922.5		0.303	922.5	
228	Total Tetra-PCBs				1.0778	1.000	0.00	0.000			NO	2302		0.771	2263	
229	3rd Function Penta-PCBs				1.3157	1.000	0.00	0.000			NO	2105		0.830	2105	
230	4th Function Penta-PCBs				1.0735	1.000	0.00	0.000			NO	279.8		0.120	279.8	
231	3rd Function Hexa-PCBs				0.8608	1.000	0.00	0.000			NO	870.0		0.182	870.0	
232	4th Function Hexa-PCBs				1.0318	1.000	0.00	0.000			NO	1517		1.30	1517	
233	Total Hepta-PCBs				1.1643	1.000	0.00	0.000			NO	1763		1.78	1763	

#	Name	Peak RT	RT	nd Name	nd Name	RV	RV	RV	RV
4	PCB-4/0	19.58	19.58	1.804e6	1.095e6	1.580	1.54	NO	108.38
5	PCB-7/0	21.40	21.38	2.074e6	1.331e6	1.580	1.58	NO	108.28
6	PCB-8	22.05	22.05	1.087e6	7.069e5	1.580	1.55	NO	54.252
7	PCB-5/0	22.45	22.45	2.171e6	1.388e6	1.580	1.57	NO	110.40
8	PCB-14	23.60	23.58	1.088e6	7.053e5	1.580	1.58	NO	55.232
9	PCB-11	24.81	24.81	1.182e6	7.540e5	1.580	1.57	NO	53.547
10	PCB-12/13	25.25	25.18	2.215e6	1.427e6	1.580	1.55	NO	110.53

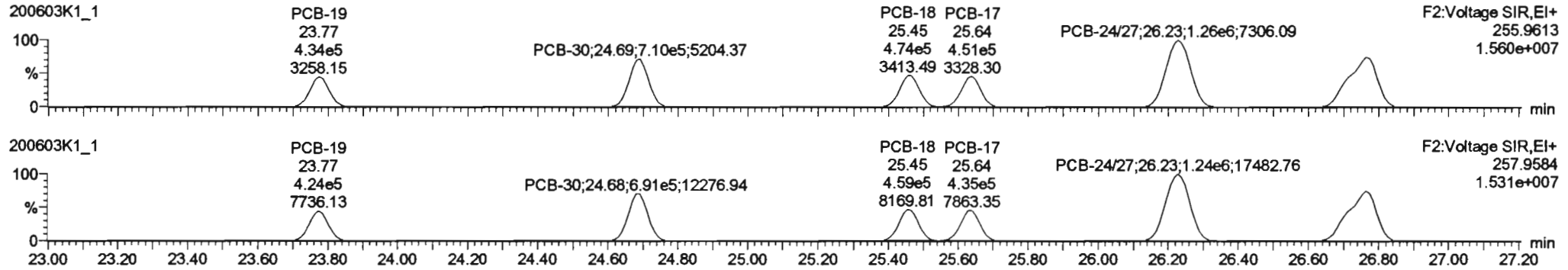


Dataset: Untitled

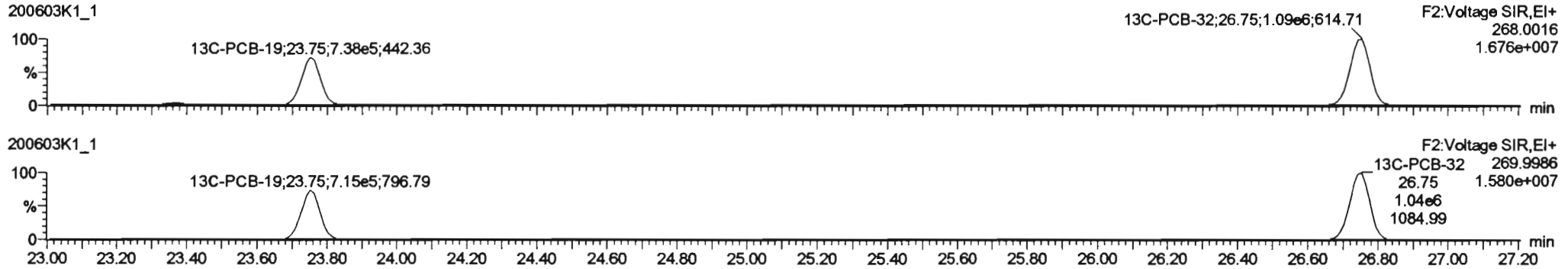
Last Altered: Thursday, June 04, 2020 07:29:42 Pacific Daylight Time
 Printed: Thursday, June 04, 2020 07:32:56 Pacific Daylight Time

Name: 200603K1_1, Date: 03-Jun-2020, Time: 14:47:20, ID: ST200603K1-1 PCB 209 CS3 19G2609, Description: PCB 209 CS3 19G2609

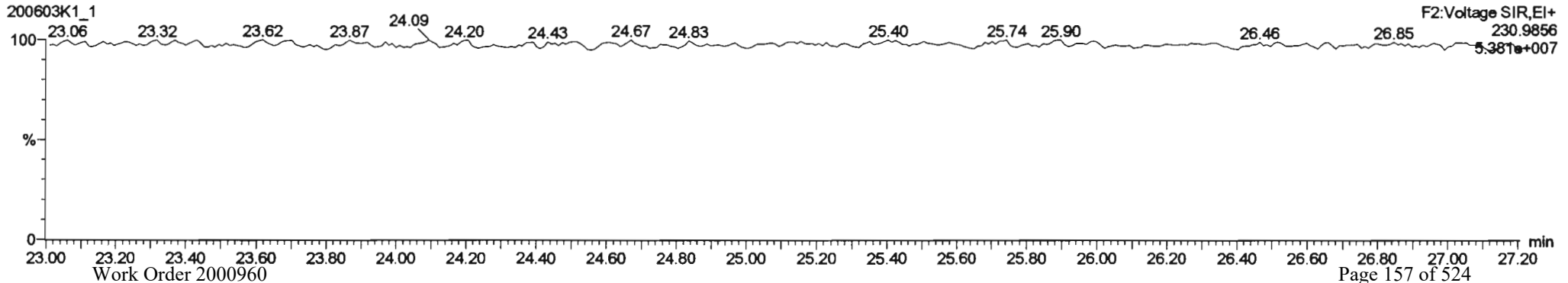
PCB-19



13C-PCB-19



PFK2b



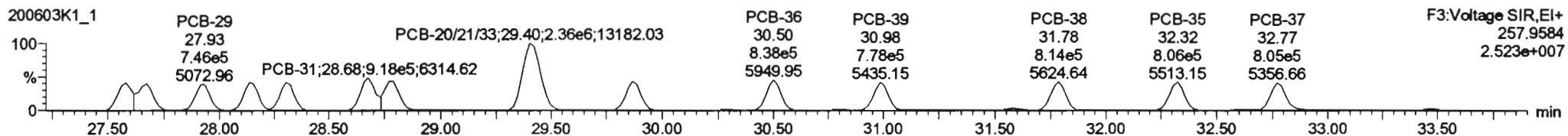
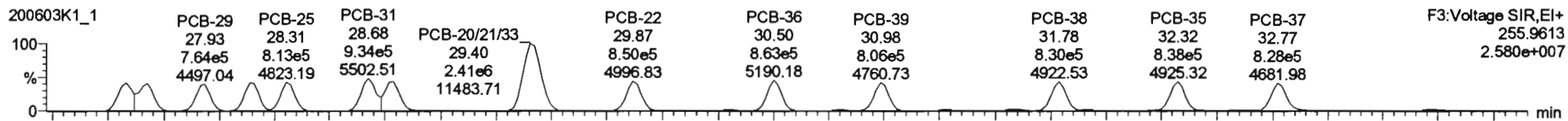
Dataset: Untitled

Last Altered: Thursday, June 04, 2020 07:29:42 Pacific Daylight Time

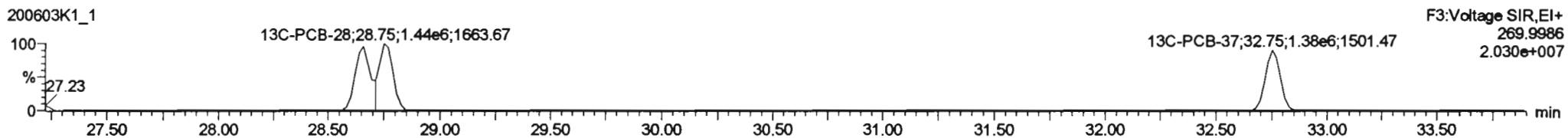

Printed: Thursday, June 04, 2020 07:32:56 Pacific Daylight Time

Name: 200603K1_1, Date: 03-Jun-2020, Time: 14:47:20, ID: ST200603K1-1 PCB 209 CS3 19G2609, Description: PCB 209 CS3 19G2609

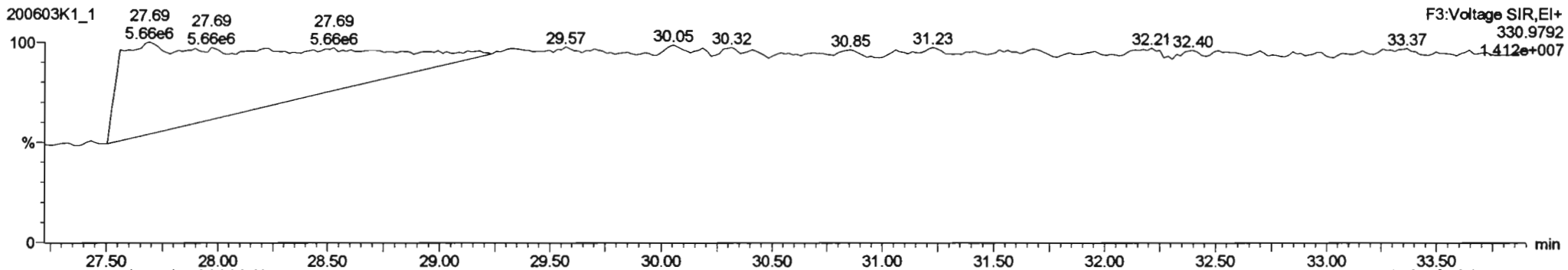
PCB-34



13C-PCB-28

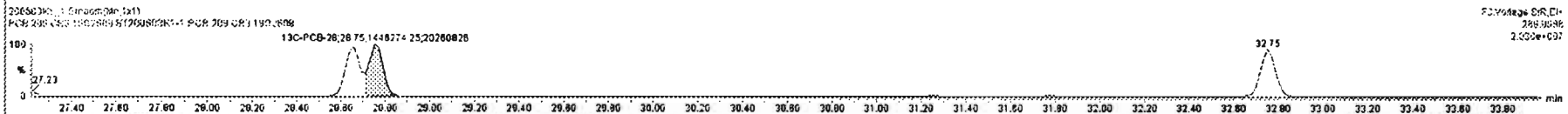

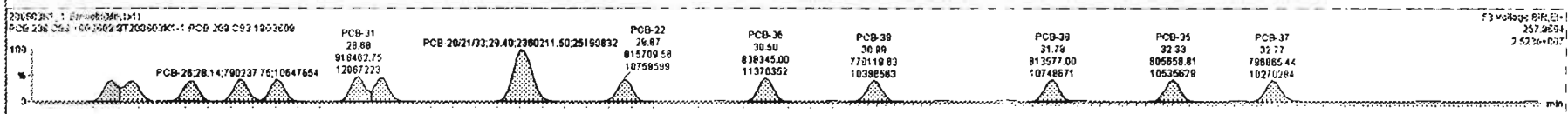
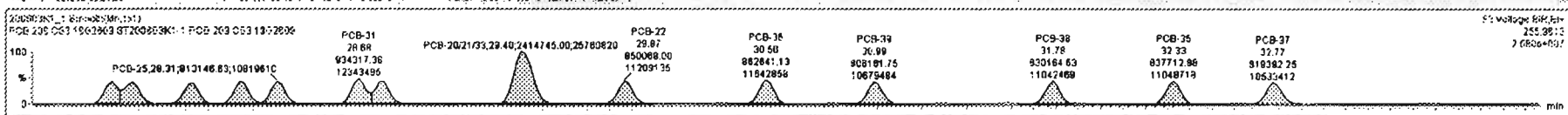


PFK3d



#	Name	Resp	RA	Obj	RFR	Volts	Pres/RT	RT	Pres/RA	RRT	RRT/Fac	Comp	Temp	DR	CMPC
223	13C-PCB-178	8.05e5	0.64	NO	1.0508	1.000	45.87	45.87	0.973	0.928	NO	103.1	103	0.0811	
224	Total Mono-PCBs				1.1865	1.000	0.00	0.000			NO	162.3		0.0222	162.3
225	Total Di-PCBs				1.0537	1.000	0.00	0.000			NO	658.5		0.367	658.5
226	2nd Function Tri-PCBs				1.0807	1.000	0.00	0.000			NO	433.8		0.122	433.8
227	3rd Function Tri-PCBs				0.9426	1.000	0.00	0.000			NO	302.9		0.1309	302.9
228	Total Tetra-PCBs				1.0778	1.000	0.00	0.000			NO	220.2		0.771	220.2
229	3rd Function Penta-PCBs				1.3157	1.000	0.00	0.000			NO	2105		0.830	2105
230	4th Function Penta-PCBs				1.0735	1.000	0.00	0.000			NO	279.8		0.120	279.8
231	3rd Function Hexa-PCBs				0.8505	1.000	0.00	0.000			NO	870.0		0.182	870.0
232	4th Function Hexa-PCBs				1.0316	1.000	0.00	0.000			NO	1517		1.30	1517
233	Total Hepta-PCBs				1.3461	1.000	0.00	0.000			NO	1243		1.44	1243

#	Name	Pres/RT	RT	Volts	Obj Resp	RA Ratio (Pres/RT)	RA	Obj	CMPC	Comp
18	PCB-34	27.58	27.58	7.390e5	7.211e5	1.040	1.02	NO	53.084	53.084
19	PCB-23	27.85	27.87	8.233e5	7.827e5	1.040	1.05	NO	82.504	82.504
20	PCB-29	27.81	27.83	7.842e5	7.467e5	1.040	1.02	NO	58.112	58.112
21	PCB-26	28.14	28.14	8.181e5	7.802e5	1.040	1.04	NO	58.587	58.587
22	PCB-25	28.29	28.31	8.131e5	7.853e5	1.040	1.04	NO	57.824	57.824
23	PCB-31	28.88	28.88	9.343e5	9.185e5	1.040	1.02	NO	81.437	81.437
24	PCB-28	28.77	28.79	8.447e5	8.330e5	1.040	1.01	NO	58.245	58.245

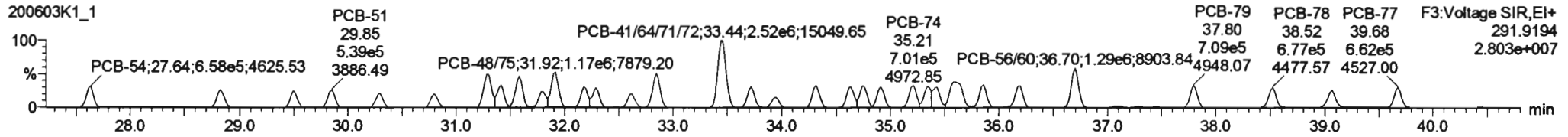
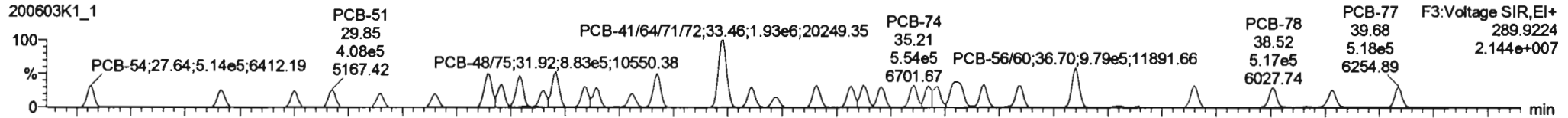


Dataset: Untitled

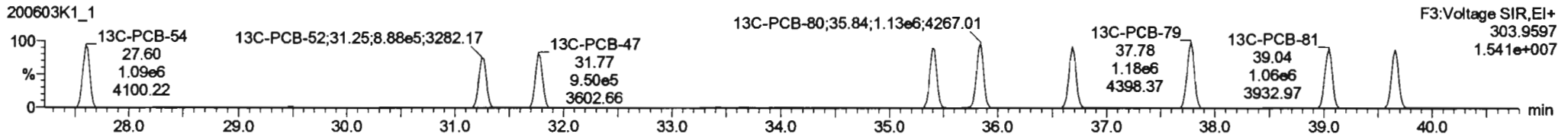
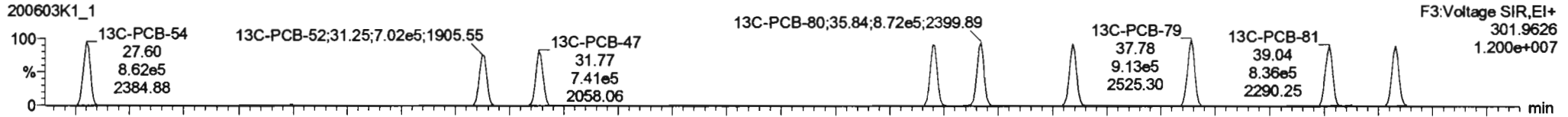
Last Altered: Thursday, June 04, 2020 07:29:42 Pacific Daylight Time
 Printed: Thursday, June 04, 2020 07:32:56 Pacific Daylight Time

Name: 200603K1_1, Date: 03-Jun-2020, Time: 14:47:20, ID: ST200603K1-1 PCB 209 CS3 19G2609, Description: PCB 209 CS3 19G2609

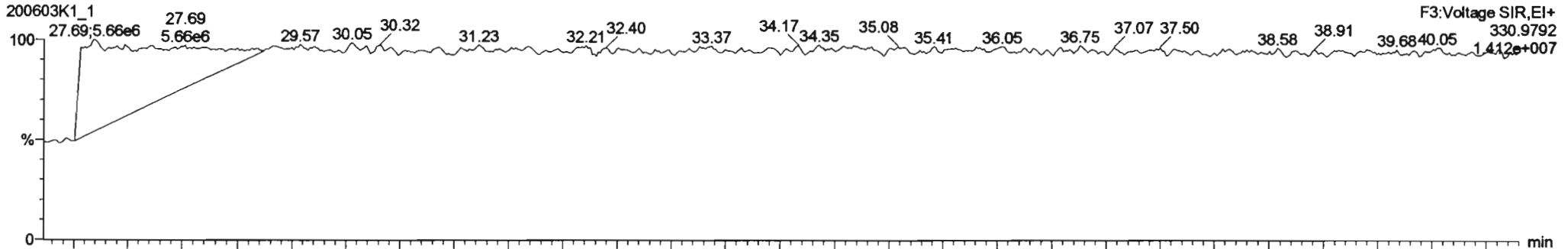
PCB-54



13C-PCB-54



PFK3a



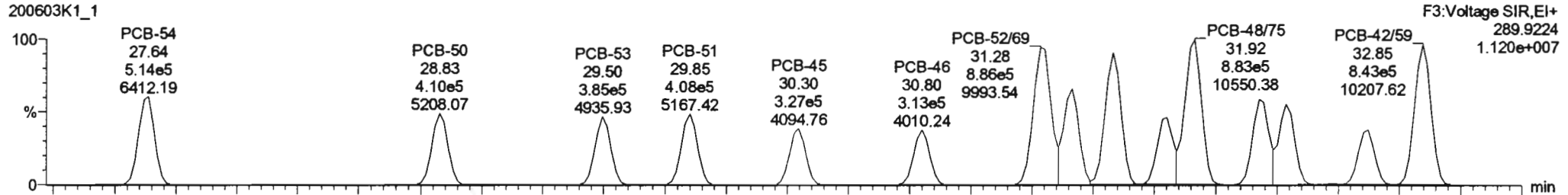
Dataset: Untitled

Last Altered: Thursday, June 04, 2020 07:29:42 Pacific Daylight Time
Printed: Thursday, June 04, 2020 07:32:56 Pacific Daylight Time

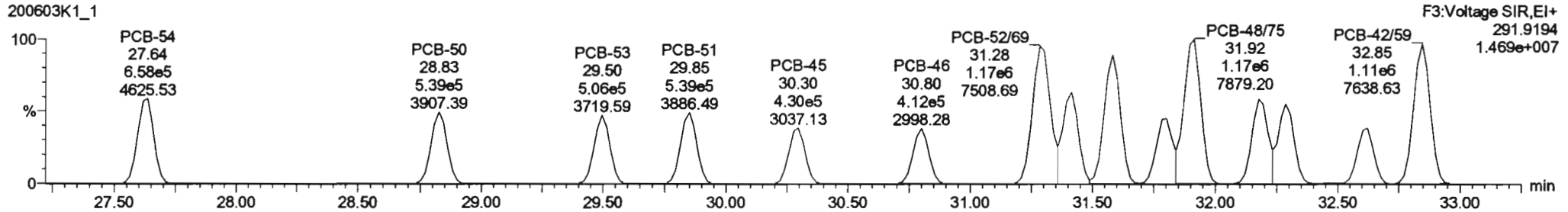
Name: 200603K1_1, Date: 03-Jun-2020, Time: 14:47:20, ID: ST200603K1-1 PCB 209 CS3 19G2609, Description: PCB 209 CS3 19G2609

PCB-50

200603K1_1

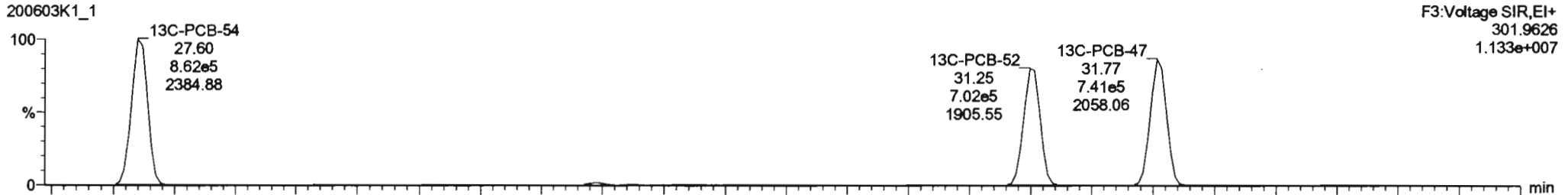


200603K1_1

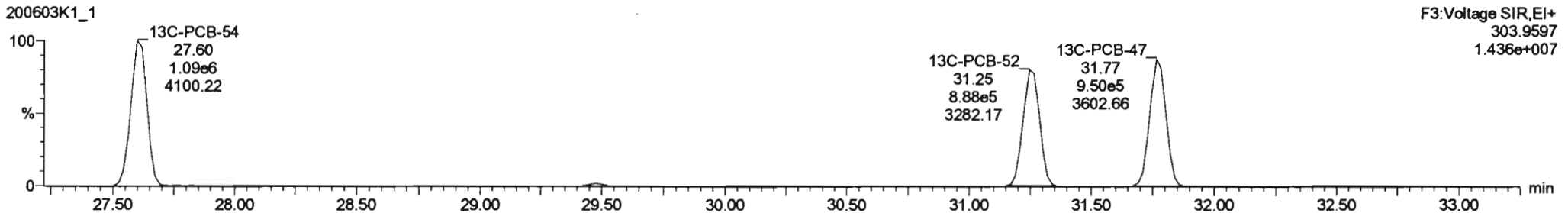


13C-PCB-52

200603K1_1



200603K1_1



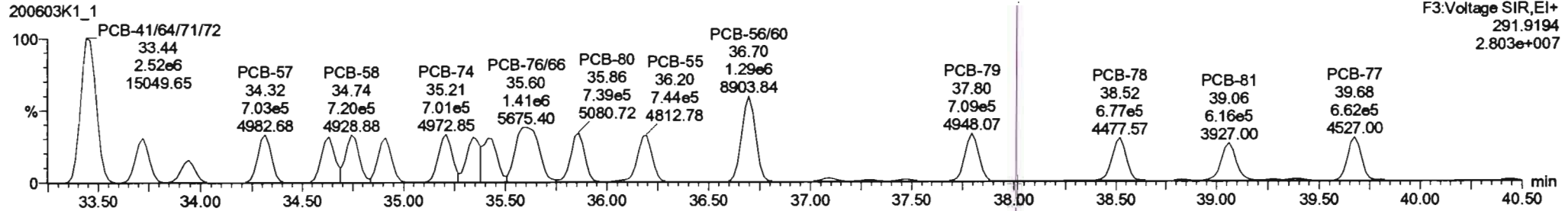
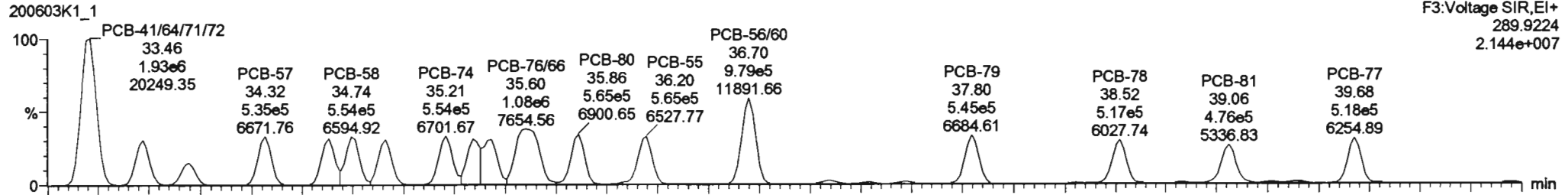
Dataset: Untitled

Last Altered: Thursday, June 04, 2020 07:29:42 Pacific Daylight Time

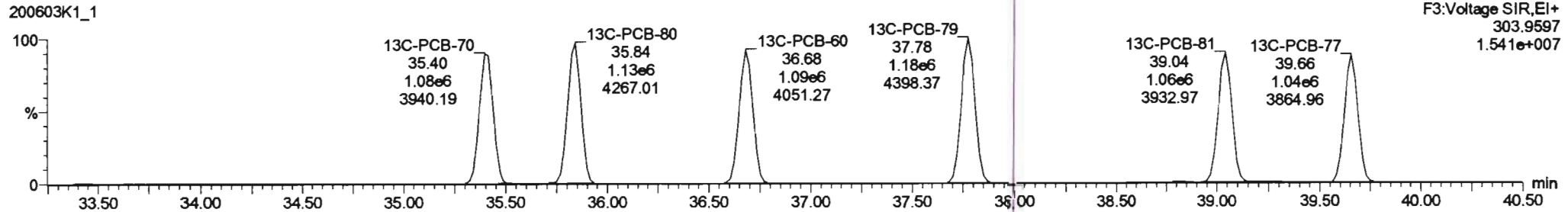
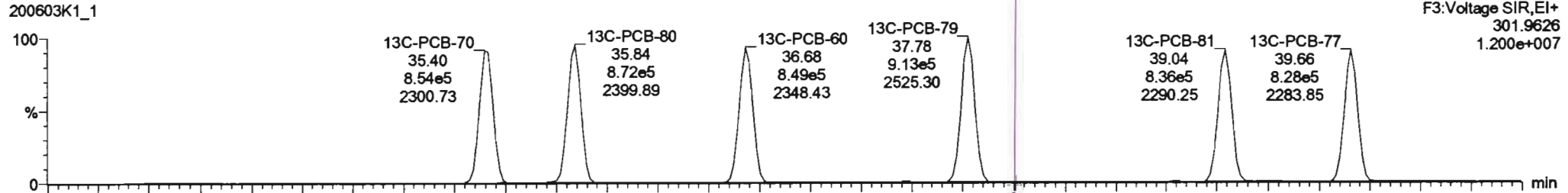
Printed: Thursday, June 04, 2020 07:32:56 Pacific Daylight Time

Name: 200603K1_1, Date: 03-Jun-2020, Time: 14:47:20, ID: ST200603K1-1 PCB 209 CS3 19G2609, Description: PCB 209 CS3 19G2609

PCB-68

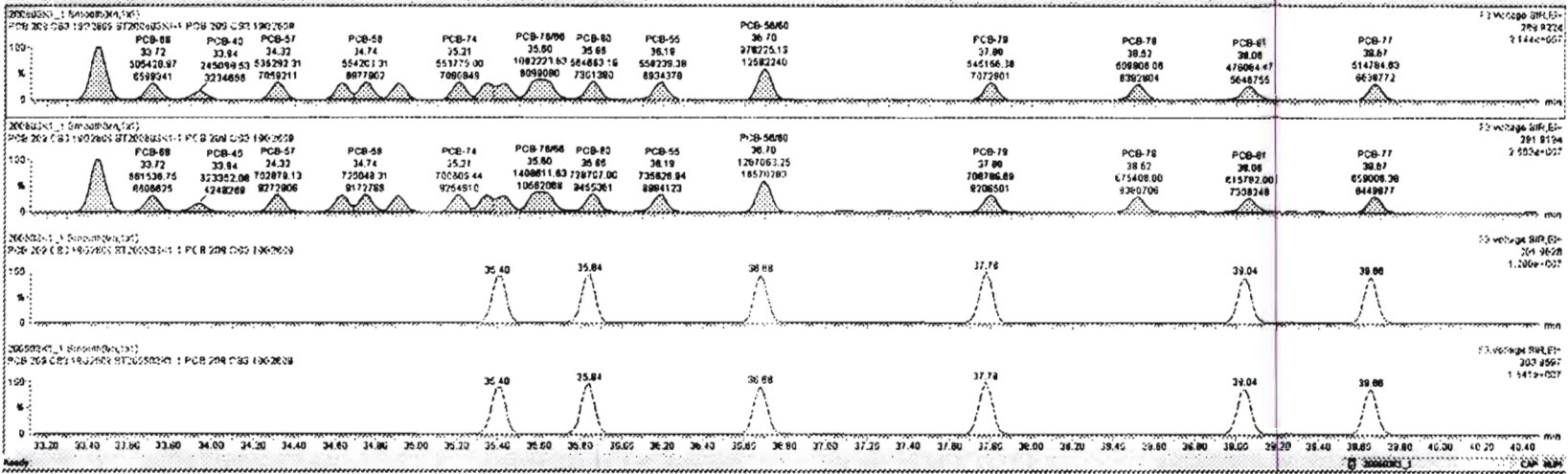


13C-PCB-60



#	Name	Mass	RA	Qty	Unit	Price	Ext Price	Disc	Net Price	RT	RT Pct	Comp	Subst	EQ	Wt%
223	13C-PCB-178	0.05e5	0.44	NO	1.0508	1.000	45.87	45.87	0.823	0.823	NO	103.1	103	0.0811	
224	Total More-PCBs				1.1885	1.000	0.00	0.000			NO	182.3		0.0222	182.3
225	Total Cu-PCBs				1.0537	1.000	0.00	0.000			NO	858.5		0.357	858.5
226	2nd Function Tin-PCBs				1.0807	1.000	0.00	0.000			NO	433.8		0.122	433.8
227	3rd Function Tin-PCBs				0.8628	1.000	0.00	0.000			NO	821.8		0.303	821.8
228	Total Tin-PCBs				1.9435	1.000	0.00	0.000			NO	2917.9		0.773	2917.9
229	3rd Function Parts-PCBs				1.3157	1.000	0.00	0.000			NO	2106		0.630	2106
230	4th Function Parts-PCBs				1.0735	1.000	0.00	0.000			NO	278.8		0.120	278.8
231	2nd Function Home-PCBs				0.8565	1.000	0.00	0.000			NO	870.0		0.182	870.0
232	4th Function Home-PCBs				1.0318	1.000	0.00	0.000			NO	1517		1.30	1517
233	Total Home-PCBs				1.8883	1.000	0.00	0.000			NO	4393		1.41	4393

#	Name	Product	RT	Ext Price	Unit Price	Y Ratio (Prod)	RA	Qty	Wt%	Comp
31	PCB-54	27.82	37.84	8.156e5	8.67e6	0.770	0.78	NO	58.524	86.524
32	PCB-50	28.81	28.83	4.102e5	5.287e5	0.770	0.78	NO	55.213	65.213
34	PCB-63	28.48	28.80	3.848e5	6.054e5	0.770	0.78	NO	58.216	88.216
35	PCB-51	29.84	29.85	4.080e5	5.286e5	0.770	0.78	NO	55.832	65.832
36	PCB-45	30.28	30.30	3.267e5	4.306e5	0.770	0.78	NO	58.473	68.473
37	PCB-48	30.78	30.80	3.125e5	4.120e5	0.770	0.78	NO	54.805	64.805
38	PCB-68B	31.28	31.28	8.883e5	1.172e6	0.770	0.78	NO	110.84	110.84

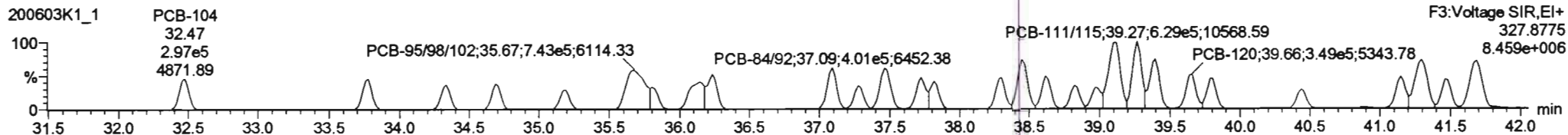
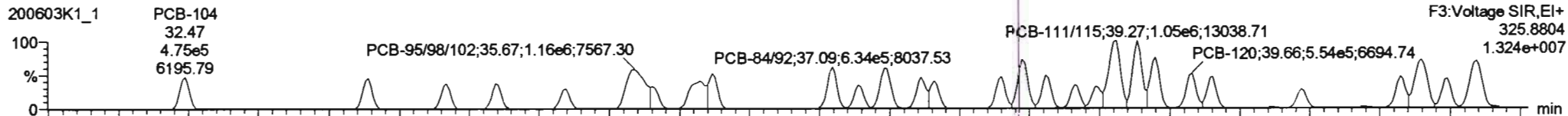


Dataset: Untitled

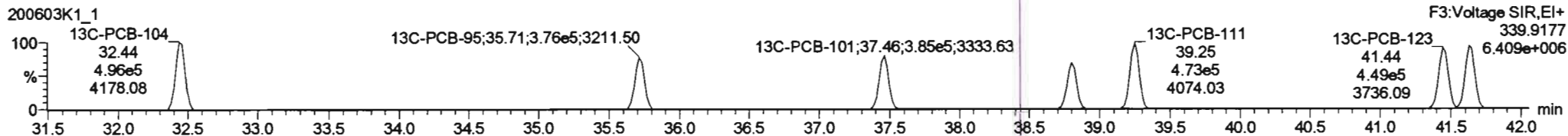

Last Altered: Thursday, June 04, 2020 07:29:42 Pacific Daylight Time
Printed: Thursday, June 04, 2020 07:32:56 Pacific Daylight Time

Name: 200603K1_1, Date: 03-Jun-2020, Time: 14:47:20, ID: ST200603K1-1 PCB 209 CS3 19G2609, Description: PCB 209 CS3 19G2609

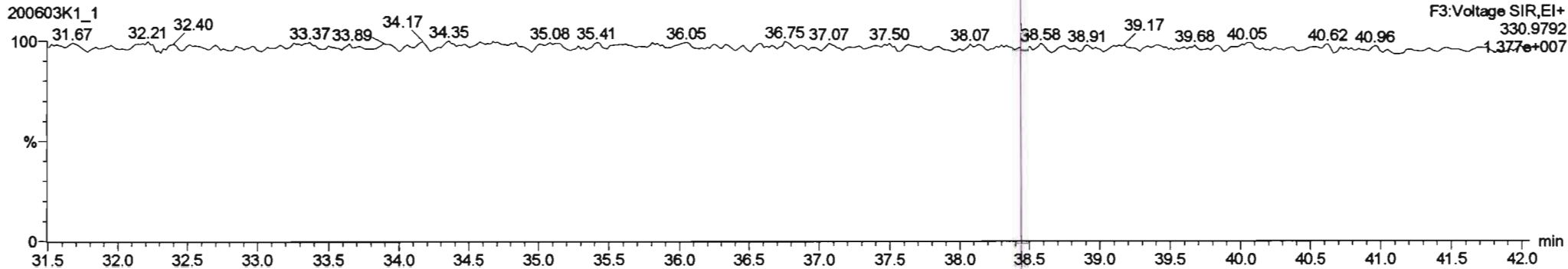
PCB-104



13C-PCB-104



PFK3b



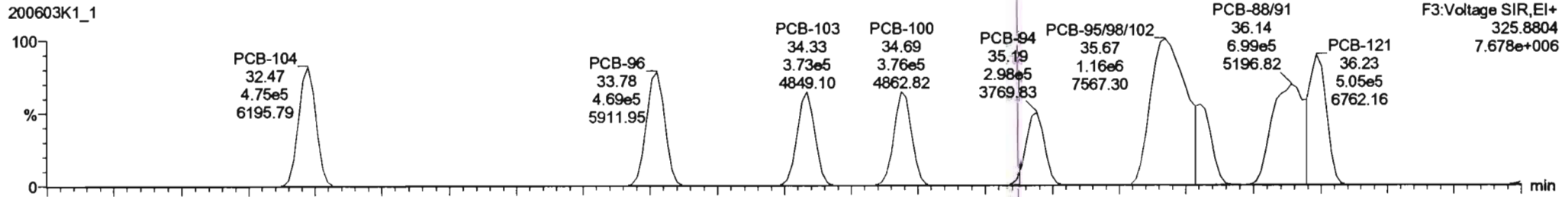
Dataset: Untitled

Last Altered: Thursday, June 04, 2020 07:29:42 Pacific Daylight Time
Printed: Thursday, June 04, 2020 07:32:56 Pacific Daylight Time

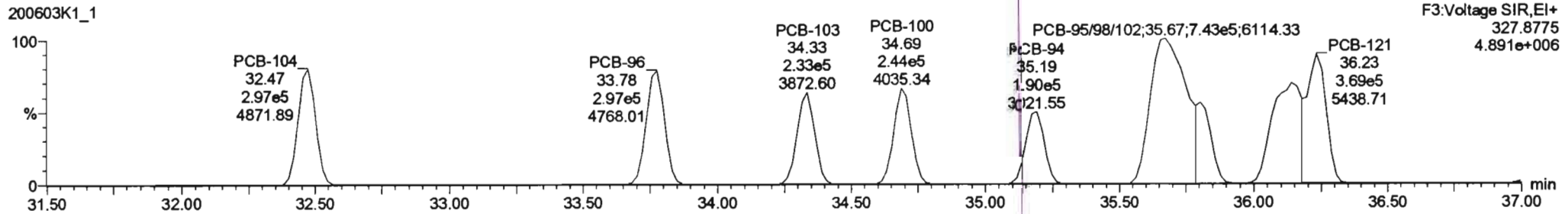
Name: 200603K1_1, Date: 03-Jun-2020, Time: 14:47:20, ID: ST200603K1-1 PCB 209 CS3 19G2609, Description: PCB 209 CS3 19G2609

PCB-96

200603K1_1

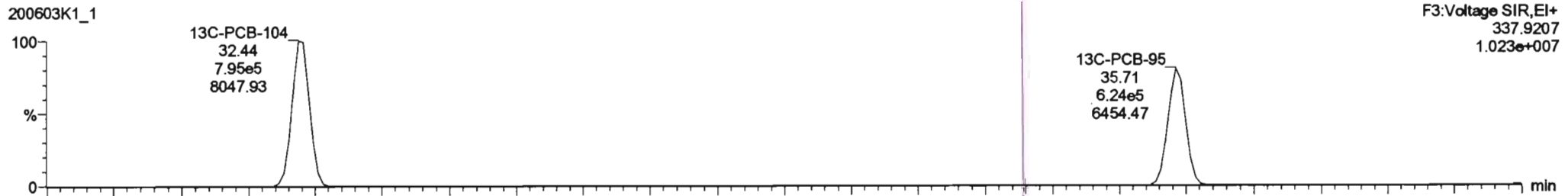


200603K1_1

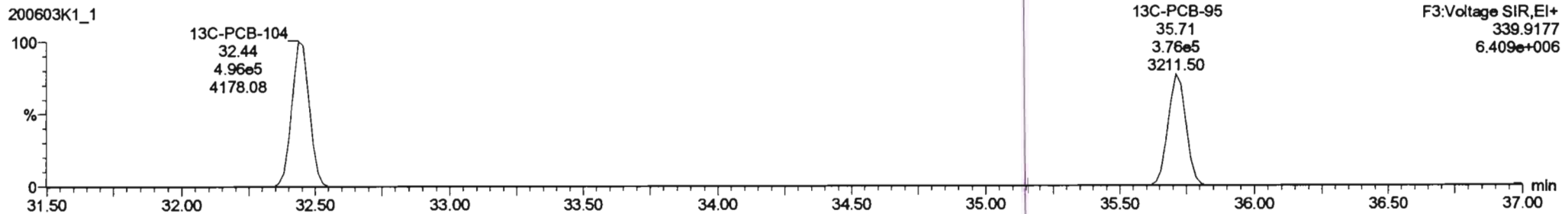


13C-PCB-95

200603K1_1



200603K1_1



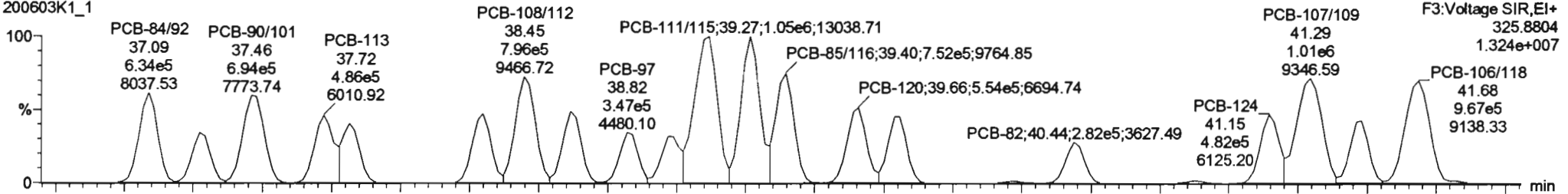
Dataset: Untitled

Last Altered: Thursday, June 04, 2020 07:29:42 Pacific Daylight Time
Printed: Thursday, June 04, 2020 07:32:56 Pacific Daylight Time

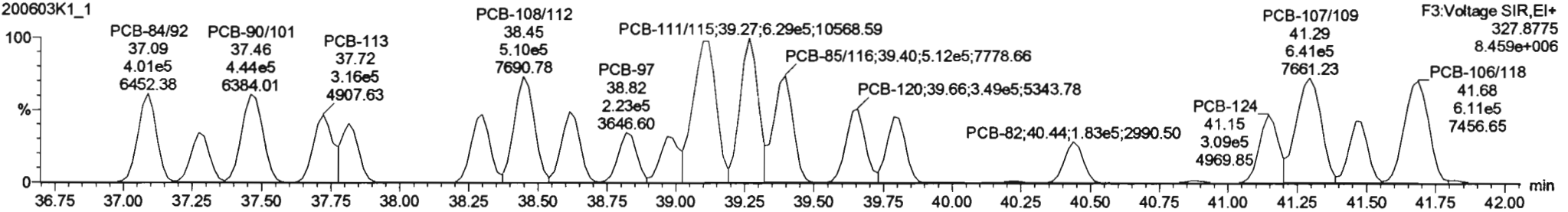
Name: 200603K1_1, Date: 03-Jun-2020, Time: 14:47:20, ID: ST200603K1-1 PCB 209 CS3 19G2609, Description: PCB 209 CS3 19G2609

PCB-119

200603K1_1

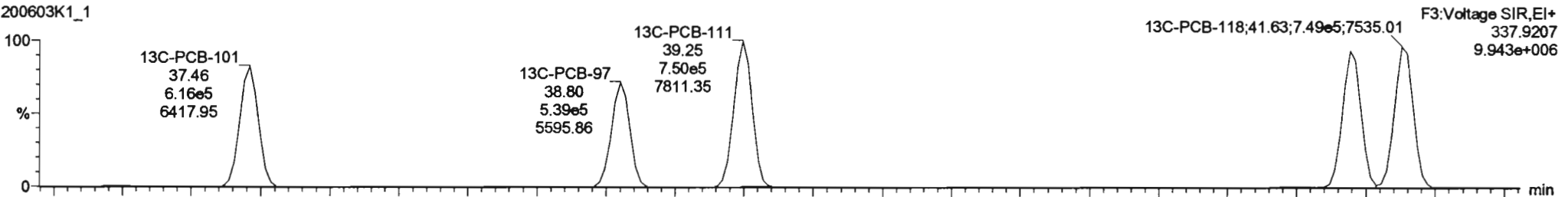


200603K1_1

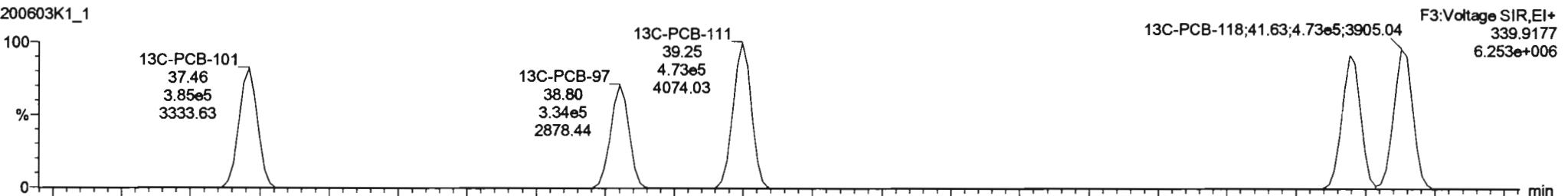


13C-PCB-111

200603K1_1

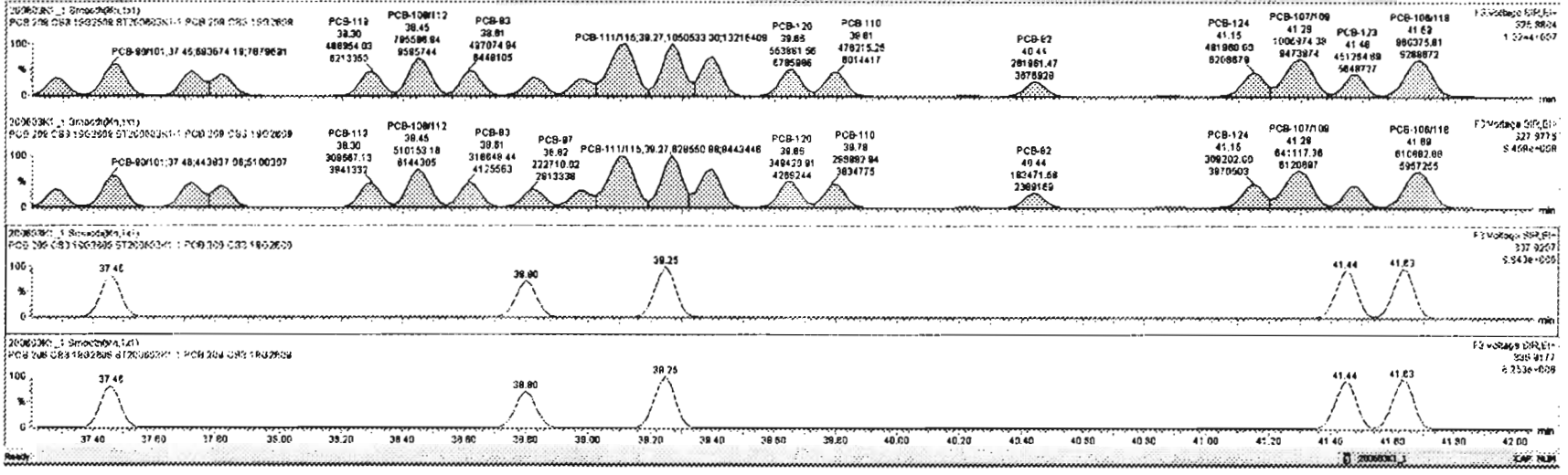


200603K1_1



#	Name	Peak	Area	Int	RF	RF%	RF%	RF%	RF%	RF%	RF%	RF%	RF%	RF%	RF%	RF%	RF%	RF%
223	13C-PCB-178	6.08e5	0.44	NO	1.0508	1.000	45.87	46.87	0.823	0.823	NO	100.1	100	0.0811				
224	Total Hexa-PCBs				1.1885	1.000	0.00	0.000			NO	182.3		0.0222	182.3			
225	Total Di-PCBs				1.0537	1.000	0.00	0.000			NO	858.6		0.367	858.6			
226	2nd Function Tri-PCBs				1.0007	1.000	0.00	0.000			NO	439.8		0.122	439.8			
227	3rd Function Tri-PCBs				0.8628	1.000	0.00	0.000			NO	921.0		0.303	921.0			
228	Total Tetra-PCBs				1.0778	1.000	0.00	0.000			NO	2317		0.771	2317			
229	2nd Function Hexa-PCBs				2.3382	1.000	0.00	0.000			NO	2158		0.895	2158			
230	4th Function Hexa-PCBs				1.0735	1.000	0.00	0.000			NO	279.6		0.120	279.6			
231	3rd Function Hexa-PCBs				0.8505	1.000	0.00	0.000			NO	870.0		0.182	870.0			
232	4th Function Hexa-PCBs				1.0318	1.000	0.00	0.000			NO	1917		1.30	1917			
233	Total Hexa-PCBs				1.9464	1.000	0.00	0.000			NO	4793		1.44	4793			

#	Name	Peak	Area	Int	RF	RF%	RF%	RF%	RF%	RF%	RF%	RF%	RF%	RF%	RF%	RF%	RF%	RF%
66	PCB-104	32.48	32.47	4.74e4	2.89e5	1.580	1.80	NO	53.252	53.252								
67	PCB-88	33.78	33.78	4.88e4	2.86e5	1.580	1.58	NO	51.437	51.437								
68	PCB-103	34.30	34.30	3.73e4	2.30e5	1.580	1.80	NO	50.171	50.171								
69	PCB-100	34.87	34.88	3.75e4	2.43e5	1.580	1.54	NO	50.334	50.334								
70	PCB-84	35.18	35.18	2.87e4	1.90e5	1.580	1.57	NO	51.655	51.655								
71	PCB-85/91/92	35.87	35.87	1.15e4	7.43e4	1.880	1.58	NO	157.72	157.72								
72	PCB-83	35.79	35.81	2.78e4	1.74e5	1.580	1.80	NO	48.458	48.458								

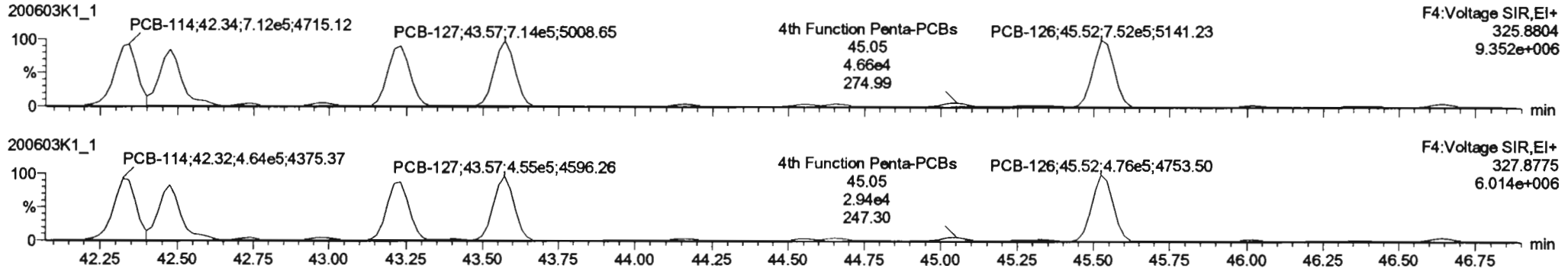


Dataset: Untitled

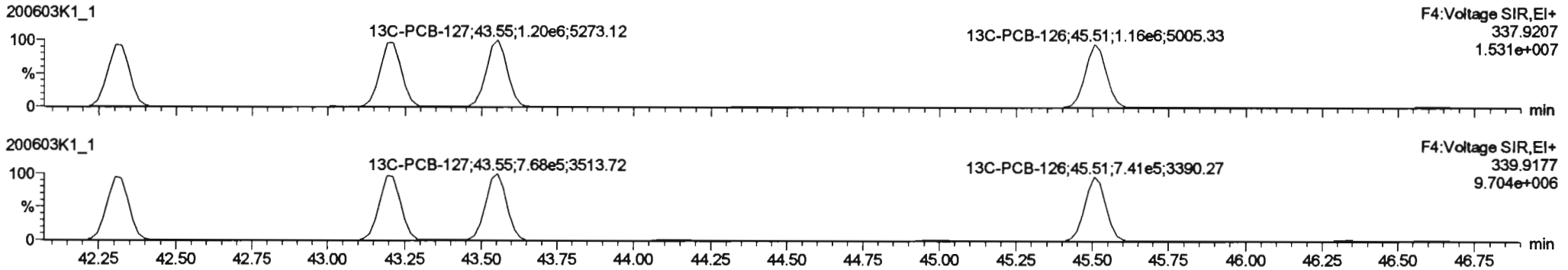
Last Altered: Thursday, June 04, 2020 07:29:42 Pacific Daylight Time
Printed: Thursday, June 04, 2020 07:32:56 Pacific Daylight Time

Name: 200603K1_1, Date: 03-Jun-2020, Time: 14:47:20, ID: ST200603K1-1 PCB 209 CS3 19G2609, Description: PCB 209 CS3 19G2609

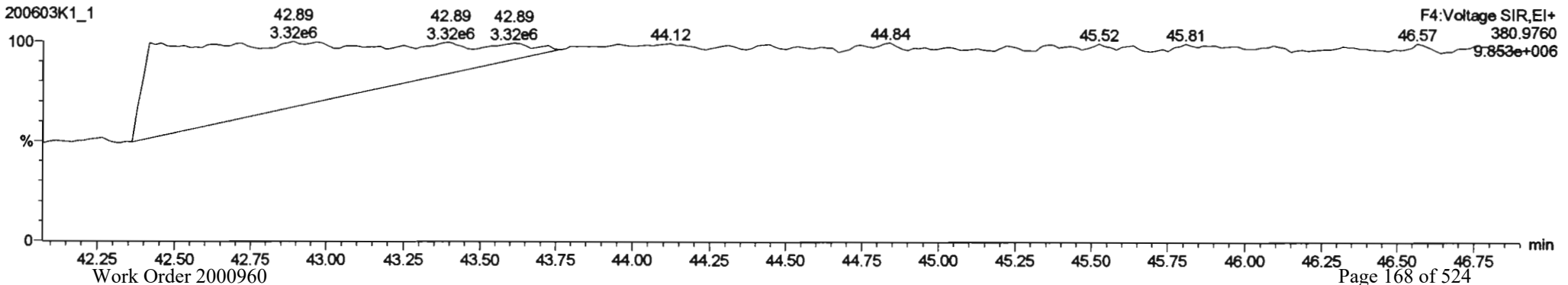
PCB-114



13C-PCB-114

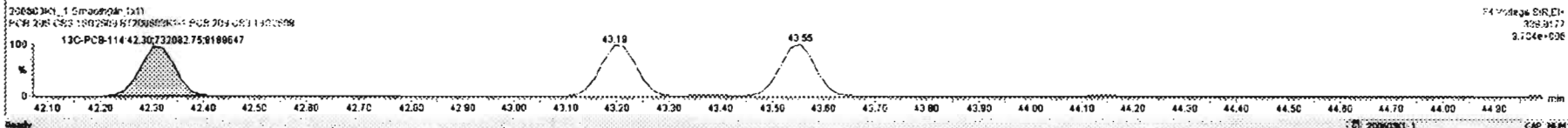
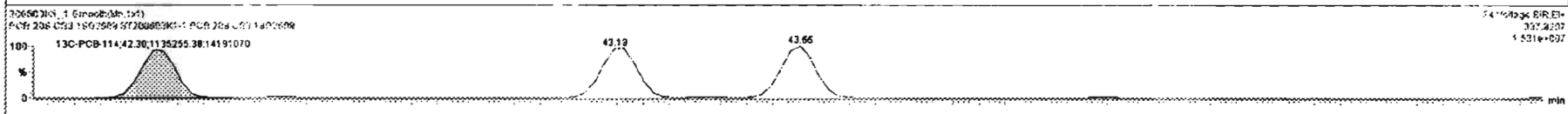
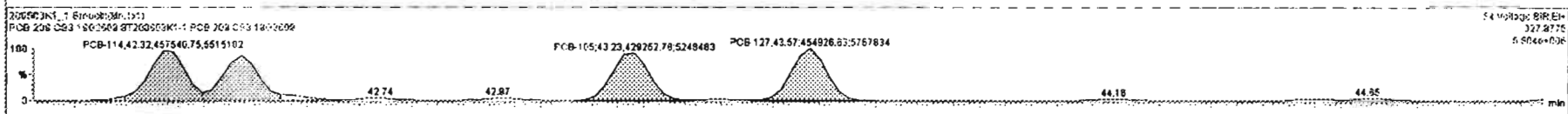
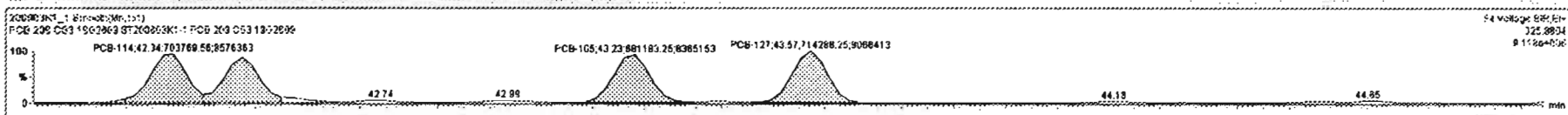


PFK4a



#	Name	Area	Ret	Off	RF	Width	Peak RT	RT	Peak R	RT	RTI	RTI	Area	Ratio	DL	EMPC
223	13C-PCB-178	8.05e5	0.44	NO	1.0608	1.000	46.87	46.87	0.823	0.823	NO	103.1	103	0.0811		
224	Total Mono-PCBs				1.1685	1.000	0.00		0.000		NO	162.3		0.0222	162.3	
225	Total Di-PCBs				1.0537	1.000	0.00		0.000		NO	858.5		0.367	858.5	
226	2nd Function Tri-PCBs				1.0807	1.000	0.00		0.000		NO	433.8		0.122	433.8	
227	3rd Function Tri-PCBs				0.8828	1.000	0.00		0.000		NO	821.8		0.303	821.8	
228	Total Tetra-PCBs				1.0778	1.000	0.00		0.000		NO	2317		0.771	2317	
229	3rd Function Penta-PCBs				1.3157	1.000	0.00		0.000		NO	2105		0.630	2105	
230	4th Function Penta-PCBs				3.3728	3.222	0.00		3.085		NO	229.8		0.129	229.8	
231	3rd Function Hexa-PCBs				0.8505	1.000	0.00		0.000		NO	870.0		0.182	870.0	
232	4th Function Hexa-PCBs				1.0316	1.000	0.00		0.000		NO	1517		1.30	1517	
233	Total Hepta-PCBs				1.4449	1.000	0.00		0.000		NA	1243		1.44	1243	

#	Name	Peak RT	RT	3rd Base	3rd Mass	4th Base (Peak)	4th Mass	5th Base	5th Mass	
83	PCB-114	42.30	42.34	7.038e5	4.575e5	1.580	1.54	NO	\$4.488	\$4.488
84	PCB-122	42.47	42.47	8.327e5	4.004e5	1.580	1.58	NO	\$8.588	\$8.588
85	PCB-105	43.21	43.23	8.812e5	4.283e5	1.550	1.56	NO	\$5.272	\$5.272
86	PCB-127	43.57	43.57	7.143e5	4.548e5	1.580	1.57	NO	\$8.007	\$8.007
87	PCB-128	45.52	45.52	7.521e5	4.758e5	1.580	1.58	NO	\$5.207	\$5.207



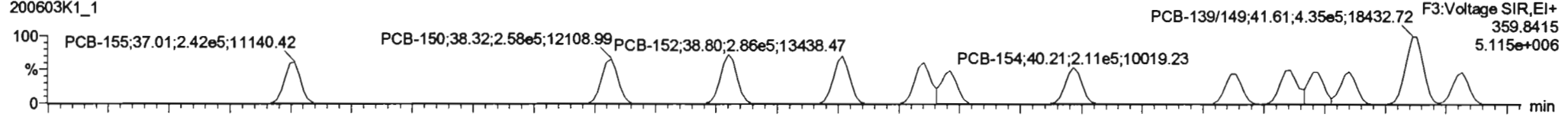
Dataset: Untitled

Last Altered: Thursday, June 04, 2020 07:29:42 Pacific Daylight Time
Printed: Thursday, June 04, 2020 07:32:56 Pacific Daylight Time

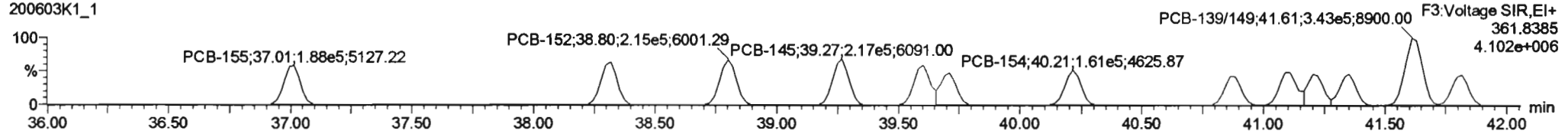
Name: 200603K1_1, Date: 03-Jun-2020, Time: 14:47:20, ID: ST200603K1-1 PCB 209 CS3 19G2609, Description: PCB 209 CS3 19G2609

PCB-155

200603K1_1

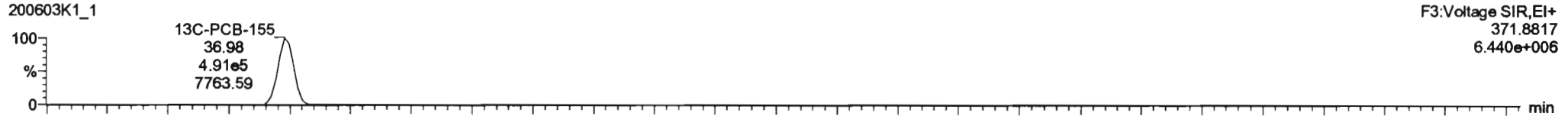


200603K1_1

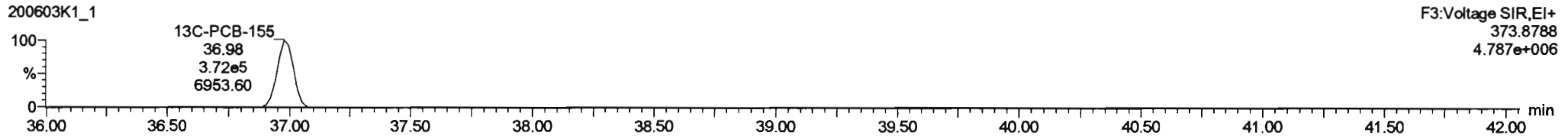


13C-PCB-155

200603K1_1

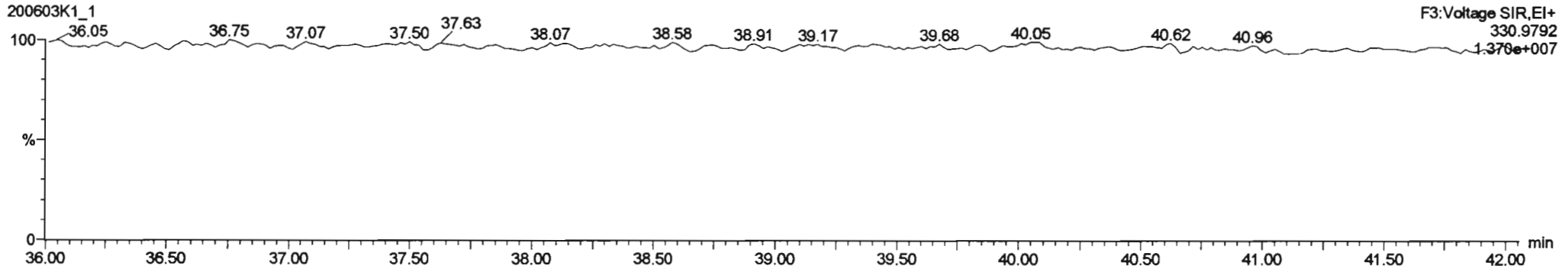


200603K1_1



PFK3c

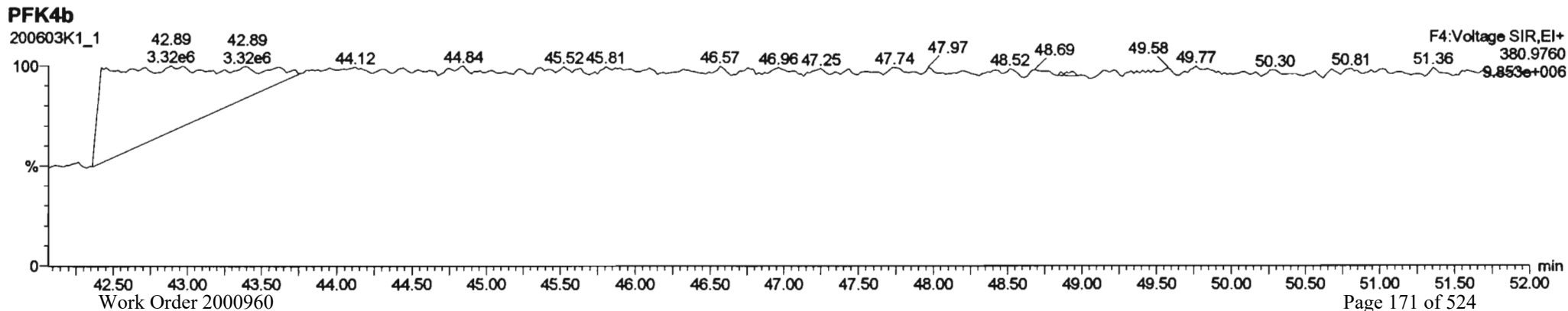
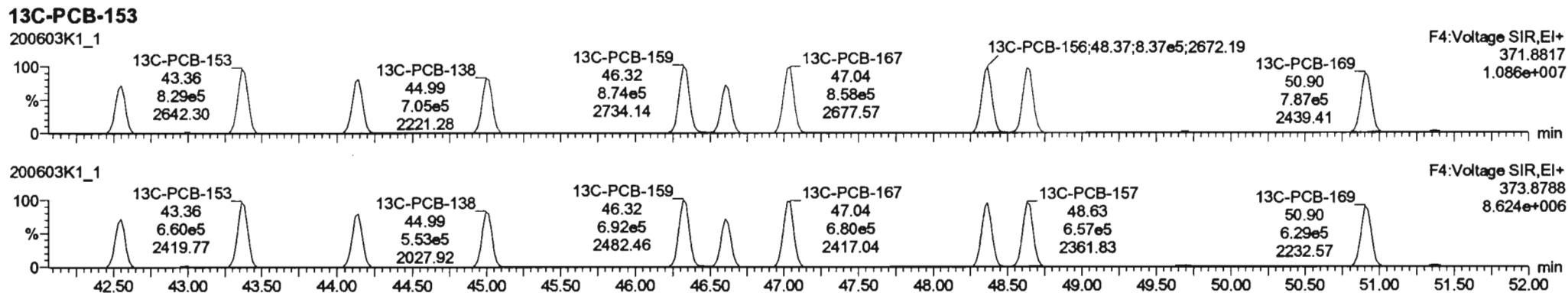
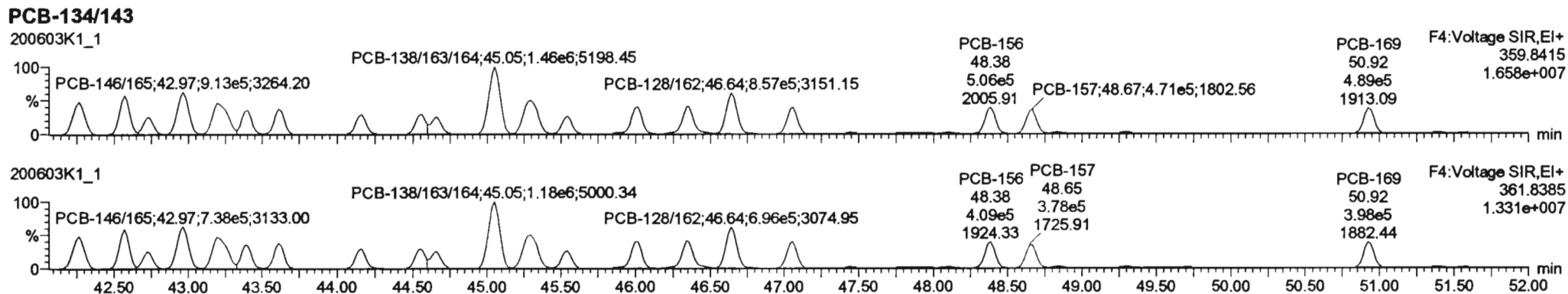
200603K1_1



Dataset: Untitled

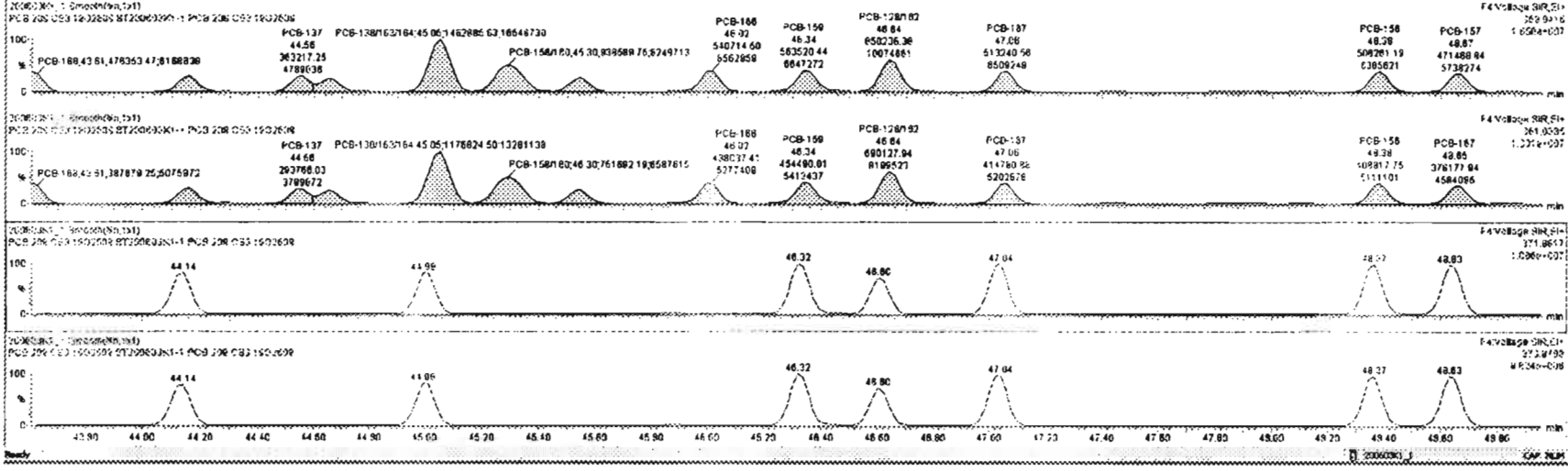
Last Altered: Thursday, June 04, 2020 07:29:42 Pacific Daylight Time
 Printed: Thursday, June 04, 2020 07:32:56 Pacific Daylight Time

Name: 200603K1_1, Date: 03-Jun-2020, Time: 14:47:20, ID: ST200603K1-1 PCB 209 CS3 19G2609, Description: PCB 209 CS3 19G2609



#	Name	Resp	RA	Q	SNP	SNP	PhaseRT	RT	PhaseR	RT1	RT1	RT1	Code	Units	DL	SNPS
223	13C-PCB-178	0.0565	0.44	NO	1.0508	1.000	45.87	45.87	0.823	0.823	NO	103.1	103	0.0811		
224	Total Mono-PCBs				1.1685	1.000	0.00	0.00	0.000	0.000	NO	182.3		0.0222	182.3	
225	Total Di-PCBs				1.0537	1.000	0.00	0.00	0.000	0.000	NO	858.5		0.357	858.5	
226	3rd Function Tri-PCBs				1.0807	1.000	0.00	0.00	0.000	0.000	NO	433.8		0.122	433.8	
227	3rd Function Tetra-PCBs				0.8828	1.000	0.00	0.00	0.000	0.000	NO	921.8		0.300	921.8	
228	Total Tetra-PCBs				1.0778	1.000	0.00	0.00	0.000	0.000	NO	2317		0.771	2317	
229	3rd Function Penta-PCBs				1.3157	1.000	0.00	0.00	0.000	0.000	NO	2105		0.630	2105	
230	3rd Function Hexa-PCBs				1.0735	1.000	0.00	0.00	0.000	0.000	NO	279.8		0.130	279.8	
231	3rd Function Hepta-PCBs				0.8628	1.000	0.00	0.00	0.000	0.000	NO	870.0		0.182	870.0	
232	3rd Function Octa-PCBs				0.2282	1.000	0.00	0.00	0.000	0.000	NO	150.7		0.046	150.7	
233	3rd Function Nona-PCBs				0.2282	1.000	0.00	0.00	0.000	0.000	NO	150.7		0.046	150.7	
234	Total Hepta-PCBs				1.9445	1.000	0.00	0.000	0.000	0.000	NO	1760		0.760	1760	

#	Name	Peak RT	RT	Net Resp	Net Resp	1% Ratio (Peak)	RA	Q	SNPS	Code
111	PCB-136/143	42.28	42.28	8.944e5	5.509e5	1.240	1.25	NO	110.58	110.58
112	PCB-127/133	42.57	42.57	7.426e5	8.000e5	1.240	1.24	NO	109.89	109.89
113	PCB-142	42.72	42.74	3.278e5	2.882e5	1.240	1.22	NO	53.054	53.054
114	PCB-148/185	42.87	42.87	8.314e5	7.378e5	1.240	1.24	NO	109.60	109.60
115	PCB-130/191	43.28	43.18	8.123e5	7.378e5	1.240	1.24	NO	108.14	108.14
116	PCB-153	43.28	43.40	4.885e5	3.783e5	1.240	1.26	NO	52.870	52.870
117	PCB-188	43.81	43.81	4.784e5	3.877e5	1.240	1.23	NO	53.843	53.843

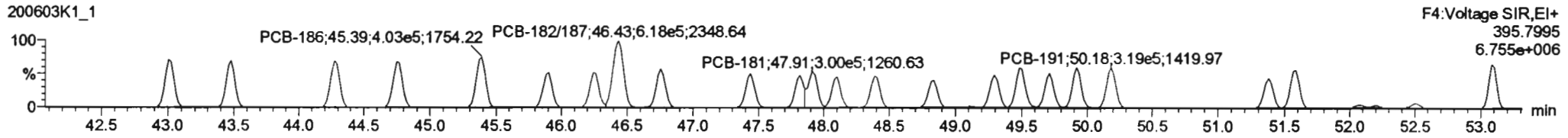
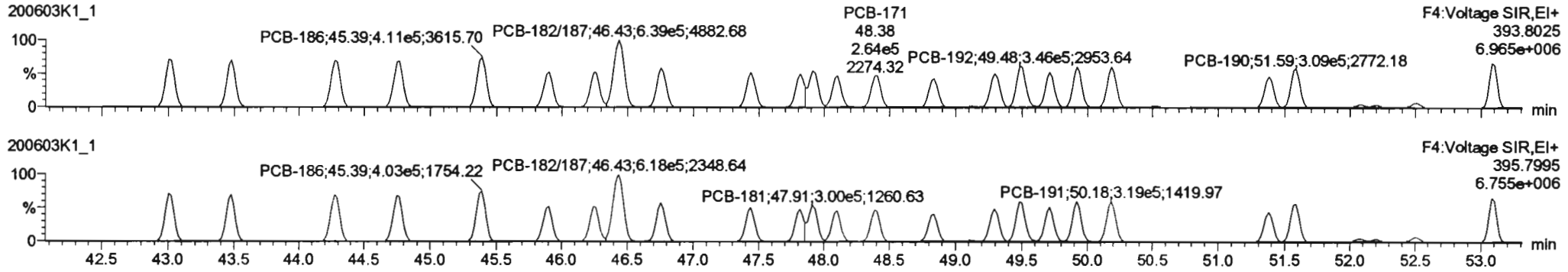


Dataset: Untitled

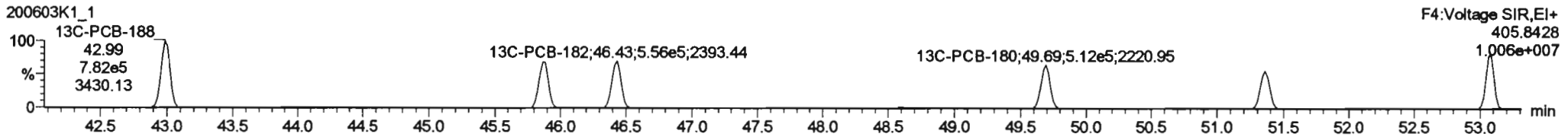
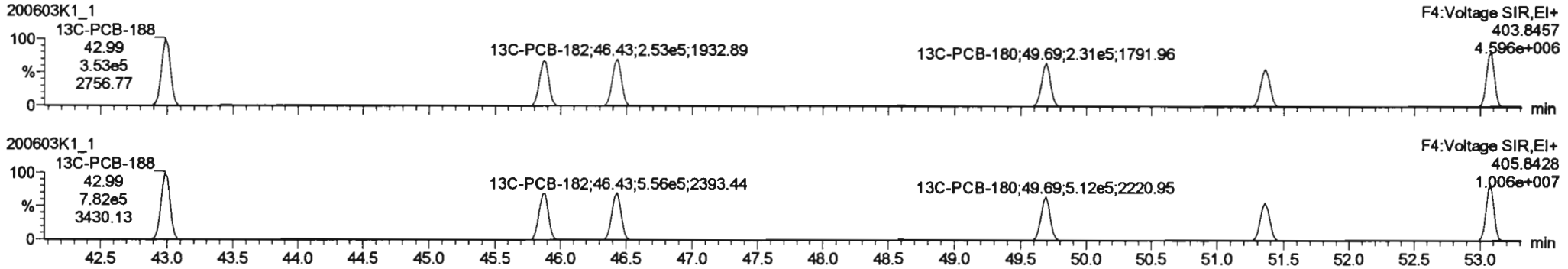
Last Altered: Thursday, June 04, 2020 07:29:42 Pacific Daylight Time
Printed: Thursday, June 04, 2020 07:32:56 Pacific Daylight Time

Name: 200603K1_1, Date: 03-Jun-2020, Time: 14:47:20, ID: ST200603K1-1 PCB 209 CS3 19G2609, Description: PCB 209 CS3 19G2609

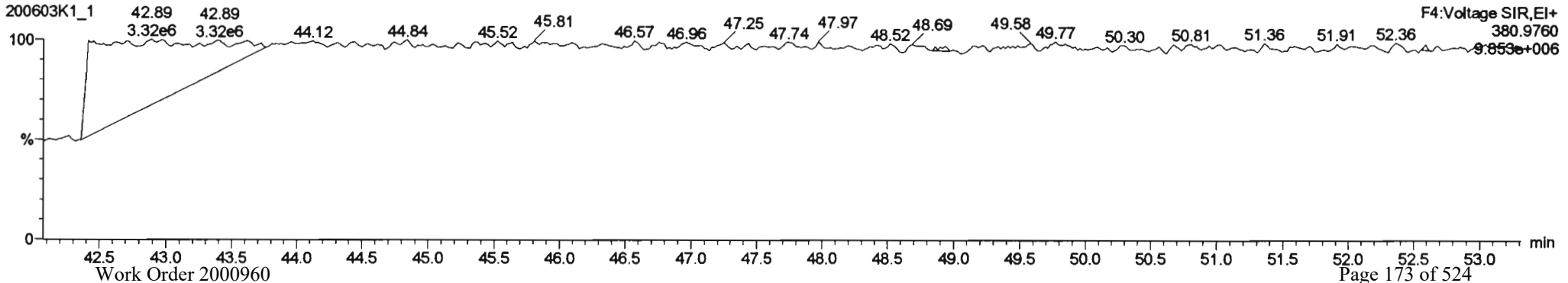
PCB-188



13C-PCB-188

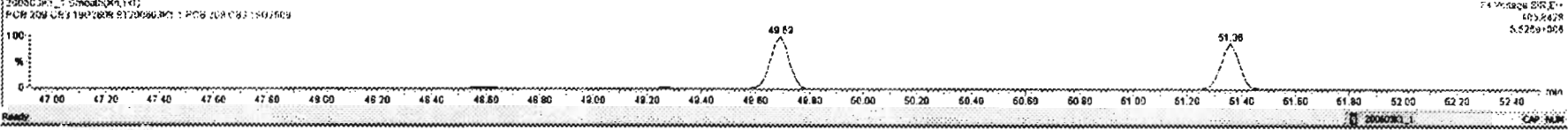
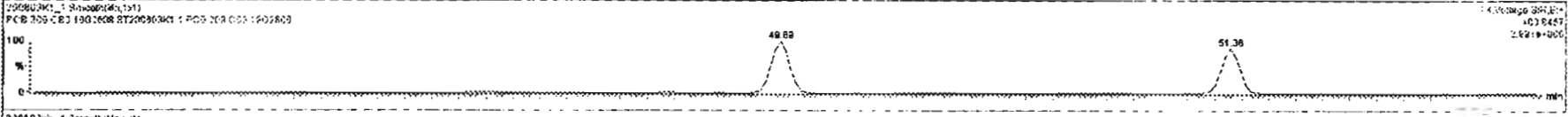
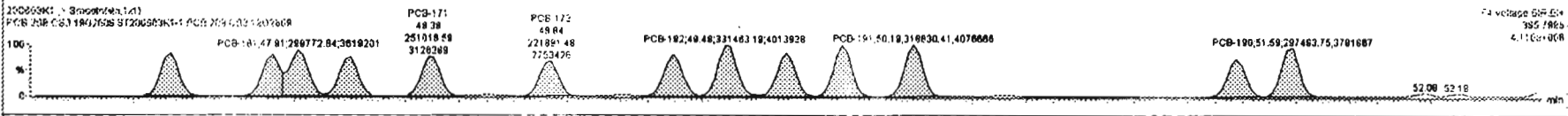
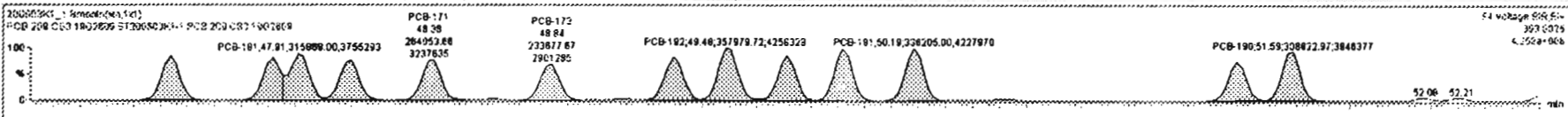


PFK4c



#	Name	Mass	RA	RV	RF	Wt/rd	Pres/RT	RT	Pres/R	RF	RF/PA	CP	NR	Q	Q/C
223	223 13C PCB-178	8.05e5	0.44	NO	1.0500	1.000	45.87	45.87	0.823	NO	103.1	100	0.0911		
224	224 Total Mono-PCBs				1.1886	1.000	0.00	0.000		NO	182.3		0.0222	182.3	
225	225 Total Di-PCBs				1.6537	1.000	0.00	0.000		NO	858.5		0.357	858.5	
226	226 2nd Function Tri-PCBs				1.6807	1.000	0.00	0.000		NO	439.8		0.122	439.8	
227	227 3rd Function Tri-PCBs				0.9828	1.000	0.00	0.000		NO	521.9		0.303	521.9	
228	228 Total Tetra-PCBs				1.0778	1.000	0.00	0.000		NO	231.7		0.071	231.7	
229	229 3rd Function Penta-PCBs				1.3152	1.000	0.00	0.000		NO	2105		0.830	2105	
230	230 4th Function Penta-PCBs				1.0735	1.000	0.00	0.000		NO	279.8		0.120	279.8	
231	231 3rd Function Hexa-PCBs				0.9505	1.000	0.00	0.000		NO	870.0		0.182	870.0	
232	232 4th Function Hexa-PCBs				1.0316	1.000	0.00	0.000		NO	151.7		1.30	151.7	
233	233 Total PCBs				1.4441	1.000	0.00	0.000		NO	1048		1.94	1048	

#	Name	Mass (g)	RT	Wt/rd	Pres/RT	RF	RF/PA	CP	NR	Q	Q/C
131	131 PCB-188	43.02	43.00	3.941e5	3.791e5	1.090	1.04	NO	52.811	52.811	
132	132 PCB-184	43.48	43.48	3.774e5	3.843e5	1.060	1.04	NO	53.039	53.039	
133	133 PCB-178	44.27	44.27	3.888e5	3.888e5	1.090	1.05	NO	51.257	51.257	
134	134 PCB-178	44.74	44.77	3.831e5	3.723e5	1.050	1.03	NO	50.845	50.845	
135	135 PCB-186	45.39	45.38	4.112e5	4.032e5	1.090	1.02	NO	53.871	53.871	
136	136 PCB-178	45.80	45.80	2.894e5	2.787e5	1.050	1.03	NO	52.988	52.988	
137	137 PCB-175	46.23	46.24	2.908e5	2.820e5	1.090	1.03	NO	52.782	52.782	



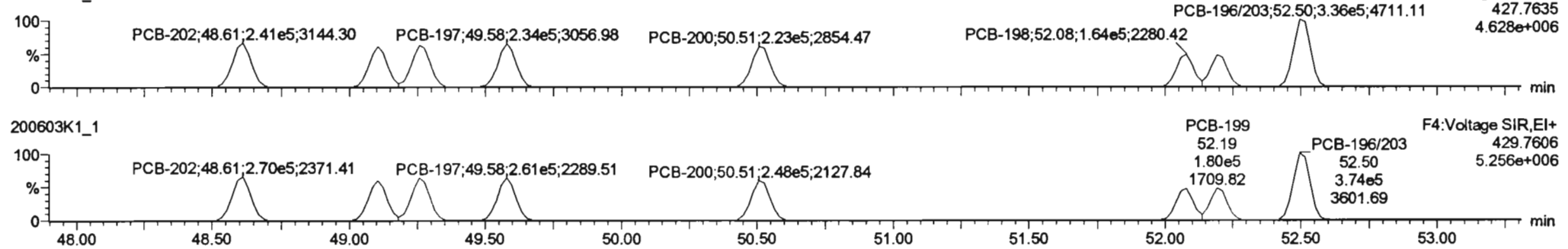
Dataset: Untitled

Last Altered: Thursday, June 04, 2020 07:29:42 Pacific Daylight Time
Printed: Thursday, June 04, 2020 07:32:56 Pacific Daylight Time

Name: 200603K1_1, Date: 03-Jun-2020, Time: 14:47:20, ID: ST200603K1-1 PCB 209 CS3 19G2609, Description: PCB 209 CS3 19G2609

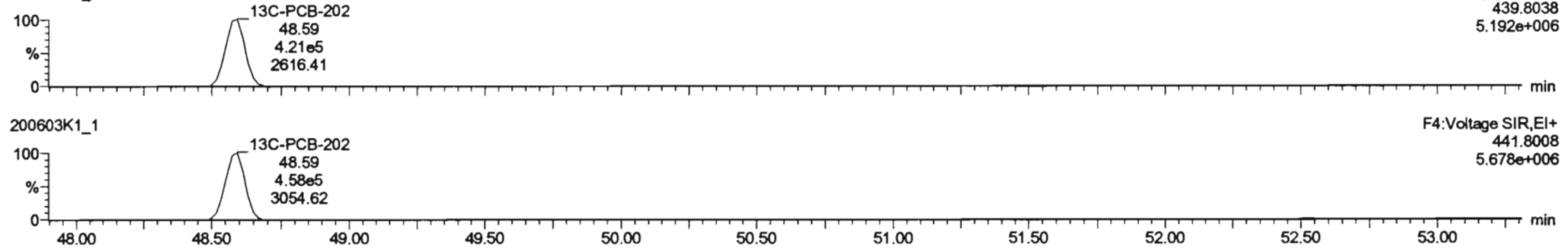
PCB-202

200603K1_1



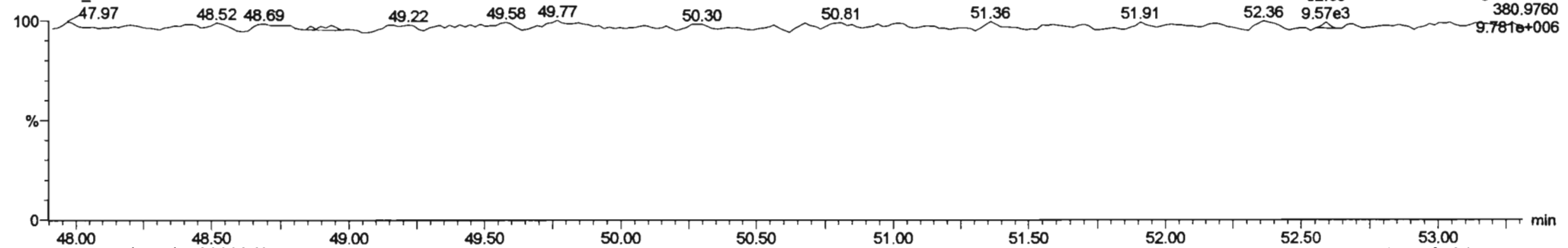
13C-PCB-202

200603K1_1



PFK4d

200603K1_1



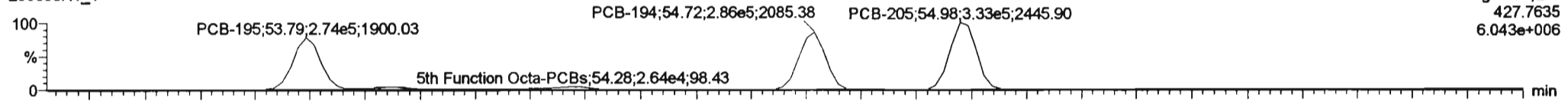
Dataset: Untitled

Last Altered: Thursday, June 04, 2020 07:29:42 Pacific Daylight Time
Printed: Thursday, June 04, 2020 07:32:56 Pacific Daylight Time

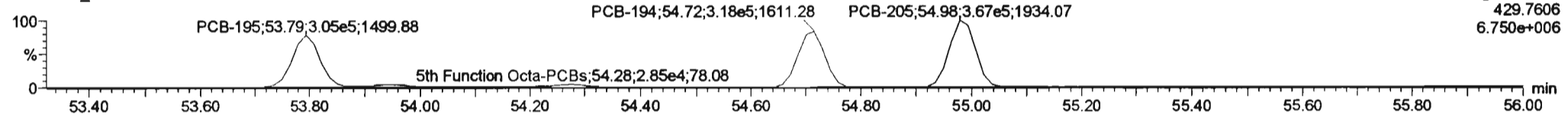
Name: 200603K1_1, Date: 03-Jun-2020, Time: 14:47:20, ID: ST200603K1-1 PCB 209 CS3 19G2609, Description: PCB 209 CS3 19G2609

PCB-195

200603K1_1

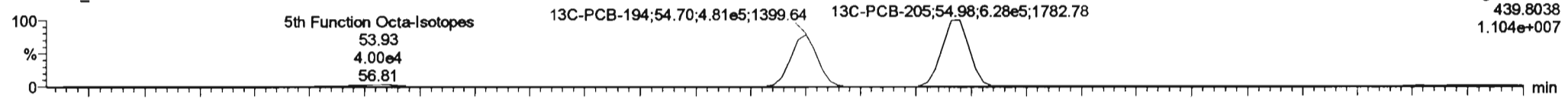


200603K1_1

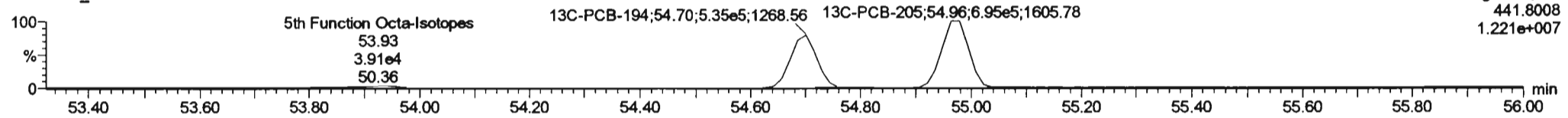


13C-PCB-194

200603K1_1

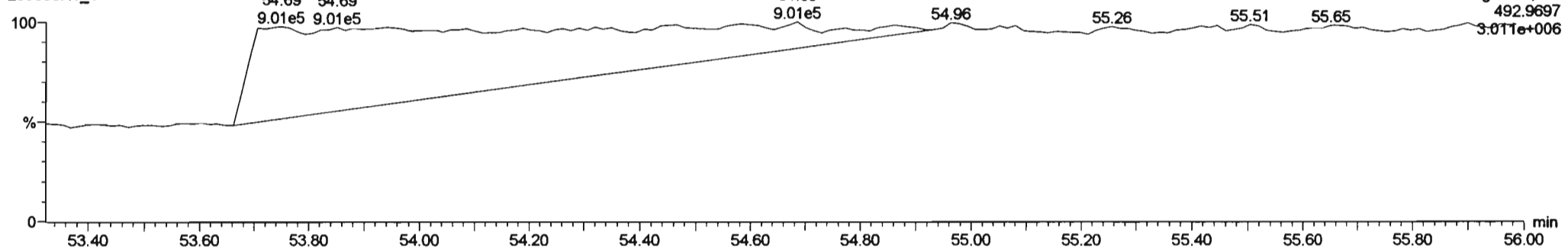


200603K1_1



PFK5a

200603K1_1



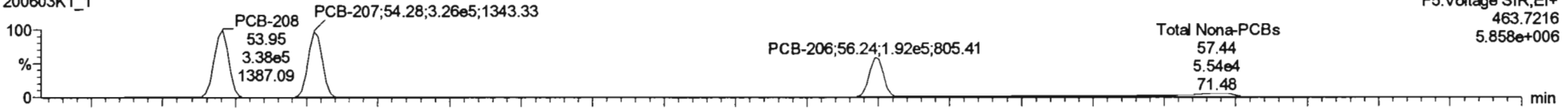
Dataset: Untitled

Last Altered: Thursday, June 04, 2020 07:29:42 Pacific Daylight Time
Printed: Thursday, June 04, 2020 07:32:56 Pacific Daylight Time

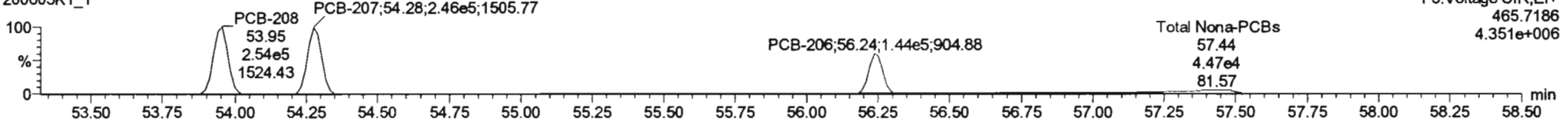
Name: 200603K1_1, Date: 03-Jun-2020, Time: 14:47:20, ID: ST200603K1-1 PCB 209 CS3 19G2609, Description: PCB 209 CS3 19G2609

PCB-208

200603K1_1




200603K1_1




13C-PCB-208

200603K1_1

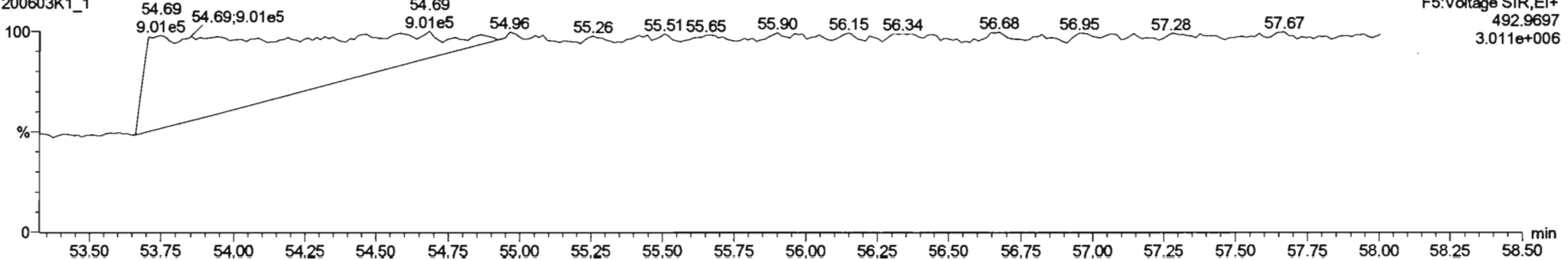


200603K1_1



PFK5

200603K1_1




Dataset: Untitled

Last Altered: Thursday, June 04, 2020 07:29:42 Pacific Daylight Time
Printed: Thursday, June 04, 2020 07:32:56 Pacific Daylight Time

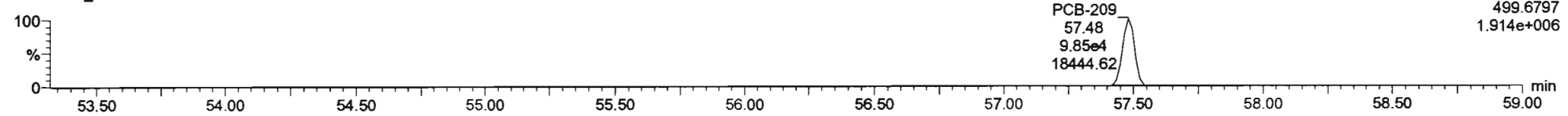
Name: 200603K1_1, Date: 03-Jun-2020, Time: 14:47:20, ID: ST200603K1-1 PCB 209 CS3 19G2609, Description: PCB 209 CS3 19G2609

PCB-209

200603K1_1

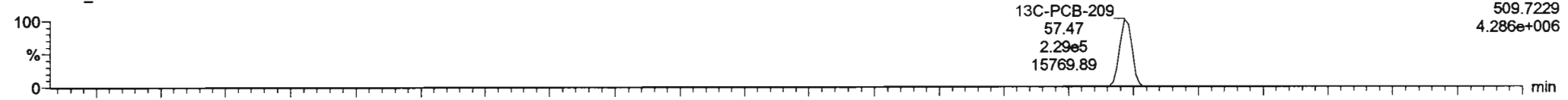


200603K1_1

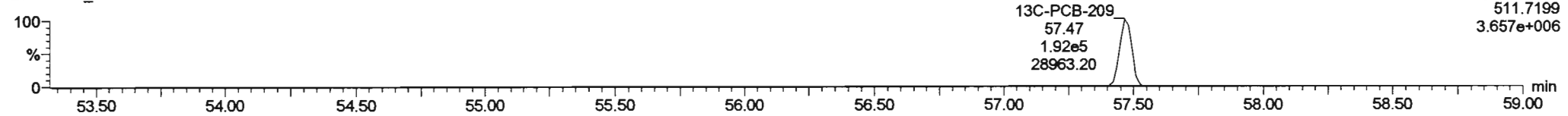


13C-PCB-209

200603K1_1

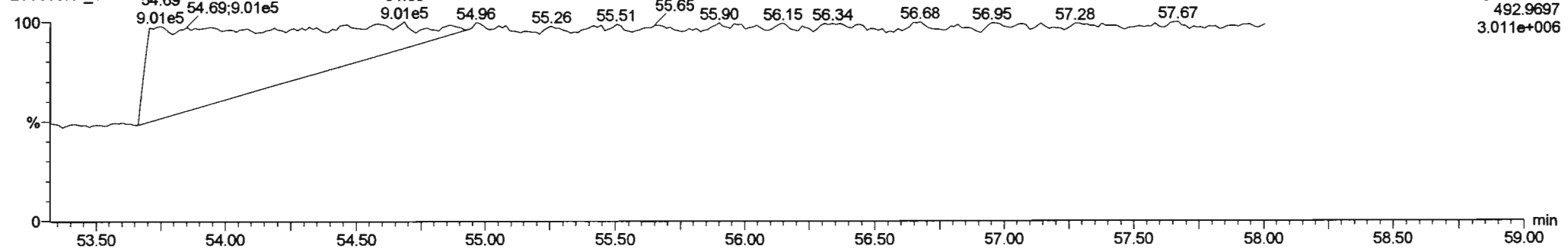


200603K1_1



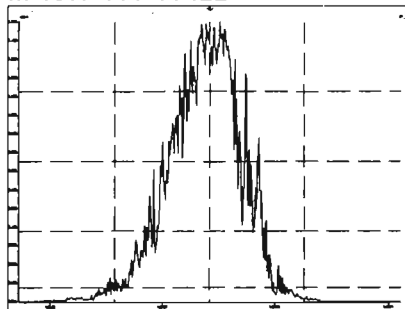
PFK5b

200603K1_1

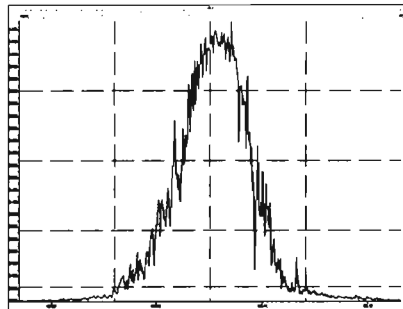


Printed: Thursday, June 04, 2020 02:00:05 Pacific Daylight Time

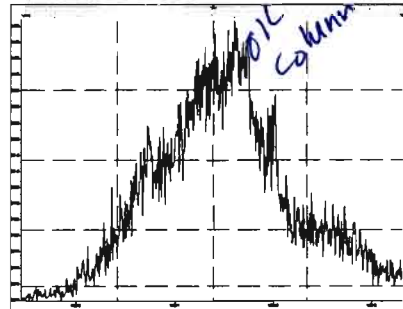
M 168.9888 R 12209



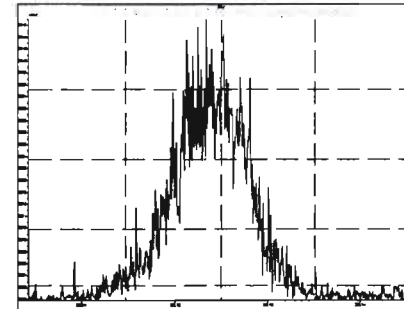
M 180.9888 R 12723



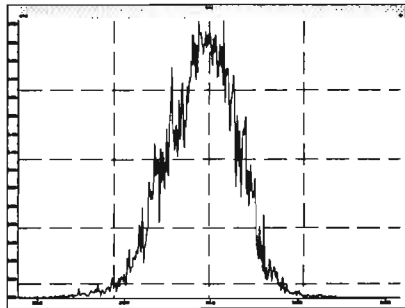
M 192.9888 R 0



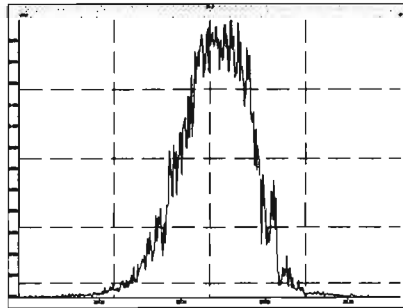
M 204.9888 R 13667



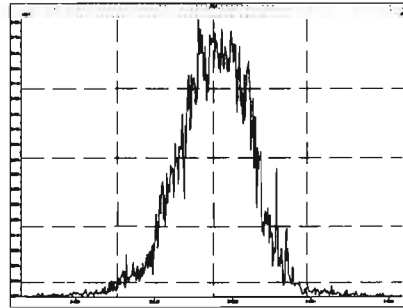
M 218.9856 R 12107



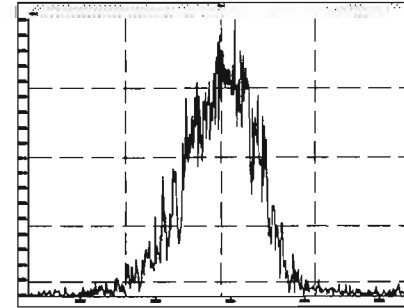
M 230.9856 R 12567



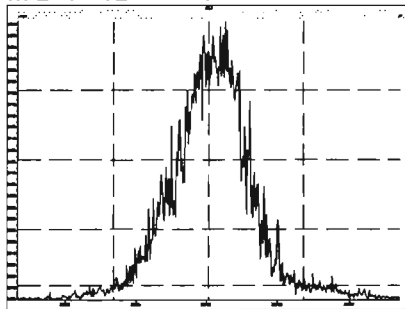
M 242.9856 R 12048



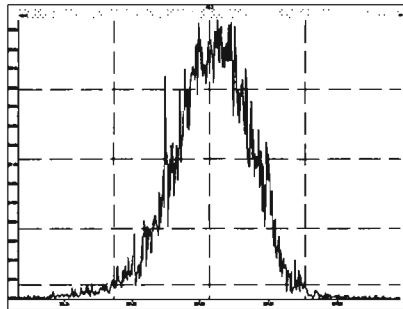
M 254.9856 R 13091



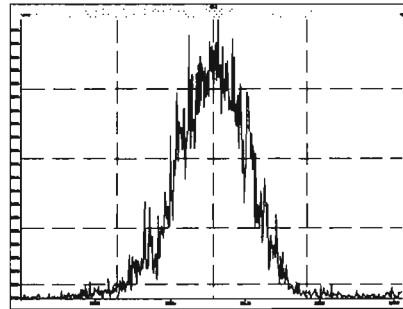
M 268.9824 R 11161



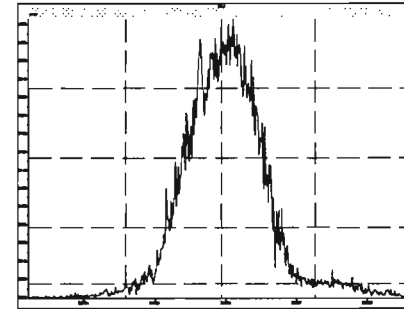
M 280.9824 R 12507



M 254.9856 R 12574

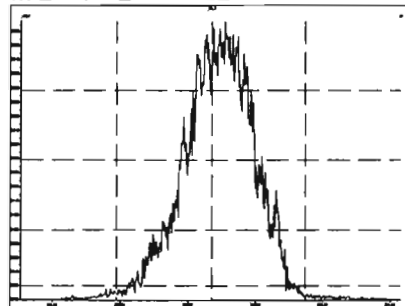


M 268.9824 R 12372

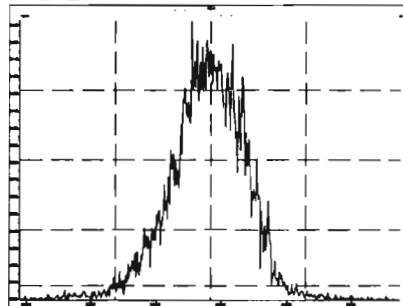


Printed: Thursday, June 04, 2020 02:00:05 Pacific Daylight Time

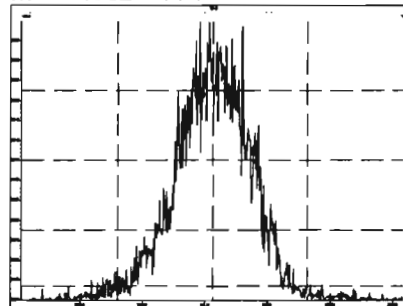
M 280.9824 R 12233



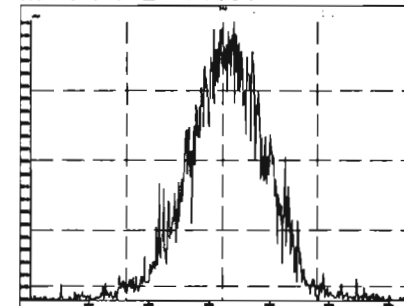
M 292.9824 R 12367



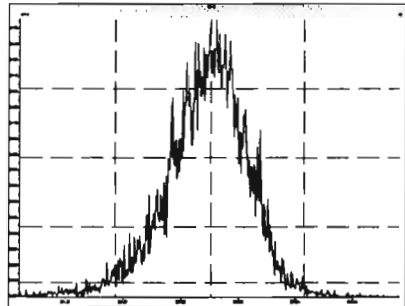
M 304.9824 R 13474



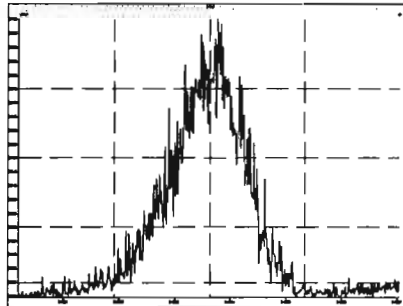
M 318.9792 R 11849



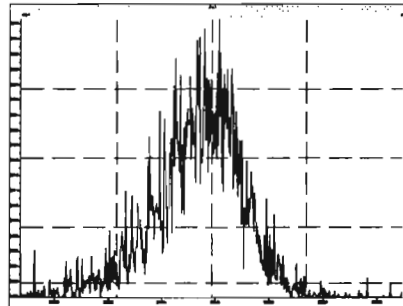
M 330.9792 R 12087



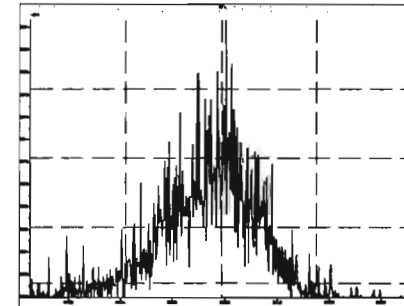
M 342.9792 R 11261



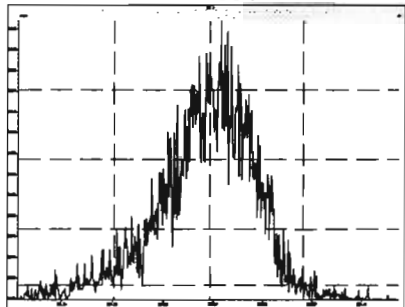
M 354.9792 R 11345



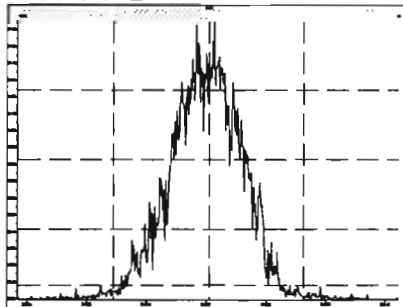
M 366.9792 R 12506



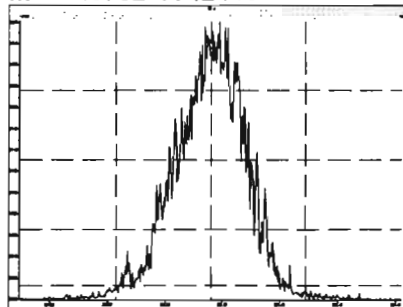
M 380.9760 R 10301



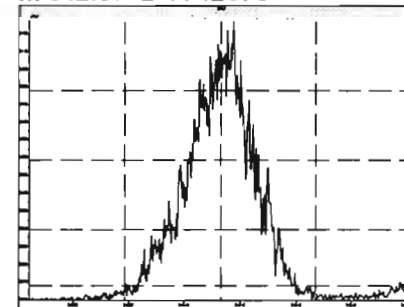
M 318.9792 R 12194



M 330.9792 R 12440

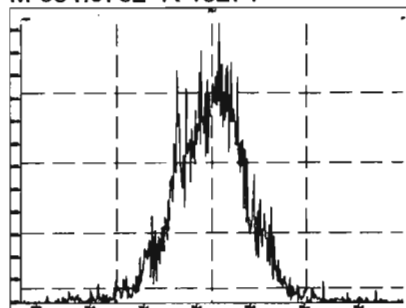


M 342.9792 R 12378

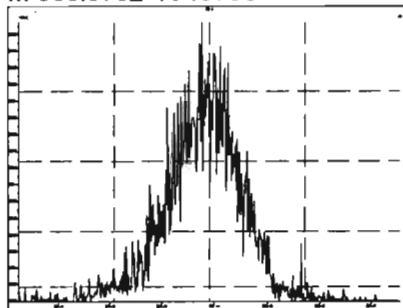


Printed: Thursday, June 04, 2020 02:00:05 Pacific Daylight Time

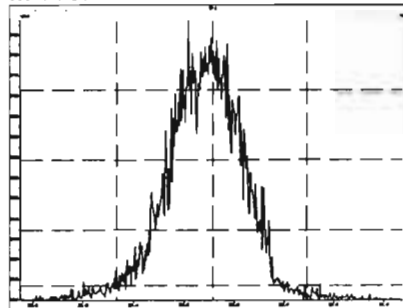
M 354.9792 R 13271



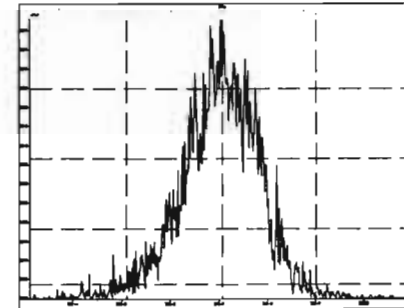
M 366.9792 R 13753



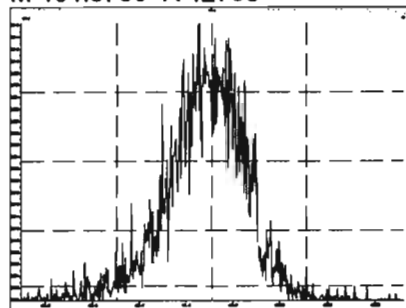
M 380.9760 R 12316



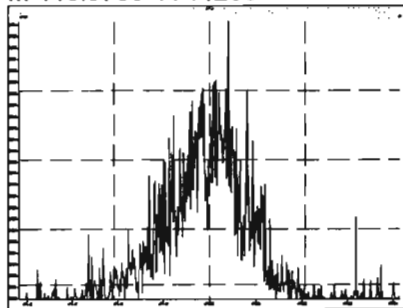
M 392.9760 R 12789



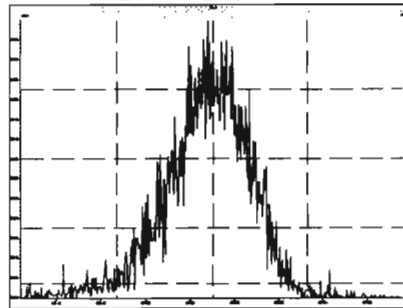
M 404.9760 R 12736



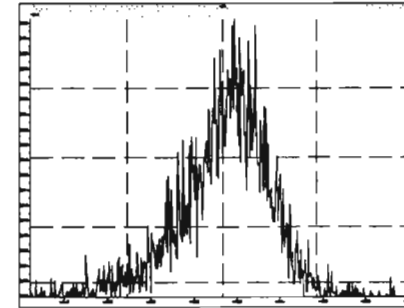
M 416.9760 R 14208



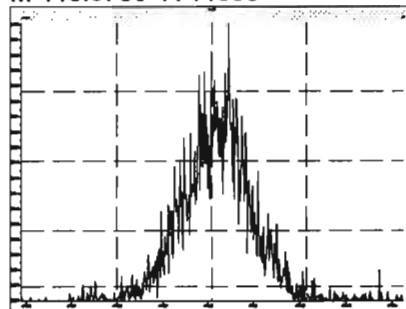
M 430.9728 R 12134



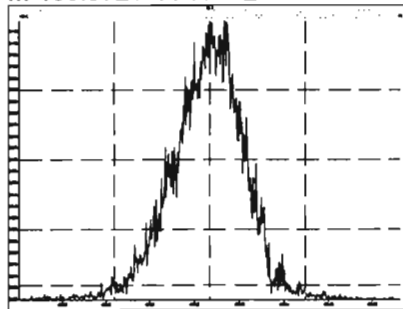
M 442.9728 R 13111



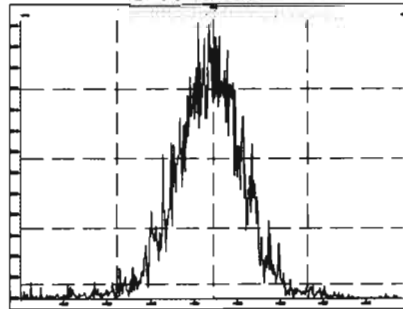
M 416.9760 R 14663



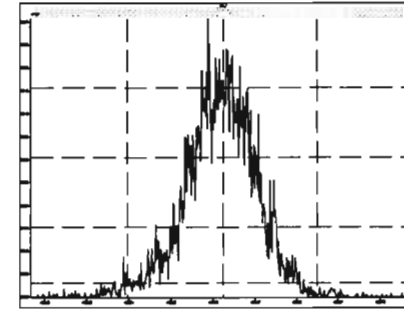
M 430.9728 R 13592



M 442.9728 R 13855

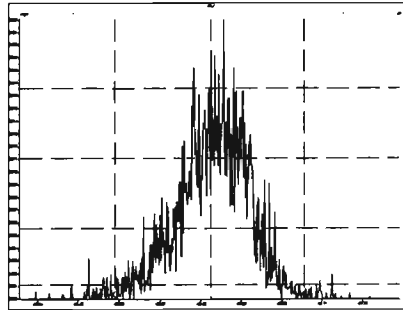


M 454.9728 R 13101

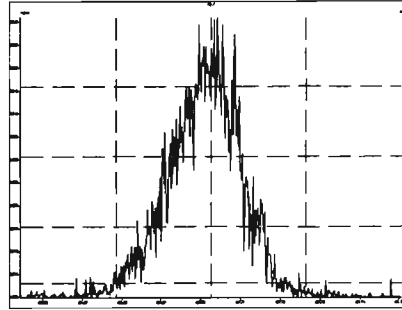


Printed: Thursday, June 04, 2020 02:00:05 Pacific Daylight Time

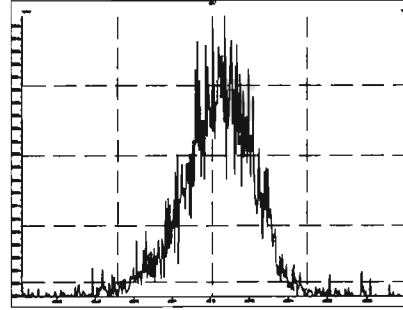
M 466.9728 R 15504



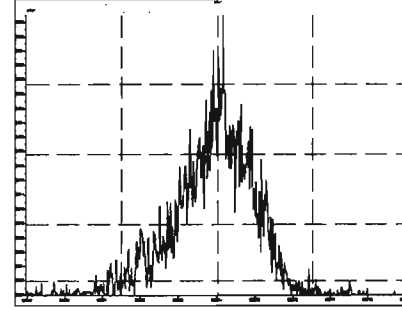
M 480.9696 R 12789



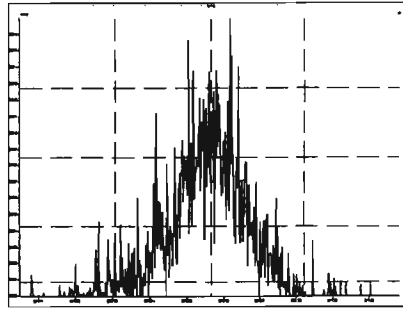
M 492.9696 R 12729



M 504.9696 R 13559



M 516.9697 R 18926



HRMS CALIBRATION STANDARDS REVIEW CHECKLIST

1
Beg. Calibration ID: ST200604K1-1

Reviewed By: C7 06/08/2020
Initials & Date

End Calibration ID: NA

	<u>Beg.</u>	<u>End</u>		<u>Beg.</u>	<u>End</u>
Ion abundance within QC limits?	<input checked="" type="checkbox"/>	<input type="checkbox"/> NA	Mass resolution \geq	<input checked="" type="checkbox"/>	<input checked="" type="checkbox"/>
Concentrations within criteria?	<input checked="" type="checkbox"/>	<input type="checkbox"/>	<input type="checkbox"/> 5k <input type="checkbox"/> 6-8K <input type="checkbox"/> 8K <input checked="" type="checkbox"/> 10K 1614 1699 429 1613/1668/8280		
TCDD/TCDF Valleys <25%	<input type="checkbox"/> NA	<input type="checkbox"/>	Intergrated peaks display correctly?	<input checked="" type="checkbox"/>	<input type="checkbox"/> NA
First and last eluters present?	<input type="checkbox"/> NR	<input type="checkbox"/>	GC Break <20%	<input type="checkbox"/> NA	
Retention Times within criteria?	<input checked="" type="checkbox"/>	<input type="checkbox"/>	<u>8280 CS1 End Standard:</u>		
Verification Std. named correctly?	<input checked="" type="checkbox"/>	<input type="checkbox"/>	- Ratios within limits, S/N <2.5:1, CS1 within 12 hours	<input type="checkbox"/> NA	
(ST-Year-Month-Day-VG ID)					
Forms signed and dated?	<input checked="" type="checkbox"/>	<input type="checkbox"/>	Comments:	<div style="height: 150px;"></div>	
Correct ICAL referenced?	<u>GRB</u>	<input type="checkbox"/>			
<u>Run Log:</u>					
- Correct instrument listed?	<input checked="" type="checkbox"/>	<input checked="" type="checkbox"/>			
- Samples within 12 hour clock?	<input checked="" type="checkbox"/> Y	<input type="checkbox"/> N			
- Bottle position verified?	<u>GRB</u>				

Dataset: U:\VG11.PRO\Results\200604K1\200604K1-1.qld

Last Altered: Friday, June 05, 2020 12:51:56 Pacific Daylight Time

Printed: Friday, June 05, 2020 12:59:07 Pacific Daylight Time

GRB 06/05/2020

C7 06/08/2020

Method: U:\VG11.PRO\MethDB\PCB-209_ZB1_6-1-20.mdb 02 Jun 2020 10:36:07

Calibration: U:\VG11.PRO\CurveDB\db1_PCBvg11-6-1-20.cdb 02 Jun 2020 10:21:16

Name: 200604K1_1, Date: 04-Jun-2020, Time: 08:16:37, ID: ST200604K1-1 PCB 209 CS3 19G2609, Description: PCB 209 CS3 19G2609

#	Name	Resp	RA	nt	RRF	Vol	Pred RT	RT	Pred R...	RRT	Check RRT	Conc	%Rec	DL	EMPC
1	1 PCB-1	2.17e6	3.18	NO	1.17	1.000	15.54	15.56	1.001	1.001	NO	53.51	107.125	0.00579	53.51
2	2 PCB-2	2.19e6	3.17	NO	1.18	1.000	17.96	17.95	0.988	0.988	NO	53.05	106	0.00601	53.05
3	3 PCB-3	2.17e6	3.15	NO	1.15	1.000	18.19	18.19	1.001	1.001	NO	54.26	109	0.00619	54.26
4	4 PCB-4/10	3.24e6	1.56	NO	1.25	1.000	19.61	19.61	1.004	1.004	NO	108.8	109	0.0267	108.8
5	5 PCB-7/9	3.97e6	1.57	NO	0.960	1.000	21.42	21.39	1.003	1.001	NO	106.7	107	0.0219	106.7
6	6 PCB-6	2.08e6	1.58	NO	1.02	1.000	22.07	22.06	1.033	1.033	NO	52.44	105	0.0206	52.44
7	7 PCB-5/8	4.10e6	1.57	NO	0.992	1.000	22.48	22.47	1.052	1.052	NO	106.7	107	0.0212	106.7
8	8 PCB-14	2.07e6	1.58	NO	1.02	1.000	23.61	23.61	0.952	0.952	NO	53.75	107	0.0222	53.75
9	9 PCB-11	2.23e6	1.57	NO	1.13	1.000	24.82	24.83	1.001	1.001	NO	52.31	105	0.0201	52.31
10	10 PCB-12/13	4.16e6	1.56	NO	1.03	1.000	25.26	25.21	1.018	1.016	NO	107.0	107	0.0220	107.0
11	11 PCB-15	2.11e6	1.55	NO	1.03	1.000	25.57	25.56	1.031	1.030	NO	53.88	108	0.0218	53.88
12	12 PCB-19	1.04e6	1.03	NO	1.11	1.000	23.80	23.79	1.001	1.001	NO	52.76	106	0.0178	52.76
13	13 PCB-30	1.67e6	1.03	NO	1.79	1.000	24.70	24.70	1.039	1.039	NO	52.27	105	0.0109	52.27
14	14 PCB-18	1.12e6	1.02	NO	0.818	1.000	25.47	25.47	0.952	0.952	NO	51.95	104	0.0165	51.95
15	15 PCB-17	1.06e6	1.02	NO	0.758	1.000	25.65	25.65	0.958	0.958	NO	52.93	106	0.0178	52.93
16	16 PCB-24/27	3.00e6	1.04	NO	1.08	1.000	26.26	26.25	0.981	0.981	NO	104.9	105	0.0125	104.9
17	17 PCB-16/32	2.57e6	1.02	NO	0.925	1.000	26.79	26.78	1.001	1.001	NO	105.0	105	0.0146	105.0
18	18 PCB-34	1.63e6	1.05	NO	0.945	1.000	27.58	27.60	0.959	0.959	NO	48.48	97.0	0.0206	48.48
19	19 PCB-23	1.71e6	1.06	NO	0.883	1.000	27.67	27.69	0.982	0.982	NO	54.44	109	0.0221	54.44
20	20 PCB-29	1.63e6	1.03	NO	0.893	1.000	27.93	27.93	0.971	0.971	NO	51.28	103	0.0218	51.28
21	21 PCB-26	1.75e6	1.05	NO	0.944	1.000	28.16	28.16	0.979	0.979	NO	52.07	104	0.0207	52.07
22	22 PCB-25	1.73e6	1.05	NO	0.950	1.000	28.31	28.32	0.984	0.984	NO	51.18	102	0.0205	51.18
23	23 PCB-31	2.04e6	1.03	NO	1.04	1.000	28.68	28.70	0.997	0.997	NO	55.26	111	0.0188	55.26
24	24 PCB-28	1.80e6	1.06	NO	1.03	1.000	28.79	28.79	1.001	1.001	NO	49.48	99.0	0.0190	49.48
25	25 PCB-20/21/33	5.19e6	1.04	NO	0.941	1.000	29.43	29.42	1.023	1.023	NO	154.9	103	0.0207	154.9
26	26 PCB-22	1.83e6	1.04	NO	0.973	1.000	29.87	29.89	1.038	1.039	NO	52.79	106	0.0201	52.79
27	27 PCB-36	1.87e6	1.04	NO	1.08	1.000	30.52	30.52	0.931	0.931	NO	54.93	110	0.0194	54.93
28	28 PCB-39	1.72e6	1.03	NO	0.988	1.000	31.00	31.00	0.946	0.946	NO	55.08	110	0.0211	55.08
29	29 PCB-38	1.82e6	1.04	NO	1.05	1.000	31.80	31.80	0.970	0.970	NO	54.58	109	0.0198	54.58
30	30 PCB-35	1.82e6	1.04	NO	1.04	1.000	32.34	32.34	0.967	0.967	NO	55.20	110	0.0200	55.20
31	31 PCB-37	1.77e6	1.06	NO	1.01	1.000	32.79	32.79	1.001	1.001	NO	55.47	111	0.0207	55.47

Dataset: U:\VG11.PRO\Results\200604K1\200604K1-1.qld

Last Altered: Friday, June 05, 2020 12:51:56 Pacific Daylight Time

Printed: Friday, June 05, 2020 12:59:07 Pacific Daylight Time

Name: 200604K1_1, Date: 04-Jun-2020, Time: 08:16:37, ID: ST200604K1-1 PCB 209 CS3 19G2609, Description: PCB 209 CS3 19G2609

#	Name	Resp	RA	ny	RRF	wt/vol	Pred.RT	RT	Pred.R	RRT	Check RRT	Conc	%Rec	DL	EMPC
32	32 PCB-54	1.39e6	0.75	NO	1.08	1.000	27.64	27.65	1.001	1.001	NO	54.02	108.75-125%	0.0158	54.02
33	33 PCB-50	1.10e6	0.76	NO	0.880	1.000	28.83	28.84	1.044	1.044	NO	52.52	105	0.0194	52.52
34	34 PCB-53	1.03e6	0.77	NO	0.997	1.000	29.50	29.51	0.944	0.944	NO	54.77	110	0.0218	54.77
35	35 PCB-51	1.11e6	0.77	NO	1.07	1.000	29.85	29.87	0.955	0.955	NO	55.00	110	0.0204	55.00
36	36 PCB-45	8.70e5	0.77	NO	0.858	1.000	30.30	30.32	0.969	0.970	NO	53.63	107	0.0253	53.63
37	37 PCB-46	8.24e5	0.77	NO	0.831	1.000	30.80	30.82	0.985	0.986	NO	52.48	105	0.0262	52.48
38	38 PCB-52/69	2.41e6	0.76	NO	1.17	1.000	31.30	31.30	1.001	1.001	NO	109.5	109	0.0186	109.5
39	39 PCB-73	1.41e6	0.77	NO	1.44	1.000	31.41	31.43	1.005	1.005	NO	51.69	103	0.0151	51.69
40	40 PCB-43/49	2.04e6	0.77	NO	1.02	1.000	31.59	31.60	1.010	1.011	NO	106.2	106	0.0214	106.2
41	41 PCB-47	1.02e6	0.77	NO	0.922	1.000	31.80	31.80	1.001	1.001	NO	54.86	110	0.0218	54.86
42	42 PCB-48/75	2.41e6	0.77	NO	1.12	1.000	31.92	31.93	1.004	1.005	NO	106.7	107	0.0179	106.7
43	43 PCB-65	1.32e6	0.76	NO	1.28	1.000	32.19	32.19	1.013	1.013	NO	51.05	102	0.0157	51.05
44	44 PCB-62	1.26e6	0.78	NO	1.13	1.000	32.29	32.31	1.016	1.016	NO	55.30	111	0.0178	55.30
45	45 PCB-44	8.77e5	0.75	NO	0.824	1.000	32.62	32.64	1.026	1.027	NO	52.82	106	0.0244	52.82
46	46 PCB-42/59	2.24e6	0.77	NO	1.05	1.000	32.85	32.86	1.033	1.034	NO	106.1	106	0.0191	106.1
47	47 PCB-41/64/71/72	5.15e6	0.76	NO	1.19	1.000	33.47	33.46	1.053	1.053	NO	215.5	108	0.0169	215.5
48	48 PCB-68	1.37e6	0.75	NO	1.28	1.000	33.72	33.74	1.061	1.061	NO	53.06	106	0.0157	53.06
49	49 PCB-40	6.53e5	0.76	NO	0.802	1.000	33.95	33.96	1.068	1.068	NO	53.83	108	0.0333	53.83
50	50 PCB-57	1.43e6	0.76	NO	1.16	1.000	34.32	34.33	0.969	0.970	NO	52.17	104	0.0156	52.17
51	51 PCB-67	1.39e6	0.76	NO	1.08	1.000	34.63	34.65	0.978	0.978	NO	54.68	109	0.0167	54.68
52	52 PCB-58	1.46e6	0.78	NO	1.20	1.000	34.74	34.76	0.981	0.982	NO	51.45	103	0.0150	51.45
53	53 PCB-63	1.34e6	0.75	NO	1.07	1.000	34.91	34.93	0.986	0.986	NO	53.20	106	0.0169	53.20
54	54 PCB-74	1.43e6	0.76	NO	1.19	1.000	35.22	35.23	0.994	0.995	NO	51.30	103	0.0153	51.30
55	55 PCB-61/70	2.71e6	0.77	NO	1.05	1.000	35.43	35.36	1.000	0.998	NO	109.3	109	0.0172	109.3
56	56 PCB-76/66	2.89e6	0.74	NO	1.16	1.000	35.62	35.60	1.006	1.005	NO	105.3	105	0.0156	105.3
57	57 PCB-80	1.54e6	0.78	NO	1.19	1.000	35.88	35.88	1.001	1.001	NO	53.37	107	0.0143	53.37
58	58 PCB-55	1.50e6	0.76	NO	1.17	1.000	36.22	36.21	1.010	1.010	NO	52.52	105	0.0145	52.52
59	59 PCB-56/60	2.63e6	0.77	NO	1.02	1.000	36.72	36.72	1.024	1.024	NO	105.9	106	0.0167	105.9
60	60 PCB-79	1.47e6	0.76	NO	1.14	1.000	37.82	37.81	1.055	1.054	NO	53.12	106	0.0149	53.12
61	61 PCB-78	1.41e6	0.77	NO	1.14	1.000	38.54	38.54	0.987	0.987	NO	53.38	107	0.0156	53.38
62	62 PCB-81	1.29e6	0.76	NO	1.05	1.000	39.08	39.08	1.000	1.000	NO	52.89	106	0.0170	52.89
63	63 PCB-77	1.39e6	0.76	NO	1.14	1.000	39.69	39.69	1.000	1.000	NO	53.46	107	0.0161	53.46
64	64 PCB-104	9.43e5	1.57	NO	1.12	1.000	32.47	32.49	1.001	1.001	NO	51.88	104	0.0142	51.88
65	65 PCB-96	9.43e5	1.60	NO	1.15	1.000	33.78	33.79	1.041	1.041	NO	50.44	101	0.0138	50.44

Dataset: U:\VG11.PRO\Results\200604K1\200604K1-1.qld

Last Altered: Friday, June 05, 2020 12:51:56 Pacific Daylight Time

Printed: Friday, June 05, 2020 12:59:07 Pacific Daylight Time

Name: 200604K1_1, Date: 04-Jun-2020, Time: 08:16:37, ID: ST200604K1-1 PCB 209 CS3 19G2609, Description: PCB 209 CS3 19G2609

#	Name	Resp	RA	ny	RRF	wtvol	Pred.RT	RT	Pred.R	RRT	Check RRT	Conc	%Rec	DL	EMPC
66	66 PCB-103	7.54e5	1.56	NO	0.936	1.000	34.32	34.35	1.058	1.058	NO	49.72	99.475126%	0.0171	49.72
67	67 PCB-100	7.58e5	1.59	NO	0.954	1.000	34.69	34.71	1.069	1.069	NO	49.05	98.1	0.0167	49.05
68	68 PCB-94	6.00e5	1.57	NO	0.949	1.000	35.21	35.21	0.985	0.985	NO	49.98	100	0.0211	49.98
69	69 PCB-95/98/102	2.36e6	1.57	NO	1.20	1.000	35.69	35.69	0.999	0.999	NO	154.9	103	0.0166	154.9
70	70 PCB-93	5.34e5	1.62	NO	0.935	1.000	35.81	35.82	1.002	1.003	NO	45.17	90.3	0.0214	45.17
71	71 PCB-88/91	1.25e6	1.54	NO	1.06	1.000	36.16	36.16	1.012	1.012	NO	92.79	92.8	0.0188	92.79
72	72 PCB-121	1.14e6	1.58	NO	1.71	1.000	36.25	36.25	1.015	1.015	NO	52.84	106	0.0117	52.84
73	73 PCB-84/92	1.26e6	1.54	NO	1.02	1.000	37.12	37.11	0.990	0.990	NO	100.8	101	0.0207	100.8
74	74 PCB-89	7.05e5	1.57	NO	1.11	1.000	37.29	37.29	0.995	0.995	NO	51.92	104	0.0191	51.92
75	75 PCB-90/101	1.39e6	1.57	NO	1.12	1.000	37.50	37.48	1.000	1.000	NO	100.9	101	0.0188	100.9
76	76 PCB-113	1.01e6	1.53	NO	1.51	1.000	37.74	37.74	1.007	1.007	NO	54.22	108	0.0139	54.22
77	77 PCB-99	7.47e5	1.58	NO	1.32	1.000	37.83	37.83	1.009	1.009	NO	46.06	92.1	0.0160	46.06
78	78 PCB-119	9.92e5	1.55	NO	1.81	1.000	38.32	38.32	0.987	0.987	NO	50.93	102	0.0131	50.93
79	79 PCB-108/112	1.62e6	1.56	NO	1.44	1.000	38.47	38.47	0.991	0.991	NO	103.6	104	0.0163	103.6
80	80 PCB-83	1.00e6	1.57	NO	1.83	1.000	38.62	38.63	0.995	0.995	NO	50.59	101	0.0129	50.59
81	81 PCB-97	6.93e5	1.56	NO	1.28	1.000	38.84	38.84	1.000	1.000	NO	50.07	100	0.0184	50.07
82	82 PCB-86	6.85e5	1.55	NO	1.12	1.000	39.01	38.99	1.005	1.004	NO	56.84	114	0.0211	56.84
83	83 PCB-87/117/125	2.55e6	1.58	NO	1.56	1.000	39.14	39.12	1.008	1.008	NO	151.7	101	0.0151	151.7
84	84 PCB-111/115	2.01e6	1.58	NO	1.91	1.000	39.29	39.28	1.012	1.012	NO	97.55	97.6	0.0124	97.55
85	85 PCB-85/116	1.63e6	1.58	NO	1.41	1.000	39.42	39.42	1.015	1.015	NO	107.2	107	0.0167	107.2
86	86 PCB-120	1.14e6	1.56	NO	2.01	1.000	39.68	39.67	1.022	1.022	NO	52.69	105	0.0118	52.69
87	87 PCB-110	9.54e5	1.58	NO	1.74	1.000	39.83	39.81	1.028	1.025	NO	50.76	102	0.0136	50.76
88	88 PCB-82	5.86e5	1.53	NO	0.781	1.000	40.46	40.46	0.976	0.976	NO	51.04	102	0.0228	51.04
89	89 PCB-124	9.98e5	1.56	NO	1.40	1.000	41.17	41.16	0.993	0.993	NO	46.62	97.2	0.0127	46.62
90	90 PCB-107/109	2.05e6	1.58	NO	1.34	1.000	41.31	41.31	0.996	0.996	NO	103.9	104	0.0133	103.9
91	91 PCB-123	9.21e5	1.59	NO	1.20	1.000	41.48	41.48	1.000	1.000	NO	52.29	105	0.0148	52.29
92	92 PCB-106/118	1.96e6	1.57	NO	1.22	1.000	41.69	41.70	1.001	1.001	NO	102.8	103	0.0140	102.8
93	93 PCB-114	1.23e6	1.57	NO	1.14	1.000	42.34	42.34	1.000	1.000	NO	52.92	106	0.0291	52.92
94	94 PCB-122	1.08e6	1.56	NO	0.944	1.000	42.49	42.49	1.004	1.004	NO	56.42	113	0.0352	56.42
95	95 PCB-105	1.17e6	1.57	NO	1.05	1.000	43.23	43.25	1.000	1.001	NO	53.54	107	0.0312	53.54
96	96 PCB-127	1.23e6	1.57	NO	1.06	1.000	43.59	43.59	1.000	1.000	NO	53.53	107	0.0296	53.53
97	97 PCB-128	1.25e6	1.59	NO	1.17	1.000	45.54	45.54	1.000	1.000	NO	53.55	107	0.0292	53.55
98	98 PCB-155	5.32e5	1.28	NO	1.04	1.000	37.01	37.01	1.000	1.001	NO	48.98	98.0	0.0109	48.98
99	99 PCB-150	5.58e5	1.29	NO	1.08	1.000	38.33	38.33	1.036	1.036	NO	49.57	99.1	0.0105	49.57

Dataset: U:\VG11.PRO\Results\200604K1\200604K1-1.qld

Last Altered: Friday, June 05, 2020 12:51:56 Pacific Daylight Time

Printed: Friday, June 05, 2020 12:59:07 Pacific Daylight Time

Name: 200604K1_1, Date: 04-Jun-2020, Time: 08:16:37, ID: ST200604K1-1 PCB 209 CS3 19G2609, Description: PCB 209 CS3 19G2609

#	Name	Resp	RA	ny	RRF	wt/vol	Pred.RT	RT	Pred.R...	RRT	Check RRT	Conc.	%Rec	DL	EMPC
100	1... PCB-152	6.29e5	1.27	NO	1.19	1.000	38.82	38.82	1.049	1.049	NO	50.98	102.75-125%	0.00957	50.98
101	1... PCB-145	6.21e5	1.28	NO	1.19	1.000	39.28	39.28	1.062	1.062	NO	50.27	101	0.00955	50.27
102	1... PCB-136	5.61e5	1.28	NO	1.02	1.000	39.62	39.62	1.071	1.071	NO	52.87	106	0.0111	52.87
103	1... PCB-148	4.17e5	1.31	NO	0.842	1.000	39.73	39.73	1.074	1.074	NO	47.60	95.2	0.0135	47.60
104	1... PCB-154	4.61e5	1.29	NO	0.919	1.000	40.22	40.23	1.087	1.088	NO	48.22	96.4	0.0123	48.22
105	1... PCB-151	4.09e5	1.31	NO	0.787	1.000	40.90	40.88	1.105	1.105	NO	49.99	100	0.0144	49.99
106	1... PCB-135	4.35e5	1.26	NO	0.922	1.000	41.13	41.11	1.112	1.111	NO	45.40	90.8	0.0123	45.40
107	1... PCB-144	4.53e5	1.33	NO	0.789	1.000	41.24	41.22	1.115	1.114	NO	55.21	110	0.0144	55.21
108	1... PCB-147	4.31e5	1.29	NO	0.834	1.000	41.37	41.37	1.118	1.118	NO	49.71	99.4	0.0136	49.71
109	1... PCB-139/149	9.73e5	1.28	NO	0.948	1.000	41.64	41.63	1.125	1.125	NO	98.68	98.7	0.0120	98.68
110	1... PCB-140	4.14e5	1.26	NO	0.794	1.000	41.84	41.83	1.131	1.131	NO	50.16	100	0.0143	50.16
111	1... PCB-134/143	1.42e6	1.23	NO	0.759	1.000	42.29	42.28	0.975	0.975	NO	106.0	106	0.0813	106.0
112	1... PCB-131/133	1.51e6	1.24	NO	0.821	1.000	42.59	42.59	0.982	0.982	NO	103.9	104	0.0752	103.9
113	1... PCB-142	6.75e5	1.25	NO	0.754	1.000	42.74	42.74	0.985	0.985	NO	50.72	101	0.0818	50.72
114	1... PCB-146/165	1.83e6	1.25	NO	1.02	1.000	42.98	42.99	0.991	0.991	NO	102.0	102	0.0807	102.0
115	1... PCB-132/161	1.86e6	1.26	NO	1.02	1.000	43.22	43.21	0.996	0.996	NO	102.8	103	0.0803	102.8
116	1... PCB-153	9.53e5	1.27	NO	1.07	1.000	43.40	43.40	1.000	1.000	NO	50.42	101	0.0576	50.42
117	1... PCB-168	9.86e5	1.25	NO	1.08	1.000	43.63	43.63	1.006	1.006	NO	51.83	104	0.0573	51.83
118	1... PCB-141	7.74e5	1.24	NO	1.03	1.000	44.18	44.18	1.000	1.000	NO	51.84	104	0.0748	51.84
119	1... PCB-137	7.63e5	1.21	NO	1.11	1.000	44.58	44.56	1.010	1.009	NO	47.24	94.5	0.0691	47.24
120	1... PCB-130	6.91e5	1.25	NO	0.885	1.000	44.68	44.67	1.012	1.012	NO	53.63	107	0.0867	53.63
121	1... PCB-138/163/164	3.00e6	1.23	NO	1.28	1.000	45.05	45.07	1.001	1.001	NO	156.5	104	0.0574	156.5
122	1... PCB-158/160	1.91e6	1.24	NO	1.24	1.000	45.30	45.32	1.006	1.007	NO	103.3	103	0.0594	103.3
123	1... PCB-129	6.50e5	1.25	NO	0.867	1.000	45.56	45.56	1.012	1.012	NO	50.17	100	0.0850	50.17
124	1... PCB-166	1.07e6	1.23	NO	1.14	1.000	46.02	46.02	0.993	0.993	NO	51.65	103	0.0533	51.65
125	1... PCB-159	1.16e6	1.24	NO	1.22	1.000	46.38	46.38	1.000	1.000	NO	52.82	106	0.0501	52.82
126	1... PCB-128/162	1.76e6	1.24	NO	0.907	1.000	46.64	46.66	1.007	1.007	NO	107.1	107	0.0671	107.1
127	1... PCB-167	1.04e6	1.22	NO	1.11	1.000	47.08	47.06	1.000	1.000	NO	51.78	104	0.0553	51.78
128	1... PCB-156	1.09e6	1.22	NO	1.13	1.000	48.40	48.40	1.000	1.000	NO	52.52	105	0.0545	52.52
129	1... PCB-157	1.02e6	1.25	NO	1.04	1.000	48.69	48.67	1.001	1.000	NO	52.60	105	0.0578	52.60
130	1... PCB-169	1.03e6	1.23	NO	1.16	1.000	50.94	50.94	1.000	1.000	NO	51.65	103	0.0559	51.65
131	1... PCB-188	9.20e5	1.02	NO	1.29	1.000	43.04	43.02	1.001	1.000	NO	51.26	103	0.0479	51.26
132	1... PCB-184	9.04e5	1.03	NO	1.23	1.000	43.50	43.50	1.011	1.011	NO	52.74	105	0.0502	52.74
133	1... PCB-179	9.34e5	1.04	NO	1.30	1.000	44.29	44.29	1.030	1.030	NO	51.72	103	0.0476	51.72

Dataset: U:\VG11.PRO\Results\200604K1\200604K1-1.qld

Last Altered: Friday, June 05, 2020 12:51:56 Pacific Daylight Time

Printed: Friday, June 05, 2020 12:59:07 Pacific Daylight Time

Name: 200604K1_1, Date: 04-Jun-2020, Time: 08:16:37, ID: ST200604K1-1 PCB 209 CS3 19G2609, Description: PCB 209 CS3 19G2609

#	Name	Resp	RA	ny	RRF	w/vol	Pred.RT	RT	Pred.R	RRT	Check RRT	Conc	%Rec	DL	EMPC
134	1... PCB-176	9.30e5	1.03	NO	1.31	1.000	44.76	44.77	1.041	1.041	NO	51.08	102.75-125%	0.0472	51.08
135	1... PCB-186	9.76e5	1.02	NO	1.33	1.000	45.41	45.41	1.056	1.056	NO	52.74	105	0.0465	52.74
136	1... PCB-178	6.56e5	1.04	NO	0.943	1.000	45.92	45.92	1.068	1.068	NO	49.95	99.9	0.0655	49.95
137	1... PCB-175	6.91e5	1.04	NO	0.956	1.000	46.26	46.26	1.076	1.076	NO	51.89	104	0.0646	51.89
138	1... PCB-182/187	1.53e6	1.03	NO	1.07	1.000	46.44	46.45	1.080	1.080	NO	103.0	103	0.0579	103.0
139	1... PCB-183	7.48e5	1.05	NO	1.02	1.000	46.78	46.78	1.088	1.088	NO	52.54	105	0.0604	52.54
140	1... PCB-185	6.62e5	1.03	NO	1.41	1.000	47.46	47.46	0.955	0.955	NO	49.16	98.3	0.0668	49.16
141	1... PCB-174	6.05e5	1.03	NO	1.35	1.000	47.84	47.83	0.962	0.962	NO	46.68	93.4	0.0693	46.68
142	1... PCB-181	7.50e5	1.04	NO	1.47	1.000	47.93	47.93	0.964	0.964	NO	53.07	106	0.0637	53.07
143	1... PCB-177	6.20e5	1.04	NO	1.28	1.000	48.12	48.12	0.968	0.968	NO	50.61	101	0.0734	50.61
144	1... PCB-171	6.55e5	1.04	NO	1.32	1.000	48.40	48.40	0.974	0.974	NO	51.95	104	0.0713	51.95
145	1... PCB-173	5.84e5	1.05	NO	1.19	1.000	48.86	48.86	0.983	0.983	NO	51.24	102	0.0789	51.24
146	1... PCB-172	6.68e5	1.00	NO	1.38	1.000	49.31	49.31	0.992	0.992	NO	50.69	101	0.0682	50.69
147	1... PCB-192	8.59e5	1.01	NO	1.83	1.000	49.50	49.50	0.996	0.996	NO	49.07	98.1	0.0514	49.07
148	1... PCB-180	6.93e5	1.04	NO	1.41	1.000	49.73	49.73	1.000	1.000	NO	51.21	102	0.0665	51.21
149	1... PCB-193	8.08e5	1.02	NO	1.68	1.000	49.94	49.94	1.005	1.005	NO	50.30	101	0.0560	50.30
150	1... PCB-191	8.09e5	1.05	NO	1.71	1.000	50.20	50.20	1.010	1.010	NO	49.35	98.7	0.0549	49.35
151	1... PCB-170	5.83e5	1.04	NO	1.40	1.000	51.40	51.40	1.000	1.000	NO	50.68	101	0.0762	50.68
152	1... PCB-190	7.79e5	1.05	NO	1.85	1.000	51.58	51.59	1.004	1.004	NO	51.25	102	0.0577	51.25
153	1... PCB-189	7.90e5	1.04	NO	1.45	1.000	53.10	53.10	1.000	1.000	NO	51.37	103	0.0511	51.37
154	1... PCB-202	6.64e5	0.93	NO	1.17	1.000	48.63	48.63	1.001	1.001	NO	50.35	101	0.0291	50.35
155	1... PCB-201	5.95e5	0.90	NO	1.05	1.000	49.10	49.12	1.010	1.011	NO	50.13	100	0.0323	50.13
156	1... PCB-204	6.30e5	0.91	NO	1.14	1.000	49.26	49.28	1.014	1.014	NO	48.96	97.9	0.0298	48.96
157	1... PCB-197	6.43e5	0.90	NO	1.13	1.000	49.58	49.60	1.020	1.021	NO	50.35	101	0.0300	50.35
158	1... PCB-200	5.93e5	0.93	NO	1.07	1.000	50.51	50.53	1.039	1.040	NO	49.11	98.2	0.0318	49.11
159	1... PCB-198	4.54e5	0.88	NO	0.794	1.000	52.08	52.08	1.072	1.072	NO	50.72	101	0.0428	50.72
160	1... PCB-199	4.31e5	0.90	NO	0.809	1.000	52.19	52.21	1.074	1.074	NO	47.17	94.3	0.0420	47.17
161	1... PCB-196/203	9.37e5	0.91	NO	0.838	1.000	52.52	52.51	1.081	1.081	NO	99.10	99.1	0.0406	99.10
162	1... PCB-195	5.80e5	0.87	NO	1.04	1.000	53.81	53.81	0.984	0.983	NO	51.33	103	0.0697	51.33
163	1... PCB-194	6.28e5	0.89	NO	1.12	1.000	54.73	54.73	1.000	1.000	NO	51.98	104	0.0653	51.98
164	1... PCB-205	7.62e5	0.89	NO	1.29	1.000	54.99	54.99	1.005	1.005	NO	54.60	109	0.0565	54.60
165	1... PCB-208	6.63e5	1.33	NO	0.933	1.000	53.97	53.97	1.000	1.000	NO	52.55	105	0.0536	52.55
166	1... PCB-207	6.35e5	1.36	NO	0.916	1.000	54.29	54.29	1.006	1.006	NO	51.25	102	0.0546	51.25
167	1... PCB-206	4.12e5	1.33	NO	1.01	1.000	56.25	56.25	1.000	1.000	NO	50.52	101	0.0814	50.52

Dataset: U:\VG11.PRO\Results\200604K1\200604K1-1.qld

Last Altered: Friday, June 05, 2020 12:51:56 Pacific Daylight Time

Printed: Friday, June 05, 2020 12:59:07 Pacific Daylight Time

Name: 200604K1_1, Date: 04-Jun-2020, Time: 08:16:37, ID: ST200604K1-1 PCB 209 CS3 19G2609, Description: PCB 209 CS3 19G2609

#	Name	Resp	RA	ny	RRF	w/vol	Pred.RT	RT	Pred.R...	RRT	Check RRT	Conc.	%Rec	DL	EMPC
166	1... PCB-209	3.42e5	1.20	NO	0.986	1.000	57.48	57.49	1.000	1.000	NO	52.18	104.75-125/0.00432		52.18
169	1... 13C-PCB-1	3.47e6	3.24	NO	0.893	1.000	15.52	15.53	0.608	0.608	NO	97.70	97.75-145/0.0318		
170	1... 13C-PCB-3	3.49e6	3.23	NO	0.911	1.000	18.17	18.18	0.712	0.712	NO	96.48	96.5		0.0312
171	1... 13C-PCB-4	2.39e6	1.58	NO	0.600	1.000	19.52	19.53	0.765	0.765	NO	100.3	100		0.0245
172	1... 13C-PCB-9	3.88e6	1.58	NO	0.970	1.000	21.36	21.36	0.836	0.836	NO	100.6	101		0.0152
173	1... 13C-PCB-11	3.78e6	1.58	NO	0.962	1.000	24.80	24.80	0.971	0.971	NO	99.10	99.1		0.0153
174	1... 13C-PCB-19	1.78e6	1.03	NO	0.499	1.000	23.77	23.77	0.931	0.931	NO	90.02	90.0		0.251
175	1... 13C-PCB-32	2.64e6	1.04	NO	0.744	1.000	26.76	26.76	1.048	1.048	NO	89.33	89.3		0.168
176	1... 13C-PCB-28	3.56e6	1.04	NO	1.06	1.000	28.79	28.77	1.004	1.003	NO	107.9	108		0.213
177	1... 13C-PCB-37	3.16e6	1.05	NO	0.989	1.000	32.77	32.77	1.143	1.143	NO	103.2	103		0.229
178	1... 13C-PCB-54	2.38e6	0.77	NO	0.999	1.000	27.63	27.62	0.753	0.753	NO	100.9	101		0.0485
179	1... 13C-PCB-52	1.89e6	0.77	NO	0.804	1.000	31.27	31.26	0.852	0.852	NO	99.54	99.5		0.0603
180	1... 13C-PCB-47	2.01e6	0.79	NO	0.857	1.000	31.79	31.78	0.866	0.866	NO	99.46	99.5		0.0565
181	1... 13C-PCB-70	2.35e6	0.78	NO	0.996	1.000	35.43	35.41	0.965	0.965	NO	100.1	100		0.0487
182	1... 13C-PCB-80	2.44e6	0.79	NO	1.03	1.000	35.85	35.86	0.977	0.977	NO	100.4	100		0.0471
183	1... 13C-PCB-81	2.33e6	0.79	NO	0.988	1.000	39.07	39.06	1.064	1.064	NO	99.83	99.8		0.0490
184	1... 13C-PCB-77	2.29e6	0.79	NO	0.969	1.000	39.68	39.67	1.081	1.081	NO	99.92	99.9		0.0500
185	1... 13C-PCB-104	1.62e6	1.62	NO	1.02	1.000	32.47	32.46	0.827	0.827	NO	102.8	103		0.0320
186	1... 13C-PCB-95	1.27e6	1.62	NO	0.805	1.000	35.72	35.73	0.910	0.910	NO	101.3	101		0.0404
187	1... 13C-PCB-101	1.23e6	1.61	NO	0.793	1.000	37.48	37.48	0.954	0.954	NO	99.92	99.9		0.0411
188	1... 13C-PCB-97	1.08e6	1.61	NO	0.696	1.000	38.82	38.82	0.989	0.989	NO	99.94	99.9		0.0487
189	1... 13C-PCB-123	1.47e6	1.59	NO	0.933	1.000	41.46	41.46	1.056	1.056	NO	101.6	102		0.0349
190	1... 13C-PCB-118	1.56e6	1.59	NO	0.986	1.000	41.65	41.65	1.061	1.061	NO	102.4	102		0.0330
191	1... 13C-PCB-114	2.04e6	1.58	NO	1.55	1.000	42.32	42.32	0.908	0.908	NO	103.1	103		0.0477
192	1... 13C-PCB-105	2.08e6	1.58	NO	1.57	1.000	43.21	43.21	0.927	0.927	NO	103.9	104		0.0469
193	1... 13C-PCB-127	2.17e6	1.58	NO	1.62	1.000	43.56	43.57	0.934	0.935	NO	104.8	105		0.0454
194	1... 13C-PCB-126	1.99e6	1.58	NO	1.57	1.000	45.53	45.52	0.976	0.976	NO	99.68	99.7		0.0471
195	1... 13C-PCB-155	1.04e6	1.27	NO	0.615	1.000	37.00	36.99	0.942	0.942	NO	109.1	109		0.0230
196	1... 13C-PCB-153	1.77e6	1.26	NO	1.36	1.000	43.37	43.38	0.930	0.931	NO	101.3	101		0.0811
197	1... 13C-PCB-141	1.46e6	1.27	NO	1.13	1.000	44.14	44.16	0.947	0.947	NO	101.1	101		0.0862
198	1... 13C-PCB-138	1.49e6	1.25	NO	1.18	1.000	45.01	45.01	0.985	0.985	NO	98.87	98.9		0.0835
199	1... 13C-PCB-159	1.81e6	1.28	NO	1.44	1.000	46.33	46.34	0.994	0.994	NO	98.67	98.7		0.0769
200	2... 13C-PCB-167	1.81e6	1.26	NO	1.44	1.000	47.04	47.04	1.009	1.009	NO	98.25	98.3		0.0769
201	2... 13C-PCB-156	1.85e6	1.27	NO	1.40	1.000	48.39	48.38	1.038	1.038	NO	103.8	104		0.0793

Dataset: U:\VG11.PRO\Results\200604K1\200604K1-1.qld

Last Altered: Friday, June 05, 2020 12:51:56 Pacific Daylight Time

Printed: Friday, June 05, 2020 12:59:07 Pacific Daylight Time

Name: 200604K1_1, Date: 04-Jun-2020, Time: 08:16:37, ID: ST200604K1-1 PCB 209 CS3 19G2609, Description: PCB 209 CS3 19G2609

#	Name	Resp	RA	nty	RRF	wVol	Pred.RT	RT	Pred.R	RRT	Check RRT	Conc.	%Rec	DL	EMPC
202	2... 13C-PCB-157	1.87e6	1.28	NO	1.40	1.000	48.65	48.65	1.043	1.043	NO	105.0	105.0-145%	0.0793	
203	2... 13C-PCB-169	1.73e6	1.27	NO	1.33	1.000	50.93	50.92	1.092	1.092	NO	101.8	102	0.0832	
204	2... 13C-PCB-188	1.39e6	0.46	NO	1.41	1.000	43.01	43.01	0.926	0.926	NO	97.46	97.5	0.0658	
205	2... 13C-PCB-180	9.58e5	0.46	NO	0.929	1.000	49.71	49.71	1.070	1.070	NO	101.8	102	0.0999	
206	2... 13C-PCB-170	8.22e5	0.46	NO	0.794	1.000	51.39	51.38	1.106	1.106	NO	102.1	102	0.117	
207	2... 13C-PCB-189	1.06e6	0.46	NO	1.04	1.000	53.09	53.08	1.143	1.143	NO	100.0	100	0.0888	
208	2... 13C-PCB-202	1.13e6	0.94	NO	1.04	1.000	48.61	48.59	1.046	1.046	NO	107.5	108	0.0541	
209	2... 13C-PCB-194	1.08e6	0.88	NO	0.768	1.000	54.72	54.72	0.995	0.995	NO	97.47	97.5	0.146	
210	2... 13C-PCB-208	1.35e6	0.78	NO	0.991	1.000	53.95	53.95	0.981	0.981	NO	94.36	94.4	0.115	
211	2... 13C-PCB-208	8.10e5	0.78	NO	0.552	1.000	56.24	56.24	1.023	1.023	NO	101.4	101	0.206	
212	2... 13C-PCB-209	6.65e5	1.19	NO	0.396	1.000	57.49	57.48	1.046	1.045	NO	116.1	116	0.0164	
213	2... 13C-PCB-15	3.97e6	1.57	NO	1.00	1.000	25.53	25.54	1.000	0.000	NO	100.0	100	0.0147	
214	2... 13C-PCB-31	3.10e6	1.03	NO	1.00	1.000	28.66	28.68	1.000	0.000	NO	100.0	100	0.226	
215	2... 13C-PCB-60	2.36e6	0.79	NO	1.00	1.000	36.68	36.70	1.000	0.000	NO	100.0	100	0.0485	
216	2... 13C-PCB-111	1.55e6	1.55	NO	1.00	1.000	39.25	39.27	1.000	0.000	NO	100.0	100	0.0325	
217	2... 13C-PCB-128	1.28e6	1.29	NO	1.00	1.000	46.60	46.62	1.000	0.000	NO	100.0	100	0.111	
218	2... 13C-PCB-182	1.01e6	0.46	NO	1.00	1.000	46.43	46.45	0.000	0.000	NO	100.0	100	0.0928	
219	2... 13C-PCB-205	1.45e6	0.91	NO	1.00	1.000	54.96	54.98	1.000	0.000	NO	100.0	100	0.112	
220	2... 13C-PCB-79	2.53e6	0.80	NO	1.07	1.000	37.80	37.80	1.030	1.030	NO	100.3	100-125%	0.0453	
221	2... 13C-PCB-178	9.53e5	0.45	NO	0.766	1.000	45.91	45.88	0.988	0.988	NO	97.40	97.4	0.0925	
222	2... 13C-PCB-79	2.53e6	0.80	NO	1.08	1.000	37.80	37.80	0.988	0.988	NO	100.4	100	0.0454	
223	2... 13C-PCB-178	9.53e5	0.45	NO	1.05	1.000	45.89	45.88	0.923	0.923	NO	94.64	94.6	0.0931	

Dataset: Untitled

Last Altered: Friday, June 05, 2020 13:10:04 Pacific Daylight Time
Printed: Friday, June 05, 2020 13:10:09 Pacific Daylight Time

Method: U:\VG11.PRO\MethDB\PCB-209_ZB1_6-1-20.mdb 02 Jun 2020 10:36:07
Calibration: U:\VG11.PRO\CurveDB\db1_PCBvg11-6-1-20.cdb 02 Jun 2020 10:21:16

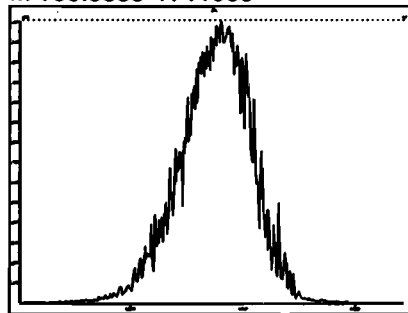
Compound name: PCB-1

	Name	ID	Acq Date	Acq Time
1	200604K1_1	ST200604K1-1 PCB 209 CS3 19G2609	04-Jun-20	08:18:37
2	200604K1_2	SOLVENT BLANK	04-Jun-20	09:21:01
3	200604K1_3	B0D0324-DUP1 Duplicate 7.34	04-Jun-20	10:20:18
4	200604K1_4	2000954-01 PDI-159SC-A-00-01-200423 7.35	04-Jun-20	11:20:47
5	200604K1_5	2000956-01 PDI-160SC-A-00-01-200423 6.03	04-Jun-20	12:22:36
6	200604K1_6	2000958-02 PDI-161SC-A-00-01-200424 7	04-Jun-20	13:23:18
7	200604K1_7	2000959-01 PDI-162SC-A-00-01-200424 7.34	04-Jun-20	14:23:55
8	200604K1_8	2000960-01 PDI-158SC-A-00-01-200423 6.33	04-Jun-20	15:24:32
9	200604K1_9	2000958-01 PDI-157SC-A-00-01-200424 6.45	04-Jun-20	16:25:19
10	200604K1_10	2000958-01@20X PDI-157SC-A-00-01-20042...	04-Jun-20	17:25:55
11	200604K1_11	2000961-01 PDI-165SC-A-00-01-200426 6.99	04-Jun-20	18:26:27

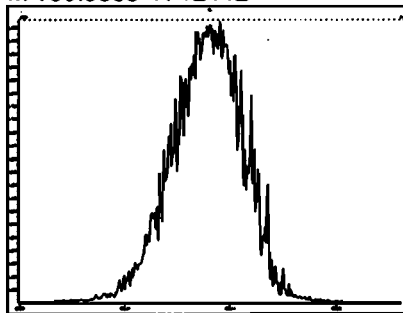
File: Experiment: PCB_ZB1.exp Reference: Pfk.ref Function: 1 @ 200 (ppm)

Printed: Thursday, June 04, 2020 08:09:17 Pacific Daylight Time


M 168.9888 R 11958



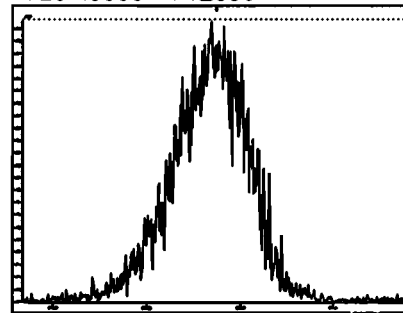
M 180.9888 R 12442



M 192.9888 R 10331



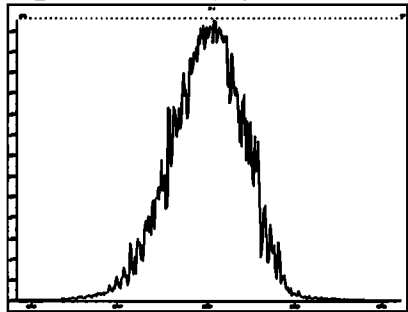
M 204.9888 R 12693



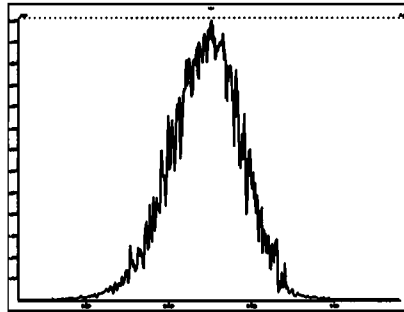
File: Experiment: PCB_ZB1.exp Reference: Pfk.ref Function: 2 @ 200 (ppm)

Printed: Thursday, June 04, 2020 08:09:57 Pacific Daylight Time

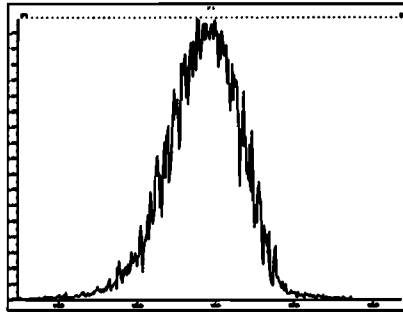
M 218.9856 R 11848



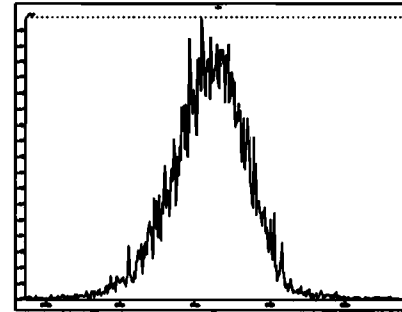
M 230.9856 R 11906



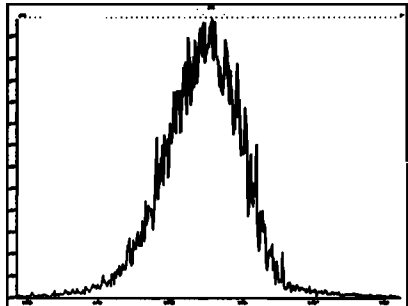
M 242.9856 R 12255



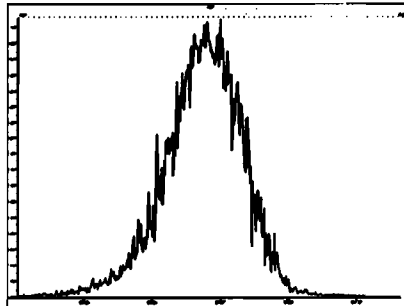
M 254.9856 R 12075



M 268.9824 R 11258



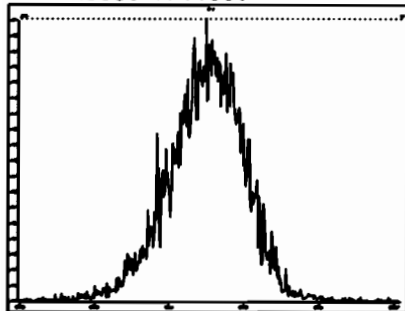
M 280.9824 R 10871



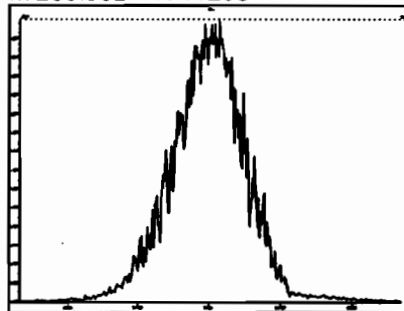
File: Experiment: PCB_ZB1.exp Reference: Pfk.ref Function: 3 @ 200 (ppm)

Printed: Thursday, June 04, 2020 08:11:16 Pacific Daylight Time

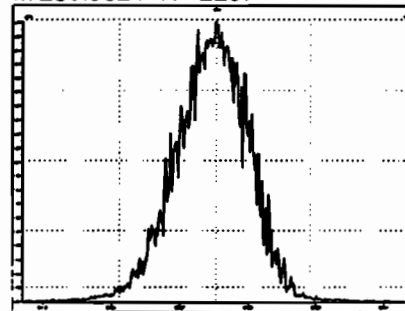
M 254.9856 R 11680



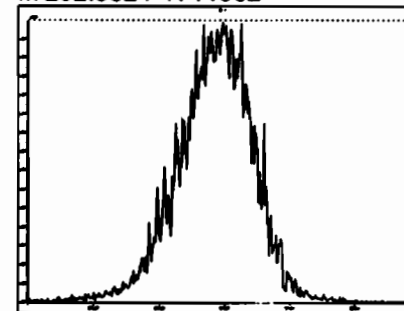
M 268.9824 R 11208



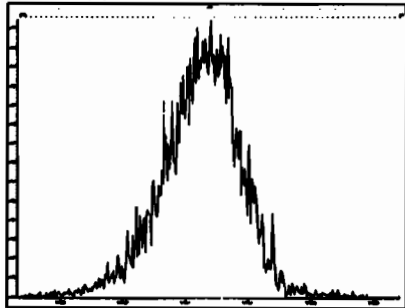
M 280.9824 R 12257



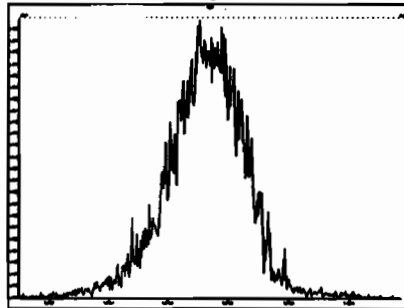
M 292.9824 R 11962



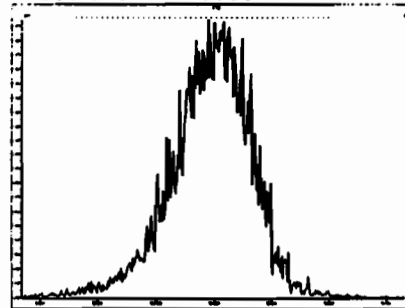
M 304.9824 R 10963



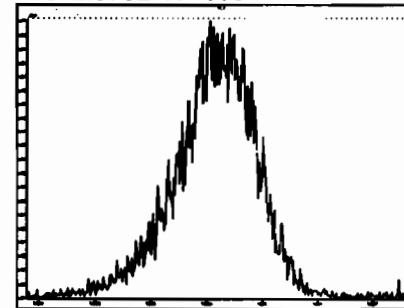
M 318.9792 R 11572



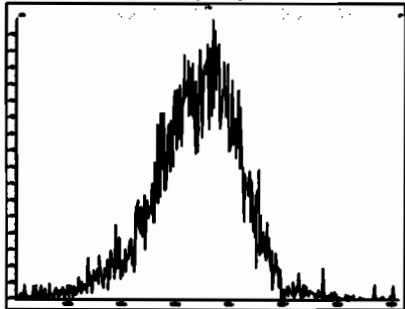
M 330.9792 R 10635



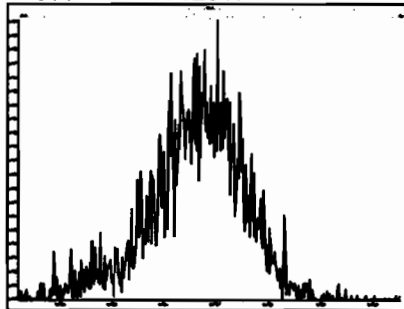
M 342.9792 R 10081



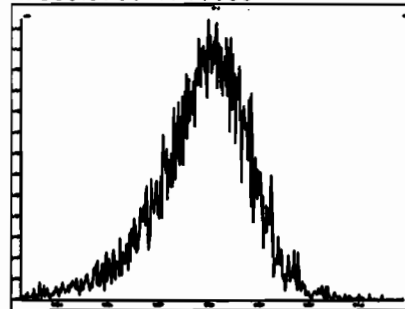
M 354.9792 R 10120



M 366.9792 R 12017



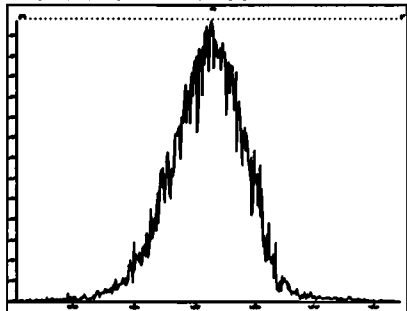
M 380.9760 R 10685



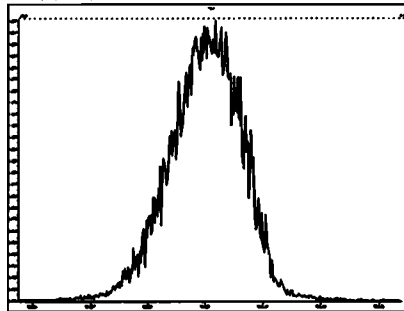
File: Experiment: PCB_ZB1.exp Reference: Pfk.ref Function: 4 @ 200 (ppm)

Printed: Thursday, June 04, 2020 08:13:57 Pacific Daylight Time

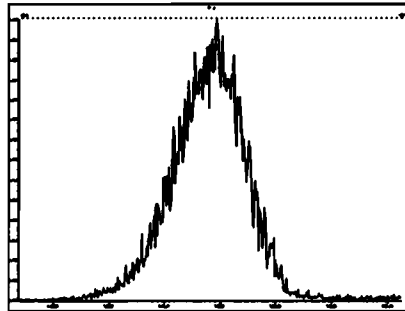
M 318.9792 R 12195



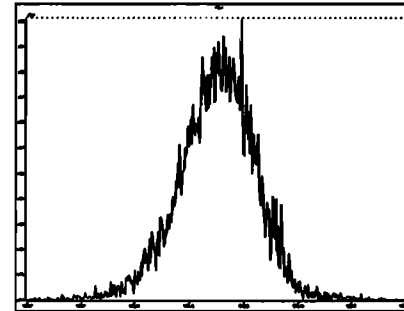
M 330.9792 R 11686



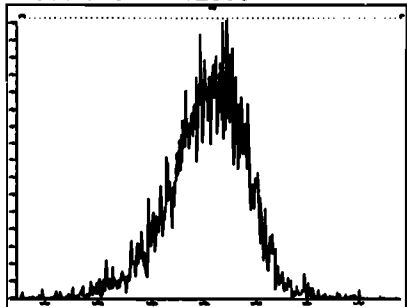
M 342.9792 R 11625



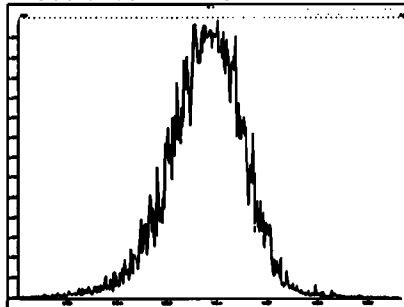
M 354.9792 R 12020



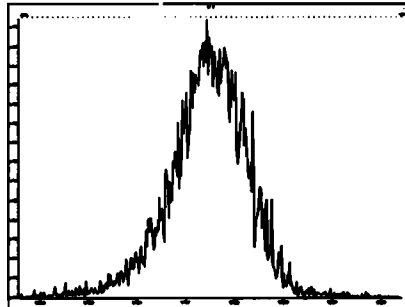
M 366.9792 R 12886



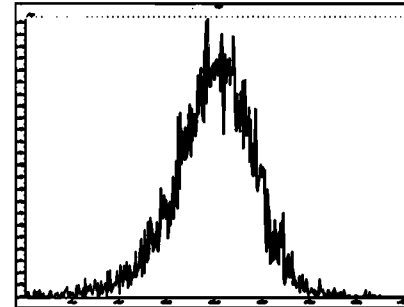
M 380.9760 R 11736



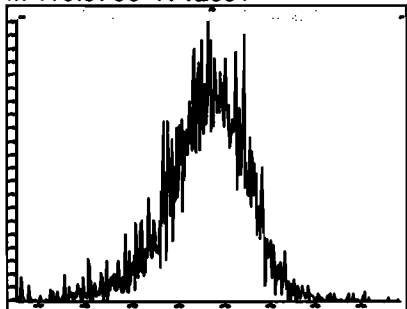
M 392.9760 R 12441



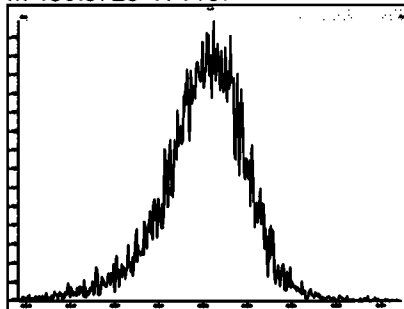
M 404.9760 R 11789



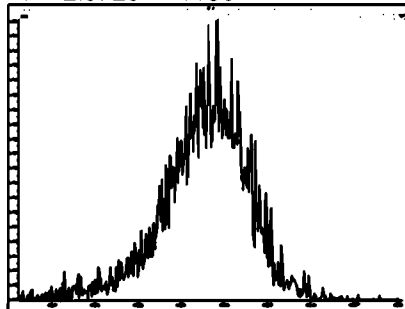
M 416.9760 R 12691



M 430.9728 R 11574



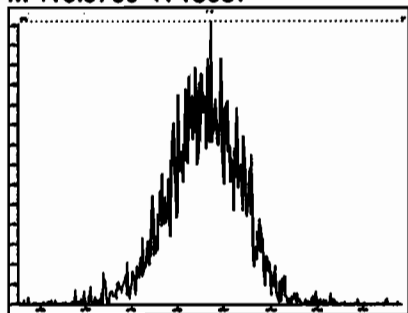
M 442.9728 R 11362



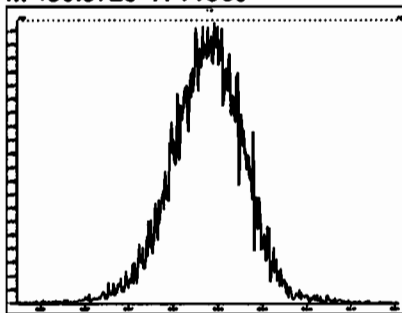
File: Experiment: PCB_ZB1.exp Reference: Pfk.ref Function: 5 @ 200 (ppm)

Printed: Thursday, June 04, 2020 08:16:15 Pacific Daylight Time

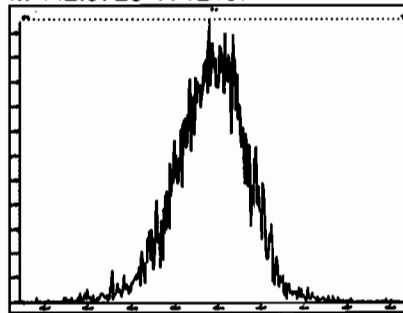
M 416.9760 R 13087



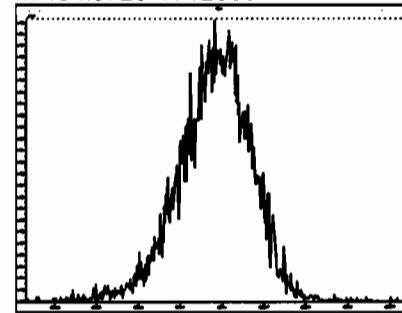
M 430.9728 R 11960



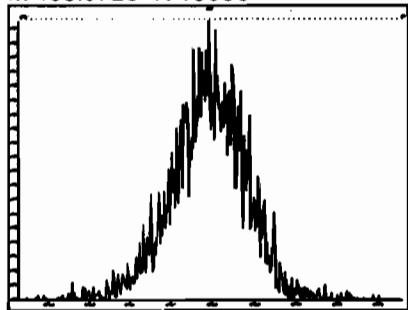
M 442.9728 R 12497



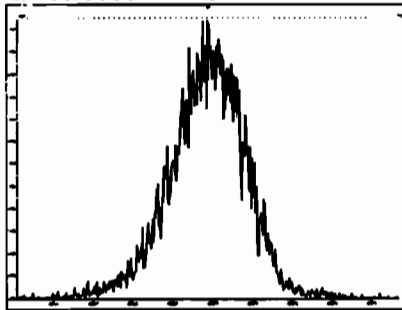
M 454.9728 R 12500



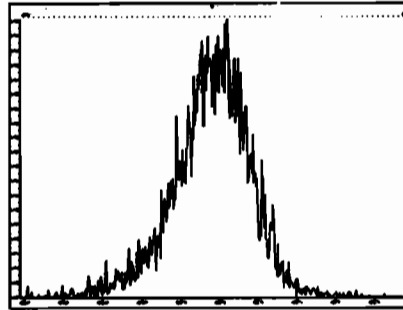
M 466.9728 R 13088



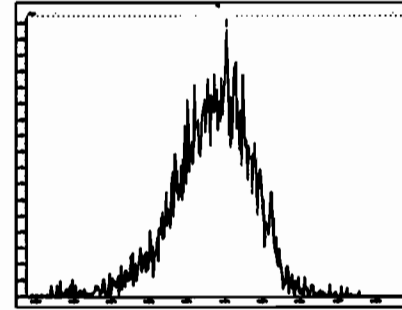
M 480.9696 R 12314



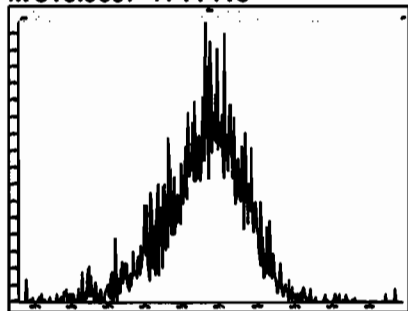
M 492.9696 R 12021



M 504.9696 R 11906



M 516.9697 R 11419




Dataset: Untitled

Last Altered: Friday, June 05, 2020 12:48:38 Pacific Daylight Time
Printed: Friday, June 05, 2020 12:49:40 Pacific Daylight Time


Method: U:\VG11.PRO\MethDB\PCB-209_ZB1_6-1-20.mdb 02 Jun 2020 10:36:07
Calibration: U:\VG11.PRO\CurveDB\db1_PCBvg11-6-1-20.cdb 02 Jun 2020 10:21:16

Name: 200604K1_1, Date: 04-Jun-2020, Time: 08:16:37, ID: ST200604K1-1 PCB 209 CS3 19G2609, Description: PCB 209 CS3 19G2609

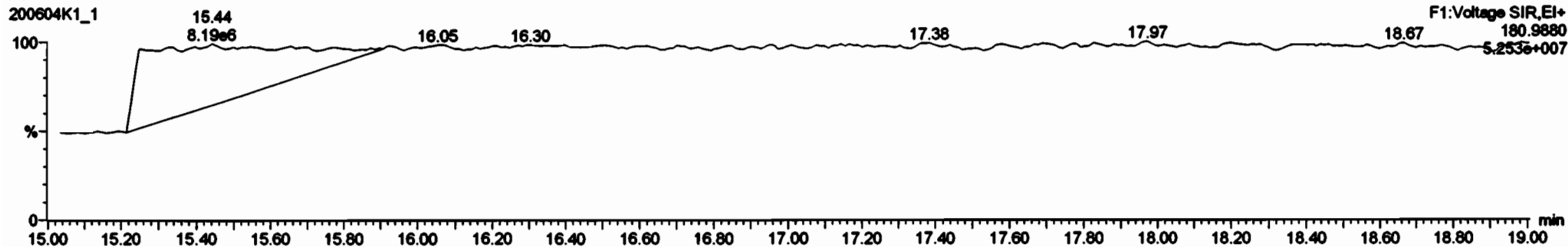
PCB-1



13C-PCB-1



PFK1

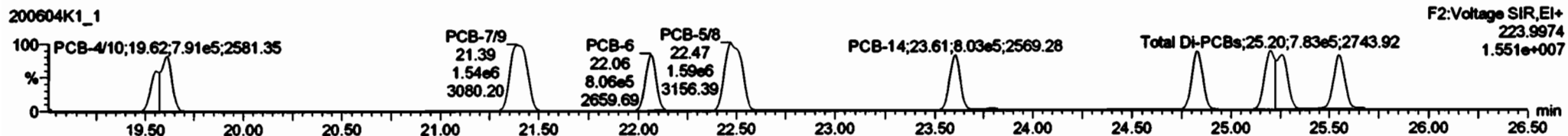
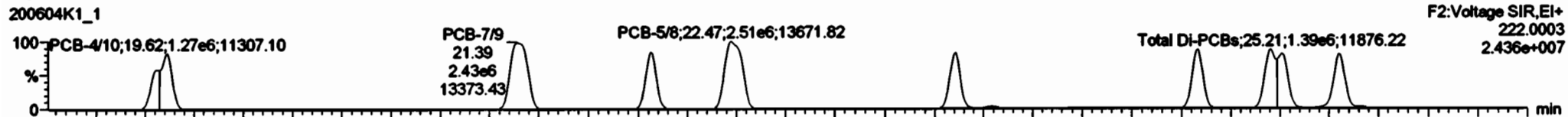


Dataset: Untitled

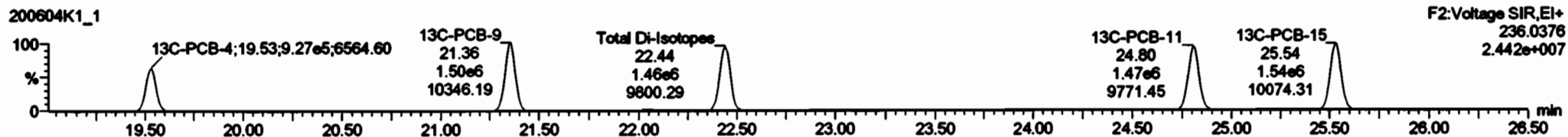
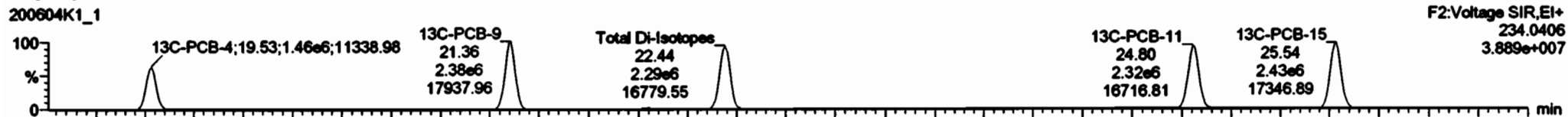
Last Altered: Friday, June 05, 2020 12:48:38 Pacific Daylight Time
Printed: Friday, June 05, 2020 12:49:40 Pacific Daylight Time

Name: 200604K1_1, Date: 04-Jun-2020, Time: 08:16:37, ID: ST200604K1-1 PCB 209 CS3 19G2609, Description: PCB 209 CS3 19G2609

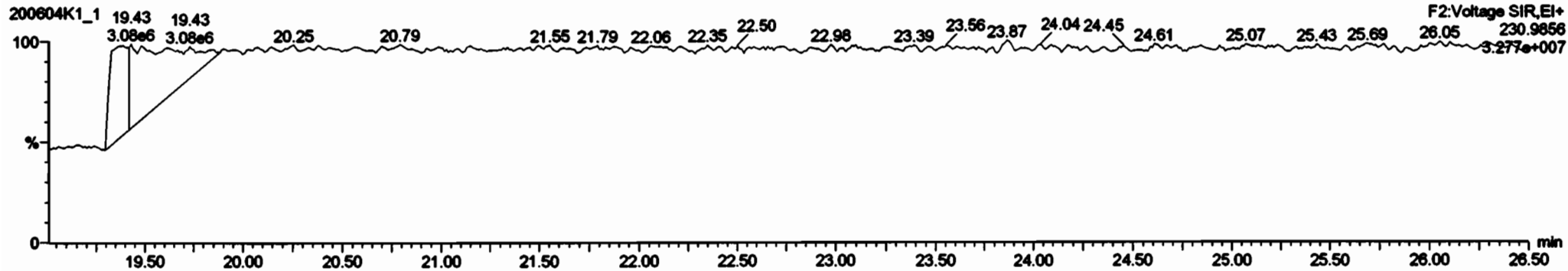
PCB-4/10



13C-PCB-4

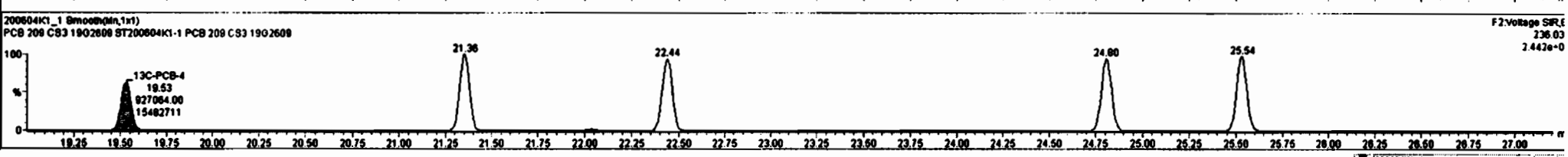




PFK2a



Name	Resp	RA	Adv	SP7	VolVol	RT	SP7	Comp	SP7	DL
204 Total Mono-PCBs				1.100	1.00			101		0.0100
205 2nd Function Tr-P...				1.001	1.00			420		0.0001
207 2nd Function Tr-P...				0.003	1.00			040		0.200

Name	RT	Std Height	Std Width	Std Resp	Std Resp	RA	Adv	Resp	Comp	SP7	DL
1 PCB-4/10	19.81	2.014e7	1.200e7	1.870e6	1.200e6	1.90	NO	3.240e6	100	100	0.0207
2 PCB-15	25.90	1.840e7	1.252e7	1.203e6	8.200e5	1.50	NO	2.110e6	53.9	53.9	0.0210
3 PCB-12/13	25.21	2.110e7	1.340e7	2.532e6	1.634e6	1.90	NO	4.190e6	107	107	0.0220
4 PCB-11	24.83	2.100e7	1.343e7	1.302e6	8.691e5	1.57	NO	2.230e6	52.3	52.3	0.0201
5 PCB-14	23.81	2.000e7	1.200e7	1.200e6	8.034e5	1.90	NO	2.000e6	53.7	53.7	0.0222
6 PCB-5/8	22.47	2.433e7	1.540e7	2.500e6	1.903e6	1.90	NO	4.102e6	107	107	0.0212
7 PCB-6	22.00	2.001e7	1.302e7	1.274e6	8.082e5	1.90	NO	2.000e6	52.4	52.4	0.0208

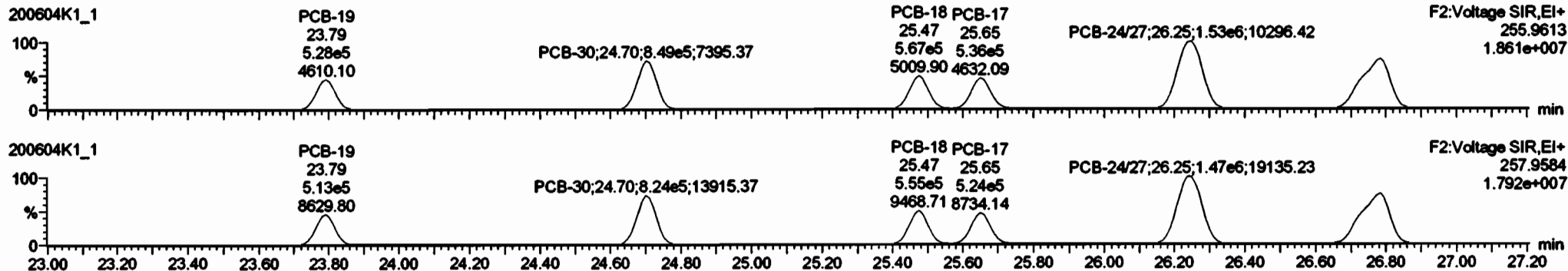


Dataset: Untitled

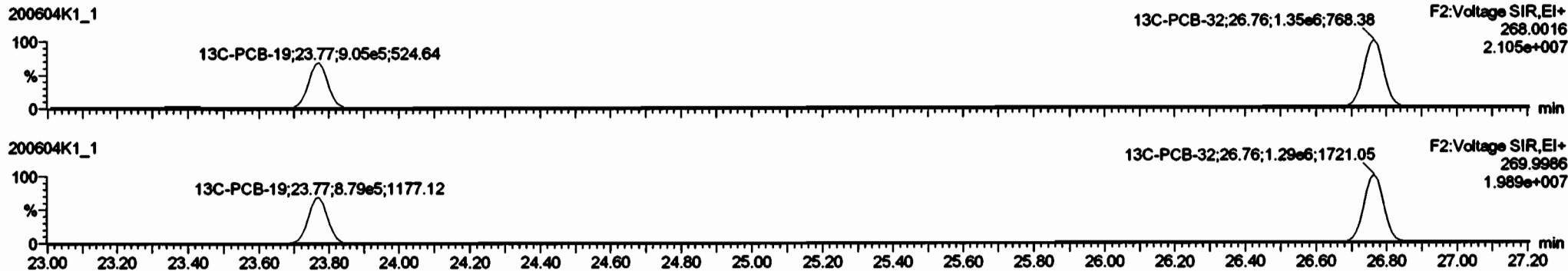
Last Altered: Friday, June 05, 2020 12:48:38 Pacific Daylight Time
Printed: Friday, June 05, 2020 12:49:40 Pacific Daylight Time

Name: 200604K1_1, Date: 04-Jun-2020, Time: 08:16:37, ID: ST200604K1-1 PCB 209 CS3 19G2609, Description: PCB 209 CS3 19G2609

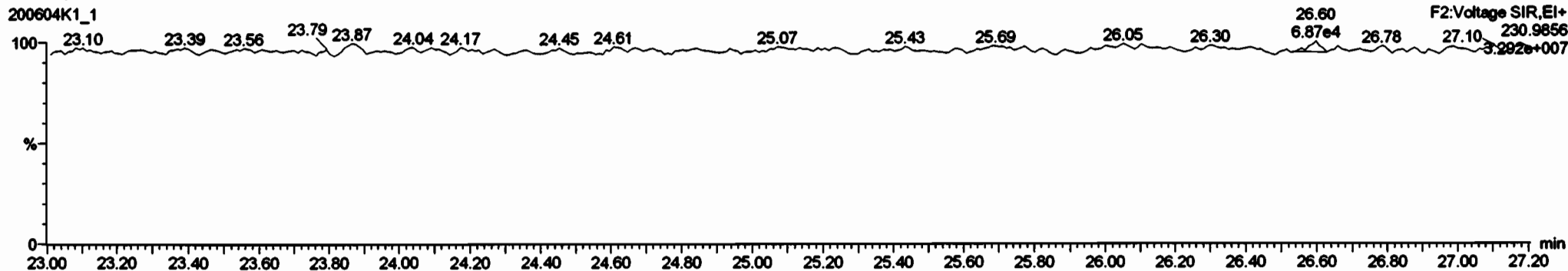
PCB-19



13C-PCB-19



PFK2b

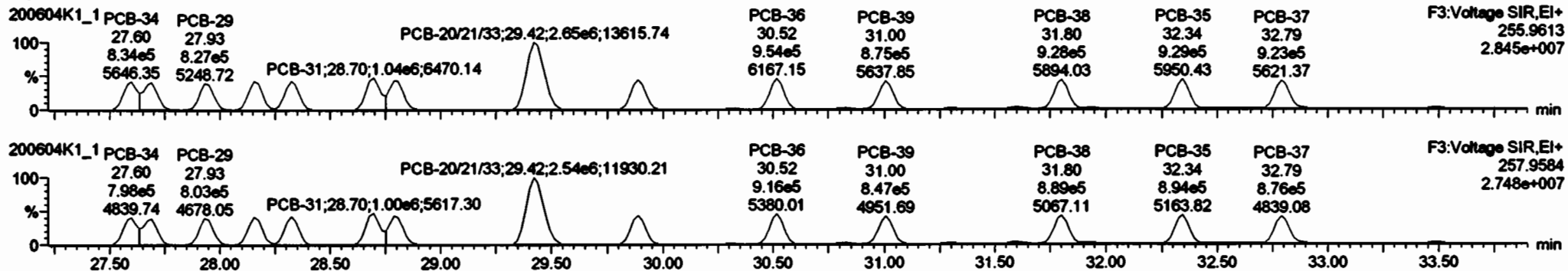


Dataset: Untitled

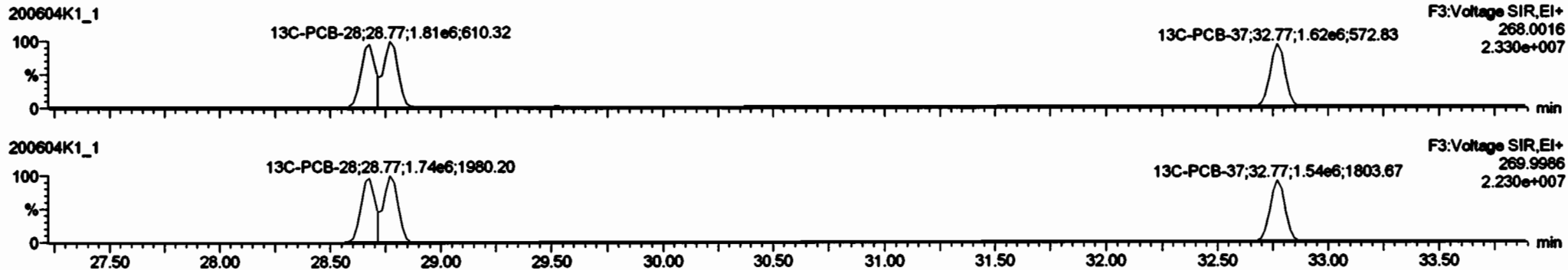
Last Altered: Friday, June 05, 2020 12:48:38 Pacific Daylight Time
Printed: Friday, June 05, 2020 12:49:40 Pacific Daylight Time

Name: 200604K1_1, Date: 04-Jun-2020, Time: 08:16:37, ID: ST200604K1-1 PCB 209 CS3 19G2609, Description: PCB 209 CS3 19G2609

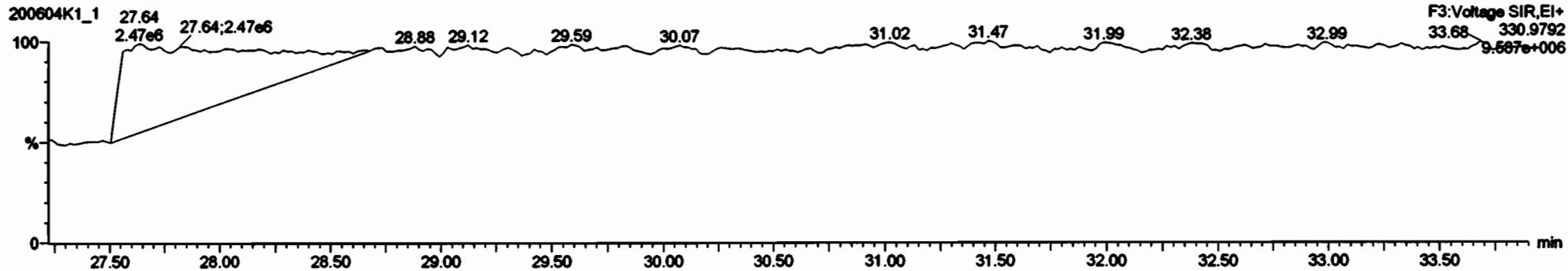
PCB-34



13C-PCB-28

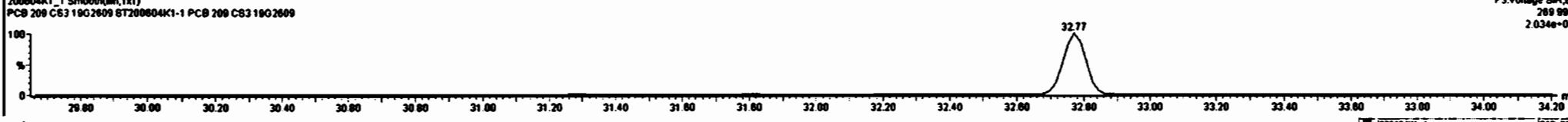
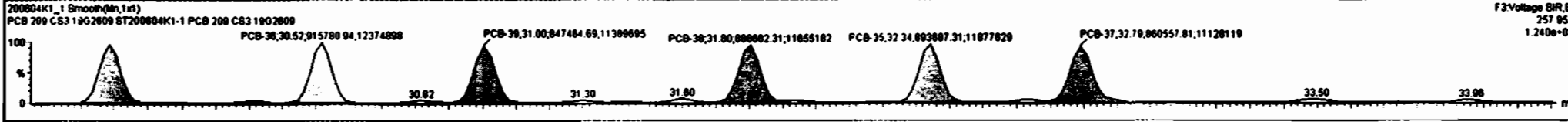
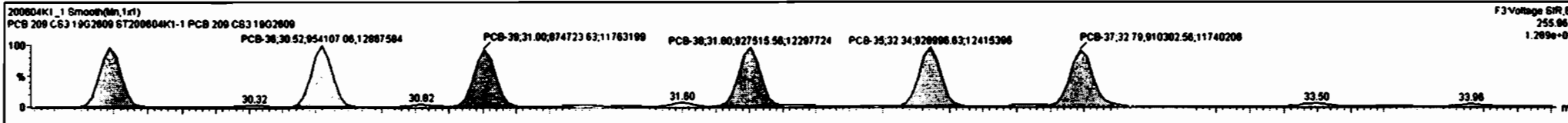


PFK3d



Item	Resp	RA	only	RRP	val/val	RT	RRT	Comp.	SPec	DL
226	Total Mono-PCBs			1.168	1.00			161		0.0160
227	Total Di-PCBs			1.054	1.00			641		0.1177
228	2nd Function Tri-P			1.081	1.00			420		0.0601

Item	RT	val (range)	val/val	RT	Resp	RA	only	Resp	Comp.	SPec	DL	
1	PCB-29	27.83	1.086e7	1.076e7	0.295e5	0.030e5	1.03	NO	1.630e6	91.3	91.3	0.0218
2	PCB-23	27.86	1.131e7	1.081e7	0.819e5	0.288e5	1.06	NO	1.711e6	54.4	54.4	0.0221
3	PCB-34	27.80	1.178e7	1.113e7	0.338e5	7.875e5	1.05	NO	1.531e6	48.5	48.5	0.0208
4	PCB-30	31.80	1.230e7	1.198e7	0.275e5	0.667e5	1.04	NO	1.818e6	54.8	54.8	0.0198
5	PCB-36	31.00	1.179e7	1.138e7	0.747e5	0.475e5	1.03	NO	1.722e6	65.1	65.1	0.0211
6	PCB-35	30.52	1.287e7	1.237e7	0.541e5	0.158e5	1.04	NO	1.870e6	54.9	54.9	0.0184
7	PCB-22	28.80	1.243e7	1.198e7	0.338e5	0.940e5	1.04	NO	1.828e6	52.8	52.8	0.0201
8	PCB-20(21.03)	28.42	2.841e7	2.744e7	2.848e5	2.538e5	1.04	NO	5.188e6	186	186	0.0207
9	PCB-28	28.78	1.223e7	1.175e7	0.282e5	0.768e5	1.06	NO	1.805e6	48.5	48.5	0.0180
10	PCB-31	28.70	1.388e7	1.282e7	1.037e5	1.002e5	1.03	NO	2.038e6	55.3	55.3	0.0188
11	PCB-25	28.32	1.200e7	1.153e7	0.847e5	0.455e5	1.05	NO	1.730e6	61.2	61.2	0.0205

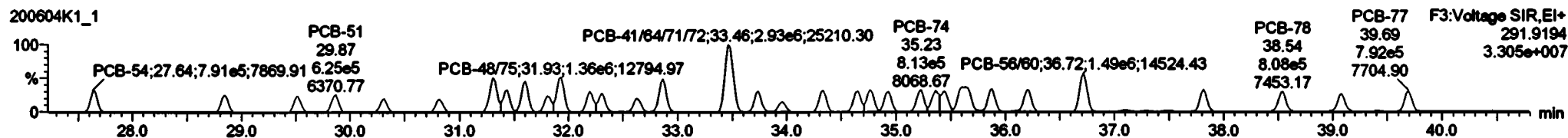



Dataset: Untitled

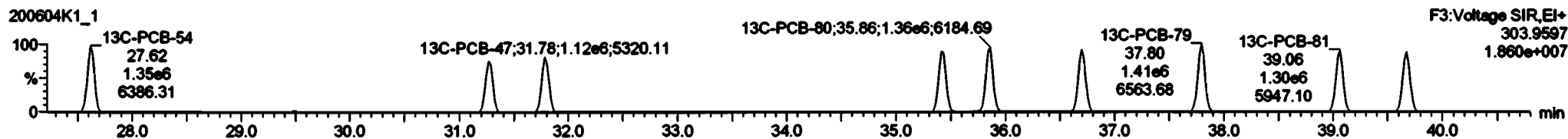
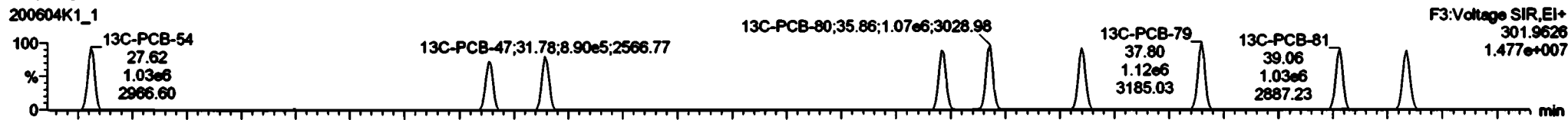
Last Altered: Friday, June 05, 2020 12:48:38 Pacific Daylight Time
Printed: Friday, June 05, 2020 12:49:40 Pacific Daylight Time

Name: 200604K1_1, Date: 04-Jun-2020, Time: 08:16:37, ID: ST200604K1-1 PCB 209 CS3 19G2609, Description: PCB 209 CS3 19G2609

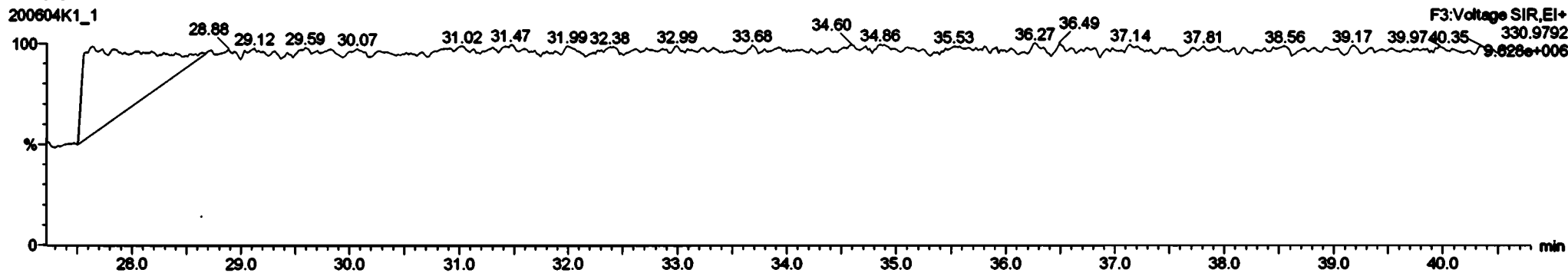
PCB-54



13C-PCB-54



PFK3a



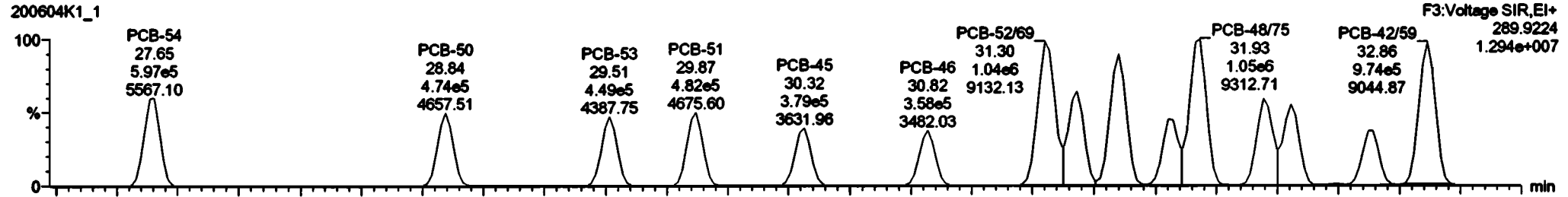
Dataset: Untitled

Last Altered: Friday, June 05, 2020 12:48:38 Pacific Daylight Time
Printed: Friday, June 05, 2020 12:49:40 Pacific Daylight Time

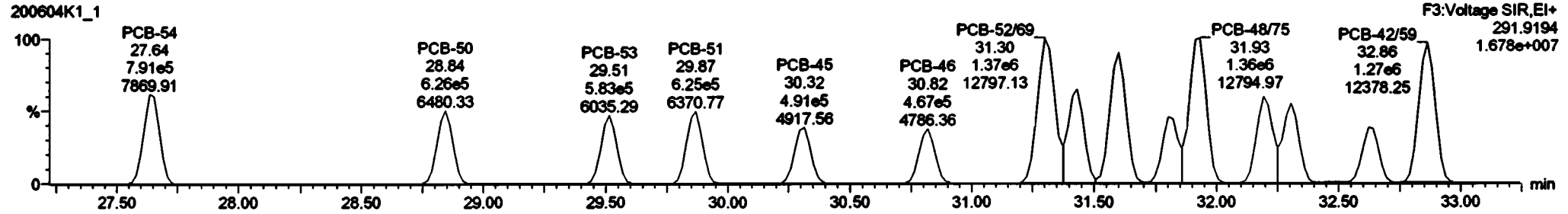
Name: 200604K1_1, Date: 04-Jun-2020, Time: 08:16:37, ID: ST200604K1-1 PCB 209 CS3 19G2609, Description: PCB 209 CS3 19G2609

PCB-50

200604K1_1




200604K1_1

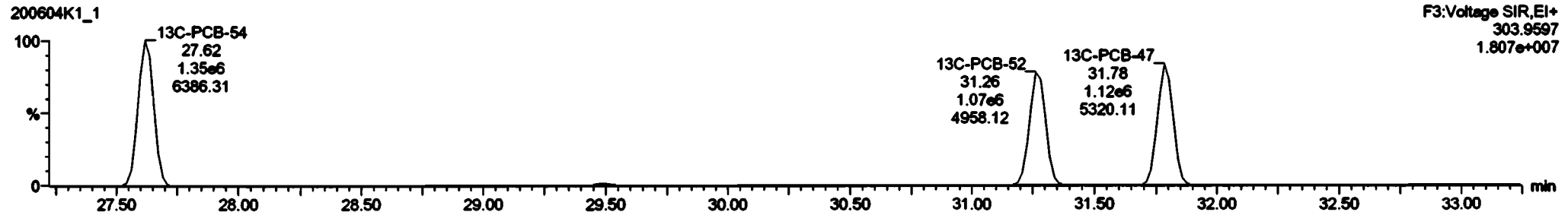


13C-PCB-52

200604K1_1



200604K1_1



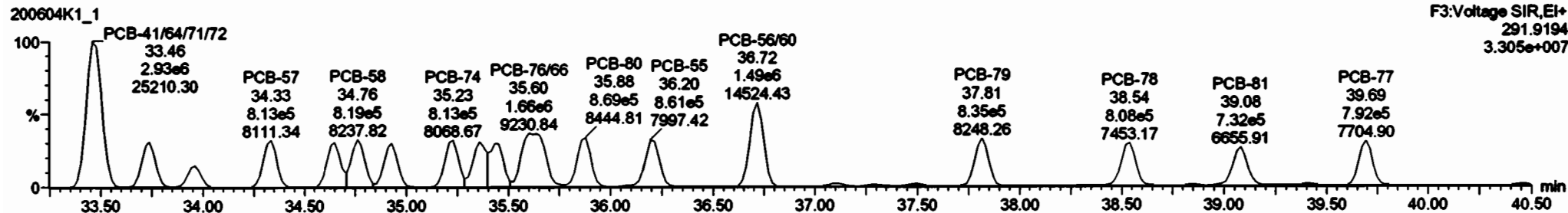
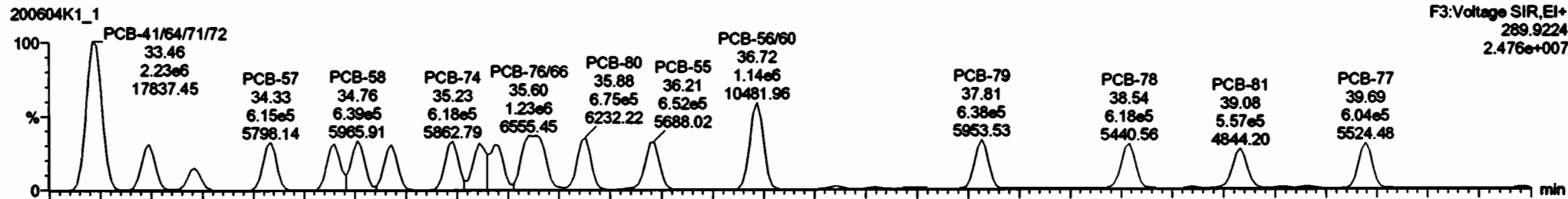
Dataset: Untitled

Last Altered: Friday, June 05, 2020 12:48:38 Pacific Daylight Time

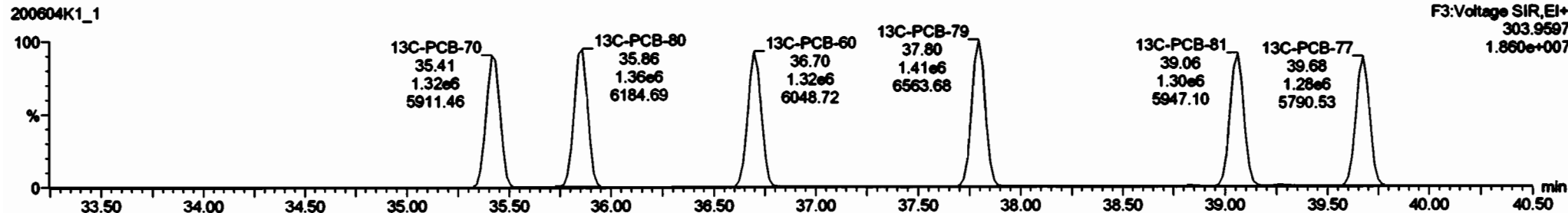
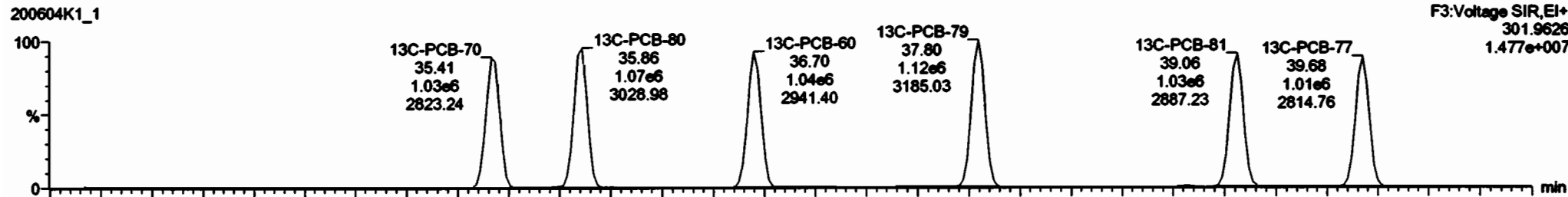
Printed: Friday, June 05, 2020 12:49:40 Pacific Daylight Time

Name: 200604K1_1, Date: 04-Jun-2020, Time: 08:16:37, ID: ST200604K1-1 PCB 209 CS3 19G2809, Description: PCB 209 CS3 19G2809

PCB-88

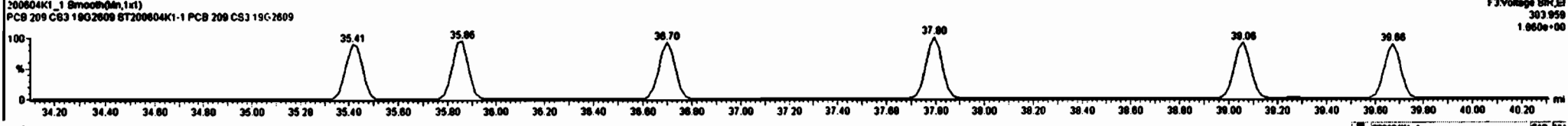





13C-PCB-60



Route	Resp	SR	Qty	RPV	UnitVal	RT	FRV	Comp	SRPct	DL
3rd Function Para...			1.318	1.00				2080		0.489
4th Function Para...			1.073	1.00				270		0.154
3rd Function Para...			0.991	1.00				688		0.198

Route	RT	Std Height	Std Width	Std Resp	Std Resp	SR	Qty	Resp	Comp	SRPct	DL
1 PCB-73	31.43	6.274e6	1.079e7	6.128e5	7.973e5	0.77	NO	1.410e6	91.7	91.7	0.0191
2 PCB-62/80	31.30	1.267e7	1.679e7	1.040e6	1.374e6	0.76	NO	2.414e6	108	108	0.0168
3 PCB-46	30.82	4.828e6	6.288e6	3.579e5	4.885e5	0.77	NO	6.241e5	52.5	52.5	0.0282
4 PCB-45	30.32	5.037e6	6.440e6	3.791e5	4.911e5	0.77	NO	6.702e5	53.8	53.8	0.0253
5 PCB-51	29.87	6.488e6	8.343e6	4.822e5	6.253e5	0.77	NO	1.107e6	66.0	66.0	0.0204
6 PCB-53	29.51	6.885e6	7.903e6	4.487e5	5.831e5	0.77	NO	1.032e6	54.8	54.8	0.0218
7 PCB-60	28.84	6.480e6	8.488e6	4.737e5	6.258e5	0.76	NO	1.100e6	52.5	52.5	0.0194
8 PCB-64	27.86	7.721e6	1.031e7	5.973e5	7.913e5	0.75	NO	1.388e6	64.0	64.0	0.0188
9 PCB-74	35.23	6.131e6	1.057e7	6.177e5	8.130e5	0.76	NO	1.431e6	51.3	51.3	0.0153
10 PCB-63	34.93	7.579e6	9.901e6	5.758e5	7.881e5	0.75	NO	1.342e6	53.2	53.2	0.0188
11 PCB-58	34.76	6.274e6	1.079e7	6.390e5	8.188e5	0.76	NO	1.458e6	51.5	51.5	0.0180

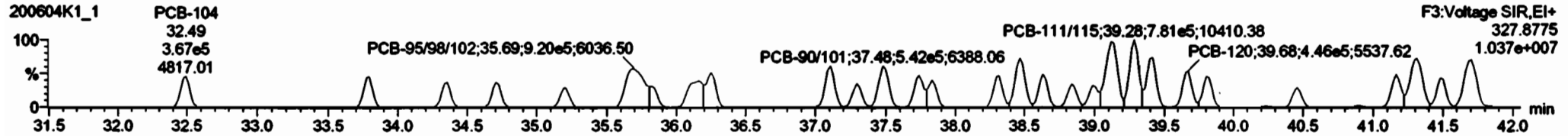
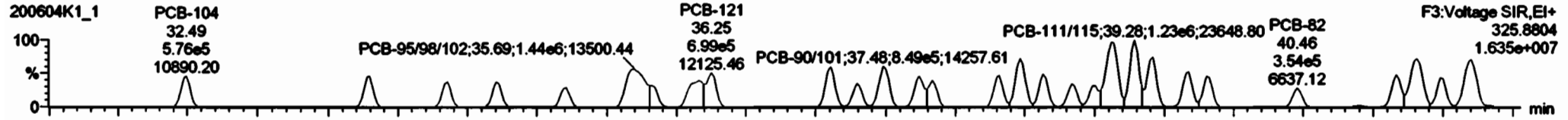


Dataset: Untitled

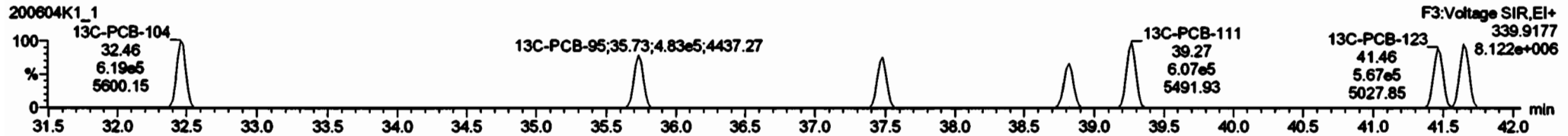

Last Altered: Friday, June 05, 2020 12:48:38 Pacific Daylight Time
Printed: Friday, June 05, 2020 12:49:40 Pacific Daylight Time

Name: 200604K1_1, Date: 04-Jun-2020, Time: 08:16:37, ID: ST200604K1-1 PCB 209 CS3 19G2609, Description: PCB 209 CS3 19G2609

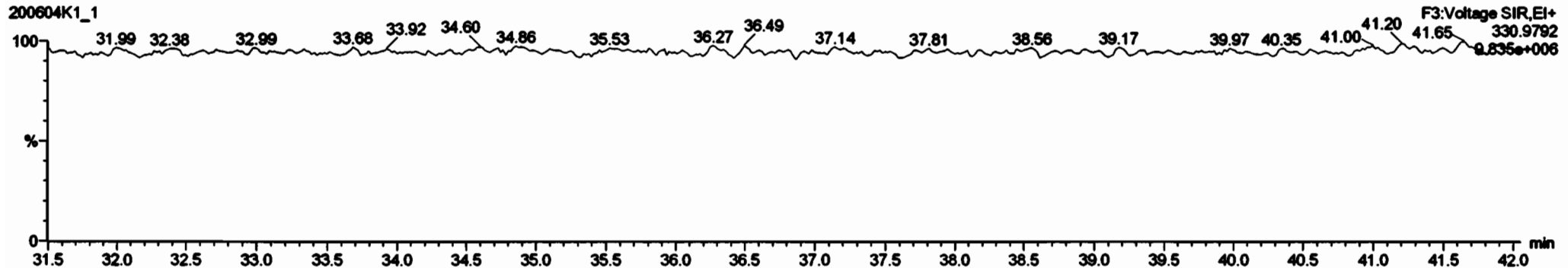
PCB-104



13C-PCB-104



PFK3b



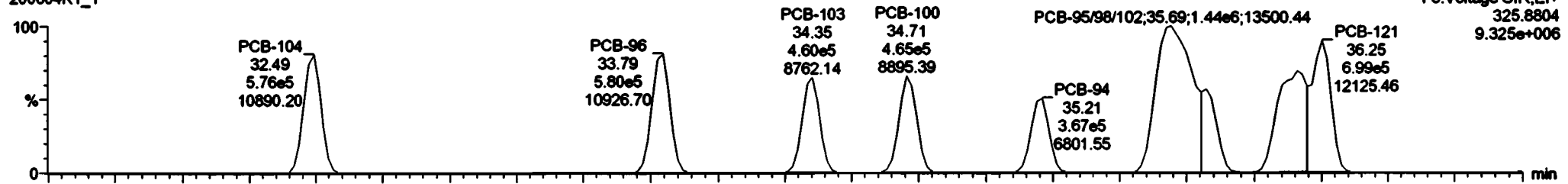
Dataset: Untitled

Last Altered: Friday, June 05, 2020 12:48:38 Pacific Daylight Time
Printed: Friday, June 05, 2020 12:49:40 Pacific Daylight Time

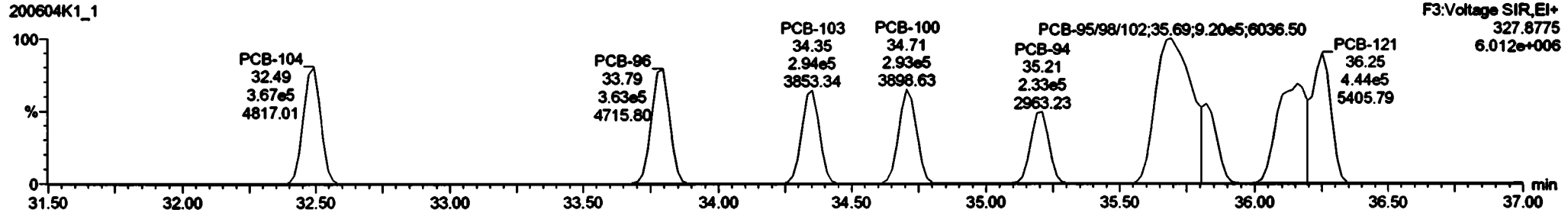
Name: 200604K1_1, Date: 04-Jun-2020, Time: 08:16:37, ID: ST200604K1-1 PCB 209 CS3 19G2609, Description: PCB 209 CS3 19G2609

PCB-96

200604K1_1

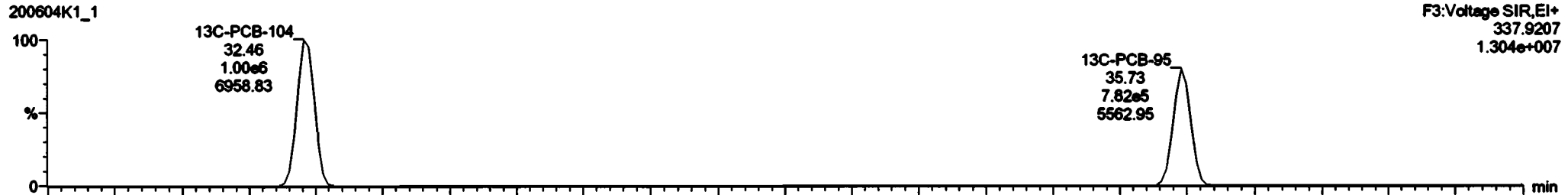


200604K1_1

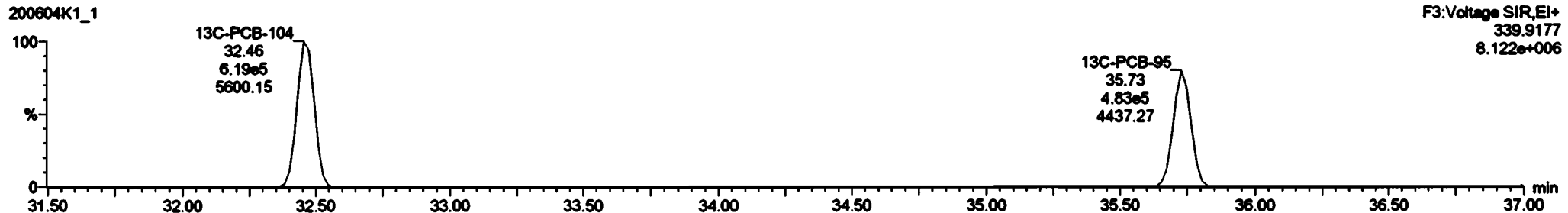


13C-PCB-95

200604K1_1



200604K1_1



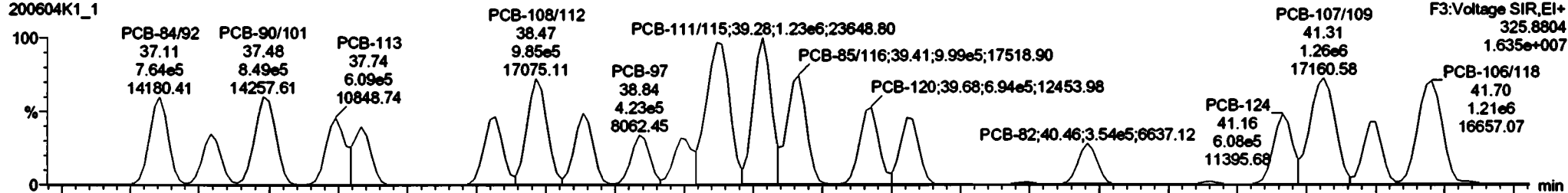
Dataset: Untitled

Last Altered: Friday, June 05, 2020 12:48:38 Pacific Daylight Time
Printed: Friday, June 05, 2020 12:49:40 Pacific Daylight Time

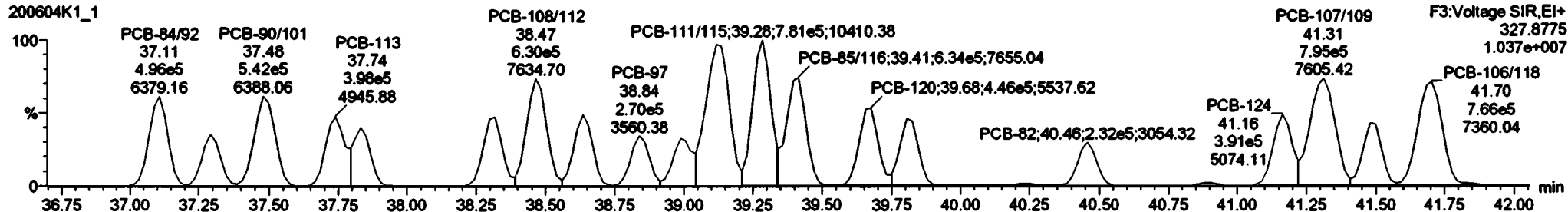
Name: 200604K1_1, Date: 04-Jun-2020, Time: 08:16:37, ID: ST200604K1-1 PCB 209 CS3 19G2609, Description: PCB 209 CS3 19G2609

PCB-119

200604K1_1

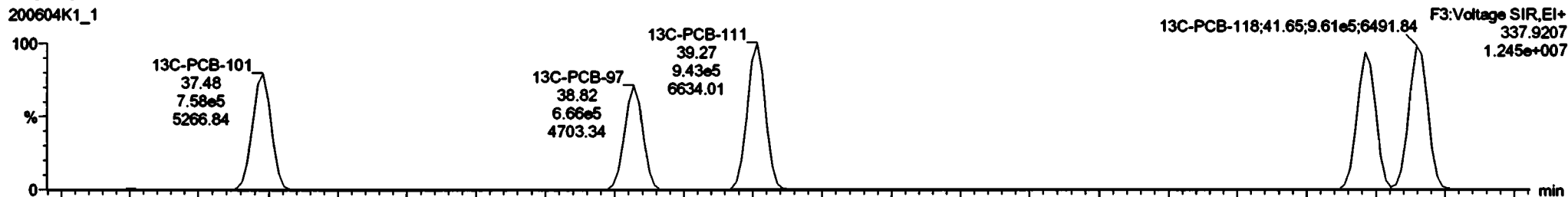


200604K1_1

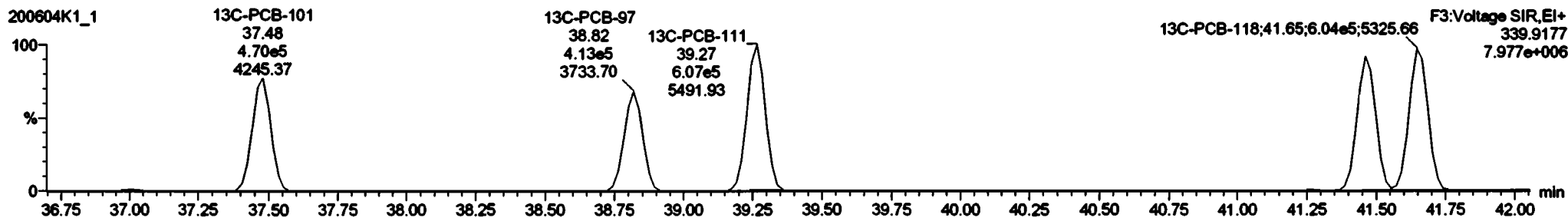


13C-PCB-111

200604K1_1


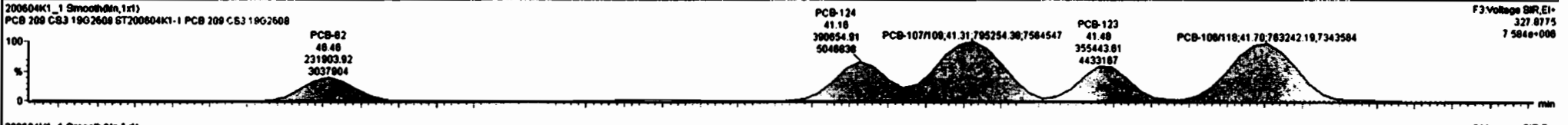
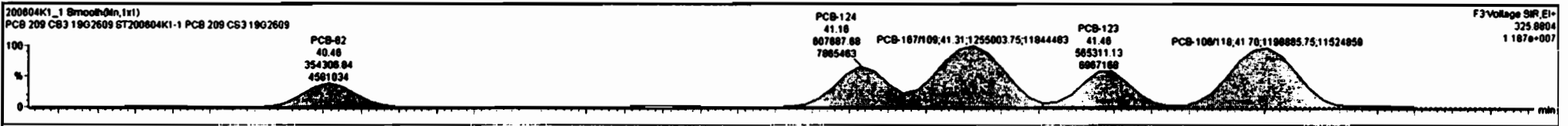


200604K1_1



Group	Resp	RA	RF	RFF	RefVal	RT	RFT	Comp	Units	CL
Total Tetro-PCBs				1.070	1.00			2240		0.500
4th Function Parts				1.073	1.00			270		0.154
3rd Function Parts				0.951	1.00			690		0.150

Group	RT	alt Height	std Height	alt Resp	std Resp	RA	RF	Resp	Comp	SHPC	CL
1 PCB-104	32.40	7.917e0	4.791e0	5.757e0	3.871e0	1.57	NO	8.420e0	51.0	51.0	0.0142
2 PCB-80	37.20	5.890e0	3.837e0	4.303e0	2.743e0	1.57	NO	7.045e0	51.0	51.0	0.0101
3 PCB-0402	37.11	0.700e0	0.346e0	7.830e0	4.901e0	1.54	NO	1.200e0	101	101	0.0207
4 PCB-121	30.25	0.300e0	5.377e0	6.901e0	4.430e0	1.50	NO	1.143e0	52.0	52.0	0.0117
5 PCB-0001	30.10	6.440e0	4.003e0	7.501e0	4.521e0	1.54	NO	1.250e0	92.0	92.0	0.0100
6 PCB-03	35.02	5.277e0	3.206e0	3.306e0	2.030e0	1.02	NO	5.343e0	46.2	46.2	0.0214
7 PCB-0500/02	35.00	0.310e0	0.004e0	1.441e0	0.201e0	1.57	NO	2.301e0	150	150	0.0100
8 PCB-04	35.21	4.000e0	2.047e0	3.000e0	2.330e0	1.57	NO	0.000e0	00.0	00.0	0.0211
9 PCB-100	34.71	0.140e0	3.870e0	4.045e0	2.831e0	1.50	NO	7.570e0	40.1	40.1	0.0107
10 PCB-100	34.35	0.040e0	3.833e0	4.002e0	2.041e0	1.50	NO	7.542e0	40.7	40.7	0.0171
11 PCB-00	33.70	7.542e0	4.000e0	5.707e0	3.820e0	1.00	NO	0.425e0	50.4	50.4	0.0130

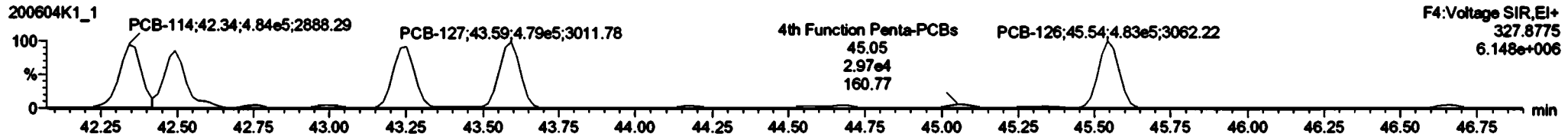



Dataset: Untitled

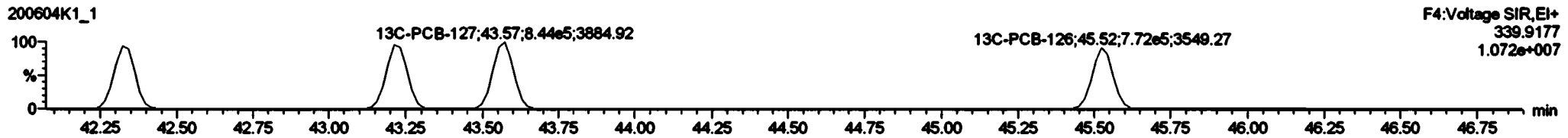
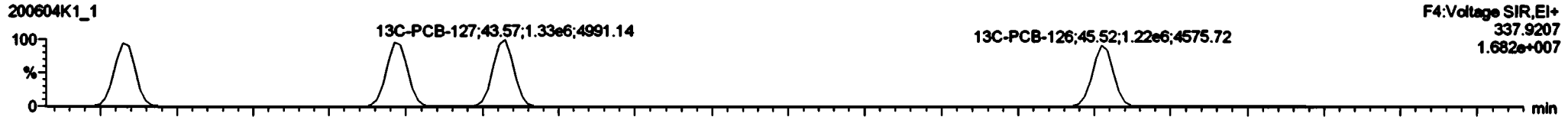
Last Altered: Friday, June 05, 2020 12:48:38 Pacific Daylight Time
Printed: Friday, June 05, 2020 12:49:40 Pacific Daylight Time

Name: 200604K1_1, Date: 04-Jun-2020, Time: 08:16:37, ID: ST200604K1-1 PCB 209 CS3 19G2609, Description: PCB 209 CS3 19G2609

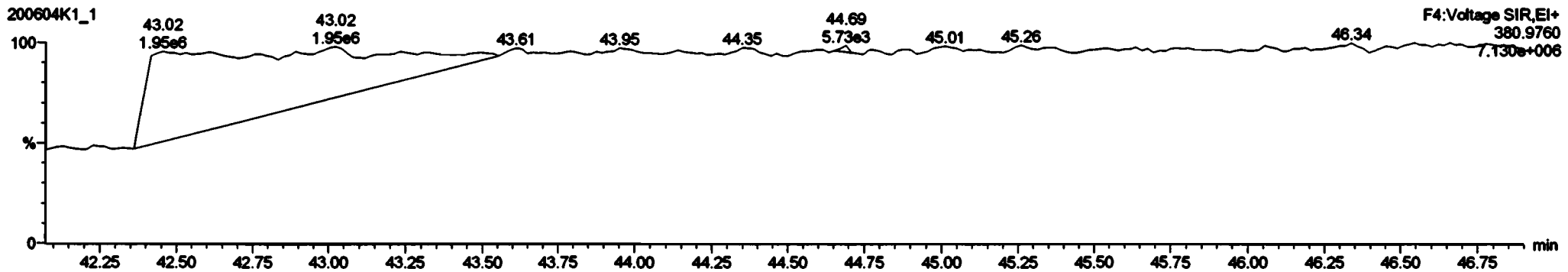
PCB-114



13C-PCB-114

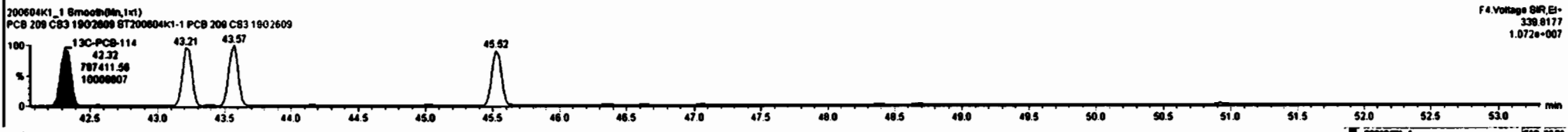





PFK4a



Sample	Comp	RA	Qty	RFV	wtVal	RT	RFT	Cum.	RFRes	DL
Total Tetra-PCBs				1.870	1.00			2240		0.590
3rd Function Parts				1.310	1.00			2000		0.490
3rd Function Home				0.561	1.00			600		0.150

Sample	RT	wt. HdgHd	wt.HdgHd	wt Resp	wt Resp	RA	Qty	Comp	RFRes	DL	
1 PCB-127	43.50	0.400e6	0.014e6	7.522e5	4.782e5	1.57	NO	1.231e6	53.5	53.5	0.0290
2 PCB-105	43.25	0.700e6	5.547e6	7.171e5	4.569e5	1.57	NO	1.172e6	53.5	53.5	0.0312
3 PCB-122	42.40	0.100e6	5.250e5	6.803e5	4.241e5	1.58	NO	1.004e6	58.4	58.4	0.0362
4 PCB-114	42.34	0.024e6	5.780e5	7.517e5	4.774e5	1.57	NO	1.220e6	52.0	52.0	0.0291
5 PCB-128	45.54	0.854e6	0.114e6	7.887e5	4.832e5	1.58	NO	1.252e6	53.5	53.5	0.0282



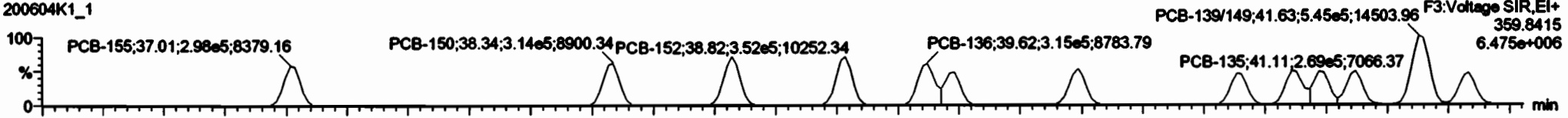
Dataset: Untitled

Last Altered: Friday, June 05, 2020 12:48:38 Pacific Daylight Time
Printed: Friday, June 05, 2020 12:49:40 Pacific Daylight Time

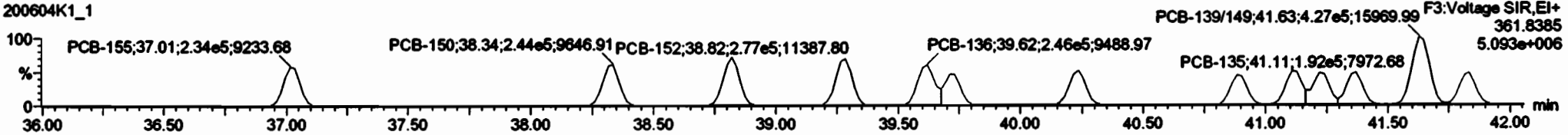
Name: 200604K1_1, Date: 04-Jun-2020, Time: 08:16:37, ID: ST200604K1-1 PCB 209 CS3 19G2609, Description: PCB 209 CS3 19G2609

PCB-155

200604K1_1




200604K1_1

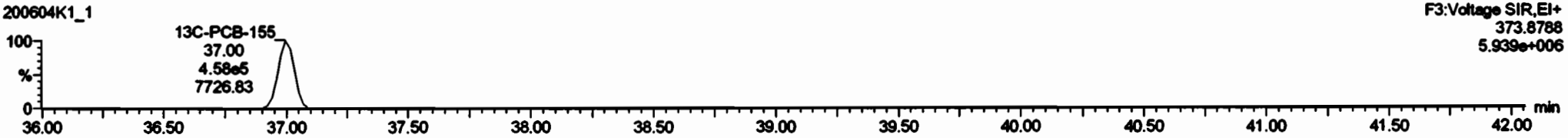


13C-PCB-155

200604K1_1

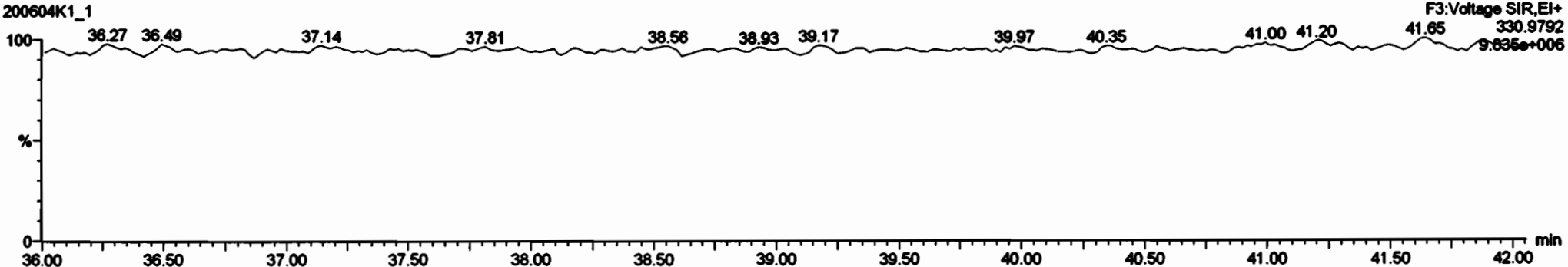


200604K1_1




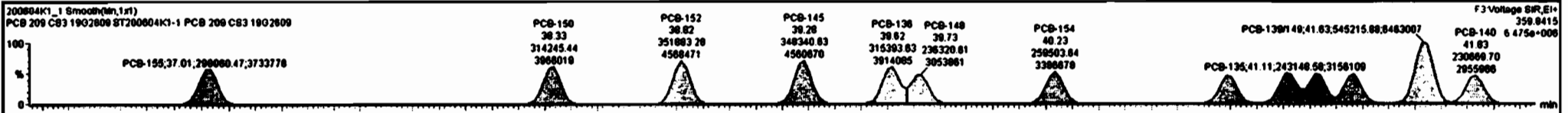
PFK3c

200604K1_1



Group	RA	Qty	RFY	Wt/Box	RT	RFT	Canc	W/Box	SL
Total Tetro-PCBs				1.070	1.00		2240		0.580
3rd Function Parts...				1.318	1.00		2080		0.488
4th Function Parts...				1.073	1.00		270		0.154

Group	RT	RFY	Wt/Box	RFY	Wt/Box	RA	Qty	RFY	Canc	W/Box	SL
PCB-148	38.73	3.054e5	2.390e5	2.390e5	1.802e5	1.31	NO	4.165e5	47.8	47.8	0.0135
PCB-138	38.82	3.914e5	3.021e5	3.154e5	2.498e5	1.28	NO	5.912e5	52.9	52.9	0.0111
PCB-145	38.28	4.591e5	3.597e5	3.483e5	2.728e5	1.28	NO	6.213e5	80.3	80.3	0.0086
PCB-152	38.82	4.988e5	3.825e5	3.818e5	2.771e5	1.27	NO	6.280e5	81.0	81.0	0.0087
PCB-150	38.30	3.988e5	3.071e5	3.142e5	2.442e5	1.28	NO	5.595e5	49.8	49.8	0.0105
PCB-155	37.91	3.734e5	2.838e5	2.891e5	2.306e5	1.28	NO	5.316e5	49.0	49.0	0.0108
PCB-149	41.83	2.898e5	2.351e5	2.307e5	1.832e5	1.28	NO	4.138e5	50.2	50.2	0.0143
PCB-139/140	41.83	6.483e5	5.084e5	5.452e5	4.274e5	1.28	NO	9.728e5	88.7	88.7	0.0120
PCB-147	41.37	3.134e5	2.414e5	2.433e5	1.891e5	1.28	NO	4.314e5	48.7	48.7	0.0138
PCB-144	41.22	3.117e5	2.388e5	2.584e5	1.948e5	1.33	NO	4.828e5	55.2	55.2	0.0144
PCB-135	41.11	3.188e5	2.538e5	2.431e5	1.823e5	1.26	NO	4.354e5	45.4	45.4	0.0123

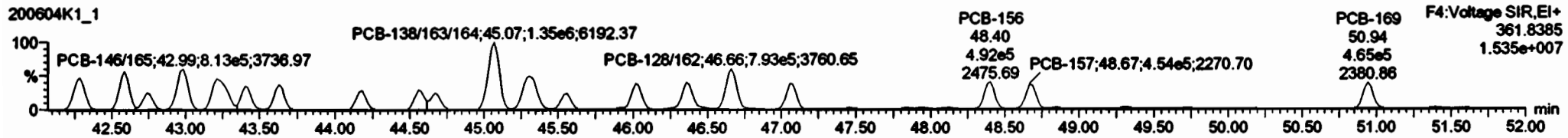



Dataset: Untitled

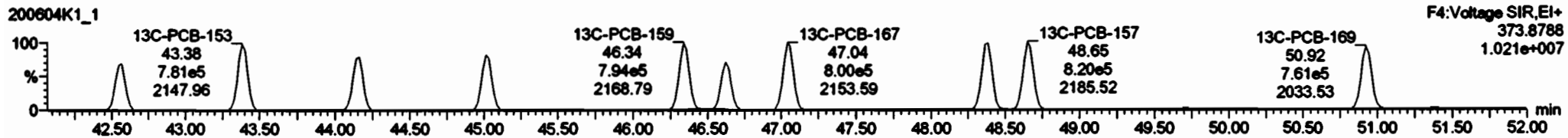
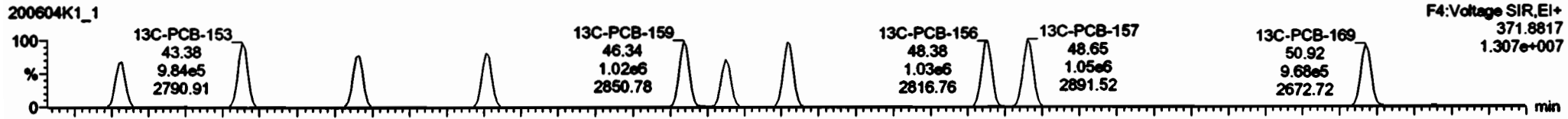
Last Altered: Friday, June 05, 2020 12:48:38 Pacific Daylight Time
Printed: Friday, June 05, 2020 12:49:40 Pacific Daylight Time

Name: 200604K1_1, Date: 04-Jun-2020, Time: 08:16:37, ID: ST200604K1-1 PCB 209 CS3 19G2609, Description: PCB 209 CS3 19G2609

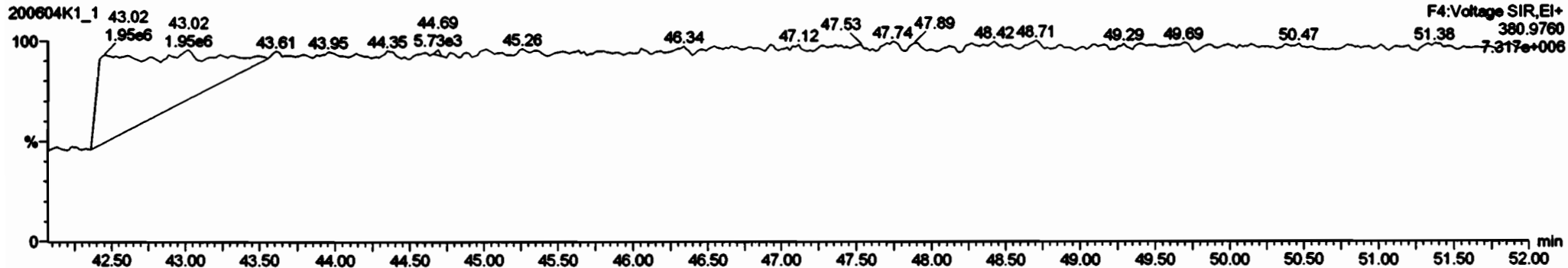
PCB-134/143



13C-PCB-153






PFK4b



Sample	Temp	RA	aly	RF	value	RT	RFT	Comp	StDev	SL
200	Total Hg(mg)-PCBs			1.365	1.00			1220		1.30
201	4th Function Ochr...			1.001	1.00			448		0.270
202	10th Function Ochr...			1.190	1.00			198		0.182

Sample	RT	amt Hg(mg)	amt Hg(ug)	amt Resp	RA	aly	RF	Comp	StDev	SL		
1	PCB-141	44.10	5.440e5	4.373e5	4.282e5	3.401e5	1.24	NO	7.744e5	91.8	91.8	0.0740
2	PCB-108	43.83	7.103e5	5.707e5	5.404e5	4.372e5	1.25	NO	8.803e5	91.8	91.8	0.0573
3	PCB-153	43.40	6.830e5	5.388e5	5.325e5	4.204e5	1.27	NO	8.529e5	90.4	90.4	0.0578
4	PCB-132/161	43.21	6.533e5	6.952e5	1.037e5	6.221e5	1.28	NO	1.889e5	103	103	0.0803
5	PCB-146/165	42.89	1.158e7	9.240e5	1.017e5	6.128e5	1.25	NO	1.830e5	102	102	0.0807
6	PCB-142	42.74	4.830e5	3.794e5	3.754e5	2.980e5	1.28	NO	6.763e5	90.7	90.7	0.0818
7	PCB-131/133	42.59	1.070e7	8.888e5	8.347e5	6.708e5	1.24	NO	1.905e5	104	104	0.0782
8	PCB-134/143	42.30	8.885e5	7.216e5	7.843e5	6.352e5	1.23	NO	1.419e5	108	108	0.0813
9	PCB-167	48.07	7.015e5	5.814e5	5.885e5	4.530e5	1.25	NO	1.022e5	92.8	92.8	0.0578
10	PCB-198	48.80	7.537e5	6.121e5	6.021e5	4.819e5	1.22	NO	1.004e5	92.5	92.5	0.0545
11	PCB-167	47.08	7.083e5	5.840e5	5.703e5	4.883e5	1.22	NO	1.037e5	91.8	91.8	0.0583



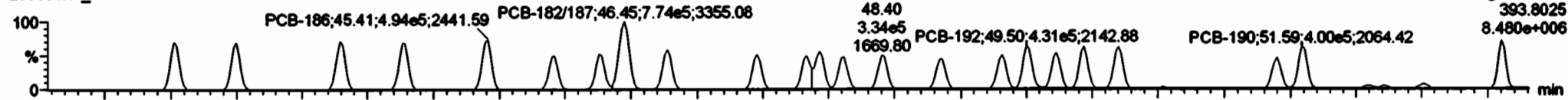
Dataset: Untitled

Last Altered: Friday, June 05, 2020 12:48:38 Pacific Daylight Time
Printed: Friday, June 05, 2020 12:49:40 Pacific Daylight Time

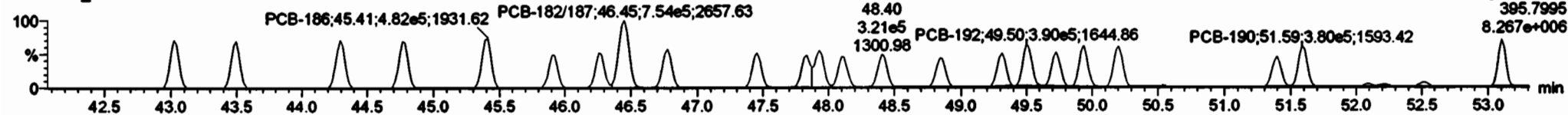
Name: 200604K1_1, Date: 04-Jun-2020, Time: 08:16:37, ID: ST200604K1-1 PCB 209 CS3 19G2609, Description: PCB 209 CS3 19G2609

PCB-188

200604K1_1



200604K1_1

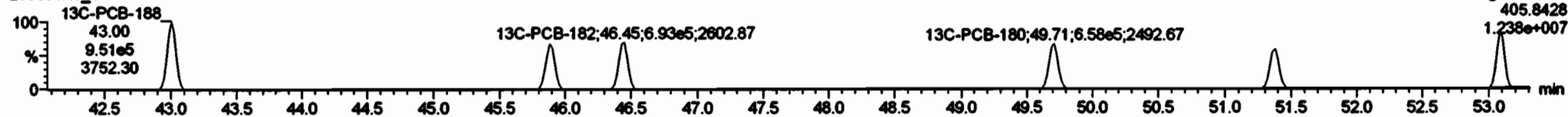


13C-PCB-188

200604K1_1

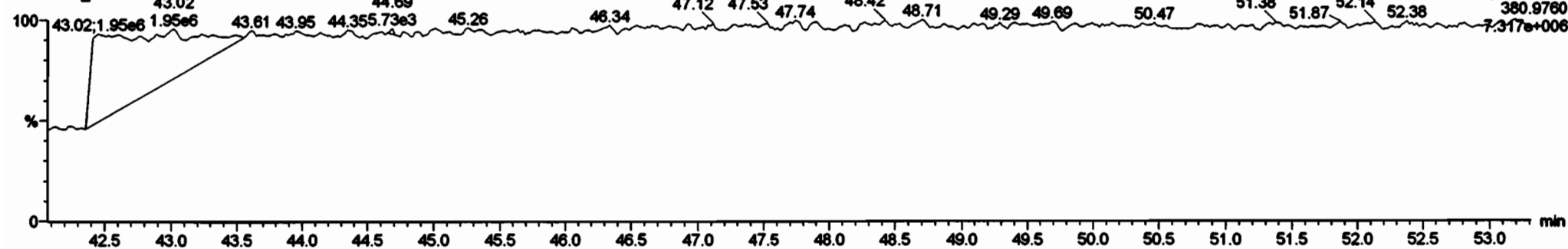


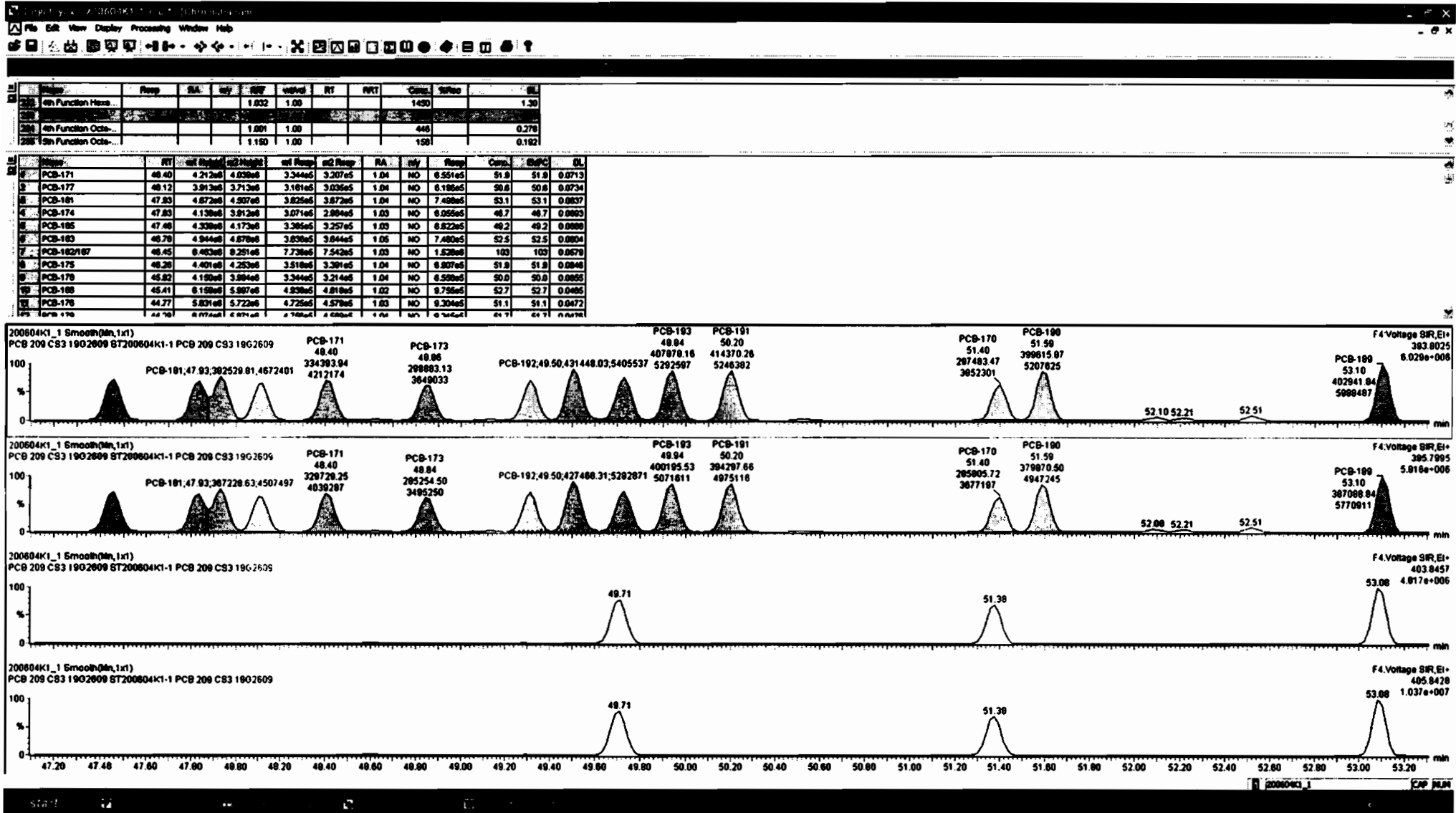
200604K1_1



PFK4c

200604K1_1





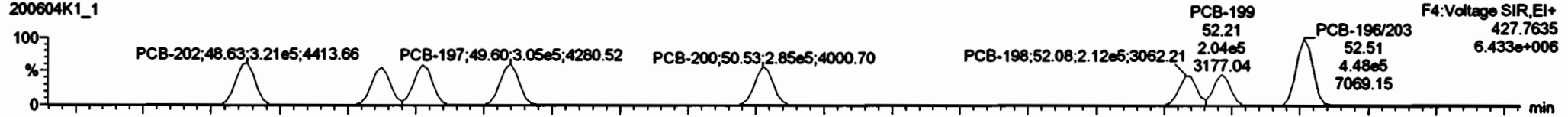
Dataset: Untitled

Last Altered: Friday, June 05, 2020 12:48:38 Pacific Daylight Time
Printed: Friday, June 05, 2020 12:49:40 Pacific Daylight Time

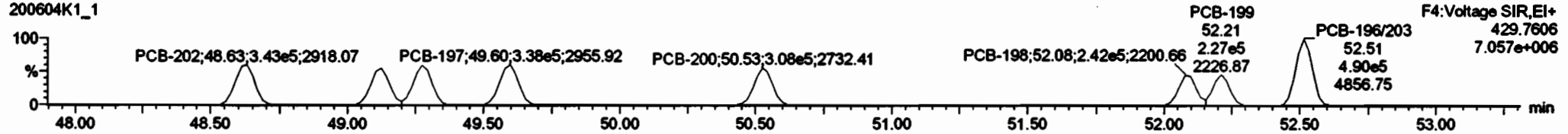
Name: 200604K1_1, Date: 04-Jun-2020, Time: 08:16:37, ID: ST200604K1-1 PCB 209 CS3 19G2609, Description: PCB 209 CS3 19G2609

PCB-202

200604K1_1




200604K1_1

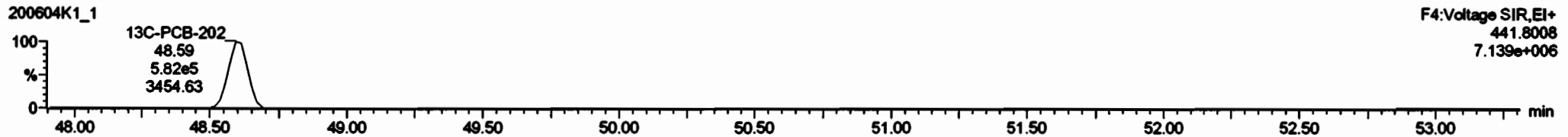


13C-PCB-202

200604K1_1

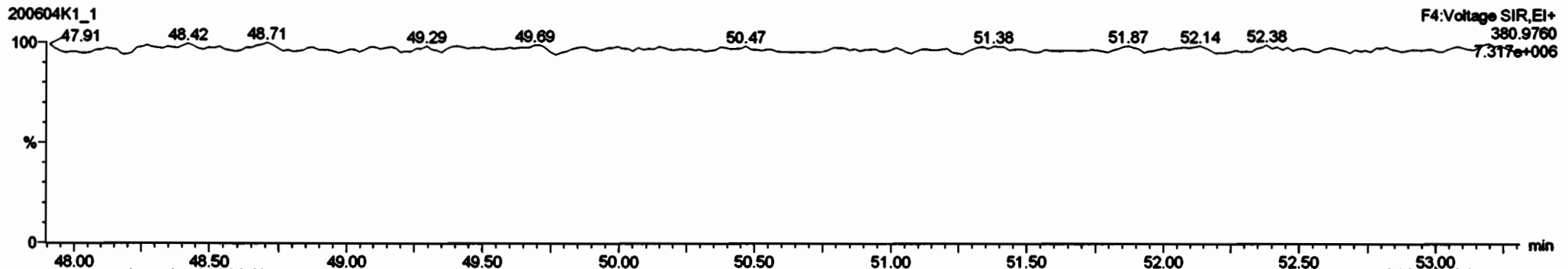


200604K1_1



PFK4d

200604K1_1



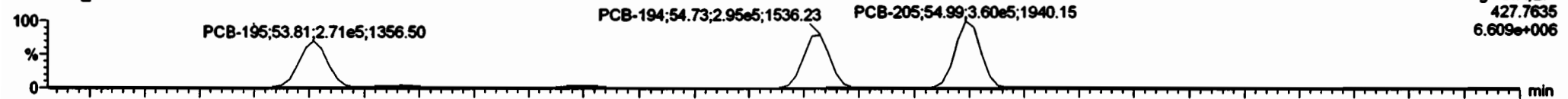
Dataset: Untitled

Last Altered: Friday, June 05, 2020 12:48:38 Pacific Daylight Time
Printed: Friday, June 05, 2020 12:49:40 Pacific Daylight Time

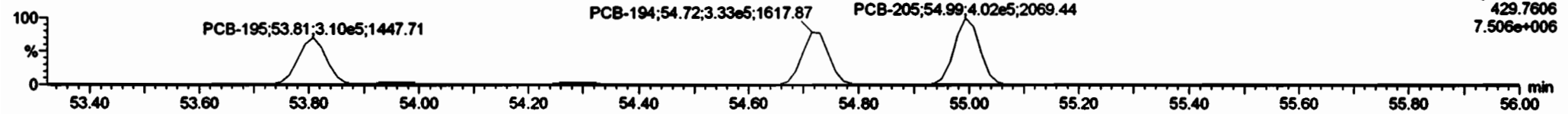
Name: 200604K1_1, Date: 04-Jun-2020, Time: 08:16:37, ID: ST200604K1-1 PCB 209 CS3 19G2609, Description: PCB 209 CS3 19G2609

PCB-195

200604K1_1

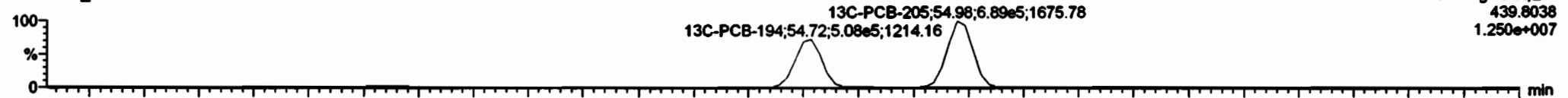


200604K1_1

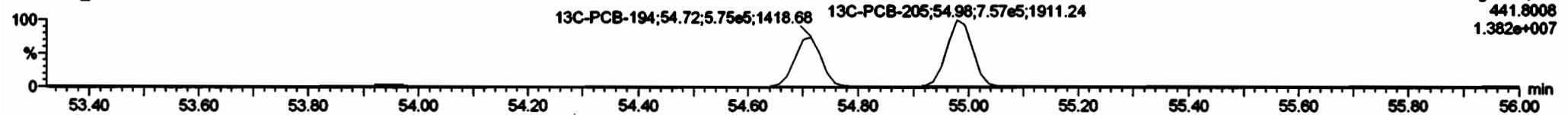


13C-PCB-194

200604K1_1

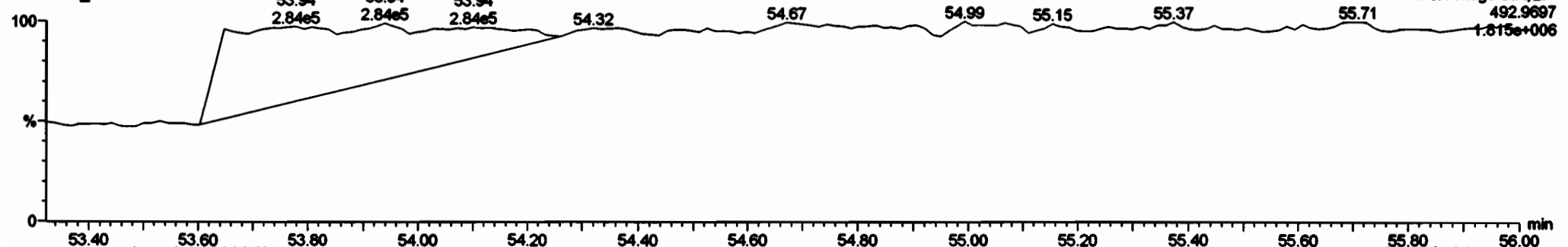


200604K1_1



PFK5a

200604K1_1



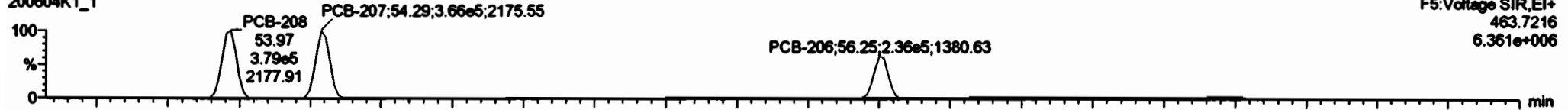
Dataset: Untitled

Last Altered: Friday, June 05, 2020 12:48:38 Pacific Daylight Time
Printed: Friday, June 05, 2020 12:49:40 Pacific Daylight Time

Name: 200604K1_1, Date: 04-Jun-2020, Time: 08:16:37, ID: ST200604K1-1 PCB 209 CS3 19G2809, Description: PCB 209 CS3 19G2809

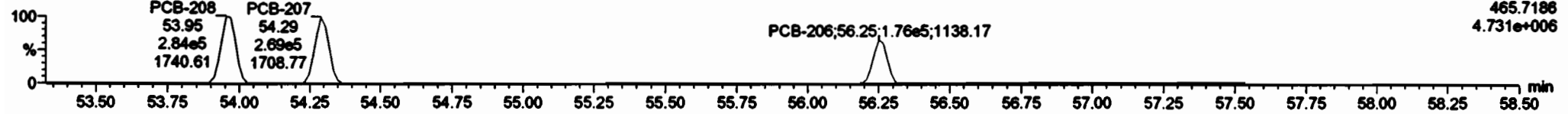
PCB-208

200604K1_1



F5:Voltage SIR,EI+
463.7216
6.361e+006


200604K1_1



F5:Voltage SIR,EI+
465.7186
4.731e+006

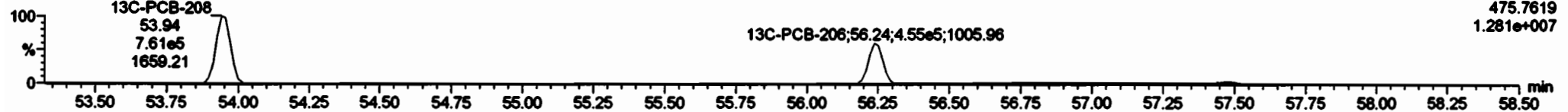
13C-PCB-208

200604K1_1



F5:Voltage SIR,EI+
473.7648
9.851e+006

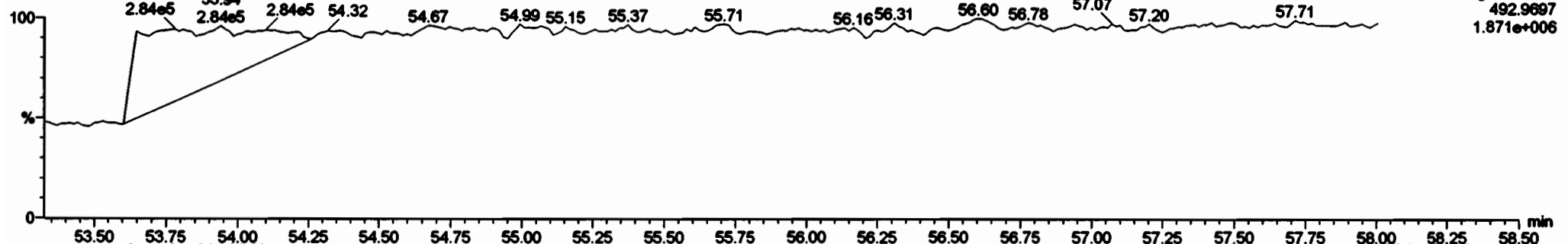
200604K1_1



F5:Voltage SIR,EI+
475.7619
1.281e+007

PFK5

200604K1_1



F5:Voltage SIR,EI+
492.9897
1.871e+006

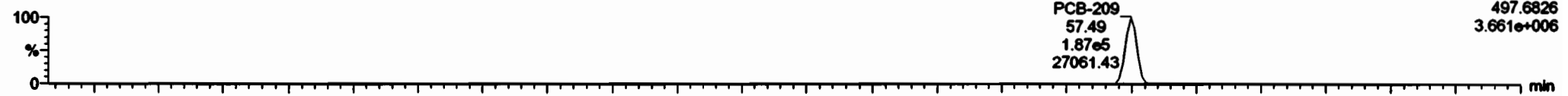
Dataset: Untitled

Last Altered: Friday, June 05, 2020 12:48:38 Pacific Daylight Time
Printed: Friday, June 05, 2020 12:49:40 Pacific Daylight Time

Name: 200604K1_1, Date: 04-Jun-2020, Time: 08:16:37, ID: ST200604K1-1 PCB 209 CS3 19G2609, Description: PCB 209 CS3 19G2609

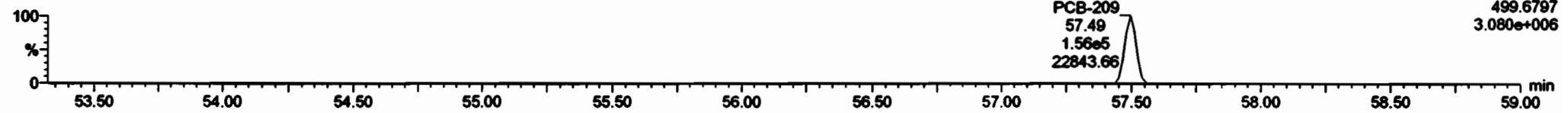
PCB-209

200604K1_1



F5:Voltage SIR,EI+
497.6826
3.661e+006

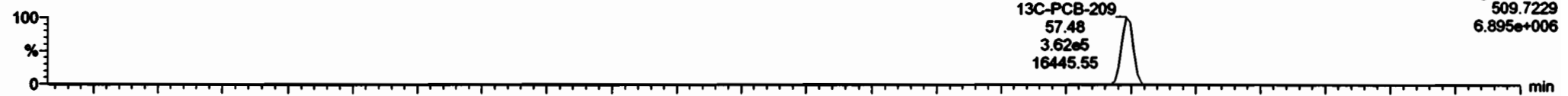
200604K1_1



F5:Voltage SIR,EI+
499.6797
3.080e+006

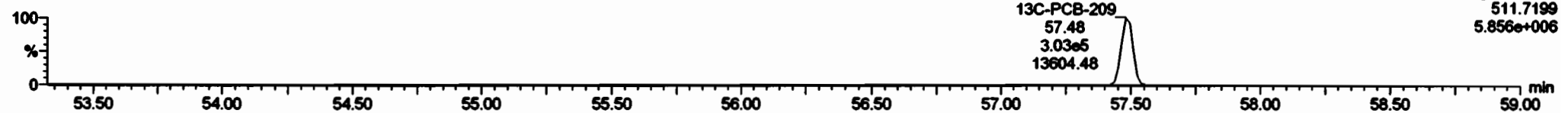
13C-PCB-209

200604K1_1



F5:Voltage SIR,EI+
509.7229
6.895e+006

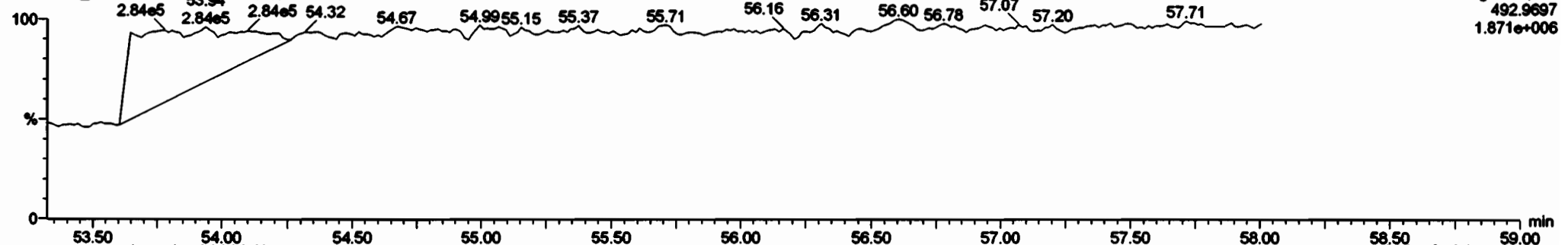
200604K1_1



F5:Voltage SIR,EI+
511.7199
5.856e+006

PFK5b

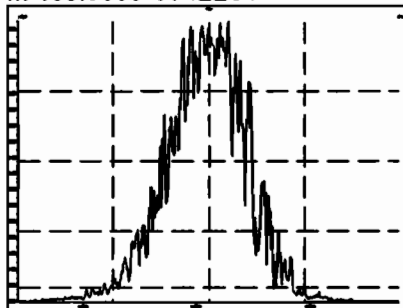
200604K1_1



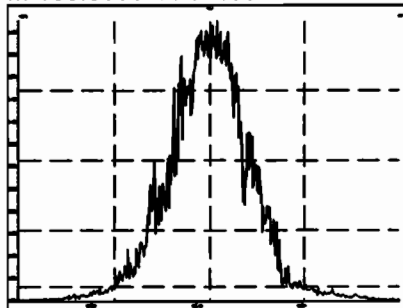
F5:Voltage SIR,EI+
492.9697
1.871e+006

Printed: Thursday, June 04, 2020 19:33:57 Pacific Daylight Time

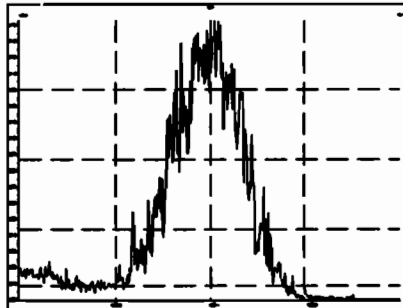
M 168.9888 R 12261



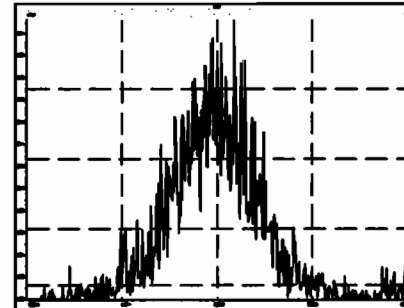
M 180.9888 R 10463



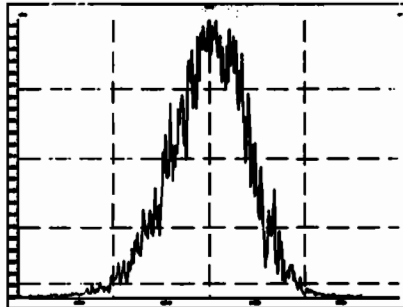
M 192.9888 R 12170



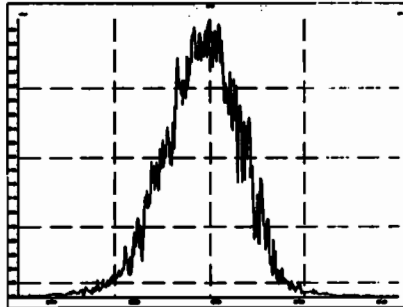
M 204.9888 R 12732



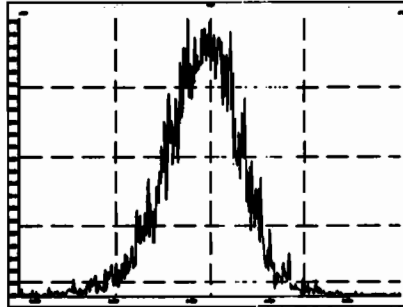
M 218.9856 R 11012



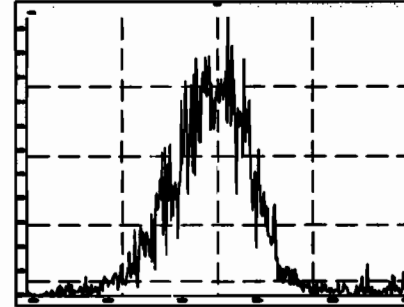
M 230.9856 R 10753



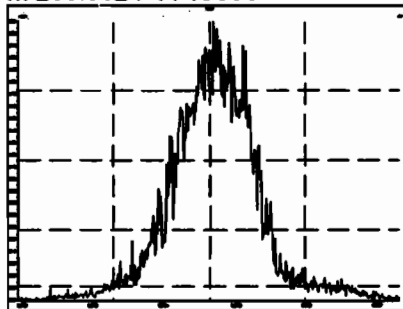
M 242.9856 R 11647



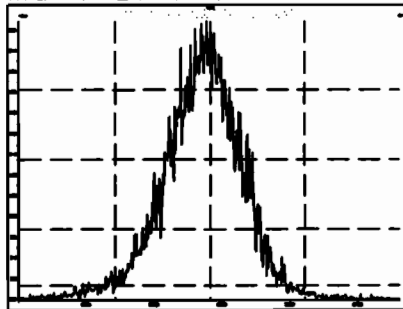
M 254.9856 R 12142



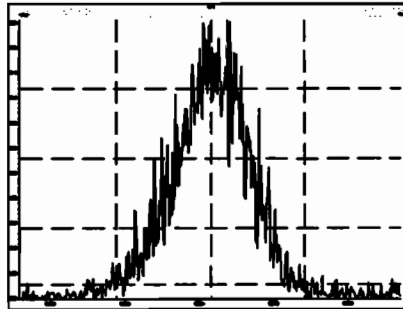
M 268.9824 R 10886



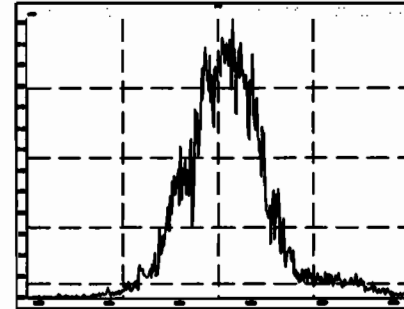
M 280.9824 R 11212



M 254.9856 R 11155

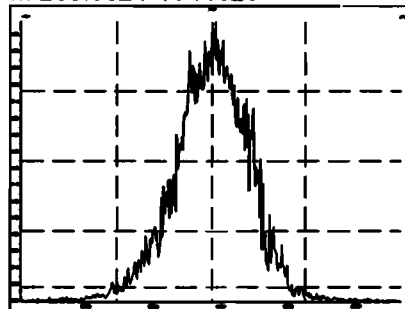


M 268.9824 R 10001

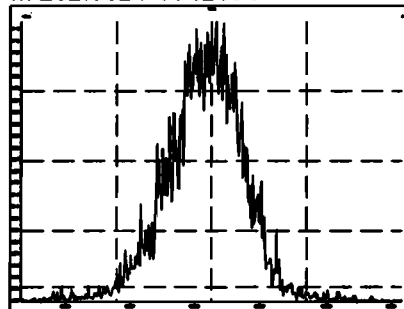


Printed: Thursday, June 04, 2020 19:33:57 Pacific Daylight Time

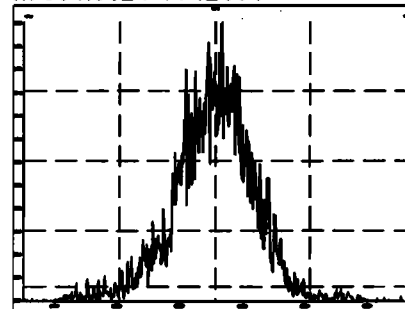
M 280.9824 R 11629



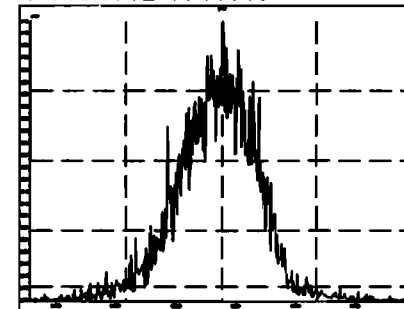
M 292.9824 R 12051



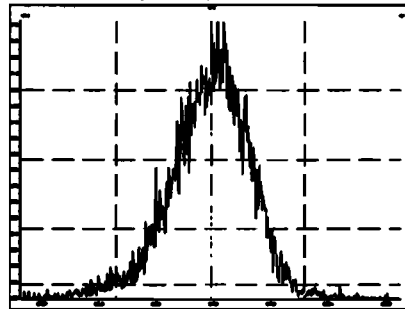
M 304.9824 R 12661



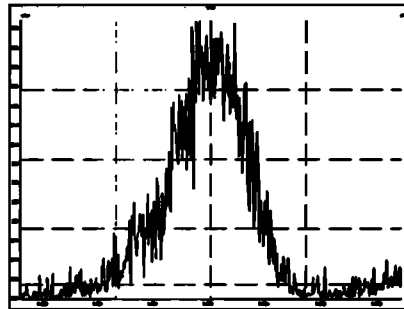
M 318.9792 R 11640



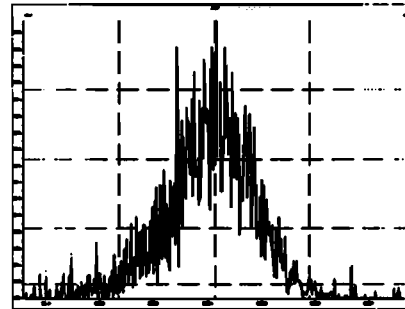
M 330.9792 R 10991



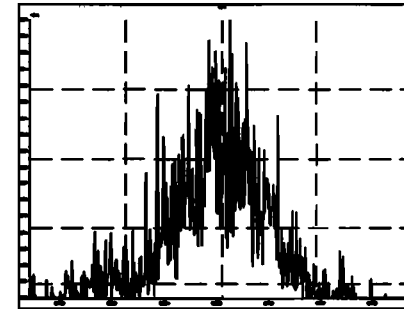
M 342.9792 R 12077



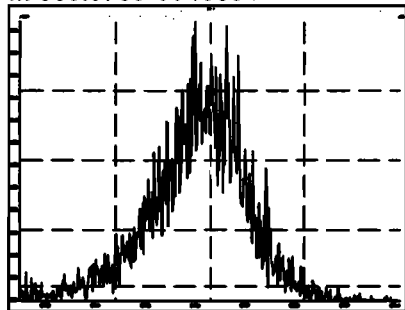
M 354.9792 R 11998



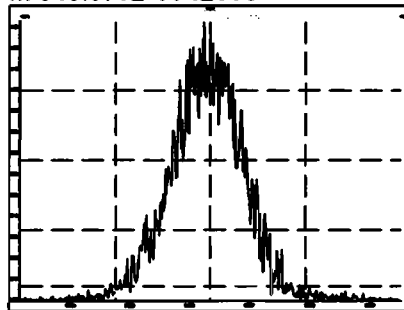
M 366.9792 R 13055



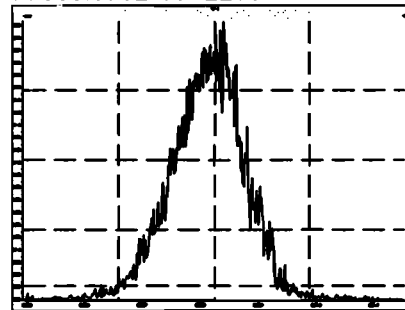
M 380.9760 R 10804



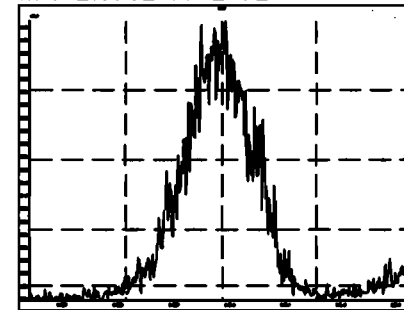
M 318.9792 R 12860



M 330.9792 R 12209

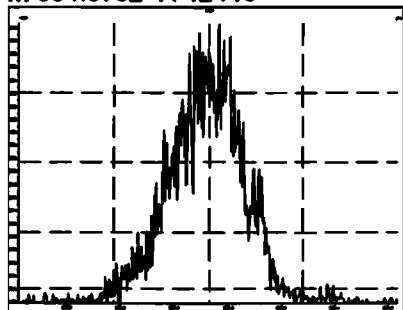


M 342.9792 R 12472

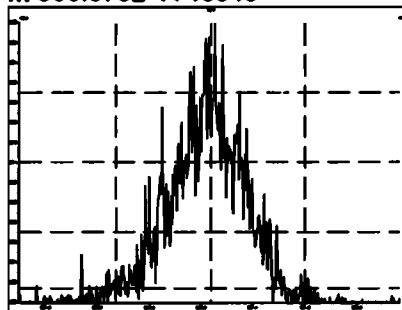


Printed: Thursday, June 04, 2020 19:33:57 Pacific Daylight Time

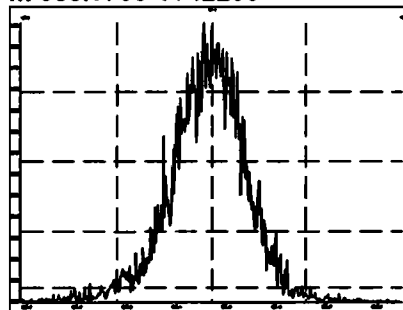
M 354.9792 R 12410



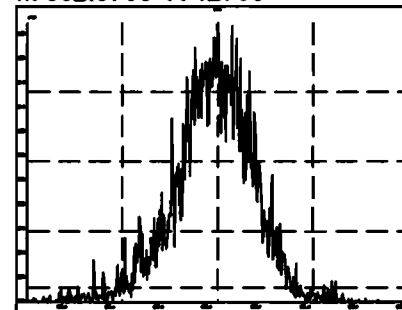
M 366.9792 R 13545



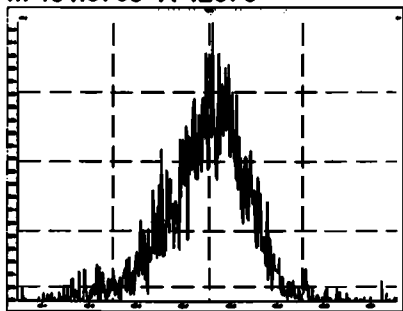
M 380.9760 R 12286



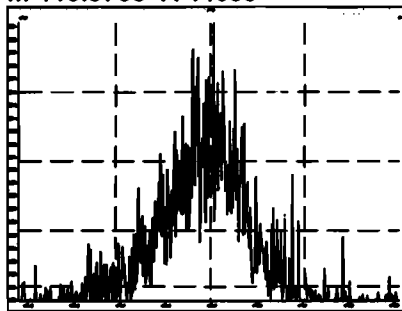
M 392.9760 R 12795



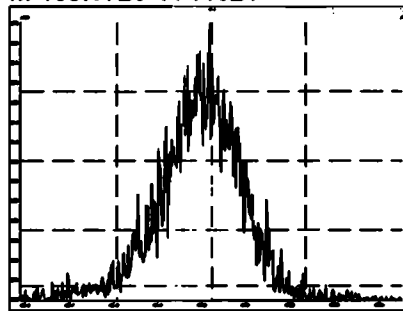
M 404.9760 R 12876



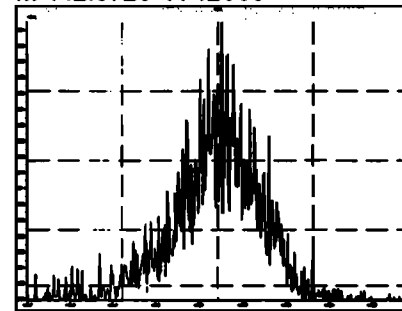
M 416.9760 R 14995



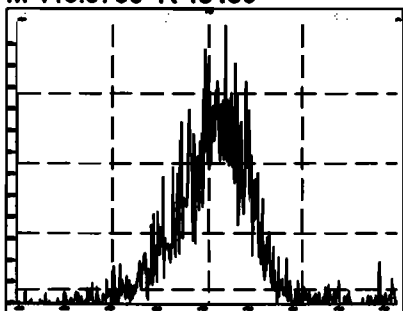
M 430.9728 R 11521



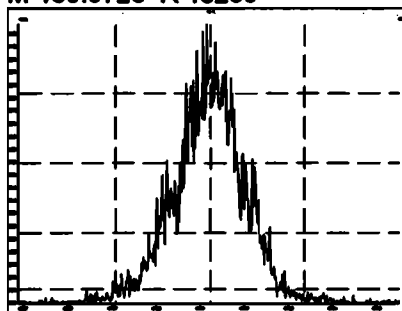
M 442.9728 R 12965



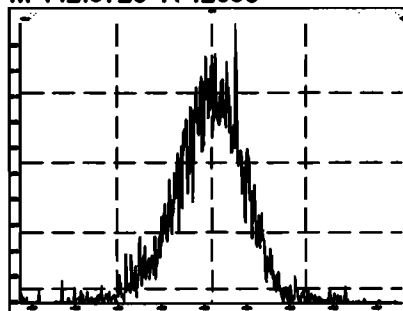
M 416.9760 R 15159



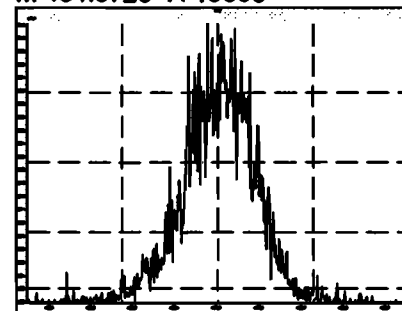
M 430.9728 R 13230



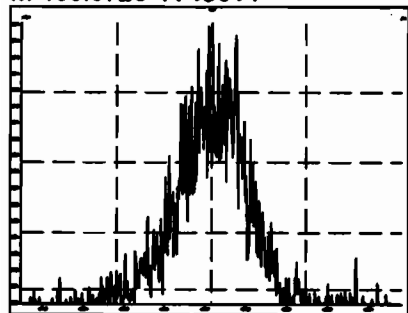
M 442.9728 R 12956



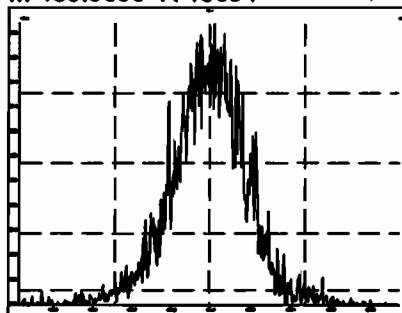
M 454.9728 R 13368



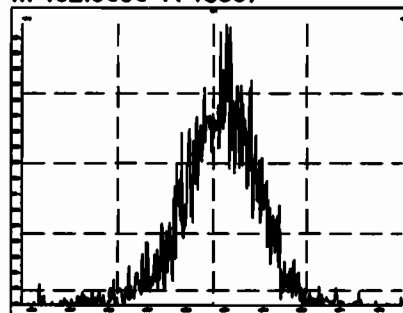
M 466.9728 R 15314



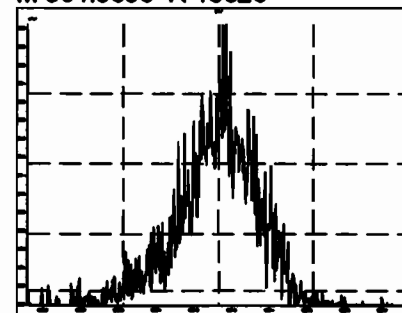
M 480.9696 R 13054



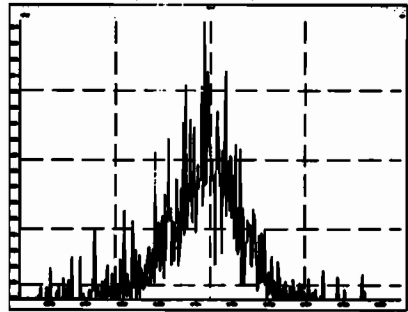
M 492.9696 R 13587



M 504.9696 R 13626



M 516.9697 R 14882



INITIAL CALIBRATION

Dataset: U:\VG11.PRO\Results\200601K1\200601K1-CRVB.qld

hr 6/2/2020

GT 06/02/2020

Last Altered: Tuesday, June 02, 2020 10:21:37 Pacific Daylight Time

Printed: Tuesday, June 02, 2020 11:15:31 Pacific Daylight Time

Begin Rescheck: 1 mass under 10K

End Rescheck: some mass affected by column bleed.

Method: Untitled 01 Jun 2020 09:39:00

Calibration: U:\VG11.PRO\CurveDB\cb1_PCBvg11-6-1-20.cdb 02 Jun 2020 10:21:16

-1 mass under 10K

Compound name: PCB-1

Response Factor: 1.1683

RRF SD: 0.0700662, Relative SD: 5.99729

Response type: Internal Std (Ref 169), Area * (IS Conc. / IS Area)

Curve type: RF

Name	Std Conc	RA	ny	RT	RRT	Resp	IS Resp	Conc	%Dev	RRF	X = dropped
200601K1_1	0.250	2.96	NO	15.52	1.001	6.24e3	2.37e6	0.225	-9.8	1.05	MM
200601K1_2	1.00	3.13	NO	15.53	1.001	2.90e4	2.53e6	0.981	-1.9	1.15	bb
200601K1_3	2.50	3.13	NO	15.56	1.002	7.00e4	2.46e6	2.44	-2.6	1.14	bb
200601K1_4	50.0	3.09	NO	15.54	1.001	1.47e6	2.44e6	51.7	3.3	1.21	bb
200601K1_5	400	3.02	NO	15.54	1.001	1.26e7	2.52e6	426	6.5	1.24	bb
200601K1_6	1000	3.09	NO	15.56	1.002	2.96e7	2.44e6	1040	4.4	1.22	bb

Compound name: PCB-2

Response Factor: 1.1828

RRF SD: 0.0716252, Relative SD: 6.05556

Response type: Internal Std (Ref 170), Area * (IS Conc. / IS Area)

Curve type: RF

Name	Std Conc	RA	ny	RT	RRT	Resp	IS Resp	Conc	%Dev	RRF	X = dropped
200601K1_1	0.250	3.12	NO	17.93	0.988	8.58e3	2.41e6	0.231	-7.7	1.09	bb
200601K1_2	1.00	3.07	NO	17.94	0.988	2.89e4	2.58e6	0.945	-5.5	1.12	bb
200601K1_3	2.50	3.06	NO	17.95	0.988	7.31e4	2.54e6	2.43	-2.6	1.15	bb
200601K1_4	50.0	3.10	NO	17.95	0.988	1.51e6	2.46e6	51.9	3.8	1.23	bb
200601K1_5	400	3.09	NO	17.95	0.988	1.30e7	2.59e6	426	6.5	1.26	bb
200601K1_6	1000	3.10	NO	17.95	0.988	3.06e7	2.47e6	1060	5.6	1.25	bb

Dataset: U:\VG11.PRO\Results\200601K1\200601K1-CRVB.qld

Last Altered: Tuesday, June 02, 2020 10:21:37 Pacific Daylight Time
 Printed: Tuesday, June 02, 2020 11:15:31 Pacific Daylight Time

Compound name: PCB-3
 Response Factor: 1.14833
 RRF SD: 0.0822518, Relative SD: 7.16272
 Response type: Internal Std (Ref 170), Area * (IS Conc. / IS Area)
 Curve type: RF

	Name	Std. Conc.	RA	n/y	RT	RRF	Resp	IS Resp	Conc.	%Dev	RRF	X = dropped
1	200601K1_1	0.250	3.08	NO	18.17	1.001	6.28e3	2.41e6	0.227	-9.2	1.04	MM
2	200601K1_2	1.00	2.84	NO	18.18	1.001	2.75e4	2.58e6	0.928	-7.2	1.07	bb
3	200601K1_3	2.50	3.01	NO	18.19	1.001	7.13e4	2.54e6	2.45	-2.1	1.12	bb
4	200601K1_4	50.0	3.06	NO	18.19	1.001	1.48e6	2.46e6	52.8	5.1	1.21	bb
5	200601K1_5	400	3.08	NO	18.19	1.001	1.27e7	2.59e6	428	7.1	1.23	bb
6	200601K1_6	1000	3.07	NO	18.19	1.001	3.01e7	2.47e6	1060	6.3	1.22	bb

Compound name: PCB-4/10
 Response Factor: 1.24809
 RRF SD: 0.0718691, Relative SD: 5.75833
 Response type: Internal Std (Ref 171), Area * (IS Conc. / IS Area)
 Curve type: RF

	Name	Std. Conc.	RA	n/y	RT	RRF	Resp	IS Resp	Conc.	%Dev	RRF	X = dropped
1	200601K1_1	0.500	1.39	NO	19.58	1.004	9.34e3	1.57e6	0.477	-4.5	1.19	MM
2	200601K1_2	2.00	1.82	NO	19.59	1.004	4.01e4	1.72e6	1.87	-6.5	1.17	MM
3	200601K1_3	5.00	1.58	NO	19.60	1.004	9.94e4	1.67e6	4.78	-4.5	1.19	MM
4	200601K1_4	100	1.53	NO	19.60	1.004	2.09e6	1.62e6	104	3.5	1.29	MM
5	200601K1_5	800	1.55	NO	19.60	1.004	1.82e7	1.72e6	850	6.2	1.33	MM
6	200601K1_6	2000	1.55	NO	19.60	1.004	4.30e7	1.63e6	2110	5.7	1.32	MM

Compound name: PCB-7/9
 Response Factor: 0.960107
 RRF SD: 0.0555849, Relative SD: 5.76736
 Response type: Internal Std (Ref 172), Area * (IS Conc. / IS Area)
 Curve type: RF

	Name	Std. Conc.	RA	n/y	RT	RRF	Resp	IS Resp	Conc.	%Dev	RRF	X = dropped
1	200601K1_1	0.500	1.37	NO	21.37	1.002	1.15e4	2.57e6	0.467	-6.8	0.896	MM
2	200601K1_2	2.00	1.86	NO	21.40	1.003	5.04e4	2.77e6	1.90	-5.2	0.910	MM

Dataset: U:\VG11.PRO\Results\200801K1\200801K1-CRVB.qld

Last Altered: Tuesday, June 02, 2020 10:21:37 Pacific Daylight Time
 Printed: Tuesday, June 02, 2020 11:15:31 Pacific Daylight Time

Compound name: PCB-7/9

Name	Std. Conc.	RA	inj	RT	RRT	Resp	IS Resp	Conc.	%Dev	RRF	X = dropped
200801K1_3	5.00	1.59	NO	21.38	1.002	1.26e5	2.71e6	4.84	-3.2	0.930	bb
200801K1_4	100	1.55	NO	21.41	1.003	2.56e6	2.81e6	103	2.5	0.985	bb
200801K1_5	800	1.55	NO	21.40	1.002	2.25e7	2.73e6	859	7.3	1.03	bb
200801K1_6	2000	1.55	NO	21.41	1.003	5.31e7	2.83e6	2100	5.1	1.01	bb

Compound name: PCB-8

Response Factor: 1.02356

RRF SD: 0.0533669, Relative SD: 5.21385

Response type: Internal Std (Ref 172), Area * (IS Conc. / IS Area)

Curve type: RF

Name	Std. Conc.	RA	inj	RT	RRT	Resp	IS Resp	Conc.	%Dev	RRF	X = dropped
200801K1_1	0.250	1.35	NO	22.04	1.033	6.56e3	2.57e6	0.249	-0.3	1.02	MM
200801K1_2	1.00	1.61	NO	22.05	1.033	2.62e4	2.77e6	0.925	-7.5	0.947	bb
200801K1_3	2.50	1.52	NO	22.06	1.033	6.65e4	2.71e6	2.40	-4.1	0.981	bb
200801K1_4	50.0	1.56	NO	22.06	1.033	1.35e6	2.81e6	50.5	0.9	1.03	bb
200801K1_5	400	1.57	NO	22.06	1.033	1.19e7	2.73e6	425	6.4	1.09	bb
200801K1_6	1000	1.56	NO	22.06	1.033	2.82e7	2.83e6	1050	4.8	1.07	bb

Compound name: PCB-5/8

Response Factor: 0.992495

RRF SD: 0.0686245, Relative SD: 6.71283

Response type: Internal Std (Ref 172), Area * (IS Conc. / IS Area)

Curve type: RF

Name	Std. Conc.	RA	inj	RT	RRT	Resp	IS Resp	Conc.	%Dev	RRF	X = dropped
200801K1_1	0.500	1.47	NO	22.45	1.053	1.15e4	2.57e6	0.452	-9.5	0.898	MM
200801K1_2	2.00	1.46	NO	22.45	1.052	5.24e4	2.77e6	1.91	-4.7	0.946	MM
200801K1_3	5.00	1.56	NO	22.46	1.052	1.31e5	2.71e6	4.86	-2.9	0.964	bb
200801K1_4	100	1.55	NO	22.46	1.052	2.88e6	2.81e6	103	3.5	1.03	bb
200801K1_5	800	1.55	NO	22.46	1.052	2.33e7	2.73e6	859	7.4	1.07	bb
200801K1_6	2000	1.55	NO	22.46	1.052	5.55e7	2.83e6	2120	6.2	1.05	bb

Dataset: U:\VG11.PRO\Results\200601K1\200601K1-CRVB.qld

Last Altered: Tuesday, June 02, 2020 10:21:37 Pacific Daylight Time
 Printed: Tuesday, June 02, 2020 11:15:31 Pacific Daylight Time

Compound name: PCB-14
 Response Factor: 1.01729
 RRF SD: 0.0674193, Relative SD: 6.62732
 Response type: Internal Std (Ref 173), Area * (IS Conc. / IS Area)
 Curve type: RF

Name	Std Conc	RA	nlv	RT	RRF	Resp	IS Resp	Conc	%Dev	RRF	X = dropped
200601K1_1	0.250	1.49	NO	23.59	0.952	5.81e3	2.53e6	0.225	-9.8	0.917	MM
200601K1_2	1.00	1.55	NO	23.59	0.951	2.68e4	2.70e6	0.977	-2.3	0.994	bb
200601K1_3	2.50	1.59	NO	23.60	0.951	6.61e4	2.71e6	2.40	-4.1	0.975	bd
200601K1_4	50.0	1.57	NO	23.60	0.951	1.35e6	2.56e6	51.9	3.9	1.06	bb
200601K1_5	400	1.55	NO	23.60	0.951	1.19e7	2.70e6	433	8.3	1.10	bb
200601K1_6	1000	1.57	NO	23.60	0.951	2.85e7	2.69e6	1040	4.1	1.06	bb

Compound name: PCB-11
 Response Factor: 1.12639
 RRF SD: 0.0395035, Relative SD: 3.50708
 Response type: Internal Std (Ref 173), Area * (IS Conc. / IS Area)
 Curve type: RF

Name	Std Conc	RA	nlv	RT	RRF	Resp	IS Resp	Conc	%Dev	RRF	X = dropped
200601K1_1	0.250	1.34	NO	24.81	1.001	7.25e3	2.53e6	0.254	1.7	1.15	MM
200601K1_2	1.00	1.51	NO	24.81	1.001	2.94e4	2.70e6	0.967	-3.3	1.09	MM
200601K1_3	2.50	1.51	NO	24.82	1.001	7.22e4	2.71e6	2.37	-5.3	1.07	db
200601K1_4	50.0	1.57	NO	24.82	1.001	1.46e6	2.56e6	50.8	1.5	1.14	MM
200601K1_5	400	1.56	NO	24.82	1.001	1.26e7	2.70e6	415	3.8	1.17	db
200601K1_6	1000	1.57	NO	24.82	1.001	3.07e7	2.69e6	1020	1.8	1.14	db

Compound name: PCB-12/13
 Response Factor: 1.02668
 RRF SD: 0.0663406, Relative SD: 6.46163
 Response type: Internal Std (Ref 173), Area * (IS Conc. / IS Area)
 Curve type: RF

Name	Std Conc	RA	nlv	RT	RRF	Resp	IS Resp	Conc	%Dev	RRF	X = dropped
200601K1_1	0.500	1.36	NO	25.18	1.016	1.35e4	2.53e6	0.518	3.7	1.06	MM
200601K1_2	2.00	1.58	NO	25.25	1.016	5.17e4	2.70e6	1.87	-6.7	0.958	MM

Dataset: U:\VG11.PRO\Results\200801K1\200801K1-CRVB.qld

Last Altered: Tuesday, June 02, 2020 10:21:37 Pacific Daylight Time

Printed: Tuesday, June 02, 2020 11:15:31 Pacific Daylight Time

Compound name: PCB-12/13

Name	Std Conc	RA	Hy	RT	RRT	Resp	IS Resp	Conc	%Dev	RRF	X = dropped
200801K1_3	5.00	1.60	NO	25.20	1.016	1.34e5	2.71e6	4.80	-4.0	0.985	MM
200801K1_4	100	1.54	NO	25.20	1.016	2.71e6	2.56e6	103	3.3	1.06	MM
200801K1_5	800	1.54	NO	25.20	1.016	2.37e7	2.70e6	855	6.9	1.10	MM
200801K1_6	2000	1.56	NO	25.20	1.016	5.78e7	2.69e6	2100	4.8	1.08	MM

Compound name: PCB-15

Response Factor: 1.03482

RRF SD: 0.0605674, Relative SD: 5.85293

Response type: Internal Std (Ref 173), Area * (IS Conc. / IS Area)

Curve type: RF

Name	Std Conc	RA	Hy	RT	RRT	Resp	IS Resp	Conc	%Dev	RRF	X = dropped
200801K1_1	0.250	1.40	NO	25.53	1.030	6.04e3	2.53e6	0.231	-7.8	0.954	MM
200801K1_2	1.00	1.58	NO	25.54	1.030	2.67e4	2.70e6	0.954	-4.6	0.987	MM
200801K1_3	2.50	1.51	NO	25.55	1.030	6.80e4	2.71e6	2.42	-3.1	1.00	MM
200801K1_4	50.0	1.55	NO	25.55	1.030	1.39e6	2.56e6	52.4	4.7	1.06	MM
200801K1_5	400	1.55	NO	25.55	1.030	1.18e7	2.70e6	423	5.8	1.10	MM
200801K1_6	1000	1.55	NO	25.55	1.030	2.92e7	2.69e6	1050	4.9	1.09	MM

Compound name: PCB-19

Response Factor: 1.10626

RRF SD: 0.0710209, Relative SD: 6.41991

Response type: Internal Std (Ref 174), Area * (IS Conc. / IS Area)

Curve type: RF

Name	Std Conc	RA	Hy	RT	RRT	Resp	IS Resp	Conc	%Dev	RRF	X = dropped
200801K1_1	0.250	1.12	NO	23.77	1.001	3.44e3	1.32e6	0.236	-5.6	1.04	MM
200801K1_2	1.00	1.08	NO	23.78	1.001	1.48e4	1.42e6	0.945	-5.5	1.05	bb
200801K1_3	2.50	1.05	NO	23.78	1.001	3.64e4	1.39e6	2.36	-5.7	1.04	MM
200801K1_4	50.0	1.01	NO	23.78	1.001	7.58e5	1.33e6	51.5	3.1	1.14	bb
200801K1_5	400	1.02	NO	23.78	1.001	6.75e6	1.40e6	435	6.8	1.20	bb
200801K1_6	1000	1.02	NO	23.78	1.001	1.61e7	1.39e6	1050	4.9	1.16	bb

Dataset: U:\VG11.PRO\Results\200601K1\200601K1-CRVB.qld

Last Altered: Tuesday, June 02, 2020 10:21:37 Pacific Daylight Time
 Printed: Tuesday, June 02, 2020 11:15:31 Pacific Daylight Time

Compound name: PCB-30
 Response Factor: 1.79419
 RRF SD: 0.128021, Relative SD: 7.1353
 Response type: Internal Std (Ref 174), Area * (IS Conc. / IS Area)
 Curve type: RF

Name	Std. Conc.	RA	Int.	RT	RRT	Resp.	IS Resp.	Conc.	%Dev.	RRF	X = dropped
200601K1_1	0.250	1.15	NO	24.68	1.039	5.58e3	1.32e6	0.236	-5.5	1.70	MM
200601K1_2	1.00	1.03	NO	24.69	1.039	2.35e4	1.42e6	0.926	-7.4	1.66	MM
200601K1_3	2.50	1.05	NO	24.70	1.039	5.87e4	1.39e6	2.35	-6.2	1.68	MM
200601K1_4	50.0	1.03	NO	24.70	1.039	1.24e6	1.33e6	52.0	4.0	1.87	bb
200601K1_5	400	1.01	NO	24.70	1.039	1.09e7	1.40e6	435	8.8	1.95	bb
200601K1_6	1000	1.03	NO	24.70	1.039	2.65e7	1.39e6	1080	6.3	1.91	bb

Compound name: PCB-18
 Response Factor: 0.81773
 RRF SD: 0.0320259, Relative SD: 3.91644
 Response type: Internal Std (Ref 175), Area * (IS Conc. / IS Area)
 Curve type: RF

Name	Std. Conc.	RA	Int.	RT	RRT	Resp.	IS Resp.	Conc.	%Dev.	RRF	X = dropped
200601K1_1	0.250	1.07	NO	25.45	0.952	4.02e3	1.93e6	0.254	1.6	0.831	MM
200601K1_2	1.00	1.04	NO	25.46	0.952	1.62e4	2.07e6	0.957	-4.3	0.782	bd
200601K1_3	2.50	1.04	NO	25.46	0.952	3.92e4	2.03e6	2.37	-5.2	0.775	bd
200601K1_4	50.0	1.01	NO	25.47	0.952	8.23e5	1.97e6	51.0	2.0	0.834	bd
200601K1_5	400	1.03	NO	25.47	0.952	7.32e6	2.13e6	419	4.8	0.857	bd
200601K1_6	1000	1.02	NO	25.46	0.952	1.78e7	2.16e6	1010	1.0	0.826	bd

Compound name: PCB-17
 Response Factor: 0.758399
 RRF SD: 0.0346137, Relative SD: 4.56405
 Response type: Internal Std (Ref 175), Area * (IS Conc. / IS Area)
 Curve type: RF

Name	Std. Conc.	RA	Int.	RT	RRT	Resp.	IS Resp.	Conc.	%Dev.	RRF	X = dropped
200601K1_1	0.250	1.04	NO	25.64	0.959	3.52e3	1.93e6	0.240	-3.8	0.729	MM
200601K1_2	1.00	1.09	NO	25.64	0.958	1.49e4	2.07e6	0.951	-4.9	0.721	db

Dataset: U:\VG11.PRO\Results\200601K1\200601K1-CRVB.qld

Last Altered: Tuesday, June 02, 2020 10:21:37 Pacific Daylight Time
 Printed: Tuesday, June 02, 2020 11:15:31 Pacific Daylight Time

Compound name: PCB-17

Name	Std. Conc.	RA	inj	RT	RRT	Resp	IS Resp	Conc.	%Dev	RRF	X= dropped
200601K1_3	2.50	1.04	NO	25.64	0.958	3.72e4	2.03e6	2.42	-3.2	0.734	MM
200601K1_4	50.0	1.01	NO	25.65	0.959	7.73e5	1.97e6	51.6	3.3	0.783	db
200601K1_5	400	1.04	NO	25.65	0.959	6.87e6	2.13e6	424	6.0	0.804	db
200601K1_6	1000	1.02	NO	25.65	0.959	1.68e7	2.16e6	1030	2.7	0.779	db

Compound name: PCB-24/27

Response Factor: 1.08206

RRF SD: 0.0492171, Relative SD: 4.54845

Response type: Internal Std (Ref 175), Area * (IS Conc. / IS Area)

Curve type: RF

Name	Std. Conc.	RA	inj	RT	RRT	Resp	IS Resp	Conc.	%Dev	RRF	X= dropped
200601K1_1	0.500	1.04	NO	26.22	0.980	9.84e3	1.93e6	0.471	-5.8	1.02	MM
200601K1_2	2.00	1.02	NO	26.23	0.980	4.42e4	2.07e6	1.97	-1.4	1.07	bb
200601K1_3	5.00	1.02	NO	26.24	0.981	1.05e5	2.03e6	4.79	-4.2	1.04	bb
200601K1_4	100	1.02	NO	26.24	0.981	2.21e6	1.97e6	104	3.6	1.12	bb
200601K1_5	800	1.02	NO	26.24	0.981	1.95e7	2.13e6	845	5.6	1.14	bb
200601K1_6	2000	1.03	NO	26.24	0.981	4.77e7	2.16e6	2050	2.3	1.11	bb

Compound name: PCB-16/32

Response Factor: 0.925439

RRF SD: 0.0403363, Relative SD: 4.35861

Response type: Internal Std (Ref 175), Area * (IS Conc. / IS Area)

Curve type: RF

Name	Std. Conc.	RA	inj	RT	RRT	Resp	IS Resp	Conc.	%Dev	RRF	X= dropped
200601K1_1	0.500	1.07	NO	26.75	1.000	8.78e3	1.93e6	0.491	-1.8	0.909	bb
200601K1_2	2.00	1.07	NO	26.76	1.000	3.61e4	2.07e6	1.88	-5.9	0.871	bb
200601K1_3	5.00	1.03	NO	26.77	1.001	9.09e4	2.03e6	4.85	-3.0	0.898	MM
200601K1_4	100	1.02	NO	26.77	1.001	1.87e6	1.97e6	103	2.8	0.950	bb
200601K1_5	800	1.02	NO	26.77	1.001	1.68e7	2.13e6	849	6.1	0.982	bb
200601K1_6	2000	1.01	NO	26.77	1.001	4.07e7	2.16e6	2040	2.0	0.944	bb

Dataset: U:\VG11.PRO\Results\200601K1\200601K1-CRVB.qld

Last Altered: Tuesday, June 02, 2020 10:21:37 Pacific Daylight Time
 Printed: Tuesday, June 02, 2020 11:15:31 Pacific Daylight Time

Compound name: PCB-34
 Response Factor: 0.945495
 RRF SD: 0.0781691, Relative SD: 8.26754
 Response type: Internal Std (Ref 176), Area * (IS Conc. / IS Area)
 Curve type: RF

	Name	Std Conc	RA	nty	RT	RRF	Resp	IS Resp	Conc	%Dev	RRF	X = dropped
1	200601K1_1	0.250	1.14	NO	27.58	0.959	4.74e3	2.38e6	0.211	-15.8	0.797	MM
2	200601K1_2	1.00	1.01	NO	27.58	0.959	2.43e4	2.38e6	1.08	8.0	1.02	bd
3	200601K1_3	2.50	1.02	NO	27.58	0.959	5.47e4	2.33e6	2.48	-0.8	0.939	bd
4	200601K1_4	50.0	1.05	NO	27.58	0.959	1.08e6	2.26e6	50.5	0.9	0.954	bd
5	200601K1_5	400	1.08	NO	27.58	0.959	9.47e6	2.40e6	418	4.4	0.987	bd
6	200601K1_6	1000	1.03	NO	27.58	0.959	2.33e7	2.39e6	1030	3.1	0.975	bd

Compound name: PCB-23
 Response Factor: 0.882931
 RRF SD: 0.0420273, Relative SD: 4.75998
 Response type: Internal Std (Ref 176), Area * (IS Conc. / IS Area)
 Curve type: RF

	Name	Std Conc	RA	nty	RT	RRF	Resp	IS Resp	Conc	%Dev	RRF	X = dropped
1	200601K1_1	0.250	1.03	NO	27.67	0.962	5.14e3	2.38e6	0.245	-2.0	0.865	MM
2	200601K1_2	1.00	1.07	NO	27.67	0.962	1.97e4	2.38e6	0.935	-6.5	0.826	db
3	200601K1_3	2.50	1.04	NO	27.67	0.962	4.95e4	2.33e6	2.40	-3.8	0.849	db
4	200601K1_4	50.0	1.05	NO	27.67	0.962	1.05e6	2.26e6	52.8	5.3	0.930	dd
5	200601K1_5	400	1.07	NO	27.67	0.962	8.81e6	2.40e6	416	3.9	0.918	db
6	200601K1_6	1000	1.07	NO	27.67	0.962	2.18e7	2.39e6	1030	3.1	0.910	db

Compound name: PCB-29
 Response Factor: 0.892811
 RRF SD: 0.0395517, Relative SD: 4.43002
 Response type: Internal Std (Ref 176), Area * (IS Conc. / IS Area)
 Curve type: RF

	Name	Std Conc	RA	nty	RT	RRF	Resp	IS Resp	Conc	%Dev	RRF	X = dropped
1	200601K1_1	0.250	1.11	NO	27.91	0.971	4.92e3	2.38e6	0.232	-7.2	0.828	MM
2	200601K1_2	1.00	1.12	NO	27.93	0.971	2.20e4	2.38e6	1.03	3.1	0.921	bd

Dataset: U:\VG11.PRO\Results\200601K1\200601K1-CRVB.qld

Last Altered: Tuesday, June 02, 2020 10:21:37 Pacific Daylight Time

Printed: Tuesday, June 02, 2020 11:15:31 Pacific Daylight Time

Compound name: PCB-29

Name	Std. Conc.	RA	Qty	RT	RRT	Resp	IS Resp	Conc.	%Dev	RRF	X = dropped
200601K1_3	2.50	1.01	NO	27.93	0.971	5.03e4	2.33e6	2.42	-3.2	0.864	bd
200601K1_4	50.0	1.06	NO	27.93	0.971	1.02e6	2.26e6	50.2	0.5	0.897	dd
200601K1_5	400	1.06	NO	27.93	0.971	8.95e6	2.40e6	418	4.5	0.933	bb
200601K1_6	1000	1.02	NO	27.93	0.971	2.19e7	2.39e6	1020	2.4	0.914	bb

Compound name: PCB-26

Response Factor: 0.943921

RRF SD: 0.0501146, Relative SD: 5.3082

Response type: Internal Std (Ref 176), Area * (IS Conc. / IS Area)

Curve type: RF

Name	Std. Conc.	RA	Qty	RT	RRT	Resp	IS Resp	Conc.	%Dev	RRF	X = dropped
200601K1_1	0.250	1.09	NO	28.14	0.979	5.11e3	2.38e6	0.227	-9.0	0.859	MM
200601K1_2	1.00	1.04	NO	28.16	0.979	2.24e4	2.38e6	0.996	-0.4	0.940	dd
200601K1_3	2.50	1.07	NO	28.16	0.979	5.36e4	2.33e6	2.44	-2.4	0.921	dd
200601K1_4	50.0	1.06	NO	28.16	0.979	1.10e6	2.26e6	51.3	2.5	0.968	dd
200601K1_5	400	1.07	NO	28.16	0.979	9.80e6	2.40e6	424	5.9	1.00	bd
200601K1_6	1000	1.04	NO	28.16	0.979	2.34e7	2.39e6	1030	3.4	0.976	bd

Compound name: PCB-25

Response Factor: 0.949875

RRF SD: 0.0334033, Relative SD: 3.5166

Response type: Internal Std (Ref 176), Area * (IS Conc. / IS Area)

Curve type: RF

Name	Std. Conc.	RA	Qty	RT	RRT	Resp	IS Resp	Conc.	%Dev	RRF	X = dropped
200601K1_1	0.250	1.13	NO	28.31	0.984	5.29e3	2.38e6	0.234	-6.4	0.889	MM
200601K1_2	1.00	1.09	NO	28.32	0.984	2.23e4	2.38e6	0.985	-1.5	0.935	db
200601K1_3	2.50	1.03	NO	28.32	0.984	5.65e4	2.33e6	2.55	2.1	0.970	db
200601K1_4	50.0	1.08	NO	28.32	0.984	1.08e6	2.26e6	50.4	0.7	0.957	db
200601K1_5	400	1.04	NO	28.32	0.984	9.41e6	2.40e6	413	3.2	0.960	db
200601K1_6	1000	1.04	NO	28.32	0.984	2.32e7	2.39e6	1020	1.9	0.968	db

Dataset: U:\VG11.PRO\Results\200801K1\200801K1-CRVB.qld

Last Altered: Tuesday, June 02, 2020 10:21:37 Pacific Daylight Time
 Printed: Tuesday, June 02, 2020 11:15:31 Pacific Daylight Time

Compound name: PCB-31
 Response Factor: 1.03628
 RRF SD: 0.032755, Relative SD: 3.16084
 Response type: Internal Std (Ref 178), Area * (IS Conc. / IS Area)
 Curve type: RF

	Name	Std Conc	RA	n/y	RT	RRF	Resp	IS Resp	Conc	%Dev	RRF	X = dropped
1	200801K1_1	0.250	1.10	NO	28.68	0.997	6.02e3	2.38e6	0.244	-2.3	1.01	MM
2	200801K1_2	1.00	1.05	NO	28.68	0.997	2.45e4	2.38e6	0.993	-0.7	1.03	bd
3	200801K1_3	2.50	1.03	NO	28.68	0.997	5.91e4	2.33e6	2.45	-2.1	1.01	MM
4	200801K1_4	50.0	1.14	NO	28.68	0.997	1.15e6	2.26e6	48.9	-2.1	1.01	bd
5	200801K1_5	400	1.07	NO	28.68	0.997	1.05e7	2.40e6	423	5.8	1.10	bd
6	200801K1_6	1000	1.02	NO	28.68	0.997	2.52e7	2.39e6	1010	1.4	1.05	bd

Compound name: PCB-28
 Response Factor: 1.025
 RRF SD: 0.0755239, Relative SD: 7.36817
 Response type: Internal Std (Ref 178), Area * (IS Conc. / IS Area)
 Curve type: RF

	Name	Std Conc	RA	n/y	RT	RRF	Resp	IS Resp	Conc	%Dev	RRF	X = dropped
1	200801K1_1	0.250	1.17	NO	28.77	1.001	5.28e3	2.38e6	0.217	-13.3	0.889	MM
2	200801K1_2	1.00	1.04	NO	28.79	1.001	2.41e4	2.38e6	0.984	-1.6	1.01	db
3	200801K1_3	2.50	1.08	NO	28.79	1.001	5.88e4	2.33e6	2.46	-1.5	1.01	db
4	200801K1_4	50.0	1.08	NO	28.79	1.001	1.22e6	2.26e6	52.7	5.5	1.08	db
5	200801K1_5	400	1.08	NO	28.79	1.001	1.04e7	2.40e6	424	6.0	1.09	db
6	200801K1_6	1000	1.02	NO	28.79	1.001	2.57e7	2.39e6	1050	4.9	1.08	db

Compound name: PCB-20/21/33
 Response Factor: 0.941292
 RRF SD: 0.0455201, Relative SD: 4.83592
 Response type: Internal Std (Ref 178), Area * (IS Conc. / IS Area)
 Curve type: RF

	Name	Std Conc	RA	n/y	RT	RRF	Resp	IS Resp	Conc	%Dev	RRF	X = dropped
1	200801K1_1	0.750	1.00	NO	29.40	1.023	1.56e4	2.38e6	0.697	-7.1	0.875	MM
2	200801K1_2	3.00	1.08	NO	29.42	1.023	6.54e4	2.38e6	2.91	-2.9	0.914	bb

Dataset: U:\VG11.PRO\Results\200601K1\200601K1-CRVB.qld

Last Altered: Tuesday, June 02, 2020 10:21:37 Pacific Daylight Time

Printed: Tuesday, June 02, 2020 11:15:31 Pacific Daylight Time

Compound name: PCB-20/21/33

Name	Std. Conc.	RA	ny	RT	RRT	Resp	IS Resp	Conc.	%Dev	RRF	X = dropped
200601K1_3	7.50	1.06	NO	29.42	1.023	1.62e5	2.33e6	7.38	-1.6	0.928	bb
200601K1_4	150	1.07	NO	29.42	1.023	3.24e6	2.28e6	152	1.5	0.955	bb
200601K1_5	1200	1.05	NO	29.42	1.023	2.88e7	2.40e6	1270	6.2	1.00	bb
200601K1_6	3000	1.03	NO	29.42	1.023	7.01e7	2.39e6	3110	3.8	0.977	bb

Compound name: PCB-22

Response Factor: 0.972852

RRF SD: 0.0679212, Relative SD: 6.98165

Response type: Internal Std (Ref 176), Area * (IS Conc. / IS Area)

Curve type: RF

Name	Std. Conc.	RA	ny	RT	RRT	Resp	IS Resp	Conc.	%Dev	RRF	X = dropped
200601K1_1	0.250	0.91	NO	29.87	1.039	5.07e3	2.38e6	0.219	-12.4	0.853	MM
200601K1_2	1.00	1.14	NO	29.87	1.038	2.26e4	2.38e6	0.972	-2.8	0.948	db
200601K1_3	2.50	1.08	NO	29.89	1.039	5.67e4	2.33e6	2.50	0.1	0.974	bb
200601K1_4	50.0	1.06	NO	29.89	1.039	1.14e6	2.28e6	51.5	3.1	1.00	bb
200601K1_5	400	1.09	NO	29.89	1.039	9.79e6	2.40e6	419	4.8	1.02	bb
200601K1_6	1000	1.06	NO	29.89	1.039	2.49e7	2.39e6	1070	7.1	1.04	bb

Compound name: PCB-36

Response Factor: 1.07599

RRF SD: 0.05125, Relative SD: 4.76304

Response type: Internal Std (Ref 177), Area * (IS Conc. / IS Area)

Curve type: RF

Name	Std. Conc.	RA	ny	RT	RRT	Resp	IS Resp	Conc.	%Dev	RRF	X = dropped
200601K1_1	0.250	0.99	NO	30.50	0.931	5.49e3	2.11e6	0.242	-3.2	1.04	bb
200601K1_2	1.00	0.98	NO	30.50	0.931	2.35e4	2.28e6	0.969	-3.1	1.04	bb
200601K1_3	2.50	1.05	NO	30.50	0.931	5.71e4	2.28e6	2.34	-6.3	1.01	MM
200601K1_4	50.0	1.06	NO	30.52	0.932	1.16e6	2.09e6	51.5	3.1	1.11	bb
200601K1_5	400	1.10	NO	30.52	0.932	9.81e6	2.17e6	421	5.2	1.13	db
200601K1_6	1000	1.05	NO	30.52	0.931	2.55e7	2.27e6	1040	4.3	1.12	db

Dataset: U:\VG11.PRO\Results\200601K1\200601K1-CRVB.qld

Last Altered: Tuesday, June 02, 2020 10:21:37 Pacific Daylight Time

Printed: Tuesday, June 02, 2020 11:15:31 Pacific Daylight Time

Compound name: PCB-39
 Response Factor: 0.968291
 RRF SD: 0.0625968, Relative SD: 6.33405
 Response type: Internal Std (Ref 177), Area * (IS Conc. / IS Area)
 Curve type: RF

	Name	Std Conc	RA	n/y	RT	RRF	Resp	IS Resp	Conc	%Dev	RRF	X = dropped
1	200601K1_1	0.250	1.06	NO	30.99	0.946	4.77e3	2.11e6	0.229	-8.5	0.904	bb
2	200601K1_2	1.00	1.01	NO	30.99	0.946	2.15e4	2.26e6	0.964	-3.6	0.953	MM
3	200601K1_3	2.50	1.06	NO	30.99	0.946	5.36e4	2.26e6	2.40	-4.2	0.947	db
4	200601K1_4	50.0	1.09	NO	31.00	0.947	1.07e6	2.09e6	51.7	3.3	1.02	db
5	200601K1_5	400	1.09	NO	31.00	0.947	9.22e6	2.17e6	431	7.6	1.06	db
6	200601K1_6	1000	1.04	NO	31.00	0.948	2.36e7	2.27e6	1050	5.3	1.04	db

Compound name: PCB-38
 Response Factor: 1.05188
 RRF SD: 0.0528736, Relative SD: 5.00759
 Response type: Internal Std (Ref 177), Area * (IS Conc. / IS Area)
 Curve type: RF

	Name	Std Conc	RA	n/y	RT	RRF	Resp	IS Resp	Conc	%Dev	RRF	X = dropped
1	200601K1_1	0.250	1.13	NO	31.78	0.970	5.42e3	2.11e6	0.244	-2.2	1.03	MM
2	200601K1_2	1.00	1.07	NO	31.78	0.970	2.26e4	2.26e6	0.953	-4.7	1.00	dd
3	200601K1_3	2.50	1.04	NO	31.78	0.970	5.62e4	2.26e6	2.38	-5.5	0.994	dd
4	200601K1_4	50.0	1.09	NO	31.78	0.970	1.12e6	2.09e6	51.0	2.1	1.07	dd
5	200601K1_5	400	1.05	NO	31.78	0.970	9.81e6	2.17e6	430	7.5	1.13	dd
6	200601K1_6	1000	1.03	NO	31.78	0.970	2.45e7	2.27e6	1030	2.8	1.08	dd

Compound name: PCB-35
 Response Factor: 1.04369
 RRF SD: 0.0671055, Relative SD: 6.42963
 Response type: Internal Std (Ref 177), Area * (IS Conc. / IS Area)
 Curve type: RF

	Name	Std Conc	RA	n/y	RT	RRF	Resp	IS Resp	Conc	%Dev	RRF	X = dropped
1	200601K1_1	0.250	0.95	NO	32.33	0.987	5.10e3	2.11e6	0.232	-7.2	0.968	bb
2	200601K1_2	1.00	1.07	NO	32.33	0.987	2.27e4	2.26e6	0.964	-3.6	1.01	MM

Dataset: U:\VG11.PRO\Results\200601K1\200601K1-CRVB.qld

Last Altered: Tuesday, June 02, 2020 10:21:37 Pacific Daylight Time

Printed: Tuesday, June 02, 2020 11:15:31 Pacific Daylight Time

Compound name: PCB-35

Name	Std. Conc.	RA	Hy	RT	RRT	Resp	IS Resp	Conc.	%Dev	RRF	X = dropped
200601K1_3	2.50	1.01	NO	32.33	0.967	5.53e4	2.26e6	2.34	-6.4	0.977	db
200601K1_4	50.0	1.07	NO	32.33	0.967	1.15e6	2.09e6	52.5	5.0	1.10	dd
200601K1_5	400	1.06	NO	32.33	0.967	9.64e6	2.17e6	426	6.8	1.11	dd
200601K1_6	1000	1.06	NO	32.33	0.966	2.50e7	2.27e6	1060	5.6	1.10	dd

Compound name: PCB-37

Response Factor: 1.00907

RRF SD: 0.0813948, Relative SD: 8.0663

Response type: Internal Std (Ref 177), Area * (IS Conc. / IS Area)

Curve type: RF

Name	Std. Conc.	RA	Hy	RT	RRT	Resp	IS Resp	Conc.	%Dev	RRF	X = dropped
200601K1_1	0.250	1.04	NO	32.77	1.000	4.58e3	2.11e6	0.215	-13.9	0.869	MM
200601K1_2	1.00	1.09	NO	32.77	1.000	2.21e4	2.26e6	0.972	-2.8	0.981	MM
200601K1_3	2.50	1.04	NO	32.77	1.000	5.65e4	2.26e6	2.47	-1.0	0.999	MM
200601K1_4	50.0	1.05	NO	32.79	1.001	1.10e6	2.09e6	51.9	3.8	1.05	MM
200601K1_5	400	1.04	NO	32.79	1.001	9.57e6	2.17e6	437	9.4	1.10	MM
200601K1_6	1000	1.04	NO	32.79	1.001	2.39e7	2.27e6	1050	4.6	1.06	MM

Compound name: PCB-54

Response Factor: 1.07963

RRF SD: 0.0563853, Relative SD: 5.22166

Response type: Internal Std (Ref 178), Area * (IS Conc. / IS Area)

Curve type: RF

Name	Std. Conc.	RA	Hy	RT	RRT	Resp	IS Resp	Conc.	%Dev	RRF	X = dropped
200601K1_1	0.250	0.74	NO	27.62	1.001	4.22e3	1.88e6	0.232	-7.1	1.00	MM
200601K1_2	1.00	0.80	NO	27.64	1.001	1.98e4	1.85e6	0.990	-1.0	1.07	bb
200601K1_3	2.50	0.76	NO	27.64	1.001	4.63e4	1.80e6	2.38	-4.9	1.03	bb
200601K1_4	50.0	0.76	NO	27.64	1.001	9.76e5	1.75e6	51.6	3.2	1.11	bb
200601K1_5	400	0.79	NO	27.64	1.001	6.59e6	1.86e6	422	5.8	1.14	bb
200601K1_6	1000	0.77	NO	27.64	1.001	2.11e7	1.86e6	1040	4.2	1.13	bb

Dataset: U:\VG11.PROVResults\200601K1\200601K1-CRVB.qld

Last Altered: Tuesday, June 02, 2020 10:21:37 Pacific Daylight Time
 Printed: Tuesday, June 02, 2020 11:15:31 Pacific Daylight Time

Compound name: PCB-50
 Response Factor: 0.879558
 RRF SD: 0.0380434, Relative SD: 4.3253
 Response type: Internal Std (Ref 178), Area * (IS Conc. / IS Area)
 Curve type: RF

Name	Std Conc	RA	n/y	RT	RRT	Resp	IS Resp	Conc	%Dev	RRF	X = dropped
200601K1_1	0.250	0.79	NO	28.83	1.044	3.74e3	1.68e6	0.252	1.0	0.888	MM
200601K1_2	1.00	0.80	NO	28.83	1.044	1.52e4	1.85e6	0.932	-6.8	0.820	bb
200601K1_3	2.50	0.75	NO	28.83	1.044	3.83e4	1.80e6	2.41	-3.4	0.849	bb
200601K1_4	50.0	0.75	NO	28.84	1.044	7.79e5	1.75e6	50.8	1.2	0.890	bb
200601K1_5	400	0.75	NO	28.84	1.044	6.88e6	1.88e6	415	3.8	0.913	bb
200601K1_6	1000	0.76	NO	28.84	1.044	1.72e7	1.88e6	1040	4.3	0.917	bb

Compound name: PCB-53
 Response Factor: 0.998734
 RRF SD: 0.0611951, Relative SD: 6.13956
 Response type: Internal Std (Ref 179), Area * (IS Conc. / IS Area)
 Curve type: RF

Name	Std Conc	RA	n/y	RT	RRT	Resp	IS Resp	Conc	%Dev	RRF	X = dropped
200601K1_1	0.250	0.84	NO	29.50	0.944	3.27e3	1.37e6	0.240	-4.0	0.956	MM
200601K1_2	1.00	0.75	NO	29.50	0.943	1.40e4	1.50e6	0.934	-6.8	0.931	MM
200601K1_3	2.50	0.78	NO	29.50	0.943	3.39e4	1.44e6	2.35	-5.8	0.939	bb
200601K1_4	50.0	0.77	NO	29.51	0.944	7.19e5	1.38e6	52.4	4.8	1.04	bb
200601K1_5	400	0.78	NO	29.51	0.944	6.47e6	1.51e6	429	7.3	1.07	bb
200601K1_6	1000	0.78	NO	29.51	0.944	1.80e7	1.54e6	1040	4.3	1.04	bb

Compound name: PCB-51
 Response Factor: 1.08521
 RRF SD: 0.0890475, Relative SD: 6.48207
 Response type: Internal Std (Ref 179), Area * (IS Conc. / IS Area)
 Curve type: RF

Name	Std Conc	RA	n/y	RT	RRT	Resp	IS Resp	Conc	%Dev	RRF	X = dropped
200601K1_1	0.250	0.77	NO	29.85	0.955	3.29e3	1.37e6	0.226	-9.4	0.965	MM
200601K1_2	1.00	0.81	NO	29.85	0.955	1.58e4	1.50e6	0.978	-2.2	1.04	MM

Dataset: U:\VG11.PRO\Results\200601K1\200601K1-CRVB.qld

Last Altered: Tuesday, June 02, 2020 10:21:37 Pacific Daylight Time
 Printed: Tuesday, June 02, 2020 11:15:31 Pacific Daylight Time

Compound name: PCB-51

Name	Std. Conc.	RA	inj	RT	RRT	Resp	IS Resp	Conc.	%Dev	RRF	X = dropped
200601K1_3	2.50	0.79	NO	29.85	0.955	3.69e4	1.44e6	2.40	-4.1	1.02	bb
200601K1_4	50.0	0.77	NO	29.85	0.955	7.80e5	1.38e6	53.2	6.4	1.13	bb
200601K1_5	400	0.76	NO	29.85	0.955	6.92e6	1.51e6	430	7.4	1.14	bb
200601K1_6	1000	0.78	NO	29.85	0.955	1.87e7	1.54e6	1020	2.0	1.09	bb

Compound name: PCB-45

Response Factor: 0.858411

RRF SD: 0.0476675, Relative SD: 5.55299

Response type: Internal Std (Ref 179), Area * (IS Conc. / IS Area)

Curve type: RF

Name	Std. Conc.	RA	inj	RT	RRT	Resp	IS Resp	Conc.	%Dev	RRF	X = dropped
200601K1_1	0.250	0.86	NO	30.30	0.970	2.69e3	1.37e6	0.229	-8.4	0.766	MM
200601K1_2	1.00	0.77	NO	30.30	0.969	1.23e4	1.50e6	0.954	-4.6	0.819	bb
200601K1_3	2.50	0.80	NO	30.30	0.969	3.11e4	1.44e6	2.51	0.3	0.861	bb
200601K1_4	50.0	0.77	NO	30.30	0.969	6.21e5	1.38e6	52.5	5.1	0.902	bb
200601K1_5	400	0.79	NO	30.30	0.969	5.49e6	1.51e6	423	5.8	0.908	bb
200601K1_6	1000	0.79	NO	30.30	0.969	1.34e7	1.54e6	1020	1.9	0.874	bb

Compound name: PCB-46

Response Factor: 0.830725

RRF SD: 0.0416585, Relative SD: 5.01471

Response type: Internal Std (Ref 179), Area * (IS Conc. / IS Area)

Curve type: RF

Name	Std. Conc.	RA	inj	RT	RRT	Resp	IS Resp	Conc.	%Dev	RRF	X = dropped
200601K1_1	0.250	0.70	NO	30.80	0.986	2.61e3	1.37e6	0.230	-8.0	0.765	MM
200601K1_2	1.00	0.77	NO	30.80	0.985	1.25e4	1.50e6	1.00	0.4	0.834	bb
200601K1_3	2.50	0.75	NO	30.80	0.985	2.68e4	1.44e6	2.40	-3.9	0.798	bb
200601K1_4	50.0	0.77	NO	30.80	0.985	5.95e5	1.38e6	52.0	4.1	0.865	bb
200601K1_5	400	0.75	NO	30.80	0.985	5.26e6	1.51e6	419	4.8	0.870	bb
200601K1_6	1000	0.78	NO	30.80	0.985	1.31e7	1.54e6	1030	2.7	0.853	bb

Dataset: U:\VG11.PRO\Results\200801K1\200801K1-CRVB.qld

Last Altered: Tuesday, June 02, 2020 10:21:37 Pacific Daylight Time
 Printed: Tuesday, June 02, 2020 11:15:31 Pacific Daylight Time

Compound name: PCB-52/69
 Response Factor: 1.18655
 RRF SD: 0.0541044, Relative SD: 4.63798
 Response type: Internal Std (Ref 179), Area * (IS Conc. / IS Area)
 Curve type: RF

Name	Std. Conc.	RA	Qty	RT	RRT	Resp	IS Resp	Conc	%Dev	RRF	X = dropped
200801K1_1	0.500	0.86	NO	31.28	1.001	7.66e3	1.37e6	0.481	-3.8	1.12	MM
200801K1_2	2.00	0.79	NO	31.30	1.001	3.38e4	1.50e6	1.93	-3.4	1.13	bd
200801K1_3	5.00	0.79	NO	31.30	1.001	7.99e4	1.44e6	4.74	-5.2	1.11	bd
200801K1_4	100	0.76	NO	31.30	1.001	1.67e6	1.38e6	104	3.9	1.21	bd
200801K1_5	800	0.77	NO	31.30	1.001	1.49e7	1.51e6	845	5.6	1.23	bd
200801K1_6	2000	0.78	NO	31.30	1.001	3.69e7	1.54e6	2060	2.9	1.20	bd

Compound name: PCB-73
 Response Factor: 1.44314
 RRF SD: 0.12369, Relative SD: 6.57088
 Response type: Internal Std (Ref 179), Area * (IS Conc. / IS Area)
 Curve type: RF

Name	Std. Conc.	RA	Qty	RT	RRT	Resp	IS Resp	Conc	%Dev	RRF	X = dropped
200801K1_1	0.250	0.70	NO	31.41	1.005	4.29e3	1.37e6	0.218	-12.9	1.26	dd
200801K1_2	1.00	0.73	NO	31.41	1.005	2.10e4	1.50e6	0.971	-2.9	1.40	dd
200801K1_3	2.50	0.77	NO	31.41	1.005	4.90e4	1.44e6	2.35	-5.9	1.36	dd
200801K1_4	50.0	0.79	NO	31.41	1.005	1.06e6	1.38e6	53.5	7.0	1.54	dd
200801K1_5	400	0.77	NO	31.41	1.005	9.42e6	1.51e6	432	8.0	1.56	dd
200801K1_6	1000	0.77	NO	31.41	1.005	2.36e7	1.54e6	1070	6.7	1.54	dd

Compound name: PCB-43/49
 Response Factor: 1.01613
 RRF SD: 0.0523973, Relative SD: 5.15654
 Response type: Internal Std (Ref 179), Area * (IS Conc. / IS Area)
 Curve type: RF

Name	Std. Conc.	RA	Qty	RT	RRT	Resp	IS Resp	Conc	%Dev	RRF	X = dropped
200801K1_1	0.500	0.86	NO	31.56	1.011	6.71e3	1.37e6	0.483	-3.3	0.982	db
200801K1_2	2.00	0.78	NO	31.58	1.010	2.91e4	1.50e6	1.91	-4.4	0.972	dd

Dataset: U:\VG11.PRO\Results\200601K1\200601K1-CRVB.qld

Last Altered: Tuesday, June 02, 2020 10:21:37 Pacific Daylight Time
 Printed: Tuesday, June 02, 2020 11:15:31 Pacific Daylight Time

Compound name: PCB-43/49

Name	Std. Conc.	RA	inj	RT	RRT	Resp	IS Resp	Conc.	%Dev	RRF	X = dropped
200601K1_3	5.00	0.78	NO	31.58	1.010	6.88e4	1.44e6	4.69	-6.2	0.953	dd
200601K1_4	100	0.77	NO	31.80	1.011	1.47e6	1.38e6	105	5.1	1.07	dd
200601K1_5	800	0.77	NO	31.58	1.010	1.28e7	1.51e6	835	4.4	1.06	dd
200601K1_6	2000	0.77	NO	31.58	1.010	3.26e7	1.54e6	2090	4.4	1.06	dd

Compound name: PCB-47

Response Factor: 0.92191

RRF SD: 0.0589335, Relative SD: 6.39255

Response type: Internal Std (Ref 180), Area * (IS Conc. / IS Area)

Curve type: RF

Name	Std. Conc.	RA	inj	RT	RRT	Resp	IS Resp	Conc.	%Dev	RRF	X = dropped
200601K1_1	0.250	0.70	NO	31.78	1.001	3.20e3	1.44e6	0.241	-3.4	0.891	bd
200601K1_2	1.00	0.76	NO	31.80	1.001	1.48e4	1.59e6	1.00	0.4	0.928	dd
200601K1_3	2.50	0.79	NO	31.80	1.001	3.29e4	1.53e6	2.33	-6.7	0.880	dd
200601K1_4	50.0	0.77	NO	31.80	1.001	7.69e5	1.49e6	56.0	11.9	1.03	dd
200601K1_5	400	0.76	NO	31.80	1.001	5.90e6	1.80e6	400	-0.1	0.921	dd
200601K1_6	1000	0.76	NO	31.80	1.001	1.50e7	1.66e6	979	-2.1	0.902	dd

Compound name: PCB-48/75

Response Factor: 1.12021

RRF SD: 0.0667822, Relative SD: 5.96157

Response type: Internal Std (Ref 180), Area * (IS Conc. / IS Area)

Curve type: RF

Name	Std. Conc.	RA	inj	RT	RRT	Resp	IS Resp	Conc.	%Dev	RRF	X = dropped
200601K1_1	0.500	0.75	NO	31.90	1.004	7.31e3	1.44e6	0.454	-9.3	1.02	db
200601K1_2	2.00	0.76	NO	31.92	1.005	3.52e4	1.59e6	1.97	-1.5	1.10	db
200601K1_3	5.00	0.79	NO	31.92	1.004	8.41e4	1.53e6	4.91	-1.9	1.10	db
200601K1_4	100	0.77	NO	31.92	1.004	1.66e6	1.49e6	99.7	-0.3	1.12	db
200601K1_5	800	0.78	NO	31.92	1.004	1.54e7	1.60e6	859	7.4	1.20	db
200601K1_6	2000	0.76	NO	31.92	1.004	3.92e7	1.68e6	2110	5.8	1.18	db

Dataset: U:\VG11.PRO\Results\200801K1\200801K1-CRVB.qld

Last Altered: Tuesday, June 02, 2020 10:21:37 Pacific Daylight Time
 Printed: Tuesday, June 02, 2020 11:15:31 Pacific Daylight Time

Compound name: PCB-85
 Response Factor: 1.28219
 RRF SD: 0.0574331, Relative SD: 4.47931
 Response type: Internal Std (Ref 180), Area * (IS Conc. / IS Area)
 Curve type: RF

	Name	Std Conc	RA	Qty	RT	RRT	Resp	IS Resp	Conc	%Dev	RRF	X = dropped
1	200801K1_1	0.250	0.88	NO	32.18	1.013	4.34e3	1.44e6	0.236	-5.8	1.21	bd
2	200801K1_2	1.00	0.85	NO	32.19	1.013	1.96e4	1.59e6	0.959	-4.1	1.23	bd
3	200801K1_3	2.50	0.71	NO	32.19	1.013	4.83e4	1.53e6	2.47	-1.4	1.28	bd
4	200801K1_4	50.0	0.76	NO	32.19	1.013	9.93e5	1.49e6	52.0	4.0	1.33	bd
5	200801K1_5	400	0.77	NO	32.19	1.013	8.65e6	1.60e6	421	5.4	1.35	bd
6	200801K1_6	1000	0.77	NO	32.19	1.013	2.17e7	1.68e6	1020	2.0	1.31	bd

Compound name: PCB-82
 Response Factor: 1.12765
 RRF SD: 0.0353947, Relative SD: 3.13879
 Response type: Internal Std (Ref 180), Area * (IS Conc. / IS Area)
 Curve type: RF

	Name	Std Conc	RA	Qty	RT	RRT	Resp	IS Resp	Conc	%Dev	RRF	X = dropped
1	200801K1_1	0.250	0.72	NO	32.29	1.016	4.14e3	1.44e6	0.255	2.1	1.15	db
2	200801K1_2	1.00	0.70	NO	32.29	1.016	1.80e4	1.59e6	0.999	-0.1	1.13	dd
3	200801K1_3	2.50	0.79	NO	32.29	1.016	4.05e4	1.53e6	2.35	-6.1	1.08	dd
4	200801K1_4	50.0	0.76	NO	32.31	1.016	8.53e5	1.49e6	50.8	1.8	1.15	db
5	200801K1_5	400	0.79	NO	32.31	1.016	7.38e6	1.60e6	409	2.2	1.15	db
6	200801K1_6	1000	0.76	NO	32.31	1.016	1.88e7	1.68e6	1000	0.3	1.13	db

Compound name: PCB-44
 Response Factor: 0.824154
 RRF SD: 0.0474856, Relative SD: 5.75932
 Response type: Internal Std (Ref 180), Area * (IS Conc. / IS Area)
 Curve type: RF

	Name	Std Conc	RA	Qty	RT	RRT	Resp	IS Resp	Conc	%Dev	RRF	X = dropped
1	200801K1_1	0.250	0.88	NO	32.62	1.027	3.12e3	1.44e6	0.263	5.2	0.867	MM
2	200801K1_2	1.00	0.78	NO	32.62	1.027	1.16e4	1.59e6	0.895	-10.5	0.738	dd

Dataset: U:\VG11.PRO\Results\200601K1\200601K1-CRVB.qld

Last Altered: Tuesday, June 02, 2020 10:21:37 Pacific Daylight Time

Printed: Tuesday, June 02, 2020 11:15:31 Pacific Daylight Time

Compound name: PCB-44

Name	Std. Conc.	RA	inj	RT	RRT	Resp	IS Resp	Conc.	%Dev	RRF	X= dropped
200601K1_3	2.50	0.75	NO	32.62	1.026	3.09e4	1.53e6	2.45	-1.9	0.806	dd
200601K1_4	50.0	0.79	NO	32.62	1.026	6.30e5	1.49e6	51.3	2.6	0.845	MM
200601K1_5	400	0.77	NO	32.62	1.026	5.51e6	1.60e6	418	4.4	0.860	db
200601K1_6	1000	0.77	NO	32.62	1.026	1.37e7	1.66e6	1000	0.2	0.826	db

Compound name: PCB-42/59

Response Factor: 1.04973

RRF SD: 0.0483426, Relative SD: 4.70053

Response type: Internal Std (Ref 180), Area * (IS Conc. / IS Area)

Curve type: RF

Name	Std. Conc.	RA	inj	RT	RRT	Resp	IS Resp	Conc.	%Dev	RRF	X= dropped
200601K1_1	0.500	0.76	NO	32.85	1.034	7.25e3	1.44e6	0.481	-3.9	1.01	bb
200601K1_2	2.00	0.81	NO	32.85	1.034	3.17e4	1.59e6	1.89	-5.4	0.994	db
200601K1_3	5.00	0.78	NO	32.85	1.033	7.78e4	1.53e6	4.85	-3.0	1.02	db
200601K1_4	100	0.78	NO	32.85	1.033	1.60e6	1.49e6	103	2.8	1.08	MM
200601K1_5	800	0.78	NO	32.85	1.033	1.43e7	1.60e6	850	6.2	1.12	bb
200601K1_6	2000	0.78	NO	32.85	1.033	3.60e7	1.66e6	2070	3.5	1.09	bb

Compound name: PCB-41/64/71/72

Response Factor: 1.18742

RRF SD: 0.0661253, Relative SD: 5.56883

Response type: Internal Std (Ref 180), Area * (IS Conc. / IS Area)

Curve type: RF

Name	Std. Conc.	RA	inj	RT	RRT	Resp	IS Resp	Conc.	%Dev	RRF	X= dropped
200601K1_1	1.00	0.74	NO	33.46	1.053	1.80e4	1.44e6	0.939	-6.1	1.12	MM
200601K1_2	4.00	0.74	NO	33.46	1.053	7.29e4	1.59e6	3.85	-3.7	1.14	bb
200601K1_3	10.0	0.78	NO	33.46	1.053	1.74e5	1.53e6	9.57	-4.3	1.14	MM
200601K1_4	200	0.79	NO	33.46	1.053	3.62e6	1.49e6	205	2.3	1.22	bb
200601K1_5	1800	0.77	NO	33.46	1.053	3.29e7	1.60e6	1730	8.2	1.29	bb
200601K1_6	4000	0.77	NO	33.46	1.053	8.18e7	1.66e6	4140	3.5	1.23	bb

Dataset: U:\VG11.PRO\Results\200601K1\200601K1-CRVB.qld

Last Altered: Tuesday, June 02, 2020 10:21:37 Pacific Daylight Time
 Printed: Tuesday, June 02, 2020 11:15:31 Pacific Daylight Time

Compound name: PCB-68
 Response Factor: 1.27785
 RRF SD: 0.0478803, Relative SD: 3.74694
 Response type: Internal Std (Ref 180), Area * (IS Conc. / IS Area)
 Curve type: RF

Name	Std. Conc.	RA	nty	RT	RRT	Resp	IS Resp	Conc	%Dev	RRF	X = dropped
200601K1_1	0.250	0.75	NO	33.72	1.061	4.51e3	1.44e6	0.245	-1.9	1.25	bb
200601K1_2	1.00	0.75	NO	33.72	1.061	1.97e4	1.59e6	0.969	-3.1	1.24	bb
200601K1_3	2.50	0.77	NO	33.72	1.061	4.67e4	1.53e6	2.39	-4.4	1.22	MM
200601K1_4	50.0	0.76	NO	33.72	1.061	9.69e5	1.49e6	50.9	1.8	1.30	bd
200601K1_5	400	0.77	NO	33.72	1.061	8.63e6	1.60e6	422	5.5	1.35	bd
200601K1_6	1000	0.78	NO	33.72	1.061	2.16e7	1.66e6	1020	2.1	1.30	bd

Compound name: PCB-40
 Response Factor: 0.802057
 RRF SD: 0.0348124, Relative SD: 5.74902
 Response type: Internal Std (Ref 180), Area * (IS Conc. / IS Area)
 Curve type: RF

Name	Std. Conc.	RA	nty	RT	RRT	Resp	IS Resp	Conc	%Dev	RRF	X = dropped
200601K1_1	0.250	0.71	NO	33.94	1.069	2.03e3	1.44e6	0.235	-6.2	0.565	bb
200601K1_2	1.00	0.74	NO	33.94	1.069	9.28e3	1.59e6	0.967	-3.3	0.562	MM
200601K1_3	2.50	0.77	NO	33.94	1.068	2.17e4	1.53e6	2.36	-5.7	0.566	db
200601K1_4	50.0	0.77	NO	33.94	1.068	4.64e5	1.49e6	51.7	3.3	0.622	db
200601K1_5	400	0.77	NO	33.94	1.068	4.12e6	1.60e6	426	7.0	0.644	db
200601K1_6	1000	0.78	NO	33.94	1.068	1.05e7	1.66e6	1050	4.8	0.631	db

Compound name: PCB-57
 Response Factor: 1.16294
 RRF SD: 0.0605093, Relative SD: 5.20312
 Response type: Internal Std (Ref 181), Area * (IS Conc. / IS Area)
 Curve type: RF

Name	Std. Conc.	RA	nty	RT	RRT	Resp	IS Resp	Conc	%Dev	RRF	X = dropped
200601K1_1	0.250	0.79	NO	34.30	0.969	4.64e3	1.70e6	0.234	-6.4	1.09	bb
200601K1_2	1.00	0.74	NO	34.32	0.969	2.02e4	1.84e6	0.946	-5.4	1.10	bb

Dataset: U:\VG11.PRO\Results\200601K1\200601K1-CRVB.qld

Last Altered: Tuesday, June 02, 2020 10:21:37 Pacific Daylight Time

Printed: Tuesday, June 02, 2020 11:15:31 Pacific Daylight Time

Compound name: PCB-57

Name	Std Conc	RA	n/y	RT	RRT	Resp	IS Resp	Conc	%Dev	RRF	X = dropped
200601K1_3	2.50	0.74	NO	34.32	0.969	5.14e4	1.79e6	2.46	-1.4	1.15	MM
200601K1_4	50.0	0.77	NO	34.32	0.969	1.04e6	1.73e6	51.4	2.8	1.20	bb
200601K1_5	400	0.79	NO	34.32	0.969	9.05e6	1.84e6	423	5.8	1.23	bb
200601K1_6	1000	0.76	NO	34.32	0.969	2.31e7	1.90e6	1050	4.6	1.22	bb

Compound name: PCB-67

Response Factor: 1.0841

RRF SD: 0.0420751, Relative SD: 3.8811

Response type: Internal Std (Ref 181), Area * (IS Conc. / IS Area)

Curve type: RF

Name	Std Conc	RA	n/y	RT	RRT	Resp	IS Resp	Conc	%Dev	RRF	X = dropped
200601K1_1	0.250	0.86	NO	34.63	0.978	4.35e3	1.70e6	0.235	-5.8	1.02	bd
200601K1_2	1.00	0.75	NO	34.63	0.978	1.95e4	1.84e6	0.979	-2.1	1.06	bd
200601K1_3	2.50	0.78	NO	34.63	0.978	4.82e4	1.79e6	2.48	-0.9	1.07	bd
200601K1_4	50.0	0.75	NO	34.63	0.978	9.48e5	1.73e6	50.4	0.9	1.09	bd
200601K1_5	400	0.76	NO	34.63	0.978	8.40e6	1.84e6	422	5.4	1.14	bd
200601K1_6	1000	0.78	NO	34.63	0.978	2.11e7	1.90e6	1020	2.5	1.11	bd

Compound name: PCB-58

Response Factor: 1.20403

RRF SD: 0.0834546, Relative SD: 6.93126

Response type: Internal Std (Ref 181), Area * (IS Conc. / IS Area)

Curve type: RF

Name	Std Conc	RA	n/y	RT	RRT	Resp	IS Resp	Conc	%Dev	RRF	X = dropped
200601K1_1	0.250	0.80	NO	34.74	0.982	4.98e3	1.70e6	0.243	-2.8	1.17	dd
200601K1_2	1.00	0.80	NO	34.74	0.981	2.02e4	1.84e6	0.910	-9.0	1.10	dd
200601K1_3	2.50	0.78	NO	34.76	0.982	5.08e4	1.79e6	2.35	-5.9	1.13	dd
200601K1_4	50.0	0.75	NO	34.76	0.982	1.09e6	1.73e6	52.1	4.1	1.25	dd
200601K1_5	400	0.78	NO	34.76	0.982	9.62e6	1.84e6	435	8.7	1.31	dd
200601K1_6	1000	0.78	NO	34.76	0.982	2.40e7	1.90e6	1050	5.0	1.26	dd

Dataset: U:\VG11.PRO\Results200601K1\200601K1-CRVB.qld

Last Altered: Tuesday, June 02, 2020 10:21:37 Pacific Daylight Time
 Printed: Tuesday, June 02, 2020 11:15:31 Pacific Daylight Time

Compound name: PCB-63
 Response Factor: 1.07187
 RRF SD: 0.049724, Relative SD: 4.639
 Response type: Internal Std (Ref 181), Area * (IS Conc. / IS Area)
 Curve type: RF

	Name	Std. Conc.	RA	Int.	RT	RRT	Resp.	IS Resp.	Conc.	%Dev.	RRF	X = dropped
1	200601K1_1	0.250	0.82	NO	34.91	0.988	4.33e3	1.70e6	0.237	-5.1	1.02	db
2	200601K1_2	1.00	0.75	NO	34.91	0.988	1.92e4	1.84e6	0.972	-2.8	1.04	dd
3	200601K1_3	2.50	0.79	NO	34.91	0.988	4.66e4	1.79e6	2.42	-3.2	1.04	db
4	200601K1_4	50.0	0.77	NO	34.91	0.988	9.31e5	1.73e6	50.1	0.2	1.07	db
5	200601K1_5	400	0.78	NO	34.91	0.988	8.42e6	1.84e6	427	6.8	1.14	db
6	200601K1_6	1000	0.77	NO	34.91	0.988	2.12e7	1.90e6	1040	4.1	1.12	db

Compound name: PCB-74
 Response Factor: 1.18508
 RRF SD: 0.0699946, Relative SD: 5.90632
 Response type: Internal Std (Ref 181), Area * (IS Conc. / IS Area)
 Curve type: RF

	Name	Std. Conc.	RA	Int.	RT	RRT	Resp.	IS Resp.	Conc.	%Dev.	RRF	X = dropped
1	200601K1_1	0.250	0.82	NO	35.21	0.995	4.68e3	1.70e6	0.232	-7.3	1.10	bd
2	200601K1_2	1.00	0.74	NO	35.21	0.994	2.06e4	1.84e6	0.943	-5.7	1.12	MM
3	200601K1_3	2.50	0.74	NO	35.21	0.994	5.22e4	1.79e6	2.46	-1.8	1.16	MM
4	200601K1_4	50.0	0.77	NO	35.21	0.994	1.05e6	1.73e6	51.3	2.6	1.22	bd
5	200601K1_5	400	0.76	NO	35.21	0.994	9.38e6	1.84e6	430	7.6	1.28	bd
6	200601K1_6	1000	0.77	NO	35.21	0.994	2.36e7	1.90e6	1050	4.5	1.24	bd

Compound name: PCB-81/70
 Response Factor: 1.05421
 RRF SD: 0.062537, Relative SD: 5.9321
 Response type: Internal Std (Ref 181), Area * (IS Conc. / IS Area)
 Curve type: RF

	Name	Std. Conc.	RA	Int.	RT	RRT	Resp.	IS Resp.	Conc.	%Dev.	RRF	X = dropped
1	200601K1_1	0.500	0.86	NO	35.41	1.000	8.47e3	1.70e6	0.472	-5.7	0.994	MM
2	200601K1_2	2.00	0.78	NO	35.34	0.998	3.65e4	1.84e6	1.88	-5.8	0.993	MM

Dataset: U:\VG11.PRO\Results\200601K1\200601K1-CRVB.qld

Last Altered: Tuesday, June 02, 2020 10:21:37 Pacific Daylight Time

Printed: Tuesday, June 02, 2020 11:15:31 Pacific Daylight Time

Compound name: PCB-61/70

Name	Std Conc	RA	n/y	RT	RRT	Resp	IS Resp	Conc	%Dev	RRF	X = dropped
200601K1_3	5.00	0.78	NO	35.34	0.998	9.20e4	1.79e6	4.86	-2.7	1.03	MM
200601K1_4	100	0.78	NO	35.43	1.000	1.90e6	1.73e6	104	3.9	1.10	MM
200601K1_5	800	0.78	NO	35.43	1.000	1.67e7	1.84e6	859	7.4	1.13	MM
200601K1_6	2000	0.78	NO	35.43	1.000	4.18e7	1.90e6	2080	4.2	1.10	MM

Compound name: PCB-76/86

Response Factor: 1.16443

RRF SD: 0.0785507, Relative SD: 6.5741

Response type: Internal Std (Ref 181), Area * (IS Conc. / IS Area)

Curve type: RF

Name	Std Conc	RA	n/y	RT	RRT	Resp	IS Resp	Conc	%Dev	RRF	X = dropped
200601K1_1	0.500	0.78	NO	35.62	1.006	9.04e3	1.70e6	0.456	-8.9	1.06	MM
200601K1_2	2.00	0.75	NO	35.58	1.005	4.11e4	1.84e6	1.92	-4.0	1.12	dd
200601K1_3	5.00	0.78	NO	35.60	1.005	9.65e4	1.79e6	4.72	-5.7	1.10	MM
200601K1_4	100	0.78	NO	35.60	1.005	2.09e6	1.73e6	104	3.8	1.21	dd
200601K1_5	800	0.77	NO	35.64	1.006	1.65e7	1.84e6	862	7.7	1.25	dd
200601K1_6	2000	0.78	NO	35.64	1.006	4.89e7	1.90e6	2120	5.9	1.23	dd

Compound name: PCB-80

Response Factor: 1.18682

RRF SD: 0.0586291, Relative SD: 4.94003

Response type: Internal Std (Ref 182), Area * (IS Conc. / IS Area)

Curve type: RF

Name	Std Conc	RA	n/y	RT	RRT	Resp	IS Resp	Conc	%Dev	RRF	X = dropped
200601K1_1	0.250	0.83	NO	35.86	1.000	4.91e3	1.75e6	0.236	-5.5	1.12	MM
200601K1_2	1.00	0.77	NO	35.86	1.000	2.09e4	1.87e6	0.941	-5.9	1.12	db
200601K1_3	2.50	0.78	NO	35.86	1.000	5.45e4	1.86e6	2.47	-1.2	1.17	MM
200601K1_4	50.0	0.78	NO	35.86	1.000	1.10e6	1.79e6	51.5	3.1	1.22	db
200601K1_5	400	0.78	NO	35.86	1.000	9.53e6	1.90e6	422	5.5	1.25	db
200601K1_6	1000	0.78	NO	35.86	1.000	2.45e7	1.99e6	1040	4.0	1.23	dd

Dataset: U:\VG11.PRO\Results\200601K1\200601K1-CRVB.qld

Last Altered: Tuesday, June 02, 2020 10:21:37 Pacific Daylight Time

Printed: Tuesday, June 02, 2020 11:15:31 Pacific Daylight Time

Compound name: PCB-55

Response Factor: 1.16899

RRF SD: 0.0699531, Relative SD: 5.98407

Response type: Internal Std (Ref 182), Area * (IS Conc. / IS Area)

Curve type: RF

	Name	Std Conc	RA	ny	RT	RRF	Resp	IS Resp	Conc	%Dev	RRF	X=dropped
1	200601K1_1	0.250	0.86	NO	36.18	1.009	4.80e3	1.75e6	0.235	-6.1	1.10	MM
2	200601K1_2	1.00	0.81	NO	36.18	1.010	2.10e4	1.87e6	0.959	-4.1	1.12	MM
3	200601K1_3	2.50	0.76	NO	36.18	1.010	5.16e4	1.86e6	2.37	-5.1	1.11	MM
4	200601K1_4	50.0	0.77	NO	36.18	1.010	1.07e6	1.79e6	51.0	2.1	1.19	MM
5	200601K1_5	400	0.77	NO	36.18	1.010	9.66e6	1.90e6	434	8.6	1.27	MM
6	200601K1_6	1000	0.77	NO	36.18	1.010	2.43e7	1.99e6	1050	4.8	1.22	MM

Compound name: PCB-56/60

Response Factor: 1.01793

RRF SD: 0.0552104, Relative SD: 5.42377

Response type: Internal Std (Ref 182), Area * (IS Conc. / IS Area)

Curve type: RF

	Name	Std Conc	RA	ny	RT	RRF	Resp	IS Resp	Conc	%Dev	RRF	X=dropped
1	200601K1_1	0.500	0.85	NO	36.70	1.024	8.20e3	1.75e6	0.460	-8.0	0.937	MM
2	200601K1_2	2.00	0.78	NO	36.70	1.024	3.71e4	1.87e6	1.95	-2.7	0.991	MM
3	200601K1_3	5.00	0.78	NO	36.70	1.024	9.24e4	1.86e6	4.88	-2.4	0.993	bb
4	200601K1_4	100	0.77	NO	36.70	1.024	1.86e6	1.79e6	102	2.1	1.04	bb
5	200601K1_5	800	0.77	NO	36.70	1.024	1.86e7	1.90e6	859	7.3	1.09	bb
6	200601K1_6	2000	0.77	NO	36.70	1.024	4.19e7	1.99e6	2070	3.8	1.05	bb

Compound name: PCB-79

Response Factor: 1.13843

RRF SD: 0.0710526, Relative SD: 6.24129

Response type: Internal Std (Ref 182), Area * (IS Conc. / IS Area)

Curve type: RF

	Name	Std Conc	RA	ny	RT	RRF	Resp	IS Resp	Conc	%Dev	RRF	X=dropped
1	200601K1_1	0.250	0.80	NO	37.80	1.054	4.62e3	1.75e6	0.232	-7.2	1.06	MM
2	200601K1_2	1.00	0.87	NO	37.80	1.054	2.03e4	1.87e6	0.950	-5.0	1.08	MM

Dataset: U:\VG11.PRO\Results\200601K1\200601K1-CRVB.qld

Last Altered: Tuesday, June 02, 2020 10:21:37 Pacific Daylight Time

Printed: Tuesday, June 02, 2020 11:15:31 Pacific Daylight Time

Compound name: PCB-79

Name	Std Conc	RA	nty	RT	RRF	Resp	IS Resp	Conc	%Dev	RRF	X = dropped
200601K1_3	2.50	0.80	NO	37.80	1.054	5.06e4	1.86e6	2.39	-4.3	1.09	MM
200601K1_4	50.0	0.77	NO	37.80	1.054	1.06e6	1.79e6	51.8	3.6	1.18	bb
200601K1_5	400	0.77	NO	37.81	1.055	9.30e6	1.90e6	430	7.4	1.22	bb
200601K1_6	1000	0.77	NO	37.81	1.055	2.39e7	1.99e6	1060	5.6	1.20	bb

Compound name: PCB-78

Response Factor: 1.13645

RRF SD: 0.0648397, Relative SD: 5.70544

Response type: Internal Std (Ref 183), Area * (IS Conc. / IS Area)

Curve type: RF

Name	Std Conc	RA	nty	RT	RRF	Resp	IS Resp	Conc	%Dev	RRF	X = dropped
200601K1_1	0.250	0.84	NO	39.50	0.988	4.37e3	1.65e6	0.234	-6.6	1.08	MM
200601K1_2	1.00	0.72	NO	39.52	0.987	1.92e4	1.76e6	0.959	-4.1	1.09	MM
200601K1_3	2.50	0.77	NO	39.52	0.987	4.87e4	1.80e6	2.38	-4.7	1.08	MM
200601K1_4	50.0	0.77	NO	39.52	0.987	1.02e6	1.70e6	52.5	4.9	1.19	MM
200601K1_5	400	0.79	NO	39.52	0.987	8.97e6	1.88e6	420	5.1	1.19	MM
200601K1_6	1000	0.78	NO	39.52	0.987	2.33e7	1.94e6	1050	5.5	1.20	MM

Compound name: PCB-81

Response Factor: 1.04638

RRF SD: 0.0531934, Relative SD: 5.08358

Response type: Internal Std (Ref 183), Area * (IS Conc. / IS Area)

Curve type: RF

Name	Std Conc	RA	nty	RT	RRF	Resp	IS Resp	Conc	%Dev	RRF	X = dropped
200601K1_1	0.250	0.71	NO	39.08	1.000	3.97e3	1.85e6	0.230	-7.9	0.964	MM
200601K1_2	1.00	0.76	NO	39.08	1.000	1.82e4	1.76e6	0.987	-1.3	1.03	MM
200601K1_3	2.50	0.75	NO	39.08	1.000	4.55e4	1.80e6	2.41	-3.4	1.01	MM
200601K1_4	50.0	0.77	NO	39.08	1.000	9.27e5	1.70e6	52.0	4.1	1.09	MM
200601K1_5	400	0.76	NO	39.08	1.000	8.26e6	1.88e6	420	5.0	1.10	MM
200601K1_6	1000	0.75	NO	39.08	1.000	2.10e7	1.94e6	1040	3.5	1.08	dd

Dataset: U:\VG11.PRO\Results\200801K1\200801K1-CRVB.qld

Last Altered: Tuesday, June 02, 2020 10:21:37 Pacific Daylight Time

Printed: Tuesday, June 02, 2020 11:15:31 Pacific Daylight Time

Compound name: PCB-77

Response Factor: 1.13899

RRF SD: 0.0451791, Relative SD: 3.97357

Response type: Internal Std (Ref 184), Area * (IS Conc. / IS Area)

Curve type: RF

Name	Std. Conc.	RA	n/y	RT	RRT	Resp.	IS Resp.	Conc.	%Dev.	RRF	X = dropped
200801K1_1	0.250	0.83	NO	39.67	1.000	4.37e3	1.59e6	0.241	-3.5	1.10	MM
200801K1_2	1.00	0.80	NO	39.67	1.000	1.89e4	1.71e6	0.972	-2.8	1.11	MM
200801K1_3	2.50	0.80	NO	39.67	1.000	4.78e4	1.75e6	2.40	-4.0	1.09	MM
200801K1_4	50.0	0.77	NO	39.67	1.000	1.00e6	1.69e6	52.1	4.2	1.18	MM
200801K1_5	400	0.77	NO	39.67	1.000	8.76e6	1.84e6	420	5.0	1.19	MM
200801K1_6	1000	0.78	NO	39.67	1.000	2.23e7	1.94e6	1010	1.1	1.15	MM

Compound name: PCB-104

Response Factor: 1.12208

RRF SD: 0.11916, Relative SD: 10.6196

Response type: Internal Std (Ref 185), Area * (IS Conc. / IS Area)

Curve type: RF

Name	Std. Conc.	RA	n/y	RT	RRT	Resp.	IS Resp.	Conc.	%Dev.	RRF	X = dropped
200801K1_1	0.250	1.37	NO	32.47	1.001	2.59e3	1.12e6	0.206	-17.7	0.924	MM
200801K1_2	1.00	1.55	NO	32.47	1.001	1.33e4	1.28e6	0.942	-5.8	1.06	bb
200801K1_3	2.50	1.52	NO	32.47	1.001	3.30e4	1.20e6	2.48	-1.8	1.10	bb
200801K1_4	50.0	1.57	NO	32.47	1.001	7.02e5	1.17e6	53.2	6.5	1.19	bb
200801K1_5	400	1.55	NO	32.47	1.001	6.29e6	1.28e6	437	9.3	1.23	bb
200801K1_6	1000	1.56	NO	32.47	1.001	1.57e7	1.28e6	1090	9.3	1.23	bb

Compound name: PCB-96

Response Factor: 1.15383

RRF SD: 0.0979018, Relative SD: 8.48491

Response type: Internal Std (Ref 185), Area * (IS Conc. / IS Area)

Curve type: RF

Name	Std. Conc.	RA	n/y	RT	RRT	Resp.	IS Resp.	Conc.	%Dev.	RRF	X = dropped
200801K1_1	0.250	1.77	NO	33.78	1.041	2.64e3	1.12e6	0.220	-12.2	1.01	MM
200801K1_2	1.00	1.54	NO	33.78	1.041	1.35e4	1.28e6	0.932	-6.8	1.08	bb

Dataset: U:\VG11.PRO\Results\200601K1\200601K1-CRVB.qld

Last Altered: Tuesday, June 02, 2020 10:21:37 Pacific Daylight Time

Printed: Tuesday, June 02, 2020 11:15:31 Pacific Daylight Time

Compound name: PCB-96

Name	Std Conc	RA	n/y	RT	RRT	Resp	IS Resp	Conc	%Dev	RRF	X = dropped
200601K1_3	2.50	1.49	NO	33.78	1.041	3.37e4	1.20e6	2.45	-2.2	1.13	bb
200601K1_4	50.0	1.58	NO	33.78	1.041	7.07e5	1.17e6	52.2	4.3	1.20	bb
200601K1_5	400	1.57	NO	33.78	1.041	6.41e6	1.28e6	434	8.4	1.25	bb
200601K1_6	1000	1.57	NO	33.78	1.041	1.80e7	1.28e6	1080	8.4	1.25	bb

Compound name: PCB-103

Response Factor: 0.936494

RRF SD: 0.0702306, Relative SD: 7.49931

Response type: Internal Std (Ref 185), Area * (IS Conc. / IS Area)

Curve type: RF

Name	Std Conc	RA	n/y	RT	RRT	Resp	IS Resp	Conc	%Dev	RRF	X = dropped
200601K1_1	0.250	1.66	NO	34.33	1.059	2.72e3	1.12e6	0.259	3.5	0.969	MM
200601K1_2	1.00	1.75	NO	34.33	1.058	1.06e4	1.26e6	0.898	-10.2	0.841	MM
200601K1_3	2.50	1.71	NO	34.33	1.058	2.57e4	1.20e6	2.30	-8.0	0.862	bb
200601K1_4	50.0	1.56	NO	34.33	1.058	5.53e5	1.17e6	50.3	0.8	0.942	bb
200601K1_5	400	1.58	NO	34.33	1.058	5.08e6	1.28e6	423	5.7	0.990	bb
200601K1_6	1000	1.55	NO	34.33	1.058	1.30e7	1.28e6	1080	6.3	1.01	bb

Compound name: PCB-100

Response Factor: 0.953574

RRF SD: 0.0599585, Relative SD: 6.28777

Response type: Internal Std (Ref 185), Area * (IS Conc. / IS Area)

Curve type: RF

Name	Std Conc	RA	n/y	RT	RRT	Resp	IS Resp	Conc	%Dev	RRF	X = dropped
200601K1_1	0.250	1.33	NO	34.69	1.069	2.84e3	1.12e6	0.247	-1.3	0.941	bb
200601K1_2	1.00	1.46	NO	34.69	1.069	1.09e4	1.28e6	0.913	-8.7	0.870	MM
200601K1_3	2.50	1.72	NO	34.71	1.069	2.72e4	1.20e6	2.38	-4.7	0.908	bb
200601K1_4	50.0	1.58	NO	34.71	1.069	5.86e5	1.17e6	50.5	1.0	0.963	bb
200601K1_5	400	1.57	NO	34.71	1.069	5.18e6	1.28e6	422	5.5	1.01	bb
200601K1_6	1000	1.55	NO	34.71	1.069	1.32e7	1.28e6	1080	6.2	1.03	bb

Dataset: U:\VG11.PRO\Results\200601K1\200601K1-CRVB.qld

Last Altered: Tuesday, June 02, 2020 10:21:37 Pacific Daylight Time

Printed: Tuesday, June 02, 2020 11:15:31 Pacific Daylight Time

Compound name: PCB-94

Response Factor: 0.948862

RRF SD: 0.0587427, Relative SD: 6.19086

Response type: Internal Std (Ref 186), Area * (IS Conc. / IS Area)

Curve type: RF

	Name	Std. Conc.	RA	n/y	RT	RRT	Resp	IS Resp	Conc.	%Dev	RRF	X = dropped
1	200601K1_1	0.250	1.87	NO	35.17	0.985	2.16e3	8.86e5	0.257	2.8	0.975	MM
2	200601K1_2	1.00	1.51	NO	35.19	0.985	8.32e3	9.63e5	0.910	-9.0	0.863	bb
3	200601K1_3	2.50	1.49	NO	35.19	0.985	2.12e4	9.53e5	2.35	-6.1	0.891	bb
4	200601K1_4	50.0	1.57	NO	35.19	0.985	4.48e5	9.36e5	50.5	0.9	0.958	bb
5	200601K1_5	400	1.57	NO	35.19	0.985	4.07e6	1.01e6	424	6.0	1.01	bb
6	200601K1_6	1000	1.57	NO	35.19	0.985	1.05e7	1.05e6	1050	5.4	1.00	bb

Compound name: PCB-95/98/102

Response Factor: 1.20445

RRF SD: 0.061353, Relative SD: 5.09384

Response type: Internal Std (Ref 186), Area * (IS Conc. / IS Area)

Curve type: RF

	Name	Std. Conc.	RA	n/y	RT	RRT	Resp	IS Resp	Conc.	%Dev	RRF	X = dropped
1	200601K1_1	0.750	1.52	NO	35.66	0.998	7.52e3	8.86e5	0.704	-6.1	1.13	MM
2	200601K1_2	3.00	1.52	NO	35.67	0.999	3.47e4	9.63e5	2.99	-0.3	1.20	bd
3	200601K1_3	7.50	1.61	NO	35.67	0.999	8.12e4	9.53e5	7.08	-5.6	1.14	dd
4	200601K1_4	150	1.57	NO	35.67	0.998	1.72e6	9.36e5	152	1.5	1.22	bd
5	200601K1_5	1200	1.56	NO	35.67	0.998	1.56e7	1.01e6	1260	6.5	1.28	bd
6	200601K1_6	3000	1.57	NO	35.67	0.998	3.94e7	1.05e6	3120	4.0	1.25	bd

Compound name: PCB-83

Response Factor: 0.935009

RRF SD: 0.088569, Relative SD: 9.47253

Response type: Internal Std (Ref 186), Area * (IS Conc. / IS Area)

Curve type: RF

	Name	Std. Conc.	RA	n/y	RT	RRT	Resp	IS Resp	Conc.	%Dev	RRF	X = dropped
1	200601K1_1	0.250	1.42	NO	35.82	1.003	1.78e3	8.86e5	0.215	-14.0	0.805	MM
2	200601K1_2	1.00	1.59	NO	35.81	1.003	8.62e3	9.63e5	0.957	-4.3	0.895	dd

Dataset: U:\VG11.PROVResults\200801K1\200801K1-CRVB.qld

Last Altered: Tuesday, June 02, 2020 10:21:37 Pacific Daylight Time

Printed: Tuesday, June 02, 2020 11:15:31 Pacific Daylight Time

Compound name: PCB-83

Name	Std. Conc.	RA	rt/y	RT	RRT	Resp	IS Resp	Conc.	%Dev	RRF	X = dropped
200801K1_3	2.50	1.70	NO	35.81	1.003	2.10e4	9.53e5	2.36	-5.5	0.884	dd
200801K1_4	50.0	1.83	NO	35.81	1.002	4.57e5	9.36e5	52.3	4.5	0.977	db
200801K1_5	400	1.80	NO	35.82	1.003	4.17e6	1.01e6	441	10.3	1.03	db
200801K1_6	1000	1.59	NO	35.82	1.003	1.07e7	1.05e6	1090	8.9	1.02	db

Compound name: PCB-88/91

Response Factor: 1.06482

RRF SD: 0.0420968, Relative SD: 3.95341

Response type: Internal Std (Ref 186), Area * (IS Conc. / IS Area)

Curve type: RF

Name	Std. Conc.	RA	rt/y	RT	RRT	Resp	IS Resp	Conc.	%Dev	RRF	X = dropped
200801K1_1	0.500	1.77	NO	36.14	1.012	4.58e3	8.86e5	0.485	-3.0	1.03	dd
200801K1_2	2.00	1.52	NO	36.14	1.012	2.02e4	9.63e5	1.97	-1.5	1.05	MM
200801K1_3	5.00	1.53	NO	36.14	1.012	4.83e4	9.53e5	4.76	-4.8	1.01	dd
200801K1_4	100	1.56	NO	36.16	1.012	9.97e5	9.36e5	100	0.0	1.07	MM
200801K1_5	800	1.55	NO	36.16	1.012	9.06e6	1.01e6	842	5.2	1.12	bd
200801K1_6	2000	1.56	NO	36.16	1.012	2.32e7	1.05e6	2080	4.0	1.11	bd

Compound name: PCB-121

Response Factor: 1.70958

RRF SD: 0.131372, Relative SD: 7.68456

Response type: Internal Std (Ref 186), Area * (IS Conc. / IS Area)

Curve type: RF

Name	Std. Conc.	RA	rt/y	RT	RRT	Resp	IS Resp	Conc.	%Dev	RRF	X = dropped
200801K1_1	0.250	1.84	NO	36.23	1.015	4.15e3	8.86e5	0.274	9.5	1.87	db
200801K1_2	1.00	1.86	NO	36.23	1.015	1.50e4	9.63e5	0.910	-9.0	1.58	db
200801K1_3	2.50	1.85	NO	36.25	1.015	3.70e4	9.53e5	2.27	-9.2	1.55	dd
200801K1_4	50.0	1.56	NO	36.25	1.015	7.99e5	9.36e5	50.0	-0.1	1.71	db
200801K1_5	400	1.59	NO	36.25	1.015	7.25e6	1.01e6	420	4.9	1.79	db
200801K1_6	1000	1.59	NO	36.25	1.015	1.86e7	1.05e6	1040	3.8	1.77	db

Dataset: U:\VG11.PRO\Results\200601K1\200601K1-CRVB.qld

Last Altered: Tuesday, June 02, 2020 10:21:37 Pacific Daylight Time

Printed: Tuesday, June 02, 2020 11:15:31 Pacific Daylight Time

Compound name: PCB-84/92

Response Factor: 1.01774

RRF SD: 0.0662787, Relative SD: 6.51234

Response type: Internal Std (Ref 187), Area * (IS Conc. / IS Area)

Curve type: RF

Name	Std. Conc.	RA	n/y	RT	RRT	Resp	IS Resp	Conc.	%Dev	RRF	X = dropped
200601K1_1	0.500	1.74	NO	37.09	0.990	3.96e3	8.58e5	0.454	-9.1	0.925	MM
200601K1_2	2.00	1.51	NO	37.09	0.990	1.83e4	9.58e5	1.88	-8.1	0.958	bd
200601K1_3	5.00	1.58	NO	37.09	0.990	4.76e4	9.39e5	4.98	-0.3	1.01	bd
200601K1_4	100	1.57	NO	37.09	0.990	9.53e5	9.13e5	102	2.5	1.04	bd
200601K1_5	800	1.57	NO	37.09	0.990	8.79e6	1.01e6	858	7.2	1.09	bd
200601K1_6	2000	1.58	NO	37.09	0.990	2.23e7	1.04e6	2120	5.8	1.08	bd

Compound name: PCB-89

Response Factor: 1.1051

RRF SD: 0.0694328, Relative SD: 6.28293

Response type: Internal Std (Ref 187), Area * (IS Conc. / IS Area)

Curve type: RF

Name	Std. Conc.	RA	n/y	RT	RRT	Resp	IS Resp	Conc.	%Dev	RRF	X = dropped
200601K1_1	0.250	1.77	NO	37.28	0.995	2.45e3	8.58e5	0.259	3.5	1.14	MM
200601K1_2	1.00	1.58	NO	37.28	0.995	9.38e3	9.58e5	0.885	-11.5	0.978	dd
200601K1_3	2.50	1.58	NO	37.29	0.998	2.53e4	9.39e5	2.44	-2.5	1.08	dd
200601K1_4	50.0	1.54	NO	37.29	0.998	5.14e5	9.13e5	50.9	1.9	1.13	dd
200601K1_5	400	1.57	NO	37.29	0.998	4.71e6	1.01e6	424	5.9	1.17	dd
200601K1_6	1000	1.58	NO	37.29	0.998	1.18e7	1.04e6	1030	2.7	1.13	dd

Compound name: PCB-90/101

Response Factor: 1.12263

RRF SD: 0.0479543, Relative SD: 4.27159

Response type: Internal Std (Ref 187), Area * (IS Conc. / IS Area)

Curve type: RF

Name	Std. Conc.	RA	n/y	RT	RRT	Resp	IS Resp	Conc.	%Dev	RRF	X = dropped
200601K1_1	0.500	1.57	NO	37.46	1.000	4.62e3	8.58e5	0.481	-3.8	1.08	db
200601K1_2	2.00	1.58	NO	37.46	1.000	2.07e4	9.58e5	1.93	-3.7	1.08	dd

Dataset: U:\VG11.PRO\Results\200601K1\200601K1-CRVB.qld

Last Altered: Tuesday, June 02, 2020 10:21:37 Pacific Daylight Time

Printed: Tuesday, June 02, 2020 11:15:31 Pacific Daylight Time

Compound name: PCB-90/101

Name	Std. Conc.	RA	n/y	RT	RRT	Resp	IS Resp	Conc.	%Dev	RRF	X = dropped
200601K1_3	5.00	1.66	NO	37.48	1.000	5.09e4	9.39e5	4.83	-3.4	1.08	dd
200601K1_4	100	1.58	NO	37.48	1.000	1.04e6	9.13e5	101	1.5	1.14	dd
200601K1_5	800	1.58	NO	37.48	1.000	9.62e6	1.01e6	851	6.4	1.19	dd
200601K1_6	2000	1.58	NO	37.48	1.000	2.40e7	1.04e6	2060	3.0	1.16	dd

Compound name: PCB-113

Response Factor: 1.51404

RRF SD: 0.104163, Relative SD: 6.87979

Response type: Internal Std (Ref 187), Area * (IS Conc. / IS Area)

Curve type: RF

Name	Std. Conc.	RA	n/y	RT	RRT	Resp	IS Resp	Conc.	%Dev	RRF	X = dropped
200601K1_1	0.250	1.39	NO	37.72	1.007	2.80e3	8.56e5	0.216	-13.7	1.31	MM
200601K1_2	1.00	1.48	NO	37.72	1.007	1.47e4	9.58e5	1.02	1.5	1.54	dd
200601K1_3	2.50	1.59	NO	37.72	1.007	3.61e4	9.39e5	2.54	1.5	1.54	dd
200601K1_4	50.0	1.57	NO	37.72	1.007	7.07e5	9.13e5	51.1	2.2	1.55	dd
200601K1_5	400	1.57	NO	37.72	1.007	6.45e6	1.01e6	423	5.8	1.60	dd
200601K1_6	1000	1.57	NO	37.72	1.007	1.61e7	1.04e6	1030	2.6	1.55	dd

Compound name: PCB-99

Response Factor: 1.32101

RRF SD: 0.111661, Relative SD: 8.45271

Response type: Internal Std (Ref 187), Area * (IS Conc. / IS Area)

Curve type: RF

Name	Std. Conc.	RA	n/y	RT	RRT	Resp	IS Resp	Conc.	%Dev	RRF	X = dropped
200601K1_1	0.250	1.51	NO	37.81	1.009	3.12e3	8.56e5	0.276	10.3	1.46	MM
200601K1_2	1.00	1.53	NO	37.81	1.009	1.15e4	9.58e5	0.907	-9.3	1.20	db
200601K1_3	2.50	1.66	NO	37.81	1.009	2.78e4	9.39e5	2.24	-10.5	1.18	db
200601K1_4	50.0	1.62	NO	37.81	1.009	6.00e5	9.13e5	49.7	-0.5	1.31	db
200601K1_5	400	1.60	NO	37.83	1.010	5.65e6	1.01e6	425	6.2	1.40	db
200601K1_6	1000	1.57	NO	37.83	1.010	1.42e7	1.04e6	1040	3.8	1.37	db

Dataset: U:\VG11.PRO\Results\200601K1\200601K1-CRVB.qld

Last Altered: Tuesday, June 02, 2020 10:21:37 Pacific Daylight Time
 Printed: Tuesday, June 02, 2020 11:15:31 Pacific Daylight Time

Compound name: PCB-119
 Response Factor: 1.80526
 RRF SD: 0.0967589, Relative SD: 5.35982
 Response type: Internal Std (Ref 188), Area * (IS Conc. / IS Area)
 Curve type: RF

Name	Std. Conc.	RA	Qty	RT	RRF	Resp	IS Resp	Conc.	%Dev	RRF	X = dropped
200601K1_1	0.250	1.64	NO	38.30	0.987	3.62e3	7.55e5	0.265	6.1	1.92	bd
200601K1_2	1.00	1.55	NO	38.30	0.987	1.42e4	8.31e5	0.948	-5.2	1.71	dd
200601K1_3	2.50	1.50	NO	38.30	0.987	3.42e4	8.21e5	2.31	-7.7	1.67	bd
200601K1_4	50.0	1.57	NO	38.30	0.987	7.20e5	7.95e5	50.2	0.4	1.81	bd
200601K1_5	400	1.55	NO	38.30	0.987	6.73e6	9.02e5	413	3.3	1.87	bd
200601K1_6	1000	1.56	NO	38.30	0.987	1.70e7	9.13e5	1030	3.1	1.86	bd

Compound name: PCB-108/112
 Response Factor: 1.44497
 RRF SD: 0.091955, Relative SD: 6.36379
 Response type: Internal Std (Ref 188), Area * (IS Conc. / IS Area)
 Curve type: RF

Name	Std. Conc.	RA	Qty	RT	RRF	Resp	IS Resp	Conc.	%Dev	RRF	X = dropped
200601K1_1	0.500	1.61	NO	38.45	0.991	5.26e3	7.55e5	0.482	-3.6	1.39	dd
200601K1_2	2.00	1.50	NO	38.45	0.991	2.21e4	8.31e5	1.84	-7.9	1.33	dd
200601K1_3	5.00	1.57	NO	38.45	0.991	5.62e4	8.21e5	4.74	-5.3	1.37	dd
200601K1_4	100	1.57	NO	38.47	0.991	1.19e6	7.95e5	104	3.8	1.50	dd
200601K1_5	800	1.56	NO	38.47	0.991	1.11e7	9.02e5	851	6.4	1.54	dd
200601K1_6	2000	1.57	NO	38.47	0.991	2.81e7	9.13e5	2130	6.6	1.54	dd

Compound name: PCB-83
 Response Factor: 1.83179
 RRF SD: 0.0986786, Relative SD: 5.387
 Response type: Internal Std (Ref 188), Area * (IS Conc. / IS Area)
 Curve type: RF

Name	Std. Conc.	RA	Qty	RT	RRF	Resp	IS Resp	Conc.	%Dev	RRF	X = dropped
200601K1_1	0.250	1.60	NO	38.61	0.995	3.44e3	7.55e5	0.249	-0.4	1.82	dd
200601K1_2	1.00	1.63	NO	38.61	0.995	1.41e4	8.31e5	0.929	-7.1	1.70	dd

Dataset: U:\VG11.PRO\Results\200601K1\200601K1-CRVB.qld

Last Altered: Tuesday, June 02, 2020 10:21:37 Pacific Daylight Time
 Printed: Tuesday, June 02, 2020 11:15:31 Pacific Daylight Time

Compound name: PCB-83

Name	Std. Conc.	RA	n/y	RT	RRT	Resp	IS Resp	Conc.	%Dev.	RRF	X = dropped
200601K1_3	2.50	1.52	NO	38.61	0.995	3.54e4	8.21e5	2.38	-5.8	1.73	dd
200601K1_4	50.0	1.59	NO	38.63	0.998	7.53e5	7.95e5	51.7	3.4	1.89	dd
200601K1_5	400	1.57	NO	38.63	0.998	8.96e6	9.02e5	421	5.3	1.93	dd
200601K1_6	1000	1.57	NO	38.63	0.998	1.75e7	9.13e5	1050	4.6	1.92	dd

Compound name: PCB-87

Response Factor: 1.28197

RRF SD: 0.0538988, Relative SD: 4.20437

Response type: Internal Std (Ref 188), Area * (IS Conc. / IS Area)

Curve type: RF

Name	Std. Conc.	RA	n/y	RT	RRT	Resp	IS Resp	Conc.	%Dev.	RRF	X = dropped
200601K1_1	0.250	1.36	NO	38.82	1.000	2.35e3	7.55e5	0.243	-2.9	1.25	MM
200601K1_2	1.00	1.42	NO	38.82	1.000	1.01e4	8.31e5	0.949	-5.1	1.22	dd
200601K1_3	2.50	1.48	NO	38.84	1.001	2.56e4	8.21e5	2.43	-2.8	1.25	dd
200601K1_4	50.0	1.58	NO	38.84	1.001	5.17e5	7.95e5	50.7	1.4	1.30	dd
200601K1_5	400	1.58	NO	38.84	1.001	4.86e6	9.02e5	420	5.0	1.35	dd
200601K1_6	1000	1.58	NO	38.84	1.001	1.22e7	9.13e5	1040	4.4	1.34	dd

Compound name: PCB-88

Response Factor: 1.11715

RRF SD: 0.0744773, Relative SD: 6.6667

Response type: Internal Std (Ref 188), Area * (IS Conc. / IS Area)

Curve type: RF

Name	Std. Conc.	RA	n/y	RT	RRT	Resp	IS Resp	Conc.	%Dev.	RRF	X = dropped
200601K1_1	0.250	1.47	NO	38.97	1.004	1.84e3	7.55e5	0.219	-12.8	0.977	dd
200601K1_2	1.00	1.82	NO	38.99	1.005	9.15e3	8.31e5	0.985	-1.5	1.10	dd
200601K1_3	2.50	1.83	NO	38.99	1.005	2.31e4	8.21e5	2.52	0.6	1.12	dd
200601K1_4	50.0	1.58	NO	38.99	1.005	4.60e5	7.95e5	51.8	3.6	1.16	dd
200601K1_5	400	1.57	NO	38.99	1.005	4.23e6	9.02e5	420	4.9	1.17	dd
200601K1_6	1000	1.55	NO	38.99	1.005	1.07e7	9.13e5	1050	4.9	1.17	dd

Dataset: U:\VG11.PRO\Results\200601K1\200601K1-CRVB.qld

Last Altered: Tuesday, June 02, 2020 10:21:37 Pacific Daylight Time

Printed: Tuesday, June 02, 2020 11:15:31 Pacific Daylight Time

Compound name: PCB-87/117/125

Response Factor: 1.55887

RRF SD: 0.10978, Relative SD: 7.04225

Response type: Internal Std (Ref 188), Area * (IS Conc. / IS Area)

Curve type: RF

Name	Std. Conc.	RA	Inj	RT	RRT	Resp	IS Resp	Conc.	%Dev	RRF	X = dropped
200601K1_1	0.750	1.69	NO	39.10	1.008	8.41e3	7.55e5	0.714	-4.8	1.48	dd
200601K1_2	3.00	1.54	NO	39.12	1.008	3.56e4	8.31e5	2.74	-8.5	1.43	dd
200601K1_3	7.50	1.62	NO	39.12	1.008	9.10e4	8.21e5	7.11	-5.2	1.48	dd
200601K1_4	150	1.57	NO	39.12	1.008	1.92e6	7.95e5	155	3.4	1.61	dd
200601K1_5	1200	1.57	NO	39.12	1.008	1.82e7	9.02e5	1290	7.6	1.68	dd
200601K1_6	3000	1.57	NO	39.12	1.008	4.59e7	9.13e5	3220	7.5	1.68	dd

Compound name: PCB-111/115

Response Factor: 1.91042

RRF SD: 0.105925, Relative SD: 5.54456

Response type: Internal Std (Ref 188), Area * (IS Conc. / IS Area)

Curve type: RF

Name	Std. Conc.	RA	Inj	RT	RRT	Resp	IS Resp	Conc.	%Dev	RRF	X = dropped
200601K1_1	0.500	1.58	NO	39.27	1.012	6.99e3	7.55e5	0.485	-3.1	1.85	dd
200601K1_2	2.00	1.41	NO	39.27	1.012	2.93e4	8.31e5	1.85	-7.6	1.77	dd
200601K1_3	5.00	1.62	NO	39.27	1.012	7.57e4	8.21e5	4.82	-3.5	1.84	dd
200601K1_4	100	1.57	NO	39.27	1.012	1.56e6	7.95e5	103	2.8	1.96	dd
200601K1_5	800	1.57	NO	39.27	1.012	1.46e7	9.02e5	847	5.6	2.02	dd
200601K1_6	2000	1.55	NO	39.28	1.013	3.69e7	9.13e5	2120	5.8	2.02	dd

Compound name: PCB-85/116

Response Factor: 1.41084

RRF SD: 0.0937905, Relative SD: 6.64783

Response type: Internal Std (Ref 188), Area * (IS Conc. / IS Area)

Curve type: RF

Name	Std. Conc.	RA	Inj	RT	RRT	Resp	IS Resp	Conc.	%Dev	RRF	X = dropped
200601K1_1	0.500	1.72	NO	39.40	1.015	5.54e3	7.55e5	0.520	4.0	1.47	db
200601K1_2	2.00	1.42	NO	39.40	1.015	2.11e4	8.31e5	1.79	-10.3	1.27	dd

Dataset: U:\VG11.PRO\Results\200601K1\200601K1-CRVB.qld

Last Altered: Tuesday, June 02, 2020 10:21:37 Pacific Daylight Time

Printed: Tuesday, June 02, 2020 11:15:31 Pacific Daylight Time

Compound name: PCB-85/116

Name	Std. Conc.	RA	nlv	RT	RRT	Resp	IS Resp	Conc.	%Dev	RRF	X = dropped
200601K1_3	5.00	1.54	NO	39.40	1.015	5.42e4	8.21e5	4.68	-6.4	1.32	dd
200601K1_4	100	1.58	NO	39.40	1.015	1.15e6	7.95e5	102	2.3	1.44	db
200601K1_5	800	1.58	NO	39.40	1.015	1.07e7	9.02e5	842	5.2	1.48	db
200601K1_6	2000	1.60	NO	39.40	1.015	2.71e7	9.13e5	2100	5.2	1.48	db

Compound name: PCB-120

Response Factor: 2.00504

RRF SD: 0.113682, Relative SD: 5.66984

Response type: Internal Std (Ref 188), Area * (IS Conc. / IS Area)

Curve type: RF

Name	Std. Conc.	RA	nlv	RT	RRT	Resp	IS Resp	Conc.	%Dev	RRF	X = dropped
200601K1_1	0.250	1.42	NO	39.84	1.022	3.56e3	7.55e5	0.235	-6.0	1.88	bd
200601K1_2	1.00	1.56	NO	39.66	1.022	1.80e4	8.31e5	0.959	-4.1	1.92	dd
200601K1_3	2.50	1.56	NO	39.66	1.022	3.91e4	8.21e5	2.37	-5.1	1.90	dd
200601K1_4	50.0	1.56	NO	39.66	1.022	8.25e5	7.95e5	51.8	3.5	2.08	bd
200601K1_5	400	1.59	NO	39.66	1.022	7.83e6	9.02e5	422	5.4	2.11	bd
200601K1_6	1000	1.56	NO	39.66	1.022	1.95e7	9.13e5	1060	6.3	2.13	bd

Compound name: PCB-110

Response Factor: 1.74266

RRF SD: 0.0926364, Relative SD: 5.3158

Response type: Internal Std (Ref 188), Area * (IS Conc. / IS Area)

Curve type: RF

Name	Std. Conc.	RA	nlv	RT	RRT	Resp	IS Resp	Conc.	%Dev	RRF	X = dropped
200601K1_1	0.250	1.62	NO	39.79	1.025	3.10e3	7.55e5	0.235	-5.9	1.84	db
200601K1_2	1.00	1.56	NO	39.81	1.026	1.38e4	8.31e5	0.954	-4.8	1.86	MM
200601K1_3	2.50	1.56	NO	39.81	1.026	3.44e4	8.21e5	2.40	-3.9	1.87	db
200601K1_4	50.0	1.58	NO	39.81	1.026	7.19e5	7.95e5	51.9	3.8	1.81	db
200601K1_5	400	1.58	NO	39.81	1.026	6.65e6	9.02e5	423	5.7	1.84	db
200601K1_6	1000	1.58	NO	39.81	1.026	1.67e7	9.13e5	1050	4.8	1.83	db

Dataset: U:\VG11.PRO\Results\200601K1\200601K1-CRVB.qld

Last Altered: Tuesday, June 02, 2020 10:21:37 Pacific Daylight Time

Printed: Tuesday, June 02, 2020 11:15:31 Pacific Daylight Time

Compound name: PCB-82
 Response Factor: 0.781273
 RRF SD: 0.0477185, Relative SD: 6.10778
 Response type: Internal Std (Ref 189), Area * (IS Conc. / IS Area)
 Curve type: RF

Name	Std. Conc.	RA	Int.	RT	RRT	Resp.	IS Resp.	Conc.	%Dev.	RRF	X = dropped
200601K1_1	0.250	1.38	NO	40.44	0.976	1.88e3	1.02e6	0.237	-5.4	0.739	MM
200601K1_2	1.00	1.79	NO	40.44	0.976	8.26e3	1.11e6	0.956	-4.4	0.747	MM
200601K1_3	2.50	1.57	NO	40.44	0.976	2.04e4	1.12e6	2.34	-6.5	0.731	dd
200601K1_4	50.0	1.57	NO	40.46	0.976	4.35e5	1.07e6	52.1	4.3	0.815	bb
200601K1_5	400	1.56	NO	40.46	0.976	3.98e6	1.18e6	431	7.8	0.842	bb
200601K1_6	1000	1.55	NO	40.46	0.976	1.00e7	1.23e6	1040	4.1	0.814	bb

Compound name: PCB-124
 Response Factor: 1.39686
 RRF SD: 0.11391, Relative SD: 8.15474
 Response type: Internal Std (Ref 189), Area * (IS Conc. / IS Area)
 Curve type: RF

Name	Std. Conc.	RA	Int.	RT	RRT	Resp.	IS Resp.	Conc.	%Dev.	RRF	X = dropped
200601K1_1	0.250	1.51	NO	41.15	0.993	3.66e3	1.02e6	0.257	2.9	1.44	MM
200601K1_2	1.00	1.81	NO	41.15	0.993	1.33e4	1.11e6	0.864	-13.6	1.21	bd
200601K1_3	2.50	1.49	NO	41.15	0.993	3.66e4	1.12e6	2.35	-6.1	1.31	bd
200601K1_4	50.0	1.57	NO	41.16	0.993	7.76e5	1.07e6	52.0	4.0	1.45	bd
200601K1_5	400	1.57	NO	41.16	0.993	7.10e6	1.18e6	431	7.7	1.50	bd
200601K1_6	1000	1.56	NO	41.16	0.993	1.81e7	1.23e6	1050	5.2	1.47	bd

Compound name: PCB-107/109
 Response Factor: 1.3418
 RRF SD: 0.112451, Relative SD: 8.38064
 Response type: Internal Std (Ref 189), Area * (IS Conc. / IS Area)
 Curve type: RF

Name	Std. Conc.	RA	Int.	RT	RRT	Resp.	IS Resp.	Conc.	%Dev.	RRF	X = dropped
200601K1_1	0.500	1.52	NO	41.31	0.997	6.09e3	1.02e6	0.446	-10.9	1.20	dd
200601K1_2	2.00	1.81	NO	41.29	0.996	2.87e4	1.11e6	1.93	-3.4	1.30	dd

Dataset: U:\VG11.PRO\Results\200801K1\200801K1-CRVB.qld

Last Altered: Tuesday, June 02, 2020 10:21:37 Pacific Daylight Time

Printed: Tuesday, June 02, 2020 11:15:31 Pacific Daylight Time

Compound name: PCB-107/109

Name	Std. Conc.	RA	inj	RT	RRT	Resp	IS Resp	Conc.	%Dev	RRF	X = dropped
200801K1_3	5.00	1.48	NO	41.29	0.998	6.93e4	1.12e6	4.83	-7.5	1.24	dd
200801K1_4	100	1.58	NO	41.29	0.998	1.50e6	1.07e6	105	4.9	1.41	dd
200801K1_5	800	1.58	NO	41.29	0.998	1.38e7	1.18e6	871	8.8	1.48	dd
200801K1_6	2000	1.58	NO	41.29	0.998	3.57e7	1.23e6	2160	8.0	1.45	dd

Compound name: PCB-123

Response Factor: 1.19789

RRF SD: 0.0778787, Relative SD: 6.48483

Response type: Internal Std (Ref 189), Area * (IS Conc. / IS Area)

Curve type: RF

Name	Std. Conc.	RA	inj	RT	RRT	Resp	IS Resp	Conc.	%Dev	RRF	X = dropped
200801K1_1	0.250	1.88	NO	41.48	1.001	2.87e3	1.02e6	0.236	-5.7	1.13	db
200801K1_2	1.00	1.57	NO	41.48	1.001	1.21e4	1.11e6	0.917	-8.3	1.10	dd
200801K1_3	2.50	1.54	NO	41.48	1.001	3.25e4	1.12e6	2.43	-2.7	1.17	dd
200801K1_4	50.0	1.58	NO	41.48	1.000	6.69e5	1.07e6	52.3	4.8	1.25	dd
200801K1_5	400	1.58	NO	41.48	1.000	6.11e6	1.18e6	432	7.9	1.29	dd
200801K1_6	1000	1.58	NO	41.48	1.000	1.54e7	1.23e6	1040	4.2	1.25	dd

Compound name: PCB-106/118

Response Factor: 1.21941

RRF SD: 0.102837, Relative SD: 8.43331

Response type: Internal Std (Ref 190), Area * (IS Conc. / IS Area)

Curve type: RF

Name	Std. Conc.	RA	inj	RT	RRT	Resp	IS Resp	Conc.	%Dev	RRF	X = dropped
200801K1_1	0.500	1.34	NO	41.87	1.001	5.58e3	1.07e6	0.426	-14.8	1.04	MM
200801K1_2	2.00	1.73	NO	41.89	1.001	2.72e4	1.17e6	1.92	-4.2	1.17	MM
200801K1_3	5.00	1.55	NO	41.89	1.001	7.07e4	1.16e6	5.01	0.2	1.22	MM
200801K1_4	100	1.57	NO	41.89	1.001	1.44e6	1.12e6	105	5.5	1.29	MM
200801K1_5	800	1.58	NO	41.89	1.001	1.33e7	1.27e6	881	7.8	1.31	MM
200801K1_6	2000	1.58	NO	41.89	1.001	3.40e7	1.32e6	2110	5.7	1.29	MM

Dataset: U:\VG11.PRO\Results\200601K1\200601K1-CRVB.qld

Last Altered: Tuesday, June 02, 2020 10:21:37 Pacific Daylight Time
 Printed: Tuesday, June 02, 2020 11:15:31 Pacific Daylight Time

Compound name: PCB-114
 Response Factor: 1.14116
 RRF SD: 0.0850793, Relative SD: 7.45549
 Response type: Internal Std (Ref 191), Area * (IS Conc. / IS Area)
 Curve type: RF

Name	Std. Conc.	RA	n/y	RT	RRT	Resp	IS Resp	Conc.	%Dev	RRF	X = dropped
200601K1_1	0.250	1.33	NO	42.32	1.000	3.86e3	1.38e6	0.248	-0.7	1.13	MM
200601K1_2	1.00	1.64	NO	42.34	1.001	1.48e4	1.45e6	0.891	-10.9	1.02	MM
200601K1_3	2.50	1.54	NO	42.34	1.000	3.91e4	1.47e6	2.33	-6.7	1.06	MM
200601K1_4	50.0	1.57	NO	42.34	1.000	8.45e5	1.41e6	52.8	5.3	1.20	MM
200601K1_5	400	1.54	NO	42.34	1.000	7.43e6	1.52e6	428	7.0	1.22	MM
200601K1_6	1000	1.55	NO	42.34	1.000	1.91e7	1.58e6	1060	6.0	1.21	MM

Compound name: PCB-122
 Response Factor: 0.944286
 RRF SD: 0.0437623, Relative SD: 4.63443
 Response type: Internal Std (Ref 191), Area * (IS Conc. / IS Area)
 Curve type: RF

Name	Std. Conc.	RA	n/y	RT	RRT	Resp	IS Resp	Conc.	%Dev	RRF	X = dropped
200601K1_1	0.250	1.81	NO	42.47	1.004	2.97e3	1.38e6	0.231	-7.8	0.871	MM
200601K1_2	1.00	1.80	NO	42.47	1.004	1.33e4	1.45e6	0.970	-3.0	0.915	MM
200601K1_3	2.50	1.54	NO	42.47	1.004	3.50e4	1.47e6	2.52	0.9	0.953	MM
200601K1_4	50.0	1.56	NO	42.47	1.004	6.92e5	1.41e6	52.1	4.2	0.984	MM
200601K1_5	400	1.55	NO	42.47	1.004	5.98e6	1.52e6	418	4.1	0.983	MM
200601K1_6	1000	1.56	NO	42.47	1.004	1.51e7	1.58e6	1020	1.8	0.959	MM

Compound name: PCB-105
 Response Factor: 1.05075
 RRF SD: 0.0648066, Relative SD: 6.16764
 Response type: Internal Std (Ref 192), Area * (IS Conc. / IS Area)
 Curve type: RF

Name	Std. Conc.	RA	n/y	RT	RRT	Resp	IS Resp	Conc.	%Dev	RRF	X = dropped
200601K1_1	0.250	1.32	NO	43.21	1.000	3.35e3	1.40e6	0.228	-8.9	0.957	bb
200601K1_2	1.00	1.56	NO	43.23	1.001	1.48e4	1.47e6	0.957	-4.3	1.01	MM

Dataset: U:\WG11.PRO\Results\200601K1\200601K1-CRVB.qld

Last Altered: Tuesday, June 02, 2020 10:21:37 Pacific Daylight Time
 Printed: Tuesday, June 02, 2020 11:15:31 Pacific Daylight Time

Compound name: PCB-105

Name	Std Conc	RA	n/y	RT	RRT	Resp	IS Resp	Conc	%Dev	RRF	X = dropped
200601K1_3	2.50	1.58	NO	43.23	1.000	3.84e4	1.49e6	2.45	-2.1	1.03	MM
200601K1_4	50.0	1.58	NO	43.23	1.000	7.78e5	1.42e6	52.1	4.1	1.09	dd
200601K1_5	400	1.59	NO	43.23	1.000	6.92e6	1.53e6	431	7.7	1.13	dd
200601K1_6	1000	1.58	NO	43.23	1.000	1.78e7	1.82e6	1030	3.4	1.09	dd

Compound name: PCB-127

Response Factor: 1.05904

RRF SD: 0.0891593, Relative SD: 6.53037

Response type: Internal Std (Ref 193), Area * (IS Conc. / IS Area)

Curve type: RF

Name	Std Conc	RA	n/y	RT	RRT	Resp	IS Resp	Conc	%Dev	RRF	X = dropped
200601K1_1	0.250	1.35	NO	43.57	1.000	3.42e3	1.45e6	0.223	-10.8	0.944	MM
200601K1_2	1.00	1.53	NO	43.57	1.000	1.54e4	1.51e6	0.965	-3.5	1.02	db
200601K1_3	2.50	1.57	NO	43.57	1.000	4.15e4	1.59e6	2.47	-1.3	1.05	MM
200601K1_4	50.0	1.57	NO	43.57	1.000	6.11e5	1.47e6	52.2	4.4	1.11	db
200601K1_5	400	1.59	NO	43.57	1.000	7.02e6	1.58e6	420	5.0	1.11	db
200601K1_6	1000	1.57	NO	43.57	1.000	1.85e7	1.84e6	1060	6.1	1.12	db

Compound name: PCB-128

Response Factor: 1.17214

RRF SD: 0.0891348, Relative SD: 7.60443

Response type: Internal Std (Ref 194), Area * (IS Conc. / IS Area)

Curve type: RF

Name	Std Conc	RA	n/y	RT	RRT	Resp	IS Resp	Conc	%Dev	RRF	X = dropped
200601K1_1	0.250	1.67	NO	45.52	1.000	3.40e3	1.33e6	0.218	-12.8	1.02	bb
200601K1_2	1.00	1.48	NO	45.52	1.000	1.71e4	1.49e6	0.982	-1.8	1.15	MM
200601K1_3	2.50	1.61	NO	45.52	1.000	4.35e4	1.54e6	2.42	-3.3	1.13	MM
200601K1_4	50.0	1.54	NO	45.54	1.000	8.88e5	1.45e6	52.1	4.3	1.22	db
200601K1_5	400	1.56	NO	45.54	1.001	7.63e6	1.51e6	431	7.7	1.26	db
200601K1_6	1000	1.56	NO	45.54	1.000	1.98e7	1.80e6	1060	5.9	1.24	db

Dataset: U:\VG11.PRO\Results\200801K1\200801K1-CRVB.qld

Last Altered: Tuesday, June 02, 2020 10:21:37 Pacific Daylight Time

Printed: Tuesday, June 02, 2020 11:15:31 Pacific Daylight Time

Compound name: PCB-155

Response Factor: 1.04363

RRF SD: 0.0461718, Relative SD: 4.42414

Response type: Internal Std (Ref 195), Area * (IS Conc. / IS Area)

Curve type: RF

Name	Std. Conc.	RA	rt	RT	RRF	Resp	IS Resp	Conc.	%Dev	RRF	X = dropped
200801K1_1	0.250	1.30	NO	37.01	1.001	1.70e3	6.57e5	0.247	-1.1	1.03	bb
200801K1_2	1.00	1.23	NO	37.01	1.001	7.53e3	7.35e5	0.981	-1.9	1.02	bb
200801K1_3	2.50	1.18	NO	37.01	1.000	1.80e4	7.36e5	2.34	-6.5	0.976	bb
200801K1_4	50.0	1.30	NO	37.01	1.000	3.73e5	7.19e5	49.7	-0.8	1.04	bb
200801K1_5	400	1.30	NO	37.01	1.000	3.46e6	7.88e5	421	5.4	1.10	bb
200801K1_6	1000	1.29	NO	37.01	1.000	6.65e6	7.92e5	1050	4.7	1.09	bb

Compound name: PCB-150

Response Factor: 1.08341

RRF SD: 0.0925801, Relative SD: 8.54521

Response type: Internal Std (Ref 195), Area * (IS Conc. / IS Area)

Curve type: RF

Name	Std. Conc.	RA	rt	RT	RRF	Resp	IS Resp	Conc.	%Dev	RRF	X = dropped
200801K1_1	0.250	1.14	NO	38.30	1.036	1.59e3	6.57e5	0.223	-10.8	0.967	MM
200801K1_2	1.00	1.15	NO	38.32	1.036	7.27e3	7.35e5	0.912	-6.8	0.968	bb
200801K1_3	2.50	1.32	NO	38.32	1.036	1.98e4	7.36e5	2.49	-0.6	1.08	bb
200801K1_4	50.0	1.26	NO	38.32	1.036	3.96e5	7.19e5	50.9	1.7	1.10	bb
200801K1_5	400	1.29	NO	38.32	1.036	3.72e6	7.88e5	436	8.9	1.18	bb
200801K1_6	1000	1.29	NO	38.32	1.036	9.39e6	7.92e5	1090	9.5	1.19	bb

Compound name: PCB-152

Response Factor: 1.18641

RRF SD: 0.106735, Relative SD: 8.99646

Response type: Internal Std (Ref 195), Area * (IS Conc. / IS Area)

Curve type: RF

Name	Std. Conc.	RA	rt	RT	RRF	Resp	IS Resp	Conc.	%Dev	RRF	X = dropped
200801K1_1	0.250	1.37	NO	38.80	1.049	1.72e3	6.57e5	0.221	-11.7	1.05	MM
200801K1_2	1.00	1.34	NO	38.80	1.049	6.42e3	7.35e5	0.968	-3.4	1.15	bb

Dataset: U:\VG11.PROVResults\200801K1\200801K1-CRVB.qld

Last Altered: Tuesday, June 02, 2020 10:21:37 Pacific Daylight Time
 Printed: Tuesday, June 02, 2020 11:15:31 Pacific Daylight Time

Compound name: PCB-152

Name	Std Conc	RA	nty	RT	RRT	Resp	IS Resp	Conc	%Dev	RRF	X=dropped
200801K1_3	2.50	1.28	NO	38.80	1.049	2.02e4	7.36e5	2.32	-7.3	1.10	bb
200801K1_4	50.0	1.30	NO	38.80	1.049	4.38e5	7.19e5	51.3	2.6	1.22	bb
200801K1_5	400	1.31	NO	38.80	1.049	4.12e6	7.88e5	441	10.4	1.31	bb
200801K1_6	1000	1.30	NO	38.82	1.049	1.03e7	7.92e5	1090	9.4	1.30	bb

Compound name: PCB-145

Response Factor: 1.18848
 RRF SD: 0.0869925, Relative SD: 7.31963
 Response type: Internal Std (Ref 195), Area * (IS Conc. / IS Area)
 Curve type: RF

Name	Std Conc	RA	nty	RT	RRT	Resp	IS Resp	Conc	%Dev	RRF	X=dropped
200801K1_1	0.250	1.30	NO	39.27	1.062	1.80e3	6.57e5	0.231	-7.7	1.10	MM
200801K1_2	1.00	1.31	NO	39.27	1.062	8.51e3	7.35e5	0.974	-2.6	1.16	bb
200801K1_3	2.50	1.25	NO	39.27	1.061	2.04e4	7.36e5	2.34	-6.6	1.11	bb
200801K1_4	50.0	1.31	NO	39.27	1.061	4.24e5	7.19e5	49.6	-0.9	1.18	bb
200801K1_5	400	1.28	NO	39.27	1.061	4.10e6	7.88e5	438	9.5	1.30	bb
200801K1_6	1000	1.29	NO	39.27	1.061	1.02e7	7.92e5	1090	6.2	1.29	bb

Compound name: PCB-136

Response Factor: 1.02088
 RRF SD: 0.0891715, Relative SD: 6.77586
 Response type: Internal Std (Ref 195), Area * (IS Conc. / IS Area)
 Curve type: RF

Name	Std Conc	RA	nty	RT	RRT	Resp	IS Resp	Conc	%Dev	RRF	X=dropped
200801K1_1	0.250	1.19	NO	39.60	1.071	1.50e3	6.57e5	0.224	-10.4	0.915	MM
200801K1_2	1.00	1.37	NO	39.60	1.071	7.18e3	7.35e5	0.957	-4.3	0.977	MM
200801K1_3	2.50	1.20	NO	39.60	1.070	1.87e4	7.36e5	2.49	-0.3	1.02	bd
200801K1_4	50.0	1.32	NO	39.60	1.070	3.70e5	7.19e5	50.4	0.7	1.03	bd
200801K1_5	400	1.30	NO	39.60	1.070	3.47e6	7.88e5	431	7.8	1.10	bd
200801K1_6	1000	1.29	NO	39.60	1.070	8.61e6	7.92e5	1090	6.5	1.09	bd

Dataset: U:\VG11.PRO\Results\200801K1\200801K1-CRVB.qld

Last Altered: Tuesday, June 02, 2020 10:21:37 Pacific Daylight Time
 Printed: Tuesday, June 02, 2020 11:15:31 Pacific Daylight Time

Compound name: PCB-148
 Response Factor: 0.841589
 RRF SD: 0.0633021, Relative SD: 7.52173
 Response type: Internal Std (Ref 195), Area * (IS Conc. / IS Area)
 Curve type: RF

Name	Int. Conc.	RA	nty	RT	RRT	Resp	IS Resp	Conc	%Dev	RRF	X = dropped
200601K1_1	0.250	1.05	NO	39.71	1.074	1.36e3	6.57e5	0.246	-1.4	0.830	MM
200601K1_2	1.00	1.26	NO	39.71	1.074	5.73e3	7.35e5	0.926	-7.4	0.779	db
200601K1_3	2.50	1.29	NO	39.71	1.073	1.42e4	7.36e5	2.30	-8.0	0.775	db
200601K1_4	50.0	1.32	NO	39.71	1.073	2.99e5	7.19e5	49.4	-1.1	0.832	db
200601K1_5	400	1.31	NO	39.71	1.073	2.87e6	7.88e5	434	8.4	0.913	db
200601K1_6	1000	1.31	NO	39.71	1.073	7.30e6	7.92e5	1090	9.5	0.921	db

Compound name: PCB-154
 Response Factor: 0.91897
 RRF SD: 0.0435601, Relative SD: 4.7401
 Response type: Internal Std (Ref 195), Area * (IS Conc. / IS Area)
 Curve type: RF

Name	Int. Conc.	RA	nty	RT	RRT	Resp	IS Resp	Conc	%Dev	RRF	X = dropped
200601K1_1	0.250	1.39	NO	40.22	1.088	1.56e3	6.57e5	0.258	3.3	0.949	MM
200601K1_2	1.00	1.41	NO	40.22	1.088	6.57e3	7.35e5	0.973	-2.7	0.894	MM
200601K1_3	2.50	1.35	NO	40.22	1.087	1.57e4	7.36e5	2.32	-7.1	0.853	bb
200601K1_4	50.0	1.33	NO	40.22	1.087	3.23e5	7.19e5	48.9	-2.2	0.899	bb
200601K1_5	400	1.30	NO	40.22	1.087	3.01e6	7.88e5	416	4.0	0.958	bb
200601K1_6	1000	1.30	NO	40.22	1.087	7.62e6	7.92e5	1050	4.7	0.963	bb

Compound name: PCB-151
 Response Factor: 0.786525
 RRF SD: 0.034223, Relative SD: 4.35117
 Response type: Internal Std (Ref 195), Area * (IS Conc. / IS Area)
 Curve type: RF

Name	Int. Conc.	RA	nty	RT	RRT	Resp	IS Resp	Conc	%Dev	RRF	X = dropped
200601K1_1	0.250	1.07	NO	40.88	1.106	1.19e3	6.57e5	0.231	-7.8	0.725	MM
200601K1_2	1.00	1.15	NO	40.88	1.106	5.79e3	7.35e5	1.00	0.1	0.787	bb

Dataset: U:\VG11.PRO\Results\200601K1\200601K1-CRVB.qld

Last Altered: Tuesday, June 02, 2020 10:21:37 Pacific Daylight Time

Printed: Tuesday, June 02, 2020 11:15:31 Pacific Daylight Time

Compound name: PCB-151

Name	Std Conc	RA	Hy	RT	RRT	Resp	IS Resp	Conc	%Dev	RRF	X = dropped
200601K1_3	2.50	1.14	NO	40.88	1.105	1.45e4	7.36e5	2.50	0.0	0.787	bb
200601K1_4	50.0	1.33	NO	40.88	1.105	2.82e5	7.19e5	49.9	-0.2	0.785	bd
200601K1_5	400	1.31	NO	40.88	1.105	2.54e6	7.88e5	410	2.8	0.807	bb
200601K1_6	1000	1.28	NO	40.88	1.105	6.56e6	7.92e5	1050	5.2	0.828	bd

Compound name: PCB-135

Response Factor: 0.922274

RRF SD: 0.05017, Relative SD: 5.43982

Response type: Internal Std (Ref 195), Area * (IS Conc. / IS Area)

Curve type: RF

Name	Std Conc	RA	Hy	RT	RRT	Resp	IS Resp	Conc	%Dev	RRF	X = dropped
200601K1_1	0.250	1.35	NO	41.11	1.112	1.63e3	6.57e5	0.268	7.3	0.990	MM
200601K1_2	1.00	1.27	NO	41.11	1.112	6.81e3	7.35e5	1.00	0.4	0.926	MM
200601K1_3	2.50	1.33	NO	41.11	1.111	1.56e4	7.36e5	2.29	-8.2	0.847	MM
200601K1_4	50.0	1.28	NO	41.11	1.111	3.19e5	7.19e5	48.1	-3.7	0.888	dd
200601K1_5	400	1.27	NO	41.11	1.111	2.93e6	7.88e5	403	0.7	0.929	bd
200601K1_6	1000	1.28	NO	41.11	1.111	7.56e6	7.92e5	1040	3.5	0.955	dd

Compound name: PCB-144

Response Factor: 0.788937

RRF SD: 0.0931784, Relative SD: 11.8106

Response type: Internal Std (Ref 195), Area * (IS Conc. / IS Area)

Curve type: RF

Name	Std Conc	RA	Hy	RT	RRT	Resp	IS Resp	Conc	%Dev	RRF	X = dropped
200601K1_1	0.250	1.07	NO	41.22	1.115	1.14e3	6.57e5	0.219	-12.4	0.691	dd
200601K1_2	1.00	1.05	NO	41.20	1.114	5.31e3	7.35e5	0.915	-8.5	0.722	MM
200601K1_3	2.50	1.25	NO	41.22	1.114	1.33e4	7.36e5	2.29	-8.5	0.722	MM
200601K1_4	50.0	1.30	NO	41.22	1.114	2.87e5	7.19e5	50.6	1.3	0.799	dd
200601K1_5	400	1.28	NO	41.22	1.114	2.82e6	7.88e5	454	13.4	0.895	dd
200601K1_6	1000	1.28	NO	41.22	1.114	7.17e6	7.92e5	1150	14.7	0.905	dd

Dataset: U:\VG11.PRO\Results\200801K1\200801K1-CRVB.qld

Last Altered: Tuesday, June 02, 2020 10:21:37 Pacific Daylight Time
 Printed: Tuesday, June 02, 2020 11:15:31 Pacific Daylight Time

Compound name: PCB-147
 Response Factor: 0.834498
 RRF SD: 0.0629802, Relative SD: 7.54708
 Response type: Internal Std (Ref 195), Area * (IS Conc. / IS Area)
 Curve type: RF

Name	Std. Conc.	RA	n/y	RT	RRT	Resp	IS Resp	Conc.	%Dev	RRF	X = dropped
200801K1_1	0.250	1.35	NO	41.35	1.118	1.49e3	6.57e5	0.271	8.8	0.908	db
200801K1_2	1.00	1.27	NO	41.35	1.118	5.42e3	7.35e5	0.883	-11.7	0.737	MM
200801K1_3	2.50	1.33	NO	41.35	1.118	1.44e4	7.38e5	2.34	-8.4	0.781	MM
200801K1_4	50.0	1.32	NO	41.35	1.118	3.05e5	7.19e5	50.9	1.8	0.849	db
200801K1_5	400	1.29	NO	41.35	1.118	2.72e6	7.88e5	413	3.3	0.862	db
200801K1_6	1000	1.31	NO	41.35	1.118	6.90e6	7.92e5	1040	4.4	0.871	db

Compound name: PCB-139/149
 Response Factor: 0.947782
 RRF SD: 0.0555305, Relative SD: 5.859
 Response type: Internal Std (Ref 195), Area * (IS Conc. / IS Area)
 Curve type: RF

Name	Std. Conc.	RA	n/y	RT	RRT	Resp	IS Resp	Conc.	%Dev	RRF	X = dropped
200801K1_1	0.500	1.23	NO	41.63	1.126	3.21e3	6.57e5	0.515	3.0	0.977	MM
200801K1_2	2.00	1.18	NO	41.63	1.126	1.32e4	7.35e5	1.90	-5.2	0.898	MM
200801K1_3	5.00	1.32	NO	41.63	1.125	3.24e4	7.38e5	4.85	-7.0	0.881	bd
200801K1_4	100	1.30	NO	41.63	1.125	6.80e5	7.19e5	98.9	-3.1	0.918	bd
200801K1_5	800	1.28	NO	41.63	1.125	6.31e6	7.88e5	848	5.7	1.00	bd
200801K1_6	2000	1.30	NO	41.63	1.125	1.80e7	7.92e5	2130	6.8	1.01	bd

Compound name: PCB-140
 Response Factor: 0.793808
 RRF SD: 0.0527788, Relative SD: 6.65048
 Response type: Internal Std (Ref 195), Area * (IS Conc. / IS Area)
 Curve type: RF

Name	Std. Conc.	RA	n/y	RT	RRT	Resp	IS Resp	Conc.	%Dev	RRF	X = dropped
200801K1_1	0.250	1.38	NO	41.80	1.130	1.28e3	6.57e5	0.245	-1.8	0.779	MM
200801K1_2	1.00	1.30	NO	41.81	1.131	5.44e3	7.35e5	0.932	-6.8	0.740	MM

Dataset: U:\VG11.PRO\Results\200601K1\200601K1-CRVB.qld

Last Altered: Tuesday, June 02, 2020 10:21:37 Pacific Daylight Time
 Printed: Tuesday, June 02, 2020 11:15:31 Pacific Daylight Time

Compound name: PCB-140

Name	Std Conc	RA	nt/y	RT	RRT	Resp	IS Resp	Conc	%Dev	RRF	X = dropped
200601K1_3	2.50	1.30	NO	41.81	1.130	1.35e4	7.36e5	2.31	-7.4	0.735	db
200601K1_4	50.0	1.35	NO	41.81	1.130	2.88e5	7.19e5	50.5	0.9	0.801	db
200601K1_5	400	1.29	NO	41.81	1.130	2.70e6	7.88e5	431	7.9	0.856	db
200601K1_6	1000	1.32	NO	41.81	1.130	8.74e6	7.92e5	1070	7.3	0.851	db

Compound name: PCB-134/143

Response Factor: 0.758932

RRF SD: 0.0865715, Relative SD: 11.407

Response type: Internal Std (Ref 196), Area * (IS Conc. / IS Area)

Curve type: RF

Name	Std Conc	RA	nt/y	RT	RRT	Resp	IS Resp	Conc	%Dev	RRF	X = dropped
200601K1_1	0.500	1.38	NO	42.26	0.975	3.74e3	1.21e6	0.408	-16.4	0.619	bb
200601K1_2	2.00	1.24	NO	42.26	0.975	1.80e4	1.26e6	1.88	-5.9	0.714	bb
200601K1_3	5.00	1.23	NO	42.26	0.975	4.77e4	1.30e6	4.84	-3.3	0.734	bb
200601K1_4	100	1.24	NO	42.26	0.974	1.01e6	1.25e6	107	6.8	0.809	bb
200601K1_5	800	1.22	NO	42.26	0.974	9.11e6	1.35e6	890	11.2	0.844	bb
200601K1_6	2000	1.24	NO	42.26	0.974	2.30e7	1.38e6	2200	9.8	0.833	bb

Compound name: PCB-131/133

Response Factor: 0.820779

RRF SD: 0.0843262, Relative SD: 10.2739

Response type: Internal Std (Ref 196), Area * (IS Conc. / IS Area)

Curve type: RF

Name	Std Conc	RA	nt/y	RT	RRT	Resp	IS Resp	Conc	%Dev	RRF	X = dropped
200601K1_1	0.500	1.42	NO	42.57	0.982	4.18e3	1.21e6	0.420	-16.1	0.689	MM
200601K1_2	2.00	1.22	NO	42.57	0.982	1.97e4	1.26e6	1.90	-4.9	0.780	bd
200601K1_3	5.00	1.28	NO	42.57	0.982	5.11e4	1.30e6	4.79	-4.3	0.788	bd
200601K1_4	100	1.22	NO	42.57	0.981	1.08e6	1.25e6	105	5.3	0.885	bd
200601K1_5	800	1.22	NO	42.57	0.981	9.78e6	1.35e6	882	10.2	0.904	bd
200601K1_6	2000	1.23	NO	42.57	0.981	2.49e7	1.38e6	2190	9.7	0.901	bd

Dataset: U:\WG11.PROVResults\200601K1\200601K1-CRVB.qld

Last Altered: Tuesday, June 02, 2020 10:21:37 Pacific Daylight Time

Printed: Tuesday, June 02, 2020 11:15:31 Pacific Daylight Time

Compound name: PCB-142
 Response Factor: 0.754261
 RRF SD: 0.0382275, Relative SD: 5.06821
 Response type: Internal Std (Ref 196), Area * (IS Conc. / IS Area)
 Curve type: RF

Name	Int. Conc.	RA	Qty	RT	RRT	Resp	IS Resp	Conc.	%Dev	RRF	X = dropped
200601K1_1	0.250	1.18	NO	42.72	0.985	2.21e3	1.21e6	0.243	-2.8	0.733	MM
200601K1_2	1.00	1.24	NO	42.74	0.986	8.89e3	1.26e6	0.933	-6.7	0.703	db
200601K1_3	2.50	1.25	NO	42.74	0.986	2.38e4	1.30e6	2.42	-3.1	0.731	dd
200601K1_4	50.0	1.24	NO	42.74	0.985	4.79e5	1.25e6	50.8	1.5	0.766	dd
200601K1_5	400	1.23	NO	42.74	0.985	4.33e6	1.35e6	426	6.4	0.803	dd
200601K1_6	1000	1.21	NO	42.74	0.985	1.09e7	1.38e6	1050	4.7	0.790	dd

Compound name: PCB-146/165
 Response Factor: 1.01661
 RRF SD: 0.0808121, Relative SD: 7.94921
 Response type: Internal Std (Ref 196), Area * (IS Conc. / IS Area)
 Curve type: RF

Name	Int. Conc.	RA	Qty	RT	RRT	Resp	IS Resp	Conc.	%Dev	RRF	X = dropped
200601K1_1	0.500	1.23	NO	42.97	0.991	5.49e3	1.21e6	0.447	-10.5	0.910	dd
200601K1_2	2.00	1.22	NO	42.97	0.991	2.47e4	1.26e6	1.92	-3.9	0.977	bb
200601K1_3	5.00	1.22	NO	42.97	0.991	6.23e4	1.30e6	4.71	-5.7	0.959	dd
200601K1_4	100	1.22	NO	42.97	0.990	1.31e6	1.25e6	103	2.9	1.05	dd
200601K1_5	800	1.23	NO	42.97	0.990	1.20e7	1.35e6	873	9.2	1.11	dd
200601K1_6	2000	1.22	NO	42.97	0.990	3.04e7	1.38e6	2160	8.1	1.10	dd

Compound name: PCB-132/161
 Response Factor: 1.02411
 RRF SD: 0.0851295, Relative SD: 6.3596
 Response type: Internal Std (Ref 196), Area * (IS Conc. / IS Area)
 Curve type: RF

Name	Int. Conc.	RA	Qty	RT	RRT	Resp	IS Resp	Conc.	%Dev	RRF	X = dropped
200601K1_1	0.500	1.21	NO	43.19	0.996	5.86e3	1.21e6	0.474	-5.3	0.970	dd
200601K1_2	2.00	1.19	NO	43.21	0.997	2.45e4	1.26e6	1.89	-5.3	0.970	bd

Dataset: U:\VG11.PRO\Results\200601K1\200601K1-CRVB.qld

Last Altered: Tuesday, June 02, 2020 10:21:37 Pacific Daylight Time
 Printed: Tuesday, June 02, 2020 11:15:31 Pacific Daylight Time

Compound name: PCB-132/161

Name	Std. Conc.	RA	n/y	RT	RRT	Resp	IS Resp	Conc.	%Dev	RRF	X = dropped
200601K1_3	5.00	1.28	NO	43.19	0.996	6.25e4	1.30e6	4.69	-6.2	0.961	dd
200601K1_4	100	1.24	NO	43.21	0.996	1.31e6	1.25e6	103	2.6	1.05	dd
200601K1_5	800	1.24	NO	43.21	0.996	1.19e7	1.35e6	861	7.7	1.10	dd
200601K1_6	2000	1.24	NO	43.21	0.996	3.02e7	1.38e6	2130	6.5	1.09	dd

Compound name: PCB-153

Response Factor: 1.07057

RRF SD: 0.0679682, Relative SD: 6.34876

Response type: Internal Std (Ref 196), Area * (IS Conc. / IS Area)

Curve type: RF

Name	Std. Conc.	RA	n/y	RT	RRT	Resp	IS Resp	Conc.	%Dev	RRF	X = dropped
200601K1_1	0.250	1.42	NO	43.38	1.000	2.99e3	1.21e6	0.232	-7.4	0.992	MM
200601K1_2	1.00	1.26	NO	43.40	1.001	1.30e4	1.28e6	0.960	-4.0	1.03	dd
200601K1_3	2.50	1.18	NO	43.40	1.001	3.29e4	1.30e6	2.36	-5.5	1.01	dd
200601K1_4	50.0	1.25	NO	43.40	1.000	6.97e5	1.25e6	52.0	4.0	1.11	dd
200601K1_5	400	1.24	NO	43.40	1.000	6.17e6	1.35e6	426	6.9	1.14	dd
200601K1_6	1000	1.24	NO	43.40	1.000	1.57e7	1.38e6	1060	6.0	1.14	dd

Compound name: PCB-168

Response Factor: 1.07725

RRF SD: 0.0814218, Relative SD: 7.55832

Response type: Internal Std (Ref 196), Area * (IS Conc. / IS Area)

Curve type: RF

Name	Std. Conc.	RA	n/y	RT	RRT	Resp	IS Resp	Conc.	%Dev	RRF	X = dropped
200601K1_1	0.250	1.09	NO	43.61	1.006	2.93e3	1.21e6	0.225	-10.1	0.969	db
200601K1_2	1.00	1.30	NO	43.61	1.006	1.29e4	1.26e6	0.946	-5.4	1.02	db
200601K1_3	2.50	1.23	NO	43.61	1.006	3.39e4	1.30e6	2.42	-3.3	1.04	db
200601K1_4	50.0	1.24	NO	43.61	1.005	6.89e5	1.25e6	51.1	2.1	1.10	db
200601K1_5	400	1.24	NO	43.63	1.006	6.32e6	1.35e6	435	8.7	1.17	db
200601K1_6	1000	1.23	NO	43.63	1.006	1.81e7	1.38e6	1060	8.0	1.16	db

Dataset: U:\VG11.PRO\Results\200601K1\200601K1-CRVB.qld

Last Altered: Tuesday, June 02, 2020 10:21:37 Pacific Daylight Time
 Printed: Tuesday, June 02, 2020 11:15:31 Pacific Daylight Time

Compound name: PCB-141
 Response Factor: 1.02661
 RRF SD: 0.0643735, Relative SD: 6.27049
 Response type: Internal Std (Ref 197), Area * (IS Conc. / IS Area)
 Curve type: RF

Name	Std. Conc.	RA	n/y	RT	RRT	Resp	IS Resp	Conc.	%Dev	RRF	X = dropped
200601K1_1	0.250	1.34	NO	44.16	1.001	2.32e3	9.74e5	0.232	-7.2	0.953	MM
200601K1_2	1.00	1.28	NO	44.16	1.000	1.02e4	1.06e6	0.941	-5.9	0.966	MM
200601K1_3	2.50	1.23	NO	44.16	1.000	2.72e4	1.10e6	2.41	-3.6	0.989	bd
200601K1_4	50.0	1.24	NO	44.18	1.000	5.51e5	1.03e6	51.9	3.8	1.07	bd
200601K1_5	400	1.24	NO	44.18	1.000	4.91e6	1.12e6	426	6.6	1.09	bd
200601K1_6	1000	1.24	NO	44.16	1.000	1.23e7	1.12e6	1060	6.3	1.09	bd

Compound name: PCB-137
 Response Factor: 1.11036
 RRF SD: 0.0861984, Relative SD: 7.76308
 Response type: Internal Std (Ref 197), Area * (IS Conc. / IS Area)
 Curve type: RF

Name	Std. Conc.	RA	n/y	RT	RRT	Resp	IS Resp	Conc.	%Dev	RRF	X = dropped
200601K1_1	0.250	1.39	NO	44.54	1.010	2.39e3	9.74e5	0.221	-11.5	0.983	MM
200601K1_2	1.00	1.34	NO	44.56	1.009	1.09e4	1.06e6	0.931	-6.9	1.03	MM
200601K1_3	2.50	1.19	NO	44.56	1.009	3.06e4	1.10e6	2.51	0.3	1.11	MM
200601K1_4	50.0	1.24	NO	44.56	1.009	5.93e5	1.03e6	51.6	3.2	1.15	bd
200601K1_5	400	1.22	NO	44.56	1.009	5.38e6	1.12e6	432	8.0	1.20	bd
200601K1_6	1000	1.22	NO	44.56	1.009	1.34e7	1.12e6	1070	6.9	1.19	bd

Compound name: PCB-130
 Response Factor: 0.885312
 RRF SD: 0.0756292, Relative SD: 8.54266
 Response type: Internal Std (Ref 197), Area * (IS Conc. / IS Area)
 Curve type: RF

Name	Std. Conc.	RA	n/y	RT	RRT	Resp	IS Resp	Conc.	%Dev	RRF	X = dropped
200601K1_1	0.250	1.41	NO	44.65	1.012	1.86e3	9.74e5	0.216	-13.6	0.765	MM
200601K1_2	1.00	1.09	NO	44.65	1.012	9.08e3	1.06e6	0.969	-3.1	0.858	MM

Dataset: U:\VG11.PRO\Results\200601K1\200601K1-CRVB.qld

Last Altered: Tuesday, June 02, 2020 10:21:37 Pacific Daylight Time
 Printed: Tuesday, June 02, 2020 11:15:31 Pacific Daylight Time

Compound name: PCB-130

Name	Std Conc	RA	ny	RT	RRT	Resp	IS Resp	Conc	%Dev	RRF	X = dropped
200601K1_3	2.50	1.29	NO	44.65	1.012	2.34e4	1.10e6	2.41	-3.7	0.852	MM
200601K1_4	50.0	1.24	NO	44.67	1.012	4.75e5	1.03e6	51.9	3.8	0.919	MM
200601K1_5	400	1.23	NO	44.67	1.012	4.37e6	1.12e6	440	10.0	0.974	MM
200601K1_6	1000	1.23	NO	44.67	1.012	1.06e7	1.12e6	1070	6.6	0.944	MM

Compound name: PCB-138/163/164

Response Factor: 1.28353

RRF SD: 0.106549, Relative SD: 8.30127

Response type: Internal Std (Ref 198), Area * (IS Conc. / IS Area)

Curve type: RF

Name	Std Conc	RA	ny	RT	RRT	Resp	IS Resp	Conc	%Dev	RRF	X = dropped
200601K1_1	0.750	1.29	NO	45.05	1.001	8.62e3	1.00e6	0.671	-10.6	1.15	MM
200601K1_2	3.00	1.18	NO	45.05	1.001	4.01e4	1.11e6	2.82	-5.9	1.21	bd
200601K1_3	7.50	1.26	NO	45.05	1.001	1.06e5	1.16e6	7.12	-5.1	1.22	bd
200601K1_4	150	1.23	NO	45.05	1.001	2.17e6	1.07e6	157	4.8	1.35	bd
200601K1_5	1200	1.23	NO	45.05	1.001	2.01e7	1.18e6	1330	10.5	1.42	bd
200601K1_6	3000	1.23	NO	45.05	1.001	5.01e7	1.22e6	3190	6.3	1.36	bd

Compound name: PCB-158/160

Response Factor: 1.23999

RRF SD: 0.0786271, Relative SD: 6.34093

Response type: Internal Std (Ref 198), Area * (IS Conc. / IS Area)

Curve type: RF

Name	Std Conc	RA	ny	RT	RRT	Resp	IS Resp	Conc	%Dev	RRF	X = dropped
200601K1_1	0.500	1.06	NO	45.28	1.006	5.95e3	1.00e6	0.479	-4.2	1.19	MM
200601K1_2	2.00	1.20	NO	45.30	1.007	2.56e4	1.11e6	1.87	-6.7	1.16	dd
200601K1_3	5.00	1.23	NO	45.30	1.006	6.75e4	1.16e6	4.70	-5.9	1.17	dd
200601K1_4	100	1.22	NO	45.30	1.006	1.38e6	1.07e6	104	3.6	1.26	dd
200601K1_5	800	1.22	NO	45.30	1.006	1.26e7	1.18e6	864	8.0	1.34	dd
200601K1_6	2000	1.24	NO	45.30	1.006	3.19e7	1.22e6	2100	5.2	1.30	dd

Dataset: U:\VG11.PRO\Results\200601K1\200601K1-CRVB.qld

Last Altered: Tuesday, June 02, 2020 10:21:37 Pacific Daylight Time
 Printed: Tuesday, June 02, 2020 11:15:31 Pacific Daylight Time

Compound name: PCB-129
 Response Factor: 0.866678
 RRF SD: 0.0575828, Relative SD: 6.64409
 Response type: Internal Std (Ref 198), Area * (IS Conc. / IS Area)
 Curve type: RF

Name	Std. Conc.	RA	Qty	RT	RRF	Resp	IS Resp	Conc.	%Dev	RRF	X = dropped
200601K1_1	0.250	1.30	NO	45.54	1.012	2.07e3	1.00e6	0.239	-4.5	0.827	MM
200601K1_2	1.00	1.30	NO	45.54	1.012	9.27e3	1.11e6	0.968	-3.4	0.837	db
200601K1_3	2.50	1.28	NO	45.54	1.012	2.27e4	1.16e6	2.27	-9.2	0.787	db
200601K1_4	50.0	1.23	NO	45.54	1.012	4.97e5	1.07e6	53.4	6.8	0.926	db
200601K1_5	400	1.22	NO	45.54	1.012	4.35e6	1.18e6	426	6.6	0.923	db
200601K1_6	1000	1.22	NO	45.54	1.012	1.10e7	1.22e6	1040	3.8	0.900	db

Compound name: PCB-166
 Response Factor: 1.14308
 RRF SD: 0.0513388, Relative SD: 4.49125
 Response type: Internal Std (Ref 199), Area * (IS Conc. / IS Area)
 Curve type: RF

Name	Std. Conc.	RA	Qty	RT	RRF	Resp	IS Resp	Conc.	%Dev	RRF	X = dropped
200601K1_1	0.250	1.21	NO	46.02	0.993	3.46e3	1.22e6	0.249	-0.5	1.14	db
200601K1_2	1.00	1.17	NO	46.00	0.993	1.44e4	1.34e6	0.943	-5.7	1.08	MM
200601K1_3	2.50	1.25	NO	46.02	0.993	3.77e4	1.39e6	2.38	-4.7	1.09	MM
200601K1_4	50.0	1.24	NO	46.02	0.993	7.77e5	1.33e6	51.2	2.3	1.17	MM
200601K1_5	400	1.24	NO	46.02	0.993	6.88e6	1.42e6	423	5.8	1.21	MM
200601K1_6	1000	1.22	NO	46.02	0.993	1.77e7	1.51e6	1030	2.7	1.17	MM

Compound name: PCB-159
 Response Factor: 1.21657
 RRF SD: 0.0622303, Relative SD: 5.11521
 Response type: Internal Std (Ref 199), Area * (IS Conc. / IS Area)
 Curve type: RF

Name	Std. Conc.	RA	Qty	RT	RRF	Resp	IS Resp	Conc.	%Dev	RRF	X = dropped
200601K1_1	0.250	1.24	NO	46.34	1.000	3.62e3	1.22e6	0.245	-2.2	1.19	MM
200601K1_2	1.00	1.24	NO	46.34	1.000	1.58e4	1.34e6	0.961	-3.9	1.17	MM

Dataset: U:\VG11.PRO\Results\200601K1\200601K1-CRVB.qld

Last Altered: Tuesday, June 02, 2020 10:21:37 Pacific Daylight Time
 Printed: Tuesday, June 02, 2020 11:15:31 Pacific Daylight Time

Compound name: PCB-150

Name	Std Conc	RA	rfy	RT	RRT	Resp	IS Resp	Conc	%Dev	RRF	X = dropped
200601K1_3	2.50	1.29	NO	46.36	1.001	3.92e4	1.38e6	2.33	-6.7	1.13	MM
200601K1_4	50.0	1.22	NO	46.36	1.000	8.24e5	1.33e6	51.0	2.0	1.24	MM
200601K1_5	400	1.24	NO	46.36	1.000	7.37e6	1.42e6	428	6.6	1.30	MM
200601K1_6	1000	1.23	NO	46.36	1.000	1.91e7	1.51e6	1040	4.3	1.27	MM

Compound name: PCB-128/162

Response Factor: 0.907497

RRF SD: 0.0511425, Relative SD: 5.63556

Response type: Internal Std (Ref 199), Area * (IS Conc. / IS Area)

Curve type: RF

Name	Std Conc	RA	rfy	RT	RRT	Resp	IS Resp	Conc	%Dev	RRF	X = dropped
200601K1_1	0.500	1.13	NO	46.64	1.007	5.34e3	1.22e6	0.484	-3.3	0.676	MM
200601K1_2	2.00	1.20	NO	46.64	1.007	2.26e4	1.34e6	1.86	-6.9	0.845	MM
200601K1_3	5.00	1.25	NO	46.64	1.007	5.99e4	1.38e6	4.77	-4.8	0.866	MM
200601K1_4	100	1.24	NO	46.64	1.007	1.25e6	1.33e6	103	3.3	0.938	MM
200601K1_5	800	1.24	NO	46.64	1.007	1.10e7	1.42e6	856	7.0	0.971	MM
200601K1_6	2000	1.21	NO	46.66	1.007	2.85e7	1.51e6	2090	4.4	0.947	MM

Compound name: PCB-167

Response Factor: 1.10858

RRF SD: 0.0571768, Relative SD: 5.15766

Response type: Internal Std (Ref 200), Area * (IS Conc. / IS Area)

Curve type: RF

Name	Std Conc	RA	rfy	RT	RRT	Resp	IS Resp	Conc	%Dev	RRF	X = dropped
200601K1_1	0.250	1.29	NO	47.06	1.001	3.31e3	1.22e6	0.248	-1.8	1.09	MM
200601K1_2	1.00	1.39	NO	47.06	1.001	1.36e4	1.33e6	0.938	-6.2	1.04	MM
200601K1_3	2.50	1.19	NO	47.06	1.000	3.66e4	1.39e6	2.38	-4.7	1.06	bb
200601K1_4	50.0	1.24	NO	47.06	1.000	7.62e5	1.38e6	50.6	1.2	1.12	bb
200601K1_5	400	1.25	NO	47.06	1.000	6.68e6	1.41e6	428	7.1	1.19	bb
200601K1_6	1000	1.23	NO	47.06	1.000	1.72e7	1.48e6	1040	4.3	1.16	bb

Dataset: U:\VG11.PRO\Results\200601K1\200601K1-CRVB.qld

Last Altered: Tuesday, June 02, 2020 10:21:37 Pacific Daylight Time
 Printed: Tuesday, June 02, 2020 11:15:31 Pacific Daylight Time

Compound name: PCB-156
 Response Factor: 1.12589
 RRF SD: 0.0789703, Relative SD: 7.01404
 Response type: Internal Std (Ref 201), Area * (IS Conc. / IS Area)
 Curve type: RF

Name	Std Conc	RA	n/y	RT	RRT	Resp	IS Resp	Conc	%Dev	RRF	X = dropped
200601K1_1	0.250	1.42	NO	48.38	1.000	3.07e3	1.18e6	0.231	-7.7	1.04	MM
200601K1_2	1.00	1.18	NO	48.38	1.000	1.32e4	1.26e6	0.931	-6.9	1.05	MM
200601K1_3	2.50	1.20	NO	48.38	1.000	3.67e4	1.35e6	2.42	-3.4	1.09	bb
200601K1_4	50.0	1.25	NO	48.38	1.000	7.58e5	1.31e6	51.2	2.5	1.15	bd
200601K1_5	400	1.22	NO	48.38	1.000	6.73e6	1.37e6	435	8.9	1.23	bd
200601K1_6	1000	1.23	NO	48.38	1.000	1.76e7	1.47e6	1070	6.6	1.20	bd

Compound name: PCB-157
 Response Factor: 1.03828
 RRF SD: 0.0627401, Relative SD: 6.04267
 Response type: Internal Std (Ref 202), Area * (IS Conc. / IS Area)
 Curve type: RF

Name	Std Conc	RA	n/y	RT	RRT	Resp	IS Resp	Conc	%Dev	RRF	X = dropped
200601K1_1	0.250	1.31	NO	48.65	1.000	2.89e3	1.19e6	0.234	-6.2	0.974	MM
200601K1_2	1.00	1.16	NO	48.67	1.001	1.21e4	1.24e6	0.943	-5.7	0.980	dd
200601K1_3	2.50	1.20	NO	48.67	1.000	3.40e4	1.36e6	2.41	-3.7	1.00	bd
200601K1_4	50.0	1.23	NO	48.67	1.000	6.97e5	1.31e6	51.1	2.2	1.06	dd
200601K1_5	400	1.23	NO	48.67	1.000	6.16e6	1.37e6	432	8.0	1.12	dd
200601K1_6	1000	1.23	NO	48.67	1.000	1.82e7	1.48e6	1050	5.4	1.09	dd

Compound name: PCB-169
 Response Factor: 1.15806
 RRF SD: 0.0659172, Relative SD: 5.69202
 Response type: Internal Std (Ref 203), Area * (IS Conc. / IS Area)
 Curve type: RF

Name	Std Conc	RA	n/y	RT	RRT	Resp	IS Resp	Conc	%Dev	RRF	X = dropped
200601K1_1	0.250	1.16	NO	50.92	1.000	3.08e3	1.12e6	0.238	-5.0	1.10	bb
200601K1_2	1.00	1.28	NO	50.92	1.000	1.29e4	1.19e6	0.940	-6.0	1.09	MM

Dataset: U:\VG11.PRO\Results\200601K1\200601K1-CRVB.qld

Last Altered: Tuesday, June 02, 2020 10:21:37 Pacific Daylight Time
 Printed: Tuesday, June 02, 2020 11:15:31 Pacific Daylight Time

Compound name: PCB-169

Name	Std Conc	RA	Qty	RT	RRT	Resp	IS Resp	Conc	%Dev	RRF	X = dropped
200601K1_3	2.50	1.27	NO	50.92	1.000	3.70e4	1.33e6	2.40	-4.1	1.11	bb
200601K1_4	50.0	1.23	NO	50.92	1.000	7.28e5	1.22e6	51.5	2.9	1.19	bb
200601K1_5	400	1.23	NO	50.92	1.000	6.46e6	1.30e6	429	7.2	1.24	bb
200601K1_6	1000	1.24	NO	50.94	1.000	1.73e7	1.42e6	1050	5.0	1.22	bb

Compound name: PCB-188

Response Factor: 1.28967

RRF SD: 0.0641497, Relative SD: 4.97412

Response type: Internal Std (Ref 204), Area * (IS Conc. / IS Area)

Curve type: RF

Name	Std Conc	RA	Qty	RT	RRT	Resp	IS Resp	Conc	%Dev	RRF	X = dropped
200601K1_1	0.250	0.91	NO	43.01	1.000	2.94e3	9.28e5	0.248	-1.7	1.27	MM
200601K1_2	1.00	1.01	NO	43.01	1.000	1.20e4	1.02e6	0.918	-8.4	1.16	MM
200601K1_3	2.50	0.97	NO	43.02	1.001	3.28e4	1.03e6	2.48	-1.6	1.27	bb
200601K1_4	50.0	1.05	NO	43.02	1.000	6.73e5	1.01e6	51.5	3.0	1.33	bb
200601K1_5	400	1.05	NO	43.02	1.000	6.15e6	1.13e6	420	5.1	1.35	bb
200601K1_6	1000	1.03	NO	43.02	1.000	1.58e7	1.18e6	1040	3.7	1.34	bb

Compound name: PCB-184

Response Factor: 1.23185

RRF SD: 0.0863042, Relative SD: 7.00722

Response type: Internal Std (Ref 204), Area * (IS Conc. / IS Area)

Curve type: RF

Name	Std Conc	RA	Qty	RT	RRT	Resp	IS Resp	Conc	%Dev	RRF	X = dropped
200601K1_1	0.250	1.16	NO	43.48	1.011	2.47e3	9.28e5	0.216	-13.6	1.06	MM
200601K1_2	1.00	0.98	NO	43.48	1.011	1.28e4	1.02e6	1.01	0.8	1.24	bb
200601K1_3	2.50	1.09	NO	43.48	1.012	3.18e4	1.03e6	2.50	-0.1	1.23	bb
200601K1_4	50.0	1.04	NO	43.48	1.011	6.50e5	1.01e6	52.1	4.1	1.28	bb
200601K1_5	400	1.05	NO	43.48	1.011	5.91e6	1.13e6	423	5.7	1.30	bb
200601K1_6	1000	1.03	NO	43.48	1.011	1.50e7	1.18e6	1030	3.1	1.27	bb

Dataset: U:\VG11.PRO\Results\200801K1\200801K1-CRVB.qld

Last Altered: Tuesday, June 02, 2020 10:21:37 Pacific Daylight Time
 Printed: Tuesday, June 02, 2020 11:15:31 Pacific Daylight Time

Compound name: PCB-179
 Response Factor: 1.29806
 RRF SD: 0.052795, Relative SD: 4.06721
 Response type: Internal Std (Ref 204), Area * (IS Conc. / IS Area)
 Curve type: RF

Name	Std. Conc.	RA	n/y	RT	RRT	Resp.	IS Resp.	Conc.	%Dev.	RRF	X = dropped
200801K1_1	0.250	1.00	NO	44.27	1.030	2.80e3	9.28e5	0.232	-7.0	1.21	MM
200801K1_2	1.00	1.00	NO	44.29	1.030	1.29e4	1.02e6	0.979	-2.1	1.27	MM
200801K1_3	2.50	1.10	NO	44.29	1.030	3.39e4	1.03e6	2.52	1.0	1.31	bb
200801K1_4	50.0	1.04	NO	44.29	1.030	6.78e5	1.01e6	51.4	2.8	1.33	bb
200801K1_5	400	1.04	NO	44.29	1.030	6.16e6	1.13e6	418	4.5	1.36	bb
200801K1_6	1000	1.04	NO	44.29	1.030	1.55e7	1.18e6	1010	0.9	1.31	bb

Compound name: PCB-176
 Response Factor: 1.30863
 RRF SD: 0.0665306, Relative SD: 5.08397
 Response type: Internal Std (Ref 204), Area * (IS Conc. / IS Area)
 Curve type: RF

Name	Std. Conc.	RA	n/y	RT	RRT	Resp.	IS Resp.	Conc.	%Dev.	RRF	X = dropped
200801K1_1	0.250	1.13	NO	44.75	1.041	2.78e3	9.28e5	0.229	-8.5	1.20	MM
200801K1_2	1.00	1.07	NO	44.77	1.041	1.34e4	1.02e6	1.01	0.7	1.32	bb
200801K1_3	2.50	1.07	NO	44.77	1.041	3.31e4	1.03e6	2.44	-2.3	1.28	MM
200801K1_4	50.0	1.05	NO	44.77	1.041	6.80e5	1.01e6	51.3	2.8	1.34	bb
200801K1_5	400	1.04	NO	44.77	1.041	6.33e6	1.13e6	426	6.5	1.39	bb
200801K1_6	1000	1.03	NO	44.77	1.041	1.57e7	1.18e6	1010	1.1	1.32	bb

Compound name: PCB-186
 Response Factor: 1.32902
 RRF SD: 0.119081, Relative SD: 8.96013
 Response type: Internal Std (Ref 204), Area * (IS Conc. / IS Area)
 Curve type: RF

Name	Std. Conc.	RA	n/y	RT	RRT	Resp.	IS Resp.	Conc.	%Dev.	RRF	X = dropped
200801K1_1	0.250	1.08	NO	45.37	1.056	2.56e3	9.28e5	0.207	-17.1	1.10	MM
200801K1_2	1.00	0.95	NO	45.39	1.056	1.36e4	1.02e6	1.01	0.8	1.34	MM

Dataset: U:\VG11.PRO\Results\200601K1\200601K1-CRVB.qld

Last Altered: Tuesday, June 02, 2020 10:21:37 Pacific Daylight Time
 Printed: Tuesday, June 02, 2020 11:15:31 Pacific Daylight Time

Compound name: PCB-186

Name	Std Conc	RA	riy	RT	RRT	Resp	IS Resp	Conc	%Dev	RRF	X = dropped
200601K1_3	2.50	1.07	NO	45.39	1.056	3.39e4	1.03e6	2.47	-1.3	1.31	bb
200601K1_4	50.0	1.02	NO	45.39	1.056	7.15e5	1.01e6	53.1	6.1	1.41	bb
200601K1_5	400	1.03	NO	45.39	1.056	6.42e6	1.13e6	426	6.5	1.42	bb
200601K1_6	1000	1.04	NO	45.39	1.056	1.85e7	1.18e6	1050	5.0	1.40	bb

Compound name: PCB-178

Response Factor: 0.943241

RRF SD: 0.0555819, Relative SD: 5.89285

Response type: Internal Std (Ref 204), Area * (IS Conc. / IS Area)

Curve type: RF

Name	Std Conc	RA	riy	RT	RRT	Resp	IS Resp	Conc	%Dev	RRF	X = dropped
200601K1_1	0.250	1.09	NO	45.88	1.067	1.99e3	9.28e5	0.227	-9.2	0.857	MM
200601K1_2	1.00	1.03	NO	45.90	1.088	9.96e3	1.02e6	1.04	3.9	0.980	bb
200601K1_3	2.50	1.02	NO	45.90	1.088	2.31e4	1.03e6	2.37	-5.2	0.894	bb
200601K1_4	50.0	1.03	NO	45.90	1.067	5.05e5	1.01e6	52.9	5.8	0.996	bb
200601K1_5	400	1.04	NO	45.90	1.067	4.43e6	1.13e6	414	3.4	0.975	bb
200601K1_6	1000	1.04	NO	45.90	1.067	1.13e7	1.18e6	1010	1.4	0.956	bb

Compound name: PCB-175

Response Factor: 0.956238

RRF SD: 0.0418022, Relative SD: 4.37152

Response type: Internal Std (Ref 204), Area * (IS Conc. / IS Area)

Curve type: RF

Name	Std Conc	RA	riy	RT	RRT	Resp	IS Resp	Conc	%Dev	RRF	X = dropped
200601K1_1	0.250	1.01	NO	46.24	1.076	2.15e3	9.26e5	0.242	-3.0	0.927	bd
200601K1_2	1.00	1.01	NO	46.24	1.076	9.07e3	1.02e6	0.934	-6.6	0.893	MM
200601K1_3	2.50	1.00	NO	46.26	1.076	2.45e4	1.03e6	2.47	-1.1	0.946	bd
200601K1_4	50.0	1.04	NO	46.26	1.076	5.06e5	1.01e6	52.2	4.5	0.999	bd
200601K1_5	400	1.04	NO	46.26	1.076	4.52e6	1.13e6	417	4.1	0.996	bd
200601K1_6	1000	1.04	NO	46.26	1.076	1.18e7	1.18e6	1020	2.1	0.977	bd

Dataset: U:\VG11.PRO\Results\200801K1\200801K1-CRVB.qld

Last Altered: Tuesday, June 02, 2020 10:21:37 Pacific Daylight Time

Printed: Tuesday, June 02, 2020 11:15:31 Pacific Daylight Time

Compound name: PCB-182/187

Response Factor: 1.06615

RRF SD: 0.0507133, Relative SD: 4.75669

Response type: Internal Std (Ref 204), Area * (IS Conc. / IS Area)

Curve type: RF

Name	Std. Conc.	RA	Qty	RT	RRF	Resp	IS Resp	Conc	%Dev	RRF	X = dropped
200801K1_1	0.500	1.16	NO	46.43	1.080	4.78e3	9.28e5	0.483	-3.3	1.03	MM
200801K1_2	2.00	1.06	NO	46.43	1.080	2.07e4	1.02e6	1.91	-4.4	1.02	db
200801K1_3	5.00	1.00	NO	46.43	1.080	5.24e4	1.03e6	4.74	-5.1	1.01	MM
200801K1_4	100	1.04	NO	46.43	1.080	1.13e6	1.01e6	104	4.2	1.11	db
200801K1_5	800	1.05	NO	46.43	1.080	1.02e7	1.13e6	840	5.0	1.12	db
200801K1_6	2000	1.04	NO	46.43	1.080	2.62e7	1.18e6	2070	3.7	1.11	db

Compound name: PCB-183

Response Factor: 1.02281

RRF SD: 0.0863349, Relative SD: 8.44093

Response type: Internal Std (Ref 204), Area * (IS Conc. / IS Area)

Curve type: RF

Name	Std. Conc.	RA	Qty	RT	RRF	Resp	IS Resp	Conc	%Dev	RRF	X = dropped
200801K1_1	0.250	1.07	NO	46.76	1.066	2.03e3	9.28e5	0.214	-14.4	0.875	MM
200801K1_2	1.00	1.12	NO	46.76	1.066	9.96e3	1.02e6	0.958	-4.2	0.980	bb
200801K1_3	2.50	1.02	NO	46.76	1.066	2.62e4	1.03e6	2.47	-1.0	1.01	bb
200801K1_4	50.0	1.03	NO	46.76	1.067	5.52e5	1.01e6	53.3	6.5	1.09	bb
200801K1_5	400	1.04	NO	46.76	1.067	4.98e6	1.13e6	429	7.3	1.10	bb
200801K1_6	1000	1.04	NO	46.76	1.067	1.28e7	1.18e6	1060	5.8	1.08	bb

Compound name: PCB-185

Response Factor: 1.40567

RRF SD: 0.0901625, Relative SD: 6.41419

Response type: Internal Std (Ref 205), Area * (IS Conc. / IS Area)

Curve type: RF

Name	Std. Conc.	RA	Qty	RT	RRF	Resp	IS Resp	Conc	%Dev	RRF	X = dropped
200801K1_1	0.250	1.06	NO	47.44	0.955	1.96e3	6.16e5	0.227	-9.4	1.27	bb
200801K1_2	1.00	1.04	NO	47.44	0.955	9.08e3	6.54e5	0.986	-1.4	1.39	bb

Dataset: U:\VG11.PRO\Results\200801K1\200801K1-CRVB.qld

Last Altered: Tuesday, June 02, 2020 10:21:37 Pacific Daylight Time

Printed: Tuesday, June 02, 2020 11:15:31 Pacific Daylight Time

Compound name: PCB-185

Name	Std. Conc.	RA	rv	RT	RRT	Resp	IS Resp	Conc.	%Dev	RRF	X = dropped
200801K1_3	2.50	1.05	NO	47.44	0.955	2.33e4	7.01e5	2.37	-5.3	1.33	bb
200801K1_4	50.0	1.02	NO	47.44	0.955	4.98e5	6.87e5	53.2	6.4	1.50	bb
200801K1_5	400	1.04	NO	47.44	0.955	4.39e6	7.40e5	422	5.5	1.48	bb
200801K1_6	1000	1.04	NO	47.44	0.955	1.14e7	7.81e5	1040	4.1	1.48	bb

Compound name: PCB-174

Response Factor: 1.35369

RRF SD: 0.0944983, Relative SD: 6.9808

Response type: Internal Std (Ref 205), Area * (IS Conc. / IS Area)

Curve type: RF

Name	Std. Conc.	RA	rv	RT	RRT	Resp	IS Resp	Conc.	%Dev	RRF	X = dropped
200801K1_1	0.250	1.10	NO	47.80	0.962	1.90e3	6.16e5	0.228	-6.7	1.24	MM
200801K1_2	1.00	1.15	NO	47.82	0.962	8.12e3	6.54e5	0.918	-6.2	1.24	bd
200801K1_3	2.50	1.06	NO	47.82	0.962	2.37e4	7.01e5	2.50	0.2	1.36	bd
200801K1_4	50.0	1.04	NO	47.82	0.962	4.78e5	6.87e5	53.0	5.9	1.43	bd
200801K1_5	400	1.03	NO	47.82	0.962	4.29e6	7.40e5	428	7.1	1.45	bd
200801K1_6	1000	1.02	NO	47.82	0.962	1.10e7	7.81e5	1040	3.8	1.40	bd

Compound name: PCB-181

Response Factor: 1.47446

RRF SD: 0.117329, Relative SD: 7.9574

Response type: Internal Std (Ref 205), Area * (IS Conc. / IS Area)

Curve type: RF

Name	Std. Conc.	RA	rv	RT	RRT	Resp	IS Resp	Conc.	%Dev	RRF	X = dropped
200801K1_1	0.250	1.20	NO	47.91	0.964	2.03e3	6.16e5	0.224	-10.4	1.32	MM
200801K1_2	1.00	1.15	NO	47.91	0.964	1.02e4	6.54e5	1.06	6.2	1.57	dd
200801K1_3	2.50	1.07	NO	47.91	0.964	2.32e4	7.01e5	2.25	-10.0	1.33	dd
200801K1_4	50.0	1.03	NO	47.93	0.965	5.11e5	6.87e5	52.0	4.1	1.53	dd
200801K1_5	400	1.04	NO	47.93	0.965	4.60e6	7.40e5	422	5.5	1.56	dd
200801K1_6	1000	1.04	NO	47.93	0.965	1.21e7	7.81e5	1050	4.8	1.54	dd

Dataset: U:\VG11.PRO\Results\200601K1\200601K1-CRVB.qld

Last Altered: Tuesday, June 02, 2020 10:21:37 Pacific Daylight Time

Printed: Tuesday, June 02, 2020 11:15:31 Pacific Daylight Time

Compound name: PCB-177

Response Factor: 1.27779

RRF SD: 0.0954777, Relative SD: 7.4721

Response type: Internal Std (Ref 205), Area * (IS Conc. / IS Area)

Curve type: RF

Name	Std Conc	RA	Int	RT	RRT	Resp	IS Resp	Conc	%Dev	RRF	X = dropped
200601K1_1	0.250	1.00	NO	48.10	0.968	1.77e3	6.16e5	0.225	-10.2	1.15	MM
200601K1_2	1.00	1.02	NO	48.10	0.968	7.89e3	6.54e5	0.945	-5.5	1.21	dd
200601K1_3	2.50	1.13	NO	48.10	0.968	2.15e4	7.01e5	2.40	-3.9	1.23	MM
200601K1_4	50.0	1.04	NO	48.10	0.968	4.52e5	6.67e5	53.0	6.1	1.36	db
200601K1_5	400	1.04	NO	48.10	0.968	4.08e6	7.40e5	432	7.9	1.36	db
200601K1_6	1000	1.03	NO	48.10	0.968	1.05e7	7.81e5	1060	5.8	1.35	db

Compound name: PCB-171

Response Factor: 1.31619

RRF SD: 0.111307, Relative SD: 8.45674

Response type: Internal Std (Ref 205), Area * (IS Conc. / IS Area)

Curve type: RF

Name	Std Conc	RA	Int	RT	RRT	Resp	IS Resp	Conc	%Dev	RRF	X = dropped
200601K1_1	0.250	1.15	NO	48.38	0.974	1.77e3	6.16e5	0.218	-12.6	1.15	MM
200601K1_2	1.00	0.99	NO	48.38	0.974	8.25e3	6.54e5	0.959	-4.1	1.26	MM
200601K1_3	2.50	0.98	NO	48.38	0.974	2.19e4	7.01e5	2.38	-4.9	1.25	MM
200601K1_4	50.0	1.03	NO	48.40	0.974	4.88e5	6.67e5	53.3	6.8	1.40	bd
200601K1_5	400	1.02	NO	48.40	0.974	4.19e6	7.40e5	431	7.8	1.42	bd
200601K1_6	1000	1.04	NO	48.40	0.974	1.10e7	7.81e5	1070	7.4	1.41	bd

Compound name: PCB-173

Response Factor: 1.18982

RRF SD: 0.0600259, Relative SD: 5.04452

Response type: Internal Std (Ref 205), Area * (IS Conc. / IS Area)

Curve type: RF

Name	Std Conc	RA	Int	RT	RRT	Resp	IS Resp	Conc	%Dev	RRF	X = dropped
200601K1_1	0.250	0.93	NO	48.84	0.983	1.75e3	6.16e5	0.238	-4.7	1.13	MM
200601K1_2	1.00	1.12	NO	48.84	0.983	7.51e3	6.54e5	0.968	-3.4	1.15	MM

Dataset: U:\VG11.PRO\Results\200601K1\200601K1-CRVB.qld

Last Altered: Tuesday, June 02, 2020 10:21:37 Pacific Daylight Time
 Printed: Tuesday, June 02, 2020 11:15:31 Pacific Daylight Time

Compound name: PCB-173

Name	Std. Conc.	RA	inj	RT	RRT	Resp	IS Resp	Conc.	%Dev	RRF	X = dropped
200601K1_3	2.50	1.03	NO	48.84	0.983	1.97e4	7.01e5	2.36	-5.5	1.12	MM
200601K1_4	50.0	1.06	NO	48.84	0.983	4.15e5	6.67e5	52.4	4.7	1.25	dd
200601K1_5	400	1.03	NO	48.84	0.983	3.70e6	7.40e5	420	5.0	1.25	dd
200601K1_6	1000	1.03	NO	48.84	0.983	9.66e6	7.81e5	1040	3.9	1.24	bb

Compound name: PCB-172

Response Factor: 1.37524

RRF SD: 0.11268, Relative SD: 8.20798

Response type: Internal Std (Ref 205), Area * (IS Conc. / IS Area)

Curve type: RF

Name	Std. Conc.	RA	inj	RT	RRT	Resp	IS Resp	Conc.	%Dev	RRF	X = dropped
200601K1_1	0.250	1.00	NO	49.29	0.992	1.87e3	6.16e5	0.221	-11.5	1.22	dd
200601K1_2	1.00	0.96	NO	49.29	0.992	8.89e3	6.54e5	0.967	-3.3	1.33	dd
200601K1_3	2.50	1.04	NO	49.29	0.992	2.25e4	7.01e5	2.34	-6.4	1.29	dd
200601K1_4	50.0	1.05	NO	49.29	0.992	4.86e5	6.67e5	53.0	5.9	1.46	dd
200601K1_5	400	1.03	NO	49.29	0.992	4.39e6	7.40e5	432	7.9	1.46	dd
200601K1_6	1000	1.04	NO	49.29	0.992	1.15e7	7.81e5	1070	7.4	1.46	dd

Compound name: PCB-192

Response Factor: 1.82672

RRF SD: 0.139002, Relative SD: 7.60937

Response type: Internal Std (Ref 205), Area * (IS Conc. / IS Area)

Curve type: RF

Name	Std. Conc.	RA	inj	RT	RRT	Resp	IS Resp	Conc.	%Dev	RRF	X = dropped
200601K1_1	0.250	0.89	NO	49.48	0.996	3.10e3	8.16e5	0.278	10.3	2.02	MM
200601K1_2	1.00	1.10	NO	49.48	0.996	1.06e4	6.54e5	0.885	-11.5	1.62	dd
200601K1_3	2.50	1.05	NO	49.50	0.996	3.02e4	7.01e5	2.36	-5.7	1.72	dd
200601K1_4	50.0	1.03	NO	49.50	0.996	6.16e5	6.67e5	50.8	1.2	1.65	dd
200601K1_5	400	1.03	NO	49.50	0.996	5.80e6	7.40e5	414	3.6	1.89	dd
200601K1_6	1000	1.03	NO	49.50	0.996	1.46e7	7.81e5	1020	2.1	1.87	dd

Dataset: U:\VG11.PRO\Results\200601K1\200601K1-CRVB.qld

Last Altered: Tuesday, June 02, 2020 10:21:37 Pacific Daylight Time
 Printed: Tuesday, June 02, 2020 11:15:31 Pacific Daylight Time

Compound name: PCB-180
 Response Factor: 1.41175
 RRF SD: 0.126648, Relative SD: 8.97102
 Response type: Internal Std (Ref 205), Area * (IS Conc. / IS Area)
 Curve type: RF

Name	Std. Conc.	RA	Qty	RT	RRT	Resp.	IS Resp.	Conc.	%Dev.	RRF	X = dropped
200601K1_1	0.250	1.08	NO	49.71	1.000	1.80e3	6.16e5	0.207	-17.2	1.17	dd
200601K1_2	1.00	1.20	NO	49.71	1.000	9.48e3	6.54e5	1.03	2.7	1.45	dd
200601K1_3	2.50	1.02	NO	49.71	1.000	2.42e4	7.01e5	2.45	-2.0	1.38	dd
200601K1_4	50.0	1.03	NO	49.71	1.000	4.91e5	6.67e5	52.2	4.4	1.47	dd
200601K1_5	400	1.04	NO	49.71	1.000	4.47e6	7.40e5	428	7.0	1.51	dd
200601K1_6	1000	1.03	NO	49.71	1.000	1.16e7	7.81e5	1050	5.0	1.48	dd

Compound name: PCB-183
 Response Factor: 1.67682
 RRF SD: 0.0708905, Relative SD: 4.22768
 Response type: Internal Std (Ref 205), Area * (IS Conc. / IS Area)
 Curve type: RF

Name	Std. Conc.	RA	Qty	RT	RRT	Resp.	IS Resp.	Conc.	%Dev.	RRF	X = dropped
200601K1_1	0.250	1.18	NO	49.92	1.005	2.64e3	6.16e5	0.256	2.4	1.72	MM
200601K1_2	1.00	1.01	NO	49.92	1.005	1.06e4	6.54e5	0.963	-3.7	1.81	db
200601K1_3	2.50	0.99	NO	49.92	1.005	2.74e4	7.01e5	2.33	-6.8	1.56	MM
200601K1_4	50.0	1.03	NO	49.92	1.005	5.70e5	6.67e5	51.0	2.0	1.71	db
200601K1_5	400	1.04	NO	49.92	1.005	5.14e6	7.40e5	415	3.7	1.74	dd
200601K1_6	1000	1.03	NO	49.92	1.005	1.34e7	7.81e5	1030	2.5	1.72	db

Compound name: PCB-181
 Response Factor: 1.71019
 RRF SD: 0.0665243, Relative SD: 3.88988
 Response type: Internal Std (Ref 205), Area * (IS Conc. / IS Area)
 Curve type: RF

Name	Std. Conc.	RA	Qty	RT	RRT	Resp.	IS Resp.	Conc.	%Dev.	RRF	X = dropped
200601K1_1	0.250	1.04	NO	50.19	1.010	2.61e3	6.16e5	0.248	-1.0	1.69	MM
200601K1_2	1.00	1.08	NO	50.19	1.010	1.08e4	6.54e5	0.963	-3.7	1.85	MM

Dataset: U:\VG11.PRO\Results\200601K1\200601K1-CRVB.qld

Last Altered: Tuesday, June 02, 2020 10:21:37 Pacific Daylight Time
 Printed: Tuesday, June 02, 2020 11:15:31 Pacific Daylight Time

Compound name: PCB-191

Name	Std. Conc.	RA	inj	RT	RRT	Resp	IS Resp	Conc.	%Dev	RRF	X = dropped
200601K1_3	2.50	0.92	NO	50.19	1.010	2.85e4	7.01e5	2.38	-5.0	1.62	MM
200601K1_4	50.0	1.00	NO	50.19	1.010	5.78e5	6.67e5	50.8	1.5	1.74	bb
200601K1_5	400	1.04	NO	50.19	1.010	5.29e6	7.40e5	418	4.6	1.79	dd
200601K1_6	1000	1.05	NO	50.19	1.010	1.36e7	7.81e5	1040	3.6	1.77	bd

Compound name: PCB-170

Response Factor: 1.40071

RRF SD: 0.105718, Relative SD: 7.54749

Response type: Internal Std (Ref 206), Area * (IS Conc. / IS Area)

Curve type: RF

Name	Std. Conc.	RA	inj	RT	RRT	Resp	IS Resp	Conc.	%Dev	RRF	X = dropped
200601K1_1	0.250	1.10	NO	51.36	1.000	1.64e3	5.21e5	0.224	-10.3	1.26	MM
200601K1_2	1.00	0.97	NO	51.36	1.000	7.54e3	5.75e5	0.935	-6.5	1.31	MM
200601K1_3	2.50	1.08	NO	51.36	1.000	2.11e4	6.11e5	2.46	-1.4	1.38	MM
200601K1_4	50.0	1.04	NO	51.36	1.000	4.14e5	5.78e5	51.0	2.1	1.43	bd
200601K1_5	400	1.03	NO	51.36	1.000	3.73e6	6.11e5	438	9.0	1.53	bd
200601K1_6	1000	1.02	NO	51.36	1.000	9.85e6	6.57e5	1070	7.1	1.50	bd

Compound name: PCB-190

Response Factor: 1.85102

RRF SD: 0.142118, Relative SD: 7.67782

Response type: Internal Std (Ref 206), Area * (IS Conc. / IS Area)

Curve type: RF

Name	Std. Conc.	RA	inj	RT	RRT	Resp	IS Resp	Conc.	%Dev	RRF	X = dropped
200601K1_1	0.250	1.07	NO	51.59	1.004	2.26e3	5.21e5	0.234	-6.3	1.73	MM
200601K1_2	1.00	1.09	NO	51.59	1.004	9.81e3	5.75e5	0.921	-7.9	1.71	MM
200601K1_3	2.50	1.11	NO	51.59	1.004	2.68e4	6.11e5	2.37	-5.3	1.75	MM
200601K1_4	50.0	1.00	NO	51.59	1.004	5.43e5	5.78e5	50.7	1.4	1.88	db
200601K1_5	400	1.04	NO	51.59	1.004	4.96e6	6.11e5	439	9.7	2.03	db
200601K1_6	1000	1.05	NO	51.59	1.004	1.32e7	6.57e5	1060	8.4	2.01	db

Dataset: U:\VG11.PRO\Results\200601K1\200601K1-CRVB.qld

Last Altered: Tuesday, June 02, 2020 10:21:37 Pacific Daylight Time
 Printed: Tuesday, June 02, 2020 11:15:31 Pacific Daylight Time

Compound name: PCB-189
 Response Factor: 1.4524
 RRF SD: 0.0988417, Relative SD: 6.80541
 Response type: Internal Std (Ref 207), Area * (IS Conc. / IS Area)
 Curve type: RF

Name	Std. Conc.	RA	Inty	RT	RRT	Resp	IS Resp	Conc	%Dev	RRF	X = dropped
200601K1_1	0.250	1.18	NO	53.08	1.000	2.37e3	6.87e5	0.238	-5.0	1.38	MM
200601K1_2	1.00	1.00	NO	53.10	1.000	1.00e4	7.42e5	0.932	-6.8	1.35	MM
200601K1_3	2.50	1.09	NO	53.10	1.000	2.75e4	8.11e5	2.34	-6.5	1.36	MM
200601K1_4	50.0	1.03	NO	53.10	1.000	5.78e5	7.81e5	52.1	4.2	1.51	bb
200601K1_5	400	1.02	NO	53.10	1.000	5.04e6	8.07e5	430	7.5	1.56	bb
200601K1_6	1000	1.02	NO	53.10	1.000	1.34e7	8.85e5	1070	8.8	1.55	bb

Compound name: PCB-202
 Response Factor: 1.16825
 RRF SD: 0.08292, Relative SD: 7.09778
 Response type: Internal Std (Ref 208), Area * (IS Conc. / IS Area)
 Curve type: RF

Name	Std. Conc.	RA	Inty	RT	RRT	Resp	IS Resp	Conc	%Dev	RRF	X = dropped
200601K1_1	0.250	0.93	NO	48.59	1.000	1.92e3	6.72e5	0.245	-2.2	1.14	MM
200601K1_2	1.00	1.02	NO	48.61	1.000	7.83e3	7.55e5	0.888	-11.2	1.04	MM
200601K1_3	2.50	0.94	NO	48.61	1.000	2.18e4	7.88e5	2.43	-2.8	1.14	bb
200601K1_4	50.0	0.89	NO	48.61	1.000	4.58e5	7.74e5	50.8	1.3	1.18	bb
200601K1_5	400	0.91	NO	48.61	1.000	4.13e6	8.21e5	431	7.7	1.26	bb
200601K1_6	1000	0.91	NO	48.61	1.000	1.08e7	8.48e5	1070	7.2	1.25	bb

Compound name: PCB-201
 Response Factor: 1.05277
 RRF SD: 0.0608949, Relative SD: 5.78427
 Response type: Internal Std (Ref 208), Area * (IS Conc. / IS Area)
 Curve type: RF

Name	Std. Conc.	RA	Inty	RT	RRT	Resp	IS Resp	Conc	%Dev	RRF	X = dropped
200601K1_1	0.250	0.79	NO	49.10	1.011	1.71e3	6.72e5	0.241	-3.6	1.01	bd
200601K1_2	1.00	0.90	NO	49.10	1.010	7.27e3	7.55e5	0.915	-8.5	0.983	bd

Dataset: U:\VG11.PRO\Results\200601K1\200601K1-CRVB.qld

Last Altered: Tuesday, June 02, 2020 10:21:37 Pacific Daylight Time

Printed: Tuesday, June 02, 2020 11:15:31 Pacific Daylight Time

Compound name: PCB-201

Name	Std Conc	RA	n/y	RT	RRT	Resp	IS Resp	Conc	%Dev	RRF	X#	dropped
200601K1_3	2.50	0.94	NO	49.10	1.010	1.99e4	7.86e5	2.47	-1.2	1.04		bd
200601K1_4	50.0	0.91	NO	49.10	1.010	4.10e5	7.74e5	50.3	0.7	1.06		bd
200601K1_5	400	0.92	NO	49.10	1.010	3.66e6	8.21e5	424	6.0	1.12		bd
200601K1_6	1000	0.91	NO	49.10	1.010	9.50e6	8.46e5	1070	6.6	1.12		bd

Compound name: PCB-204

Response Factor: 1.1409

RRF SD: 0.0887975, Relative SD: 7.78308

Response type: Internal Std (Ref 208), Area * (IS Conc. / IS Area)

Curve type: RF

Name	Std Conc	RA	n/y	RT	RRT	Resp	IS Resp	Conc	%Dev	RRF	X#	dropped
200601K1_1	0.250	0.77	NO	49.24	1.014	1.83e3	6.72e5	0.238	-4.6	1.09		MM
200601K1_2	1.00	0.89	NO	49.28	1.014	8.01e3	7.55e5	0.930	-7.0	1.06		db
200601K1_3	2.50	0.82	NO	49.26	1.014	2.04e4	7.86e5	2.34	-6.5	1.07		db
200601K1_4	50.0	0.90	NO	49.26	1.014	4.36e5	7.74e5	49.4	-1.2	1.13		db
200601K1_5	400	0.91	NO	49.28	1.014	4.07e6	8.21e5	435	8.7	1.24		db
200601K1_6	1000	0.91	NO	49.26	1.014	1.07e7	8.46e5	1110	10.6	1.26		db

Compound name: PCB-197

Response Factor: 1.13263

RRF SD: 0.0852075, Relative SD: 7.52295

Response type: Internal Std (Ref 208), Area * (IS Conc. / IS Area)

Curve type: RF

Name	Std Conc	RA	n/y	RT	RRT	Resp	IS Resp	Conc	%Dev	RRF	X#	dropped
200601K1_1	0.250	0.99	NO	49.58	1.021	1.89e3	6.72e5	0.248	-0.9	1.12		MM
200601K1_2	1.00	1.01	NO	49.58	1.020	7.47e3	7.55e5	0.874	-12.6	0.989		bb
200601K1_3	2.50	0.99	NO	49.58	1.020	2.16e4	7.86e5	2.49	-0.4	1.13		MM
200601K1_4	50.0	0.90	NO	49.58	1.020	4.31e5	7.74e5	49.2	-1.6	1.11		bb
200601K1_5	400	0.91	NO	49.58	1.020	4.00e6	8.21e5	431	7.7	1.22		bb
200601K1_6	1000	0.89	NO	49.58	1.020	1.03e7	8.46e5	1080	7.8	1.22		bb

Dataset: U:\VG11.PRO\Results\200801K1\200801K1-CRVB.qld

Last Altered: Tuesday, June 02, 2020 10:21:37 Pacific Daylight Time
 Printed: Tuesday, June 02, 2020 11:15:31 Pacific Daylight Time

Compound name: PCB-200
 Response Factor: 1.07032
 RRF SD: 0.0809843, Relative SD: 7.56448
 Response type: Internal Std (Ref 208), Area * (IS Conc. / IS Area)
 Curve type: RF

	Name	Std. Conc.	RA	n/y	RT	RRT	Resp	IS Resp	Conc.	%Dev	RRF	X = dropped
1	200801K1_1	0.250	1.00	NO	50.51	1.040	1.84e3	6.72e5	0.256	2.3	1.09	bb
2	200801K1_2	1.00	0.95	NO	50.51	1.039	7.00e3	7.55e5	0.866	-13.4	0.927	bb
3	200801K1_3	2.50	0.87	NO	50.51	1.039	2.02e4	7.66e5	2.46	-1.7	1.05	bb
4	200801K1_4	50.0	0.90	NO	50.53	1.040	4.10e5	7.74e5	49.5	-1.1	1.06	bb
5	200801K1_5	400	0.90	NO	50.53	1.040	3.78e6	8.21e5	430	7.5	1.15	bb
6	200801K1_6	1000	0.89	NO	50.53	1.040	9.83e6	8.48e5	1060	6.4	1.14	bb

Compound name: PCB-198
 Response Factor: 0.793834
 RRF SD: 0.0466547, Relative SD: 5.87713
 Response type: Internal Std (Ref 208), Area * (IS Conc. / IS Area)
 Curve type: RF

	Name	Std. Conc.	RA	n/y	RT	RRT	Resp	IS Resp	Conc.	%Dev	RRF	X = dropped
1	200801K1_1	0.250	0.81	NO	52.08	1.072	1.22e3	6.72e5	0.229	-8.4	0.727	MM
2	200801K1_2	1.00	0.84	NO	52.08	1.072	5.92e3	7.55e5	0.988	-1.2	0.784	bd
3	200801K1_3	2.50	0.85	NO	52.08	1.072	1.51e4	7.66e5	2.48	-0.9	0.787	bd
4	200801K1_4	50.0	0.91	NO	52.08	1.072	2.98e5	7.74e5	48.8	-2.9	0.771	bd
5	200801K1_5	400	0.89	NO	52.08	1.072	2.76e6	8.21e5	424	6.0	0.841	bd
6	200801K1_6	1000	0.89	NO	52.08	1.072	7.22e6	8.48e5	1070	7.5	0.853	bd

Compound name: PCB-199
 Response Factor: 0.809242
 RRF SD: 0.0640263, Relative SD: 7.91189
 Response type: Internal Std (Ref 208), Area * (IS Conc. / IS Area)
 Curve type: RF

	Name	Std. Conc.	RA	n/y	RT	RRT	Resp	IS Resp	Conc.	%Dev	RRF	X = dropped
1	200801K1_1	0.250	0.83	NO	52.21	1.075	1.18e3	6.72e5	0.216	-13.6	0.699	MM
2	200801K1_2	1.00	0.93	NO	52.19	1.074	6.27e3	7.55e5	1.03	2.7	0.831	db

Dataset: U:\VG11.PROVResults\200801K1\200801K1-CRVB.qld

Last Altered: Tuesday, June 02, 2020 10:21:37 Pacific Daylight Time
 Printed: Tuesday, June 02, 2020 11:15:31 Pacific Daylight Time

Compound name: PCB-199

Name	Std. Conc.	RA	RF	RT	RRT	Resp	IS Resp	Conc.	%Dev	RRF	X = dropped
200801K1_3	2.50	1.00	NO	52.21	1.074	1.51e4	7.86e5	2.43	-2.8	0.786	MM
200801K1_4	50.0	0.92	NO	52.21	1.074	3.10e5	7.74e5	49.5	-1.0	0.801	db
200801K1_5	400	0.89	NO	52.21	1.074	2.81e6	8.21e5	424	5.9	0.857	db
200801K1_6	1000	0.90	NO	52.21	1.074	7.45e6	8.46e5	1090	8.8	0.881	db

Compound name: PCB-198/203

Response Factor: 0.838202

RRF SD: 0.0715006, Relative SD: 8.53023

Response type: Internal Std (Ref 208), Area * (IS Conc. / IS Area)

Curve type: RF

Name	Std. Conc.	RA	RF	RT	RRT	Resp	IS Resp	Conc.	%Dev	RRF	X = dropped
200801K1_1	0.500	1.00	NO	52.50	1.081	2.91e3	6.72e5	0.518	3.1	0.884	bb
200801K1_2	2.00	0.93	NO	52.50	1.080	1.09e4	7.55e5	1.73	-13.8	0.724	bd
200801K1_3	5.00	0.94	NO	52.50	1.080	3.07e4	7.86e5	4.79	-4.3	0.802	MM
200801K1_4	100	0.90	NO	52.51	1.081	6.36e5	7.74e5	98.1	-1.9	0.822	bb
200801K1_5	800	0.91	NO	52.51	1.081	5.85e6	8.21e5	850	6.2	0.891	bb
200801K1_6	2000	0.91	NO	52.51	1.081	1.57e7	8.46e5	2210	10.4	0.926	bb

Compound name: PCB-195

Response Factor: 1.04444

RRF SD: 0.0883119, Relative SD: 8.45545

Response type: Internal Std (Ref 209), Area * (IS Conc. / IS Area)

Curve type: RF

Name	Std. Conc.	RA	RF	RT	RRT	Resp	IS Resp	Conc.	%Dev	RRF	X = dropped
200801K1_1	0.250	0.81	NO	53.79	0.983	1.54e3	6.54e5	0.225	-9.8	0.942	MM
200801K1_2	1.00	0.81	NO	53.79	0.983	6.86e3	6.72e5	0.948	-5.2	0.990	bb
200801K1_3	2.50	0.88	NO	53.79	0.983	1.83e4	7.55e5	2.32	-7.2	0.970	bb
200801K1_4	50.0	0.88	NO	53.81	0.984	3.74e5	6.85e5	52.4	4.7	1.09	bd
200801K1_5	400	0.89	NO	53.79	0.983	3.33e6	7.19e5	443	10.8	1.16	bd
200801K1_6	1000	0.90	NO	53.81	0.984	8.99e6	8.07e5	1070	6.6	1.11	bd

Dataset: U:\VG11.PRO\Results\200801K1\200801K1-CRVB.qld

Last Altered: Tuesday, June 02, 2020 10:21:37 Pacific Daylight Time
 Printed: Tuesday, June 02, 2020 11:15:31 Pacific Daylight Time

Compound name: PCB-194
 Response Factor: 1.11592
 RRF SD: 0.0652125, Relative SD: 5.84384
 Response type: Internal Std (Ref 209), Area * (IS Conc. / IS Area)
 Curve type: RF

Name	Std. Conc.	RA	in/	RT	RRT	Resp	IS Resp	Conc	%Dev	RRF	X = dropped
200801K1_1	0.250	0.76	NO	54.72	1.000	1.92e3	6.54e5	0.262	4.9	1.17	MM
200801K1_2	1.00	0.91	NO	54.72	1.000	7.03e3	6.72e5	0.937	-6.3	1.05	bb
200801K1_3	2.50	0.91	NO	54.72	1.000	1.84e4	7.55e5	2.30	-6.1	1.03	bb
200801K1_4	50.0	0.88	NO	54.72	1.000	3.84e5	6.85e5	50.2	0.5	1.12	bb
200801K1_5	400	0.88	NO	54.72	1.000	3.39e6	7.19e5	422	5.5	1.18	bb
200801K1_6	1000	0.89	NO	54.72	1.000	9.32e6	8.07e5	1040	3.5	1.16	bb

Compound name: PCB-205
 Response Factor: 1.28935
 RRF SD: 0.0752087, Relative SD: 5.83305
 Response type: Internal Std (Ref 209), Area * (IS Conc. / IS Area)
 Curve type: RF

Name	Std. Conc.	RA	in/	RT	RRT	Resp	IS Resp	Conc	%Dev	RRF	X = dropped
200801K1_1	0.250	1.01	NO	54.99	1.005	1.97e3	6.54e5	0.233	-6.7	1.20	MM
200801K1_2	1.00	0.88	NO	54.99	1.005	8.47e3	8.72e5	0.977	-2.3	1.26	bb
200801K1_3	2.50	0.92	NO	54.99	1.005	2.29e4	7.55e5	2.35	-5.8	1.21	bb
200801K1_4	50.0	0.89	NO	54.99	1.005	4.55e5	6.85e5	51.5	3.1	1.33	bb
200801K1_5	400	0.87	NO	54.99	1.005	4.00e6	7.19e5	431	7.9	1.39	bb
200801K1_6	1000	0.88	NO	54.99	1.005	1.08e7	8.07e5	1040	3.9	1.34	bb

Compound name: PCB-208
 Response Factor: 0.933088
 RRF SD: 0.0782208, Relative SD: 8.383
 Response type: Internal Std (Ref 210), Area * (IS Conc. / IS Area)
 Curve type: RF

Name	Std. Conc.	RA	in/	RT	RRT	Resp	IS Resp	Conc	%Dev	RRF	X = dropped
200801K1_1	0.250	1.28	NO	53.95	1.000	1.83e3	8.27e5	0.237	-5.3	0.884	bb
200801K1_2	1.00	1.34	NO	53.95	1.000	7.27e3	8.89e5	0.876	-12.4	0.818	bb

Dataset: U:\VG11.PRO\Results\200601K1\200601K1-CRVB.qld

Last Altered: Tuesday, June 02, 2020 10:21:37 Pacific Daylight Time
 Printed: Tuesday, June 02, 2020 11:15:31 Pacific Daylight Time

Compound name: PCB-208

Name	Std Conc	RA	n/y	RT	RRT	Resp	IS Resp	Conc	%Dev	RRF	X = dropped
200601K1_3	2.50	1.29	NO	53.95	1.000	2.17e4	9.56e5	2.43	-2.9	0.908	bb
200601K1_4	50.0	1.35	NO	53.95	1.000	4.38e5	9.09e5	51.6	3.3	0.964	bb
200601K1_5	400	1.35	NO	53.95	1.000	3.85e6	9.40e5	439	9.7	1.02	bb
200601K1_6	1000	1.34	NO	53.95	1.000	1.02e7	1.01e6	1080	7.8	1.00	bb

Compound name: PCB-207

Response Factor: 0.916302

RRF SD: 0.0559032, Relative SD: 6.10095

Response type: Internal Std (Ref 210), Area * (IS Conc. / IS Area)

Curve type: RF

Name	Std Conc	RA	n/y	RT	RRT	Resp	IS Resp	Conc	%Dev	RRF	X = dropped
200601K1_1	0.250	1.18	NO	54.29	1.007	1.83e3	6.27e5	0.242	-3.3	0.886	bb
200601K1_2	1.00	1.36	NO	54.29	1.007	7.48e3	8.89e5	0.915	-8.5	0.839	bb
200601K1_3	2.50	1.29	NO	54.29	1.007	2.13e4	9.56e5	2.44	-2.5	0.893	bb
200601K1_4	50.0	1.35	NO	54.29	1.007	4.18e5	9.09e5	50.2	0.4	0.920	bb
200601K1_5	400	1.32	NO	54.29	1.007	3.69e6	9.40e5	428	7.0	0.981	bb
200601K1_6	1000	1.32	NO	54.29	1.007	9.93e6	1.01e6	1070	6.9	0.979	bb

Compound name: PCB-206

Response Factor: 1.00741

RRF SD: 0.0633496, Relative SD: 6.28838

Response type: Internal Std (Ref 211), Area * (IS Conc. / IS Area)

Curve type: RF

Name	Std Conc	RA	n/y	RT	RRT	Resp	IS Resp	Conc	%Dev	RRF	X = dropped
200601K1_1	0.250	1.24	NO	56.24	1.000	1.17e3	4.83e5	0.240	-4.2	0.965	bb
200601K1_2	1.00	1.28	NO	56.25	1.000	4.56e3	4.90e5	0.928	-7.2	0.935	bd
200601K1_3	2.50	1.39	NO	56.25	1.000	1.33e4	5.49e5	2.40	-4.0	0.987	bb
200601K1_4	50.0	1.35	NO	56.25	1.000	2.55e5	5.03e5	50.4	0.7	1.01	dd
200601K1_5	400	1.33	NO	56.25	1.000	2.21e6	5.04e5	435	8.8	1.10	dd
200601K1_6	1000	1.34	NO	56.25	1.000	5.91e6	5.54e5	1080	5.9	1.07	bd

Dataset: U:\VG11.PRO\Results\200601K1\200601K1-CRVB.qld

Last Altered: Tuesday, June 02, 2020 10:21:37 Pacific Daylight Time
 Printed: Tuesday, June 02, 2020 11:15:31 Pacific Daylight Time

Compound name: PCB-209
 Response Factor: 0.986438
 RRF SD: 0.0459049, Relative SD: 4.6536
 Response type: Internal Std (Ref 212), Area * (IS Conc. / IS Area)
 Curve type: RF

	Name	Std. Conc.	RA	n/y	RT	RRT	Resp	IS Resp	Conc	%Dev	RRF	X=dropped
1	200601K1_1	0.250	1.31	NO	57.48	1.000	8.49e2	3.85e5	0.236	-5.8	0.930	bb
2	200601K1_2	1.00	1.14	NO	57.49	1.000	3.51e3	3.87e5	0.970	-3.0	0.957	bb
3	200601K1_3	2.50	1.20	NO	57.49	1.000	9.28e3	3.88e5	2.42	-3.1	0.956	bb
4	200601K1_4	50.0	1.19	NO	57.49	1.000	1.78e5	3.55e5	50.8	1.8	1.00	bb
5	200601K1_5	400	1.18	NO	57.49	1.000	1.45e6	3.47e5	424	6.0	1.05	bb
6	200601K1_6	1000	1.18	NO	57.49	1.000	3.98e6	3.87e5	1040	4.2	1.03	bb

Compound name: 13C-PCB-1
 Response Factor: 0.893492
 RRF SD: 0.0183374, Relative SD: 2.05233
 Response type: Internal Std (Ref 213), Area * (IS Conc. / IS Area)
 Curve type: RF

	Name	Std. Conc.	RA	n/y	RT	RRT	Resp	IS Resp	Conc	%Dev	RRF	X=dropped
1	200601K1_1	100	3.27	NO	15.51	0.608	2.37e6	2.62e6	101	1.1	0.903	bb
2	200601K1_2	100	3.24	NO	15.52	0.608	2.53e6	2.80e6	101	1.1	0.903	bb
3	200601K1_3	100	3.25	NO	15.53	0.609	2.48e6	2.85e6	98.8	-3.4	0.863	bb
4	200601K1_4	100	3.38	NO	15.53	0.609	2.44e6	2.67e6	102	2.2	0.914	bb
5	200601K1_5	100	3.20	NO	15.53	0.609	2.52e6	2.81e6	100	0.3	0.896	bb
6	200601K1_6	100	3.24	NO	15.53	0.609	2.44e6	2.77e6	98.7	-1.3	0.882	bb

Compound name: 13C-PCB-3
 Response Factor: 0.910847
 RRF SD: 0.0156258, Relative SD: 1.71533
 Response type: Internal Std (Ref 213), Area * (IS Conc. / IS Area)
 Curve type: RF

	Name	Std. Conc.	RA	n/y	RT	RRT	Resp	IS Resp	Conc	%Dev	RRF	X=dropped
1	200601K1_1	100	3.25	NO	18.16	0.711	2.41e6	2.62e6	101	1.0	0.920	bb
2	200601K1_2	100	3.30	NO	18.16	0.711	2.58e6	2.80e6	101	1.3	0.923	bb

Dataset: U:\VG11.PRO\Results\200801K1\200801K1-CRVB.qld

Last Altered: Tuesday, June 02, 2020 10:21:37 Pacific Daylight Time

Printed: Tuesday, June 02, 2020 11:15:31 Pacific Daylight Time

Compound name: 13C-PCB-3

Name	Std. Conc.	RA	ntf	RT	RRT	Resp	IS Resp	Conc.	%Dev	RRF	X = dropped
200801K1_3	100	3.32	NO	18.17	0.712	2.54e6	2.85e6	97.7	-2.3	0.890	bb
200801K1_4	100	3.19	NO	18.17	0.712	2.46e6	2.87e6	101	1.1	0.921	bb
200801K1_5	100	3.37	NO	18.17	0.712	2.58e6	2.81e6	101	1.1	0.921	bb
200801K1_6	100	3.32	NO	18.17	0.712	2.47e6	2.77e6	97.9	-2.1	0.892	bb

Compound name: 13C-PCB-4

Response Factor: 0.599965

RRF SD: 0.0112844, Relative SD: 1.87751

Response type: Internal Std (Ref 213), Area * (IS Conc. / IS Area)

Curve type: RF

Name	Std. Conc.	RA	ntf	RT	RRT	Resp	IS Resp	Conc.	%Dev	RRF	X = dropped
200801K1_1	100	1.59	NO	19.51	0.765	1.57e6	2.62e6	99.7	-0.3	0.598	bb
200801K1_2	100	1.81	NO	19.52	0.765	1.72e6	2.80e6	102	2.1	0.613	bb
200801K1_3	100	1.80	NO	19.52	0.765	1.87e6	2.85e6	97.5	-2.5	0.585	bb
200801K1_4	100	1.80	NO	19.53	0.765	1.82e6	2.87e6	101	0.8	0.605	bb
200801K1_5	100	1.58	NO	19.52	0.765	1.72e6	2.81e6	102	1.7	0.610	bb
200801K1_6	100	1.58	NO	19.53	0.765	1.83e6	2.77e6	98.2	-1.8	0.589	bb

Compound name: 13C-PCB-9

Response Factor: 0.989602

RRF SD: 0.0158818, Relative SD: 1.63589

Response type: Internal Std (Ref 213), Area * (IS Conc. / IS Area)

Curve type: RF

Name	Std. Conc.	RA	ntf	RT	RRT	Resp	IS Resp	Conc.	%Dev	RRF	X = dropped
200801K1_1	100	1.57	NO	21.33	0.836	2.57e6	2.62e6	101	1.2	0.981	bb
200801K1_2	100	1.57	NO	21.34	0.836	2.77e6	2.80e6	102	2.0	0.989	bb
200801K1_3	100	1.58	NO	21.35	0.836	2.71e6	2.85e6	98.0	-2.0	0.950	bb
200801K1_4	100	1.57	NO	21.35	0.836	2.81e6	2.87e6	101	0.6	0.975	bb
200801K1_5	100	1.58	NO	21.35	0.836	2.73e6	2.81e6	100	0.2	0.972	bb
200801K1_6	100	1.55	NO	21.35	0.836	2.83e6	2.77e6	98.1	-1.9	0.951	bb

Dataset: U:\WG11.PRO\Results\200601K1\200601K1-CRVB.qld

Last Altered: Tuesday, June 02, 2020 10:21:37 Pacific Daylight Time
 Printed: Tuesday, June 02, 2020 11:15:31 Pacific Daylight Time

Compound name: 13C-PCB-11
 Response Factor: 0.961529
 RRF SD: 0.00722668, Relative SD: 0.751582
 Response type: Internal Std (Ref 213), Area * (IS Conc. / IS Area)
 Curve type: RF

Name	Std Conc	RA	n/y	RT	RRT	Resp	IS Resp	Conc	%Dev	RRF	X = dropped
200601K1_1	100	1.57	NO	24.76	0.971	2.53e6	2.62e6	100	0.5	0.966	bb
200601K1_2	100	1.57	NO	24.79	0.972	2.70e6	2.80e6	100	0.3	0.964	bb
200601K1_3	100	1.57	NO	24.80	0.972	2.71e6	2.85e6	98.9	-1.1	0.951	bb
200601K1_4	100	1.56	NO	24.80	0.972	2.56e6	2.87e6	99.5	-0.5	0.957	bb
200601K1_5	100	1.57	NO	24.80	0.972	2.70e6	2.81e6	99.8	-0.2	0.960	bb
200601K1_6	100	1.57	NO	24.80	0.972	2.69e6	2.77e6	101	1.0	0.971	bb

Compound name: 13C-PCB-19
 Response Factor: 0.498883
 RRF SD: 0.00572334, Relative SD: 1.14723
 Response type: Internal Std (Ref 213), Area * (IS Conc. / IS Area)
 Curve type: RF

Name	Std Conc	RA	n/y	RT	RRT	Resp	IS Resp	Conc	%Dev	RRF	X = dropped
200601K1_1	100	1.02	NO	23.75	0.931	1.32e6	2.62e6	101	0.8	0.503	bb
200601K1_2	100	1.03	NO	23.75	0.931	1.42e6	2.80e6	101	1.3	0.505	bb
200601K1_3	100	1.04	NO	23.76	0.931	1.39e6	2.85e6	98.1	-1.9	0.489	bb
200601K1_4	100	1.02	NO	23.76	0.931	1.33e6	2.67e6	99.5	-0.5	0.496	bb
200601K1_5	100	1.00	NO	23.76	0.931	1.40e6	2.81e6	99.8	-0.2	0.496	bb
200601K1_6	100	1.01	NO	23.76	0.931	1.39e6	2.77e6	101	0.5	0.501	bb

Compound name: 13C-PCB-32
 Response Factor: 0.74412
 RRF SD: 0.0231643, Relative SD: 3.11298
 Response type: Internal Std (Ref 213), Area * (IS Conc. / IS Area)
 Curve type: RF

Name	Std Conc	RA	n/y	RT	RRT	Resp	IS Resp	Conc	%Dev	RRF	X = dropped
200601K1_1	100	1.04	NO	26.74	1.048	1.93e6	2.62e6	99.1	-0.9	0.737	bb
200601K1_2	100	1.05	NO	26.75	1.048	2.07e6	2.80e6	99.5	-0.5	0.741	bb

Dataset: U:\WG11.PRO\Results\200601K1\200601K1-CRVB.qld

Last Altered: Tuesday, June 02, 2020 10:21:37 Pacific Daylight Time
 Printed: Tuesday, June 02, 2020 11:15:31 Pacific Daylight Time

Compound name: 13C-PCB-32

Name	Std. Conc.	RA	Qty	RT	RRT	Resp	IS Resp	Conc.	%Dev	RRF	X = dropped
200601K1_3	100	1.02	NO	28.75	1.048	2.03e6	2.85e6	95.5	-4.5	0.710	bb
200601K1_4	100	1.03	NO	28.75	1.048	1.97e6	2.87e6	99.2	-0.8	0.739	bb
200601K1_5	100	1.04	NO	28.75	1.048	2.13e6	2.81e6	102	2.0	0.759	bb
200601K1_6	100	1.05	NO	28.75	1.048	2.18e6	2.77e6	105	4.7	0.779	bb

Compound name: 13C-PCB-28

Response Factor: 1.06428

RRF SD: 0.0550204, Relative SD: 5.16973

Response type: Internal Std (Ref 214), Area * (IS Conc. / IS Area)

Curve type: RF

Name	Std. Conc.	RA	Qty	RT	RRT	Resp	IS Resp	Conc.	%Dev	RRF	X = dropped
200601K1_1	100	1.03	NO	28.75	1.003	2.38e6	2.08e6	107	7.4	1.14	db
200601K1_2	100	1.04	NO	28.77	1.004	2.38e6	2.43e6	92.3	-7.7	0.983	db
200601K1_3	100	1.04	NO	28.77	1.004	2.33e6	2.26e6	97.0	-3.0	1.03	db
200601K1_4	100	1.04	NO	28.77	1.004	2.26e6	2.13e6	98.7	-0.3	1.06	db
200601K1_5	100	1.04	NO	28.77	1.004	2.40e6	2.24e6	100	0.4	1.07	db
200601K1_6	100	1.04	NO	28.77	1.004	2.39e6	2.18e6	103	3.2	1.10	db

Compound name: 13C-PCB-37

Response Factor: 0.989118

RRF SD: 0.0390859, Relative SD: 3.95159

Response type: Internal Std (Ref 214), Area * (IS Conc. / IS Area)

Curve type: RF

Name	Std. Conc.	RA	Qty	RT	RRT	Resp	IS Resp	Conc.	%Dev	RRF	X = dropped
200601K1_1	100	1.03	NO	32.75	1.143	2.11e6	2.08e6	102	2.5	1.01	bb
200601K1_2	100	1.02	NO	32.75	1.143	2.28e6	2.43e6	94.0	-8.0	0.930	bb
200601K1_3	100	1.05	NO	32.75	1.143	2.28e6	2.28e6	101	1.4	1.00	bb
200601K1_4	100	1.03	NO	32.75	1.143	2.09e6	2.13e6	99.2	-0.8	0.981	bb
200601K1_5	100	1.06	NO	32.75	1.143	2.17e6	2.24e6	97.8	-2.4	0.968	bb
200601K1_6	100	1.05	NO	32.77	1.143	2.27e6	2.18e6	105	5.3	1.04	bb

Dataset: U:\VG11.PRO\Results\200801K1\200801K1-CRVB.qld

Last Altered: Tuesday, June 02, 2020 10:21:37 Pacific Daylight Time
 Printed: Tuesday, June 02, 2020 11:15:31 Pacific Daylight Time

Compound name: 13C-PCB-54
 Response Factor: 0.99939
 RRF SD: 0.0146278, Relative SD: 1.46368
 Response type: Internal Std (Ref 215), Area * (IS Conc. / IS Area)
 Curve type: RF

Name	Std. Conc.	RA	rt	RT	RRF	Resp	IS Resp	Conc.	%Dev	RRF	X = dropped
200801K1_1	100	0.77	NO	27.60	0.752	1.88e6	1.87e6	101	0.8	1.01	bb
200801K1_2	100	0.78	NO	27.62	0.753	1.85e6	1.82e6	102	1.7	1.02	bb
200801K1_3	100	0.79	NO	27.62	0.753	1.80e6	1.81e6	99.5	-0.5	0.995	bb
200801K1_4	100	0.79	NO	27.62	0.753	1.75e6	1.74e6	101	0.8	1.01	bb
200801K1_5	100	0.77	NO	27.62	0.752	1.88e6	1.89e6	99.7	-0.3	0.998	bb
200801K1_6	100	0.79	NO	27.62	0.752	1.88e6	1.92e6	97.5	-2.5	0.974	bb

Compound name: 13C-PCB-52
 Response Factor: 0.804222
 RRF SD: 0.0127119, Relative SD: 1.58085
 Response type: Internal Std (Ref 215), Area * (IS Conc. / IS Area)
 Curve type: RF

Name	Std. Conc.	RA	rt	RT	RRF	Resp	IS Resp	Conc.	%Dev	RRF	X = dropped
200801K1_1	100	0.78	NO	31.25	0.852	1.37e6	1.87e6	102	1.8	0.817	bd
200801K1_2	100	0.79	NO	31.26	0.852	1.50e6	1.82e6	102	2.3	0.823	bb
200801K1_3	100	0.81	NO	31.26	0.852	1.44e6	1.81e6	99.0	-1.0	0.796	bb
200801K1_4	100	0.79	NO	31.26	0.852	1.38e6	1.74e6	98.5	-1.5	0.792	bd
200801K1_5	100	0.77	NO	31.26	0.852	1.51e6	1.89e6	99.4	-0.6	0.799	bd
200801K1_6	100	0.77	NO	31.26	0.852	1.54e6	1.92e6	99.2	-0.8	0.796	bd

Compound name: 13C-PCB-47
 Response Factor: 0.857338
 RRF SD: 0.011554, Relative SD: 1.34766
 Response type: Internal Std (Ref 215), Area * (IS Conc. / IS Area)
 Curve type: RF

Name	Std. Conc.	RA	rt	RT	RRF	Resp	IS Resp	Conc.	%Dev	RRF	X = dropped
200801K1_1	100	0.79	NO	31.77	0.866	1.44e6	1.87e6	100	0.3	0.860	bb
200801K1_2	100	0.78	NO	31.77	0.866	1.59e6	1.82e6	102	2.1	0.875	bb

Dataset: U:\VG11.PRO\Results\200601K1\200601K1-CRVB.qld

Last Altered: Tuesday, June 02, 2020 10:21:37 Pacific Daylight Time

Printed: Tuesday, June 02, 2020 11:15:31 Pacific Daylight Time

Compound name: 13C-PCB-47

Name	Std Conc	RA	Int	RT	RRT	Resp	IS Resp	Conc	%Dev	RRF	X = dropped
200601K1_3	100	0.79	NO	31.78	0.867	1.53e6	1.81e6	98.3	-1.7	0.843	bb
200601K1_4	100	0.78	NO	31.78	0.867	1.49e6	1.74e6	100	-0.0	0.857	bb
200601K1_5	100	0.78	NO	31.78	0.866	1.60e6	1.89e6	98.7	-1.3	0.846	bb
200601K1_6	100	0.78	NO	31.78	0.866	1.66e6	1.92e6	101	0.5	0.862	bb

Compound name: 13C-PCB-70

Response Factor: 0.995775

RRF SD: 0.0166908, Relative SD: 1.67616

Response type: Internal Std (Ref 215), Area * (IS Conc. / IS Area)

Curve type: RF

Name	Std Conc	RA	Int	RT	RRT	Resp	IS Resp	Conc	%Dev	RRF	X = dropped
200601K1_1	100	0.79	NO	35.40	0.965	1.70e6	1.67e6	102	2.3	1.02	bb
200601K1_2	100	0.79	NO	35.41	0.965	1.84e6	1.82e6	101	1.4	1.01	bb
200601K1_3	100	0.79	NO	35.41	0.965	1.79e6	1.81e6	99.4	-0.6	0.989	bb
200601K1_4	100	0.80	NO	35.41	0.965	1.73e6	1.74e6	100	0.1	0.997	bb
200601K1_5	100	0.79	NO	35.41	0.965	1.84e6	1.89e6	97.6	-2.4	0.972	bb
200601K1_6	100	0.79	NO	35.41	0.965	1.90e6	1.92e6	99.2	-0.8	0.988	bb

Compound name: 13C-PCB-80

Response Factor: 1.02819

RRF SD: 0.0132281, Relative SD: 1.28654

Response type: Internal Std (Ref 215), Area * (IS Conc. / IS Area)

Curve type: RF

Name	Std Conc	RA	Int	RT	RRT	Resp	IS Resp	Conc	%Dev	RRF	X = dropped
200601K1_1	100	0.80	NO	35.84	0.977	1.75e6	1.67e6	102	1.8	1.05	bb
200601K1_2	100	0.79	NO	35.84	0.977	1.87e6	1.82e6	100	-0.0	1.03	bb
200601K1_3	100	0.79	NO	35.84	0.977	1.86e6	1.81e6	99.7	-0.3	1.03	bb
200601K1_4	100	0.79	NO	35.84	0.977	1.79e6	1.74e6	100	0.2	1.03	bb
200601K1_5	100	0.80	NO	35.84	0.977	1.90e6	1.89e6	97.8	-2.2	1.01	db
200601K1_6	100	0.77	NO	35.84	0.977	1.99e6	1.92e6	100	0.5	1.03	bb

Dataset: U:\VG11.PRO\Results\200801K1\200801K1-CRVB.qld

Last Altered: Tuesday, June 02, 2020 10:21:37 Pacific Daylight Time

Printed: Tuesday, June 02, 2020 11:15:31 Pacific Daylight Time

Compound name: 13C-PCB-81

Response Factor: 0.987991

RRF SD: 0.0137248, Relative SD: 1.38916

Response type: Internal Std (Ref 215), Area * (IS Conc. / IS Area)

Curve type: RF

	Name	Std. Conc.	RA	Int.	RT	RRT	Resp.	IS Resp.	Conc.	%Dev.	RRF	X = dropped
1	200801K1_1	100	0.79	NO	39.04	1.084	1.85e6	1.87e6	99.8	-0.2	0.986	bd
2	200801K1_2	100	0.79	NO	39.04	1.084	1.76e6	1.82e6	98.0	-2.0	0.988	bd
3	200801K1_3	100	0.79	NO	39.04	1.084	1.80e6	1.81e6	100	0.5	0.993	bd
4	200801K1_4	100	0.80	NO	39.04	1.084	1.70e6	1.74e6	99.2	-0.8	0.980	bb
5	200801K1_5	100	0.78	NO	39.04	1.084	1.86e6	1.89e6	101	0.6	0.994	bd
6	200801K1_6	100	0.78	NO	39.04	1.084	1.94e6	1.92e6	102	2.0	1.01	bd

Compound name: 13C-PCB-77

Response Factor: 0.988731

RRF SD: 0.0228063, Relative SD: 2.35425

Response type: Internal Std (Ref 215), Area * (IS Conc. / IS Area)

Curve type: RF

	Name	Std. Conc.	RA	Int.	RT	RRT	Resp.	IS Resp.	Conc.	%Dev.	RRF	X = dropped
1	200801K1_1	100	0.79	NO	39.66	1.081	1.59e6	1.67e6	98.5	-1.5	0.954	bb
2	200801K1_2	100	0.78	NO	39.66	1.081	1.71e6	1.82e6	97.0	-3.0	0.940	bb
3	200801K1_3	100	0.79	NO	39.66	1.081	1.75e6	1.81e6	99.7	-0.3	0.966	bb
4	200801K1_4	100	0.80	NO	39.66	1.081	1.69e6	1.74e6	101	0.6	0.975	bb
5	200801K1_5	100	0.81	NO	39.66	1.081	1.84e6	1.89e6	100	0.2	0.970	bb
6	200801K1_6	100	0.80	NO	39.66	1.081	1.94e6	1.92e6	104	4.0	1.01	bb

Compound name: 13C-PCB-104

Response Factor: 1.01645

RRF SD: 0.0338582, Relative SD: 3.33102

Response type: Internal Std (Ref 216), Area * (IS Conc. / IS Area)

Curve type: RF

	Name	Std. Conc.	RA	Int.	RT	RRT	Resp.	IS Resp.	Conc.	%Dev.	RRF	X = dropped
1	200801K1_1	100	1.58	NO	32.44	0.828	1.12e6	1.08e6	102	1.8	1.03	bb
2	200801K1_2	100	1.85	NO	32.46	0.827	1.26e6	1.18e6	105	4.9	1.07	bb

Dataset: U:\VG11.PRO\Results\200601K1\200601K1-CRVB.qld

Last Altered: Tuesday, June 02, 2020 10:21:37 Pacific Daylight Time
 Printed: Tuesday, June 02, 2020 11:15:31 Pacific Daylight Time

Compound name: 13C-PCB-104

Name	Std. Conc.	RA	inj	RT	RRT	Resp	IS Resp	Conc.	%Dev	RRF	X = dropped
200601K1_3	100	1.62	NO	32.46	0.827	1.20e6	1.17e6	100	0.4	1.02	bb
200601K1_4	100	1.59	NO	32.46	0.827	1.17e6	1.15e6	100	0.3	1.02	bb
200601K1_5	100	1.62	NO	32.46	0.827	1.28e6	1.31e6	96.3	-3.7	0.979	bb
200601K1_6	100	1.63	NO	32.46	0.827	1.28e6	1.31e6	96.3	-3.7	0.979	bb

Compound name: 13C-PCB-95

Response Factor: 0.805195

RRF SD: 0.0178744, Relative SD: 2.19504

Response type: Internal Std (Ref 216), Area * (IS Conc. / IS Area)

Curve type: RF

Name	Std. Conc.	RA	inj	RT	RRT	Resp	IS Resp	Conc.	%Dev	RRF	X = dropped
200601K1_1	100	1.86	NO	35.71	0.910	8.86e5	1.08e6	102	1.5	0.817	bb
200601K1_2	100	1.82	NO	35.71	0.910	9.83e5	1.18e6	101	1.5	0.817	bb
200601K1_3	100	1.81	NO	35.71	0.910	9.53e5	1.17e6	101	1.1	0.814	bb
200601K1_4	100	1.84	NO	35.73	0.910	9.36e5	1.15e6	101	0.8	0.812	bb
200601K1_5	100	1.81	NO	35.73	0.910	1.01e6	1.31e6	95.8	-4.2	0.772	bb
200601K1_6	100	1.80	NO	35.73	0.910	1.05e6	1.31e6	99.3	-0.7	0.799	bb

Compound name: 13C-PCB-101

Response Factor: 0.792577

RRF SD: 0.0148513, Relative SD: 1.84857

Response type: Internal Std (Ref 216), Area * (IS Conc. / IS Area)

Curve type: RF

Name	Std. Conc.	RA	inj	RT	RRT	Resp	IS Resp	Conc.	%Dev	RRF	X = dropped
200601K1_1	100	1.86	NO	37.46	0.955	8.56e5	1.08e6	99.8	-0.4	0.789	bb
200601K1_2	100	1.87	NO	37.46	0.955	9.56e5	1.18e6	102	2.5	0.812	bb
200601K1_3	100	1.81	NO	37.46	0.955	9.39e5	1.17e6	101	1.2	0.802	bb
200601K1_4	100	1.80	NO	37.46	0.955	9.13e5	1.15e6	100	-0.0	0.793	bb
200601K1_5	100	1.80	NO	37.46	0.955	1.01e6	1.31e6	97.0	-3.0	0.769	bb
200601K1_6	100	1.87	NO	37.46	0.955	1.04e6	1.31e6	99.7	-0.3	0.790	bb

Dataset: U:\WG11.PRO\Results\200601K1\200601K1-CRVB.qld

Last Altered: Tuesday, June 02, 2020 10:21:37 Pacific Daylight Time
 Printed: Tuesday, June 02, 2020 11:15:31 Pacific Daylight Time

Compound name: 13C-PCB-97
 Response Factor: 0.696385
 RRF SD: 0.00628075, Relative SD: 0.901907
 Response type: Internal Std (Ref 216), Area * (IS Conc. / IS Area)
 Curve type: RF

Name	Std. Conc.	RA	nY	RT	RRT	Resp	IS Resp	Conc.	%Dev.	RRF	X = dropped
200601K1_1	100	1.63	NO	38.80	0.989	7.55e5	1.08e6	100	0.0	0.697	bb
200601K1_2	100	1.64	NO	38.80	0.989	8.31e5	1.18e6	101	1.2	0.705	bb
200601K1_3	100	1.63	NO	38.80	0.989	8.21e5	1.17e6	101	0.7	0.701	bb
200601K1_4	100	1.64	NO	38.80	0.989	7.95e5	1.15e6	99.0	-1.0	0.690	bb
200601K1_5	100	1.61	NO	38.80	0.989	9.02e5	1.31e6	99.0	-1.0	0.689	bb
200601K1_6	100	1.61	NO	38.80	0.989	9.13e5	1.31e6	100	0.0	0.698	bb

Compound name: 13C-PCB-123
 Response Factor: 0.932868
 RRF SD: 0.0173754, Relative SD: 1.86258
 Response type: Internal Std (Ref 216), Area * (IS Conc. / IS Area)
 Curve type: RF

Name	Std. Conc.	RA	nY	RT	RRT	Resp	IS Resp	Conc.	%Dev.	RRF	X = dropped
200601K1_1	100	1.82	NO	41.44	1.056	1.02e6	1.08e6	101	0.6	0.939	bd
200601K1_2	100	1.81	NO	41.44	1.056	1.11e6	1.18e6	101	0.5	0.938	bd
200601K1_3	100	1.84	NO	41.44	1.056	1.12e6	1.17e6	102	2.1	0.953	bd
200601K1_4	100	1.82	NO	41.48	1.056	1.07e6	1.15e6	99.3	-0.7	0.928	bd
200601K1_5	100	1.82	NO	41.48	1.056	1.18e6	1.31e6	96.7	-3.3	0.902	bd
200601K1_6	100	1.81	NO	41.48	1.056	1.23e6	1.31e6	101	0.7	0.939	bd

Compound name: 13C-PCB-118
 Response Factor: 0.985592
 RRF SD: 0.0134189, Relative SD: 1.3815
 Response type: Internal Std (Ref 216), Area * (IS Conc. / IS Area)
 Curve type: RF

Name	Std. Conc.	RA	nY	RT	RRT	Resp	IS Resp	Conc.	%Dev.	RRF	X = dropped
200601K1_1	100	1.64	NO	41.63	1.061	1.07e6	1.08e6	100	0.4	0.990	db
200601K1_2	100	1.62	NO	41.63	1.061	1.17e6	1.18e6	100	0.3	0.988	db

Dataset: U:\VG11.PRO\Results\200801K1\200801K1-CRVB.qld

Last Altered: Tuesday, June 02, 2020 10:21:37 Pacific Daylight Time

Printed: Tuesday, June 02, 2020 11:15:31 Pacific Daylight Time

Compound name: 13C-PCB-118

Name	Std. Conc.	RA	n/y	RT	RRT	Resp	IS Resp	Conc.	%Dev	RRF	X = dropped
200801K1_3	100	1.88	NO	41.85	1.081	1.16e6	1.17e6	100	0.3	0.989	db
200801K1_4	100	1.84	NO	41.85	1.081	1.12e6	1.15e6	98.8	-1.2	0.974	db
200801K1_5	100	1.83	NO	41.85	1.081	1.27e6	1.31e6	98.2	-1.8	0.987	db
200801K1_6	100	1.58	NO	41.85	1.081	1.32e6	1.31e6	102	2.0	1.01	db

Compound name: 13C-PCB-114

Response Factor: 1.54868

RRF SD: 0.0375936, Relative SD: 2.4308

Response type: Internal Std (Ref 217), Area * (IS Conc. / IS Area)

Curve type: RF

Name	Std. Conc.	RA	n/y	RT	RRT	Resp	IS Resp	Conc.	%Dev	RRF	X = dropped
200801K1_1	100	1.58	NO	42.30	0.908	1.38e6	8.47e5	104	4.0	1.81	bb
200801K1_2	100	1.55	NO	42.30	0.908	1.45e6	9.25e5	102	1.8	1.57	bb
200801K1_3	100	1.58	NO	42.32	0.908	1.47e6	9.70e5	97.9	-2.1	1.51	bb
200801K1_4	100	1.58	NO	42.32	0.908	1.41e6	9.28e5	98.2	-1.8	1.52	bb
200801K1_5	100	1.59	NO	42.32	0.908	1.52e6	1.00e6	98.3	-1.7	1.52	bb
200801K1_6	100	1.58	NO	42.32	0.908	1.58e6	1.02e6	100	0.0	1.55	bb

Compound name: 13C-PCB-105

Response Factor: 1.57244

RRF SD: 0.0487805, Relative SD: 3.10222

Response type: Internal Std (Ref 217), Area * (IS Conc. / IS Area)

Curve type: RF

Name	Std. Conc.	RA	n/y	RT	RRT	Resp	IS Resp	Conc.	%Dev	RRF	X = dropped
200801K1_1	100	1.58	NO	43.19	0.927	1.40e6	8.47e5	105	5.1	1.85	dd
200801K1_2	100	1.55	NO	43.19	0.927	1.47e6	9.25e5	101	1.1	1.59	bd
200801K1_3	100	1.59	NO	43.21	0.927	1.49e6	9.70e5	98.0	-2.0	1.54	bd
200801K1_4	100	1.59	NO	43.21	0.927	1.42e6	9.28e5	97.4	-2.8	1.53	bb
200801K1_5	100	1.57	NO	43.21	0.927	1.53e6	1.00e6	97.2	-2.8	1.53	bd
200801K1_6	100	1.57	NO	43.21	0.927	1.62e6	1.02e6	101	1.2	1.59	dd

Dataset: U:\VG11.PRO\Results\200801K1\200801K1-CRVB.qld

Last Altered: Tuesday, June 02, 2020 10:21:37 Pacific Daylight Time

Printed: Tuesday, June 02, 2020 11:15:31 Pacific Daylight Time

Compound name: 13C-PCB-127

Response Factor: 1.82478

RRF SD: 0.0481809, Relative SD: 2.96539

Response type: Internal Std (Ref 217), Area * (IS Conc. / IS Area)

Curve type: RF

Name	Std. Conc.	RA	Int.	RT	RRT	Resp.	IS Resp.	Conc.	%Dev.	RRF	X = dropped
200801K1_1	100	1.56	NO	43.55	0.935	1.45e6	8.47e5	105	5.2	1.71	db
200801K1_2	100	1.57	NO	43.55	0.935	1.51e6	9.25e5	100	0.3	1.83	db
200801K1_3	100	1.57	NO	43.55	0.935	1.59e6	9.70e5	101	0.8	1.84	db
200801K1_4	100	1.56	NO	43.55	0.934	1.47e6	9.28e5	97.5	-2.5	1.58	bb
200801K1_5	100	1.56	NO	43.55	0.934	1.58e6	1.00e6	97.0	-3.0	1.58	db
200801K1_6	100	1.56	NO	43.55	0.934	1.64e6	1.02e6	99.2	-0.8	1.81	db

Compound name: 13C-PCB-126

Response Factor: 1.56796

RRF SD: 0.0317856, Relative SD: 2.02719

Response type: Internal Std (Ref 217), Area * (IS Conc. / IS Area)

Curve type: RF

Name	Std. Conc.	RA	Int.	RT	RRT	Resp.	IS Resp.	Conc.	%Dev.	RRF	X = dropped
200801K1_1	100	1.55	NO	45.51	0.978	1.33e6	8.47e5	100	0.0	1.57	bb
200801K1_2	100	1.56	NO	45.51	0.978	1.49e6	9.25e5	103	2.8	1.81	bb
200801K1_3	100	1.59	NO	45.51	0.978	1.54e6	9.70e5	101	1.0	1.58	bb
200801K1_4	100	1.54	NO	45.52	0.978	1.45e6	9.28e5	100	0.1	1.57	bb
200801K1_5	100	1.57	NO	45.51	0.978	1.51e6	1.00e6	96.4	-3.8	1.51	bb
200801K1_6	100	1.56	NO	45.52	0.978	1.80e6	1.02e6	99.8	-0.2	1.56	bb

Compound name: 13C-PCB-155

Response Factor: 0.614596

RRF SD: 0.0119449, Relative SD: 1.94354

Response type: Internal Std (Ref 216), Area * (IS Conc. / IS Area)

Curve type: RF

Name	Std. Conc.	RA	Int.	RT	RRT	Resp.	IS Resp.	Conc.	%Dev.	RRF	X = dropped
200801K1_1	100	1.28	NO	36.98	0.942	6.57e5	1.08e6	98.8	-1.4	0.606	bb
200801K1_2	100	1.28	NO	36.98	0.942	7.35e5	1.18e6	101	1.4	0.623	bb

Dataset: U:\VG11.PRO\Results\200601K1\200601K1-CRVB.qld

Last Altered: Tuesday, June 02, 2020 10:21:37 Pacific Daylight Time

Printed: Tuesday, June 02, 2020 11:15:31 Pacific Daylight Time

Compound name: 13C-PCB-155

Name	Std. Conc.	RA	n/y	RT	RRT	Resp	IS Resp	Conc.	%Dev	RRF	X = dropped
200601K1_3	100	1.32	NO	36.99	0.943	7.36e5	1.17e6	102	2.3	0.629	bb
200601K1_4	100	1.28	NO	36.99	0.943	7.19e5	1.15e6	102	1.5	0.624	bb
200601K1_5	100	1.35	NO	36.99	0.943	7.68e5	1.31e6	97.8	-2.2	0.601	bb
200601K1_6	100	1.32	NO	36.99	0.943	7.92e5	1.31e6	98.3	-1.7	0.604	bb

Compound name: 13C-PCB-153

Response Factor: 1.36484

RRF SD: 0.0310875, Relative SD: 2.27774

Response type: Internal Std (Ref 217), Area * (IS Conc. / IS Area)

Curve type: RF

Name	Std. Conc.	RA	n/y	RT	RRT	Resp	IS Resp	Conc.	%Dev	RRF	X = dropped
200601K1_1	100	1.26	NO	43.36	0.930	1.21e6	8.47e5	104	4.5	1.43	bb
200601K1_2	100	1.25	NO	43.36	0.930	1.26e6	9.25e5	100	0.1	1.37	bb
200601K1_3	100	1.24	NO	43.36	0.930	1.30e6	9.70e5	98.2	-1.8	1.34	bb
200601K1_4	100	1.28	NO	43.36	0.930	1.25e6	9.26e5	99.1	-0.9	1.35	bb
200601K1_5	100	1.25	NO	43.36	0.930	1.35e6	1.00e6	98.8	-1.2	1.35	bb
200601K1_6	100	1.28	NO	43.36	0.930	1.38e6	1.02e6	99.4	-0.6	1.36	bb

Compound name: 13C-PCB-141

Response Factor: 1.12787

RRF SD: 0.0175764, Relative SD: 1.55838

Response type: Internal Std (Ref 217), Area * (IS Conc. / IS Area)

Curve type: RF

Name	Std. Conc.	RA	n/y	RT	RRT	Resp	IS Resp	Conc.	%Dev	RRF	X = dropped
200601K1_1	100	1.28	NO	44.12	0.947	9.74e5	8.47e5	102	1.9	1.15	bb
200601K1_2	100	1.28	NO	44.14	0.947	1.06e6	9.25e5	101	1.4	1.14	bb
200601K1_3	100	1.30	NO	44.14	0.947	1.10e6	9.70e5	100	0.4	1.13	bb
200601K1_4	100	1.28	NO	44.14	0.947	1.03e6	9.26e5	99.1	-0.9	1.12	bb
200601K1_5	100	1.26	NO	44.14	0.947	1.12e6	1.00e6	99.4	-0.6	1.12	bb
200601K1_6	100	1.26	NO	44.14	0.947	1.12e6	1.02e6	97.7	-2.3	1.10	bb

Dataset: U:\VG11.PRO\Results\200801K1\200801K1-CRVB.qld

Last Altered: Tuesday, June 02, 2020 10:21:37 Pacific Daylight Time
 Printed: Tuesday, June 02, 2020 11:15:31 Pacific Daylight Time

Compound name: 13C-PCB-138

Response Factor: 1.18475

RRF SD: 0.015047, Relative SD: 1.27006

Response type: Internal Std (Ref 217), Area * (IS Conc. / IS Area)

Curve type: RF

	Name	Std. Conc.	RA	Inj	RT	RRT	Resp	IS Resp	Conc.	%Dev	RRF	X = dropped
1	200801K1_1	100	1.29	NO	44.99	0.965	1.00e6	8.47e5	99.7	-0.3	1.18	bb
2	200801K1_2	100	1.29	NO	44.99	0.965	1.11e6	9.25e5	101	1.0	1.20	bb
3	200801K1_3	100	1.29	NO	45.01	0.966	1.16e6	9.70e5	101	0.6	1.19	bb
4	200801K1_4	100	1.29	NO	45.01	0.965	1.07e6	9.28e5	97.9	-2.1	1.16	bb
5	200801K1_5	100	1.28	NO	45.01	0.965	1.18e6	1.00e6	99.5	-0.5	1.18	bb
6	200801K1_6	100	1.27	NO	45.01	0.965	1.22e6	1.02e6	101	1.3	1.20	bb

Compound name: 13C-PCB-159

Response Factor: 1.43942

RRF SD: 0.0195746, Relative SD: 1.3599

Response type: Internal Std (Ref 217), Area * (IS Conc. / IS Area)

Curve type: RF

	Name	Std. Conc.	RA	Inj	RT	RRT	Resp	IS Resp	Conc.	%Dev	RRF	X = dropped
1	200801K1_1	100	1.28	NO	46.32	0.994	1.22e6	8.47e5	99.7	-0.3	1.44	bb
2	200801K1_2	100	1.28	NO	46.32	0.994	1.34e6	9.25e5	100	0.4	1.44	bd
3	200801K1_3	100	1.27	NO	46.32	0.994	1.38e6	9.70e5	99.0	-1.0	1.43	bd
4	200801K1_4	100	1.28	NO	46.34	0.994	1.33e6	9.28e5	99.7	-0.3	1.43	bd
5	200801K1_5	100	1.28	NO	46.34	0.994	1.42e6	1.00e6	98.7	-1.3	1.42	bd
6	200801K1_6	100	1.28	NO	46.34	0.994	1.51e6	1.02e6	103	2.5	1.48	bd

Compound name: 13C-PCB-167

Response Factor: 1.44018

RRF SD: 0.0216462, Relative SD: 1.50303

Response type: Internal Std (Ref 217), Area * (IS Conc. / IS Area)

Curve type: RF

	Name	Std. Conc.	RA	Inj	RT	RRT	Resp	IS Resp	Conc.	%Dev	RRF	X = dropped
1	200801K1_1	100	1.28	NO	47.02	1.009	1.22e6	8.47e5	99.8	-0.4	1.43	bb
2	200801K1_2	100	1.28	NO	47.02	1.009	1.33e6	9.25e5	99.8	-0.4	1.43	bb

Dataset: U:\VG11.PRO\Results\200601K1\200601K1-CRVB.qld

Last Altered: Tuesday, June 02, 2020 10:21:37 Pacific Daylight Time

Printed: Tuesday, June 02, 2020 11:15:31 Pacific Daylight Time

Compound name: 13C-PCB-167

Name	Std. Conc.	RA	n/y	RT	RRT	Resp	IS Resp	Conc.	%Dev	RRF	X = dropped
200601K1_3	100	1.27	NO	47.04	1.009	1.39e6	9.70e5	99.8	-0.2	1.44	bb
200601K1_4	100	1.27	NO	47.04	1.009	1.36e6	9.26e5	102	1.9	1.47	bb
200601K1_5	100	1.25	NO	47.04	1.009	1.41e6	1.00e6	97.7	-2.3	1.41	bb
200601K1_6	100	1.26	NO	47.04	1.009	1.49e6	1.02e6	101	1.5	1.46	bb

Compound name: 13C-PCB-156

Response Factor: 1.39893

RRF SD: 0.0275437, Relative SD: 1.97173

Response type: Internal Std (Ref 217), Area * (IS Conc. / IS Area)

Curve type: RF

Name	Std. Conc.	RA	n/y	RT	RRT	Resp	IS Resp	Conc.	%Dev	RRF	X = dropped
200601K1_1	100	1.28	NO	48.37	1.038	1.18e6	8.47e5	99.8	-0.2	1.39	bb
200601K1_2	100	1.27	NO	48.37	1.038	1.26e6	9.25e5	97.8	-2.2	1.37	bb
200601K1_3	100	1.28	NO	48.37	1.038	1.35e6	9.70e5	99.5	-0.5	1.39	bb
200601K1_4	100	1.26	NO	48.37	1.037	1.31e6	9.26e5	102	1.7	1.42	bb
200601K1_5	100	1.26	NO	48.37	1.037	1.37e6	1.00e6	98.3	-1.7	1.37	bb
200601K1_6	100	1.27	NO	48.37	1.037	1.47e6	1.02e6	103	2.9	1.44	bb

Compound name: 13C-PCB-157

Response Factor: 1.39899

RRF SD: 0.0376485, Relative SD: 2.69497

Response type: Internal Std (Ref 217), Area * (IS Conc. / IS Area)

Curve type: RF

Name	Std. Conc.	RA	n/y	RT	RRT	Resp	IS Resp	Conc.	%Dev	RRF	X = dropped
200601K1_1	100	1.27	NO	48.63	1.043	1.19e6	8.47e5	100	0.2	1.40	bb
200601K1_2	100	1.28	NO	48.63	1.043	1.24e6	9.25e5	95.9	-4.1	1.34	bb
200601K1_3	100	1.28	NO	48.65	1.044	1.36e6	9.70e5	100	0.3	1.40	bb
200601K1_4	100	1.26	NO	48.65	1.043	1.31e6	9.26e5	102	1.6	1.42	bb
200601K1_5	100	1.27	NO	48.65	1.043	1.37e6	1.00e6	98.3	-1.7	1.37	bb
200601K1_6	100	1.26	NO	48.65	1.043	1.46e6	1.02e6	104	3.7	1.45	bb

Dataset: U:\VG11.PRO\Results\200801K1\200801K1-CRVB.qld

Last Altered: Tuesday, June 02, 2020 10:21:37 Pacific Daylight Time
 Printed: Tuesday, June 02, 2020 11:15:31 Pacific Daylight Time

Compound name: 13C-PCB-189
 Response Factor: 1.33116
 RRF SD: 0.042515, Relative SD: 3.19384
 Response type: Internal Std (Ref 217), Area * (IS Conc. / IS Area)
 Curve type: RF

	Name	Std. Conc.	RA	Qty	RT	RRF	Resp.	IS Resp.	Conc.	%Dev.	RRF	X = dropped
1	200801K1_1	100	1.26	NO	50.90	1.092	1.12e6	8.47e5	99.2	-0.8	1.32	bb
2	200801K1_2	100	1.26	NO	50.90	1.092	1.19e6	9.25e5	96.3	-3.7	1.28	bb
3	200801K1_3	100	1.26	NO	50.90	1.092	1.33e6	9.70e5	103	3.1	1.37	bb
4	200801K1_4	100	1.26	NO	50.90	1.092	1.22e6	9.29e5	99.1	-0.9	1.32	bb
5	200801K1_5	100	1.25	NO	50.90	1.092	1.30e6	1.00e6	97.7	-2.3	1.30	bb
6	200801K1_6	100	1.27	NO	50.92	1.092	1.42e6	1.02e6	105	4.8	1.39	bb

Compound name: 13C-PCB-188
 Response Factor: 1.40951
 RRF SD: 0.0117086, Relative SD: 0.83069
 Response type: Internal Std (Ref 218), Area * (IS Conc. / IS Area)
 Curve type: RF

	Name	Std. Conc.	RA	Qty	RT	RRF	Resp.	IS Resp.	Conc.	%Dev.	RRF	X = dropped
1	200801K1_1	100	0.45	NO	42.99	0.928	9.28e5	6.80e5	99.8	-0.2	1.41	bb
2	200801K1_2	100	0.45	NO	42.99	0.928	1.02e6	7.21e5	100	-0.0	1.41	bb
3	200801K1_3	100	0.46	NO	42.99	0.928	1.03e6	7.29e5	101	0.7	1.42	bb
4	200801K1_4	100	0.46	NO	43.00	0.928	1.01e6	7.30e5	96.5	-1.5	1.39	bb
5	200801K1_5	100	0.46	NO	43.00	0.928	1.13e6	8.04e5	100	0.1	1.41	bb
6	200801K1_6	100	0.45	NO	43.00	0.928	1.18e6	8.32e5	101	0.9	1.42	bb

Compound name: 13C-PCB-180
 Response Factor: 0.928881
 RRF SD: 0.0198492, Relative SD: 2.11536
 Response type: Internal Std (Ref 218), Area * (IS Conc. / IS Area)
 Curve type: RF

	Name	Std. Conc.	RA	Qty	RT	RRF	Resp.	IS Resp.	Conc.	%Dev.	RRF	X = dropped
1	200801K1_1	100	0.46	NO	49.69	1.070	6.18e5	6.80e5	101	0.5	0.934	bd
2	200801K1_2	100	0.44	NO	49.69	1.070	6.54e5	7.21e5	97.6	-2.4	0.907	bd

Dataset: U:\VG11.PROVResults\200801K1\200801K1-CRVB.qld

Last Altered: Tuesday, June 02, 2020 10:21:37 Pacific Daylight Time

Printed: Tuesday, June 02, 2020 11:15:31 Pacific Daylight Time

Compound name: 13C-PCB-180

Name	Std. Conc.	RA	Qty	RT	RRT	Resp	IS Resp	Conc.	%Dev	RRF	X = dropped
200801K1_3	100	0.46	NO	49.69	1.070	7.01e5	7.29e5	103	3.4	0.961	bd
200801K1_4	100	0.46	NO	49.69	1.070	6.87e5	7.30e5	98.4	-1.6	0.914	bb
200801K1_5	100	0.45	NO	49.69	1.070	7.40e5	8.04e5	99.1	-0.9	0.920	bb
200801K1_6	100	0.45	NO	49.69	1.070	7.81e5	8.32e5	101	1.1	0.939	bb

Compound name: 13C-PCB-170

Response Factor: 0.794323

RRF SD: 0.024833, Relative SD: 3.12632

Response type: Internal Std (Ref 218), Area * (IS Conc. / IS Area)

Curve type: RF

Name	Std. Conc.	RA	Qty	RT	RRT	Resp	IS Resp	Conc.	%Dev	RRF	X = dropped
200801K1_1	100	0.45	NO	51.36	1.106	5.21e5	6.60e5	99.4	-0.6	0.789	bb
200801K1_2	100	0.44	NO	51.36	1.106	5.75e5	7.21e5	100	0.4	0.798	bb
200801K1_3	100	0.45	NO	51.36	1.106	6.11e5	7.29e5	105	5.4	0.837	bb
200801K1_4	100	0.46	NO	51.36	1.106	5.78e5	7.30e5	99.8	-0.2	0.793	bb
200801K1_5	100	0.46	NO	51.36	1.106	6.11e5	8.04e5	95.7	-4.3	0.760	bb
200801K1_6	100	0.46	NO	51.36	1.106	6.57e5	8.32e5	99.3	-0.7	0.789	bb

Compound name: 13C-PCB-189

Response Factor: 1.04459

RRF SD: 0.0359944, Relative SD: 3.44577

Response type: Internal Std (Ref 218), Area * (IS Conc. / IS Area)

Curve type: RF

Name	Std. Conc.	RA	Qty	RT	RRT	Resp	IS Resp	Conc.	%Dev	RRF	X = dropped
200801K1_1	100	0.46	NO	53.08	1.143	6.87e5	6.60e5	99.6	-0.4	1.04	bb
200801K1_2	100	0.46	NO	53.08	1.143	7.42e5	7.21e5	98.5	-1.5	1.03	bb
200801K1_3	100	0.46	NO	53.08	1.143	8.11e5	7.29e5	108	6.4	1.11	bb
200801K1_4	100	0.46	NO	53.08	1.143	7.81e5	7.30e5	99.8	-0.2	1.04	bb
200801K1_5	100	0.46	NO	53.08	1.143	8.07e5	8.04e5	98.1	-3.9	1.00	bb
200801K1_6	100	0.47	NO	53.08	1.143	8.85e5	8.32e5	99.6	-0.4	1.04	bb

Dataset: U:\VG11.PRO\Results\200601K1\200601K1-CRVB.qld

Last Altered: Tuesday, June 02, 2020 10:21:37 Pacific Daylight Time

Printed: Tuesday, June 02, 2020 11:15:31 Pacific Daylight Time

Compound name: 13C-PCB-202

Response Factor: 1.03576

RRF SD: 0.0193089, Relative SD: 1.86423

Response type: Internal Std (Ref 218), Area * (IS Conc. / IS Area)

Curve type: RF

Name	Std. Conc.	RA	n/y	RT	RRT	Resp.	IS Resp.	Conc.	%Dev.	RRF	X = dropped
200601K1_1	100	0.94	NO	48.57	1.048	6.72e5	6.60e5	98.4	-1.6	1.02	bb
200601K1_2	100	0.93	NO	48.59	1.048	7.55e5	7.21e5	101	1.1	1.05	bb
200601K1_3	100	0.93	NO	48.59	1.048	7.66e5	7.29e5	101	1.4	1.05	bb
200601K1_4	100	0.91	NO	48.59	1.048	7.74e5	7.30e5	102	2.4	1.06	bb
200601K1_5	100	0.93	NO	48.59	1.048	8.21e5	8.04e5	98.5	-1.5	1.02	bb
200601K1_6	100	0.91	NO	48.59	1.048	8.48e5	8.32e5	98.2	-1.6	1.02	bb

Compound name: 13C-PCB-184

Response Factor: 0.768019

RRF SD: 0.0144259, Relative SD: 1.87833

Response type: Internal Std (Ref 219), Area * (IS Conc. / IS Area)

Curve type: RF

Name	Std. Conc.	RA	n/y	RT	RRT	Resp.	IS Resp.	Conc.	%Dev.	RRF	X = dropped
200601K1_1	100	0.88	NO	54.70	0.995	6.54e5	6.59e5	99.2	-0.8	0.762	bb
200601K1_2	100	0.90	NO	54.70	0.995	6.72e5	6.91e5	98.2	-1.8	0.754	bb
200601K1_3	100	0.89	NO	54.70	0.995	7.55e5	9.85e5	99.9	-0.1	0.767	bb
200601K1_4	100	0.89	NO	54.70	0.995	6.85e5	6.96e5	99.3	-0.7	0.763	bb
200601K1_5	100	0.90	NO	54.70	0.995	7.19e5	9.37e5	99.9	-0.1	0.787	bb
200601K1_6	100	0.90	NO	54.70	0.995	8.07e5	1.01e6	104	3.6	0.796	bb

Compound name: 13C-PCB-208

Response Factor: 0.990772

RRF SD: 0.01981, Relative SD: 1.97926

Response type: Internal Std (Ref 219), Area * (IS Conc. / IS Area)

Curve type: RF

Name	Std. Conc.	RA	n/y	RT	RRT	Resp.	IS Resp.	Conc.	%Dev.	RRF	X = dropped
200601K1_1	100	0.79	NO	53.94	0.981	8.27e5	8.59e5	97.1	-2.9	0.962	bb
200601K1_2	100	0.77	NO	53.94	0.981	8.89e5	8.91e5	101	0.7	0.998	bb

Dataset: U:\VG11.PRO\Results\200601K1\200601K1-CRVB.qld

Last Altered: Tuesday, June 02, 2020 10:21:37 Pacific Daylight Time
 Printed: Tuesday, June 02, 2020 11:15:31 Pacific Daylight Time

Compound name: 13C-PCB-208

Name	Std Conc	RA	Hy	RT	RRT	Resp	IS Resp	Conc	%Dev	RRF	X = dropped
200601K1_3	100	0.79	NO	53.94	0.981	9.56e5	9.85e5	96.0	-2.0	0.971	bb
200601K1_4	100	0.79	NO	53.94	0.981	9.09e5	8.98e5	102	2.1	1.01	bb
200601K1_5	100	0.78	NO	53.94	0.981	9.40e5	9.37e5	101	1.2	1.00	bb
200601K1_6	100	0.78	NO	53.94	0.981	1.01e6	1.01e6	101	0.9	0.999	bb

Compound name: 13C-PCB-206

Response Factor: 0.552205

RRF SD: 0.00935022, Relative SD: 1.69325

Response type: Internal Std (Ref 219), Area * (IS Conc. / IS Area)

Curve type: RF

Name	Std Conc	RA	Hy	RT	RRT	Resp	IS Resp	Conc	%Dev	RRF	X = dropped
200601K1_1	100	0.78	NO	56.24	1.023	4.83e5	8.59e5	102	1.8	0.562	dd
200601K1_2	100	0.81	NO	56.24	1.023	4.90e5	8.91e5	99.5	-0.5	0.550	dd
200601K1_3	100	0.78	NO	56.24	1.023	5.49e5	9.85e5	101	1.0	0.558	bb
200601K1_4	100	0.80	NO	56.24	1.023	5.03e5	8.98e5	101	1.4	0.560	dd
200601K1_5	100	0.78	NO	56.24	1.023	5.04e5	9.37e5	97.4	-2.8	0.538	bd
200601K1_6	100	0.78	NO	56.24	1.023	5.54e5	1.01e6	99.0	-1.0	0.547	db

Compound name: 13C-PCB-209

Response Factor: 0.396384

RRF SD: 0.0196712, Relative SD: 4.96267

Response type: Internal Std (Ref 219), Area * (IS Conc. / IS Area)

Curve type: RF

Name	Std Conc	RA	Hy	RT	RRT	Resp	IS Resp	Conc	%Dev	RRF	X = dropped
200601K1_1	100	1.23	NO	57.48	1.046	3.65e5	8.59e5	107	7.2	0.425	bb
200601K1_2	100	1.16	NO	57.48	1.046	3.67e5	8.91e5	104	3.8	0.411	bb
200601K1_3	100	1.18	NO	57.48	1.046	3.88e5	9.85e5	99.5	-0.5	0.394	bb
200601K1_4	100	1.18	NO	57.48	1.046	3.55e5	8.98e5	99.8	-0.2	0.396	bb
200601K1_5	100	1.19	NO	57.48	1.046	3.47e5	9.37e5	93.4	-6.6	0.370	bb
200601K1_6	100	1.19	NO	57.48	1.046	3.87e5	1.01e6	98.3	-3.7	0.382	bb

Dataset: U:\VG11.PRO\Results\200601K1\200601K1-CRVB.qld

Last Altered: Tuesday, June 02, 2020 10:21:37 Pacific Daylight Time
 Printed: Tuesday, June 02, 2020 11:15:31 Pacific Daylight Time

Compound name: 13C-PCB-15

Response Factor: 1

RRF SD: 0, Relative SD: 0

Response type: Internal Std (Ref 213), Area * (IS Conc. / IS Area)

Curve type: RF

Name	Std. Conc.	RA	Qty	RT	RRF	Resp	IS Resp	Conc	%Dev	RRF	X = dropped
200601K1_1	100	1.56	NO	25.52	0.000	2.62e6	2.62e6	100	0.0	1.00	bb
200601K1_2	100	1.57	NO	25.51	0.000	2.80e6	2.80e6	100	0.0	1.00	bb
200601K1_3	100	1.58	NO	25.53	0.000	2.85e6	2.85e6	100	0.0	1.00	bb
200601K1_4	100	1.56	NO	25.53	0.000	2.67e6	2.67e6	100	0.0	1.00	bb
200601K1_5	100	1.57	NO	25.53	0.000	2.81e6	2.81e6	100	0.0	1.00	bb
200601K1_6	100	1.56	NO	25.53	0.000	2.77e6	2.77e6	100	0.0	1.00	bb

Compound name: 13C-PCB-31

Response Factor: 1

RRF SD: 0, Relative SD: 0

Response type: Internal Std (Ref 214), Area * (IS Conc. / IS Area)

Curve type: RF

Name	Std. Conc.	RA	Qty	RT	RRF	Resp	IS Resp	Conc	%Dev	RRF	X = dropped
200601K1_1	100	1.03	NO	28.66	0.000	2.08e6	2.08e6	100	0.0	1.00	bd
200601K1_2	100	1.04	NO	28.66	0.000	2.43e6	2.43e6	100	0.0	1.00	bd
200601K1_3	100	1.04	NO	28.66	0.000	2.26e6	2.26e6	100	0.0	1.00	bd
200601K1_4	100	1.05	NO	28.66	0.000	2.13e6	2.13e6	100	0.0	1.00	bd
200601K1_5	100	1.03	NO	28.66	0.000	2.24e6	2.24e6	100	0.0	1.00	bd
200601K1_6	100	1.04	NO	28.66	0.000	2.18e6	2.18e6	100	0.0	1.00	bd

Compound name: 13C-PCB-60

Response Factor: 1

RRF SD: 0, Relative SD: 0

Response type: Internal Std (Ref 215), Area * (IS Conc. / IS Area)

Curve type: RF

Name	Std. Conc.	RA	Qty	RT	RRF	Resp	IS Resp	Conc	%Dev	RRF	X = dropped
200601K1_1	100	0.78	NO	36.66	0.000	1.67e6	1.67e6	100	0.0	1.00	bb
200601K1_2	100	0.80	NO	36.66	0.000	1.82e6	1.82e6	100	0.0	1.00	bb

Dataset: U:\VG11.PRO\Results\200801K1\200801K1-CRVB.qld

Last Altered: Tuesday, June 02, 2020 10:21:37 Pacific Daylight Time
 Printed: Tuesday, June 02, 2020 11:15:31 Pacific Daylight Time

Compound name: 13C-PCB-80

Name	Std Conc	RA	ry	RT	RRT	Resp	IS Resp	Conc	%Dev	RRF	X	dropped
200801K1_3	100	0.78	NO	36.68	0.000	1.81e6	1.81e6	100	0.0	1.00		bb
200801K1_4	100	0.79	NO	36.68	0.000	1.74e6	1.74e6	100	0.0	1.00		bb
200801K1_5	100	0.78	NO	36.70	0.000	1.89e6	1.89e6	100	0.0	1.00		bb
200801K1_6	100	0.78	NO	36.70	0.000	1.92e6	1.92e6	100	0.0	1.00		bb

Compound name: 13C-PCB-111

Response Factor: 1

RRF SD: 0, Relative SD: 0

Response type: Internal Std (Ref 216), Area * (IS Conc. / IS Area)

Curve type: RF

Name	Std Conc	RA	ry	RT	RRT	Resp	IS Resp	Conc	%Dev	RRF	X	dropped
200801K1_1	100	1.62	NO	39.25	0.000	1.08e6	1.08e6	100	0.0	1.00		bb
200801K1_2	100	1.62	NO	39.25	0.000	1.18e6	1.18e6	100	0.0	1.00		bb
200801K1_3	100	1.62	NO	39.25	0.000	1.17e6	1.17e6	100	0.0	1.00		db
200801K1_4	100	1.60	NO	39.25	0.000	1.15e6	1.15e6	100	0.0	1.00		bb
200801K1_5	100	1.62	NO	39.25	0.000	1.31e6	1.31e6	100	0.0	1.00		bb
200801K1_6	100	1.63	NO	39.25	0.000	1.31e6	1.31e6	100	0.0	1.00		bb

Compound name: 13C-PCB-128

Response Factor: 1

RRF SD: 0, Relative SD: 0

Response type: Internal Std (Ref 217), Area * (IS Conc. / IS Area)

Curve type: RF

Name	Std Conc	RA	ry	RT	RRT	Resp	IS Resp	Conc	%Dev	RRF	X	dropped
200801K1_1	100	1.28	NO	46.60	0.000	8.47e5	8.47e5	100	0.0	1.00		bb
200801K1_2	100	1.27	NO	46.60	0.000	9.25e5	9.25e5	100	0.0	1.00		db
200801K1_3	100	1.25	NO	46.60	0.000	9.70e5	9.70e5	100	0.0	1.00		db
200801K1_4	100	1.26	NO	46.62	0.000	9.26e5	9.26e5	100	0.0	1.00		db
200801K1_5	100	1.26	NO	46.62	0.000	1.00e6	1.00e6	100	0.0	1.00		db
200801K1_6	100	1.27	NO	46.62	0.000	1.02e6	1.02e6	100	0.0	1.00		db

Dataset: U:\VG11.PRO\Results\200801K1\200801K1-CRVB.qld

Last Altered: Tuesday, June 02, 2020 10:21:37 Pacific Daylight Time

Printed: Tuesday, June 02, 2020 11:15:31 Pacific Daylight Time

Compound name: 13C-PCB-182

Response Factor: 1

RRF SD: 0, Relative SD: 0

Response type: Internal Std (Ref 218), Area * (IS Conc. / IS Area)

Curve type: RF

Name	Std. Conc.	RA	Qty	RT	RRT	Resp	IS Resp	Conc.	%Dev	RRF	X = dropped
200801K1_1	100	0.46	NO	46.43	0.000	6.60e5	6.60e5	100	0.0	1.00	bb
200801K1_2	100	0.44	NO	46.43	0.000	7.21e5	7.21e5	100	0.0	1.00	bb
200801K1_3	100	0.46	NO	46.43	0.000	7.29e5	7.29e5	100	0.0	1.00	bb
200801K1_4	100	0.45	NO	46.43	0.000	7.30e5	7.30e5	100	0.0	1.00	bb
200801K1_5	100	0.45	NO	46.43	0.000	8.04e5	8.04e5	100	0.0	1.00	bb
200801K1_6	100	0.45	NO	46.43	0.000	8.32e5	8.32e5	100	0.0	1.00	bb

Compound name: 13C-PCB-205

Response Factor: 1

RRF SD: 0, Relative SD: 0

Response type: Internal Std (Ref 219), Area * (IS Conc. / IS Area)

Curve type: RF

Name	Std. Conc.	RA	Qty	RT	RRT	Resp	IS Resp	Conc.	%Dev	RRF	X = dropped
200801K1_1	100	0.90	NO	54.98	0.000	8.59e5	8.59e5	100	0.0	1.00	bb
200801K1_2	100	0.89	NO	54.98	0.000	8.91e5	8.91e5	100	0.0	1.00	bb
200801K1_3	100	0.90	NO	54.98	0.000	9.85e5	9.85e5	100	0.0	1.00	bb
200801K1_4	100	0.90	NO	54.98	0.000	8.98e5	8.98e5	100	0.0	1.00	bb
200801K1_5	100	0.90	NO	54.98	0.000	9.37e5	9.37e5	100	0.0	1.00	bb
200801K1_6	100	0.92	NO	54.98	0.000	1.01e6	1.01e6	100	0.0	1.00	bb

Compound name: 13C-PCB-79

Response Factor: 1.06893

RRF SD: 0.0167842, Relative SD: 1.57019

Response type: Internal Std (Ref 215), Area * (IS Conc. / IS Area)

Curve type: RF

Name	Std. Conc.	RA	Qty	RT	RRT	Resp	IS Resp	Conc.	%Dev	RRF	X = dropped
200801K1_1	100	0.79	NO	37.78	1.030	1.83e6	1.87e6	102	2.2	1.09	bb
200801K1_2	100	0.80	NO	37.78	1.030	1.92e6	1.82e6	96.7	-1.3	1.06	bb

Dataset: U:\VG11.PRO\Results\200601K1\200601K1-CRVB.qld

Last Altered: Tuesday, June 02, 2020 10:21:37 Pacific Daylight Time
 Printed: Tuesday, June 02, 2020 11:15:31 Pacific Daylight Time

Compound name: 13C-PCB-79

Name	Std Conc	RA	n/y	RT	RRT	Resp	IS Resp	Conc	%Dev	RRF	X=dropped
200601K1_3	100	0.79	NO	37.78	1.030	1.93e6	1.81e6	99.5	-0.5	1.06	bb
200601K1_4	100	0.77	NO	37.78	1.030	1.87e6	1.74e6	101	0.5	1.07	bb
200601K1_5	100	0.79	NO	37.78	1.029	1.98e6	1.89e6	98.0	-2.0	1.05	bb
200601K1_6	100	0.79	NO	37.78	1.029	2.08e6	1.92e6	101	1.0	1.08	bb

Compound name: 13C-PCB-178

Response Factor: 0.768471

RRF SD: 0.0163291, Relative SD: 2.13043

Response type: Internal Std (Ref 217), Area * (IS Conc. / IS Area)

Curve type: RF

Name	Std Conc	RA	n/y	RT	RRT	Resp	IS Resp	Conc	%Dev	RRF	X=dropped
200601K1_1	100	0.46	NO	45.87	0.988	8.59e5	8.47e5	101	1.5	0.778	bb
200601K1_2	100	0.45	NO	45.87	0.988	7.18e5	9.25e5	101	1.0	0.774	bb
200601K1_3	100	0.44	NO	45.88	0.988	7.23e5	9.70e5	97.2	-2.8	0.745	bb
200601K1_4	100	0.46	NO	45.88	0.988	7.30e5	9.26e5	103	2.9	0.788	bb
200601K1_5	100	0.44	NO	45.88	0.988	7.54e5	1.00e6	98.3	-1.7	0.754	bb
200601K1_6	100	0.45	NO	45.88	0.988	7.75e5	1.02e6	99.1	-0.9	0.759	bb

Compound name: 13C-PCB-79

Response Factor: 1.06893

RRF SD: 0.0167842, Relative SD: 1.57019

Response type: Internal Std (Ref 215), Area * (IS Conc. / IS Area)

Curve type: RF

Name	Std Conc	RA	n/y	RT	RRT	Resp	IS Resp	Conc	%Dev	RRF	X=dropped
200601K1_1	100	0.79	NO	37.78	0.988	1.83e6	1.65e6	102	2.5	1.11	bb
200601K1_2	100	0.80	NO	37.78	0.988	1.92e6	1.76e6	101	0.8	1.09	bb
200601K1_3	100	0.79	NO	37.78	0.988	1.93e6	1.80e6	99.0	-1.0	1.07	bb
200601K1_4	100	0.77	NO	37.78	0.988	1.87e6	1.70e6	101	1.4	1.10	bb
200601K1_5	100	0.79	NO	37.78	0.988	1.98e6	1.88e6	97.4	-2.6	1.05	bb
200601K1_6	100	0.79	NO	37.78	0.988	2.08e6	1.94e6	99.0	-1.0	1.07	bb

Dataset: U:\VG11.PROVResults\200801K1\200801K1-CRVB.qld

Last Altered: Tuesday, June 02, 2020 10:21:37 Pacific Daylight Time
Printed: Tuesday, June 02, 2020 11:15:31 Pacific Daylight Time

Compound name: 13C-PCB-178

Response Factor: 0.786471

RRF SD: 0.0163291, Relative SD: 2.13043

Response type: Internal Std (Ref 217), Area * (IS Conc. / IS Area)

Curve type: RF

Name	Int. Conc.	RA	Int.	RT	RRT	Resp.	IS Resp.	Conc.	%Dev.	RRF	X = dropped
200801K1_1	100	0.46	NO	45.87	0.923	6.59e5	6.16e5	102	1.8	1.07	bb
200801K1_2	100	0.45	NO	45.87	0.923	7.16e5	6.54e5	104	4.2	1.10	bb
200801K1_3	100	0.44	NO	45.88	0.923	7.23e5	7.01e5	98.2	-1.8	1.03	bb
200801K1_4	100	0.46	NO	45.88	0.923	7.30e5	6.67e5	104	4.2	1.10	bb
200801K1_5	100	0.44	NO	45.88	0.923	7.55e5	7.40e5	97.2	-2.8	1.02	bb
200801K1_6	100	0.45	NO	45.88	0.923	7.75e5	7.81e5	94.4	-5.6	0.992	bb

Dataset: Untitled

Last Altered: Tuesday, June 02, 2020 10:33:30 Pacific Daylight Time

Printed: Tuesday, June 02, 2020 10:33:52 Pacific Daylight Time

Method: U:\VG11.PRO\MethDB\PCB-209_ZB1_6-1-20.mdb 02 Jun 2020 10:36:07
Calibration: U:\VG11.PRO\CurveDB\cb1_PCBvg11-6-1-20.cdb 02 Jun 2020 10:21:16

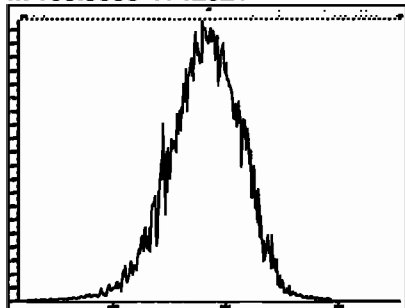
Compound name: PCB-1

Name	ID	Acq Date	Acq Time
200601K1_1	ST200601K1-1 PCB 209 CS0 19G2806	01-Jun-20	12:15:03
200601K1_2	ST200601K1-2 PCB 209 CS1 19G2807	01-Jun-20	13:18:19
200601K1_3	ST200601K1-3 PCB 209 CS2 19G2808	01-Jun-20	14:19:00
200601K1_4	ST200601K1-4 PCB 209 CS3 19G2809	01-Jun-20	15:19:46
200601K1_5	ST200601K1-5 PCB 209 CS4 19G2810	01-Jun-20	16:20:32
200601K1_8	ST200601K1-6 PCB 209 CS5 19G2811	01-Jun-20	17:21:13
200601K1_7	SS200601K1-1 PCB 209 SS 19G2812	01-Jun-20	18:21:53
200601K1_8	B0E0091-BS2 OPR 1	01-Jun-20	19:22:39
200601K1_9	B0D0045-BS4 OPR 1	01-Jun-20	20:23:05
200601K1_10	B0D0029-BS2 OPR 10	01-Jun-20	21:22:15
200601K1_11	B0D0029-BS3 OPR 10	01-Jun-20	22:24:28
200601K1_12	B0D0028-BS2 OPR 10	01-Jun-20	23:24:52
200601K1_13	B0D0028-BS3 OPR 10	02-Jun-20	00:24:00
200601K1_14	B0E0089-BS1 OPR 1	02-Jun-20	01:28:11

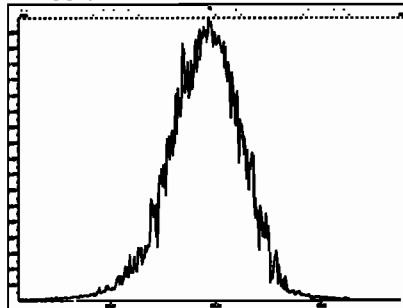
File: Experiment: PCB_ZB1.exp Reference: Pfk.ref Function: 1 @ 200 (ppm)

Printed: Monday, June 01, 2020 12:03:14 Pacific Daylight Time

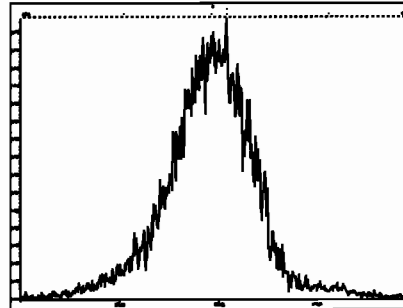
M 168.9888 R 12021



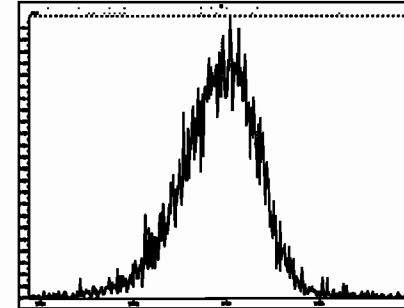
M 180.9888 R 11414



M 192.9888 R 10041



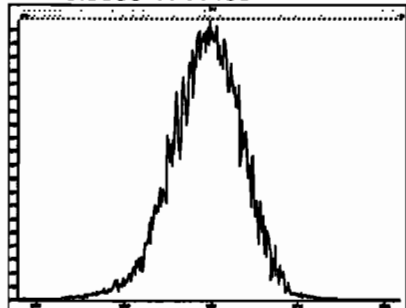
M 204.9888 R 12498



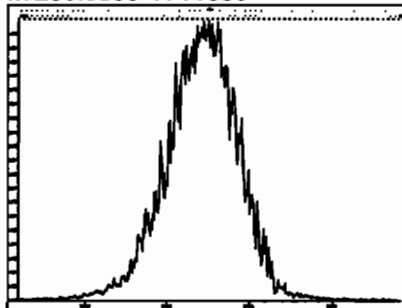
File: Experiment: PCB_ZB1.exp Reference: Pfk.ref Function: 2 @ 200 (ppm)

Printed: Monday, June 01, 2020 12:03:55 Pacific Daylight Time

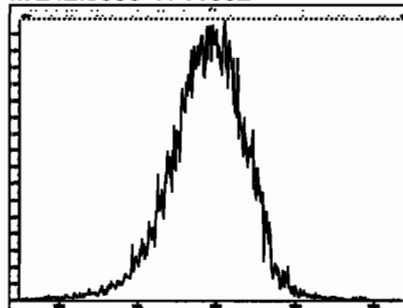
M 218.9856 R 11468



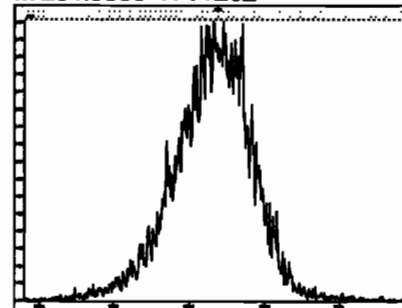
M 230.9856 R 11680



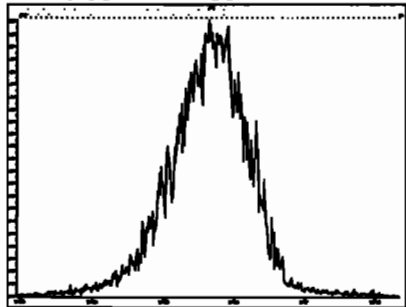
M 242.9856 R 11682



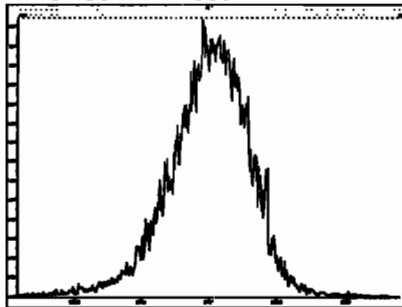
M 254.9856 R 11262



M 268.9824 R 11361

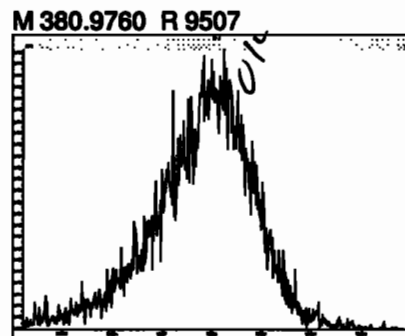
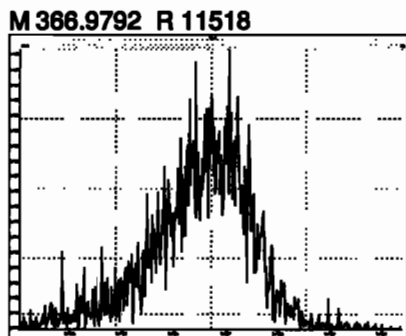
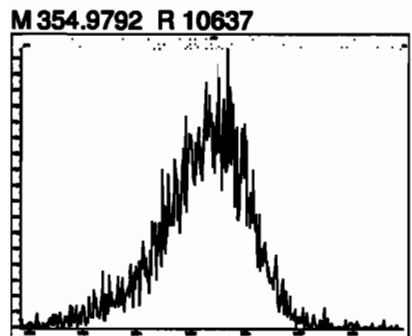
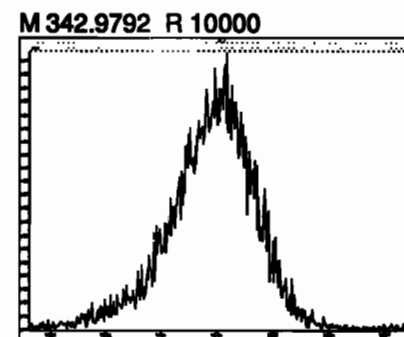
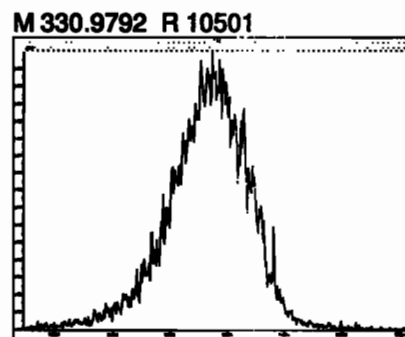
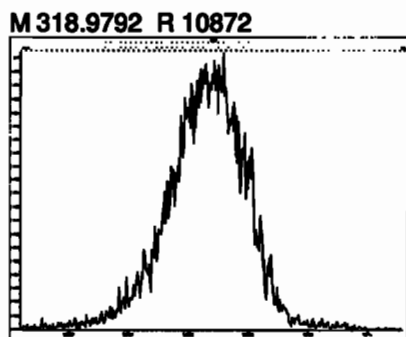
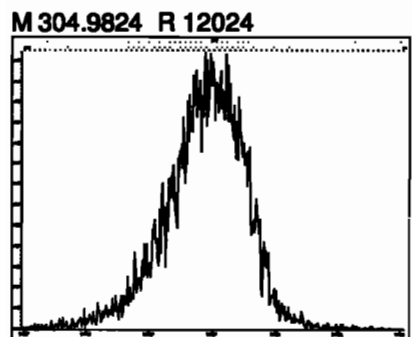
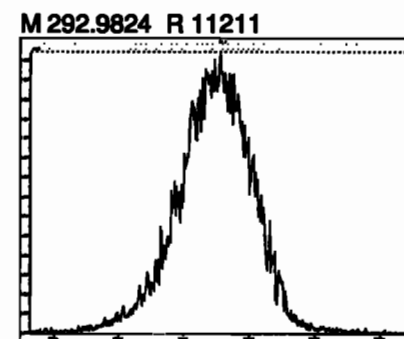
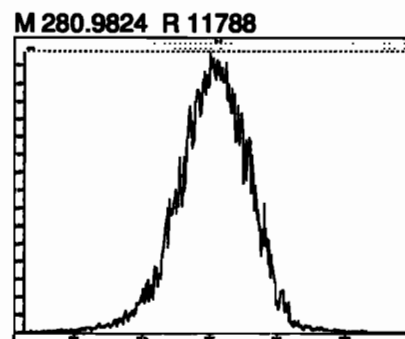
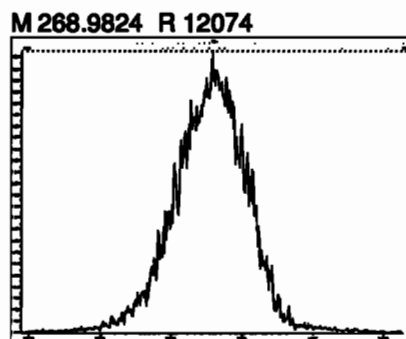
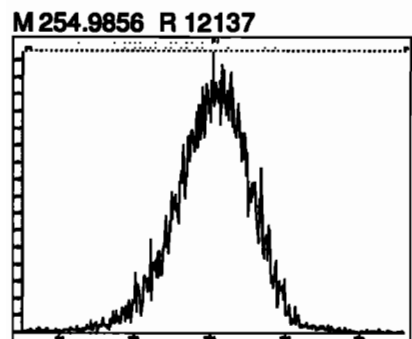


M 280.9824 R 10634



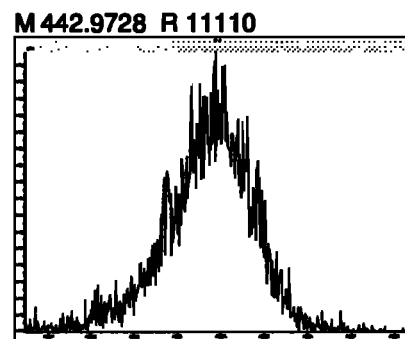
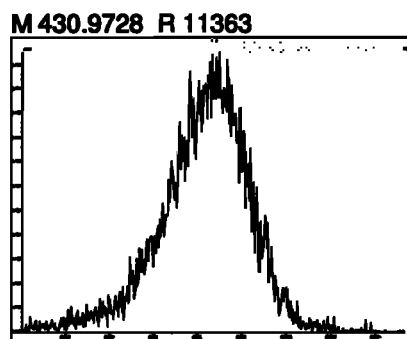
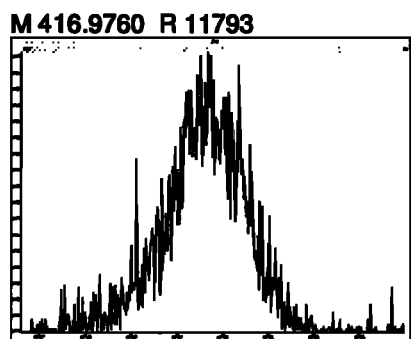
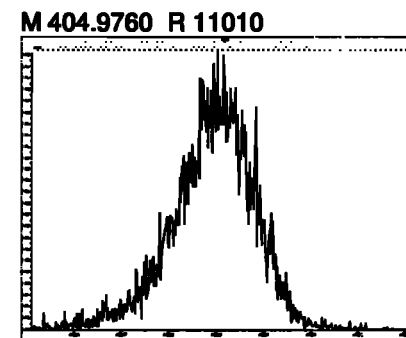
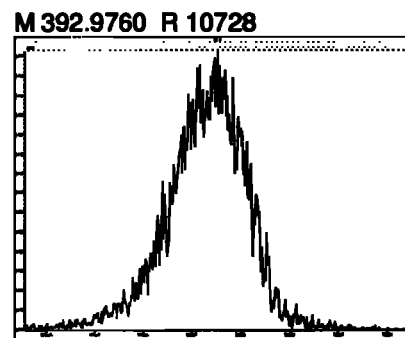
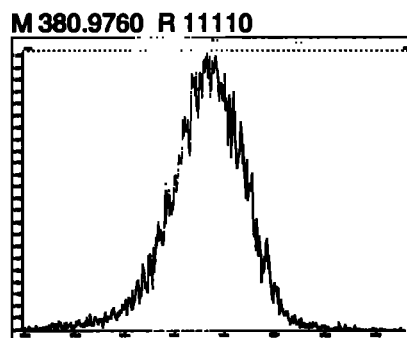
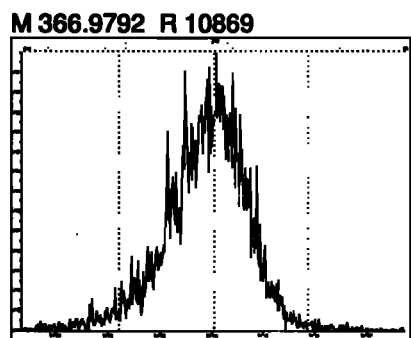
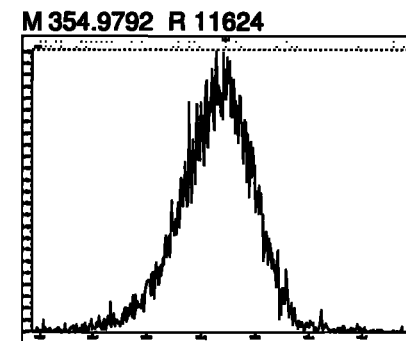
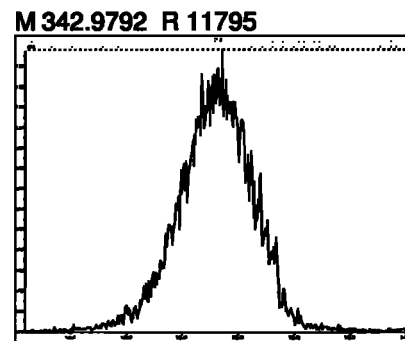
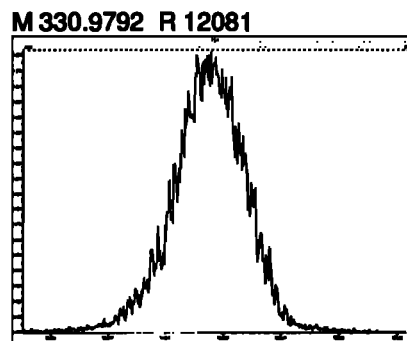
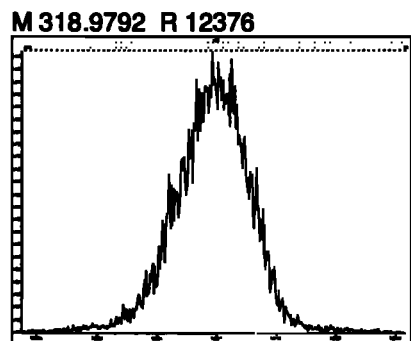
File: Experiment: PCB_ZB1.exp Reference: Pfk.ref Function: 3 @ 200 (ppm)

Printed: Monday, June 01, 2020 12:06:35 Pacific Daylight Time



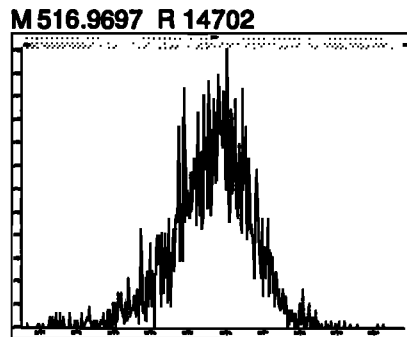
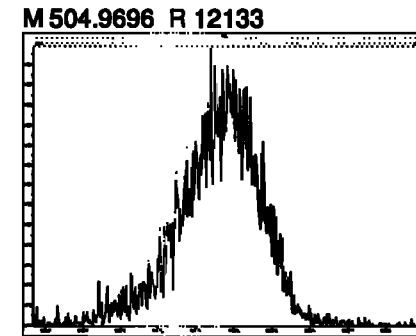
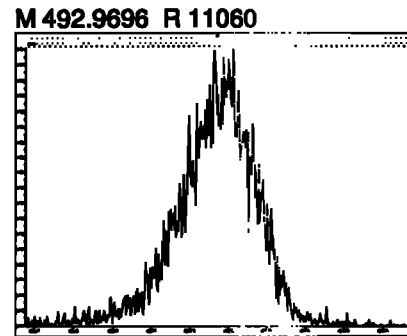
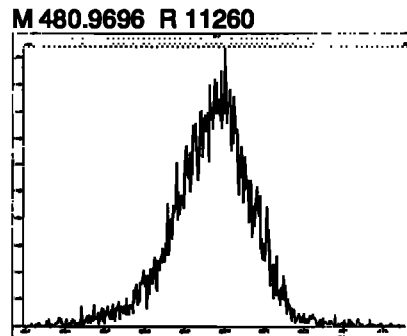
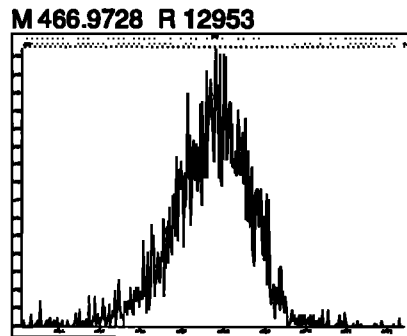
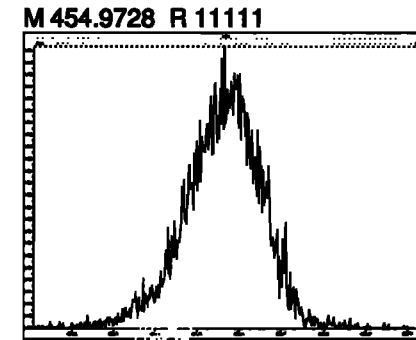
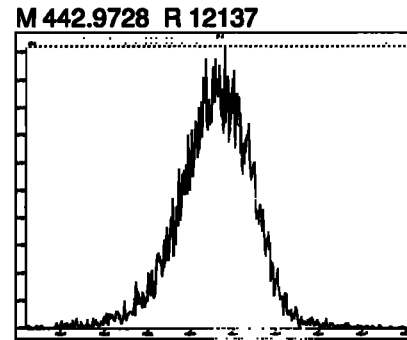
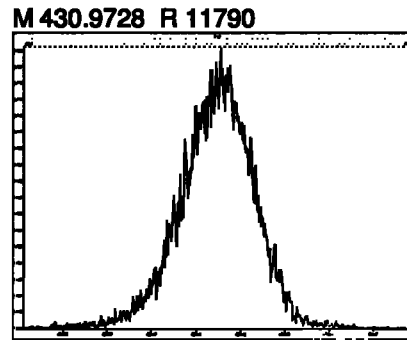
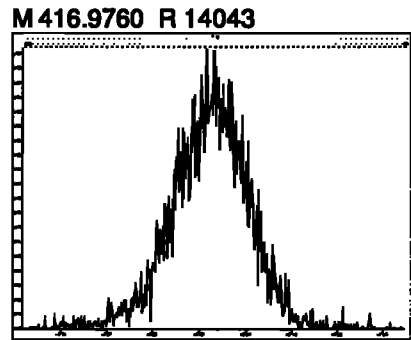
File: Experiment: PCB_ZB1.exp Reference: Pfk.ref Function: 4 @ 200 (ppm)

Printed: Monday, June 01, 2020 12:08:59 Pacific Daylight Time



File: Experiment: PCB_ZB1.exp Reference: Pfk.ref Function: 5 @ 200 (ppm)

Printed: Monday, June 01, 2020 12:12:00 Pacific Daylight Time



Dataset: Untitled

Last Altered: Tuesday, June 02, 2020 10:33:30 Pacific Daylight Time

Printed: Tuesday, June 02, 2020 10:35:13 Pacific Daylight Time


Method: U:\VG11.PRO\MethDB\PCB-209_ZB1_6-1-20.mdb 02 Jun 2020 10:38:07

Calibration: U:\VG11.PRO\CurveDB\db1_PCBvg11-6-1-20.cdb 02 Jun 2020 10:21:16


Name: 200601K1_1, Date: 01-Jun-2020, Time: 12:15:03, ID: ST200601K1-1 PCB 209 CS0 19G2606, Description: PCB 209 CS0 19G2606

PCB-1

200601K1_1



200601K1_1




13C-PCB-1

200601K1_1

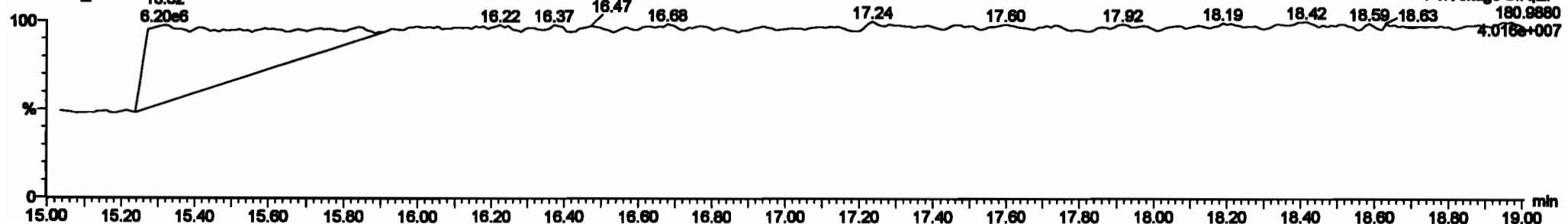


200601K1_1




PFK1

200601K1_1



PCB No.	PCB Name	PCB Type	PCB Size	PCB Weight	PCB Volume	PCB Area	PCB Perimeter	PCB Thickness	PCB Material	PCB Supplier	PCB Date	PCB Status		
216	13C-PCB-40	1.00in	0.70in	NO	1.0000	1.000	30.00	30.00	1.000	0.000	NO	100.0	100	0.0000
216	13C-PCB-111	1.00in	1.00in	NO	1.0000	1.000	30.25	30.25	1.000	0.000	NO	100.0	100	0.0016
217	13C-PCB-120	0.70in	1.20in	NO	1.0000	1.000	40.00	40.00	1.000	0.000	NO	100.0	100	0.0004
218	13C-PCB-102	0.80in	0.40in	NO	1.0000	1.000	40.43	40.43	0.800	0.000	NO	100.0	100	0.0010
218	13C-PCB-205	0.80in	0.80in	NO	1.0000	1.000	64.00	64.00	1.000	0.000	NO	100.0	100	0.140
220	13C-PCB-70	1.00in	0.70in	NO	1.0000	1.000	37.70	37.70	1.000	1.000	NO	102.2	102	0.0007
221	13C-PCB-170	0.80in	0.40in	NO	0.7000	1.000	40.00	40.00	0.800	0.000	NO	101.5	101	0.0000
222	13C-PCB-70	1.00in	0.70in	NO	1.0021	1.000	37.70	37.70	0.800	0.000	NO	102.5	102	0.0000
223	13C-PCB-170	0.80in	0.40in	NO	1.0000	1.000	40.00	40.00	0.800	0.000	NO	101.0	102	0.0002
224	13C-PCB-170	0.80in	0.40in	NO	1.0000	1.000	40.00	40.00	0.800	0.000	NO	101.0	102	0.0002
225	Total PCBs				1.0007	1.000	0.00	0.00	0.000	0.000	NO	2.070	2.070	
226	Total Function PCBs				1.0007	1.000	0.00	0.00	0.000	0.000	NO	1.000	1.000	

PCB No.	PCB Name	PCB Type	PCB Size	PCB Weight	PCB Volume	PCB Area	PCB Perimeter	PCB Thickness	PCB Material	PCB Supplier	PCB Date	PCB Status
1	PCB-1	15.00	16.00	4.00in	1.50in	5.10	2.00	NO	0.2000	0.2000		
2	PCB-2	17.00	17.00	4.00in	1.00in	5.10	5.10	NO	0.20100	0.20077		
3	PCB-3	18.17	18.17	4.70in	1.60in	5.10	3.00	NO	0.20700	0.20000		

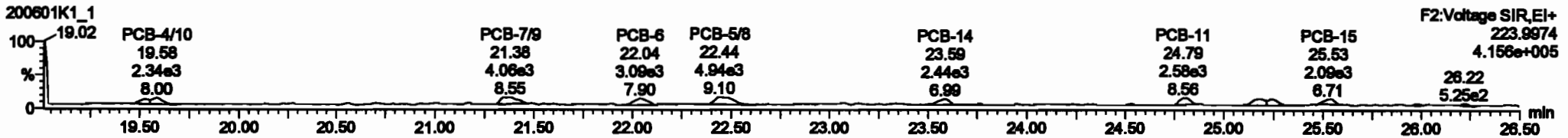
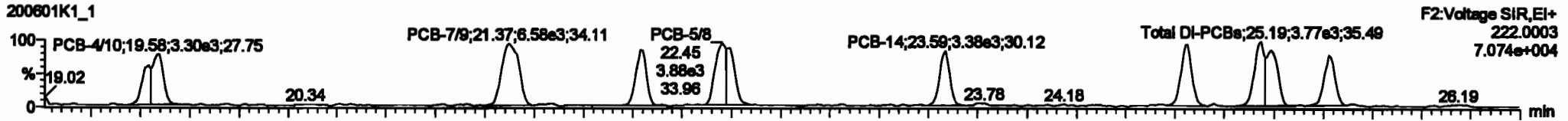


Dataset: Untitled


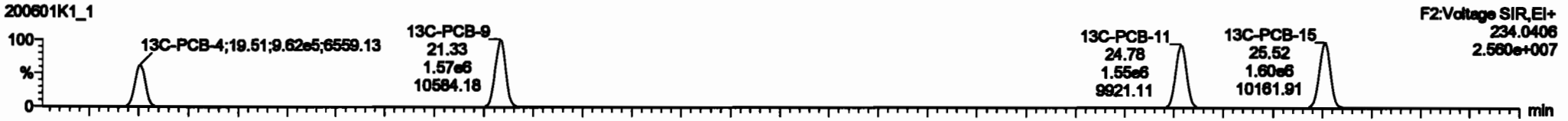
Last Altered: Tuesday, June 02, 2020 10:33:30 Pacific Daylight Time
 Printed: Tuesday, June 02, 2020 10:35:13 Pacific Daylight Time

Name: 200601K1_1, Date: 01-Jun-2020, Time: 12:15:03, ID: ST200601K1-1 PCB 209 CS0 19G2606, Description: PCB 209 CS0 19G2606

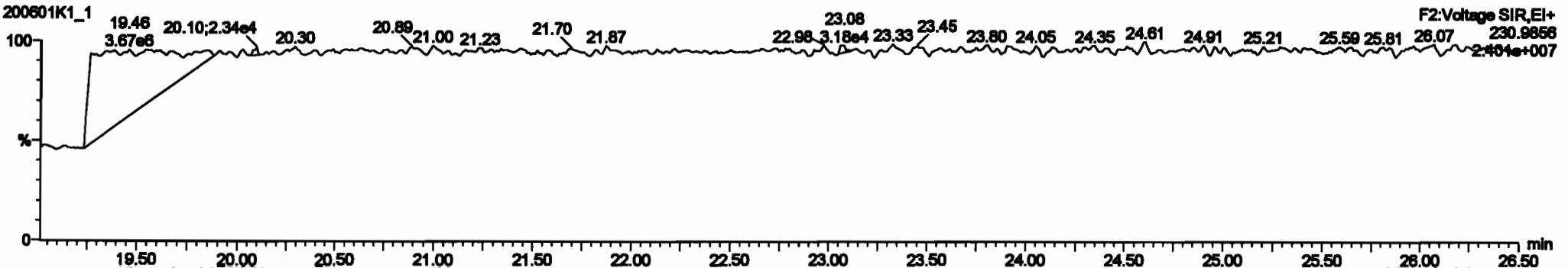
PCB-4/10



13C-PCB-4





PFK2a



PCB No.	PCB Name	PCB Type	PCB Size	PCB Weight	PCB Volume	PCB Area	PCB Perimeter	PCB Thickness	PCB Material	PCB Color	PCB Finish	PCB Date	PCB Time	PCB Status
216	13C-PCB-88	1.82x8	0.78	NO	1.0000	1.000	38.88	38.88	1.000	0.000	NO	180.0	100	0.0808
216	13C-PCB-111	1.82x8	1.82	NO	1.0000	1.000	38.25	38.25	1.000	0.000	NO	180.0	100	0.0915
217	13C-PCB-128	8.47x8	1.28	NO	1.0000	1.000	48.80	48.80	1.000	0.000	NO	100.0	100	0.0884
218	13C-PCB-162	8.89x8	0.48	NO	1.0000	1.000	48.43	48.43	0.000	0.000	NO	100.0	100	0.0818
219	13C-PCB-208	8.89x8	0.80	NO	1.0000	1.000	64.88	64.88	1.000	0.000	NO	100.0	100	0.148
220	13C-PCB-78	1.82x8	0.78	NO	1.0000	1.000	37.78	37.78	1.000	1.000	NO	102.2	102	0.0887
221	13C-PCB-178	8.89x8	0.48	NO	0.7888	1.000	48.88	48.88	0.888	0.888	NO	101.8	101	0.0828
222	13C-PCB-78	1.82x8	0.78	NO	1.0021	1.000	37.78	37.78	0.998	0.998	NO	102.8	102	0.0888
223	13C-PCB-178	8.89x8	0.48	NO	1.0000	1.000	48.87	48.87	0.923	0.923	NO	101.8	102	0.0882
224	Total Micro-PCBs				1.8887	1.000	0.00		0.000		NO	0.000		0.0048
225	Total Macro-PCBs													0.0000
226	Total PCBs													0.0048
228	Total Function TMs PCBs				1.8887	1.000	0.00		0.000		NO	0.000		0.0048

PCB No.	PCB Name	PCB Type	PCB Size	PCB Weight	PCB Volume	PCB Area	PCB Perimeter	PCB Thickness	PCB Material	PCB Color	PCB Finish	PCB Date	PCB Time	PCB Status
4	PCB-478	18.88	18.88	5.44x3	3.88x3	1.888	1.28	NO	0.47700	0.47744				
5	PCB-78	21.28	21.27	8.88x3	4.88x3	1.888	1.27	NO	0.48700	0.48888				
6	PCB-9	22.08	22.04	3.78x3	2.78x3	1.888	1.28	NO	0.24880	0.24882				
7	PCB-58	22.44	22.45	8.87x3	4.88x3	1.888	1.47	NO	0.48200	0.48247				
8	PCB-14	23.88	23.88	3.47x3	2.32x3	1.888	1.48	NO	0.22880	0.22843				
9	PCB-11	24.88	24.81	4.18x3	3.08x3	1.888	1.24	NO	0.28400	0.28438				
10	PCB-128	28.28	28.18	7.78x3	6.78x3	1.888	1.28	NO	0.81880	0.81880				
11	PCB-15	28.84	28.83	3.82x3	2.81x3	1.888	1.48	NO	0.22100	0.22088				

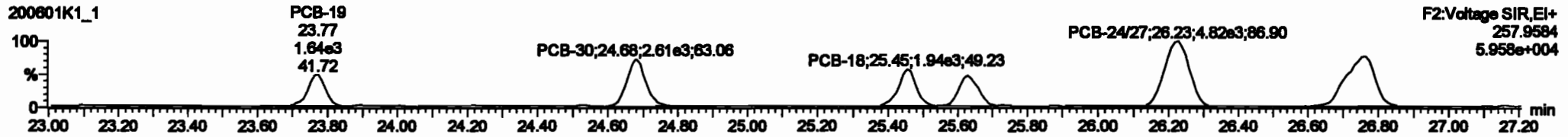
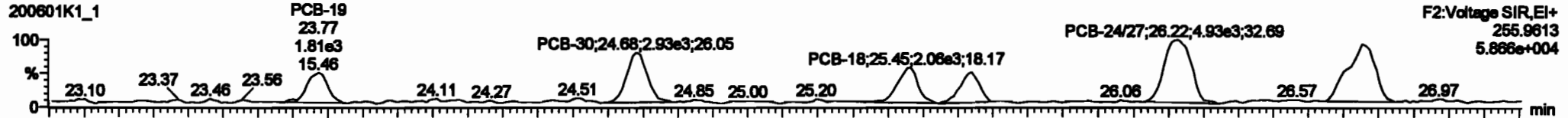


Dataset: Untitled

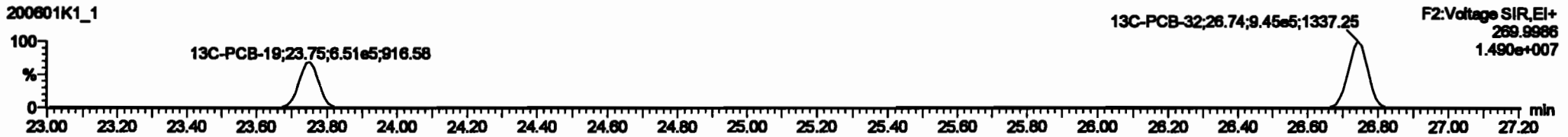
Last Altered: Tuesday, June 02, 2020 10:33:30 Pacific Daylight Time
Printed: Tuesday, June 02, 2020 10:35:13 Pacific Daylight Time

Name: 200601K1_1, Date: 01-Jun-2020, Time: 12:15:03, ID: ST200601K1-1 PCB 209 CS0 19G2606, Description: PCB 209 CS0 19G2606

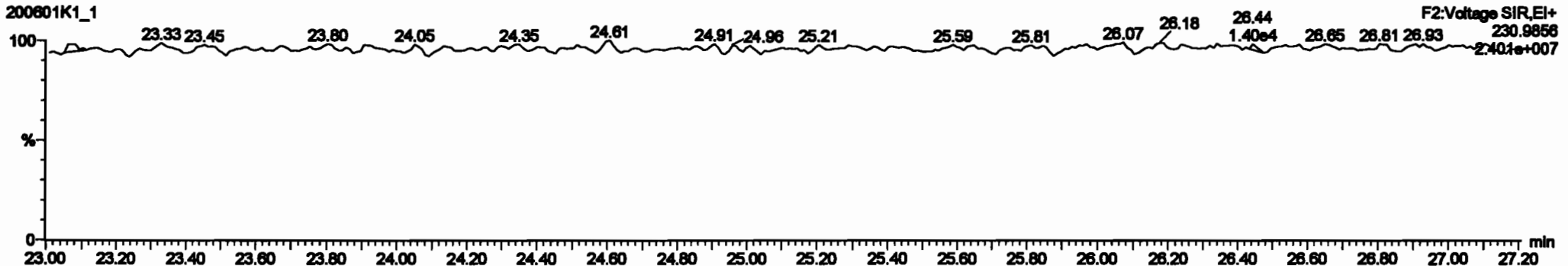
PCB-19



13C-PCB-19

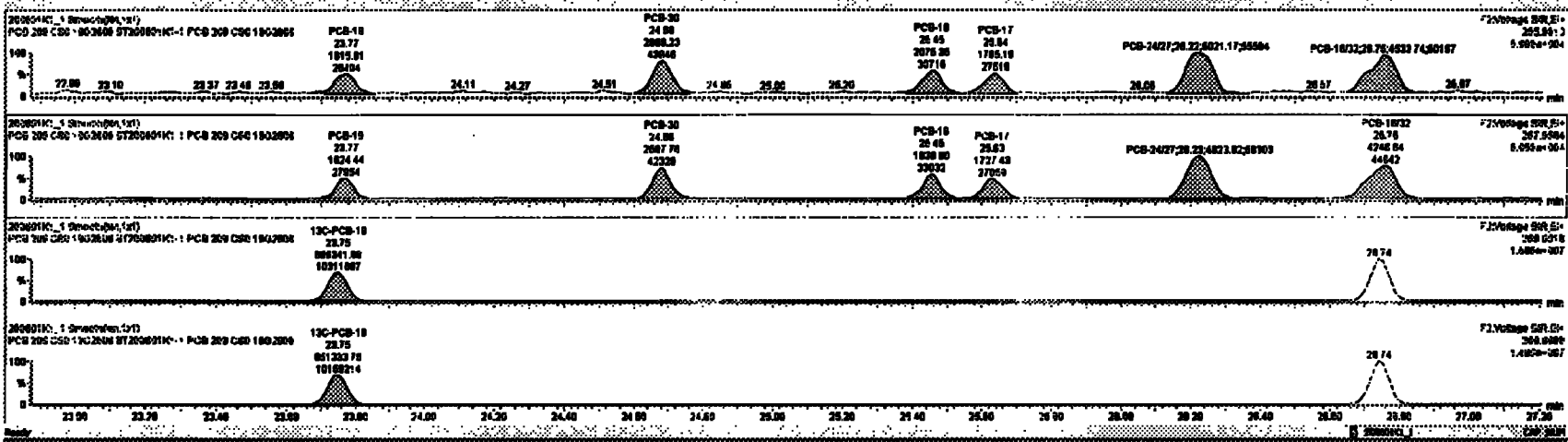


PFK2b



PCB No.	PCB Name	Area	Height	Width	Volume	Weight	Length	Width	Height	Volume	Weight	Length	Width	Height	Volume	Weight
216	13C-PCB-09	1.07e6	0.70	NO	1.0000	1.000	20.00	20.00	1.000	0.000	NO	100.0	100	0.0000		
216	13C-PCB-111	1.07e6	1.02	NO	1.0000	1.000	20.25	20.25	1.000	0.000	NO	100.0	100	0.0016		
217	13C-PCB-128	0.07e6	1.20	NO	1.0000	1.000	40.00	40.00	1.000	0.000	NO	100.0	100	0.0004		
216	13C-PCB-167	0.00e6	0.40	NO	1.0000	1.000	40.40	40.40	0.000	0.000	NO	100.0	100	0.0010		
216	13C-PCB-205	0.00e6	0.00	NO	1.0000	1.000	04.00	04.00	1.000	0.000	NO	100.0	100	0.140		
200	13C-PCB-70	1.00e6	0.70	NO	1.0000	1.000	27.70	27.70	1.000	1.000	NO	100.0	100	0.0007		
201	13C-PCB-170	0.00e6	0.40	NO	0.7000	1.000	40.00	40.00	0.000	0.000	NO	100.0	100	0.0000		
200	13C-PCB-70	1.00e6	0.70	NO	1.0000	1.000	27.70	27.70	0.000	0.000	NO	100.0	100	0.0000		
100	13C-PCB-170	0.00e6	0.40	NO	1.0000	1.000	40.00	40.00	0.000	0.000	NO	100.0	100	0.0000		
200	Total Mass-PCBs				1.0000	1.000	0.00	0.00	0.000	0.000	NO	0.0000	0.0000	0.0000	0.0000	
200	Total BL-PCBs				1.0000	1.000	0.00	0.00	0.000	0.000	NO	2.0000	0.0000	0.0000	0.0000	

PCB No.	PCB Name	Area	Height	Width	Volume	Weight	Length	Width	Height	Volume	Weight
13	PCB-10	20.70	23.77	1.00e6	1.00e6	1.000	1.12	NO	0.20000	0.20000	
13	PCB-30	24.00	24.00	2.00e6	2.00e6	1.000	1.15	NO	0.20000	0.20010	
14	PCB-10	20.40	20.40	2.00e6	1.00e6	1.000	1.07	NO	0.20000	0.20011	
15	PCB-17	20.00	20.00	1.70e6	1.70e6	1.000	1.06	NO	0.20000	0.20000	
16	PCB-2407	20.20	20.22	5.00e6	4.00e6	1.000	1.01	NO	0.07000	0.07000	
17	PCB-1000	20.70	20.70	4.00e6	4.00e6	1.000	1.07	NO	0.00000	0.00000	

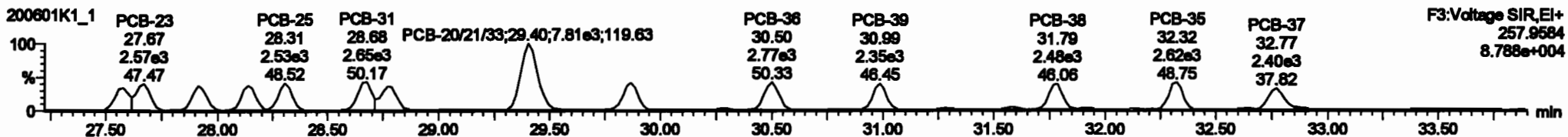
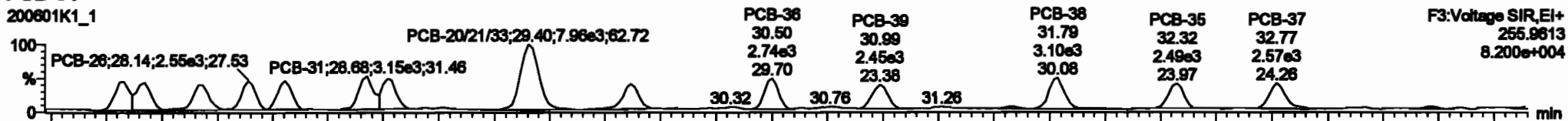


Dataset: Untitled

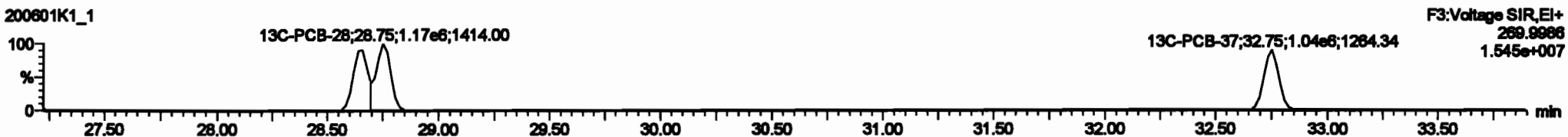
Last Altered: Tuesday, June 02, 2020 10:33:30 Pacific Daylight Time
 Printed: Tuesday, June 02, 2020 10:35:13 Pacific Daylight Time

Name: 200601K1_1, Date: 01-Jun-2020, Time: 12:15:03, ID: ST200601K1-1 PCB 209 CS0 19G2606, Description: PCB 209 CS0 19G2606

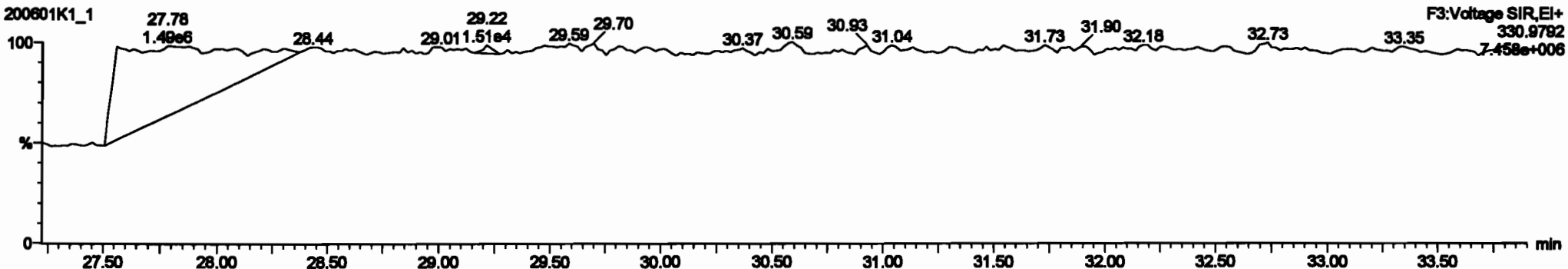
PCB-34



13C-PCB-28





PFK3d



PCB	PCB-28	PCB-31	PCB-30	PCB-22	PCB-38	PCB-36	PCB-37	PCB-26	PCB-32
228	1.0770	1.000	0.00	0.000	ND	0.017	0.267	0.017	
229	1.2157	1.000	0.00	0.000	ND	0.000	0.310	0.000	
230	1.0725	1.000	0.00	0.000	ND	1.140	0.000	1.140	
231	0.0000	1.000	0.00	0.000	ND	3.400	0.100	3.400	
232	1.0010	1.000	0.00	0.000	ND	0.001	0.100	0.001	
233	1.2091	1.000	0.00	0.000	ND	0.000	0.220	0.000	
234	1.0000	1.000	0.00	0.000	ND	2.100	0.0714	2.100	
235	1.1400	1.000	0.00	0.000	ND	0.7210	0.0207	0.7210	
236	0.0000	1.000	0.00	0.000	ND	0.7101	0.0000	0.7100	
237	0.0004	1.000	0.00	0.000	ND	0.2200	0.0000	0.2200	
238									

PCB	PCB-28	PCB-31	PCB-30	PCB-22	PCB-38	PCB-36	PCB-37	PCB-26	PCB-32
18	27.00	27.00	2.0200	2.2000	1.000	1.14	ND	0.2100	0.2100
19	27.00	27.07	2.0140	2.0140	1.000	1.00	ND	0.2000	0.2000
20	27.01	27.01	2.0000	2.0000	1.000	1.11	ND	0.2000	0.2000
21	28.14	28.14	2.0000	2.0000	1.000	1.00	ND	0.2000	0.2000
22	28.20	28.20	2.0000	2.0000	1.000	1.13	ND	0.2000	0.2000
23	28.00	28.00	2.0000	2.0000	1.000	1.10	ND	0.2000	0.2000
24	28.77	28.77	2.0000	2.0000	1.000	1.17	ND	0.2000	0.2000
25	28.01	28.01	2.0000	2.0000	1.000	1.00	ND	0.2000	0.2000
26	28.00	28.00	2.0000	2.0000	1.000	0.01	ND	0.2000	0.2000

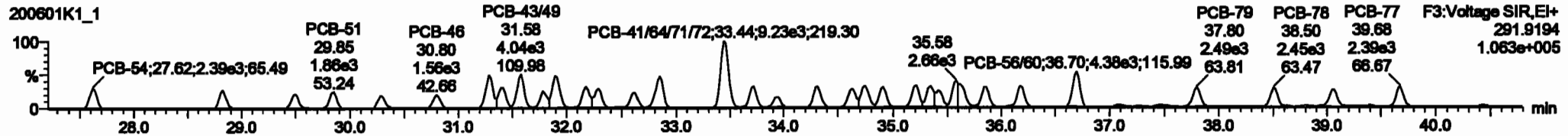
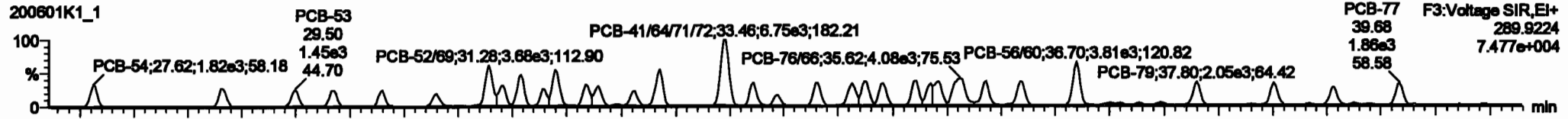


Dataset: Untitled

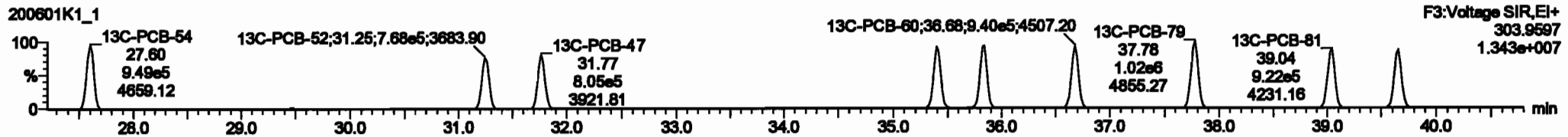

Last Altered: Tuesday, June 02, 2020 10:33:30 Pacific Daylight Time
Printed: Tuesday, June 02, 2020 10:35:13 Pacific Daylight Time

Name: 200601K1_1, Date: 01-Jun-2020, Time: 12:15:03, ID: ST200601K1-1 PCB 209 CS0 19G2606, Description: PCB 209 CS0 19G2606

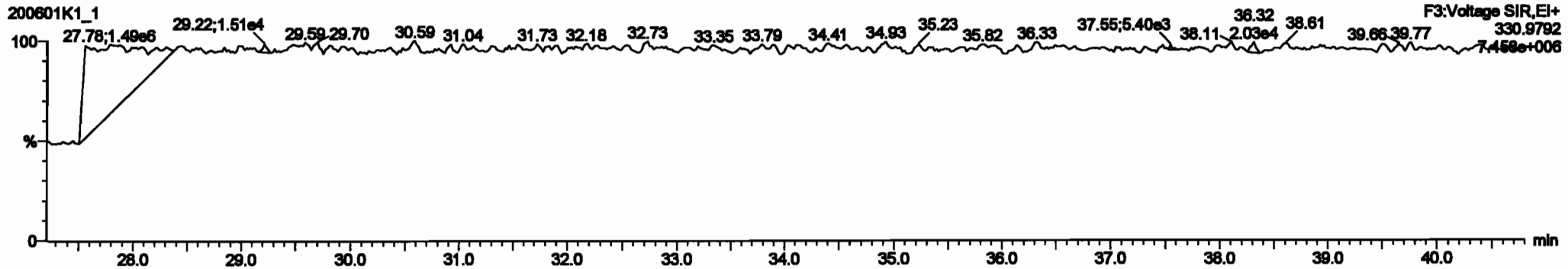
PCB-54



13C-PCB-54



PFK3a



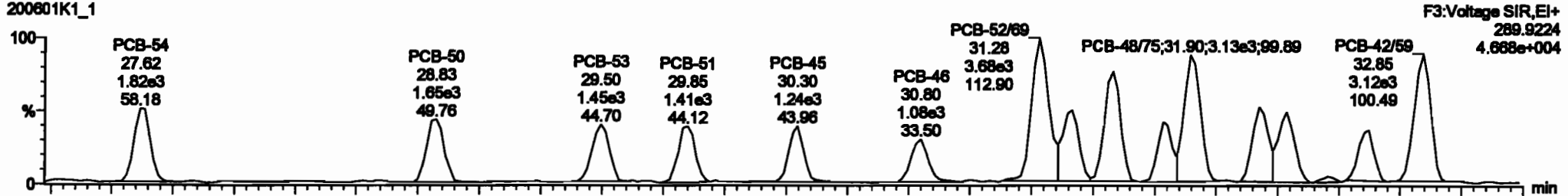
Dataset: Untitled

Last Altered: Tuesday, June 02, 2020 10:33:30 Pacific Daylight Time
 Printed: Tuesday, June 02, 2020 10:35:13 Pacific Daylight Time

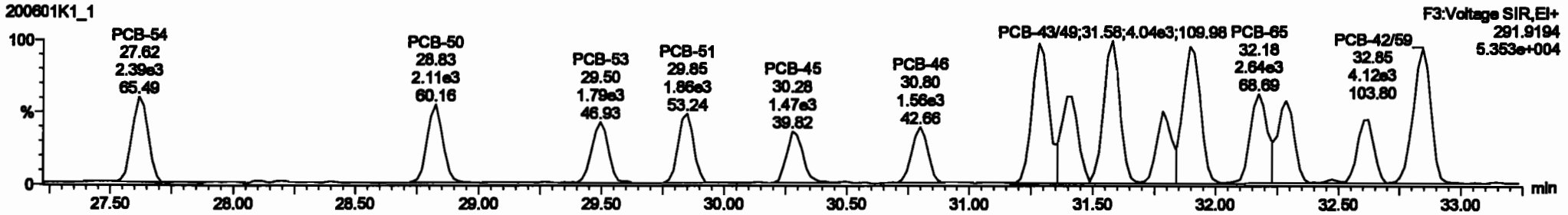
Name: 200601K1_1, Date: 01-Jun-2020, Time: 12:15:03, ID: ST200601K1-1 PCB 209 CS0 19G2606, Description: PCB 209 CS0 19G2606

PCB-50

200601K1_1




200601K1_1




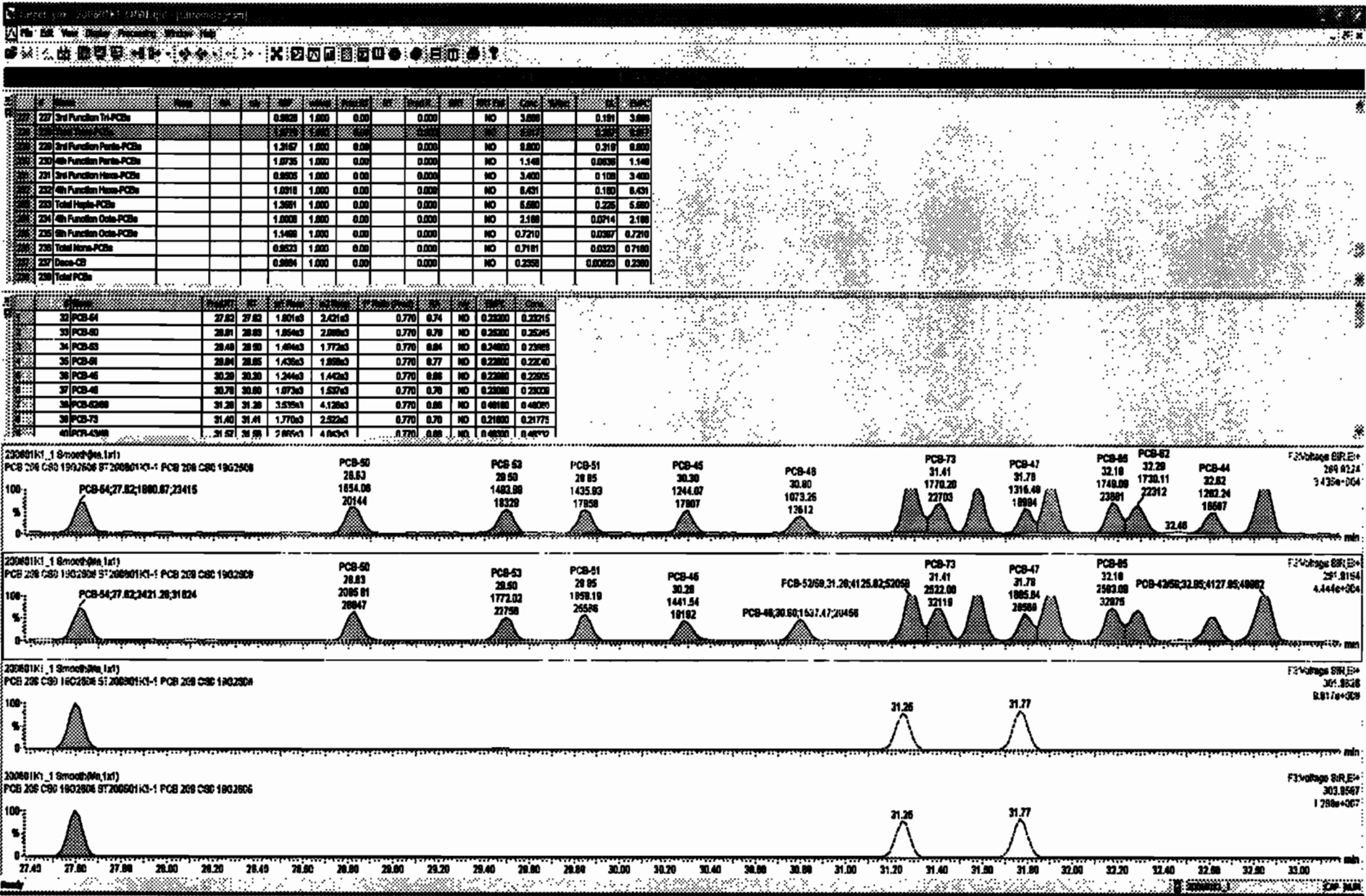
¹³C-PCB-52

200601K1_1



200601K1_1



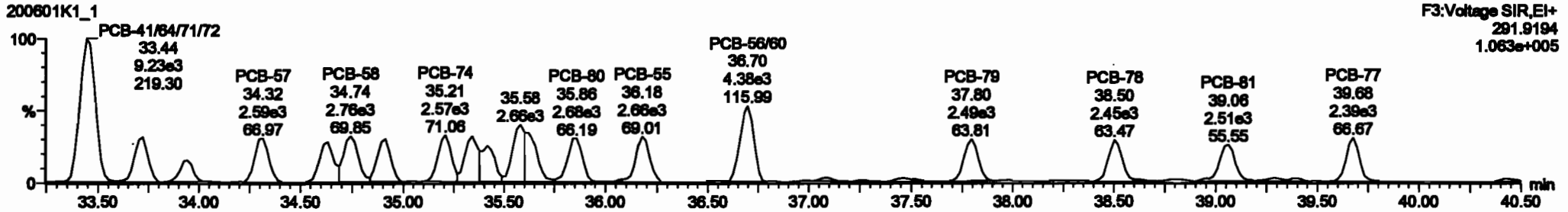
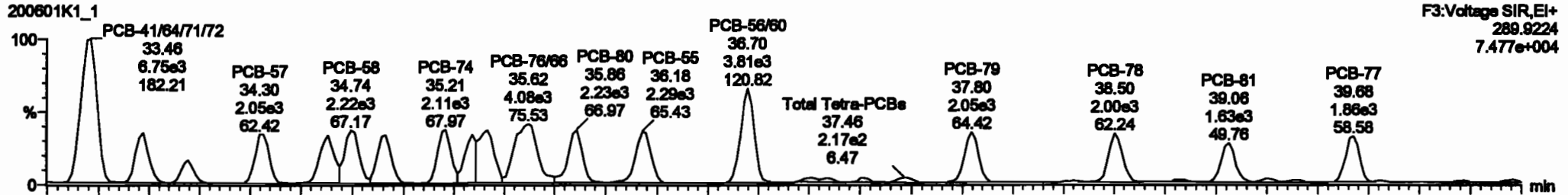


Dataset: Untitled

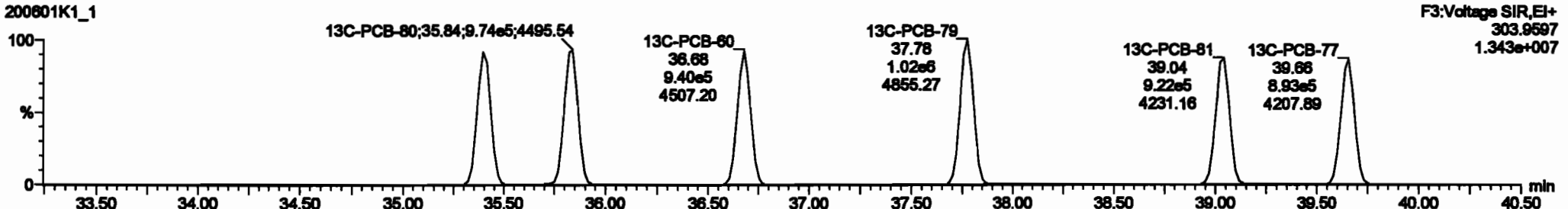
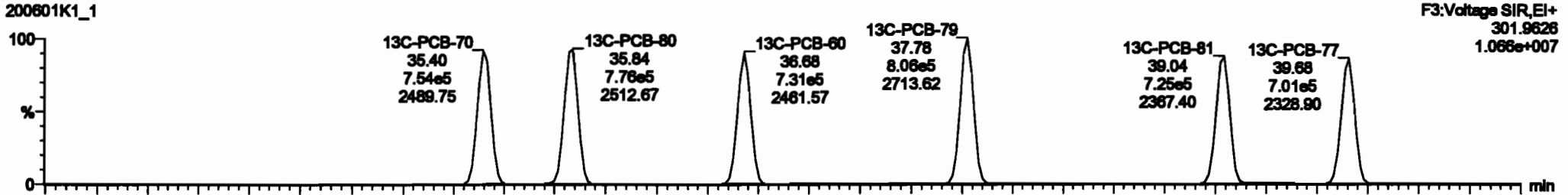
Last Altered: Tuesday, June 02, 2020 10:33:30 Pacific Daylight Time
 Printed: Tuesday, June 02, 2020 10:35:13 Pacific Daylight Time

Name: 200601K1_1, Date: 01-Jun-2020, Time: 12:15:03, ID: ST200601K1-1 PCB 209 CS0 19G2606, Description: PCB 209 CS0 19G2606

PCB-68

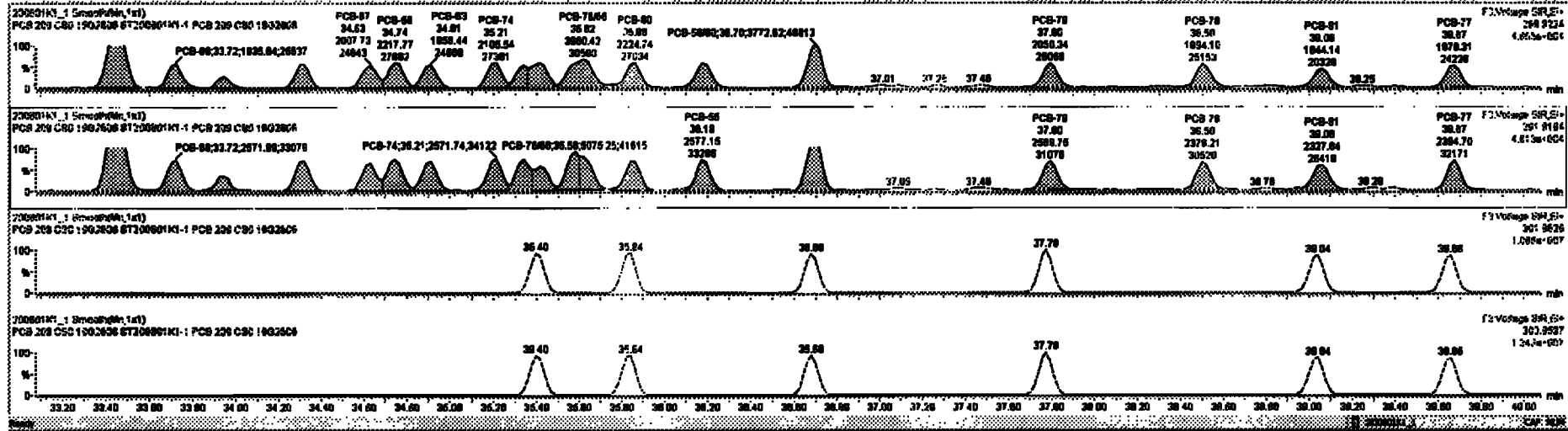


13C-PCB-60



ID	Name	Area	Height	Width	Retention Time	Relative Retention	Integration	Integration	Integration	Integration	Integration	Integration	Integration	Integration
227	3rd Function 1H-PCBs	0.8020	1.000	0.00	0.000	NO	0.000	0.000	0.181	1.000				
228	3rd Function Para-PCBs	1.2167	1.000	0.00	0.000	NO	0.000	0.000	0.213	0.800				
229	3rd Function Ortho-PCBs	1.0725	1.000	0.00	0.000	NO	0.000	0.000	0.550	1.140				
230	3rd Function Meta-PCBs	0.8005	1.000	0.00	0.000	NO	0.000	0.000	3.400	0.100	3.400			
231	4th Function Para-PCBs	1.0310	1.000	0.00	0.000	NO	0.000	0.000	0.431	0.100	0.431			
232	4th Function Ortho-PCBs	1.2081	1.000	0.00	0.000	NO	0.000	0.000	0.225	0.500				
233	4th Function Meta-PCBs	1.0209	1.000	0.00	0.000	NO	0.000	0.000	0.074	2.100				
234	Total High-PCBs	1.1408	1.000	0.00	0.000	NO	0.000	0.000	0.720	0.030	0.720			
235	Total Meta-PCBs	0.8020	1.000	0.00	0.000	NO	0.000	0.000	0.710	0.025	0.710			
236	Dioxin-CB	0.0004	1.000	0.00	0.000	NO	0.200	0.000	0.000	0.200				
237	Total PCBs													

ID	Name	Area	Height	Width	Retention Time	Relative Retention	Integration	Integration	Integration	Integration	Integration	Integration	Integration	Integration
32	PCB-84	27.82	27.82	1.80e0	2.421e0	0.770	0.24	NO	0.2320	0.2321				
33	PCB-85	28.01	28.03	1.86e0	2.080e0	0.770	0.29	NO	0.2020	0.2020				
34	PCB-86	28.40	28.55	1.89e0	1.772e0	0.770	0.84	NO	0.2400	0.2388				
35	PCB-87	28.84	28.85	1.43e0	1.880e0	0.770	0.77	NO	0.2200	0.2200				
36	PCB-45	30.20	30.20	1.24e0	1.442e0	0.770	0.88	NO	0.2200	0.2200				
37	PCB-46	30.70	30.80	1.07e0	1.897e0	0.770	0.70	NO	0.2300	0.2300				
38	PCB-63/68	31.20	31.28	3.03e0	4.120e0	0.770	0.88	NO	0.4000	0.4000				
39	PCB-75	31.40	31.41	1.77e0	2.822e0	0.770	0.70	NO	0.2100	0.2175				
40	PCB-43/44	31.87	31.88	2.89e0	4.042e0	0.770	0.88	NO	0.4000	0.4000				

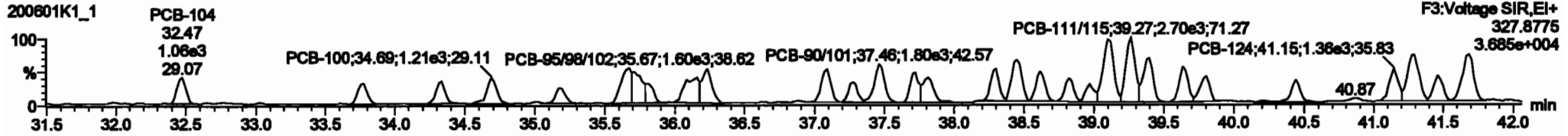
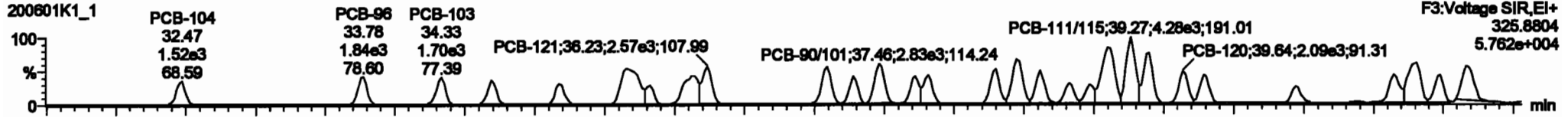


Dataset: Untitled



Last Altered: Tuesday, June 02, 2020 10:33:30 Pacific Daylight Time
Printed: Tuesday, June 02, 2020 10:35:13 Pacific Daylight Time

Name: 200601K1_1, Date: 01-Jun-2020, Time: 12:15:03, ID: ST200601K1-1 PCB 209 CS0 19G2606, Description: PCB 209 CS0 19G2606

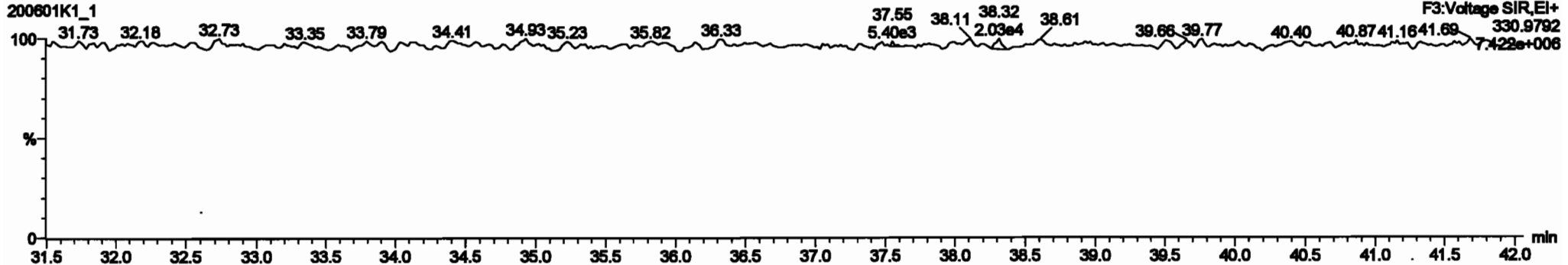
PCB-104



13C-PCB-104



PFK3b

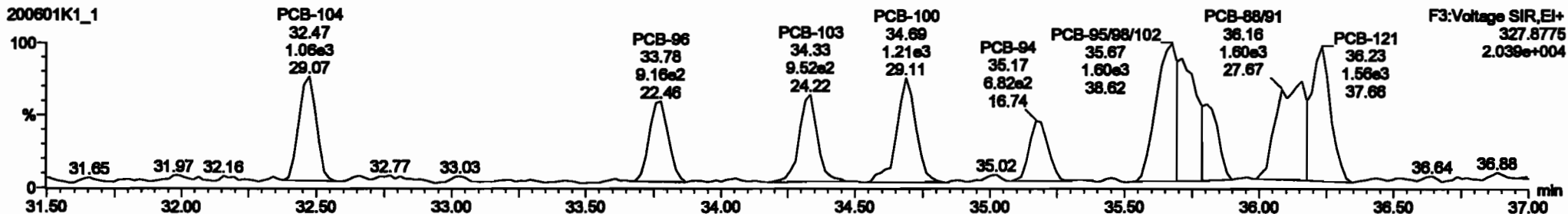
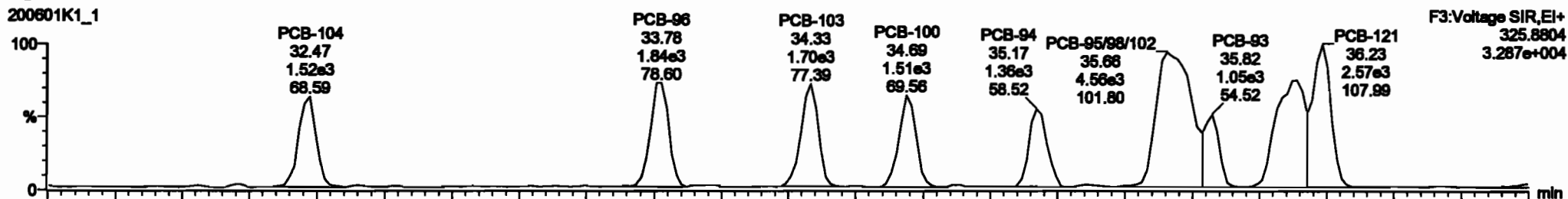


Dataset: Untitled

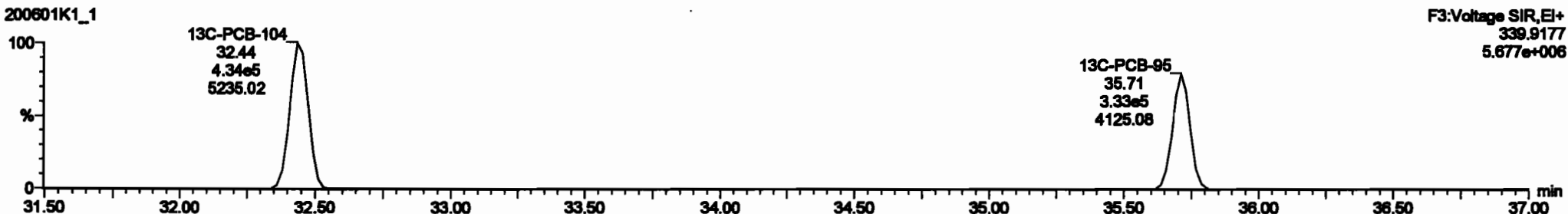

Last Altered: Tuesday, June 02, 2020 10:33:30 Pacific Daylight Time
Printed: Tuesday, June 02, 2020 10:35:13 Pacific Daylight Time

Name: 200601K1_1, Date: 01-Jun-2020, Time: 12:15:03, ID: ST200601K1-1 PCB 209 CS0 19G2606, Description: PCB 209 CS0 19G2606

PCB-96

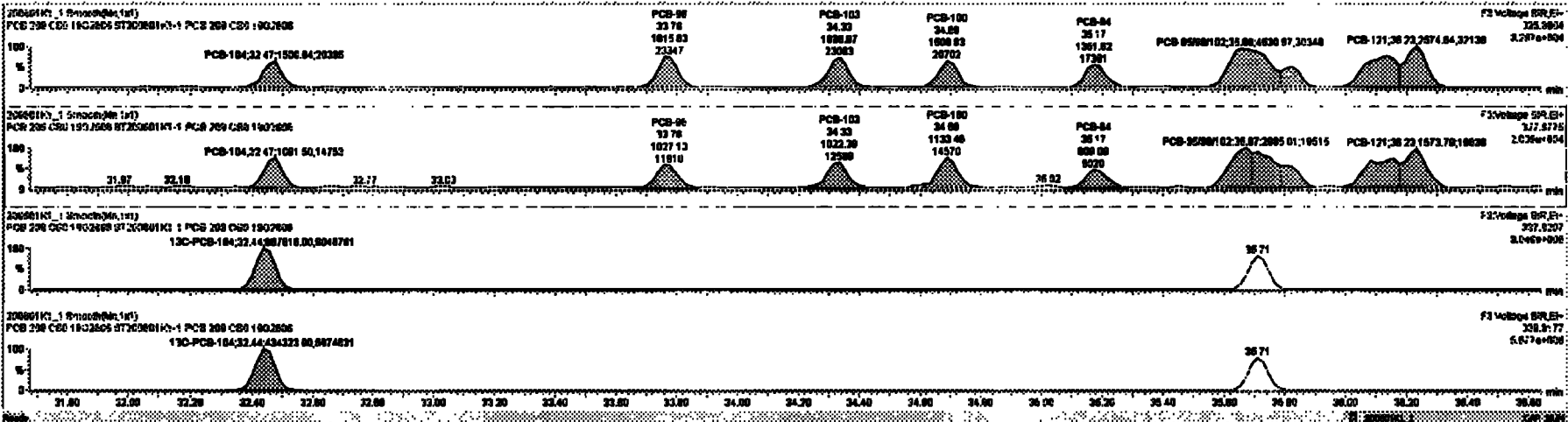


13C-PCB-95



Item	Mass	Area	Conc	Unit	Mass	Area	Conc	Unit	Mass	Area	Conc	Unit		
227 2nd Furthest TAP-PCBs					0.8928	1.000	0.00		0.000		NO	3.680	0.591	3.680
228 Total TAP-PCBs					1.0776	1.000	0.00		0.000		NO	8.917	0.287	8.917
229 4th Furthest Para-PCBs					1.0726	1.000	0.00		0.000		NO	1.148	0.038	1.148
230 2nd Furthest Meta-PCBs					0.8928	1.000	0.00		0.000		NO	3.680	0.108	3.680
231 4th Furthest Meta-PCBs					1.0318	1.000	0.00		0.000		NO	6.421	0.180	6.421
232 Total Meta-PCBs					1.2691	1.000	0.00		0.000		NO	6.680	0.225	6.680
233 4th Furthest Otho-PCBs					1.0000	1.000	0.00		0.000		NO	2.188	0.074	2.188
234 8th Furthest Otho-PCBs					1.1480	1.000	0.00		0.000		NO	6.7210	0.087	6.7210
235 Total Otho-PCBs					0.8928	1.000	0.00		0.000		NO	6.2181	0.023	6.2180
236 Dioxin-CB					0.8981	1.000	0.00		0.000		NO	0.2888	0.0002	0.2888
237 Total PCBs														

PCB	Area	Conc	Unit	Mass	Area	Conc	Unit
84 PCB-104	32.48	32.47	1.896e3	1.891e3	1.888	1.37	NO
85 PCB-86	33.78	33.78	1.871e3	1.827e3	1.888	1.77	NO
86 PCB-103	34.30	34.30	1.894e3	1.822e3	1.888	1.88	NO
87 PCB-180	34.87	34.88	1.894e3	1.133e3	1.888	1.33	NO
88 PCB-84	35.18	35.17	1.382e3	8.091e2	1.888	1.87	NO
89 PCB-85/88/92	35.87	35.88	4.894e3	2.888e3	1.888	1.83	NO
90 PCB-83	35.78	35.82	1.048e3	7.388e2	1.888	1.42	NO
91 PCB-89/91	35.14	35.14	2.882e3	1.854e3	1.888	1.77	NO
92 PCB-121	35.30	35.30	2.874e3	1.874e3	1.888	1.84	NO



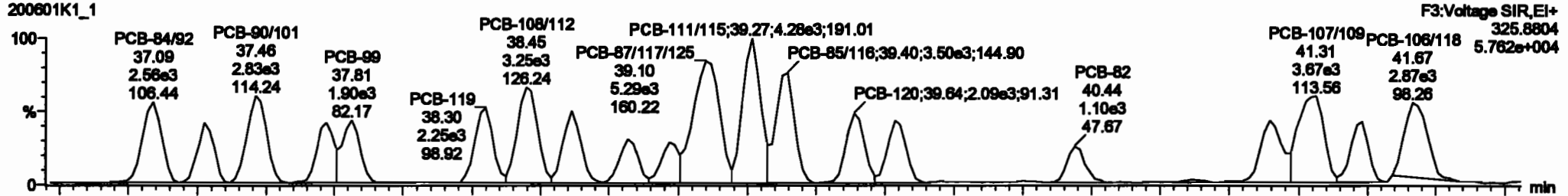
Dataset: Untitled

Last Altered: Tuesday, June 02, 2020 10:33:30 Pacific Daylight Time
Printed: Tuesday, June 02, 2020 10:35:13 Pacific Daylight Time

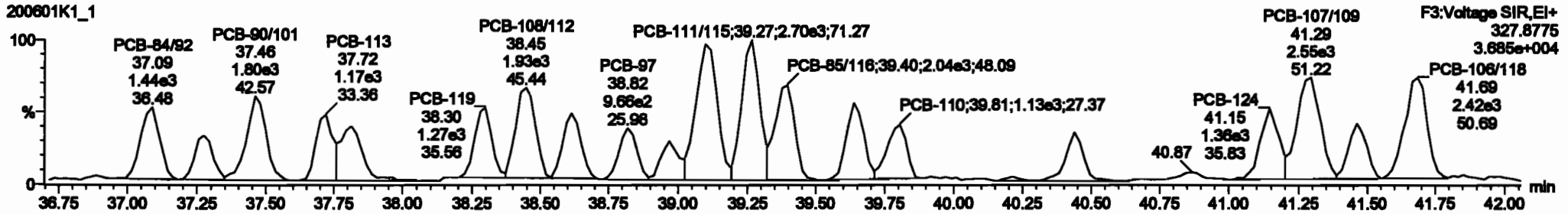
Name: 200801K1_1, Date: 01-Jun-2020, Time: 12:15:03, ID: ST200801K1-1 PCB 209 CS0 19G2806, Description: PCB 209 CS0 19G2806

PCB-119

200801K1_1

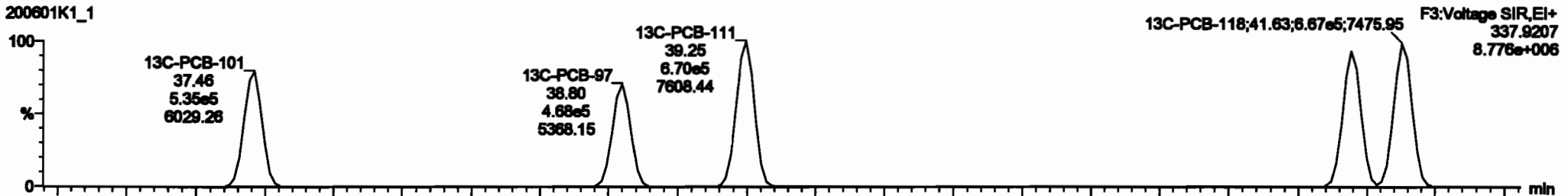


200801K1_1

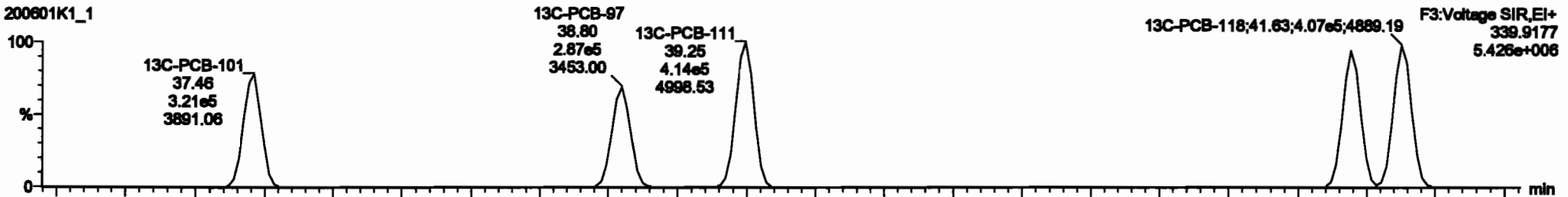


13C-PCB-111

200801K1_1

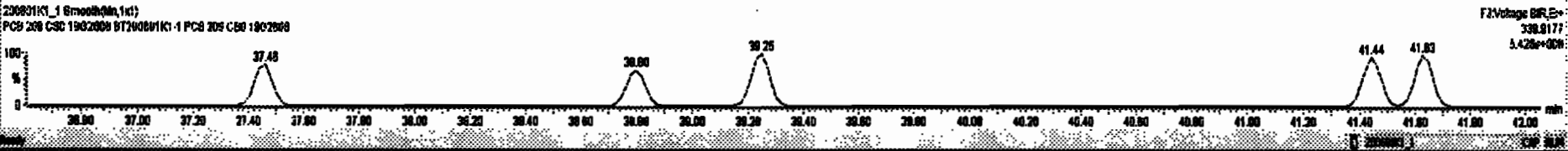


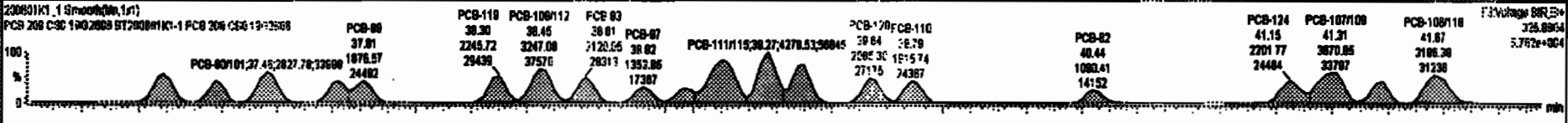


200801K1_1



#	Name	Mass	RA	RG	RM	Volume	Height	Area	Area%	Height	Height%	Area%	Area%
227	2nd Function T4-PCBs					0.0028	1.000	0.00	0.000	ND	3.000		0.191 3.000
228	Total T4ns-PCBs					1.0778	1.000	0.00	0.000	ND	0.917		0.267 0.917
229	3rd Function Para-PCBs					1.0957	1.000	0.00	0.000	ND	2.000		0.269 2.000
230	4th Function Para-PCBs					1.0736	1.000	0.00	0.000	ND	1.140		0.0636 1.140
231	2nd Function Haza-PCBs					0.0005	1.000	0.00	0.000	ND	3.400		0.100 3.400
232	4th Function Haza-PCBs					1.0910	1.000	0.00	0.000	ND	0.431		0.160 0.431
233	Total Haza-PCBs					1.0901	1.000	0.00	0.000	ND	0.900		0.225 0.900
234	4th Function Octa-PCBs					1.0008	1.000	0.00	0.000	ND	2.100		0.0714 2.100
235	5th Function Octa-PCBs					1.1400	1.000	0.00	0.000	ND	0.7210		0.0307 0.7210
236	Total Haza-PCBs					0.0023	1.000	0.00	0.000	ND	0.7101		0.0023 0.7100
237	Deca-CB					0.0004	1.000	0.00	0.000	ND	0.2000		0.0000 0.2000
238	Total PCBs												

#	Name	Peak1	Area	Height	Area%	Height%	Area%	Area%
84	PCB-104	32.48	32.47	1.000e3	1.001e3	1.50	ND	0.2000 0.2000
85	PCB-88	33.78	33.78	1.000e3	1.022e3	1.70	ND	0.2200 0.21957
86	PCB-103	34.30	34.33	1.000e3	1.022e3	1.85	ND	0.2500 0.25077
87	PCB-100	34.67	34.69	1.000e3	1.133e3	1.33	ND	0.2470 0.24675
89	PCB-84	35.10	35.17	1.352e3	0.001e2	1.00	ND	0.2570 0.25000
89	PCB-8900102	35.67	35.66	4.531e3	2.905e3	1.50	ND	0.7040 0.70414
70	PCB-80	36.70	36.82	1.040e3	7.300e2	1.42	ND	0.2160 0.21512
71	PCB-8001	38.14	38.14	2.022e3	1.054e3	1.50	ND	0.4050 0.40462
72	PCB-121	38.23	38.23	7.575e3	1.574e3	1.00	ND	0.2740 0.27302

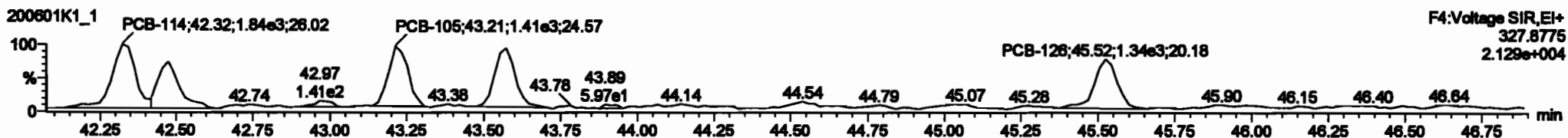
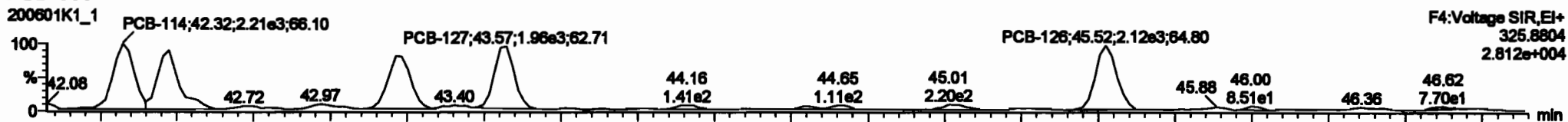


Dataset: Untitled

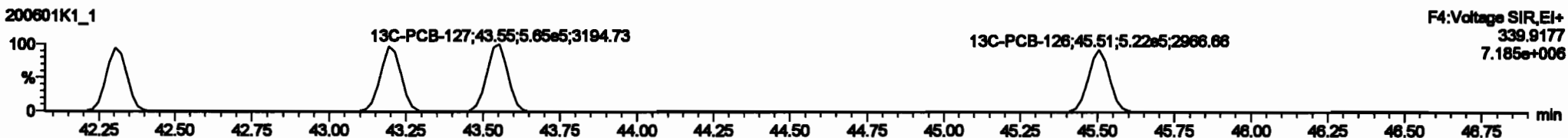

Last Altered: Tuesday, June 02, 2020 10:33:30 Pacific Daylight Time
Printed: Tuesday, June 02, 2020 10:35:13 Pacific Daylight Time

Name: 200601K1_1, Date: 01-Jun-2020, Time: 12:15:03, ID: ST200601K1-1 PCB 209 CS0 19G2606, Description: PCB 209 CS0 19G2606

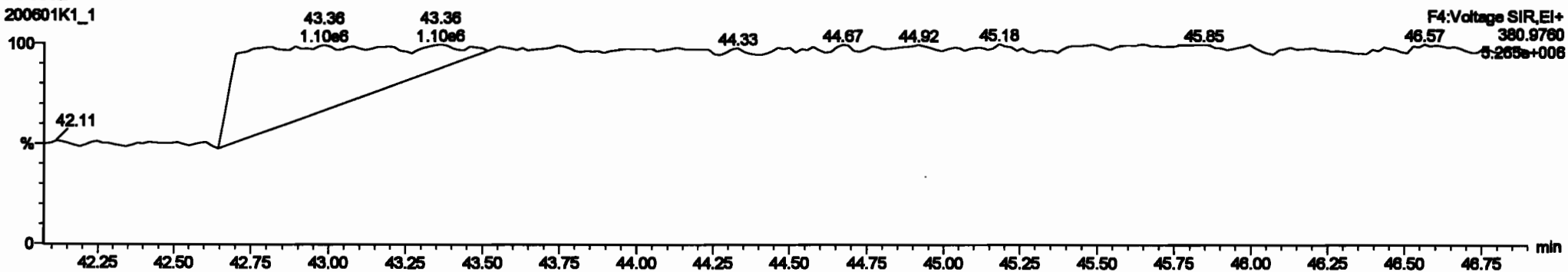
PCB-114



13C-PCB-114






PFK4a



Peak #	Retention Time (min)	Area	Height	Width	Height	Area	Height	Width	Height	Area	Height	Width	Height	Area	Height	Width	Height
227	3rd Function Tri-PCBs					0.8928	1.000	0.00		0.8000	NO	3.888		0.101	3.888		
228	Total Tri-PCBs					1.8778	1.000	0.00		0.8000	NO	0.817		0.287	0.817		
229	3rd Function Para-PCBs					1.2157	1.000	0.00		0.8000	NO	0.800		0.318	0.800		
230	Total Para-PCBs					1.2157	1.000	0.00		0.8000	NO	0.800		0.318	0.800		
231	3rd Function Hexa-PCBs					0.8808	1.000	0.00		0.8000	NO	3.400		0.108	3.400		
232	6th Function Hexa-PCBs					1.0318	1.000	0.00		0.8000	NO	0.431		0.180	0.431		
233	Total Hexa-PCBs					1.2891	1.000	0.00		0.8000	NO	0.580		0.228	0.580		
234	6th Function Octa-PCBs					1.0008	1.000	0.00		0.8000	NO	2.188		0.0714	2.188		
235	8th Function Octa-PCBs					1.1488	1.000	0.00		0.8000	NO	0.7210		0.0387	0.7210		
236	Total Octa-PCBs					0.8828	1.000	0.00		0.8000	NO	0.7101		0.0328	0.7101		
237	Deca-CB					0.8804	1.000	0.00		0.8000	NO	0.2388		0.0023	0.2388		
238	Total PCBs																

Peak #	Retention Time (min)	Area	Height	Width	Height	Area	Height	Width	Height	Area	Height	Width	Height
89	PCB-114	42.28	43.22	2.201e3	1.890e3	1.880	1.33	NO	0.21800	0.20817			
94	PCB-122	42.67	43.27	1.832e3	1.138e3	1.880	1.81	NO	0.23100	0.23088			
86	PCB-105	43.21	43.21	1.888e3	1.448e3	1.880	1.32	NO	0.22800	0.22776			
88	PCB-127	43.57	43.57	1.888e3	1.454e3	1.880	1.38	NO	0.22300	0.22285			
87	PCB-128	46.82	46.82	2.124e3	1.372e3	1.880	1.87	NO	0.21800	0.21808			



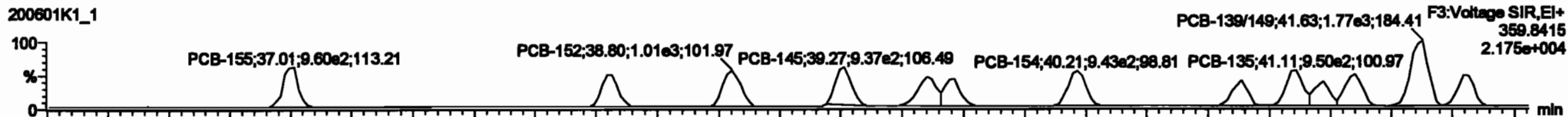
Dataset: Untitled

Last Altered: Tuesday, June 02, 2020 10:33:30 Pacific Daylight Time
Printed: Tuesday, June 02, 2020 10:35:13 Pacific Daylight Time

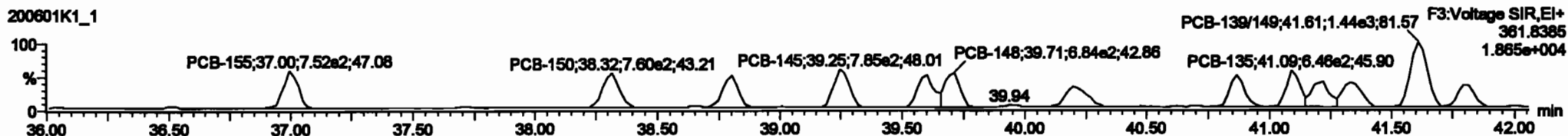
Name: 200601K1_1, Date: 01-Jun-2020, Time: 12:15:03, ID: ST200601K1-1 PCB 209 CS0 19G2606, Description: PCB 209 CS0 19G2606

PCB-155

200601K1_1



200601K1_1

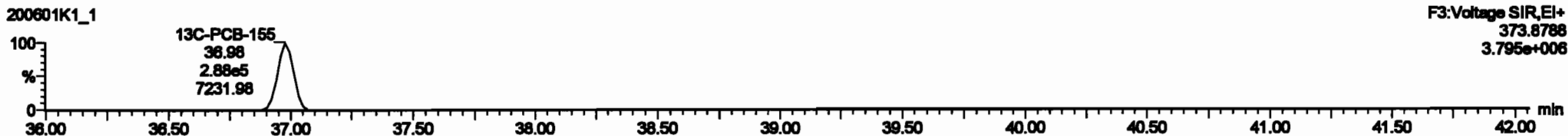


13C-PCB-155

200601K1_1

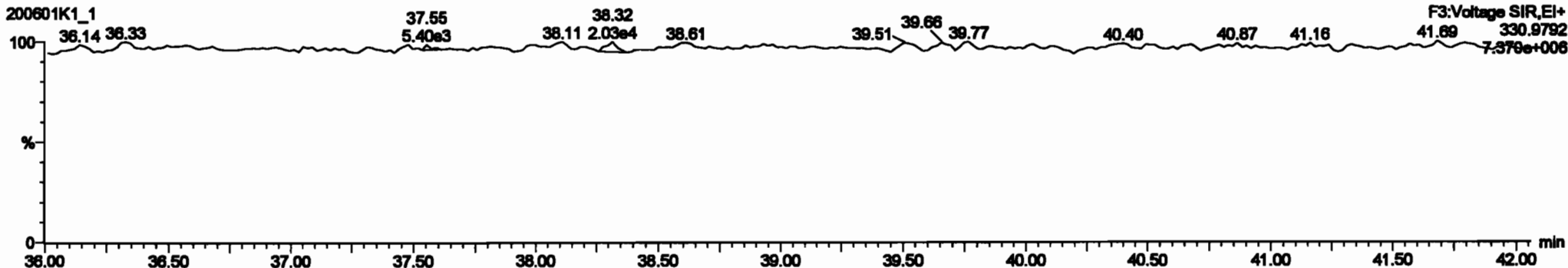


200601K1_1




PFK3c

200601K1_1



#	Phase	Mass	CS	CP	PP	CP/PP	CP/PP	CP/PP	CP/PP	CP/PP	CP/PP	CP/PP	CP/PP	CP/PP	CP/PP	CP/PP	CP/PP	CP/PP
227	2nd Function Tri-PCBs				0.8828	1.000	0.00		0.000	NO	3.888		0.181	3.888				
228	Total Tri-PCBs				1.2778	1.000	0.00		0.000	NO	8.917		0.287	8.917				
229	2nd Function Penta-PCBs				1.3187	1.000	0.00		0.000	NO	8.800		0.318	8.800				
230	4th Function Penta-PCBs				1.0738	1.000	0.00		0.000	NO	1.148		0.0538	1.148				
231	Total Penta-PCBs				2.3925	1.000	0.00		0.000	NO	9.948		0.372	9.948				
232	4th Function Hexa-PCBs				1.3318	1.000	0.00		0.000	NO	6.431		0.180	6.431				
233	Total Hexa-PCBs				1.3881	1.000	0.00		0.000	NO	6.880		0.225	6.880				
234	4th Function Octa-PCBs				1.0008	1.000	0.00		0.000	NO	2.188		0.0714	2.188				
235	6th Function Octa-PCBs				1.1488	1.000	0.00		0.000	NO	0.7210		0.0287	0.7210				
236	Total Octa-PCBs				0.8828	1.000	0.00		0.000	NO	0.7181		0.0323	0.7181				
237	Deca-CP				0.9884	1.000	0.00		0.000	NO	0.2388		0.0029	0.2388				
238	Total PCBs																	

#	Phase	Mass	CS	CP	PP	CP/PP	CP/PP	CP/PP	CP/PP	CP/PP	CP/PP	CP/PP	CP/PP	CP/PP	CP/PP	CP/PP	CP/PP	CP/PP
89	PCB-158	38.98	37.01	8.801e2	7.387e2	1.240	1.30	NO	0.24700	0.24732								
90	PCB-160	38.32	38.30	8.464e2	7.435e2	1.240	1.14	NO	0.22300	0.22310								
100	PCB-162	38.80	38.80	8.888e2	7.278e2	1.240	1.37	NO	0.22100	0.22078								
101	PCB-146	38.27	38.27	1.018e2	7.881e2	1.240	1.30	NO	0.28100	0.28080								
102	PCB-138	38.80	38.80	8.158e2	8.878e2	1.240	1.18	NO	0.22400	0.22404								
103	PCB-148	38.71	38.71	7.081e2	8.838e2	1.240	1.05	NO	0.24800	0.24844								
104	PCB-154	40.21	40.22	8.078e2	8.528e2	1.240	1.38	NO	0.25800	0.25830								
105	PCB-161	40.88	40.88	8.188e2	8.758e2	1.240	1.07	NO	0.28100	0.28088								
106	PCB-136	41.11	41.11	8.348e2	8.918e2	1.240	1.38	NO	0.28800	0.28828								



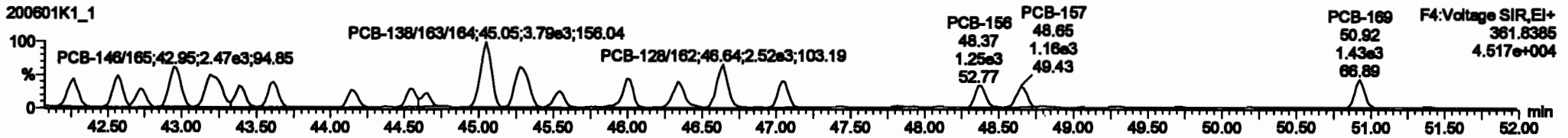

Dataset: Untitled

Last Altered: Tuesday, June 02, 2020 10:33:30 Pacific Daylight Time

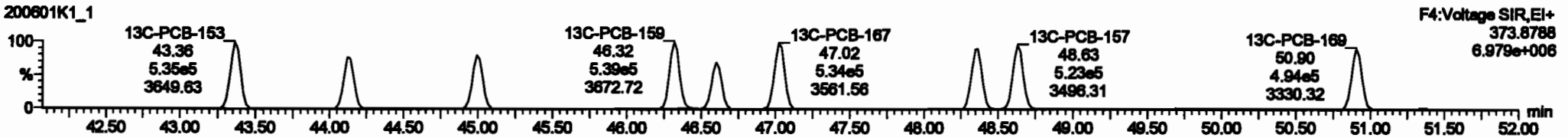
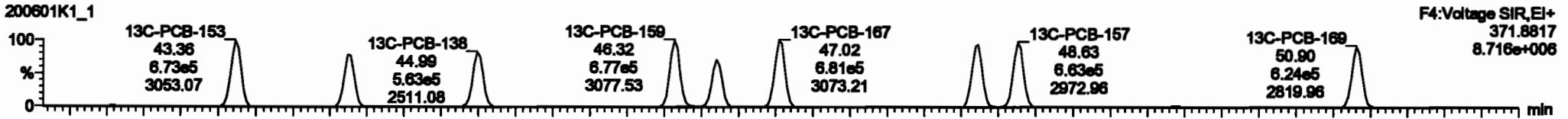
Printed: Tuesday, June 02, 2020 10:35:13 Pacific Daylight Time

Name: 200601K1_1, Date: 01-Jun-2020, Time: 12:15:03, ID: ST200601K1-1 PCB 209 CS0 19G2606, Description: PCB 209 CS0 19G2606

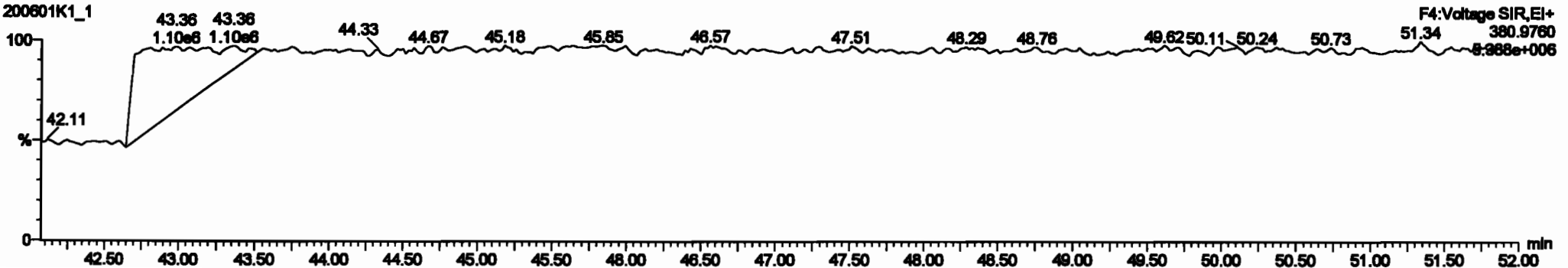
PCB-134/143



13C-PCB-153




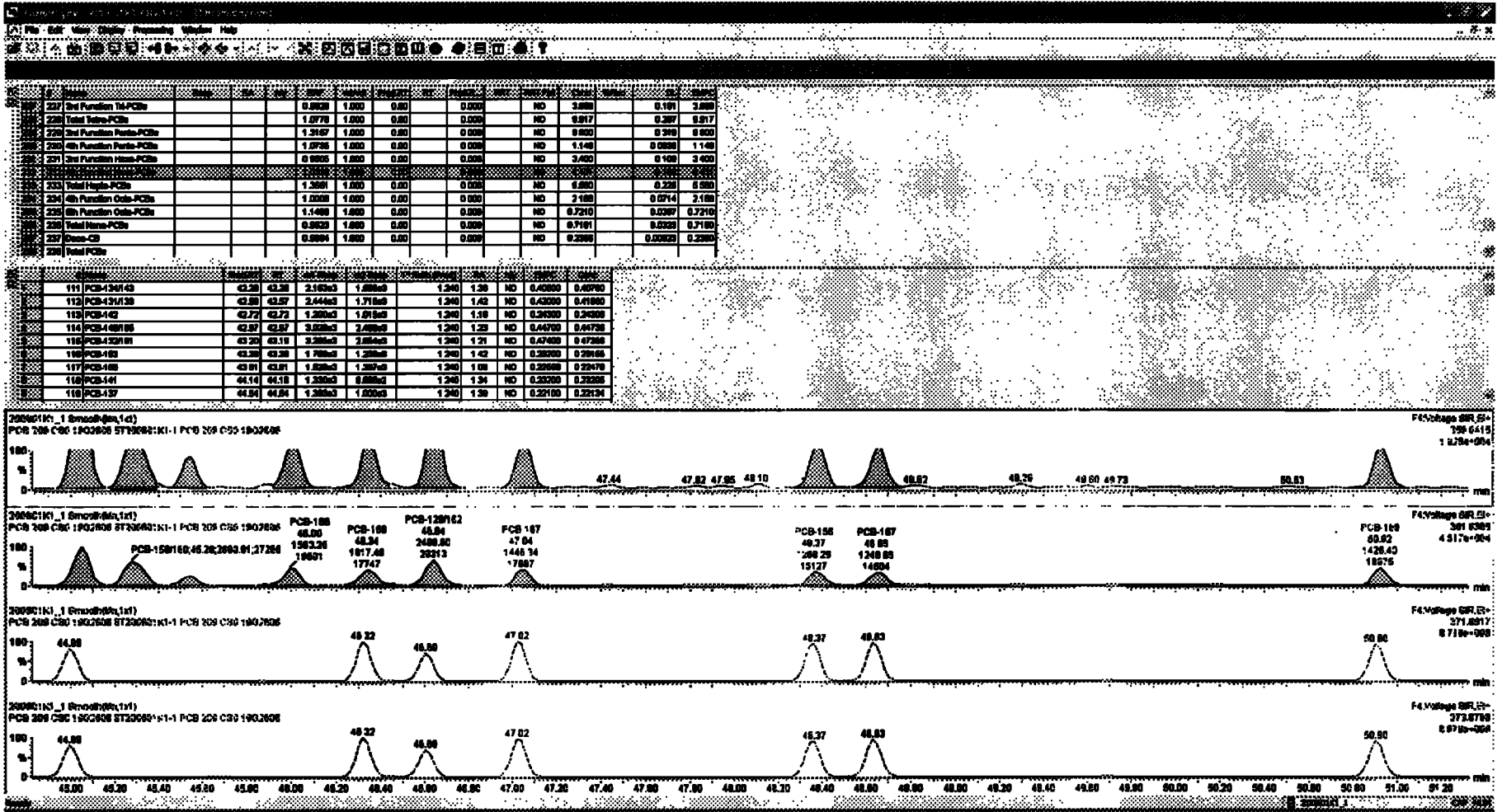
PFK4b



#	Name	Wgt	PC	PC	PC	PC	PC	PC	PC	PC	PC	PC	PC	PC	PC	PC	PC	PC
227	3rd Function In-PCBs				0.0028	1.000	0.00		0.000		NO	3.888		0.191	3.888			
228	Total In-PCBs				1.0778	1.000	0.00		0.000		NO	8.917		0.287	8.917			
229	3rd Function Para-PCBs				1.2167	1.000	0.00		0.000		NO	8.800		0.218	8.800			
230	3rd Function Ortho-PCBs				1.0728	1.000	0.00		0.000		NO	1.148		0.088	1.148			
231	3rd Function Meta-PCBs				0.8803	1.000	0.00		0.000		NO	3.480		0.108	3.480			
232	4th Function Para-PCBs				1.2532	1.000	0.00		0.000		NO	3.440		0.224	3.440			
233	Total Para-PCBs				1.2591	1.000	0.00		0.000		NO	5.980		0.225	5.980			
234	4th Function Ortho-PCBs				1.8008	1.000	0.00		0.000		NO	2.188		0.9714	2.188			
235	4th Function Meta-PCBs				1.5488	1.000	0.00		0.000		NO	0.7210		0.0887	0.7210			
236	Total Meta-PCBs				0.9823	1.000	0.00		0.000		NO	0.7181		0.0323	0.7181			
237	Dioxin-CB				0.0004	1.000	0.00		0.000		NO	0.2988		0.0023	0.2988			
238	Total PCBs																	

#	Name	Wgt	PC	PC	PC	PC	PC	PC	PC	PC	PC	PC	PC	PC	PC	PC	PC	PC
111	PCB-134/43	43.28	43.28	2.152e3	1.88e3	1.240	1.28	NO	0.4080	0.4078								
112	PCB-138/33	43.88	43.87	2.444e3	1.718e3	1.240	1.43	NO	0.4320	0.4188								
113	PCB-142	42.72	42.72	1.208e3	1.018e3	1.240	1.18	NO	0.2400	0.2408								
114	PCB-148/85	43.97	43.97	3.028e3	2.488e3	1.240	1.28	NO	0.4470	0.4478								
115	PCB-152/81	43.38	43.18	3.208e3	2.884e3	1.240	1.21	NO	0.4740	0.4738								
116	PCB-158	43.38	43.38	1.788e3	1.238e3	1.240	1.43	NO	0.2280	0.2288								
117	PCB-168	43.81	43.81	1.828e3	1.387e3	1.240	1.88	NO	0.2280	0.2287								
118	PCB-141	44.14	44.14	1.238e3	0.888e3	1.240	1.34	NO	0.2280	0.2280								
119	PCB-137	44.84	44.84	1.288e3	1.008e3	1.240	1.38	NO	0.2210	0.22134								






Dataset: Untitled

Last Altered: Tuesday, June 02, 2020 10:33:30 Pacific Daylight Time
Printed: Tuesday, June 02, 2020 10:35:13 Pacific Daylight Time

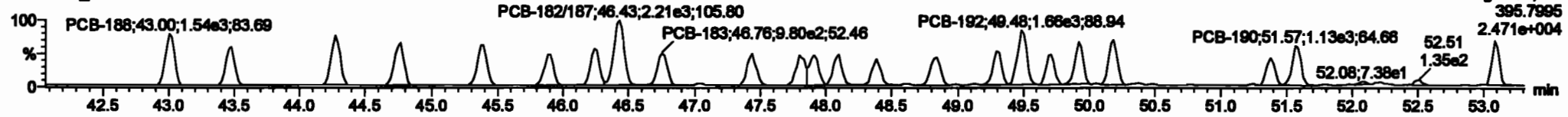
Name: 200601K1_1, Date: 01-Jun-2020, Time: 12:15:03, ID: ST200601K1-1 PCB 209 CS0 19G2606, Description: PCB 209 CS0 19G2606

PCB-188

200601K1_1




200601K1_1

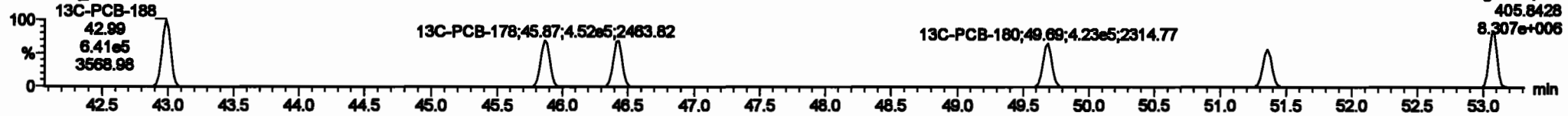


13C-PCB-188

200601K1_1

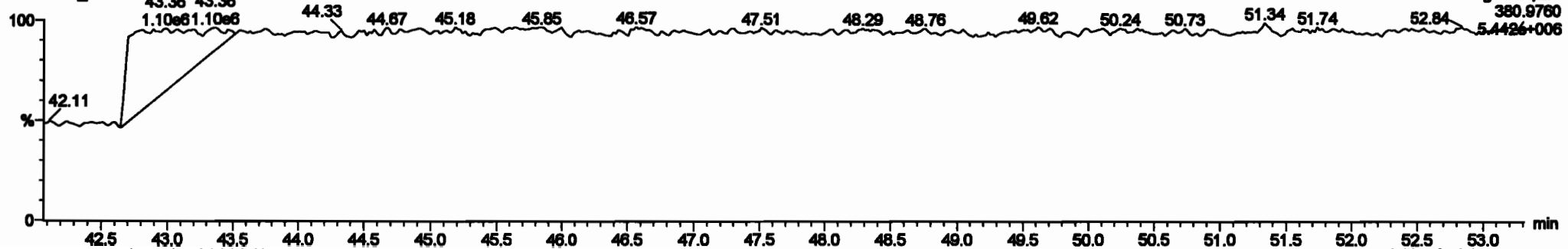


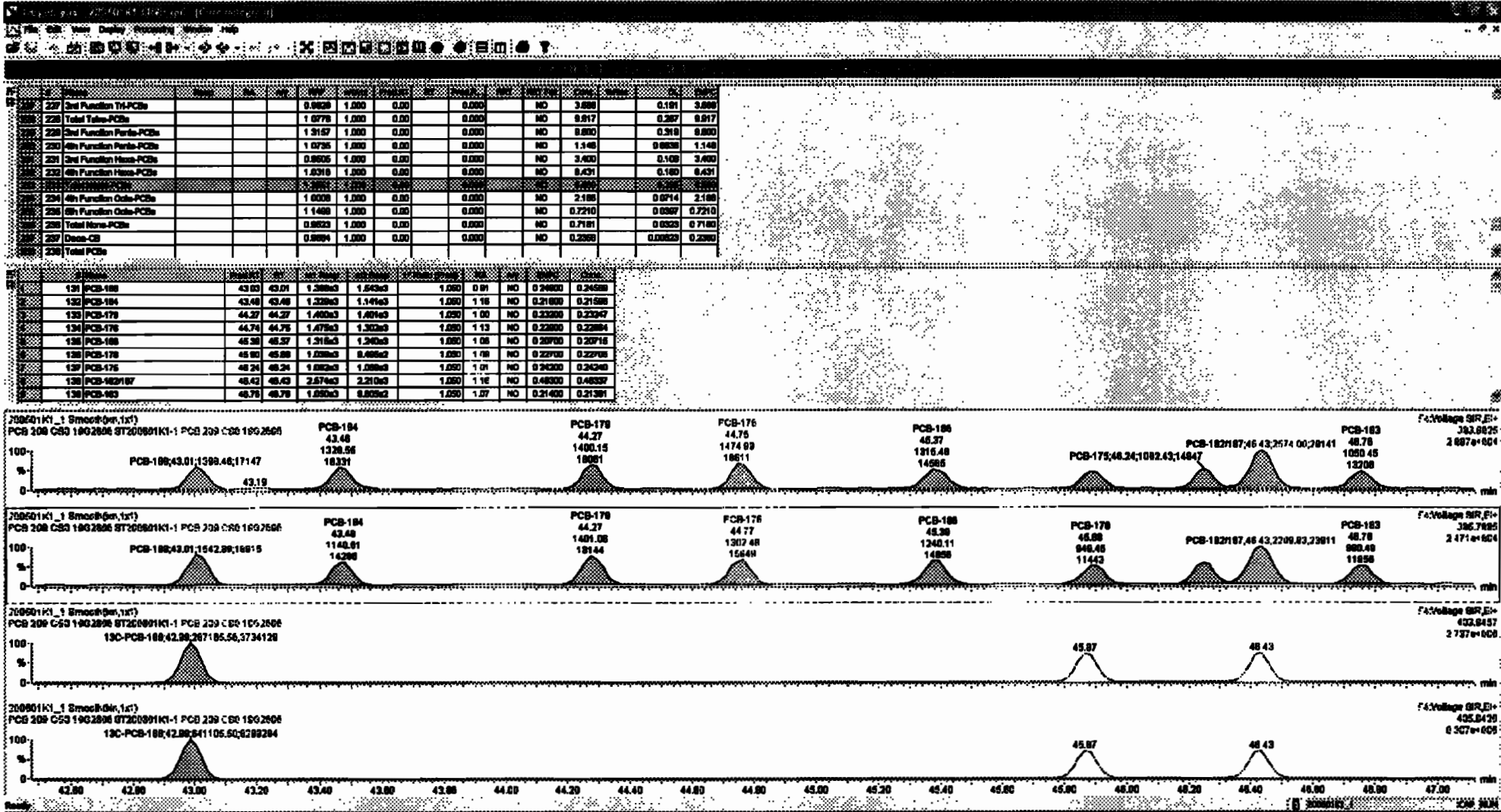
200601K1_1



PFK4c

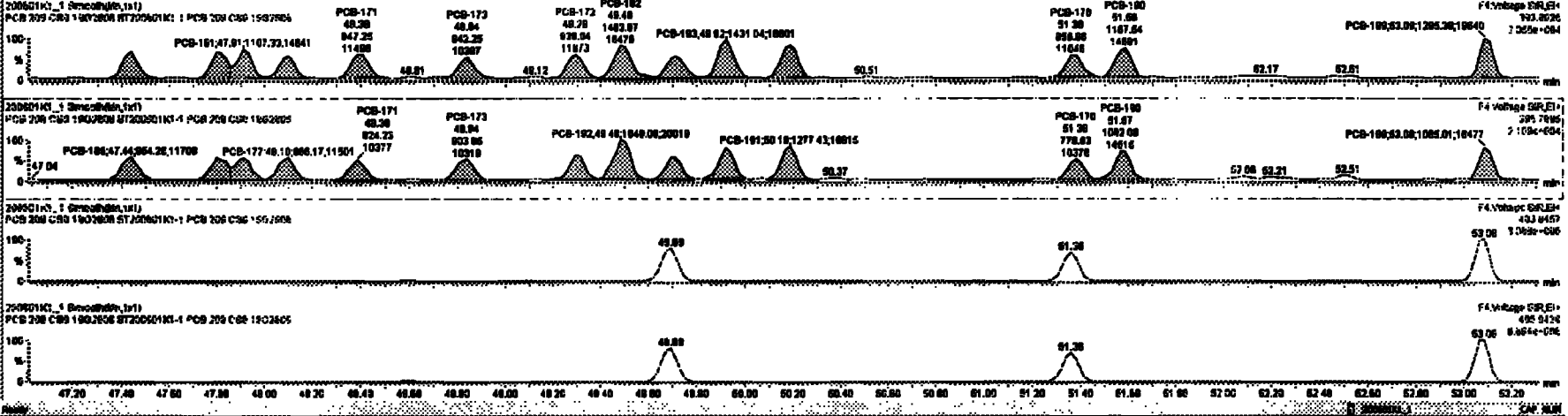
200601K1_1





Name	Parent	Min	Max	Size	Type	Used	Free	Used%	Free%	Min	Max	Size	Type	Used	Free	Used%	Free%
237 Shell Functions Trn-PCBs		0.0028	1.000	0.00	0.000	NO	3.000	0.191	3.000								
238 Total Trn-PCBs		1.0778	1.000	0.00	0.000	NO	0.017	0.207	0.017								
239 Shell Functions Proto-PCBs		1.3167	1.000	0.00	0.000	NO	0.000	0.310	0.000								
240 4th Functions Proto-PCBs		1.0728	1.000	0.00	0.000	NO	1.148	0.0036	1.148								
241 Shell Functions Home-PCBs		0.0000	1.000	0.00	0.000	NO	3.000	0.100	3.000								
242 4th Functions Home-PCBs		1.0010	1.000	0.00	0.000	NO	0.001	0.100	0.001								
243 Shell Functions Cntrl-PCBs		1.0000	1.000	0.00	0.000	NO	3.000	0.100	3.000								
244 4th Functions Cntrl-PCBs		1.0000	1.000	0.00	0.000	NO	3.000	0.100	3.000								
245 4th Functions Data-PCBs		1.1488	1.000	0.00	0.000	NO	0.7210	0.0007	0.7210								
246 Total Home-PCBs		0.0023	1.000	0.00	0.000	NO	0.7101	0.0003	0.7101								
247 Data-CB		0.0004	1.000	0.00	0.000	NO	0.2000	0.0000	0.2000								
248 Total PCBs																	

Name	Parent	Min	Max	Size	Type	Used	Free	Used%	Free%	Min	Max	Size	Type	Used	Free	Used%	Free%
131 PCB-169		49.00	49.01	1.380e3	1.543e3	1.000	0.01	NO	0.2400	0.2400							
132 PCB-174		43.49	43.48	1.320e3	1.541e3	1.000	1.18	NO	0.2100	0.2100							
133 PCB-175		44.27	44.27	1.400e3	1.400e3	1.000	1.00	NO	0.2000	0.2000							
134 PCB-176		44.74	44.75	1.470e3	1.300e3	1.000	1.13	NO	0.2200	0.2200							
135 PCB-168		48.28	48.27	1.310e3	1.290e3	1.000	1.00	NO	0.2070	0.2070							
136 PCB-178		48.01	48.00	1.000e3	0.900e3	1.000	1.00	NO	0.2070	0.2070							
137 PCB-175		48.24	48.24	1.000e3	1.000e3	1.000	1.01	NO	0.2420	0.2420							
138 PCB-182/87		48.43	48.43	2.07e3	2.21e3	1.000	1.16	NO	0.4000	0.4000							
139 PCB-183		48.79	48.79	1.000e3	0.800e3	1.000	1.07	NO	0.2100	0.2100							



Dataset: Untitled

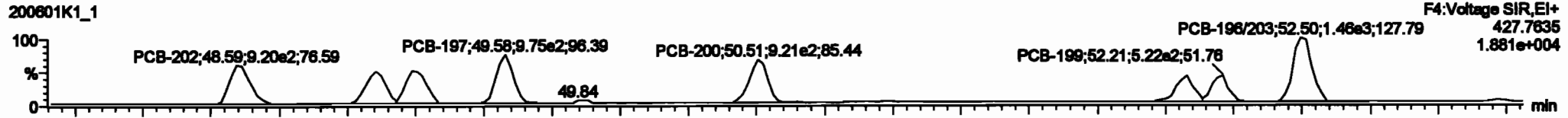
Last Altered: Tuesday, June 02, 2020 10:33:30 Pacific Daylight Time

Printed: Tuesday, June 02, 2020 10:35:13 Pacific Daylight Time

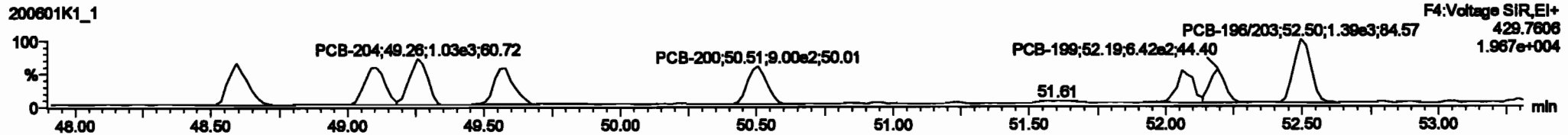
Name: 200601K1_1, Date: 01-Jun-2020, Time: 12:15:03, ID: ST200601K1-1 PCB 209 CS0 19G2606, Description: PCB 209 CS0 19G2606

PCB-202

200601K1_1

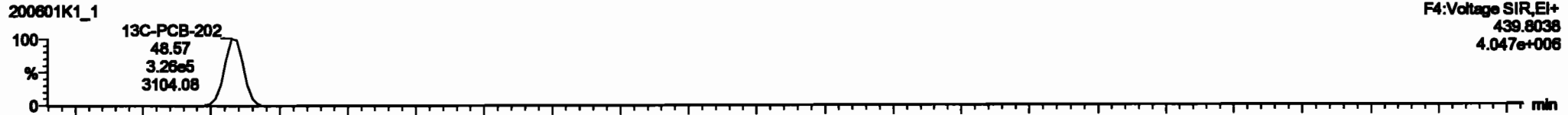


200601K1_1

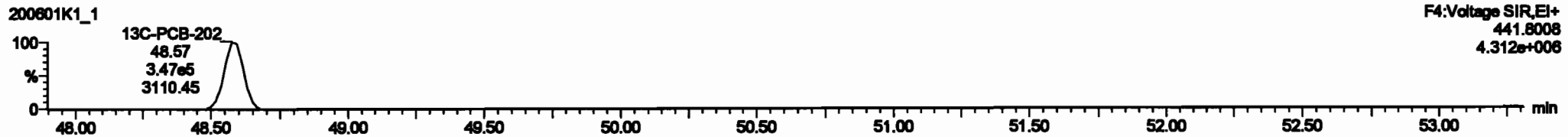


13C-PCB-202

200601K1_1

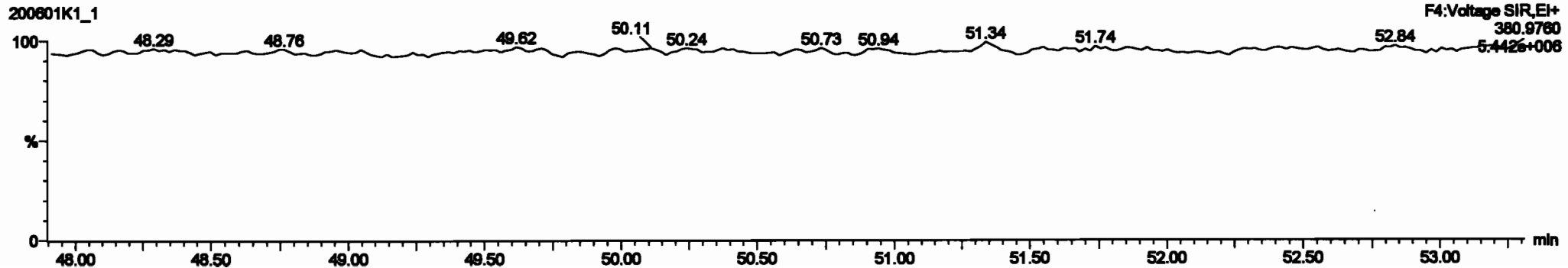


200601K1_1



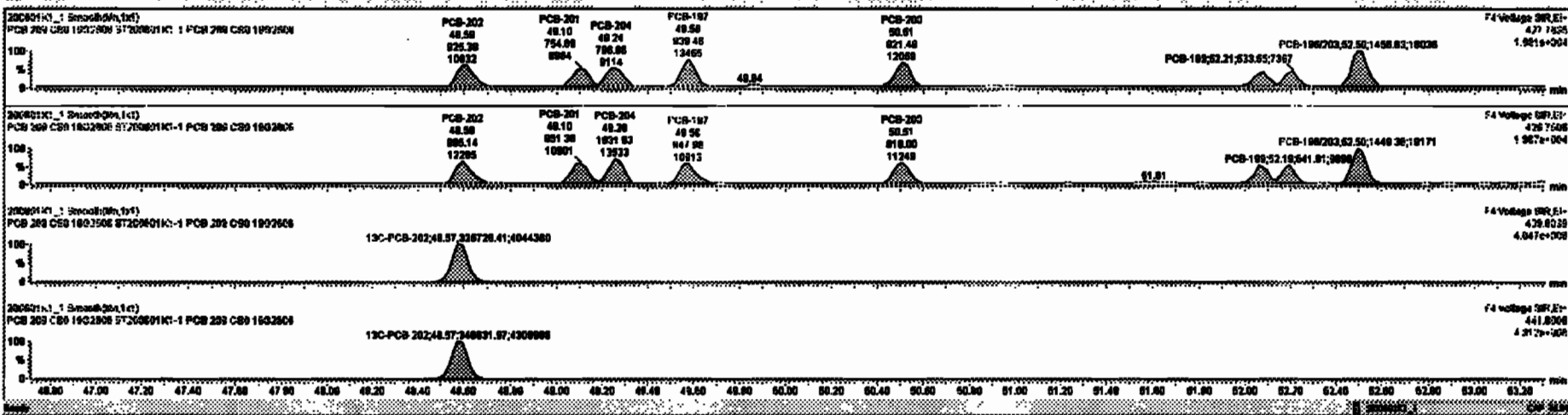
PFK4d

200601K1_1



Item	QTY	UNIT	PRICE	TOTAL	TAX	TOTAL TAX	NET TOTAL	DISCOUNT	NET TOTAL	
227 3rd Function Tr-PCBs			0.0000	1.000	0.00	0.000	NO	3.000	0.101	3.000
228 Total Trns-PCBs			1.0770	1.000	0.00	0.000	NO	0.917	0.207	0.917
229 3rd Function Parts-PCBs			1.2107	1.000	0.00	0.000	NO	0.000	0.210	0.000
230 4th Function Parts-PCBs			1.2735	1.000	0.00	0.000	NO	1.140	0.000	1.140
231 3rd Function Hous-PCBs			0.0000	1.000	0.00	0.000	NO	3.400	0.100	3.400
232 4th Function Hous-PCBs			1.0010	1.000	0.00	0.000	NO	0.431	0.100	0.431
233 Total Hous-PCBs			1.0010	1.000	0.00	0.000	NO	0.000	0.225	0.000
234 5th Function Ods-PCBs			1.1400	1.000	0.00	0.000	NO	0.710	0.000	0.710
235 Total Mamp-PCBs			0.0000	1.000	0.00	0.000	NO	0.710	0.000	0.710
237 Disc-CD			0.0000	1.000	0.00	0.000	NO	0.000	0.000	0.000
238 Total PCBs										

Item	QTY	UNIT	PRICE	TOTAL	TAX	TOTAL TAX	NET TOTAL	DISCOUNT	NET TOTAL
184 PCB-202	48.01	48.00	0.2042	0.00142	0.000	0.00	NO	0.2400	0.2400
185 PCB-201	48.00	48.10	7.0472	0.3142	0.000	0.70	NO	0.24100	0.24103
186 PCB-204	48.24	48.24	7.0002	1.0323	0.000	0.77	NO	0.23000	0.23041
187 PCB-197	48.00	48.00	0.0002	0.0002	0.000	0.00	NO	0.24000	0.24704
188 PCB-200	00.00	00.01	0.2102	0.1002	0.000	1.00	NO	0.20000	0.20075
189 PCB-199	02.00	02.00	1.0002	0.7202	0.000	0.01	NO	0.22000	0.22000
190 PCB-198	02.17	02.17	0.2002	0.4102	0.000	0.00	NO	0.21000	0.21004
001 PCB-100000	02.00	02.00	1.0003	1.4003	0.000	1.00	NO	0.01000	0.01004



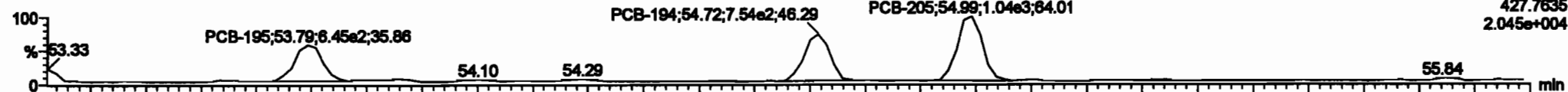
Dataset: Untitled

Last Altered: Tuesday, June 02, 2020 10:33:30 Pacific Daylight Time
Printed: Tuesday, June 02, 2020 10:35:13 Pacific Daylight Time

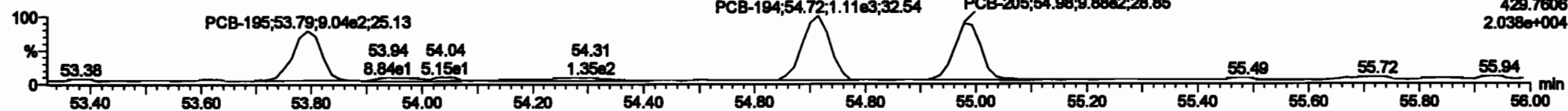
Name: 200601K1_1, Date: 01-Jun-2020, Time: 12:15:03, ID: ST200601K1-1 PCB 209 CS0 19G2606, Description: PCB 209 CS0 19G2606

PCB-195

200601K1_1

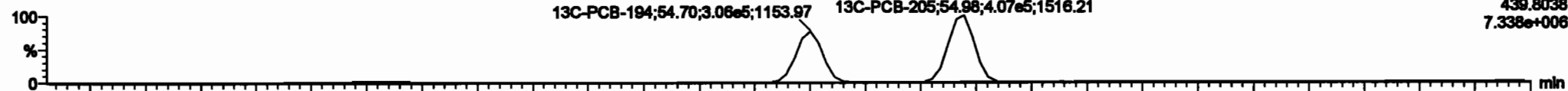


200601K1_1

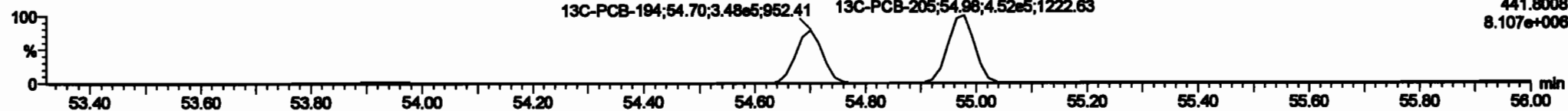


13C-PCB-194

200601K1_1

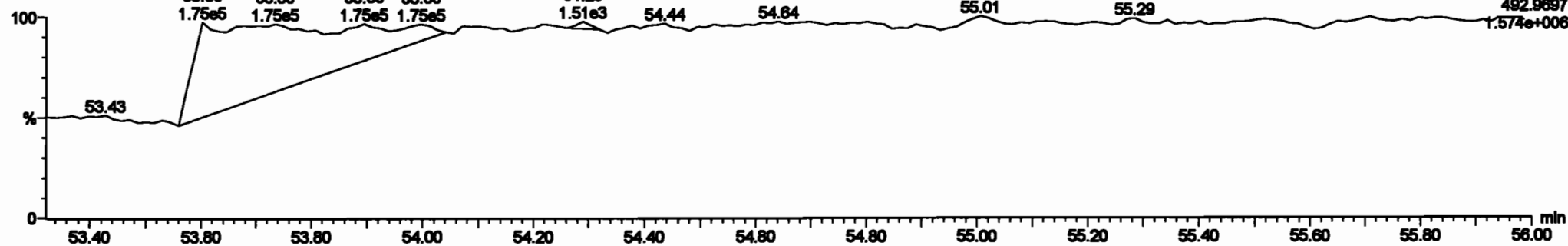


200601K1_1



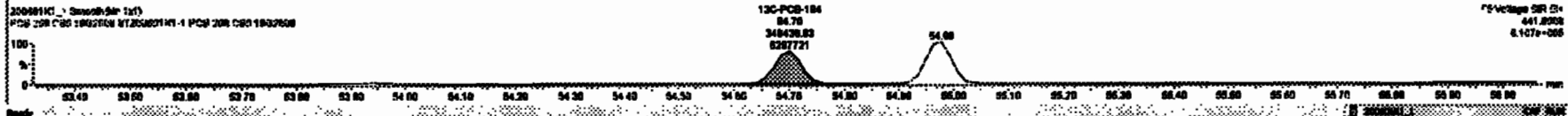
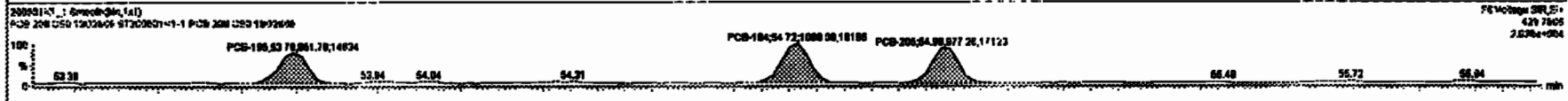

PFK5a

200601K1_1



Sample	Mass	Area	Height	Width	Area%	Height%	Width%	Area	Height	Width	Area%	Height%	Width%
227 2nd Function PA-PCBs		0.0020	1.000	0.00	0.000	NO	0.000	0.00	0.00		0.000	0.00	
228 1st Function PCBs		1.0776	1.000	0.00	0.000	NO	0.017	0.287	0.017		0.287	0.017	
229 3rd Function PCBs		1.0727	1.000	0.00	0.000	NO	0.000	0.210	0.000		0.210	0.000	
230 4th Function PCBs		1.0776	1.000	0.00	0.000	NO	1.148	0.000	1.148		0.000	1.148	
231 2nd Function Hexa-PCBs		0.0000	1.000	0.00	0.000	NO	3.400	0.100	3.400		0.100	3.400	
232 4th Function Hexa-PCBs		1.0000	1.000	0.00	0.000	NO	0.401	0.100	0.401		0.100	0.401	
233 Total Hepta-PCBs		1.0000	1.000	0.00	0.000	NO	6.000	0.200	6.000		0.200	6.000	
234 4th Function Octa-PCBs		1.0000	1.000	0.00	0.000	NO	2.100	0.014	2.100		0.014	2.100	
235 Total PCBs		0.0020	1.000	0.00	0.000	NO	0.7101	0.000	0.7100		0.000	0.7100	
237 Dioxin-CB		0.0004	1.000	0.00	0.000	NO	0.2000	0.0000	0.2000		0.0000	0.2000	
238 Total PCBs													

Peak	Area	Height	Width	Area%	Height%	Width%	Area	Height	Width	Area%	Height%	Width%
100 PCB-105	63.88	63.70	0.888e2	0.017e2	0.000	0.01	0.2000	0.200e4				
101 PCB-104	64.72	64.72	0.201e5	1.000e3	0.000	0.76	0.2000	0.200e2				
104 PCB-205	64.88	64.88	0.010e2	0.773e2	0.000	1.01	0.2000	0.200e2				




Dataset: Untitled

Last Altered: Tuesday, June 02, 2020 10:33:30 Pacific Daylight Time
Printed: Tuesday, June 02, 2020 10:35:13 Pacific Daylight Time

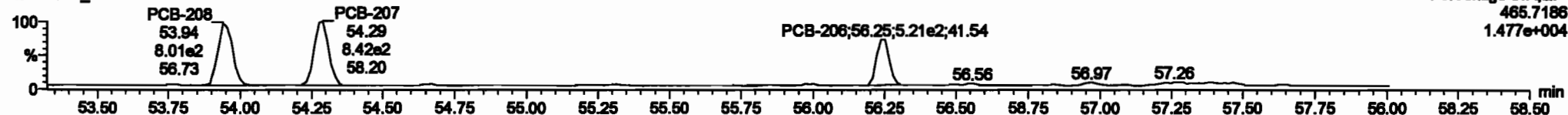
Name: 200601K1_1, Date: 01-Jun-2020, Time: 12:15:03, ID: ST200601K1-1 PCB 209 CS0 19G2806, Description: PCB 209 CS0 19G2806

PCB-208

200601K1_1




200601K1_1

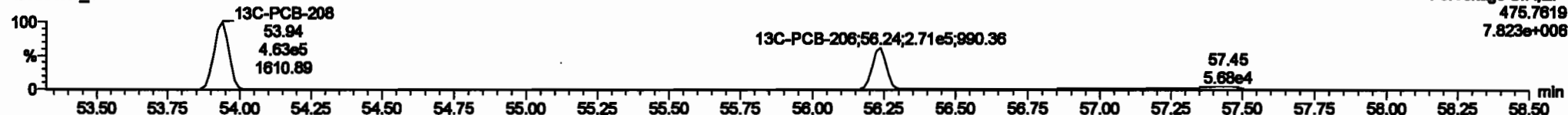


13C-PCB-208

200601K1_1

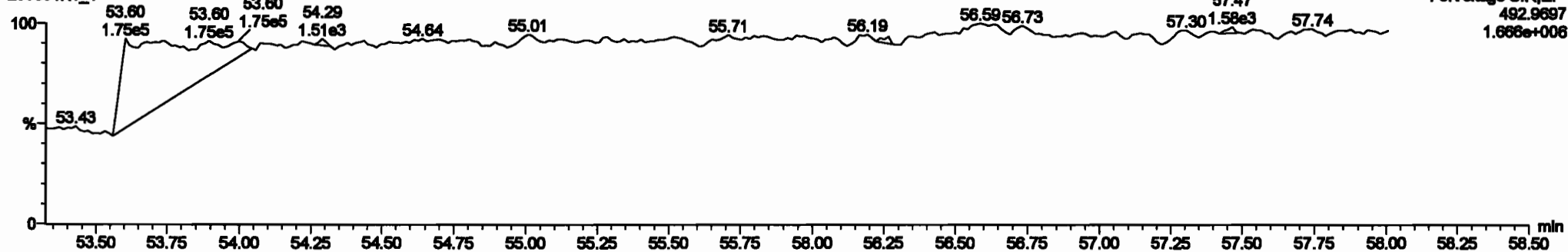


200601K1_1



PFK5

200601K1_1



Dataset: Untitled

Last Altered: Tuesday, June 02, 2020 10:33:30 Pacific Daylight Time

Printed: Tuesday, June 02, 2020 10:35:13 Pacific Daylight Time


Name: 200601K1_1, Date: 01-Jun-2020, Time: 12:15:03, ID: ST200601K1-1 PCB 209 CS0 19G2606, Description: PCB 209 CS0 19G2606

PCB-209

200601K1_1

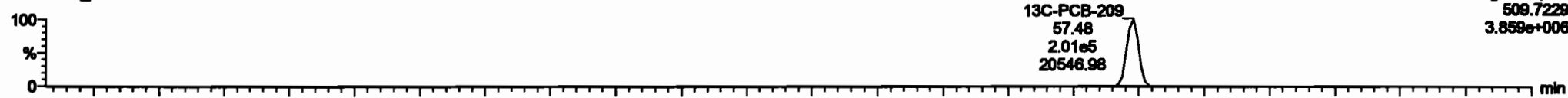


200601K1_1




13C-PCB-209

200601K1_1

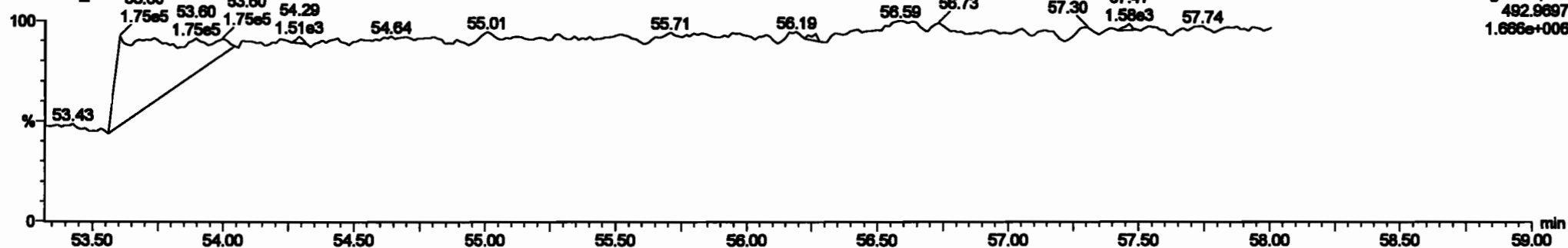


200601K1_1



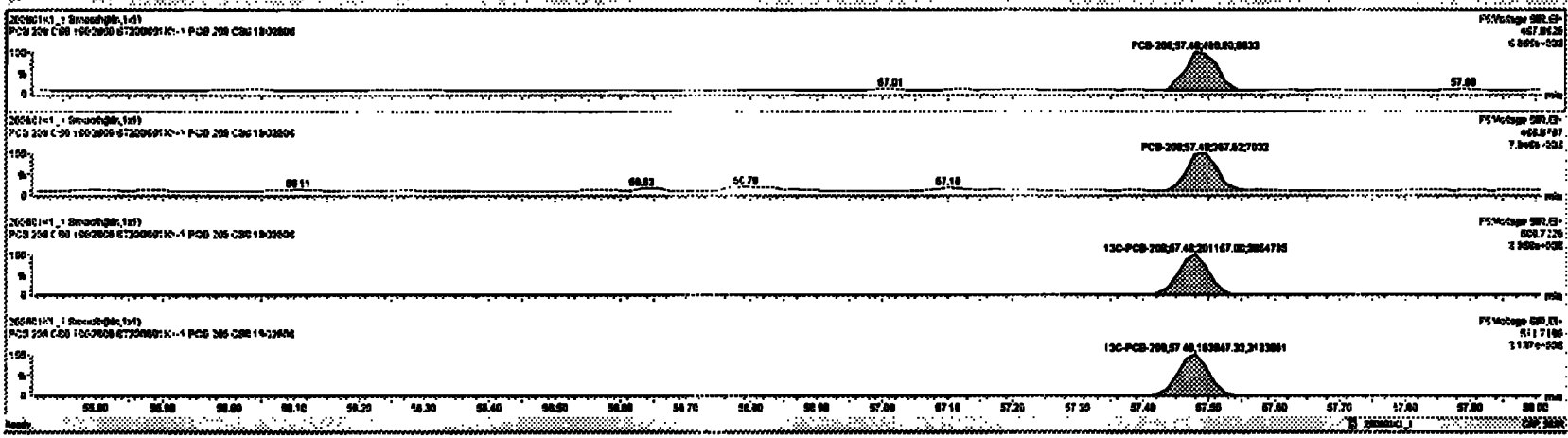
PFK5b

200601K1_1



Item	Material	Quantity	Unit Price	Total Price	Material	Quantity	Unit Price	Total Price
227	2nd Purition 1st-PCBs	0.0000	1.0000	0.0000	NO	2.0000	0.501	1.0020
228	Total 1st-PCBs	1.0000	1.0000	1.0000	NO	0.0000	0.0000	0.0000
229	2nd Purition 2nd-PCBs	1.0000	1.0000	1.0000	NO	0.0000	0.0000	0.0000
230	4th Purition 1st-PCBs	1.0000	1.0000	1.0000	NO	1.1400	0.0000	1.1400
231	2nd Purition 1st-PCBs	0.0000	1.0000	0.0000	NO	2.0000	0.1000	0.2000
232	4th Purition 1st-PCBs	1.0000	1.0000	1.0000	NO	0.0000	0.0000	0.0000
233	Total 1st-PCBs	1.0000	1.0000	1.0000	NO	0.0000	0.0000	0.0000
234	4th Purition 2nd-PCBs	1.0000	1.0000	1.0000	NO	2.1000	0.0014	0.0028
235	8th Purition 1st-PCBs	1.0000	1.0000	1.0000	NO	0.7000	0.0000	0.0000
236	Total 1st-PCBs	0.0000	1.0000	0.0000	NO	0.7000	0.0000	0.0000
237	Total 1st-PCBs	0.0000	1.0000	0.0000	NO	0.0000	0.0000	0.0000

Material	Quantity	Unit Price	Total Price
PCB-200	07.00	4.8000	3.3600
	1.70	1.20	0.2040
			0.2040



Dataset: Untitled

Last Altered: Tuesday, June 02, 2020 10:33:30 Pacific Daylight Time

Printed: Tuesday, June 02, 2020 10:35:13 Pacific Daylight Time

Name: 200601K1_2, Date: 01-Jun-2020, Time: 13:18:19, ID: ST200601K1-2 PCB 209 CS1 19G2607, Description: PCB 209 CS1 19G2607

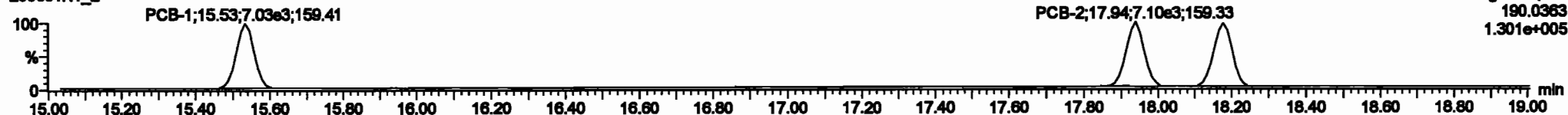
PCB-1

200601K1_2



F1:Voltage SIR,EI+
188.0393
3.917e+005

200601K1_2



F1:Voltage SIR,EI+
190.0363
1.301e+005

13C-PCB-1

200601K1_2



F1:Voltage SIR,EI+
200.0795
3.329e+007

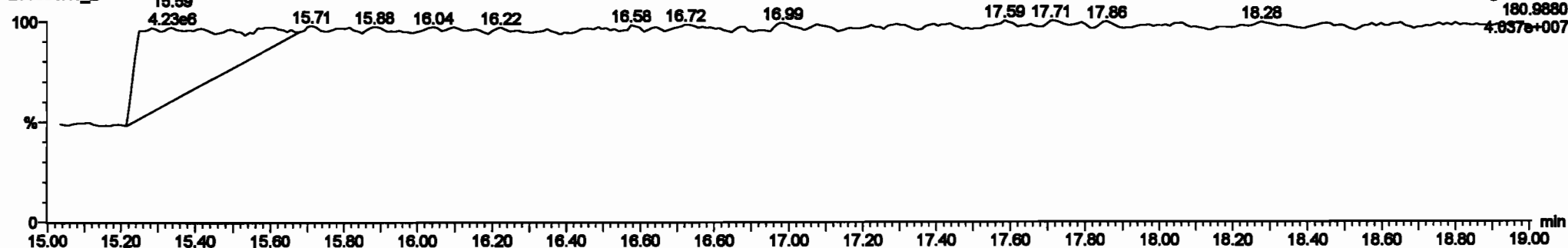
200601K1_2



F1:Voltage SIR,EI+
202.0766
1.068e+007

PFK1

200601K1_2



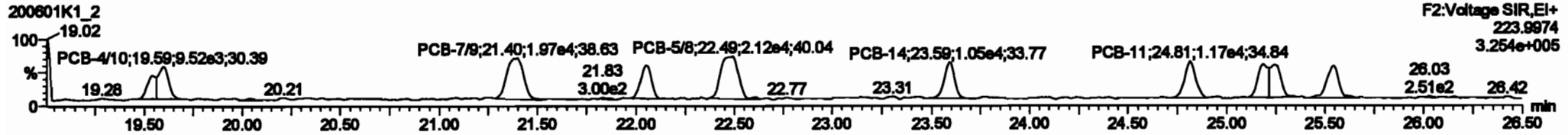
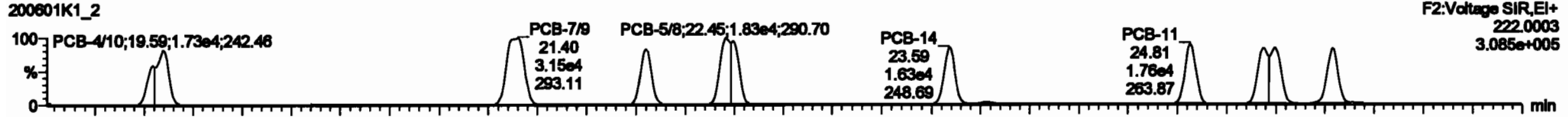
F1:Voltage SIR,EI+
180.9880
4.637e+007

Dataset: Untitled

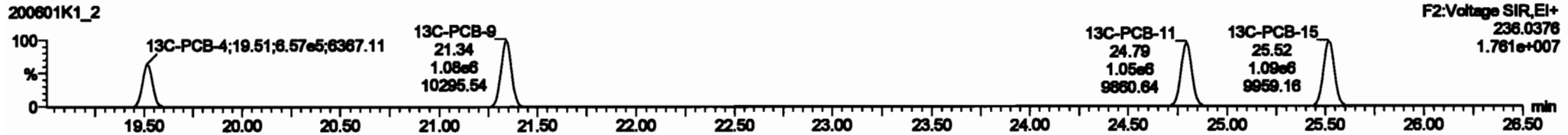
Last Altered: Tuesday, June 02, 2020 10:33:30 Pacific Daylight Time
 Printed: Tuesday, June 02, 2020 10:35:13 Pacific Daylight Time

Name: 200601K1_2, Date: 01-Jun-2020, Time: 13:18:19, ID: ST200601K1-2 PCB 209 CS1 19G2607, Description: PCB 209 CS1 19G2607

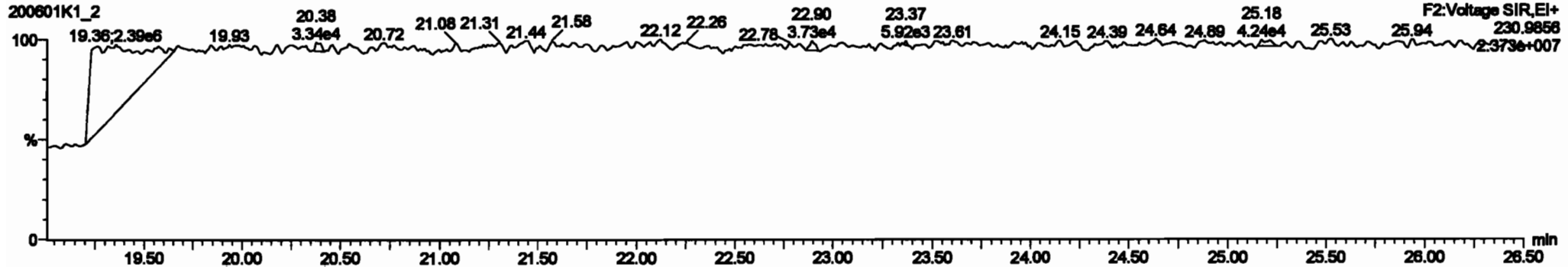
PCB-4/10



13C-PCB-4





PFK2a



#	Name	Range	RA	Qty	Unit	ProdRate	WT	ProdRate	WT	ProdRate	WT	ProdRate	WT	ProdRate	WT	ProdRate	WT	ProdRate	WT
223	13C-PCB-178	7.18e6	0.45	NO	1.0000	1.000	46.87	46.87	0.823	0.823	NO	104.2	104	0.872					
224	Total Mono-PCBs				1.0000	1.000	0.00	0.00	0.000	0.000	NO	2.884		0.0206	2.884				
225	Total Di-PCBs				1.0000	1.000	0.00	0.00	0.000	0.000	NO	7.832		0.0852	7.832				
226	2nd Function Tri-PCBs				1.0000	1.000	0.00	0.00	0.000	0.000	NO	15.71		0.201	15.71				
227	2nd Function Tetra-PCBs				1.0000	1.000	0.00	0.00	0.000	0.000	NO	40.38		0.382	40.38				
228	Total Tetra-PCBs				1.0000	1.000	0.00	0.00	0.000	0.000	NO	38.87		0.570	38.87				
229	2nd Function Penta-PCBs				1.0000	1.000	0.00	0.00	0.000	0.000	NO	4.785		0.0713	4.785				
230	4th Function Penta-PCBs				1.0000	1.000	0.00	0.00	0.000	0.000	NO	13.32		0.120	13.32				
231	2nd Function Hexa-PCBs				1.0000	1.000	0.00	0.00	0.000	0.000	NO	26.45		0.302	26.45				
232	4th Function Hexa-PCBs				1.0000	1.000	0.00	0.00	0.000	0.000	NO	23.19		0.230	23.19				
233	Total Hexa-PCBs				1.0000	1.000	0.00	0.00	0.000	0.000	NO	0.216		0.0785	0.216				
234	4th Function Octa-PCBs				1.0000	1.000	0.00	0.00	0.000	0.000	NO								

#	Name	ProdRate	WT	est Range	est Range	* Ratio (Prod)	RA	Qty	-BSPC	Cons.
1	4 PCB-478	18.80	18.80	2.480e4	1.527e4	1.580	1.82	NO	1.8718	1.8718
2	6 PCB-78	21.40	21.40	3.182e4	1.878e4	1.580	1.80	NO	1.8880	1.8881
3	8 PCB-8	22.08	22.08	1.817e4	1.806e4	1.580	1.81	NO	0.82800	0.82812
4	7 PCB-64	22.48	22.48	3.122e4	2.117e4	1.580	1.40	NO	1.8070	1.8088
5	8 PCB-14	23.80	23.80	1.821e4	1.852e4	1.580	1.58	NO	0.87700	0.87678
6	9 PCB-11	24.81	24.81	1.771e4	1.171e4	1.580	1.81	NO	0.88700	0.88713
7	10 PCB-13/13	25.25	25.25	3.170e4	2.002e4	1.580	1.58	NO	1.8880	1.8885
8	11 PCB-15	25.80	25.80	1.829e4	1.021e4	1.580	1.58	NO	0.88400	0.88391




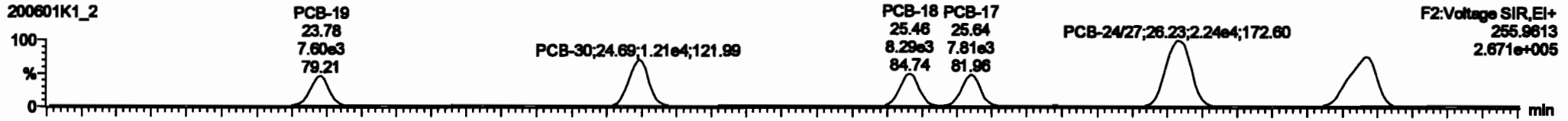
Dataset: Untitled

Last Altered: Tuesday, June 02, 2020 10:33:30 Pacific Daylight Time

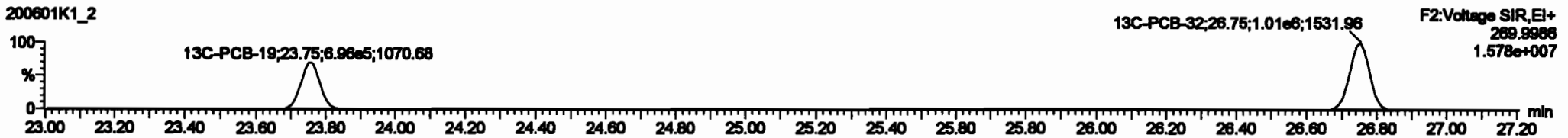
Printed: Tuesday, June 02, 2020 10:35:13 Pacific Daylight Time

Name: 200601K1_2, Date: 01-Jun-2020, Time: 13:18:19, ID: ST200601K1-2 PCB 209 CS1 19G2607, Description: PCB 209 CS1 19G2607

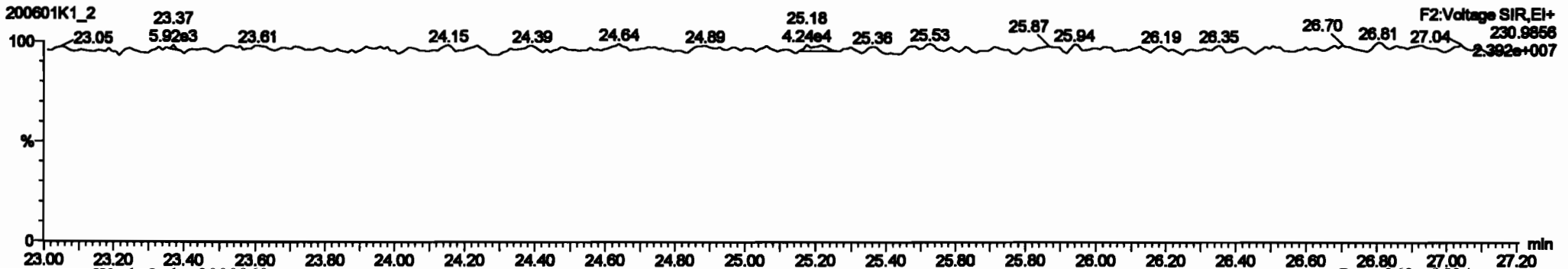
PCB-19



13C-PCB-19

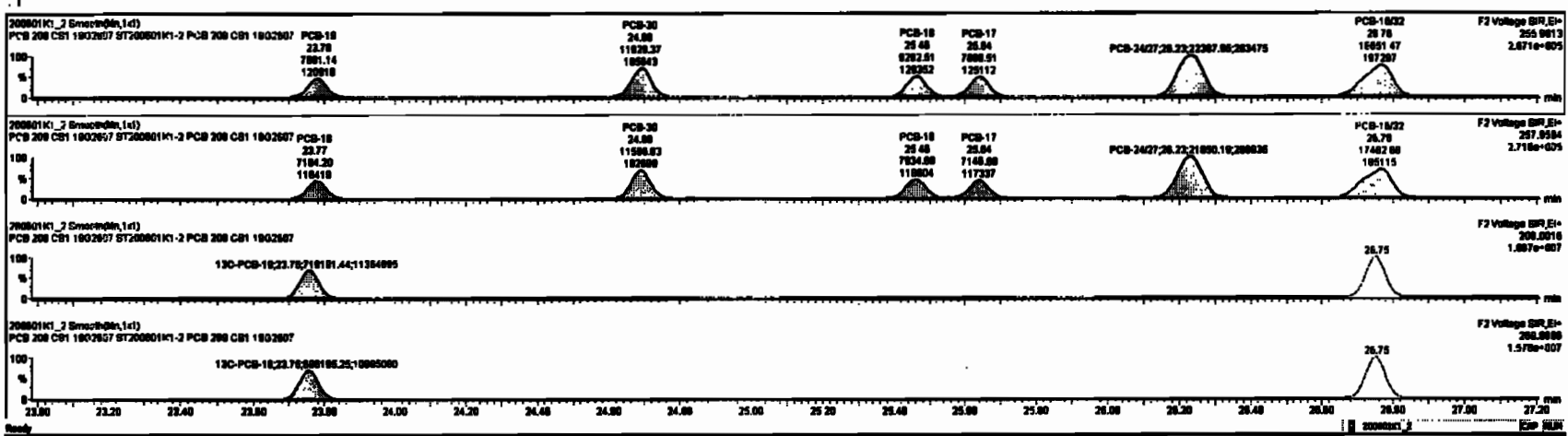


PFK2b



#	Name	Step	RA	RY	RFY	Wt/Step	Wt/Part	Wt	Prod.R.	WY	WY Pct	Comp.	Wt/Part	Wt	Wt	Wt/Part
223	13C-PCB-178	7.50wt	0.48	ND	1.0000	1.000	46.87	0.023	0.023	ND	104.2	104	0.0072	2.854	0.0206	2.854
224	Total Nano-PCBs				1.0000	1.000	0.00	0.000	0.000	ND	2.854	ND	11.30	0.027	11.30	
225	Total DL-PCBs				1.0000	1.000	0.00	0.000	0.000	ND	0.000	ND	0.000	0.000	0.000	
226	Total PCBs				1.0000	1.000	0.00	0.000	0.000	ND	104.2	ND	11.30	0.027	11.30	
227	2nd Purition TM-PCBs				0.8000	1.000	0.00	0.000	0.000	ND	10.71	ND	0.201	18.71		
228	Total Nano-PCBs				1.0000	1.000	0.00	0.000	0.000	ND	40.20	ND	0.382	40.20		
229	2nd Purition Nano-PCBs				1.0000	1.000	0.00	0.000	0.000	ND	30.67	ND	0.070	30.67		
230	4th Purition Nano-PCBs				1.0000	1.000	0.00	0.000	0.000	ND	4.788	ND	0.0713	4.788		
231	2nd Purition Nano-PCBs				0.8000	1.000	0.00	0.000	0.000	ND	13.23	ND	0.120	13.23		
232	4th Purition Nano-PCBs				1.0000	1.000	0.00	0.000	0.000	ND	20.48	ND	0.261	20.48		
233	Total Nano-PCBs				1.0000	1.000	0.00	0.000	0.000	ND	25.16	ND	0.258	25.16		
234	4th Purition Nano-PCBs				1.0000	1.000	0.00	0.000	0.000	ND	0.215	ND	0.000	0.215		

#	Name	Prod.R.	WY	WY Pct	Wt/Step	Wt/Part	Wt	Wt/Part	Wt	Wt	Wt/Part	Comp.
1	13 PCB-18	23.79	23.79	7.00wt	7.18wt	1.000	1.00	ND	0.0000	0.0000	0.0000	0.0000
2	13 PCB-30	24.80	24.80	1.10wt	1.10wt	1.000	1.00	ND	0.0000	0.0000	0.0000	0.0000
3	14 PCB-18	26.48	26.48	0.20wt	7.00wt	1.000	1.00	ND	0.0000	0.0000	0.0000	0.0000
4	15 PCB-17	26.84	26.84	7.00wt	7.50wt	1.000	1.00	ND	0.0000	0.0000	0.0000	0.0000
5	16 PCB-3407	28.20	28.20	2.50wt	2.50wt	1.000	1.00	ND	1.0010	1.0014	1.0010	1.0010
6	17 PCB-1822	28.77	28.78	1.00wt	1.70wt	1.000	1.00	ND	1.0000	1.0010	1.0010	1.0010

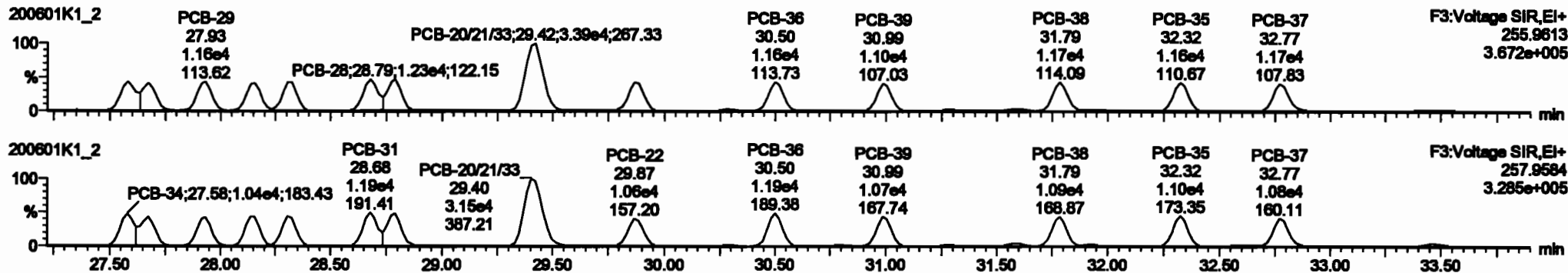


Dataset: Untitled

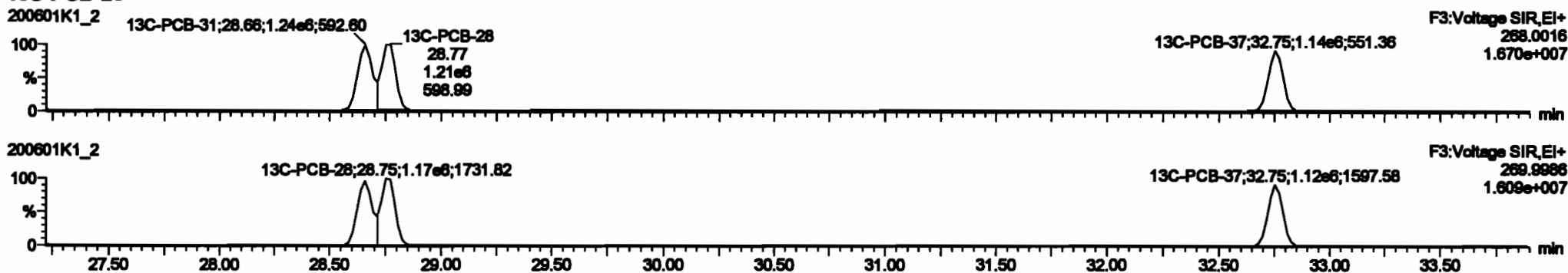
Last Altered: Tuesday, June 02, 2020 10:33:30 Pacific Daylight Time
 Printed: Tuesday, June 02, 2020 10:35:13 Pacific Daylight Time

Name: 200601K1_2, Date: 01-Jun-2020, Time: 13:18:19, ID: ST200601K1-2 PCB 209 CS1 19G2607, Description: PCB 209 CS1 19G2607

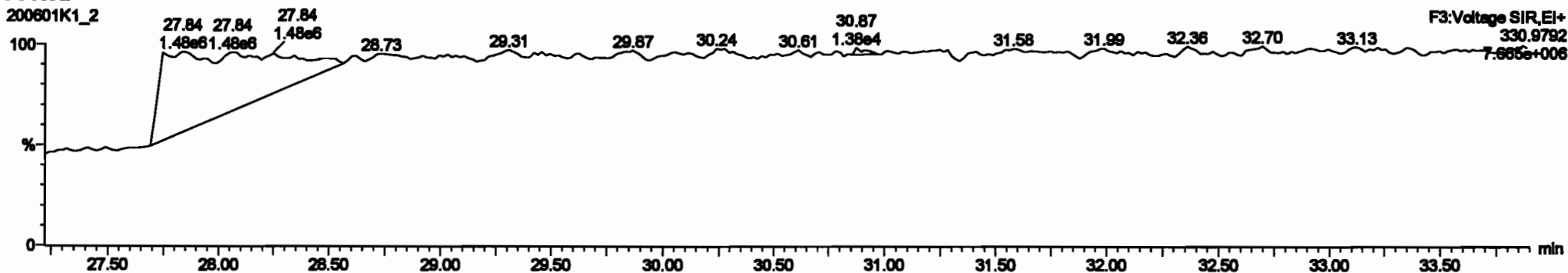
PCB-34



13C-PCB-28

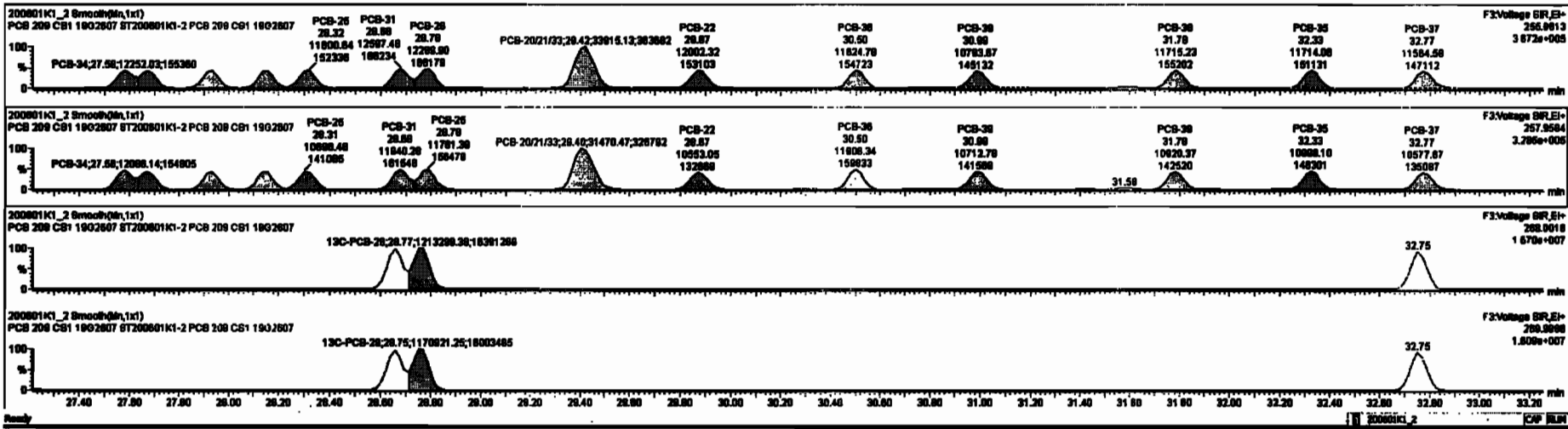


PFK3d



Item	QTY	UNIT	PRICE	TOTAL	QTY	UNIT	PRICE	TOTAL	QTY	UNIT	PRICE	TOTAL				
220	132	PCB-478	7.18e5	9.48	NO	1.0000	1.000	45.87	45.87	0.023	0.023	NO	104.2	104	0.2872	29.97
224		Total Mono-PCBs					1.180e4	1.000	0.00	0.000	0.000	NO	2.884		0.2228	2.884
225		Total Di-PCBs					1.837	1.000	0.00	0.000	0.000	NO	11.38		0.227	11.38
226		2nd Function Tri-PCBs					1.8907	1.000	0.00	0.000	0.000	NO	7.852		0.8963	7.852
228		Total Tetra-PCBs					1.8778	1.000	0.00	0.000	0.000	NO	48.38		0.262	48.38
229		2nd Function Penta-PCBs					1.3167	1.000	0.00	0.000	0.000	NO	28.57		0.870	28.57
230		4th Function Penta-PCBs					1.8735	1.000	0.00	0.000	0.000	NO	4.785		0.8713	4.785
231		2nd Function Hexa-PCBs					8.8888	1.000	0.00	0.000	0.000	NO	13.32		0.123	13.32
232		4th Function Hexa-PCBs					1.2318	1.000	0.00	0.000	0.000	NO	28.48		0.262	28.48
233		Total Hepta-PCBs					1.3851	1.000	0.00	0.000	0.000	NO	23.18		0.238	23.18
234		4th Function Octa-PCBs					1.0008	1.000	0.00	0.000	0.000	NO	8.216		0.0786	8.216

Item	QTY	UNIT	PRICE	TOTAL	QTY	UNIT	PRICE	TOTAL	QTY	UNIT	PRICE	TOTAL
18	PCB-34	27.58	27.58	1.228e4	1.208e4	1.040	1.01	NO	1.0800	1.0788		
19	PCB-33	27.67	27.67	1.015e4	8.82e3	1.040	1.07	NO	0.83500	0.83318		
20	PCB-38	27.83	27.83	1.180e4	1.030e4	1.040	1.12	NO	1.0300	1.0313		
21	PCB-35	28.18	28.18	1.143e4	1.089e4	1.040	1.04	NO	0.88800	0.88880		
22	PCB-36	28.31	28.32	1.180e4	1.070e4	1.040	1.08	NO	0.88800	0.88485		
23	PCB-31	28.88	28.88	1.288e4	1.184e4	1.040	1.05	NO	0.88300	0.88318		
24	PCB-39	28.78	28.78	1.228e4	1.178e4	1.040	1.04	NO	0.89000	0.88418		
25	PCB-3021A3	28.43	28.42	3.262e4	3.147e4	1.040	1.08	NO	2.9130	2.9135		
26	PCB-32	28.87	28.87	1.208e4	1.088e4	1.040	1.14	NO	0.87280	0.87243		

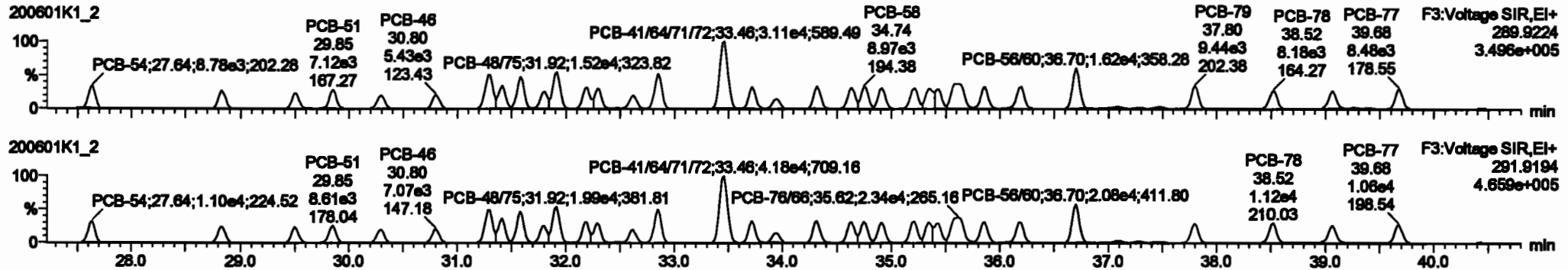


Dataset: Untitled

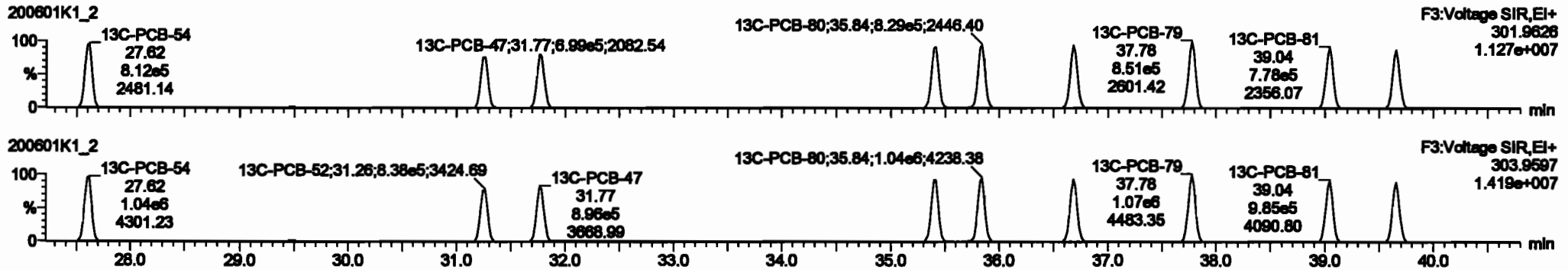
Last Altered: Tuesday, June 02, 2020 10:33:30 Pacific Daylight Time
 Printed: Tuesday, June 02, 2020 10:35:13 Pacific Daylight Time

Name: 200601K1_2, Date: 01-Jun-2020, Time: 13:18:19, ID: ST200601K1-2 PCB 209 CS1 19G2607, Description: PCB 209 CS1 19G2607

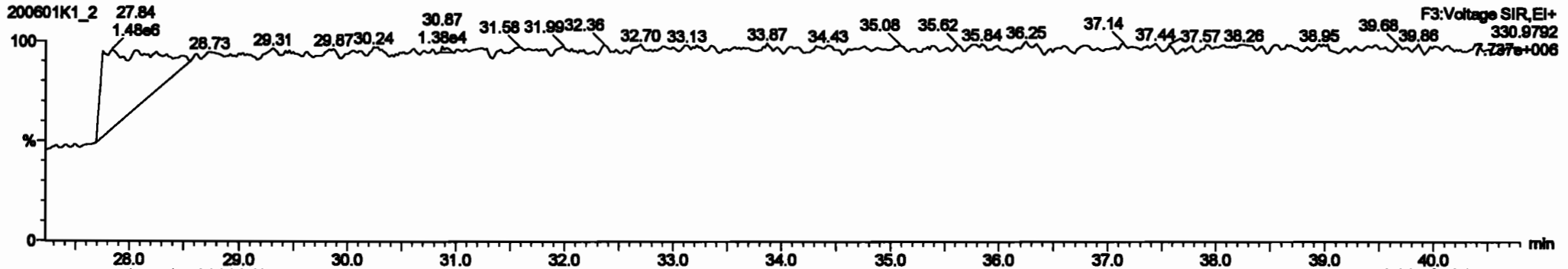
PCB-54



13C-PCB-54



PFK3a



Dataset: Untitled

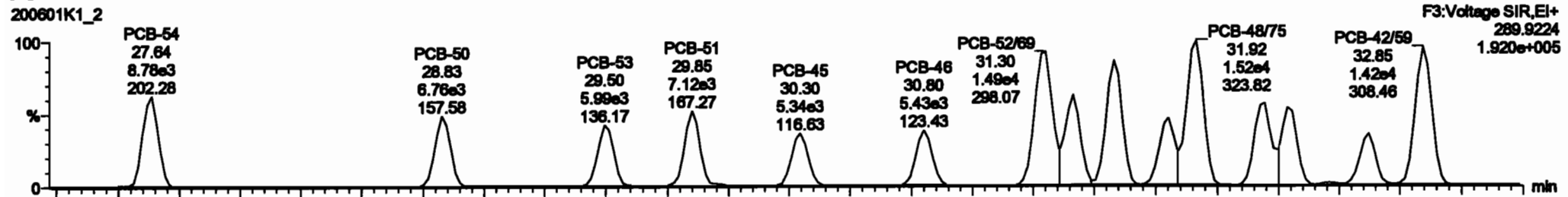
Last Altered: Tuesday, June 02, 2020 10:33:30 Pacific Daylight Time

Printed: Tuesday, June 02, 2020 10:35:13 Pacific Daylight Time

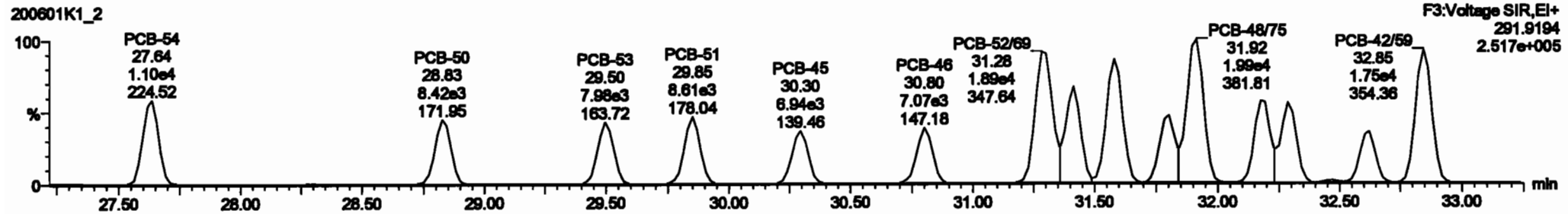
Name: 200601K1_2, Date: 01-Jun-2020, Time: 13:18:19, ID: ST200601K1-2 PCB 209 CS1 19G2607, Description: PCB 209 CS1 19G2607

PCB-50

200601K1_2



200601K1_2

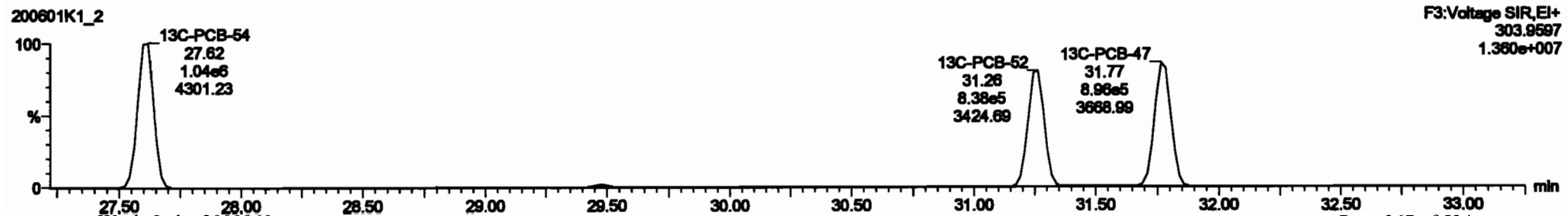


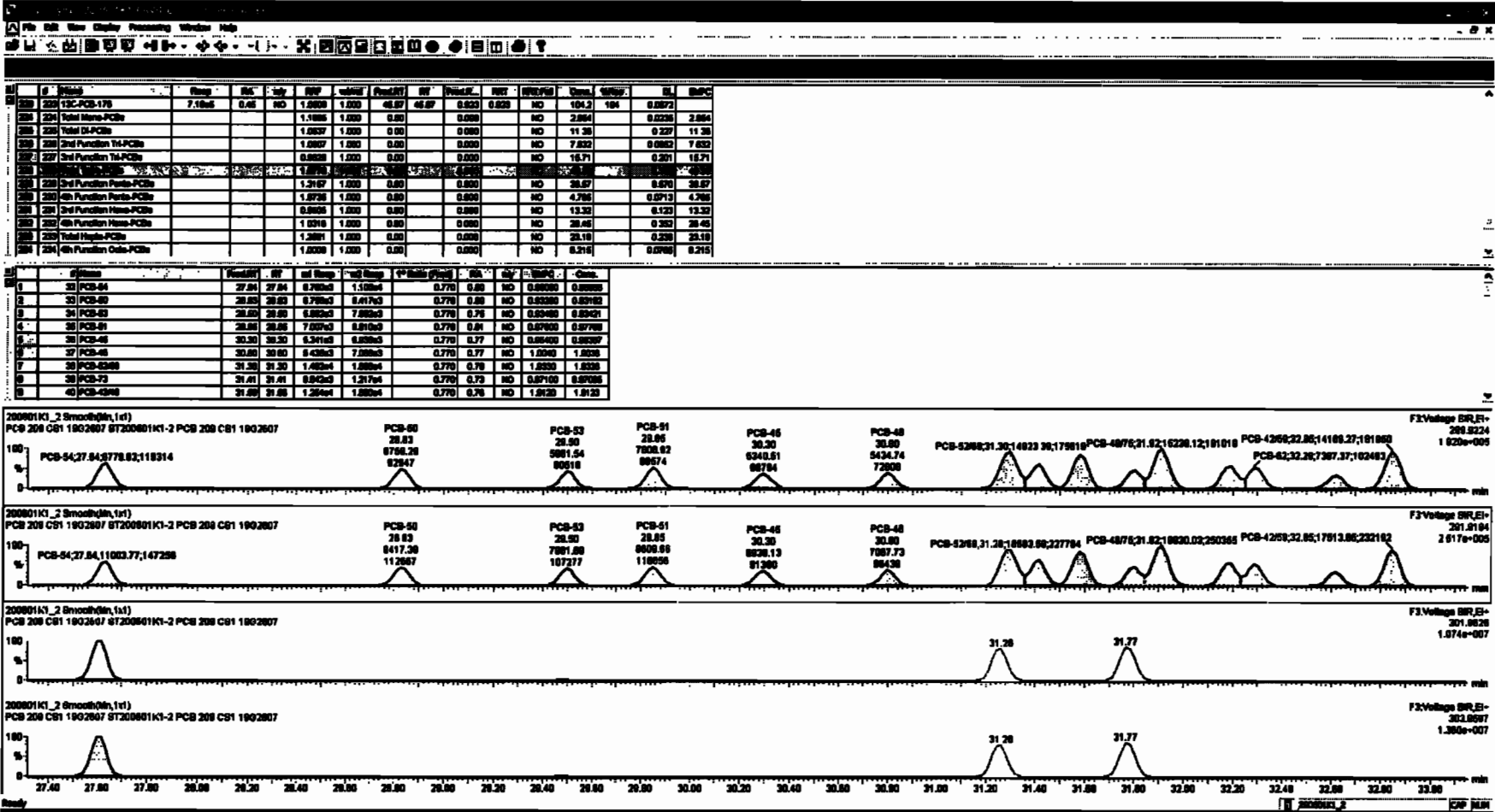
13C-PCB-52

200601K1_2



200601K1_2





Dataset: Untitled

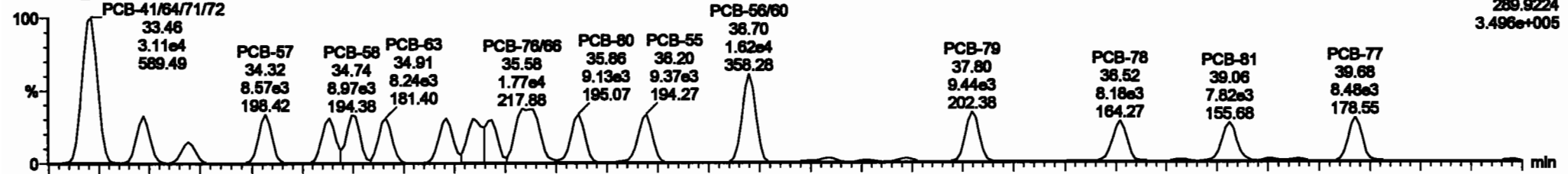
Last Altered: Tuesday, June 02, 2020 10:33:30 Pacific Daylight Time

Printed: Tuesday, June 02, 2020 10:35:13 Pacific Daylight Time

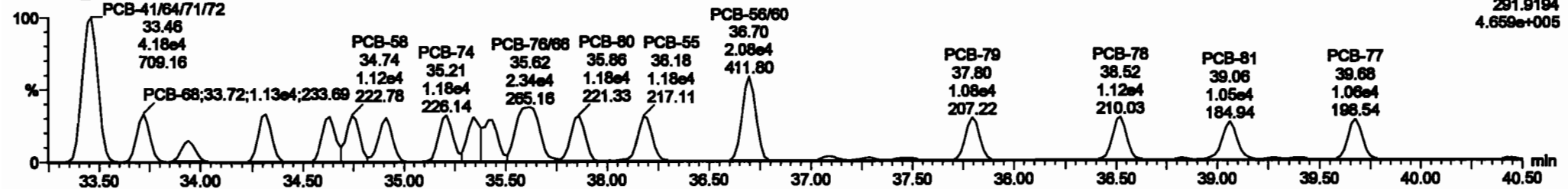
Name: 200601K1_2, Date: 01-Jun-2020, Time: 13:18:19, ID: ST200601K1-2 PCB 209 CS1 19G2607, Description: PCB 209 CS1 19G2607

PCB-68

200601K1_2

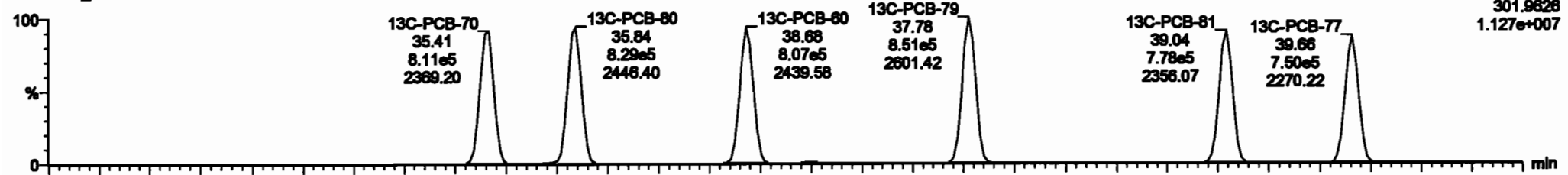


200601K1_2

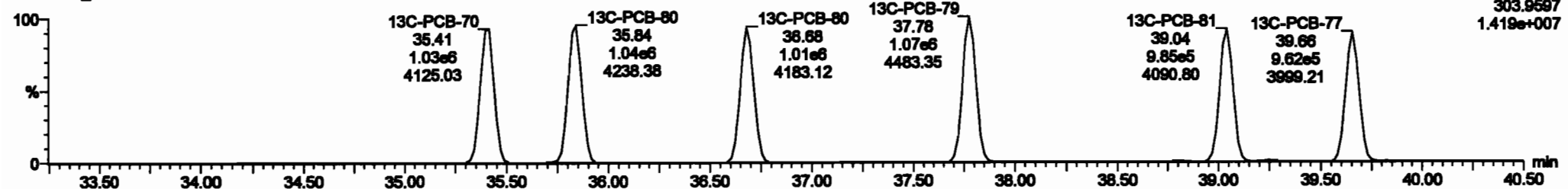


13C-PCB-60

200601K1_2

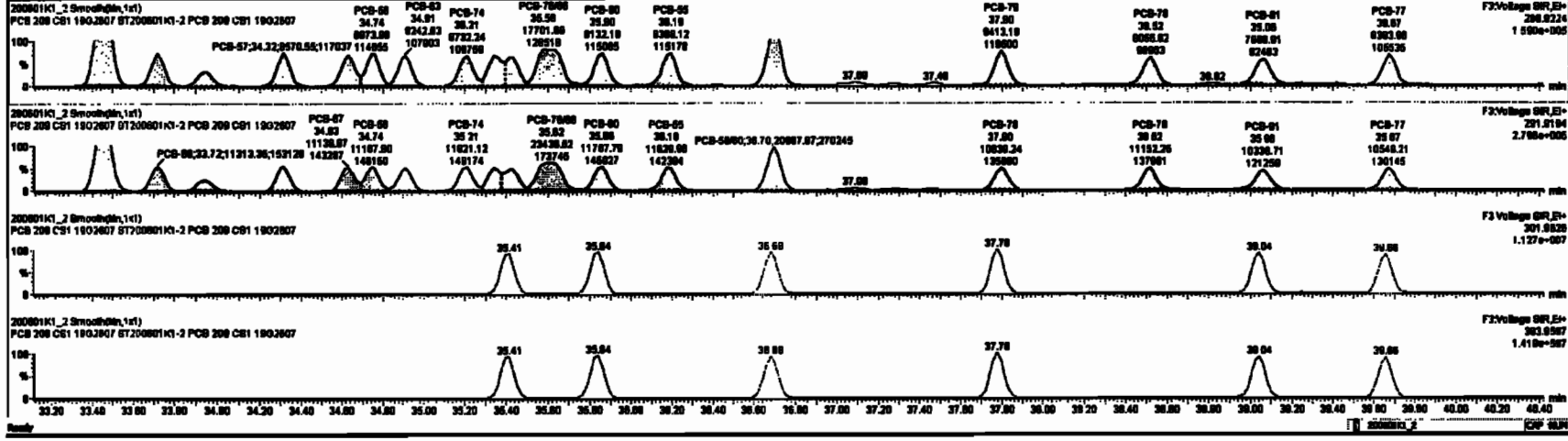


200601K1_2



#	Sample	Range	RA	RI	RF	Value	ProdRI	RI	ProdRA	RF	RI	ProdRI	RI	ProdRI	RI	ProdRI	RI	ProdRI	RI
220	13C-PCB-170	7.10e4	0.05	NO	1.0000	1.000	46.67	46.67	0.000	0.000	NO	104.3	104	0.0072					
221	Total Mono-PCBs				1.0000	1.000	0.00	0.00	0.000	0.000	NO	2.884	104	0.0238	2.884				
222	Total Di-PCBs				1.0000	1.000	0.00	0.00	0.000	0.000	NO	11.38	104	0.227	11.38				
223	Total Tri-PCBs				1.0000	1.000	0.00	0.00	0.000	0.000	NO	7.833	104	0.0933	7.833				
224	Total Tetra-PCBs				0.0000	1.000	0.00	0.00	0.000	0.000	NO	15.71	104	0.201	15.71				
225	Total Penta-PCBs				0.0000	1.000	0.00	0.00	0.000	0.000	NO	45.38	104	0.597	45.38				
226	Total Hexa-PCBs				0.0000	1.000	0.00	0.00	0.000	0.000	NO	38.67	104	0.500	38.67				
227	Total Hepta-PCBs				0.0000	1.000	0.00	0.00	0.000	0.000	NO	4.788	104	0.0513	4.788				
228	Total Octa-PCBs				0.0000	1.000	0.00	0.00	0.000	0.000	NO	13.33	104	0.139	13.33				
229	Total Non-PCBs				0.0000	1.000	0.00	0.00	0.000	0.000	NO	38.48	104	0.399	38.48				
230	Total Deca-PCBs				0.0000	1.000	0.00	0.00	0.000	0.000	NO	23.18	104	0.238	23.18				
231	Total Undeca-PCBs				0.0000	1.000	0.00	0.00	0.000	0.000	NO	8.918	104	0.0930	8.918				

#	Sample	ProdRI	RI	ProdRI	RI	ProdRI	RI	ProdRI	RI	ProdRI	RI	ProdRI	RI
1	PCB-64	27.84	27.84	0.788e3	1.000e4	0.770	0.80	NO	0.00000	0.00000			
2	PCB-68	28.88	28.88	0.788e3	8.497e3	0.770	0.80	NO	0.00000	0.00163			
3	PCB-63	28.90	28.90	0.800e3	7.883e3	0.770	0.76	NO	0.00000	0.00021			
4	PCB-61	28.88	28.88	7.883e3	0.910e3	0.770	0.81	NO	0.00000	0.00768			
5	PCB-46	30.30	30.30	0.341e3	0.938e3	0.770	0.77	NO	0.00000	0.00007			
6	PCB-48	30.00	30.00	0.435e3	7.988e3	0.770	0.77	NO	1.00000	1.00000			
7	PCB-40/88	31.20	31.20	1.400e3	1.000e4	0.770	0.78	NO	1.00000	1.00000			
8	PCB-72	31.81	31.81	0.800e3	1.217e4	0.770	0.73	NO	0.00000	0.00000			

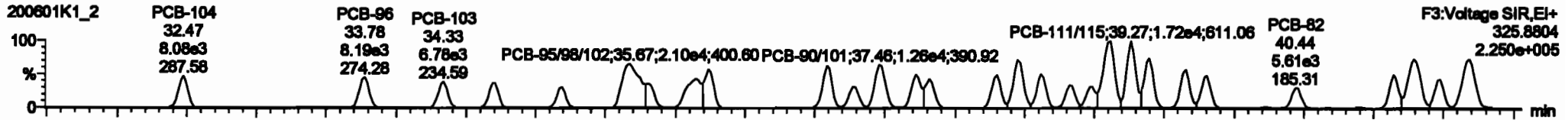


Dataset: Untitled

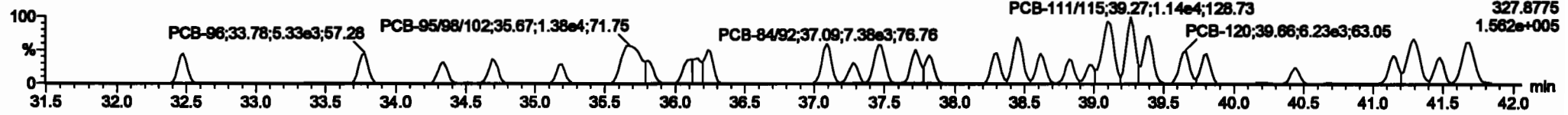
Last Altered: Tuesday, June 02, 2020 10:33:30 Pacific Daylight Time
Printed: Tuesday, June 02, 2020 10:35:13 Pacific Daylight Time

Name: 200601K1_2, Date: 01-Jun-2020, Time: 13:18:19, ID: ST200601K1-2 PCB 209 CS1 19G2607, Description: PCB 209 CS1 19G2607

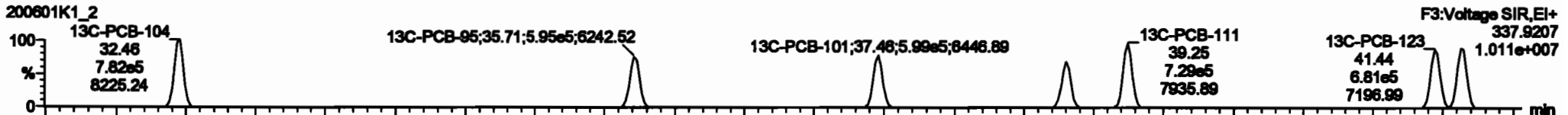
PCB-104



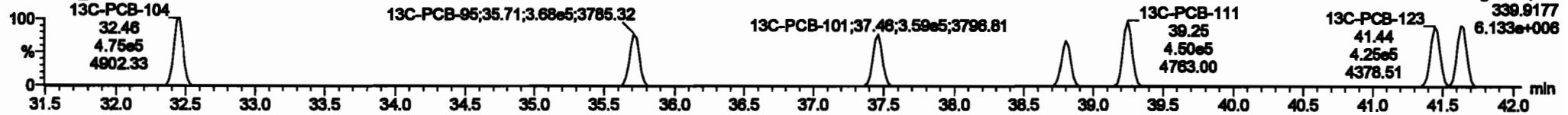
200601K1_2




13C-PCB-104



200601K1_2



PFK3b

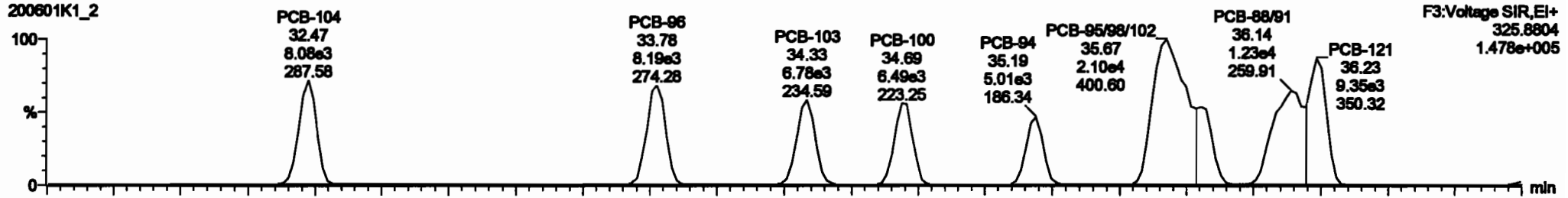


Dataset: Untitled

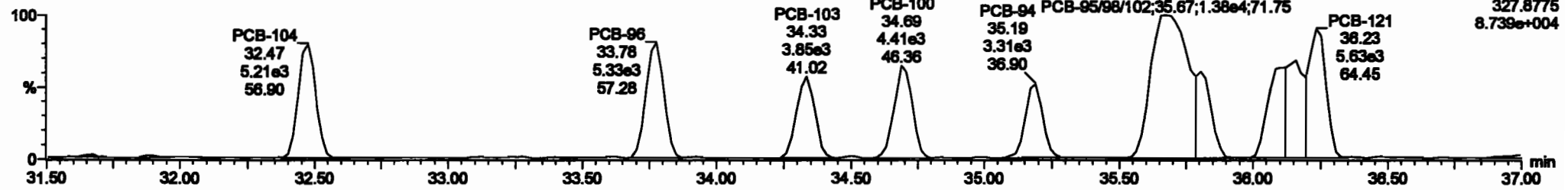
Last Altered: Tuesday, June 02, 2020 10:33:30 Pacific Daylight Time
Printed: Tuesday, June 02, 2020 10:35:13 Pacific Daylight Time

Name: 200601K1_2, Date: 01-Jun-2020, Time: 13:18:19, ID: ST200601K1-2 PCB 209 CS1 19G2607, Description: PCB 209 CS1 19G2607

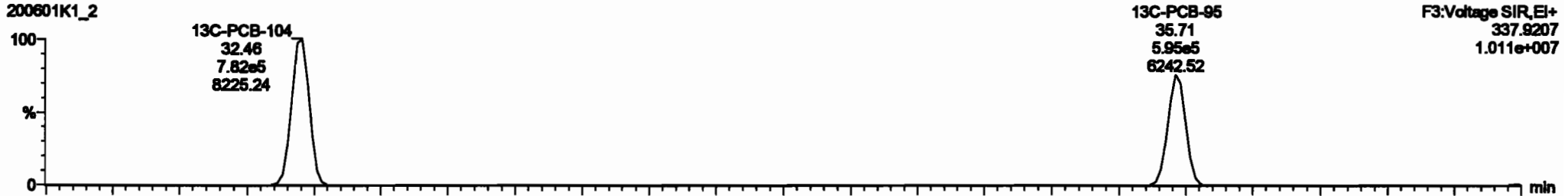
PCB-96



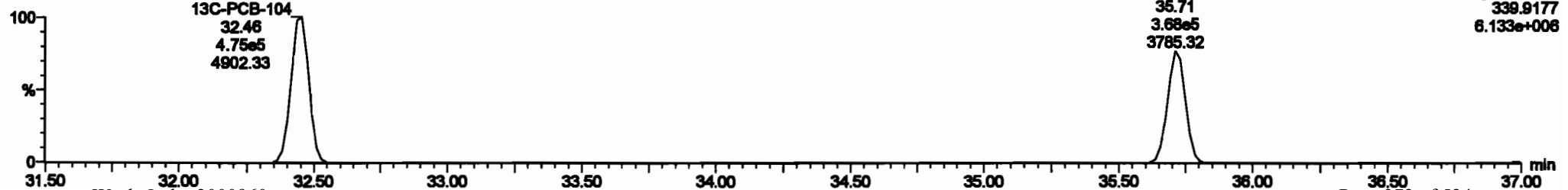
200601K1_2



13C-PCB-95

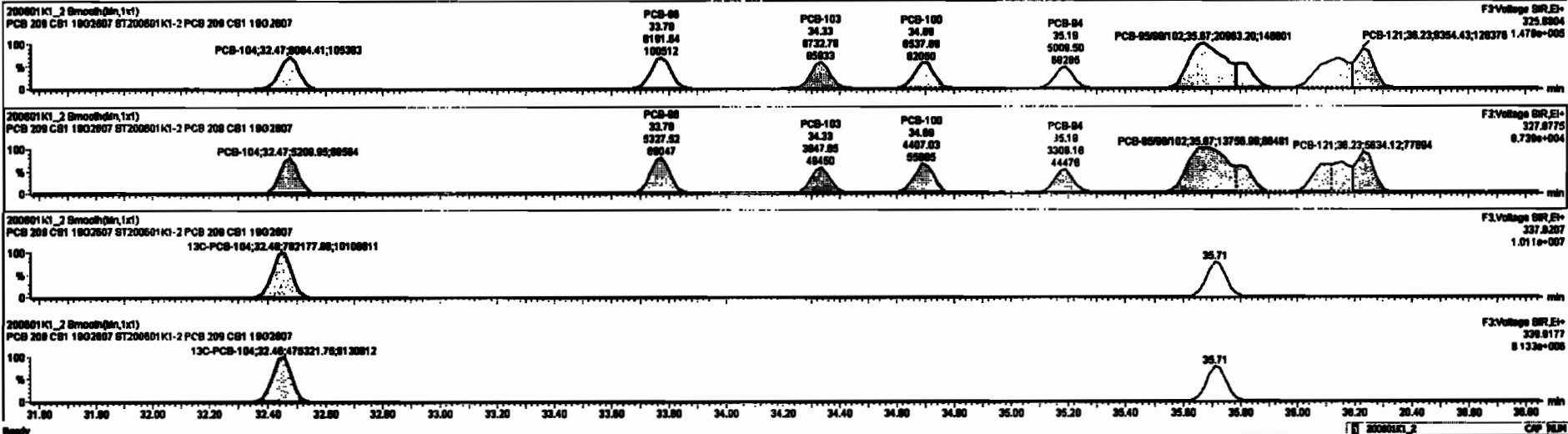


200601K1_2



#	Name	Step	PA	Qty	QSP	Initial	Prod RT	RT	Pass	WRT	WRT Fail	Cont.	Units	DL	EMPC
223	13C-PCB-178	7.1Inch	0.45	NO	1.2000	1.000	46.87	46.87	0.000	0.000	NO	104.2	104	0.0072	
224	Total Micro-PCBs				1.0000	1.000	0.00	0.00	0.000	0.000	NO	2.864		0.0000	2.864
225	Total Di-PCBs				1.0000	1.000	0.00	0.00	0.000	0.000	NO	11.38		0.227	11.38
226	2nd Function Tri-PCBs				1.0000	1.000	0.00	0.00	0.000	0.000	NO	7.802		0.0000	7.802
227	3rd Function Tri-PCBs				0.0000	1.000	0.00	0.00	0.000	0.000	NO	16.71		0.201	16.71
228	Total Tribo-PCBs				1.0000	1.000	0.00	0.00	0.000	0.000	NO	40.38		0.302	40.38
229	4th Function Pent-PCBs				1.0000	1.000	0.00	0.00	0.000	0.000	NO	30.07		0.0000	30.07
230	6th Function Pent-PCBs				1.0000	1.000	0.00	0.00	0.000	0.000	NO	4.785		0.0113	4.785
231	2nd Function Hexa-PCBs				0.0000	1.000	0.00	0.00	0.000	0.000	NO	13.32		0.123	13.32
232	4th Function Hexa-PCBs				1.0000	1.000	0.00	0.00	0.000	0.000	NO	26.46		0.382	26.46
233	Total Hepta-PCBs				1.0000	1.000	0.00	0.00	0.000	0.000	NO	23.19		0.238	23.19
234	2nd 4th Function Octa-PCBs				1.0000	1.000	0.00	0.00	0.000	0.000	NO	0.0000		0.0000	0.0000

#	Name	Step	PA	Qty	QSP	Initial	Prod RT	RT	Pass	WRT	WRT Fail	Cont.	Units	DL	EMPC
64	PCB-104				32.47	32.47	0.000e0	0.210e3	1.000	1.00	NO	0.04300	0.04218		
65	PCB-88				33.78	33.78	0.100e3	0.320e3	1.000	1.04	NO	0.00200	0.00176		
66	PCB-103				34.33	34.33	0.720e3	3.000e3	1.000	1.75	NO	0.00000	0.00004		
67	PCB-100				34.88	34.88	0.000e3	4.400e3	1.000	1.48	NO	0.01300	0.01274		
68	PCB-84				35.18	35.18	0.010e3	3.300e3	1.000	1.01	NO	0.01000	0.00880		
69	PCB-8500102				35.87	35.87	2.000e4	1.370e4	1.000	1.82	NO	2.00000	2.00000		
70	PCB-88				36.78	36.78	0.000e3	3.300e3	1.000	1.88	NO	0.00000	0.00000		
71	PCB-8801				38.14	38.14	1.200e4	0.000e3	1.000	1.82	NO	1.0700	1.0701		



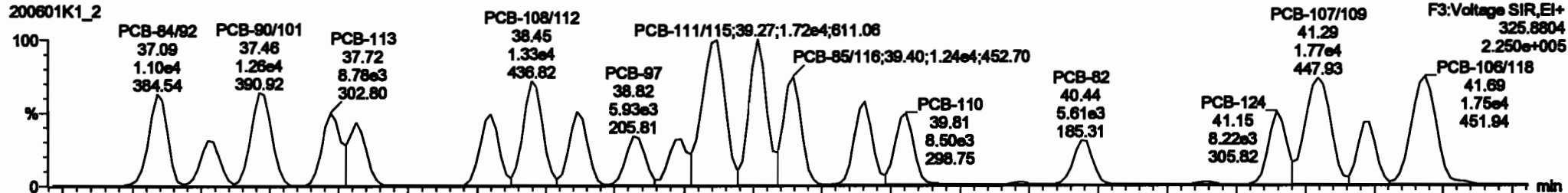
Dataset: Untitled

Last Altered: Tuesday, June 02, 2020 10:33:30 Pacific Daylight Time
 Printed: Tuesday, June 02, 2020 10:35:13 Pacific Daylight Time

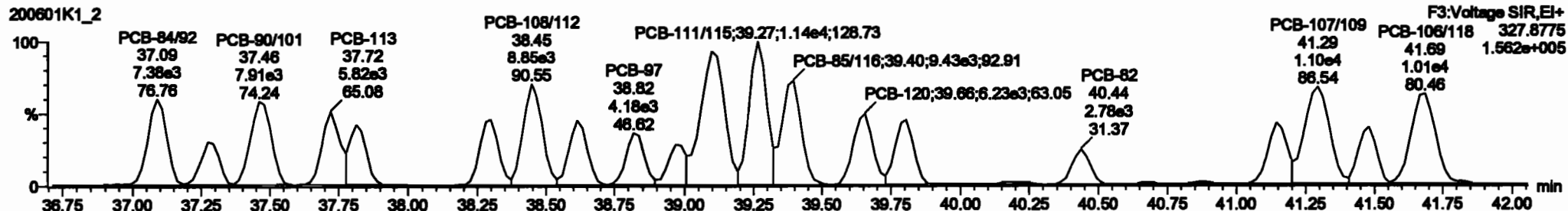
Name: 200601K1_2, Date: 01-Jun-2020, Time: 13:18:19, ID: ST200601K1-2 PCB 209 CS1 19G2607, Description: PCB 209 CS1 19G2607

PCB-119

200601K1_2

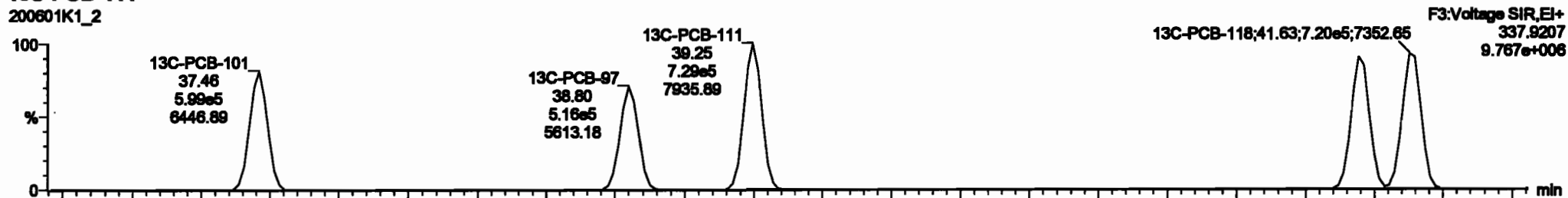


200601K1_2

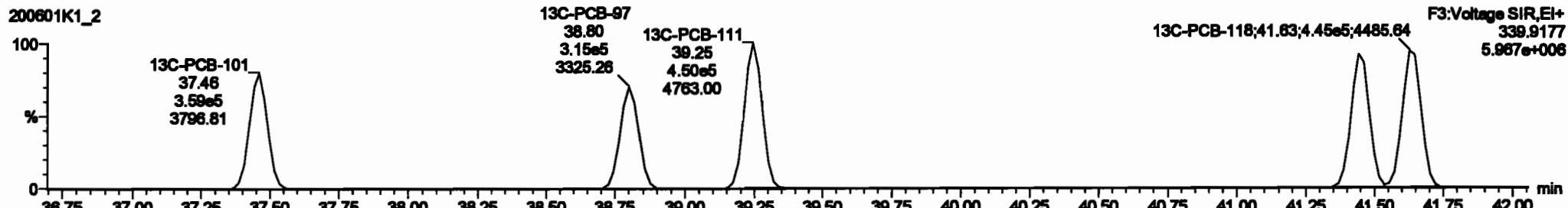


13C-PCB-111

200601K1_2

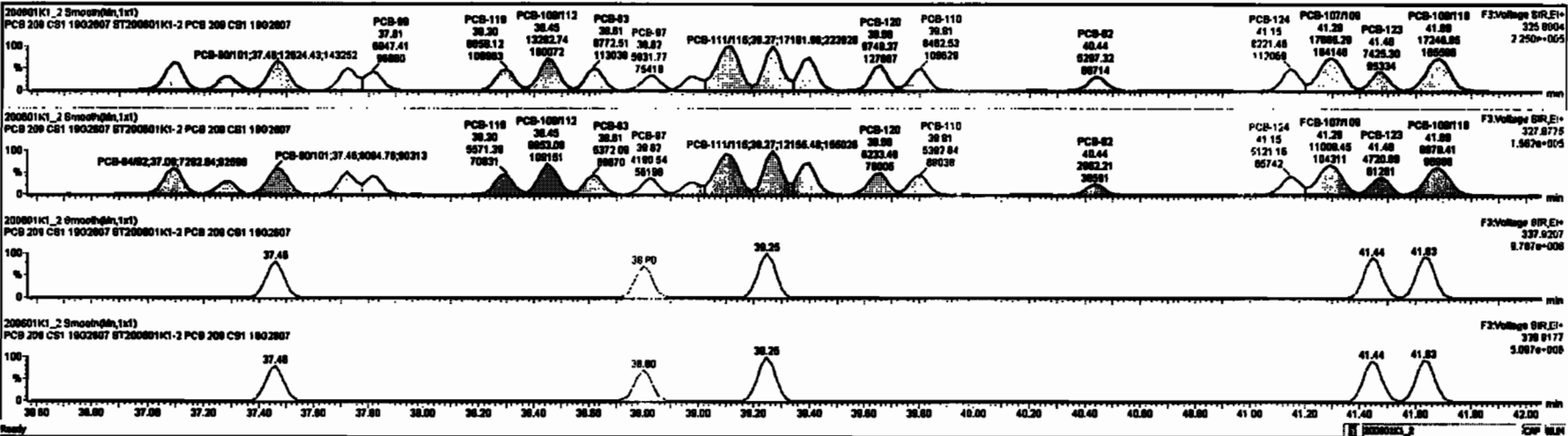


200601K1_2



#	Name	Range	RA	RP	RPV	VolVol	Presd/RT	RT	Presd/L	RPV	RPV/Pres	Comp	RPV	RA	RPV
220	13C-PCB-178	7.16e6	0.48	ND	1.0000	1.000	48.87	48.87	0.023	0.023	ND	104.3	104	0.0072	
221	Total Micro-PCBs				1.0000	1.000			0.000	0.000	ND	2.864		0.0236	2.864
222	Total DI-PCBs				1.0000	1.000			0.000	0.000	ND	11.30		0.227	11.30
223	2nd Function Tri-PCBs				1.0000	1.000			0.000	0.000	ND	7.800		0.0002	7.800
224	2nd Function Tri-PCBs				0.0000	1.000			0.000	0.000	ND	18.71		0.201	18.71
225	Total Tetra-PCBs				1.0000	1.000			0.000	0.000	ND	40.50		0.582	40.50
226	4th Function Penta-PCBs				1.0000	1.000			0.000	0.000	ND	4.700		0.0113	4.700
227	2nd Function Hexa-PCBs				0.0000	1.000			0.000	0.000	ND	13.50		0.130	13.50
228	4th Function Hexa-PCBs				1.0000	1.000			0.000	0.000	ND	38.40		0.382	38.40
229	Total Hepta-PCBs				1.0000	1.000			0.000	0.000	ND	23.10		0.230	23.10
230	4th Function Octa-PCBs				1.0000	1.000			0.000	0.000	ND	8.910		0.0900	8.910

#	Name	Presd/RT	RT	Vol Range	VolVol	Y% Ratio (Presd)	RA	RPV	RPV/Comp
1	84 PCB-104	32.47	32.47	0.894e3	0.210e3	1.000	1.26	ND	0.84200
2	86 PCB-88	33.78	33.78	0.162e3	0.200e3	1.000	1.84	ND	0.83200
3	88 PCB-108	34.20	34.20	0.720e3	0.200e3	1.000	1.76	ND	0.80000
4	87 PCB-100	34.80	34.80	0.530e3	0.400e3	1.000	1.48	ND	0.81200
5	88 PCB-84	35.10	35.10	0.010e3	0.300e3	1.000	1.81	ND	0.81000
6	88 PCB-88/8102	35.87	35.87	2.080e3	1.370e3	1.000	1.82	ND	2.8800
7	70 PCB-83	35.70	35.81	0.280e3	0.300e3	1.000	1.80	ND	0.80700
8	71 PCB-88/81	35.14	35.14	0.200e3	0.200e3	1.000	1.82	ND	1.8700
9	72 PCB-81/81	35.20	35.20	0.300e3	0.200e3	1.000	1.80	ND	0.81000

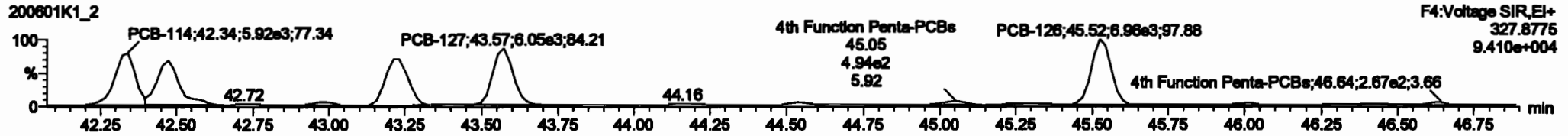



Dataset: Untitled

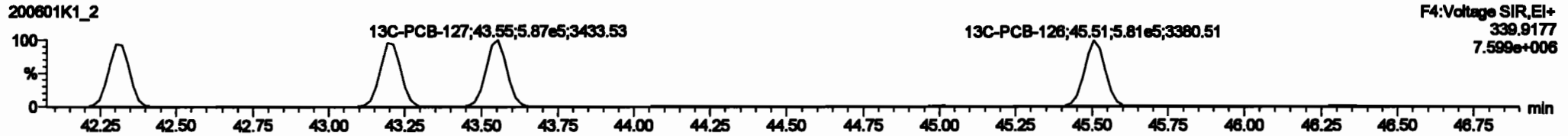
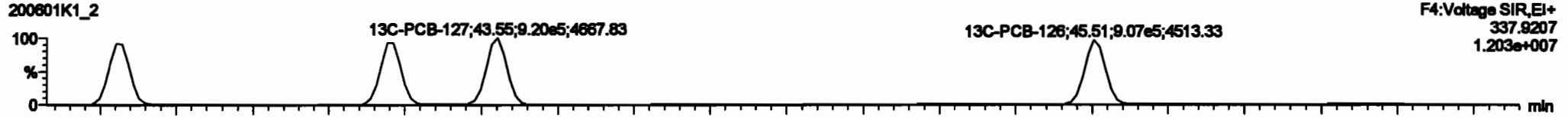
Last Altered: Tuesday, June 02, 2020 10:33:30 Pacific Daylight Time
 Printed: Tuesday, June 02, 2020 10:35:13 Pacific Daylight Time

Name: 200601K1_2, Date: 01-Jun-2020, Time: 13:18:19, ID: ST200601K1-2 PCB 209 CS1 19G2607, Description: PCB 209 CS1 19G2607

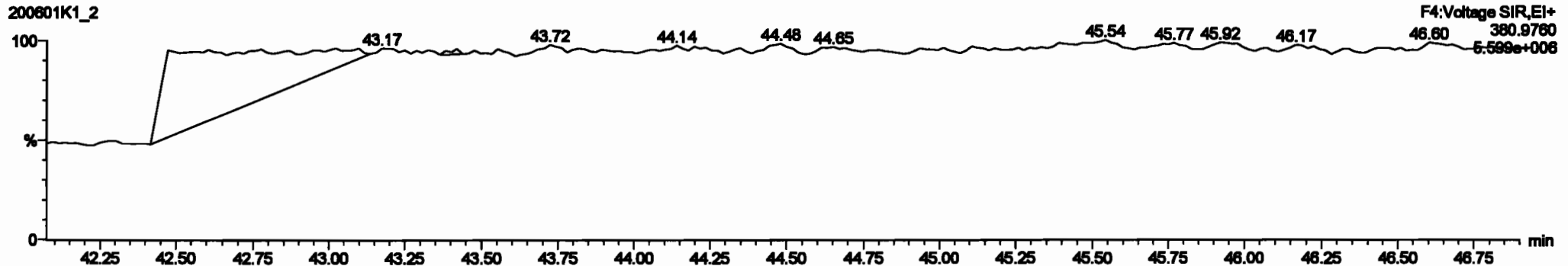
PCB-114



13C-PCB-114







PFK4a



#	Name	Area	RA	Wt	FWT	Wdth	PeakRT	RT	PeakID	FWT	Wdth	Area	Wt%	GC	WPC
220	13C-PCB-170	7.18e5	0.45	NO	1.0000	1.000	45.97	45.97	0.023	0.023	NO	104.2	104	0.0072	
224	Total Mono-PCBs				1.0000	1.000	0.00	0.00	0.000	0.000	NO	2.804		0.0206	2.804
226	Total Di-PCBs				1.0000	1.000	0.00	0.00	0.000	0.000	NO	11.38		0.327	11.38
228	Total Tri-PCBs				1.0000	1.000	0.00	0.00	0.000	0.000	NO	7.832		0.0002	7.832
229	Total Tetra-PCBs				0.0020	1.000	0.00	0.00	0.000	0.000	NO	16.71		0.301	16.71
230	Total Penta-PCBs				1.0770	1.000	0.00	0.00	0.000	0.000	NO	40.38		0.302	40.38
231	Total Hexa-PCBs				1.2167	1.000	0.00	0.00	0.000	0.000	NO	38.67		0.670	38.67
232	Total Hepta-PCBs				1.0000	1.000	0.00	0.00	0.000	0.000	NO	13.32		0.123	13.32
233	Total Octa-PCBs				0.0000	1.000	0.00	0.00	0.000	0.000	NO	28.48		0.302	28.48
234	Total Non-PCBs				1.0016	1.000	0.00	0.00	0.000	0.000	NO	23.10		0.320	23.10
235	Total PCBs				1.3001	1.000	0.00	0.00	0.000	0.000	NO	8.918		0.100	8.918

#	Name	Area	Wt	FWT	Wdth	PeakRT	RT	PeakID	FWT	Wdth	Area	Wt%
1	PCB-114	42.35	42.34	0.170e3	0.020e3	1.000	1.00	NO	0.00100	0.00002		
2	PCB-122	42.47	42.47	0.200e3	0.111e3	1.000	1.00	NO	0.00700	0.00001		
3	PCB-105	43.31	43.23	0.030e3	0.703e3	1.000	1.00	NO	0.00700	0.00011		
4	PCB-127	43.97	43.97	0.310e3	0.003e3	1.000	1.00	NO	0.00000	0.00032		
5	PCB-128	45.82	45.82	1.010e4	0.000e3	1.000	1.00	NO	0.00200	0.00210		



Dataset: Untitled

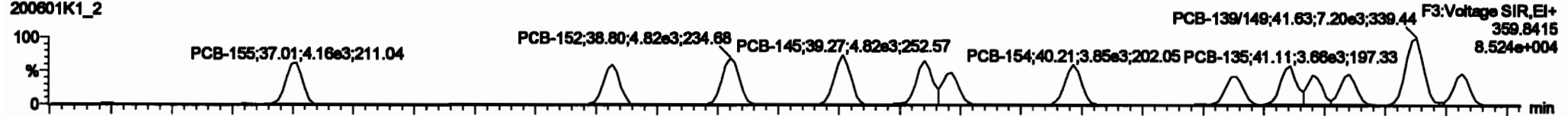
Last Altered: Tuesday, June 02, 2020 10:33:30 Pacific Daylight Time

Printed: Tuesday, June 02, 2020 10:35:13 Pacific Daylight Time

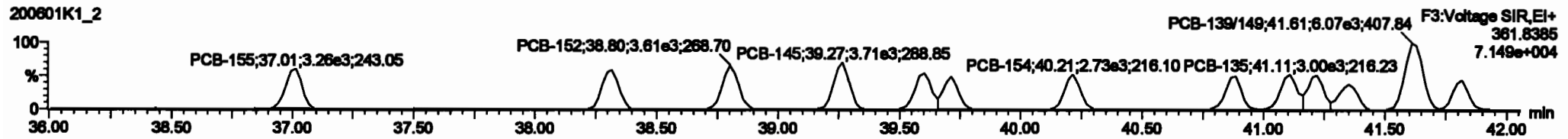
Name: 200601K1_2, Date: 01-Jun-2020, Time: 13:18:19, ID: ST200601K1-2 PCB 209 CS1 19G2607, Description: PCB 209 CS1 19G2607

PCB-155

200601K1_2




200601K1_2

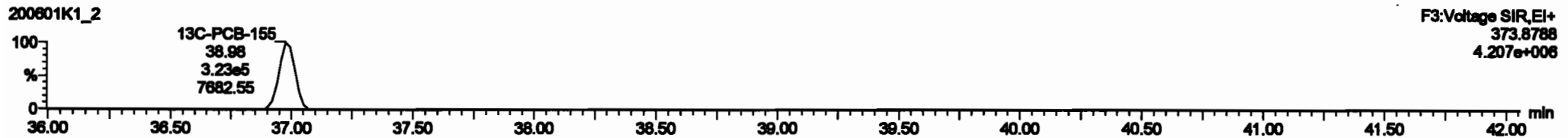


13C-PCB-155

200601K1_2

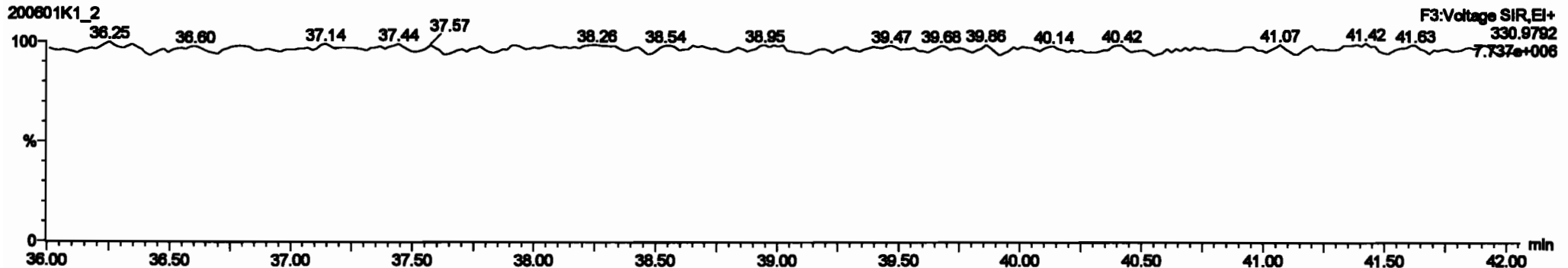


200601K1_2



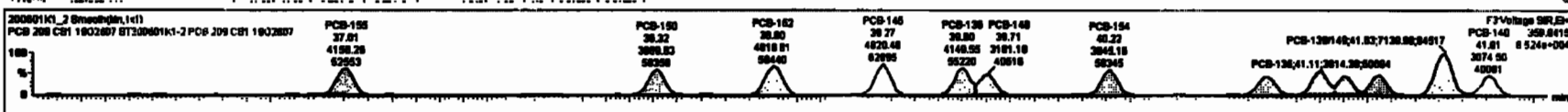
PFK3c

200601K1_2



#	Name	Range	Min	Max	PPM	Volts	Preval	Postval	Preval	Postval	Volts	Preval	Postval	Volts	Preval	Postval	Volts	Preval	Postval
220	13C-PCB-178	7.18ud	0.45	ND	1.0000	1.000	46.67	46.67	0.000	0.000	ND	104.2	104	0.0072					
224	Total Mono-PCBs				1.1895	1.000	0.00	0.00	0.000	0.000	ND	2.894		0.0236	2.894				
226	Total Di-PCBs				1.0007	1.000	0.00	0.00	0.000	0.000	ND	11.30		0.207	11.30				
228	2nd Function Tri-PCBs				1.0007	1.000	0.00	0.00	0.000	0.000	ND	7.830		0.0000	7.830				
227	2nd Function Tetra-PCBs				0.0000	1.000	0.00	0.00	0.000	0.000	ND	16.71		0.201	16.71				
229	Total Penta-PCBs				1.0770	1.000	0.00	0.00	0.000	0.000	ND	48.30		0.362	48.30				
230	2nd Function Penta-PCBs				1.3107	1.000	0.00	0.00	0.000	0.000	ND	38.07		0.076	38.07				
231	4th Function Penta-PCBs				1.0770	1.000	0.00	0.00	0.000	0.000	ND	4.780		0.0712	4.780				
232	2nd Function Hexa-PCBs				0.0000	1.000	0.00	0.00	0.000	0.000	ND	0.000		0.000	0.000				
233	Total Hepta-PCBs				1.0770	1.000	0.00	0.00	0.000	0.000	ND	20.40		0.200	20.40				
234	2nd Function Octa-PCBs				1.0770	1.000	0.00	0.00	0.000	0.000	ND	0.200		0.0760	0.200				

#	Name	Preval	Post	Volts	Preval	Post	Volts	Preval	Post	Volts	Preval	Post	Volts	Preval	Post	Volts	Preval	Post
88	PCB-188	38.80	37.01	4.100e0	3.27e0	1.240	1.20	ND	0.00100	0.00107								
89	PCB-189	38.30	38.30	3.000e0	3.37e0	1.240	1.16	ND	0.01200	0.01200								
90	PCB-190	38.00	38.00	4.017e0	3.80e0	1.240	1.24	ND	0.00000	0.00001								
91	PCB-145	38.27	38.27	4.000e0	3.00e0	1.240	1.21	ND	0.07400	0.07200								
92	PCB-128	38.80	38.80	4.100e0	3.01e0	1.240	1.27	ND	0.00000	0.00000								
93	PCB-140	38.71	38.71	3.100e0	2.00e0	1.240	1.28	ND	0.00000	0.00000								
94	PCB-192	40.21	40.21	3.000e0	2.70e0	1.240	1.41	ND	0.07200	0.07210								
95	PCB-191	40.00	40.00	3.000e0	2.00e0	1.240	1.16	ND	1.0000	1.0000								
96	PCB-126	41.11	41.11	3.014e0	2.00e0	1.240	1.27	ND	1.0000	1.0004								

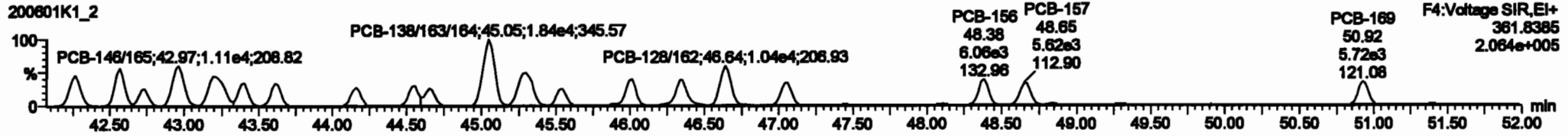
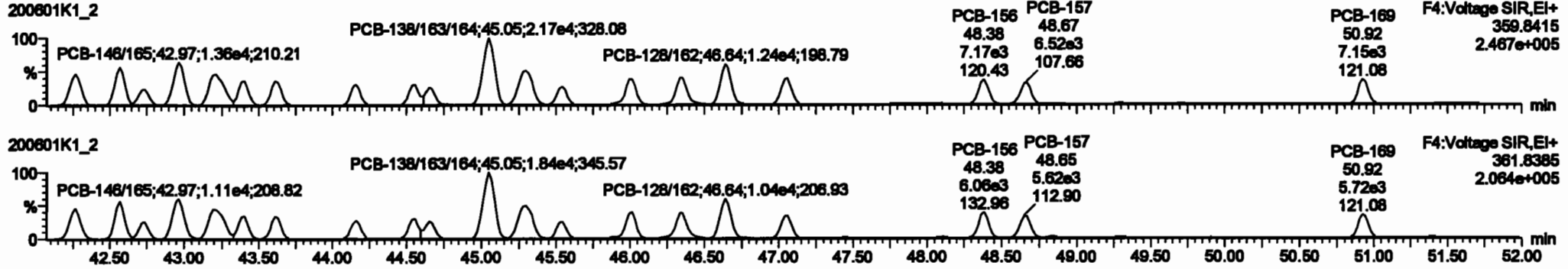


Dataset: Untitled

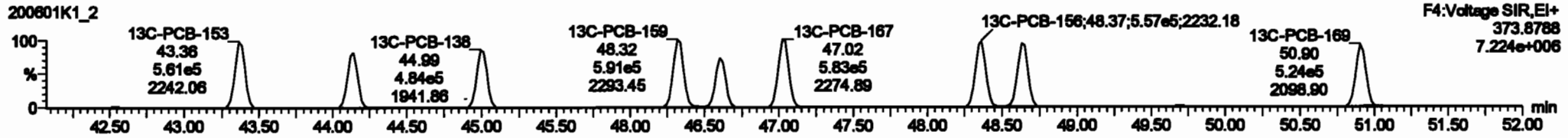
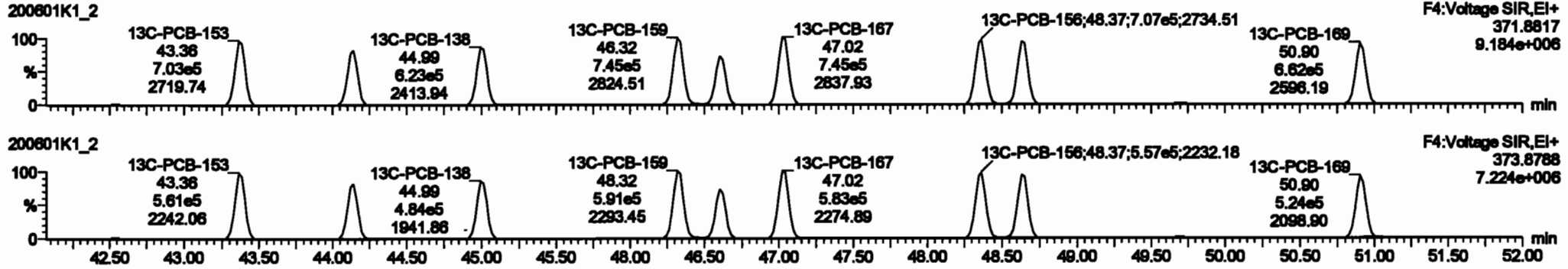
Last Altered: Tuesday, June 02, 2020 10:33:30 Pacific Daylight Time
 Printed: Tuesday, June 02, 2020 10:35:13 Pacific Daylight Time

Name: 200601K1_2, Date: 01-Jun-2020, Time: 13:18:19, ID: ST200601K1-2 PCB 209 CS1 19G2607, Description: PCB 209 CS1 19G2607

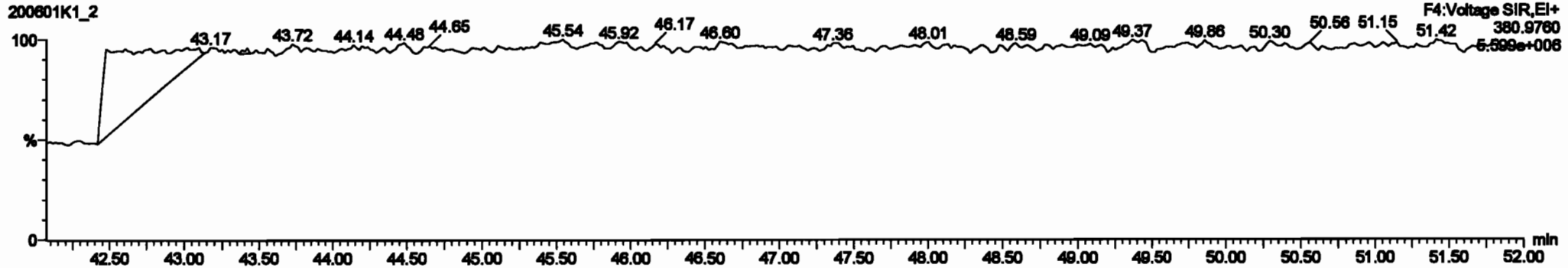
PCB-134/143



13C-PCB-153

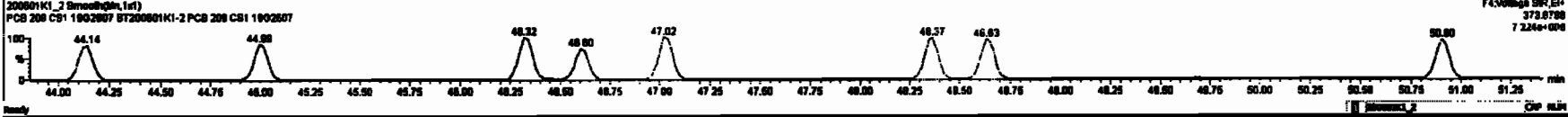
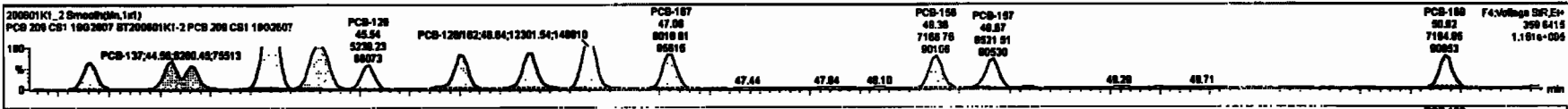


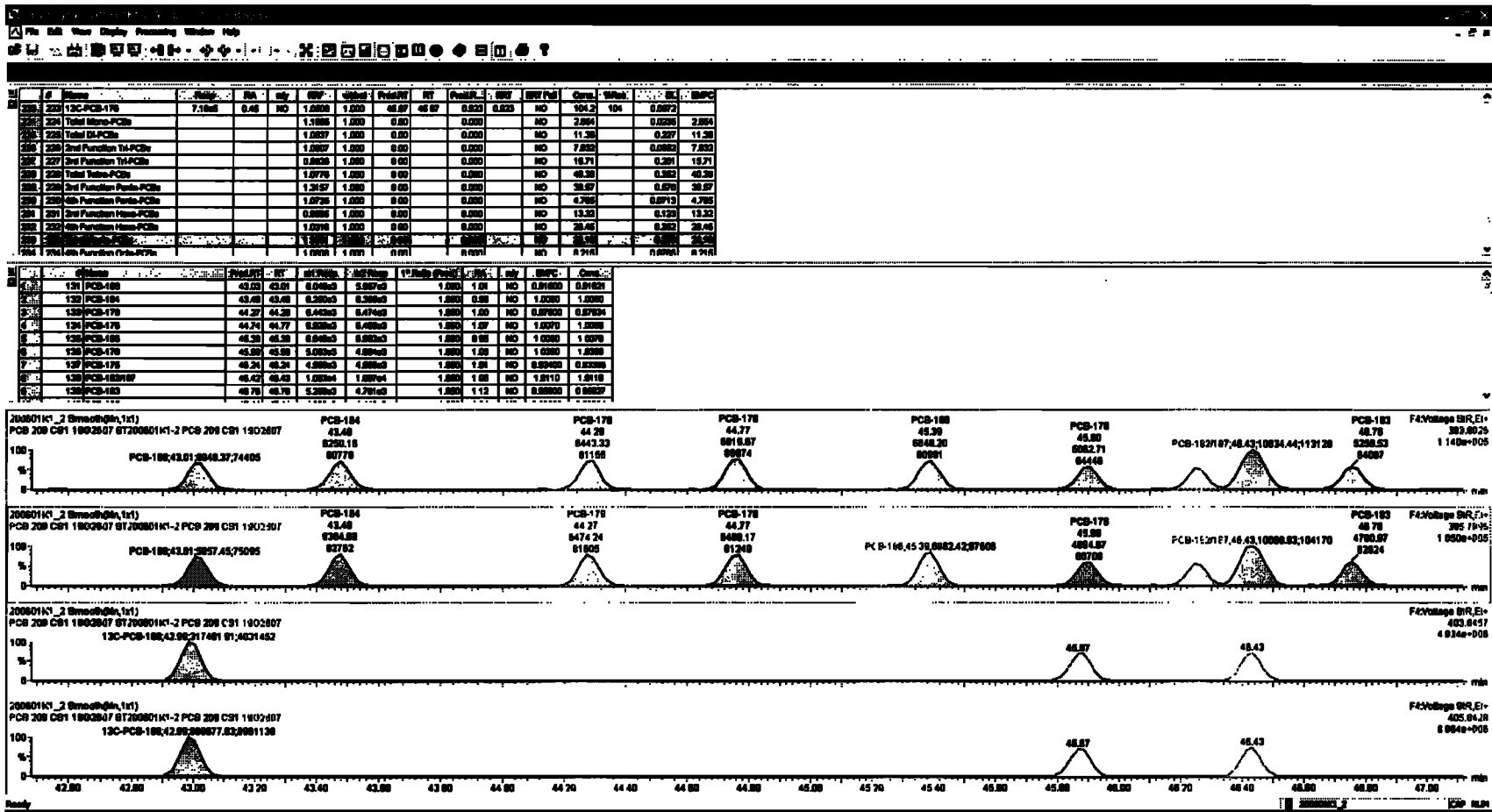
PFK4b



#	Name	Time	Area	Height	Width	Height	Area	Height	Width	Height	Area	Height	Width	Height	Area	Height	Width	Height
220	13C-PCB-170	7.18e6	0.45	NO	1.0000	1.000	46.87	46.87	0.000	0.000	NO	104.2	104	0.0072				
221	Total Mono-PCBs				1.0000	1.000	0.00	0.00	0.000	0.000	NO	2.884		0.0036	2.884			
222	Total Di-PCBs				1.0000	1.000	0.00	0.00	0.000	0.000	NO	11.30		0.227	11.30			
223	2nd Furthest Tri-PCBs				1.0000	1.000	0.00	0.00	0.000	0.000	NO	7.832		0.0002	7.832			
224	2nd Furthest Tetra-PCBs				0.8808	1.000	0.00	0.00	0.000	0.000	NO	15.71		0.281	15.71			
225	Total Tetra-PCBs				1.0000	1.000	0.00	0.00	0.000	0.000	NO	40.30		0.282	40.30			
226	2nd Furthest Penta-PCBs				1.0000	1.000	0.00	0.00	0.000	0.000	NO	38.57		0.676	38.57			
227	3rd Furthest Penta-PCBs				1.0000	1.000	0.00	0.00	0.000	0.000	NO	4.780		0.0713	4.780			
228	3rd Furthest Hexa-PCBs				0.8808	1.000	0.00	0.00	0.000	0.000	NO	13.32		0.123	13.32			
229	Total Hexa-PCBs				1.0000	1.000	0.00	0.00	0.000	0.000	NO	28.47		0.123	28.47			
230	Total Hepta-PCBs				1.0000	1.000	0.00	0.00	0.000	0.000	NO	23.18		0.238	23.18			
231	Total Octa-PCBs				1.0000	1.000	0.00	0.00	0.000	0.000	NO	8.916		0.0991	8.916			

#	Name	Time	Area	Height	Width	Height	Area	Height	Width	Height	Area	Height	Width	Height	Area	Height	Width	Height
111	PCB-126A43	42.28	42.28	0.887e3	0.000e0	1.240	1.24	NO	1.8820	1.8818								
112	PCB-126A33	42.28	42.27	1.025e3	0.070e0	1.240	1.22	NO	1.8820	1.8818								
113	PCB-142	42.73	42.74	4.810e3	3.974e0	1.240	1.24	NO	0.8220	0.8225								
114	PCB-148A08	42.87	42.87	1.285e3	1.114e0	1.240	1.22	NO	1.8220	1.8223								
115	PCB-120A01	43.20	43.21	1.201e3	1.120e0	1.240	1.18	NO	1.8840	1.8838								
116	PCB-103	43.58	43.41	7.230e3	5.748e0	1.240	1.20	NO	0.8800	0.8804								
117	PCB-108	43.81	43.81	7.201e3	5.880e0	1.240	1.20	NO	0.8400	0.8402								
118	PCB-141	44.18	44.18	5.747e3	4.482e0	1.240	1.20	NO	0.8410	0.8412								
119	PCB-137	44.88	44.90	8.280e3	4.882e0	1.240	1.24	NO	0.8210	0.8200								



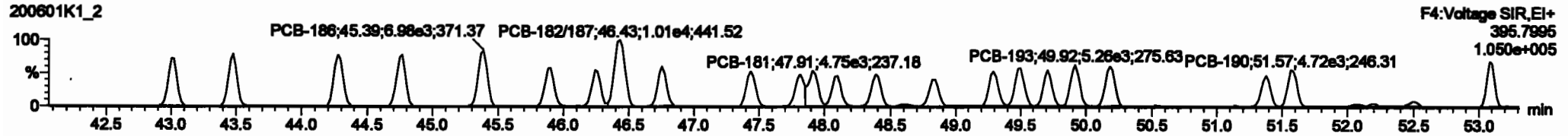



Dataset: Untitled

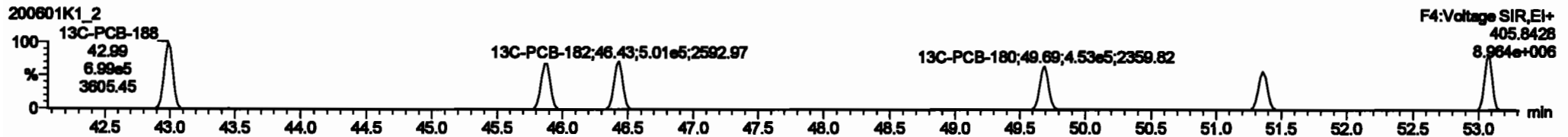

Last Altered: Tuesday, June 02, 2020 10:33:30 Pacific Daylight Time
Printed: Tuesday, June 02, 2020 10:35:13 Pacific Daylight Time

Name: 200601K1_2, Date: 01-Jun-2020, Time: 13:18:19, ID: ST200601K1-2 PCB 209 CS1 19G2607, Description: PCB 209 CS1 19G2607

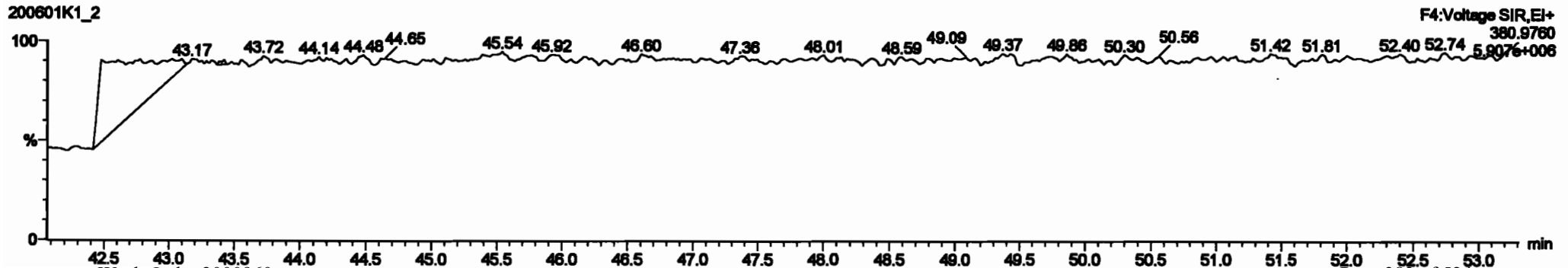
PCB-188



13C-PCB-188







PFK4c



Peak	Area	Height	Width	Retention	Abundance	Signal	SNR	Quality	Integration	Area	Height	Width	Retention	Abundance	Signal	SNR	Quality	Integration
220	13C-PCB-178	7.18e5	0.45	ND	1.0000	1.000	46.87	46.87	0.000	0.000	ND	104.2	104	0.0073				
221	Total Mono-PCBs				1.1886	1.000	0.00	0.000	ND	2.884	0.0000	2.884						
222	Total Di-PCBs				1.0037	1.000	0.00	0.000	ND	11.38	0.0000	11.38						
223	2nd Function Tri-PCBs				1.0007	1.000	0.00	0.000	ND	7.602	0.0000	7.602						
224	3rd Function Tri-PCBs				0.9028	1.000	0.00	0.000	ND	16.71	0.0000	16.71						
225	Total Tetra-PCBs				1.0778	1.000	0.00	0.000	ND	40.38	0.0000	40.38						
226	2nd Function Penta-PCBs				1.2167	1.000	0.00	0.000	ND	39.97	0.0000	39.97						
227	4th Function Penta-PCBs				1.0735	1.000	0.00	0.000	ND	4.785	0.0010	4.785						
228	3rd Function Hexa-PCBs				0.9805	1.000	0.00	0.000	ND	13.30	0.0000	13.30						
229	6th Function Hexa-PCBs				1.0518	1.000	0.00	0.000	ND	28.46	0.0000	28.46						
230	7th Function Octa-PCBs				1.0000	1.000	0.00	0.000	ND	28.50	0.0000	28.50						
231	2nd Function Octa-PCBs				1.0000	1.000	0.00	0.000	ND	28.50	0.0000	28.50						

Peak	Area	Height	Width	Retention	Abundance	Signal	SNR	Quality	Integration	Area	Height	Width	Retention	Abundance	Signal	SNR	Quality	Integration
131	PCB-188	43.03	43.01	0.00e+00	0.00e+00	1.000	1.01	ND	0.01000	0.01021								
132	PCB-184	43.48	43.48	0.20e+00	0.20e+00	1.000	0.98	ND	1.0000	1.0000								
133	PCB-178	44.27	44.28	0.44e+00	0.44e+00	1.000	1.00	ND	0.00000	0.00000								
134	PCB-178	44.74	44.77	0.80e+00	0.80e+00	1.000	1.07	ND	1.0000	1.0000								
135	PCB-188	46.38	46.38	0.00e+00	0.00e+00	1.000	0.98	ND	1.0000	1.0000								
136	PCB-178	46.88	46.88	0.00e+00	0.00e+00	1.000	1.00	ND	1.0000	1.0000								
137	PCB-178	48.24	48.24	4.80e+00	4.80e+00	1.000	1.01	ND	0.00000	0.00000								
138	PCB-182/87	48.42	48.42	1.00e+00	1.00e+00	1.000	1.08	ND	1.0110	1.0110								
139	PCB-188	48.78	48.78	0.20e+00	0.20e+00	1.000	1.12	ND	0.00000	0.00000								



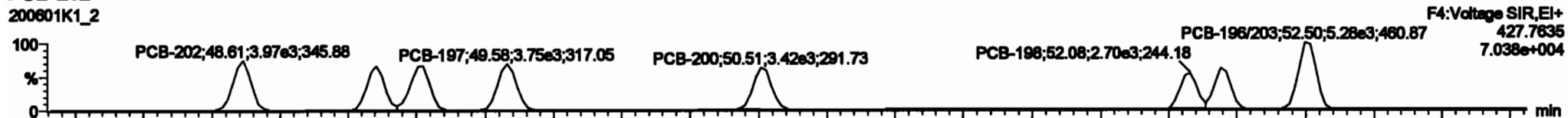
Dataset: Untitled

Last Altered: Tuesday, June 02, 2020 10:33:30 Pacific Daylight Time
Printed: Tuesday, June 02, 2020 10:35:13 Pacific Daylight Time

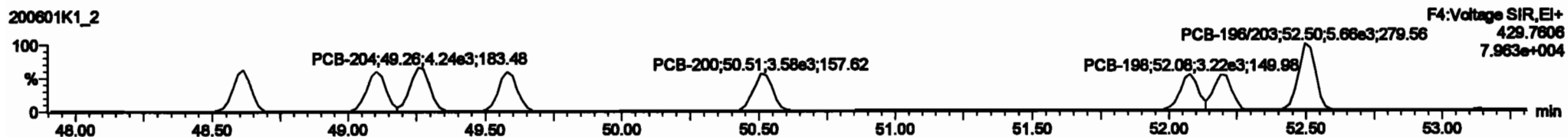
Name: 200601K1_2, Date: 01-Jun-2020, Time: 13:18:19, ID: ST200601K1-2 PCB 209 CS1 19G2607, Description: PCB 209 CS1 19G2607

PCB-202

200601K1_2



200601K1_2

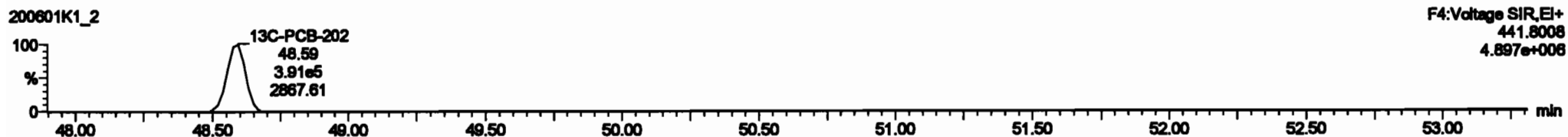


13C-PCB-202

200601K1_2

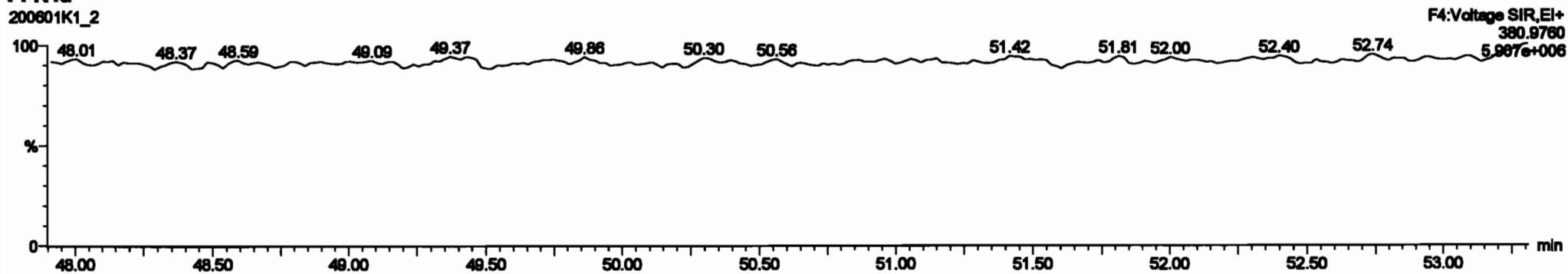


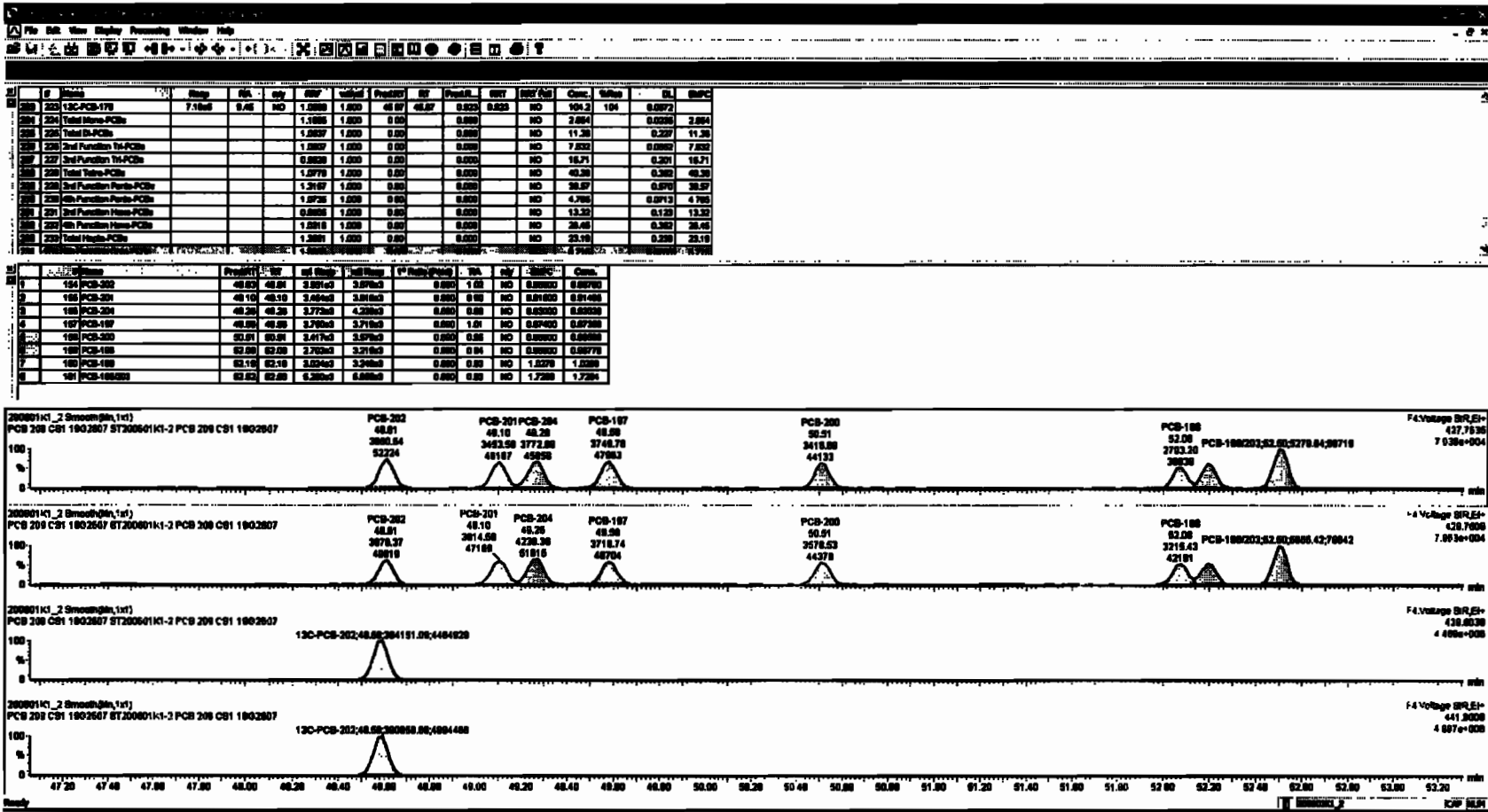
200601K1_2



PFK4d

200601K1_2





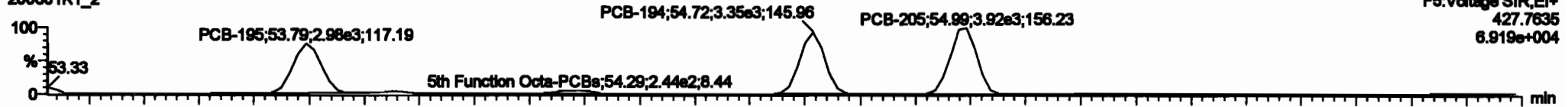
Dataset: Untitled

Last Altered: Tuesday, June 02, 2020 10:33:30 Pacific Daylight Time
Printed: Tuesday, June 02, 2020 10:35:13 Pacific Daylight Time

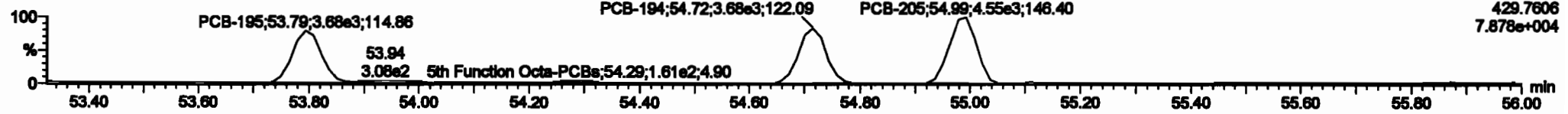
Name: 200601K1_2, Date: 01-Jun-2020, Time: 13:18:19, ID: ST200601K1-2 PCB 209 CS1 19G2607, Description: PCB 209 CS1 19G2607

PCB-195

200601K1_2

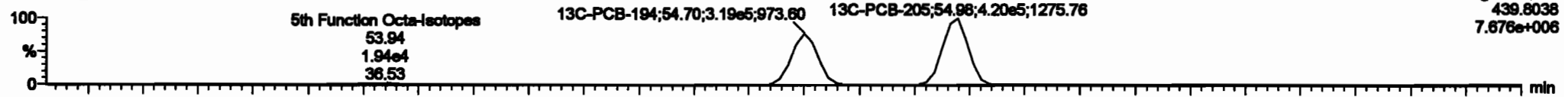


200601K1_2

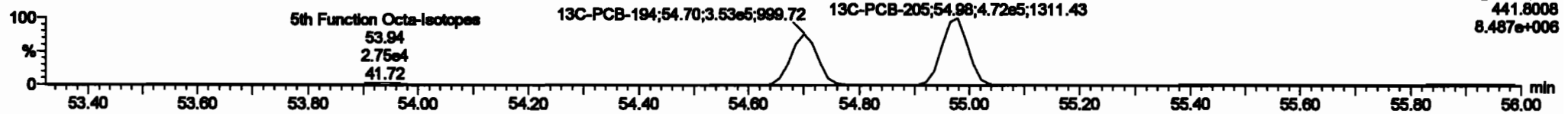


13C-PCB-194

200601K1_2

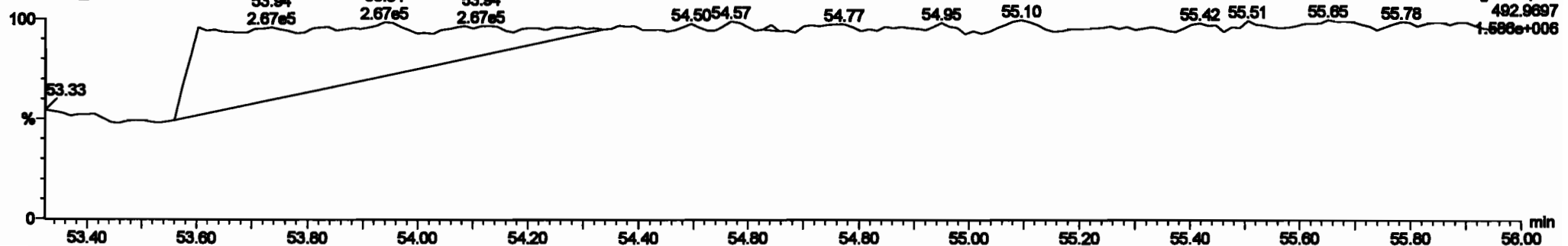


200601K1_2



PFK5a

200601K1_2




Dataset: Untitled

Last Altered: Tuesday, June 02, 2020 10:33:30 Pacific Daylight Time
Printed: Tuesday, June 02, 2020 10:35:13 Pacific Daylight Time

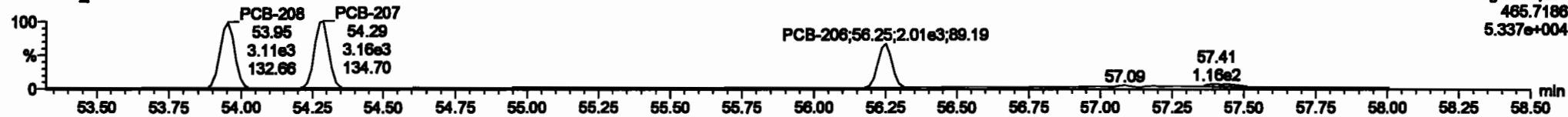
Name: 200601K1_2, Date: 01-Jun-2020, Time: 13:18:19, ID: ST200601K1-2 PCB 209 CS1 19G2607, Description: PCB 209 CS1 19G2607

PCB-208

200601K1_2




200601K1_2

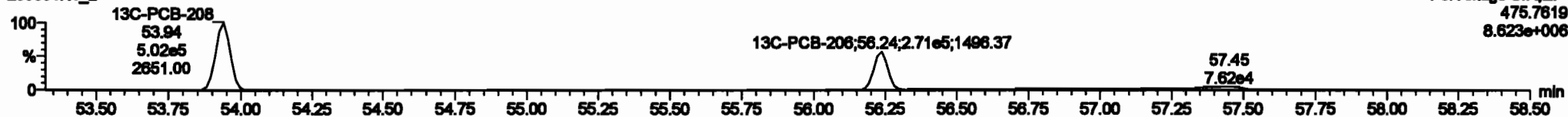


13C-PCB-208

200601K1_2

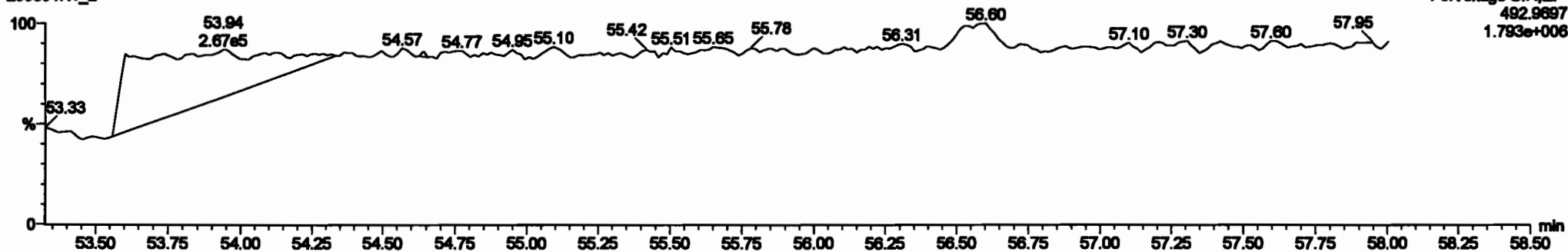


200601K1_2



PFK5

200601K1_2



Dataset: Untitled


Last Altered: Tuesday, June 02, 2020 10:33:30 Pacific Daylight Time

Printed: Tuesday, June 02, 2020 10:35:13 Pacific Daylight Time

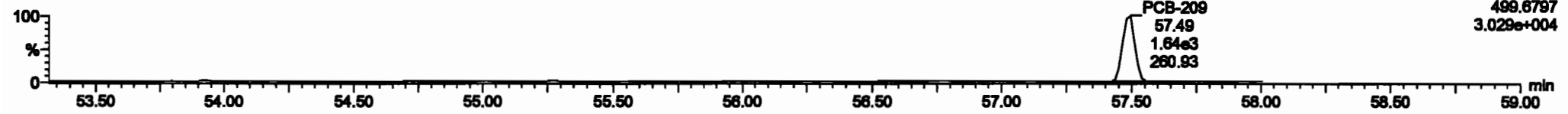
Name: 200601K1_2, Date: 01-Jun-2020, Time: 13:18:19, ID: ST200601K1-2 PCB 209 CS1 19G2607, Description: PCB 209 CS1 19G2607

PCB-209

200601K1_2

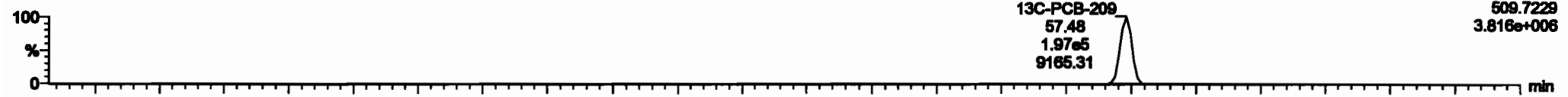


200601K1_2

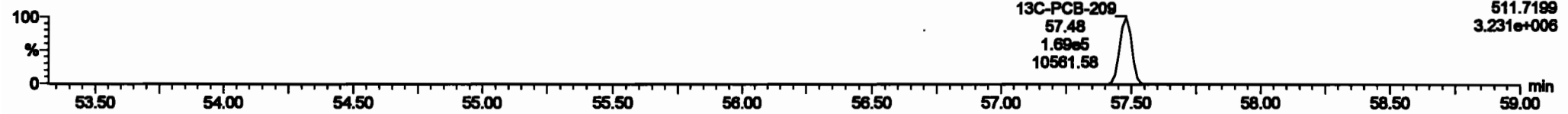


13C-PCB-209

200601K1_2

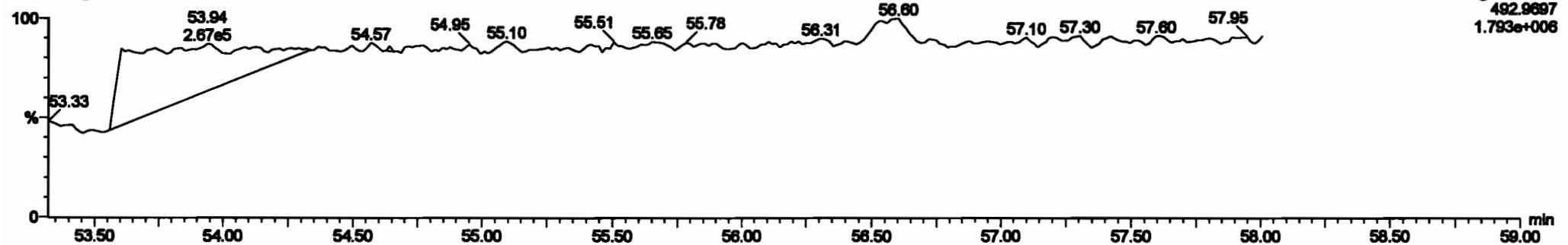


200601K1_2



PFK5b

200601K1_2



Dataset: Untitled

Last Altered: Tuesday, June 02, 2020 10:33:30 Pacific Daylight Time

Printed: Tuesday, June 02, 2020 10:35:13 Pacific Daylight Time


Name: 200601K1_3, Date: 01-Jun-2020, Time: 14:19:00, ID: ST200601K1-3 PCB 209 CS2 19G2608, Description: PCB 209 CS2 19G2608

PCB-1

200601K1_3



200601K1_3




13C-PCB-1

200601K1_3

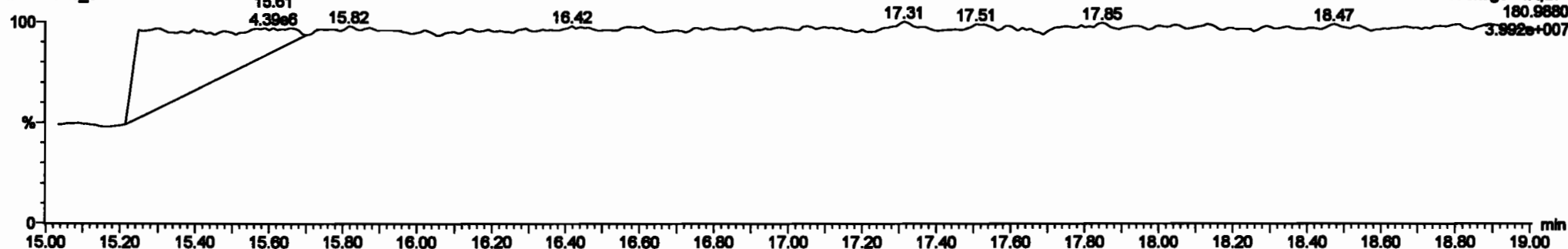


200601K1_3



PFK1

200601K1_3



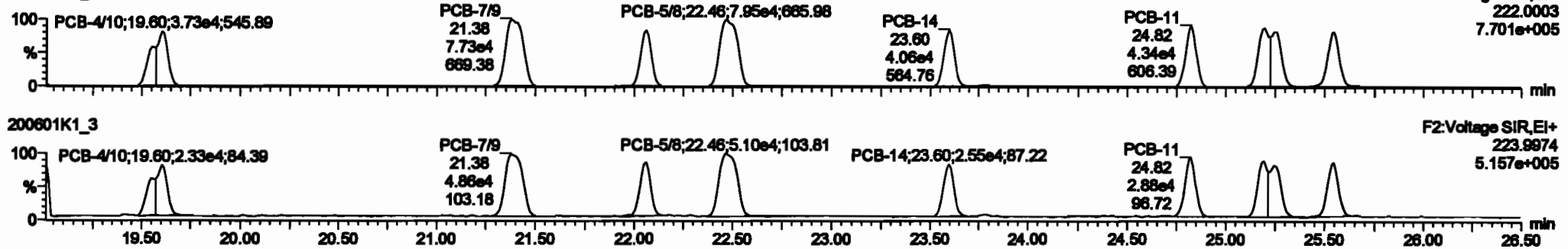
Dataset: Untitled

Last Altered: Tuesday, June 02, 2020 10:33:30 Pacific Daylight Time
 Printed: Tuesday, June 02, 2020 10:35:13 Pacific Daylight Time

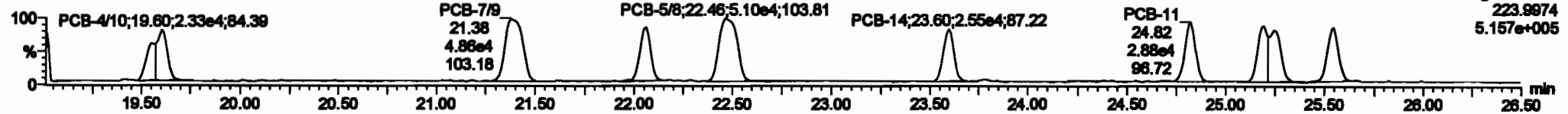
Name: 200601K1_3, Date: 01-Jun-2020, Time: 14:19:00, ID: ST200601K1-3 PCB 209 CS2 19G2608, Description: PCB 209 CS2 19G2608

PCB-4/10

200601K1_3




200601K1_3




13C-PCB-4

200601K1_3

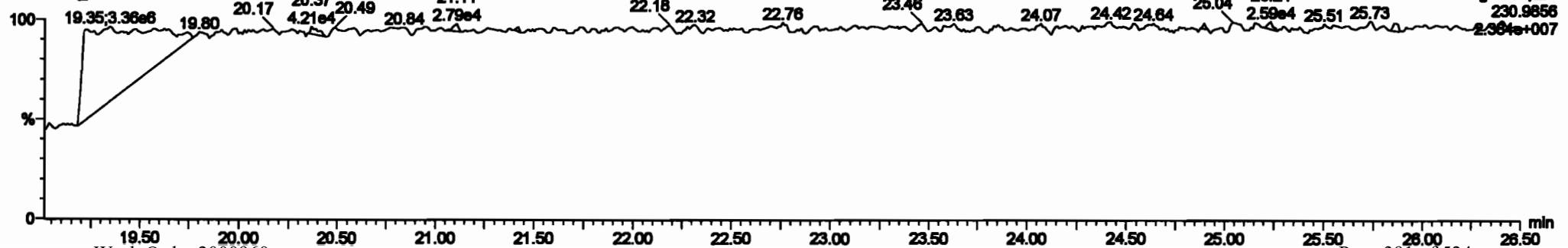


200601K1_3



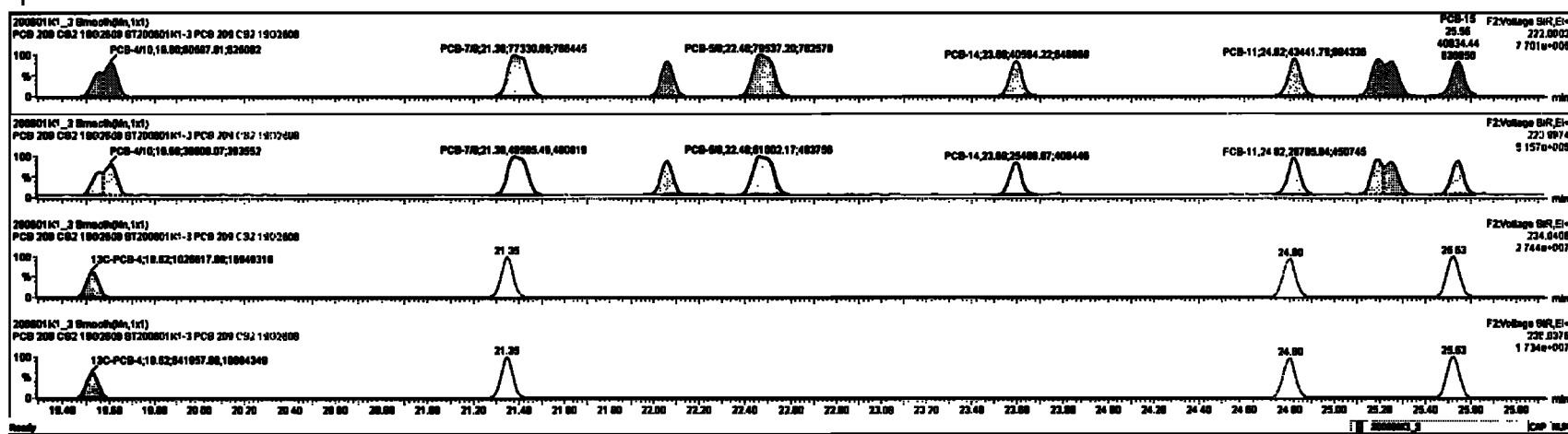
PFK2a

200601K1_3



#	Name	Resp	RA	dy	RF	Initial	Final	RT	Peak	RT	Peak	RT	Peak	Area	Wt%	SL	BP
210	13C-PCB-00	1.21mV	0.70	NO	1.0000	1.000	30.00	30.00	1.000	0.000	NO	100.0	100	0.0001			
211	13C-PCB-111	1.17mV	1.02	NO	1.0000	1.000	30.25	30.25	1.000	0.000	NO	100.0	100	0.0072			
212	13C-PCB-128	0.70mV	1.25	NO	1.0000	1.000	40.00	40.00	1.000	0.000	NO	100.0	100	0.120			
213	13C-PCB-105	7.20mV	0.40	NO	1.0000	1.000	40.43	40.43	0.000	0.000	NO	100.0	100	0.0000			
214	13C-PCB-208	0.80mV	0.80	NO	1.0000	1.000	04.00	04.00	1.000	0.000	NO	100.0	100	0.140			
215	13C-PCB-70	1.20mV	0.70	NO	1.0000	1.000	37.70	37.70	1.000	1.000	NO	100.0	100	0.0001			
216	13C-PCB-170	7.20mV	0.44	NO	0.7000	1.000	40.00	40.00	0.000	0.000	NO	100.0	100	0.0001			
217	13C-PCB-70	1.20mV	0.70	NO	1.0000	1.000	37.70	37.70	0.000	0.000	NO	100.0	100	0.0001			
218	13C-PCB-170	7.20mV	0.44	NO	1.0000	1.000	40.00	40.00	0.000	0.000	NO	100.0	100	0.0001			
219	Total Non-PCBs				1.0000	1.000	0.00	0.00	0.000	0.000	NO	7.210	0.0210	7.210			

#	Name	Peak	RT	Area	Wt%	BP	SL
0	PCB-470	10.00	10.00	0.000e+00	0.000e+00	1.000	1.00
1	PCB-70	21.01	21.00	2.700e+04	4.000e+00	1.000	1.00
2	PCB-50	22.00	22.00	4.010e+04	2.000e+00	1.000	1.00
3	PCB-14	22.00	22.00	7.000e+04	0.100e+00	1.000	1.00
4	PCB-11	24.00	24.00	4.000e+04	0.000e+00	1.000	1.00
5	PCB-11	24.00	24.00	4.000e+04	0.000e+00	1.000	1.00
6	PCB-11	24.00	24.00	4.000e+04	0.000e+00	1.000	1.00
7	PCB-11	24.00	24.00	4.000e+04	0.000e+00	1.000	1.00
8	PCB-11	24.00	24.00	4.000e+04	0.000e+00	1.000	1.00
9	PCB-11	24.00	24.00	4.000e+04	0.000e+00	1.000	1.00
10	PCB-11	24.00	24.00	4.000e+04	0.000e+00	1.000	1.00
11	PCB-11	24.00	24.00	4.000e+04	0.000e+00	1.000	1.00

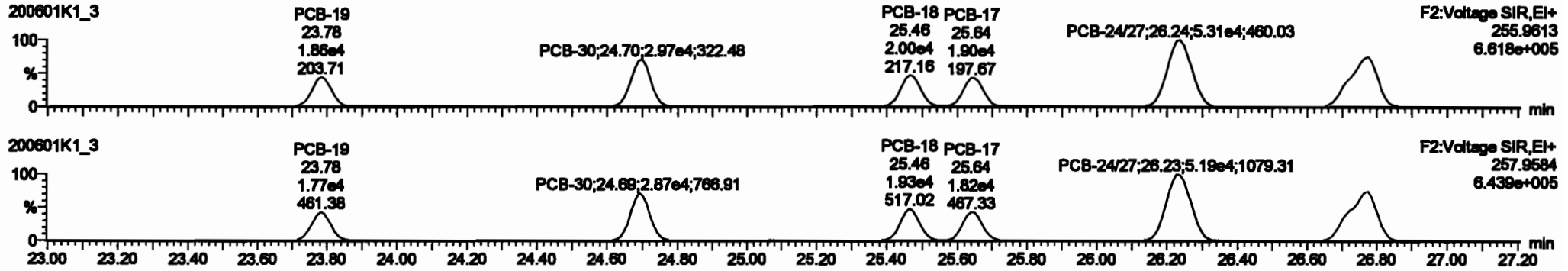


Dataset: Untitled

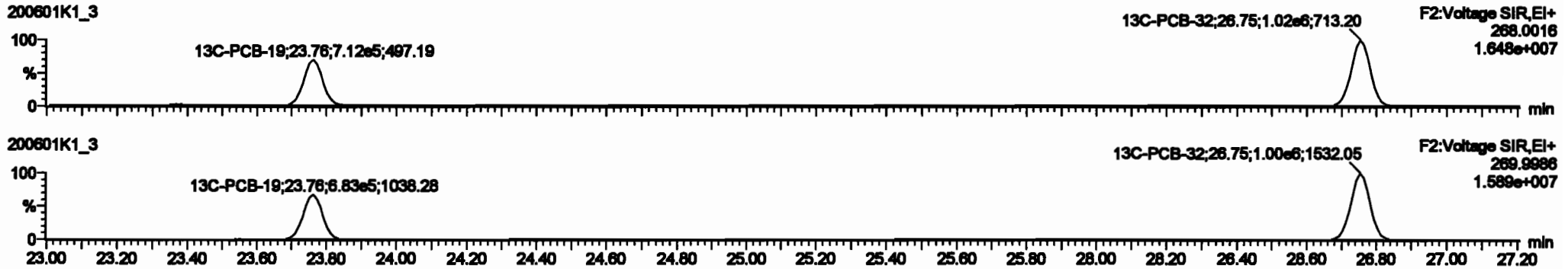
Last Altered: Tuesday, June 02, 2020 10:33:30 Pacific Daylight Time
Printed: Tuesday, June 02, 2020 10:35:13 Pacific Daylight Time

Name: 200601K1_3, Date: 01-Jun-2020, Time: 14:19:00, ID: ST200601K1-3 PCB 209 CS2 19G2608, Description: PCB 209 CS2 19G2608

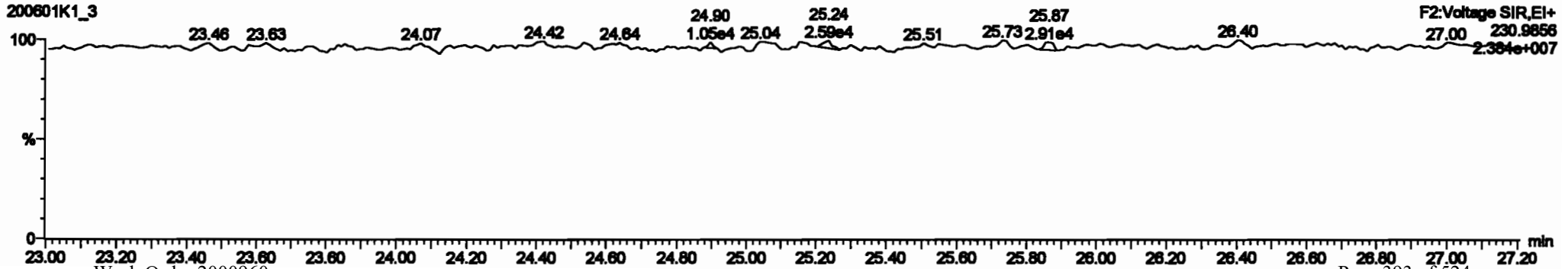
PCB-19



13C-PCB-19

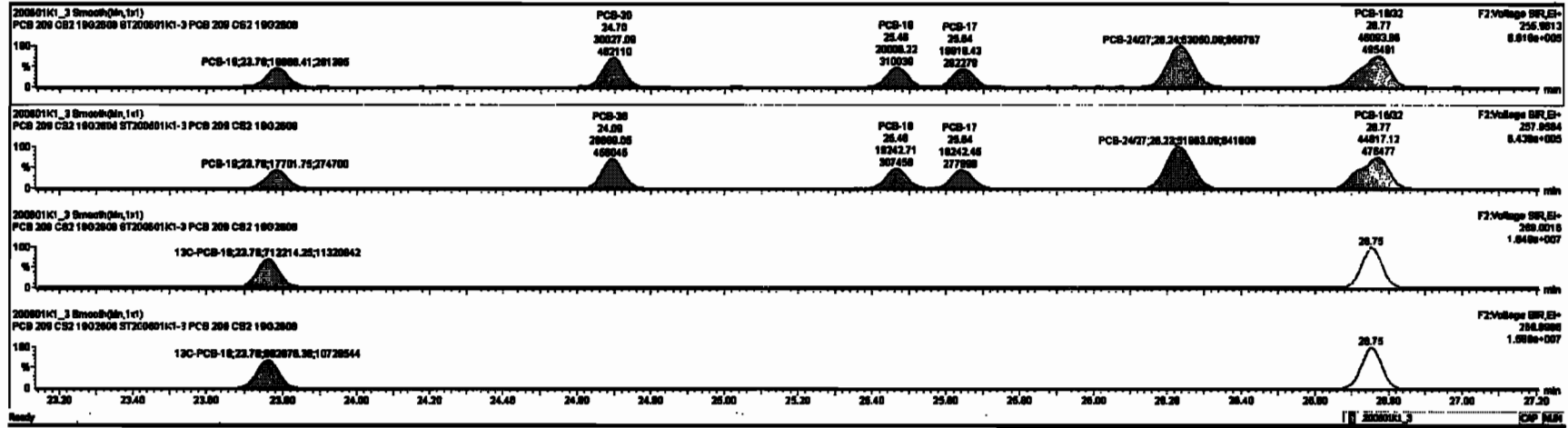


PFK2b



Peak	Retention Time	Area	Height	Width	Height	Area	Height	Width	Height	Area	Height	Width	Height	
216	13C-PCB-80	1.01e6	0.78	NO	1.0000	1.000	26.88	26.88	1.000	0.000	NO	100.0	100	0.0021
218	13C-PCB-111	1.17e6	1.82	NO	1.0000	1.000	26.26	26.26	1.000	0.000	NO	100.0	100	0.0072
217	13C-PCB-128	8.76e5	1.25	NO	1.0000	1.000	48.80	48.80	1.000	0.000	NO	100.0	100	0.120
218	13C-PCB-182	7.28e5	0.48	NO	1.0000	1.000	48.43	48.43	0.000	0.000	NO	100.0	100	0.0033
218	13C-PCB-205	8.85e5	0.80	NO	1.0000	1.000	64.88	64.88	1.000	0.000	NO	100.0	100	0.148
220	13C-PCB-76	1.83e6	0.78	NO	1.0000	1.000	37.76	37.76	1.000	1.000	NO	88.47	88.5	0.0091
221	13C-PCB-478	7.23e5	0.44	NO	0.7685	1.000	46.80	46.80	0.000	0.000	NO	87.23	87.2	0.0062
220	13C-PCB-76	1.83e6	0.78	NO	1.0021	1.000	37.76	37.76	0.000	0.000	NO	88.87	88.0	0.0094
220	13C-PCB-478	7.23e5	0.44	NO	1.0038	1.000	46.87	46.87	0.000	0.000	NO	88.16	88.2	0.0062
220	Total Mono-PCBs				1.1088	1.000	0.00	0.00	0.000	0.000	NO	7.216		0.0216
220	Total Di-PCBs				1.8857	1.000	0.00	0.00	0.000	0.000	NO	28.88		0.216

Peak	Retention Time	Area	Height	Width	Height	Area	Height	Width	Height	Area	Height	Width	Height
12	PCB-16	23.78	23.78	1.889e4	1.770e4	1.040	1.04	NO	2.2670	2.2688			
13	PCB-30	24.80	24.78	3.003e4	2.889e4	1.040	1.04	NO	2.2480	2.2481			
14	PCB-16	26.48	26.48	2.001e4	1.824e4	1.040	1.04	NO	2.2700	2.2702			
15	PCB-17	26.84	26.84	1.883e4	1.824e4	1.040	1.04	NO	2.4320	2.4187			
16	PCB-24/27	28.28	28.24	8.208e4	8.788e4	1.040	1.02	NO	4.7880	4.7878			
17	PCB-18/22	28.77	28.77	4.808e4	4.822e4	1.040	1.02	NO	4.8810	4.8810			

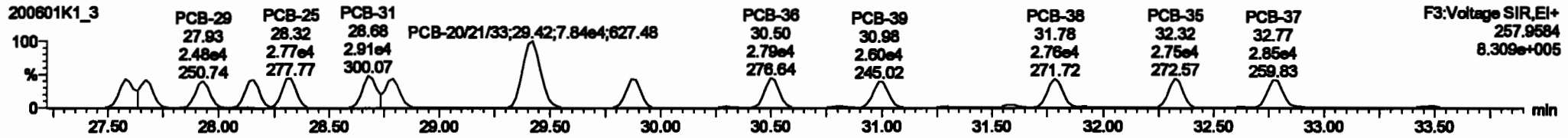
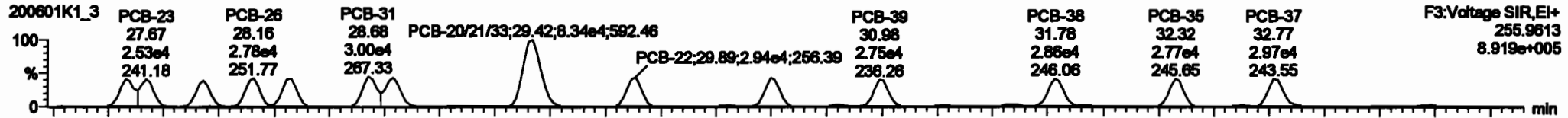


Dataset: Untitled

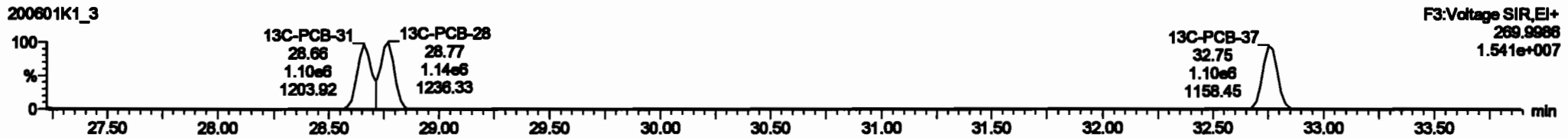

Last Altered: Tuesday, June 02, 2020 10:33:30 Pacific Daylight Time
 Printed: Tuesday, June 02, 2020 10:35:13 Pacific Daylight Time

Name: 200601K1_3, Date: 01-Jun-2020, Time: 14:19:00, ID: ST200601K1-3 PCB 209 CS2 19G2608, Description: PCB 209 CS2 19G2608

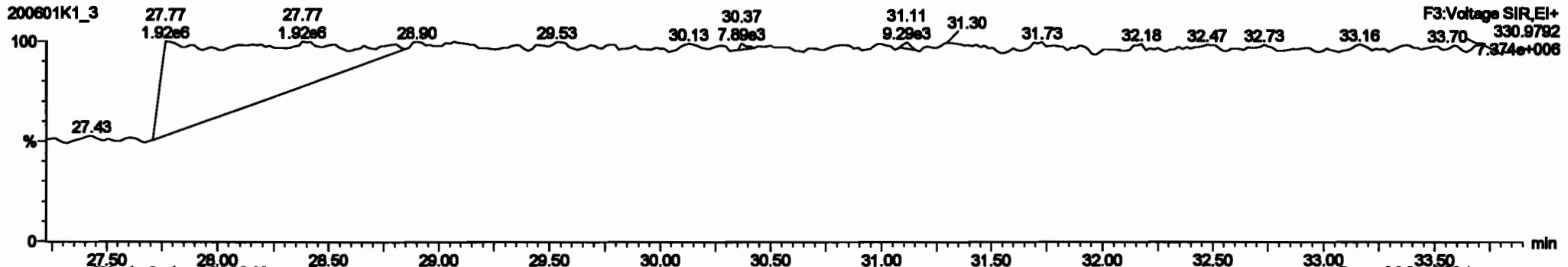
PCB-34



13C-PCB-28

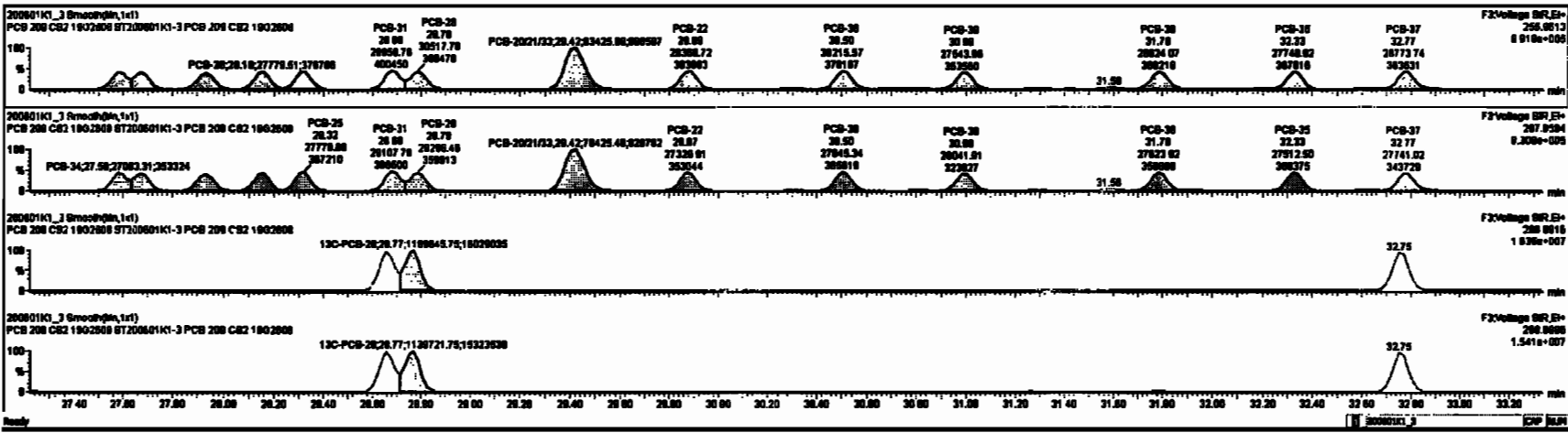


PFK3d



#	Name	Range	BA	Qty	Unit	Cost	Price	WT	Prod. #	MT	MTY	MTY	QTY	Unit	Cost	Price
230	Total Value-PCBs					1,0776	1,000	0.00	0.000	NO			101.0		0.232	101.0
230	2nd Function Parts-PCBs					1,2197	1,000	0.00	0.000	NO			97.92		0.291	97.92
230	4th Function Parts-PCBs					1,0736	1,000	0.00	0.000	NO			12.19		0.009	12.19
230	2nd Function Hous-PCBs					0.0000	1,000	0.00	0.000	NO			32.80		0.000	32.80
230	4th Function Hous-PCBs					1.0016	1,000	0.00	0.000	NO			66.73		0.272	66.73
230	Total Hous-PCBs					1.0001	1,000	0.00	0.000	NO			97.74		0.000	97.74
230	4th Function Oute-PCBs					1.0000	1,000	0.00	0.000	NO			21.80		0.000	21.80
230	6th Function Oute-PCBs					1.1480	1,000	0.00	0.000	NO			6.674		0.000	6.674
230	Total Hous-PCBs					0.0000	1,000	0.00	0.000	NO			7.284		0.000	7.284
230	Total PCBs					0.0004	1,000	0.00	0.000	NO			2.430		0.000	2.430

#	Name	Range	BA	Qty	Unit	Cost	Price	WT	Prod. #	MT	MTY	MTY	QTY	Unit	Cost	Price
18	PCB-24	27.80	27.80	2.700e+4	2.700e4	1.040	1.02	NO	2.4040	2.4040						
19	PCB-25	27.87	27.87	2.620e+4	2.620e4	1.040	1.04	NO	2.4000	2.4000						
20	PCB-26	27.93	27.93	2.600e+4	2.600e4	1.040	1.01	NO	2.4200	2.4200						
21	PCB-28	28.10	28.10	2.770e+4	2.770e4	1.040	1.07	NO	2.4400	2.4300						
22	PCB-29	28.31	28.32	2.870e+4	2.770e4	1.040	1.09	NO	2.4600	2.8000						
23	PCB-31	28.60	28.60	2.800e+4	2.810e4	1.040	1.09	NO	2.4070	2.4070						
24	PCB-28	28.70	28.70	2.800e+4	2.800e4	1.040	1.09	NO	2.4000	2.4000						
25	PCB-2021483	28.40	28.40	0.290e+4	7.840e4	1.040	1.09	NO	2.3000	7.2017						
26	PCB-22	28.87	28.88	2.800e+4	2.700e4	1.040	1.09	NO	2.6000	2.6000						



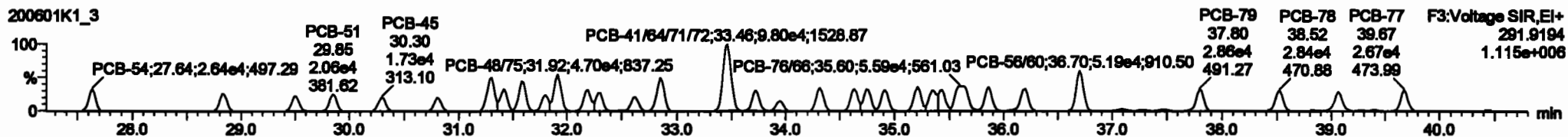
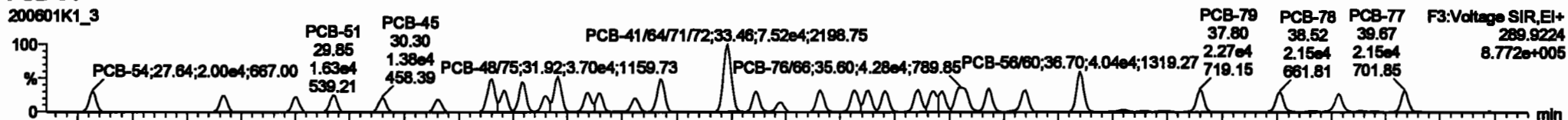
Dataset: Untitled

Last Altered: Tuesday, June 02, 2020 10:33:30 Pacific Daylight Time



Printed: Tuesday, June 02, 2020 10:35:13 Pacific Daylight Time

Name: 200601K1_3, Date: 01-Jun-2020, Time: 14:19:00, ID: ST200601K1-3 PCB 209 CS2 19G2608, Description: PCB 209 CS2 19G2608

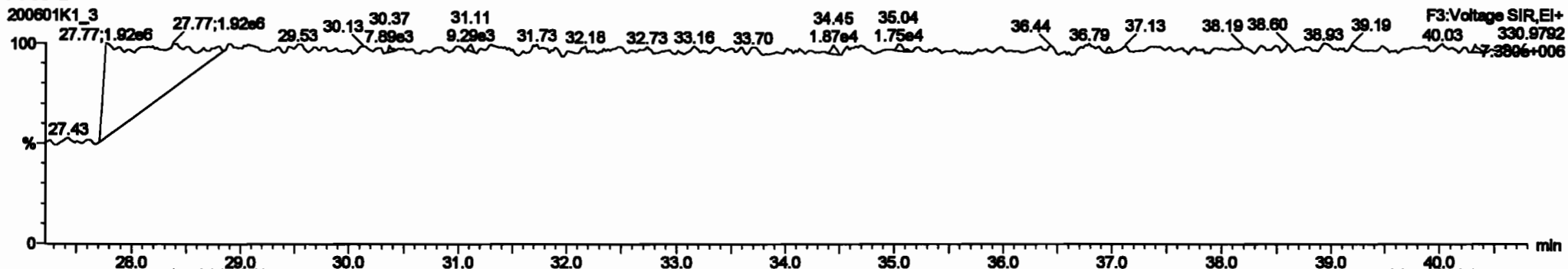
PCB-54



13C-PCB-54



PFK3a



Dataset: Untitled

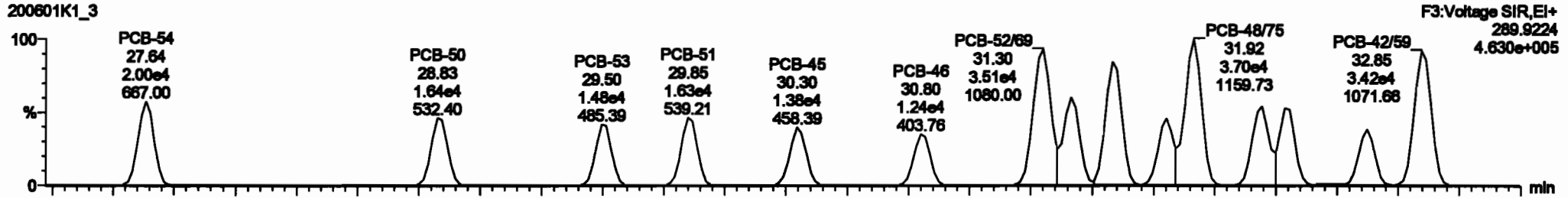
Last Altered: Tuesday, June 02, 2020 10:33:30 Pacific Daylight Time

Printed: Tuesday, June 02, 2020 10:35:13 Pacific Daylight Time

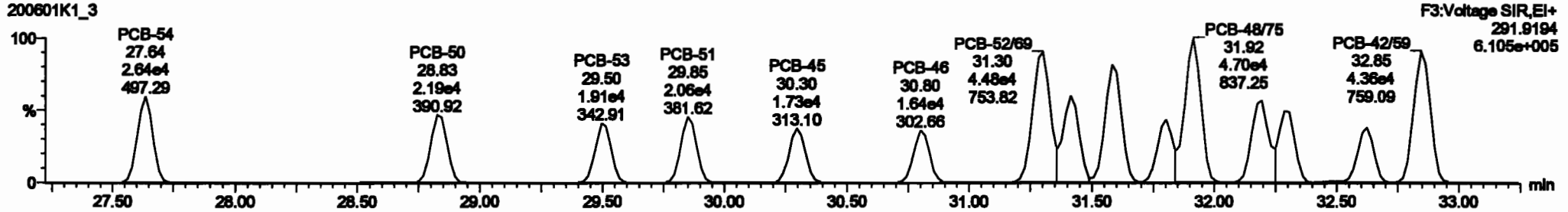
Name: 200601K1_3, Date: 01-Jun-2020, Time: 14:19:00, ID: ST200601K1-3 PCB 209 CS2 19G2608, Description: PCB 209 CS2 19G2608

PCB-50

200601K1_3




200601K1_3




13C-PCB-52

200601K1_3



200601K1_3



Dataset: Untitled

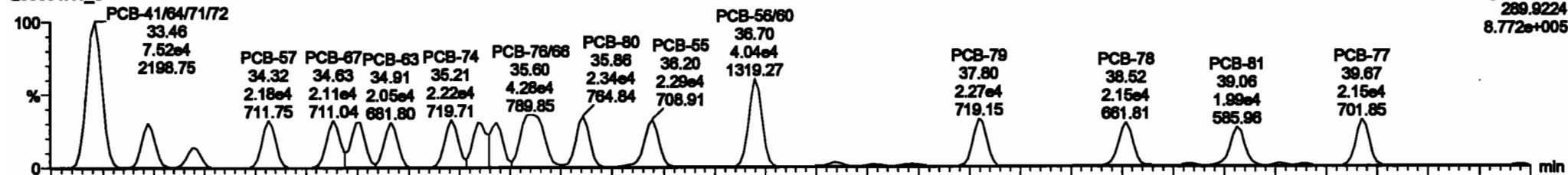
Last Altered: Tuesday, June 02, 2020 10:33:30 Pacific Daylight Time

Printed: Tuesday, June 02, 2020 10:35:13 Pacific Daylight Time

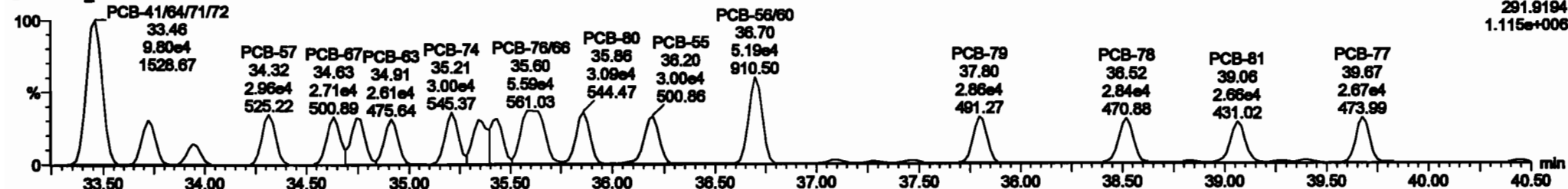
Name: 200601K1_3, Date: 01-Jun-2020, Time: 14:19:00, ID: ST200601K1-3 PCB 209 CS2 19G2608, Description: PCB 209 CS2 19G2608

PCB-68

200601K1_3

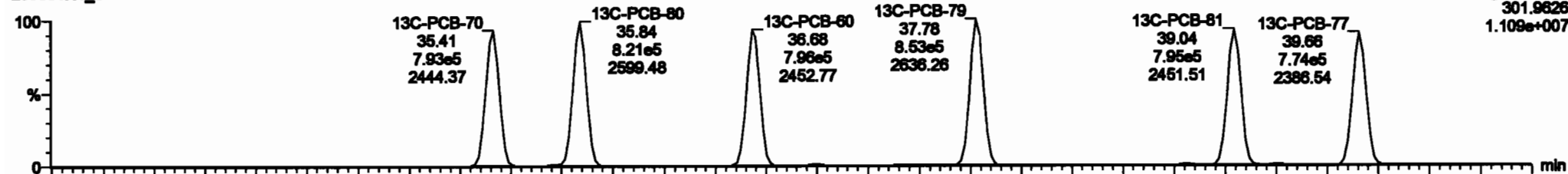


200601K1_3

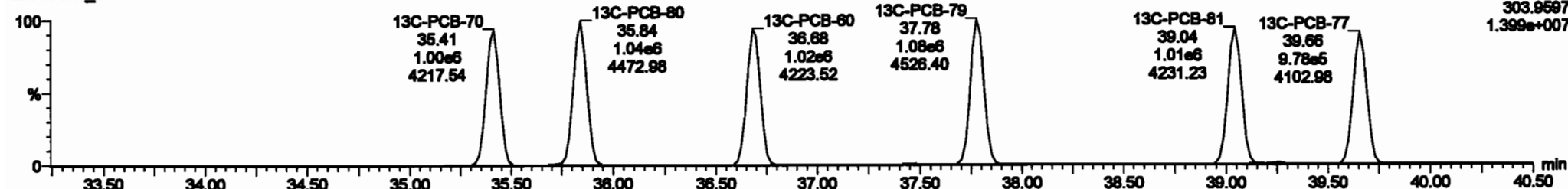


13C-PCB-60

200601K1_3

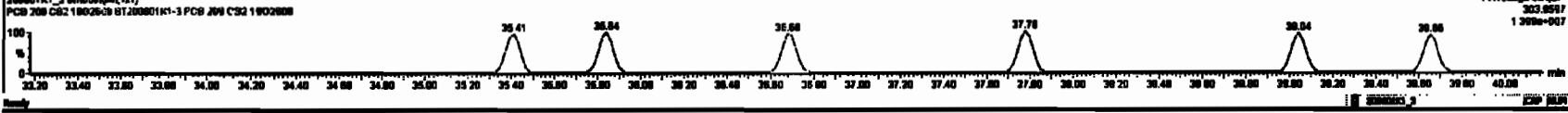

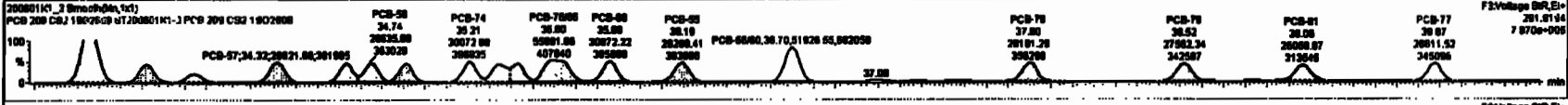



200601K1_3



#	Mass	Resp	RA	Rel	Off	Value	Rel	Off	Pre	RT	RT	Off	Comp	Area	Area	Area
227	2nd Puriton Tri-PCBs					0.0020	1.000	0.00	0.000	MD	38.01	0.004	0.204	38.01		
228	2nd Puriton Penta-PCBs					1.2187	1.000	0.00	0.000	MD	37.83	0.371	37.83			
229	4th Puriton Penta-PCBs					1.0736	1.000	0.00	0.000	MD	12.18	0.0070	12.18			
230	2nd Puriton Hepta-PCBs					0.0000	1.000	0.00	0.000	MD	33.88	0.0070	33.88			
231	4th Puriton Hepta-PCBs					1.0016	1.000	0.00	0.000	MD	38.73	0.372	38.73			
232	Total Hepta-PCBs					1.3891	1.000	0.00	0.000	MD	37.74	0.400	37.74			
233	2nd Puriton Octa-PCBs					1.0000	1.000	0.00	0.000	MD	21.88	0.000	21.88			
234	4th Puriton Octa-PCBs					1.1488	1.000	0.00	0.000	MD	38.94	0.004	38.94			
235	Total Octa-PCBs					0.0020	1.000	0.00	0.000	MD	7.284	0.0007	7.284			
236	Total PCBs					0.0004	1.000	0.00	0.000	MD	2.423	0.0070	2.423			

#	Mass	Pre	RT	Off	Rel	Off	1st	RA	Rel	Off	Comp
30	PCB-81	27.84	27.84	1.880e4	2.880e4	0.770	0.76	MD	2.3770	2.3771	
31	PCB-82	28.80	28.80	1.880e4	2.880e4	0.770	0.76	MD	2.6140	2.6139	
32	PCB-83	28.80	28.80	1.880e4	2.880e4	0.770	0.76	MD	2.3880	2.3848	
33	PCB-84	28.80	28.80	1.880e4	2.880e4	0.770	0.76	MD	2.3880	2.3876	
34	PCB-85	30.30	30.30	1.370e4	1.720e4	0.770	0.80	MD	2.8070	2.8076	
35	PCB-86	30.30	30.30	1.370e4	1.720e4	0.770	0.79	MD	2.6500	2.6516	
36	PCB-87	31.30	31.30	1.050e4	4.070e4	0.770	0.76	MD	4.7420	4.7426	
37	PCB-72	31.41	31.41	2.150e4	2.780e4	0.770	0.77	MD	2.3830	2.3833	
38	PCB-49B	31.80	31.80	3.050e4	3.880e4	0.770	0.76	MD	4.8820	4.8818	



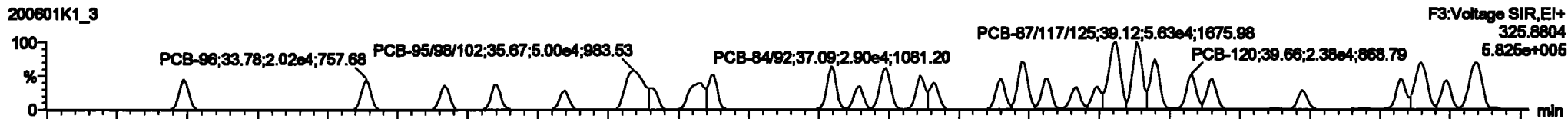
Dataset: Untitled

Last Altered: Tuesday, June 02, 2020 10:33:30 Pacific Daylight Time
Printed: Tuesday, June 02, 2020 10:35:13 Pacific Daylight Time

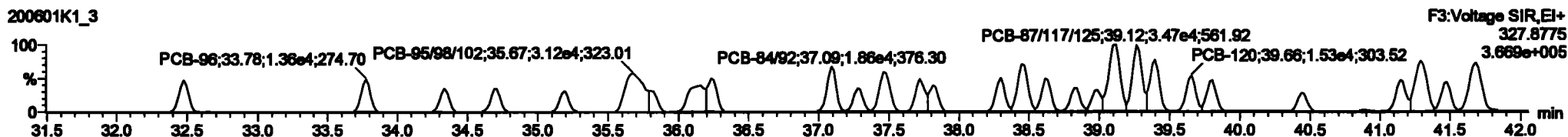
Name: 200601K1_3, Date: 01-Jun-2020, Time: 14:19:00, ID: ST200601K1-3 PCB 209 CS2 19G2608, Description: PCB 209 CS2 19G2608

PCB-104

200601K1_3

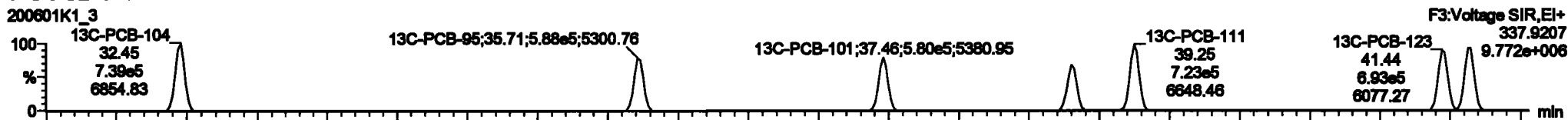


200601K1_3

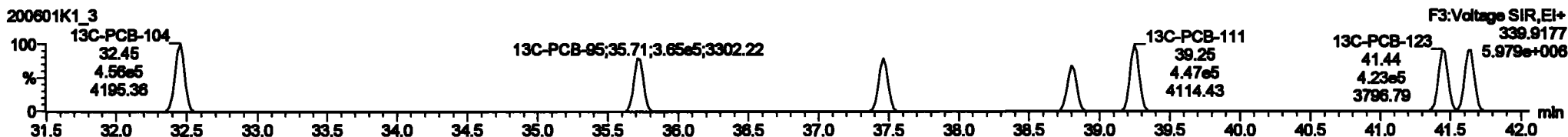


13C-PCB-104

200601K1_3

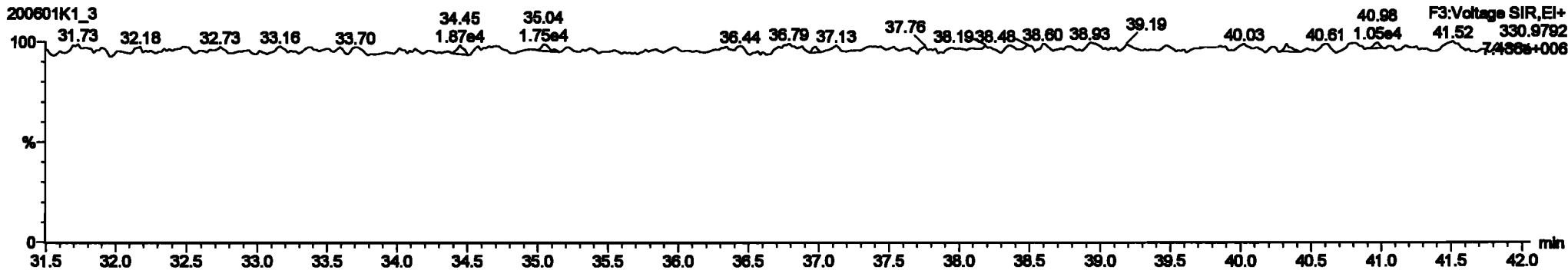


200601K1_3



PFK3b

200601K1_3

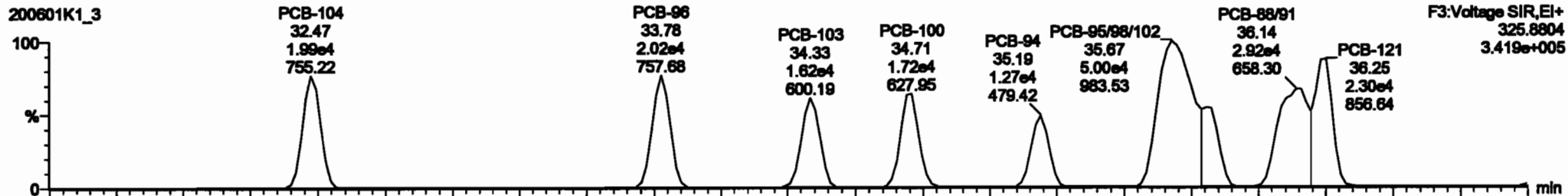


Dataset: Untitled

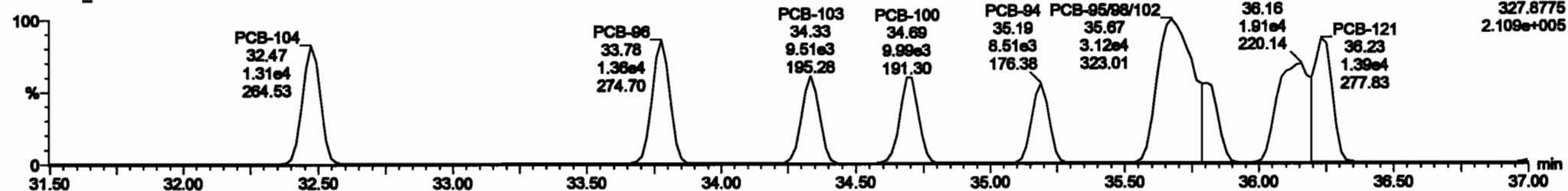
Last Altered: Tuesday, June 02, 2020 10:33:30 Pacific Daylight Time
Printed: Tuesday, June 02, 2020 10:35:13 Pacific Daylight Time

Name: 200601K1_3, Date: 01-Jun-2020, Time: 14:19:00, ID: ST200601K1-3 PCB 209 CS2 19G2608, Description: PCB 209 CS2 19G2608

PCB-96



200601K1_3



13C-PCB-95



200601K1_3



Dataset: Untitled

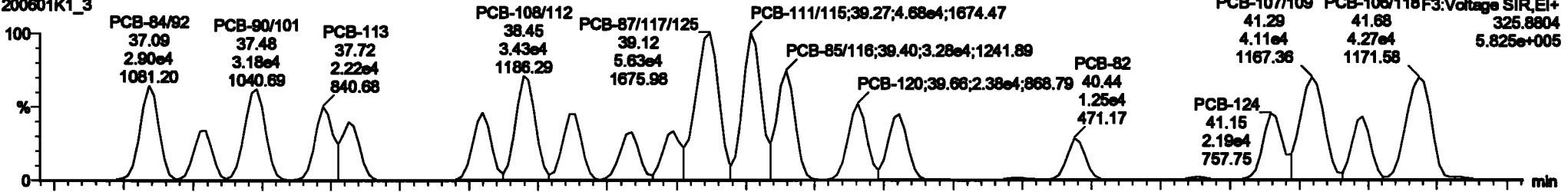
Last Altered: Tuesday, June 02, 2020 10:33:30 Pacific Daylight Time

Printed: Tuesday, June 02, 2020 10:35:13 Pacific Daylight Time

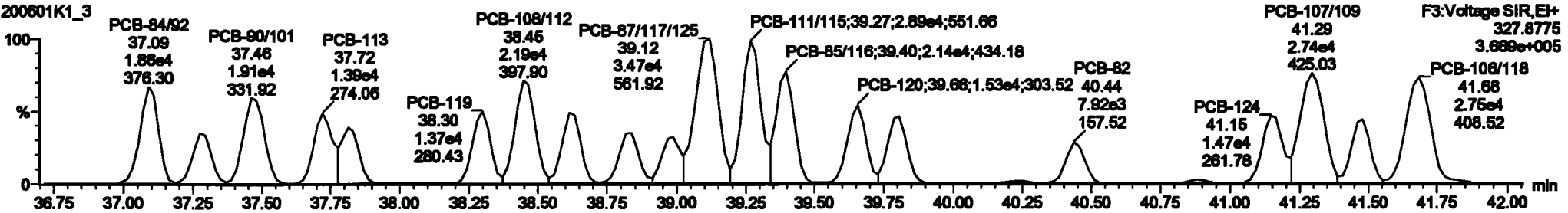
Name: 200601K1_3, Date: 01-Jun-2020, Time: 14:19:00, ID: ST200601K1-3 PCB 209 CS2 19G2608, Description: PCB 209 CS2 19G2608

PCB-119

200601K1_3

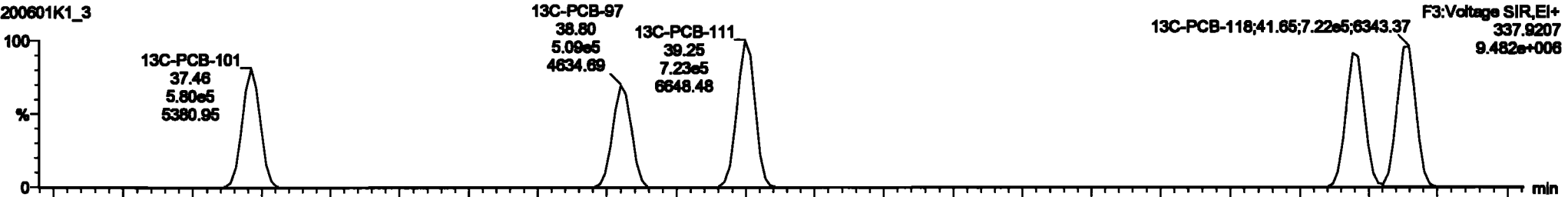


200601K1_3

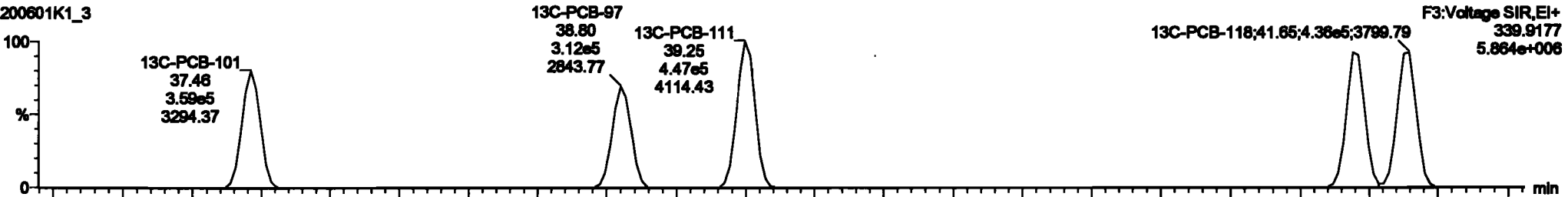


13C-PCB-111

200601K1_3

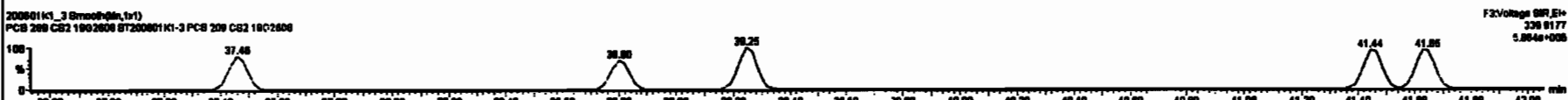
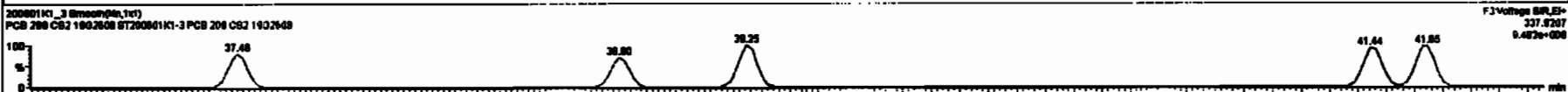
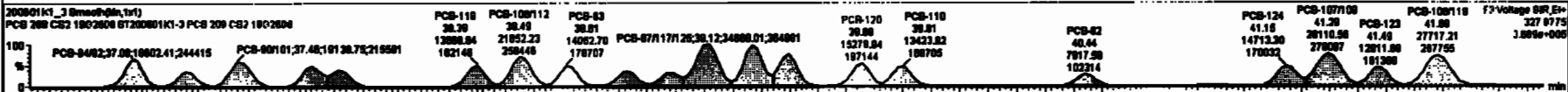



200601K1_3



ID	Name	Group	BA	Qty	RVF	RVF2	Preced	RVF	Preced	RVF	RVF Fall	Conn	Wt/m3	CL	BMP
227	2nd Purified TA-PCBs				0.0020	1.000	0.00	0.000	NO	30.01			0.294	30.01	
228	Total Tere-PCBs				1.0770	1.000	0.00	0.000	NO	101.0			0.323	101.0	
230	4th Purified Para-PCBs				1.0726	1.000	0.00	0.000	NO	12.10			0.0970	12.10	
231	2nd Purified Meta-PCBs				0.0000	1.000	0.00	0.000	NO	32.80			0.0070	32.80	
232	4th Purified Meta-PCBs				1.0310	1.000	0.00	0.000	NO	68.73			0.272	68.73	
233	Total Hgde-PCBs				1.3801	1.000	0.00	0.000	NO	97.34			0.488	97.34	
234	4th Purified Ota-PCBs				1.0000	1.000	0.00	0.000	NO	21.80			0.0803	21.80	
235	7th Purified Ota-PCBs				1.1480	1.000	0.00	0.000	NO	6.674			0.0843	6.674	
236	Total Hura-PCBs				0.0023	1.000	0.00	0.000	NO	7.284			0.0007	7.284	
237	Dioxin-CB				0.0004	1.000	0.00	0.000	NO	2.420			0.00762	2.420	
238	Total PCBs														

ID	Name	Product	RVF	RVF2	Preced	RVF	RVF Fall	Conn	Wt/m3	CL	BMP	Cond
84	PCB-104	32.47	32.47	1.000e4	1.300e4	1.800	1.82	NO	2.4000	2.4000		
85	PCB-80	38.76	38.76	2.017e4	1.390e4	1.800	1.76	NO	2.4400	2.4400		
86	PCB-109	34.33	34.33	1.894e4	8.900e3	1.800	1.71	NO	2.3010	2.3010		
87	PCB-100	34.80	34.71	1.717e4	9.000e3	1.800	1.72	NO	2.3630	2.3630		
88	PCB-84	38.10	38.10	1.272e4	6.070e3	1.800	1.76	NO	2.3400	2.3400		
89	PCB-888H92	38.07	38.07	0.000e4	3.117e4	1.800	1.81	NO	7.0700	7.0700		
70	PCB-83	38.76	38.81	1.294e4	7.070e3	1.800	1.76	NO	2.3630	2.3630		
71	PCB-888H1	38.14	38.14	2.800e4	1.800e4	1.800	1.88	NO	4.7000	4.7000		
72	PCB-121	38.20	38.28	2.300e4	1.300e4	1.800	1.86	NO	2.2700	2.2600		

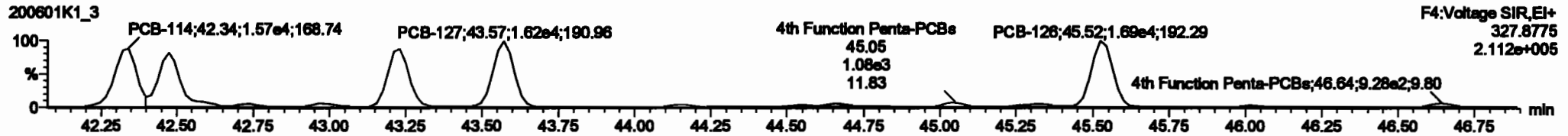



Dataset: Untitled

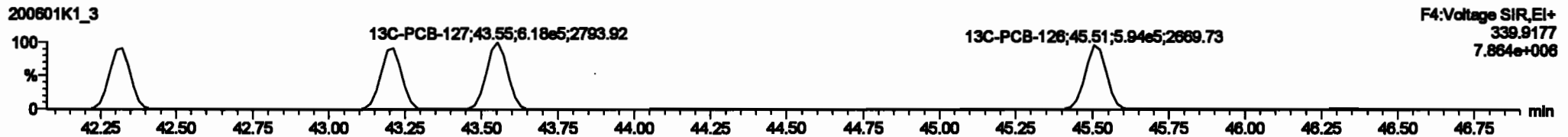
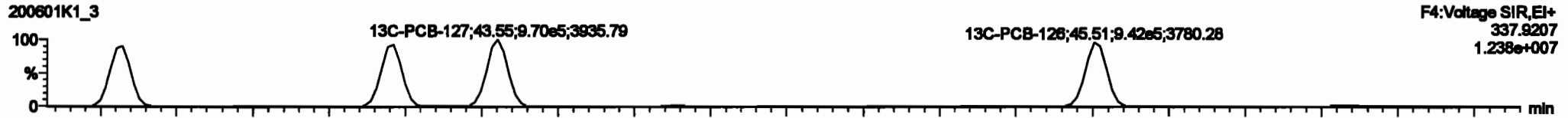
Last Altered: Tuesday, June 02, 2020 10:33:30 Pacific Daylight Time
Printed: Tuesday, June 02, 2020 10:35:13 Pacific Daylight Time

Name: 200601K1_3, Date: 01-Jun-2020, Time: 14:19:00, ID: ST200601K1-3 PCB 209 CS2 19G2608, Description: PCB 209 CS2 19G2608

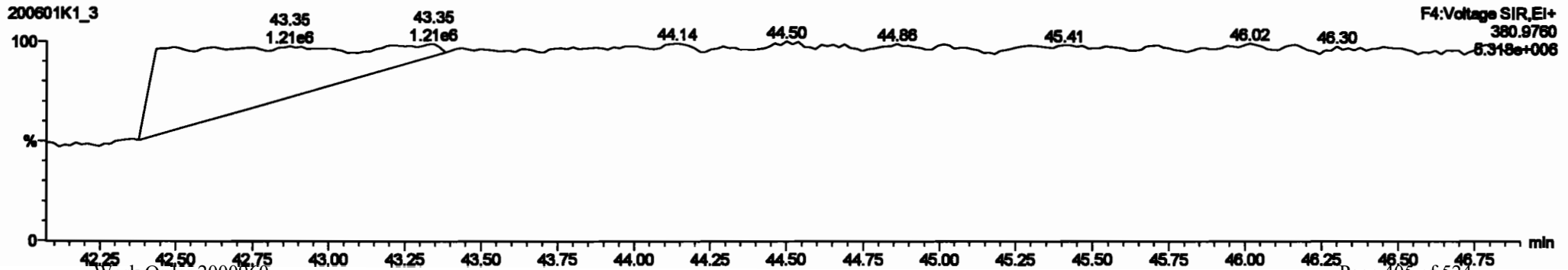
PCB-114



13C-PCB-114

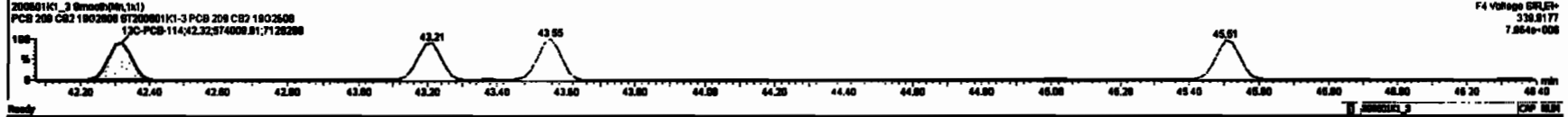





PFK4a



#	Name	Range	RA	dy	RF	Initial	ProdRT	RT	ProdR	RFY	ProdF	Chn	SP	SL	BPFC
227	2nd Function Tri-PCBs				0.0000	1.000	0.00	0.000	NO	38.01				0.284	38.01
228	Total Yolo-PCBs				1.0776	1.000	0.00	0.000	NO	101.0				0.222	101.0
229	2nd Function Para-PCBs				1.2167	1.000	0.00	0.000	NO	67.02				0.371	67.02
230	2nd Function Ortho-PCBs				0.0000	1.000	0.00	0.000	NO	0.00				0.000	0.00
231	2nd Function Meta-PCBs				0.0000	1.000	0.00	0.000	NO	32.99				0.000	32.99
232	4th Function Para-PCBs				1.0218	1.000	0.00	0.000	NO	66.73				0.272	66.73
233	Total Hepta-PCBs				1.2091	1.000	0.00	0.000	NO	67.74				0.406	67.74
234	4th Function Ortho-PCBs				1.0000	1.000	0.00	0.000	NO	21.86				0.000	21.86
235	4th Function Para-PCBs				1.1480	1.000	0.00	0.000	NO	6.674				0.000	6.674
236	Total Hexa-PCBs				0.0000	1.000	0.00	0.000	NO	7.284				0.000	7.284
237	Total PCBs				0.0000	1.000	0.00	0.000	NO	2.420				0.000	2.420

#	Name	ProdRT	RT	RF	RFY	ProdF	Chn	SP	SL	BPFC
80	PCB-114	42.34	42.34	2.370e4	1.000e4	1.000	1.04	NO	2.320	2.320
84	PCB-122	42.48	42.47	2.122e4	1.370e4	1.000	1.04	NO	2.020	2.020
86	PCB-105	43.20	43.20	2.382e4	1.400e4	1.000	1.00	NO	2.400	2.400
88	PCB-127	43.67	43.67	2.000e4	1.017e4	1.000	1.07	NO	2.000	2.000
89	PCB-126	45.52	45.52	2.000e4	1.000e4	1.000	1.01	NO	2.010	2.010



Dataset: Untitled

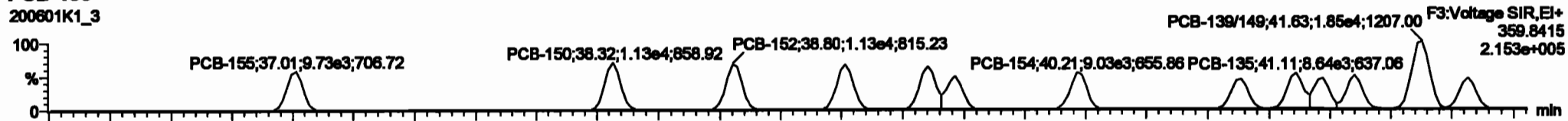
Last Altered: Tuesday, June 02, 2020 10:33:30 Pacific Daylight Time

Printed: Tuesday, June 02, 2020 10:35:13 Pacific Daylight Time

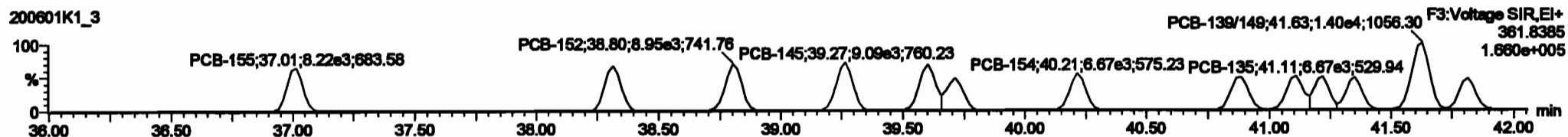
Name: 200601K1_3, Date: 01-Jun-2020, Time: 14:19:00, ID: ST200601K1-3 PCB 209 CS2 19G2608, Description: PCB 209 CS2 19G2608

PCB-155

200601K1_3



200601K1_3




13C-PCB-155

200601K1_3

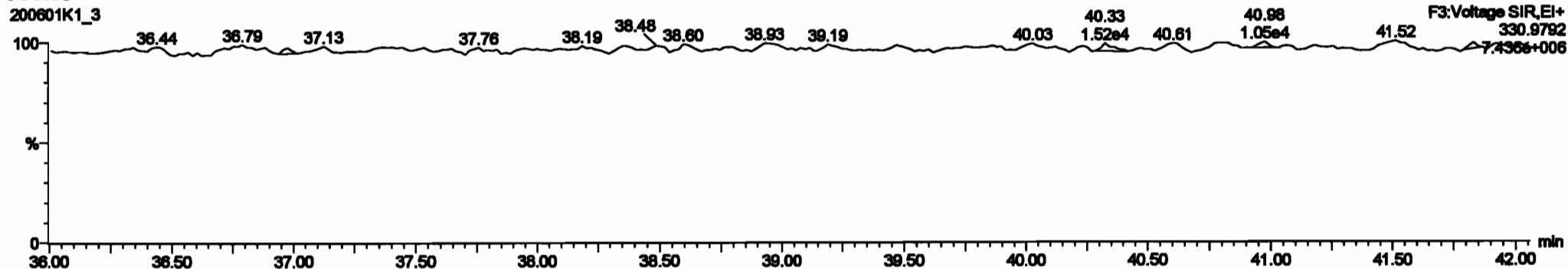


200601K1_3




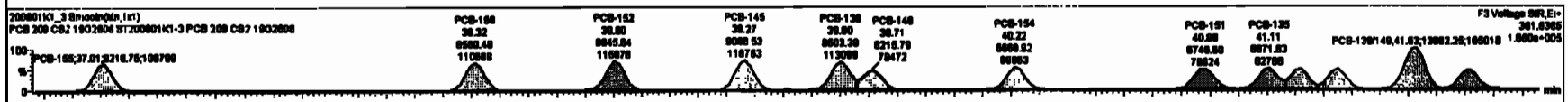
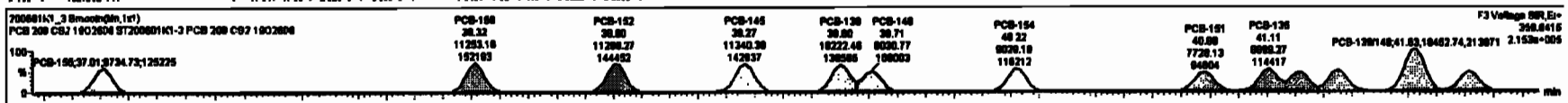
PFK3c

200601K1_3



#	Name	Resp	RA	inj	FW	width	PeakOff	RT	PeakOff	FW	RT	Comp.	RT	Temp
227	2nd Puriton TH-PCBs				0.0000	1.000	0.000	0.000	NO	30.01	0.204	30.01		
228	Total Tetra-PCBs				1.0770	1.000	0.000	NO	101.0	0.322	101.0			
229	2nd Puriton Penta-PCBs				1.2497	1.000	0.000	NO	67.82	0.371	67.82			
230	4th Puriton Penta-PCBs				1.0736	1.000	0.000	NO	12.18	0.0970	12.18			
231	2nd Puriton Hexa-PCBs				0.0000	1.000	0.000	NO	0.0000	0.0000	0.0000			
232	4th Puriton Hexa-PCBs				1.0018	1.000	0.000	NO	68.73	0.272	68.73			
233	Total Hepta-PCBs				1.2681	1.000	0.000	NO	67.74	0.489	67.74			
234	2nd Puriton Octa-PCBs				1.0000	1.000	0.000	NO	21.80	0.0800	21.80			
235	2nd Puriton Octa-PCBs				1.1489	1.000	0.000	NO	6.874	0.0843	6.874			
236	Total Nona-PCBs				0.0000	1.000	0.000	NO	7.264	0.0007	7.264			
237	Deca-CD				0.0004	1.000	0.000	NO	2.420	0.00760	2.420			
238	Total PCBs													

#	Name	PeakOff	RT	inj Resp	std Resp	T* Ratio (Peak)	RA	inj	Temp	Comp.
1	100 PCB-150	37.01	37.01	0.720e3	0.217e3	1.240	1.18	NO	2.3300	2.3300
2	100 PCB-152	38.30	38.32	1.120e4	0.800e3	1.240	1.32	NO	2.4000	2.4000
3	100 PCB-148	38.80	38.80	1.120e4	0.840e3	1.240	1.28	NO	2.3100	2.3170
4	100 PCB-146	38.20	38.27	1.120e4	0.807e3	1.240	1.26	NO	2.3200	2.3200
5	100 PCB-138	38.80	38.80	1.020e4	0.800e3	1.240	1.20	NO	2.4000	2.4000
6	100 PCB-140	38.72	38.71	0.801e3	0.210e3	1.240	1.20	NO	2.3010	2.3007
7	100 PCB-154	40.22	40.22	0.800e3	0.800e3	1.240	1.30	NO	2.3200	2.3217
8	100 PCB-151	40.80	40.80	7.720e3	0.247e3	1.240	1.14	NO	2.8010	2.8012
9	100 PCB-135	41.12	41.11	0.800e3	0.872e3	1.240	1.20	NO	2.2800	2.2806

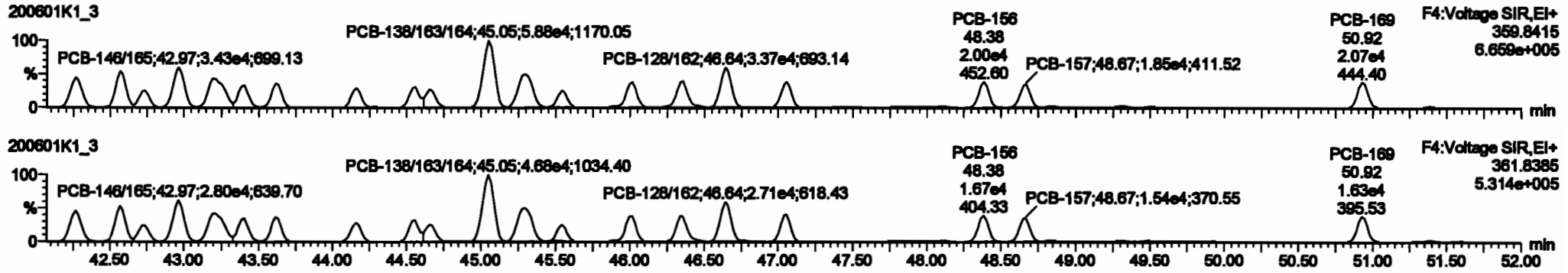


Dataset: Untitled

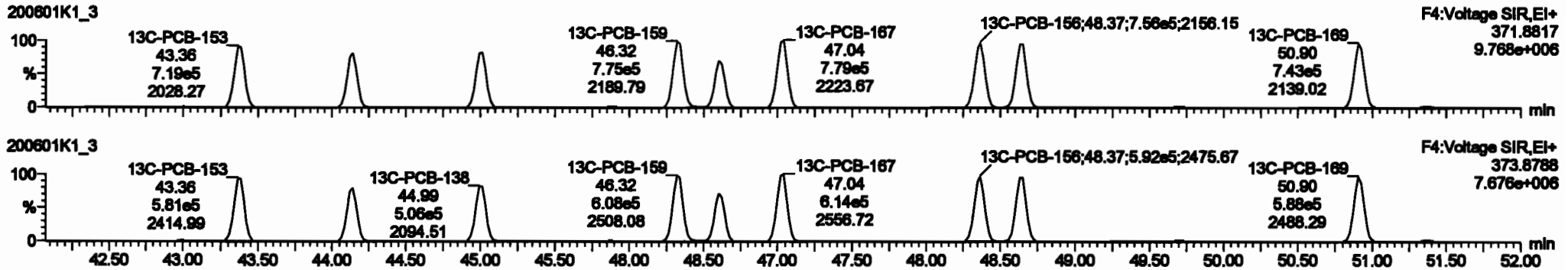
Last Altered: Tuesday, June 02, 2020 10:33:30 Pacific Daylight Time
Printed: Tuesday, June 02, 2020 10:35:13 Pacific Daylight Time

Name: 200601K1_3, Date: 01-Jun-2020, Time: 14:19:00, ID: ST200601K1-3 PCB 209 CS2 19G2608, Description: PCB 209 CS2 19G2608

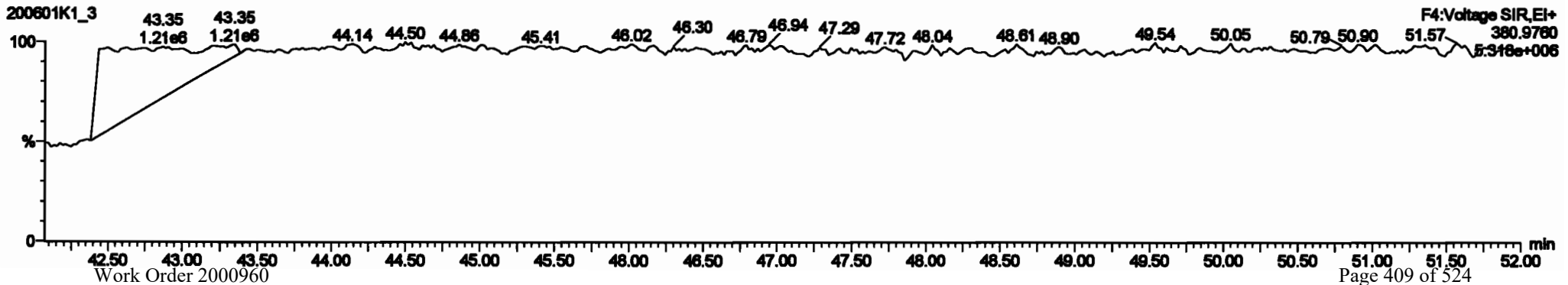
PCB-134/143

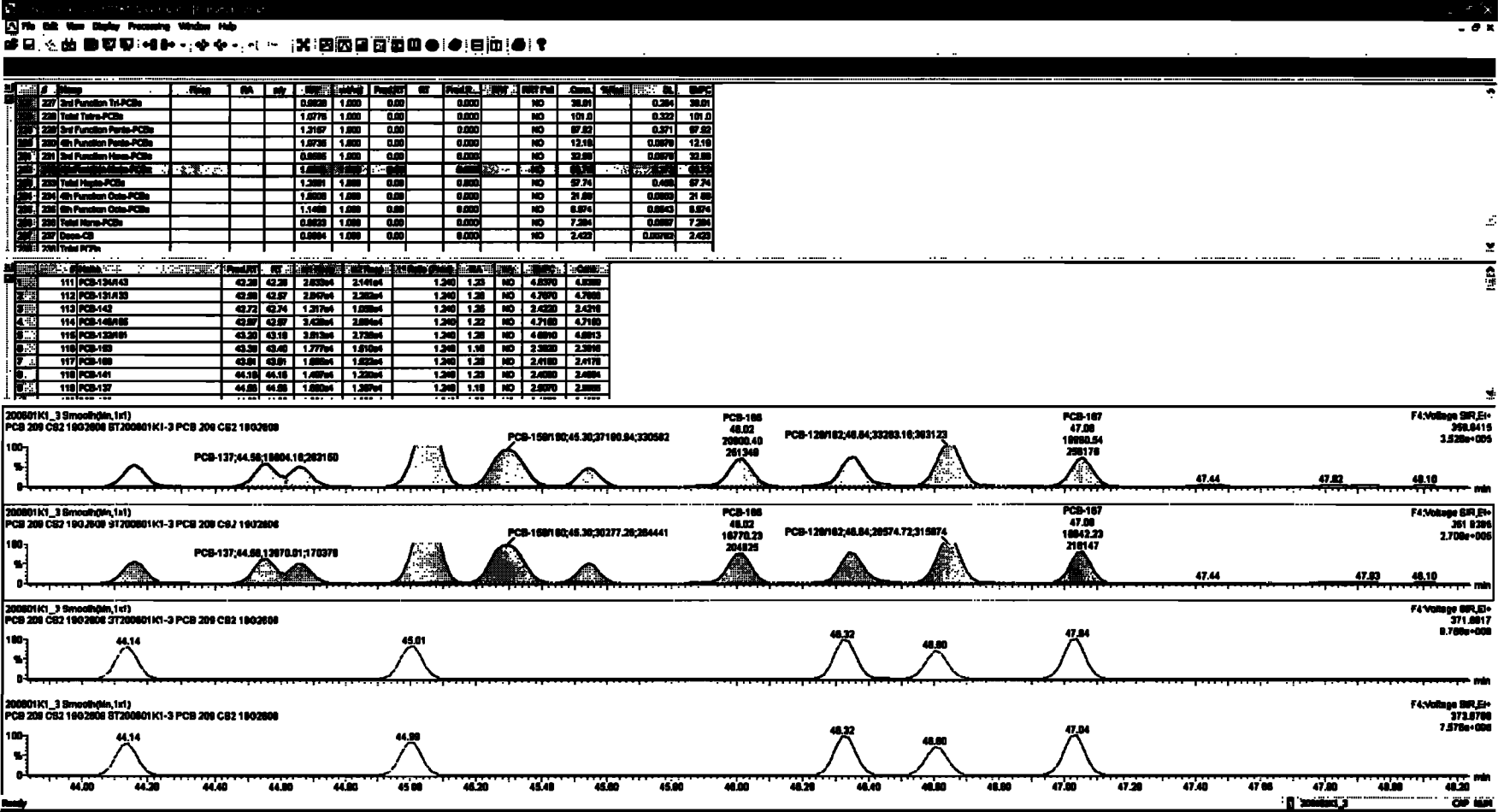


13C-PCB-153



PFK4b



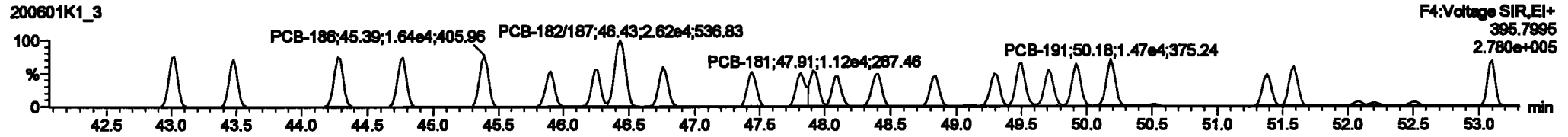
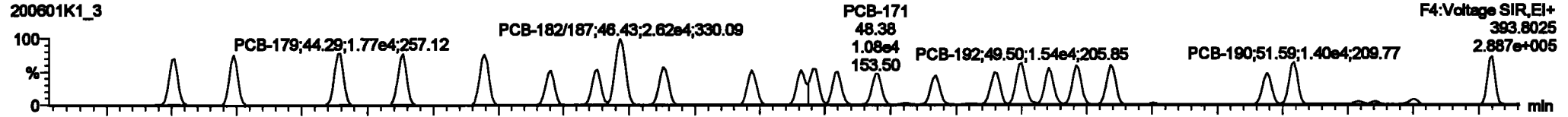


Dataset: Untitled

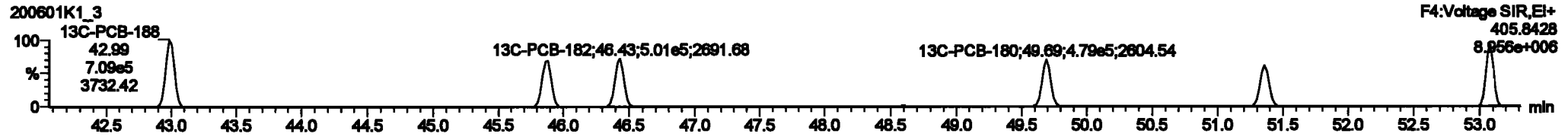

Last Altered: Tuesday, June 02, 2020 10:33:30 Pacific Daylight Time
Printed: Tuesday, June 02, 2020 10:35:13 Pacific Daylight Time

Name: 200601K1_3, Date: 01-Jun-2020, Time: 14:19:00, ID: ST200601K1-3 PCB 209 CS2 19G2608, Description: PCB 209 CS2 19G2608

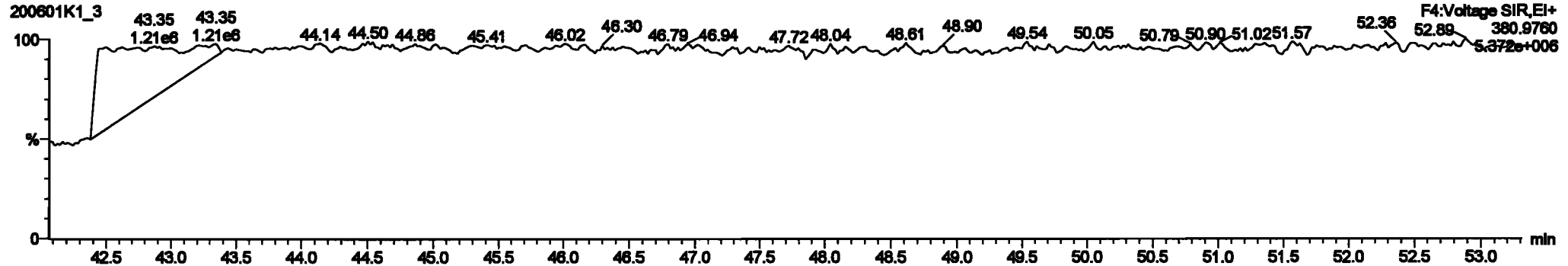
PCB-188



13C-PCB-188







PFK4c



#	Name	Resp	RA	RF	RF2	Vol	ProdRT	RT	ProdLR	RF2	RF1/F2	Comp	Area	CL	SPC
227	227 3rd Function TM-PCBs				0.9026	1.000	0.00	0.000	0.000		NO	38.01	0.284	38.01	
228	228 Total Tetra-PCBs				1.0778	1.000	0.00	0.000	0.000		NO	101.0	0.322	101.0	
229	229 3rd Function Penta-PCBs				1.3167	1.000	0.00	0.000	0.000		NO	87.82	0.571	87.82	
230	230 6th Function Penta-PCBs				1.0725	1.000	0.00	0.000	0.000		NO	12.18	0.0878	12.18	
231	231 3rd Function Hexa-PCBs				0.8925	1.000	0.00	0.000	0.000		NO	32.88	0.0878	32.88	
232	232 6th Function Hexa-PCBs				1.0316	1.000	0.00	0.000	0.000		NO	68.72	0.272	68.72	
233	233 Total Hexa-PCBs				1.2894	1.000	0.00	0.000	0.000		NO	87.24	0.272	87.24	
234	234 6th Function Octa-PCBs				1.0008	1.000	0.00	0.000	0.000		NO	21.88	0.0803	21.88	
235	235 6th Function Octa-PCBs				1.1488	1.000	0.00	0.000	0.000		NO	6.974	0.0843	6.974	
236	236 Total Octa-PCBs				0.8623	1.000	0.00	0.000	0.000		NO	7.284	0.0887	7.284	
237	237 Deca-OB				0.8884	1.000	0.00	0.000	0.000		NO	2.423	0.0892	2.423	
238	238 Total PCBs														

#	Name	ProdRT	RT	ProdRange	RF1Range	RF Ratio (RF1)	RF2	RF2/F1	SPC	Comp
1	131 PCB-188	43.02	43.02	1.817e4	1.888e4	1.000	0.97	NO	2.4600	2.4687
2	132 PCB-184	43.47	43.48	1.863e4	1.820e4	1.000	1.08	NO	2.4670	2.4688
3	133 PCB-178	44.27	44.28	1.773e4	1.818e4	1.000	1.10	NO	2.5240	2.6238
4	134 PCB-176	44.70	44.77	1.708e4	1.803e4	1.000	1.07	NO	2.4420	2.4434
5	135 PCB-168	48.38	48.38	1.788e4	1.844e4	1.000	1.07	NO	2.4870	2.4870
6	136 PCB-170	48.80	48.80	1.171e4	1.142e4	1.000	1.02	NO	2.3880	2.3880
7	137 PCB-175	48.24	48.28	1.223e4	1.228e4	1.000	1.00	NO	2.4740	2.4738
8	138 PCB-182/187	48.42	48.43	2.811e4	2.824e4	1.000	1.00	NO	4.7440	4.7445
9	139 PCB-183	48.78	48.78	1.323e4	1.284e4	1.000	1.02	NO	2.4780	2.4748

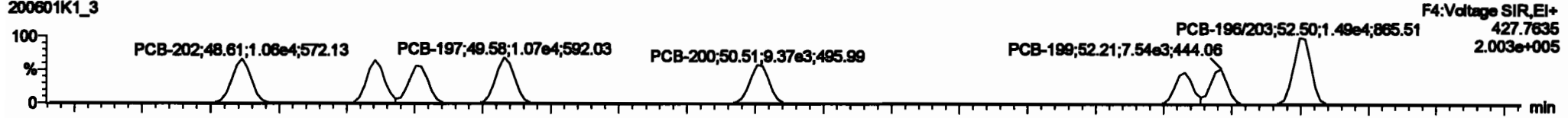


Dataset: Untitled

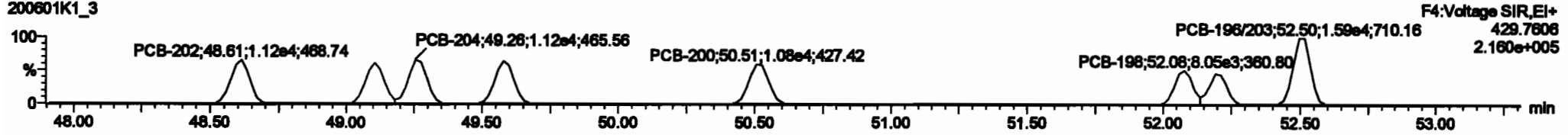
Last Altered: Tuesday, June 02, 2020 10:33:30 Pacific Daylight Time
Printed: Tuesday, June 02, 2020 10:35:13 Pacific Daylight Time

Name: 200601K1_3, Date: 01-Jun-2020, Time: 14:19:00, ID: ST200601K1-3 PCB 209 CS2 19G2608, Description: PCB 209 CS2 19G2608

PCB-202
200601K1_3

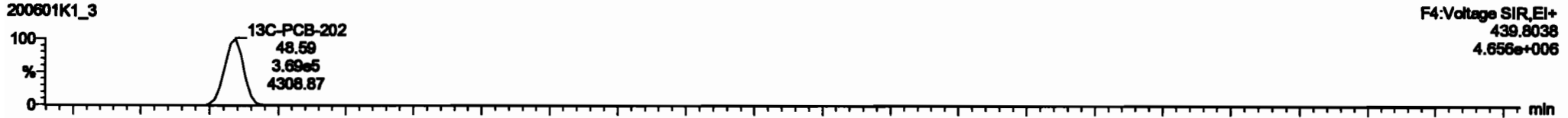


200601K1_3

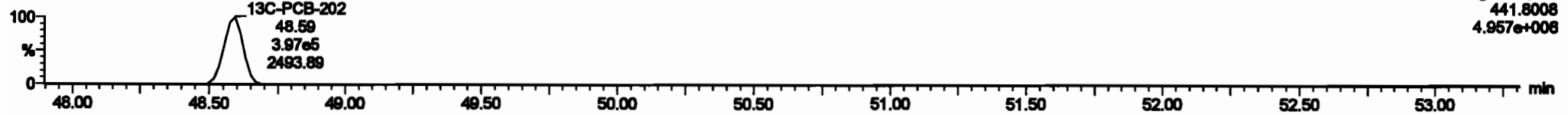


13C-PCB-202

200601K1_3

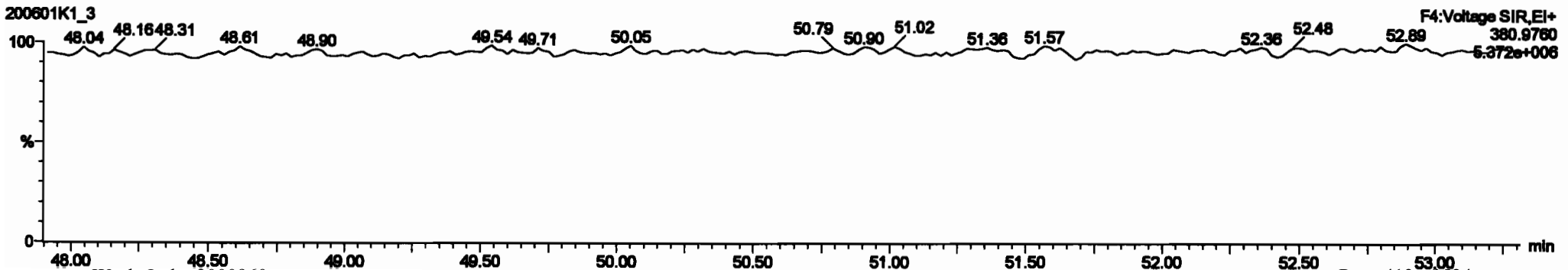


200601K1_3



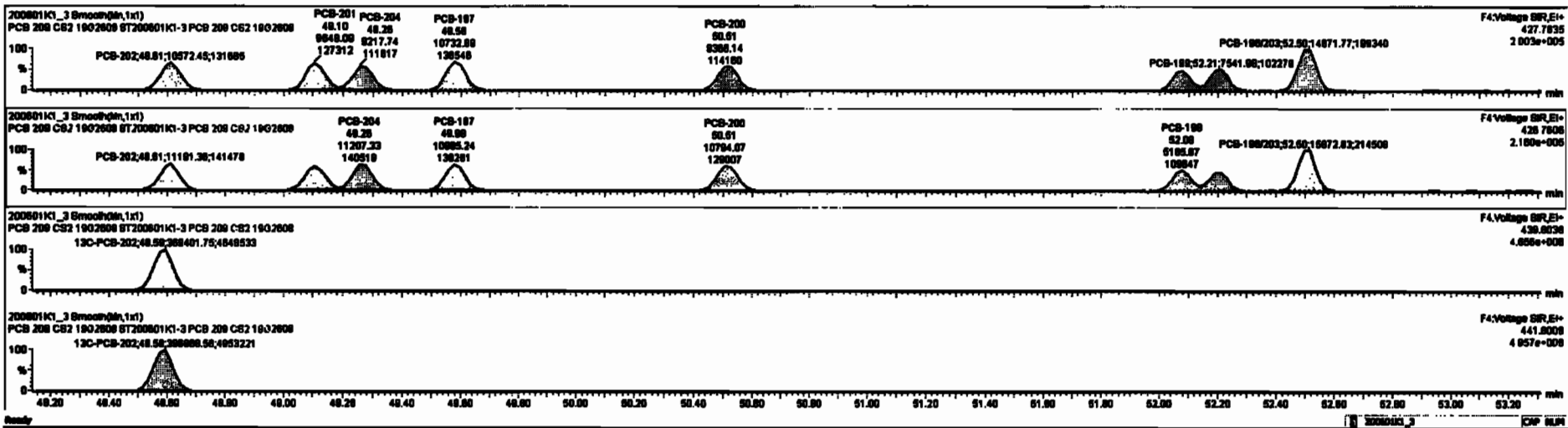
PFK4d

200601K1_3



#	Name	Qty	RA	Qty	Unit	Value	Value	Unit	Value	Unit	Value	Unit	
227	2nd Function TM-PCBs					0.0000	1.000	0.00	0.000	NO	38.01	0.384	38.01
228	Total Yelo-PCBs					1.0776	1.000	0.00	0.000	NO	101.0	0.322	101.0
229	2nd Function Penta-PCBs					1.3167	1.000	0.00	0.000	NO	97.82	0.321	97.82
230	4th Function Penta-PCBs					1.0735	1.000	0.00	0.000	NO	12.18	0.0076	12.18
231	2nd Function Hexa-PCBs					0.0000	1.000	0.00	0.000	NO	32.80	0.0076	32.80
232	4th Function Hexa-PCBs					1.0318	1.000	0.00	0.000	NO	88.73	0.272	88.73
233	Total Hexa-PCBs					1.3801	1.000	0.00	0.000	NO	57.74	0.488	57.74
234	2nd Function Octa-PCBs					1.0000	1.000	0.00	0.000	NO	31.88	0.0000	31.88
235	8th Function Octa-PCBs					1.4488	1.000	0.00	0.000	NO	8.974	0.0043	8.974
236	Total Octa-PCBs					0.0000	1.000	0.00	0.000	NO	7.384	0.0007	7.384
237	237 Desc-CD					0.0004	1.000	0.00	0.000	NO	2.423	0.0076	2.423
238	Total PCBs												

#	Name	Qty	RA	Qty	Unit	Value	Value	Unit	Value	Unit	Value	Unit
164	PCB-202	48.83	48.81	1.020e4	1.518e4	0.000	0.94	NO	2.4310	2.4312		
165	PCB-201	48.10	48.10	8.848e3	1.020e4	0.000	0.94	NO	2.4710	2.4712		
166	PCB-204	48.28	48.28	0.218e3	1.521e4	0.000	0.82	NO	2.3380	2.3380		
167	PCB-187	48.88	48.88	1.073e4	1.000e4	0.000	0.88	NO	2.4916	2.4908		
168	PCB-200	80.81	80.81	0.388e3	1.070e4	0.000	0.87	NO	2.4880	2.4881		
169	PCB-188	82.88	82.88	0.800e3	8.188e3	0.000	0.88	NO	2.4776	2.4772		
170	PCB-189	82.18	82.21	7.840e3	7.826e3	0.000	1.00	NO	2.4300	2.4287		
181	PCB-188203	82.82	82.80	1.489e4	1.887e4	0.000	0.94	NO	4.7676	4.7687		



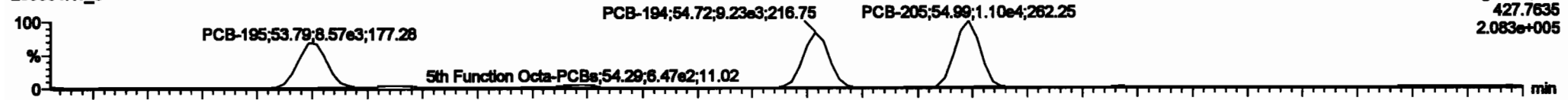
Dataset: Untitled

Last Altered: Tuesday, June 02, 2020 10:33:30 Pacific Daylight Time
Printed: Tuesday, June 02, 2020 10:35:13 Pacific Daylight Time

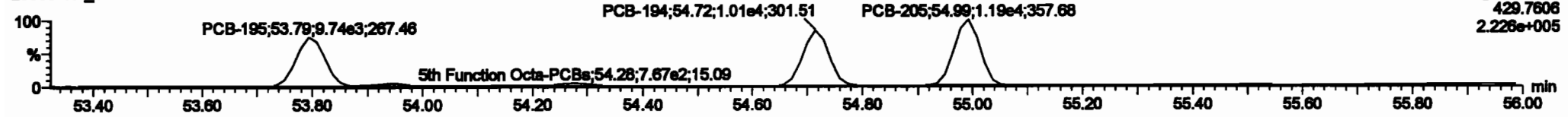
Name: 200801K1_3, Date: 01-Jun-2020, Time: 14:19:00, ID: ST200801K1-3 PCB 209 CS2 19G2608, Description: PCB 209 CS2 19G2608

PCB-195

200801K1_3

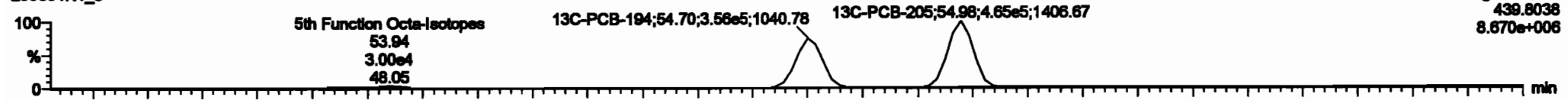


200801K1_3

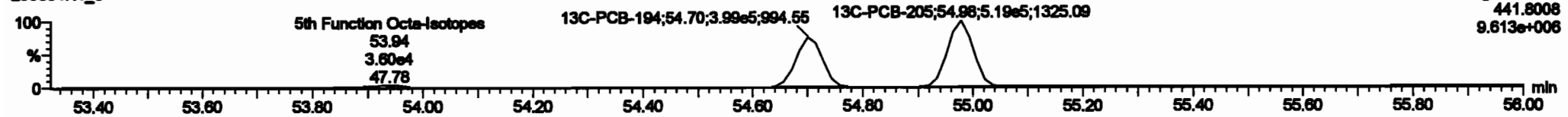


13C-PCB-194

200801K1_3

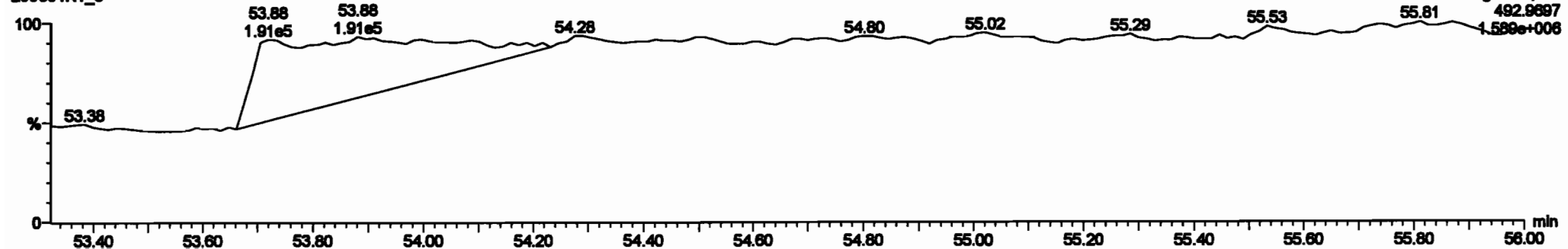


200801K1_3



PFK5a

200801K1_3



Dataset: Untitled

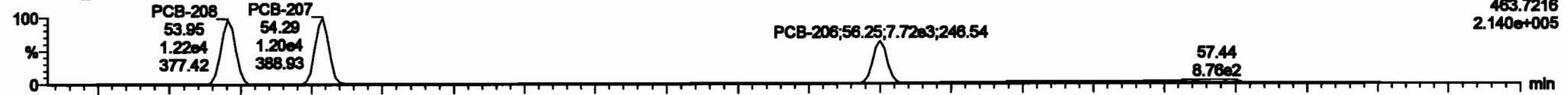
Last Altered: Tuesday, June 02, 2020 10:33:30 Pacific Daylight Time

Printed: Tuesday, June 02, 2020 10:35:13 Pacific Daylight Time

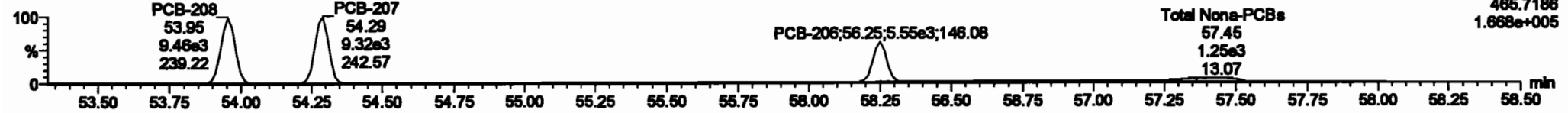
Name: 200601K1_3, Date: 01-Jun-2020, Time: 14:19:00, ID: ST200601K1-3 PCB 209 CS2 19G2608, Description: PCB 209 CS2 19G2608

PCB-208

200601K1_3

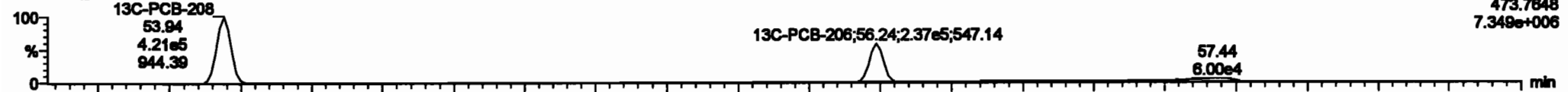


200601K1_3

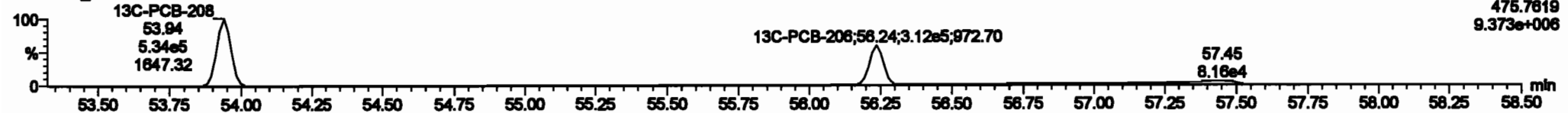


13C-PCB-208

200601K1_3

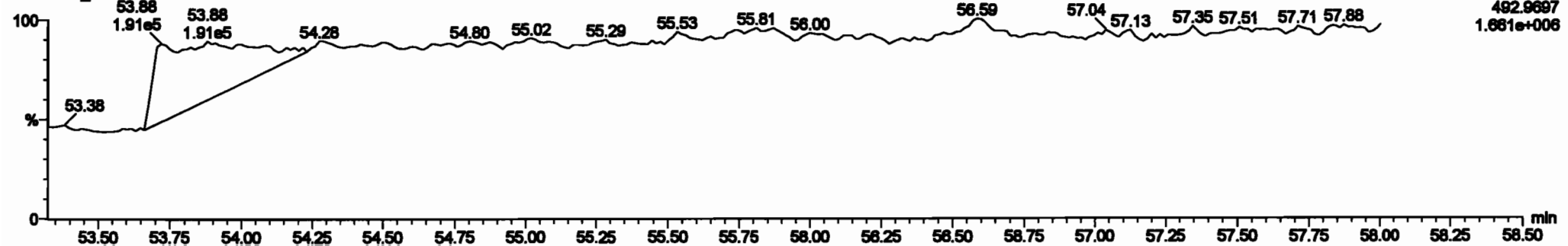


200601K1_3



PFK5

200601K1_3



Dataset: Untitled


Last Altered: Tuesday, June 02, 2020 10:33:30 Pacific Daylight Time

Printed: Tuesday, June 02, 2020 10:35:13 Pacific Daylight Time


Name: 200601K1_3, Date: 01-Jun-2020, Time: 14:19:00, ID: ST200601K1-3 PCB 209 CS2 19G2608, Description: PCB 209 CS2 19G2608

PCB-209

200601K1_3

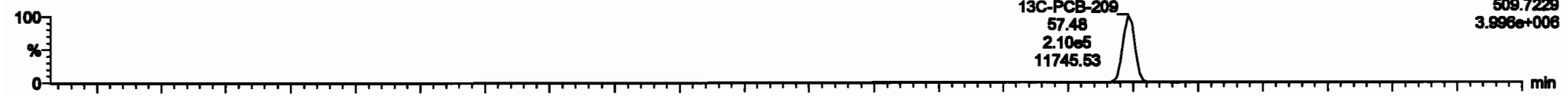


200601K1_3




13C-PCB-209

200601K1_3

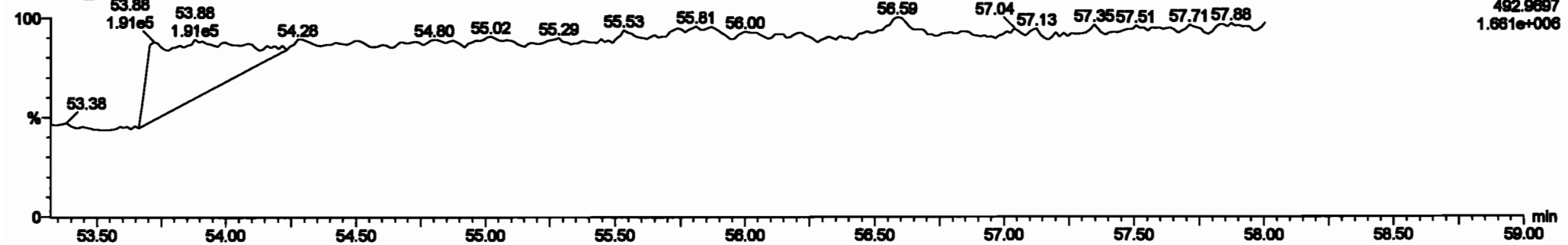


200601K1_3



PFK5b

200601K1_3



Dataset: Untitled


Last Altered: Tuesday, June 02, 2020 10:33:30 Pacific Daylight Time

Printed: Tuesday, June 02, 2020 10:35:13 Pacific Daylight Time


Name: 200601K1_4, Date: 01-Jun-2020, Time: 15:19:46, ID: ST200601K1-4 PCB 209 CS3 19G2609, Description: PCB 209 CS3 19G2609

PCB-1

200601K1_4

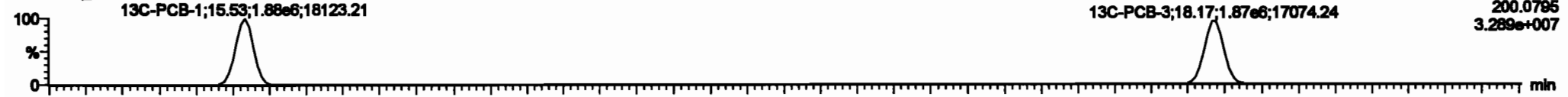


200601K1_4




13C-PCB-1

200601K1_4

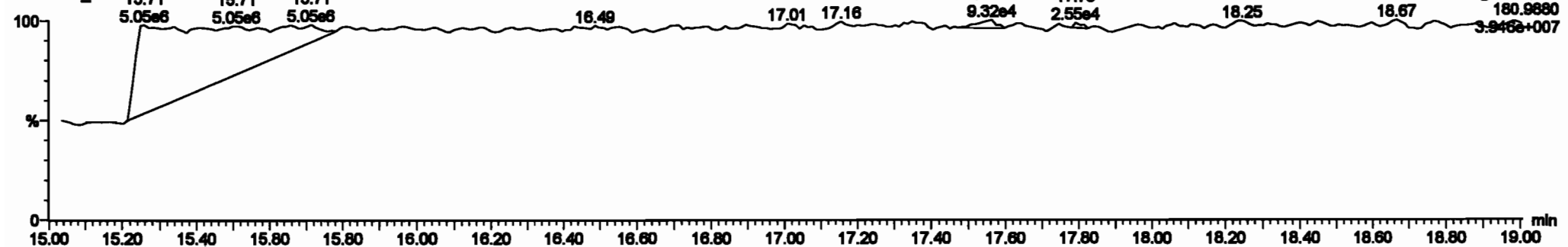


200601K1_4



PFK1

200601K1_4



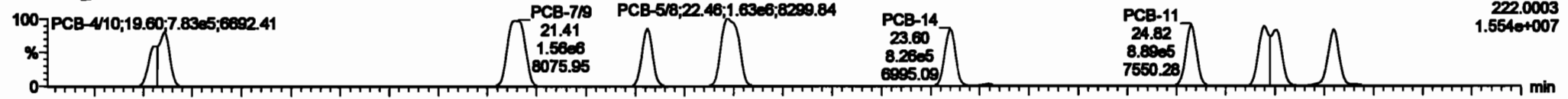
Dataset: Untitled

Last Altered: Tuesday, June 02, 2020 10:33:30 Pacific Daylight Time
Printed: Tuesday, June 02, 2020 10:35:13 Pacific Daylight Time

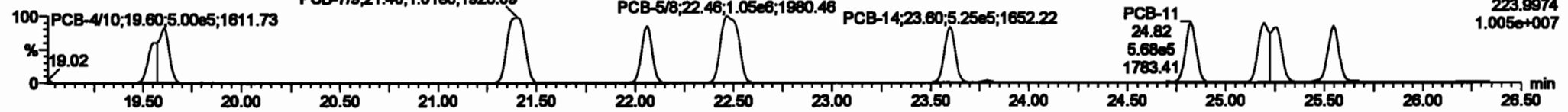
Name: 200601K1_4, Date: 01-Jun-2020, Time: 15:19:46, ID: ST200601K1-4 PCB 209 CS3 19G2609, Description: PCB 209 CS3 19G2609

PCB-4/10

200601K1_4

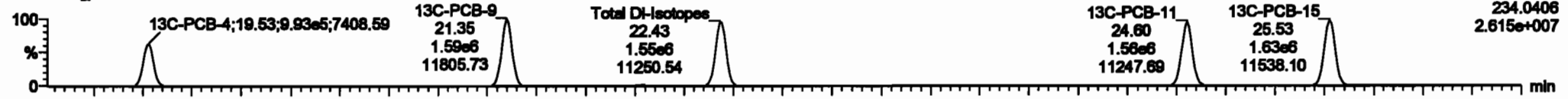


200601K1_4

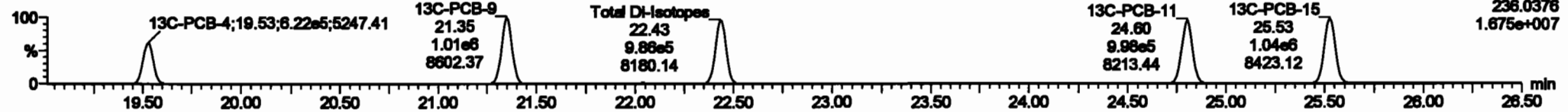


13C-PCB-4

200601K1_4

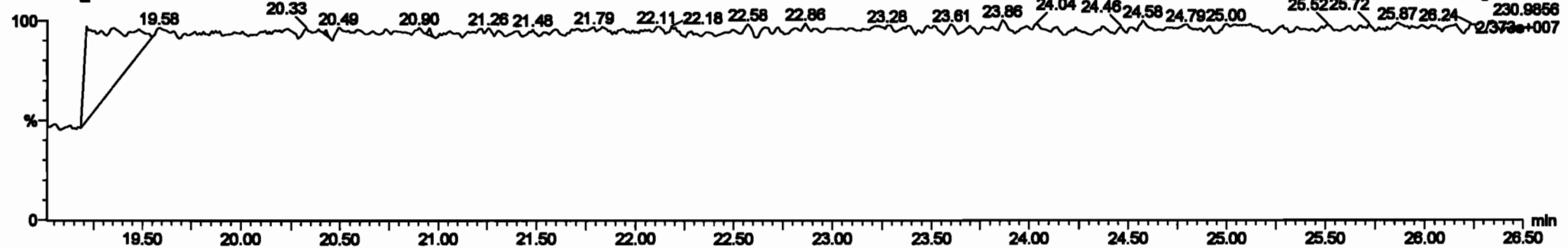


200601K1_4



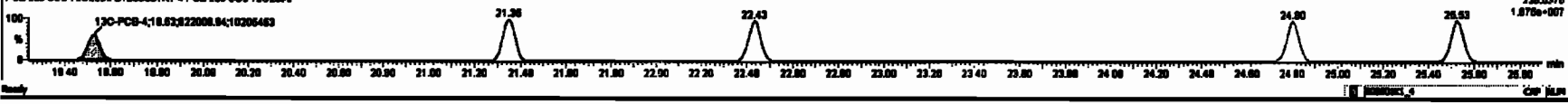
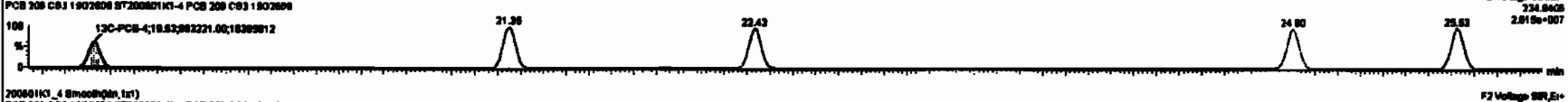


PFK2a

200601K1_4



#	Name	Temp	RA	dy	RF	width	PeakOff	RT	PeakOff	RF	RT	Peak	Area	Ratio	GC	SNPC
224	Total Mono-PCBs				1.885	1.000	0.00	0.000		ND	168.1		0.0042		168.1	
225	Total Para-PCBs				1.885	1.000	0.00	0.000		ND	645.0		0.0000		645.0	
226	2nd Function Tri-PCBs				1.887	1.000	0.00	0.000		ND	412.0		0.0070		412.0	
227	2nd Function Tetra-PCBs				0.0028	1.000	0.00	0.000		ND	016.1		0.371		016.1	
228	Total Tetra-PCBs				1.8770	1.000	0.00	0.000		ND	2171		0.043		2171	
229	2nd Function Penta-PCBs				1.3167	1.000	0.00	0.000		ND	2108		0.026		2108	
230	4th Function Penta-PCBs				1.8728	1.000	0.00	0.000		ND	201.1		0.162		201.1	
231	2nd Function Hexa-PCBs				0.0000	1.000	0.00	0.000		ND	007.0		0.188		007.0	
232	4th Function Hexa-PCBs				1.0018	1.000	0.00	0.000		ND	1491		1.88		1491	
233	Total Hepta-PCBs				1.3091	1.000	0.00	0.000		ND	1280		1.38		1280	
234	4th Function Octa-PCBs				1.0000	1.000	0.00	0.000		ND	448.1		0.320		448.1	
235	Total Function Octa-PCBs				1.1499	1.000	0.00	0.000		ND	176.1		0.301		176.1	

#	Name	Temp	RA	dy	RF	width	PeakOff	RT	PeakOff	RF	RT	Peak	Area	Ratio	GC	SNPC
1	PCB-4/6				18.91	18.80	1.200e0	0.350e0		1.880	1.93	ND	103.84		103.80	
2	PCB-7/8				21.41	21.41	1.000e0	1.000e0		1.880	1.88	ND	102.88		102.88	
3	PCB-9				22.00	22.00	8.100e0	6.200e0		1.880	1.88	ND	80.481		80.481	
4	PCB-14				22.48	22.48	1.000e0	1.000e0		1.880	1.88	ND	100.80		100.80	
5	PCB-11				23.01	23.00	0.200e0	0.200e0		1.880	1.87	ND	91.808		91.808	
6	PCB-11				24.02	24.02	0.001e0	0.707e0		1.880	1.87	ND	88.775		88.775	
7	PCB-12/13				25.25	25.25	1.043e0	1.000e0		1.880	1.84	ND	100.30		100.30	
8	PCB-15				25.87	25.85	0.420e0	0.420e0		1.880	1.88	ND	82.382		82.382	

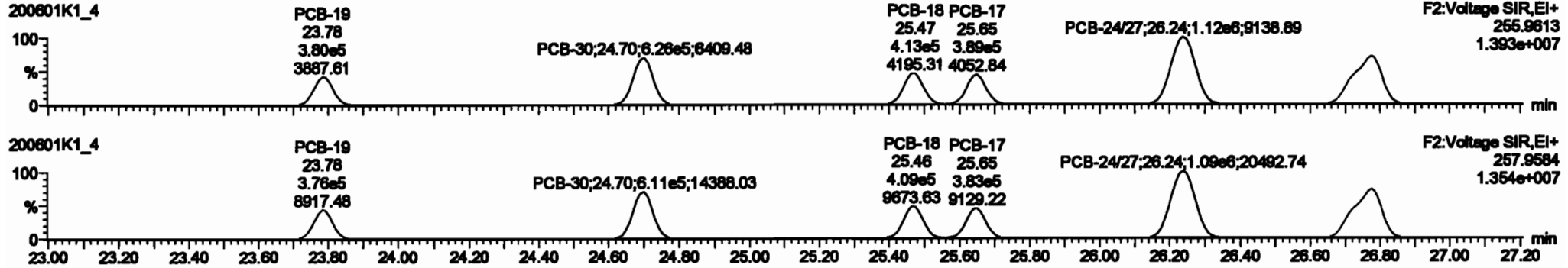


Dataset: Untitled

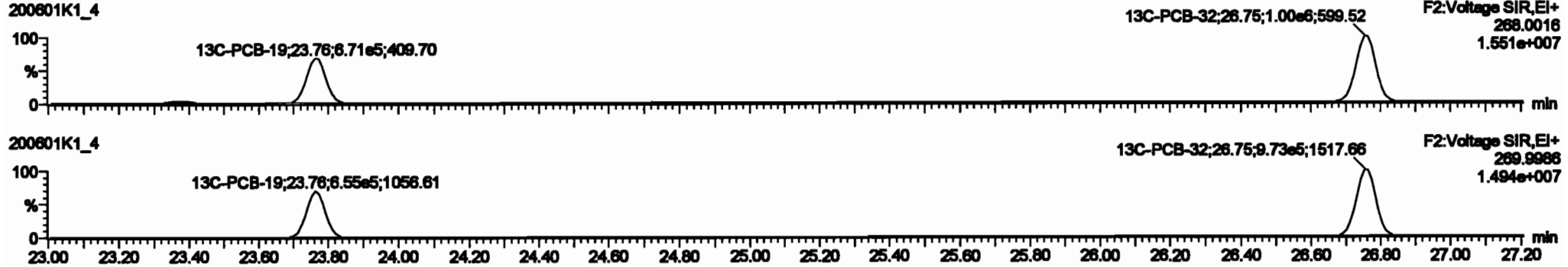
Last Altered: Tuesday, June 02, 2020 10:33:30 Pacific Daylight Time
Printed: Tuesday, June 02, 2020 10:35:13 Pacific Daylight Time

Name: 200601K1_4, Date: 01-Jun-2020, Time: 15:19:46, ID: ST200601K1-4 PCB 209 CS3 19G2609, Description: PCB 209 CS3 19G2609

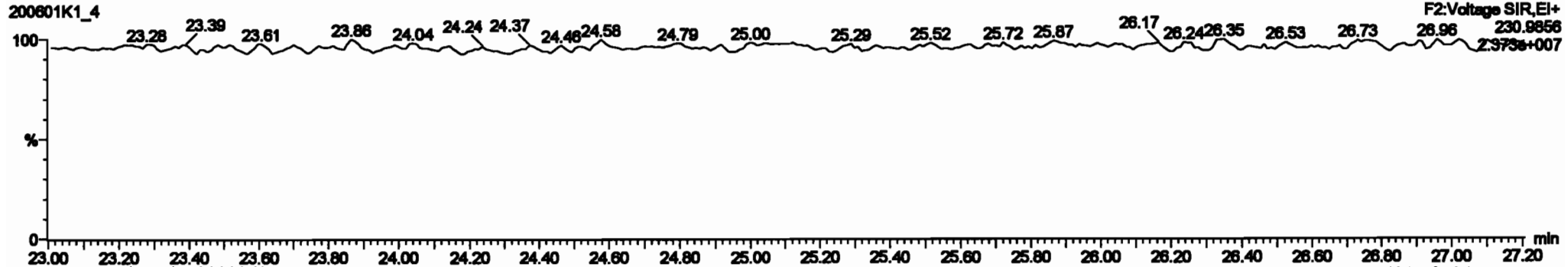
PCB-19



13C-PCB-19



PFK2b





Dataset: Untitled

Last Altered: Tuesday, June 02, 2020 10:33:30 Pacific Daylight Time

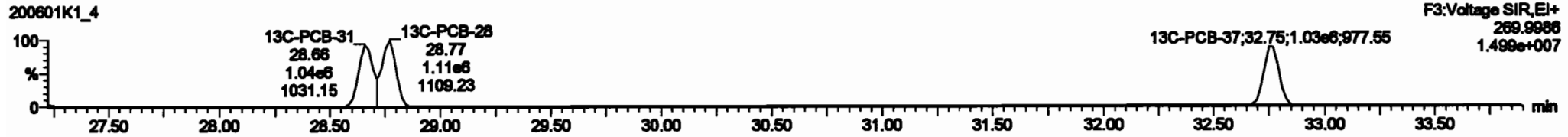
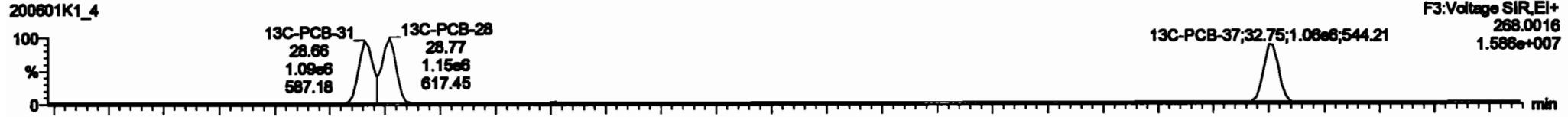
Printed: Tuesday, June 02, 2020 10:35:13 Pacific Daylight Time

Name: 200601K1_4, Date: 01-Jun-2020, Time: 15:19:46, ID: ST200601K1-4 PCB 209 CS3 19G2609, Description: PCB 209 CS3 19G2609

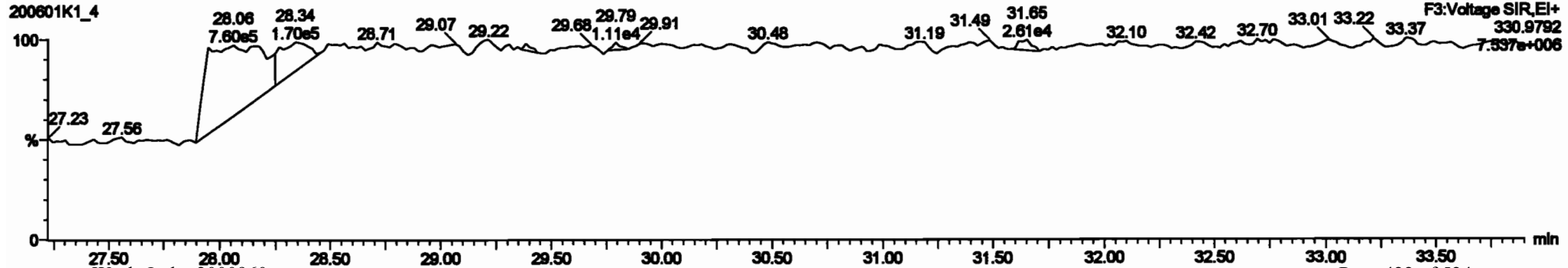
PCB-34



13C-PCB-28

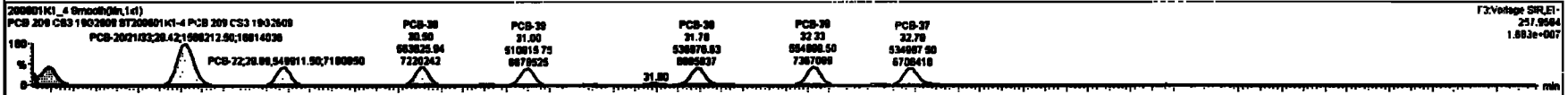


PFK3d



#	Name	Comp	RA	Vol	RF	RF%	RFVol	RF%	RFVol	RF%	RFVol	RF%	RFVol	RF%	RFVol	RF%	RFVol	RF%
224	Total Mono-PCBs				1.000	0.00	0.000		0.000		NO	188.1	0.024	188.1				
225	Total Di-PCBs				1.007	1.00	0.000		0.000		NO	818.4	0.288	818.4				
226	2nd Function Tri-PCBs				1.007	1.00	0.00		0.000		NO	412.8	0.0970	412.8				
227	3rd Function Tetra-PCBs				0.000	0.00	0.00		0.000		NO	0.00	0.00	0.00				
228	Total Tetra-PCBs				1.0776	1.00	0.00		0.000		NO	2171	0.943	2171				
229	2nd Function Penta-PCBs				1.2187	1.00	0.00		0.000		NO	2108	0.828	2108				
230	4th Function Penta-PCBs				1.0735	1.00	0.00		0.000		NO	281.1	0.182	281.1				
231	2nd Function Hexa-PCBs				0.0000	1.00	0.00		0.000		NO	887.0	0.188	887.0				
232	4th Function Hexa-PCBs				1.0216	1.00	0.00		0.000		NO	1491	1.28	1491				
233	Total Hepta-PCBs				1.2081	1.00	0.00		0.000		NO	1280	1.28	1280				
234	4th Function Octa-PCBs				1.0000	1.00	0.00		0.000		NO	448.1	0.322	448.1				
235	Total Poly-PCBs				1.1488	1.071	0.00		0.000		NO	1581.1	0.783	1581.1				

#	Name	RFVol	RF%	RFVol	RF%	RFVol	RF%	RFVol	RF%	RFVol	RF%	RFVol	RF%	RFVol	RF%	RFVol	RF%
18	PCB-34	27.87	27.87	5.92e5	6.28e5	1.000	1.00	NO	80.487	80.487							
19	PCB-29	27.87	27.87	6.28e5	6.14e5	1.000	1.00	NO	82.838	82.838							
20	PCB-28	27.87	27.87	6.21e5	4.82e5	1.000	1.00	NO	80.240	80.240							
21	PCB-26	28.18	28.18	6.82e5	6.32e5	1.000	1.00	NO	81.287	81.287							
22	PCB-25	28.21	28.22	6.91e5	6.21e5	1.000	1.00	NO	80.288	80.288							
23	PCB-31	28.88	28.88	6.11e5	6.38e5	1.000	1.14	NO	48.828	48.828							
24	PCB-28	28.78	28.78	6.28e5	6.87e5	1.000	1.08	NO	82.734	82.734							
25	PCB-202103	28.43	28.42	1.87e5	1.88e5	1.000	1.07	NO	182.28	182.28							
26	PCB-22	28.87	28.88	6.88e5	6.48e5	1.000	1.08	NO	81.848	81.848							

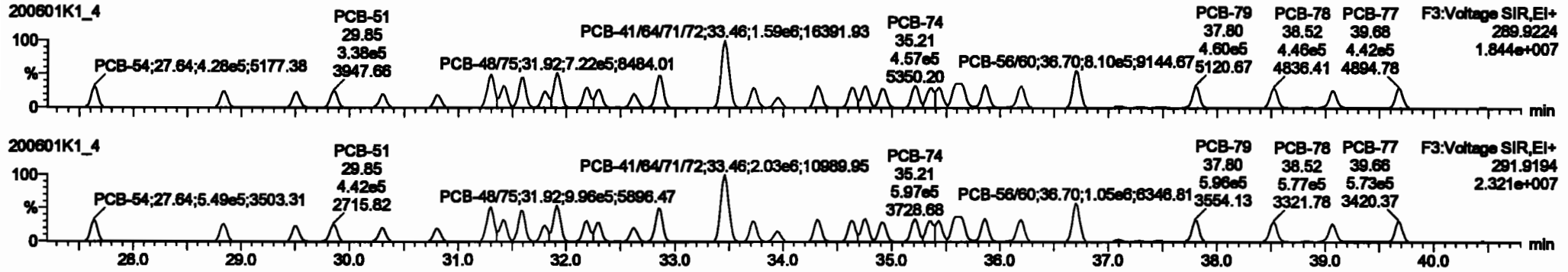


Dataset: Untitled

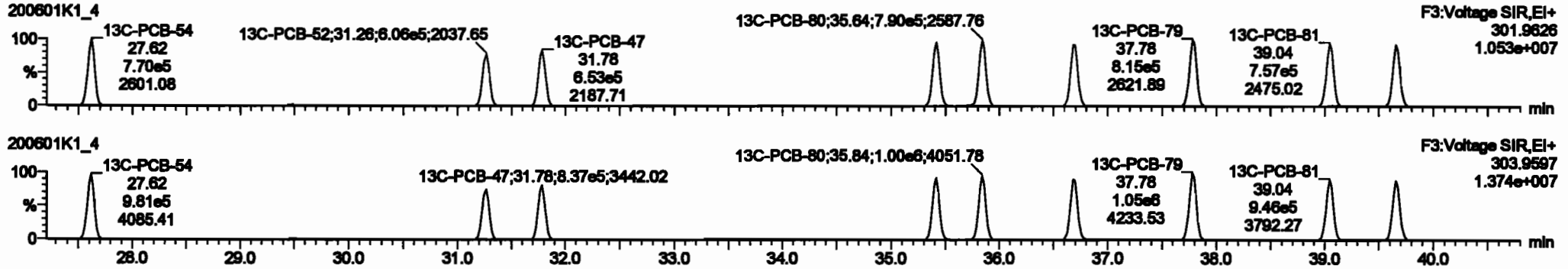
Last Altered: Tuesday, June 02, 2020 10:33:30 Pacific Daylight Time
 Printed: Tuesday, June 02, 2020 10:35:13 Pacific Daylight Time

Name: 200601K1_4, Date: 01-Jun-2020, Time: 15:19:46, ID: ST200601K1-4 PCB 209 CS3 19G2609, Description: PCB 209 CS3 19G2609

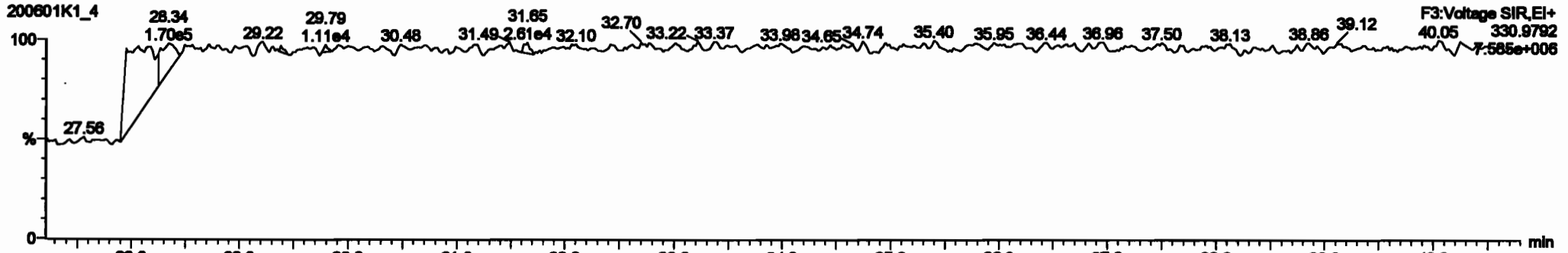
PCB-54



13C-PCB-54



PFK3a



Dataset: Untitled

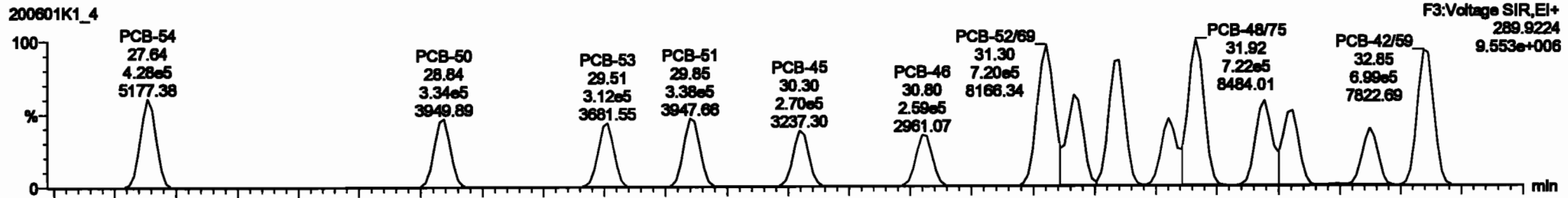
Last Altered: Tuesday, June 02, 2020 10:33:30 Pacific Daylight Time

Printed: Tuesday, June 02, 2020 10:35:13 Pacific Daylight Time

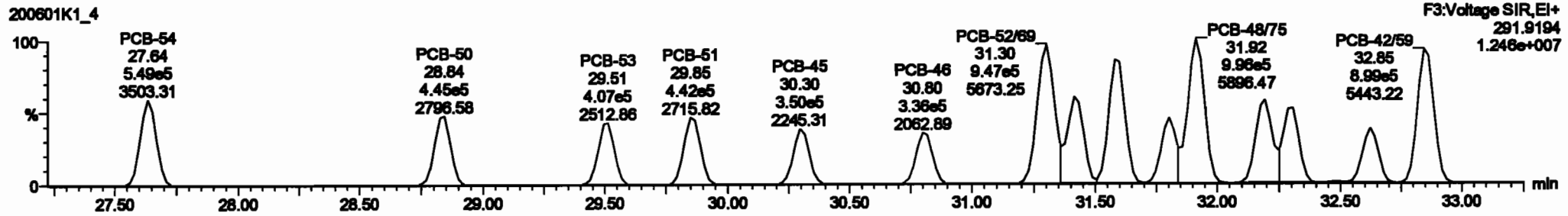
Name: 200601K1_4, Date: 01-Jun-2020, Time: 15:19:46, ID: ST200601K1-4 PCB 209 CS3 19G2609, Description: PCB 209 CS3 19G2609

PCB-50

200601K1_4




200601K1_4




13C-PCB-52

200601K1_4



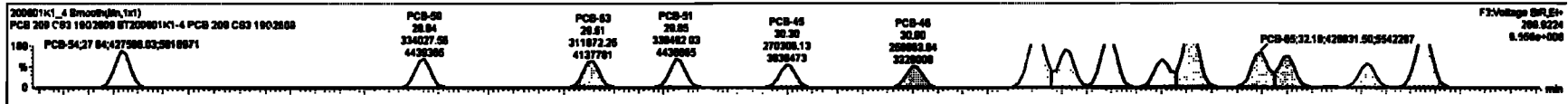


200601K1_4



#	Name	Range	BA	dy	WVF	width	PeakRT	RT	PeakRT	Area	WVF	Comp.	Ratio	DL	MSPC
226	Total Mono-PCBs				1.000	1.000	0.00	0.000	NO	188.1			0.000	188.1	
227	Total Di-PCBs				1.000	1.000	0.00	0.000	NO	616.4			0.000	616.4	
228	Total Tri-PCBs				1.000	1.000	0.00	0.000	NO	412.5			0.000	412.5	
229	1st Function Tri-PCBs				0.800	1.000	0.00	0.000	NO	616.1			0.001	616.1	
230	2nd Function Tri-PCBs				1.000	0.000	0.00	0.000	NO	227.0			0.000	227.0	
231	3rd Function Tri-PCBs				1.310	1.000	0.00	0.000	NO	248.0			0.000	248.0	
232	4th Function Tri-PCBs				1.370	1.000	0.00	0.000	NO	289.1			0.000	289.1	
233	1st Function Tetra-PCBs				0.800	1.000	0.00	0.000	NO	887.0			0.000	887.0	
234	2nd Function Tetra-PCBs				1.000	1.000	0.00	0.000	NO	1481			1.000	1481	
235	3rd Function Tetra-PCBs				1.380	1.000	0.00	0.000	NO	1280			1.000	1280	
236	4th Function Tetra-PCBs				1.000	1.000	0.00	0.000	NO	446.1			0.000	446.1	
237	Total Penta-PCBs				1.000	1.000	0.00	0.000	NO	184.1			0.000	184.1	

#	Name	Value	dy	WVF	width	PeakRT	RT	PeakRT	Area	WVF	Comp.	Ratio	DL	MSPC
32	PCB-84	27.84	27.84	4.270e5	6.490e5	0.770	0.78	NO	91.824	0.824				
33	PCB-89	28.89	28.84	3.240e5	4.440e5	0.770	0.78	NO	90.876	0.876				
34	PCB-89	28.89	28.81	3.120e5	4.080e5	0.770	0.77	NO	82.208	0.208				
35	PCB-91	28.91	28.86	3.280e5	4.410e5	0.770	0.77	NO	93.201	0.201				
36	PCB-45	30.30	30.30	2.700e5	3.600e5	0.770	0.77	NO	82.500	0.500				
37	PCB-45	30.30	30.33	2.850e5	3.800e5	0.770	0.77	NO	83.643	0.643				
38	PCB-45	31.31	31.20	1.200e5	0.470e5	0.770	0.78	NO	103.000	0.000				
39	PCB-73	31.41	31.41	4.800e5	6.400e5	0.770	0.78	NO	83.621	0.621				
40	PCB-45	31.89	31.89	6.280e5	8.310e5	0.770	0.77	NO	108.09	0.09				



Dataset: Untitled

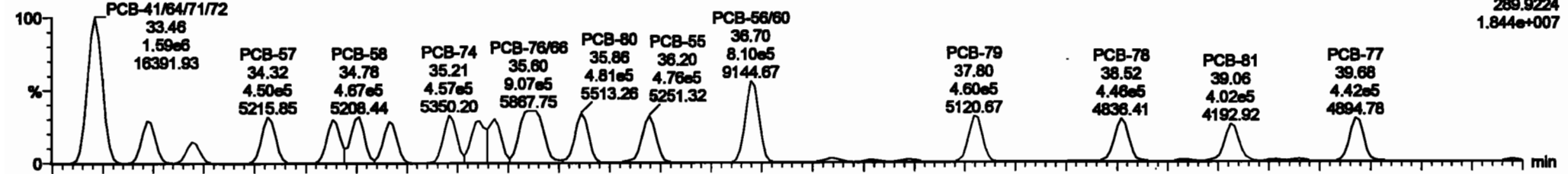
Last Altered: Tuesday, June 02, 2020 10:33:30 Pacific Daylight Time

Printed: Tuesday, June 02, 2020 10:35:13 Pacific Daylight Time

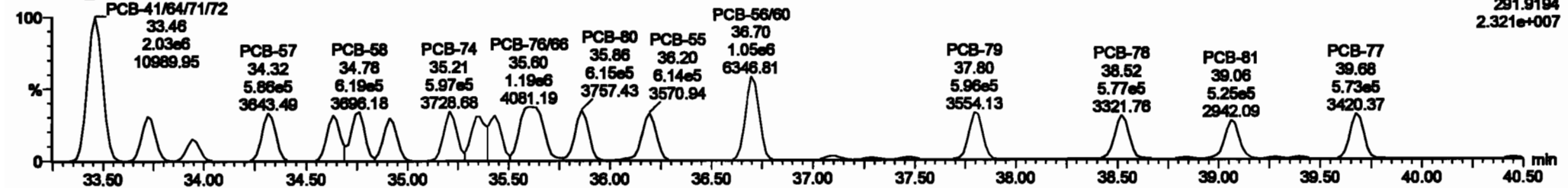
Name: 200601K1_4, Date: 01-Jun-2020, Time: 15:19:46, ID: ST200601K1-4 PCB 209 CS3 19G2609, Description: PCB 209 CS3 19G2609

PCB-68

200601K1_4

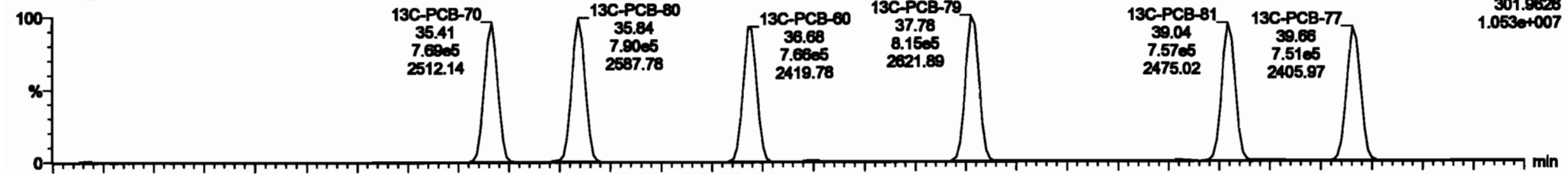


200601K1_4

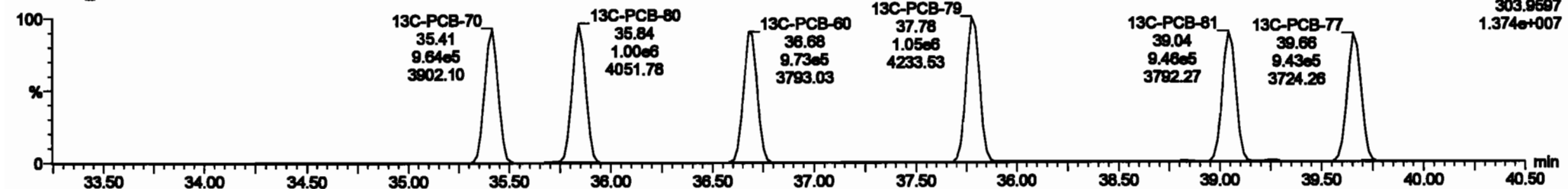


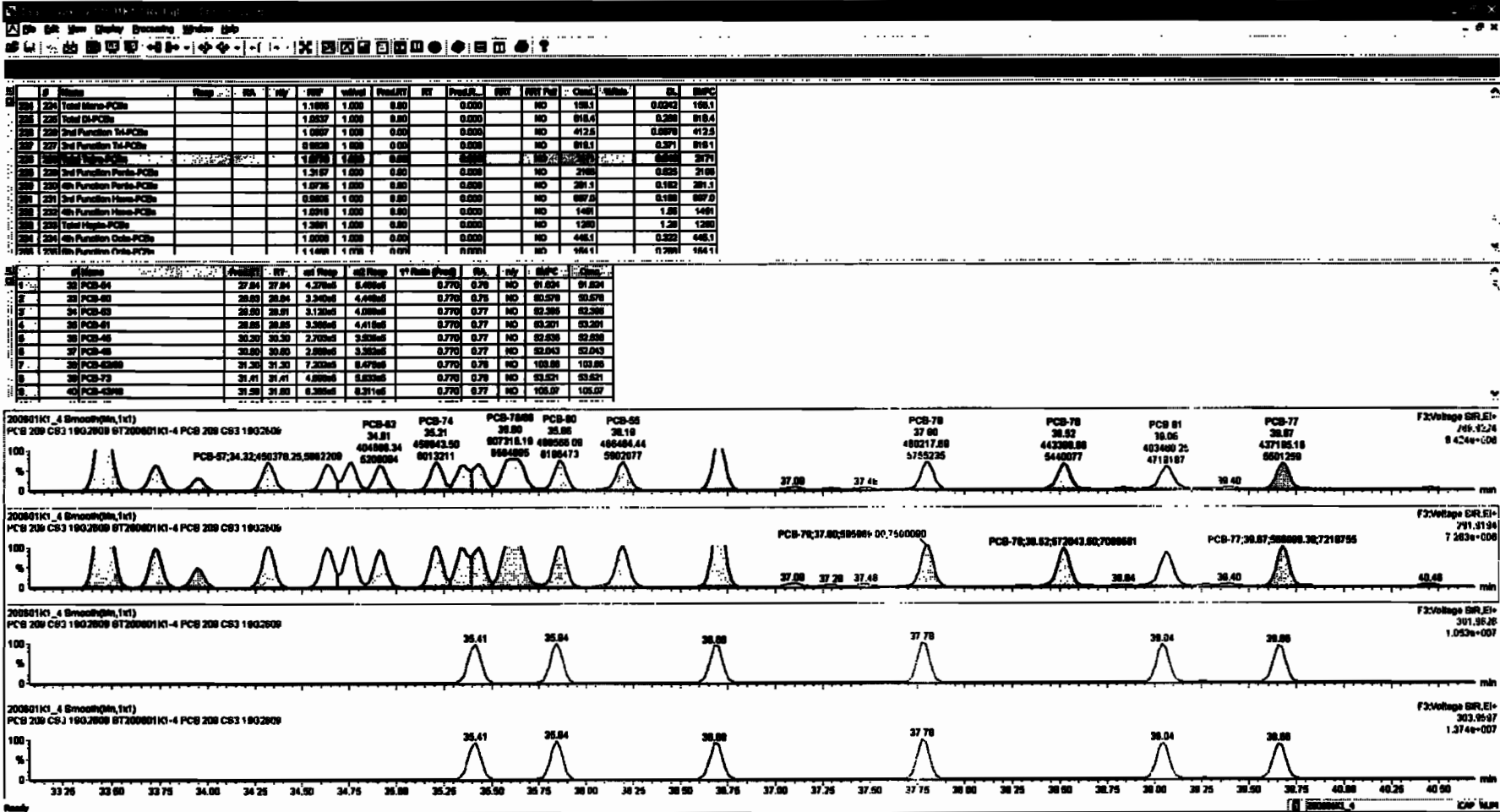
13C-PCB-60

200601K1_4



200601K1_4





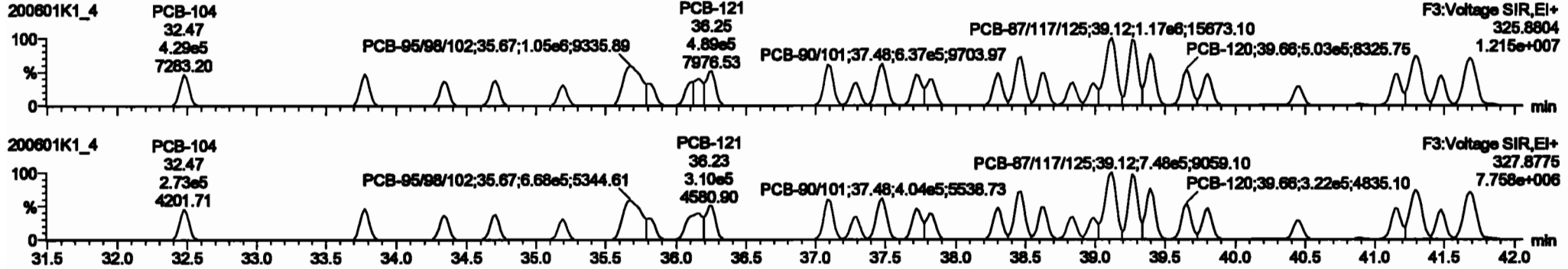
Dataset: Untitled

Last Altered: Tuesday, June 02, 2020 10:33:30 Pacific Daylight Time

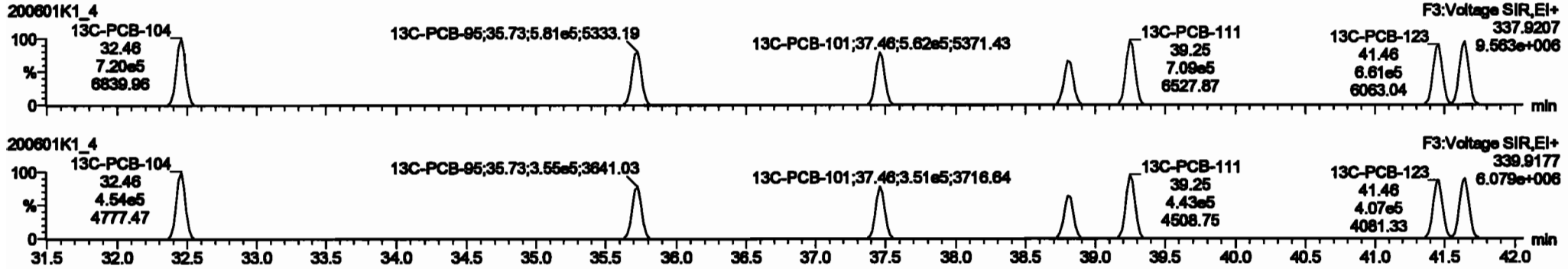
Printed: Tuesday, June 02, 2020 10:35:13 Pacific Daylight Time

Name: 200601K1_4, Date: 01-Jun-2020, Time: 15:19:46, ID: ST200601K1-4 PCB 209 CS3 19G2609, Description: PCB 209 CS3 19G2609

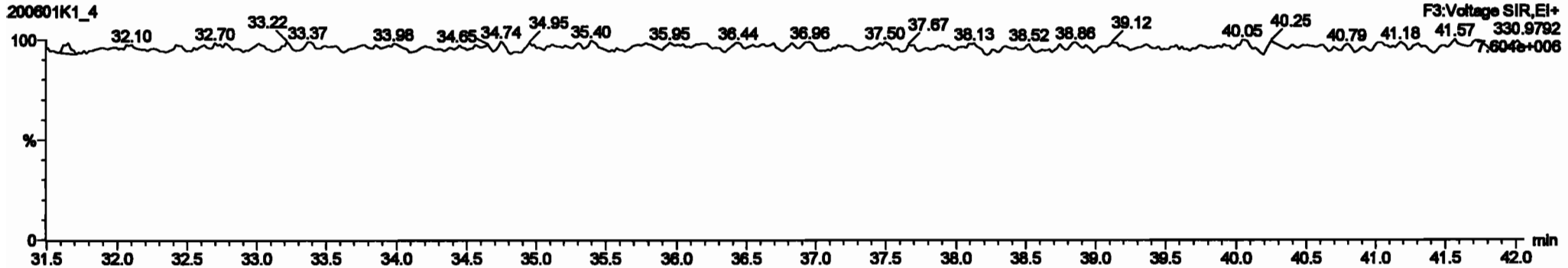
PCB-104



13C-PCB-104



PFK3b



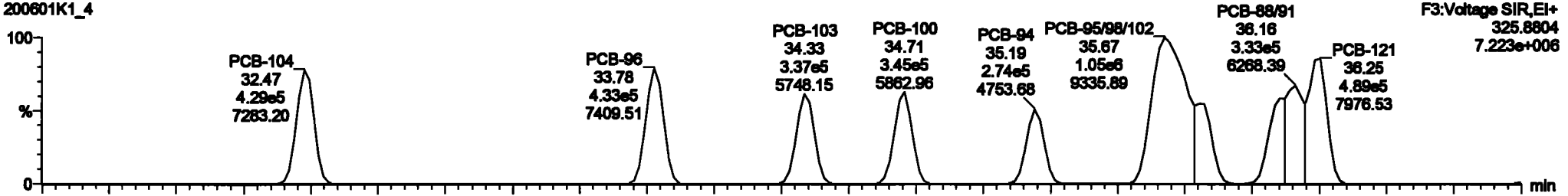
Dataset: Untitled

Last Altered: Tuesday, June 02, 2020 10:33:30 Pacific Daylight Time
Printed: Tuesday, June 02, 2020 10:35:13 Pacific Daylight Time

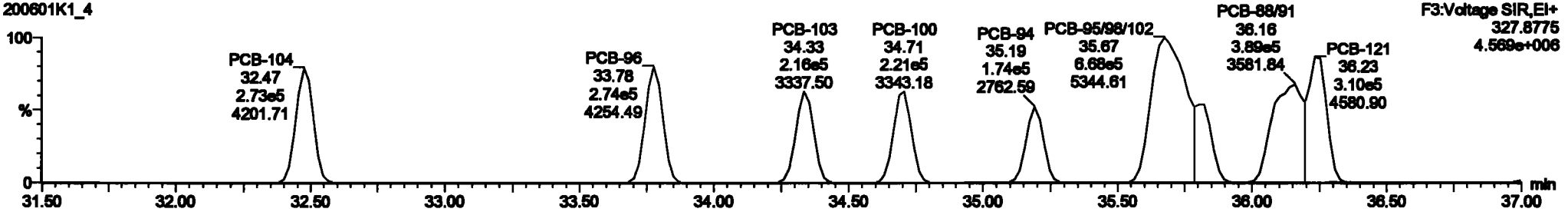
Name: 200601K1_4, Date: 01-Jun-2020, Time: 15:19:46, ID: ST200601K1-4 PCB 209 CS3 19G2609, Description: PCB 209 CS3 19G2609

PCB-96

200601K1_4



200601K1_4

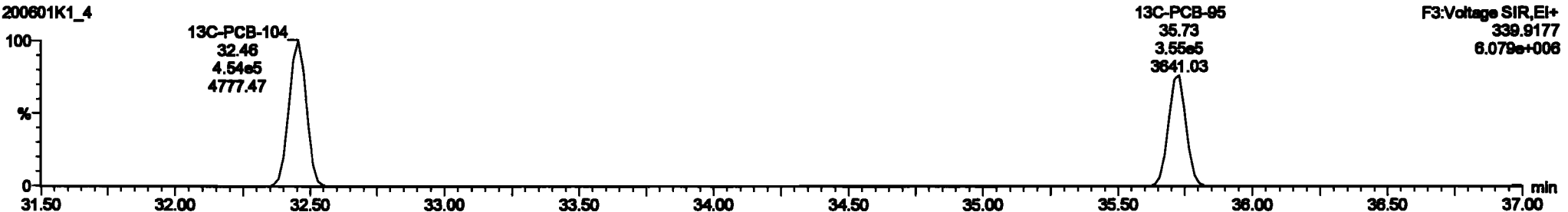


13C-PCB-95

200601K1_4

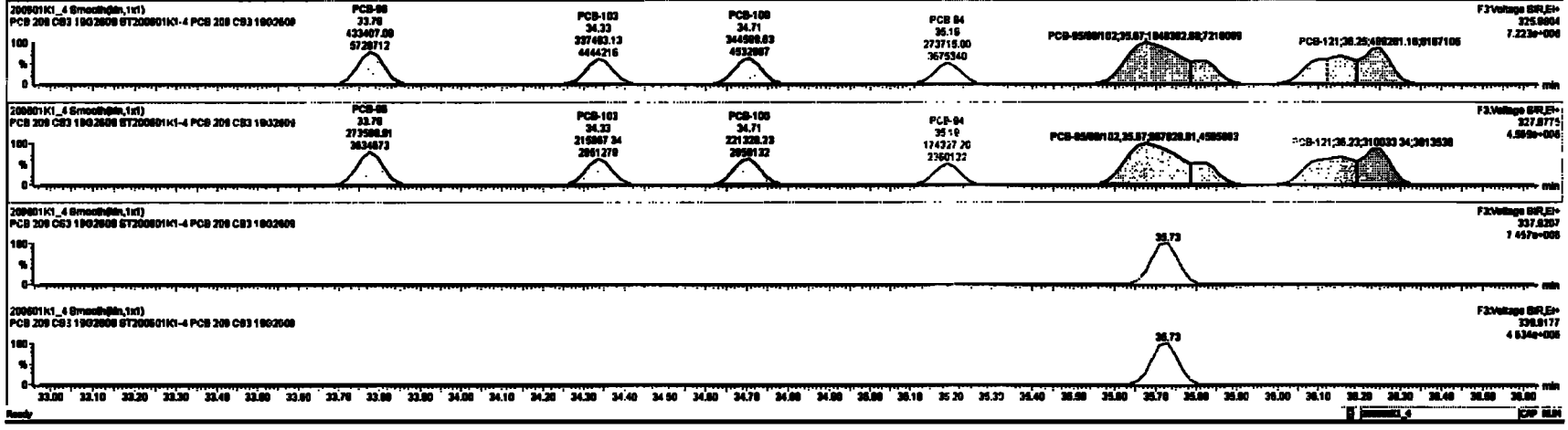


200601K1_4



#	Category	Usage	Qty	Unit	RFQ	Unit Price	Total Price	RFQ	Unit Price	Total Price	RFQ	Unit Price	Total Price	RFQ	Unit Price	Total Price
224	Total Micro-PCBs		1,000	0.00	0.000	ND	100.1	0.0242	100.1							
225	Total BL-PCBs		1,000	0.00	0.000	ND	818.4	0.280	818.4							
226	Total 2nd Parallel TM-PCBs		1,000	0.00	0.000	ND	412.0	0.0890	412.0							
227	Total 2nd Parallel TM-PCBs		8,920	0.00	0.000	ND	818.1	0.391	818.1							
228	Total Value-PCBs		1,070	0.00	0.000	ND	2171	0.943	2171							
229	Total 4th Parallel Para-PCBs		1,000	0.00	0.000	ND	291.1	0.140	291.1							
230	Total 2nd Parallel Para-PCBs		1,000	0.00	0.000	ND	291.1	0.140	291.1							
231	Total 2nd Parallel Para-PCBs		1,000	0.00	0.000	ND	291.1	0.140	291.1							
232	Total 4th Parallel Para-PCBs		1,000	0.00	0.000	ND	140	1.55	140							
233	Total High-PCBs		1,000	0.00	0.000	ND	1280	1.28	1280							
234	Total 4th Parallel Para-PCBs		1,000	0.00	0.000	ND	445.1	0.322	445.1							
235	Total 4th Parallel Para-PCBs		1,000	0.00	0.000	ND	194.1	0.261	194.1							

#	Category	Usage	Qty	Unit	RFQ	Unit Price	Total Price	RFQ	Unit Price	Total Price	RFQ	Unit Price	Total Price	RFQ	Unit Price	Total Price
84	PCB-104		32.47	32.47	4.20e+05	2.72e+05	1.800	1.87	ND	62.294	62.294					
85	PCB-88		33.76	33.76	4.20e+05	2.72e+05	1.800	1.88	ND	62.188	62.188					
86	PCB-103		34.23	34.23	3.27e+05	2.10e+05	1.800	1.85	ND	62.208	62.208					
87	PCB-109		34.80	34.71	3.44e+05	2.75e+05	1.800	1.88	ND	62.918	62.918					
88	PCB-84		35.21	35.13	2.70e+05	1.75e+05	1.800	1.87	ND	62.468	62.468					
89	PCB-85888102		35.89	35.87	1.40e+05	4.87e+05	1.800	1.87	ND	182.28	182.28					
70	PCB-83		36.81	36.81	2.82e+05	1.74e+05	1.800	1.83	ND	62.382	62.382					
71	PCB-8888		38.10	38.16	6.07e+05	3.82e+05	1.800	1.88	ND	100.02	100.02					
72	PCB-121		38.28	38.28	4.88e+05	3.58e+05	1.800	1.88	ND	48.888	48.888					



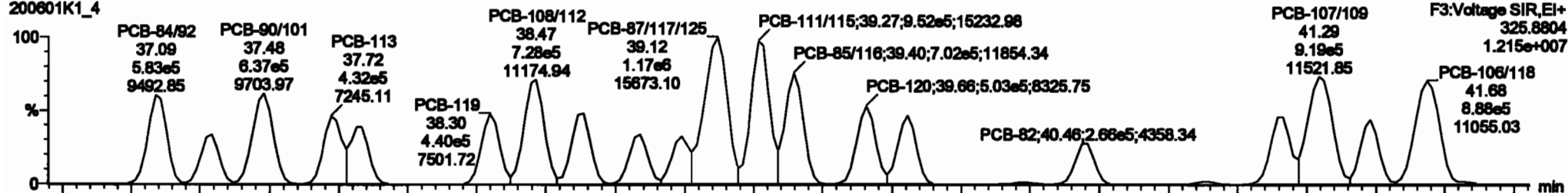
Dataset: Untitled

Last Altered: Tuesday, June 02, 2020 10:33:30 Pacific Daylight Time
Printed: Tuesday, June 02, 2020 10:35:13 Pacific Daylight Time

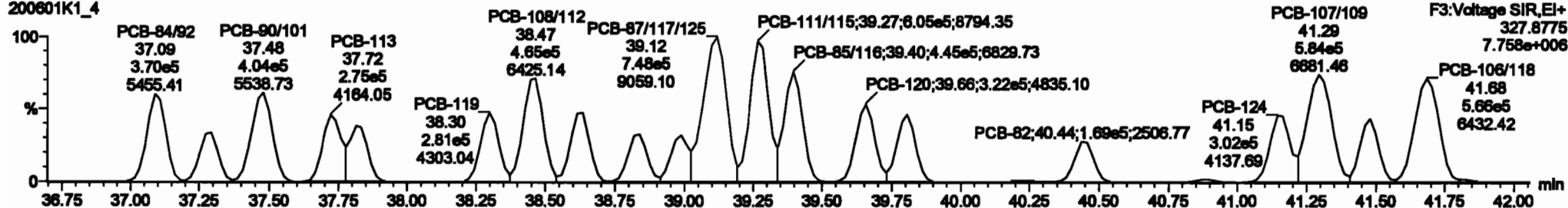
Name: 200601K1_4, Date: 01-Jun-2020, Time: 15:19:46, ID: ST200601K1-4 PCB 209 CS3 19G2609, Description: PCB 209 CS3 19G2609

PCB-119

200601K1_4

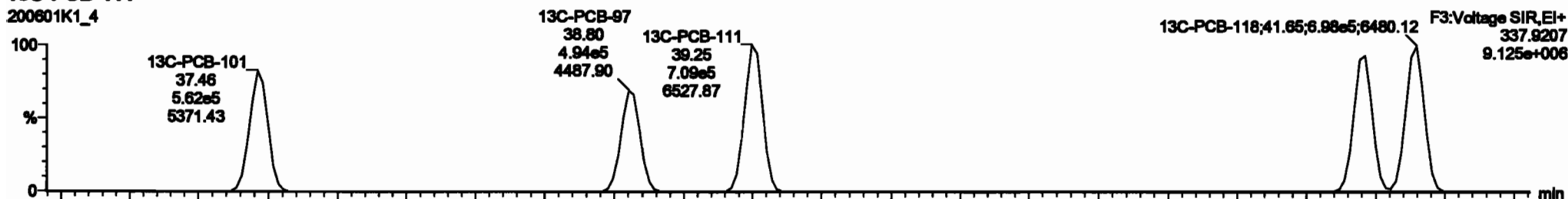


200601K1_4

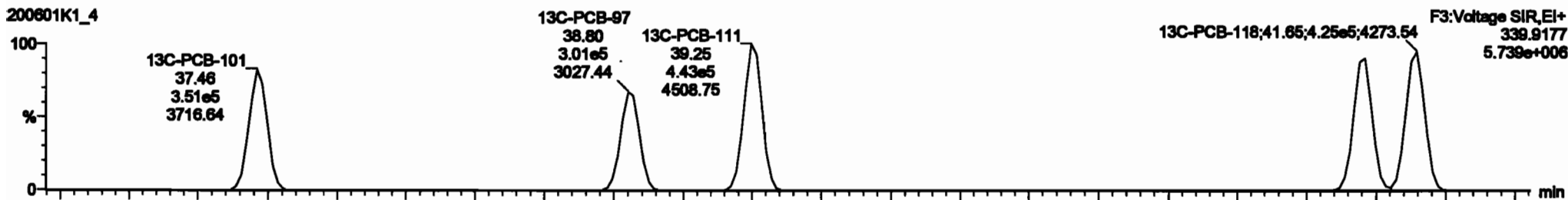


13C-PCB-111

200601K1_4


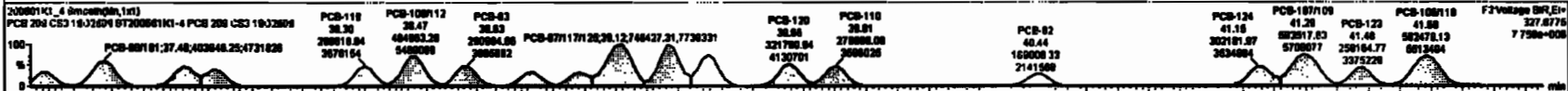


200601K1_4



#	Name	Range	RA	dy	RF	width	PresRF	RF	PresRF	RF	RFI Pat	Class	Units	EL	SPFC
234	Total Mono-PCBs		1.1888	1.000	0.00	0.000		NO	188.1				0.0000	188.1	
235	Total Di-PCBs		1.0837	1.000	0.00	0.000		NO	818.4				0.280	818.4	
236	2nd Function TM-PCBs		1.0837	1.000	0.00	0.000		NO	412.8				0.0070	412.8	
237	2nd Function TM-PCBs		0.8838	1.000	0.00	0.000		NO	816.1				0.271	816.1	
238	Total Tolu-PCBs		1.0776	1.000	0.00	0.000		NO	2171				0.345	2171	
239	4th Function Para-PCBs		1.0776	1.000	0.00	0.000		NO	208				0.100	208	
240	2nd Function Para-PCBs		0.8838	1.000	0.00	0.000		NO	887.0				0.180	887.0	
241	4th Function Meta-PCBs		1.0718	1.000	0.00	0.000		NO	1481				1.88	1481	
242	Total Meta-PCBs		1.0881	1.000	0.00	0.000		NO	1280				1.28	1280	
243	4th Function Ortho-PCBs		1.0881	1.000	0.00	0.000		NO	448.1				0.320	448.1	
244	2nd Function Ortho-PCBs		1.1498	1.000	0.00	0.000		NO	184.1				0.288	184.1	

#	Name	PresRF	RF	off Range	off Range	1 st Peak (Pres)	RA	dy	SPFC	Class
64	PCB-118	32.47	32.47	4.20e-6	2.72e-6	1.280	1.87	NO	83.234	83.234
65	PCB-43	33.76	33.76	4.20e-6	2.72e-6	1.280	1.88	NO	82.189	82.189
66	PCB-109	34.23	34.23	3.37e-6	2.18e-6	1.280	1.88	NO	83.288	83.288
67	PCB-103	34.88	34.71	3.44e-6	2.21e-6	1.280	1.88	NO	83.818	83.818
68	PCB-81	35.21	35.10	2.72e-6	1.74e-6	1.280	1.87	NO	85.488	85.488
69	PCB-66metad2	35.88	35.87	1.84e-6	8.87e-6	1.280	1.87	NO	182.28	182.28
70	PCB-83	36.81	36.81	2.58e-6	1.74e-6	1.280	1.83	NO	82.282	82.282
71	PCB-88B1	38.18	38.18	0.87e-6	3.88e-6	1.280	1.88	NO	108.02	108.02
72	PCB-121	38.38	38.28	4.88e-6	3.10e-6	1.280	1.88	NO	48.888	48.888

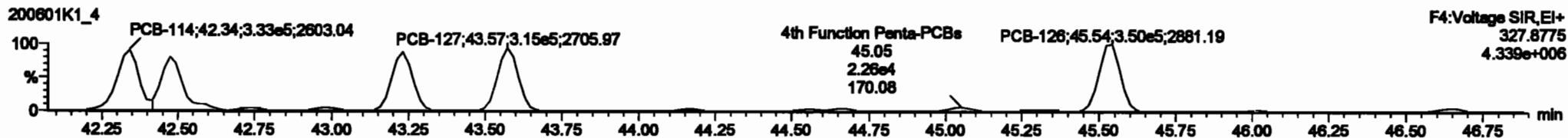
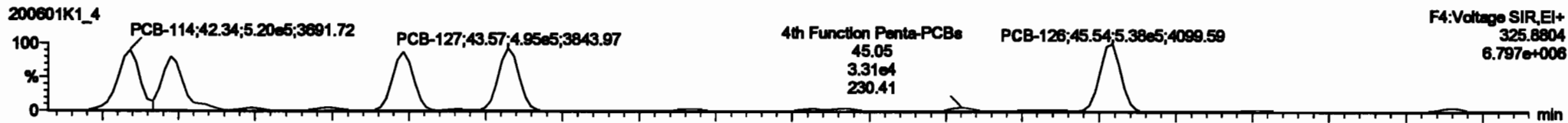


Dataset: Untitled

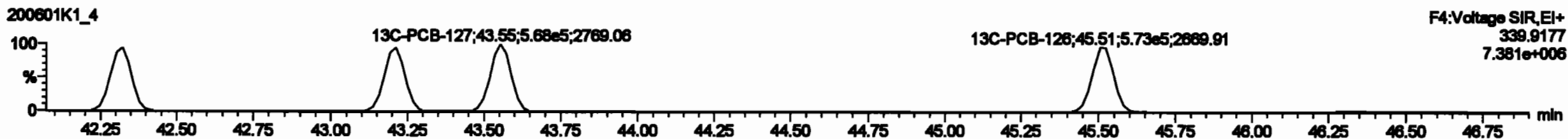
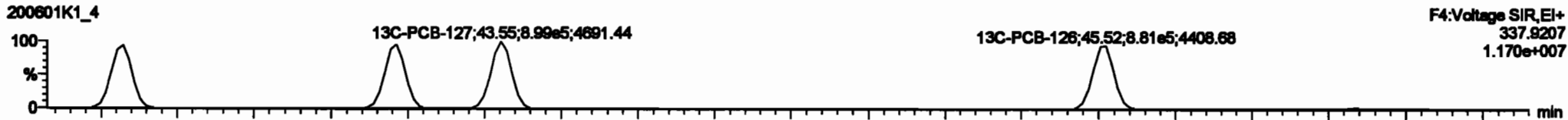
Last Altered: Tuesday, June 02, 2020 10:33:30 Pacific Daylight Time
Printed: Tuesday, June 02, 2020 10:35:13 Pacific Daylight Time

Name: 200601K1_4, Date: 01-Jun-2020, Time: 15:19:46, ID: ST200601K1-4 PCB 209 CS3 19G2609, Description: PCB 209 CS3 19G2609

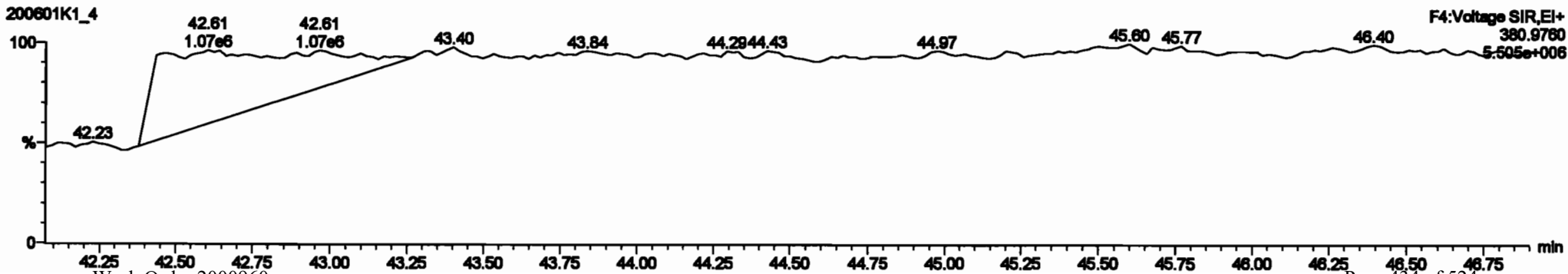
PCB-114



13C-PCB-114


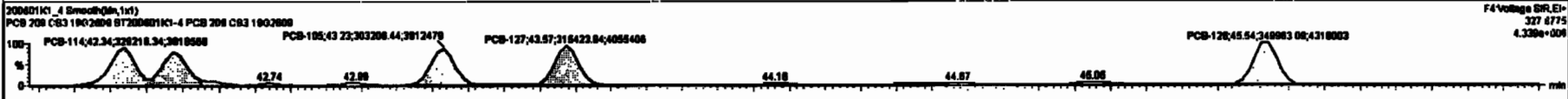
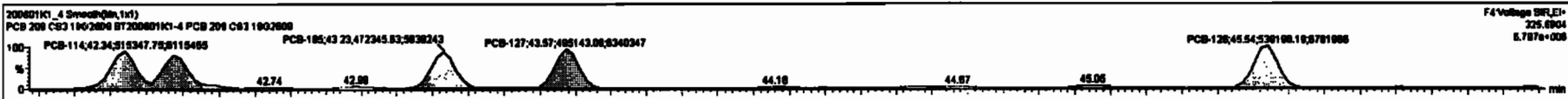


PFK4a



#	Name	Range	BA	Units	RFI	RFI Min	RFI Max	RFI Avg	RFI Std	RFI Min	RFI Max	RFI Avg	RFI Std	RFI Min	RFI Max	RFI Avg	RFI Std
224	Total Micro-PCBs				1.1885	1.000	0.00	0.000	NO	198.1		0.0042	198.1				
225	Total DL-PCBs				1.0837	1.000	0.00	0.000	NO	818.4		0.289	818.4				
226	2nd Function Tri-PCBs				1.2607	1.000	0.00	0.000	NO	412.5		0.0070	412.5				
227	3rd Function Tri-PCBs				0.9828	1.000	0.00	0.000	NO	818.1		0.371	818.1				
228	Total Tetra-PCBs				1.5778	1.000	0.00	0.000	NO	2171		0.843	2171				
229	2nd Function Tetra-PCBs				1.3157	1.000	0.00	0.000	NO	2168		0.828	2168				
230	3rd Function Tetra-PCBs				1.0924	1.000	0.00	0.000	NO	208.0		0.488	208.0				
231	2nd Function Hexa-PCBs				0.8886	1.000	0.00	0.000	NO	99.0		0.188	99.0				
232	3rd Function Hexa-PCBs				1.0918	1.000	0.00	0.000	NO	1481		1.55	1481				
233	Total Hepta-PCBs				1.3891	1.000	0.00	0.000	NO	1280		1.28	1280				
234	3rd Function Octa-PCBs				1.0028	1.000	0.00	0.000	NO	445.1		0.322	445.1				
235	4th Function Octa-PCBs				1.1488	1.000	0.00	0.000	NO	184.1		0.260	184.1				

#	Name	RFI	RFI Min	RFI Max	RFI Avg	RFI Std	RFI Min	RFI Max	RFI Avg	RFI Std	
1	83 PCB-114	42.34	42.34	42.34	42.34	0.0000	1.000	1.87	NO	82.841	82.841
2	84 PCB-122	42.48	42.47	42.48	42.48	0.0000	1.000	1.88	NO	82.105	82.105
3	85 PCB-105	43.23	43.23	43.23	43.23	0.0000	1.000	1.88	NO	82.880	82.880
4	86 PCB-127	43.57	43.57	43.57	43.57	0.0000	1.000	1.87	NO	82.188	82.188
5	87 PCB-128	45.54	45.54	45.54	45.54	0.0000	1.000	1.84	NO	82.138	82.138



Dataset: Untitled

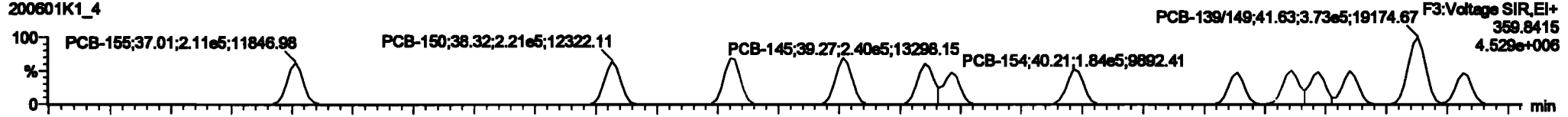
Last Altered: Tuesday, June 02, 2020 10:33:30 Pacific Daylight Time

Printed: Tuesday, June 02, 2020 10:35:13 Pacific Daylight Time

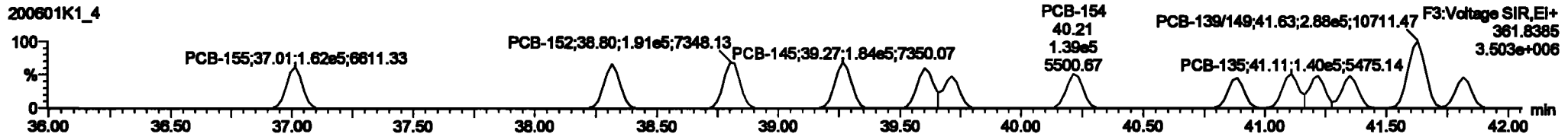
Name: 200601K1_4, Date: 01-Jun-2020, Time: 15:19:46, ID: ST200601K1-4 PCB 209 CS3 19G2609, Description: PCB 209 CS3 19G2609

PCB-155

200601K1_4




200601K1_4

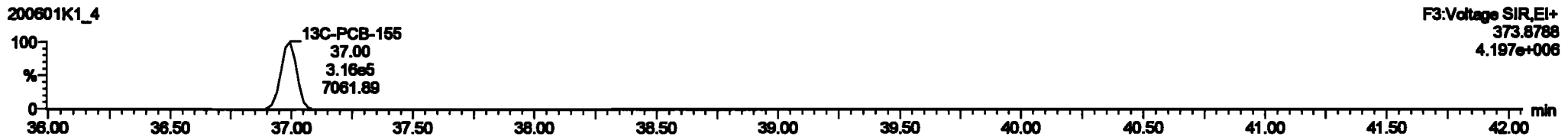


13C-PCB-155

200601K1_4

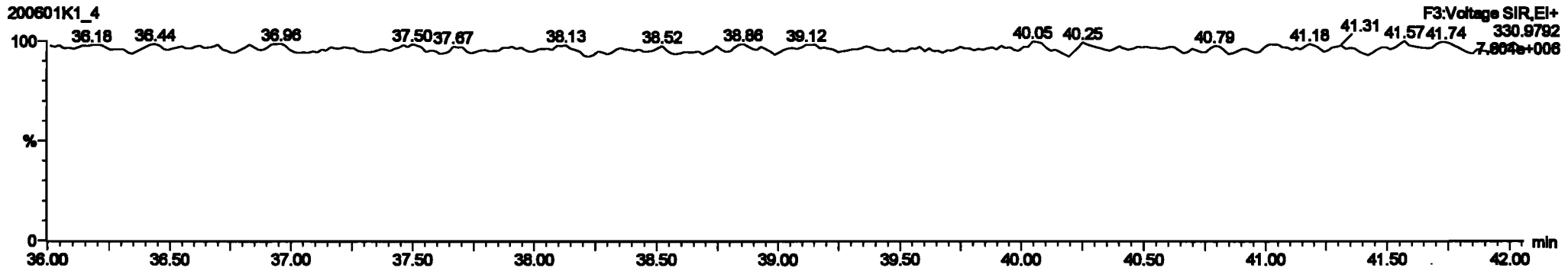


200601K1_4



PFK3c

200601K1_4

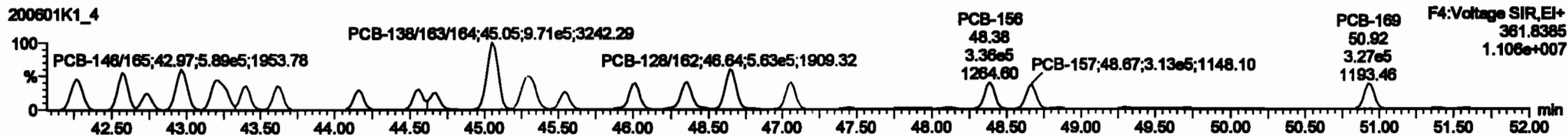



Dataset: Untitled

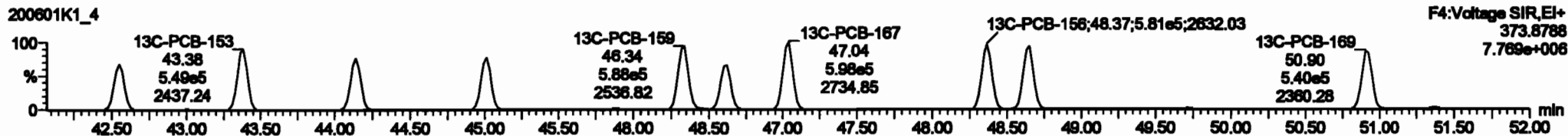
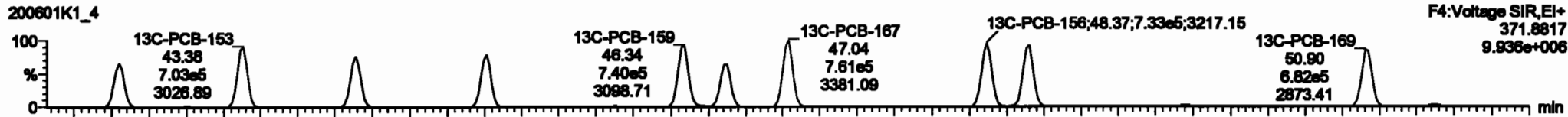
Last Altered: Tuesday, June 02, 2020 10:33:30 Pacific Daylight Time
Printed: Tuesday, June 02, 2020 10:35:13 Pacific Daylight Time

Name: 200601K1_4, Date: 01-Jun-2020, Time: 15:19:46, ID: ST200601K1-4 PCB 209 CS3 19G2609, Description: PCB 209 CS3 19G2609

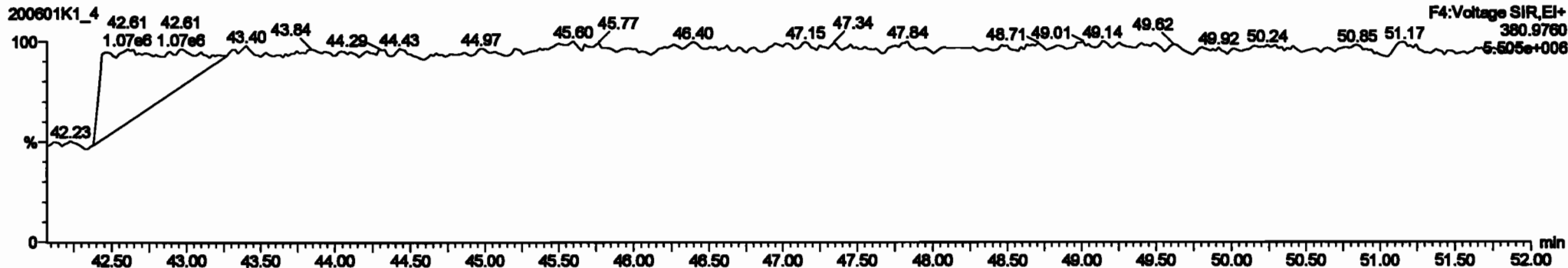
PCB-134/143



13C-PCB-153

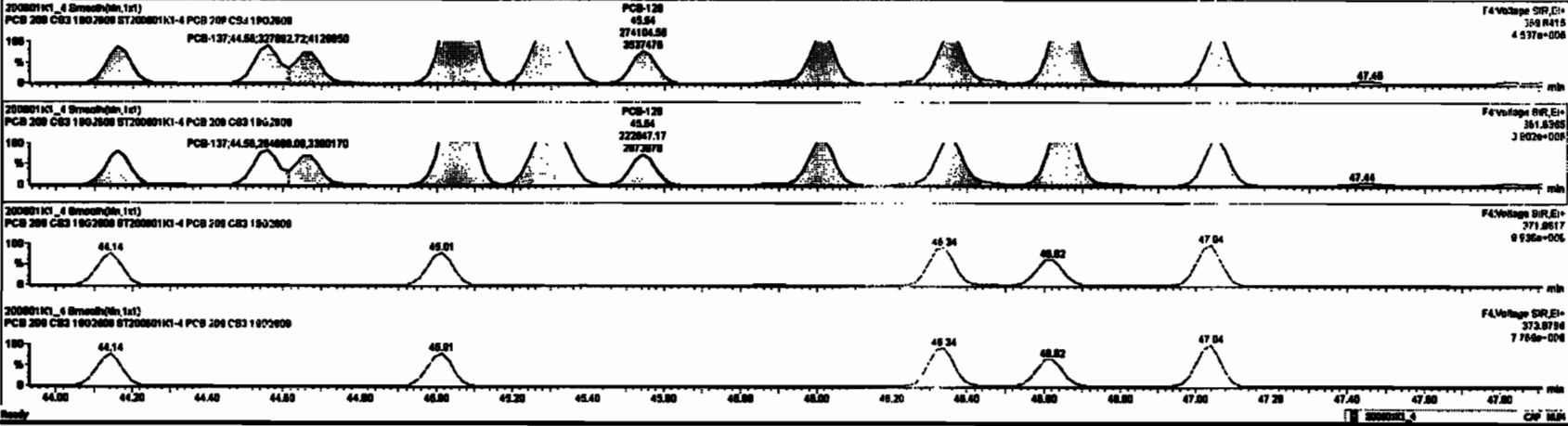


PFK4b



#	Sample	Comp	RA	RD	SRP	col Vol	Peak RT	RT	Peak RT	SRP	SRP Pct	Comp	SRP	DL	SRP
224	Total Mono-PCBs				1.1000	1.000	0.00		0.000	ND	100.1		0.0343	100.1	
225	Total Di-PCBs				1.0037	1.000	0.00		0.000	ND	918.4		0.280	918.4	
226	Total Tri-PCBs				1.0007	1.000	0.00		0.000	ND	412.6		0.0070	412.6	
227	Total Tetra-PCBs				0.0030	1.000	0.00		0.000	ND	918.1		0.371	918.1	
228	Total Penta-PCBs				1.0770	1.000	0.00		0.000	ND	2171		0.943	2171	
229	Total Hexa-PCBs				1.2167	1.000	0.00		0.000	ND	2100		0.026	2100	
230	Total Hepta-PCBs				1.0728	1.000	0.00		0.000	ND	201.1		0.162	201.1	
231	Total Octa-PCBs				0.0000	1.000	0.00		0.000	ND	807.0		0.100	807.0	
232	Total Non-PCBs				1.0000	1.000	0.00		0.000	ND	1.000		1.000	1.000	
233	Total PCBs				1.2091	1.000	0.00		0.000	ND	1.000		1.000	1.000	
234	Total PCBs				1.0000	1.000	0.00		0.000	ND	448.1		0.522	448.1	
235	Total PCBs				1.1488	1.000	0.00		0.000	ND	104.1		0.201	104.1	

#	Sample	Peak RT	RT	Col Range	Col Range	SRP Ratio (Peak)	RA	RD	SRP	Comp
1	111 PCB-126/43	43.28	43.28	6.800e6	6.800e6	1.240	1.24	ND	108.94	108.94
2	112 PCB-129/28	43.80	43.87	6.800e6	4.87e6	1.240	1.22	ND	108.30	108.30
3	113 PCB-142	43.74	43.74	2.200e6	2.130e6	1.240	1.24	ND	63.770	63.770
4	114 PCB-148/88	43.80	43.87	7.200e6	6.600e6	1.240	1.22	ND	103.87	103.87
5	115 PCB-152/81	43.20	43.21	7.200e6	6.800e6	1.240	1.24	ND	102.88	102.88
6	116 PCB-153	43.66	43.68	3.800e6	3.10e6	1.240	1.28	ND	62.913	62.913
7	117 PCB-160	43.63	43.64	3.81e6	3.07e6	1.240	1.24	ND	61.880	61.880
8	118 PCB-141	44.56	44.58	3.00e6	2.60e6	1.240	1.24	ND	61.680	61.680
9	119 PCB-137	44.88	44.88	3.37e6	3.04e6	1.240	1.24	ND	61.880	61.880

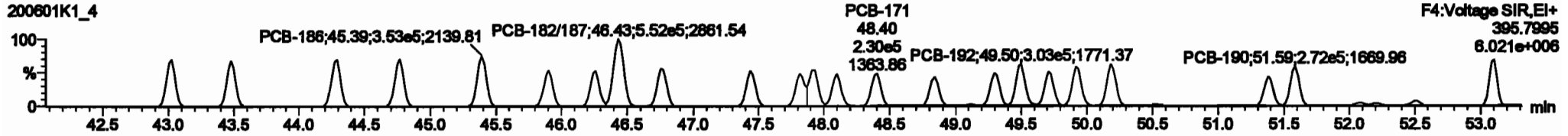



Dataset: Untitled

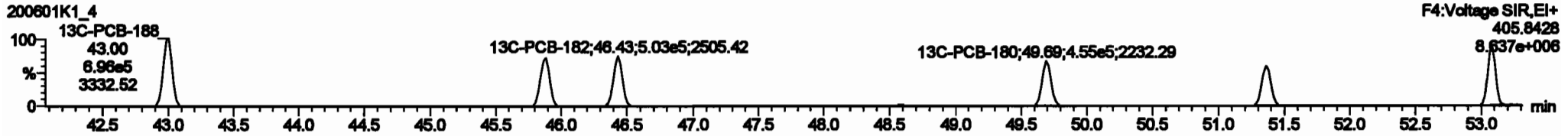

Last Altered: Tuesday, June 02, 2020 10:33:30 Pacific Daylight Time
Printed: Tuesday, June 02, 2020 10:35:13 Pacific Daylight Time

Name: 200601K1_4, Date: 01-Jun-2020, Time: 15:19:46, ID: ST200601K1-4 PCB 209 CS3 19G2609, Description: PCB 209 CS3 19G2609

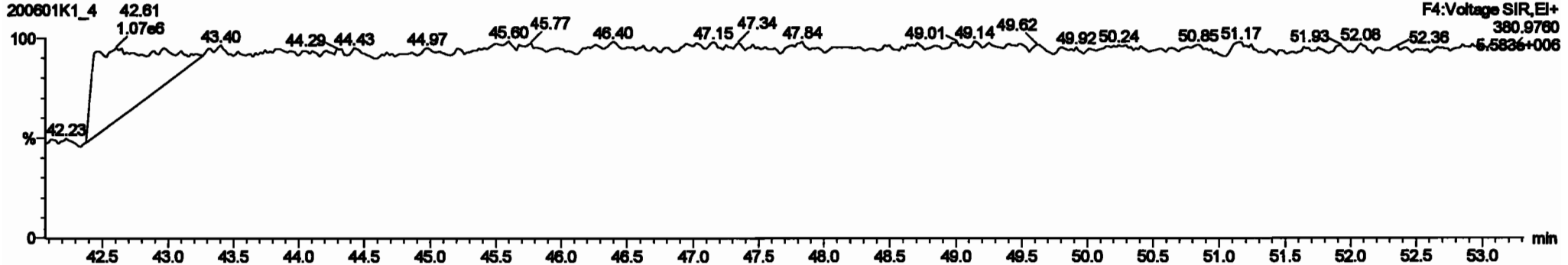
PCB-188



13C-PCB-188



PFK4c



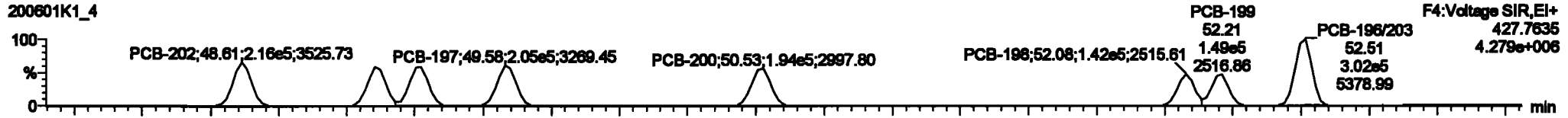
Dataset: Untitled

Last Altered: Tuesday, June 02, 2020 10:33:30 Pacific Daylight Time
Printed: Tuesday, June 02, 2020 10:35:13 Pacific Daylight Time

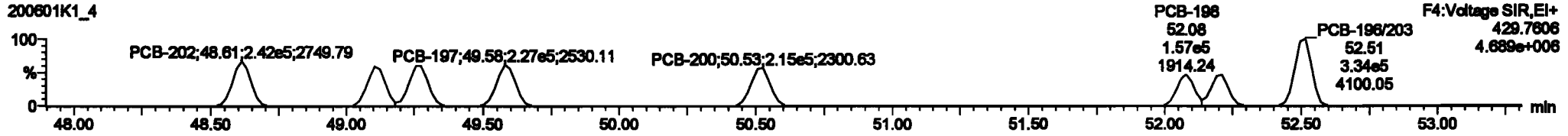
Name: 200601K1_4, Date: 01-Jun-2020, Time: 15:19:46, ID: ST200601K1-4 PCB 209 CS3 19G2609, Description: PCB 209 CS3 19G2609

PCB-202

200601K1_4

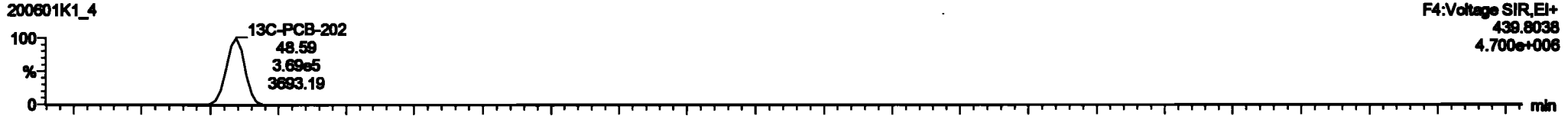


200601K1_4

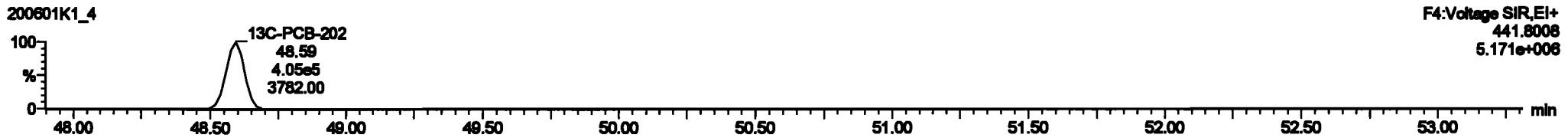


13C-PCB-202

200601K1_4

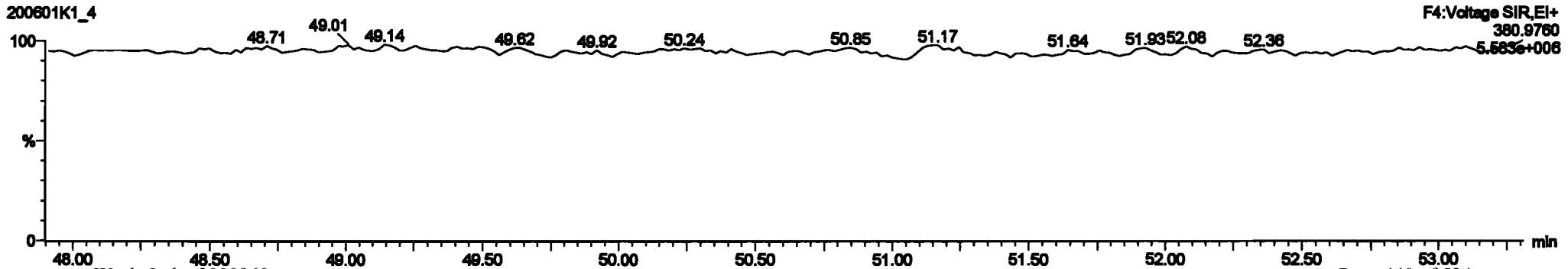


200601K1_4



PFK4d

200601K1_4



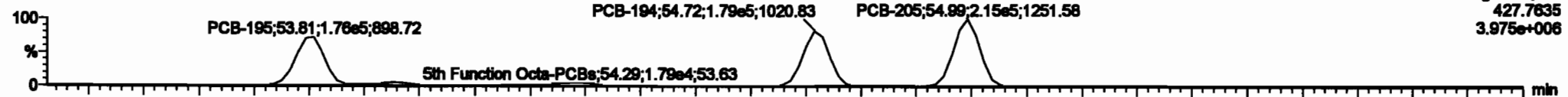
Dataset: Untitled

Last Altered: Tuesday, June 02, 2020 10:33:30 Pacific Daylight Time
Printed: Tuesday, June 02, 2020 10:35:13 Pacific Daylight Time

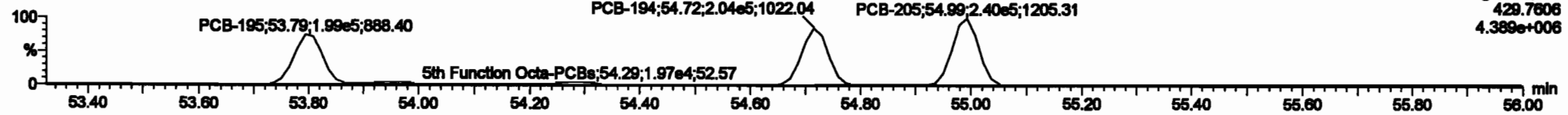
Name: 200601K1_4, Date: 01-Jun-2020, Time: 15:19:46, ID: ST200601K1-4 PCB 209 CS3 19G2609, Description: PCB 209 CS3 19G2609

PCB-195

200601K1_4

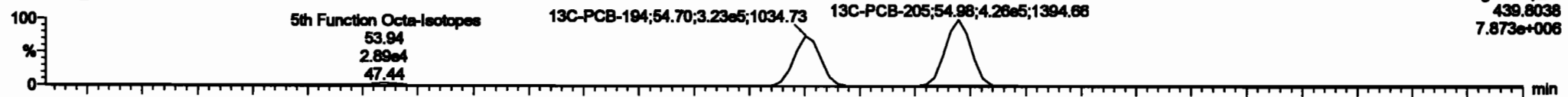


200601K1_4

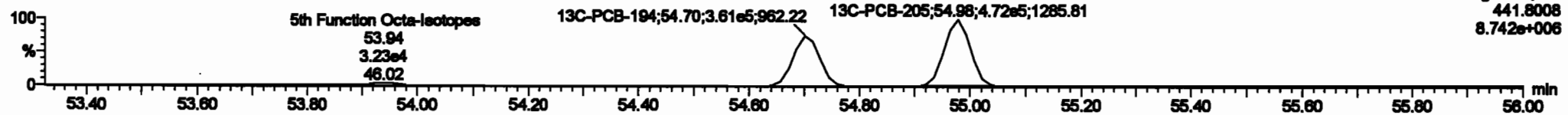


13C-PCB-194

200601K1_4

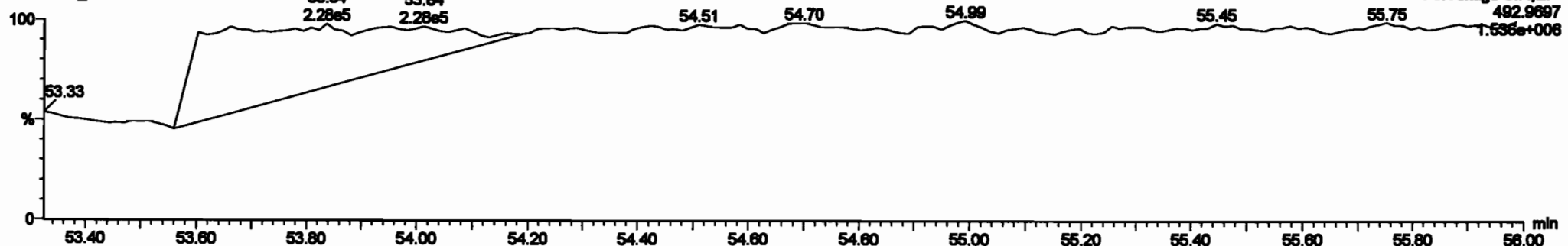


200601K1_4



PFK5a

200601K1_4




Dataset: Untitled

Last Altered: Tuesday, June 02, 2020 10:33:30 Pacific Daylight Time
Printed: Tuesday, June 02, 2020 10:35:13 Pacific Daylight Time

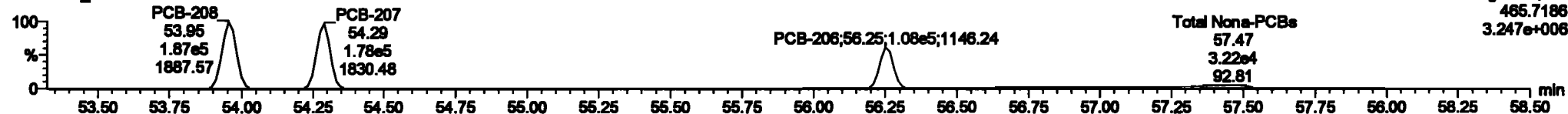
Name: 200601K1_4, Date: 01-Jun-2020, Time: 15:19:46, ID: ST200601K1-4 PCB 209 CS3 19G2609, Description: PCB 209 CS3 19G2609

PCB-208

200601K1_4

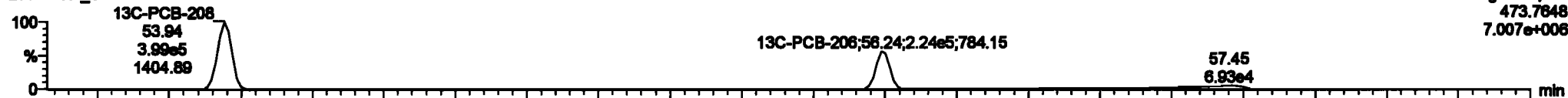


200601K1_4




13C-PCB-208

200601K1_4

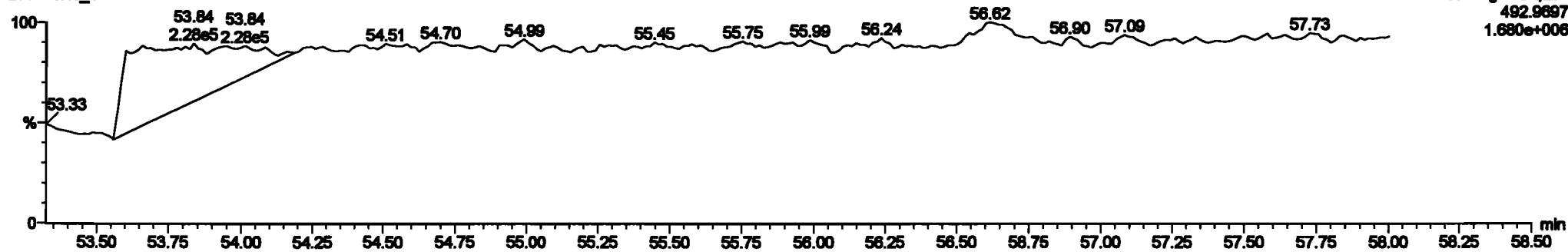


200601K1_4



PFK5

200601K1_4




Dataset: Untitled

Last Altered: Tuesday, June 02, 2020 10:33:30 Pacific Daylight Time
Printed: Tuesday, June 02, 2020 10:35:13 Pacific Daylight Time


Name: 200601K1_4, Date: 01-Jun-2020, Time: 15:19:46, ID: ST200601K1-4 PCB 209 CS3 19G2609, Description: PCB 209 CS3 19G2609

PCB-209

200601K1_4




200601K1_4




13C-PCB-209

200601K1_4

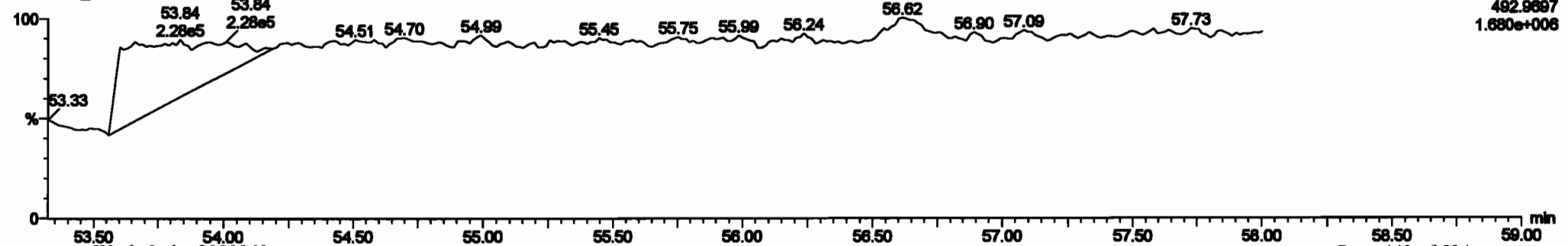


200601K1_4



PFK5b

200601K1_4



Dataset: Untitled

Last Altered: Tuesday, June 02, 2020 10:33:30 Pacific Daylight Time

Printed: Tuesday, June 02, 2020 10:35:13 Pacific Daylight Time


Name: 200601K1_5, Date: 01-Jun-2020, Time: 16:20:32, ID: ST200601K1-5 PCB 209 CS4 19G2610, Description: PCB 209 CS4 19G2610

PCB-1

200601K1_5



200601K1_5




13C-PCB-1

200601K1_5

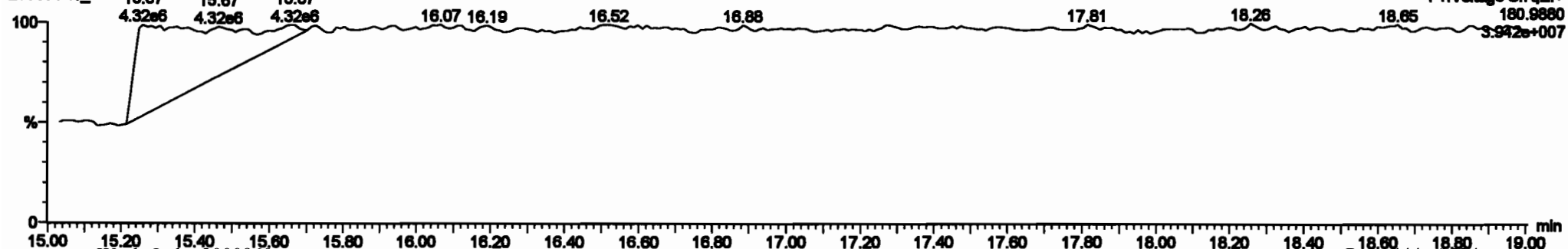


200601K1_5



PFK1

200601K1_5

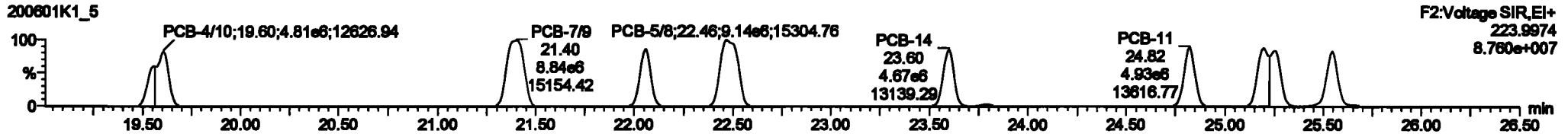
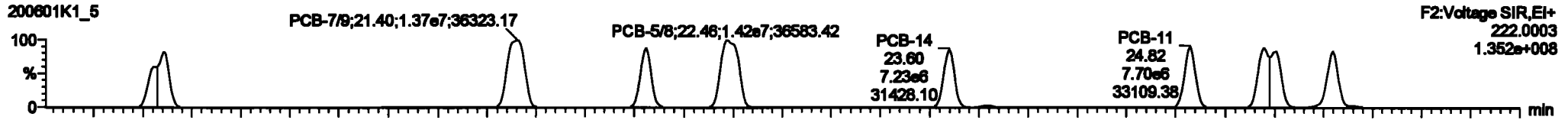


Dataset: Untitled

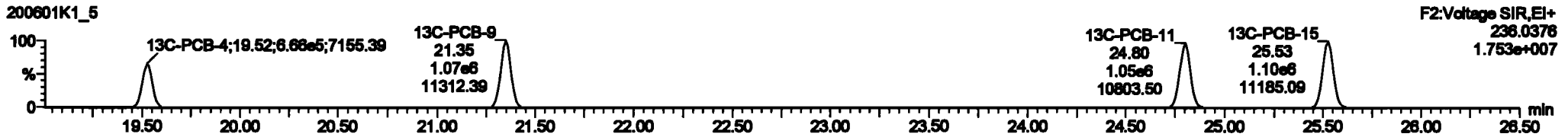
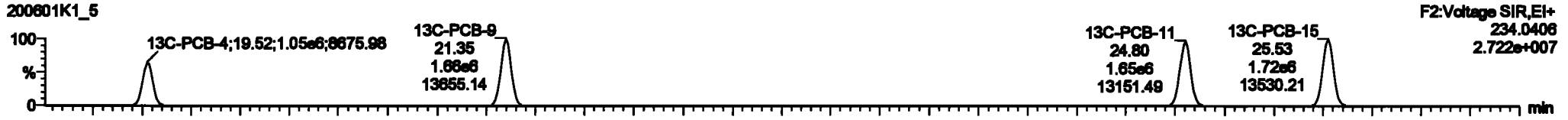
Last Altered: Tuesday, June 02, 2020 10:33:30 Pacific Daylight Time
Printed: Tuesday, June 02, 2020 10:35:13 Pacific Daylight Time

Name: 200601K1_5, Date: 01-Jun-2020, Time: 16:20:32, ID: ST200601K1-5 PCB 209 CS4 19G2610, Description: PCB 209 CS4 19G2610

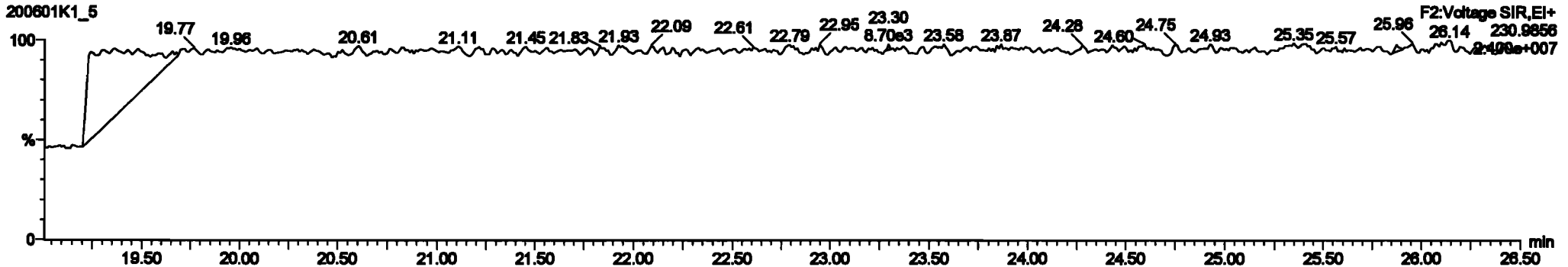
PCB-4/10



13C-PCB-4



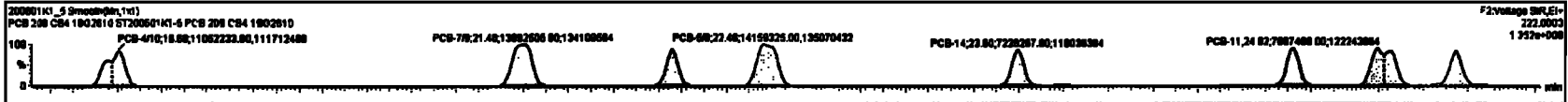


PFK2a



#	Name	Step	Qty	Buy	Unit Cost	Material	Plant	Lot	Plant	Unit Cost	Plant	Unit Cost	Plant	Unit Cost	Plant	Unit Cost	Plant	Unit Cost	Plant
220	13C-PCB-78	1.2500	0.78	NO	1.2501	1.250	27.70	27.70	0.000	0.000	NO	27.42	27.4	0.0073					
221	13C-PCB-178	7.2500	0.44	NO	1.2503	1.250	45.87	45.89	0.000	0.000	NO	27.10	27.2	0.112					
222	1st Function PCBs				1.1800	1.250	0.00		0.000			NO	1280	0.0000	1280				
223	2nd Function PCBs				1.2200	1.250	0.00		0.000			NO	3927	0.110	3927				
224	3rd Function PCBs				0.8800	1.250	0.00		0.000			NO	6774	0.8800	6774				
225	4th Function PCBs				1.2770	1.250	0.00		0.000			NO	17690	1.77	17690				
226	5th Function PCBs				1.3157	1.250	0.00		0.000			NO	17480	0.984	17480				
227	6th Function PCBs				1.0720	1.250	0.00		0.000			NO	2120	0.300	2120				
228	7th Function PCBs				0.8800	1.250	0.00		0.000			NO	6676	0.400	6676				
229	8th Function PCBs				1.2010	1.250	0.00		0.000			NO	12140	2.87	12140				
230	9th Function PCBs				1.2001	1.250	0.00		0.000			NO	10140	4.00	10140				

#	Name	Plant	Qty	Buy	Unit Cost	Material	Plant	Lot	Plant	Unit Cost	Plant	Unit Cost	Plant	Unit Cost	Plant	Unit Cost	Plant	Unit Cost	Plant
4	PCB-4A0	19.00	19.00	1.1000	7.5400	1.80	1.98	NO	048.01	048.04									
5	PCB-7A0	21.41	21.40	1.3800	0.8010	1.80	1.98	NO	000.01	000.04									
6	PCB-8	22.80	22.80	7.2700	4.8200	1.80	1.98	NO	438.40	438.41									
7	PCB-8A	22.40	22.40	1.4100	0.5400	1.80	1.98	NO	000.00	000.00									
8	PCB-4A	23.01	23.00	7.2000	4.8900	1.80	1.98	NO	430.10	430.10									
9	PCB-4A	24.80	24.80	7.8000	4.8200	1.80	1.98	NO	415.11	415.11									
10	PCB-12A0	26.20	26.20	1.4200	0.2200	1.80	1.98	NO	000.27	000.27									
11	PCB-1B	26.67	26.66	7.1000	4.8400	1.80	1.98	NO	430.20	430.20									

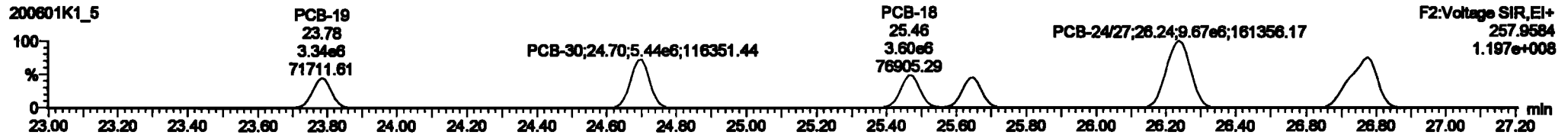


Dataset: Untitled

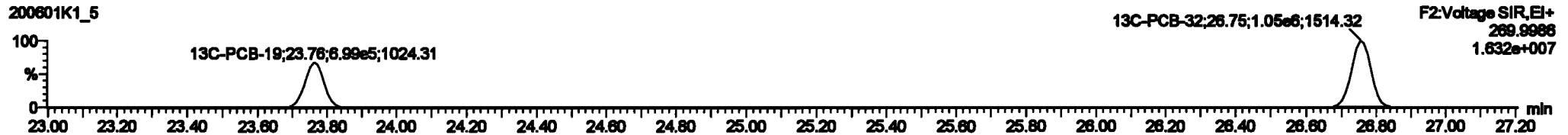
Last Altered: Tuesday, June 02, 2020 10:33:30 Pacific Daylight Time
Printed: Tuesday, June 02, 2020 10:35:13 Pacific Daylight Time

Name: 200601K1_5, Date: 01-Jun-2020, Time: 16:20:32, ID: ST200601K1-5 PCB 209 CS4 19G2610, Description: PCB 209 CS4 19G2610

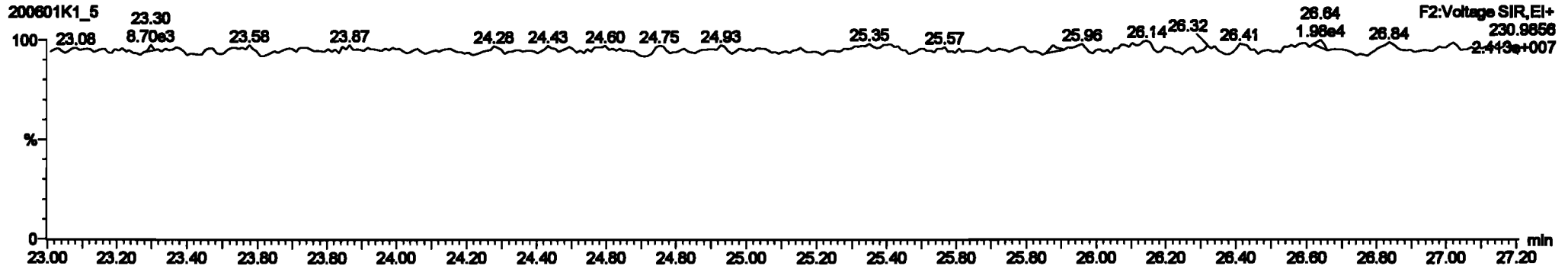
PCB-19



13C-PCB-19



PFK2b

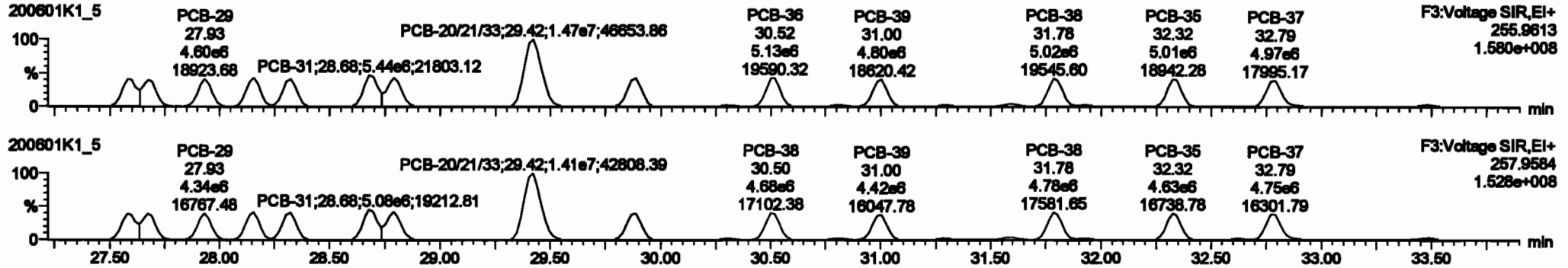


Dataset: Untitled

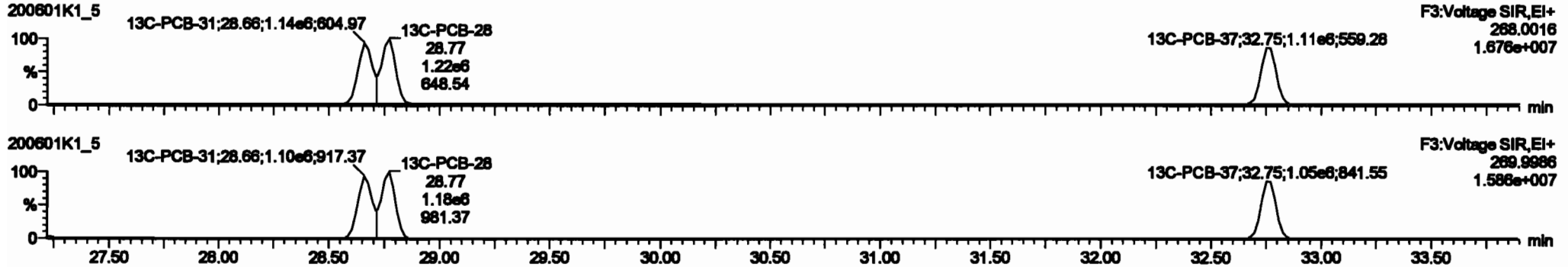
Last Altered: Tuesday, June 02, 2020 10:33:30 Pacific Daylight Time
 Printed: Tuesday, June 02, 2020 10:35:13 Pacific Daylight Time

Name: 200601K1_5, Date: 01-Jun-2020, Time: 16:20:32, ID: ST200601K1-5 PCB 209 CS4 19G2610, Description: PCB 209 CS4 19G2610

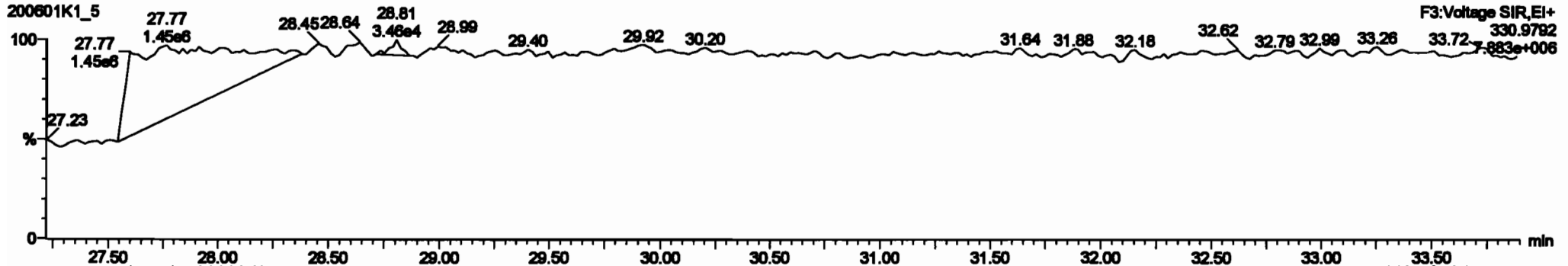
PCB-34



13C-PCB-28






PFK3d



Peak	Name	Area	Height	Width	Retention	Response	Conc.	%Area	Height
220	13C-PCB-78	1.89e6	0.79	NO	1.0021	1.000	37.76	37.76	0.000
220	13C-PCB-178	7.89e6	0.61	NO	1.0000	1.000	48.87	48.88	0.000
224	Total Mono-PCBs				1.1895	1.000	0.00	0.000	NO
226	Total Di-PCBs				1.2627	1.000	0.00	0.000	NO
228	Total Tri-PCBs				1.3607	1.000	0.00	0.000	NO
228	Total Tetra-PCBs				1.5775	1.000	0.00	0.000	NO
228	Total Penta-PCBs				1.9197	1.000	0.00	0.000	NO
230	Total Hexa-PCBs				1.9726	1.000	0.00	0.000	NO
230	Total Hepta-PCBs				6.0000	1.000	0.00	0.000	NO
232	Total Octa-PCBs				1.0916	1.000	0.00	0.000	NO
232	Total Nona-PCBs				1.2661	1.000	0.00	0.000	NO

Peak	Name	Area	Height	Width	Retention	Response	Conc.	%Area	Height
28	PCB-28	27.89	27.89	4.639e6	4.639e6	1.000	1.00	NO	417.53
18	PCB-18	27.89	27.89	4.639e6	4.639e6	1.000	1.00	NO	418.77
20	PCB-20	27.89	27.89	4.639e6	4.639e6	1.000	1.00	NO	417.61
21	PCB-21	28.10	28.10	4.639e6	4.639e6	1.000	1.00	NO	423.78
22	PCB-22	28.31	28.32	4.799e6	4.819e6	1.000	1.04	NO	412.77
23	PCB-23	28.80	28.80	5.491e6	5.579e6	1.000	1.00	NO	423.07
24	PCB-24	28.79	28.79	5.399e6	5.699e6	1.000	1.00	NO	423.80
26	PCB-20(2)	28.43	28.43	1.472e7	1.487e7	1.000	1.00	NO	1276.0
28	PCB-28	28.87	28.88	6.000e6	4.801e6	1.000	1.00	NO	418.35

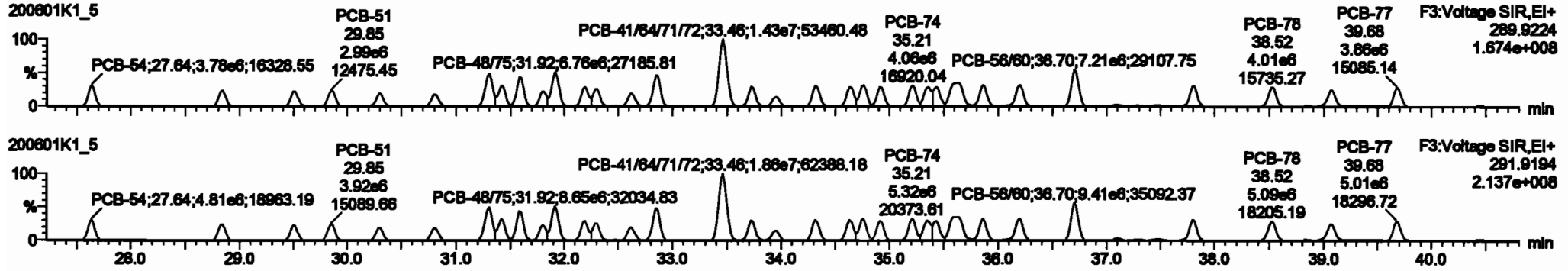


Dataset: Untitled

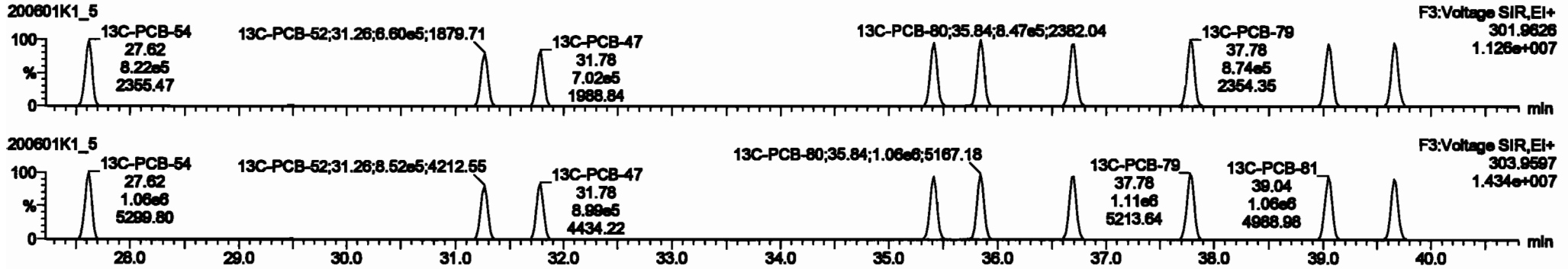
Last Altered: Tuesday, June 02, 2020 10:33:30 Pacific Daylight Time
 Printed: Tuesday, June 02, 2020 10:35:13 Pacific Daylight Time

Name: 200601K1_5, Date: 01-Jun-2020, Time: 16:20:32, ID: ST200601K1-5 PCB 209 CS4 19G2610, Description: PCB 209 CS4 19G2610

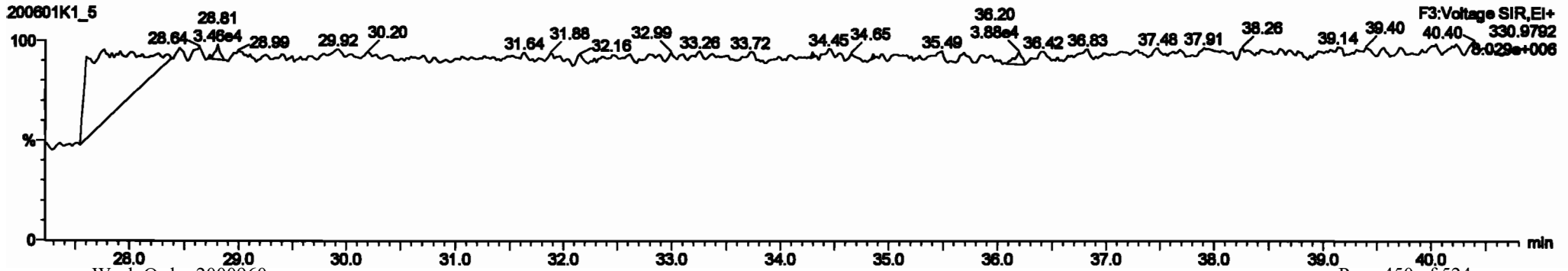
PCB-54



13C-PCB-54



PFK3a



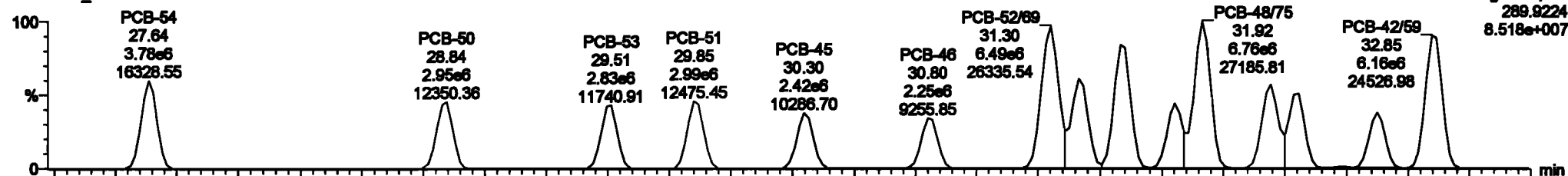
Dataset: Untitled

Last Altered: Tuesday, June 02, 2020 10:33:30 Pacific Daylight Time
Printed: Tuesday, June 02, 2020 10:35:13 Pacific Daylight Time

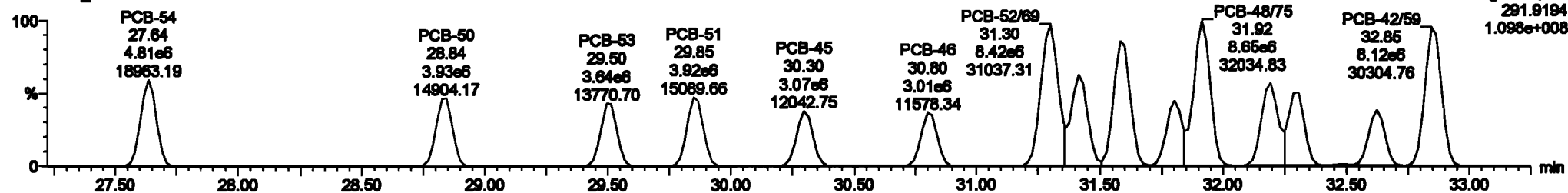
Name: 200601K1_5, Date: 01-Jun-2020, Time: 16:20:32, ID: ST200601K1-5 PCB 209 CS4 19G2610, Description: PCB 209 CS4 19G2610

PCB-50

200601K1_5



200601K1_5




13C-PCB-52

200601K1_5



200601K1_5

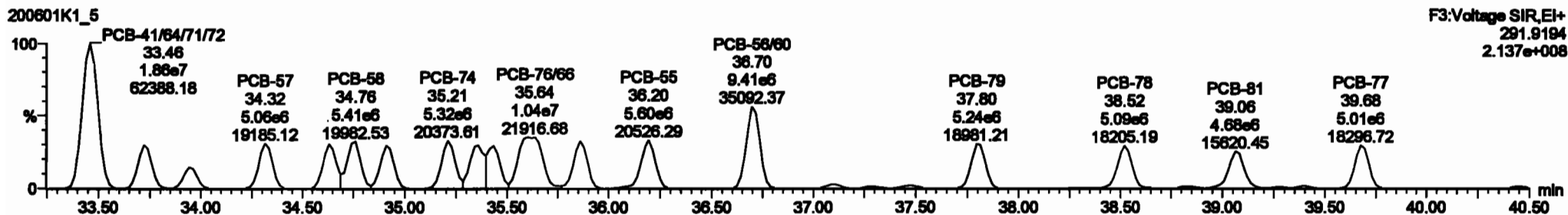
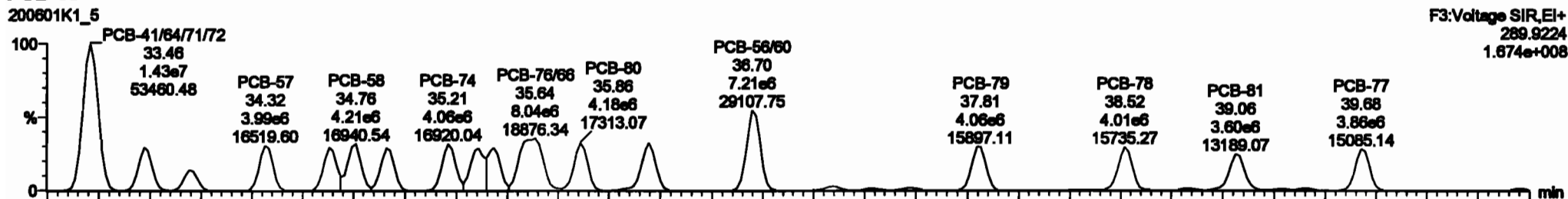


Dataset: Untitled

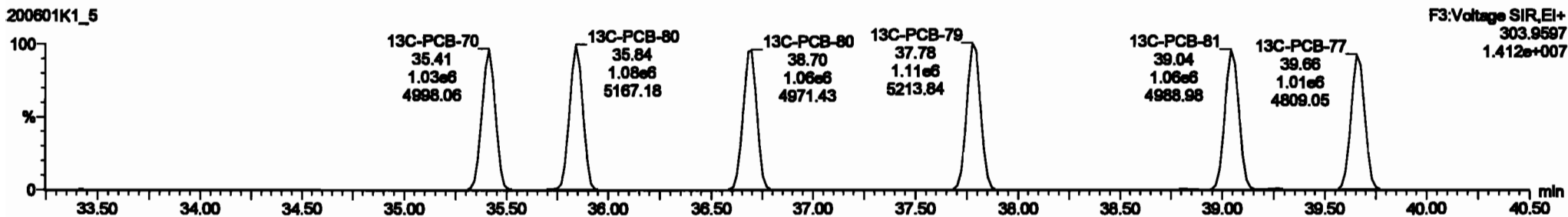
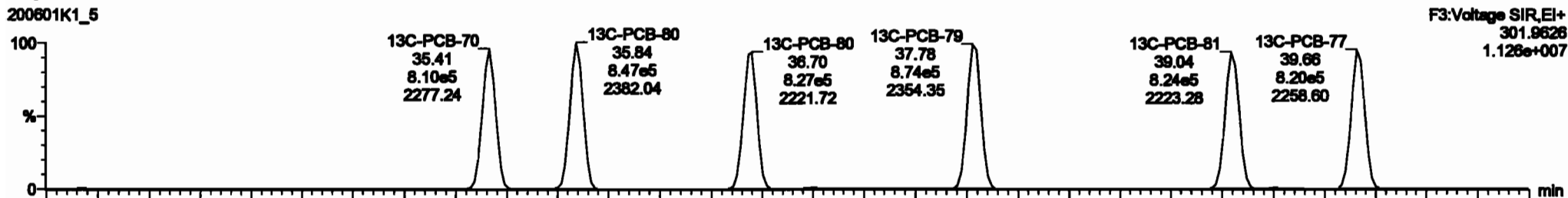
Last Altered: Tuesday, June 02, 2020 10:33:30 Pacific Daylight Time
Printed: Tuesday, June 02, 2020 10:35:13 Pacific Daylight Time

Name: 200601K1_5, Date: 01-Jun-2020, Time: 16:20:32, ID: ST200601K1-5 PCB 209 CS4 19G2610, Description: PCB 209 CS4 19G2610

PCB-68

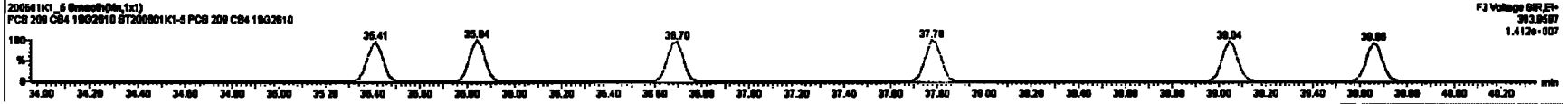

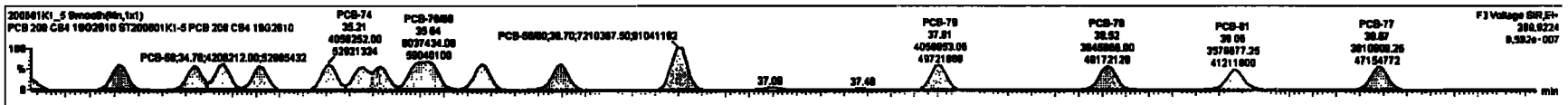


13C-PCB-60



#	Name	Range	Unit	Min	Max	Peak	Area	Height	Width	Area%	Height%	Area%	Height%	
222	13C-PCB-78	1.98e6	0.78	ND	1.0221	1.020	37.78	0.000	0.000	ND	87.42	87.4	0.0273	
223	13C-PCB-178	7.85e6	0.44	ND	1.0000	1.000	46.87	46.89	0.020	0.020	ND	87.18	87.2	0.112
224	Total Mono-PCBs				1.0885	1.000	0.00	0.000	0.000	ND	1280	0.0081	1280	
225	Total PA-PCBs				1.0837	1.000	0.00	0.000	0.000	ND	9120	0.248	9120	
226	2nd Function PA-PCBs				1.0837	1.000	0.00	0.000	0.000	ND	3487	0.110	3487	
227	2nd Function PA-PCBs				0.8208	1.000	0.00	0.000	0.000	ND	8774	0.882	8774	
228	2nd Function PA-PCBs				3.7878	1.000	0.00	0.000	0.000	ND	3180	1.27	3180	
229	2nd Function Peris-PCBs				1.3187	1.000	0.00	0.000	0.000	ND	17480	0.804	17480	
230	4th Function Peris-PCBs				1.8736	1.000	0.00	0.000	0.000	ND	2128	0.280	2128	
231	2nd Function Heme-PCBs				0.8858	1.000	0.00	0.000	0.000	ND	8876	0.403	8876	
232	4th Function Heme-PCBs				1.8218	1.000	0.00	0.000	0.000	ND	12140	2.87	12140	
233	Total Heme-PCBs				1.3071	1.000	0.00	0.000	0.000	ND	8776	4.81	8776	

#	Name	PeakID	RT	Ref Range	Ref Range	1st Ratio (Peak)	SA	Int	SNPC	Comp.
1	30 PCB-84	27.84	27.84	3.78e6	4.812e6	0.770	0.78	ND	422.48	422.48
2	30 PCB-81	28.80	28.84	2.88e6	3.887e6	0.770	0.78	ND	418.31	418.30
3	34 PCB-81	28.80	28.81	2.88e6	3.887e6	0.770	0.78	ND	428.24	428.24
4	28 PCB-81	28.88	28.88	2.88e6	3.887e6	0.770	0.78	ND	438.80	438.80
5	38 PCB-48	30.30	30.30	2.818e6	3.87e6	0.770	0.78	ND	433.10	433.10
6	37 PCB-48	38.80	38.80	2.248e6	3.818e6	0.770	0.78	ND	418.07	418.07
7	38 PCB-8288	31.30	31.30	8.488e6	8.418e6	0.770	0.77	ND	846.12	846.12
8	38 PCB-78	31.41	31.41	4.882e6	8.387e6	0.770	0.77	ND	431.88	431.88
9	48 PCB-4388	31.38	31.38	8.87e6	7.288e6	0.770	0.77	ND	638.18	638.18

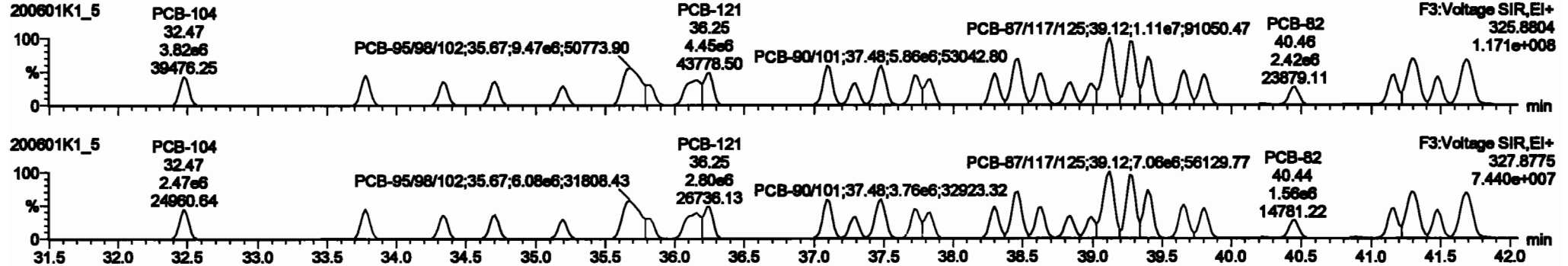


Dataset: Untitled

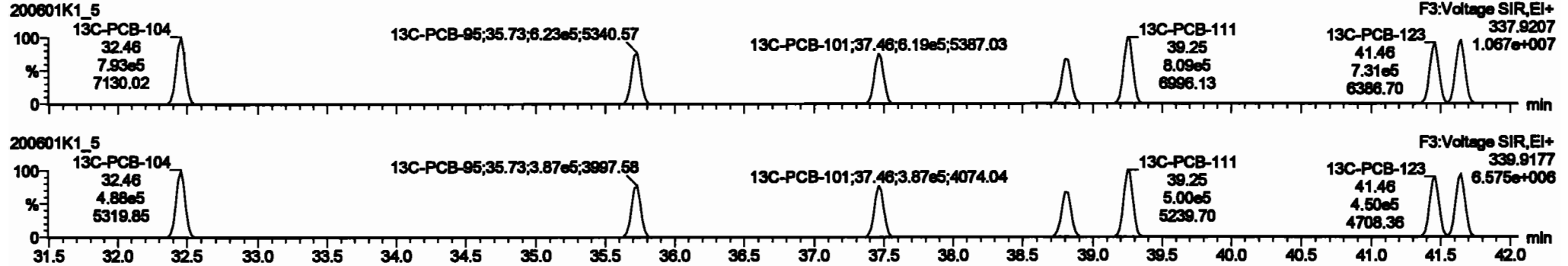
Last Altered: Tuesday, June 02, 2020 10:33:30 Pacific Daylight Time
 Printed: Tuesday, June 02, 2020 10:35:13 Pacific Daylight Time

Name: 200601K1_5, Date: 01-Jun-2020, Time: 16:20:32, ID: ST200601K1-5 PCB 209 CS4 19G2610, Description: PCB 209 CS4 19G2610

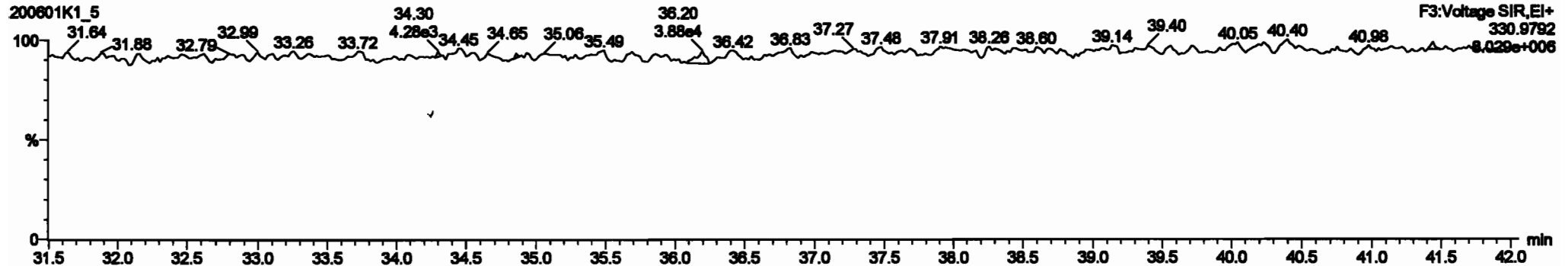
PCB-104



13C-PCB-104



PFK3b

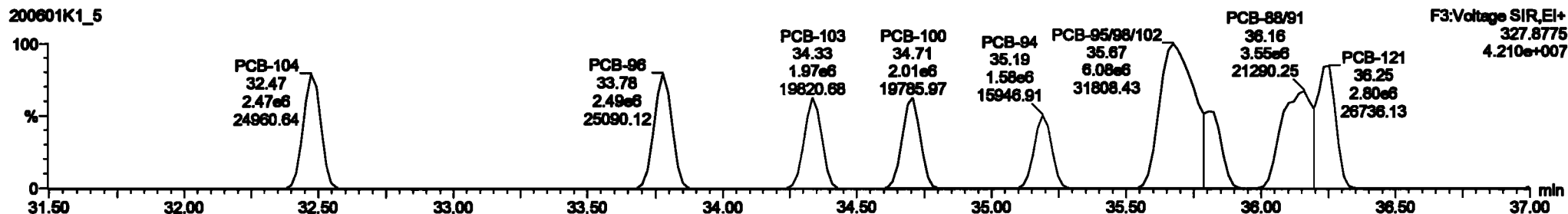
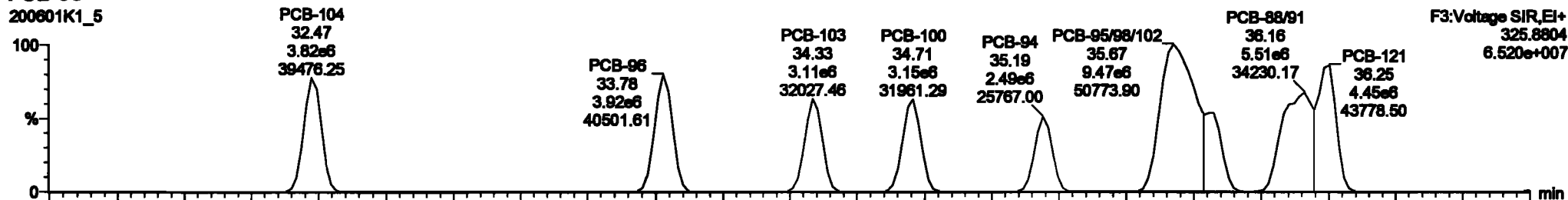


Dataset: Untitled

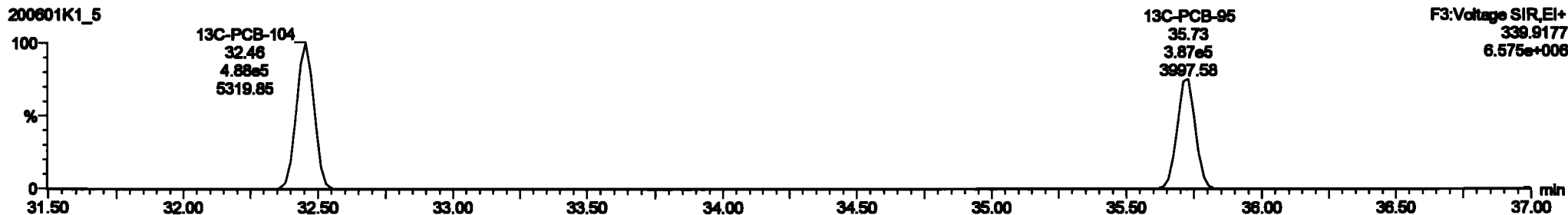

Last Altered: Tuesday, June 02, 2020 10:33:30 Pacific Daylight Time
Printed: Tuesday, June 02, 2020 10:35:13 Pacific Daylight Time

Name: 200601K1_5, Date: 01-Jun-2020, Time: 16:20:32, ID: ST200601K1-5 PCB 209 CS4 19G2610, Description: PCB 209 CS4 19G2610

PCB-96



13C-PCB-95



Dataset: Untitled

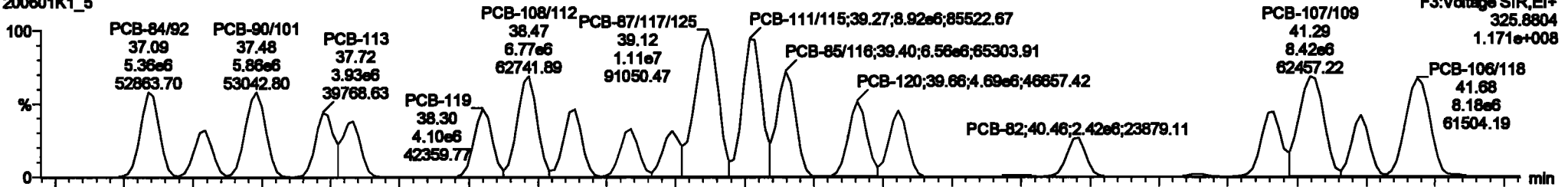
Last Altered: Tuesday, June 02, 2020 10:33:30 Pacific Daylight Time

Printed: Tuesday, June 02, 2020 10:35:13 Pacific Daylight Time

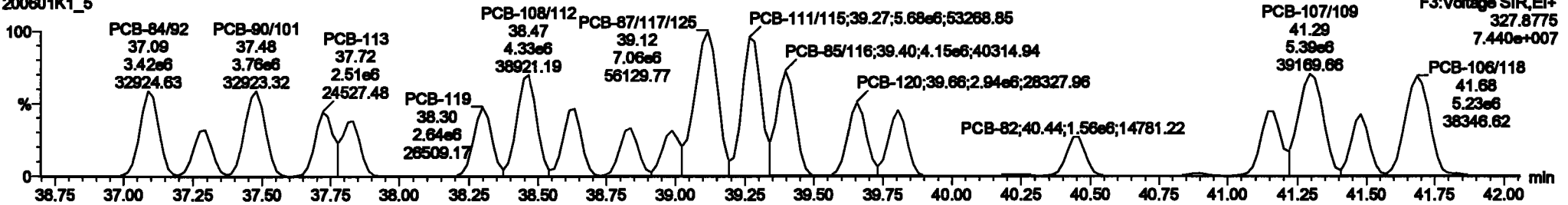
Name: 200601K1_5, Date: 01-Jun-2020, Time: 16:20:32, ID: ST200601K1-5 PCB 209 CS4 19G2610, Description: PCB 209 CS4 19G2610

PCB-119

200601K1_5

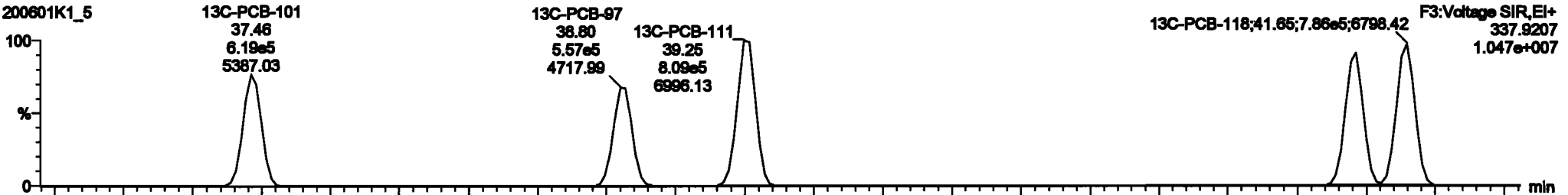


200601K1_5

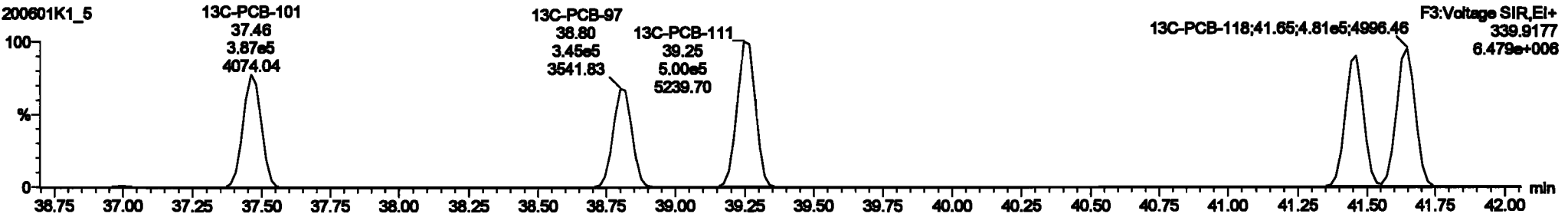


13C-PCB-111

200601K1_5



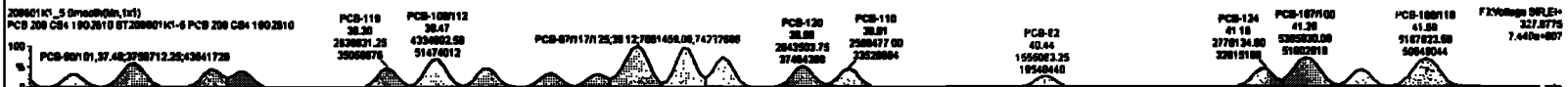



200601K1_5



#	Channel	Gain	Offset	Unit	Min	Max	Peak	Val	Area	Width	Height	Area	Unit
220	15C-PCB-70	1.000	0.70	NO	1.000	1.000	37.70	0.000	0.000	NO	37.70	0.110	
221	15C-PCB-470	7.000	0.04	NO	1.000	1.000	46.07	46.08	0.000	NO	46.07	0.110	
224	Test Mono-PCBs				1.000	1.000	0.000	0.000	NO	1200	0.000	1200	
226	Test Di-PCBs				1.000	1.000	0.000	0.000	NO	5000	0.300	5000	
228	Test Preamplifier PCBs				1.000	1.000	0.000	0.000	NO	3000	0.110	3000	
229	Test Preamplifier PCBs				0.000	1.000	0.000	0.000	NO	6774	0.000	6774	
230	Test Mono-PCBs				1.000	1.000	0.000	0.000	NO	10000	1.70	10000	
231	Test Mono-PCBs				1.000	1.000	0.000	0.000	NO	2000	0.110	2000	
232	Test Preamplifier PCBs				1.000	1.000	0.000	0.000	NO	2000	0.300	2000	
233	Test Preamplifier PCBs				0.000	1.000	0.000	0.000	NO	6976	0.000	6976	
234	Test Preamplifier PCBs				1.000	1.000	0.000	0.000	NO	1200	2.00	1200	
235	Test Mono-PCBs				1.000	1.000	0.000	0.000	NO	9000	4.00	9000	

#	Channel	Gain	Offset	Unit	Min	Max	Peak	Val	Area	Width	Height	Area	Unit
60	PCB-108				30.47	32.07	31.27	2.00e6	1.000	1.00	NO	430.70	
61	PCB-109				30.70	30.70	3.07e6	2.00e6	1.000	1.00	NO	430.70	
62	PCB-108				30.30	30.30	3.10e6	1.00e6	1.000	1.00	NO	430.70	
63	PCB-109				30.00	30.71	3.10e6	2.00e6	1.000	1.00	NO	430.70	
64	PCB-108				30.31	30.10	2.00e6	1.00e6	1.000	1.00	NO	430.70	
65	PCB-109				30.00	30.07	0.00e6	0.00e6	1.000	1.00	NO	1297.0	
66	PCB-108				30.01	30.02	2.00e6	1.00e6	1.000	1.00	NO	401.00	
67	PCB-109				30.10	30.10	0.01e6	0.01e6	1.000	1.00	NO	401.00	
68	PCB-108				30.30	30.30	4.00e6	2.70e6	1.000	1.00	NO	400.70	

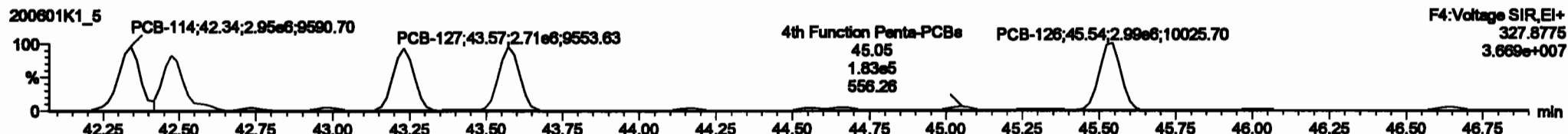



Dataset: Untitled

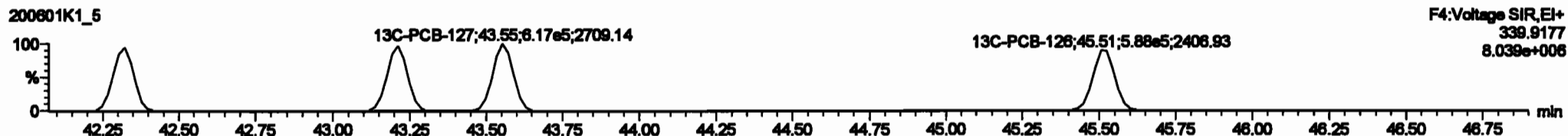

Last Altered: Tuesday, June 02, 2020 10:33:30 Pacific Daylight Time
Printed: Tuesday, June 02, 2020 10:35:13 Pacific Daylight Time

Name: 200601K1_5, Date: 01-Jun-2020, Time: 16:20:32, ID: ST200601K1-5 PCB 209 CS4 19G2610, Description: PCB 209 CS4 19G2610

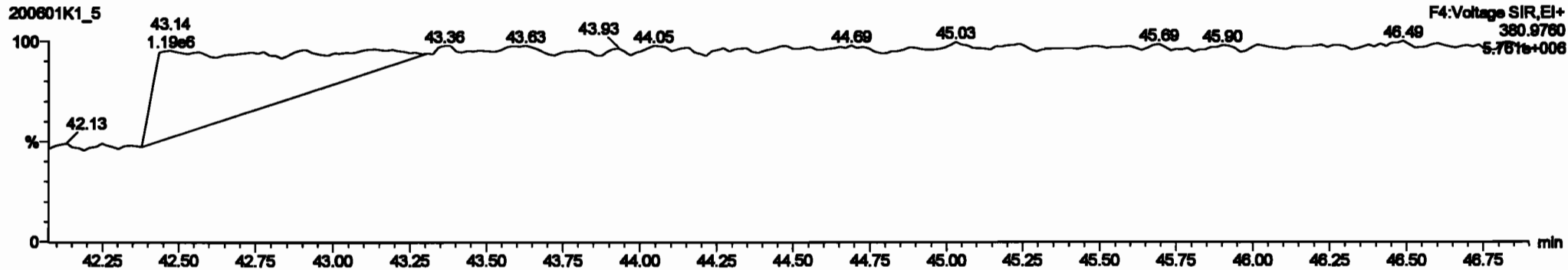
PCB-114



13C-PCB-114

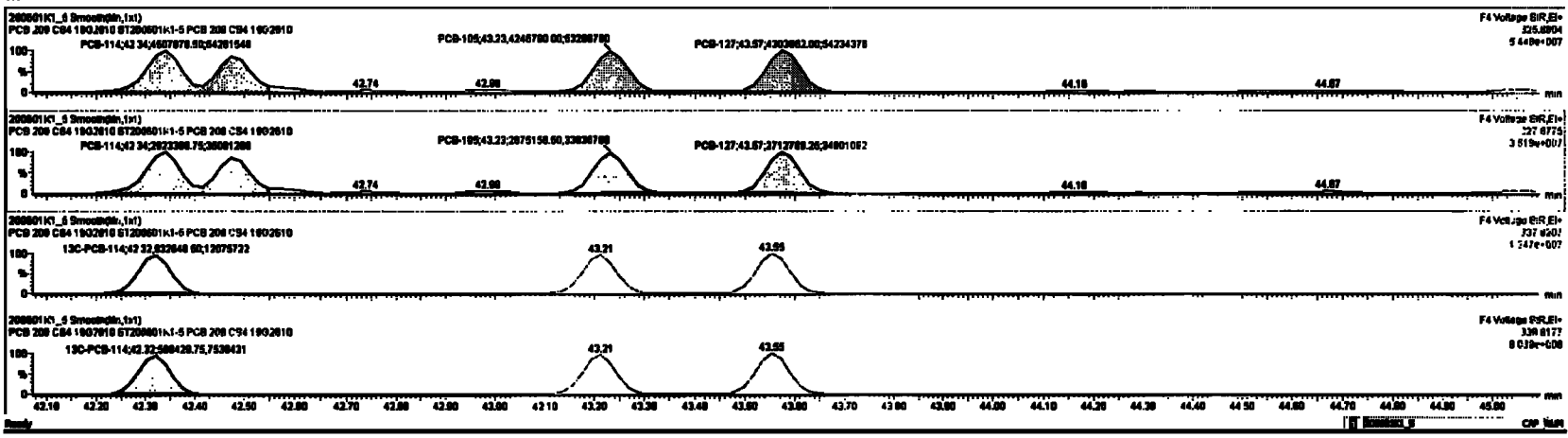


PFK4a



#	Comp	Range	RA	Q1	Q3	Min	Max	Width	Height	Area	Cent	Skew	SL	SRPC
220	13C-PCB-70	1.80e5	0.70	NO	1.80e5	1.80e5	37.70	37.70	0.000	0.000	NO	37.43	37.4	0.0071
220	13C-PCB-170	7.80e5	0.84	NO	1.80e5	1.80e5	46.07	46.08	0.000	0.000	NO	37.90	37.2	0.112
220	Total Mono-PCBs				1.80e5	1.80e5	0.00	0.00	0.000	0.000	NO	1.260		0.0091
220	Total DL-PCBs				1.80e5	1.80e5	0.00	0.00	0.000	0.000	NO	31.20		0.240
220	Total PA-PCBs				1.80e5	1.80e5	0.00	0.00	0.000	0.000	NO	3407		0.110
220	Total PA-PCBs				0.80e5	1.80e5	0.00	0.00	0.000	0.000	NO	3774		0.002
220	Total PA-PCBs				1.077e	1.80e5	0.00	0.00	0.000	0.000	NO	17000		1.77
220	Total PA-PCBs				1.3157	1.80e5	0.00	0.00	0.000	0.000	NO	17400		0.004
220	Total PA-PCBs				1.00e5	1.80e5	0.00	0.00	0.000	0.000	NO	3000		0.000
220	Total PA-PCBs				0.80e5	1.80e5	0.00	0.00	0.000	0.000	NO	3074		0.000
220	Total PA-PCBs				1.077e	1.80e5	0.00	0.00	0.000	0.000	NO	12148		2.07
220	Total PA-PCBs				1.307e	1.80e5	0.00	0.00	0.000	0.000	NO	10000		4.04

#	Comp	Range	RA	Q1	Q3	Min	Max	Width	Height	Area	Cent	Skew	SL	SRPC
1	80-PCB-114	42.34	42.34	4.00e+0	2.00e+0	1.000	1.04	NO	420.12	420.12				
2	80-PCB-122	42.60	42.67	3.00e+0	2.00e+0	1.000	1.05	NO	016.27	016.27				
3	80-PCB-105	43.20	43.23	4.00e+0	2.00e+0	1.000	1.08	NO	420.08	420.08				
4	80-PCB-127	43.87	43.87	4.00e+0	2.00e+0	1.000	1.08	NO	420.10	420.10				
5	87-PCB-128	44.57	44.54	4.00e+0	2.00e+0	1.000	1.09	NO	420.09	420.09				



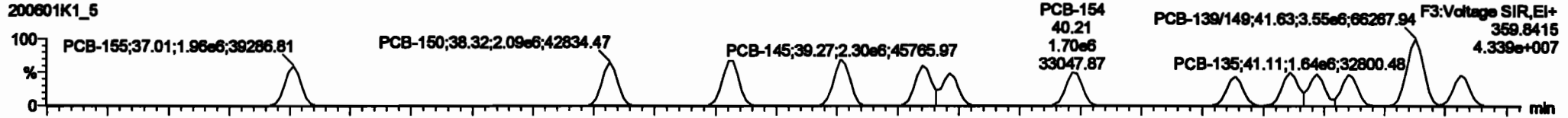
Dataset: Untitled

Last Altered: Tuesday, June 02, 2020 10:33:30 Pacific Daylight Time
Printed: Tuesday, June 02, 2020 10:35:13 Pacific Daylight Time

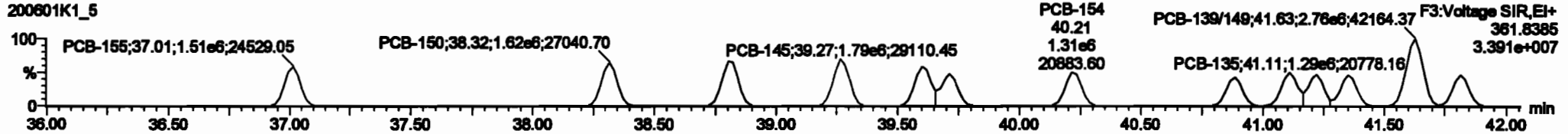
Name: 200601K1_5, Date: 01-Jun-2020, Time: 16:20:32, ID: ST200601K1-5 PCB 209 CS4 19G2610, Description: PCB 209 CS4 19G2610

PCB-155

200601K1_5

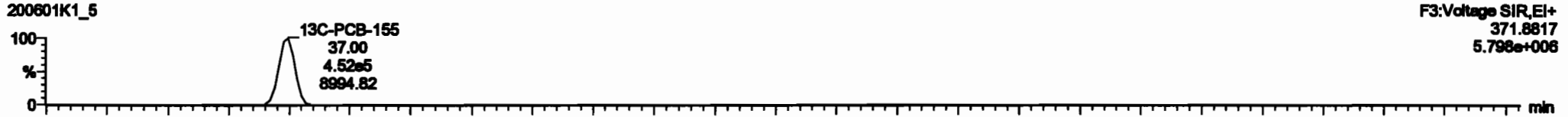


200601K1_5

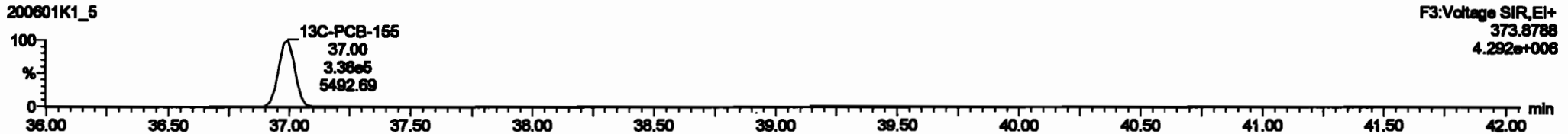


13C-PCB-155

200601K1_5

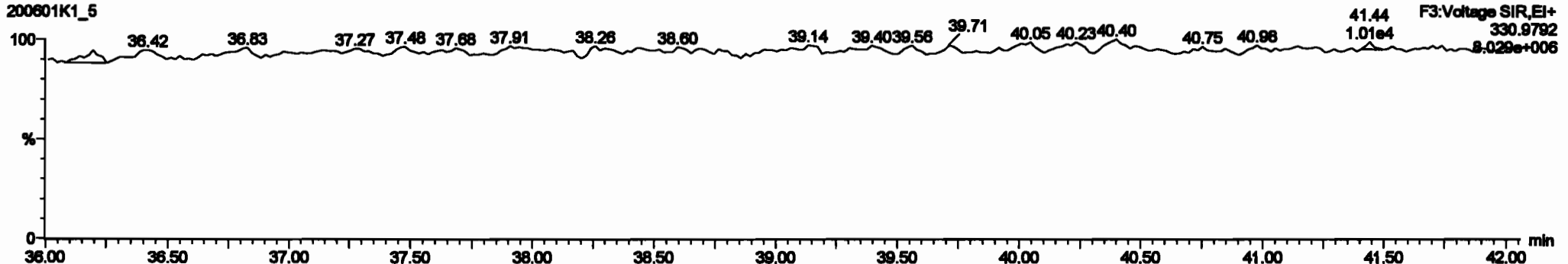


200601K1_5



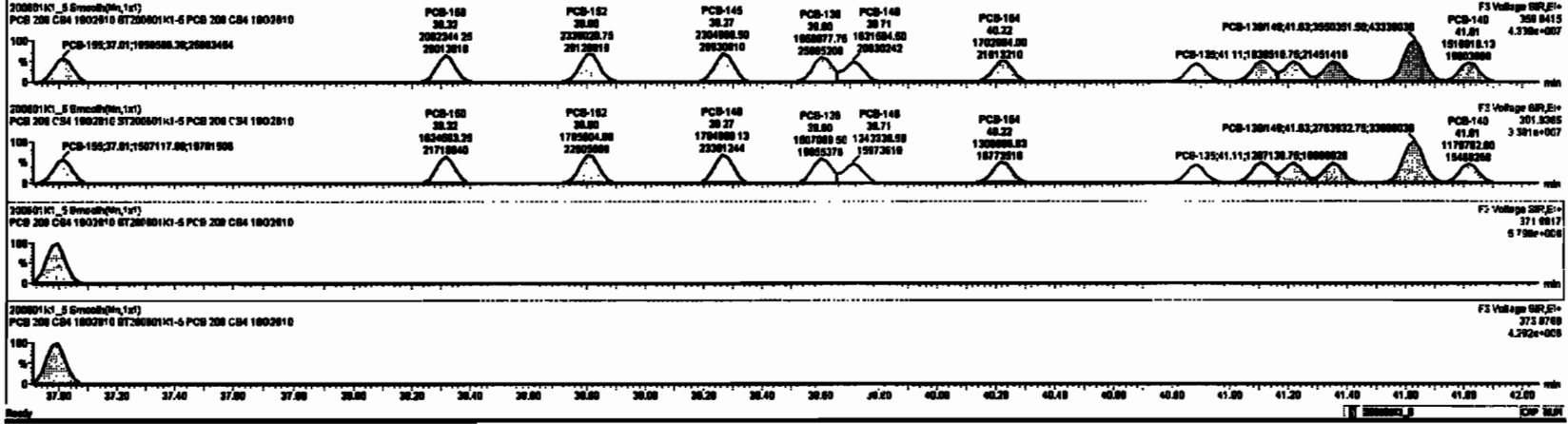
PFK3c

200601K1_5



ID	Step	Step	RM	RM	OPF	Calcd	Planned	RE	Prod.R.	Yield	OPF Pct	Chng.	Qty	RMPC
222	12C-PCB-178	1.8000	0.70	NO	1.0000	1.000	37.78	37.78	0.000	0.000	NO	07.43	07.4	0.0000
223	12C-PCB-178	7.8000	0.64	NO	1.0000	1.000	48.07	48.08	0.020	0.020	NO	07.18	07.2	0.1110
224	Total Items-PCBs				1.0000	1.000	0.00	0.000			NO	1200	0.0000	1200
225	Total 0-PCBs				1.0000	1.000	0.00	0.000			NO	0130	0.2400	0130
226	2nd Function 0-PCBs				1.0000	1.000	0.00	0.000			NO	3407	0.1100	3407
227	2nd Function 0-PCBs				0.8000	1.000	0.00	0.000			NO	0774	0.0000	0774
228	Total 0-PCBs				1.0000	1.000	0.00	0.000			NO	17000	1.37	17000
229	2nd Function 0-PCBs				1.0000	1.000	0.00	0.000			NO	17000	0.0000	17000
230	4th Function 0-PCBs				1.0000	1.000	0.00	0.000			NO	2120	0.2000	2120
231	Total 0-PCBs				1.0000	1.000	0.00	0.000			NO	0000	0.0000	0000
232	4th Function 0-PCBs				1.0000	1.000	0.00	0.000			NO	12140	2.07	12140
233	Total 0-PCBs				1.0000	1.000	0.00	0.000			NO	0000	4.00	0000

ID	Step	Step	RM	RM	OPF	Calcd	Planned	RE	Prod.R.	Yield	OPF Pct	Chng.	Qty	RMPC
80	PCB-100	37.00	37.01	1.0000	1.0000	1.200	1.200	NO	421.45	421.45				
90	PCB-100	38.30	38.30	2.0000	1.0000	1.200	1.200	NO	438.01	438.01				
100	PCB-100	38.00	38.00	2.0000	1.0000	1.200	1.200	NO	441.45	441.45				
110	PCB-140	38.30	38.30	2.0000	1.0000	1.200	1.200	NO	438.01	438.01				
120	PCB-130	38.00	38.00	1.0000	1.0000	1.200	1.200	NO	431.00	431.00				
130	PCB-140	38.70	38.71	1.0000	1.0000	1.200	1.200	NO	438.70	438.70				
140	PCB-100	40.20	40.20	1.0000	1.0000	1.200	1.200	NO	418.00	418.00				
150	PCB-100	40.00	40.00	1.0000	1.0000	1.200	1.200	NO	418.00	418.00				
160	PCB-130	41.10	41.11	1.0000	1.0000	1.200	1.200	NO	400.00	400.00				

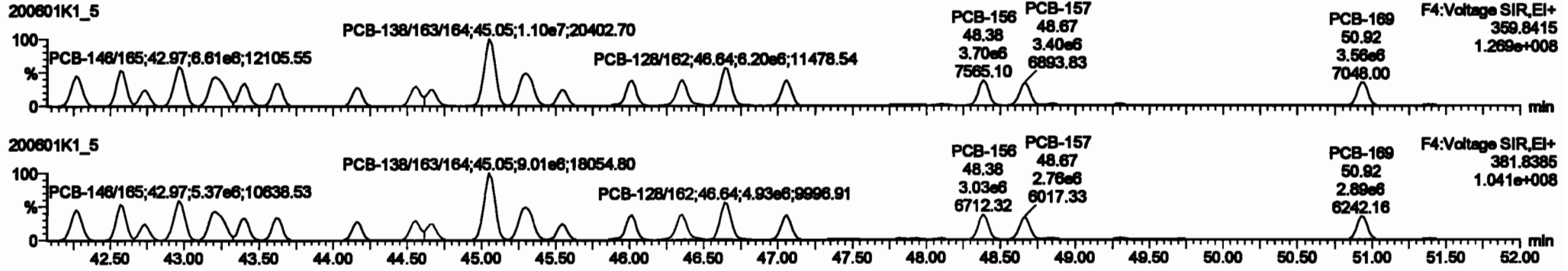


Dataset: Untitled

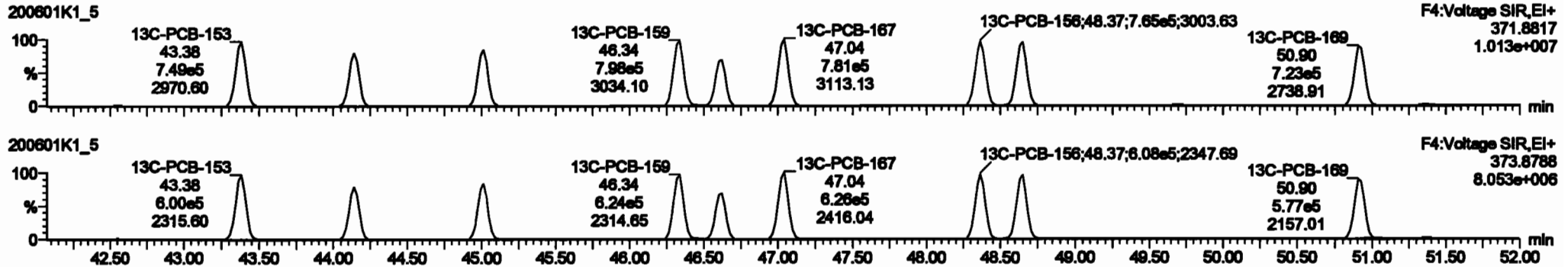
Last Altered: Tuesday, June 02, 2020 10:33:30 Pacific Daylight Time
 Printed: Tuesday, June 02, 2020 10:35:13 Pacific Daylight Time

Name: 200601K1_5, Date: 01-Jun-2020, Time: 16:20:32, ID: ST200601K1-5 PCB 209 CS4 19G2610, Description: PCB 209 CS4 19G2610

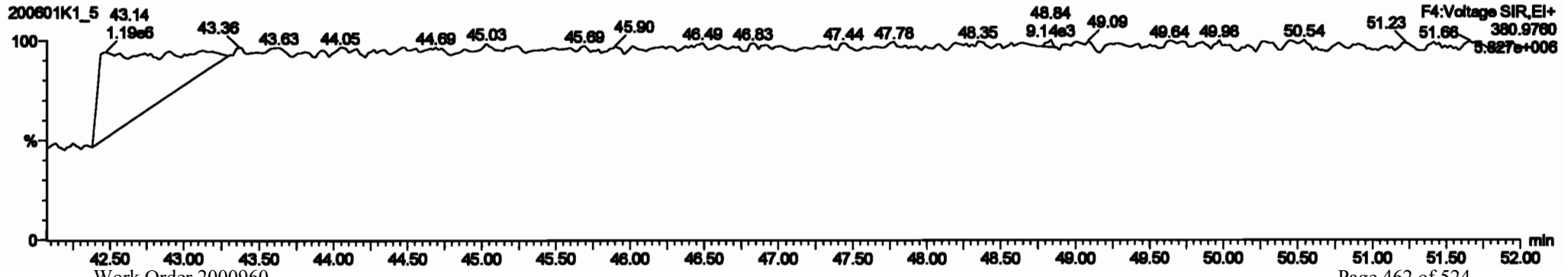
PCB-134/143



13C-PCB-153



PFK4b



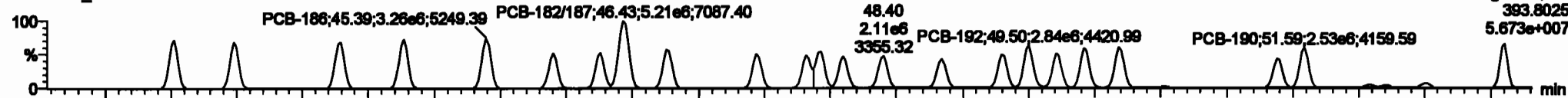
Dataset: Untitled

Last Altered: Tuesday, June 02, 2020 10:33:30 Pacific Daylight Time
Printed: Tuesday, June 02, 2020 10:35:13 Pacific Daylight Time

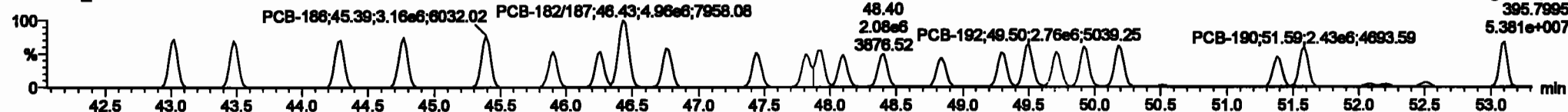
Name: 200601K1_5, Date: 01-Jun-2020, Time: 16:20:32, ID: ST200601K1-5 PCB 209 CS4 19G2610, Description: PCB 209 CS4 19G2610

PCB-188

200601K1_5




200601K1_5

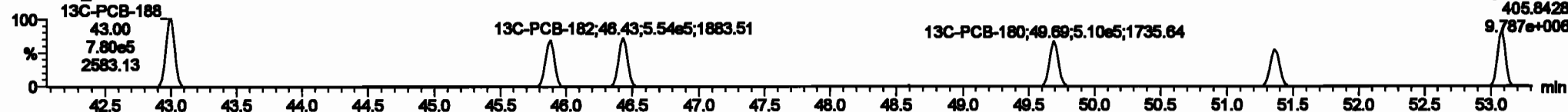


13C-PCB-188

200601K1_5

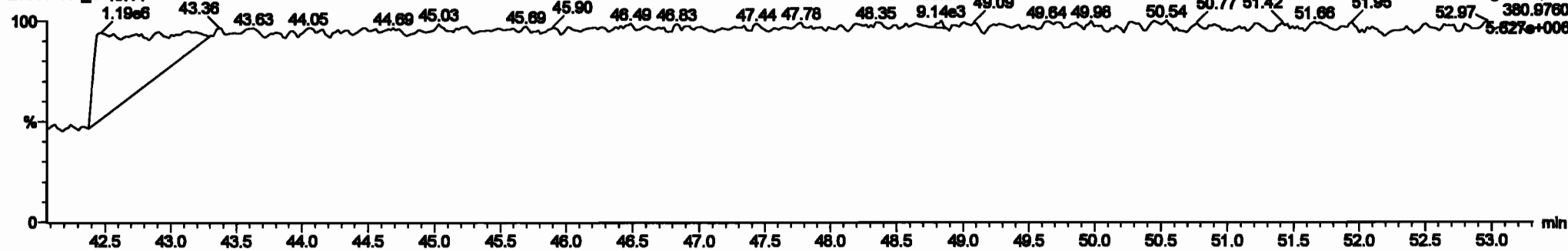


200601K1_5



PFK4c

200601K1_5



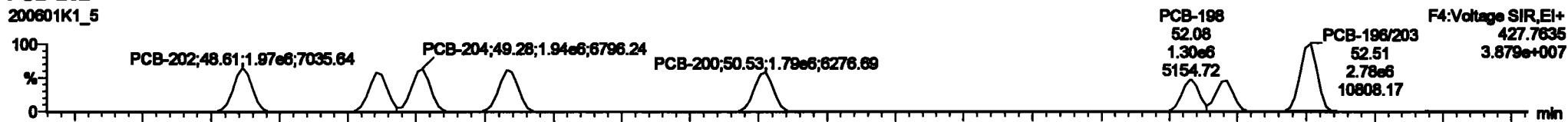
Dataset: Untitled

Last Altered: Tuesday, June 02, 2020 10:33:30 Pacific Daylight Time
Printed: Tuesday, June 02, 2020 10:35:13 Pacific Daylight Time

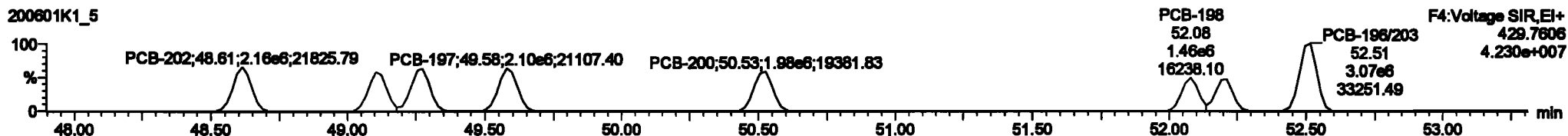
Name: 200601K1_5, Date: 01-Jun-2020, Time: 16:20:32, ID: ST200601K1-5 PCB 209 CS4 19G2610, Description: PCB 209 CS4 19G2610

PCB-202

200601K1_5

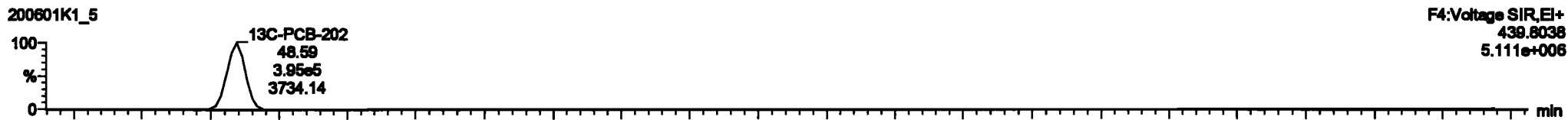


200601K1_5

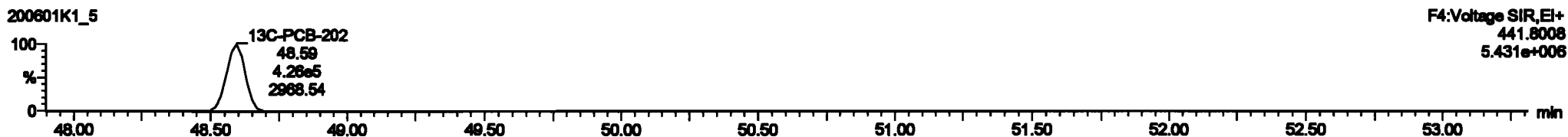


13C-PCB-202

200601K1_5

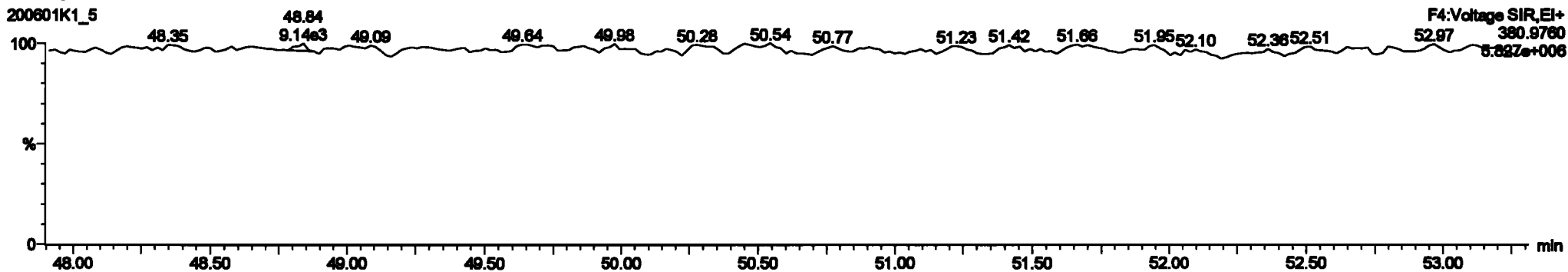


200601K1_5



PFK4d

200601K1_5



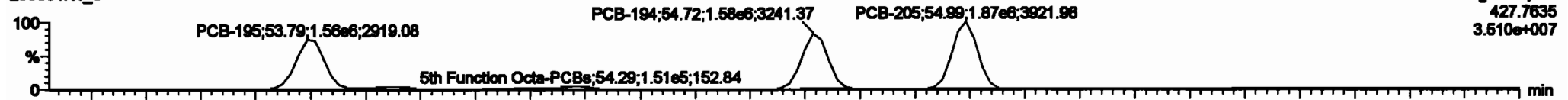
Dataset: Untitled

Last Altered: Tuesday, June 02, 2020 10:33:30 Pacific Daylight Time
Printed: Tuesday, June 02, 2020 10:35:13 Pacific Daylight Time

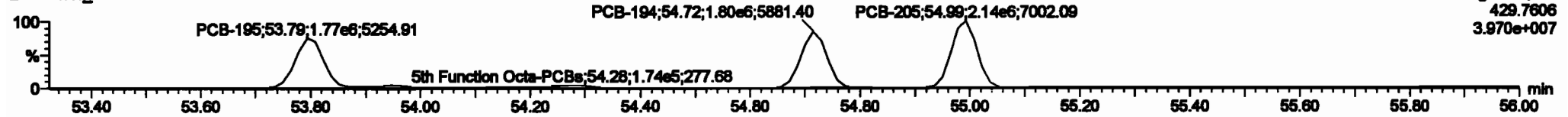
Name: 200601K1_5, Date: 01-Jun-2020, Time: 16:20:32, ID: ST200601K1-5 PCB 209 CS4 19G2610, Description: PCB 209 CS4 19G2610

PCB-195

200601K1_5

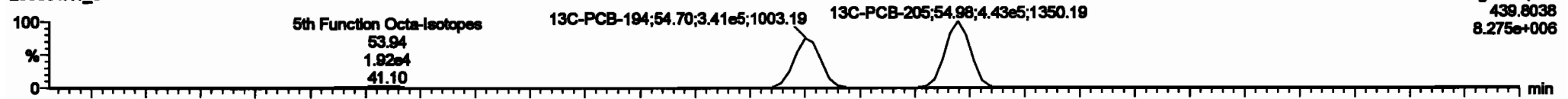


200601K1_5

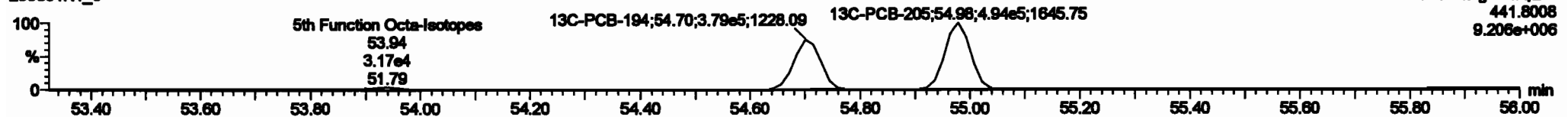


13C-PCB-194

200601K1_5

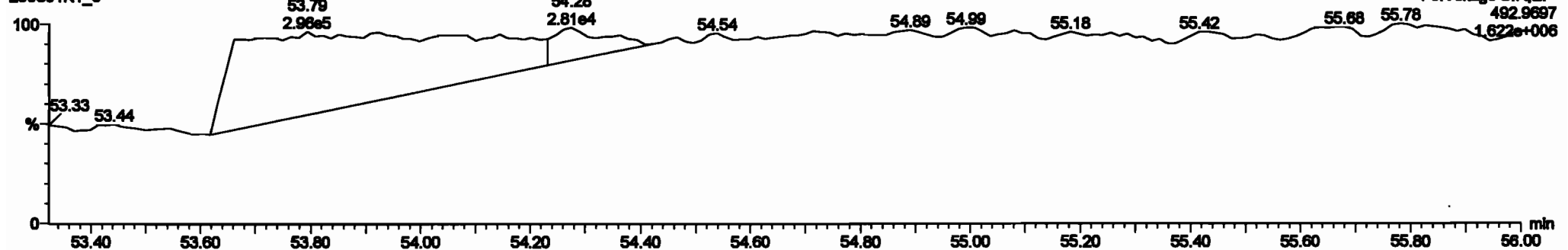


200601K1_5



PFK5a

200601K1_5



Dataset: Untitled

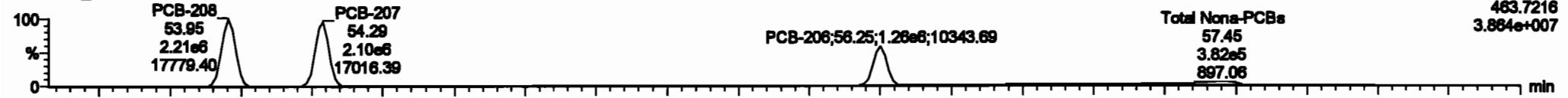
Last Altered: Tuesday, June 02, 2020 10:33:30 Pacific Daylight Time

Printed: Tuesday, June 02, 2020 10:35:13 Pacific Daylight Time

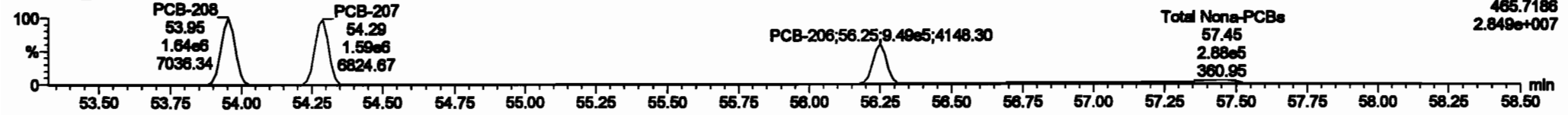
Name: 200601K1_5, Date: 01-Jun-2020, Time: 16:20:32, ID: ST200601K1-5 PCB 209 CS4 19G2610, Description: PCB 209 CS4 19G2610

PCB-208

200601K1_5




200601K1_5




13C-PCB-208

200601K1_5

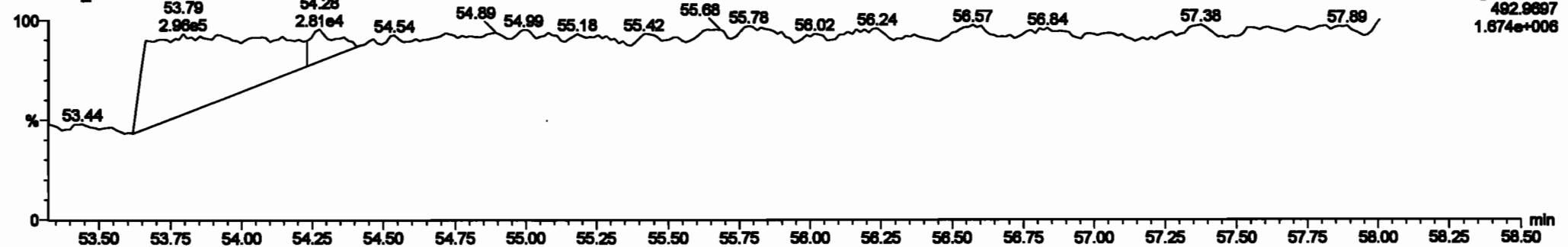


200601K1_5



PFK5

200601K1_5




Dataset: Untitled

Last Altered: Tuesday, June 02, 2020 10:33:30 Pacific Daylight Time
Printed: Tuesday, June 02, 2020 10:35:13 Pacific Daylight Time


Name: 200601K1_5, Date: 01-Jun-2020, Time: 16:20:32, ID: ST200601K1-5 PCB 209 CS4 19G2610, Description: PCB 209 CS4 19G2610

PCB-209

200601K1_5




200601K1_5

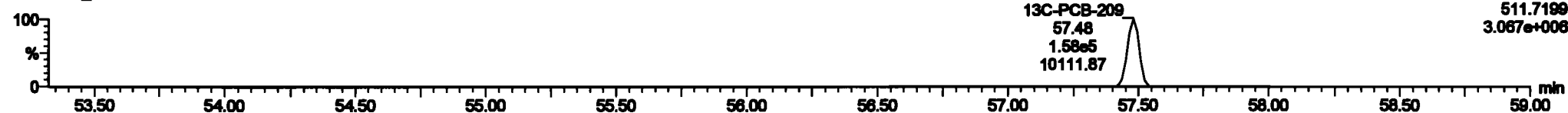


13C-PCB-209

200601K1_5

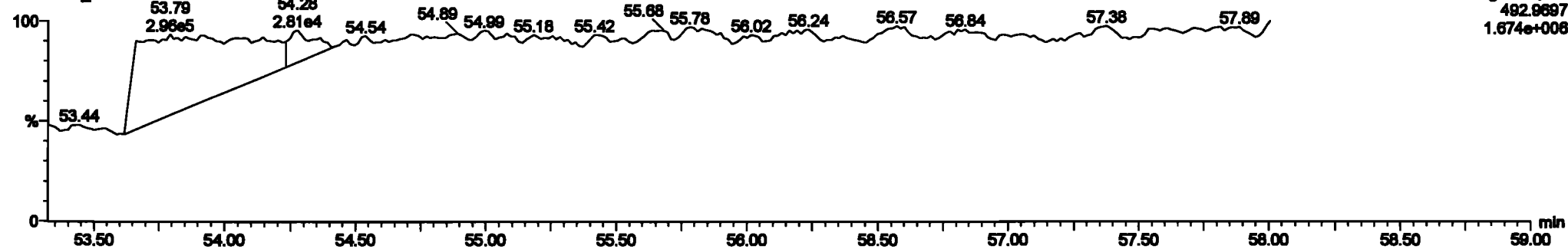


200601K1_5



PFK5b

200601K1_5



Dataset: Untitled

Last Altered: Tuesday, June 02, 2020 10:33:30 Pacific Daylight Time

Printed: Tuesday, June 02, 2020 10:35:13 Pacific Daylight Time


Name: 200601K1_6, Date: 01-Jun-2020, Time: 17:21:13, ID: ST200601K1-6 PCB 209 CS5 19G2611, Description: PCB 209 CS5 19G2611

PCB-1

200601K1_6



200601K1_6



13C-PCB-1

200601K1_6

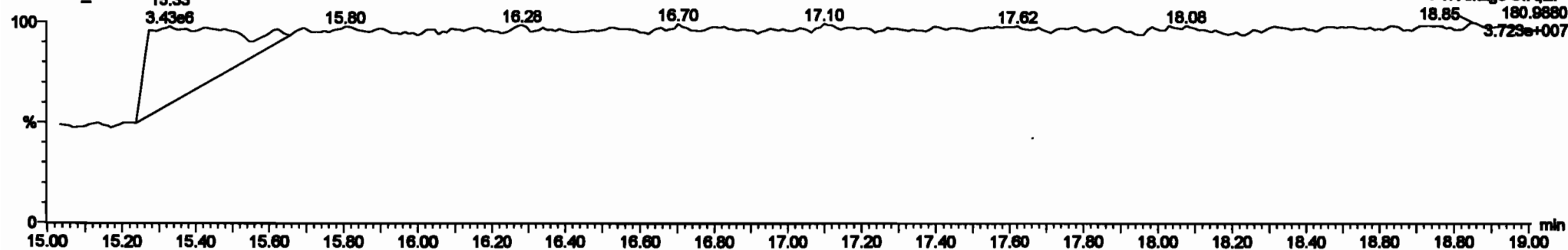


200601K1_6



PFK1

200601K1_6

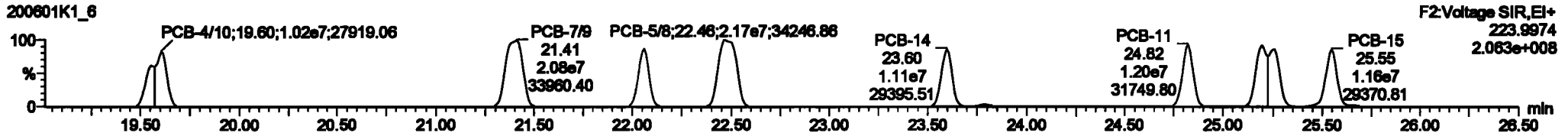
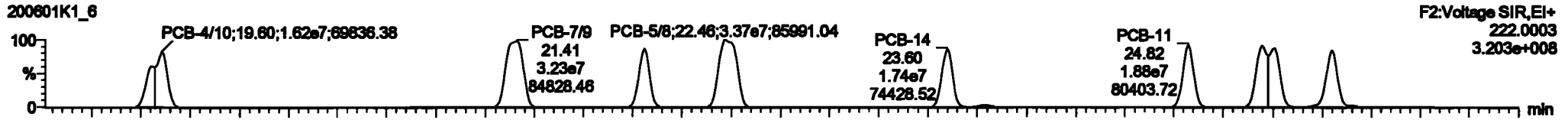


Dataset: Untitled

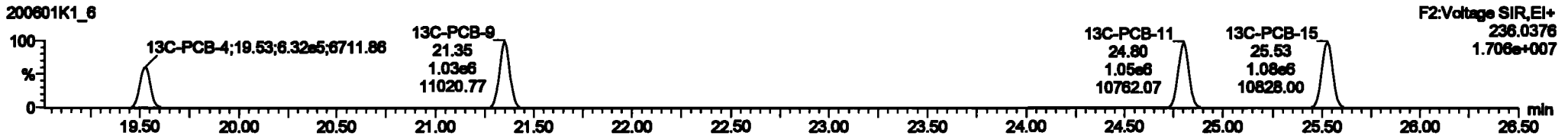
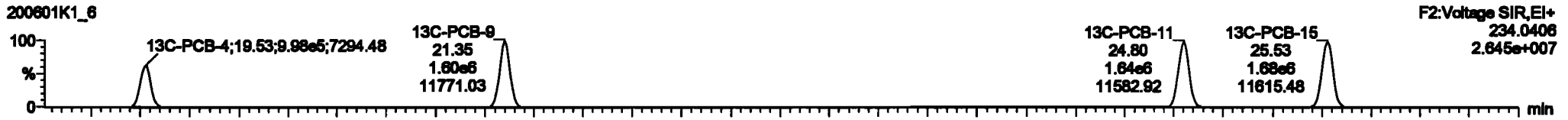
Last Altered: Tuesday, June 02, 2020 10:33:30 Pacific Daylight Time
 Printed: Tuesday, June 02, 2020 10:35:13 Pacific Daylight Time

Name: 200601K1_6, Date: 01-Jun-2020, Time: 17:21:13, ID: ST200601K1-6 PCB 209 CS5 19G2811, Description: PCB 209 CS5 19G2811

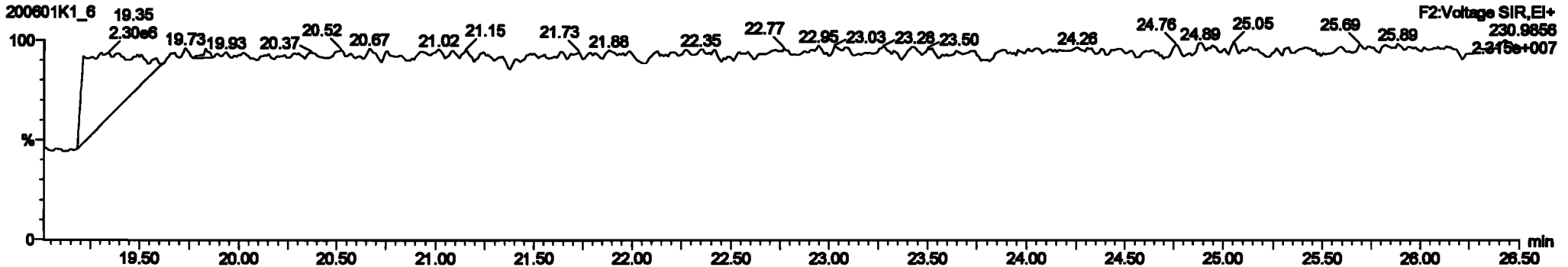
PCB-4/10

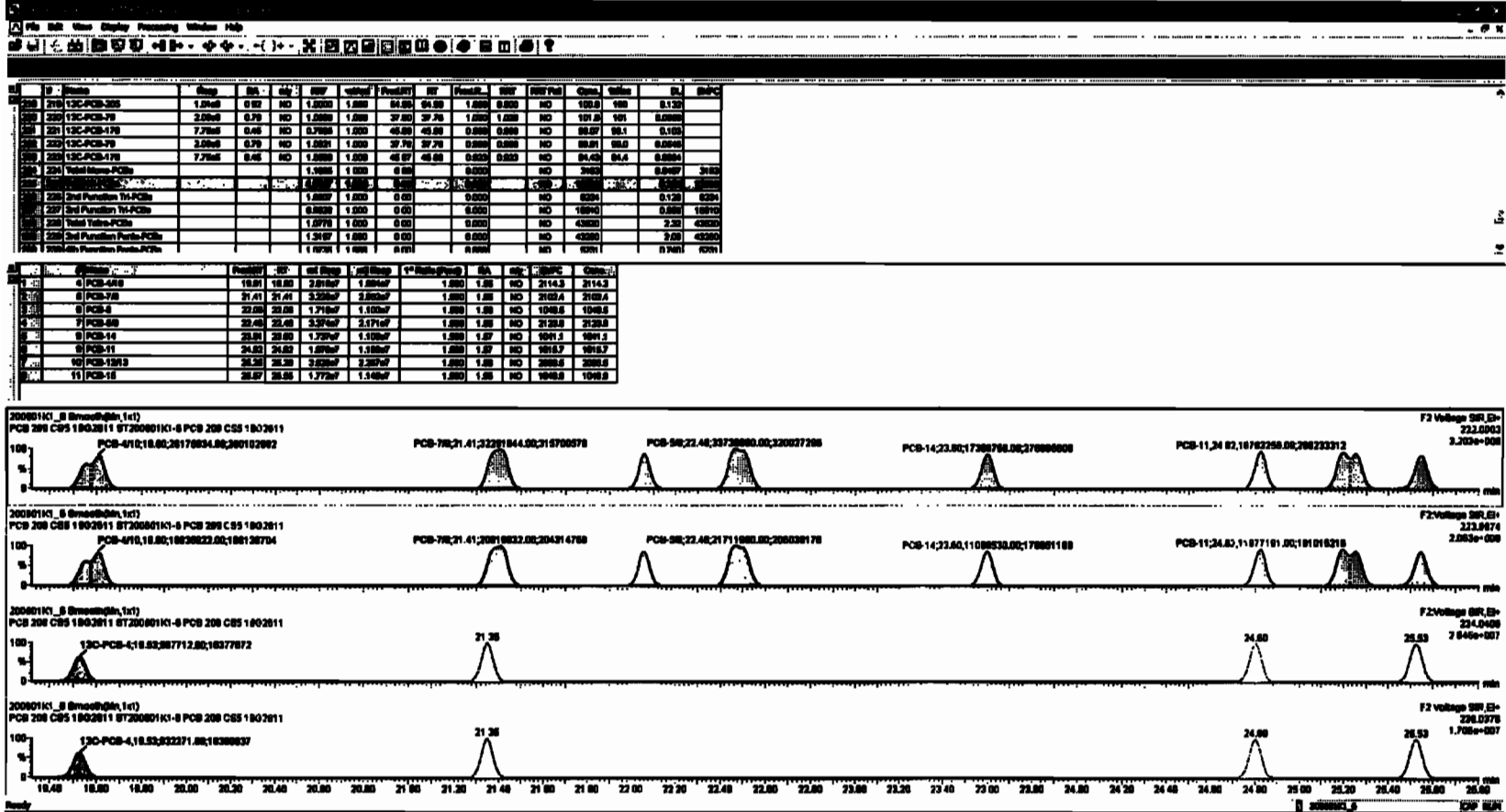


13C-PCB-4



PFK2a



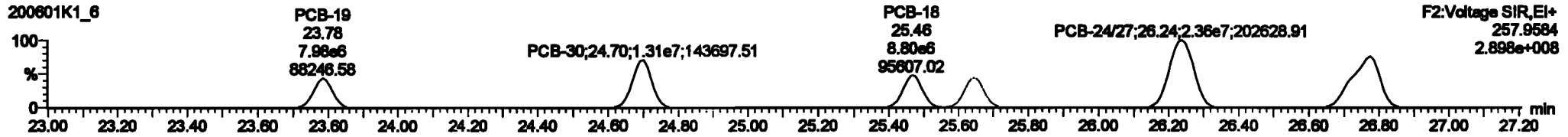


Dataset: Untitled

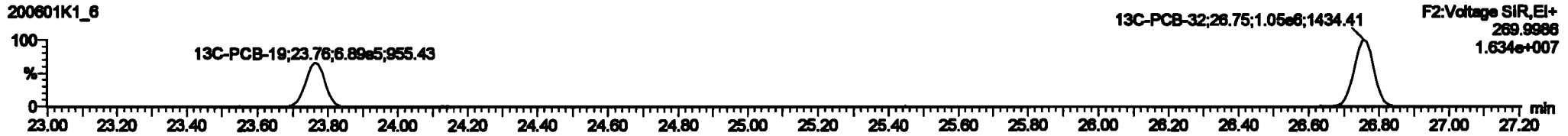

Last Altered: Tuesday, June 02, 2020 10:33:30 Pacific Daylight Time
Printed: Tuesday, June 02, 2020 10:35:13 Pacific Daylight Time

Name: 200601K1_6, Date: 01-Jun-2020, Time: 17:21:13, ID: ST200601K1-6 PCB 209 CS5 19G2611, Description: PCB 209 CS5 19G2611

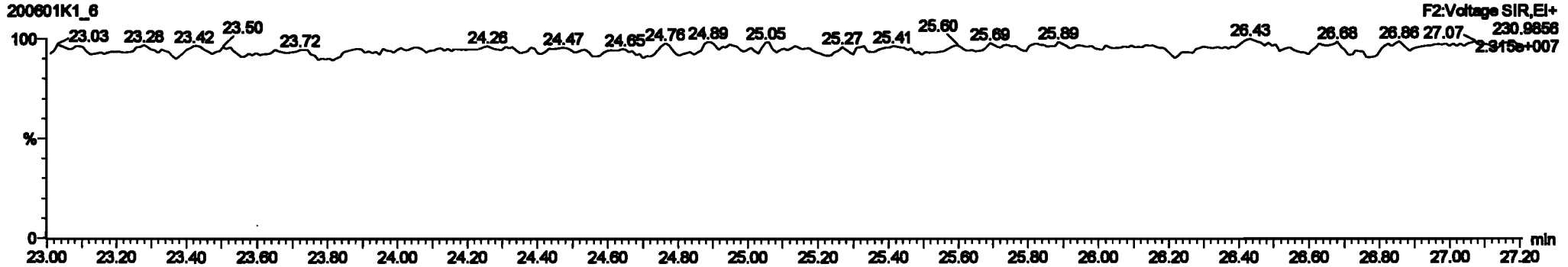
PCB-19



13C-PCB-19



PFK2b

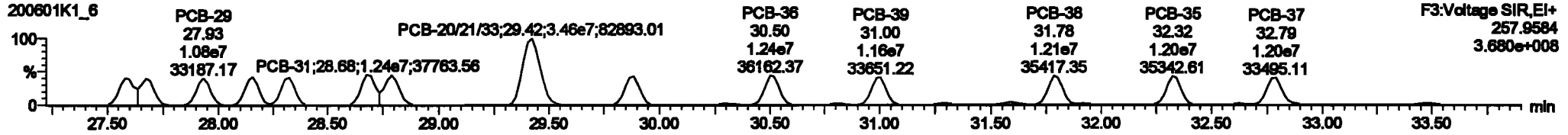
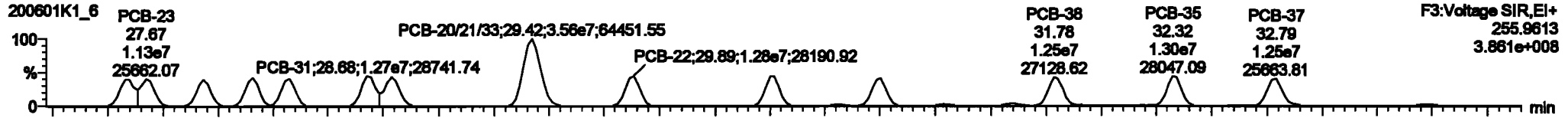


Dataset: Untitled

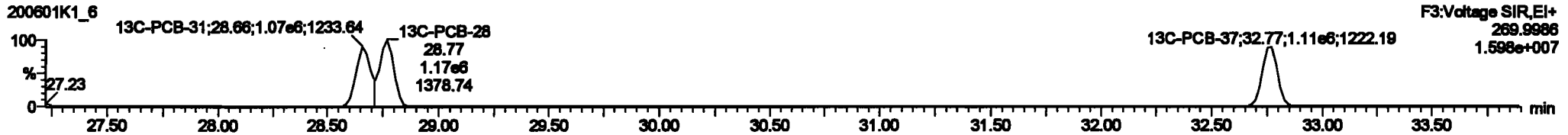
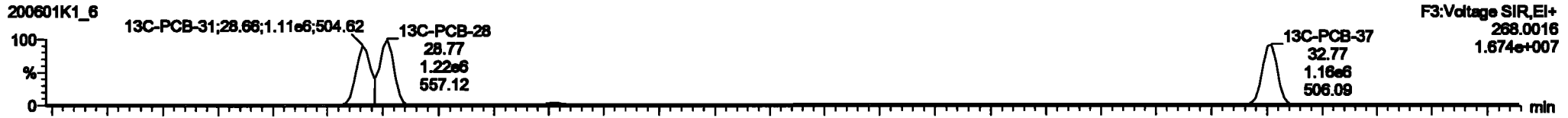
Last Altered: Tuesday, June 02, 2020 10:33:30 Pacific Daylight Time
Printed: Tuesday, June 02, 2020 10:35:13 Pacific Daylight Time

Name: 200601K1_6, Date: 01-Jun-2020, Time: 17:21:13, ID: ST200601K1-6 PCB 209 CS5 19G2611, Description: PCB 209 CS5 19G2611

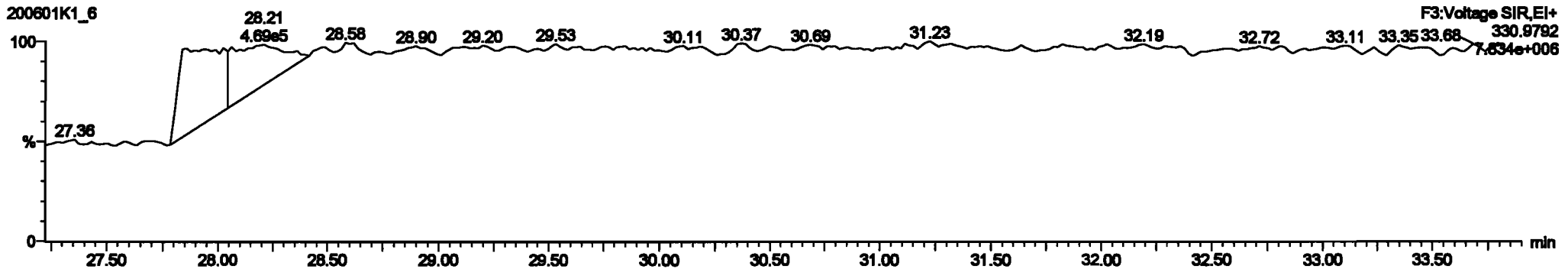
PCB-34



13C-PCB-28

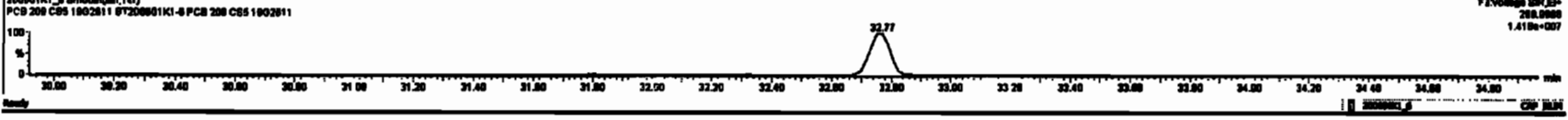




PFK3d



#	Name	Range	RA	RF	RF/RA	RF/RF	RF/RF	RF/RF	RF/RF	RF/RF	RF/RF	RF/RF	RF/RF
215	13C-PCB-205	1.01e6	0.82	ND	1.0000	1.000	54.88	54.88	1.000	0.820	ND	100.0	100
220	13C-PCB-206	2.88e6	0.79	ND	1.0000	1.000	37.80	37.78	1.000	1.820	ND	101.0	101
221	13C-PCB-170	7.79e6	0.45	ND	0.7000	1.000	45.88	45.88	0.880	0.880	ND	98.07	98.1
222	13C-PCB-207	2.88e6	0.79	ND	1.0001	1.000	37.78	37.78	0.880	0.880	ND	98.01	98.0
223	13C-PCB-170	7.79e6	0.45	ND	1.0000	1.000	45.87	45.88	0.820	0.820	ND	94.43	94.4
224	Total Non-Peaks				1.9888	1.000	0.00	0.000	0.000	ND	3183	0.0487	3183
225	Total PA-PCBs				1.8237	1.000	0.00	0.000	0.000	ND	12880	0.388	12880
226	2nd Function PA-PCBs				1.8237	1.000	0.00	0.000	0.000	ND	8234	0.128	8234
227	Total PA-PCBs				3.6474	1.000	0.00	0.000	0.000	ND	14114	0.216	14114
228	Total Non-Peaks				1.9773	1.000	0.00	0.000	0.000	ND	42620	2.32	42620
229	2nd Function Non-Peaks				1.9773	1.000	0.00	0.000	0.000	ND	42620	2.05	42620
230	2nd Function Peaks				1.9773	1.000	0.00	0.000	0.000	ND	6291	0.0961	6291

#	Name	PeakID	Int	Est Range	Est Range	FWHM (Peak)	RA	RF	RF/RA	RF/RF	RF/RF	RF/RF
1	16 PCB-34	27.88	27.88	1.183e7	1.183e7	1.040	1.89	ND	1021.1	1021.1		
2	18 PCB-25	27.87	27.87	1.128e7	1.128e7	1.040	1.87	ND	1030.7	1030.7		
3	20 PCB-28	27.89	27.89	1.104e7	1.104e7	1.040	1.88	ND	1023.7	1023.7		
4	21 PCB-28	28.16	28.16	1.183e7	1.143e7	1.040	1.84	ND	1024.1	1024.1		
5	22 PCB-38	28.21	28.21	1.176e7	1.137e7	1.040	1.84	ND	1018.0	1018.0		
6	23 PCB-34	28.88	28.88	1.373e7	1.323e7	1.040	1.89	ND	1014.3	1014.3		
7	24 PCB-38	28.78	28.78	1.202e7	1.207e7	1.040	1.89	ND	1048.1	1048.1		
8	25 PCB-204103	28.43	28.43	3.687e7	3.687e7	1.040	1.89	ND	2144.2	2144.2		
9	26 PCB-32	28.87	28.88	1.288e7	1.288e7	1.040	1.88	ND	1071.1	1071.1		

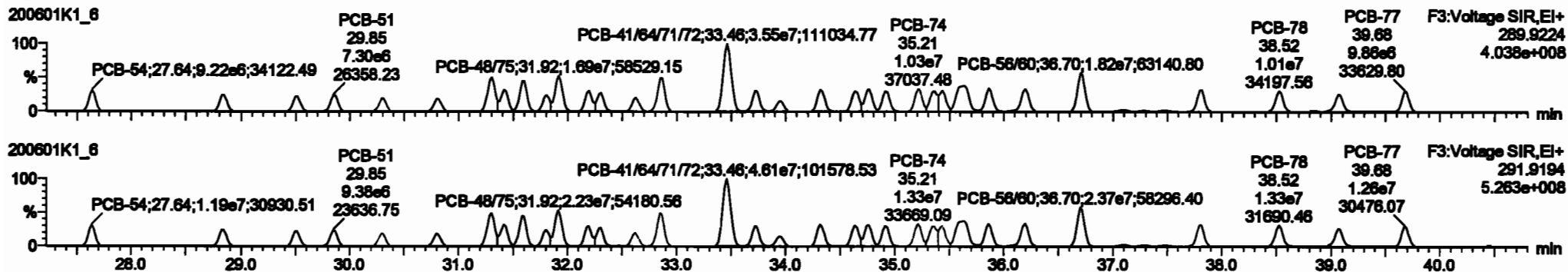


Dataset: Untitled

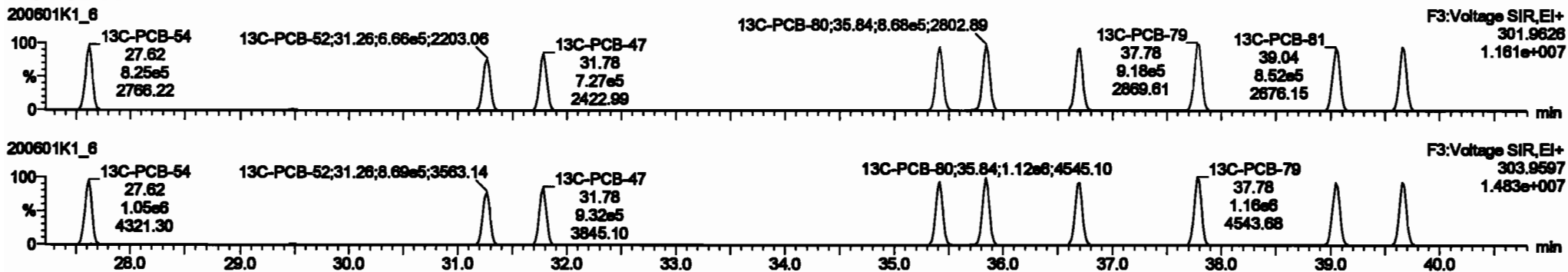
Last Altered: Tuesday, June 02, 2020 10:33:30 Pacific Daylight Time
 Printed: Tuesday, June 02, 2020 10:35:13 Pacific Daylight Time

Name: 200601K1_6, Date: 01-Jun-2020, Time: 17:21:13, ID: ST200601K1-6 PCB 209 CS5 19G2611, Description: PCB 209 CS5 19G2611

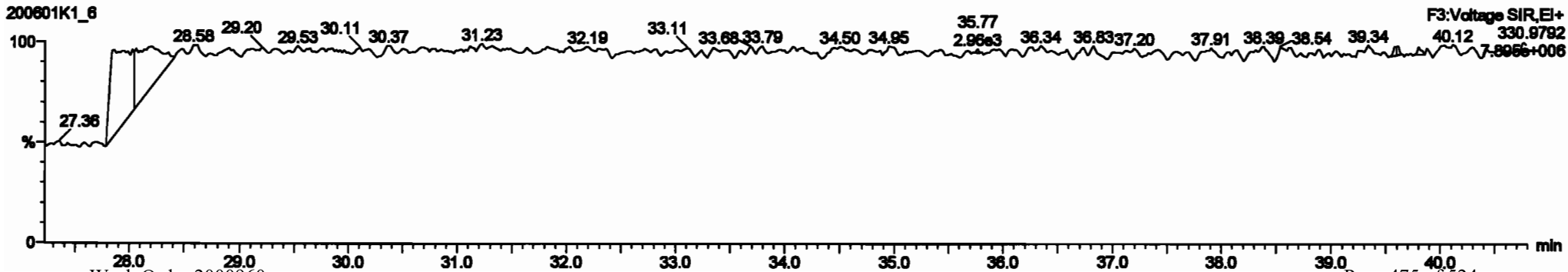
PCB-54



13C-PCB-54



PFK3a



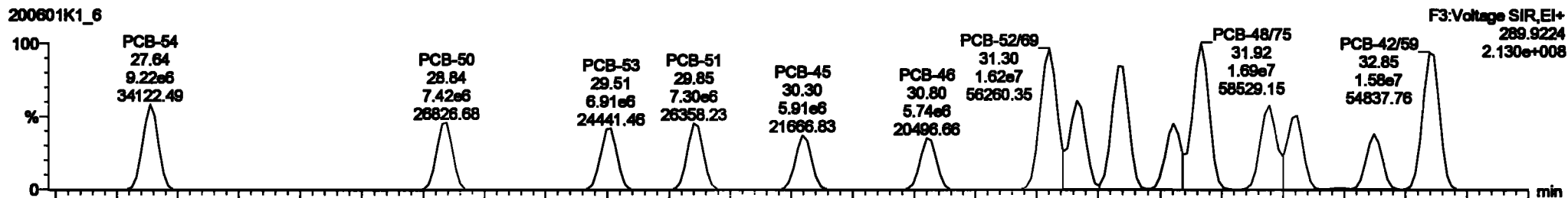
Dataset: Untitled

Last Altered: Tuesday, June 02, 2020 10:33:30 Pacific Daylight Time
Printed: Tuesday, June 02, 2020 10:35:13 Pacific Daylight Time

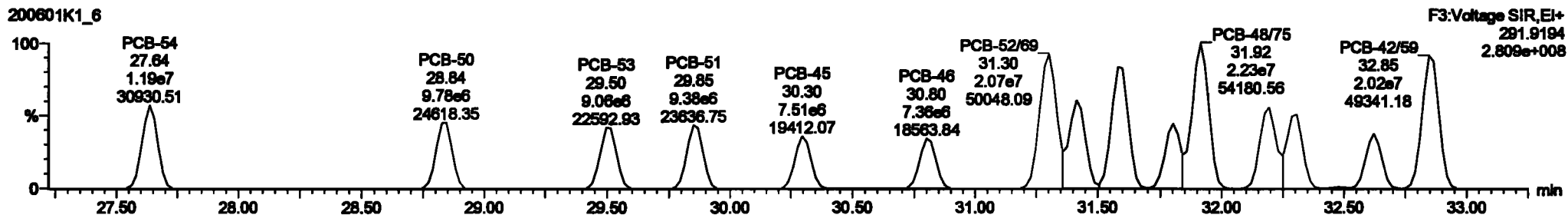
Name: 200601K1_6, Date: 01-Jun-2020, Time: 17:21:13, ID: ST200601K1-6 PCB 209 CS5 19G2611, Description: PCB 209 CS5 19G2611

PCB-50

200601K1_6



200601K1_6



13C-PCB-52

200601K1_6



200601K1_6

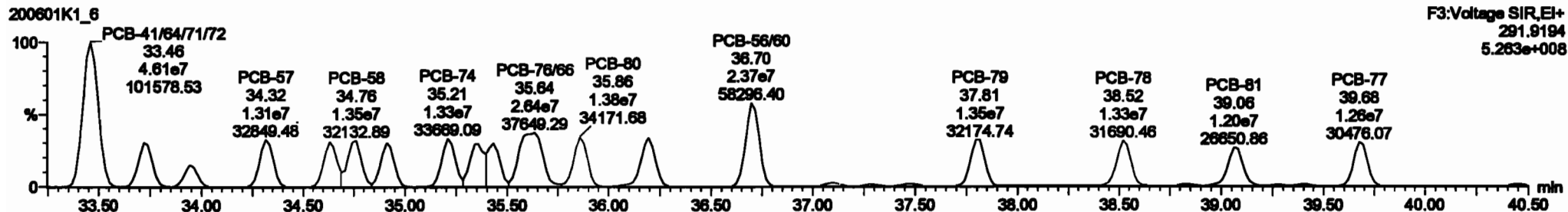
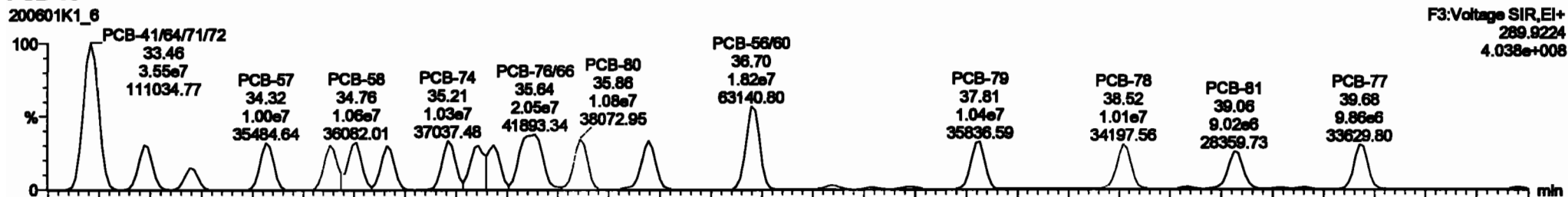


Dataset: Untitled

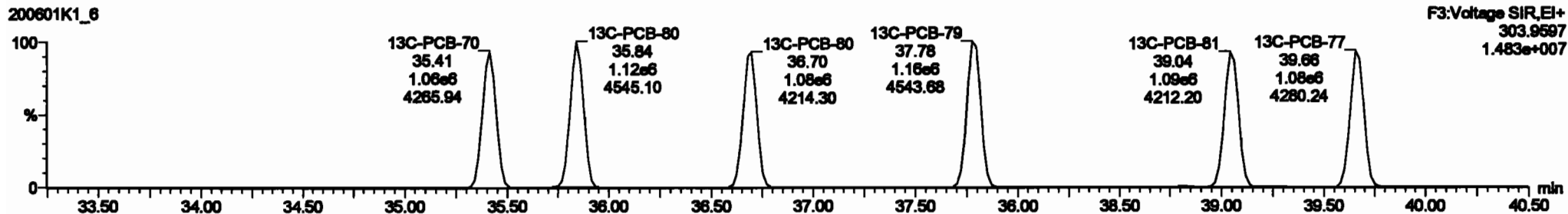
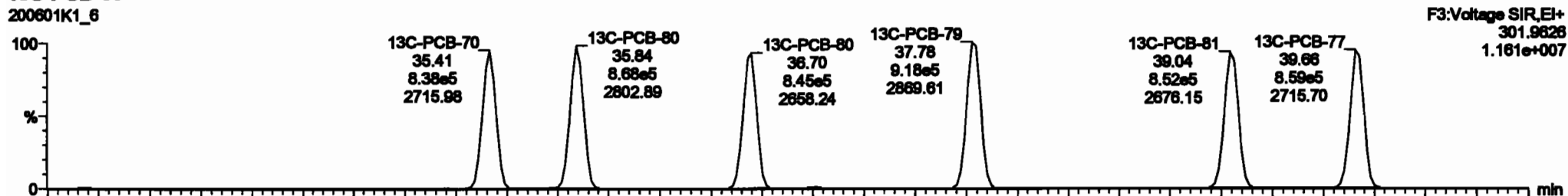
Last Altered: Tuesday, June 02, 2020 10:33:30 Pacific Daylight Time
 Printed: Tuesday, June 02, 2020 10:35:13 Pacific Daylight Time

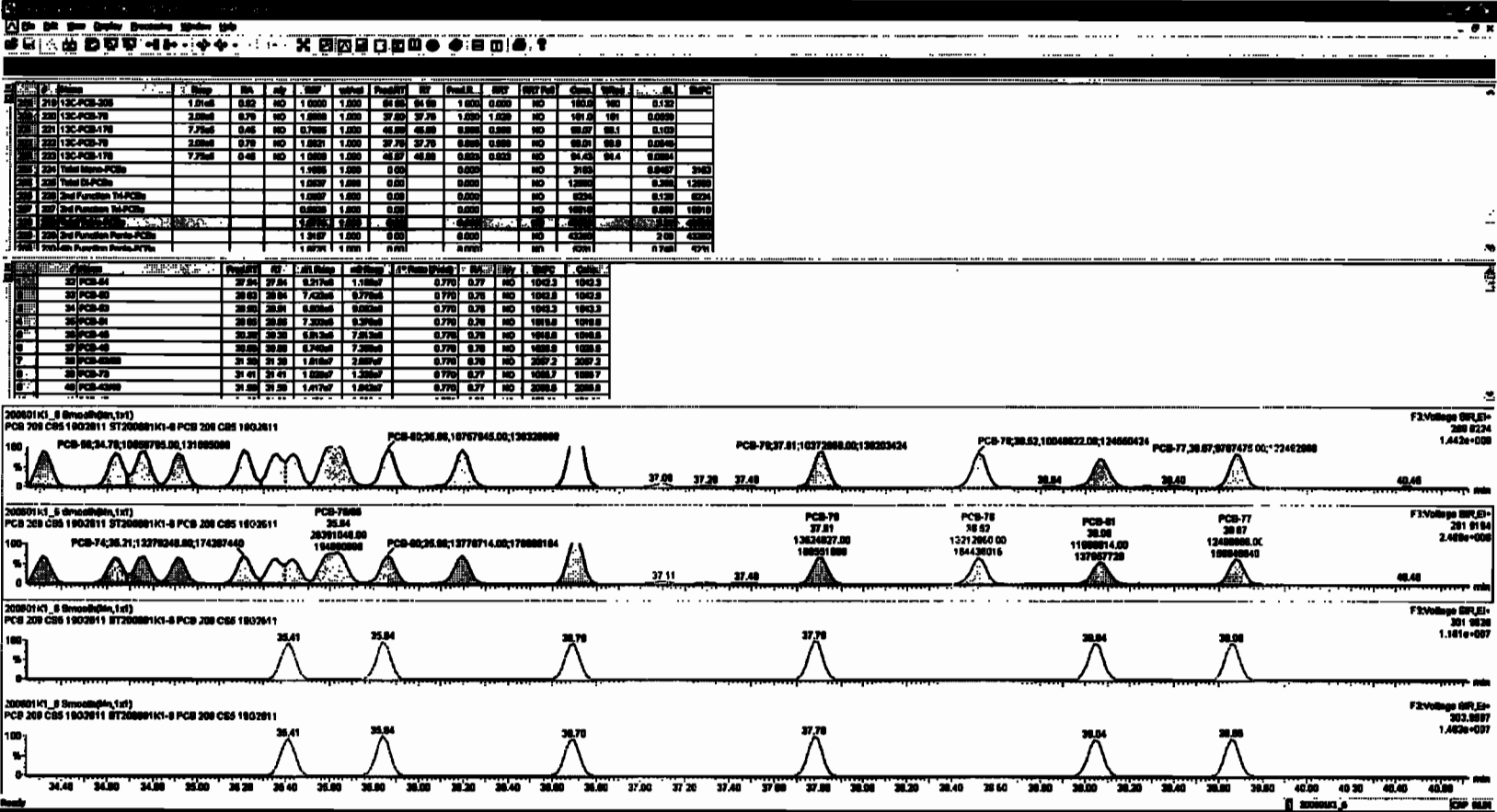
Name: 200601K1_6, Date: 01-Jun-2020, Time: 17:21:13, ID: ST200601K1-6 PCB 209 CS5 19G2611, Description: PCB 209 CS5 19G2611

PCB-68



13C-PCB-60



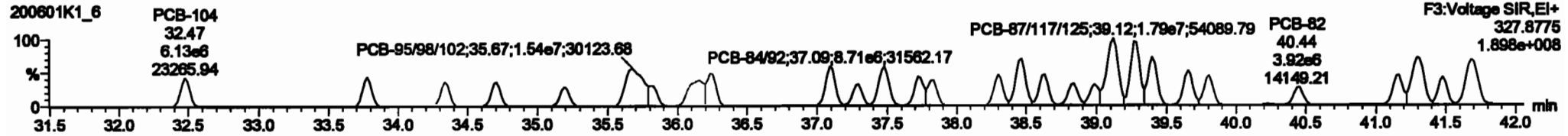
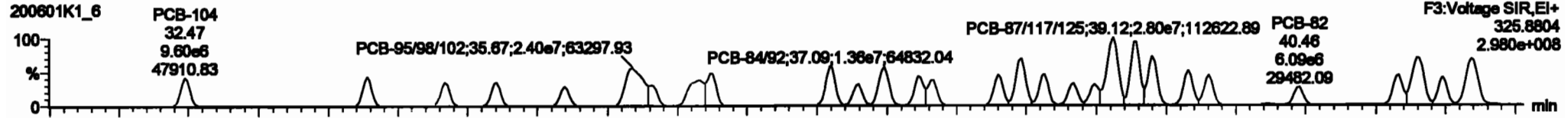


Dataset: Untitled

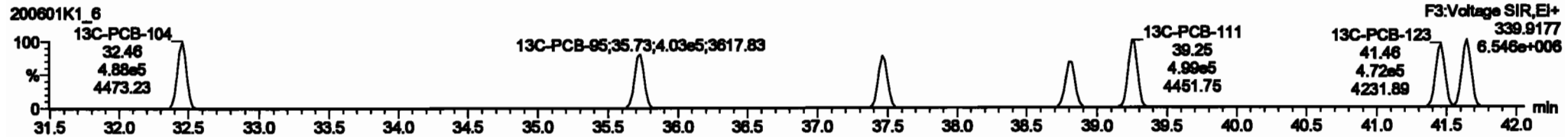
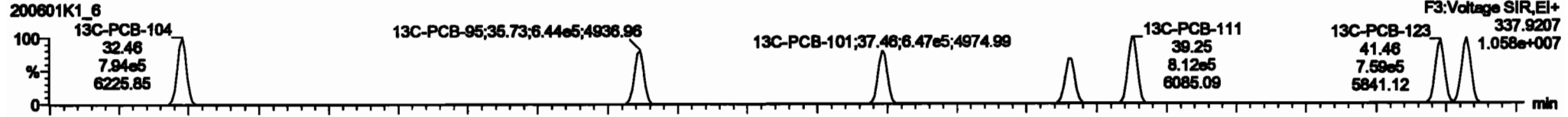
Last Altered: Tuesday, June 02, 2020 10:33:30 Pacific Daylight Time
Printed: Tuesday, June 02, 2020 10:35:13 Pacific Daylight Time

Name: 200601K1_6, Date: 01-Jun-2020, Time: 17:21:13, ID: ST200601K1-6 PCB 209 CS5 19G2611, Description: PCB 209 CS5 19G2611

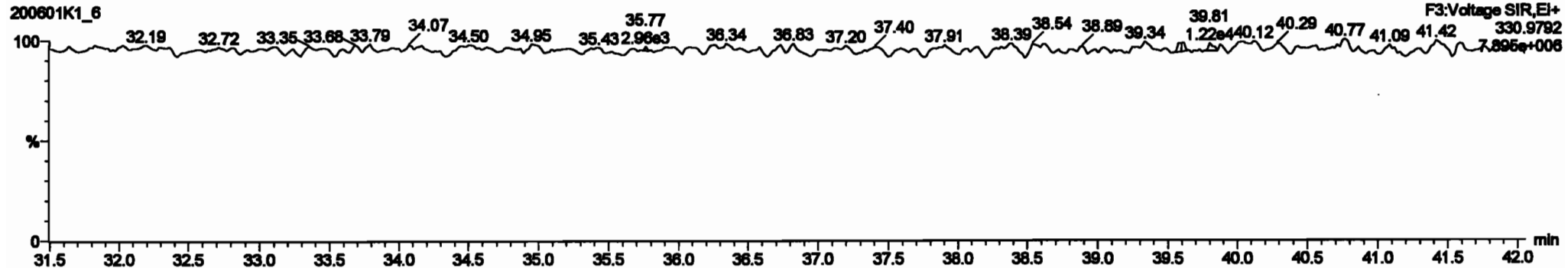
PCB-104



13C-PCB-104



PFK3b



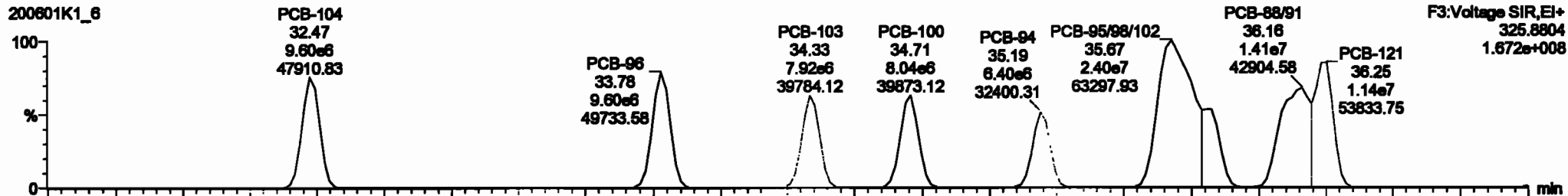
Dataset: Untitled

Last Altered: Tuesday, June 02, 2020 10:33:30 Pacific Daylight Time
Printed: Tuesday, June 02, 2020 10:35:13 Pacific Daylight Time

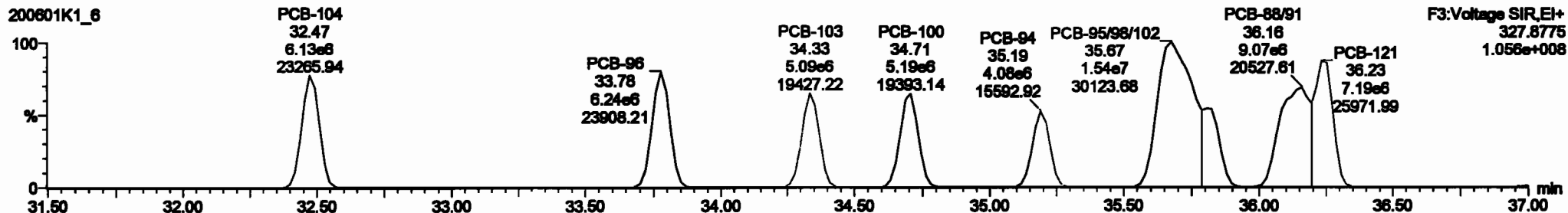
Name: 200601K1_6, Date: 01-Jun-2020, Time: 17:21:13, ID: ST200601K1-6 PCB 209 CS5 19G2611, Description: PCB 209 CS5 19G2611

PCB-96

200601K1_6



200601K1_6

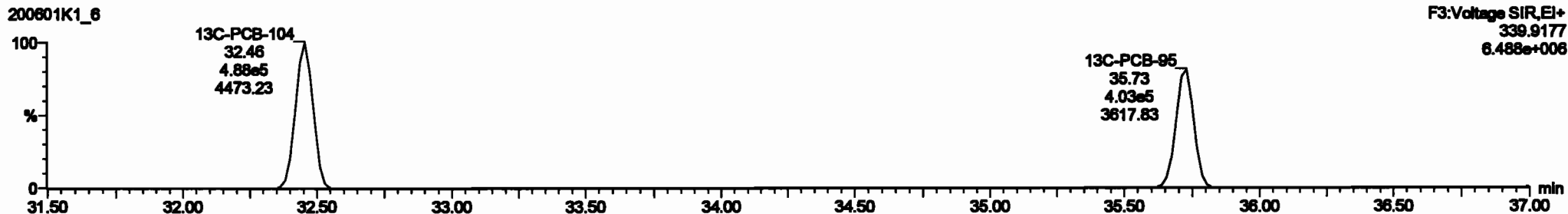


13C-PCB-95

200601K1_6



200601K1_6



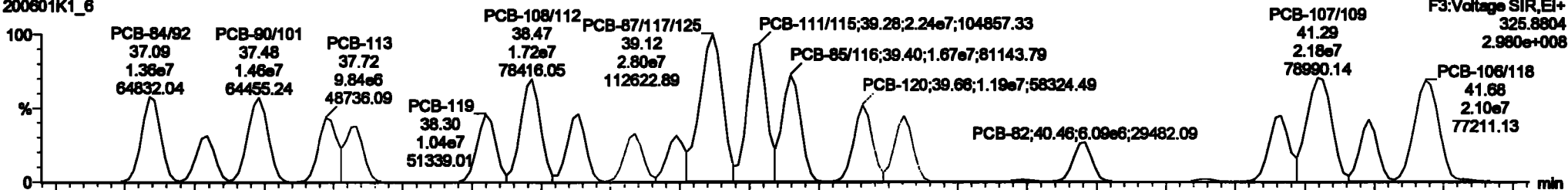
Dataset: Untitled

Last Altered: Tuesday, June 02, 2020 10:33:30 Pacific Daylight Time
Printed: Tuesday, June 02, 2020 10:35:13 Pacific Daylight Time

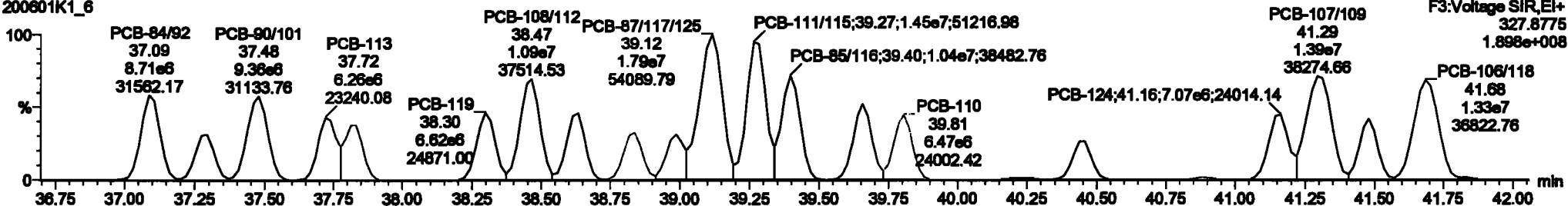
Name: 200601K1_6, Date: 01-Jun-2020, Time: 17:21:13, ID: ST200601K1-6 PCB 209 CS5 19G2611, Description: PCB 209 CS5 19G2611

PCB-119

200601K1_6

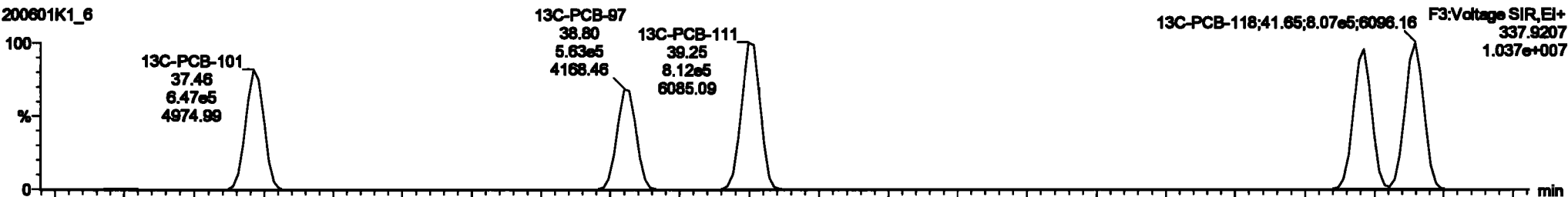


200601K1_6

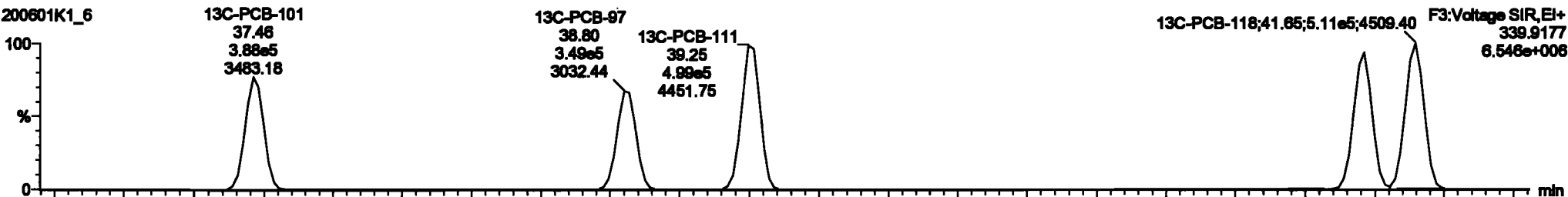


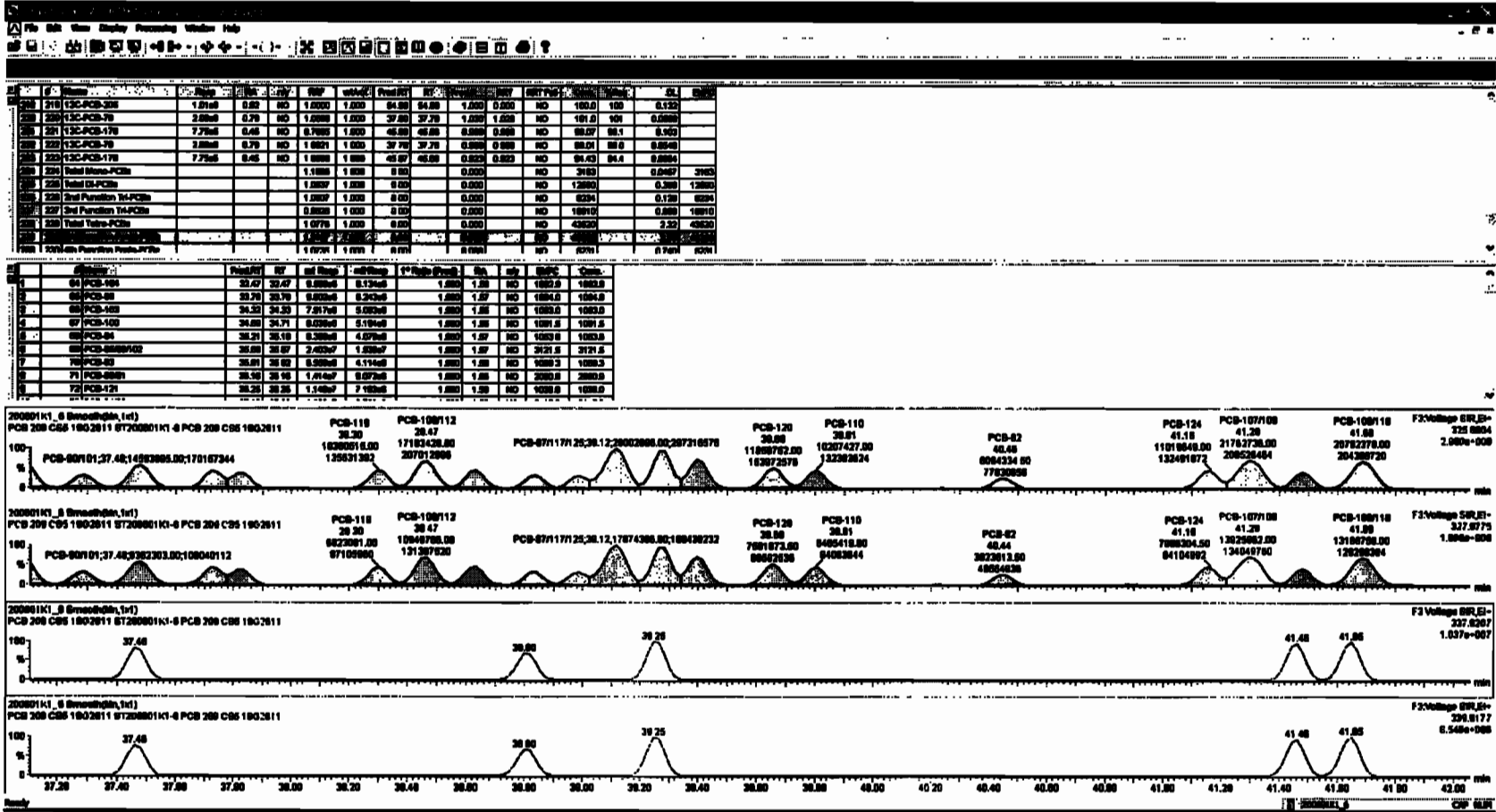
13C-PCB-111

200601K1_6



200601K1_6



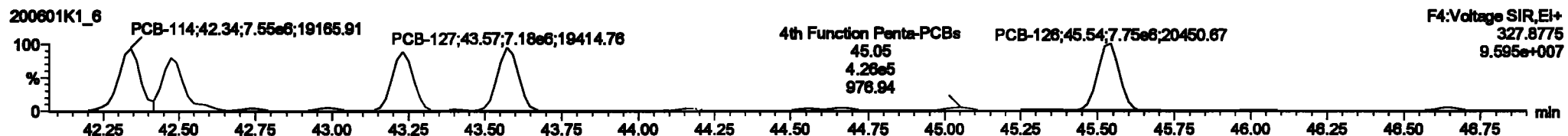
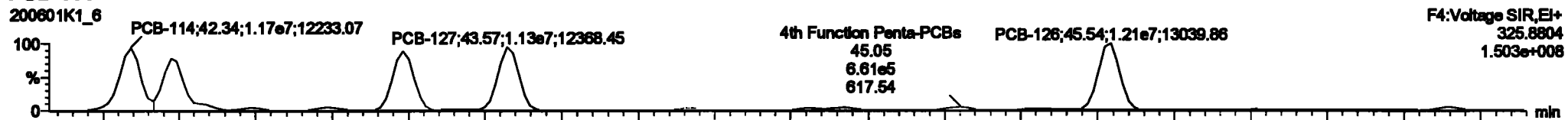


Dataset: Untitled

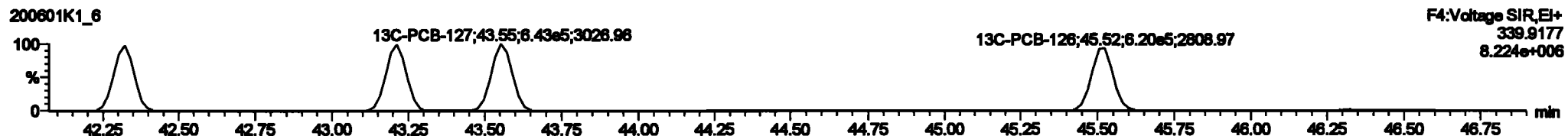
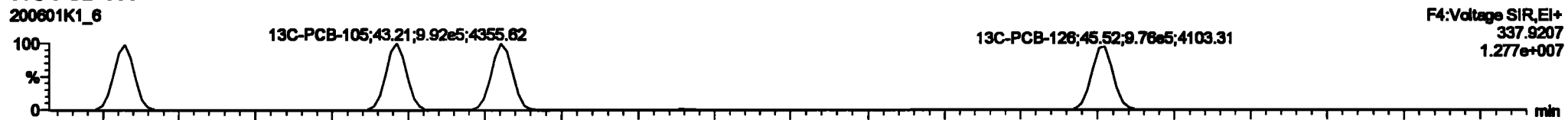
Last Altered: Tuesday, June 02, 2020 10:33:30 Pacific Daylight Time
Printed: Tuesday, June 02, 2020 10:35:13 Pacific Daylight Time

Name: 200601K1_6, Date: 01-Jun-2020, Time: 17:21:13, ID: ST200601K1-6 PCB 209 CS5 19G2611, Description: PCB 209 CS5 19G2611

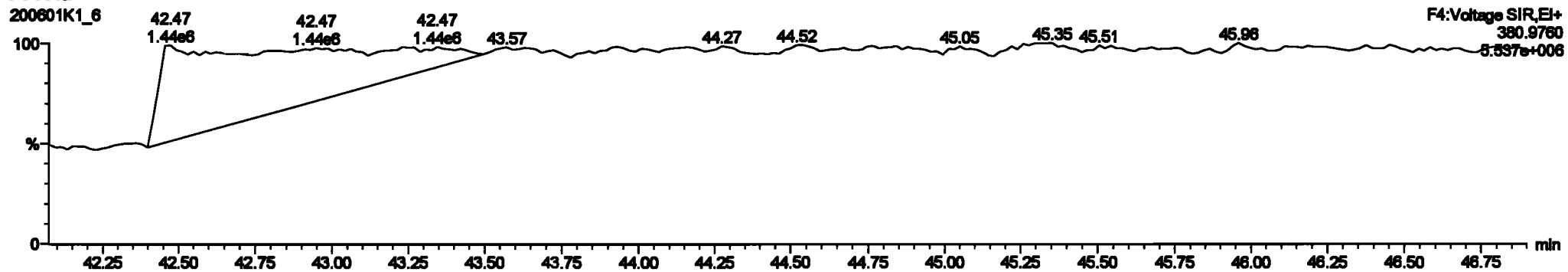
PCB-114

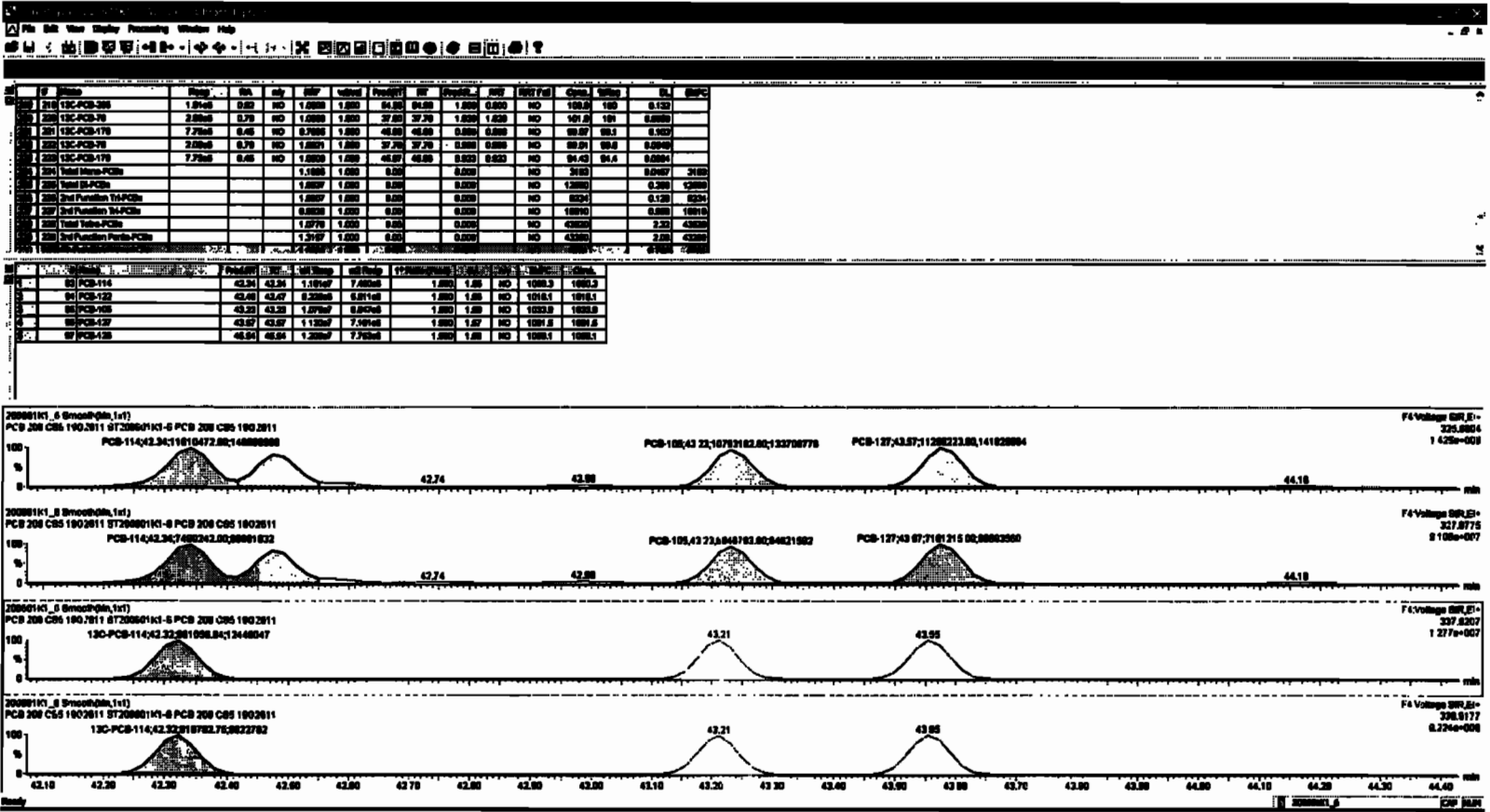


13C-PCB-114



PFK4a





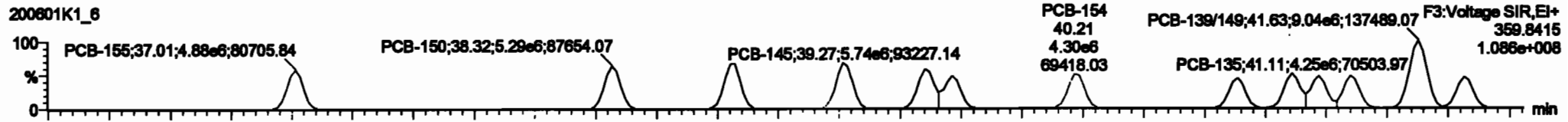
Dataset: Untitled

Last Altered: Tuesday, June 02, 2020 10:33:30 Pacific Daylight Time
Printed: Tuesday, June 02, 2020 10:35:13 Pacific Daylight Time

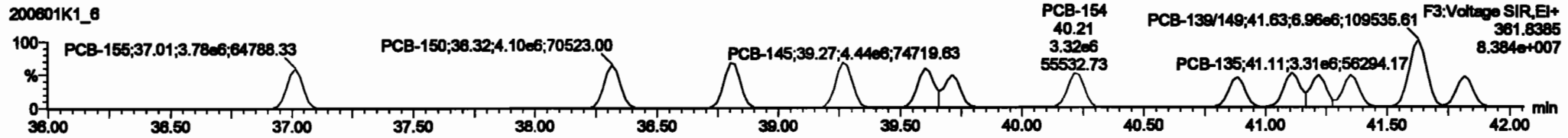
Name: 200601K1_6, Date: 01-Jun-2020, Time: 17:21:13, ID: ST200601K1-6 PCB 209 CS5 19G2611, Description: PCB 209 CS5 19G2611

PCB-155

200601K1_6




200601K1_6

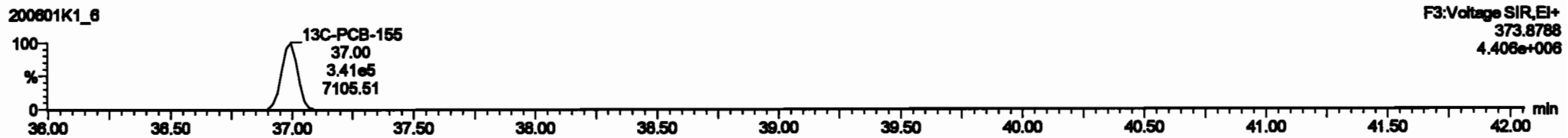


13C-PCB-155

200601K1_6

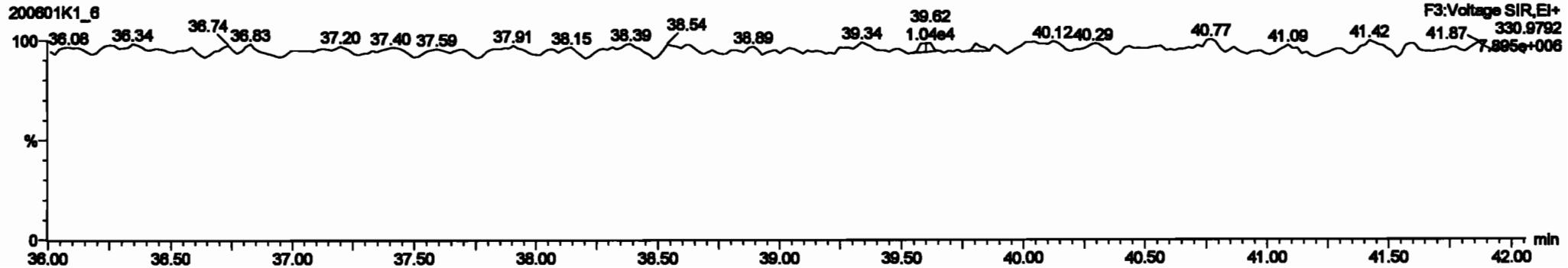


200601K1_6



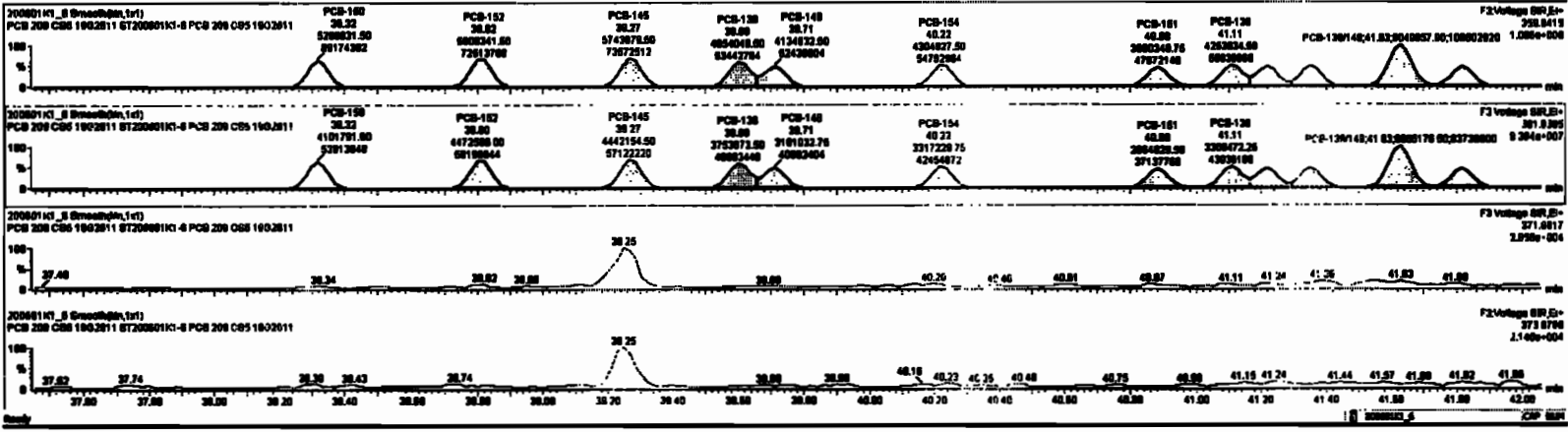
PFK3c

200601K1_6



ST	Name	Step	Time	Qty	Req	Used	Percent	ST	Result	Unit	Cost	Value	QTY	WIP
1	2237 2nd Furnace Home-PCBs				1.0000	0.00	0.00%	NO	29776		6.00	29776		
2	2238 2nd Furnace Home-PCBs				1.0000	0.00	0.00%	NO	29776		6.00	29776		
3	2239 2nd Furnace Home-PCBs				1.0000	0.00	0.00%	NO	29776		6.00	29776		
4	2240 2nd Furnace Home-PCBs				1.0000	0.00	0.00%	NO	29776		6.00	29776		
5	2241 2nd Furnace Home-PCBs				1.0000	0.00	0.00%	NO	29776		6.00	29776		
6	2242 2nd Furnace Home-PCBs				1.0000	0.00	0.00%	NO	29776		6.00	29776		
7	2243 2nd Furnace Home-PCBs				1.0000	0.00	0.00%	NO	29776		6.00	29776		
8	2244 2nd Furnace Home-PCBs				1.0000	0.00	0.00%	NO	29776		6.00	29776		
9	2245 2nd Furnace Home-PCBs				1.0000	0.00	0.00%	NO	29776		6.00	29776		
10	2246 2nd Furnace Home-PCBs				1.0000	0.00	0.00%	NO	29776		6.00	29776		
11	2247 2nd Furnace Home-PCBs				1.0000	0.00	0.00%	NO	29776		6.00	29776		
12	2248 2nd Furnace Home-PCBs				1.0000	0.00	0.00%	NO	29776		6.00	29776		
13	2249 2nd Furnace Home-PCBs				1.0000	0.00	0.00%	NO	29776		6.00	29776		
14	2250 2nd Furnace Home-PCBs				1.0000	0.00	0.00%	NO	29776		6.00	29776		
15	2251 2nd Furnace Home-PCBs				1.0000	0.00	0.00%	NO	29776		6.00	29776		
16	2252 2nd Furnace Home-PCBs				1.0000	0.00	0.00%	NO	29776		6.00	29776		
17	2253 2nd Furnace Home-PCBs				1.0000	0.00	0.00%	NO	29776		6.00	29776		
18	2254 2nd Furnace Home-PCBs				1.0000	0.00	0.00%	NO	29776		6.00	29776		
19	2255 2nd Furnace Home-PCBs				1.0000	0.00	0.00%	NO	29776		6.00	29776		
20	2256 2nd Furnace Home-PCBs				1.0000	0.00	0.00%	NO	29776		6.00	29776		
21	2257 2nd Furnace Home-PCBs				1.0000	0.00	0.00%	NO	29776		6.00	29776		
22	2258 2nd Furnace Home-PCBs				1.0000	0.00	0.00%	NO	29776		6.00	29776		
23	2259 2nd Furnace Home-PCBs				1.0000	0.00	0.00%	NO	29776		6.00	29776		
24	2260 2nd Furnace Home-PCBs				1.0000	0.00	0.00%	NO	29776		6.00	29776		

ST	Name	Step	Time	Qty	Req	Used	Percent	ST	Result	Unit	Cost	Value	QTY	WIP
1	100 PCB-110		37.00	37.00	4.8700	3.7700	1.240	1.20	NO	100A10	100A10	100A10		
2	100 PCB-110		38.00	38.00	5.0000	4.9200	1.240	1.20	NO	100A10	100A10	100A10		
3	100 PCB-110		39.00	39.00	6.0000	4.6700	1.240	1.20	NO	100A10	100A10	100A10		
4	100 PCB-110		40.00	40.00	7.0000	4.4400	1.240	1.20	NO	100A10	100A10	100A10		
5	100 PCB-110		41.00	41.00	8.0000	4.2200	1.240	1.20	NO	100A10	100A10	100A10		
6	100 PCB-110		42.00	42.00	9.0000	4.0000	1.240	1.20	NO	100A10	100A10	100A10		
7	100 PCB-110		43.00	43.00	10.0000	3.7800	1.240	1.20	NO	100A10	100A10	100A10		
8	100 PCB-110		44.00	44.00	11.0000	3.5600	1.240	1.20	NO	100A10	100A10	100A10		
9	100 PCB-110		45.00	45.00	12.0000	3.3400	1.240	1.20	NO	100A10	100A10	100A10		
10	100 PCB-110		46.00	46.00	13.0000	3.1200	1.240	1.20	NO	100A10	100A10	100A10		
11	100 PCB-110		47.00	47.00	14.0000	2.9000	1.240	1.20	NO	100A10	100A10	100A10		
12	100 PCB-110		48.00	48.00	15.0000	2.6800	1.240	1.20	NO	100A10	100A10	100A10		
13	100 PCB-110		49.00	49.00	16.0000	2.4600	1.240	1.20	NO	100A10	100A10	100A10		
14	100 PCB-110		50.00	50.00	17.0000	2.2400	1.240	1.20	NO	100A10	100A10	100A10		

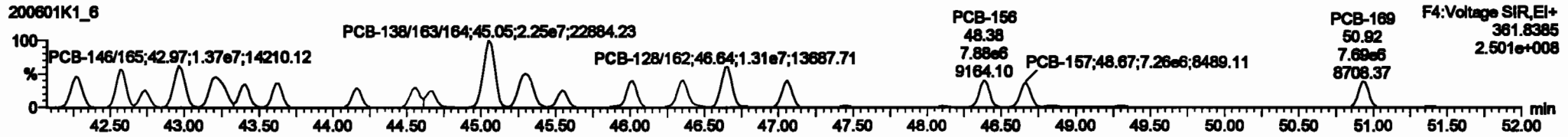



Dataset: Untitled

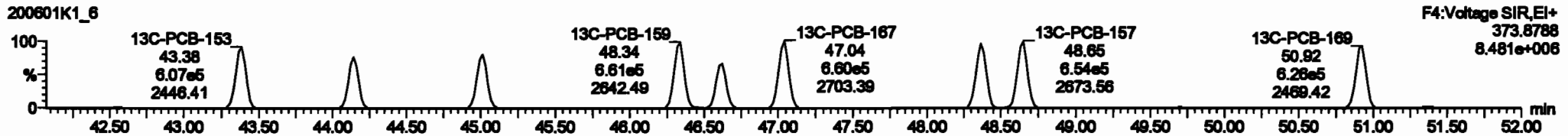
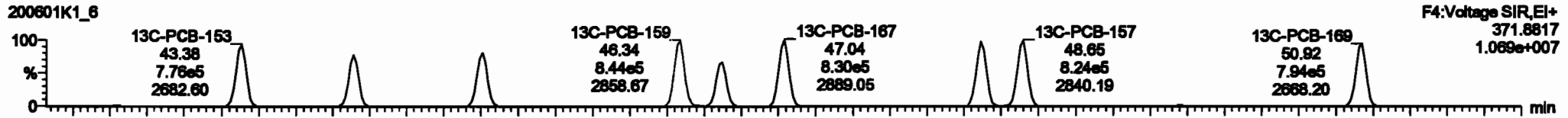
Last Altered: Tuesday, June 02, 2020 10:33:30 Pacific Daylight Time
Printed: Tuesday, June 02, 2020 10:35:13 Pacific Daylight Time

Name: 200601K1_6, Date: 01-Jun-2020, Time: 17:21:13, ID: ST200601K1-6 PCB 209 CS5 19G2611, Description: PCB 209 CS5 19G2611

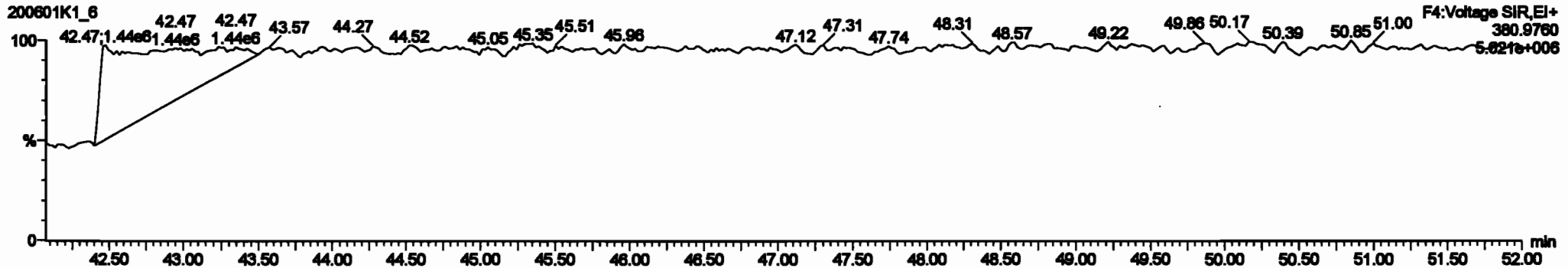
PCB-134/143



13C-PCB-153

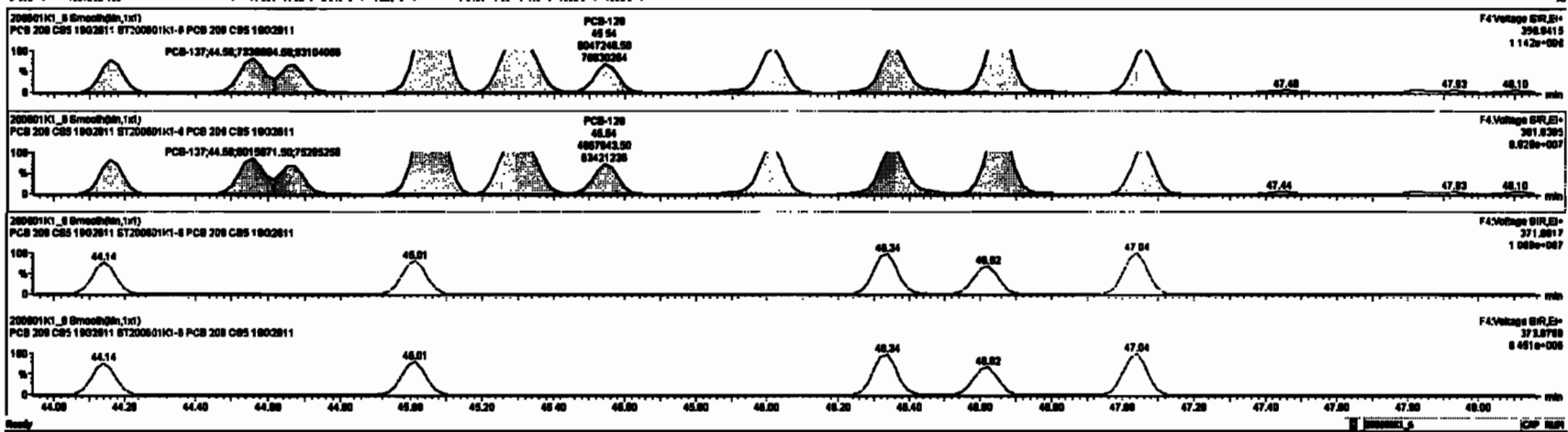


PFK4b



#	Step	RA	Qty	RPY	uRPY	ProdRate	BT	ProdRate	RPY	RPY Fed	Comp	Notes	SL	RPY
281	2nd Function Home-PCBs			0.0008	1.000	0.00		0.0000		NO	19010		0.427	19010
282	2nd Function Home-PCBs			1.0000	1.000	0.00		0.0000		NO	20070		0.427	20070
283	Total Home-PCBs			1.0008	1.000	0.00		0.0000		NO	20000		0.20	20000
284	4th Function Outa-PCBs			1.0000	1.000	0.00		0.0000		NO	8780		1.44	8780
285	4th Function Outa-PCBs			1.1400	1.000	0.00		0.0000		NO	3140		1.50	3140
286	Total Home-PCBs			0.0000	1.000	0.00		0.0000		NO	3304		0.707	3304
287	Down-OS			0.0004	1.000	0.00		0.0000		NO	1042		0.0100	1042
288	Total PCBs													
289	Total Home-Substeps													
290	Total DA-Substeps													
291	2nd Function Test-Substeps													
292	2nd Function Test-Substeps													

#	Step	RPY	BT	uRPY	ProdRate	RA	Qty	RPY	Comp
111	PCB-130R-03	43.20	43.20	1.271e7	1.020e7	1.240	1.26	NO	2100.0
112	PCB-131R-03	43.00	42.67	1.274e7	1.110e7	1.240	1.20	NO	2100.0
113	PCB-142	42.74	42.74	8.891e6	4.930e6	1.240	1.21	NO	1047.0
114	PCB-140R-06	42.00	42.00	1.200e7	1.271e7	1.240	1.20	NO	2101.0
115	PCB-130R-03	43.20	43.21	1.272e7	1.240e7	1.240	1.24	NO	2100.0
116	PCB-140	43.00	43.40	8.890e6	7.697e6	1.240	1.24	NO	1050.0
117	PCB-100	43.00	43.03	8.877e6	7.213e6	1.240	1.20	NO	1050.0
118	PCB-141	44.50	44.16	8.760e6	6.401e6	1.240	1.24	NO	1052.0
119	PCB-137	44.00	44.00	7.330e6	8.010e6	1.240	1.20	NO	1050.0



Dataset: Untitled


Last Altered: Tuesday, June 02, 2020 10:33:30 Pacific Daylight Time

Printed: Tuesday, June 02, 2020 10:35:13 Pacific Daylight Time

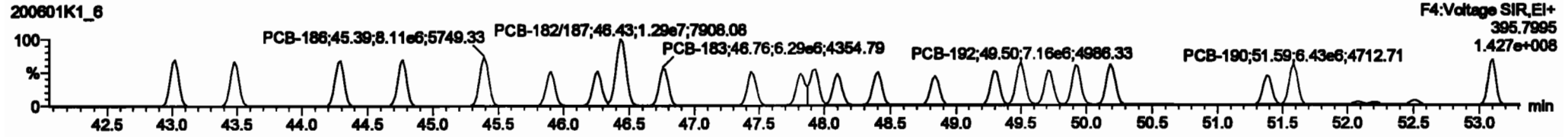
Name: 200601K1_6, Date: 01-Jun-2020, Time: 17:21:13, ID: ST200601K1-6 PCB 209 CS5 19G2811, Description: PCB 209 CS5 19G2811

PCB-188

200601K1_6




200601K1_6

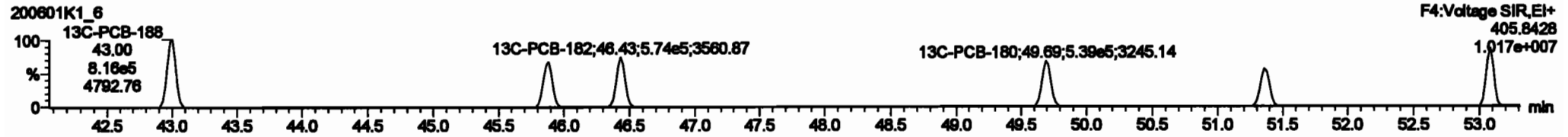


13C-PCB-188

200601K1_6

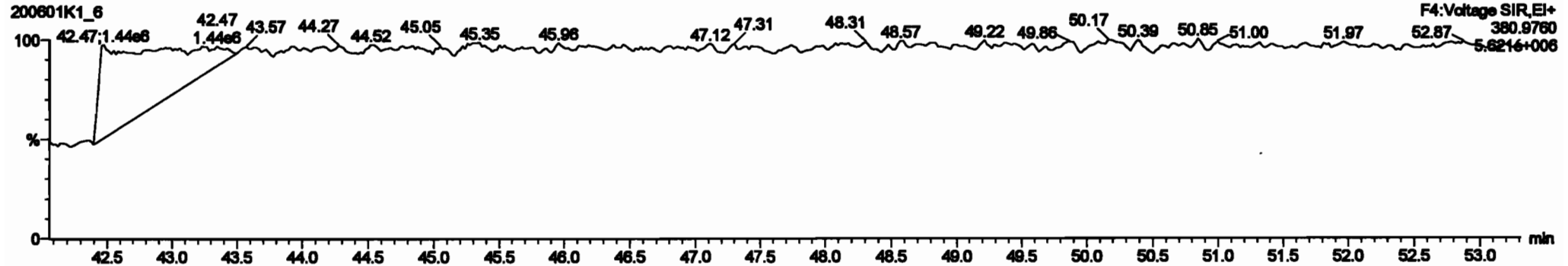


200601K1_6



PFK4c

200601K1_6



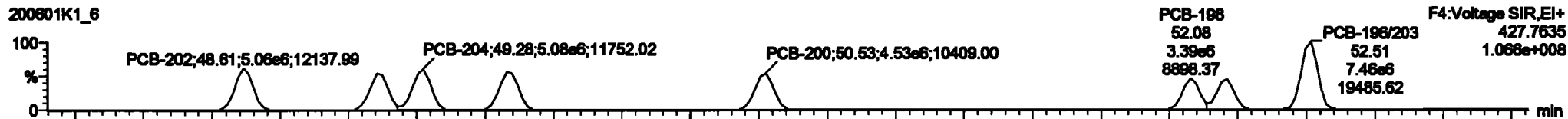
Dataset: Untitled

Last Altered: Tuesday, June 02, 2020 10:33:30 Pacific Daylight Time
 Printed: Tuesday, June 02, 2020 10:35:13 Pacific Daylight Time

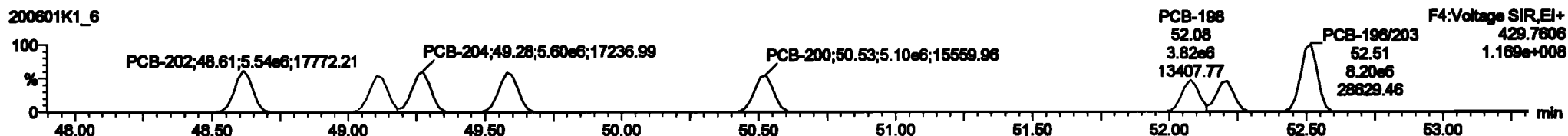
Name: 200601K1_6, Date: 01-Jun-2020, Time: 17:21:13, ID: ST200601K1-6 PCB 209 CS5 19G2611, Description: PCB 209 CS5 19G2611

PCB-202

200601K1_6




200601K1_6

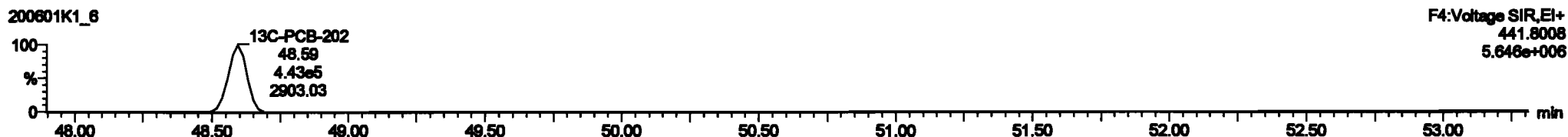


13C-PCB-202

200601K1_6

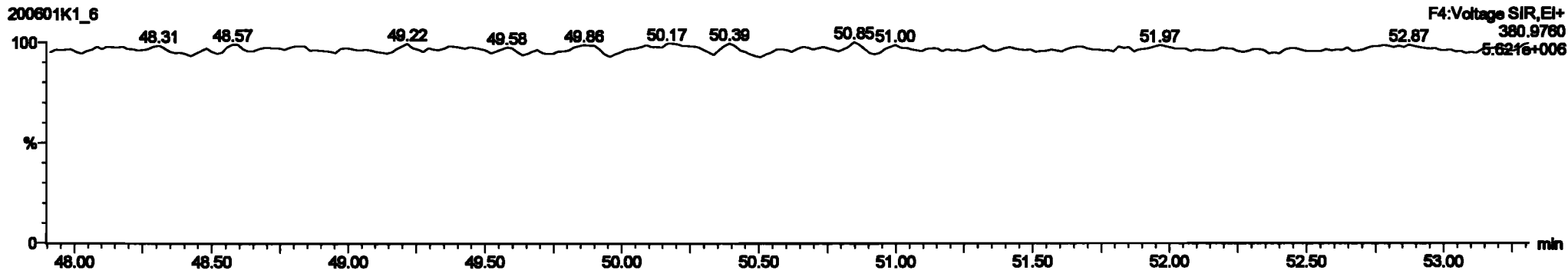


200601K1_6



PFK4d

200601K1_6



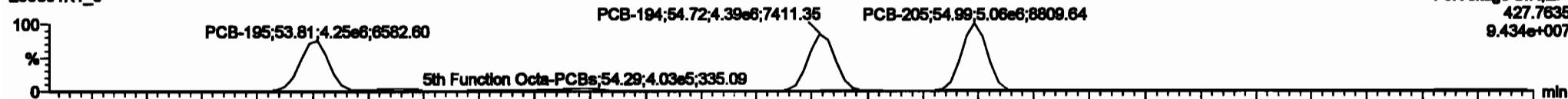
Dataset: Untitled

Last Altered: Tuesday, June 02, 2020 10:33:30 Pacific Daylight Time
Printed: Tuesday, June 02, 2020 10:35:13 Pacific Daylight Time

Name: 200601K1_6, Date: 01-Jun-2020, Time: 17:21:13, ID: ST200601K1-6 PCB 209 CS5 19G2611, Description: PCB 209 CS5 19G2611

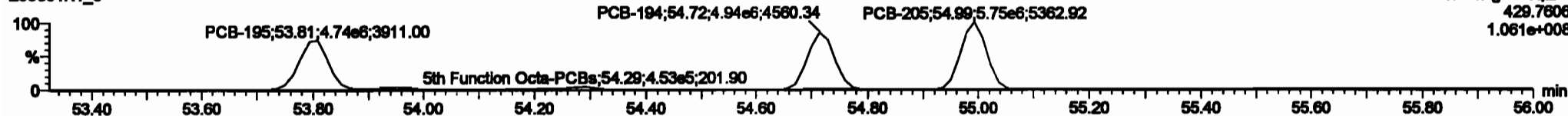
PCB-195

200601K1_6



F5:Voltage SIR,EI+
427.7635
9.434e+007

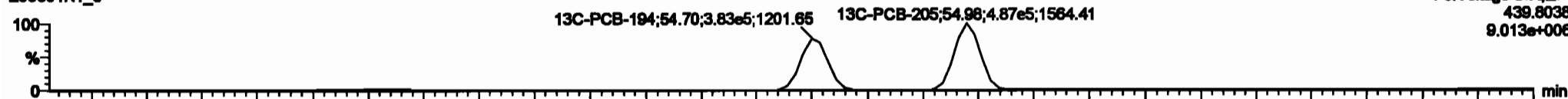
200601K1_6



F5:Voltage SIR,EI+
429.7606
1.061e+008

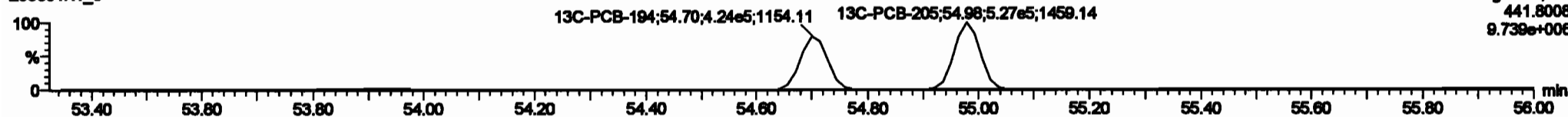
13C-PCB-194

200601K1_6



F5:Voltage SIR,EI+
439.8038
9.013e+006

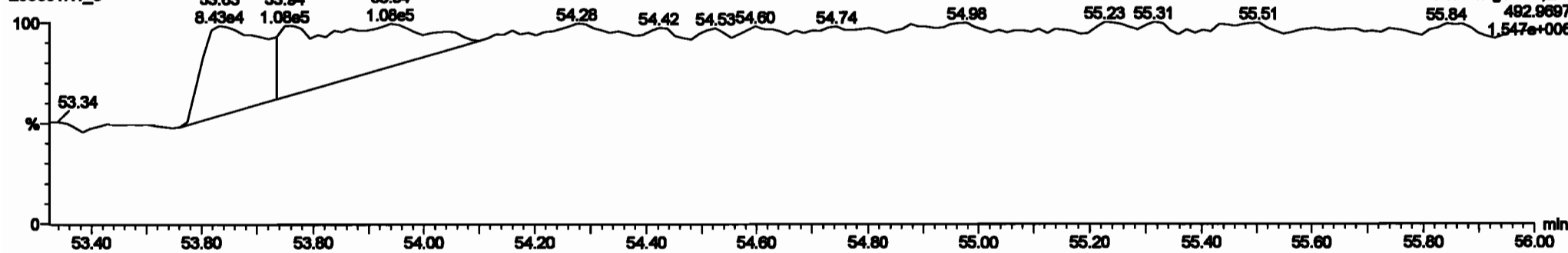
200601K1_6



F5:Voltage SIR,EI+
441.8008
9.739e+006

PFK5a

200601K1_6



F5:Voltage SIR,EI+
492.9697
1.547e+006


Dataset: Untitled

Last Altered: Tuesday, June 02, 2020 10:33:30 Pacific Daylight Time
 Printed: Tuesday, June 02, 2020 10:35:13 Pacific Daylight Time

Name: 200601K1_6, Date: 01-Jun-2020, Time: 17:21:13, ID: ST200601K1-6 PCB 209 CS5 19G2611, Description: PCB 209 CS5 19G2611

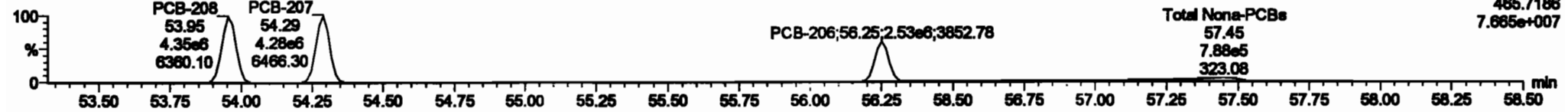
PCB-208

200601K1_6



F5:Voltage SIR,EI+
463.7218
1.017e+008


200601K1_6



F5:Voltage SIR,EI+
465.7186
7.685e+007

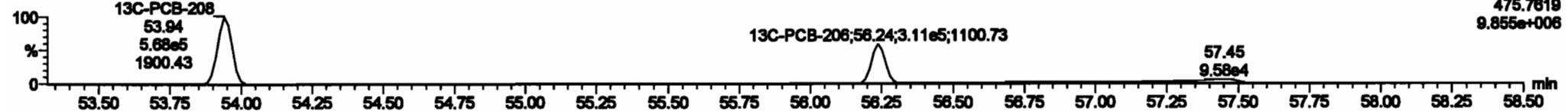
13C-PCB-208

200601K1_6



F5:Voltage SIR,EI+
473.7648
7.754e+008

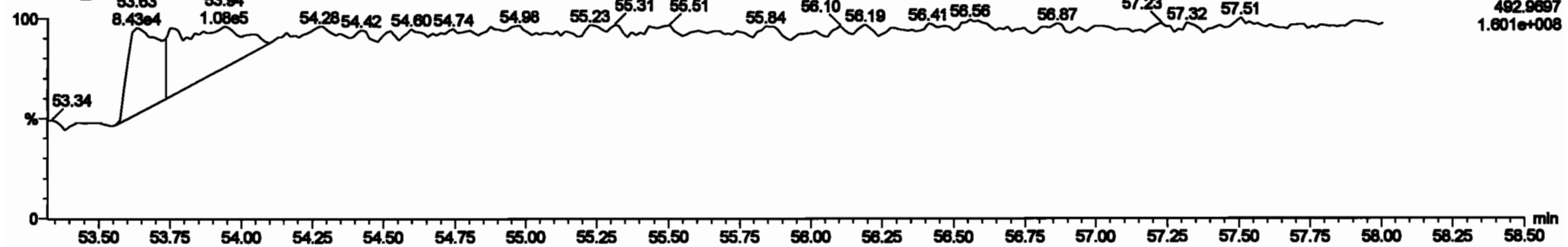
200601K1_6



F5:Voltage SIR,EI+
475.7619
9.855e+008

PFK5

200601K1_6



F5:Voltage SIR,EI+
492.9897
1.601e+008

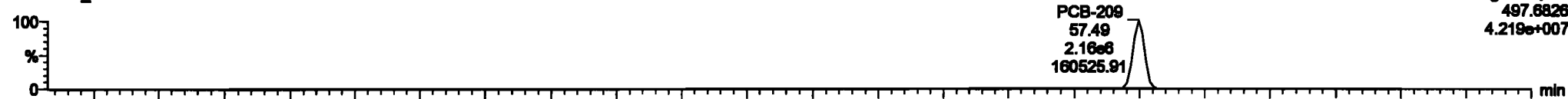
Dataset: Untitled

Last Altered: Tuesday, June 02, 2020 10:33:30 Pacific Daylight Time
Printed: Tuesday, June 02, 2020 10:35:13 Pacific Daylight Time

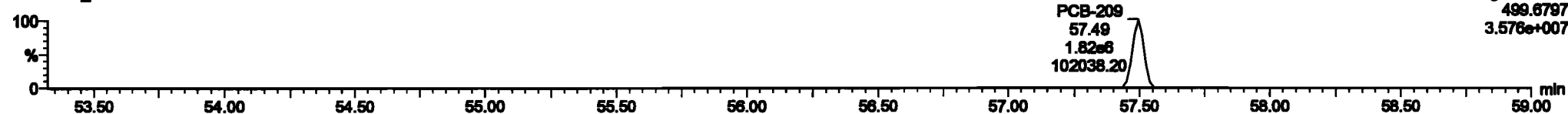
Name: 200601K1_6, Date: 01-Jun-2020, Time: 17:21:13, ID: ST200601K1-6 PCB 209 CS5 19G2611, Description: PCB 209 CS5 19G2611

PCB-209

200601K1_6

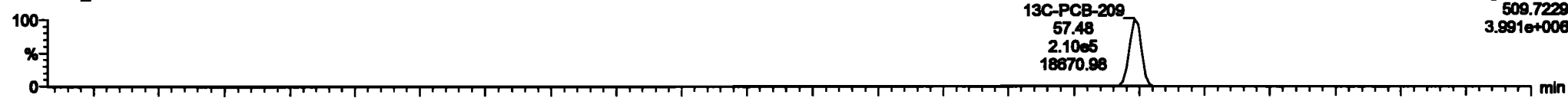


200601K1_6

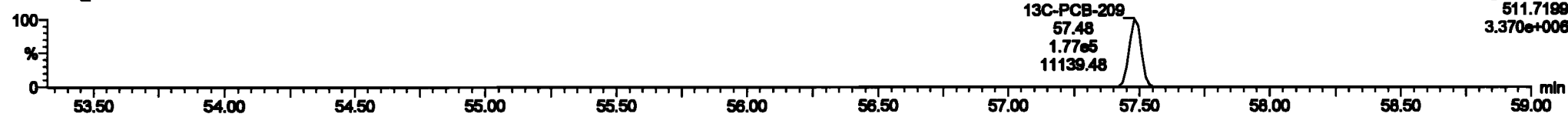


13C-PCB-209

200601K1_6

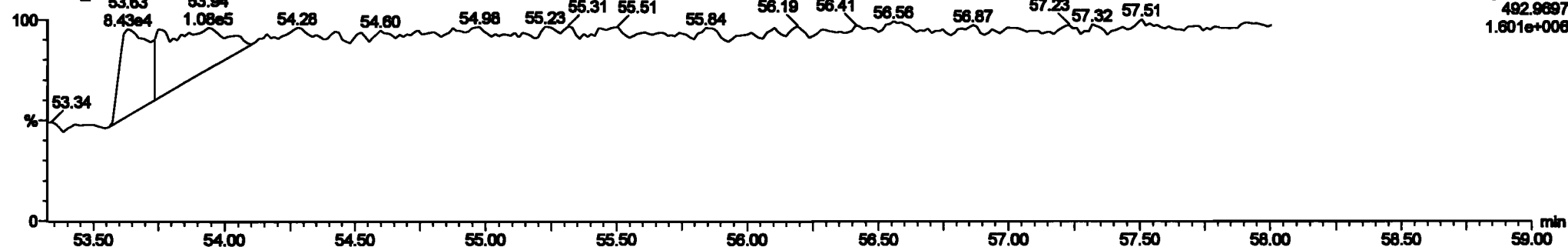


200601K1_6

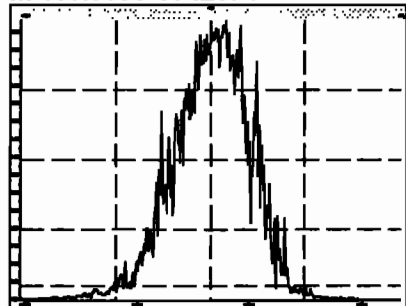


PFK5b

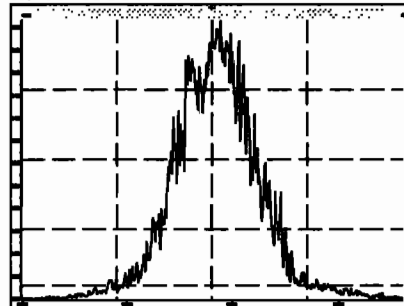
200601K1_6



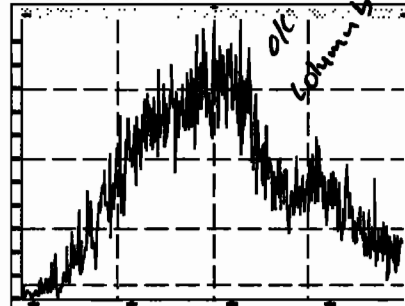
M 168.9888 R 12074



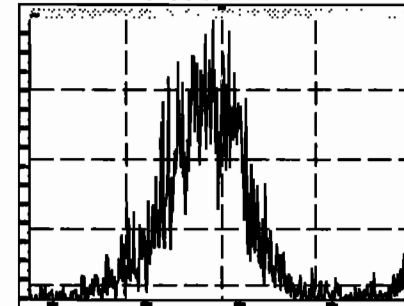
M 180.9888 R 10992



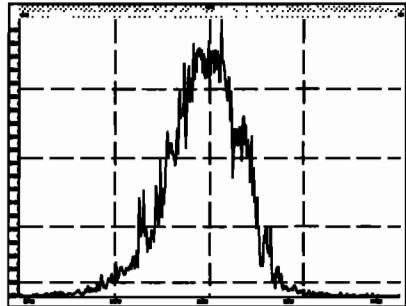
M 192.9888 R 0



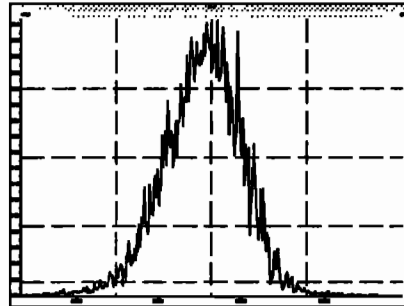
M 204.9888 R 14010



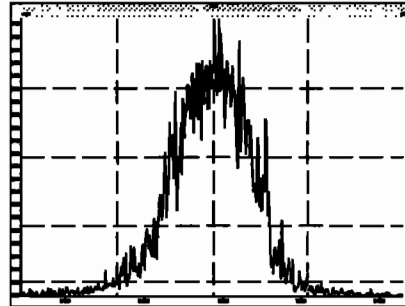
M 218.9856 R 11112



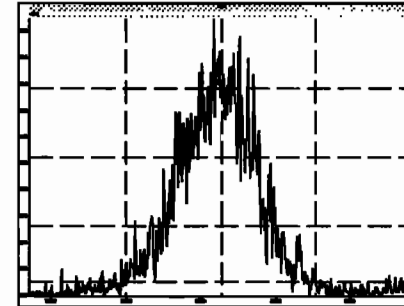
M 230.9856 R 12243



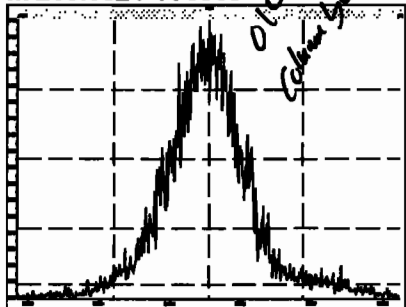
M 242.9856 R 12373



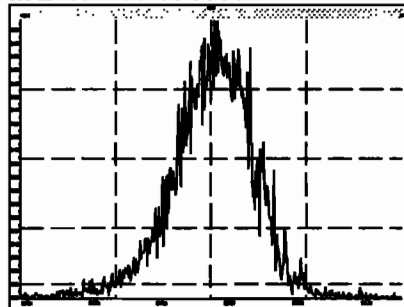
M 254.9856 R 11834



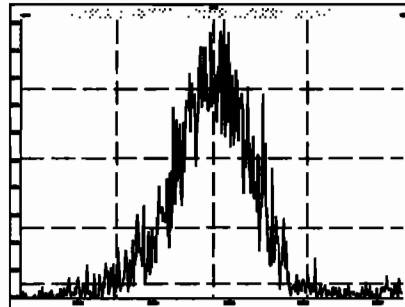
M 268.9824 R 9960



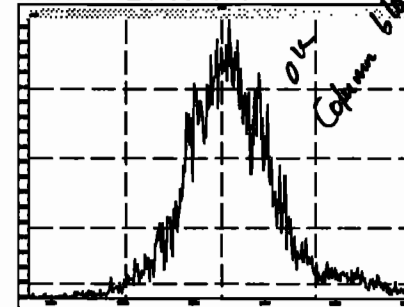
M 280.9824 R 11142



M 254.9856 R 12563

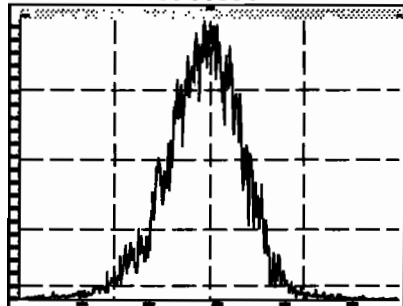


M 268.9824 R 8787

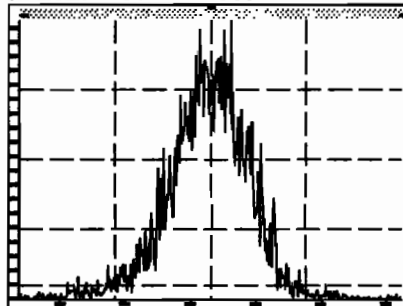


Printed: Tuesday, June 02, 2020 02:33:38 Pacific Daylight Time

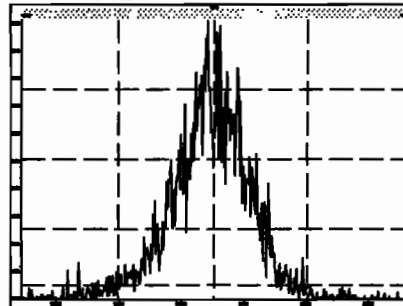
M 280.9824 R 11061



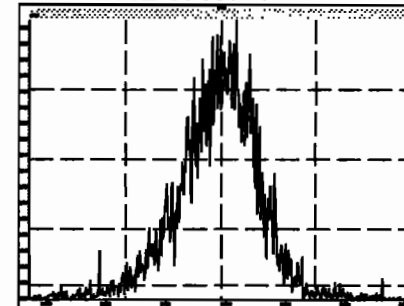
M 292.9824 R 12537



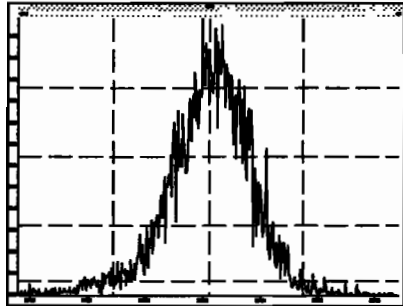
M 304.9824 R 11934



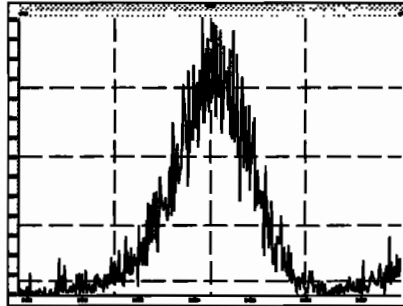
M 318.9792 R 11884



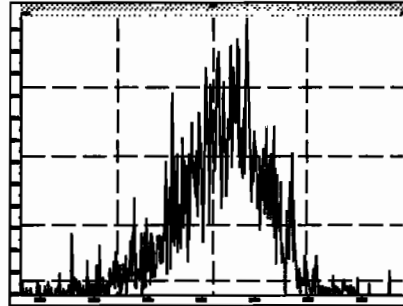
M 330.9792 R 11739



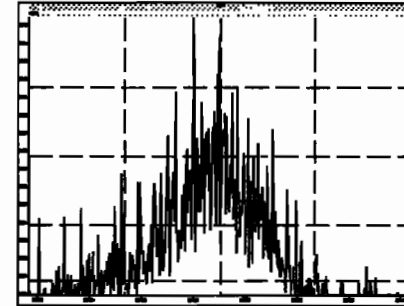
M 342.9792 R 11684



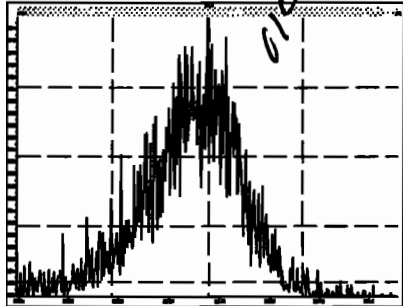
M 354.9792 R 12435



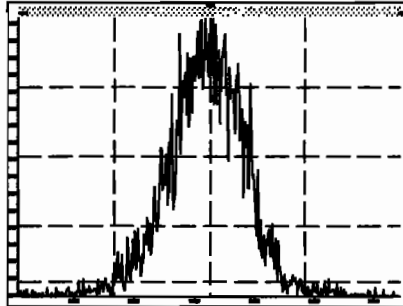
M 366.9792 R 14946



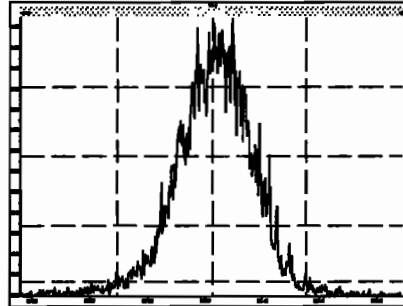
M 380.9760 R 9943



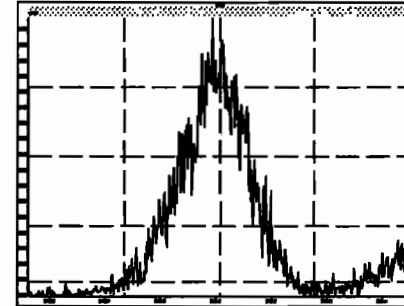
M 318.9792 R 12965



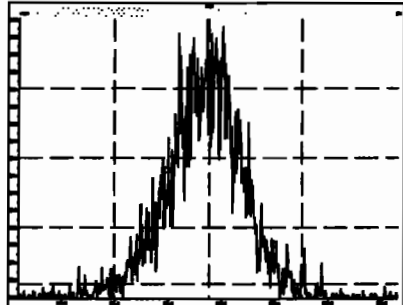
M 330.9792 R 11994



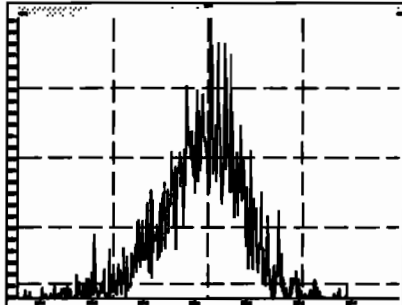
M 342.9792 R 12362



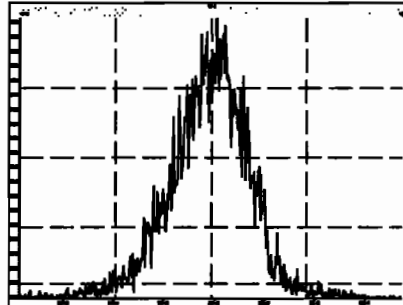
M 354.9792 R 12987



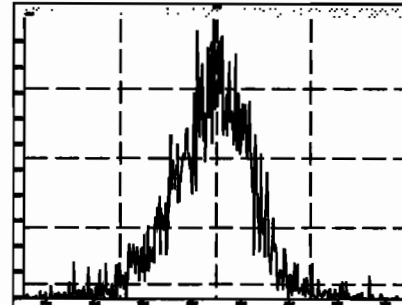
M 366.9792 R 13158



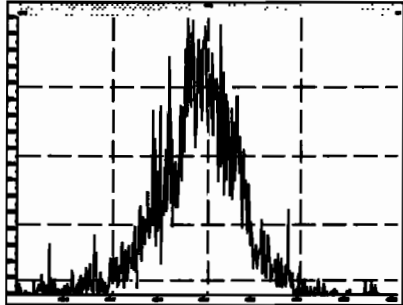
M 380.9760 R 12073



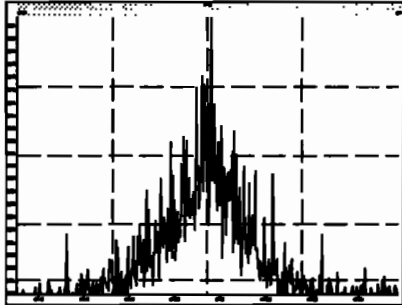
M 392.9760 R 12563



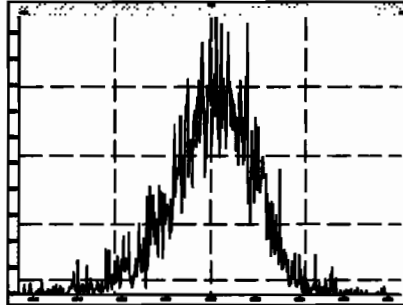
M 404.9760 R 12606



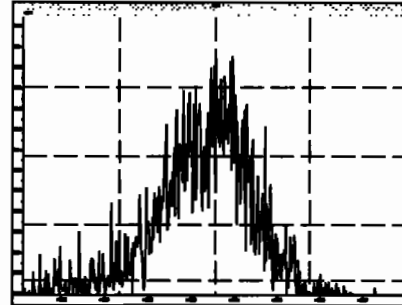
M 416.9760 R 14256



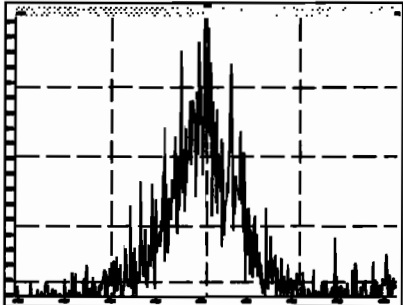
M 430.9728 R 12412



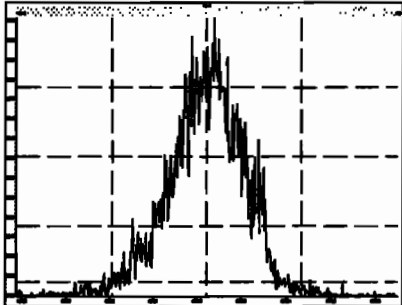
M 442.9728 R 13628



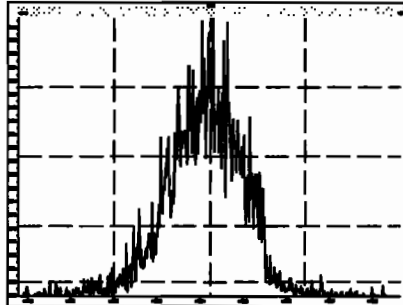
M 416.9760 R 17080



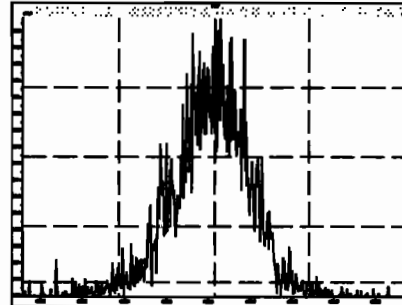
M 430.9728 R 12224



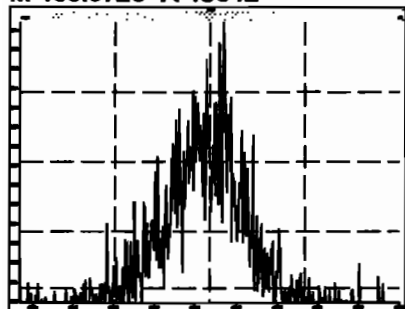
M 442.9728 R 13021



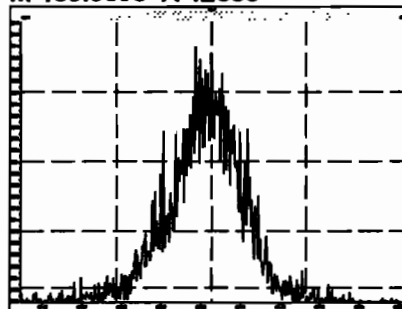
M 454.9728 R 14353



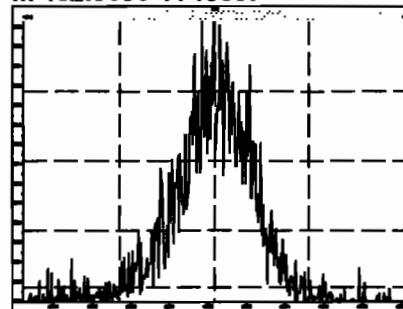
M 466.9728 R 15642



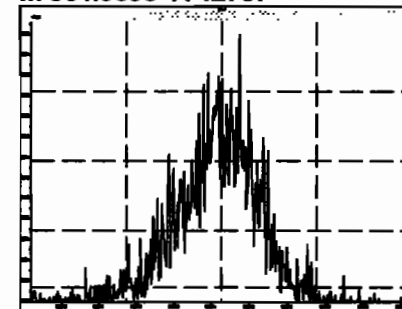
M 480.9696 R 12883



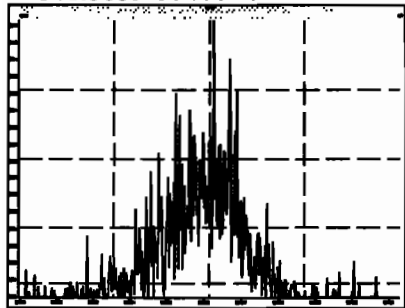
M 492.9696 R 13097



M 504.9696 R 12787



M 516.9697 R 19564



Dataset: U:\VG11.PRO\Results\200601K1\200601K1-7.qld

Last Altered: Tuesday, June 02, 2020 11:36:30 Pacific Daylight Time
Printed: Tuesday, June 02, 2020 11:37:29 Pacific Daylight Time

h 5.2.2020

06/02/2020

Method: Untitled 02 Jun 2020 10:36:07

Calibration: U:\VG11.PRO\CurveDB\vb1_PCBvg11-6-1-20.cdb 02 Jun 2020 10:21:16

Name: 200601K1_7, Date: 01-Jun-2020, Time: 18:21:53, ID: SS200601K1-1 PCB 209 SS 19G2612, Description: PCB 209 SS 19G2612

#	Name	Resp	RA	RI	RRF	wt/wt	Prod.RT	RT	Prod.RI	RII	Check RFI	Conc	WRec	DI	EMPC
1	1 PCB-1	2.54e6	3.08	NO	1.17	1.000	15.53	15.54	1.001	1.001	NO	98.29	90-130	0.00958	98.29
2	2 PCB-2			NO	1.18	1.000	17.95		0.988		YES			0.00963	
3	3 PCB-3	2.60e6	3.06	NO	1.15	1.000	18.18	18.19	1.001	1.001	NO	99.67	70-130	0.00992	99.67
4	4 PCB-4/10	3.74e6	1.54	NO	1.25	1.000	19.61	19.60	1.004	1.004	NO	203.1	42.5-225	0.0422	203.1
5	5 PCB-7/9	2.33e6	1.55	NO	0.960	1.000	21.41	21.37	1.003	1.001	NO	101.6	70-130	0.0331	101.6
6	6 PCB-6			NO	1.02	1.000	22.06		1.033		YES			0.0311	
7	7 PCB-5/8	2.40e6	1.55	NO	0.992	1.000	22.46	22.46	1.052	1.052	NO	100.9	70-130	0.0320	100.9
8	8 PCB-14			NO	1.02	1.000	23.61		0.952		YES			0.0337	
9	9 PCB-11	2.29e6	1.57	NO	1.13	1.000	24.82	24.82	1.001	1.001	NO	87.28	70-130	0.0304	87.28
10	10 PCB-12/13	2.21e6	1.56	NO	1.03	1.000	25.26	25.26	1.018	1.018	NO	92.77		0.0333	92.77
11	11 PCB-15	2.35e6	1.56	NO	1.03	1.000	25.57	25.55	1.031	1.030	NO	97.71		0.0331	97.71
12	12 PCB-19	6.50e5	1.03	NO	1.11	1.000	23.79	23.79	1.001	1.001	NO	47.23	75-65	0.0234	47.23
13	13 PCB-30			NO	1.79	1.000	24.69		1.039		YES			0.0144	
14	14 PCB-18	6.76e5	1.02	NO	0.618	1.000	25.47	25.47	0.952	0.952	NO	45.50		0.0216	45.50
15	15 PCB-17			NO	0.758	1.000	25.64		0.958		YES			0.0233	
16	16 PCB-24/27			NO	1.08	1.000	26.26		0.981		YES			0.0163	
17	17 PCB-16/32			NO	0.925	1.000	26.79		1.001		YES			0.0191	
18	18 PCB-34			NO	0.945	1.000	27.58		0.959		YES			0.0221	
19	19 PCB-23			NO	0.883	1.000	27.67		0.982		YES			0.0236	
20	20 PCB-29			NO	0.893	1.000	27.93		0.971		YES			0.0234	
21	21 PCB-26			NO	0.944	1.000	28.16		0.979		YES			0.0221	
22	22 PCB-25			NO	0.950	1.000	28.31		0.984		YES			0.0220	
23	23 PCB-31	9.20e5	1.02	NO	1.04	1.000	28.68	28.70	0.997	0.997	NO	42.66		0.0201	42.66
24	24 PCB-28	9.58e5	1.07	NO	1.03	1.000	28.79	28.79	1.001	1.001	NO	44.94		0.0204	44.94
25	25 PCB-20/21/33	6.95e5	1.05	NO	0.941	1.000	29.43	29.46	1.023	1.024	NO	45.73	45.7	0.0222	45.73
26	26 PCB-22			NO	0.973	1.000	29.67		1.036		YES			0.0215	
27	27 PCB-36			NO	1.08	1.000	30.52		0.931		YES			0.0219	
28	28 PCB-39			NO	0.988	1.000	31.00		0.946		YES			0.0238	
29	29 PCB-38	6.46e5	1.05	NO	1.05	1.000	31.80	31.76	0.970	0.970	NO	43.25	75-65	0.0224	43.25
30	30 PCB-35	6.58e5	1.03	NO	1.04	1.000	32.34	32.32	0.987	0.986	NO	44.23		0.0226	44.23
31	31 PCB-37	6.92e5	1.05	NO	1.01	1.000	32.79	32.79	1.001	1.001	NO	47.59		0.0233	47.59
32	32 PCB-54	6.31e5	0.78	NO	1.08	1.000	27.64	27.64	1.001	1.001	NO	47.67		0.0216	47.67

Dataset: U:\VG11.PRO\Results\200601K1\200601K1-7.qld

Last Altered: Tuesday, June 02, 2020 11:36:30 Pacific Daylight Time
Printed: Tuesday, June 02, 2020 11:37:29 Pacific Daylight Time

Name: 200601K1_7, Date: 01-Jun-2020, Time: 18:21:53, ID: SS200601K1-1 PCB 209 SS 19G2612, Description: PCB 209 SS 19G2612

#	Name	Resp	FA	n/y	RPD	w/Std	Prod RT	RT	Prod CR	RRT	Check RRT	Comp	U/B	DI	EMPC
33	33 PCB-50			NO	0.880	1.000	28.83		1.044		YES		35-65	0.0265	
34	34 PCB-53			NO	0.997	1.000	29.50		0.944		YES			0.0295	
35	35 PCB-51			NO	1.07	1.000	29.85		0.955		YES			0.0276	
36	36 PCB-45			NO	0.858	1.000	30.30		0.989		YES			0.0342	
37	37 PCB-46			NO	0.831	1.000	30.80		0.985		YES			0.0354	
38	38 PCB-52/69	6.95e5	0.76	NO	1.17	1.000	31.30	31.28	1.001	1.001	NO	46.22		0.0252	46.22
39	39 PCB-73			NO	1.44	1.000	31.41		1.005		YES			0.0204	
40	40 PCB-43/49	6.32e5	0.79	NO	1.02	1.000	31.59	31.60	1.010	1.011	NO	48.32		0.0289	48.32
41	41 PCB-47			NO	0.922	1.000	31.80		1.001		YES			0.0299	
42	42 PCB-48/75			NO	1.12	1.000	31.92		1.004		YES			0.0246	
43	43 PCB-65			NO	1.28	1.000	32.19		1.013		YES			0.0215	
44	44 PCB-62			NO	1.13	1.000	32.29		1.016		YES			0.0244	
45	45 PCB-44	5.42e5	0.76	NO	0.824	1.000	32.62	32.62	1.026	1.028	NO	47.17		0.0334	47.17
46	46 PCB-42/59			NO	1.05	1.000	32.85		1.033		YES			0.0262	
47	47 PCB-41/64/71/72			NO	1.19	1.000	33.47		1.053		YES			0.0232	
48	48 PCB-68			NO	1.28	1.000	33.72		1.061		YES			0.0215	
49	49 PCB-40			NO	0.602	1.000	33.95		1.068		YES			0.0457	
50	50 PCB-57	8.11e5	0.77	NO	1.16	1.000	34.32	34.32	0.989	0.969	NO	43.84		0.0211	43.84
51	51 PCB-67			NO	1.08	1.000	34.63		0.978		YES			0.0226	
52	52 PCB-58			NO	1.20	1.000	34.74		0.981		YES			0.0204	
53	53 PCB-63			NO	1.07	1.000	34.91		0.986		YES			0.0229	
54	54 PCB-74	8.49e5	0.79	NO	1.19	1.000	35.22	35.21	0.994	0.994	NO	45.03		0.0207	45.03
55	55 PCB-61/70	8.69e5	0.77	NO	1.05	1.000	35.43	35.43	1.000	1.001	NO	51.83		0.0233	51.83
56	56 PCB-76/66	8.24e5	0.78	NO	1.16	1.000	35.62	35.66	1.006	1.007	NO	44.47		0.0211	44.47
57	57 PCB-80			NO	1.19	1.000	35.86		1.001		YES			0.0204	
58	58 PCB-55			NO	1.17	1.000	36.20		1.010		YES			0.0207	
59	59 PCB-56/60			NO	1.02	1.000	36.70		1.024		YES			0.0238	
60	60 PCB-79	8.18e5	0.79	NO	1.14	1.000	37.80	37.81	1.055	1.055	NO	44.49		0.0213	44.49
61	61 PCB-78	7.39e5	0.78	NO	1.14	1.000	38.52	38.52	0.987	0.987	NO	42.34		0.0232	42.34
62	62 PCB-81	8.37e5	0.77	NO	1.05	1.000	39.06	39.08	1.000	1.000	NO	52.15		0.0252	52.15
63	63 PCB-77	7.93e5	0.78	NO	1.14	1.000	39.68	39.68	1.000	1.000	NO	48.37		0.0237	46.37
64	64 PCB-104	6.77e5	1.57	NO	1.12	1.000	32.47	32.47	1.001	1.001	NO	54.51		0.0255	54.51
65	65 PCB-96			NO	1.15	1.000	33.78		1.041		YES			0.0248	
66	66 PCB-103			NO	0.936	1.000	34.32		1.058		YES			0.0305	
67	67 PCB-100			NO	0.954	1.000	34.69		1.089		YES			0.0300	
68	68 PCB-94			NO	0.949	1.000	35.21		0.985		YES			0.0390	

Dataset: U:\VG11.PRO\Results\200601K1\200601K1-7.qld

Last Altered: Tuesday, June 02, 2020 11:36:30 Pacific Daylight Time

Printed: Tuesday, June 02, 2020 11:37:29 Pacific Daylight Time

Name: 200601K1_7, Date: 01-Jun-2020, Time: 18:21:53, ID: SS200601K1-1 PCB 209 SS 19G2612, Description: PCB 209 SS 19G2612

#	Name	Resp	RA	NY	RFP	Wt/Fac	Prod.RT	RT	Prod.LI	RRT	Check.RRT	Conc.	%Rec	DL	EMPC
69	69 PCB-95/98/102	4.83e5	1.58	NO	1.20	1.000	35.69	35.75	0.999	1.001	NO	46.51	46.5	0.0307	46.51
70	70 PCB-93			NO	0.935	1.000	35.81		1.002		YES			0.0396	
71	71 PCB-88/91			NO	1.06	1.000	36.16		1.012		YES			0.0347	
72	72 PCB-121			NO	1.71	1.000	36.25		1.015		YES			0.0216	
73	73 PCB-84/92			NO	1.02	1.000	37.10		0.990		YES			0.0377	
74	74 PCB-89			NO	1.11	1.000	37.27		0.995		YES			0.0347	
75	75 PCB-90/101	5.13e5	1.81	NO	1.12	1.000	37.48	37.50	1.000	1.001	NO	54.10		0.0342	54.10
76	76 PCB-113			NO	1.51	1.000	37.72		1.007		YES			0.0253	
77	77 PCB-99	5.21e5	1.60	NO	1.32	1.000	37.81	37.83	1.009	1.010	NO	46.70		0.0290	46.70
78	78 PCB-119			NO	1.81	1.000	38.32		0.987		YES			0.0246	
79	79 PCB-108/112			NO	1.44	1.000	38.47		0.991		YES			0.0308	
80	80 PCB-83			NO	1.83	1.000	38.63		0.995		YES			0.0243	
81	81 PCB-97			NO	1.28	1.000	38.84		1.000		YES			0.0347	
82	82 PCB-86			NO	1.12	1.000	39.01		1.005		YES			0.0398	
83	83 PCB-87/117/125	4.49e5	1.58	NO	1.56	1.000	39.14	39.14	1.008	1.008	NO	38.66	38.7	0.0285	38.66
84	84 PCB-111/115	6.30e5	1.58	NO	1.91	1.000	39.29	39.28	1.012	1.012	NO	44.26		0.0233	44.26
85	85 PCB-85/116			NO	1.41	1.000	39.42		1.015		YES			0.0315	
86	86 PCB-120			NO	2.01	1.000	39.68		1.022		YES			0.0222	
87	87 PCB-110	6.19e5	1.57	NO	1.74	1.000	39.83	39.81	1.026	1.025	NO	47.71		0.0255	47.71
88	88 PCB-82			NO	0.781	1.000	40.48		0.976		YES			0.0410	
89	89 PCB-124			NO	1.40	1.000	41.17		0.993		YES			0.0229	
90	90 PCB-107/109			NO	1.34	1.000	41.31		0.996		YES			0.0239	
91	91 PCB-123	6.07e5	1.57	NO	1.20	1.000	41.48	41.48	1.000	1.000	NO	50.39		0.0267	50.39
92	92 PCB-106/118	6.56e5	1.60	NO	1.22	1.000	41.69	41.67	1.001	1.000	NO	51.95		0.0255	51.95
93	93 PCB-114	6.19e5	1.52	NO	1.14	1.000	42.34	42.34	1.000	1.000	NO	43.57		0.0294	43.57
94	94 PCB-122			NO	0.944	1.000	42.49		1.004		YES			0.0355	
95	95 PCB-105	6.38e5	1.56	NO	1.05	1.000	43.23	43.23	1.000	1.000	NO	47.30		0.0310	47.30
96	96 PCB-127			NO	1.06	1.000	43.57		1.000		YES			0.0310	
97	97 PCB-126	7.05e5	1.58	NO	1.17	1.000	45.54	45.54	1.000	1.000	NO	48.02		0.0296	48.02
98	98 PCB-155	4.07e5	1.28	NO	1.04	1.000	37.01	37.01	1.000	1.001	NO	56.82		0.0303	56.82
99	99 PCB-150			NO	1.08	1.000	38.33		1.036		YES			0.0292	
100	1... PCB-152			NO	1.19	1.000	38.82		1.049		YES			0.0266	
101	1... PCB-145			NO	1.19	1.000	39.29		1.062		YES			0.0266	
102	1... PCB-136			NO	1.02	1.000	39.82		1.071		YES			0.0309	
103	1... PCB-148			NO	0.842	1.000	39.73		1.074		YES			0.0375	
104	1... PCB-154			NO	0.919	1.000	40.23		1.067		YES			0.0344	

Dataset: U:\VG11.PRO\Results\200601K1\200601K1-7.qld

Last Altered: Tuesday, June 02, 2020 11:36:30 Pacific Daylight Time
Printed: Tuesday, June 02, 2020 11:37:29 Pacific Daylight Time

Name: 200601K1_7, Date: 01-Jun-2020, Time: 18:21:53, ID: SS200601K1-1 PCB 209 SS 19G2612, Description: PCB 209 SS 19G2612

#	Name	Comp	RA	Qty	RRP	w/Vol	Prod RT	RT	Prod FL	RRT	Check RRT	Comp	%Rec	DL	EMPC
105	1... PCB-151			NO	0.787	1.000	40.90		1.105		YES			0.0402	
106	1... PCB-135			NO	0.922	1.000	41.13		1.112		YES			0.0343	
107	1... PCB-144			NO	0.789	1.000	41.24		1.115		YES			0.0400	
108	1... PCB-147			NO	0.834	1.000	41.37		1.118		YES			0.0379	
109	1... PCB-139/149	2.83e5	1.29	NO	0.948	1.000	41.64	41.61	1.125	1.125	NO	43.47		0.0333	43.47
110	1... PCB-140			NO	0.794	1.000	41.64		1.131		YES			0.0398	
111	1... PCB-134/143			NO	0.759	1.000	42.29		0.975		YES			0.0574	
112	1... PCB-131/133			NO	0.821	1.000	42.59		0.982		YES			0.0531	
113	1... PCB-142			NO	0.754	1.000	42.74		0.985		YES			0.0578	
114	1... PCB-146/165			NO	1.02	1.000	42.98		0.991		YES			0.0429	
115	1... PCB-132/161			NO	1.02	1.000	43.22		0.998		YES			0.0425	
116	1... PCB-153	5.68e5	1.23	NO	1.07	1.000	43.40	43.40	1.000	1.000	NO	46.28		0.0407	46.28
117	1... PCB-168			NO	1.08	1.000	43.63		1.006		YES			0.0404	
118	1... PCB-141			NO	1.03	1.000	44.16		1.000		YES			0.0508	
119	1... PCB-137			NO	1.11	1.000	44.56		1.010		YES			0.0468	
120	1... PCB-130			NO	0.885	1.000	44.66		1.012		YES			0.0587	
121	1... PCB-138/163/164	4.98e5	1.23	NO	1.28	1.000	45.05	45.03	1.001	1.000	NO	38.87	36.9	0.0393	38.87
122	1... PCB-158/160			NO	1.24	1.000	45.30		1.006		YES			0.0407	
123	1... PCB-129			NO	0.867	1.000	45.56		1.012		YES			0.0582	
124	1... PCB-166			NO	1.14	1.000	46.02		0.993		YES			0.0372	
125	1... PCB-159			NO	1.22	1.000	46.36		1.000		YES			0.0350	
126	1... PCB-128/162	6.25e5	1.23	NO	0.907	1.000	46.64	46.66	1.007	1.007	NO	57.08		0.0469	57.08
127	1... PCB-167	6.67e5	1.24	NO	1.11	1.000	47.06	47.06	1.000	1.000	NO	50.25		0.0377	50.25
128	1... PCB-156	5.92e5	1.21	NO	1.13	1.000	48.39	48.38	1.000	1.000	NO	46.00		0.0392	46.00
129	1... PCB-157	6.60e5	1.23	NO	1.04	1.000	46.69	48.67	1.001	1.000	NO	55.54		0.0434	55.54
130	1... PCB-169	5.71e5	1.25	NO	1.16	1.000	50.94	50.94	1.000	1.000	NO	45.51		0.0426	45.51
131	1... PCB-188	6.25e5	1.04	NO	1.29	1.000	43.04	43.02	1.001	1.000	NO	51.05		0.0525	51.05
132	1... PCB-184			NO	1.23	1.000	43.49		1.011		YES			0.0550	
133	1... PCB-179			NO	1.30	1.000	44.29		1.030		YES			0.0522	
134	1... PCB-176			NO	1.31	1.000	44.76		1.041		YES			0.0518	
135	1... PCB-188			NO	1.33	1.000	45.41		1.056		YES			0.0510	
136	1... PCB-178	4.35e5	1.04	NO	0.943	1.000	45.92	45.90	1.088	1.067	NO	48.56		0.0718	48.56
137	1... PCB-175			NO	0.956	1.000	46.26		1.076		YES			0.0708	
138	1... PCB-182/187	4.62e5	1.05	NO	1.07	1.000	46.44	48.43	1.080	1.080	NO	45.61		0.0635	45.61
139	1... PCB-183			NO	1.02	1.000	46.76		1.088		YES			0.0662	
140	1... PCB-185			NO	1.41	1.000	47.44		0.955		YES			0.0779	

Dataset: U:\VG11.PRO\Results\200601K1\200601K1-7.qld

Last Altered: Tuesday, June 02, 2020 11:36:30 Pacific Daylight Time
Printed: Tuesday, June 02, 2020 11:37:29 Pacific Daylight Time

Name: 200601K1_7, Date: 01-Jun-2020, Time: 18:21:53, ID: SS200601K1-1 PCB 209 SS 19G2612, Description: PCB 209 SS 19G2612

#	Name	Resp	FA	rv	RRF	u/val	PreclRT	RT	PreclLR	RRT	Check RRT	Comp	NDeg	DI	EMPC
141	1... PCB-174	4.07e5	1.04	NO	1.35	1.000	47.82	47.82	0.962	0.962	NO	48.49	75-65	0.0809	48.49
142	1... PCB-181			NO	1.47	1.000	47.91		0.964		YES			0.0743	
143	1... PCB-177			NO	1.28	1.000	48.10		0.968		YES			0.0857	
144	1... PCB-171			NO	1.32	1.000	48.38		0.974		YES			0.0832	
145	1... PCB-173			NO	1.19	1.000	48.84		0.963		YES			0.0921	
146	1... PCB-172			NO	1.38	1.000	49.29		0.992		YES			0.0797	
147	1... PCB-192			NO	1.83	1.000	49.48		0.996		YES			0.0800	
148	1... PCB-180	4.72e5	1.03	NO	1.41	1.000	49.71	49.71	1.000	1.000	NO	53.98		0.0776	53.98
149	1... PCB-193			NO	1.68	1.000	49.92		1.005		YES			0.0653	
150	1... PCB-191			NO	1.71	1.000	50.18		1.010		YES			0.0641	
151	1... PCB-170	3.70e5	1.03	NO	1.40	1.000	51.38	51.38	1.000	1.000	NO	49.87		0.0889	49.87
152	1... PCB-190			NO	1.85	1.000	51.56		1.004		YES			0.0673	
153	1... PCB-189	4.84e5	1.02	NO	1.45	1.000	53.10	53.10	1.000	1.000	NO	48.57		0.0563	48.57
154	1... PCB-202	4.00e5	0.90	NO	1.17	1.000	48.63	48.61	1.001	1.000	NO	48.62		0.0325	48.62
155	1... PCB-201			NO	1.05	1.000	49.10		1.010		YES			0.0361	
156	1... PCB-204			NO	1.14	1.000	49.26		1.014		YES			0.0333	
157	1... PCB-197			NO	1.13	1.000	49.58		1.020		YES			0.0335	
158	1... PCB-200	3.56e5	0.90	NO	1.07	1.000	50.51	50.53	1.039	1.040	NO	47.30		0.0355	47.30
159	1... PCB-198			NO	0.794	1.000	52.08		1.072		YES			0.0478	
160	1... PCB-199			NO	0.809	1.000	52.19		1.074		YES			0.0469	
161	1... PCB-196/203	2.68e5	0.89	NO	0.838	1.000	52.52	52.51	1.081	1.081	NO	45.47		0.0453	45.47
162	1... PCB-195	3.17e5	0.91	NO	1.04	1.000	53.80	53.81	0.964	0.984	NO	50.09		0.113	50.09
163	1... PCB-194	3.10e5	0.87	NO	1.12	1.000	54.72	54.72	1.000	1.000	NO	45.83		0.106	45.83
164	1... PCB-205	3.70e5	0.90	NO	1.29	1.000	54.98	54.99	1.005	1.005	NO	47.35		0.0916	47.35
165	1... PCB-208	3.79e5	1.33	NO	0.933	1.000	53.96	53.95	1.000	1.000	NO	49.81		0.0505	49.81
166	1... PCB-207			NO	0.916	1.000	54.27		1.006		YES			0.0515	
167	1... PCB-206	2.04e5	1.31	NO	1.01	1.000	56.25	56.25	1.000	1.000	NO	47.01		0.0860	47.01
168	1... PCB-209	1.50e5	1.19	NO	0.986	1.000	57.48	57.49	1.000	1.000	NO	52.18		0.0103	52.18
169	1... 13C-PCB-1	2.21e6	3.38	NO	0.893	1.000	15.52	15.52	0.608	0.608	NO	101.9	102	0.0672	
170	1... 13C-PCB-3	2.27e6	3.33	NO	0.911	1.000	18.17	18.17	0.712	0.712	NO	102.6	103	0.0859	
171	1... 13C-PCB-4	1.48e6	1.57	NO	0.600	1.000	19.52	19.53	0.765	0.785	NO	101.3	101	0.0291	
172	1... 13C-PCB-9	2.39e6	1.58	NO	0.970	1.000	21.35	21.35	0.836	0.836	NO	101.7	102	0.0180	
173	1... 13C-PCB-11	2.32e6	1.58	NO	0.962	1.000	24.79	24.80	0.971	0.972	NO	99.61	99.6	0.0182	
174	1... 13C-PCB-19	1.24e6	1.04	NO	0.499	1.000	23.76	23.76	0.931	0.931	NO	102.7	103	0.414	
175	1... 13C-PCB-32	1.82e6	1.03	NO	0.744	1.000	26.75	26.76	1.048	1.048	NO	100.7	101	0.278	
176	1... 13C-PCB-28	2.08e6	1.02	NO	1.08	1.000	28.77	28.77	1.004	1.004	NO	99.64	99.6	0.289	

Dataset: U:\VG11.PRO\Results\200601K1\200601K1-7.qld

Last Altered: Tuesday, June 02, 2020 11:36:30 Pacific Daylight Time
Printed: Tuesday, June 02, 2020 11:37:29 Pacific Daylight Time

Name: 200601K1_7, Date: 01-Jun-2020, Time: 18:21:53, ID: SS200601K1-1 PCB 209 SS 19G2612, Description: PCB 209 SS 19G2612

#	Name	Resp	RA	WY	RRP	w/w	Prod RT	RT	Prod LR	RRT	Check RRT	Conc	%Rec	DI	EMPC
177	1... 13C-PCB-37	1.86e6	1.04	NO	0.989	1.000	32.75	32.77	1.143	1.143	NO	95.79	95.8	0.289	
178	1... 13C-PCB-54	1.81e6	0.80	NO	0.999	1.000	27.63	27.62	0.753	0.753	NO	101.4	101	0.0659	
179	1... 13C-PCB-52	1.29e6	0.77	NO	0.804	1.000	31.27	31.26	0.852	0.852	NO	100.5	100	0.0819	
180	1... 13C-PCB-47	1.39e6	0.78	NO	0.857	1.000	31.79	31.78	0.866	0.866	NO	102.0	102	0.0768	
181	1... 13C-PCB-70	1.59e6	0.79	NO	0.996	1.000	35.43	35.41	0.985	0.985	NO	100.3	100	0.0661	
182	1... 13C-PCB-80	1.61e6	0.78	NO	1.03	1.000	35.65	35.84	0.977	0.977	NO	98.54	98.5	0.0640	
183	1... 13C-PCB-81	1.53e6	0.78	NO	0.988	1.000	39.06	39.04	1.064	1.064	NO	97.41	97.4	0.0666	
184	1... 13C-PCB-77	1.50e6	0.79	NO	0.989	1.000	39.68	39.66	1.061	1.061	NO	97.40	97.4	0.0660	
185	1... 13C-PCB-104	1.11e6	1.63	NO	1.02	1.000	32.47	32.46	0.827	0.827	NO	100.9	101	0.0381	
186	1... 13C-PCB-95	8.62e5	1.64	NO	0.805	1.000	35.72	35.73	0.910	0.910	NO	99.28	99.3	0.0481	
187	1... 13C-PCB-101	8.44e5	1.64	NO	0.793	1.000	37.48	37.46	0.954	0.954	NO	98.77	98.8	0.0489	
188	1... 13C-PCB-97	7.45e5	1.65	NO	0.696	1.000	38.82	38.62	0.989	0.989	NO	99.17	99.2	0.0557	
189	1... 13C-PCB-123	1.01e6	1.67	NO	0.933	1.000	41.46	41.46	1.056	1.056	NO	99.89	99.9	0.0416	
190	1... 13C-PCB-118	1.03e6	1.62	NO	0.986	1.000	41.85	41.85	1.081	1.061	NO	97.34	97.3	0.0393	
191	1... 13C-PCB-114	1.25e6	1.55	NO	1.55	1.000	42.32	42.32	0.908	0.908	NO	94.22	94.2	0.0809	
192	1... 13C-PCB-105	1.28e6	1.56	NO	1.57	1.000	43.21	43.21	0.927	0.927	NO	95.20	95.2	0.0796	
193	1... 13C-PCB-127	1.30e6	1.56	NO	1.62	1.000	43.56	43.55	0.934	0.934	NO	93.64	93.6	0.0770	
194	1... 13C-PCB-126	1.25e6	1.58	NO	1.57	1.000	45.53	45.52	0.976	0.976	NO	93.40	93.4	0.0798	
195	1... 13C-PCB-155	6.87e5	1.29	NO	0.615	1.000	37.00	37.00	0.942	0.942	NO	103.6	104	0.0326	
196	1... 13C-PCB-153	1.15e6	1.24	NO	1.36	1.000	43.37	43.38	0.930	0.931	NO	98.32	98.3	0.0878	
197	1... 13C-PCB-141	9.61e5	1.27	NO	1.13	1.000	44.14	44.14	0.947	0.947	NO	99.66	99.7	0.106	
198	1... 13C-PCB-138	9.99e5	1.26	NO	1.18	1.000	45.01	45.01	0.985	0.985	NO	96.63	96.6	0.101	
199	1... 13C-PCB-159	1.21e6	1.26	NO	1.44	1.000	46.33	46.34	0.994	0.994	NO	98.13	98.1	0.0832	
200	2... 13C-PCB-167	1.20e6	1.28	NO	1.44	1.000	47.04	47.04	1.009	1.009	NO	97.25	97.3	0.0832	
201	2... 13C-PCB-156	1.14e6	1.27	NO	1.40	1.000	46.39	46.37	1.038	1.037	NO	95.71	95.7	0.0858	
202	2... 13C-PCB-157	1.14e6	1.27	NO	1.40	1.000	46.65	46.65	1.043	1.043	NO	95.86	95.9	0.0858	
203	2... 13C-PCB-169	1.08e6	1.26	NO	1.33	1.000	50.93	50.92	1.092	1.092	NO	95.29	95.3	0.0900	
204	2... 13C-PCB-188	9.50e5	0.45	NO	1.41	1.000	42.99	43.00	0.926	0.926	NO	100.3	100	0.0865	
205	2... 13C-PCB-180	6.20e5	0.44	NO	0.929	1.000	49.69	49.69	1.070	1.070	NO	99.28	99.3	0.131	
206	2... 13C-PCB-170	5.29e5	0.46	NO	0.794	1.000	51.36	51.38	1.106	1.106	NO	99.16	99.2	0.153	
207	2... 13C-PCB-189	6.86e5	0.46	NO	1.04	1.000	53.06	53.08	1.143	1.143	NO	97.68	97.7	0.117	
208	2... 13C-PCB-202	7.04e5	0.93	NO	1.04	1.000	48.59	48.59	1.046	1.047	NO	101.1	101	0.0796	
209	2... 13C-PCB-194	6.06e5	0.91	NO	0.768	1.000	54.72	54.70	0.995	0.995	NO	99.49	99.5	0.195	
210	2... 13C-PCB-208	6.16e5	0.77	NO	0.991	1.000	53.94	53.94	0.981	0.981	NO	103.8	104	0.137	
211	2... 13C-PCB-206	4.31e5	0.78	NO	0.552	1.000	56.24	56.24	1.023	1.023	NO	98.29	98.3	0.246	
212	2... 13C-PCB-209	2.91e5	1.17	NO	0.396	1.000	57.49	57.48	1.046	1.046	NO	92.65	92.6	0.0202	

Dataset: U:\VG11.PRO\Results\200601K1\200601K1-7.qld

Last Altered: Tuesday, June 02, 2020 11:36:30 Pacific Daylight Time
Printed: Tuesday, June 02, 2020 11:37:29 Pacific Daylight Time

Name: 200601K1_7, Date: 01-Jun-2020, Time: 18:21:53, ID: SS200601K1-1 PCB 209 SS 19G2612, Description: PCB 209 SS 19G2612

#	Name	Resp	RA	Hy	RFP	wAve	Prod RT	RT	Prod R...	RRT	Check RRT	Conc	%Rec	DL	EMPC
213	2... 13C-PCB-15	2.43e6	1.56	NO	1.00	1.000	25.53	25.53	1.000	0.000	NO	100.0	100	0.0175	
214	2... 13C-PCB-31	1.96e6	1.05	NO	1.00	1.000	28.66	28.66	1.000	0.000	NO	100.0	100	0.286	
215	2... 13C-PCB-60	1.59e6	0.78	NO	1.00	1.000	36.68	36.70	1.000	0.000	NO	100.0	100	0.0658	
216	2... 13C-PCB-111	1.08e6	1.65	NO	1.00	1.000	39.25	39.27	1.000	0.000	NO	100.0	100	0.0388	
217	2... 13C-PCB-128	8.55e5	1.27	NO	1.00	1.000	46.60	46.62	1.000	0.000	NO	100.0	100	0.120	
218	2... 13C-PCB-182	6.72e5	0.47	NO	1.00	1.000	46.43	46.43	0.000	0.000	NO	100.0	100	0.122	
219	2... 13C-PCB-205	7.94e5	0.90	NO	1.00	1.000	54.96	54.98	1.000	0.000	NO	100.0	100	0.149	
220	2... 13C-PCB-79	1.70e6	0.78	NO	1.07	1.000	37.60	37.78	1.030	1.029	NO	100.0	100	0.0616	
221	2... 13C-PCB-178	6.89e5	0.44	NO	0.766	1.000	45.89	45.88	0.988	0.988	NO	105.2	105	0.128	
222	2... 13C-PCB-79	1.70e6	0.78	NO	1.08	1.000	37.78	37.78	0.968	0.968	NO	102.7	103	0.0641	
223	2... 13C-PCB-178	6.89e5	0.44	NO	1.05	1.000	45.87	45.88	0.923	0.923	NO	105.8	106	0.131	

7-1201
↓

Dataset: Untitled

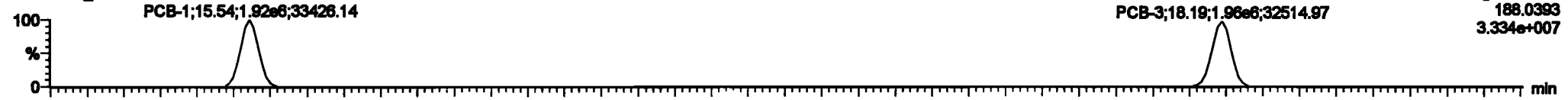
Last Altered: Tuesday, June 02, 2020 10:33:30 Pacific Daylight Time

Printed: Tuesday, June 02, 2020 10:35:13 Pacific Daylight Time

Name: 200601K1_7, Date: 01-Jun-2020, Time: 18:21:53, ID: SS200601K1-1 PCB 209 SS 19G2612, Description: PCB 209 SS 19G2612

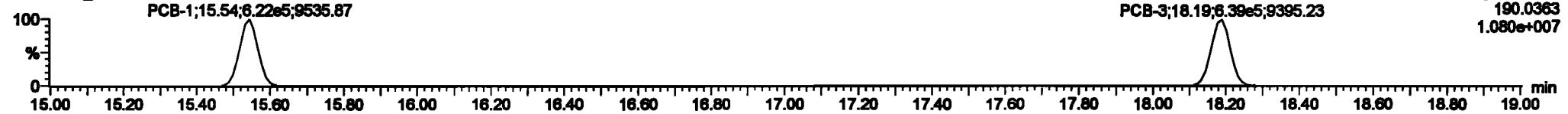
PCB-1

200601K1_7



F1:Voltage SIR,EI+
188.0393
3.334e+007

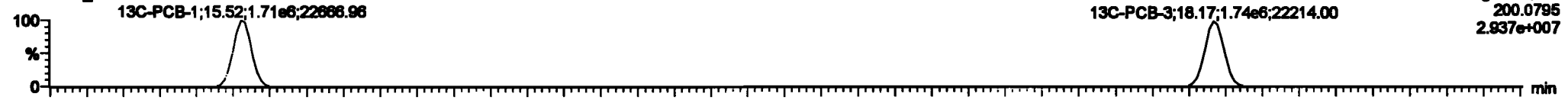
200601K1_7



F1:Voltage SIR,EI+
190.0363
1.080e+007


13C-PCB-1

200601K1_7



F1:Voltage SIR,EI+
200.0795
2.837e+007

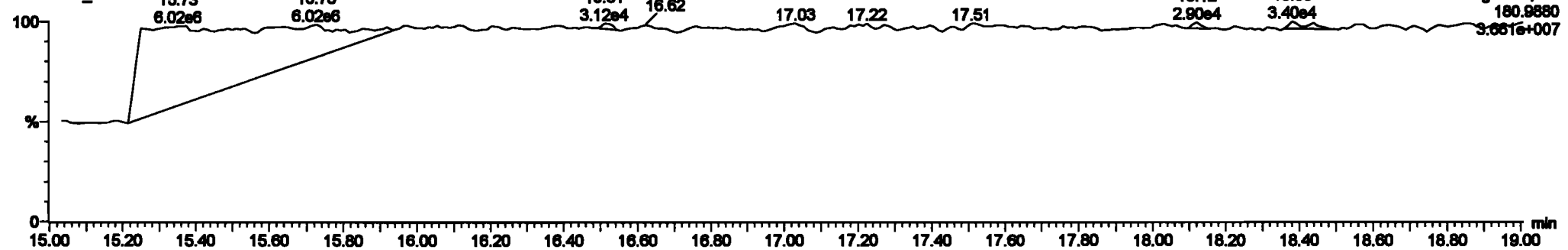
200601K1_7



F1:Voltage SIR,EI+
202.0766
9.076e+006

PFK1

200601K1_7



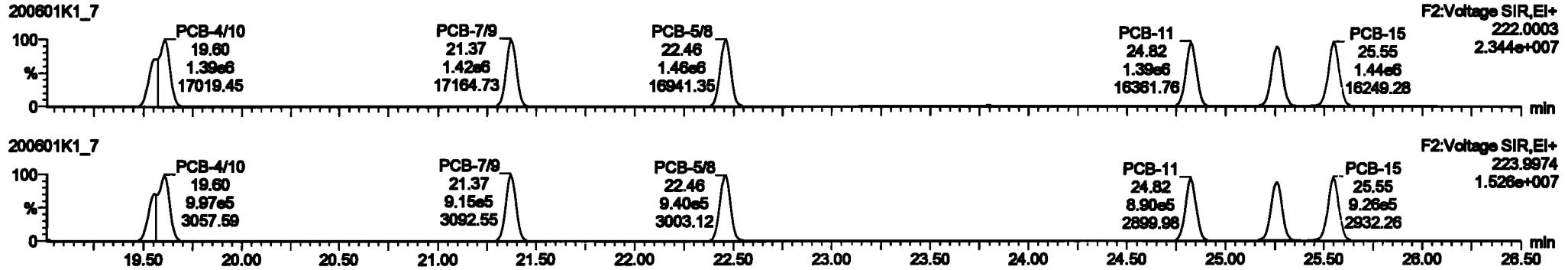
F1:Voltage SIR,EI+
180.9880
3.661e+007

Dataset: Untitled

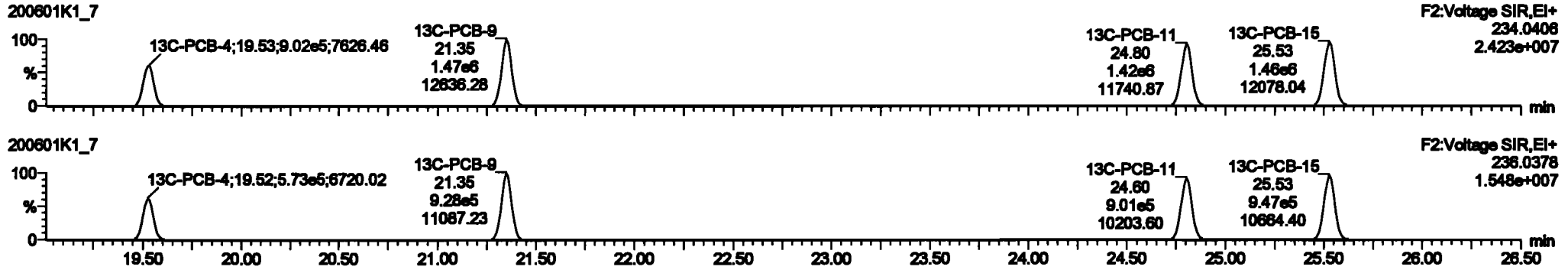
Last Altered: Tuesday, June 02, 2020 10:33:30 Pacific Daylight Time
 Printed: Tuesday, June 02, 2020 10:35:13 Pacific Daylight Time

Name: 200601K1_7, Date: 01-Jun-2020, Time: 18:21:53, ID: SS200601K1-1 PCB 209 SS 19G2612, Description: PCB 209 SS 19G2612

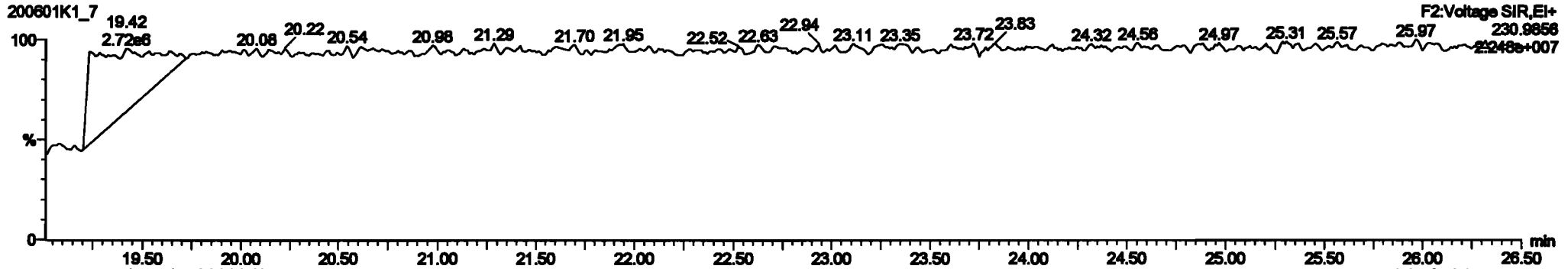
PCB-4/10



13C-PCB-4

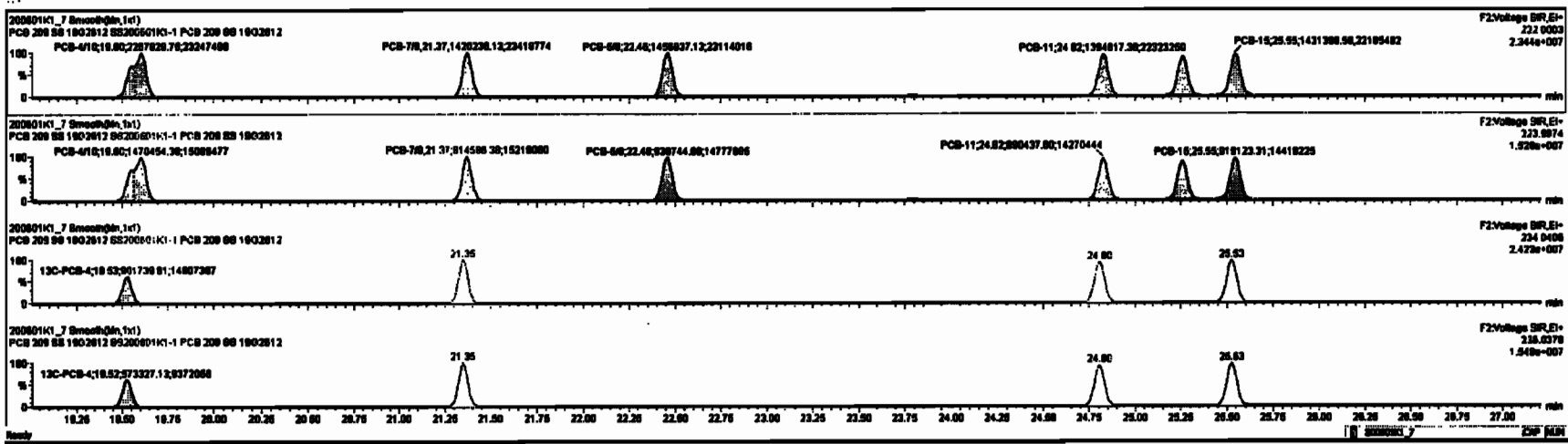


PFK2a



#	Name	Area	RA	RI	100%	100%	100%	100%	100%	100%	100%	100%	100%	100%
217	13C-PCB-129	0.25e6	1.27	NO	1.000	1.000	48.80	48.82	1.000	0.000	NO	100.0	100	0.120
218	13C-PCB-162	0.72e6	0.47	NO	1.000	1.000	48.43	48.43	0.000	0.000	NO	100.0	100	0.122
219	13C-PCB-265	7.95e6	0.80	NO	1.000	1.000	94.88	94.88	1.000	0.000	NO	100.0	100	0.148
220	13C-PCB-76	1.70e6	0.78	NO	1.000	1.000	37.80	37.78	1.000	1.000	NO	100.0	100	0.0916
221	13C-PCB-178	0.89e6	0.44	NO	0.7888	1.000	46.80	46.80	0.000	0.000	NO	100.2	100	0.128
222	13C-PCB-76	1.70e6	0.78	NO	1.000	1.000	37.78	37.78	0.000	0.000	NO	100.7	100	0.0941
223	13C-PCB-178	0.89e6	0.44	NO	1.0000	1.000	46.87	46.88	0.000	0.000	NO	100.0	100	0.131
224	Total Mono-PCBs				1.1998	1.000	0.00	0.00	0.000	0.000	NO	100.0		100.0
225	Total Di-PCBs				1.2322	1.000	0.00	0.00	0.000	0.000	NO	100.0		100.0
226	Total Tri-PCBs				1.2646	1.000	0.00	0.00	0.000	0.000	NO	100.0		100.0
227	Total Tetra-PCBs				1.2970	1.000	0.00	0.00	0.000	0.000	NO	100.0		100.0
228	Total PCBs				1.3326	1.000	0.00	0.00	0.000	0.000	NO	100.0		100.0

#	Name	Area	RA	RI	100%	100%	100%	100%	100%	100%	100%	100%	100%	100%
4	PCB-418	18.81	18.80	2.22e6	1.07e6	1.000	1.84	NO	203.08	203.08				
5	PCB-76	21.41	21.37	1.42e6	0.14e6	1.000	1.88	NO	101.68	101.68				
7	PCB-68	22.48	22.48	1.45e6	0.28e6	1.000	1.88	NO	100.68	100.68				
9	PCB-11	24.82	24.82	1.23e6	0.80e6	1.000	1.87	NO	87.277	87.277				
10	PCB-129	28.38	28.38	1.24e6	0.88e6	1.000	1.88	NO	82.774	82.774				
11	PCB-16	28.67	28.58	1.02e6	0.18e6	1.000	1.88	NO	87.713	87.713				




Dataset: Untitled

Last Altered: Tuesday, June 02, 2020 10:33:30 Pacific Daylight Time
Printed: Tuesday, June 02, 2020 10:35:13 Pacific Daylight Time

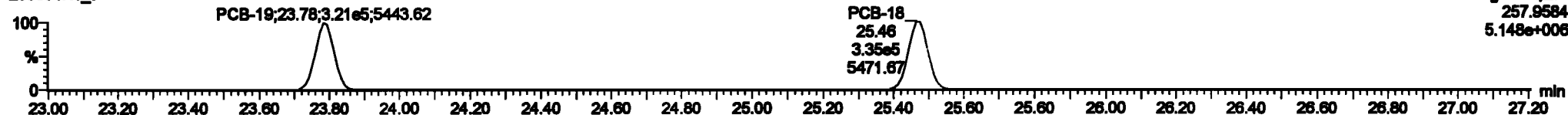
Name: 200601K1_7, Date: 01-Jun-2020, Time: 18:21:53, ID: SS200601K1-1 PCB 209 SS 19G2612, Description: PCB 209 SS 19G2612

PCB-19

200601K1_7



200601K1_7

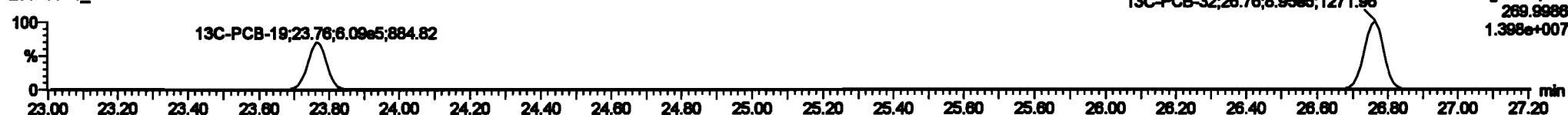


13C-PCB-19

200601K1_7

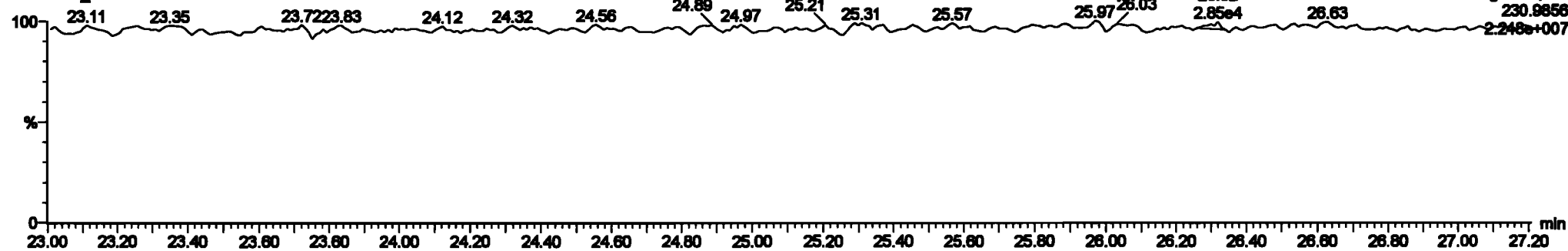


200601K1_7



PFK2b

200601K1_7



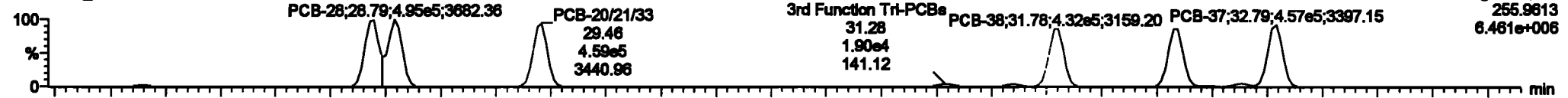
Dataset: Untitled

Last Altered: Tuesday, June 02, 2020 10:33:30 Pacific Daylight Time
 Printed: Tuesday, June 02, 2020 10:35:13 Pacific Daylight Time

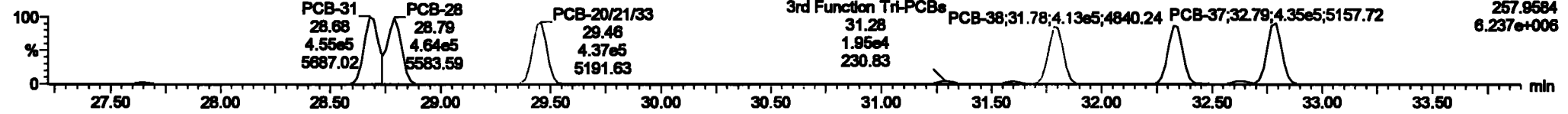
Name: 200601K1_7, Date: 01-Jun-2020, Time: 18:21:53, ID: SS200601K1-1 PCB 209 SS 19G2612, Description: PCB 209 SS 19G2612

PCB-34

200601K1_7



200601K1_7

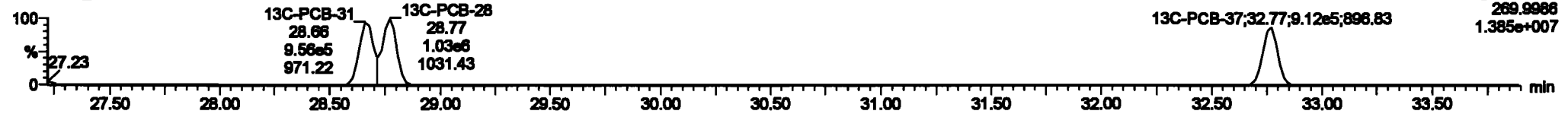


13C-PCB-28

200601K1_7

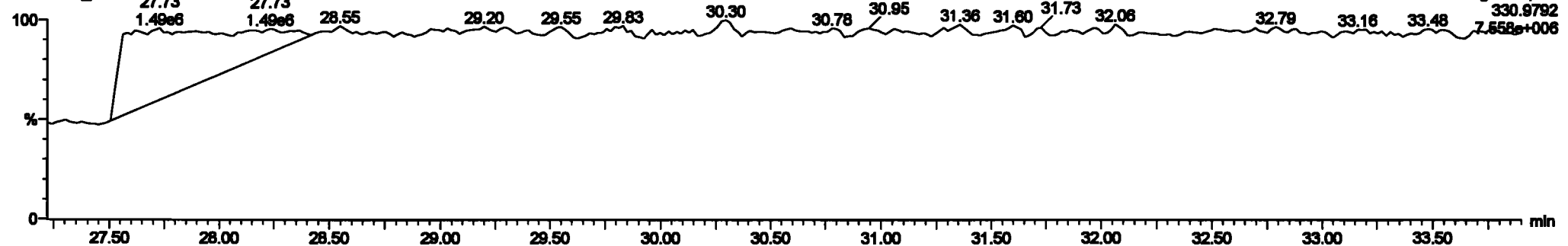


200601K1_7



PFK3d

200601K1_7

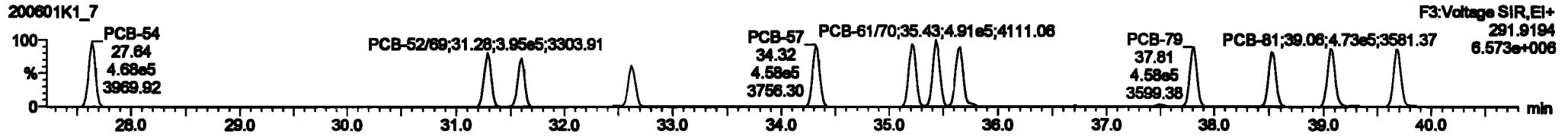
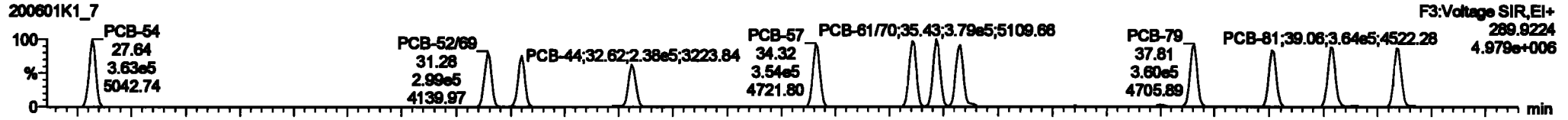


Dataset: Untitled

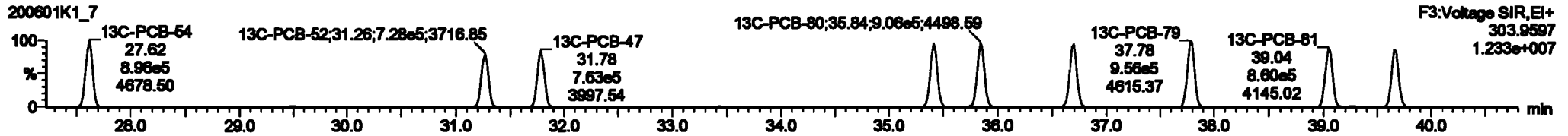
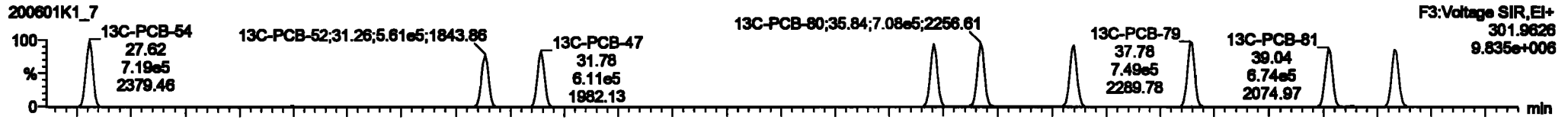
Last Altered: Tuesday, June 02, 2020 10:33:30 Pacific Daylight Time
Printed: Tuesday, June 02, 2020 10:35:13 Pacific Daylight Time

Name: 200601K1_7, Date: 01-Jun-2020, Time: 18:21:53, ID: SS200601K1-1 PCB 209 SS 19G2612, Description: PCB 209 SS 19G2612

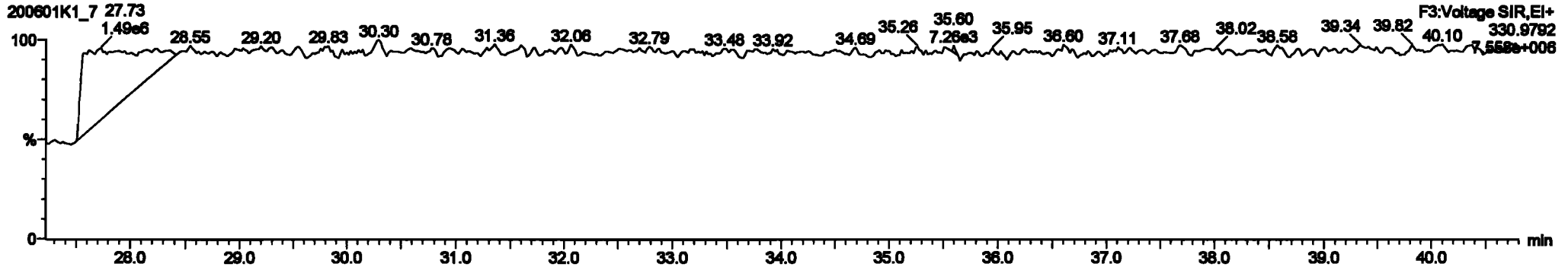
PCB-54



13C-PCB-54



PFK3a

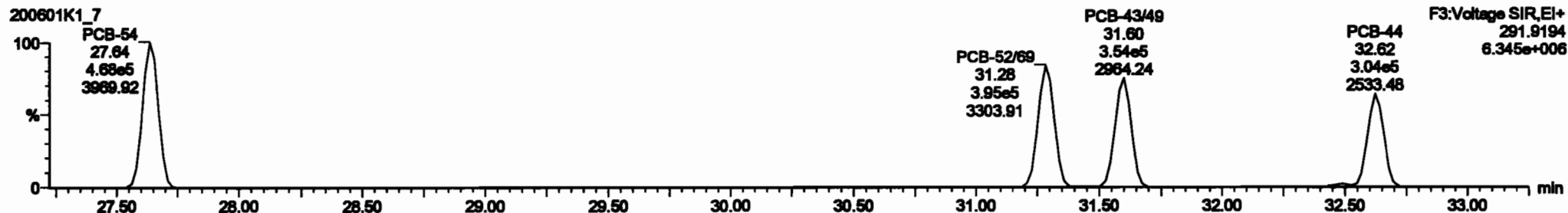


Dataset: Untitled

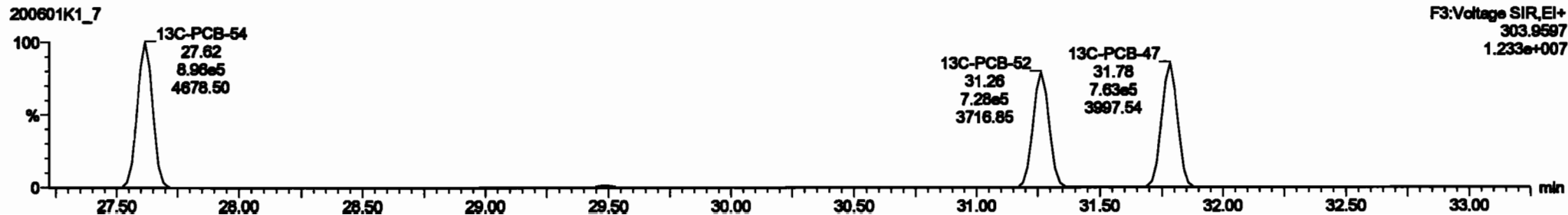
Last Altered: Tuesday, June 02, 2020 10:33:30 Pacific Daylight Time
Printed: Tuesday, June 02, 2020 10:35:13 Pacific Daylight Time

Name: 200601K1_7, Date: 01-Jun-2020, Time: 18:21:53, ID: SS200601K1-1 PCB 209 SS 19G2612, Description: PCB 209 SS 19G2612

PCB-50



13C-PCB-52




Dataset: Untitled

Last Altered: Tuesday, June 02, 2020 10:33:30 Pacific Daylight Time
Printed: Tuesday, June 02, 2020 10:35:13 Pacific Daylight Time

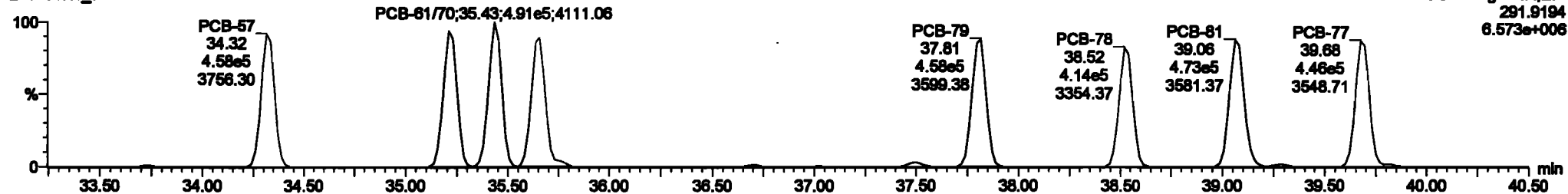
Name: 200601K1_7, Date: 01-Jun-2020, Time: 18:21:53, ID: SS200601K1-1 PCB 209 SS 19G2612, Description: PCB 209 SS 19G2612

PCB-68

200601K1_7

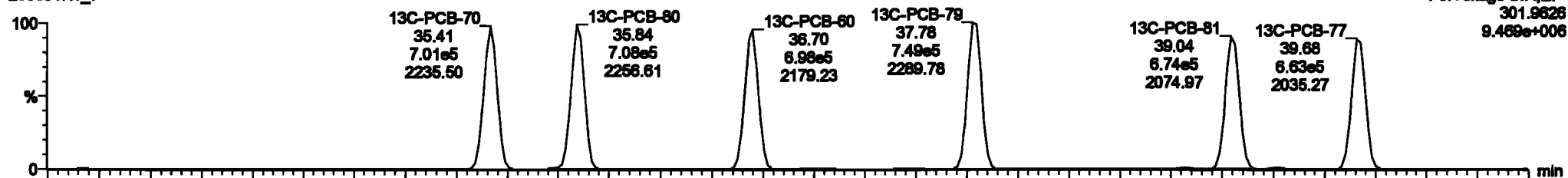


200601K1_7

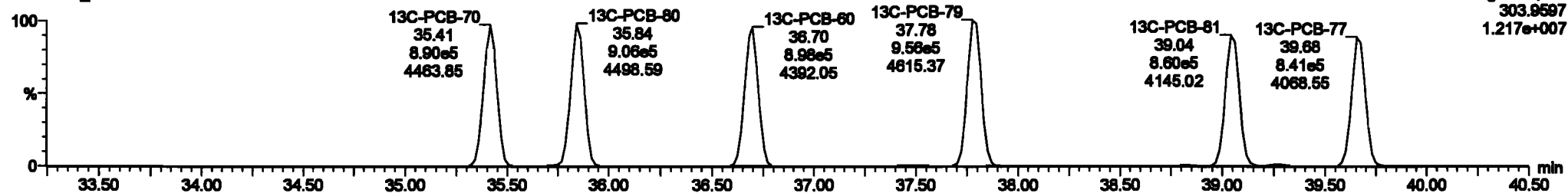


13C-PCB-60

200601K1_7



200601K1_7



#	Name	Step	BA	Qty	Req'd	Inv'd	Prod.RT	RT	Prod.R	RT	Prod.Pct	Comp.	DL	QTY
217	13C-PCB-138	0.88in	1.27	NO	1.0000	1.000	45.60	45.63	1.000	0.000	NO	100.0	100	0.120
218	13C-PCB-182	0.72in	0.47	NO	1.0000	1.000	45.43	45.43	0.000	0.000	NO	100.0	100	0.122
219	13C-PCB-205	7.84in	0.90	NO	1.0000	1.000	54.95	54.95	1.000	0.000	NO	100.0	100	0.148
220	13C-PCB-78	1.70in	0.70	NO	1.0000	1.000	37.80	37.70	1.000	1.000	NO	100.0	100	0.0815
221	13C-PCB-178	0.88in	0.44	NO	0.7000	1.000	45.80	45.80	0.000	0.000	NO	100.0	100	0.128
222	13C-PCB-78	1.70in	0.70	NO	1.0021	1.000	37.70	37.70	0.000	0.000	NO	102.7	100	0.0841
223	13C-PCB-178	0.88in	0.44	NO	1.0000	1.000	45.87	45.88	0.000	0.000	NO	100.0	100	0.131
224	Total Micro-PCBs				1.0000	1.000	0.00		0.000		NO	100.0		0.0281 100.0
225	Total D1-PCBs				1.0000	1.000	0.00		0.000		NO	100.0		0.280 100.0
226	2nd Function TAP-PCBs				1.0000	1.000	0.00		0.000		NO	100.0		0.110 100.0
227	2nd Function TAP-PCBs				0.0000	1.000	0.00		0.000		NO	200.0		0.311 200.0
228	Total PCBs				4.0000	4.000	0.00		0.000		NO	100.0		0.800 100.0

#	Name	Prod.RT	RT	Inv'd	Req'd	Inv'd	Prod.R	RT	Prod.Pct	Comp.	DL	QTY
33	PCB-64	27.84	27.84	3.820in	4.880in	0.770	0.70	NO	47.874	47.874		
34	PCB-68	31.30	31.30	2.885in	3.891in	0.770	0.70	NO	48.220	48.220		
35	PCB-43	31.80	31.80	2.760in	3.520in	0.770	0.70	NO	48.317	48.317		
36	PCB-44	32.80	32.80	2.570in	3.043in	0.770	0.70	NO	47.188	47.188		
37	PCB-67	34.30	34.30	3.880in	4.977in	0.770	0.77	NO	43.838	43.838		
38	PCB-74	35.20	35.21	3.730in	4.725in	0.770	0.70	NO	45.028	45.028		
39	PCB-81	35.43	35.43	3.780in	4.880in	0.770	0.77	NO	51.834	51.834		
40	PCB-70	35.62	35.60	3.891in	4.830in	0.770	0.70	NO	44.671	44.671		



Dataset: Untitled


Last Altered: Tuesday, June 02, 2020 10:33:30 Pacific Daylight Time

Printed: Tuesday, June 02, 2020 10:35:13 Pacific Daylight Time

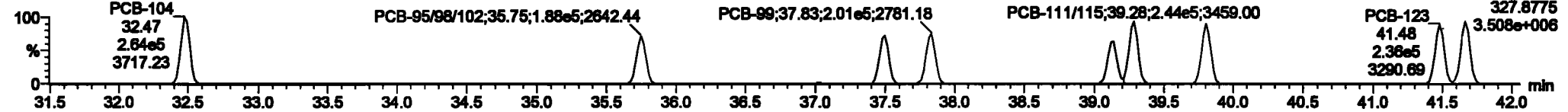
Name: 200601K1_7, Date: 01-Jun-2020, Time: 18:21:53, ID: SS200601K1-1 PCB 209 SS 19G2612, Description: PCB 209 SS 19G2612

PCB-104

200601K1_7




200601K1_7

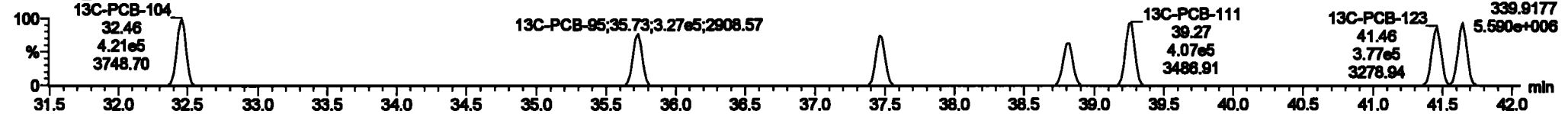


13C-PCB-104

200601K1_7

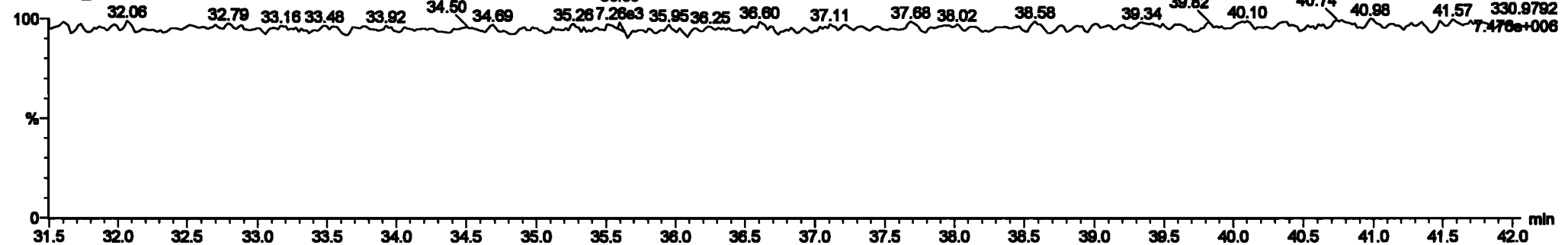


200601K1_7



PFK3b

200601K1_7



Dataset: Untitled


Last Altered: Tuesday, June 02, 2020 10:33:30 Pacific Daylight Time

Printed: Tuesday, June 02, 2020 10:35:13 Pacific Daylight Time

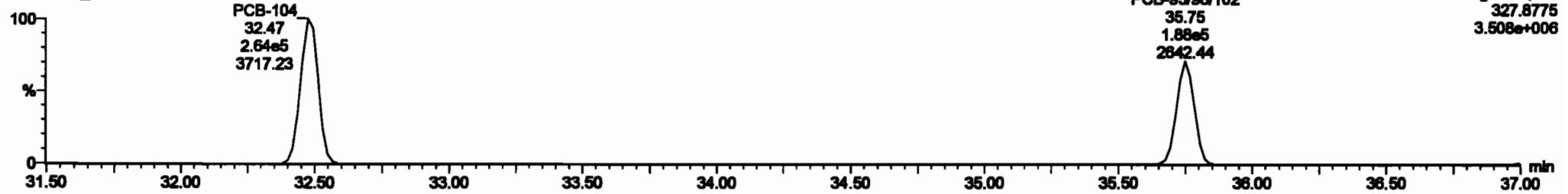
Name: 200601K1_7, Date: 01-Jun-2020, Time: 18:21:53, ID: SS200601K1-1 PCB 209 SS 19G2612, Description: PCB 209 SS 19G2612

PCB-96

200601K1_7




200601K1_7




13C-PCB-95

200601K1_7



200601K1_7



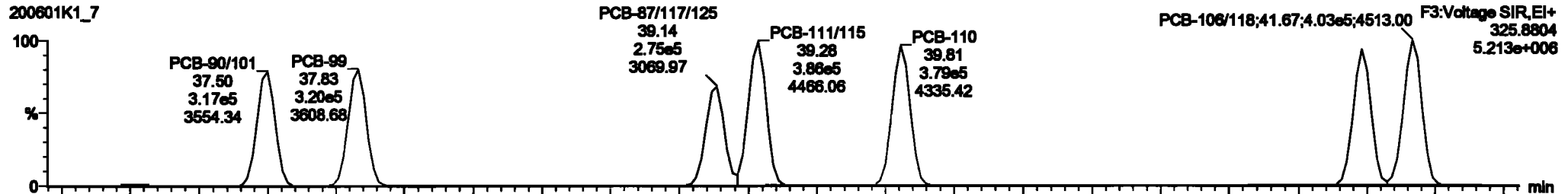
Dataset: Untitled

Last Altered: Tuesday, June 02, 2020 10:33:30 Pacific Daylight Time
Printed: Tuesday, June 02, 2020 10:35:13 Pacific Daylight Time

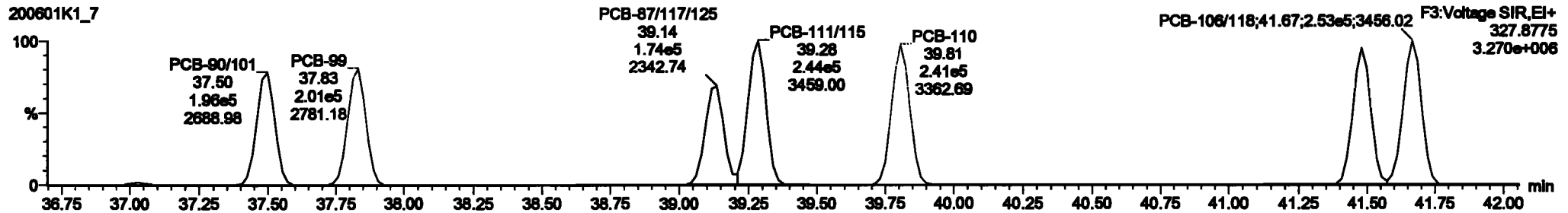
Name: 200601K1_7, Date: 01-Jun-2020, Time: 18:21:53, ID: SS200601K1-1 PCB 209 SS 19G2612, Description: PCB 209 SS 19G2612

PCB-119

200601K1_7

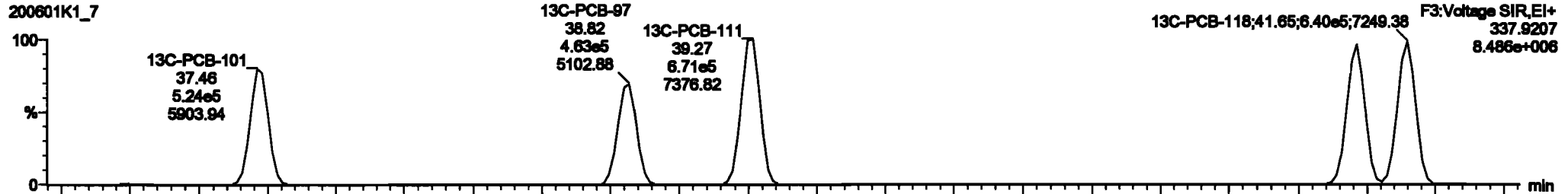


200601K1_7

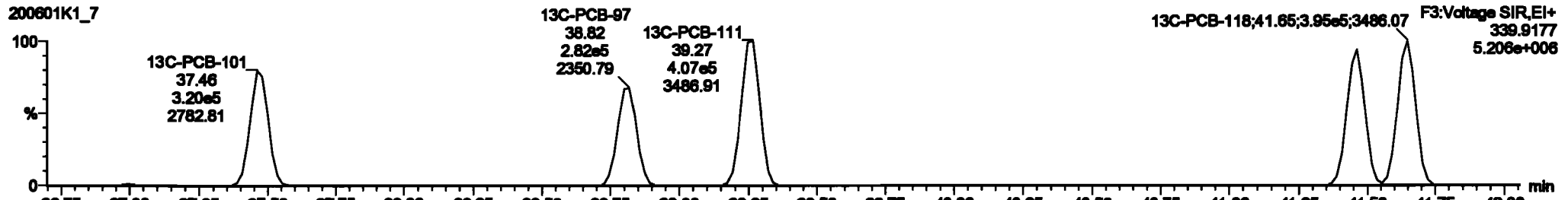


13C-PCB-111

200601K1_7



200601K1_7




Dataset: Untitled

Last Altered: Tuesday, June 02, 2020 10:33:30 Pacific Daylight Time
Printed: Tuesday, June 02, 2020 10:35:13 Pacific Daylight Time

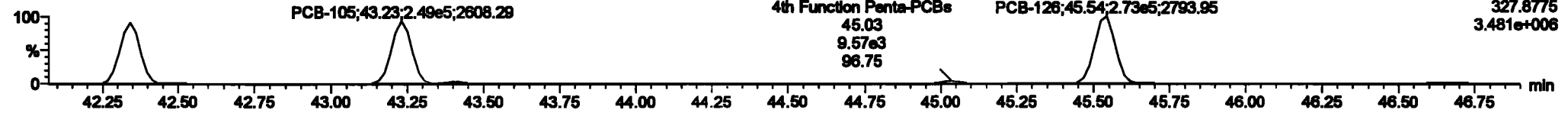
Name: 200601K1_7, Date: 01-Jun-2020, Time: 18:21:53, ID: SS200601K1-1 PCB 209 SS 19G2612, Description: PCB 209 SS 19G2612

PCB-114

200601K1_7

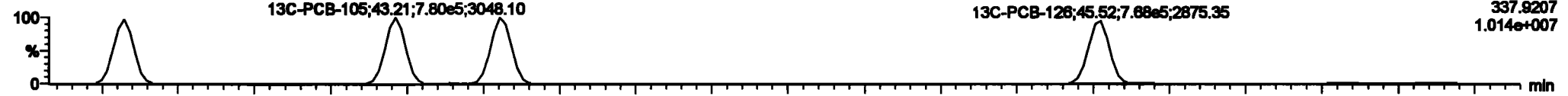


200601K1_7

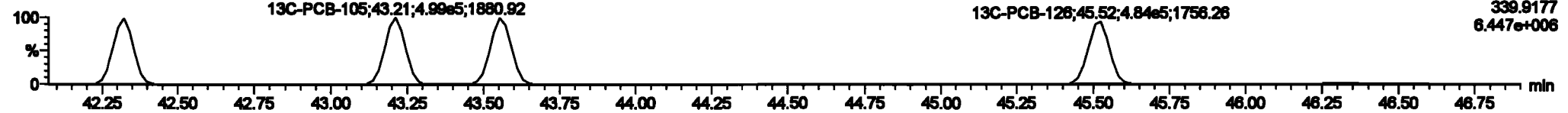


13C-PCB-114

200601K1_7

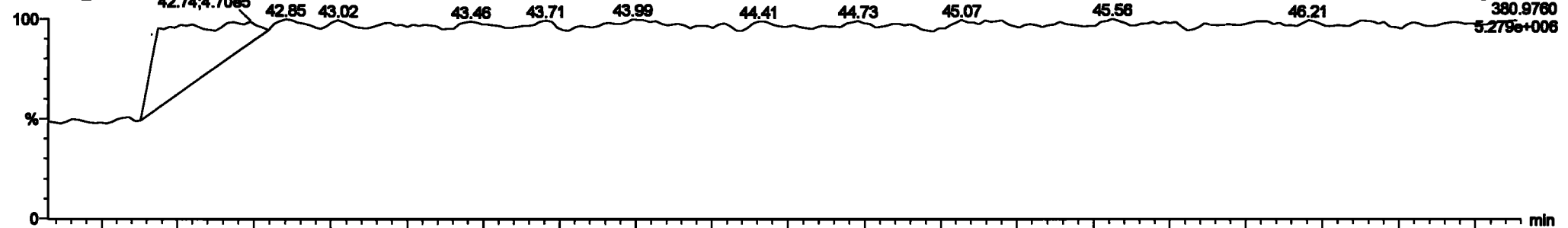


200601K1_7



PFK4a

200601K1_7




Dataset: Untitled

Last Altered: Tuesday, June 02, 2020 10:33:30 Pacific Daylight Time
Printed: Tuesday, June 02, 2020 10:35:13 Pacific Daylight Time

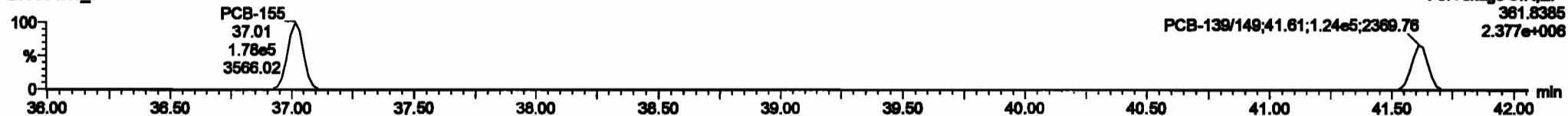
Name: 200601K1_7, Date: 01-Jun-2020, Time: 18:21:53, ID: SS200601K1-1 PCB 209 SS 19G2612, Description: PCB 209 SS 19G2612

PCB-155

200601K1_7




200601K1_7

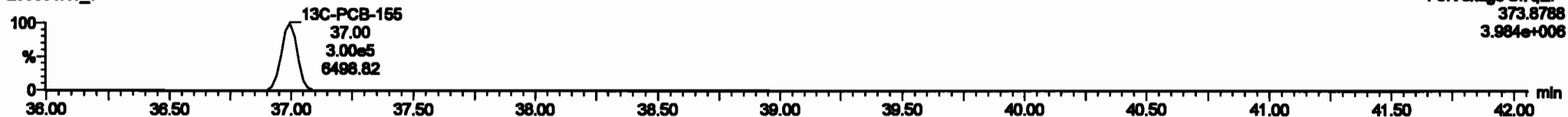


13C-PCB-155

200601K1_7

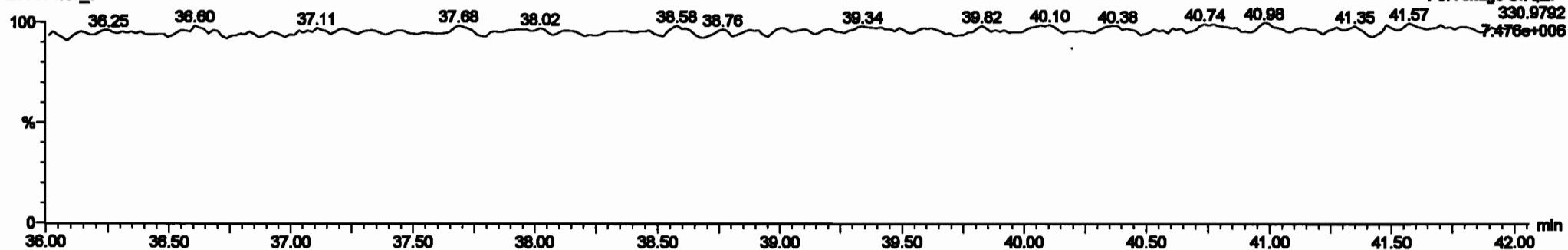


200601K1_7



PFK3c

200601K1_7

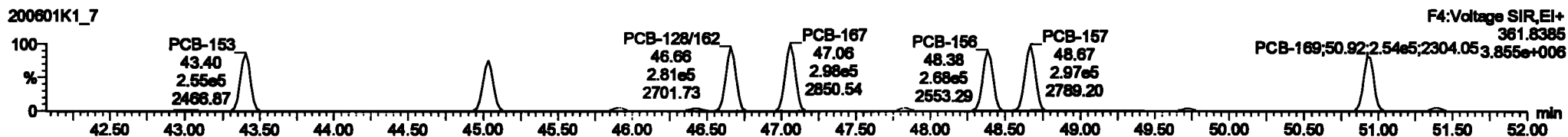
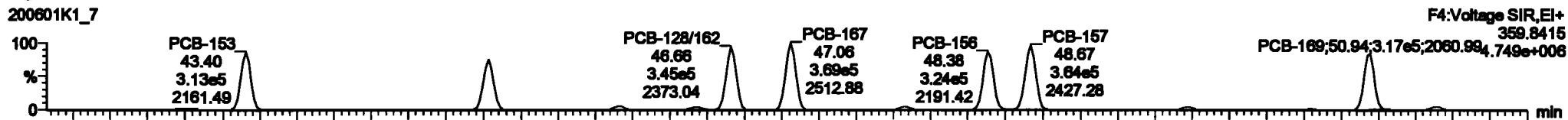


Dataset: Untitled

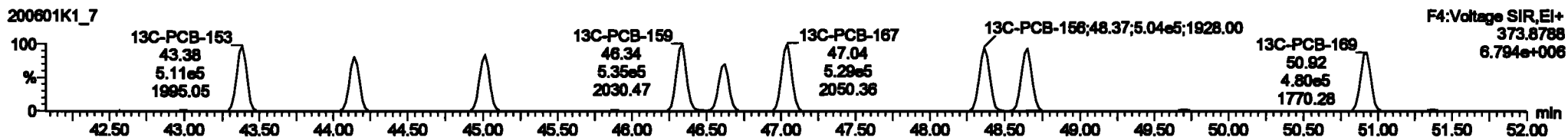
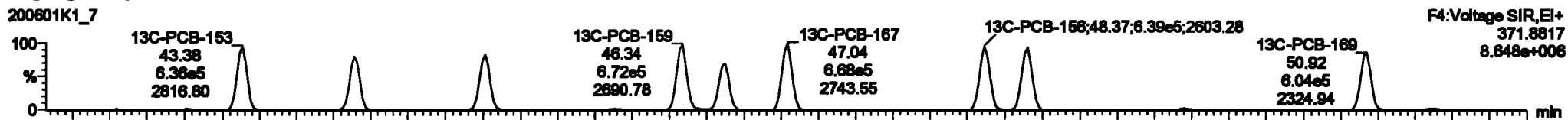
Last Altered: Tuesday, June 02, 2020 10:33:30 Pacific Daylight Time
Printed: Tuesday, June 02, 2020 10:35:13 Pacific Daylight Time

Name: 200601K1_7, Date: 01-Jun-2020, Time: 18:21:53, ID: SS200601K1-1 PCB 209 SS 19G2612, Description: PCB 209 SS 19G2612

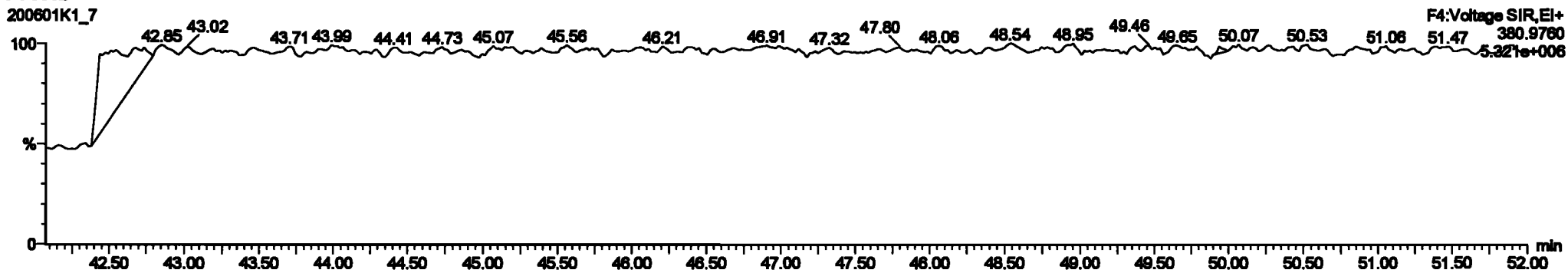
PCB-134/143



13C-PCB-153



PFK4b



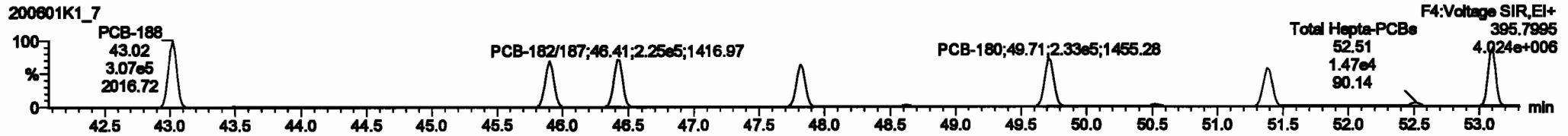
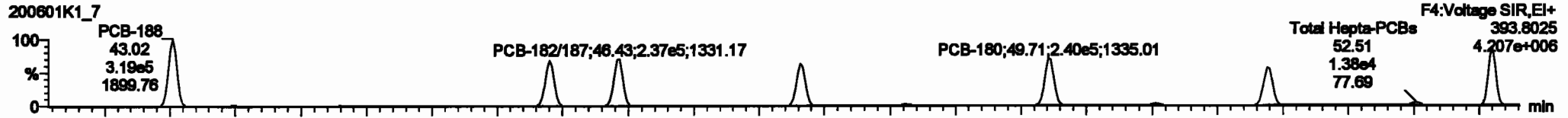
Dataset: Untitled

Last Altered: Tuesday, June 02, 2020 10:33:30 Pacific Daylight Time

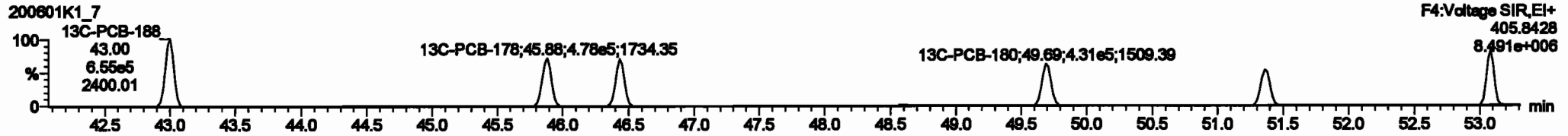

Printed: Tuesday, June 02, 2020 10:35:13 Pacific Daylight Time

Name: 200601K1_7, Date: 01-Jun-2020, Time: 18:21:53, ID: SS200601K1-1 PCB 209 SS 19G2612, Description: PCB 209 SS 19G2612

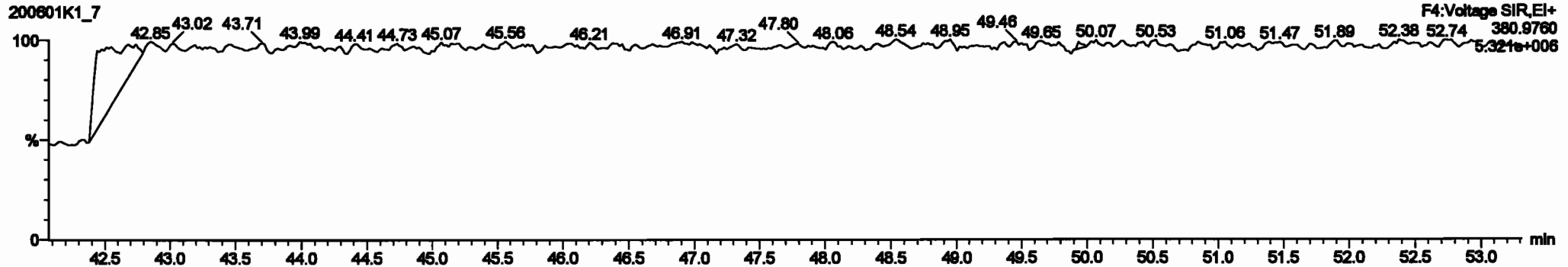
PCB-188



13C-PCB-188



PFK4c



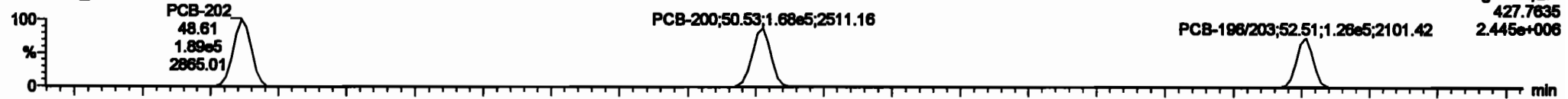
Dataset: Untitled

Last Altered: Tuesday, June 02, 2020 10:33:30 Pacific Daylight Time
Printed: Tuesday, June 02, 2020 10:35:13 Pacific Daylight Time

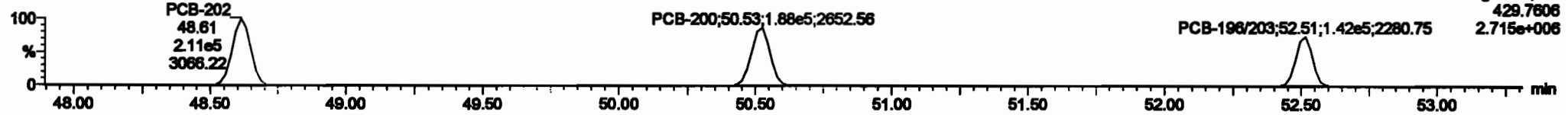
Name: 200601K1_7, Date: 01-Jun-2020, Time: 18:21:53, ID: SS200601K1-1 PCB 209 SS 19G2612, Description: PCB 209 SS 19G2612

PCB-202

200601K1_7

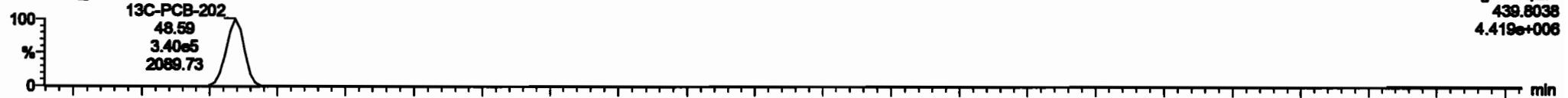


200601K1_7

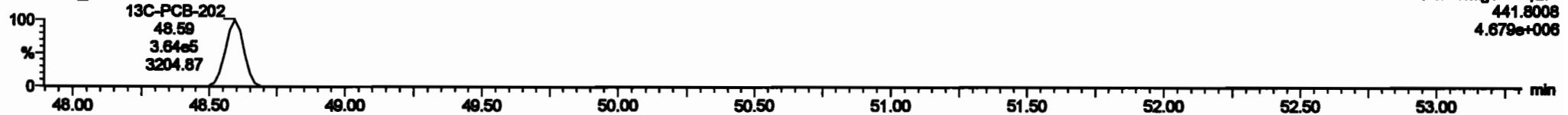


13C-PCB-202

200601K1_7

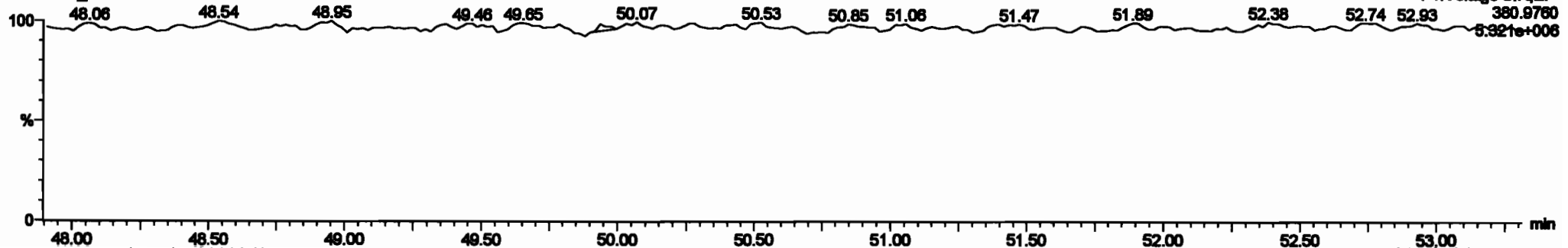


200601K1_7



PFK4d

200601K1_7



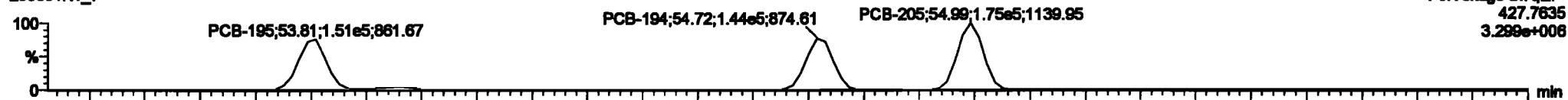
Dataset: Untitled

Last Altered: Tuesday, June 02, 2020 10:33:30 Pacific Daylight Time
Printed: Tuesday, June 02, 2020 10:35:13 Pacific Daylight Time

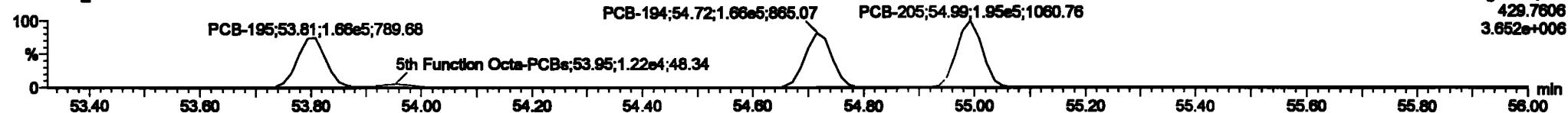
Name: 200601K1_7, Date: 01-Jun-2020, Time: 18:21:53, ID: SS200601K1-1 PCB 209 SS 19G2612, Description: PCB 209 SS 19G2612

PCB-195

200601K1_7

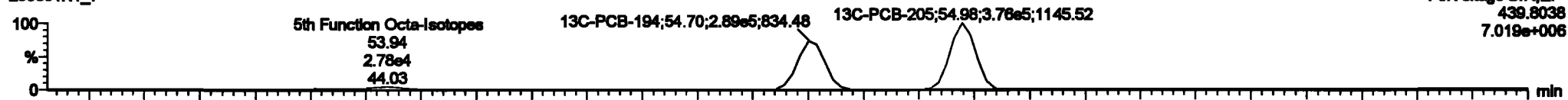


200601K1_7

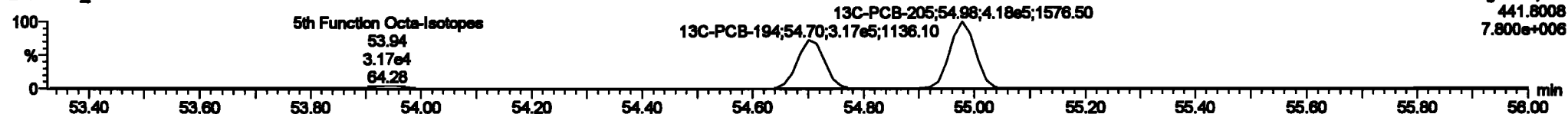


13C-PCB-194

200601K1_7

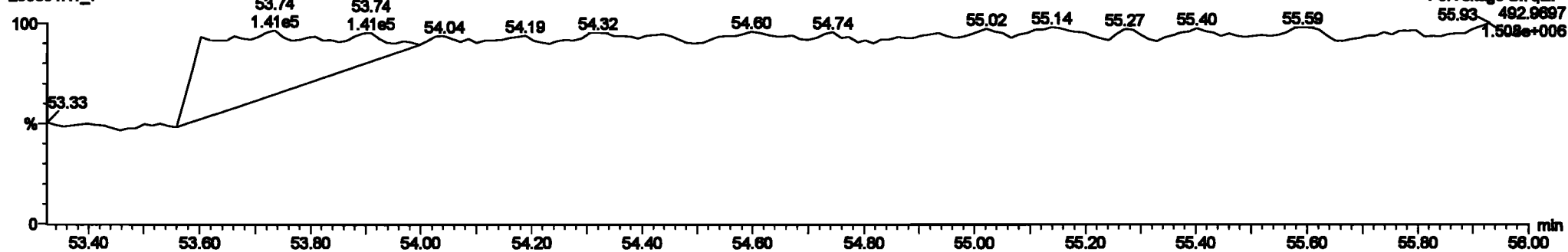


200601K1_7



PFK5a

200601K1_7



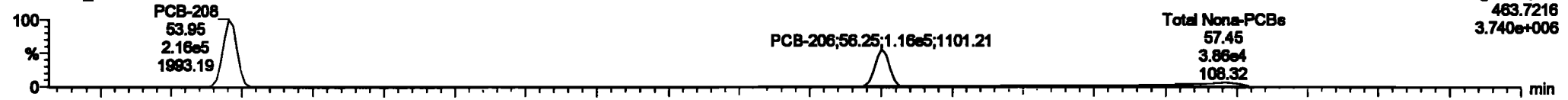
Dataset: Untitled

Last Altered: Tuesday, June 02, 2020 10:33:30 Pacific Daylight Time
Printed: Tuesday, June 02, 2020 10:35:13 Pacific Daylight Time

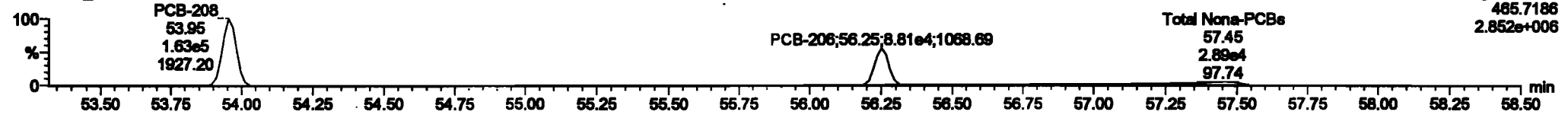
Name: 200601K1_7, Date: 01-Jun-2020, Time: 18:21:53, ID: SS200601K1-1 PCB 209 SS 19G2612, Description: PCB 209 SS 19G2612

PCB-208

200601K1_7




200601K1_7

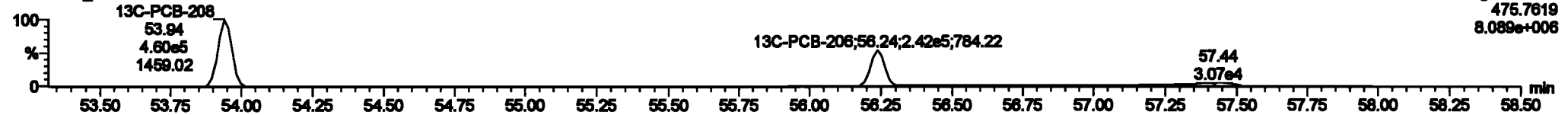


13C-PCB-208

200601K1_7

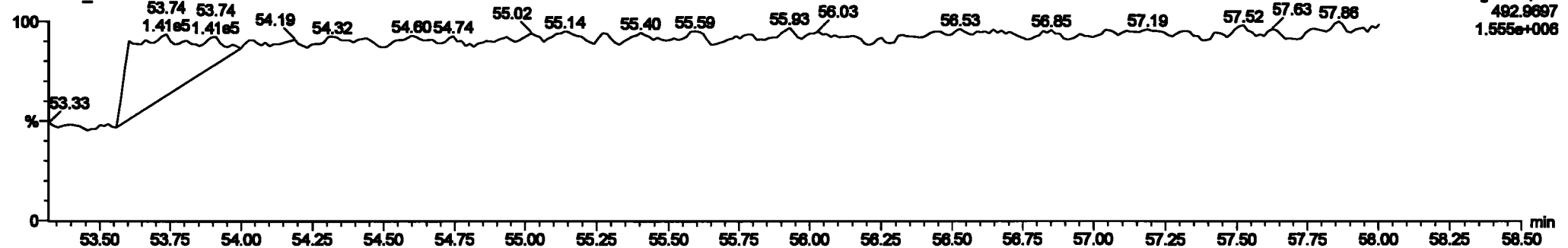


200601K1_7



PFK5

200601K1_7

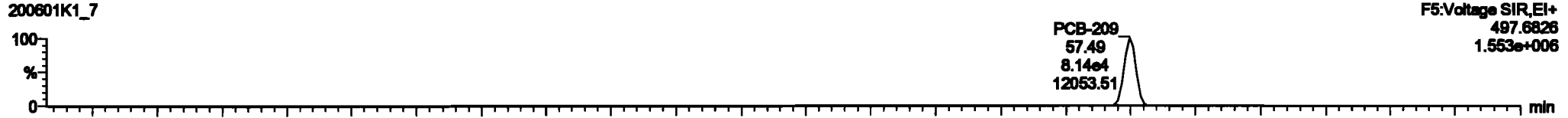


Dataset: Untitled

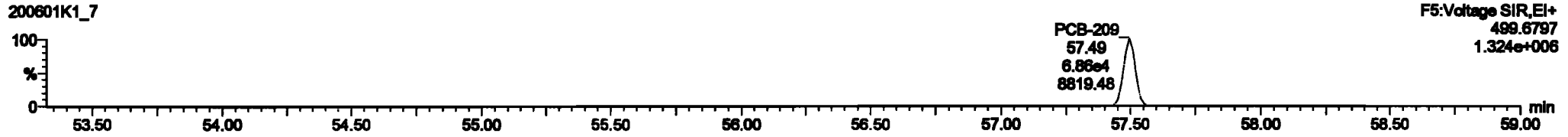
Last Altered: Tuesday, June 02, 2020 10:33:30 Pacific Daylight Time
Printed: Tuesday, June 02, 2020 10:35:13 Pacific Daylight Time

Name: 200601K1_7, Date: 01-Jun-2020, Time: 18:21:53, ID: SS200601K1-1 PCB 209 SS 19G2612, Description: PCB 209 SS 19G2612

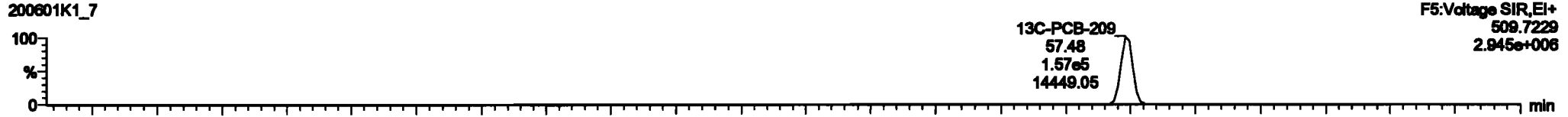
PCB-209
200601K1_7



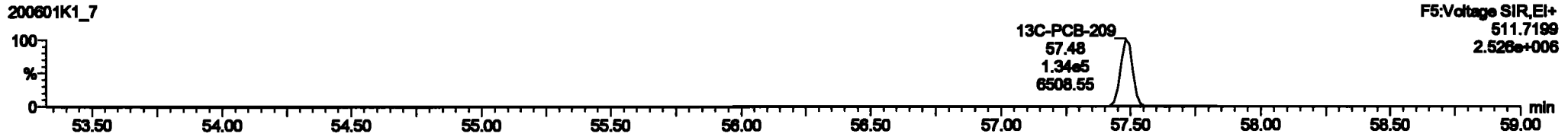
200601K1_7



13C-PCB-209
200601K1_7



200601K1_7



PFK5b
200601K1_7

