



June 16, 2020

Vista Work Order No. 2000954

Ms. Delaney Peterson
Anchor QEA, LLC
720 Olive Way, Suite 1900
Seattle, WA 98101

Dear Ms. Peterson,

Enclosed are the results for the sample set received at Vista Analytical Laboratory on April 28, 2020 under your Project Name 'Gasco PDI'.

Vista Analytical Laboratory is committed to serving you effectively. If you require additional information, please contact me at 916-673-1520 or by email at mmaier@vista-analytical.com.

Thank you for choosing Vista as part of your analytical support team.

Sincerely,

Martha Maier
Laboratory Director



Vista Analytical Laboratory certifies that the report herein meets all the requirements set forth by NELAP for those applicable test methods. Results relate only to the samples as received by the laboratory. This report should not be reproduced except in full without the written approval of Vista.

Vista Work Order No. 2000954

Case Narrative

Sample Condition on Receipt:

Nine sediment samples were received in good condition and within the method temperature requirements. The samples were received and stored securely in accordance with Vista standard operating procedures and EPA methodology. The EPA Method 1613 sample analyses were assigned to Vista Work Order No. 2000951.

Analytical Notes:

EPA Method 1668C

Sample "PDI-159SC-A-00-01-200423" was extracted and analyzed for 209 PCB congeners by EPA Method 1668C using a ZB-1 GC column.

Holding Times

The method holding time criteria were met for this sample.

Quality Control

The Initial Calibration and Continuing Calibration Verifications met the method acceptance criteria.

A Method Blank and Ongoing Precision and Recovery (OPR) sample were extracted and analyzed with the preparation batch. No analytes were detected above the sample quantitation limit in the Method Blank. The OPR recoveries were within the method acceptance criteria.

As requested, a duplicate was performed on sample "PDI-159SC-A-00-01-200423". The RPDs were outside of the acceptance criteria for PCB-1, PCB-3, PCB-5/8, PCB-15 PCB-18, PCB-22 and PCB-51.

Labeled standard recoveries for all QC and field samples were within method acceptance criteria.

TABLE OF CONTENTS

Case Narrative.....	1
Table of Contents.....	3
Sample Inventory.....	4
Analytical Results.....	5
Qualifiers.....	24
Certifications.....	25
Sample Receipt.....	28
Extraction Information.....	32
Sample Data - EPA Method 1668C.....	38
Continuing Calibration.....	255
Initial Calibration.....	343

Sample Inventory Report

Vista Sample ID	Client Sample ID	Sampled	Received	Components/Containers
2000954-01	PDI-159SC-A-00-01-200423	23-Apr-20 14:15	28-Apr-20 09:04	Amber Glass, 120 mL

ANALYTICAL RESULTS

Sample ID: Method Blank

EPA Method 1668C

Matrix: Solid	QC Batch: B0D0324	Lab Sample: B0D0324-BLK1
Sample Size: 5.00 g	Date Extracted: 29-Apr-2020 11:46	Date Analyzed: 03-Jun-20 22:50 Column: ZB-1

Analyte	Conc. (pg/g)	DL	EMPC	Qualifiers	Analyte	Conc. (pg/g)	DL	EMPC	Qualifiers
PCB-1	ND	0.362			PCB-44	ND	0.378		
PCB-2	ND	0.370			PCB-45	ND	0.377		
PCB-3	ND	0.381			PCB-46	ND	0.390		
PCB-4/10	ND	1.65			PCB-47	ND	0.338		
PCB-5/8	ND	1.31			PCB-48/75	ND	0.278		
PCB-6	ND	1.27			PCB-50	ND	0.310		
PCB-7/9	ND	1.36			PCB-51	ND	0.304		
PCB-11	ND	1.13			PCB-52/69	ND	0.278		
PCB-12/13	ND	1.25			PCB-53	ND	0.325		
PCB-14	ND	1.26			PCB-54	ND	0.253		
PCB-15	ND	1.24			PCB-55	ND	0.206		
PCB-16/32	ND	0.573			PCB-56/60	ND	0.237		
PCB-17	ND	0.700			PCB-57	ND	0.215		
PCB-18	ND	0.649			PCB-58	ND	0.208		
PCB-19	ND	0.723			PCB-61/70	ND	0.237		
PCB-20/21/33	ND	0.486			PCB-62	ND	0.276		
PCB-22	ND	0.470			PCB-63	ND	0.233		
PCB-23	ND	0.518			PCB-65	ND	0.243		
PCB-24/27	ND	0.490			PCB-66/76	ND	0.215		
PCB-25	ND	0.481			PCB-67	ND	0.231		
PCB-26	ND	0.484			PCB-68	ND	0.244		
PCB-28	ND	0.446			PCB-73	ND	0.224		
PCB-29	ND	0.512			PCB-74	ND	0.211		
PCB-30	ND	0.446			PCB-77	ND	0.228		
PCB-31	ND	0.441			PCB-78	ND	0.216		
PCB-34	ND	0.484			PCB-79	ND	0.212		
PCB-35	ND	0.466			PCB-80	ND	0.203		
PCB-36	ND	0.452			PCB-81	ND	0.235		
PCB-37	ND	0.482			PCB-82	ND	0.649		
PCB-38	ND	0.463			PCB-83	ND	0.355		
PCB-39	ND	0.492			PCB-84/92	ND	0.564		
PCB-40	ND	0.518			PCB-85/116	ND	0.461		
PCB-41/64/71/72	ND	0.262			PCB-86	ND	0.582		
PCB-42/59	ND	0.297			PCB-87/117/125	ND	0.417		
PCB-43/49	ND	0.319			PCB-88/91	ND	0.566		

DL - Sample specific estimated detection limit

LCL-UCL- Lower control limit - upper control limit

EMPC - Estimated maximum possible concentration

The results are reported in dry weight. The sample size is reported in wet weight.
individual congeners for qualifiers.

See

Sample ID: Method Blank

EPA Method 1668C

Matrix: Solid	QC Batch: B0D0324	Lab Sample: B0D0324-BLK1
Sample Size: 5.00 g	Date Extracted: 29-Apr-2020 11:46	Date Analyzed: 03-Jun-20 22:50 Column: ZB-1

Analyte	Conc. (pg/g)	DL	EMPC	Qualifiers	Analyte	Conc. (pg/g)	DL	EMPC	Qualifiers
PCB-89	ND	0.520			PCB-137	ND	0.278		
PCB-90/101	ND	0.512			PCB-138/163/164	ND	0.237		
PCB-93	ND	0.644			PCB-139/149	ND	0.300		
PCB-94	ND	0.635			PCB-140	ND	0.358		
PCB-95/98/102	ND	0.500			PCB-141	ND	0.300		
PCB-96	ND	0.401			PCB-142	ND	0.341		
PCB-97	ND	0.507			PCB-144	ND	0.360		
PCB-99	ND	0.435			PCB-145	ND	0.239		
PCB-100	ND	0.485			PCB-146/165	ND	0.253		
PCB-103	ND	0.494			PCB-147	ND	0.340		
PCB-104	ND	0.412			PCB-148	ND	0.337		
PCB-105	ND	0.343			PCB-150	ND	0.262		
PCB-106/118	ND	0.384			PCB-151	ND	0.361		
PCB-107/109	ND	0.378			PCB-152	ND	0.239		
PCB-108/112	ND	0.450			PCB-153	ND	0.240		
PCB-110	ND	0.373			PCB-154	ND	0.309		
PCB-111/115	ND	0.340			PCB-155	ND	0.272		
PCB-113	ND	0.379			PCB-156	ND	0.224		
PCB-114	ND	0.333			PCB-157	ND	0.252		
PCB-119	ND	0.360			PCB-158/160	ND	0.245		
PCB-120	ND	0.324			PCB-159	ND	0.209		
PCB-121	ND	0.352			PCB-166	ND	0.222		
PCB-122	ND	0.402			PCB-167	ND	0.229		
PCB-123	ND	0.423			PCB-168	ND	0.239		
PCB-124	ND	0.363			PCB-169	ND	0.238		
PCB-126	ND	0.324			PCB-170	ND	0.312		
PCB-127	ND	0.323			PCB-171	ND	0.278		
PCB-128/162	ND	0.280			PCB-172	ND	0.266		
PCB-129	ND	0.351			PCB-173	ND	0.308		
PCB-130	ND	0.348			PCB-174	ND	0.271		
PCB-131/133	ND	0.313			PCB-175	ND	0.260		
PCB-132/161	ND	0.251			PCB-176	ND	0.190		
PCB-134/143	ND	0.339			PCB-177	ND	0.287		
PCB-135	ND	0.308			PCB-178	ND	0.263		
PCB-136	ND	0.278			PCB-179	ND	0.191		

DL - Sample specific estimated detection limit

LCL-UCL- Lower control limit - upper control limit

EMPC - Estimated maximum possible concentration

The results are reported in dry weight. The sample size is reported in wet weight.
individual congeners for qualifiers.

See

Sample ID: Method Blank

EPA Method 1668C

Matrix: Solid	QC Batch: B0D0324	Lab Sample: B0D0324-BLK1
Sample Size: 5.00 g	Date Extracted: 29-Apr-2020 11:46	Date Analyzed: 03-Jun-20 22:50 Column: ZB-1

Analyte	Conc. (pg/g)	DL	EMPC	Qualifiers	Analyte	Conc. (pg/g)	DL	EMPC	Qualifiers
PCB-180	ND	0.259			Total octaCB	ND		0.510	
PCB-181	ND	0.248			Total nonaCB	ND		0.201	
PCB-182/187	ND	0.233			DecaCB	ND		0.162	
PCB-183	ND	0.243			Total PCB	ND			
PCB-184	ND	0.202							
PCB-185	ND	0.261							
PCB-186	ND	0.187							
PCB-188	ND	0.193							
PCB-189	ND	0.198							
PCB-190	ND	0.236							
PCB-191	ND	0.214							
PCB-192	ND	0.201							
PCB-193	ND	0.218							
PCB-194	ND		0.510						
PCB-195	ND	0.190							
PCB-196/203	ND	0.331							
PCB-197	ND	0.245							
PCB-198	ND	0.350							
PCB-199	ND	0.343							
PCB-200	ND	0.259							
PCB-201	ND	0.264							
PCB-202	ND	0.238							
PCB-204	ND	0.243							
PCB-205	ND	0.154							
PCB-206	ND	0.201							
PCB-207	ND	0.133							
PCB-208	ND	0.130							
PCB-209	ND	0.162							
Total monoCB	ND	0.381							
Total diCB	ND	1.65							
Total triCB	ND	0.723							
Total tetraCB	ND	0.518							
Total pentaCB	ND	0.649							
Total hexaCB	ND	0.361							
Total heptaCB	ND	0.312							

DL - Sample specific estimated detection limit

LCL-UCL- Lower control limit - upper control limit

EMPC - Estimated maximum possible concentration

The results are reported in dry weight. The sample size is reported in wet weight.
individual congeners for qualifiers.

See

Sample ID: Method Blank

EPA Method 1668C

Matrix: Solid	QC Batch: B0D0324	Lab Sample: B0D0324-BLK1
Sample Size: 5.00 g	Date Extracted: 29-Apr-2020 11:46	Date Analyzed: 03-Jun-20 22:50 Column: ZB-1

Labeled Standard	%R	LCL-UCL	Qualifiers	Labeled Standard	%R	LCL-UCL	Qualifiers
IS 13C-PCB-1	58.4	5 - 145		13C-PCB-157	83.2	10 - 145	
13C-PCB-3	57.2	5 - 145		13C-PCB-159	82.3	10 - 145	
13C-PCB-4	70.5	5 - 145		13C-PCB-167	81.1	10 - 145	
13C-PCB-11	75.0	5 - 145		13C-PCB-169	82.5	10 - 145	
13C-PCB-9	71.6	5 - 145		13C-PCB-170	85.7	10 - 145	
13C-PCB-19	60.9	5 - 145		13C-PCB-180	86.9	10 - 145	
13C-PCB-28	76.6	5 - 145		13C-PCB-188	83.7	10 - 145	
13C-PCB-32	62.6	5 - 145		13C-PCB-189	88.0	10 - 145	
13C-PCB-37	80.0	5 - 145		13C-PCB-194	84.9	10 - 145	
13C-PCB-47	77.6	5 - 145		13C-PCB-202	91.7	10 - 145	
13C-PCB-52	77.9	5 - 145		13C-PCB-206	76.4	10 - 145	
13C-PCB-54	74.3	5 - 145		13C-PCB-208	75.7	10 - 145	
13C-PCB-70	82.7	5 - 145		13C-PCB-209	73.7	10 - 145	
13C-PCB-77	84.0	10 - 145		CRS 13C-PCB-79	85.0	10 - 145	
13C-PCB-80	82.0	10 - 145		13C-PCB-178	79.1	10 - 145	
13C-PCB-81	83.4	10 - 145					
13C-PCB-95	79.6	10 - 145					
13C-PCB-97	83.1	10 - 145					
13C-PCB-101	81.0	10 - 145					
13C-PCB-104	79.7	10 - 145					
13C-PCB-105	94.3	10 - 145					
13C-PCB-114	91.7	10 - 145					
13C-PCB-118	83.6	10 - 145					
13C-PCB-123	83.0	10 - 145					
13C-PCB-126	90.9	10 - 145					
13C-PCB-127	94.6	10 - 145					
13C-PCB-138	80.6	10 - 145					
13C-PCB-141	81.7	10 - 145					
13C-PCB-153	82.7	10 - 145					
13C-PCB-155	91.6	10 - 145					
13C-PCB-156	82.7	10 - 145					

DL - Sample specific estimated detection limit

LCL-UCL- Lower control limit - upper control limit

EMPC - Estimated maximum possible concentration

The results are reported in dry weight. The sample size is reported in wet weight.
individual congeners for qualifiers.

See

Sample ID: OPR

EPA Method 1668C

Matrix: Solid
Sample Size: 5.00 g

QC Batch: B0D0324
Date Extracted: 29-Apr-2020 11:46

Lab Sample: B0D0324-BS1
Date Analyzed: 03-Jun-20 16:48 Column: ZB-1

Analyte	Amt Found (pg/g)	Spike Amt	%R	Limits	Labeled Standard	%R	LCL-UCL
PCB-1	1210	1000	121	60 - 135	IS 13C-PCB-1	64.0	15 - 145
PCB-3	1200	1000	120	60 - 135	IS 13C-PCB-3	63.7	15 - 145
PCB-4/10	2420	2000	121	60 - 135	IS 13C-PCB-4	76.1	15 - 145
PCB-15	1190	1000	119	60 - 135	IS 13C-PCB-11	81.0	15 - 145
PCB-19	1150	1000	115	60 - 135	IS 13C-PCB-9	77.8	15 - 145
PCB-37	1240	1000	124	60 - 135	IS 13C-PCB-19	66.2	15 - 145
PCB-54	1220	1000	122	60 - 135	IS 13C-PCB-28	81.7	15 - 145
PCB-77	1210	1000	121	60 - 135	IS 13C-PCB-32	68.5	15 - 145
PCB-81	1160	1000	116	60 - 135	IS 13C-PCB-37	85.4	15 - 145
PCB-104	1150	1000	115	60 - 135	IS 13C-PCB-47	84.3	15 - 145
PCB-105	1170	1000	117	60 - 135	IS 13C-PCB-52	82.4	15 - 145
PCB-106/118	2260	2000	113	60 - 135	IS 13C-PCB-54	77.5	15 - 145
PCB-114	1220	1000	122	60 - 135	IS 13C-PCB-70	83.8	15 - 145
PCB-123	1110	1000	111	60 - 135	IS 13C-PCB-77	85.6	40 - 145
PCB-126	1210	1000	121	60 - 135	IS 13C-PCB-80	85.3	40 - 145
PCB-155	1000	1000	100	60 - 135	IS 13C-PCB-81	87.8	40 - 145
PCB-156	1160	1000	116	60 - 135	IS 13C-PCB-95	85.4	40 - 145
PCB-157	1160	1000	116	60 - 135	IS 13C-PCB-97	87.2	40 - 145
PCB-167	1160	1000	116	60 - 135	IS 13C-PCB-101	87.8	40 - 145
PCB-169	1150	1000	115	60 - 135	IS 13C-PCB-104	85.4	40 - 145
PCB-188	1130	1000	113	60 - 135	IS 13C-PCB-105	96.3	40 - 145
PCB-189	1120	1000	112	60 - 135	IS 13C-PCB-114	94.9	40 - 145
PCB-202	1100	1000	110	60 - 135	IS 13C-PCB-118	88.4	40 - 145
PCB-205	1170	1000	117	60 - 135	IS 13C-PCB-123	88.8	40 - 145
PCB-206	1130	1000	113	60 - 135	IS 13C-PCB-126	93.7	40 - 145
PCB-208	1150	1000	115	60 - 135	IS 13C-PCB-127	97.1	40 - 145
PCB-209	1120	1000	112	60 - 135	IS 13C-PCB-138	85.1	40 - 145
					IS 13C-PCB-141	84.3	40 - 145
					IS 13C-PCB-153	86.2	40 - 145
					IS 13C-PCB-155	97.0	40 - 145
					IS 13C-PCB-156	86.6	40 - 145
					IS 13C-PCB-157	86.5	40 - 145
					IS 13C-PCB-159	85.6	40 - 145
					IS 13C-PCB-167	85.4	40 - 145
					IS 13C-PCB-169	86.7	40 - 145
					IS 13C-PCB-170	87.4	40 - 145
					IS 13C-PCB-180	88.2	40 - 145
					IS 13C-PCB-188	87.0	40 - 145
					IS 13C-PCB-189	90.0	40 - 145
					IS 13C-PCB-194	86.0	40 - 145

Sample ID: OPR

EPA Method 1668C

Matrix: Solid
Sample Size: 5.00 g

QC Batch: B0D0324
Date Extracted: 29-Apr-2020 11:46

Lab Sample: B0D0324-BS1
Date Analyzed: 03-Jun-20 16:48 Column: ZB-1

Analyte	Amt Found (pg/g)	Spike Amt	%R	Limits	Labeled Standard	%R	LCL-UCL
					IS 13C-PCB-202	91.3	40 - 145
					IS 13C-PCB-206	78.5	40 - 145
					IS 13C-PCB-208	79.4	40 - 145
					IS 13C-PCB-209	70.2	40 - 145
					CRS 13C-PCB-79	85.7	40 - 145
					CRS 13C-PCB-178	80.9	40 - 145

LCL-UCL - Lower control limit - upper control limit

Sample ID: PDI-159SC-A-00-01-200423

EPA Method 1668C

Client Data		Sample Data		Laboratory Data			
Name:	Anchor QEA, LLC	Matrix:	Sediment	Lab Sample:	2000954-01	Date Received:	28-Apr-2020 9:04
Project:	Gasco PDI	Sample Size:	7.35 g	QC Batch:	B0D0324	Date Extracted:	29-Apr-2020 11:46
Date Collected:	23-Apr-2020 14:15	% Solids:	61.7	Date Analyzed :	04-Jun-20 00:51	Column:	ZB-1
					04-Jun-20 11:20	Column:	ZB-1

Analyte	Conc. (pg/g)	DL	EMPC	Qualifiers	Analyte	Conc. (pg/g)	DL	EMPC	Qualifiers
PCB-1	62.6			D, J	PCB-44	1500			
PCB-2	20.7			D, J	PCB-45	238			
PCB-3	39.9			D, J	PCB-46	92.4			
PCB-4/10	ND		130	D	PCB-47	513			
PCB-5/8	450			D	PCB-48/75	336			
PCB-6	ND		92.7	D	PCB-50	4.75			J
PCB-7/9	ND	18.0		D	PCB-51	68.4			
PCB-11	ND		47.4	D	PCB-52/69	1870			
PCB-12/13	ND	17.9		D	PCB-53	225			
PCB-14	ND	18.1		D	PCB-54	4.09			J
PCB-15	296			D	PCB-55	20.7			
PCB-16/32	506			D	PCB-56/60	1120			
PCB-17	389			D	PCB-57	9.71			
PCB-18	855			D	PCB-58	ND		6.36	
PCB-19	69.8			D, J	PCB-61/70	2260			
PCB-20/21/33	704				PCB-62	ND	0.721		
PCB-22	398				PCB-63	79.7			
PCB-23	ND		1.12		PCB-65	ND	0.634		
PCB-24/27	59.7			D, J	PCB-66/76	1660			
PCB-25	117				PCB-67	63.1			
PCB-26	205				PCB-68	14.7			
PCB-28	1380				PCB-73	ND		1.56	
PCB-29	ND		7.62		PCB-74	749			
PCB-30	ND	7.31		D	PCB-77	165			
PCB-31	1210				PCB-78	6.81			
PCB-34	15.8				PCB-79	25.9			
PCB-35	20.2				PCB-80	ND	0.563		
PCB-36	ND	0.707			PCB-81	15.4			
PCB-37	422				PCB-82	309			
PCB-38	11.5				PCB-83	ND	0.494		
PCB-39	5.43			J	PCB-84/92	1200			
PCB-40	306				PCB-85/116	384			
PCB-41/64/71/72	1350				PCB-86	ND		9.86	
PCB-42/59	472				PCB-87/117/125	845			
PCB-43/49	1350				PCB-88/91	352			

DL - Sample specific estimated detection limit

LCL-UCL- Lower control limit - upper control limit

EMPC - Estimated maximum possible concentration

The results are reported in dry weight. The sample size is reported in wet weight.
See individual congeners for qualifiers.

Sample ID: PDI-159SC-A-00-01-200423

EPA Method 1668C

Client Data		Sample Data		Laboratory Data			
Name:	Anchor QEA, LLC	Matrix:	Sediment	Lab Sample:	2000954-01	Date Received:	28-Apr-2020 9:04
Project:	Gasco PDI	Sample Size:	7.35 g	QC Batch:	B0D0324	Date Extracted:	29-Apr-2020 11:46
Date Collected:	23-Apr-2020 14:15	% Solids:	61.7	Date Analyzed:	04-Jun-20 00:51	Column:	ZB-1
					04-Jun-20 11:20	Column:	ZB-1

Analyte	Conc. (pg/g)	DL	EMPC	Qualifiers	Analyte	Conc. (pg/g)	DL	EMPC	Qualifiers
PCB-89	37.4				PCB-137	91.0			
PCB-90/101	3000				PCB-138/163/164	3200			
PCB-93	ND	0.855			PCB-139/149	2640			
PCB-94	14.6				PCB-140	ND		19.2	
PCB-95/98/102	1940				PCB-141	727			
PCB-96	21.4				PCB-142	ND		7.47	
PCB-97	698				PCB-144	157			
PCB-99	1060				PCB-145	1.95			J
PCB-100	15.8				PCB-146/165	544			
PCB-103	38.4				PCB-147	45.4			
PCB-104	ND	0.534			PCB-148	6.65			
PCB-105	818				PCB-150	5.84			
PCB-106/118	2040				PCB-151	954			
PCB-107/109	163				PCB-152	ND		2.11	
PCB-108/112	111				PCB-153	3340			
PCB-110	2420				PCB-154	50.0			
PCB-111/115	34.1				PCB-155	ND	0.454		
PCB-113	5.04			J	PCB-156	280			
PCB-114	53.3				PCB-157	47.2			
PCB-119	66.8				PCB-158/160	326			
PCB-120	15.2				PCB-159	ND	0.844		
PCB-121	ND	0.468			PCB-166	12.2			
PCB-122	27.7				PCB-167	103			
PCB-123	31.9				PCB-168	4.97			J
PCB-124	84.1				PCB-169	ND	0.987		
PCB-126	13.5				PCB-170	1180			
PCB-127	ND	0.894			PCB-171	328			
PCB-128/162	391				PCB-172	190			
PCB-129	113				PCB-173	31.4			
PCB-130	221				PCB-174	1240			
PCB-131/133	93.5				PCB-175	47.0			
PCB-132/161	853				PCB-176	164			
PCB-134/143	171				PCB-177	719			
PCB-135	415				PCB-178	248			
PCB-136	527				PCB-179	551			

DL - Sample specific estimated detection limit

LCL-UCL- Lower control limit - upper control limit

EMPC - Estimated maximum possible concentration

The results are reported in dry weight. The sample size is reported in wet weight.
See individual congeners for qualifiers.

Sample ID: PDI-159SC-A-00-01-200423

EPA Method 1668C

Client Data		Sample Data		Laboratory Data	
Name:	Anchor QEA, LLC	Matrix:	Sediment	Lab Sample:	2000954-01
Project:	Gasco PDI	Sample Size:	7.35 g	Date Received:	28-Apr-2020 9:04
Date Collected:	23-Apr-2020 14:15	% Solids:	61.7	QC Batch:	B0D0324
				Date Analyzed :	04-Jun-20 00:51 Column: ZB-1
					04-Jun-20 11:20 Column: ZB-1

Analyte	Conc. (pg/g)	DL	EMPC	Qualifiers	Analyte	Conc. (pg/g)	DL	EMPC	Qualifiers
PCB-180	2770				Total octaCB	2660		2670	
PCB-181	40.6				Total nonaCB	486			
PCB-182/187	1500				DecaCB	396			
PCB-183	721				Total PCB	66800			
PCB-184	1.35			J					
PCB-185	154								
PCB-186	2.98			J					
PCB-188	ND		1.34						
PCB-189	39.1								
PCB-190	242								
PCB-191	44.2								
PCB-192	ND	0.799							
PCB-193	134								
PCB-194	614								
PCB-195	276								
PCB-196/203	739								
PCB-197	28.6								
PCB-198	39.9								
PCB-199	619								
PCB-200	97.7								
PCB-201	97.9								
PCB-202	121								
PCB-204	ND		2.49						
PCB-205	31.6								
PCB-206	335								
PCB-207	58.6								
PCB-208	92.3								
PCB-209	396								
Total monoCB	123								
Total diCB	745		1020						
Total triCB	6360		6370						
Total tetraCB	14500								
Total pentaCB	15800								
Total hexaCB	15300								
Total heptaCB	10300								

DL - Sample specific estimated detection limit

LCL-UCL- Lower control limit - upper control limit

EMPC - Estimated maximum possible concentration

The results are reported in dry weight. The sample size is reported in wet weight.
See individual congeners for qualifiers.

Sample ID: PDI-159SC-A-00-01-200423

EPA Method 1668C

Client Data		Sample Data		Laboratory Data			
Name:	Anchor QEA, LLC	Matrix:	Sediment	Lab Sample:	2000954-01	Date Received:	28-Apr-2020 9:04
Project:	Gasco PDI	Sample Size:	7.35 g	QC Batch:	B0D0324	Date Extracted:	29-Apr-2020 11:46
Date Collected:	23-Apr-2020 14:15	% Solids:	61.7	Date Analyzed :	04-Jun-20 00:51	Column:	ZB-1
					04-Jun-20 11:20	Column:	ZB-1

Labeled Standard	%R	LCL-UCL	Qualifiers	Labeled Standard	%R	LCL-UCL	Qualifiers
IS 13C-PCB-1	67.3	5 -145	D	13C-PCB-170	87.4	10 -145	
13C-PCB-3	70.0	5 -145	D	13C-PCB-180	89.9	10 -145	
13C-PCB-4	82.2	5 -145	D	13C-PCB-188	88.1	10 -145	
13C-PCB-11	85.6	5 -145	D	13C-PCB-189	80.1	10 -145	
13C-PCB-9	83.2	5 -145	D	13C-PCB-194	87.4	10 -145	
13C-PCB-19	77.1	5 -145	D	13C-PCB-202	91.1	10 -145	
13C-PCB-28	84.2	5 -145		13C-PCB-206	93.3	10 -145	
13C-PCB-32	71.8	5 -145	D	13C-PCB-208	86.4	10 -145	
13C-PCB-37	86.8	5 -145		13C-PCB-209	119	10 -145	
13C-PCB-47	86.0	5 -145		CRS 13C-PCB-79	85.9	10 -145	
13C-PCB-52	83.7	5 -145		13C-PCB-178	85.3	10 -145	
13C-PCB-54	80.3	5 -145					
13C-PCB-70	85.7	5 -145					
13C-PCB-77	84.9	10 -145					
13C-PCB-80	86.6	10 -145					
13C-PCB-81	86.5	10 -145					
13C-PCB-95	85.8	10 -145					
13C-PCB-97	87.6	10 -145					
13C-PCB-101	85.7	10 -145					
13C-PCB-104	86.1	10 -145					
13C-PCB-105	85.2	10 -145					
13C-PCB-114	86.1	10 -145					
13C-PCB-118	84.4	10 -145					
13C-PCB-123	88.3	10 -145					
13C-PCB-126	80.7	10 -145					
13C-PCB-127	86.4	10 -145					
13C-PCB-138	82.4	10 -145					
13C-PCB-141	85.0	10 -145					
13C-PCB-153	87.0	10 -145					
13C-PCB-155	91.5	10 -145					
13C-PCB-156	82.6	10 -145					
13C-PCB-157	83.3	10 -145					
13C-PCB-159	83.6	10 -145					
13C-PCB-167	83.5	10 -145					
13C-PCB-169	81.0	10 -145					

DL - Sample specific estimated detection limit

LCL-UCL- Lower control limit - upper control limit

EMPC - Estimated maximum possible concentration

The results are reported in dry weight. The sample size is reported in wet weight.
See individual congeners for qualifiers.

Sample ID: Duplicate

EPA Method 1668C

Source Client ID: PDI-159SC-A-00-01-200423	QC Batch: B0D0324	Lab Sample: B0D0324-DUP1
Source LabNumber: 2000954-01	Date Extracted: 29-Apr-2020 11:46	Date Analyzed: 03-Jun-20 23:52 Column: ZB-1
Matrix: Solid		04-Jun-20 10:20 Column: ZB-1
Sample Size: 7.34 g		

Analyte	Conc. (pg/g)	DL	EMPC	Qualifiers	Analyte	Conc. (pg/g)	DL	EMPC	Qualifiers
PCB-1	27.2			D, J	PCB-42/59	444			
PCB-2	19.6			D, J	PCB-43/49	1230			
PCB-3	29.9			D, J	PCB-44	1380			
PCB-4/10	ND		57.2	D	PCB-45	215			
PCB-5/8	247			D	PCB-46	86.4			
PCB-6	ND		44.2	D	PCB-47	452			
PCB-7/9	ND	15.9		D	PCB-48/75	316			
PCB-11	ND	15.6		D	PCB-50	3.70			J
PCB-12/13	ND	17.1		D	PCB-51	41.0			
PCB-14	ND	17.3		D	PCB-52/69	1700			
PCB-15	204			D	PCB-53	197			
PCB-16/32	419			D	PCB-54	4.13			J
PCB-17	309			D	PCB-55	20.7			
PCB-18	621			D	PCB-56/60	1100			
PCB-19	55.8			D, J	PCB-57	8.75			
PCB-20/21/33	637				PCB-58	6.42			
PCB-22	304				PCB-61/70	2180			
PCB-23	ND	0.798			PCB-62	ND	0.560		
PCB-24/27	53.0			D, J	PCB-63	76.5			
PCB-25	109				PCB-65	ND	0.493		
PCB-26	174				PCB-66/76	1640			
PCB-28	1130				PCB-67	62.5			
PCB-29	8.14				PCB-68	14.1			
PCB-30	ND	7.10		D	PCB-73	1.67			J
PCB-31	1220				PCB-74	638			
PCB-34	14.0				PCB-77	159			
PCB-35	17.5				PCB-78	6.03			
PCB-36	1.22			J	PCB-79	25.0			
PCB-37	362				PCB-80	ND	0.422		
PCB-38	ND		9.02		PCB-81	17.6			
PCB-39	4.73			J	PCB-82	289			
PCB-40	281				PCB-83	ND	0.497		
PCB-41/64/71/72	1240				PCB-84/92	1140			

DL - Sample specific estimated detection limit

EMPC - Estimated maximum possible concentration

LCL-UCL - Lower control limit - upper control limit

The results are reported in dry weight.
individual congeners for qualifiers.

The sample size is reported in wet weight. See

Sample ID: Duplicate

EPA Method 1668C

Source Client ID: PDI-159SC-A-00-01-200423	QC Batch: B0D0324	Lab Sample: B0D0324-DUP1
Source LabNumber: 2000954-01	Date Extracted: 29-Apr-2020 11:46	Date Analyzed: 03-Jun-20 23:52 Column: ZB-1
Matrix: Solid		04-Jun-20 10:20 Column: ZB-1
Sample Size: 7.34 g		

Analyte	Conc. (pg/g)	DL	EMPC	Qualifiers	Analyte	Conc. (pg/g)	DL	EMPC	Qualifiers
PCB-85/116	368				PCB-130	211			
PCB-86	11.6				PCB-131/133	90.8			
PCB-87/117/125	811				PCB-132/161	849			
PCB-88/91	341				PCB-134/143	163			
PCB-89	34.1				PCB-135	397			
PCB-90/101	2850				PCB-136	525			
PCB-93	ND	0.865			PCB-137	89.5			
PCB-94	12.9				PCB-138/163/164	3090			
PCB-95/98/102	1850				PCB-139/149	2620			
PCB-96	20.0				PCB-140	20.2			
PCB-97	669				PCB-141	711			
PCB-99	971				PCB-142	ND		6.10	
PCB-100	12.6				PCB-144	190			
PCB-103	41.8				PCB-145	ND	0.560		
PCB-104	ND	0.552			PCB-146/165	535			
PCB-105	765				PCB-147	44.2			
PCB-106/118	1940				PCB-148	ND		5.65	
PCB-107/109	158				PCB-150	6.32			
PCB-108/112	107				PCB-151	951			
PCB-110	2320				PCB-152	ND		2.42	
PCB-111/115	31.0				PCB-153	3230			
PCB-113	ND		5.46		PCB-154	49.4			
PCB-114	48.4				PCB-155	ND	0.638		
PCB-119	66.0				PCB-156	272			
PCB-120	13.9				PCB-157	46.5			
PCB-121	ND	0.473			PCB-158/160	320			
PCB-122	25.3				PCB-159	ND	0.993		
PCB-123	32.7				PCB-166	9.65			
PCB-124	76.0				PCB-167	102			
PCB-126	ND		11.5		PCB-168	4.37			J
PCB-127	ND	0.906			PCB-169	ND	1.15		
PCB-128/162	376				PCB-170	1140			
PCB-129	103				PCB-171	333			

DL - Sample specific estimated detection limit

EMPC - Estimated maximum possible concentration

LCL-UCL - Lower control limit - upper control limit

The results are reported in dry weight.
individual congeners for qualifiers.

The sample size is reported in wet weight. See

Sample ID: Duplicate

EPA Method 1668C

Source Client ID: PDI-159SC-A-00-01-200423	QC Batch: B0D0324	Lab Sample: B0D0324-DUP1
Source LabNumber: 2000954-01	Date Extracted: 29-Apr-2020 11:46	Date Analyzed: 03-Jun-20 23:52 Column: ZB-1
Matrix: Solid		04-Jun-20 10:20 Column: ZB-1
Sample Size: 7.34 g		

Analyte	Conc. (pg/g)	DL	EMPC	Qualifiers	Analyte	Conc. (pg/g)	DL	EMPC	Qualifiers
PCB-172	193				PCB-207	53.4			
PCB-173	29.9				PCB-208	89.8			
PCB-174	1010				PCB-209	368			
PCB-175	50.5				Total monoCB	76.7			
PCB-176	170				Total diCB	451		553	
PCB-177	716				Total triCB	5440		5450	
PCB-178	249				Total tetraCB	13500			
PCB-179	557				Total pentaCB	15000			
PCB-180	2750				Total hexaCB	15000			
PCB-181	36.7				Total heptaCB	10000		10100	
PCB-182/187	1500				Total octaCB	2550			
PCB-183	713				Total nonaCB	466			
PCB-184	1.57			J	DecaCB	368			
PCB-185	154				Total PCB	62900			
PCB-186	ND		2.02						
PCB-188	ND		1.33						
PCB-189	39.8								
PCB-190	237								
PCB-191	ND		39.2						
PCB-192	ND	0.648							
PCB-193	139								
PCB-194	616								
PCB-195	284								
PCB-196/203	747								
PCB-197	27.7								
PCB-198	37.8								
PCB-199	489								
PCB-200	96.4								
PCB-201	96.4								
PCB-202	121								
PCB-204	2.90			J					
PCB-205	33.4								
PCB-206	323								

DL - Sample specific estimated detection limit

EMPC - Estimated maximum possible concentration

LCL-UCL - Lower control limit - upper control limit

The results are reported in dry weight.
individual congeners for qualifiers.

The sample size is reported in wet weight. See

Sample ID: Duplicate

EPA Method 1668C

Source Client ID: PDI-159SC-A-00-01-200423	QC Batch: B0D0324	Lab Sample: B0D0324-DUP1
Source LabNumber: 2000954-01	Date Extracted: 29-Apr-2020 11:46	Date Analyzed: 03-Jun-20 23:52 Column: ZB-1
Matrix: Solid		04-Jun-20 10:20 Column: ZB-1
Sample Size: 7.34 g		

Labeled Standard	%R	LCL-UCL	Qualifiers	Labeled Standard	%R	LCL-UCL	Qualifiers
IS 13C-PCB-1	77.2	5-145	D	13C-PCB-157	89.1	10-145	
13C-PCB-3	78.4	5-145	D	13C-PCB-159	89.7	10-145	
13C-PCB-4	88.8	5-145	D	13C-PCB-167	87.1	10-145	
13C-PCB-11	92.5	5-145	D	13C-PCB-169	84.1	10-145	
13C-PCB-9	91.5	5-145	D	13C-PCB-170	91.1	10-145	
13C-PCB-19	74.9	5-145	D	13C-PCB-180	92.5	10-145	
13C-PCB-28	73.9	5-145		13C-PCB-188	90.8	10-145	
13C-PCB-32	75.3	5-145	D	13C-PCB-189	85.6	10-145	
13C-PCB-37	87.7	5-145		13C-PCB-194	94.0	10-145	
13C-PCB-47	90.1	5-145		13C-PCB-202	94.7	10-145	
13C-PCB-52	89.9	5-145		13C-PCB-206	102	10-145	
13C-PCB-54	85.4	5-145		13C-PCB-208	97.1	10-145	
13C-PCB-70	85.7	5-145		13C-PCB-209	128	10-145	
13C-PCB-77	93.4	10-145		CRS 13C-PCB-79	93.7	10-145	
13C-PCB-80	89.0	10-145		13C-PCB-178	90.5	10-145	
13C-PCB-81	90.7	10-145					
13C-PCB-95	90.3	10-145					
13C-PCB-97	94.3	10-145					
13C-PCB-101	92.6	10-145					
13C-PCB-104	89.6	10-145					
13C-PCB-105	91.4	10-145					
13C-PCB-114	91.6	10-145					
13C-PCB-118	90.2	10-145					
13C-PCB-123	95.5	10-145					
13C-PCB-126	85.9	10-145					
13C-PCB-127	92.7	10-145					
13C-PCB-138	88.8	10-145					
13C-PCB-141	90.3	10-145					
13C-PCB-153	92.5	10-145					
13C-PCB-155	96.5	10-145					
13C-PCB-156	87.3	10-145					

DL - Sample specific estimated detection limit

EMPC - Estimated maximum possible concentration

LCL-UCL - Lower control limit - upper control limit

The results are reported in dry weight.
individual congeners for qualifiers.

The sample size is reported in wet weight. See

Sample ID: Duplicate

EPA Method 1668C

Source Client ID: PDI-159SC-A-00-01-200423
 Source LabNumber: 2000954-01
 Matrix: Solid

Duplicate Lab Sample: B0D0324-DUP1

Analyte	Dup Conc. (pg/g)	Source Conc.	RPD	RPD Limit	Analyte	Dup Conc. (pg/g)	Source Conc.	RPD	RPD Limit
PCB-1	27.2	62.6	78.9	25	PCB-43/49	1230	1350	9.15	25
PCB-2	19.6	20.7	5.47	25	PCB-44	1380	1500	8.16	25
PCB-3	29.9	39.9	28.7	25	PCB-45	215	238	10.0	25
PCB-4/10	ND	ND	NA	25	PCB-46	86.4	92.4	6.79	25
PCB-5/8	247	450	58.1	25	PCB-47	452	513	12.5	25
PCB-6	ND	ND	NA	25	PCB-48/75	316	336	6.30	25
PCB-7/9	ND	ND	NA	25	PCB-50	3.70	4.75	24.9	25
PCB-11	ND	ND	NA	25	PCB-51	41.0	68.4	50.1	25
PCB-12/13	ND	ND	NA	25	PCB-52/69	1700	1870	9.43	25
PCB-14	ND	ND	NA	25	PCB-53	197	225	13.5	25
PCB-15	204	296	36.5	25	PCB-54	4.13	4.09	0.809	25
PCB-16/32	419	506	18.8	25	PCB-55	20.7	20.7	0.310	25
PCB-17	309	389	22.9	25	PCB-56/60	1100	1120	1.56	25
PCB-18	621	855	31.7	25	PCB-57	8.75	9.71	10.4	25
PCB-19	55.8	69.8	22.3	25	PCB-58	6.42	ND	#	25
PCB-20/21/33	637	704	9.94	25	PCB-61/70	2180	2260	3.51	25
PCB-22	304	398	26.8	25	PCB-62	ND	ND	NA	25
PCB-23	ND	ND	NA	25	PCB-63	76.5	79.7	4.14	25
PCB-24/27	53.0	59.7	11.9	25	PCB-65	ND	ND	NA	25
PCB-25	109	117	7.13	25	PCB-66/76	1640	1660	1.32	25
PCB-26	174	205	16.6	25	PCB-67	62.5	63.1	0.924	25
PCB-28	1130	1380	19.3	25	PCB-68	14.1	14.7	4.35	25
PCB-29	8.14	ND	#	25	PCB-73	1.67	ND	#	25
PCB-30	ND	ND	NA	25	PCB-74	638	749	15.9	25
PCB-31	1220	1210	1.20	25	PCB-77	159	165	3.85	25
PCB-34	14.0	15.8	12.3	25	PCB-78	6.03	6.81	12.1	25
PCB-35	17.5	20.2	14.1	25	PCB-79	25.0	25.9	3.53	25
PCB-36	1.22	ND	#	25	PCB-80	ND	ND	NA	25
PCB-37	362	422	15.4	25	PCB-81	17.6	15.4	13.5	25
PCB-38	ND	11.5	#	25	PCB-82	289	309	6.70	25
PCB-39	4.73	5.43	13.8	25	PCB-83	ND	ND	NA	25
PCB-40	281	306	8.56	25	PCB-84/92	1140	1200	5.10	25
PCB-41/64/71/72	1240	1350	8.56	25	PCB-85/116	368	384	4.31	25
PCB-42/59	444	472	6.09	25	PCB-86	11.6	ND	#	25

LCL-UCL - Lower control limit - upper control limit.

- Result could not be calculated due to one or more non-detected analytes

The results are reported in dry weight.

The sample size is reported in wet weight. Results reported to

Sample ID: Duplicate

EPA Method 1668C

Source Client ID: PDI-159SC-A-00-01-200423
 Source LabNumber: 2000954-01
 Matrix: Solid

Duplicate Lab Sample: B0D0324-DUP1

Analyte	Dup Conc. (pg/g)	Source Conc.	RPD	RPD Limit	Analyte	Dup Conc. (pg/g)	Source Conc.	RPD	RPD Limit
PCB-87/117/125	811	845	4.14	25	PCB-134/143	163	171	4.72	25
PCB-88/91	341	352	3.36	25	PCB-135	397	415	4.43	25
PCB-89	34.1	37.4	9.22	25	PCB-136	525	527	0.313	25
PCB-90/101	2850	3000	5.17	25	PCB-137	89.5	91.0	1.62	25
PCB-93	ND	ND	NA	25	PCB-138/163/164	3090	3200	3.26	25
PCB-94	12.9	14.6	12.8	25	PCB-139/149	2620	2640	0.876	25
PCB-95/98/102	1850	1940	4.77	25	PCB-140	20.2	ND	#	25
PCB-96	20.0	21.4	7.05	25	PCB-141	711	727	2.16	25
PCB-97	669	698	4.23	25	PCB-142	ND	ND	NA	25
PCB-99	971	1060	8.29	25	PCB-144	190	157	19.3	25
PCB-100	12.6	15.8	22.4	25	PCB-145	ND	1.95	#	25
PCB-103	41.8	38.4	8.30	25	PCB-146/165	535	544	1.72	25
PCB-104	ND	ND	NA	25	PCB-147	44.2	45.4	2.68	25
PCB-105	765	818	6.61	25	PCB-148	ND	6.65	#	25
PCB-106/118	1940	2040	5.42	25	PCB-150	6.32	5.84	7.87	25
PCB-107/109	158	163	3.27	25	PCB-151	951	954	0.298	25
PCB-108/112	107	111	3.29	25	PCB-152	ND	ND	NA	25
PCB-110	2320	2420	4.27	25	PCB-153	3230	3340	3.37	25
PCB-111/115	31.0	34.1	9.56	25	PCB-154	49.4	50.0	1.32	25
PCB-113	ND	5.04	#	25	PCB-155	ND	ND	NA	25
PCB-114	48.4	53.3	9.73	25	PCB-156	272	280	2.75	25
PCB-119	66.0	66.8	1.26	25	PCB-157	46.5	47.2	1.30	25
PCB-120	13.9	15.2	9.33	25	PCB-158/160	320	326	1.79	25
PCB-121	ND	ND	NA	25	PCB-159	ND	ND	NA	25
PCB-122	25.3	27.7	9.01	25	PCB-166	9.65	12.2	23.7	25
PCB-123	32.7	31.9	2.36	25	PCB-167	102	103	1.48	25
PCB-124	76.0	84.1	10.1	25	PCB-168	4.37	4.97	13.0	25
PCB-126	ND	13.5	#	25	PCB-169	ND	ND	NA	25
PCB-127	ND	ND	NA	25	PCB-170	1140	1180	3.57	25
PCB-128/162	376	391	3.92	25	PCB-171	333	328	1.47	25
PCB-129	103	113	8.66	25	PCB-172	193	190	1.80	25
PCB-130	211	221	4.55	25	PCB-173	29.9	31.4	4.80	25
PCB-131/133	90.8	93.5	2.86	25	PCB-174	1010	1240	20.0	25
PCB-132/161	849	853	0.435	25	PCB-175	50.5	47.0	7.17	25

LCL-UCL - Lower control limit - upper control limit.

- Result could not be calculated due to one or more non-detected analytes

The results are reported in dry weight.

The sample size is reported in wet weight. Results reported to

the MDL

Sample ID: Duplicate

EPA Method 1668C

Source Client ID: PDI-159SC-A-00-01-200423
 Source LabNumber: 2000954-01
 Matrix: Solid

Duplicate Lab Sample: B0D0324-DUP1

Analyte	Dup Conc. (pg/g)	Source Conc.	RPD	RPD Limit	Analyte	Dup Conc. (pg/g)	Source Conc.	RPD	RPD Limit
PCB-176	170	164	3.08	25					
PCB-177	716	719	0.428	25					
PCB-178	249	248	0.689	25					
PCB-179	557	551	1.15	25					
PCB-180	2750	2770	0.983	25					
PCB-181	36.7	40.6	10.1	25					
PCB-182/187	1500	1500	0.392	25					
PCB-183	713	721	1.11	25					
PCB-184	1.57	1.35	15.1	25					
PCB-185	154	154	0.128	25					
PCB-186	ND	2.98	#	25					
PCB-188	ND	ND	NA	25					
PCB-189	39.8	39.1	1.89	25					
PCB-190	237	242	2.17	25					
PCB-191	ND	44.2	#	25					
PCB-192	ND	ND	NA	25					
PCB-193	139	134	3.24	25					
PCB-194	616	614	0.379	25					
PCB-195	284	276	3.06	25					
PCB-196/203	747	739	0.962	25					
PCB-197	27.7	28.6	3.14	25					
PCB-198	37.8	39.9	5.41	25					
PCB-199	489	619	23.4	25					
PCB-200	96.4	97.7	1.34	25					
PCB-201	96.4	97.9	1.51	25					
PCB-202	121	121	0.461	25					
PCB-204	2.90	ND	#	25					
PCB-205	33.4	31.6	5.59	25					
PCB-206	323	335	3.78	25					
PCB-207	53.4	58.6	9.22	25					
PCB-208	89.8	92.3	2.80	25					
PCB-209	368	396	7.34	25					

LCL-UCL - Lower control limit - upper control limit.
 # - Result could not be calculated due to one or more non-detected analytes
 The results are reported in dry weight. The sample size is reported in wet weight. Results reported to the nearest 0.01.

Sample ID: Duplicate

EPA Method 1668C

Source Client ID: PDI-159SC-A-00-01-200423
 Source LabNumber: 2000954-01
 Matrix: Solid

Duplicate Lab Sample: B0D0324-DUP1

	Labeled Standard	Dup %R	Source %R	LCL-UCL		Labeled Standard	Dup %R	Source %R	LCL-UCL
IS	13C-PCB-1	77.2	67.3	5-145		13C-PCB-159	89.7	83.6	10-145
	13C-PCB-3	78.4	70.0	5-145		13C-PCB-167	87.1	83.5	10-145
	13C-PCB-4	88.8	82.2	5-145		13C-PCB-169	84.1	81.0	10-145
	13C-PCB-11	92.5	85.6	5-145		13C-PCB-170	91.1	87.4	10-145
	13C-PCB-9	91.5	83.2	5-145		13C-PCB-180	92.5	89.9	10-145
	13C-PCB-19	74.9	77.1	5-145		13C-PCB-188	90.8	88.1	10-145
	13C-PCB-28	73.9	84.2	5-145		13C-PCB-189	85.6	80.1	10-145
	13C-PCB-32	75.3	71.8	5-145		13C-PCB-194	94.0	87.4	10-145
	13C-PCB-37	87.7	86.8	5-145		13C-PCB-202	94.7	91.1	10-145
	13C-PCB-47	90.1	86.0	5-145		13C-PCB-206	102	93.3	10-145
	13C-PCB-52	89.9	83.7	5-145		13C-PCB-208	97.1	86.4	10-145
	13C-PCB-54	85.4	80.3	5-145		13C-PCB-209	128	119	10-145
	13C-PCB-70	85.7	85.7	5-145	CRS	13C-PCB-79	93.7	85.9	10-145
	13C-PCB-77	93.4	84.9	10-145		13C-PCB-178	90.5	85.3	10-145
	13C-PCB-80	89.0	86.6	10-145					
	13C-PCB-81	90.7	86.5	10-145					
	13C-PCB-95	90.3	85.8	10-145					
	13C-PCB-97	94.3	87.6	10-145					
	13C-PCB-101	92.6	85.7	10-145					
	13C-PCB-104	89.6	86.1	10-145					
	13C-PCB-105	91.4	85.2	10-145					
	13C-PCB-114	91.6	86.1	10-145					
	13C-PCB-118	90.2	84.4	10-145					
	13C-PCB-123	95.5	88.3	10-145					
	13C-PCB-126	85.9	80.7	10-145					
	13C-PCB-127	92.7	86.4	10-145					
	13C-PCB-138	88.8	82.4	10-145					
	13C-PCB-141	90.3	85.0	10-145					
	13C-PCB-153	92.5	87.0	10-145					
	13C-PCB-155	96.5	91.5	10-145					
	13C-PCB-156	87.3	82.6	10-145					
	13C-PCB-157	89.1	83.3	10-145					

LCL-UCL - Lower control limit - upper control limit.

- Result could not be calculated due to one or more non-detected analytes

The results are reported in dry weight.

The sample size is reported in wet weight. Results reported to

the MDL

DATA QUALIFIERS & ABBREVIATIONS

B	This compound was also detected in the method blank
Conc.	Concentration
CRS	Cleanup Recovery Standard
D	Dilution
DL	Detection limit
E	The associated compound concentration exceeded the calibration range of the instrument
H	Recovery and/or RPD was outside laboratory acceptance limits
I	Chemical Interference
IS	Internal Standard
J	The amount detected is below the Reporting Limit/LOQ
LOD	Limit of Detection
LOQ	Limit of Quantitation
M	Estimated Maximum Possible Concentration (CA Region 2 projects only)
NA	Not applicable
ND	Not Detected
OPR	Ongoing Precision and Recovery sample
P	The reported concentration may include contribution from chlorinated diphenyl ether(s).
Q	The ion transition ratio is outside of the acceptance criteria.
RL	Reporting Limit
TEQ	Toxic Equivalency
U	Not Detected (specific projects only)
*	See Cover Letter

Unless otherwise noted, solid sample results are reported in dry weight. Tissue samples are reported in wet weight.

Vista Analytical Laboratory Certifications

Accrediting Authority	Certificate Number
Alaska Department of Environmental Conservation	17-013
Arkansas Department of Environmental Quality	19-013-0
California Department of Health – ELAP	2892
DoD ELAP - A2LA Accredited - ISO/IEC 17025:2005	3091.01
Florida Department of Health	E87777-23
Hawaii Department of Health	N/A
Louisiana Department of Environmental Quality	01977
Maine Department of Health	2018017
Massachusetts Department of Environmental Protection	N/A
Michigan Department of Environmental Quality	9932
Minnesota Department of Health	1521520
New Hampshire Environmental Accreditation Program	207718-B
New Jersey Department of Environmental Protection	190001
New York Department of Health	11411
Oregon Laboratory Accreditation Program	4042-010
Pennsylvania Department of Environmental Protection	016
Texas Commission on Environmental Quality	T104704189-19-10
Vermont Department of Health	VT-4042
Virginia Department of General Services	10272
Washington Department of Ecology	C584-19
Wisconsin Department of Natural Resources	998036160

Current certificates and lists of licensed parameters are located in the Quality Assurance office and are available upon request.

NELAP Accredited Test Methods

MATRIX: Air	
Description of Test	Method
Determination of Polychlorinated p-Dioxins & Polychlorinated Dibenzofurans	EPA 23
Determination of Polychlorinated p-Dioxins & Polychlorinated Dibenzofurans	EPA TO-9A

MATRIX: Biological Tissue	
Description of Test	Method
Tetra- through Octa-Chlorinated Dioxins and Furans by Isotope Dilution GC/HRMS	EPA 1613B
Brominated Diphenyl Ethers by HRGC/HRMS	EPA 1614A
Chlorinated Biphenyl Congeners in Water, Soil, Sediment, and Tissue by GC/HRMS	EPA 1668A/C
Pesticides in Water, Soil, Sediment, Biosolids, and Tissue by HRGC/HRMS	EPA 1699
Perfluorinated Alkyl Acids in Drinking Water by SPE and LC/MS/MS	EPA 537
Polychlorinated Dibenzo-p-Dioxins and Polychlorinated Dibenzofurans by GC/HRMS	EPA 8280A/B
Polychlorinated Dibenzodioxins (PCDDs) and Polychlorinated Dibenzofurans (PCDFs) by GC/HRMS	EPA 8290/8290A

MATRIX: Drinking Water	
Description of Test	Method
2,3,7,8-Tetrachlorodibenzo- p-dioxin (2,3,7,8-TCDD) GC/HRMS	EPA 1613/1613B
1,4-Dioxane (1,4-Diethyleneoxide) analysis by GC/HRMS	EPA 522
Perfluorinated Alkyl Acids in Drinking Water by SPE and LC/MS/MS	EPA 537
Perfluorinated Alkyl Acids in Drinking Water by SPE and LC/MS/MS	ISO 25101 2009

MATRIX: Non-Potable Water	
Description of Test	Method
Tetra- through Octa-Chlorinated Dioxins and Furans by Isotope Dilution GC/HRMS	EPA 1613B
Brominated Diphenyl Ethers by HRGC/HRMS	EPA 1614A
Chlorinated Biphenyl Congeners in Water, Soil, Sediment, and Tissue by GC/HRMS	EPA 1668A/C
Pesticides in Water, Soil, Sediment, Biosolids, and Tissue by HRGC/HRMS	EPA 1699
Perfluorinated Alkyl Acids in Drinking Water by SPE and LC/MS/MS	EPA 537
Dioxin by GC/HRMS	EPA 613
Polychlorinated Dibenzo-p-Dioxins and Polychlorinated Dibenzofurans by GC/HRMS	EPA 8280A/B
Polychlorinated Dibenzodioxins (PCDDs) and Polychlorinated Dibenzofurans (PCDFs) by GC/HRMS	EPA 8290/8290A

MATRIX: Solids	
Description of Test	Method
Tetra-Octa Chlorinated Dioxins and Furans by Isotope Dilution GC/HRMS	EPA 1613
Tetra- through Octa-Chlorinated Dioxins and Furans by Isotope Dilution GC/HRMS	EPA 1613B
Brominated Diphenyl Ethers by HRGC/HRMS	EPA 1614A
Chlorinated Biphenyl Congeners in Water, Soil, Sediment, and Tissue by GC/HRMS	EPA 1668A/C
Pesticides in Water, Soil, Sediment, Biosolids, and Tissue by HRGC/HRMS	EPA 1699
Perfluorinated Alkyl Acids in Drinking Water by SPE and LC/MS/MS	EPA 537
Polychlorinated Dibenzo-p-Dioxins and Polychlorinated Dibenzofurans by GC/HRMS	EPA 8280A/B
Polychlorinated Dibenzodioxins (PCDDs) and Polychlorinated Dibenzofurans (PCDFs) by GC/HRMS	EPA 8290/8290A

ENVIRONMENTAL SAMPLE CHAIN OF CUSTODY

COC ID: ~~EGL-20200423-101808~~
 Sample Custodian: CO
 Lab: ~~Anchor Lab~~ Vista

POC: * Delaney Peterson (360-715-2707)
 1605 Cornwall Avenue, Bellingham, WA 98225
 Project: Gasco PDI
 Client: NW Natural

2000951

COC Sample Number	Field Sample ID	Sample Type	Matrix	Collected Date	Time	Containers #	Lab QC*	Test Request	Method	TAT**	Preservative
021	PDI-158SC-A-04-05-200423	N	SE	04/23/2020	12:50	1	<input type="checkbox"/>	Archive (EGL)	ARCHIVE	-1	-10°C
022	PDI-158SC-A-05-06-200423	N	SE	04/23/2020	12:50	1	<input type="checkbox"/>	Archive (EGL)	ARCHIVE	-1	-10°C
023	PDI-158SC-A-06-07-200423	N	SE	04/23/2020	12:50	1	<input type="checkbox"/>	Archive (EGL)	ARCHIVE	-1	-10°C
024	PDI-158SC-A-07-08-200423	N	SE	04/23/2020	12:50	1	<input type="checkbox"/>	Archive (EGL)	ARCHIVE	-1	-10°C
025	PDI-158SC-A-08-09-200423	N	SE	04/23/2020	12:50	2	<input type="checkbox"/>	Archive (EGL) <i>qs 4/24/20</i>	ARCHIVE	-1	-10°C
026	PDI-158SC-A-09-10-200423	N	SE	04/23/2020	12:50	2	<input type="checkbox"/>	Archive (EGL)	ARCHIVE	-1	-10°C
027	PDI-158SC-A-10-11-200423	N	SE	04/23/2020	12:50	2	<input type="checkbox"/>	Archive (EGL)	ARCHIVE	-1	-10°C
028	PDI-158SC-A-11-12-200423	N	SE	04/23/2020	12:50	2	<input type="checkbox"/>	Archive (EGL)	ARCHIVE	-1	-10°C
029	PDI-158SC-A-12-13-200423	N	SE	04/23/2020	12:50	2	<input type="checkbox"/>	Archive (EGL)	ARCHIVE	-1	-10°C
030	PDI-1159SC-A-01-02-200423	FD	SE	04/23/2020		2	<input type="checkbox"/>	Dioxin/Furans Archive (EGL) <i>qs 4/24/20</i>	ARCHIVE	-1	-10°C

qs 4/24/20

Comment:					
Relinquished By:	Received By:	Relinquished By:	Received By:	Relinquished By:	Received By:
Signature <i>Lucas Henry</i>	Signature <i>William R. Wright</i>	Signature	Signature	Signature	Signature
Print Name Lucas Henry	Print Name William R. Wright	Print Name	Print Name	Print Name	Print Name
Company Anchor OEA	Company VA1	Company	Company	Company	Company
Date/Time 4/24/2020 15:00	Date/Time 4-23-20 09:04	Date/Time	Date/Time	Date/Time	Date/Time

* Lab QC Requested for sample when box is checked ** TAT = Turn Around Time in DAYS # POC = Project Point of Contact

ENVIRONMENTAL SAMPLE CHAIN OF CUSTODY

POC: Delaney Peterson (360-715-2707)
 1605 Cornwall Avenue, Bellingham, WA 98225

Project: Gasco PDI
 Client: NW Natural

2000954
 3.4°C

COC ID: EGL-20200423-161808
 Sample Custodian: CO
 Lab: ~~Anchor Lab~~ VISTA

COC Sample Number	Field Sample ID	Sample Type	Matrix	Collected Date	Time	Containers #	Lab QC*	Test Request	Method	TAT**	Preservative
031	PDI-159SC-A-00-01-200423	N	SE	04/23/2020	14:15	2	<input checked="" type="checkbox"/>	Dioxin/Furans + PCB Congeners Archive (EGL) to 4/24/20	ARCHIVE	-1	-10°C
(A) 032	PDI-159SC-A-01-02-200423	N	SE	04/23/2020	14:15	2	<input type="checkbox"/>	Dioxin/Furans Archive (EGL) to 4/24/20	ARCHIVE	-1	-10°C
(A) 033	PDI-159SC-A-02-03-200423	N	SE	04/23/2020	14:15	2	<input type="checkbox"/>	Dioxin/Furans Archive (EGL) to 4/24/20	ARCHIVE	-1	-10°C
(A) 034	PDI-159SC-A-03-04-200423	N	SE	04/23/2020	14:15	2	<input type="checkbox"/>	Dioxin/Furans Archive (EGL) to 4/24/20	ARCHIVE	-1	-10°C
(A) 035	PDI-159SC-A-04-05-200423	N	SE	04/23/2020	14:15	2	<input type="checkbox"/>	Dioxin/Furans Archive (EGL) to 4/24/20	ARCHIVE	-1	-10°C
(A) 036	PDI-159SC-A-05-06-200423	N	SE	04/23/2020	14:15	2	<input type="checkbox"/>	Dioxin furans Archive (EGL) to 4/24/20	ARCHIVE	-1	-10°C
(A) 037	PDI-159SC-A-06-07-200423	N	SE	04/23/2020	14:15	2	<input type="checkbox"/>	Dioxin furans Archive (EGL) to 4/24/20	ARCHIVE	-1	-10°C
(A) 038	PDI-159SC-A-07-08-200423	N	SE	04/23/2020	14:15	2	<input type="checkbox"/>	Dioxin/Furans Archive (EGL) to 4/24/20	ARCHIVE	-1	-10°C
039	PDI-159SC-A-08-09-200423	N	SE	04/23/2020	14:15	2	<input type="checkbox"/>	Archive (EGL)	ARCHIVE	-1	-10°C
040	PDI-159SC-A-09-10-200423	N	SE	04/23/2020	14:15	2	<input type="checkbox"/>	Archive (EGL)	ARCHIVE	-1	-10°C

to 4/24/20

Comment: (A) WO 2000951

Relinquished By:	Received By:	Relinquished By:	Received By:	Relinquished By:	Received By:
Signature: <i>[Signature]</i>	Signature: <i>[Signature]</i>	Signature:	Signature:	Signature:	Signature:
Print Name: Lucas Henry	Print Name: William R. Wright	Print Name:	Print Name:	Print Name:	Print Name:
Company: Anchor/QEA	Company: VAL	Company:	Company:	Company:	Company:
Date/Time: 4/24/2020 1500	Date/Time: 4-28-20 09:04	Date/Time:	Date/Time:	Date/Time:	Date/Time:

* Lab QC Requested for sample when box is checked ** TAT = Turn Around Time in DAYS # POC = Project Point of Contact

Sample Log-In Checklist

 Page # 1 of 1

Vista Work Order #:

2000954

TAT

7

Samples Arrival:	Date/Time <u>4-28-20 09:01</u>		Initials: <u>WRW</u>		Location: <u>WR-2</u>		
	Shelf/Rack: <u>NA</u>						
Delivered By:	<input checked="" type="checkbox"/> FedEx	<input type="checkbox"/> UPS	<input type="checkbox"/> On Trac	<input type="checkbox"/> GLS	<input type="checkbox"/> DHL	<input type="checkbox"/> Hand Delivered	<input type="checkbox"/> Other
Preservation:	<input checked="" type="checkbox"/> Ice	<input type="checkbox"/> Blue Ice		<input type="checkbox"/> Dry Ice		<input type="checkbox"/> None	
Temp °C: <u>3.4</u>	(uncorrected)		Probe used: Y / <input checked="" type="checkbox"/> N		Thermometer ID: <u>IR-3</u>		
Temp °C: <u>3.4</u>	(corrected)						

	YES	NO	NA
Shipping Container(s) Intact?	<input checked="" type="checkbox"/>	<input type="checkbox"/>	<input type="checkbox"/>
Shipping Custody Seals Intact?	<input checked="" type="checkbox"/>	<input type="checkbox"/>	<input type="checkbox"/>
Airbill <input checked="" type="checkbox"/>	Trk # <u>7703 3185 9577</u>		<input checked="" type="checkbox"/>
Shipping Documentation Present?	<input checked="" type="checkbox"/>	<input type="checkbox"/>	<input type="checkbox"/>
Shipping Container	<input type="checkbox"/> Vista	<input checked="" type="checkbox"/> Client	<input type="checkbox"/> Retain
	<input type="checkbox"/> Return	<input type="checkbox"/> Dispose	
Chain of Custody / Sample Documentation Present? <input checked="" type="checkbox"/>	<input checked="" type="checkbox"/>	<input type="checkbox"/>	<input type="checkbox"/>
Chain of Custody / Sample Documentation Complete?	<input checked="" type="checkbox"/>	<input type="checkbox"/>	<input type="checkbox"/>
Holding Time Acceptable?	<input checked="" type="checkbox"/>	<input type="checkbox"/>	<input type="checkbox"/>

Logged In:	Date/Time <u>04/28/20 1517</u>		Initials: <u>WRW</u>		Location: <u>WR-2</u>		
	Shelf/Rack: <u>G5</u>						
COC Anomaly/Sample Acceptance Form completed?					<input type="checkbox"/>	<input checked="" type="checkbox"/>	<input checked="" type="checkbox"/>

Comments: * Chain custody in cooler 2 of 2

CoC/Label Reconciliation Report WO# 2000954

LabNumber	CoC Sample ID	SampleAlias	Sample Date/Time	Container	BaseMatrix	Sample Comments
2000954-01	A PDI-159SC-A-00-01-200423	<input checked="" type="checkbox"/>	23-Apr-20 14:15	Amber Glass, 120 mL	Solid	<input checked="" type="checkbox"/>

Checkmarks indicate that information on the COC reconciled with the sample label.
Any discrepancies are noted in the following columns.

	Yes	No	NA	Comments:
Sample Container Intact?	✓			
Sample Custody Seals Intact?			✓	
Adequate Sample Volume?	✓			
Container Type Appropriate for Analysis(es)	✓			
Preservation Documented: Na2S2O3 Trizma None Other			✓	
If Chlorinated or Drinking Water Samples, Acceptable Preservation?			✓	

Verified by/Date: YPS 4/28/20

EXTRACTION INFORMATION

RUSH!

Process Sheet
Workorder: **2000954**

Prep Expiration: 2021-04-23
Client: Anchor QEA, LLC

Workorder Due: 05-May-20 00:00

TAT: 7

Method: **1668C Full List**
Matrix: **Solid**
Client Matrix: Sediment
Also run: **Percent Solids**

Prep Batch: B0D0324

Prep Data Entered: A 05/01/20
Date and Initials

Initial Sequence: S0F0009

LabSampleID	Recon	ClientSampleID	Date Received	Location	Comments
2000954-01	<input checked="" type="checkbox"/>	PDI-159SC-A-00-01-200423	28-Apr-20 09:04	WR-2 G-5	DUP

WO Comments: **PCB - 5g extraction (dry weight)**
One dup required per batch of 20 samples

RR 04/29/20
DF 04/29/20

Pre-Prep Check Out: N/A
Pre-Prep Check In: N/A

Prep Check Out: RR 04/29/20
Prep Check In: RR 04/29/20

Prep Reconciled Inits/Date: RR 04/29/20
Spike Reconciled Inits/Date: DF 04/29/20
VialBoxID: R:verdite

PREPARATION BENCH SHEET

Matrix: Solid

B0D0324

Chemist: DF

Method: 1668C Full List

Prepared using: HRMS - Soxhlet

Prep Date/Time: 29-Apr-20 11:46

C	VISTA Sample ID	G Eqv	Sample Amt. (g)	IS/NS CHEM/WIT DATE	CRS CHEM/WIT DATE	AP CHEM/ DATE	ABSG CHEM/ DATE	AA CHEM/ DATE	Florisil CHEM/ DATE	RS CHEM/WIT DATE
<input type="checkbox"/>	B0D0324-BLK1	MA	(5.00)	RR 04/29/20	05/01/20	N/A	05/01/20	N/A	N/A	RR 05/01/20
<input type="checkbox"/>	B0D0324-BS1	↓	(5.00)	↓	↓	↓	↓	↓	↓	↓
<input type="checkbox"/>	B0D0324-DUP1 2000954-01	8.11	7.34	↓	↓	↓	↓	↓	↓	↓
<input type="checkbox"/>	2000954-01	8.11	7.35	↓	↓	↓	↓	↓	↓	↓
<input type="checkbox"/>	2000956-01	6.28	6.03	↓	↓	↓	↓	↓	↓	↓
<input type="checkbox"/>	2000958-01(A)	6.39	6.45	↓	↓	↓	↓	↓	↓	↓
<input type="checkbox"/>	2000958-02	9.35	7.00	↓	↓	↓	↓	↓	↓	↓
<input type="checkbox"/>	2000959-01	9.77	7.34	↓	↓	↓	↓	↓	↓	↓
<input type="checkbox"/>	2000960-01	5.84	6.33	↓	↓	↓	↓	↓	↓	↓
<input type="checkbox"/>	2000961-01(A)	5.59	6.99	↓	↓	↓	↓ Black	↓	↓	↓

(A) Precipitate formed at final volume. 1:20 D:l. made 05/01/20

IS Name <u>V2</u>	NS Name <u>V3</u>	CRS Name <u>V2</u>	RS Name <u>V2</u>	Cycle Time	APP: SEFUN SOX SDS	Check Out: <u>RR 04/29/20</u>
PCDD/F	PCDD/F	PCDD/F	PCDD/F	Start Date/Time <u>04/29/20 1540</u>	SOLV: <u>Toluene</u>	Chemist/Date: <u>RR 04/29/20</u>
PCB <u>19B2604, 10µL</u>	PCB <u>19B2602, 10µL</u>	PCB <u>19B2603, 10µL</u>	PCB <u>19B2604, 10µL</u>	Other <u>MA</u>	Final Volume(s) <u>100µL</u>	Check In: <u>RR 04/29/20</u>
PAH	PAH	PAH	PAH	Stop Date/Time <u>04/30/20 0750</u>	<u>Cg</u>	Balance ID: <u>HRMS-9</u>

Comments:

- 1 = Sample approached dryness on rotovap
- 2 = Sample bumped on rotovap; lost < 5%
- 3 = Sample poured through Na2SO4 to remove water
- 4 = Precipitate present at Final Volume
- 5 = Sample homogenized in secondary container
- 6 = Sample clogged during extraction; pipetted and used Nitrogen to assist

Percent Moisture/ Percent Solids

D2216-90

BATCH ID B0D0314

Analyst: MD	Test Code: %Moist/%Solids	Data Entry Verified by: <i>[Signature]</i> 05/01/20 (Initial and Date)
Analyte:	Units: %	
Dried at 110°C+/-5°C		
Oven ID: 01 02		

Date/Time IN: 04/29/20 0741 Date/Time OUT: 05/01/20 0825

Inst HRMS-8

Particle Size	SampID	SampType	Initial and Date:		Wet Pan and Sample Weight (g)	Dry Pan and Sample Weight (g)	Dry Sample Weight (g)	%Solids RawVal	Visual Inspection	Cl- Before	pH After	pH After	Acid Added	Sample Homogenized*
			Pan Tare Wt. (gms)											
	2000954-01	A	Sample	1.2900 ✓	7.0300 ✓	4.8300 ✓	3.5400	61.67	Mud	N/A	N/A	N/A	N/A	X
	2000956-01	A	Sample	1.2900 ✓	8.8100 ✓	7.2800 ✓	5.9900	79.65	Sand	N/A	N/A	N/A	N/A	X
	2000958-01	A	Sample	1.2900 ✓	7.4000 ✓	6.0700 ✓	4.7800	78.23	Sand	N/A	N/A	N/A	N/A	X
	2000958-02	A	Sample	1.3000 ✓	7.6800 ✓	4.7100 ✓	3.4100	53.45	Mud	N/A	N/A	N/A	N/A	X
	2000959-01	A	Sample	1.3000 ✓	6.4200 ✓	3.9200 ✓	2.6200	51.17	Mud	N/A	N/A	N/A	N/A	X
	2000960-01	A	Sample	1.2900 ✓	5.9300 ✓	5.2600 ✓	3.9700	85.56	Sand	N/A	N/A	N/A	N/A	X
	2000961-01	A	Sample	1.2900 ✓	7.8600 ✓	7.1700 ✓	5.8800	89.50	Sand	N/A	N/A	N/A	N/A	X

*Sample homogenized in sample container unless otherwise noted.

Percent Moisture/ Percent Solids

D2216-90

BATCH ID B0D0314

Analyst: <u>EM</u>	Test Code: %Moist/%Solids	Data Entry Verified by: (Initial and Date) <u>N/A</u>
Analyte:	Units: %	
Oven ID: <u>01</u> 02	Dried at 110°C +/- 5°C	

Inst HRMS-08

Date/Time IN: 04/29/20 0741
Date/Time OUT: 05/01/20 0825

B		C	D	E		F	G	H	I	K	L	M	N	O	P	
Particle Size	SampleID	SampType	Initial and Date:		Wet Pan and Sample Weight (g)	Dry Pan and Sample Weight (g)	Dry Sample Weight (g)	%Solids RawVal	EM 04/29/20		N/A		EM 04/29/20			
			Pan Tare Wt. (gms)						Visual Inspection	Cl. Before	pH After	Acid Added	Sample Homogenized*			
	2000954-01	A	Sample	1.29	7.03	4.83	N/A		Mud						X	
	2000956-01	T	Sample	1.29	8.81	7.28			sand							X
	2000958-01		Sample	1.29	7.40	6.07			↓			N/A				X
	2000958-02		Sample	1.30	7.68	4.71			Mud							X
	2000959-01		Sample	1.30	6.42	3.92			↓							X
	2000960-01		Sample	1.29	5.93	5.26			sand							X
	2000961-01	↓	Sample	1.29	7.86	7.17			↓							X


*Sample homogenized in sample container unless otherwise noted.

Batch: B0D0324

Matrix: Solid

LabNumber	WetWeight (Initial)	% Solids (Extraction Solids)	DryWeight	Final	Extracted	Ext By	Spike	SpikeAmount	ClientMatrix	Analysis
2000954-01	7.35	61.67247	4.5329	100	29-Apr-20 11:46	RR			Sediment	1668C Full List
2000956-01	6.03	79.65425	4.8032	100	29-Apr-20 11:46	RR			Sediment	1668C Full List
2000958-01	6.45	78.23241	5.0460	100	29-Apr-20 11:46	RR			Sediment	1668C Full List
2000958-02	7	53.44828	3.7414	100	29-Apr-20 11:46	RR			Sediment	1668C Full List
2000959-01	7.34	51.17188	3.7560	100	29-Apr-20 11:46	RR			Sediment	1668C Full List
2000960-01	6.33	85.56036	5.4160	100	29-Apr-20 11:46	RR			Sediment	1668C Full List
2000961-01	6.99	89.49772	6.2559	100	29-Apr-20 11:46	RR			Sediment	1668C Full List
B0D0324-BLK1	5			100	29-Apr-20 11:46	RR				QC
B0D0324-BS1	5			100	29-Apr-20 11:46	RR	19B2602	10		QC
B0D0324-DUP1	7.34	61.67247	4.5268	100	29-Apr-20 11:46	RR				QC

All bolded data on report verified against written benchsheet by (initial/date)

 05/01/20

SAMPLE DATA – EPA METHOD 1668C

Dataset: U:\VG11.PRO\Results\200603K1\200603K1-9.qld

Last Altered: Thursday, June 04, 2020 09:44:58 Pacific Daylight Time

Printed: Thursday, June 04, 2020 09:45:31 Pacific Daylight Time

ht 6.4.2020

(706/10/2020)

Method: U:\VG11.PRO\MethDB\PCB-209_ZB1_6-1-20.mdb 02 Jun 2020 10:36:07

Calibration: U:\VG11.PRO\CurveDB\db1_PCBvg11-6-1-20.cdb 02 Jun 2020 10:21:16

Name: 200603K1_9, Date: 03-Jun-2020, Time: 22:50:12, ID: B0D0324-BLK1 Method Blank 5, Description: Method Blank

#	Name	Resp	RA	ny	RRF	wVol	Pred.RT	RT	Pred.R	RRT	Check RRT	Conc.	%Rec	DL	EMPC
1	1 PCB-1			NO	1.17	5.000	15.53		1.001		YES			0.362	
2	2 PCB-2			NO	1.18	5.000	17.95		0.988		YES			0.370	
3	3 PCB-3			NO	1.15	5.000	18.18		1.001		YES			0.381	
4	4 PCB-4/10			NO	1.25	5.000	19.60		1.004		YES			1.65	
5	5 PCB-7/9			NO	0.960	5.000	21.41		1.003		YES			1.36	
6	6 PCB-6			NO	1.02	5.000	22.06		1.033		YES			1.27	
7	7 PCB-5/8			NO	0.992	5.000	22.46		1.052		YES			1.31	
8	8 PCB-14			NO	1.02	5.000	23.61		0.952		YES			1.26	
9	9 PCB-11			NO	1.13	5.000	24.82		1.001		YES			1.13	
10	10 PCB-12/13			NO	1.03	5.000	25.26		1.018		YES			1.25	
11	11 PCB-15			NO	1.03	5.000	25.57		1.031		YES			1.24	
12	12 PCB-19			NO	1.11	5.000	23.79		1.001		YES			0.723	
13	13 PCB-30			NO	1.79	5.000	24.69		1.039		YES			0.446	
14	14 PCB-18			NO	0.818	5.000	25.46		0.952		YES			0.649	
15	15 PCB-17			NO	0.758	5.000	25.63		0.958		YES			0.700	
16	16 PCB-24/27			NO	1.08	5.000	26.25		0.981		YES			0.490	
17	17 PCB-16/32			NO	0.925	5.000	26.77		1.001		YES			0.573	
18	18 PCB-34			NO	0.945	5.000	27.58		0.959		YES			0.484	
19	19 PCB-23			NO	0.883	5.000	27.67		0.962		YES			0.518	
20	20 PCB-29			NO	0.893	5.000	27.93		0.971		YES			0.512	
21	21 PCB-26			NO	0.944	5.000	28.16		0.979		YES			0.484	
22	22 PCB-25			NO	0.950	5.000	28.31		0.984		YES			0.481	
23	23 PCB-31			NO	1.04	5.000	28.68		0.997		YES			0.441	
24	24 PCB-28			NO	1.03	5.000	28.79		1.001		YES			0.446	
25	25 PCB-20/21/33			NO	0.941	5.000	29.43		1.023		YES			0.486	
26	26 PCB-22			NO	0.973	5.000	29.87		1.038		YES			0.470	
27	27 PCB-36			NO	1.08	5.000	30.50		0.931		YES			0.452	
28	28 PCB-39			NO	0.988	5.000	30.98		0.946		YES			0.492	
29	29 PCB-38			NO	1.05	5.000	31.78		0.970		YES			0.463	
30	30 PCB-35			NO	1.04	5.000	32.32		0.987		YES			0.466	
31	31 PCB-37			NO	1.01	5.000	32.77		1.001		YES			0.482	

Dataset: U:\VG11.PRO\Results\200603K1\200603K1-9.qld

Last Altered: Thursday, June 04, 2020 09:44:58 Pacific Daylight Time

Printed: Thursday, June 04, 2020 09:45:31 Pacific Daylight Time

Name: 200603K1_9, Date: 03-Jun-2020, Time: 22:50:12, ID: B0D0324-BLK1 Method Blank 5, Description: Method Blank

#	Name	Resp	RA	n/y	RRF	wt/vol	Pred.RT	RT	Pred.R	RRT	Check RRT	Conc	%Rec	DL	EMPC
32	32 PCB-54			NO	1.08	5.000	27.64		1.001		YES			0.253	
33	33 PCB-50			NO	0.880	5.000	28.83		1.044		YES			0.310	
34	34 PCB-53			NO	0.997	5.000	29.50		0.944		YES			0.325	
35	35 PCB-51			NO	1.07	5.000	29.85		0.955		YES			0.304	
36	36 PCB-45			NO	0.858	5.000	30.30		0.969		YES			0.377	
37	37 PCB-46			NO	0.831	5.000	30.80		0.985		YES			0.390	
38	38 PCB-52/69			NO	1.17	5.000	31.30		1.001		YES			0.278	
39	39 PCB-73			NO	1.44	5.000	31.41		1.005		YES			0.224	
40	40 PCB-43/49			NO	1.02	5.000	31.59		1.010		YES			0.319	
41	41 PCB-47			NO	0.922	5.000	31.80		1.001		YES			0.338	
42	42 PCB-48/75			NO	1.12	5.000	31.92		1.004		YES			0.278	
43	43 PCB-65			NO	1.28	5.000	32.19		1.013		YES			0.243	
44	44 PCB-62			NO	1.13	5.000	32.29		1.016		YES			0.276	
45	45 PCB-44			NO	0.824	5.000	32.62		1.026		YES			0.378	
46	46 PCB-42/59			NO	1.05	5.000	32.85		1.033		YES			0.297	
47	47 PCB-41/64/71/72			NO	1.19	5.000	33.47		1.053		YES			0.262	
48	48 PCB-68			NO	1.28	5.000	33.72		1.061		YES			0.244	
49	49 PCB-40			NO	0.602	5.000	33.95		1.068		YES			0.518	
50	50 PCB-57			NO	1.16	5.000	34.32		0.969		YES			0.215	
51	51 PCB-67			NO	1.08	5.000	34.63		0.978		YES			0.231	
52	52 PCB-58			NO	1.20	5.000	34.74		0.981		YES			0.208	
53	53 PCB-63			NO	1.07	5.000	34.91		0.986		YES			0.233	
54	54 PCB-74			NO	1.19	5.000	35.22		0.994		YES			0.211	
55	55 PCB-61/70			NO	1.05	5.000	35.43		1.000		YES			0.237	
56	56 PCB-76/66			NO	1.16	5.000	35.62		1.006		YES			0.215	
57	57 PCB-80			NO	1.19	5.000	35.86		1.001		YES			0.203	
58	58 PCB-55			NO	1.17	5.000	36.20		1.010		YES			0.206	
59	59 PCB-56/60			NO	1.02	5.000	36.70		1.024		YES			0.237	
60	60 PCB-79			NO	1.14	5.000	37.80		1.055		YES			0.212	
61	61 PCB-78			NO	1.14	5.000	38.52		0.987		YES			0.216	
62	62 PCB-81			NO	1.05	5.000	39.06		1.000		YES			0.235	
63	63 PCB-77			NO	1.14	5.000	39.68		1.000		YES			0.228	
64	64 PCB-104			NO	1.12	5.000	32.47		1.001		YES			0.412	
65	65 PCB-96			NO	1.15	5.000	33.78		1.041		YES			0.401	

Dataset: U:\VG11.PRO\Results\200603K1\200603K1-9.qld

Last Altered: Thursday, June 04, 2020 09:44:58 Pacific Daylight Time

Printed: Thursday, June 04, 2020 09:45:31 Pacific Daylight Time

Name: 200603K1_9, Date: 03-Jun-2020, Time: 22:50:12, ID: B0D0324-BLK1 Method Blank 5, Description: Method Blank

#	Name	Resp	RA	n/y	RRF	wt/vol	Pred.RT	RT	Pred.R	RRT	Check RRT	Conc.	%Rec	DL	EMPC
66	66 PCB-103			NO	0.936	5.000	34.32		1.058		YES			0.494	
67	67 PCB-100			NO	0.954	5.000	34.69		1.069		YES			0.485	
68	68 PCB-94			NO	0.949	5.000	35.19		0.985		YES			0.635	
69	69 PCB-95/98/102			NO	1.20	5.000	35.67		0.999		YES			0.500	
70	70 PCB-93			NO	0.935	5.000	35.79		1.002		YES			0.644	
71	71 PCB-88/91			NO	1.06	5.000	36.14		1.012		YES			0.566	
72	72 PCB-121			NO	1.71	5.000	36.23		1.015		YES			0.352	
73	73 PCB-84/92			NO	1.02	5.000	37.10		0.990		YES			0.564	
74	74 PCB-89			NO	1.11	5.000	37.27		0.995		YES			0.520	
75	75 PCB-90/101			NO	1.12	5.000	37.48		1.000		YES			0.512	
76	76 PCB-113			NO	1.51	5.000	37.72		1.007		YES			0.379	
77	77 PCB-99			NO	1.32	5.000	37.81		1.009		YES			0.435	
78	78 PCB-119			NO	1.81	5.000	38.30		0.987		YES			0.360	
79	79 PCB-108/112			NO	1.44	5.000	38.45		0.991		YES			0.450	
80	80 PCB-83			NO	1.83	5.000	38.61		0.995		YES			0.355	
81	81 PCB-97			NO	1.28	5.000	38.82		1.000		YES			0.507	
82	82 PCB-86			NO	1.12	5.000	38.99		1.005		YES			0.582	
83	83 PCB-87/117/125			NO	1.56	5.000	39.12		1.008		YES			0.417	
84	84 PCB-111/115			NO	1.91	5.000	39.27		1.012		YES			0.340	
85	85 PCB-85/116			NO	1.41	5.000	39.40		1.015		YES			0.461	
86	86 PCB-120			NO	2.01	5.000	39.66		1.022		YES			0.324	
87	87 PCB-110			NO	1.74	5.000	39.81		1.026		YES			0.373	
88	88 PCB-82			NO	0.781	5.000	40.44		0.976		YES			0.649	
89	89 PCB-124			NO	1.40	5.000	41.15		0.993		YES			0.363	
90	90 PCB-107/109			NO	1.34	5.000	41.29		0.996		YES			0.378	
91	91 PCB-123			NO	1.20	5.000	41.46		1.000		YES			0.423	
92	92 PCB-106/118			NO	1.22	5.000	41.69		1.001		YES			0.384	
93	93 PCB-114			NO	1.14	5.000	42.34		1.000		YES			0.333	
94	94 PCB-122			NO	0.944	5.000	42.49		1.004		YES			0.402	
95	95 PCB-105			NO	1.05	5.000	43.23		1.000		YES			0.343	
96	96 PCB-127			NO	1.06	5.000	43.57		1.000		YES			0.323	
97	97 PCB-126			NO	1.17	5.000	45.52		1.000		YES			0.324	
98	98 PCB-155			NO	1.04	5.000	37.01		1.000		YES			0.272	
99	99 PCB-150			NO	1.08	5.000	38.33		1.036		YES			0.262	

Dataset: U:\VG11.PRO\Results\200603K1\200603K1-9.qld

Last Altered: Thursday, June 04, 2020 09:44:58 Pacific Daylight Time

Printed: Thursday, June 04, 2020 09:45:31 Pacific Daylight Time

Name: 200603K1_9, Date: 03-Jun-2020, Time: 22:50:12, ID: B0D0324-BLK1 Method Blank 5, Description: Method Blank

#	Name	Resp	RA	n/y	RRF	w/vol	Pred.RT	RT	Pred.R	RRT	Check RRT	Conc	%Rec	DL	EMPC
100	1... PCB-152			NO	1.19	5.000	38.82		1.049		YES			0.239	
101	1... PCB-145			NO	1.19	5.000	39.28		1.062		YES			0.239	
102	1... PCB-136			NO	1.02	5.000	39.62		1.071		YES			0.278	
103	1... PCB-148			NO	0.842	5.000	39.73		1.074		YES			0.337	
104	1... PCB-154			NO	0.919	5.000	40.22		1.087		YES			0.309	
105	1... PCB-151			NO	0.787	5.000	40.90		1.105		YES			0.361	
106	1... PCB-135			NO	0.922	5.000	41.13		1.112		YES			0.308	
107	1... PCB-144			NO	0.789	5.000	41.24		1.115		YES			0.360	
108	1... PCB-147			NO	0.834	5.000	41.37		1.118		YES			0.340	
109	1... PCB-139/149			NO	0.948	5.000	41.64		1.125		YES			0.300	
110	1... PCB-140			NO	0.794	5.000	41.84		1.131		YES			0.358	
111	1... PCB-134/143			NO	0.759	5.000	42.29		0.975		YES			0.339	
112	1... PCB-131/133			NO	0.821	5.000	42.59		0.982		YES			0.313	
113	1... PCB-142			NO	0.754	5.000	42.74		0.985		YES			0.341	
114	1... PCB-146/165			NO	1.02	5.000	42.98		0.991		YES			0.253	
115	1... PCB-132/161			NO	1.02	5.000	43.22		0.996		YES			0.251	
116	1... PCB-153			NO	1.07	5.000	43.40		1.000		YES			0.240	
117	1... PCB-168			NO	1.08	5.000	43.63		1.006		YES			0.239	
118	1... PCB-141			NO	1.03	5.000	44.16		1.000		YES			0.300	
119	1... PCB-137			NO	1.11	5.000	44.56		1.010		YES			0.278	
120	1... PCB-130			NO	0.885	5.000	44.66		1.012		YES			0.348	
121	1... PCB-138/163/164			NO	1.28	5.000	45.05		1.001		YES			0.237	
122	1... PCB-158/160			NO	1.24	5.000	45.30		1.006		YES			0.245	
123	1... PCB-129			NO	0.867	5.000	45.56		1.012		YES			0.351	
124	1... PCB-166			NO	1.14	5.000	46.02		0.993		YES			0.222	
125	1... PCB-159			NO	1.22	5.000	46.36		1.000		YES			0.209	
126	1... PCB-128/162			NO	0.907	5.000	46.64		1.007		YES			0.280	
127	1... PCB-167			NO	1.11	5.000	47.06		1.000		YES			0.229	
128	1... PCB-156			NO	1.13	5.000	48.39		1.000		YES			0.224	
129	1... PCB-157			NO	1.04	5.000	48.69		1.001		YES			0.252	
130	1... PCB-169			NO	1.16	5.000	50.93		1.000		YES			0.238	
131	1... PCB-188			NO	1.29	5.000	43.02		1.001		YES			0.193	
132	1... PCB-184			NO	1.23	5.000	43.48		1.011		YES			0.202	
133	1... PCB-179			NO	1.30	5.000	44.27		1.030		YES			0.191	

Dataset: U:\VG11.PRO\Results\200603K1\200603K1-9.qld

Last Altered: Thursday, June 04, 2020 09:44:58 Pacific Daylight Time

Printed: Thursday, June 04, 2020 09:45:31 Pacific Daylight Time

Name: 200603K1_9, Date: 03-Jun-2020, Time: 22:50:12, ID: B0D0324-BLK1 Method Blank 5, Description: Method Blank

#	Name	Resp	RA	n/y	RRF	w/vol	Pred.RT	RT	Pred.R...	RRT	Check RRT	Conc.	%Rec	DL	EMPC
134	1... PCB-176			NO	1.31	5.000	44.74		1.041		YES			0.190	
135	1... PCB-186			NO	1.33	5.000	45.39		1.056		YES			0.187	
136	1... PCB-178			NO	0.943	5.000	45.90		1.068		YES			0.263	
137	1... PCB-175			NO	0.956	5.000	46.24		1.076		YES			0.260	
138	1... PCB-182/187			NO	1.07	5.000	46.42		1.080		YES			0.233	
139	1... PCB-183			NO	1.02	5.000	46.76		1.088		YES			0.243	
140	1... PCB-185			NO	1.41	5.000	47.44		0.955		YES			0.261	
141	1... PCB-174			NO	1.35	5.000	47.82		0.962		YES			0.271	
142	1... PCB-181			NO	1.47	5.000	47.91		0.964		YES			0.248	
143	1... PCB-177			NO	1.28	5.000	48.10		0.968		YES			0.287	
144	1... PCB-171			NO	1.32	5.000	48.38		0.974		YES			0.278	
145	1... PCB-173			NO	1.19	5.000	48.84		0.983		YES			0.308	
146	1... PCB-172			NO	1.38	5.000	49.29		0.992		YES			0.266	
147	1... PCB-192			NO	1.83	5.000	49.48		0.996		YES			0.201	
148	1... PCB-180			NO	1.41	5.000	49.71		1.000		YES			0.259	
149	1... PCB-193			NO	1.68	5.000	49.92		1.005		YES			0.218	
150	1... PCB-191			NO	1.71	5.000	50.18		1.010		YES			0.214	
151	1... PCB-170			NO	1.40	5.000	51.38		1.000		YES			0.312	
152	1... PCB-190			NO	1.85	5.000	51.56		1.004		YES			0.236	
153	1... PCB-189			NO	1.45	5.000	53.10		1.000		YES			0.198	
154	1... PCB-202			NO	1.17	5.000	48.63		1.001		YES			0.238	
155	1... PCB-201			NO	1.05	5.000	49.10		1.010		YES			0.264	
156	1... PCB-204			NO	1.14	5.000	49.26		1.014		YES			0.243	
157	1... PCB-197			NO	1.13	5.000	49.58		1.020		YES			0.245	
158	1... PCB-200			NO	1.07	5.000	50.51		1.039		YES			0.259	
159	1... PCB-198			NO	0.794	5.000	52.08		1.072		YES			0.350	
160	1... PCB-199			NO	0.809	5.000	52.19		1.074		YES			0.343	
161	1... PCB-196/203			NO	0.838	5.000	52.52		1.081		YES			0.331	
162	1... PCB-195			NO	1.04	5.000	53.80		0.984		YES			0.190	
163	1... PCB-194	1.91e2	0.54	YES	1.12	5.000	54.72	54.70	1.000	1.000	NO	0.0826		0.178	0.5100
164	1... PCB-205			NO	1.29	5.000	54.98		1.005		YES			0.154	
165	1... PCB-208			NO	0.933	5.000	53.96		1.000		YES			0.130	
166	1... PCB-207			NO	0.916	5.000	54.27		1.006		YES			0.133	
167	1... PCB-206			NO	1.01	5.000	56.24		1.000		YES			0.201	

Dataset: U:\VG11.PRO\Results\200603K1\200603K1-9.qld

Last Altered: Thursday, June 04, 2020 09:44:58 Pacific Daylight Time

Printed: Thursday, June 04, 2020 09:45:31 Pacific Daylight Time

Name: 200603K1_9, Date: 03-Jun-2020, Time: 22:50:12, ID: B0D0324-BLK1 Method Blank 5, Description: Method Blank

#	Name	Resp	RA	n/y	RRF	w/vol	Pred.RT	RT	Pred.R	RRT	Check RRT	Conc	%Rec	DL	EMPC
168	1... PCB-209			NO	0.986	5.000	57.47		1.000		YES			0.162	
169	1... 13C-PCB-1	1.03e6	3.28	NO	0.893	5.000	15.52	15.52	0.608	0.608	NO	1167	58.4	0.955	
170	1... 13C-PCB-3	1.03e6	3.25	NO	0.911	5.000	18.17	18.17	0.712	0.712	NO	1143	57.2	0.937	
171	1... 13C-PCB-4	8.37e5	1.60	NO	0.600	5.000	19.52	19.52	0.765	0.765	NO	1411	70.5	0.763	
172	1... 13C-PCB-9	1.37e6	1.59	NO	0.970	5.000	21.35	21.35	0.836	0.836	NO	1432	71.6	0.472	
173	1... 13C-PCB-11	1.43e6	1.58	NO	0.962	5.000	24.79	24.80	0.971	0.972	NO	1500	75.0	0.476	
174	1... 13C-PCB-19	6.00e5	1.05	NO	0.499	5.000	23.76	23.76	0.931	0.931	NO	1217	60.9	9.94	
175	1... 13C-PCB-32	9.20e5	1.05	NO	0.744	5.000	26.75	26.75	1.048	1.048	NO	1251	62.6	6.66	
176	1... 13C-PCB-28	1.38e6	1.03	NO	1.06	5.000	28.77	28.77	1.004	1.004	NO	1532	76.6	7.13	
177	1... 13C-PCB-37	1.34e6	1.03	NO	0.989	5.000	32.75	32.75	1.143	1.143	NO	1599	80.0	7.67	
178	1... 13C-PCB-54	8.36e5	0.77	NO	0.999	5.000	27.62	27.62	0.753	0.753	NO	1485	74.3	1.81	
179	1... 13C-PCB-52	7.06e5	0.79	NO	0.804	5.000	31.26	31.26	0.852	0.852	NO	1559	77.9	2.25	
180	1... 13C-PCB-47	7.49e5	0.78	NO	0.857	5.000	31.78	31.78	0.866	0.867	NO	1551	77.6	2.11	
181	1... 13C-PCB-70	9.27e5	0.80	NO	0.996	5.000	35.41	35.41	0.965	0.966	NO	1653	82.7	1.82	
182	1... 13C-PCB-80	9.49e5	0.79	NO	1.03	5.000	35.84	35.84	0.977	0.977	NO	1640	82.0	1.76	
183	1... 13C-PCB-81	9.28e5	0.79	NO	0.988	5.000	39.04	39.04	1.064	1.064	NO	1668	83.4	1.84	
184	1... 13C-PCB-77	9.16e5	0.81	NO	0.969	5.000	39.66	39.66	1.081	1.081	NO	1679	84.0	1.87	
185	1... 13C-PCB-104	5.92e5	1.63	NO	1.02	5.000	32.46	32.46	0.827	0.827	NO	1594	79.7	1.18	
186	1... 13C-PCB-95	4.68e5	1.59	NO	0.805	5.000	35.71	35.71	0.910	0.910	NO	1593	79.6	1.49	
187	1... 13C-PCB-101	4.69e5	1.62	NO	0.793	5.000	37.46	37.46	0.954	0.954	NO	1620	81.0	1.51	
188	1... 13C-PCB-97	4.22e5	1.63	NO	0.696	5.000	38.80	38.80	0.989	0.989	NO	1661	83.1	1.72	
189	1... 13C-PCB-123	5.65e5	1.59	NO	0.933	5.000	41.44	41.44	1.056	1.056	NO	1660	83.0	1.28	
190	1... 13C-PCB-118	6.02e5	1.66	NO	0.986	5.000	41.63	41.65	1.061	1.061	NO	1673	83.6	1.22	
191	1... 13C-PCB-114	9.05e5	1.59	NO	1.55	5.000	42.30	42.32	0.908	0.908	NO	1834	91.7	1.48	
192	1... 13C-PCB-105	9.46e5	1.58	NO	1.57	5.000	43.19	43.21	0.927	0.927	NO	1886	94.3	1.46	
193	1... 13C-PCB-127	9.80e5	1.61	NO	1.62	5.000	43.55	43.55	0.934	0.935	NO	1891	94.6	1.41	
194	1... 13C-PCB-126	9.10e5	1.59	NO	1.57	5.000	45.51	45.51	0.976	0.976	NO	1819	90.9	1.46	
195	1... 13C-PCB-155	4.11e5	1.28	NO	0.615	5.000	36.98	36.99	0.942	0.943	NO	1831	91.6	0.665	
196	1... 13C-PCB-153	7.20e5	1.30	NO	1.36	5.000	43.36	43.38	0.930	0.931	NO	1654	82.7	1.96	
197	1... 13C-PCB-141	5.88e5	1.26	NO	1.13	5.000	44.12	44.14	0.947	0.947	NO	1635	81.7	2.37	
198	1... 13C-PCB-138	6.09e5	1.29	NO	1.18	5.000	44.99	45.01	0.965	0.966	NO	1612	80.6	2.26	
199	1... 13C-PCB-159	7.56e5	1.27	NO	1.44	5.000	46.32	46.34	0.994	0.994	NO	1646	82.3	1.86	
200	2... 13C-PCB-167	7.45e5	1.29	NO	1.44	5.000	47.02	47.04	1.009	1.009	NO	1622	81.1	1.86	
201	2... 13C-PCB-156	7.37e5	1.31	NO	1.40	5.000	48.37	48.37	1.038	1.038	NO	1653	82.7	1.92	

Dataset: U:\VG11.PRO\Results\200603K1\200603K1-9.qld

Last Altered: Thursday, June 04, 2020 09:44:58 Pacific Daylight Time

Printed: Thursday, June 04, 2020 09:45:31 Pacific Daylight Time

Name: 200603K1_9, Date: 03-Jun-2020, Time: 22:50:12, ID: B0D0324-BLK1 Method Blank 5, Description: Method Blank

#	Name	Resp	RA	n/y	RRF	wt/vol	Pred.RT	RT	Pred.R...	RRT	Check RRT	Conc.	%Rec	DL	EMPC
202	2... 13C-PCB-157	7.41e5	1.27	NO	1.40	5.000	48.63	48.65	1.043	1.044	NO	1664	83.2	1.92	
203	2... 13C-PCB-169	7.01e5	1.30	NO	1.33	5.000	50.91	50.90	1.092	1.092	NO	1651	82.5	2.01	
204	2... 13C-PCB-188	5.37e5	0.44	NO	1.41	5.000	42.99	42.99	0.926	0.926	NO	1674	83.7	1.59	
205	2... 13C-PCB-180	3.67e5	0.44	NO	0.929	5.000	49.69	49.69	1.070	1.070	NO	1738	86.9	2.41	
206	2... 13C-PCB-170	3.09e5	0.46	NO	0.794	5.000	51.36	51.36	1.106	1.106	NO	1713	85.7	2.82	
207	2... 13C-PCB-189	4.18e5	0.46	NO	1.04	5.000	53.06	53.08	1.143	1.143	NO	1760	88.0	2.15	
208	2... 13C-PCB-202	4.32e5	0.92	NO	1.04	5.000	48.59	48.59	1.046	1.047	NO	1835	91.7	1.66	
209	2... 13C-PCB-194	5.01e5	0.86	NO	0.768	5.000	54.71	54.70	0.995	0.995	NO	1697	84.9	3.90	
210	2... 13C-PCB-208	5.76e5	0.75	NO	0.991	5.000	53.93	53.94	0.981	0.981	NO	1514	75.7	2.41	
211	2... 13C-PCB-206	3.24e5	0.79	NO	0.552	5.000	56.22	56.22	1.023	1.023	NO	1528	76.4	4.32	
212	2... 13C-PCB-209	2.25e5	1.20	NO	0.396	5.000	57.48	57.47	1.046	1.046	NO	1474	73.7	0.300	
213	2... 13C-PCB-15	1.98e6	1.60	NO	1.00	5.000	25.53	25.53	1.000	0.000	NO	2000	100	0.458	
214	2... 13C-PCB-31	1.69e6	1.03	NO	1.00	5.000	28.66	28.66	1.000	0.000	NO	2000	100	7.59	
215	2... 13C-PCB-60	1.13e6	0.78	NO	1.00	5.000	36.68	36.68	1.000	0.000	NO	2000	100	1.81	
216	2... 13C-PCB-111	7.30e5	1.61	NO	1.00	5.000	39.25	39.25	1.000	0.000	NO	2000	100	1.20	
217	2... 13C-PCB-128	6.38e5	1.29	NO	1.00	5.000	46.60	46.60	1.000	0.000	NO	2000	100	2.68	
218	2... 13C-PCB-182	4.55e5	0.45	NO	1.00	5.000	46.43	46.43	0.000	0.000	NO	2000	100	2.24	
219	2... 13C-PCB-205	7.69e5	0.90	NO	1.00	5.000	54.96	54.96	1.000	0.000	NO	2000	100	2.99	
220	2... 13C-PCB-79	1.02e6	0.80	NO	1.07	5.000	37.78	37.78	1.030	1.030	NO	1699	85.0	1.70	
221	2... 13C-PCB-178	3.87e5	0.45	NO	0.766	5.000	45.89	45.88	0.988	0.988	NO	1582	79.1	2.14	
222	2... 13C-PCB-79	1.02e6	0.80	NO	1.08	5.000	37.78	37.78	0.968	0.968	NO	2037	102	1.96	
223	2... 13C-PCB-178	3.87e5	0.44	NO	1.05	5.000	45.87	45.88	0.923	0.923	NO	2008	100	2.72	
224	2... Total Mono-PCBs				1.17	5.000	0.00		0.000		NO			1.11	0.381
225	2... Total Di-PCBs				1.05	5.000	0.00		0.000		NO			10.5	1.45
226	2... 2nd Function Tri-PCBs				1.08	5.000	0.00		0.000		NO			3.68	
227	2... 3rd Function Tri-PCBs				0.983	5.000	0.00		0.000		NO			6.88	0.723
228	2... Total Tetra-PCBs				1.08	5.000	0.00		0.000		NO			8.20	0.512
229	2... 3rd Function Penta-PCBs				1.32	5.000	0.00		0.000		NO			13.3	
230	2... 4th Function Penta-PCBs				1.07	5.000	0.00		0.000		NO			1.78	0.649
231	2... 3rd Function Hexa-PCBs				0.951	5.000	0.00		0.000		NO			3.96	
232	2... 4th Function Hexa-PCBs				1.03	5.000	0.00		0.000		NO			5.39	0.361
233	2... Total Hepta-PCBs				1.36	5.000	0.00		0.000		NO			5.52	0.312
234	2... 4th Function Octa-PCBs				1.00	5.000	0.00		0.000		NO			2.27	
235	2... 5th Function Octa-PCBs				1.15	5.000	0.00		0.000		NO	0.0000		0.523	0.5100

Dataset: U:\VG11.PRO\Results\200603K1\200603K1-9.qld

Last Altered: Thursday, June 04, 2020 09:44:58 Pacific Daylight Time

Printed: Thursday, June 04, 2020 09:45:31 Pacific Daylight Time

Name: 200603K1_9, Date: 03-Jun-2020, Time: 22:50:12, ID: B0D0324-BLK1 Method Blank 5, Description: Method Blank

#	Name	Resp	RA	nly	RRF	w/vol	Pred.RT	RT	Pred.R	RRT	Check RRT	Conc	%Rec	DL	EMPC
236	2... Total Nona-PCBs				0.952	5.000	0.00		0.000		NO			0.162	0.20
237	2... Deca-CB				0.986	5.000	0.00		0.000		NO			0.162	
238	2... Total PCBs														

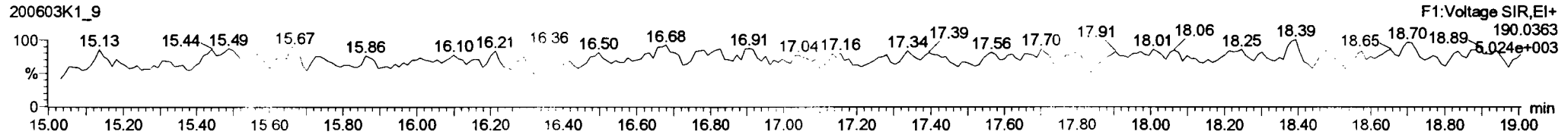
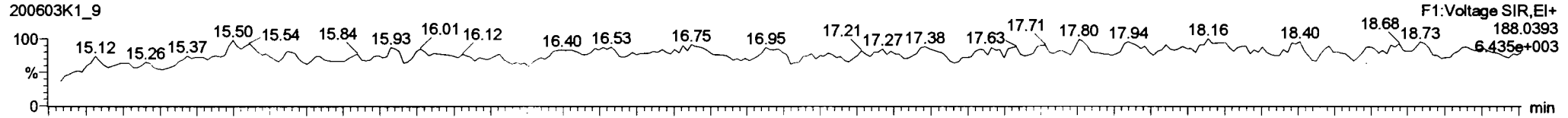
Dataset: Untitled

Last Altered: Thursday, June 04, 2020 07:29:42 Pacific Daylight Time

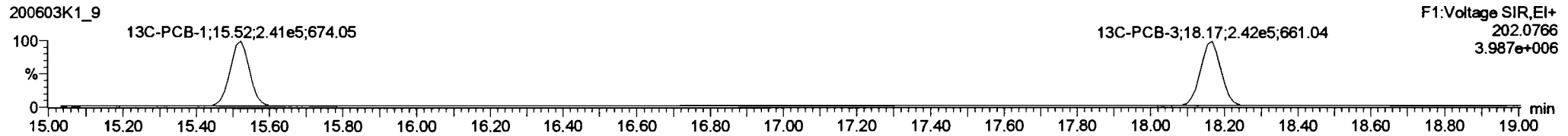
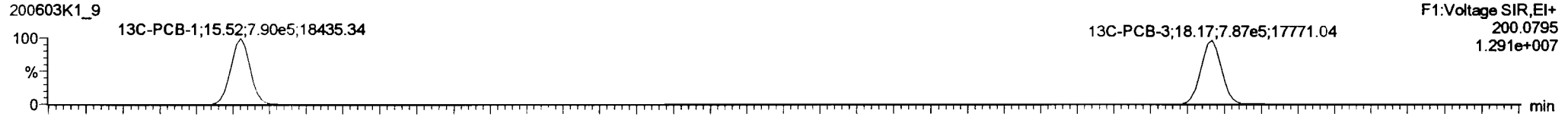
Printed: Thursday, June 04, 2020 07:32:56 Pacific Daylight Time

Name: 200603K1_9, Date: 03-Jun-2020, Time: 22:50:12, ID: B0D0324-BLK1 Method Blank 5, Description: Method Blank

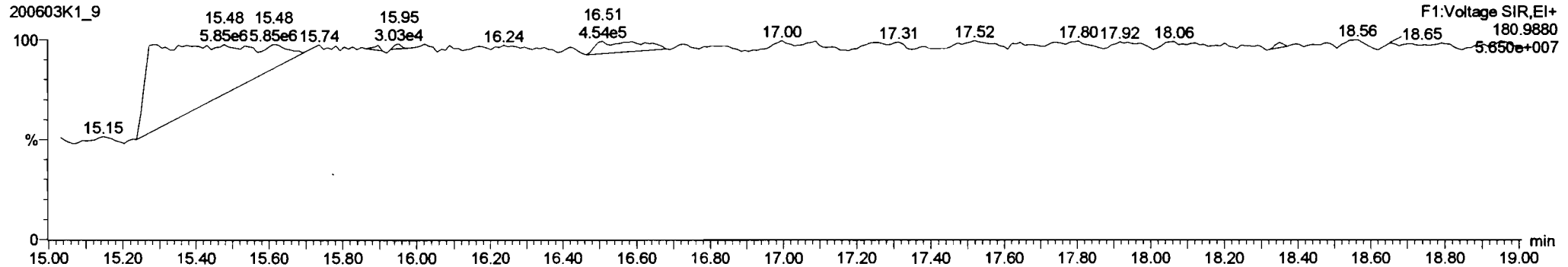
PCB-1



13C-PCB-1



PFK1



Vista Analytical Laboratory VG-11

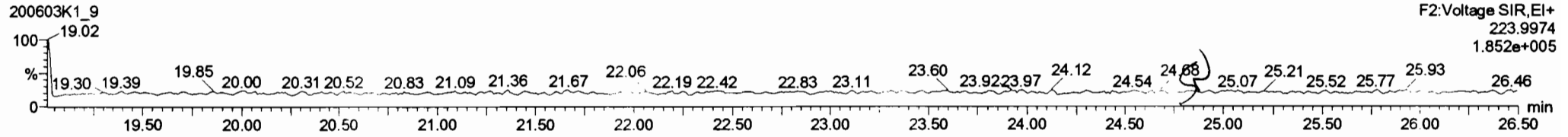
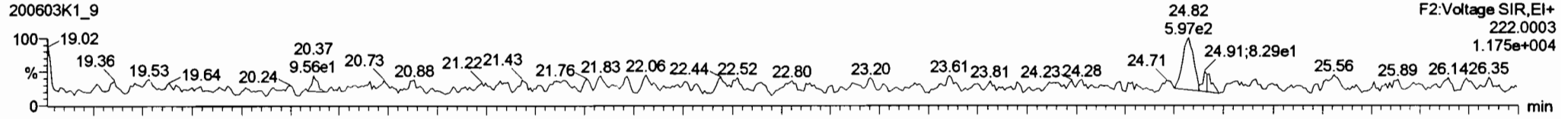
Dataset: Untitled

Last Altered: Thursday, June 04, 2020 07:29:42 Pacific Daylight Time

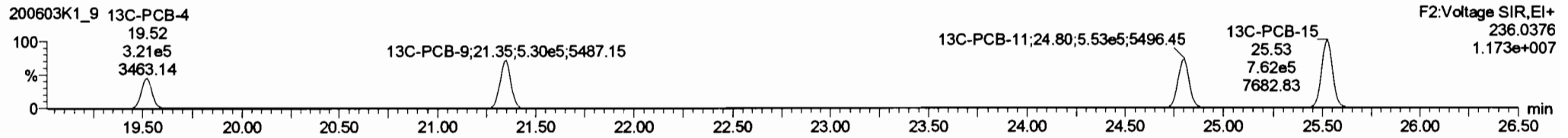
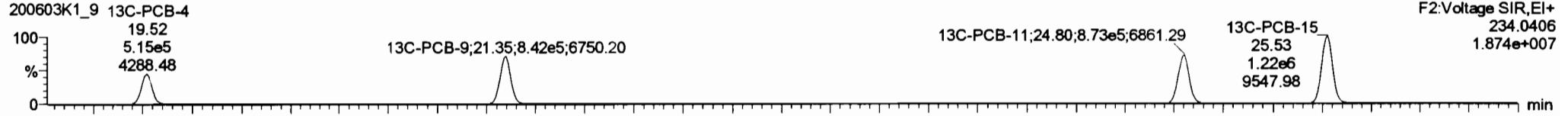
Printed: Thursday, June 04, 2020 07:32:56 Pacific Daylight Time

Name: 200603K1_9, Date: 03-Jun-2020, Time: 22:50:12, ID: B0D0324-BLK1 Method Blank 5, Description: Method Blank

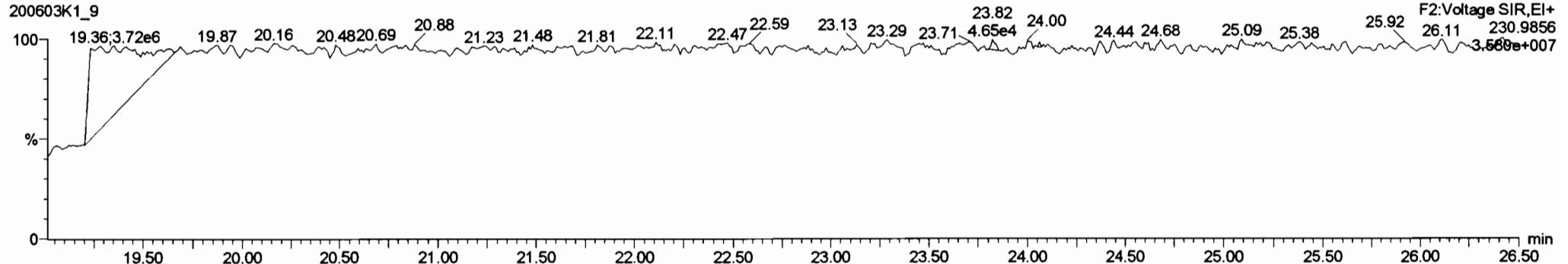
PCB-4/10



13C-PCB-4



PFK2a

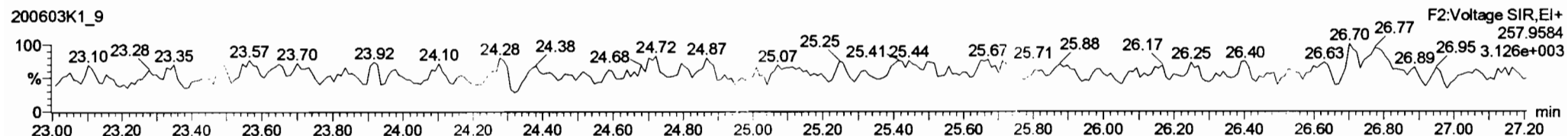
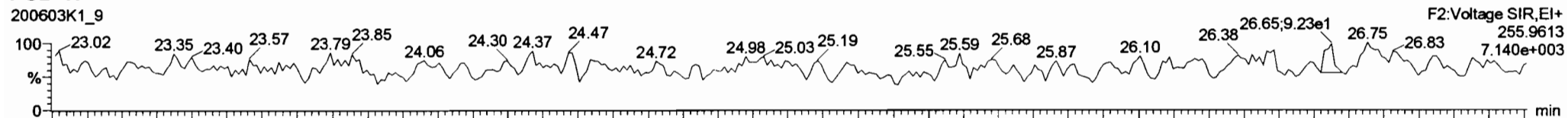


Dataset: Untitled

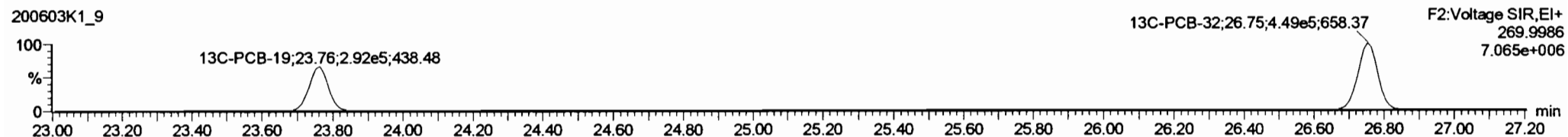

Last Altered: Thursday, June 04, 2020 07:29:42 Pacific Daylight Time
Printed: Thursday, June 04, 2020 07:32:56 Pacific Daylight Time

Name: 200603K1_9, Date: 03-Jun-2020, Time: 22:50:12, ID: B0D0324-BLK1 Method Blank 5, Description: Method Blank

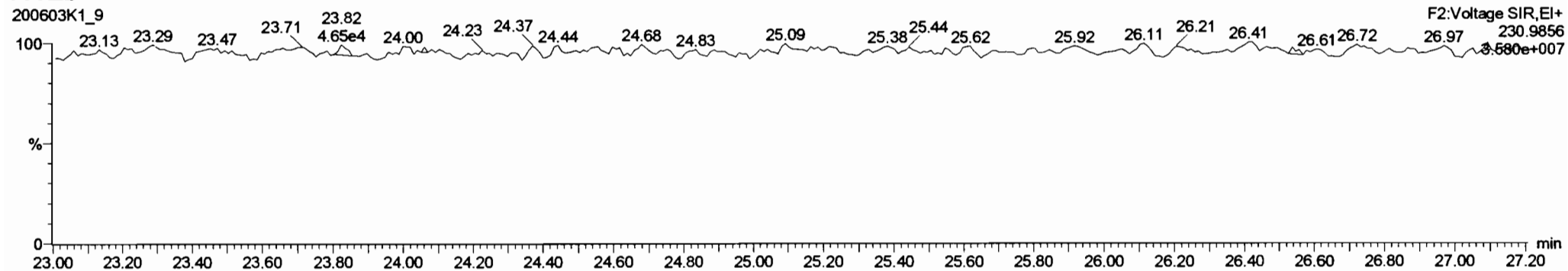
PCB-19



13C-PCB-19



PFK2b

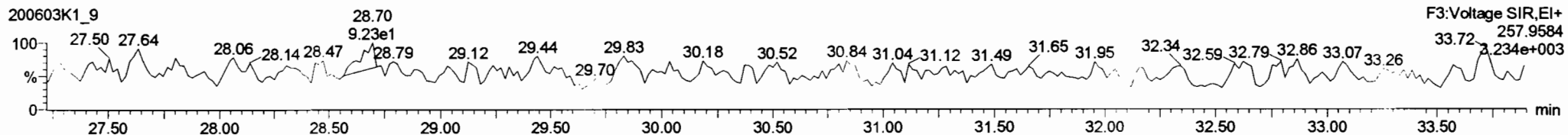
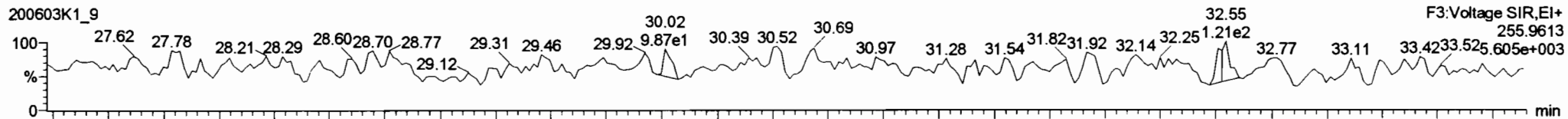


Dataset: Untitled

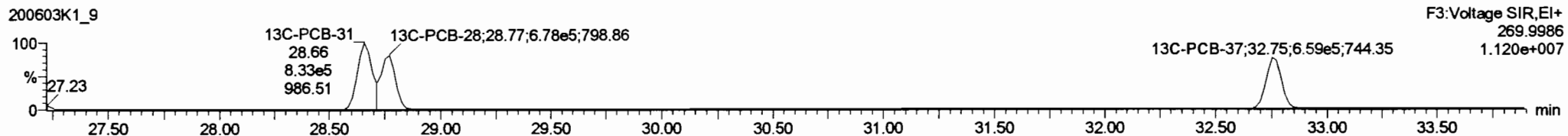
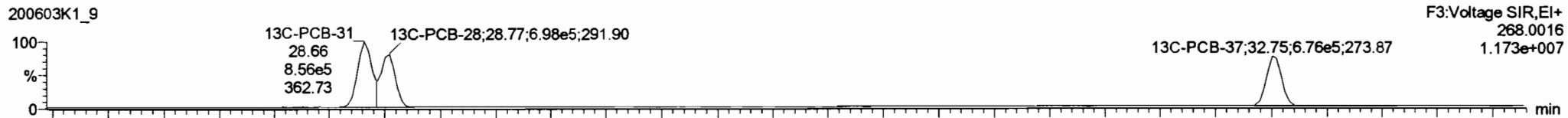
Last Altered: Thursday, June 04, 2020 07:29:42 Pacific Daylight Time
Printed: Thursday, June 04, 2020 07:32:56 Pacific Daylight Time

Name: 200603K1_9, Date: 03-Jun-2020, Time: 22:50:12, ID: B0D0324-BLK1 Method Blank 5, Description: Method Blank

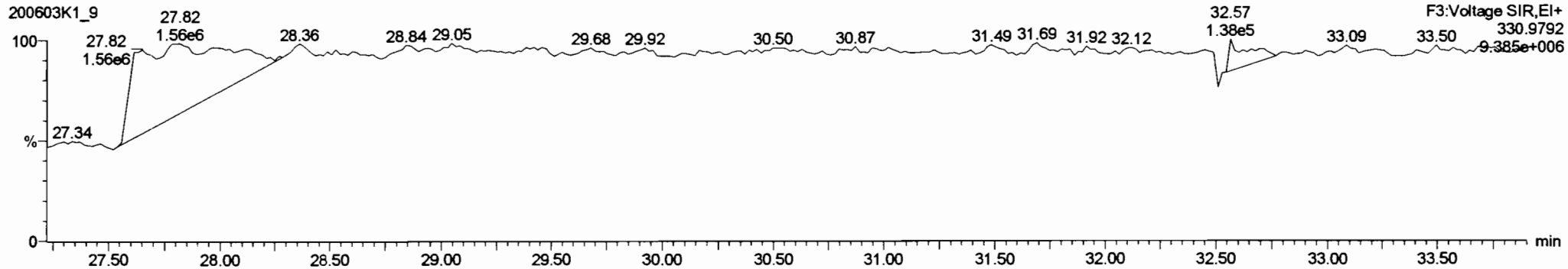
PCB-34



13C-PCB-28



PFK3d



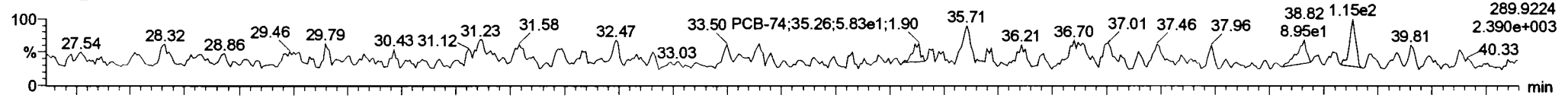
Dataset: Untitled

Last Altered: Thursday, June 04, 2020 07:29:42 Pacific Daylight Time
Printed: Thursday, June 04, 2020 07:32:56 Pacific Daylight Time

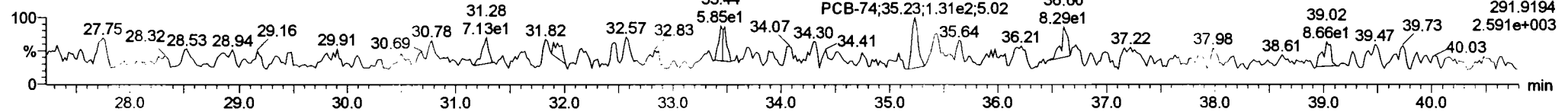
Name: 200603K1_9, Date: 03-Jun-2020, Time: 22:50:12, ID: B0D0324-BLK1 Method Blank 5, Description: Method Blank

PCB-54

200603K1_9

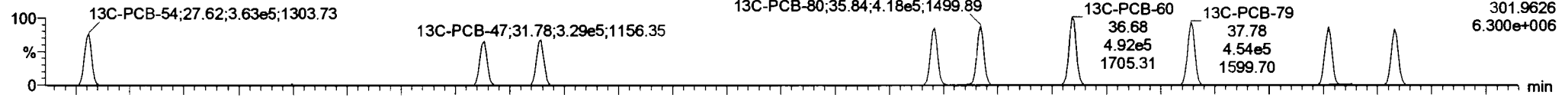


200603K1_9

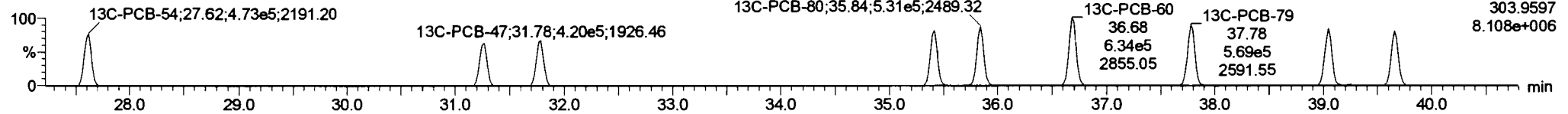


13C-PCB-54

200603K1_9

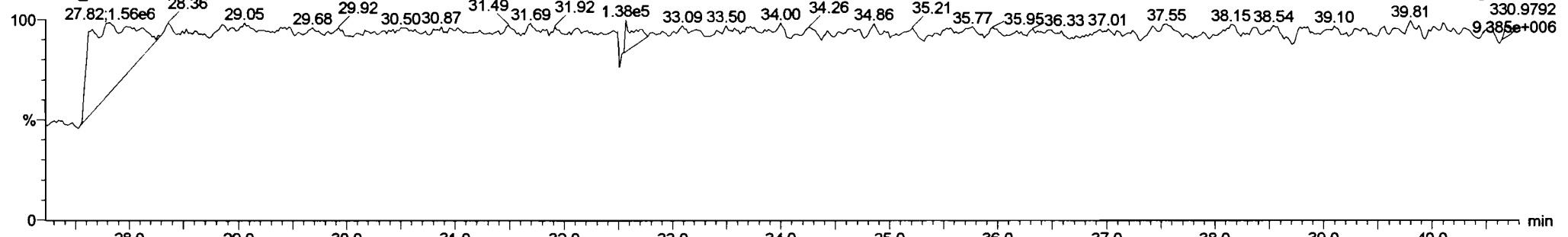


200603K1_9



PFK3a

200603K1_9



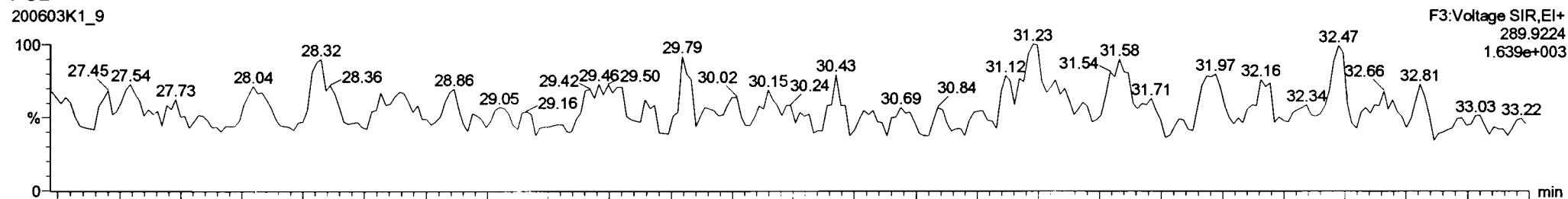
Dataset: Untitled

Last Altered: Thursday, June 04, 2020 07:29:42 Pacific Daylight Time
Printed: Thursday, June 04, 2020 07:32:56 Pacific Daylight Time

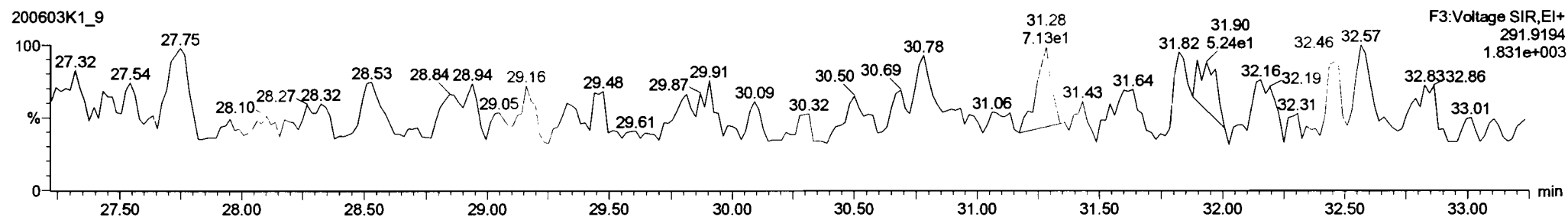
Name: 200603K1_9, Date: 03-Jun-2020, Time: 22:50:12, ID: B0D0324-BLK1 Method Blank 5, Description: Method Blank

PCB-50

200603K1_9




200603K1_9

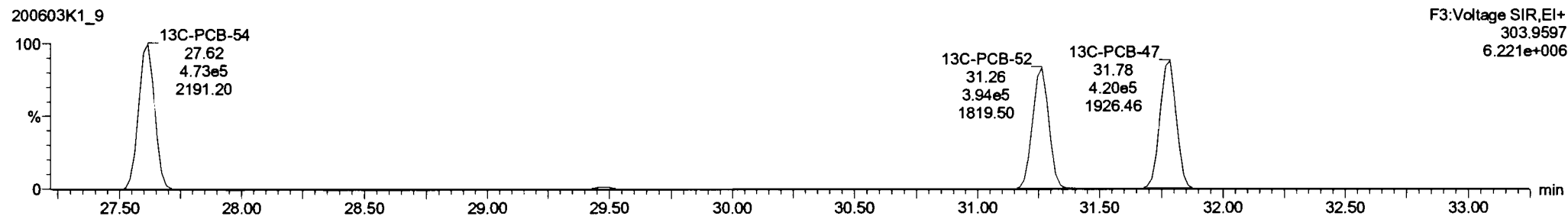


13C-PCB-52

200603K1_9



200603K1_9



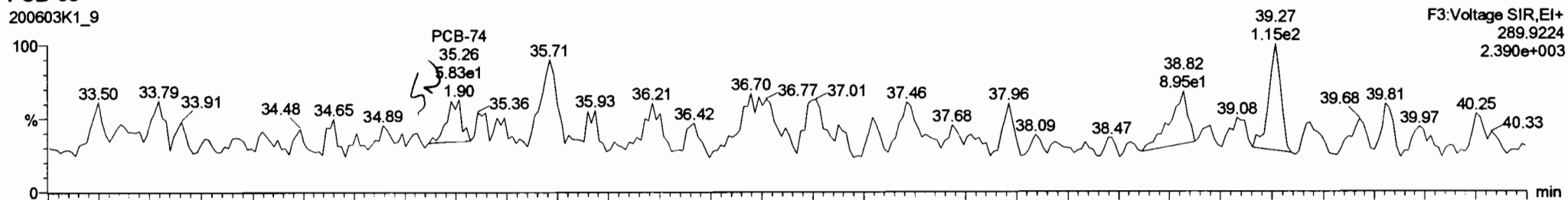
Dataset: Untitled

Last Altered: Thursday, June 04, 2020 07:29:42 Pacific Daylight Time
Printed: Thursday, June 04, 2020 07:32:56 Pacific Daylight Time

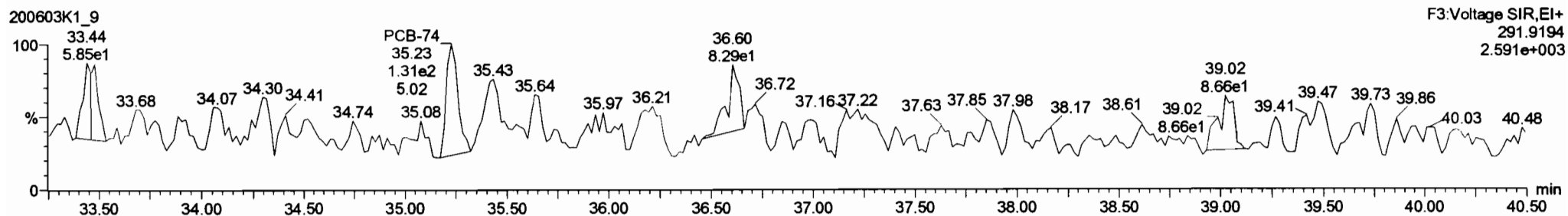
Name: 200603K1_9, Date: 03-Jun-2020, Time: 22:50:12, ID: B0D0324-BLK1 Method Blank 5, Description: Method Blank

PCB-68

200603K1_9

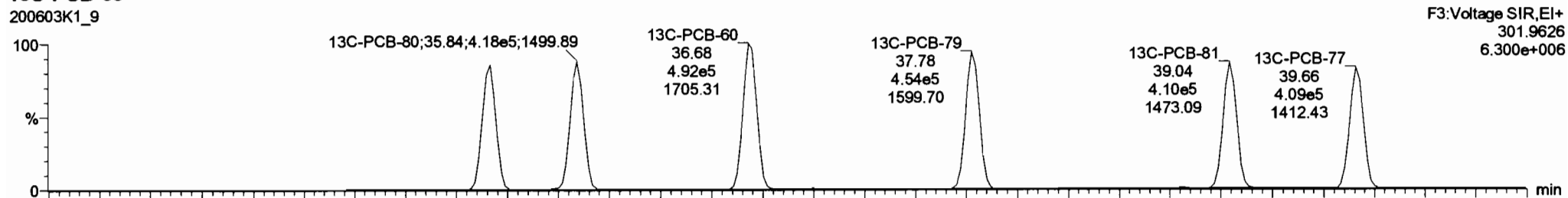


200603K1_9

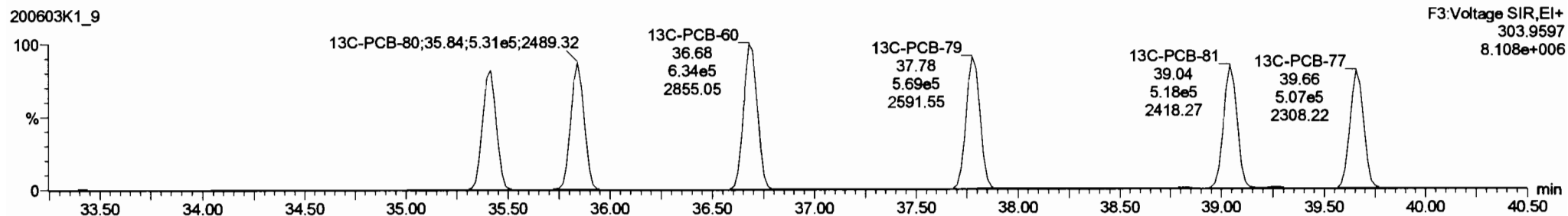


13C-PCB-60

200603K1_9



200603K1_9



Dataset: Untitled

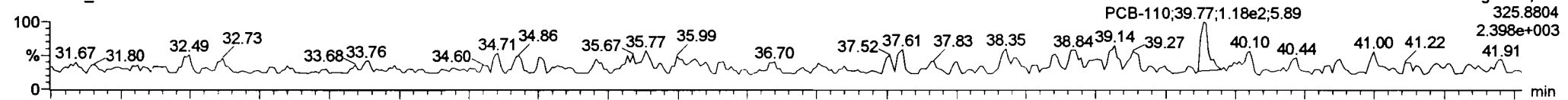
Last Altered: Thursday, June 04, 2020 07:29:42 Pacific Daylight Time

Printed: Thursday, June 04, 2020 07:32:56 Pacific Daylight Time

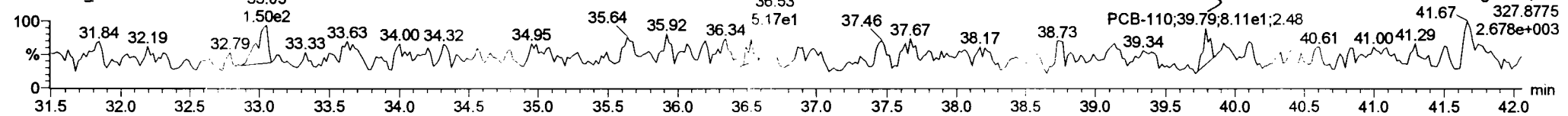
Name: 200603K1_9, Date: 03-Jun-2020, Time: 22:50:12, ID: B0D0324-BLK1 Method Blank 5, Description: Method Blank

PCB-104

200603K1_9

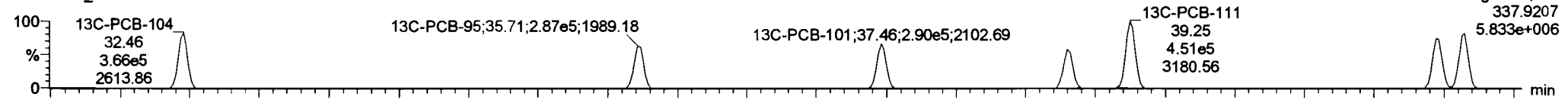


200603K1_9

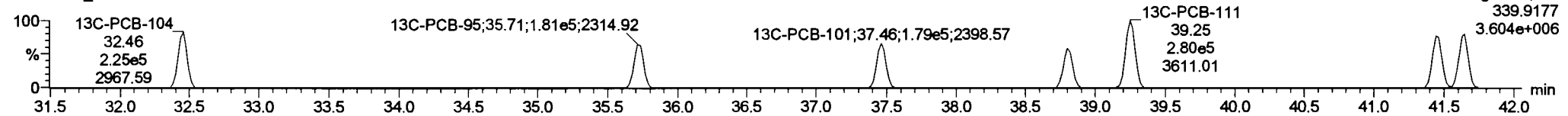


13C-PCB-104

200603K1_9

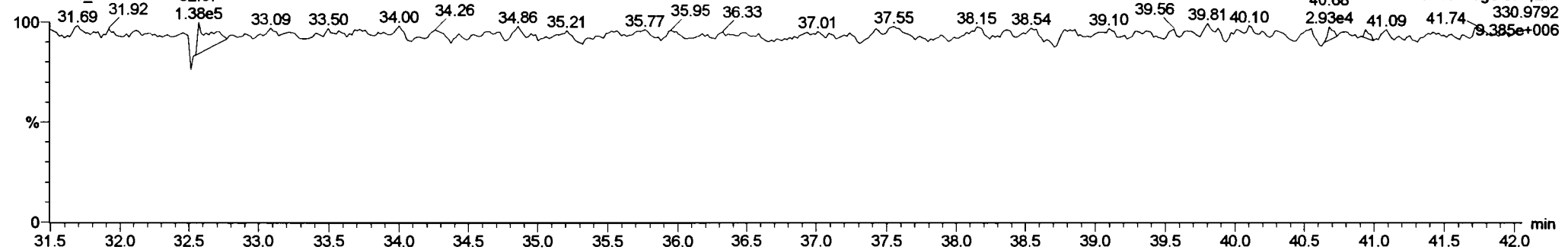


200603K1_9



PFK3b

200603K1_9



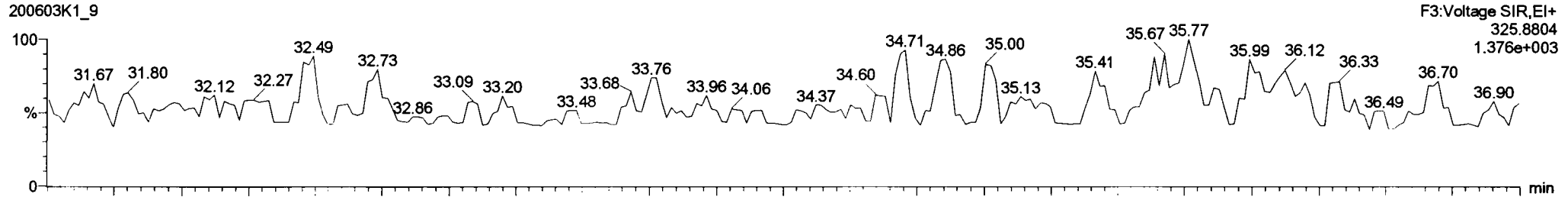
Dataset: Untitled

Last Altered: Thursday, June 04, 2020 07:29:42 Pacific Daylight Time
Printed: Thursday, June 04, 2020 07:32:56 Pacific Daylight Time

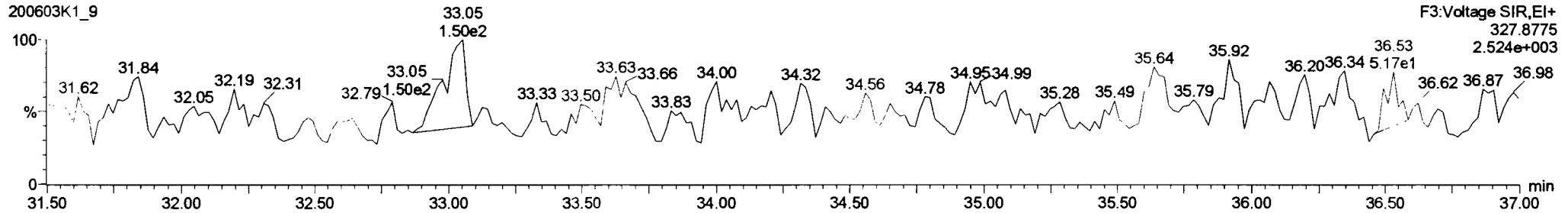
Name: 200603K1_9, Date: 03-Jun-2020, Time: 22:50:12, ID: B0D0324-BLK1 Method Blank 5, Description: Method Blank

PCB-96

200603K1_9

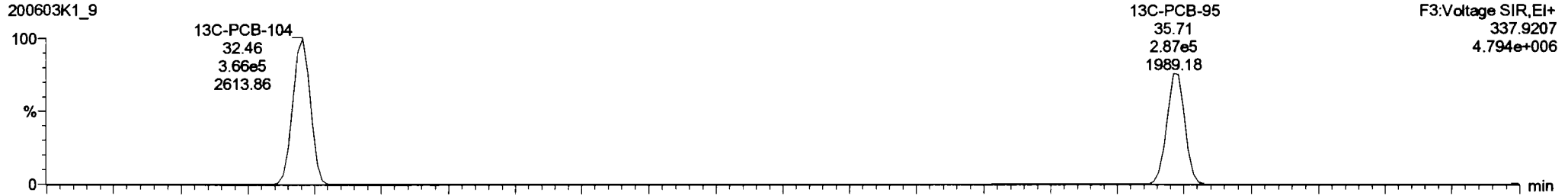


200603K1_9

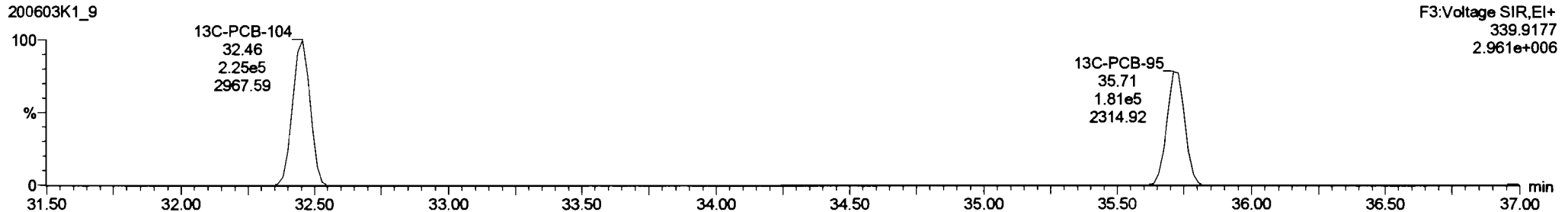


13C-PCB-95

200603K1_9



200603K1_9



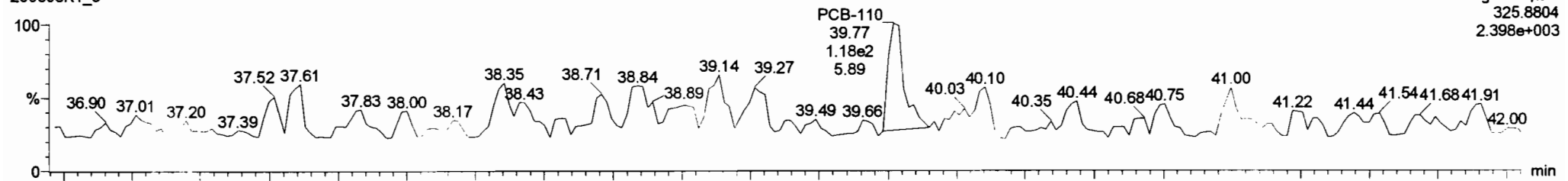
Dataset: Untitled

Last Altered: Thursday, June 04, 2020 07:29:42 Pacific Daylight Time
Printed: Thursday, June 04, 2020 07:32:56 Pacific Daylight Time

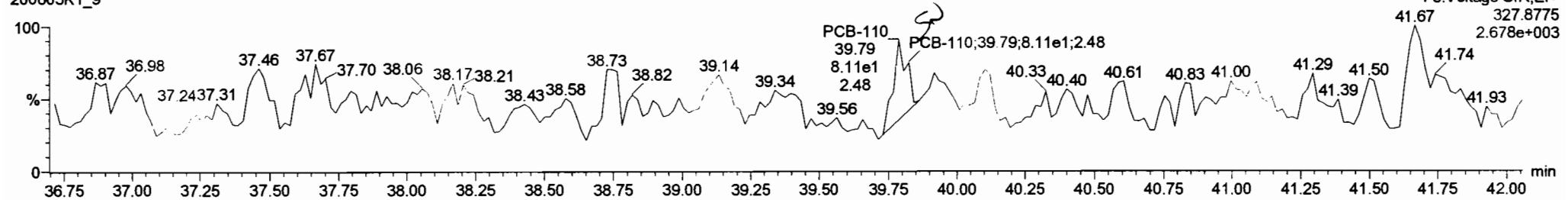
Name: 200603K1_9, Date: 03-Jun-2020, Time: 22:50:12, ID: B0D0324-BLK1 Method Blank 5, Description: Method Blank

PCB-119

200603K1_9

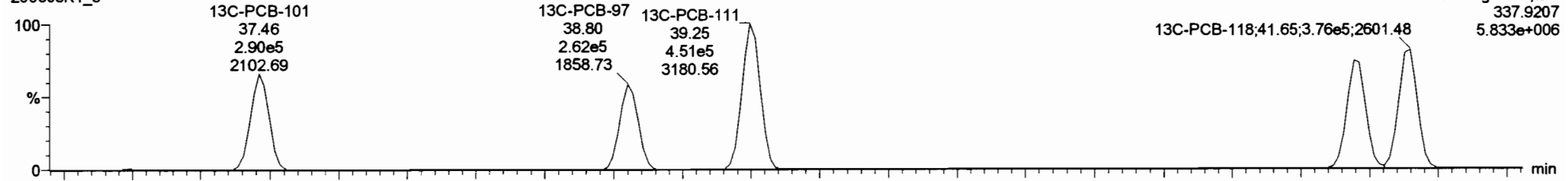


200603K1_9

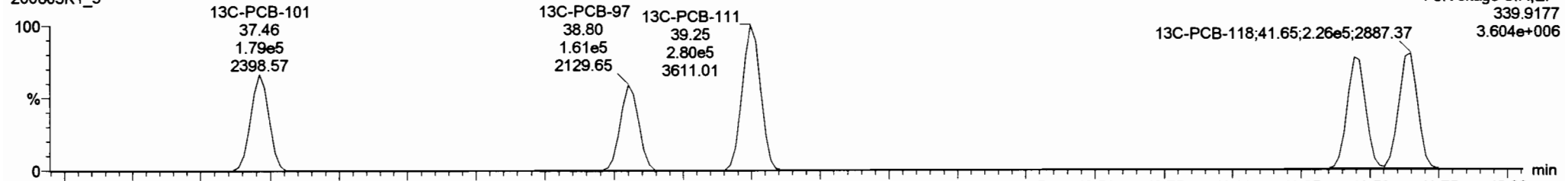


13C-PCB-111

200603K1_9



200603K1_9



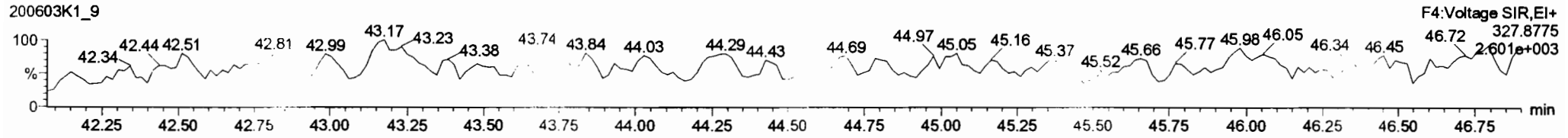
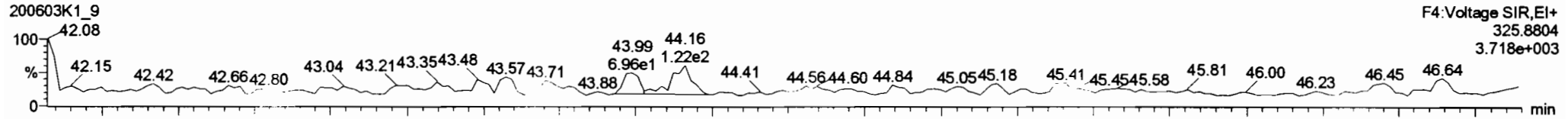
Dataset: Untitled

Last Altered: Thursday, June 04, 2020 07:29:42 Pacific Daylight Time

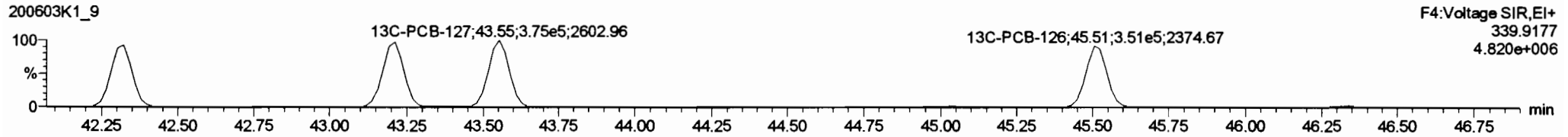
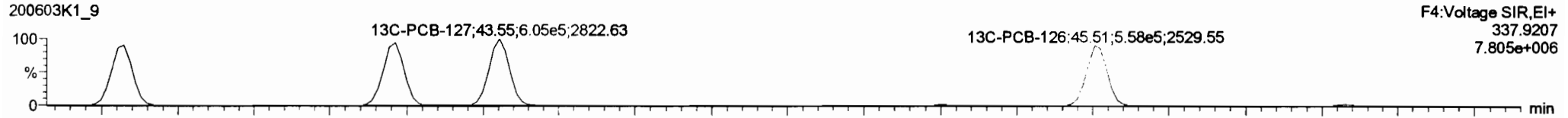
Printed: Thursday, June 04, 2020 07:32:56 Pacific Daylight Time

Name: 200603K1_9, Date: 03-Jun-2020, Time: 22:50:12, ID: B0D0324-BLK1 Method Blank 5, Description: Method Blank

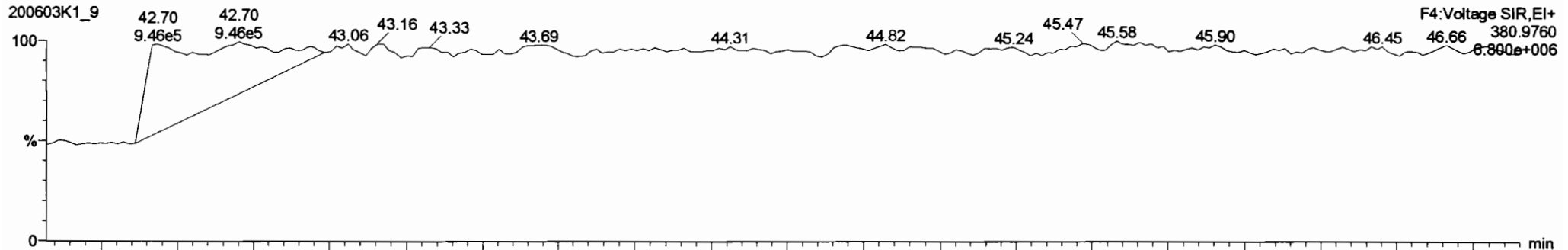
PCB-114



13C-PCB-114



PFK4a

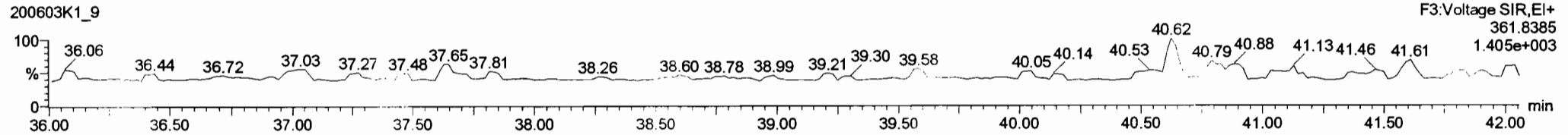
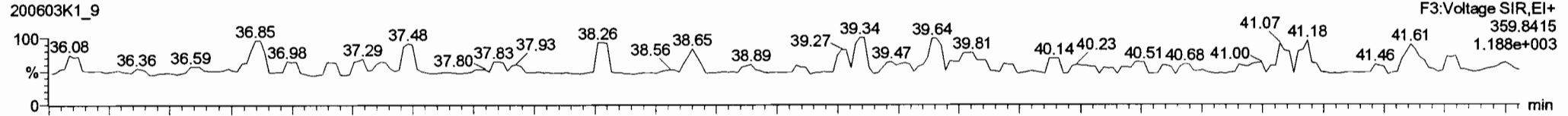


Dataset: Untitled

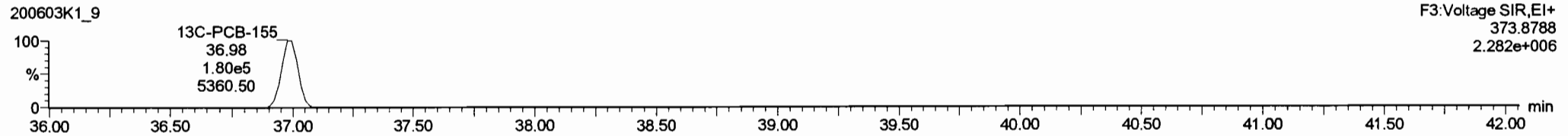
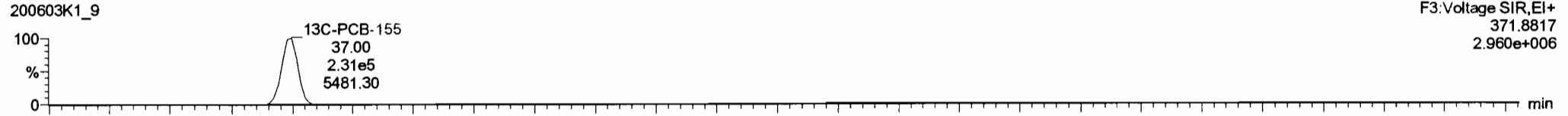
Last Altered: Thursday, June 04, 2020 07:29:42 Pacific Daylight Time
Printed: Thursday, June 04, 2020 07:32:56 Pacific Daylight Time

Name: 200603K1_9, Date: 03-Jun-2020, Time: 22:50:12, ID: B0D0324-BLK1 Method Blank 5, Description: Method Blank

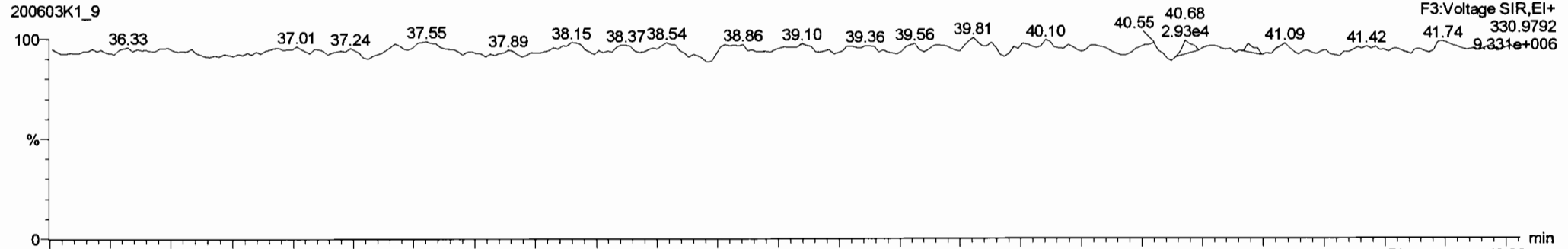
PCB-155



13C-PCB-155



PFK3c



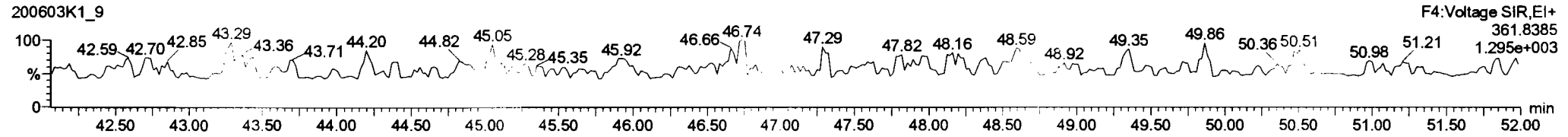
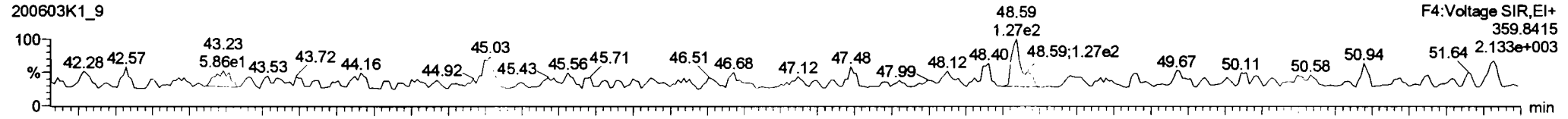
Dataset: Untitled

Last Altered: Thursday, June 04, 2020 07:29:42 Pacific Daylight Time

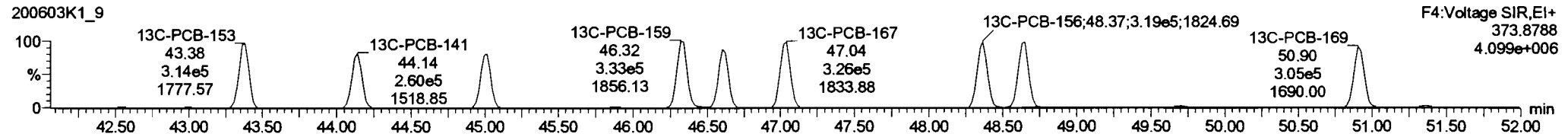
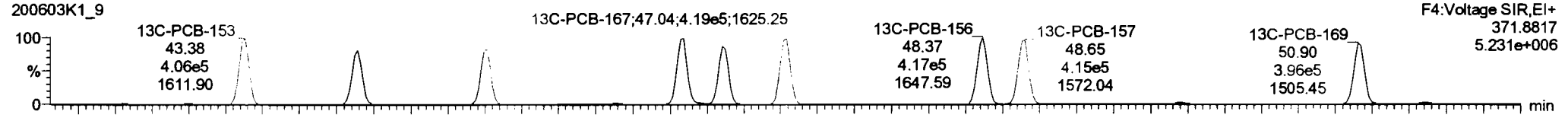
Printed: Thursday, June 04, 2020 07:32:56 Pacific Daylight Time

Name: 200603K1_9, Date: 03-Jun-2020, Time: 22:50:12, ID: B0D0324-BLK1 Method Blank 5, Description: Method Blank

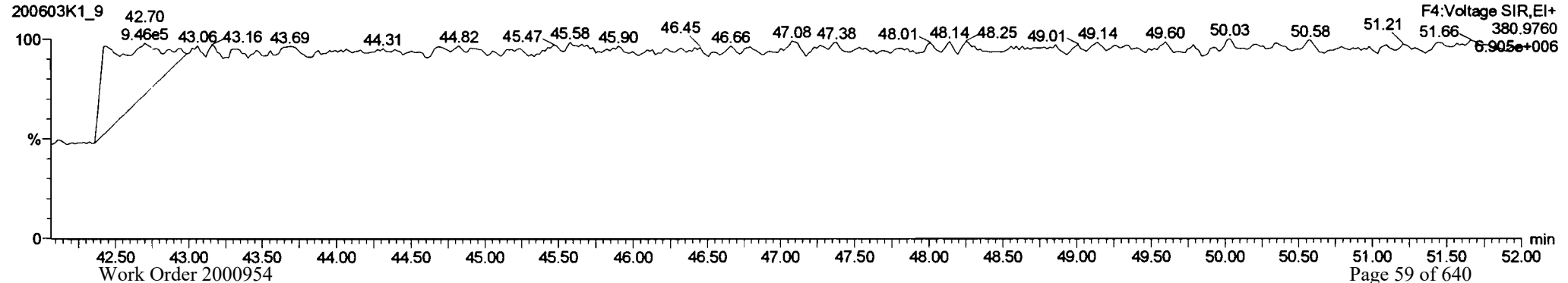
PCB-134/143



13C-PCB-153



PFK4b

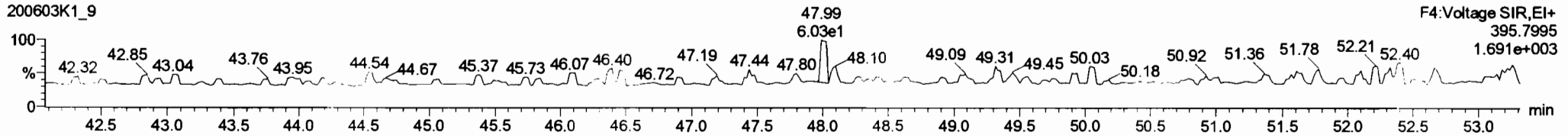
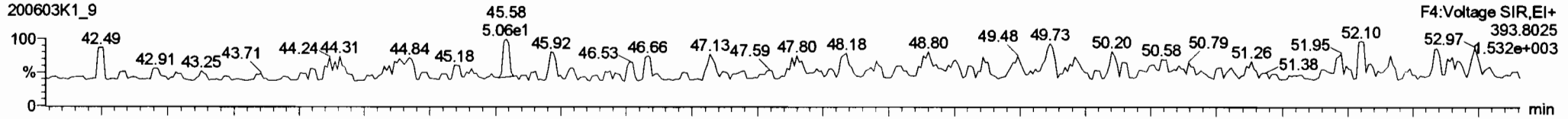


Dataset: Untitled

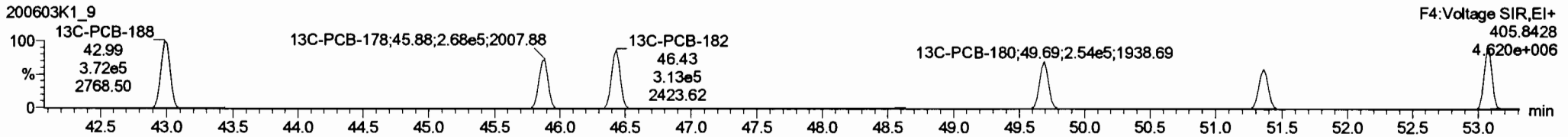
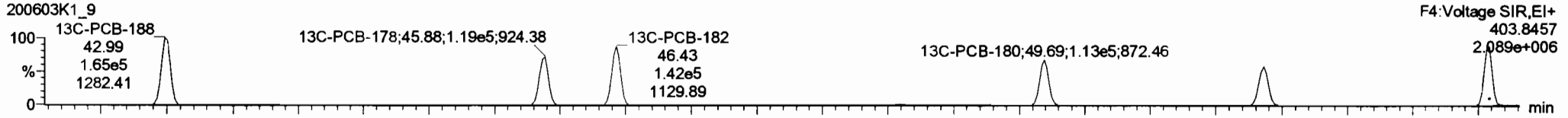
Last Altered: Thursday, June 04, 2020 07:29:42 Pacific Daylight Time
Printed: Thursday, June 04, 2020 07:32:56 Pacific Daylight Time

Name: 200603K1_9, Date: 03-Jun-2020, Time: 22:50:12, ID: B0D0324-BLK1 Method Blank 5, Description: Method Blank

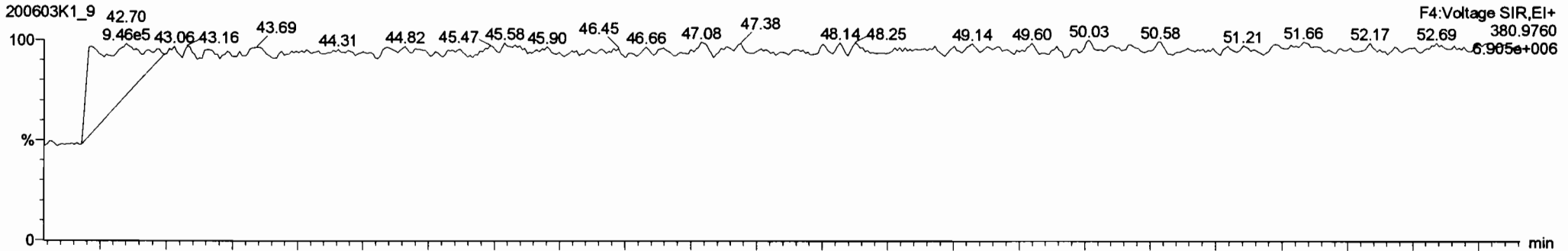
PCB-188



13C-PCB-188



PFK4c



Dataset: Untitled

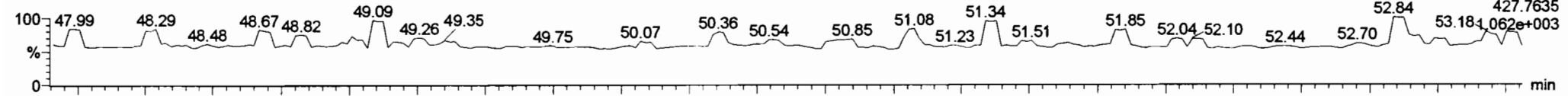
Last Altered: Thursday, June 04, 2020 07:29:42 Pacific Daylight Time

Printed: Thursday, June 04, 2020 07:32:56 Pacific Daylight Time

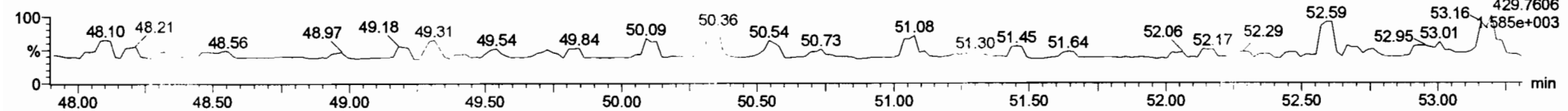
Name: 200603K1_9, Date: 03-Jun-2020, Time: 22:50:12, ID: B0D0324-BLK1 Method Blank 5, Description: Method Blank

PCB-202

200603K1_9

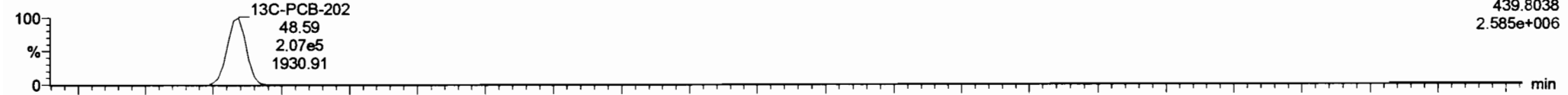


200603K1_9

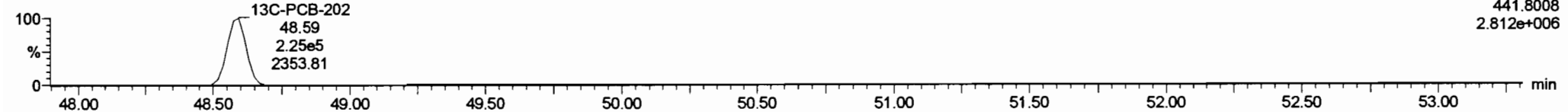


13C-PCB-202

200603K1_9

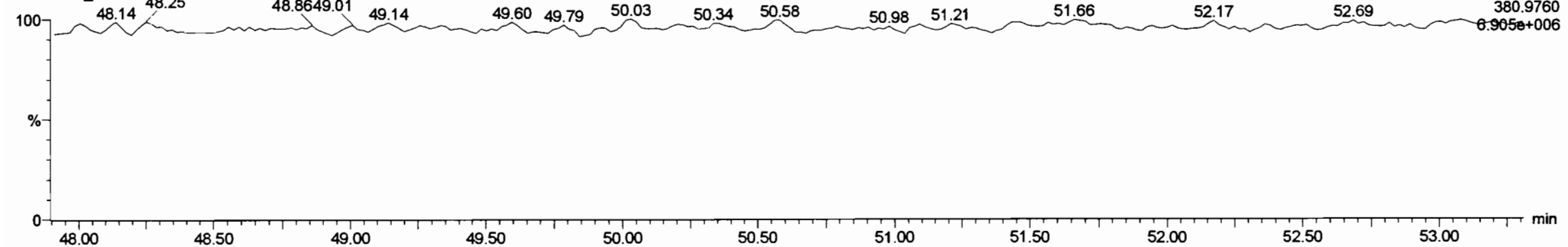


200603K1_9



PFK4d

200603K1_9

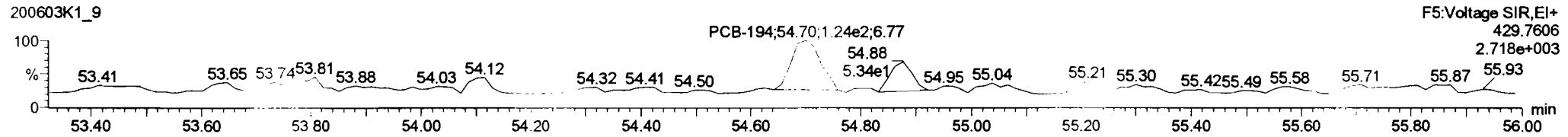
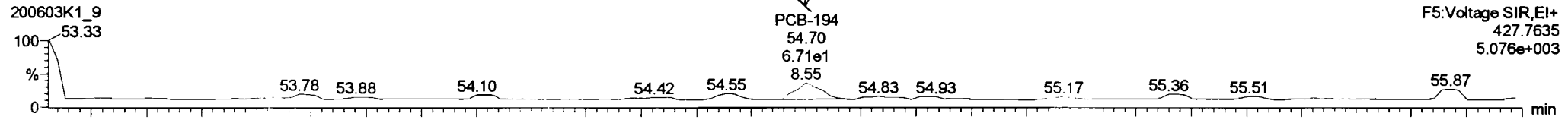


Dataset: Untitled

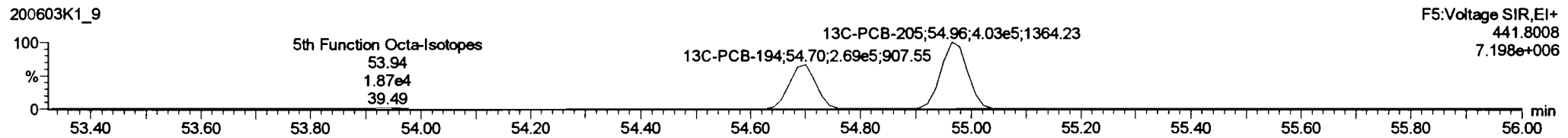
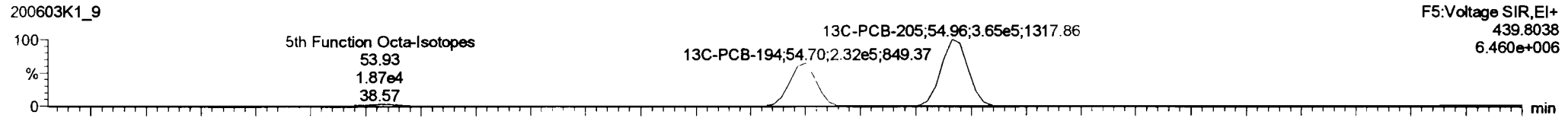
Last Altered: Thursday, June 04, 2020 07:29:42 Pacific Daylight Time
Printed: Thursday, June 04, 2020 07:32:56 Pacific Daylight Time

Name: 200603K1_9, Date: 03-Jun-2020, Time: 22:50:12, ID: B0D0324-BLK1 Method Blank 5, Description: Method Blank

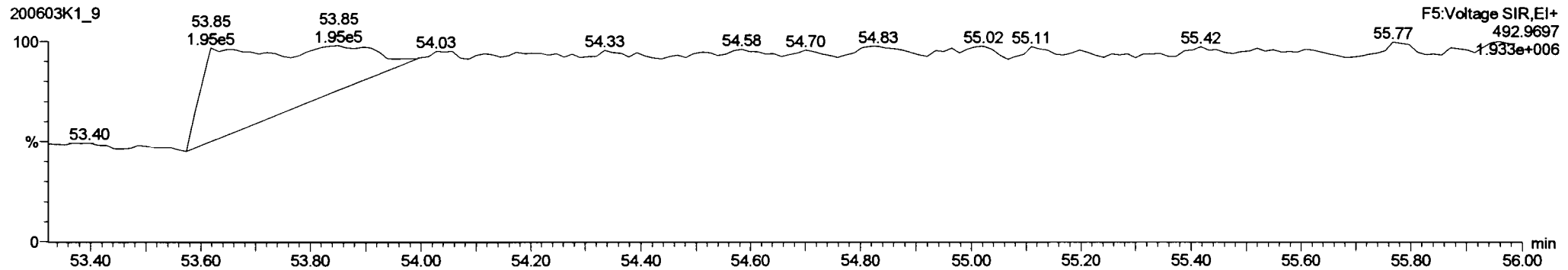
PCB-195



13C-PCB-194



PFK5a



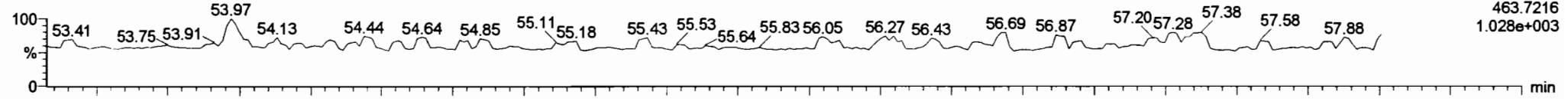
Dataset: Untitled

Last Altered: Thursday, June 04, 2020 07:29:42 Pacific Daylight Time
Printed: Thursday, June 04, 2020 07:32:56 Pacific Daylight Time

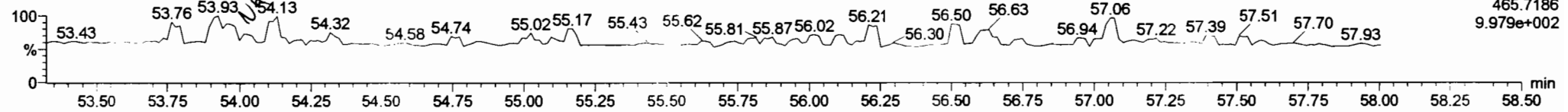
Name: 200603K1_9, Date: 03-Jun-2020, Time: 22:50:12, ID: B0D0324-BLK1 Method Blank 5, Description: Method Blank

PCB-208

200603K1_9

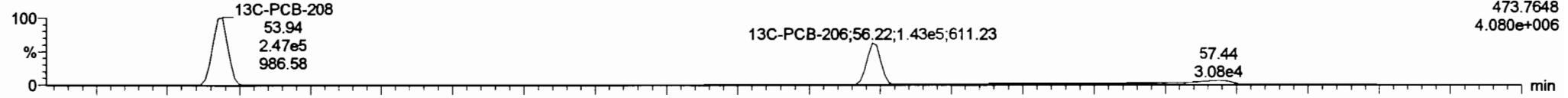


200603K1_9

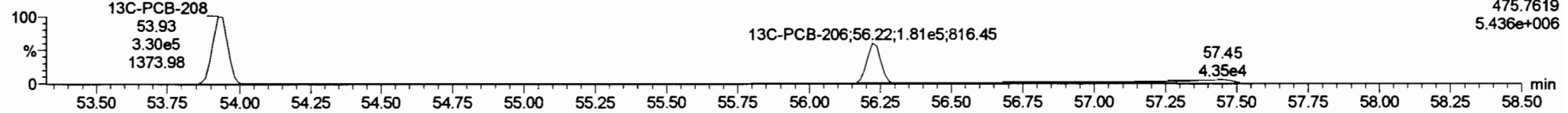


13C-PCB-208

200603K1_9

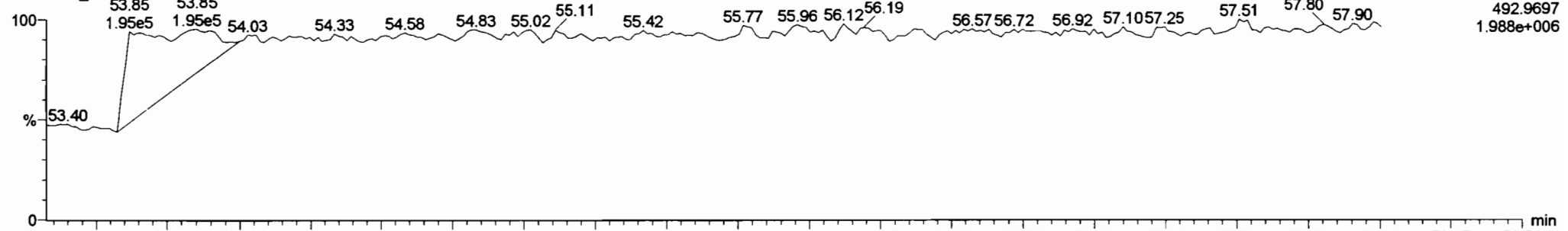


200603K1_9



PFK5

200603K1_9



Dataset: Untitled

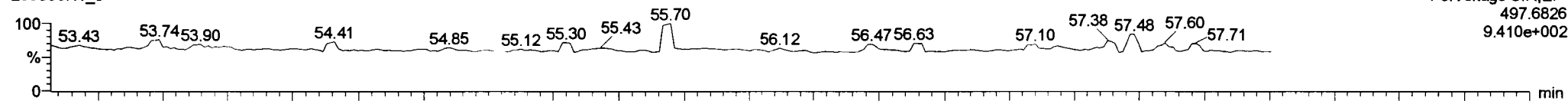
Last Altered: Thursday, June 04, 2020 07:29:42 Pacific Daylight Time

Printed: Thursday, June 04, 2020 07:32:56 Pacific Daylight Time

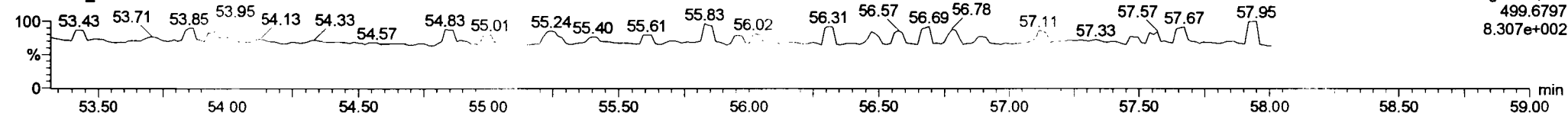
Name: 200603K1_9, Date: 03-Jun-2020, Time: 22:50:12, ID: B0D0324-BLK1 Method Blank 5, Description: Method Blank

PCB-209

200603K1_9

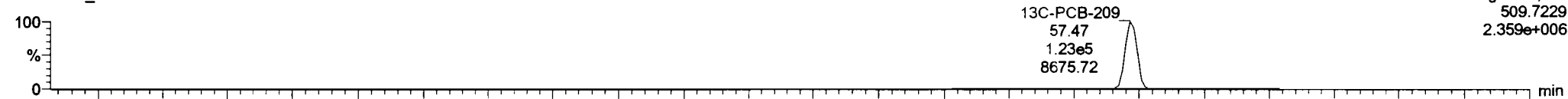


200603K1_9

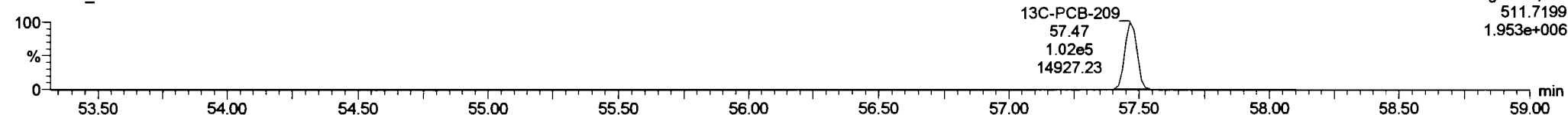


13C-PCB-209

200603K1_9

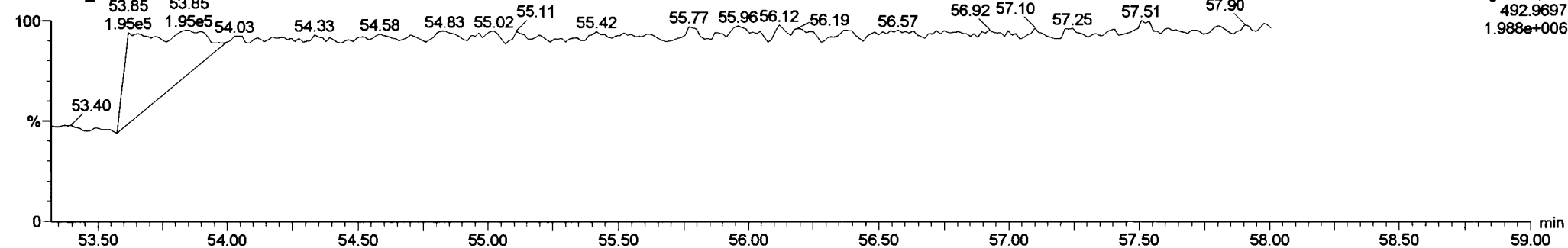


200603K1_9



PFK5b

200603K1_9



Dataset: U:\VG11.PRO\Results\200603K1\200603K1-3.qld

Last Altered: Thursday, June 04, 2020 09:42:05 Pacific Daylight Time
Printed: Thursday, June 04, 2020 09:42:27 Pacific Daylight Time

ht 6.4.2020

6/10/2020

Method: U:\VG11.PRO\MethDB\PCB-209_ZB1_6-1-20.mdb 02 Jun 2020 10:36:07
Calibration: U:\VG11.PRO\CurveDB\db1_PCBvg11-6-1-20.cdb 02 Jun 2020 10:21:16

Name: 200603K1_3, Date: 03-Jun-2020, Time: 16:48:29, ID: B0D0324-BS1 OPR 5, Description: OPR

#	Name	Resp	RA	n/y	RRF	wt/vol	Pred.RT	RT	Pred.R...	RRT	Check RRT	Conc.	%Rec	DL	EMPC
1	1 PCB-1	8.22e5	3.19	NO	1.17	5.000	15.53	15.54	1.001	1.001	NO	1207		0.302	1207
2	2 PCB-2	8.49e5	3.16	NO	1.18	5.000	17.95	17.94	0.988	0.988	NO	1215		0.308	1215
3	3 PCB-3	8.17e5	3.12	NO	1.15	5.000	18.18	18.18	1.001	1.001	NO	1204		0.317	1204
4	4 PCB-4/10	1.40e6	1.57	NO	1.25	5.000	19.60	19.60	1.004	1.004	NO	2416		1.68	2416
5	5 PCB-7/9	1.77e6	1.56	NO	0.960	5.000	21.41	21.40	1.003	1.002	NO	2402		1.35	2402
6	6 PCB-6	9.50e5	1.56	NO	1.02	5.000	22.06	22.06	1.033	1.033	NO	1207		1.27	1207
7	7 PCB-5/8	1.87e6	1.56	NO	0.992	5.000	22.46	22.46	1.052	1.052	NO	2447		1.31	2447
8	8 PCB-14	9.61e5	1.56	NO	1.02	5.000	23.60	23.60	0.952	0.952	NO	1190		1.29	1190
9	9 PCB-11	1.06e6	1.57	NO	1.13	5.000	24.81	24.82	1.001	1.001	NO	1182		1.17	1182
10	10 PCB-12/13	1.95e6	1.59	NO	1.03	5.000	25.25	25.20	1.018	1.016	NO	2394		1.28	2394
11	11 PCB-15	9.75e5	1.59	NO	1.03	5.000	25.56	25.55	1.031	1.030	NO	1187		1.27	1187
12	12 PCB-19	4.30e5	1.04	NO	1.11	5.000	23.79	23.78	1.001	1.001	NO	1155		0.813	1155
13	13 PCB-30	7.17e5	1.04	NO	1.79	5.000	24.69	24.69	1.039	1.039	NO	1186		0.501	1186
14	14 PCB-18	4.88e5	1.03	NO	0.818	5.000	25.46	25.46	0.952	0.952	NO	1147		0.710	1147
15	15 PCB-17	4.63e5	1.04	NO	0.758	5.000	25.63	25.64	0.958	0.958	NO	1175		0.766	1175
16	16 PCB-24/27	1.30e6	1.02	NO	1.08	5.000	26.25	26.24	0.981	0.981	NO	2318		0.537	2318
17	17 PCB-16/32	1.13e6	1.03	NO	0.925	5.000	26.77	26.77	1.001	1.001	NO	2345		0.628	2345
18	18 PCB-34	8.79e5	1.02	NO	0.945	5.000	27.58	27.58	0.959	0.959	NO	1213		0.928	1213
19	19 PCB-23	8.02e5	1.03	NO	0.883	5.000	27.67	27.67	0.962	0.962	NO	1185		0.993	1185
20	20 PCB-29	8.29e5	1.04	NO	0.893	5.000	27.93	27.93	0.971	0.971	NO	1212		0.982	1212
21	21 PCB-26	8.82e5	1.04	NO	0.944	5.000	28.16	28.16	0.979	0.979	NO	1219		0.929	1219
22	22 PCB-25	8.90e5	1.04	NO	0.950	5.000	28.31	28.32	0.984	0.984	NO	1222		0.923	1222
23	23 PCB-31	9.89e5	1.02	NO	1.04	5.000	28.68	28.68	0.997	0.997	NO	1245		0.846	1245
24	24 PCB-28	9.64e5	1.04	NO	1.03	5.000	28.79	28.79	1.001	1.001	NO	1226		0.856	1226
25	25 PCB-20/21/33	2.65e6	1.04	NO	0.941	5.000	29.43	29.42	1.023	1.023	NO	3671		0.932	3671
26	26 PCB-22	9.21e5	1.05	NO	0.973	5.000	29.87	29.89	1.038	1.039	NO	1235		0.902	1235
27	27 PCB-36	9.69e5	1.04	NO	1.08	5.000	30.50	30.50	0.931	0.931	NO	1210		0.869	1210
28	28 PCB-39	8.90e5	1.05	NO	0.988	5.000	30.98	31.00	0.946	0.947	NO	1209		0.946	1209
29	29 PCB-38	9.30e5	1.03	NO	1.05	5.000	31.78	31.78	0.970	0.970	NO	1187		0.889	1187
30	30 PCB-35	9.59e5	1.03	NO	1.04	5.000	32.32	32.33	0.987	0.987	NO	1234		0.896	1234
31	31 PCB-37	9.32e5	1.03	NO	1.01	5.000	32.77	32.79	1.001	1.001	NO	1240		0.927	1240
32	32 PCB-54	6.11e5	0.76	NO	1.08	5.000	27.64	27.64	1.001	1.001	NO	1218		0.575	1218

Dataset: U:\VG11.PRO\Results\200603K1\200603K1-3.qld

Last Altered: Thursday, June 04, 2020 09:42:05 Pacific Daylight Time
Printed: Thursday, June 04, 2020 09:42:27 Pacific Daylight Time

Name: 200603K1_3, Date: 03-Jun-2020, Time: 16:48:29, ID: B0D0324-BS1 OPR 5, Description: OPR

#	Name	Resp	RA	n/y	RRF	wt/vol	Pred.RT	RT	Pred.R	RRT	Check RRT	Conc.	%Rec	DL	EMPC
33	33 PCB-50	5.05e5	0.75	NO	0.880	5.000	28.83	28.83	1.044	1.044	NO	1235		0.706	1235
34	34 PCB-53	4.78e5	0.75	NO	0.997	5.000	29.50	29.50	0.944	0.943	NO	1207		0.739	1207
35	35 PCB-51	5.17e5	0.76	NO	1.07	5.000	29.85	29.85	0.955	0.955	NO	1221		0.692	1221
36	36 PCB-45	4.09e5	0.75	NO	0.858	5.000	30.30	30.30	0.969	0.969	NO	1200		0.858	1200
37	37 PCB-46	3.97e5	0.76	NO	0.831	5.000	30.80	30.80	0.985	0.985	NO	1204		0.887	1204
38	38 PCB-52/69	1.12e6	0.76	NO	1.17	5.000	31.30	31.30	1.001	1.001	NO	2412		0.631	2412
39	39 PCB-73	7.11e5	0.77	NO	1.44	5.000	31.41	31.41	1.005	1.005	NO	1241		0.510	1241
40	40 PCB-43/49	9.72e5	0.76	NO	1.02	5.000	31.59	31.58	1.010	1.010	NO	2408		0.725	2408
41	41 PCB-47	4.56e5	0.76	NO	0.922	5.000	31.80	31.80	1.001	1.001	NO	1142		0.742	1142
42	42 PCB-48/75	1.18e6	0.77	NO	1.12	5.000	31.92	31.92	1.004	1.004	NO	2421		0.610	2421
43	43 PCB-65	6.67e5	0.77	NO	1.28	5.000	32.19	32.19	1.013	1.013	NO	1200		0.533	1200
44	44 PCB-62	5.64e5	0.77	NO	1.13	5.000	32.29	32.29	1.016	1.016	NO	1154		0.606	1154
45	45 PCB-44	4.26e5	0.77	NO	0.824	5.000	32.62	32.62	1.026	1.026	NO	1192		0.830	1192
46	46 PCB-42/59	1.09e6	0.78	NO	1.05	5.000	32.85	32.85	1.033	1.033	NO	2387		0.651	2387
47	47 PCB-41/64/71/72	2.48e6	0.77	NO	1.19	5.000	33.47	33.46	1.053	1.053	NO	4819		0.576	4819
48	48 PCB-68	6.61e5	0.77	NO	1.28	5.000	33.72	33.72	1.061	1.061	NO	1193		0.535	1193
49	49 PCB-40	3.19e5	0.77	NO	0.602	5.000	33.95	33.94	1.068	1.068	NO	1222		1.14	1222
50	50 PCB-57	6.99e5	0.76	NO	1.16	5.000	34.32	34.32	0.969	0.969	NO	1202		0.509	1202
51	51 PCB-67	6.62e5	0.75	NO	1.08	5.000	34.63	34.63	0.978	0.978	NO	1221		0.546	1221
52	52 PCB-58	7.46e5	0.76	NO	1.20	5.000	34.74	34.76	0.981	0.982	NO	1237		0.492	1237
53	53 PCB-63	6.53e5	0.77	NO	1.07	5.000	34.91	34.91	0.986	0.986	NO	1217		0.553	1217
54	54 PCB-74	7.22e5	0.76	NO	1.19	5.000	35.22	35.21	0.994	0.994	NO	1218		0.500	1218
55	55 PCB-61/70	1.29e6	0.77	NO	1.05	5.000	35.43	35.43	1.000	1.001	NO	2454		0.562	2454
56	56 PCB-76/66	1.42e6	0.76	NO	1.16	5.000	35.62	35.60	1.006	1.005	NO	2432		0.509	2432
57	57 PCB-80	7.41e5	0.76	NO	1.19	5.000	35.86	35.86	1.001	1.001	NO	1186		0.472	1186
58	58 PCB-55	7.52e5	0.76	NO	1.17	5.000	36.20	36.19	1.010	1.010	NO	1222		0.479	1222
59	59 PCB-56/60	1.31e6	0.76	NO	1.02	5.000	36.70	36.70	1.024	1.024	NO	2448		0.550	2448
60	60 PCB-79	7.23e5	0.77	NO	1.14	5.000	37.80	37.80	1.055	1.055	NO	1207		0.492	1207
61	61 PCB-78	7.01e5	0.76	NO	1.14	5.000	38.52	38.52	0.987	0.987	NO	1186		0.510	1186
62	62 PCB-81	6.34e5	0.76	NO	1.05	5.000	39.06	39.06	1.000	1.000	NO	1165		0.554	1165
63	63 PCB-77	6.84e5	0.78	NO	1.14	5.000	39.68	39.68	1.000	1.000	NO	1209		0.537	1209
64	64 PCB-104	4.30e5	1.56	NO	1.12	5.000	32.47	32.47	1.001	1.001	NO	1146		0.771	1146
65	65 PCB-96	4.29e5	1.59	NO	1.15	5.000	33.78	33.78	1.041	1.041	NO	1114		0.750	1114
66	66 PCB-103	3.44e5	1.53	NO	0.936	5.000	34.32	34.33	1.058	1.058	NO	1100		0.924	1100
67	67 PCB-100	3.51e5	1.55	NO	0.954	5.000	34.69	34.71	1.069	1.069	NO	1102		0.907	1102
68	68 PCB-94	2.75e5	1.60	NO	0.949	5.000	35.21	35.19	0.985	0.985	NO	1097		1.19	1097

Dataset: U:\VG11.PRO\Results\200603K1\200603K1-3.qld

Last Altered: Thursday, June 04, 2020 09:42:05 Pacific Daylight Time
Printed: Thursday, June 04, 2020 09:42:27 Pacific Daylight Time

Name: 200603K1_3, Date: 03-Jun-2020, Time: 16:48:29, ID: B0D0324-BS1 OPR 5, Description: OPR

#	Name	Resp	RA	n/y	RRF	wt/vol	Pred.RT	RT	Pred.R...	RRT	Check RRT	Conc.	%Rec	DL	EMPC
69	69 PCB-95/98/102	1.06e6	1.58	NO	1.20	5.000	35.69	35.67	0.999	0.998	NO	3321		0.938	3321
70	70 PCB-93	2.74e5	1.65	NO	0.935	5.000	35.81	35.81	1.002	1.002	NO	1106		1.21	1106
71	71 PCB-88/91	6.33e5	1.56	NO	1.06	5.000	36.16	36.16	1.012	1.012	NO	2247		1.06	2247
72	72 PCB-121	4.94e5	1.62	NO	1.71	5.000	36.25	36.23	1.015	1.014	NO	1093		0.661	1093
73	73 PCB-84/92	5.96e5	1.60	NO	1.02	5.000	37.10	37.09	0.990	0.990	NO	2186		1.05	2186
74	74 PCB-89	3.23e5	1.60	NO	1.11	5.000	37.27	37.29	0.995	0.996	NO	1090		0.969	1090
75	75 PCB-90/101	6.49e5	1.56	NO	1.12	5.000	37.48	37.48	1.000	1.000	NO	2158		0.954	2158
76	76 PCB-113	4.41e5	1.55	NO	1.51	5.000	37.72	37.72	1.007	1.007	NO	1089		0.707	1089
77	77 PCB-99	3.69e5	1.58	NO	1.32	5.000	37.81	37.81	1.009	1.009	NO	1044		0.811	1044
78	78 PCB-119	4.59e5	1.55	NO	1.81	5.000	38.30	38.30	0.987	0.987	NO	1088		0.693	1088
79	79 PCB-108/112	7.51e5	1.58	NO	1.44	5.000	38.46	38.47	0.991	0.991	NO	2222		0.866	2222
80	80 PCB-83	4.67e5	1.57	NO	1.83	5.000	38.61	38.63	0.995	0.996	NO	1091		0.683	1091
81	81 PCB-97	3.25e5	1.60	NO	1.28	5.000	38.82	38.84	1.000	1.001	NO	1086		0.976	1086
82	82 PCB-86	2.98e5	1.59	NO	1.12	5.000	38.99	38.99	1.005	1.005	NO	1142		1.12	1142
83	83 PCB-87/117/125	1.22e6	1.59	NO	1.56	5.000	39.12	39.12	1.008	1.008	NO	3345		0.802	3345
84	84 PCB-111/115	9.96e5	1.57	NO	1.91	5.000	39.27	39.27	1.012	1.012	NO	2231		0.655	2231
85	85 PCB-85/116	7.12e5	1.58	NO	1.41	5.000	39.40	39.40	1.015	1.015	NO	2159		0.886	2159
86	86 PCB-120	5.16e5	1.55	NO	2.01	5.000	39.66	39.66	1.022	1.022	NO	1101		0.624	1101
87	87 PCB-110	4.58e5	1.60	NO	1.74	5.000	39.81	39.81	1.026	1.026	NO	1125		0.718	1125
88	88 PCB-82	2.78e5	1.59	NO	0.781	5.000	40.46	40.44	0.976	0.975	NO	1118		1.21	1118
89	89 PCB-124	4.94e5	1.57	NO	1.40	5.000	41.17	41.15	0.993	0.992	NO	1110		0.679	1110
90	90 PCB-107/109	9.41e5	1.56	NO	1.34	5.000	41.31	41.29	0.996	0.996	NO	2200		0.707	2200
91	91 PCB-123	4.25e5	1.59	NO	1.20	5.000	41.48	41.48	1.000	1.000	NO	1114		0.792	1114
92	92 PCB-106/118	9.23e5	1.58	NO	1.22	5.000	41.69	41.69	1.001	1.001	NO	2258		0.723	2258
93	93 PCB-114	7.07e5	1.54	NO	1.14	5.000	42.34	42.34	1.000	1.000	NO	1223		0.878	1223
94	94 PCB-122	5.81e5	1.56	NO	0.944	5.000	42.49	42.47	1.004	1.004	NO	1213		1.06	1213
95	95 PCB-105	6.44e5	1.56	NO	1.05	5.000	43.23	43.23	1.000	1.000	NO	1171		0.924	1171
96	96 PCB-127	6.82e5	1.56	NO	1.06	5.000	43.57	43.57	1.000	1.000	NO	1181		0.881	1181
97	97 PCB-126	7.19e5	1.56	NO	1.17	5.000	45.52	45.52	1.000	1.000	NO	1208		0.885	1208
98	98 PCB-155	2.40e5	1.31	NO	1.04	5.000	37.01	37.01	1.000	1.001	NO	1003		0.314	1003
99	99 PCB-150	2.61e5	1.27	NO	1.08	5.000	38.33	38.32	1.036	1.036	NO	1049		0.302	1049
100	1... PCB-152	2.94e5	1.29	NO	1.19	5.000	38.82	38.80	1.049	1.049	NO	1081		0.276	1081
101	1... PCB-145	2.83e5	1.28	NO	1.19	5.000	39.28	39.27	1.062	1.061	NO	1039		0.275	1039
102	1... PCB-136	2.48e5	1.25	NO	1.02	5.000	39.62	39.60	1.071	1.070	NO	1060		0.321	1060
103	1... PCB-148	2.03e5	1.29	NO	0.842	5.000	39.73	39.71	1.074	1.073	NO	1050		0.389	1050
104	1... PCB-154	2.17e5	1.30	NO	0.919	5.000	40.22	40.22	1.087	1.087	NO	1029		0.356	1029

Dataset: U:\VG11.PRO\Results\200603K1\200603K1-3.qld

Last Altered: Thursday, June 04, 2020 09:42:05 Pacific Daylight Time
 Printed: Thursday, June 04, 2020 09:42:27 Pacific Daylight Time

Name: 200603K1_3, Date: 03-Jun-2020, Time: 16:48:29, ID: B0D0324-BS1 OPR 5, Description: OPR

#	Name	Resp	RA	n/y	RRF	wt/vol	Pred.RT	RT	Pred.R	RRT	Check RRT	Conc	%Rec	DL	EMPC
105	1... PCB-151	1.84e5	1.29	NO	0.787	5.000	40.90	40.88	1.105	1.105	NO	1019		0.416	1019
106	1... PCB-135	2.14e5	1.33	NO	0.922	5.000	41.13	41.11	1.112	1.111	NO	1012		0.355	1012
107	1... PCB-144	1.93e5	1.32	NO	0.789	5.000	41.24	41.22	1.115	1.114	NO	1064		0.415	1064
108	1... PCB-147	2.01e5	1.32	NO	0.834	5.000	41.37	41.35	1.118	1.118	NO	1049		0.392	1049
109	1... PCB-139/149	4.42e5	1.29	NO	0.948	5.000	41.64	41.63	1.125	1.125	NO	2032		0.345	2032
110	1... PCB-140	1.95e5	1.28	NO	0.794	5.000	41.84	41.81	1.131	1.130	NO	1072		0.413	1072
111	1... PCB-134/143	7.23e5	1.23	NO	0.759	5.000	42.29	42.26	0.975	0.974	NO	2346		2.56	2346
112	1... PCB-131/133	7.76e5	1.25	NO	0.821	5.000	42.59	42.57	0.982	0.981	NO	2328		2.36	2328
113	1... PCB-142	3.46e5	1.22	NO	0.754	5.000	42.74	42.74	0.985	0.985	NO	1129		2.57	1129
114	1... PCB-146/165	9.60e5	1.24	NO	1.02	5.000	42.98	42.97	0.991	0.990	NO	2324		1.91	2324
115	1... PCB-132/161	9.58e5	1.23	NO	1.02	5.000	43.22	43.21	0.996	0.996	NO	2301		1.89	2301
116	1... PCB-153	4.93e5	1.25	NO	1.07	5.000	43.40	43.40	1.000	1.000	NO	1134		1.81	1134
117	1... PCB-168	5.05e5	1.24	NO	1.08	5.000	43.63	43.61	1.006	1.005	NO	1154		1.80	1154
118	1... PCB-141	3.98e5	1.25	NO	1.03	5.000	44.16	44.16	1.000	1.000	NO	1180		2.29	1180
119	1... PCB-137	4.38e5	1.25	NO	1.11	5.000	44.56	44.56	1.010	1.009	NO	1200		2.11	1200
120	1... PCB-130	3.36e5	1.27	NO	0.885	5.000	44.66	44.65	1.012	1.012	NO	1155		2.65	1155
121	1... PCB-138/163/164	1.58e6	1.24	NO	1.28	5.000	45.05	45.05	1.001	1.001	NO	3524		1.73	3524
122	1... PCB-158/160	1.02e6	1.25	NO	1.24	5.000	45.30	45.30	1.006	1.006	NO	2357		1.79	2357
123	1... PCB-129	3.39e5	1.27	NO	0.867	5.000	45.56	45.54	1.012	1.012	NO	1122		2.56	1122
124	1... PCB-166	5.61e5	1.23	NO	1.14	5.000	46.02	46.02	0.993	0.993	NO	1154		1.64	1154
125	1... PCB-159	5.97e5	1.25	NO	1.22	5.000	46.36	46.36	1.000	1.000	NO	1154		1.54	1154
126	1... PCB-128/162	9.11e5	1.24	NO	0.907	5.000	46.64	46.64	1.007	1.007	NO	2360		2.06	2360
127	1... PCB-167	5.46e5	1.27	NO	1.11	5.000	47.06	47.06	1.000	1.000	NO	1158		1.64	1158
128	1... PCB-156	5.47e5	1.22	NO	1.13	5.000	48.39	48.38	1.000	1.000	NO	1162		1.62	1162
129	1... PCB-157	5.01e5	1.23	NO	1.04	5.000	48.69	48.67	1.001	1.000	NO	1155		1.81	1155
130	1... PCB-169	5.31e5	1.25	NO	1.16	5.000	50.93	50.92	1.000	1.000	NO	1150		1.72	1150
131	1... PCB-188	4.41e5	1.03	NO	1.29	5.000	43.02	43.02	1.001	1.001	NO	1126		1.29	1126
132	1... PCB-184	4.34e5	1.04	NO	1.23	5.000	43.48	43.48	1.011	1.011	NO	1159		1.35	1159
133	1... PCB-179	4.55e5	1.03	NO	1.30	5.000	44.27	44.29	1.030	1.030	NO	1155		1.28	1155
134	1... PCB-176	4.52e5	1.04	NO	1.31	5.000	44.74	44.77	1.041	1.041	NO	1137		1.27	1137
135	1... PCB-186	4.77e5	1.03	NO	1.33	5.000	45.39	45.39	1.056	1.056	NO	1182		1.25	1182
136	1... PCB-178	3.20e5	1.05	NO	0.943	5.000	45.90	45.90	1.068	1.068	NO	1118		1.76	1118
137	1... PCB-175	3.27e5	1.06	NO	0.956	5.000	46.24	46.26	1.076	1.076	NO	1126		1.74	1126
138	1... PCB-182/187	7.33e5	1.03	NO	1.07	5.000	46.42	46.43	1.080	1.080	NO	2265		1.56	2265
139	1... PCB-183	3.55e5	1.07	NO	1.02	5.000	46.76	46.76	1.088	1.088	NO	1144		1.62	1144
140	1... PCB-185	3.26e5	1.04	NO	1.41	5.000	47.44	47.44	0.955	0.955	NO	1143		1.73	1143

Dataset: U:\VG11.PRO\Results\200603K1\200603K1-3.qld

Last Altered: Thursday, June 04, 2020 09:42:05 Pacific Daylight Time

Printed: Thursday, June 04, 2020 09:42:27 Pacific Daylight Time

Name: 200603K1_3, Date: 03-Jun-2020, Time: 16:48:29, ID: B0D0324-BS1 OPR 5, Description: OPR

#	Name	Resp	FA	n/y	RRF	wt/vol	Pred.RT	RT	Pred.R	RRT	Check RRT	Conc	%Rec	DL	EMPC
141	1... PCB-174	3.15e5	1.05	NO	1.35	5.000	47.82	47.82	0.962	0.962	NO	1149		1.80	1149
142	1... PCB-181	3.29e5	1.06	NO	1.47	5.000	47.91	47.93	0.964	0.965	NO	1100		1.65	1100
143	1... PCB-177	2.95e5	1.07	NO	1.28	5.000	48.10	48.10	0.968	0.968	NO	1137		1.91	1137
144	1... PCB-171	3.03e5	1.02	NO	1.32	5.000	48.38	48.40	0.974	0.974	NO	1136		1.85	1136
145	1... PCB-173	2.75e5	1.03	NO	1.19	5.000	48.84	48.84	0.983	0.983	NO	1140		2.05	1140
146	1... PCB-172	3.22e5	1.04	NO	1.38	5.000	49.29	49.29	0.992	0.992	NO	1154		1.77	1154
147	1... PCB-192	4.15e5	1.06	NO	1.83	5.000	49.48	49.50	0.996	0.996	NO	1120		1.33	1120
148	1... PCB-180	3.32e5	1.05	NO	1.41	5.000	49.71	49.71	1.000	1.000	NO	1158		1.73	1158
149	1... PCB-193	3.86e5	1.05	NO	1.68	5.000	49.92	49.92	1.005	1.005	NO	1137		1.45	1137
150	1... PCB-191	3.89e5	1.06	NO	1.71	5.000	50.18	50.19	1.010	1.010	NO	1122		1.42	1122
151	1... PCB-170	2.76e5	1.02	NO	1.40	5.000	51.38	51.38	1.000	1.000	NO	1148		2.05	1148
152	1... PCB-190	3.72e5	1.04	NO	1.85	5.000	51.56	51.59	1.004	1.004	NO	1169		1.55	1169
153	1... PCB-189	3.77e5	1.04	NO	1.45	5.000	53.10	53.08	1.000	1.000	NO	1115		1.32	1115
154	1... PCB-202	3.01e5	0.89	NO	1.17	5.000	48.63	48.61	1.001	1.000	NO	1100		1.02	1100
155	1... PCB-201	2.77e5	0.88	NO	1.05	5.000	49.10	49.10	1.010	1.011	NO	1125		1.13	1125
156	1... PCB-204	2.99e5	0.89	NO	1.14	5.000	49.26	49.26	1.014	1.014	NO	1121		1.04	1121
157	1... PCB-197	2.94e5	0.90	NO	1.13	5.000	49.58	49.58	1.020	1.020	NO	1107		1.05	1107
158	1... PCB-200	2.74e5	0.90	NO	1.07	5.000	50.51	50.51	1.039	1.039	NO	1095		1.11	1095
159	1... PCB-198	2.04e5	0.88	NO	0.794	5.000	52.08	52.08	1.072	1.072	NO	1100		1.50	1100
160	1... PCB-199	2.05e5	0.90	NO	0.809	5.000	52.19	52.19	1.074	1.074	NO	1080		1.47	1080
161	1... PCB-196/203	4.28e5	0.90	NO	0.838	5.000	52.52	52.50	1.081	1.080	NO	2179		1.42	2179
162	1... PCB-195	3.42e5	0.91	NO	1.04	5.000	53.80	53.79	0.984	0.983	NO	1189		2.29	1189
163	1... PCB-194	3.58e5	0.89	NO	1.12	5.000	54.72	54.72	1.000	1.000	NO	1166		2.14	1166
164	1... PCB-205	4.15e5	0.88	NO	1.29	5.000	54.98	54.98	1.005	1.005	NO	1171		1.85	1171
165	1... PCB-208	3.51e5	1.33	NO	0.933	5.000	53.96	53.95	1.000	1.000	NO	1148		1.86	1148
166	1... PCB-207	3.36e5	1.31	NO	0.916	5.000	54.27	54.28	1.006	1.006	NO	1119		1.90	1119
167	1... PCB-206	2.05e5	1.33	NO	1.01	5.000	56.24	56.24	1.000	1.000	NO	1129		3.07	1129
168	1... PCB-209	1.28e5	1.16	NO	0.986	5.000	57.47	57.48	1.000	1.000	NO	1119		0.246	1119
169	1... 13C-PCB-1	1.17e6	3.22	NO	0.893	5.000	15.52	15.52	0.608	0.608	NO	1280	64.0	0.927	
170	1... 13C-PCB-3	1.18e6	3.21	NO	0.911	5.000	18.17	18.17	0.712	0.712	NO	1273	63.7	0.909	
171	1... 13C-PCB-4	9.31e5	1.61	NO	0.600	5.000	19.52	19.52	0.765	0.765	NO	1522	76.1	0.663	
172	1... 13C-PCB-9	1.54e6	1.61	NO	0.970	5.000	21.35	21.35	0.836	0.836	NO	1556	77.8	0.410	
173	1... 13C-PCB-11	1.59e6	1.61	NO	0.962	5.000	24.79	24.79	0.971	0.971	NO	1620	81.0	0.414	
174	1... 13C-PCB-19	6.74e5	1.05	NO	0.499	5.000	23.76	23.76	0.931	0.931	NO	1325	66.2	9.06	
175	1... 13C-PCB-32	1.04e6	1.04	NO	0.744	5.000	26.75	26.75	1.048	1.048	NO	1371	68.5	6.07	
176	1... 13C-PCB-28	1.53e6	1.01	NO	1.06	5.000	28.77	28.77	1.004	1.004	NO	1634	81.7	6.65	

Dataset: U:\VG11.PRO\Results\200603K1\200603K1-3.qld

Last Altered: Thursday, June 04, 2020 09:42:05 Pacific Daylight Time
Printed: Thursday, June 04, 2020 09:42:27 Pacific Daylight Time

Name: 200603K1_3, Date: 03-Jun-2020, Time: 16:48:29, ID: B0D0324-BS1 OPR 5, Description: OPR

#	Name	Resp	FA	n/y	RRF	wt/vol	Pred.RT	RT	Pred.R...	RRT	Check RRT	Conc.	%Rec	DL	EMPC
177	1... 13C-PCB-37	1.49e6	1.05	NO	0.989	5.000	32.75	32.75	1.143	1.143	NO	1708	85.4	7.15	
178	1... 13C-PCB-54	9.29e5	0.77	NO	0.999	5.000	27.62	27.62	0.753	0.753	NO	1550	77.5	1.97	
179	1... 13C-PCB-52	7.95e5	0.78	NO	0.804	5.000	31.26	31.26	0.852	0.852	NO	1647	82.4	2.45	
180	1... 13C-PCB-47	8.67e5	0.77	NO	0.857	5.000	31.78	31.78	0.866	0.867	NO	1686	84.3	2.30	
181	1... 13C-PCB-70	1.00e6	0.77	NO	0.996	5.000	35.41	35.41	0.965	0.966	NO	1675	83.8	1.98	
182	1... 13C-PCB-80	1.05e6	0.76	NO	1.03	5.000	35.84	35.84	0.977	0.977	NO	1706	85.3	1.92	
183	1... 13C-PCB-81	1.04e6	0.77	NO	0.988	5.000	39.04	39.04	1.064	1.064	NO	1756	87.8	2.00	
184	1... 13C-PCB-77	9.95e5	0.78	NO	0.969	5.000	39.66	39.66	1.081	1.081	NO	1712	85.6	2.04	
185	1... 13C-PCB-104	6.68e5	1.58	NO	1.02	5.000	32.46	32.46	0.827	0.827	NO	1709	85.4	0.891	
186	1... 13C-PCB-95	5.29e5	1.65	NO	0.805	5.000	35.71	35.73	0.910	0.910	NO	1707	85.4	1.12	
187	1... 13C-PCB-101	5.36e5	1.62	NO	0.793	5.000	37.46	37.46	0.954	0.954	NO	1756	87.8	1.14	
188	1... 13C-PCB-97	4.68e5	1.64	NO	0.696	5.000	38.80	38.80	0.989	0.989	NO	1745	87.2	1.30	
189	1... 13C-PCB-123	6.38e5	1.58	NO	0.933	5.000	41.44	41.46	1.056	1.056	NO	1776	88.8	0.970	
190	1... 13C-PCB-118	6.70e5	1.62	NO	0.986	5.000	41.63	41.65	1.061	1.061	NO	1768	88.4	0.919	
191	1... 13C-PCB-114	1.01e6	1.56	NO	1.55	5.000	42.30	42.32	0.908	0.908	NO	1897	94.9	1.64	
192	1... 13C-PCB-105	1.05e6	1.55	NO	1.57	5.000	43.19	43.21	0.927	0.927	NO	1926	96.3	1.61	
193	1... 13C-PCB-127	1.09e6	1.56	NO	1.62	5.000	43.55	43.55	0.934	0.935	NO	1943	97.1	1.56	
194	1... 13C-PCB-126	1.02e6	1.57	NO	1.57	5.000	45.51	45.51	0.976	0.976	NO	1875	93.7	1.61	
195	1... 13C-PCB-155	4.59e5	1.35	NO	0.615	5.000	36.98	36.99	0.942	0.943	NO	1939	97.0	0.929	
196	1... 13C-PCB-153	8.13e5	1.28	NO	1.36	5.000	43.36	43.38	0.930	0.931	NO	1723	86.2	1.94	
197	1... 13C-PCB-141	6.57e5	1.31	NO	1.13	5.000	44.12	44.14	0.947	0.947	NO	1685	84.3	2.35	
198	1... 13C-PCB-138	6.96e5	1.28	NO	1.18	5.000	44.99	45.01	0.965	0.966	NO	1701	85.1	2.24	
199	1... 13C-PCB-159	8.51e5	1.26	NO	1.44	5.000	46.32	46.34	0.994	0.994	NO	1711	85.6	1.84	
200	2... 13C-PCB-167	8.50e5	1.27	NO	1.44	5.000	47.02	47.04	1.009	1.009	NO	1709	85.4	1.84	
201	2... 13C-PCB-156	8.36e5	1.24	NO	1.40	5.000	48.37	48.37	1.038	1.038	NO	1732	86.6	1.90	
202	2... 13C-PCB-157	8.35e5	1.28	NO	1.40	5.000	48.63	48.65	1.043	1.044	NO	1730	86.5	1.90	
203	2... 13C-PCB-169	7.97e5	1.26	NO	1.33	5.000	50.91	50.90	1.092	1.092	NO	1733	86.7	1.99	
204	2... 13C-PCB-188	6.07e5	0.45	NO	1.41	5.000	42.99	42.99	0.926	0.926	NO	1740	87.0	1.53	
205	2... 13C-PCB-180	4.06e5	0.45	NO	0.929	5.000	49.69	49.69	1.070	1.070	NO	1763	88.2	2.33	
206	2... 13C-PCB-170	3.44e5	0.45	NO	0.794	5.000	51.36	51.36	1.106	1.106	NO	1749	87.4	2.72	
207	2... 13C-PCB-189	4.65e5	0.45	NO	1.04	5.000	53.06	53.08	1.143	1.143	NO	1800	90.0	2.07	
208	2... 13C-PCB-202	4.68e5	0.97	NO	1.04	5.000	48.59	48.59	1.046	1.047	NO	1826	91.3	1.65	
209	2... 13C-PCB-194	5.50e5	0.89	NO	0.768	5.000	54.71	54.70	0.995	0.995	NO	1719	86.0	4.34	
210	2... 13C-PCB-208	6.55e5	0.79	NO	0.991	5.000	53.93	53.94	0.981	0.981	NO	1588	79.4	2.34	
211	2... 13C-PCB-206	3.61e5	0.76	NO	0.552	5.000	56.22	56.22	1.023	1.023	NO	1570	78.5	4.19	
212	2... 13C-PCB-209	2.32e5	1.20	NO	0.396	5.000	57.48	57.47	1.046	1.046	NO	1404	70.2	0.594	

Dataset: U:\VG11.PRO\Results\200603K1\200603K1-3.qld

Last Altered: Thursday, June 04, 2020 09:42:05 Pacific Daylight Time
 Printed: Thursday, June 04, 2020 09:42:27 Pacific Daylight Time

Name: 200603K1_3, Date: 03-Jun-2020, Time: 16:48:29, ID: B0D0324-BS1 OPR 5, Description: OPR

#	Name	Resp	RA	ny	RRF	wt/vol	Pred.RT	RT	Pred.R	RRT	Check RRT	Conc.	%Rec	DL	EMPC
213	2... 13C-PCB-15	2.04e6	1.61	NO	1.00	5.000	25.53	25.53	1.000	0.000	NO	2000	100	0.398	
214	2... 13C-PCB-31	1.76e6	1.01	NO	1.00	5.000	28.66	28.66	1.000	0.000	NO	2000	100	7.08	
215	2... 13C-PCB-60	1.20e6	0.77	NO	1.00	5.000	36.68	36.68	1.000	0.000	NO	2000	100	1.97	
216	2... 13C-PCB-111	7.70e5	1.63	NO	1.00	5.000	39.25	39.25	1.000	0.000	NO	2000	100	0.905	
217	2... 13C-PCB-128	6.91e5	1.29	NO	1.00	5.000	46.60	46.60	1.000	0.000	NO	2000	100	2.65	
218	2... 13C-PCB-182	4.95e5	0.46	NO	1.00	5.000	46.43	46.43	0.000	0.000	NO	2000	100	2.16	
219	2... 13C-PCB-205	8.33e5	0.91	NO	1.00	5.000	54.96	54.96	1.000	0.000	NO	2000	100	3.33	
220	2... 13C-PCB-79	1.10e6	0.78	NO	1.07	5.000	37.78	37.78	1.030	1.030	NO	1714	85.7	1.85	
221	2... 13C-PCB-178	4.29e5	0.45	NO	0.766	5.000	45.89	45.88	0.988	0.988	NO	1619	80.9	2.05	
222	2... 13C-PCB-79	1.10e6	0.78	NO	1.08	5.000	37.78	37.78	0.968	0.968	NO	1952	97.6	2.03	
223	2... 13C-PCB-178	4.29e5	0.45	NO	1.05	5.000	45.87	45.88	0.923	0.923	NO	2014	101	2.47	

Dataset: Untitled

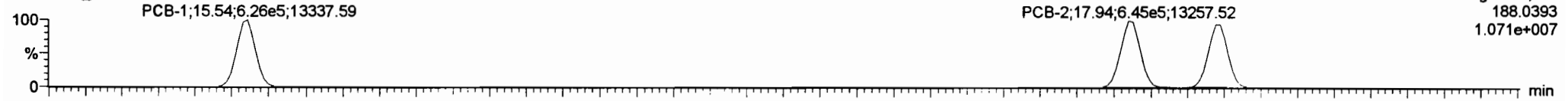
Last Altered: Thursday, June 04, 2020 07:29:42 Pacific Daylight Time

Printed: Thursday, June 04, 2020 07:32:56 Pacific Daylight Time

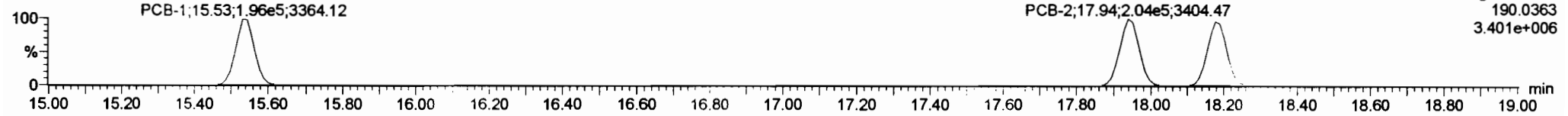
Name: 200603K1_3, Date: 03-Jun-2020, Time: 16:48:29, ID: B0D0324-BS1 OPR 5, Description: OPR

PCB-1

200603K1_3




200603K1_3

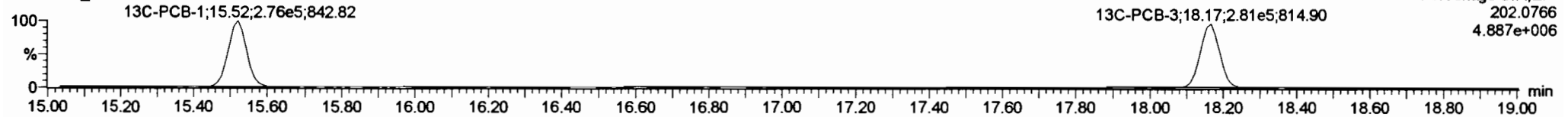


13C-PCB-1

200603K1_3

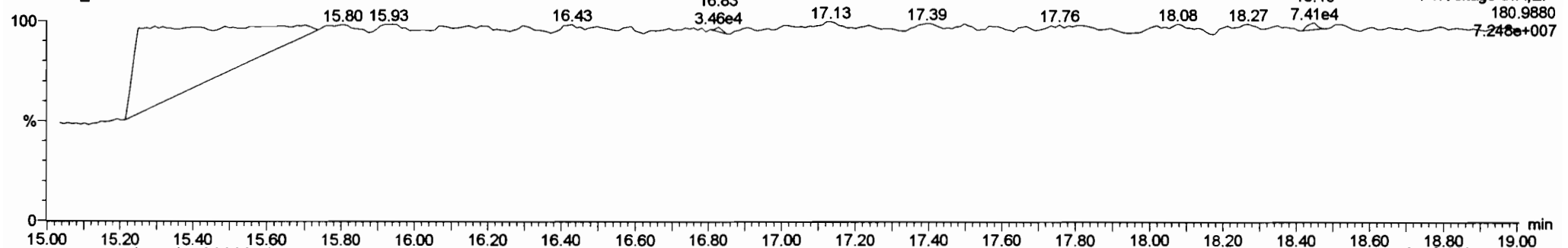


200603K1_3



PFK1

200603K1_3



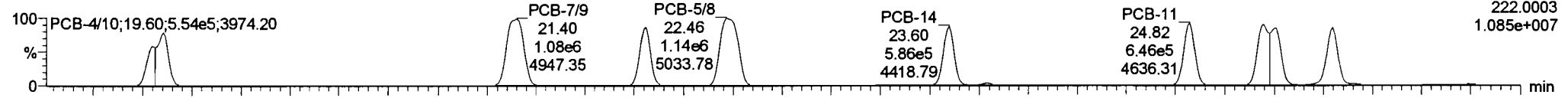
Dataset: Untitled

Last Altered: Thursday, June 04, 2020 07:29:42 Pacific Daylight Time
Printed: Thursday, June 04, 2020 07:32:56 Pacific Daylight Time

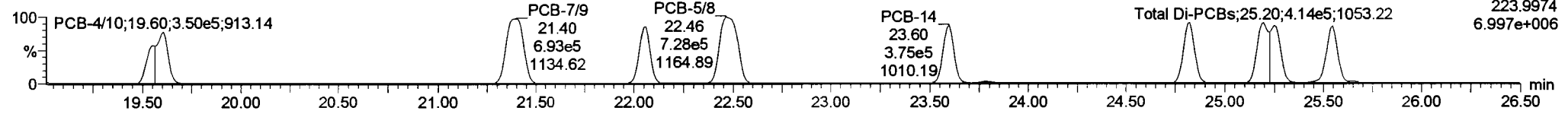
Name: 200603K1_3, Date: 03-Jun-2020, Time: 16:48:29, ID: B0D0324-BS1 OPR 5, Description: OPR

PCB-4/10

200603K1_3

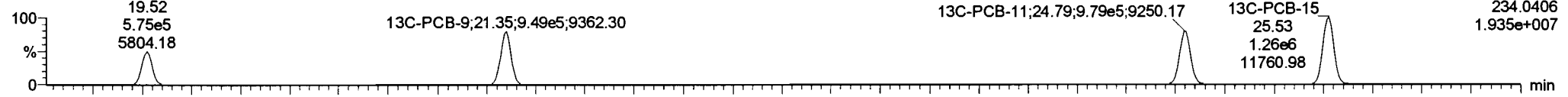


200603K1_3

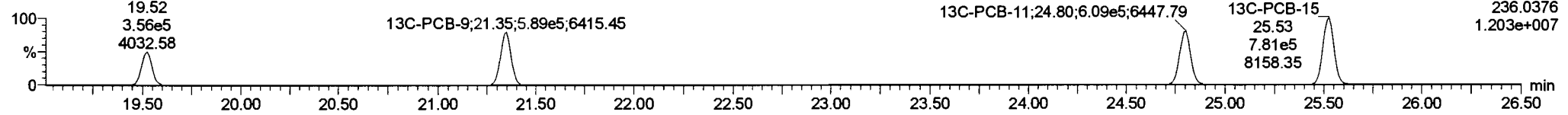


13C-PCB-4

200603K1_3 13C-PCB-4

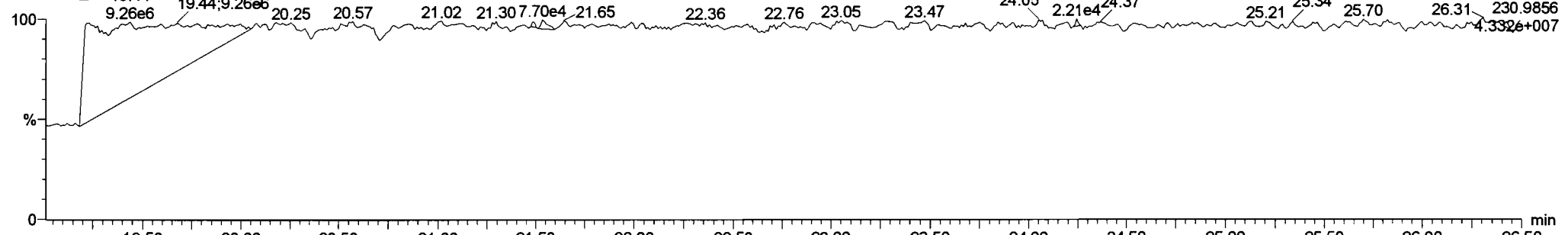


200603K1_3 13C-PCB-4



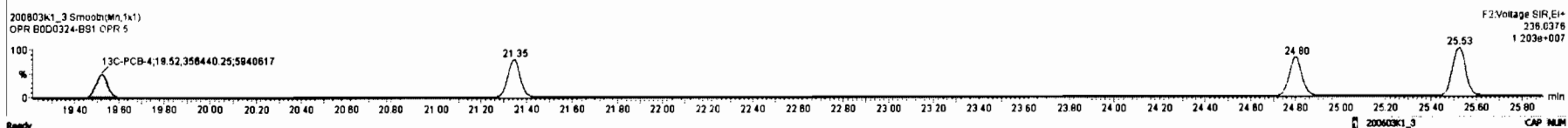

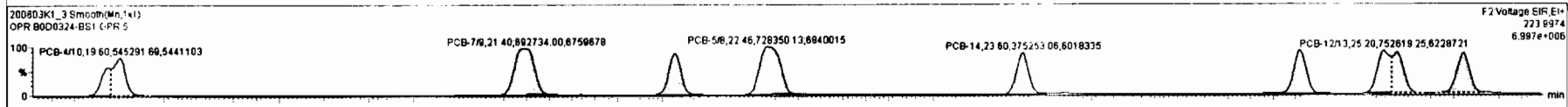
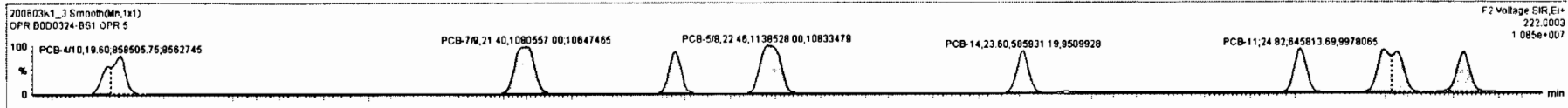
PFK2a

200603K1_3



#	Name	Resp	RA	nly	RNF	wtAct	Prod.RT	RT	Prod.R	RRT	RRT Fail	Conc.	%Rec	DL	EMPC
216	215 13C-PCB-80	1.20e6	0.77	NO	1.0000	5.000	36.88	36.88	1.000	0.000	NO	2000	100	1.97	
218	216 13C-PCB-111	7.70e5	1.23	NO	1.0000	5.000	36.25	36.25	1.000	0.000	NO	2000	100	0.805	
217	217 13C-PCB-126	6.91e5	1.29	NO	1.0000	5.000	46.80	46.80	1.000	0.000	NO	2000	100	2.85	
218	218 13C-PCB-182	4.95e5	0.46	NO	1.0000	5.000	46.43	46.43	0.000	0.000	NO	2000	100	2.18	
218	219 13C-PCB-205	8.33e5	0.91	NO	1.0000	5.000	54.96	54.96	1.000	0.000	NO	2000	100	3.33	
220	220 13C-PCB-79	1.10e6	0.78	NO	1.0889	5.000	37.78	37.78	1.030	1.030	NO	1714	85.7	1.85	
221	221 13C-PCB-178	4.29e5	0.45	NO	0.7665	5.000	45.88	45.88	0.968	0.968	NO	1619	80.9	2.05	
222	222 13C-PCB-79	1.10e6	0.78	NO	1.0821	5.000	37.78	37.78	0.968	0.968	NO	1852	97.6	2.03	
223	223 13C-PCB-178	4.29e5	0.45	NO	1.0508	5.000	45.87	45.86	0.923	0.923	NO	2014	101	2.47	
224	224 Total Mono-PCBs						1.1685	5.000		0.000	NO	3626		0.927	3626
225	225 Total Di-PCBs						1.0027	6.000		0.000	NO	14438		18.6	14438
226	226 2nd Function Tri-PCBs						1.0007	5.000		0.000	NO	9326		3.96	9326

#	Name	Prod.RT	RT	nt Resp	m2 Resp	1* Ratio (Prod)	RA	nly	EMPC	Conc.
1	4 PCB-4/10	19.80	19.80	6.585e5	5.453e5	1.580	1.57	NO	2415.9	2415.9
2	5 PCB-7/8	21.41	21.40	1.091e6	6.827e5	1.580	1.56	NO	2402.3	2402.3
3	6 PCB-6	22.06	22.06	5.795e5	3.704e5	1.580	1.56	NO	1207.1	1207.1
4	7 PCB-5/8	22.46	22.46	1.139e6	7.264e5	1.580	1.56	NO	2446.5	2446.5
5	8 PCB-14	23.60	23.60	5.859e5	3.753e5	1.580	1.56	NO	1189.8	1189.8
6	9 PCB-11	24.81	24.82	6.458e5	4.115e5	1.580	1.57	NO	1182.0	1182.0
7	10 PCB-12/13	25.25	25.20	1.199e6	7.526e5	1.580	1.59	NO	2384.1	2384.1

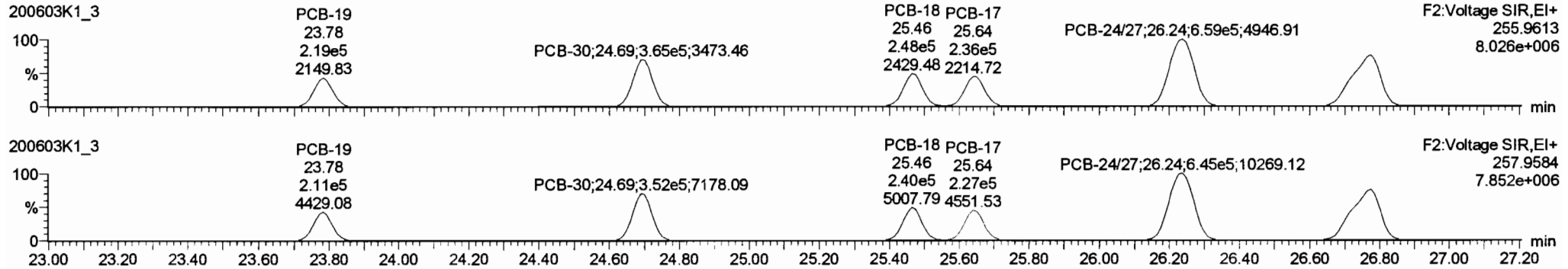


Dataset: Untitled

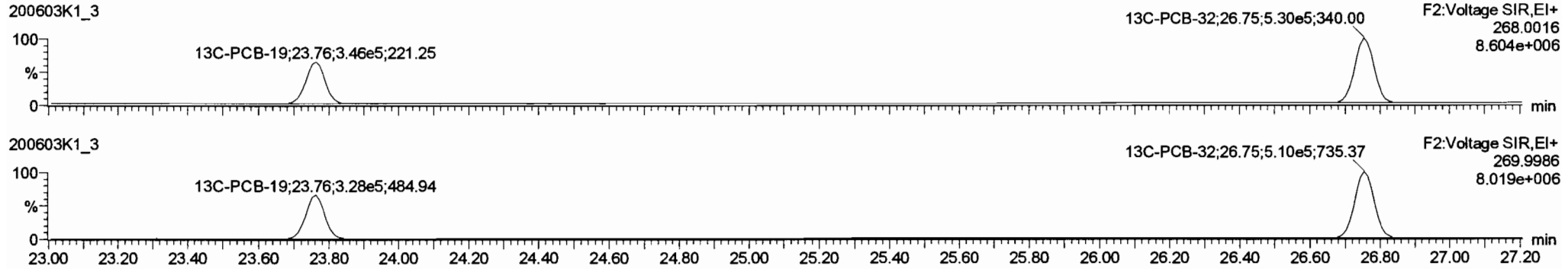
Last Altered: Thursday, June 04, 2020 07:29:42 Pacific Daylight Time
Printed: Thursday, June 04, 2020 07:32:56 Pacific Daylight Time

Name: 200603K1_3, Date: 03-Jun-2020, Time: 16:48:29, ID: B0D0324-BS1 OPR 5, Description: OPR

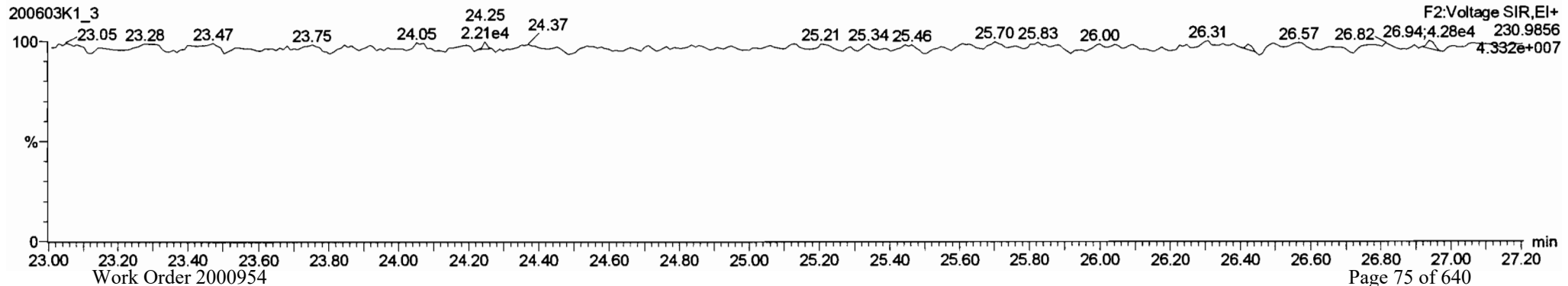
PCB-19



13C-PCB-19



PFK2b

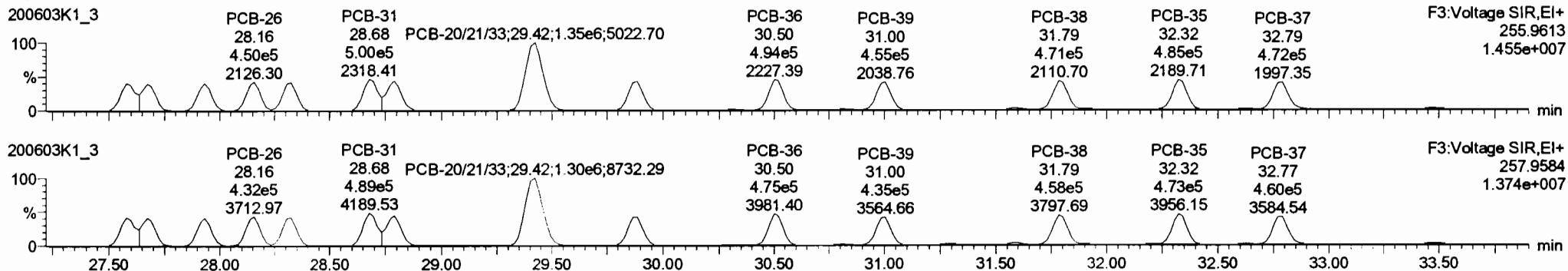


Dataset: Untitled

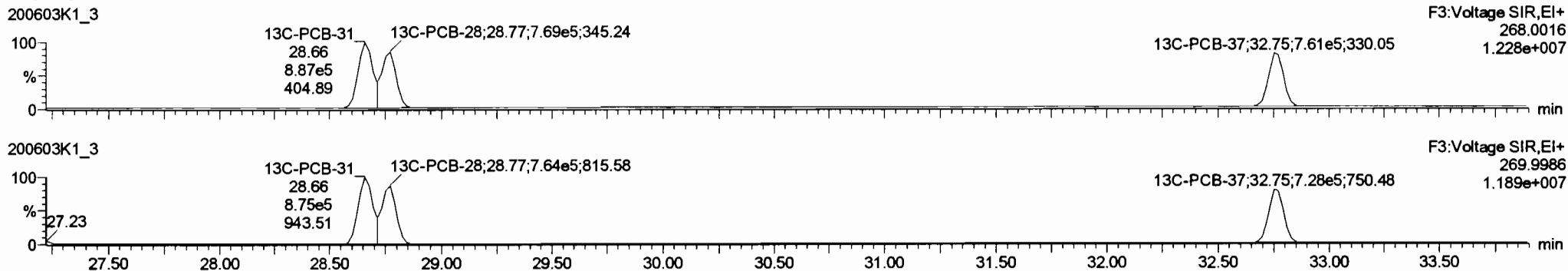
Last Altered: Thursday, June 04, 2020 07:29:42 Pacific Daylight Time
Printed: Thursday, June 04, 2020 07:32:56 Pacific Daylight Time

Name: 200603K1_3, Date: 03-Jun-2020, Time: 16:48:29, ID: B0D0324-BS1 OPR 5, Description: OPR

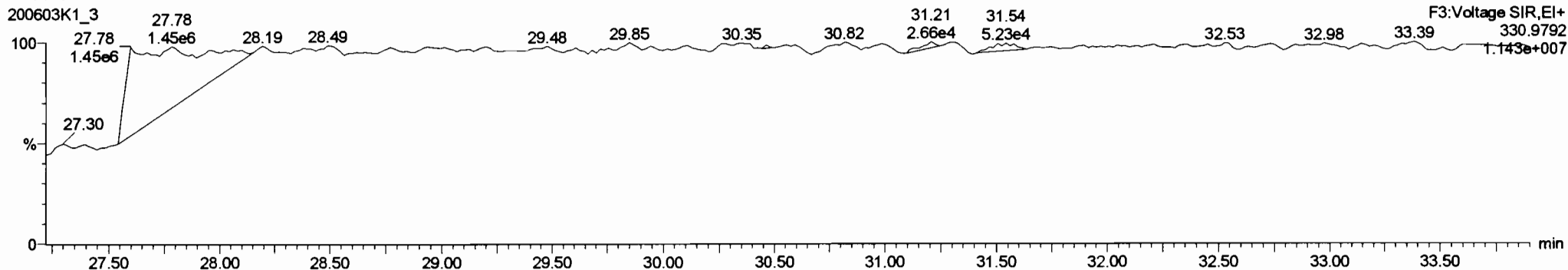
PCB-34



13C-PCB-28



PFK3d

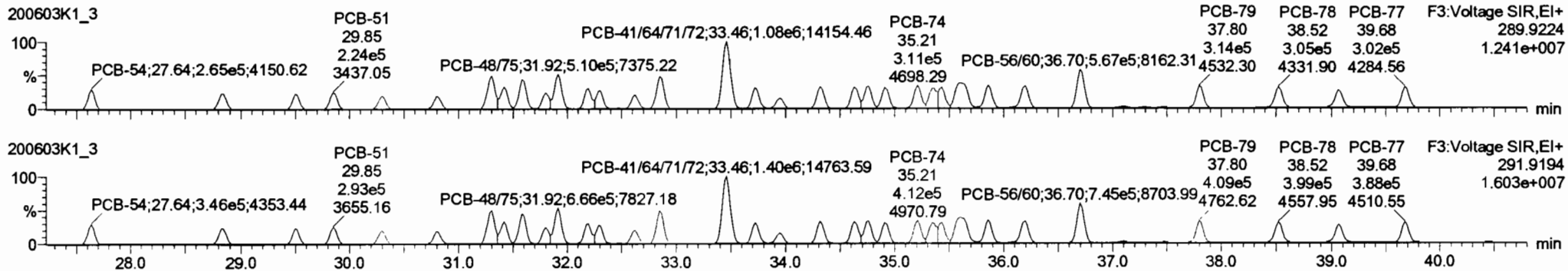


Dataset: Untitled

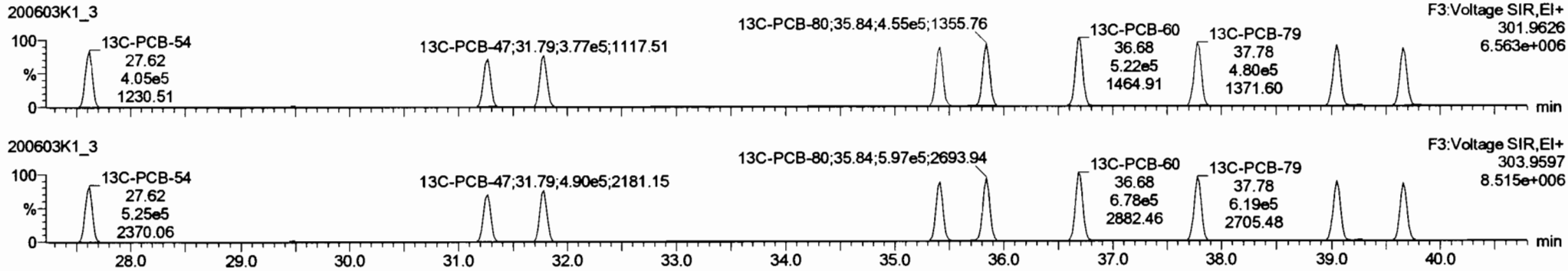
Last Altered: Thursday, June 04, 2020 07:29:42 Pacific Daylight Time
 Printed: Thursday, June 04, 2020 07:32:56 Pacific Daylight Time

Name: 200603K1_3, Date: 03-Jun-2020, Time: 16:48:29, ID: B0D0324-BS1 OPR 5, Description: OPR

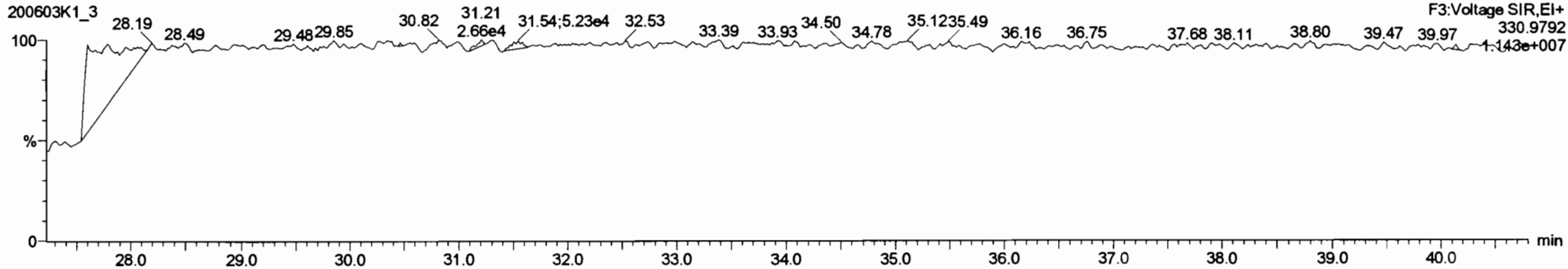
PCB-54



13C-PCB-54



PFK3a



Dataset: Untitled

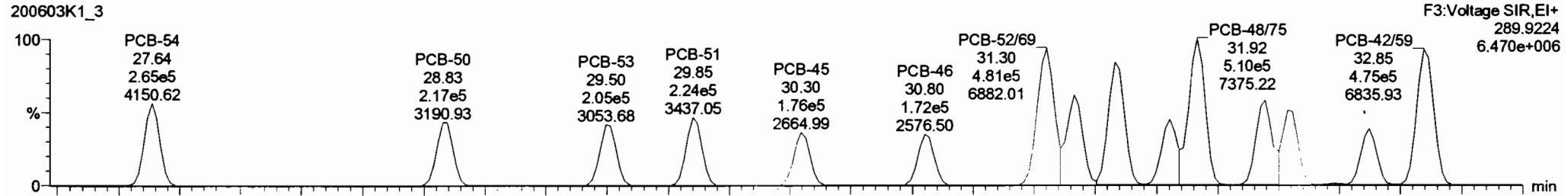
Last Altered: Thursday, June 04, 2020 07:29:42 Pacific Daylight Time

Printed: Thursday, June 04, 2020 07:32:56 Pacific Daylight Time

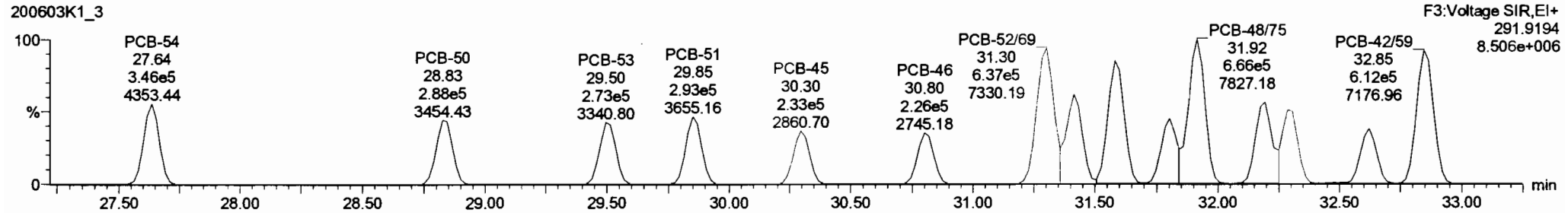
Name: 200603K1_3, Date: 03-Jun-2020, Time: 16:48:29, ID: B0D0324-BS1 OPR 5, Description: OPR

PCB-50

200603K1_3

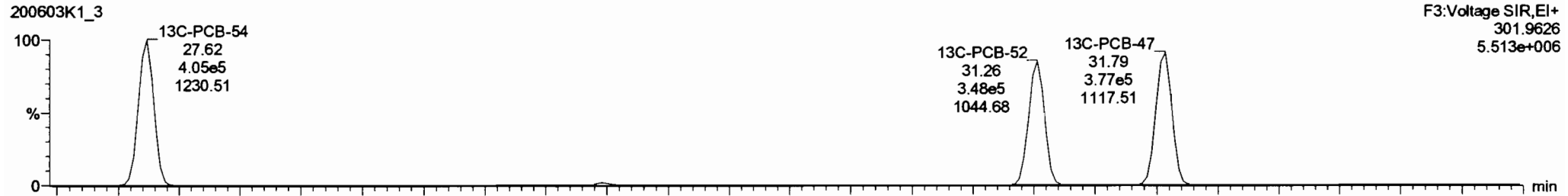


200603K1_3

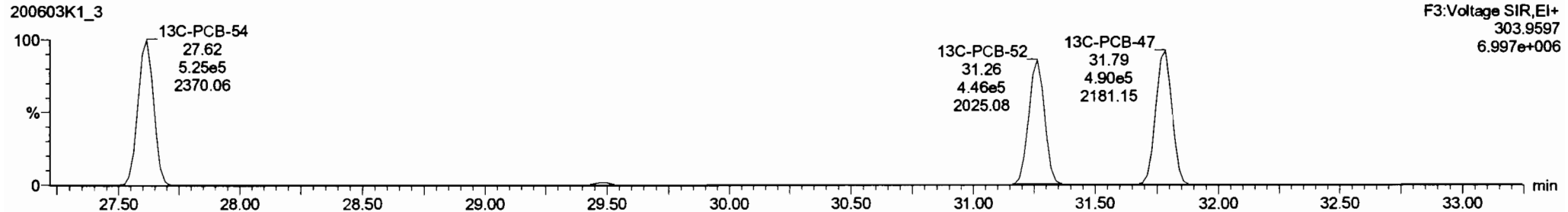


13C-PCB-52

200603K1_3



200603K1_3



Dataset: Untitled

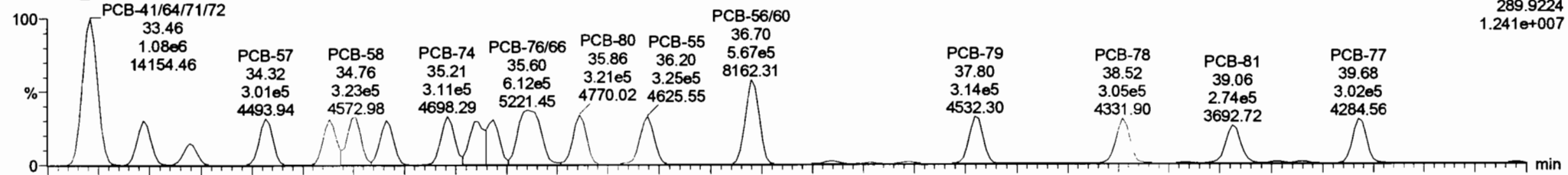
Last Altered: Thursday, June 04, 2020 07:29:42 Pacific Daylight Time
Printed: Thursday, June 04, 2020 07:32:56 Pacific Daylight Time

Name: 200603K1_3, Date: 03-Jun-2020, Time: 16:48:29, ID: B0D0324-BS1 OPR 5, Description: OPR

PCB-68

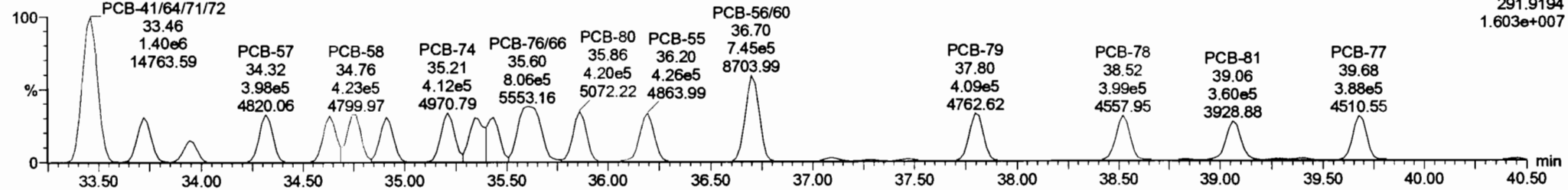
200603K1_3

F3:Voltage SIR,EI+
289.9224
1.241e+007



200603K1_3

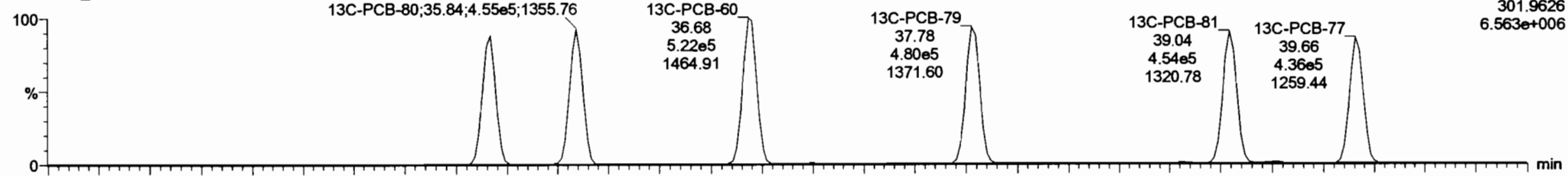
F3:Voltage SIR,EI+
291.9194
1.603e+007



13C-PCB-60

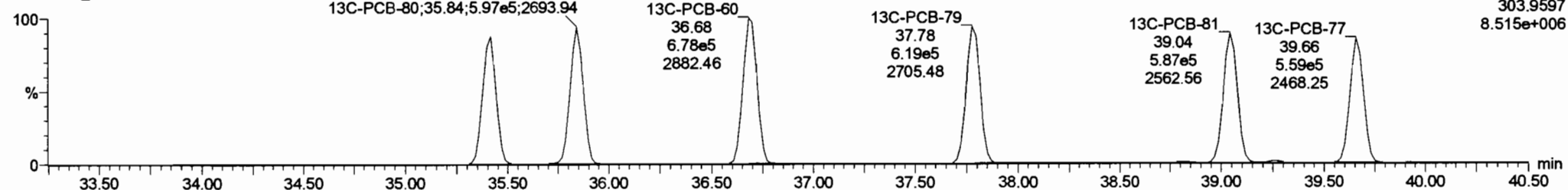
200603K1_3

F3:Voltage SIR,EI+
301.9626
6.563e+006



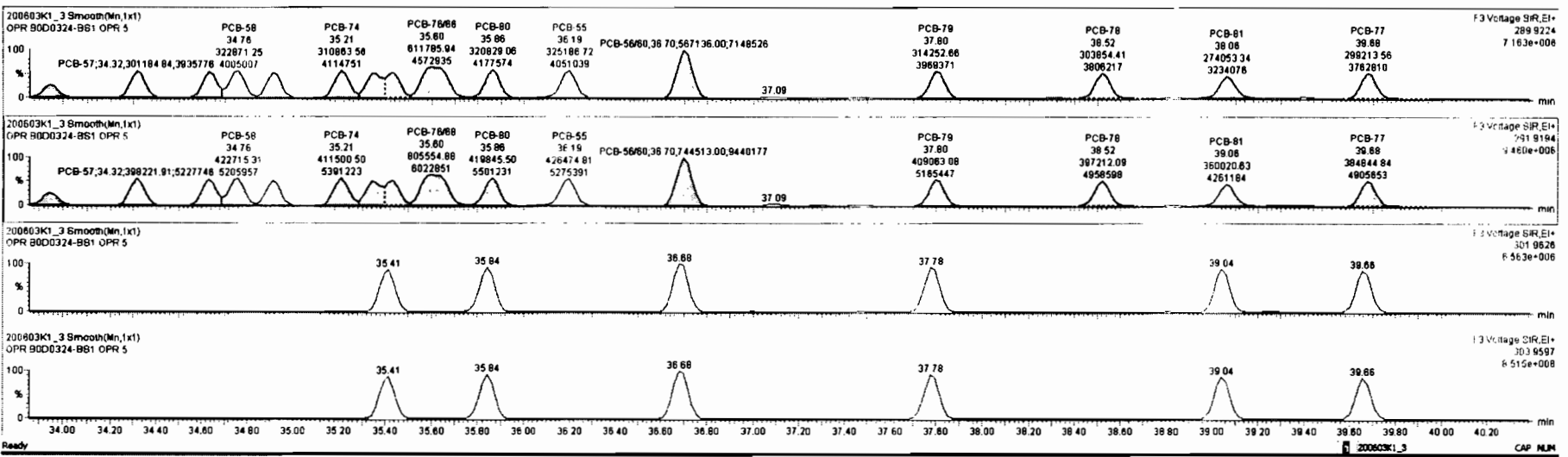
200603K1_3

F3:Voltage SIR,EI+
303.9597
8.515e+006



#	Name	Resp	RA	n/y	RWF	WtVol	Pred.RT	RT	Pred.RT	PRT	RT Fail	Conc.	%Rec	DL	EMPC
227	227 3rd Function T4-PCBs				0.9628	5.000	0.00		0.000		NO	19510		12.8	19510
228	228 Total Tetra-PCBs				1.0778	5.000	0.00		0.000		NO	90900		19.8	90900
229	229 3rd Function Penta-PCBs				1.3157	5.000	0.00		0.000		NO	43050		25.0	44250
230	230 4th Function Penta-PCBs				1.0735	5.000	0.00		0.000		NO	8108		4.63	6108
231	231 3rd Function Hexa-PCBs				0.9505	5.000	0.00		0.000		NO	14590		4.57	14590
232	232 4th Function Hexa-PCBs				1.0316	5.000	0.00		0.000		NO	32690		40.1	32690
233	233 Total Hepta-PCBs				1.3551	5.000	0.00		0.000		NO	27340		36.7	27340
234	234 4th Function Octa-PCBs				1.0006	5.000	0.00		0.000		NO	9907		9.73	9907
235	235 5th Function Octa-PCBs				1.1498	5.000	0.00		0.000		NO	3527		6.29	3527
236	236 Total Nona-PCBs				0.9523	5.000	0.00		0.000		NO	3396		6.83	3396
237	237 Dece-CB				0.9864	5.000	0.00		0.000		NO	1119		0.246	1119
238	238 Total PCBs														

#	Name	Pred.RT	RT	wt Resp	m2 Resp	* Ratio (Pred)	RA	n/y	EMPC	Conc.
1	32 PCB-54	27.84	27.84	2.849e5	3.483e5	0.770	0.78	NO	1218.3	1218.3
2	33 PCB-50	28.83	28.83	2.189e5	2.879e5	0.770	0.75	NO	1235.0	1235.0
3	34 PCB-53	29.50	29.50	2.049e5	2.732e5	0.770	0.75	NO	1207.1	1207.1
4	35 PCB-51	29.85	29.85	2.239e5	2.930e5	0.770	0.78	NO	1220.8	1220.8
5	36 PCB-45	30.30	30.30	1.781e5	2.332e5	0.770	0.75	NO	1200.0	1200.0
6	37 PCB-48	30.80	30.80	1.718e5	2.257e5	0.770	0.78	NO	1203.8	1203.8
7	38 PCB-52/68	31.30	31.30	4.812e5	6.389e5	0.770	0.78	NO	2412.3	2412.3

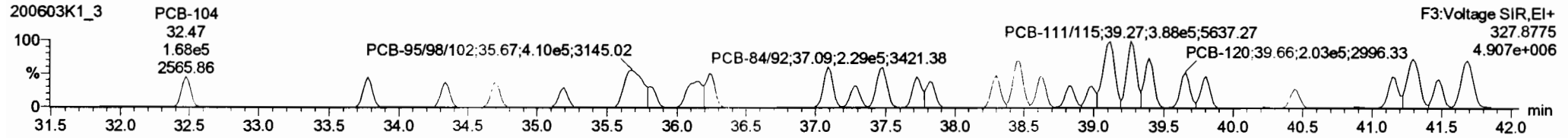
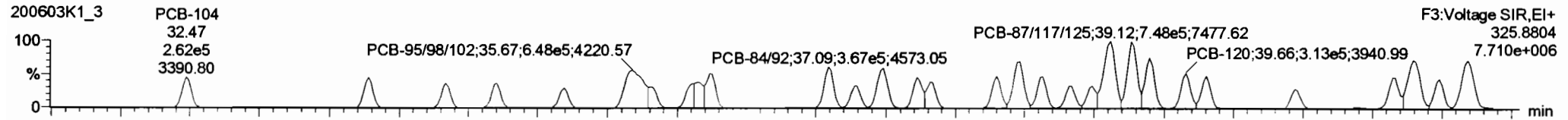


Dataset: Untitled

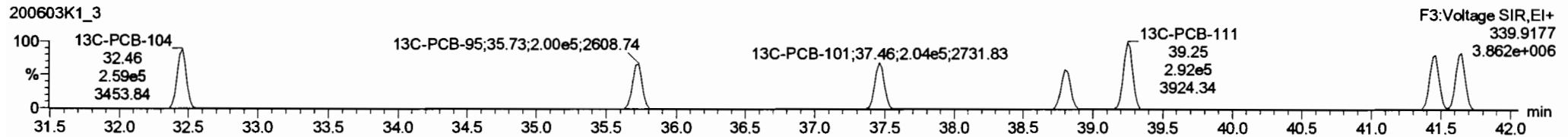
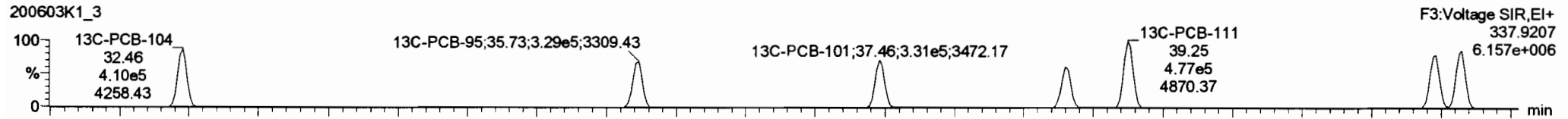
Last Altered: Thursday, June 04, 2020 07:29:42 Pacific Daylight Time
Printed: Thursday, June 04, 2020 07:32:56 Pacific Daylight Time

Name: 200603K1_3, Date: 03-Jun-2020, Time: 16:48:29, ID: B0D0324-BS1 OPR 5, Description: OPR

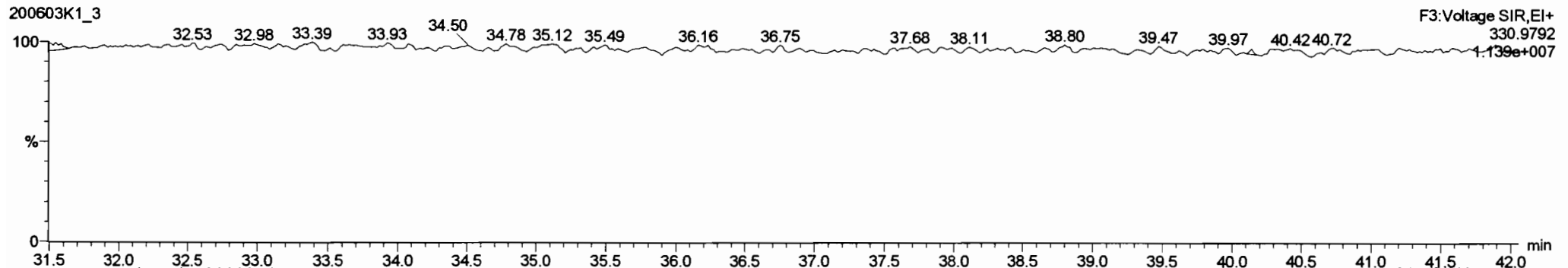
PCB-104



13C-PCB-104



PFK3b



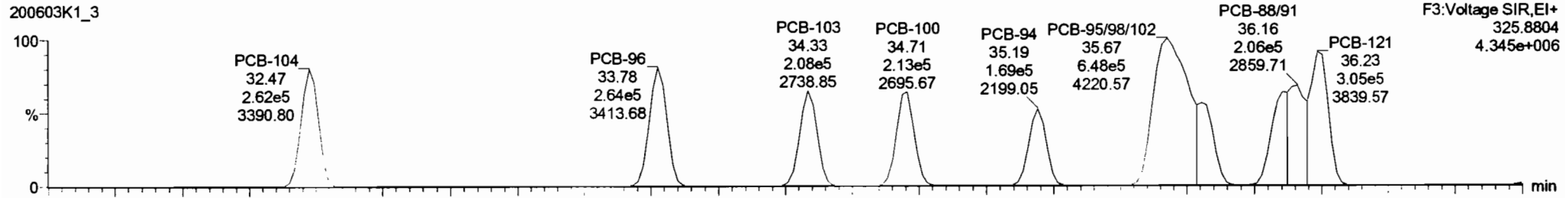
Dataset: Untitled

Last Altered: Thursday, June 04, 2020 07:29:42 Pacific Daylight Time
Printed: Thursday, June 04, 2020 07:32:56 Pacific Daylight Time

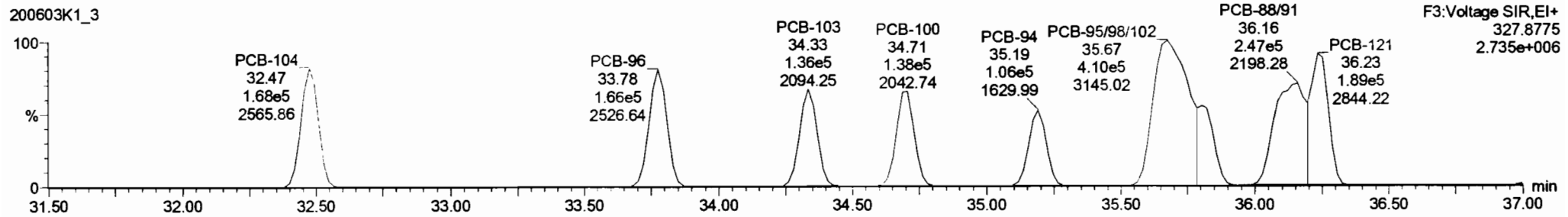
Name: 200603K1_3, Date: 03-Jun-2020, Time: 16:48:29, ID: B0D0324-BS1 OPR 5, Description: OPR

PCB-96

200603K1_3

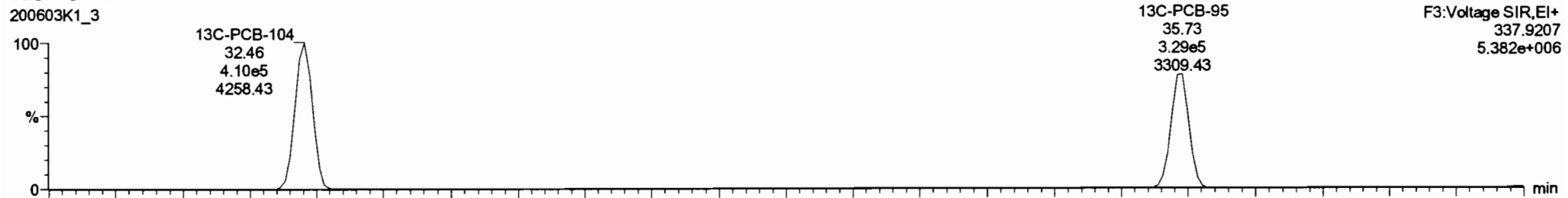


200603K1_3

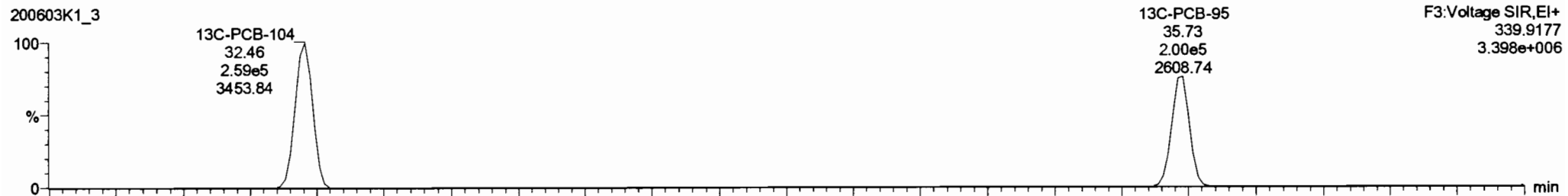


13C-PCB-95

200603K1_3

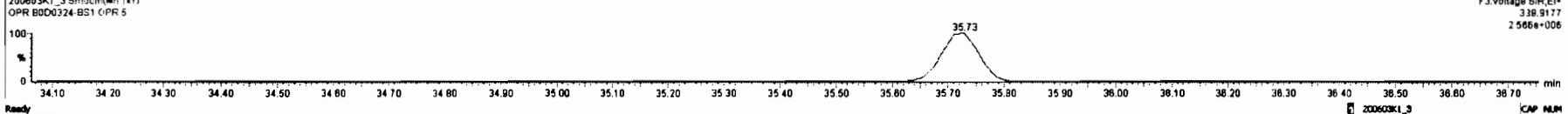





200603K1_3



#	Name	Resp	RA	n/y	PPF	wtVal	Pred RT	RT	Pred R _c	RRT	RRT Fail	Conc.	%Rec	DL	EMPC
227	3rd Function Tri-PCBs				0.9828	5.000	0.00	0.000			NO	19510	12.8	19510	
228	Total Tetra-PCBs				1.0778	5.000	0.00	0.000			NO	50680	19.8	50680	
229	3rd Function Penta-PCBs				1.2157	5.000	0.00	0.000			NO	46280	25.8	46280	
230	4th Function Penta-PCBs				1.0735	5.000	0.00	0.000			NO	8108	4.83	8108	
231	3rd Function Hexa-PCBs				0.9505	5.000	0.00	0.000			NO	14580	4.57	14580	
232	4th Function Hexa-PCBs				1.0316	5.000	0.00	0.000			NO	32680	40.1	32680	
233	Total Hepta-PCBs				1.3551	5.000	0.00	0.000			NO	27340	36.7	27340	
234	4th Function Octa-PCBs				1.0008	5.000	0.00	0.000			NO	9807	9.73	9807	
235	5th Function Octa-PCBs				1.1489	5.000	0.00	0.000			NO	3527	6.29	3527	
236	Total Nona-PCBs				0.9523	5.000	0.00	0.000			NO	3368	6.83	3368	
237	Deca-CB				0.9864	5.000	0.00	0.000			NO	1119	0.246	1119	
238	Total PCBs														

#	Name	Pred RT	RT	n1 Resp	n2 Resp	1* Ratio (Pred)	RA	n/y	EMPC	Conc.
1	64 PCB-104	32.47	32.47	2.820e5	1.877e5	1.580	1.56	NO	1145.8	1145.8
2	85 PCB-96	33.78	33.78	2.836e5	1.868e5	1.580	1.58	NO	1113.7	1113.7
3	86 PCB-103	34.32	34.33	2.084e5	1.359e5	1.580	1.53	NO	1100.1	1100.1
4	87 PCB-100	34.89	34.71	2.132e5	1.378e5	1.580	1.55	NO	1101.8	1101.8
6	88 PCB-94	35.21	35.19	1.884e5	1.080e5	1.580	1.80	NO	1087.2	1087.2
8	89 PCB-85/98/102	35.88	35.87	8.480e5	4.088e5	1.580	1.58	NO	3321.0	3321.0
7	70 PCB-93	35.81	35.81	1.702e5	1.034e5	1.580	1.65	NO	1106.5	1106.5



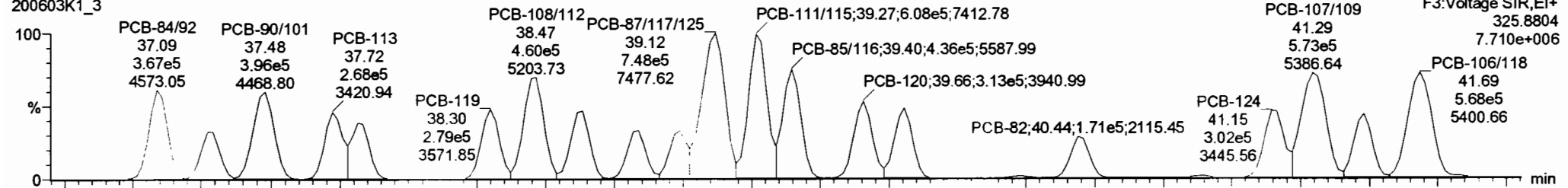
Dataset: Untitled

Last Altered: Thursday, June 04, 2020 07:29:42 Pacific Daylight Time
Printed: Thursday, June 04, 2020 07:32:56 Pacific Daylight Time

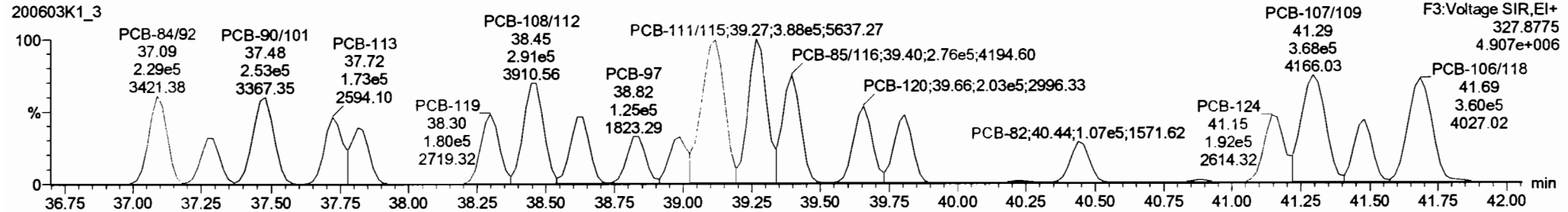
Name: 200603K1_3, Date: 03-Jun-2020, Time: 16:48:29, ID: B0D0324-BS1 OPR 5, Description: OPR

PCB-119

200603K1_3

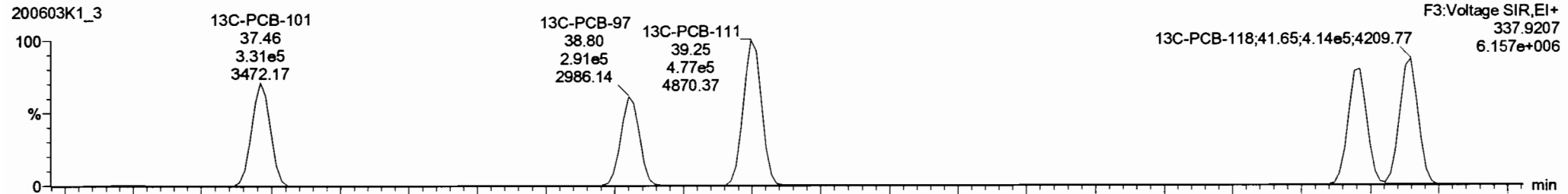


200603K1_3

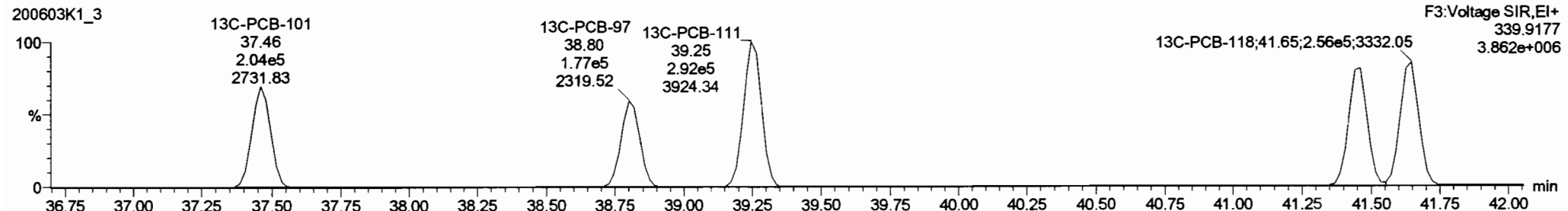


13C-PCB-111

200603K1_3



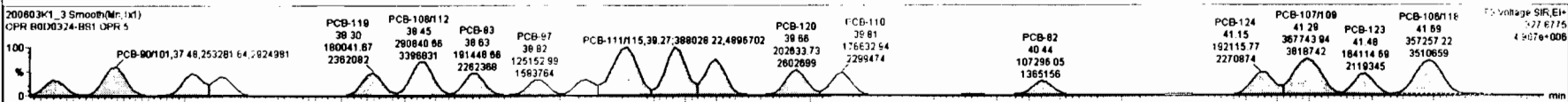
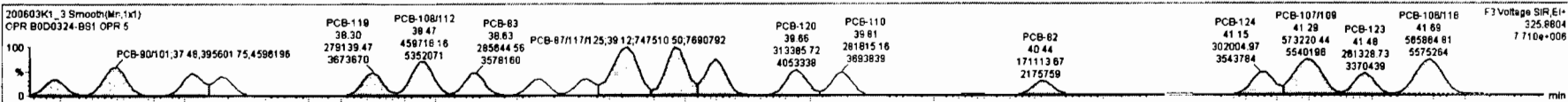


200603K1_3



#	Name	Resp	RA	nHy	RRF	wt/Vol	Pred.RT	RT	Pred.RT...	RTT	RRT Fail	Conc.	%Rec	DL	EMPC
227	227 3rd Function Tri-PCBs				0.8626	5.000	0.00	0.000			NO	18510		12.8	18510
228	228 Total Tetra-PCBs				1.0778	5.000	0.00	0.000			NO	50680		19.8	50680
229	229 3rd Function Penta-PCBs				1.3167	5.000	0.00	0.000			NO	65280		25.8	65280
230	230 4th Function Penta-PCBs				1.0735	5.000	0.00	0.000			NO	6108		4.83	6108
231	231 3rd Function Hexa-PCBs				0.9505	5.000	0.00	0.000			NO	14580		4.57	14580
232	232 4th Function Hexa-PCBs				1.0316	5.000	0.00	0.000			NO	32880		40.1	32880
233	233 Total Hepta-PCBs				1.3551	5.000	0.00	0.000			NO	27340		36.7	27340
234	234 4th Function Octa-PCBs				1.0008	5.000	0.00	0.000			NO	9907		9.73	9907
235	235 5th Function Octa-PCBs				1.1489	5.000	0.00	0.000			NO	3527		6.28	3527
236	236 Total Nona-PCBs				0.9523	5.000	0.00	0.000			NO	3386		6.83	3386
237	237 Deca-CB				0.9864	5.000	0.00	0.000			NO	1119		0.246	1119
238	238 Total PCBs														

#	Name	Pred.RT	RT	Int Resp	Hz Resp	1% Ratio (Pred)	RA	nHy	EMPC	Conc.
1	84 PCB-104	32.47	32.47	2.620e5	1.677e5	1.580	1.58	NO	1145.0	1145.8
2	85 PCB-96	33.78	33.78	2.636e5	1.868e5	1.580	1.58	NO	1113.7	1113.7
3	86 PCB-103	34.32	34.32	2.084e5	1.369e5	1.580	1.53	NO	1100.1	1100.1
4	87 PCB-100	34.89	34.71	2.132e5	1.379e5	1.580	1.55	NO	1101.8	1101.8
5	88 PCB-94	35.21	35.19	1.894e5	1.080e5	1.580	1.60	NO	1087.2	1087.2
6	89 PCB-85/99/102	35.89	35.87	6.490e5	4.008e5	1.580	1.58	NO	3321.0	3321.0
7	70 PCB-83	35.81	35.81	1.702e5	1.034e5	1.580	1.85	NO	1108.5	1108.5

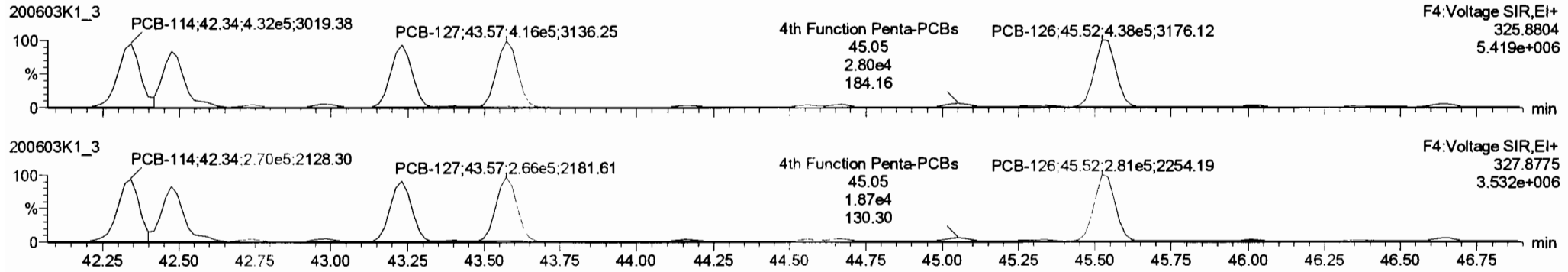


Dataset: Untitled

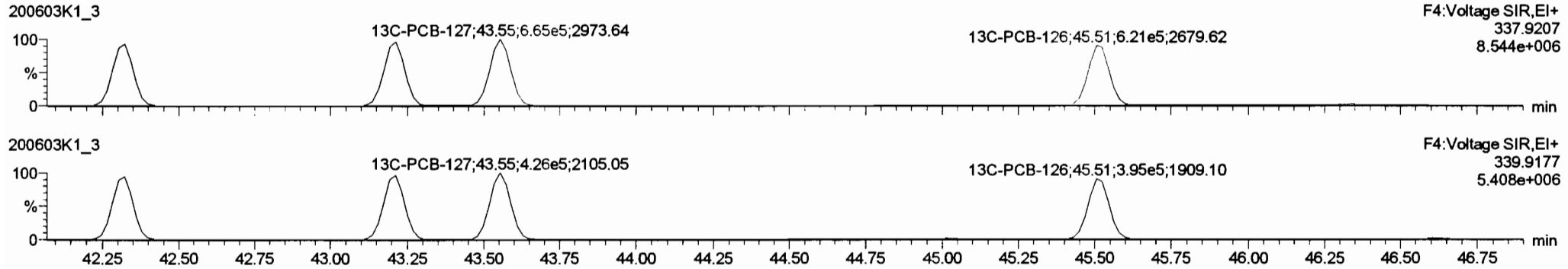
Last Altered: Thursday, June 04, 2020 07:29:42 Pacific Daylight Time
Printed: Thursday, June 04, 2020 07:32:56 Pacific Daylight Time

Name: 200603K1_3, Date: 03-Jun-2020, Time: 16:48:29, ID: B0D0324-BS1 OPR 5, Description: OPR

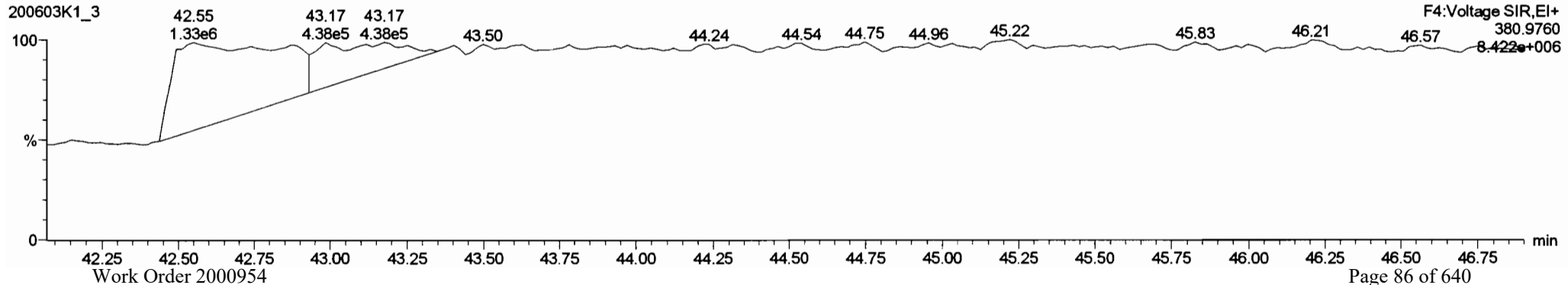
PCB-114

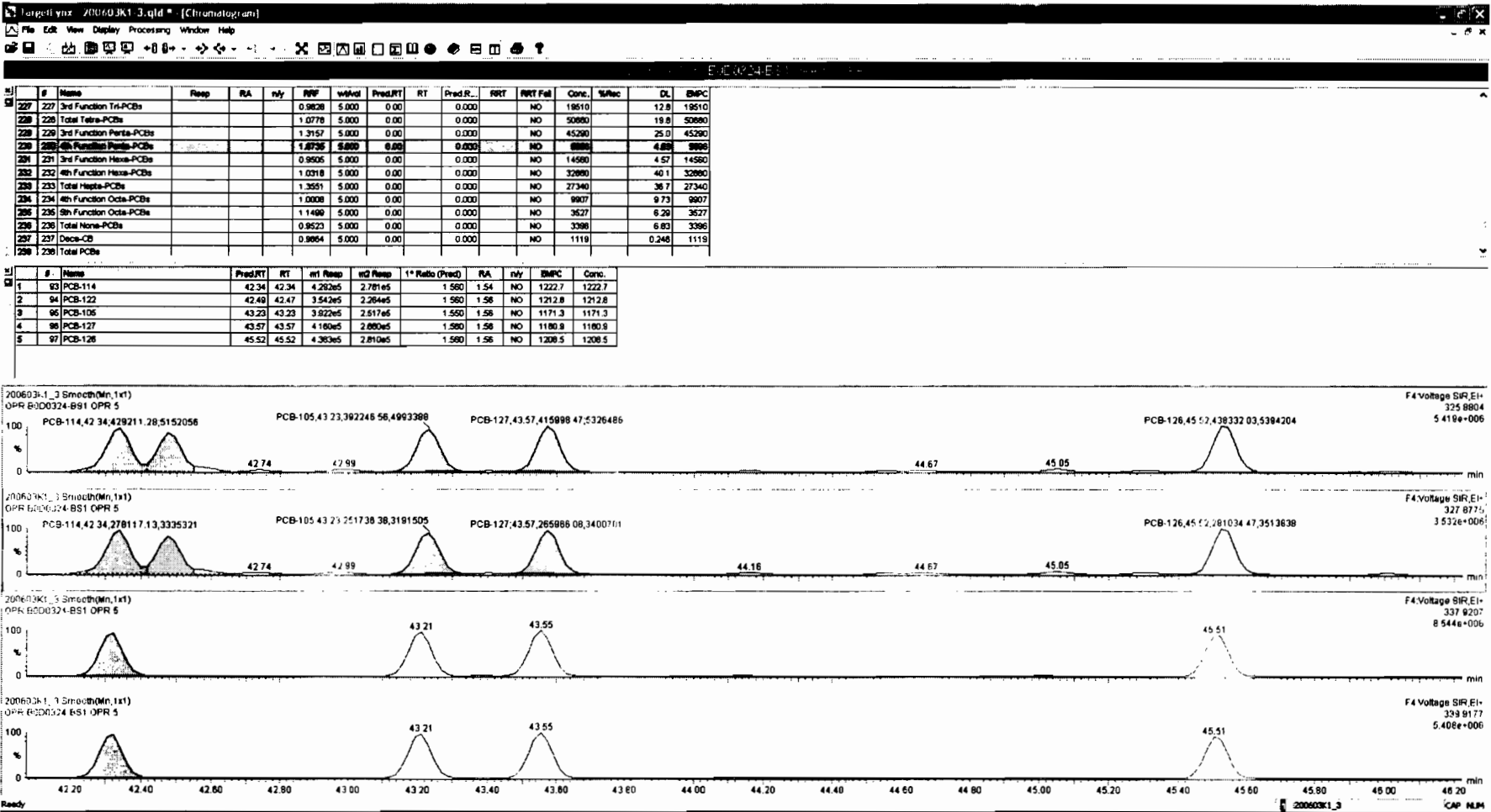


13C-PCB-114



PFK4a





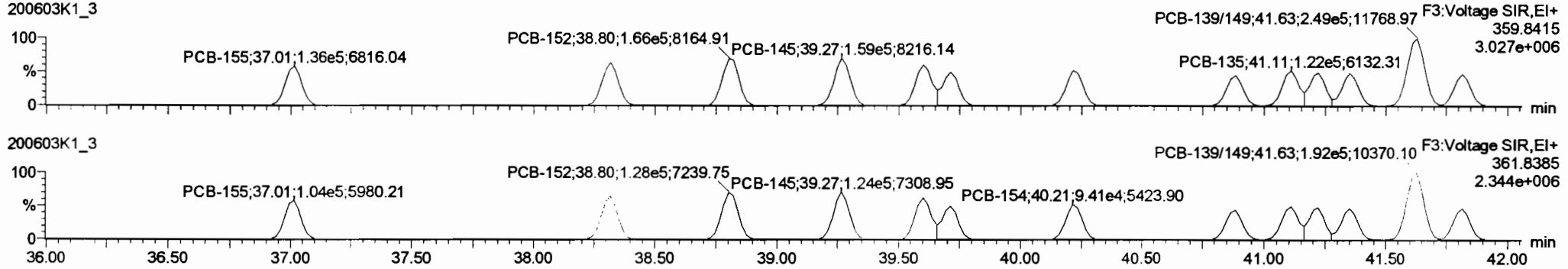
Dataset: Untitled

Last Altered: Thursday, June 04, 2020 07:29:42 Pacific Daylight Time
Printed: Thursday, June 04, 2020 07:32:56 Pacific Daylight Time

Name: 200603K1_3, Date: 03-Jun-2020, Time: 16:48:29, ID: B0D0324-BS1 OPR 5, Description: OPR

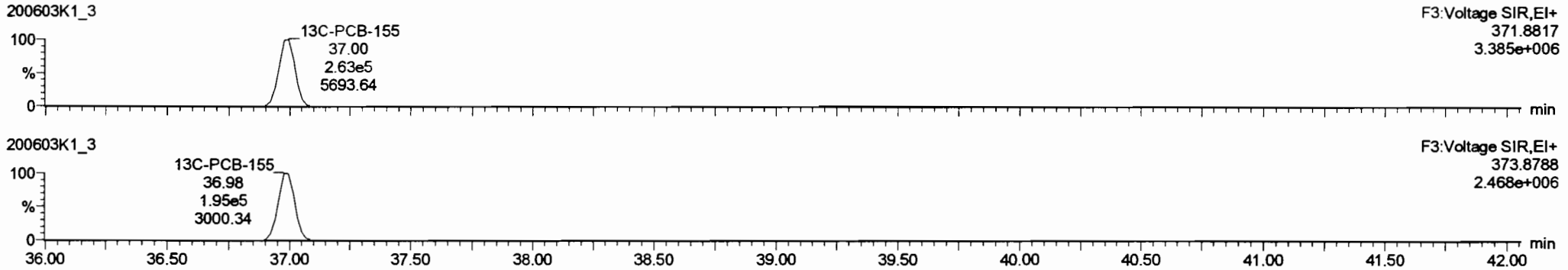
PCB-155

200603K1_3



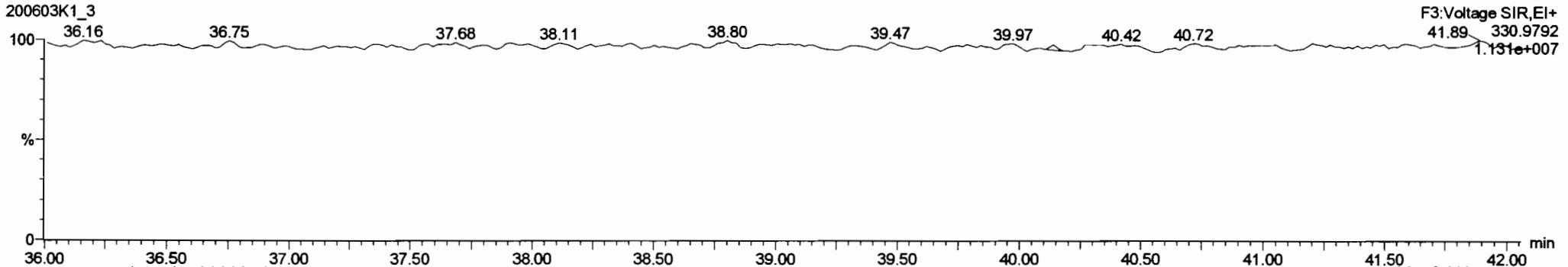
13C-PCB-155

200603K1_3



PFK3c

200603K1_3

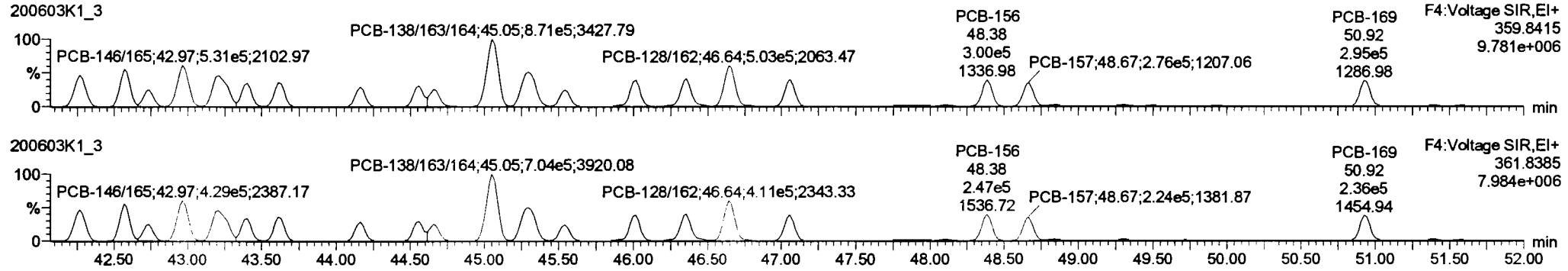


Dataset: Untitled

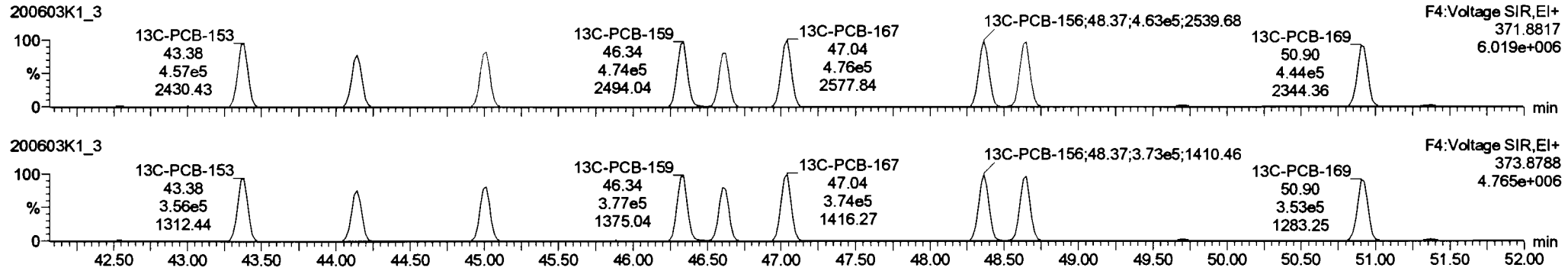
Last Altered: Thursday, June 04, 2020 07:29:42 Pacific Daylight Time
Printed: Thursday, June 04, 2020 07:32:56 Pacific Daylight Time

Name: 200603K1_3, Date: 03-Jun-2020, Time: 16:48:29, ID: B0D0324-BS1 OPR 5, Description: OPR

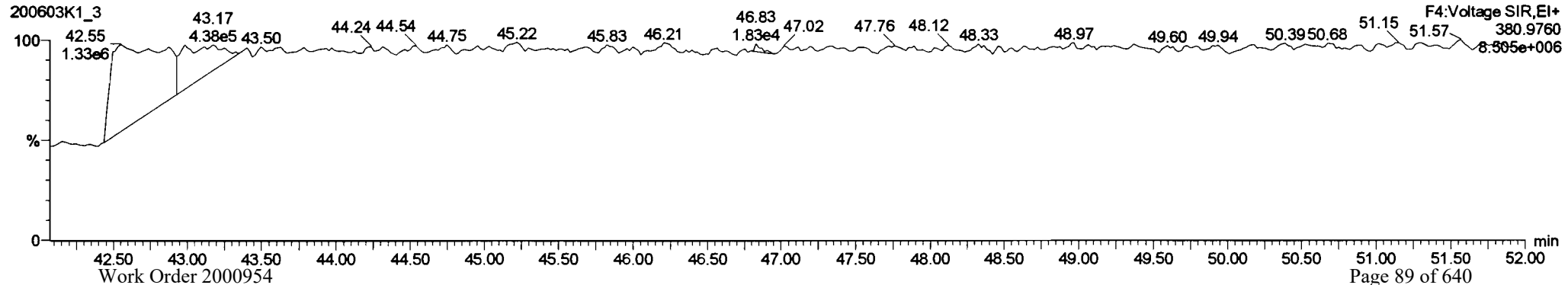
PCB-134/143



13C-PCB-153

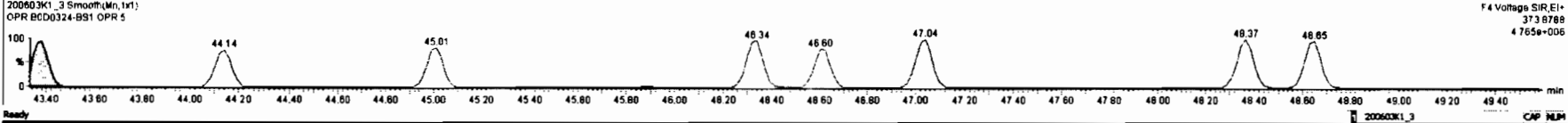
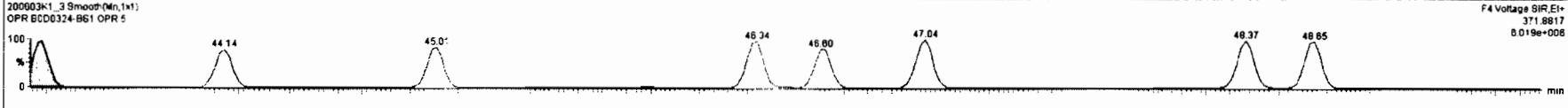
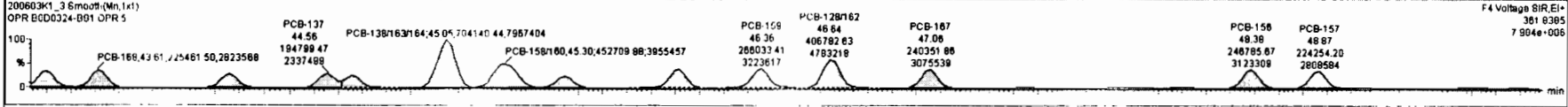
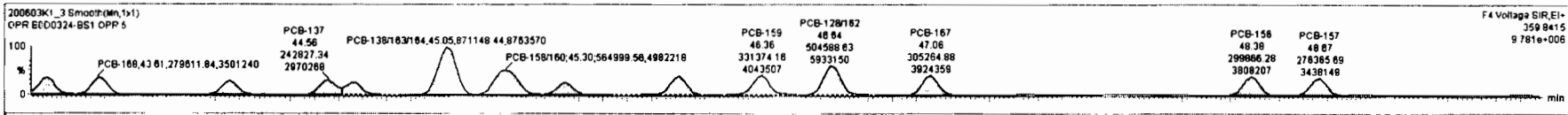


PFK4b



#	Name	Resp	RA	nV	RNF	wtVal	Pred RT	RT	Pred R ₁	RRT	RRT Fail	Conc	%Rec	DL	EtPC
227	227 3rd Function Tri-PCBs				0.9828	5.000	0.00		0.000		NO	19510	12.8	19510	
228	228 Total Tetra-PCBs				1.0778	5.000	0.00		0.000		NO	50680	19.9	50680	
229	229 3rd Function Penta-PCBs				1.3157	5.000	0.00		0.000		NO	45290	25.0	45290	
230	230 4th Function Penta-PCBs				1.0735	5.000	0.00		0.000		NO	5996	4.83	5996	
231	231 3rd Function Hexa-PCBs				0.8505	5.000	0.00		0.000		NO	14580	4.57	14580	
232	232 4th Function Hexa-PCBs				1.8918	6.000	0.00		0.000		NO	32899	49.3	32899	
233	233 Total Hepta-PCBs				1.3551	5.000	0.00		0.000		NO	27340	36.7	27340	
234	234 4th Function Octa-PCBs				1.0008	5.000	0.00		0.000		NO	9907	9.73	9907	
235	235 5th Function Octa-PCBs				1.1498	5.000	0.00		0.000		NO	3527	6.29	3527	
236	236 Total Nona-PCBs				0.9523	5.000	0.00		0.000		NO	3306	6.83	3306	
237	237 Deca-OB				0.8864	5.000	0.00		0.000		NO	1119	0.246	1119	
238	238 Total PCBs														

#	Name	Pred RT	RT	Alt Resp	ISD Resp	1* Ratio (Pred)	RA	nV	EtPC	Comp
1	111 PCB-134A43	42.29	42.28	3.986e5	3.248e5	1.240	1.23	NO	2245.7	2245.7
2	112 PCB-131A33	42.59	42.57	4.308e5	3.454e5	1.240	1.25	NO	2327.9	2327.9
3	113 PCB-142	42.74	42.74	1.900e5	1.580e5	1.240	1.22	NO	1129.0	1129.0
4	114 PCB-146A85	42.98	42.87	5.312e5	4.287e5	1.240	1.34	NO	2224.3	2224.3
5	115 PCB-132A81	43.22	43.21	5.290e5	4.286e5	1.240	1.23	NO	2301.4	2301.4
6	116 PCB-153	43.40	43.40	2.740e5	2.192e5	1.240	1.25	NO	1133.9	1133.9
7	117 PCB-188	43.83	43.81	2.785e5	2.255e5	1.240	1.34	NO	1154.1	1154.1

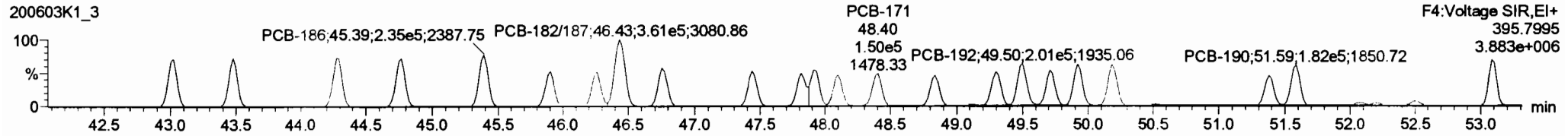
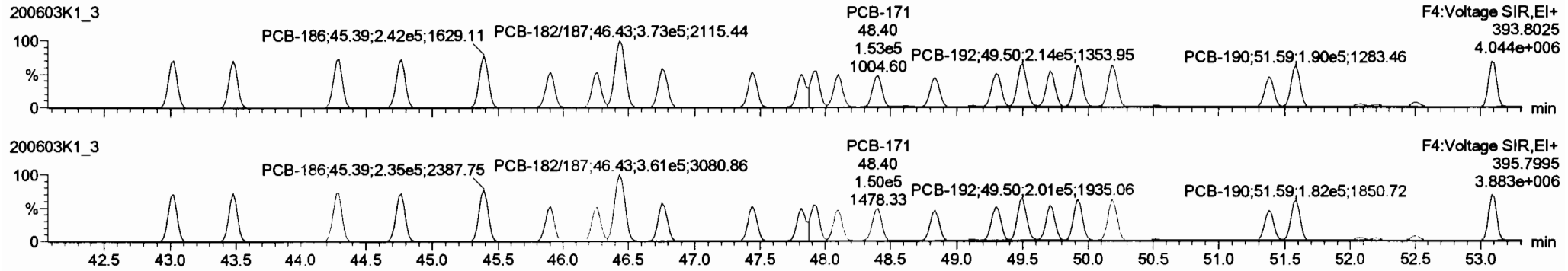


Dataset: Untitled

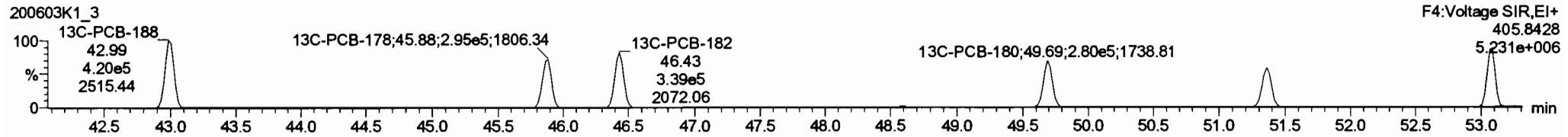

Last Altered: Thursday, June 04, 2020 07:29:42 Pacific Daylight Time
Printed: Thursday, June 04, 2020 07:32:56 Pacific Daylight Time

Name: 200603K1_3, Date: 03-Jun-2020, Time: 16:48:29, ID: B0D0324-BS1 OPR 5, Description: OPR

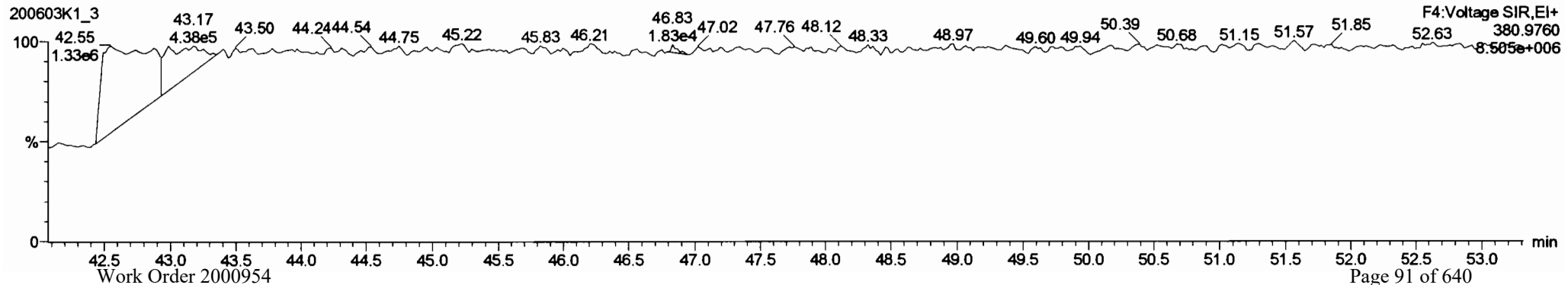
PCB-188



13C-PCB-188



PFK4c



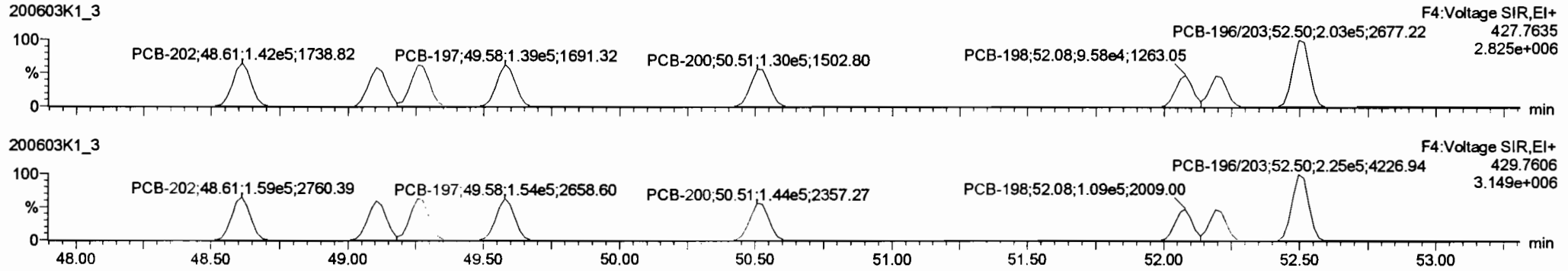
Dataset: Untitled

Last Altered: Thursday, June 04, 2020 07:29:42 Pacific Daylight Time
Printed: Thursday, June 04, 2020 07:32:56 Pacific Daylight Time

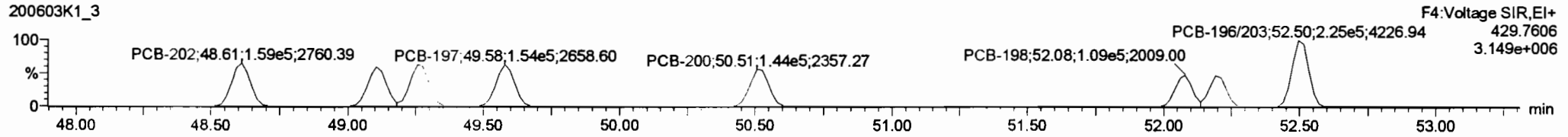
Name: 200603K1_3, Date: 03-Jun-2020, Time: 16:48:29, ID: B0D0324-BS1 OPR 5, Description: OPR

PCB-202

200603K1_3

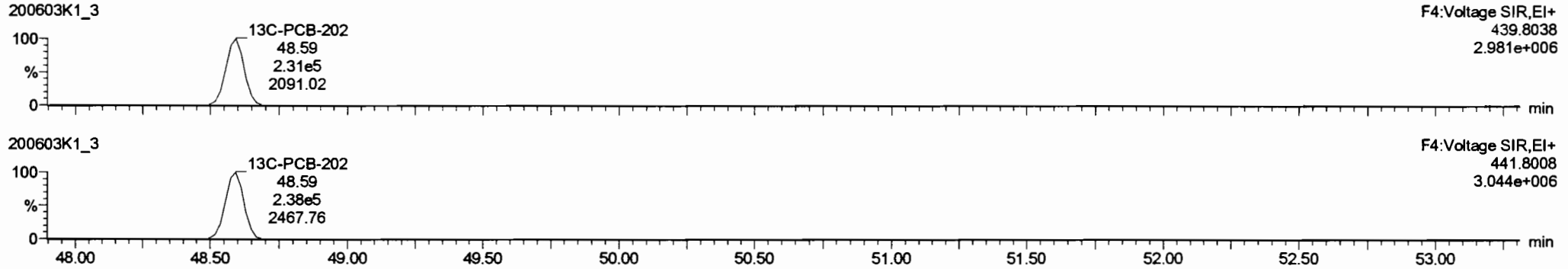


200603K1_3

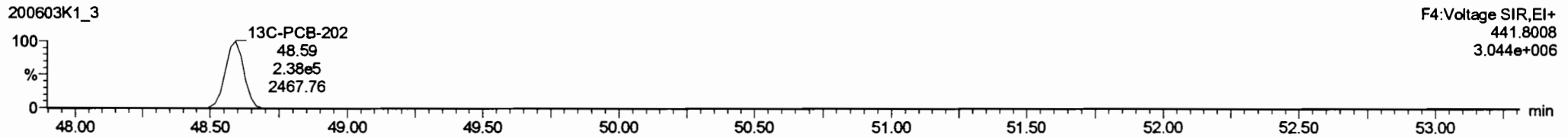


13C-PCB-202

200603K1_3

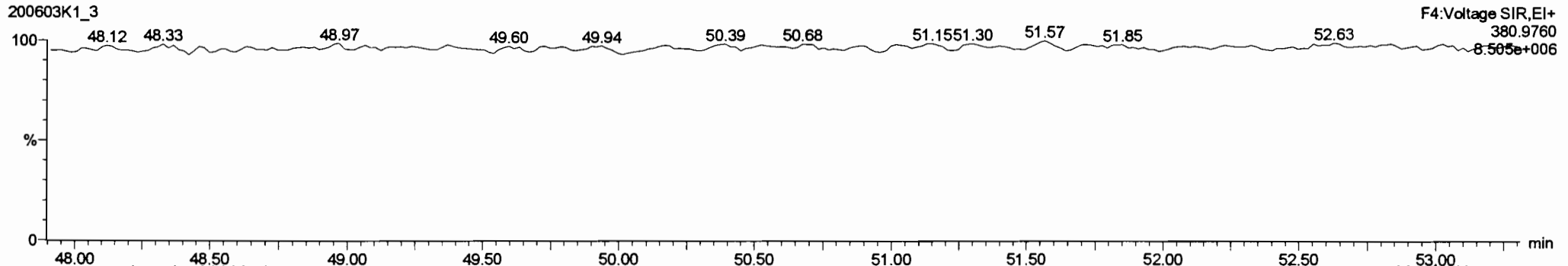


200603K1_3



PFK4d

200603K1_3



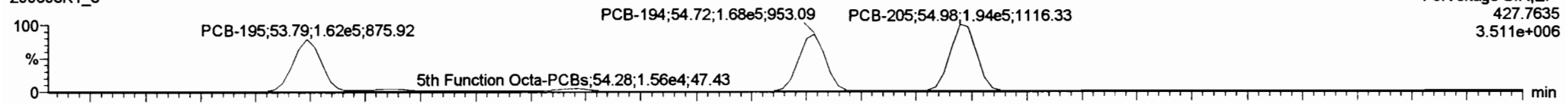
Dataset: Untitled

Last Altered: Thursday, June 04, 2020 07:29:42 Pacific Daylight Time
Printed: Thursday, June 04, 2020 07:32:56 Pacific Daylight Time

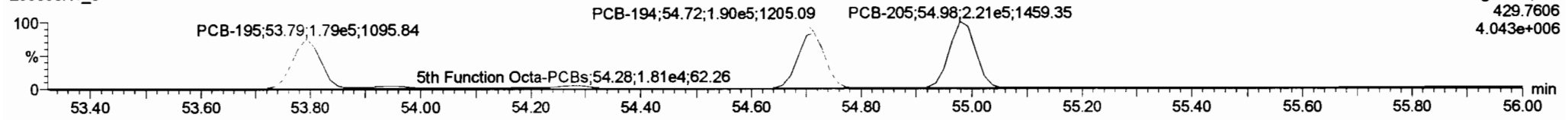
Name: 200603K1_3, Date: 03-Jun-2020, Time: 16:48:29, ID: B0D0324-BS1 OPR 5, Description: OPR

PCB-195

200603K1_3

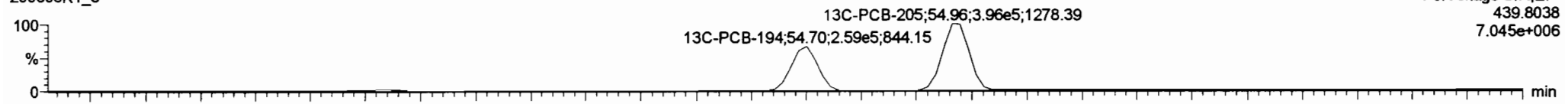


200603K1_3

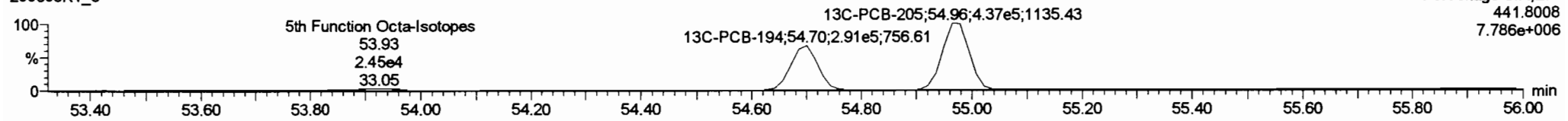


13C-PCB-194

200603K1_3

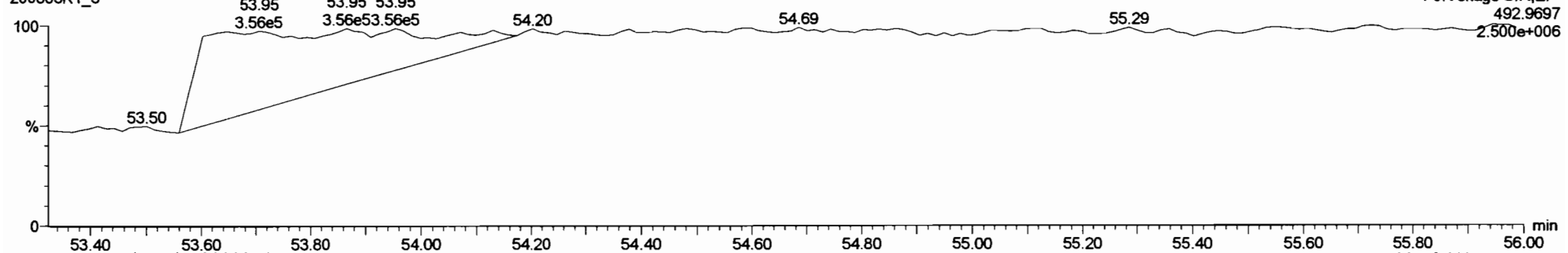


200603K1_3



PFK5a

200603K1_3

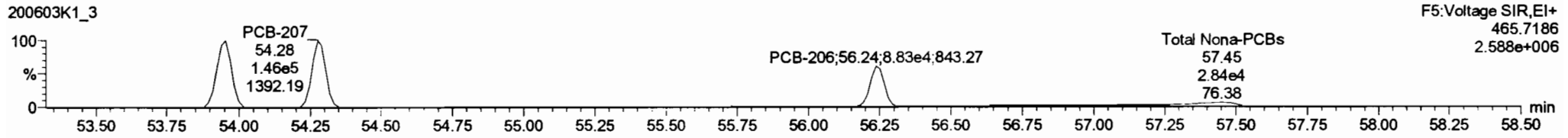



Dataset: Untitled

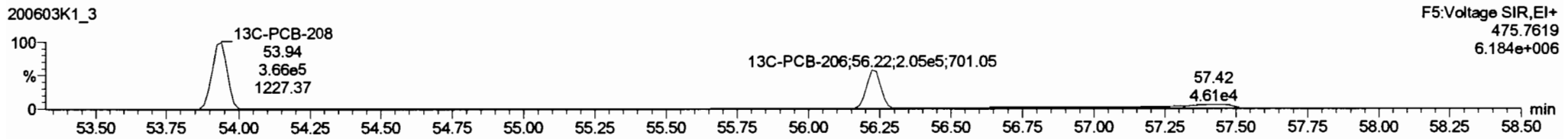
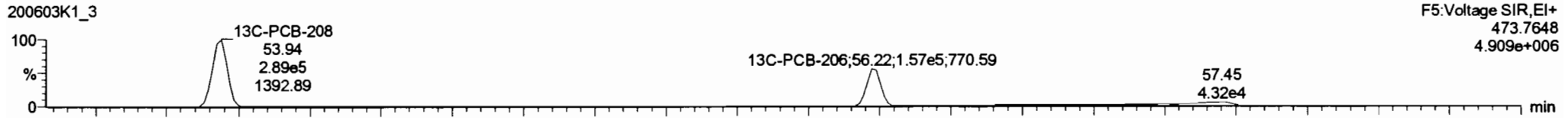
Last Altered: Thursday, June 04, 2020 07:29:42 Pacific Daylight Time
Printed: Thursday, June 04, 2020 07:32:56 Pacific Daylight Time

Name: 200603K1_3, Date: 03-Jun-2020, Time: 16:48:29, ID: B0D0324-BS1 OPR 5, Description: OPR

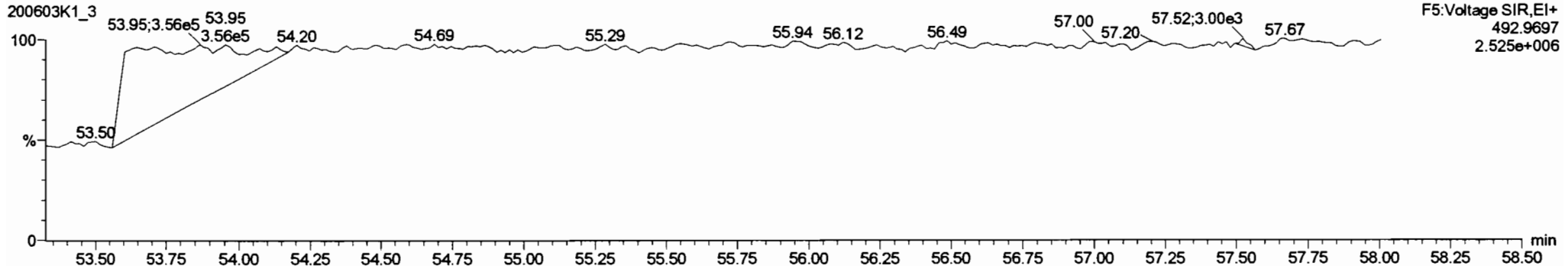
PCB-208



13C-PCB-208



PFK5




Dataset: Untitled

Last Altered: Thursday, June 04, 2020 07:29:42 Pacific Daylight Time
Printed: Thursday, June 04, 2020 07:32:56 Pacific Daylight Time

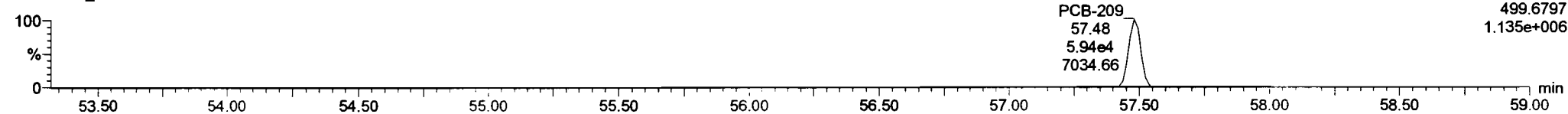
Name: 200603K1_3, Date: 03-Jun-2020, Time: 16:48:29, ID: B0D0324-BS1 OPR 5, Description: OPR

PCB-209

200603K1_3

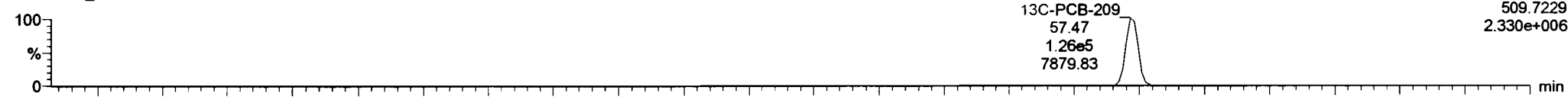


200603K1_3

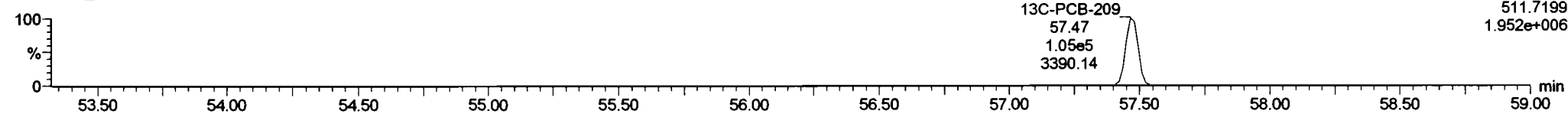


13C-PCB-209

200603K1_3

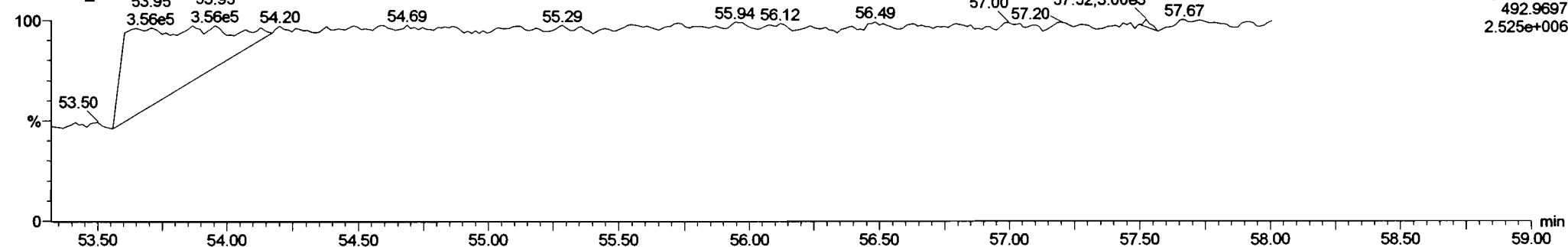


200603K1_3



PFK5b

200603K1_3



Dataset: U:\VG11.PRO\Results\200604K1\200604K1-4.qld

Last Altered: Monday, June 08, 2020 10:52:08 Pacific Daylight Time
Printed: Monday, June 08, 2020 10:53:28 Pacific Daylight Time

hr 6-8-2020
(A) see d.1
C706/16/2020

Method: U:\VG11.PRO\MethDB\PCB-209_ZB1_6-1-20.mdb 02 Jun 2020 10:36:07
Calibration: U:\VG11.PRO\CurveDB\db1_PCBvg11-6-1-20.cdb 02 Jun 2020 10:21:16

Name: 200604K1_4, Date: 04-Jun-2020, Time: 11:20:47, ID: 2000954-01 PDI-159SC-A-00-01-200423 7.35, Description: PDI-159SC-A-00-01-200423

#	Name	Resp	RA	n/y	RRF	wt/vol	Pred.RT	RT	Pred.R...	RRT	Check RRT	Conc.	%Rec	DL	EMPC
1	18 PCB-34	9.02e3	1.02	NO	0.945	4.533	27.62	27.64	0.959	0.959	NO	15.84		0.785	15.84
2	19 PCB-23	6.48e2	1.22	YES	0.883	4.533	27.71	27.71	0.962	0.962	NO	1.218		0.841	1.120
3	20 PCB-29	4.60e3	1.29	YES	0.893	4.533	27.97	27.97	0.971	0.971	NO	8.546		0.831	7.622
4	21 PCB-26	1.17e5	1.05	NO	0.944	4.533	28.20	28.19	0.979	0.979	NO	205.0		0.786	205.0
5	22 PCB-25	6.68e4	1.01	NO	0.950	4.533	28.35	28.36	0.984	0.984	NO	116.7		0.781	116.7
6	23 PCB-31	7.53e5	1.02	NO	1.04	4.533	28.72	28.73	0.997	0.997	NO	1206		0.716	1206
7	24 PCB-28	8.50e5	1.05	NO	1.03	4.533	28.83	28.83	1.001	1.001	NO	1376		0.724	1376
8	25 PCB-20/21/33	3.99e5	1.03	NO	0.941	4.533	29.47	29.50	1.023	1.024	NO	703.8		0.789	703.8
9	26 PCB-22	2.34e5	1.04	NO	0.973	4.533	29.91	29.92	1.038	1.039	NO	398.5		0.763	398.5
10	27 PCB-36			NO	1.08	4.533	30.55		0.931		YES			0.707	
11	28 PCB-39	3.10e3	1.14	NO	0.988	4.533	31.04	31.04	0.946	0.946	NO	5.428		0.770	5.428
12	29 PCB-38	6.99e3	1.19	NO	1.05	4.533	31.84	31.86	0.970	0.971	NO	11.50		0.723	11.50
13	30 PCB-35	1.22e4	1.10	NO	1.04	4.533	32.38	32.38	0.987	0.987	NO	20.18		0.729	20.18
14	31 PCB-37	2.46e5	1.04	NO	1.01	4.533	32.83	32.83	1.001	1.001	NO	422.1		0.754	422.1
15	32 PCB-54	1.91e3	0.66	NO	1.08	4.533	27.67	27.67	1.001	1.001	NO	4.093		0.639	4.093
16	33 PCB-50	1.81e3	0.88	NO	0.880	4.533	28.87	28.88	1.044	1.044	NO	4.751		0.784	4.751
17	34 PCB-53	8.14e4	0.76	NO	0.997	4.533	29.54	29.55	0.944	0.944	NO	225.1		0.835	225.1
18	35 PCB-51	2.64e4	0.76	NO	1.07	4.533	29.89	29.91	0.955	0.955	NO	68.35		0.782	68.35
19	36 PCB-45	7.41e4	0.75	NO	0.858	4.533	30.34	30.35	0.969	0.970	NO	238.0		0.970	238.0
20	37 PCB-46	2.79e4	0.80	NO	0.831	4.533	30.83	30.84	0.985	0.985	NO	92.45		1.00	92.45
21	38 PCB-52/69	7.90e5	0.77	NO	1.17	4.533	31.34	31.32	1.001	1.001	NO	1866		0.714	1866
22	39 PCB-73	8.91e2	0.93	YES	1.44	4.533	31.45	31.45	1.005	1.005	NO	1.702		0.577	1.562
23	40 PCB-43/49	4.97e5	0.76	NO	1.02	4.533	31.63	31.64	1.010	1.011	NO	1349		0.819	1349
24	41 PCB-47	1.88e5	0.76	NO	0.922	4.533	31.84	31.86	1.001	1.001	NO	512.6		0.882	512.6
25	42 PCB-48/75	1.50e5	0.76	NO	1.12	4.533	31.95	31.97	1.004	1.005	NO	336.3		0.726	336.3
26	43 PCB-65			NO	1.28	4.533	32.22		1.013		YES			0.634	
27	44 PCB-62			NO	1.13	4.533	32.33		1.016		YES			0.721	
28	45 PCB-44	4.92e5	0.77	NO	0.824	4.533	32.66	32.66	1.026	1.026	NO	1502		0.987	1502
29	46 PCB-42/59	1.97e5	0.77	NO	1.05	4.533	32.88	32.90	1.033	1.034	NO	472.2		0.775	472.2
30	47 PCB-41/64/71/72	6.38e5	0.75	NO	1.19	4.533	33.51	33.50	1.053	1.053	NO	1351		0.685	1351
31	48 PCB-68	7.47e3	0.84	NO	1.28	4.533	33.76	33.78	1.061	1.061	NO	14.70		0.636	14.70
32	49 PCB-40	7.33e4	0.75	NO	0.602	4.533	33.99	33.98	1.068	1.068	NO	306.1		1.35	306.1

Dataset: U:\VG11.PRO\Results\200604K1\200604K1-4.qld

Last Altered: Monday, June 08, 2020 10:52:08 Pacific Daylight Time
Printed: Monday, June 08, 2020 10:53:28 Pacific Daylight Time

Name: 200604K1_4, Date: 04-Jun-2020, Time: 11:20:47, ID: 2000954-01 PDI-159SC-A-00-01-200423 7.35, Description: PDI-159SC-A-00-01-200423

#	Name	Resp	RA	n/y	RRF	wt/vol	Pred.RT	RT	Pred.R...	RRT	Check RRT	Conc.	%Rec	DL	EMPC
33	50 PCB-57	5.19e3	0.83	NO	1.16	4.533	34.36	34.37	0.969	0.970	NO	9.709		0.574	9.709
34	51 PCB-67	3.14e4	0.74	NO	1.08	4.533	34.67	34.69	0.978	0.978	NO	63.09		0.616	63.09
35	52 PCB-58	3.94e3	0.63	YES	1.20	4.533	34.78	34.80	0.981	0.982	NO	7.120		0.584	6.356
36	53 PCB-63	3.93e4	0.78	NO	1.07	4.533	34.95	34.97	0.986	0.986	NO	79.73		0.623	79.73
37	54 PCB-74	4.08e5	0.77	NO	1.19	4.533	35.25	35.25	0.994	0.994	NO	748.5		0.563	748.5
38	55 PCB-61/70	1.09e6	0.76	NO	1.05	4.533	35.47	35.47	1.000	1.001	NO	2259		0.633	2259
39	56 PCB-76/66	8.89e5	0.76	NO	1.16	4.533	35.66	35.69	1.006	1.007	NO	1660		0.573	1660
40	57 PCB-80			NO	1.19	4.533	35.90		1.001		YES			0.563	
41	58 PCB-55	1.16e4	0.78	NO	1.17	4.533	36.24	36.21	1.010	1.009	NO	20.74		0.571	20.74
42	59 PCB-56/60	5.45e5	0.75	NO	1.02	4.533	36.74	36.74	1.024	1.024	NO	1116		0.656	1116
43	60 PCB-79	1.42e4	0.83	NO	1.14	4.533	37.84	37.87	1.055	1.055	NO	25.91		0.587	25.91
44	61 PCB-78	3.57e3	0.75	NO	1.14	4.533	38.56	38.52	0.987	0.986	NO	6.812		0.615	6.812
45	62 PCB-81	7.40e3	0.70	NO	1.05	4.533	39.10	39.15	1.000	1.002	NO	15.36		0.668	15.36
46	63 PCB-77	8.34e4	0.76	NO	1.14	4.533	39.73	39.73	1.000	1.000	NO	165.3		0.659	165.3
47	64 PCB-104			NO	1.12	4.533	32.51		1.001		YES			0.534	
48	65 PCB-96	7.89e3	1.63	NO	1.15	4.533	33.81	33.81	1.041	1.041	NO	21.42		0.519	21.42
49	66 PCB-103	1.15e4	1.58	NO	0.936	4.533	34.36	34.39	1.058	1.058	NO	38.44		0.640	38.44
50	67 PCB-100	4.82e3	1.53	NO	0.954	4.533	34.73	34.74	1.069	1.069	NO	15.83		0.628	15.83
51	68 PCB-94	3.50e3	1.67	NO	0.949	4.533	35.25	35.23	0.985	0.985	NO	14.62		0.842	14.62
52	69 PCB-95/98/102	5.88e5	1.53	NO	1.20	4.533	35.73	35.79	0.999	1.001	NO	1936		0.664	1936
53	70 PCB-93			NO	0.935	4.533	35.85		1.002		YES			0.855	
54	71 PCB-88/91	9.46e4	1.59	NO	1.06	4.533	36.20	36.19	1.012	1.012	NO	352.4		0.751	352.4
55	72 PCB-121			NO	1.71	4.533	36.29		1.015		YES			0.468	
56	73 PCB-84/92	3.04e5	1.58	NO	1.02	4.533	37.13	37.13	0.990	0.990	NO	1204		0.800	1204
57	74 PCB-89	1.02e4	1.42	NO	1.11	4.533	37.31	37.31	0.995	0.995	NO	37.43		0.737	37.43
58	75 PCB-90/101	8.35e5	1.55	NO	1.12	4.533	37.52	37.53	1.000	1.001	NO	3003		0.725	3003
59	76 PCB-113	1.89e3	1.56	NO	1.51	4.533	37.76	37.76	1.007	1.007	NO	5.036		0.538	5.036
60	77 PCB-99	3.45e5	1.56	NO	1.32	4.533	37.85	37.87	1.009	1.010	NO	1055		0.616	1055
61	78 PCB-119	2.69e4	1.61	NO	1.81	4.533	38.34	38.33	0.987	0.987	NO	66.83		0.501	66.83
62	79 PCB-108/112	3.56e4	1.68	NO	1.44	4.533	38.49	38.50	0.991	0.991	NO	110.7		0.626	110.7
63	80 PCB-83			NO	1.83	4.533	38.64		0.995		YES			0.494	
64	81 PCB-97	1.99e5	1.59	NO	1.28	4.533	38.86	38.88	1.000	1.001	NO	698.0		0.706	698.0
65	82 PCB-86	3.51e3	2.66	YES	1.12	4.533	39.02	39.06	1.005	1.006	NO	14.11		0.810	9.860
66	83 PCB-87/117/125	2.93e5	1.56	NO	1.56	4.533	39.16	39.15	1.008	1.008	NO	844.8		0.580	844.8
67	84 PCB-111/115	1.45e4	1.67	NO	1.91	4.533	39.31	39.32	1.012	1.012	NO	34.12		0.473	34.12
68	85 PCB-85/116	1.21e5	1.58	NO	1.41	4.533	39.44	39.43	1.015	1.015	NO	384.3		0.641	384.3

Dataset: U:\VG11.PRO\Results\200604K1\200604K1-4.qld

Last Altered: Monday, June 08, 2020 10:52:08 Pacific Daylight Time

Printed: Monday, June 08, 2020 10:53:28 Pacific Daylight Time

Name: 200604K1_4, Date: 04-Jun-2020, Time: 11:20:47, ID: 2000954-01 PDI-159SC-A-00-01-200423 7.35, Description: PDI-159SC-A-00-01-200423

#	Name	Resp	RA	n/y	RRF	wt/vol	Pred.RT	RT	Pred.R...	RRT	Check RRT	Conc.	%Rec	DL	EMPC
69	86 PCB-120	6.79e3	1.66	NO	2.01	4.533	39.70	39.67	1.022	1.022	NO	15.21		0.451	15.21
70	87 PCB-110	9.41e5	1.56	NO	1.74	4.533	39.85	39.84	1.026	1.026	NO	2425		0.519	2425
71	88 PCB-82	7.24e4	1.51	NO	0.781	4.533	40.50	40.49	0.976	0.976	NO	308.6		0.864	308.6
72	89 PCB-124	3.53e4	1.65	NO	1.40	4.533	41.21	41.18	0.993	0.992	NO	84.09		0.483	84.09
73	90 PCB-107/109	6.58e4	1.68	NO	1.34	4.533	41.35	41.37	0.996	0.997	NO	163.2		0.503	163.2
74	91 PCB-123	1.15e4	1.69	NO	1.20	4.533	41.52	41.52	1.000	1.000	NO	31.92		0.563	31.92
75	92 PCB-106/118	7.57e5	1.58	NO	1.22	4.533	41.72	41.70	1.001	1.000	NO	2044		0.541	2044
76	93 PCB-114	2.33e4	1.65	NO	1.14	4.533	42.38	42.38	1.000	1.000	NO	53.32		0.854	53.32
77	94 PCB-122	1.00e4	1.51	NO	0.944	4.533	42.53	42.51	1.004	1.004	NO	27.73		1.03	27.73
78	95 PCB-105	3.31e5	1.57	NO	1.05	4.533	43.27	43.27	1.000	1.000	NO	817.6		0.918	817.6
79	96 PCB-127			NO	1.06	4.533	43.61		1.000		YES			0.894	
80	97 PCB-126	5.76e3	1.45	NO	1.17	4.533	45.58	45.58	1.000	1.000	NO	13.51		0.889	13.51
81	98 PCB-155			NO	1.04	4.533	37.05		1.000		YES			0.454	
82	99 PCB-150	1.30e3	1.29	NO	1.08	4.533	38.37	38.35	1.036	1.036	NO	5.843		0.438	5.843
83	1... PCB-152	7.12e2	2.11	YES	1.19	4.533	38.86	38.84	1.049	1.049	NO	2.926		0.400	2.112
84	1... PCB-145	4.75e2	1.09	NO	1.19	4.533	39.33	39.32	1.062	1.062	NO	1.949		0.399	1.949
85	1... PCB-136	1.10e5	1.30	NO	1.02	4.533	39.66	39.64	1.071	1.070	NO	526.6		0.464	526.6
86	1... PCB-148	1.15e3	1.23	NO	0.842	4.533	39.77	39.73	1.074	1.073	NO	6.651		0.563	6.651
87	1... PCB-154	9.43e3	1.38	NO	0.919	4.533	40.27	40.27	1.087	1.087	NO	50.01		0.516	50.01
88	1... PCB-151	1.54e5	1.29	NO	0.787	4.533	40.94	40.92	1.105	1.105	NO	954.2		0.603	954.2
89	1... PCB-135	7.84e4	1.30	NO	0.922	4.533	41.17	41.15	1.112	1.111	NO	414.6		0.514	414.6
90	1... PCB-144	2.54e4	1.24	NO	0.789	4.533	41.28	41.26	1.115	1.114	NO	156.8		0.601	156.8
91	1... PCB-147	7.77e3	1.24	NO	0.834	4.533	41.41	41.39	1.118	1.118	NO	45.42		0.568	45.42
92	1... PCB-139/149	5.13e5	1.30	NO	0.948	4.533	41.68	41.65	1.125	1.125	NO	2639		0.500	2639
93	1... PCB-140	3.41e3	1.44	YES	0.794	4.533	41.88	41.85	1.131	1.130	NO	20.45		0.507	19.21
94	1... PCB-134/143	4.42e4	1.26	NO	0.759	4.533	42.33	42.32	0.975	0.975	NO	170.7		1.32	170.7
95	1... PCB-131/133	2.62e4	1.29	NO	0.821	4.533	42.63	42.61	0.982	0.981	NO	93.47		1.22	93.47
96	1... PCB-142	2.09e3	1.04	YES	0.754	4.533	42.78	42.78	0.985	0.985	NO	8.129		1.23	7.474
97	1... PCB-146/165	1.89e5	1.23	NO	1.02	4.533	43.02	43.02	0.991	0.991	NO	544.3		0.987	544.3
98	1... PCB-132/161	2.98e5	1.20	NO	1.02	4.533	43.26	43.29	0.996	0.997	NO	852.7		0.980	852.7
99	1... PCB-153	1.22e6	1.23	NO	1.07	4.533	43.44	43.44	1.000	1.000	NO	3339		0.937	3339
100	1... PCB-168	1.83e3	1.21	NO	1.08	4.533	43.67	43.67	1.006	1.006	NO	4.973		0.931	4.973
101	1... PCB-141	2.06e5	1.22	NO	1.03	4.533	44.20	44.20	1.000	1.000	NO	726.9		1.19	726.9
102	1... PCB-137	2.79e4	1.26	NO	1.11	4.533	44.60	44.60	1.010	1.009	NO	91.01		1.10	91.01
103	1... PCB-130	5.39e4	1.23	NO	0.885	4.533	44.70	44.71	1.012	1.012	NO	220.9		1.38	220.9
104	1... PCB-138/163/164	1.15e6	1.25	NO	1.28	4.533	45.09	45.09	1.001	1.001	NO	3197		0.967	3197

Dataset: U:\VG11.PRO\Results\200604K1\200604K1-4.qld

Last Altered: Monday, June 08, 2020 10:52:08 Pacific Daylight Time

Printed: Monday, June 08, 2020 10:53:28 Pacific Daylight Time

Name: 200604K1_4, Date: 04-Jun-2020, Time: 11:20:47, ID: 2000954-01 PDI-159SC-A-00-01-200423 7.35, Description: PDI-159SC-A-00-01-200423

#	Name	Resp	RA	n/y	RRF	wt/vol	Pred.RT	RT	Pred.R...	RRT	Check RRT	Conc.	%Rec	DL	EMPC
105	1... PCB-158/160	1.13e5	1.24	NO	1.24	4.533	45.33	45.32	1.006	1.006	NO	325.6		1.00	325.6
106	1... PCB-129	2.75e4	1.23	NO	0.867	4.533	45.60	45.58	1.012	1.012	NO	112.9		1.43	112.9
107	1... PCB-166	4.84e3	1.28	NO	1.14	4.533	46.06	46.06	0.993	0.993	NO	12.23		0.898	12.23
108	1... PCB-159			NO	1.22	4.533	46.40		1.000		YES			0.844	
109	1... PCB-128/162	1.23e5	1.22	NO	0.907	4.533	46.68	46.68	1.007	1.007	NO	391.3		1.13	391.3
110	1... PCB-167	3.96e4	1.23	NO	1.11	4.533	47.10	47.10	1.000	1.000	NO	103.2		0.896	103.2
111	1... PCB-156	1.04e5	1.26	NO	1.13	4.533	48.42	48.42	1.000	1.000	NO	279.6		0.931	279.6
112	1... PCB-157	1.64e4	1.33	NO	1.04	4.533	48.73	48.71	1.001	1.000	NO	47.16		1.01	47.16
113	1... PCB-169			NO	1.16	4.533	50.98		1.000		YES			0.987	
114	1... PCB-188	5.68e2	0.76	YES	1.29	4.533	43.06	43.06	1.001	1.001	NO	1.584		0.742	1.335
115	1... PCB-184	4.62e2	1.21	NO	1.23	4.533	43.51	43.50	1.011	1.011	NO	1.351		0.777	1.351
116	1... PCB-179	1.99e5	1.02	NO	1.30	4.533	44.31	44.33	1.030	1.030	NO	550.9		0.737	550.9
117	1... PCB-176	5.98e4	0.99	NO	1.31	4.533	44.78	44.80	1.041	1.041	NO	164.5		0.731	164.5
118	1... PCB-186	1.10e3	1.00	NO	1.33	4.533	45.43	45.43	1.056	1.056	NO	2.981		0.720	2.981
119	1... PCB-178	6.49e4	1.04	NO	0.943	4.533	45.94	45.94	1.068	1.068	NO	247.6		1.01	247.6
120	1... PCB-175	1.25e4	1.09	NO	0.956	4.533	46.28	46.30	1.076	1.076	NO	46.99		1.00	46.99
121	1... PCB-182/187	4.43e5	1.03	NO	1.07	4.533	46.46	46.47	1.080	1.080	NO	1496		0.898	1496
122	1... PCB-183	2.05e5	1.02	NO	1.02	4.533	46.80	46.81	1.088	1.088	NO	721.4		0.936	721.4
123	1... PCB-185	4.06e4	1.02	NO	1.41	4.533	47.48	47.47	0.955	0.955	NO	154.4		1.04	154.4
124	1... PCB-174	3.13e5	1.05	NO	1.35	4.533	47.86	47.85	0.962	0.962	NO	1238		1.08	1238
125	1... PCB-181	1.12e4	1.06	NO	1.47	4.533	47.95	47.95	0.964	0.964	NO	40.60		0.990	40.60
126	1... PCB-177	1.72e5	1.03	NO	1.28	4.533	48.13	48.14	0.968	0.968	NO	719.1		1.14	719.1
127	1... PCB-171	8.07e4	1.06	NO	1.32	4.533	48.42	48.44	0.974	0.974	NO	327.8		1.11	327.8
128	1... PCB-173	6.99e3	1.06	NO	1.19	4.533	48.88	48.88	0.983	0.983	NO	31.42		1.23	31.42
129	1... PCB-172	4.88e4	1.02	NO	1.38	4.533	49.33	49.35	0.992	0.992	NO	189.8		1.06	189.8
130	1... PCB-192			NO	1.83	4.533	49.52		0.996		YES			0.799	
131	1... PCB-180	7.32e5	1.03	NO	1.41	4.533	49.75	49.75	1.000	1.000	NO	2774		1.03	2774
132	1... PCB-193	4.21e4	1.05	NO	1.68	4.533	49.96	49.98	1.005	1.005	NO	134.2		0.870	134.2
133	1... PCB-191	1.41e4	1.02	NO	1.71	4.533	50.22	50.24	1.010	1.010	NO	44.20		0.853	44.20
134	1... PCB-170	2.57e5	1.03	NO	1.40	4.533	51.42	51.42	1.000	1.000	NO	1180		1.20	1180
135	1... PCB-190	6.97e4	1.02	NO	1.85	4.533	51.60	51.62	1.004	1.004	NO	242.0		0.904	242.0
136	1... PCB-189	1.06e4	0.96	NO	1.45	4.533	53.14	53.14	1.000	1.000	NO	39.07		0.867	39.07
137	1... PCB-202	2.99e4	0.89	NO	1.17	4.533	48.67	48.65	1.001	1.000	NO	121.3		0.826	121.3
138	1... PCB-201	2.18e4	0.93	NO	1.05	4.533	49.14	49.14	1.010	1.011	NO	97.87		0.917	97.87
139	1... PCB-204	7.86e2	0.56	YES	1.14	4.533	49.30	49.29	1.014	1.014	NO	3.260		0.846	2.488
140	1... PCB-197	6.85e3	1.01	NO	1.13	4.533	49.62	49.62	1.020	1.020	NO	28.63		0.852	28.63

Dataset: U:\VG11.PRO\Results\200604K1\200604K1-4.qld

Last Altered: Monday, June 08, 2020 10:52:08 Pacific Daylight Time

Printed: Monday, June 08, 2020 10:53:28 Pacific Daylight Time

Name: 200604K1_4, Date: 04-Jun-2020, Time: 11:20:47, ID: 2000954-01 PDI-159SC-A-00-01-200423 7.35, Description: PDI-159SC-A-00-01-200423

#	Name	Resp	RA	n/y	RRF	wt/vol	Pred.RT	RT	Pred.R...	RRT	Check RRT	Conc.	%Rec	DL	EMPC
141	1... PCB-200	2.21e4	0.85	NO	1.07	4.533	50.55	50.56	1.039	1.040	NO	97.70		0.902	97.70
142	1... PCB-198	6.70e3	0.84	NO	0.794	4.533	52.12	52.14	1.072	1.072	NO	39.92		1.22	39.92
143	1... PCB-199	1.06e5	0.91	NO	0.809	4.533	52.23	52.23	1.074	1.074	NO	619.0		1.19	619.0
144	1... PCB-196/203	1.31e5	0.94	NO	0.838	4.533	52.56	52.53	1.081	1.080	NO	739.5		1.15	739.5
145	1... PCB-195	5.41e4	0.93	NO	1.04	4.533	53.83	53.82	0.984	0.983	NO	275.6		1.38	275.6
146	1... PCB-194	1.29e5	0.90	NO	1.12	4.533	54.75	54.74	1.000	1.000	NO	613.6		1.29	613.6
147	1... PCB-205	7.66e3	0.89	NO	1.29	4.533	55.01	55.02	1.005	1.005	NO	31.62		1.11	31.62
148	1... PCB-208	2.06e4	1.35	NO	0.933	4.533	53.99	53.98	1.000	1.000	NO	92.32		1.10	92.32
149	1... PCB-207	1.29e4	1.33	NO	0.916	4.533	54.30	54.32	1.006	1.007	NO	58.62		1.12	58.62
150	1... PCB-206	4.87e4	1.31	NO	1.01	4.533	56.28	56.28	1.000	1.000	NO	335.2		1.62	335.2
151	1... PCB-209	5.14e4	1.13	NO	0.986	4.533	57.51	57.51	1.000	1.000	NO	395.8		0.558	395.8
152	1... 13C-PCB-1	1.27e6	3.11	NO	0.893	4.533	15.57	15.56	0.608	0.607	NO	6684	303	6.75	
153	1... 13C-PCB-3	1.27e6	3.16	NO	0.911	4.533	18.23	18.20	0.712	0.711	NO	6520	296	6.62	
154	1... 13C-PCB-4	9.02e5	1.61	NO	0.600	4.533	19.58	19.55	0.765	0.764	NO	7053	320	3.14	
155	1... 13C-PCB-9	1.49e6	1.57	NO	0.970	4.533	21.42	21.38	0.836	0.835	NO	7226	328	1.94	
156	1... 13C-PCB-11	1.48e6	1.57	NO	0.962	4.533	24.87	24.92	0.971	0.973	NO	7235	328	1.96	
157	1... 13C-PCB-19	7.74e5	1.05	NO	0.499	4.533	23.84	23.80	0.931	0.930	NO	7273	330	30.1	
158	1... 13C-PCB-32	1.15e6	1.05	NO	0.744	4.533	26.83	26.80	1.048	1.046	NO	7240	328	20.2	
159	1... 13C-PCB-28	1.33e6	1.01	NO	1.06	4.533	28.81	28.81	1.004	1.004	NO	1857	84.2	7.13	
160	1... 13C-PCB-37	1.27e6	1.02	NO	0.989	4.533	32.79	32.81	1.143	1.143	NO	1915	86.8	7.67	
161	1... 13C-PCB-54	9.54e5	0.77	NO	0.999	4.533	27.66	27.65	0.753	0.753	NO	1772	80.3	1.78	
162	1... 13C-PCB-52	8.00e5	0.76	NO	0.804	4.533	31.31	31.30	0.852	0.852	NO	1846	83.7	2.21	
163	1... 13C-PCB-47	8.77e5	0.78	NO	0.857	4.533	31.82	31.82	0.866	0.866	NO	1898	86.0	2.08	
164	1... 13C-PCB-70	1.01e6	0.78	NO	0.996	4.533	35.46	35.45	0.965	0.965	NO	1890	85.7	1.79	
165	1... 13C-PCB-80	1.06e6	0.78	NO	1.03	4.533	35.89	35.88	0.977	0.977	NO	1910	86.6	1.73	
166	1... 13C-PCB-81	1.02e6	0.75	NO	0.988	4.533	39.10	39.08	1.064	1.064	NO	1908	86.5	1.80	
167	1... 13C-PCB-77	9.78e5	0.78	NO	0.969	4.533	39.72	39.71	1.081	1.081	NO	1874	84.9	1.84	
168	1... 13C-PCB-104	7.04e5	1.62	NO	1.02	4.533	32.50	32.49	0.827	0.827	NO	1899	86.1	1.56	
169	1... 13C-PCB-95	5.56e5	1.63	NO	0.805	4.533	35.76	35.77	0.910	0.910	NO	1893	85.8	1.96	
170	1... 13C-PCB-101	5.46e5	1.60	NO	0.793	4.533	37.51	37.50	0.954	0.954	NO	1890	85.7	2.00	
171	1... 13C-PCB-97	4.91e5	1.66	NO	0.696	4.533	38.85	38.84	0.989	0.988	NO	1934	87.6	2.27	
172	1... 13C-PCB-123	6.63e5	1.63	NO	0.933	4.533	41.50	41.50	1.056	1.056	NO	1947	88.3	1.70	
173	1... 13C-PCB-118	6.70e5	1.64	NO	0.986	4.533	41.69	41.69	1.061	1.061	NO	1863	84.4	1.60	
174	1... 13C-PCB-114	8.45e5	1.58	NO	1.55	4.533	42.35	42.36	0.908	0.908	NO	1899	86.1	1.68	
175	1... 13C-PCB-105	8.50e5	1.54	NO	1.57	4.533	43.24	43.25	0.927	0.927	NO	1879	85.2	1.66	
176	1... 13C-PCB-127	8.90e5	1.56	NO	1.62	4.533	43.60	43.59	0.934	0.934	NO	1906	86.4	1.60	

Dataset: U:\VG11.PRO\Results\200604K1\200604K1-4.qld

Last Altered: Monday, June 08, 2020 10:52:08 Pacific Daylight Time

Printed: Monday, June 08, 2020 10:53:28 Pacific Daylight Time

Name: 200604K1_4, Date: 04-Jun-2020, Time: 11:20:47, ID: 2000954-01 PDI-159SC-A-00-01-200423 7.35, Description: PDI-159SC-A-00-01-200423

	# Name	Resp	RA	n/y	RRF	wt/vol	Pred.RT	RT	Pred.R...	RRT	Check RRT	Conc.	%Rec	DL	EMPC
177	1... 13C-PCB-126	8.02e5	1.58	NO	1.57	4.533	45.56	45.56	0.976	0.976	NO	1780	80.7	1.66	
178	1... 13C-PCB-155	4.52e5	1.24	NO	0.615	4.533	37.03	37.03	0.942	0.942	NO	2018	91.5	0.716	
179	1... 13C-PCB-153	7.53e5	1.26	NO	1.36	4.533	43.41	43.42	0.930	0.931	NO	1919	87.0	2.46	
180	1... 13C-PCB-141	6.08e5	1.26	NO	1.13	4.533	44.18	44.18	0.947	0.947	NO	1875	85.0	2.97	
181	1... 13C-PCB-138	6.20e5	1.27	NO	1.18	4.533	45.05	45.05	0.965	0.965	NO	1819	82.4	2.83	
182	1... 13C-PCB-159	7.63e5	1.26	NO	1.44	4.533	46.37	46.38	0.994	0.994	NO	1843	83.6	2.33	
183	2... 13C-PCB-167	7.63e5	1.24	NO	1.44	4.533	47.08	47.08	1.009	1.009	NO	1842	83.5	2.33	
184	2... 13C-PCB-156	7.32e5	1.27	NO	1.40	4.533	48.43	48.40	1.038	1.037	NO	1822	82.6	2.40	
185	2... 13C-PCB-157	7.38e5	1.30	NO	1.40	4.533	48.69	48.69	1.043	1.043	NO	1838	83.3	2.40	
186	2... 13C-PCB-169	6.84e5	1.24	NO	1.33	4.533	50.97	50.96	1.092	1.092	NO	1787	81.0	2.52	
187	2... 13C-PCB-188	6.13e5	0.44	NO	1.41	4.533	43.03	43.02	0.926	0.926	NO	1943	88.1	1.08	
188	2... 13C-PCB-180	4.13e5	0.46	NO	0.929	4.533	49.73	49.73	1.070	1.070	NO	1983	89.9	1.64	
189	2... 13C-PCB-170	3.43e5	0.46	NO	0.794	4.533	51.41	51.40	1.106	1.106	NO	1929	87.4	1.92	
190	2... 13C-PCB-189	4.13e5	0.46	NO	1.04	4.533	53.11	53.12	1.143	1.143	NO	1766	80.1	1.46	
191	2... 13C-PCB-202	4.66e5	0.96	NO	1.04	4.533	48.63	48.63	1.046	1.046	NO	2010	91.1	1.25	
192	2... 13C-PCB-194	4.15e5	0.89	NO	0.768	4.533	54.75	54.73	0.995	0.995	NO	1928	87.4	3.01	
193	2... 13C-PCB-208	5.29e5	0.78	NO	0.991	4.533	53.97	53.97	0.981	0.981	NO	1906	86.4	2.53	
194	2... 13C-PCB-206	3.18e5	0.80	NO	0.552	4.533	56.27	56.27	1.023	1.023	NO	2058	93.3	4.54	
195	2... 13C-PCB-209	2.90e5	1.18	NO	0.396	4.533	57.52	57.51	1.046	1.045	NO	2616	119	0.567	
196	2... 13C-PCB-15	4.70e5	1.57	NO	1.00	4.533	25.53	25.61	1.000	0.000	NO	2206	100	1.88	
197	2... 13C-PCB-31	1.48e6	1.04	NO	1.00	4.533	28.66	28.70	1.000	0.000	NO	2206	100	7.58	
198	2... 13C-PCB-60	1.19e6	0.77	NO	1.00	4.533	36.68	36.74	1.000	0.000	NO	2206	100	1.78	
199	2... 13C-PCB-111	8.05e5	1.64	NO	1.00	4.533	39.25	39.30	1.000	0.000	NO	2206	100	1.58	
200	2... 13C-PCB-128	6.34e5	1.26	NO	1.00	4.533	46.60	46.66	1.000	0.000	NO	2206	100	3.35	
201	2... 13C-PCB-182	4.94e5	0.45	NO	1.00	4.533	46.43	46.47	0.000	0.000	NO	2206	100	1.53	
202	2... 13C-PCB-205	6.18e5	0.92	NO	1.00	4.533	54.96	55.01	1.000	0.000	NO	2206	100	2.31	
203	2... 13C-PCB-79	1.09e6	0.77	NO	1.07	4.533	37.84	37.83	1.030	1.030	NO	1894	85.9	1.66	
204	2... 13C-PCB-178	4.15e5	0.45	NO	0.766	4.533	45.93	45.92	0.988	0.988	NO	1882	85.3	1.60	
205	2... 13C-PCB-79	1.09e6	0.77	NO	1.08	4.533	37.82	37.83	0.968	0.968	NO	2190	99.3	1.97	
206	2... 13C-PCB-178	4.15e5	0.45	NO	1.05	4.533	45.91	45.92	0.923	0.923	NO	2110	95.7	1.82	
207	2... Total Mono-PCBs				1.17	4.533	0.00		0.000		NO	102.0		1.08	102.0
208	2... Total Di-PCBs				1.05	4.533	0.00		0.000		NO	815.3		10.4	815.3
209	2... 2nd Function Tri-PCBs				1.08	4.533	0.00		0.000		NO	1879	114	3.88	114
210	2... 3rd Function Tri-PCBs				0.983	4.533	0.00		0.000		NO	4481		10.7	4490
211	2... Total Tetra-PCBs				1.08	4.533	0.00		0.000		NO	14510		23.0	14520
212	2... 3rd Function Penta-PCBs				1.32	4.533	0.00		0.000		NO	14890		18.7	14900

Handwritten notes: 1879, 114, 6360, 1879, 6369

Dataset: U:\VG11.PRO\Results\200604K1\200604K1-4.qld

Last Altered: Monday, June 08, 2020 10:52:08 Pacific Daylight Time

Printed: Monday, June 08, 2020 10:53:28 Pacific Daylight Time

Name: 200604K1_4, Date: 04-Jun-2020, Time: 11:20:47, ID: 2000954-01 PDI-159SC-A-00-01-200423 7.35, Description: PDI-159SC-A-00-01-200423

#	Name	Resp	RA	n/y	RRF	wt/vol	Pred.RT	RT	Pred.R...	RRT	Check RRT	Conc.	%Rec	DL	EMPC
213	2... 4th Function Penta-PCBs				1.07	4.533	0.00		0.000		NO	912.1	15802	4.59	912.1
214	2... 3rd Function Hexa-PCBs				0.951	4.533	0.00		0.000		NO	4801	> 15311 -	6.62	4823
215	2... 4th Function Hexa-PCBs				1.03	4.533	0.00		0.000		NO	10510		21.5	10520
216	2... Total Hepta-PCBs				1.36	4.533	0.00		0.000		NO	10350		21.7	10350
217	2... 4th Function Octa-PCBs				1.00	4.533	0.00		0.000		NO	1744	> 2664.9 -	7.90	1746
218	2... 5th Function Octa-PCBs				1.15	4.533	0.00		0.000		NO	920.9		3.78	920.9
219	2... Total Nona-PCBs				0.952	4.533	0.00		0.000		NO	486.1		3.84	486.1
220	2... Deca-CB				0.986	4.533	0.00		0.000		NO	395.8		0.558	395.8
221	2... Total PCBs														

Total penta PCBs 15802.1 -

15812.1 -

15912
> 15343 -
> 2666.9 -

Vista Analytical Laboratory

Dataset: U:\VG11.PRO\Results\200604K1\200604K1-4.qld

Last Altered: Monday, June 08, 2020 10:52:08 Pacific Daylight Time

Printed: Monday, June 08, 2020 10:53:57 Pacific Daylight Time

ID: 2000954-01 PDI-159SC-A-00-01-200423 7.35, Description: PDI-159SC-A-00-01-200423

3rd Function Tri-PCBs

	Name	Pred.R...	RT	m1 Height	m2 Height	m1 Resp	m2 Resp	RA	n/y	Resp	Conc.	EMPC	DL
1	PCB-34	27.62	27.64	5.144e4	5.364e4	4.561e3	4.463e3	1.02	NO	9.024e3	15.842	15.842	0.785
2	PCB-23	27.71	27.71	7.757e3	6.127e3	3.557e2	2.921e2	1.22	YES	6.478e2	0.00000	1.1201	0.841
3	PCB-29	27.97	27.97	3.279e4	2.552e4	2.587e3	2.010e3	1.29	YES	4.597e3	0.00000	7.6222	0.831
4	PCB-26	28.20	28.19	7.803e5	7.525e5	5.975e4	5.683e4	1.05	NO	1.166e5	204.99	204.99	0.786
5	PCB-25	28.35	28.36	4.415e5	4.420e5	3.356e4	3.321e4	1.01	NO	6.677e4	116.67	116.67	0.781
6	PCB-31	28.72	28.73	5.216e6	4.987e6	3.810e5	3.721e5	1.02	NO	7.531e5	1206.2	1206.2	0.716
7	PCB-28	28.83	28.83	5.355e6	5.140e6	4.361e5	4.136e5	1.05	NO	8.497e5	1376.0	1376.0	0.724
8	PCB-20/21/33	29.47	29.50	2.420e6	2.383e6	2.021e5	1.971e5	1.03	NO	3.992e5	703.83	703.83	0.789
9	PCB-22	29.91	29.92	1.545e6	1.481e6	1.193e5	1.143e5	1.04	NO	2.336e5	398.49	398.49	0.763
10	PCB-39	31.04	31.04	2.254e4	1.823e4	1.654e3	1.445e3	1.14	NO	3.098e3	5.4281	5.4281	0.770
11	PCB-38	31.84	31.86	4.489e4	3.852e4	3.793e3	3.194e3	1.19	NO	6.987e3	11.501	11.501	0.723
12	PCB-35	32.38	32.38	8.332e4	7.488e4	6.368e3	5.796e3	1.10	NO	1.216e4	20.180	20.180	0.729
13	PCB-37	32.83	32.83	1.578e6	1.515e6	1.255e5	1.205e5	1.04	NO	2.460e5	422.08	422.08	0.754

Vista Analytical Laboratory

Dataset: U:\VG11.PRO\Results\200604K1\200604K1-4.qld

Last Altered: Monday, June 08, 2020 10:52:08 Pacific Daylight Time

Printed: Monday, June 08, 2020 10:53:57 Pacific Daylight Time

ID: 2000954-01 PDI-159SC-A-00-01-200423 7.35, Description: PDI-159SC-A-00-01-200423

Total Tetra-PCBs

	Name	Pred.R	RT	m1 Height	m2 Height	m1 Resp	m2 Resp	RA	n/y	Resp	Conc.	EMPC	DL
1	PCB-54	27.67	27.67	9.418e3	1.584e4	7.581e2	1.154e3	0.66	NO	1.912e3	4.0930	4.0930	0.639
2	PCB-50	28.87	28.88	9.389e3	1.217e4	8.449e2	9.632e2	0.88	NO	1.808e3	4.7515	4.7515	0.784
3	PCB-53	29.54	29.55	4.653e5	6.052e5	3.527e4	4.612e4	0.76	NO	8.139e4	225.10	225.10	0.835
4	PCB-51	29.89	29.91	1.473e5	1.977e5	1.138e4	1.503e4	0.76	NO	2.641e4	68.350	68.350	0.782
5	PCB-45	30.34	30.35	4.172e5	5.532e5	3.187e4	4.223e4	0.75	NO	7.410e4	237.97	237.97	0.970
6	PCB-46	30.83	30.84	1.558e5	1.959e5	1.242e4	1.544e4	0.80	NO	2.786e4	92.447	92.447	1.00
7	PCB-52/69	31.34	31.32	4.341e6	5.638e6	3.424e5	4.474e5	0.77	NO	7.899e5	1866.4	1866.4	0.714
8	PCB-73	31.45	31.45	1.098e4	1.080e4	4.287e2	4.621e2	0.93	YES	8.908e2	0.00000	1.5624	0.577
9	PCB-43/49	31.63	31.64	2.681e6	3.570e6	2.144e5	2.827e5	0.76	NO	4.971e5	1348.6	1348.6	0.819
10	PCB-47	31.84	31.86	9.795e5	1.261e6	8.135e4	1.066e5	0.76	NO	1.879e5	512.58	512.58	0.882
11	PCB-48/75	31.95	31.97	7.864e5	1.056e6	6.450e4	8.529e4	0.76	NO	1.498e5	336.25	336.25	0.726
12	PCB-44	32.66	32.66	2.741e6	3.593e6	2.142e5	2.782e5	0.77	NO	4.924e5	1502.4	1502.4	0.987
13	PCB-42/59	32.88	32.90	1.079e6	1.387e6	8.550e4	1.116e5	0.77	NO	1.971e5	472.23	472.23	0.775
14	PCB-41/64/71/72	33.51	33.50	3.146e6	4.239e6	2.742e5	3.638e5	0.75	NO	6.381e5	1351.3	1351.3	0.685
15	PCB-68	33.76	33.78	4.365e4	4.852e4	3.403e3	4.068e3	0.84	NO	7.471e3	14.702	14.702	0.636
16	PCB-40	33.99	33.98	4.067e5	5.344e5	3.136e4	4.193e4	0.75	NO	7.329e4	306.11	306.11	1.35
17	PCB-57	34.36	34.37	2.701e4	3.440e4	2.361e3	2.830e3	0.83	NO	5.192e3	9.7092	9.7092	0.574
18	PCB-67	34.67	34.69	1.684e5	2.238e5	1.335e4	1.809e4	0.74	NO	3.145e4	63.089	63.089	0.616
19	PCB-58	34.78	34.80	2.145e4	3.685e4	1.531e3	2.411e3	0.63	YES	3.942e3	0.00000	6.3561	0.554
20	PCB-63	34.95	34.97	2.098e5	2.719e5	1.723e4	2.207e4	0.78	NO	3.930e4	79.735	79.735	0.623
21	PCB-74	35.25	35.25	2.230e6	2.935e6	1.774e5	2.305e5	0.77	NO	4.079e5	748.52	748.52	0.563
22	PCB-61/70	35.47	35.47	5.971e6	7.927e6	4.738e5	6.209e5	0.76	NO	1.095e6	2258.5	2258.5	0.633
23	PCB-76/66	35.66	35.69	4.744e6	6.227e6	3.830e5	5.060e5	0.76	NO	8.890e5	1660.5	1660.5	0.573
24	PCB-55	36.24	36.21	5.392e4	6.960e4	5.083e3	6.549e3	0.78	NO	1.163e4	20.736	20.736	0.571
25	PCB-56/60	36.74	36.74	2.940e6	3.879e6	2.343e5	3.109e5	0.75	NO	5.452e5	1116.0	1116.0	0.656
26	PCB-79	37.84	37.87	7.606e4	8.815e4	6.407e3	7.751e3	0.83	NO	1.416e4	25.914	25.914	0.587
27	PCB-78	38.56	38.52	1.541e4	2.342e4	1.524e3	2.042e3	0.75	NO	3.566e3	6.8116	6.8116	0.615
28	PCB-81	39.10	39.15	7.819e4	1.128e5	3.048e3	4.355e3	0.70	NO	7.402e3	15.356	15.356	0.668
29	PCB-77	39.73	39.73	4.210e5	5.512e5	3.593e4	4.744e4	0.76	NO	8.337e4	165.33	165.33	0.659

Dataset: U:\VG11.PRO\Results\200604K1\200604K1-4.qld

Last Altered: Monday, June 08, 2020 10:52:08 Pacific Daylight Time

Printed: Monday, June 08, 2020 10:53:57 Pacific Daylight Time

ID: 2000954-01 PDI-159SC-A-00-01-200423 7.35, Description: PDI-159SC-A-00-01-200423

3rd Function Penta-PCBs

	Name	Pred.R.	RT	m1 Height	m2 Height	m1 Resp	m2 Resp	RA	n/y	Resp	Conc.	EMPC	DL
1	PCB-96	33.81	33.81	6.351e4	4.071e4	4.894e3	2.994e3	1.63	NO	7.888e3	21.423	21.423	0.519
2	PCB-103	34.36	34.39	8.620e4	5.684e4	7.032e3	4.456e3	1.58	NO	1.149e4	38.442	38.442	0.640
3	PCB-100	34.73	34.74	3.688e4	2.455e4	2.912e3	1.904e3	1.53	NO	4.816e3	15.825	15.825	0.628
4	PCB-94	35.25	35.23	2.489e4	1.504e4	2.186e3	1.311e3	1.67	NO	3.496e3	14.617	14.617	0.842
5	PCB-95/98/102	35.73	35.79	4.377e6	2.836e6	3.557e5	2.321e5	1.53	NO	5.878e5	1936.0	1936.0	0.664
6	PCB-88/91	36.20	36.19	7.285e5	4.618e5	5.805e4	3.654e4	1.59	NO	9.458e4	352.40	352.40	0.751
7	PCB-84/92	37.13	37.13	2.320e6	1.475e6	1.859e5	1.177e5	1.58	NO	3.036e5	1204.5	1204.5	0.800
8	PCB-89	37.31	37.31	7.426e4	5.313e4	6.019e3	4.226e3	1.42	NO	1.024e4	37.429	37.429	0.737
9	PCB-90/101	37.52	37.53	6.174e6	3.980e6	5.074e5	3.278e5	1.55	NO	8.352e5	3003.5	3003.5	0.725
10	PCB-113	37.76	37.76	4.077e4	2.801e4	1.152e3	7.365e2	1.56	NO	1.889e3	5.0362	5.0362	0.538
11	PCB-99	37.85	37.87	2.587e6	1.644e6	2.104e5	1.348e5	1.56	NO	3.453e5	1055.3	1055.3	0.616
12	PCB-119	38.34	38.33	1.968e5	1.276e5	1.655e4	1.030e4	1.61	NO	2.686e4	66.828	66.828	0.501
13	PCB-108/112	38.49	38.50	2.705e5	1.643e5	2.232e4	1.328e4	1.68	NO	3.560e4	110.65	110.65	0.626
14	PCB-97	38.86	38.88	1.531e6	9.414e5	1.222e5	7.701e4	1.59	NO	1.992e5	697.98	697.98	0.706
15	PCB-86	39.02	39.06	4.028e4	1.574e4	2.552e3	9.579e2	2.66	YES	3.510e3	0.00000	9.8602	0.810
16	PCB-87/117/125	39.16	39.15	2.214e6	1.441e6	1.786e5	1.146e5	1.56	NO	2.932e5	844.85	844.85	0.580
17	PCB-111/115	39.31	39.32	1.289e5	7.383e4	9.079e3	5.434e3	1.67	NO	1.451e4	34.125	34.125	0.473
18	PCB-85/116	39.44	39.43	8.994e5	5.659e5	7.397e4	4.672e4	1.58	NO	1.207e5	384.26	384.26	0.641
19	PCB-120	39.70	39.67	4.832e4	2.962e4	4.234e3	2.556e3	1.66	NO	6.789e3	15.211	15.211	0.451
20	PCB-110	39.85	39.84	7.178e6	4.599e6	5.733e5	3.674e5	1.56	NO	9.406e5	2424.6	2424.6	0.519
21	PCB-82	40.50	40.49	5.287e5	3.567e5	4.357e4	2.883e4	1.51	NO	7.240e4	308.55	308.55	0.864
22	PCB-124	41.21	41.18	2.170e5	1.348e5	2.198e4	1.330e4	1.65	NO	3.528e4	84.087	84.087	0.483
23	PCB-107/109	41.35	41.37	4.934e5	2.955e5	4.117e4	2.458e4	1.68	NO	6.575e4	163.15	163.15	0.503
24	PCB-123	41.52	41.52	9.202e4	4.983e4	7.218e3	4.265e3	1.69	NO	1.148e4	31.917	31.917	0.563
25	PCB-106/118	41.72	41.70	5.542e6	3.502e6	4.633e5	2.933e5	1.58	NO	7.566e5	2044.2	2044.2	0.541

4th Function Penta-PCBs

	Name	Pred.R.	RT	m1 Height	m2 Height	m1 Resp	m2 Resp	RA	n/y	Resp	Conc.	EMPC	DL
1	PCB-114	42.38	42.38	1.554e5	1.005e5	1.449e4	8.809e3	1.65	NO	2.330e4	53.320	53.320	0.854
2	PCB-122	42.53	42.51	6.935e4	4.935e4	6.036e3	3.993e3	1.51	NO	1.003e4	27.734	27.734	1.03
3	PCB-105	43.27	43.27	2.411e6	1.536e6	2.021e5	1.288e5	1.57	NO	3.309e5	817.57	817.57	0.918
4	PCB-126	45.58	45.58	3.804e4	2.689e4	3.411e3	2.348e3	1.45	NO	5.760e3	13.510	13.510	0.889

Vista Analytical Laboratory

Dataset: U:\VG11.PRO\Results\200604K1\200604K1-4.qld

Last Altered: Monday, June 08, 2020 10:52:08 Pacific Daylight Time

Printed: Monday, June 08, 2020 10:53:57 Pacific Daylight Time

ID: 2000954-01 PDI-159SC-A-00-01-200423 7.35, Description: PDI-159SC-A-00-01-200423

3rd Function Hexa-PCBs

	Name	Pred.R.	RT	m1 Height	m2 Height	m1 Resp	m2 Resp	RA	n/y	Resp	Conc.	EMPC	DL
1	PCB-150	38.37	38.35	9.220e3	6.909e3	7.325e2	5.658e2	1.29	NO	1.298e3	5.8431	5.8431	0.438
2	PCB-152	38.86	38.84	6.354e3	2.961e3	4.830e2	2.294e2	2.11	YES	7.124e2	0.00000	2.1116	0.400
3	PCB-145	39.33	39.32	2.285e3	2.645e3	2.481e2	2.269e2	1.09	NO	4.750e2	1.9486	1.9486	0.399
4	PCB-136	39.66	39.64	7.819e5	6.008e5	6.241e4	4.785e4	1.30	NO	1.103e5	526.61	526.61	0.464
5	PCB-148	39.77	39.73	1.606e4	1.139e4	6.326e2	5.155e2	1.23	NO	1.148e3	6.6515	6.6515	0.563
6	PCB-154	40.27	40.27	6.652e4	4.973e4	5.463e3	3.963e3	1.38	NO	9.426e3	50.012	50.012	0.516
7	PCB-151	40.94	40.92	1.078e6	8.238e5	8.663e4	6.729e4	1.29	NO	1.539e5	954.21	954.21	0.603
8	PCB-135	41.17	41.15	5.248e5	4.065e5	4.427e4	3.416e4	1.30	NO	7.842e4	414.60	414.60	0.514
9	PCB-144	41.28	41.26	2.039e5	1.659e5	1.404e4	1.132e4	1.24	NO	2.536e4	156.75	156.75	0.601
10	PCB-147	41.41	41.39	5.301e4	4.294e4	4.302e3	3.472e3	1.24	NO	7.774e3	45.421	45.421	0.568
11	PCB-139/149	41.68	41.65	3.600e6	2.783e6	2.904e5	2.226e5	1.30	NO	5.130e5	2639.2	2639.2	0.500
12	PCB-140	41.88	41.85	2.374e4	1.684e4	2.014e3	1.396e3	1.44	YES	3.409e3	0.00000	19.208	0.597

4th Function Hexa-PCBs

	Name	Pred.R.	RT	m1 Height	m2 Height	m1 Resp	m2 Resp	RA	n/y	Resp	Conc.	EMPC	DL
1	PCB-134/143	42.33	42.32	2.916e5	2.401e5	2.461e4	1.961e4	1.26	NO	4.422e4	170.72	170.72	1.32
2	PCB-131/133	42.63	42.61	1.783e5	1.332e5	1.477e4	1.142e4	1.29	NO	2.619e4	93.469	93.469	1.22
3	PCB-142	42.78	42.78	1.418e4	1.228e4	1.065e3	1.028e3	1.04	YES	2.093e3	0.00000	7.4737	1.33
4	PCB-146/165	43.02	43.02	1.271e6	1.039e6	1.040e5	8.488e4	1.23	NO	1.889e5	544.29	544.29	0.987
5	PCB-132/161	43.26	43.29	2.045e6	1.698e6	1.628e5	1.352e5	1.20	NO	2.981e5	852.67	852.67	0.980
6	PCB-153	43.44	43.44	8.149e6	6.626e6	6.729e5	5.471e5	1.23	NO	1.220e6	3338.8	3338.8	0.937
7	PCB-168	43.67	43.67	1.056e4	8.810e3	1.002e3	8.264e2	1.21	NO	1.829e3	4.9730	4.9730	0.931
8	PCB-141	44.20	44.20	1.395e6	1.138e6	1.131e5	9.262e4	1.22	NO	2.057e5	726.93	726.93	1.19
9	PCB-137	44.60	44.60	2.055e5	1.578e5	1.553e4	1.232e4	1.26	NO	2.785e4	91.007	91.007	1.10
10	PCB-130	44.70	44.71	3.339e5	2.726e5	2.971e4	2.419e4	1.23	NO	5.390e4	220.90	220.90	1.38
11	PCB-138/163/164	45.09	45.09	6.530e6	5.159e6	6.404e5	5.122e5	1.25	NO	1.153e6	3197.4	3197.4	0.967
12	PCB-158/160	45.33	45.32	7.553e5	6.127e5	6.274e4	5.064e4	1.24	NO	1.134e5	325.58	325.58	1.00
13	PCB-129	45.60	45.58	1.830e5	1.493e5	1.513e4	1.234e4	1.23	NO	2.747e4	112.87	112.87	1.43
14	PCB-166	46.06	46.06	3.321e4	2.460e4	2.714e3	2.122e3	1.28	NO	4.836e3	12.235	12.235	0.898
15	PCB-128/162	46.68	46.68	7.951e5	6.388e5	6.758e4	5.522e4	1.22	NO	1.228e5	391.28	391.28	1.13
16	PCB-167	47.10	47.10	2.682e5	2.099e5	2.183e4	1.774e4	1.23	NO	3.957e4	103.24	103.24	0.896
17	PCB-156	48.42	48.42	6.814e5	5.388e5	5.813e4	4.630e4	1.26	NO	1.044e5	279.64	279.64	0.931
18	PCB-157	48.73	48.71	1.084e5	8.329e4	9.352e3	7.038e3	1.33	NO	1.639e4	47.158	47.158	1.01

Dataset: U:\VG11.PRO\Results\200604K1\200604K1-4.qld

Last Altered: Monday, June 08, 2020 10:52:08 Pacific Daylight Time

Printed: Monday, June 08, 2020 10:53:57 Pacific Daylight Time

ID: 2000954-01 PDI-159SC-A-00-01-200423 7.35, Description: PDI-159SC-A-00-01-200423

Total Hepta-PCBs

	Name	Pred.R.	RT	m1 Height	m2 Height	m1 Resp	m2 Resp	RA	n/y	Resp	Conc.	EMPC	DL
1	PCB-188	43.06	43.06	3.712e3	4.519e3	2.451e2	3.229e2	0.76	YES	5.680e2	0.00000	1.3345	0.742
2	PCB-184	43.51	43.50	3.043e3	2.544e3	2.528e2	2.097e2	1.21	NO	4.625e2	1.3505	1.3505	0.777
3	PCB-179	44.31	44.33	1.203e6	1.170e6	1.005e5	9.833e4	1.02	NO	1.988e5	550.93	550.93	0.737
4	PCB-176	44.78	44.80	3.617e5	3.590e5	2.982e4	3.002e4	0.99	NO	5.984e4	164.48	164.48	0.731
5	PCB-186	45.43	45.43	6.147e3	6.696e3	5.504e2	5.509e2	1.00	NO	1.101e3	2.9805	2.9805	0.720
6	PCB-178	45.94	45.94	3.986e5	3.825e5	3.313e4	3.180e4	1.04	NO	6.493e4	247.59	247.59	1.01
7	PCB-175	46.28	46.30	8.778e4	7.494e4	6.523e3	5.970e3	1.09	NO	1.249e4	46.990	46.990	1.00
8	PCB-182/187	46.46	46.47	2.604e6	2.573e6	2.245e5	2.189e5	1.03	NO	4.434e5	1495.8	1495.8	0.898
9	PCB-183	46.80	46.81	1.203e6	1.162e6	1.035e5	1.016e5	1.02	NO	2.051e5	721.37	721.37	0.936
10	PCB-185	47.48	47.47	2.498e5	2.449e5	2.049e4	2.009e4	1.02	NO	4.058e4	154.36	154.36	1.04
11	PCB-174	47.86	47.85	1.892e6	1.842e6	1.607e5	1.528e5	1.05	NO	3.134e5	1238.0	1238.0	1.08
12	PCB-181	47.95	47.95	1.260e5	1.131e5	5.773e3	5.424e3	1.06	NO	1.120e4	40.605	40.605	0.990
13	PCB-177	48.13	48.14	1.062e6	1.037e6	8.707e4	8.477e4	1.03	NO	1.718e5	719.08	719.08	1.14
14	PCB-171	48.42	48.44	4.932e5	4.626e5	4.151e4	3.917e4	1.06	NO	8.068e4	327.76	327.76	1.11
15	PCB-173	48.88	48.88	3.998e4	3.986e4	3.592e3	3.401e3	1.06	NO	6.993e3	31.423	31.423	1.23
16	PCB-172	49.33	49.35	2.778e5	2.797e5	2.464e4	2.417e4	1.02	NO	4.881e4	189.77	189.77	1.06
17	PCB-180	49.75	49.75	4.322e6	4.166e6	3.719e5	3.604e5	1.03	NO	7.323e5	2773.8	2773.8	1.03
18	PCB-193	49.96	49.98	2.529e5	2.427e5	2.152e4	2.056e4	1.05	NO	4.207e4	134.17	134.17	0.870
19	PCB-191	50.22	50.24	8.472e4	8.471e4	7.130e3	7.006e3	1.02	NO	1.414e4	44.199	44.199	0.853
20	PCB-170	51.42	51.42	1.574e6	1.530e6	1.307e5	1.264e5	1.03	NO	2.571e5	1180.1	1180.1	1.20
21	PCB-190	51.60	51.62	4.396e5	4.251e5	3.521e4	3.448e4	1.02	NO	6.969e4	242.02	242.02	0.904
22	PCB-189	53.14	53.14	6.808e4	7.371e4	5.197e3	5.434e3	0.96	NO	1.063e4	39.071	39.071	0.867

4th Function Octa-PCBs

	Name	Pred.R...	RT	m1 Height	m2 Height	m1 Resp	m2 Resp	RA	n/y	Resp	Conc.	EMPC	DL
1	PCB-202	48.67	48.65	1.727e5	1.950e5	1.407e4	1.588e4	0.89	NO	2.995e4	121.28	121.28	0.826
2	PCB-201	49.14	49.14	1.245e5	1.363e5	1.049e4	1.130e4	0.93	NO	2.178e4	97.874	97.874	0.917
3	PCB-204	49.30	49.29	3.704e3	6.699e3	2.826e2	5.037e2	0.56	YES	7.863e2	0.00000	2.4882	0.846
4	PCB-197	49.62	49.62	3.860e4	4.280e4	3.439e3	3.416e3	1.01	NO	6.854e3	28.629	28.629	0.852
5	PCB-200	50.55	50.56	1.203e5	1.421e5	1.014e4	1.197e4	0.85	NO	2.210e4	97.698	97.698	0.902
6	PCB-198	52.12	52.14	4.409e4	5.175e4	3.064e3	3.635e3	0.84	NO	6.699e3	39.921	39.921	1.22
7	PCB-199	52.23	52.23	6.493e5	7.223e5	5.030e4	5.558e4	0.91	NO	1.059e5	618.95	618.95	1.19
8	PCB-196/203	52.56	52.53	8.201e5	8.853e5	6.353e4	6.750e4	0.94	NO	1.310e5	739.48	739.48	1.15

Vista Analytical Laboratory

Dataset: U:\VG11.PRO\Results\200604K1\200604K1-4.qld

Last Altered: Monday, June 08, 2020 10:52:08 Pacific Daylight Time

Printed: Monday, June 08, 2020 10:53:57 Pacific Daylight Time

ID: 2000954-01 PDI-159SC-A-00-01-200423 7.35, Description: PDI-159SC-A-00-01-200423

5th Function Octa-PCBs

	Name	Pred.R...	RT	m1 Height	m2 Height	m1 Resp	m2 Resp	RA	n/y	Resp	Conc.	EMPC	DL
1	PCB-195	53.83	53.82	4.181e5	4.569e5	2.608e4	2.803e4	0.93	NO	5.411e4	275.63	275.63	1.38
2	PCB-194	54.75	54.74	1.030e6	1.158e6	6.106e4	6.765e4	0.90	NO	1.287e5	613.62	613.62	1.29
3	PCB-205	55.01	55.02	6.269e4	6.723e4	3.619e3	4.045e3	0.89	NO	7.664e3	31.621	31.621	1.11

Total Nona-PCBs

	Name	Pred.R...	RT	m1 Height	m2 Height	m1 Resp	m2 Resp	RA	n/y	Resp	Conc.	EMPC	DL
1	PCB-208	53.99	53.98	1.967e5	1.397e5	1.186e4	8.788e3	1.35	NO	2.065e4	92.319	92.319	1.10
2	PCB-207	54.30	54.32	1.159e5	8.827e4	7.341e3	5.534e3	1.33	NO	1.287e4	58.616	58.616	1.12
3	PCB-206	56.28	56.28	4.763e5	3.567e5	2.762e4	2.109e4	1.31	NO	4.871e4	335.18	335.18	1.62

Deca-CB

	Name	Pred.R...	RT	m1 Height	m2 Height	m1 Resp	m2 Resp	RA	n/y	Resp	Conc.	EMPC	DL
1	PCB-209	57.51	57.51	4.821e5	4.235e5	2.724e4	2.414e4	1.13	NO	5.138e4	395.82	395.82	0.558

Total PCBs

	Name	Pred.R...	RT	m1 Height	m2 Height	m1 Resp	m2 Resp	RA	n/y	Resp	Conc.	EMPC	DL
1													

Total Mono-Isotopes

	Name	Pred.R...	RT	m1 Height	m2 Height	m1 Resp	m2 Resp	RA	n/y	Resp	Conc.	EMPC	DL
1	13C-PCB-1	15.57	15.56	1.645e7	5.106e6	9.640e5	3.096e5	3.11	NO	1.274e6	6683.6		6.75
2	13C-PCB-3	18.23	18.20	1.429e7	4.591e6	9.618e5	3.048e5	3.16	NO	1.267e6	6519.7		6.62

Total DI-Isotopes

	Name	Pred.R...	RT	m1 Height	m2 Height	m1 Resp	m2 Resp	RA	n/y	Resp	Conc.	EMPC	DL
1	13C-PCB-4	19.58	19.55	8.888e6	5.463e6	5.570e5	3.454e5	1.61	NO	9.024e5	7052.6		3.14
2	13C-PCB-9	21.42	21.38	1.370e7	8.690e6	9.139e5	5.804e5	1.57	NO	1.494e6	7226.0		1.94
3	13C-PCB-11	24.87	24.92	6.954e6	4.475e6	9.073e5	5.763e5	1.57	NO	1.484e6	7234.6		1.96
4	13C-PCB-15	25.53	25.61	6.340e6	4.001e6	2.875e5	1.830e5	1.57	NO	4.705e5	2206.0		1.88

Dataset: U:\VG11.PRO\Results\200604K1\200604K1-4.qld

Last Altered: Monday, June 08, 2020 10:52:08 Pacific Daylight Time

Printed: Monday, June 08, 2020 10:53:57 Pacific Daylight Time

ID: 2000954-01 PDI-159SC-A-00-01-200423 7.35, Description: PDI-159SC-A-00-01-200423

2nd Function Tri-Isotopes

	Name	Pred.R...	RT	m1 Height	m2 Height	m1 Resp	m2 Resp	RA	n/y	Resp	Conc.	EMPC	DL
1	13C-PCB-19	23.84	23.80	5.360e6	5.189e6	3.972e5	3.767e5	1.05	NO	7.739e5	7273.3		30.1
2	13C-PCB-32	26.83	26.80	8.742e6	8.355e6	5.887e5	5.602e5	1.05	NO	1.149e6	7239.7		20.2

3rd Function Tri-Isotopes

	Name	Pred.R...	RT	m1 Height	m2 Height	m1 Resp	m2 Resp	RA	n/y	Resp	Conc.	EMPC	DL
1	13C-PCB-31	28.66	28.70	9.883e6	9.457e6	7.547e5	7.290e5	1.04	NO	1.484e6	2206.0		7.58
2	13C-PCB-28	28.81	28.81	8.419e6	8.324e6	6.692e5	6.599e5	1.01	NO	1.329e6	1856.8		7.13
3	13C-PCB-37	32.79	32.81	8.236e6	8.081e6	6.433e5	6.308e5	1.02	NO	1.274e6	1915.2		7.67

Tetra-Isotopes

	Name	Pred.R...	RT	m1 Height	m2 Height	m1 Resp	m2 Resp	RA	n/y	Resp	Conc.	EMPC	DL
1	13C-PCB-54	27.66	27.65	5.472e6	7.042e6	4.149e5	5.396e5	0.77	NO	9.545e5	1771.8		1.78
2	13C-PCB-52	31.31	31.30	4.512e6	5.877e6	3.464e5	4.539e5	0.76	NO	8.003e5	1846.1		2.21
3	13C-PCB-47	31.82	31.82	4.665e6	5.932e6	3.835e5	4.938e5	0.78	NO	8.772e5	1898.3		2.08
4	13C-PCB-70	35.46	35.45	5.685e6	7.330e6	4.434e5	5.709e5	0.78	NO	1.014e6	1889.7		1.79
5	13C-PCB-80	35.89	35.88	5.707e6	7.197e6	4.650e5	5.937e5	0.78	NO	1.059e6	1910.2		1.73
6	13C-PCB-60	36.68	36.74	6.452e6	8.354e6	5.156e5	6.736e5	0.77	NO	1.189e6	2206.0		1.78
7	13C-PCB-79	37.84	37.83	5.814e6	7.505e6	4.732e5	6.182e5	0.77	NO	1.091e6	1894.3		1.66
8	13C-PCB-81	39.10	39.08	5.306e6	7.103e6	4.341e5	5.822e5	0.75	NO	1.016e6	1908.4		1.80
9	13C-PCB-77	39.72	39.71	5.087e6	6.551e6	4.294e5	5.490e5	0.78	NO	9.784e5	1873.7		1.84

3rd Function Penta-Isotopes

	Name	Pred.R...	RT	m1 Height	m2 Height	m1 Resp	m2 Resp	RA	n/y	Resp	Conc.	EMPC	DL
1	13C-PCB-104	32.50	32.49	5.700e6	3.517e6	4.352e5	2.688e5	1.62	NO	7.040e5	1899.0		1.56
2	13C-PCB-95	35.76	35.77	4.283e6	2.619e6	3.446e5	2.115e5	1.63	NO	5.561e5	1893.4		1.96
3	13C-PCB-101	37.51	37.50	4.173e6	2.662e6	3.359e5	2.105e5	1.60	NO	5.464e5	1890.2		2.00
4	13C-PCB-97	38.85	38.84	3.810e6	2.287e6	3.063e5	1.848e5	1.66	NO	4.911e5	1933.6		2.27
5	13C-PCB-111	39.25	39.30	6.106e6	3.665e6	5.004e5	3.042e5	1.64	NO	8.046e5	2206.0		1.58
6	13C-PCB-123	41.50	41.50	5.068e6	3.150e6	4.102e5	2.524e5	1.63	NO	6.626e5	1947.4		1.70
7	13C-PCB-118	41.69	41.69	5.204e6	3.155e6	4.161e5	2.535e5	1.64	NO	6.696e5	1862.8		1.60

Vista Analytical Laboratory

Dataset: U:\VG11.PRO\Results\200604K1\200604K1-4.qld

Last Altered: Monday, June 08, 2020 10:52:08 Pacific Daylight Time

Printed: Monday, June 08, 2020 10:53:57 Pacific Daylight Time

ID: 2000954-01 PDI-159SC-A-00-01-200423 7.35, Description: PDI-159SC-A-00-01-200423

4th Function Penta-Isotopes

	Name	Pred.R.	RT	m1 Height	m2 Height	m1 Resp	m2 Resp	RA	n/y	Resp	Conc.	EMPC	DL
1	13C-PCB-114	42.35	42.36	6.344e6	4.014e6	5.174e5	3.274e5	1.58	NO	8.448e5	1899.5		1.68
2	13C-PCB-105	43.24	43.25	6.345e6	4.089e6	5.151e5	3.347e5	1.54	NO	8.498e5	1879.4		1.66
3	13C-PCB-127	43.60	43.59	6.509e6	4.165e6	5.432e5	3.471e5	1.56	NO	8.903e5	1905.5		1.60
4	13C-PCB-126	45.56	45.56	5.934e6	3.716e6	4.915e5	3.109e5	1.58	NO	8.023e5	1779.5		1.66

4th Function Hexa-Isotopes

	Name	Pred.R.	RT	m1 Height	m2 Height	m1 Resp	m2 Resp	RA	n/y	Resp	Conc.	EMPC	DL
1	13C-PCB-153	43.41	43.42	5.118e6	4.083e6	4.199e5	3.331e5	1.26	NO	7.530e5	1918.6		2.46
2	13C-PCB-141	44.18	44.18	4.223e6	3.335e6	3.395e5	2.686e5	1.26	NO	6.080e5	1874.8		2.97
3	13C-PCB-138	45.05	45.05	4.145e6	3.311e6	3.463e5	2.733e5	1.27	NO	6.195e5	1818.6		2.83
4	13C-PCB-159	46.37	46.38	5.002e6	4.008e6	4.256e5	3.373e5	1.26	NO	7.629e5	1843.2		2.33
5	13C-PCB-128	46.60	46.66	4.183e6	3.276e6	3.538e5	2.805e5	1.26	NO	6.344e5	2206.0		3.35
6	13C-PCB-167	47.08	47.08	5.139e6	4.129e6	4.229e5	3.399e5	1.24	NO	7.628e5	1841.8		2.33
7	13C-PCB-156	48.43	48.40	4.911e6	3.906e6	4.090e5	3.227e5	1.27	NO	7.317e5	1821.6		2.40
8	13C-PCB-157	48.69	48.69	4.965e6	3.845e6	4.175e5	3.210e5	1.30	NO	7.385e5	1838.3		2.40
9	13C-PCB-169	50.97	50.96	4.463e6	3.607e6	3.789e5	3.051e5	1.24	NO	6.840e5	1786.9		2.52

5th Function Octa-Isotopes

	Name	Pred.R.	RT	m1 Height	m2 Height	m1 Resp	m2 Resp	RA	n/y	Resp	Conc.	EMPC	DL
1	13C-PCB-194	54.75	54.73	3.369e6	3.758e6	1.952e5	2.195e5	0.89	NO	4.147e5	1928.5		3.01
2	13C-PCB-205	54.96	55.01	5.185e6	5.563e6	2.953e5	3.223e5	0.92	NO	6.176e5	2206.0		2.31

Dataset: Untitled


Last Altered: Saturday, June 06, 2020 09:37:56 Pacific Daylight Time

Printed: Saturday, June 06, 2020 09:42:03 Pacific Daylight Time

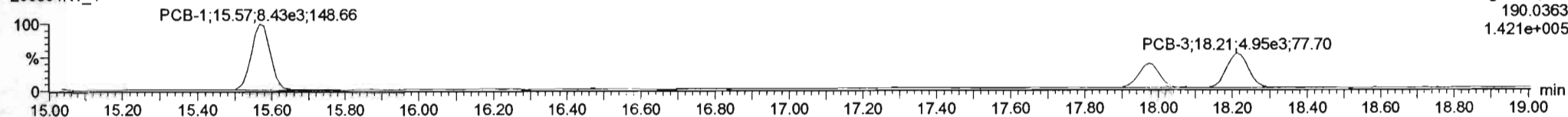
Name: 200604K1_4, Date: 04-Jun-2020, Time: 11:20:47, ID: 2000954-01 PDI-159SC-A-00-01-200423 7.35, Description: PDI-159SC-A-00-01-200423

PCB-1

200604K1_4



200604K1_4

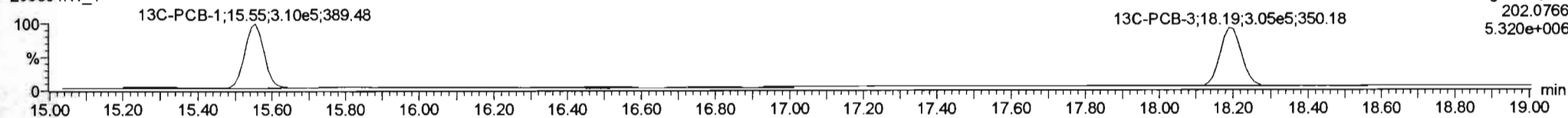


13C-PCB-1

200604K1_4

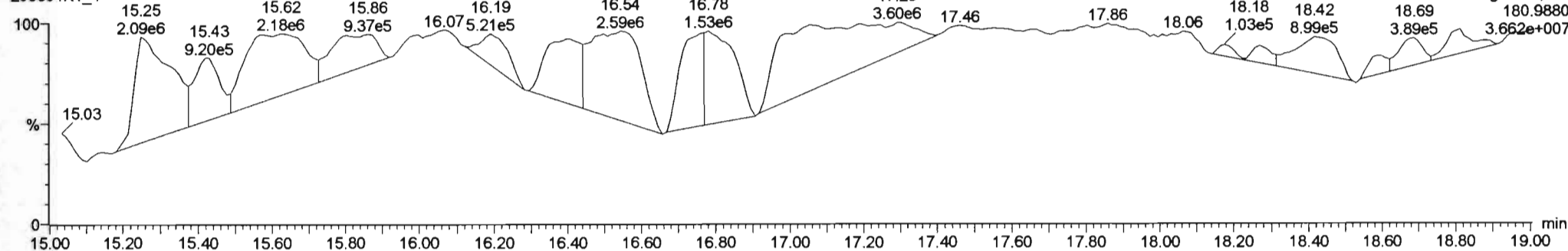


200604K1_4



PFK1

200604K1_4

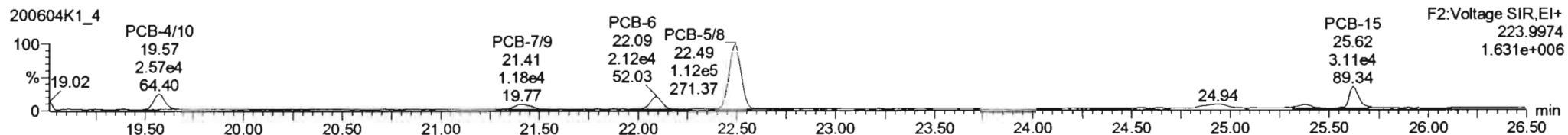
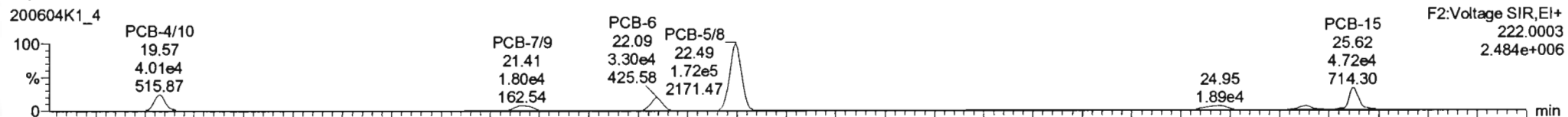


Dataset: Untitled

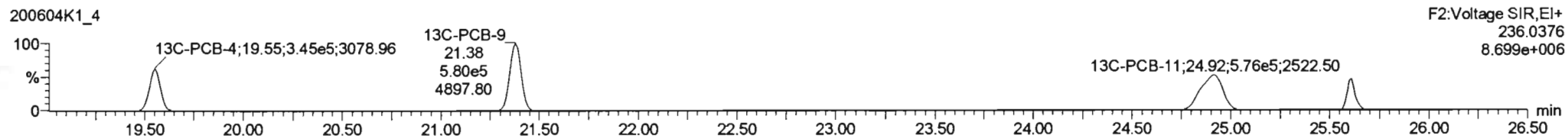
Last Altered: Saturday, June 06, 2020 09:37:56 Pacific Daylight Time
 Printed: Saturday, June 06, 2020 09:42:03 Pacific Daylight Time

Name: 200604K1_4, Date: 04-Jun-2020, Time: 11:20:47, ID: 2000954-01 PDI-159SC-A-00-01-200423 7.35, Description: PDI-159SC-A-00-01-200423

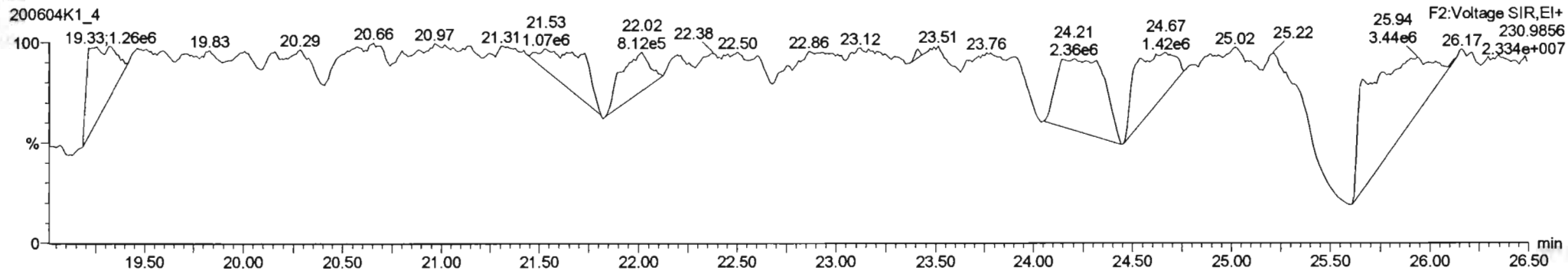
PCB-4/10



13C-PCB-4



PFK2a




Dataset: Untitled

Last Altered: Saturday, June 06, 2020 09:37:56 Pacific Daylight Time
Printed: Saturday, June 06, 2020 09:42:03 Pacific Daylight Time


Name: 200604K1_4, Date: 04-Jun-2020, Time: 11:20:47, ID: 2000954-01 PDI-159SC-A-00-01-200423 7.35, Description: PDI-159SC-A-00-01-200423

PCB-19

200604K1_4




200604K1_4




13C-PCB-19

200604K1_4

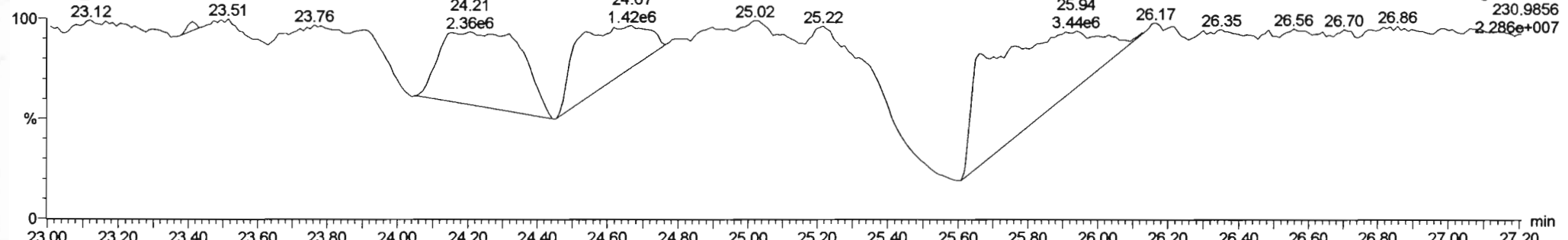


200604K1_4



PFK2b

200604K1_4



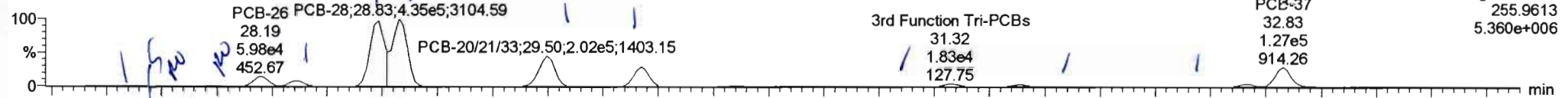
Dataset: Untitled

Last Altered: Saturday, June 06, 2020 09:37:56 Pacific Daylight Time
Printed: Saturday, June 06, 2020 09:42:03 Pacific Daylight Time

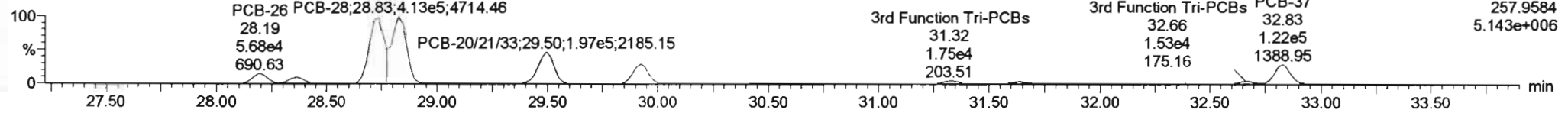
Name: 200604K1_4, Date: 04-Jun-2020, Time: 11:20:47, ID: 2000954-01 PDI-159SC-A-00-01-200423 7.35, Description: PDI-159SC-A-00-01-200423

PCB-34

200604K1_4

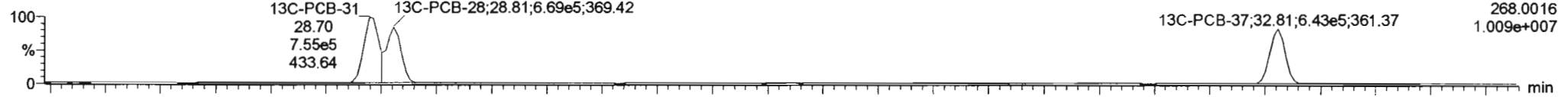


200604K1_4

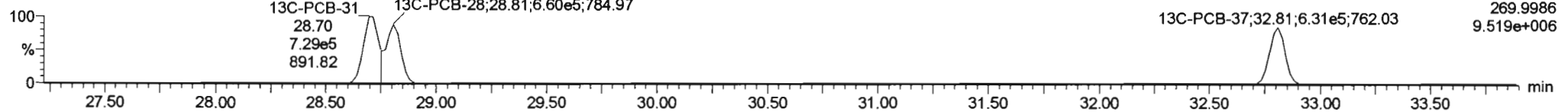


13C-PCB-28

200604K1_4

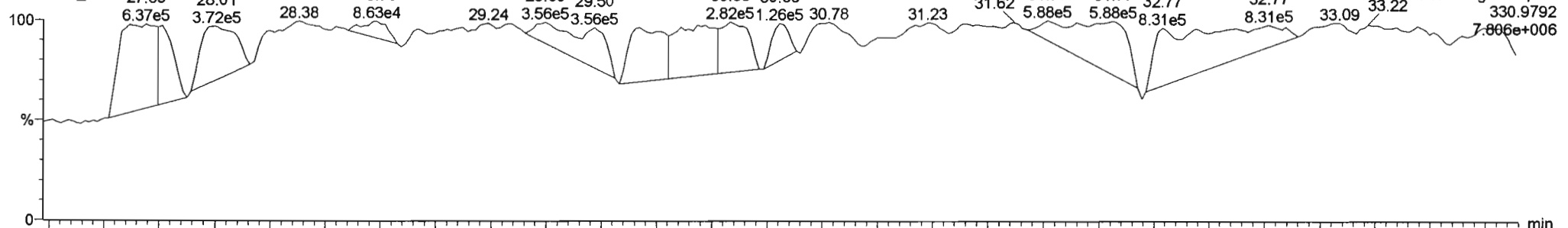


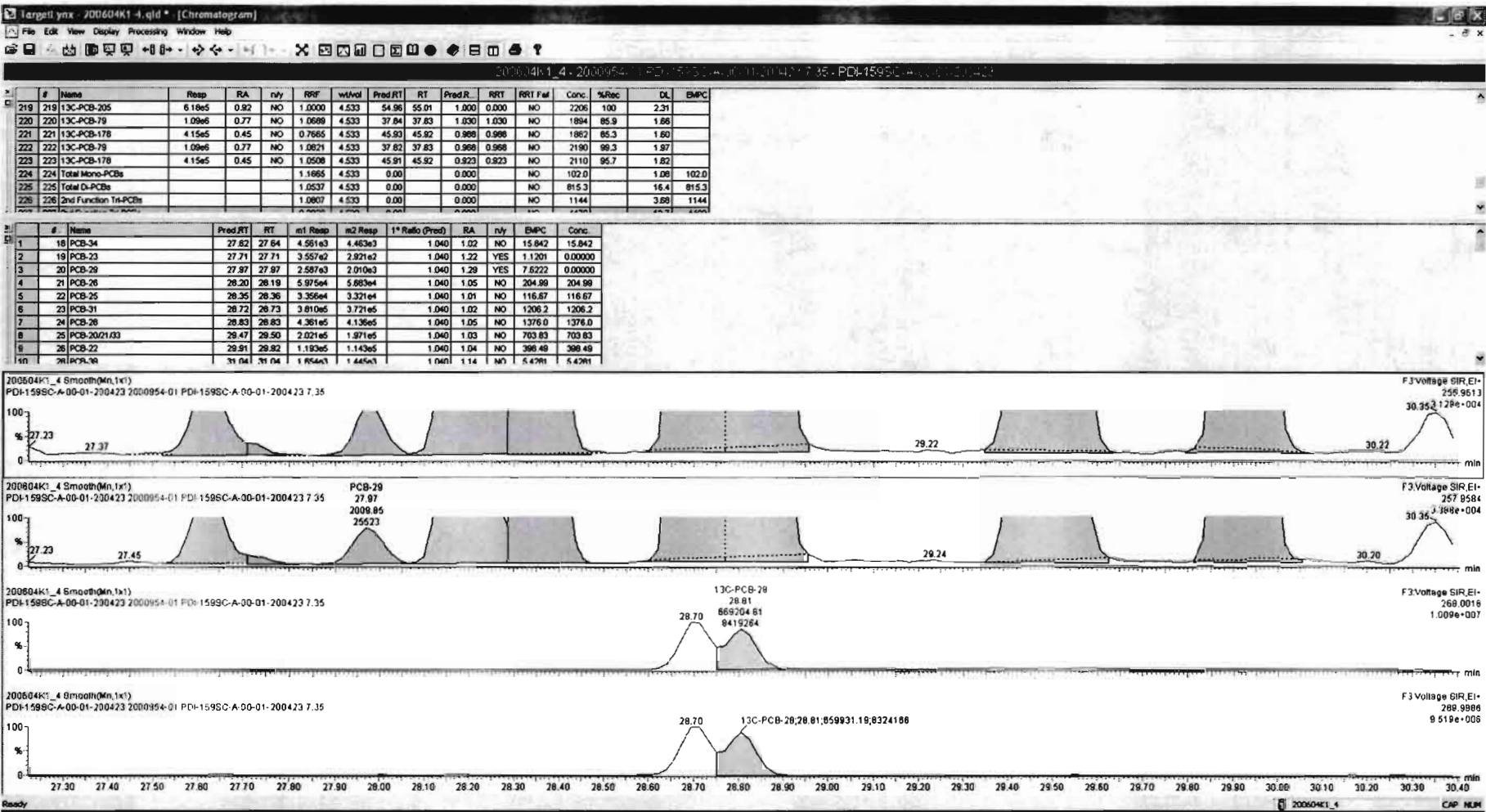
200604K1_4

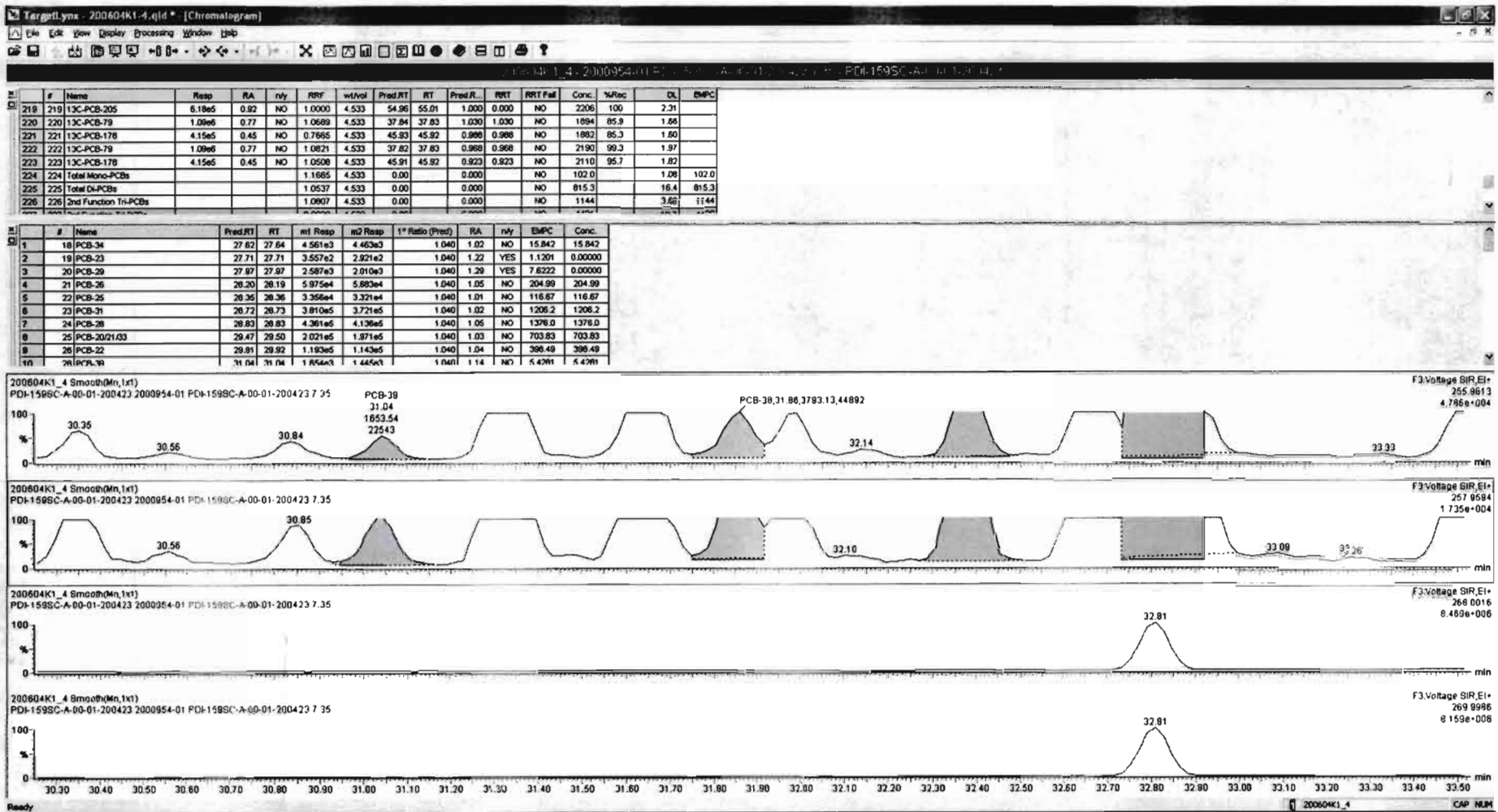


PFK3d

200604K1_4







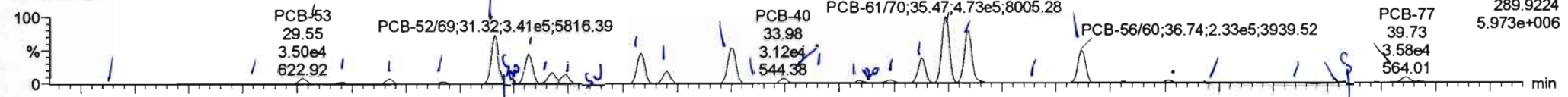
Dataset: Untitled

Last Altered: Saturday, June 06, 2020 09:37:56 Pacific Daylight Time
Printed: Saturday, June 06, 2020 09:42:03 Pacific Daylight Time

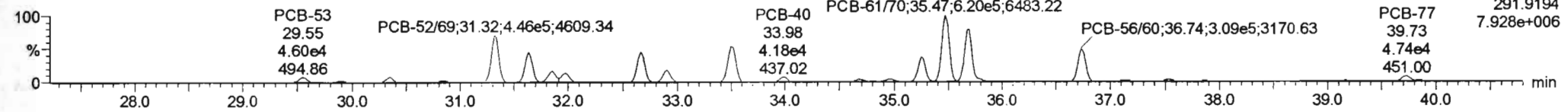
Name: 200604K1_4, Date: 04-Jun-2020, Time: 11:20:47, ID: 2000954-01 PDI-159SC-A-00-01-200423 7.35, Description: PDI-159SC-A-00-01-200423

PCB-54

200604K1_4

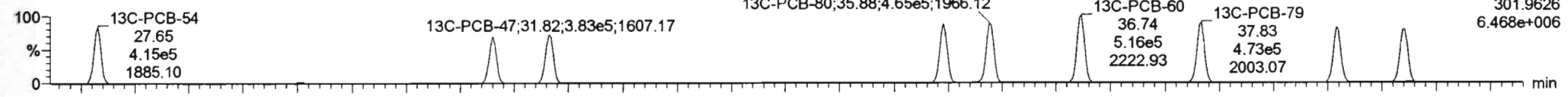


200604K1_4

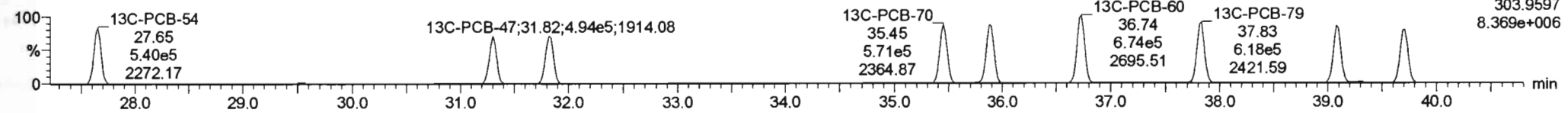


13C-PCB-54

200604K1_4

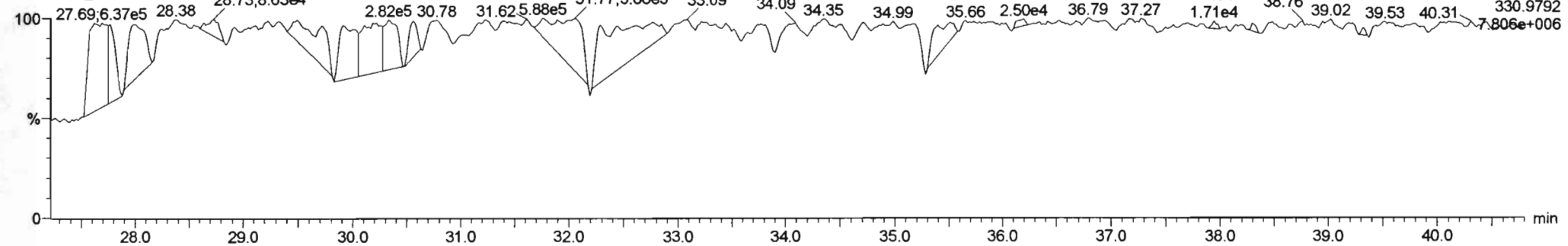


200604K1_4



PFK3a

200604K1_4



Dataset: Untitled

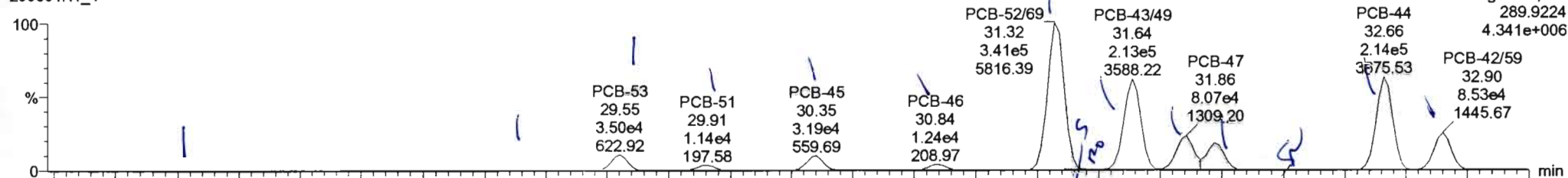
Last Altered: Saturday, June 06, 2020 09:37:56 Pacific Daylight Time

Printed: Saturday, June 06, 2020 09:42:03 Pacific Daylight Time


Name: 200604K1_4, Date: 04-Jun-2020, Time: 11:20:47, ID: 2000954-01 PDI-159SC-A-00-01-200423 7.35, Description: PDI-159SC-A-00-01-200423

PCB-50

200604K1_4

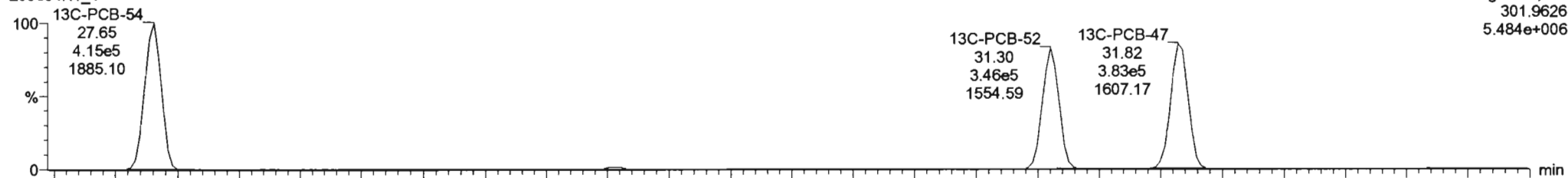


200604K1_4

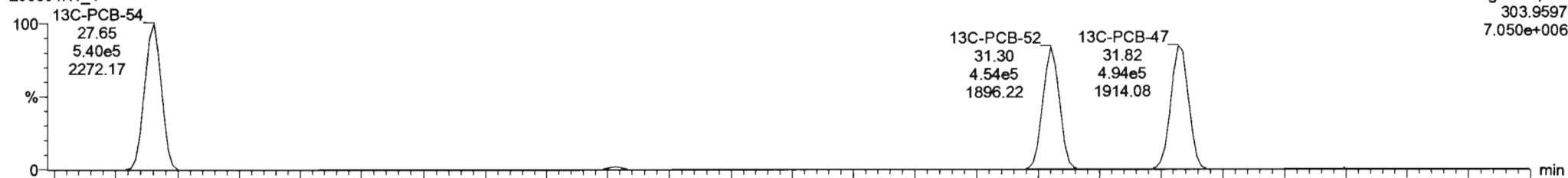


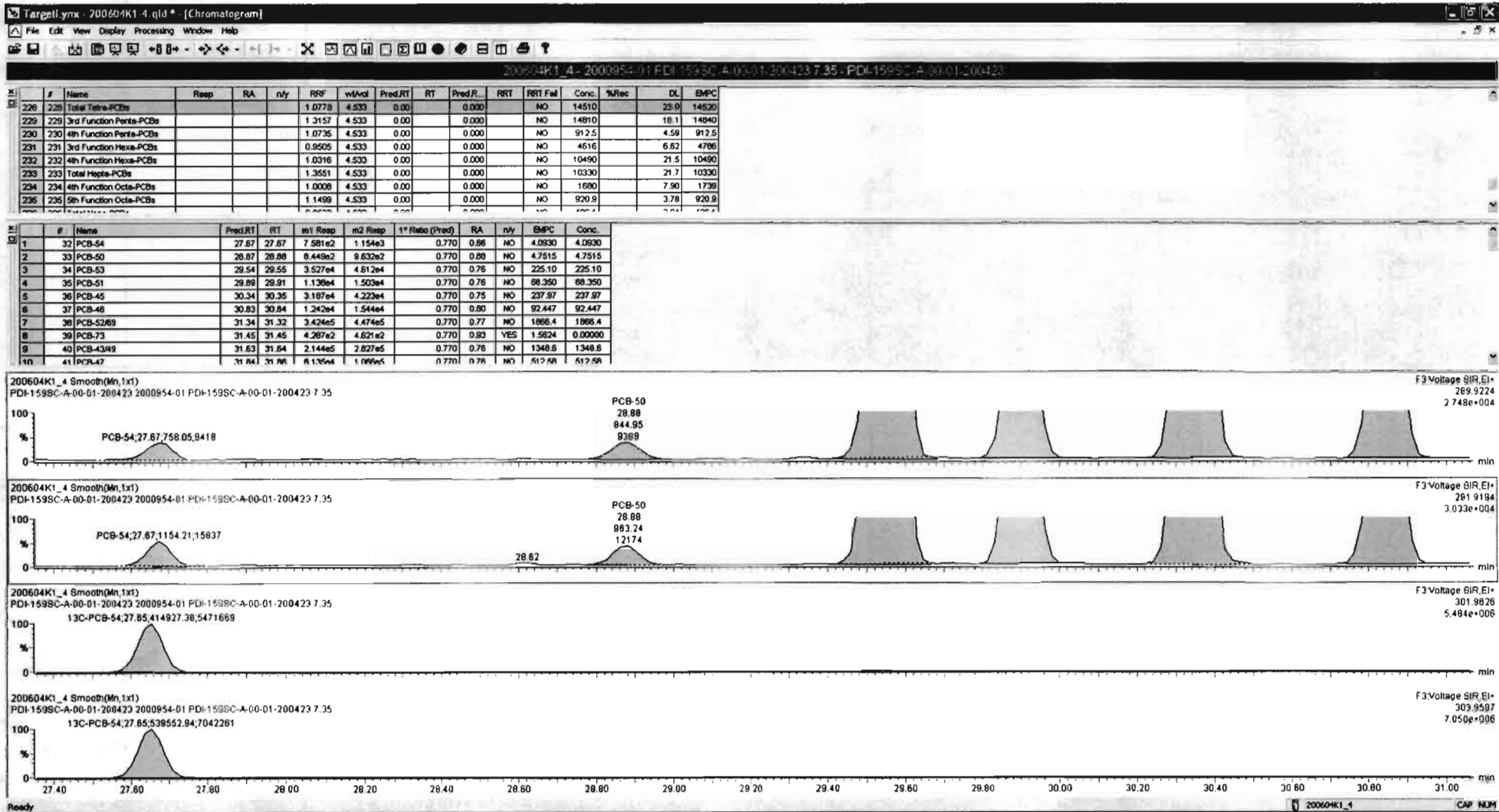
13C-PCB-52

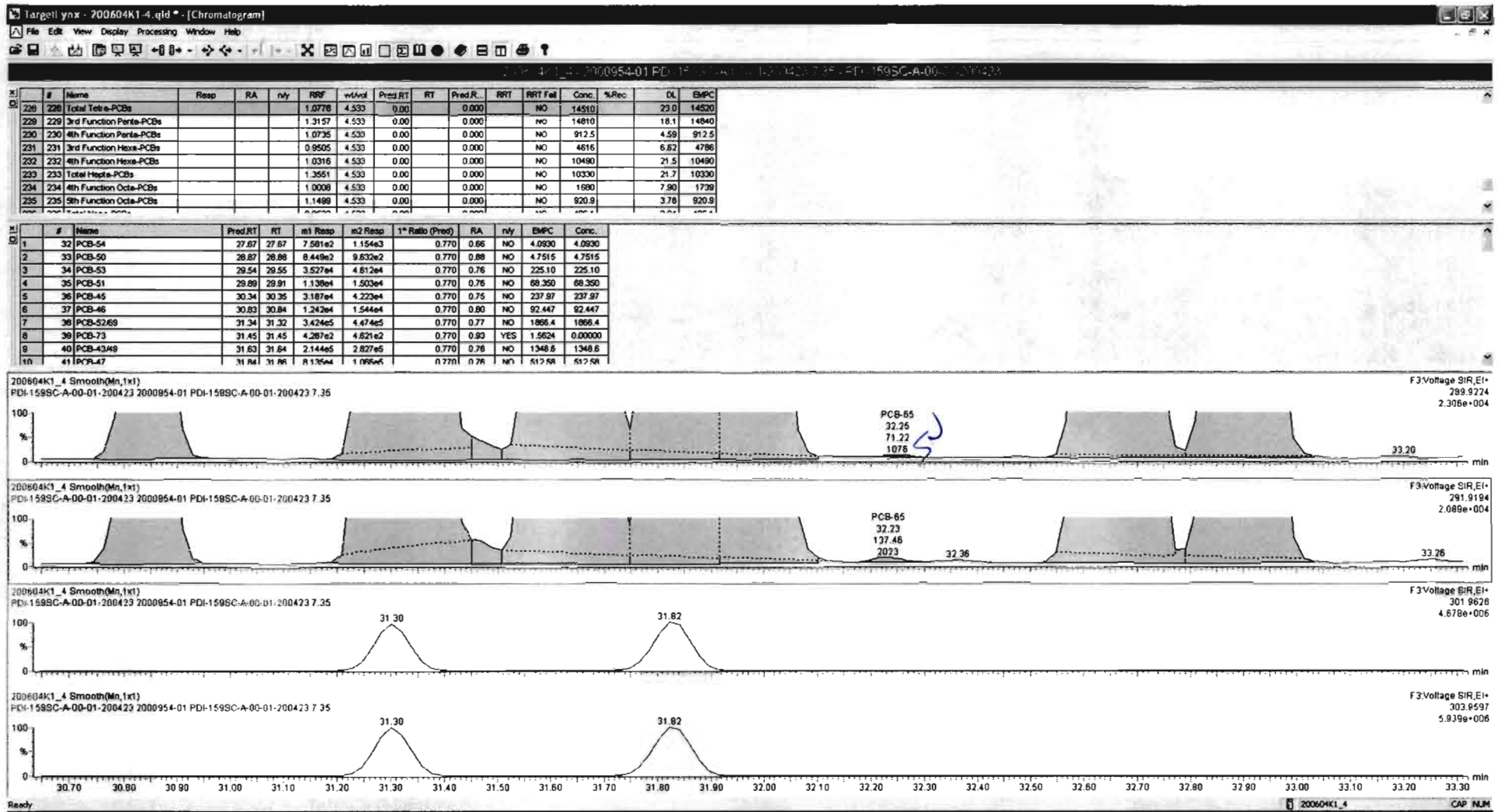
200604K1_4



200604K1_4







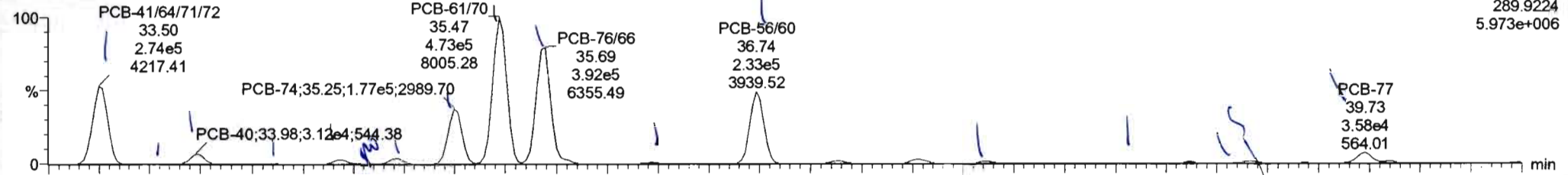
Dataset: Untitled

Last Altered: Saturday, June 06, 2020 09:37:56 Pacific Daylight Time
Printed: Saturday, June 06, 2020 09:42:03 Pacific Daylight Time

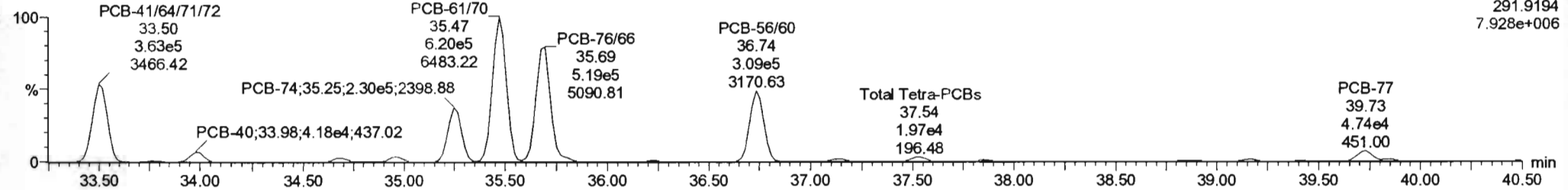
Name: 200604K1_4, Date: 04-Jun-2020, Time: 11:20:47, ID: 2000954-01 PDI-159SC-A-00-01-200423 7.35, Description: PDI-159SC-A-00-01-200423

PCB-68

200604K1_4

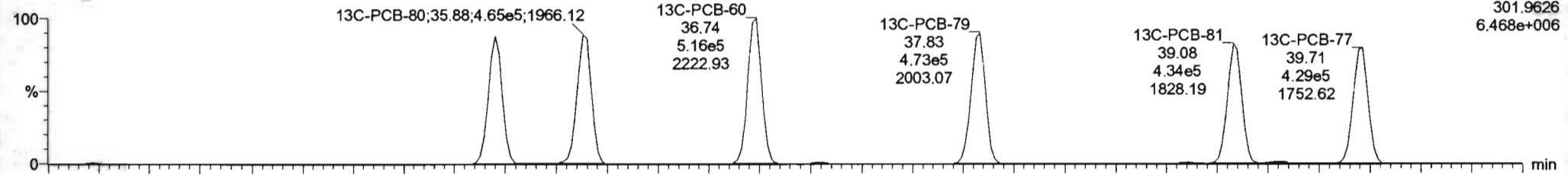


200604K1_4

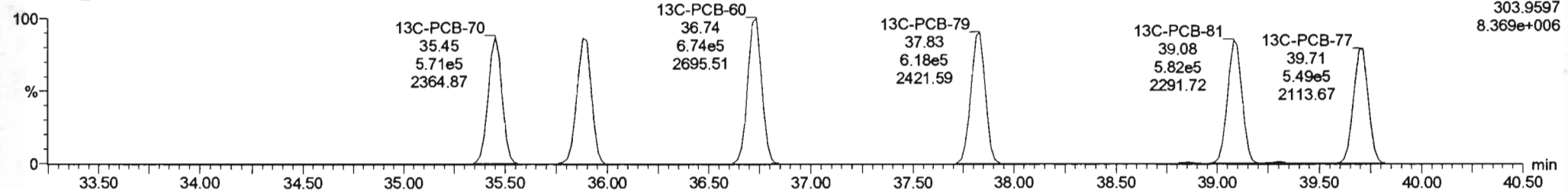


13C-PCB-60

200604K1_4



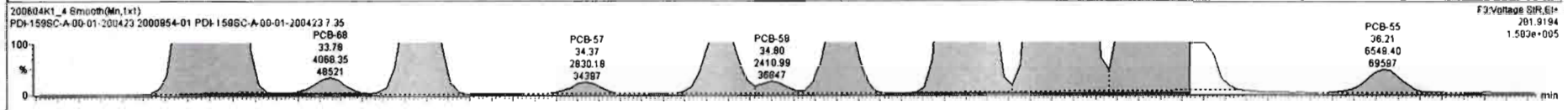
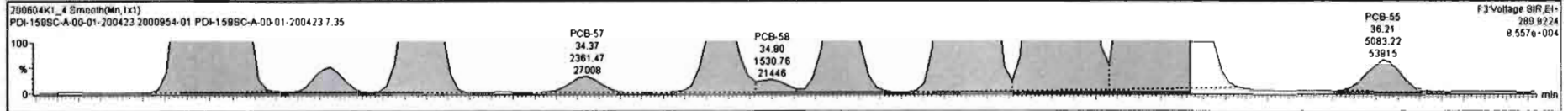


200604K1_4



#	Name	Resp	RA	n/y	R/R	wt/Vol	Pred RT	RT	Pred R	R/R	RRT Fail	Conc	%Rec	DL	EMPC
228	228 Total Tetra-PCBs				1.0778	4.533	0.00		0.000		NO	14510		23.0	14520
228	229 3rd Function Penta-PCBs				1.3157	4.533	0.00		0.000		NO	14810		18.1	14840
230	230 4th Function Penta-PCBs				1.0735	4.533	0.00		0.000		NO	912.5		4.59	912.5
231	231 3rd Function Hexa-PCBs				0.9505	4.533	0.00		0.000		NO	4816		8.62	4786
232	232 4th Function Hexa-PCBs				1.0216	4.533	0.00		0.000		NO	10490		21.5	10490
233	233 Total Hepta-PCBs				1.3551	4.533	0.00		0.000		NO	10330		21.7	10330
234	234 4th Function Octa-PCBs				1.0008	4.533	0.00		0.000		NO	1690		7.90	1738
235	235 5th Function Octa-PCBs				1.1489	4.533	0.00		0.000		NO	920.9		3.78	920.9



#	Name	Pred RT	RT	m1 Resp	m2 Resp	1 st Ratio (Pred)	RA	n/y	EMPC	Conc.
9	40 PCB-4349	31.83	31.64	2.144e5	2.827e5	0.770	0.76	NO	1348.6	1348.6
10	41 PCB-47	31.84	31.86	8.175e4	1.066e5	0.770	0.76	NO	512.58	512.58
11	42 PCB-48/75	31.95	31.97	6.450e4	8.529e4	0.770	0.76	NO	336.25	336.25
12	45 PCB-44	32.86	32.66	2.142e5	2.782e5	0.770	0.77	NO	1502.4	1502.4
13	46 PCB-42/59	32.88	32.90	8.550e4	1.116e5	0.770	0.77	NO	472.23	472.23
14	47 PCB-41/64/1/72	33.51	33.50	2.742e5	3.639e5	0.770	0.75	NO	1351.3	1351.3
15	48 PCB-58	33.76	33.78	3.403e3	4.069e3	0.770	0.84	NO	14.702	14.702
16	49 PCB-40	33.99	33.98	3.136e4	4.193e4	0.770	0.75	NO	306.11	306.11
17	50 PCB-57	34.36	34.37	2.361e3	2.830e3	0.770	0.83	NO	9.7092	9.7092
18	51 PCL/67	34.67	34.68	1.375e4	1.890e4	0.770	0.74	NO	83.098	83.098

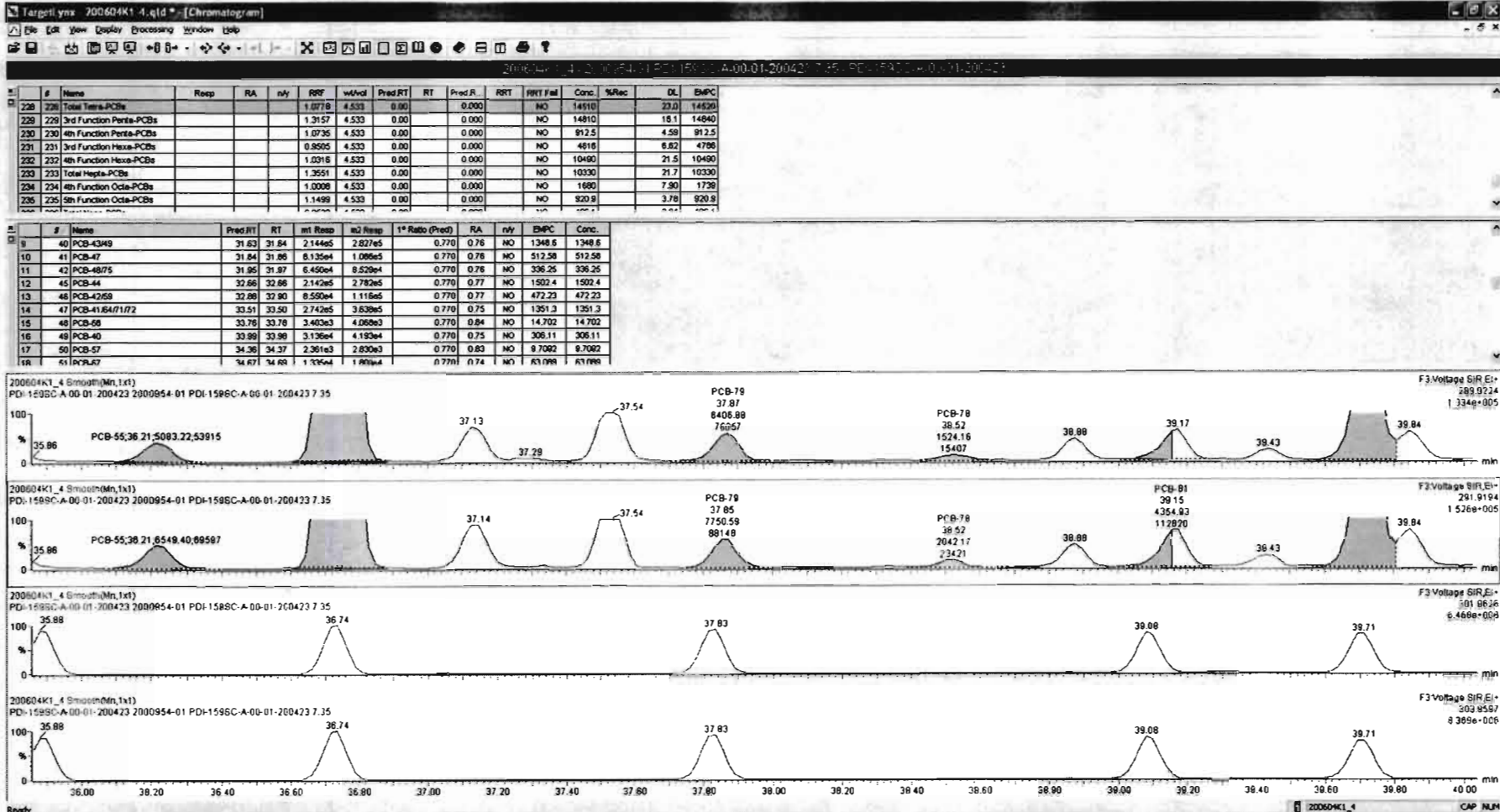


200604K1_4_20060423 2000954-01-PDI-1595C-A-00-01-200423 7.35

#	Name	Resp	RA	nV	RF	wVol	Pred RT	RT	Pred R	RRT	RRT Fail	Conc.	%Rec	DL	EMPC
228	228 Total Tetra-PCBs				1.0778	4.533	0.00		0.000		NO	14510		23.0	14520
229	229 3rd Function Penta-PCBs				1.3157	4.533	0.00		0.000		NO	14810		18.1	14840
230	230 4th Function Penta-PCBs				1.0735	4.533	0.00		0.000		NO	912.5		4.58	912.5
231	231 3rd Function Hexa-PCBs				0.9505	4.533	0.00		0.000		NO	4616		6.62	4786
232	232 4th Function Hexa-PCBs				1.0316	4.533	0.00		0.000		NO	10490		21.5	10490
233	233 Total Hepta-PCBs				1.3551	4.533	0.00		0.000		NO	10330		21.7	10330
234	234 4th Function Octa-PCBs				1.0008	4.533	0.00		0.000		NO	1690		7.90	1738
235	235 5th Function Octa-PCBs				1.1498	4.533	0.00		0.000		NO	920.9		3.78	920.9

#	Name	Pred RT	RT	m1 Resp	m2 Resp	1 st Ratio (Pred)	RA	nV	EMPC	Conc.
9	40 PCB-4349	31.83	31.84	2.144e5	2.827e5	0.770	0.76	NO	1348.8	1348.8
10	41 PCB-47	31.84	31.86	8.135e4	1.068e5	0.770	0.76	NO	512.58	512.58
11	42 PCB-48/75	31.95	31.97	8.450e4	8.529e4	0.770	0.76	NO	336.25	336.25
12	45 PCB-44	32.86	32.86	2.142e5	2.782e5	0.770	0.77	NO	1502.4	1502.4
13	46 PCB-42/69	32.88	32.90	8.550e4	1.116e5	0.770	0.77	NO	472.23	472.23
14	47 PCB-41/64/11/72	33.51	33.50	2.742e5	3.838e5	0.770	0.75	NO	1351.3	1351.3
15	48 PCB-68	33.76	33.78	3.403e3	4.068e3	0.770	0.84	NO	14.702	14.702
16	49 PCB-40	33.98	33.98	3.136e4	4.193e4	0.770	0.75	NO	306.11	306.11
17	50 PCB-57	34.36	34.37	2.361e3	2.830e3	0.770	0.83	NO	9.7082	9.7082
18	51 PCB-67	34.87	34.88	1.335e4	1.809e4	0.770	0.74	NO	83.088	83.088

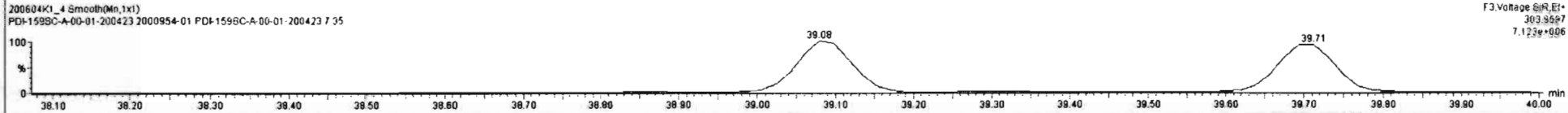
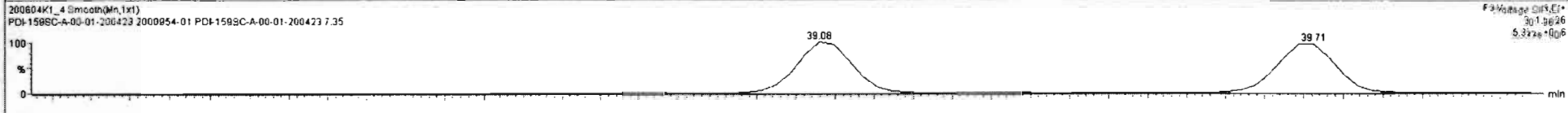
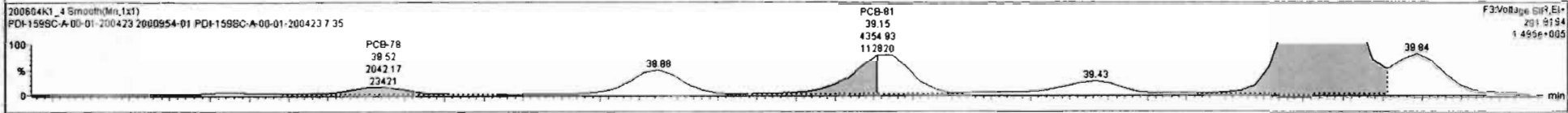





200604K1_4 - 2000954-01 PDI-1595C-A-00-01-200423 7.35 - PDI-1595C-A-00-01-200423

#	Name	Resp	RA	n/y	RRF	wt/vol	Pred RT	RT	Pred R	RRT	RRT Fail	Conc.	%Rec	DL	EMPC
228	Total Tetra-PCBs				1.0778	4.533	0.00		0.000		NO	14510		23.0	14520
229	3rd Function Penta-PCBs				1.3157	4.533	0.00		0.000		NO	14810		18.1	14840
230	230 3rd Function Penta-PCBs				1.0735	4.533	0.00		0.000		NO	912.5		4.58	912.5
231	231 3rd Function Hexa-PCBs				0.9505	4.533	0.00		0.000		NO	4816		6.62	4786
232	232 4th Function Hexa-PCBs				1.0316	4.533	0.00		0.000		NO	10490		21.5	10490
233	233 Total Hepta-PCBs				1.3551	4.533	0.00		0.000		NO	10330		21.7	10330
234	234 4th Function Octa-PCBs				1.0008	4.533	0.00		0.000		NO	1680		7.90	1739
235	235 5th Function Octa-PCBs				1.1489	4.533	0.00		0.000		NO	920.9		3.78	920.9

#	Name	Pred RT	RT	m1 Resp	m2 Resp	1* Ratio (Pred)	RA	n/y	EMPC	Conc.
9	40 PCB-4349	31.63	31.64	2.144e5	2.827e5	0.770	0.76	NO	1348.6	1348.6
10	41 PCB-47	31.84	31.86	8.135e4	1.086e5	0.770	0.76	NO	512.58	512.58
11	42 PCB-48/75	31.85	31.97	6.450e4	8.529e4	0.770	0.76	NO	336.25	336.25
12	45 PCB-44	32.86	32.86	2.142e5	2.782e5	0.770	0.77	NO	1502.4	1502.4
13	46 PCB-42/69	32.88	32.90	8.550e4	1.116e5	0.770	0.77	NO	472.23	472.23
14	47 PCB-41/64/1/72	33.51	33.50	2.742e5	3.638e5	0.770	0.75	NO	1351.3	1351.3
15	48 PCB-68	33.76	33.78	3.403e3	4.068e3	0.770	0.84	NO	14.702	14.702
16	49 PCB-40	33.99	33.98	3.136e4	4.193e4	0.770	0.75	NO	306.11	306.11
17	50 PCB-57	34.36	34.37	2.361e3	2.830e3	0.770	0.83	NO	9.7092	9.7092
18	51 PCB-67	34.67	34.68	1.325e4	1.809e4	0.770	0.74	NO	63.099	63.099



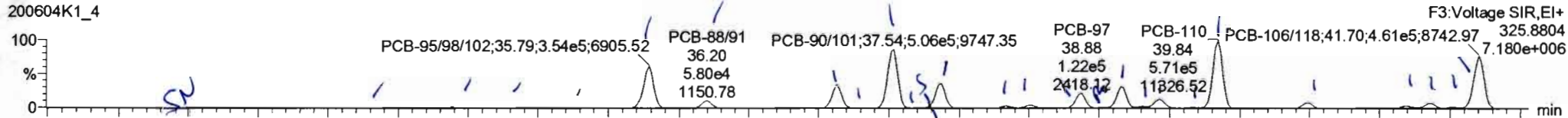
Dataset: Untitled

Last Altered: Saturday, June 06, 2020 09:37:56 Pacific Daylight Time
Printed: Saturday, June 06, 2020 09:42:03 Pacific Daylight Time

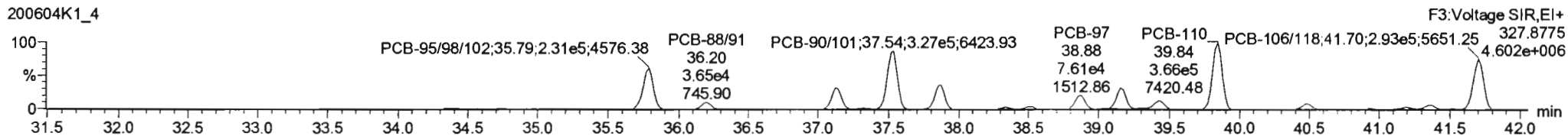
Name: 200604K1_4, Date: 04-Jun-2020, Time: 11:20:47, ID: 2000954-01 PDI-159SC-A-00-01-200423 7.35, Description: PDI-159SC-A-00-01-200423

PCB-104

200604K1_4




200604K1_4

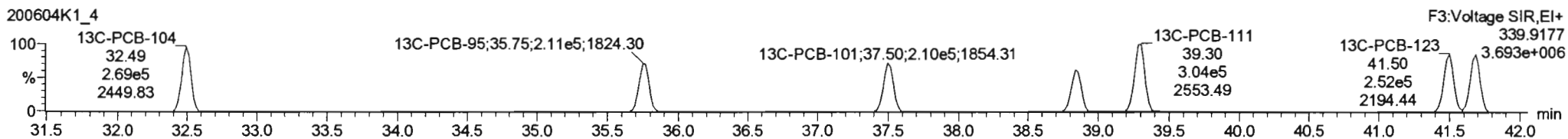


13C-PCB-104

200604K1_4

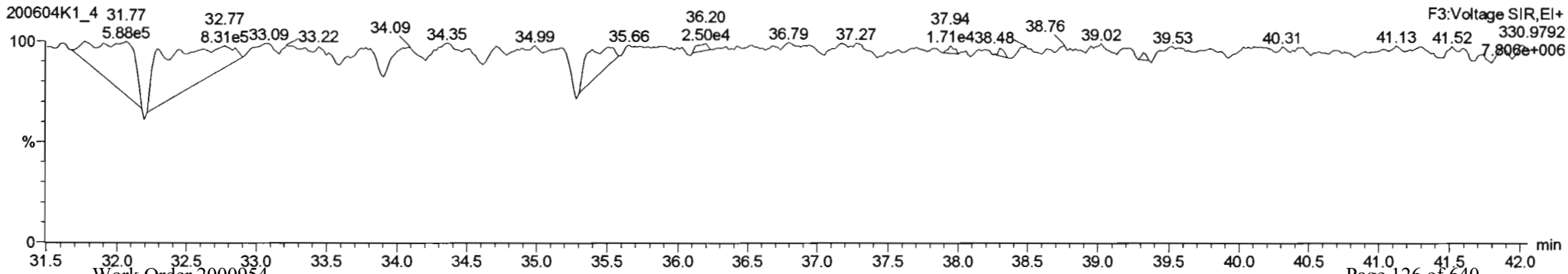


200604K1_4



PFK3b

200604K1_4




Dataset: Untitled

Last Altered: Saturday, June 06, 2020 09:37:56 Pacific Daylight Time
Printed: Saturday, June 06, 2020 09:42:03 Pacific Daylight Time

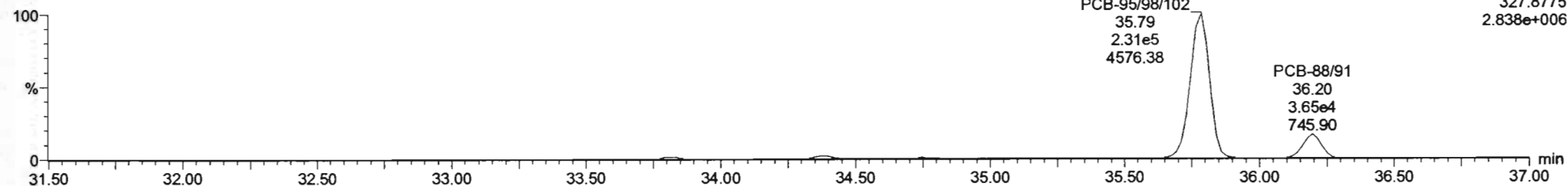
Name: 200604K1_4, Date: 04-Jun-2020, Time: 11:20:47, ID: 2000954-01 PDI-159SC-A-00-01-200423 7.35, Description: PDI-159SC-A-00-01-200423

PCB-96

200604K1_4




200604K1_4

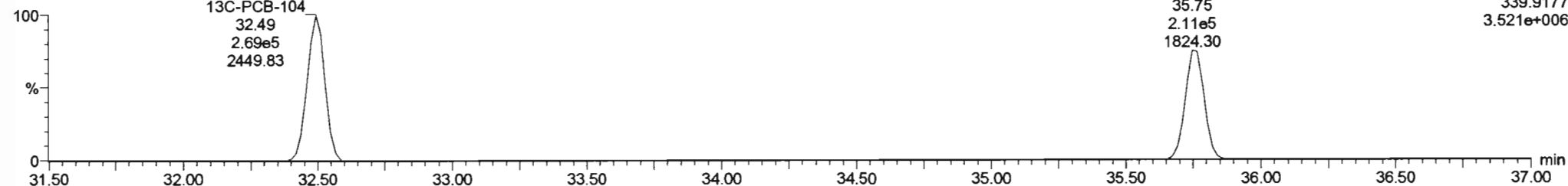


13C-PCB-95

200604K1_4



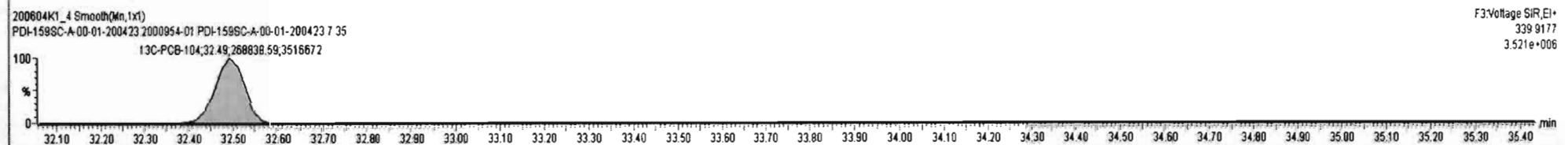

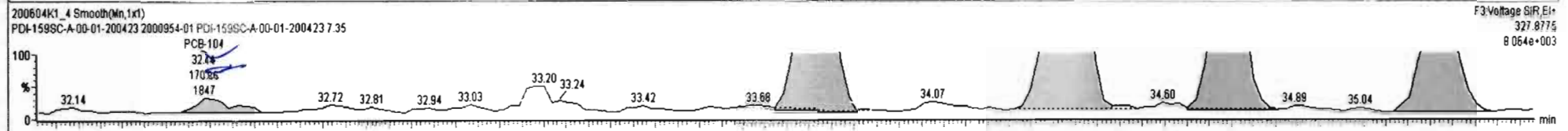
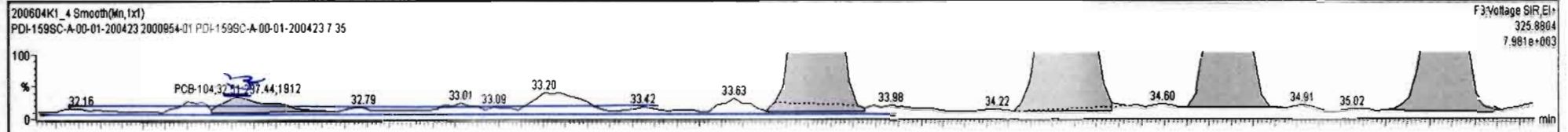
200604K1_4



200604K1_4 - 2000954-01 PDI-159SC-A-00-01-200423 7 35 - PDI-159SC-A-00-01-200423

#	Name	Resp	RA	n/y	RPF	wt/vol	Pred.RT	RT	Pred.R...	RRT	RRT Fail	Conc.	%Rec	DL	EMPC
228	228 Total Tetra-PCBs				1.0778	4.533	0.00		0.000		NO	14510		23.0	14520
229	229 3rd Function Penta-PCBs				1.3157	4.533	0.00		0.000		NO	14900		18.1	14910
230	230 4th Function Penta-PCBs				1.0735	4.533	0.00		0.000		NO	912.5		4.59	912.5
231	231 3rd Function Hexa-PCBs				0.9505	4.533	0.00		0.000		NO	4616		6.62	4786
232	232 4th Function Hexa-PCBs				1.0316	4.533	0.00		0.000		NO	10490		21.5	10490
233	233 Total Hepta-PCBs				1.3551	4.533	0.00		0.000		NO	10330		21.7	10330
234	234 4th Function Octa-PCBs				1.0008	4.533	0.00		0.000		NO	1680		7.90	1739
235	235 5th Function Octa-PCBs				1.1489	4.533	0.00		0.000		NO	920.9		3.78	920.9

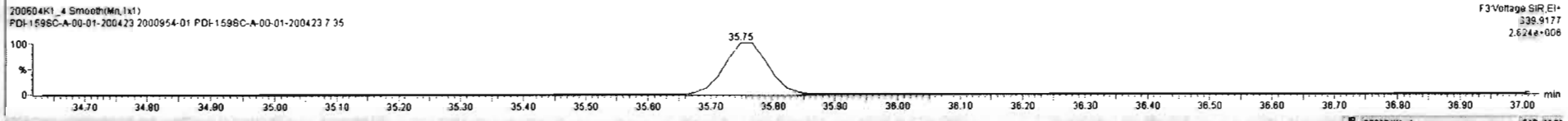
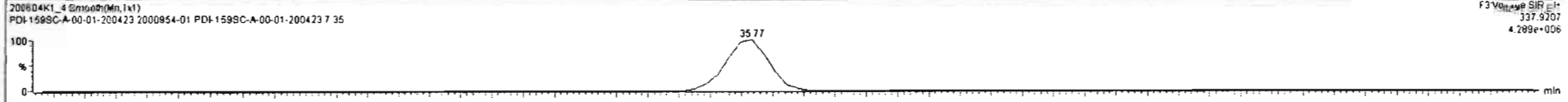
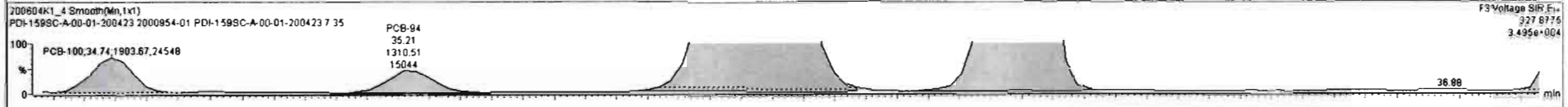
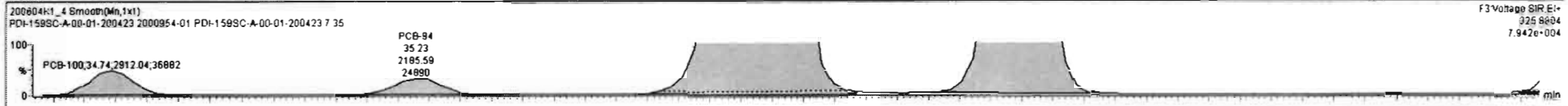
#	Name	Pred.RT	RT	m1 Resp	m2 Resp	1* Ratio (Pred)	RA	n/y	EMPC	Conc.
1	64 PCB-104	32.51	32.51	2.374e2	1.709e2	1.580	1.39	NO	1.1402	1.1402
2	65 PCB-96	33.81	33.81	4.894e3	2.994e3	1.580	1.63	NO	21.423	21.423
3	66 PCB-103	34.36	34.39	7.032e3	4.458e3	1.580	1.58	NO	38.442	38.442
4	67 PCB-100	34.73	34.74	2.912e3	1.904e3	1.580	1.53	NO	15.825	15.825
5	68 PCB-94	35.25	35.23	2.186e3	1.311e3	1.580	1.67	NO	14.617	14.617
6	69 PCB-95/88/102	35.73	35.79	3.557e5	2.321e5	1.580	1.53	NO	1936.0	1936.0
7	71 PCB-88/91	36.20	36.19	5.805e4	3.654e4	1.580	1.59	NO	352.40	352.40
8	73 PCB-84/82	37.13	37.13	1.859e5	1.177e5	1.580	1.58	NO	1204.5	1204.5
9	74 PCB-89	37.31	37.31	6.019e3	4.226e3	1.580	1.42	NO	37.428	37.428
10	75 PCB-90/101	37.52	37.54	5.074e5	3.779e5	1.580	1.55	NO	3003.5	3003.5



200604K1_4_1-2100-F401 PDI-159SC-A-00-01-200423 7 35 PDI-159SC-A-00-01-200423

#	Name	Resp	RA	n/y	RRF	w/h/d	Pred.RT	RT	Pred.R	RRT	RRT Fail	Conc	%Rec	DL	EMPC
228	228 Total Tetra-PCBs				1.0778	4.533	0.00		0.000		NO	14510		23.0	14520
229	229 3rd Function Penta-PCBs				1.2157	4.533	0.00		0.000		NO	14900		18.1	14910
230	230 4th Function Penta-PCBs				1.0735	4.533	0.00		0.000		NO	912.5		4.58	912.5
231	231 3rd Function Hexa-PCBs				0.9505	4.533	0.00		0.000		NO	4616		6.62	4786
232	232 4th Function Hexa-PCBs				1.0316	4.533	0.00		0.000		NO	10490		21.5	10490
233	233 Total Hepta-PCBs				1.3551	4.533	0.00		0.000		NO	10330		21.7	10330
234	234 4th Function Octa-PCBs				1.0008	4.533	0.00		0.000		NO	1680		7.90	1739
235	235 5th Function Octa-PCBs				1.1489	4.533	0.00		0.000		NO	920.9		3.78	920.9

#	Name	Pred.RT	RT	m1 Resp	m2 Resp	1 st Ratio (Pred)	RA	n/y	EMPC	Conc.
64	PCB-104	32.51	32.51	2.374e2	1.709e2	1.560	1.38	NO	1.1402	1.1402
65	PCB-96	33.81	33.81	4.894e3	2.994e3	1.560	1.63	NO	21.423	21.423
66	PCB-103	34.36	34.39	7.032e3	4.456e3	1.560	1.58	NO	38.442	38.442
67	PCB-100	34.73	34.74	2.912e3	1.904e3	1.560	1.53	NO	15.825	15.825
68	PCB-94	35.25	35.23	2.186e3	1.311e3	1.560	1.67	NO	14.617	14.617
68	PCB-95/98/102	35.73	35.79	3.557e5	2.321e5	1.560	1.53	NO	1938.0	1938.0
71	PCB-88/91	36.20	36.19	5.805e4	3.654e4	1.560	1.59	NO	352.40	352.40
73	PCB-84/92	37.13	37.13	1.859e5	1.177e5	1.560	1.58	NO	1204.5	1204.5
74	PCB-89	37.31	37.31	6.019e3	4.226e3	1.560	1.42	NO	37.428	37.428
75	PCB-90/101	37.57	37.54	5.074e5	3.279e5	1.560	1.55	NO	3003.5	3003.5



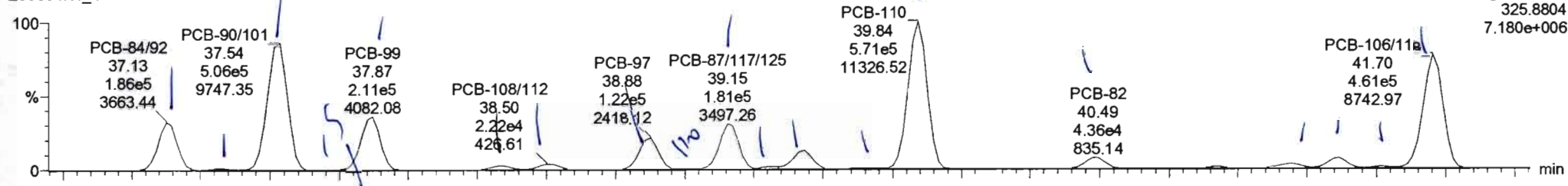
Dataset: Untitled

Last Altered: Saturday, June 06, 2020 09:37:56 Pacific Daylight Time
 Printed: Saturday, June 06, 2020 09:42:03 Pacific Daylight Time

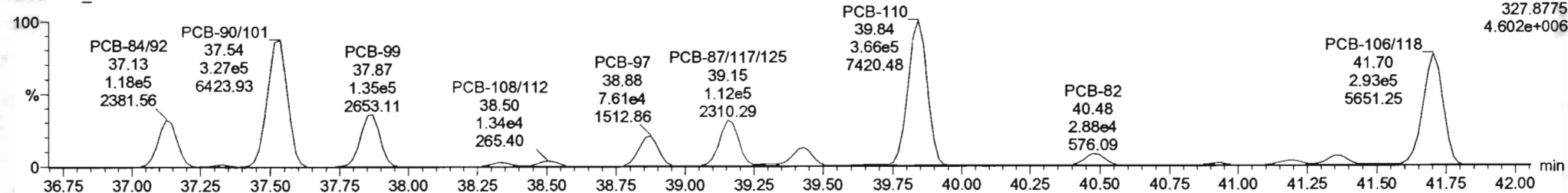
Name: 200604K1_4, Date: 04-Jun-2020, Time: 11:20:47, ID: 2000954-01 PDI-159SC-A-00-01-200423 7.35, Description: PDI-159SC-A-00-01-200423

PCB-119

200604K1_4

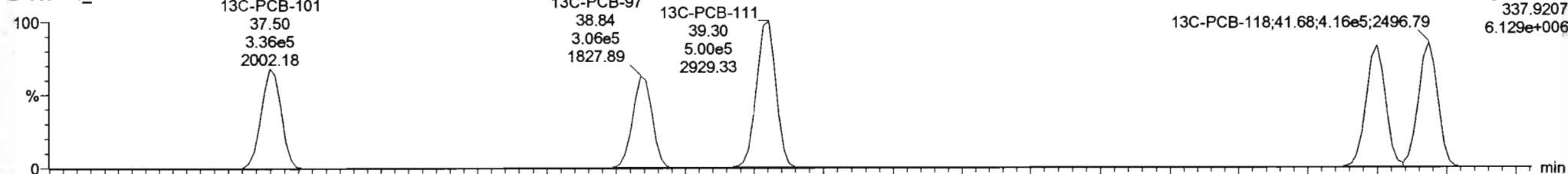


200604K1_4

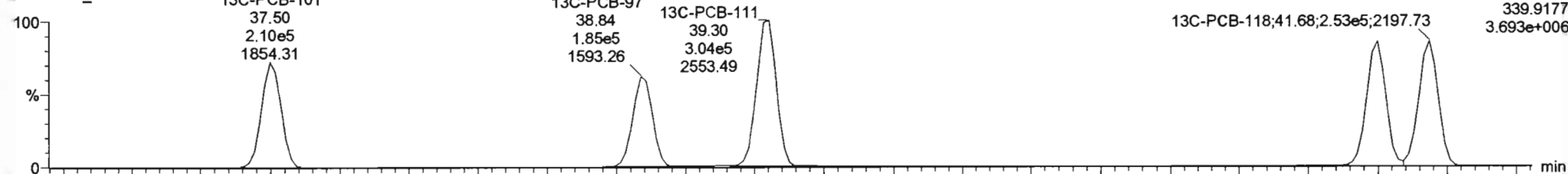


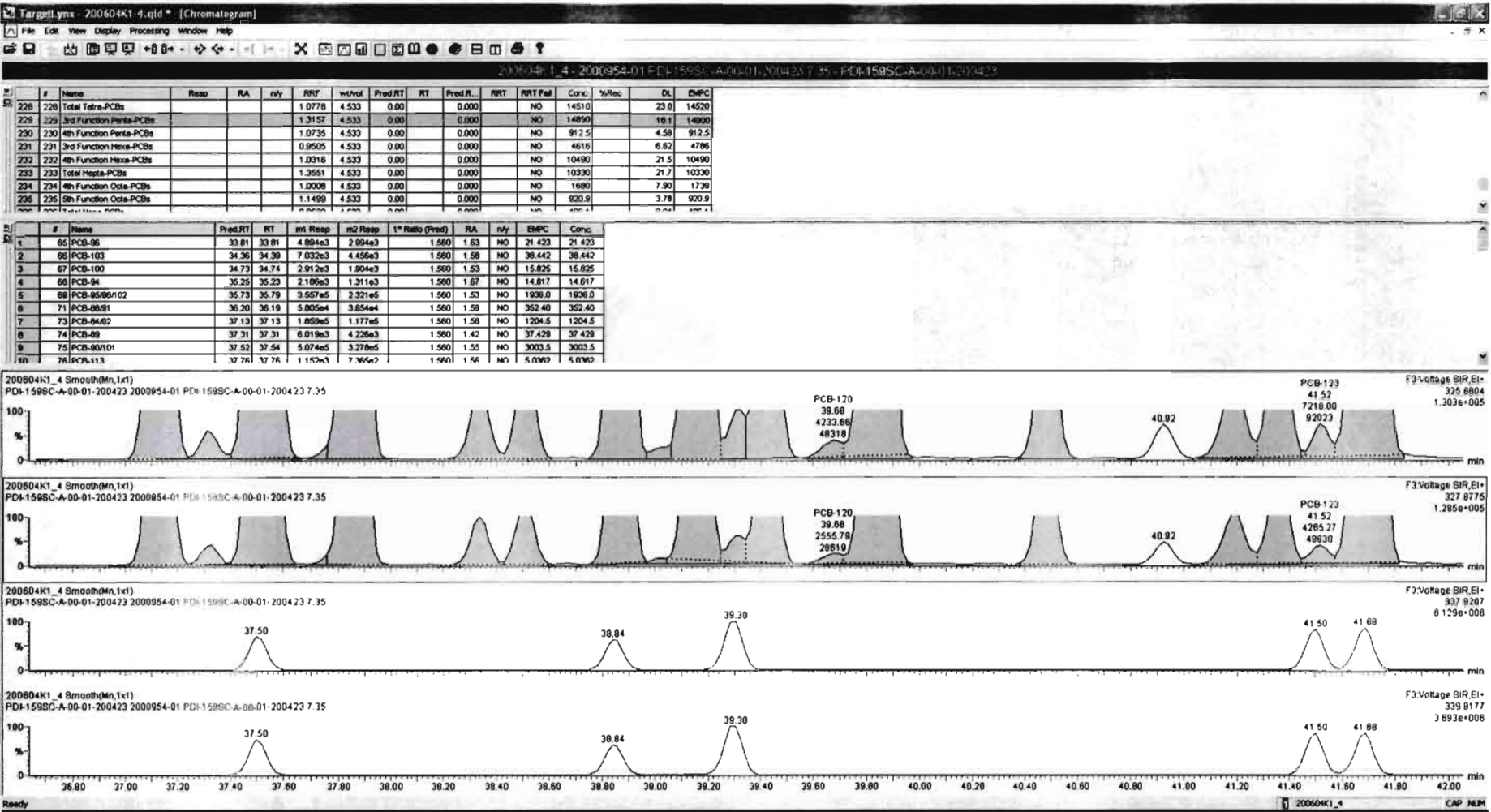
13C-PCB-111

200604K1_4



200604K1_4






Dataset: Untitled

Last Altered: Saturday, June 06, 2020 09:37:56 Pacific Daylight Time
Printed: Saturday, June 06, 2020 09:42:03 Pacific Daylight Time


Name: 200604K1_4, Date: 04-Jun-2020, Time: 11:20:47, ID: 2000954-01 PDI-159SC-A-00-01-200423 7.35, Description: PDI-159SC-A-00-01-200423

PCB-114

200604K1_4




200604K1_4

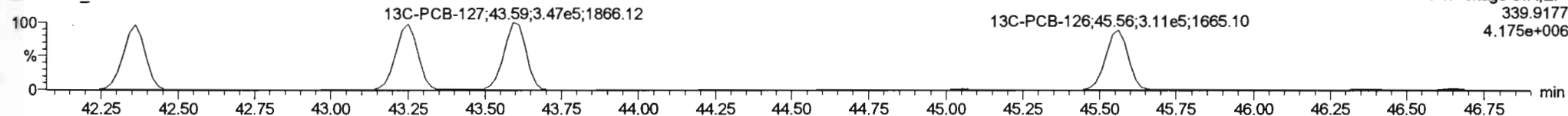


13C-PCB-114

200604K1_4

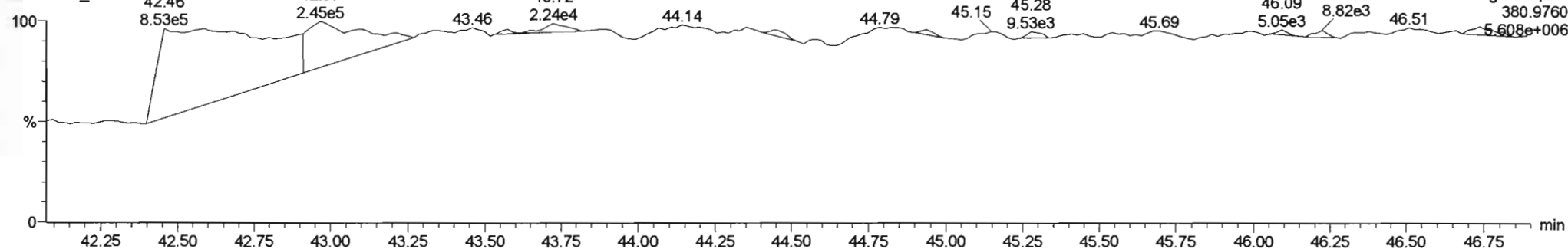


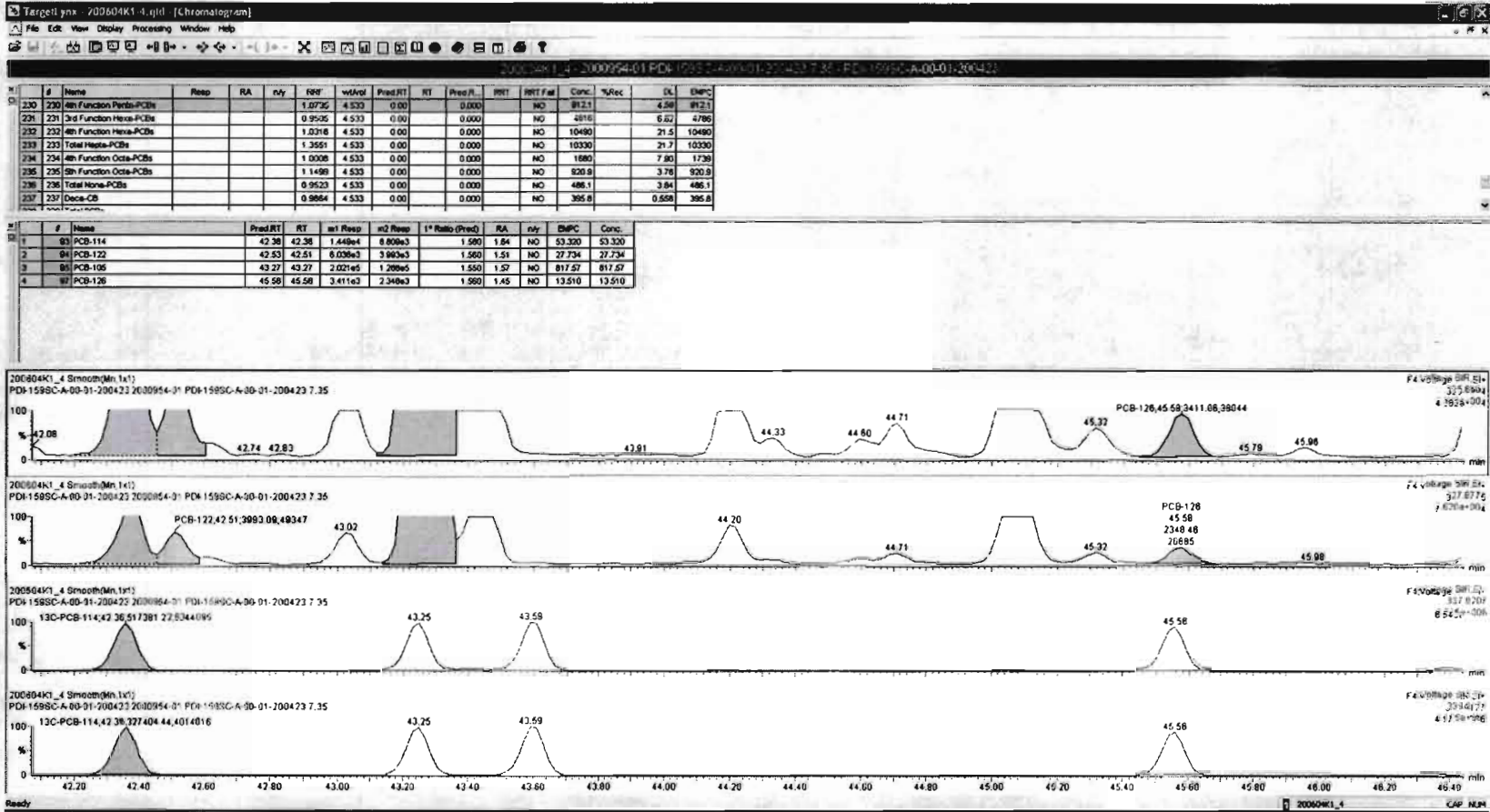
200604K1_4



PFK4a

200604K1_4





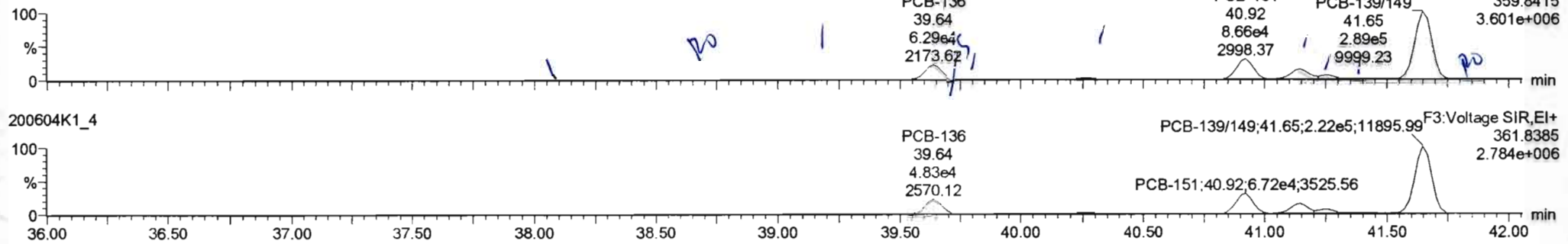
Dataset: Untitled

Last Altered: Saturday, June 06, 2020 09:37:56 Pacific Daylight Time
Printed: Saturday, June 06, 2020 09:42:03 Pacific Daylight Time

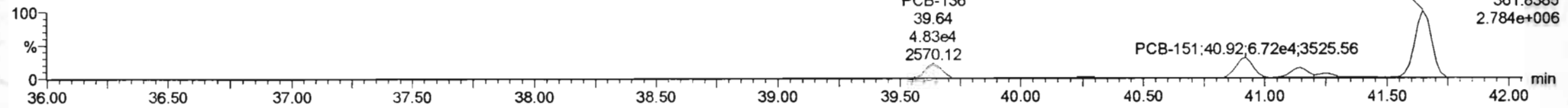
Name: 200604K1_4, Date: 04-Jun-2020, Time: 11:20:47, ID: 2000954-01 PDI-159SC-A-00-01-200423 7.35, Description: PDI-159SC-A-00-01-200423

PCB-155

200604K1_4

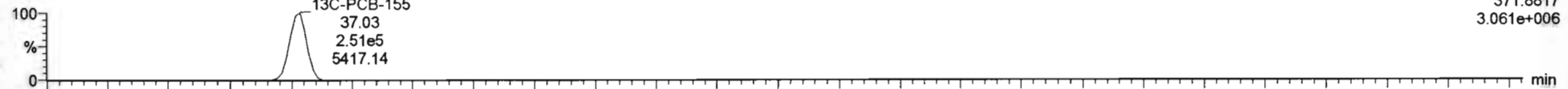


200604K1_4

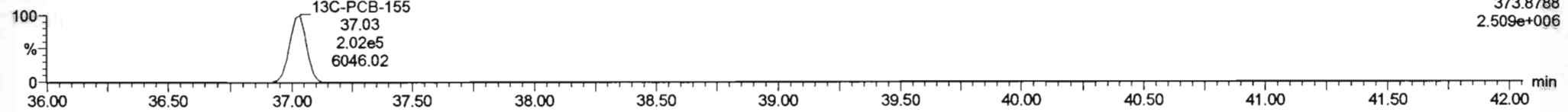


13C-PCB-155

200604K1_4

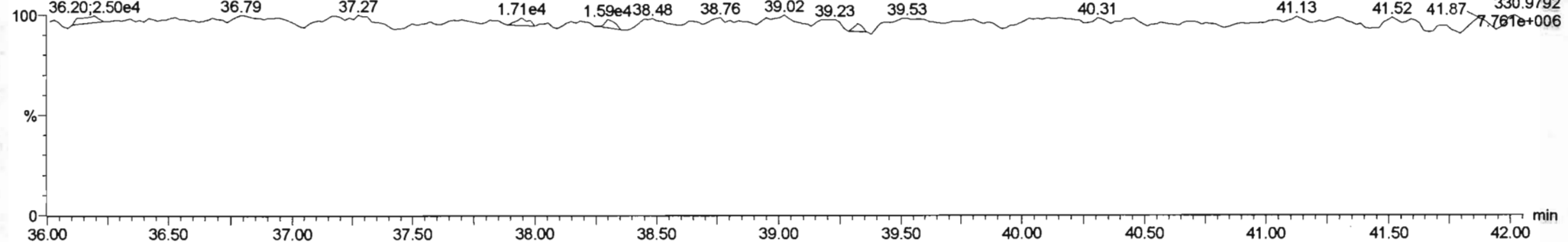


200604K1_4





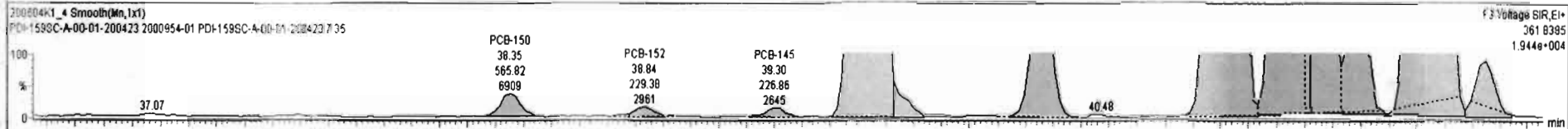
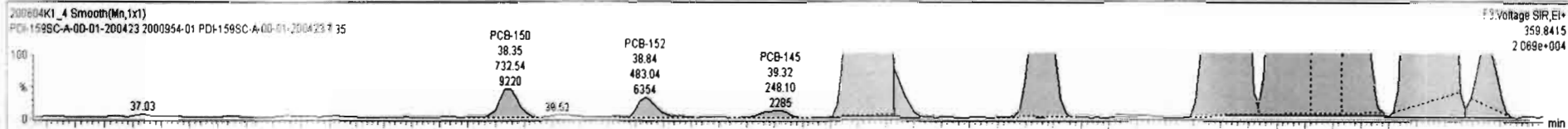
PFK3c

200604K1_4



#	Name	Resp	RA	nly	RRF	wtVol	Pred.RT	RT	Pred.R.	RRT	RRT Fail	Conc.	%Rec	DL	EMPC
230	4th Function Penta-PCBs				1.0735	4.533	0.00		0.000		NO	912.1		4.59	912.1
231	3rd Function Hexa-PCBs				0.8905	4.533	0.00		0.000		NO	4801		6.62	4823
232	4th Function Hexa-PCBs				1.0316	4.533	0.00		0.000		NO	10490		21.5	10490
233	233 Total Hepta-PCBs				1.3551	4.533	0.00		0.000		NO	10330		21.7	10330
234	4th Function Octa-PCBs				1.0008	4.533	0.00		0.000		NO	1680		7.90	1739
235	5th Function Octa-PCBs				1.1499	4.533	0.00		0.000		NO	920.9		3.78	920.9
236	236 Total Nona-PCBs				0.9523	4.533	0.00		0.000		NO	486.1		3.84	486.1
237	237 Deca-CB				0.9664	4.533	0.00		0.000		NO	395.8		0.558	395.8


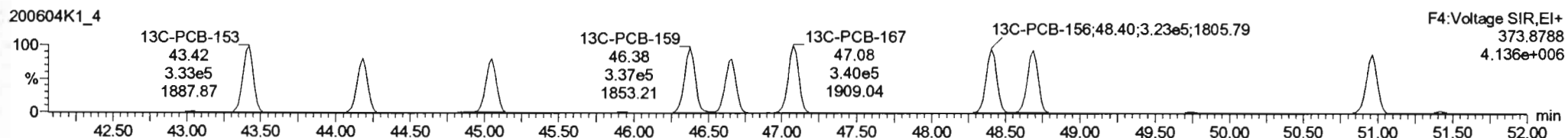
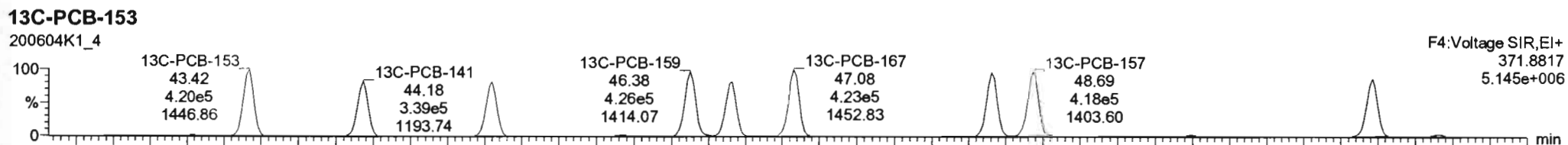


#	Name	Pred.RT	RT	m1 Resp	m2 Resp	1° Ratio (Pred)	RA	nly	EMPC	Conc.
4	102 PCB-136	39.66	39.64	6.241e4	4.785e4	1.240	1.30	NO	526.61	526.61
5	103 PCB-148	39.77	39.73	6.326e2	5.155e2	1.240	1.23	NO	6.8515	6.8515
6	104 PCB-154	40.27	40.27	5.463e3	3.963e3	1.240	1.38	NO	50.012	50.012
7	105 PCB-151	40.94	40.92	8.663e4	6.729e4	1.240	1.29	NO	954.21	954.21
8	106 PCB-135	41.17	41.15	4.427e4	3.416e4	1.240	1.30	NO	414.60	414.60
9	107 PCB-144	41.28	41.26	1.404e4	1.132e4	1.240	1.24	NO	158.75	158.75
10	108 PCB-147	41.41	41.39	4.302e3	3.472e3	1.240	1.24	NO	45.421	45.421
11	109 PCB-139/149	41.68	41.65	2.904e5	2.226e5	1.240	1.30	NO	2639.2	2639.2
12	110 PCB-140	41.86	41.85	2.014e3	1.396e3	1.240	1.44	YES	19.208	0.00000



Dataset: Untitled

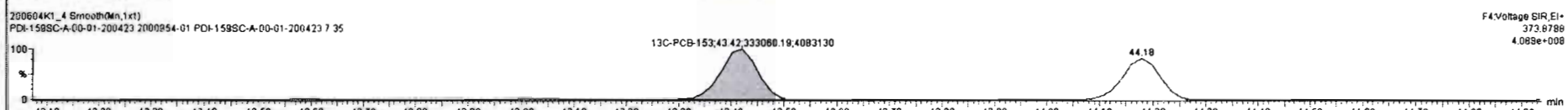
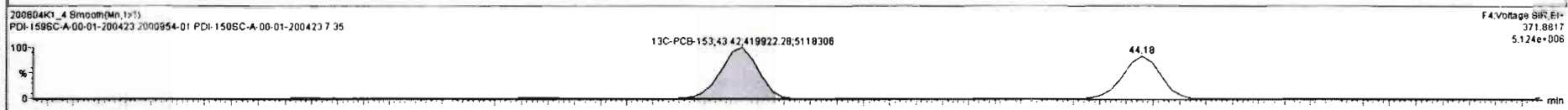
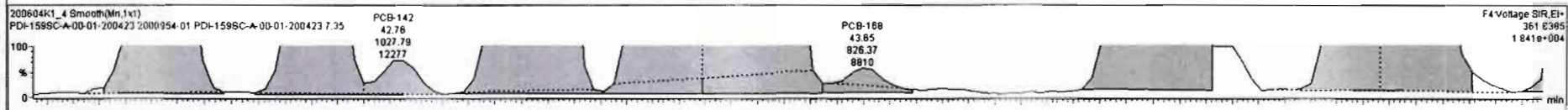

Last Altered: Saturday, June 06, 2020 09:37:56 Pacific Daylight Time
 Printed: Saturday, June 06, 2020 09:42:03 Pacific Daylight Time

Name: 200604K1_4, Date: 04-Jun-2020, Time: 11:20:47, ID: 2000954-01 PDI-159SC-A-00-01-200423 7.35, Description: PDI-159SC-A-00-01-200423



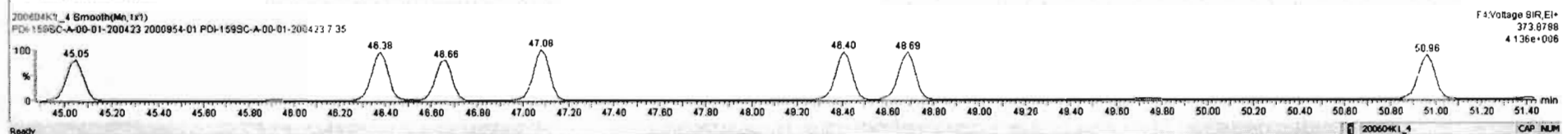
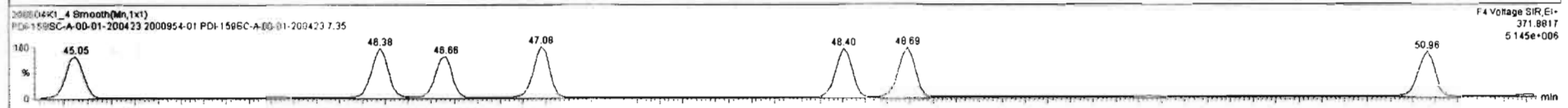
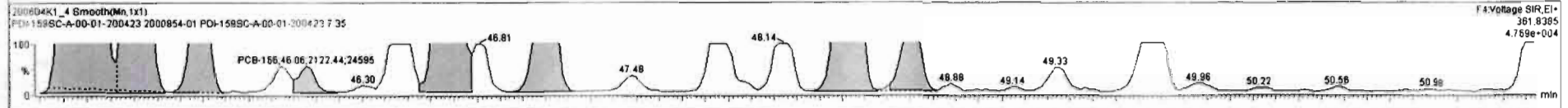
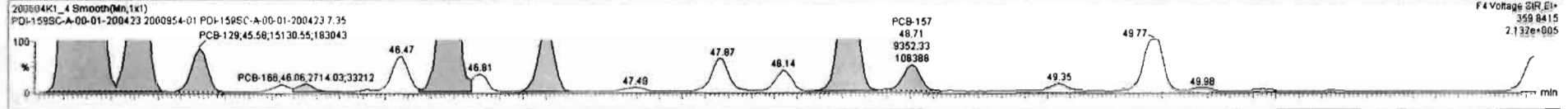
#	Name	Resp	RA	n/y	10 ⁶	wVol	Pred.RT	RT	Pred.R	RRT	RRT Fal	Conc.	%Rec	DL	EMPC
230	230 4th Function Penta-PCBs				1.0735	4.533	0.00		0.000		NO	912.1		4.58	912.1
231	231 3rd Function Hexa-PCBs				0.9505	4.533	0.00		0.000		NO	4801		6.82	4823
232	232 4th Function Hexa-PCBs				1.0316	4.533	0.00		0.000		NO	10510		21.5	10520
233	233 Total Hepta-PCBs				1.3551	4.533	0.00		0.000		NO	10330		21.7	10330
234	234 4th Function Octa-PCBs				1.0008	4.533	0.00		0.000		NO	1680		7.90	1739
235	235 5th Function Octa-PCBs				1.1499	4.533	0.00		0.000		NO	920.9		3.78	920.9
236	236 Total Nona-PCBs				0.9523	4.533	0.00		0.000		NO	486.1		3.84	486.1
237	237 Deca-CB				0.9864	4.533	0.00		0.000		NO	395.8		0.558	395.8

#	Name	Pred.RT	RT	m1 Resp	m2 Resp	1* Rebo (Pred)	RA	n/y	EMPC	Conc.
1	111 PCB-134/n43	42.33	42.32	2.461e4	1.961e4	1.240	1.26	NO	170.72	170.72
2	112 PCB-131/n33	42.63	42.61	1.477e4	1.142e4	1.240	1.29	NO	93.469	93.469
3	113 PCB-142	42.78	42.78	1.055e3	1.029e3	1.240	1.04	YES	7.4737	0.00000
4	114 PCB-146/n65	43.02	43.02	1.040e5	8.488e4	1.240	1.23	NO	544.29	544.29
5	115 PCB-132/n61	43.26	43.29	1.629e5	1.352e5	1.240	1.20	NO	852.67	852.67
6	116 PCB-153	43.44	43.44	8.729e5	5.471e5	1.240	1.23	NO	3338.8	3338.8
7	117 PCB-168	43.67	43.67	1.002e3	8.264e2	1.240	1.21	NO	4.9730	4.9730
8	118 PCB-141	44.20	44.20	1.131e5	9.262e4	1.240	1.22	NO	726.93	726.93
9	119 PCB-137	44.80	44.80	1.553e4	1.232e4	1.240	1.26	NO	91.007	91.007
10	120 PCB-130	44.70	44.71	7.971e4	7.415e4	1.240	1.21	NO	720.90	720.90



#	Name	Resp	RA	n/y	RRF	wt/Vol	Pred.RT	RT	Pred.R	RRT	RRT Fail	Conc.	%Rec	DL	EMPC
230	230 4th Function Penta-PCBs				1.0735	4.533	0.00		0.000		NO	912.1		4.59	912.1
231	231 3rd Function Hexa-PCBs				0.9505	4.533	0.00		0.000		NO	4601		6.62	4603
232	232 4th Function Hepta-PCBs				1.0318	4.533	0.00		0.000		NO	10510		21.5	10520
233	233 Total Hepta-PCBs				1.3551	4.533	0.00		0.000		NO	10330		21.7	10330
234	234 4th Function Octa-PCBs				1.0008	4.533	0.00		0.000		NO	1690		7.90	1739
235	235 5th Function Octa-PCBs				1.1499	4.533	0.00		0.000		NO	920.9		3.78	920.9
236	236 Total Nona-PCBs				0.9523	4.533	0.00		0.000		NO	486.1		3.84	486.1
237	237 Deca-CB				0.9864	4.533	0.00		0.000		NO	395.8		0.550	395.8

#	Name	Pred.RT	RT	m1 Resp	m2 Resp	1 st Ratio (Pred)	RA	n/y	EMPC	Conc.
1	111 PCB-134/143	42.33	42.32	2.461e4	1.961e4	1.240	1.28	NO	170.72	170.72
2	112 PCB-131/133	42.63	42.61	1.477e4	1.142e4	1.240	1.29	NO	93.469	93.469
3	113 PCB-142	42.78	42.78	1.065e3	1.028e3	1.240	1.04	YES	7.4737	0.00000
4	114 PCB-146/165	43.02	43.02	1.040e5	8.489e4	1.240	1.23	NO	544.29	544.29
5	115 PCB-132/161	43.28	43.28	1.628e5	1.352e5	1.240	1.20	NO	852.67	852.67
6	116 PCB-153	43.44	43.44	6.729e5	5.471e5	1.240	1.23	NO	3338.8	3338.8
7	117 PCB-168	43.67	43.67	1.002e3	8.264e2	1.240	1.21	NO	4.9730	4.9730
8	118 PCB-141	44.20	44.20	1.131e5	9.262e4	1.240	1.22	NO	726.93	726.93
9	119 PCB-137	44.80	44.80	1.553e4	1.232e4	1.240	1.26	NO	91.007	91.007
10	120 PCB-130	44.70	44.71	7.871e4	7.419e4	1.240	1.23	NO	790.91	790.91

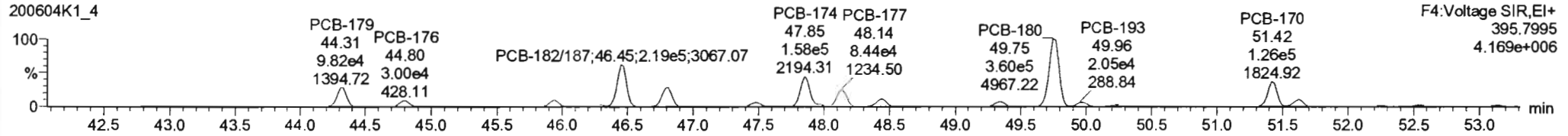
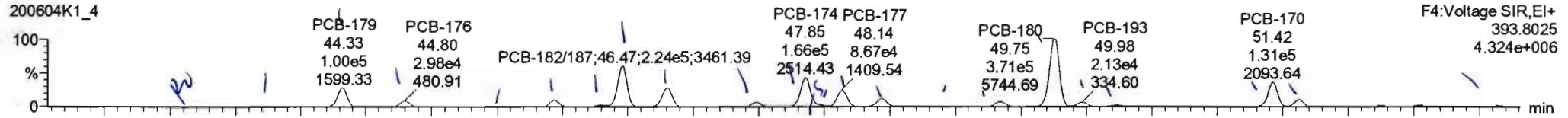


Dataset: Untitled

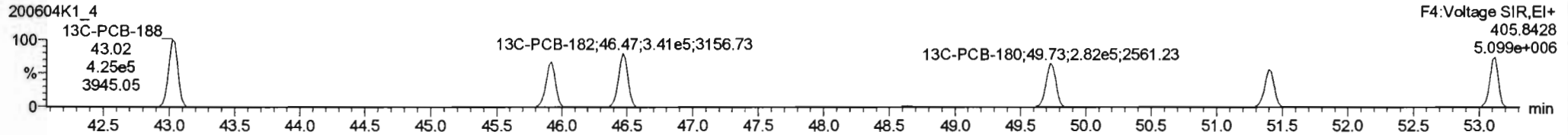
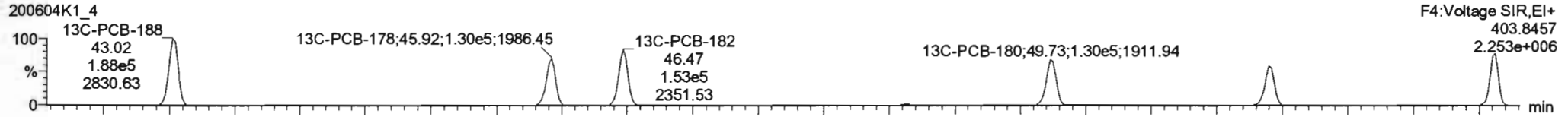
Last Altered: Saturday, June 06, 2020 09:37:56 Pacific Daylight Time
Printed: Saturday, June 06, 2020 09:42:03 Pacific Daylight Time

Name: 200604K1_4, Date: 04-Jun-2020, Time: 11:20:47, ID: 2000954-01 PDI-159SC-A-00-01-200423 7.35, Description: PDI-159SC-A-00-01-200423

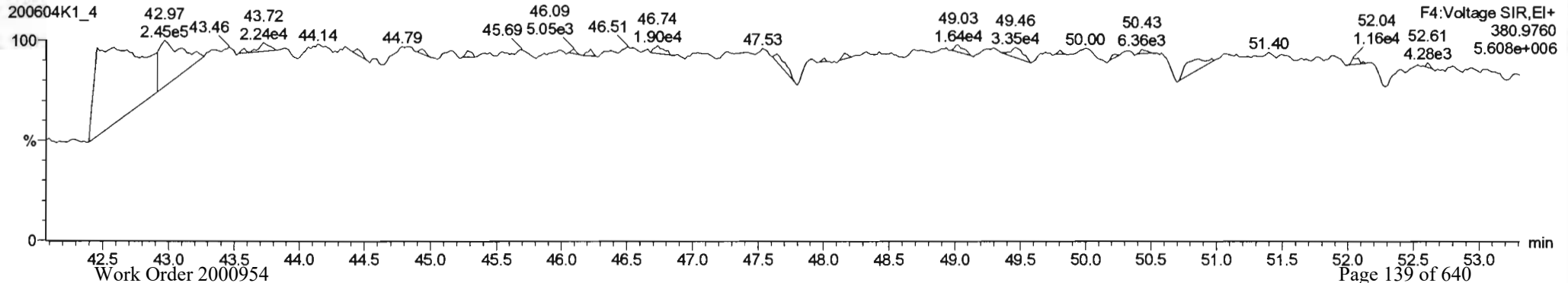
PCB-188



13C-PCB-188



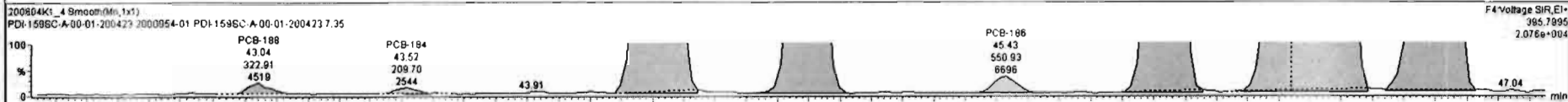

PFK4c

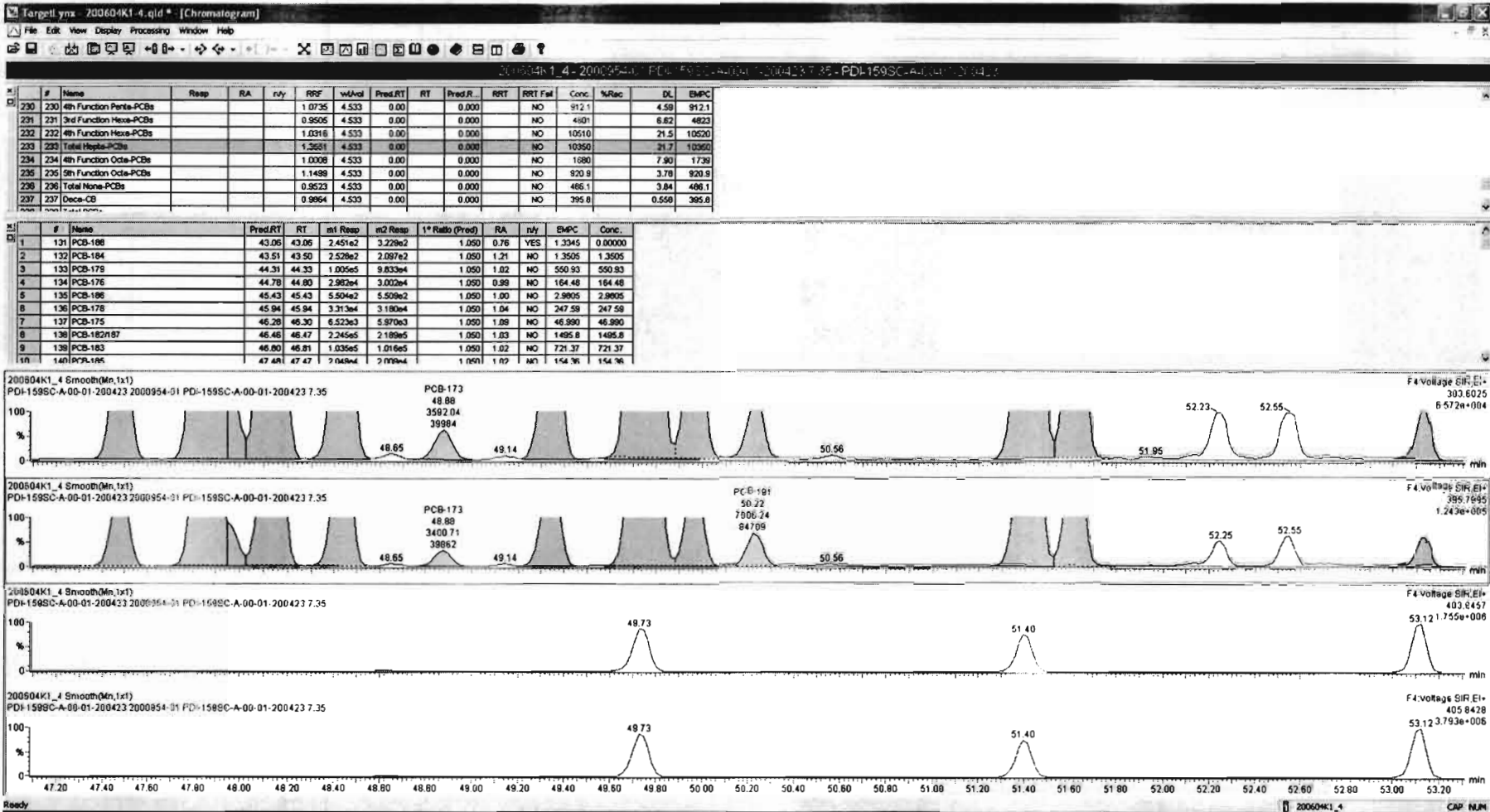


200604K1_4_2000954-01.PDI-1595C-A-00-01-200423 7.35 PDI-1595C-A-00-01-200423

#	Name	Resp	RA	n/y	RRF	wVol	Pred.RT	RT	Pred.R	RRT	RRT Fail	Conc	%Rec	DL	EMPC
230	230	4th Function Penta-PCBs			1.0735	4.533	0.00		0.000			912.1		4.59	912.1
231	231	3rd Function Hexa-PCBs			0.9505	4.533	0.00		0.000			4901		6.62	4823
232	232	4th Function Hexa-PCBs			1.0316	4.533	0.00		0.000			10510		21.5	10520
233	233	Total Hepta-PCBs			1.3551	4.533	0.00		0.000			10350		21.7	10350
234	234	4th Function Octa-PCBs			1.0008	4.533	0.00		0.000			1690		7.90	1738
235	235	5th Function Octa-PCBs			1.1498	4.533	0.00		0.000			920.9		3.78	920.9
236	236	Total Nona-PCBs			0.9523	4.533	0.00		0.000			496.1		3.94	496.1
237	237	Deca-CB			0.9884	4.533	0.00		0.000			395.8		0.558	395.8

#	Name	Pred.RT	RT	m1 Resp	m2 Resp	1* Ratio (Pred)	RA	n/y	EMPC	Conc
1	131 PCB-188	43.06	43.06	2.451e2	3.228e2	1.050	0.76	YES	1.3345	0.00000
2	132 PCB-184	43.51	43.50	2.528e2	2.097e2	1.050	1.21	NO	1.3505	1.3505
3	133 PCB-179	44.31	44.33	1.005e5	9.833e4	1.050	1.02	NO	550.93	550.93
4	134 PCB-176	44.78	44.80	2.982e4	3.002e4	1.050	0.99	NO	164.48	164.48
5	135 PCB-186	45.43	45.43	5.504e2	5.509e2	1.050	1.00	NO	2.9805	2.9805
6	136 PCB-178	45.94	45.94	3.313e4	3.180e4	1.050	1.04	NO	247.59	247.59
7	137 PCB-175	46.28	46.30	6.523e3	5.970e3	1.050	1.09	NO	46.990	46.990
8	138 PCB-182/87	46.46	46.47	2.245e5	2.189e5	1.050	1.03	NO	1495.8	1495.8
9	139 PCB-183	46.80	46.81	1.035e5	1.018e5	1.050	1.02	NO	721.37	721.37
10	140 PCB-185	47.48	47.47	2.045e4	2.009e4	1.050	1.02	NO	154.36	154.36






Dataset: Untitled

Last Altered: Saturday, June 06, 2020 09:37:56 Pacific Daylight Time
 Printed: Saturday, June 06, 2020 09:42:03 Pacific Daylight Time

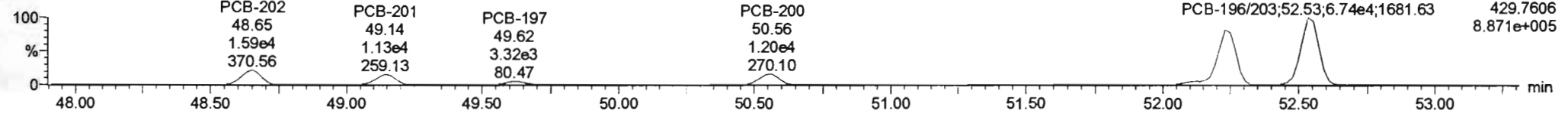
Name: 200604K1_4, Date: 04-Jun-2020, Time: 11:20:47, ID: 2000954-01 PDI-159SC-A-00-01-200423 7.35, Description: PDI-159SC-A-00-01-200423

PCB-202

200604K1_4

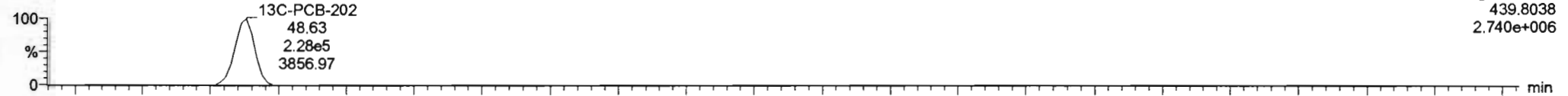


200604K1_4

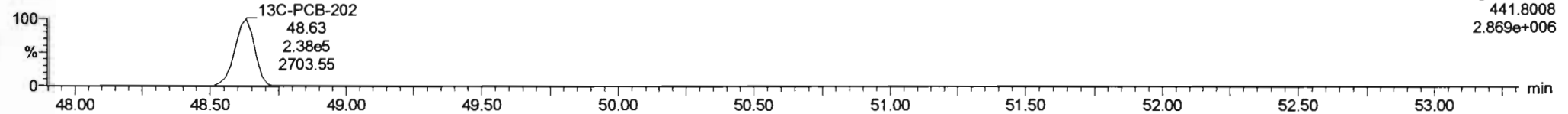


13C-PCB-202

200604K1_4

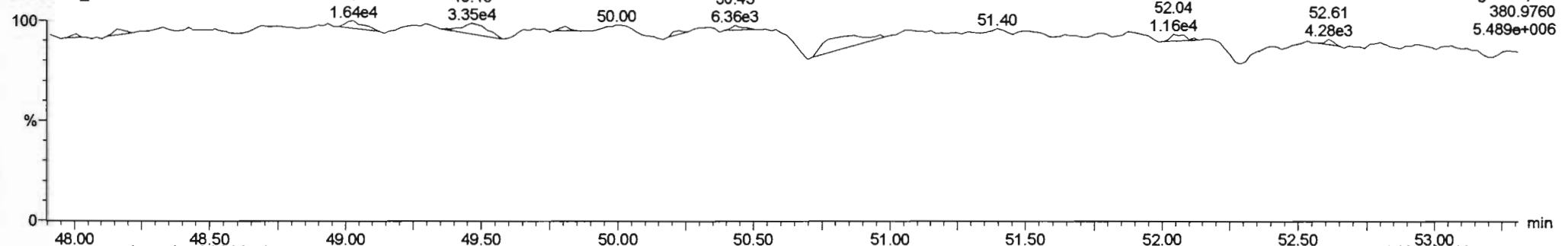


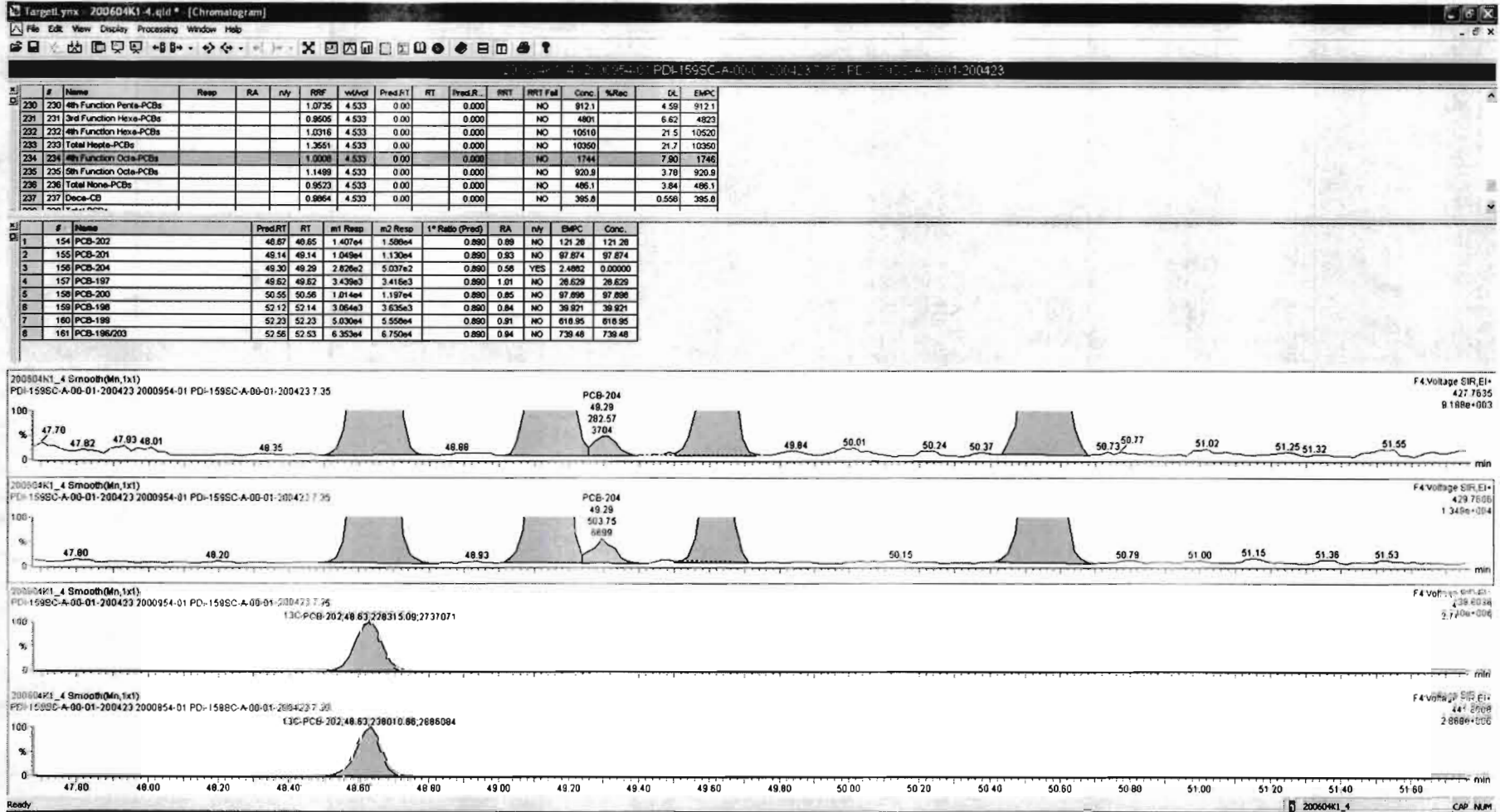
200604K1_4



PFK4d

200604K1_4

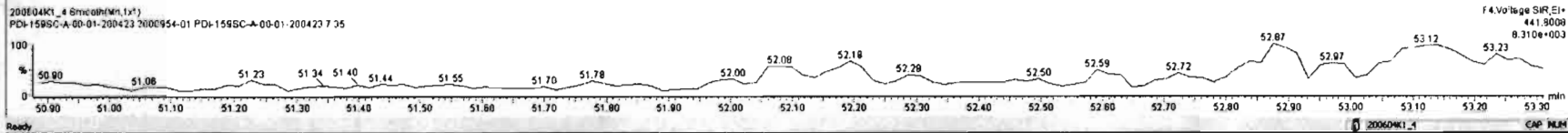
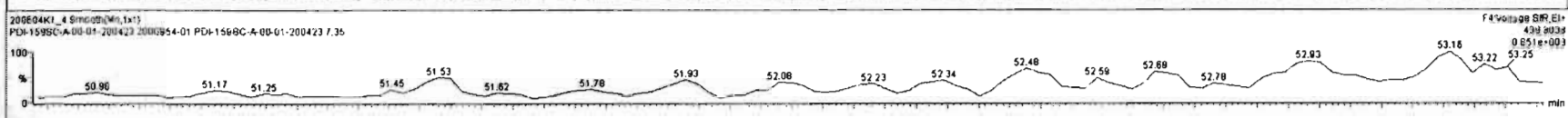






200604K1_4_2009054-01-PDI-1595-A-00-01-200423-7.25 - PDI-1595-A-00-01-200423

#	Name	Resp	RA	n/y	R/R	WtAve	Pred.RT	RT	Pred.R	RRT	RRT Fail	Conc.	%Rec	DL	DetC
220	230 4th Function Penta-PCBs				1.0735	4.533	0.00	0.000	0.000	NO		912.1		4.59	912.1
221	221 3rd Function Hexa-PCBs				0.9506	4.533	0.00	0.000	0.000	NO		4801		6.62	4823
222	222 4th Function Hexa-PCBs				1.0316	4.533	0.00	0.000	0.000	NO		10510		21.5	10520
223	223 Total Hepta-PCBs				1.3651	4.533	0.00	0.000	0.000	NO		10350		21.7	10350
224	224 4th Function Octa-PCBs				1.3303	4.533	0.00	0.000	0.000	NO		1744		7.30	1745
225	225 5th Function Octa-PCBs				1.1499	4.533	0.00	0.000	0.000	NO		920.9		3.78	920.9
226	226 Total Nona-PCBs				0.9523	4.533	0.00	0.000	0.000	NO		486.1		3.84	486.1
227	227 Deca-CB				0.9864	4.533	0.00	0.000	0.000	NO		395.8		0.558	395.8

#	Name	Pred.RT	RT	m1 Resp	m2 Resp	1 st Ratio (Pred)	RA	n/y	EMPC	Conc.
1	154 PCB-202	48.67	48.65	1.407e4	1.509e4	0.890	0.89	NO	121.28	121.28
2	155 PCB-201	49.14	49.14	1.049e4	1.130e4	0.890	0.93	NO	97.874	97.874
3	156 PCB-204	49.30	49.29	3.826e2	5.037e2	0.890	0.58	YES	2.4882	0.00000
4	157 PCB-197	49.82	49.82	3.438e3	3.416e3	0.890	1.01	NO	28.629	28.629
5	158 PCB-200	50.55	50.56	1.014e4	1.197e4	0.890	0.85	NO	97.898	97.898
6	159 PCB-198	52.12	52.14	3.064e3	3.635e3	0.890	0.84	NO	39.921	39.921
7	160 PCB-199	52.23	52.23	5.030e4	5.505e4	0.890	0.91	NO	618.95	618.95
8	161 PCB-196/203	52.56	52.53	6.353e4	6.750e4	0.890	0.94	NO	739.48	739.48

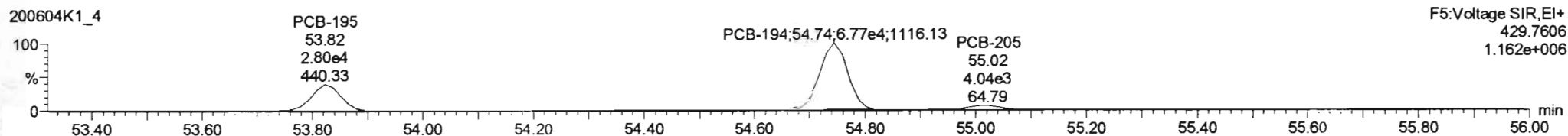
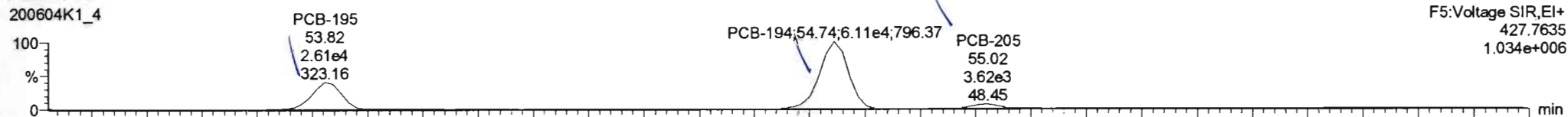


Dataset: Untitled

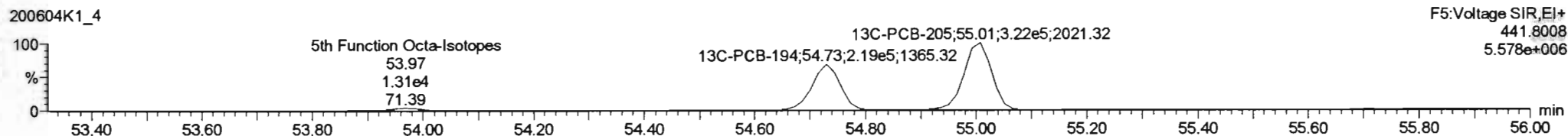
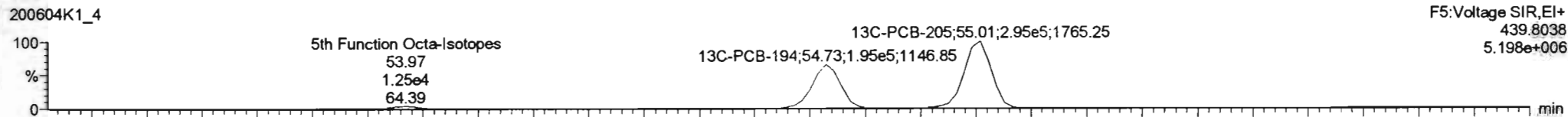
Last Altered: Saturday, June 06, 2020 09:37:56 Pacific Daylight Time
 Printed: Saturday, June 06, 2020 09:42:03 Pacific Daylight Time

Name: 200604K1_4, Date: 04-Jun-2020, Time: 11:20:47, ID: 2000954-01 PDI-159SC-A-00-01-200423 7.35, Description: PDI-159SC-A-00-01-200423

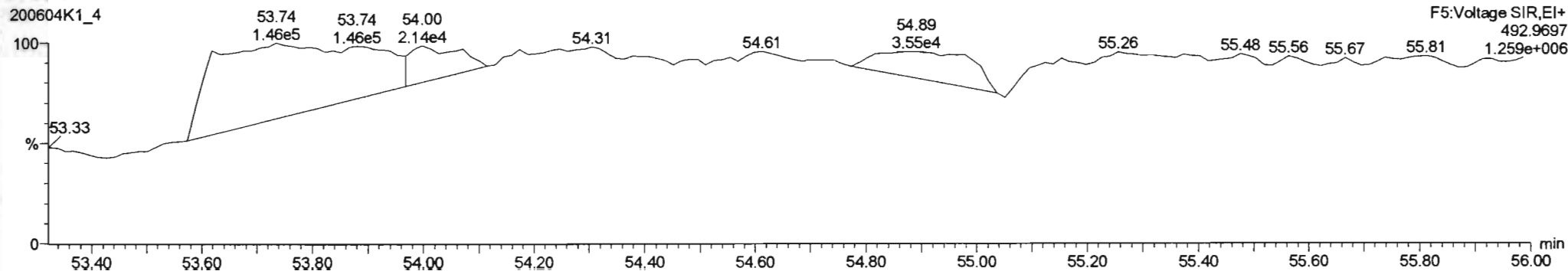
PCB-195



13C-PCB-194



PFK5a

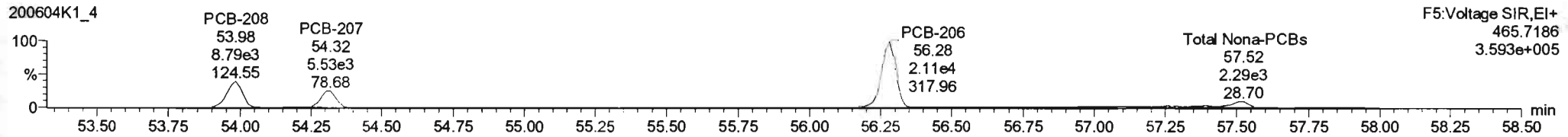
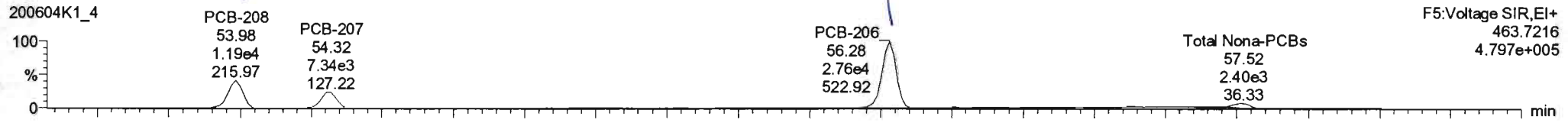


Dataset: Untitled


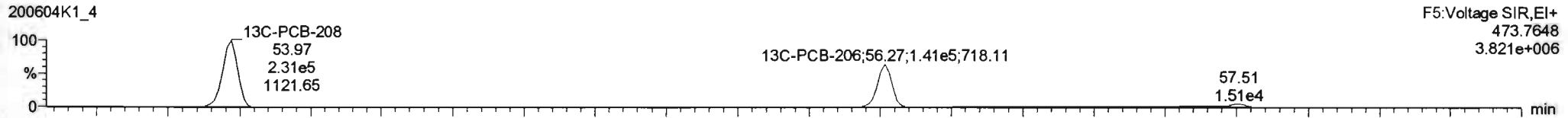
Last Altered: Saturday, June 06, 2020 09:37:56 Pacific Daylight Time
 Printed: Saturday, June 06, 2020 09:42:03 Pacific Daylight Time

Name: 200604K1_4, Date: 04-Jun-2020, Time: 11:20:47, ID: 2000954-01 PDI-159SC-A-00-01-200423 7.35, Description: PDI-159SC-A-00-01-200423

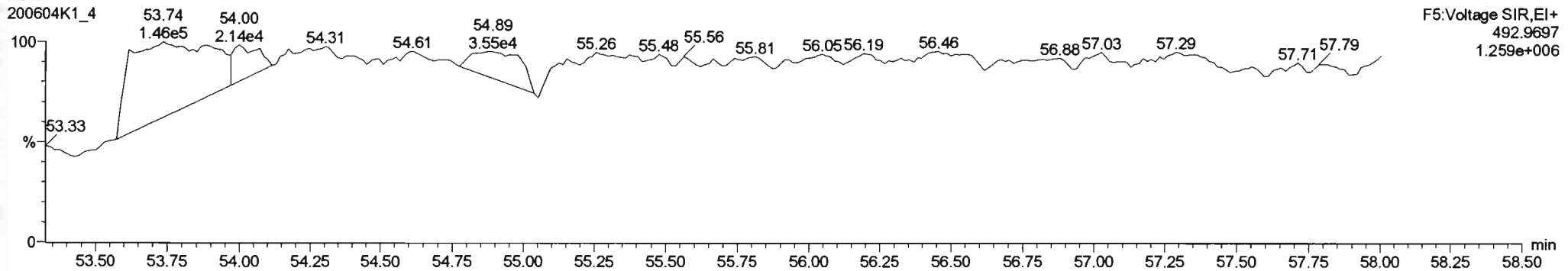
PCB-208



13C-PCB-208



PFK5



Dataset: Untitled

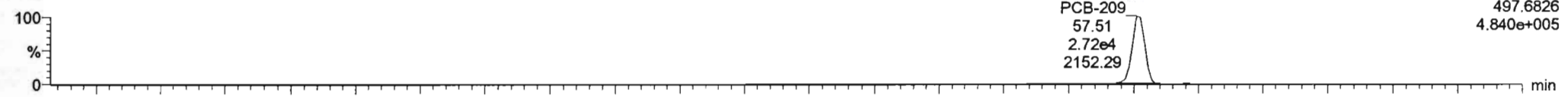
Last Altered: Saturday, June 06, 2020 09:37:56 Pacific Daylight Time

Printed: Saturday, June 06, 2020 09:42:03 Pacific Daylight Time

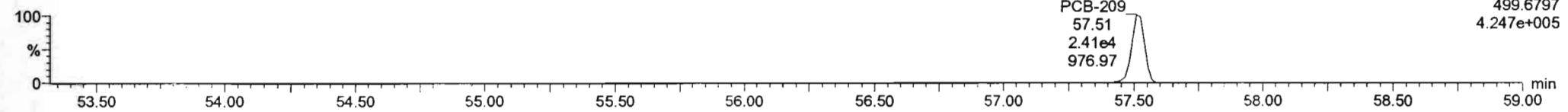
Name: 200604K1_4, Date: 04-Jun-2020, Time: 11:20:47, ID: 2000954-01 PDI-159SC-A-00-01-200423 7.35, Description: PDI-159SC-A-00-01-200423

PCB-209

200604K1_4

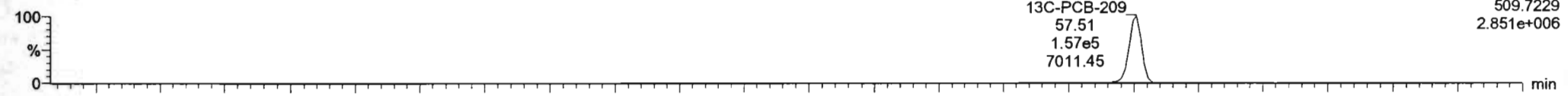


200604K1_4

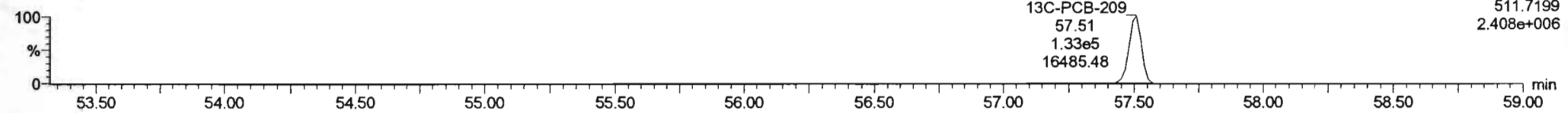


13C-PCB-209

200604K1_4

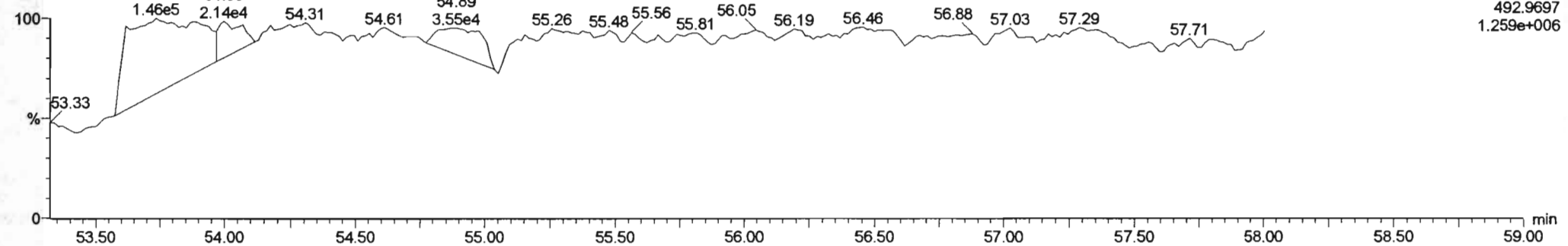


200604K1_4



PFK5b

200604K1_4



Dataset: U:\VG11.PRO\Results\200603K1\200603K1-11.qld

Last Altered: Monday, June 08, 2020 11:03:50 Pacific Daylight Time

Printed: Monday, June 08, 2020 11:05:28 Pacific Daylight Time

Hz 6-8-2020

C7 06/16/2020

Method: U:\VG11.PRO\MethDB\PCB-209_ZB1_6-1-20.mdb 02 Jun 2020 10:36:07

Calibration: U:\VG11.PRO\CurveDB\db1_PCBvg11-6-1-20.cdb 02 Jun 2020 10:21:16

Name: 200603K1_11, Date: 04-Jun-2020, Time: 00:51:15, ID: 2000954-01@20X PDI-159SC-A-00-01-200423 7.35, Description: PDI-159SC-A-00-01-200423

#	Name	Resp	RA	n/y	RRF	wt/vol	Pred.RT	RT	Pred.R...	RRT	Check RRT	Conc.	%Rec	DL	EMPC
1	1 PCB-1	2.36e3	2.95	NO	1.17	4.533	15.55	15.55	1.001	1.001	NO	62.65		4.89	62.65
2	2 PCB-2	8.38e2	2.85	NO	1.18	4.533	17.96	17.95	0.988	0.987	NO	20.70		4.65	20.70
3	3 PCB-3	1.57e3	3.32	NO	1.15	4.533	18.19	18.20	1.001	1.001	NO	39.86		4.79	39.86
4	4 PCB-4/10	4.82e3	1.19	YES	1.25	4.533	19.61	19.55	1.004	1.001	NO	146.0		22.1	130.3
5	5 PCB-7/9			NO	0.960	4.533	21.41		1.003		YES			18.0	
6	6 PCB-6	4.67e3	1.15	YES	1.02	4.533	22.06	22.06	1.033	1.033	NO	106.4		16.9	92.72
7	7 PCB-5/8	1.93e4	1.76	NO	0.992	4.533	22.46	22.46	1.052	1.052	NO	449.6		17.4	449.6
8	8 PCB-14			NO	1.02	4.533	23.62		0.952		YES			18.1	
9	9 PCB-11	2.55e3	1.29	YES	1.13	4.533	24.83	24.83	1.001	1.001	NO	51.26		16.8	47.37
10	10 PCB-12/13			NO	1.03	4.533	25.27		1.018		YES			17.9	
11	11 PCB-15	1.35e4	1.69	NO	1.03	4.533	25.58	25.55	1.031	1.030	NO	295.5		17.8	295.5
12	12 PCB-19	1.59e3	0.89	NO	1.11	4.533	23.79	23.78	1.001	1.001	NO	69.75		11.9	69.75
13	13 PCB-30			NO	1.79	4.533	24.69		1.039		YES			7.31	
14	14 PCB-18	2.00e4	1.05	NO	0.818	4.533	25.47	25.47	0.952	0.952	NO	855.1		11.9	855.1
15	15 PCB-17	8.45e3	1.05	NO	0.758	4.533	25.65	25.65	0.958	0.958	NO	388.6		12.8	388.6
16	16 PCB-24/27	1.85e3	1.10	NO	1.08	4.533	26.26	26.24	0.981	0.980	NO	59.71		8.98	59.71
17	17 PCB-16/32	1.34e4	1.06	NO	0.925	4.533	26.79	26.77	1.001	1.000	NO	505.6		10.5	505.6
18	1... 13C-PCB-1	7.12e4	3.33	NO	0.893	4.533	15.52	15.54	0.608	0.609	NO	1485	67.3	18.3	
19	1... 13C-PCB-3	7.55e4	3.24	NO	0.911	4.533	18.17	18.18	0.712	0.712	NO	1545	70.0	18.0	
20	1... 13C-PCB-4	5.84e4	1.68	NO	0.600	4.533	19.52	19.53	0.765	0.765	NO	1814	82.2	8.67	
21	1... 13C-PCB-9	9.55e4	1.64	NO	0.970	4.533	21.35	21.35	0.836	0.836	NO	1836	83.2	5.36	
22	1... 13C-PCB-11	9.75e4	1.60	NO	0.962	4.533	24.79	24.81	0.971	0.972	NO	1889	85.6	5.41	
23	1... 13C-PCB-19	4.56e4	1.09	NO	0.499	4.533	23.76	23.76	0.931	0.931	NO	1702	77.1	162	
24	1... 13C-PCB-32	6.32e4	1.10	NO	0.744	4.533	26.75	26.76	1.048	1.048	NO	1583	71.8	108	
25	2... 13C-PCB-15	1.18e5	1.61	NO	1.00	4.533	25.53	25.53	1.000	0.000	NO	2206	100	5.20	

Dataset: U:\VG11.PRO\Results\200603K1\200603K1-11.qld

Last Altered: Monday, June 08, 2020 11:03:50 Pacific Daylight Time

Printed: Monday, June 08, 2020 11:05:46 Pacific Daylight Time

Method: U:\VG11.PRO\MethDB\PCB-209_ZB1_6-1-20.mdb 02 Jun 2020 10:36:07

Calibration: U:\VG11.PRO\CurveDB\db1_PCBvg11-6-1-20.cdb 02 Jun 2020 10:21:16

Name: 200603K1_11, Date: 04-Jun-2020, Time: 00:51:15, ID: 2000954-01@20X PDI-159SC-A-00-01-200423 7.35, Description: PDI-159SC-A-00-01-200423

#	Name	Resp	RA	n/y	RRF	wt/vol	Pred.RT	RT	Prad.R...	RRT	Check RRT	Conc.	%Rec	DL	EMPC
1	2... Total Mono-PCBs				1.17	4.533	0.00		0.000		NO	123.2		123.2	
2	2... Total Di-PCBs				1.05	4.533	0.00		0.000		NO	745.1		1015	
3	2... 2nd Function Tri-PCBs				1.08	4.533	0.00		0.000		NO	1879		1879	

Vista Analytical Laboratory

Dataset: U:\VG11.PRO\Results\200603K1\200603K1-11.qld

Last Altered: Monday, June 08, 2020 11:03:50 Pacific Daylight Time

Printed: Monday, June 08, 2020 11:06:07 Pacific Daylight Time

Method: U:\VG11.PRO\MethDB\PCB-209_ZB1_6-1-20.mdb 02 Jun 2020 10:36:07

Callbration: U:\VG11.PRO\CurveDB\db1_PCBvg11-6-1-20.cdb 02 Jun 2020 10:21:16

ID: 2000954-01@20X PDI-159SC-A-00-01-200423 7.35, Description: PDI-159SC-A-00-01-200423

Total Mono-PCBs

	Name	Pred.R...	RT	m1 Height	m2 Height	m1 Resp	m2 Resp	RA	n/y	Resp	Conc.	EMPC	DL
1	PCB-1	15.55	15.55	2.834e4	1.071e4	1.765e3	5.975e2	2.95	NO	2.363e3	62.648	62.648	4.89
2	PCB-2	17.96	17.95	1.084e4	4.777e3	6.203e2	2.179e2	2.85	NO	8.383e2	20.701	20.701	4.65
3	PCB-3	18.19	18.20	1.817e4	6.827e3	1.204e3	3.626e2	3.32	NO	1.567e3	39.856	39.856	4.79

Total Di-PCBs

	Name	Pred.R...	RT	m1 Height	m2 Height	m1 Resp	m2 Resp	RA	n/y	Resp	Conc.	EMPC	DL
1	PCB-4/10	19.61	19.55	4.149e4	3.282e4	2.623e3	2.201e3	1.19	YES	4.824e3	0.00000	130.28	22.1
2	PCB-6	22.06	22.06	4.122e4	3.247e4	2.504e3	2.169e3	1.15	YES	4.673e3	0.00000	92.718	16.9
3	PCB-5/8	22.46	22.46	1.895e5	1.121e5	1.231e4	7.009e3	1.76	NO	1.932e4	449.59	449.59	17.4
4	PCB-11	24.83	24.83	2.293e4	1.995e4	1.437e3	1.115e3	1.29	YES	2.551e3	0.00000	47.373	16.3
5	PCB-15	25.58	25.55	1.339e5	8.686e4	8.481e3	5.033e3	1.69	NO	1.351e4	295.54	295.54	17.8

2nd Function Tri-PCBs

	Name	Pred.R...	RT	m1 Height	m2 Height	m1 Resp	m2 Resp	RA	n/y	Resp	Conc.	EMPC	DL
1	PCB-19	23.79	23.78	1.110e4	1.287e4	7.494e2	8.441e2	0.89	NO	1.594e3	69.753	69.753	11.9
2	PCB-18	25.47	25.47	1.646e5	1.544e5	1.028e4	9.753e3	1.05	NO	2.004e4	855.11	855.11	11.9
3	PCB-17	25.65	25.65	6.846e4	6.515e4	4.327e3	4.119e3	1.05	NO	8.446e3	388.65	388.65	12.8
4	PCB-24/27	26.26	26.24	1.300e4	1.283e4	9.705e2	8.809e2	1.10	NO	1.851e3	59.707	59.707	8.98
5	PCB-16/32	26.79	26.77	6.721e4	6.594e4	6.891e3	6.518e3	1.06	NO	1.341e4	505.63	505.63	10.5


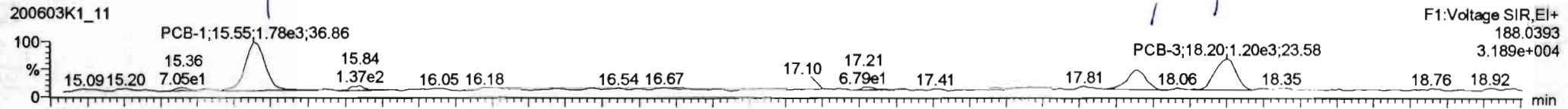
Dataset: U:\VG11.PRO\Results\200603K1\200603K1-11.qld

Last Altered: Saturday, June 06, 2020 11:16:41 Pacific Daylight Time
Printed: Saturday, June 06, 2020 11:17:14 Pacific Daylight Time

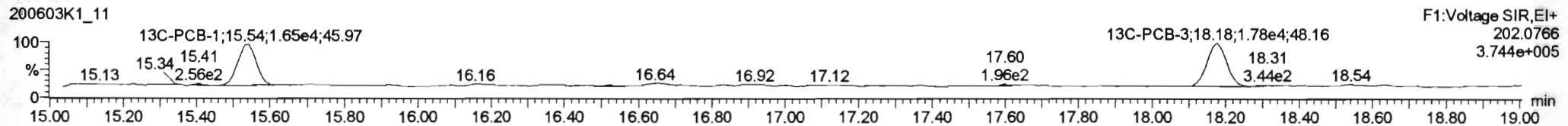
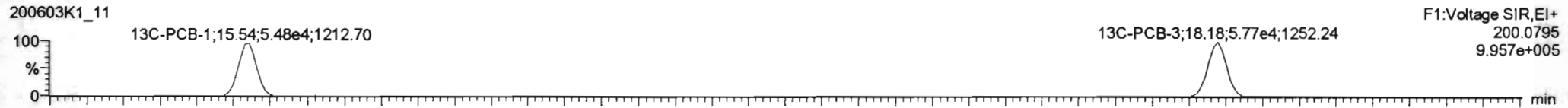
Method: U:\VG11.PRO\MethDB\PCB-209_ZB1_6-1-20.mdb 02 Jun 2020 10:36:07
Calibration: U:\VG11.PRO\CurveDB\db1_PCBvg11-6-1-20.cdb 02 Jun 2020 10:21:16

Name: 200603K1_11, Date: 04-Jun-2020, Time: 00:51:15, ID: 2000954-01@20X PDI-159SC-A-00-01-200423 7.35, Description: PDI-159SC-A-00-01-200423

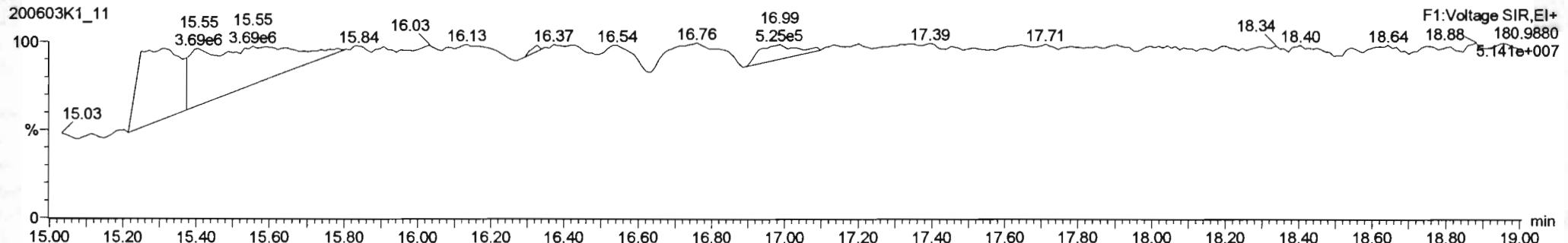
PCB-1



13C-PCB-1

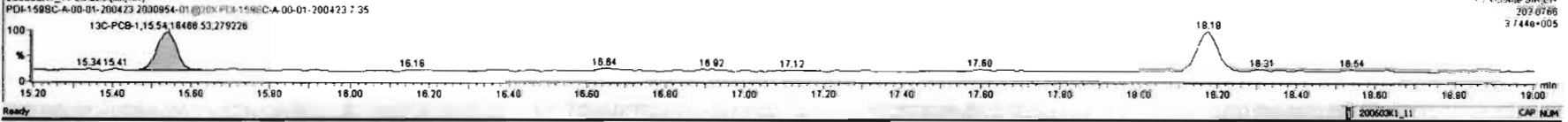




PFK1



#	Name	Resp	RA	n/y	R/R	wt/Vol	Pred RT	RT	Pred R	RRT	RRT Fal	Conc	%Rec	DL	EMPC
223	13C-PCB-178	2.42e4	0.45	NO	1.0508	4.533	45.87	45.88	0.923	0.923	NO	2227	101		23.4
224	Total Mono-PCBs				1.1665	4.533	0.00		0.000		NO	123.2		14.3	123.2
225	Total Di-PCBs				1.0537	4.533	0.00		0.000		NO	686.6		144	937.1
226	2nd Function Tri-PCBs				1.0907	4.533	0.00		0.000		NO	1743		63.3	1866
227	3rd Function Tri-PCBs				0.9826	4.533	0.00		0.000		NO	4336		109	4442
228	Total Tetra-PCBs				1.0776	4.533	0.00		0.000		NO	15620		250	15790
229	3rd Function Penta-PCBs				1.3157	4.533	0.00		0.000		NO	14590		245	15040
230	4th Function Penta-PCBs				1.0735	4.533	0.00		0.000		NO	923.1		30.5	956.6

#	Name	Pred RT	RT	m1 Resp	m2 Resp	* Ratio (Pred)	RA	n/y	EMPC	Conc.
1	3 PCB-3	18.19	18.20	1.204e3	3.629e2	3.130	3.32	NO	30.856	30.856
2	2 PCB-2	17.96	17.95	6.203e2	2.179e2	3.130	2.85	NO	20.701	20.701
3	1 PCB-1	15.55	15.55	1.785e3	5.975e2	3.130	2.95	NO	62.648	62.648

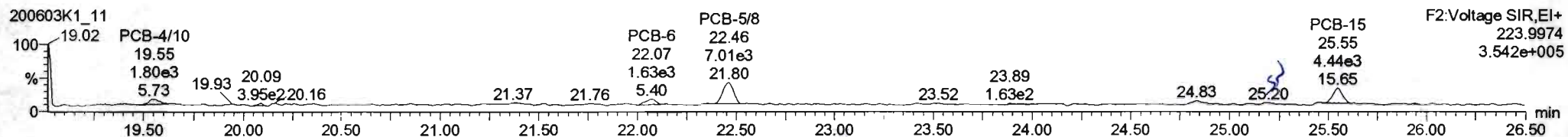
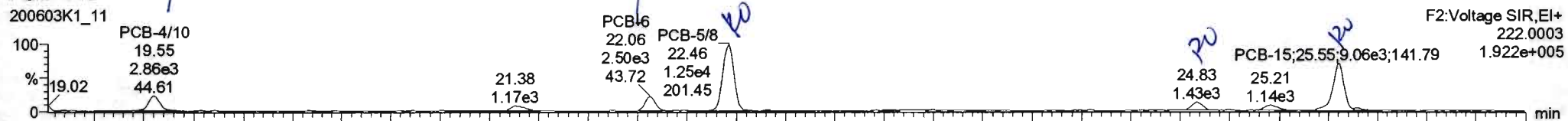


Dataset: U:\VG 11.PRO\Results\200603K1\200603K1-11.qld

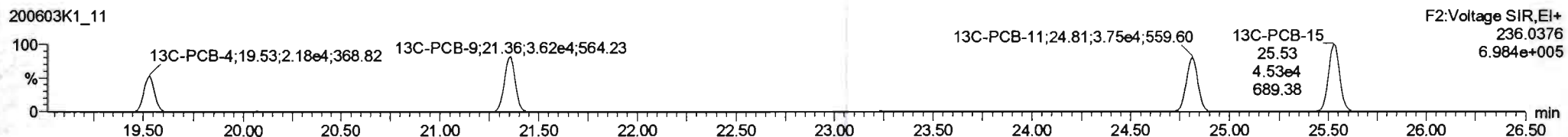
Last Altered: Saturday, June 06, 2020 11:16:41 Pacific Daylight Time
Printed: Saturday, June 06, 2020 11:17:14 Pacific Daylight Time

Name: 200603K1_11, Date: 04-Jun-2020, Time: 00:51:15, ID: 2000954-01@20X PDI-159SC-A-00-01-200423 7.35, Description: PDI-159SC-A-00-01-200423

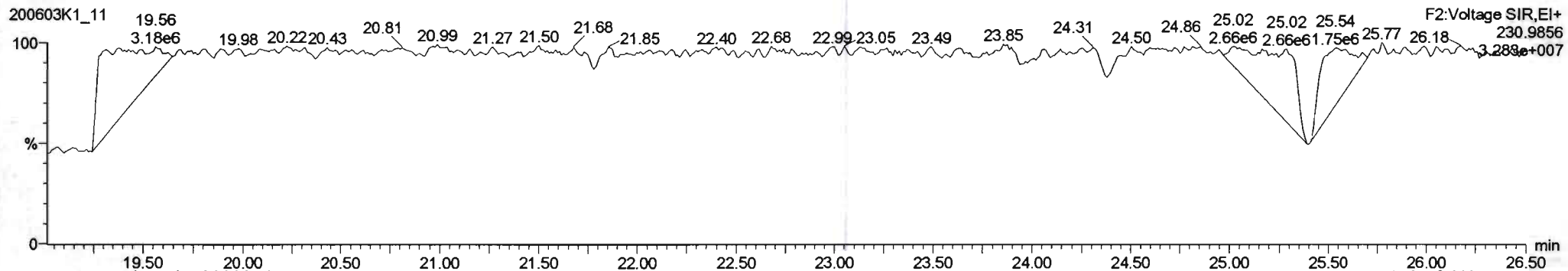
PCB-4/10



13C-PCB-4



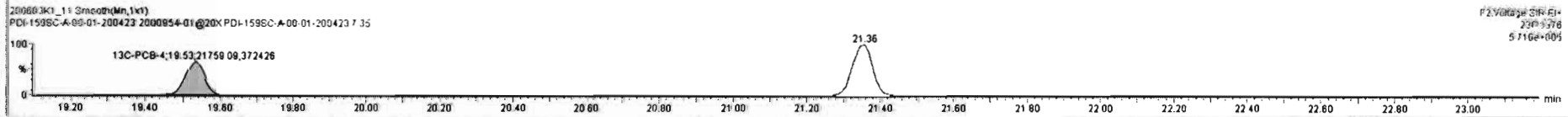

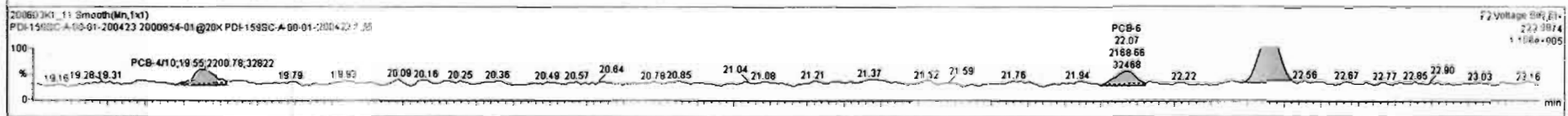
PFK2a



200603K1_11_20060304015200 PDI-1598C-A-00-01-200423 7.35 - PDI-1598C-A-00-01-200423


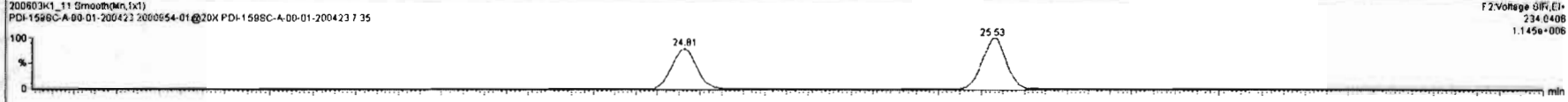
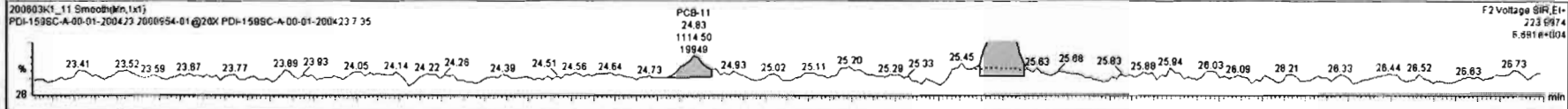

#	Name	Resp	RA	n/y	RRF	wVol	Pred.R1	RT	Pred.R...	RRT	RRT Fail	Conc	%Rec	DL	EMPC
223	223 13C-PCB-178	2.42e4	0.45	NO	1.0508	4.533	45.87	45.88	0.923	0.923	NO	2227	101		23.4
224	224 Total Mono-PCBs				1.1865	4.533	0.00		0.000		NO	123.2		14.3	123.2
225	225 Total Di-PCBs				1.0537	4.533	0.00		0.000		NO	745.1		144	1015
226	226 2nd Function Tri-PCBs				1.0807	4.533	0.00		0.000		NO	1743		83.3	1855
227	227 3rd Function Tri-PCBs				0.9828	4.533	0.00		0.000		NO	4336		109	4442
228	228 Total Tetra-PCBs				1.0778	4.533	0.00		0.000		NO	15820		250	15790
228	228 3rd Function Penta-PCBs				1.3157	4.533	0.00		0.000		NO	14590		245	15040
230	230 4th Function Penta-PCBs				1.0735	4.533	0.00		0.000		NO	923.1		38.5	956.6

#	Name	Pred RT	RT	m1 Resp	m2 Resp	1* Ratio (Pred)	RA	n/y	EMPC	Conc.
1	11 PCB-15	25.58	25.55	8.481e3	5.033e3	1.560	1.88	NO	295.54	295.54
2	7 PCB-58	22.46	22.48	1.231e4	7.009e3	1.560	1.76	NO	449.59	449.59
3	6 PCB-6	22.06	22.06	2.504e3	2.169e3	1.560	1.15	YES	92.718	0.00000
4	4 PCB-410	19.81	19.55	2.623e3	2.201e3	1.560	1.19	YES	130.28	0.00000
5	9 PCB-11	24.80	24.83	1.437e3	1.115e3	1.560	1.28	YES	47.373	0.00000



#	Name	Resp	RA	n/y	RRF	wVol	Pred RT	RT	Pred R	RRT	RRT Tol	Conc.	%Rec	DL	EMPC
223	13C-PCB-178	2.42e4	0.45	NO	1.0508	4.533	45.87	45.88	0.923	0.923	NO	2227	101	23.4	
224	Total Mono-PCBs				1.1665	4.533	0.00		0.000		NO	123.2		14.3	123.2
225	Total Di-PCBs				1.0637	4.533	0.00		0.000		NO	746.1		144	101.5
226	2nd Function Tri-PCBs				1.0807	4.533	0.00		0.000		NO	1743		63.3	1855
227	3rd Function Tri-PCBs				0.9828	4.533	0.00		0.000		NO	4336		109	4442
228	Total Tetra-PCBs				1.0778	4.533	0.00		0.000		NO	15620		250	15780
229	3rd Function Penta-PCBs				1.3157	4.533	0.00		0.000		NO	14580		245	15040
230	4th Function Penta-PCBs				1.0735	4.533	0.00		0.000		NO	923.1		36.5	956.8

#	Name	Pred RT	RT	m1 Resp	m2 Resp	1* Ratio (Pred)	RA	n/y	EMPC	Conc.
1	11 PCB-15	25.50	25.55	8.491e3	5.033e3	1.580	1.69	NO	295.54	295.54
2	7 PCB-5B	22.46	22.46	1.231e4	7.009e3	1.560	1.76	NO	448.58	448.58
3	6 PCB-8	22.06	22.06	2.504e3	2.189e3	1.560	1.15	YES	92.718	0.00000
4	4 PCB-4/10	19.81	19.55	2.623e3	2.201e3	1.580	1.19	YES	130.26	0.00000
5	9 PCB-11	24.83	24.83	1.437e3	1.115e3	1.580	1.29	YES	47.373	0.00000


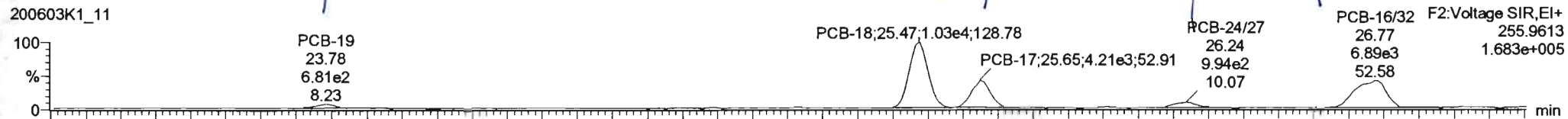


Dataset: U:\VG11.PRO\Results\200603K1\200603K1-11.qld

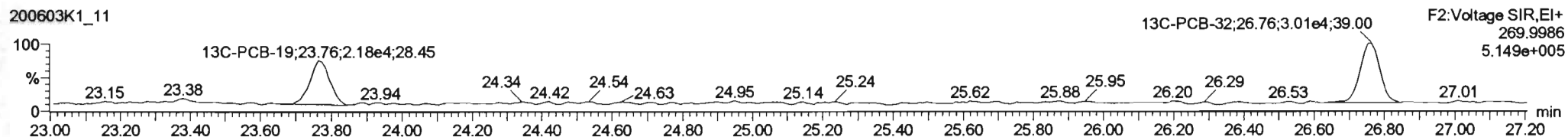
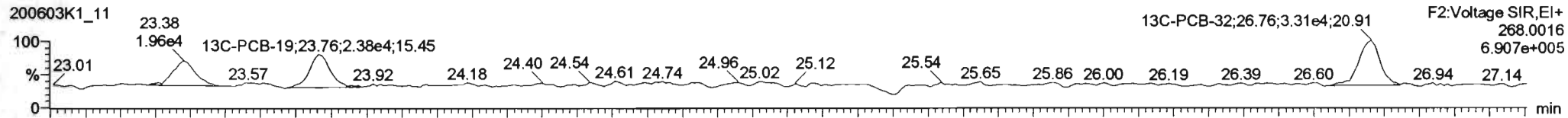
Last Altered: Saturday, June 06, 2020 11:16:41 Pacific Daylight Time
 Printed: Saturday, June 06, 2020 11:17:14 Pacific Daylight Time

Name: 200603K1_11, Date: 04-Jun-2020, Time: 00:51:15, ID: 2000954-01@20X PDI-159SC-A-00-01-200423 7.35, Description: PDI-159SC-A-00-01-200423

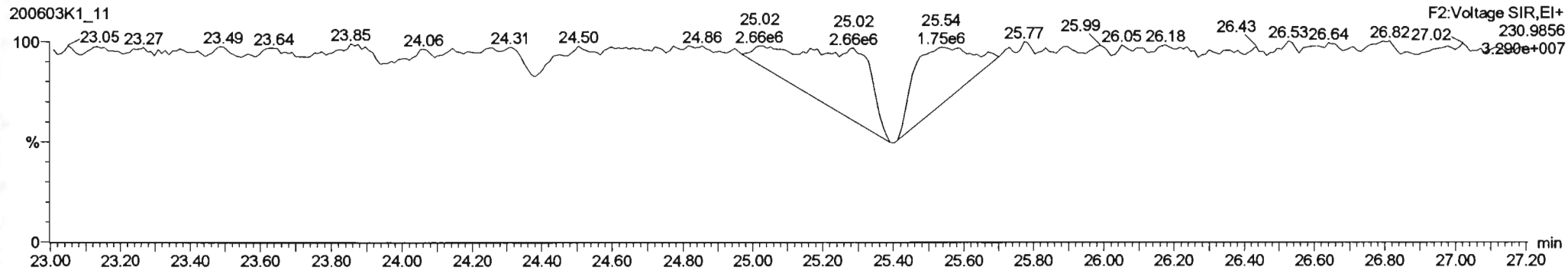
PCB-19



13C-PCB-19







PFK2b



#	Name	Resp	RA	rvy	RRF	wVol	PredRT	RT	Pred.R	RRT	RRT Eol	Conc.	%Rec	DL	EMPC
223	13C-PCB-178	242e4	0.45	NO	1.0506	4.533	45.87	45.86	0.823	0.823	NO	2227	101		73.4
224	Total Mono-PCBs				1.1865	4.533	0.00		0.000		NO	123.2		14.3	123.2
225	Total Di-PCBs				1.0537	4.533	0.00		0.000		NO	745.1		144	1015
226	2nd Function Tri-PCBs				1.0807	4.533	0.00		0.000		NO	1878		63.2	1878
227	3rd Function Tri-PCBs				0.9828	4.533	0.00		0.000		NO	4306		109	4442
228	Total Tetra-PCBs				1.0778	4.533	0.00		0.000		NO	15620		290	15780
229	3rd Function Penta-PCBs				1.3157	4.533	0.00		0.000		NO	14580		246	15040
230	4th Function Penta-PCBs				1.0735	4.533	0.00		0.000		NO	923.1		38.5	958.8

#	Name	Pred.RT	RT	wt Resp	m2 Resp	1 st Ratio (Pred)	RA	rvy	EMPC	Conc.
1	PCB-19	23.70	23.78	7.494e2	8.441e2	1.040	0.89	NO	89.753	89.753
2	14 PCB-18	25.47	25.47	1.028e4	9.753e3	1.040	1.05	NO	855.11	855.11
3	15 PCB-17	25.65	25.65	4.327e3	4.119e3	1.040	1.05	NO	388.85	388.85
4	16 PCB-2427	26.26	26.24	9.705e2	8.908e2	1.040	1.10	NO	59.707	59.707
5	17 PCB-1632	26.79	26.77	6.891e3	6.516e3	1.040	1.06	NO	505.83	505.83

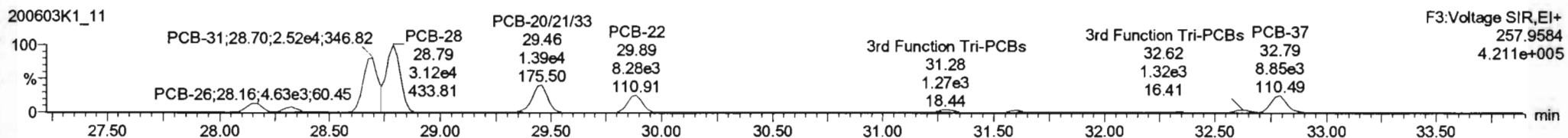
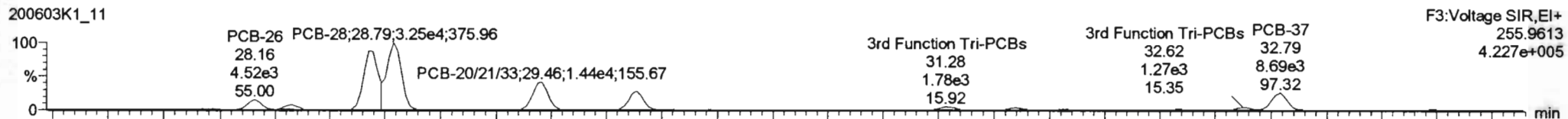


Dataset: U:\VG11.PRO\Results\200603K1\200603K1-11.qld

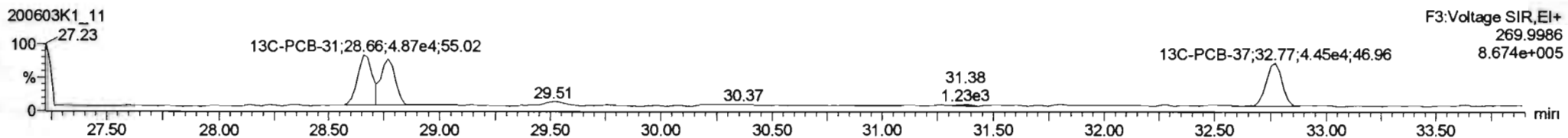

Last Altered: Saturday, June 06, 2020 11:16:41 Pacific Daylight Time
 Printed: Saturday, June 06, 2020 11:17:14 Pacific Daylight Time

Name: 200603K1_11, Date: 04-Jun-2020, Time: 00:51:15, ID: 2000954-01@20X PDI-159SC-A-00-01-200423 7.35, Description: PDI-159SC-A-00-01-200423

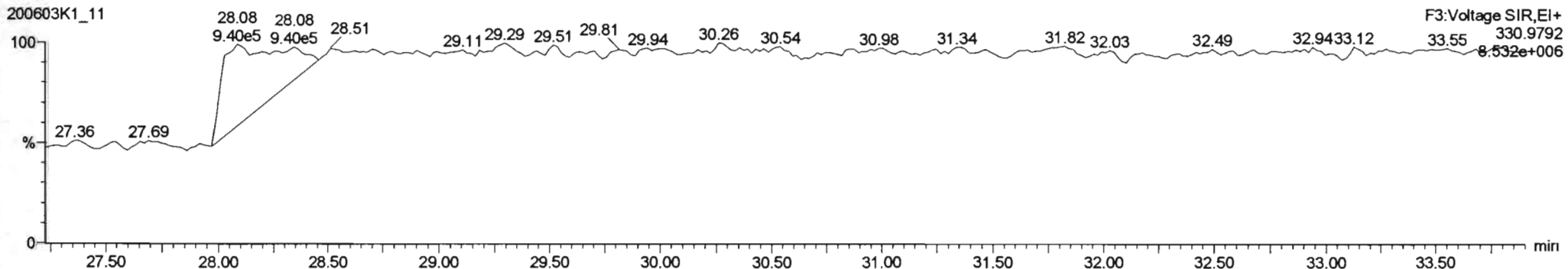
PCB-34



13C-PCB-28



PFK3d

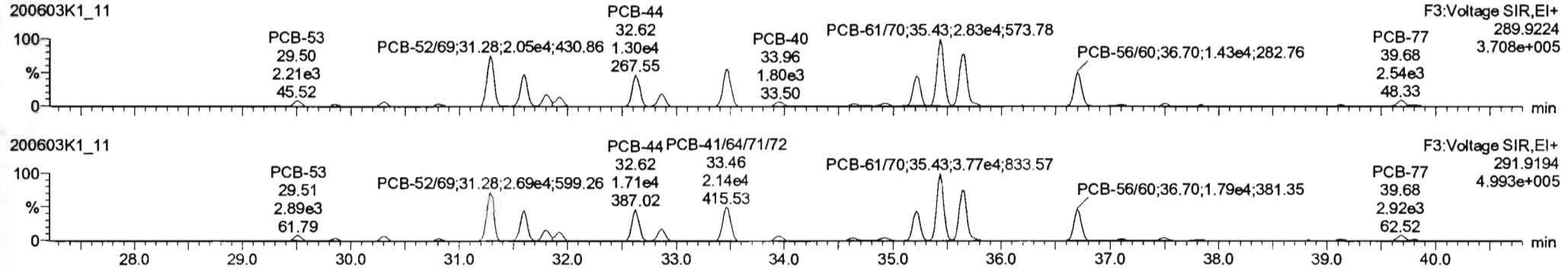


Dataset: U:\VG11.PRO\Results\200603K1\200603K1-11.qld

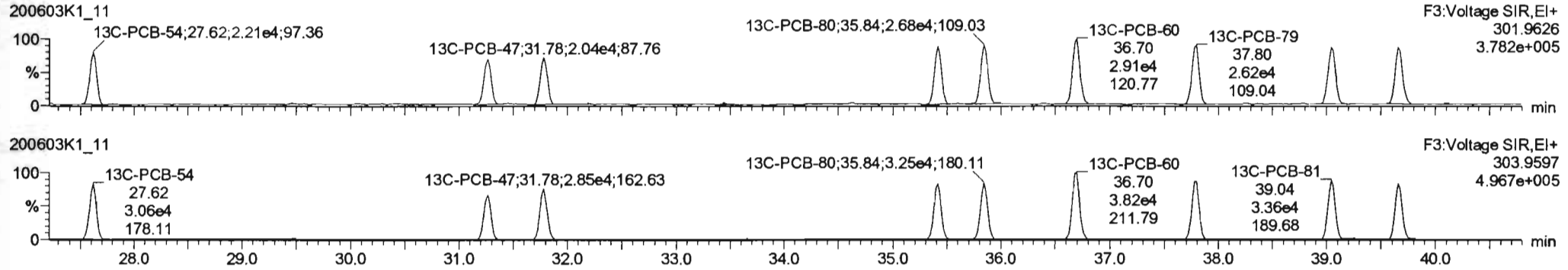
Last Altered: Saturday, June 06, 2020 11:16:41 Pacific Daylight Time
 Printed: Saturday, June 06, 2020 11:17:14 Pacific Daylight Time

Name: 200603K1_11, Date: 04-Jun-2020, Time: 00:51:15, ID: 2000954-01@20X PDI-159SC-A-00-01-200423 7.35, Description: PDI-159SC-A-00-01-200423

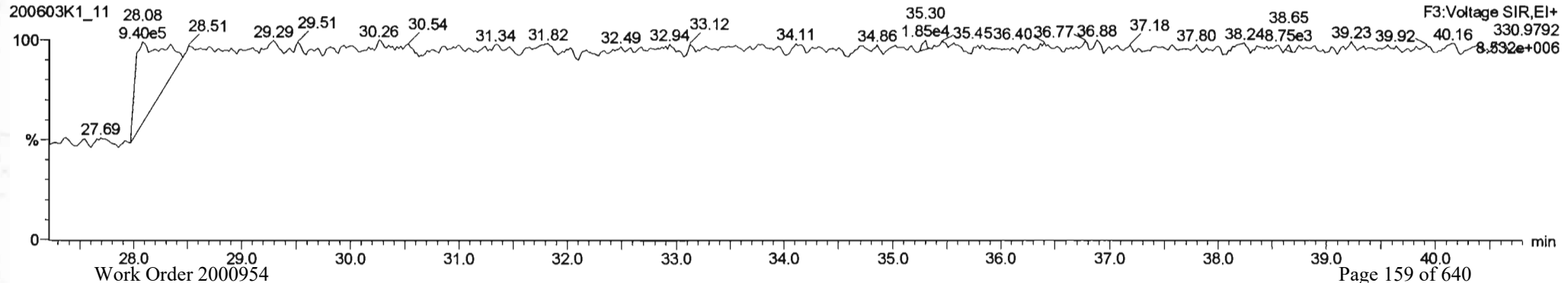
PCB-54



13C-PCB-54



PFK3a



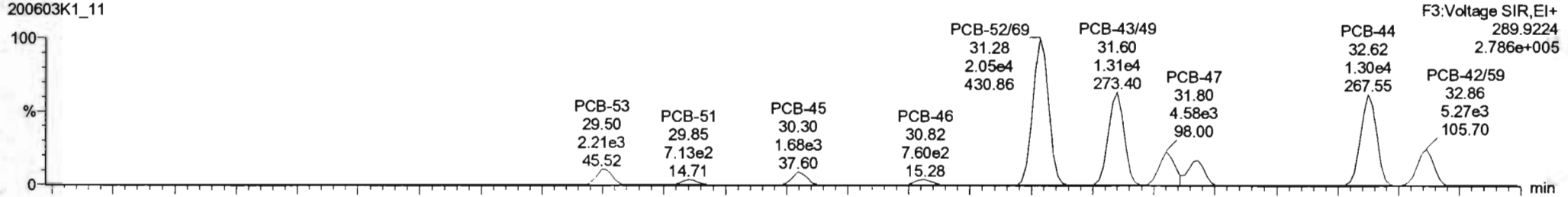
Dataset: U:\VG11.PRO\Results\200603K1\200603K1-11.qld

Last Altered: Saturday, June 06, 2020 11:16:41 Pacific Daylight Time
 Printed: Saturday, June 06, 2020 11:17:14 Pacific Daylight Time

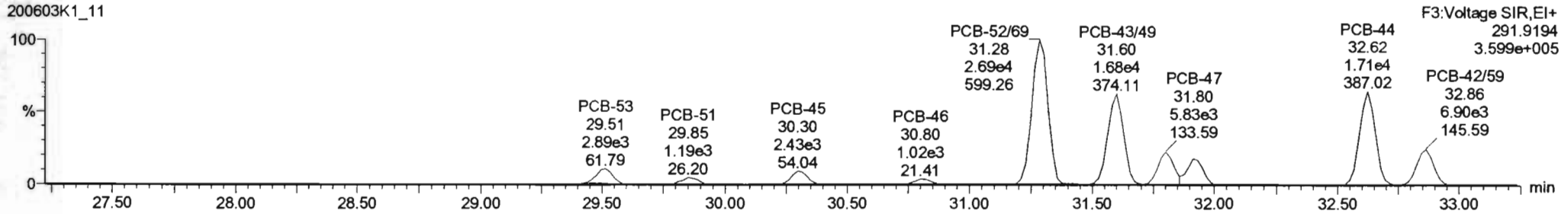
Name: 200603K1_11, Date: 04-Jun-2020, Time: 00:51:15, ID: 2000954-01@20X PDI-159SC-A-00-01-200423 7.35, Description: PDI-159SC-A-00-01-200423

PCB-50

200603K1_11

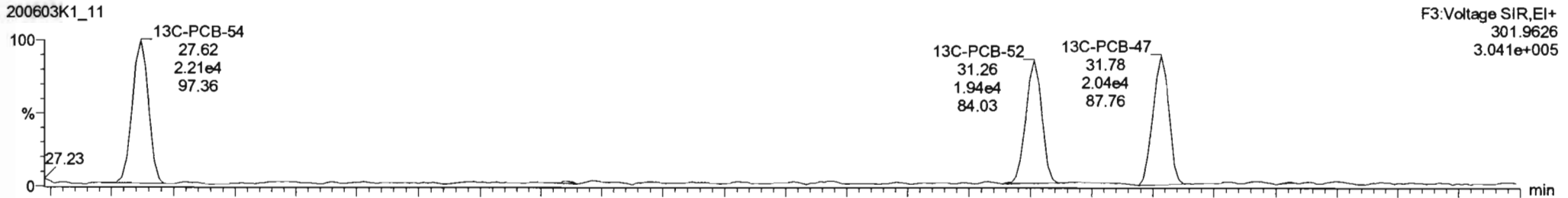


200603K1_11

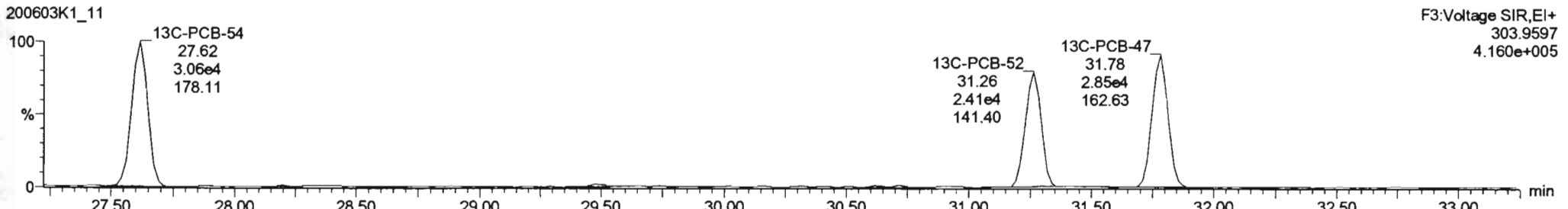


13C-PCB-52

200603K1_11



200603K1_11

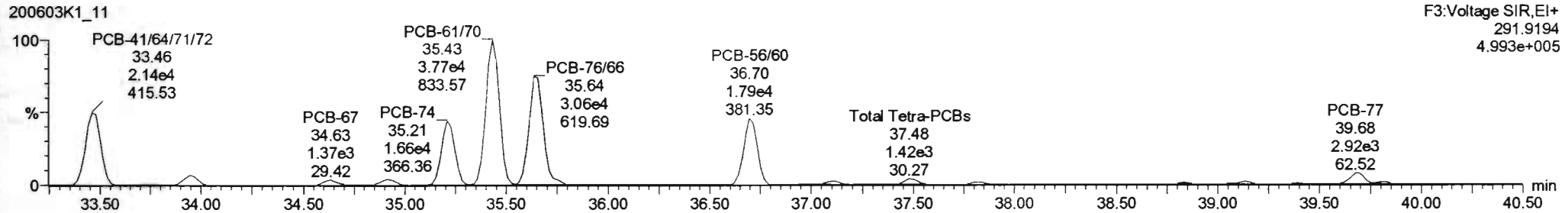
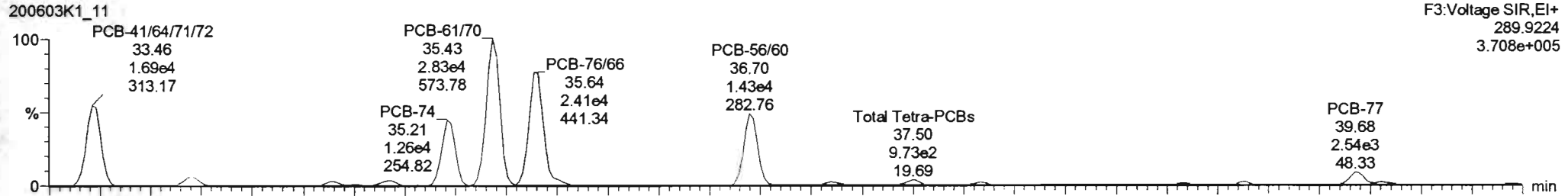


Dataset: U:\VG 11.PRO\Results\200603K1\200603K1-11.qld

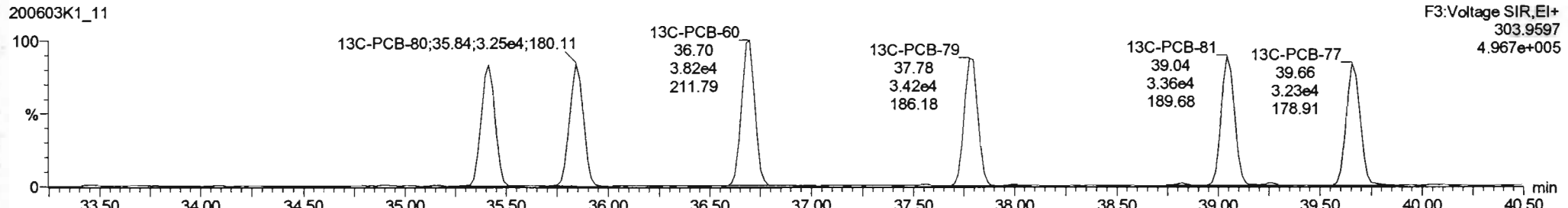
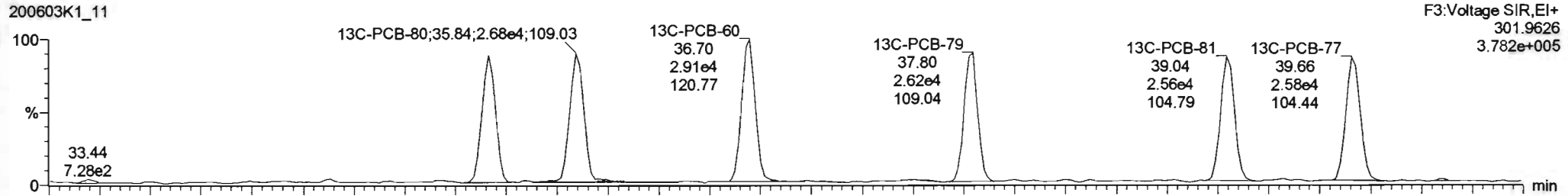
Last Altered: Saturday, June 06, 2020 11:16:41 Pacific Daylight Time
 Printed: Saturday, June 06, 2020 11:17:14 Pacific Daylight Time

Name: 200603K1_11, Date: 04-Jun-2020, Time: 00:51:15, ID: 2000954-01@20X PDI-159SC-A-00-01-200423 7.35, Description: PDI-159SC-A-00-01-200423

PCB-68



13C-PCB-60



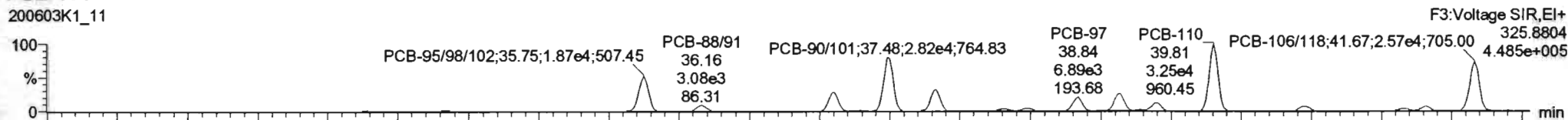
Dataset: U:\VG11.PRO\Results\200603K1\200603K1-11.qld

Last Altered: Saturday, June 06, 2020 11:16:41 Pacific Daylight Time
Printed: Saturday, June 06, 2020 11:17:14 Pacific Daylight Time

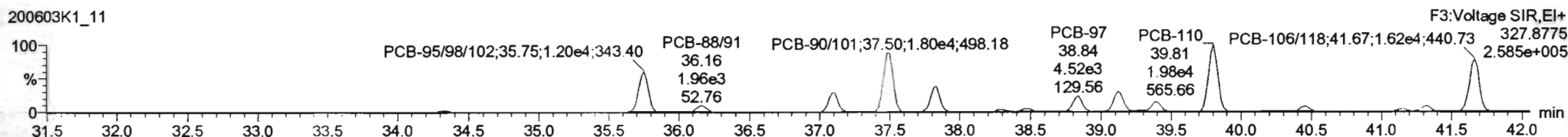
Name: 200603K1_11, Date: 04-Jun-2020, Time: 00:51:15, ID: 2000954-01@20X PDI-159SC-A-00-01-200423 7.35, Description: PDI-159SC-A-00-01-200423

PCB-104

200603K1_11




200603K1_11

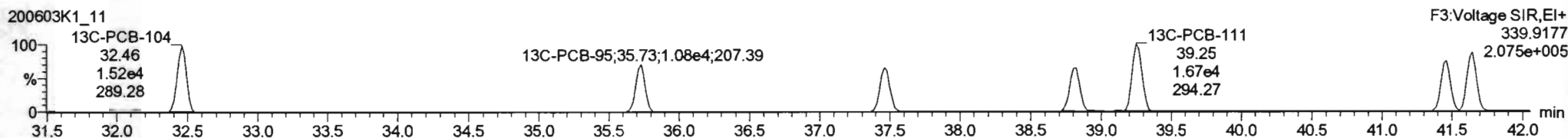


13C-PCB-104

200603K1_11

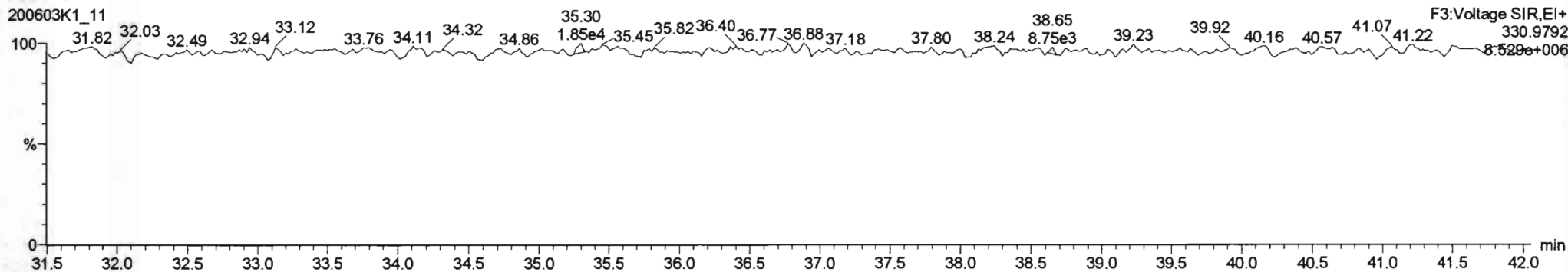


200603K1_11



PFK3b

200603K1_11




Dataset: U:\VG11.PRO\Results\200603K1\200603K1-11.qld

Last Altered: Saturday, June 06, 2020 11:16:41 Pacific Daylight Time
Printed: Saturday, June 06, 2020 11:17:14 Pacific Daylight Time

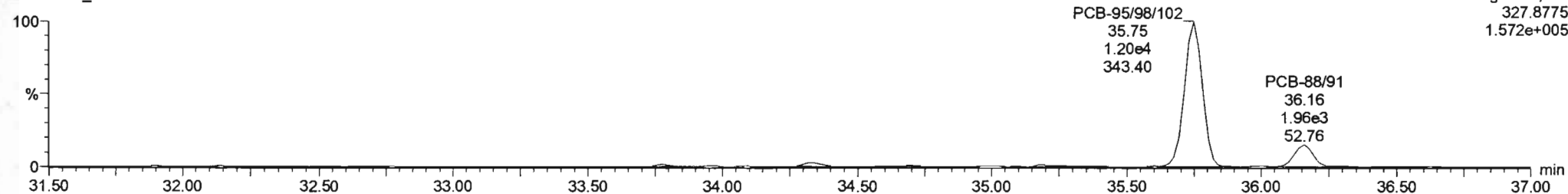
Name: 200603K1_11, Date: 04-Jun-2020, Time: 00:51:15, ID: 2000954-01@20X PDI-159SC-A-00-01-200423 7.35, Description: PDI-159SC-A-00-01-200423

PCB-96

200603K1_11

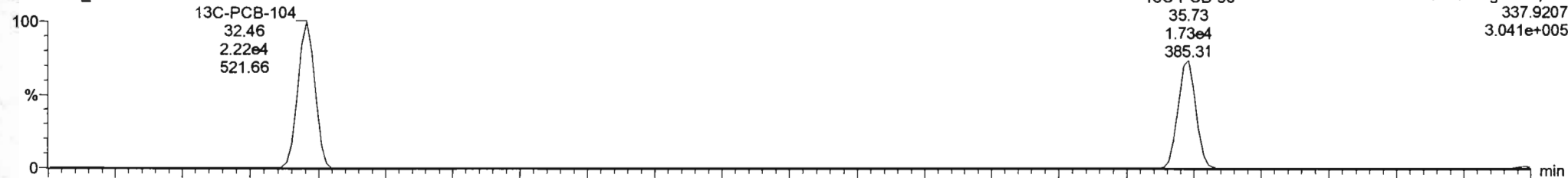


200603K1_11

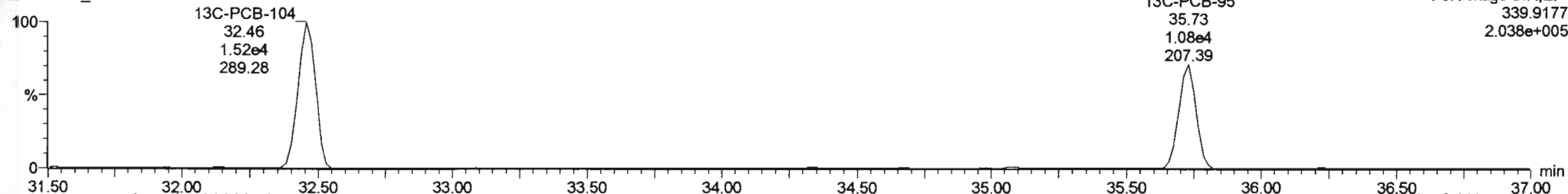


13C-PCB-95

200603K1_11



200603K1_11



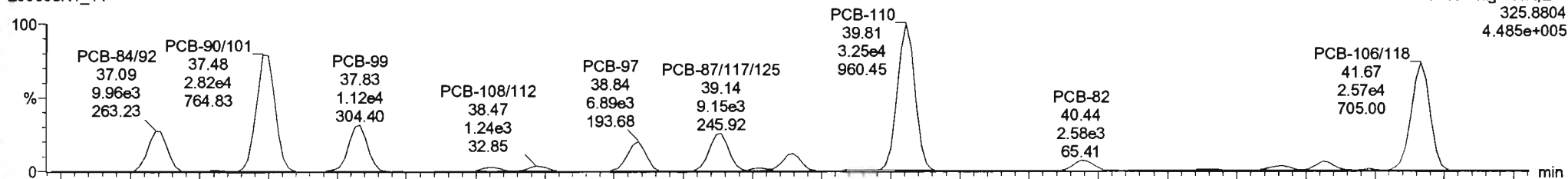
Dataset: U:\VG11.PRO\Results\200603K1\200603K1-11.qld

Last Altered: Saturday, June 06, 2020 11:16:41 Pacific Daylight Time
 Printed: Saturday, June 06, 2020 11:17:14 Pacific Daylight Time

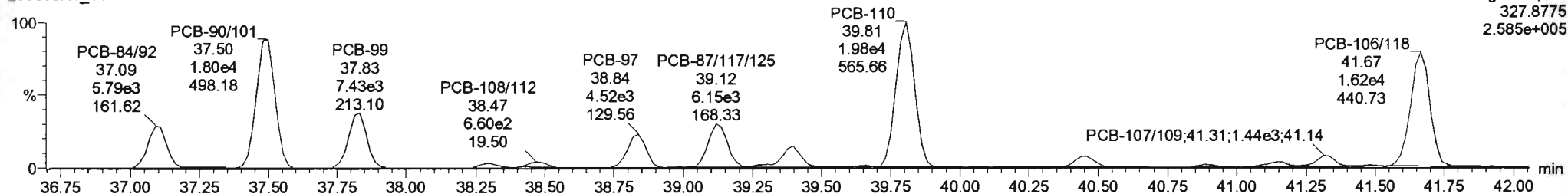
Name: 200603K1_11, Date: 04-Jun-2020, Time: 00:51:15, ID: 2000954-01@20X PDI-159SC-A-00-01-200423 7.35, Description: PDI-159SC-A-00-01-200423

PCB-119

200603K1_11

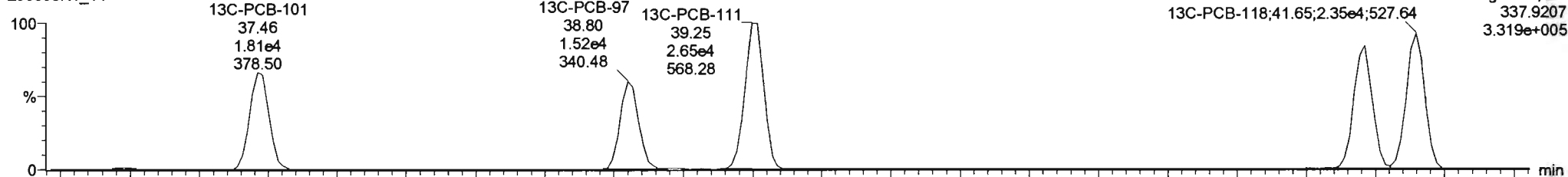


200603K1_11

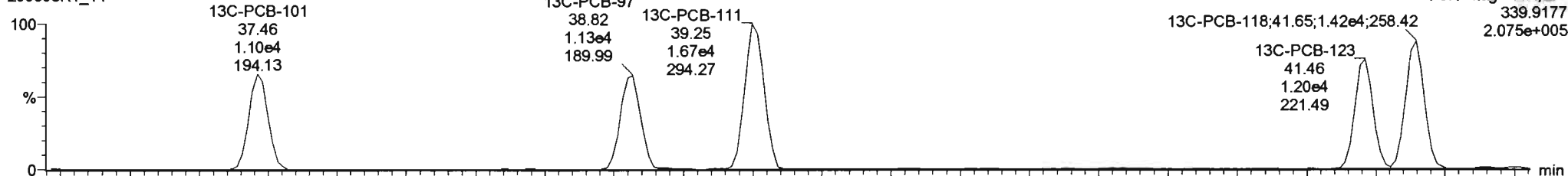


13C-PCB-111

200603K1_11



200603K1_11

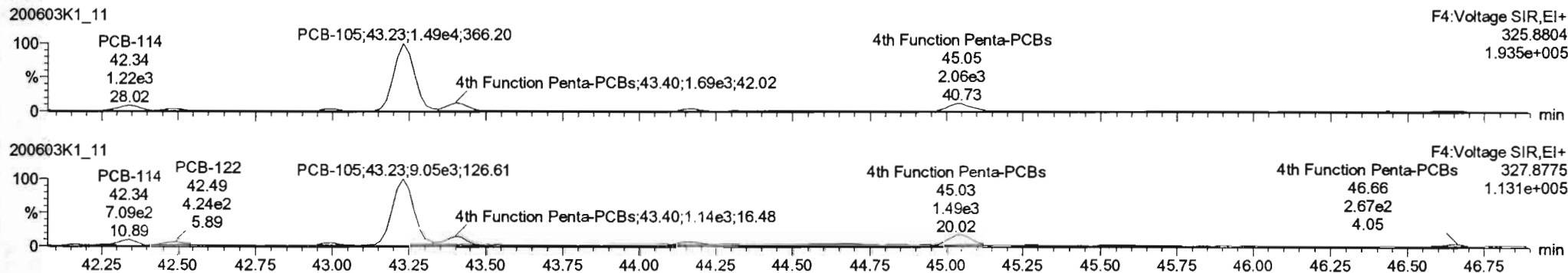


Dataset: U:\VG11.PRO\Results\200603K1\200603K1-11.qld

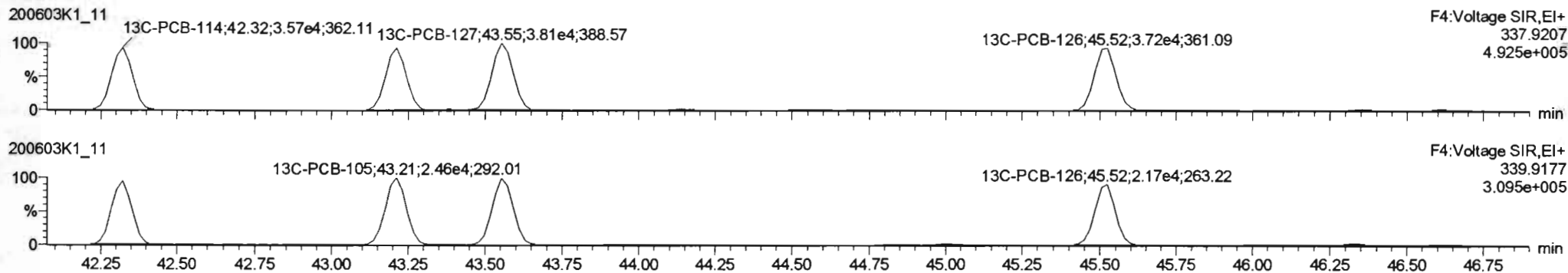
Last Altered: Saturday, June 06, 2020 11:16:41 Pacific Daylight Time
 Printed: Saturday, June 06, 2020 11:17:14 Pacific Daylight Time

Name: 200603K1_11, Date: 04-Jun-2020, Time: 00:51:15, ID: 2000954-01@20X PDI-159SC-A-00-01-200423 7.35, Description: PDI-159SC-A-00-01-200423

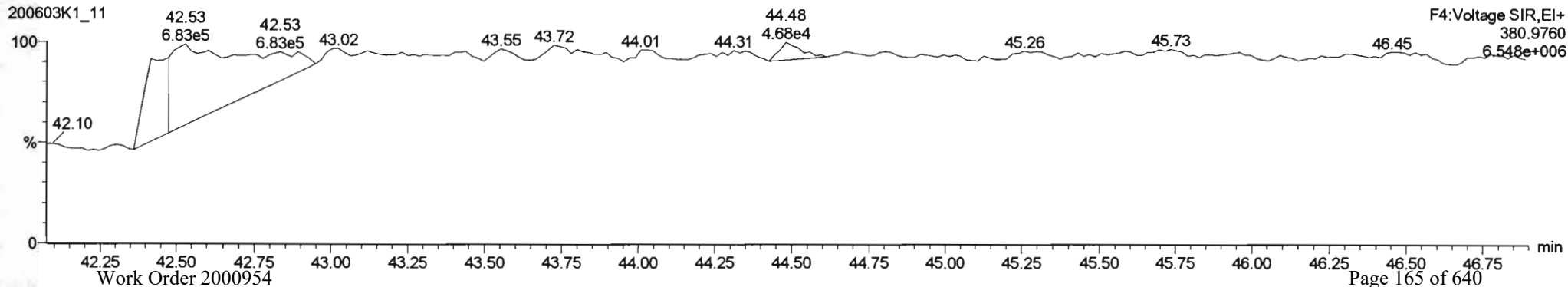
PCB-114



13C-PCB-114



PFK4a



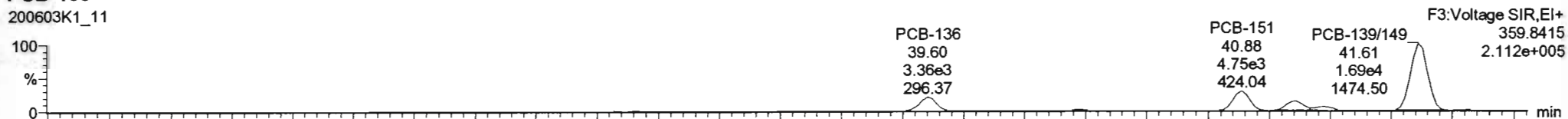
Dataset: U:\VG11.PRO\Results\200603K1\200603K1-11.qld

Last Altered: Saturday, June 06, 2020 11:16:41 Pacific Daylight Time
Printed: Saturday, June 06, 2020 11:17:14 Pacific Daylight Time

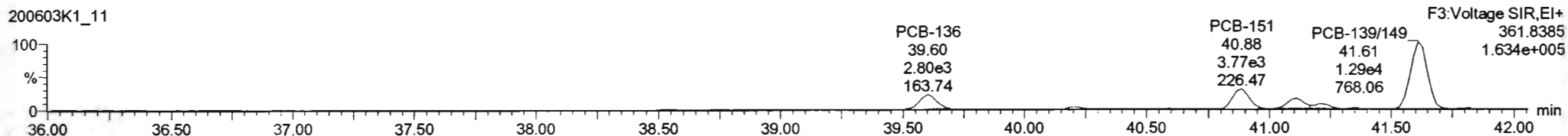
Name: 200603K1_11, Date: 04-Jun-2020, Time: 00:51:15, ID: 2000954-01@20X PDI-159SC-A-00-01-200423 7.35, Description: PDI-159SC-A-00-01-200423

PCB-155

200603K1_11

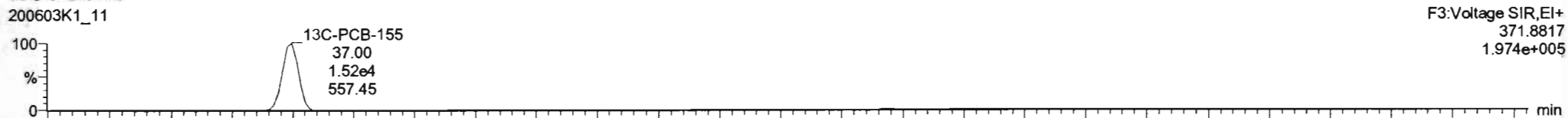


200603K1_11

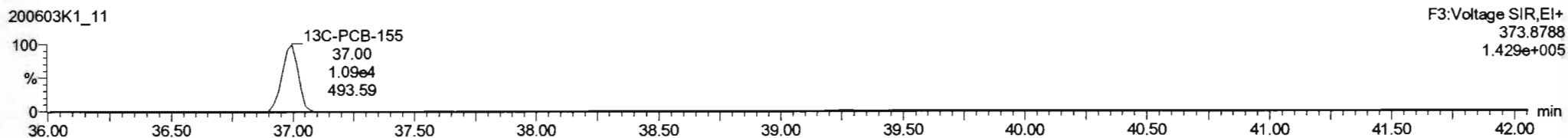


13C-PCB-155

200603K1_11

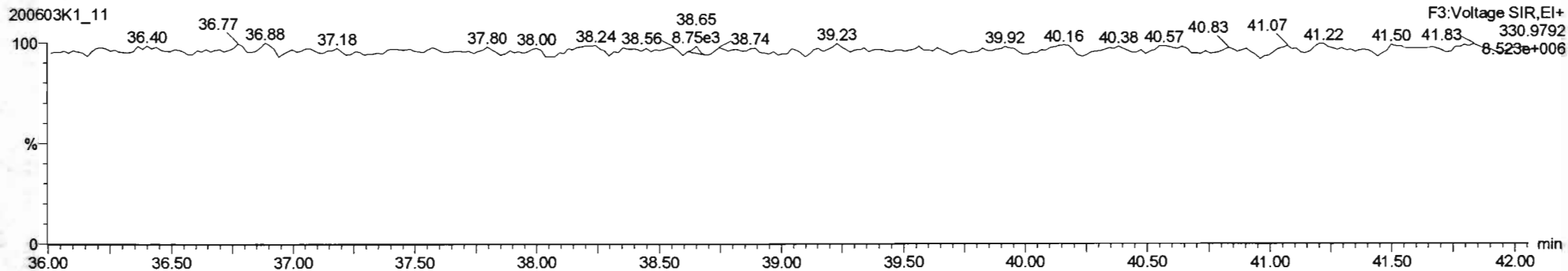


200603K1_11



PFK3c

200603K1_11


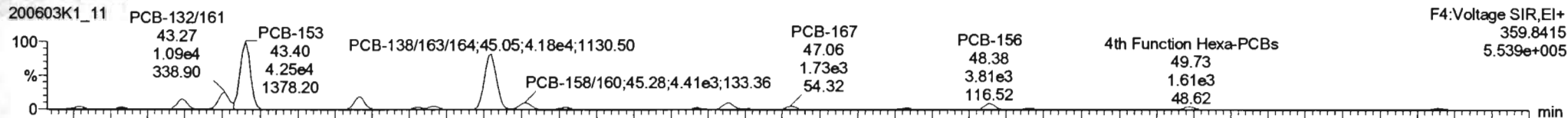


Dataset: U:\VG11.PRO\Results\200603K1\200603K1-11.qld

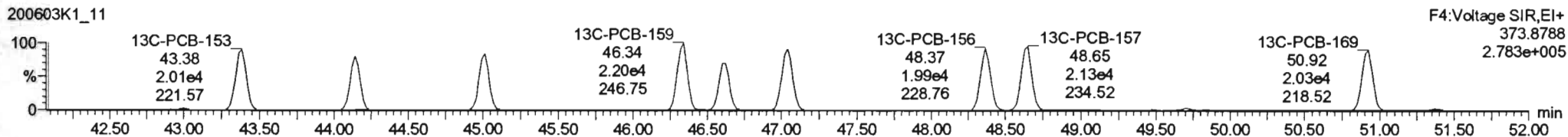
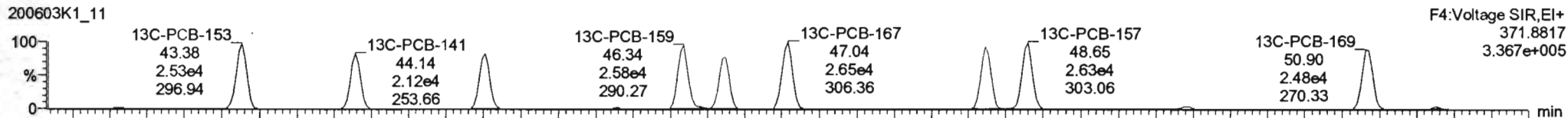
Last Altered: Saturday, June 06, 2020 11:16:41 Pacific Daylight Time
 Printed: Saturday, June 06, 2020 11:17:14 Pacific Daylight Time

Name: 200603K1_11, Date: 04-Jun-2020, Time: 00:51:15, ID: 2000954-01@20X PDI-159SC-A-00-01-200423 7.35, Description: PDI-159SC-A-00-01-200423

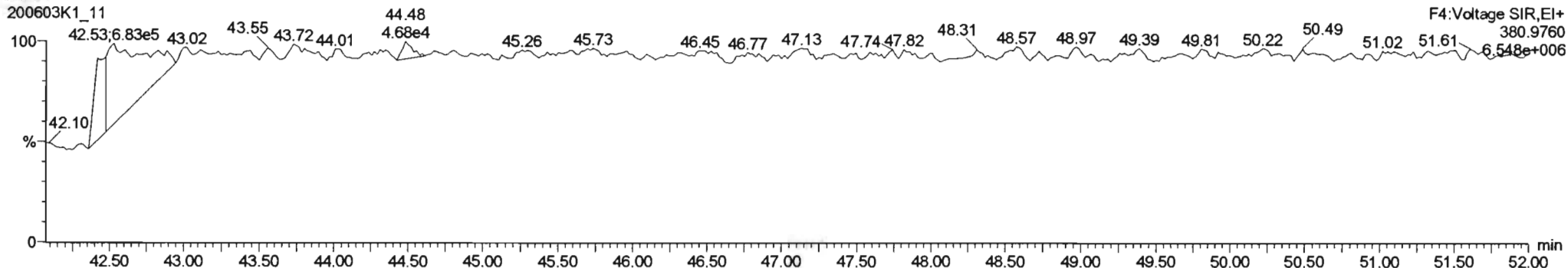
PCB-134/143



13C-PCB-153



PFK4b

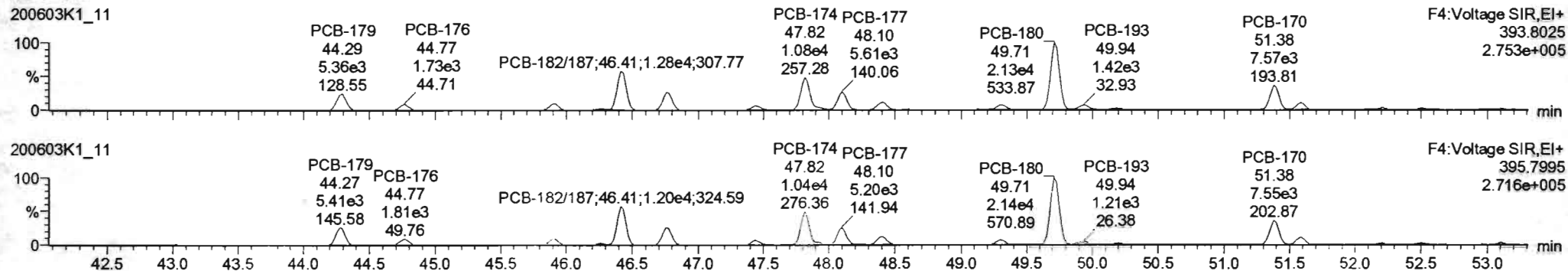


Dataset: U:\VG11.PRO\Results\200603K1\200603K1-11.qld

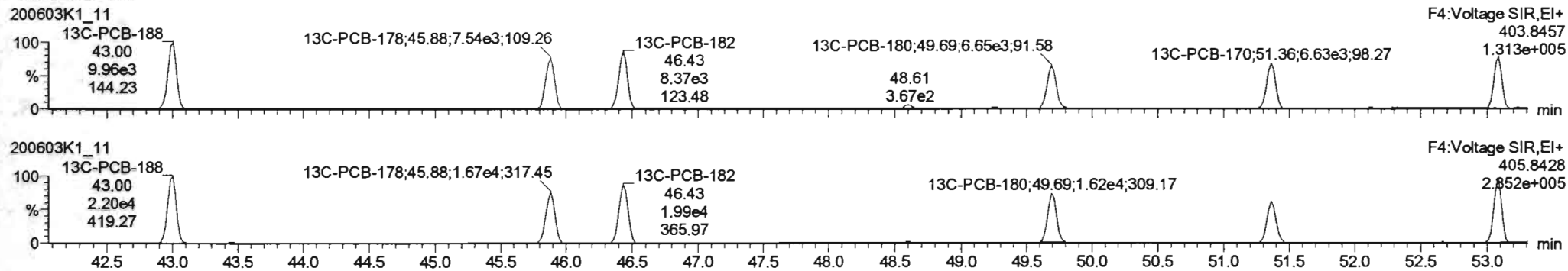
Last Altered: Saturday, June 06, 2020 11:16:41 Pacific Daylight Time
Printed: Saturday, June 06, 2020 11:17:14 Pacific Daylight Time

Name: 200603K1_11, Date: 04-Jun-2020, Time: 00:51:15, ID: 2000954-01@20X PDI-159SC-A-00-01-200423 7.35, Description: PDI-159SC-A-00-01-200423

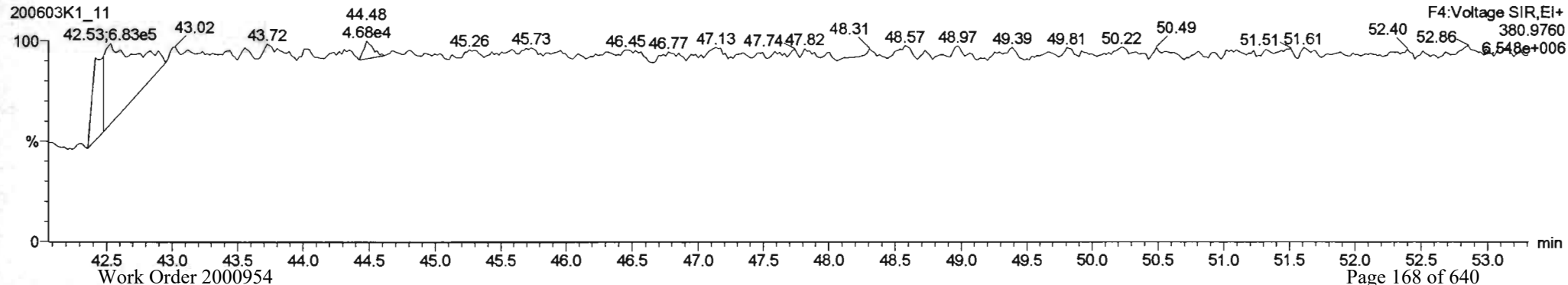
PCB-188



13C-PCB-188



PFK4c

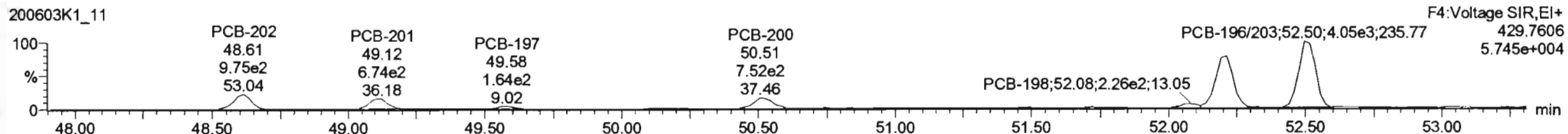



Dataset: U:\VG11.PRO\Results\200603K1\200603K1-11.qld

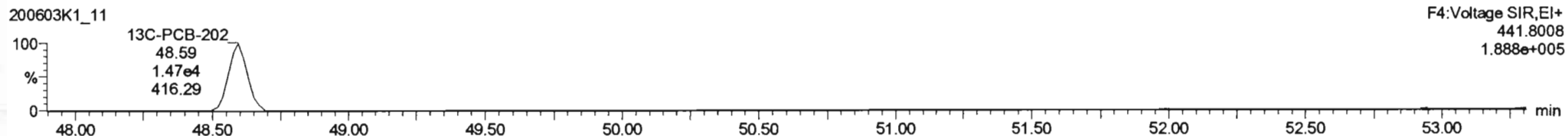

Last Altered: Saturday, June 06, 2020 11:16:41 Pacific Daylight Time
 Printed: Saturday, June 06, 2020 11:17:14 Pacific Daylight Time

Name: 200603K1_11, Date: 04-Jun-2020, Time: 00:51:15, ID: 2000954-01@20X PDI-159SC-A-00-01-200423 7.35, Description: PDI-159SC-A-00-01-200423

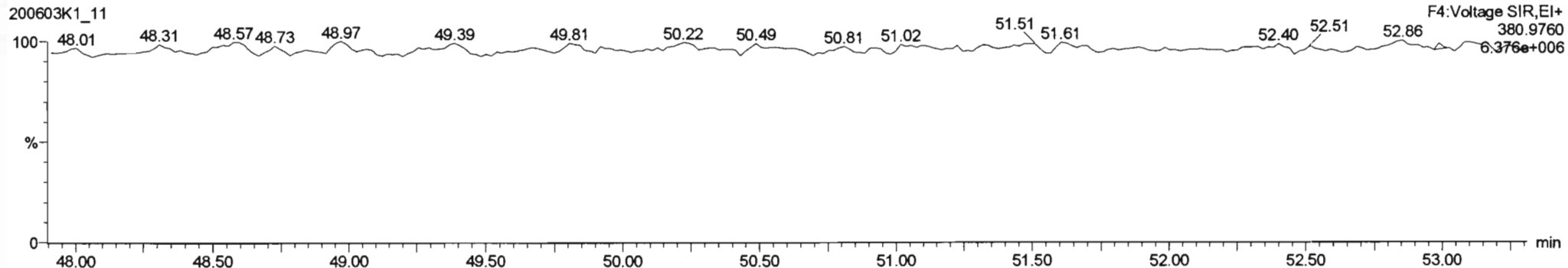
PCB-202



13C-PCB-202



PFK4d

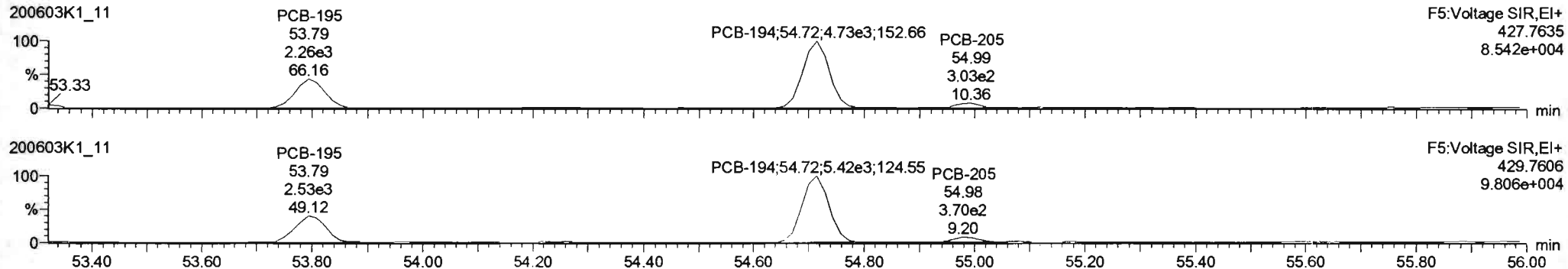


Dataset: U:\VG11.PRO\Results\200603K1\200603K1-11.qld

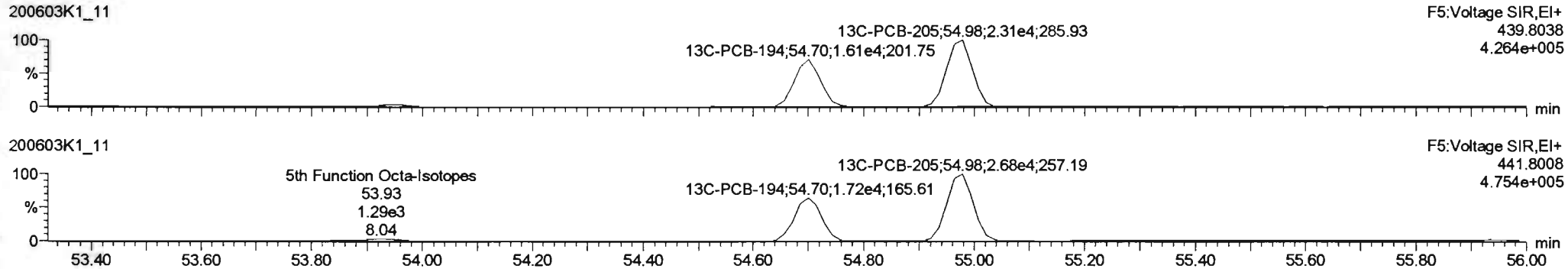
Last Altered: Saturday, June 06, 2020 11:16:41 Pacific Daylight Time
Printed: Saturday, June 06, 2020 11:17:14 Pacific Daylight Time

Name: 200603K1_11, Date: 04-Jun-2020, Time: 00:51:15, ID: 2000954-01@20X PDI-159SC-A-00-01-200423 7.35, Description: PDI-159SC-A-00-01-200423

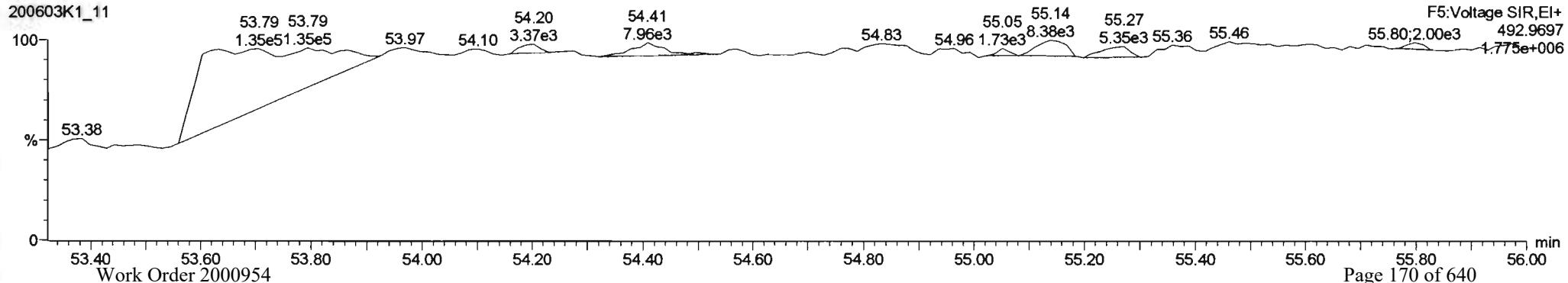
PCB-195



13C-PCB-194



PFK5a

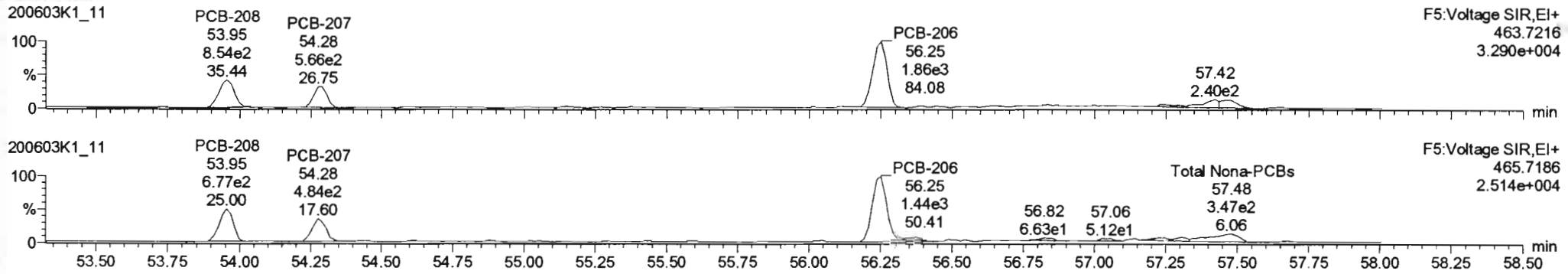


Dataset: U:\VG11.PRO\Results\200603K1\200603K1-11.qld

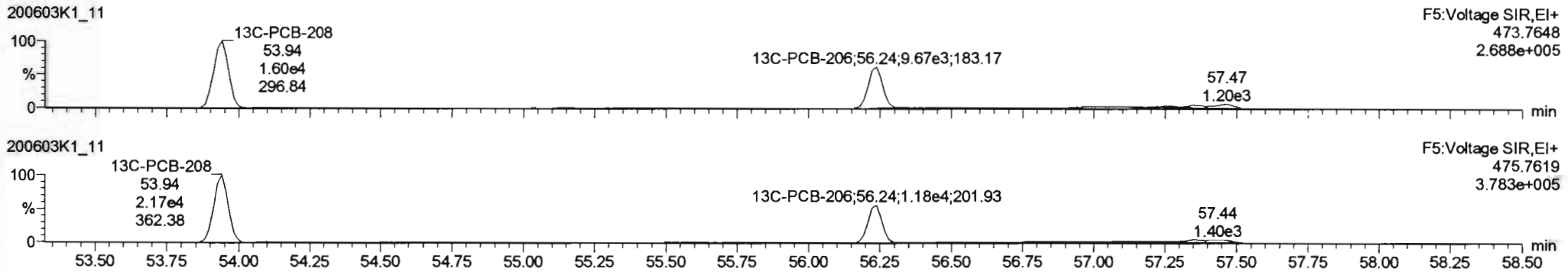
Last Altered: Saturday, June 06, 2020 11:16:41 Pacific Daylight Time
 Printed: Saturday, June 06, 2020 11:17:14 Pacific Daylight Time

Name: 200603K1_11, Date: 04-Jun-2020, Time: 00:51:15, ID: 2000954-01@20X PDI-159SC-A-00-01-200423 7.35, Description: PDI-159SC-A-00-01-200423

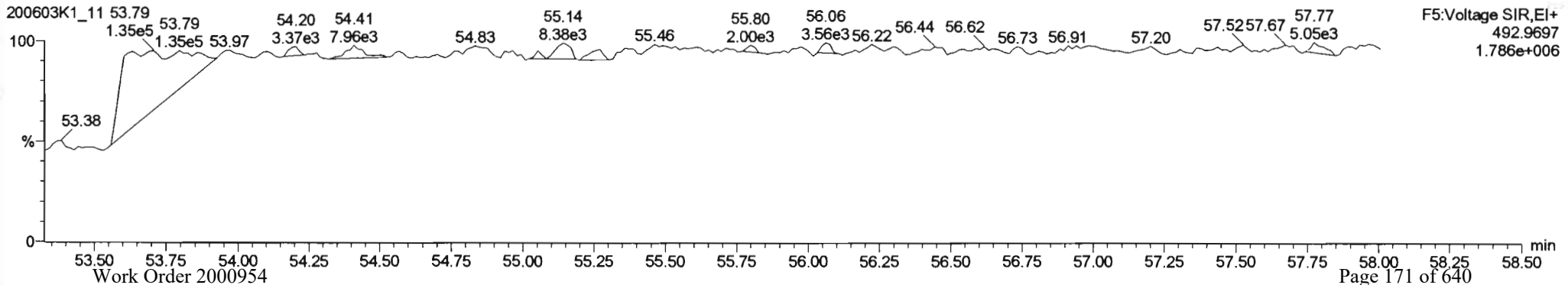
PCB-208



13C-PCB-208



PFK5




Dataset: U:\VG11.PRO\Results\200603K1\200603K1-11.qld

Last Altered: Saturday, June 06, 2020 11:16:41 Pacific Daylight Time
Printed: Saturday, June 06, 2020 11:17:14 Pacific Daylight Time


Name: 200603K1_11, Date: 04-Jun-2020, Time: 00:51:15, ID: 2000954-01@20X PDI-159SC-A-00-01-200423 7.35, Description: PDI-159SC-A-00-01-200423

PCB-209

200603K1_11

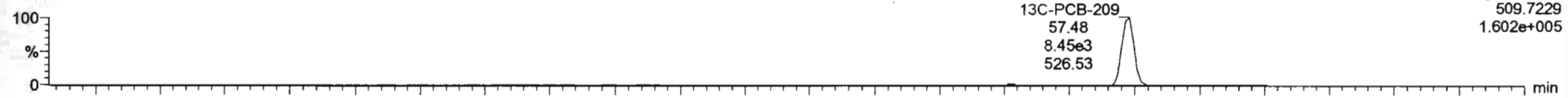


200603K1_11

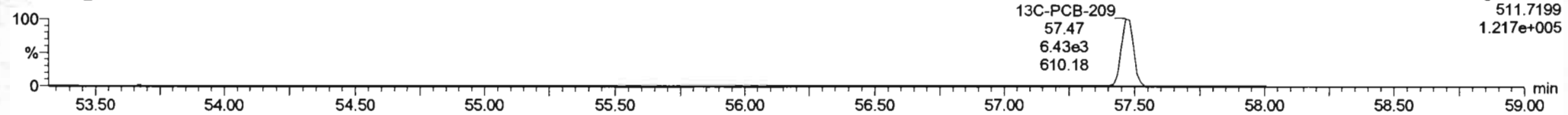


13C-PCB-209

200603K1_11

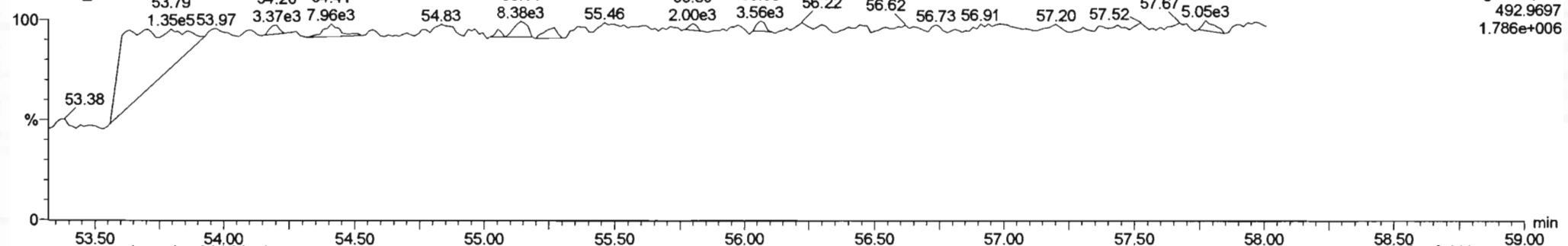


200603K1_11



PFK5b

200603K1_11



Dataset: U:\VG11.PRO\Results\200604K1\200604K1-3.qld

Last Altered: Monday, June 08, 2020 09:46:38 Pacific Daylight Time
Printed: Monday, June 08, 2020 09:48:04 Pacific Daylight Time

Handwritten notes:
H. 6.8.2020
ⓐ Increase, sensitivity
0704/09/2020

Method: U:\VG11.PRO\MethDB\PCB-209_ZB1_6-1-20.mdb 02 Jun 2020 10:36:07
Calibration: U:\VG11.PRO\CurveDB\vb1_PCBvg11-6-1-20.cdb 02 Jun 2020 10:21:16

Name: 200604K1_3, Date: 04-Jun-2020, Time: 10:20:18, ID: B0D0324-DUP1 Duplicate 7.34, Description: Duplicate

#	Name	Resp	RA	n/y	RRF	wt/vol	Pred.RT	RT	Pred.R...	RRT	Check RRT	Conc.	%Rec	DL	EMPC
1	18 PCB-34	7.10e3	1.02	NO	0.945	4.527	27.62	27.64	0.959	0.959	NO	14.01		0.745	14.01
2	19 PCB-23			NO	0.883	4.527	27.71		0.962		YES			0.798	
3	20 PCB-29	3.90e3	0.97	NO	0.893	4.527	27.97	27.99	0.971	0.972	NO	8.141		0.789	8.141
4	21 PCB-26	8.78e4	1.04	NO	0.944	4.527	28.20	28.21	0.979	0.979	NO	173.5		0.747	173.5
5	22 PCB-25	5.53e4	1.00	NO	0.950	4.527	28.35	28.36	0.984	0.984	NO	108.6		0.742	108.6
6	23 PCB-31	6.78e5	1.03	NO	1.04	4.527	28.72	28.73	0.997	0.997	NO	1221		0.680	1221
7	24 PCB-28	6.22e5	1.04	NO	1.03	4.527	28.83	28.84	1.001	1.001	NO	1133		0.688	1133
8	25 PCB-20/21/33	3.21e5	1.04	NO	0.941	4.527	29.47	29.53	1.023	1.025	NO	637.2		0.749	637.2
9	26 PCB-22	1.59e5	1.03	NO	0.973	4.527	29.91	29.94	1.038	1.039	NO	304.2		0.724	304.2
10	27 PCB-36	7.76e2	1.04	NO	1.08	4.527	30.55	30.56	0.931	0.931	NO	1.220		0.628	1.220
11	28 PCB-39	2.76e3	1.06	NO	0.988	4.527	31.04	31.04	0.946	0.946	NO	4.728		0.684	4.728
12	29 PCB-38	6.37e3	1.32	YES	1.05	4.527	31.84	31.86	0.970	0.971	NO	10.24		0.642	9.016
13	30 PCB-35	1.08e4	1.03	NO	1.04	4.527	32.38	32.38	0.987	0.987	NO	17.53		0.647	17.53
14	31 PCB-37	2.16e5	1.01	NO	1.01	4.527	32.83	32.83	1.001	1.001	NO	361.8		0.670	361.8
15	32 PCB-54	1.96e3	0.85	NO	1.08	4.527	27.67	27.67	1.001	1.001	NO	4.126		0.464	4.126
16	33 PCB-50	1.43e3	0.76	NO	0.880	4.527	28.87	28.88	1.044	1.044	NO	3.698		0.569	3.698
17	34 PCB-53	7.29e4	0.74	NO	0.997	4.527	29.54	29.57	0.944	0.945	NO	196.7		0.612	196.7
18	35 PCB-51	1.62e4	0.73	NO	1.07	4.527	29.89	29.92	0.955	0.956	NO	40.99		0.572	40.99
19	36 PCB-45	6.87e4	0.78	NO	0.858	4.527	30.34	30.37	0.969	0.970	NO	215.2		0.710	215.2
20	37 PCB-46	2.67e4	0.79	NO	0.831	4.527	30.83	30.85	0.985	0.986	NO	86.38		0.734	86.38
21	38 PCB-52/69	7.37e5	0.75	NO	1.17	4.527	31.34	31.32	1.001	1.001	NO	1698		0.523	1698
22	39 PCB-73	8.95e2	0.70	NO	1.44	4.527	31.45	31.45	1.005	1.005	NO	1.667		0.422	1.667
23	40 PCB-43/49	4.65e5	0.76	NO	1.02	4.527	31.63	31.64	1.010	1.011	NO	1231		0.600	1231
24	41 PCB-47	1.66e5	0.76	NO	0.922	4.527	31.86	31.86	1.001	1.001	NO	452.5		0.685	452.5
25	42 PCB-48/75	1.41e5	0.77	NO	1.12	4.527	31.97	31.99	1.004	1.005	NO	315.7		0.564	315.7
26	43 PCB-65			NO	1.28	4.527	32.24		1.013		YES			0.493	
27	44 PCB-62			NO	1.13	4.527	32.35		1.016		YES			0.560	
28	45 PCB-44	4.54e5	0.75	NO	0.824	4.527	32.68	32.66	1.026	1.026	NO	1385		0.766	1385
29	46 PCB-42/59	1.85e5	0.74	NO	1.05	4.527	32.90	32.90	1.033	1.033	NO	444.3		0.602	444.3
30	47 PCB-41/64/71/72	5.86e5	0.75	NO	1.19	4.527	33.53	33.52	1.053	1.053	NO	1240		0.532	1240
31	48 PCB-68	7.15e3	0.70	NO	1.28	4.527	33.78	33.78	1.061	1.061	NO	14.08		0.494	14.08
32	49 PCB-40	6.73e4	0.76	NO	0.602	4.527	34.01	34.00	1.068	1.068	NO	281.0		1.05	281.0

Dataset: U:\VG11.PRO\Results\200604K1\200604K1-3.qld

Last Altered: Monday, June 08, 2020 09:46:38 Pacific Daylight Time

Printed: Monday, June 08, 2020 09:48:04 Pacific Daylight Time

Name: 200604K1_3, Date: 04-Jun-2020, Time: 10:20:18, ID: B0D0324-DUP1 Duplicate 7.34, Description: Duplicate

#	Name	Resp	RA	n/y	RRF	wt/vol	Pred.RT	RT	Pred.R...	RRT	Check RRT	Conc.	%Rec	DL	EMPC
33	50 PCB-57	4.47e3	0.88	NO	1.16	4.527	34.36	34.41	0.969	0.971	NO	8.747		0.434	8.747
34	51 PCB-67	2.98e4	0.79	NO	1.08	4.527	34.67	34.72	0.978	0.980	NO	62.51		0.466	62.51
35	52 PCB-58	3.40e3	0.69	NO	1.20	4.527	34.78	34.84	0.981	0.983	NO	6.423		0.419	6.423
36	53 PCB-63	3.60e4	0.73	NO	1.07	4.527	34.95	34.99	0.986	0.987	NO	76.50		0.471	76.50
37	54 PCB-74	3.32e5	0.76	NO	1.19	4.527	35.25	35.26	0.994	0.995	NO	638.1		0.426	638.1
38	55 PCB-61/70	1.01e6	0.76	NO	1.05	4.527	35.47	35.47	1.000	1.001	NO	2181		0.479	2181
39	56 PCB-76/66	8.38e5	0.77	NO	1.16	4.527	35.66	35.69	1.006	1.007	NO	1639		0.433	1639
40	57 PCB-80			NO	1.19	4.527	35.92		1.001		YES			0.422	
41	58 PCB-55	1.14e4	0.79	NO	1.17	4.527	36.26	36.23	1.010	1.009	NO	20.67		0.429	20.67
42	59 PCB-56/60	5.27e5	0.73	NO	1.02	4.527	36.76	36.74	1.024	1.023	NO	1099		0.493	1099
43	60 PCB-79	1.34e4	0.71	NO	1.14	4.527	37.86	37.87	1.055	1.055	NO	25.01		0.440	25.01
44	61 PCB-78	3.16e3	0.80	NO	1.14	4.527	38.56	38.52	0.987	0.986	NO	6.033		0.457	6.033
45	62 PCB-81	8.48e3	0.76	NO	1.05	4.527	39.10	39.15	1.000	1.002	NO	17.57		0.496	17.57
46	63 PCB-77	8.42e4	0.77	NO	1.14	4.527	39.73	39.73	1.000	1.000	NO	159.1		0.451	159.1
47	64 PCB-104			NO	1.12	4.527	32.51		1.001		YES			0.552	
48	65 PCB-96	7.30e3	1.59	NO	1.15	4.527	33.81	33.81	1.041	1.041	NO	19.96		0.536	19.96
49	66 PCB-103	1.24e4	1.70	NO	0.936	4.527	34.36	34.41	1.058	1.059	NO	41.77		0.661	41.77
50	67 PCB-100	3.82e3	1.37	NO	0.954	4.527	34.73	34.78	1.069	1.070	NO	12.64		0.649	12.64
51	68 PCB-94	3.09e3	1.33	NO	0.949	4.527	35.25	35.23	0.985	0.985	NO	12.86		0.853	12.86
52	69 PCB-95/98/102	5.63e5	1.58	NO	1.20	4.527	35.73	35.79	0.999	1.001	NO	1846		0.672	1846
53	70 PCB-93			NO	0.935	4.527	35.85		1.002		YES			0.865	
54	71 PCB-88/91	9.19e4	1.61	NO	1.06	4.527	36.20	36.20	1.012	1.012	NO	340.8		0.760	340.8
55	72 PCB-121			NO	1.71	4.527	36.29		1.015		YES			0.473	
56	73 PCB-84/92	2.98e5	1.60	NO	1.02	4.527	37.13	37.13	0.990	0.990	NO	1145		0.783	1145
57	74 PCB-89	9.64e3	1.45	NO	1.11	4.527	37.31	37.33	0.995	0.996	NO	34.13		0.721	34.13
58	75 PCB-90/101	8.18e5	1.54	NO	1.12	4.527	37.52	37.52	1.000	1.000	NO	2852		0.710	2852
59	76 PCB-113	2.31e3	1.26	YES	1.51	4.527	37.76	37.76	1.007	1.007	NO	5.861		0.526	5.462
60	77 PCB-99	3.28e5	1.57	NO	1.32	4.527	37.85	37.87	1.009	1.010	NO	971.3		0.603	971.3
61	78 PCB-119	2.72e4	1.47	NO	1.81	4.527	38.34	38.34	0.987	0.987	NO	65.99		0.504	65.99
62	79 PCB-108/112	3.54e4	1.47	NO	1.44	4.527	38.49	38.50	0.991	0.991	NO	107.1		0.630	107.1
63	80 PCB-83			NO	1.83	4.527	38.64		0.995		YES			0.497	
64	81 PCB-97	1.96e5	1.60	NO	1.28	4.527	38.86	38.87	1.000	1.001	NO	669.0		0.710	669.0
65	82 PCB-86	2.98e3	1.68	NO	1.12	4.527	39.02	39.02	1.005	1.005	NO	11.65		0.815	11.65
66	83 PCB-87/117/125	2.89e5	1.51	NO	1.56	4.527	39.16	39.15	1.008	1.008	NO	810.6		0.584	810.6
67	84 PCB-111/115	1.35e4	1.44	NO	1.91	4.527	39.31	39.30	1.012	1.012	NO	31.01		0.476	31.01
68	85 PCB-85/116	1.19e5	1.53	NO	1.41	4.527	39.44	39.43	1.015	1.015	NO	368.1		0.645	368.1

Dataset: U:\VG11.PRO\Results\200604K1\200604K1-3.qld

Last Altered: Monday, June 08, 2020 09:46:38 Pacific Daylight Time
 Printed: Monday, June 08, 2020 09:48:04 Pacific Daylight Time

Name: 200604K1_3, Date: 04-Jun-2020, Time: 10:20:18, ID: B0D0324-DUP1 Duplicate 7.34, Description: Duplicate

#	Name	Resp	RA	n/y	RRF	wt/vol	Pred.RT	RT	Pred.R...	RRT	Check RRT	Conc	%Rec	DL	EMPC
69	86 PCB-120	6.35e3	1.48	NO	2.01	4.527	39.70	39.69	1.022	1.022	NO	13.85		0.454	13.85
70	87 PCB-110	9.26e5	1.56	NO	1.74	4.527	39.85	39.84	1.026	1.026	NO	2323		0.522	2323
71	88 PCB-82	6.99e4	1.55	NO	0.781	4.527	40.50	40.47	0.976	0.975	NO	288.5		0.850	288.5
72	89 PCB-124	3.29e4	1.53	NO	1.40	4.527	41.21	41.18	0.993	0.992	NO	75.98		0.475	75.98
73	90 PCB-107/109	6.57e4	1.50	NO	1.34	4.527	41.35	41.35	0.996	0.996	NO	157.9		0.495	157.9
74	91 PCB-123	1.21e4	1.52	NO	1.20	4.527	41.52	41.52	1.000	1.000	NO	32.68		0.554	32.68
75	92 PCB-106/118	7.31e5	1.54	NO	1.22	4.527	41.72	41.70	1.001	1.000	NO	1936		0.547	1936
76	93 PCB-114	2.24e4	1.58	NO	1.14	4.527	42.38	42.38	1.000	1.000	NO	48.37		0.861	48.37
77	94 PCB-122	9.69e3	1.76	NO	0.944	4.527	42.53	42.51	1.004	1.004	NO	25.34		1.04	25.34
78	95 PCB-105	3.30e5	1.56	NO	1.05	4.527	43.27	43.27	1.000	1.000	NO	765.2		0.945	765.2
79	96 PCB-127			NO	1.06	4.527	43.61		1.000		YES			0.906	
80	97 PCB-126	5.81e3	1.87	YES	1.17	4.527	45.58	45.58	1.000	1.000	NO	12.87		0.914	11.50
81	98 PCB-155			NO	1.04	4.527	37.05		1.000		YES			0.638	
82	99 PCB-150	1.41e3	1.30	NO	1.08	4.527	38.37	38.35	1.036	1.036	NO	6.322		0.614	6.322
83	1... PCB-152	6.94e2	1.62	YES	1.19	4.527	38.86	38.86	1.049	1.049	NO	2.822		0.561	2.417
84	1... PCB-145			NO	1.19	4.527	39.33		1.062		YES			0.560	
85	1... PCB-136	1.11e5	1.36	NO	1.02	4.527	39.66	39.64	1.071	1.070	NO	525.0		0.652	525.0
86	1... PCB-148	1.14e3	1.59	YES	0.842	4.527	39.77	39.73	1.074	1.073	NO	6.529		0.791	5.645
87	1... PCB-154	9.37e3	1.23	NO	0.919	4.527	40.27	40.25	1.087	1.087	NO	49.35		0.724	49.35
88	1... PCB-151	1.55e5	1.27	NO	0.787	4.527	40.94	40.92	1.105	1.105	NO	951.4		0.846	951.4
89	1... PCB-135	7.56e4	1.32	NO	0.922	4.527	41.17	41.15	1.112	1.111	NO	396.6		0.722	396.6
90	1... PCB-144	3.10e4	1.32	NO	0.789	4.527	41.28	41.26	1.115	1.114	NO	190.3		0.844	190.3
91	1... PCB-147	7.62e3	1.18	NO	0.834	4.527	41.41	41.39	1.118	1.118	NO	44.22		0.798	44.22
92	1... PCB-139/149	5.12e5	1.28	NO	0.948	4.527	41.68	41.65	1.125	1.125	NO	2616		0.702	2616
93	1... PCB-140	3.32e3	1.13	NO	0.794	4.527	41.88	41.85	1.131	1.130	NO	20.24		0.839	20.24
94	1... PCB-134/143	4.46e4	1.16	NO	0.759	4.527	42.33	42.32	0.975	0.975	NO	162.9		1.56	162.9
95	1... PCB-131/133	2.69e4	1.17	NO	0.821	4.527	42.63	42.61	0.982	0.981	NO	90.83		1.45	90.83
96	1... PCB-142	1.86e3	0.98	YES	0.754	4.527	42.78	42.78	0.985	0.985	NO	6.818		1.57	6.095
97	1... PCB-146/165	1.96e5	1.24	NO	1.02	4.527	43.02	43.02	0.991	0.991	NO	535.0		1.17	535.0
98	1... PCB-132/161	3.14e5	1.26	NO	1.02	4.527	43.26	43.29	0.996	0.997	NO	849.0		1.16	849.0
99	1... PCB-153	1.25e6	1.25	NO	1.07	4.527	43.44	43.44	1.000	1.000	NO	3228		1.11	3228
100	1... PCB-168	1.70e3	1.23	NO	1.08	4.527	43.67	43.65	1.006	1.005	NO	4.368		1.10	4.368
101	1... PCB-141	2.13e5	1.25	NO	1.03	4.527	44.20	44.20	1.000	1.000	NO	711.4		1.39	711.4
102	1... PCB-137	2.89e4	1.30	NO	1.11	4.527	44.60	44.60	1.010	1.009	NO	89.55		1.28	89.55
103	1... PCB-130	5.44e4	1.20	NO	0.885	4.527	44.70	44.69	1.012	1.012	NO	211.1		1.61	211.1
104	1... PCB-138/163/164	1.19e6	1.25	NO	1.28	4.527	45.09	45.07	1.001	1.000	NO	3095		1.07	3095

Dataset: U:\VG11.PRO\Results\200604K1\200604K1-3.qld

Last Altered: Monday, June 08, 2020 09:46:38 Pacific Daylight Time

Printed: Monday, June 08, 2020 09:48:04 Pacific Daylight Time

Name: 200604K1_3, Date: 04-Jun-2020, Time: 10:20:18, ID: B0D0324-DUP1 Duplicate 7.34, Description: Duplicate

	# Name	Resp	RA	rv/y	RRF	wt/vol	Pred.RT	RT	Pred.R...	RRT	Check RRT	Conc.	%Rec	DL	EMPC
105	1... PCB-158/160	1.19e5	1.29	NO	1.24	4.527	45.33	45.32	1.006	1.006	NO	319.8		1.11	319.8
106	1... PCB-129	2.69e4	1.20	NO	0.867	4.527	45.60	45.58	1.012	1.012	NO	103.5		1.58	103.5
107	1... PCB-166	4.07e3	1.30	NO	1.14	4.527	46.06	46.06	0.993	0.993	NO	9.645		1.06	9.645
108	1... PCB-159			NO	1.22	4.527	46.39		1.000		YES			0.993	
109	1... PCB-128/162	1.26e5	1.28	NO	0.907	4.527	46.68	46.68	1.007	1.007	NO	376.2		1.33	376.2
110	1... PCB-167	4.04e4	1.24	NO	1.11	4.527	47.10	47.10	1.000	1.000	NO	101.7		1.04	101.7
111	1... PCB-156	1.07e5	1.23	NO	1.13	4.527	48.42	48.42	1.000	1.000	NO	272.1		1.07	272.1
112	1... PCB-157	1.72e4	1.20	NO	1.04	4.527	48.73	48.71	1.001	1.000	NO	46.55		1.14	46.55
113	1... PCB-169			NO	1.16	4.527	50.98		1.000		YES			1.15	
114	1... PCB-188	5.55e2	1.29	YES	1.29	4.527	43.06	43.04	1.001	1.000	NO	1.483		0.586	1.330
115	1... PCB-184	5.61e2	1.15	NO	1.23	4.527	43.51	43.52	1.011	1.011	NO	1.571		0.614	1.571
116	1... PCB-179	2.10e5	1.06	NO	1.30	4.527	44.31	44.31	1.030	1.030	NO	557.3		0.582	557.3
117	1... PCB-176	6.44e4	1.05	NO	1.31	4.527	44.78	44.80	1.041	1.041	NO	169.6		0.578	169.6
118	1... PCB-186	8.67e2	0.85	YES	1.33	4.527	45.43	45.41	1.056	1.055	NO	2.249		0.589	2.017
119	1... PCB-178	6.82e4	1.01	NO	0.943	4.527	45.94	45.94	1.068	1.068	NO	249.3		0.801	249.3
120	1... PCB-175	1.40e4	1.08	NO	0.956	4.527	46.28	46.30	1.076	1.076	NO	50.48		0.790	50.48
121	1... PCB-182/187	4.64e5	1.04	NO	1.07	4.527	46.46	46.45	1.080	1.080	NO	1502		0.709	1502
122	1... PCB-183	2.12e5	1.03	NO	1.02	4.527	46.80	46.81	1.088	1.088	NO	713.4		0.739	713.4
123	1... PCB-185	4.22e4	1.01	NO	1.41	4.527	47.48	47.48	0.955	0.955	NO	154.2		0.843	154.2
124	1... PCB-174	2.67e5	1.03	NO	1.35	4.527	47.86	47.85	0.962	0.962	NO	1012		0.875	1012
125	1... PCB-181	1.05e4	1.04	NO	1.47	4.527	47.95	47.95	0.964	0.964	NO	36.70		0.803	36.70
126	1... PCB-177	1.78e5	1.02	NO	1.28	4.527	48.13	48.14	0.968	0.968	NO	716.0		0.927	716.0
127	1... PCB-171	8.52e4	1.01	NO	1.32	4.527	48.42	48.44	0.974	0.974	NO	332.6		0.900	332.6
128	1... PCB-173	6.94e3	0.94	NO	1.19	4.527	48.88	48.88	0.983	0.983	NO	29.95		0.995	29.95
129	1... PCB-172	5.17e4	1.02	NO	1.38	4.527	49.33	49.33	0.992	0.992	NO	193.2		0.861	193.2
130	1... PCB-192			NO	1.83	4.527	49.52		0.996		YES			0.648	
131	1... PCB-180	7.55e5	1.04	NO	1.41	4.527	49.75	49.75	1.000	1.000	NO	2747		0.839	2747
132	1... PCB-193	4.52e4	1.03	NO	1.68	4.527	49.96	49.96	1.005	1.005	NO	138.6		0.706	138.6
133	1... PCB-191	1.43e4	1.24	YES	1.71	4.527	50.22	50.22	1.010	1.010	NO	42.80		0.683	39.21
134	1... PCB-170	2.62e5	1.01	NO	1.40	4.527	51.42	51.42	1.000	1.000	NO	1139		0.986	1139
135	1... PCB-190	7.19e4	1.06	NO	1.85	4.527	51.60	51.62	1.004	1.004	NO	236.8		0.746	236.8
136	1... PCB-189	1.17e4	1.15	NO	1.45	4.527	53.12	53.12	1.000	1.000	NO	39.82		0.706	39.82
137	1... PCB-202	3.13e4	0.94	NO	1.17	4.527	48.67	48.65	1.001	1.000	NO	120.7		0.429	120.7
138	1... PCB-201	2.26e4	0.93	NO	1.05	4.527	49.14	49.14	1.010	1.011	NO	96.41		0.476	96.41
139	1... PCB-204	7.37e2	0.88	NO	1.14	4.527	49.30	49.31	1.014	1.014	NO	2.905		0.439	2.905
140	1... PCB-197	6.98e3	0.88	NO	1.13	4.527	49.62	49.62	1.020	1.020	NO	27.74		0.442	27.74

Dataset: U:\VG11.PRO\Results\200604K1\200604K1-3.qld

Last Altered: Monday, June 08, 2020 09:46:38 Pacific Daylight Time
Printed: Monday, June 08, 2020 09:48:04 Pacific Daylight Time

Name: 200604K1_3, Date: 04-Jun-2020, Time: 10:20:18, ID: B0D0324-DUP1 Duplicate 7.34, Description: Duplicate

#	Name	Resp	RA	n/y	RRF	wt/vol	Pred.RT	RT	Pred.R...	RRT	Check RRT	Conc.	%Rec	DL	EMPC
141	1... PCB-200	2.29e4	0.96	NO	1.07	4.527	50.55	50.54	1.039	1.039	NO	96.40		0.468	96.40
142	1... PCB-198	6.67e3	0.90	NO	0.794	4.527	52.12	52.15	1.072	1.072	NO	37.82		0.631	37.82
143	1... PCB-199	8.80e4	0.89	NO	0.809	4.527	52.23	52.25	1.074	1.074	NO	489.3		0.619	489.3
144	1... PCB-196/203	1.39e5	0.87	NO	0.838	4.527	52.56	52.53	1.081	1.080	NO	746.6		0.597	746.6
145	1... PCB-195	5.84e4	0.92	NO	1.04	4.527	53.83	53.82	0.984	0.983	NO	284.2		1.40	284.2
146	1... PCB-194	1.35e5	0.90	NO	1.12	4.527	54.75	54.74	1.000	1.000	NO	616.0		1.31	616.0
147	1... PCB-205	8.49e3	0.99	NO	1.29	4.527	55.01	55.01	1.005	1.005	NO	33.44		1.13	33.44
148	1... PCB-208	2.20e4	1.36	NO	0.933	4.527	53.99	53.98	1.000	1.000	NO	89.77		1.42	89.77
149	1... PCB-207	1.28e4	1.34	NO	0.916	4.527	54.30	54.31	1.006	1.006	NO	53.45		1.45	53.45
150	1... PCB-206	5.00e4	1.35	NO	1.01	4.527	56.28	56.28	1.000	1.000	NO	322.7		2.15	322.7
151	1... PCB-209	5.03e4	1.18	NO	0.986	4.527	57.49	57.51	1.000	1.000	NO	367.8		0.445	367.8
152	1... 13C-PCB-1	1.29e6	3.09	NO	0.893	4.527	15.60	15.56	0.608	0.606	NO	9709	439	5.68	
153	1... 13C-PCB-3	1.28e6	3.18	NO	0.911	4.527	18.27	18.20	0.712	0.709	YES	9454	428	5.57	
154	1... 13C-PCB-4	9.02e5	1.59	NO	0.600	4.527	19.63	19.55	0.765	0.762	YES	10080	456	2.70	
155	1... 13C-PCB-9	1.51e6	1.57	NO	0.970	4.527	21.47	21.38	0.836	0.833	YES	10430	472	1.67	
156	1... 13C-PCB-11	1.52e6	1.57	NO	0.962	4.527	24.93	24.97	0.971	0.973	NO	10600	480	1.68	
157	1... 13C-PCB-19	7.80e5	1.06	NO	0.499	4.527	23.89	23.81	0.931	0.928	NO	10500	475	32.0	
158	1... 13C-PCB-32	1.17e6	1.04	NO	0.744	4.527	26.90	26.81	1.048	1.044	NO	10590	479	21.5	
159	1... 13C-PCB-28	1.18e6	1.01	NO	1.06	4.527	28.83	28.81	1.004	1.003	NO	1632	73.9	7.09	
160	1... 13C-PCB-37	1.31e6	1.00	NO	0.989	4.527	32.81	32.81	1.143	1.143	NO	1936	87.7	7.63	
161	1... 13C-PCB-54	9.70e5	0.78	NO	0.999	4.527	27.66	27.65	0.753	0.753	NO	1886	85.4	1.53	
162	1... 13C-PCB-52	8.22e5	0.78	NO	0.804	4.527	31.31	31.30	0.852	0.852	NO	1986	89.9	1.90	
163	1... 13C-PCB-47	8.78e5	0.77	NO	0.857	4.527	31.82	31.84	0.866	0.867	NO	1991	90.1	1.78	
164	1... 13C-PCB-70	9.70e5	0.79	NO	0.996	4.527	35.46	35.45	0.965	0.965	NO	1893	85.7	1.53	
165	1... 13C-PCB-80	1.04e6	0.76	NO	1.03	4.527	35.89	35.90	0.977	0.977	NO	1967	89.0	1.48	
166	1... 13C-PCB-81	1.02e6	0.77	NO	0.988	4.527	39.10	39.08	1.064	1.064	NO	2004	90.7	1.54	
167	1... 13C-PCB-77	1.03e6	0.78	NO	0.969	4.527	39.72	39.71	1.081	1.081	NO	2064	93.4	1.58	
168	1... 13C-PCB-104	7.00e5	1.60	NO	1.02	4.527	32.50	32.49	0.827	0.827	NO	1978	89.6	0.882	
169	1... 13C-PCB-95	5.59e5	1.62	NO	0.805	4.527	35.76	35.77	0.910	0.910	NO	1995	90.3	1.11	
170	1... 13C-PCB-101	5.64e5	1.63	NO	0.793	4.527	37.51	37.50	0.954	0.954	NO	2045	92.6	1.13	
171	1... 13C-PCB-97	5.05e5	1.64	NO	0.696	4.527	38.85	38.84	0.989	0.988	NO	2084	94.3	1.29	
172	1... 13C-PCB-123	6.85e5	1.60	NO	0.933	4.527	41.50	41.50	1.056	1.056	NO	2109	95.5	0.961	
173	1... 13C-PCB-118	6.84e5	1.62	NO	0.986	4.527	41.69	41.69	1.061	1.061	NO	1993	90.2	0.910	
174	1... 13C-PCB-114	8.94e5	1.54	NO	1.55	4.527	42.35	42.36	0.908	0.908	NO	2024	91.6	1.51	
175	1... 13C-PCB-105	9.07e5	1.57	NO	1.57	4.527	43.24	43.25	0.927	0.927	NO	2018	91.4	1.48	
176	1... 13C-PCB-127	9.51e5	1.58	NO	1.62	4.527	43.60	43.59	0.934	0.934	NO	2049	92.7	1.43	

Dataset: U:\VG11.PRO\Results\200604K1\200604K1-3.qld

Last Altered: Monday, June 08, 2020 09:46:38 Pacific Daylight Time

Printed: Monday, June 08, 2020 09:48:04 Pacific Daylight Time

Name: 200604K1_3, Date: 04-Jun-2020, Time: 10:20:18, ID: B0D0324-DUP1 Duplicate 7.34, Description: Duplicate

#	Name	Resp	RA	n/y	RRF	wt/vol	Pred.RT	RT	Pred.R...	RRT	Check RRT	Conc.	%Rec	DL	EMPC
177	1... 13C-PCB-126	8.50e5	1.58	NO	1.57	4.527	45.56	45.56	0.976	0.976	NO	1897	85.9	1.49	
178	1... 13C-PCB-155	4.56e5	1.32	NO	0.615	4.527	37.03	37.03	0.942	0.942	NO	2132	96.5	0.607	
179	1... 13C-PCB-153	7.97e5	1.25	NO	1.36	4.527	43.41	43.42	0.930	0.931	NO	2044	92.5	1.88	
180	1... 13C-PCB-141	6.43e5	1.27	NO	1.13	4.527	44.18	44.18	0.947	0.947	NO	1995	90.3	2.28	
181	1... 13C-PCB-138	6.64e5	1.26	NO	1.18	4.527	45.05	45.05	0.965	0.965	NO	1961	88.8	2.17	
182	1... 13C-PCB-159	8.15e5	1.27	NO	1.44	4.527	46.37	46.38	0.994	0.994	NO	1982	89.7	1.79	
183	2... 13C-PCB-167	7.92e5	1.26	NO	1.44	4.527	47.08	47.08	1.009	1.009	NO	1925	87.1	1.79	
184	2... 13C-PCB-156	7.70e5	1.27	NO	1.40	4.527	48.43	48.40	1.038	1.037	NO	1930	87.3	1.84	
185	2... 13C-PCB-157	7.85e5	1.27	NO	1.40	4.527	48.69	48.69	1.043	1.043	NO	1968	89.1	1.84	
186	2... 13C-PCB-169	7.07e5	1.27	NO	1.33	4.527	50.97	50.96	1.092	1.092	NO	1858	84.1	1.93	
187	2... 13C-PCB-188	6.41e5	0.45	NO	1.41	4.527	43.03	43.02	0.926	0.926	NO	2006	90.8	1.41	
188	2... 13C-PCB-180	4.30e5	0.46	NO	0.929	4.527	49.73	49.73	1.070	1.070	NO	2044	92.5	2.14	
189	2... 13C-PCB-170	3.62e5	0.45	NO	0.794	4.527	51.41	51.40	1.106	1.106	NO	2013	91.1	2.50	
190	2... 13C-PCB-189	4.47e5	0.46	NO	1.04	4.527	53.11	53.10	1.143	1.143	NO	1890	85.6	1.90	
191	2... 13C-PCB-202	4.91e5	0.97	NO	1.04	4.527	48.63	48.63	1.046	1.046	NO	2092	94.7	1.16	
192	2... 13C-PCB-194	4.35e5	0.92	NO	0.768	4.527	54.75	54.73	0.995	0.995	NO	2077	94.0	4.64	
193	2... 13C-PCB-208	5.79e5	0.78	NO	0.991	4.527	53.97	53.97	0.981	0.981	NO	2145	97.1	2.99	
194	2... 13C-PCB-206	3.40e5	0.78	NO	0.552	4.527	56.27	56.27	1.023	1.023	NO	2257	102	5.36	
195	2... 13C-PCB-209	3.06e5	1.21	NO	0.396	4.527	57.52	57.49	1.046	1.045	NO	2834	128	0.668	
196	2... 13C-PCB-15	3.29e5	1.62	NO	1.00	4.527	25.53	25.67	1.000	0.000	YES <i>OK</i>	2209	100	1.62	
197	2... 13C-PCB-31	1.51e6	1.02	NO	1.00	4.527	28.66	28.72	1.000	0.000	NO	2209	100	7.55	
198	2... 13C-PCB-60	1.14e6	0.78	NO	1.00	4.527	36.68	36.74	1.000	0.000	NO	2209	100	1.53	
199	2... 13C-PCB-111	7.69e5	1.63	NO	1.00	4.527	39.25	39.30	1.000	0.000	NO	2209	100	0.897	
200	2... 13C-PCB-128	6.31e5	1.27	NO	1.00	4.527	46.60	46.66	1.000	0.000	NO	2209	100	2.57	
201	2... 13C-PCB-182	5.01e5	0.46	NO	1.00	4.527	46.43	46.47	0.000	0.000	NO	2209	100	1.99	
202	2... 13C-PCB-205	6.02e5	0.91	NO	1.00	4.527	54.96	55.01	1.000	0.000	NO	2209	100	3.57	
203	2... 13C-PCB-79	1.14e6	0.77	NO	1.07	4.527	37.84	37.81	1.030	1.029	NO	2071	93.7	1.43	
204	2... 13C-PCB-178	4.38e5	0.45	NO	0.766	4.527	45.93	45.92	0.988	0.988	NO	2000	90.5	2.17	
205	2... 13C-PCB-79	1.14e6	0.77	NO	1.08	4.527	37.82	37.81	0.968	0.968	NO	2282	103	1.65	
206	2... 13C-PCB-178	4.38e5	0.45	NO	1.05	4.527	45.91	45.92	0.923	0.923	NO	2141	96.9	2.21	
207	2... Total Mono-PCBs				1.17	4.527	0.00	0.00	0.000	0.000	NO	60.46		0.938	60.46
208	2... Total Di-PCBs				1.05	4.527	0.00	0.00	0.000	0.000	NO	419.0		164	441.2
209	2... 2nd Function Tri-PCBs				1.08	4.527	0.00	0.00	0.000	0.000	NO	650.3		3.27	650.3
210	2... 3rd Function Tri-PCBs				0.983	4.527	0.00	0.00	0.000	0.000	NO	3985		9.93	3994
211	2... Total Tetra-PCBs				1.08	4.527	0.00	0.00	0.000	0.000	NO	13550		17.3	13550
212	2... 3rd Function Penta-PCBs				1.32	4.527	0.00	0.00	0.000	0.000	NO	14170		18.7	14170

Handwritten notes:
 1451
 5442
 1451
 5451

Dataset: U:\VG11.PRO\Results\200604K1\200604K1-3.qld

Last Altered: Monday, June 08, 2020 09:46:38 Pacific Daylight Time
 Printed: Monday, June 08, 2020 09:48:04 Pacific Daylight Time

Name: 200604K1_3, Date: 04-Jun-2020, Time: 10:20:18, ID: B0D0324-DUP1 Duplicate 7.34, Description: Duplicate

#	Name	Resp	RA	n/y	RRF	wt/vol	Pred.RT	RT	Pred.R...	RRT	Check RRT	Conc.	%Rec	DL	EMPC
213	2... 4th Function Penta-PCBs				1.07	4.527	0.00		0.000		NO	838.9		4.67	850.4
214	2... 3rd Function Hexa-PCBs				0.951	4.527	0.00		0.000		NO	4800		9.29	4808
215	2... 4th Function Hexa-PCBs				1.03	4.527	0.00		0.000		NO	10210	15010	24.9	10210
216	2... Total Hepta-PCBs				1.36	4.527	0.00		0.000		NO	10020		17.5	10060
217	2... 4th Function Octa-PCBs				1.00	4.527	0.00		0.000		NO	1618	2551.6	4.70	1618
218	2... 5th Function Octa-PCBs				1.15	4.527	0.00		0.000		NO	933.6		3.85	933.6
219	2... Total Nona-PCBs				0.952	4.527	0.00		0.000		NO	466.0		5.02	466.0
220	2... Deca-CB				0.986	4.527	0.00		0.000		NO	367.8		0.445	367.8
221	2... Total PCBs														

Penta total: 15008.9 -

15020.4 -

Dataset: U:\VG11.PRO\Results\200604K1\200604K1-3.qld

Last Altered: Monday, June 08, 2020 09:46:38 Pacific Daylight Time
 Printed: Monday, June 08, 2020 09:49:02 Pacific Daylight Time

Method: U:\VG11.PRO\MethDB\PCB-209_ZB1_6-1-20.mdb 02 Jun 2020 10:36:07
 Calibration: U:\VG11.PRO\CurveDB\db1_PCBvg11-6-1-20.cdb 02 Jun 2020 10:21:16

ID: B0D0324-DUP1 Duplicate 7.34, Description: Duplicate

Total Mono-PCBs

Name	Pred.R.	RT	m1 Height	m2 Height	m1 Resp	m2 Resp	RA	n/y	Resp	Conc.	EMPC	DL
1 PCB-1	15.57	15.58	1.744e5	5.326e4	1.147e4	3.556e3	3.23	NO	1.503e4	21.981	21.981	0.293
2 PCB-2	17.98	17.99	1.255e5	4.320e4	7.898e3	2.788e3	2.83	NO	1.069e4	15.552	15.552	0.318
3 PCB-3	18.21	18.22	1.629e5	4.989e4	1.171e4	3.582e3	3.27	NO	1.530e4	22.930	22.930	0.328

see d.1

Total Di-PCBs

Name	Pred.R.	RT	m1 Height	m2 Height	m1 Resp	m2 Resp	RA	n/y	Resp	Conc.	EMPC	DL
1 PCB-4/10	19.63	19.57	2.759e5	1.904e5	1.972e4	1.341e4	1.47	NO	3.313e4	65.052	65.052	1.54
2 PCB-7/9	21.44	21.42	9.664e4	5.813e4	9.757e3	3.788e3	2.58	YES	1.355e4	0.00000	14.811	1.22
3 PCB-6	22.09	22.09	2.483e5	1.533e5	1.791e4	1.096e4	1.63	NO	2.887e4	41.360	41.360	1.14
4 PCB-5/8	22.50	22.50	1.220e6	7.876e5	9.153e4	6.007e4	1.52	NO	1.516e5	223.98	223.98	1.18
5 PCB-11	24.99	25.00	1.017e5	7.612e4	1.776e4	1.266e4	1.40	NO	3.041e4	39.280	39.280	2.63
6 PCB-12/13	25.42	25.46	5.113e4	2.879e4	4.784e3	2.025e3	2.36	YES	6.810e3	0.00000	7.3474	2.88
7 PCB-15	25.74	25.68	5.492e5	3.424e5	2.138e4	1.373e4	1.56	NO	3.511e4	49.359	49.359	2.86

2nd Function Tri-PCBs

Name	Pred.R.	RT	m1 Height	m2 Height	m1 Resp	m2 Resp	RA	n/y	Resp	Conc.	EMPC	DL
1 PCB-19	23.84	23.83	1.179e5	1.069e5	9.451e3	8.777e3	1.08	NO	1.823e4	46.647	46.647	0.745
2 PCB-17	25.68	25.72	7.729e5	7.420e5	3.684e4	3.615e4	1.02	NO	7.299e4	181.04	181.04	0.599
3 PCB-24/27	26.30	26.27	1.639e5	1.570e5	1.193e4	1.147e4	1.04	NO	2.340e4	40.676	40.676	0.420
4 PCB-16/32	26.83	26.82	9.438e5	8.935e5	9.463e4	9.327e4	1.01	NO	1.879e5	381.95	381.95	0.491

Dataset: U:\VG11.PRO\Results\200604K1\200604K1-3.qld

Last Altered: Monday, June 08, 2020 09:46:38 Pacific Daylight Time
 Printed: Monday, June 08, 2020 09:49:02 Pacific Daylight Time

ID: B0D0324-DUP1 Duplicate 7.34, Description: Duplicate

3rd Function Tri-PCBs

	Name	Pred.R.	RT	m1 Height	m2 Height	m1 Resp	m2 Resp	RA	n/y	Resp	Conc.	EMPC	DL
1	PCB-34	27.62	27.64	4.557e4	4.355e4	3.589e3	3.507e3	1.02	NO	7.097e3	14.006	14.006	0.745
2	PCB-29	27.97	27.99	2.356e4	2.472e4	1.915e3	1.980e3	0.97	NO	3.895e3	8.1413	8.1413	0.789
3	PCB-26	28.20	28.21	5.621e5	5.412e5	4.465e4	4.314e4	1.04	NO	8.779e4	173.55	173.55	0.747
4	PCB-25	28.35	28.36	3.430e5	3.531e5	2.766e4	2.763e4	1.00	NO	5.530e4	108.63	108.63	0.742
5	PCB-31	28.72	28.73	4.291e6	4.132e6	3.440e5	3.339e5	1.03	NO	6.779e5	1220.7	1220.7	0.680
6	PCB-28	28.83	28.84	3.960e6	3.837e6	3.179e5	3.046e5	1.04	NO	6.225e5	1133.3	1133.3	0.688
7	PCB-20/21/33	29.47	29.53	1.762e6	1.667e6	1.636e5	1.579e5	1.04	NO	3.214e5	637.19	637.19	0.749
8	PCB-22	29.91	29.94	1.055e6	1.026e6	8.031e4	7.826e4	1.03	NO	1.586e5	304.17	304.17	0.724
9	PCB-36	30.55	30.56	6.112e3	5.113e3	3.949e2	3.808e2	1.04	NO	7.757e2	1.2197	1.2197	0.628
10	PCB-39	31.04	31.04	1.717e4	1.606e4	1.424e3	1.338e3	1.06	NO	2.762e3	4.7277	4.7277	0.684
11	PCB-38	31.84	31.86	3.561e4	3.024e4	3.620e3	2.748e3	1.32	YES	6.368e3	0.00000	9.0162	0.642
12	PCB-35	32.38	32.38	6.949e4	6.867e4	5.476e3	5.337e3	1.03	NO	1.081e4	17.530	17.530	0.647
13	PCB-37	32.83	32.83	1.332e6	1.312e6	1.084e5	1.074e5	1.01	NO	2.158e5	361.78	361.78	0.670

Vista Analytical Laboratory

Dataset: U:\VG11.PRO\Results\200604K1\200604K1-3.qld

Last Altered: Monday, June 08, 2020 09:46:38 Pacific Daylight Time

Printed: Monday, June 08, 2020 09:49:02 Pacific Daylight Time

ID: B0D0324-DUP1 Duplicate 7.34, Description: Duplicate

Total Tetra-PCBs

Name	Pred.R.	RT	m1 Height	m2 Height	m1 Resp	m2 Resp	RA	n/y	Resp	Conc.	EMPC	DL
1 PCB-54	27.67	27.67	1.200e4	1.185e4	8.979e2	1.058e3	0.85	NO	1.956e3	4.1262	4.1262	0.464
2 PCB-50	28.87	28.88	7.149e3	1.069e4	6.149e2	8.134e2	0.76	NO	1.428e3	3.6984	3.6984	0.569
3 PCB-53	29.54	29.57	3.584e5	4.999e5	3.090e4	4.202e4	0.74	NO	7.292e4	196.69	196.69	0.612
4 PCB-51	29.89	29.92	8.063e4	1.099e5	6.836e3	9.403e3	0.73	NO	1.624e4	40.987	40.987	0.572
5 PCB-45	30.34	30.37	3.786e5	4.914e5	3.007e4	3.864e4	0.78	NO	6.871e4	215.20	215.20	0.710
6 PCB-46	30.83	30.85	1.443e5	1.834e5	1.176e4	1.493e4	0.79	NO	2.669e4	86.376	86.376	0.734
7 PCB-52/69	31.34	31.32	3.824e6	5.120e6	3.162e5	4.207e5	0.75	NO	7.369e5	1698.3	1698.3	0.523
8 PCB-73	31.45	31.45	7.688e3	1.085e4	3.693e2	5.254e2	0.70	NO	8.947e2	1.6668	1.6668	0.422
9 PCB-43/49	31.63	31.64	2.383e6	3.186e6	2.002e5	2.649e5	0.76	NO	4.651e5	1230.5	1230.5	0.600
10 PCB-47	31.86	31.86	8.312e5	1.091e6	7.145e4	9.439e4	0.76	NO	1.658e5	452.47	452.47	0.685
11 PCB-48/75	31.97	31.99	6.678e5	8.641e5	6.115e4	7.945e4	0.77	NO	1.406e5	315.72	315.72	0.564
12 PCB-44	32.68	32.66	2.463e6	3.263e6	1.945e5	2.591e5	0.75	NO	4.536e5	1384.5	1384.5	0.766
13 PCB-42/59	32.90	32.90	9.721e5	1.307e6	7.900e4	1.064e5	0.74	NO	1.854e5	444.32	444.32	0.602
14 PCB-41/64/71/72	33.53	33.52	2.880e6	3.808e6	2.516e5	3.340e5	0.75	NO	5.855e5	1240.3	1240.3	0.532
15 PCB-68	33.78	33.78	3.516e4	4.874e4	2.933e3	4.218e3	0.70	NO	7.151e3	14.076	14.076	0.494
16 PCB-40	34.01	34.00	3.723e5	4.846e5	2.900e4	3.826e4	0.76	NO	6.726e4	280.99	280.99	1.05
17 PCB-57	34.36	34.41	2.215e4	2.581e4	2.094e3	2.372e3	0.88	NO	4.466e3	8.7469	8.7469	0.434
18 PCB-67	34.67	34.72	1.554e5	1.982e5	1.313e4	1.662e4	0.79	NO	2.975e4	62.509	62.509	0.466
19 PCB-58	34.78	34.84	1.983e4	2.888e4	1.383e3	2.012e3	0.69	NO	3.395e3	6.4230	6.4230	0.419
20 PCB-63	34.95	34.99	1.956e5	2.594e5	1.523e4	2.077e4	0.73	NO	3.600e4	76.502	76.502	0.471
21 PCB-74	35.25	35.26	1.946e6	2.556e6	1.439e5	1.882e5	0.76	NO	3.320e5	638.12	638.12	0.426
22 PCB-61/70	35.47	35.47	5.377e6	7.166e6	4.357e5	5.736e5	0.76	NO	1.009e6	2180.6	2180.6	0.479
23 PCB-76/66	35.66	35.69	4.546e6	5.856e6	3.647e5	4.731e5	0.77	NO	8.378e5	1638.7	1638.7	0.433
24 PCB-55	36.26	36.23	5.074e4	6.536e4	5.011e3	6.372e3	0.79	NO	1.138e4	20.672	20.672	0.429
25 PCB-56/60	36.76	36.74	2.738e6	3.760e6	2.231e5	3.038e5	0.73	NO	5.269e5	1098.7	1098.7	0.493
26 PCB-79	37.86	37.87	6.542e4	8.903e4	5.563e3	7.852e3	0.71	NO	1.341e4	25.014	25.014	0.440
27 PCB-78	38.56	38.52	1.752e4	2.075e4	1.407e3	1.755e3	0.80	NO	3.162e3	6.0328	6.0328	0.457
28 PCB-81	39.10	39.15	8.129e4	1.073e5	3.666e3	4.816e3	0.76	NO	8.481e3	17.573	17.573	0.496
29 PCB-77	39.73	39.73	4.156e5	5.401e5	3.671e4	4.753e4	0.77	NO	8.424e4	159.09	159.09	0.451

Dataset: U:\VG11.PRO\Results\200604K1\200604K1-3.qld

Last Altered: Monday, June 08, 2020 09:46:38 Pacific Daylight Time
 Printed: Monday, June 08, 2020 09:49:02 Pacific Daylight Time

ID: B0D0324-DUP1 Duplicate 7.34, Description: Duplicate

3rd Function Penta-PCBs

	Name	Pred.R.	RT	m1 Height	m2 Height	m1 Resp	m2 Resp	RA	n/y	Resp	Conc.	EMPC	DL
1	PCB-96	33.81	33.81	5.365e4	3.670e4	4.480e3	2.821e3	1.59	NO	7.301e3	19.965	19.965	0.536
2	PCB-103	34.36	34.41	8.394e4	4.823e4	7.804e3	4.593e3	1.70	NO	1.240e4	41.770	41.770	0.661
3	PCB-100	34.73	34.78	2.754e4	1.966e4	2.209e3	1.610e3	1.37	NO	3.819e3	12.638	12.638	0.649
4	PCB-94	35.25	35.23	2.207e4	1.727e4	1.763e3	1.327e3	1.33	NO	3.090e3	12.859	12.859	0.853
5	PCB-95/98/102	35.73	35.79	4.174e6	2.623e6	3.447e5	2.182e5	1.58	NO	5.629e5	1845.8	1845.8	0.672
6	PCB-88/91	36.20	36.20	6.813e5	4.261e5	5.662e4	3.527e4	1.61	NO	9.188e4	340.77	340.77	0.760
7	PCB-84/92	37.13	37.13	2.227e6	1.414e6	1.831e5	1.145e5	1.60	NO	2.976e5	1144.5	1144.5	0.783
8	PCB-89	37.31	37.33	6.682e4	4.860e4	5.696e3	3.941e3	1.45	NO	9.637e3	34.128	34.128	0.721
9	PCB-90/101	37.52	37.52	5.935e6	3.871e6	4.966e5	3.215e5	1.54	NO	8.181e5	2852.2	2852.2	0.710
10	PCB-113	37.76	37.76	5.151e4	3.272e4	1.288e3	1.018e3	1.26	YES	2.306e3	0.00000	5.4618	0.526
11	PCB-99	37.85	37.87	2.374e6	1.543e6	2.003e5	1.276e5	1.57	NO	3.278e5	971.27	971.27	0.603
12	PCB-119	38.34	38.34	2.081e5	1.392e5	1.619e4	1.105e4	1.47	NO	2.724e4	65.991	65.991	0.504
13	PCB-108/112	38.49	38.50	2.549e5	1.736e5	2.107e4	1.431e4	1.47	NO	3.538e4	107.07	107.07	0.630
14	PCB-97	38.86	38.87	1.459e6	9.025e5	1.208e5	7.534e4	1.60	NO	1.961e5	669.04	669.04	0.710
15	PCB-86	39.02	39.02	3.179e4	1.908e4	1.864e3	1.111e3	1.68	NO	2.975e3	11.645	11.645	0.815
16	PCB-87/117/125	39.16	39.15	2.050e6	1.375e6	1.737e5	1.153e5	1.51	NO	2.890e5	810.61	810.61	0.584
17	PCB-111/115	39.31	39.30	1.255e5	8.807e4	8.005e3	5.543e3	1.44	NO	1.355e4	31.011	31.011	0.476
18	PCB-85/116	39.44	39.43	8.594e5	5.495e5	7.188e4	4.687e4	1.53	NO	1.188e5	368.05	368.05	0.645
19	PCB-120	39.70	39.69	4.649e4	3.058e4	3.790e3	2.562e3	1.48	NO	6.353e3	13.854	13.854	0.454
20	PCB-110	39.85	39.84	6.944e6	4.442e6	5.640e5	3.618e5	1.56	NO	9.258e5	2323.1	2323.1	0.522
21	PCB-82	40.50	40.47	5.019e5	3.287e5	4.247e4	2.743e4	1.55	NO	6.990e4	288.54	288.54	0.850
22	PCB-124	41.21	41.18	2.059e5	1.320e5	1.992e4	1.299e4	1.53	NO	3.291e4	75.982	75.982	0.475
23	PCB-107/109	41.35	41.35	4.435e5	2.947e5	3.946e4	2.623e4	1.50	NO	6.570e4	157.90	157.90	0.495
24	PCB-123	41.52	41.52	9.056e4	5.815e4	7.322e3	4.816e3	1.52	NO	1.214e4	32.681	32.681	0.554
25	PCB-106/118	41.72	41.70	5.316e6	3.417e6	4.435e5	2.873e5	1.54	NO	7.309e5	1936.3	1936.3	0.547

Dataset: U:\VG11.PRO\Results\200604K1\200604K1-3.qld

Last Altered: Monday, June 08, 2020 09:46:38 Pacific Daylight Time

Printed: Monday, June 08, 2020 09:49:02 Pacific Daylight Time

ID: B0D0324-DUP1 Duplicate 7.34, Description: Duplicate

4th Function Penta-PCBs

	Name	Pred.R.	RT	m1 Height	m2 Height	m1 Resp	m2 Resp	RA	n/y	Resp	Conc.	EMPC	DL
1	PCB-114	42.38	42.38	1.440e5	8.989e4	1.369e4	8.666e3	1.58	NO	2.235e4	48.373	48.373	0.861
2	PCB-122	42.53	42.51	7.343e4	4.340e4	6.178e3	3.512e3	1.76	NO	9.690e3	25.343	25.343	1.04
3	PCB-105	43.27	43.27	2.361e6	1.499e6	2.012e5	1.289e5	1.56	NO	3.300e5	765.22	765.22	0.945
4	PCB-126	45.58	45.58	4.460e4	2.182e4	3.780e3	2.025e3	1.87	YES	5.805e3	0.00000	11.496	0.914

3rd Function Hexa-PCBs

	Name	Pred.R.	RT	m1 Height	m2 Height	m1 Resp	m2 Resp	RA	n/y	Resp	Conc.	EMPC	DL
1	PCB-150	38.37	38.35	9.620e3	7.720e3	7.993e2	6.155e2	1.30	NO	1.415e3	6.3216	6.3216	0.614
2	PCB-152	38.86	38.86	5.811e3	2.885e3	4.295e2	2.644e2	1.62	YES	6.940e2	0.00000	2.4171	0.561
3	PCB-136	39.66	39.64	7.713e5	5.754e5	6.377e4	4.693e4	1.36	NO	1.107e5	524.96	524.96	0.652
4	PCB-148	39.77	39.73	1.713e4	1.153e4	6.986e2	4.381e2	1.59	YES	1.137e3	0.00000	5.6449	0.791
5	PCB-154	40.27	40.25	6.060e4	5.005e4	5.162e3	4.206e3	1.23	NO	9.369e3	49.354	49.354	0.724
6	PCB-151	40.94	40.92	1.063e6	8.078e5	8.653e4	6.804e4	1.27	NO	1.546e5	951.37	951.37	0.846
7	PCB-135	41.17	41.15	5.211e5	4.022e5	4.295e4	3.262e4	1.32	NO	7.556e4	396.64	396.64	0.722
8	PCB-144	41.28	41.26	2.140e5	1.664e5	1.766e4	1.336e4	1.32	NO	3.101e4	190.30	190.30	0.844
9	PCB-147	41.41	41.39	5.388e4	4.213e4	4.123e3	3.500e3	1.18	NO	7.622e3	44.219	44.219	0.798
10	PCB-139/149	41.68	41.65	3.548e6	2.777e6	2.879e5	2.242e5	1.28	NO	5.122e5	2616.2	2616.2	0.702
11	PCB-140	41.88	41.85	2.310e4	1.812e4	1.762e3	1.556e3	1.13	NO	3.318e3	20.242	20.242	0.839

Dataset: U:\VG11.PRO\Results\200604K1\200604K1-3.qld

Last Altered: Monday, June 08, 2020 09:46:38 Pacific Daylight Time

Printed: Monday, June 08, 2020 09:49:02 Pacific Daylight Time

ID: B0D0324-DUP1 Duplicate 7.34, Description: Duplicate

4th Function Hexa-PCBs

Name	Pred.R.	RT	m1 Height	m2 Height	m1 Resp	m2 Resp	RA	n/y	Resp	Conc.	EMPC	DL
1 PCB-134/143	42.33	42.32	2.818e5	2.416e5	2.399e4	2.060e4	1.16	NO	4.459e4	162.85	162.85	1.56
2 PCB-131/133	42.63	42.61	1.785e5	1.488e5	1.451e4	1.239e4	1.17	NO	2.690e4	90.834	90.834	1.45
3 PCB-142	42.78	42.78	1.079e4	1.169e4	9.181e2	9.372e2	0.98	YES	1.855e3	0.00000	6.0951	1.57
4 PCB-146/165	43.02	43.02	1.339e6	1.074e6	1.087e5	8.757e4	1.24	NO	1.962e5	535.02	535.02	1.17
5 PCB-132/161	43.26	43.29	2.115e6	1.674e6	1.749e5	1.388e5	1.26	NO	3.137e5	848.96	848.96	1.16
6 PCB-153	43.44	43.44	8.177e6	6.482e6	6.928e5	5.540e5	1.25	NO	1.247e6	3228.3	3228.3	1.11
7 PCB-168	43.67	43.65	1.061e4	7.299e3	9.377e2	7.596e2	1.23	NO	1.697e3	4.3675	4.3675	1.10
8 PCB-141	44.20	44.20	1.381e6	1.108e6	1.179e5	9.465e4	1.25	NO	2.125e5	711.36	711.36	1.39
9 PCB-137	44.60	44.60	2.068e5	1.587e5	1.634e4	1.259e4	1.30	NO	2.893e4	89.546	89.546	1.28
10 PCB-130	44.70	44.69	3.364e5	2.879e5	2.961e4	2.477e4	1.20	NO	5.438e4	211.08	211.08	1.61
11 PCB-138/163/164	45.09	45.07	6.652e6	5.321e6	6.637e5	5.297e5	1.25	NO	1.193e6	3094.8	3094.8	1.07
12 PCB-158/160	45.33	45.32	7.929e5	6.178e5	6.709e4	5.205e4	1.29	NO	1.191e5	319.82	319.82	1.11
13 PCB-129	45.60	45.58	1.768e5	1.479e5	1.468e4	1.227e4	1.20	NO	2.695e4	103.50	103.50	1.58
14 PCB-166	46.06	46.06	2.669e4	2.167e4	2.299e3	1.769e3	1.30	NO	4.069e3	9.6455	9.6455	1.06
15 PCB-128/162	46.68	46.68	7.791e5	6.142e5	7.085e4	5.515e4	1.28	NO	1.260e5	376.23	376.23	1.33
16 PCB-167	47.10	47.10	2.583e5	2.133e5	2.238e4	1.804e4	1.24	NO	4.043e4	101.72	101.72	1.04
17 PCB-156	48.42	48.42	6.793e5	5.468e5	5.880e4	4.798e4	1.23	NO	1.068e5	272.05	272.05	1.07
18 PCB-157	48.73	48.71	1.056e5	8.863e4	9.358e3	7.824e3	1.20	NO	1.718e4	46.548	46.548	1.14

Vista Analytical Laboratory

Dataset: U:\VG11.PRO\Results\200604K1\200604K1-3.qld

Last Altered: Monday, June 08, 2020 09:46:38 Pacific Daylight Time

Printed: Monday, June 08, 2020 09:49:02 Pacific Daylight Time

ID: B0D0324-DUP1 Duplicate 7.34, Description: Duplicate

Total Hepta-PCBs

	Name	Pred.R.	RT	m1 Height	m2 Height	m1 Resp	m2 Resp	RA	n/y	Resp	Conc.	EMPC	DL
1	PCB-188	43.06	43.04	4.446e3	3.303e3	3.120e2	2.427e2	1.29	YES	5.546e2	0.00000	1.3302	0.586
2	PCB-184	43.51	43.52	4.067e3	3.082e3	3.002e2	2.607e2	1.15	NO	5.609e2	1.5706	1.5706	0.614
3	PCB-179	44.31	44.31	1.283e6	1.212e6	1.081e5	1.016e5	1.06	NO	2.097e5	557.28	557.28	0.582
4	PCB-176	44.78	44.80	3.844e5	3.640e5	3.294e4	3.142e4	1.05	NO	6.436e4	169.61	169.61	0.578
5	PCB-186	45.43	45.41	5.332e3	4.805e3	3.982e2	4.685e2	0.85	YES	8.667e2	0.00000	2.0173	0.569
6	PCB-178	45.94	45.94	4.006e5	3.897e5	3.425e4	3.393e4	1.01	NO	6.818e4	249.30	249.30	0.801
7	PCB-175	46.28	46.30	8.707e4	8.258e4	7.252e3	6.745e3	1.08	NO	1.400e4	50.482	50.482	0.790
8	PCB-182/187	46.46	46.45	2.592e6	2.547e6	2.365e5	2.277e5	1.04	NO	4.642e5	1501.6	1501.6	0.709
9	PCB-183	46.80	46.81	1.228e6	1.191e6	1.075e5	1.041e5	1.03	NO	2.116e5	713.43	713.43	0.739
10	PCB-185	47.48	47.48	2.412e5	2.410e5	2.123e4	2.097e4	1.01	NO	4.219e4	154.16	154.16	0.843
11	PCB-174	47.86	47.85	1.544e6	1.486e6	1.356e5	1.313e5	1.03	NO	2.669e5	1012.5	1012.5	0.875
12	PCB-181	47.95	47.95	1.198e5	1.084e5	5.377e3	5.158e3	1.04	NO	1.054e4	36.695	36.695	0.803
13	PCB-177	48.13	48.14	1.057e6	1.029e6	8.990e4	8.825e4	1.02	NO	1.781e5	716.01	716.01	0.927
14	PCB-171	48.42	48.44	4.864e5	4.863e5	4.280e4	4.244e4	1.01	NO	8.524e4	332.62	332.62	0.900
15	PCB-173	48.88	48.88	4.229e4	4.287e4	3.361e3	3.578e3	0.94	NO	6.939e3	29.949	29.949	0.995
16	PCB-172	49.33	49.33	3.030e5	2.891e5	2.611e4	2.563e4	1.02	NO	5.174e4	193.22	193.22	0.861
17	PCB-180	49.75	49.75	4.432e6	4.299e6	3.848e5	3.702e5	1.04	NO	7.550e5	2746.6	2746.6	0.839
18	PCB-193	49.96	49.96	2.626e5	2.564e5	2.296e4	2.229e4	1.03	NO	4.525e4	138.59	138.59	0.706
19	PCB-191	50.22	50.22	9.438e4	7.465e4	7.882e3	6.370e3	1.24	YES	1.425e4	0.00000	39.214	0.693
20	PCB-170	51.42	51.42	1.543e6	1.511e6	1.316e5	1.300e5	1.01	NO	2.616e5	1138.6	1138.6	0.986
21	PCB-190	51.60	51.62	4.476e5	4.198e5	3.693e4	3.496e4	1.06	NO	7.189e4	236.83	236.83	0.746
22	PCB-189	53.12	53.12	8.041e4	7.592e4	6.275e3	5.435e3	1.15	NO	1.171e4	39.818	39.818	0.706

Vista Analytical Laboratory

Dataset: U:\VG11.PRO\Results\200604K1\200604K1-3.qld

Last Altered: Monday, June 08, 2020 09:46:38 Pacific Daylight Time

Printed: Monday, June 08, 2020 09:49:02 Pacific Daylight Time

ID: B0D0324-DUP1 Duplicate 7.34, Description: Duplicate

4th Function Octa-PCBs

Name	Pred.R.	RT	m1 Height	m2 Height	m1 Resp	m2 Resp	RA	n/y	Resp	Conc.	EMPC	DL
1 PCB-202	48.67	48.65	1.750e5	1.911e5	1.521e4	1.613e4	0.94	NO	3.135e4	120.72	120.72	0.429
2 PCB-201	49.14	49.14	1.284e5	1.340e5	1.086e4	1.170e4	0.93	NO	2.256e4	96.410	96.410	0.476
3 PCB-204	49.30	49.31	5.081e3	4.987e3	3.442e2	3.924e2	0.88	NO	7.366e2	2.9047	2.9047	0.439
4 PCB-197	49.62	49.62	3.766e4	4.444e4	3.272e3	3.713e3	0.88	NO	6.985e3	27.744	27.744	0.442
5 PCB-200	50.55	50.54	1.262e5	1.322e5	1.121e4	1.172e4	0.96	NO	2.293e4	96.401	96.401	0.468
6 PCB-198	52.12	52.15	5.827e4	7.216e4	3.152e3	3.521e3	0.90	NO	6.673e3	37.820	37.820	0.631
7 PCB-199	52.23	52.25	5.378e5	6.062e5	4.143e4	4.659e4	0.89	NO	8.801e4	489.33	489.33	0.619
8 PCB-196/203	52.56	52.53	8.398e5	9.782e5	6.471e4	7.439e4	0.87	NO	1.391e5	746.63	746.63	0.597

5th Function Octa-PCBs

Name	Pred.R.	RT	m1 Height	m2 Height	m1 Resp	m2 Resp	RA	n/y	Resp	Conc.	EMPC	DL
1 PCB-195	53.83	53.82	4.416e5	4.797e5	2.805e4	3.039e4	0.92	NO	5.844e4	284.18	284.18	1.40
2 PCB-194	54.75	54.74	1.069e6	1.194e6	6.406e4	7.127e4	0.90	NO	1.353e5	615.95	615.95	1.31
3 PCB-205	55.01	55.01	7.432e4	6.571e4	4.220e3	4.269e3	0.99	NO	8.489e3	33.441	33.441	1.13

Total Nona-PCBs

Name	Pred.R.	RT	m1 Height	m2 Height	m1 Resp	m2 Resp	RA	n/y	Resp	Conc.	EMPC	DL
1 PCB-208	53.99	53.98	1.935e5	1.468e5	1.266e4	9.318e3	1.36	NO	2.197e4	89.773	89.773	1.42
2 PCB-207	54.30	54.31	1.152e5	8.490e4	7.353e3	5.494e3	1.34	NO	1.285e4	53.449	53.449	1.45
3 PCB-206	56.28	56.28	4.680e5	3.385e5	2.869e4	2.132e4	1.35	NO	5.002e4	322.74	322.74	2.15

Deca-CB

Name	Pred.R.	RT	m1 Height	m2 Height	m1 Resp	m2 Resp	RA	n/y	Resp	Conc.	EMPC	DL
1 PCB-209	57.49	57.51	4.916e5	4.242e5	2.721e4	2.308e4	1.18	NO	5.030e4	367.79	367.79	0.445

Total PCBs

Name	Pred.R.	RT	m1 Height	m2 Height	m1 Resp	m2 Resp	RA	n/y	Resp	Conc.	EMPC	DL
1												

Dataset: U:\VG11.PRO\Results\200604K1\200604K1-3.qld

Last Altered: Monday, June 08, 2020 09:46:38 Pacific Daylight Time
 Printed: Monday, June 08, 2020 09:49:02 Pacific Daylight Time

ID: B0D0324-DUP1 Duplicate 7.34, Description: Duplicate

Total Mono-Isotopes

	Name	Pred.R.	RT	m1 Height	m2 Height	m1 Resp	m2 Resp	RA	n/y	Resp	Conc.	EMPC	DL
1	13C-PCB-1	15.60	15.56	1.530e7	4.992e6	9.763e5	3.163e5	3.09	NO	1.293e6	9708.8		5.68
2	13C-PCB-3	18.27	18.20	1.400e7	4.504e6	9.761e5	3.072e5	3.18	NO	1.283e6	9454.2		5.57

Total Di-Isotopes

	Name	Pred.R.	RT	m1 Height	m2 Height	m1 Resp	m2 Resp	RA	n/y	Resp	Conc.	EMPC	DL
1	13C-PCB-4	19.63	19.55	8.437e6	5.334e6	5.529e5	3.487e5	1.59	NO	9.015e5	10084		2.70
2	13C-PCB-9	21.47	21.38	1.385e7	8.851e6	9.202e5	5.863e5	1.57	NO	1.507e6	10427		1.67
3	13C-PCB-11	24.93	24.97	5.463e6	3.462e6	9.265e5	5.920e5	1.57	NO	1.518e6	10598		1.68
4	13C-PCB-15	25.53	25.67	5.527e6	3.444e6	2.036e5	1.255e5	1.62	NO	3.292e5	2209.1		1.62

2nd Function Tri-Isotopes

	Name	Pred.R.	RT	m1 Height	m2 Height	m1 Resp	m2 Resp	RA	n/y	Resp	Conc.	EMPC	DL
1	13C-PCB-19	23.89	23.81	4.989e6	4.741e6	4.010e5	3.793e5	1.06	NO	7.803e5	10497		32.0
2	13C-PCB-32	26.90	26.81	8.954e6	8.618e6	5.978e5	5.765e5	1.04	NO	1.174e6	10591		21.5

3rd Function Tri-Isotopes

	Name	Pred.R.	RT	m1 Height	m2 Height	m1 Resp	m2 Resp	RA	n/y	Resp	Conc.	EMPC	DL
1	13C-PCB-31	28.66	28.72	9.276e6	9.077e6	7.604e5	7.456e5	1.02	NO	1.506e6	2209.1		7.55
2	13C-PCB-28	28.83	28.81	7.778e6	7.730e6	5.934e5	5.904e5	1.01	NO	1.184e6	1631.6		7.09
3	13C-PCB-37	32.81	32.81	8.106e6	8.080e6	6.541e5	6.516e5	1.00	NO	1.306e6	1936.3		7.63

Dataset: U:\VG11.PRO\Results\200604K1\200604K1-3.qld

Last Altered: Monday, June 08, 2020 09:46:38 Pacific Daylight Time
 Printed: Monday, June 08, 2020 09:49:02 Pacific Daylight Time

ID: B0D0324-DUP1 Duplicate 7.34, Description: Duplicate

Tetra-Isotopes

	Name	Pred.R.	RT	m1 Height	m2 Height	m1 Resp	m2 Resp	RA	n/y	Resp	Conc.	EMPC	DL
1	13C-PCB-54	27.66	27.65	5.514e6	7.158e6	4.245e5	5.454e5	0.78	NO	9.699e5	1886.1		1.53
2	13C-PCB-52	31.31	31.30	4.526e6	5.753e6	3.595e5	4.622e5	0.78	NO	8.217e5	1985.6		1.90
3	13C-PCB-47	31.82	31.84	4.334e6	5.571e6	3.812e5	4.970e5	0.77	NO	8.782e5	1990.8		1.78
4	13C-PCB-70	35.46	35.45	5.522e6	6.991e6	4.286e5	5.413e5	0.79	NO	9.699e5	1892.9		1.53
5	13C-PCB-80	35.89	35.90	5.428e6	7.118e6	4.490e5	5.917e5	0.76	NO	1.041e6	1967.0		1.48
6	13C-PCB-60	36.68	36.74	6.228e6	8.073e6	4.966e5	6.401e5	0.78	NO	1.137e6	2209.1		1.53
7	13C-PCB-79	37.84	37.81	6.002e6	7.755e6	4.953e5	6.436e5	0.77	NO	1.139e6	2070.7		1.43
8	13C-PCB-81	39.10	39.08	5.271e6	6.946e6	4.420e5	5.769e5	0.77	NO	1.019e6	2004.3		1.54
9	13C-PCB-77	39.72	39.71	5.404e6	6.828e6	4.524e5	5.764e5	0.78	NO	1.029e6	2064.0		1.58

3rd Function Penta-Isotopes

	Name	Pred.R.	RT	m1 Height	m2 Height	m1 Resp	m2 Resp	RA	n/y	Resp	Conc.	EMPC	DL
1	13C-PCB-104	32.50	32.49	5.582e6	3.458e6	4.305e5	2.696e5	1.60	NO	7.001e5	1978.3		0.882
2	13C-PCB-95	35.76	35.77	4.296e6	2.678e6	3.460e5	2.133e5	1.62	NO	5.594e5	1995.3		1.11
3	13C-PCB-101	37.51	37.50	4.372e6	2.672e6	3.501e5	2.144e5	1.63	NO	5.645e5	2045.5		1.13
4	13C-PCB-97	38.85	38.84	3.832e6	2.309e6	3.136e5	1.916e5	1.64	NO	5.052e5	2083.6		1.29
5	13C-PCB-111	39.25	39.30	5.694e6	3.508e6	4.761e5	2.930e5	1.63	NO	7.692e5	2209.1		0.897
6	13C-PCB-123	41.50	41.50	5.210e6	3.213e6	4.218e5	2.632e5	1.60	NO	6.850e5	2108.9		0.961
7	13C-PCB-118	41.69	41.69	5.205e6	3.165e6	4.227e5	2.611e5	1.62	NO	6.838e5	1992.7		0.910

4th Function Penta-Isotopes

	Name	Pred.R.	RT	m1 Height	m2 Height	m1 Resp	m2 Resp	RA	n/y	Resp	Conc.	EMPC	DL
1	13C-PCB-114	42.35	42.36	6.528e6	4.232e6	5.427e5	3.518e5	1.54	NO	8.945e5	2024.1		1.51
2	13C-PCB-105	43.24	43.25	6.499e6	4.182e6	5.536e5	3.530e5	1.57	NO	9.067e5	2018.1		1.48
3	13C-PCB-127	43.60	43.59	6.745e6	4.282e6	5.822e5	3.689e5	1.58	NO	9.511e5	2048.6		1.43
4	13C-PCB-126	45.56	45.56	6.044e6	3.818e6	5.207e5	3.293e5	1.58	NO	8.500e5	1897.3		1.49

Vista Analytical Laboratory

Dataset: U:\VG11.PRO\Results\200604K1\200604K1-3.qld

Last Altered: Monday, June 08, 2020 09:46:38 Pacific Daylight Time

Printed: Monday, June 08, 2020 09:49:02 Pacific Daylight Time

ID: B0D0324-DUP1 Duplicate 7.34, Description: Duplicate

4th Function Hexa-Isotopes

	Name	Pred.R.	RT	m1 Height	m2 Height	m1 Resp	m2 Resp	RA	n/y	Resp	Conc.	EMPC	DL
1	13C-PCB-153	43.41	43.42	5.038e6	4.056e6	4.421e5	3.548e5	1.25	NO	7.969e5	2043.6		1.88
2	13C-PCB-141	44.18	44.18	4.240e6	3.359e6	3.596e5	2.833e5	1.27	NO	6.429e5	1994.8		2.28
3	13C-PCB-138	45.05	45.05	4.385e6	3.433e6	3.707e5	2.930e5	1.26	NO	6.637e5	1960.6		2.17
4	13C-PCB-159	46.37	46.38	5.003e6	3.976e6	4.566e5	3.586e5	1.27	NO	8.152e5	1982.1		1.79
5	13C-PCB-128	46.60	46.66	3.943e6	3.106e6	3.534e5	2.778e5	1.27	NO	6.312e5	2209.1		2.57
6	13C-PCB-167	47.08	47.08	5.208e6	4.101e6	4.413e5	3.506e5	1.26	NO	7.919e5	1924.5		1.79
7	13C-PCB-156	48.43	48.40	4.998e6	3.980e6	4.303e5	3.398e5	1.27	NO	7.702e5	1929.5		1.84
8	13C-PCB-157	48.69	48.69	5.094e6	4.019e6	4.401e5	3.452e5	1.27	NO	7.854e5	1967.5		1.84
9	13C-PCB-169	50.97	50.96	4.525e6	3.555e6	3.956e5	3.112e5	1.27	NO	7.068e5	1858.2		1.93

5th Function Octa-Isotopes

	Name	Pred.R.	RT	m1 Height	m2 Height	m1 Resp	m2 Resp	RA	n/y	Resp	Conc.	EMPC	DL
1	13C-PCB-194	54.75	54.73	3.502e6	3.855e6	2.080e5	2.269e5	0.92	NO	4.349e5	2077.2		4.64
2	13C-PCB-205	54.96	55.01	4.821e6	5.273e6	2.869e5	3.154e5	0.91	NO	6.023e5	2209.1		3.57

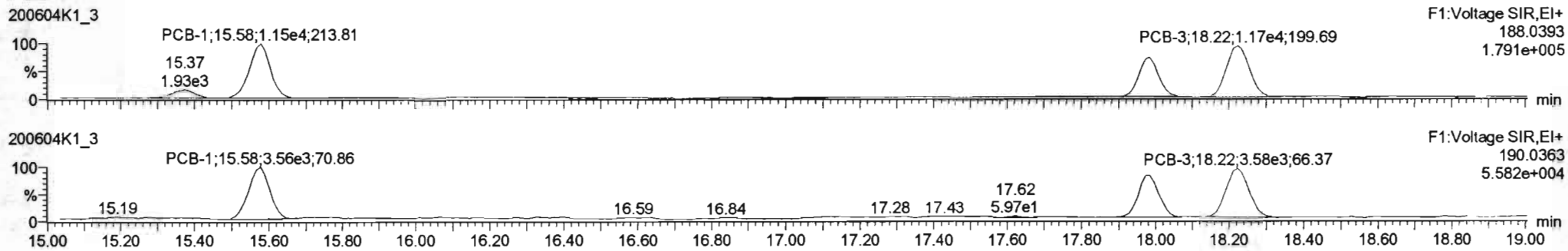
Dataset: Untitled

Last Altered: Saturday, June 06, 2020 09:37:56 Pacific Daylight Time
Printed: Saturday, June 06, 2020 09:42:03 Pacific Daylight Time

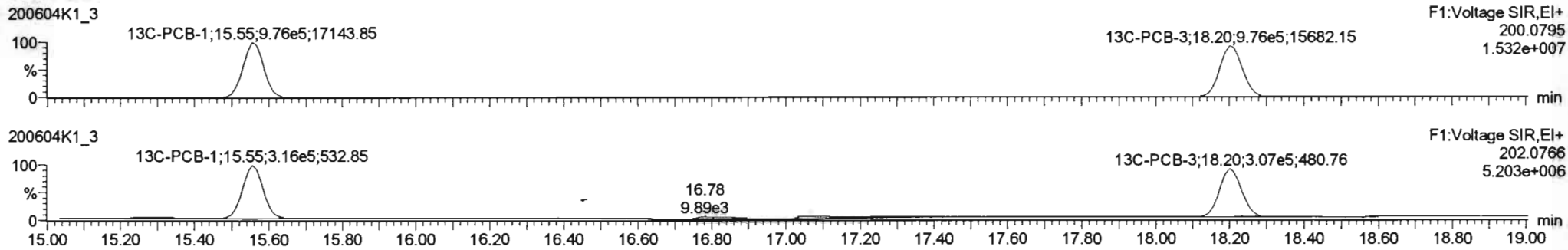
Method: U:\VG11.PRO\MethDB\PCB-209_ZB1_6-1-20.mdb 02 Jun 2020 10:36:07
Calibration: U:\VG11.PRO\CurveDB\db1_PCBvg11-6-1-20.cdb 02 Jun 2020 10:21:16

Name: 200604K1_3, Date: 04-Jun-2020, Time: 10:20:18, ID: B0D0324-DUP1 Duplicate 7.34, Description: Duplicate

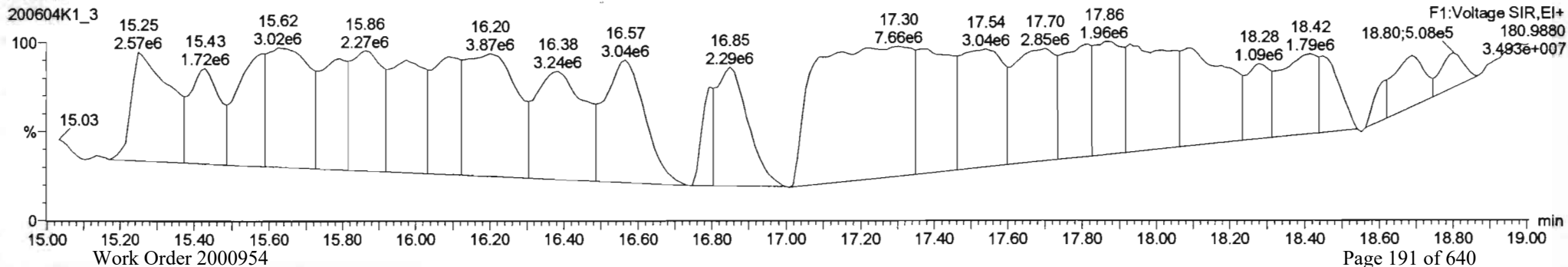
PCB-1



13C-PCB-1



PFK1

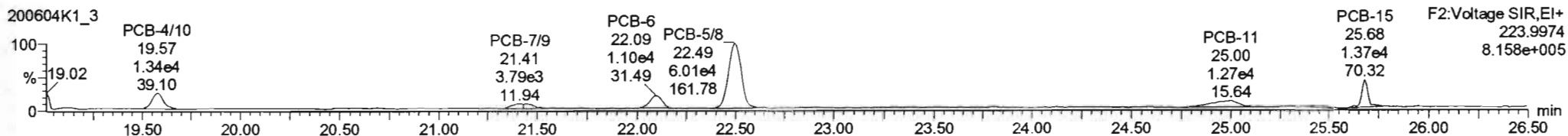
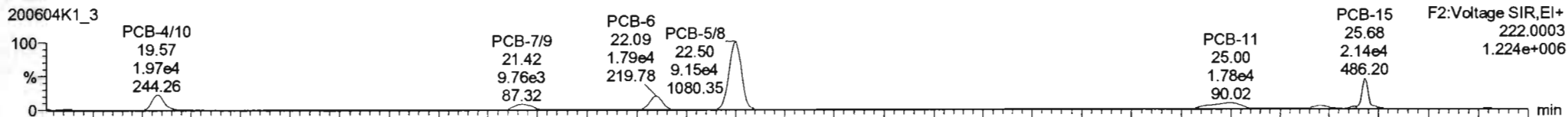


Dataset: Untitled

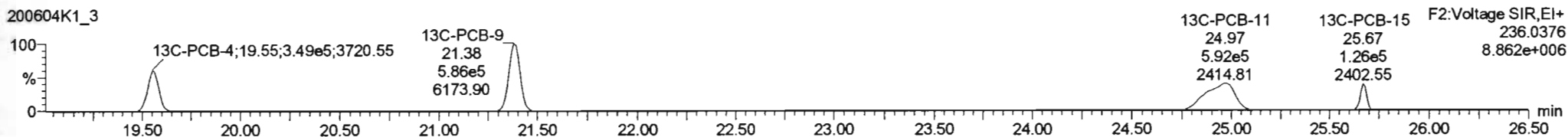

Last Altered: Saturday, June 06, 2020 09:37:56 Pacific Daylight Time
Printed: Saturday, June 06, 2020 09:42:03 Pacific Daylight Time

Name: 200604K1_3, Date: 04-Jun-2020, Time: 10:20:18, ID: B0D0324-DUP1 Duplicate 7.34, Description: Duplicate

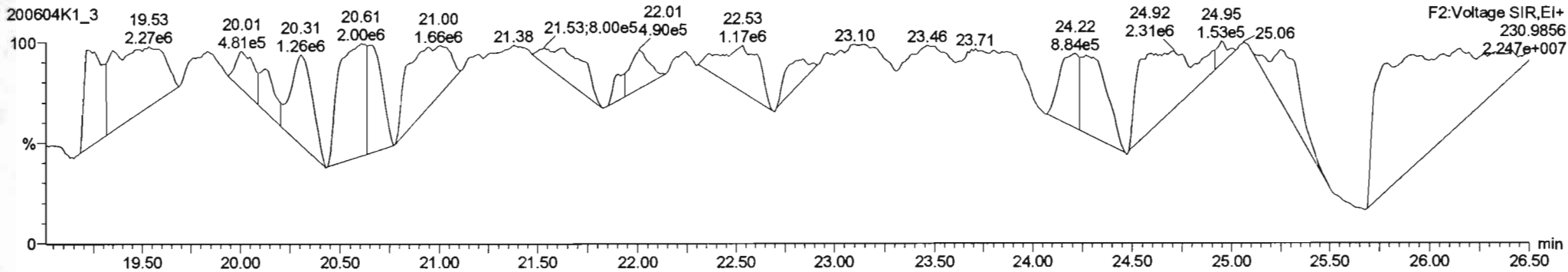
PCB-4/10



13C-PCB-4



PFK2a




Dataset: Untitled

Last Altered: Saturday, June 06, 2020 09:37:56 Pacific Daylight Time
Printed: Saturday, June 06, 2020 09:42:03 Pacific Daylight Time


Name: 200604K1_3, Date: 04-Jun-2020, Time: 10:20:18, ID: B0D0324-DUP1 Duplicate 7.34, Description: Duplicate

PCB-19

200604K1_3




200604K1_3




13C-PCB-19

200604K1_3

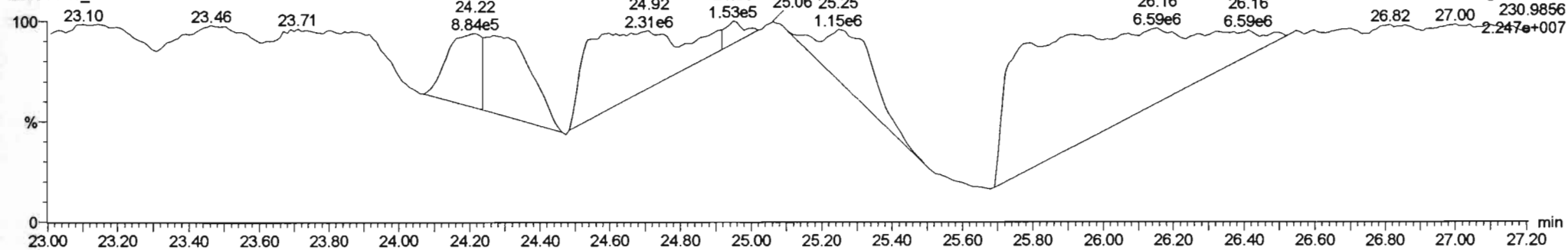


200604K1_3



PFK2b

200604K1_3



Dataset: Untitled


Last Altered: Saturday, June 06, 2020 09:37:56 Pacific Daylight Time

Printed: Saturday, June 06, 2020 09:42:03 Pacific Daylight Time

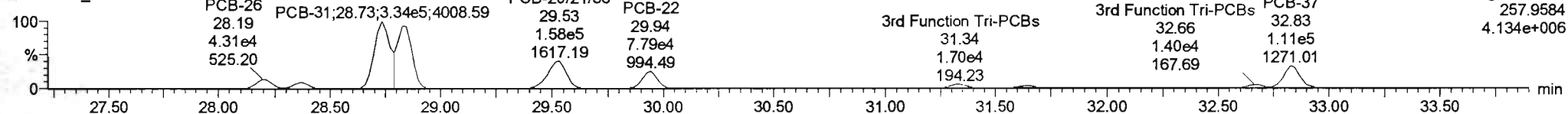
Name: 200604K1_3, Date: 04-Jun-2020, Time: 10:20:18, ID: B0D0324-DUP1 Duplicate 7.34, Description: Duplicate

PCB-34

200604K1_3




200604K1_3

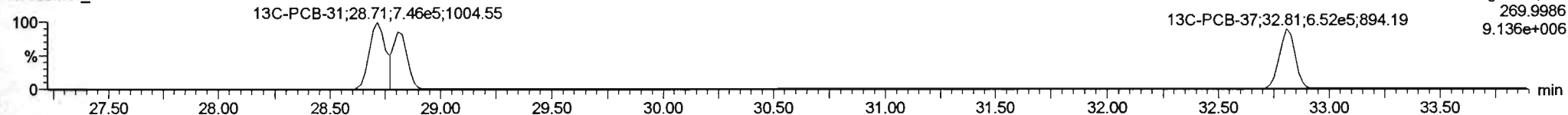


13C-PCB-28

200604K1_3

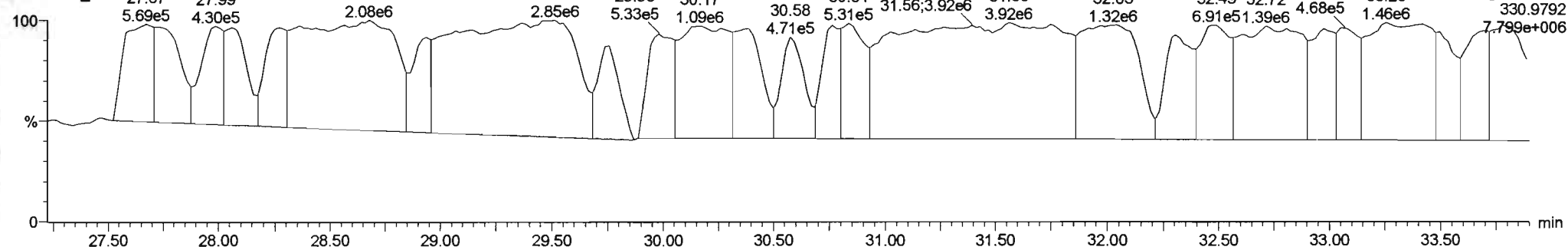


200604K1_3



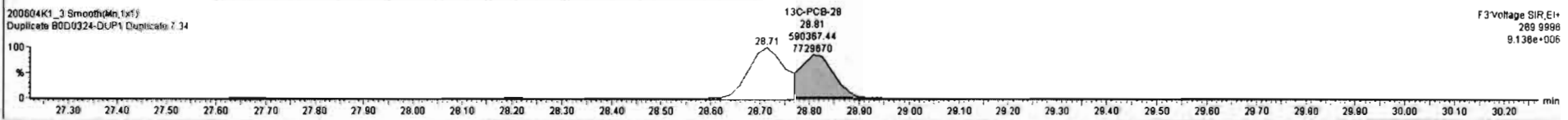
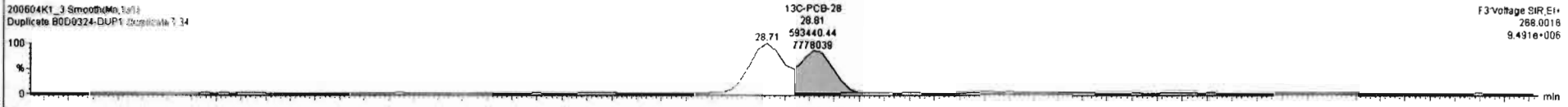

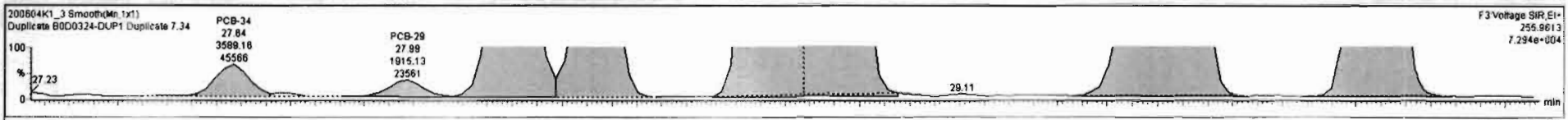
PFK3d

200604K1_3



#	Name	Resp	RA	n/y	RRF	wt/vol	Pred RT	RT	Pred R	RRT	RRT Fail	Conc.	%Rec	DL	EMPC
219	13C-PCB-205	6.02e5	0.91	NO	1.0000	4.527	54.96	55.01	1.000	0.000	NO	2209	100	3.57	
220	13C-PCB-79	1.14e6	0.77	NO	1.0698	4.527	37.84	37.81	1.030	1.029	NO	2071	83.7	1.43	
221	13C-PCB-178	4.38e5	0.45	NO	0.7665	4.527	45.93	45.82	0.988	0.988	NO	2000	90.5	2.17	
222	13C-PCB-79	1.14e6	0.77	NO	1.0621	4.527	37.82	37.81	0.968	0.968	NO	2282	103	1.65	
223	13C-PCB-178	4.38e5	0.45	NO	1.0508	4.527	45.81	45.82	0.923	0.923	NO	2141	96.9	2.21	
224	Total Mono-PCBs				1.1665	4.527	0.00	0.000			NO	60.48		0.938	60.46
225	Total Di-PCBs				1.0537	4.527	0.00	0.000			NO	419.0		18.4	441.2
226	2nd Function Tri-PCBs				1.0607	4.527	0.00	0.000			NO	850.3		3.27	650.3


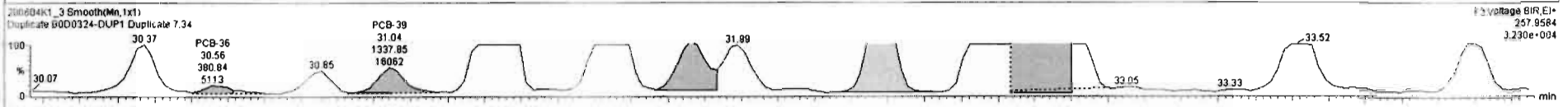

#	Name	Pred RT	RT	m1 Resp	m2 Resp	1 st Ratio (Pred)	RA	n/y	EMPC	Conc.
1	18 PCB-34	27.62	27.64	3.569e3	3.507e3	1.040	1.02	NO	14.006	14.006
2	20 PCB-29	27.97	27.99	1.915e3	1.980e3	1.040	0.97	NO	8.1413	8.1413
3	21 PCB-26	28.20	28.21	4.465e4	4.314e4	1.040	1.04	NO	173.55	173.55
4	22 PCB-25	28.35	28.36	2.786e4	2.763e4	1.040	1.00	NO	108.63	108.63
5	23 PCB-31	28.72	28.73	3.440e5	3.339e5	1.040	1.03	NO	1220.7	1220.7
6	24 PCB-28	28.83	28.84	3.179e5	3.046e5	1.040	1.04	NO	1133.3	1133.3
7	25 PCB-20/21/33	29.47	29.53	1.636e5	1.579e5	1.040	1.04	NO	637.19	637.19
8	26 PCB-22	29.91	29.94	8.031e4	7.826e4	1.040	1.03	NO	304.17	304.17
9	27 PCB-36	30.55	30.56	3.949e2	3.808e2	1.040	1.04	NO	1.2197	1.2197
10	28 PCB-38	31.04	31.04	1.424e3	1.399e3	1.040	1.06	NO	4.7277	4.7277



200604K1_3_E000324-DUP1 Duplicate 7.34 Duplicate

#	Name	Resp	RA	n/y	RRF	wtAvr	Pred RT	RT	Pred R...	RRT	RRT Fail	Conc.	%Rec	DL	EMPC
219	219 13C-PCB-205	6.02e5	0.91	NO	1.0000	4.527	54.96	55.01	1.000	0.000	NO	2208	100	3.57	
220	220 13C-PCB-79	1.14e6	0.77	NO	1.0689	4.527	37.84	37.81	1.030	1.029	NO	2071	93.7	1.43	
221	221 13C-PCB-178	4.38e5	0.45	NO	0.7665	4.527	45.93	45.82	0.988	0.988	NO	2000	90.5	2.17	
222	222 13C-PCB-79	1.14e6	0.77	NO	1.0821	4.527	37.82	37.81	0.988	0.988	NO	2282	103	1.65	
223	223 13C-PCB-178	4.38e5	0.45	NO	1.0508	4.527	45.91	45.82	0.923	0.923	NO	2141	96.9	2.21	
224	224 Total Mono-PCBs				1.1865	4.527	0.00		0.000		NO	80.46		0.938	60.46
225	225 Total Di-PCBs				1.0537	4.527	0.00		0.000		NO	419.0		16.4	441.2
226	226 2nd Function Tri-PCBs				1.0807	4.527	0.00		0.000		NO	650.3		3.27	650.3

#	Name	Pred RT	RT	m1 Resp	m2 Resp	1* Ratio (Pred)	RA	n/y	EMPC	Conc.
1	18 PCB-39	27.62	27.64	3.598e3	3.507e3	1.040	1.02	NO	14.006	14.006
2	20 PCB-29	27.97	27.99	1.915e3	1.980e3	1.040	0.97	NO	8.1413	8.1413
3	21 PCB-26	28.20	28.21	4.465e4	4.314e4	1.040	1.04	NO	173.55	173.55
4	22 PCB-25	28.35	28.36	2.766e4	2.763e4	1.040	1.00	NO	108.63	108.63
5	23 PCB-31	28.72	28.73	3.440e5	3.339e5	1.040	1.03	NO	1220.7	1220.7
6	24 PCB-28	28.83	28.84	3.179e5	3.048e5	1.040	1.04	NO	1133.3	1133.3
7	25 PCB-20/21/33	29.47	29.53	1.638e5	1.579e5	1.040	1.04	NO	637.19	637.19
8	26 PCB-22	29.91	29.94	8.091e4	7.826e4	1.040	1.03	NO	304.17	304.17
9	27 PCB-36	30.55	30.56	3.949e2	3.809e2	1.040	1.04	NO	1.2197	1.2197
10	28 PCB-38	31.04	31.04	1.424e3	1.399e3	1.040	1.06	NO	4.7277	4.7277



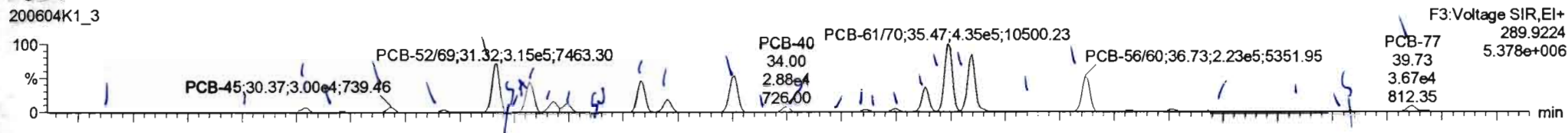
Dataset: Untitled

Last Altered: Saturday, June 06, 2020 09:37:56 Pacific Daylight Time
Printed: Saturday, June 06, 2020 09:42:03 Pacific Daylight Time

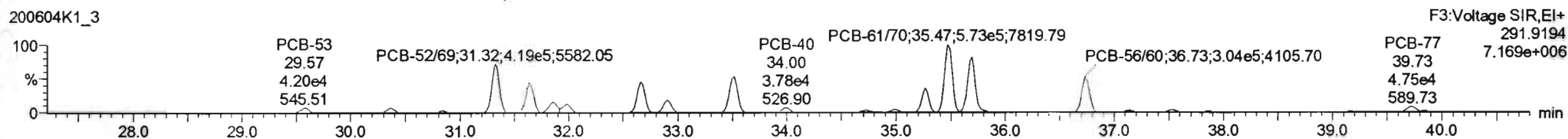
Name: 200604K1_3, Date: 04-Jun-2020, Time: 10:20:18, ID: B0D0324-DUP1 Duplicate 7.34, Description: Duplicate

PCB-54

200604K1_3




200604K1_3

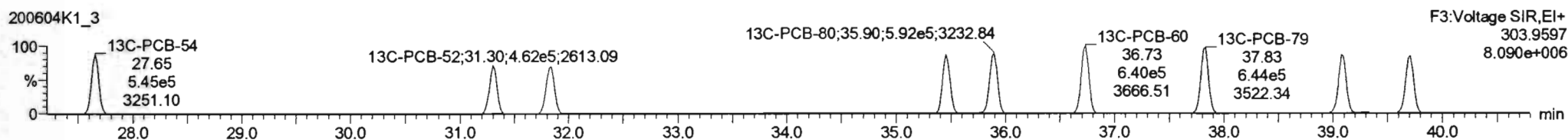


13C-PCB-54

200604K1_3

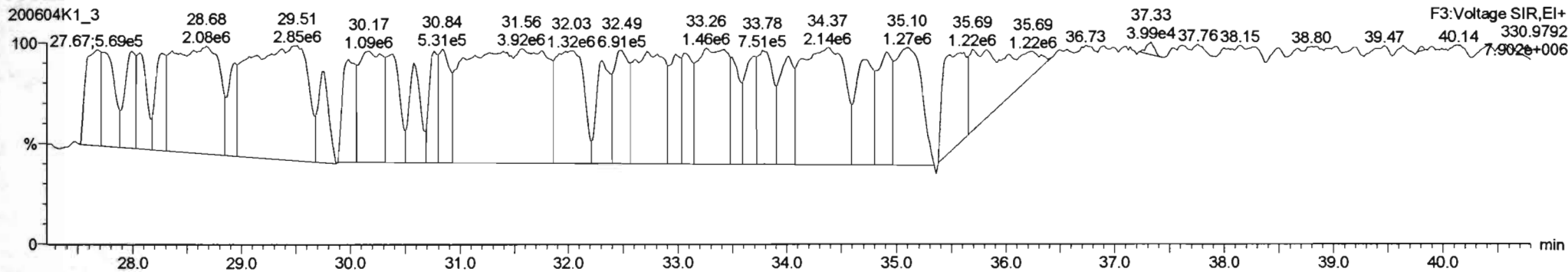


200604K1_3



PFK3a

200604K1_3



Dataset: Untitled


Last Altered: Saturday, June 06, 2020 09:37:56 Pacific Daylight Time

Printed: Saturday, June 06, 2020 09:42:03 Pacific Daylight Time

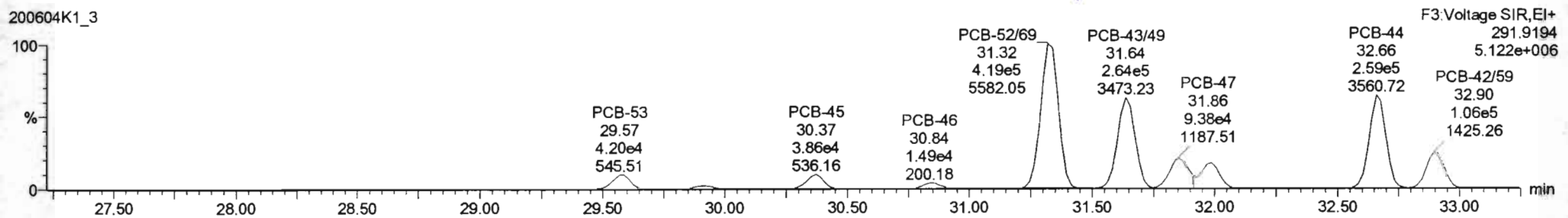
Name: 200604K1_3, Date: 04-Jun-2020, Time: 10:20:18, ID: B0D0324-DUP1 Duplicate 7.34, Description: Duplicate

PCB-50

200604K1_3

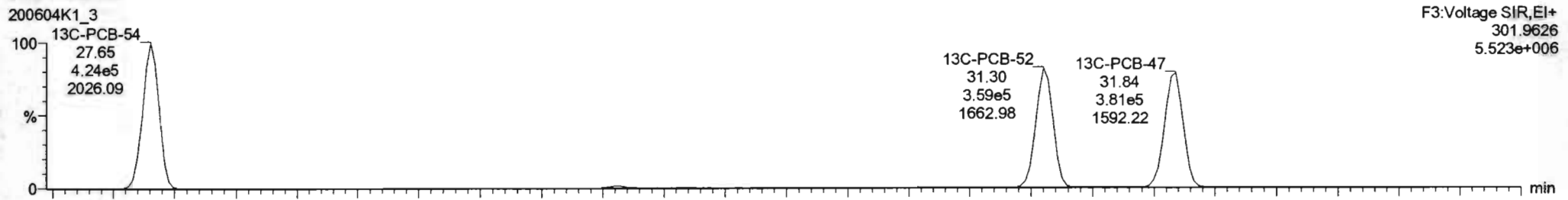


200604K1_3

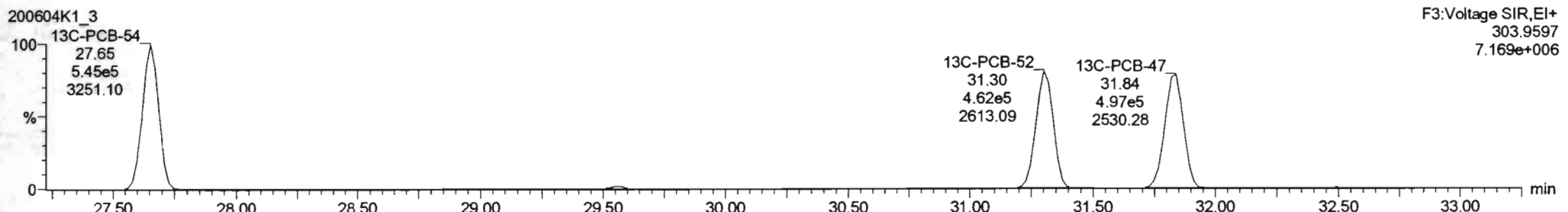


13C-PCB-52

200604K1_3





200604K1_3



#	Name	Resp	RA	n/y	RRF	wtAve	Pred RT	RT	Pred R	RRT	RRT Fail	Conc.	%Rec	DL	EMPC
228	Total Tetra-PCBs				1.0778	4.527	0.00		0.000		NO	12650		17.3	13592
229	3rd Function Penta-PCBs				1.3157	4.527	0.00		0.000		NO	14080		18.1	14120
230	4th Function Penta-PCBs				1.0735	4.527	0.00		0.000		NO	838.0		4.87	848.8
231	3rd Function Hexa-PCBs				0.9505	4.527	0.00		0.000		NO	4773		9.29	4792
232	4th Function Hexa-PCBs				1.0316	4.527	0.00		0.000		NO	10190		24.9	10200
233	Total Hepta-PCBs				1.3551	4.527	0.00		0.000		NO	10040		17.5	10040
234	4th Function Octa-PCBs				1.0008	4.527	0.00		0.000		NO	1613		4.10	1613
235	5th Function Octa-PCBs				1.1499	4.527	0.00		0.000		NO	933.6		3.85	933.6

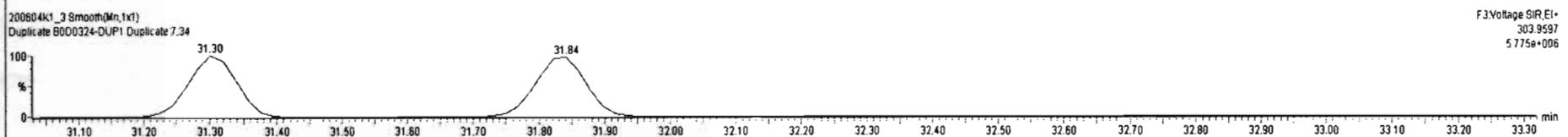

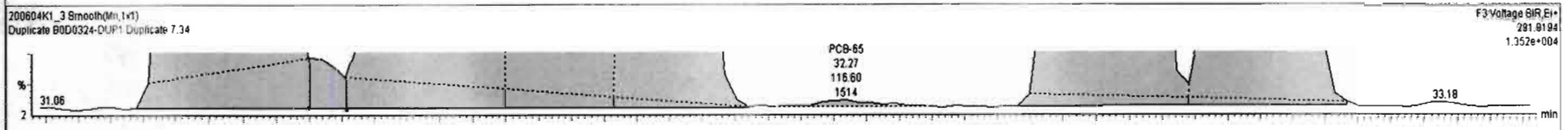
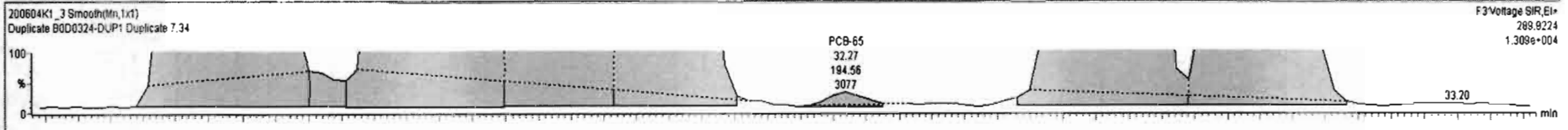
#	Name	Pred RT	RT	m1 Resp	m2 Resp	1* Ratio (Pred)	RA	n/y	EMPC	Conc.
32	PCB-54	27.87	27.87	9.979e2	1.050e3	0.770	0.85	NO	4.1262	4.1262
33	PCB-50	28.87	28.88	5.149e2	8.134e2	0.770	0.76	NO	3.6984	3.6984
34	PCB-53	29.54	29.57	3.090e4	4.202e4	0.770	0.74	NO	196.69	196.69
35	PCB-51	29.89	29.82	8.836e3	9.403e3	0.770	0.73	NO	40.987	40.987
36	PCB-45	30.34	30.37	3.007e4	3.864e4	0.770	0.78	NO	215.20	215.20
37	PCB-46	30.63	30.85	1.178e4	1.493e4	0.770	0.79	NO	86.376	86.376
38	PCB-52/69	31.34	31.32	3.162e5	4.207e5	0.770	0.75	NO	1698.3	1698.3
39	PCB-73	31.45	31.45	2.893e2	5.254e2	0.770	0.70	NO	1.6668	1.6668
40	PCB-43/49	31.83	31.84	2.002e5	2.649e5	0.770	0.76	NO	1230.6	1230.6
41	PCB-47	31.88	31.86	7.146e4	8.438e4	0.770	0.78	NO	457.47	457.47



200604K1_3_EJ00324-DUP1 Duplicate 7.34





#	Name	Resp	RA	n/y	R/R	wt/pt	Pred RT	RT	Pred R	RRT	RRT Fail	Conc.	%Rec	DL	EMPC
228	Total Tetra-PCBs				1.0778	4.527	0.00		0.000			1.3550		17.3	13550
229	3rd Function Penta-PCBs				1.3157	4.527	0.00		0.000		NO	14080		18.1	14120
230	4th Function Penta-PCBs				1.0735	4.527	0.00		0.000		NO	838.0		4.67	848.8
231	3rd Function Hexa-PCBs				0.9506	4.527	0.00		0.000		NO	4773		9.29	4792
232	4th Function Hexa-PCBs				1.0316	4.527	0.00		0.000		NO	10190		24.9	10200
233	Total Hepta-PCBs				1.3551	4.527	0.00		0.000		NO	10040		17.5	10040
234	4th Function Octa-PCBs				1.0008	4.527	0.00		0.000		NO	1613		4.10	1613
235	5th Function Octa-PCBs				1.1499	4.527	0.00		0.000		NO	833.6		3.85	833.6

#	Name	Pred RT	RT	m1 Resp	m2 Resp	1* Ratio (Pred)	RA	n/y	EMPC	Conc.
32	PCB-54	27.67	27.67	8.979e2	1.059e3	0.770	0.85	NO	4.1262	4.1262
33	PCB-50	28.87	28.88	6.149e2	8.134e2	0.770	0.76	NO	3.6984	3.6984
34	PCB-53	29.54	29.57	3.090e4	4.202e4	0.770	0.74	NO	196.69	196.69
35	PCB-51	29.88	29.92	6.836e3	9.400e3	0.770	0.73	NO	40.987	40.987
36	PCB-45	30.34	30.37	3.007e4	3.864e4	0.770	0.78	NO	215.20	215.20
37	PCB-46	30.83	30.85	1.176e4	1.493e4	0.770	0.79	NO	86.376	86.376
38	PCB-52/69	31.34	31.32	3.162e5	4.207e5	0.770	0.75	NO	1698.3	1698.3
39	PCB-73	31.45	31.45	3.893e2	5.254e2	0.770	0.70	NO	1.8668	1.8668
40	PCB-43/49	31.63	31.64	2.002e5	2.649e5	0.770	0.76	NO	1230.5	1230.5
41	PCB-47	31.86	31.86	7.145e4	9.479e4	0.770	0.76	NO	452.47	452.47



#	Name	Resp	RA	nV	RRF	wtAof	Pred RT	RT	Pred P	RRT	RRF Fail	Conc	%Rec	DL	EMPC
228	228 Total Tetra-PCBs				1.0778	4.527	0.00		0.000		NO	13550		17.3	13550
229	229 3rd Function Penta-PCBs				1.3157	4.527	0.00		0.000		NO	14080		18.1	14120
230	230 4th Function Penta-PCBs				1.0735	4.527	0.00		0.000		NO	838.0		4.87	848.8
231	231 3rd Function Hexa-PCBs				0.9505	4.527	0.00		0.000		NO	4773		9.29	4792
232	232 4th Function Hexa-PCBs				1.0316	4.527	0.00		0.000		NO	10190		24.9	10200
233	233 Total Hepta-PCBs				1.3551	4.527	0.00		0.000		NO	10040		17.5	10040
234	234 4th Function Octa-PCBs				1.0008	4.527	0.00		0.000		NO	1613		4.10	1613
235	235 5th Function Octa-PCBs				1.1499	4.527	0.00		0.000		NO	933.8		3.85	933.8

#	Name	Pred RT	RT	m1 Resp	m2 Resp	1* Ratio (Pred)	RA	nV	EMPC	Conc
1	32 PCB-54	27.87	27.87	8.979e2	1.058e3	0.770	0.85	NO	4.1262	4.1262
2	33 PCB-50	28.87	28.88	6.149e2	8.134e2	0.770	0.76	NO	3.6984	3.6984
3	34 PCB-53	29.54	29.57	3.090e4	4.202e4	0.770	0.74	NO	196.69	196.69
4	35 PCB-51	29.89	29.92	6.836e3	9.403e3	0.770	0.73	NO	40.987	40.987
5	36 PCB-45	30.34	30.37	3.007e4	3.864e4	0.770	0.78	NO	215.20	215.20
6	37 PCB-46	30.83	30.85	1.176e4	1.493e4	0.770	0.79	NO	86.376	86.376
7	38 PCB-52/68	31.34	31.32	3.162e5	4.207e5	0.770	0.75	NO	1688.3	1688.3
8	39 PCB-73	31.45	31.45	3.893e2	5.254e2	0.770	0.70	NO	1.6688	1.6688
9	40 PCB-43/49	31.83	31.84	2.002e5	2.649e5	0.770	0.76	NO	1230.5	1230.5
10	41 PCB-47	31.88	31.88	7.145e4	9.438e4	0.770	0.78	NO	457.47	457.47



Dataset: Untitled

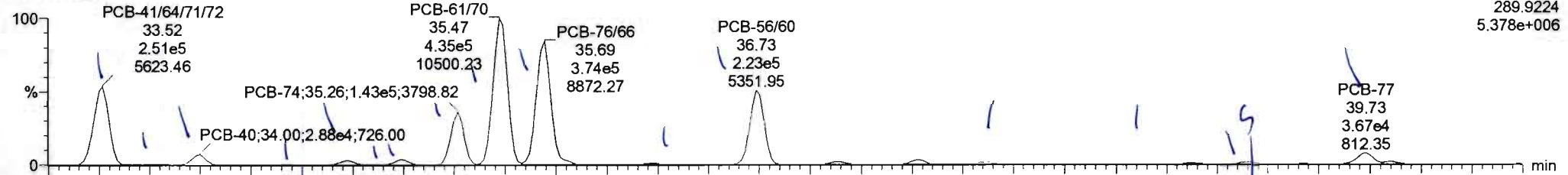
Last Altered: Saturday, June 06, 2020 09:37:56 Pacific Daylight Time

Printed: Saturday, June 06, 2020 09:42:03 Pacific Daylight Time

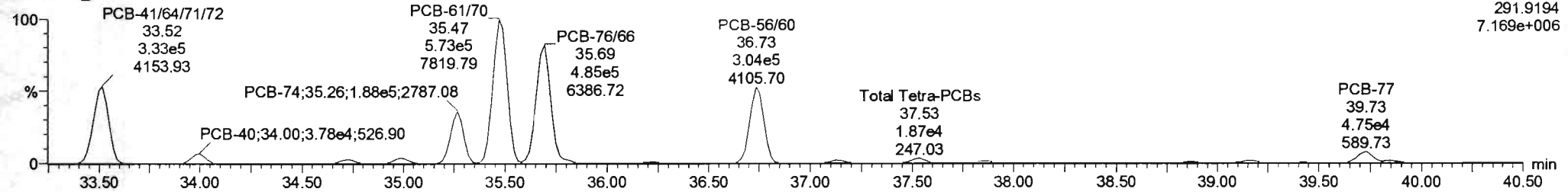
Name: 200604K1_3, Date: 04-Jun-2020, Time: 10:20:18, ID: B0D0324-DUP1 Duplicate 7.34, Description: Duplicate

PCB-68

200604K1_3

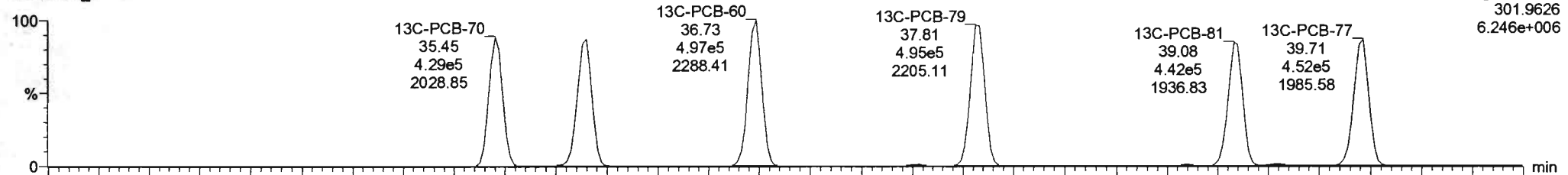


200604K1_3

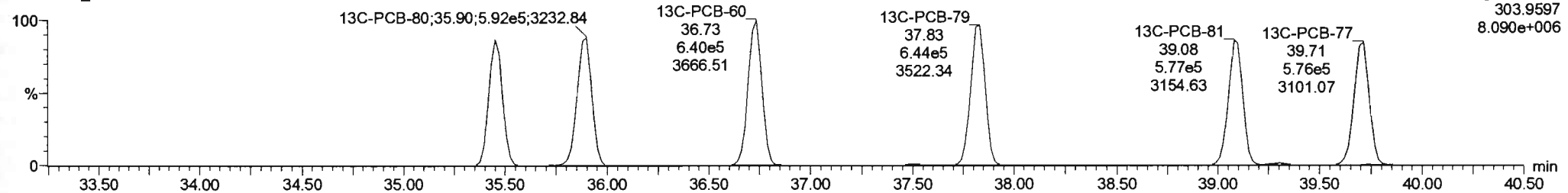


13C-PCB-60

200604K1_3






200604K1_3



200604K1_3_Smooth(Mn,1x1) Duplicate 7.34 Duplicate

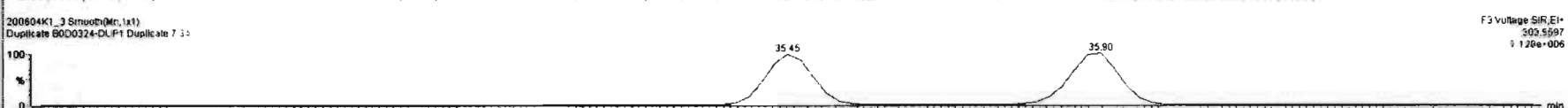
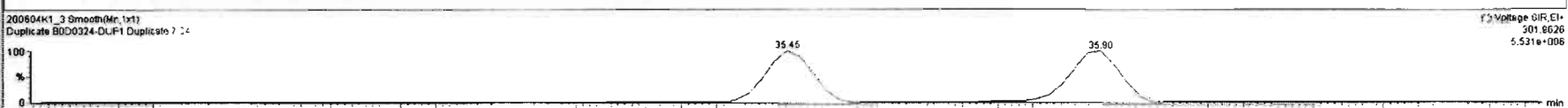


#	Name	Resp	RA	nVY	RRF	wtVol	Pred.RT	RT	Pred.R.	RRT	RRT Fail	Conc.	%Rec	DL	EMPC
228	228 Total Tetra-PCBs				1.0278	4.527	0.00	4.527	0.000		NO	13550		17.3	13550
229	229 3rd Function Penta-PCBs				1.3157	4.527	0.00	4.527	0.000		NO	14080		18.1	14120
230	230 4th Function Penta-PCBs				1.0735	4.527	0.00	4.527	0.000		NO	838.0		4.67	848.8
231	231 3rd Function Hexa-PCBs				0.9505	4.527	0.00	4.527	0.000		NO	4773		9.29	4782
232	232 4th Function Hexa-PCBs				1.0316	4.527	0.00	4.527	0.000		NO	10190		24.8	10200
233	233 Total Hepta-PCBs				1.3551	4.527	0.00	4.527	0.000		NO	10040		17.5	10040
234	234 4th Function Octa-PCBs				1.0008	4.527	0.00	4.527	0.000		NO	1613		4.10	1613
235	235 5th Function Octa-PCBs				1.1499	4.527	0.00	4.527	0.000		NO	833.6		3.85	833.6

#	Name	Pred.RT	RT	m1 Resp	m2 Resp	1* Ratio (Pred)	RA	nVY	EMPC	Conc
9	40 PCB-4340	31.63	31.64	2.002e5	2.649e5	0.770	0.76	NO	1230.5	1230.5
10	41 PCB-47	31.86	31.86	7.145e4	9.439e4	0.770	0.76	NO	452.47	452.47
11	42 PCB-48/75	31.97	31.99	6.115e4	7.945e4	0.770	0.77	NO	315.72	315.72
12	45 PCB-44	32.68	32.68	1.945e5	2.591e5	0.770	0.75	NO	1384.5	1384.5
13	46 PCB-42/59	32.90	32.90	7.900e4	1.084e5	0.770	0.74	NO	444.32	444.32
14	47 PCB-41/64/172	33.53	33.52	2.516e5	3.340e5	0.770	0.75	NO	1240.3	1240.3
15	48 PCB-68	33.78	33.78	2.833e3	4.219e3	0.770	0.70	NO	14.076	14.076
16	49 PCB-40	34.01	34.00	2.900e4	3.626e4	0.770	0.76	NO	280.99	280.99
17	50 PCB-57	34.36	34.41	2.094e3	2.372e3	0.770	0.88	NO	8.7469	8.7469
18	51 PCB-57	34.37	34.77	1.915e4	1.667e4	0.770	0.78	NO	87.498	87.498





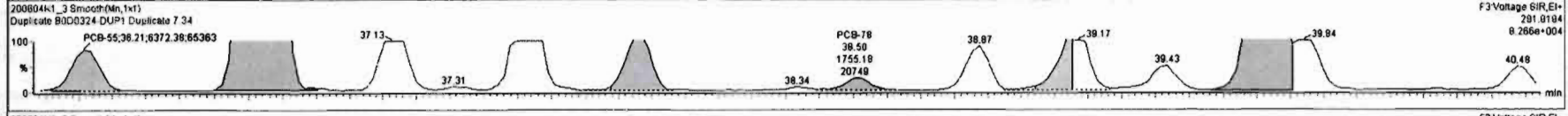
#	Name	Resp	RA	nly	RRF	wt/Vol	Pred.RT	RT	Pred.R	RRT	RRT Fail	Conc.	%Rec	DL	EMPC
228	228 Total Tetra-PCBs				1.0775	4.527	0.00		0.000		NO	13550		17.3	13550
229	229 3rd Function Penta-PCBs				1.3157	4.527	0.00		0.000		NO	14080		18.1	14120
230	230 4th Function Penta-PCBs				1.0735	4.527	0.00		0.000		NO	838.0		4.87	848.8
231	231 3rd Function Hexa-PCBs				0.9505	4.527	0.00		0.000		NO	4773		9.29	4792
232	232 4th Function Hexa-PCBs				1.0316	4.527	0.00		0.000		NO	10190		24.9	10200
233	233 Total Hepta-PCBs				1.3551	4.527	0.00		0.000		NO	10040		17.5	10040
234	234 4th Function Octa-PCBs				1.0008	4.527	0.00		0.000		NO	1613		4.10	1613
235	235 5th Function Octa-PCBs				1.1499	4.527	0.00		0.000		NO	933.6		3.85	933.6

#	Name	Pred.RT	RT	m1 Resp	m2 Resp	1st Ratio (Pred)	RA	nly	EMPC	Conc.
9	40 PCB-4349	31.83	31.84	2.002e5	2.849e5	0.770	0.78	NO	1230.5	1230.5
10	41 PCB-47	31.86	31.86	7.145e4	9.438e4	0.770	0.76	NO	452.47	452.47
11	42 PCB-48/75	31.97	31.99	6.115e4	7.945e4	0.770	0.77	NO	315.72	315.72
12	45 PCB-44	32.88	32.88	1.945e5	2.591e5	0.770	0.75	NO	1384.5	1384.5
13	46 PCB-42/59	32.90	32.90	7.909e4	1.064e5	0.770	0.74	NO	444.32	444.32
14	47 PCB-41/64/71/72	33.53	33.52	2.518e5	3.340e5	0.770	0.75	NO	1240.3	1240.3
15	48 PCB-60	33.78	33.78	2.933e3	4.218e3	0.770	0.70	NO	14.076	14.076
16	49 PCB-40	34.01	34.00	2.909e4	3.826e4	0.770	0.78	NO	260.98	260.98
17	50 PCB-57	34.36	34.41	2.094e3	2.372e3	0.770	0.86	NO	8.7488	8.7488
18	51 PCB-67	34.67	34.77	1.113e4	1.682e4	0.770	0.78	NO	67.578	67.578



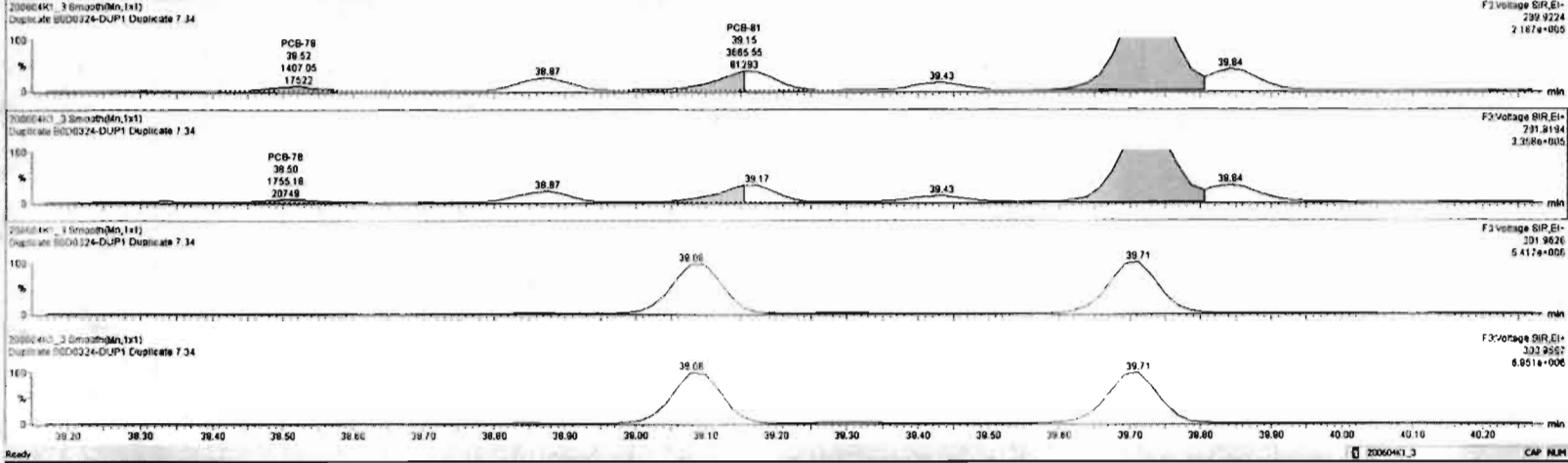
#	Name	Resp	RA	n/y	RRF	wtAve	Pred RT	RT	Pred P.	RT1	RT1 Fail	Conc	%Rec	DL	EMPC
228	Total Tetra-PCBs				1.0778	4.527	0.00	0.000	0.000	NO	13550	17.3	13550		
229	3rd Function Penta-PCBs				1.3157	4.527	0.00	0.000	0.000	NO	14000	10.1	14120		
230	4th Function Penta-PCBs				1.0735	4.527	0.00	0.000	0.000	NO	836.0	4.87	848.8		
231	3rd Function Hexa-PCBs				0.8505	4.527	0.00	0.000	0.000	NO	4773	9.29	4782		
232	4th Function Hexa-PCBs				1.0316	4.527	0.00	0.000	0.000	NO	10190	24.9	10200		
233	Total Hepta-PCBs				1.3551	4.527	0.00	0.000	0.000	NO	10040	17.5	10040		
234	4th Function Octa-PCBs				1.0008	4.527	0.00	0.000	0.000	NO	1613	4.10	1613		
235	5th Function Octa-PCBs				1.1498	4.527	0.00	0.000	0.000	NO	833.8	3.85	833.8		

#	Name	Pred RT	RT	m1 Resp	m2 Resp	1* Ratio (Pred)	RA	n/y	EMPC	Conc
8	PCB-4348	31.63	31.64	2.002e5	2.649e5	0.770	0.76	NO	1230.5	1230.5
10	PCB-47	31.86	31.86	7.145e4	9.439e4	0.770	0.76	NO	452.47	452.47
11	PCB-48/75	31.97	31.99	6.115e4	7.945e4	0.770	0.77	NO	315.72	315.72
12	PCB-44	32.68	32.68	1.945e5	2.591e5	0.770	0.75	NO	1394.5	1394.5
13	PCB-42/59	32.80	32.80	7.900e4	1.064e5	0.770	0.74	NO	444.32	444.32
14	PCB-41/64/71/72	33.53	33.52	2.516e5	3.340e5	0.770	0.75	NO	1240.3	1240.3
15	PCB-68	33.78	33.78	2.933e3	4.218e3	0.770	0.70	NO	14.076	14.076
16	PCB-40	34.01	34.00	2.900e4	3.826e4	0.770	0.76	NO	200.98	200.98
17	PCB-57	34.36	34.41	2.094e3	2.372e3	0.770	0.88	NO	8.7489	8.7488
18	PCB-67	34.67	34.77	1.313e4	1.672e4	0.770	0.78	NO	87.478	87.478



#	Name	Resp	RA	nV	RRF	nCond	Pred RT	RT	Pred R	RRT	RRT Fal	Conc.	%Rec	DL	BMP
228	228 Total Tetra-PCBs				1.8778	4.527	0.00		0.000		NO	13000		17.3	12000
229	229 2nd Function Penta-PCBs				1.2157	4.527	0.00		0.000		NO	14000		18.1	14120
230	230 4th Function Penta-PCBs				1.0735	4.527	0.00		0.000		NO	830.0		4.87	848.8
231	231 3rd Function Hexa-PCBs				0.9505	4.527	0.00		0.000		NO	4773		9.29	4792
232	232 4th Function Hexa-PCBs				1.0318	4.527	0.00		0.000		NO	10190		24.9	10200
233	233 Total Hepta-PCBs				1.3551	4.527	0.00		0.000		NO	10040		17.5	10040
234	234 4th Function Octa-PCBs				1.0009	4.527	0.00		0.000		NO	1813		4.10	1813
235	235 5th Function Octa-PCBs				1.1499	4.527	0.00		0.000		NO	933.6		3.85	933.6

#	Name	Pred RT	RT	m1 Resp	m2 Resp	1st Ratio (Pred)	RA	nV	BMP	Conc.
40	PCB-4388	31.83	31.84	2.002e5	2.849e5	0.770	0.78	NO	1230.5	1230.5
41	PCB-47	31.88	31.88	7.145e4	9.429e4	0.770	0.78	NO	452.47	452.47
42	PCB-48/75	31.92	31.98	8.115e4	7.945e4	0.770	0.77	NO	315.72	315.72
43	PCB-44	32.88	32.88	1.945e5	2.591e5	0.770	0.75	NO	1384.5	1384.5
46	PCB-43/59	32.90	32.90	7.900e4	1.054e5	0.770	0.74	NO	444.32	444.32
47	PCB-41/64/71/72	33.53	33.52	2.516e5	3.340e5	0.770	0.75	NO	1240.3	1240.3
48	PCB-88	33.78	33.78	2.933e3	4.218e3	0.770	0.70	NO	14.076	14.076
49	PCB-40	34.01	34.00	2.900e4	3.826e4	0.770	0.76	NO	280.88	280.88
50	PCB-57	34.36	34.41	2.094e3	2.372e3	0.770	0.88	NO	8.7488	8.7488
51	PCB-27	34.87	34.77	1.411e4	1.862e4	0.770	0.78	NO	87.408	87.408

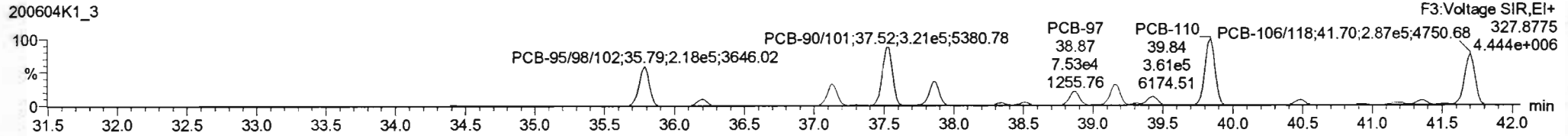
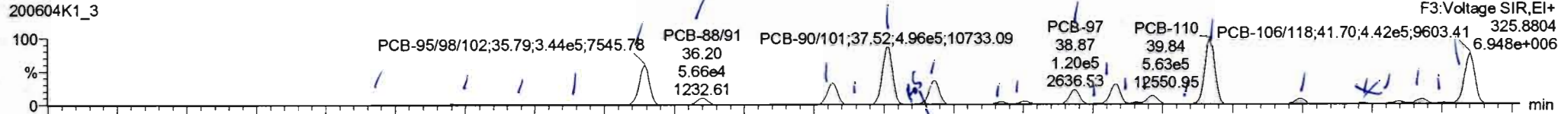


Dataset: Untitled

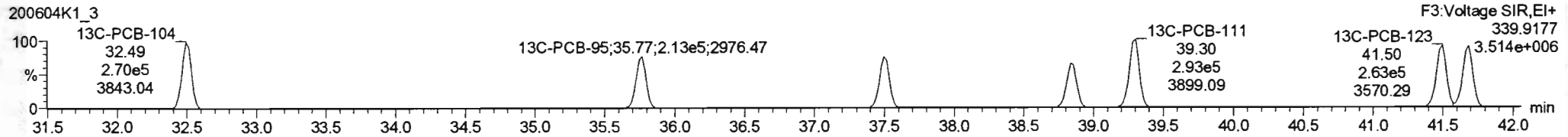
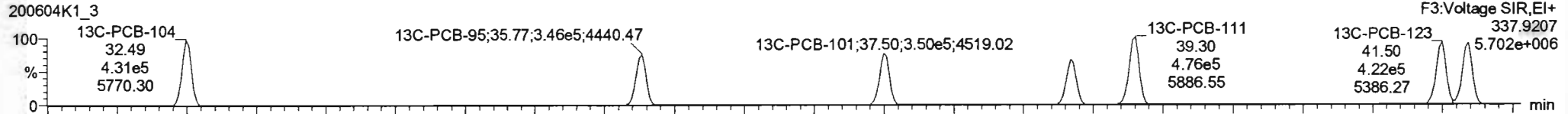
Last Altered: Saturday, June 06, 2020 09:37:56 Pacific Daylight Time
Printed: Saturday, June 06, 2020 09:42:03 Pacific Daylight Time

Name: 200604K1_3, Date: 04-Jun-2020, Time: 10:20:18, ID: B0D0324-DUP1 Duplicate 7.34, Description: Duplicate

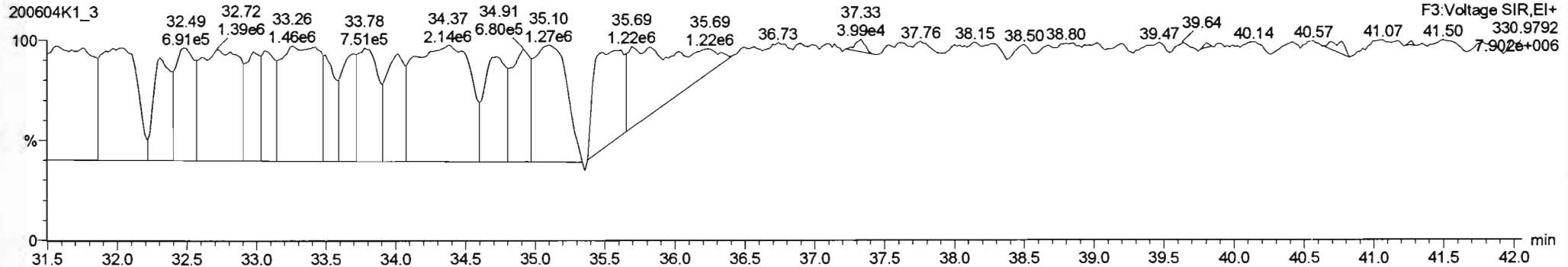
PCB-104



13C-PCB-104



PFK3b



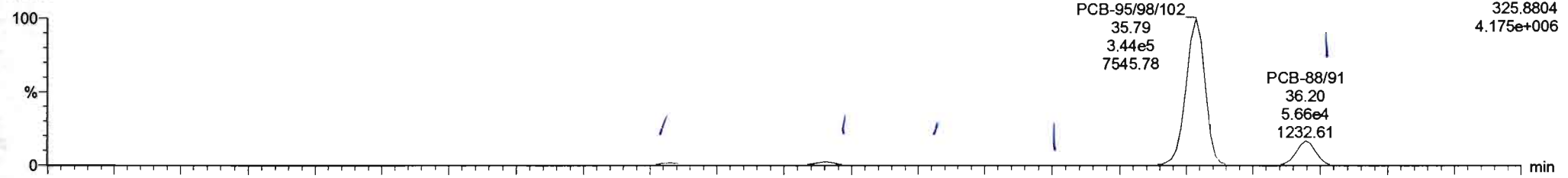
Dataset: Untitled

Last Altered: Saturday, June 06, 2020 09:37:56 Pacific Daylight Time
Printed: Saturday, June 06, 2020 09:42:03 Pacific Daylight Time

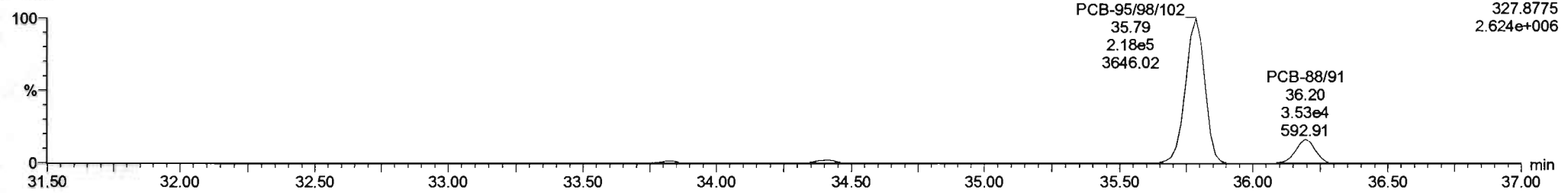
Name: 200604K1_3, Date: 04-Jun-2020, Time: 10:20:18, ID: B0D0324-DUP1 Duplicate 7.34, Description: Duplicate

PCB-96

200604K1_3

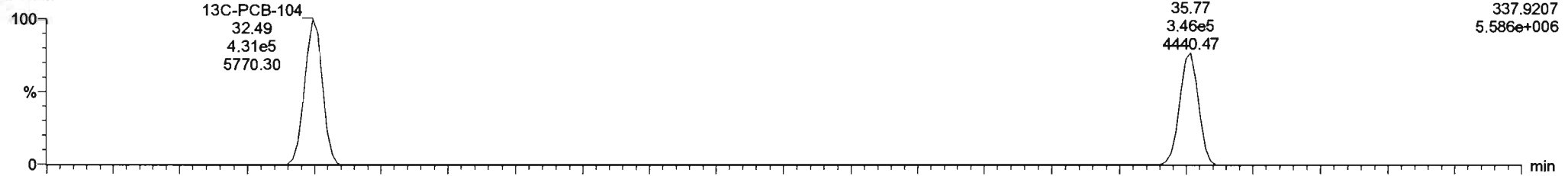


200604K1_3

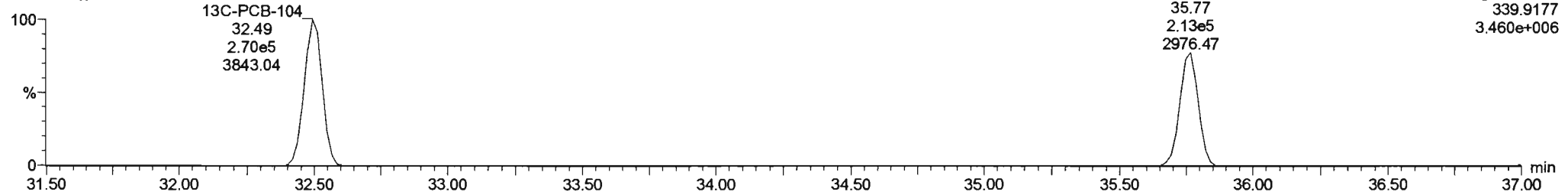


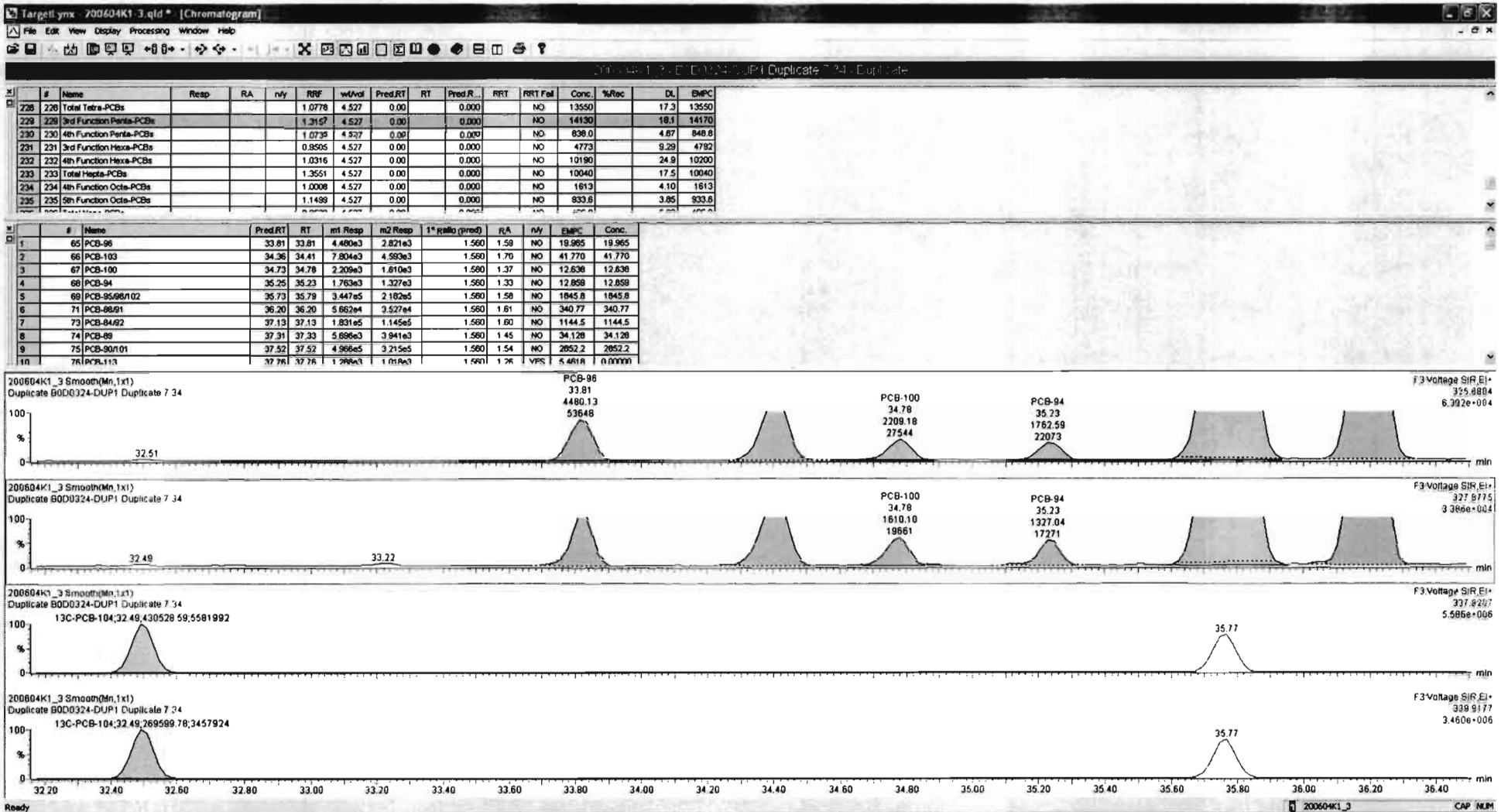
13C-PCB-95

200604K1_3



200604K1_3





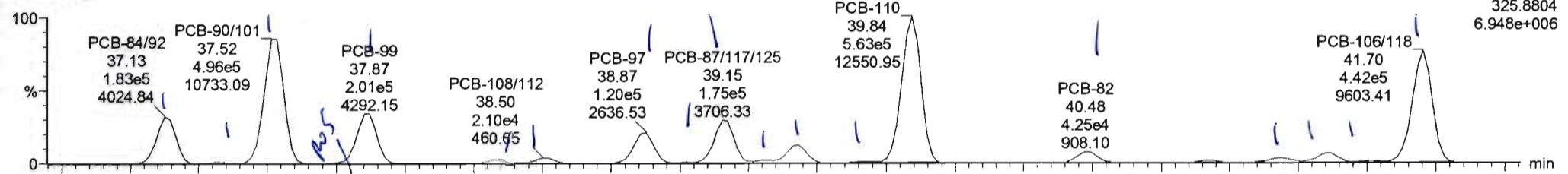
Dataset: Untitled

Last Altered: Saturday, June 06, 2020 09:37:56 Pacific Daylight Time
Printed: Saturday, June 06, 2020 09:42:03 Pacific Daylight Time

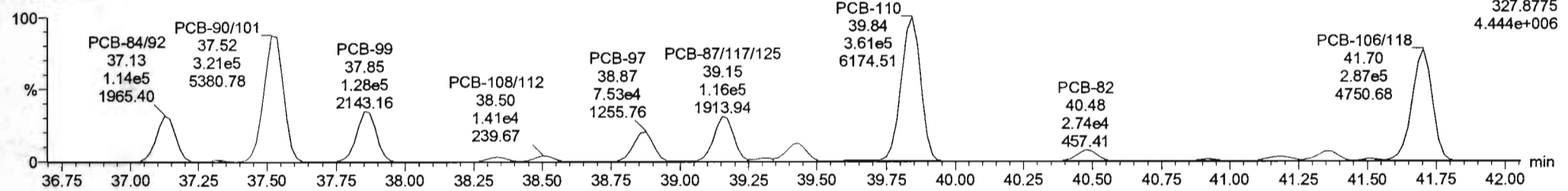
Name: 200604K1_3, Date: 04-Jun-2020, Time: 10:20:18, ID: B0D0324-DUP1 Duplicate 7.34, Description: Duplicate

PCB-119

200604K1_3

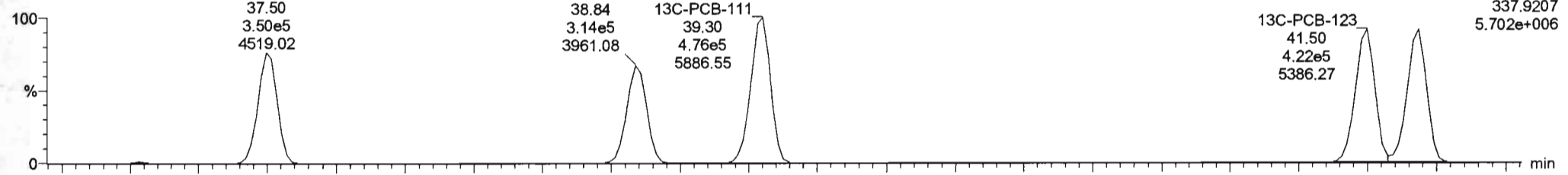


200604K1_3

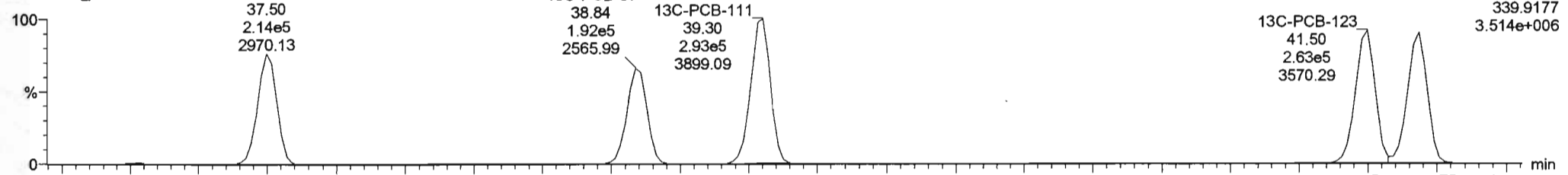


13C-PCB-111

200604K1_3

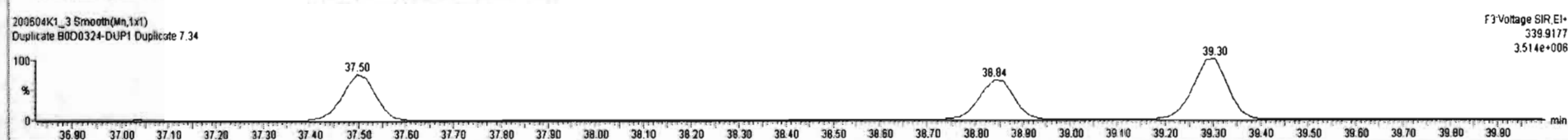

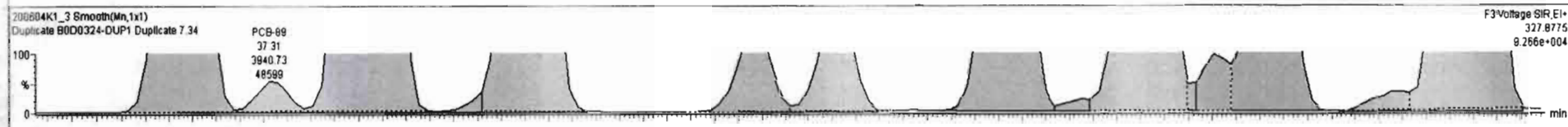
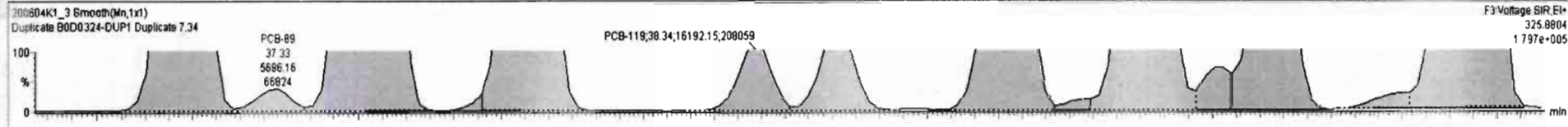


200604K1_3



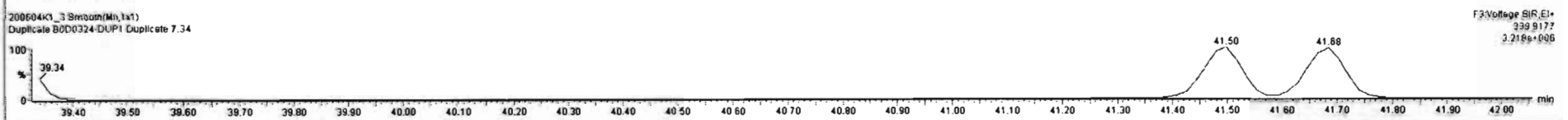

#	Name	Resp	RA	nly	RRF	wt/vol	Pred.RT	RT	Pred.R...	RRT	RRT Fail	Conc.	%Rec	DL	EMPC
228	Total Tetra-PCBs				1.0778	4.527	0.00		0.000		NO	13550		17.3	13550
229	3rd Function Penta-PCBs				1.3157	4.527	0.00		0.000		NO	14170		18.1	14170
230	4th Function Penta-PCBs				1.0735	4.527	0.00		0.000		NO	830.0		4.67	848.8
231	3rd Function Hexa-PCBs				0.9505	4.527	0.00		0.000		NO	4773		9.29	4782
232	4th Function Hexa-PCBs				1.0316	4.527	0.00		0.000		NO	10190		24.9	10200
233	Total Hepta-PCBs				1.3551	4.527	0.00		0.000		NO	10040		17.5	10040
234	4th Function Octa-PCBs				1.0008	4.527	0.00		0.000		NO	1613		4.10	1613
235	5th Function Octa-PCBs				1.1499	4.527	0.00		0.000		NO	933.6		3.85	933.6

#	Name	Pred.RT	RT	m1 Resp	m2 Resp	1* Ratio (Pred)	RA	nly	EMPC	Conc.
65	PCB-96	33.81	33.81	4.480e3	2.821e3	1.560	1.58	NO	19.965	19.965
66	PCB-103	34.36	34.41	7.804e3	4.583e3	1.560	1.70	NO	41.770	41.770
67	PCB-100	34.73	34.78	2.209e3	1.610e3	1.560	1.37	NO	12.638	12.638
68	PCB-94	35.25	35.23	1.763e3	1.327e3	1.560	1.33	NO	12.859	12.859
69	PCB-95/96/102	35.73	35.79	3.447e5	2.182e5	1.560	1.58	NO	1845.8	1845.8
70	PCB-86/91	36.20	36.20	5.662e4	3.527e4	1.560	1.61	NO	340.77	340.77
71	PCB-84/92	37.13	37.13	1.831e5	1.145e5	1.560	1.80	NO	1144.5	1144.5
72	PCB-89	37.31	37.33	5.696e3	3.941e3	1.560	1.45	NO	34.128	34.128
73	PCB-90/101	37.52	37.52	4.966e5	3.215e5	1.560	1.54	NO	2852.2	2852.2
74	PCB-113	37.76	37.76	1.799e3	1.199e3	1.560	1.76	YES	5.4618	0.00000



#	Name	Resp	RA	n/y	RRF	wtAwt	Pred RT	RT	Pred R	RRT	RRT Fail	Conc.	%Rec	DL	EMPC
228	228 Total Tetra-PCBs				1.0778	4.527	0.00		0.000		NO	13550		17.3	13550
229	229 3rd Function Penta-PCBs				1.2157	4.527	0.00		0.000		NO	14170		18.1	14170
230	230 4th Function Penta-PCBs				1.0735	4.527	0.00		0.000		NO	836.0		4.67	849.8
231	231 3rd Function Hexa-PCBs				0.9505	4.527	0.00		0.000		NO	4773		9.29	4792
232	232 4th Function Hexa-PCBs				1.0316	4.527	0.00		0.000		NO	10190		24.9	10200
233	233 Total Hepta-PCBs				1.3551	4.527	0.00		0.000		NO	10040		17.5	10040
234	234 4th Function Octa-PCBs				1.0008	4.527	0.00		0.000		NO	1813		4.10	1813
235	235 5th Function Octa-PCBs				1.1489	4.527	0.00		0.000		NO	933.8		3.85	933.8

#	Name	Pred RT	RT	m1 Resp	m2 Resp	1 st Ratio (Pred)	RA	n/y	EMPC	Conc.
16	83 PCB-87/117/125	39.16	39.15	1.737e5	1.153e5	1.560	1.51	NO	810.81	810.81
17	84 PCB-111/115	39.31	39.30	8.005e3	5.543e3	1.560	1.44	NO	31.011	31.011
18	85 PCB-85/116	39.44	39.43	7.198e4	4.687e4	1.560	1.53	NO	369.05	369.05
19	86 PCB-120	39.70	39.69	3.790e3	2.562e3	1.560	1.48	NO	13.854	13.854
20	87 PCB-110	39.85	39.84	5.640e5	3.618e5	1.560	1.58	NO	2323.1	2323.1
21	88 PCB-82	40.50	40.47	4.247e4	2.743e4	1.560	1.55	NO	289.54	289.54
22	89 PCB-124	41.21	41.18	1.992e4	1.299e4	1.560	1.53	NO	75.982	75.982
23	90 PCB-107/109	41.35	41.35	3.948e4	2.623e4	1.560	1.50	NO	157.90	157.90
24	91 PCB-123	41.52	41.52	7.322e3	4.816e3	1.560	1.52	NO	32.681	32.681
25	92 PCB-106/118	41.77	41.70	2.476e5	2.077e5	1.560	1.64	NO	1926.3	1926.3



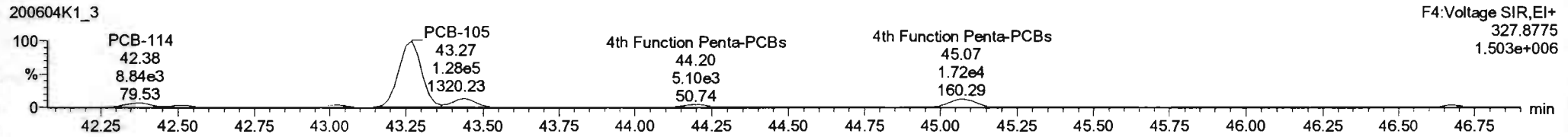

Dataset: Untitled

Last Altered: Saturday, June 06, 2020 09:37:56 Pacific Daylight Time

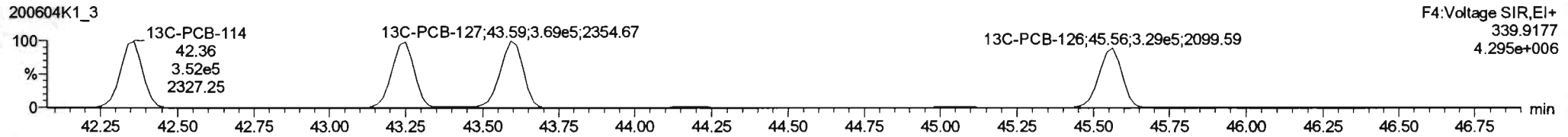
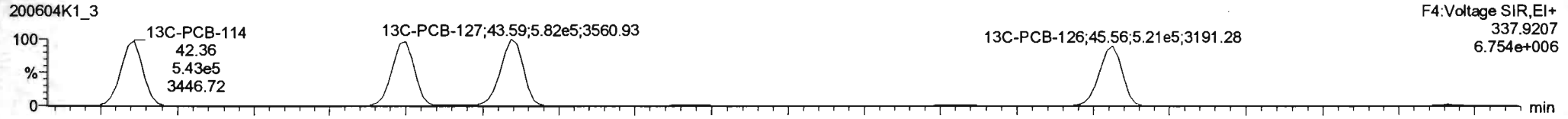
Printed: Saturday, June 06, 2020 09:42:03 Pacific Daylight Time

Name: 200604K1_3, Date: 04-Jun-2020, Time: 10:20:18, ID: B0D0324-DUP1 Duplicate 7.34, Description: Duplicate

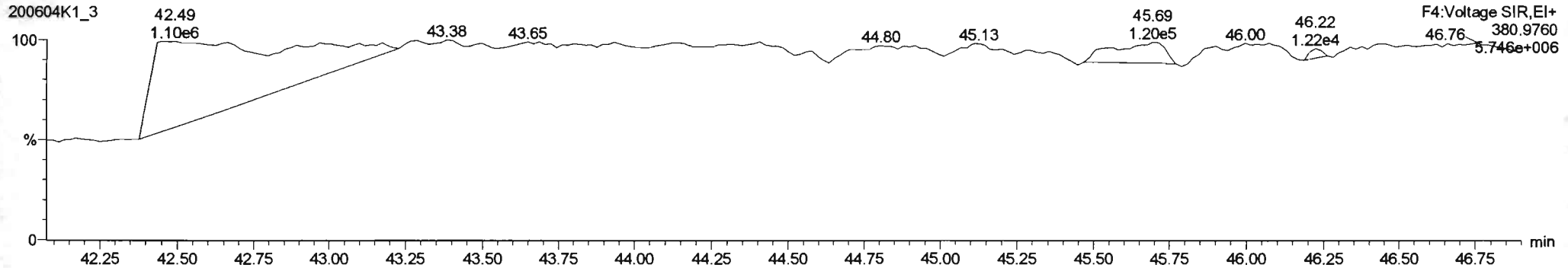
PCB-114

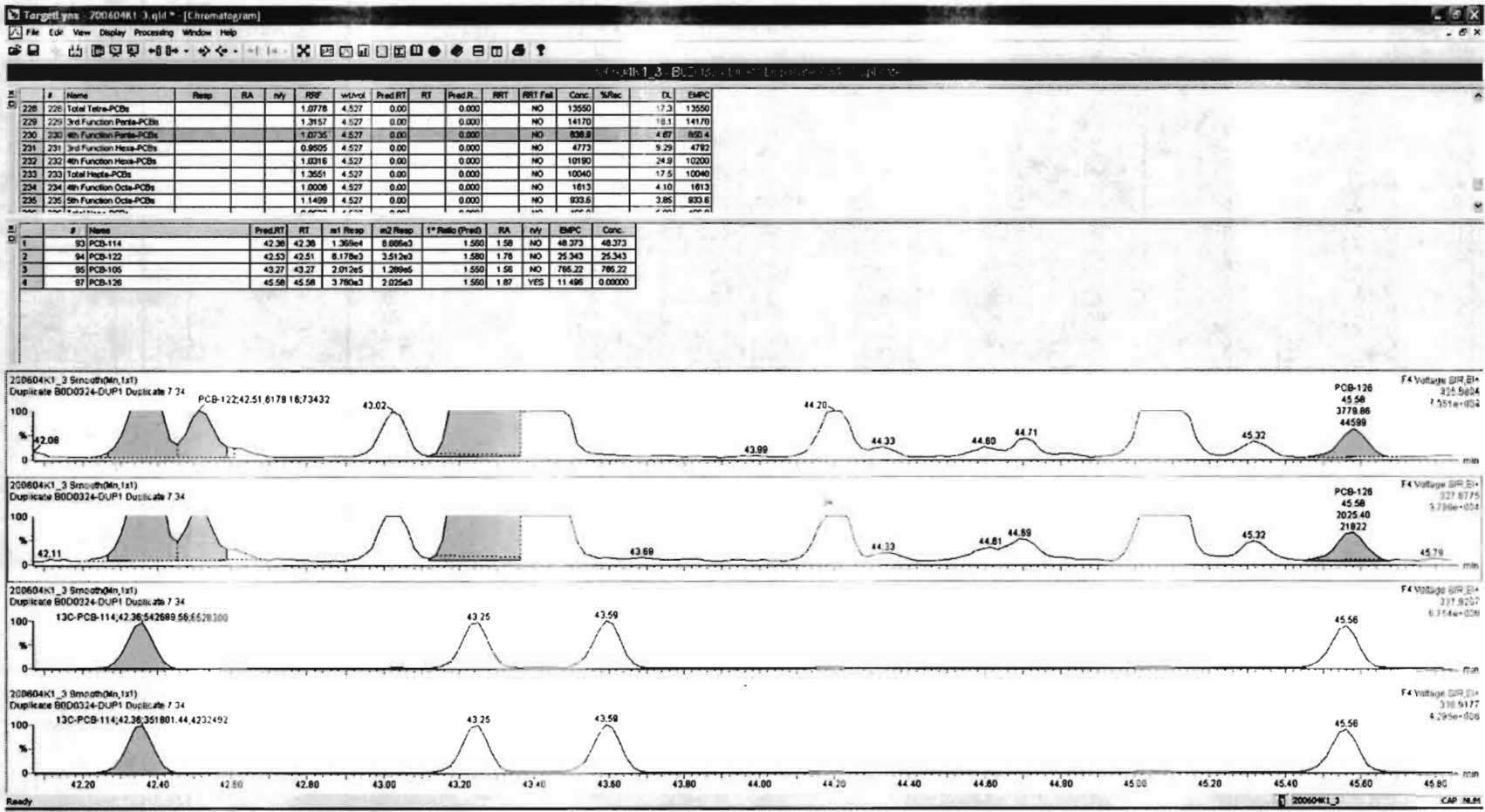


13C-PCB-114



PFK4a





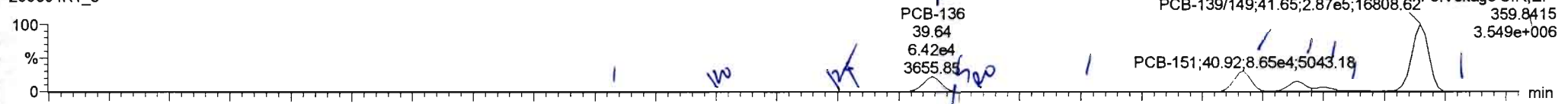
Dataset: Untitled

Last Altered: Saturday, June 06, 2020 09:37:56 Pacific Daylight Time
Printed: Saturday, June 06, 2020 09:42:03 Pacific Daylight Time

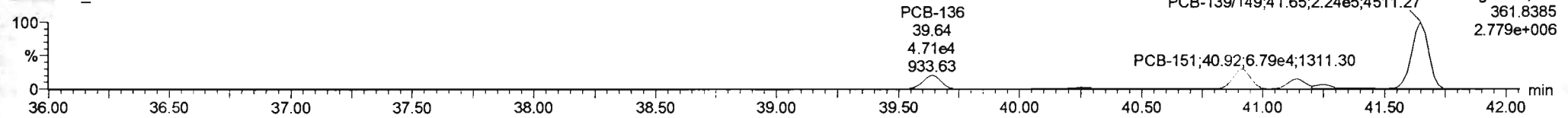
Name: 200604K1_3, Date: 04-Jun-2020, Time: 10:20:18, ID: B0D0324-DUP1 Duplicate 7.34, Description: Duplicate

PCB-155

200604K1_3

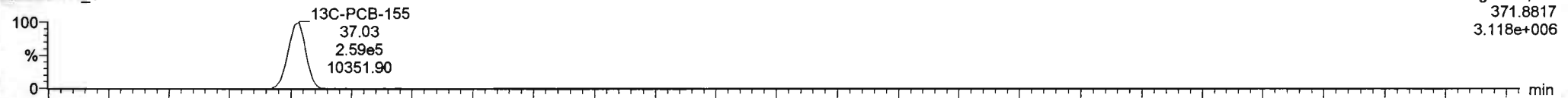


200604K1_3

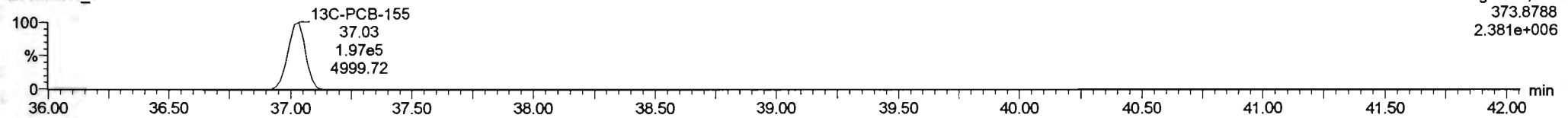


13C-PCB-155

200604K1_3

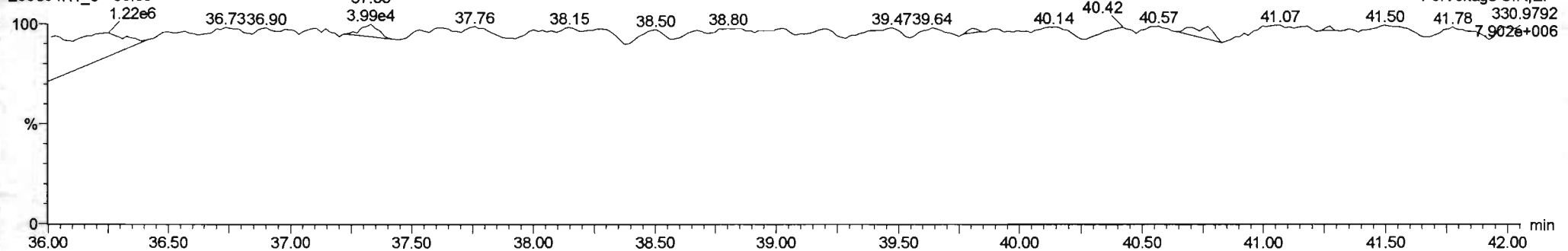


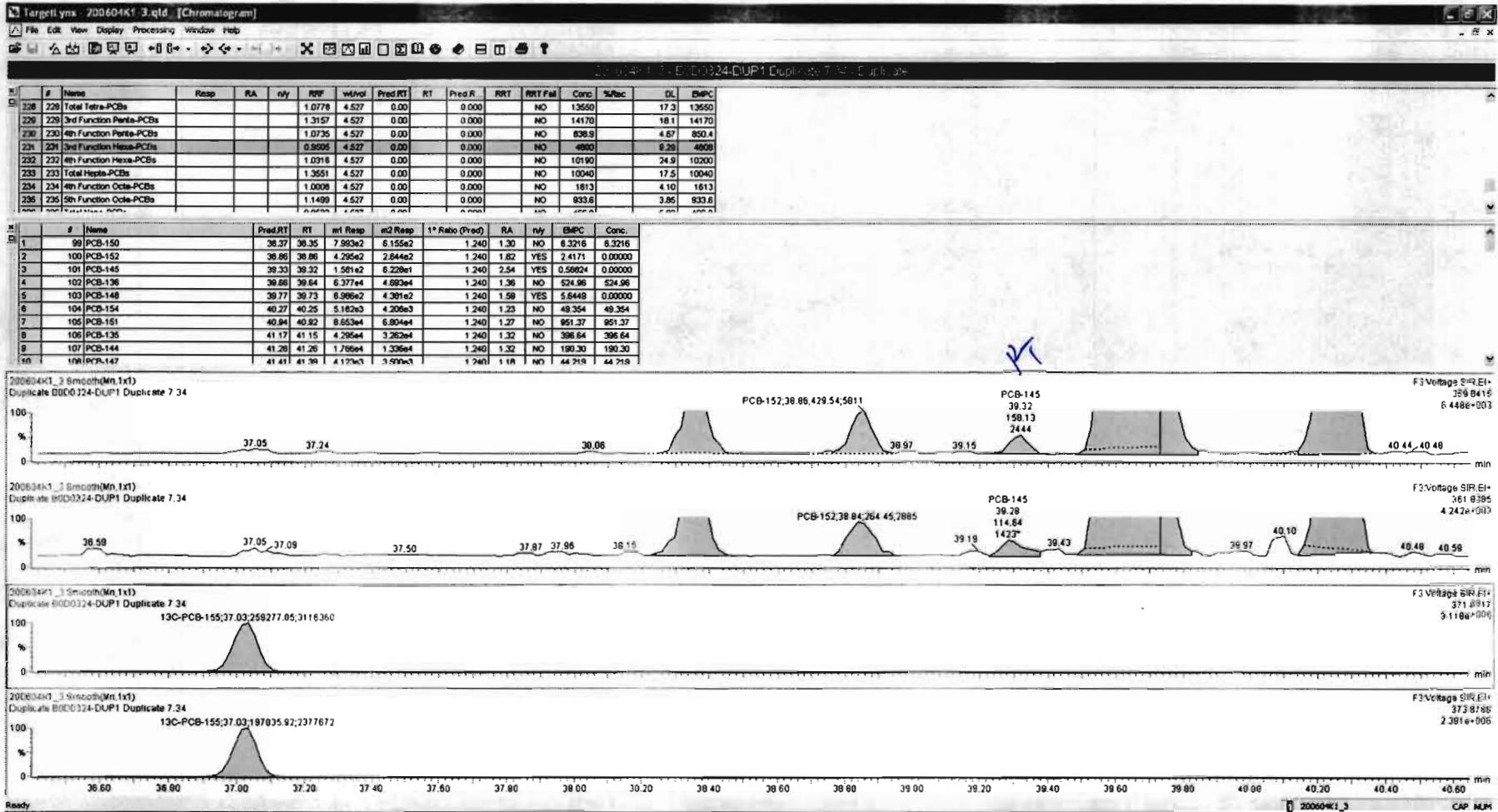
200604K1_3



PFK3c

200604K1_3








200604K1_3_B0D0324-DUP1 Duplicate 7.34 - Duplicate

#	Name	Resp	RA	rvy	RPF	wtAvail	Pred.RT	RT	Pred.R	RRT	RRT Fail	Conc.	%Rec	DL	EMPC
228	228 Total Tetra-PCBs				1.0778	4.527	0.00		0.000		NO	13550		17.3	13550
229	229 3rd Function Penta-PCBs				1.3157	4.527	0.00		0.000		NO	14170		18.1	14170
230	230 4th Function Penta-PCBs				1.0735	4.527	0.00		0.000		NO	839.9		4.67	850.4
231	231 3rd Function Hexa-PCBs				0.9505	4.527	0.00		0.000		NO	4800		9.29	4806
232	232 4th Function Hexa-PCBs				1.0316	4.527	0.00		0.000		NO	10190		24.9	10200
233	233 Total Hepta-PCBs				1.3551	4.527	0.00		0.000		NO	10040		17.5	10040
234	234 4th Function Octa-PCBs				1.0008	4.527	0.00		0.000		NO	1613		4.10	1613
235	235 5th Function Octa-PCBs				1.1489	4.527	0.00		0.000		NO	933.6		3.85	933.6

#	Name	Pred.RT	RT	rt Resp	m2 Resp	1* Ratio (Pred)	RA	rvy	EMPC	Conc.
99	PCB-150	38.37	38.35	7.993e2	6.156e2	1.240	1.30	NO	6.3216	6.3216
100	PCB-152	38.86	38.86	4.295e2	2.644e2	1.240	1.62	YES	2.4171	0.00000
102	PCB-136	39.68	39.64	6.377e4	4.893e4	1.240	1.36	NO	524.96	524.96
103	PCB-148	39.77	39.73	6.996e2	4.391e2	1.240	1.59	YES	5.8449	0.00000
104	PCB-154	40.27	40.25	5.162e3	4.206e3	1.240	1.23	NO	49.354	49.354
105	PCB-151	40.84	40.82	6.653e4	6.804e4	1.240	1.27	NO	951.37	951.37
106	PCB-135	41.17	41.15	4.295e4	3.262e4	1.240	1.32	NO	396.64	396.64
107	PCB-144	41.28	41.28	1.789e4	1.336e4	1.240	1.32	NO	190.30	190.30
108	PCB-147	41.41	41.39	4.123e3	3.500e3	1.240	1.18	NO	44.219	44.219
109	PCB-139/149	41.68	41.65	2.879e5	2.242e5	1.240	1.28	NO	2616.2	2616.2



Vista Analytical Laboratory VG-11



Dataset: Untitled

Last Altered: Saturday, June 06, 2020 09:37:56 Pacific Daylight Time

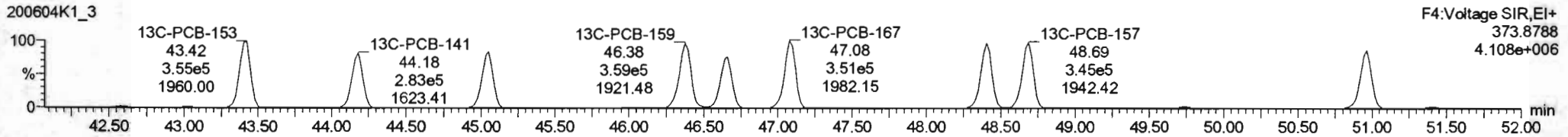
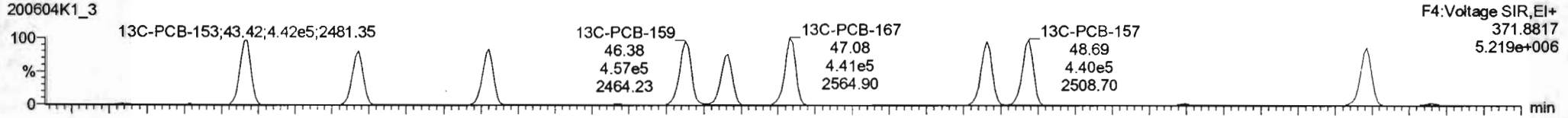
Printed: Saturday, June 06, 2020 09:42:03 Pacific Daylight Time

Name: 200604K1_3, Date: 04-Jun-2020, Time: 10:20:18, ID: B0D0324-DUP1 Duplicate 7.34, Description: Duplicate

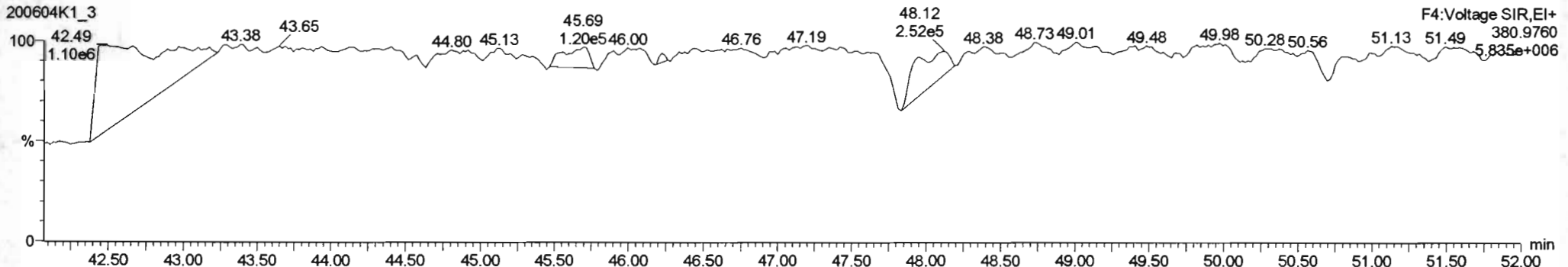
PCB-134/143



13C-PCB-153

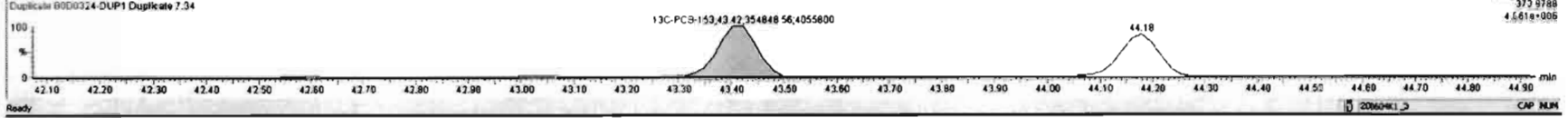
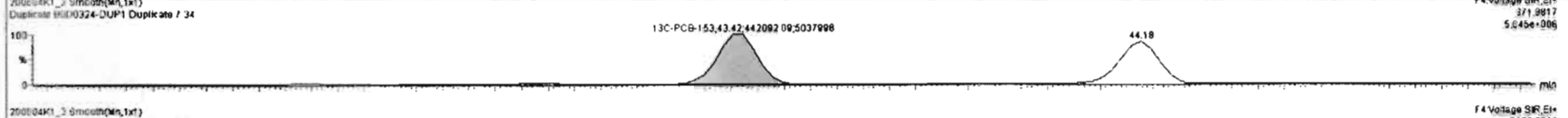




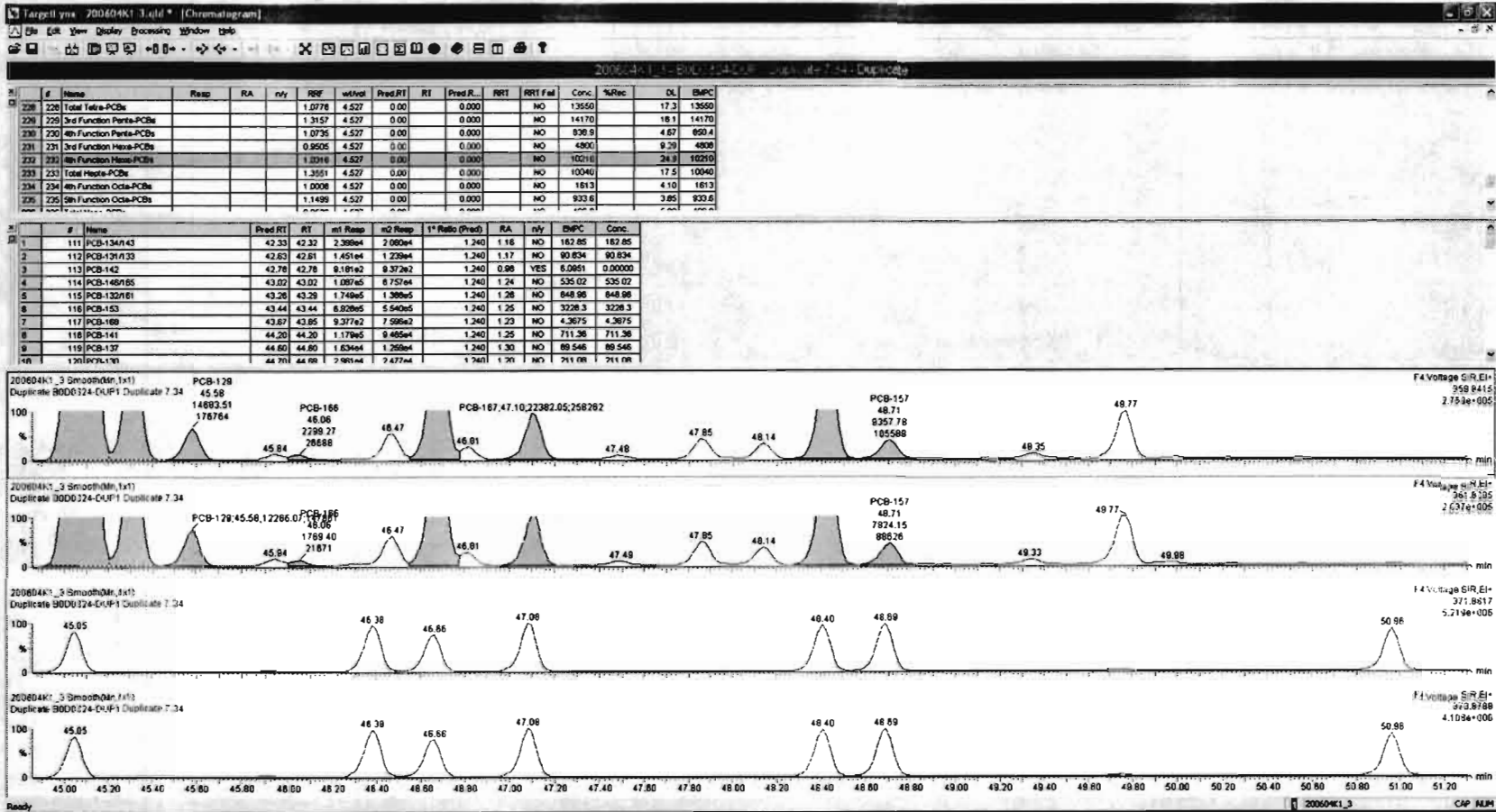
PFK4b



#	Name	Resp	RA	nly	RNF	wtVcl	Pred.RT	RT	Pred.R	RRT	RRT Fail	Conc.	%Rec	DL	EMPC
228	Total Tetra-PCBs				1.0778	4.527	0.00	0.000	0.000	NO		13550		17.3	13550
229	2nd Function Penta-PCBs				1.3157	4.527	0.00	0.000	0.000	NO		14170		18.1	14170
230	4th Function Penta-PCBs				1.0735	4.527	0.00	0.000	0.000	NO		838.9		4.87	850.4
231	2nd Function Hexa-PCBs				0.9505	4.527	0.00	0.000	0.000	NO		4800		8.26	4806
232	4th Function Hexa-PCBs				1.0318	4.527	0.00	0.000	0.000	NO		10210		26.8	10210
233	Total Hepta-PCBs				1.3551	4.527	0.00	0.000	0.000	NO		10040		17.5	10040
234	4th Function Octa-PCBs				1.0008	4.527	0.00	0.000	0.000	NO		1813		4.10	1813
235	5th Function Octa-PCBs				1.1499	4.527	0.00	0.000	0.000	NO		933.6		3.86	933.6

#	Name	Pred.RT	RT	ret Resp	id Resp	1st Ratio (Pred)	RA	nly	EMPC	Conc.
1	111 PCB-132/143	42.33	42.32	2.299e4	2.062e4	1.240	1.18	NO	182.85	182.85
2	112 PCB-131/133	42.83	42.81	1.451e4	1.239e4	1.240	1.17	NO	80.834	80.834
3	113 PCB-142	42.78	42.78	8.181e2	9.373e2	1.240	0.98	YES	6.0951	0.00000
4	114 PCB-146/165	43.02	43.02	1.097e5	8.757e4	1.240	1.24	NO	535.02	535.02
5	115 PCB-132/161	43.26	43.29	1.749e5	1.389e5	1.240	1.26	NO	848.98	848.98
6	116 PCB-153	43.44	43.44	6.929e5	5.540e5	1.240	1.25	NO	3228.3	3228.3
7	117 PCB-168	43.67	43.65	9.377e2	7.598e2	1.240	1.23	NO	4.3675	4.3675
8	118 PCB-141	44.20	44.20	1.179e5	9.465e4	1.240	1.25	NO	711.36	711.36
9	119 PCB-137	44.80	44.80	1.639e4	1.259e4	1.240	1.30	NO	89.548	89.548
10	120 PCB-150	44.70	44.68	7.981e4	2.477e4	1.240	1.20	NO	211.08	211.08





Dataset: Untitled


Last Altered: Saturday, June 06, 2020 09:37:56 Pacific Daylight Time

Printed: Saturday, June 06, 2020 09:42:03 Pacific Daylight Time

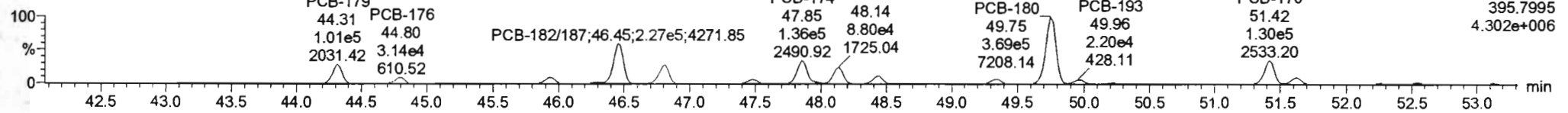
Name: 200604K1_3, Date: 04-Jun-2020, Time: 10:20:18, ID: B0D0324-DUP1 Duplicate 7.34, Description: Duplicate

PCB-188

200604K1_3

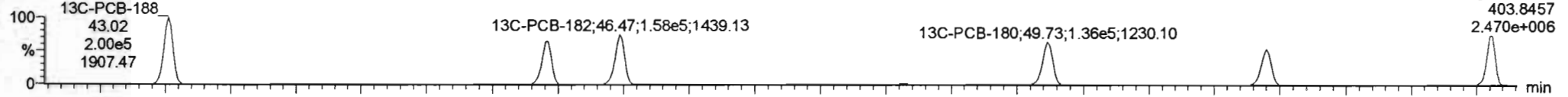


200604K1_3

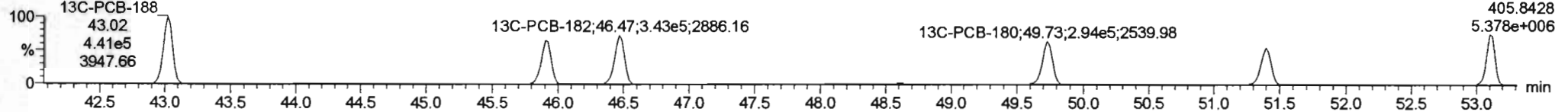


13C-PCB-188

200604K1_3

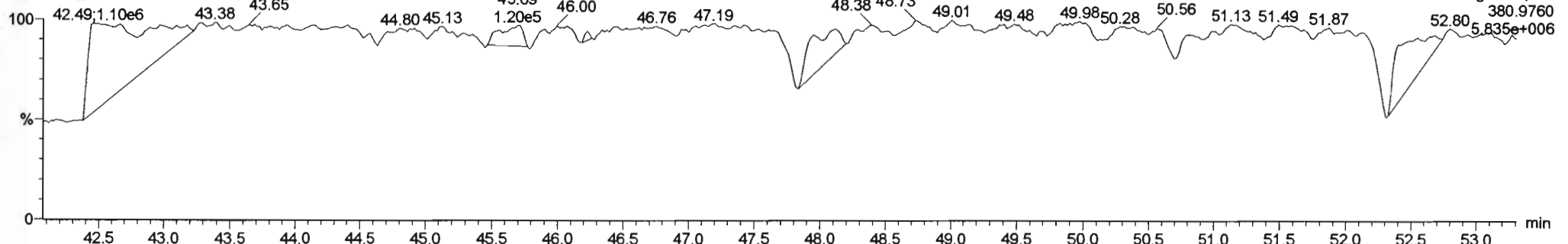


200604K1_3




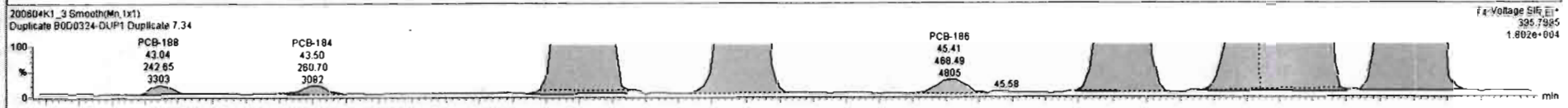
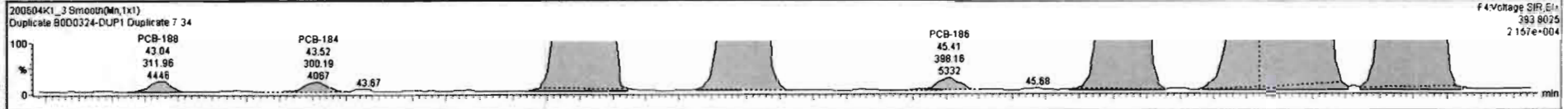
PFK4c

200604K1_3



#	Name	Resp	RA	nly	RRF	wt/vol	Pred.RT	RT	Pred.R...	RRT	RRT Fail	Conc.	%Rec	DL	EMPC
228	Total Tetra-PCBs				1.0778	4.527	0.00	0.000			NO	13650		17.3	13650
229	3rd Function Penta-PCBs				1.3157	4.527	0.00	0.000			NO	14170		18.1	14170
230	4th Function Penta-PCBs				1.0735	4.527	0.00	0.000			NO	838.9		4.67	850.4
231	3rd Function Hexa-PCBs				0.9505	4.527	0.00	0.000			NO	4800		9.29	4800
232	4th Function Hexa-PCBs				1.0316	4.527	0.00	0.000			NO	10210		24.8	10210
233	Total Hepta-PCBs				1.3551	4.527	0.00	0.000			NO	10020		17.5	10000
234	4th Function Octa-PCBs				1.0008	4.527	0.00	0.000			NO	1613		4.10	1613
235	5th Function Octa-PCBs				1.1498	4.527	0.00	0.000			NO	933.6		3.85	933.6


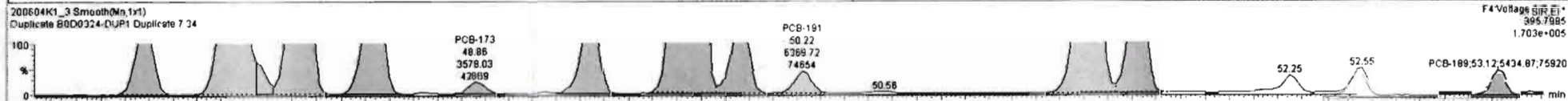
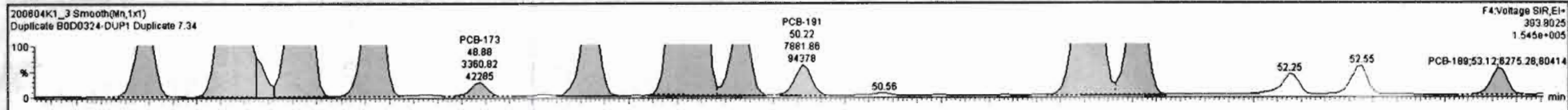
#	Name	Pred.RT	RT	int Resp	m2 Resp	1* Ratio (Pred)	RA	nly	EMPC	Conc.
1	131 PCB-188	43.06	43.04	3.120e2	2.427e2	1.050	1.29	YES	1.3302	0.00000
2	132 PCB-184	43.51	43.52	3.002e2	2.607e2	1.050	1.15	NO	1.5706	1.5706
3	133 PCB-178	44.31	44.31	1.081e5	1.016e5	1.050	1.06	NO	557.28	557.28
4	134 PCB-176	44.78	44.80	3.294e4	3.142e4	1.050	1.05	NO	169.81	169.81
5	135 PCB-186	45.43	45.41	3.982e2	4.685e2	1.050	0.85	YES	2.0173	0.00000
6	136 PCB-178	45.94	45.94	3.425e4	3.383e4	1.050	1.01	NO	249.30	249.30
7	137 PCB-175	46.28	46.30	7.252e3	6.745e3	1.050	1.08	NO	50.482	50.482
8	138 PCB-182/187	46.46	46.45	2.365e5	2.277e5	1.050	1.04	NO	1501.6	1501.6
9	139 PCB-183	46.80	46.81	1.075e5	1.041e5	1.050	1.03	NO	713.43	713.43
10	140 PCB-185	47.48	47.48	2.122e4	2.097e4	1.050	1.01	NO	154.16	154.16



200604K1_3 - B0D0324-DUP1 Duplicate 7.34 - Duplicate

#	Name	Resp	RA	n/y	RRF	wt/rd	Pred.RT	RT	Pred.R...	RRT	RRT Fail	Conc	%Rec	DL	EMPC
228	Total Tetra-PCBs				1.0778	4.527	0.00		0.000		NO	13550		17.3	13550
229	3rd Function Penta-PCBs				1.3157	4.527	0.00		0.000		NO	14170		18.1	14170
230	4th Function Penta-PCBs				1.0735	4.527	0.00		0.000		NO	838.9		4.67	850.4
231	3rd Function Hexa-PCBs				0.9505	4.527	0.00		0.000		NO	4800		9.29	4808
232	4th Function Hexa-PCBs				1.0316	4.527	0.00		0.000		NO	10210		24.9	10210
233	Total Hepta-PCBs				1.3551	4.527	0.00		0.000		NO	10020		17.5	10060
234	4th Function Octa-PCBs				1.0008	4.527	0.00		0.000		NO	1613		4.10	1613
235	5th Function Octa-PCBs				1.1499	4.527	0.00		0.000		NO	833.6		3.85	833.6

#	Name	Pred.RT	RT	m1 Resp	m2 Resp	1* Ratio (Pred)	RA	n/y	EMPC	Conc.
1	131 PCB-188	43.06	43.04	3.120e2	2.427e2	1.050	1.29	YES	1.3302	0.00000
2	132 PCB-184	43.51	43.52	3.002e2	2.807e2	1.050	1.15	NO	1.5706	1.5706
3	133 PCB-179	44.31	44.31	1.081e5	1.016e5	1.060	1.06	NO	557.28	557.28
4	134 PCB-176	44.78	44.80	3.294e4	3.142e4	1.050	1.05	NO	169.61	169.61
5	135 PCB-188	45.43	45.41	3.982e2	4.685e2	1.050	0.85	YES	2.0173	0.00000
6	136 PCB-178	45.94	45.94	3.425e4	3.393e4	1.050	1.01	NO	248.30	248.30
7	137 PCB-175	46.28	46.30	7.252e3	6.745e3	1.050	1.06	NO	50.482	50.482
8	138 PCB-182/187	46.46	46.45	2.365e5	2.277e5	1.050	1.04	NO	1501.6	1501.6
9	139 PCB-183	46.80	46.81	1.075e5	1.041e5	1.050	1.03	NO	713.43	713.43
10	140 PCB-185	47.48	47.48	7.179e4	7.087e4	1.050	1.01	NO	154.16	154.16



Dataset: Untitled


Last Altered: Saturday, June 06, 2020 09:37:56 Pacific Daylight Time

Printed: Saturday, June 06, 2020 09:42:03 Pacific Daylight Time

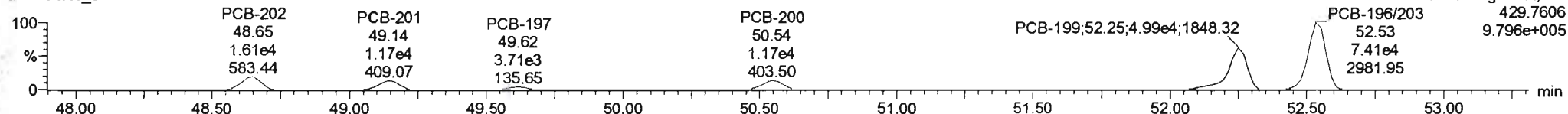
Name: 200604K1_3, Date: 04-Jun-2020, Time: 10:20:18, ID: B0D0324-DUP1 Duplicate 7.34, Description: Duplicate

PCB-202

200604K1_3




200604K1_3

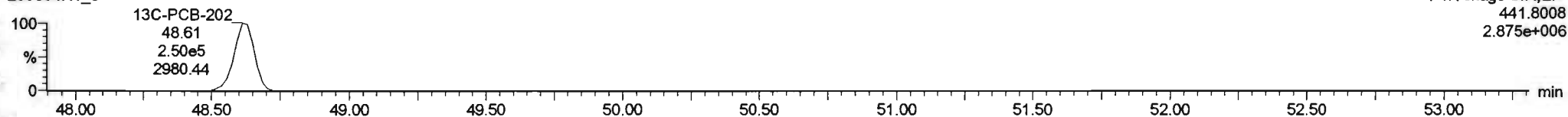


13C-PCB-202

200604K1_3

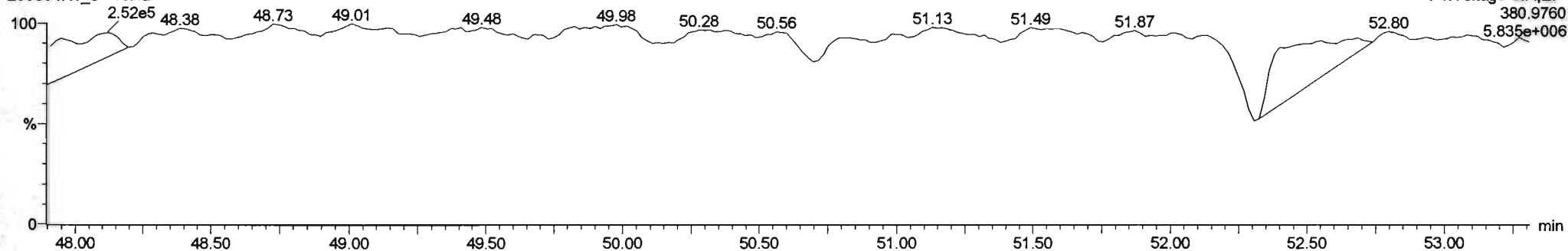


200604K1_3




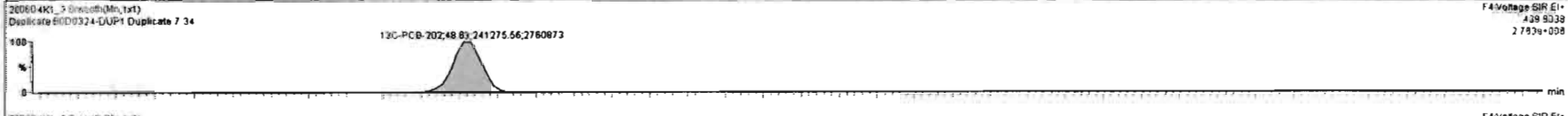
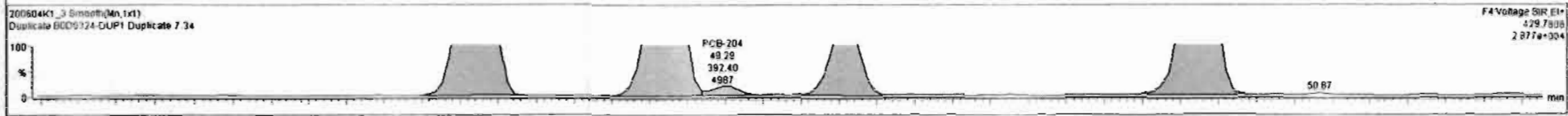
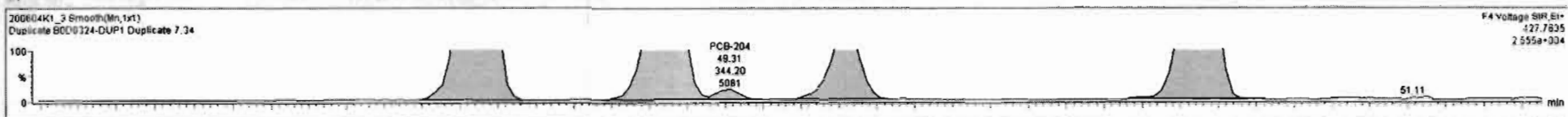
PFK4d

200604K1_3







#	Name	Resp	RA	rvy	RSP	wt/vol	Pred.RT	RT	Pred.R	RRT	RRT Fail	Conc.	%Rec	DL	EMPC
228	228 Total Tetra-PCBs				1.0778	4.527	0.00		0.000		NO	13550	17.3	13550	
229	229 3rd Function Penta-PCBs				1.3157	4.527	0.00		0.000		NO	14170	18.1	14170	
230	230 4th Function Penta-PCBs				1.0735	4.527	0.00		0.000		NO	838.9	4.87	850.4	
231	231 3rd Function Hexa-PCBs				0.9505	4.527	0.00		0.000		NO	4800	9.29	4808	
232	232 4th Function Hexa-PCBs				1.0316	4.527	0.00		0.000		NO	10210	24.9	10210	
233	233 Total Hepta-PCBs				1.3561	4.527	0.00		0.000		NO	10020	17.5	10060	
234	234 4th Function Octa-PCBs				1.0008	4.527	0.00		0.000		NO	1826	4.10	1826	
235	235 5th Function Octa-PCBs				1.1499	4.527	0.00		0.000		NO	833.6	3.85	833.6	

#	Name	Pred.RT	RT	m1 Resp	m2 Resp	1* Ratio (Pred)	RA	rvy	EMPC	Conc.
1	154 PCB-202	48.67	48.55	1.521e4	1.613e4	0.890	0.94	NO	120.72	120.72
2	155 PCB-201	48.14	48.14	1.086e4	1.170e4	0.890	0.93	NO	96.410	96.410
3	156 PCB-204	49.30	49.31	3.442e3	3.824e3	0.890	0.88	NO	2.9047	2.9047
4	157 PCB-197	49.62	49.62	3.272e3	3.713e3	0.890	0.88	NO	27.744	27.744
5	158 PCB-200	50.55	50.54	1.121e4	1.172e4	0.890	0.98	NO	96.401	96.401
6	159 PCB-198	52.12	52.17	4.706e3	5.305e3	0.890	0.89	NO	56.734	56.734
7	180 PCB-199	52.23	52.25	4.027e4	4.525e4	0.890	0.89	NO	475.48	475.48
8	181 PCB-196/203	52.56	52.53	6.454e4	7.408e4	0.890	0.87	NO	744.03	744.03



#	Name	Resp	RA	n/y	RRF	w/wd	Pred RT	RT	Pred.R	RRT	RRT Fat	Conc	%Rec	DL	EMPC
228	228 Total Tetra-PCBs				1.0778	4.527	0.00		0.000		NO	13550		17.3	13550
229	229 3rd Function Penta-PCBs				1.3157	4.527	0.00		0.000		NO	14170		18.1	14170
230	230 4th Function Penta-PCBs				1.0735	4.527	0.00		0.000		NO	838.9		4.67	850.4
231	231 3rd Function Hexa-PCBs				0.9505	4.527	0.00		0.000		NO	4800		9.28	4808
232	232 4th Function Hexa-PCBs				1.0316	4.527	0.00		0.000		NO	10210		24.8	10210
233	233 Total Hepta-PCBs				1.3551	4.527	0.00		0.000		NO	10030		17.5	10060
234	234 4th Function Octa-PCBs				1.0000	4.527	0.00		0.000		NO	1618		4.18	1618
235	235 5th Function Octa-PCBs				1.1499	4.527	0.00		0.000		NO	933.6		3.85	933.6

#	Name	Pred RT	RT	m1 Resp	m2 Resp	1* Ratio (Pred)	RA	n/y	EMPC	Conc.
1	154 PCB-202	48.67	48.65	1.521e4	1.613e4	0.890	0.94	NO	120.72	120.72
2	155 PCB-201	49.14	49.14	1.096e4	1.170e4	0.890	0.93	NO	96.410	96.410
3	156 PCB-204	49.30	49.31	3.442e2	3.924e2	0.890	0.88	NO	2.9047	2.9047
4	157 PCB-197	49.62	49.62	3.272e3	3.713e3	0.890	0.88	NO	27.744	27.744
5	158 PCB-200	50.55	50.54	1.121e4	1.172e4	0.890	0.96	NO	96.401	96.401
6	159 PCB-198	52.12	52.15	3.152e3	3.521e3	0.890	0.90	NO	37.820	37.820
7	160 PCB-199	52.23	52.25	4.143e4	4.659e4	0.890	0.89	NO	499.33	499.33
8	161 PCB-196/203	52.56	52.53	6.471e4	7.439e4	0.890	0.87	NO	746.63	746.63

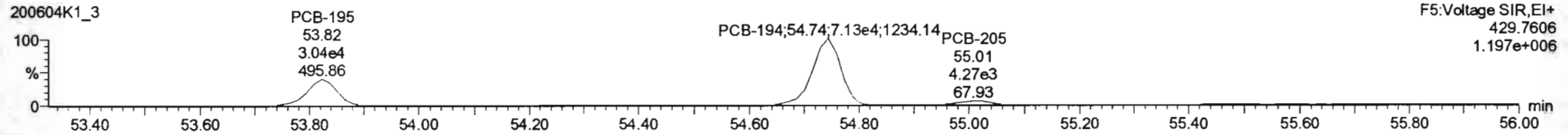
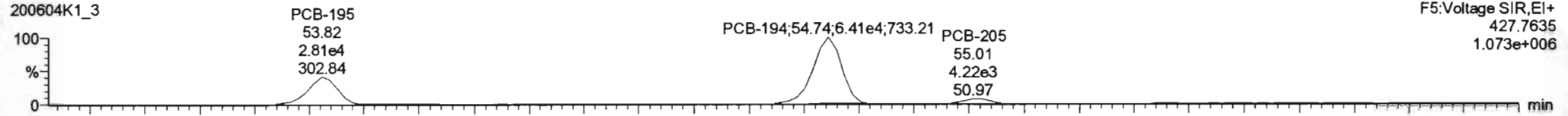


Dataset: Untitled

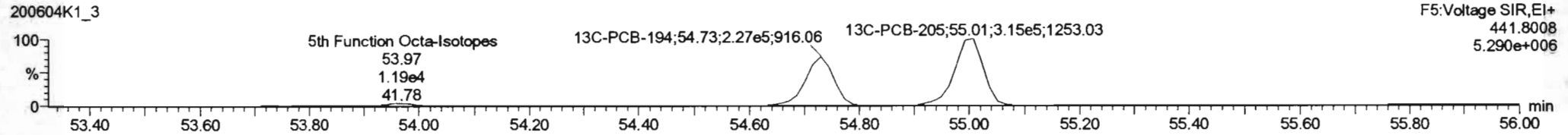
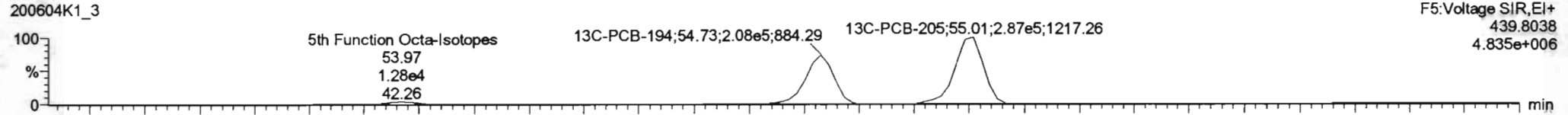
Last Altered: Saturday, June 06, 2020 09:37:56 Pacific Daylight Time
Printed: Saturday, June 06, 2020 09:42:03 Pacific Daylight Time

Name: 200604K1_3, Date: 04-Jun-2020, Time: 10:20:18, ID: B0D0324-DUP1 Duplicate 7.34, Description: Duplicate

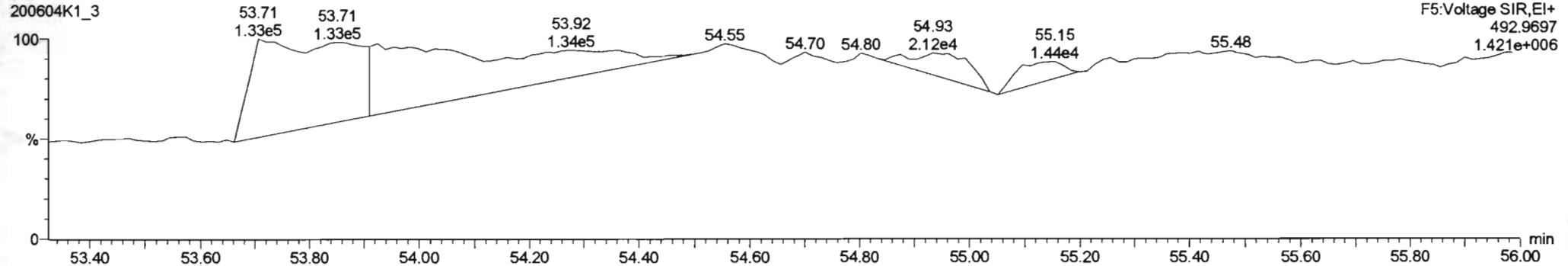
PCB-195



13C-PCB-194



PFK5a

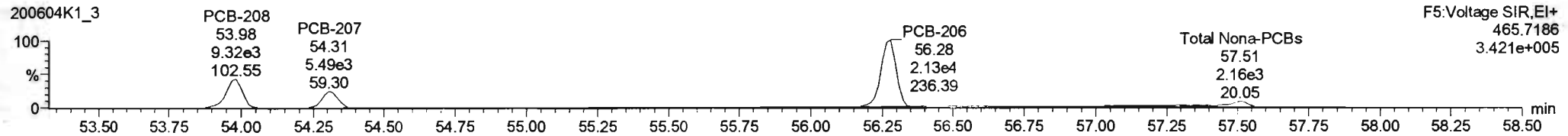
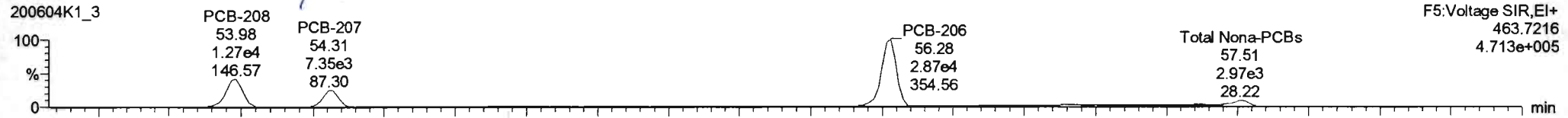


Dataset: Untitled

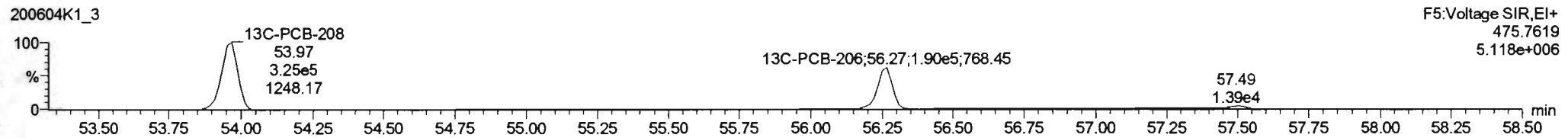
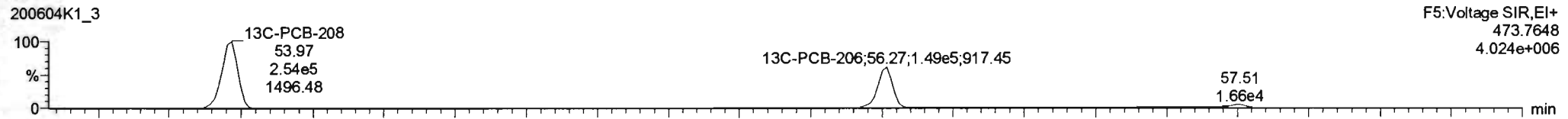
Last Altered: Saturday, June 06, 2020 09:37:56 Pacific Daylight Time
 Printed: Saturday, June 06, 2020 09:42:03 Pacific Daylight Time

Name: 200604K1_3, Date: 04-Jun-2020, Time: 10:20:18, ID: B0D0324-DUP1 Duplicate 7.34, Description: Duplicate

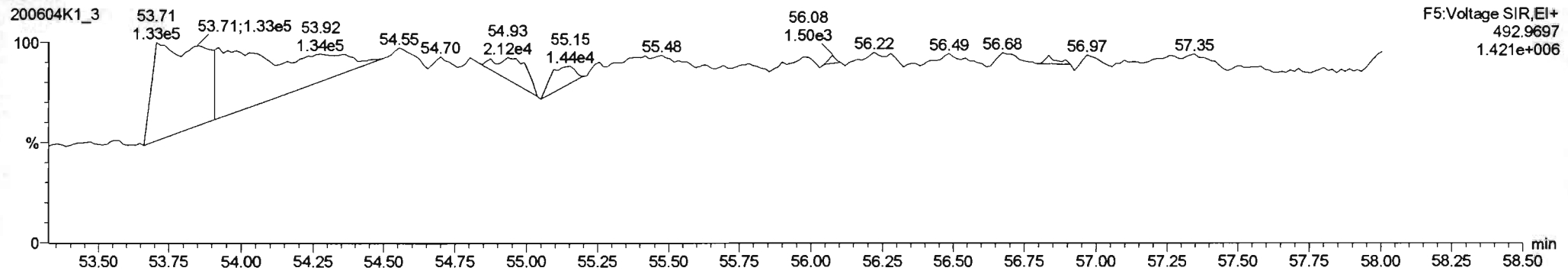
PCB-208



13C-PCB-208



PFK5




Dataset: Untitled

Last Altered: Saturday, June 06, 2020 09:37:56 Pacific Daylight Time
Printed: Saturday, June 06, 2020 09:42:03 Pacific Daylight Time

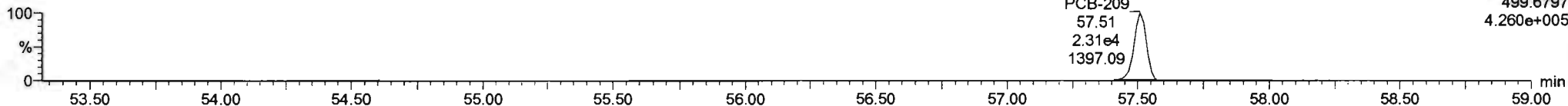
Name: 200604K1_3, Date: 04-Jun-2020, Time: 10:20:18, ID: B0D0324-DUP1 Duplicate 7.34, Description: Duplicate

PCB-209

200604K1_3




200604K1_3

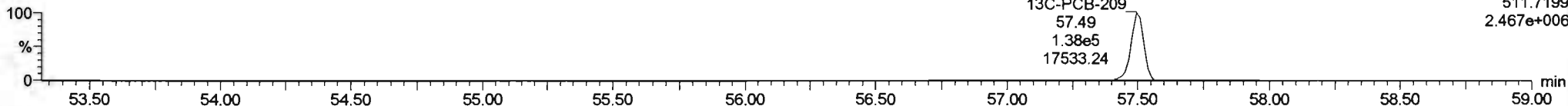


13C-PCB-209

200604K1_3

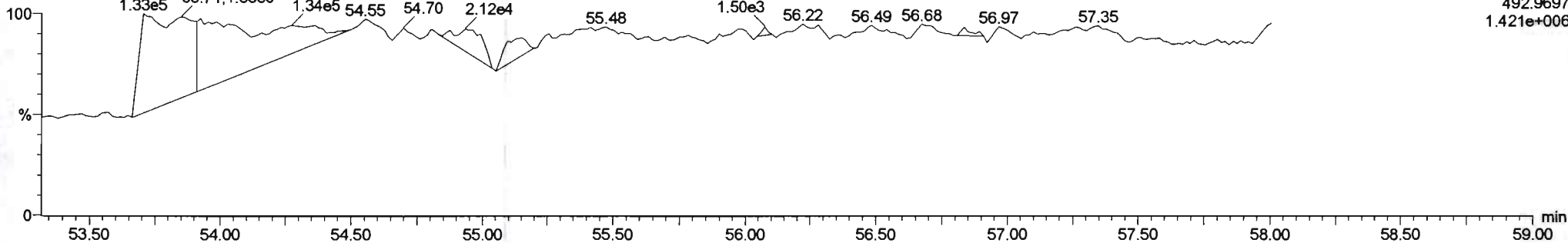


200604K1_3



PFK5b

200604K1_3



Dataset: U:\VG11.PRO\Results\200603K1\200603K1-10.qld

Last Altered: Monday, June 08, 2020 09:59:18 Pacific Daylight Time

Printed: Monday, June 08, 2020 10:01:32 Pacific Daylight Time

hr 6-8-2020

C7 06/16/2020

Method: U:\VG11.PRO\MethDB\PCB-209_ZB1_6-1-20.mdb 02 Jun 2020 10:36:07

Calibration: U:\VG11.PRO\CurveDB\db1_PCBvg11-6-1-20.cdb 02 Jun 2020 10:21:16

Name: 200603K1_10, Date: 03-Jun-2020, Time: 23:52:02, ID: B0D0324-DUP1@20X Duplicate 7.34, Description: Duplicate

#	Name	Resp	RA	n/y	RRF	wt/vol	Pred.RT	RT	Pred.R...	RRT	Check RRT	Conc.	%Rec	DL	EMPC
1	1 PCB-1	1.19e3	3.28	NO	1.17	4.527	15.55	15.57	1.001	1.001	NO	27.22		3.81	27.22
2	2 PCB-2	9.00e2	3.47	NO	1.18	4.527	17.96	17.96	0.988	0.988	NO	19.60		3.77	19.60
3	3 PCB-3	1.33e3	3.33	NO	1.15	4.527	18.19	18.20	1.001	1.001	NO	29.85		3.89	29.85
4	4 PCB-4/10	2.56e3	0.97	YES	1.25	4.527	19.61	19.56	1.004	1.002	NO	70.1		20.2	57.15
5	5 PCB-7/9			NO	0.960	4.527	21.42		1.003		YES			15.9	
6	6 PCB-6	2.91e3	0.84	YES	1.02	4.527	22.07	22.07	1.033	1.033	NO	59.05		14.8	44.21
7	7 PCB-5/8	1.18e4	1.59	NO	0.992	4.527	22.48	22.46	1.052	1.052	NO	247.2		15.4	247.2
8	8 PCB-14			NO	1.02	4.527	23.63		0.952		YES			17.3	
9	9 PCB-11			NO	1.13	4.527	24.84		1.001		YES			15.6	
10	10 PCB-12/13			NO	1.03	4.527	25.28		1.018		YES			17.1	
11	11 PCB-15	1.02e4	1.36	NO	1.03	4.527	25.59	25.56	1.031	1.030	NO	204.3		17.0	204.3
12	12 PCB-19	1.25e3	0.92	NO	1.11	4.527	23.79	23.80	1.001	1.002	NO	55.78		11.5	55.78
13	13 PCB-30			NO	1.79	4.527	24.69		1.039		YES			7.10	
14	14 PCB-18	1.55e4	1.00	NO	0.818	4.527	25.47	25.47	0.952	0.952	NO	621.1		10.0	621.1
15	15 PCB-17	7.13e3	0.95	NO	0.758	4.527	25.65	25.65	0.958	0.958	NO	308.8		10.8	308.8
16	16 PCB-24/27	1.75e3	1.12	NO	1.08	4.527	26.26	26.22	0.981	0.980	NO	53.00		7.58	53.00
17	17 PCB-16/32	1.18e4	1.04	NO	0.925	4.527	26.79	26.74	1.001	0.999	NO	418.6		8.87	418.6
18	1... 13C-PCB-1	8.28e4	3.19	NO	0.893	4.527	15.52	15.54	0.608	0.609	NO	1705	77.2	18.0	
19	1... 13C-PCB-3	8.58e4	3.20	NO	0.911	4.527	18.17	18.18	0.712	0.712	NO	1731	78.4	17.7	
20	1... 13C-PCB-4	6.40e4	1.63	NO	0.600	4.527	19.52	19.53	0.765	0.765	NO	1962	88.8	8.84	
21	1... 13C-PCB-9	1.07e5	1.58	NO	0.970	4.527	21.36	21.36	0.836	0.836	NO	2021	91.5	5.47	
22	1... 13C-PCB-11	1.07e5	1.53	NO	0.962	4.527	24.80	24.82	0.971	0.972	NO	2044	92.5	5.52	
23	1... 13C-PCB-19	4.49e4	0.99	NO	0.499	4.527	23.77	23.76	0.931	0.931	NO	1654	74.9	160	
24	1... 13C-PCB-32	6.73e4	1.08	NO	0.744	4.527	26.76	26.76	1.048	1.048	NO	1663	75.3	107	
25	2... 13C-PCB-15	1.20e5	1.61	NO	1.00	4.527	25.53	25.54	1.000	0.000	NO	2209	100	5.30	

Dataset: U:\VG11.PRO\Results\200603K1\200603K1-10.qld

Last Altered: Monday, June 08, 2020 09:59:18 Pacific Daylight Time
Printed: Monday, June 08, 2020 10:01:52 Pacific Daylight Time

Method: U:\VG11.PRO\MethDB\PCB-209_ZB1_6-1-20.mdb 02 Jun 2020 10:36:07

Calibration: U:\VG11.PRO\CurveDB\db1_PCBvg11-6-1-20.cdb 02 Jun 2020 10:21:16

Name: 200603K1_10, Date: 03-Jun-2020, Time: 23:52:02, ID: B0D0324-DUP1@20X Duplicate 7.34, Description: Duplicate

#	Name	Resp	RA	n/y	RRF	wt/vol	Pred.RT	RT	Pred.R...	RRT	Check RRT	Conc.	%Rec	DL	EMPC
1	2... Total Mono-PCBs				1.17	4.527	0.00		0.000		NO	76.67		11.5	76.67
2	2... Total Di-PCBs				1.05	4.527	0.00		0.000		NO	451.5		133	552.8
3	2... 2nd Function Tri-PCBs				1.08	4.527	0.00		0.000		NO	1457		55.9	1457

Dataset: U:\VG11.PRO\Results\200603K1\200603K1-10.qld

Last Altered: Monday, June 08, 2020 09:59:18 Pacific Daylight Time

Printed: Monday, June 08, 2020 10:02:22 Pacific Daylight Time

Method: U:\VG11.PRO\MethDB\PCB-209_ZB1_6-1-20.mdb 02 Jun 2020 10:36:07
 Calibration: U:\VG11.PRO\CurveDB\db1_PCBvg11-6-1-20.cdb 02 Jun 2020 10:21:16

ID: B0D0324-DUP1@20X Duplicate 7.34, Description: Duplicate

Total Mono-PCBs

	Name	Pred.R	RT	m1 Height	m2 Height	m1 Resp	m2 Resp	RA	n/y	Resp	Conc.	EMPC	DL
1	PCB-1	15.55	15.57	1.612e4	4.713e3	9.138e2	2.782e2	3.28	NO	1.192e3	27.215	27.215	3.81
2	PCB-2	17.96	17.96	1.104e4	2.455e3	6.985e2	2.013e2	3.47	NO	8.999e2	19.598	19.598	3.77
3	PCB-3	18.19	18.20	1.816e4	4.701e3	1.024e3	3.072e2	3.33	NO	1.331e3	29.852	29.852	3.89

Total Di-PCBs

	Name	Pred.R	RT	m1 Height	m2 Height	m1 Resp	m2 Resp	RA	n/y	Resp	Conc.	EMPC	DL
1	PCB-4/10	19.61	19.56	1.968e4	1.943e4	1.260e3	1.298e3	0.97	YES	2.557e3	0.00000	57.153	20.2
2	PCB-6	22.07	22.07	1.997e4	2.398e4	1.330e3	1.585e3	0.84	YES	2.915e3	0.00000	44.214	14.9
3	PCB-5/8	22.48	22.46	1.118e5	6.639e4	7.271e3	4.561e3	1.59	NO	1.183e4	247.19	247.19	15.4
4	PCB-15	25.59	25.56	9.210e4	6.921e4	5.887e3	4.341e3	1.36	NO	1.023e4	204.27	204.27	17.0

2nd Function Tri-PCBs

	Name	Pred.R	RT	m1 Height	m2 Height	m1 Resp	m2 Resp	RA	n/y	Resp	Conc.	EMPC	DL
1	PCB-19	23.79	23.80	1.065e4	1.079e4	6.023e2	6.513e2	0.92	NO	1.254e3	55.778	55.778	11.5
2	PCB-18	25.47	25.47	1.285e5	1.315e5	7.729e3	7.744e3	1.00	NO	1.547e4	621.06	621.06	10.0
3	PCB-17	25.65	25.65	5.467e4	5.644e4	3.481e3	3.654e3	0.95	NO	7.135e3	308.78	308.78	10.8
4	PCB-24/27	26.26	26.22	1.342e4	1.238e4	9.228e2	8.245e2	1.12	NO	1.747e3	53.004	53.004	7.58
5	PCB-16/32	26.79	26.74	5.389e4	5.221e4	6.026e3	5.775e3	1.04	NO	1.180e4	418.58	418.58	8.87

3rd Function Tri-PCBs

	Name	Pred.R	RT	m1 Height	m2 Height	m1 Resp	m2 Resp	RA	n/y	Resp	Conc.	EMPC	DL
1	PCB-26	28.16	28.16	5.568e4	5.191e4	4.220e3	3.760e3	1.12	NO	7.980e3	175.05	175.05	7.13
2	PCB-25	28.31	28.32	3.424e4	2.382e4	2.427e3	1.843e3	1.32	YES	4.270e3	0.00000	81.953	7.09
3	PCB-31	28.68	28.70	3.277e5	3.220e5	2.302e4	2.300e4	1.00	NO	4.602e4	919.57	919.57	6.50
4	PCB-28	28.79	28.79	3.711e5	3.745e5	2.973e4	2.925e4	1.02	NO	5.899e4	1191.5	1191.5	6.57
5	PCB-20/21/33	29.43	29.46	1.522e5	1.500e5	1.232e4	1.192e4	1.03	NO	2.424e4	533.25	533.25	7.15
6	PCB-22	29.87	29.89	9.919e4	8.806e4	7.547e3	7.100e3	1.06	NO	1.465e4	311.74	311.74	6.92
7	PCB-35	32.34	32.34	6.948e3	5.310e3	5.677e2	3.563e2	1.59	YES	9.240e2	0.00000	16.031	7.22
8	PCB-37	32.79	32.79	1.083e5	1.015e5	8.764e3	8.471e3	1.03	NO	1.723e4	393.18	393.18	7.47

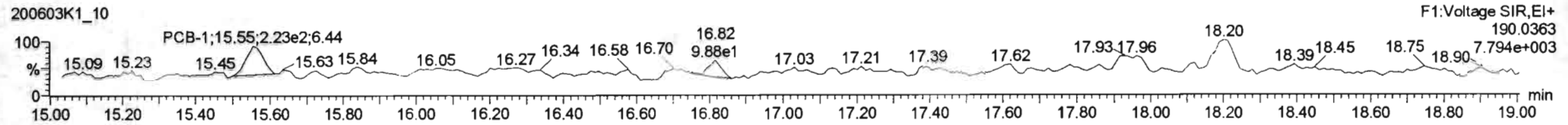
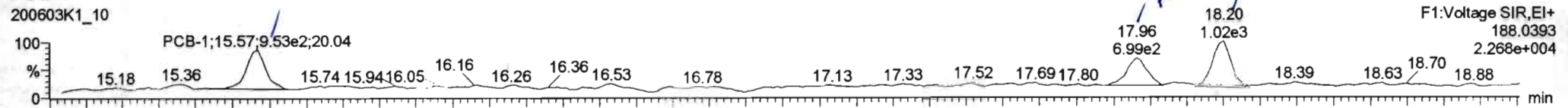
Dataset: U:\VG11.PRO\Results\200603K1\200603K1-10.qld

Last Altered: Saturday, June 06, 2020 11:13:36 Pacific Daylight Time
Printed: Saturday, June 06, 2020 11:14:18 Pacific Daylight Time

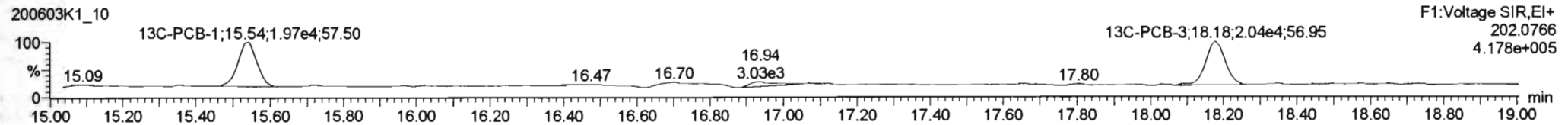

Method: U:\VG11.PRO\MethDB\PCB-209_ZB1_6-1-20.mdb 02 Jun 2020 10:36:07
Calibration: U:\VG11.PRO\CurveDB\db1_PCBvg11-6-1-20.cdb 02 Jun 2020 10:21:16

Name: 200603K1_10, Date: 03-Jun-2020, Time: 23:52:02, ID: B0D0324-DUP1@20X Duplicate 7.34, Description: Duplicate

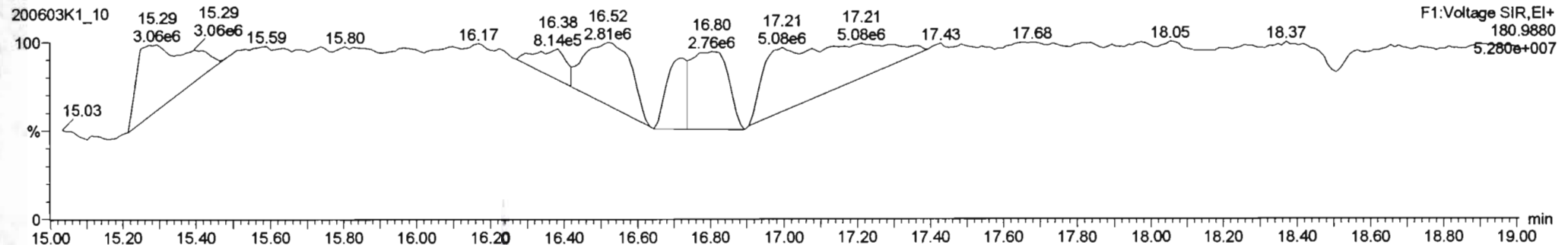
PCB-1



13C-PCB-1

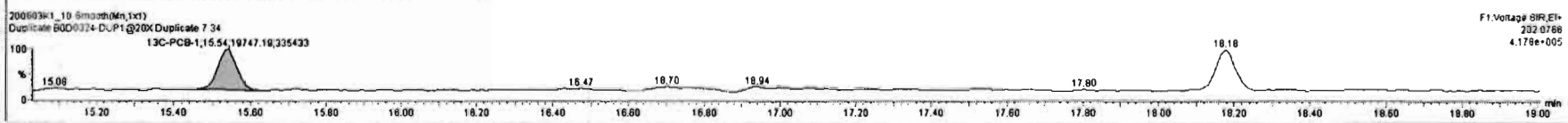

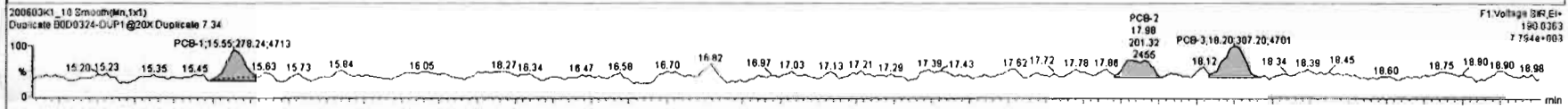
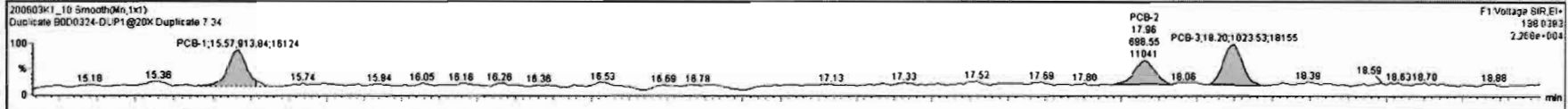


PFK1



#	Name	Resp	RA	n/y	RRF	wt/Vol	Pred RT	RT	Pre F	RRT	RRT Fail	Conc	%Rec	OL	EMPC
1	PCB-1	1.19e3	3.20	NO	1.1683	4.527	15.55	15.57	1.001	1.001	NO	27.22	3.91	27.22	
2	PCB-2	9.00e2	3.47	NO	1.1828	4.527	17.96	17.96	0.989	0.988	NO	19.60	3.77	19.60	
3	PCB-3	1.33e3	3.33	NO	1.1463	4.527	18.19	18.20	1.001	1.001	NO	28.85	3.88	28.85	
4	PCB-4/10			NO	1.2481	4.527	19.61		1.004		YES			20.2	
5	PCB-7/8			NO	0.9801	4.527	21.42		1.003		YES			15.9	
6	PCB-6	2.36e3	1.29	YES	1.0236	4.527	22.07	22.07	1.033	1.033	NO	47.80	14.9	44.21	
7	PCB-5/8	1.11e4	1.89	YES	0.9925	4.527	22.48	22.46	1.052	1.052	NO	232.2	15.4	205.6	
8	PCB-14			NO	1.0173	4.527	23.63		0.952		YES			17.3	

#	Name	Pred RT	RT	m1 Resp	m2 Resp	1* Ratio (Pred)	RA	n/y	EMPC	Conc
1	PCB-1	15.55	15.57	9.130e2	2.702e2	3.130	3.20	NO	27.215	27.215
2	PCB-2	17.96	17.96	6.965e2	2.013e2	3.130	3.47	NO	19.598	19.598
3	PCB-3	18.19	18.20	1.024e3	3.072e2	3.130	3.33	NO	29.852	29.852

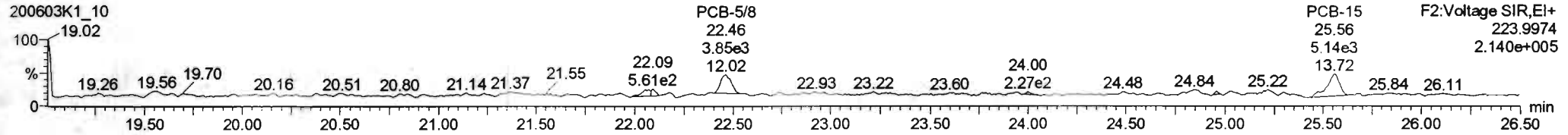
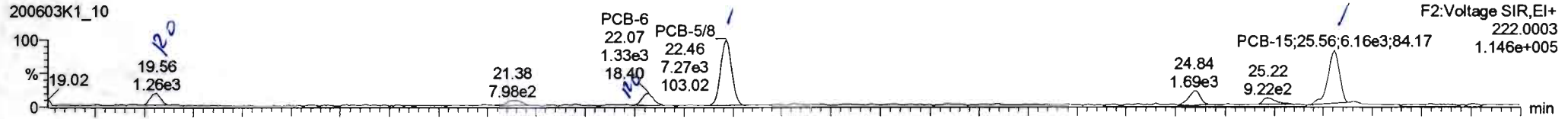


Dataset: U:\VG11.PRO\Results\200603K1\200603K1-10.qld

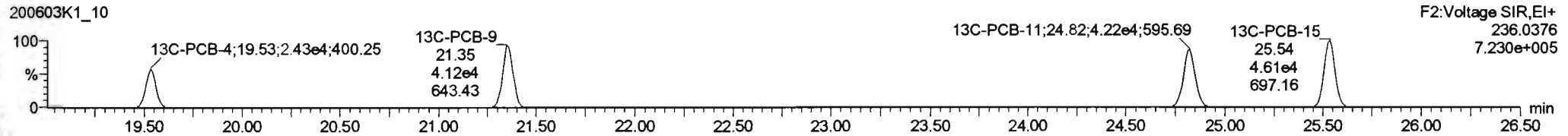
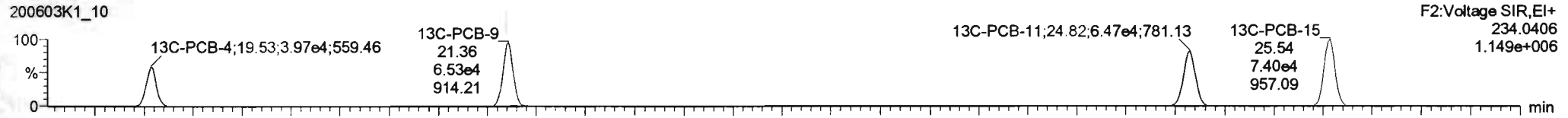
Last Altered: Saturday, June 06, 2020 11:13:36 Pacific Daylight Time
Printed: Saturday, June 06, 2020 11:14:18 Pacific Daylight Time

Name: 200603K1_10, Date: 03-Jun-2020, Time: 23:52:02, ID: B0D0324-DUP1@20X Duplicate 7.34, Description: Duplicate

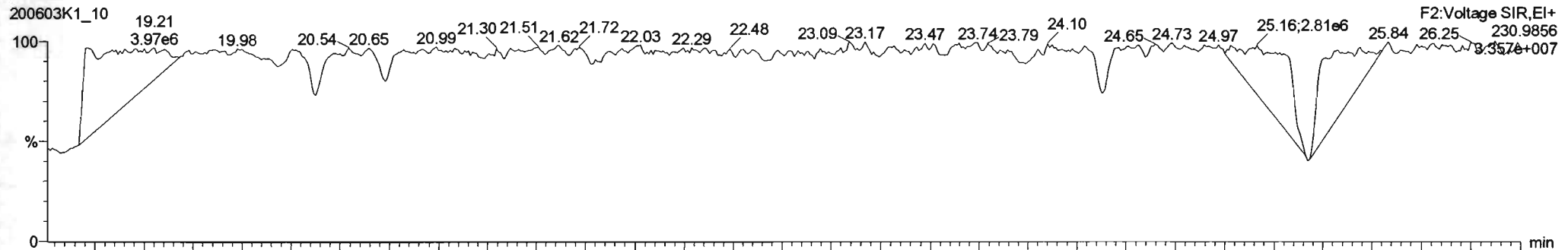
PCB-4/10



13C-PCB-4

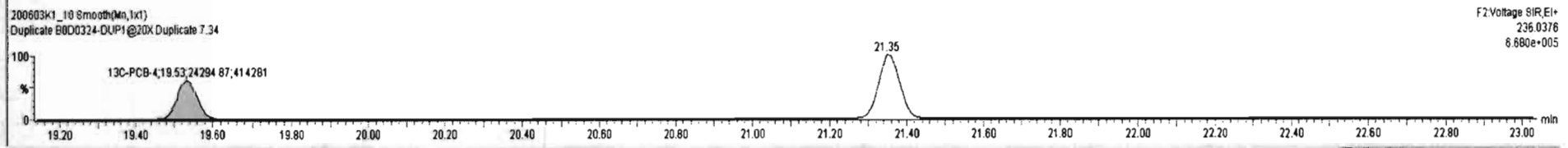

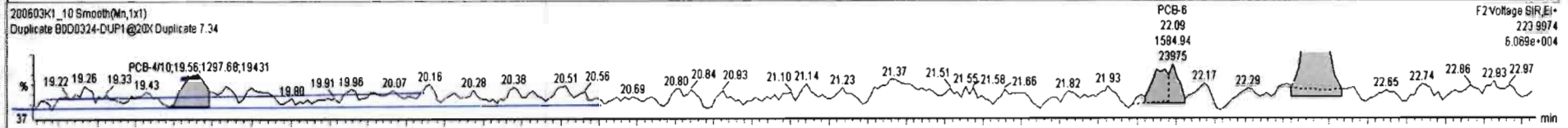
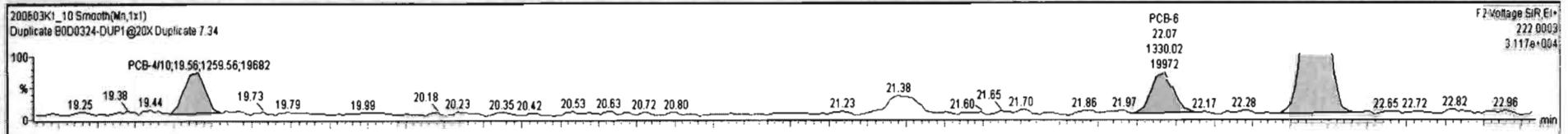


PFK2a




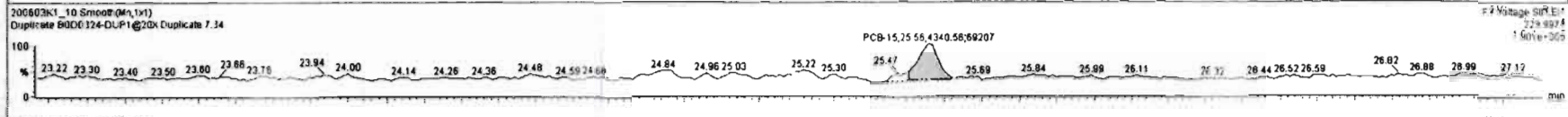

#	Name	Resp	RA	nly	RRF	wtVol	Pred RT	RT	Pred R...	RRT	RRT Fail	Conc.	%Rec	DL	EMPC
225	Total Di-PCBs				1.0537	4.527	0.00		0.000		NO	451.5		133	552.8
226	2nd Function Tri-PCBs				1.0807	4.527	0.00		0.000		NO	1036		55.9	1236
227	3rd Function Tri-PCBs				0.9828	4.527	0.00		0.000		NO	3524		100	3622
228	Total Tetra-PCBs				1.0778	4.527	0.00		0.000		NO	14790		208	14940
229	3rd Function Penta-PCBs				1.3157	4.527	0.00		0.000		NO	13890		190	14080
230	4th Function Penta-PCBs				1.0735	4.527	0.00		0.000		NO	871.4		31.4	881.4
231	3rd Function Hexa-PCBs				0.8905	4.527	0.00		0.000		NO	4039		66.5	4548
232	4th Function Hexa-PCBs				1.0316	4.527	0.00		0.000		NO	10770		107	10810

#	Name	Pred RT	RT	m1 Resp	m2 Resp	1* Ratio (Pred)	RA	nly	EMPC	Conc.
4	PCB-4/10	19.61	19.56	1.260e3	1.296e3	1.580	0.97	YES	57.153	0.00000
6	PCB-6	22.07	22.07	1.330e3	1.585e3	1.560	0.84	YES	44.214	0.00000
7	PCB-5/6	22.48	22.46	7.271e3	4.561e3	1.560	1.59	NO	247.19	247.19
11	PCB-15	25.58	25.58	5.887e3	4.341e3	1.580	1.36	NO	204.27	204.27



#	Name	Resp	RA	nly	RRF	wt%id	Pred RT	RT	Pred.R	NRT	RRT	Conc	%Rec	OL	EMPC
225	225 Total Di-PCBs				1.0537	4.527	0.00		0.000		NO	491.5		130	552.8
226	226 2nd Function Tri-PCBs				1.0807	4.527	0.00		0.000		NO	1039		55.3	1236
227	227 3rd Function Tri-PCBs				0.9859	4.527	0.00		0.000		NO	3524		100	3622
228	228 Total Tetra-PCBs				1.0778	4.527	0.00		0.000		NO	14790		208	14940
229	229 3rd Function Penta-PCBs				1.3157	4.527	0.00		0.000		NO	13880		190	14080
230	230 4th Function Penta-PCBs				1.0735	4.527	0.00		0.000		NO	871.4		31.4	881.4
231	231 3rd Function Hexa-PCBs				0.8595	4.527	0.00		0.000		NO	4039		88.5	4548
232	232 4th Function Hexa-PCBs				1.0316	4.527	0.00		0.000		NO	10770		107	10810

#	Name	Pred RT	RT	ret Resp	n2 Resp	* Ratio (Pred)	RA	nly	EMPC	Conc
1	4 PCB-4/10	19.61	19.56	1.260e3	1.290e3	1.580	0.97	YES	57.153	0.00000
2	6 PCB-6	22.07	22.07	1.330e3	1.585e3	1.580	0.84	YES	44.214	0.00000
3	7 PCB-5/8	22.48	22.48	7.271e3	4.581e3	1.580	1.59	NO	247.18	247.18
4	11 PCB-15	25.58	25.58	5.887e3	4.341e3	1.580	1.36	NO	204.27	204.27

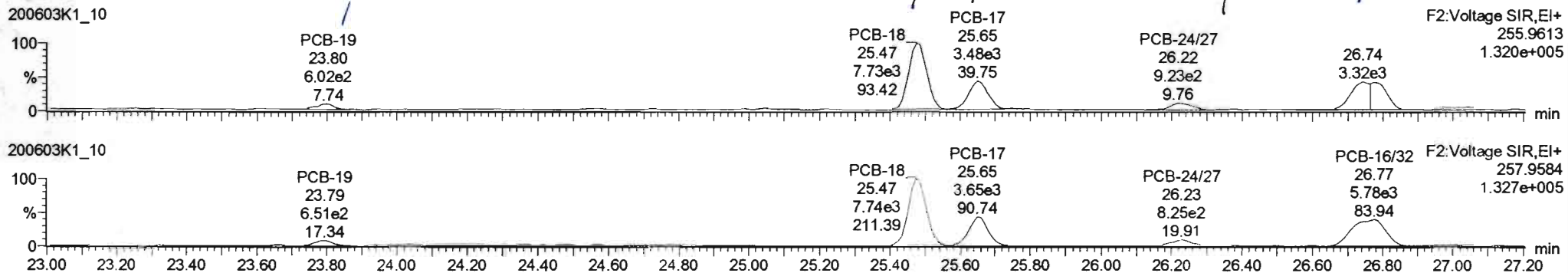


Dataset: U:\VG11.PRO\Results\200603K1\200603K1-10.qld

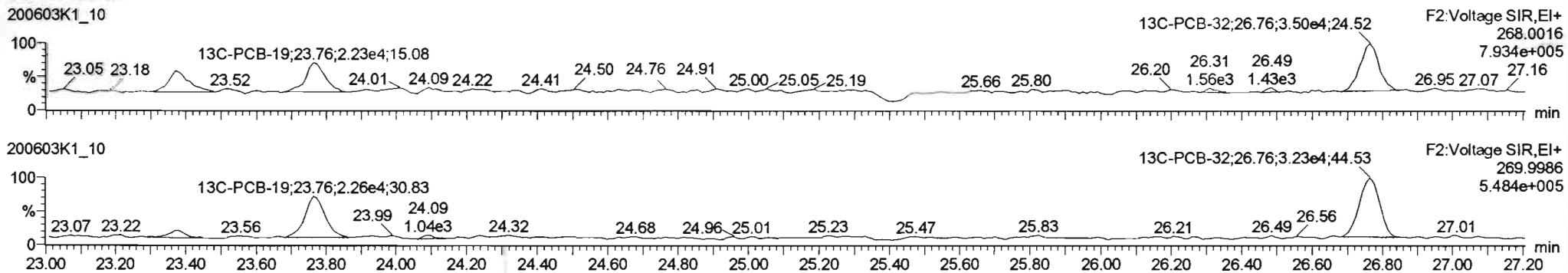
Last Altered: Saturday, June 06, 2020 11:13:36 Pacific Daylight Time
Printed: Saturday, June 06, 2020 11:14:18 Pacific Daylight Time

Name: 200603K1_10, Date: 03-Jun-2020, Time: 23:52:02, ID: B0D0324-DUP1@20X Duplicate 7.34, Description: Duplicate

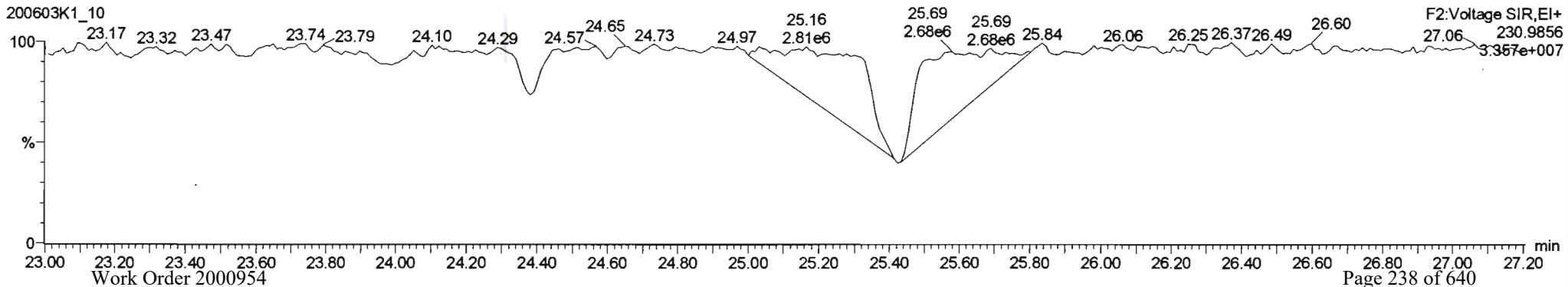
PCB-19



13C-PCB-19

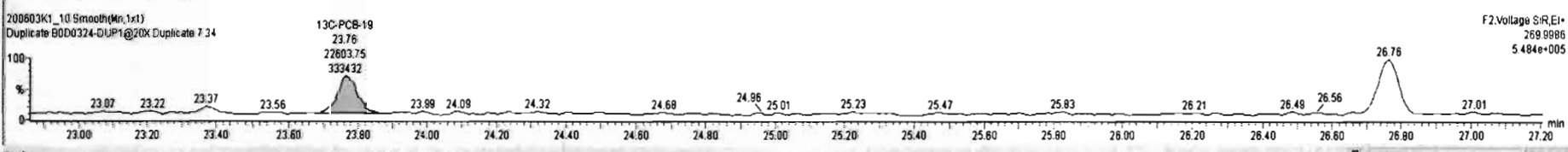
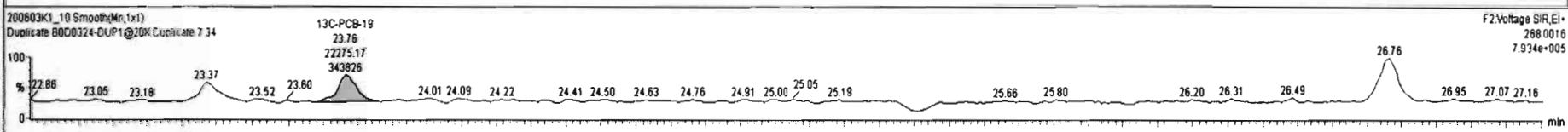




PFK2b



#	Name	Resp	RA	n/y	RF	wt/wt	Pred.RT	RT	Pred.R	RRT	RRT Fail	Conc.	%Rec	DL	EMPC
225	Total Di-PCBs				1.0537	4.527	0.00		0.000		NO	451.5		133	552.8
226	2nd Function Tri-PCBs				1.0807	4.527	0.00		0.000		NO	1457		55.9	1457
227	3rd Function Tri-PCBs				0.9828	4.527	0.00		0.000		NO	3524		100	3622
228	Total Tetra-PCBs				1.0778	4.527	0.00		0.000		NO	14790		208	14940
229	3rd Function Penta-PCBs				1.3157	4.527	0.00		0.000		NO	13890		190	14080
230	4th Function Penta-PCBs				1.0735	4.527	0.00		0.000		NO	871.4		31.4	881.4
231	3rd Function Hexa-PCBs				0.9505	4.527	0.00		0.000		NO	4039		66.5	4548
232	4th Function Hexa-PCBs				1.0316	4.527	0.00		0.000		NO	10770		107	10810

#	Name	Pred.RT	RT	m1 Resp	m2 Resp	1* Ratio (Pred)	RA	n/y	EMPC	Conc.
1	12 PCB-19	23.79	23.80	6.023e2	6.513e2	1.040	0.92	NO	55.778	55.778
2	14 PCB-18	25.47	25.47	7.729e3	7.744e3	1.040	1.00	NO	621.06	621.06
3	15 PCB-17	25.65	25.65	3.481e3	3.654e3	1.040	0.95	NO	308.78	308.78
4	16 PCB-24/27	26.26	26.22	9.228e2	8.245e2	1.040	1.12	NO	53.004	53.004
5	17 PCB-16/22	26.79	26.74	6.026e3	5.775e3	1.040	1.04	NO	418.58	418.58

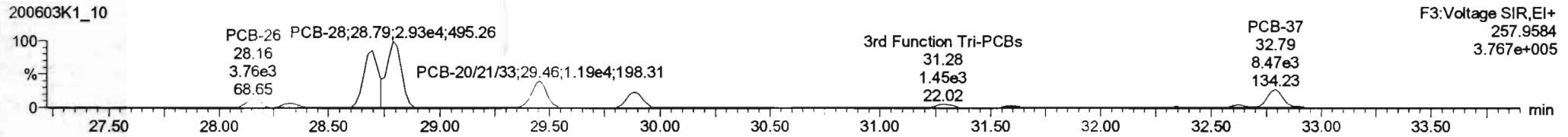
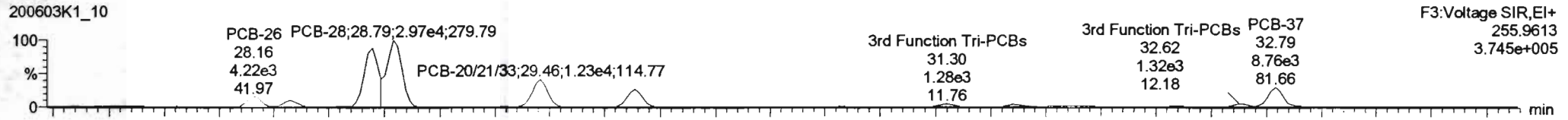


Dataset: U:\VG11.PRO\Results\200603K1\200603K1-10.qld

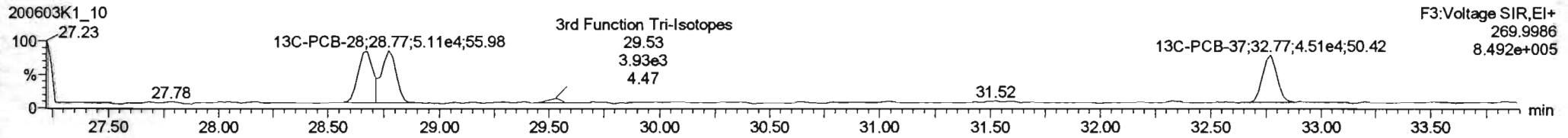
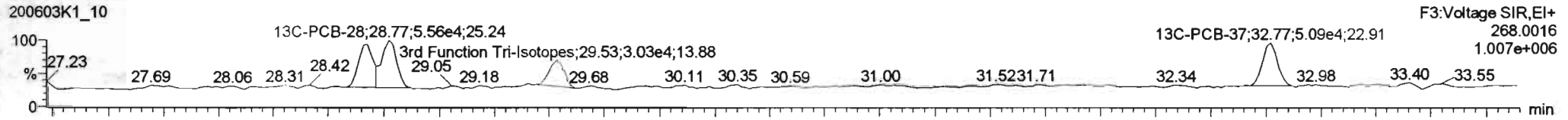
Last Altered: Saturday, June 06, 2020 11:13:36 Pacific Daylight Time
 Printed: Saturday, June 06, 2020 11:14:18 Pacific Daylight Time

Name: 200603K1_10, Date: 03-Jun-2020, Time: 23:52:02, ID: B0D0324-DUP1@20X Duplicate 7.34, Description: Duplicate

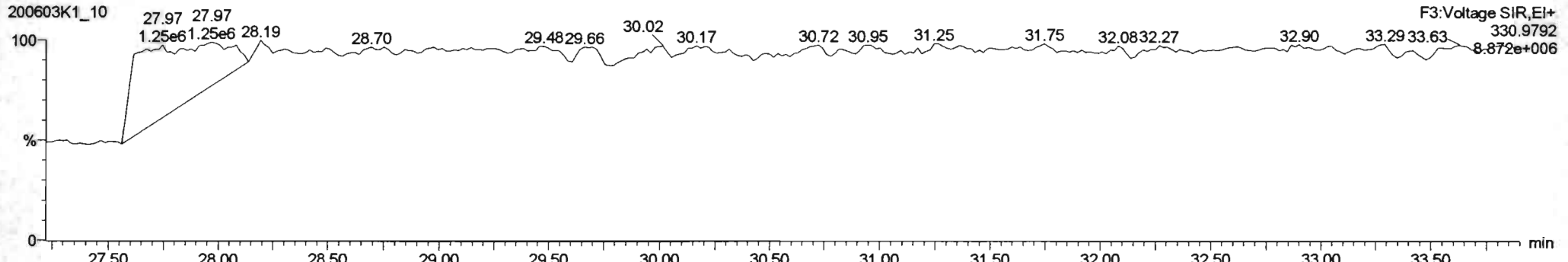
PCB-34



13C-PCB-28



PFK3d

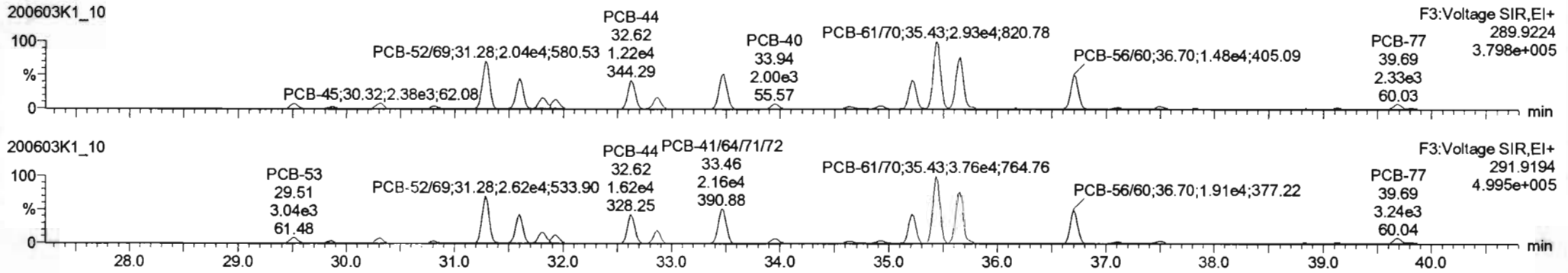


Dataset: U:\VG11.PRO\Results\200603K1\200603K1-10.qld

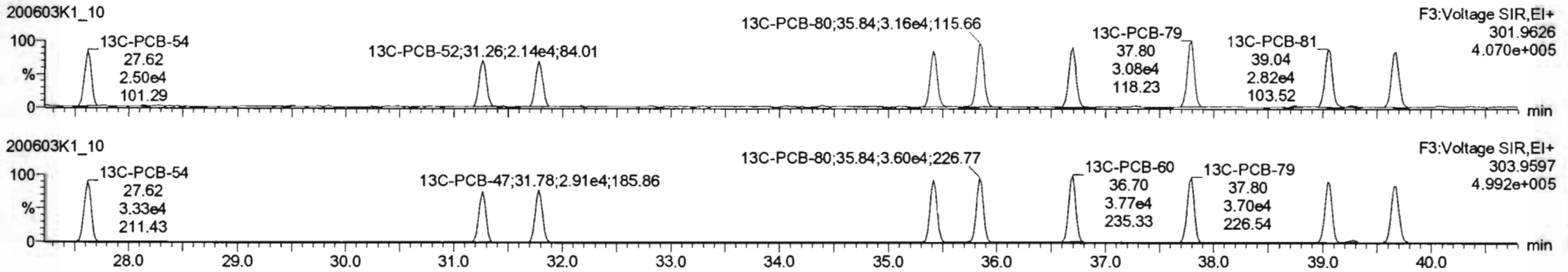
Last Altered: Saturday, June 06, 2020 11:13:36 Pacific Daylight Time
Printed: Saturday, June 06, 2020 11:14:18 Pacific Daylight Time

Name: 200603K1_10, Date: 03-Jun-2020, Time: 23:52:02, ID: B0D0324-DUP1@20X Duplicate 7.34, Description: Duplicate

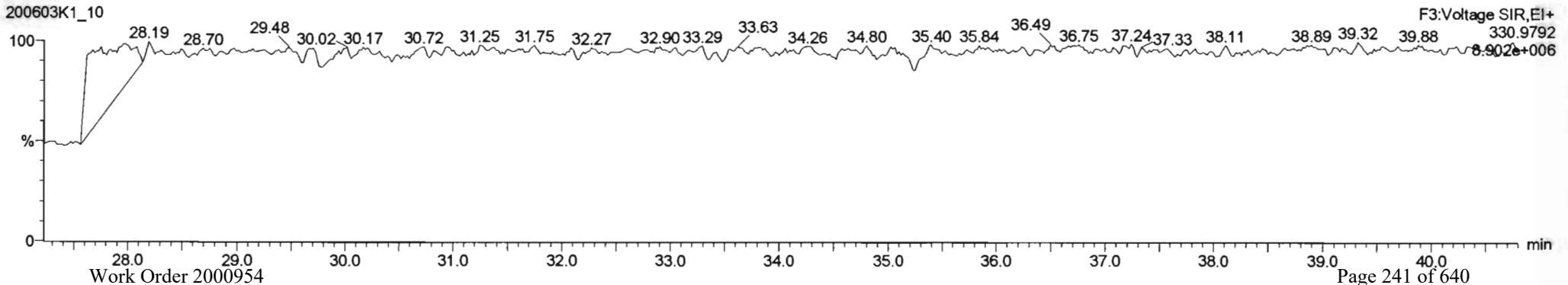
PCB-54



13C-PCB-54



PFK3a



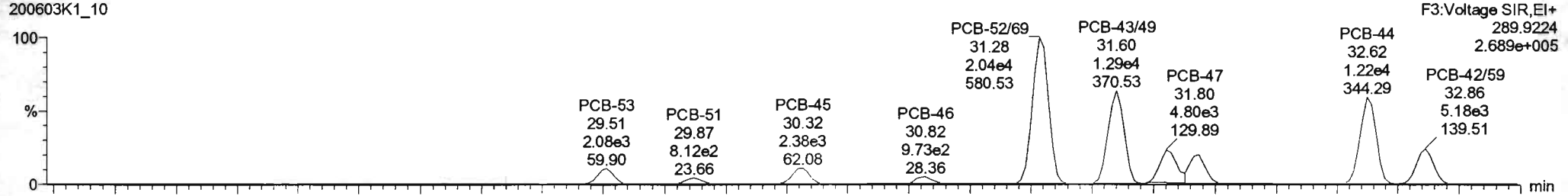
Dataset: U:\VG11.PRO\Results\200603K1\200603K1-10.qld

Last Altered: Saturday, June 06, 2020 11:13:36 Pacific Daylight Time
Printed: Saturday, June 06, 2020 11:14:18 Pacific Daylight Time

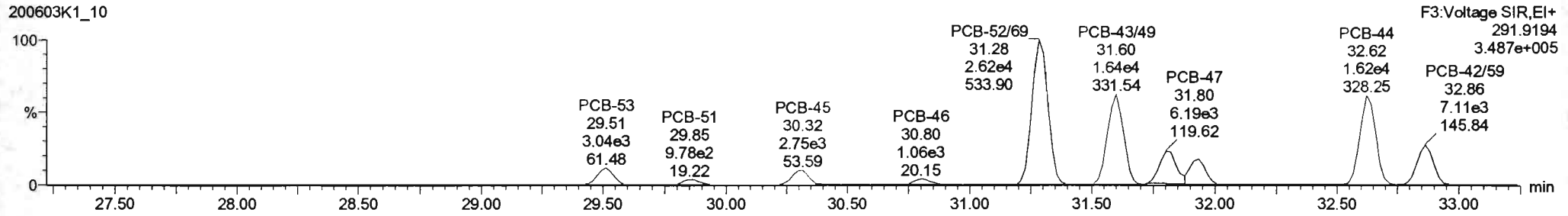
Name: 200603K1_10, Date: 03-Jun-2020, Time: 23:52:02, ID: B0D0324-DUP1@20X Duplicate 7.34, Description: Duplicate

PCB-50

200603K1_10

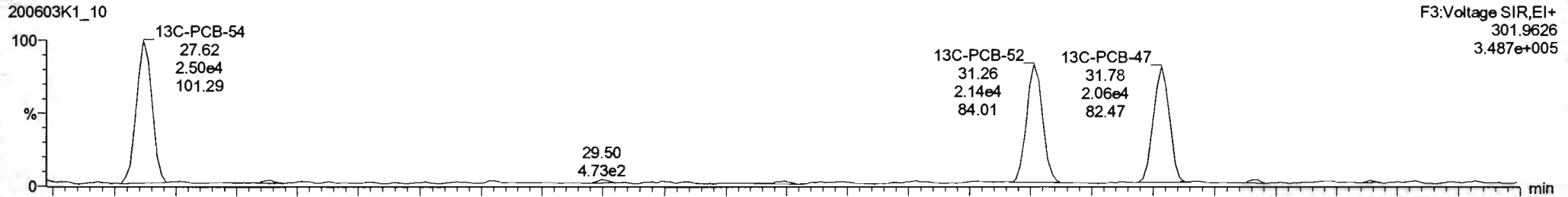


200603K1_10

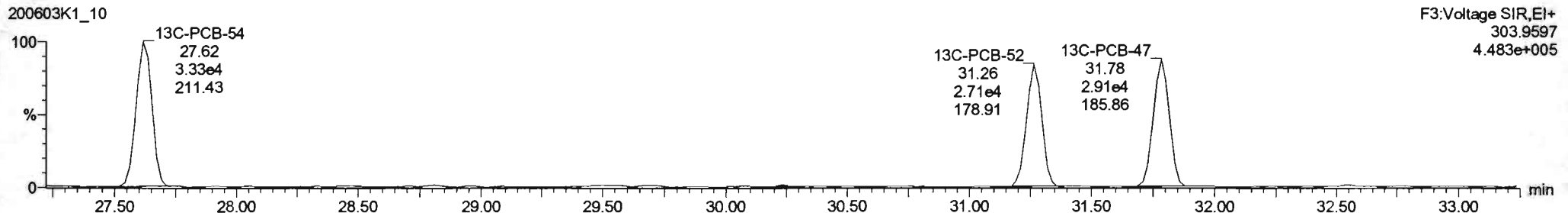


13C-PCB-52

200603K1_10



200603K1_10

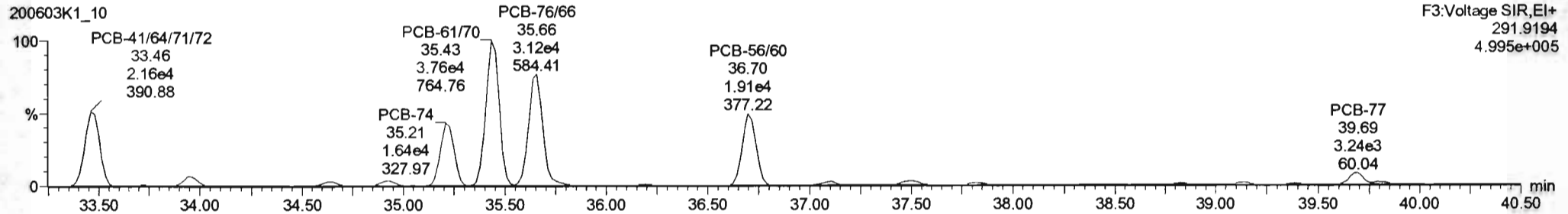
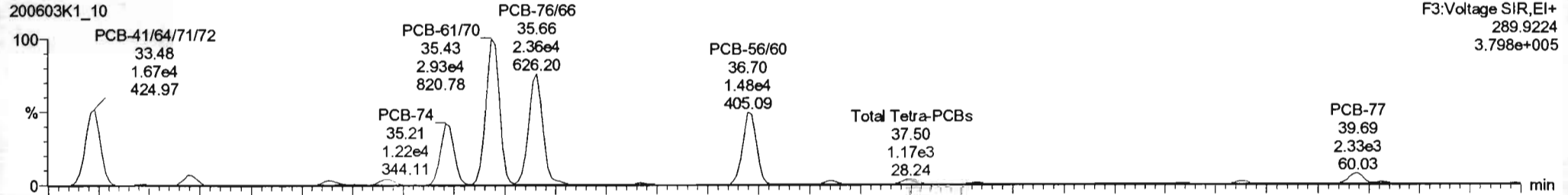


Dataset: U:\VG11.PRO\Results\200603K1\200603K1-10.qld

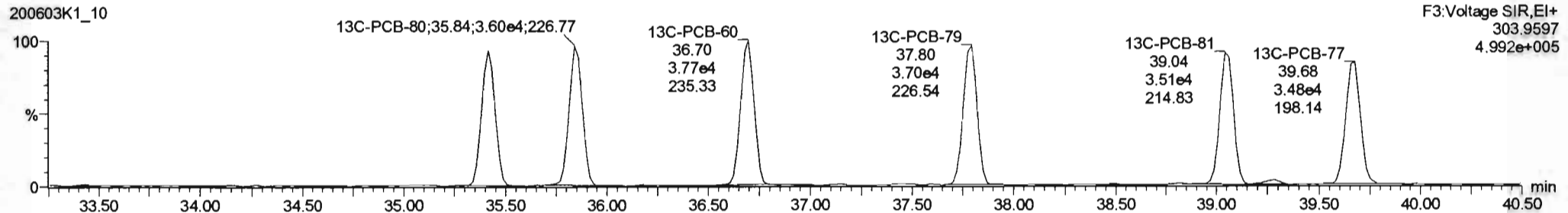
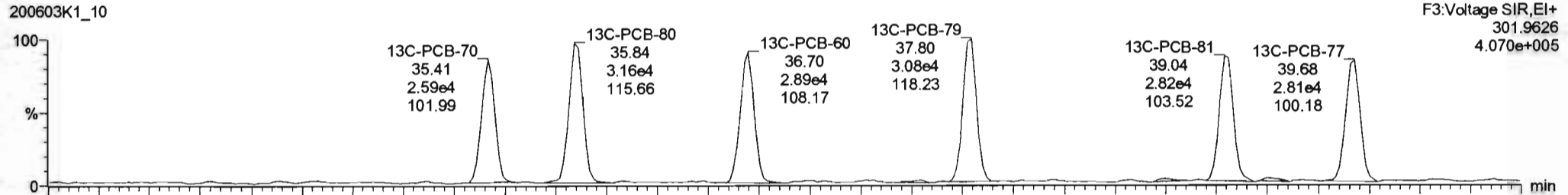
Last Altered: Saturday, June 06, 2020 11:13:36 Pacific Daylight Time
Printed: Saturday, June 06, 2020 11:14:18 Pacific Daylight Time

Name: 200603K1_10, Date: 03-Jun-2020, Time: 23:52:02, ID: B0D0324-DUP1@20X Duplicate 7.34, Description: Duplicate

PCB-68



13C-PCB-60

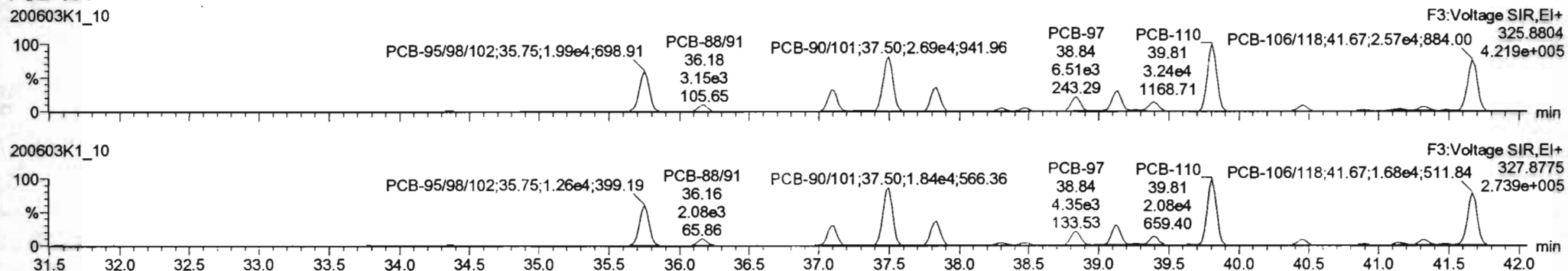


Dataset: U:\VG 11.PRO\Results\200603K1\200603K1-10.qld

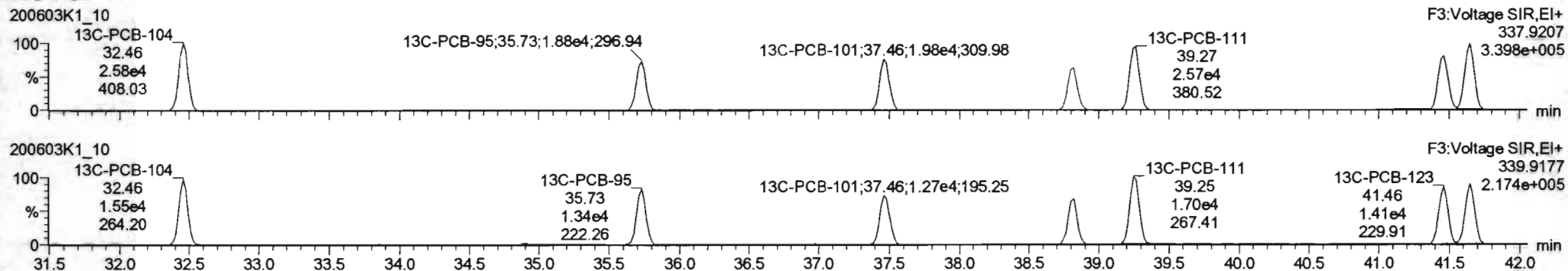
Last Altered: Saturday, June 06, 2020 11:13:36 Pacific Daylight Time
Printed: Saturday, June 06, 2020 11:14:18 Pacific Daylight Time

Name: 200603K1_10, Date: 03-Jun-2020, Time: 23:52:02, ID: B0D0324-DUP1@20X Duplicate 7.34, Description: Duplicate

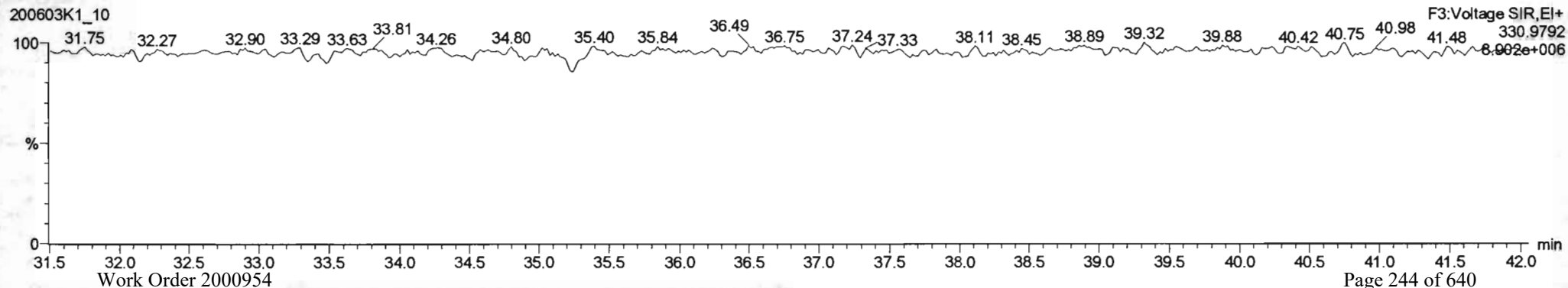
PCB-104



13C-PCB-104



PFK3b



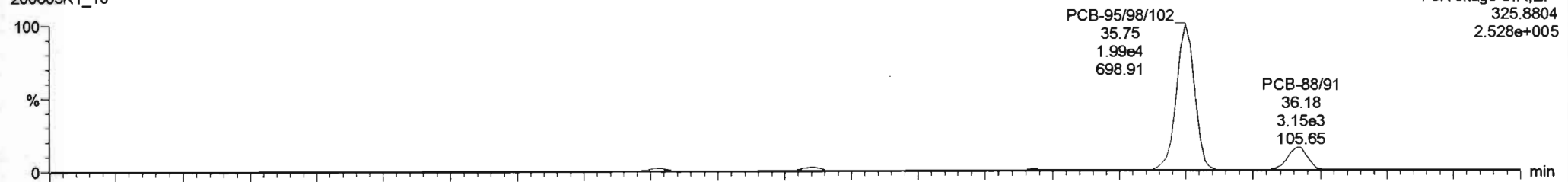
Dataset: U:\VG 11.PRO\Results\200603K1\200603K1-10.qld

Last Altered: Saturday, June 06, 2020 11:13:36 Pacific Daylight Time
Printed: Saturday, June 06, 2020 11:14:18 Pacific Daylight Time

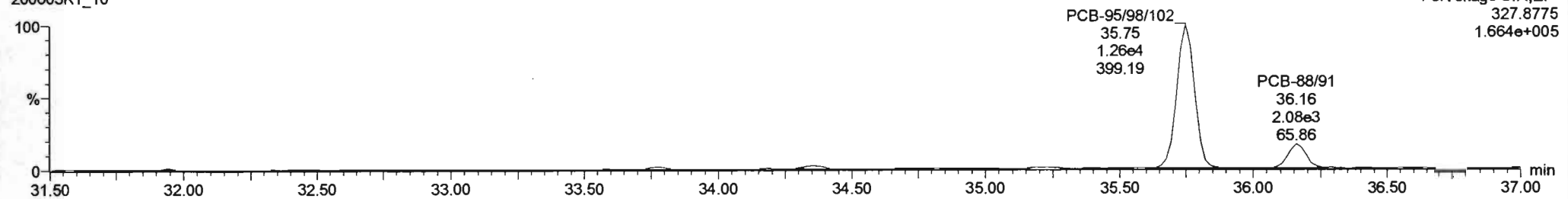
Name: 200603K1_10, Date: 03-Jun-2020, Time: 23:52:02, ID: B0D0324-DUP1@20X Duplicate 7.34, Description: Duplicate

PCB-96

200603K1_10

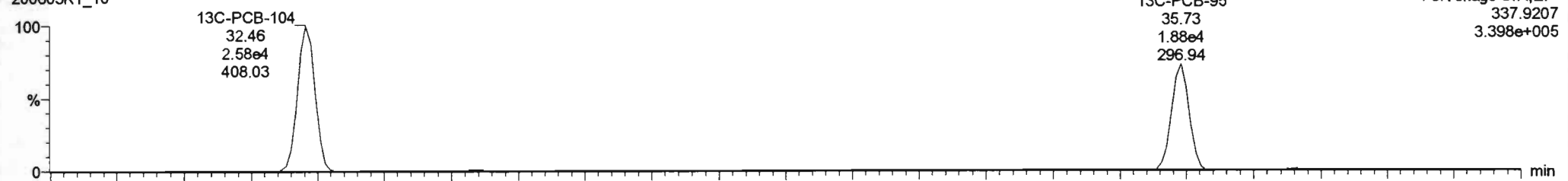


200603K1_10

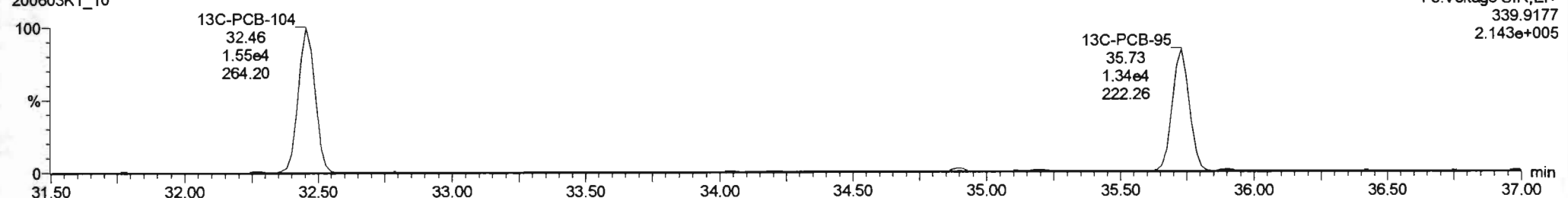


13C-PCB-95

200603K1_10



200603K1_10



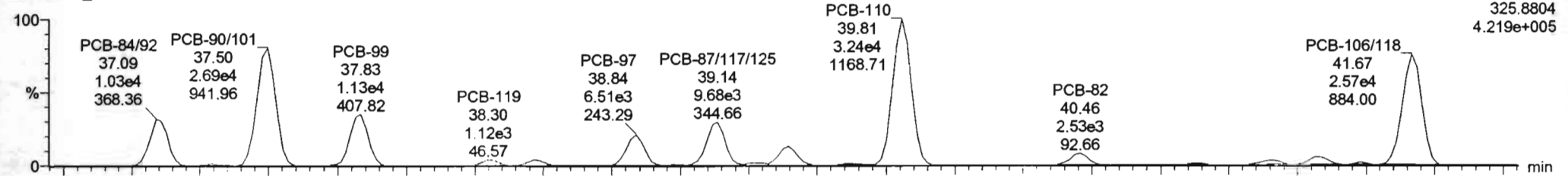
Dataset: U:\VG11.PRO\Results\200603K1\200603K1-10.qld

Last Altered: Saturday, June 06, 2020 11:13:36 Pacific Daylight Time
Printed: Saturday, June 06, 2020 11:14:18 Pacific Daylight Time

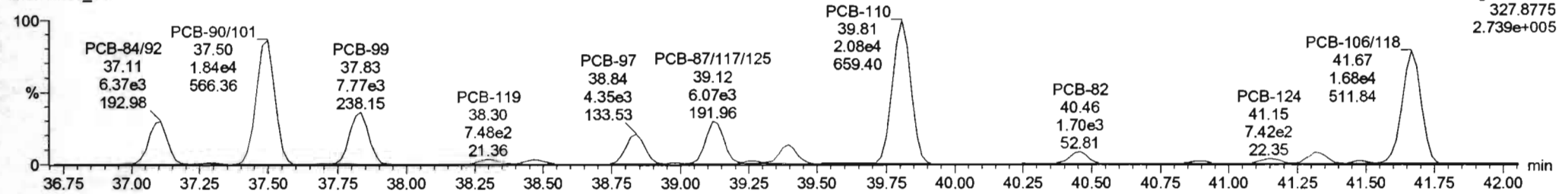
Name: 200603K1_10, Date: 03-Jun-2020, Time: 23:52:02, ID: B0D0324-DUP1@20X Duplicate 7.34, Description: Duplicate

PCB-119

200603K1_10

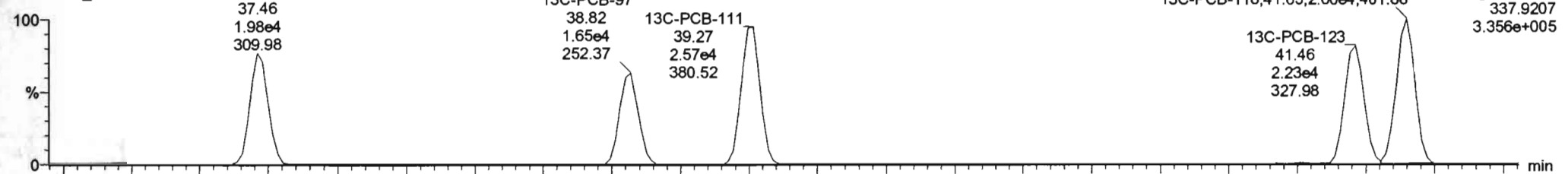


200603K1_10

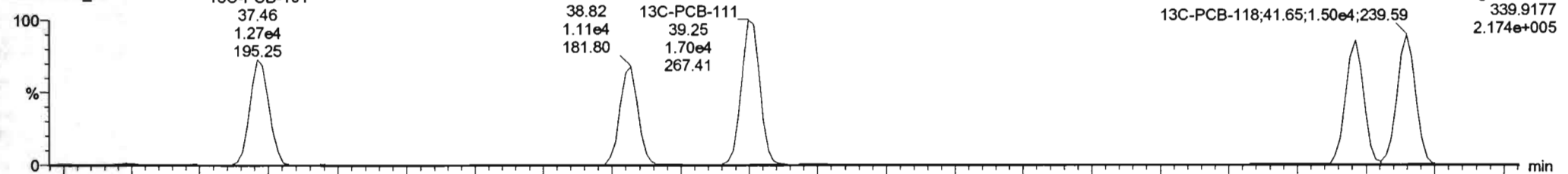


13C-PCB-111

200603K1_10



200603K1_10




Dataset: U:\VG11.PRO\Results\200603K1\200603K1-10.qld

Last Altered: Saturday, June 06, 2020 11:13:36 Pacific Daylight Time
Printed: Saturday, June 06, 2020 11:14:18 Pacific Daylight Time

Name: 200603K1_10, Date: 03-Jun-2020, Time: 23:52:02, ID: B0D0324-DUP1@20X Duplicate 7.34, Description: Duplicate


PCB-114

200603K1_10



F4: Voltage SIR, EI+
325.8804
1.846e+005

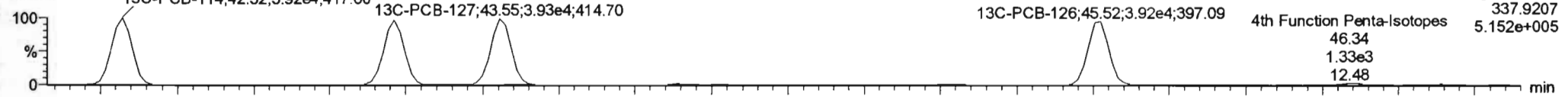
200603K1_10



F4: Voltage SIR, EI+
327.8775
1.187e+005

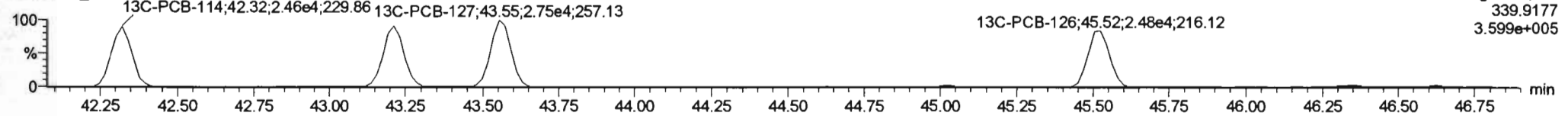
13C-PCB-114

200603K1_10



F4: Voltage SIR, EI+
337.9207
5.152e+005

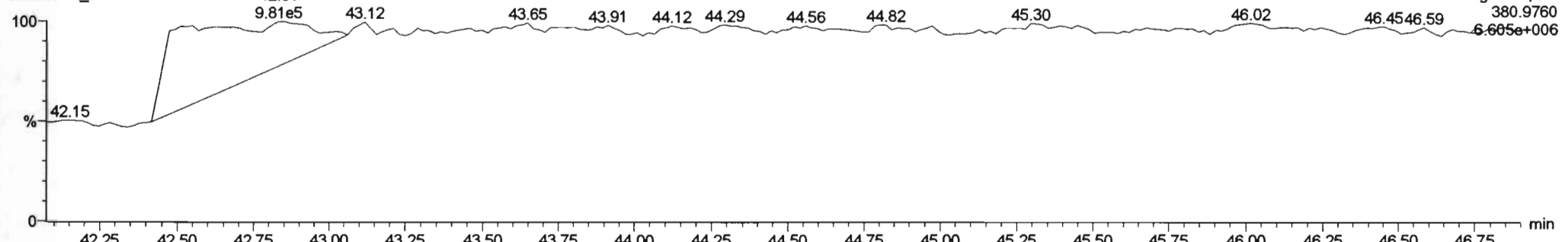
200603K1_10



F4: Voltage SIR, EI+
339.9177
3.599e+005

PFK4a

200603K1_10



F4: Voltage SIR, EI+
380.9760
6.605e+006

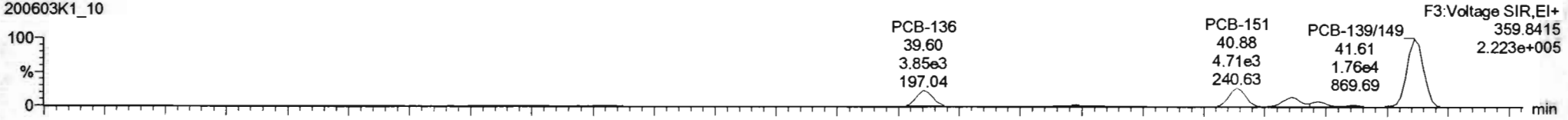
Dataset: U:\VG11.PRO\Results\200603K1\200603K1-10.qld

Last Altered: Saturday, June 06, 2020 11:13:36 Pacific Daylight Time
Printed: Saturday, June 06, 2020 11:14:18 Pacific Daylight Time

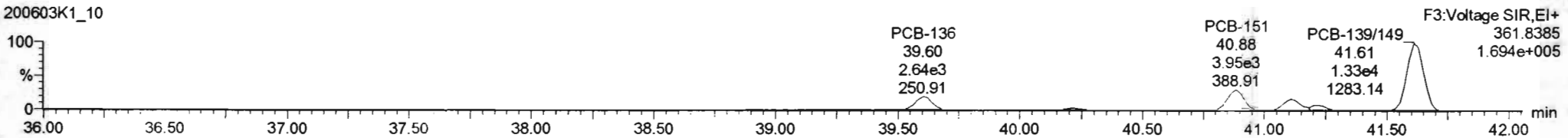
Name: 200603K1_10, Date: 03-Jun-2020, Time: 23:52:02, ID: B0D0324-DUP1@20X Duplicate 7.34, Description: Duplicate

PCB-155

200603K1_10

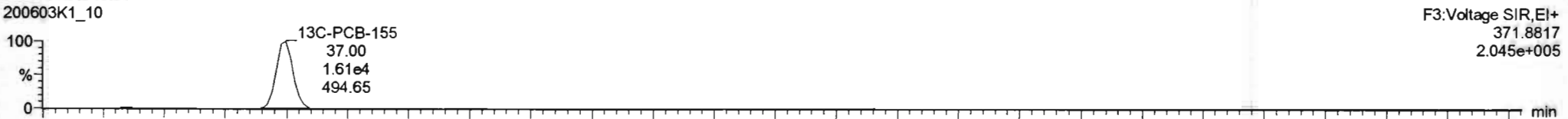


200603K1_10

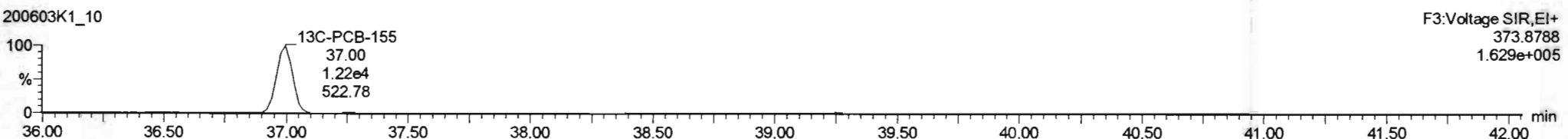


13C-PCB-155

200603K1_10

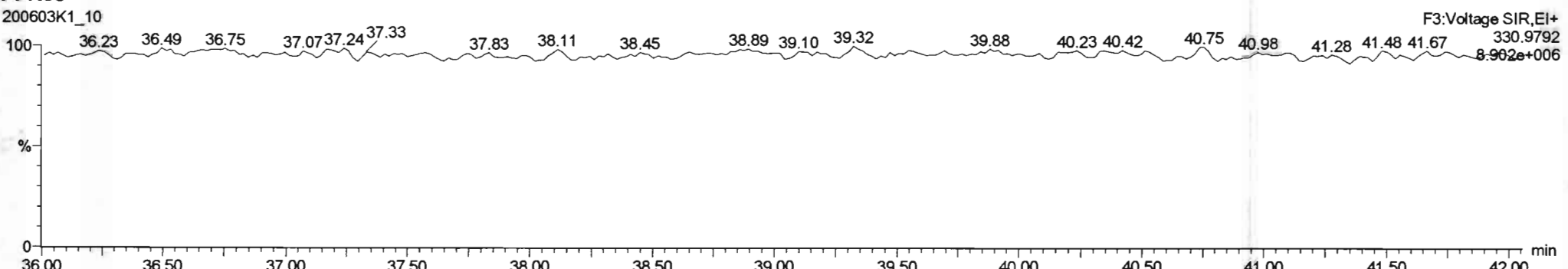


200603K1_10



PFK3c

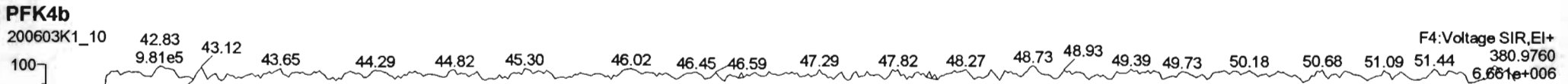
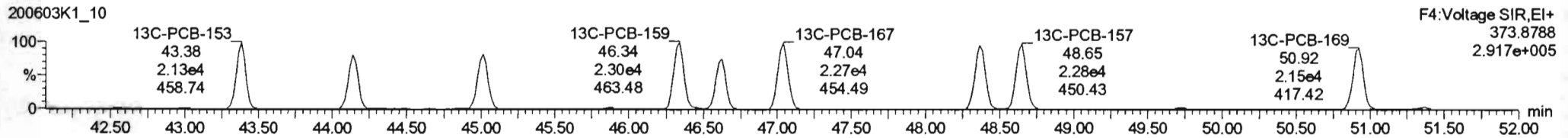
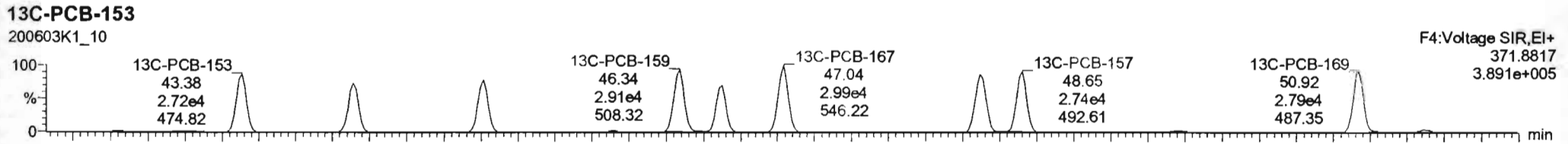
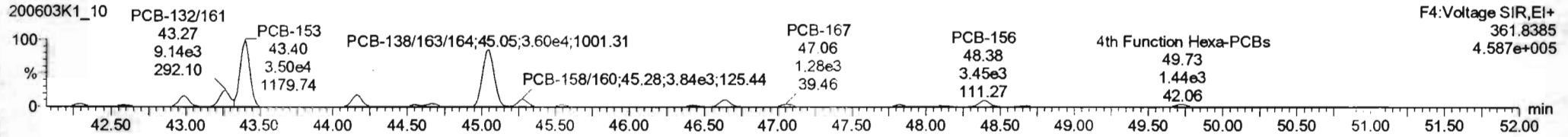
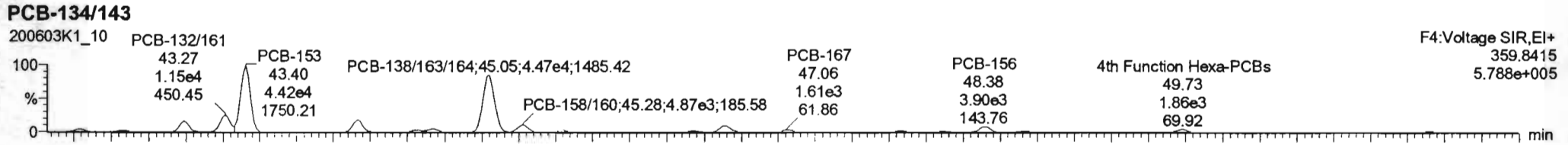
200603K1_10



Dataset: U:\VG11.PRO\Results\200603K1\200603K1-10.qld

Last Altered: Saturday, June 06, 2020 11:13:36 Pacific Daylight Time
 Printed: Saturday, June 06, 2020 11:14:18 Pacific Daylight Time

Name: 200603K1_10, Date: 03-Jun-2020, Time: 23:52:02, ID: B0D0324-DUP1@20X Duplicate 7.34, Description: Duplicate



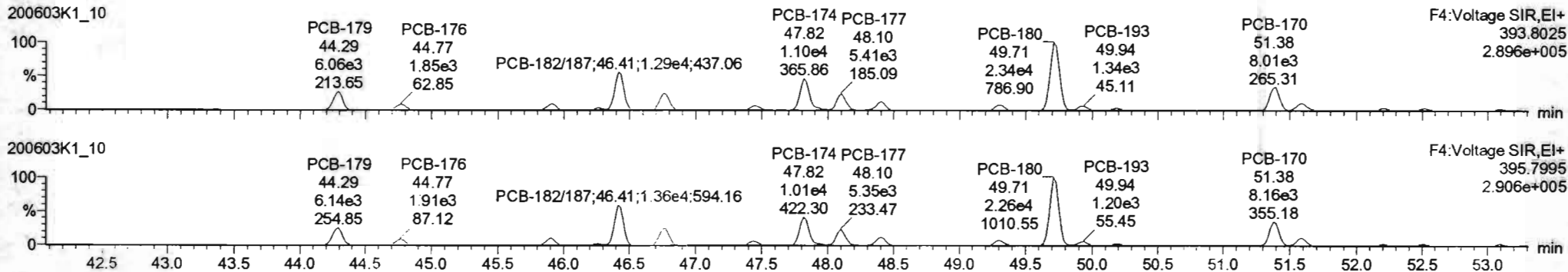
Dataset: U:\VG 11.PRO\Results\200603K1\200603K1-10.qld

Last Altered: Saturday, June 06, 2020 11:13:36 Pacific Daylight Time
 Printed: Saturday, June 06, 2020 11:14:18 Pacific Daylight Time

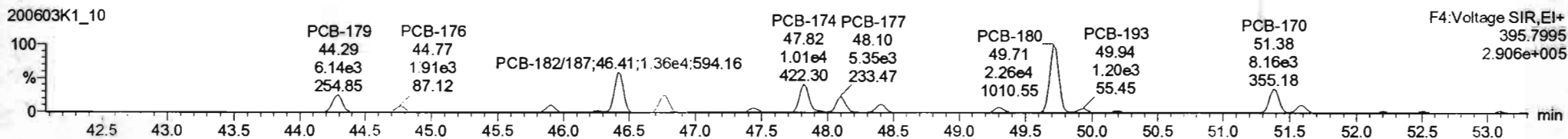
Name: 200603K1_10, Date: 03-Jun-2020, Time: 23:52:02, ID: B0D0324-DUP1@20X Duplicate 7.34, Description: Duplicate

PCB-188

200603K1_10

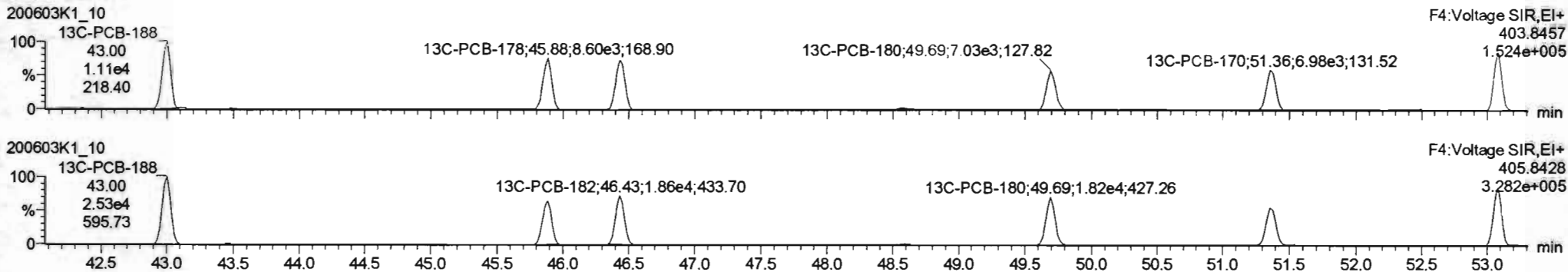


200603K1_10

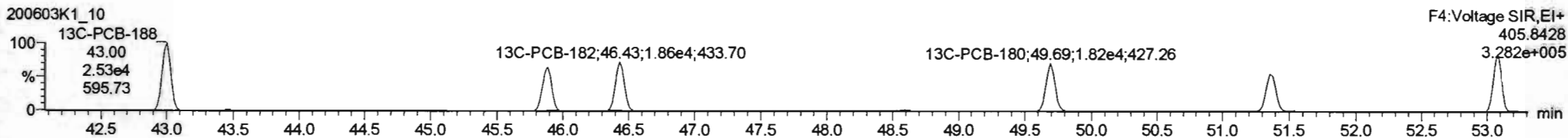


13C-PCB-188

200603K1_10

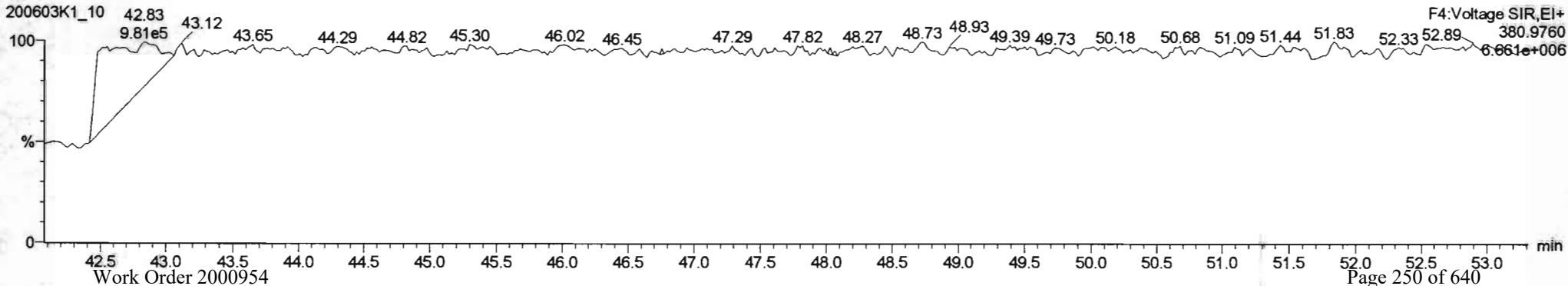


200603K1_10



PFK4c

200603K1_10



Dataset: U:\VG11.PRO\Results\200603K1\200603K1-10.qld

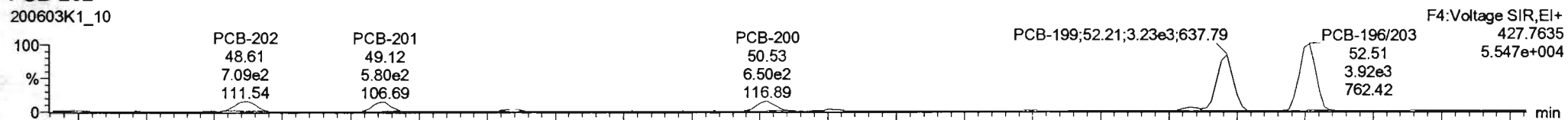
Last Altered: Saturday, June 06, 2020 11:13:36 Pacific Daylight Time

Printed: Saturday, June 06, 2020 11:14:18 Pacific Daylight Time

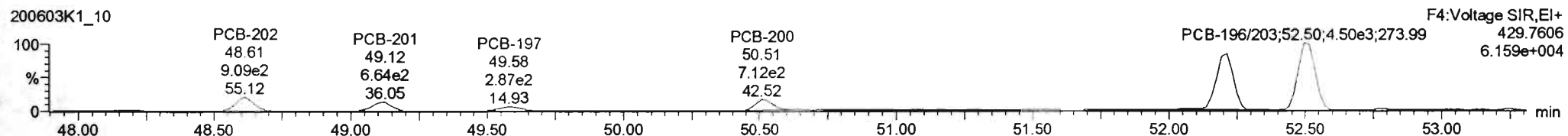
Name: 200603K1_10, Date: 03-Jun-2020, Time: 23:52:02, ID: B0D0324-DUP1@20X Duplicate 7.34, Description: Duplicate

PCB-202

200603K1_10




200603K1_10

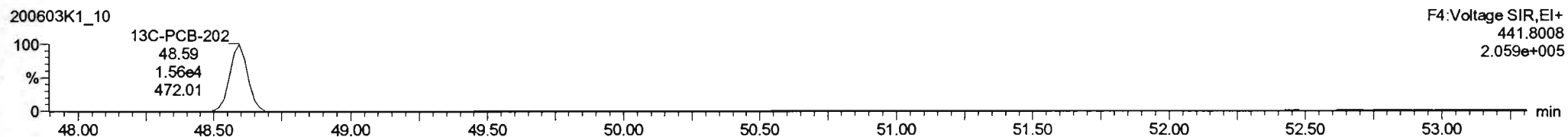


13C-PCB-202

200603K1_10

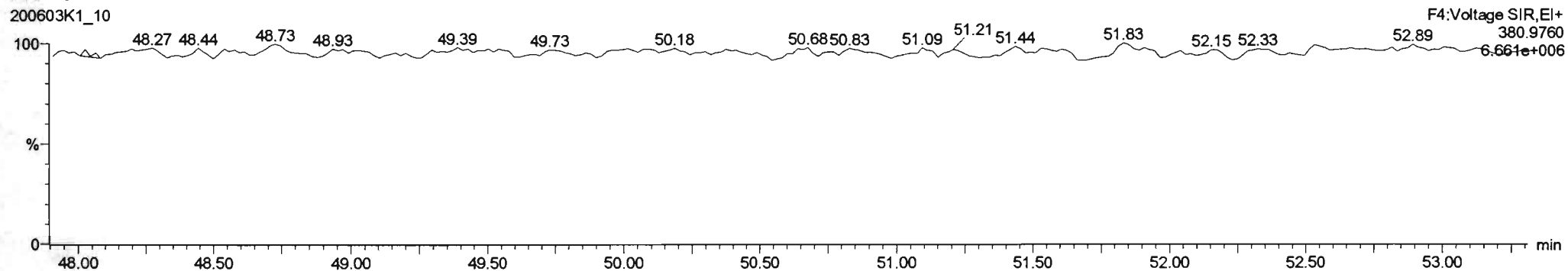


200603K1_10



PFK4d

200603K1_10

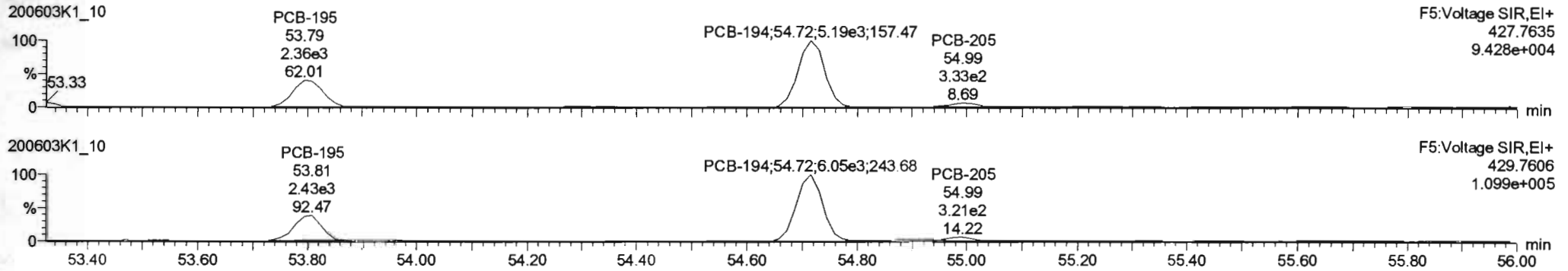


Dataset: U:\VG11.PRO\Results\200603K1\200603K1-10.qld

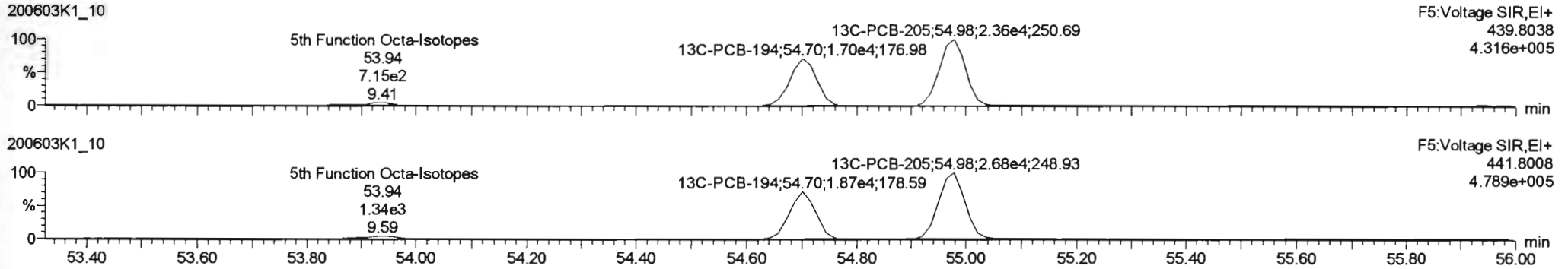
Last Altered: Saturday, June 06, 2020 11:13:36 Pacific Daylight Time
Printed: Saturday, June 06, 2020 11:14:18 Pacific Daylight Time

Name: 200603K1_10, Date: 03-Jun-2020, Time: 23:52:02, ID: B0D0324-DUP1@20X Duplicate 7.34, Description: Duplicate

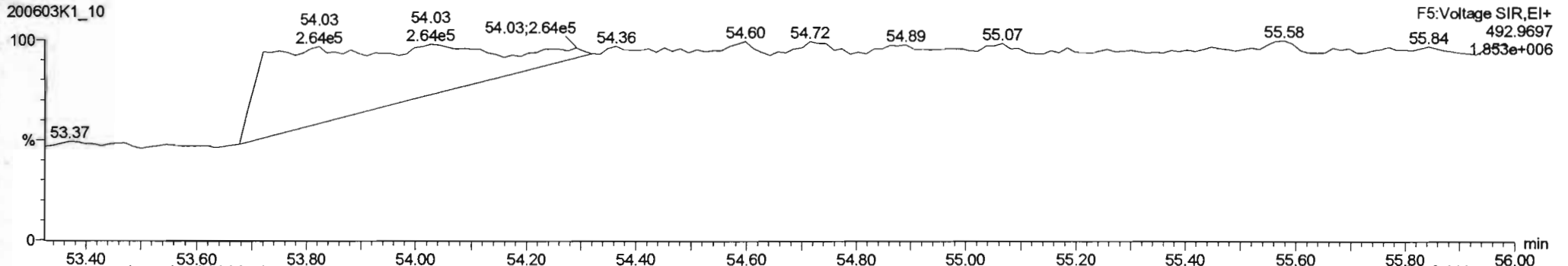
PCB-195



13C-PCB-194



PFK5a





Dataset: U:\VG11.PRO\Results\200603K1\200603K1-10.qld

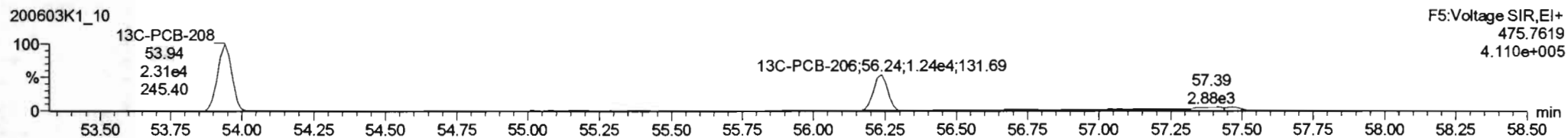
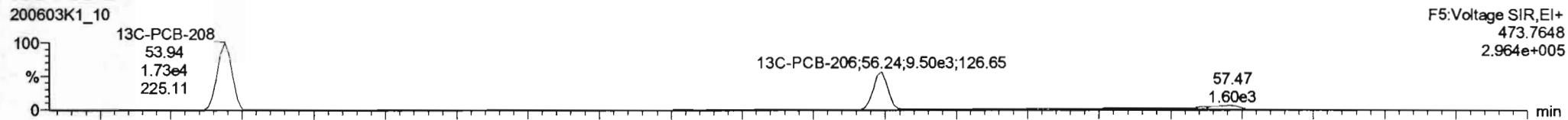
Last Altered: Saturday, June 06, 2020 11:13:36 Pacific Daylight Time
 Printed: Saturday, June 06, 2020 11:14:18 Pacific Daylight Time

Name: 200603K1_10, Date: 03-Jun-2020, Time: 23:52:02, ID: B0D0324-DUP1@20X Duplicate 7.34, Description: Duplicate

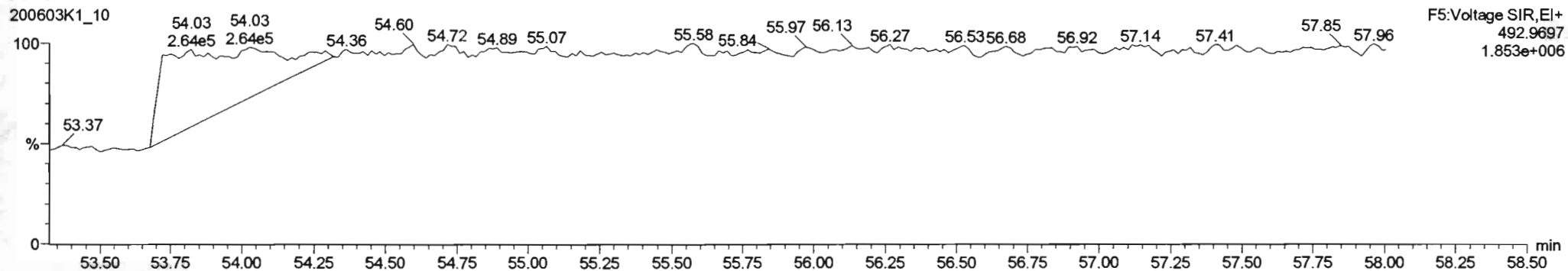
PCB-208



13C-PCB-208



PFK5




Dataset: U:\VG 11.PRO\Results\200603K1\200603K1-10.qld

Last Altered: Saturday, June 06, 2020 11:13:36 Pacific Daylight Time
Printed: Saturday, June 06, 2020 11:14:18 Pacific Daylight Time

Name: 200603K1_10, Date: 03-Jun-2020, Time: 23:52:02, ID: B0D0324-DUP1@20X Duplicate 7.34, Description: Duplicate

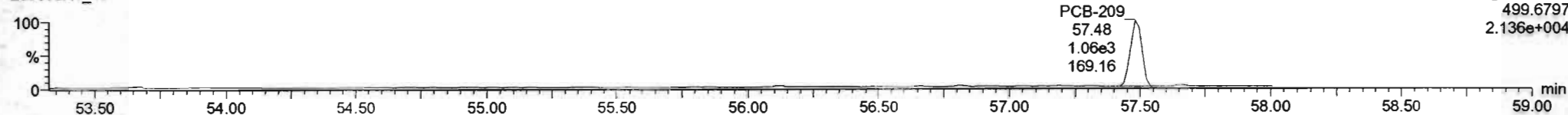
PCB-209

200603K1_10



F5:Voltage SIR,EI+
497.6826
2.615e+004


200603K1_10



F5:Voltage SIR,EI+
499.6797
2.136e+004

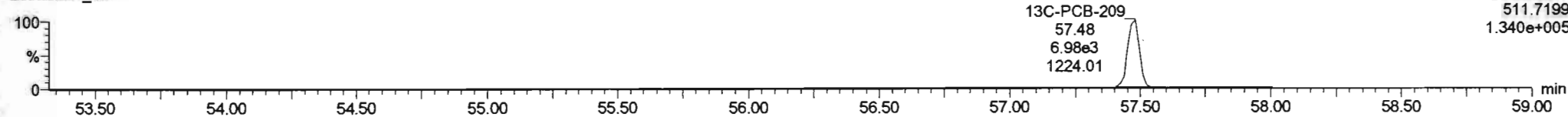
13C-PCB-209

200603K1_10



F5:Voltage SIR,EI+
509.7229
1.757e+005

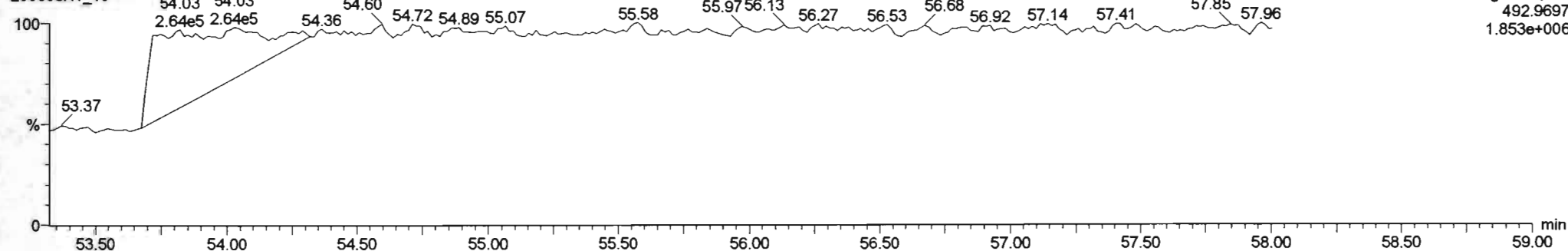
200603K1_10



F5:Voltage SIR,EI+
511.7199
1.340e+005

PFK5b

200603K1_10



F5:Voltage SIR,EI+
492.9697
1.853e+006

CONTINUING CALIBRATION

HRMS CALIBRATION STANDARDS REVIEW CHECKLIST

Beg. Calibration ID: ST200603K1-1

Reviewed By: CT 06/04/2020

Initials & Date

End Calibration ID: NA

	<u>Beg.</u>	<u>End</u>
Ion abundance within QC limits?	<input checked="" type="checkbox"/>	<input type="checkbox"/> NA
Concentrations within criteria?	<input checked="" type="checkbox"/>	<input type="checkbox"/>
TCDD/TCDF Valleys <25%	<input type="checkbox"/> NA	<input type="checkbox"/>
First and last eluters present?	<input type="checkbox"/> NA	<input type="checkbox"/>
Retention Times within criteria?	<input checked="" type="checkbox"/>	<input type="checkbox"/>
Verification Std. named correctly? (ST-Year-Month-Day-VG ID)	<input checked="" type="checkbox"/>	<input type="checkbox"/>
Forms signed and dated?	<input checked="" type="checkbox"/>	<input type="checkbox"/>
Correct ICAL referenced?	<u>HL</u>	<u>HL</u>
Run Log:		
- Correct instrument listed?	<input checked="" type="checkbox"/>	<input type="checkbox"/> NA
- Samples within 12 hour clock?	<input type="checkbox"/> Y	<input type="checkbox"/> N
- Bottle position verified?	<input type="checkbox"/>	<input type="checkbox"/> HL

Mass resolution ≥

5k 6-8K 8K 10K
 1614 1699 429 1613/1668/8280

Intergrated peaks display correctly?

GC Break <20%

NA

8280 CS1 End Standard:

- Ratios within limits, S/N <2.5:1, CS1 within 12 hours

	<u>Beg.</u>	<u>End</u>
Mass resolution ≥	<input checked="" type="checkbox"/>	<input checked="" type="checkbox"/>
Intergrated peaks display correctly?	<input checked="" type="checkbox"/>	<input type="checkbox"/> NA
GC Break <20%	<input type="checkbox"/>	<input type="checkbox"/>
8280 CS1 End Standard:		
- Ratios within limits, S/N <2.5:1, CS1 within 12 hours	<input type="checkbox"/>	<input type="checkbox"/> NA

Comments:

(A) 1 mass under IDIC
 (B) 1 mass affected by column bleed

Dataset: U:\VG11.PRO\Results\200603K1\200603K1-1.qld

Last Altered: Thursday, June 04, 2020 07:42:37 Pacific Daylight Time
Printed: Thursday, June 04, 2020 07:43:46 Pacific Daylight Time

hr 6-4-2020

CT 06/04/2020

Method: U:\VG11.PRO\MethDB\PCB-209_ZB1_6-1-20.mdb 02 Jun 2020 10:36:07
Calibration: U:\VG11.PRO\CurveDB\db1_PCBvg11-6-1-20.cdb 02 Jun 2020 10:21:16

Name: 200603K1_1, Date: 03-Jun-2020, Time: 14:47:20, ID: ST200603K1-1 PCB 209 CS3 19G2609, Description: PCB 209 CS3 19G2609

#	Name	Resp	RA	n/y	RRF	wt/vol	Pred.RT	RT	Pred.R...	RRT	Check RRT	Conc.	%Rec	DL	EMPC
1	1 PCB-1	1.70e6	3.12	NO	1.17	1.000	15.52	15.53	1.001	1.001	NO	53.91	108	0.00733	53.91
2	2 PCB-2	1.74e6	3.14	NO	1.18	1.000	17.94	17.94	0.988	0.988	NO	53.86	108	0.00732	53.86
3	3 PCB-3	1.71e6	3.12	NO	1.15	1.000	18.17	18.18	1.001	1.001	NO	54.53	109	0.00753	54.53
4	4 PCB-4/10	2.78e6	1.54	NO	1.25	1.000	19.59	19.59	1.004	1.004	NO	110.0	110	0.0548	110.0
5	5 PCB-7/9	3.41e6	1.56	NO	0.960	1.000	21.40	21.39	1.003	1.002	NO	109.3	109	0.0449	109.3
6	6 PCB-6	1.80e6	1.55	NO	1.02	1.000	22.05	22.05	1.033	1.033	NO	54.25	109	0.0421	54.25
7	7 PCB-5/8	3.56e6	1.57	NO	0.992	1.000	22.45	22.45	1.052	1.052	NO	110.4	110	0.0434	110.4
8	8 PCB-14	1.80e6	1.56	NO	1.02	1.000	23.60	23.59	0.952	0.951	NO	55.23	110	0.0444	55.23
9	9 PCB-11	1.94e6	1.57	NO	1.13	1.000	24.81	24.81	1.001	1.001	NO	53.55	107	0.0401	53.55
10	10 PCB-12/13	3.64e6	1.55	NO	1.03	1.000	25.25	25.18	1.018	1.016	NO	110.5	111	0.0439	110.5
11	11 PCB-15	1.84e6	1.53	NO	1.03	1.000	25.56	25.54	1.031	1.030	NO	55.35	111	0.0436	55.35
12	12 PCB-19	8.58e5	1.02	NO	1.11	1.000	23.78	23.77	1.001	1.001	NO	53.39	107	0.0232	53.39
13	13 PCB-30	1.40e6	1.03	NO	1.79	1.000	24.68	24.69	1.039	1.039	NO	53.75	108	0.0143	53.75
14	14 PCB-18	9.33e5	1.03	NO	0.818	1.000	25.46	25.45	0.952	0.951	NO	53.71	107	0.0228	53.71
15	15 PCB-17	8.86e5	1.04	NO	0.758	1.000	25.63	25.64	0.958	0.958	NO	54.99	110	0.0246	54.99
16	16 PCB-24/27	2.50e6	1.02	NO	1.08	1.000	26.25	26.23	0.981	0.980	NO	108.7	109	0.0172	108.7
17	17 PCB-16/32	2.15e6	1.03	NO	0.925	1.000	26.77	26.76	1.001	1.000	NO	109.2	109	0.0202	109.2
18	18 PCB-34	1.46e6	1.02	NO	0.945	1.000	27.56	27.58	0.959	0.959	NO	53.06	106	0.0218	53.06
19	19 PCB-23	1.61e6	1.05	NO	0.883	1.000	27.65	27.67	0.962	0.962	NO	62.50	125	0.0233	62.50
20	20 PCB-29	1.51e6	1.02	NO	0.893	1.000	27.91	27.93	0.971	0.972	NO	58.11	116	0.0230	58.11
21	21 PCB-26	1.61e6	1.04	NO	0.944	1.000	28.14	28.14	0.979	0.979	NO	58.59	117	0.0218	58.59
22	22 PCB-25	1.60e6	1.04	NO	0.950	1.000	28.29	28.31	0.984	0.984	NO	57.82	116	0.0217	57.82
23	23 PCB-31	1.85e6	1.02	NO	1.04	1.000	28.66	28.68	0.997	0.997	NO	61.44	123	0.0198	61.44
24	24 PCB-28	1.68e6	1.01	NO	1.03	1.000	28.77	28.79	1.001	1.001	NO	56.25	112	0.0201	56.25
25	25 PCB-20/21/33	4.77e6	1.02	NO	0.941	1.000	29.41	29.40	1.023	1.023	NO	174.3	116	0.0218	174.3
26	26 PCB-22	1.67e6	1.04	NO	0.973	1.000	29.85	29.87	1.038	1.039	NO	58.84	118	0.0211	58.84
27	27 PCB-36	1.70e6	1.03	NO	1.08	1.000	30.50	30.50	0.931	0.931	NO	56.06	112	0.0208	56.06
28	28 PCB-39	1.58e6	1.04	NO	0.988	1.000	30.98	30.99	0.946	0.946	NO	56.85	114	0.0226	56.85
29	29 PCB-38	1.64e6	1.02	NO	1.05	1.000	31.78	31.78	0.970	0.970	NO	55.43	111	0.0213	55.43
30	30 PCB-35	1.64e6	1.04	NO	1.04	1.000	32.32	32.33	0.987	0.987	NO	55.84	112	0.0214	55.84
31	31 PCB-37	1.62e6	1.03	NO	1.01	1.000	32.77	32.77	1.001	1.001	NO	56.80	114	0.0222	56.80
32	32 PCB-54	1.17e6	0.78	NO	1.08	1.000	27.62	27.64	1.001	1.001	NO	55.52	111	0.0211	55.52

Dataset: U:\VG11.PRO\Results\200603K1\200603K1-1.qld

Last Altered: Thursday, June 04, 2020 07:42:37 Pacific Daylight Time
Printed: Thursday, June 04, 2020 07:43:46 Pacific Daylight Time

Name: 200603K1_1, Date: 03-Jun-2020, Time: 14:47:20, ID: ST200603K1-1 PCB 209 CS3 19G2609, Description: PCB 209 CS3 19G2609

#	Name	Resp	RA	n/y	RRF	wt/vol	Pred.RT	RT	Pred.R...	RRT	Check RRT	Conc.	%Ret	DL	EMPC
33	33 PCB-50	9.49e5	0.76	NO	0.880	1.000	28.81	28.83	1.044	1.044	NO	55.21	110	0.0259	55.21
34	34 PCB-53	8.91e5	0.76	NO	0.997	1.000	29.49	29.50	0.944	0.944	NO	56.21	112	0.0286	56.21
35	35 PCB-51	9.47e5	0.76	NO	1.07	1.000	29.84	29.85	0.955	0.955	NO	55.93	112	0.0268	55.93
36	36 PCB-45	7.57e5	0.76	NO	0.858	1.000	30.29	30.30	0.969	0.970	NO	55.47	111	0.0332	55.47
37	37 PCB-46	7.25e5	0.76	NO	0.831	1.000	30.78	30.80	0.985	0.986	NO	54.91	110	0.0343	54.91
38	38 PCB-52/69	2.06e6	0.76	NO	1.17	1.000	31.28	31.28	1.001	1.001	NO	110.9	111	0.0245	110.9
39	39 PCB-73	1.23e6	0.79	NO	1.44	1.000	31.39	31.41	1.005	1.005	NO	53.50	107	0.0198	53.50
40	40 PCB-43/49	1.76e6	0.76	NO	1.02	1.000	31.57	31.58	1.010	1.011	NO	108.6	109	0.0281	108.6
41	41 PCB-47	8.64e5	0.76	NO	0.922	1.000	31.79	31.80	1.001	1.001	NO	55.40	111	0.0284	55.40
42	42 PCB-48/75	2.06e6	0.75	NO	1.12	1.000	31.90	31.92	1.004	1.005	NO	108.6	109	0.0234	108.6
43	43 PCB-65	1.13e6	0.77	NO	1.28	1.000	32.17	32.18	1.013	1.013	NO	51.93	104	0.0204	51.93
44	44 PCB-62	1.10e6	0.77	NO	1.13	1.000	32.28	32.29	1.016	1.016	NO	57.59	115	0.0232	57.59
45	45 PCB-44	7.55e5	0.75	NO	0.824	1.000	32.61	32.62	1.026	1.027	NO	54.13	108	0.0318	54.13
46	46 PCB-42/59	1.95e6	0.76	NO	1.05	1.000	32.83	32.85	1.033	1.034	NO	109.8	110	0.0250	109.8
47	47 PCB-41/64/71/72	4.44e6	0.77	NO	1.19	1.000	33.45	33.46	1.053	1.053	NO	221.2	111	0.0221	221.2
48	48 PCB-68	1.17e6	0.76	NO	1.28	1.000	33.70	33.72	1.061	1.061	NO	53.99	108	0.0205	53.99
49	49 PCB-40	5.68e5	0.76	NO	0.602	1.000	33.93	33.94	1.068	1.069	NO	55.82	112	0.0435	55.82
50	50 PCB-57	1.24e6	0.76	NO	1.16	1.000	34.30	34.32	0.969	0.970	NO	54.94	110	0.0203	54.94
51	51 PCB-67	1.19e6	0.76	NO	1.08	1.000	34.62	34.63	0.978	0.978	NO	56.68	113	0.0217	56.68
52	52 PCB-58	1.27e6	0.77	NO	1.20	1.000	34.73	34.74	0.981	0.982	NO	54.61	109	0.0196	54.61
53	53 PCB-63	1.15e6	0.77	NO	1.07	1.000	34.90	34.91	0.986	0.986	NO	55.41	111	0.0220	55.41
54	54 PCB-74	1.25e6	0.79	NO	1.19	1.000	35.20	35.21	0.994	0.995	NO	54.62	109	0.0199	54.62
55	55 PCB-61/70	2.33e6	0.75	NO	1.05	1.000	35.41	35.34	1.000	0.998	NO	114.2	114	0.0224	114.2
56	56 PCB-76/66	2.49e6	0.77	NO	1.16	1.000	35.60	35.60	1.006	1.006	NO	110.4	110	0.0202	110.4
57	57 PCB-80	1.30e6	0.76	NO	1.19	1.000	35.86	35.86	1.001	1.001	NO	54.76	110	0.0188	54.76
58	58 PCB-55	1.29e6	0.76	NO	1.17	1.000	36.20	36.19	1.010	1.010	NO	55.19	110	0.0191	55.19
59	59 PCB-56/60	2.27e6	0.76	NO	1.02	1.000	36.70	36.70	1.024	1.024	NO	111.0	111	0.0219	111.0
60	60 PCB-79	1.25e6	0.77	NO	1.14	1.000	37.80	37.80	1.055	1.055	NO	54.92	110	0.0196	54.92
61	61 PCB-78	1.19e6	0.75	NO	1.14	1.000	38.52	38.52	0.987	0.987	NO	54.97	110	0.0208	54.97
62	62 PCB-81	1.09e6	0.77	NO	1.05	1.000	39.06	39.06	1.000	1.000	NO	54.99	110	0.0226	54.99
63	63 PCB-77	1.17e6	0.78	NO	1.14	1.000	39.68	39.67	1.000	1.000	NO	55.25	110	0.0210	55.25
64	64 PCB-104	7.71e5	1.60	NO	1.12	1.000	32.46	32.47	1.001	1.001	NO	53.25	107	0.0195	53.25
65	65 PCB-96	7.66e5	1.58	NO	1.15	1.000	33.76	33.78	1.041	1.041	NO	51.44	103	0.0189	51.44
66	66 PCB-103	6.06e5	1.60	NO	0.936	1.000	34.30	34.33	1.058	1.059	NO	50.17	100	0.0233	50.17
67	67 PCB-100	6.19e5	1.54	NO	0.954	1.000	34.67	34.69	1.069	1.069	NO	50.33	101	0.0229	50.33
68	68 PCB-94	4.88e5	1.57	NO	0.949	1.000	35.19	35.19	0.985	0.985	NO	51.46	103	0.0291	51.46

Dataset: U:\VG11.PRO\Results\200603K1\200603K1-1.qld

Last Altered: Thursday, June 04, 2020 07:42:37 Pacific Daylight Time

Printed: Thursday, June 04, 2020 07:43:46 Pacific Daylight Time

Name: 200603K1_1, Date: 03-Jun-2020, Time: 14:47:20, ID: ST200603K1-1 PCB 209 CS3 19G2609, Description: PCB 209 CS3 19G2609

#	Name	Resp	RA	n/y	RRF	wt/vol	Pred.RT	RT	Pred.R...	RRT	Check RRT	Conc.	%Rec	DL	EMPC
69	69 PCB-95/98/102	1.90e6	1.56	NO	1.20	1.000	35.67	35.67	0.999	0.999	NO	157.7	105	0.0229	157.7
70	70 PCB-93	4.53e5	1.60	NO	0.935	1.000	35.79	35.81	1.002	1.003	NO	48.46	96.9	0.0295	48.46
71	71 PCB-88/91	1.09e6	1.77	NO	1.06	1.000	36.14	36.14	1.012	1.012	NO	102.7	103	0.0259	102.7
72	72 PCB-121	8.74e5	1.37	NO	1.71	1.000	36.23	36.23	1.015	1.015	NO	51.13	102	0.0161	51.13
73	73 PCB-84/92	1.03e6	1.58	NO	1.02	1.000	37.10	37.09	0.990	0.990	NO	101.5	102	0.0269	101.5
74	74 PCB-89	5.69e5	1.57	NO	1.11	1.000	37.27	37.28	0.995	0.995	NO	51.38	103	0.0248	51.38
75	75 PCB-90/101	1.14e6	1.56	NO	1.12	1.000	37.48	37.46	1.000	1.000	NO	101.2	101	0.0244	101.2
76	76 PCB-113	8.03e5	1.54	NO	1.51	1.000	37.72	37.72	1.007	1.007	NO	52.93	106	0.0181	52.93
77	77 PCB-99	6.26e5	1.59	NO	1.32	1.000	37.81	37.81	1.009	1.009	NO	47.32	94.6	0.0207	47.32
78	78 PCB-119	7.96e5	1.58	NO	1.81	1.000	38.30	38.30	0.987	0.987	NO	50.49	101	0.0174	50.49
79	79 PCB-108/112	1.31e6	1.56	NO	1.44	1.000	38.45	38.45	0.991	0.991	NO	103.5	104	0.0218	103.5
80	80 PCB-83	8.14e5	1.57	NO	1.83	1.000	38.61	38.61	0.995	0.995	NO	50.89	102	0.0172	50.89
81	81 PCB-97	5.70e5	1.56	NO	1.28	1.000	38.82	38.82	1.000	1.000	NO	50.92	102	0.0245	50.92
82	82 PCB-86	5.48e5	1.57	NO	1.12	1.000	38.99	38.99	1.005	1.005	NO	56.24	112	0.0282	56.24
83	83 PCB-87/117/125	2.09e6	1.58	NO	1.56	1.000	39.12	39.12	1.008	1.008	NO	153.7	102	0.0202	153.7
84	84 PCB-111/115	1.68e6	1.67	NO	1.91	1.000	39.27	39.27	1.012	1.012	NO	100.7	101	0.0165	100.7
85	85 PCB-85/116	1.26e6	1.47	NO	1.41	1.000	39.40	39.40	1.015	1.015	NO	102.6	103	0.0223	102.6
86	86 PCB-120	9.03e5	1.59	NO	2.01	1.000	39.66	39.66	1.022	1.022	NO	51.61	103	0.0157	51.61
87	87 PCB-110	7.75e5	1.59	NO	1.74	1.000	39.81	39.81	1.026	1.026	NO	50.96	102	0.0181	50.96
88	88 PCB-82	4.65e5	1.54	NO	0.781	1.000	40.44	40.44	0.976	0.976	NO	50.89	102	0.0307	50.89
89	89 PCB-124	7.91e5	1.56	NO	1.40	1.000	41.15	41.15	0.993	0.993	NO	48.38	96.8	0.0172	48.38
90	90 PCB-107/109	1.65e6	1.57	NO	1.34	1.000	41.29	41.29	0.996	0.996	NO	104.9	105	0.0179	104.9
91	91 PCB-123	7.41e5	1.56	NO	1.20	1.000	41.46	41.48	1.000	1.001	NO	52.85	106	0.0200	52.85
92	92 PCB-106/118	1.57e6	1.57	NO	1.22	1.000	41.67	41.69	1.001	1.001	NO	105.4	105	0.0190	105.4
93	93 PCB-114	1.16e6	1.54	NO	1.14	1.000	42.32	42.34	1.000	1.001	NO	54.50	109	0.0230	54.50
94	94 PCB-122	1.03e6	1.58	NO	0.944	1.000	42.47	42.47	1.004	1.004	NO	58.59	117	0.0278	58.59
95	95 PCB-105	1.11e6	1.59	NO	1.05	1.000	43.21	43.23	1.000	1.001	NO	55.27	111	0.0244	55.27
96	96 PCB-127	1.17e6	1.57	NO	1.06	1.000	43.57	43.57	1.000	1.000	NO	56.01	112	0.0232	56.01
97	97 PCB-126	1.23e6	1.58	NO	1.17	1.000	45.52	45.52	1.000	1.000	NO	55.21	110	0.0220	55.21
98	98 PCB-155	4.30e5	1.29	NO	1.04	1.000	37.00	37.01	1.000	1.001	NO	47.68	95.4	0.0125	47.68
99	99 PCB-150	4.58e5	1.29	NO	1.08	1.000	38.32	38.32	1.036	1.036	NO	48.96	97.9	0.0120	48.96
100	1... PCB-152	5.01e5	1.33	NO	1.19	1.000	38.80	38.80	1.049	1.049	NO	48.88	97.8	0.0110	48.88
101	1... PCB-145	4.96e5	1.28	NO	1.19	1.000	39.27	39.27	1.062	1.062	NO	48.33	96.7	0.0110	48.33
102	1... PCB-136	4.32e5	1.27	NO	1.02	1.000	39.60	39.60	1.071	1.071	NO	48.98	98.0	0.0128	48.98
103	1... PCB-148	3.35e5	1.28	NO	0.842	1.000	39.71	39.71	1.074	1.074	NO	46.16	92.3	0.0155	46.16
104	1... PCB-154	3.72e5	1.31	NO	0.919	1.000	40.21	40.22	1.087	1.088	NO	46.87	93.7	0.0142	46.87

Handwritten note: 75-175 (with arrow pointing to rows 75-104)

Dataset: U:\VG11.PRO\Results\200603K1\200603K1-1.qld

Last Altered: Thursday, June 04, 2020 07:42:37 Pacific Daylight Time
Printed: Thursday, June 04, 2020 07:43:46 Pacific Daylight Time

Name: 200603K1_1, Date: 03-Jun-2020, Time: 14:47:20, ID: ST200603K1-1 PCB 209 CS3 19G2609, Description: PCB 209 CS3 19G2609

#	Name	Resp	RA	n/y	RRF	wt/vol	Pred.RT	RT	Pred.R...	RRT	Check RRT	Conc.	%Rec	DL	EMPC
105	1... PCB-151	3.23e5	1.30	NO	0.787	1.000	40.88	40.87	1.105	1.105	NO	47.60	95.2	0.0166	47.60
106	1... PCB-135	3.83e5	1.28	NO	0.922	1.000	41.11	41.11	1.112	1.112	NO	48.12	96.2	0.0141	48.12
107	1... PCB-144	3.23e5	1.31	NO	0.789	1.000	41.22	41.20	1.115	1.114	NO	47.47	94.9	0.0165	47.47
108	1... PCB-147	3.43e5	1.29	NO	0.834	1.000	41.35	41.35	1.118	1.118	NO	47.62	95.2	0.0156	47.62
109	1... PCB-139/149	7.78e5	1.27	NO	0.948	1.000	41.62	41.61	1.125	1.125	NO	95.09	95.1	0.0137	95.09
110	1... PCB-140	3.31e5	1.28	NO	0.794	1.000	41.82	41.81	1.131	1.131	NO	48.25	96.5	0.0164	48.25
111	1... PCB-134/143	1.25e6	1.25	NO	0.759	1.000	42.28	42.26	0.975	0.975	NO	110.6	111	0.0818	110.6
112	1... PCB-131/133	1.34e6	1.24	NO	0.821	1.000	42.57	42.57	0.982	0.982	NO	109.9	110	0.0756	109.9
113	1... PCB-142	5.96e5	1.22	NO	0.754	1.000	42.72	42.74	0.985	0.986	NO	53.05	106	0.0823	53.05
114	1... PCB-146/165	1.65e6	1.24	NO	1.02	1.000	42.97	42.97	0.991	0.991	NO	109.0	109	0.0610	109.0
115	1... PCB-132/161	1.65e6	1.24	NO	1.02	1.000	43.20	43.19	0.996	0.996	NO	108.1	108	0.0606	108.1
116	1... PCB-153	8.45e5	1.25	NO	1.07	1.000	43.38	43.40	1.000	1.001	NO	52.97	106	0.0580	52.97
117	1... PCB-168	8.64e5	1.23	NO	1.08	1.000	43.61	43.61	1.006	1.006	NO	53.84	108	0.0576	53.84
118	1... PCB-141	6.76e5	1.24	NO	1.03	1.000	44.16	44.16	1.000	1.000	NO	53.61	107	0.0734	53.61
119	1... PCB-137	6.57e5	1.24	NO	1.11	1.000	44.56	44.56	1.010	1.009	NO	48.20	96.4	0.0678	48.20
120	1... PCB-130	6.21e5	1.25	NO	0.885	1.000	44.66	44.65	1.012	1.012	NO	57.18	114	0.0851	57.18
121	1... PCB-138/163/164	2.64e6	1.24	NO	1.28	1.000	45.03	45.05	1.001	1.001	NO	163.4	109	0.0579	163.4
122	1... PCB-158/160	1.69e6	1.25	NO	1.24	1.000	45.28	45.30	1.006	1.007	NO	108.3	108	0.0599	108.3
123	1... PCB-129	6.03e5	1.23	NO	0.867	1.000	45.54	45.54	1.012	1.012	NO	55.24	110	0.0857	55.24
124	1... PCB-166	9.79e5	1.23	NO	1.14	1.000	46.01	46.02	0.993	0.993	NO	54.67	109	0.0526	54.67
125	1... PCB-159	1.02e6	1.24	NO	1.22	1.000	46.34	46.34	1.000	1.000	NO	53.42	107	0.0494	53.42
126	1... PCB-128/162	1.54e6	1.23	NO	0.907	1.000	46.63	46.64	1.007	1.007	NO	108.4	108	0.0662	108.4
127	1... PCB-167	9.28e5	1.24	NO	1.11	1.000	47.06	47.06	1.000	1.000	NO	54.40	109	0.0554	54.40
128	1... PCB-156	9.15e5	1.24	NO	1.13	1.000	48.39	48.38	1.000	1.000	NO	54.71	109	0.0551	54.71
129	1... PCB-157	8.50e5	1.25	NO	1.04	1.000	48.67	48.67	1.001	1.001	NO	54.49	109	0.0601	54.49
130	1... PCB-169	8.86e5	1.23	NO	1.16	1.000	50.92	50.92	1.000	1.000	NO	54.04	108	0.0580	54.04
131	1... PCB-188	7.73e5	1.04	NO	1.29	1.000	43.02	43.00	1.001	1.000	NO	52.81	106	0.0451	52.81
132	1... PCB-184	7.42e5	1.04	NO	1.23	1.000	43.48	43.48	1.011	1.011	NO	53.04	106	0.0473	53.04
133	1... PCB-179	7.55e5	1.05	NO	1.30	1.000	44.27	44.27	1.030	1.030	NO	51.26	103	0.0448	51.26
134	1... PCB-176	7.55e5	1.03	NO	1.31	1.000	44.74	44.77	1.041	1.041	NO	50.84	102	0.0445	50.84
135	1... PCB-186	8.14e5	1.02	NO	1.33	1.000	45.39	45.39	1.056	1.056	NO	53.97	108	0.0438	53.97
136	1... PCB-178	5.63e5	1.03	NO	0.943	1.000	45.90	45.90	1.068	1.068	NO	52.59	105	0.0617	52.59
137	1... PCB-175	5.73e5	1.03	NO	0.956	1.000	46.23	46.24	1.076	1.076	NO	52.76	106	0.0609	52.76
138	1... PCB-182/187	1.26e6	1.03	NO	1.07	1.000	46.42	46.43	1.080	1.080	NO	103.8	104	0.0546	103.8
139	1... PCB-183	6.17e5	1.05	NO	1.02	1.000	46.75	46.76	1.088	1.088	NO	53.10	106	0.0569	53.10
140	1... PCB-185	5.39e5	1.04	NO	1.41	1.000	47.44	47.44	0.955	0.955	NO	51.62	103	0.0636	51.62

Handwritten notes:
A vertical line with a checkmark and the number '13' is drawn next to the '%Rec' column for rows 105 through 139.

Dataset: U:\VG11.PRO\Results\200603K1\200603K1-1.qld

Last Altered: Thursday, June 04, 2020 07:42:37 Pacific Daylight Time
Printed: Thursday, June 04, 2020 07:43:46 Pacific Daylight Time

Name: 200603K1_1, Date: 03-Jun-2020, Time: 14:47:20, ID: ST200603K1-1 PCB 209 CS3 19G2609, Description: PCB 209 CS3 19G2609

#	Name	Resp	RA	rt/y	RRF	wt/Vol	Pred.RT	RT	Pred.R...	RRT	Check RRT	Conc.	%Rec	DL	EMPC
141	1... PCB-174	4.78e5	1.04	NO	1.35	1.000	47.82	47.82	0.962	0.962	NO	47.59	95.2	0.0660	47.59
142	1... PCB-181	6.16e5	1.05	NO	1.47	1.000	47.91	47.91	0.964	0.964	NO	56.23	112	0.0606	56.23
143	1... PCB-177	4.95e5	1.05	NO	1.28	1.000	48.10	48.10	0.968	0.968	NO	52.15	104	0.0699	52.15
144	1... PCB-171	5.15e5	1.05	NO	1.32	1.000	48.38	48.38	0.974	0.974	NO	52.70	105	0.0679	52.70
145	1... PCB-173	4.56e5	1.05	NO	1.19	1.000	48.84	48.84	0.983	0.983	NO	51.56	103	0.0751	51.56
146	1... PCB-172	5.43e5	1.08	NO	1.38	1.000	49.29	49.29	0.992	0.992	NO	53.16	106	0.0650	53.16
147	1... PCB-192	6.89e5	1.08	NO	1.83	1.000	49.48	49.48	0.996	0.996	NO	50.82	102	0.0489	50.82
148	1... PCB-180	5.58e5	1.07	NO	1.41	1.000	49.71	49.71	1.000	1.000	NO	53.18	106	0.0633	53.18
149	1... PCB-193	6.39e5	1.05	NO	1.68	1.000	49.92	49.92	1.005	1.005	NO	51.28	103	0.0533	51.28
150	1... PCB-191	6.55e5	1.05	NO	1.71	1.000	50.18	50.19	1.010	1.010	NO	51.58	103	0.0523	51.58
151	1... PCB-170	4.70e5	1.06	NO	1.40	1.000	51.38	51.38	1.000	1.000	NO	53.01	106	0.0743	53.01
152	1... PCB-190	6.06e5	1.04	NO	1.85	1.000	51.56	51.59	1.004	1.004	NO	51.70	103	0.0563	51.70
153	1... PCB-189	6.22e5	1.04	NO	1.45	1.000	53.10	53.08	1.000	1.000	NO	51.76	104	0.0502	51.76
154	1... PCB-202	5.12e5	0.89	NO	1.17	1.000	48.63	48.61	1.001	1.000	NO	49.83	99.7	0.0385	49.83
155	1... PCB-201	4.65e5	0.89	NO	1.05	1.000	49.10	49.10	1.010	1.011	NO	50.25	101	0.0427	50.25
156	1... PCB-204	4.90e5	0.89	NO	1.14	1.000	49.26	49.26	1.014	1.014	NO	48.81	97.6	0.0394	48.81
157	1... PCB-197	4.95e5	0.90	NO	1.13	1.000	49.58	49.58	1.020	1.020	NO	49.70	99.4	0.0397	49.70
158	1... PCB-200	4.70e5	0.90	NO	1.07	1.000	50.51	50.51	1.039	1.039	NO	49.98	100	0.0420	49.98
159	1... PCB-198	3.44e5	0.91	NO	0.794	1.000	52.08	52.08	1.072	1.072	NO	49.28	98.6	0.0566	49.28
160	1... PCB-199	3.40e5	0.89	NO	0.809	1.000	52.19	52.19	1.074	1.074	NO	47.76	95.5	0.0556	47.76
161	1... PCB-196/203	7.10e5	0.90	NO	0.838	1.000	52.52	52.50	1.081	1.080	NO	96.35	96.4	0.0536	96.35
162	1... PCB-195	5.80e5	0.90	NO	1.04	1.000	53.80	53.79	0.984	0.983	NO	54.62	109	0.0624	54.62
163	1... PCB-194	6.04e5	0.90	NO	1.12	1.000	54.72	54.72	1.000	1.000	NO	53.26	107	0.0584	53.26
164	1... PCB-205	7.00e5	0.91	NO	1.29	1.000	54.98	54.98	1.005	1.005	NO	53.47	107	0.0505	53.47
165	1... PCB-208	5.91e5	1.33	NO	0.933	1.000	53.96	53.95	1.000	1.000	NO	54.07	108	0.0758	54.07
166	1... PCB-207	5.72e5	1.32	NO	0.916	1.000	54.27	54.28	1.006	1.006	NO	53.24	106	0.0772	53.24
167	1... PCB-206	3.36e5	1.33	NO	1.01	1.000	56.24	56.24	1.000	1.000	NO	52.95	106	0.127	52.95
168	1... PCB-209	2.15e5	1.18	NO	0.986	1.000	57.47	57.48	1.000	1.000	NO	51.55	103	0.00686	51.55
169	1... 13C-PCB-1	2.69e6	3.27	NO	0.893	1.000	15.51	15.51	0.608	0.608	NO	89.93	89.9	0.0363	89.93
170	1... 13C-PCB-3	2.73e6	3.25	NO	0.911	1.000	18.16	18.16	0.712	0.712	NO	89.33	89.3	0.0356	89.33
171	1... 13C-PCB-4	2.03e6	1.61	NO	0.600	1.000	19.51	19.51	0.765	0.765	NO	100.7	101	0.0254	100.7
172	1... 13C-PCB-9	3.25e6	1.60	NO	0.970	1.000	21.34	21.34	0.836	0.836	NO	99.87	99.9	0.0157	99.87
173	1... 13C-PCB-11	3.21e6	1.58	NO	0.962	1.000	24.78	24.79	0.971	0.972	NO	99.57	99.6	0.0159	99.57
174	1... 13C-PCB-19	1.45e6	1.03	NO	0.499	1.000	23.75	23.75	0.931	0.931	NO	86.86	86.9	0.313	86.86
175	1... 13C-PCB-32	2.12e6	1.05	NO	0.744	1.000	26.73	26.75	1.048	1.049	NO	85.15	85.1	0.210	85.15
176	1... 13C-PCB-28	2.91e6	1.01	NO	1.06	1.000	28.77	28.75	1.004	1.003	NO	89.21	89.2	0.199	89.21

Handwritten notes: 75/117 (with arrow pointing to row 141), 89/105 (with arrow pointing to row 169), and a checkmark.

Dataset: U:\VG11.PRO\Results\200603K1\200603K1-1.qld

Last Altered: Thursday, June 04, 2020 07:42:37 Pacific Daylight Time

Printed: Thursday, June 04, 2020 07:43:46 Pacific Daylight Time

Name: 200603K1_1, Date: 03-Jun-2020, Time: 14:47:20, ID: ST200603K1-1 PCB 209 CS3 19G2609, Description: PCB 209 CS3 19G2609

	# Name	Resp	FA	rvy	RRF	wt/vol	Pred.RT	RT	Pred.R...	RRT	Check RRT	Conc.	%Rec	DL	EMPC
177	1... 13C-PCB-37	2.82e6	1.04	NO	0.989	1.000	32.75	32.75	1.143	1.143	NO	93.00	93.0	0.214	
178	1... 13C-PCB-54	1.95e6	0.79	NO	0.999	1.000	27.62	27.60	0.753	0.752	NO	101.1	101	0.0650	
179	1... 13C-PCB-52	1.59e6	0.79	NO	0.804	1.000	31.26	31.25	0.852	0.852	NO	102.2	102	0.0808	
180	1... 13C-PCB-47	1.69e6	0.78	NO	0.857	1.000	31.78	31.77	0.866	0.866	NO	102.0	102	0.0758	
181	1... 13C-PCB-70	1.94e6	0.79	NO	0.996	1.000	35.41	35.40	0.965	0.965	NO	100.6	101	0.0653	
182	1... 13C-PCB-80	2.01e6	0.77	NO	1.03	1.000	35.84	35.84	0.977	0.977	NO	100.8	101	0.0632	
183	1... 13C-PCB-81	1.90e6	0.79	NO	0.988	1.000	39.04	39.04	1.064	1.064	NO	99.27	99.3	0.0658	
184	1... 13C-PCB-77	1.87e6	0.80	NO	0.969	1.000	39.66	39.66	1.081	1.081	NO	99.71	99.7	0.0671	
185	1... 13C-PCB-104	1.29e6	1.60	NO	1.02	1.000	32.46	32.44	0.827	0.826	NO	103.8	104	0.0341	
186	1... 13C-PCB-95	1.00e6	1.66	NO	0.805	1.000	35.71	35.71	0.910	0.910	NO	101.5	102	0.0430	
187	1... 13C-PCB-101	1.00e6	1.60	NO	0.793	1.000	37.46	37.46	0.954	0.954	NO	103.3	103	0.0437	
188	1... 13C-PCB-97	8.73e5	1.61	NO	0.696	1.000	38.80	38.80	0.989	0.989	NO	102.5	102	0.0498	
189	1... 13C-PCB-123	1.17e6	1.61	NO	0.933	1.000	41.44	41.44	1.056	1.056	NO	102.6	103	0.0371	
190	1... 13C-PCB-118	1.22e6	1.58	NO	0.986	1.000	41.63	41.63	1.061	1.061	NO	101.4	101	0.0352	
191	1... 13C-PCB-114	1.87e6	1.55	NO	1.55	1.000	42.30	42.30	0.908	0.908	NO	110.4	110	0.0525	
192	1... 13C-PCB-105	1.91e6	1.56	NO	1.57	1.000	43.19	43.19	0.927	0.927	NO	111.2	111	0.0516	
193	1... 13C-PCB-127	1.97e6	1.57	NO	1.62	1.000	43.55	43.55	0.934	0.935	NO	111.0	111	0.0500	
194	1... 13C-PCB-126	1.90e6	1.56	NO	1.57	1.000	45.51	45.51	0.976	0.976	NO	110.7	111	0.0518	
195	1... 13C-PCB-155	8.63e5	1.32	NO	0.615	1.000	36.98	36.98	0.942	0.942	NO	114.9	115	0.0305	
196	1... 13C-PCB-153	1.49e6	1.26	NO	1.36	1.000	43.36	43.36	0.930	0.930	NO	99.82	99.8	0.0783	
197	1... 13C-PCB-141	1.23e6	1.29	NO	1.13	1.000	44.12	44.14	0.947	0.947	NO	99.54	99.5	0.0947	
198	1... 13C-PCB-138	1.26e6	1.27	NO	1.18	1.000	44.99	44.99	0.965	0.965	NO	97.18	97.2	0.0902	
199	1... 13C-PCB-159	1.57e6	1.26	NO	1.44	1.000	46.32	46.32	0.994	0.994	NO	99.52	99.5	0.0742	
200	2... 13C-PCB-167	1.54e6	1.26	NO	1.44	1.000	47.02	47.04	1.009	1.009	NO	97.73	97.7	0.0742	
201	2... 13C-PCB-156	1.49e6	1.29	NO	1.40	1.000	48.37	48.37	1.038	1.038	NO	97.26	97.3	0.0765	
202	2... 13C-PCB-157	1.50e6	1.28	NO	1.40	1.000	48.63	48.63	1.043	1.043	NO	98.32	98.3	0.0765	
203	2... 13C-PCB-169	1.42e6	1.25	NO	1.33	1.000	50.91	50.90	1.092	1.092	NO	97.31	97.3	0.0803	
204	2... 13C-PCB-188	1.14e6	0.45	NO	1.41	1.000	42.99	42.99	0.926	0.926	NO	99.54	99.5	0.0634	
205	2... 13C-PCB-180	7.43e5	0.45	NO	0.929	1.000	49.69	49.69	1.070	1.070	NO	98.80	98.8	0.0962	
206	2... 13C-PCB-170	6.34e5	0.45	NO	0.794	1.000	51.36	51.36	1.106	1.106	NO	98.57	98.6	0.112	
207	2... 13C-PCB-189	8.27e5	0.45	NO	1.04	1.000	53.06	53.08	1.143	1.143	NO	97.84	97.8	0.0855	
208	2... 13C-PCB-202	8.79e5	0.92	NO	1.04	1.000	48.59	48.59	1.046	1.047	NO	104.9	105	0.0720	
209	2... 13C-PCB-194	1.02e6	0.90	NO	0.768	1.000	54.72	54.70	0.995	0.995	NO	100.0	100	0.154	
210	2... 13C-PCB-208	1.17e6	0.78	NO	0.991	1.000	53.95	53.94	0.981	0.981	NO	89.44	89.4	0.0914	
211	2... 13C-PCB-206	6.31e5	0.79	NO	0.552	1.000	56.24	56.22	1.023	1.023	NO	86.36	86.4	0.164	
212	2... 13C-PCB-209	4.22e5	1.19	NO	0.396	1.000	57.49	57.47	1.046	1.045	NO	80.48	80.5	0.00867	

915%

Dataset: U:\VG11.PRO\Results\200603K1\200603K1-1.qld

Last Altered: Thursday, June 04, 2020 07:42:37 Pacific Daylight Time

Printed: Thursday, June 04, 2020 07:43:46 Pacific Daylight Time

Name: 200603K1_1, Date: 03-Jun-2020, Time: 14:47:20, ID: ST200603K1-1 PCB 209 CS3 19G2609, Description: PCB 209 CS3 19G2609

#	Name	Resp	RA	n/y	RRF	w/vol	Pred.RT	RT	Pred.R...	RRT	Check RRT	Conc.	%Rec	DL	EMPC
213	2... 13C-PCB-15	3.35e6	1.61	NO	1.00	1.000	25.53	25.51	1.000	0.000	NO	100.0	100	0.0152	
214	2... 13C-PCB-31	3.07e6	1.03	NO	1.00	1.000	28.66	28.66	1.000	0.000	NO	100.0	100	0.212	
215	2... 13C-PCB-60	1.93e6	0.78	NO	1.00	1.000	36.68	36.68	1.000	0.000	NO	100.0	100	0.0650	
216	2... 13C-PCB-111	1.22e6	1.59	NO	1.00	1.000	39.25	39.25	1.000	0.000	NO	100.0	100	0.0346	
217	2... 13C-PCB-128	1.09e6	1.27	NO	1.00	1.000	46.60	46.60	1.000	0.000	NO	100.0	100	0.107	
218	2... 13C-PCB-182	8.09e5	0.46	NO	1.00	1.000	46.43	46.43	0.000	0.000	NO	100.0	100	0.0893	
219	2... 13C-PCB-205	1.32e6	0.90	NO	1.00	1.000	54.96	54.98	1.000	0.000	NO	100.0	100	0.119	
220	2... 13C-PCB-79	2.09e6	0.77	NO	1.07	1.000	37.78	37.78	1.030	1.030	NO	101.2	101	0.0608	751251
221	2... 13C-PCB-178	8.05e5	0.44	NO	0.766	1.000	45.89	45.87	0.988	0.988	NO	96.00	96.0	0.0862	
222	2... 13C-PCB-79	2.09e6	0.77	NO	1.08	1.000	37.78	37.78	0.968	0.968	NO	102.0	102	0.0618	
223	2... 13C-PCB-178	8.05e5	0.44	NO	1.05	1.000	45.87	45.87	0.923	0.923	NO	103.1	103	0.0911	

Dataset: Untitled

Last Altered: Thursday, June 04, 2020 07:29:42 Pacific Daylight Time

Printed: Thursday, June 04, 2020 07:32:11 Pacific Daylight Time

Method: U:\VG11.PRO\MethDB\PCB-209_ZB1_6-1-20.mdb 02 Jun 2020 10:36:07
Calibration: U:\VG11.PRO\CurveDB\db1_PCBvg11-6-1-20.cdb 02 Jun 2020 10:21:16

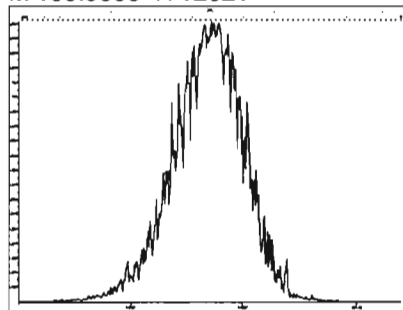
Compound name: PCB-1

	Name	ID	Acq Date	Acq Time
1	200603K1_1	ST200603K1-1 PCB 209 CS3 19G2609	03-Jun-20	14:47:20
2	200603K1_2	QC200603-1 OPR NEW SPIKES	03-Jun-20	15:46:30
3	200603K1_3	B0D0324-BS1 OPR 5	03-Jun-20	16:48:29
4	200603K1_4	B0E0004-BS1 OPR 5	03-Jun-20	17:49:10
5	200603K1_5	B0E0152-BS1 OPR 10	03-Jun-20	18:48:14
6	200603K1_6	SOLVENT BLANK	03-Jun-20	19:50:06
7	200603K1_7	B0E0152-BLK1 Method Blank 10	03-Jun-20	20:49:16
8	200603K1_8	B0E0004-BLK1 Method Blank 5	03-Jun-20	21:49:46
9	200603K1_9	B0D0324-BLK1 Method Blank 5	03-Jun-20	22:50:12
10	200603K1_10	B0D0324-DUP1@20X Duplicate 7.34	03-Jun-20	23:52:02
11	200603K1_11	2000954-01@20X PDI-159SC-A-00-01-20042...	04-Jun-20	00:51:15

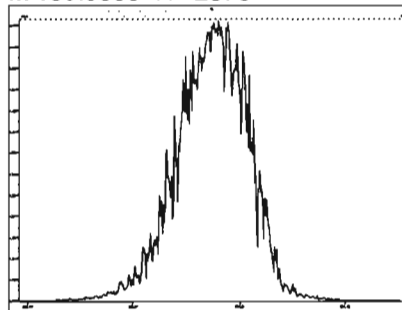
File: Experiment: PCB_ZB1.exp Reference: Pfk.ref Function: 1 @ 200 (ppm)

Printed: Wednesday, June 03, 2020 14:37:33 Pacific Daylight Time

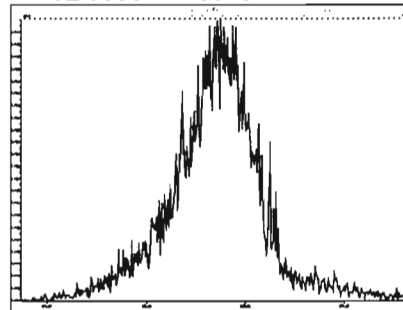
M 168.9888 R 12021



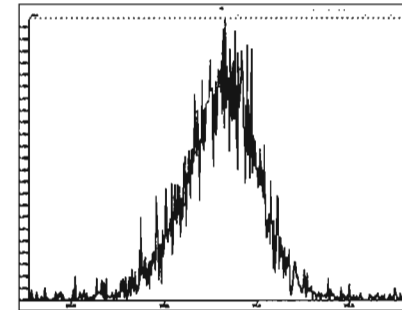
M 180.9888 R 12375



M 192.9888 R 10545



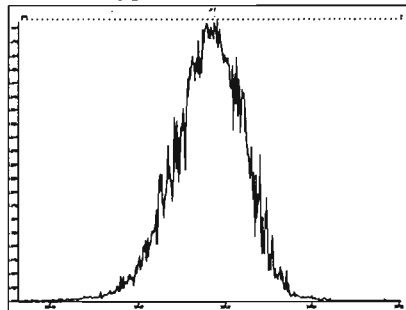
M 204.9888 R 12374



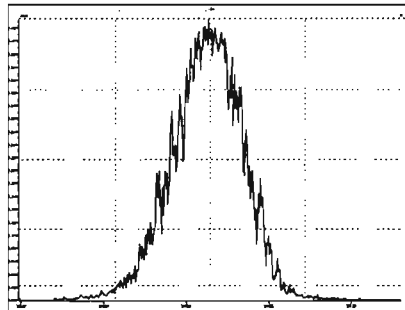
File: Experiment: PCB_ZB1.exp Reference: Pfk.ref Function: 2 @ 200 (ppm)

Printed: Wednesday, June 03, 2020 14:38:24 Pacific Daylight Time

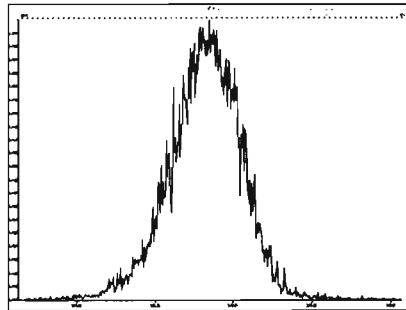
M 218.9856 R 11961



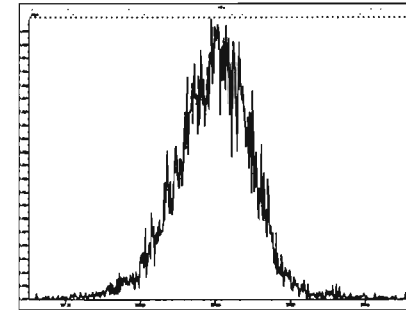
M 230.9856 R 12378



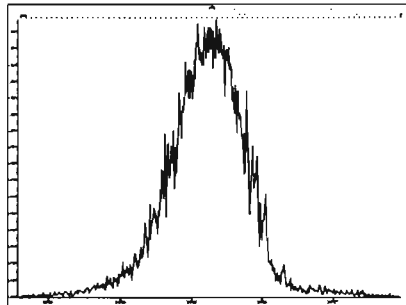
M 242.9856 R 11961



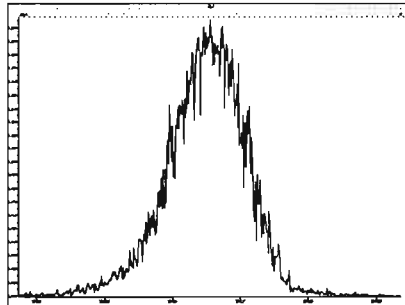
M 254.9856 R 13370



M 268.9824 R 11734



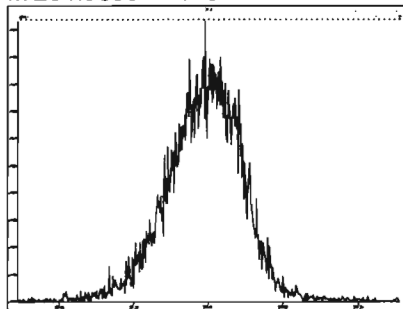
M 280.9824 R 10777



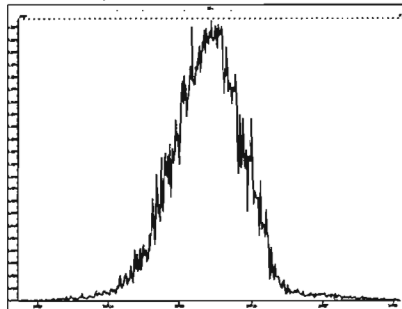
File: Experiment: PCB_ZB1.exp Reference: Pfk.ref Function: 3 @ 200 (ppm)

Printed: Wednesday, June 03, 2020 14:40:35 Pacific Daylight Time

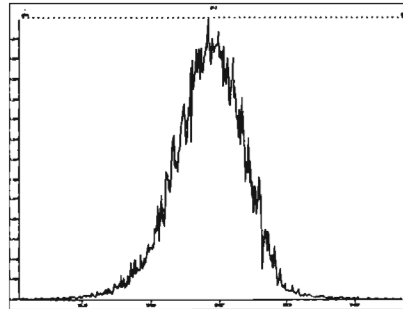
M 254.9856 R 12017



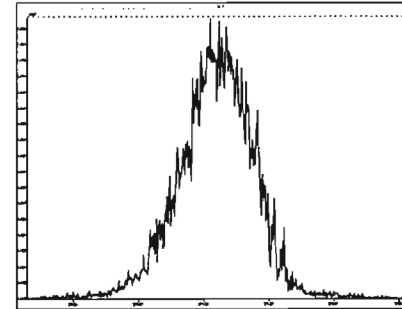
M 268.9824 R 12139



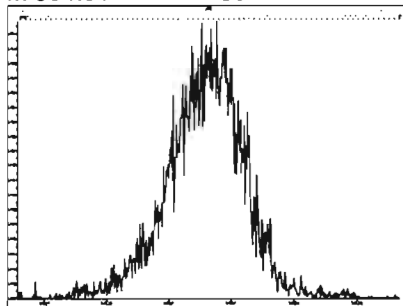
M 280.9824 R 12079



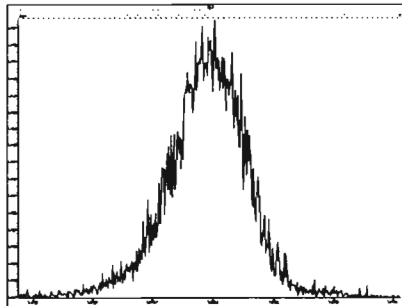
M 292.9824 R 11682



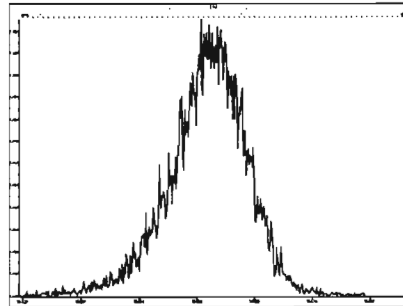
M 304.9824 R 12253



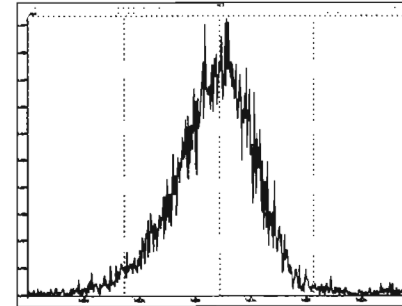
M 318.9792 R 11059



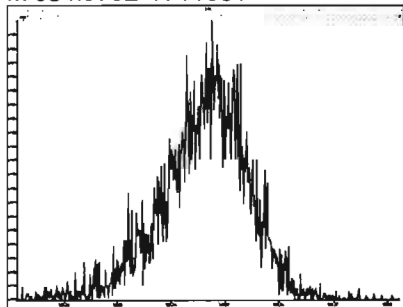
M 330.9792 R 10731



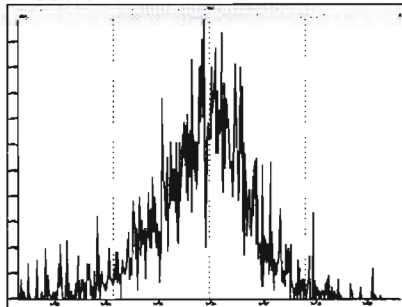
M 342.9792 R 10729



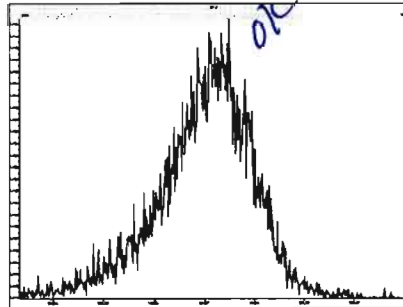
M 354.9792 R 11681



M 366.9792 R 11465



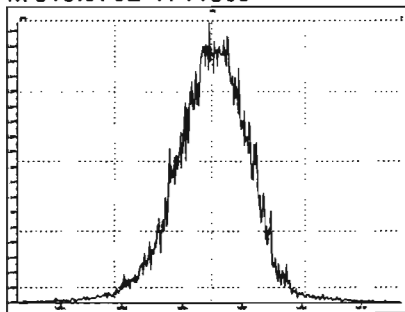
M 380.9760 R 9579



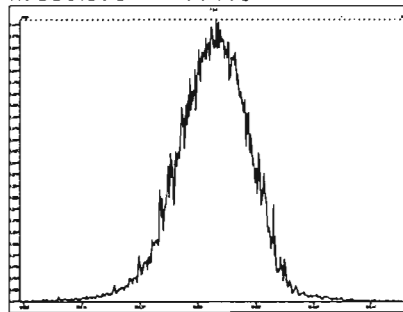
File: Experiment: PCB_ZB1.exp Reference: Pfk.ref Function: 4 @ 200 (ppm)

Printed: Wednesday, June 03, 2020 14:44:32 Pacific Daylight Time

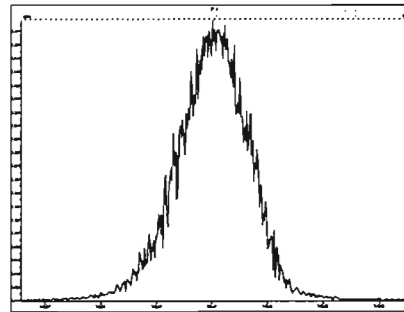
M 318.9792 R 11363



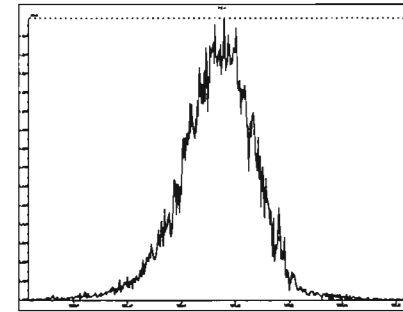
M 330.9792 R 11466



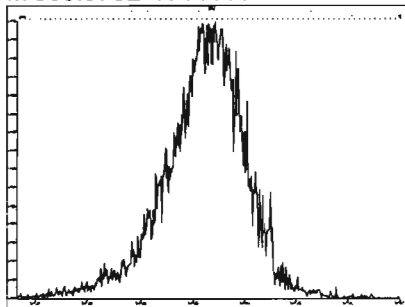
M 342.9792 R 11959



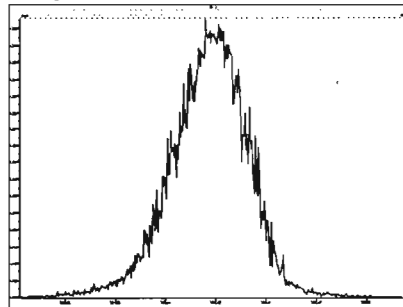
M 354.9792 R 12256



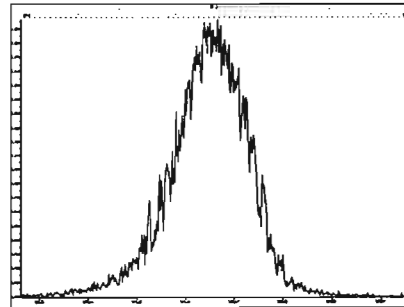
M 366.9792 R 11111



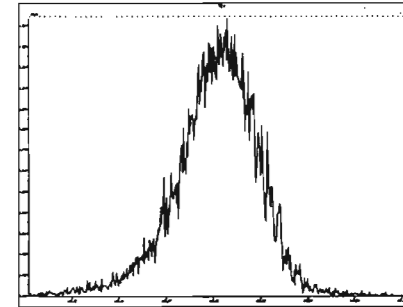
M 380.9760 R 11414



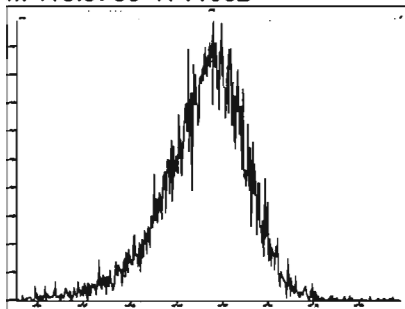
M 392.9760 R 11523



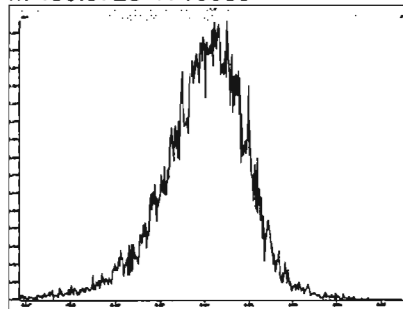
M 404.9760 R 11059



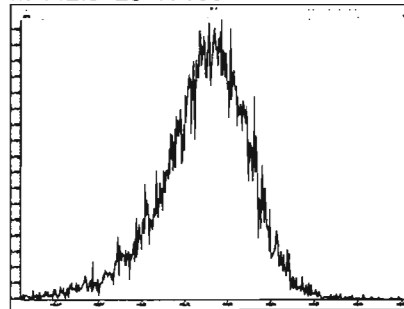
M 416.9760 R 11062



M 430.9728 R 10039



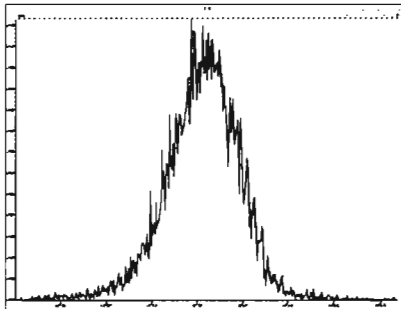
M 442.9728 R 10002



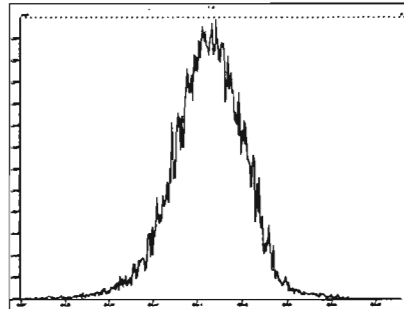
File: Experiment: PCB_ZB1.exp Reference: Pfk.ref Function: 5 @ 200 (ppm)

Printed: Wednesday, June 03, 2020 14:46:27 Pacific Daylight Time

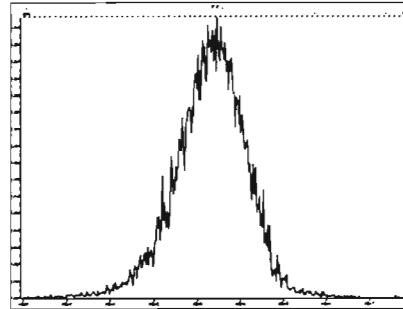
M 416.9760 R 12193



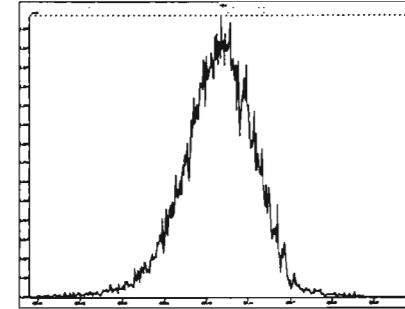
M 430.9728 R 11684



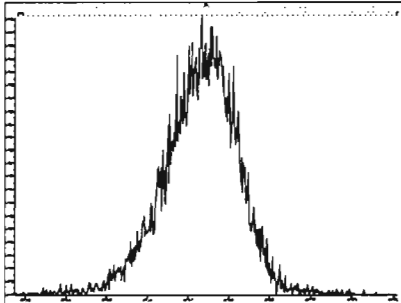
M 442.9728 R 13022



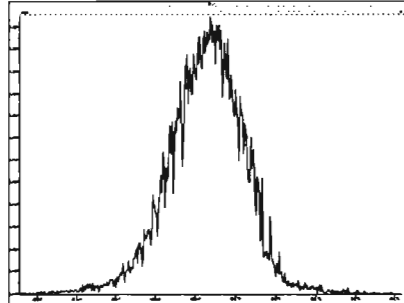
M 454.9728 R 12315



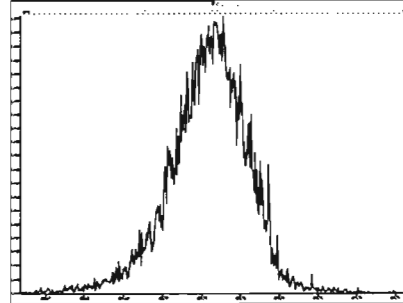
M 466.9728 R 11467



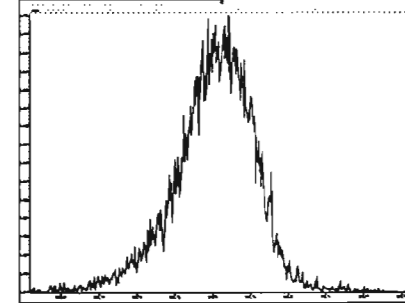
M 480.9696 R 12254



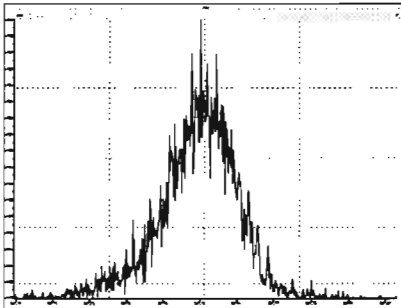
M 492.9696 R 11469



M 504.9696 R 11469



M 516.9697 R 13085



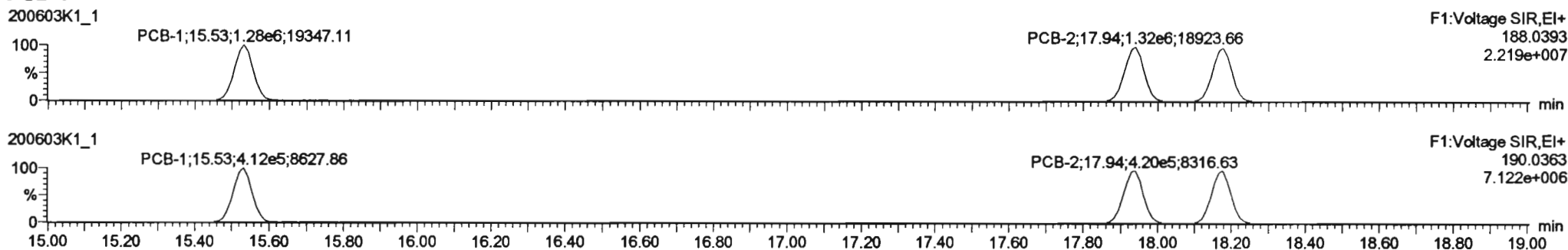
Dataset: Untitled

Last Altered: Thursday, June 04, 2020 07:29:42 Pacific Daylight Time
Printed: Thursday, June 04, 2020 07:32:56 Pacific Daylight Time

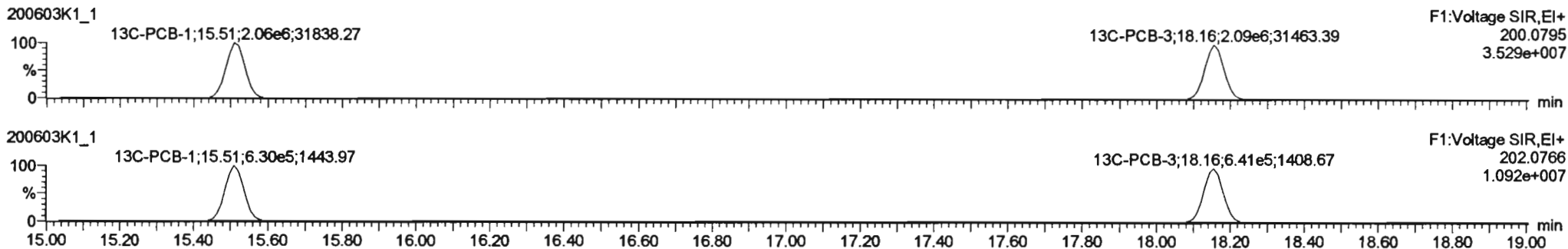
Method: U:\VG11.PRO\MethDB\PCB-209_ZB1_6-1-20.mdb 02 Jun 2020 10:36:07
Calibration: U:\VG11.PRO\CurveDB\ldb1_PCBvg11-6-1-20.cdb 02 Jun 2020 10:21:16

Name: 200603K1_1, Date: 03-Jun-2020, Time: 14:47:20, ID: ST200603K1-1 PCB 209 CS3 19G2609, Description: PCB 209 CS3 19G2609

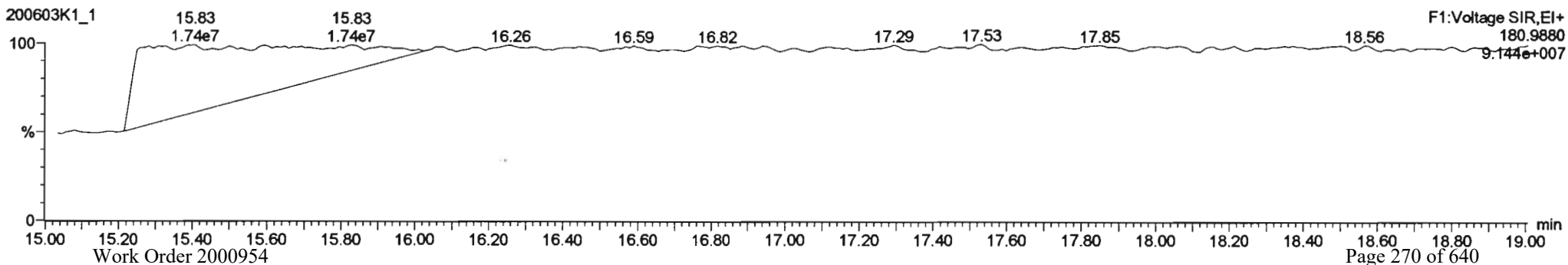
PCB-1



13C-PCB-1



PFK1

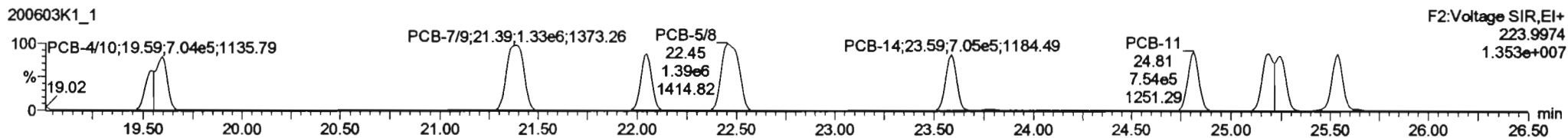
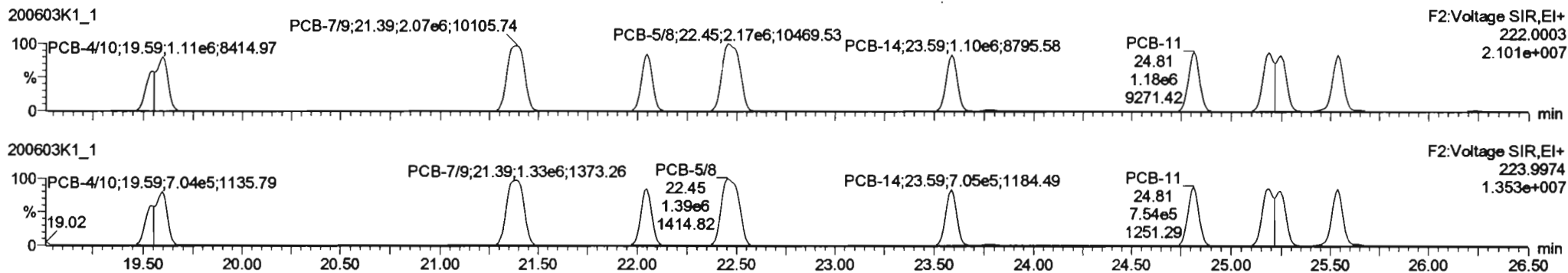


Dataset: Untitled

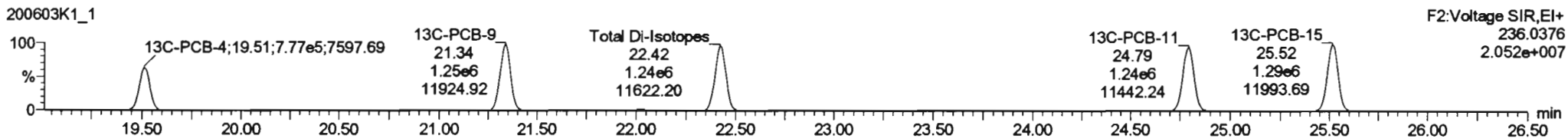
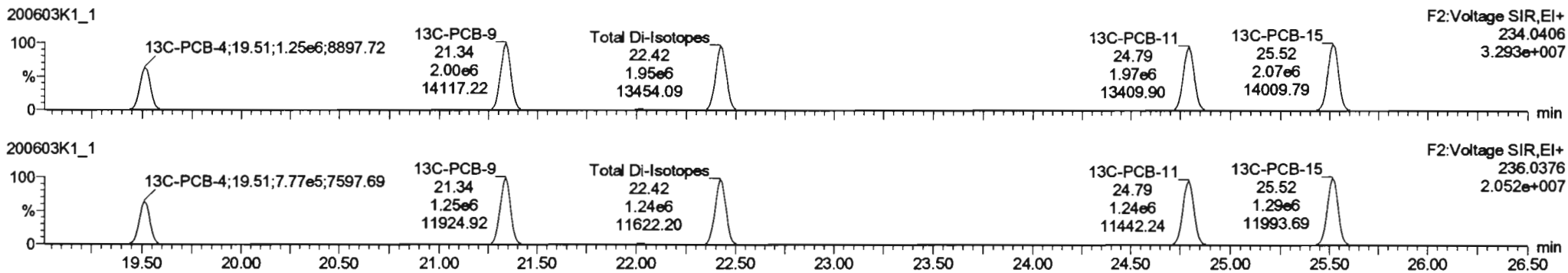
Last Altered: Thursday, June 04, 2020 07:29:42 Pacific Daylight Time
 Printed: Thursday, June 04, 2020 07:32:56 Pacific Daylight Time

Name: 200603K1_1, Date: 03-Jun-2020, Time: 14:47:20, ID: ST200603K1-1 PCB 209 CS3 19G2609, Description: PCB 209 CS3 19G2609

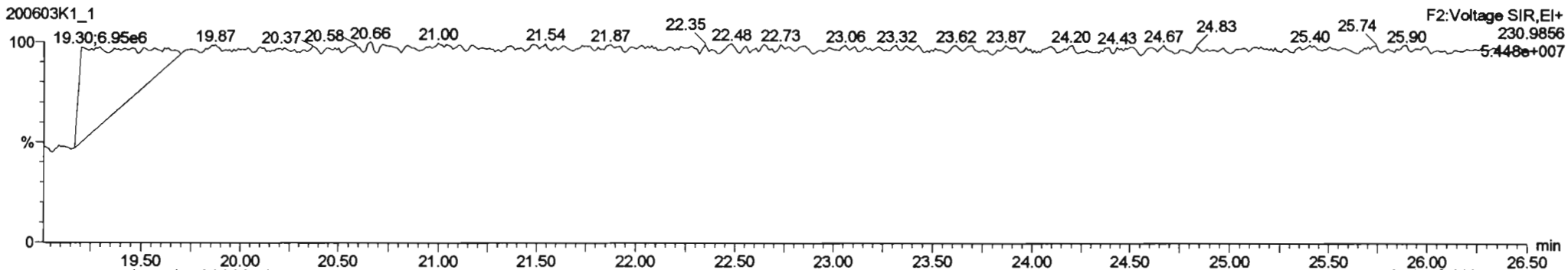
PCB-4/10



13C-PCB-4

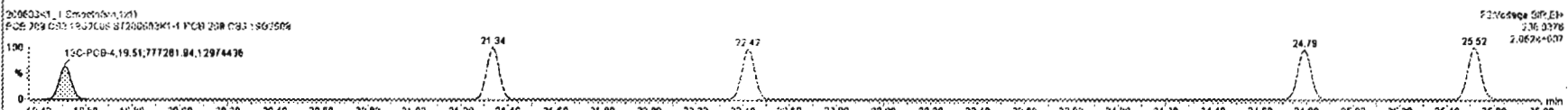
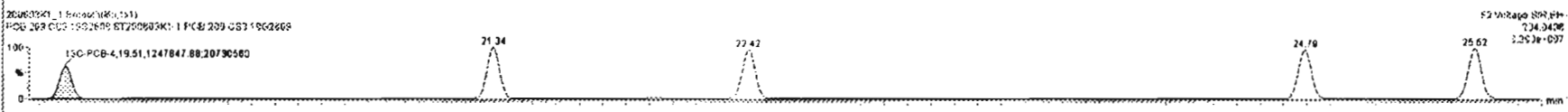
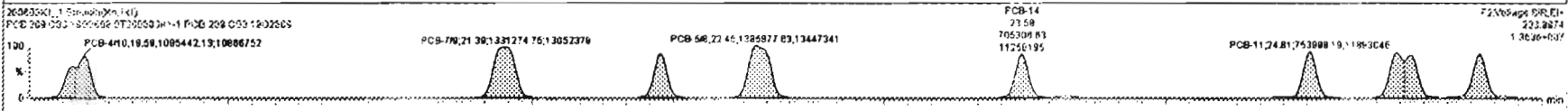
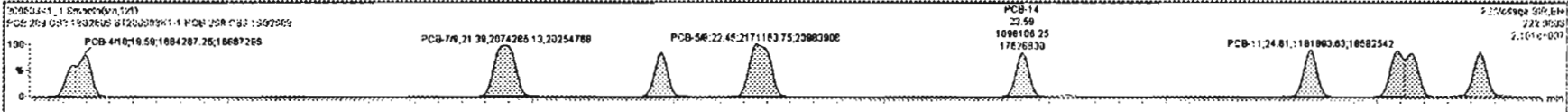


PFK2a



#	Name	Range	RA	RV	AV	AV	AV	AV	AV	AV	AV	AV	AV	AV	AV	AV	AV
223	13C-PCB-178	8.05e5	0.44	NO	1.0508	1.000	45.87	45.87	0.923	0.923	NO	103.1	103	0.0811			
224	Total Mono-PCBs				1.1885	1.000	0.00	0.000			NO	182.3		0.0222	182.3		
225	Total Di-PCBs				1.0637	1.000	0.00	0.000			NO	389.9		0.967	389.9		
226	2nd Function Tri-PCBs				1.0807	1.000	0.00	0.000			NO	433.8		0.122	433.8		
227	3rd Function Tri-PCBs				0.8828	1.000	0.00	0.000			NO	922.5		0.303	922.5		
228	Total Tetra-PCBs				1.0778	1.000	0.00	0.000			NO	7302		0.771	2263		
229	3rd Function Penta-PCBs				1.3157	1.000	0.00	0.000			NO	2105		0.830	2105		
230	4th Function Penta-PCBs				1.0735	1.000	0.00	0.000			NO	279.8		0.120	279.8		
231	3rd Function Hexa-PCBs				0.8608	1.000	0.00	0.000			NO	870.0		0.182	870.0		
232	4th Function Hexa-PCBs				1.0318	1.000	0.00	0.000			NO	1517		1.30	1517		
233	Total Hexa-PCBs				1.1643	1.000	0.00	0.000			NO	1763		1.76	1763		

#	Name	Peak RT	RT	nd Name	nd Name	1st Peak (Area)	RA	RV	AV	AV	AV	AV
4	PCB-4/0	19.58	19.58	1.804e6	1.095e6	1.580	1.54	NO	108.38	108.38		
5	PCB-7/0	21.40	21.38	2.074e6	1.331e6	1.580	1.58	NO	108.28	108.28		
6	PCB-8	22.05	22.05	1.087e6	7.069e5	1.580	1.55	NO	54.252	54.252		
7	PCB-5/0	22.45	22.45	2.171e6	1.388e6	1.580	1.57	NO	110.40	110.40		
8	PCB-14	23.60	23.58	1.088e6	7.053e5	1.580	1.58	NO	55.232	55.232		
9	PCB-11	24.81	24.81	1.182e6	7.540e5	1.580	1.57	NO	53.547	53.547		
10	PCB-12/13	25.25	25.18	2.215e6	1.427e6	1.580	1.55	NO	110.53	110.53		

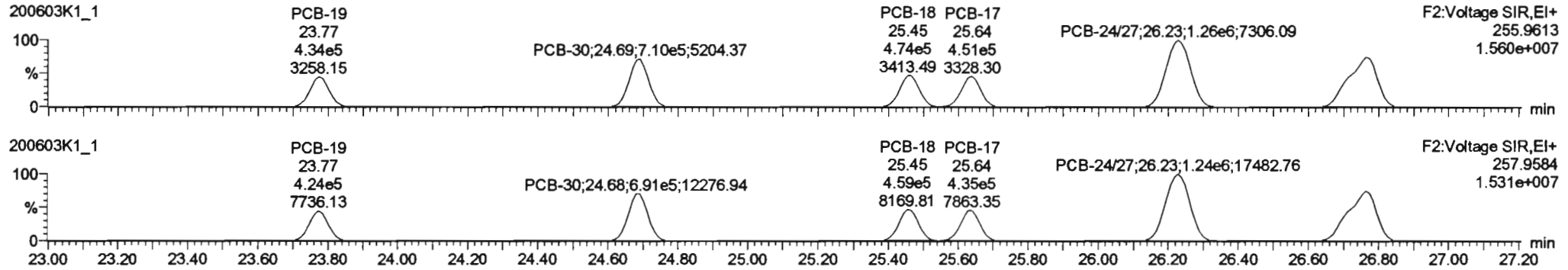


Dataset: Untitled

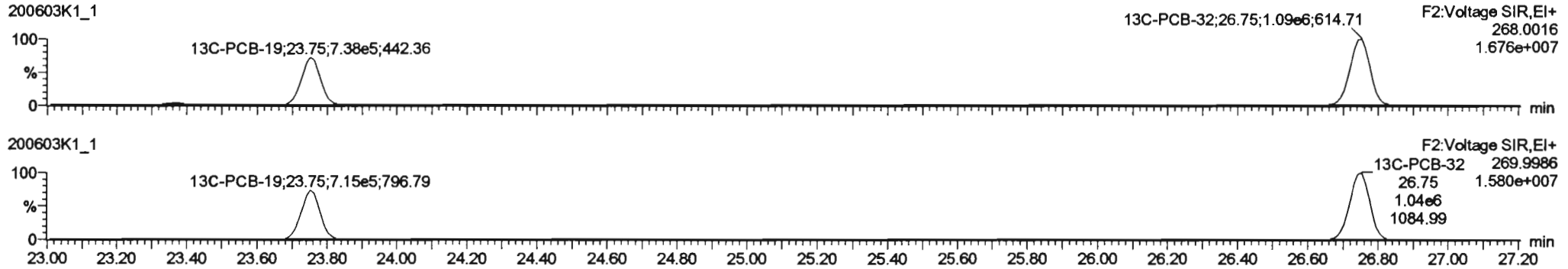
Last Altered: Thursday, June 04, 2020 07:29:42 Pacific Daylight Time
Printed: Thursday, June 04, 2020 07:32:56 Pacific Daylight Time

Name: 200603K1_1, Date: 03-Jun-2020, Time: 14:47:20, ID: ST200603K1-1 PCB 209 CS3 19G2609, Description: PCB 209 CS3 19G2609

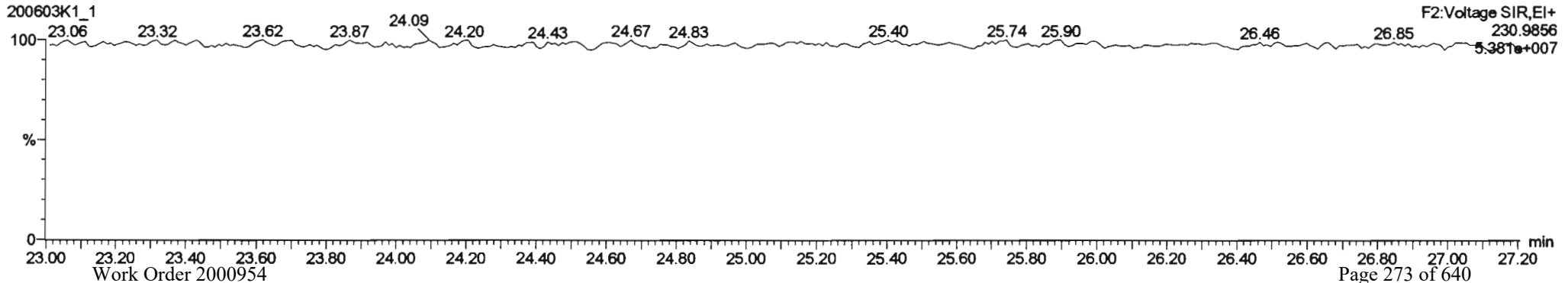
PCB-19



13C-PCB-19



PFK2b



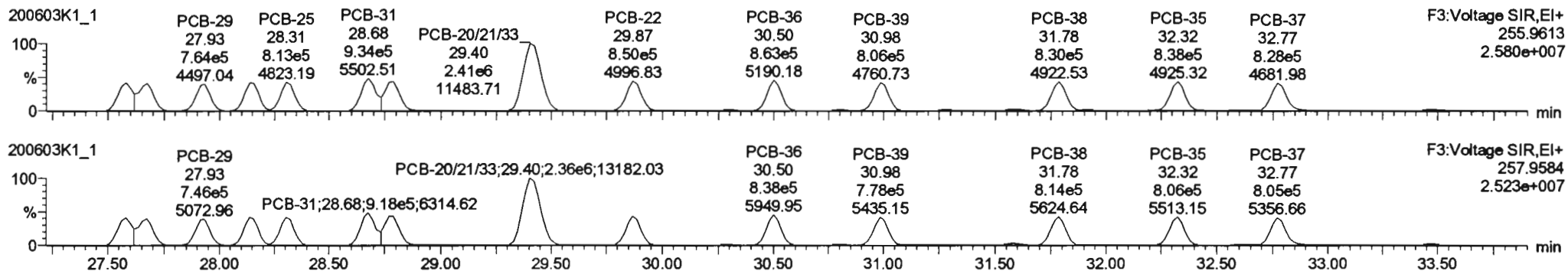
Dataset: Untitled

Last Altered: Thursday, June 04, 2020 07:29:42 Pacific Daylight Time

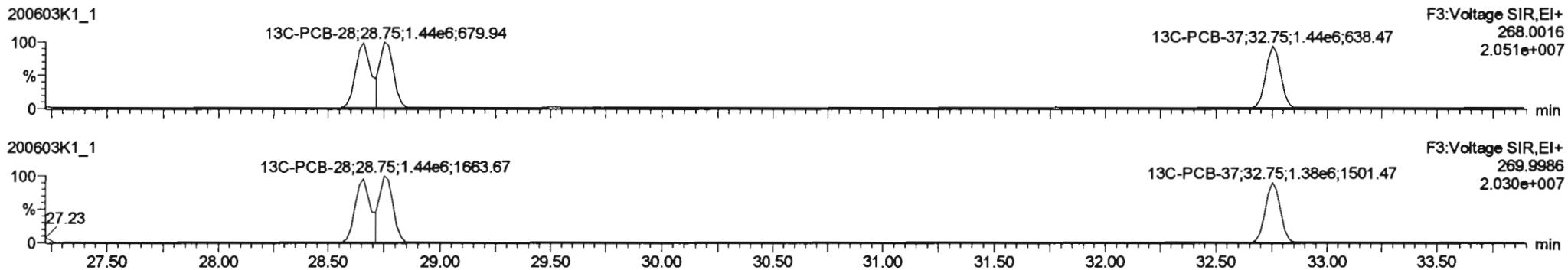
Printed: Thursday, June 04, 2020 07:32:56 Pacific Daylight Time

Name: 200603K1_1, Date: 03-Jun-2020, Time: 14:47:20, ID: ST200603K1-1 PCB 209 CS3 19G2609, Description: PCB 209 CS3 19G2609

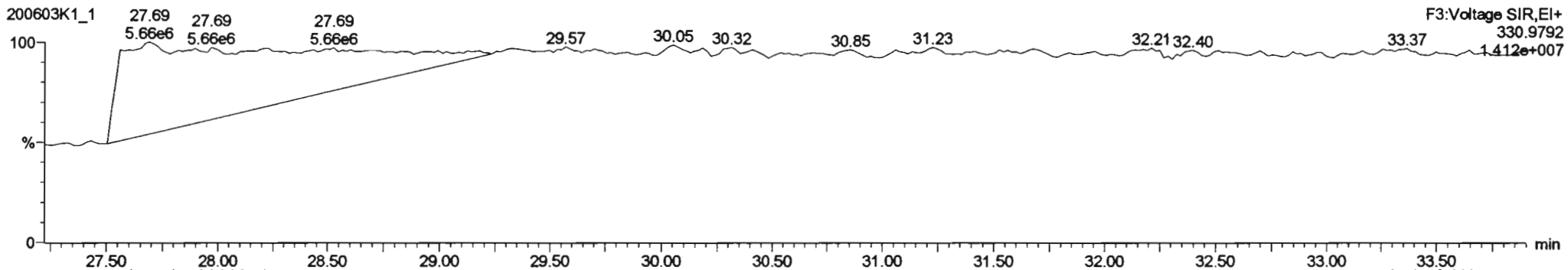
PCB-34



13C-PCB-28



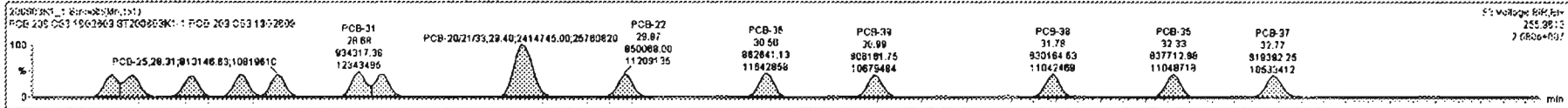


PFK3d



#	Name	Resp	RA	Obj	RFR	Volume	Peak #1	RT	Peak #2	RT	Peak #3	RT	Comp	Area	GC	Comp
223	13C-PCB-178	8.05e5	0.44	NO	1.0508	1.000	45.87	45.87	0.973	0.923	NO	103.1	103	0.0811		
224	Total Mono-PCBs				1.1865	1.000	0.00		0.000		NO	162.3		0.0222	162.3	
225	Total Di-PCBs				1.0537	1.000	0.00		0.000		NO	658.5		0.367	658.5	
226	2nd Function Tri-PCBs				1.0807	1.000	0.00		0.000		NO	433.8		0.122	433.8	
227	3rd Function Tri-PCBs				0.9426	1.000	0.00		0.000		NO	302.9		0.1309	302.9	
228	Total Tetra-PCBs				1.0778	1.000	0.00		0.000		NO	220.2		0.071	220.2	
229	3rd Function Penta-PCBs				1.3157	1.000	0.00		0.000		NO	2105		0.830	2105	
230	4th Function Penta-PCBs				1.0735	1.000	0.00		0.000		NO	279.8		0.120	279.8	
231	3rd Function Hexa-PCBs				0.8505	1.000	0.00		0.000		NO	870.0		0.182	870.0	
232	4th Function Hexa-PCBs				1.0316	1.000	0.00		0.000		NO	1517		1.30	1517	
233	Total Hepta-PCBs				1.3481	1.000	0.00		0.000		NO	1243		1.44	1243	

#	Name	Peak #1	RT	Area	Vol Resp	1st Ratio (Peak)	RA	Obj	Comp	Comp
18	PCB-34	27.58	27.58	7.390e5	7.211e5	1.040	1.02	NO	53.084	53.084
19	PCB-23	27.85	27.87	8.233e5	7.827e5	1.040	1.05	NO	82.504	82.504
20	PCB-29	27.81	27.83	7.842e5	7.467e5	1.040	1.02	NO	58.112	58.112
21	PCB-26	28.14	28.14	8.181e5	7.802e5	1.040	1.04	NO	58.587	58.587
22	PCB-25	28.29	28.31	8.131e5	7.853e5	1.040	1.04	NO	57.824	57.824
23	PCB-31	28.86	28.88	9.343e5	9.185e5	1.040	1.02	NO	81.437	81.437
24	PCB-28	28.77	28.79	8.447e5	8.330e5	1.040	1.01	NO	58.245	58.245

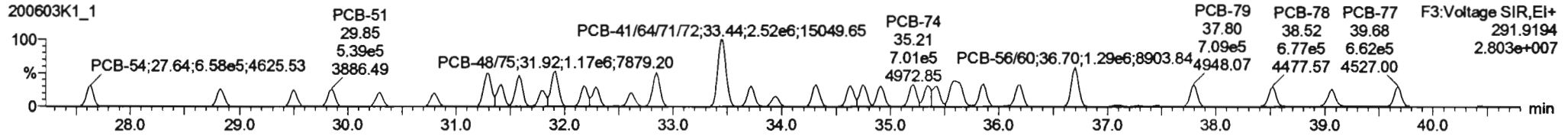
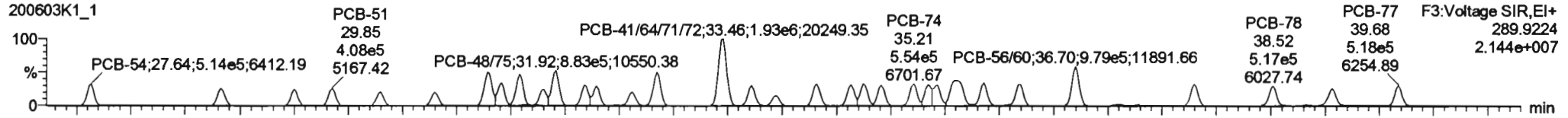


Dataset: Untitled

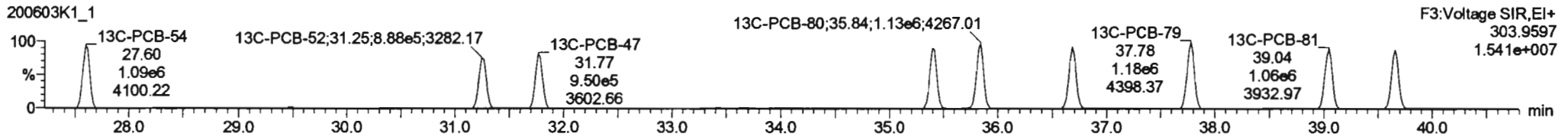
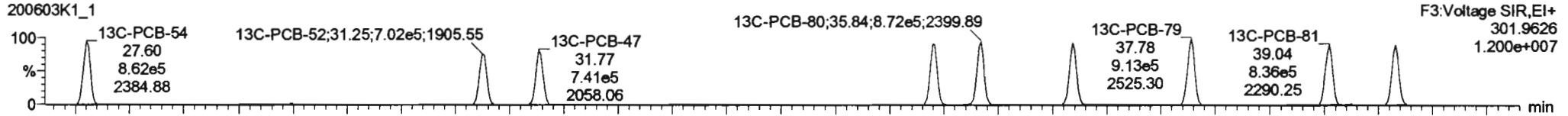
Last Altered: Thursday, June 04, 2020 07:29:42 Pacific Daylight Time
Printed: Thursday, June 04, 2020 07:32:56 Pacific Daylight Time

Name: 200603K1_1, Date: 03-Jun-2020, Time: 14:47:20, ID: ST200603K1-1 PCB 209 CS3 19G2609, Description: PCB 209 CS3 19G2609

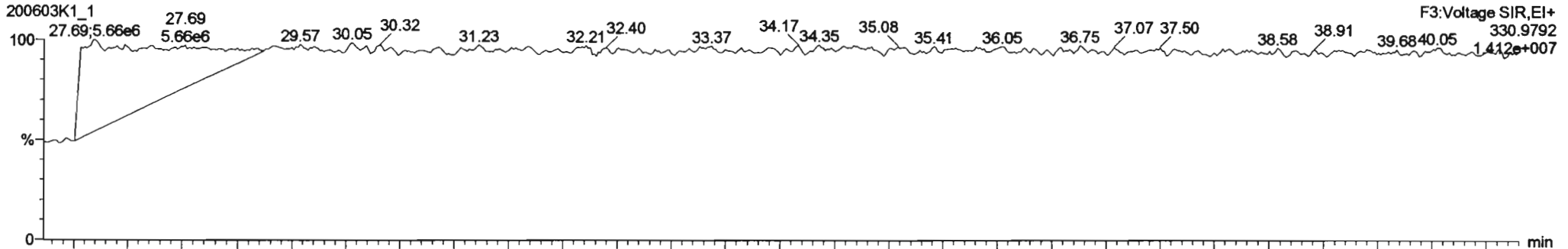
PCB-54



13C-PCB-54



PFK3a



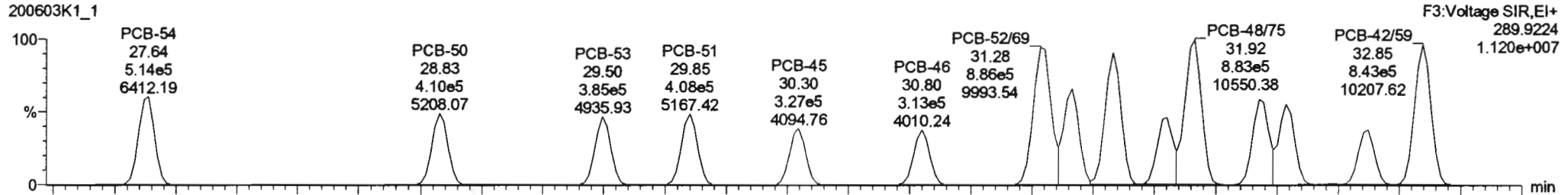
Dataset: Untitled

Last Altered: Thursday, June 04, 2020 07:29:42 Pacific Daylight Time
Printed: Thursday, June 04, 2020 07:32:56 Pacific Daylight Time

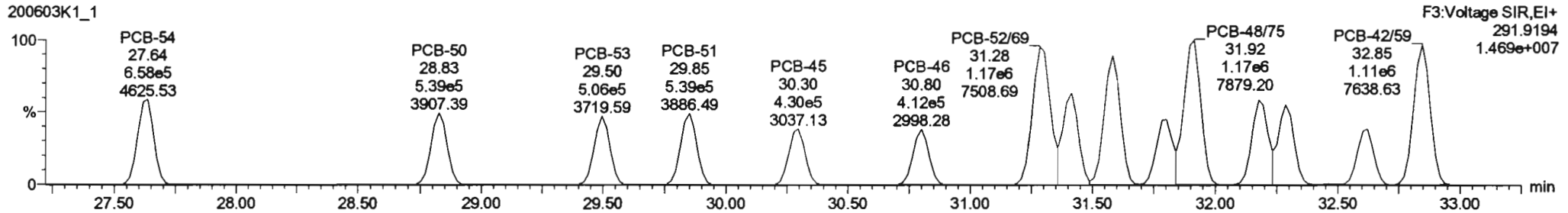
Name: 200603K1_1, Date: 03-Jun-2020, Time: 14:47:20, ID: ST200603K1-1 PCB 209 CS3 19G2609, Description: PCB 209 CS3 19G2609

PCB-50

200603K1_1

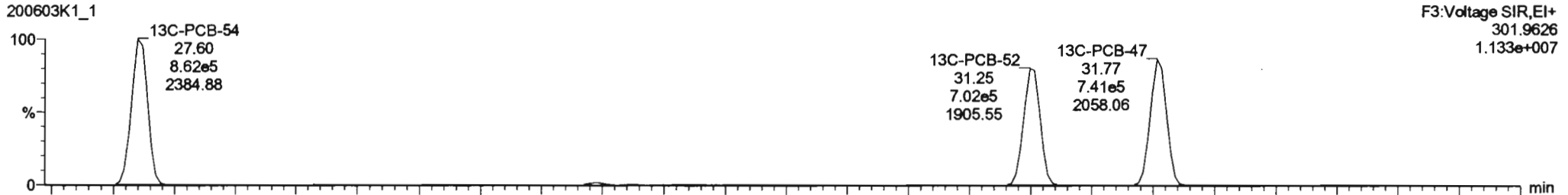


200603K1_1

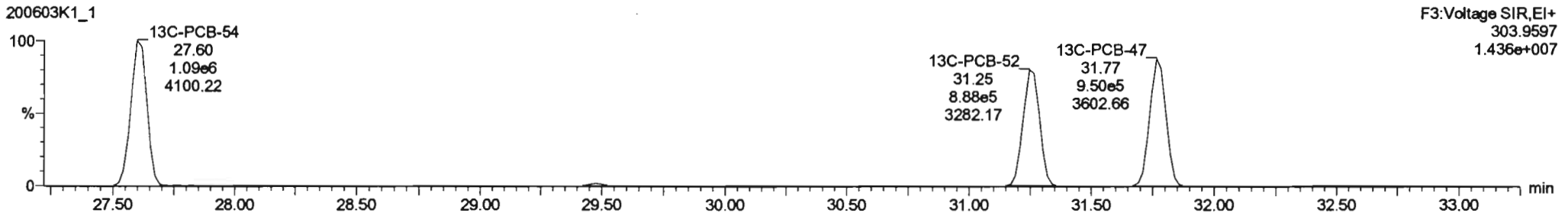


13C-PCB-52

200603K1_1



200603K1_1



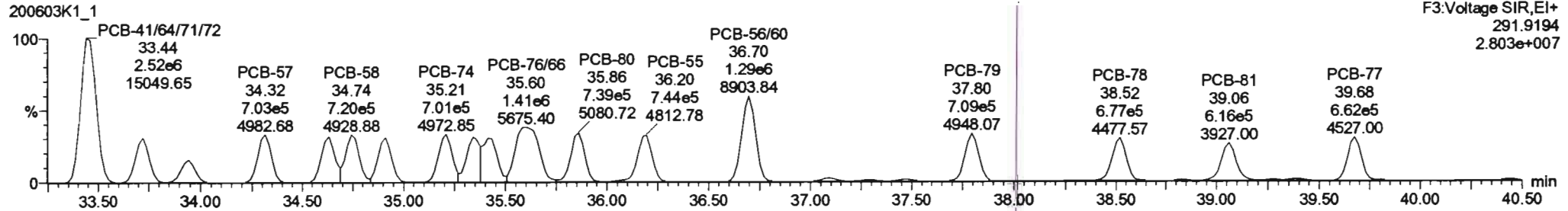
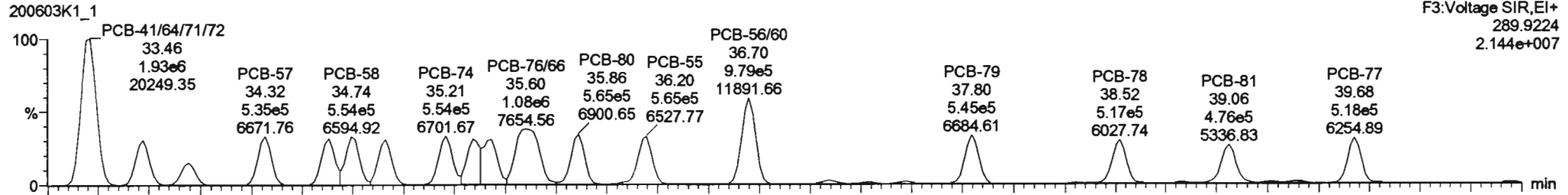
Dataset: Untitled

Last Altered: Thursday, June 04, 2020 07:29:42 Pacific Daylight Time

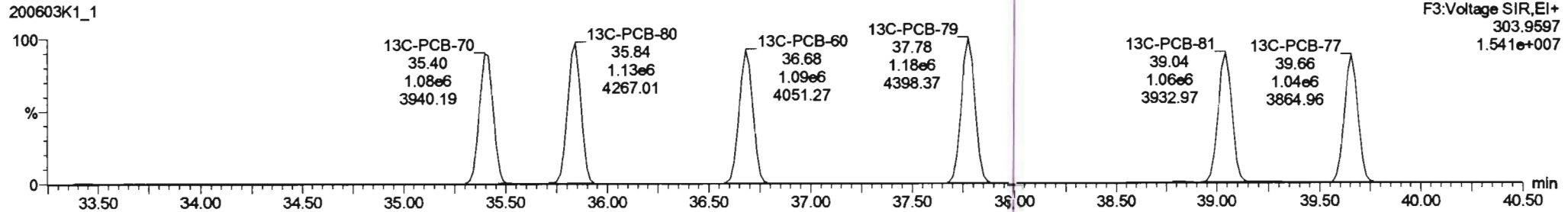
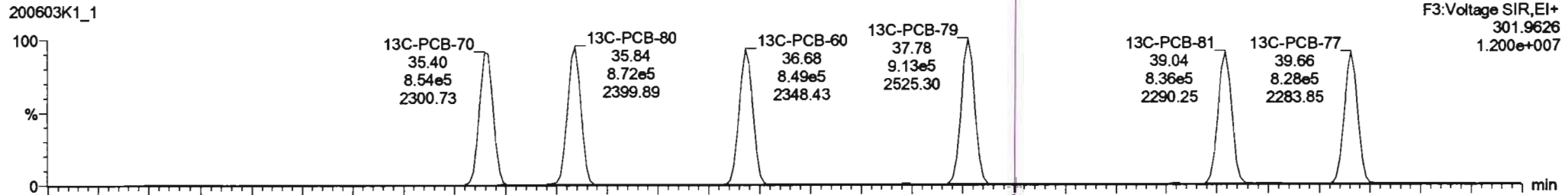
Printed: Thursday, June 04, 2020 07:32:56 Pacific Daylight Time

Name: 200603K1_1, Date: 03-Jun-2020, Time: 14:47:20, ID: ST200603K1-1 PCB 209 CS3 19G2609, Description: PCB 209 CS3 19G2609

PCB-68

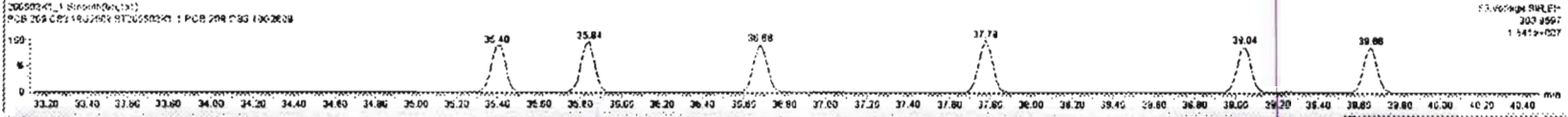
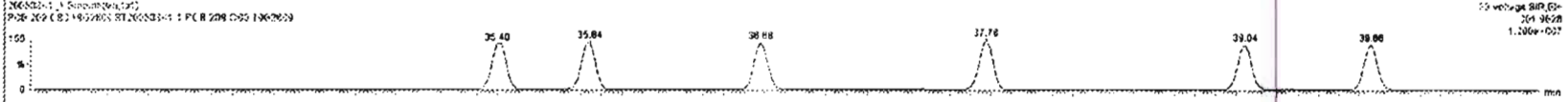
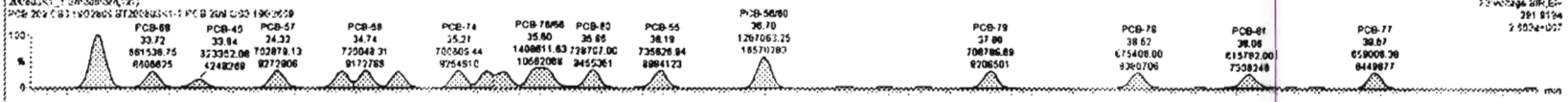
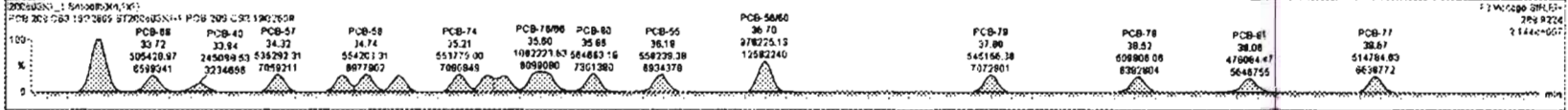


13C-PCB-60



#	Name	Mass	RA	Qty	2009	Value	Prod. RT	RE	Prod. R	RT	Prod. Pct	Comp.	Value	RT	Value
223	13C-PCB-178	0.05e5	0.44	NO	1.0508	1.000	45.87	45.87	0.823	0.823	NO	103.1	103	0.0811	
224	Total Mono-PCBs				1.1885	1.000	0.00	0.000			NO	182.3		0.0222	182.3
225	Total Di-PCBs				1.0537	1.000	0.00	0.000			NO	658.5		0.357	658.5
226	2nd Function Tri-PCBs				1.0807	1.000	0.00	0.000			NO	433.8		0.122	433.8
227	3rd Function Tri-PCBs				0.8628	1.000	0.00	0.000			NO	821.8		0.303	821.8
228	Total Tri-PCBs				1.9435	1.000	0.00	0.000			NO	1303.7		0.725	1303.7
229	3rd Function Para-PCBs				1.3157	1.000	0.00	0.000			NO	2106		0.830	2106
230	4th Function Para-PCBs				1.0735	1.000	0.00	0.000			NO	278.8		0.120	278.8
231	2nd Function Hexa-PCBs				0.8605	1.000	0.00	0.000			NO	870.0		0.182	870.0
232	4th Function Hexa-PCBs				1.0318	1.000	0.00	0.000			NO	1517		1.30	1517
233	Total Hexa-PCBs				1.9444	1.000	0.00	0.000			NO	1524.3		1.48	1524.3

#	Name	Prod. RT	RT	Alt Name	Alt Name	Y Ratio (Prod)	RA	Qty	2009	Comp.
31	PCB-54	27.82	27.84	8.156e5	8.67e5	0.770	0.78	NO	55.524	55.524
32	PCB-50	28.81	28.83	4.102e5	5.287e5	0.770	0.78	NO	55.213	55.213
34	PCB-63	28.48	28.50	3.848e5	6.054e5	0.770	0.78	NO	58.215	58.215
35	PCB-51	29.84	29.85	4.080e5	5.286e5	0.770	0.78	NO	55.832	55.832
36	PCB-45	30.28	30.30	3.267e5	4.306e5	0.770	0.78	NO	58.473	58.473
37	PCB-48	30.78	30.80	3.125e5	4.120e5	0.770	0.78	NO	54.805	54.805
38	PCB-62B	31.28	31.28	8.883e5	1.172e6	0.770	0.78	NO	110.84	110.84

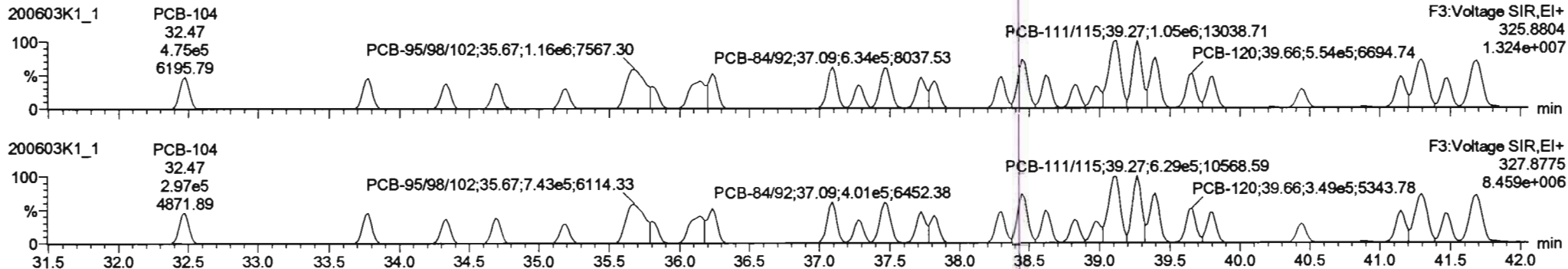


Dataset: Untitled

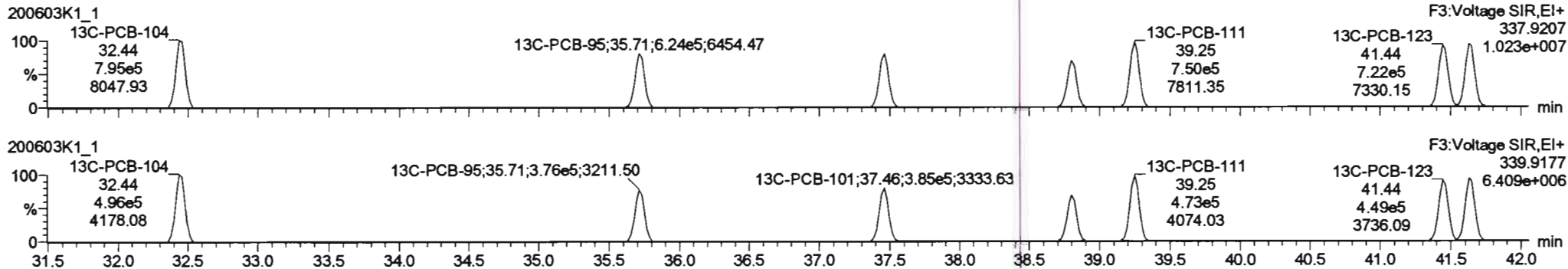
Last Altered: Thursday, June 04, 2020 07:29:42 Pacific Daylight Time
Printed: Thursday, June 04, 2020 07:32:56 Pacific Daylight Time

Name: 200603K1_1, Date: 03-Jun-2020, Time: 14:47:20, ID: ST200603K1-1 PCB 209 CS3 19G2609, Description: PCB 209 CS3 19G2609

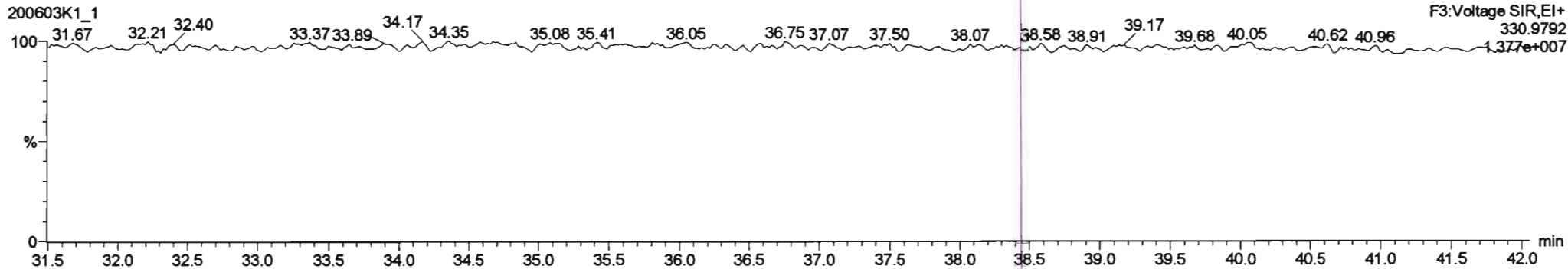
PCB-104



13C-PCB-104



PFK3b



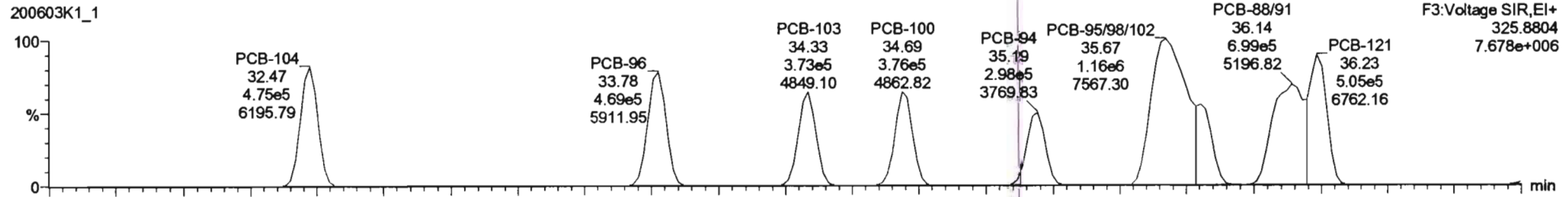
Dataset: Untitled

Last Altered: Thursday, June 04, 2020 07:29:42 Pacific Daylight Time
Printed: Thursday, June 04, 2020 07:32:56 Pacific Daylight Time

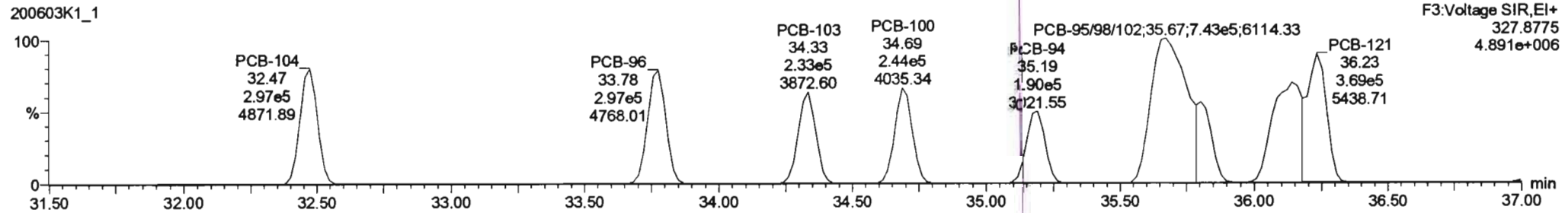
Name: 200603K1_1, Date: 03-Jun-2020, Time: 14:47:20, ID: ST200603K1-1 PCB 209 CS3 19G2609, Description: PCB 209 CS3 19G2609

PCB-96

200603K1_1

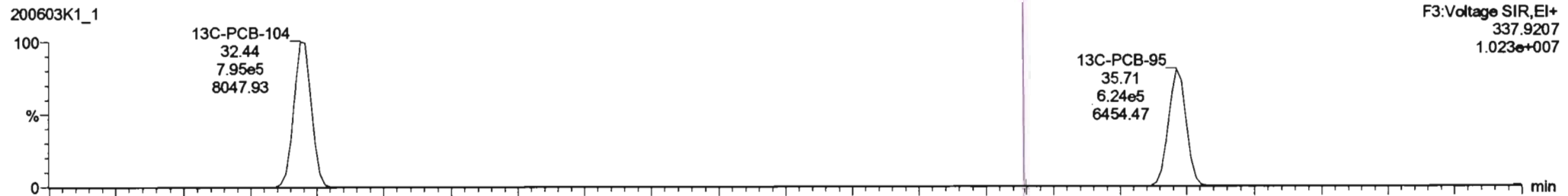


200603K1_1

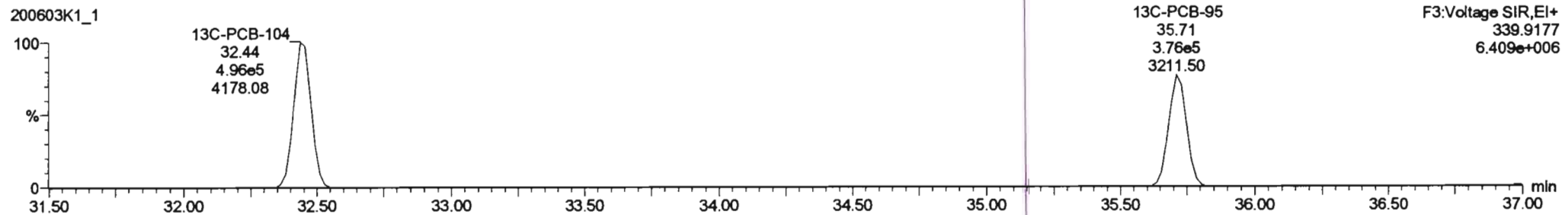


13C-PCB-95

200603K1_1



200603K1_1



Dataset: Untitled

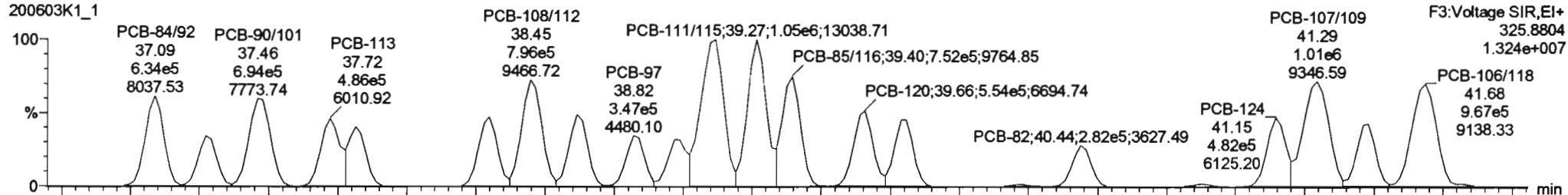
Last Altered: Thursday, June 04, 2020 07:29:42 Pacific Daylight Time

Printed: Thursday, June 04, 2020 07:32:56 Pacific Daylight Time

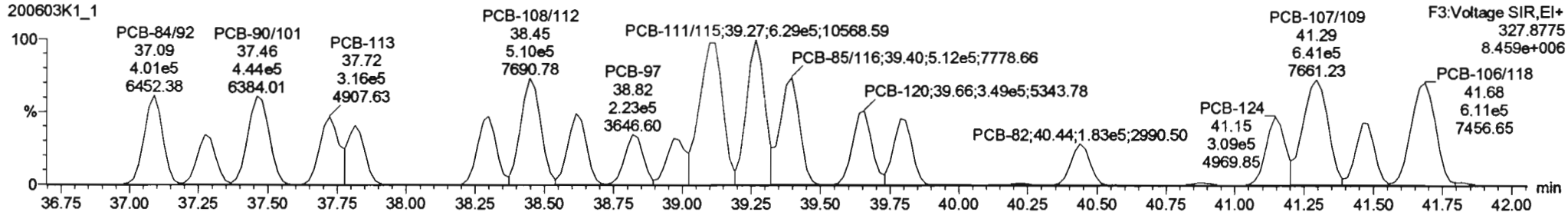
Name: 200603K1_1, Date: 03-Jun-2020, Time: 14:47:20, ID: ST200603K1-1 PCB 209 CS3 19G2609, Description: PCB 209 CS3 19G2609

PCB-119

200603K1_1

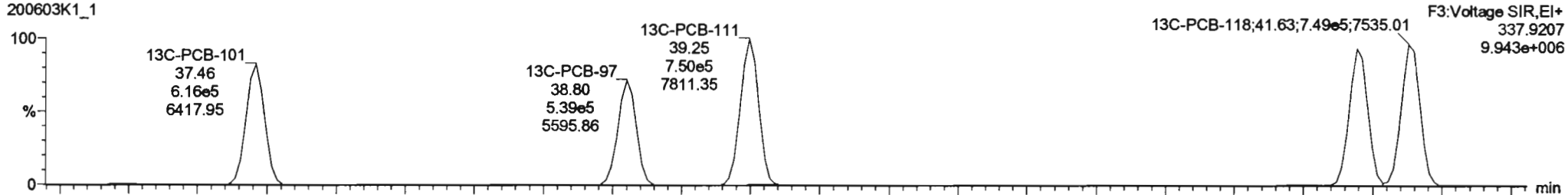


200603K1_1

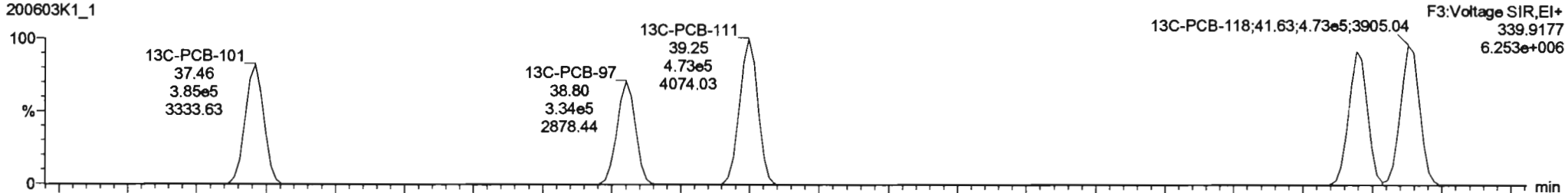


13C-PCB-111

200603K1_1



200603K1_1

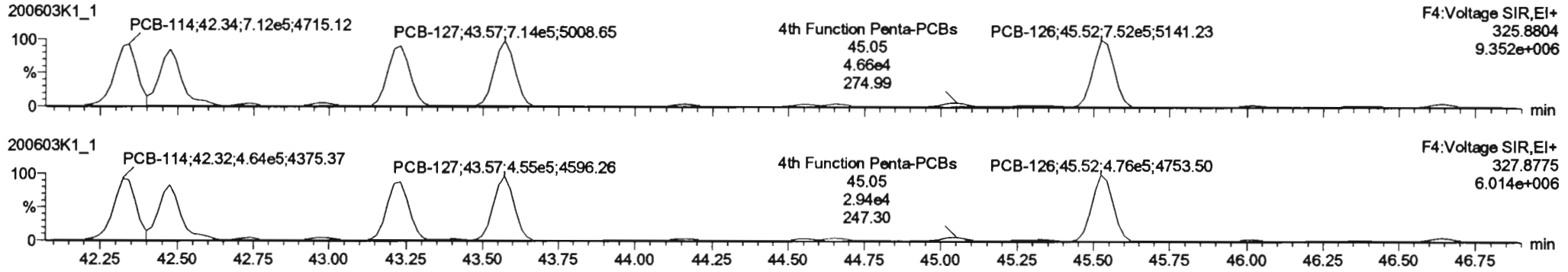


Dataset: Untitled

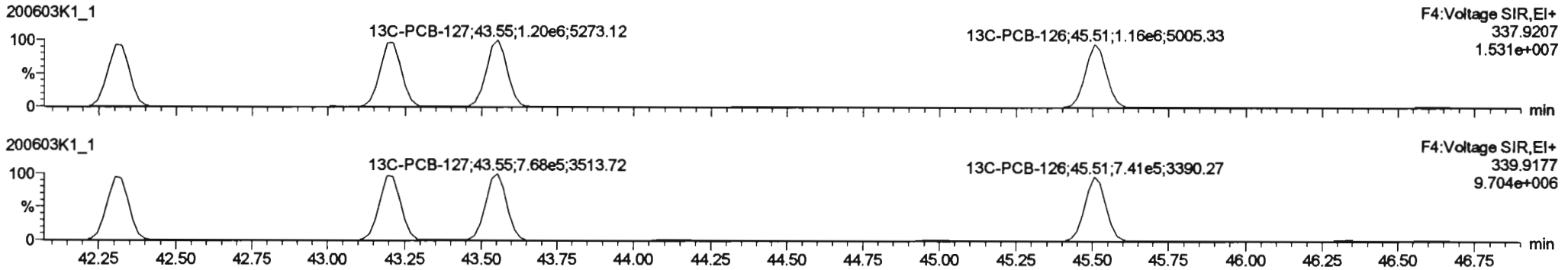
Last Altered: Thursday, June 04, 2020 07:29:42 Pacific Daylight Time
Printed: Thursday, June 04, 2020 07:32:56 Pacific Daylight Time

Name: 200603K1_1, Date: 03-Jun-2020, Time: 14:47:20, ID: ST200603K1-1 PCB 209 CS3 19G2609, Description: PCB 209 CS3 19G2609

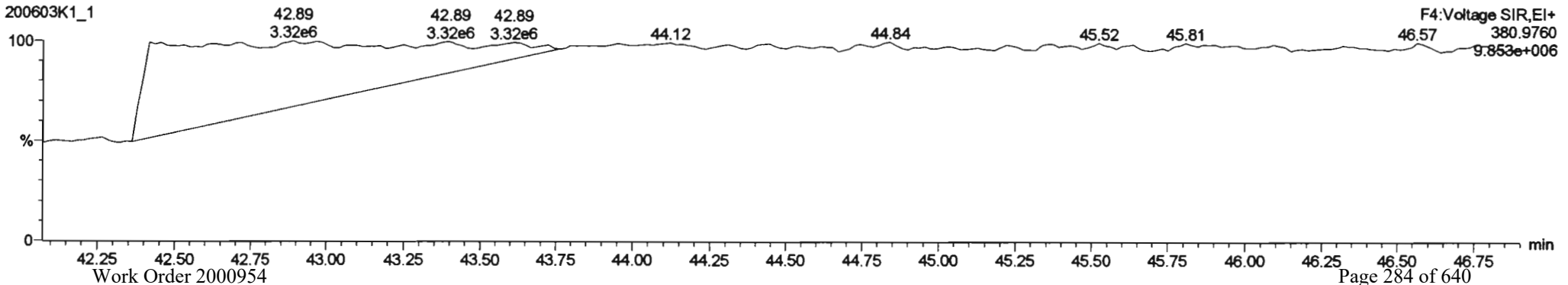
PCB-114



13C-PCB-114

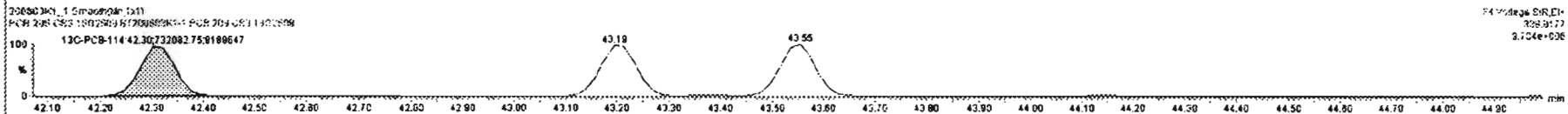
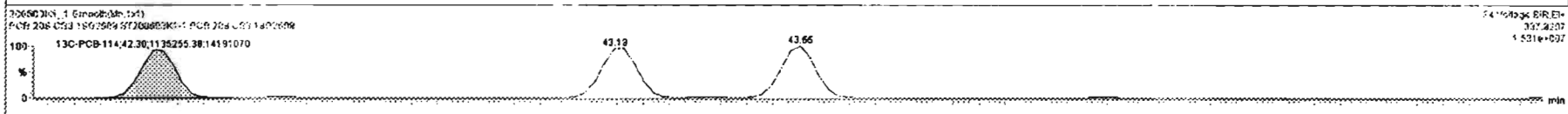
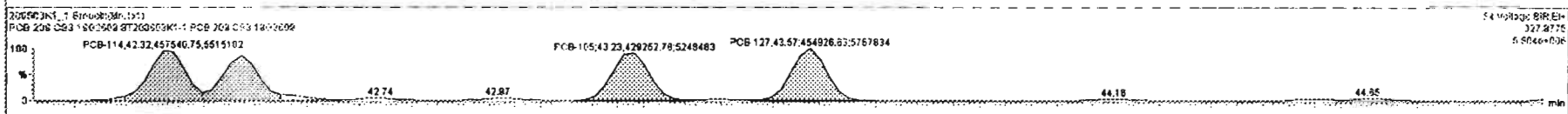
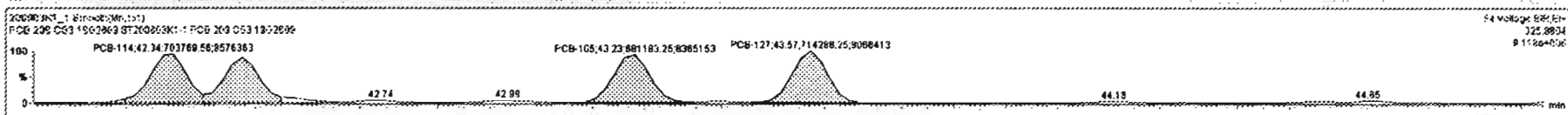


PFK4a



#	Name	Area	RR	dy	RR	RR	RR	RR	RR	RR	RR	RR	RR	RR	RR	RR	RR	RR	RR	RR
223	13C-PCB-178	8.05e5	0.44	NO	1.0608	1.000	46.87	46.87	0.823	0.823	NO	103.1	103	0.0811						
224	Total Mono-PCBs				1.1685	1.000	0.00	0.00	0.000		NO	162.3		0.0222	162.3					
225	Total Di-PCBs				1.0537	1.000	0.00	0.00	0.000		NO	858.5		0.367	858.5					
226	2nd Function Tri-PCBs				1.0807	1.000	0.00	0.00	0.000		NO	433.8		0.122	433.8					
227	3rd Function Tri-PCBs				0.8828	1.000	0.00	0.00	0.000		NO	821.8		0.303	821.8					
228	Total Tetra-PCBs				1.0778	1.000	0.00	0.00	0.000		NO	2317		0.771	2317					
229	3rd Function Penta-PCBs				1.3157	1.000	0.00	0.00	0.000		NO	2105		0.630	2105					
230	4th Function Penta-PCBs				3.9296	3.999	0.00	0.00	0.000		NO	229.6		0.129	229.6					
231	3rd Function Hexa-PCBs				0.8505	1.000	0.00	0.00	0.000		NO	870.0		0.182	870.0					
232	4th Function Hexa-PCBs				1.0316	1.000	0.00	0.00	0.000		NO	1517		1.30	1517					
233	Total Hepta-PCBs				1.9449	1.000	0.00	0.00	0.000		NA	1243		1.44	1243					

#	Name	Peak 1	RT	Area	Peak 2	RT	Area	RR	dy	RR	dy
83	PCB-114	42.30	42.34	7.038e5	4.575e5	1.580	1.54	NO	84.488	84.488	
84	PCB-122	42.47	42.47	6.327e5	4.004e5	1.580	1.58	NO	88.588	88.588	
85	PCB-105	43.21	43.23	6.812e5	4.283e5	1.550	1.56	NO	85.272	85.272	
86	PCB-127	43.57	43.57	7.143e5	4.548e5	1.580	1.57	NO	89.007	89.007	
87	PCB-128	45.52	45.52	7.521e5	4.758e5	1.580	1.58	NO	95.207	95.207	



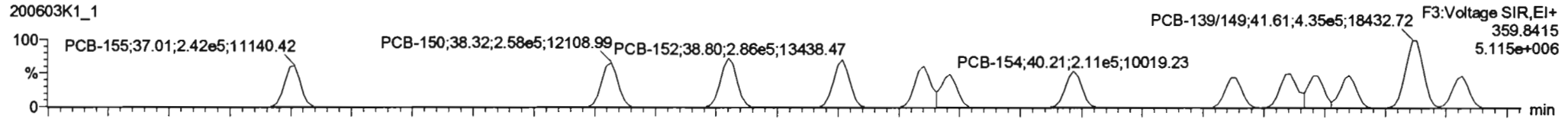
Dataset: Untitled

Last Altered: Thursday, June 04, 2020 07:29:42 Pacific Daylight Time
Printed: Thursday, June 04, 2020 07:32:56 Pacific Daylight Time

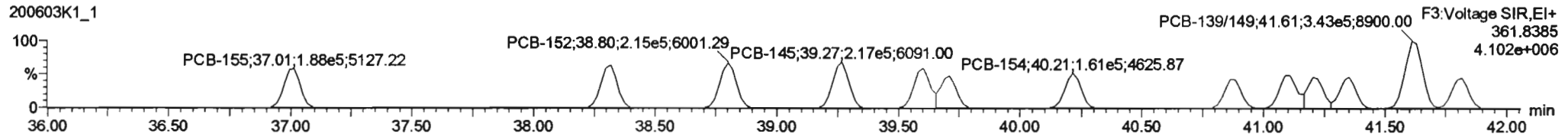
Name: 200603K1_1, Date: 03-Jun-2020, Time: 14:47:20, ID: ST200603K1-1 PCB 209 CS3 19G2609, Description: PCB 209 CS3 19G2609

PCB-155

200603K1_1

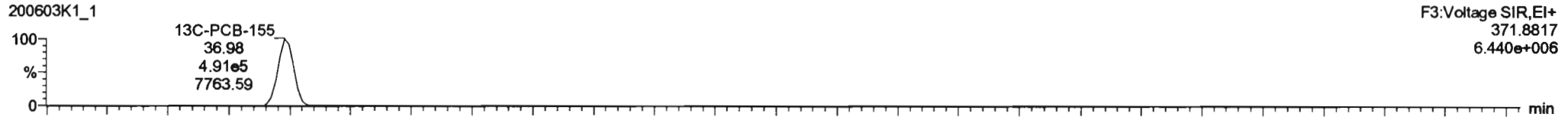


200603K1_1

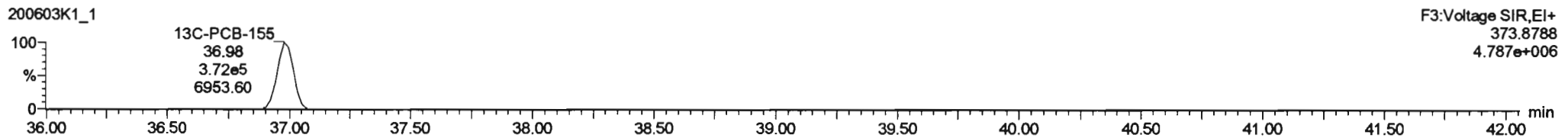


13C-PCB-155

200603K1_1

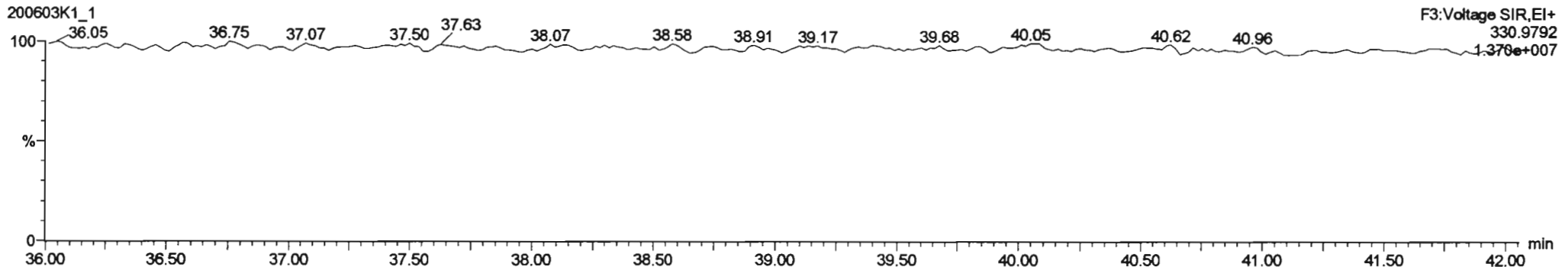


200603K1_1



PFK3c

200603K1_1

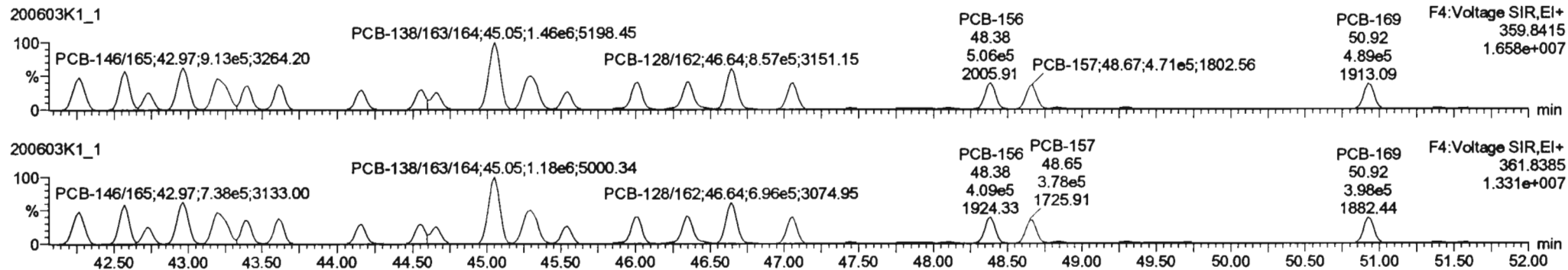


Dataset: Untitled

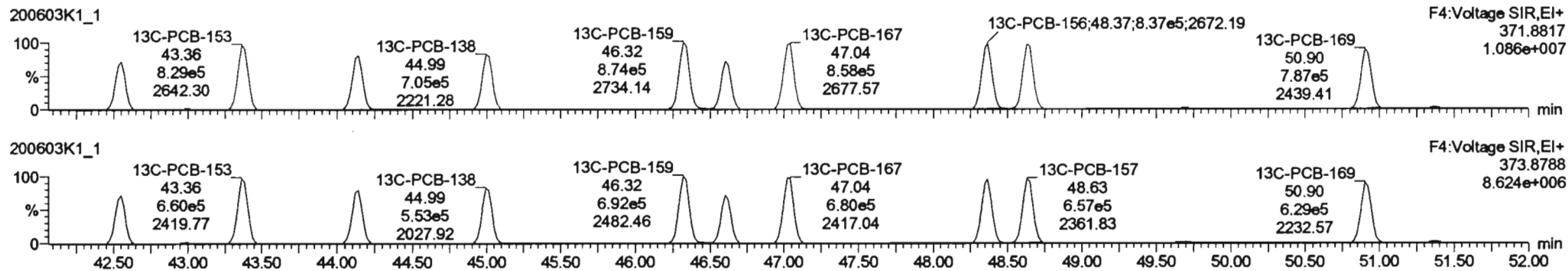
Last Altered: Thursday, June 04, 2020 07:29:42 Pacific Daylight Time
Printed: Thursday, June 04, 2020 07:32:56 Pacific Daylight Time

Name: 200603K1_1, Date: 03-Jun-2020, Time: 14:47:20, ID: ST200603K1-1 PCB 209 CS3 19G2609, Description: PCB 209 CS3 19G2609

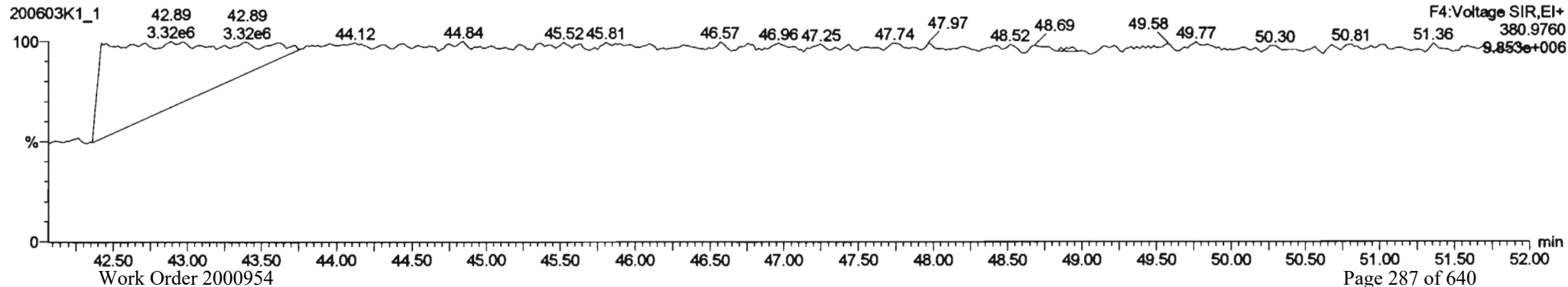
PCB-134/143



13C-PCB-153



PFK4b

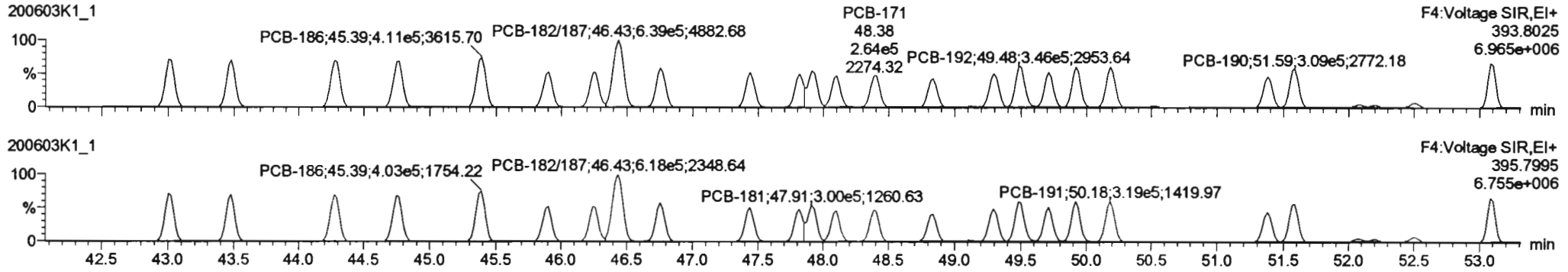


Dataset: Untitled

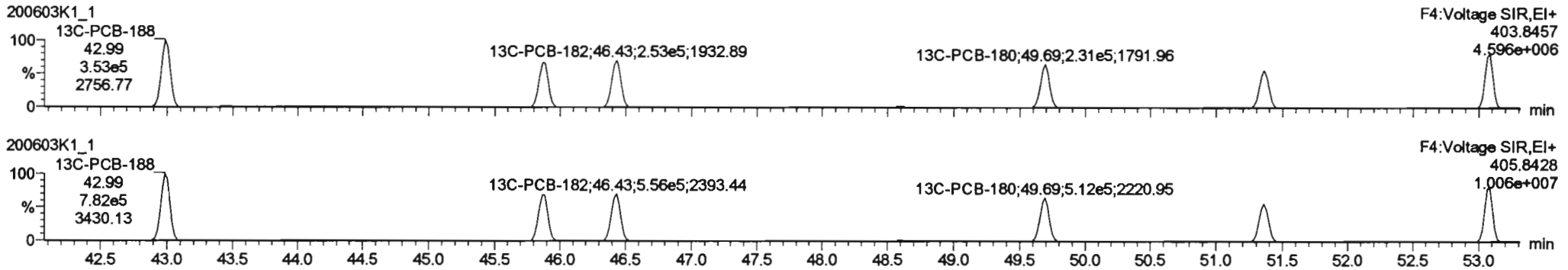
Last Altered: Thursday, June 04, 2020 07:29:42 Pacific Daylight Time
Printed: Thursday, June 04, 2020 07:32:56 Pacific Daylight Time

Name: 200603K1_1, Date: 03-Jun-2020, Time: 14:47:20, ID: ST200603K1-1 PCB 209 CS3 19G2609, Description: PCB 209 CS3 19G2609

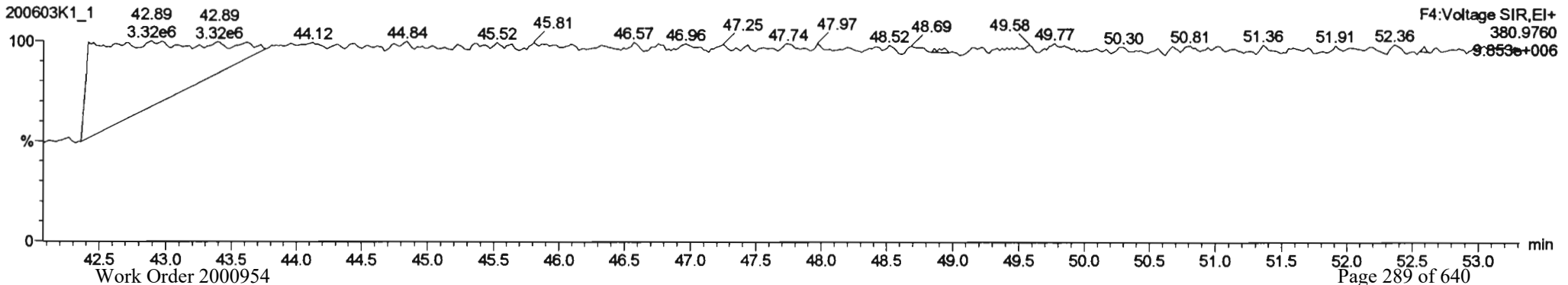
PCB-188



13C-PCB-188

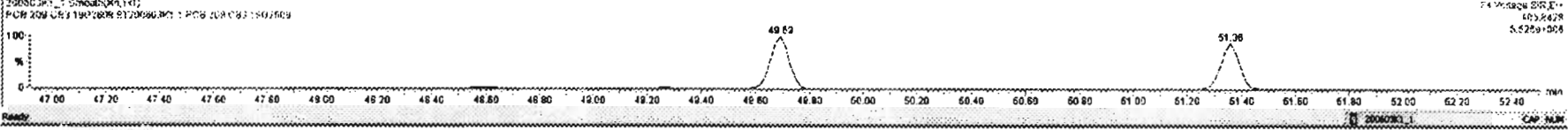
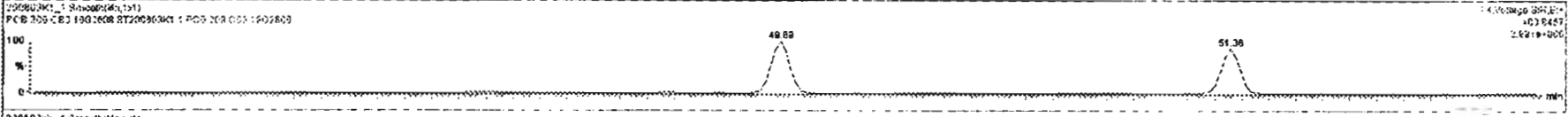
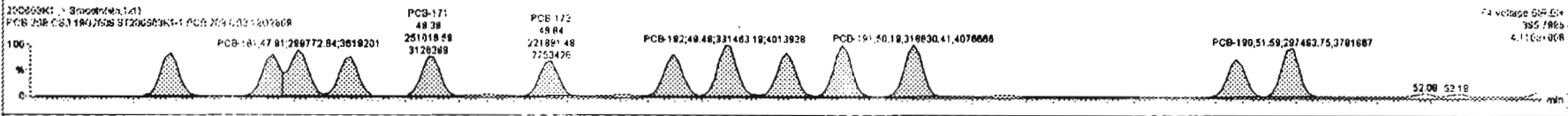
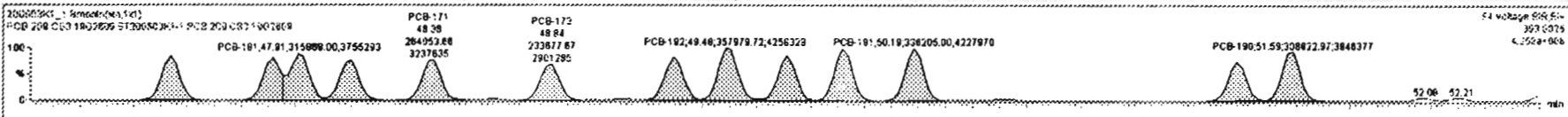


PFK4c



#	Name	Mass	RA	RV	RP	Wt/rd	Pres/RT	RT	Pres/R	RP	RP/RT	CP	NR	Q	Q/C
223	223 13C PCB-178	8.05e5	0.44	NO	1.0500	1.000	45.87	45.87	0.823	NO	103.1	100	0.0911		
224	224 Total Mono-PCBs				1.1886	1.000	0.00	0.000	NO	182.3			0.0222	182.3	
225	225 Total Di-PCBs				1.6537	1.000	0.00	0.000	NO	858.5			0.357	858.5	
226	226 2nd Function Tri-PCBs				1.0807	1.000	0.00	0.000	NO	439.8			0.122	439.8	
227	227 3rd Function Tri-PCBs				0.9828	1.000	0.00	0.000	NO	521.9			0.303	521.9	
228	228 Total Tetra-PCBs				1.0778	1.000	0.00	0.000	NO	231.7			0.771	231.7	
229	229 3rd Function Penta-PCBs				1.3152	1.000	0.00	0.000	NO	2105			0.830	2105	
230	230 4th Function Penta-PCBs				1.0735	1.000	0.00	0.000	NO	279.8			0.120	279.8	
231	231 3rd Function Hexa-PCBs				0.9505	1.000	0.00	0.000	NO	870.0			0.182	870.0	
232	232 4th Function Hexa-PCBs				1.0316	1.000	0.00	0.000	NO	151.7			1.30	151.7	
233	233 Total PCBs				1.4441	1.000	0.00	0.000	NO	1040			1.94	1040	

#	Name	Mass (g)	RT	Wt/rd	Pres/RT	RT	Pres/R	RP	RP/RT	CP	NR	Q	Q/C
131	131 PCB-188	43.02	43.00	3.941e5	3.791e5	1.090	1.04	NO	52.811	52.811			
132	132 PCB-184	43.48	43.48	3.774e5	3.843e5	1.060	1.04	NO	53.039	53.039			
133	133 PCB-178	44.27	44.27	3.888e5	3.886e5	1.090	1.05	NO	51.257	51.257			
134	134 PCB-178	44.74	44.77	3.831e5	3.723e5	1.050	1.03	NO	50.845	50.845			
135	135 PCB-186	45.39	45.38	4.112e5	4.032e5	1.090	1.02	NO	53.871	53.871			
136	136 PCB-178	45.80	45.80	2.894e5	2.787e5	1.050	1.03	NO	52.988	52.988			
137	137 PCB-175	46.23	46.24	2.908e5	2.820e5	1.090	1.03	NO	52.782	52.782			



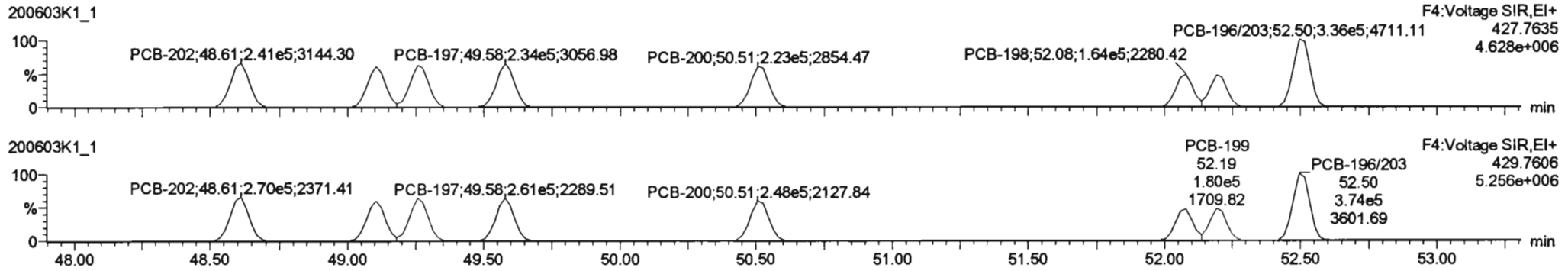
Dataset: Untitled

Last Altered: Thursday, June 04, 2020 07:29:42 Pacific Daylight Time
Printed: Thursday, June 04, 2020 07:32:56 Pacific Daylight Time

Name: 200603K1_1, Date: 03-Jun-2020, Time: 14:47:20, ID: ST200603K1-1 PCB 209 CS3 19G2609, Description: PCB 209 CS3 19G2609

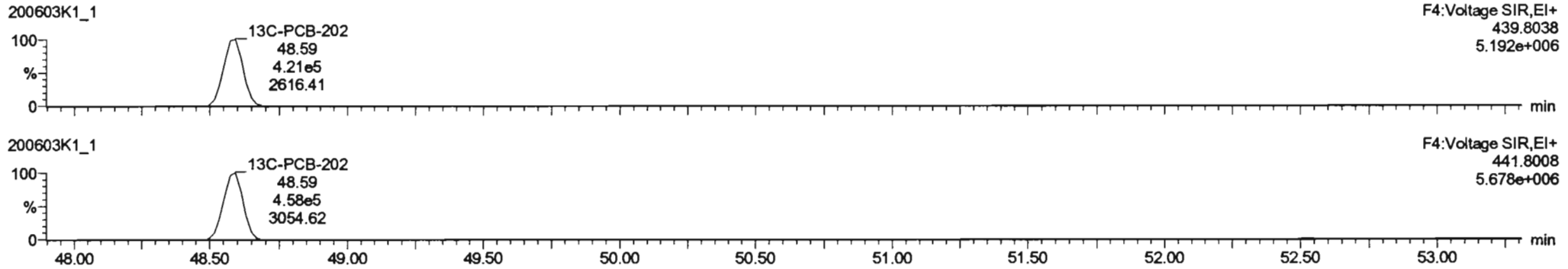
PCB-202

200603K1_1



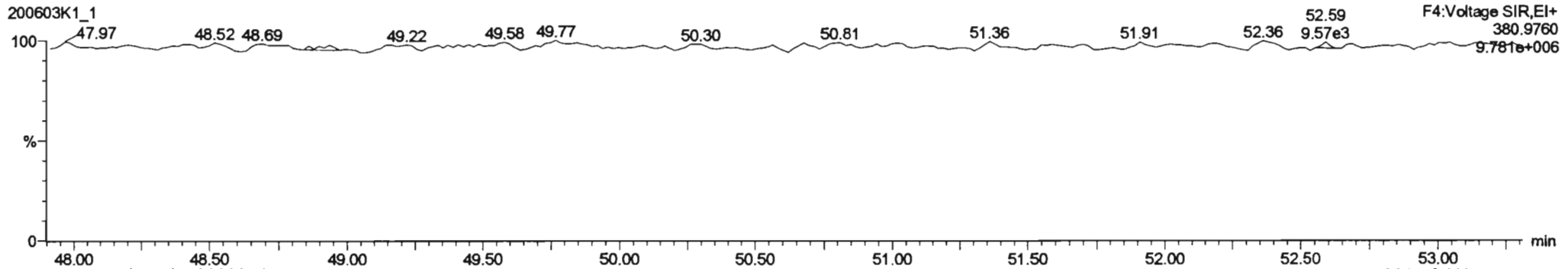
13C-PCB-202

200603K1_1



PFK4d

200603K1_1



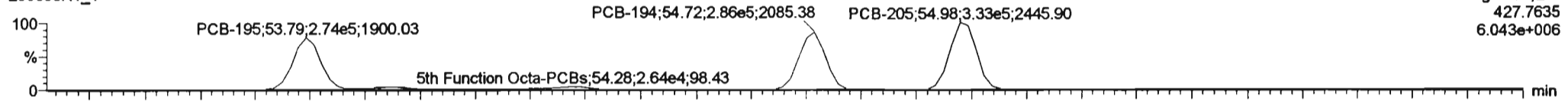
Dataset: Untitled

Last Altered: Thursday, June 04, 2020 07:29:42 Pacific Daylight Time
Printed: Thursday, June 04, 2020 07:32:56 Pacific Daylight Time

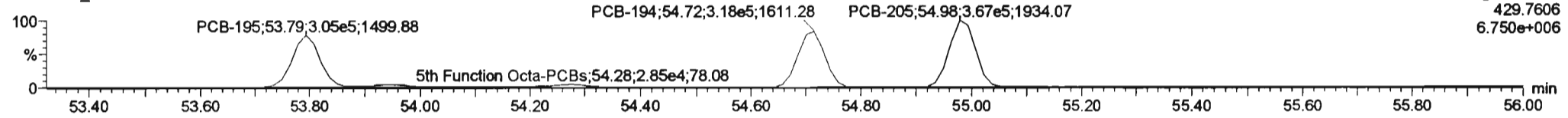
Name: 200603K1_1, Date: 03-Jun-2020, Time: 14:47:20, ID: ST200603K1-1 PCB 209 CS3 19G2609, Description: PCB 209 CS3 19G2609

PCB-195

200603K1_1

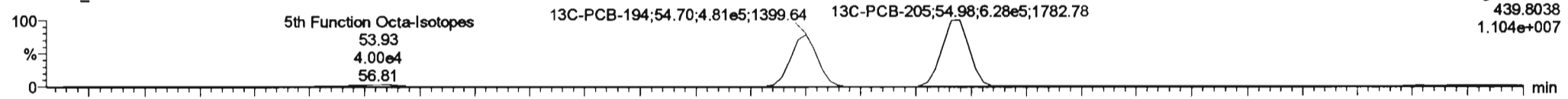


200603K1_1

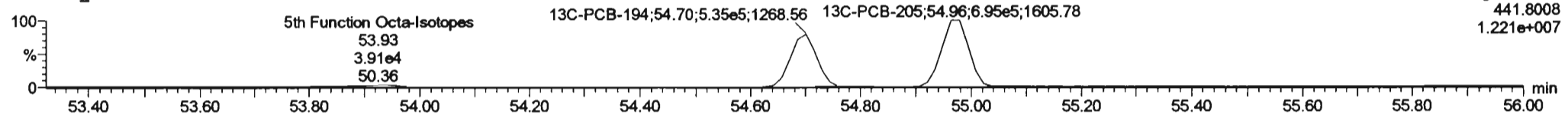


13C-PCB-194

200603K1_1

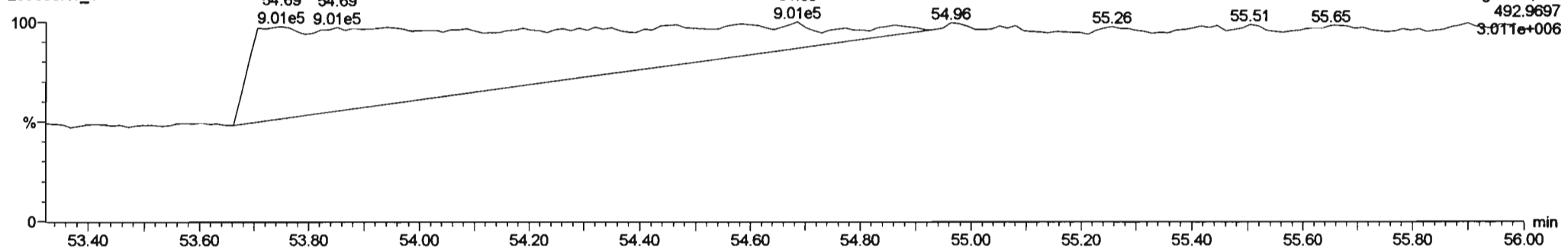


200603K1_1



PFK5a

200603K1_1

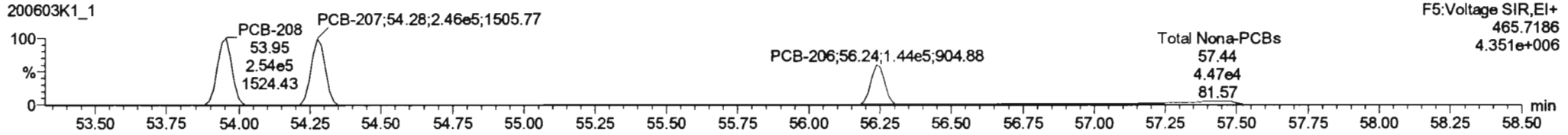
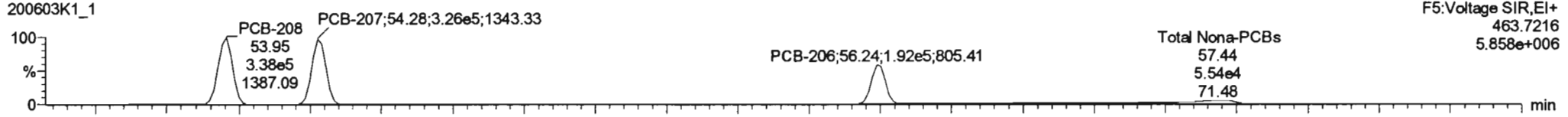


Dataset: Untitled

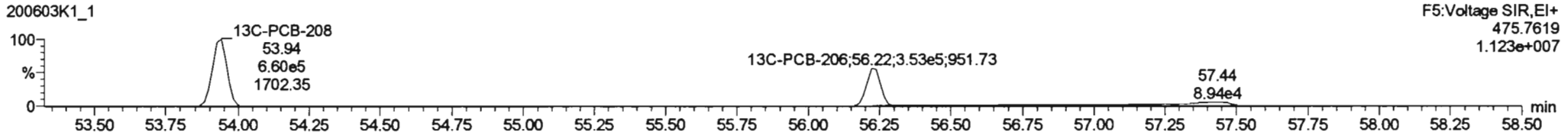

Last Altered: Thursday, June 04, 2020 07:29:42 Pacific Daylight Time
Printed: Thursday, June 04, 2020 07:32:56 Pacific Daylight Time

Name: 200603K1_1, Date: 03-Jun-2020, Time: 14:47:20, ID: ST200603K1-1 PCB 209 CS3 19G2609, Description: PCB 209 CS3 19G2609

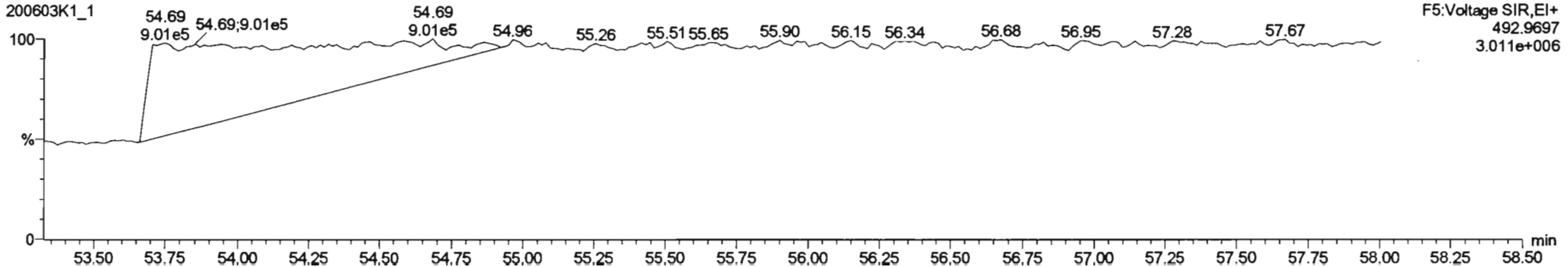
PCB-208



13C-PCB-208



PFK5




Dataset: Untitled

Last Altered: Thursday, June 04, 2020 07:29:42 Pacific Daylight Time
Printed: Thursday, June 04, 2020 07:32:56 Pacific Daylight Time

Name: 200603K1_1, Date: 03-Jun-2020, Time: 14:47:20, ID: ST200603K1-1 PCB 209 CS3 19G2609, Description: PCB 209 CS3 19G2609

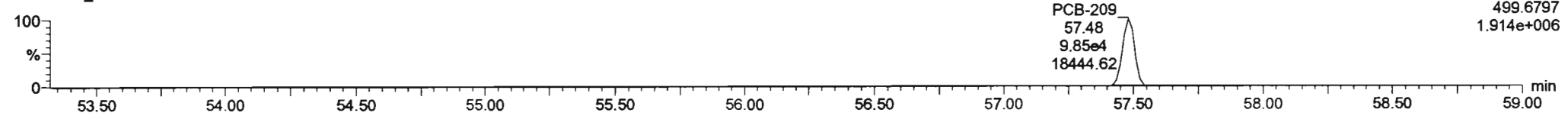
PCB-209

200603K1_1



F5:Voltage SIR,EI+
497.6826
2.250e+006

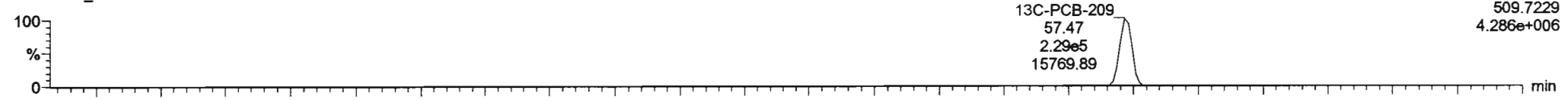
200603K1_1



F5:Voltage SIR,EI+
499.6797
1.914e+006

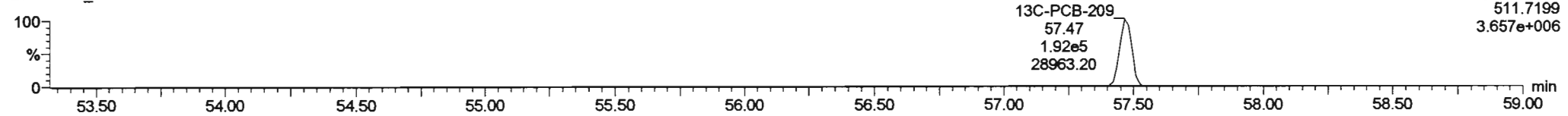
13C-PCB-209

200603K1_1



F5:Voltage SIR,EI+
509.7229
4.286e+006

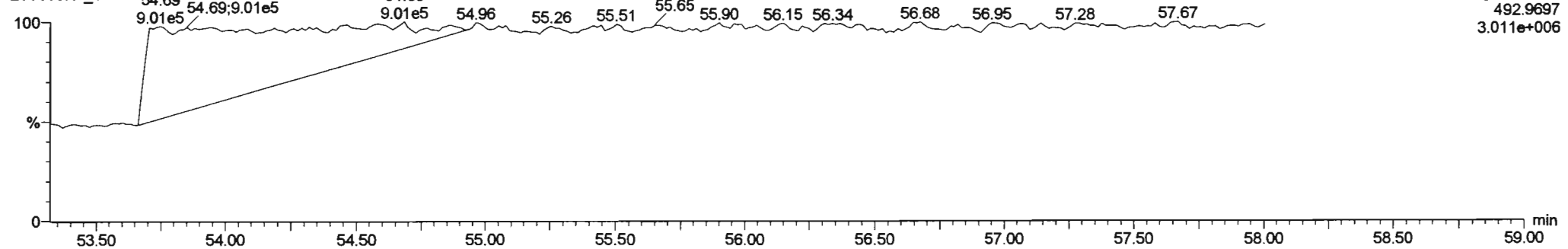
200603K1_1



F5:Voltage SIR,EI+
511.7199
3.657e+006

PFK5b

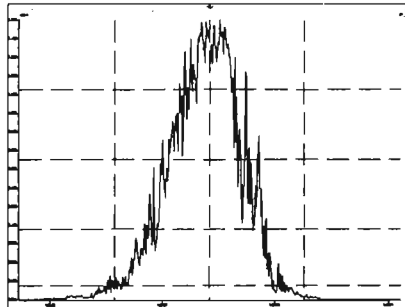
200603K1_1



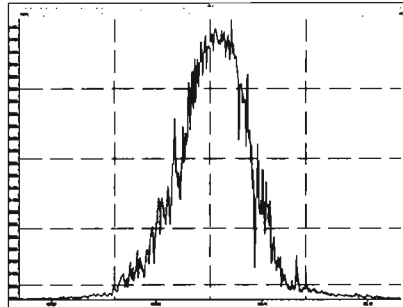
F5:Voltage SIR,EI+
492.9697
3.011e+006

Printed: Thursday, June 04, 2020 02:00:05 Pacific Daylight Time

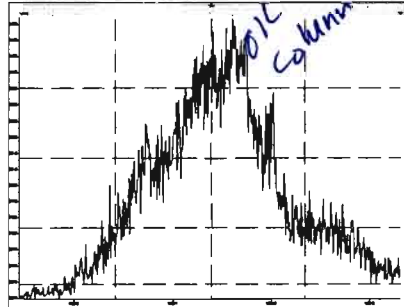
M 168.9888 R 12209



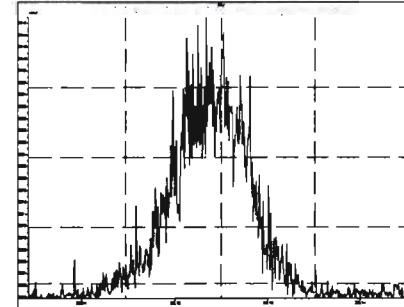
M 180.9888 R 12723



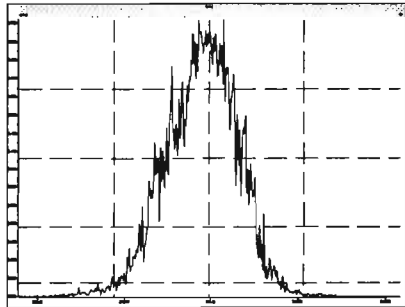
M 192.9888 R 0



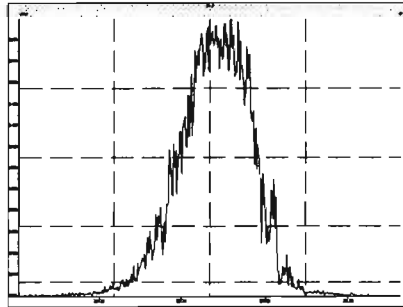
M 204.9888 R 13667



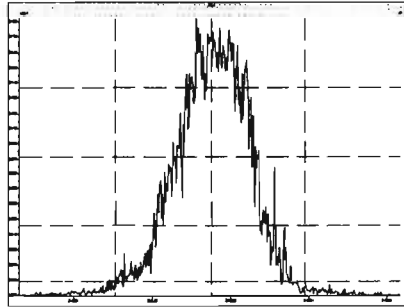
M 218.9856 R 12107



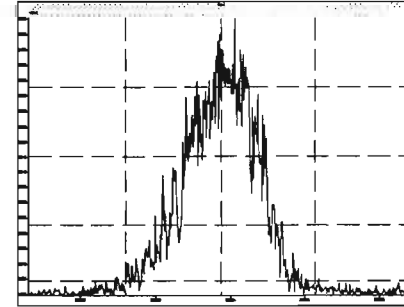
M 230.9856 R 12567



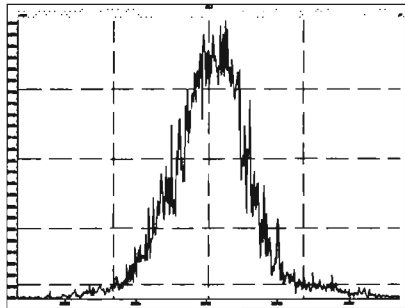
M 242.9856 R 12048



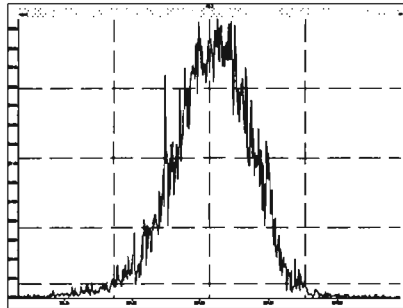
M 254.9856 R 13091



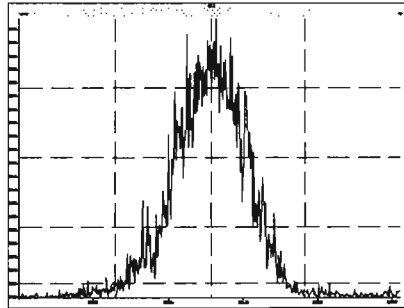
M 268.9824 R 11161



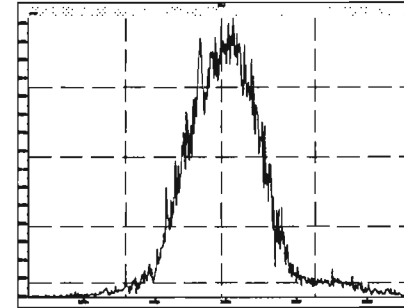
M 280.9824 R 12507



M 254.9856 R 12574

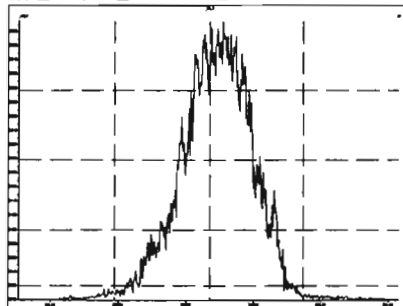


M 268.9824 R 12372

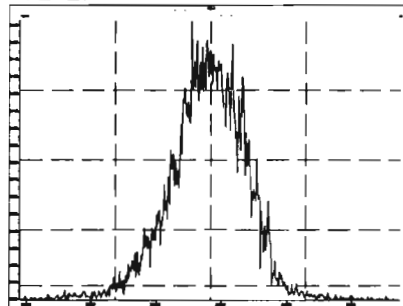


Printed: Thursday, June 04, 2020 02:00:05 Pacific Daylight Time

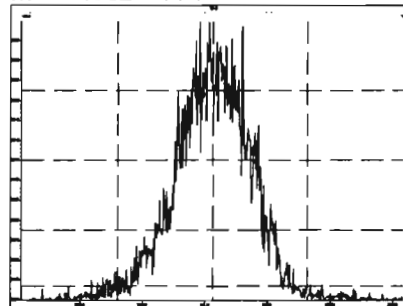
M 280.9824 R 12233



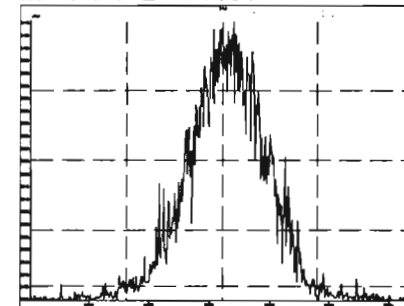
M 292.9824 R 12367



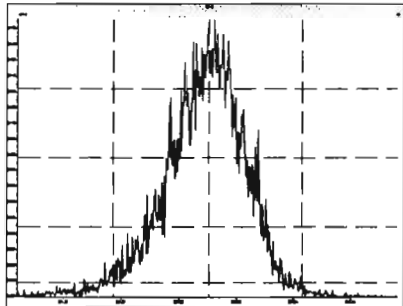
M 304.9824 R 13474



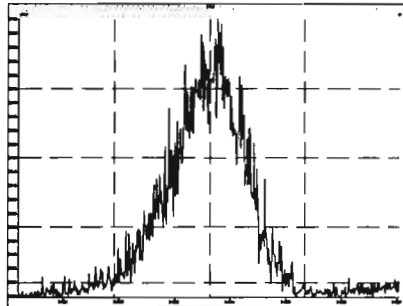
M 318.9792 R 11849



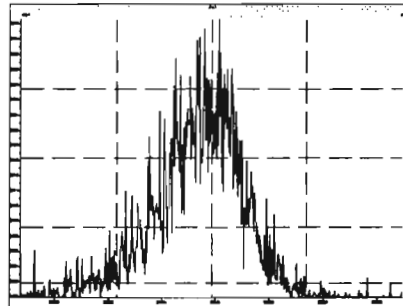
M 330.9792 R 12087



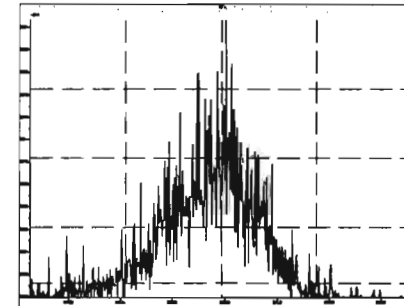
M 342.9792 R 11261



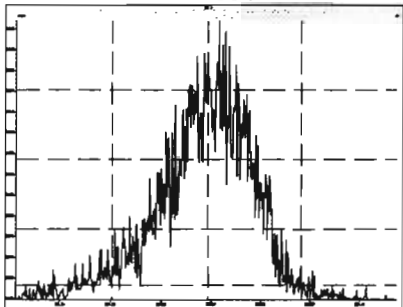
M 354.9792 R 11345



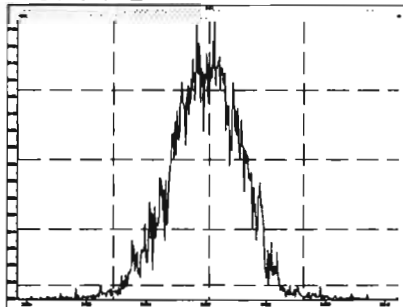
M 366.9792 R 12506



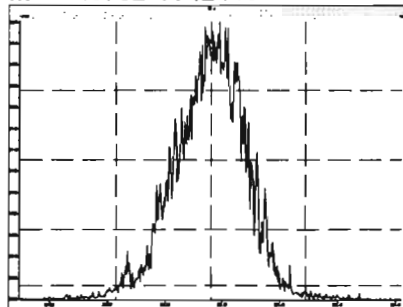
M 380.9760 R 10301



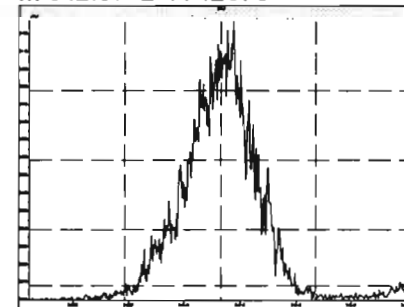
M 318.9792 R 12194



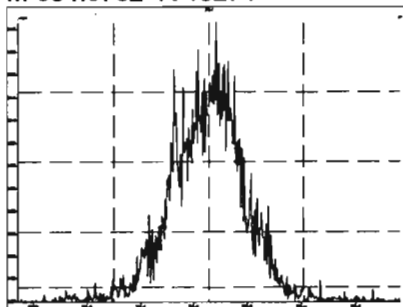
M 330.9792 R 12440



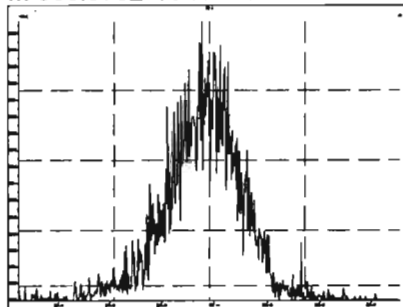
M 342.9792 R 12378



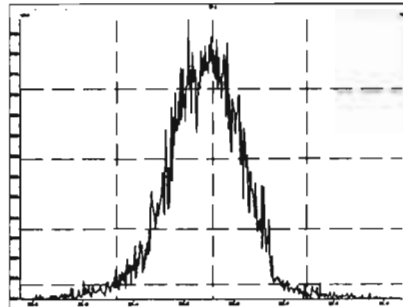
M 354.9792 R 13271



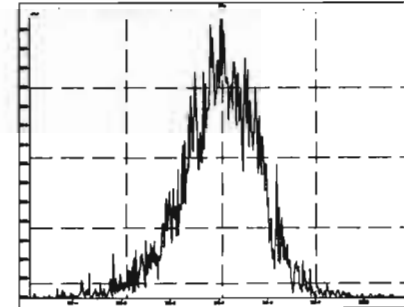
M 366.9792 R 13753



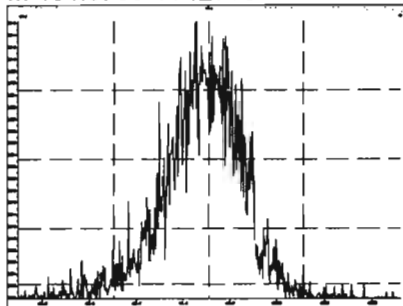
M 380.9760 R 12316



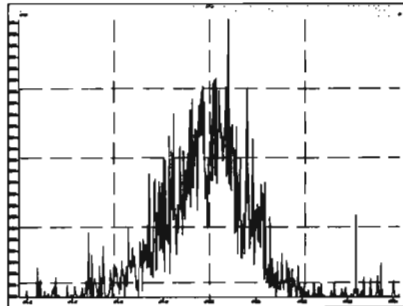
M 392.9760 R 12789



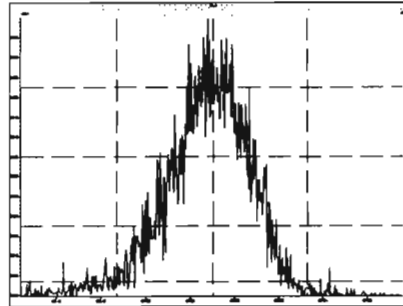
M 404.9760 R 12736



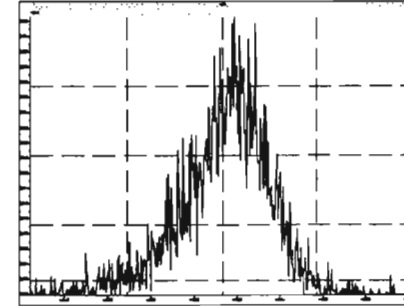
M 416.9760 R 14208



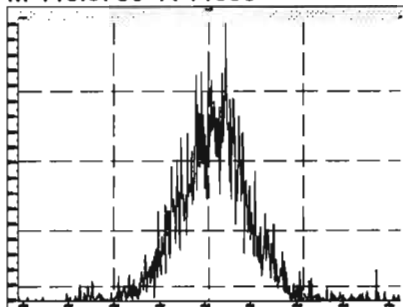
M 430.9728 R 12134



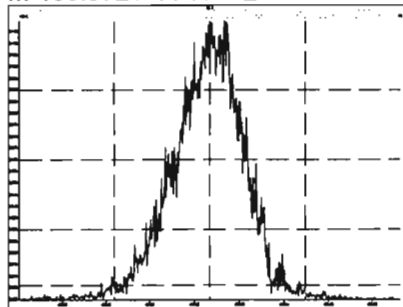
M 442.9728 R 13111



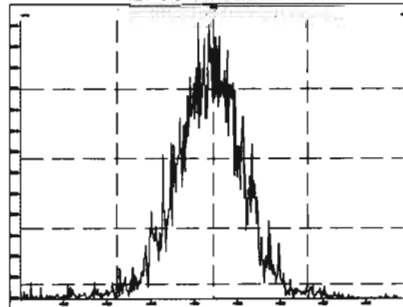
M 416.9760 R 14663



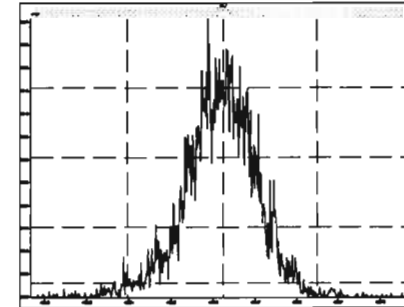
M 430.9728 R 13592



M 442.9728 R 13855

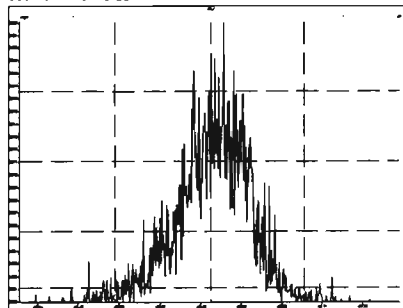


M 454.9728 R 13101

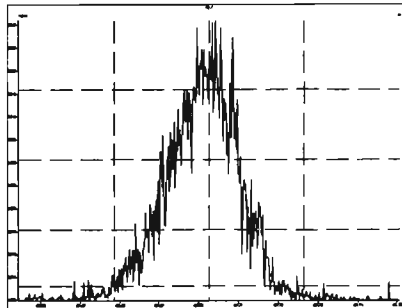


Printed: Thursday, June 04, 2020 02:00:05 Pacific Daylight Time

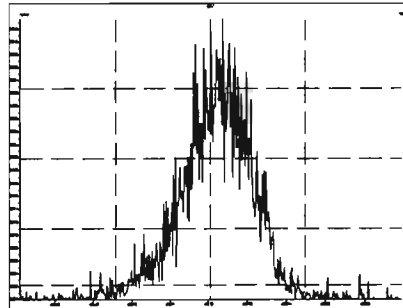
M 466.9728 R 15504



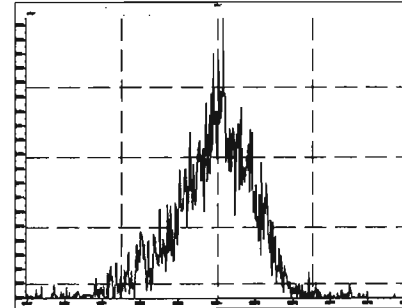
M 480.9696 R 12789



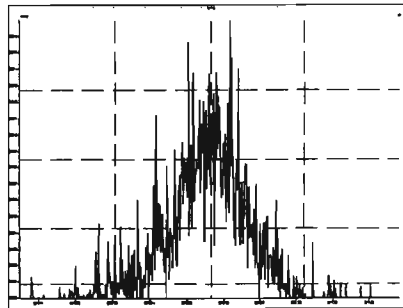
M 492.9696 R 12729



M 504.9696 R 13559



M 516.9697 R 18926



HRMS CALIBRATION STANDARDS REVIEW CHECKLIST

1
Beg. Calibration ID: ST200604K1-1

Reviewed By: C7 06/08/2020
Initials & Date

End Calibration ID: NA

	<u>Beg.</u>	<u>End</u>
Ion abundance within QC limits?	<input checked="" type="checkbox"/>	<input type="checkbox"/> NA
Concentrations within criteria?	<input checked="" type="checkbox"/>	<input type="checkbox"/>
TCDD/TCDF Valleys <25%	<input type="checkbox"/> NA	<input type="checkbox"/>
First and last eluters present?	<input type="checkbox"/> NR	<input type="checkbox"/>
Retention Times within criteria?	<input checked="" type="checkbox"/>	<input type="checkbox"/>
Verification Std. named correctly? (ST-Year-Month-Day-VG ID)	<input checked="" type="checkbox"/>	<input type="checkbox"/>
Forms signed and dated?	<input checked="" type="checkbox"/>	<input type="checkbox"/>
Correct ICAL referenced?	<u>GRB</u>	<u>GRB</u>
<u>Run Log:</u>		
- Correct instrument listed?	<input checked="" type="checkbox"/>	<input checked="" type="checkbox"/>
- Samples within 12 hour clock?	<input checked="" type="checkbox"/> Y	<input type="checkbox"/> N
- Bottle position verified?	<u>GRB</u>	

Mass resolution ≥

5k 6-8K 8K 10K
 1614 1699 429 1613/1668/8280

Intergrated peaks display correctly?

GC Break <20%

NA

8280 CS1 End Standard:

- Ratios within limits, S/N <2.5:1, CS1 within 12 hours

Comments:

Dataset: U:\VG11.PRO\Results\200604K1\200604K1-1.qld

Last Altered: Friday, June 05, 2020 12:51:56 Pacific Daylight Time

Printed: Friday, June 05, 2020 12:59:07 Pacific Daylight Time

GRB 06/05/2020

C7 06/08/2020

Method: U:\VG11.PRO\MethDB\PCB-209_ZB1_6-1-20.mdb 02 Jun 2020 10:36:07

Calibration: U:\VG11.PRO\CurveDB\db1_PCBvg11-6-1-20.cdb 02 Jun 2020 10:21:16

Name: 200604K1_1, Date: 04-Jun-2020, Time: 08:16:37, ID: ST200604K1-1 PCB 209 CS3 19G2609, Description: PCB 209 CS3 19G2609

#	Name	Resp	RA	nty	RRF	Vol	Pred RT	RT	Pred R...	RRT	Check RRT	Conc	%Rec	DL	EMPC
1	1 PCB-1	2.17e6	3.18	NO	1.17	1.000	15.54	15.56	1.001	1.001	NO	53.51	107.125	0.00579	53.51
2	2 PCB-2	2.19e6	3.17	NO	1.18	1.000	17.96	17.95	0.988	0.988	NO	53.05	106	0.00601	53.05
3	3 PCB-3	2.17e6	3.15	NO	1.15	1.000	18.19	18.19	1.001	1.001	NO	54.26	109	0.00619	54.26
4	4 PCB-4/10	3.24e6	1.56	NO	1.25	1.000	19.61	19.61	1.004	1.004	NO	108.8	109	0.0267	108.8
5	5 PCB-7/9	3.97e6	1.57	NO	0.960	1.000	21.42	21.39	1.003	1.001	NO	106.7	107	0.0219	106.7
6	6 PCB-6	2.08e6	1.58	NO	1.02	1.000	22.07	22.06	1.033	1.033	NO	52.44	105	0.0206	52.44
7	7 PCB-5/8	4.10e6	1.57	NO	0.992	1.000	22.48	22.47	1.052	1.052	NO	106.7	107	0.0212	106.7
8	8 PCB-14	2.07e6	1.58	NO	1.02	1.000	23.61	23.61	0.952	0.952	NO	53.75	107	0.0222	53.75
9	9 PCB-11	2.23e6	1.57	NO	1.13	1.000	24.82	24.83	1.001	1.001	NO	52.31	105	0.0201	52.31
10	10 PCB-12/13	4.16e6	1.56	NO	1.03	1.000	25.26	25.21	1.018	1.016	NO	107.0	107	0.0220	107.0
11	11 PCB-15	2.11e6	1.55	NO	1.03	1.000	25.57	25.56	1.031	1.030	NO	53.88	108	0.0218	53.88
12	12 PCB-19	1.04e6	1.03	NO	1.11	1.000	23.80	23.79	1.001	1.001	NO	52.76	106	0.0178	52.76
13	13 PCB-30	1.67e6	1.03	NO	1.79	1.000	24.70	24.70	1.039	1.039	NO	52.27	105	0.0109	52.27
14	14 PCB-18	1.12e6	1.02	NO	0.818	1.000	25.47	25.47	0.952	0.952	NO	51.95	104	0.0165	51.95
15	15 PCB-17	1.06e6	1.02	NO	0.758	1.000	25.65	25.65	0.958	0.958	NO	52.93	106	0.0178	52.93
16	16 PCB-24/27	3.00e6	1.04	NO	1.08	1.000	26.26	26.25	0.981	0.981	NO	104.9	105	0.0125	104.9
17	17 PCB-16/32	2.57e6	1.02	NO	0.925	1.000	26.79	26.78	1.001	1.001	NO	105.0	105	0.0146	105.0
18	18 PCB-34	1.63e6	1.05	NO	0.945	1.000	27.58	27.60	0.959	0.959	NO	48.48	97.0	0.0206	48.48
19	19 PCB-23	1.71e6	1.06	NO	0.883	1.000	27.67	27.69	0.982	0.982	NO	54.44	109	0.0221	54.44
20	20 PCB-29	1.63e6	1.03	NO	0.893	1.000	27.93	27.93	0.971	0.971	NO	51.28	103	0.0218	51.28
21	21 PCB-26	1.75e6	1.05	NO	0.944	1.000	28.16	28.16	0.979	0.979	NO	52.07	104	0.0207	52.07
22	22 PCB-25	1.73e6	1.05	NO	0.950	1.000	28.31	28.32	0.984	0.984	NO	51.18	102	0.0205	51.18
23	23 PCB-31	2.04e6	1.03	NO	1.04	1.000	28.68	28.70	0.997	0.997	NO	55.26	111	0.0188	55.26
24	24 PCB-28	1.80e6	1.06	NO	1.03	1.000	28.79	28.79	1.001	1.001	NO	49.48	99.0	0.0190	49.48
25	25 PCB-20/21/33	5.19e6	1.04	NO	0.941	1.000	29.43	29.42	1.023	1.023	NO	154.9	103	0.0207	154.9
26	26 PCB-22	1.83e6	1.04	NO	0.973	1.000	29.87	29.89	1.038	1.039	NO	52.79	106	0.0201	52.79
27	27 PCB-36	1.87e6	1.04	NO	1.08	1.000	30.52	30.52	0.931	0.931	NO	54.93	110	0.0194	54.93
28	28 PCB-39	1.72e6	1.03	NO	0.988	1.000	31.00	31.00	0.946	0.946	NO	55.08	110	0.0211	55.08
29	29 PCB-38	1.82e6	1.04	NO	1.05	1.000	31.80	31.80	0.970	0.970	NO	54.58	109	0.0198	54.58
30	30 PCB-35	1.82e6	1.04	NO	1.04	1.000	32.34	32.34	0.967	0.967	NO	55.20	110	0.0200	55.20
31	31 PCB-37	1.77e6	1.06	NO	1.01	1.000	32.79	32.79	1.001	1.001	NO	55.47	111	0.0207	55.47

Dataset: U:\VG11.PRO\Results\200604K1\200604K1-1.qld

Last Altered: Friday, June 05, 2020 12:51:56 Pacific Daylight Time

Printed: Friday, June 05, 2020 12:59:07 Pacific Daylight Time

Name: 200604K1_1, Date: 04-Jun-2020, Time: 08:16:37, ID: ST200604K1-1 PCB 209 CS3 19G2609, Description: PCB 209 CS3 19G2609

#	Name	Resp	RA	ny	RRF	wt/vol	Pred.RT	RT	Pred.R	RRT	Check RRT	Conc	%Rec	DL	EMPC
32	32 PCB-54	1.39e6	0.75	NO	1.08	1.000	27.64	27.65	1.001	1.001	NO	54.02	108.75-125%	0.0158	54.02
33	33 PCB-50	1.10e6	0.76	NO	0.880	1.000	28.83	28.84	1.044	1.044	NO	52.52	105	0.0194	52.52
34	34 PCB-53	1.03e6	0.77	NO	0.997	1.000	29.50	29.51	0.944	0.944	NO	54.77	110	0.0218	54.77
35	35 PCB-51	1.11e6	0.77	NO	1.07	1.000	29.85	29.87	0.955	0.955	NO	55.00	110	0.0204	55.00
36	36 PCB-45	8.70e5	0.77	NO	0.858	1.000	30.30	30.32	0.969	0.970	NO	53.63	107	0.0253	53.63
37	37 PCB-46	8.24e5	0.77	NO	0.831	1.000	30.80	30.82	0.985	0.986	NO	52.48	105	0.0262	52.48
38	38 PCB-52/69	2.41e6	0.76	NO	1.17	1.000	31.30	31.30	1.001	1.001	NO	109.5	109	0.0186	109.5
39	39 PCB-73	1.41e6	0.77	NO	1.44	1.000	31.41	31.43	1.005	1.005	NO	51.69	103	0.0151	51.69
40	40 PCB-43/49	2.04e6	0.77	NO	1.02	1.000	31.59	31.60	1.010	1.011	NO	106.2	106	0.0214	106.2
41	41 PCB-47	1.02e6	0.77	NO	0.922	1.000	31.80	31.80	1.001	1.001	NO	54.86	110	0.0218	54.86
42	42 PCB-48/75	2.41e6	0.77	NO	1.12	1.000	31.92	31.93	1.004	1.005	NO	106.7	107	0.0179	106.7
43	43 PCB-65	1.32e6	0.76	NO	1.28	1.000	32.19	32.19	1.013	1.013	NO	51.05	102	0.0157	51.05
44	44 PCB-62	1.26e6	0.78	NO	1.13	1.000	32.29	32.31	1.016	1.016	NO	55.30	111	0.0178	55.30
45	45 PCB-44	8.77e5	0.75	NO	0.824	1.000	32.62	32.64	1.026	1.027	NO	52.82	106	0.0244	52.82
46	46 PCB-42/59	2.24e6	0.77	NO	1.05	1.000	32.85	32.86	1.033	1.034	NO	106.1	106	0.0191	106.1
47	47 PCB-41/64/71/72	5.15e6	0.76	NO	1.19	1.000	33.47	33.46	1.053	1.053	NO	215.5	108	0.0169	215.5
48	48 PCB-68	1.37e6	0.75	NO	1.28	1.000	33.72	33.74	1.061	1.061	NO	53.06	106	0.0157	53.06
49	49 PCB-40	6.53e5	0.76	NO	0.802	1.000	33.95	33.96	1.068	1.068	NO	53.83	108	0.0333	53.83
50	50 PCB-57	1.43e6	0.76	NO	1.16	1.000	34.32	34.33	0.969	0.970	NO	52.17	104	0.0156	52.17
51	51 PCB-67	1.39e6	0.76	NO	1.08	1.000	34.63	34.65	0.978	0.978	NO	54.68	109	0.0167	54.68
52	52 PCB-58	1.46e6	0.78	NO	1.20	1.000	34.74	34.76	0.981	0.982	NO	51.45	103	0.0150	51.45
53	53 PCB-63	1.34e6	0.75	NO	1.07	1.000	34.91	34.93	0.986	0.986	NO	53.20	106	0.0169	53.20
54	54 PCB-74	1.43e6	0.76	NO	1.19	1.000	35.22	35.23	0.994	0.995	NO	51.30	103	0.0153	51.30
55	55 PCB-61/70	2.71e6	0.77	NO	1.05	1.000	35.43	35.36	1.000	0.998	NO	109.3	109	0.0172	109.3
56	56 PCB-76/66	2.89e6	0.74	NO	1.16	1.000	35.62	35.60	1.006	1.005	NO	105.3	105	0.0156	105.3
57	57 PCB-80	1.54e6	0.78	NO	1.19	1.000	35.88	35.88	1.001	1.001	NO	53.37	107	0.0143	53.37
58	58 PCB-55	1.50e6	0.76	NO	1.17	1.000	36.22	36.21	1.010	1.010	NO	52.52	105	0.0145	52.52
59	59 PCB-56/60	2.63e6	0.77	NO	1.02	1.000	36.72	36.72	1.024	1.024	NO	105.9	106	0.0167	105.9
60	60 PCB-79	1.47e6	0.76	NO	1.14	1.000	37.82	37.81	1.055	1.054	NO	53.12	106	0.0149	53.12
61	61 PCB-78	1.41e6	0.77	NO	1.14	1.000	38.54	38.54	0.987	0.987	NO	53.38	107	0.0156	53.38
62	62 PCB-81	1.29e6	0.76	NO	1.05	1.000	39.08	39.08	1.000	1.000	NO	52.89	106	0.0170	52.89
63	63 PCB-77	1.39e6	0.76	NO	1.14	1.000	39.69	39.69	1.000	1.000	NO	53.46	107	0.0161	53.46
64	64 PCB-104	9.43e5	1.57	NO	1.12	1.000	32.47	32.49	1.001	1.001	NO	51.88	104	0.0142	51.88
65	65 PCB-96	9.43e5	1.60	NO	1.15	1.000	33.78	33.79	1.041	1.041	NO	50.44	101	0.0138	50.44

Dataset: U:\VG11.PRO\Results\200604K1\200604K1-1.qld

Last Altered: Friday, June 05, 2020 12:51:56 Pacific Daylight Time

Printed: Friday, June 05, 2020 12:59:07 Pacific Daylight Time

Name: 200604K1_1, Date: 04-Jun-2020, Time: 08:16:37, ID: ST200604K1-1 PCB 209 CS3 19G2609, Description: PCB 209 CS3 19G2609

#	Name	Resp	RA	ny	RRF	wtvol	Pred.RT	RT	Pred.R	RRT	Check RRT	Conc	%Rec	DL	EMPC
66	66 PCB-103	7.54e5	1.56	NO	0.936	1.000	34.32	34.35	1.058	1.058	NO	49.72	99.475126%	0.0171	49.72
67	67 PCB-100	7.58e5	1.59	NO	0.954	1.000	34.69	34.71	1.069	1.069	NO	49.05	98.1	0.0167	49.05
68	68 PCB-94	6.00e5	1.57	NO	0.949	1.000	35.21	35.21	0.985	0.985	NO	49.98	100	0.0211	49.98
69	69 PCB-95/98/102	2.36e6	1.57	NO	1.20	1.000	35.69	35.69	0.999	0.999	NO	154.9	103	0.0166	154.9
70	70 PCB-93	5.34e5	1.62	NO	0.935	1.000	35.81	35.82	1.002	1.003	NO	45.17	90.3	0.0214	45.17
71	71 PCB-88/91	1.25e6	1.54	NO	1.06	1.000	36.16	36.16	1.012	1.012	NO	92.79	92.8	0.0188	92.79
72	72 PCB-121	1.14e6	1.58	NO	1.71	1.000	36.25	36.25	1.015	1.015	NO	52.84	106	0.0117	52.84
73	73 PCB-84/92	1.26e6	1.54	NO	1.02	1.000	37.12	37.11	0.990	0.990	NO	100.8	101	0.0207	100.8
74	74 PCB-89	7.05e5	1.57	NO	1.11	1.000	37.29	37.29	0.995	0.995	NO	51.92	104	0.0191	51.92
75	75 PCB-90/101	1.39e6	1.57	NO	1.12	1.000	37.50	37.48	1.000	1.000	NO	100.9	101	0.0188	100.9
76	76 PCB-113	1.01e6	1.53	NO	1.51	1.000	37.74	37.74	1.007	1.007	NO	54.22	108	0.0139	54.22
77	77 PCB-99	7.47e5	1.58	NO	1.32	1.000	37.83	37.83	1.009	1.009	NO	46.06	92.1	0.0160	46.06
78	78 PCB-119	9.92e5	1.55	NO	1.81	1.000	38.32	38.32	0.987	0.987	NO	50.93	102	0.0131	50.93
79	79 PCB-108/112	1.62e6	1.56	NO	1.44	1.000	38.47	38.47	0.991	0.991	NO	103.6	104	0.0163	103.6
80	80 PCB-83	1.00e6	1.57	NO	1.83	1.000	38.62	38.63	0.995	0.995	NO	50.59	101	0.0129	50.59
81	81 PCB-97	6.93e5	1.56	NO	1.28	1.000	38.84	38.84	1.000	1.000	NO	50.07	100	0.0184	50.07
82	82 PCB-86	6.85e5	1.55	NO	1.12	1.000	39.01	38.99	1.005	1.004	NO	56.84	114	0.0211	56.84
83	83 PCB-87/117/125	2.55e6	1.58	NO	1.56	1.000	39.14	39.12	1.008	1.008	NO	151.7	101	0.0151	151.7
84	84 PCB-111/115	2.01e6	1.58	NO	1.91	1.000	39.29	39.28	1.012	1.012	NO	97.55	97.6	0.0124	97.55
85	85 PCB-85/116	1.63e6	1.58	NO	1.41	1.000	39.42	39.42	1.015	1.015	NO	107.2	107	0.0167	107.2
86	86 PCB-120	1.14e6	1.56	NO	2.01	1.000	39.68	39.67	1.022	1.022	NO	52.69	105	0.0118	52.69
87	87 PCB-110	9.54e5	1.58	NO	1.74	1.000	39.83	39.81	1.028	1.025	NO	50.76	102	0.0136	50.76
88	88 PCB-82	5.86e5	1.53	NO	0.781	1.000	40.46	40.46	0.976	0.976	NO	51.04	102	0.0228	51.04
89	89 PCB-124	9.98e5	1.56	NO	1.40	1.000	41.17	41.16	0.993	0.993	NO	48.62	97.2	0.0127	48.62
90	90 PCB-107/109	2.05e6	1.58	NO	1.34	1.000	41.31	41.31	0.996	0.996	NO	103.9	104	0.0133	103.9
91	91 PCB-123	9.21e5	1.59	NO	1.20	1.000	41.48	41.48	1.000	1.000	NO	52.29	105	0.0148	52.29
92	92 PCB-106/118	1.96e6	1.57	NO	1.22	1.000	41.69	41.70	1.001	1.001	NO	102.8	103	0.0140	102.8
93	93 PCB-114	1.23e6	1.57	NO	1.14	1.000	42.34	42.34	1.000	1.000	NO	52.92	106	0.0291	52.92
94	94 PCB-122	1.08e6	1.56	NO	0.944	1.000	42.49	42.49	1.004	1.004	NO	56.42	113	0.0352	56.42
95	95 PCB-105	1.17e6	1.57	NO	1.05	1.000	43.23	43.25	1.000	1.001	NO	53.54	107	0.0312	53.54
96	96 PCB-127	1.23e6	1.57	NO	1.06	1.000	43.59	43.59	1.000	1.000	NO	53.53	107	0.0296	53.53
97	97 PCB-128	1.25e6	1.59	NO	1.17	1.000	45.54	45.54	1.000	1.000	NO	53.55	107	0.0292	53.55
98	98 PCB-155	5.32e5	1.28	NO	1.04	1.000	37.01	37.01	1.000	1.001	NO	48.98	98.0	0.0109	48.98
99	99 PCB-150	5.58e5	1.29	NO	1.08	1.000	38.33	38.33	1.036	1.036	NO	49.57	99.1	0.0105	49.57

Dataset: U:\VG11.PRO\Results\200604K1\200604K1-1.qld

Last Altered: Friday, June 05, 2020 12:51:56 Pacific Daylight Time

Printed: Friday, June 05, 2020 12:59:07 Pacific Daylight Time

Name: 200604K1_1, Date: 04-Jun-2020, Time: 08:16:37, ID: ST200604K1-1 PCB 209 CS3 19G2609, Description: PCB 209 CS3 19G2609

#	Name	Resp	RA	ny	RRF	wt/vol	Pred.RT	RT	Pred.R...	RRT	Check RRT	Conc.	%Rec	DL	EMPC
100	1... PCB-152	6.29e5	1.27	NO	1.19	1.000	38.82	38.82	1.049	1.049	NO	50.98	102.75-125%	0.00957	50.98
101	1... PCB-145	6.21e5	1.28	NO	1.19	1.000	39.28	39.28	1.062	1.062	NO	50.27	101	0.00955	50.27
102	1... PCB-136	5.61e5	1.28	NO	1.02	1.000	39.62	39.62	1.071	1.071	NO	52.87	106	0.0111	52.87
103	1... PCB-148	4.17e5	1.31	NO	0.842	1.000	39.73	39.73	1.074	1.074	NO	47.60	95.2	0.0135	47.60
104	1... PCB-154	4.61e5	1.29	NO	0.919	1.000	40.22	40.23	1.087	1.088	NO	48.22	96.4	0.0123	48.22
105	1... PCB-151	4.09e5	1.31	NO	0.787	1.000	40.90	40.88	1.105	1.105	NO	49.99	100	0.0144	49.99
106	1... PCB-135	4.35e5	1.26	NO	0.922	1.000	41.13	41.11	1.112	1.111	NO	45.40	90.8	0.0123	45.40
107	1... PCB-144	4.53e5	1.33	NO	0.789	1.000	41.24	41.22	1.115	1.114	NO	55.21	110	0.0144	55.21
108	1... PCB-147	4.31e5	1.29	NO	0.834	1.000	41.37	41.37	1.118	1.118	NO	49.71	99.4	0.0136	49.71
109	1... PCB-139/149	9.73e5	1.28	NO	0.948	1.000	41.64	41.63	1.125	1.125	NO	98.68	98.7	0.0120	98.68
110	1... PCB-140	4.14e5	1.26	NO	0.794	1.000	41.84	41.83	1.131	1.131	NO	50.16	100	0.0143	50.16
111	1... PCB-134/143	1.42e6	1.23	NO	0.759	1.000	42.29	42.28	0.975	0.975	NO	106.0	106	0.0813	106.0
112	1... PCB-131/133	1.51e6	1.24	NO	0.821	1.000	42.59	42.59	0.982	0.982	NO	103.9	104	0.0752	103.9
113	1... PCB-142	6.75e5	1.25	NO	0.754	1.000	42.74	42.74	0.985	0.985	NO	50.72	101	0.0818	50.72
114	1... PCB-146/165	1.83e6	1.25	NO	1.02	1.000	42.98	42.99	0.991	0.991	NO	102.0	102	0.0807	102.0
115	1... PCB-132/161	1.86e6	1.26	NO	1.02	1.000	43.22	43.21	0.996	0.996	NO	102.8	103	0.0803	102.8
116	1... PCB-153	9.53e5	1.27	NO	1.07	1.000	43.40	43.40	1.000	1.000	NO	50.42	101	0.0576	50.42
117	1... PCB-168	9.86e5	1.25	NO	1.08	1.000	43.63	43.63	1.006	1.006	NO	51.83	104	0.0573	51.83
118	1... PCB-141	7.74e5	1.24	NO	1.03	1.000	44.18	44.18	1.000	1.000	NO	51.84	104	0.0748	51.84
119	1... PCB-137	7.63e5	1.21	NO	1.11	1.000	44.58	44.56	1.010	1.009	NO	47.24	94.5	0.0691	47.24
120	1... PCB-130	6.91e5	1.25	NO	0.885	1.000	44.68	44.67	1.012	1.012	NO	53.63	107	0.0867	53.63
121	1... PCB-138/163/164	3.00e6	1.23	NO	1.28	1.000	45.05	45.07	1.001	1.001	NO	156.5	104	0.0574	156.5
122	1... PCB-158/160	1.91e6	1.24	NO	1.24	1.000	45.30	45.32	1.006	1.007	NO	103.3	103	0.0594	103.3
123	1... PCB-129	6.50e5	1.25	NO	0.867	1.000	45.56	45.56	1.012	1.012	NO	50.17	100	0.0850	50.17
124	1... PCB-166	1.07e6	1.23	NO	1.14	1.000	46.02	46.02	0.993	0.993	NO	51.65	103	0.0533	51.65
125	1... PCB-159	1.16e6	1.24	NO	1.22	1.000	46.38	46.38	1.000	1.000	NO	52.82	106	0.0501	52.82
126	1... PCB-128/162	1.76e6	1.24	NO	0.907	1.000	46.64	46.66	1.007	1.007	NO	107.1	107	0.0671	107.1
127	1... PCB-167	1.04e6	1.22	NO	1.11	1.000	47.08	47.06	1.000	1.000	NO	51.78	104	0.0553	51.78
128	1... PCB-156	1.09e6	1.22	NO	1.13	1.000	48.40	48.40	1.000	1.000	NO	52.52	105	0.0545	52.52
129	1... PCB-157	1.02e6	1.25	NO	1.04	1.000	48.69	48.67	1.001	1.000	NO	52.60	105	0.0578	52.60
130	1... PCB-169	1.03e6	1.23	NO	1.16	1.000	50.94	50.94	1.000	1.000	NO	51.65	103	0.0559	51.65
131	1... PCB-188	9.20e5	1.02	NO	1.29	1.000	43.04	43.02	1.001	1.000	NO	51.26	103	0.0479	51.26
132	1... PCB-184	9.04e5	1.03	NO	1.23	1.000	43.50	43.50	1.011	1.011	NO	52.74	105	0.0502	52.74
133	1... PCB-179	9.34e5	1.04	NO	1.30	1.000	44.29	44.29	1.030	1.030	NO	51.72	103	0.0476	51.72

Dataset: U:\VG11.PRO\Results\200604K1\200604K1-1.qld

Last Altered: Friday, June 05, 2020 12:51:56 Pacific Daylight Time

Printed: Friday, June 05, 2020 12:59:07 Pacific Daylight Time

Name: 200604K1_1, Date: 04-Jun-2020, Time: 08:16:37, ID: ST200604K1-1 PCB 209 CS3 19G2609, Description: PCB 209 CS3 19G2609

#	Name	Resp	RA	ny	RRF	w/vol	Pred.RT	RT	Pred.R	RRT	Check RRT	Conc	%Rec	DL	EMPC
134	1... PCB-176	9.30e5	1.03	NO	1.31	1.000	44.76	44.77	1.041	1.041	NO	51.08	102.75-125%	0.0472	51.08
135	1... PCB-186	9.76e5	1.02	NO	1.33	1.000	45.41	45.41	1.056	1.056	NO	52.74	105	0.0465	52.74
136	1... PCB-178	6.56e5	1.04	NO	0.943	1.000	45.92	45.92	1.068	1.068	NO	49.95	99.9	0.0655	49.95
137	1... PCB-175	6.91e5	1.04	NO	0.956	1.000	46.26	46.26	1.076	1.076	NO	51.89	104	0.0646	51.89
138	1... PCB-182/187	1.53e6	1.03	NO	1.07	1.000	46.44	46.45	1.080	1.080	NO	103.0	103	0.0579	103.0
139	1... PCB-183	7.48e5	1.05	NO	1.02	1.000	46.78	46.78	1.088	1.088	NO	52.54	105	0.0604	52.54
140	1... PCB-185	6.62e5	1.03	NO	1.41	1.000	47.46	47.46	0.955	0.955	NO	49.16	98.3	0.0668	49.16
141	1... PCB-174	6.05e5	1.03	NO	1.35	1.000	47.84	47.83	0.962	0.962	NO	46.68	93.4	0.0693	46.68
142	1... PCB-181	7.50e5	1.04	NO	1.47	1.000	47.93	47.93	0.964	0.964	NO	53.07	106	0.0637	53.07
143	1... PCB-177	6.20e5	1.04	NO	1.28	1.000	48.12	48.12	0.968	0.968	NO	50.61	101	0.0734	50.61
144	1... PCB-171	6.55e5	1.04	NO	1.32	1.000	48.40	48.40	0.974	0.974	NO	51.95	104	0.0713	51.95
145	1... PCB-173	5.84e5	1.05	NO	1.19	1.000	48.86	48.86	0.983	0.983	NO	51.24	102	0.0789	51.24
146	1... PCB-172	6.68e5	1.00	NO	1.38	1.000	49.31	49.31	0.992	0.992	NO	50.69	101	0.0682	50.69
147	1... PCB-192	8.59e5	1.01	NO	1.83	1.000	49.50	49.50	0.996	0.996	NO	49.07	98.1	0.0514	49.07
148	1... PCB-180	6.93e5	1.04	NO	1.41	1.000	49.73	49.73	1.000	1.000	NO	51.21	102	0.0665	51.21
149	1... PCB-193	8.08e5	1.02	NO	1.68	1.000	49.94	49.94	1.005	1.005	NO	50.30	101	0.0560	50.30
150	1... PCB-191	8.09e5	1.05	NO	1.71	1.000	50.20	50.20	1.010	1.010	NO	49.35	98.7	0.0549	49.35
151	1... PCB-170	5.83e5	1.04	NO	1.40	1.000	51.40	51.40	1.000	1.000	NO	50.68	101	0.0762	50.68
152	1... PCB-190	7.79e5	1.05	NO	1.85	1.000	51.58	51.59	1.004	1.004	NO	51.25	102	0.0577	51.25
153	1... PCB-189	7.90e5	1.04	NO	1.45	1.000	53.10	53.10	1.000	1.000	NO	51.37	103	0.0511	51.37
154	1... PCB-202	6.64e5	0.93	NO	1.17	1.000	48.63	48.63	1.001	1.001	NO	50.35	101	0.0291	50.35
155	1... PCB-201	5.95e5	0.90	NO	1.05	1.000	49.10	49.12	1.010	1.011	NO	50.13	100	0.0323	50.13
156	1... PCB-204	6.30e5	0.91	NO	1.14	1.000	49.26	49.28	1.014	1.014	NO	48.96	97.9	0.0298	48.96
157	1... PCB-197	6.43e5	0.90	NO	1.13	1.000	49.58	49.60	1.020	1.021	NO	50.35	101	0.0300	50.35
158	1... PCB-200	5.93e5	0.93	NO	1.07	1.000	50.51	50.53	1.039	1.040	NO	49.11	98.2	0.0318	49.11
159	1... PCB-198	4.54e5	0.88	NO	0.794	1.000	52.08	52.08	1.072	1.072	NO	50.72	101	0.0428	50.72
160	1... PCB-199	4.31e5	0.90	NO	0.809	1.000	52.19	52.21	1.074	1.074	NO	47.17	94.3	0.0420	47.17
161	1... PCB-196/203	9.37e5	0.91	NO	0.838	1.000	52.52	52.51	1.081	1.081	NO	99.10	99.1	0.0406	99.10
162	1... PCB-195	5.80e5	0.87	NO	1.04	1.000	53.81	53.81	0.984	0.983	NO	51.33	103	0.0697	51.33
163	1... PCB-194	6.28e5	0.89	NO	1.12	1.000	54.73	54.73	1.000	1.000	NO	51.98	104	0.0653	51.98
164	1... PCB-205	7.62e5	0.89	NO	1.29	1.000	54.99	54.99	1.005	1.005	NO	54.60	109	0.0565	54.60
165	1... PCB-208	6.63e5	1.33	NO	0.933	1.000	53.97	53.97	1.000	1.000	NO	52.55	105	0.0536	52.55
166	1... PCB-207	6.35e5	1.36	NO	0.916	1.000	54.29	54.29	1.006	1.006	NO	51.25	102	0.0546	51.25
167	1... PCB-206	4.12e5	1.33	NO	1.01	1.000	56.25	56.25	1.000	1.000	NO	50.52	101	0.0814	50.52

Dataset: U:\VG11.PRO\Results\200604K1\200604K1-1.qld

Last Altered: Friday, June 05, 2020 12:51:56 Pacific Daylight Time

Printed: Friday, June 05, 2020 12:59:07 Pacific Daylight Time

Name: 200604K1_1, Date: 04-Jun-2020, Time: 08:16:37, ID: ST200604K1-1 PCB 209 CS3 19G2609, Description: PCB 209 CS3 19G2609

#	Name	Resp	RA	ny	RRF	w/vol	Pred.RT	RT	Pred.R...	RRT	Check RRT	Conc.	%Rec	DL	EMPC
166	1... PCB-209	3.42e5	1.20	NO	0.986	1.000	57.48	57.49	1.000	1.000	NO	52.18	104.75-125/0.00432		52.18
169	1... 13C-PCB-1	3.47e6	3.24	NO	0.893	1.000	15.52	15.53	0.608	0.608	NO	97.70	97.75-145/0.0318		
170	1... 13C-PCB-3	3.49e6	3.23	NO	0.911	1.000	18.17	18.18	0.712	0.712	NO	96.48	96.5		0.0312
171	1... 13C-PCB-4	2.39e6	1.58	NO	0.600	1.000	19.52	19.53	0.765	0.765	NO	100.3	100		0.0245
172	1... 13C-PCB-9	3.88e6	1.58	NO	0.970	1.000	21.36	21.36	0.836	0.836	NO	100.6	101		0.0152
173	1... 13C-PCB-11	3.78e6	1.58	NO	0.962	1.000	24.80	24.80	0.971	0.971	NO	99.10	99.1		0.0153
174	1... 13C-PCB-19	1.78e6	1.03	NO	0.499	1.000	23.77	23.77	0.931	0.931	NO	90.02	90.0		0.251
175	1... 13C-PCB-32	2.64e6	1.04	NO	0.744	1.000	26.76	26.76	1.048	1.048	NO	89.33	89.3		0.168
176	1... 13C-PCB-28	3.56e6	1.04	NO	1.06	1.000	28.79	28.77	1.004	1.003	NO	107.9	108		0.213
177	1... 13C-PCB-37	3.16e6	1.05	NO	0.989	1.000	32.77	32.77	1.143	1.143	NO	103.2	103		0.229
178	1... 13C-PCB-54	2.38e6	0.77	NO	0.999	1.000	27.63	27.62	0.753	0.753	NO	100.9	101		0.0485
179	1... 13C-PCB-52	1.89e6	0.77	NO	0.804	1.000	31.27	31.26	0.852	0.852	NO	99.54	99.5		0.0603
180	1... 13C-PCB-47	2.01e6	0.79	NO	0.857	1.000	31.79	31.78	0.866	0.866	NO	99.46	99.5		0.0565
181	1... 13C-PCB-70	2.35e6	0.78	NO	0.996	1.000	35.43	35.41	0.965	0.965	NO	100.1	100		0.0487
182	1... 13C-PCB-80	2.44e6	0.79	NO	1.03	1.000	35.85	35.86	0.977	0.977	NO	100.4	100		0.0471
183	1... 13C-PCB-81	2.33e6	0.79	NO	0.988	1.000	39.07	39.06	1.064	1.064	NO	99.83	99.8		0.0490
184	1... 13C-PCB-77	2.29e6	0.79	NO	0.969	1.000	39.68	39.67	1.081	1.081	NO	99.92	99.9		0.0500
185	1... 13C-PCB-104	1.62e6	1.62	NO	1.02	1.000	32.47	32.46	0.827	0.827	NO	102.8	103		0.0320
186	1... 13C-PCB-95	1.27e6	1.62	NO	0.805	1.000	35.72	35.73	0.910	0.910	NO	101.3	101		0.0404
187	1... 13C-PCB-101	1.23e6	1.61	NO	0.793	1.000	37.48	37.48	0.954	0.954	NO	99.92	99.9		0.0411
188	1... 13C-PCB-97	1.08e6	1.61	NO	0.696	1.000	38.82	38.82	0.989	0.989	NO	99.94	99.9		0.0487
189	1... 13C-PCB-123	1.47e6	1.59	NO	0.933	1.000	41.46	41.46	1.056	1.056	NO	101.6	102		0.0349
190	1... 13C-PCB-118	1.56e6	1.59	NO	0.986	1.000	41.65	41.65	1.061	1.061	NO	102.4	102		0.0330
191	1... 13C-PCB-114	2.04e6	1.58	NO	1.55	1.000	42.32	42.32	0.908	0.908	NO	103.1	103		0.0477
192	1... 13C-PCB-105	2.08e6	1.58	NO	1.57	1.000	43.21	43.21	0.927	0.927	NO	103.9	104		0.0469
193	1... 13C-PCB-127	2.17e6	1.58	NO	1.62	1.000	43.56	43.57	0.934	0.935	NO	104.8	105		0.0454
194	1... 13C-PCB-126	1.99e6	1.58	NO	1.57	1.000	45.53	45.52	0.976	0.976	NO	99.68	99.7		0.0471
195	1... 13C-PCB-155	1.04e6	1.27	NO	0.615	1.000	37.00	36.99	0.942	0.942	NO	109.1	109		0.0230
196	1... 13C-PCB-153	1.77e6	1.26	NO	1.36	1.000	43.37	43.38	0.930	0.931	NO	101.3	101		0.0811
197	1... 13C-PCB-141	1.46e6	1.27	NO	1.13	1.000	44.14	44.16	0.947	0.947	NO	101.1	101		0.0862
198	1... 13C-PCB-138	1.49e6	1.25	NO	1.18	1.000	45.01	45.01	0.985	0.985	NO	98.87	98.9		0.0835
199	1... 13C-PCB-159	1.81e6	1.28	NO	1.44	1.000	46.33	46.34	0.994	0.994	NO	98.67	98.7		0.0769
200	2... 13C-PCB-167	1.81e6	1.26	NO	1.44	1.000	47.04	47.04	1.009	1.009	NO	98.25	98.3		0.0769
201	2... 13C-PCB-156	1.85e6	1.27	NO	1.40	1.000	48.39	48.38	1.038	1.038	NO	103.8	104		0.0793

Dataset: U:\VG11.PRO\Results\200604K1\200604K1-1.qld

Last Altered: Friday, June 05, 2020 12:51:56 Pacific Daylight Time

Printed: Friday, June 05, 2020 12:59:07 Pacific Daylight Time

Name: 200604K1_1, Date: 04-Jun-2020, Time: 08:16:37, ID: ST200604K1-1 PCB 209 CS3 19G2609, Description: PCB 209 CS3 19G2609

#	Name	Resp	RA	nty	RRF	wVol	Pred.RT	RT	Pred.R	RRT	Check RRT	Conc.	%Rec	DL	EMPC
202	2... 13C-PCB-157	1.87e6	1.28	NO	1.40	1.000	48.65	48.65	1.043	1.043	NO	105.0	105.0-145%	0.0793	
203	2... 13C-PCB-169	1.73e6	1.27	NO	1.33	1.000	50.93	50.92	1.092	1.092	NO	101.8	102	0.0832	
204	2... 13C-PCB-188	1.39e6	0.46	NO	1.41	1.000	43.01	43.01	0.926	0.926	NO	97.46	97.5	0.0658	
205	2... 13C-PCB-180	9.58e5	0.46	NO	0.929	1.000	49.71	49.71	1.070	1.070	NO	101.8	102	0.0999	
206	2... 13C-PCB-170	8.22e5	0.46	NO	0.794	1.000	51.39	51.38	1.106	1.106	NO	102.1	102	0.117	
207	2... 13C-PCB-189	1.06e6	0.46	NO	1.04	1.000	53.09	53.08	1.143	1.143	NO	100.0	100	0.0888	
208	2... 13C-PCB-202	1.13e6	0.94	NO	1.04	1.000	48.61	48.59	1.046	1.046	NO	107.5	108	0.0541	
209	2... 13C-PCB-194	1.08e6	0.88	NO	0.768	1.000	54.72	54.72	0.995	0.995	NO	97.47	97.5	0.146	
210	2... 13C-PCB-208	1.35e6	0.78	NO	0.991	1.000	53.95	53.95	0.981	0.981	NO	94.36	94.4	0.115	
211	2... 13C-PCB-208	8.10e5	0.78	NO	0.552	1.000	56.24	56.24	1.023	1.023	NO	101.4	101	0.206	
212	2... 13C-PCB-209	6.65e5	1.19	NO	0.396	1.000	57.49	57.48	1.046	1.045	NO	116.1	116	0.0164	
213	2... 13C-PCB-15	3.97e6	1.57	NO	1.00	1.000	25.53	25.54	1.000	0.000	NO	100.0	100	0.0147	
214	2... 13C-PCB-31	3.10e6	1.03	NO	1.00	1.000	28.66	28.68	1.000	0.000	NO	100.0	100	0.226	
215	2... 13C-PCB-60	2.36e6	0.79	NO	1.00	1.000	36.68	36.70	1.000	0.000	NO	100.0	100	0.0485	
216	2... 13C-PCB-111	1.55e6	1.55	NO	1.00	1.000	39.25	39.27	1.000	0.000	NO	100.0	100	0.0325	
217	2... 13C-PCB-128	1.28e6	1.29	NO	1.00	1.000	46.60	46.62	1.000	0.000	NO	100.0	100	0.111	
218	2... 13C-PCB-182	1.01e6	0.46	NO	1.00	1.000	46.43	46.45	0.000	0.000	NO	100.0	100	0.0928	
219	2... 13C-PCB-205	1.45e6	0.91	NO	1.00	1.000	54.96	54.98	1.000	0.000	NO	100.0	100	0.112	
220	2... 13C-PCB-79	2.53e6	0.80	NO	1.07	1.000	37.80	37.80	1.030	1.030	NO	100.3	100-125%	0.0453	
221	2... 13C-PCB-178	9.53e5	0.45	NO	0.766	1.000	45.91	45.88	0.988	0.988	NO	97.40	97.4	0.0925	
222	2... 13C-PCB-79	2.53e6	0.80	NO	1.08	1.000	37.80	37.80	0.988	0.988	NO	100.4	100	0.0454	
223	2... 13C-PCB-178	9.53e5	0.45	NO	1.05	1.000	45.89	45.88	0.923	0.923	NO	94.64	94.6	0.0931	

Dataset: Untitled

Last Altered: Friday, June 05, 2020 13:10:04 Pacific Daylight Time
Printed: Friday, June 05, 2020 13:10:09 Pacific Daylight Time

Method: U:\VG11.PRO\MethDB\PCB-209_ZB1_6-1-20.mdb 02 Jun 2020 10:36:07
Calibration: U:\VG11.PRO\CurveDB\db1_PCBvg11-6-1-20.cdb 02 Jun 2020 10:21:16

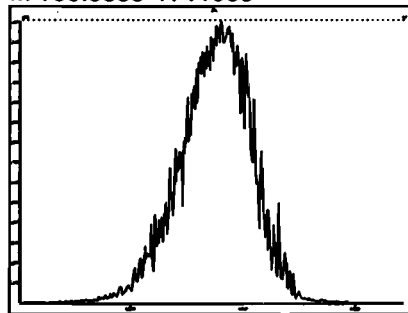
Compound name: PCB-1

	Name	ID	Acq Date	Acq Time
1	200604K1_1	ST200604K1-1 PCB 209 CS3 19G2609	04-Jun-20	08:18:37
2	200604K1_2	SOLVENT BLANK	04-Jun-20	09:21:01
3	200604K1_3	B0D0324-DUP1 Duplicate 7.34	04-Jun-20	10:20:18
4	200604K1_4	2000954-01 PDI-159SC-A-00-01-200423 7.35	04-Jun-20	11:20:47
5	200604K1_5	2000956-01 PDI-160SC-A-00-01-200423 6.03	04-Jun-20	12:22:36
6	200604K1_6	2000958-02 PDI-161SC-A-00-01-200424 7	04-Jun-20	13:23:18
7	200604K1_7	2000959-01 PDI-162SC-A-00-01-200424 7.34	04-Jun-20	14:23:55
8	200604K1_8	2000960-01 PDI-158SC-A-00-01-200423 6.33	04-Jun-20	15:24:32
9	200604K1_9	2000958-01 PDI-157SC-A-00-01-200424 6.45	04-Jun-20	16:25:19
10	200604K1_10	2000958-01@20X PDI-157SC-A-00-01-20042...	04-Jun-20	17:25:55
11	200604K1_11	2000961-01 PDI-165SC-A-00-01-200426 6.99	04-Jun-20	18:26:27

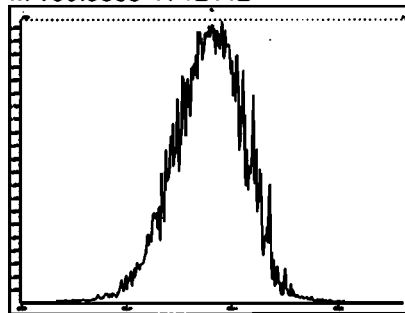
File: Experiment: PCB_ZB1.exp Reference: Pfk.ref Function: 1 @ 200 (ppm)

Printed: Thursday, June 04, 2020 08:09:17 Pacific Daylight Time

M 168.9888 R 11958



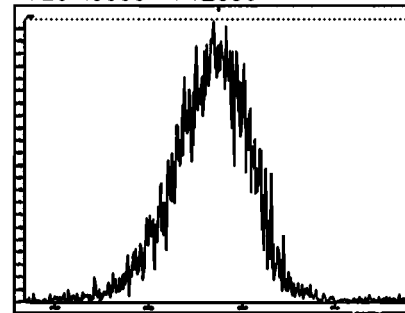
M 180.9888 R 12442



M 192.9888 R 10331

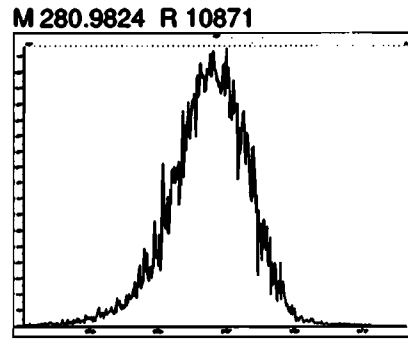
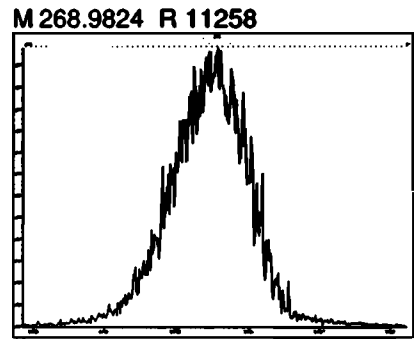
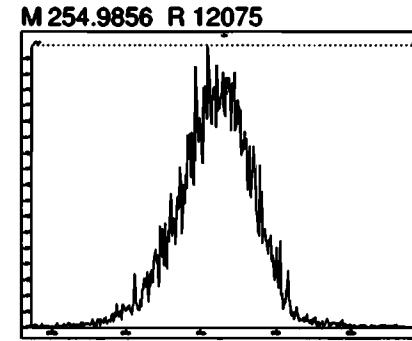
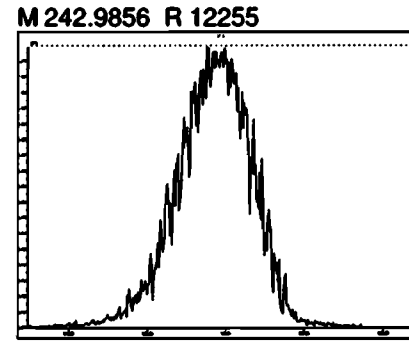
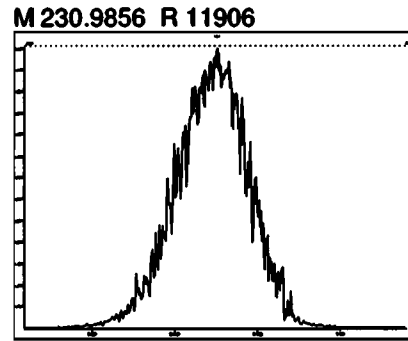
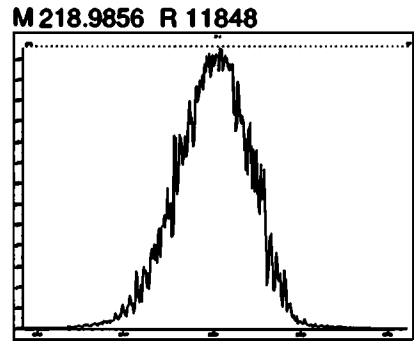


M 204.9888 R 12693



File: Experiment: PCB_ZB1.exp Reference: Pfk.ref Function: 2 @ 200 (ppm)

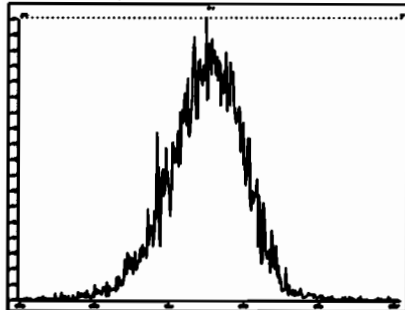
Printed: Thursday, June 04, 2020 08:09:57 Pacific Daylight Time



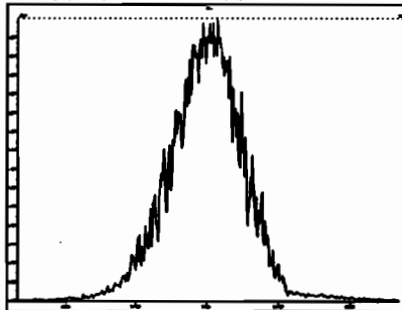
File: Experiment: PCB_ZB1.exp Reference: Pfk.ref Function: 3 @ 200 (ppm)

Printed: Thursday, June 04, 2020 08:11:16 Pacific Daylight Time

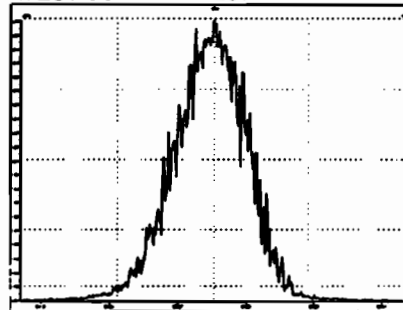
M 254.9856 R 11680



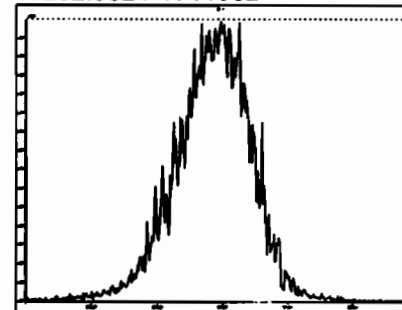
M 268.9824 R 11208



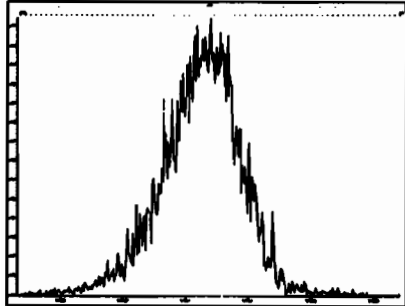
M 280.9824 R 12257



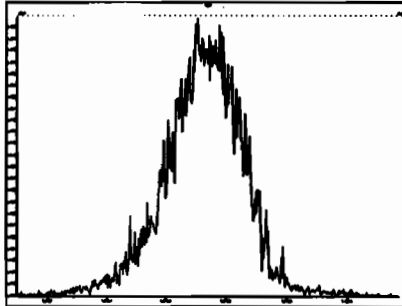
M 292.9824 R 11962



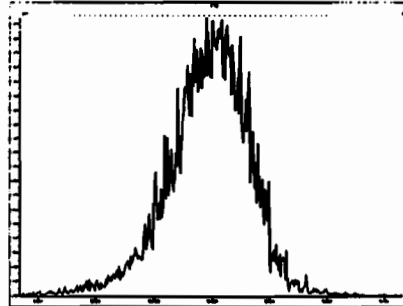
M 304.9824 R 10963



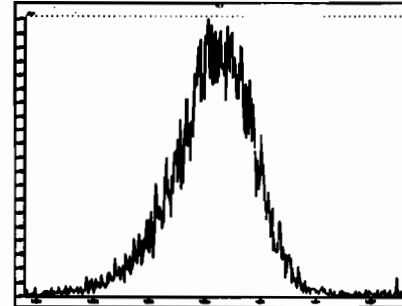
M 318.9792 R 11572



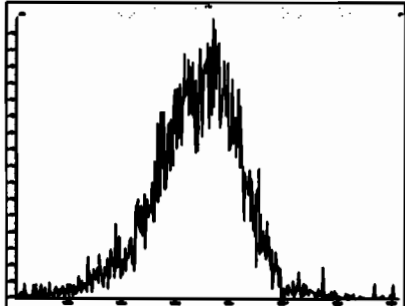
M 330.9792 R 10635



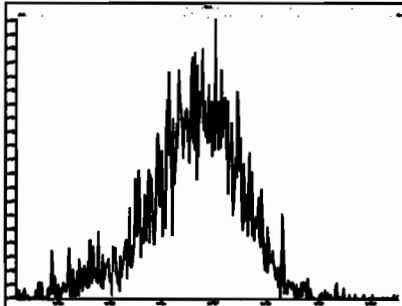
M 342.9792 R 10081



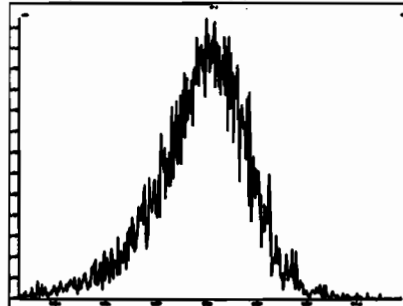
M 354.9792 R 10120



M 366.9792 R 12017

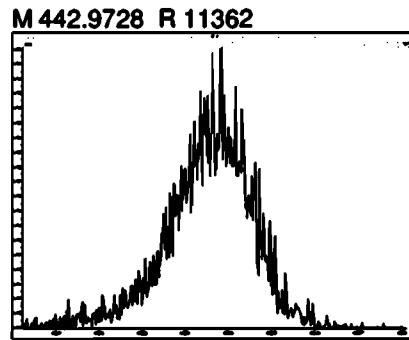
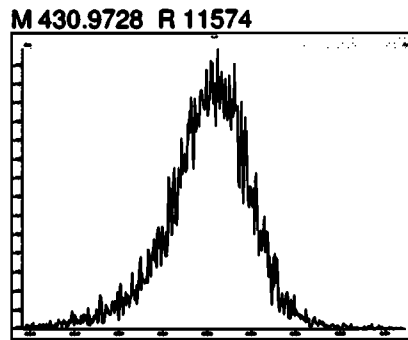
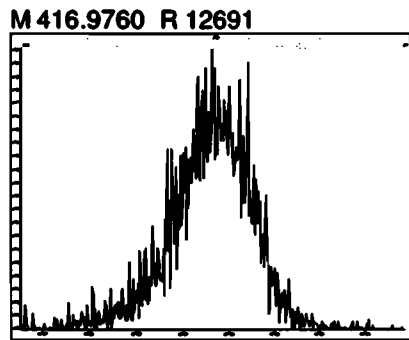
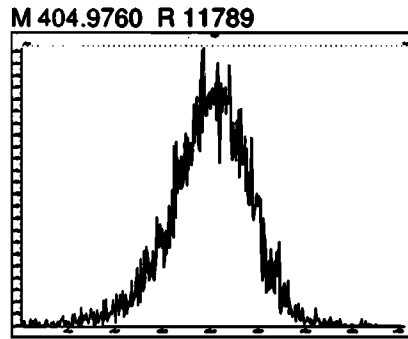
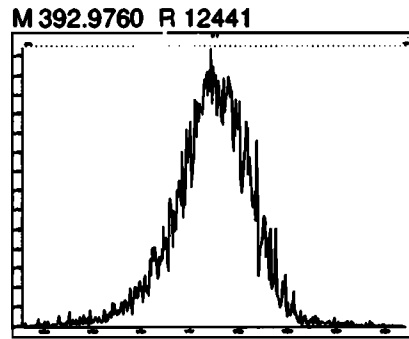
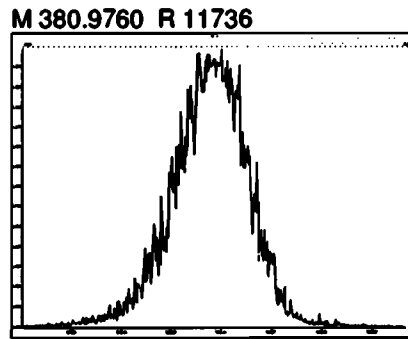
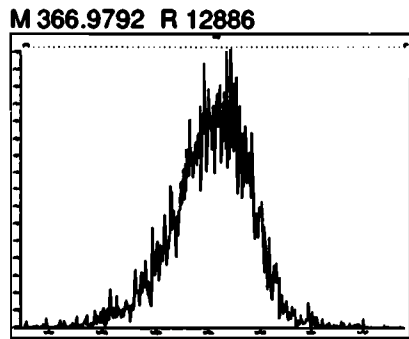
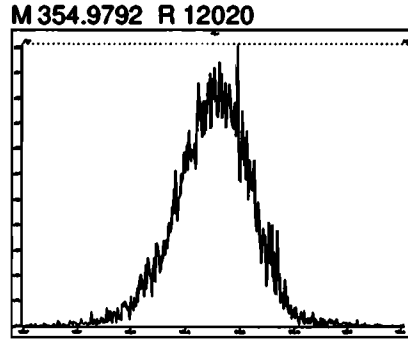
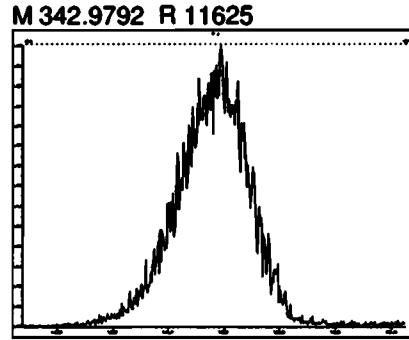
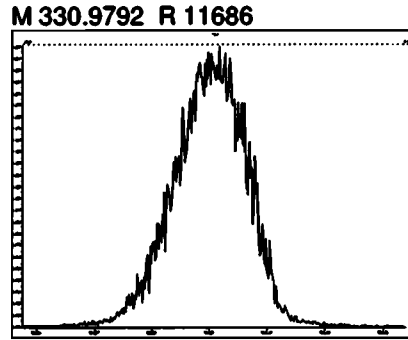
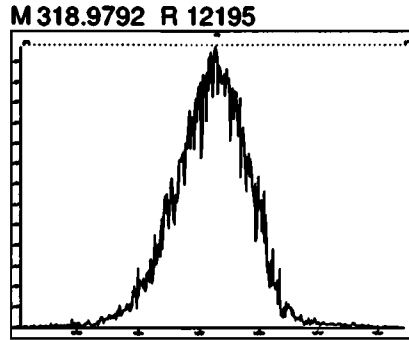


M 380.9760 R 10685



File: Experiment: PCB_ZB1.exp Reference: Pfk.ref Function: 4 @ 200 (ppm)

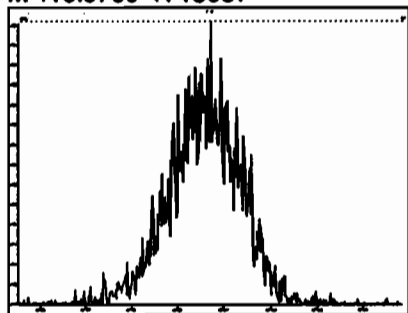
Printed: Thursday, June 04, 2020 08:13:57 Pacific Daylight Time



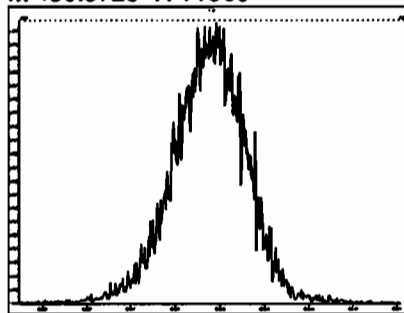
File: Experiment: PCB_ZB1.exp Reference: Pfk.ref Function: 5 @ 200 (ppm)

Printed: Thursday, June 04, 2020 08:16:15 Pacific Daylight Time

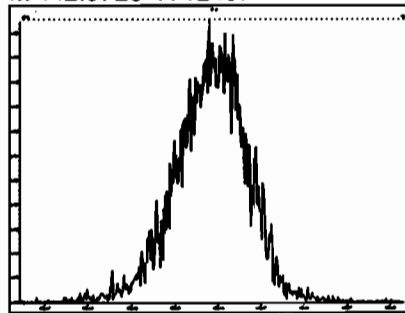
M 416.9760 R 13087



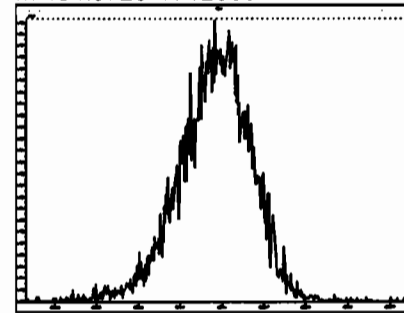
M 430.9728 R 11960



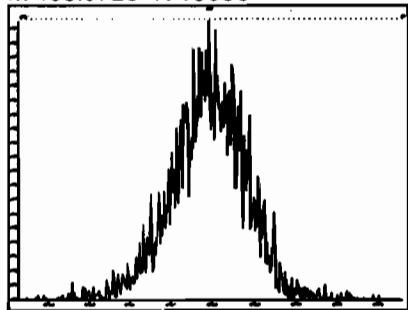
M 442.9728 R 12497



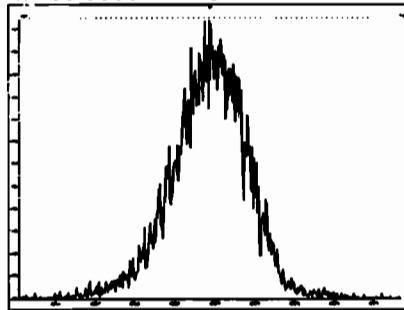
M 454.9728 R 12500



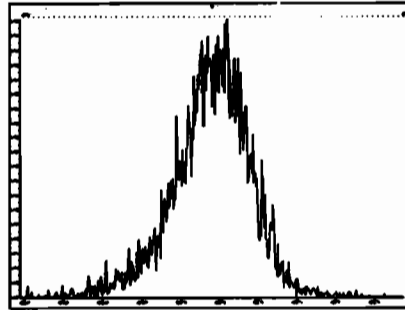
M 466.9728 R 13088



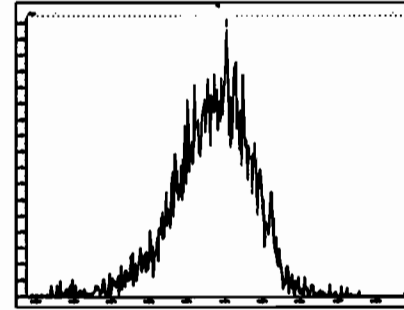
M 480.9696 R 12314



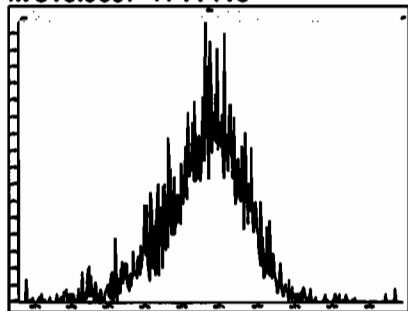
M 492.9696 R 12021



M 504.9696 R 11906



M 516.9697 R 11419



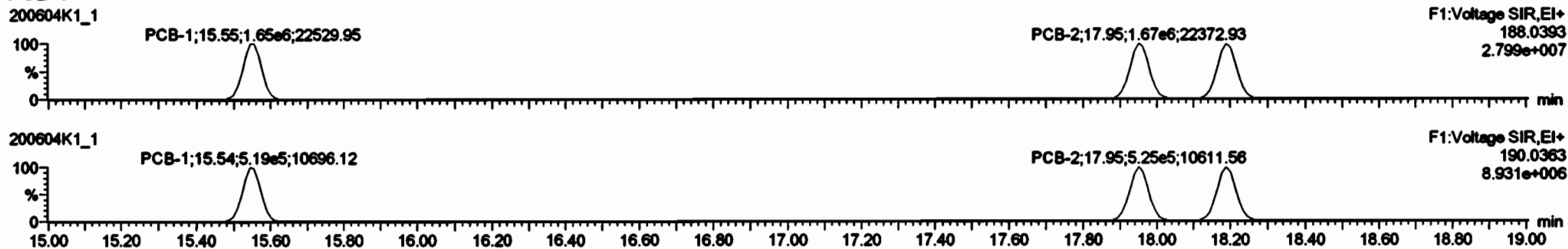
Dataset: Untitled

Last Altered: Friday, June 05, 2020 12:48:38 Pacific Daylight Time
Printed: Friday, June 05, 2020 12:49:40 Pacific Daylight Time

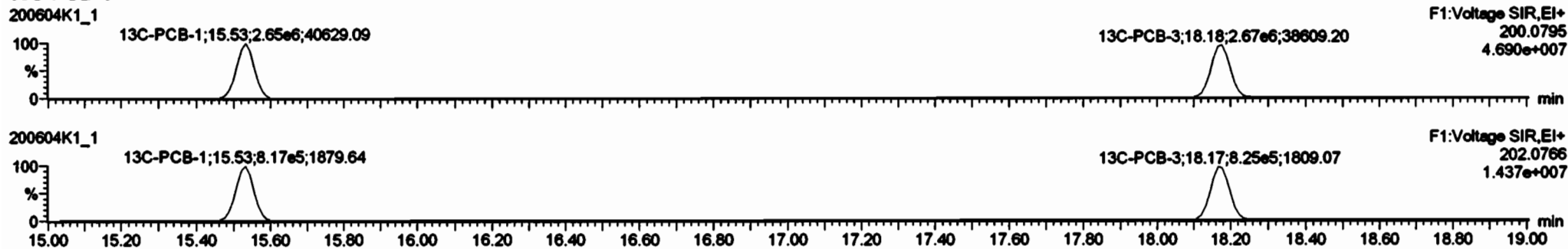
Method: U:\VG11.PRO\MethDB\PCB-209_ZB1_6-1-20.mdb 02 Jun 2020 10:36:07
Calibration: U:\VG11.PRO\CurveDB\db1_PCBvg11-6-1-20.cdb 02 Jun 2020 10:21:16

Name: 200604K1_1, Date: 04-Jun-2020, Time: 08:16:37, ID: ST200604K1-1 PCB 209 CS3 19G2609, Description: PCB 209 CS3 19G2609

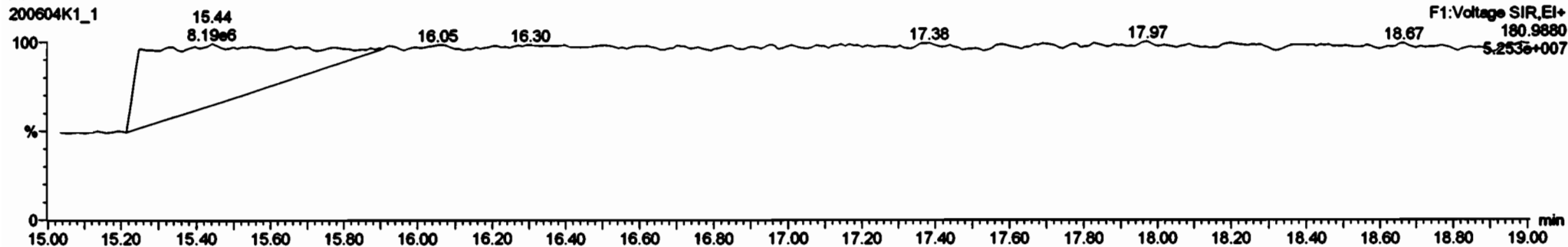
PCB-1



13C-PCB-1



PFK1



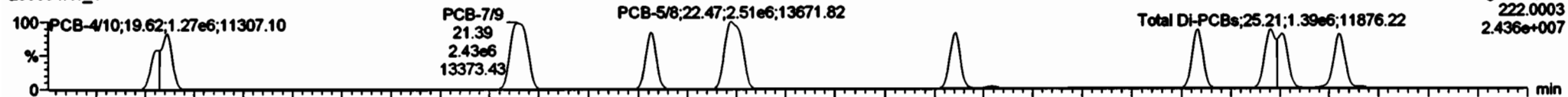
Dataset: Untitled

Last Altered: Friday, June 05, 2020 12:48:38 Pacific Daylight Time
Printed: Friday, June 05, 2020 12:49:40 Pacific Daylight Time

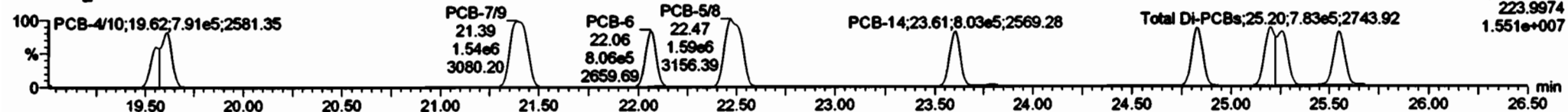
Name: 200604K1_1, Date: 04-Jun-2020, Time: 08:16:37, ID: ST200604K1-1 PCB 209 CS3 19G2609, Description: PCB 209 CS3 19G2609

PCB-4/10

200604K1_1




200604K1_1

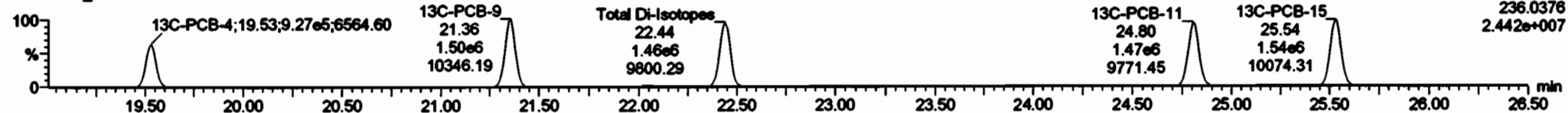


13C-PCB-4

200604K1_1

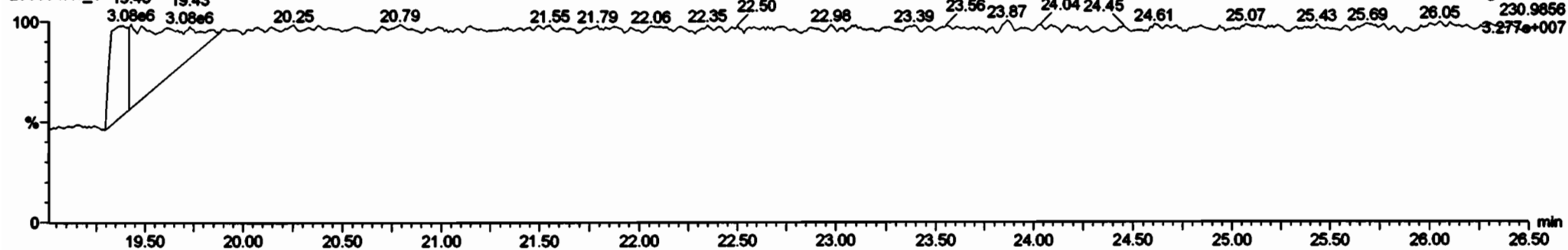


200604K1_1



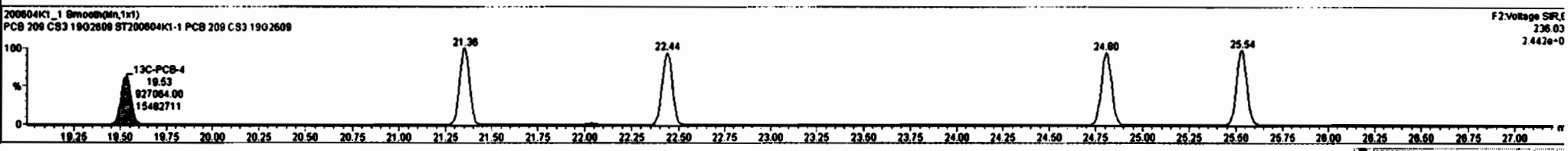


PFK2a

200604K1_1



Name	Resp	RA	Adv	SPF	VolVol	RT	SPF	Comp	SPRes	DL
204 Total Mono-PCBs				1.100	1.00			101		0.0100
205 2nd Function Tr-P...				1.001	1.00			420		0.0001
207 2nd Function Tr-P...				0.003	1.00			040		0.200

Name	RT	Std Height	Std Width	Std Resp	Std Resp	RA	Adv	Resp	Comp	SPPC	DL
1 PCB-4/10	19.81	2.014e7	1.200e7	1.870e6	1.200e6	1.90	NO	3.240e6	100	100	0.0267
2 PCB-15	25.90	1.840e7	1.252e7	1.263e6	8.200e5	1.55	NO	2.110e6	53.9	53.9	0.0210
3 PCB-12/13	25.21	2.110e7	1.340e7	2.532e6	1.624e6	1.90	NO	4.190e6	107	107	0.0220
4 PCB-11	24.80	2.100e7	1.343e7	1.352e6	8.691e5	1.57	NO	2.220e6	52.3	52.3	0.0201
5 PCB-14	23.81	2.000e7	1.200e7	1.200e6	8.034e5	1.90	NO	2.000e6	53.7	53.7	0.0222
6 PCB-5/8	22.47	2.433e7	1.540e7	2.500e6	1.903e6	1.90	NO	4.100e6	107	107	0.0212
7 PCB-6	22.00	2.001e7	1.302e7	1.274e6	8.082e5	1.90	NO	2.000e6	52.4	52.4	0.0208

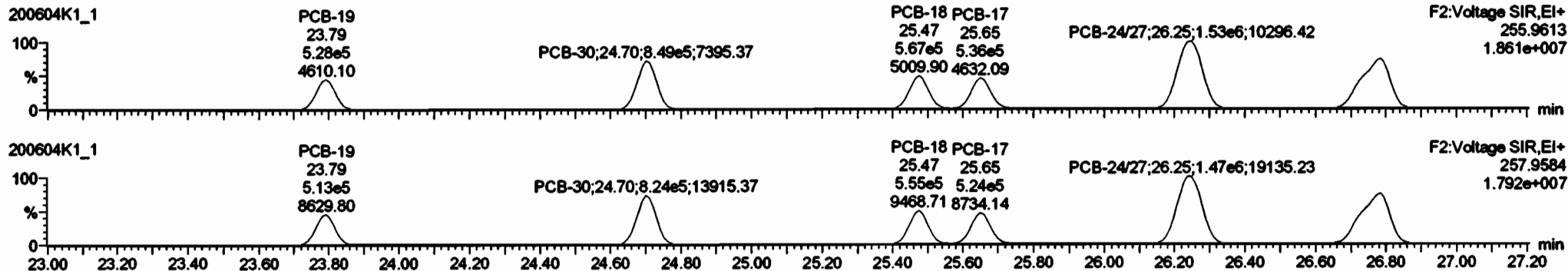


Dataset: Untitled

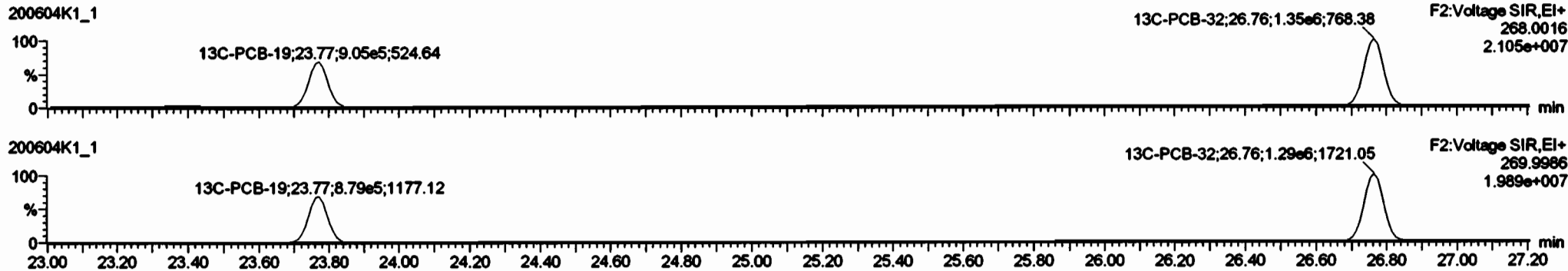
Last Altered: Friday, June 05, 2020 12:48:38 Pacific Daylight Time
Printed: Friday, June 05, 2020 12:49:40 Pacific Daylight Time

Name: 200604K1_1, Date: 04-Jun-2020, Time: 08:16:37, ID: ST200604K1-1 PCB 209 CS3 19G2609, Description: PCB 209 CS3 19G2609

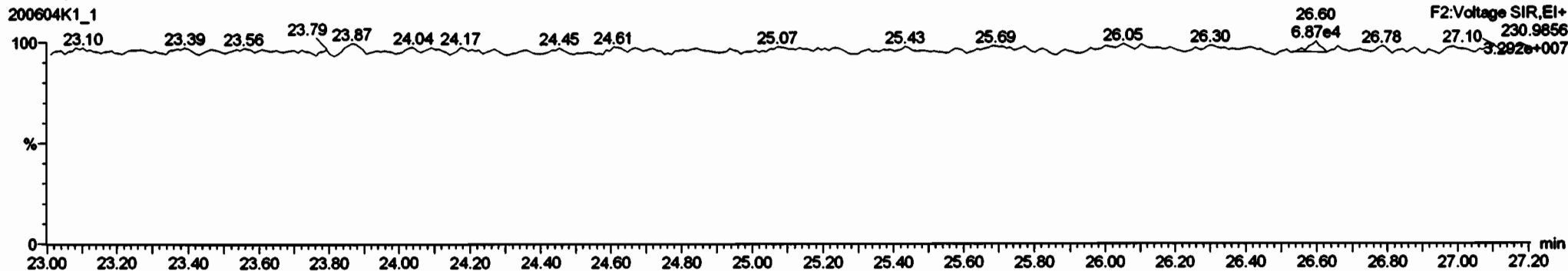
PCB-19



13C-PCB-19



PFK2b

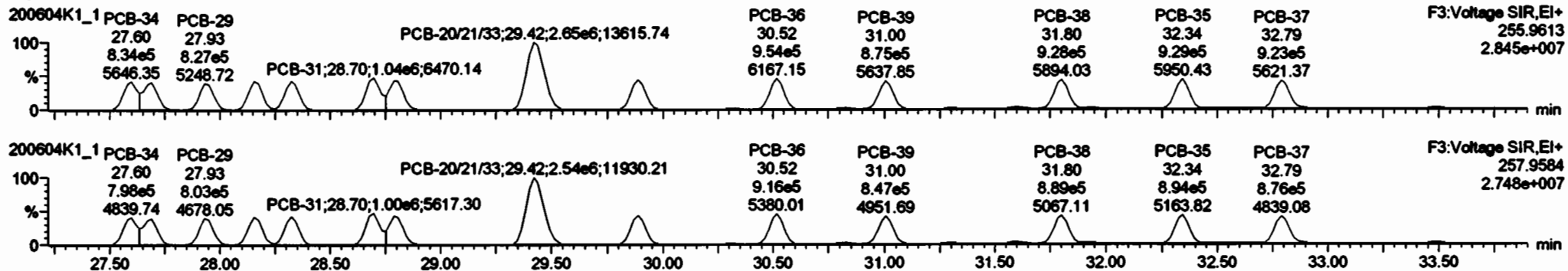


Dataset: Untitled

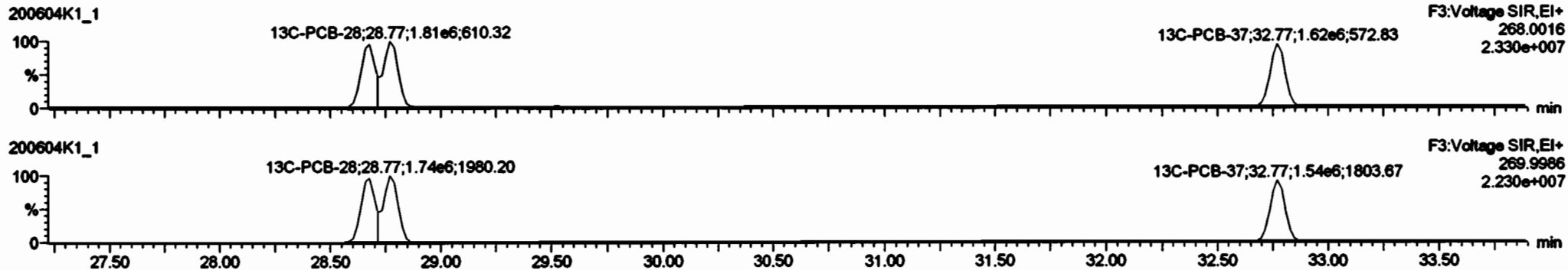
Last Altered: Friday, June 05, 2020 12:48:38 Pacific Daylight Time
 Printed: Friday, June 05, 2020 12:49:40 Pacific Daylight Time

Name: 200604K1_1, Date: 04-Jun-2020, Time: 08:16:37, ID: ST200604K1-1 PCB 209 CS3 19G2609, Description: PCB 209 CS3 19G2609

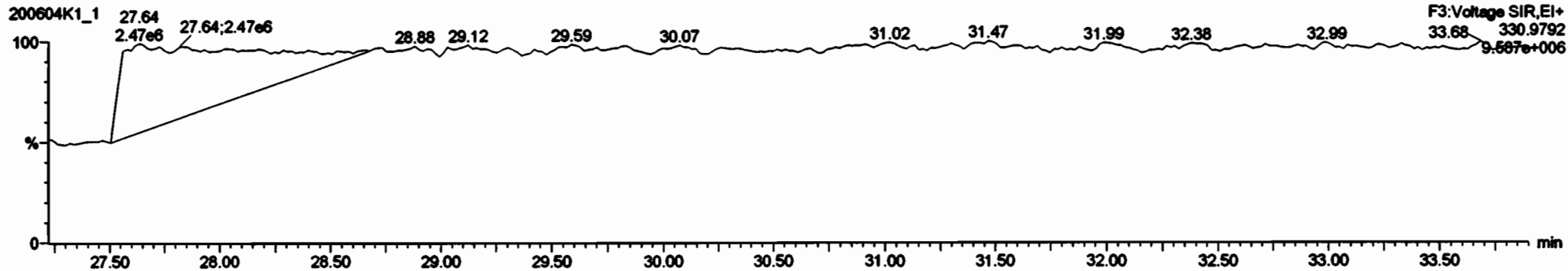
PCB-34



13C-PCB-28

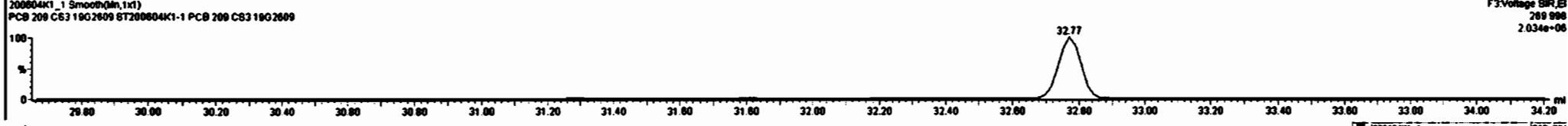
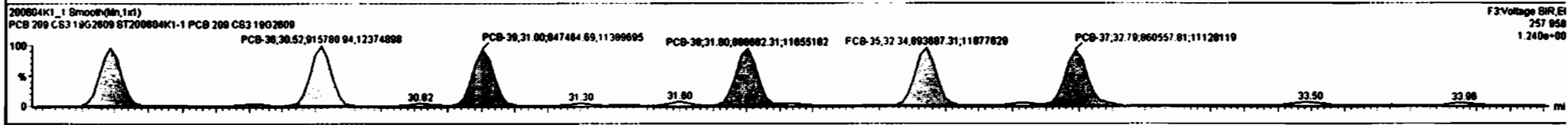
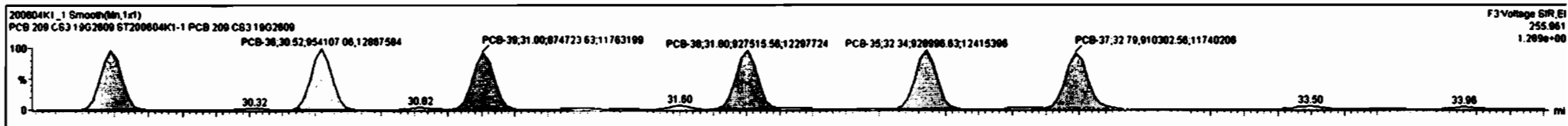


PFK3d



Item	Resp	RA	only	RRP	val/val	RT	RRT	Comp.	SPec	DL
226	Total Mono-PCBs			1.168	1.00			161		0.0160
227	Total Di-PCBs			1.054	1.00			641		0.1177
228	2nd Function Tri-P			1.081	1.00			420		0.0601

Item	RT	val (ppb)	val (ppb)	val (ppb)	RA	only	Resp	Comp.	SPec	DL		
1	PCB-29	27.83	1.095e7	1.076e7	0.295e5	0.030e5	1.03	NO	1.630e6	91.3	91.3	0.0218
2	PCB-23	27.86	1.131e7	1.081e7	0.819e5	0.288e5	1.06	NO	1.711e6	64.4	64.4	0.0221
3	PCB-34	27.80	1.178e7	1.113e7	0.338e5	7.875e5	1.05	NO	1.631e6	48.5	48.5	0.0208
4	PCB-30	31.80	1.230e7	1.198e7	0.275e5	0.667e5	1.04	NO	1.818e6	54.8	54.8	0.0198
5	PCB-36	31.00	1.179e7	1.138e7	0.747e5	0.475e5	1.03	NO	1.722e6	66.1	66.1	0.0211
6	PCB-35	30.52	1.287e7	1.237e7	0.541e5	0.158e5	1.04	NO	1.670e6	54.9	54.9	0.0194
7	PCB-22	28.80	1.243e7	1.198e7	0.338e5	0.948e5	1.04	NO	1.628e6	52.8	52.8	0.0201
8	PCB-20(21.03)	28.42	2.841e7	2.744e7	2.848e5	2.538e5	1.04	NO	5.188e6	186	186	0.0207
9	PCB-28	28.78	1.223e7	1.175e7	0.282e5	0.768e5	1.06	NO	1.805e6	48.5	48.5	0.0198
10	PCB-31	28.70	1.388e7	1.282e7	1.037e5	1.002e5	1.03	NO	2.038e6	66.3	66.3	0.0198
11	PCB-25	28.32	1.200e7	1.153e7	0.847e5	0.466e5	1.05	NO	1.730e6	61.2	61.2	0.0205

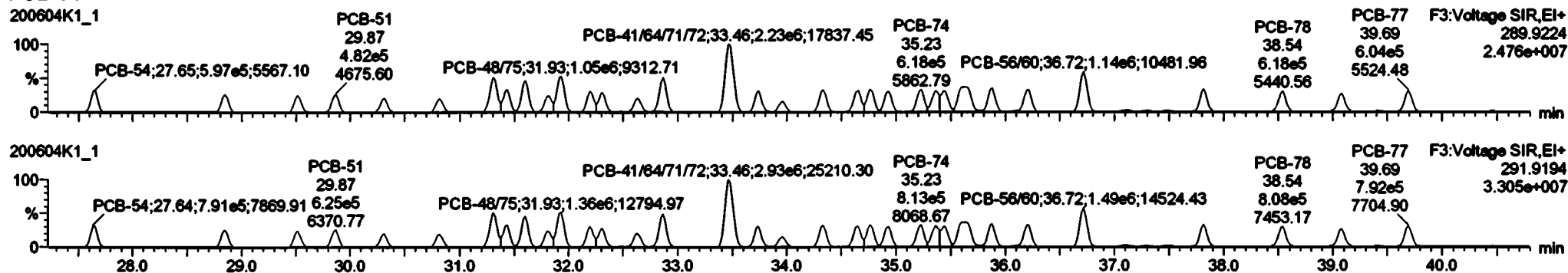


Dataset: Untitled


Last Altered: Friday, June 05, 2020 12:48:38 Pacific Daylight Time
 Printed: Friday, June 05, 2020 12:49:40 Pacific Daylight Time

Name: 200604K1_1, Date: 04-Jun-2020, Time: 08:16:37, ID: ST200604K1-1 PCB 209 CS3 19G2609, Description: PCB 209 CS3 19G2609

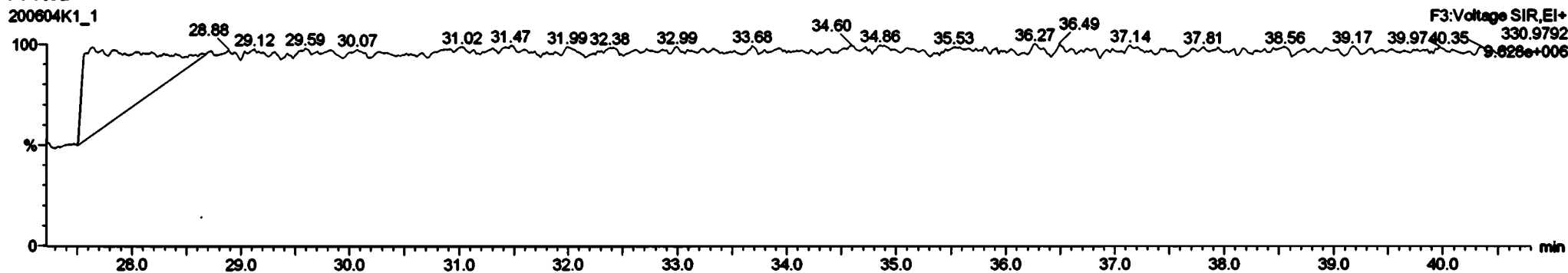
PCB-54



13C-PCB-54



PFK3a



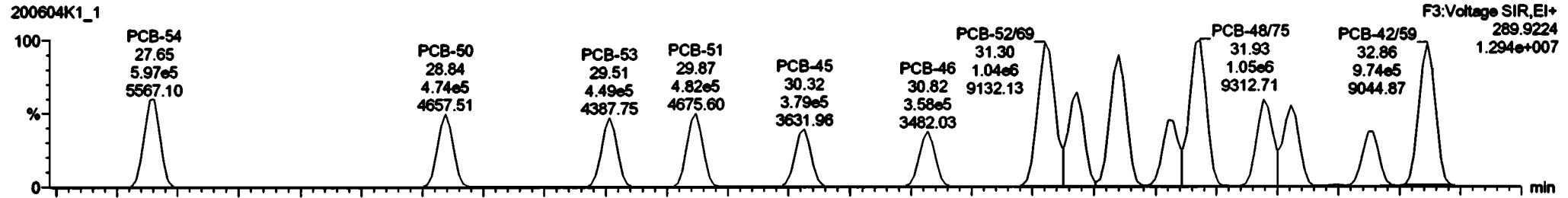
Dataset: Untitled

Last Altered: Friday, June 05, 2020 12:48:38 Pacific Daylight Time
Printed: Friday, June 05, 2020 12:49:40 Pacific Daylight Time

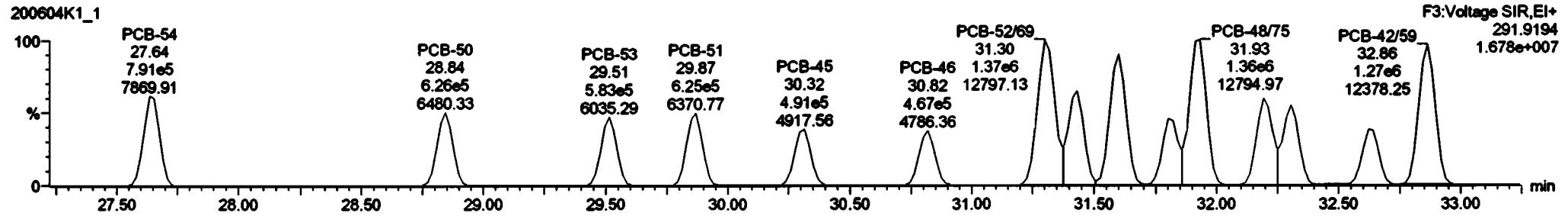
Name: 200604K1_1, Date: 04-Jun-2020, Time: 08:16:37, ID: ST200604K1-1 PCB 209 CS3 19G2609, Description: PCB 209 CS3 19G2609

PCB-50

200604K1_1




200604K1_1

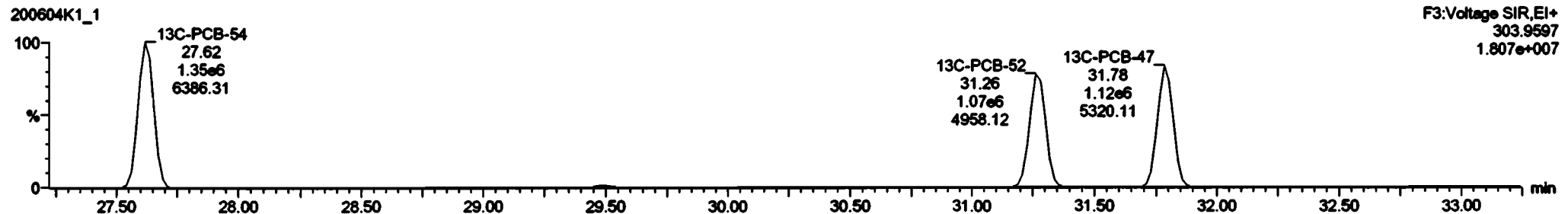


13C-PCB-52

200604K1_1



200604K1_1

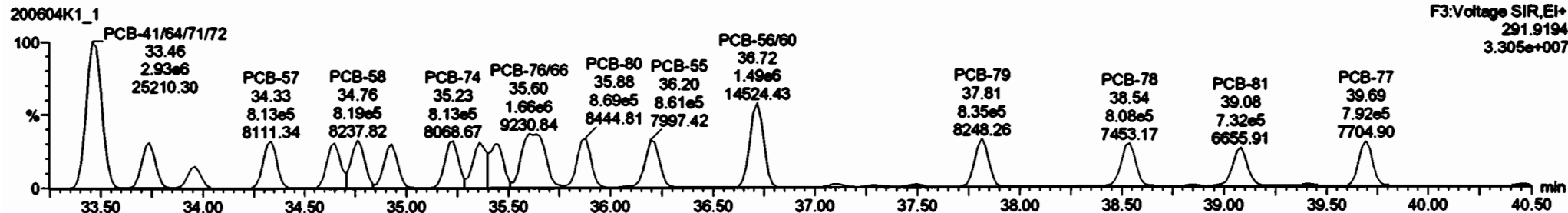
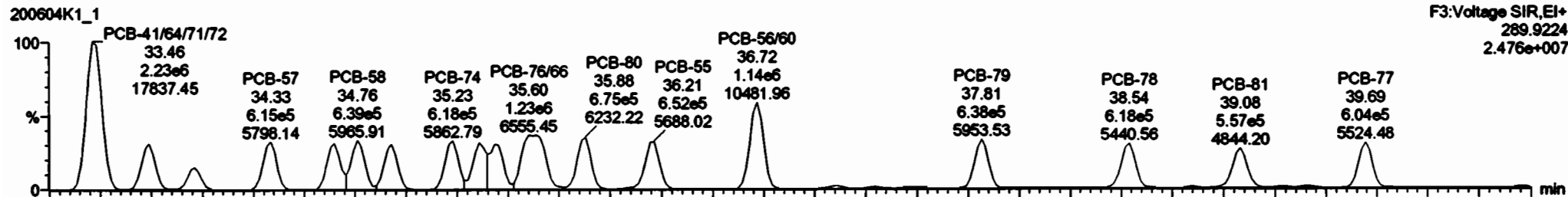


Dataset: Untitled

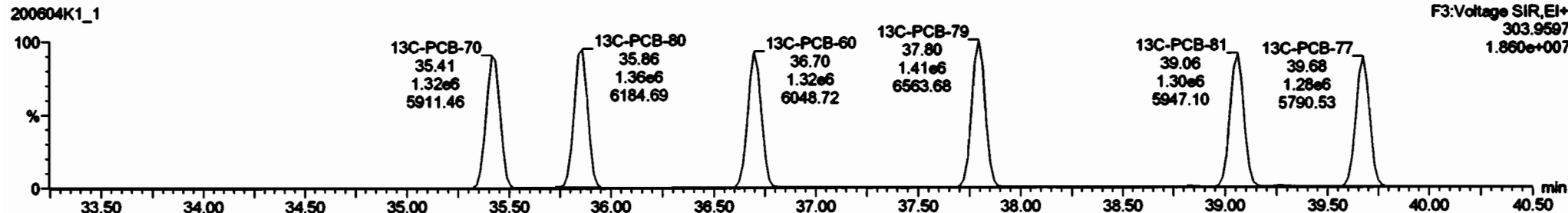
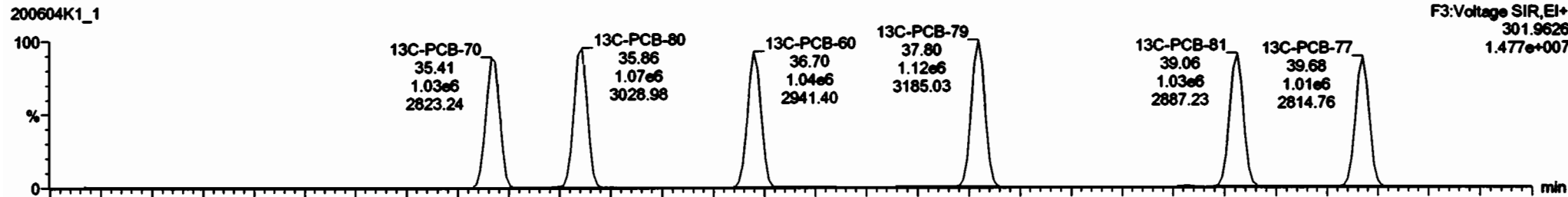
Last Altered: Friday, June 05, 2020 12:48:38 Pacific Daylight Time
Printed: Friday, June 05, 2020 12:49:40 Pacific Daylight Time

Name: 200604K1_1, Date: 04-Jun-2020, Time: 08:16:37, ID: ST200604K1-1 PCB 209 CS3 19G2809, Description: PCB 209 CS3 19G2809

PCB-88

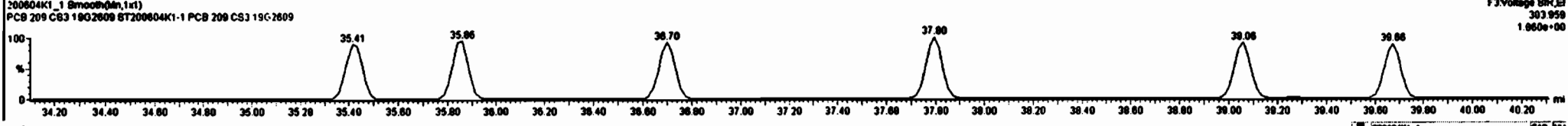




13C-PCB-60



Route	Resp	SR	off	RRP	valVal	RT	RRT	Comp	SRac	DL
3rd Function Para...				1.318	1.00			2080		0.489
4th Function Para...				1.073	1.00			270		0.154
5th Function Para...				0.951	1.00			688		0.198

Route	RT	off	Height	val	Height	off	Resp	SR	off	RRP	Comp	SRac	DL
1 PCB-73	31.43	6.274e8	1.878e7	6.128e5	7.873e5	0.77	NO	1.410e8	91.7	91.7	0.0191		
2 PCB-62/80	31.30	1.287e7	1.878e7	1.040e8	1.374e8	0.76	NO	2.414e8	108	108	0.0188		
3 PCB-46	30.82	4.828e8	6.288e8	3.578e5	4.885e5	0.77	NO	6.261e5	52.5	52.5	0.0282		
4 PCB-45	30.32	5.037e8	6.440e8	3.791e5	4.911e5	0.77	NO	6.702e5	53.8	53.8	0.0283		
5 PCB-51	29.87	6.488e8	8.343e8	4.822e5	6.253e5	0.77	NO	1.107e8	66.0	66.0	0.0204		
6 PCB-53	29.51	6.885e8	7.903e8	4.487e5	5.831e5	0.77	NO	1.032e8	54.8	54.8	0.0218		
7 PCB-60	28.84	6.480e8	6.480e8	4.737e5	6.258e5	0.76	NO	1.100e8	52.5	52.5	0.0194		
8 PCB-64	27.86	7.721e8	1.031e7	5.973e5	7.913e5	0.75	NO	1.388e8	64.0	64.0	0.0188		
9 PCB-74	35.23	6.131e8	1.057e7	6.177e5	6.130e5	0.76	NO	1.431e8	51.3	51.3	0.0153		
10 PCB-63	34.93	7.578e8	9.801e8	5.758e5	7.881e5	0.75	NO	1.342e8	53.2	53.2	0.0188		
11 PCB-58	34.76	6.274e8	1.878e7	6.380e5	6.188e5	0.76	NO	1.458e8	51.5	51.5	0.0180		

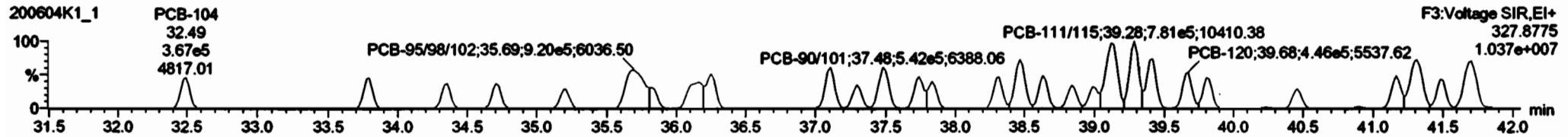
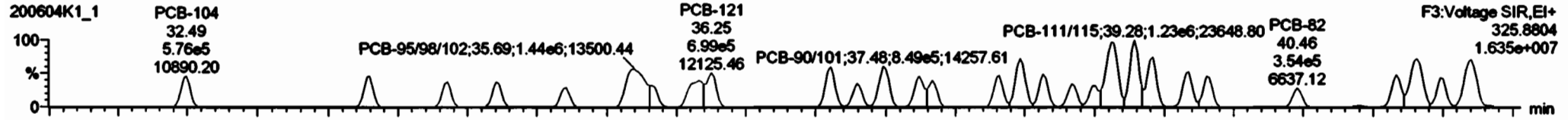


Dataset: Untitled



Last Altered: Friday, June 05, 2020 12:48:38 Pacific Daylight Time
Printed: Friday, June 05, 2020 12:49:40 Pacific Daylight Time

Name: 200604K1_1, Date: 04-Jun-2020, Time: 08:16:37, ID: ST200604K1-1 PCB 209 CS3 19G2609, Description: PCB 209 CS3 19G2609

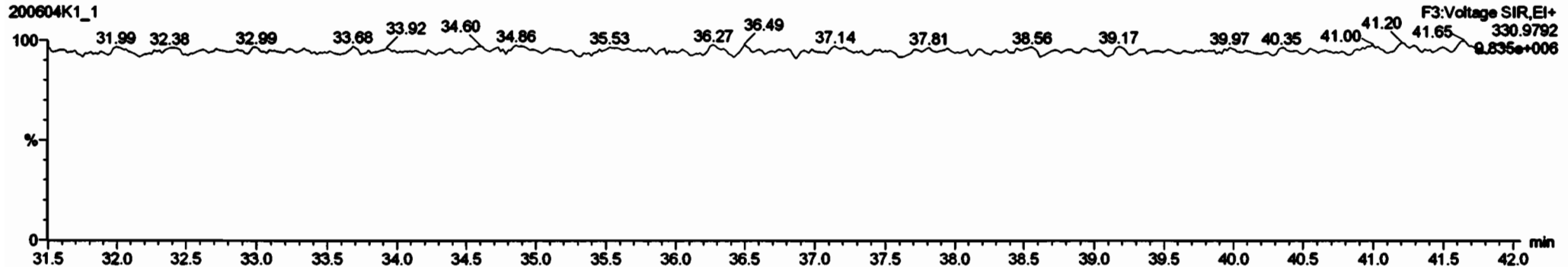
PCB-104



13C-PCB-104



PFK3b



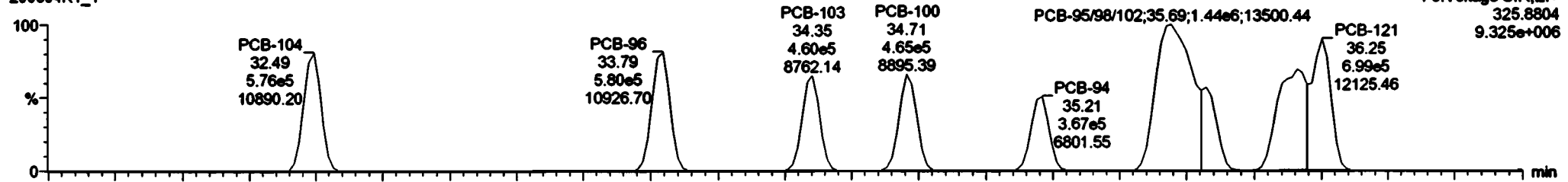
Dataset: Untitled

Last Altered: Friday, June 05, 2020 12:48:38 Pacific Daylight Time
Printed: Friday, June 05, 2020 12:49:40 Pacific Daylight Time

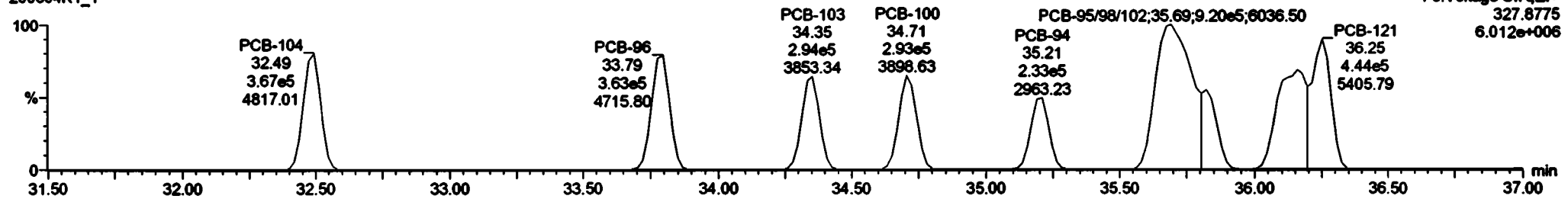
Name: 200604K1_1, Date: 04-Jun-2020, Time: 08:16:37, ID: ST200604K1-1 PCB 209 CS3 19G2609, Description: PCB 209 CS3 19G2609

PCB-96

200604K1_1

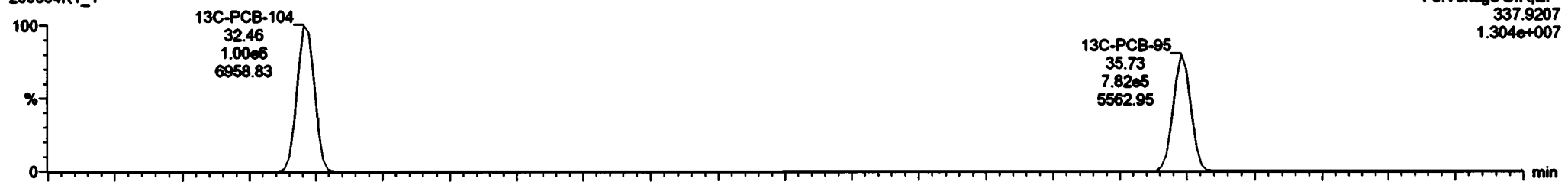


200604K1_1

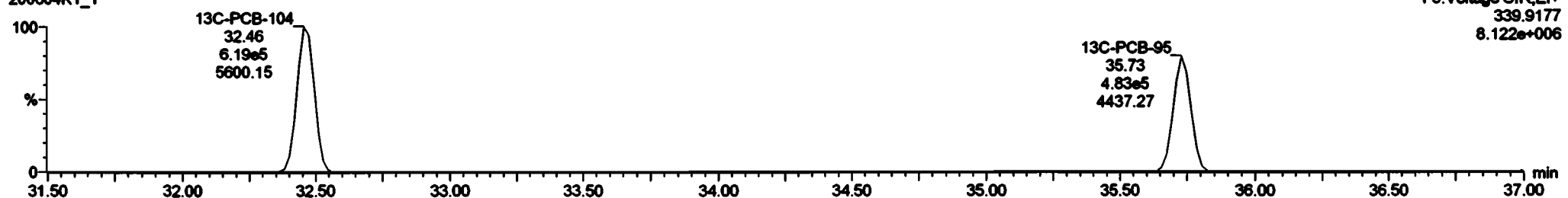


13C-PCB-95

200604K1_1



200604K1_1



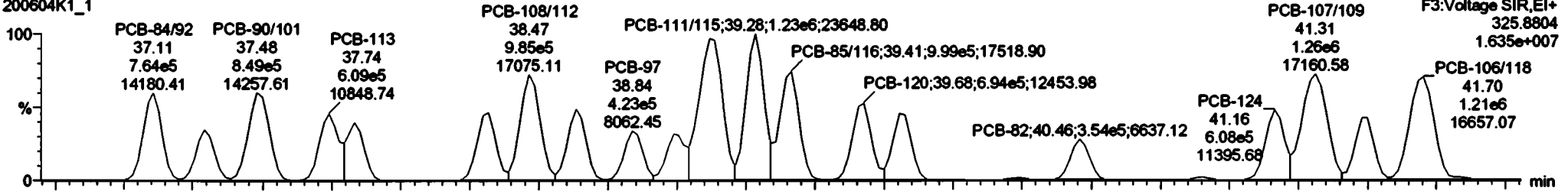
Dataset: Untitled

Last Altered: Friday, June 05, 2020 12:48:38 Pacific Daylight Time
Printed: Friday, June 05, 2020 12:49:40 Pacific Daylight Time

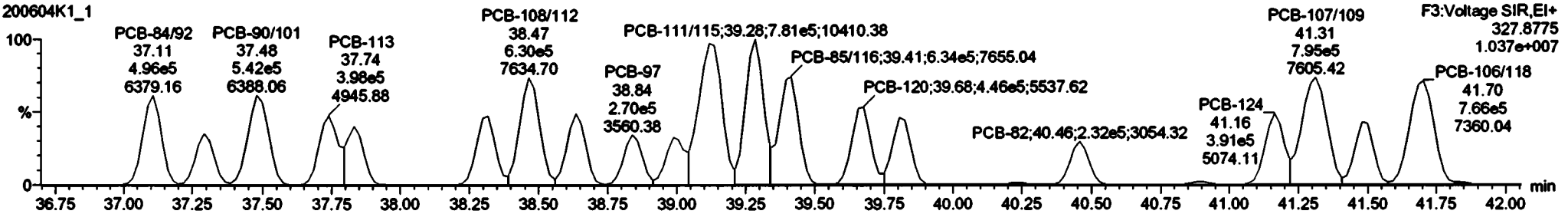
Name: 200604K1_1, Date: 04-Jun-2020, Time: 08:16:37, ID: ST200604K1-1 PCB 209 CS3 19G2609, Description: PCB 209 CS3 19G2609

PCB-119

200604K1_1

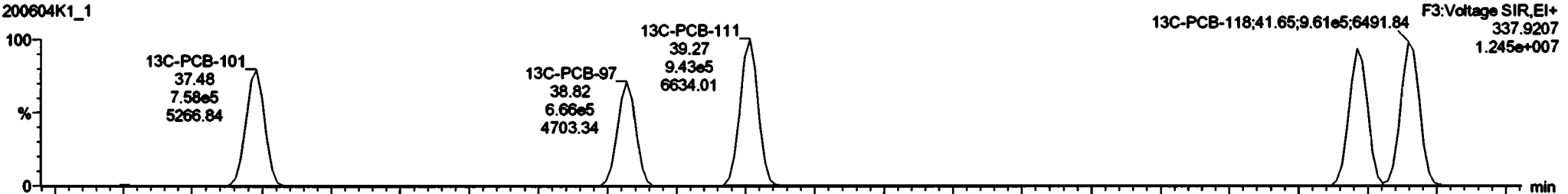


200604K1_1

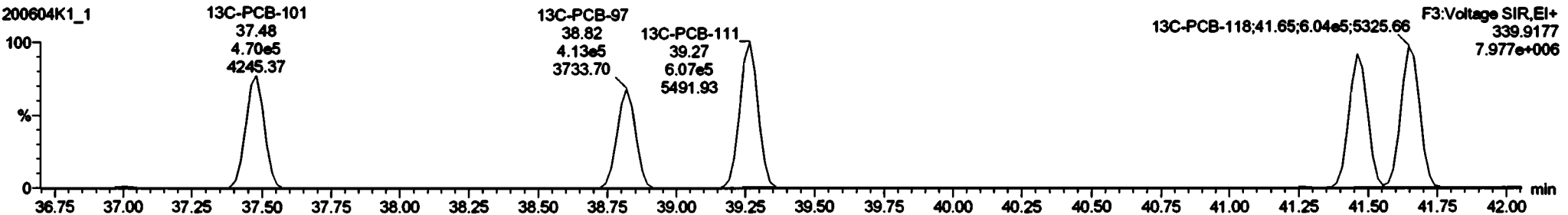


13C-PCB-111

200604K1_1


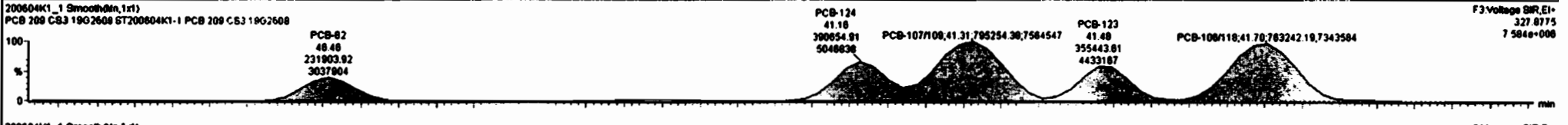
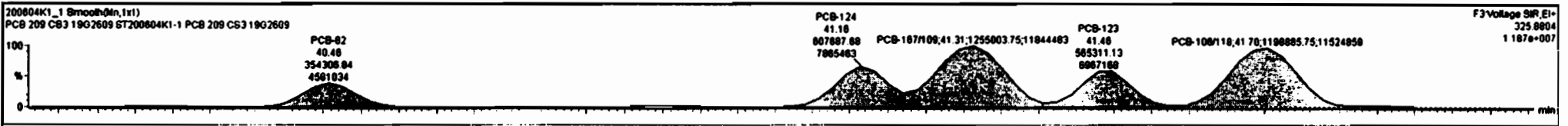


200604K1_1



Group	Resp	RA	Qty	RFP	StdDev	RT	RPT	Comp	Units	CL
Total Tetro-PCBs				1.070	1.00			2240		0.500
4th Function Parts				1.073	1.00			270		0.154
3rd Function Parts				0.951	1.00			690		0.150

Group	RT	Std Height	Std Height	Std Resp	Std Resp	RA	Qty	Resp	Comp	StdPC	CL
PCB-104	32.40	7.917e0	4.791e0	5.757e0	3.871e0	1.57	NO	8.420e0	51.0	51.0	0.0142
PCB-80	37.20	5.890e0	3.837e0	4.303e0	2.743e0	1.57	NO	7.045e0	51.0	51.0	0.0101
PCB-0402	37.11	9.700e0	6.345e0	7.830e0	4.901e0	1.54	NO	1.200e0	101	101	0.0207
PCB-121	38.25	6.300e0	5.377e0	6.001e0	4.430e0	1.50	NO	1.143e0	52.0	52.0	0.0117
PCB-0001	38.10	6.440e0	4.003e0	7.501e0	4.521e0	1.54	NO	1.250e0	92.0	92.0	0.0100
PCB-03	35.02	5.277e0	3.206e0	3.305e0	2.030e0	1.02	NO	5.343e0	46.2	46.2	0.0214
PCB-0500/02	35.00	9.310e0	6.004e0	1.441e0	0.201e0	1.57	NO	2.301e0	150	150	0.0100
PCB-04	35.21	4.000e0	2.047e0	3.000e0	2.330e0	1.57	NO	6.000e0	80.0	80.0	0.0211
PCB-100	34.71	6.140e0	3.870e0	4.845e0	2.831e0	1.50	NO	7.570e0	48.1	48.1	0.0107
PCB-103	34.35	6.040e0	3.833e0	4.802e0	2.941e0	1.50	NO	7.542e0	48.7	48.7	0.0171
PCB-06	33.70	7.542e0	4.800e0	5.797e0	3.820e0	1.00	NO	9.425e0	50.4	50.4	0.0130

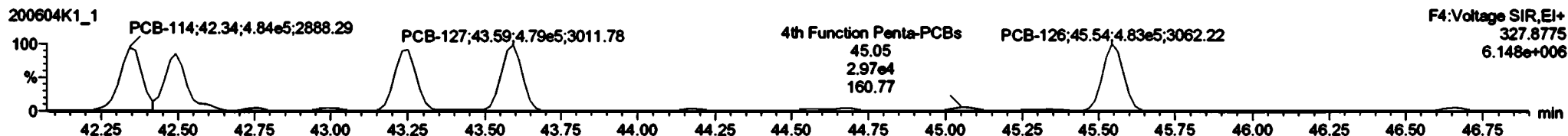



Dataset: Untitled

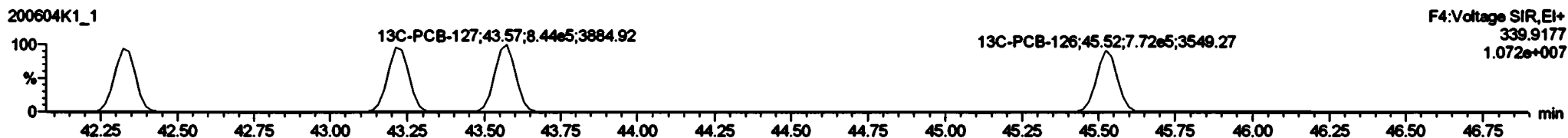
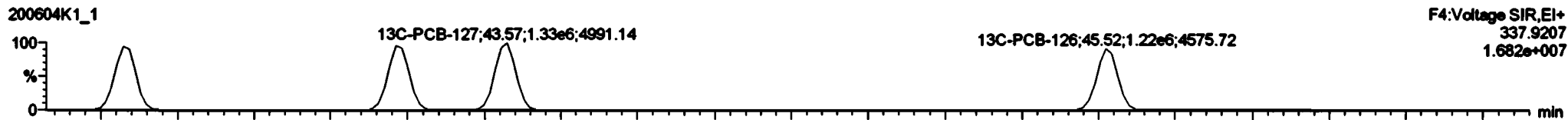
Last Altered: Friday, June 05, 2020 12:48:38 Pacific Daylight Time
Printed: Friday, June 05, 2020 12:49:40 Pacific Daylight Time

Name: 200604K1_1, Date: 04-Jun-2020, Time: 08:16:37, ID: ST200604K1-1 PCB 209 CS3 19G2609, Description: PCB 209 CS3 19G2609

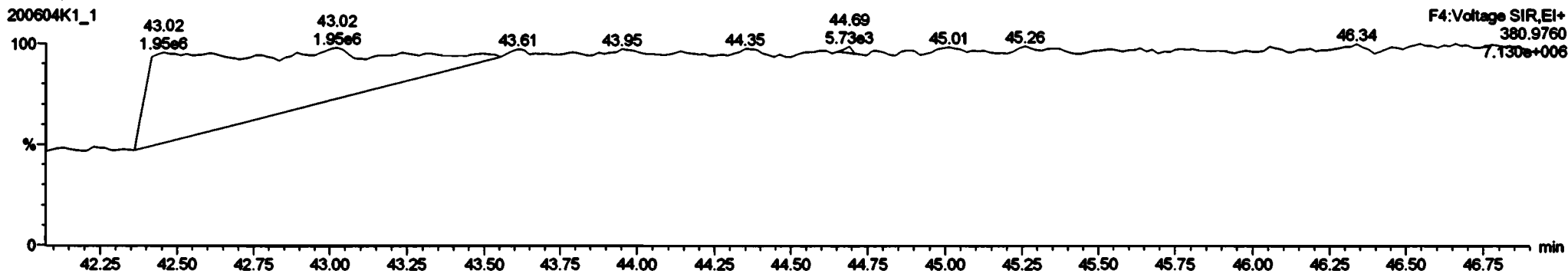
PCB-114



13C-PCB-114






PFK4a



Sample	Comp	RA	Qty	RFV	stdVal	RT	RFT	Comp	RFRes	DL
Total Tetra-PCBs				1.870	1.00			2240		0.590
3rd Function Parts				1.310	1.00			2000		0.490
3rd Function Home				0.561	1.00			600		0.150

Sample	RT	std. Height	std. Height	std. Resp	std. Resp	RA	Qty	Comp	RFRes	DL	
1 PCB-127	43.50	9.450e5	6.014e5	7.522e5	4.782e5	1.57	NO	1.231e6	53.5	53.5	0.0290
2 PCB-105	43.25	8.700e5	5.547e5	7.171e5	4.569e5	1.57	NO	1.172e6	53.5	53.5	0.0312
3 PCB-122	42.40	8.180e5	5.250e5	6.802e5	4.241e5	1.58	NO	1.004e6	58.4	58.4	0.0362
4 PCB-114	42.34	8.024e5	5.780e5	7.517e5	4.774e5	1.57	NO	1.220e6	52.0	52.0	0.0291
5 PCB-128	45.54	8.854e5	6.114e5	7.887e5	4.852e5	1.59	NO	1.252e6	53.5	53.5	0.0282



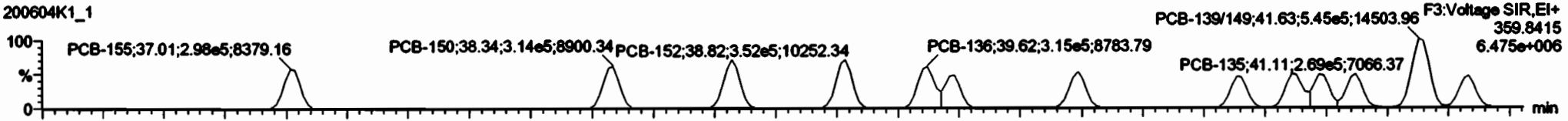
Dataset: Untitled

Last Altered: Friday, June 05, 2020 12:48:38 Pacific Daylight Time
Printed: Friday, June 05, 2020 12:49:40 Pacific Daylight Time

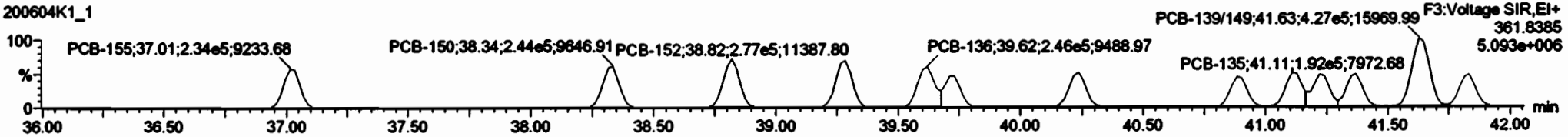
Name: 200604K1_1, Date: 04-Jun-2020, Time: 08:16:37, ID: ST200604K1-1 PCB 209 CS3 19G2609, Description: PCB 209 CS3 19G2609

PCB-155

200604K1_1



200604K1_1

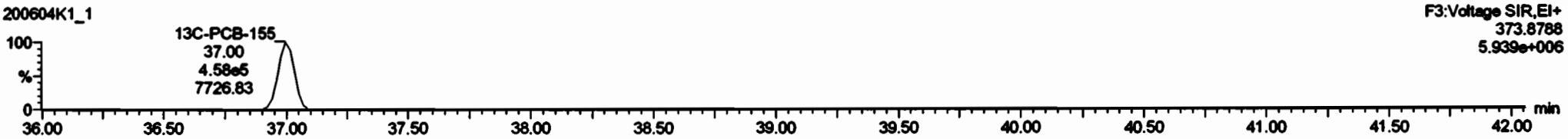


13C-PCB-155

200604K1_1

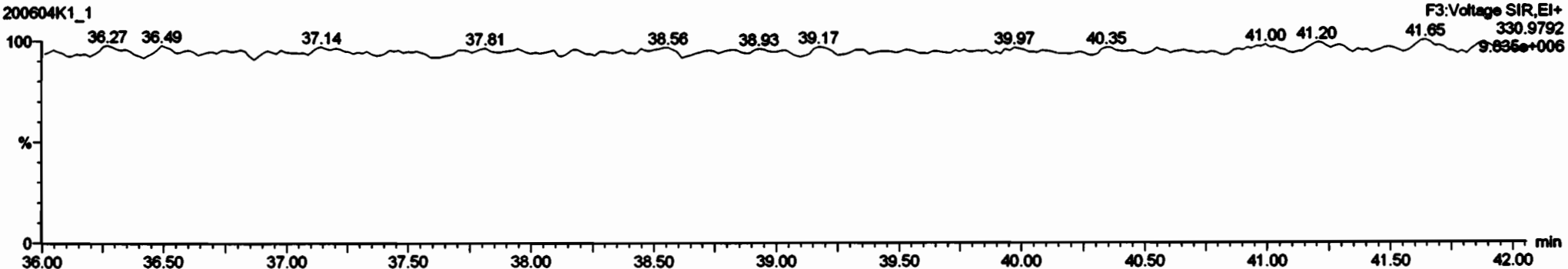


200604K1_1



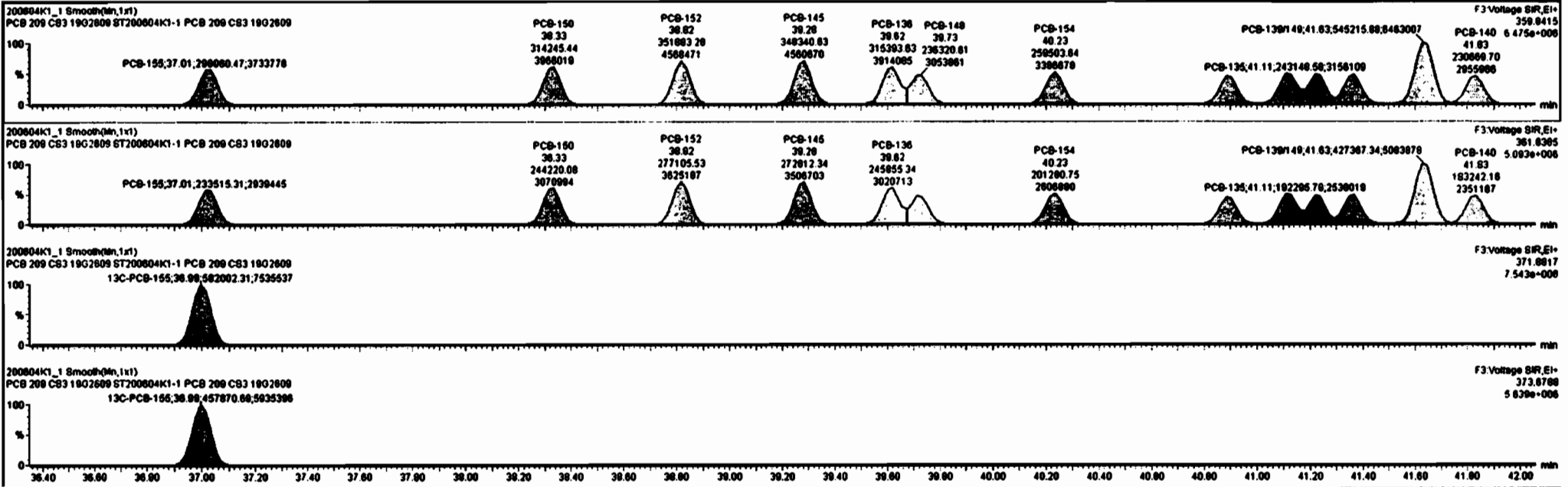
PFK3c

200604K1_1



Group	RA	Qty	RFY	Wt/Box	RT	RFT	Circ	W/Box	SL
Total Tetro-PCBs				1.070	1.00			2240	0.580
3rd Function Parts...				1.318	1.00			2080	0.488
4th Function Parts...				1.073	1.00			270	0.154

Group	RT	RFY	Wt/Box	RFY	Wt/Box	RA	Qty	RFY	Circ	W/Box	SL
PCB-148	38.73	3.054e5	2.390e5	2.390e5	1.802e5	1.31	NO	4.165e5	47.8	47.8	0.0135
PCB-138	38.82	3.914e5	3.021e5	3.154e5	2.498e5	1.28	NO	5.912e5	52.9	52.9	0.0111
PCB-145	38.28	4.591e5	3.597e5	3.483e5	2.728e5	1.28	NO	6.213e5	80.3	80.3	0.0086
PCB-152	38.82	4.988e5	3.825e5	3.818e5	2.771e5	1.27	NO	6.280e5	81.0	81.0	0.0087
PCB-150	38.30	3.988e5	3.071e5	3.142e5	2.442e5	1.28	NO	5.595e5	49.8	49.8	0.0105
PCB-155	37.81	3.734e5	2.838e5	2.891e5	2.306e5	1.28	NO	5.316e5	49.0	49.0	0.0108
PCB-149	41.83	2.898e5	2.351e5	2.307e5	1.832e5	1.28	NO	4.138e5	50.2	50.2	0.0143
PCB-138/148	41.83	6.483e5	5.084e5	5.452e5	4.274e5	1.28	NO	9.728e5	98.7	98.7	0.0120
PCB-147	41.37	3.134e5	2.414e5	2.433e5	1.891e5	1.28	NO	4.314e5	48.7	48.7	0.0138
PCB-144	41.22	3.117e5	2.388e5	2.584e5	1.948e5	1.33	NO	4.828e5	55.2	55.2	0.0144
PCB-135	41.11	3.188e5	2.538e5	2.431e5	1.823e5	1.26	NO	4.354e5	45.4	45.4	0.0123

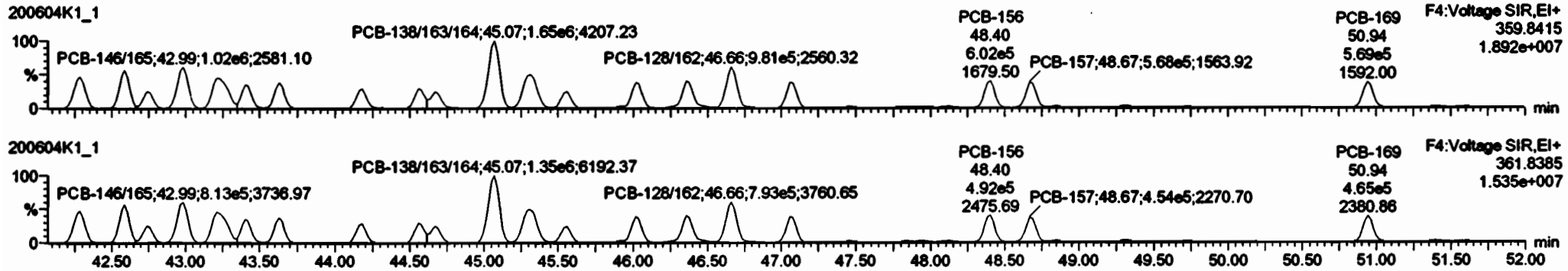


Dataset: Untitled

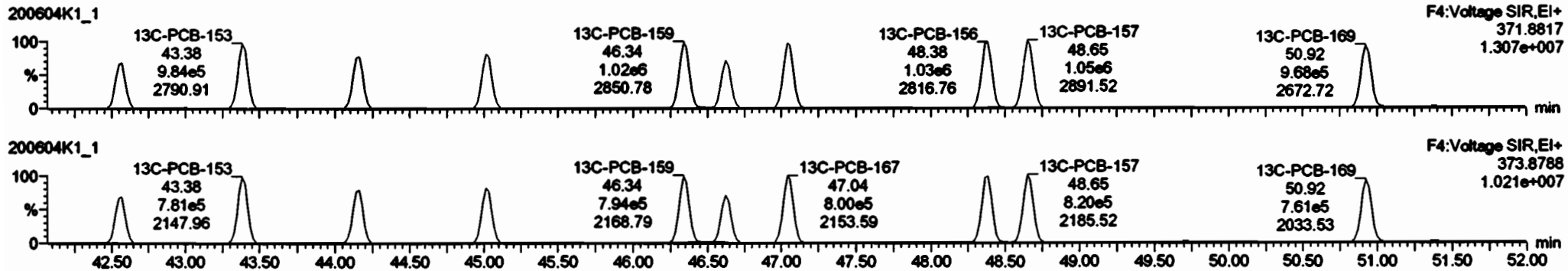
Last Altered: Friday, June 05, 2020 12:48:38 Pacific Daylight Time
Printed: Friday, June 05, 2020 12:49:40 Pacific Daylight Time

Name: 200604K1_1, Date: 04-Jun-2020, Time: 08:16:37, ID: ST200604K1-1 PCB 209 CS3 19G2609, Description: PCB 209 CS3 19G2609

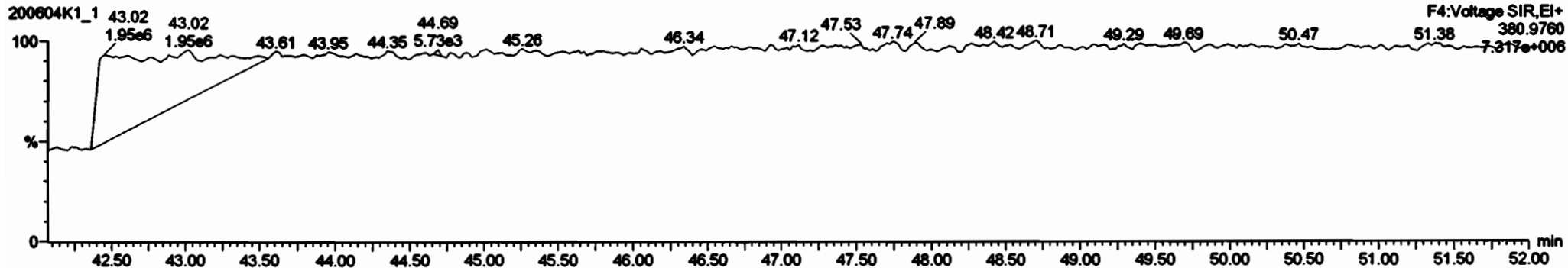
PCB-134/143



13C-PCB-153






PFK4b



Sample	Temp	RA	aly	WSP	valve	RT	WRT	Comp	StFlow	SL
200				1.365	1.00			1220		1.30
201				1.601	1.00			448		0.270
202				1.190	1.00			198		0.182

Sample	RT	alt Hg	alt Hg/alt	alt Resp	alt Resp	RA	aly	StFlow	Comp	StFlow	SL
1	44.10	5.440e5	4.373e5	4.282e5	3.401e5	1.24	NO	7.744e5	91.8	91.8	0.0740
2	43.83	7.103e5	5.707e5	5.404e5	4.372e5	1.25	NO	8.803e5	91.8	91.8	0.0573
3	43.40	6.830e5	5.388e5	5.325e5	4.204e5	1.27	NO	8.529e5	90.4	90.4	0.0578
4	43.21	6.533e5	6.962e5	1.037e6	6.221e5	1.28	NO	1.889e6	103	103	0.0803
5	42.89	1.158e7	9.240e6	1.017e6	6.128e5	1.25	NO	1.830e6	102	102	0.0807
6	42.74	4.830e5	3.794e5	3.754e5	2.880e5	1.28	NO	6.763e5	90.7	90.7	0.0818
7	42.59	1.070e7	8.888e6	8.347e5	6.708e5	1.24	NO	1.905e6	104	104	0.0782
8	42.30	8.885e5	7.216e5	7.843e5	6.362e5	1.23	NO	1.418e6	108	108	0.0813
9	48.87	7.915e5	5.814e5	5.885e5	4.530e5	1.25	NO	1.022e6	92.8	92.8	0.0578
10	48.40	7.537e5	6.121e5	6.021e5	4.819e5	1.22	NO	1.004e6	92.5	92.5	0.0545
11	47.88	7.883e5	5.840e5	5.703e5	4.883e5	1.22	NO	1.037e6	91.8	91.8	0.0583



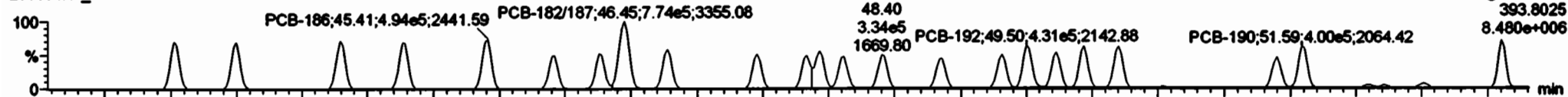
Dataset: Untitled

Last Altered: Friday, June 05, 2020 12:48:38 Pacific Daylight Time
Printed: Friday, June 05, 2020 12:49:40 Pacific Daylight Time

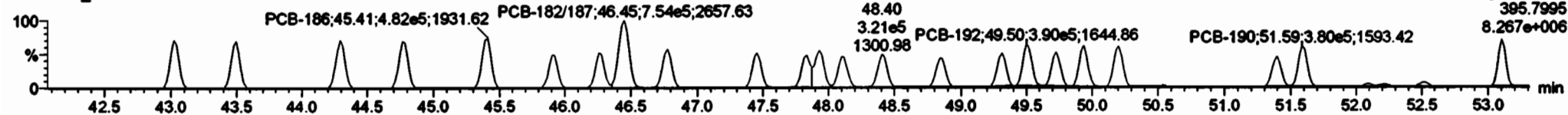
Name: 200604K1_1, Date: 04-Jun-2020, Time: 08:16:37, ID: ST200604K1-1 PCB 209 CS3 19G2609, Description: PCB 209 CS3 19G2609

PCB-188

200604K1_1



200604K1_1

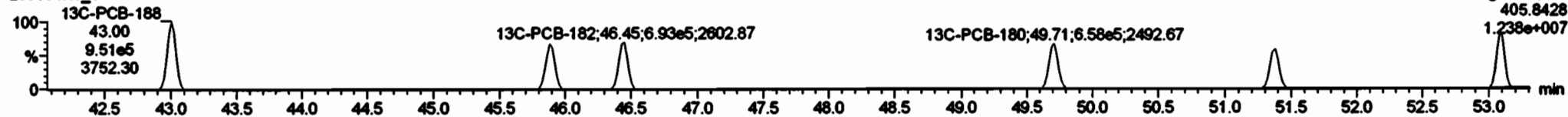


13C-PCB-188

200604K1_1

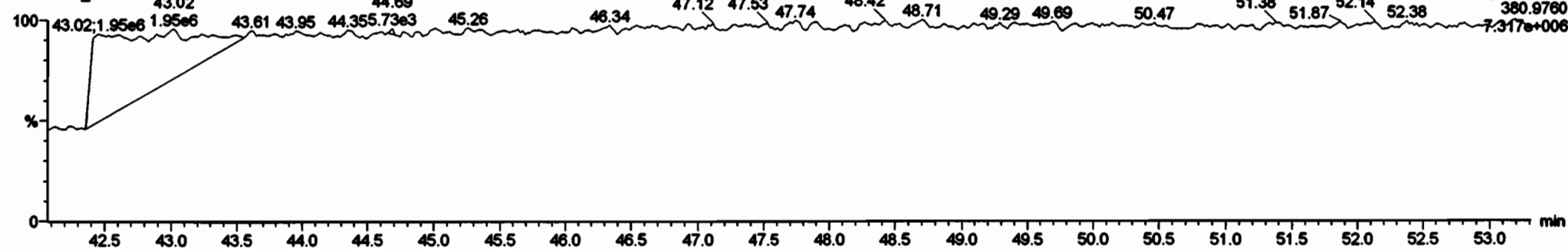


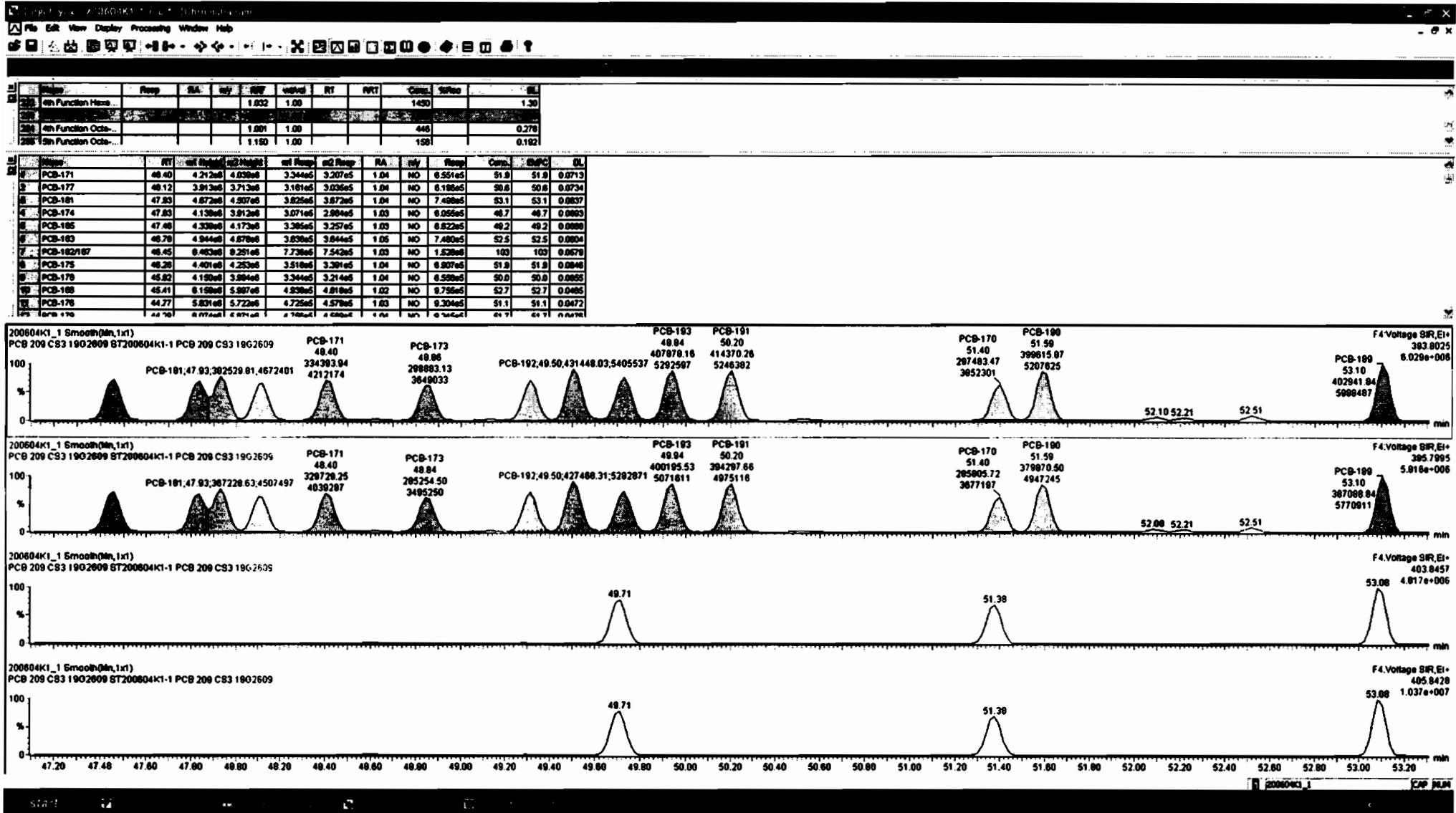
200604K1_1



PFK4c

200604K1_1





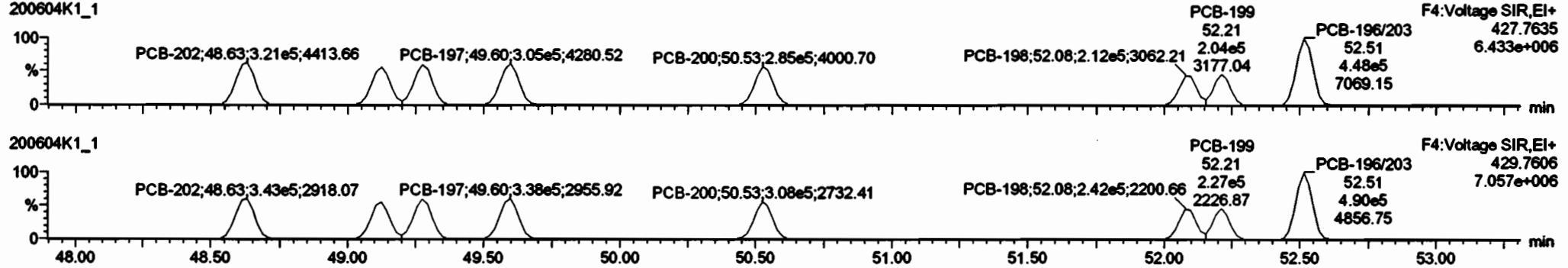
Dataset: Untitled

Last Altered: Friday, June 05, 2020 12:48:38 Pacific Daylight Time
Printed: Friday, June 05, 2020 12:49:40 Pacific Daylight Time

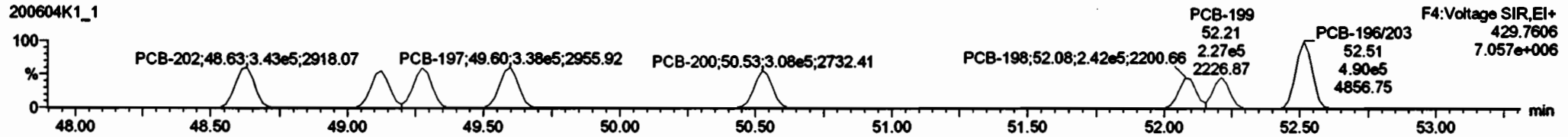
Name: 200604K1_1, Date: 04-Jun-2020, Time: 08:16:37, ID: ST200604K1-1 PCB 209 CS3 19G2609, Description: PCB 209 CS3 19G2609

PCB-202

200604K1_1

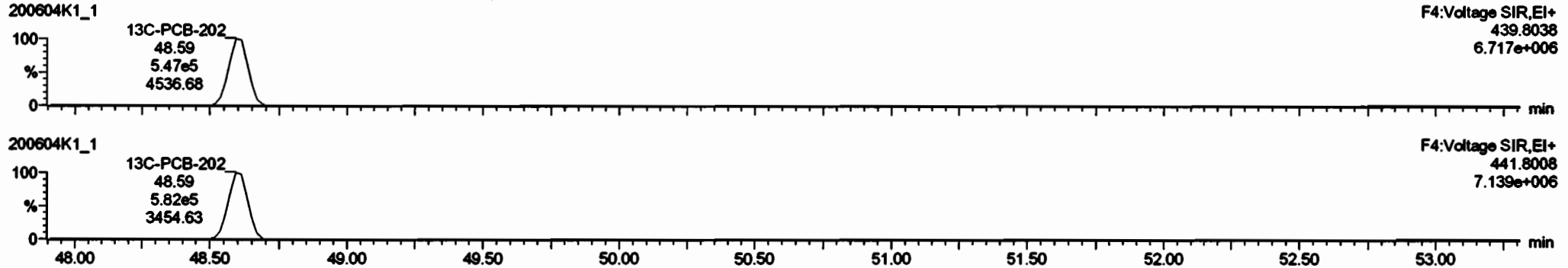


200604K1_1

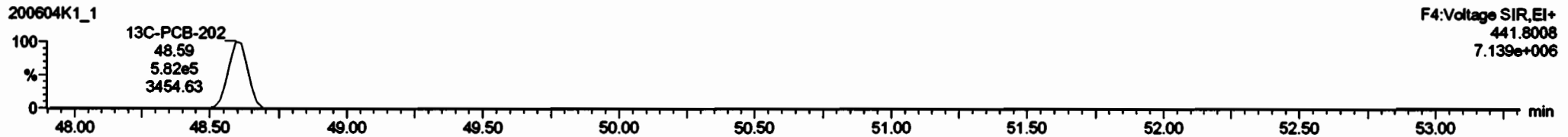


13C-PCB-202

200604K1_1

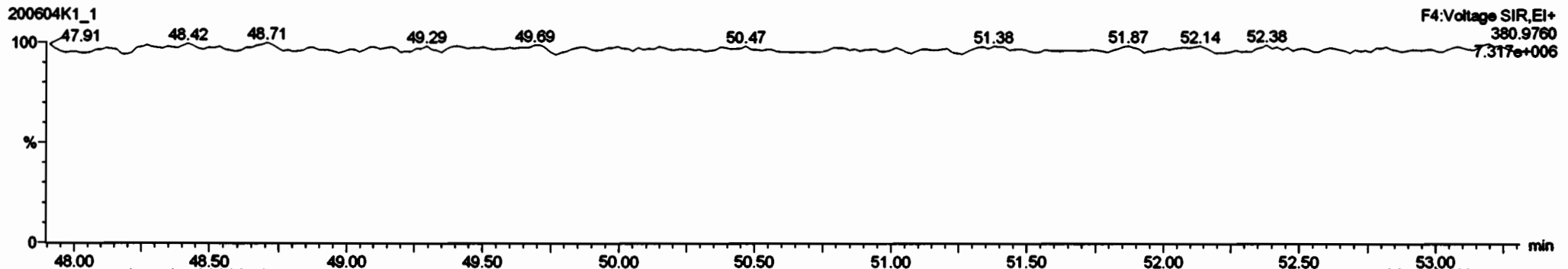


200604K1_1



PFK4d

200604K1_1



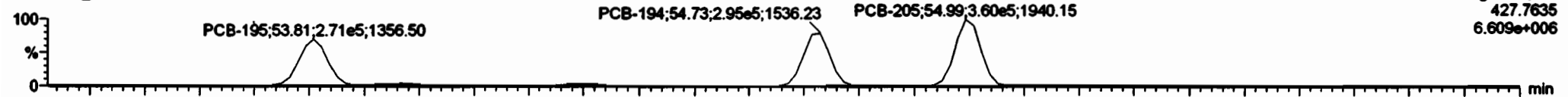
Dataset: Untitled

Last Altered: Friday, June 05, 2020 12:48:38 Pacific Daylight Time
Printed: Friday, June 05, 2020 12:49:40 Pacific Daylight Time

Name: 200604K1_1, Date: 04-Jun-2020, Time: 08:16:37, ID: ST200604K1-1 PCB 209 CS3 19G2609, Description: PCB 209 CS3 19G2609

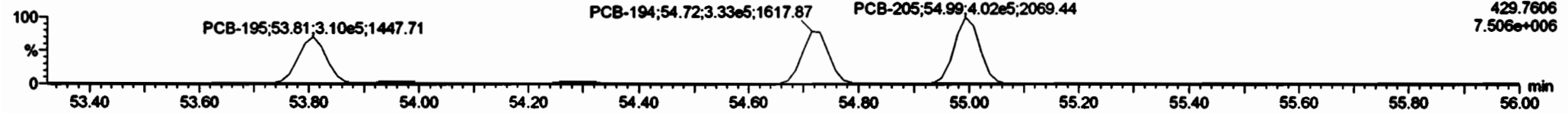
PCB-195

200604K1_1



F5:Voltage SIR,EI+
427.7635
6.609e+006

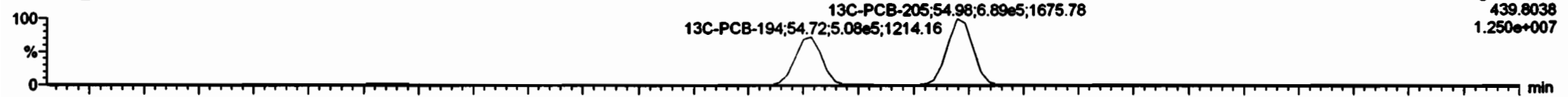
200604K1_1



F5:Voltage SIR,EI+
429.7606
7.506e+006

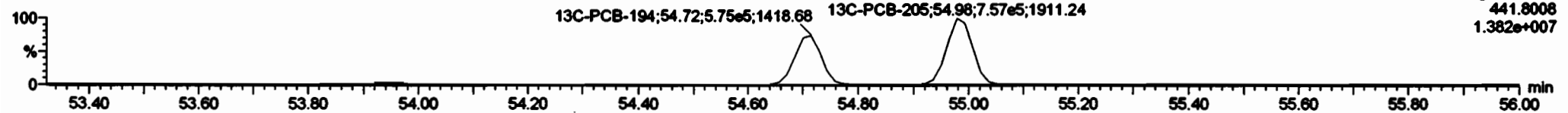
13C-PCB-194

200604K1_1



F5:Voltage SIR,EI+
439.8038
1.250e+007

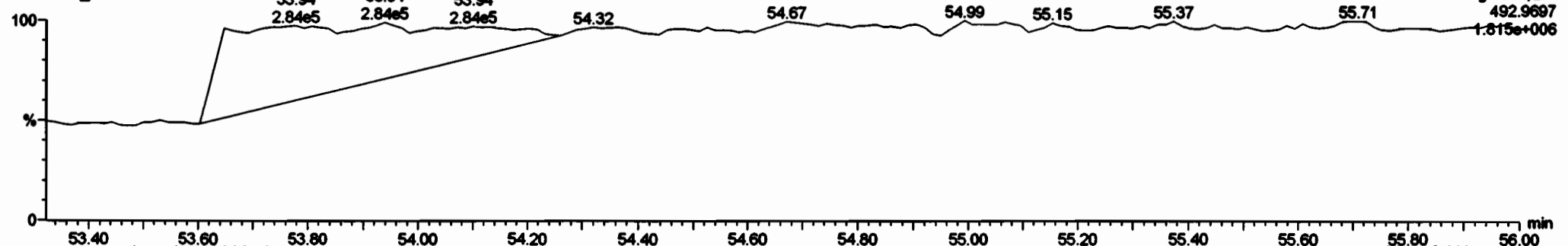
200604K1_1



F5:Voltage SIR,EI+
441.8008
1.382e+007

PFK5a

200604K1_1



F5:Voltage SIR,EI+
492.9697
1.815e+006

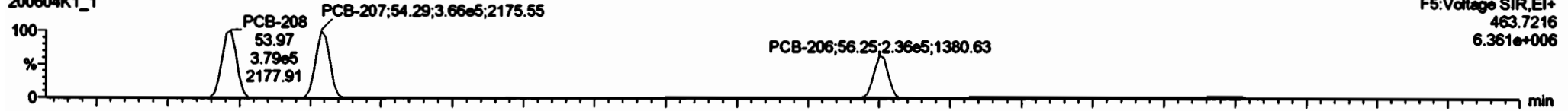
Dataset: Untitled

Last Altered: Friday, June 05, 2020 12:48:38 Pacific Daylight Time
Printed: Friday, June 05, 2020 12:49:40 Pacific Daylight Time

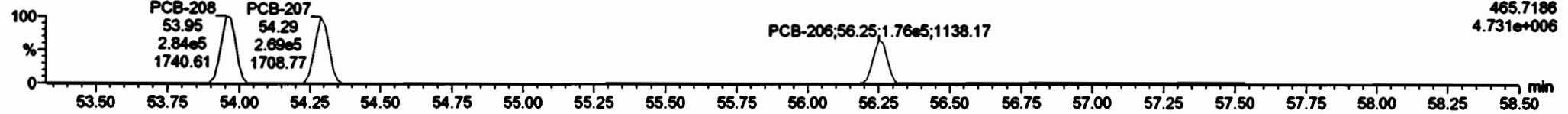
Name: 200604K1_1, Date: 04-Jun-2020, Time: 08:16:37, ID: ST200604K1-1 PCB 209 CS3 19G2809, Description: PCB 209 CS3 19G2809

PCB-208

200604K1_1

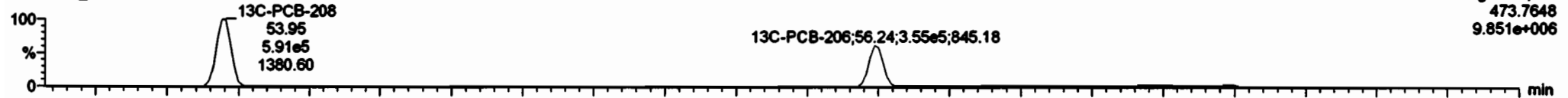


200604K1_1

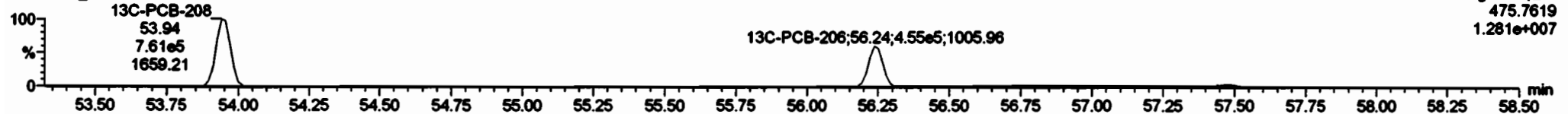


13C-PCB-208

200604K1_1

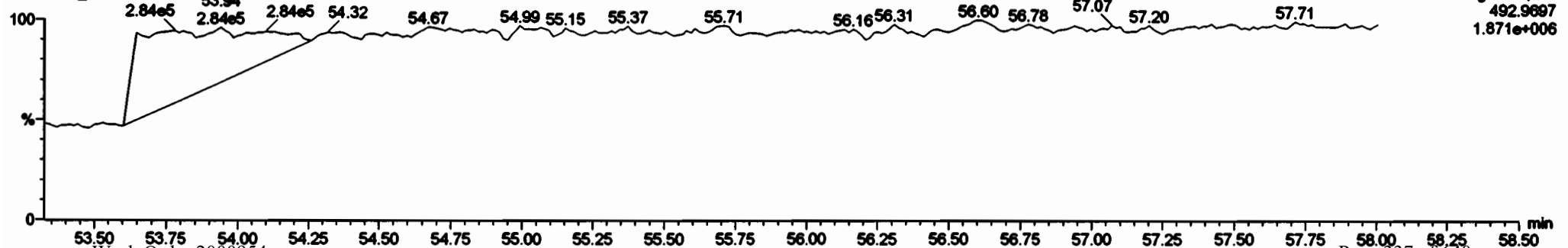


200604K1_1



PFK5

200604K1_1



Dataset: Untitled

Last Altered: Friday, June 05, 2020 12:48:38 Pacific Daylight Time
Printed: Friday, June 05, 2020 12:49:40 Pacific Daylight Time

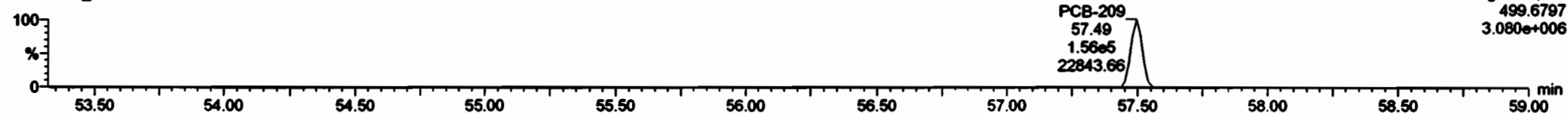
Name: 200604K1_1, Date: 04-Jun-2020, Time: 08:16:37, ID: ST200604K1-1 PCB 209 CS3 19G2609, Description: PCB 209 CS3 19G2609

PCB-209

200604K1_1



200604K1_1




13C-PCB-209

200604K1_1

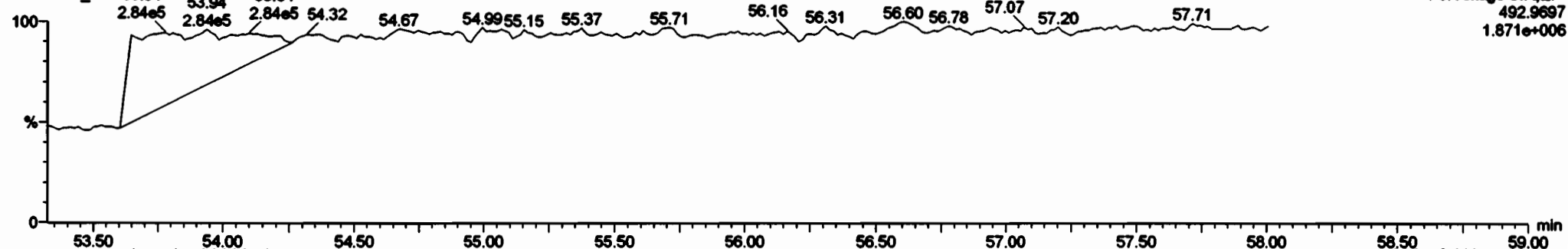


200604K1_1



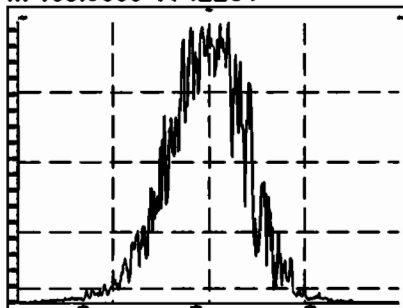
PFK5b

200604K1_1

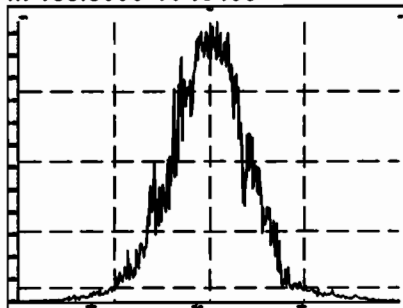


Printed: Thursday, June 04, 2020 19:33:57 Pacific Daylight Time

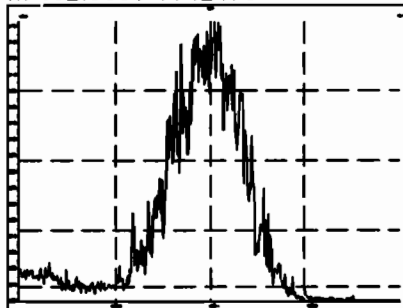
M 168.9888 R 12261



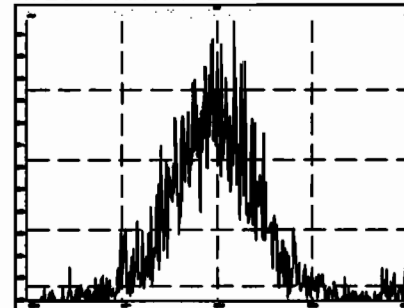
M 180.9888 R 10463



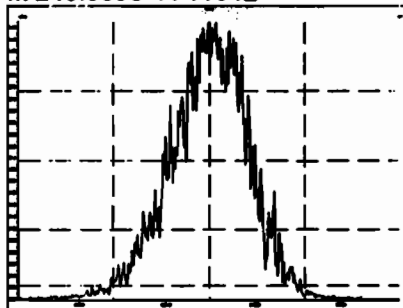
M 192.9888 R 12170



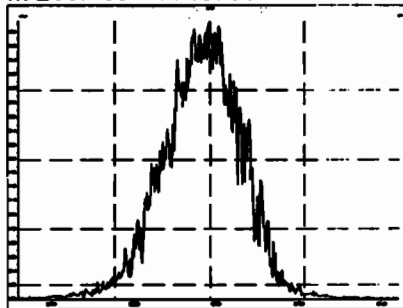
M 204.9888 R 12732



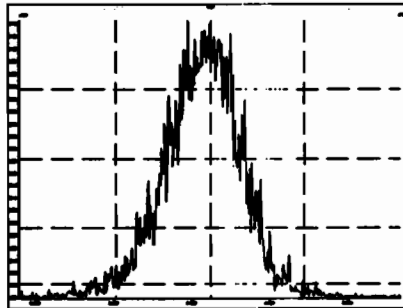
M 218.9856 R 11012



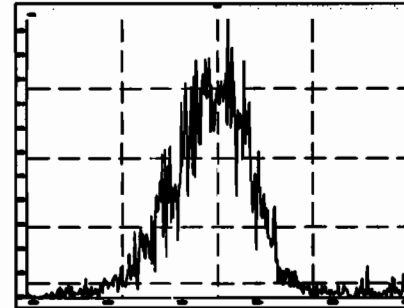
M 230.9856 R 10753



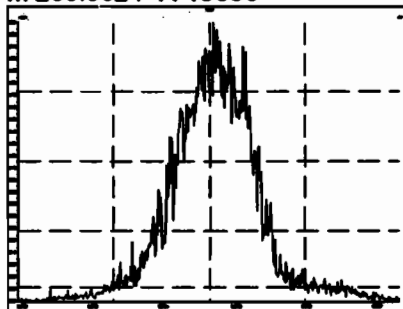
M 242.9856 R 11647



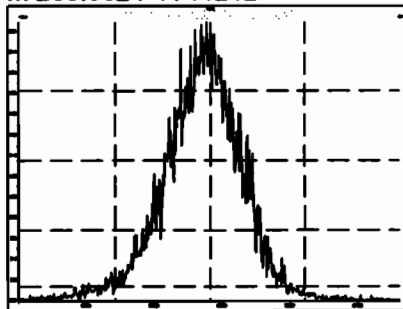
M 254.9856 R 12142



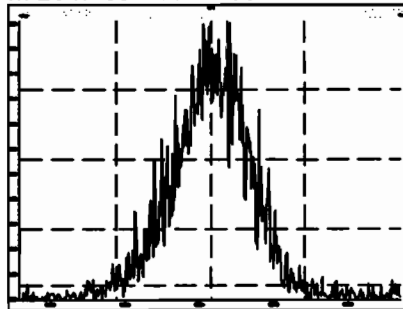
M 268.9824 R 10886



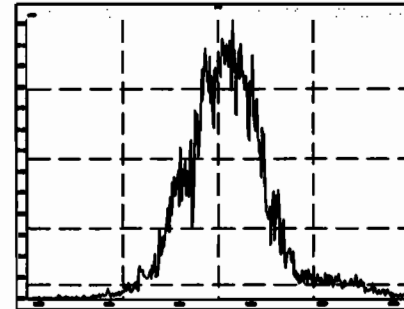
M 280.9824 R 11212



M 254.9856 R 11155

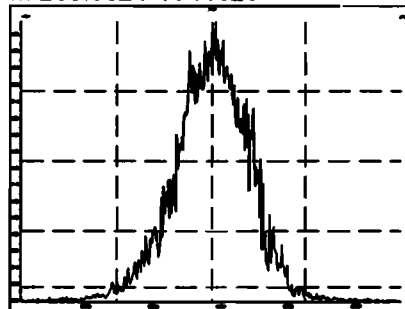


M 268.9824 R 10001

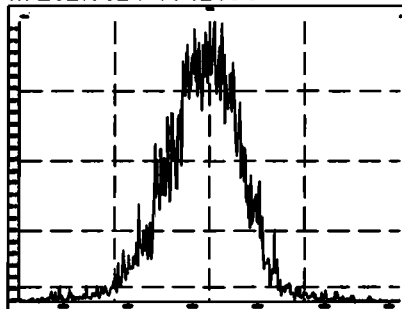


Printed: Thursday, June 04, 2020 19:33:57 Pacific Daylight Time

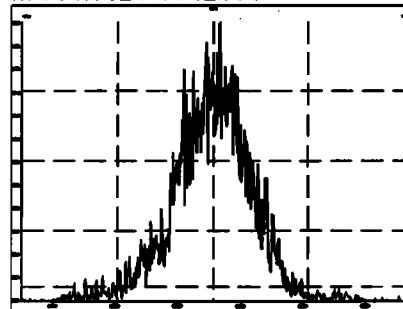
M 280.9824 R 11629



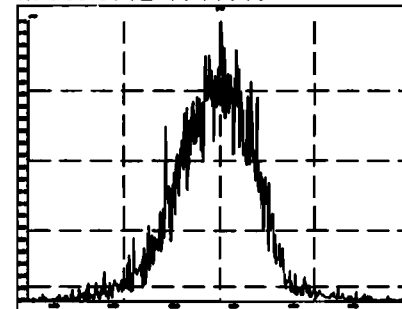
M 292.9824 R 12051



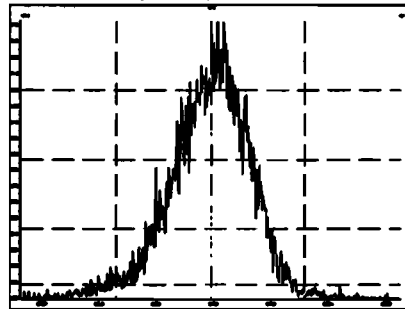
M 304.9824 R 12661



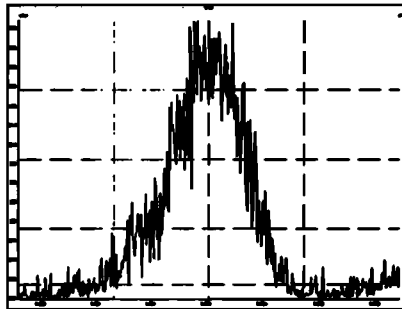
M 318.9792 R 11640



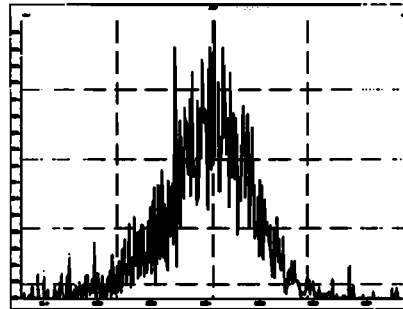
M 330.9792 R 10991



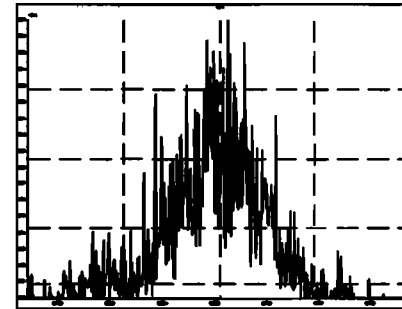
M 342.9792 R 12077



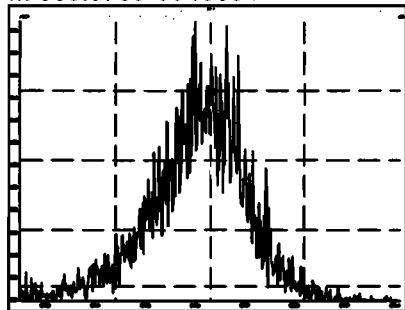
M 354.9792 R 11998



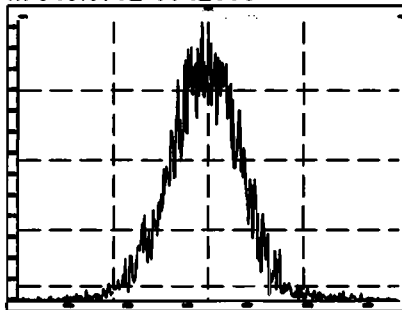
M 366.9792 R 13055



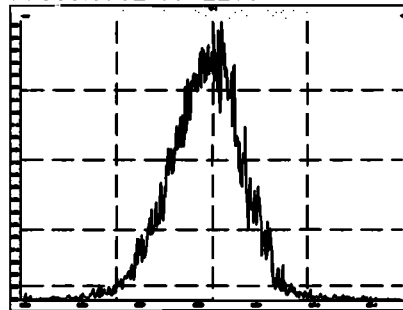
M 380.9760 R 10804



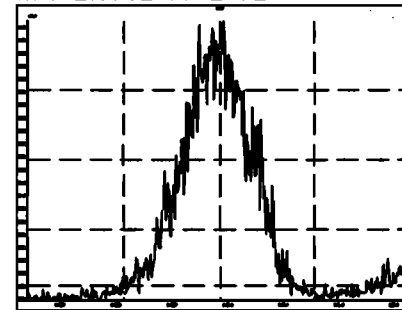
M 318.9792 R 12860



M 330.9792 R 12209

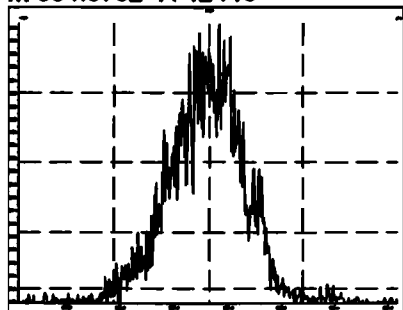


M 342.9792 R 12472

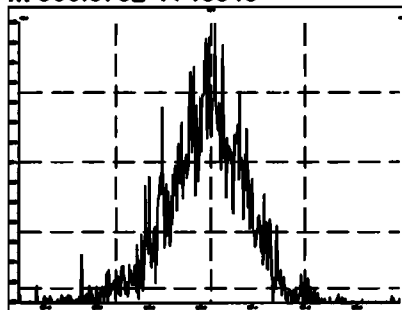


Printed: Thursday, June 04, 2020 19:33:57 Pacific Daylight Time

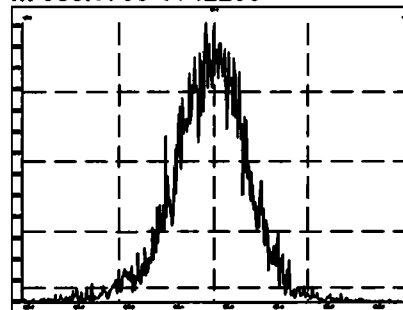
M 354.9792 R 12410



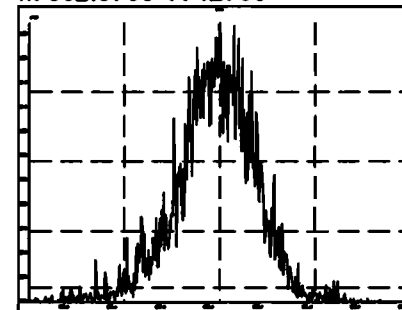
M 366.9792 R 13545



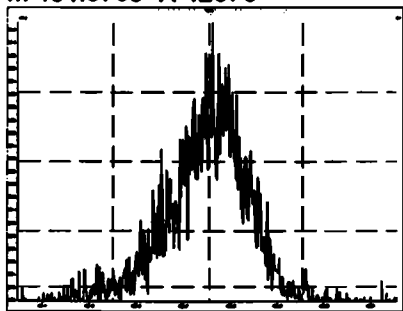
M 380.9760 R 12286



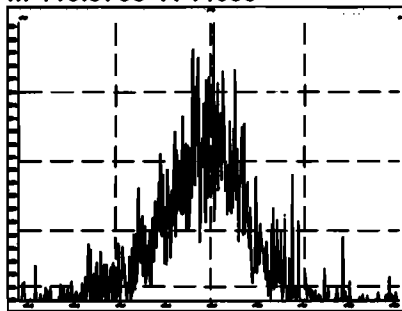
M 392.9760 R 12795



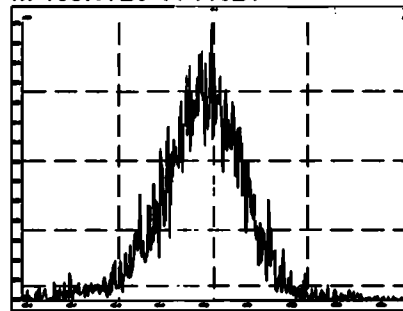
M 404.9760 R 12876



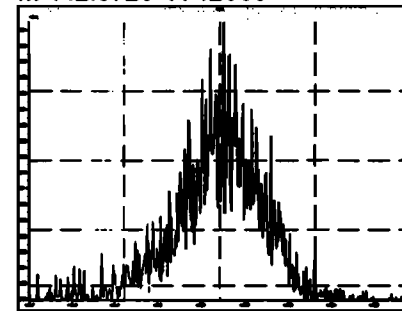
M 416.9760 R 14995



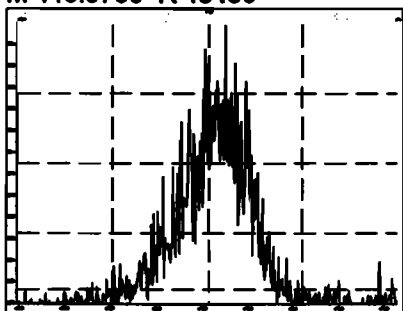
M 430.9728 R 11521



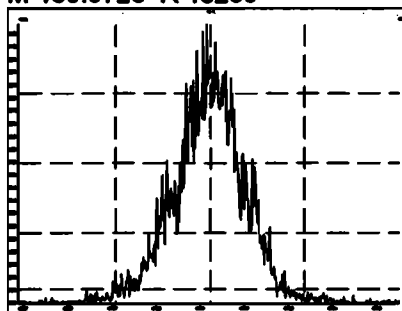
M 442.9728 R 12965



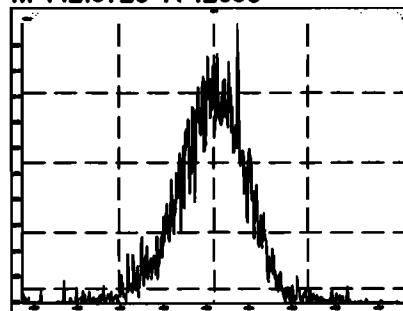
M 416.9760 R 15159



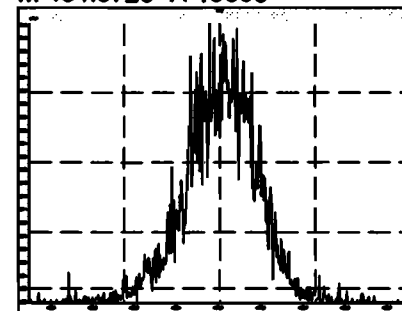
M 430.9728 R 13230



M 442.9728 R 12956

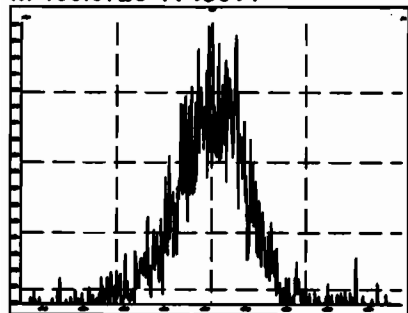


M 454.9728 R 13368

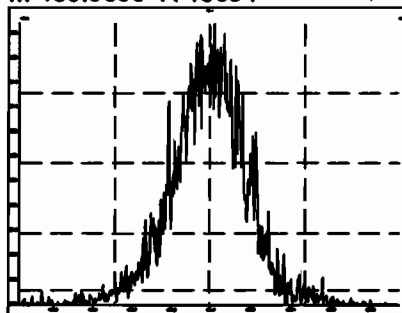


Printed: Thursday, June 04, 2020 19:33:57 Pacific Daylight Time

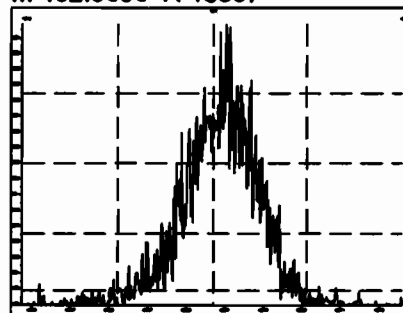
M 466.9728 R 15314



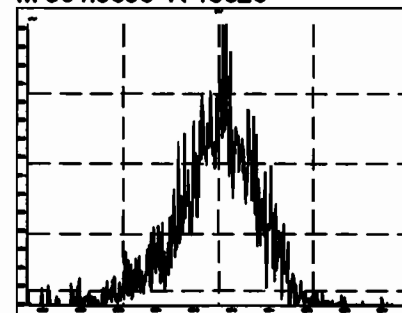
M 480.9696 R 13054



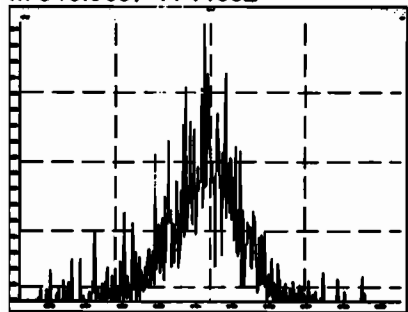
M 492.9696 R 13587



M 504.9696 R 13626



M 516.9697 R 14882



INITIAL CALIBRATION

Dataset: U:\VG11.PRO\Results\200601K1\200601K1-CRVB.qld

hr 6/2/2020

GT 06/02/2020

Last Altered: Tuesday, June 02, 2020 10:21:37 Pacific Daylight Time

Printed: Tuesday, June 02, 2020 11:15:31 Pacific Daylight Time

Begin Rescheck: 1 mass under 10K

End Rescheck: some mass affected by column bleed.

Method: Untitled 01 Jun 2020 09:39:00

Calibration: U:\VG11.PRO\CurveDB\cb1_PCBvg11-6-1-20.cdb 02 Jun 2020 10:21:16

-1 mass under 10K

Compound name: PCB-1

Response Factor: 1.1683

RRF SD: 0.0700662, Relative SD: 5.99729

Response type: Internal Std (Ref 169), Area * (IS Conc. / IS Area)

Curve type: RF

Name	Std Conc	RA	ny	RT	RRT	Resp	IS Resp	Conc	%Dev	RRF	X = dropped
200601K1_1	0.250	2.96	NO	15.52	1.001	6.24e3	2.37e6	0.225	-9.8	1.05	MM
200601K1_2	1.00	3.13	NO	15.53	1.001	2.90e4	2.53e6	0.981	-1.9	1.15	bb
200601K1_3	2.50	3.13	NO	15.56	1.002	7.00e4	2.46e6	2.44	-2.6	1.14	bb
200601K1_4	50.0	3.09	NO	15.54	1.001	1.47e6	2.44e6	51.7	3.3	1.21	bb
200601K1_5	400	3.02	NO	15.54	1.001	1.26e7	2.52e6	426	6.5	1.24	bb
200601K1_6	1000	3.09	NO	15.56	1.002	2.96e7	2.44e6	1040	4.4	1.22	bb

Compound name: PCB-2

Response Factor: 1.1828

RRF SD: 0.0716252, Relative SD: 6.05556

Response type: Internal Std (Ref 170), Area * (IS Conc. / IS Area)

Curve type: RF

Name	Std Conc	RA	ny	RT	RRT	Resp	IS Resp	Conc	%Dev	RRF	X = dropped
200601K1_1	0.250	3.12	NO	17.93	0.988	8.58e3	2.41e6	0.231	-7.7	1.09	bb
200601K1_2	1.00	3.07	NO	17.94	0.988	2.89e4	2.58e6	0.945	-5.5	1.12	bb
200601K1_3	2.50	3.06	NO	17.95	0.988	7.31e4	2.54e6	2.43	-2.6	1.15	bb
200601K1_4	50.0	3.10	NO	17.95	0.988	1.51e6	2.46e6	51.9	3.8	1.23	bb
200601K1_5	400	3.09	NO	17.95	0.988	1.30e7	2.59e6	426	6.5	1.26	bb
200601K1_6	1000	3.10	NO	17.95	0.988	3.06e7	2.47e6	1060	5.6	1.25	bb

Dataset: U:\VG11.PRO\Results\200601K1\200601K1-CRVB.qld

Last Altered: Tuesday, June 02, 2020 10:21:37 Pacific Daylight Time
 Printed: Tuesday, June 02, 2020 11:15:31 Pacific Daylight Time

Compound name: PCB-3
 Response Factor: 1.14833
 RRF SD: 0.0822518, Relative SD: 7.16272
 Response type: Internal Std (Ref 170), Area * (IS Conc. / IS Area)
 Curve type: RF

	Name	Std. Conc.	RA	n/y	RT	RRF	Resp	IS Resp	Conc.	%Dev	RRF	X = dropped
1	200601K1_1	0.250	3.08	NO	18.17	1.001	6.28e3	2.41e6	0.227	-9.2	1.04	MM
2	200601K1_2	1.00	2.84	NO	18.18	1.001	2.75e4	2.58e6	0.928	-7.2	1.07	bb
3	200601K1_3	2.50	3.01	NO	18.19	1.001	7.13e4	2.54e6	2.45	-2.1	1.12	bb
4	200601K1_4	50.0	3.06	NO	18.19	1.001	1.48e6	2.46e6	52.8	5.1	1.21	bb
5	200601K1_5	400	3.08	NO	18.19	1.001	1.27e7	2.59e6	428	7.1	1.23	bb
6	200601K1_6	1000	3.07	NO	18.19	1.001	3.01e7	2.47e6	1060	6.3	1.22	bb

Compound name: PCB-4/10
 Response Factor: 1.24809
 RRF SD: 0.0718691, Relative SD: 5.75833
 Response type: Internal Std (Ref 171), Area * (IS Conc. / IS Area)
 Curve type: RF

	Name	Std. Conc.	RA	n/y	RT	RRF	Resp	IS Resp	Conc.	%Dev	RRF	X = dropped
1	200601K1_1	0.500	1.39	NO	19.58	1.004	9.34e3	1.57e6	0.477	-4.5	1.19	MM
2	200601K1_2	2.00	1.82	NO	19.59	1.004	4.01e4	1.72e6	1.87	-6.5	1.17	MM
3	200601K1_3	5.00	1.58	NO	19.60	1.004	9.94e4	1.67e6	4.78	-4.5	1.19	MM
4	200601K1_4	100	1.53	NO	19.60	1.004	2.09e6	1.62e6	104	3.5	1.29	MM
5	200601K1_5	800	1.55	NO	19.60	1.004	1.82e7	1.72e6	850	6.2	1.33	MM
6	200601K1_6	2000	1.55	NO	19.60	1.004	4.30e7	1.63e6	2110	5.7	1.32	MM

Compound name: PCB-7/9
 Response Factor: 0.960107
 RRF SD: 0.0555849, Relative SD: 5.76736
 Response type: Internal Std (Ref 172), Area * (IS Conc. / IS Area)
 Curve type: RF

	Name	Std. Conc.	RA	n/y	RT	RRF	Resp	IS Resp	Conc.	%Dev	RRF	X = dropped
1	200601K1_1	0.500	1.37	NO	21.37	1.002	1.15e4	2.57e6	0.467	-6.8	0.896	MM
2	200601K1_2	2.00	1.86	NO	21.40	1.003	5.04e4	2.77e6	1.90	-5.2	0.910	MM

Dataset: U:\VG11.PRO\Results\200801K1\200801K1-CRVB.qld

Last Altered: Tuesday, June 02, 2020 10:21:37 Pacific Daylight Time
 Printed: Tuesday, June 02, 2020 11:15:31 Pacific Daylight Time

Compound name: PCB-7/9

Name	Std. Conc.	RA	inj	RT	RRT	Resp	IS Resp	Conc.	%Dev	RRF	X = dropped
200801K1_3	5.00	1.59	NO	21.38	1.002	1.26e5	2.71e6	4.84	-3.2	0.930	bb
200801K1_4	100	1.55	NO	21.41	1.003	2.56e6	2.81e6	103	2.5	0.985	bb
200801K1_5	800	1.55	NO	21.40	1.002	2.25e7	2.73e6	859	7.3	1.03	bb
200801K1_6	2000	1.55	NO	21.41	1.003	5.31e7	2.83e6	2100	5.1	1.01	bb

Compound name: PCB-8

Response Factor: 1.02356

RRF SD: 0.0533669, Relative SD: 5.21385

Response type: Internal Std (Ref 172), Area * (IS Conc. / IS Area)

Curve type: RF

Name	Std. Conc.	RA	inj	RT	RRT	Resp	IS Resp	Conc.	%Dev	RRF	X = dropped
200801K1_1	0.250	1.35	NO	22.04	1.033	6.56e3	2.57e6	0.249	-0.3	1.02	MM
200801K1_2	1.00	1.61	NO	22.05	1.033	2.62e4	2.77e6	0.925	-7.5	0.947	bb
200801K1_3	2.50	1.52	NO	22.06	1.033	6.65e4	2.71e6	2.40	-4.1	0.981	bb
200801K1_4	50.0	1.56	NO	22.06	1.033	1.35e6	2.81e6	50.5	0.9	1.03	bb
200801K1_5	400	1.57	NO	22.06	1.033	1.19e7	2.73e6	425	6.4	1.09	bb
200801K1_6	1000	1.56	NO	22.06	1.033	2.82e7	2.83e6	1050	4.8	1.07	bb

Compound name: PCB-5/8

Response Factor: 0.992495

RRF SD: 0.0686245, Relative SD: 6.71283

Response type: Internal Std (Ref 172), Area * (IS Conc. / IS Area)

Curve type: RF

Name	Std. Conc.	RA	inj	RT	RRT	Resp	IS Resp	Conc.	%Dev	RRF	X = dropped
200801K1_1	0.500	1.47	NO	22.45	1.053	1.15e4	2.57e6	0.452	-9.5	0.898	MM
200801K1_2	2.00	1.46	NO	22.45	1.052	5.24e4	2.77e6	1.91	-4.7	0.946	MM
200801K1_3	5.00	1.56	NO	22.46	1.052	1.31e5	2.71e6	4.86	-2.9	0.964	bb
200801K1_4	100	1.55	NO	22.46	1.052	2.88e6	2.81e6	103	3.5	1.03	bb
200801K1_5	800	1.55	NO	22.46	1.052	2.33e7	2.73e6	859	7.4	1.07	bb
200801K1_6	2000	1.55	NO	22.46	1.052	5.55e7	2.83e6	2120	6.2	1.05	bb

Dataset: U:\VG11.PROVResults\200601K1\200601K1-CRVB.qld

Last Altered: Tuesday, June 02, 2020 10:21:37 Pacific Daylight Time
 Printed: Tuesday, June 02, 2020 11:15:31 Pacific Daylight Time

Compound name: PCB-14
 Response Factor: 1.01729
 RRF SD: 0.0674193, Relative SD: 6.62732
 Response type: Internal Std (Ref 173), Area * (IS Conc. / IS Area)
 Curve type: RF

Name	Std Conc	RA	ny	RT	RRF	Resp	IS Resp	Conc	%Dev	RRF	X = dropped
200601K1_1	0.250	1.49	NO	23.59	0.952	5.81e3	2.53e6	0.225	-9.8	0.917	MM
200601K1_2	1.00	1.55	NO	23.59	0.951	2.88e4	2.70e6	0.977	-2.3	0.994	bb
200601K1_3	2.50	1.59	NO	23.60	0.951	6.81e4	2.71e6	2.40	-4.1	0.975	bd
200601K1_4	50.0	1.57	NO	23.60	0.951	1.35e6	2.56e6	51.9	3.9	1.06	bb
200601K1_5	400	1.55	NO	23.60	0.951	1.19e7	2.70e6	433	8.3	1.10	bb
200601K1_6	1000	1.57	NO	23.60	0.951	2.85e7	2.69e6	1040	4.1	1.06	bb

Compound name: PCB-11
 Response Factor: 1.12639
 RRF SD: 0.0395035, Relative SD: 3.50708
 Response type: Internal Std (Ref 173), Area * (IS Conc. / IS Area)
 Curve type: RF

Name	Std Conc	RA	ny	RT	RRF	Resp	IS Resp	Conc	%Dev	RRF	X = dropped
200601K1_1	0.250	1.34	NO	24.81	1.001	7.25e3	2.53e6	0.254	1.7	1.15	MM
200601K1_2	1.00	1.51	NO	24.81	1.001	2.94e4	2.70e6	0.967	-3.3	1.09	MM
200601K1_3	2.50	1.51	NO	24.82	1.001	7.22e4	2.71e6	2.37	-5.3	1.07	db
200601K1_4	50.0	1.57	NO	24.82	1.001	1.46e6	2.56e6	50.8	1.5	1.14	MM
200601K1_5	400	1.56	NO	24.82	1.001	1.26e7	2.70e6	415	3.8	1.17	db
200601K1_6	1000	1.57	NO	24.82	1.001	3.07e7	2.69e6	1020	1.8	1.14	db

Compound name: PCB-12/13
 Response Factor: 1.02668
 RRF SD: 0.0663406, Relative SD: 6.46163
 Response type: Internal Std (Ref 173), Area * (IS Conc. / IS Area)
 Curve type: RF

Name	Std Conc	RA	ny	RT	RRF	Resp	IS Resp	Conc	%Dev	RRF	X = dropped
200601K1_1	0.500	1.36	NO	25.18	1.016	1.35e4	2.53e6	0.518	3.7	1.06	MM
200601K1_2	2.00	1.58	NO	25.25	1.016	5.17e4	2.70e6	1.87	-6.7	0.958	MM

Dataset: U:\VG11.PRO\Results\200801K1\200801K1-CRVB.qld

Last Altered: Tuesday, June 02, 2020 10:21:37 Pacific Daylight Time

Printed: Tuesday, June 02, 2020 11:15:31 Pacific Daylight Time

Compound name: PCB-12/13

Name	Std Conc	RA	Hy	RT	RRT	Resp	IS Resp	Conc	%Dev	RRF	X = dropped
200801K1_3	5.00	1.60	NO	25.20	1.016	1.34e5	2.71e6	4.80	-4.0	0.985	MM
200801K1_4	100	1.54	NO	25.20	1.016	2.71e6	2.56e6	103	3.3	1.06	MM
200801K1_5	800	1.54	NO	25.20	1.016	2.37e7	2.70e6	855	6.9	1.10	MM
200801K1_6	2000	1.56	NO	25.20	1.016	5.78e7	2.69e6	2100	4.8	1.08	MM

Compound name: PCB-15

Response Factor: 1.03482

RRF SD: 0.0605674, Relative SD: 5.85293

Response type: Internal Std (Ref 173), Area * (IS Conc. / IS Area)

Curve type: RF

Name	Std Conc	RA	Hy	RT	RRT	Resp	IS Resp	Conc	%Dev	RRF	X = dropped
200801K1_1	0.250	1.40	NO	25.53	1.030	6.04e3	2.53e6	0.231	-7.8	0.954	MM
200801K1_2	1.00	1.58	NO	25.54	1.030	2.67e4	2.70e6	0.954	-4.6	0.987	MM
200801K1_3	2.50	1.51	NO	25.55	1.030	6.80e4	2.71e6	2.42	-3.1	1.00	MM
200801K1_4	50.0	1.55	NO	25.55	1.030	1.39e6	2.56e6	52.4	4.7	1.06	MM
200801K1_5	400	1.55	NO	25.55	1.030	1.18e7	2.70e6	423	5.8	1.10	MM
200801K1_6	1000	1.55	NO	25.55	1.030	2.92e7	2.69e6	1050	4.9	1.09	MM

Compound name: PCB-19

Response Factor: 1.10626

RRF SD: 0.0710209, Relative SD: 6.41991

Response type: Internal Std (Ref 174), Area * (IS Conc. / IS Area)

Curve type: RF

Name	Std Conc	RA	Hy	RT	RRT	Resp	IS Resp	Conc	%Dev	RRF	X = dropped
200801K1_1	0.250	1.12	NO	23.77	1.001	3.44e3	1.32e6	0.236	-5.6	1.04	MM
200801K1_2	1.00	1.08	NO	23.78	1.001	1.48e4	1.42e6	0.945	-5.5	1.05	bb
200801K1_3	2.50	1.05	NO	23.78	1.001	3.64e4	1.39e6	2.36	-5.7	1.04	MM
200801K1_4	50.0	1.01	NO	23.78	1.001	7.58e5	1.33e6	51.5	3.1	1.14	bb
200801K1_5	400	1.02	NO	23.78	1.001	6.75e6	1.40e6	435	6.8	1.20	bb
200801K1_6	1000	1.02	NO	23.78	1.001	1.61e7	1.39e6	1050	4.9	1.16	bb

Dataset: U:\VG11.PRO\Results\200601K1\200601K1-CRVB.qld

Last Altered: Tuesday, June 02, 2020 10:21:37 Pacific Daylight Time
 Printed: Tuesday, June 02, 2020 11:15:31 Pacific Daylight Time

Compound name: PCB-30
 Response Factor: 1.79419
 RRF SD: 0.128021, Relative SD: 7.1353
 Response type: Internal Std (Ref 174), Area * (IS Conc. / IS Area)
 Curve type: RF

Name	Std. Conc.	RA	Int.	RT	RRT	Resp.	IS Resp.	Conc.	%Dev.	RRF	X = dropped
200601K1_1	0.250	1.15	NO	24.68	1.039	5.58e3	1.32e6	0.238	-5.5	1.70	MM
200601K1_2	1.00	1.03	NO	24.69	1.039	2.35e4	1.42e6	0.926	-7.4	1.66	MM
200601K1_3	2.50	1.05	NO	24.70	1.039	5.87e4	1.39e6	2.35	-6.2	1.68	MM
200601K1_4	50.0	1.03	NO	24.70	1.039	1.24e6	1.33e6	52.0	4.0	1.87	bb
200601K1_5	400	1.01	NO	24.70	1.039	1.09e7	1.40e6	435	8.8	1.95	bb
200601K1_6	1000	1.03	NO	24.70	1.039	2.65e7	1.39e6	1080	6.3	1.91	bb

Compound name: PCB-18
 Response Factor: 0.81773
 RRF SD: 0.0320259, Relative SD: 3.91644
 Response type: Internal Std (Ref 175), Area * (IS Conc. / IS Area)
 Curve type: RF

Name	Std. Conc.	RA	Int.	RT	RRT	Resp.	IS Resp.	Conc.	%Dev.	RRF	X = dropped
200601K1_1	0.250	1.07	NO	25.45	0.952	4.02e3	1.93e6	0.254	1.6	0.831	MM
200601K1_2	1.00	1.04	NO	25.46	0.952	1.62e4	2.07e6	0.957	-4.3	0.782	bd
200601K1_3	2.50	1.04	NO	25.46	0.952	3.92e4	2.03e6	2.37	-5.2	0.775	bd
200601K1_4	50.0	1.01	NO	25.47	0.952	8.23e5	1.97e6	51.0	2.0	0.834	bd
200601K1_5	400	1.03	NO	25.47	0.952	7.32e6	2.13e6	419	4.8	0.857	bd
200601K1_6	1000	1.02	NO	25.46	0.952	1.78e7	2.16e6	1010	1.0	0.826	bd

Compound name: PCB-17
 Response Factor: 0.758399
 RRF SD: 0.0346137, Relative SD: 4.56405
 Response type: Internal Std (Ref 175), Area * (IS Conc. / IS Area)
 Curve type: RF

Name	Std. Conc.	RA	Int.	RT	RRT	Resp.	IS Resp.	Conc.	%Dev.	RRF	X = dropped
200601K1_1	0.250	1.04	NO	25.64	0.959	3.52e3	1.93e6	0.240	-3.8	0.729	MM
200601K1_2	1.00	1.09	NO	25.64	0.958	1.49e4	2.07e6	0.951	-4.9	0.721	db

Dataset: U:\VG11.PRO\Results\200601K1\200601K1-CRVB.qld

Last Altered: Tuesday, June 02, 2020 10:21:37 Pacific Daylight Time
 Printed: Tuesday, June 02, 2020 11:15:31 Pacific Daylight Time

Compound name: PCB-17

Name	Std. Conc.	RA	inj	RT	RRT	Resp	IS Resp	Conc.	%Dev	RRF	X= dropped
200601K1_3	2.50	1.04	NO	25.64	0.958	3.72e4	2.03e6	2.42	-3.2	0.734	MM
200601K1_4	50.0	1.01	NO	25.65	0.959	7.73e5	1.97e6	51.6	3.3	0.783	db
200601K1_5	400	1.04	NO	25.65	0.959	6.87e6	2.13e6	424	6.0	0.804	db
200601K1_6	1000	1.02	NO	25.65	0.959	1.68e7	2.16e6	1030	2.7	0.779	db

Compound name: PCB-24/27

Response Factor: 1.08206

RRF SD: 0.0492171, Relative SD: 4.54845

Response type: Internal Std (Ref 175), Area * (IS Conc. / IS Area)

Curve type: RF

Name	Std. Conc.	RA	inj	RT	RRT	Resp	IS Resp	Conc.	%Dev	RRF	X= dropped
200601K1_1	0.500	1.04	NO	26.22	0.980	9.84e3	1.93e6	0.471	-5.8	1.02	MM
200601K1_2	2.00	1.02	NO	26.23	0.980	4.42e4	2.07e6	1.97	-1.4	1.07	bb
200601K1_3	5.00	1.02	NO	26.24	0.981	1.05e5	2.03e6	4.79	-4.2	1.04	bb
200601K1_4	100	1.02	NO	26.24	0.981	2.21e6	1.97e6	104	3.6	1.12	bb
200601K1_5	800	1.02	NO	26.24	0.981	1.95e7	2.13e6	845	5.6	1.14	bb
200601K1_6	2000	1.03	NO	26.24	0.981	4.77e7	2.16e6	2050	2.3	1.11	bb

Compound name: PCB-16/32

Response Factor: 0.925439

RRF SD: 0.0403363, Relative SD: 4.35861

Response type: Internal Std (Ref 175), Area * (IS Conc. / IS Area)

Curve type: RF

Name	Std. Conc.	RA	inj	RT	RRT	Resp	IS Resp	Conc.	%Dev	RRF	X= dropped
200601K1_1	0.500	1.07	NO	26.75	1.000	8.78e3	1.93e6	0.491	-1.8	0.909	bb
200601K1_2	2.00	1.07	NO	26.76	1.000	3.61e4	2.07e6	1.88	-5.9	0.871	bb
200601K1_3	5.00	1.03	NO	26.77	1.001	9.09e4	2.03e6	4.85	-3.0	0.898	MM
200601K1_4	100	1.02	NO	26.77	1.001	1.87e6	1.97e6	103	2.8	0.950	bb
200601K1_5	800	1.02	NO	26.77	1.001	1.68e7	2.13e6	849	6.1	0.982	bb
200601K1_6	2000	1.01	NO	26.77	1.001	4.07e7	2.16e6	2040	2.0	0.944	bb

Dataset: U:\VG11.PRO\Results\200601K1\200601K1-CRVB.qld

Last Altered: Tuesday, June 02, 2020 10:21:37 Pacific Daylight Time
 Printed: Tuesday, June 02, 2020 11:15:31 Pacific Daylight Time

Compound name: PCB-34
 Response Factor: 0.945495
 RRF SD: 0.0781691, Relative SD: 8.26754
 Response type: Internal Std (Ref 176), Area * (IS Conc. / IS Area)
 Curve type: RF

	Name	Std Conc	RA	nty	RT	RRF	Resp	IS Resp	Conc	%Dev	RRF	X = dropped
1	200601K1_1	0.250	1.14	NO	27.58	0.959	4.74e3	2.38e6	0.211	-15.8	0.797	MM
2	200601K1_2	1.00	1.01	NO	27.58	0.959	2.43e4	2.38e6	1.08	8.0	1.02	bd
3	200601K1_3	2.50	1.02	NO	27.58	0.959	5.47e4	2.33e6	2.48	-0.8	0.939	bd
4	200601K1_4	50.0	1.05	NO	27.58	0.959	1.08e6	2.26e6	50.5	0.9	0.954	bd
5	200601K1_5	400	1.08	NO	27.58	0.959	9.47e6	2.40e6	418	4.4	0.987	bd
6	200601K1_6	1000	1.03	NO	27.58	0.959	2.33e7	2.39e6	1030	3.1	0.975	bd

Compound name: PCB-23
 Response Factor: 0.882931
 RRF SD: 0.0420273, Relative SD: 4.75998
 Response type: Internal Std (Ref 176), Area * (IS Conc. / IS Area)
 Curve type: RF

	Name	Std Conc	RA	nty	RT	RRF	Resp	IS Resp	Conc	%Dev	RRF	X = dropped
1	200601K1_1	0.250	1.03	NO	27.67	0.962	5.14e3	2.38e6	0.245	-2.0	0.865	MM
2	200601K1_2	1.00	1.07	NO	27.67	0.962	1.97e4	2.38e6	0.935	-6.5	0.826	db
3	200601K1_3	2.50	1.04	NO	27.67	0.962	4.95e4	2.33e6	2.40	-3.8	0.849	db
4	200601K1_4	50.0	1.05	NO	27.67	0.962	1.05e6	2.26e6	52.8	5.3	0.930	dd
5	200601K1_5	400	1.07	NO	27.67	0.962	8.81e6	2.40e6	416	3.9	0.918	db
6	200601K1_6	1000	1.07	NO	27.67	0.962	2.18e7	2.39e6	1030	3.1	0.910	db

Compound name: PCB-29
 Response Factor: 0.892811
 RRF SD: 0.0395517, Relative SD: 4.43002
 Response type: Internal Std (Ref 176), Area * (IS Conc. / IS Area)
 Curve type: RF

	Name	Std Conc	RA	nty	RT	RRF	Resp	IS Resp	Conc	%Dev	RRF	X = dropped
1	200601K1_1	0.250	1.11	NO	27.91	0.971	4.92e3	2.38e6	0.232	-7.2	0.828	MM
2	200601K1_2	1.00	1.12	NO	27.93	0.971	2.20e4	2.38e6	1.03	3.1	0.921	bd

Dataset: U:\VG11.PRO\Results\200601K1\200601K1-CRVB.qld

Last Altered: Tuesday, June 02, 2020 10:21:37 Pacific Daylight Time

Printed: Tuesday, June 02, 2020 11:15:31 Pacific Daylight Time

Compound name: PCB-29

Name	Std. Conc.	RA	Qty	RT	RRT	Resp	IS Resp	Conc.	%Dev	RRF	X = dropped
200601K1_3	2.50	1.01	NO	27.93	0.971	5.03e4	2.33e6	2.42	-3.2	0.864	bd
200601K1_4	50.0	1.06	NO	27.93	0.971	1.02e6	2.26e6	50.2	0.5	0.897	dd
200601K1_5	400	1.06	NO	27.93	0.971	8.95e6	2.40e6	418	4.5	0.933	bb
200601K1_6	1000	1.02	NO	27.93	0.971	2.19e7	2.39e6	1020	2.4	0.914	bb

Compound name: PCB-26

Response Factor: 0.943921

RRF SD: 0.0501146, Relative SD: 5.3082

Response type: Internal Std (Ref 176), Area * (IS Conc. / IS Area)

Curve type: RF

Name	Std. Conc.	RA	Qty	RT	RRT	Resp	IS Resp	Conc.	%Dev	RRF	X = dropped
200601K1_1	0.250	1.09	NO	28.14	0.979	5.11e3	2.38e6	0.227	-9.0	0.859	MM
200601K1_2	1.00	1.04	NO	28.16	0.979	2.24e4	2.38e6	0.996	-0.4	0.940	dd
200601K1_3	2.50	1.07	NO	28.16	0.979	5.36e4	2.33e6	2.44	-2.4	0.921	dd
200601K1_4	50.0	1.06	NO	28.16	0.979	1.10e6	2.26e6	51.3	2.5	0.968	dd
200601K1_5	400	1.07	NO	28.16	0.979	9.80e6	2.40e6	424	5.9	1.00	bd
200601K1_6	1000	1.04	NO	28.16	0.979	2.34e7	2.39e6	1030	3.4	0.976	bd

Compound name: PCB-25

Response Factor: 0.949875

RRF SD: 0.0334033, Relative SD: 3.5166

Response type: Internal Std (Ref 176), Area * (IS Conc. / IS Area)

Curve type: RF

Name	Std. Conc.	RA	Qty	RT	RRT	Resp	IS Resp	Conc.	%Dev	RRF	X = dropped
200601K1_1	0.250	1.13	NO	28.31	0.984	5.29e3	2.38e6	0.234	-6.4	0.889	MM
200601K1_2	1.00	1.09	NO	28.32	0.984	2.23e4	2.38e6	0.985	-1.5	0.935	db
200601K1_3	2.50	1.03	NO	28.32	0.984	5.65e4	2.33e6	2.55	2.1	0.970	db
200601K1_4	50.0	1.08	NO	28.32	0.984	1.08e6	2.26e6	50.4	0.7	0.957	db
200601K1_5	400	1.04	NO	28.32	0.984	9.41e6	2.40e6	413	3.2	0.960	db
200601K1_6	1000	1.04	NO	28.32	0.984	2.32e7	2.39e6	1020	1.9	0.968	db

Dataset: U:\VG11.PRO\Results\200801K1\200801K1-CRVB.qld

Last Altered: Tuesday, June 02, 2020 10:21:37 Pacific Daylight Time
 Printed: Tuesday, June 02, 2020 11:15:31 Pacific Daylight Time

Compound name: PCB-31
 Response Factor: 1.03628
 RRF SD: 0.032755, Relative SD: 3.16084
 Response type: Internal Std (Ref 178), Area * (IS Conc. / IS Area)
 Curve type: RF

	Name	Std Conc	RA	n/y	RT	RRF	Resp	IS Resp	Conc	%Dev	RRF	X = dropped
1	200801K1_1	0.250	1.10	NO	28.68	0.997	6.02e3	2.38e6	0.244	-2.3	1.01	MM
2	200801K1_2	1.00	1.05	NO	28.68	0.997	2.45e4	2.38e6	0.993	-0.7	1.03	bd
3	200801K1_3	2.50	1.03	NO	28.68	0.997	5.91e4	2.33e6	2.45	-2.1	1.01	MM
4	200801K1_4	50.0	1.14	NO	28.68	0.997	1.15e6	2.26e6	48.9	-2.1	1.01	bd
5	200801K1_5	400	1.07	NO	28.68	0.997	1.05e7	2.40e6	423	5.8	1.10	bd
6	200801K1_6	1000	1.02	NO	28.68	0.997	2.52e7	2.39e6	1010	1.4	1.05	bd

Compound name: PCB-28
 Response Factor: 1.025
 RRF SD: 0.0755239, Relative SD: 7.36817
 Response type: Internal Std (Ref 178), Area * (IS Conc. / IS Area)
 Curve type: RF

	Name	Std Conc	RA	n/y	RT	RRF	Resp	IS Resp	Conc	%Dev	RRF	X = dropped
1	200801K1_1	0.250	1.17	NO	28.77	1.001	5.28e3	2.38e6	0.217	-13.3	0.889	MM
2	200801K1_2	1.00	1.04	NO	28.79	1.001	2.41e4	2.38e6	0.984	-1.6	1.01	db
3	200801K1_3	2.50	1.08	NO	28.79	1.001	5.88e4	2.33e6	2.46	-1.5	1.01	db
4	200801K1_4	50.0	1.08	NO	28.79	1.001	1.22e6	2.26e6	52.7	5.5	1.08	db
5	200801K1_5	400	1.08	NO	28.79	1.001	1.04e7	2.40e6	424	6.0	1.09	db
6	200801K1_6	1000	1.02	NO	28.79	1.001	2.57e7	2.39e6	1050	4.9	1.08	db

Compound name: PCB-20/21/33
 Response Factor: 0.941292
 RRF SD: 0.0455201, Relative SD: 4.83592
 Response type: Internal Std (Ref 178), Area * (IS Conc. / IS Area)
 Curve type: RF

	Name	Std Conc	RA	n/y	RT	RRF	Resp	IS Resp	Conc	%Dev	RRF	X = dropped
1	200801K1_1	0.750	1.00	NO	29.40	1.023	1.56e4	2.38e6	0.697	-7.1	0.875	MM
2	200801K1_2	3.00	1.08	NO	29.42	1.023	6.54e4	2.38e6	2.91	-2.9	0.914	bb

Dataset: U:\VG11.PRO\Results\200601K1\200601K1-CRVB.qld

Last Altered: Tuesday, June 02, 2020 10:21:37 Pacific Daylight Time
 Printed: Tuesday, June 02, 2020 11:15:31 Pacific Daylight Time

Compound name: PCB-20/21/33

Name	Std. Conc.	RA	inj	RT	RRT	Resp	IS Resp	Conc.	%Dev	RRF	X = dropped
200601K1_3	7.50	1.06	NO	29.42	1.023	1.62e5	2.33e6	7.38	-1.6	0.928	bb
200601K1_4	150	1.07	NO	29.42	1.023	3.24e6	2.28e6	152	1.5	0.955	bb
200601K1_5	1200	1.05	NO	29.42	1.023	2.88e7	2.40e6	1270	6.2	1.00	bb
200601K1_6	3000	1.03	NO	29.42	1.023	7.01e7	2.39e6	3110	3.8	0.977	bb

Compound name: PCB-22

Response Factor: 0.972852

RRF SD: 0.0678212, Relative SD: 6.98165

Response type: Internal Std (Ref 176), Area * (IS Conc. / IS Area)

Curve type: RF

Name	Std. Conc.	RA	inj	RT	RRT	Resp	IS Resp	Conc.	%Dev	RRF	X = dropped
200601K1_1	0.250	0.91	NO	29.87	1.039	5.07e3	2.38e6	0.219	-12.4	0.853	MM
200601K1_2	1.00	1.14	NO	29.87	1.038	2.26e4	2.38e6	0.972	-2.8	0.948	db
200601K1_3	2.50	1.08	NO	29.89	1.039	5.67e4	2.33e6	2.50	0.1	0.974	bb
200601K1_4	50.0	1.06	NO	29.89	1.039	1.14e6	2.28e6	51.5	3.1	1.00	bb
200601K1_5	400	1.09	NO	29.89	1.039	9.79e6	2.40e6	419	4.8	1.02	bb
200601K1_6	1000	1.06	NO	29.89	1.039	2.49e7	2.39e6	1070	7.1	1.04	bb

Compound name: PCB-36

Response Factor: 1.07599

RRF SD: 0.05125, Relative SD: 4.76304

Response type: Internal Std (Ref 177), Area * (IS Conc. / IS Area)

Curve type: RF

Name	Std. Conc.	RA	inj	RT	RRT	Resp	IS Resp	Conc.	%Dev	RRF	X = dropped
200601K1_1	0.250	0.99	NO	30.50	0.931	5.49e3	2.11e6	0.242	-3.2	1.04	bb
200601K1_2	1.00	0.98	NO	30.50	0.931	2.35e4	2.28e6	0.969	-3.1	1.04	bb
200601K1_3	2.50	1.05	NO	30.50	0.931	5.71e4	2.28e6	2.34	-6.3	1.01	MM
200601K1_4	50.0	1.06	NO	30.52	0.932	1.16e6	2.09e6	51.5	3.1	1.11	bb
200601K1_5	400	1.10	NO	30.52	0.932	9.81e6	2.17e6	421	5.2	1.13	db
200601K1_6	1000	1.05	NO	30.52	0.931	2.55e7	2.27e6	1040	4.3	1.12	db

Dataset: U:\VG11.PRO\Results\200601K1\200601K1-CRVB.qld

Last Altered: Tuesday, June 02, 2020 10:21:37 Pacific Daylight Time

Printed: Tuesday, June 02, 2020 11:15:31 Pacific Daylight Time

Compound name: PCB-39
 Response Factor: 0.968291
 RRF SD: 0.0625968, Relative SD: 6.33405
 Response type: Internal Std (Ref 177), Area * (IS Conc. / IS Area)
 Curve type: RF

	Name	Std Conc	RA	n/y	RT	RRF	Resp	IS Resp	Conc	%Dev	RRF	X = dropped
1	200601K1_1	0.250	1.06	NO	30.99	0.946	4.77e3	2.11e6	0.229	-8.5	0.904	bb
2	200601K1_2	1.00	1.01	NO	30.99	0.946	2.15e4	2.26e6	0.964	-3.6	0.953	MM
3	200601K1_3	2.50	1.06	NO	30.99	0.946	5.36e4	2.26e6	2.40	-4.2	0.947	db
4	200601K1_4	50.0	1.09	NO	31.00	0.947	1.07e6	2.09e6	51.7	3.3	1.02	db
5	200601K1_5	400	1.09	NO	31.00	0.947	9.22e6	2.17e6	431	7.6	1.06	db
6	200601K1_6	1000	1.04	NO	31.00	0.946	2.36e7	2.27e6	1050	5.3	1.04	db

Compound name: PCB-38
 Response Factor: 1.05188
 RRF SD: 0.0528736, Relative SD: 5.00759
 Response type: Internal Std (Ref 177), Area * (IS Conc. / IS Area)
 Curve type: RF

	Name	Std Conc	RA	n/y	RT	RRF	Resp	IS Resp	Conc	%Dev	RRF	X = dropped
1	200601K1_1	0.250	1.13	NO	31.78	0.970	5.42e3	2.11e6	0.244	-2.2	1.03	MM
2	200601K1_2	1.00	1.07	NO	31.78	0.970	2.26e4	2.26e6	0.953	-4.7	1.00	dd
3	200601K1_3	2.50	1.04	NO	31.78	0.970	5.62e4	2.26e6	2.38	-5.5	0.994	dd
4	200601K1_4	50.0	1.09	NO	31.78	0.970	1.12e6	2.09e6	51.0	2.1	1.07	dd
5	200601K1_5	400	1.05	NO	31.78	0.970	9.81e6	2.17e6	430	7.5	1.13	dd
6	200601K1_6	1000	1.03	NO	31.78	0.970	2.45e7	2.27e6	1030	2.8	1.08	dd

Compound name: PCB-35
 Response Factor: 1.04369
 RRF SD: 0.0671055, Relative SD: 6.42963
 Response type: Internal Std (Ref 177), Area * (IS Conc. / IS Area)
 Curve type: RF

	Name	Std Conc	RA	n/y	RT	RRF	Resp	IS Resp	Conc	%Dev	RRF	X = dropped
1	200601K1_1	0.250	0.95	NO	32.33	0.987	5.10e3	2.11e6	0.232	-7.2	0.968	bb
2	200601K1_2	1.00	1.07	NO	32.33	0.987	2.27e4	2.26e6	0.964	-3.6	1.01	MM

Dataset: U:\VG11.PRO\Results\200801K1\200801K1-CRVB.qld

Last Altered: Tuesday, June 02, 2020 10:21:37 Pacific Daylight Time

Printed: Tuesday, June 02, 2020 11:15:31 Pacific Daylight Time

Compound name: PCB-35

Name	Std. Conc.	RA	Hy	RT	RRT	Resp	IS Resp	Conc.	%Dev	RRF	X = dropped
200801K1_3	2.50	1.01	NO	32.33	0.967	5.53e4	2.26e6	2.34	-6.4	0.977	db
200801K1_4	50.0	1.07	NO	32.33	0.967	1.15e6	2.09e6	52.5	5.0	1.10	dd
200801K1_5	400	1.08	NO	32.33	0.967	9.64e6	2.17e6	426	6.8	1.11	dd
200801K1_6	1000	1.08	NO	32.33	0.966	2.50e7	2.27e6	1060	5.6	1.10	dd

Compound name: PCB-37

Response Factor: 1.00907

RRF SD: 0.0813948, Relative SD: 8.0663

Response type: Internal Std (Ref 177), Area * (IS Conc. / IS Area)

Curve type: RF

Name	Std. Conc.	RA	Hy	RT	RRT	Resp	IS Resp	Conc.	%Dev	RRF	X = dropped
200801K1_1	0.250	1.04	NO	32.77	1.000	4.58e3	2.11e6	0.215	-13.9	0.869	MM
200801K1_2	1.00	1.09	NO	32.77	1.000	2.21e4	2.26e6	0.972	-2.8	0.981	MM
200801K1_3	2.50	1.04	NO	32.77	1.000	5.65e4	2.26e6	2.47	-1.0	0.999	MM
200801K1_4	50.0	1.05	NO	32.79	1.001	1.10e6	2.09e6	51.9	3.8	1.05	MM
200801K1_5	400	1.04	NO	32.79	1.001	9.57e6	2.17e6	437	9.4	1.10	MM
200801K1_6	1000	1.04	NO	32.79	1.001	2.39e7	2.27e6	1050	4.6	1.06	MM

Compound name: PCB-54

Response Factor: 1.07963

RRF SD: 0.0563853, Relative SD: 5.22166

Response type: Internal Std (Ref 178), Area * (IS Conc. / IS Area)

Curve type: RF

Name	Std. Conc.	RA	Hy	RT	RRT	Resp	IS Resp	Conc.	%Dev	RRF	X = dropped
200801K1_1	0.250	0.74	NO	27.62	1.001	4.22e3	1.88e6	0.232	-7.1	1.00	MM
200801K1_2	1.00	0.80	NO	27.64	1.001	1.98e4	1.85e6	0.990	-1.0	1.07	bb
200801K1_3	2.50	0.76	NO	27.64	1.001	4.63e4	1.80e6	2.38	-4.9	1.03	bb
200801K1_4	50.0	0.76	NO	27.64	1.001	9.76e5	1.75e6	51.6	3.2	1.11	bb
200801K1_5	400	0.79	NO	27.64	1.001	6.59e6	1.88e6	422	5.8	1.14	bb
200801K1_6	1000	0.77	NO	27.64	1.001	2.11e7	1.88e6	1040	4.2	1.13	bb

Dataset: U:\VG11.PROVResults\200601K1\200601K1-CRVB.qld

Last Altered: Tuesday, June 02, 2020 10:21:37 Pacific Daylight Time
 Printed: Tuesday, June 02, 2020 11:15:31 Pacific Daylight Time

Compound name: PCB-50
 Response Factor: 0.879558
 RRF SD: 0.0380434, Relative SD: 4.3253
 Response type: Internal Std (Ref 178), Area * (IS Conc. / IS Area)
 Curve type: RF

Name	Std Conc	RA	nty	RT	RRT	Resp	IS Resp	Conc	%Dev	RRF	X = dropped
200601K1_1	0.250	0.79	NO	28.83	1.044	3.74e3	1.68e6	0.252	1.0	0.888	MM
200601K1_2	1.00	0.80	NO	28.83	1.044	1.52e4	1.85e6	0.932	-6.8	0.820	bb
200601K1_3	2.50	0.75	NO	28.83	1.044	3.83e4	1.80e6	2.41	-3.4	0.849	bb
200601K1_4	50.0	0.75	NO	28.84	1.044	7.79e5	1.75e6	50.8	1.2	0.890	bb
200601K1_5	400	0.75	NO	28.84	1.044	6.88e6	1.88e6	415	3.8	0.913	bb
200601K1_6	1000	0.76	NO	28.84	1.044	1.72e7	1.88e6	1040	4.3	0.917	bb

Compound name: PCB-53
 Response Factor: 0.998734
 RRF SD: 0.0611951, Relative SD: 6.13956
 Response type: Internal Std (Ref 179), Area * (IS Conc. / IS Area)
 Curve type: RF

Name	Std Conc	RA	nty	RT	RRT	Resp	IS Resp	Conc	%Dev	RRF	X = dropped
200601K1_1	0.250	0.84	NO	29.50	0.944	3.27e3	1.37e6	0.240	-4.0	0.956	MM
200601K1_2	1.00	0.75	NO	29.50	0.943	1.40e4	1.50e6	0.934	-6.8	0.931	MM
200601K1_3	2.50	0.78	NO	29.50	0.943	3.39e4	1.44e6	2.35	-5.8	0.939	bb
200601K1_4	50.0	0.77	NO	29.51	0.944	7.19e5	1.38e6	52.4	4.8	1.04	bb
200601K1_5	400	0.78	NO	29.51	0.944	6.47e6	1.51e6	429	7.3	1.07	bb
200601K1_6	1000	0.78	NO	29.51	0.944	1.80e7	1.54e6	1040	4.3	1.04	bb

Compound name: PCB-51
 Response Factor: 1.08521
 RRF SD: 0.0690475, Relative SD: 6.48207
 Response type: Internal Std (Ref 179), Area * (IS Conc. / IS Area)
 Curve type: RF

Name	Std Conc	RA	nty	RT	RRT	Resp	IS Resp	Conc	%Dev	RRF	X = dropped
200601K1_1	0.250	0.77	NO	29.85	0.955	3.29e3	1.37e6	0.226	-9.4	0.965	MM
200601K1_2	1.00	0.81	NO	29.85	0.955	1.58e4	1.50e6	0.978	-2.2	1.04	MM

Dataset: U:\VG11.PRO\Results\200601K1\200601K1-CRVB.qld

Last Altered: Tuesday, June 02, 2020 10:21:37 Pacific Daylight Time
 Printed: Tuesday, June 02, 2020 11:15:31 Pacific Daylight Time

Compound name: PCB-51

Name	Std. Conc.	RA	inj	RT	RRT	Resp	IS Resp	Conc.	%Dev	RRF	X = dropped
200601K1_3	2.50	0.79	NO	29.85	0.955	3.69e4	1.44e6	2.40	-4.1	1.02	bb
200601K1_4	50.0	0.77	NO	29.85	0.955	7.80e5	1.38e6	53.2	6.4	1.13	bb
200601K1_5	400	0.76	NO	29.85	0.955	6.92e6	1.51e6	430	7.4	1.14	bb
200601K1_6	1000	0.78	NO	29.85	0.955	1.87e7	1.54e6	1020	2.0	1.09	bb

Compound name: PCB-45

Response Factor: 0.858411

RRF SD: 0.0476675, Relative SD: 5.55299

Response type: Internal Std (Ref 179), Area * (IS Conc. / IS Area)

Curve type: RF

Name	Std. Conc.	RA	inj	RT	RRT	Resp	IS Resp	Conc.	%Dev	RRF	X = dropped
200601K1_1	0.250	0.86	NO	30.30	0.970	2.69e3	1.37e6	0.229	-8.4	0.766	MM
200601K1_2	1.00	0.77	NO	30.30	0.969	1.23e4	1.50e6	0.954	-4.6	0.819	bb
200601K1_3	2.50	0.80	NO	30.30	0.969	3.11e4	1.44e6	2.51	0.3	0.861	bb
200601K1_4	50.0	0.77	NO	30.30	0.969	6.21e5	1.38e6	52.5	5.1	0.902	bb
200601K1_5	400	0.79	NO	30.30	0.969	5.49e6	1.51e6	423	5.8	0.908	bb
200601K1_6	1000	0.79	NO	30.30	0.969	1.34e7	1.54e6	1020	1.9	0.874	bb

Compound name: PCB-46

Response Factor: 0.830725

RRF SD: 0.0416585, Relative SD: 5.01471

Response type: Internal Std (Ref 179), Area * (IS Conc. / IS Area)

Curve type: RF

Name	Std. Conc.	RA	inj	RT	RRT	Resp	IS Resp	Conc.	%Dev	RRF	X = dropped
200601K1_1	0.250	0.70	NO	30.80	0.986	2.61e3	1.37e6	0.230	-8.0	0.765	MM
200601K1_2	1.00	0.77	NO	30.80	0.985	1.25e4	1.50e6	1.00	0.4	0.834	bb
200601K1_3	2.50	0.75	NO	30.80	0.985	2.68e4	1.44e6	2.40	-3.9	0.798	bb
200601K1_4	50.0	0.77	NO	30.80	0.985	5.95e5	1.38e6	52.0	4.1	0.865	bb
200601K1_5	400	0.75	NO	30.80	0.985	5.26e6	1.51e6	419	4.8	0.870	bb
200601K1_6	1000	0.78	NO	30.80	0.985	1.31e7	1.54e6	1030	2.7	0.853	bb

Dataset: U:\VG11.PRO\Results\200801K1\200801K1-CRVB.qld

Last Altered: Tuesday, June 02, 2020 10:21:37 Pacific Daylight Time
 Printed: Tuesday, June 02, 2020 11:15:31 Pacific Daylight Time

Compound name: PCB-52/69
 Response Factor: 1.18655
 RRF SD: 0.0541044, Relative SD: 4.63798
 Response type: Internal Std (Ref 179), Area * (IS Conc. / IS Area)
 Curve type: RF

Name	Std. Conc.	RA	Inty	RT	RRT	Resp	IS Resp	Conc	%Dev	RRF	X = dropped
200801K1_1	0.500	0.86	NO	31.28	1.001	7.66e3	1.37e6	0.481	-3.8	1.12	MM
200801K1_2	2.00	0.79	NO	31.30	1.001	3.38e4	1.50e6	1.93	-3.4	1.13	bd
200801K1_3	5.00	0.79	NO	31.30	1.001	7.99e4	1.44e6	4.74	-5.2	1.11	bd
200801K1_4	100	0.76	NO	31.30	1.001	1.67e6	1.38e6	104	3.9	1.21	bd
200801K1_5	800	0.77	NO	31.30	1.001	1.49e7	1.51e6	845	5.6	1.23	bd
200801K1_6	2000	0.78	NO	31.30	1.001	3.69e7	1.54e6	2060	2.9	1.20	bd

Compound name: PCB-73
 Response Factor: 1.44314
 RRF SD: 0.12369, Relative SD: 6.57088
 Response type: Internal Std (Ref 179), Area * (IS Conc. / IS Area)
 Curve type: RF

Name	Std. Conc.	RA	Inty	RT	RRT	Resp	IS Resp	Conc	%Dev	RRF	X = dropped
200801K1_1	0.250	0.70	NO	31.41	1.005	4.29e3	1.37e6	0.218	-12.9	1.26	dd
200801K1_2	1.00	0.73	NO	31.41	1.005	2.10e4	1.50e6	0.971	-2.9	1.40	dd
200801K1_3	2.50	0.77	NO	31.41	1.005	4.90e4	1.44e6	2.35	-5.9	1.36	dd
200801K1_4	50.0	0.79	NO	31.41	1.005	1.06e6	1.38e6	53.5	7.0	1.54	dd
200801K1_5	400	0.77	NO	31.41	1.005	9.42e6	1.51e6	432	8.0	1.56	dd
200801K1_6	1000	0.77	NO	31.41	1.005	2.36e7	1.54e6	1070	6.7	1.54	dd

Compound name: PCB-43/49
 Response Factor: 1.01613
 RRF SD: 0.0523973, Relative SD: 5.15654
 Response type: Internal Std (Ref 179), Area * (IS Conc. / IS Area)
 Curve type: RF

Name	Std. Conc.	RA	Inty	RT	RRT	Resp	IS Resp	Conc	%Dev	RRF	X = dropped
200801K1_1	0.500	0.86	NO	31.56	1.011	6.71e3	1.37e6	0.483	-3.3	0.982	db
200801K1_2	2.00	0.78	NO	31.58	1.010	2.91e4	1.50e6	1.91	-4.4	0.972	dd

Dataset: U:\VG11.PRO\Results\200601K1\200601K1-CRVB.qld

Last Altered: Tuesday, June 02, 2020 10:21:37 Pacific Daylight Time
 Printed: Tuesday, June 02, 2020 11:15:31 Pacific Daylight Time

Compound name: PCB-43/49

Name	Std. Conc.	RA	inj	RT	RRT	Resp	IS Resp	Conc.	%Dev	RRF	X = dropped
200601K1_3	5.00	0.78	NO	31.58	1.010	6.88e4	1.44e6	4.69	-6.2	0.953	dd
200601K1_4	100	0.77	NO	31.80	1.011	1.47e6	1.38e6	105	5.1	1.07	dd
200601K1_5	800	0.77	NO	31.58	1.010	1.28e7	1.51e6	835	4.4	1.06	dd
200601K1_6	2000	0.77	NO	31.58	1.010	3.26e7	1.54e6	2090	4.4	1.06	dd

Compound name: PCB-47

Response Factor: 0.92191

RRF SD: 0.0589335, Relative SD: 6.39255

Response type: Internal Std (Ref 180), Area * (IS Conc. / IS Area)

Curve type: RF

Name	Std. Conc.	RA	inj	RT	RRT	Resp	IS Resp	Conc.	%Dev	RRF	X = dropped
200601K1_1	0.250	0.70	NO	31.78	1.001	3.20e3	1.44e6	0.241	-3.4	0.891	bd
200601K1_2	1.00	0.76	NO	31.80	1.001	1.48e4	1.59e6	1.00	0.4	0.928	dd
200601K1_3	2.50	0.79	NO	31.80	1.001	3.29e4	1.53e6	2.33	-6.7	0.880	dd
200601K1_4	50.0	0.77	NO	31.80	1.001	7.69e5	1.49e6	56.0	11.9	1.03	dd
200601K1_5	400	0.76	NO	31.80	1.001	5.90e6	1.80e6	400	-0.1	0.921	dd
200601K1_6	1000	0.76	NO	31.80	1.001	1.50e7	1.66e6	979	-2.1	0.902	dd

Compound name: PCB-48/75

Response Factor: 1.12021

RRF SD: 0.0667822, Relative SD: 5.96157

Response type: Internal Std (Ref 180), Area * (IS Conc. / IS Area)

Curve type: RF

Name	Std. Conc.	RA	inj	RT	RRT	Resp	IS Resp	Conc.	%Dev	RRF	X = dropped
200601K1_1	0.500	0.75	NO	31.90	1.004	7.31e3	1.44e6	0.454	-9.3	1.02	db
200601K1_2	2.00	0.76	NO	31.92	1.005	3.52e4	1.59e6	1.97	-1.5	1.10	db
200601K1_3	5.00	0.79	NO	31.92	1.004	8.41e4	1.53e6	4.91	-1.9	1.10	db
200601K1_4	100	0.77	NO	31.92	1.004	1.66e6	1.49e6	99.7	-0.3	1.12	db
200601K1_5	800	0.78	NO	31.92	1.004	1.54e7	1.60e6	859	7.4	1.20	db
200601K1_6	2000	0.76	NO	31.92	1.004	3.92e7	1.68e6	2110	5.8	1.18	db

Dataset: U:\VG11.PRO\Results\200801K1\200801K1-CRVB.qld

Last Altered: Tuesday, June 02, 2020 10:21:37 Pacific Daylight Time
 Printed: Tuesday, June 02, 2020 11:15:31 Pacific Daylight Time

Compound name: PCB-85
 Response Factor: 1.28219
 RRF SD: 0.0574331, Relative SD: 4.47931
 Response type: Internal Std (Ref 180), Area * (IS Conc. / IS Area)
 Curve type: RF

	Name	Std Conc	RA	Qty	RT	RRT	Resp	IS Resp	Conc	%Dev	RRF	X = dropped
1	200801K1_1	0.250	0.88	NO	32.18	1.013	4.34e3	1.44e6	0.236	-5.8	1.21	bd
2	200801K1_2	1.00	0.85	NO	32.19	1.013	1.96e4	1.59e6	0.959	-4.1	1.23	bd
3	200801K1_3	2.50	0.71	NO	32.19	1.013	4.83e4	1.53e6	2.47	-1.4	1.28	bd
4	200801K1_4	50.0	0.76	NO	32.19	1.013	9.93e5	1.49e6	52.0	4.0	1.33	bd
5	200801K1_5	400	0.77	NO	32.19	1.013	8.65e6	1.60e6	421	5.4	1.35	bd
6	200801K1_6	1000	0.77	NO	32.19	1.013	2.17e7	1.68e6	1020	2.0	1.31	bd

Compound name: PCB-82
 Response Factor: 1.12765
 RRF SD: 0.0353947, Relative SD: 3.13879
 Response type: Internal Std (Ref 180), Area * (IS Conc. / IS Area)
 Curve type: RF

	Name	Std Conc	RA	Qty	RT	RRT	Resp	IS Resp	Conc	%Dev	RRF	X = dropped
1	200801K1_1	0.250	0.72	NO	32.29	1.016	4.14e3	1.44e6	0.255	2.1	1.15	db
2	200801K1_2	1.00	0.70	NO	32.29	1.016	1.80e4	1.59e6	0.999	-0.1	1.13	dd
3	200801K1_3	2.50	0.79	NO	32.29	1.016	4.05e4	1.53e6	2.35	-6.1	1.08	dd
4	200801K1_4	50.0	0.76	NO	32.31	1.016	8.53e5	1.49e6	50.8	1.8	1.15	db
5	200801K1_5	400	0.79	NO	32.31	1.016	7.38e6	1.60e6	409	2.2	1.15	db
6	200801K1_6	1000	0.76	NO	32.31	1.016	1.88e7	1.68e6	1000	0.3	1.13	db

Compound name: PCB-44
 Response Factor: 0.824154
 RRF SD: 0.0474856, Relative SD: 5.75932
 Response type: Internal Std (Ref 180), Area * (IS Conc. / IS Area)
 Curve type: RF

	Name	Std Conc	RA	Qty	RT	RRT	Resp	IS Resp	Conc	%Dev	RRF	X = dropped
1	200801K1_1	0.250	0.88	NO	32.62	1.027	3.12e3	1.44e6	0.263	5.2	0.867	MM
2	200801K1_2	1.00	0.78	NO	32.62	1.027	1.16e4	1.59e6	0.895	-10.5	0.738	dd

Dataset: U:\VG11.PRO\Results\200601K1\200601K1-CRVB.qld

Last Altered: Tuesday, June 02, 2020 10:21:37 Pacific Daylight Time

Printed: Tuesday, June 02, 2020 11:15:31 Pacific Daylight Time

Compound name: PCB-44

Name	Std. Conc.	RA	inj	RT	RRT	Resp	IS Resp	Conc.	%Dev	RRF	X= dropped
200601K1_3	2.50	0.75	NO	32.62	1.026	3.09e4	1.53e6	2.45	-1.9	0.806	dd
200601K1_4	50.0	0.79	NO	32.62	1.026	6.30e5	1.49e6	51.3	2.6	0.845	MM
200601K1_5	400	0.77	NO	32.62	1.026	5.51e6	1.60e6	418	4.4	0.860	db
200601K1_6	1000	0.77	NO	32.62	1.026	1.37e7	1.66e6	1000	0.2	0.826	db

Compound name: PCB-42/59

Response Factor: 1.04973

RRF SD: 0.0483426, Relative SD: 4.70053

Response type: Internal Std (Ref 180), Area * (IS Conc. / IS Area)

Curve type: RF

Name	Std. Conc.	RA	inj	RT	RRT	Resp	IS Resp	Conc.	%Dev	RRF	X= dropped
200601K1_1	0.500	0.76	NO	32.85	1.034	7.25e3	1.44e6	0.481	-3.9	1.01	bb
200601K1_2	2.00	0.81	NO	32.85	1.034	3.17e4	1.59e6	1.89	-5.4	0.994	db
200601K1_3	5.00	0.78	NO	32.85	1.033	7.78e4	1.53e6	4.85	-3.0	1.02	db
200601K1_4	100	0.78	NO	32.85	1.033	1.60e6	1.49e6	103	2.8	1.08	MM
200601K1_5	800	0.78	NO	32.85	1.033	1.43e7	1.60e6	850	6.2	1.12	bb
200601K1_6	2000	0.78	NO	32.85	1.033	3.60e7	1.66e6	2070	3.5	1.09	bb

Compound name: PCB-41/64/71/72

Response Factor: 1.18742

RRF SD: 0.0661253, Relative SD: 5.56883

Response type: Internal Std (Ref 180), Area * (IS Conc. / IS Area)

Curve type: RF

Name	Std. Conc.	RA	inj	RT	RRT	Resp	IS Resp	Conc.	%Dev	RRF	X= dropped
200601K1_1	1.00	0.74	NO	33.46	1.053	1.80e4	1.44e6	0.939	-6.1	1.12	MM
200601K1_2	4.00	0.74	NO	33.46	1.053	7.29e4	1.59e6	3.85	-3.7	1.14	bb
200601K1_3	10.0	0.78	NO	33.46	1.053	1.74e5	1.53e6	9.57	-4.3	1.14	MM
200601K1_4	200	0.79	NO	33.46	1.053	3.62e6	1.49e6	205	2.3	1.22	bb
200601K1_5	1800	0.77	NO	33.46	1.053	3.29e7	1.60e6	1730	8.2	1.29	bb
200601K1_6	4000	0.77	NO	33.46	1.053	8.18e7	1.66e6	4140	3.5	1.23	bb

Dataset: U:\VG11.PRO\Results\200601K1\200601K1-CRVB.qld

Last Altered: Tuesday, June 02, 2020 10:21:37 Pacific Daylight Time
 Printed: Tuesday, June 02, 2020 11:15:31 Pacific Daylight Time

Compound name: PCB-68
 Response Factor: 1.27785
 RRF SD: 0.0478803, Relative SD: 3.74694
 Response type: Internal Std (Ref 180), Area * (IS Conc. / IS Area)
 Curve type: RF

	Name	Std. Conc.	RA	nty	RT	RRT	Resp	IS Resp	Conc.	%Dev	RRF	X = dropped
1	200601K1_1	0.250	0.75	NO	33.72	1.061	4.51e3	1.44e6	0.245	-1.9	1.25	bb
2	200601K1_2	1.00	0.75	NO	33.72	1.061	1.97e4	1.59e6	0.969	-3.1	1.24	bb
3	200601K1_3	2.50	0.77	NO	33.72	1.061	4.67e4	1.53e6	2.39	-4.4	1.22	MM
4	200601K1_4	50.0	0.76	NO	33.72	1.061	9.69e5	1.49e6	50.9	1.8	1.30	bd
5	200601K1_5	400	0.77	NO	33.72	1.061	8.63e6	1.60e6	422	5.5	1.35	bd
6	200601K1_6	1000	0.78	NO	33.72	1.061	2.16e7	1.66e6	1020	2.1	1.30	bd

Compound name: PCB-40
 Response Factor: 0.802057
 RRF SD: 0.0348124, Relative SD: 5.74902
 Response type: Internal Std (Ref 180), Area * (IS Conc. / IS Area)
 Curve type: RF

	Name	Std. Conc.	RA	nty	RT	RRT	Resp	IS Resp	Conc.	%Dev	RRF	X = dropped
1	200601K1_1	0.250	0.71	NO	33.94	1.069	2.03e3	1.44e6	0.235	-6.2	0.565	bb
2	200601K1_2	1.00	0.74	NO	33.94	1.069	9.28e3	1.59e6	0.967	-3.3	0.562	MM
3	200601K1_3	2.50	0.77	NO	33.94	1.068	2.17e4	1.53e6	2.36	-5.7	0.566	db
4	200601K1_4	50.0	0.77	NO	33.94	1.068	4.64e5	1.49e6	51.7	3.3	0.622	db
5	200601K1_5	400	0.77	NO	33.94	1.068	4.12e6	1.60e6	426	7.0	0.644	db
6	200601K1_6	1000	0.78	NO	33.94	1.068	1.05e7	1.66e6	1050	4.8	0.631	db

Compound name: PCB-57
 Response Factor: 1.16294
 RRF SD: 0.0605093, Relative SD: 5.20312
 Response type: Internal Std (Ref 181), Area * (IS Conc. / IS Area)
 Curve type: RF

	Name	Std. Conc.	RA	nty	RT	RRT	Resp	IS Resp	Conc.	%Dev	RRF	X = dropped
1	200601K1_1	0.250	0.79	NO	34.30	0.969	4.64e3	1.70e6	0.234	-6.4	1.09	bb
2	200601K1_2	1.00	0.74	NO	34.32	0.969	2.02e4	1.84e6	0.946	-5.4	1.10	bb

Dataset: U:\VG11.PRO\Results\200601K1\200601K1-CRVB.qld

Last Altered: Tuesday, June 02, 2020 10:21:37 Pacific Daylight Time

Printed: Tuesday, June 02, 2020 11:15:31 Pacific Daylight Time

Compound name: PCB-57

Name	Std Conc	RA	n/y	RT	RRT	Resp	IS Resp	Conc	%Dev	RRF	X = dropped
200601K1_3	2.50	0.74	NO	34.32	0.969	5.14e4	1.79e6	2.46	-1.4	1.15	MM
200601K1_4	50.0	0.77	NO	34.32	0.969	1.04e6	1.73e6	51.4	2.8	1.20	bb
200601K1_5	400	0.79	NO	34.32	0.969	9.05e6	1.84e6	423	5.8	1.23	bb
200601K1_6	1000	0.76	NO	34.32	0.969	2.31e7	1.90e6	1050	4.6	1.22	bb

Compound name: PCB-67

Response Factor: 1.0841

RRF SD: 0.0420751, Relative SD: 3.8811

Response type: Internal Std (Ref 181), Area * (IS Conc. / IS Area)

Curve type: RF

Name	Std Conc	RA	n/y	RT	RRT	Resp	IS Resp	Conc	%Dev	RRF	X = dropped
200601K1_1	0.250	0.86	NO	34.63	0.978	4.35e3	1.70e6	0.235	-5.8	1.02	bd
200601K1_2	1.00	0.75	NO	34.63	0.978	1.95e4	1.84e6	0.979	-2.1	1.06	bd
200601K1_3	2.50	0.78	NO	34.63	0.978	4.82e4	1.79e6	2.48	-0.9	1.07	bd
200601K1_4	50.0	0.75	NO	34.63	0.978	9.48e5	1.73e6	50.4	0.9	1.09	bd
200601K1_5	400	0.76	NO	34.63	0.978	8.40e6	1.84e6	422	5.4	1.14	bd
200601K1_6	1000	0.78	NO	34.63	0.978	2.11e7	1.90e6	1020	2.5	1.11	bd

Compound name: PCB-58

Response Factor: 1.20403

RRF SD: 0.0834546, Relative SD: 6.93126

Response type: Internal Std (Ref 181), Area * (IS Conc. / IS Area)

Curve type: RF

Name	Std Conc	RA	n/y	RT	RRT	Resp	IS Resp	Conc	%Dev	RRF	X = dropped
200601K1_1	0.250	0.80	NO	34.74	0.982	4.98e3	1.70e6	0.243	-2.8	1.17	dd
200601K1_2	1.00	0.80	NO	34.74	0.981	2.02e4	1.84e6	0.910	-9.0	1.10	dd
200601K1_3	2.50	0.78	NO	34.76	0.982	5.08e4	1.79e6	2.35	-5.9	1.13	dd
200601K1_4	50.0	0.75	NO	34.76	0.982	1.09e6	1.73e6	52.1	4.1	1.25	dd
200601K1_5	400	0.78	NO	34.76	0.982	9.62e6	1.84e6	435	8.7	1.31	dd
200601K1_6	1000	0.78	NO	34.76	0.982	2.40e7	1.90e6	1050	5.0	1.26	dd

Dataset: U:\VG11.PRO\Results200601K1\200601K1-CRVB.qld

Last Altered: Tuesday, June 02, 2020 10:21:37 Pacific Daylight Time
 Printed: Tuesday, June 02, 2020 11:15:31 Pacific Daylight Time

Compound name: PCB-63
 Response Factor: 1.07187
 RRF SD: 0.049724, Relative SD: 4.639
 Response type: Internal Std (Ref 181), Area * (IS Conc. / IS Area)
 Curve type: RF

	Name	Std. Conc.	RA	Int.	RT	RRT	Resp.	IS Resp.	Conc.	%Dev.	RRF	X = dropped
1	200601K1_1	0.250	0.82	NO	34.91	0.988	4.33e3	1.70e6	0.237	-5.1	1.02	db
2	200601K1_2	1.00	0.75	NO	34.91	0.988	1.92e4	1.84e6	0.972	-2.8	1.04	dd
3	200601K1_3	2.50	0.79	NO	34.91	0.988	4.66e4	1.79e6	2.42	-3.2	1.04	db
4	200601K1_4	50.0	0.77	NO	34.91	0.988	9.31e5	1.73e6	50.1	0.2	1.07	db
5	200601K1_5	400	0.78	NO	34.91	0.988	8.42e6	1.84e6	427	6.8	1.14	db
6	200601K1_6	1000	0.77	NO	34.91	0.988	2.12e7	1.90e6	1040	4.1	1.12	db

Compound name: PCB-74
 Response Factor: 1.18508
 RRF SD: 0.0699946, Relative SD: 5.90632
 Response type: Internal Std (Ref 181), Area * (IS Conc. / IS Area)
 Curve type: RF

	Name	Std. Conc.	RA	Int.	RT	RRT	Resp.	IS Resp.	Conc.	%Dev.	RRF	X = dropped
1	200601K1_1	0.250	0.82	NO	35.21	0.995	4.68e3	1.70e6	0.232	-7.3	1.10	bd
2	200601K1_2	1.00	0.74	NO	35.21	0.994	2.06e4	1.84e6	0.943	-5.7	1.12	MM
3	200601K1_3	2.50	0.74	NO	35.21	0.994	5.22e4	1.79e6	2.46	-1.8	1.16	MM
4	200601K1_4	50.0	0.77	NO	35.21	0.994	1.05e6	1.73e6	51.3	2.6	1.22	bd
5	200601K1_5	400	0.76	NO	35.21	0.994	9.38e6	1.84e6	430	7.6	1.28	bd
6	200601K1_6	1000	0.77	NO	35.21	0.994	2.36e7	1.90e6	1050	4.5	1.24	bd

Compound name: PCB-81/70
 Response Factor: 1.05421
 RRF SD: 0.062537, Relative SD: 5.9321
 Response type: Internal Std (Ref 181), Area * (IS Conc. / IS Area)
 Curve type: RF

	Name	Std. Conc.	RA	Int.	RT	RRT	Resp.	IS Resp.	Conc.	%Dev.	RRF	X = dropped
1	200601K1_1	0.500	0.86	NO	35.41	1.000	8.47e3	1.70e6	0.472	-5.7	0.994	MM
2	200601K1_2	2.00	0.78	NO	35.34	0.998	3.65e4	1.84e6	1.88	-5.8	0.993	MM

Dataset: U:\VG11.PRO\Results\200601K1\200601K1-CRVB.qld

Last Altered: Tuesday, June 02, 2020 10:21:37 Pacific Daylight Time

Printed: Tuesday, June 02, 2020 11:15:31 Pacific Daylight Time

Compound name: PCB-61/70

Name	Std Conc	RA	n/y	RT	RRT	Resp	IS Resp	Conc	%Dev	RRF	X = dropped
200601K1_3	5.00	0.78	NO	35.34	0.998	9.20e4	1.79e6	4.86	-2.7	1.03	MM
200601K1_4	100	0.78	NO	35.43	1.000	1.90e6	1.73e6	104	3.9	1.10	MM
200601K1_5	800	0.78	NO	35.43	1.000	1.67e7	1.84e6	859	7.4	1.13	MM
200601K1_6	2000	0.78	NO	35.43	1.000	4.18e7	1.90e6	2080	4.2	1.10	MM

Compound name: PCB-76/86

Response Factor: 1.16443

RRF SD: 0.0785507, Relative SD: 6.5741

Response type: Internal Std (Ref 181), Area * (IS Conc. / IS Area)

Curve type: RF

Name	Std Conc	RA	n/y	RT	RRT	Resp	IS Resp	Conc	%Dev	RRF	X = dropped
200601K1_1	0.500	0.78	NO	35.62	1.006	9.04e3	1.70e6	0.456	-8.9	1.06	MM
200601K1_2	2.00	0.75	NO	35.58	1.005	4.11e4	1.84e6	1.92	-4.0	1.12	dd
200601K1_3	5.00	0.78	NO	35.60	1.005	9.65e4	1.79e6	4.72	-5.7	1.10	MM
200601K1_4	100	0.78	NO	35.60	1.005	2.09e6	1.73e6	104	3.8	1.21	dd
200601K1_5	800	0.77	NO	35.64	1.006	1.65e7	1.84e6	862	7.7	1.25	dd
200601K1_6	2000	0.78	NO	35.64	1.006	4.89e7	1.90e6	2120	5.9	1.23	dd

Compound name: PCB-80

Response Factor: 1.18682

RRF SD: 0.0586291, Relative SD: 4.94003

Response type: Internal Std (Ref 182), Area * (IS Conc. / IS Area)

Curve type: RF

Name	Std Conc	RA	n/y	RT	RRT	Resp	IS Resp	Conc	%Dev	RRF	X = dropped
200601K1_1	0.250	0.83	NO	35.86	1.000	4.91e3	1.75e6	0.236	-5.5	1.12	MM
200601K1_2	1.00	0.77	NO	35.86	1.000	2.09e4	1.87e6	0.941	-5.9	1.12	db
200601K1_3	2.50	0.78	NO	35.86	1.000	5.45e4	1.86e6	2.47	-1.2	1.17	MM
200601K1_4	50.0	0.78	NO	35.86	1.000	1.10e6	1.79e6	51.5	3.1	1.22	db
200601K1_5	400	0.78	NO	35.86	1.000	9.53e6	1.90e6	422	5.5	1.25	db
200601K1_6	1000	0.78	NO	35.86	1.000	2.45e7	1.99e6	1040	4.0	1.23	dd

Dataset: U:\VG11.PRO\Results\200601K1\200601K1-CRVB.qld

Last Altered: Tuesday, June 02, 2020 10:21:37 Pacific Daylight Time

Printed: Tuesday, June 02, 2020 11:15:31 Pacific Daylight Time

Compound name: PCB-55

Response Factor: 1.16899

RRF SD: 0.0699531, Relative SD: 5.98407

Response type: Internal Std (Ref 182), Area * (IS Conc. / IS Area)

Curve type: RF

	Name	Std Conc	RA	ny	RT	RRF	Resp	IS Resp	Conc	%Dev	RRF	X=dropped
1	200601K1_1	0.250	0.86	NO	36.18	1.009	4.80e3	1.75e6	0.235	-6.1	1.10	MM
2	200601K1_2	1.00	0.81	NO	36.18	1.010	2.10e4	1.87e6	0.959	-4.1	1.12	MM
3	200601K1_3	2.50	0.76	NO	36.18	1.010	5.16e4	1.86e6	2.37	-5.1	1.11	MM
4	200601K1_4	50.0	0.77	NO	36.18	1.010	1.07e6	1.79e6	51.0	2.1	1.19	MM
5	200601K1_5	400	0.77	NO	36.18	1.010	9.66e6	1.90e6	434	8.6	1.27	MM
6	200601K1_6	1000	0.77	NO	36.18	1.010	2.43e7	1.99e6	1050	4.8	1.22	MM

Compound name: PCB-56/60

Response Factor: 1.01793

RRF SD: 0.0552104, Relative SD: 5.42377

Response type: Internal Std (Ref 182), Area * (IS Conc. / IS Area)

Curve type: RF

	Name	Std Conc	RA	ny	RT	RRF	Resp	IS Resp	Conc	%Dev	RRF	X=dropped
1	200601K1_1	0.500	0.85	NO	36.70	1.024	8.20e3	1.75e6	0.460	-8.0	0.937	MM
2	200601K1_2	2.00	0.78	NO	36.70	1.024	3.71e4	1.87e6	1.95	-2.7	0.991	MM
3	200601K1_3	5.00	0.78	NO	36.70	1.024	9.24e4	1.86e6	4.88	-2.4	0.993	bb
4	200601K1_4	100	0.77	NO	36.70	1.024	1.86e6	1.79e6	102	2.1	1.04	bb
5	200601K1_5	800	0.77	NO	36.70	1.024	1.86e7	1.90e6	859	7.3	1.09	bb
6	200601K1_6	2000	0.77	NO	36.70	1.024	4.19e7	1.99e6	2070	3.8	1.05	bb

Compound name: PCB-79

Response Factor: 1.13843

RRF SD: 0.0710526, Relative SD: 6.24129

Response type: Internal Std (Ref 182), Area * (IS Conc. / IS Area)

Curve type: RF

	Name	Std Conc	RA	ny	RT	RRF	Resp	IS Resp	Conc	%Dev	RRF	X=dropped
1	200601K1_1	0.250	0.80	NO	37.80	1.054	4.62e3	1.75e6	0.232	-7.2	1.06	MM
2	200601K1_2	1.00	0.87	NO	37.80	1.054	2.03e4	1.87e6	0.950	-5.0	1.08	MM

Dataset: U:\VG11.PRO\Results\200601K1\200601K1-CRVB.qld

Last Altered: Tuesday, June 02, 2020 10:21:37 Pacific Daylight Time

Printed: Tuesday, June 02, 2020 11:15:31 Pacific Daylight Time

Compound name: PCB-79

Name	Std Conc	RA	nty	RT	RRF	Resp	IS Resp	Conc	%Dev	RRF	X = dropped
200601K1_3	2.50	0.80	NO	37.80	1.054	5.06e4	1.86e6	2.39	-4.3	1.09	MM
200601K1_4	50.0	0.77	NO	37.80	1.054	1.06e6	1.79e6	51.8	3.6	1.18	bb
200601K1_5	400	0.77	NO	37.81	1.055	9.30e6	1.90e6	430	7.4	1.22	bb
200601K1_6	1000	0.77	NO	37.81	1.055	2.39e7	1.99e6	1060	5.8	1.20	bb

Compound name: PCB-78

Response Factor: 1.13645

RRF SD: 0.0648397, Relative SD: 5.70544

Response type: Internal Std (Ref 183), Area * (IS Conc. / IS Area)

Curve type: RF

Name	Std Conc	RA	nty	RT	RRF	Resp	IS Resp	Conc	%Dev	RRF	X = dropped
200601K1_1	0.250	0.84	NO	39.50	0.988	4.37e3	1.65e6	0.234	-6.8	1.08	MM
200601K1_2	1.00	0.72	NO	39.52	0.987	1.92e4	1.76e6	0.959	-4.1	1.09	MM
200601K1_3	2.50	0.77	NO	39.52	0.987	4.87e4	1.80e6	2.38	-4.7	1.08	MM
200601K1_4	50.0	0.77	NO	39.52	0.987	1.02e6	1.70e6	52.5	4.9	1.19	MM
200601K1_5	400	0.79	NO	39.52	0.987	8.97e6	1.88e6	420	5.1	1.19	MM
200601K1_6	1000	0.78	NO	39.52	0.987	2.33e7	1.94e6	1050	5.5	1.20	MM

Compound name: PCB-81

Response Factor: 1.04638

RRF SD: 0.0531934, Relative SD: 5.08358

Response type: Internal Std (Ref 183), Area * (IS Conc. / IS Area)

Curve type: RF

Name	Std Conc	RA	nty	RT	RRF	Resp	IS Resp	Conc	%Dev	RRF	X = dropped
200601K1_1	0.250	0.71	NO	39.08	1.000	3.97e3	1.85e6	0.230	-7.9	0.964	MM
200601K1_2	1.00	0.78	NO	39.08	1.000	1.82e4	1.76e6	0.987	-1.3	1.03	MM
200601K1_3	2.50	0.75	NO	39.08	1.000	4.55e4	1.80e6	2.41	-3.4	1.01	MM
200601K1_4	50.0	0.77	NO	39.08	1.000	9.27e5	1.70e6	52.0	4.1	1.09	MM
200601K1_5	400	0.78	NO	39.08	1.000	8.26e6	1.88e6	420	5.0	1.10	MM
200601K1_6	1000	0.75	NO	39.08	1.000	2.10e7	1.94e6	1040	3.5	1.08	dd

Dataset: U:\VG11.PRO\Results\200801K1\200801K1-CRVB.qld

Last Altered: Tuesday, June 02, 2020 10:21:37 Pacific Daylight Time
 Printed: Tuesday, June 02, 2020 11:15:31 Pacific Daylight Time

Compound name: PCB-77
 Response Factor: 1.13899
 RRF SD: 0.0451791, Relative SD: 3.97357
 Response type: Internal Std (Ref 184), Area * (IS Conc. / IS Area)
 Curve type: RF

Name	Std. Conc.	RA	n/y	RT	RRT	Resp.	IS Resp.	Conc.	%Dev.	RRF	X = dropped
200801K1_1	0.250	0.83	NO	39.67	1.000	4.37e3	1.59e6	0.241	-3.5	1.10	MM
200801K1_2	1.00	0.80	NO	39.67	1.000	1.89e4	1.71e6	0.972	-2.8	1.11	MM
200801K1_3	2.50	0.80	NO	39.67	1.000	4.78e4	1.75e6	2.40	-4.0	1.09	MM
200801K1_4	50.0	0.77	NO	39.67	1.000	1.00e6	1.69e6	52.1	4.2	1.18	MM
200801K1_5	400	0.77	NO	39.67	1.000	8.76e6	1.84e6	420	5.0	1.19	MM
200801K1_6	1000	0.78	NO	39.67	1.000	2.23e7	1.94e6	1010	1.1	1.15	MM

Compound name: PCB-104
 Response Factor: 1.12208
 RRF SD: 0.11916, Relative SD: 10.6196
 Response type: Internal Std (Ref 185), Area * (IS Conc. / IS Area)
 Curve type: RF

Name	Std. Conc.	RA	n/y	RT	RRT	Resp.	IS Resp.	Conc.	%Dev.	RRF	X = dropped
200801K1_1	0.250	1.37	NO	32.47	1.001	2.59e3	1.12e6	0.206	-17.7	0.924	MM
200801K1_2	1.00	1.55	NO	32.47	1.001	1.33e4	1.28e6	0.942	-5.8	1.06	bb
200801K1_3	2.50	1.52	NO	32.47	1.001	3.30e4	1.20e6	2.48	-1.8	1.10	bb
200801K1_4	50.0	1.57	NO	32.47	1.001	7.02e5	1.17e6	53.2	6.5	1.19	bb
200801K1_5	400	1.55	NO	32.47	1.001	6.29e6	1.28e6	437	9.3	1.23	bb
200801K1_6	1000	1.56	NO	32.47	1.001	1.57e7	1.28e6	1090	9.3	1.23	bb

Compound name: PCB-96
 Response Factor: 1.15383
 RRF SD: 0.0979018, Relative SD: 8.48491
 Response type: Internal Std (Ref 185), Area * (IS Conc. / IS Area)
 Curve type: RF

Name	Std. Conc.	RA	n/y	RT	RRT	Resp.	IS Resp.	Conc.	%Dev.	RRF	X = dropped
200801K1_1	0.250	1.77	NO	33.78	1.041	2.64e3	1.12e6	0.220	-12.2	1.01	MM
200801K1_2	1.00	1.54	NO	33.78	1.041	1.35e4	1.28e6	0.932	-6.8	1.08	bb

Dataset: U:\VG11.PRO\Results\200601K1\200601K1-CRVB.qld

Last Altered: Tuesday, June 02, 2020 10:21:37 Pacific Daylight Time

Printed: Tuesday, June 02, 2020 11:15:31 Pacific Daylight Time

Compound name: PCB-96

Name	Std. Conc.	RA	n/y	RT	RRT	Resp.	IS Resp.	Conc.	%Dev.	RRF	X = dropped
200601K1_3	2.50	1.49	NO	33.78	1.041	3.37e4	1.20e6	2.45	-2.2	1.13	bb
200601K1_4	50.0	1.58	NO	33.78	1.041	7.07e5	1.17e6	52.2	4.3	1.20	bb
200601K1_5	400	1.57	NO	33.78	1.041	6.41e6	1.28e6	434	8.4	1.25	bb
200601K1_6	1000	1.57	NO	33.78	1.041	1.80e7	1.28e6	1080	8.4	1.25	bb

Compound name: PCB-103

Response Factor: 0.936494

RRF SD: 0.0702306, Relative SD: 7.49931

Response type: Internal Std (Ref 185), Area * (IS Conc. / IS Area)

Curve type: RF

Name	Std. Conc.	RA	n/y	RT	RRT	Resp.	IS Resp.	Conc.	%Dev.	RRF	X = dropped
200601K1_1	0.250	1.88	NO	34.33	1.059	2.72e3	1.12e6	0.259	3.5	0.969	MM
200601K1_2	1.00	1.75	NO	34.33	1.058	1.06e4	1.26e6	0.898	-10.2	0.841	MM
200601K1_3	2.50	1.71	NO	34.33	1.058	2.57e4	1.20e6	2.30	-8.0	0.862	bb
200601K1_4	50.0	1.56	NO	34.33	1.058	5.53e5	1.17e6	50.3	0.8	0.942	bb
200601K1_5	400	1.58	NO	34.33	1.058	5.08e6	1.28e6	423	5.7	0.990	bb
200601K1_6	1000	1.55	NO	34.33	1.058	1.30e7	1.28e6	1080	8.3	1.01	bb

Compound name: PCB-100

Response Factor: 0.953574

RRF SD: 0.0599585, Relative SD: 6.28777

Response type: Internal Std (Ref 185), Area * (IS Conc. / IS Area)

Curve type: RF

Name	Std. Conc.	RA	n/y	RT	RRT	Resp.	IS Resp.	Conc.	%Dev.	RRF	X = dropped
200601K1_1	0.250	1.33	NO	34.69	1.069	2.84e3	1.12e6	0.247	-1.3	0.941	bb
200601K1_2	1.00	1.48	NO	34.69	1.069	1.09e4	1.28e6	0.913	-8.7	0.870	MM
200601K1_3	2.50	1.72	NO	34.71	1.069	2.72e4	1.20e6	2.38	-4.7	0.908	bb
200601K1_4	50.0	1.58	NO	34.71	1.069	5.88e5	1.17e6	50.5	1.0	0.983	bb
200601K1_5	400	1.57	NO	34.71	1.069	5.18e6	1.28e6	422	5.5	1.01	bb
200601K1_6	1000	1.55	NO	34.71	1.069	1.32e7	1.28e6	1080	8.2	1.03	bb

Dataset: U:\VG11.PRO\Results\200601K1\200601K1-CRVB.qld

Last Altered: Tuesday, June 02, 2020 10:21:37 Pacific Daylight Time

Printed: Tuesday, June 02, 2020 11:15:31 Pacific Daylight Time

Compound name: PCB-94

Response Factor: 0.948862

RRF SD: 0.0587427, Relative SD: 6.19086

Response type: Internal Std (Ref 186), Area * (IS Conc. / IS Area)

Curve type: RF

	Name	Std. Conc.	RA	n/y	RT	RRT	Resp	IS Resp	Conc.	%Dev	RRF	X = dropped
1	200601K1_1	0.250	1.87	NO	35.17	0.985	2.16e3	8.86e5	0.257	2.8	0.975	MM
2	200601K1_2	1.00	1.51	NO	35.19	0.985	8.32e3	9.63e5	0.910	-9.0	0.863	bb
3	200601K1_3	2.50	1.49	NO	35.19	0.985	2.12e4	9.53e5	2.35	-6.1	0.891	bb
4	200601K1_4	50.0	1.57	NO	35.19	0.985	4.48e5	9.36e5	50.5	0.9	0.958	bb
5	200601K1_5	400	1.57	NO	35.19	0.985	4.07e6	1.01e6	424	6.0	1.01	bb
6	200601K1_6	1000	1.57	NO	35.19	0.985	1.05e7	1.05e6	1050	5.4	1.00	bb

Compound name: PCB-95/98/102

Response Factor: 1.20445

RRF SD: 0.061353, Relative SD: 5.09384

Response type: Internal Std (Ref 186), Area * (IS Conc. / IS Area)

Curve type: RF

	Name	Std. Conc.	RA	n/y	RT	RRT	Resp	IS Resp	Conc.	%Dev	RRF	X = dropped
1	200601K1_1	0.750	1.52	NO	35.66	0.998	7.52e3	8.86e5	0.704	-6.1	1.13	MM
2	200601K1_2	3.00	1.52	NO	35.67	0.999	3.47e4	9.63e5	2.99	-0.3	1.20	bd
3	200601K1_3	7.50	1.61	NO	35.67	0.999	8.12e4	9.53e5	7.08	-5.6	1.14	dd
4	200601K1_4	150	1.57	NO	35.67	0.998	1.72e6	9.36e5	152	1.5	1.22	bd
5	200601K1_5	1200	1.56	NO	35.67	0.998	1.56e7	1.01e6	1260	6.5	1.28	bd
6	200601K1_6	3000	1.57	NO	35.67	0.998	3.94e7	1.05e6	3120	4.0	1.25	bd

Compound name: PCB-83

Response Factor: 0.935009

RRF SD: 0.088569, Relative SD: 9.47253

Response type: Internal Std (Ref 186), Area * (IS Conc. / IS Area)

Curve type: RF

	Name	Std. Conc.	RA	n/y	RT	RRT	Resp	IS Resp	Conc.	%Dev	RRF	X = dropped
1	200601K1_1	0.250	1.42	NO	35.82	1.003	1.78e3	8.86e5	0.215	-14.0	0.805	MM
2	200601K1_2	1.00	1.59	NO	35.81	1.003	8.62e3	9.63e5	0.957	-4.3	0.895	dd

Dataset: U:\VG11.PROVResults\200801K1\200801K1-CRVB.qld

Last Altered: Tuesday, June 02, 2020 10:21:37 Pacific Daylight Time

Printed: Tuesday, June 02, 2020 11:15:31 Pacific Daylight Time

Compound name: PCB-83

Name	Std. Conc.	RA	rt/y	RT	RRT	Resp	IS Resp	Conc.	%Dev	RRF	X = dropped
200801K1_3	2.50	1.70	NO	35.81	1.003	2.10e4	9.53e5	2.36	-5.5	0.884	dd
200801K1_4	50.0	1.83	NO	35.81	1.002	4.57e5	9.36e5	52.3	4.5	0.977	db
200801K1_5	400	1.80	NO	35.82	1.003	4.17e6	1.01e6	441	10.3	1.03	db
200801K1_6	1000	1.59	NO	35.82	1.003	1.07e7	1.05e6	1090	8.9	1.02	db

Compound name: PCB-88/91

Response Factor: 1.06482

RRF SD: 0.0420968, Relative SD: 3.95341

Response type: Internal Std (Ref 186), Area * (IS Conc. / IS Area)

Curve type: RF

Name	Std. Conc.	RA	rt/y	RT	RRT	Resp	IS Resp	Conc.	%Dev	RRF	X = dropped
200801K1_1	0.500	1.77	NO	36.14	1.012	4.58e3	8.86e5	0.485	-3.0	1.03	dd
200801K1_2	2.00	1.52	NO	36.14	1.012	2.02e4	9.63e5	1.97	-1.5	1.05	MM
200801K1_3	5.00	1.53	NO	36.14	1.012	4.83e4	9.53e5	4.76	-4.8	1.01	dd
200801K1_4	100	1.56	NO	36.16	1.012	9.97e5	9.36e5	100	0.0	1.07	MM
200801K1_5	800	1.55	NO	36.16	1.012	9.06e6	1.01e6	842	5.2	1.12	bd
200801K1_6	2000	1.56	NO	36.16	1.012	2.32e7	1.05e6	2080	4.0	1.11	bd

Compound name: PCB-121

Response Factor: 1.70958

RRF SD: 0.131372, Relative SD: 7.68456

Response type: Internal Std (Ref 186), Area * (IS Conc. / IS Area)

Curve type: RF

Name	Std. Conc.	RA	rt/y	RT	RRT	Resp	IS Resp	Conc.	%Dev	RRF	X = dropped
200801K1_1	0.250	1.84	NO	36.23	1.015	4.15e3	8.86e5	0.274	9.5	1.87	db
200801K1_2	1.00	1.86	NO	36.23	1.015	1.50e4	9.63e5	0.910	-9.0	1.56	db
200801K1_3	2.50	1.85	NO	36.25	1.015	3.70e4	9.53e5	2.27	-9.2	1.55	dd
200801K1_4	50.0	1.56	NO	36.25	1.015	7.99e5	9.36e5	50.0	-0.1	1.71	db
200801K1_5	400	1.59	NO	36.25	1.015	7.25e6	1.01e6	420	4.9	1.79	db
200801K1_6	1000	1.59	NO	36.25	1.015	1.86e7	1.05e6	1040	3.8	1.77	db

Dataset: U:\VG11.PRO\Results\200601K1\200601K1-CRVB.qld

Last Altered: Tuesday, June 02, 2020 10:21:37 Pacific Daylight Time
 Printed: Tuesday, June 02, 2020 11:15:31 Pacific Daylight Time

Compound name: PCB-84/92
 Response Factor: 1.01774
 RRF SD: 0.0662787, Relative SD: 6.51234
 Response type: Internal Std (Ref 187), Area * (IS Conc. / IS Area)
 Curve type: RF

Name	Std. Conc.	RA	n/y	RT	RRT	Resp.	IS Resp.	Conc.	%Dev.	RRF	X = dropped
200601K1_1	0.500	1.74	NO	37.09	0.990	3.96e3	8.58e5	0.454	-9.1	0.925	MM
200601K1_2	2.00	1.51	NO	37.09	0.990	1.83e4	9.58e5	1.88	-8.1	0.958	bd
200601K1_3	5.00	1.58	NO	37.09	0.990	4.76e4	9.39e5	4.98	-0.3	1.01	bd
200601K1_4	100	1.57	NO	37.09	0.990	9.53e5	9.13e5	102	2.5	1.04	bd
200601K1_5	800	1.57	NO	37.09	0.990	8.79e6	1.01e6	858	7.2	1.09	bd
200601K1_6	2000	1.58	NO	37.09	0.990	2.23e7	1.04e6	2120	5.8	1.08	bd

Compound name: PCB-89
 Response Factor: 1.1051
 RRF SD: 0.0694328, Relative SD: 6.28293
 Response type: Internal Std (Ref 187), Area * (IS Conc. / IS Area)
 Curve type: RF

Name	Std. Conc.	RA	n/y	RT	RRT	Resp.	IS Resp.	Conc.	%Dev.	RRF	X = dropped
200601K1_1	0.250	1.77	NO	37.28	0.995	2.45e3	8.58e5	0.259	3.5	1.14	MM
200601K1_2	1.00	1.58	NO	37.28	0.995	9.38e3	9.58e5	0.885	-11.5	0.978	dd
200601K1_3	2.50	1.58	NO	37.29	0.998	2.53e4	9.39e5	2.44	-2.5	1.08	dd
200601K1_4	50.0	1.54	NO	37.29	0.998	5.14e5	9.13e5	50.9	1.9	1.13	dd
200601K1_5	400	1.57	NO	37.29	0.998	4.71e6	1.01e6	424	5.9	1.17	dd
200601K1_6	1000	1.58	NO	37.29	0.998	1.18e7	1.04e6	1030	2.7	1.13	dd

Compound name: PCB-90/101
 Response Factor: 1.12263
 RRF SD: 0.0479543, Relative SD: 4.27159
 Response type: Internal Std (Ref 187), Area * (IS Conc. / IS Area)
 Curve type: RF

Name	Std. Conc.	RA	n/y	RT	RRT	Resp.	IS Resp.	Conc.	%Dev.	RRF	X = dropped
200601K1_1	0.500	1.57	NO	37.46	1.000	4.62e3	8.58e5	0.481	-3.8	1.08	db
200601K1_2	2.00	1.58	NO	37.46	1.000	2.07e4	9.58e5	1.93	-3.7	1.08	dd

Dataset: U:\VG11.PRO\Results\200601K1\200601K1-CRVB.qld

Last Altered: Tuesday, June 02, 2020 10:21:37 Pacific Daylight Time

Printed: Tuesday, June 02, 2020 11:15:31 Pacific Daylight Time

Compound name: PCB-90/101

Name	Std. Conc.	RA	n/y	RT	RRT	Resp	IS Resp	Conc.	%Dev	RRF	X = dropped
200601K1_3	5.00	1.66	NO	37.48	1.000	5.09e4	9.39e5	4.83	-3.4	1.08	dd
200601K1_4	100	1.58	NO	37.48	1.000	1.04e6	9.13e5	101	1.5	1.14	dd
200601K1_5	800	1.58	NO	37.48	1.000	9.62e6	1.01e6	851	6.4	1.19	dd
200601K1_6	2000	1.58	NO	37.48	1.000	2.40e7	1.04e6	2060	3.0	1.16	dd

Compound name: PCB-113

Response Factor: 1.51404

RRF SD: 0.104163, Relative SD: 6.87979

Response type: Internal Std (Ref 187), Area * (IS Conc. / IS Area)

Curve type: RF

Name	Std. Conc.	RA	n/y	RT	RRT	Resp	IS Resp	Conc.	%Dev	RRF	X = dropped
200601K1_1	0.250	1.39	NO	37.72	1.007	2.80e3	8.56e5	0.216	-13.7	1.31	MM
200601K1_2	1.00	1.48	NO	37.72	1.007	1.47e4	9.58e5	1.02	1.5	1.54	dd
200601K1_3	2.50	1.59	NO	37.72	1.007	3.61e4	9.39e5	2.54	1.5	1.54	dd
200601K1_4	50.0	1.57	NO	37.72	1.007	7.07e5	9.13e5	51.1	2.2	1.55	dd
200601K1_5	400	1.57	NO	37.72	1.007	6.45e6	1.01e6	423	5.8	1.60	dd
200601K1_6	1000	1.57	NO	37.72	1.007	1.61e7	1.04e6	1030	2.6	1.55	dd

Compound name: PCB-99

Response Factor: 1.32101

RRF SD: 0.111661, Relative SD: 8.45271

Response type: Internal Std (Ref 187), Area * (IS Conc. / IS Area)

Curve type: RF

Name	Std. Conc.	RA	n/y	RT	RRT	Resp	IS Resp	Conc.	%Dev	RRF	X = dropped
200601K1_1	0.250	1.51	NO	37.81	1.009	3.12e3	8.56e5	0.276	10.3	1.46	MM
200601K1_2	1.00	1.53	NO	37.81	1.009	1.15e4	9.58e5	0.907	-9.3	1.20	db
200601K1_3	2.50	1.66	NO	37.81	1.009	2.78e4	9.39e5	2.24	-10.5	1.18	db
200601K1_4	50.0	1.62	NO	37.81	1.009	6.00e5	9.13e5	49.7	-0.5	1.31	db
200601K1_5	400	1.60	NO	37.83	1.010	5.65e6	1.01e6	425	6.2	1.40	db
200601K1_6	1000	1.57	NO	37.83	1.010	1.42e7	1.04e6	1040	3.8	1.37	db

Dataset: U:\VG11.PRO\Results\200601K1\200601K1-CRVB.qld

Last Altered: Tuesday, June 02, 2020 10:21:37 Pacific Daylight Time

Printed: Tuesday, June 02, 2020 11:15:31 Pacific Daylight Time

Compound name: PCB-119

Response Factor: 1.80526

RRF SD: 0.0967589, Relative SD: 5.35982

Response type: Internal Std (Ref 188), Area * (IS Conc. / IS Area)

Curve type: RF

Name	Std. Conc.	RA	Qty	RT	RRF	Resp	IS Resp	Conc.	%Dev	RRF	X = dropped
200601K1_1	0.250	1.64	NO	38.30	0.987	3.62e3	7.55e5	0.265	6.1	1.92	bd
200601K1_2	1.00	1.55	NO	38.30	0.987	1.42e4	8.31e5	0.948	-5.2	1.71	dd
200601K1_3	2.50	1.50	NO	38.30	0.987	3.42e4	8.21e5	2.31	-7.7	1.67	bd
200601K1_4	50.0	1.57	NO	38.30	0.987	7.20e5	7.95e5	50.2	0.4	1.81	bd
200601K1_5	400	1.55	NO	38.30	0.987	6.73e6	9.02e5	413	3.3	1.87	bd
200601K1_6	1000	1.56	NO	38.30	0.987	1.70e7	9.13e5	1030	3.1	1.86	bd

Compound name: PCB-108/112

Response Factor: 1.44497

RRF SD: 0.091955, Relative SD: 6.36379

Response type: Internal Std (Ref 188), Area * (IS Conc. / IS Area)

Curve type: RF

Name	Std. Conc.	RA	Qty	RT	RRF	Resp	IS Resp	Conc.	%Dev	RRF	X = dropped
200601K1_1	0.500	1.61	NO	38.45	0.991	5.26e3	7.55e5	0.482	-3.6	1.39	dd
200601K1_2	2.00	1.50	NO	38.45	0.991	2.21e4	8.31e5	1.84	-7.9	1.33	dd
200601K1_3	5.00	1.57	NO	38.45	0.991	5.62e4	8.21e5	4.74	-5.3	1.37	dd
200601K1_4	100	1.57	NO	38.47	0.991	1.19e6	7.95e5	104	3.8	1.50	dd
200601K1_5	800	1.56	NO	38.47	0.991	1.11e7	9.02e5	851	6.4	1.54	dd
200601K1_6	2000	1.57	NO	38.47	0.991	2.81e7	9.13e5	2130	6.6	1.54	dd

Compound name: PCB-83

Response Factor: 1.83179

RRF SD: 0.0986786, Relative SD: 5.387

Response type: Internal Std (Ref 188), Area * (IS Conc. / IS Area)

Curve type: RF

Name	Std. Conc.	RA	Qty	RT	RRF	Resp	IS Resp	Conc.	%Dev	RRF	X = dropped
200601K1_1	0.250	1.60	NO	38.61	0.995	3.44e3	7.55e5	0.249	-0.4	1.82	dd
200601K1_2	1.00	1.63	NO	38.61	0.995	1.41e4	8.31e5	0.929	-7.1	1.70	dd

Dataset: U:\VG11.PRO\Results\200601K1\200601K1-CRVB.qld

Last Altered: Tuesday, June 02, 2020 10:21:37 Pacific Daylight Time

Printed: Tuesday, June 02, 2020 11:15:31 Pacific Daylight Time

Compound name: PCB-83

Name	Std. Conc.	RA	n/y	RT	RRT	Resp	IS Resp	Conc.	%Dev.	RRF	X = dropped
200601K1_3	2.50	1.52	NO	38.61	0.995	3.54e4	8.21e5	2.38	-5.8	1.73	dd
200601K1_4	50.0	1.59	NO	38.63	0.998	7.53e5	7.95e5	51.7	3.4	1.89	dd
200601K1_5	400	1.57	NO	38.63	0.998	8.96e6	9.02e5	421	5.3	1.93	dd
200601K1_6	1000	1.57	NO	38.63	0.998	1.75e7	9.13e5	1050	4.6	1.92	dd

Compound name: PCB-87

Response Factor: 1.28197

RRF SD: 0.0538988, Relative SD: 4.20437

Response type: Internal Std (Ref 188), Area * (IS Conc. / IS Area)

Curve type: RF

Name	Std. Conc.	RA	n/y	RT	RRT	Resp	IS Resp	Conc.	%Dev.	RRF	X = dropped
200601K1_1	0.250	1.36	NO	38.82	1.000	2.35e3	7.55e5	0.243	-2.9	1.25	MM
200601K1_2	1.00	1.42	NO	38.82	1.000	1.01e4	8.31e5	0.949	-5.1	1.22	dd
200601K1_3	2.50	1.48	NO	38.84	1.001	2.56e4	8.21e5	2.43	-2.8	1.25	dd
200601K1_4	50.0	1.58	NO	38.84	1.001	5.17e5	7.95e5	50.7	1.4	1.30	dd
200601K1_5	400	1.58	NO	38.84	1.001	4.86e6	9.02e5	420	5.0	1.35	dd
200601K1_6	1000	1.58	NO	38.84	1.001	1.22e7	9.13e5	1040	4.4	1.34	dd

Compound name: PCB-88

Response Factor: 1.11715

RRF SD: 0.0744773, Relative SD: 6.6667

Response type: Internal Std (Ref 188), Area * (IS Conc. / IS Area)

Curve type: RF

Name	Std. Conc.	RA	n/y	RT	RRT	Resp	IS Resp	Conc.	%Dev.	RRF	X = dropped
200601K1_1	0.250	1.47	NO	38.97	1.004	1.84e3	7.55e5	0.219	-12.8	0.977	dd
200601K1_2	1.00	1.82	NO	38.99	1.005	9.15e3	8.31e5	0.985	-1.5	1.10	dd
200601K1_3	2.50	1.83	NO	38.99	1.005	2.31e4	8.21e5	2.52	0.6	1.12	dd
200601K1_4	50.0	1.58	NO	38.99	1.005	4.60e5	7.95e5	51.8	3.6	1.16	dd
200601K1_5	400	1.57	NO	38.99	1.005	4.23e6	9.02e5	420	4.9	1.17	dd
200601K1_6	1000	1.55	NO	38.99	1.005	1.07e7	9.13e5	1050	4.9	1.17	dd

Dataset: U:\VG11.PRO\Results\200801K1\200801K1-CRVB.qld

Last Altered: Tuesday, June 02, 2020 10:21:37 Pacific Daylight Time

Printed: Tuesday, June 02, 2020 11:15:31 Pacific Daylight Time

Compound name: PCB-87/117/125

Response Factor: 1.55887

RRF SD: 0.10978, Relative SD: 7.04225

Response type: Internal Std (Ref 188), Area * (IS Conc. / IS Area)

Curve type: RF

Name	Std. Conc.	RA	Inj	RT	RRT	Resp	IS Resp	Conc.	%Dev	RRF	X = dropped
200801K1_1	0.750	1.69	NO	39.10	1.008	8.41e3	7.55e5	0.714	-4.8	1.48	dd
200801K1_2	3.00	1.54	NO	39.12	1.008	3.56e4	8.31e5	2.74	-8.5	1.43	dd
200801K1_3	7.50	1.62	NO	39.12	1.008	9.10e4	8.21e5	7.11	-5.2	1.48	dd
200801K1_4	150	1.57	NO	39.12	1.008	1.92e6	7.95e5	155	3.4	1.61	dd
200801K1_5	1200	1.57	NO	39.12	1.008	1.82e7	9.02e5	1290	7.6	1.68	dd
200801K1_6	3000	1.57	NO	39.12	1.008	4.59e7	9.13e5	3220	7.5	1.68	dd

Compound name: PCB-111/115

Response Factor: 1.91042

RRF SD: 0.105925, Relative SD: 5.54456

Response type: Internal Std (Ref 188), Area * (IS Conc. / IS Area)

Curve type: RF

Name	Std. Conc.	RA	Inj	RT	RRT	Resp	IS Resp	Conc.	%Dev	RRF	X = dropped
200801K1_1	0.500	1.58	NO	39.27	1.012	6.99e3	7.55e5	0.485	-3.1	1.85	dd
200801K1_2	2.00	1.41	NO	39.27	1.012	2.93e4	8.31e5	1.85	-7.6	1.77	dd
200801K1_3	5.00	1.62	NO	39.27	1.012	7.57e4	8.21e5	4.82	-3.5	1.84	dd
200801K1_4	100	1.57	NO	39.27	1.012	1.56e6	7.95e5	103	2.8	1.96	dd
200801K1_5	800	1.57	NO	39.27	1.012	1.46e7	9.02e5	847	5.6	2.02	dd
200801K1_6	2000	1.55	NO	39.28	1.013	3.69e7	9.13e5	2120	5.8	2.02	dd

Compound name: PCB-85/116

Response Factor: 1.41084

RRF SD: 0.0937905, Relative SD: 6.64783

Response type: Internal Std (Ref 188), Area * (IS Conc. / IS Area)

Curve type: RF

Name	Std. Conc.	RA	Inj	RT	RRT	Resp	IS Resp	Conc.	%Dev	RRF	X = dropped
200801K1_1	0.500	1.72	NO	39.40	1.015	5.54e3	7.55e5	0.520	4.0	1.47	db
200801K1_2	2.00	1.42	NO	39.40	1.015	2.11e4	8.31e5	1.79	-10.3	1.27	dd

Dataset: U:\VG11.PRO\Results\200601K1\200601K1-CRVB.qld

Last Altered: Tuesday, June 02, 2020 10:21:37 Pacific Daylight Time

Printed: Tuesday, June 02, 2020 11:15:31 Pacific Daylight Time

Compound name: PCB-85/116

Name	Std. Conc.	RA	nlv	RT	RRT	Resp	IS Resp	Conc.	%Dev	RRF	X = dropped
200601K1_3	5.00	1.54	NO	39.40	1.015	5.42e4	8.21e5	4.68	-6.4	1.32	dd
200601K1_4	100	1.58	NO	39.40	1.015	1.15e6	7.95e5	102	2.3	1.44	db
200601K1_5	800	1.58	NO	39.40	1.015	1.07e7	9.02e5	842	5.2	1.48	db
200601K1_6	2000	1.60	NO	39.40	1.015	2.71e7	9.13e5	2100	5.2	1.48	db

Compound name: PCB-120

Response Factor: 2.00504

RRF SD: 0.113682, Relative SD: 5.66984

Response type: Internal Std (Ref 188), Area * (IS Conc. / IS Area)

Curve type: RF

Name	Std. Conc.	RA	nlv	RT	RRT	Resp	IS Resp	Conc.	%Dev	RRF	X = dropped
200601K1_1	0.250	1.42	NO	39.84	1.022	3.56e3	7.55e5	0.235	-6.0	1.88	bd
200601K1_2	1.00	1.56	NO	39.66	1.022	1.80e4	8.31e5	0.959	-4.1	1.92	dd
200601K1_3	2.50	1.56	NO	39.66	1.022	3.91e4	8.21e5	2.37	-5.1	1.90	dd
200601K1_4	50.0	1.56	NO	39.66	1.022	8.25e5	7.95e5	51.8	3.5	2.08	bd
200601K1_5	400	1.59	NO	39.66	1.022	7.83e6	9.02e5	422	5.4	2.11	bd
200601K1_6	1000	1.56	NO	39.66	1.022	1.95e7	9.13e5	1060	6.3	2.13	bd

Compound name: PCB-110

Response Factor: 1.74266

RRF SD: 0.0926364, Relative SD: 5.3158

Response type: Internal Std (Ref 188), Area * (IS Conc. / IS Area)

Curve type: RF

Name	Std. Conc.	RA	nlv	RT	RRT	Resp	IS Resp	Conc.	%Dev	RRF	X = dropped
200601K1_1	0.250	1.62	NO	39.79	1.025	3.10e3	7.55e5	0.235	-5.9	1.84	db
200601K1_2	1.00	1.56	NO	39.81	1.026	1.38e4	8.31e5	0.954	-4.8	1.86	MM
200601K1_3	2.50	1.56	NO	39.81	1.026	3.44e4	8.21e5	2.40	-3.9	1.87	db
200601K1_4	50.0	1.58	NO	39.81	1.026	7.19e5	7.95e5	51.9	3.8	1.81	db
200601K1_5	400	1.58	NO	39.81	1.026	6.65e6	9.02e5	423	5.7	1.84	db
200601K1_6	1000	1.58	NO	39.81	1.026	1.67e7	9.13e5	1050	4.8	1.83	db

Dataset: U:\VG11.PRO\Results\200601K1\200601K1-CRVB.qld

Last Altered: Tuesday, June 02, 2020 10:21:37 Pacific Daylight Time
 Printed: Tuesday, June 02, 2020 11:15:31 Pacific Daylight Time

Compound name: PCB-82
 Response Factor: 0.781273
 RRF SD: 0.0477185, Relative SD: 6.10778
 Response type: Internal Std (Ref 189), Area * (IS Conc. / IS Area)
 Curve type: RF

Name	Std. Conc.	RA	Int.	RT	RRT	Resp.	IS Resp.	Conc.	%Dev.	RRF	X = dropped
200601K1_1	0.250	1.38	NO	40.44	0.976	1.88e3	1.02e6	0.237	-5.4	0.739	MM
200601K1_2	1.00	1.79	NO	40.44	0.976	8.26e3	1.11e6	0.956	-4.4	0.747	MM
200601K1_3	2.50	1.57	NO	40.44	0.976	2.04e4	1.12e6	2.34	-6.5	0.731	dd
200601K1_4	50.0	1.57	NO	40.46	0.976	4.35e5	1.07e6	52.1	4.3	0.815	bb
200601K1_5	400	1.56	NO	40.46	0.976	3.98e6	1.18e6	431	7.8	0.842	bb
200601K1_6	1000	1.55	NO	40.46	0.976	1.00e7	1.23e6	1040	4.1	0.814	bb

Compound name: PCB-124
 Response Factor: 1.39686
 RRF SD: 0.11391, Relative SD: 8.15474
 Response type: Internal Std (Ref 189), Area * (IS Conc. / IS Area)
 Curve type: RF

Name	Std. Conc.	RA	Int.	RT	RRT	Resp.	IS Resp.	Conc.	%Dev.	RRF	X = dropped
200601K1_1	0.250	1.51	NO	41.15	0.993	3.66e3	1.02e6	0.257	2.9	1.44	MM
200601K1_2	1.00	1.81	NO	41.15	0.993	1.33e4	1.11e6	0.864	-13.6	1.21	bd
200601K1_3	2.50	1.49	NO	41.15	0.993	3.66e4	1.12e6	2.35	-6.1	1.31	bd
200601K1_4	50.0	1.57	NO	41.16	0.993	7.76e5	1.07e6	52.0	4.0	1.45	bd
200601K1_5	400	1.57	NO	41.16	0.993	7.10e6	1.18e6	431	7.7	1.50	bd
200601K1_6	1000	1.56	NO	41.16	0.993	1.81e7	1.23e6	1050	5.2	1.47	bd

Compound name: PCB-107/109
 Response Factor: 1.3418
 RRF SD: 0.112451, Relative SD: 8.38064
 Response type: Internal Std (Ref 189), Area * (IS Conc. / IS Area)
 Curve type: RF

Name	Std. Conc.	RA	Int.	RT	RRT	Resp.	IS Resp.	Conc.	%Dev.	RRF	X = dropped
200601K1_1	0.500	1.52	NO	41.31	0.997	6.09e3	1.02e6	0.446	-10.9	1.20	dd
200601K1_2	2.00	1.81	NO	41.29	0.996	2.87e4	1.11e6	1.93	-3.4	1.30	dd

Dataset: U:\VG11.PRO\Results\200801K1\200801K1-CRVB.qld

Last Altered: Tuesday, June 02, 2020 10:21:37 Pacific Daylight Time

Printed: Tuesday, June 02, 2020 11:15:31 Pacific Daylight Time

Compound name: PCB-107/109

Name	Std. Conc.	RA	nty	RT	RRT	Resp	IS Resp	Conc.	%Dev	RRF	X = dropped
200801K1_3	5.00	1.48	NO	41.29	0.998	6.93e4	1.12e6	4.83	-7.5	1.24	dd
200801K1_4	100	1.58	NO	41.29	0.998	1.50e6	1.07e6	105	4.9	1.41	dd
200801K1_5	800	1.58	NO	41.29	0.998	1.38e7	1.18e6	871	8.8	1.48	dd
200801K1_6	2000	1.58	NO	41.29	0.998	3.57e7	1.23e6	2160	8.0	1.45	dd

Compound name: PCB-123

Response Factor: 1.19789

RRF SD: 0.0778787, Relative SD: 6.48483

Response type: Internal Std (Ref 189), Area * (IS Conc. / IS Area)

Curve type: RF

Name	Std. Conc.	RA	nty	RT	RRT	Resp	IS Resp	Conc.	%Dev	RRF	X = dropped
200801K1_1	0.250	1.88	NO	41.48	1.001	2.87e3	1.02e6	0.236	-5.7	1.13	db
200801K1_2	1.00	1.57	NO	41.48	1.001	1.21e4	1.11e6	0.917	-8.3	1.10	dd
200801K1_3	2.50	1.54	NO	41.48	1.001	3.25e4	1.12e6	2.43	-2.7	1.17	dd
200801K1_4	50.0	1.58	NO	41.48	1.000	6.69e5	1.07e6	52.3	4.8	1.25	dd
200801K1_5	400	1.58	NO	41.48	1.000	6.11e6	1.18e6	432	7.9	1.29	dd
200801K1_6	1000	1.58	NO	41.48	1.000	1.54e7	1.23e6	1040	4.2	1.25	dd

Compound name: PCB-106/118

Response Factor: 1.21941

RRF SD: 0.102837, Relative SD: 8.43331

Response type: Internal Std (Ref 190), Area * (IS Conc. / IS Area)

Curve type: RF

Name	Std. Conc.	RA	nty	RT	RRT	Resp	IS Resp	Conc.	%Dev	RRF	X = dropped
200801K1_1	0.500	1.34	NO	41.87	1.001	5.58e3	1.07e6	0.426	-14.8	1.04	MM
200801K1_2	2.00	1.73	NO	41.89	1.001	2.72e4	1.17e6	1.92	-4.2	1.17	MM
200801K1_3	5.00	1.55	NO	41.89	1.001	7.07e4	1.16e6	5.01	0.2	1.22	MM
200801K1_4	100	1.57	NO	41.89	1.001	1.44e6	1.12e6	105	5.5	1.29	MM
200801K1_5	800	1.58	NO	41.89	1.001	1.33e7	1.27e6	881	7.8	1.31	MM
200801K1_6	2000	1.58	NO	41.89	1.001	3.40e7	1.32e6	2110	5.7	1.29	MM

Dataset: U:\VG11.PRO\Results\200601K1\200601K1-CRVB.qld

Last Altered: Tuesday, June 02, 2020 10:21:37 Pacific Daylight Time
 Printed: Tuesday, June 02, 2020 11:15:31 Pacific Daylight Time

Compound name: PCB-114
 Response Factor: 1.14116
 RRF SD: 0.0850793, Relative SD: 7.45549
 Response type: Internal Std (Ref 191), Area * (IS Conc. / IS Area)
 Curve type: RF

Name	Std. Conc.	RA	n/y	RT	RRT	Resp	IS Resp	Conc.	%Dev	RRF	X = dropped
200601K1_1	0.250	1.33	NO	42.32	1.000	3.86e3	1.38e6	0.248	-0.7	1.13	MM
200601K1_2	1.00	1.64	NO	42.34	1.001	1.48e4	1.45e6	0.891	-10.9	1.02	MM
200601K1_3	2.50	1.54	NO	42.34	1.000	3.91e4	1.47e6	2.33	-6.7	1.06	MM
200601K1_4	50.0	1.57	NO	42.34	1.000	8.45e5	1.41e6	52.8	5.3	1.20	MM
200601K1_5	400	1.54	NO	42.34	1.000	7.43e6	1.52e6	428	7.0	1.22	MM
200601K1_6	1000	1.55	NO	42.34	1.000	1.91e7	1.58e6	1060	6.0	1.21	MM

Compound name: PCB-122
 Response Factor: 0.944286
 RRF SD: 0.0437623, Relative SD: 4.63443
 Response type: Internal Std (Ref 191), Area * (IS Conc. / IS Area)
 Curve type: RF

Name	Std. Conc.	RA	n/y	RT	RRT	Resp	IS Resp	Conc.	%Dev	RRF	X = dropped
200601K1_1	0.250	1.81	NO	42.47	1.004	2.97e3	1.38e6	0.231	-7.8	0.871	MM
200601K1_2	1.00	1.80	NO	42.47	1.004	1.33e4	1.45e6	0.970	-3.0	0.915	MM
200601K1_3	2.50	1.54	NO	42.47	1.004	3.50e4	1.47e6	2.52	0.9	0.953	MM
200601K1_4	50.0	1.56	NO	42.47	1.004	6.92e5	1.41e6	52.1	4.2	0.984	MM
200601K1_5	400	1.55	NO	42.47	1.004	5.98e6	1.52e6	418	4.1	0.983	MM
200601K1_6	1000	1.56	NO	42.47	1.004	1.51e7	1.58e6	1020	1.8	0.959	MM

Compound name: PCB-105
 Response Factor: 1.05075
 RRF SD: 0.0648066, Relative SD: 6.16764
 Response type: Internal Std (Ref 192), Area * (IS Conc. / IS Area)
 Curve type: RF

Name	Std. Conc.	RA	n/y	RT	RRT	Resp	IS Resp	Conc.	%Dev	RRF	X = dropped
200601K1_1	0.250	1.32	NO	43.21	1.000	3.35e3	1.40e6	0.228	-8.9	0.957	bb
200601K1_2	1.00	1.56	NO	43.23	1.001	1.48e4	1.47e6	0.957	-4.3	1.01	MM

Dataset: U:\WG11.PRO\Results\200601K1\200601K1-CRVB.qld

Last Altered: Tuesday, June 02, 2020 10:21:37 Pacific Daylight Time
 Printed: Tuesday, June 02, 2020 11:15:31 Pacific Daylight Time

Compound name: PCB-105

Name	Std Conc	RA	n/y	RT	RRT	Resp	IS Resp	Conc	%Dev	RRF	X=dropped
200601K1_3	2.50	1.58	NO	43.23	1.000	3.84e4	1.49e6	2.45	-2.1	1.03	MM
200601K1_4	50.0	1.58	NO	43.23	1.000	7.78e5	1.42e6	52.1	4.1	1.09	dd
200601K1_5	400	1.59	NO	43.23	1.000	6.92e6	1.53e6	431	7.7	1.13	dd
200601K1_6	1000	1.58	NO	43.23	1.000	1.78e7	1.82e6	1030	3.4	1.09	dd

Compound name: PCB-127

Response Factor: 1.05904

RRF SD: 0.0891593, Relative SD: 6.53037

Response type: Internal Std (Ref 193), Area * (IS Conc. / IS Area)

Curve type: RF

Name	Std Conc	RA	n/y	RT	RRT	Resp	IS Resp	Conc	%Dev	RRF	X=dropped
200601K1_1	0.250	1.35	NO	43.57	1.000	3.42e3	1.45e6	0.223	-10.8	0.944	MM
200601K1_2	1.00	1.53	NO	43.57	1.000	1.54e4	1.51e6	0.965	-3.5	1.02	db
200601K1_3	2.50	1.57	NO	43.57	1.000	4.15e4	1.59e6	2.47	-1.3	1.05	MM
200601K1_4	50.0	1.57	NO	43.57	1.000	6.11e5	1.47e6	52.2	4.4	1.11	db
200601K1_5	400	1.59	NO	43.57	1.000	7.02e6	1.58e6	420	5.0	1.11	db
200601K1_6	1000	1.57	NO	43.57	1.000	1.85e7	1.84e6	1060	6.1	1.12	db

Compound name: PCB-128

Response Factor: 1.17214

RRF SD: 0.0891348, Relative SD: 7.60443

Response type: Internal Std (Ref 194), Area * (IS Conc. / IS Area)

Curve type: RF

Name	Std Conc	RA	n/y	RT	RRT	Resp	IS Resp	Conc	%Dev	RRF	X=dropped
200601K1_1	0.250	1.67	NO	45.52	1.000	3.40e3	1.33e6	0.218	-12.8	1.02	bb
200601K1_2	1.00	1.48	NO	45.52	1.000	1.71e4	1.49e6	0.982	-1.8	1.15	MM
200601K1_3	2.50	1.61	NO	45.52	1.000	4.35e4	1.54e6	2.42	-3.3	1.13	MM
200601K1_4	50.0	1.54	NO	45.54	1.000	8.88e5	1.45e6	52.1	4.3	1.22	db
200601K1_5	400	1.56	NO	45.54	1.001	7.83e6	1.51e6	431	7.7	1.26	db
200601K1_6	1000	1.56	NO	45.54	1.000	1.98e7	1.80e6	1060	5.9	1.24	db

Dataset: U:\VG11.PRO\Results\200801K1\200801K1-CRVB.qld

Last Altered: Tuesday, June 02, 2020 10:21:37 Pacific Daylight Time
 Printed: Tuesday, June 02, 2020 11:15:31 Pacific Daylight Time

Compound name: PCB-155
 Response Factor: 1.04363
 RRF SD: 0.0461718, Relative SD: 4.42414
 Response type: Internal Std (Ref 195), Area * (IS Conc. / IS Area)
 Curve type: RF

Name	Std. Conc.	RA	rt	RT	RRT	Resp	IS Resp	Conc.	%Dev	RRF	X = dropped
200801K1_1	0.250	1.30	NO	37.01	1.001	1.70e3	6.57e5	0.247	-1.1	1.03	bb
200801K1_2	1.00	1.23	NO	37.01	1.001	7.53e3	7.35e5	0.981	-1.9	1.02	bb
200801K1_3	2.50	1.18	NO	37.01	1.000	1.80e4	7.36e5	2.34	-6.5	0.976	bb
200801K1_4	50.0	1.30	NO	37.01	1.000	3.73e5	7.19e5	49.7	-0.8	1.04	bb
200801K1_5	400	1.30	NO	37.01	1.000	3.46e6	7.88e5	421	5.4	1.10	bb
200801K1_6	1000	1.29	NO	37.01	1.000	6.65e6	7.92e5	1050	4.7	1.09	bb

Compound name: PCB-150
 Response Factor: 1.08341
 RRF SD: 0.0925801, Relative SD: 8.54521
 Response type: Internal Std (Ref 195), Area * (IS Conc. / IS Area)
 Curve type: RF

Name	Std. Conc.	RA	rt	RT	RRT	Resp	IS Resp	Conc.	%Dev	RRF	X = dropped
200801K1_1	0.250	1.14	NO	38.30	1.036	1.59e3	6.57e5	0.223	-10.8	0.967	MM
200801K1_2	1.00	1.15	NO	38.32	1.036	7.27e3	7.35e5	0.912	-6.8	0.968	bb
200801K1_3	2.50	1.32	NO	38.32	1.036	1.98e4	7.36e5	2.49	-0.6	1.08	bb
200801K1_4	50.0	1.26	NO	38.32	1.036	3.96e5	7.19e5	50.9	1.7	1.10	bb
200801K1_5	400	1.29	NO	38.32	1.036	3.72e6	7.88e5	436	8.9	1.18	bb
200801K1_6	1000	1.29	NO	38.32	1.036	9.39e6	7.92e5	1090	9.5	1.19	bb

Compound name: PCB-152
 Response Factor: 1.18641
 RRF SD: 0.106735, Relative SD: 8.99646
 Response type: Internal Std (Ref 195), Area * (IS Conc. / IS Area)
 Curve type: RF

Name	Std. Conc.	RA	rt	RT	RRT	Resp	IS Resp	Conc.	%Dev	RRF	X = dropped
200801K1_1	0.250	1.37	NO	38.80	1.049	1.72e3	6.57e5	0.221	-11.7	1.05	MM
200801K1_2	1.00	1.34	NO	38.80	1.049	6.42e3	7.35e5	0.966	-3.4	1.15	bb

Dataset: U:\VG11.PROVResults\200801K1\200801K1-CRVB.qld

Last Altered: Tuesday, June 02, 2020 10:21:37 Pacific Daylight Time
 Printed: Tuesday, June 02, 2020 11:15:31 Pacific Daylight Time

Compound name: PCB-152

Name	Std Conc	RA	nty	RT	RRT	Resp	IS Resp	Conc	%Dev	RRF	X=dropped
200801K1_3	2.50	1.28	NO	38.80	1.049	2.02e4	7.36e5	2.32	-7.3	1.10	bb
200801K1_4	50.0	1.30	NO	38.80	1.049	4.38e5	7.19e5	51.3	2.6	1.22	bb
200801K1_5	400	1.31	NO	38.80	1.049	4.12e6	7.88e5	441	10.4	1.31	bb
200801K1_6	1000	1.30	NO	38.82	1.049	1.03e7	7.92e5	1090	9.4	1.30	bb

Compound name: PCB-145

Response Factor: 1.18848
 RRF SD: 0.0869925, Relative SD: 7.31963
 Response type: Internal Std (Ref 195), Area * (IS Conc. / IS Area)
 Curve type: RF

Name	Std Conc	RA	nty	RT	RRT	Resp	IS Resp	Conc	%Dev	RRF	X=dropped
200801K1_1	0.250	1.30	NO	39.27	1.062	1.80e3	6.57e5	0.231	-7.7	1.10	MM
200801K1_2	1.00	1.31	NO	39.27	1.062	8.51e3	7.35e5	0.974	-2.6	1.16	bb
200801K1_3	2.50	1.25	NO	39.27	1.061	2.04e4	7.36e5	2.34	-6.6	1.11	bb
200801K1_4	50.0	1.31	NO	39.27	1.061	4.24e5	7.19e5	49.6	-0.9	1.18	bb
200801K1_5	400	1.28	NO	39.27	1.061	4.10e6	7.88e5	438	9.5	1.30	bb
200801K1_6	1000	1.29	NO	39.27	1.061	1.02e7	7.92e5	1090	6.2	1.29	bb

Compound name: PCB-136

Response Factor: 1.02088
 RRF SD: 0.0891715, Relative SD: 6.77588
 Response type: Internal Std (Ref 195), Area * (IS Conc. / IS Area)
 Curve type: RF

Name	Std Conc	RA	nty	RT	RRT	Resp	IS Resp	Conc	%Dev	RRF	X=dropped
200801K1_1	0.250	1.19	NO	39.60	1.071	1.50e3	6.57e5	0.224	-10.4	0.915	MM
200801K1_2	1.00	1.37	NO	39.60	1.071	7.18e3	7.35e5	0.957	-4.3	0.977	MM
200801K1_3	2.50	1.20	NO	39.60	1.070	1.87e4	7.36e5	2.49	-0.3	1.02	bd
200801K1_4	50.0	1.32	NO	39.60	1.070	3.70e5	7.19e5	50.4	0.7	1.03	bd
200801K1_5	400	1.30	NO	39.60	1.070	3.47e6	7.88e5	431	7.8	1.10	bd
200801K1_6	1000	1.29	NO	39.60	1.070	8.61e6	7.92e5	1090	6.5	1.09	bd

Dataset: U:\VG11.PROVResults\200801K1\200801K1-CRVB.qld

Last Altered: Tuesday, June 02, 2020 10:21:37 Pacific Daylight Time
 Printed: Tuesday, June 02, 2020 11:15:31 Pacific Daylight Time

Compound name: PCB-148
 Response Factor: 0.841589
 RRF SD: 0.0633021, Relative SD: 7.52173
 Response type: Internal Std (Ref 195), Area * (IS Conc. / IS Area)
 Curve type: RF

Name	Int. Conc.	RA	nty	RT	RRT	Resp	IS Resp	Conc	%Dev	RRF	X = dropped
200601K1_1	0.250	1.05	NO	39.71	1.074	1.36e3	6.57e5	0.246	-1.4	0.830	MM
200601K1_2	1.00	1.26	NO	39.71	1.074	5.73e3	7.35e5	0.926	-7.4	0.779	db
200601K1_3	2.50	1.29	NO	39.71	1.073	1.42e4	7.36e5	2.30	-8.0	0.775	db
200601K1_4	50.0	1.32	NO	39.71	1.073	2.99e5	7.19e5	49.4	-1.1	0.832	db
200601K1_5	400	1.31	NO	39.71	1.073	2.87e6	7.88e5	434	8.4	0.913	db
200601K1_6	1000	1.31	NO	39.71	1.073	7.30e6	7.92e5	1090	9.5	0.921	db

Compound name: PCB-154
 Response Factor: 0.91897
 RRF SD: 0.0435601, Relative SD: 4.7401
 Response type: Internal Std (Ref 195), Area * (IS Conc. / IS Area)
 Curve type: RF

Name	Int. Conc.	RA	nty	RT	RRT	Resp	IS Resp	Conc	%Dev	RRF	X = dropped
200601K1_1	0.250	1.39	NO	40.22	1.088	1.56e3	6.57e5	0.258	3.3	0.949	MM
200601K1_2	1.00	1.41	NO	40.22	1.088	6.57e3	7.35e5	0.973	-2.7	0.894	MM
200601K1_3	2.50	1.35	NO	40.22	1.087	1.57e4	7.36e5	2.32	-7.1	0.853	bb
200601K1_4	50.0	1.33	NO	40.22	1.087	3.23e5	7.19e5	48.9	-2.2	0.899	bb
200601K1_5	400	1.30	NO	40.22	1.087	3.01e6	7.88e5	416	4.0	0.958	bb
200601K1_6	1000	1.30	NO	40.22	1.087	7.62e6	7.92e5	1050	4.7	0.963	bb

Compound name: PCB-151
 Response Factor: 0.786525
 RRF SD: 0.034223, Relative SD: 4.35117
 Response type: Internal Std (Ref 195), Area * (IS Conc. / IS Area)
 Curve type: RF

Name	Int. Conc.	RA	nty	RT	RRT	Resp	IS Resp	Conc	%Dev	RRF	X = dropped
200601K1_1	0.250	1.07	NO	40.88	1.106	1.19e3	6.57e5	0.231	-7.8	0.725	MM
200601K1_2	1.00	1.15	NO	40.88	1.106	5.79e3	7.35e5	1.00	0.1	0.787	bb

Dataset: U:\VG11.PRO\Results\200601K1\200601K1-CRVB.qld

Last Altered: Tuesday, June 02, 2020 10:21:37 Pacific Daylight Time

Printed: Tuesday, June 02, 2020 11:15:31 Pacific Daylight Time

Compound name: PCB-151

Name	Std Conc	RA	Hy	RT	RRT	Resp	IS Resp	Conc	%Dev	RRF	X = dropped
200601K1_3	2.50	1.14	NO	40.88	1.105	1.45e4	7.36e5	2.50	0.0	0.787	bb
200601K1_4	50.0	1.33	NO	40.88	1.105	2.82e5	7.19e5	49.9	-0.2	0.785	bd
200601K1_5	400	1.31	NO	40.88	1.105	2.54e6	7.88e5	410	2.8	0.807	bb
200601K1_6	1000	1.28	NO	40.88	1.105	6.56e6	7.92e5	1050	5.2	0.828	bd

Compound name: PCB-135

Response Factor: 0.922274

RRF SD: 0.05017, Relative SD: 5.43982

Response type: Internal Std (Ref 195), Area * (IS Conc. / IS Area)

Curve type: RF

Name	Std Conc	RA	Hy	RT	RRT	Resp	IS Resp	Conc	%Dev	RRF	X = dropped
200601K1_1	0.250	1.35	NO	41.11	1.112	1.63e3	6.57e5	0.268	7.3	0.990	MM
200601K1_2	1.00	1.27	NO	41.11	1.112	6.81e3	7.35e5	1.00	0.4	0.926	MM
200601K1_3	2.50	1.33	NO	41.11	1.111	1.56e4	7.36e5	2.29	-8.2	0.847	MM
200601K1_4	50.0	1.28	NO	41.11	1.111	3.19e5	7.19e5	48.1	-3.7	0.888	dd
200601K1_5	400	1.27	NO	41.11	1.111	2.93e6	7.88e5	403	0.7	0.929	bd
200601K1_6	1000	1.28	NO	41.11	1.111	7.56e6	7.92e5	1040	3.5	0.955	dd

Compound name: PCB-144

Response Factor: 0.788937

RRF SD: 0.0931784, Relative SD: 11.8106

Response type: Internal Std (Ref 195), Area * (IS Conc. / IS Area)

Curve type: RF

Name	Std Conc	RA	Hy	RT	RRT	Resp	IS Resp	Conc	%Dev	RRF	X = dropped
200601K1_1	0.250	1.07	NO	41.22	1.115	1.14e3	6.57e5	0.219	-12.4	0.691	dd
200601K1_2	1.00	1.05	NO	41.20	1.114	5.31e3	7.35e5	0.915	-8.5	0.722	MM
200601K1_3	2.50	1.25	NO	41.22	1.114	1.33e4	7.36e5	2.29	-8.5	0.722	MM
200601K1_4	50.0	1.30	NO	41.22	1.114	2.87e5	7.19e5	50.6	1.3	0.799	dd
200601K1_5	400	1.28	NO	41.22	1.114	2.82e6	7.88e5	454	13.4	0.895	dd
200601K1_6	1000	1.28	NO	41.22	1.114	7.17e6	7.92e5	1150	14.7	0.905	dd

Dataset: U:\VG11.PRO\Results\200801K1\200801K1-CRVB.qld

Last Altered: Tuesday, June 02, 2020 10:21:37 Pacific Daylight Time
 Printed: Tuesday, June 02, 2020 11:15:31 Pacific Daylight Time

Compound name: PCB-147
 Response Factor: 0.834498
 RRF SD: 0.0629802, Relative SD: 7.54708
 Response type: Internal Std (Ref 195), Area * (IS Conc. / IS Area)
 Curve type: RF

Name	Std. Conc.	RA	nly	RT	RRT	Resp	IS Resp	Conc.	%Dev	RRF	X = dropped
200801K1_1	0.250	1.35	NO	41.35	1.118	1.49e3	6.57e5	0.271	8.8	0.908	db
200801K1_2	1.00	1.27	NO	41.35	1.118	5.42e3	7.35e5	0.883	-11.7	0.737	MM
200801K1_3	2.50	1.33	NO	41.35	1.118	1.44e4	7.38e5	2.34	-8.4	0.781	MM
200801K1_4	50.0	1.32	NO	41.35	1.118	3.05e5	7.19e5	50.9	1.8	0.849	db
200801K1_5	400	1.29	NO	41.35	1.118	2.72e6	7.88e5	413	3.3	0.862	db
200801K1_6	1000	1.31	NO	41.35	1.118	6.90e6	7.92e5	1040	4.4	0.871	db

Compound name: PCB-139/149
 Response Factor: 0.947782
 RRF SD: 0.0555305, Relative SD: 5.859
 Response type: Internal Std (Ref 195), Area * (IS Conc. / IS Area)
 Curve type: RF

Name	Std. Conc.	RA	nly	RT	RRT	Resp	IS Resp	Conc.	%Dev	RRF	X = dropped
200801K1_1	0.500	1.23	NO	41.63	1.126	3.21e3	6.57e5	0.515	3.0	0.977	MM
200801K1_2	2.00	1.18	NO	41.63	1.126	1.32e4	7.35e5	1.90	-5.2	0.898	MM
200801K1_3	5.00	1.32	NO	41.63	1.125	3.24e4	7.38e5	4.85	-7.0	0.881	bd
200801K1_4	100	1.30	NO	41.63	1.125	6.80e5	7.19e5	98.9	-3.1	0.918	bd
200801K1_5	800	1.28	NO	41.63	1.125	6.31e6	7.88e5	848	5.7	1.00	bd
200801K1_6	2000	1.30	NO	41.63	1.125	1.80e7	7.92e5	2130	6.8	1.01	bd

Compound name: PCB-140
 Response Factor: 0.793808
 RRF SD: 0.0527788, Relative SD: 6.65048
 Response type: Internal Std (Ref 195), Area * (IS Conc. / IS Area)
 Curve type: RF

Name	Std. Conc.	RA	nly	RT	RRT	Resp	IS Resp	Conc.	%Dev	RRF	X = dropped
200801K1_1	0.250	1.38	NO	41.80	1.130	1.28e3	6.57e5	0.245	-1.8	0.779	MM
200801K1_2	1.00	1.30	NO	41.81	1.131	5.44e3	7.35e5	0.932	-6.8	0.740	MM

Dataset: U:\VG11.PRO\Results\200601K1\200601K1-CRVB.qld

Last Altered: Tuesday, June 02, 2020 10:21:37 Pacific Daylight Time
 Printed: Tuesday, June 02, 2020 11:15:31 Pacific Daylight Time

Compound name: PCB-140

Name	Std Conc	RA	Int	RT	RRT	Resp	IS Resp	Conc	%Dev	RRF	X = dropped
200601K1_3	2.50	1.30	NO	41.81	1.130	1.35e4	7.36e5	2.31	-7.4	0.735	db
200601K1_4	50.0	1.35	NO	41.81	1.130	2.88e5	7.19e5	50.5	0.9	0.801	db
200601K1_5	400	1.29	NO	41.81	1.130	2.70e6	7.88e5	431	7.9	0.856	db
200601K1_6	1000	1.32	NO	41.81	1.130	8.74e6	7.92e5	1070	7.3	0.851	db

Compound name: PCB-134/143

Response Factor: 0.758932

RRF SD: 0.0865715, Relative SD: 11.407

Response type: Internal Std (Ref 196), Area * (IS Conc. / IS Area)

Curve type: RF

Name	Std Conc	RA	Int	RT	RRT	Resp	IS Resp	Conc	%Dev	RRF	X = dropped
200601K1_1	0.500	1.38	NO	42.26	0.975	3.74e3	1.21e6	0.408	-18.4	0.619	bb
200601K1_2	2.00	1.24	NO	42.26	0.975	1.80e4	1.26e6	1.88	-5.9	0.714	bb
200601K1_3	5.00	1.23	NO	42.26	0.975	4.77e4	1.30e6	4.84	-3.3	0.734	bb
200601K1_4	100	1.24	NO	42.26	0.974	1.01e6	1.25e6	107	8.8	0.809	bb
200601K1_5	800	1.22	NO	42.26	0.974	9.11e6	1.35e6	890	11.2	0.844	bb
200601K1_6	2000	1.24	NO	42.26	0.974	2.30e7	1.38e6	2200	9.8	0.833	bb

Compound name: PCB-131/133

Response Factor: 0.820779

RRF SD: 0.0843262, Relative SD: 10.2739

Response type: Internal Std (Ref 196), Area * (IS Conc. / IS Area)

Curve type: RF

Name	Std Conc	RA	Int	RT	RRT	Resp	IS Resp	Conc	%Dev	RRF	X = dropped
200601K1_1	0.500	1.42	NO	42.57	0.982	4.18e3	1.21e6	0.420	-18.1	0.689	MM
200601K1_2	2.00	1.22	NO	42.57	0.982	1.97e4	1.26e6	1.90	-4.9	0.780	bd
200601K1_3	5.00	1.28	NO	42.57	0.982	5.11e4	1.30e6	4.79	-4.3	0.788	bd
200601K1_4	100	1.22	NO	42.57	0.981	1.08e6	1.25e6	105	5.3	0.885	bd
200601K1_5	800	1.22	NO	42.57	0.981	9.78e6	1.35e6	882	10.2	0.904	bd
200601K1_6	2000	1.23	NO	42.57	0.981	2.49e7	1.38e6	2190	9.7	0.901	bd

Dataset: U:\WG11.PROVResults\200601K1\200601K1-CRVB.qld

Last Altered: Tuesday, June 02, 2020 10:21:37 Pacific Daylight Time

Printed: Tuesday, June 02, 2020 11:15:31 Pacific Daylight Time

Compound name: PCB-142
 Response Factor: 0.754261
 RRF SD: 0.0382275, Relative SD: 5.06821
 Response type: Internal Std (Ref 196), Area * (IS Conc. / IS Area)
 Curve type: RF

Name	Int. Conc.	RA	Qty	RT	RRT	Resp	IS Resp	Conc	%Dev	RRF	X = dropped
200601K1_1	0.250	1.18	NO	42.72	0.985	2.21e3	1.21e6	0.243	-2.8	0.733	MM
200601K1_2	1.00	1.24	NO	42.74	0.986	8.89e3	1.26e6	0.933	-6.7	0.703	db
200601K1_3	2.50	1.25	NO	42.74	0.986	2.38e4	1.30e6	2.42	-3.1	0.731	dd
200601K1_4	50.0	1.24	NO	42.74	0.985	4.79e5	1.25e6	50.8	1.5	0.766	dd
200601K1_5	400	1.23	NO	42.74	0.985	4.33e6	1.35e6	426	6.4	0.803	dd
200601K1_6	1000	1.21	NO	42.74	0.985	1.09e7	1.38e6	1050	4.7	0.790	dd

Compound name: PCB-146/165
 Response Factor: 1.01661
 RRF SD: 0.0808121, Relative SD: 7.94921
 Response type: Internal Std (Ref 196), Area * (IS Conc. / IS Area)
 Curve type: RF

Name	Int. Conc.	RA	Qty	RT	RRT	Resp	IS Resp	Conc	%Dev	RRF	X = dropped
200601K1_1	0.500	1.23	NO	42.97	0.991	5.49e3	1.21e6	0.447	-10.5	0.910	dd
200601K1_2	2.00	1.22	NO	42.97	0.991	2.47e4	1.26e6	1.92	-3.9	0.977	bb
200601K1_3	5.00	1.22	NO	42.97	0.991	6.23e4	1.30e6	4.71	-5.7	0.959	dd
200601K1_4	100	1.22	NO	42.97	0.990	1.31e6	1.25e6	103	2.9	1.05	dd
200601K1_5	800	1.23	NO	42.97	0.990	1.20e7	1.35e6	873	9.2	1.11	dd
200601K1_6	2000	1.22	NO	42.97	0.990	3.04e7	1.38e6	2160	8.1	1.10	dd

Compound name: PCB-132/161
 Response Factor: 1.02411
 RRF SD: 0.0851295, Relative SD: 6.3596
 Response type: Internal Std (Ref 196), Area * (IS Conc. / IS Area)
 Curve type: RF

Name	Int. Conc.	RA	Qty	RT	RRT	Resp	IS Resp	Conc	%Dev	RRF	X = dropped
200601K1_1	0.500	1.21	NO	43.19	0.996	5.86e3	1.21e6	0.474	-5.3	0.970	dd
200601K1_2	2.00	1.19	NO	43.21	0.997	2.45e4	1.26e6	1.89	-5.3	0.970	bd

Dataset: U:\VG11.PRO\Results\200601K1\200601K1-CRVB.qld

Last Altered: Tuesday, June 02, 2020 10:21:37 Pacific Daylight Time
 Printed: Tuesday, June 02, 2020 11:15:31 Pacific Daylight Time

Compound name: PCB-132/161

Name	Std. Conc.	RA	n/y	RT	RRT	Resp	IS Resp	Conc.	%Dev	RRF	X = dropped
200601K1_3	5.00	1.28	NO	43.19	0.996	6.25e4	1.30e6	4.69	-6.2	0.961	dd
200601K1_4	100	1.24	NO	43.21	0.996	1.31e6	1.25e6	103	2.6	1.05	dd
200601K1_5	800	1.24	NO	43.21	0.996	1.19e7	1.35e6	861	7.7	1.10	dd
200601K1_6	2000	1.24	NO	43.21	0.996	3.02e7	1.38e6	2130	6.5	1.09	dd

Compound name: PCB-153

Response Factor: 1.07057

RRF SD: 0.0679682, Relative SD: 6.34876

Response type: Internal Std (Ref 196), Area * (IS Conc. / IS Area)

Curve type: RF

Name	Std. Conc.	RA	n/y	RT	RRT	Resp	IS Resp	Conc.	%Dev	RRF	X = dropped
200601K1_1	0.250	1.42	NO	43.38	1.000	2.99e3	1.21e6	0.232	-7.4	0.992	MM
200601K1_2	1.00	1.26	NO	43.40	1.001	1.30e4	1.28e6	0.960	-4.0	1.03	dd
200601K1_3	2.50	1.18	NO	43.40	1.001	3.29e4	1.30e6	2.36	-5.5	1.01	dd
200601K1_4	50.0	1.25	NO	43.40	1.000	6.97e5	1.25e6	52.0	4.0	1.11	dd
200601K1_5	400	1.24	NO	43.40	1.000	6.17e6	1.35e6	426	6.9	1.14	dd
200601K1_6	1000	1.24	NO	43.40	1.000	1.57e7	1.38e6	1060	6.0	1.14	dd

Compound name: PCB-168

Response Factor: 1.07725

RRF SD: 0.0814218, Relative SD: 7.55832

Response type: Internal Std (Ref 196), Area * (IS Conc. / IS Area)

Curve type: RF

Name	Std. Conc.	RA	n/y	RT	RRT	Resp	IS Resp	Conc.	%Dev	RRF	X = dropped
200601K1_1	0.250	1.09	NO	43.61	1.006	2.93e3	1.21e6	0.225	-10.1	0.969	db
200601K1_2	1.00	1.30	NO	43.61	1.006	1.29e4	1.26e6	0.946	-5.4	1.02	db
200601K1_3	2.50	1.23	NO	43.61	1.006	3.39e4	1.30e6	2.42	-3.3	1.04	db
200601K1_4	50.0	1.24	NO	43.61	1.005	6.89e5	1.25e6	51.1	2.1	1.10	db
200601K1_5	400	1.24	NO	43.63	1.006	6.32e6	1.35e6	435	8.7	1.17	db
200601K1_6	1000	1.23	NO	43.63	1.006	1.81e7	1.38e6	1060	8.0	1.16	db

Dataset: U:\VG11.PRO\Results\200601K1\200601K1-CRVB.qld

Last Altered: Tuesday, June 02, 2020 10:21:37 Pacific Daylight Time
 Printed: Tuesday, June 02, 2020 11:15:31 Pacific Daylight Time

Compound name: PCB-141
 Response Factor: 1.02661
 RRF SD: 0.0643735, Relative SD: 6.27049
 Response type: Internal Std (Ref 197), Area * (IS Conc. / IS Area)
 Curve type: RF

Name	Std. Conc.	RA	n/y	RT	RRT	Resp	IS Resp	Conc.	%Dev	RRF	X = dropped
200601K1_1	0.250	1.34	NO	44.16	1.001	2.32e3	9.74e5	0.232	-7.2	0.953	MM
200601K1_2	1.00	1.28	NO	44.16	1.000	1.02e4	1.06e6	0.941	-5.9	0.966	MM
200601K1_3	2.50	1.23	NO	44.16	1.000	2.72e4	1.10e6	2.41	-3.6	0.989	bd
200601K1_4	50.0	1.24	NO	44.18	1.000	5.51e5	1.03e6	51.9	3.8	1.07	bd
200601K1_5	400	1.24	NO	44.18	1.000	4.91e6	1.12e6	426	6.6	1.09	bd
200601K1_6	1000	1.24	NO	44.16	1.000	1.23e7	1.12e6	1060	6.3	1.09	bd

Compound name: PCB-137
 Response Factor: 1.11036
 RRF SD: 0.0861984, Relative SD: 7.76308
 Response type: Internal Std (Ref 197), Area * (IS Conc. / IS Area)
 Curve type: RF

Name	Std. Conc.	RA	n/y	RT	RRT	Resp	IS Resp	Conc.	%Dev	RRF	X = dropped
200601K1_1	0.250	1.39	NO	44.54	1.010	2.39e3	9.74e5	0.221	-11.5	0.983	MM
200601K1_2	1.00	1.34	NO	44.56	1.009	1.09e4	1.06e6	0.931	-6.9	1.03	MM
200601K1_3	2.50	1.19	NO	44.56	1.009	3.06e4	1.10e6	2.51	0.3	1.11	MM
200601K1_4	50.0	1.24	NO	44.56	1.009	5.93e5	1.03e6	51.6	3.2	1.15	bd
200601K1_5	400	1.22	NO	44.56	1.009	5.38e6	1.12e6	432	8.0	1.20	bd
200601K1_6	1000	1.22	NO	44.56	1.009	1.34e7	1.12e6	1070	6.9	1.19	bd

Compound name: PCB-130
 Response Factor: 0.885312
 RRF SD: 0.0756292, Relative SD: 8.54266
 Response type: Internal Std (Ref 197), Area * (IS Conc. / IS Area)
 Curve type: RF

Name	Std. Conc.	RA	n/y	RT	RRT	Resp	IS Resp	Conc.	%Dev	RRF	X = dropped
200601K1_1	0.250	1.41	NO	44.65	1.012	1.86e3	9.74e5	0.216	-13.6	0.765	MM
200601K1_2	1.00	1.09	NO	44.65	1.012	9.08e3	1.06e6	0.969	-3.1	0.858	MM

Dataset: U:\VG11.PRO\Results\200601K1\200601K1-CRVB.qld

Last Altered: Tuesday, June 02, 2020 10:21:37 Pacific Daylight Time
 Printed: Tuesday, June 02, 2020 11:15:31 Pacific Daylight Time

Compound name: PCB-130

Name	Std Conc	RA	inj	RT	RRT	Resp	IS Resp	Conc	%Dev	RRF	X = dropped
200601K1_3	2.50	1.29	NO	44.65	1.012	2.34e4	1.10e6	2.41	-3.7	0.852	MM
200601K1_4	50.0	1.24	NO	44.67	1.012	4.75e5	1.03e6	51.9	3.8	0.919	MM
200601K1_5	400	1.23	NO	44.67	1.012	4.37e6	1.12e6	440	10.0	0.974	MM
200601K1_6	1000	1.23	NO	44.67	1.012	1.06e7	1.12e6	1070	6.6	0.944	MM

Compound name: PCB-138/163/164

Response Factor: 1.28353
 RRF SD: 0.106549, Relative SD: 8.30127
 Response type: Internal Std (Ref 198), Area * (IS Conc. / IS Area)
 Curve type: RF

Name	Std Conc	RA	inj	RT	RRT	Resp	IS Resp	Conc	%Dev	RRF	X = dropped
200601K1_1	0.750	1.29	NO	45.05	1.001	8.62e3	1.00e6	0.671	-10.6	1.15	MM
200601K1_2	3.00	1.18	NO	45.05	1.001	4.01e4	1.11e6	2.82	-5.9	1.21	bd
200601K1_3	7.50	1.26	NO	45.05	1.001	1.06e5	1.16e6	7.12	-5.1	1.22	bd
200601K1_4	150	1.23	NO	45.05	1.001	2.17e6	1.07e6	157	4.8	1.35	bd
200601K1_5	1200	1.23	NO	45.05	1.001	2.01e7	1.18e6	1330	10.5	1.42	bd
200601K1_6	3000	1.23	NO	45.05	1.001	5.01e7	1.22e6	3190	6.3	1.36	bd

Compound name: PCB-158/160

Response Factor: 1.23999
 RRF SD: 0.0786271, Relative SD: 6.34093
 Response type: Internal Std (Ref 198), Area * (IS Conc. / IS Area)
 Curve type: RF

Name	Std Conc	RA	inj	RT	RRT	Resp	IS Resp	Conc	%Dev	RRF	X = dropped
200601K1_1	0.500	1.06	NO	45.28	1.006	5.95e3	1.00e6	0.479	-4.2	1.19	MM
200601K1_2	2.00	1.20	NO	45.30	1.007	2.56e4	1.11e6	1.87	-6.7	1.16	dd
200601K1_3	5.00	1.23	NO	45.30	1.006	6.75e4	1.16e6	4.70	-5.9	1.17	dd
200601K1_4	100	1.22	NO	45.30	1.006	1.38e6	1.07e6	104	3.6	1.26	dd
200601K1_5	800	1.22	NO	45.30	1.006	1.26e7	1.18e6	864	8.0	1.34	dd
200601K1_6	2000	1.24	NO	45.30	1.006	3.19e7	1.22e6	2100	5.2	1.30	dd

Dataset: U:\VG11.PRO\Results\200801K1\200801K1-CRVB.qld

Last Altered: Tuesday, June 02, 2020 10:21:37 Pacific Daylight Time
 Printed: Tuesday, June 02, 2020 11:15:31 Pacific Daylight Time

Compound name: PCB-129
 Response Factor: 0.866678
 RRF SD: 0.0575828, Relative SD: 6.64409
 Response type: Internal Std (Ref 198), Area * (IS Conc. / IS Area)
 Curve type: RF

Name	Std. Conc.	RA	Qty	RT	RRF	Resp	IS Resp	Conc.	%Dev	RRF	X = dropped
200801K1_1	0.250	1.30	NO	45.54	1.012	2.07e3	1.00e6	0.239	-4.5	0.827	MM
200801K1_2	1.00	1.30	NO	45.54	1.012	9.27e3	1.11e6	0.968	-3.4	0.837	db
200801K1_3	2.50	1.28	NO	45.54	1.012	2.27e4	1.16e6	2.27	-9.2	0.787	db
200801K1_4	50.0	1.23	NO	45.54	1.012	4.97e5	1.07e6	53.4	6.8	0.926	db
200801K1_5	400	1.22	NO	45.54	1.012	4.35e6	1.18e6	426	6.6	0.923	db
200801K1_6	1000	1.22	NO	45.54	1.012	1.10e7	1.22e6	1040	3.8	0.900	db

Compound name: PCB-166
 Response Factor: 1.14308
 RRF SD: 0.0513388, Relative SD: 4.49125
 Response type: Internal Std (Ref 199), Area * (IS Conc. / IS Area)
 Curve type: RF

Name	Std. Conc.	RA	Qty	RT	RRF	Resp	IS Resp	Conc.	%Dev	RRF	X = dropped
200801K1_1	0.250	1.21	NO	46.02	0.993	3.46e3	1.22e6	0.249	-0.5	1.14	db
200801K1_2	1.00	1.17	NO	46.00	0.993	1.44e4	1.34e6	0.943	-5.7	1.08	MM
200801K1_3	2.50	1.25	NO	46.02	0.993	3.77e4	1.39e6	2.38	-4.7	1.09	MM
200801K1_4	50.0	1.24	NO	46.02	0.993	7.77e5	1.33e6	51.2	2.3	1.17	MM
200801K1_5	400	1.24	NO	46.02	0.993	6.88e6	1.42e6	423	5.8	1.21	MM
200801K1_6	1000	1.22	NO	46.02	0.993	1.77e7	1.51e6	1030	2.7	1.17	MM

Compound name: PCB-159
 Response Factor: 1.21657
 RRF SD: 0.0622303, Relative SD: 5.11521
 Response type: Internal Std (Ref 199), Area * (IS Conc. / IS Area)
 Curve type: RF

Name	Std. Conc.	RA	Qty	RT	RRF	Resp	IS Resp	Conc.	%Dev	RRF	X = dropped
200801K1_1	0.250	1.24	NO	46.34	1.000	3.62e3	1.22e6	0.245	-2.2	1.19	MM
200801K1_2	1.00	1.24	NO	46.34	1.000	1.58e4	1.34e6	0.961	-3.9	1.17	MM

Dataset: U:\VG11.PRO\Results\200601K1\200601K1-CRVB.qld

Last Altered: Tuesday, June 02, 2020 10:21:37 Pacific Daylight Time
 Printed: Tuesday, June 02, 2020 11:15:31 Pacific Daylight Time

Compound name: PCB-150

Name	Std Conc	RA	rf	RT	RRT	Resp	IS Resp	Conc	%Dev	RRF	X = dropped
200601K1_3	2.50	1.29	NO	46.36	1.001	3.92e4	1.38e6	2.33	-6.7	1.13	MM
200601K1_4	50.0	1.22	NO	46.36	1.000	8.24e5	1.33e6	51.0	2.0	1.24	MM
200601K1_5	400	1.24	NO	46.36	1.000	7.37e6	1.42e6	428	6.6	1.30	MM
200601K1_6	1000	1.23	NO	46.36	1.000	1.91e7	1.51e6	1040	4.3	1.27	MM

Compound name: PCB-128/162

Response Factor: 0.907497

RRF SD: 0.0511425, Relative SD: 5.63556

Response type: Internal Std (Ref 199), Area * (IS Conc. / IS Area)

Curve type: RF

Name	Std Conc	RA	rf	RT	RRT	Resp	IS Resp	Conc	%Dev	RRF	X = dropped
200601K1_1	0.500	1.13	NO	46.64	1.007	5.34e3	1.22e6	0.484	-3.3	0.676	MM
200601K1_2	2.00	1.20	NO	46.64	1.007	2.26e4	1.34e6	1.86	-6.9	0.845	MM
200601K1_3	5.00	1.25	NO	46.64	1.007	5.99e4	1.38e6	4.77	-4.8	0.866	MM
200601K1_4	100	1.24	NO	46.64	1.007	1.25e6	1.33e6	103	3.3	0.938	MM
200601K1_5	800	1.24	NO	46.64	1.007	1.10e7	1.42e6	856	7.0	0.971	MM
200601K1_6	2000	1.21	NO	46.66	1.007	2.85e7	1.51e6	2090	4.4	0.947	MM

Compound name: PCB-167

Response Factor: 1.10858

RRF SD: 0.0571768, Relative SD: 5.15766

Response type: Internal Std (Ref 200), Area * (IS Conc. / IS Area)

Curve type: RF

Name	Std Conc	RA	rf	RT	RRT	Resp	IS Resp	Conc	%Dev	RRF	X = dropped
200601K1_1	0.250	1.29	NO	47.06	1.001	3.31e3	1.22e6	0.248	-1.8	1.09	MM
200601K1_2	1.00	1.39	NO	47.06	1.001	1.36e4	1.33e6	0.938	-6.2	1.04	MM
200601K1_3	2.50	1.19	NO	47.06	1.000	3.66e4	1.39e6	2.38	-4.7	1.06	bb
200601K1_4	50.0	1.24	NO	47.06	1.000	7.62e5	1.38e6	50.6	1.2	1.12	bb
200601K1_5	400	1.25	NO	47.06	1.000	6.68e6	1.41e6	428	7.1	1.19	bb
200601K1_6	1000	1.23	NO	47.06	1.000	1.72e7	1.48e6	1040	4.3	1.16	bb

Dataset: U:\VG11.PRO\Results\200601K1\200601K1-CRVB.qld

Last Altered: Tuesday, June 02, 2020 10:21:37 Pacific Daylight Time
 Printed: Tuesday, June 02, 2020 11:15:31 Pacific Daylight Time

Compound name: PCB-156
 Response Factor: 1.12589
 RRF SD: 0.0789703, Relative SD: 7.01404
 Response type: Internal Std (Ref 201), Area * (IS Conc. / IS Area)
 Curve type: RF

Name	Std Conc	RA	n/y	RT	RRT	Resp	IS Resp	Conc	%Dev	RRF	X = dropped
200601K1_1	0.250	1.42	NO	48.38	1.000	3.07e3	1.18e6	0.231	-7.7	1.04	MM
200601K1_2	1.00	1.18	NO	48.38	1.000	1.32e4	1.26e6	0.931	-6.9	1.05	MM
200601K1_3	2.50	1.20	NO	48.38	1.000	3.67e4	1.35e6	2.42	-3.4	1.09	bb
200601K1_4	50.0	1.25	NO	48.38	1.000	7.58e5	1.31e6	51.2	2.5	1.15	bd
200601K1_5	400	1.22	NO	48.38	1.000	6.73e6	1.37e6	435	8.9	1.23	bd
200601K1_6	1000	1.23	NO	48.38	1.000	1.76e7	1.47e6	1070	6.6	1.20	bd

Compound name: PCB-157
 Response Factor: 1.03828
 RRF SD: 0.0627401, Relative SD: 6.04267
 Response type: Internal Std (Ref 202), Area * (IS Conc. / IS Area)
 Curve type: RF

Name	Std Conc	RA	n/y	RT	RRT	Resp	IS Resp	Conc	%Dev	RRF	X = dropped
200601K1_1	0.250	1.31	NO	48.65	1.000	2.89e3	1.19e6	0.234	-6.2	0.974	MM
200601K1_2	1.00	1.16	NO	48.67	1.001	1.21e4	1.24e6	0.943	-5.7	0.980	dd
200601K1_3	2.50	1.20	NO	48.67	1.000	3.40e4	1.36e6	2.41	-3.7	1.00	bd
200601K1_4	50.0	1.23	NO	48.67	1.000	6.97e5	1.31e6	51.1	2.2	1.06	dd
200601K1_5	400	1.23	NO	48.67	1.000	6.16e6	1.37e6	432	8.0	1.12	dd
200601K1_6	1000	1.23	NO	48.67	1.000	1.82e7	1.48e6	1050	5.4	1.09	dd

Compound name: PCB-169
 Response Factor: 1.15806
 RRF SD: 0.0659172, Relative SD: 5.69202
 Response type: Internal Std (Ref 203), Area * (IS Conc. / IS Area)
 Curve type: RF

Name	Std Conc	RA	n/y	RT	RRT	Resp	IS Resp	Conc	%Dev	RRF	X = dropped
200601K1_1	0.250	1.16	NO	50.92	1.000	3.08e3	1.12e6	0.238	-5.0	1.10	bb
200601K1_2	1.00	1.28	NO	50.92	1.000	1.29e4	1.19e6	0.940	-6.0	1.09	MM

Dataset: U:\VG11.PRO\Results\200601K1\200601K1-CRVB.qld

Last Altered: Tuesday, June 02, 2020 10:21:37 Pacific Daylight Time
 Printed: Tuesday, June 02, 2020 11:15:31 Pacific Daylight Time

Compound name: PCB-169

Name	Std Conc	RA	Qty	RT	RRT	Resp	IS Resp	Conc	%Dev	RRF	X = dropped
200601K1_3	2.50	1.27	NO	50.92	1.000	3.70e4	1.33e6	2.40	-4.1	1.11	bb
200601K1_4	50.0	1.23	NO	50.92	1.000	7.28e5	1.22e6	51.5	2.9	1.19	bb
200601K1_5	400	1.23	NO	50.92	1.000	6.46e6	1.30e6	429	7.2	1.24	bb
200601K1_6	1000	1.24	NO	50.94	1.000	1.73e7	1.42e6	1050	5.0	1.22	bb

Compound name: PCB-188

Response Factor: 1.28967

RRF SD: 0.0641497, Relative SD: 4.97412

Response type: Internal Std (Ref 204), Area * (IS Conc. / IS Area)

Curve type: RF

Name	Std Conc	RA	Qty	RT	RRT	Resp	IS Resp	Conc	%Dev	RRF	X = dropped
200601K1_1	0.250	0.91	NO	43.01	1.000	2.94e3	9.28e5	0.248	-1.7	1.27	MM
200601K1_2	1.00	1.01	NO	43.01	1.000	1.20e4	1.02e6	0.918	-8.4	1.16	MM
200601K1_3	2.50	0.97	NO	43.02	1.001	3.28e4	1.03e6	2.48	-1.6	1.27	bb
200601K1_4	50.0	1.05	NO	43.02	1.000	6.73e5	1.01e6	51.5	3.0	1.33	bb
200601K1_5	400	1.05	NO	43.02	1.000	6.15e6	1.13e6	420	5.1	1.35	bb
200601K1_6	1000	1.03	NO	43.02	1.000	1.58e7	1.18e6	1040	3.7	1.34	bb

Compound name: PCB-184

Response Factor: 1.23185

RRF SD: 0.0863042, Relative SD: 7.00722

Response type: Internal Std (Ref 204), Area * (IS Conc. / IS Area)

Curve type: RF

Name	Std Conc	RA	Qty	RT	RRT	Resp	IS Resp	Conc	%Dev	RRF	X = dropped
200601K1_1	0.250	1.16	NO	43.48	1.011	2.47e3	9.28e5	0.216	-13.6	1.06	MM
200601K1_2	1.00	0.98	NO	43.48	1.011	1.28e4	1.02e6	1.01	0.8	1.24	bb
200601K1_3	2.50	1.09	NO	43.48	1.012	3.18e4	1.03e6	2.50	-0.1	1.23	bb
200601K1_4	50.0	1.04	NO	43.48	1.011	6.50e5	1.01e6	52.1	4.1	1.28	bb
200601K1_5	400	1.05	NO	43.48	1.011	5.91e6	1.13e6	423	5.7	1.30	bb
200601K1_6	1000	1.03	NO	43.48	1.011	1.50e7	1.18e6	1030	3.1	1.27	bb

Dataset: U:\VG11.PRO\Results\200801K1\200801K1-CRVB.qld

Last Altered: Tuesday, June 02, 2020 10:21:37 Pacific Daylight Time
 Printed: Tuesday, June 02, 2020 11:15:31 Pacific Daylight Time

Compound name: PCB-179
 Response Factor: 1.29806
 RRF SD: 0.052795, Relative SD: 4.06721
 Response type: Internal Std (Ref 204), Area * (IS Conc. / IS Area)
 Curve type: RF

Name	Std. Conc.	RA	n/y	RT	RRT	Resp	IS Resp	Conc.	%Dev	RRF	X = dropped
200801K1_1	0.250	1.00	NO	44.27	1.030	2.80e3	9.28e5	0.232	-7.0	1.21	MM
200801K1_2	1.00	1.00	NO	44.29	1.030	1.29e4	1.02e6	0.979	-2.1	1.27	MM
200801K1_3	2.50	1.10	NO	44.29	1.030	3.39e4	1.03e6	2.52	1.0	1.31	bb
200801K1_4	50.0	1.04	NO	44.29	1.030	6.78e5	1.01e6	51.4	2.8	1.33	bb
200801K1_5	400	1.04	NO	44.29	1.030	6.16e6	1.13e6	418	4.5	1.36	bb
200801K1_6	1000	1.04	NO	44.29	1.030	1.55e7	1.18e6	1010	0.9	1.31	bb

Compound name: PCB-176
 Response Factor: 1.30863
 RRF SD: 0.0665306, Relative SD: 5.08397
 Response type: Internal Std (Ref 204), Area * (IS Conc. / IS Area)
 Curve type: RF

Name	Std. Conc.	RA	n/y	RT	RRT	Resp	IS Resp	Conc.	%Dev	RRF	X = dropped
200801K1_1	0.250	1.13	NO	44.75	1.041	2.78e3	9.28e5	0.229	-8.5	1.20	MM
200801K1_2	1.00	1.07	NO	44.77	1.041	1.34e4	1.02e6	1.01	0.7	1.32	bb
200801K1_3	2.50	1.07	NO	44.77	1.041	3.31e4	1.03e6	2.44	-2.3	1.28	MM
200801K1_4	50.0	1.05	NO	44.77	1.041	6.80e5	1.01e6	51.3	2.8	1.34	bb
200801K1_5	400	1.04	NO	44.77	1.041	6.33e6	1.13e6	426	6.5	1.39	bb
200801K1_6	1000	1.03	NO	44.77	1.041	1.57e7	1.18e6	1010	1.1	1.32	bb

Compound name: PCB-186
 Response Factor: 1.32902
 RRF SD: 0.119081, Relative SD: 8.96013
 Response type: Internal Std (Ref 204), Area * (IS Conc. / IS Area)
 Curve type: RF

Name	Std. Conc.	RA	n/y	RT	RRT	Resp	IS Resp	Conc.	%Dev	RRF	X = dropped
200801K1_1	0.250	1.08	NO	45.37	1.056	2.56e3	9.28e5	0.207	-17.1	1.10	MM
200801K1_2	1.00	0.95	NO	45.39	1.056	1.36e4	1.02e6	1.01	0.8	1.34	MM

Dataset: U:\VG11.PRO\Results\200801K1\200801K1-CRVB.qld

Last Altered: Tuesday, June 02, 2020 10:21:37 Pacific Daylight Time
 Printed: Tuesday, June 02, 2020 11:15:31 Pacific Daylight Time

Compound name: PCB-186

Name	Std Conc	RA	n/y	RT	RRT	Resp	IS Resp	Conc	%Dev	RRF	X = dropped
200801K1_3	2.50	1.07	NO	45.39	1.056	3.39e4	1.03e6	2.47	-1.3	1.31	bb
200801K1_4	50.0	1.02	NO	45.39	1.056	7.15e5	1.01e6	53.1	6.1	1.41	bb
200801K1_5	400	1.03	NO	45.39	1.056	6.42e6	1.13e6	426	6.5	1.42	bb
200801K1_6	1000	1.04	NO	45.39	1.056	1.85e7	1.18e6	1050	5.0	1.40	bb

Compound name: PCB-178

Response Factor: 0.943241

RRF SD: 0.0555819, Relative SD: 5.89285

Response type: Internal Std (Ref 204), Area * (IS Conc. / IS Area)

Curve type: RF

Name	Std Conc	RA	n/y	RT	RRT	Resp	IS Resp	Conc	%Dev	RRF	X = dropped
200801K1_1	0.250	1.09	NO	45.88	1.067	1.99e3	9.28e5	0.227	-9.2	0.857	MM
200801K1_2	1.00	1.03	NO	45.90	1.068	9.96e3	1.02e6	1.04	3.9	0.980	bb
200801K1_3	2.50	1.02	NO	45.90	1.068	2.31e4	1.03e6	2.37	-5.2	0.894	bb
200801K1_4	50.0	1.03	NO	45.90	1.067	5.05e5	1.01e6	52.9	5.8	0.996	bb
200801K1_5	400	1.04	NO	45.90	1.067	4.43e6	1.13e6	414	3.4	0.975	bb
200801K1_6	1000	1.04	NO	45.90	1.067	1.13e7	1.18e6	1010	1.4	0.956	bb

Compound name: PCB-175

Response Factor: 0.956238

RRF SD: 0.0418022, Relative SD: 4.37152

Response type: Internal Std (Ref 204), Area * (IS Conc. / IS Area)

Curve type: RF

Name	Std Conc	RA	n/y	RT	RRT	Resp	IS Resp	Conc	%Dev	RRF	X = dropped
200801K1_1	0.250	1.01	NO	46.24	1.076	2.15e3	9.26e5	0.242	-3.0	0.927	bd
200801K1_2	1.00	1.01	NO	46.24	1.076	9.07e3	1.02e6	0.934	-6.6	0.893	MM
200801K1_3	2.50	1.00	NO	46.26	1.076	2.45e4	1.03e6	2.47	-1.1	0.946	bd
200801K1_4	50.0	1.04	NO	46.26	1.076	5.06e5	1.01e6	52.2	4.5	0.999	bd
200801K1_5	400	1.04	NO	46.26	1.076	4.52e6	1.13e6	417	4.1	0.996	bd
200801K1_6	1000	1.04	NO	46.26	1.076	1.18e7	1.18e6	1020	2.1	0.977	bd

Dataset: U:\VG11.PRO\Results\200801K1\200801K1-CRVB.qld

Last Altered: Tuesday, June 02, 2020 10:21:37 Pacific Daylight Time

Printed: Tuesday, June 02, 2020 11:15:31 Pacific Daylight Time

Compound name: PCB-182/187

Response Factor: 1.06615

RRF SD: 0.0507133, Relative SD: 4.75669

Response type: Internal Std (Ref 204), Area * (IS Conc. / IS Area)

Curve type: RF

Name	Std. Conc.	RA	Qty	RT	RRF	Resp	IS Resp	Conc.	%Dev	RRF	X = dropped
200801K1_1	0.500	1.16	NO	46.43	1.080	4.78e3	9.28e5	0.483	-3.3	1.03	MM
200801K1_2	2.00	1.06	NO	46.43	1.080	2.07e4	1.02e6	1.91	-4.4	1.02	db
200801K1_3	5.00	1.00	NO	46.43	1.080	5.24e4	1.03e6	4.74	-5.1	1.01	MM
200801K1_4	100	1.04	NO	46.43	1.080	1.13e6	1.01e6	104	4.2	1.11	db
200801K1_5	800	1.05	NO	46.43	1.080	1.02e7	1.13e6	840	5.0	1.12	db
200801K1_6	2000	1.04	NO	46.43	1.080	2.62e7	1.18e6	2070	3.7	1.11	db

Compound name: PCB-183

Response Factor: 1.02281

RRF SD: 0.0863349, Relative SD: 8.44093

Response type: Internal Std (Ref 204), Area * (IS Conc. / IS Area)

Curve type: RF

Name	Std. Conc.	RA	Qty	RT	RRF	Resp	IS Resp	Conc.	%Dev	RRF	X = dropped
200801K1_1	0.250	1.07	NO	46.76	1.066	2.03e3	9.28e5	0.214	-14.4	0.875	MM
200801K1_2	1.00	1.12	NO	46.76	1.066	9.96e3	1.02e6	0.958	-4.2	0.980	bb
200801K1_3	2.50	1.02	NO	46.76	1.066	2.62e4	1.03e6	2.47	-1.0	1.01	bb
200801K1_4	50.0	1.03	NO	46.76	1.067	5.52e5	1.01e6	53.3	6.5	1.09	bb
200801K1_5	400	1.04	NO	46.76	1.067	4.98e6	1.13e6	429	7.3	1.10	bb
200801K1_6	1000	1.04	NO	46.76	1.067	1.28e7	1.18e6	1060	5.8	1.08	bb

Compound name: PCB-185

Response Factor: 1.40567

RRF SD: 0.0901625, Relative SD: 6.41419

Response type: Internal Std (Ref 205), Area * (IS Conc. / IS Area)

Curve type: RF

Name	Std. Conc.	RA	Qty	RT	RRF	Resp	IS Resp	Conc.	%Dev	RRF	X = dropped
200801K1_1	0.250	1.06	NO	47.44	0.955	1.96e3	6.16e5	0.227	-9.4	1.27	bb
200801K1_2	1.00	1.04	NO	47.44	0.955	9.08e3	6.54e5	0.986	-1.4	1.39	bb

Dataset: U:\VG11.PRO\Results\200801K1\200801K1-CRVB.qld

Last Altered: Tuesday, June 02, 2020 10:21:37 Pacific Daylight Time

Printed: Tuesday, June 02, 2020 11:15:31 Pacific Daylight Time

Compound name: PCB-185

Name	Std. Conc.	RA	rv	RT	RRT	Resp	IS Resp	Conc.	%Dev	RRF	X = dropped
200801K1_3	2.50	1.05	NO	47.44	0.955	2.33e4	7.01e5	2.37	-5.3	1.33	bb
200801K1_4	50.0	1.02	NO	47.44	0.955	4.98e5	6.87e5	53.2	6.4	1.50	bb
200801K1_5	400	1.04	NO	47.44	0.955	4.39e6	7.40e5	422	5.5	1.48	bb
200801K1_6	1000	1.04	NO	47.44	0.955	1.14e7	7.81e5	1040	4.1	1.48	bb

Compound name: PCB-174

Response Factor: 1.35369

RRF SD: 0.0944983, Relative SD: 6.9808

Response type: Internal Std (Ref 205), Area * (IS Conc. / IS Area)

Curve type: RF

Name	Std. Conc.	RA	rv	RT	RRT	Resp	IS Resp	Conc.	%Dev	RRF	X = dropped
200801K1_1	0.250	1.10	NO	47.80	0.962	1.90e3	6.16e5	0.228	-6.7	1.24	MM
200801K1_2	1.00	1.15	NO	47.82	0.962	8.12e3	6.54e5	0.918	-6.2	1.24	bd
200801K1_3	2.50	1.06	NO	47.82	0.962	2.37e4	7.01e5	2.50	0.2	1.36	bd
200801K1_4	50.0	1.04	NO	47.82	0.962	4.78e5	6.87e5	53.0	5.9	1.43	bd
200801K1_5	400	1.03	NO	47.82	0.962	4.29e6	7.40e5	428	7.1	1.45	bd
200801K1_6	1000	1.02	NO	47.82	0.962	1.10e7	7.81e5	1040	3.8	1.40	bd

Compound name: PCB-181

Response Factor: 1.47446

RRF SD: 0.117329, Relative SD: 7.9574

Response type: Internal Std (Ref 205), Area * (IS Conc. / IS Area)

Curve type: RF

Name	Std. Conc.	RA	rv	RT	RRT	Resp	IS Resp	Conc.	%Dev	RRF	X = dropped
200801K1_1	0.250	1.20	NO	47.91	0.964	2.03e3	6.16e5	0.224	-10.4	1.32	MM
200801K1_2	1.00	1.15	NO	47.91	0.964	1.02e4	6.54e5	1.06	6.2	1.57	dd
200801K1_3	2.50	1.07	NO	47.91	0.964	2.32e4	7.01e5	2.25	-10.0	1.33	dd
200801K1_4	50.0	1.03	NO	47.93	0.965	5.11e5	6.87e5	52.0	4.1	1.53	dd
200801K1_5	400	1.04	NO	47.93	0.965	4.60e6	7.40e5	422	5.5	1.56	dd
200801K1_6	1000	1.04	NO	47.93	0.965	1.21e7	7.81e5	1050	4.8	1.54	dd

Dataset: U:\VG11.PRO\Results\200601K1\200601K1-CRVB.qld

Last Altered: Tuesday, June 02, 2020 10:21:37 Pacific Daylight Time

Printed: Tuesday, June 02, 2020 11:15:31 Pacific Daylight Time

Compound name: PCB-177
 Response Factor: 1.27779
 RRF SD: 0.0954777, Relative SD: 7.4721
 Response type: Internal Std (Ref 205), Area * (IS Conc. / IS Area)
 Curve type: RF

Name	Std Conc	RA	Qty	RT	RRT	Resp	IS Resp	Conc	%Dev	RRF	X = dropped
200601K1_1	0.250	1.00	NO	48.10	0.968	1.77e3	6.16e5	0.225	-10.2	1.15	MM
200601K1_2	1.00	1.02	NO	48.10	0.968	7.89e3	6.54e5	0.945	-5.5	1.21	dd
200601K1_3	2.50	1.13	NO	48.10	0.968	2.15e4	7.01e5	2.40	-3.9	1.23	MM
200601K1_4	50.0	1.04	NO	48.10	0.968	4.52e5	6.67e5	53.0	6.1	1.36	db
200601K1_5	400	1.04	NO	48.10	0.968	4.08e6	7.40e5	432	7.9	1.36	db
200601K1_6	1000	1.03	NO	48.10	0.968	1.05e7	7.81e5	1060	5.8	1.35	db

Compound name: PCB-171
 Response Factor: 1.31619
 RRF SD: 0.111307, Relative SD: 8.45674
 Response type: Internal Std (Ref 205), Area * (IS Conc. / IS Area)
 Curve type: RF

Name	Std Conc	RA	Qty	RT	RRT	Resp	IS Resp	Conc	%Dev	RRF	X = dropped
200601K1_1	0.250	1.15	NO	48.38	0.974	1.77e3	6.16e5	0.218	-12.6	1.15	MM
200601K1_2	1.00	0.99	NO	48.38	0.974	8.25e3	6.54e5	0.959	-4.1	1.26	MM
200601K1_3	2.50	0.98	NO	48.38	0.974	2.19e4	7.01e5	2.38	-4.9	1.25	MM
200601K1_4	50.0	1.03	NO	48.40	0.974	4.88e5	6.67e5	53.3	6.8	1.40	bd
200601K1_5	400	1.02	NO	48.40	0.974	4.19e6	7.40e5	431	7.8	1.42	bd
200601K1_6	1000	1.04	NO	48.40	0.974	1.10e7	7.81e5	1070	7.4	1.41	bd

Compound name: PCB-173
 Response Factor: 1.18982
 RRF SD: 0.0600259, Relative SD: 5.04452
 Response type: Internal Std (Ref 205), Area * (IS Conc. / IS Area)
 Curve type: RF

Name	Std Conc	RA	Qty	RT	RRT	Resp	IS Resp	Conc	%Dev	RRF	X = dropped
200601K1_1	0.250	0.93	NO	48.84	0.983	1.75e3	6.16e5	0.238	-4.7	1.13	MM
200601K1_2	1.00	1.12	NO	48.84	0.983	7.51e3	6.54e5	0.968	-3.4	1.15	MM

Dataset: U:\VG11.PRO\Results\200601K1\200601K1-CRVB.qld

Last Altered: Tuesday, June 02, 2020 10:21:37 Pacific Daylight Time
 Printed: Tuesday, June 02, 2020 11:15:31 Pacific Daylight Time

Compound name: PCB-173

Name	Std. Conc.	RA	rfy	RT	RRT	Resp	IS Resp	Conc.	%Dev	RRF	X = dropped
200601K1_3	2.50	1.03	NO	48.84	0.983	1.97e4	7.01e5	2.36	-5.5	1.12	MM
200601K1_4	50.0	1.06	NO	48.84	0.983	4.15e5	6.67e5	52.4	4.7	1.25	dd
200601K1_5	400	1.03	NO	48.84	0.983	3.70e6	7.40e5	420	5.0	1.25	dd
200601K1_6	1000	1.03	NO	48.84	0.983	9.66e6	7.81e5	1040	3.9	1.24	bb

Compound name: PCB-172

Response Factor: 1.37524

RRF SD: 0.11268, Relative SD: 8.20798

Response type: Internal Std (Ref 205), Area * (IS Conc. / IS Area)

Curve type: RF

Name	Std. Conc.	RA	rfy	RT	RRT	Resp	IS Resp	Conc.	%Dev	RRF	X = dropped
200601K1_1	0.250	1.00	NO	49.29	0.992	1.87e3	6.16e5	0.221	-11.5	1.22	dd
200601K1_2	1.00	0.96	NO	49.29	0.992	8.89e3	6.54e5	0.967	-3.3	1.33	dd
200601K1_3	2.50	1.04	NO	49.29	0.992	2.25e4	7.01e5	2.34	-6.4	1.29	dd
200601K1_4	50.0	1.05	NO	49.29	0.992	4.86e5	6.67e5	53.0	5.9	1.46	dd
200601K1_5	400	1.03	NO	49.29	0.992	4.39e6	7.40e5	432	7.9	1.46	dd
200601K1_6	1000	1.04	NO	49.29	0.992	1.15e7	7.81e5	1070	7.4	1.46	dd

Compound name: PCB-192

Response Factor: 1.82672

RRF SD: 0.139002, Relative SD: 7.60937

Response type: Internal Std (Ref 205), Area * (IS Conc. / IS Area)

Curve type: RF

Name	Std. Conc.	RA	rfy	RT	RRT	Resp	IS Resp	Conc.	%Dev	RRF	X = dropped
200601K1_1	0.250	0.89	NO	49.48	0.996	3.10e3	8.16e5	0.278	10.3	2.02	MM
200601K1_2	1.00	1.10	NO	49.48	0.996	1.06e4	6.54e5	0.885	-11.5	1.62	dd
200601K1_3	2.50	1.05	NO	49.50	0.996	3.02e4	7.01e5	2.36	-5.7	1.72	dd
200601K1_4	50.0	1.03	NO	49.50	0.996	6.16e5	6.67e5	50.8	1.2	1.65	dd
200601K1_5	400	1.03	NO	49.50	0.996	5.80e6	7.40e5	414	3.6	1.89	dd
200601K1_6	1000	1.03	NO	49.50	0.996	1.46e7	7.81e5	1020	2.1	1.87	dd

Dataset: U:\VG11.PRO\Results\200601K1\200601K1-CRVB.qld

Last Altered: Tuesday, June 02, 2020 10:21:37 Pacific Daylight Time
 Printed: Tuesday, June 02, 2020 11:15:31 Pacific Daylight Time

Compound name: PCB-180
 Response Factor: 1.41175
 RRF SD: 0.126648, Relative SD: 8.97102
 Response type: Internal Std (Ref 205), Area * (IS Conc. / IS Area)
 Curve type: RF

Name	Std. Conc.	RA	Qty	RT	RRT	Resp.	IS Resp.	Conc.	%Dev.	RRF	X = dropped
200601K1_1	0.250	1.08	NO	49.71	1.000	1.80e3	6.16e5	0.207	-17.2	1.17	dd
200601K1_2	1.00	1.20	NO	49.71	1.000	9.48e3	6.54e5	1.03	2.7	1.45	dd
200601K1_3	2.50	1.02	NO	49.71	1.000	2.42e4	7.01e5	2.45	-2.0	1.38	dd
200601K1_4	50.0	1.03	NO	49.71	1.000	4.91e5	6.67e5	52.2	4.4	1.47	dd
200601K1_5	400	1.04	NO	49.71	1.000	4.47e6	7.40e5	428	7.0	1.51	dd
200601K1_6	1000	1.03	NO	49.71	1.000	1.16e7	7.81e5	1050	5.0	1.48	dd

Compound name: PCB-183
 Response Factor: 1.67682
 RRF SD: 0.0708905, Relative SD: 4.22768
 Response type: Internal Std (Ref 205), Area * (IS Conc. / IS Area)
 Curve type: RF

Name	Std. Conc.	RA	Qty	RT	RRT	Resp.	IS Resp.	Conc.	%Dev.	RRF	X = dropped
200601K1_1	0.250	1.18	NO	49.92	1.005	2.64e3	6.16e5	0.256	2.4	1.72	MM
200601K1_2	1.00	1.01	NO	49.92	1.005	1.06e4	6.54e5	0.963	-3.7	1.81	db
200601K1_3	2.50	0.99	NO	49.92	1.005	2.74e4	7.01e5	2.33	-6.8	1.56	MM
200601K1_4	50.0	1.03	NO	49.92	1.005	5.70e5	6.67e5	51.0	2.0	1.71	db
200601K1_5	400	1.04	NO	49.92	1.005	5.14e6	7.40e5	415	3.7	1.74	dd
200601K1_6	1000	1.03	NO	49.92	1.005	1.34e7	7.81e5	1030	2.5	1.72	db

Compound name: PCB-181
 Response Factor: 1.71019
 RRF SD: 0.0665243, Relative SD: 3.88988
 Response type: Internal Std (Ref 205), Area * (IS Conc. / IS Area)
 Curve type: RF

Name	Std. Conc.	RA	Qty	RT	RRT	Resp.	IS Resp.	Conc.	%Dev.	RRF	X = dropped
200601K1_1	0.250	1.04	NO	50.19	1.010	2.61e3	6.16e5	0.248	-1.0	1.69	MM
200601K1_2	1.00	1.08	NO	50.19	1.010	1.06e4	6.54e5	0.963	-3.7	1.85	MM

Dataset: U:\VG11.PRO\Results\200601K1\200601K1-CRVB.qld

Last Altered: Tuesday, June 02, 2020 10:21:37 Pacific Daylight Time
 Printed: Tuesday, June 02, 2020 11:15:31 Pacific Daylight Time

Compound name: PCB-191

Name	Std. Conc.	RA	inj	RT	RRT	Resp	IS Resp	Conc.	%Dev	RRF	X = dropped
200601K1_3	2.50	0.92	NO	50.19	1.010	2.85e4	7.01e5	2.38	-5.0	1.62	MM
200601K1_4	50.0	1.00	NO	50.19	1.010	5.78e5	6.67e5	50.8	1.5	1.74	bb
200601K1_5	400	1.04	NO	50.19	1.010	5.29e6	7.40e5	418	4.6	1.79	dd
200601K1_6	1000	1.05	NO	50.19	1.010	1.36e7	7.81e5	1040	3.6	1.77	bd

Compound name: PCB-170

Response Factor: 1.40071

RRF SD: 0.105718, Relative SD: 7.54749

Response type: Internal Std (Ref 206), Area * (IS Conc. / IS Area)

Curve type: RF

Name	Std. Conc.	RA	inj	RT	RRT	Resp	IS Resp	Conc.	%Dev	RRF	X = dropped
200601K1_1	0.250	1.10	NO	51.36	1.000	1.64e3	5.21e5	0.224	-10.3	1.26	MM
200601K1_2	1.00	0.97	NO	51.36	1.000	7.54e3	5.75e5	0.935	-6.5	1.31	MM
200601K1_3	2.50	1.08	NO	51.36	1.000	2.11e4	6.11e5	2.46	-1.4	1.38	MM
200601K1_4	50.0	1.04	NO	51.36	1.000	4.14e5	5.78e5	51.0	2.1	1.43	bd
200601K1_5	400	1.03	NO	51.36	1.000	3.73e6	6.11e5	438	9.0	1.53	bd
200601K1_6	1000	1.02	NO	51.36	1.000	9.85e6	6.57e5	1070	7.1	1.50	bd

Compound name: PCB-190

Response Factor: 1.85102

RRF SD: 0.142118, Relative SD: 7.67782

Response type: Internal Std (Ref 206), Area * (IS Conc. / IS Area)

Curve type: RF

Name	Std. Conc.	RA	inj	RT	RRT	Resp	IS Resp	Conc.	%Dev	RRF	X = dropped
200601K1_1	0.250	1.07	NO	51.59	1.004	2.26e3	5.21e5	0.234	-6.3	1.73	MM
200601K1_2	1.00	1.09	NO	51.59	1.004	9.81e3	5.75e5	0.921	-7.9	1.71	MM
200601K1_3	2.50	1.11	NO	51.59	1.004	2.68e4	6.11e5	2.37	-5.3	1.75	MM
200601K1_4	50.0	1.00	NO	51.59	1.004	5.43e5	5.78e5	50.7	1.4	1.88	db
200601K1_5	400	1.04	NO	51.59	1.004	4.96e6	6.11e5	439	9.7	2.03	db
200601K1_6	1000	1.05	NO	51.59	1.004	1.32e7	6.57e5	1060	8.4	2.01	db

Dataset: U:\VG11.PRO\Results\200601K1\200601K1-CRVB.qld

Last Altered: Tuesday, June 02, 2020 10:21:37 Pacific Daylight Time
 Printed: Tuesday, June 02, 2020 11:15:31 Pacific Daylight Time

Compound name: PCB-189
 Response Factor: 1.4524
 RRF SD: 0.0988417, Relative SD: 6.80541
 Response type: Internal Std (Ref 207), Area * (IS Conc. / IS Area)
 Curve type: RF

Name	Std. Conc.	RA	Int.	RT	RRT	Resp.	IS Resp.	Conc.	%Dev.	RRF	X = dropped
200601K1_1	0.250	1.18	NO	53.08	1.000	2.37e3	6.87e5	0.238	-5.0	1.38	MM
200601K1_2	1.00	1.00	NO	53.10	1.000	1.00e4	7.42e5	0.932	-6.8	1.35	MM
200601K1_3	2.50	1.09	NO	53.10	1.000	2.75e4	8.11e5	2.34	-6.5	1.36	MM
200601K1_4	50.0	1.03	NO	53.10	1.000	5.78e5	7.81e5	52.1	4.2	1.51	bb
200601K1_5	400	1.02	NO	53.10	1.000	5.04e6	8.07e5	430	7.5	1.56	bb
200601K1_6	1000	1.02	NO	53.10	1.000	1.34e7	8.85e5	1070	8.8	1.55	bb

Compound name: PCB-202
 Response Factor: 1.16825
 RRF SD: 0.08292, Relative SD: 7.09778
 Response type: Internal Std (Ref 208), Area * (IS Conc. / IS Area)
 Curve type: RF

Name	Std. Conc.	RA	Int.	RT	RRT	Resp.	IS Resp.	Conc.	%Dev.	RRF	X = dropped
200601K1_1	0.250	0.93	NO	48.59	1.000	1.92e3	6.72e5	0.245	-2.2	1.14	MM
200601K1_2	1.00	1.02	NO	48.61	1.000	7.83e3	7.55e5	0.888	-11.2	1.04	MM
200601K1_3	2.50	0.94	NO	48.61	1.000	2.18e4	7.88e5	2.43	-2.8	1.14	bb
200601K1_4	50.0	0.89	NO	48.61	1.000	4.58e5	7.74e5	50.8	1.3	1.18	bb
200601K1_5	400	0.91	NO	48.61	1.000	4.13e6	8.21e5	431	7.7	1.26	bb
200601K1_6	1000	0.91	NO	48.61	1.000	1.08e7	8.48e5	1070	7.2	1.25	bb

Compound name: PCB-201
 Response Factor: 1.05277
 RRF SD: 0.0608949, Relative SD: 5.78427
 Response type: Internal Std (Ref 208), Area * (IS Conc. / IS Area)
 Curve type: RF

Name	Std. Conc.	RA	Int.	RT	RRT	Resp.	IS Resp.	Conc.	%Dev.	RRF	X = dropped
200601K1_1	0.250	0.79	NO	49.10	1.011	1.71e3	6.72e5	0.241	-3.6	1.01	bd
200601K1_2	1.00	0.90	NO	49.10	1.010	7.27e3	7.55e5	0.915	-8.5	0.983	bd

Dataset: U:\VG11.PRO\Results\200601K1\200601K1-CRVB.qld

Last Altered: Tuesday, June 02, 2020 10:21:37 Pacific Daylight Time

Printed: Tuesday, June 02, 2020 11:15:31 Pacific Daylight Time

Compound name: PCB-201

Name	Std Conc	RA	n/y	RT	RRT	Resp	IS Resp	Conc	%Dev	RRF	X#	dropped
200601K1_3	2.50	0.94	NO	49.10	1.010	1.99e4	7.86e5	2.47	-1.2	1.04		bd
200601K1_4	50.0	0.91	NO	49.10	1.010	4.10e5	7.74e5	50.3	0.7	1.06		bd
200601K1_5	400	0.92	NO	49.10	1.010	3.66e6	8.21e5	424	6.0	1.12		bd
200601K1_6	1000	0.91	NO	49.10	1.010	9.50e6	8.46e5	1070	6.6	1.12		bd

Compound name: PCB-204

Response Factor: 1.1409

RRF SD: 0.0887975, Relative SD: 7.78308

Response type: Internal Std (Ref 208), Area * (IS Conc. / IS Area)

Curve type: RF

Name	Std Conc	RA	n/y	RT	RRT	Resp	IS Resp	Conc	%Dev	RRF	X#	dropped
200601K1_1	0.250	0.77	NO	49.24	1.014	1.83e3	6.72e5	0.238	-4.6	1.09		MM
200601K1_2	1.00	0.89	NO	49.28	1.014	8.01e3	7.55e5	0.930	-7.0	1.06		db
200601K1_3	2.50	0.82	NO	49.26	1.014	2.04e4	7.86e5	2.34	-6.5	1.07		db
200601K1_4	50.0	0.90	NO	49.26	1.014	4.36e5	7.74e5	49.4	-1.2	1.13		db
200601K1_5	400	0.91	NO	49.28	1.014	4.07e6	8.21e5	435	8.7	1.24		db
200601K1_6	1000	0.91	NO	49.26	1.014	1.07e7	8.46e5	1110	10.6	1.26		db

Compound name: PCB-197

Response Factor: 1.13263

RRF SD: 0.0852075, Relative SD: 7.52295

Response type: Internal Std (Ref 208), Area * (IS Conc. / IS Area)

Curve type: RF

Name	Std Conc	RA	n/y	RT	RRT	Resp	IS Resp	Conc	%Dev	RRF	X#	dropped
200601K1_1	0.250	0.99	NO	49.58	1.021	1.89e3	6.72e5	0.248	-0.9	1.12		MM
200601K1_2	1.00	1.01	NO	49.58	1.020	7.47e3	7.55e5	0.874	-12.6	0.989		bb
200601K1_3	2.50	0.99	NO	49.58	1.020	2.16e4	7.86e5	2.49	-0.4	1.13		MM
200601K1_4	50.0	0.90	NO	49.58	1.020	4.31e5	7.74e5	49.2	-1.6	1.11		bb
200601K1_5	400	0.91	NO	49.58	1.020	4.00e6	8.21e5	431	7.7	1.22		bb
200601K1_6	1000	0.89	NO	49.58	1.020	1.03e7	8.46e5	1080	7.8	1.22		bb

Dataset: U:\VG11.PRO\Results\200601K1\200601K1-CRVB.qld

Last Altered: Tuesday, June 02, 2020 10:21:37 Pacific Daylight Time
 Printed: Tuesday, June 02, 2020 11:15:31 Pacific Daylight Time

Compound name: PCB-200
 Response Factor: 1.07032
 RRF SD: 0.0809843, Relative SD: 7.56448
 Response type: Internal Std (Ref 208), Area * (IS Conc. / IS Area)
 Curve type: RF

	Name	Std. Conc.	RA	n/y	RT	RRT	Resp	IS Resp	Conc.	%Dev	RRF	X = dropped
1	200601K1_1	0.250	1.00	NO	50.51	1.040	1.84e3	6.72e5	0.256	2.3	1.09	bb
2	200601K1_2	1.00	0.95	NO	50.51	1.039	7.00e3	7.55e5	0.866	-13.4	0.927	bb
3	200601K1_3	2.50	0.87	NO	50.51	1.039	2.02e4	7.66e5	2.46	-1.7	1.05	bb
4	200601K1_4	50.0	0.90	NO	50.53	1.040	4.10e5	7.74e5	49.5	-1.1	1.06	bb
5	200601K1_5	400	0.90	NO	50.53	1.040	3.78e6	8.21e5	430	7.5	1.15	bb
6	200601K1_6	1000	0.89	NO	50.53	1.040	9.83e6	8.48e5	1060	6.4	1.14	bb

Compound name: PCB-198
 Response Factor: 0.793834
 RRF SD: 0.0466547, Relative SD: 5.87713
 Response type: Internal Std (Ref 208), Area * (IS Conc. / IS Area)
 Curve type: RF

	Name	Std. Conc.	RA	n/y	RT	RRT	Resp	IS Resp	Conc.	%Dev	RRF	X = dropped
1	200601K1_1	0.250	0.81	NO	52.08	1.072	1.22e3	6.72e5	0.229	-8.4	0.727	MM
2	200601K1_2	1.00	0.84	NO	52.08	1.072	5.92e3	7.55e5	0.988	-1.2	0.784	bd
3	200601K1_3	2.50	0.85	NO	52.08	1.072	1.51e4	7.66e5	2.48	-0.9	0.787	bd
4	200601K1_4	50.0	0.91	NO	52.08	1.072	2.98e5	7.74e5	48.8	-2.9	0.771	bd
5	200601K1_5	400	0.89	NO	52.08	1.072	2.76e6	8.21e5	424	6.0	0.841	bd
6	200601K1_6	1000	0.89	NO	52.08	1.072	7.22e6	8.48e5	1070	7.5	0.853	bd

Compound name: PCB-199
 Response Factor: 0.809242
 RRF SD: 0.0640263, Relative SD: 7.91189
 Response type: Internal Std (Ref 208), Area * (IS Conc. / IS Area)
 Curve type: RF

	Name	Std. Conc.	RA	n/y	RT	RRT	Resp	IS Resp	Conc.	%Dev	RRF	X = dropped
1	200601K1_1	0.250	0.83	NO	52.21	1.075	1.18e3	6.72e5	0.216	-13.6	0.699	MM
2	200601K1_2	1.00	0.93	NO	52.19	1.074	6.27e3	7.55e5	1.03	2.7	0.831	db

Dataset: U:\VG11.PROVResults\200801K1\200801K1-CRVB.qld

Last Altered: Tuesday, June 02, 2020 10:21:37 Pacific Daylight Time
 Printed: Tuesday, June 02, 2020 11:15:31 Pacific Daylight Time

Compound name: PCB-199

Name	Std. Conc.	RA	RF	RT	RRT	Resp	IS Resp	Conc.	%Dev	RRF	X = dropped
200801K1_3	2.50	1.00	NO	52.21	1.074	1.51e4	7.86e5	2.43	-2.8	0.786	MM
200801K1_4	50.0	0.92	NO	52.21	1.074	3.10e5	7.74e5	49.5	-1.0	0.801	db
200801K1_5	400	0.89	NO	52.21	1.074	2.81e6	8.21e5	424	5.9	0.857	db
200801K1_6	1000	0.90	NO	52.21	1.074	7.45e6	8.46e5	1090	8.8	0.881	db

Compound name: PCB-198/203

Response Factor: 0.838202

RRF SD: 0.0715006, Relative SD: 8.53023

Response type: Internal Std (Ref 208), Area * (IS Conc. / IS Area)

Curve type: RF

Name	Std. Conc.	RA	RF	RT	RRT	Resp	IS Resp	Conc.	%Dev	RRF	X = dropped
200801K1_1	0.500	1.00	NO	52.50	1.081	2.91e3	6.72e5	0.518	3.1	0.884	bb
200801K1_2	2.00	0.93	NO	52.50	1.080	1.09e4	7.55e5	1.73	-13.8	0.724	bd
200801K1_3	5.00	0.94	NO	52.50	1.080	3.07e4	7.86e5	4.79	-4.3	0.802	MM
200801K1_4	100	0.90	NO	52.51	1.081	6.36e5	7.74e5	98.1	-1.9	0.822	bb
200801K1_5	800	0.91	NO	52.51	1.081	5.85e6	8.21e5	850	6.2	0.891	bb
200801K1_6	2000	0.91	NO	52.51	1.081	1.57e7	8.46e5	2210	10.4	0.926	bb

Compound name: PCB-195

Response Factor: 1.04444

RRF SD: 0.0883119, Relative SD: 8.45545

Response type: Internal Std (Ref 209), Area * (IS Conc. / IS Area)

Curve type: RF

Name	Std. Conc.	RA	RF	RT	RRT	Resp	IS Resp	Conc.	%Dev	RRF	X = dropped
200801K1_1	0.250	0.81	NO	53.79	0.983	1.54e3	6.54e5	0.225	-9.8	0.942	MM
200801K1_2	1.00	0.81	NO	53.79	0.983	6.86e3	6.72e5	0.948	-5.2	0.990	bb
200801K1_3	2.50	0.88	NO	53.79	0.983	1.83e4	7.55e5	2.32	-7.2	0.970	bb
200801K1_4	50.0	0.88	NO	53.81	0.984	3.74e5	6.85e5	52.4	4.7	1.09	bd
200801K1_5	400	0.89	NO	53.79	0.983	3.33e6	7.19e5	443	10.8	1.16	bd
200801K1_6	1000	0.90	NO	53.81	0.984	8.99e6	8.07e5	1070	6.6	1.11	bd

Dataset: U:\VG11.PRO\Results\200801K1\200801K1-CRVB.qld

Last Altered: Tuesday, June 02, 2020 10:21:37 Pacific Daylight Time
 Printed: Tuesday, June 02, 2020 11:15:31 Pacific Daylight Time

Compound name: PCB-194
 Response Factor: 1.11592
 RRF SD: 0.0652125, Relative SD: 5.84384
 Response type: Internal Std (Ref 209), Area * (IS Conc. / IS Area)
 Curve type: RF

Name	Std. Conc.	RA	in/	RT	RRT	Resp	IS Resp	Conc	%Dev	RRF	X = dropped
200801K1_1	0.250	0.76	NO	54.72	1.000	1.92e3	6.54e5	0.262	4.9	1.17	MM
200801K1_2	1.00	0.91	NO	54.72	1.000	7.03e3	6.72e5	0.937	-6.3	1.05	bb
200801K1_3	2.50	0.91	NO	54.72	1.000	1.84e4	7.55e5	2.30	-6.1	1.03	bb
200801K1_4	50.0	0.88	NO	54.72	1.000	3.84e5	6.85e5	50.2	0.5	1.12	bb
200801K1_5	400	0.88	NO	54.72	1.000	3.39e6	7.19e5	422	5.5	1.18	bb
200801K1_6	1000	0.89	NO	54.72	1.000	9.32e6	8.07e5	1040	3.5	1.16	bb

Compound name: PCB-205
 Response Factor: 1.28935
 RRF SD: 0.0752087, Relative SD: 5.83305
 Response type: Internal Std (Ref 209), Area * (IS Conc. / IS Area)
 Curve type: RF

Name	Std. Conc.	RA	in/	RT	RRT	Resp	IS Resp	Conc	%Dev	RRF	X = dropped
200801K1_1	0.250	1.01	NO	54.99	1.005	1.97e3	6.54e5	0.233	-6.7	1.20	MM
200801K1_2	1.00	0.88	NO	54.99	1.005	8.47e3	8.72e5	0.977	-2.3	1.26	bb
200801K1_3	2.50	0.92	NO	54.99	1.005	2.29e4	7.55e5	2.35	-5.8	1.21	bb
200801K1_4	50.0	0.89	NO	54.99	1.005	4.55e5	6.85e5	51.5	3.1	1.33	bb
200801K1_5	400	0.87	NO	54.99	1.005	4.00e6	7.19e5	431	7.9	1.39	bb
200801K1_6	1000	0.88	NO	54.99	1.005	1.08e7	8.07e5	1040	3.9	1.34	bb

Compound name: PCB-208
 Response Factor: 0.933088
 RRF SD: 0.0782208, Relative SD: 8.383
 Response type: Internal Std (Ref 210), Area * (IS Conc. / IS Area)
 Curve type: RF

Name	Std. Conc.	RA	in/	RT	RRT	Resp	IS Resp	Conc	%Dev	RRF	X = dropped
200801K1_1	0.250	1.28	NO	53.95	1.000	1.83e3	8.27e5	0.237	-5.3	0.884	bb
200801K1_2	1.00	1.34	NO	53.95	1.000	7.27e3	8.89e5	0.876	-12.4	0.818	bb

Dataset: U:\VG11.PRO\Results\200601K1\200601K1-CRVB.qld

Last Altered: Tuesday, June 02, 2020 10:21:37 Pacific Daylight Time
 Printed: Tuesday, June 02, 2020 11:15:31 Pacific Daylight Time

Compound name: PCB-208

Name	Std Conc	RA	n/y	RT	RRT	Resp	IS Resp	Conc	%Dev	RRF	X = dropped
200601K1_3	2.50	1.29	NO	53.95	1.000	2.17e4	9.56e5	2.43	-2.9	0.908	bb
200601K1_4	50.0	1.35	NO	53.95	1.000	4.38e5	9.09e5	51.6	3.3	0.964	bb
200601K1_5	400	1.35	NO	53.95	1.000	3.85e6	9.40e5	439	9.7	1.02	bb
200601K1_6	1000	1.34	NO	53.95	1.000	1.02e7	1.01e6	1060	7.8	1.00	bb

Compound name: PCB-207

Response Factor: 0.916302

RRF SD: 0.0559032, Relative SD: 6.10095

Response type: Internal Std (Ref 210), Area * (IS Conc. / IS Area)

Curve type: RF

Name	Std Conc	RA	n/y	RT	RRT	Resp	IS Resp	Conc	%Dev	RRF	X = dropped
200601K1_1	0.250	1.18	NO	54.29	1.007	1.83e3	6.27e5	0.242	-3.3	0.886	bb
200601K1_2	1.00	1.36	NO	54.29	1.007	7.46e3	8.89e5	0.915	-8.5	0.839	bb
200601K1_3	2.50	1.29	NO	54.29	1.007	2.13e4	9.56e5	2.44	-2.5	0.893	bb
200601K1_4	50.0	1.35	NO	54.29	1.007	4.18e5	9.09e5	50.2	0.4	0.920	bb
200601K1_5	400	1.32	NO	54.29	1.007	3.69e6	9.40e5	428	7.0	0.981	bb
200601K1_6	1000	1.32	NO	54.29	1.007	9.93e6	1.01e6	1070	6.9	0.979	bb

Compound name: PCB-206

Response Factor: 1.00741

RRF SD: 0.0633496, Relative SD: 6.28838

Response type: Internal Std (Ref 211), Area * (IS Conc. / IS Area)

Curve type: RF

Name	Std Conc	RA	n/y	RT	RRT	Resp	IS Resp	Conc	%Dev	RRF	X = dropped
200601K1_1	0.250	1.24	NO	56.24	1.000	1.17e3	4.83e5	0.240	-4.2	0.965	bb
200601K1_2	1.00	1.28	NO	56.25	1.000	4.56e3	4.90e5	0.928	-7.2	0.935	bd
200601K1_3	2.50	1.39	NO	56.25	1.000	1.33e4	5.49e5	2.40	-4.0	0.987	bb
200601K1_4	50.0	1.35	NO	56.25	1.000	2.55e5	5.03e5	50.4	0.7	1.01	dd
200601K1_5	400	1.33	NO	56.25	1.000	2.21e6	5.04e5	435	8.8	1.10	dd
200601K1_6	1000	1.34	NO	56.25	1.000	5.91e6	5.54e5	1060	5.9	1.07	bd

Dataset: U:\VG11.PRO\Results\200601K1\200601K1-CRVB.qld

Last Altered: Tuesday, June 02, 2020 10:21:37 Pacific Daylight Time
 Printed: Tuesday, June 02, 2020 11:15:31 Pacific Daylight Time

Compound name: PCB-209
 Response Factor: 0.986438
 RRF SD: 0.0459049, Relative SD: 4.6536
 Response type: Internal Std (Ref 212), Area * (IS Conc. / IS Area)
 Curve type: RF

	Name	Std. Conc.	RA	n/y	RT	RRT	Resp	IS Resp	Conc	%Dev	RRF	X=dropped
1	200601K1_1	0.250	1.31	NO	57.48	1.000	8.49e2	3.85e5	0.236	-5.8	0.930	bb
2	200601K1_2	1.00	1.14	NO	57.49	1.000	3.51e3	3.87e5	0.970	-3.0	0.957	bb
3	200601K1_3	2.50	1.20	NO	57.49	1.000	9.28e3	3.88e5	2.42	-3.1	0.956	bb
4	200601K1_4	50.0	1.19	NO	57.49	1.000	1.78e5	3.55e5	50.8	1.8	1.00	bb
5	200601K1_5	400	1.18	NO	57.49	1.000	1.45e6	3.47e5	424	6.0	1.05	bb
6	200601K1_6	1000	1.18	NO	57.49	1.000	3.98e6	3.87e5	1040	4.2	1.03	bb

Compound name: 13C-PCB-1
 Response Factor: 0.893492
 RRF SD: 0.0183374, Relative SD: 2.05233
 Response type: Internal Std (Ref 213), Area * (IS Conc. / IS Area)
 Curve type: RF

	Name	Std. Conc.	RA	n/y	RT	RRT	Resp	IS Resp	Conc	%Dev	RRF	X=dropped
1	200601K1_1	100	3.27	NO	15.51	0.608	2.37e6	2.62e6	101	1.1	0.903	bb
2	200601K1_2	100	3.24	NO	15.52	0.608	2.53e6	2.80e6	101	1.1	0.903	bb
3	200601K1_3	100	3.25	NO	15.53	0.609	2.48e6	2.85e6	98.8	-3.4	0.863	bb
4	200601K1_4	100	3.38	NO	15.53	0.609	2.44e6	2.67e6	102	2.2	0.914	bb
5	200601K1_5	100	3.20	NO	15.53	0.609	2.52e6	2.81e6	100	0.3	0.896	bb
6	200601K1_6	100	3.24	NO	15.53	0.609	2.44e6	2.77e6	98.7	-1.3	0.882	bb

Compound name: 13C-PCB-3
 Response Factor: 0.910947
 RRF SD: 0.0156258, Relative SD: 1.71533
 Response type: Internal Std (Ref 213), Area * (IS Conc. / IS Area)
 Curve type: RF

	Name	Std. Conc.	RA	n/y	RT	RRT	Resp	IS Resp	Conc	%Dev	RRF	X=dropped
1	200601K1_1	100	3.25	NO	18.16	0.711	2.41e6	2.62e6	101	1.0	0.920	bb
2	200601K1_2	100	3.30	NO	18.16	0.711	2.58e6	2.80e6	101	1.3	0.923	bb

Dataset: U:\VG11.PRO\Results\200801K1\200801K1-CRVB.qld

Last Altered: Tuesday, June 02, 2020 10:21:37 Pacific Daylight Time
 Printed: Tuesday, June 02, 2020 11:15:31 Pacific Daylight Time

Compound name: 13C-PCB-3

Name	Std. Conc.	RA	ntf	RT	RRT	Resp	IS Resp	Conc.	%Dev	RRF	X = dropped
200801K1_3	100	3.32	NO	18.17	0.712	2.54e6	2.85e6	97.7	-2.3	0.890	bb
200801K1_4	100	3.19	NO	18.17	0.712	2.46e6	2.87e6	101	1.1	0.921	bb
200801K1_5	100	3.37	NO	18.17	0.712	2.58e6	2.81e6	101	1.1	0.921	bb
200801K1_6	100	3.32	NO	18.17	0.712	2.47e6	2.77e6	97.9	-2.1	0.892	bb

Compound name: 13C-PCB-4

Response Factor: 0.599965

RRF SD: 0.0112844, Relative SD: 1.87751

Response type: Internal Std (Ref 213), Area * (IS Conc. / IS Area)

Curve type: RF

Name	Std. Conc.	RA	ntf	RT	RRT	Resp	IS Resp	Conc.	%Dev	RRF	X = dropped
200801K1_1	100	1.59	NO	19.51	0.765	1.57e6	2.62e6	99.7	-0.3	0.598	bb
200801K1_2	100	1.81	NO	19.52	0.765	1.72e6	2.80e6	102	2.1	0.613	bb
200801K1_3	100	1.80	NO	19.52	0.765	1.87e6	2.85e6	97.5	-2.5	0.585	bb
200801K1_4	100	1.80	NO	19.53	0.765	1.82e6	2.87e6	101	0.8	0.605	bb
200801K1_5	100	1.58	NO	19.52	0.765	1.72e6	2.81e6	102	1.7	0.610	bb
200801K1_6	100	1.58	NO	19.53	0.765	1.83e6	2.77e6	98.2	-1.8	0.589	bb

Compound name: 13C-PCB-9

Response Factor: 0.989602

RRF SD: 0.0158818, Relative SD: 1.63589

Response type: Internal Std (Ref 213), Area * (IS Conc. / IS Area)

Curve type: RF

Name	Std. Conc.	RA	ntf	RT	RRT	Resp	IS Resp	Conc.	%Dev	RRF	X = dropped
200801K1_1	100	1.57	NO	21.33	0.836	2.57e6	2.62e6	101	1.2	0.981	bb
200801K1_2	100	1.57	NO	21.34	0.836	2.77e6	2.80e6	102	2.0	0.989	bb
200801K1_3	100	1.58	NO	21.35	0.836	2.71e6	2.85e6	98.0	-2.0	0.950	bb
200801K1_4	100	1.57	NO	21.35	0.836	2.81e6	2.87e6	101	0.6	0.975	bb
200801K1_5	100	1.58	NO	21.35	0.836	2.73e6	2.81e6	100	0.2	0.972	bb
200801K1_6	100	1.55	NO	21.35	0.836	2.83e6	2.77e6	98.1	-1.9	0.951	bb

Dataset: U:\WG11.PRO\Results\200601K1\200601K1-CRVB.qld

Last Altered: Tuesday, June 02, 2020 10:21:37 Pacific Daylight Time
 Printed: Tuesday, June 02, 2020 11:15:31 Pacific Daylight Time

Compound name: 13C-PCB-11
 Response Factor: 0.961529
 RRF SD: 0.00722668, Relative SD: 0.751582
 Response type: Internal Std (Ref 213), Area * (IS Conc. / IS Area)
 Curve type: RF

Name	Std Conc	RA	n/y	RT	RRT	Resp	IS Resp	Conc	%Dev	RRF	X = dropped
200601K1_1	100	1.57	NO	24.76	0.971	2.53e6	2.62e6	100	0.5	0.966	bb
200601K1_2	100	1.57	NO	24.79	0.972	2.70e6	2.80e6	100	0.3	0.964	bb
200601K1_3	100	1.57	NO	24.80	0.972	2.71e6	2.85e6	98.9	-1.1	0.951	bb
200601K1_4	100	1.56	NO	24.80	0.972	2.56e6	2.87e6	99.5	-0.5	0.957	bb
200601K1_5	100	1.57	NO	24.80	0.972	2.70e6	2.81e6	99.8	-0.2	0.960	bb
200601K1_6	100	1.57	NO	24.80	0.972	2.69e6	2.77e6	101	1.0	0.971	bb

Compound name: 13C-PCB-19
 Response Factor: 0.498883
 RRF SD: 0.00572334, Relative SD: 1.14723
 Response type: Internal Std (Ref 213), Area * (IS Conc. / IS Area)
 Curve type: RF

Name	Std Conc	RA	n/y	RT	RRT	Resp	IS Resp	Conc	%Dev	RRF	X = dropped
200601K1_1	100	1.02	NO	23.75	0.931	1.32e6	2.62e6	101	0.8	0.503	bb
200601K1_2	100	1.03	NO	23.75	0.931	1.42e6	2.80e6	101	1.3	0.505	bb
200601K1_3	100	1.04	NO	23.76	0.931	1.39e6	2.85e6	98.1	-1.9	0.489	bb
200601K1_4	100	1.02	NO	23.76	0.931	1.33e6	2.67e6	99.5	-0.5	0.496	bb
200601K1_5	100	1.00	NO	23.76	0.931	1.40e6	2.81e6	99.8	-0.2	0.496	bb
200601K1_6	100	1.01	NO	23.76	0.931	1.39e6	2.77e6	101	0.5	0.501	bb

Compound name: 13C-PCB-32
 Response Factor: 0.74412
 RRF SD: 0.0231643, Relative SD: 3.11298
 Response type: Internal Std (Ref 213), Area * (IS Conc. / IS Area)
 Curve type: RF

Name	Std Conc	RA	n/y	RT	RRT	Resp	IS Resp	Conc	%Dev	RRF	X = dropped
200601K1_1	100	1.04	NO	26.74	1.048	1.93e6	2.62e6	99.1	-0.9	0.737	bb
200601K1_2	100	1.05	NO	26.75	1.048	2.07e6	2.80e6	99.5	-0.5	0.741	bb

Dataset: U:\WG11.PRO\Results\200601K1\200601K1-CRVB.qld

Last Altered: Tuesday, June 02, 2020 10:21:37 Pacific Daylight Time
 Printed: Tuesday, June 02, 2020 11:15:31 Pacific Daylight Time

Compound name: 13C-PCB-32

Name	Std. Conc.	RA	Qty	RT	RRT	Resp	IS Resp	Conc.	%Dev	RRF	X = dropped
200601K1_3	100	1.02	NO	28.75	1.048	2.03e6	2.85e6	95.5	-4.5	0.710	bb
200601K1_4	100	1.03	NO	28.75	1.048	1.97e6	2.87e6	99.2	-0.8	0.739	bb
200601K1_5	100	1.04	NO	28.75	1.048	2.13e6	2.81e6	102	2.0	0.759	bb
200601K1_6	100	1.05	NO	28.75	1.048	2.18e6	2.77e6	105	4.7	0.779	bb

Compound name: 13C-PCB-28

Response Factor: 1.06428

RRF SD: 0.0550204, Relative SD: 5.16973

Response type: Internal Std (Ref 214), Area * (IS Conc. / IS Area)

Curve type: RF

Name	Std. Conc.	RA	Qty	RT	RRT	Resp	IS Resp	Conc.	%Dev	RRF	X = dropped
200601K1_1	100	1.03	NO	28.75	1.003	2.38e6	2.08e6	107	7.4	1.14	db
200601K1_2	100	1.04	NO	28.77	1.004	2.38e6	2.43e6	92.3	-7.7	0.983	db
200601K1_3	100	1.04	NO	28.77	1.004	2.33e6	2.26e6	97.0	-3.0	1.03	db
200601K1_4	100	1.04	NO	28.77	1.004	2.26e6	2.13e6	98.7	-0.3	1.06	db
200601K1_5	100	1.04	NO	28.77	1.004	2.40e6	2.24e6	100	0.4	1.07	db
200601K1_6	100	1.04	NO	28.77	1.004	2.39e6	2.18e6	103	3.2	1.10	db

Compound name: 13C-PCB-37

Response Factor: 0.989118

RRF SD: 0.0390859, Relative SD: 3.95159

Response type: Internal Std (Ref 214), Area * (IS Conc. / IS Area)

Curve type: RF

Name	Std. Conc.	RA	Qty	RT	RRT	Resp	IS Resp	Conc.	%Dev	RRF	X = dropped
200601K1_1	100	1.03	NO	32.75	1.143	2.11e6	2.08e6	102	2.5	1.01	bb
200601K1_2	100	1.02	NO	32.75	1.143	2.28e6	2.43e6	94.0	-8.0	0.930	bb
200601K1_3	100	1.05	NO	32.75	1.143	2.28e6	2.28e6	101	1.4	1.00	bb
200601K1_4	100	1.03	NO	32.75	1.143	2.09e6	2.13e6	99.2	-0.8	0.981	bb
200601K1_5	100	1.06	NO	32.75	1.143	2.17e6	2.24e6	97.8	-2.4	0.968	bb
200601K1_6	100	1.05	NO	32.77	1.143	2.27e6	2.18e6	105	5.3	1.04	bb

Dataset: U:\VG11.PRO\Results\200801K1\200801K1-CRVB.qld

Last Altered: Tuesday, June 02, 2020 10:21:37 Pacific Daylight Time
 Printed: Tuesday, June 02, 2020 11:15:31 Pacific Daylight Time

Compound name: 13C-PCB-54
 Response Factor: 0.99939
 RRF SD: 0.0146278, Relative SD: 1.46368
 Response type: Internal Std (Ref 215), Area * (IS Conc. / IS Area)
 Curve type: RF

Name	Std. Conc.	RA	rf	RT	RRF	Resp	IS Resp	Conc.	%Dev	RRF	X = dropped
200801K1_1	100	0.77	NO	27.60	0.752	1.88e6	1.87e6	101	0.8	1.01	bb
200801K1_2	100	0.78	NO	27.62	0.753	1.85e6	1.82e6	102	1.7	1.02	bb
200801K1_3	100	0.79	NO	27.62	0.753	1.80e6	1.81e6	99.5	-0.5	0.995	bb
200801K1_4	100	0.79	NO	27.62	0.753	1.75e6	1.74e6	101	0.8	1.01	bb
200801K1_5	100	0.77	NO	27.62	0.752	1.88e6	1.89e6	99.7	-0.3	0.998	bb
200801K1_6	100	0.79	NO	27.62	0.752	1.88e6	1.92e6	97.5	-2.5	0.974	bb

Compound name: 13C-PCB-52
 Response Factor: 0.804222
 RRF SD: 0.0127119, Relative SD: 1.58085
 Response type: Internal Std (Ref 215), Area * (IS Conc. / IS Area)
 Curve type: RF

Name	Std. Conc.	RA	rf	RT	RRF	Resp	IS Resp	Conc.	%Dev	RRF	X = dropped
200801K1_1	100	0.78	NO	31.25	0.852	1.37e6	1.87e6	102	1.8	0.817	bd
200801K1_2	100	0.79	NO	31.26	0.852	1.50e6	1.82e6	102	2.3	0.823	bb
200801K1_3	100	0.81	NO	31.26	0.852	1.44e6	1.81e6	99.0	-1.0	0.796	bb
200801K1_4	100	0.79	NO	31.26	0.852	1.38e6	1.74e6	98.5	-1.5	0.792	bd
200801K1_5	100	0.77	NO	31.26	0.852	1.51e6	1.89e6	99.4	-0.6	0.799	bd
200801K1_6	100	0.77	NO	31.26	0.852	1.54e6	1.92e6	99.2	-0.8	0.796	bd

Compound name: 13C-PCB-47
 Response Factor: 0.857338
 RRF SD: 0.011554, Relative SD: 1.34766
 Response type: Internal Std (Ref 215), Area * (IS Conc. / IS Area)
 Curve type: RF

Name	Std. Conc.	RA	rf	RT	RRF	Resp	IS Resp	Conc.	%Dev	RRF	X = dropped
200801K1_1	100	0.79	NO	31.77	0.866	1.44e6	1.87e6	100	0.3	0.860	bb
200801K1_2	100	0.78	NO	31.77	0.866	1.59e6	1.82e6	102	2.1	0.875	bb

Dataset: U:\VG11.PRO\Results\200601K1\200601K1-CRVB.qld

Last Altered: Tuesday, June 02, 2020 10:21:37 Pacific Daylight Time

Printed: Tuesday, June 02, 2020 11:15:31 Pacific Daylight Time

Compound name: 13C-PCB-47

Name	Std Conc	RA	Int	RT	RRT	Resp	IS Resp	Conc	%Dev	RRF	X = dropped
200601K1_3	100	0.79	NO	31.78	0.867	1.53e6	1.81e6	98.3	-1.7	0.843	bb
200601K1_4	100	0.78	NO	31.78	0.867	1.49e6	1.74e6	100	-0.0	0.857	bb
200601K1_5	100	0.78	NO	31.78	0.866	1.60e6	1.89e6	98.7	-1.3	0.846	bb
200601K1_6	100	0.78	NO	31.78	0.866	1.66e6	1.92e6	101	0.5	0.862	bb

Compound name: 13C-PCB-70

Response Factor: 0.995775

RRF SD: 0.0166908, Relative SD: 1.67616

Response type: Internal Std (Ref 215), Area * (IS Conc. / IS Area)

Curve type: RF

Name	Std Conc	RA	Int	RT	RRT	Resp	IS Resp	Conc	%Dev	RRF	X = dropped
200601K1_1	100	0.79	NO	35.40	0.965	1.70e6	1.67e6	102	2.3	1.02	bb
200601K1_2	100	0.79	NO	35.41	0.965	1.84e6	1.82e6	101	1.4	1.01	bb
200601K1_3	100	0.79	NO	35.41	0.965	1.79e6	1.81e6	99.4	-0.6	0.989	bb
200601K1_4	100	0.80	NO	35.41	0.965	1.73e6	1.74e6	100	0.1	0.997	bb
200601K1_5	100	0.79	NO	35.41	0.965	1.84e6	1.89e6	97.6	-2.4	0.972	bb
200601K1_6	100	0.79	NO	35.41	0.965	1.90e6	1.92e6	99.2	-0.8	0.988	bb

Compound name: 13C-PCB-80

Response Factor: 1.02819

RRF SD: 0.0132281, Relative SD: 1.28654

Response type: Internal Std (Ref 215), Area * (IS Conc. / IS Area)

Curve type: RF

Name	Std Conc	RA	Int	RT	RRT	Resp	IS Resp	Conc	%Dev	RRF	X = dropped
200601K1_1	100	0.80	NO	35.84	0.977	1.75e6	1.67e6	102	1.8	1.05	bb
200601K1_2	100	0.79	NO	35.84	0.977	1.87e6	1.82e6	100	-0.0	1.03	bb
200601K1_3	100	0.79	NO	35.84	0.977	1.86e6	1.81e6	99.7	-0.3	1.03	bb
200601K1_4	100	0.79	NO	35.84	0.977	1.79e6	1.74e6	100	0.2	1.03	bb
200601K1_5	100	0.80	NO	35.84	0.977	1.90e6	1.89e6	97.8	-2.2	1.01	db
200601K1_6	100	0.77	NO	35.84	0.977	1.99e6	1.92e6	100	0.5	1.03	bb

Dataset: U:\VG11.PRO\Results\200801K1\200801K1-CRVB.qld

Last Altered: Tuesday, June 02, 2020 10:21:37 Pacific Daylight Time
 Printed: Tuesday, June 02, 2020 11:15:31 Pacific Daylight Time

Compound name: 13C-PCB-81
 Response Factor: 0.987991
 RRF SD: 0.0137248, Relative SD: 1.38916
 Response type: Internal Std (Ref 215), Area * (IS Conc. / IS Area)
 Curve type: RF

	Name	Std. Conc.	RA	Int.	RT	RRT	Resp.	IS Resp.	Conc.	%Dev.	RRF	X = dropped
1	200801K1_1	100	0.79	NO	39.04	1.084	1.85e6	1.87e6	99.8	-0.2	0.986	bd
2	200801K1_2	100	0.79	NO	39.04	1.084	1.76e6	1.82e6	98.0	-2.0	0.988	bd
3	200801K1_3	100	0.79	NO	39.04	1.084	1.80e6	1.81e6	100	0.5	0.993	bd
4	200801K1_4	100	0.80	NO	39.04	1.084	1.70e6	1.74e6	99.2	-0.8	0.980	bb
5	200801K1_5	100	0.78	NO	39.04	1.084	1.86e6	1.89e6	101	0.6	0.994	bd
6	200801K1_6	100	0.78	NO	39.04	1.084	1.94e6	1.92e6	102	2.0	1.01	bd

Compound name: 13C-PCB-77
 Response Factor: 0.988731
 RRF SD: 0.0228063, Relative SD: 2.35425
 Response type: Internal Std (Ref 215), Area * (IS Conc. / IS Area)
 Curve type: RF

	Name	Std. Conc.	RA	Int.	RT	RRT	Resp.	IS Resp.	Conc.	%Dev.	RRF	X = dropped
1	200801K1_1	100	0.79	NO	39.66	1.081	1.59e6	1.67e6	98.5	-1.5	0.954	bb
2	200801K1_2	100	0.78	NO	39.66	1.081	1.71e6	1.82e6	97.0	-3.0	0.940	bb
3	200801K1_3	100	0.79	NO	39.66	1.081	1.75e6	1.81e6	99.7	-0.3	0.966	bb
4	200801K1_4	100	0.80	NO	39.66	1.081	1.69e6	1.74e6	101	0.6	0.975	bb
5	200801K1_5	100	0.81	NO	39.66	1.081	1.84e6	1.89e6	100	0.2	0.970	bb
6	200801K1_6	100	0.80	NO	39.66	1.081	1.94e6	1.92e6	104	4.0	1.01	bb

Compound name: 13C-PCB-104
 Response Factor: 1.01645
 RRF SD: 0.0338582, Relative SD: 3.33102
 Response type: Internal Std (Ref 216), Area * (IS Conc. / IS Area)
 Curve type: RF

	Name	Std. Conc.	RA	Int.	RT	RRT	Resp.	IS Resp.	Conc.	%Dev.	RRF	X = dropped
1	200801K1_1	100	1.58	NO	32.44	0.828	1.12e6	1.08e6	102	1.8	1.03	bb
2	200801K1_2	100	1.85	NO	32.46	0.827	1.26e6	1.18e6	105	4.9	1.07	bb

Dataset: U:\VG11.PRO\Results\200601K1\200601K1-CRVB.qld

Last Altered: Tuesday, June 02, 2020 10:21:37 Pacific Daylight Time
 Printed: Tuesday, June 02, 2020 11:15:31 Pacific Daylight Time

Compound name: 13C-PCB-104

Name	Std. Conc.	RA	Qty	RT	RRT	Resp	IS Resp	Conc.	%Dev	RRF	X = dropped
200601K1_3	100	1.62	NO	32.46	0.827	1.20e6	1.17e6	100	0.4	1.02	bb
200601K1_4	100	1.59	NO	32.46	0.827	1.17e6	1.15e6	100	0.3	1.02	bb
200601K1_5	100	1.62	NO	32.46	0.827	1.28e6	1.31e6	96.3	-3.7	0.979	bb
200601K1_6	100	1.63	NO	32.46	0.827	1.28e6	1.31e6	96.3	-3.7	0.979	bb

Compound name: 13C-PCB-95

Response Factor: 0.805195

RRF SD: 0.0178744, Relative SD: 2.19504

Response type: Internal Std (Ref 216), Area * (IS Conc. / IS Area)

Curve type: RF

Name	Std. Conc.	RA	Qty	RT	RRT	Resp	IS Resp	Conc.	%Dev	RRF	X = dropped
200601K1_1	100	1.86	NO	35.71	0.910	8.86e5	1.08e6	102	1.5	0.817	bb
200601K1_2	100	1.82	NO	35.71	0.910	9.83e5	1.18e6	101	1.5	0.817	bb
200601K1_3	100	1.81	NO	35.71	0.910	9.53e5	1.17e6	101	1.1	0.814	bb
200601K1_4	100	1.84	NO	35.73	0.910	9.36e5	1.15e6	101	0.8	0.812	bb
200601K1_5	100	1.81	NO	35.73	0.910	1.01e6	1.31e6	95.8	-4.2	0.772	bb
200601K1_6	100	1.80	NO	35.73	0.910	1.05e6	1.31e6	99.3	-0.7	0.799	bb

Compound name: 13C-PCB-101

Response Factor: 0.792577

RRF SD: 0.0148513, Relative SD: 1.84857

Response type: Internal Std (Ref 216), Area * (IS Conc. / IS Area)

Curve type: RF

Name	Std. Conc.	RA	Qty	RT	RRT	Resp	IS Resp	Conc.	%Dev	RRF	X = dropped
200601K1_1	100	1.86	NO	37.46	0.955	8.56e5	1.08e6	99.8	-0.4	0.789	bb
200601K1_2	100	1.87	NO	37.46	0.955	9.56e5	1.18e6	102	2.5	0.812	bb
200601K1_3	100	1.81	NO	37.46	0.955	9.39e5	1.17e6	101	1.2	0.802	bb
200601K1_4	100	1.80	NO	37.46	0.955	9.13e5	1.15e6	100	-0.0	0.793	bb
200601K1_5	100	1.80	NO	37.46	0.955	1.01e6	1.31e6	97.0	-3.0	0.769	bb
200601K1_6	100	1.87	NO	37.46	0.955	1.04e6	1.31e6	99.7	-0.3	0.790	bb

Dataset: U:\WG11.PRO\Results\200601K1\200601K1-CRVB.qld

Last Altered: Tuesday, June 02, 2020 10:21:37 Pacific Daylight Time
 Printed: Tuesday, June 02, 2020 11:15:31 Pacific Daylight Time

Compound name: 13C-PCB-97
 Response Factor: 0.696385
 RRF SD: 0.00628075, Relative SD: 0.901907
 Response type: Internal Std (Ref 216), Area * (IS Conc. / IS Area)
 Curve type: RF

Name	Std. Conc.	RA	n/y	RT	RRT	Resp	IS Resp	Conc.	%Dev.	RRF	X = dropped
200601K1_1	100	1.63	NO	38.80	0.989	7.55e5	1.08e6	100	0.0	0.697	bb
200601K1_2	100	1.64	NO	38.80	0.989	8.31e5	1.18e6	101	1.2	0.705	bb
200601K1_3	100	1.63	NO	38.80	0.989	8.21e5	1.17e6	101	0.7	0.701	bb
200601K1_4	100	1.64	NO	38.80	0.989	7.95e5	1.15e6	99.0	-1.0	0.690	bb
200601K1_5	100	1.61	NO	38.80	0.989	9.02e5	1.31e6	99.0	-1.0	0.689	bb
200601K1_6	100	1.61	NO	38.80	0.989	9.13e5	1.31e6	100	0.0	0.698	bb

Compound name: 13C-PCB-123
 Response Factor: 0.932868
 RRF SD: 0.0173754, Relative SD: 1.86258
 Response type: Internal Std (Ref 216), Area * (IS Conc. / IS Area)
 Curve type: RF

Name	Std. Conc.	RA	n/y	RT	RRT	Resp	IS Resp	Conc.	%Dev.	RRF	X = dropped
200601K1_1	100	1.82	NO	41.44	1.056	1.02e6	1.08e6	101	0.6	0.939	bd
200601K1_2	100	1.81	NO	41.44	1.056	1.11e6	1.18e6	101	0.5	0.938	bd
200601K1_3	100	1.84	NO	41.44	1.056	1.12e6	1.17e6	102	2.1	0.953	bd
200601K1_4	100	1.82	NO	41.48	1.056	1.07e6	1.15e6	99.3	-0.7	0.928	bd
200601K1_5	100	1.82	NO	41.48	1.056	1.18e6	1.31e6	96.7	-3.3	0.902	bd
200601K1_6	100	1.81	NO	41.48	1.056	1.23e6	1.31e6	101	0.7	0.939	bd

Compound name: 13C-PCB-118
 Response Factor: 0.985592
 RRF SD: 0.0134189, Relative SD: 1.3815
 Response type: Internal Std (Ref 216), Area * (IS Conc. / IS Area)
 Curve type: RF

Name	Std. Conc.	RA	n/y	RT	RRT	Resp	IS Resp	Conc.	%Dev.	RRF	X = dropped
200601K1_1	100	1.64	NO	41.63	1.061	1.07e6	1.08e6	100	0.4	0.990	db
200601K1_2	100	1.62	NO	41.63	1.061	1.17e6	1.18e6	100	0.3	0.988	db

Dataset: U:\VG11.PRO\Results\200801K1\200801K1-CRVB.qld

Last Altered: Tuesday, June 02, 2020 10:21:37 Pacific Daylight Time
 Printed: Tuesday, June 02, 2020 11:15:31 Pacific Daylight Time

Compound name: 13C-PCB-118

Name	Std. Conc.	RA	n/y	RT	RRT	Resp	IS Resp	Conc.	%Dev	RRF	X=dropped
200801K1_3	100	1.88	NO	41.85	1.081	1.16e6	1.17e6	100	0.3	0.989	db
200801K1_4	100	1.84	NO	41.85	1.081	1.12e6	1.15e6	98.8	-1.2	0.974	db
200801K1_5	100	1.83	NO	41.85	1.081	1.27e6	1.31e6	98.2	-1.8	0.987	db
200801K1_6	100	1.58	NO	41.85	1.081	1.32e6	1.31e6	102	2.0	1.01	db

Compound name: 13C-PCB-114

Response Factor: 1.54868

RRF SD: 0.0375936, Relative SD: 2.4308

Response type: Internal Std (Ref 217), Area * (IS Conc. / IS Area)

Curve type: RF

Name	Std. Conc.	RA	n/y	RT	RRT	Resp	IS Resp	Conc.	%Dev	RRF	X=dropped
200801K1_1	100	1.58	NO	42.30	0.908	1.38e6	8.47e5	104	4.0	1.81	bb
200801K1_2	100	1.55	NO	42.30	0.908	1.45e6	9.25e5	102	1.8	1.57	bb
200801K1_3	100	1.58	NO	42.32	0.908	1.47e6	9.70e5	97.9	-2.1	1.51	bb
200801K1_4	100	1.58	NO	42.32	0.908	1.41e6	9.28e5	98.2	-1.8	1.52	bb
200801K1_5	100	1.59	NO	42.32	0.908	1.52e6	1.00e6	98.3	-1.7	1.52	bb
200801K1_6	100	1.58	NO	42.32	0.908	1.58e6	1.02e6	100	0.0	1.55	bb

Compound name: 13C-PCB-105

Response Factor: 1.57244

RRF SD: 0.0487805, Relative SD: 3.10222

Response type: Internal Std (Ref 217), Area * (IS Conc. / IS Area)

Curve type: RF

Name	Std. Conc.	RA	n/y	RT	RRT	Resp	IS Resp	Conc.	%Dev	RRF	X=dropped
200801K1_1	100	1.58	NO	43.19	0.927	1.40e6	8.47e5	105	5.1	1.85	dd
200801K1_2	100	1.55	NO	43.19	0.927	1.47e6	9.25e5	101	1.1	1.59	bd
200801K1_3	100	1.59	NO	43.21	0.927	1.49e6	9.70e5	98.0	-2.0	1.54	bd
200801K1_4	100	1.59	NO	43.21	0.927	1.42e6	9.28e5	97.4	-2.8	1.53	bb
200801K1_5	100	1.57	NO	43.21	0.927	1.53e6	1.00e6	97.2	-2.8	1.53	bd
200801K1_6	100	1.57	NO	43.21	0.927	1.62e6	1.02e6	101	1.2	1.59	dd

Dataset: U:\VG11.PRO\Results\200801K1\200801K1-CRVB.qld

Last Altered: Tuesday, June 02, 2020 10:21:37 Pacific Daylight Time

Printed: Tuesday, June 02, 2020 11:15:31 Pacific Daylight Time

Compound name: 13C-PCB-127

Response Factor: 1.82478

RRF SD: 0.0481809, Relative SD: 2.96539

Response type: Internal Std (Ref 217), Area * (IS Conc. / IS Area)

Curve type: RF

Name	Std. Conc.	RA	Int.	RT	RRT	Resp.	IS Resp.	Conc.	%Dev.	RRF	X = dropped
200801K1_1	100	1.56	NO	43.55	0.935	1.45e6	8.47e5	105	5.2	1.71	db
200801K1_2	100	1.57	NO	43.55	0.935	1.51e6	9.25e5	100	0.3	1.83	db
200801K1_3	100	1.57	NO	43.55	0.935	1.59e6	9.70e5	101	0.8	1.84	db
200801K1_4	100	1.56	NO	43.55	0.934	1.47e6	9.28e5	97.5	-2.5	1.58	bb
200801K1_5	100	1.56	NO	43.55	0.934	1.58e6	1.00e6	97.0	-3.0	1.58	db
200801K1_6	100	1.56	NO	43.55	0.934	1.64e6	1.02e6	99.2	-0.8	1.81	db

Compound name: 13C-PCB-126

Response Factor: 1.56796

RRF SD: 0.0317856, Relative SD: 2.02719

Response type: Internal Std (Ref 217), Area * (IS Conc. / IS Area)

Curve type: RF

Name	Std. Conc.	RA	Int.	RT	RRT	Resp.	IS Resp.	Conc.	%Dev.	RRF	X = dropped
200801K1_1	100	1.55	NO	45.51	0.978	1.33e6	8.47e5	100	0.0	1.57	bb
200801K1_2	100	1.56	NO	45.51	0.978	1.49e6	9.25e5	103	2.8	1.81	bb
200801K1_3	100	1.59	NO	45.51	0.978	1.54e6	9.70e5	101	1.0	1.58	bb
200801K1_4	100	1.54	NO	45.52	0.978	1.45e6	9.28e5	100	0.1	1.57	bb
200801K1_5	100	1.57	NO	45.51	0.978	1.51e6	1.00e6	96.4	-3.8	1.51	bb
200801K1_6	100	1.56	NO	45.52	0.978	1.80e6	1.02e6	99.8	-0.2	1.56	bb

Compound name: 13C-PCB-155

Response Factor: 0.614596

RRF SD: 0.0119449, Relative SD: 1.94354

Response type: Internal Std (Ref 216), Area * (IS Conc. / IS Area)

Curve type: RF

Name	Std. Conc.	RA	Int.	RT	RRT	Resp.	IS Resp.	Conc.	%Dev.	RRF	X = dropped
200801K1_1	100	1.28	NO	36.98	0.942	6.57e5	1.08e6	98.8	-1.4	0.606	bb
200801K1_2	100	1.28	NO	36.98	0.942	7.35e5	1.18e6	101	1.4	0.623	bb

Dataset: U:\VG11.PRO\Results\200601K1\200601K1-CRVB.qld

Last Altered: Tuesday, June 02, 2020 10:21:37 Pacific Daylight Time

Printed: Tuesday, June 02, 2020 11:15:31 Pacific Daylight Time

Compound name: 13C-PCB-155

Name	Std. Conc.	RA	n/y	RT	RRT	Resp	IS Resp	Conc.	%Dev	RRF	X = dropped
200601K1_3	100	1.32	NO	36.99	0.943	7.36e5	1.17e6	102	2.3	0.629	bb
200601K1_4	100	1.28	NO	36.99	0.943	7.19e5	1.15e6	102	1.5	0.624	bb
200601K1_5	100	1.35	NO	36.99	0.943	7.68e5	1.31e6	97.8	-2.2	0.601	bb
200601K1_6	100	1.32	NO	36.99	0.943	7.92e5	1.31e6	98.3	-1.7	0.604	bb

Compound name: 13C-PCB-153

Response Factor: 1.36484

RRF SD: 0.0310875, Relative SD: 2.27774

Response type: Internal Std (Ref 217), Area * (IS Conc. / IS Area)

Curve type: RF

Name	Std. Conc.	RA	n/y	RT	RRT	Resp	IS Resp	Conc.	%Dev	RRF	X = dropped
200601K1_1	100	1.26	NO	43.36	0.930	1.21e6	8.47e5	104	4.5	1.43	bb
200601K1_2	100	1.25	NO	43.36	0.930	1.26e6	9.25e5	100	0.1	1.37	bb
200601K1_3	100	1.24	NO	43.36	0.930	1.30e6	9.70e5	98.2	-1.8	1.34	bb
200601K1_4	100	1.28	NO	43.36	0.930	1.25e6	9.26e5	99.1	-0.9	1.35	bb
200601K1_5	100	1.25	NO	43.36	0.930	1.35e6	1.00e6	98.8	-1.2	1.35	bb
200601K1_6	100	1.28	NO	43.36	0.930	1.38e6	1.02e6	99.4	-0.6	1.36	bb

Compound name: 13C-PCB-141

Response Factor: 1.12787

RRF SD: 0.0175764, Relative SD: 1.55838

Response type: Internal Std (Ref 217), Area * (IS Conc. / IS Area)

Curve type: RF

Name	Std. Conc.	RA	n/y	RT	RRT	Resp	IS Resp	Conc.	%Dev	RRF	X = dropped
200601K1_1	100	1.28	NO	44.12	0.947	9.74e5	8.47e5	102	1.9	1.15	bb
200601K1_2	100	1.28	NO	44.14	0.947	1.06e6	9.25e5	101	1.4	1.14	bb
200601K1_3	100	1.30	NO	44.14	0.947	1.10e6	9.70e5	100	0.4	1.13	bb
200601K1_4	100	1.28	NO	44.14	0.947	1.03e6	9.26e5	99.1	-0.9	1.12	bb
200601K1_5	100	1.26	NO	44.14	0.947	1.12e6	1.00e6	99.4	-0.6	1.12	bb
200601K1_6	100	1.26	NO	44.14	0.947	1.12e6	1.02e6	97.7	-2.3	1.10	bb

Dataset: U:\VG11.PRO\Results\200801K1\200801K1-CRVB.qld

Last Altered: Tuesday, June 02, 2020 10:21:37 Pacific Daylight Time
 Printed: Tuesday, June 02, 2020 11:15:31 Pacific Daylight Time

Compound name: 13C-PCB-138
 Response Factor: 1.18475
 RRF SD: 0.015047, Relative SD: 1.27006
 Response type: Internal Std (Ref 217), Area * (IS Conc. / IS Area)
 Curve type: RF

Name	Std. Conc.	RA	Inj	RT	RRT	Resp	IS Resp	Conc.	%Dev	RRF	X = dropped
200801K1_1	100	1.29	NO	44.99	0.965	1.00e6	8.47e5	99.7	-0.3	1.18	bb
200801K1_2	100	1.29	NO	44.99	0.965	1.11e6	9.25e5	101	1.0	1.20	bb
200801K1_3	100	1.29	NO	45.01	0.966	1.16e6	9.70e5	101	0.6	1.19	bb
200801K1_4	100	1.29	NO	45.01	0.965	1.07e6	9.28e5	97.9	-2.1	1.16	bb
200801K1_5	100	1.28	NO	45.01	0.965	1.18e6	1.00e6	99.5	-0.5	1.18	bb
200801K1_6	100	1.27	NO	45.01	0.985	1.22e6	1.02e6	101	1.3	1.20	bb

Compound name: 13C-PCB-159
 Response Factor: 1.43942
 RRF SD: 0.0195746, Relative SD: 1.3599
 Response type: Internal Std (Ref 217), Area * (IS Conc. / IS Area)
 Curve type: RF

Name	Std. Conc.	RA	Inj	RT	RRT	Resp	IS Resp	Conc.	%Dev	RRF	X = dropped
200801K1_1	100	1.28	NO	46.32	0.994	1.22e6	8.47e5	99.7	-0.3	1.44	bb
200801K1_2	100	1.28	NO	46.32	0.994	1.34e6	9.25e5	100	0.4	1.44	bd
200801K1_3	100	1.27	NO	46.32	0.994	1.38e6	9.70e5	99.0	-1.0	1.43	bd
200801K1_4	100	1.28	NO	46.34	0.994	1.33e6	9.28e5	99.7	-0.3	1.43	bd
200801K1_5	100	1.28	NO	46.34	0.994	1.42e6	1.00e6	98.7	-1.3	1.42	bd
200801K1_6	100	1.28	NO	46.34	0.994	1.51e6	1.02e6	103	2.5	1.48	bd

Compound name: 13C-PCB-167
 Response Factor: 1.44018
 RRF SD: 0.0216462, Relative SD: 1.50303
 Response type: Internal Std (Ref 217), Area * (IS Conc. / IS Area)
 Curve type: RF

Name	Std. Conc.	RA	Inj	RT	RRT	Resp	IS Resp	Conc.	%Dev	RRF	X = dropped
200801K1_1	100	1.28	NO	47.02	1.009	1.22e6	8.47e5	99.8	-0.4	1.43	bb
200801K1_2	100	1.28	NO	47.02	1.009	1.33e6	9.25e5	99.8	-0.4	1.43	bb

Dataset: U:\VG11.PRO\Results\200601K1\200601K1-CRVB.qld

Last Altered: Tuesday, June 02, 2020 10:21:37 Pacific Daylight Time

Printed: Tuesday, June 02, 2020 11:15:31 Pacific Daylight Time

Compound name: 13C-PCB-167

Name	Std. Conc.	RA	n/y	RT	RRT	Resp	IS Resp	Conc.	%Dev	RRF	X = dropped
200601K1_3	100	1.27	NO	47.04	1.009	1.39e6	9.70e5	99.8	-0.2	1.44	bb
200601K1_4	100	1.27	NO	47.04	1.009	1.36e6	9.26e5	102	1.9	1.47	bb
200601K1_5	100	1.25	NO	47.04	1.009	1.41e6	1.00e6	97.7	-2.3	1.41	bb
200601K1_6	100	1.26	NO	47.04	1.009	1.49e6	1.02e6	101	1.5	1.46	bb

Compound name: 13C-PCB-156

Response Factor: 1.39893

RRF SD: 0.0275437, Relative SD: 1.97173

Response type: Internal Std (Ref 217), Area * (IS Conc. / IS Area)

Curve type: RF

Name	Std. Conc.	RA	n/y	RT	RRT	Resp	IS Resp	Conc.	%Dev	RRF	X = dropped
200601K1_1	100	1.28	NO	48.37	1.038	1.18e6	8.47e5	99.8	-0.2	1.39	bb
200601K1_2	100	1.27	NO	48.37	1.038	1.26e6	9.25e5	97.8	-2.2	1.37	bb
200601K1_3	100	1.28	NO	48.37	1.038	1.35e6	9.70e5	99.5	-0.5	1.39	bb
200601K1_4	100	1.26	NO	48.37	1.037	1.31e6	9.26e5	102	1.7	1.42	bb
200601K1_5	100	1.26	NO	48.37	1.037	1.37e6	1.00e6	98.3	-1.7	1.37	bb
200601K1_6	100	1.27	NO	48.37	1.037	1.47e6	1.02e6	103	2.9	1.44	bb

Compound name: 13C-PCB-157

Response Factor: 1.39899

RRF SD: 0.0376485, Relative SD: 2.69497

Response type: Internal Std (Ref 217), Area * (IS Conc. / IS Area)

Curve type: RF

Name	Std. Conc.	RA	n/y	RT	RRT	Resp	IS Resp	Conc.	%Dev	RRF	X = dropped
200601K1_1	100	1.27	NO	48.63	1.043	1.19e6	8.47e5	100	0.2	1.40	bb
200601K1_2	100	1.28	NO	48.63	1.043	1.24e6	9.25e5	95.9	-4.1	1.34	bb
200601K1_3	100	1.28	NO	48.65	1.044	1.36e6	9.70e5	100	0.3	1.40	bb
200601K1_4	100	1.26	NO	48.65	1.043	1.31e6	9.26e5	102	1.6	1.42	bb
200601K1_5	100	1.27	NO	48.65	1.043	1.37e6	1.00e6	98.3	-1.7	1.37	bb
200601K1_6	100	1.26	NO	48.65	1.043	1.46e6	1.02e6	104	3.7	1.45	bb

Dataset: U:\VG11.PRO\Results\200801K1\200801K1-CRVB.qld

Last Altered: Tuesday, June 02, 2020 10:21:37 Pacific Daylight Time
 Printed: Tuesday, June 02, 2020 11:15:31 Pacific Daylight Time

Compound name: 13C-PCB-189
 Response Factor: 1.33116
 RRF SD: 0.042515, Relative SD: 3.19384
 Response type: Internal Std (Ref 217), Area * (IS Conc. / IS Area)
 Curve type: RF

Name	Std. Conc.	RA	Qty	RT	RRF	Resp	IS Resp	Conc.	%Dev	RRF	X = dropped
200801K1_1	100	1.26	NO	50.90	1.092	1.12e6	8.47e5	99.2	-0.8	1.32	bb
200801K1_2	100	1.26	NO	50.90	1.092	1.19e6	9.25e5	96.3	-3.7	1.28	bb
200801K1_3	100	1.26	NO	50.90	1.092	1.33e6	9.70e5	103	3.1	1.37	bb
200801K1_4	100	1.26	NO	50.90	1.092	1.22e6	9.29e5	99.1	-0.9	1.32	bb
200801K1_5	100	1.25	NO	50.90	1.092	1.30e6	1.00e6	97.7	-2.3	1.30	bb
200801K1_6	100	1.27	NO	50.92	1.092	1.42e6	1.02e6	105	4.8	1.39	bb

Compound name: 13C-PCB-188
 Response Factor: 1.40951
 RRF SD: 0.0117086, Relative SD: 0.83069
 Response type: Internal Std (Ref 218), Area * (IS Conc. / IS Area)
 Curve type: RF

Name	Std. Conc.	RA	Qty	RT	RRF	Resp	IS Resp	Conc.	%Dev	RRF	X = dropped
200801K1_1	100	0.45	NO	42.99	0.928	9.28e5	6.80e5	99.8	-0.2	1.41	bb
200801K1_2	100	0.45	NO	42.99	0.928	1.02e6	7.21e5	100	-0.0	1.41	bb
200801K1_3	100	0.46	NO	42.99	0.928	1.03e6	7.29e5	101	0.7	1.42	bb
200801K1_4	100	0.46	NO	43.00	0.928	1.01e6	7.30e5	96.5	-1.5	1.39	bb
200801K1_5	100	0.46	NO	43.00	0.928	1.13e6	8.04e5	100	0.1	1.41	bb
200801K1_6	100	0.45	NO	43.00	0.928	1.18e6	8.32e5	101	0.9	1.42	bb

Compound name: 13C-PCB-180
 Response Factor: 0.928881
 RRF SD: 0.0198492, Relative SD: 2.11536
 Response type: Internal Std (Ref 218), Area * (IS Conc. / IS Area)
 Curve type: RF

Name	Std. Conc.	RA	Qty	RT	RRF	Resp	IS Resp	Conc.	%Dev	RRF	X = dropped
200801K1_1	100	0.46	NO	49.69	1.070	6.18e5	6.80e5	101	0.5	0.934	bd
200801K1_2	100	0.44	NO	49.69	1.070	6.54e5	7.21e5	97.6	-2.4	0.907	bd

Dataset: U:\VG11.PROVResults\200801K1\200801K1-CRVB.qld

Last Altered: Tuesday, June 02, 2020 10:21:37 Pacific Daylight Time

Printed: Tuesday, June 02, 2020 11:15:31 Pacific Daylight Time

Compound name: 13C-PCB-180

Name	Std. Conc.	RA	Qty	RT	RRT	Resp	IS Resp	Conc.	%Dev	RRF	X = dropped
200801K1_3	100	0.46	NO	49.69	1.070	7.01e5	7.29e5	103	3.4	0.961	bd
200801K1_4	100	0.46	NO	49.69	1.070	6.87e5	7.30e5	98.4	-1.6	0.914	bb
200801K1_5	100	0.45	NO	49.69	1.070	7.40e5	8.04e5	99.1	-0.9	0.920	bb
200801K1_6	100	0.45	NO	49.69	1.070	7.81e5	8.32e5	101	1.1	0.939	bb

Compound name: 13C-PCB-170

Response Factor: 0.794323

RRF SD: 0.024833, Relative SD: 3.12632

Response type: Internal Std (Ref 218), Area * (IS Conc. / IS Area)

Curve type: RF

Name	Std. Conc.	RA	Qty	RT	RRT	Resp	IS Resp	Conc.	%Dev	RRF	X = dropped
200801K1_1	100	0.45	NO	51.36	1.106	5.21e5	6.60e5	99.4	-0.6	0.789	bb
200801K1_2	100	0.44	NO	51.36	1.106	5.75e5	7.21e5	100	0.4	0.798	bb
200801K1_3	100	0.45	NO	51.36	1.106	6.11e5	7.29e5	105	5.4	0.837	bb
200801K1_4	100	0.46	NO	51.36	1.106	5.78e5	7.30e5	99.8	-0.2	0.793	bb
200801K1_5	100	0.46	NO	51.36	1.106	6.11e5	8.04e5	95.7	-4.3	0.760	bb
200801K1_6	100	0.46	NO	51.36	1.106	6.57e5	8.32e5	99.3	-0.7	0.789	bb

Compound name: 13C-PCB-189

Response Factor: 1.04459

RRF SD: 0.0359944, Relative SD: 3.44577

Response type: Internal Std (Ref 218), Area * (IS Conc. / IS Area)

Curve type: RF

Name	Std. Conc.	RA	Qty	RT	RRT	Resp	IS Resp	Conc.	%Dev	RRF	X = dropped
200801K1_1	100	0.46	NO	53.08	1.143	6.87e5	6.60e5	99.6	-0.4	1.04	bb
200801K1_2	100	0.46	NO	53.08	1.143	7.42e5	7.21e5	98.5	-1.5	1.03	bb
200801K1_3	100	0.46	NO	53.08	1.143	8.11e5	7.29e5	108	6.4	1.11	bb
200801K1_4	100	0.46	NO	53.08	1.143	7.81e5	7.30e5	99.8	-0.2	1.04	bb
200801K1_5	100	0.46	NO	53.08	1.143	8.07e5	8.04e5	98.1	-3.9	1.00	bb
200801K1_6	100	0.47	NO	53.08	1.143	8.85e5	8.32e5	99.6	-0.4	1.04	bb

Dataset: U:\VG11.PRO\Results\200601K1\200601K1-CRVB.qld

Last Altered: Tuesday, June 02, 2020 10:21:37 Pacific Daylight Time
 Printed: Tuesday, June 02, 2020 11:15:31 Pacific Daylight Time

Compound name: 13C-PCB-202
 Response Factor: 1.03576
 RRF SD: 0.0193089, Relative SD: 1.86423
 Response type: Internal Std (Ref 218), Area * (IS Conc. / IS Area)
 Curve type: RF

Name	Std. Conc.	RA	n/y	RT	RRT	Resp.	IS Resp.	Conc.	%Dev.	RRF	X = dropped
200601K1_1	100	0.94	NO	48.57	1.048	6.72e5	6.60e5	98.4	-1.6	1.02	bb
200601K1_2	100	0.93	NO	48.59	1.048	7.55e5	7.21e5	101	1.1	1.05	bb
200601K1_3	100	0.93	NO	48.59	1.048	7.66e5	7.29e5	101	1.4	1.05	bb
200601K1_4	100	0.91	NO	48.59	1.048	7.74e5	7.30e5	102	2.4	1.06	bb
200601K1_5	100	0.93	NO	48.59	1.048	8.21e5	8.04e5	98.5	-1.5	1.02	bb
200601K1_6	100	0.91	NO	48.59	1.048	8.48e5	8.32e5	98.2	-1.6	1.02	bb

Compound name: 13C-PCB-184
 Response Factor: 0.768019
 RRF SD: 0.0144259, Relative SD: 1.87833
 Response type: Internal Std (Ref 219), Area * (IS Conc. / IS Area)
 Curve type: RF

Name	Std. Conc.	RA	n/y	RT	RRT	Resp.	IS Resp.	Conc.	%Dev.	RRF	X = dropped
200601K1_1	100	0.88	NO	54.70	0.995	6.54e5	6.59e5	99.2	-0.8	0.782	bb
200601K1_2	100	0.90	NO	54.70	0.995	6.72e5	6.91e5	98.2	-1.8	0.754	bb
200601K1_3	100	0.89	NO	54.70	0.995	7.55e5	9.85e5	99.9	-0.1	0.787	bb
200601K1_4	100	0.89	NO	54.70	0.995	6.85e5	6.98e5	99.3	-0.7	0.783	bb
200601K1_5	100	0.90	NO	54.70	0.995	7.19e5	9.37e5	99.9	-0.1	0.787	bb
200601K1_6	100	0.90	NO	54.70	0.995	8.07e5	1.01e6	104	3.6	0.798	bb

Compound name: 13C-PCB-208
 Response Factor: 0.990772
 RRF SD: 0.01981, Relative SD: 1.97926
 Response type: Internal Std (Ref 219), Area * (IS Conc. / IS Area)
 Curve type: RF

Name	Std. Conc.	RA	n/y	RT	RRT	Resp.	IS Resp.	Conc.	%Dev.	RRF	X = dropped
200601K1_1	100	0.79	NO	53.94	0.981	8.27e5	8.59e5	97.1	-2.9	0.962	bb
200601K1_2	100	0.77	NO	53.94	0.981	8.89e5	8.91e5	101	0.7	0.998	bb

Dataset: U:\VG11.PRO\Results\200601K1\200601K1-CRVB.qld

Last Altered: Tuesday, June 02, 2020 10:21:37 Pacific Daylight Time
 Printed: Tuesday, June 02, 2020 11:15:31 Pacific Daylight Time

Compound name: 13C-PCB-208

Name	Std Conc	RA	Hy	RT	RRT	Resp	IS Resp	Conc	%Dev	RRF	X = dropped
200601K1_3	100	0.79	NO	53.94	0.981	9.56e5	9.85e5	96.0	-2.0	0.971	bb
200601K1_4	100	0.79	NO	53.94	0.981	9.09e5	8.98e5	102	2.1	1.01	bb
200601K1_5	100	0.78	NO	53.94	0.981	9.40e5	9.37e5	101	1.2	1.00	bb
200601K1_6	100	0.78	NO	53.94	0.981	1.01e6	1.01e6	101	0.9	0.999	bb

Compound name: 13C-PCB-206

Response Factor: 0.552205

RRF SD: 0.00935022, Relative SD: 1.69325

Response type: Internal Std (Ref 219), Area * (IS Conc. / IS Area)

Curve type: RF

Name	Std Conc	RA	Hy	RT	RRT	Resp	IS Resp	Conc	%Dev	RRF	X = dropped
200601K1_1	100	0.78	NO	56.24	1.023	4.83e5	8.59e5	102	1.8	0.562	dd
200601K1_2	100	0.81	NO	56.24	1.023	4.90e5	8.91e5	99.5	-0.5	0.550	dd
200601K1_3	100	0.78	NO	56.24	1.023	5.49e5	9.85e5	101	1.0	0.558	bb
200601K1_4	100	0.80	NO	56.24	1.023	5.03e5	8.98e5	101	1.4	0.560	dd
200601K1_5	100	0.78	NO	56.24	1.023	5.04e5	9.37e5	97.4	-2.8	0.538	bd
200601K1_6	100	0.78	NO	56.24	1.023	5.54e5	1.01e6	99.0	-1.0	0.547	db

Compound name: 13C-PCB-209

Response Factor: 0.396384

RRF SD: 0.0196712, Relative SD: 4.96267

Response type: Internal Std (Ref 219), Area * (IS Conc. / IS Area)

Curve type: RF

Name	Std Conc	RA	Hy	RT	RRT	Resp	IS Resp	Conc	%Dev	RRF	X = dropped
200601K1_1	100	1.23	NO	57.48	1.046	3.65e5	8.59e5	107	7.2	0.425	bb
200601K1_2	100	1.16	NO	57.48	1.046	3.67e5	8.91e5	104	3.8	0.411	bb
200601K1_3	100	1.18	NO	57.48	1.046	3.88e5	9.85e5	99.5	-0.5	0.394	bb
200601K1_4	100	1.18	NO	57.48	1.046	3.55e5	8.98e5	99.8	-0.2	0.396	bb
200601K1_5	100	1.19	NO	57.48	1.046	3.47e5	9.37e5	93.4	-6.6	0.370	bb
200601K1_6	100	1.19	NO	57.48	1.046	3.87e5	1.01e6	98.3	-3.7	0.382	bb

Dataset: U:\VG11.PRO\Results\200601K1\200601K1-CRVB.qld

Last Altered: Tuesday, June 02, 2020 10:21:37 Pacific Daylight Time
 Printed: Tuesday, June 02, 2020 11:15:31 Pacific Daylight Time

Compound name: 13C-PCB-15

Response Factor: 1

RRF SD: 0, Relative SD: 0

Response type: Internal Std (Ref 213), Area * (IS Conc. / IS Area)

Curve type: RF

Name	Std. Conc.	RA	Qty	RT	RRF	Resp	IS Resp	Conc	%Dev	RRF	X = dropped
200601K1_1	100	1.56	NO	25.52	0.000	2.62e6	2.62e6	100	0.0	1.00	bb
200601K1_2	100	1.57	NO	25.51	0.000	2.80e6	2.80e6	100	0.0	1.00	bb
200601K1_3	100	1.58	NO	25.53	0.000	2.85e6	2.85e6	100	0.0	1.00	bb
200601K1_4	100	1.56	NO	25.53	0.000	2.67e6	2.67e6	100	0.0	1.00	bb
200601K1_5	100	1.57	NO	25.53	0.000	2.81e6	2.81e6	100	0.0	1.00	bb
200601K1_6	100	1.56	NO	25.53	0.000	2.77e6	2.77e6	100	0.0	1.00	bb

Compound name: 13C-PCB-31

Response Factor: 1

RRF SD: 0, Relative SD: 0

Response type: Internal Std (Ref 214), Area * (IS Conc. / IS Area)

Curve type: RF

Name	Std. Conc.	RA	Qty	RT	RRF	Resp	IS Resp	Conc	%Dev	RRF	X = dropped
200601K1_1	100	1.03	NO	28.66	0.000	2.08e6	2.08e6	100	0.0	1.00	bd
200601K1_2	100	1.04	NO	28.66	0.000	2.43e6	2.43e6	100	0.0	1.00	bd
200601K1_3	100	1.04	NO	28.66	0.000	2.26e6	2.26e6	100	0.0	1.00	bd
200601K1_4	100	1.05	NO	28.66	0.000	2.13e6	2.13e6	100	0.0	1.00	bd
200601K1_5	100	1.03	NO	28.66	0.000	2.24e6	2.24e6	100	0.0	1.00	bd
200601K1_6	100	1.04	NO	28.66	0.000	2.18e6	2.18e6	100	0.0	1.00	bd

Compound name: 13C-PCB-60

Response Factor: 1

RRF SD: 0, Relative SD: 0

Response type: Internal Std (Ref 215), Area * (IS Conc. / IS Area)

Curve type: RF

Name	Std. Conc.	RA	Qty	RT	RRF	Resp	IS Resp	Conc	%Dev	RRF	X = dropped
200601K1_1	100	0.78	NO	36.66	0.000	1.67e6	1.67e6	100	0.0	1.00	bb
200601K1_2	100	0.80	NO	36.66	0.000	1.82e6	1.82e6	100	0.0	1.00	bb

Dataset: U:\VG11.PRO\Results\200801K1\200801K1-CRVB.qld

Last Altered: Tuesday, June 02, 2020 10:21:37 Pacific Daylight Time
 Printed: Tuesday, June 02, 2020 11:15:31 Pacific Daylight Time

Compound name: 13C-PCB-80

Name	Std Conc	RA	ry	RT	RRT	Resp	IS Resp	Conc	%Dev	RRF	X	dropped
200801K1_3	100	0.78	NO	36.68	0.000	1.81e6	1.81e6	100	0.0	1.00		bb
200801K1_4	100	0.79	NO	36.68	0.000	1.74e6	1.74e6	100	0.0	1.00		bb
200801K1_5	100	0.78	NO	36.70	0.000	1.89e6	1.89e6	100	0.0	1.00		bb
200801K1_6	100	0.78	NO	36.70	0.000	1.92e6	1.92e6	100	0.0	1.00		bb

Compound name: 13C-PCB-111

Response Factor: 1

RRF SD: 0, Relative SD: 0

Response type: Internal Std (Ref 216), Area * (IS Conc. / IS Area)

Curve type: RF

Name	Std Conc	RA	ry	RT	RRT	Resp	IS Resp	Conc	%Dev	RRF	X	dropped
200801K1_1	100	1.62	NO	39.25	0.000	1.08e6	1.08e6	100	0.0	1.00		bb
200801K1_2	100	1.62	NO	39.25	0.000	1.18e6	1.18e6	100	0.0	1.00		bb
200801K1_3	100	1.62	NO	39.25	0.000	1.17e6	1.17e6	100	0.0	1.00		db
200801K1_4	100	1.60	NO	39.25	0.000	1.15e6	1.15e6	100	0.0	1.00		bb
200801K1_5	100	1.62	NO	39.25	0.000	1.31e6	1.31e6	100	0.0	1.00		bb
200801K1_6	100	1.63	NO	39.25	0.000	1.31e6	1.31e6	100	0.0	1.00		bb

Compound name: 13C-PCB-128

Response Factor: 1

RRF SD: 0, Relative SD: 0

Response type: Internal Std (Ref 217), Area * (IS Conc. / IS Area)

Curve type: RF

Name	Std Conc	RA	ry	RT	RRT	Resp	IS Resp	Conc	%Dev	RRF	X	dropped
200801K1_1	100	1.28	NO	46.60	0.000	8.47e5	8.47e5	100	0.0	1.00		bb
200801K1_2	100	1.27	NO	46.60	0.000	9.25e5	9.25e5	100	0.0	1.00		db
200801K1_3	100	1.25	NO	46.60	0.000	9.70e5	9.70e5	100	0.0	1.00		db
200801K1_4	100	1.26	NO	46.62	0.000	9.26e5	9.26e5	100	0.0	1.00		db
200801K1_5	100	1.26	NO	46.62	0.000	1.00e6	1.00e6	100	0.0	1.00		db
200801K1_6	100	1.27	NO	46.62	0.000	1.02e6	1.02e6	100	0.0	1.00		db

Dataset: U:\VG11.PRO\Results\200801K1\200801K1-CRVB.qld

Last Altered: Tuesday, June 02, 2020 10:21:37 Pacific Daylight Time
 Printed: Tuesday, June 02, 2020 11:15:31 Pacific Daylight Time

Compound name: 13C-PCB-182

Response Factor: 1

RRF SD: 0, Relative SD: 0

Response type: Internal Std (Ref 218), Area * (IS Conc. / IS Area)

Curve type: RF

Name	Std. Conc.	RA	Qty	RT	RRT	Resp	IS Resp	Conc.	%Dev	RRF	X = dropped
200801K1_1	100	0.46	NO	46.43	0.000	6.60e5	6.60e5	100	0.0	1.00	bb
200801K1_2	100	0.44	NO	46.43	0.000	7.21e5	7.21e5	100	0.0	1.00	bb
200801K1_3	100	0.46	NO	46.43	0.000	7.29e5	7.29e5	100	0.0	1.00	bb
200801K1_4	100	0.45	NO	46.43	0.000	7.30e5	7.30e5	100	0.0	1.00	bb
200801K1_5	100	0.45	NO	46.43	0.000	8.04e5	8.04e5	100	0.0	1.00	bb
200801K1_6	100	0.45	NO	46.43	0.000	8.32e5	8.32e5	100	0.0	1.00	bb

Compound name: 13C-PCB-205

Response Factor: 1

RRF SD: 0, Relative SD: 0

Response type: Internal Std (Ref 219), Area * (IS Conc. / IS Area)

Curve type: RF

Name	Std. Conc.	RA	Qty	RT	RRT	Resp	IS Resp	Conc.	%Dev	RRF	X = dropped
200801K1_1	100	0.90	NO	54.98	0.000	8.59e5	8.59e5	100	0.0	1.00	bb
200801K1_2	100	0.89	NO	54.98	0.000	8.91e5	8.91e5	100	0.0	1.00	bb
200801K1_3	100	0.90	NO	54.98	0.000	9.85e5	9.85e5	100	0.0	1.00	bb
200801K1_4	100	0.90	NO	54.98	0.000	8.98e5	8.98e5	100	0.0	1.00	bb
200801K1_5	100	0.90	NO	54.98	0.000	9.37e5	9.37e5	100	0.0	1.00	bb
200801K1_6	100	0.92	NO	54.98	0.000	1.01e6	1.01e6	100	0.0	1.00	bb

Compound name: 13C-PCB-79

Response Factor: 1.06893

RRF SD: 0.0167842, Relative SD: 1.57019

Response type: Internal Std (Ref 215), Area * (IS Conc. / IS Area)

Curve type: RF

Name	Std. Conc.	RA	Qty	RT	RRT	Resp	IS Resp	Conc.	%Dev	RRF	X = dropped
200801K1_1	100	0.79	NO	37.78	1.030	1.83e6	1.67e6	102	2.2	1.09	bb
200801K1_2	100	0.80	NO	37.78	1.030	1.92e6	1.82e6	96.7	-1.3	1.06	bb

Dataset: U:\VG11.PRO\Results\200601K1\200601K1-CRVB.qld

Last Altered: Tuesday, June 02, 2020 10:21:37 Pacific Daylight Time
 Printed: Tuesday, June 02, 2020 11:15:31 Pacific Daylight Time

Compound name: 13C-PCB-79

Name	Std Conc	RA	n/y	RT	RRT	Resp	IS Resp	Conc	%Dev	RRF	X=dropped
200601K1_3	100	0.79	NO	37.78	1.030	1.93e6	1.81e6	99.5	-0.5	1.06	bb
200601K1_4	100	0.77	NO	37.78	1.030	1.87e6	1.74e6	101	0.5	1.07	bb
200601K1_5	100	0.79	NO	37.78	1.029	1.98e6	1.89e6	98.0	-2.0	1.05	bb
200601K1_6	100	0.79	NO	37.78	1.029	2.08e6	1.92e6	101	1.0	1.08	bb

Compound name: 13C-PCB-178

Response Factor: 0.768471

RRF SD: 0.0163291, Relative SD: 2.13043

Response type: Internal Std (Ref 217), Area * (IS Conc. / IS Area)

Curve type: RF

Name	Std Conc	RA	n/y	RT	RRT	Resp	IS Resp	Conc	%Dev	RRF	X=dropped
200601K1_1	100	0.46	NO	45.87	0.988	8.59e5	8.47e5	101	1.5	0.778	bb
200601K1_2	100	0.45	NO	45.87	0.988	7.18e5	9.25e5	101	1.0	0.774	bb
200601K1_3	100	0.44	NO	45.88	0.988	7.23e5	9.70e5	97.2	-2.8	0.745	bb
200601K1_4	100	0.46	NO	45.88	0.988	7.30e5	9.26e5	103	2.9	0.788	bb
200601K1_5	100	0.44	NO	45.88	0.988	7.54e5	1.00e6	98.3	-1.7	0.754	bb
200601K1_6	100	0.45	NO	45.88	0.988	7.75e5	1.02e6	99.1	-0.9	0.759	bb

Compound name: 13C-PCB-79

Response Factor: 1.06893

RRF SD: 0.0167842, Relative SD: 1.57019

Response type: Internal Std (Ref 215), Area * (IS Conc. / IS Area)

Curve type: RF

Name	Std Conc	RA	n/y	RT	RRT	Resp	IS Resp	Conc	%Dev	RRF	X=dropped
200601K1_1	100	0.79	NO	37.78	0.988	1.83e6	1.65e6	102	2.5	1.11	bb
200601K1_2	100	0.80	NO	37.78	0.988	1.92e6	1.76e6	101	0.8	1.09	bb
200601K1_3	100	0.79	NO	37.78	0.988	1.93e6	1.80e6	99.0	-1.0	1.07	bb
200601K1_4	100	0.77	NO	37.78	0.988	1.87e6	1.70e6	101	1.4	1.10	bb
200601K1_5	100	0.79	NO	37.78	0.988	1.98e6	1.88e6	97.4	-2.6	1.05	bb
200601K1_6	100	0.79	NO	37.78	0.988	2.08e6	1.94e6	99.0	-1.0	1.07	bb

Dataset: U:\VG11.PROVResults\200801K1\200801K1-CRVB.qld

Last Altered: Tuesday, June 02, 2020 10:21:37 Pacific Daylight Time
 Printed: Tuesday, June 02, 2020 11:15:31 Pacific Daylight Time

Compound name: 13C-PCB-178

Response Factor: 0.786471

RRF SD: 0.0163291, Relative SD: 2.13043

Response type: Internal Std (Ref 217), Area * (IS Conc. / IS Area)

Curve type: RF

	Name	Int. Conc.	RA	Int.	RT	RRT	Resp.	IS Resp.	Conc.	%Dev.	RRF	X = dropped
1	200801K1_1	100	0.48	NO	45.87	0.923	6.59e5	6.16e5	102	1.8	1.07	bb
2	200801K1_2	100	0.45	NO	45.87	0.923	7.16e5	6.54e5	104	4.2	1.10	bb
3	200801K1_3	100	0.44	NO	45.88	0.923	7.23e5	7.01e5	98.2	-1.8	1.03	bb
4	200801K1_4	100	0.48	NO	45.88	0.923	7.30e5	6.67e5	104	4.2	1.10	bb
5	200801K1_5	100	0.44	NO	45.88	0.923	7.55e5	7.40e5	97.2	-2.8	1.02	bb
6	200801K1_6	100	0.45	NO	45.88	0.923	7.75e5	7.81e5	94.4	-5.8	0.992	bb

Dataset: Untitled

Last Altered: Tuesday, June 02, 2020 10:33:30 Pacific Daylight Time

Printed: Tuesday, June 02, 2020 10:33:52 Pacific Daylight Time

Method: U:\VG11.PRO\MethDB\PCB-209_ZB1_6-1-20.mdb 02 Jun 2020 10:36:07
Calibration: U:\VG11.PRO\CurveDB\cb1_PCBvg11-6-1-20.cdb 02 Jun 2020 10:21:16

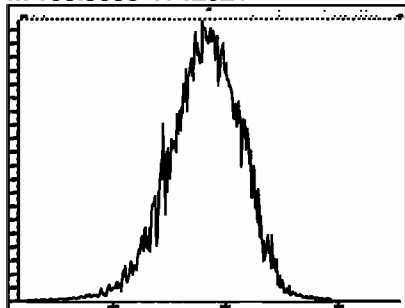
Compound name: PCB-1

Name	ID	Acq Date	Acq Time
200601K1_1	ST200601K1-1 PCB 209 CS0 19G2806	01-Jun-20	12:15:03
200601K1_2	ST200601K1-2 PCB 209 CS1 19G2807	01-Jun-20	13:18:19
200601K1_3	ST200601K1-3 PCB 209 CS2 19G2808	01-Jun-20	14:19:00
200601K1_4	ST200601K1-4 PCB 209 CS3 19G2809	01-Jun-20	15:19:46
200601K1_5	ST200601K1-5 PCB 209 CS4 19G2810	01-Jun-20	16:20:32
200601K1_8	ST200601K1-6 PCB 209 CS5 19G2811	01-Jun-20	17:21:13
200601K1_7	SS200601K1-1 PCB 209 SS 19G2812	01-Jun-20	18:21:53
200601K1_8	B0E0091-BS2 OPR 1	01-Jun-20	19:22:39
200601K1_9	B0D0045-BS4 OPR 1	01-Jun-20	20:23:05
200601K1_10	B0D0029-BS2 OPR 10	01-Jun-20	21:22:15
200601K1_11	B0D0029-BS3 OPR 10	01-Jun-20	22:24:28
200601K1_12	B0D0028-BS2 OPR 10	01-Jun-20	23:24:52
200601K1_13	B0D0028-BS3 OPR 10	02-Jun-20	00:24:00
200601K1_14	B0E0089-BS1 OPR 1	02-Jun-20	01:28:11

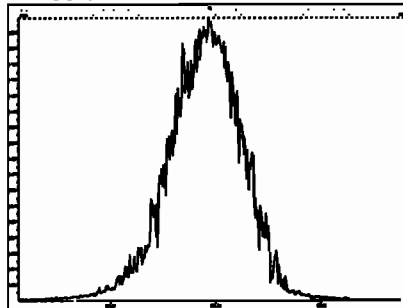
File: Experiment: PCB_ZB1.exp Reference: Pfk.ref Function: 1 @ 200 (ppm)

Printed: Monday, June 01, 2020 12:03:14 Pacific Daylight Time

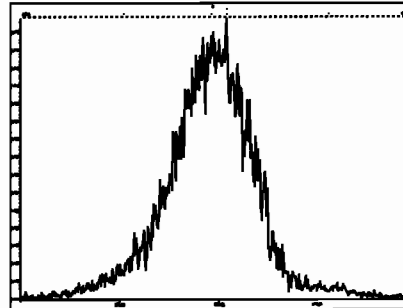
M 168.9888 R 12021



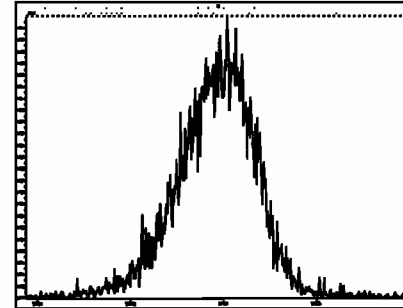
M 180.9888 R 11414



M 192.9888 R 10041

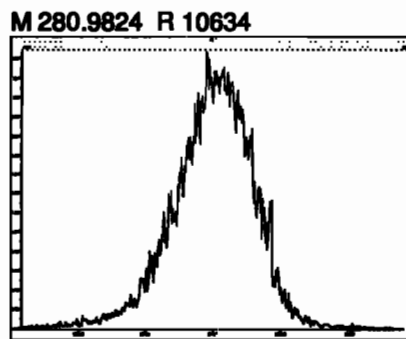
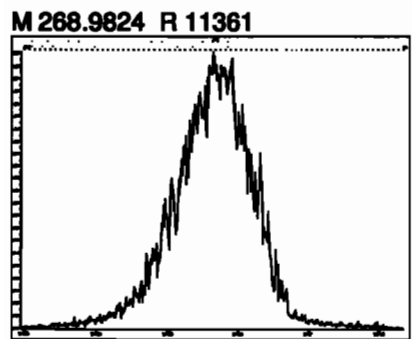
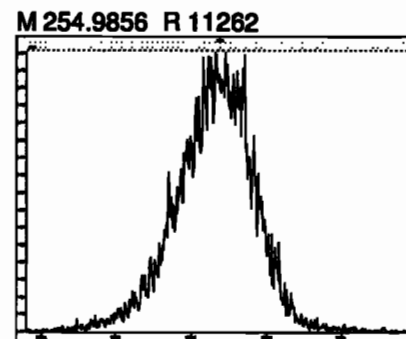
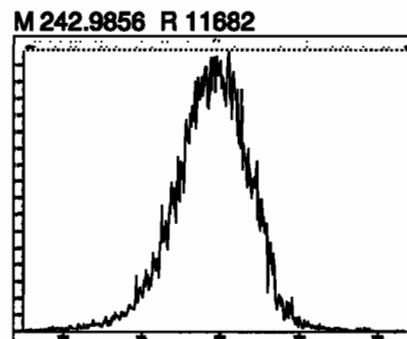
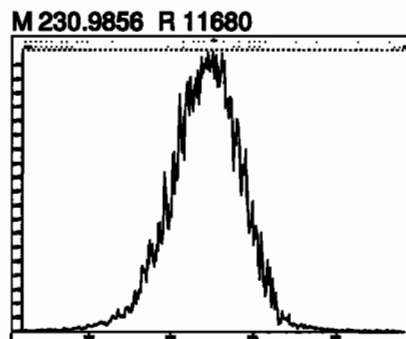
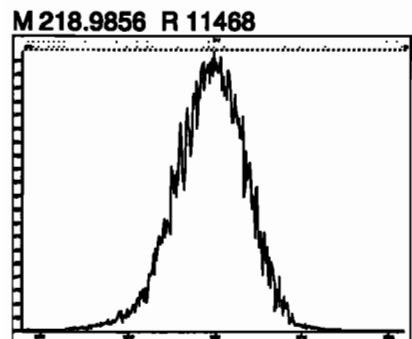


M 204.9888 R 12498



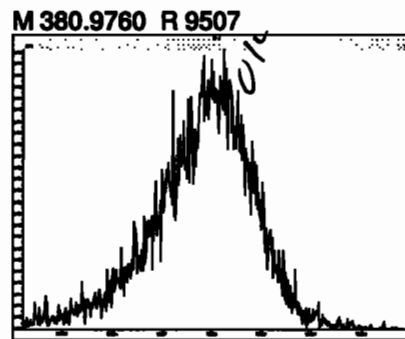
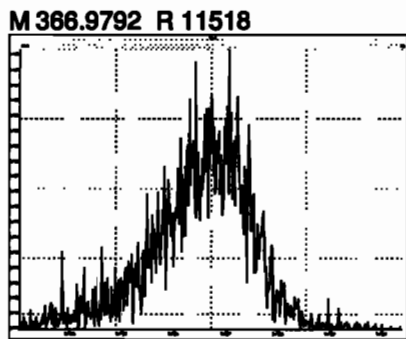
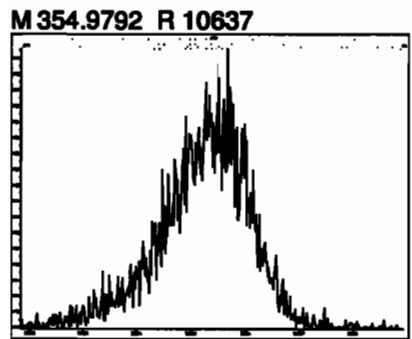
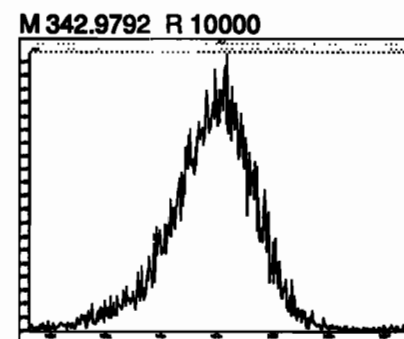
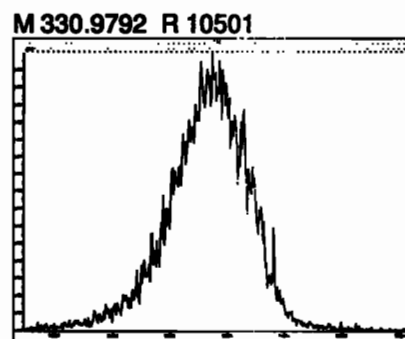
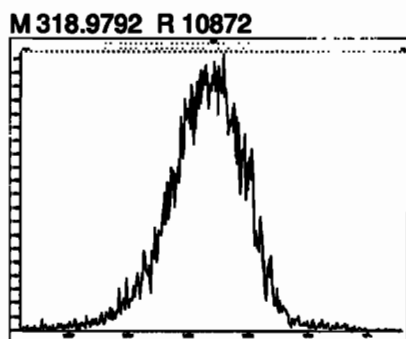
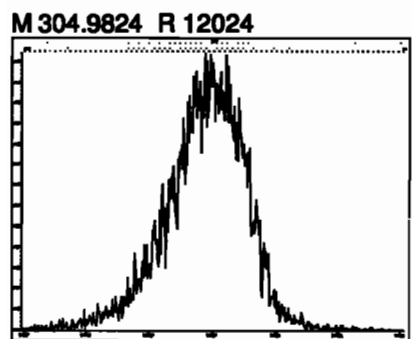
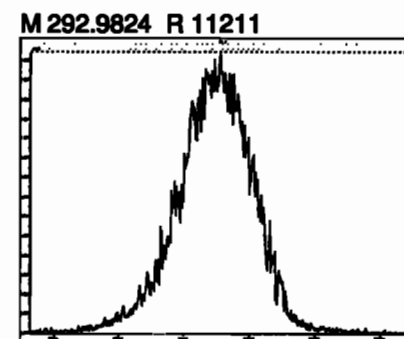
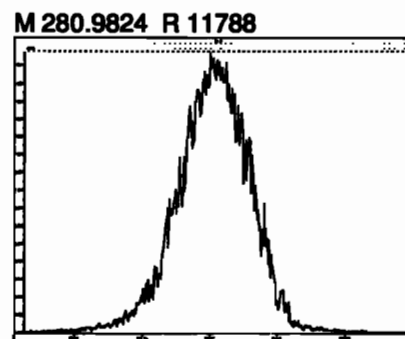
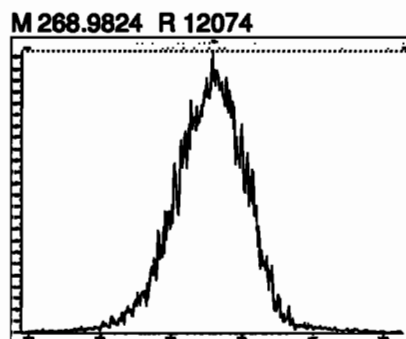
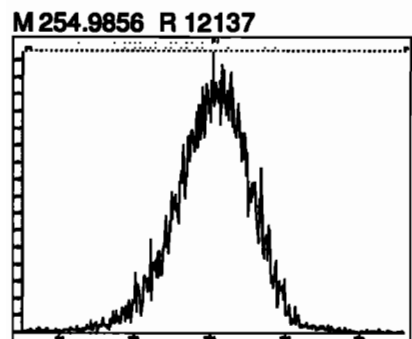
File: Experiment: PCB_ZB1.exp Reference: Pfk.ref Function: 2 @ 200 (ppm)

Printed: Monday, June 01, 2020 12:03:55 Pacific Daylight Time



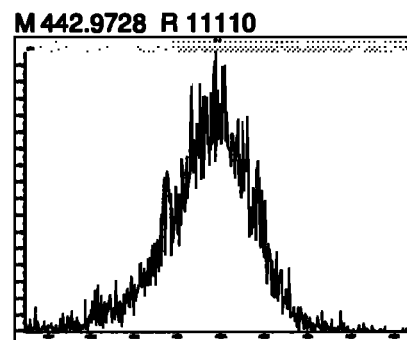
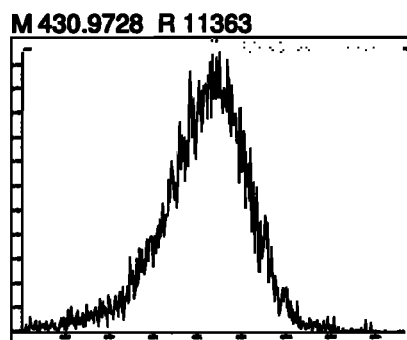
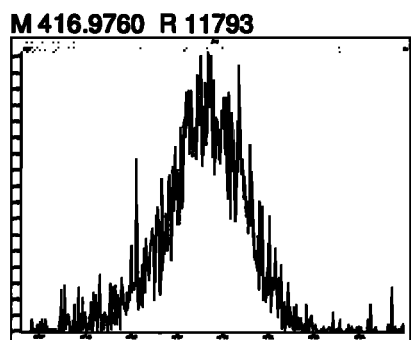
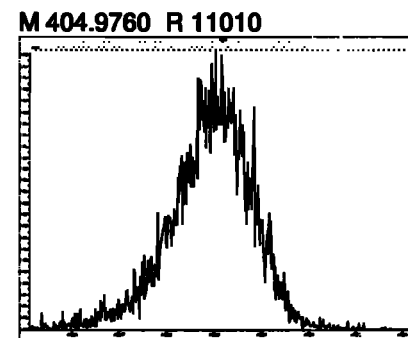
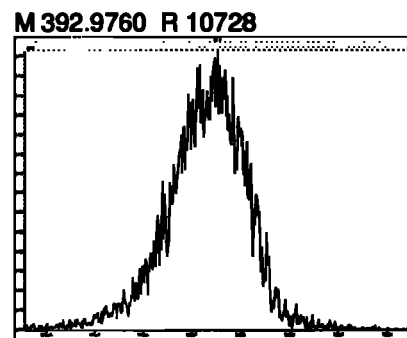
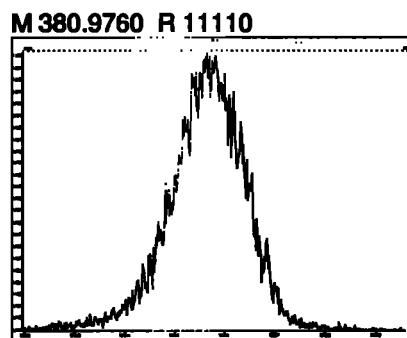
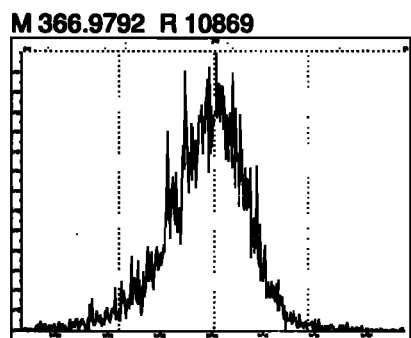
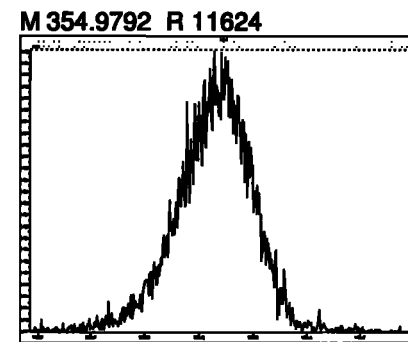
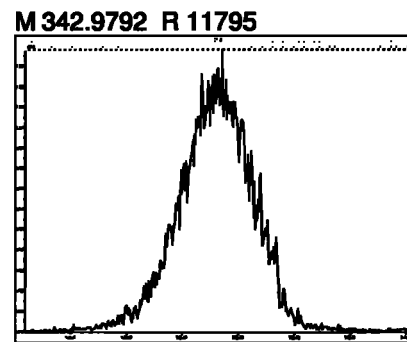
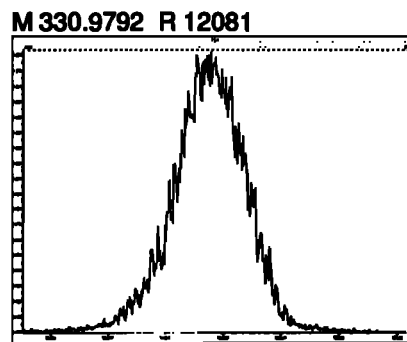
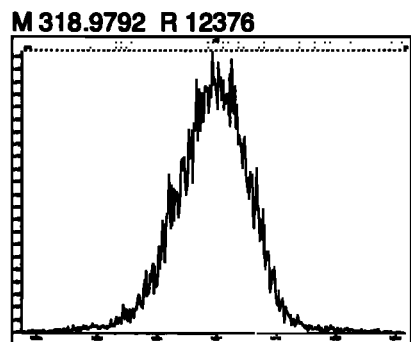
File: Experiment: PCB_ZB1.exp Reference: Pfk.ref Function: 3 @ 200 (ppm)

Printed: Monday, June 01, 2020 12:06:35 Pacific Daylight Time



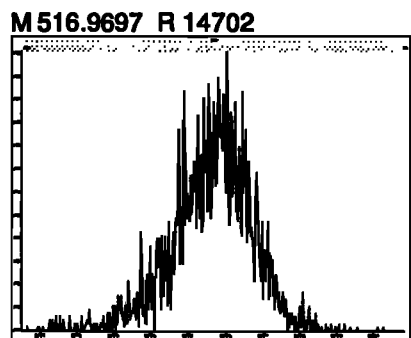
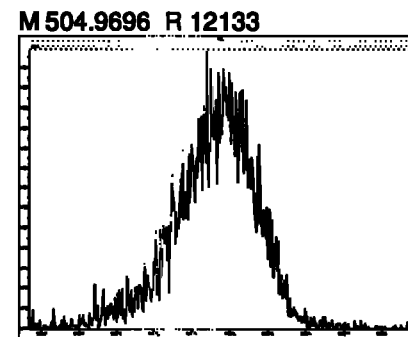
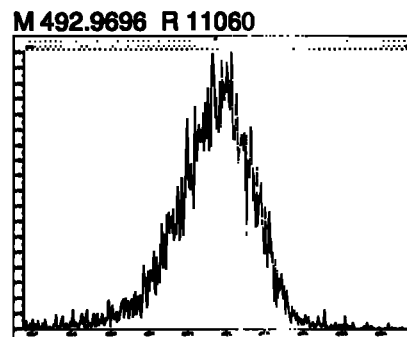
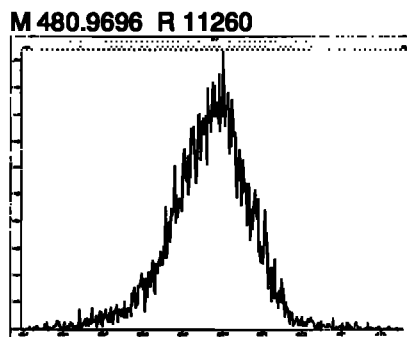
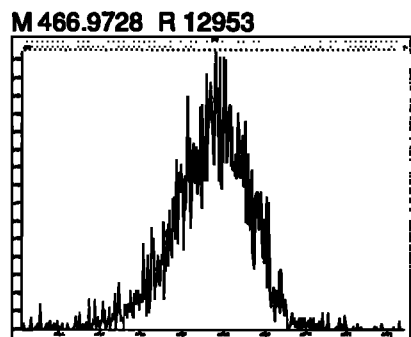
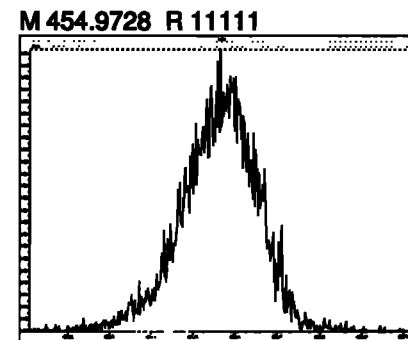
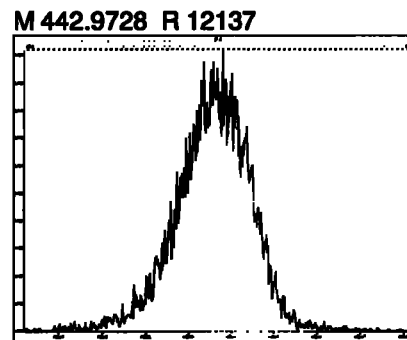
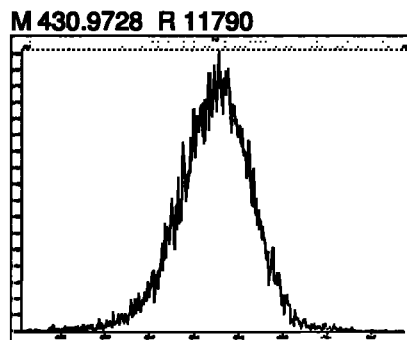
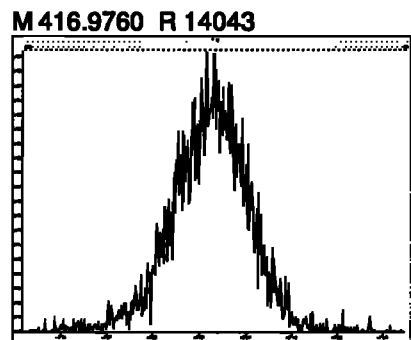
File: Experiment: PCB_ZB1.exp Reference: Pfk.ref Function: 4 @ 200 (ppm)

Printed: Monday, June 01, 2020 12:08:59 Pacific Daylight Time



File: Experiment: PCB_ZB1.exp Reference: Pfk.ref Function: 5 @ 200 (ppm)

Printed: Monday, June 01, 2020 12:12:00 Pacific Daylight Time



Dataset: Untitled

Last Altered: Tuesday, June 02, 2020 10:33:30 Pacific Daylight Time

Printed: Tuesday, June 02, 2020 10:35:13 Pacific Daylight Time


Method: U:\VG11.PRO\MethDB\PCB-209_ZB1_6-1-20.mdb 02 Jun 2020 10:38:07

Calibration: U:\VG11.PRO\CurveDB\db1_PCBvg11-6-1-20.cdb 02 Jun 2020 10:21:16


Name: 200601K1_1, Date: 01-Jun-2020, Time: 12:15:03, ID: ST200601K1-1 PCB 209 CS0 19G2606, Description: PCB 209 CS0 19G2606

PCB-1

200601K1_1




200601K1_1




13C-PCB-1

200601K1_1

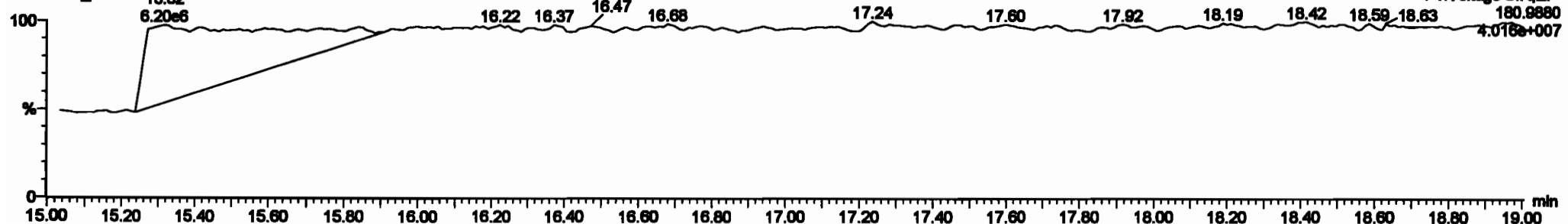


200601K1_1



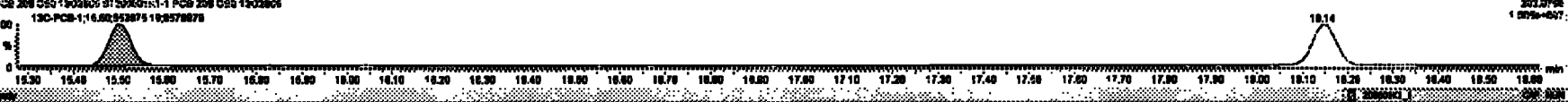



PFK1

200601K1_1



Sample	Peak	Area	Height	Resolution	Asymmetry	Tailing	Resolution	Area	Height	Resolution	Asymmetry	Tailing	Resolution	Area	Height	Resolution	Asymmetry	Tailing	Resolution	
216	13C-PCB-40	1.89e5	0.76	NO	1.0000	1.000	30.00	30.00	1.000	0.000	NO	100.0	100	0.0000						
216	13C-PCB-411	1.89e5	1.02	NO	1.0000	1.000	30.25	30.25	1.000	0.000	NO	100.0	100	0.0016						
217	13C-PCB-439	0.47e6	1.26	NO	1.0000	1.000	40.00	40.00	1.000	0.000	NO	100.0	100	0.0004						
218	13C-PCB-402	0.80e6	0.46	NO	1.0000	1.000	40.43	40.43	0.000	0.000	NO	100.0	100	0.0010						
218	13C-PCB-305	0.80e6	0.80	NO	1.0000	1.000	64.00	64.00	1.000	0.000	NO	100.0	100	0.140						
220	13C-PCB-78	1.89e5	0.76	NO	1.0000	1.000	37.76	37.76	1.000	1.000	NO	102.2	102	0.0007						
221	13C-PCB-176	0.89e6	0.46	NO	0.7000	1.000	46.00	46.00	0.000	0.000	NO	101.5	101	0.0030						
222	13C-PCB-79	1.89e5	0.76	NO	1.0001	1.000	37.76	37.76	0.000	0.000	NO	102.5	102	0.0000						
223	13C-PCB-176	0.89e6	0.46	NO	1.0000	1.000	46.00	46.00	0.000	0.000	NO	101.0	102	0.0002						
224	13C-PCB-79	1.89e5	0.76	NO	1.0000	1.000	37.76	37.76	0.000	0.000	NO	102.0	102	0.0000						
225	13C-PCB-176	0.89e6	0.46	NO	1.0000	1.000	46.00	46.00	0.000	0.000	NO	101.0	102	0.0002						
226	Total PCBs				1.0007	1.000	0.00	0.00	0.000	0.000	NO	2.076	2.076	1.000						
227	Sum Function 14-PCBs				1.0007	1.000	0.00	0.00	0.000	0.000	NO	1.000	1.000	0.104	1.000					

Peak	Area	Height	Resolution	Asymmetry	Tailing	Resolution	Area	Height	Resolution	Asymmetry	Tailing	Resolution	Area	Height	Resolution	Asymmetry	Tailing	Resolution	
1 PCB-4	16.82	16.82	4.80e5	1.67e3	3.100	3.00	NO	0.2200	0.2200										
2 PCB-5	17.26	17.26	4.80e5	1.67e3	3.100	3.10	NO	0.20100	0.20097										
3 PCB-6	18.17	18.17	4.74e5	1.64e3	3.100	3.00	NO	0.22700	0.22000										

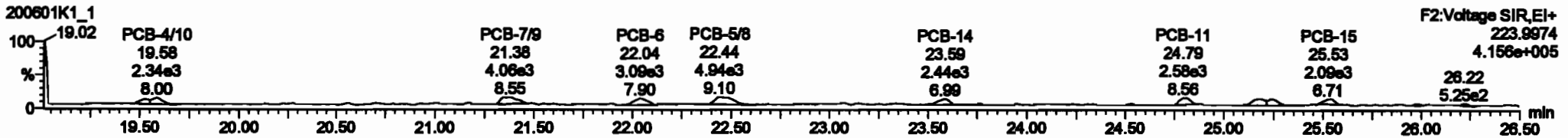
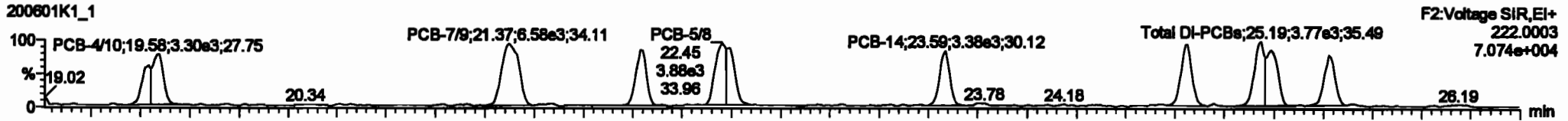


Dataset: Untitled


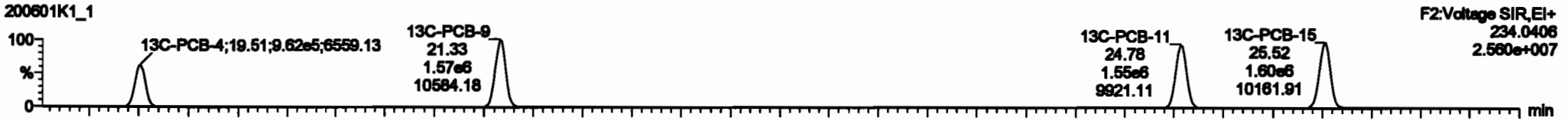
Last Altered: Tuesday, June 02, 2020 10:33:30 Pacific Daylight Time
 Printed: Tuesday, June 02, 2020 10:35:13 Pacific Daylight Time

Name: 200601K1_1, Date: 01-Jun-2020, Time: 12:15:03, ID: ST200601K1-1 PCB 209 CS0 19G2606, Description: PCB 209 CS0 19G2606

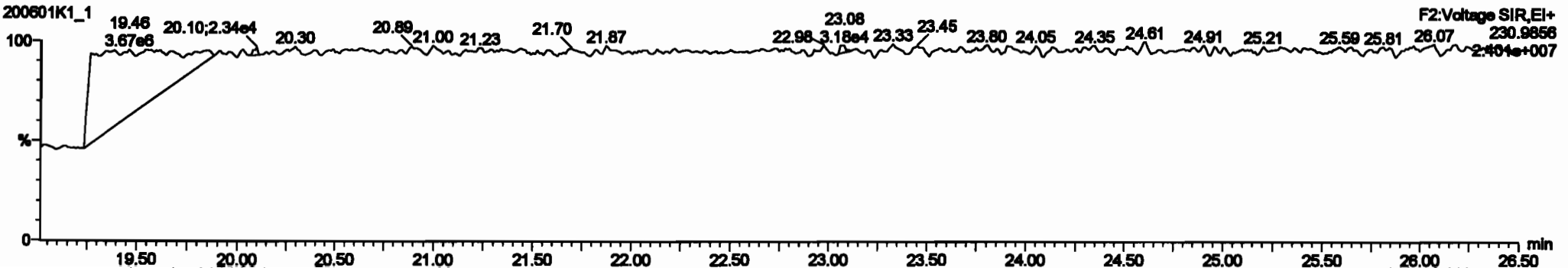
PCB-4/10



13C-PCB-4



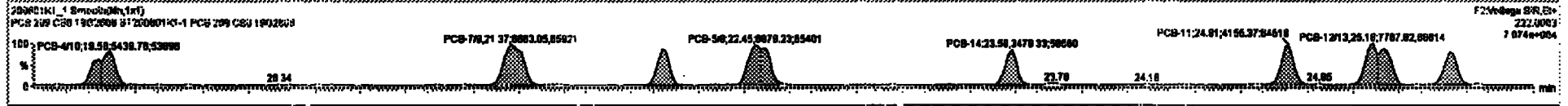


PFK2a



PCB	PCB	PCB	PCB	PCB	PCB	PCB	PCB	PCB	PCB	PCB	PCB	PCB	PCB	PCB	PCB	PCB	PCB	PCB
216	13C-PCB-88	1.82e6	0.78	NO	1.0000	1.000	38.88	38.88	1.800	0.000	NO	100.0	100	0.0808				
216	13C-PCB-111	1.82e6	1.82	NO	1.0000	1.000	38.25	38.25	1.800	0.000	NO	100.0	100	0.0915				
217	13C-PCB-128	8.47e6	1.28	NO	1.0000	1.000	48.80	48.80	1.800	0.000	NO	100.0	100	0.0884				
218	13C-PCB-162	8.89e6	0.48	NO	1.0000	1.000	48.43	48.43	0.000	0.000	NO	100.0	100	0.0818				
219	13C-PCB-208	8.89e6	0.80	NO	1.0000	1.000	64.88	64.88	1.000	0.000	NO	100.0	100	0.148				
220	13C-PCB-78	1.82e6	0.78	NO	1.0000	1.000	37.78	37.78	1.000	1.000	NO	102.2	102	0.0887				
221	13C-PCB-178	8.89e6	0.48	NO	0.7086	1.000	46.88	46.87	0.888	0.888	NO	101.8	101	0.0828				
222	13C-PCB-78	1.82e6	0.78	NO	1.0021	1.000	37.78	37.78	0.988	0.988	NO	102.8	102	0.0888				
223	13C-PCB-178	8.89e6	0.48	NO	1.0000	1.000	46.87	46.87	0.823	0.823	NO	101.8	102	0.0882				
224	Total Micro-PCBs				1.8887	1.000	0.00		0.000		NO	0.832		0.0348	0.8330			
225	Total Macro-PCBs														0.1652			
226	Total PCBs														1.0000			
228	Total Fraction TM-PCBs				1.8887	1.000	0.00		0.000		NO	1.838		0.404	1.838			

PCB	PCB	PCB	PCB	PCB	PCB	PCB	PCB	PCB	PCB	PCB	PCB	PCB	PCB	PCB	PCB	PCB	PCB	PCB
4	PCB-478	18.88	18.88	5.44e3	1.88e3	1.800	1.28	NO	0.47700	0.47744								
5	PCB-78	21.28	21.27	8.88e3	4.88e3	1.800	1.37	NO	0.48700	0.48883								
6	PCB-9	22.08	22.04	3.78e3	2.78e3	1.800	1.28	NO	0.24880	0.24882								
7	PCB-58	22.44	22.45	8.87e3	4.88e3	1.800	1.47	NO	0.48200	0.48247								
8	PCB-14	23.88	23.88	3.47e3	2.32e3	1.800	1.48	NO	0.22880	0.22843								
9	PCB-11	24.80	24.81	4.18e3	3.08e3	1.800	1.34	NO	0.28400	0.28438								
10	PCB-128	28.28	28.18	7.78e3	6.78e3	1.800	1.38	NO	0.81880	0.81880								
11	PCB-15	28.84	28.83	3.82e3	2.81e3	1.800	1.48	NO	0.23100	0.23088								

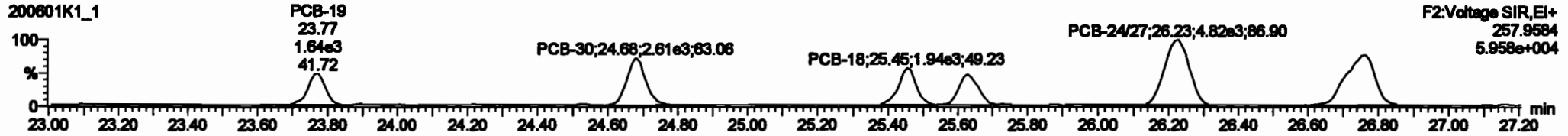
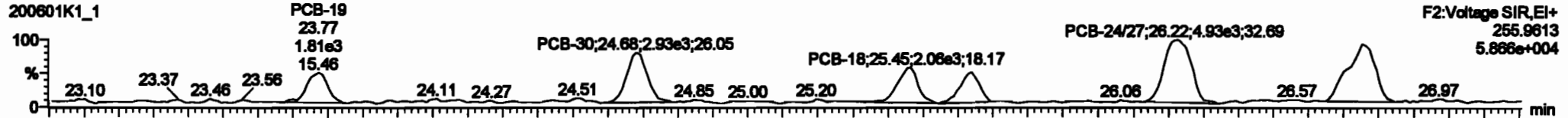


Dataset: Untitled

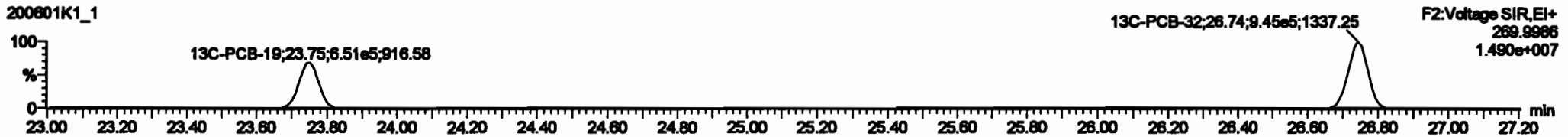
Last Altered: Tuesday, June 02, 2020 10:33:30 Pacific Daylight Time
Printed: Tuesday, June 02, 2020 10:35:13 Pacific Daylight Time

Name: 200601K1_1, Date: 01-Jun-2020, Time: 12:15:03, ID: ST200601K1-1 PCB 209 CS0 19G2606, Description: PCB 209 CS0 19G2606

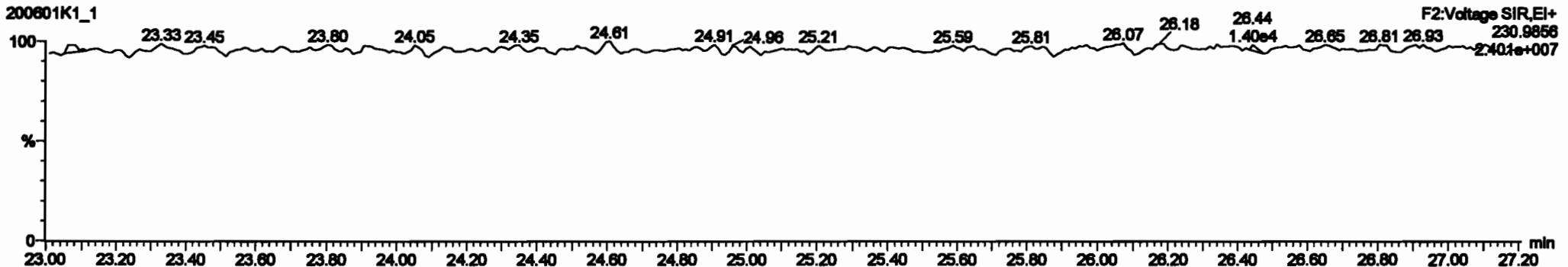
PCB-19



13C-PCB-19

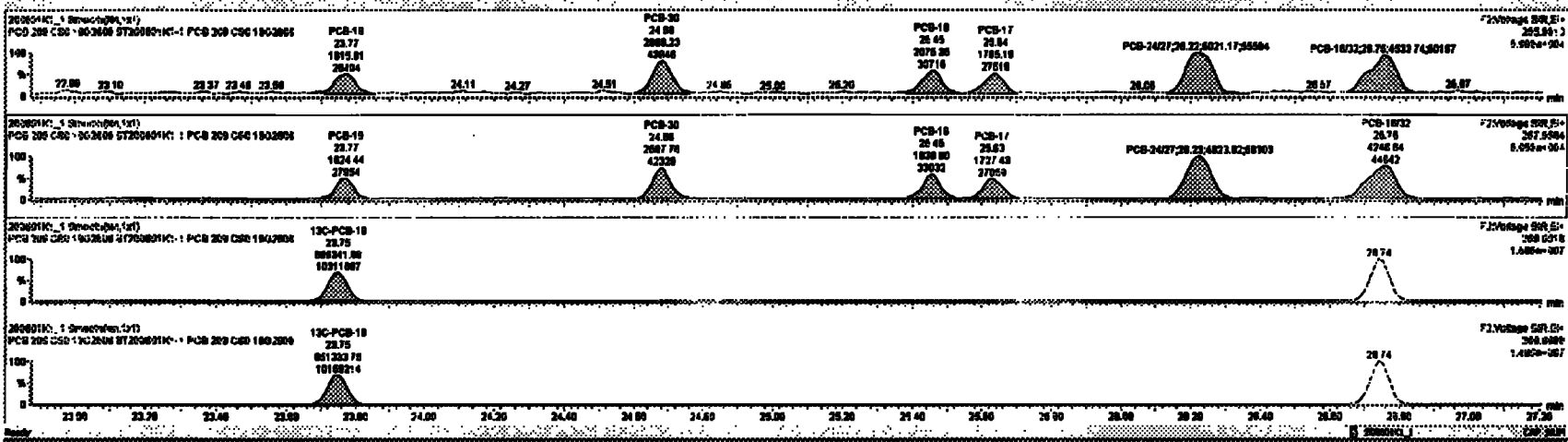


PFK2b



Sample	Comp	Conc	Unit	Lab	Method	Result	Unit	Lab	Method	Result	Unit	Lab	Method	Result
216	13C-PCB-99	1.07e6	0.70	NO	1.0000	1.000	20.00	20.00	1.000	0.000	NO	100.0	100	0.0000
216	13C-PCB-111	1.07e6	1.02	NO	1.0000	1.000	20.25	20.25	1.000	0.000	NO	100.0	100	0.0016
217	13C-PCB-128	0.07e6	1.20	NO	1.0000	1.000	40.00	40.00	1.000	0.000	NO	100.0	100	0.0004
216	13C-PCB-167	0.05e6	0.40	NO	1.0000	1.000	40.40	40.40	0.000	0.000	NO	100.0	100	0.0010
216	13C-PCB-205	0.05e6	0.00	NO	1.0000	1.000	04.00	04.00	1.000	0.000	NO	100.0	100	0.140
200	13C-PCB-70	1.00e6	0.70	NO	1.0000	1.000	27.70	27.70	1.000	1.000	NO	100.0	100	0.0007
201	13C-PCB-170	0.05e6	0.40	NO	0.7000	1.000	40.40	40.40	0.000	0.000	NO	100.0	100	0.0000
200	13C-PCB-70	1.00e6	0.70	NO	1.0000	1.000	27.70	27.70	0.000	0.000	NO	100.0	100	0.0000
200	13C-PCB-170	0.05e6	0.40	NO	1.0000	1.000	40.40	40.40	0.000	0.000	NO	100.0	100	0.0000
200	Total Mono-PCBs				1.0000	1.000	0.00	0.00	0.000	0.000	NO	0.0000	0.0000	0.0000
200	Total Di-PCBs				1.0000	1.000	0.00	0.00	0.000	0.000	NO	2.000	0.00	0.000

Sample	Comp	Conc	Unit	Lab	Method	Result	Unit	Lab	Method	Result	Unit	Lab	Method	Result
13	PCB-10	20.70	20.77	1.00e6	1.00e6	1.000	1.12	NO	0.20000	0.20000				
13	PCB-30	24.00	24.00	2.00e6	2.00e6	1.000	1.15	NO	0.20000	0.20010				
14	PCB-10	20.40	20.40	2.00e6	1.00e6	1.000	1.07	NO	0.20000	0.20011				
15	PCB-17	20.00	20.00	1.70e6	1.70e6	1.000	1.06	NO	0.20000	0.20000				
16	PCB-247	20.20	20.22	5.00e6	4.00e6	1.000	1.01	NO	0.07000	0.07000				
17	PCB-1000	20.70	20.70	4.00e6	4.00e6	1.000	1.07	NO	0.00100	0.00101				


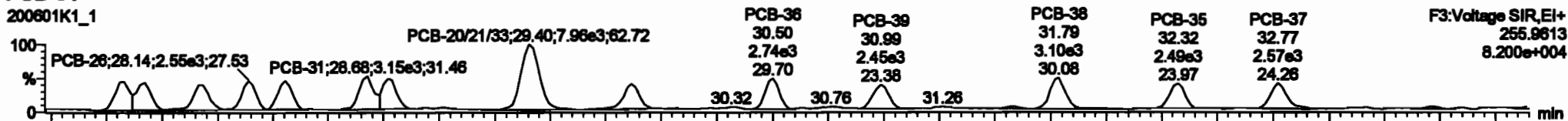


Dataset: Untitled

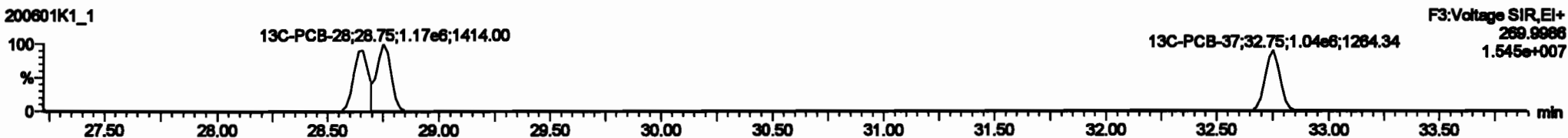
Last Altered: Tuesday, June 02, 2020 10:33:30 Pacific Daylight Time
Printed: Tuesday, June 02, 2020 10:35:13 Pacific Daylight Time

Name: 200601K1_1, Date: 01-Jun-2020, Time: 12:15:03, ID: ST200601K1-1 PCB 209 CS0 19G2606, Description: PCB 209 CS0 19G2606

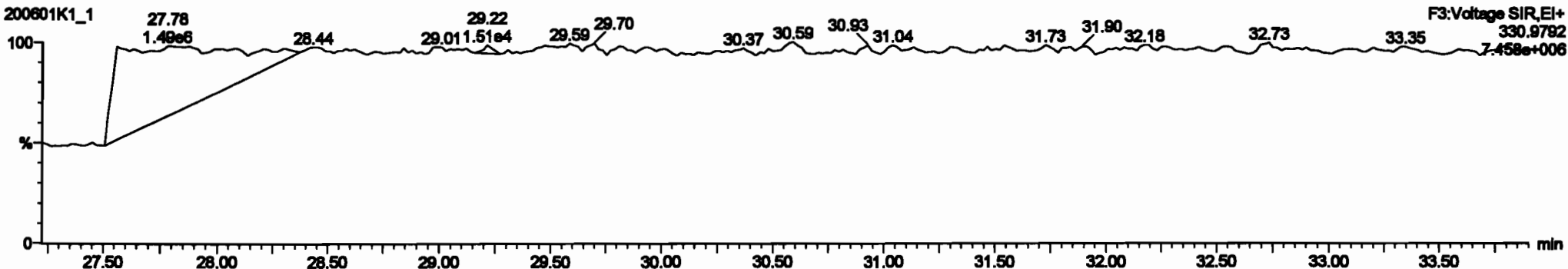
PCB-34



13C-PCB-28

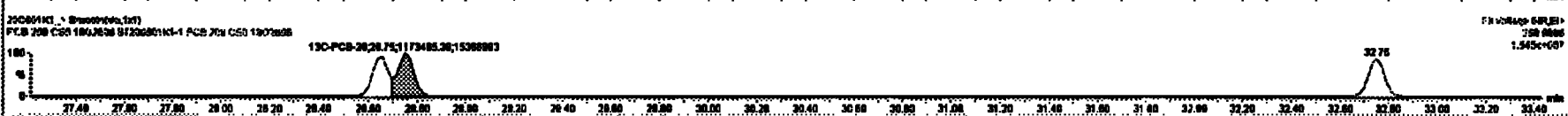
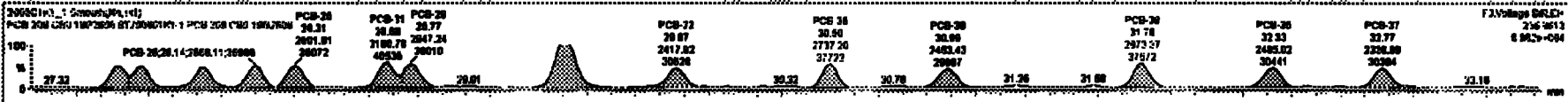


PFK3d



PCB	PCB	PCB	PCB	PCB	PCB	PCB	PCB	PCB	PCB	PCB	PCB	PCB	PCB	PCB	PCB	PCB	PCB	PCB
228	Total PCBs			1.0770	1.000	0.00	0.000	NO	0.017	0.267	0.017							
229	2nd Function PCBs			1.2157	1.000	0.00	0.000	NO	0.000	0.310	0.000							
230	4th Function PCBs			1.0725	1.000	0.00	0.000	NO	1.140	0.000	1.140							
231	2nd Function PCBs			0.0000	1.000	0.00	0.000	NO	3.400	0.100	3.400							
232	4th Function PCBs			1.0000	1.000	0.00	0.000	NO	0.001	0.100	0.001							
233	Total PCBs			1.3691	1.000	0.00	0.000	NO	0.000	0.220	0.000							
234	4th Function PCBs			1.0000	1.000	0.00	0.000	NO	2.100	0.014	2.100							
235	2nd Function PCBs			1.4000	1.000	0.00	0.000	NO	0.720	0.000	0.720							
236	Total PCBs			0.0000	1.000	0.00	0.000	NO	0.710	0.000	0.710							
237	Total PCBs			0.0004	1.000	0.00	0.000	NO	0.200	0.000	0.200							
238	Total PCBs																	

PCB	PCB	PCB	PCB	PCB	PCB	PCB	PCB	PCB	PCB	PCB	PCB	PCB	PCB	PCB	PCB	PCB	PCB	PCB
18	PCB-24			27.00	27.00	2.0200	2.2000	1.000	1.14	NO	0.2100	0.2100						
19	PCB-29			27.00	27.00	2.0140	2.0140	1.000	1.00	NO	0.2000	0.2000						
20	PCB-29			27.00	27.00	2.0000	2.0000	1.000	1.11	NO	0.2000	0.2000						
21	PCB-29			28.14	28.14	2.0000	2.4000	1.000	1.00	NO	0.2000	0.2000						
22	PCB-29			28.20	28.20	2.0000	2.4000	1.000	1.13	NO	0.2000	0.2000						
23	PCB-31			28.00	28.00	2.0000	2.0000	1.000	1.10	NO	0.2000	0.2000						
24	PCB-29			28.77	28.77	2.0000	2.0000	1.000	1.17	NO	0.2100	0.2100						
25	PCB-29/28			28.01	28.01	2.0000	2.0000	1.000	1.00	NO	0.2000	0.2000						
26	PCB-29			28.00	28.00	2.0000	2.0000	1.000	0.01	NO	0.2100	0.2100						

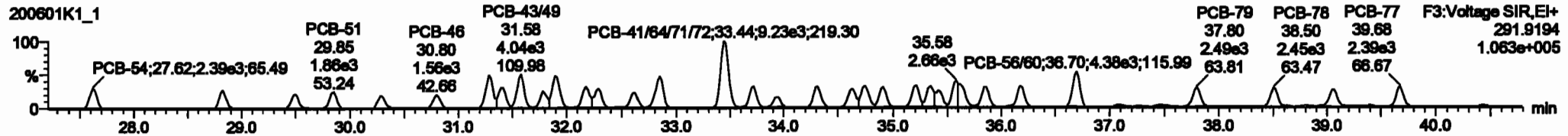
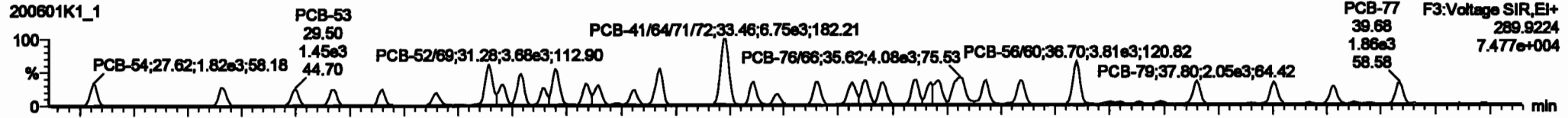


Dataset: Untitled

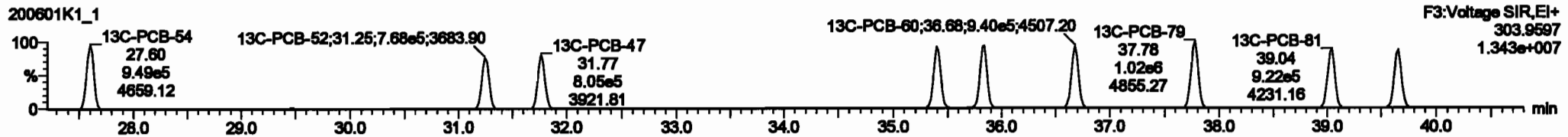

Last Altered: Tuesday, June 02, 2020 10:33:30 Pacific Daylight Time
Printed: Tuesday, June 02, 2020 10:35:13 Pacific Daylight Time

Name: 200601K1_1, Date: 01-Jun-2020, Time: 12:15:03, ID: ST200601K1-1 PCB 209 CS0 19G2606, Description: PCB 209 CS0 19G2606

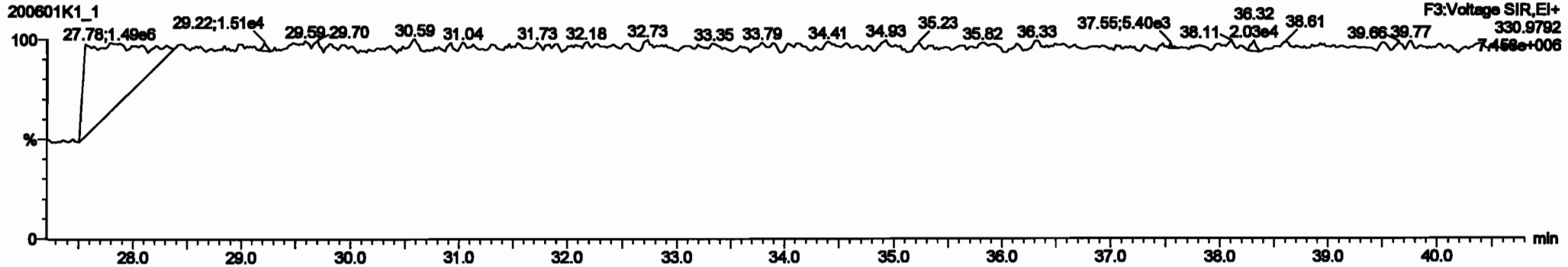
PCB-54



13C-PCB-54



PFK3a



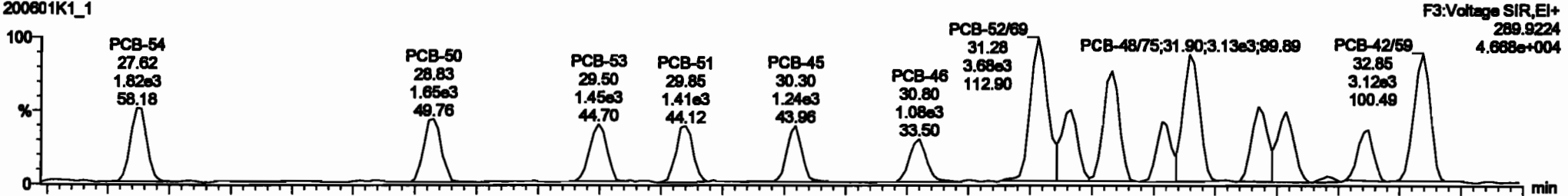
Dataset: Untitled

Last Altered: Tuesday, June 02, 2020 10:33:30 Pacific Daylight Time
 Printed: Tuesday, June 02, 2020 10:35:13 Pacific Daylight Time

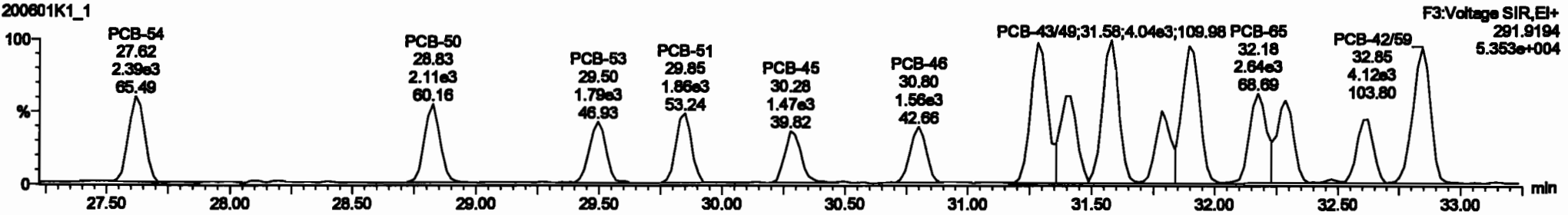
Name: 200601K1_1, Date: 01-Jun-2020, Time: 12:15:03, ID: ST200601K1-1 PCB 209 CS0 19G2606, Description: PCB 209 CS0 19G2606

PCB-50

200601K1_1




200601K1_1

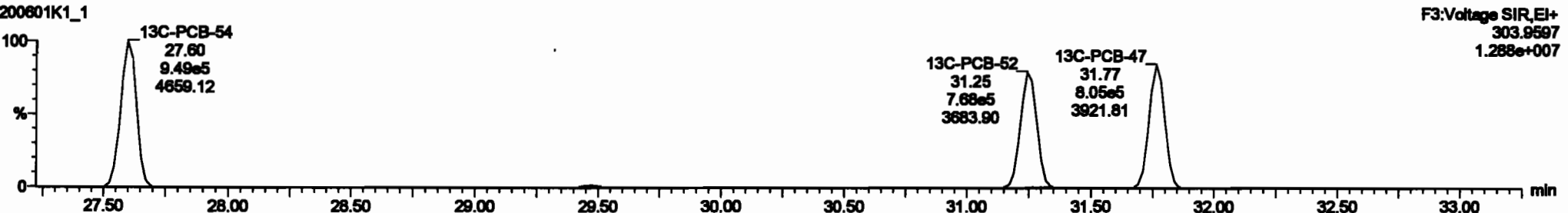


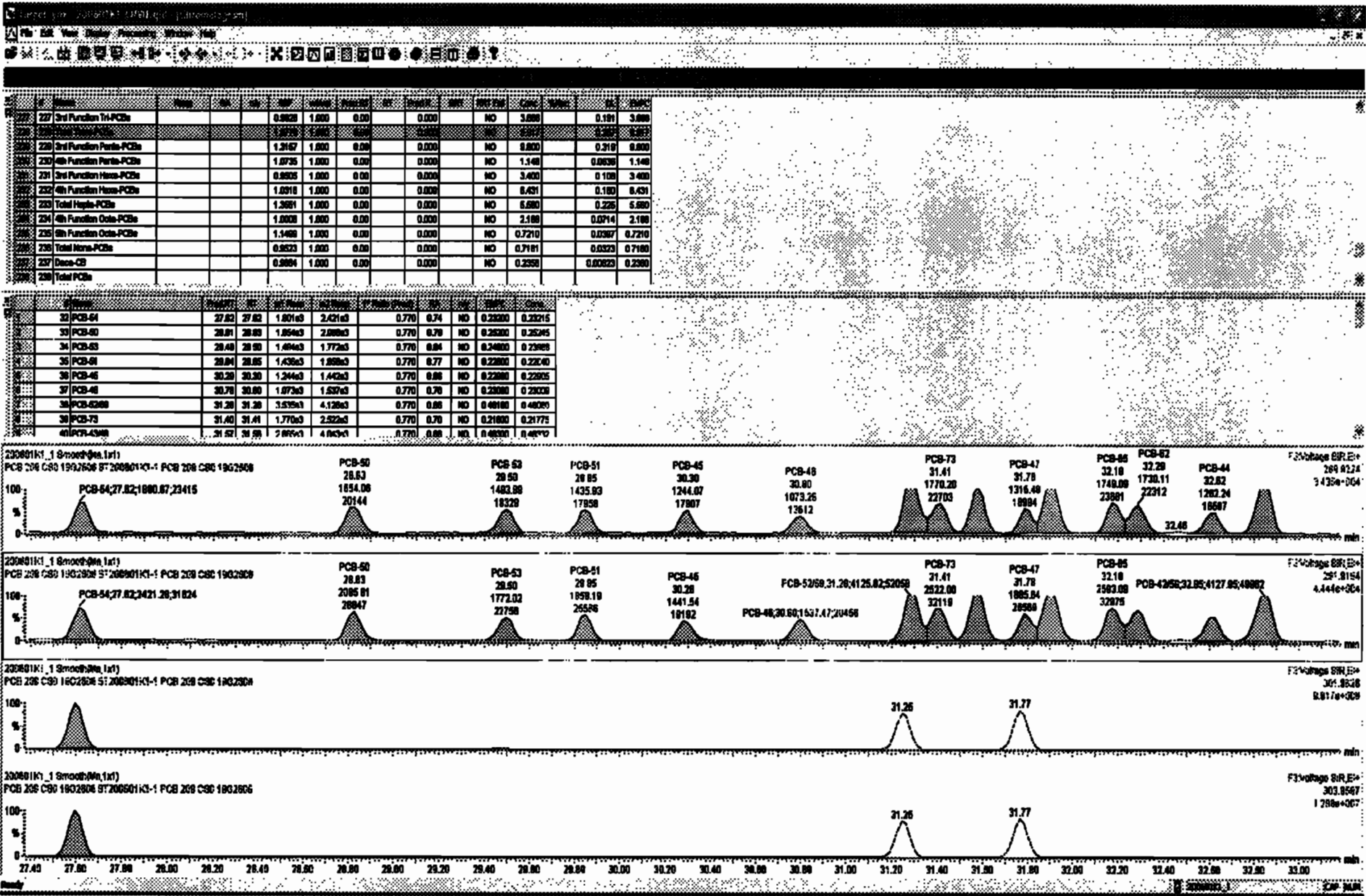
¹³C-PCB-52

200601K1_1



200601K1_1



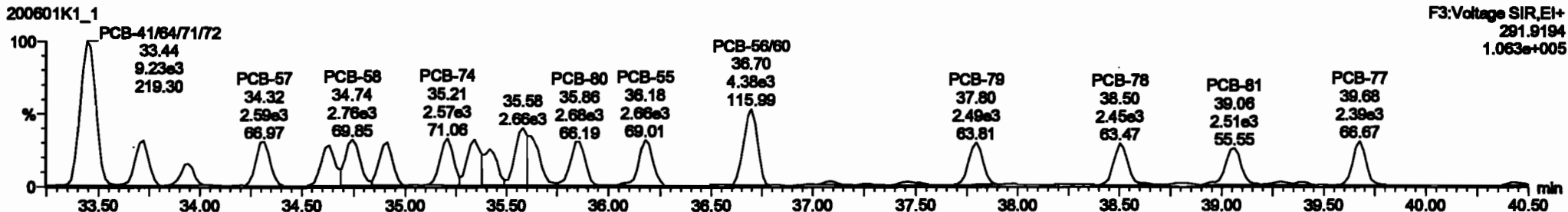
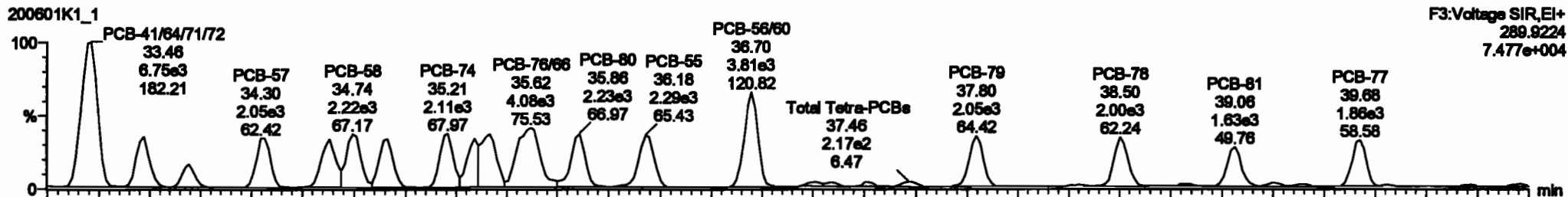


Dataset: Untitled

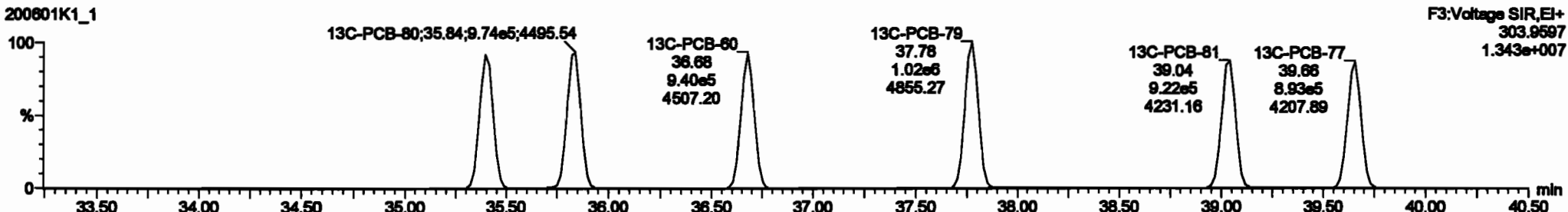
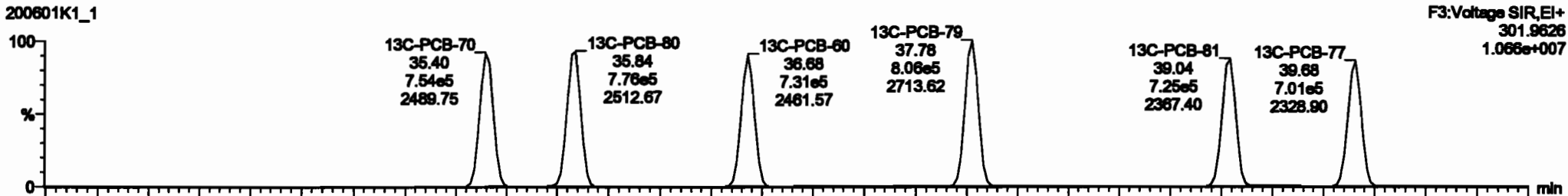
Last Altered: Tuesday, June 02, 2020 10:33:30 Pacific Daylight Time
 Printed: Tuesday, June 02, 2020 10:35:13 Pacific Daylight Time

Name: 200601K1_1, Date: 01-Jun-2020, Time: 12:15:03, ID: ST200601K1-1 PCB 209 CS0 19G2606, Description: PCB 209 CS0 19G2606

PCB-68

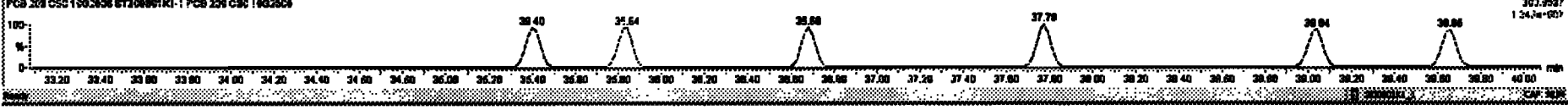
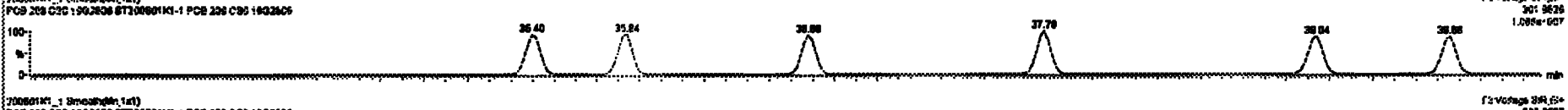

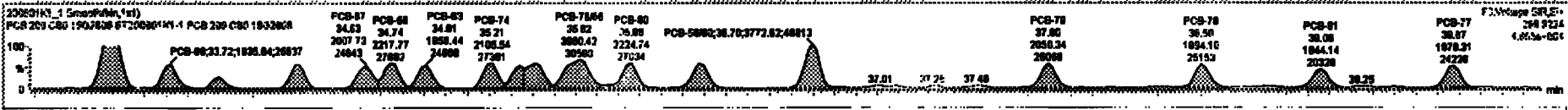


13C-PCB-60



QTY	DESCRIPTION	UNIT	PRICE	TOTAL	PERCENT	NET WT	NET WT	NET WT	NET WT	NET WT	NET WT	NET WT
227	3rd Function 14-PCBs		0.0000	1.000	0.00	0.000	NO	3.888		0.181	1.888	
228	3rd Function Parts-PCBs		1.2167	1.000	0.00	0.000	NO	0.000		0.313	0.800	
229	4th Function Parts-PCBs		1.0726	1.000	0.00	0.000	NO	1.348		0.000	1.148	
230	3rd Function Parts-PCBs		0.0000	1.000	0.00	0.000	NO	3.400		0.100	3.400	
232	4th Function Parts-PCBs		1.0310	1.000	0.00	0.000	NO	0.431		0.100	0.431	
233	Total Hubs-PCBs		1.3881	1.000	0.00	0.000	NO	0.888		0.226	0.888	
234	4th Function Data-PCBs		1.0000	1.000	0.00	0.000	NO	2.388		0.074	2.188	
235	8th Function Data-PCBs		1.1488	1.000	0.00	0.000	NO	0.7210		0.0387	0.7210	
236	Total Hubs-PCBs		0.0000	1.000	0.00	0.000	NO	0.7181		0.0000	0.7181	
237	Draws-CD		0.0004	1.000	0.00	0.000	NO	0.2088		0.0000	0.2088	
238	Total PCBs											

PCB No.	PCB No.	PCB No.	PCB No.	PCB No.	PCB No.	PCB No.	PCB No.	PCB No.	PCB No.	PCB No.	PCB No.	PCB No.	PCB No.
29 PCB-84	29 82	29 82	1.801e3	2.421e3	0.770	0.74	NO	0.2320	0.23218				
30 PCB-85	28 81	28 83	1.864e3	2.080e3	0.770	0.79	NO	0.2820	0.28246				
31 PCB-86	28 80	28 85	1.884e3	1.772e3	0.770	0.84	NO	0.2400	0.23886				
32 PCB-87	28 84	28 88	1.438e3	1.888e3	0.770	0.77	NO	0.2280	0.22840				
33 PCB-88	30 20	30 20	1.244e3	1.442e3	0.770	0.88	NO	0.2280	0.22804				
37 PCB-89	30 70	30 80	1.072e3	1.092e3	0.770	0.70	NO	0.2300	0.23000				
38 PCB-90	31 20	31 28	3.038e3	4.128e3	0.770	0.88	NO	0.4810	0.48080				
39 PCB-91	31 40	31 41	1.770e3	2.022e3	0.770	0.70	NO	0.2180	0.21776				
40 PCB-434R	31 87	31 88	2.888e3	4.042e3	0.770	0.88	NO	0.4810	0.48080				

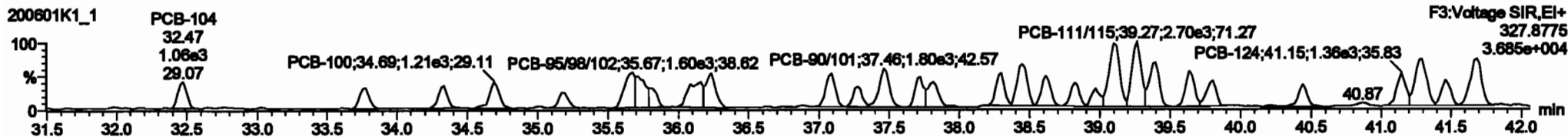
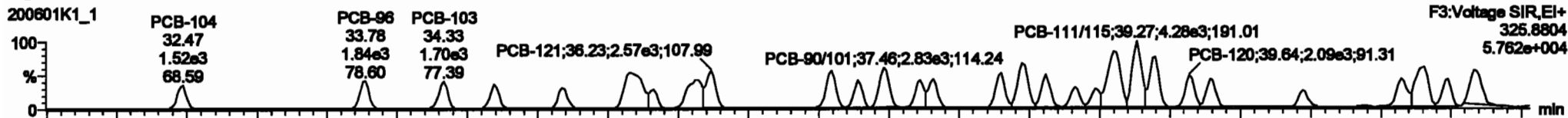


Dataset: Untitled



Last Altered: Tuesday, June 02, 2020 10:33:30 Pacific Daylight Time
Printed: Tuesday, June 02, 2020 10:35:13 Pacific Daylight Time

Name: 200601K1_1, Date: 01-Jun-2020, Time: 12:15:03, ID: ST200601K1-1 PCB 209 CS0 19G2606, Description: PCB 209 CS0 19G2606

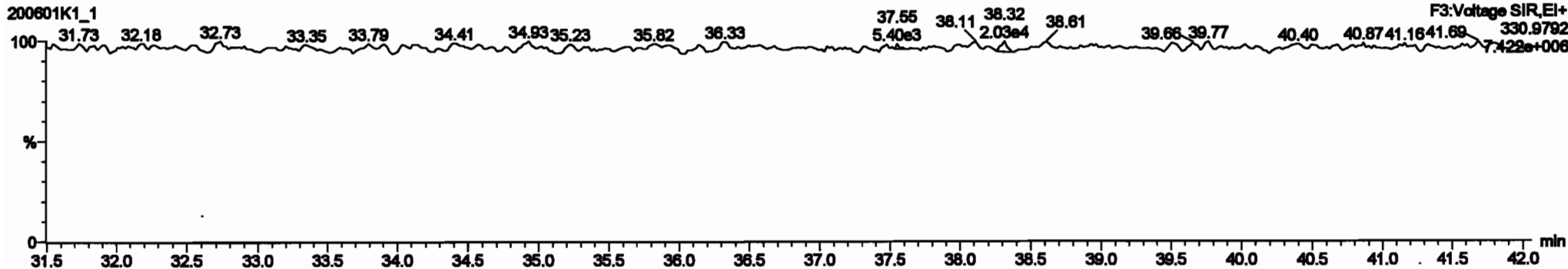
PCB-104



13C-PCB-104



PFK3b



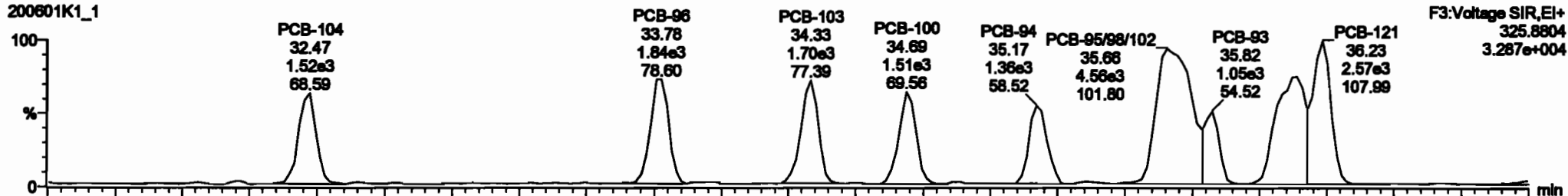
Dataset: Untitled

Last Altered: Tuesday, June 02, 2020 10:33:30 Pacific Daylight Time
Printed: Tuesday, June 02, 2020 10:35:13 Pacific Daylight Time

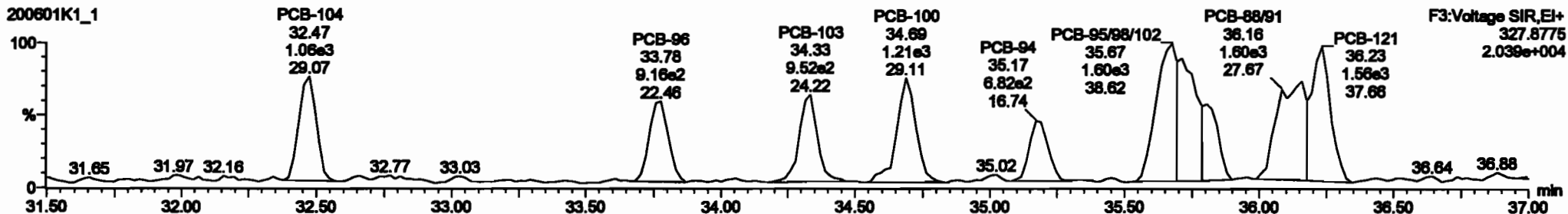
Name: 200601K1_1, Date: 01-Jun-2020, Time: 12:15:03, ID: ST200601K1-1 PCB 209 CS0 19G2606, Description: PCB 209 CS0 19G2606

PCB-96

200601K1_1




200601K1_1

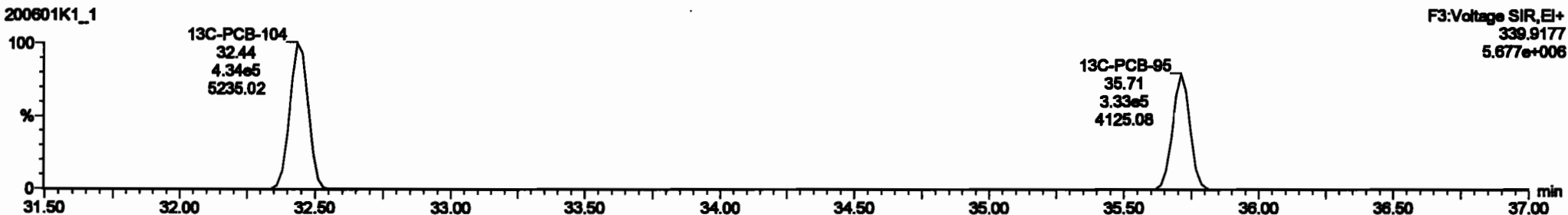


13C-PCB-95

200601K1_1

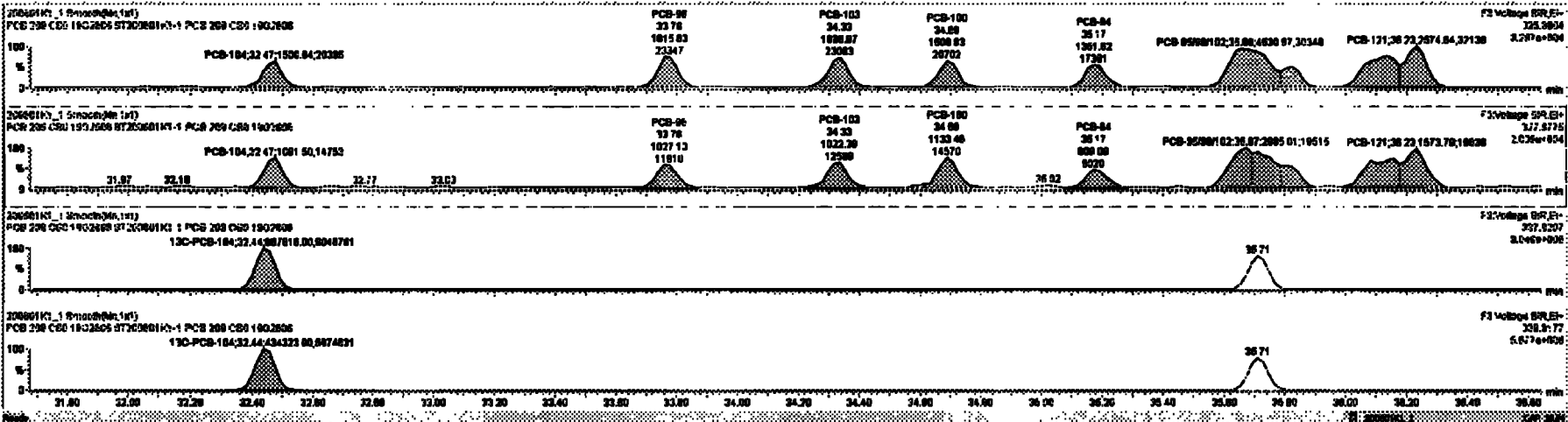


200601K1_1



Item	Mass	Area	Conc	Unit	Mass	Area	Conc	Unit	Mass	Area	Conc	Unit	
227 2nd Furthest TAP-PCBs					0.8928	1.000	0.00		0.000	NO	3.688	0.591	3.688
228 Total TAP-PCBs					1.0776	1.000	0.00		0.000	NO	8.917	0.287	8.917
229 3rd Furthest Para-PCBs					1.0726	1.000	0.00		0.000	NO	1.148	0.038	1.148
230 3rd Furthest Meta-PCBs					0.8928	1.000	0.00		0.000	NO	3.688	0.108	3.688
231 4th Furthest Para-PCBs					1.0718	1.000	0.00		0.000	NO	6.421	0.180	6.421
232 4th Furthest Meta-PCBs					1.2691	1.000	0.00		0.000	NO	6.680	0.225	6.680
233 Total Para-PCBs					1.0000	1.000	0.00		0.000	NO	2.188	0.074	2.188
234 5th Furthest Para-PCBs					1.1480	1.000	0.00		0.000	NO	0.7210	0.087	0.7210
235 5th Furthest Meta-PCBs					0.8928	1.000	0.00		0.000	NO	0.2181	0.023	0.2181
236 Total Meta-PCBs					0.8928	1.000	0.00		0.000	NO	0.2988	0.032	0.2988
237 Dioxin-CB													
238 Total PCBs													

Item	Peak 1	Peak 2	Area	Conc	Unit	Area	Conc	Unit
04 PCB-104	32.48	32.47	1.891e3	1.001e3	1.888	1.37	NO	0.20800
05 PCB-99	32.76	32.76	1.871e3	1.027e3	1.868	1.77	NO	0.22000
06 PCB-103	34.30	34.30	1.894e3	1.022e3	1.888	1.88	NO	0.28800
07 PCB-100	34.87	34.88	1.894e3	1.133e3	1.888	1.33	NO	0.24700
08 PCB-84	35.16	35.17	1.382e3	8.091e2	1.388	1.87	NO	0.28700
09 PCB-95/98/102	35.87	35.88	4.894e3	2.886e3	1.888	1.83	NO	0.70400
10 PCB-88	35.76	35.82	1.048e3	7.388e2	1.088	1.42	NO	0.21800
11 PCB-89/91	35.14	35.14	2.882e3	1.854e3	1.888	1.77	NO	0.48800
12 PCB-121	35.30	35.30	2.874e3	1.874e3	1.888	1.84	NO	0.27800



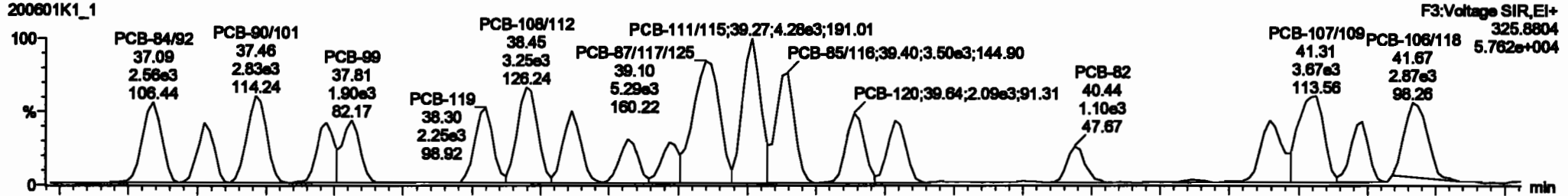
Dataset: Untitled

Last Altered: Tuesday, June 02, 2020 10:33:30 Pacific Daylight Time
Printed: Tuesday, June 02, 2020 10:35:13 Pacific Daylight Time

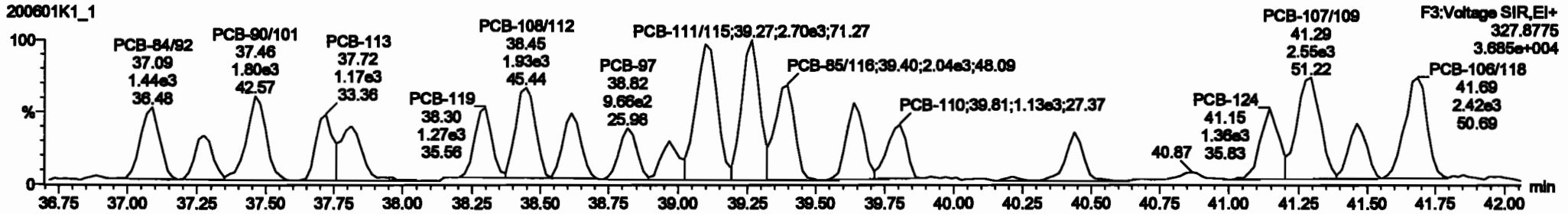
Name: 200801K1_1, Date: 01-Jun-2020, Time: 12:15:03, ID: ST200801K1-1 PCB 209 CS0 19G2806, Description: PCB 209 CS0 19G2806

PCB-119

200801K1_1

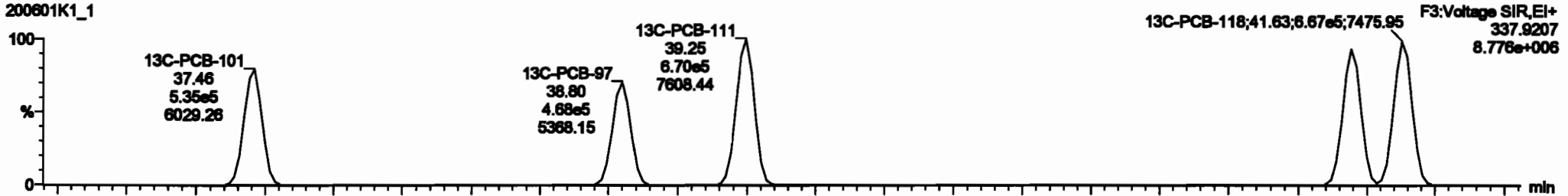


200801K1_1

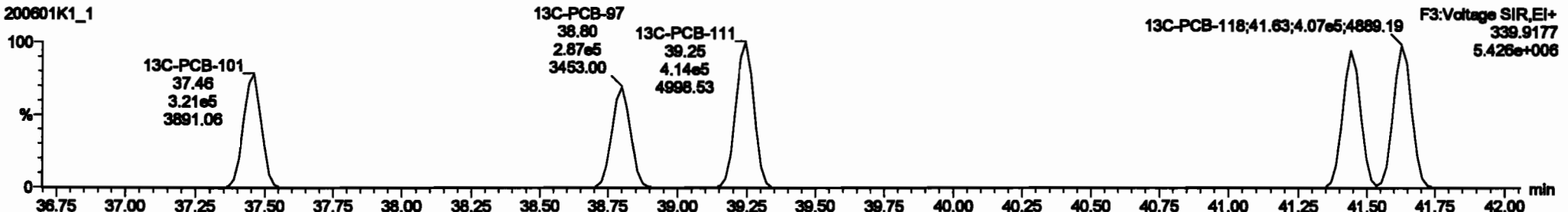


13C-PCB-111

200801K1_1

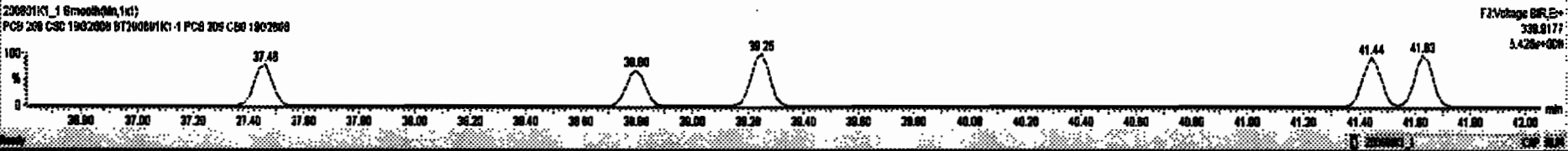

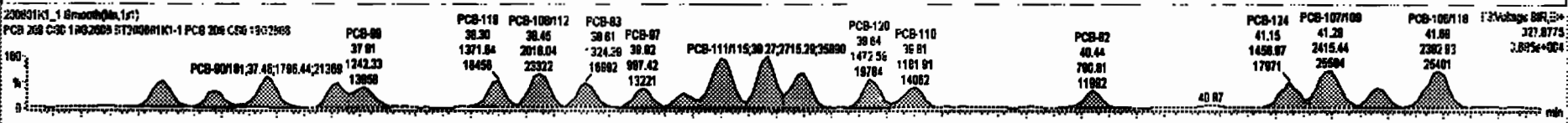



200801K1_1



#	Name	Mass	RA	RG	RM	Volume	Height	Area	Height	Area	Height	Area	Height	Area	Height	Area
227	2nd Function T4-PCBs					0.0028	1.000	0.00	0.000	ND	3.000		0.191	3.000		
228	Total T4s-PCBs					1.0778	1.000	0.00	0.000	ND	0.917		0.267	0.917		
229	3rd Function Para-PCBs					1.0957	1.000	0.00	0.000	ND	2.000		0.269	2.000		
230	4th Function Para-PCBs					1.0736	1.000	0.00	0.000	ND	1.140		0.0636	1.140		
231	2nd Function Hesa-PCBs					0.0005	1.000	0.00	0.000	ND	3.400		0.100	3.400		
232	4th Function Hesa-PCBs					1.0910	1.000	0.00	0.000	ND	0.431		0.100	0.431		
233	Total Hesa-PCBs					1.0901	1.000	0.00	0.000	ND	0.500		0.225	0.500		
234	4th Function Octa-PCBs					1.0008	1.000	0.00	0.000	ND	2.100		0.0714	2.100		
235	5th Function Octa-PCBs					1.1400	1.000	0.00	0.000	ND	0.7210		0.0307	0.7210		
236	Total Hesa-PCBs					0.0023	1.000	0.00	0.000	ND	0.7101		0.0023	0.7100		
237	Deca-CB					0.0004	1.000	0.00	0.000	ND	0.2000		0.0000	0.2000		
238	Total PCBs															

#	Name	Peak #	RT	Area	Height	Area	Height	Area	Height	Area	Height	Area	Height
84	PCB-104	32.48	32.47	1.000e3	1.001e3	1.000	1.37	ND	0.2000	0.2000			
85	PCB-88	33.78	33.78	1.000e3	1.022e3	1.000	1.37	ND	0.2000	0.2100			
86	PCB-103	34.30	34.33	1.000e3	1.022e3	1.000	1.05	ND	0.2000	0.2007			
87	PCB-100	34.67	34.69	1.000e3	1.133e3	1.000	1.33	ND	0.2470	0.24075			
88	PCB-84	35.10	35.17	1.352e3	0.001e2	1.000	1.07	ND	0.2570	0.25000			
89	PCB-89/90/102	35.67	35.66	4.531e3	2.905e3	1.000	1.52	ND	0.7040	0.70414			
70	PCB-80	36.70	36.82	1.040e3	7.300e2	1.000	1.42	ND	0.2100	0.21012			
71	PCB-80/81	38.14	38.14	2.022e3	1.054e3	1.000	1.77	ND	0.4050	0.40402			
72	PCB-121	38.23	38.23	7.575e3	1.574e3	1.000	1.04	ND	0.2740	0.27302			

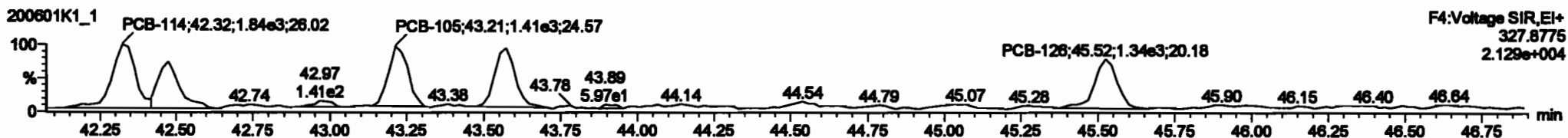
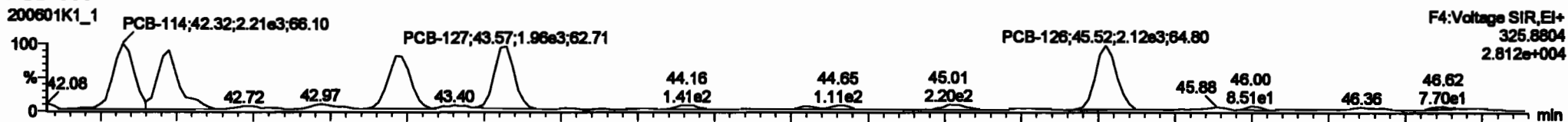


Dataset: Untitled

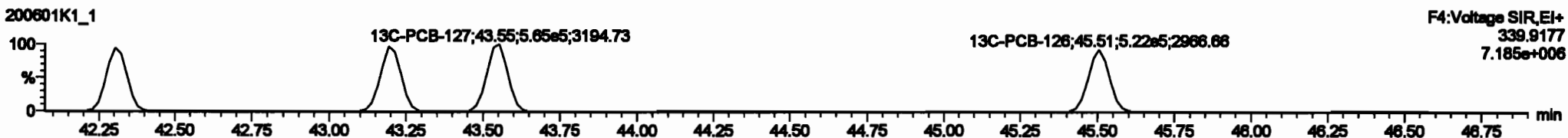

Last Altered: Tuesday, June 02, 2020 10:33:30 Pacific Daylight Time
Printed: Tuesday, June 02, 2020 10:35:13 Pacific Daylight Time

Name: 200601K1_1, Date: 01-Jun-2020, Time: 12:15:03, ID: ST200601K1-1 PCB 209 CS0 19G2606, Description: PCB 209 CS0 19G2606

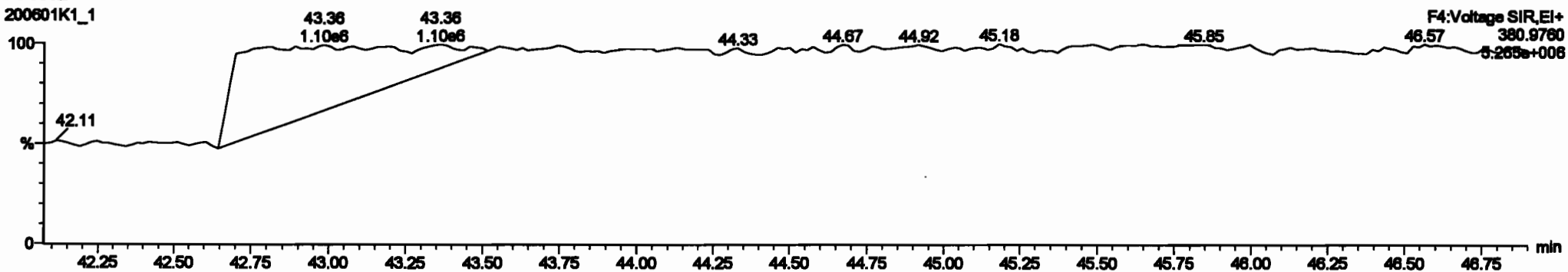
PCB-114



13C-PCB-114






PFK4a



#	Mass	Area	HR	Wd	HT	HTW	HTH	HTL	HTU	HTV	HTW	HTH	HTL	HTU	HTV
227	2nd Function Tri-PCBs				0.8828	1.000	0.00		0.800	NO	3.888			0.101	3.888
228	Total Tri-PCBs				1.8778	1.000	0.00		0.800	NO	8.817			0.287	8.817
229	2nd Function Para-PCBs				1.2157	1.000	0.00		0.800	NO	8.800			0.318	8.800
230	Total Para-PCBs				1.2157	1.000	0.00		0.800	NO	8.800			0.318	8.800
231	2nd Function Hexa-PCBs				0.8808	1.000	0.00		0.800	NO	3.400			0.108	3.400
232	Total Hexa-PCBs				1.0318	1.000	0.00		0.800	NO	6.431			0.180	6.431
233	2nd Function Octa-PCBs				1.0008	1.000	0.00		0.800	NO	2.108			0.0714	2.108
234	Total Octa-PCBs				1.4488	1.000	0.00		0.800	NO	0.7210			0.0367	0.7210
235	Total Nona-PCBs				0.8828	1.000	0.00		0.800	NO	0.7101			0.0328	0.7101
236	Total Deca-PCBs				0.8804	1.000	0.00		0.800	NO	0.2388			0.0082	0.2388
237	Total PCBs														

#	Mass	Area	HR	Wd	HT	HTW	HTH	HTL	HTU	HTV
89	PCB-114	42.28	42.22	2.201e3	1.890e3	1.880	1.33	NO	0.21800	0.26817
94	PCB-122	42.67	42.67	1.832e3	1.138e3	1.880	1.81	NO	0.23100	0.23888
86	PCB-105	43.21	43.21	1.888e3	1.446e3	1.880	1.32	NO	0.22800	0.22776
88	PCB-127	43.57	43.57	1.888e3	1.454e3	1.880	1.38	NO	0.22300	0.22285
87	PCB-128	46.82	46.82	2.124e3	1.372e3	1.880	1.87	NO	0.21800	0.21888



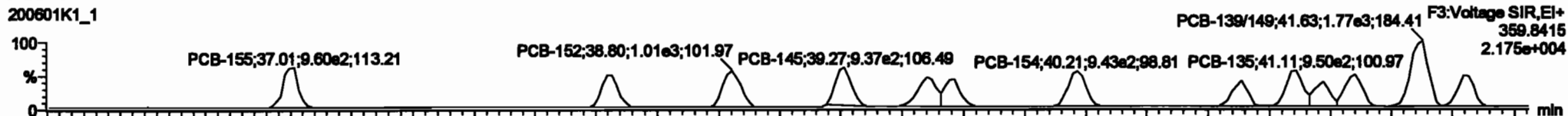
Dataset: Untitled

Last Altered: Tuesday, June 02, 2020 10:33:30 Pacific Daylight Time
Printed: Tuesday, June 02, 2020 10:35:13 Pacific Daylight Time

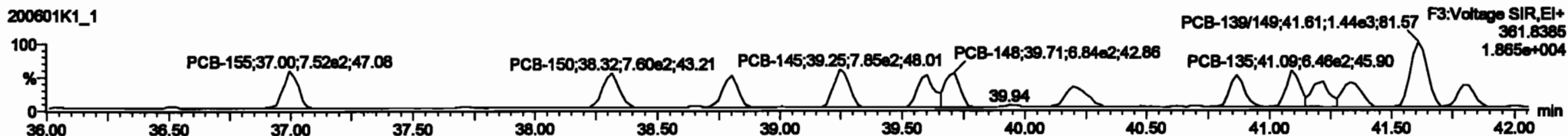
Name: 200601K1_1, Date: 01-Jun-2020, Time: 12:15:03, ID: ST200601K1-1 PCB 209 CS0 19G2606, Description: PCB 209 CS0 19G2606

PCB-155

200601K1_1



200601K1_1

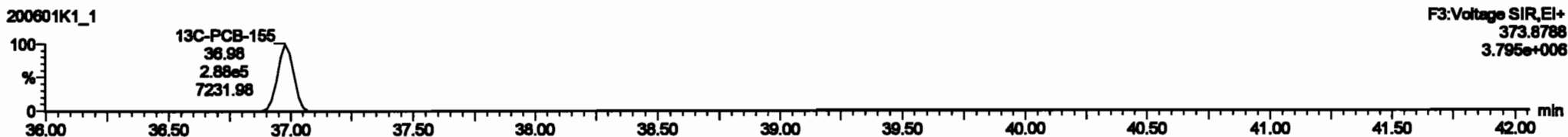


13C-PCB-155

200601K1_1

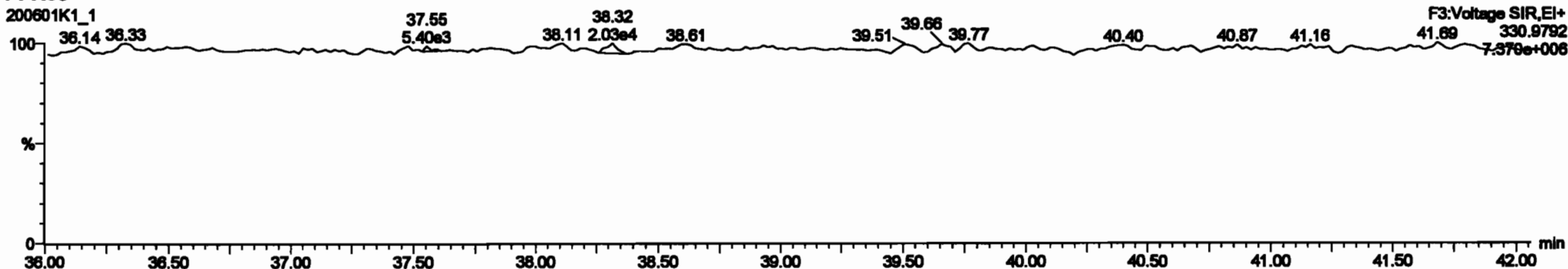


200601K1_1






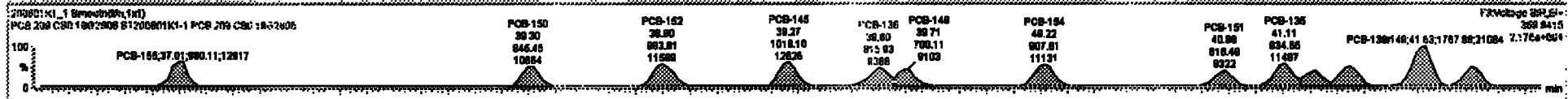
PFK3c

200601K1_1



#	Phase	Mass	SA	SP	SPR	SA/SP	SP/SPR	SA/SPR	SP/SPR	SA/SPR	SP/SPR	SA/SPR	SP/SPR	SA/SPR	SP/SPR	SA/SPR	SP/SPR
227	2nd Function Tri-PCBs				0.8828	1.000	0.00	0.000	NO	3.888		0.181	3.888				
228	Total Tri-PCBs				1.2778	1.000	0.00	0.000	NO	8.917		0.287	8.917				
229	2nd Function Para-PCBs				1.3187	1.000	0.00	0.000	NO	9.800		0.318	9.800				
230	4th Function Para-PCBs				1.0735	1.000	0.00	0.000	NO	1.148		0.0538	1.148				
231	Total Para-PCBs				2.3922	1.000	0.00	0.000	NO	1.296		0.142	1.296				
232	4th Function Hexa-PCBs				1.3318	1.000	0.00	0.000	NO	6.431		0.180	6.431				
233	Total Hexa-PCBs				1.3881	1.000	0.00	0.000	NO	6.880		0.225	6.880				
234	4th Function Octa-PCBs				1.0008	1.000	0.00	0.000	NO	2.188		0.0714	2.188				
235	6th Function Octa-PCBs				1.1488	1.000	0.00	0.000	NO	0.7210		0.0287	0.7210				
236	Total Hexa-PCBs				0.8828	1.000	0.00	0.000	NO	0.7181		0.0328	0.7181				
237	Deca-Cl				0.9884	1.000	0.00	0.000	NO	0.2388		0.00828	0.2388				
238	Total PCBs																

#	Phase	Mass	SA	SP	SPR	SA/SP	SP/SPR	SA/SPR	SP/SPR	SA/SPR	SP/SPR	SA/SPR	SP/SPR
89	PCB-158	38.98	37.01	8.801e2	7.387e2	1.240	1.30	NO	0.24700	0.24732			
90	PCB-160	38.32	38.30	8.464e2	7.435e2	1.240	1.14	NO	0.22800	0.22810			
100	PCB-162	38.80	38.80	8.898e2	7.278e2	1.240	1.37	NO	0.22100	0.22078			
101	PCB-145	38.27	38.27	1.018e2	7.881e2	1.240	1.30	NO	0.28100	0.28080			
102	PCB-138	38.80	38.80	8.198e2	8.878e2	1.240	1.18	NO	0.22400	0.22404			
103	PCB-148	38.71	38.71	7.081e2	8.838e2	1.240	1.05	NO	0.24800	0.24844			
104	PCB-154	40.21	40.22	8.078e2	8.538e2	1.240	1.38	NO	0.25800	0.25830			
105	PCB-161	40.88	40.88	8.188e2	8.798e2	1.240	1.07	NO	0.28100	0.28088			
106	PCB-135	41.11	41.11	9.348e2	8.918e2	1.240	1.38	NO	0.28800	0.28828			



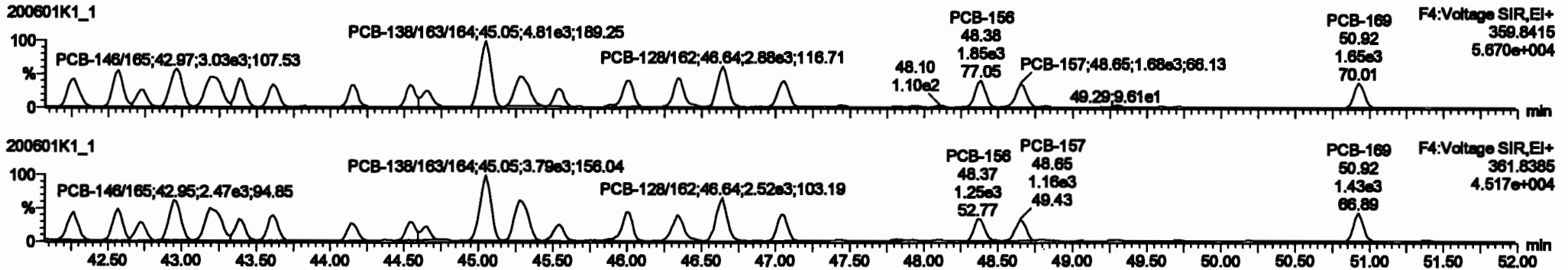
Dataset: Untitled

Last Altered: Tuesday, June 02, 2020 10:33:30 Pacific Daylight Time

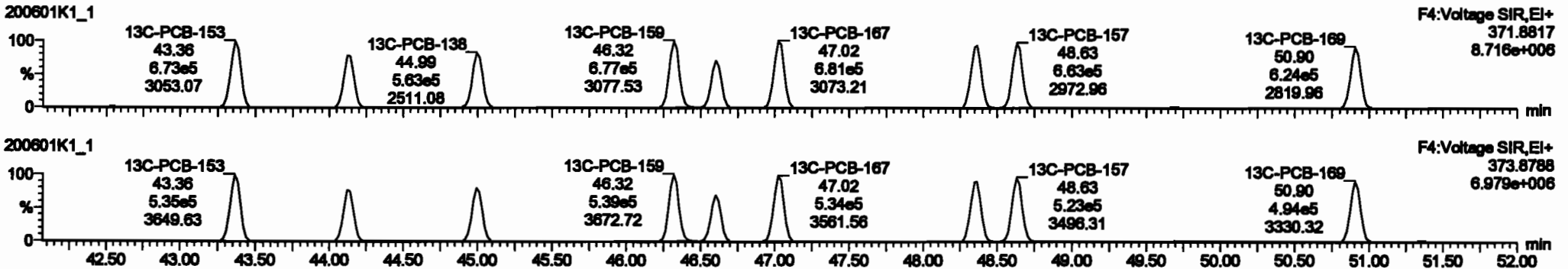
Printed: Tuesday, June 02, 2020 10:35:13 Pacific Daylight Time

Name: 200601K1_1, Date: 01-Jun-2020, Time: 12:15:03, ID: ST200601K1-1 PCB 209 CS0 19G2606, Description: PCB 209 CS0 19G2606

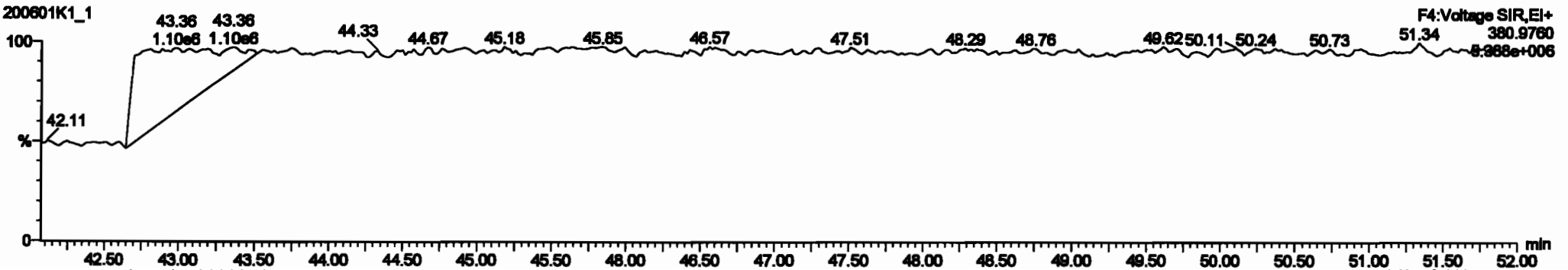
PCB-134/143



13C-PCB-153




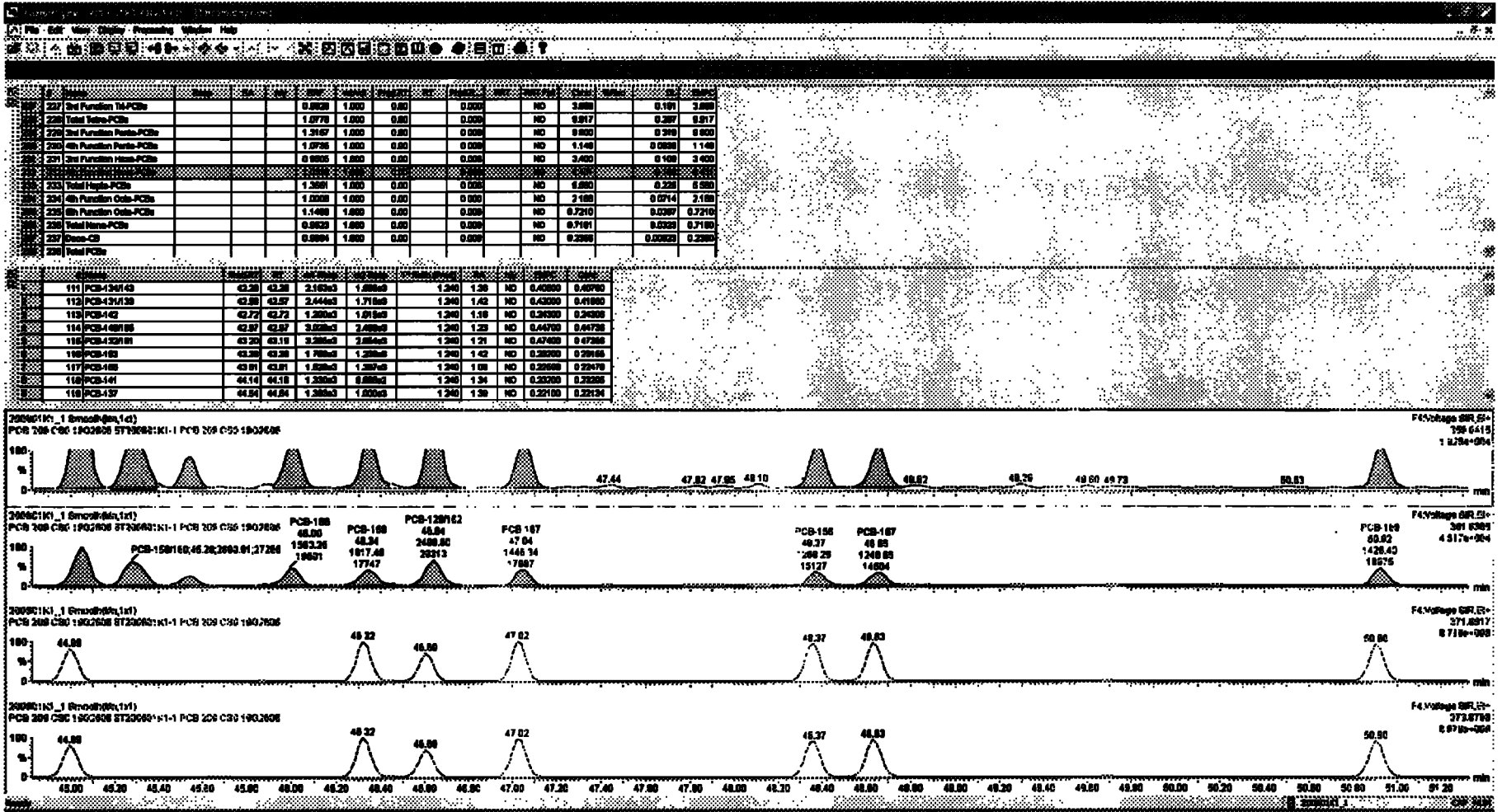
PFK4b



#	Function	Value	Unit	Min	Max	Mean	StDev	CV	Skew	Kurt	Q1	Q3	Q4	Q5
227	3rd Function In-PCBs	0.0028	1.000	0.00	0.00	0.000	0.000	NO	3.888	0.191	3.888			
228	Total In-PCBs	1.0778	1.000	0.00	0.00	0.000	0.000	NO	0.917	0.287	0.917			
229	3rd Function Para-PCBs	1.2187	1.000	0.00	0.00	0.000	0.000	NO	0.800	0.218	0.800			
230	6th Function Para-PCBs	1.0728	1.000	0.00	0.00	0.000	0.000	NO	1.148	0.083	1.148			
231	3rd Function Para-PCBs	0.8803	1.000	0.00	0.00	0.000	0.000	NO	3.480	0.108	3.480			
232	6th Function Para-PCBs	1.2112	1.000	0.00	0.00	0.000	0.000	NO	0.917	0.287	0.917			
233	Total Para-PCBs	1.2091	1.000	0.00	0.00	0.000	0.000	NO	5.980	0.223	5.980			
234	6th Function Para-PCBs	1.0000	1.000	0.00	0.00	0.000	0.000	NO	2.188	0.971	2.188			
235	3rd Function Para-PCBs	1.1488	1.000	0.00	0.00	0.000	0.000	NO	0.7210	0.0887	0.7210			
236	Total Para-PCBs	0.9823	1.000	0.00	0.00	0.000	0.000	NO	0.7181	0.0323	0.7181			
237	Para-PCBs	0.9804	1.000	0.00	0.00	0.000	0.000	NO	0.2388	0.0023	0.2388			
238	Total PCBs													

#	PCB	Value	Unit	Min	Max	Mean	StDev	CV	Skew	Kurt	Q1	Q3	Q4	Q5
111	PCB-134/43	43.28	43.28	2.152e3	1.888e3	1.240	1.28	NO	0.4080	0.6793				
112	PCB-138/33	43.88	43.87	2.444e3	1.718e3	1.240	1.43	NO	0.4330	0.4169				
113	PCB-142	43.72	43.72	1.208e3	1.016e3	1.240	1.18	NO	0.2430	0.2488				
114	PCB-148/85	43.97	43.97	3.028e3	2.488e3	1.240	1.28	NO	0.4470	0.4472				
115	PCB-139/81	43.38	43.18	3.208e3	2.884e3	1.240	1.21	NO	0.4740	0.4728				
116	PCB-188	43.38	43.38	1.788e3	1.238e3	1.240	1.43	NO	0.2280	0.2248				
117	PCB-188	43.81	43.81	1.828e3	1.387e3	1.240	1.88	NO	0.2280	0.2247				
118	PCB-141	44.14	44.14	1.238e3	0.888e3	1.240	1.34	NO	0.2280	0.2280				
119	PCB-137	44.84	44.84	1.288e3	1.008e3	1.240	1.38	NO	0.2210	0.2213				





Dataset: Untitled


Last Altered: Tuesday, June 02, 2020 10:33:30 Pacific Daylight Time

Printed: Tuesday, June 02, 2020 10:35:13 Pacific Daylight Time

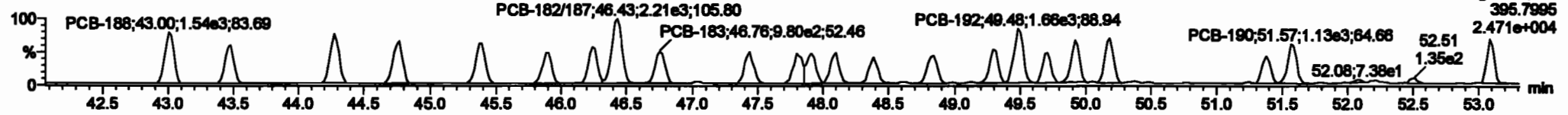
Name: 200601K1_1, Date: 01-Jun-2020, Time: 12:15:03, ID: ST200601K1-1 PCB 209 CS0 19G2606, Description: PCB 209 CS0 19G2606

PCB-188

200601K1_1




200601K1_1

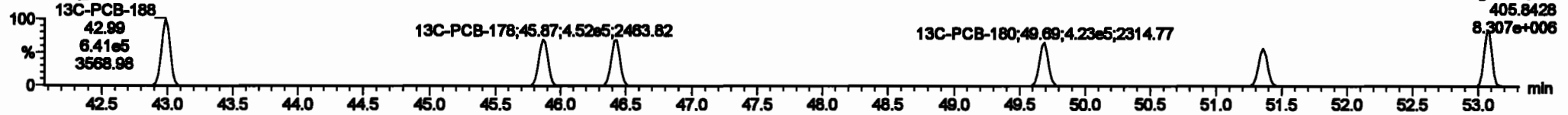


13C-PCB-188

200601K1_1

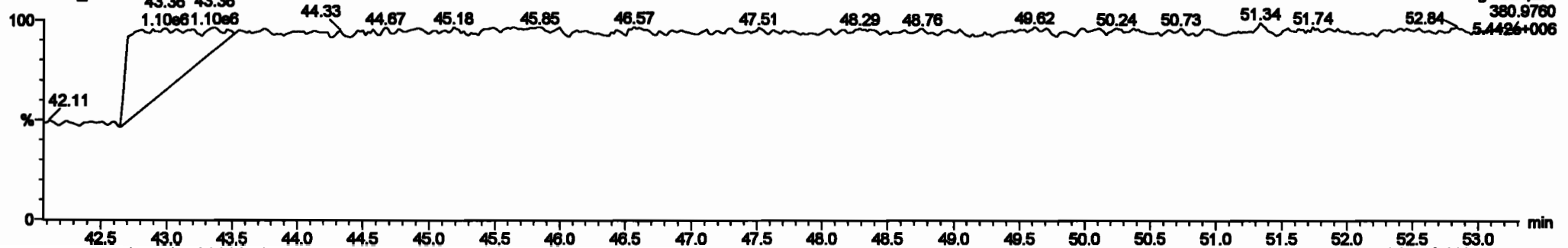


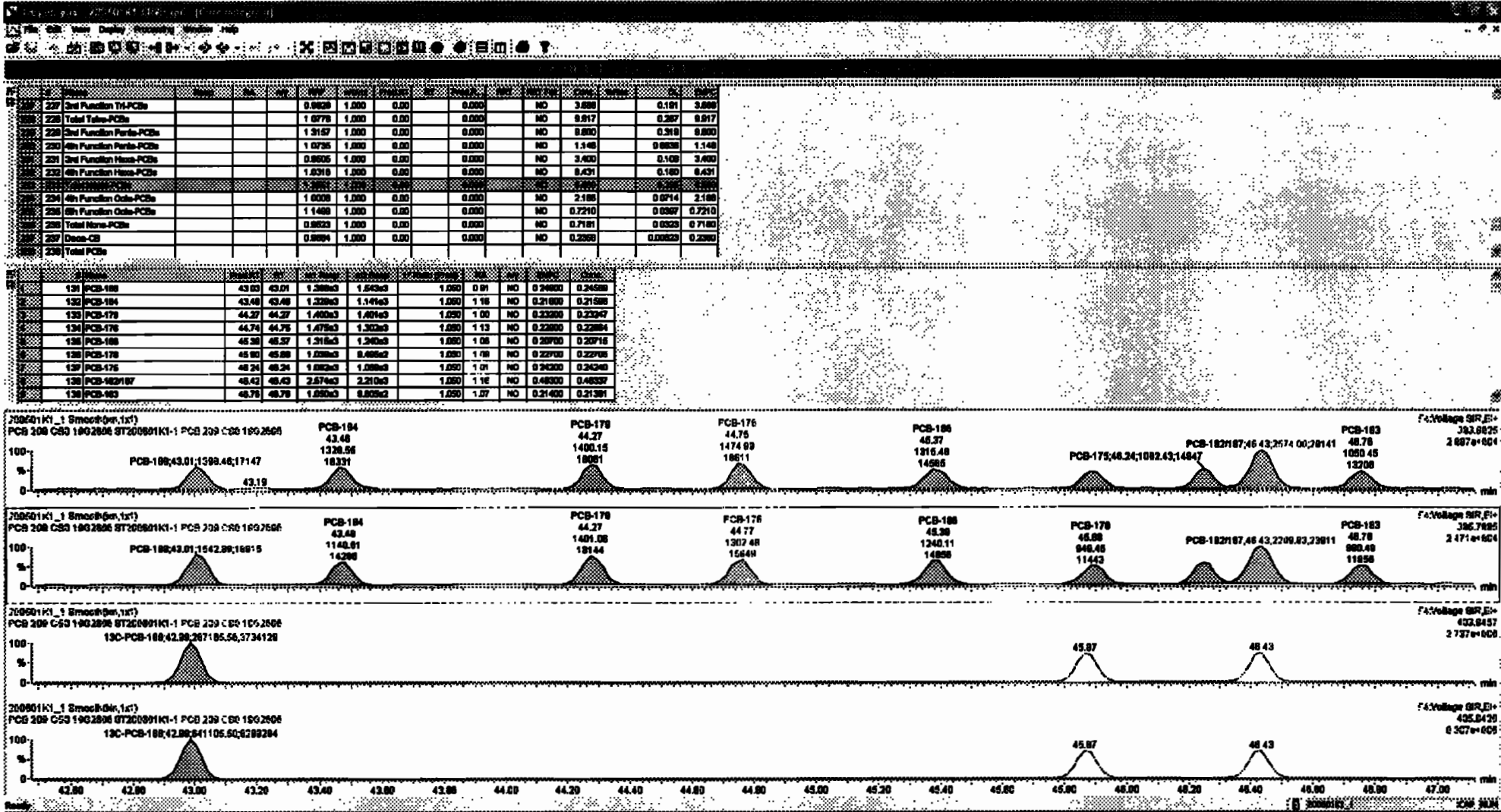
200601K1_1



PFK4c

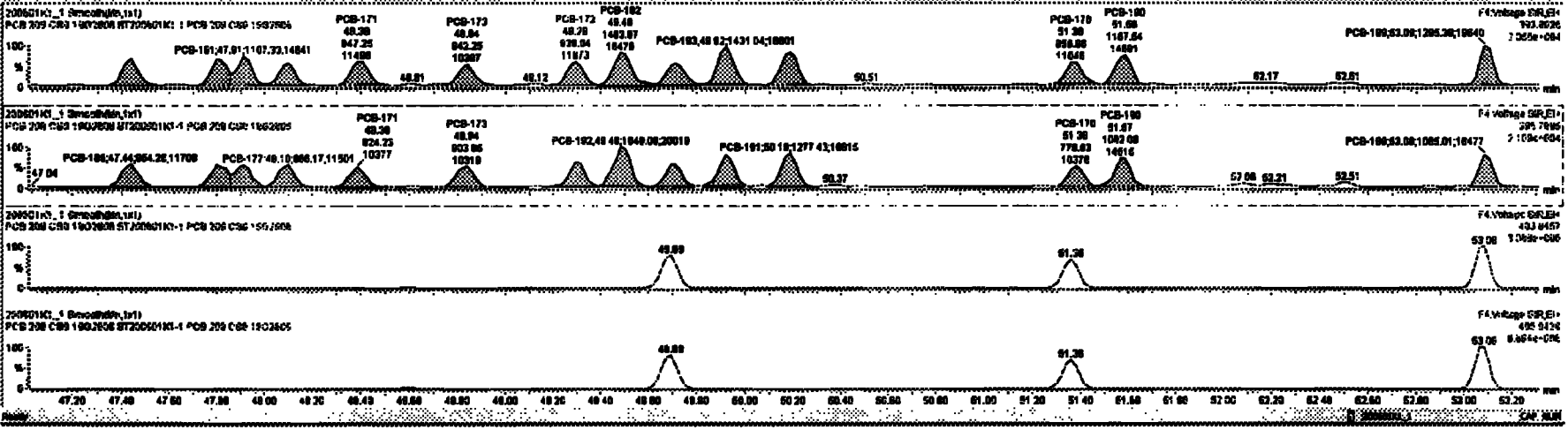
200601K1_1





Name	Count	Min	Max	Sum	Avg	Std Dev	Min	Max	Sum	Avg	Std Dev	Min	Max	Sum	Avg	Std Dev
237 Shell Function Tru-PCBs	0.0020	1.000	0.00	0.000	0.000	NO	3.000	0.00	0.000	0.000	0.000	0.00	0.00	0.000	0.000	0.000
238 Total True-PCBs	1.0770	1.000	0.00	0.000	0.000	NO	0.017	0.00	0.000	0.000	0.000	0.00	0.00	0.000	0.000	0.000
239 Shell Function Pseudo-PCBs	1.9167	1.000	0.00	0.000	0.000	NO	0.000	0.00	0.000	0.000	0.000	0.00	0.00	0.000	0.000	0.000
240 4th Function Pseudo-PCBs	1.0720	1.000	0.00	0.000	0.000	NO	1.140	0.00	0.000	0.000	1.140	0.00	0.00	0.000	0.000	1.140
241 Shell Function Histo-PCBs	0.0000	1.000	0.00	0.000	0.000	NO	3.000	0.00	0.000	0.000	0.000	0.00	0.00	0.000	0.000	3.000
242 4th Function Histo-PCBs	1.0010	1.000	0.00	0.000	0.000	NO	0.001	0.00	0.000	0.000	0.000	0.00	0.00	0.000	0.000	0.001
243 Total Histo-PCBs	1.0010	1.000	0.00	0.000	0.000	NO	0.001	0.00	0.000	0.000	0.000	0.00	0.00	0.000	0.000	0.001
244 4th Function Out-PCBs	1.0000	1.000	0.00	0.000	0.000	NO	2.100	0.00	0.000	0.000	0.000	0.00	0.00	0.000	0.000	2.100
245 6th Function Out-PCBs	1.1400	1.000	0.00	0.000	0.000	NO	0.7210	0.00	0.000	0.000	0.000	0.00	0.00	0.000	0.000	0.7210
246 Total Out-PCBs	0.0020	1.000	0.00	0.000	0.000	NO	0.7100	0.00	0.000	0.000	0.000	0.00	0.00	0.000	0.000	0.7100
247 Clean-CB	0.0004	1.000	0.00	0.000	0.000	NO	0.2000	0.00	0.0000	0.0000	0.0000	0.00	0.00	0.0000	0.0000	0.2000
248 Total PCBs																

Name	Count	Min	Max	Sum	Avg	Std Dev	Min	Max	Sum	Avg	Std Dev
131 PCB-169	43.00	43.01	1.300e3	1.503e3	1.000	0.01	NO	0.34000	0.34000		
132 PCB-164	43.40	43.40	1.320e3	1.516e3	1.000	1.10	NO	0.21000	0.21000		
133 PCB-170	44.27	44.27	1.400e3	1.409e3	1.000	1.00	NO	0.20000	0.20000		
134 PCB-175	44.74	44.75	1.470e3	1.200e3	1.000	1.13	NO	0.22000	0.22000		
135 PCB-168	45.20	45.20	1.310e3	1.240e3	1.000	1.00	NO	0.20700	0.20700		
136 PCB-178	45.80	45.80	1.000e3	0.800e3	1.000	1.00	NO	0.20700	0.20700		
137 PCB-175	46.24	46.24	1.300e3	1.000e3	1.000	1.01	NO	0.24200	0.24200		
138 PCB-162/167	46.40	46.40	2.07e3	2.21e3	1.000	1.10	NO	0.40000	0.40000		
139 PCB-165	46.70	46.70	1.500e3	0.800e3	1.000	1.07	NO	0.21400	0.21400		



Dataset: Untitled

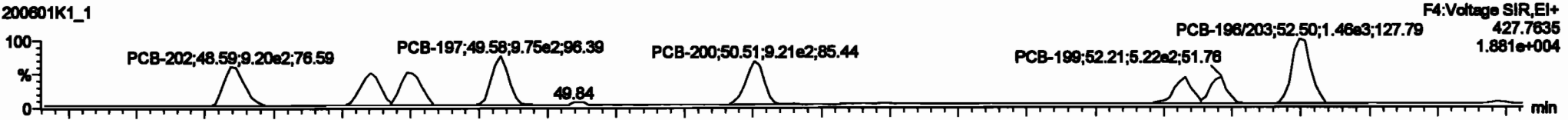
Last Altered: Tuesday, June 02, 2020 10:33:30 Pacific Daylight Time

Printed: Tuesday, June 02, 2020 10:35:13 Pacific Daylight Time

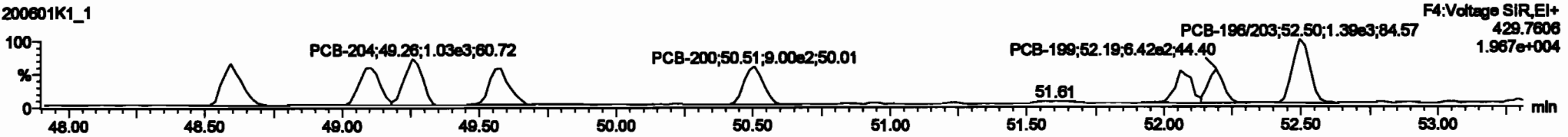
Name: 200601K1_1, Date: 01-Jun-2020, Time: 12:15:03, ID: ST200601K1-1 PCB 209 CS0 19G2606, Description: PCB 209 CS0 19G2606

PCB-202

200601K1_1

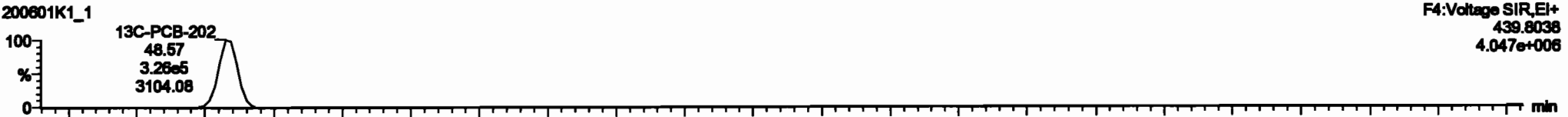


200601K1_1

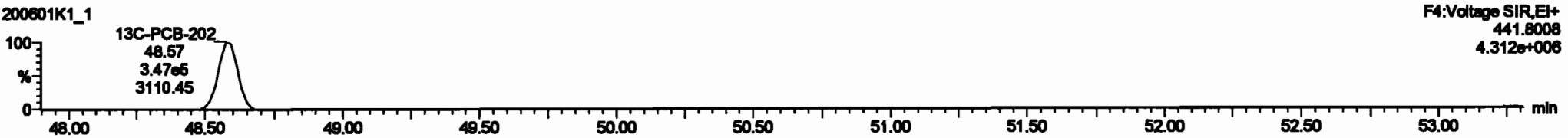


13C-PCB-202

200601K1_1

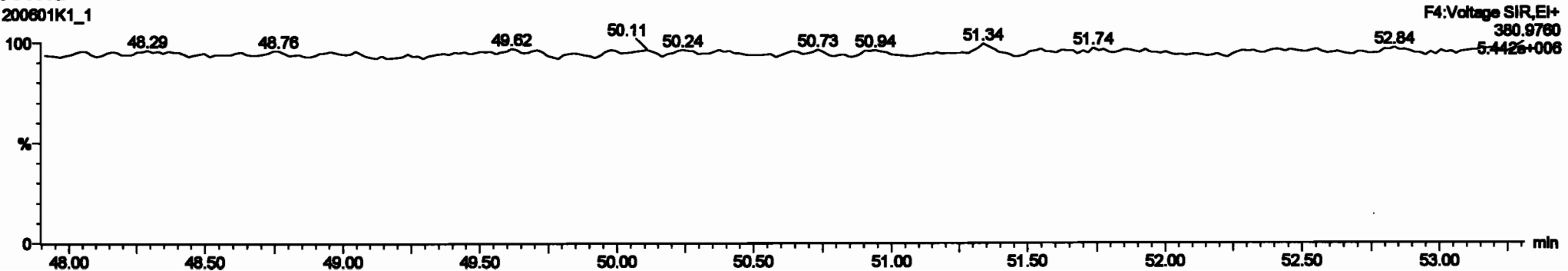


200601K1_1



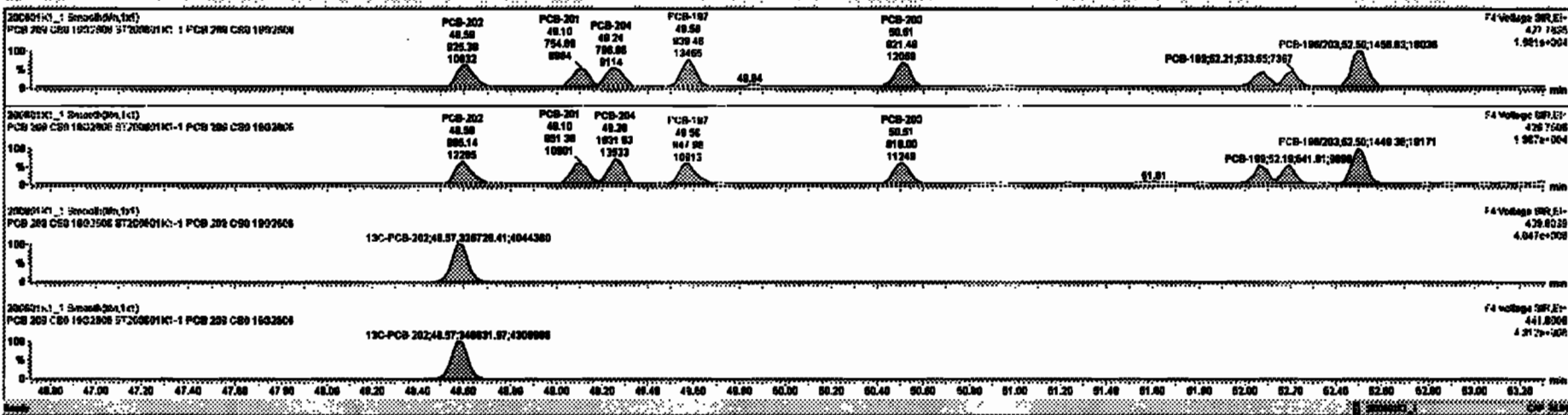
PFK4d

200601K1_1



Item	Description	QTY	UNIT	PRICE	TOTAL	TAX	NET	DISC	AMT	TOTAL
227	3rd Function Tr-PCBs			0.0000	1.000	0.00	0.000	NO	0.000	1.000
228	Total Trns-PCBs			1.0770	1.000	0.00	0.000	NO	0.000	1.077
229	3rd Function Parls-PCBs			1.2970	1.000	0.00	0.000	NO	0.000	1.297
230	4th Function Parls-PCBs			1.2730	1.000	0.00	0.000	NO	0.000	1.273
231	3rd Function Hous-PCBs			0.8890	1.000	0.00	0.000	NO	0.000	0.889
232	4th Function Hous-PCBs			1.8910	1.000	0.00	0.000	NO	0.000	1.891
233	Total Hous-PCBs			1.3891	1.000	0.00	0.000	NO	0.000	1.389
234	5th Function Ods-PCBs			1.1480	1.000	0.00	0.000	NO	0.000	1.148
235	Total Mamp-PCBs			0.8820	1.000	0.00	0.000	NO	0.000	0.882
237	Dase-CD			0.8890	1.000	0.00	0.000	NO	0.000	0.889
238	Total PCBs									

Item	Description	QTY	UNIT	PRICE	TOTAL	TAX	NET	DISC	AMT	TOTAL
184	PCB-202	48.81	48.80	0.264e2	0.891e2	0.00	0.891	NO	0.24500	0.24480
185	PCB-201	48.80	48.10	7.847e2	0.514e2	0.00	0.70	NO	0.24100	0.24103
186	PCB-204	48.24	48.24	7.888e2	1.232e2	0.00	0.77	NO	0.23800	0.23841
187	PCB-197	48.80	48.80	0.389e2	0.480e2	0.00	0.89	NO	0.24800	0.24784
188	PCB-200	80.48	80.81	0.218e2	0.180e2	0.00	1.80	NO	0.28800	0.28875
189	PCB-199	82.00	82.00	1.483e2	0.728e2	0.00	0.91	NO	0.22800	0.22888
190	PCB-198	82.17	82.21	0.208e2	0.418e2	0.00	0.89	NO	0.21800	0.21804
191	PCB-195-000	82.00	82.80	1.483e2	1.488e2	0.00	1.80	NO	0.81800	0.81884




Dataset: Untitled

Last Altered: Tuesday, June 02, 2020 10:33:30 Pacific Daylight Time
Printed: Tuesday, June 02, 2020 10:35:13 Pacific Daylight Time

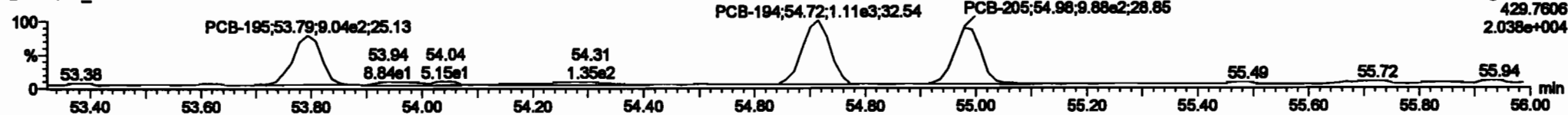
Name: 200601K1_1, Date: 01-Jun-2020, Time: 12:15:03, ID: ST200601K1-1 PCB 209 CS0 19G2606, Description: PCB 209 CS0 19G2606

PCB-195

200601K1_1

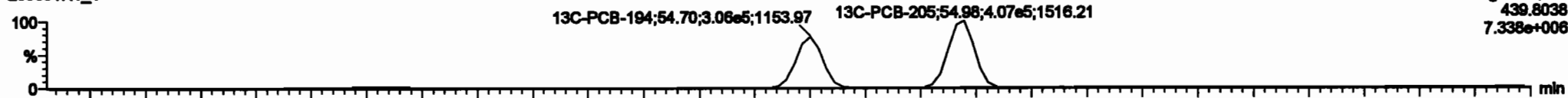


200601K1_1

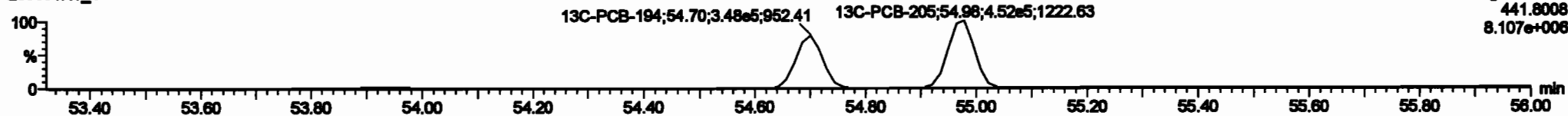


13C-PCB-194

200601K1_1

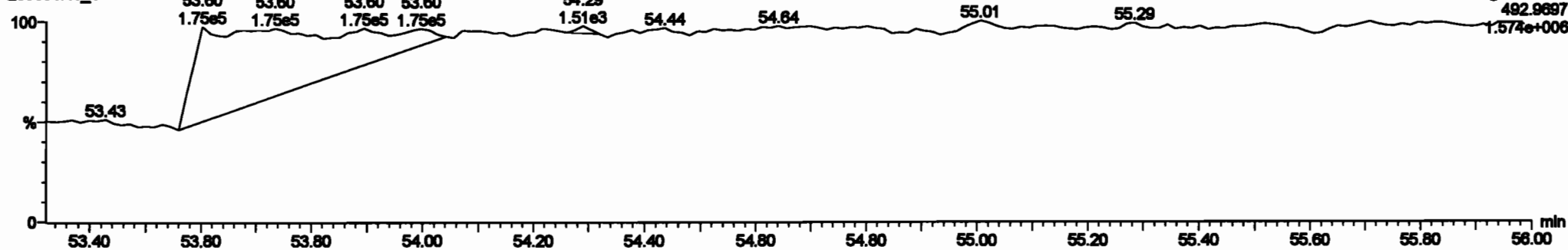


200601K1_1



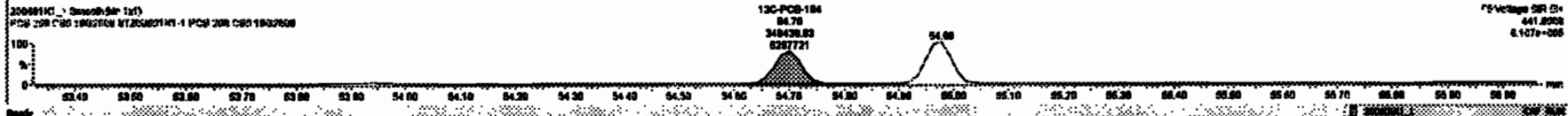
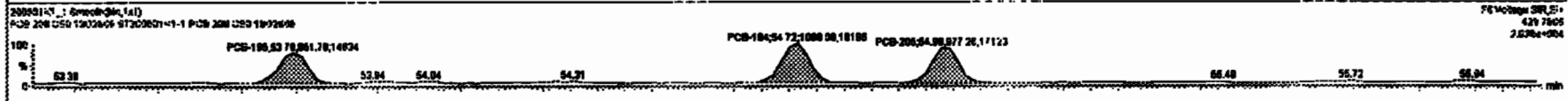

PFK5a

200601K1_1



Peak	Retention Time	Area	Height	Width	Height/Width	Area/Height	Area/Width	Area/Height/Width	Area/Height/Width	Area/Height/Width
227	2nd Function PA-PCBs	0.0020	1.000	0.00	0.000	NO	3.000	0.001	3.000	
228	1st Function PCBs	1.0776	1.000	0.00	0.000	NO	0.017	0.207	0.017	
229	2nd Function PA-PCBs	1.0787	1.000	0.00	0.000	NO	0.000	0.210	0.000	
230	4th Function PA-PCBs	1.0776	1.000	0.00	0.000	NO	1.140	0.0030	1.140	
231	2nd Function Hexa-PCBs	0.0000	1.000	0.00	0.000	NO	3.400	0.100	3.400	
232	4th Function Hexa-PCBs	1.0780	1.000	0.00	0.000	NO	0.401	0.100	0.401	
233	Total Hepta-PCBs	1.0801	1.000	0.00	0.000	NO	6.000	0.200	6.000	
234	4th Function Octa-PCBs	1.0800	1.000	0.00	0.000	NO	2.100	0.0714	2.100	
235	Total PCBs	1.0800	1.000	0.00	0.000	NO	11.200	0.3500	11.200	
236	Total Hexa-PCBs	0.0020	1.000	0.00	0.000	NO	0.7101	0.0020	0.7100	
237	Deca-CB	0.0004	1.000	0.00	0.000	NO	0.2300	0.00030	0.2300	
238	Total PCBs									

Peak	Retention Time	Area	Height	Width	Height/Width	Area/Height	Area/Width	Area/Height/Width	Area/Height/Width	Area/Height/Width
100	PCB-105	63.80	63.70	0.00000	0.01700	0.000	0.01	0.20000	0.20000	
101	PCB-104	64.72	64.72	0.00100	1.00000	0.000	0.70	0.20000	0.20000	
104	PCB-205	64.80	64.80	0.01000	0.77000	0.000	1.01	0.20000	0.20000	




Dataset: Untitled

Last Altered: Tuesday, June 02, 2020 10:33:30 Pacific Daylight Time
Printed: Tuesday, June 02, 2020 10:35:13 Pacific Daylight Time

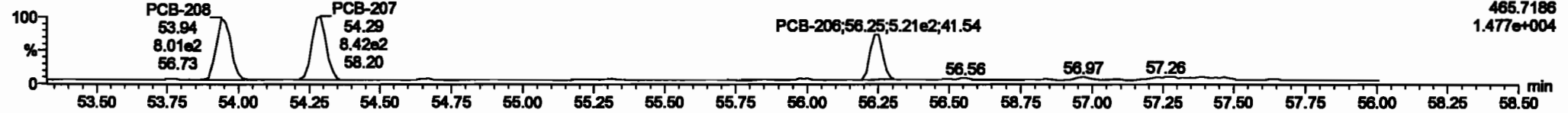
Name: 200601K1_1, Date: 01-Jun-2020, Time: 12:15:03, ID: ST200601K1-1 PCB 209 CS0 19G2806, Description: PCB 209 CS0 19G2806

PCB-208

200601K1_1




200601K1_1

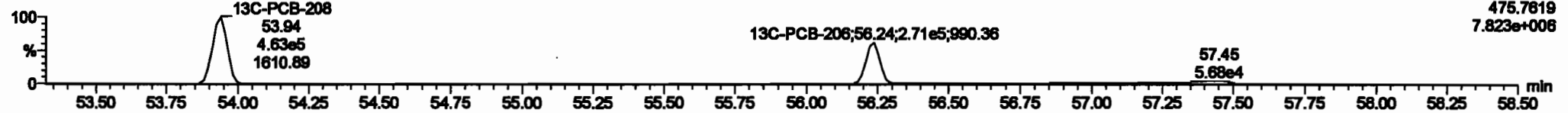


13C-PCB-208

200601K1_1

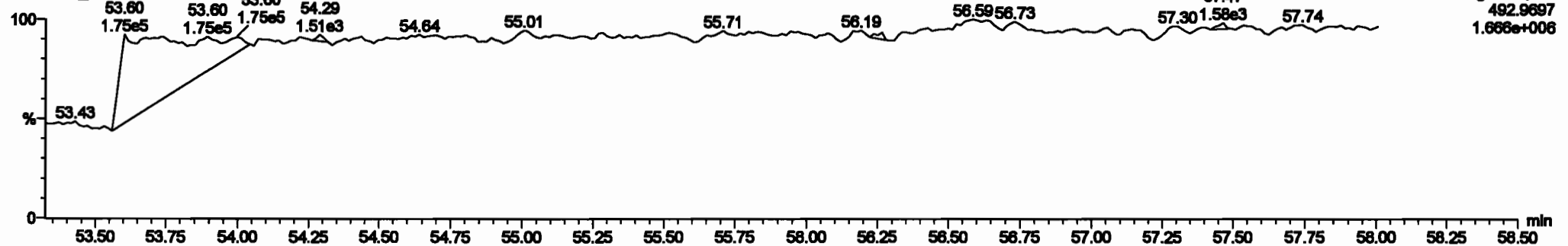


200601K1_1



PFK5

200601K1_1



Dataset: Untitled


Last Altered: Tuesday, June 02, 2020 10:33:30 Pacific Daylight Time

Printed: Tuesday, June 02, 2020 10:35:13 Pacific Daylight Time


Name: 200601K1_1, Date: 01-Jun-2020, Time: 12:15:03, ID: ST200601K1-1 PCB 209 CS0 19G2606, Description: PCB 209 CS0 19G2606

PCB-209

200601K1_1

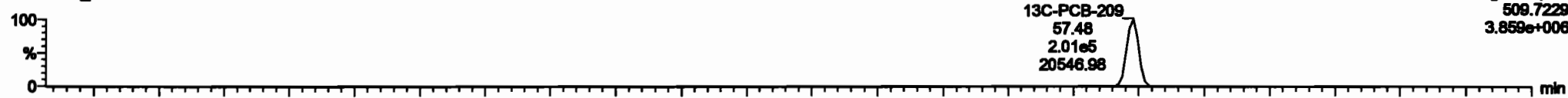


200601K1_1




13C-PCB-209

200601K1_1

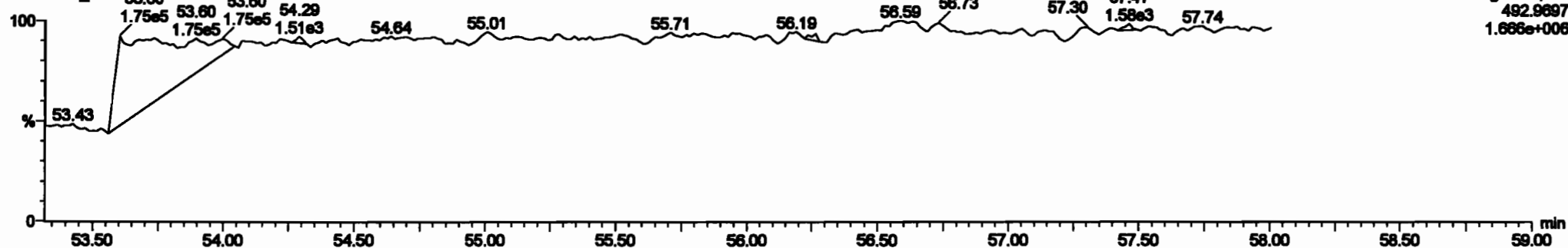


200601K1_1



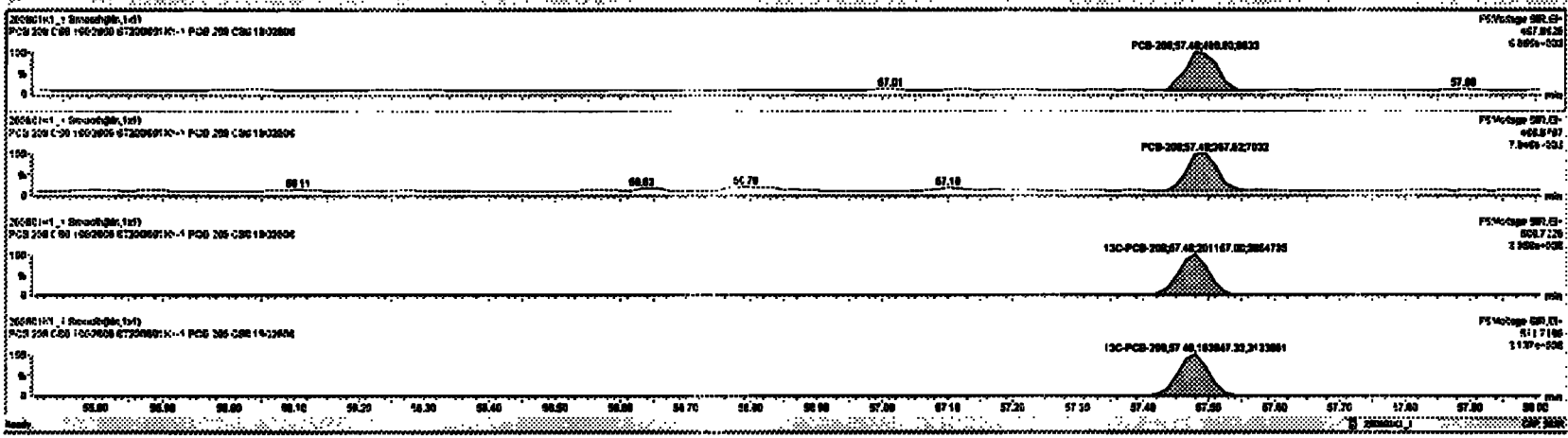
PFK5b

200601K1_1



Item	QTY	UNIT	PRICE	TOTAL	TAX	DISC	NET	TOTAL	TAX	DISC	NET
227 2nd Purvision 1st PCBs			0.0000	1.0000	0.00	0.0000	ND	2.0000	0.00	0.0000	2.0000
228 Total 1st PCBs			1.0000	1.0000	0.00	0.0000	ND	0.0017	0.00	0.0000	0.0017
229 2nd Purvision 2nd PCBs			1.0000	1.0000	0.00	0.0000	ND	0.0000	0.00	0.0000	0.0000
230 4th Purvision 2nd PCBs			1.0000	1.0000	0.00	0.0000	ND	1.1400	0.00	0.0000	1.1400
231 2nd Purvision 3rd PCBs			0.0000	1.0000	0.00	0.0000	ND	2.0000	0.00	0.0000	2.0000
232 4th Purvision 3rd PCBs			1.0000	1.0000	0.00	0.0000	ND	0.0000	0.00	0.0000	0.0000
233 Total 4th PCBs			1.0000	1.0000	0.00	0.0000	ND	0.0000	0.00	0.0000	0.0000
234 4th Purvision 4th PCBs			1.0000	1.0000	0.00	0.0000	ND	2.1000	0.00	0.0000	2.1000
235 8th Purvision 4th PCBs			1.4000	1.0000	0.00	0.0000	ND	0.7000	0.00	0.0000	0.7000
236 Total 8th PCBs			0.0000	1.0000	0.00	0.0000	ND	0.7000	0.00	0.0000	0.7000
237 Total PCBs			0.0000	1.0000	0.00	0.0000	ND	1.0000	0.00	0.0000	1.0000

Item	QTY	UNIT	PRICE	TOTAL	TAX	DISC	NET	TOTAL	TAX	DISC	NET
400 PCB 200	07.40	07.40	4.8000	3.0720	1.770	1.29	ND	0.2000	0.2000		



Dataset: Untitled

Last Altered: Tuesday, June 02, 2020 10:33:30 Pacific Daylight Time
Printed: Tuesday, June 02, 2020 10:35:13 Pacific Daylight Time

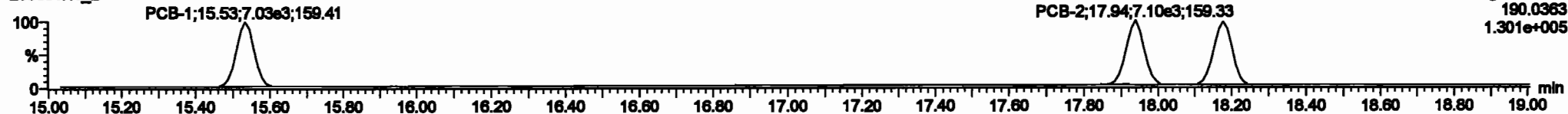
Name: 200601K1_2, Date: 01-Jun-2020, Time: 13:18:19, ID: ST200601K1-2 PCB 209 CS1 19G2607, Description: PCB 209 CS1 19G2607

PCB-1

200601K1_2



200601K1_2

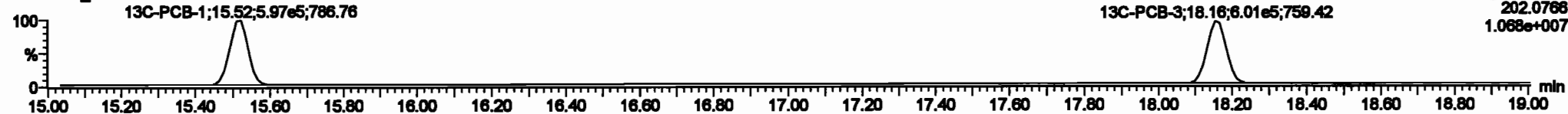


13C-PCB-1

200601K1_2

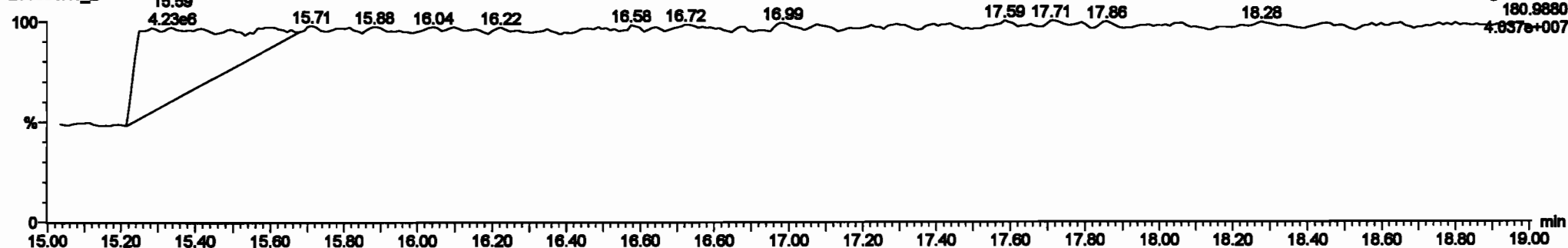


200601K1_2



PFK1

200601K1_2


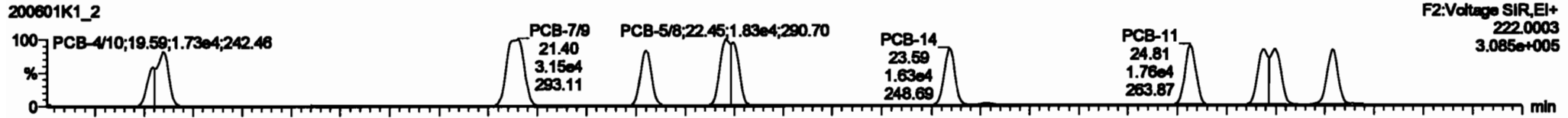


Dataset: Untitled

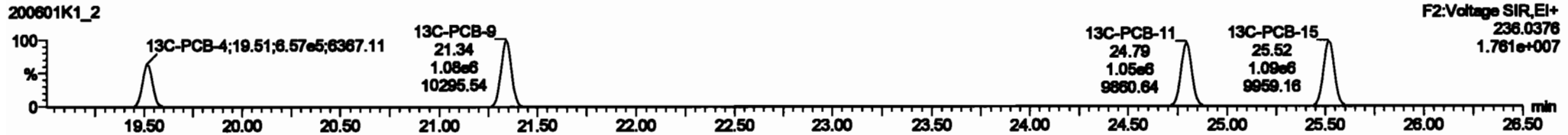
Last Altered: Tuesday, June 02, 2020 10:33:30 Pacific Daylight Time
Printed: Tuesday, June 02, 2020 10:35:13 Pacific Daylight Time

Name: 200601K1_2, Date: 01-Jun-2020, Time: 13:18:19, ID: ST200601K1-2 PCB 209 CS1 19G2607, Description: PCB 209 CS1 19G2607

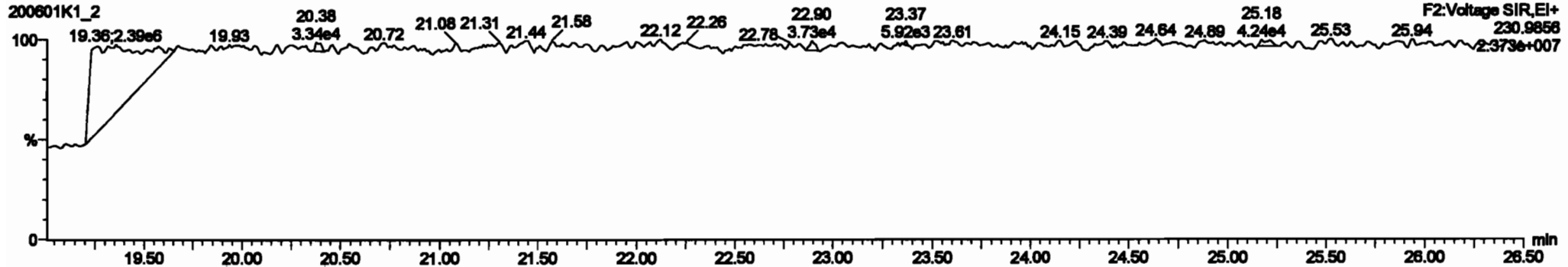
PCB-4/10



13C-PCB-4





PFK2a



#	Name	Range	RA	Qty	Unit	ProdRate	WT	ProdRate	WT	ProdRate	WT	ProdRate	WT	ProdRate	WT	ProdRate	WT	ProdRate	WT
223	13C-PCB-178	7.18e6	0.45	NO	1.0000	1.000	46.87	46.87	0.000	0.000	NO	104.2	104	0.0072					
224	Total Mono-PCBs				1.0000	1.000	0.00	0.00	0.000	0.000	NO	2.884		0.0206	2.884				
225	Total Di-PCBs				1.0000	1.000	0.00	0.00	0.000	0.000	NO	7.832		0.0652	7.832				
226	2nd Function Tri-PCBs				1.0000	1.000	0.00	0.00	0.000	0.000	NO	15.71		0.201	15.71				
227	2nd Function Tetra-PCBs				1.0000	1.000	0.00	0.00	0.000	0.000	NO	40.38		0.382	40.38				
228	Total Tetra-PCBs				1.0000	1.000	0.00	0.00	0.000	0.000	NO	38.87		0.570	38.87				
229	2nd Function Penta-PCBs				1.0000	1.000	0.00	0.00	0.000	0.000	NO	4.785		0.0713	4.785				
230	4th Function Penta-PCBs				1.0000	1.000	0.00	0.00	0.000	0.000	NO	13.32		0.120	13.32				
231	2nd Function Hexa-PCBs				1.0000	1.000	0.00	0.00	0.000	0.000	NO	26.45		0.302	26.45				
232	4th Function Hexa-PCBs				1.0000	1.000	0.00	0.00	0.000	0.000	NO	23.19		0.230	23.19				
233	Total Hexa-PCBs				1.0000	1.000	0.00	0.00	0.000	0.000	NO	0.216		0.0785	0.216				
234	4th Function Octa-PCBs				1.0000	1.000	0.00	0.00	0.000	0.000	NO								

#	Name	ProdRate	WT	Unit	Range	ProdRate	WT	Unit	Range	ProdRate	WT	Unit	Range	ProdRate	WT	Unit	Range
1	4 PCB-4/8	18.80	18.80	2.480e4	1.527e4	1.880	1.82	NO	1.8710	1.8700							
2	6 PCB-7/8	21.40	21.40	3.162e4	1.878e4	1.880	1.80	NO	1.8880	1.8881							
3	8 PCB-9	22.08	22.08	1.817e4	1.806e4	1.880	1.81	NO	0.82800	0.82812							
4	7 PCB-6/8	22.48	22.48	3.122e4	2.117e4	1.880	1.40	NO	1.8070	1.8080							
5	8 PCB-14	23.80	23.80	1.821e4	1.852e4	1.880	1.58	NO	0.87700	0.87670							
6	9 PCB-11	24.81	24.81	1.771e4	1.171e4	1.880	1.91	NO	0.88700	0.88713							
7	10 PCB-13/13	25.25	25.25	3.170e4	2.002e4	1.880	1.58	NO	1.8880	1.8885							
8	11 PCB-15	26.80	26.80	1.820e4	1.091e4	1.880	1.88	NO	0.88400	0.88391							




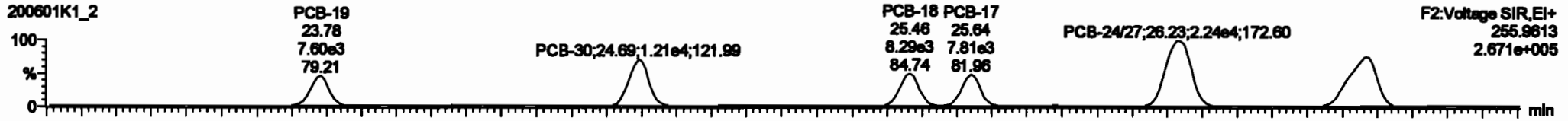
Dataset: Untitled

Last Altered: Tuesday, June 02, 2020 10:33:30 Pacific Daylight Time

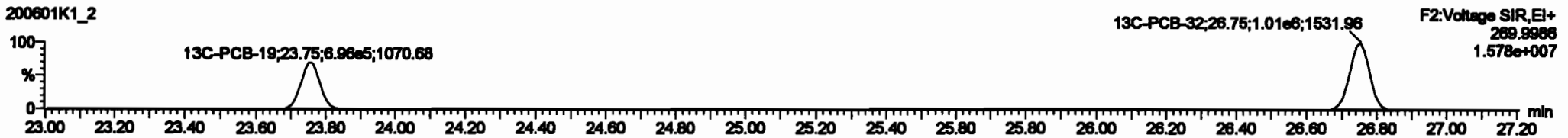
Printed: Tuesday, June 02, 2020 10:35:13 Pacific Daylight Time

Name: 200601K1_2, Date: 01-Jun-2020, Time: 13:18:19, ID: ST200601K1-2 PCB 209 CS1 19G2607, Description: PCB 209 CS1 19G2607

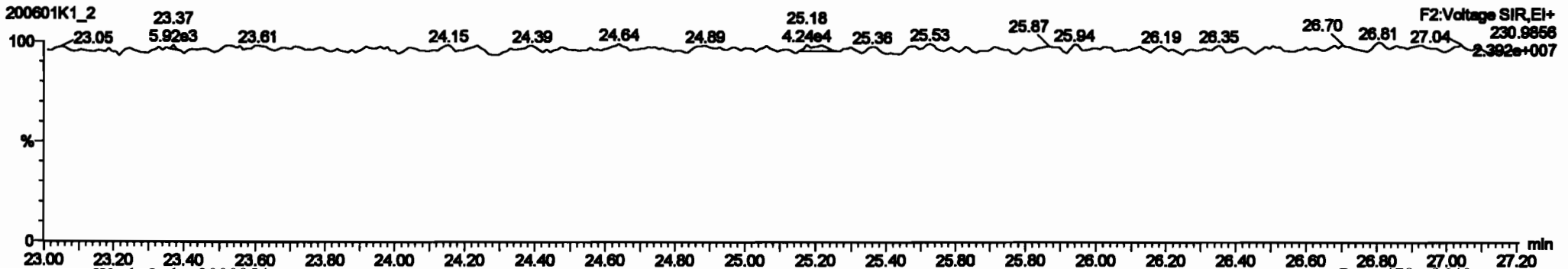
PCB-19



13C-PCB-19




PFK2b



#	Name	Step	Min	Qty	Unit	Material	Cost	Prod.R.	Inv.	Inv.Pct	Comp.	Wt%	ML	MSPC
223	13C-PCB-170		7.314e5	0.48	NO	1.0000	1.000	48.07	0.000	0.000	NO	104.2	104	0.0072
224	Total Mono-PCBs					1.0000	1.000	0.000	0.000	0.000	NO	2.004		0.0000
225	Total Di-PCBs					1.0000	1.000	0.000	0.000	0.000	NO	11.30		0.0077
226	Total Tri-PCBs					1.0000	1.000	0.000	0.000	0.000	NO	18.71		0.0077
227	2nd Purition Tri-PCBs					0.0000	1.000	0.000	0.000	0.000	NO	18.71		0.001
228	Total Mono-PCBs					1.0000	1.000	0.000	0.000	0.000	NO	40.20		0.0002
229	2nd Purition Mono-PCBs					1.0000	1.000	0.000	0.000	0.000	NO	38.67		0.0070
230	4th Purition Mono-PCBs					1.0000	1.000	0.000	0.000	0.000	NO	4.768		0.0013
231	2nd Purition Homo-PCBs					0.0000	1.000	0.000	0.000	0.000	NO	13.33		0.0002
232	4th Purition Homo-PCBs					1.0000	1.000	0.000	0.000	0.000	NO	28.48		0.0002
233	Total Hetero-PCBs					1.0000	1.000	0.000	0.000	0.000	NO	25.16		0.0000
234	4th Purition Hetero-PCBs					1.0000	1.000	0.000	0.000	0.000	NO	8.215		0.0000

#	Name	Prod.R.	Qty	Unit	Material	Cost	Prod.R.	Inv.	Inv.Pct	Comp.
1	13 PCB-18	23.79	23.79	7.000e0	7.100e0	1.000	1.00	NO	0.0000	0.0000
2	13 PCB-20	24.00	24.00	1.100e0	1.100e0	1.000	1.00	NO	0.0000	0.0000
3	14 PCB-18	26.48	26.48	0.200e0	7.000e0	1.000	1.00	NO	0.0000	0.0000
4	15 PCB-17	26.84	26.84	7.000e0	7.500e0	1.000	1.00	NO	0.0000	0.0000
5	16 PCB-2407	28.20	28.20	2.500e0	2.500e0	1.000	1.00	NO	1.0000	1.0000
6	17 PCB-1822	28.77	28.77	1.000e0	1.700e0	1.000	1.00	NO	1.0000	1.0000

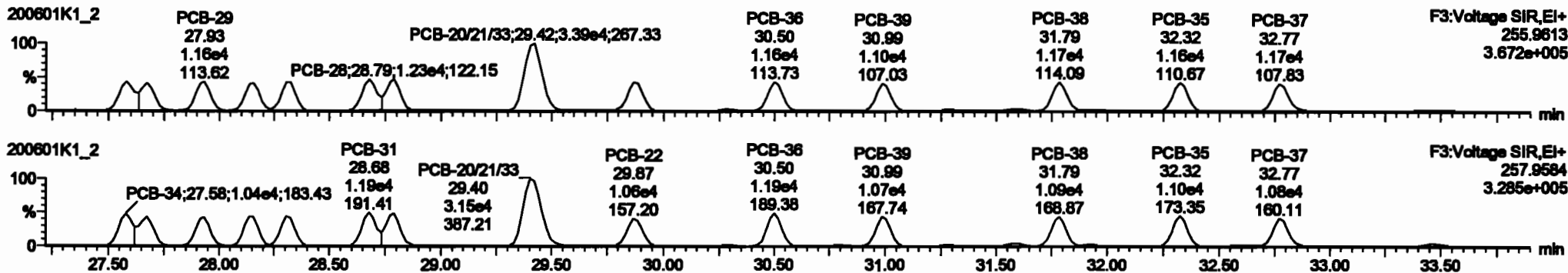


Dataset: Untitled

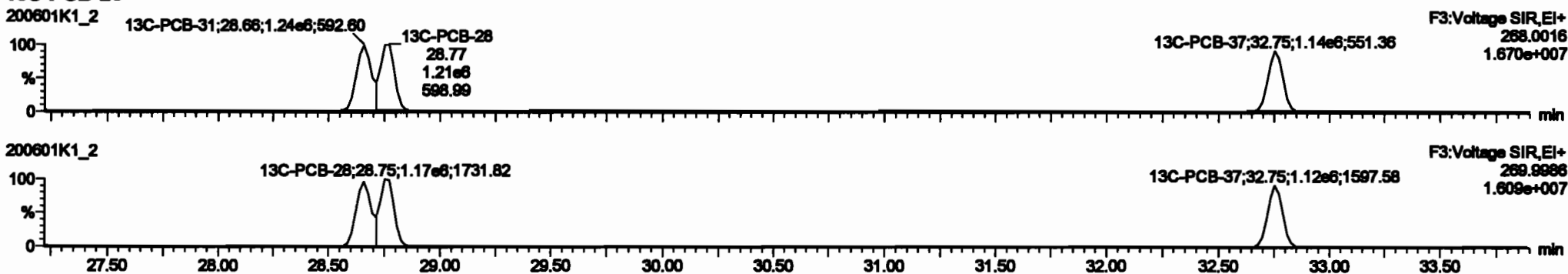
Last Altered: Tuesday, June 02, 2020 10:33:30 Pacific Daylight Time
 Printed: Tuesday, June 02, 2020 10:35:13 Pacific Daylight Time

Name: 200601K1_2, Date: 01-Jun-2020, Time: 13:18:19, ID: ST200601K1-2 PCB 209 CS1 19G2607, Description: PCB 209 CS1 19G2607

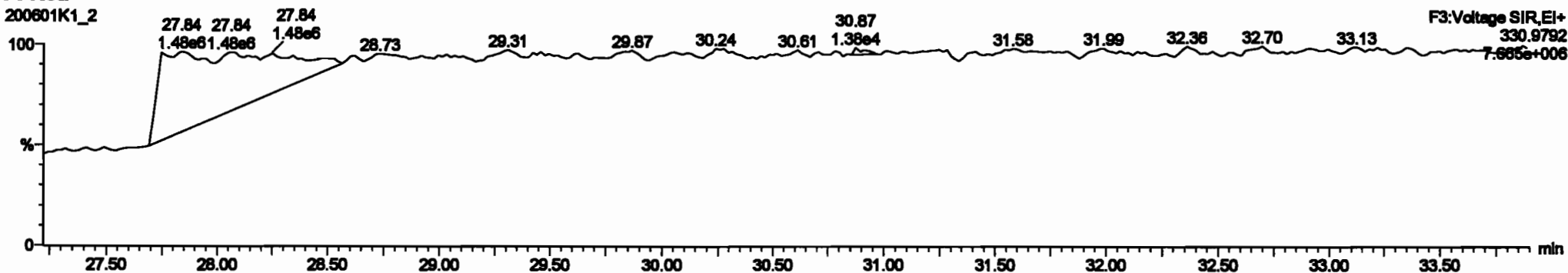
PCB-34

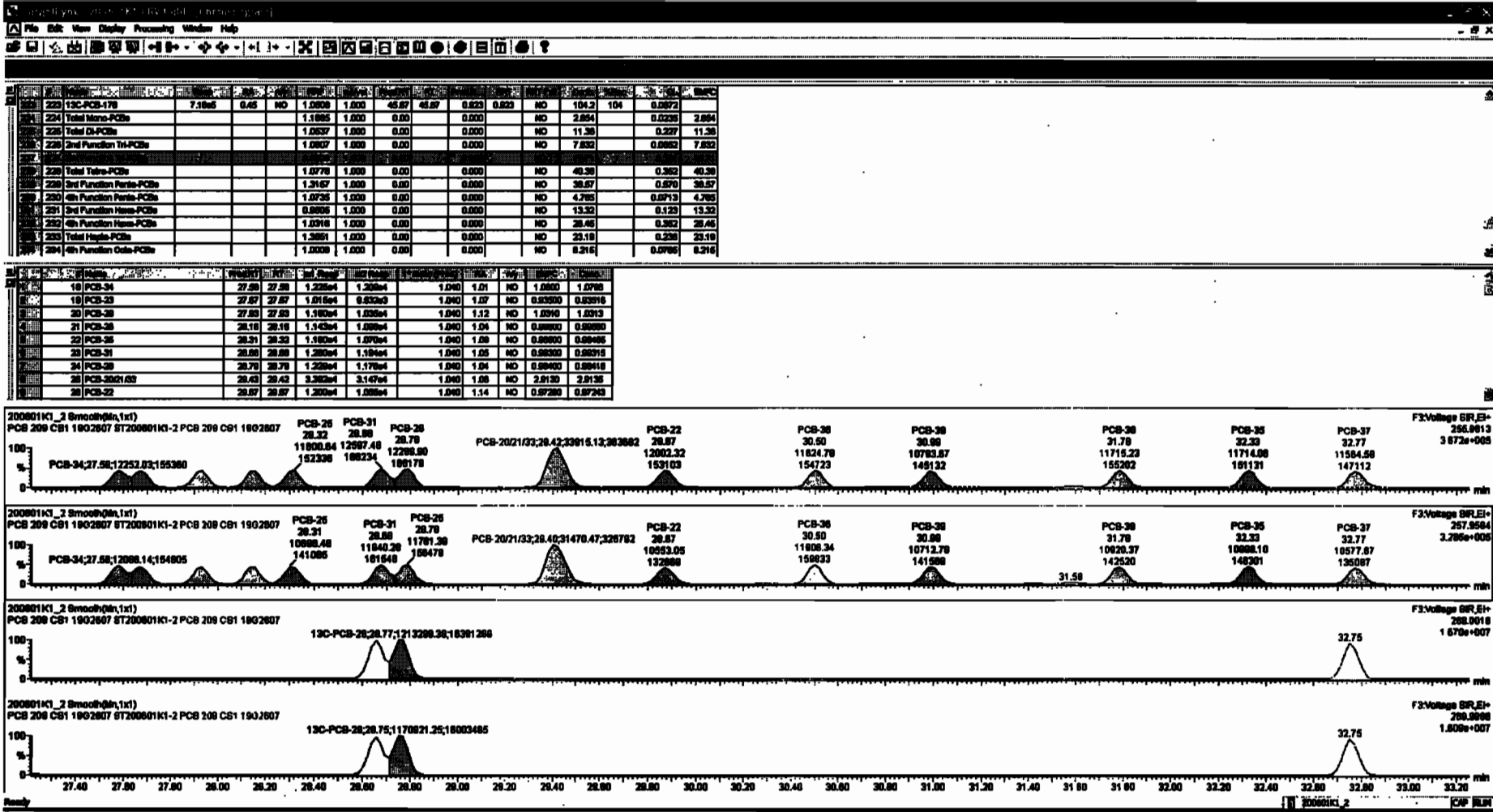


13C-PCB-28



PFK3d



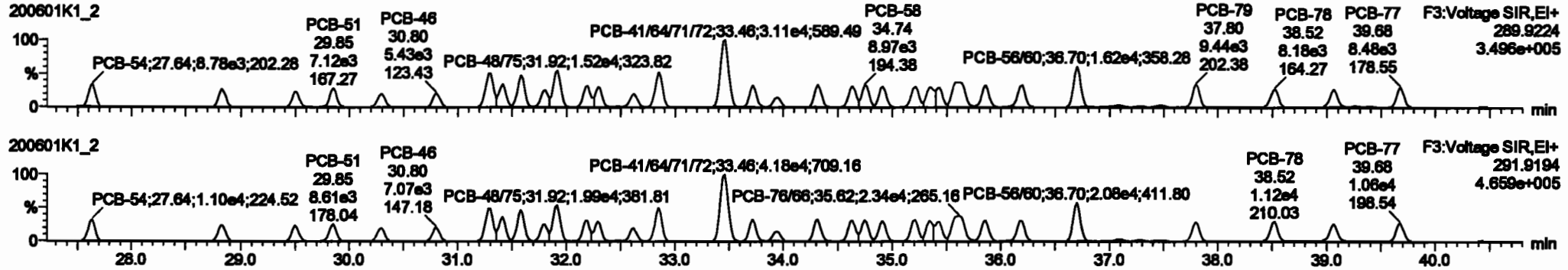


Dataset: Untitled


Last Altered: Tuesday, June 02, 2020 10:33:30 Pacific Daylight Time
 Printed: Tuesday, June 02, 2020 10:35:13 Pacific Daylight Time

Name: 200601K1_2, Date: 01-Jun-2020, Time: 13:18:19, ID: ST200601K1-2 PCB 209 CS1 19G2607, Description: PCB 209 CS1 19G2607

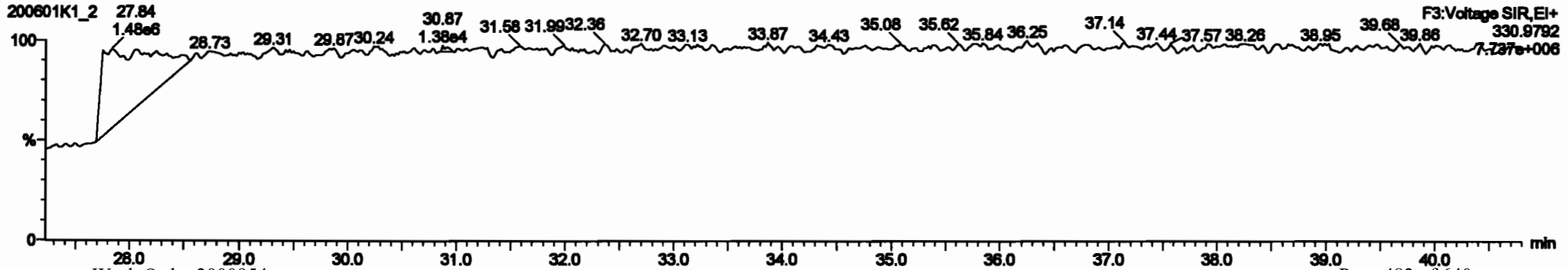
PCB-54



13C-PCB-54



PFK3a



Dataset: Untitled

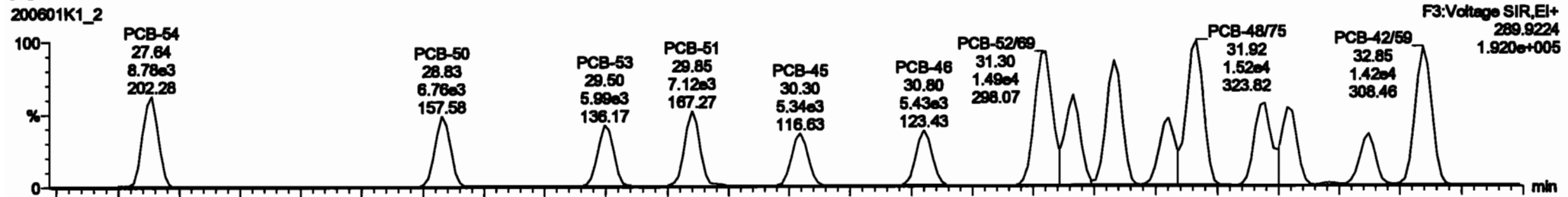
Last Altered: Tuesday, June 02, 2020 10:33:30 Pacific Daylight Time

Printed: Tuesday, June 02, 2020 10:35:13 Pacific Daylight Time

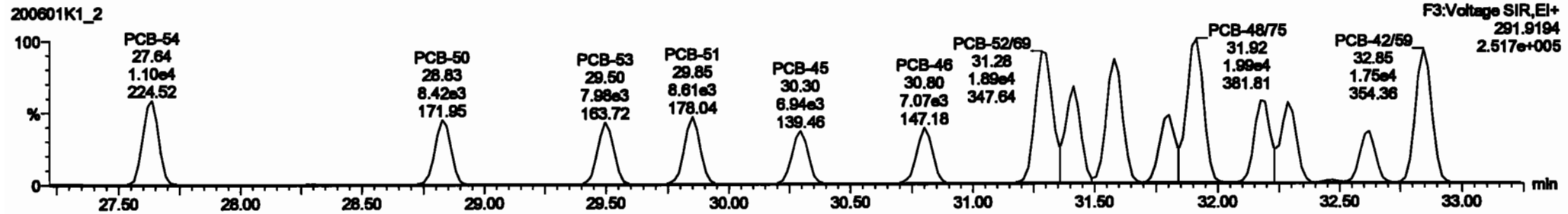
Name: 200601K1_2, Date: 01-Jun-2020, Time: 13:18:19, ID: ST200601K1-2 PCB 209 CS1 19G2607, Description: PCB 209 CS1 19G2607

PCB-50

200601K1_2



200601K1_2

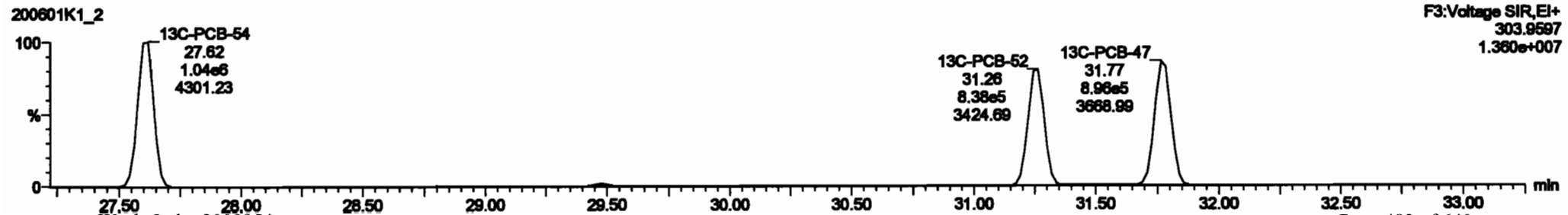


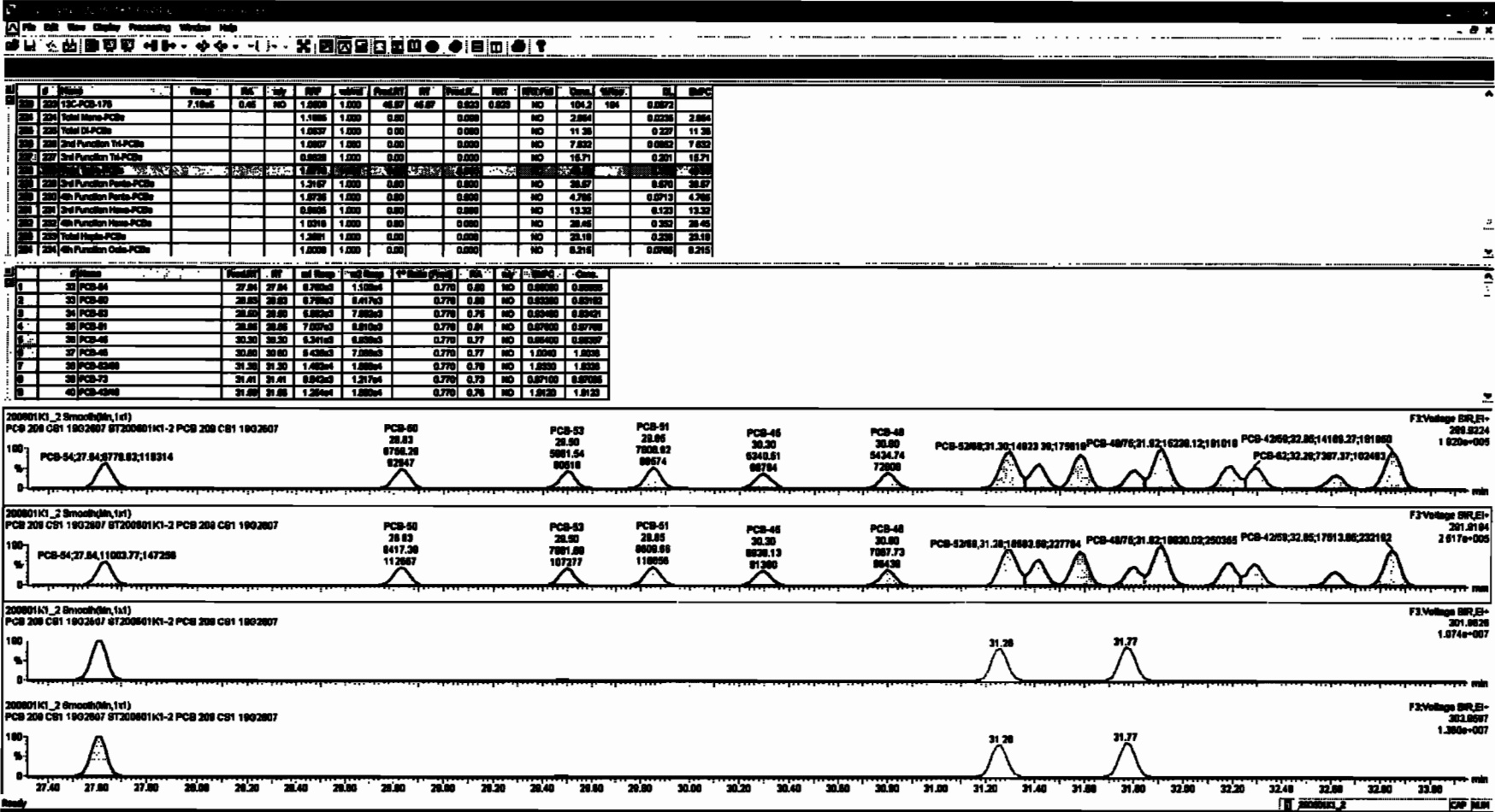
13C-PCB-52

200601K1_2



200601K1_2





Dataset: Untitled

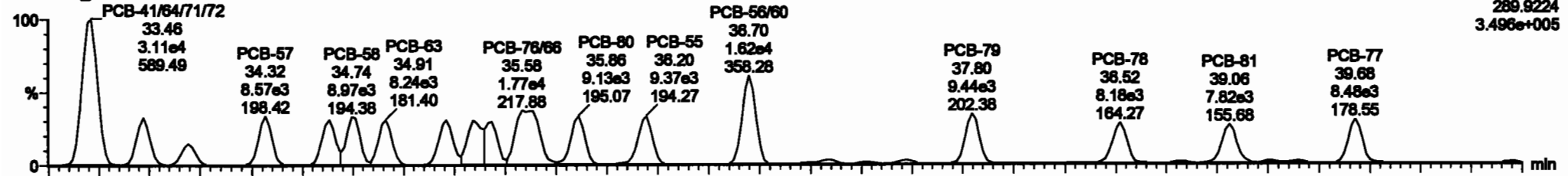
Last Altered: Tuesday, June 02, 2020 10:33:30 Pacific Daylight Time

Printed: Tuesday, June 02, 2020 10:35:13 Pacific Daylight Time

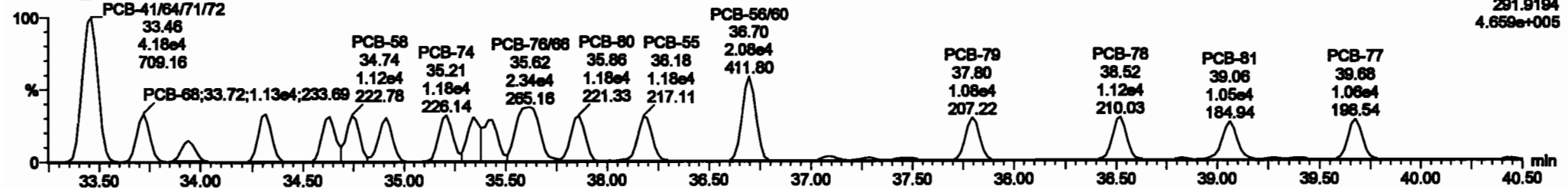
Name: 200601K1_2, Date: 01-Jun-2020, Time: 13:18:19, ID: ST200601K1-2 PCB 209 CS1 19G2607, Description: PCB 209 CS1 19G2607

PCB-68

200601K1_2

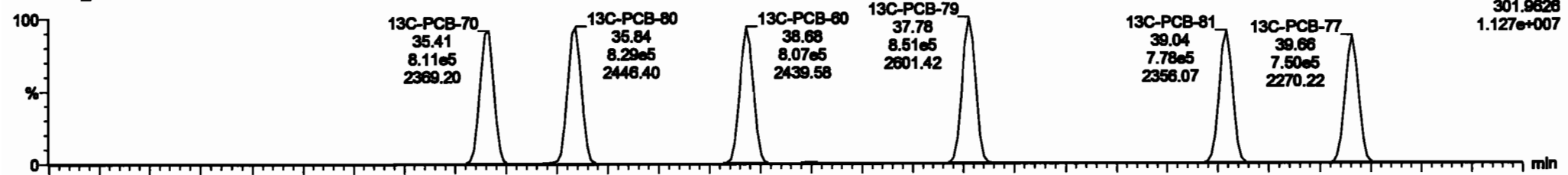


200601K1_2

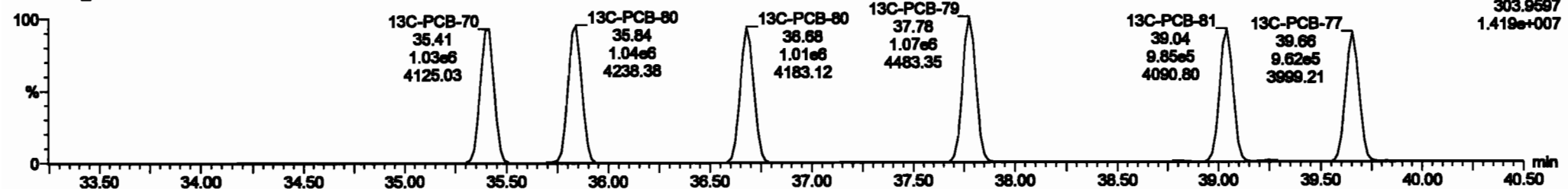


13C-PCB-60

200601K1_2

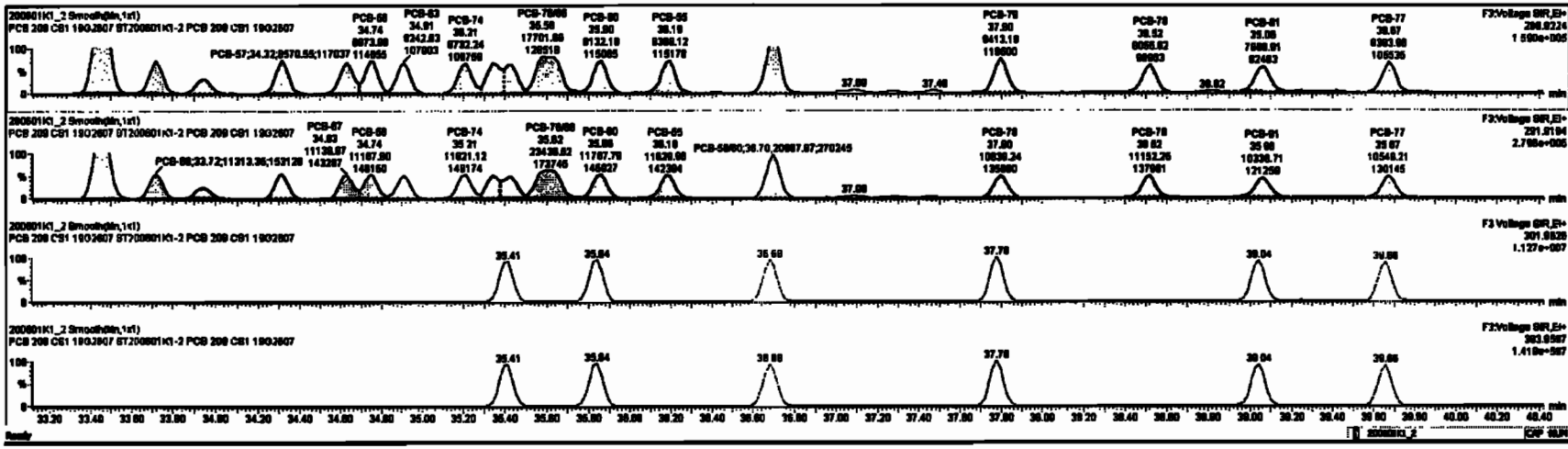


200601K1_2



#	Material	Step	RA	Qty	RFV	Value	ProdID	ET	ProdID	RFV	RFV Full	Comp	Qty	SL	RFPC
220	13C-PCB-170	7.10nd	0.05	NO	1.0000	1.000	46.67	46.67	0.000	0.000	NO	104.3	104	0.0072	
221	Total Mono-PCBs				1.0000	1.000	0.00	0.00	0.000	0.000	NO	2.884		0.0238	2.884
222	Total Et-PCBs				1.0000	1.000	0.00	0.00	0.000	0.000	NO	11.38		0.227	11.38
223	2nd Function TM-PCBs				1.0000	1.000	0.00	0.00	0.000	0.000	NO	7.800		0.0000	7.800
224	2nd Function TM-PCBs				0.0000	1.000	0.00	0.00	0.000	0.000	NO	15.71		0.201	15.71
225	3rd Function Para-PCBs				1.2167	1.000	0.00	0.00	0.000	0.000	NO	38.67		0.870	38.67
226	4th Function Para-PCBs				1.0726	1.000	0.00	0.00	0.000	0.000	NO	4.788		0.0713	4.788
227	2nd Function Para-PCBs				0.0000	1.000	0.00	0.00	0.000	0.000	NO	13.30		0.120	13.30
228	2nd Function Para-PCBs				1.0000	1.000	0.00	0.00	0.000	0.000	NO	38.40		0.300	38.40
229	Total Mono-PCBs				1.0000	1.000	0.00	0.00	0.000	0.000	NO	23.18		0.200	23.18
230	4th Function Para-PCBs				1.0000	1.000	0.00	0.000	0.000	0.000	NO	8.918		0.0700	8.918

#	Material	ProdID	ET	et Step	et Step	** (RFV Prod)	RA	Qty	RFPC	Comp
1	PCB-04	27.04	27.04	0.700nd	1.000nd	0.770	0.80	NO	0.00000	0.00000
2	PCB-05	28.00	28.00	0.700nd	0.497nd	0.770	0.80	NO	0.00000	0.00000
3	PCB-03	28.00	28.00	0.800nd	7.000nd	0.770	0.76	NO	0.00000	0.00000
4	PCB-01	28.00	28.00	7.000nd	0.010nd	0.770	0.81	NO	0.00000	0.00000
5	PCB-06	30.30	30.30	0.341nd	0.000nd	0.770	0.77	NO	0.00000	0.00000
6	PCB-08	30.00	30.00	0.400nd	7.000nd	0.770	0.77	NO	1.00000	1.00000
7	PCB-02000	31.20	31.20	1.400nd	1.000nd	0.770	0.78	NO	1.00000	1.00000
8	PCB-22	31.01	31.01	0.000nd	1.210nd	0.770	0.73	NO	0.00000	0.00000



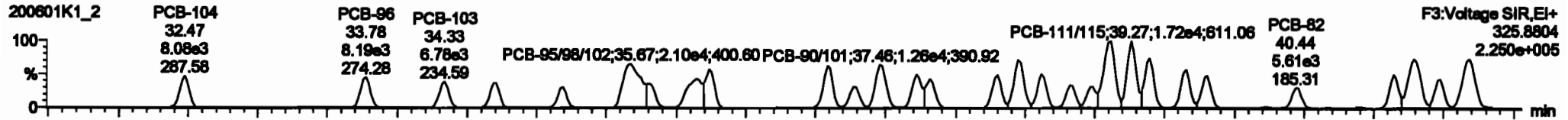
Dataset: Untitled

Last Altered: Tuesday, June 02, 2020 10:33:30 Pacific Daylight Time

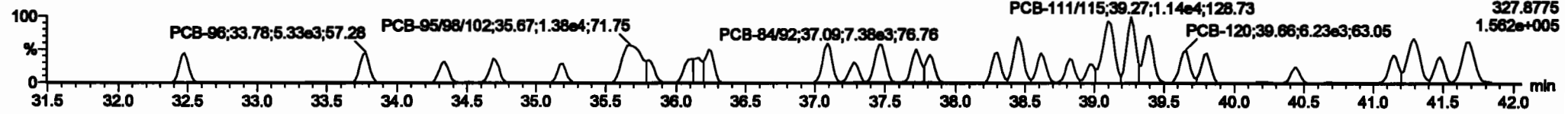
Printed: Tuesday, June 02, 2020 10:35:13 Pacific Daylight Time

Name: 200601K1_2, Date: 01-Jun-2020, Time: 13:18:19, ID: ST200601K1-2 PCB 209 CS1 19G2607, Description: PCB 209 CS1 19G2607


PCB-104



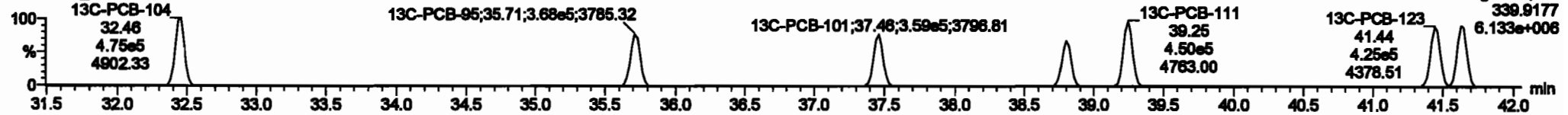
200601K1_2




13C-PCB-104



200601K1_2



PFK3b

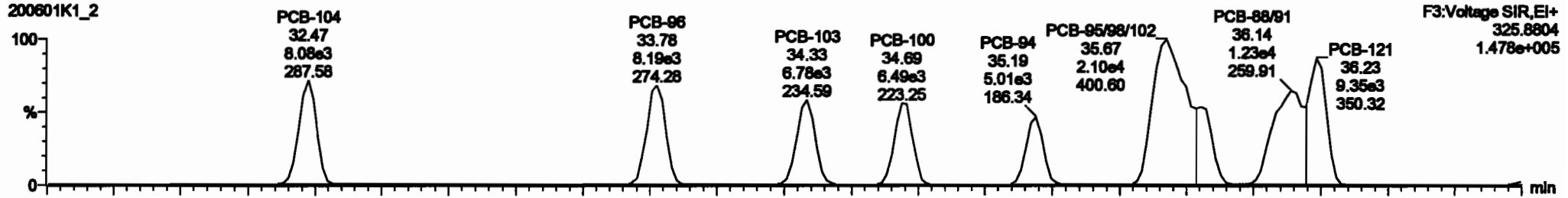


Dataset: Untitled

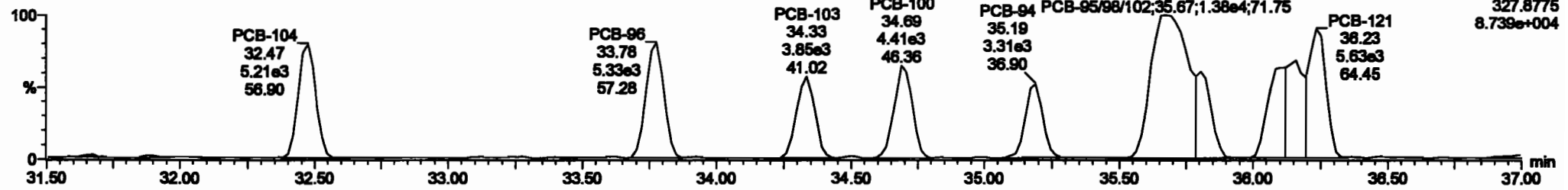
Last Altered: Tuesday, June 02, 2020 10:33:30 Pacific Daylight Time
Printed: Tuesday, June 02, 2020 10:35:13 Pacific Daylight Time

Name: 200601K1_2, Date: 01-Jun-2020, Time: 13:18:19, ID: ST200601K1-2 PCB 209 CS1 19G2607, Description: PCB 209 CS1 19G2607

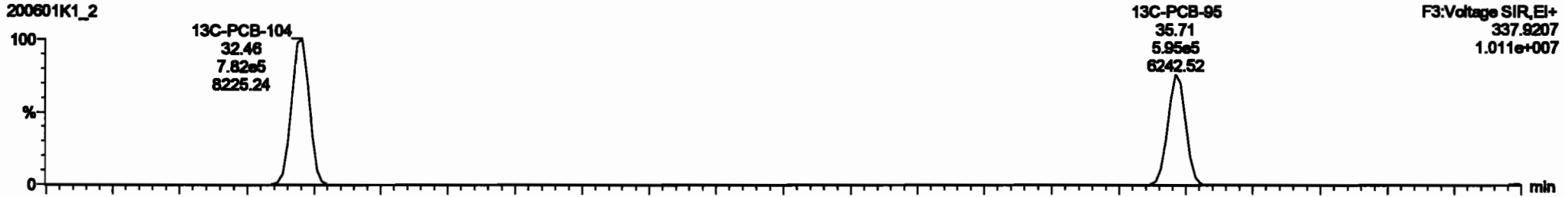
PCB-96



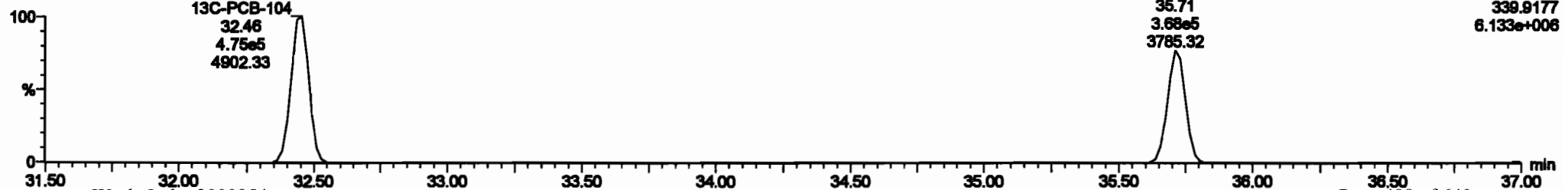
200601K1_2



13C-PCB-95

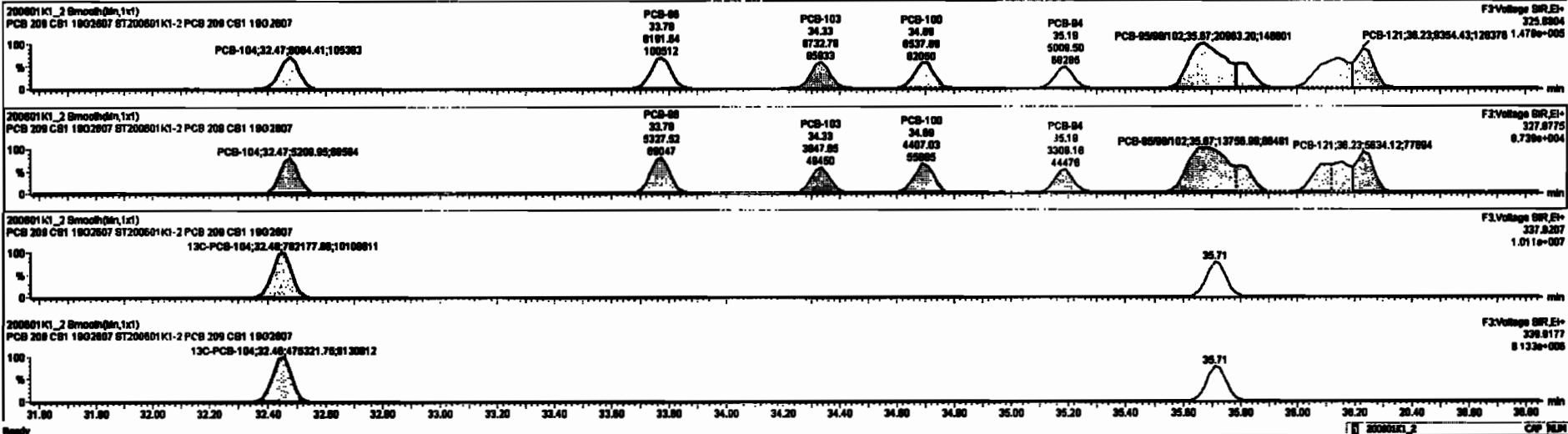


200601K1_2



#	Name	Step	PA	Qty	QSP	Initial	Prod RT	RT	Pass%	Yield	QRT Fail	Cont.	Units	DL	EMPC
223	13C-PCB-178	7.1Inch	0.45	NO	1.2000	1.2000	46.87	46.87	0.920	0.920	NO	104.2	104	0.0072	
224	Total Micro-PCBs				1.2000	1.2000	0.00	0.00	0.000	0.000	NO	2.864		0.0200	2.864
225	Total Di-PCBs				1.0000	1.0000	0.00	0.00	0.000	0.000	NO	11.38		0.227	11.38
226	2nd Function Tri-PCBs				1.0000	1.0000	0.00	0.00	0.000	0.000	NO	7.832		0.0000	7.832
227	3rd Function Tri-PCBs				0.8000	1.0000	0.00	0.00	0.000	0.000	NO	16.71		0.201	16.71
228	Total Tribo-PCBs				1.0770	1.0000	0.00	0.00	0.000	0.000	NO	40.30		0.302	40.30
229	4th Function Pent-PCBs				1.0000	1.0000	0.00	0.00	0.000	0.000	NO	30.07		0.0700	30.07
230	6th Function Pent-PCBs				1.0735	1.0000	0.00	0.00	0.000	0.000	NO	4.705		0.0713	4.705
231	2nd Function Hexa-PCBs				0.8000	1.0000	0.00	0.00	0.000	0.000	NO	13.32		0.123	13.32
232	4th Function Hexa-PCBs				1.0018	1.0000	0.00	0.00	0.000	0.000	NO	26.46		0.382	26.46
233	Total Hepta-PCBs				1.3891	1.0000	0.00	0.00	0.000	0.000	NO	23.19		0.230	23.19
234	2nd 4th Function Octa-PCBs				1.0000	1.0000	0.00	0.00	0.000	0.000	NO	0.0000		0.0000	0.0000

#	Name	Step	PA	Qty	QSP	Initial	Prod RT	RT	Pass%	Yield	QRT Fail	Cont.	Units	DL	EMPC
64	PCB-104				32.47	32.47	0.000e0	0.210e3	1.000	1.00	NO	0.04300	0.04218		
65	PCB-88				33.70	33.70	0.100e3	0.320e3	1.000	1.04	NO	0.00200	0.00176		
66	PCB-103				34.33	34.33	0.720e3	3.000e3	1.000	1.75	NO	0.00000	0.00004		
67	PCB-100				34.88	34.88	0.000e3	4.400e3	1.000	1.48	NO	0.01300	0.01274		
68	PCB-84				35.18	35.18	0.010e3	3.300e3	1.000	1.01	NO	0.01000	0.00880		
69	PCB-8500102				35.87	35.87	2.000e4	1.370e4	1.000	1.82	NO	2.00000	2.00000		
70	PCB-80				36.70	36.70	0.200e3	3.300e3	1.000	1.80	NO	0.00700	0.00728		
71	PCB-8801				38.14	38.14	1.200e4	0.000e3	1.000	1.82	NO	1.0700	1.0701		

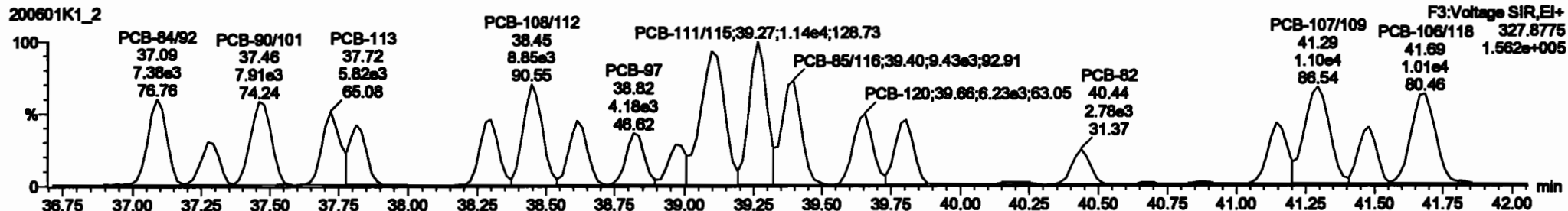
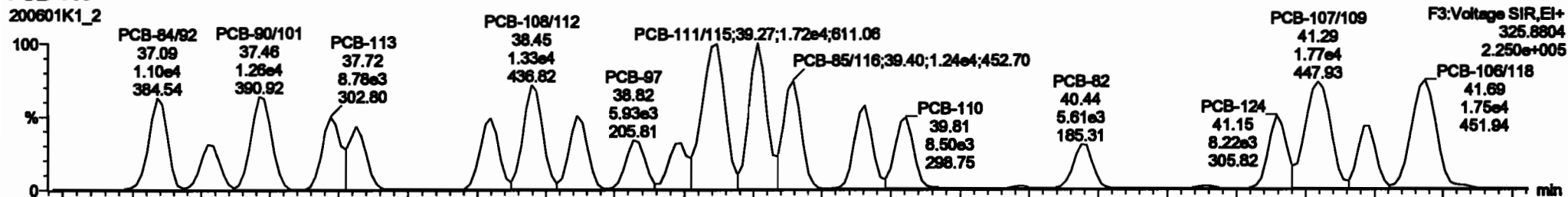


Dataset: Untitled

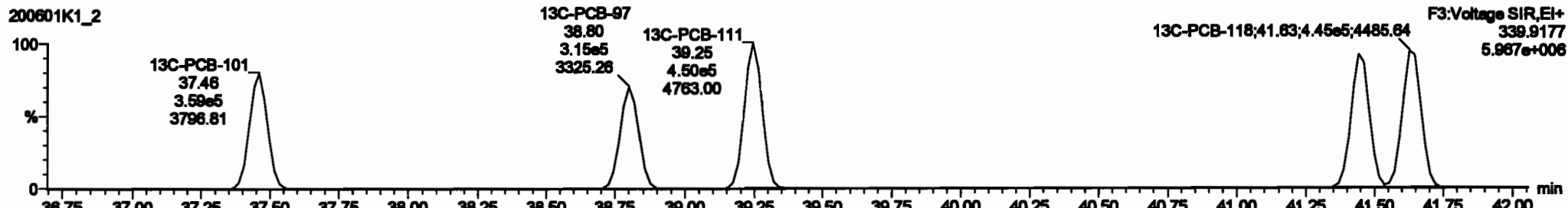
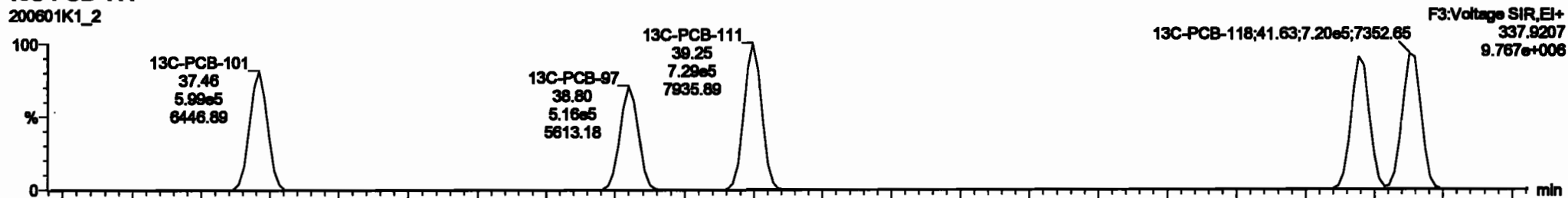
Last Altered: Tuesday, June 02, 2020 10:33:30 Pacific Daylight Time
 Printed: Tuesday, June 02, 2020 10:35:13 Pacific Daylight Time

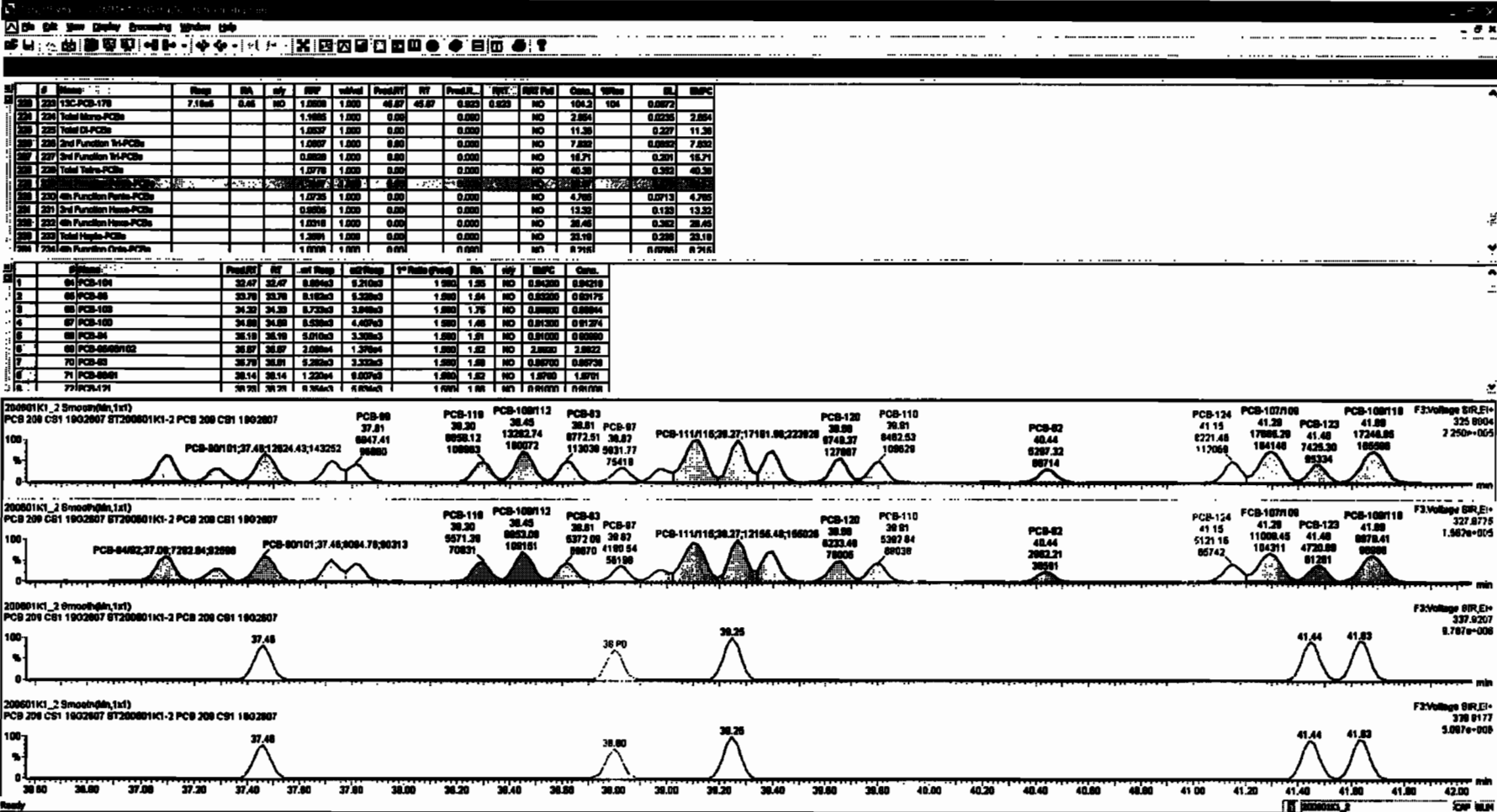
Name: 200601K1_2, Date: 01-Jun-2020, Time: 13:18:19, ID: ST200601K1-2 PCB 209 CS1 19G2607, Description: PCB 209 CS1 19G2607

PCB-119



13C-PCB-111



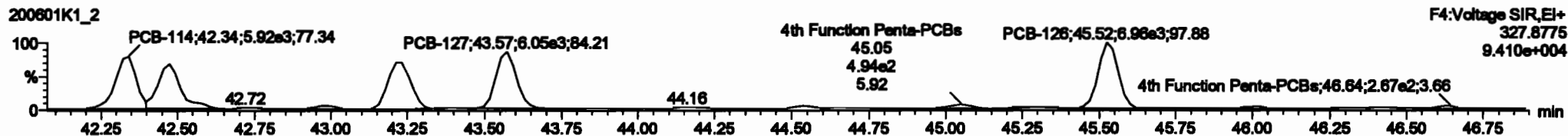



Dataset: Untitled


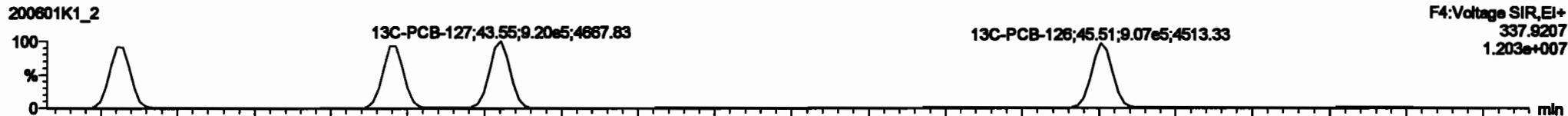
Last Altered: Tuesday, June 02, 2020 10:33:30 Pacific Daylight Time
Printed: Tuesday, June 02, 2020 10:35:13 Pacific Daylight Time

Name: 200601K1_2, Date: 01-Jun-2020, Time: 13:18:19, ID: ST200601K1-2 PCB 209 CS1 19G2607, Description: PCB 209 CS1 19G2607

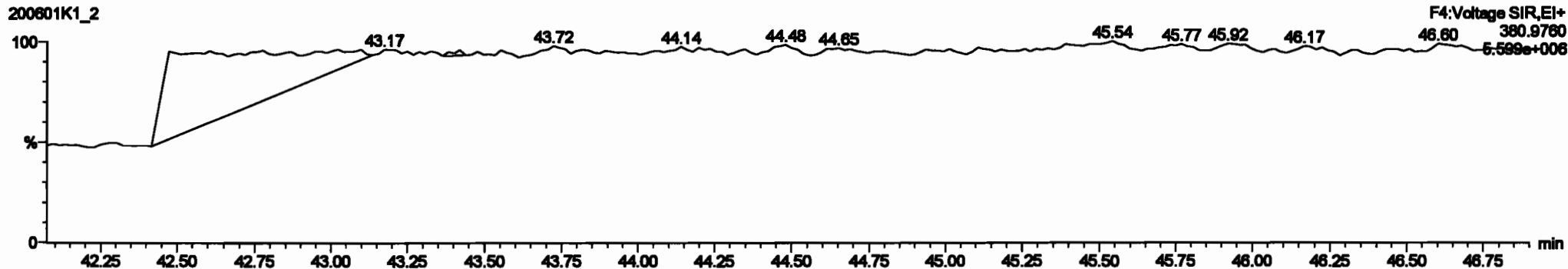
PCB-114



13C-PCB-114






PFK4a



#	Name	Area	RA	Wt	FWT	Wdth	PeakRT	RT	PeakID	FWT	Wdth	Area	Wt%	GC	WPC
220	12C-PCB-170	7.18e5	0.45	NO	1.0000	1.000	45.97	45.97	0.023	0.023	NO	104.2	104	0.0072	
224	Total Mono-PCBs				1.0000	1.000	0.00	0.000	NO	2.004		0.0206	2.004		
226	Total Di-PCBs				1.0000	1.000	0.00	0.000	NO	11.38		0.327	11.38		
228	Total Tri-PCBs				1.0000	1.000	0.00	0.000	NO	7.832		0.0002	7.832		
229	Total Tetra-PCBs				0.0020	1.000	0.00	0.000	NO	18.71		0.301	18.71		
230	Total Penta-PCBs				1.0070	1.000	0.00	0.000	NO	40.38		0.302	40.38		
231	Total Hexa-PCBs				1.2167	1.000	0.00	0.000	NO	38.67		0.670	38.67		
232	Total Hepta-PCBs				1.0000	1.000	0.00	0.000	NO	13.30		0.123	13.30		
233	Total Octa-PCBs				0.0000	1.000	0.00	0.000	NO	28.48		0.302	28.48		
234	Total Nona-PCBs				1.0018	1.000	0.00	0.000	NO	23.10		0.300	23.10		
235	Total PCBs				1.0000	1.000	0.00	0.000	NO	8.918		0.0000	8.918		

#	Name	Area	Wt	FWT	Wdth	PeakRT	RT	PeakID	FWT	Wdth	Area	Wt%	GC	WPC
1	PCB-114	42.35	42.34	0.170e3	0.000e0	1.000	1.00	NO	0.00100	0.00002				
2	PCB-122	42.47	42.47	0.200e3	0.111e0	1.000	1.00	NO	0.00700	0.00001				
3	PCB-105	43.31	43.23	0.000e3	0.700e0	1.000	1.00	NO	0.00700	0.00011				
4	PCB-127	43.97	43.97	0.310e3	0.000e0	1.000	1.00	NO	0.00000	0.00032				
5	PCB-128	45.82	45.82	1.010e4	0.000e0	1.000	1.00	NO	0.00200	0.00210				



Dataset: Untitled

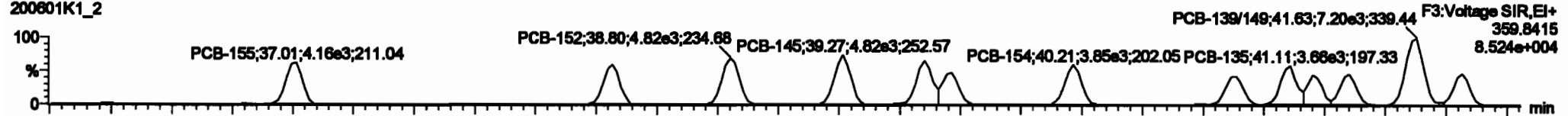
Last Altered: Tuesday, June 02, 2020 10:33:30 Pacific Daylight Time

Printed: Tuesday, June 02, 2020 10:35:13 Pacific Daylight Time

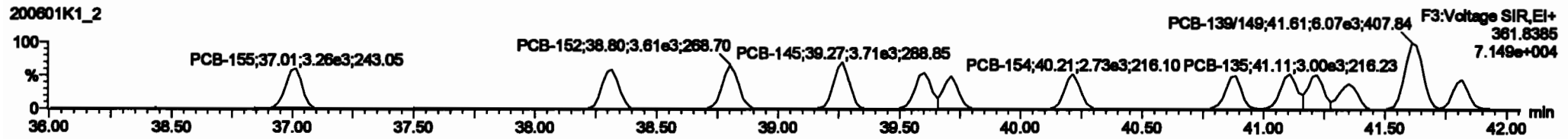
Name: 200601K1_2, Date: 01-Jun-2020, Time: 13:18:19, ID: ST200601K1-2 PCB 209 CS1 19G2607, Description: PCB 209 CS1 19G2607

PCB-155

200601K1_2




200601K1_2

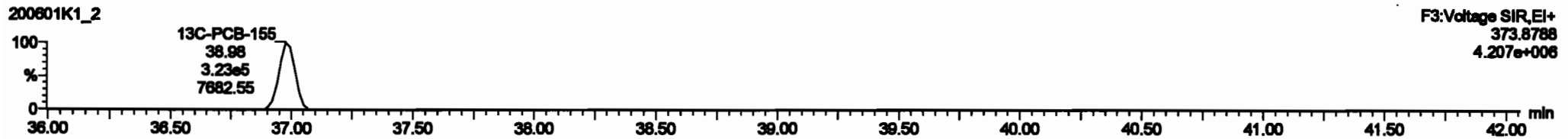


13C-PCB-155

200601K1_2

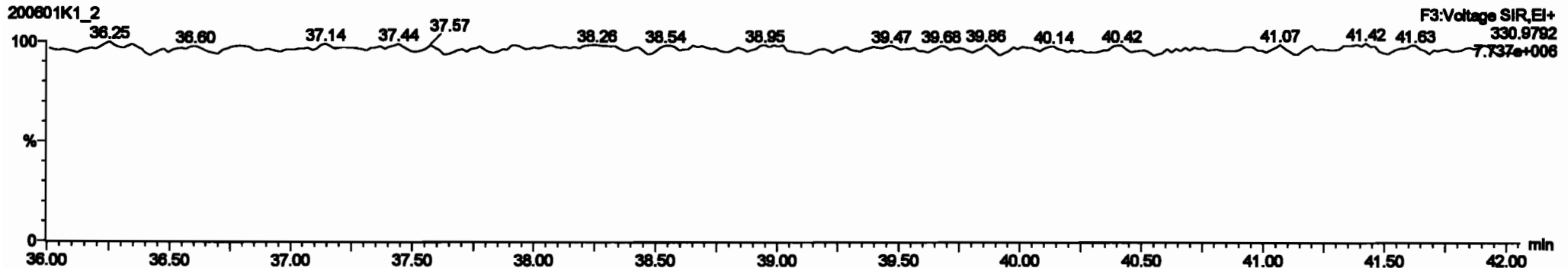


200601K1_2





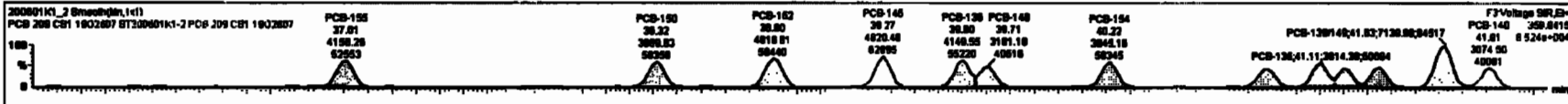
PFK3c

200601K1_2



#	Name	Range	Min	Max	PPM	Volts	Peak	Area	Count	Min	Max	Count	Min	Max	Count
220	13C-PCB-178	7.18e3	0.45	ND	1.0000	1.000	46.67	46.67	0.000	0.000	ND	104.2	104	0.0072	
224	Total Mono-PCBs				1.1895	1.000	0.00	0.000	ND	2.894		0.0236	2.894		
226	Total Di-PCBs				1.0007	1.000	0.00	0.000	ND	11.30		0.207	11.30		
228	2nd Function Tri-PCBs				1.0007	1.000	0.00	0.000	ND	7.830		0.0000	7.830		
227	2nd Function Tetra-PCBs				0.0020	1.000	0.00	0.000	ND	16.71		0.201	16.71		
230	Total Tetra-PCBs				1.0778	1.000	0.00	0.000	ND	48.30		0.362	48.30		
229	2nd Function Penta-PCBs				1.3157	1.000	0.00	0.000	ND	38.57		0.076	38.57		
232	4th Function Penta-PCBs				1.0726	1.000	0.00	0.000	ND	4.788		0.0712	4.788		
231	2nd Function Hexa-PCBs				1.0718	1.000	0.00	0.000	ND	28.48		0.202	28.48		
233	Total Hexa-PCBs				1.0001	1.000	0.00	0.000	ND	23.18		0.228	23.18		
234	2nd 4th Function Octa-PCBs				1.0708	1.000	0.00	0.000	ND	8.718		0.0760	8.718		

#	Name	Peak	Area	Volts	Count	Min	Max	Count	Min	Max	Count
88	PCB-188	38.88	37.01	4.189e3	3.27e5	1.240	1.29	ND	0.89180	0.89137	
89	PCB-189	38.33	38.33	3.888e3	3.37e5	1.240	1.18	ND	0.91280	0.91238	
90	PCB-192	38.80	38.88	4.817e3	3.80e5	1.240	1.24	ND	0.88800	0.88801	
91	PCB-145	38.27	38.27	4.828e3	3.89e5	1.240	1.21	ND	0.87480	0.87388	
92	PCB-128	38.80	38.88	4.189e3	3.80e5	1.240	1.27	ND	0.89000	0.88978	
93	PCB-148	38.71	38.71	3.119e3	2.59e5	1.240	1.28	ND	0.89980	0.89988	
94	PCB-188	48.21	48.22	3.888e3	2.79e5	1.240	1.41	ND	0.87200	0.87218	
95	PCB-181	48.88	48.88	3.586e3	2.88e5	1.240	1.16	ND	1.02910	1.02908	
96	PCB-128	41.11	41.11	3.814e3	2.88e5	1.240	1.27	ND	1.02040	1.02044	

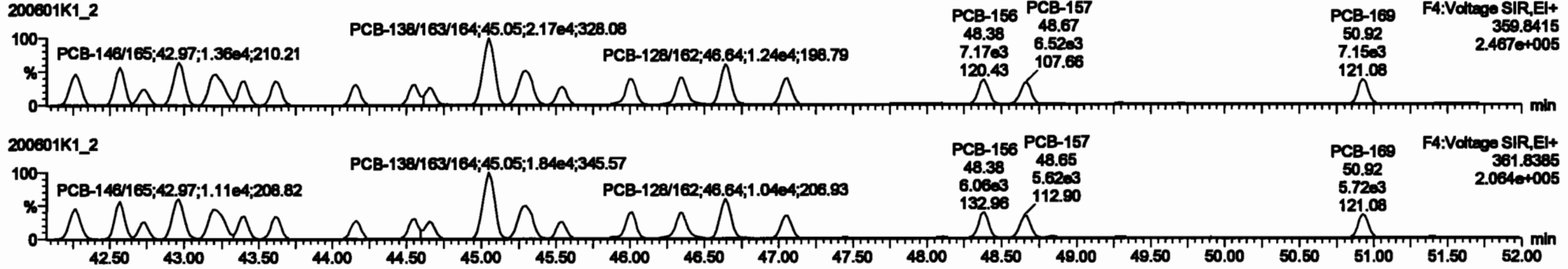


Dataset: Untitled

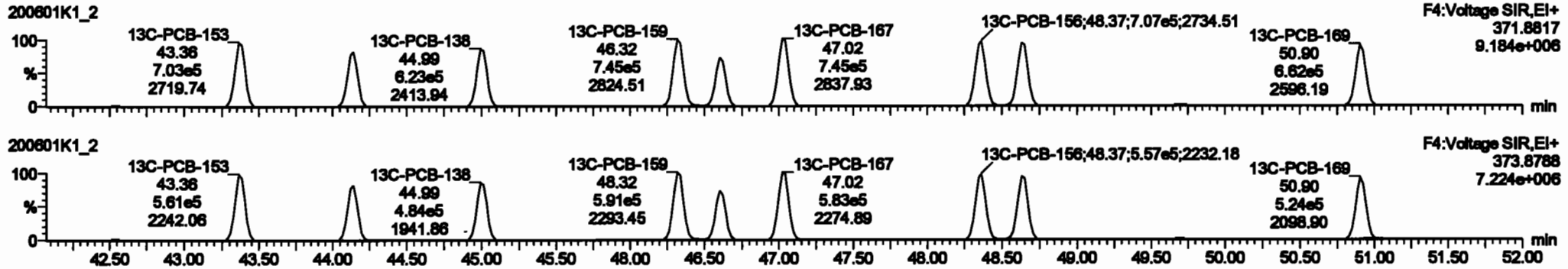
Last Altered: Tuesday, June 02, 2020 10:33:30 Pacific Daylight Time
Printed: Tuesday, June 02, 2020 10:35:13 Pacific Daylight Time

Name: 200601K1_2, Date: 01-Jun-2020, Time: 13:18:19, ID: ST200601K1-2 PCB 209 CS1 19G2607, Description: PCB 209 CS1 19G2607

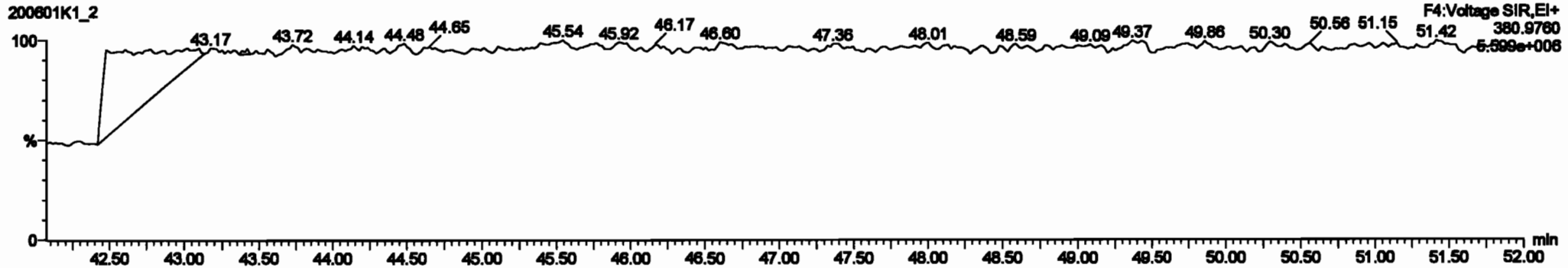
PCB-134/143

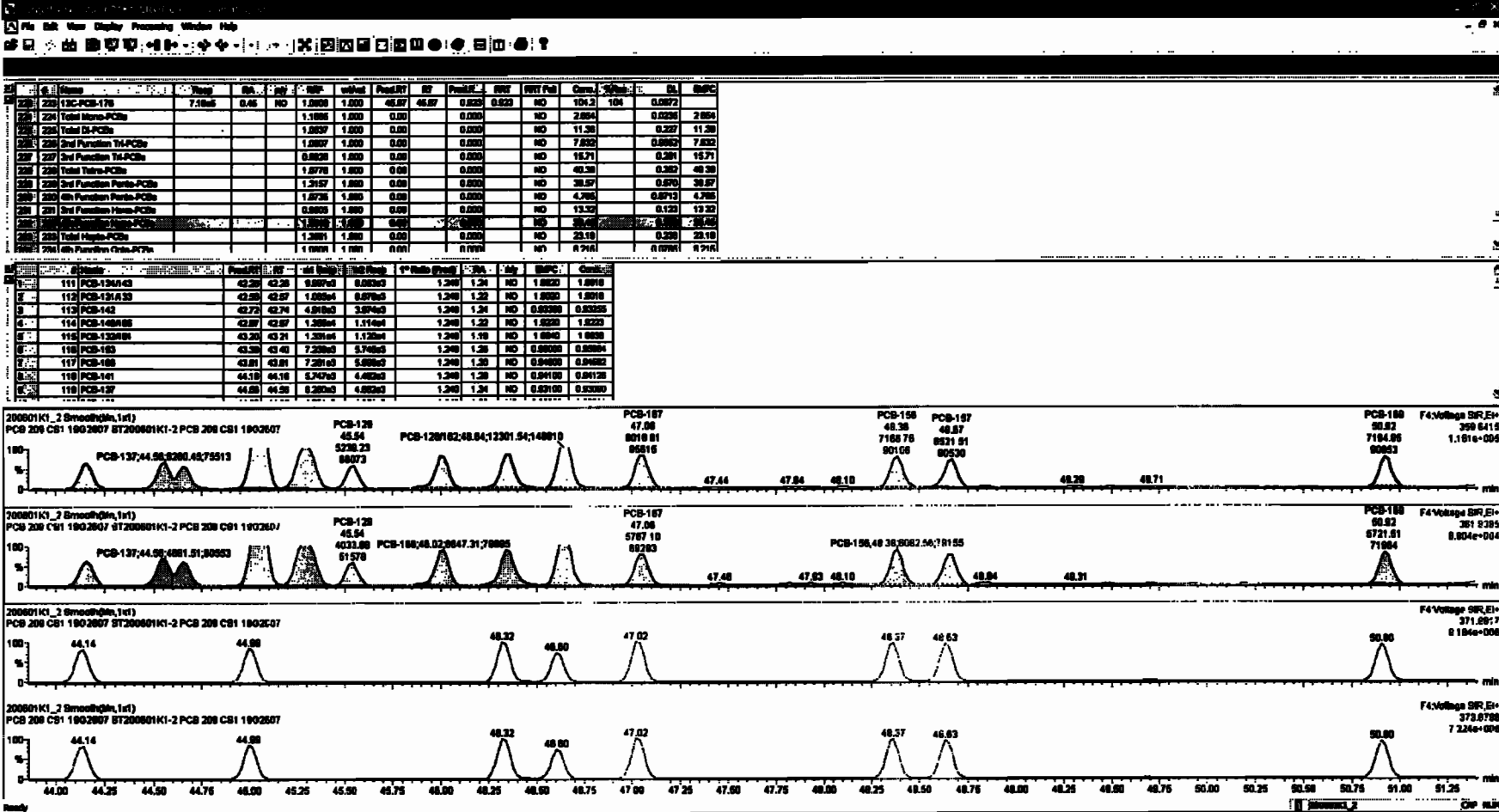


13C-PCB-153



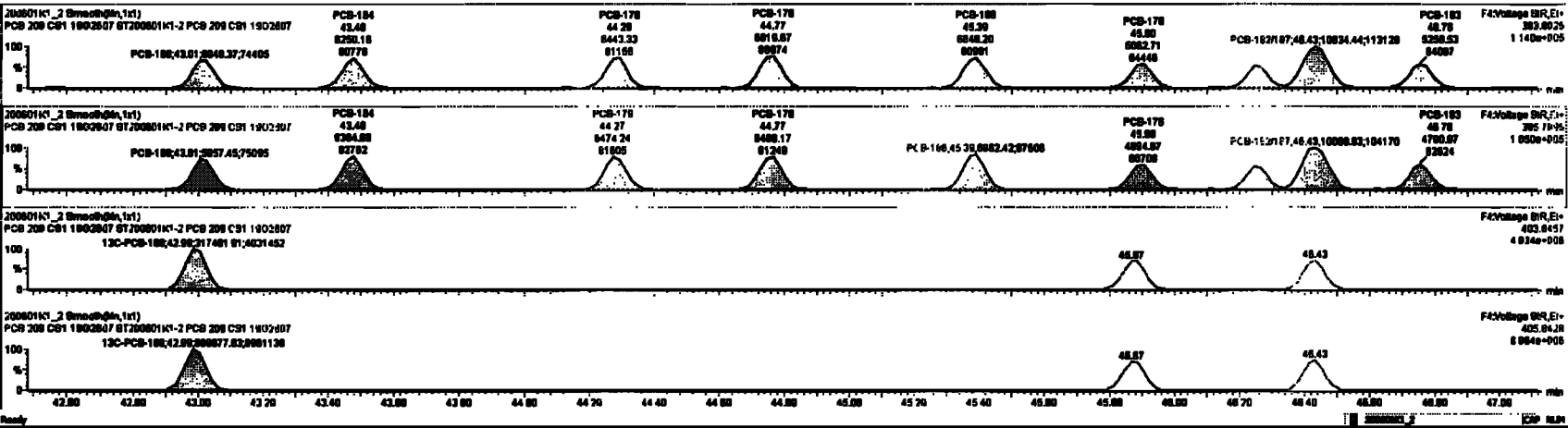
PFK4b





#	Name	Rating	RA	RY	RV	Wdth	PctdW	RY	PctdR2	RY	PctdR3	RY	Wdth	Wdth	Wdth	Wdth
220	13C-PCB-178	7.16e4	0.48	NO	1.0000	1.000	46.87	46.87	0.920	0.920	NO	104.2	104	0.0002	2.864	2.864
221	Total Micro-PCBs				1.0000	1.000	0.00	0.000	0.000	0.000	NO	2.864		0.0000	2.864	
222	Total BI-PCBs				1.0007	1.000	0.00	0.000	0.000	0.000	NO	11.38		0.0007	11.38	
223	2nd Function Tri-PCBs				1.0007	1.000	0.00	0.000	0.000	0.000	NO	7.659		0.0000	7.659	
224	2nd Function Tri-PCBs				0.9998	1.000	0.00	0.000	0.000	0.000	NO	42.71		0.9991	42.71	
225	Total Tetra-PCBs				1.0078	1.000	0.00	0.000	0.000	0.000	NO	48.38		0.9923	48.38	
226	2nd Function Penta-PCBs				1.2457	1.000	0.00	0.000	0.000	0.000	NO	38.87		0.976	38.87	
227	4th Function Penta-PCBs				1.0726	1.000	0.00	0.000	0.000	0.000	NO	4.788		0.9713	4.788	
228	2nd Function Hexa-PCBs				0.9998	1.000	0.00	0.000	0.000	0.000	NO	13.33		0.430	13.33	
229	4th Function Hexa-PCBs				1.0918	1.000	0.00	0.000	0.000	0.000	NO	28.48		0.982	28.48	
230	Total Hepta-PCBs				1.0000	1.000	0.00	0.000	0.000	0.000	NO	26.38		0.999	26.38	
231	Total Octa-PCBs				1.0000	1.000	0.00	0.000	0.000	0.000	NO	8.916		0.9998	8.916	

#	Name	PctdW	RY	Wdth	PctdW	RY	PctdW	RY	Wdth	PctdW	RY	Wdth	PctdW	RY	Wdth	PctdW	RY
131	PCB-184	43.43	43.48	0.048e3	0.037e3	1.000	1.01	NO	0.9100	0.9100							
132	PCB-184	43.43	43.48	0.380e3	0.380e3	1.000	0.98	NO	1.0000	1.0000							
133	PCB-178	44.27	44.28	0.400e3	0.471e3	1.000	1.00	NO	0.9700	0.9700							
134	PCB-178	44.24	44.77	0.820e3	0.400e3	1.000	1.07	NO	1.0070	1.0070							
135	PCB-188	46.38	46.38	0.048e3	0.037e3	1.000	0.98	NO	1.0000	1.0000							
136	PCB-178	44.80	44.80	0.000e3	0.000e3	1.000	1.00	NO	1.0000	1.0000							
137	PCB-178	46.24	46.24	0.000e3	0.000e3	1.000	1.01	NO	0.9900	0.9900							
138	PCB-188B7	46.42	46.43	1.000e3	1.000e3	1.000	1.08	NO	1.9110	1.9110							
139	PCB-183	48.78	48.78	0.380e3	0.291e3	1.000	1.12	NO	0.9000	0.9000							



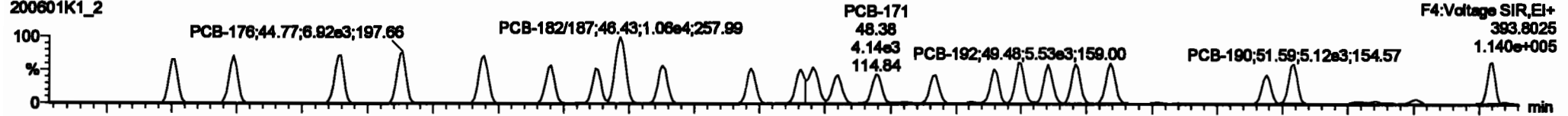
Dataset: Untitled

Last Altered: Tuesday, June 02, 2020 10:33:30 Pacific Daylight Time
Printed: Tuesday, June 02, 2020 10:35:13 Pacific Daylight Time

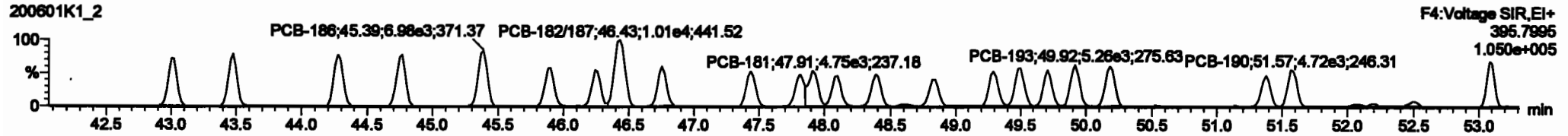
Name: 200601K1_2, Date: 01-Jun-2020, Time: 13:18:19, ID: ST200601K1-2 PCB 209 CS1 19G2607, Description: PCB 209 CS1 19G2607

PCB-188

200601K1_2




200601K1_2

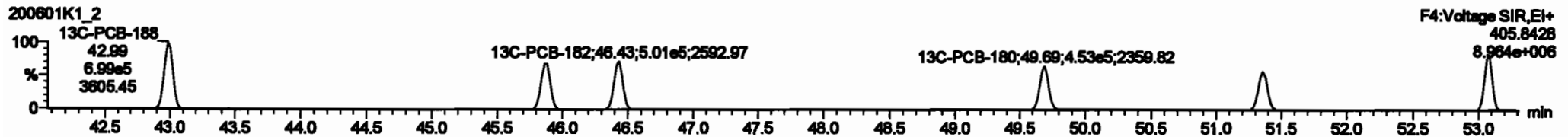


13C-PCB-188

200601K1_2

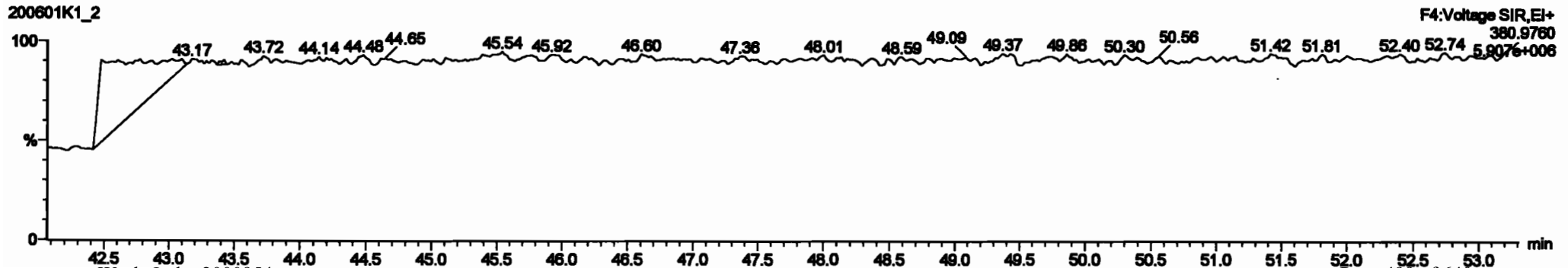


200601K1_2



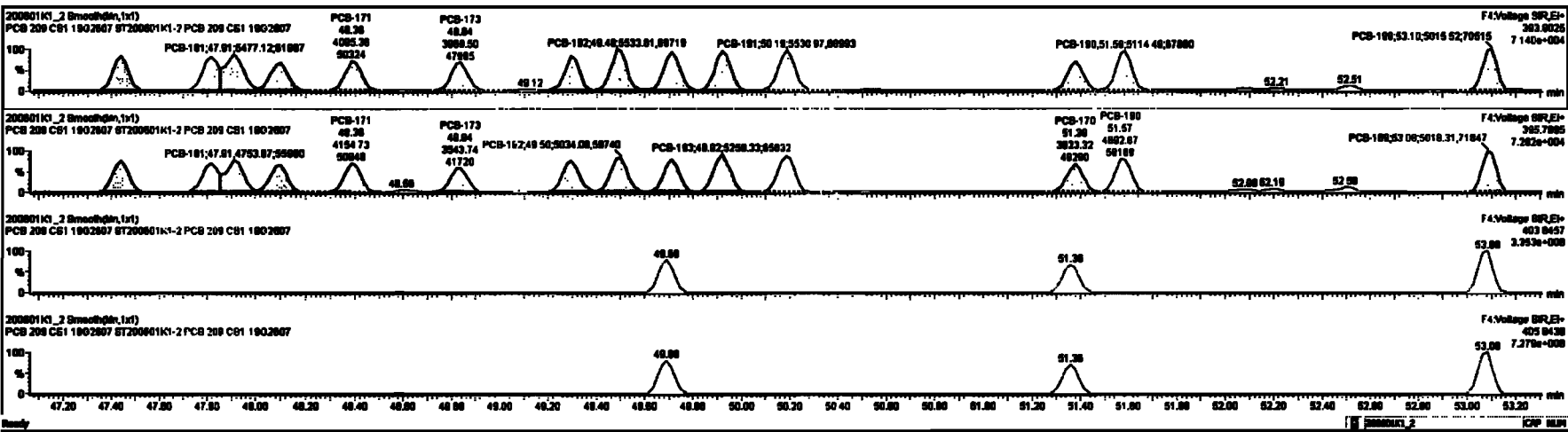
PFK4c

200601K1_2



Peak	Area	Height	Width	Retention Time	Concentration	Response	Integration	Signal-to-Noise	Quality	Integration	Integration	Integration	Integration	Integration	Integration	Integration	Integration	Integration
220	134	7.18e5	0.45	NO	1.0000	1.000	46.87	46.87	0.000	0.003	NO	104.2	104	0.0073				
221	204	Total Mono-PCBs			1.1885	1.000	0.00	0.000	NO	2.884		0.0200	2.884					
222	205	Total Di-PCBs			1.0537	1.000	0.00	0.000	NO	11.38		0.227	11.38					
223	226	2nd Function Tri-PCBs			1.0667	1.000	0.00	0.000	NO	7.632		0.0863	7.632					
224	227	3rd Function Tri-PCBs			0.8528	1.000	0.00	0.000	NO	16.71		0.201	16.71					
225	228	Total Tetra-PCBs			1.0778	1.000	0.00	0.000	NO	40.38		0.362	40.38					
226	229	2nd Function Penta-PCBs			1.2167	1.000	0.00	0.000	NO	39.97		0.670	39.97					
227	230	4th Function Penta-PCBs			1.0735	1.000	0.00	0.000	NO	4.785		0.0713	4.785					
228	231	3rd Function Hexa-PCBs			0.8835	1.000	0.00	0.000	NO	13.32		0.123	13.32					
229	232	6th Function Hexa-PCBs			1.0518	1.000	0.00	0.000	NO	28.46		0.262	28.46					
230	233	4th Function Octa-PCBs			1.0078	1.000	0.00	0.000	NO	8.216		0.0791	8.216					

Peak	Area	Height	Width	Retention Time	Concentration	Response	Integration	Signal-to-Noise	Quality	Integration	Integration	Integration	Integration	Integration	Integration	Integration	Integration	Integration
131	PCB-168	43.03	43.01	0.05e3	0.007e3	1.000	1.01	NO	0.91833	0.91821								
132	PCB-164	43.48	43.48	0.20e3	0.20e3	1.000	0.98	NO	1.0000	1.0000								
133	PCB-178	44.27	44.28	0.44e3	0.47e3	1.000	1.00	NO	0.97888	0.97934								
134	PCB-176	44.74	44.77	0.82e3	0.48e3	1.000	1.07	NO	1.0070	1.0088								
135	PCB-168	46.38	46.38	0.84e3	0.82e3	1.000	0.98	NO	1.0000	1.0079								
136	PCB-178	46.88	46.88	0.00e3	4.88e3	1.000	1.00	NO	1.0000	1.0088								
137	PCB-176	48.24	48.24	4.88e3	4.88e3	1.000	1.01	NO	0.82400	0.82388								
138	PCB-182/87	48.42	48.42	1.00e3	1.00e3	1.000	1.08	NO	1.0110	1.0110								
139	PCB-180	48.78	48.78	0.28e3	4.70e3	1.000	1.12	NO	0.88800	0.88807								



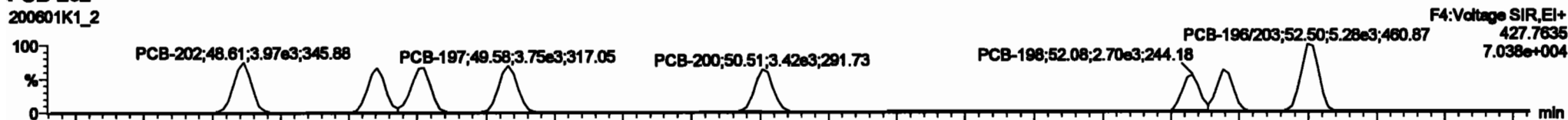
Dataset: Untitled

Last Altered: Tuesday, June 02, 2020 10:33:30 Pacific Daylight Time
Printed: Tuesday, June 02, 2020 10:35:13 Pacific Daylight Time

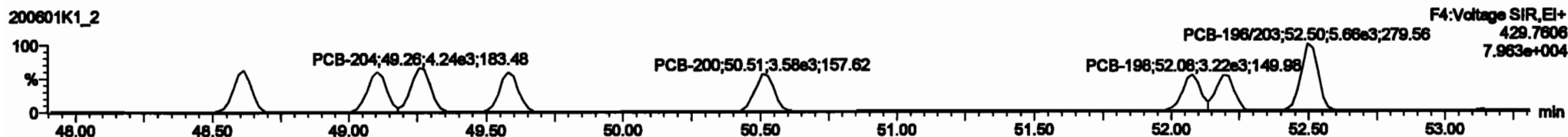
Name: 200601K1_2, Date: 01-Jun-2020, Time: 13:18:19, ID: ST200601K1-2 PCB 209 CS1 19G2607, Description: PCB 209 CS1 19G2607

PCB-202

200601K1_2




200601K1_2

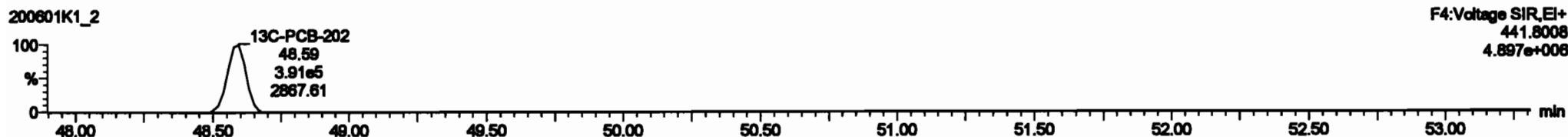


13C-PCB-202

200601K1_2

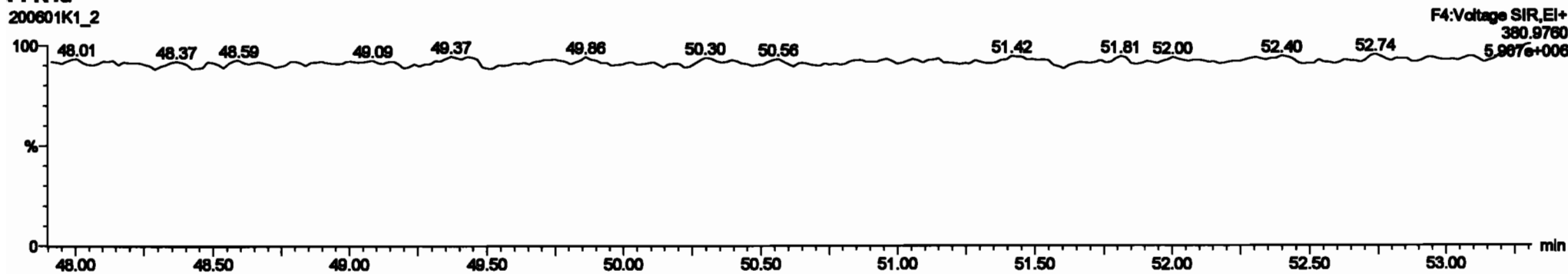


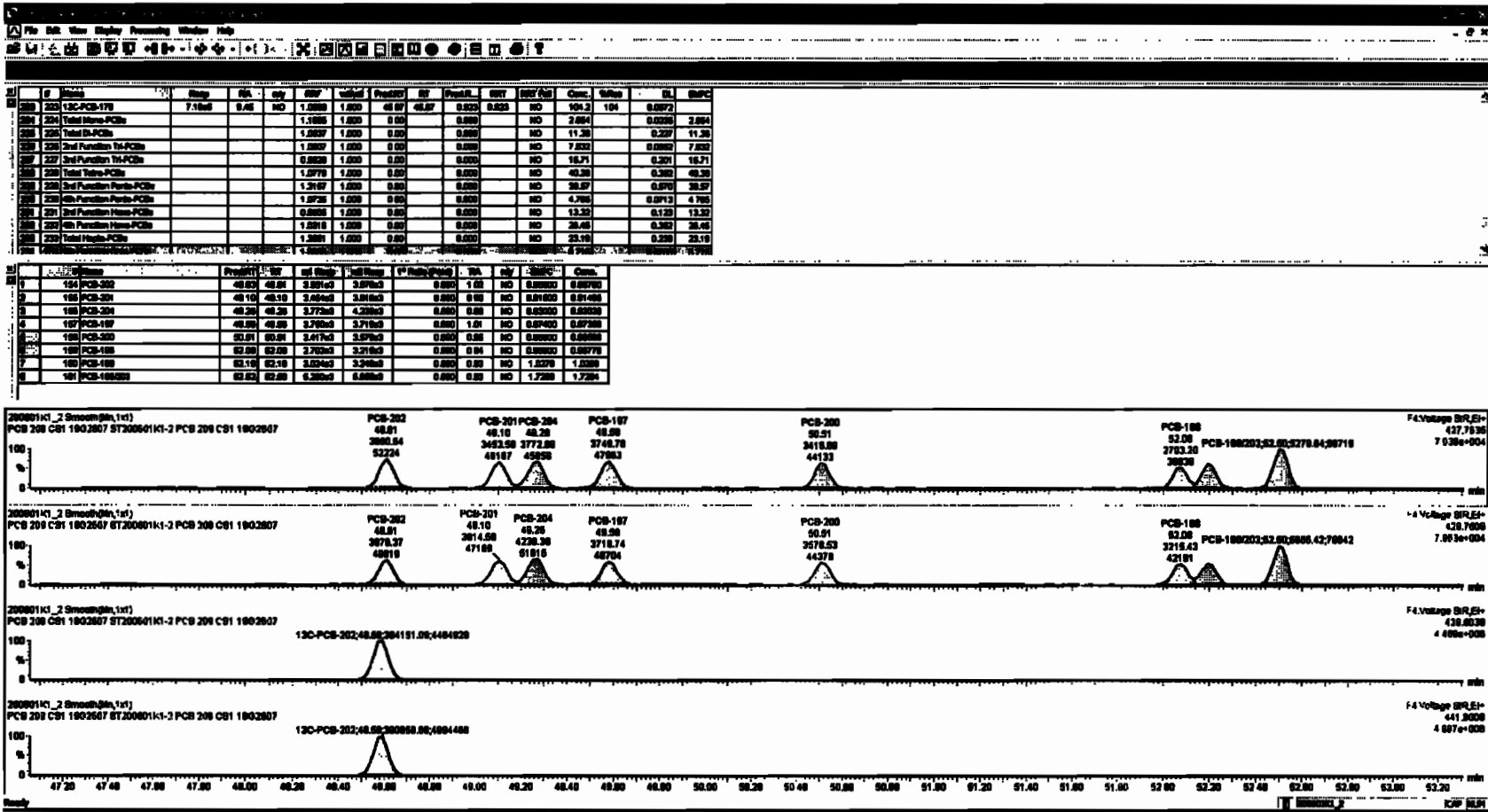
200601K1_2



PFK4d

200601K1_2





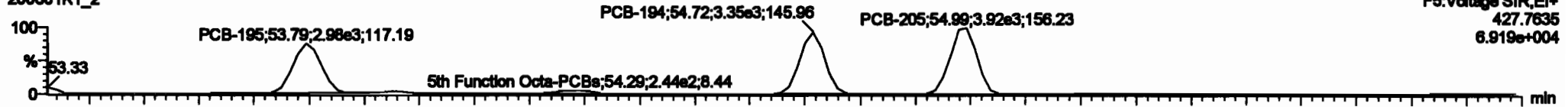
Dataset: Untitled

Last Altered: Tuesday, June 02, 2020 10:33:30 Pacific Daylight Time
Printed: Tuesday, June 02, 2020 10:35:13 Pacific Daylight Time

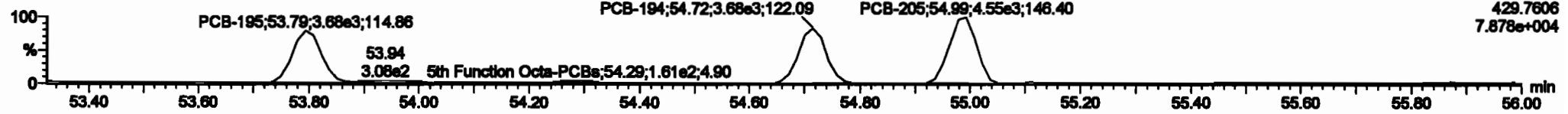
Name: 200601K1_2, Date: 01-Jun-2020, Time: 13:18:19, ID: ST200601K1-2 PCB 209 CS1 19G2607, Description: PCB 209 CS1 19G2607

PCB-195

200601K1_2

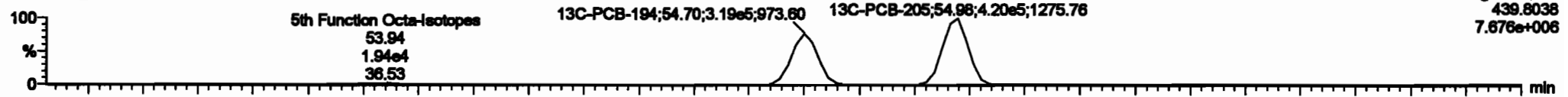


200601K1_2

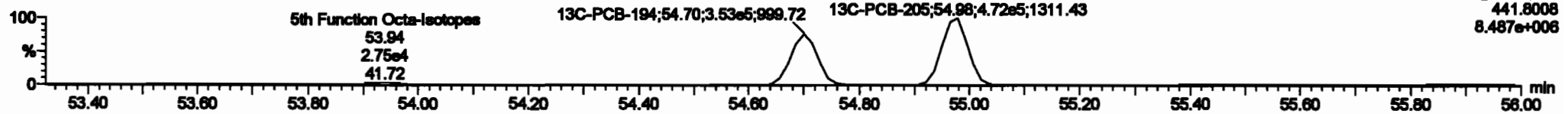


13C-PCB-194

200601K1_2

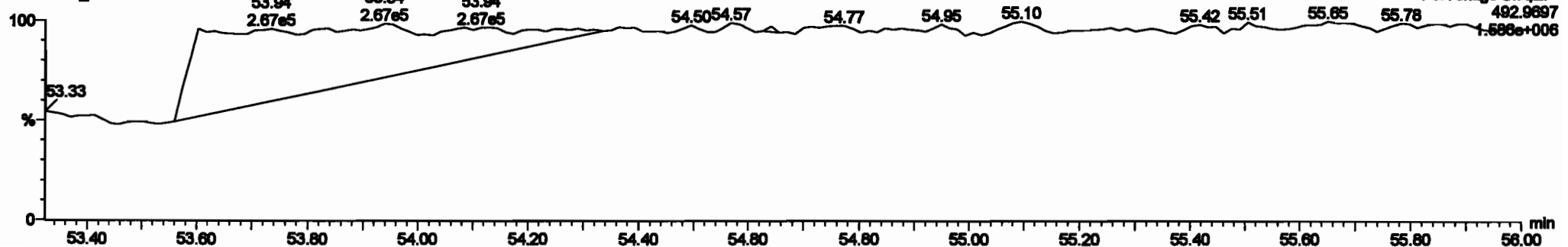


200601K1_2



PFK5a

200601K1_2




Dataset: Untitled

Last Altered: Tuesday, June 02, 2020 10:33:30 Pacific Daylight Time
 Printed: Tuesday, June 02, 2020 10:35:13 Pacific Daylight Time

Name: 200601K1_2, Date: 01-Jun-2020, Time: 13:18:19, ID: ST200601K1-2 PCB 209 CS1 19G2607, Description: PCB 209 CS1 19G2607

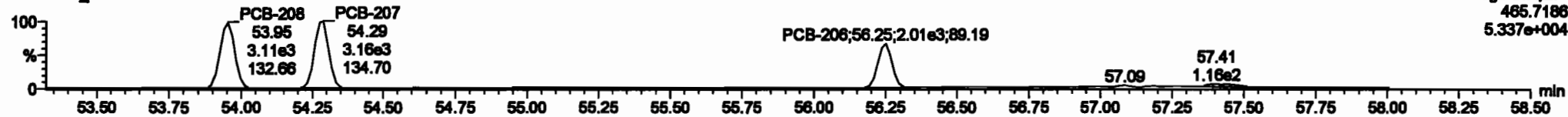
PCB-208

200601K1_2



F5:Voltage SIR,EI+
463.7216
7.237e+004


200601K1_2



F5:Voltage SIR,EI+
465.7186
5.337e+004

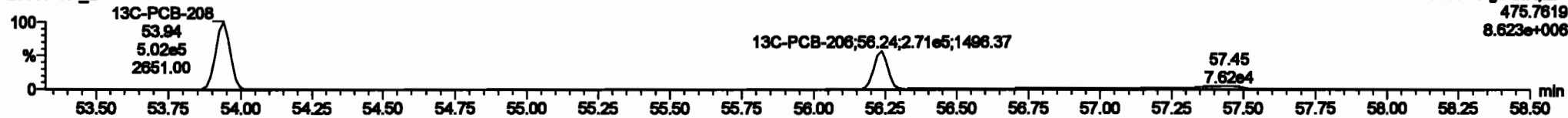
13C-PCB-208

200601K1_2



F5:Voltage SIR,EI+
473.7848
6.649e+006

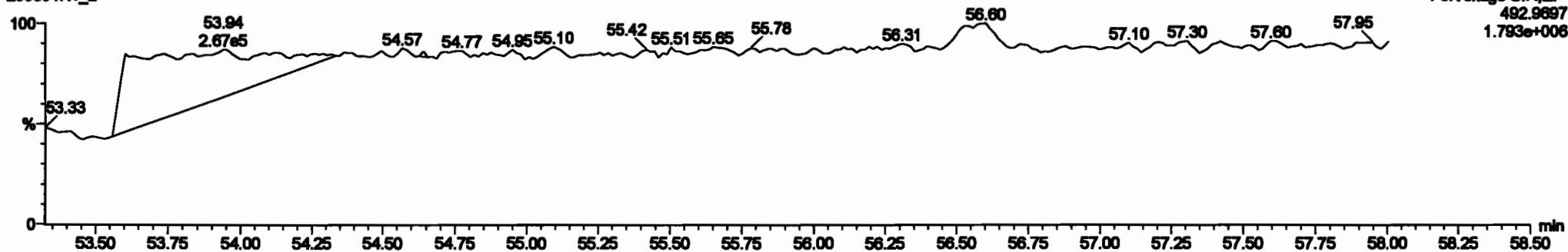
200601K1_2



F5:Voltage SIR,EI+
475.7819
8.623e+006

PFK5

200601K1_2



F5:Voltage SIR,EI+
492.9697
1.793e+006

Dataset: Untitled


Last Altered: Tuesday, June 02, 2020 10:33:30 Pacific Daylight Time

Printed: Tuesday, June 02, 2020 10:35:13 Pacific Daylight Time

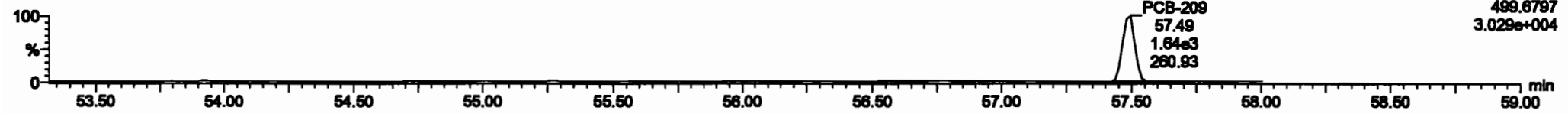
Name: 200601K1_2, Date: 01-Jun-2020, Time: 13:18:19, ID: ST200601K1-2 PCB 209 CS1 19G2607, Description: PCB 209 CS1 19G2607

PCB-209

200601K1_2

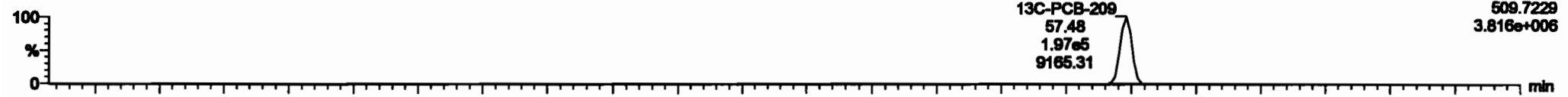


200601K1_2

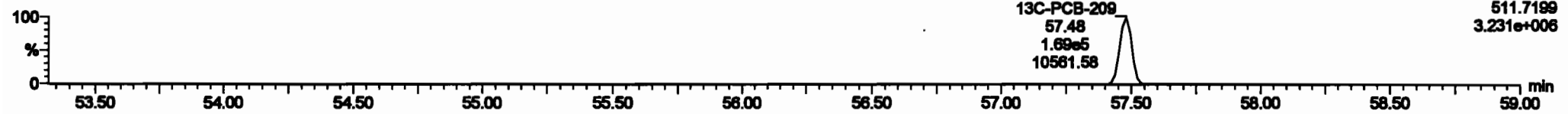


13C-PCB-209

200601K1_2

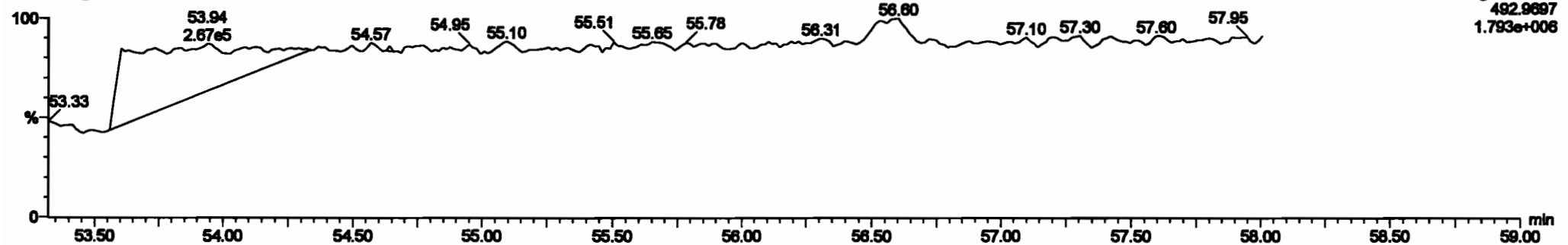


200601K1_2



PFK5b

200601K1_2



Dataset: Untitled

Last Altered: Tuesday, June 02, 2020 10:33:30 Pacific Daylight Time

Printed: Tuesday, June 02, 2020 10:35:13 Pacific Daylight Time

Name: 200601K1_3, Date: 01-Jun-2020, Time: 14:19:00, ID: ST200601K1-3 PCB 209 CS2 19G2608, Description: PCB 209 CS2 19G2608


PCB-1

200601K1_3



F1:Voltage SIR,EI+
188.0393
9.727e+005

200601K1_3



F1:Voltage SIR,EI+
190.0363
3.091e+005


13C-PCB-1

200601K1_3



F1:Voltage SIR,EI+
200.0795
3.385e+007

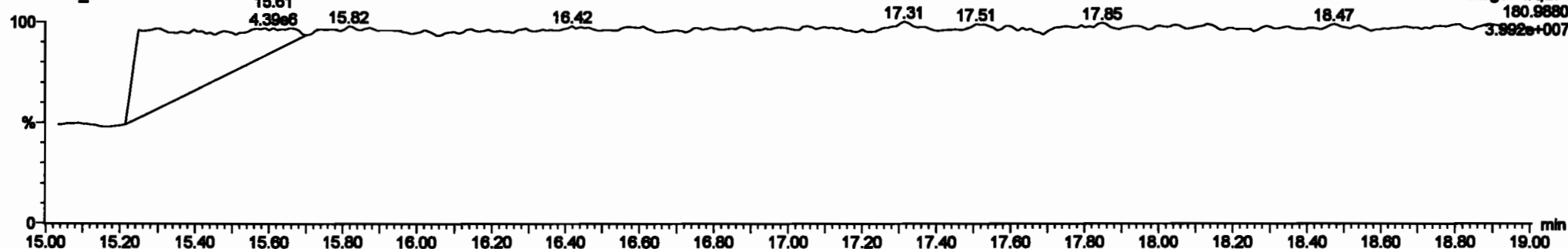
200601K1_3



F1:Voltage SIR,EI+
202.0768
1.045e+007

PFK1

200601K1_3



F1:Voltage SIR,EI+
180.9880
3.992e+007

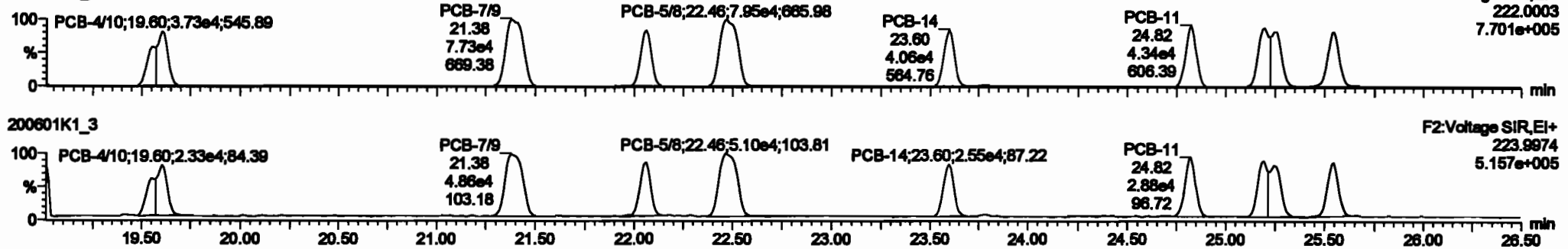
Dataset: Untitled

Last Altered: Tuesday, June 02, 2020 10:33:30 Pacific Daylight Time
 Printed: Tuesday, June 02, 2020 10:35:13 Pacific Daylight Time

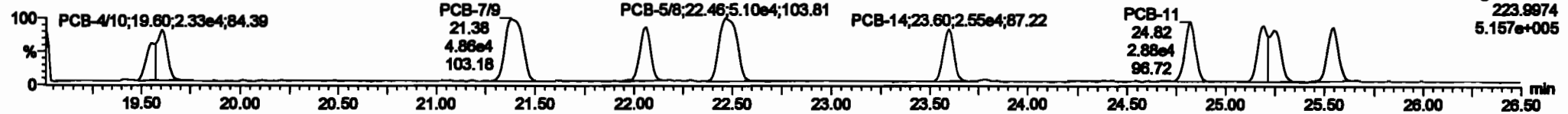
Name: 200601K1_3, Date: 01-Jun-2020, Time: 14:19:00, ID: ST200601K1-3 PCB 209 CS2 19G2608, Description: PCB 209 CS2 19G2608

PCB-4/10

200601K1_3




200601K1_3




13C-PCB-4

200601K1_3

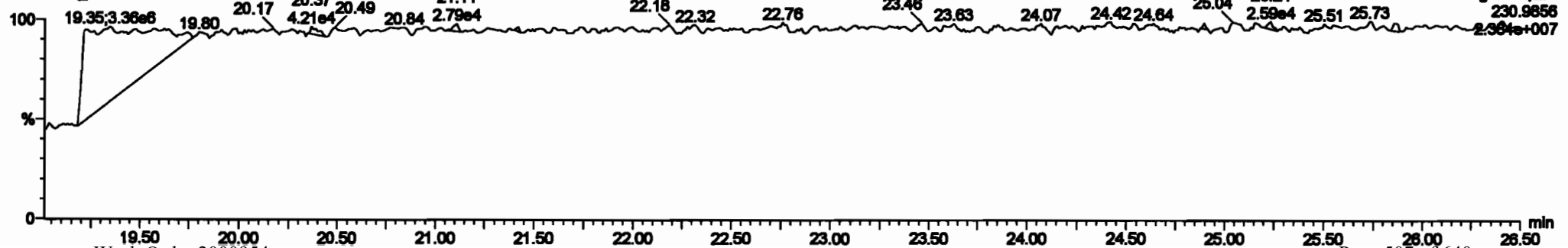


200601K1_3



PFK2a

200601K1_3

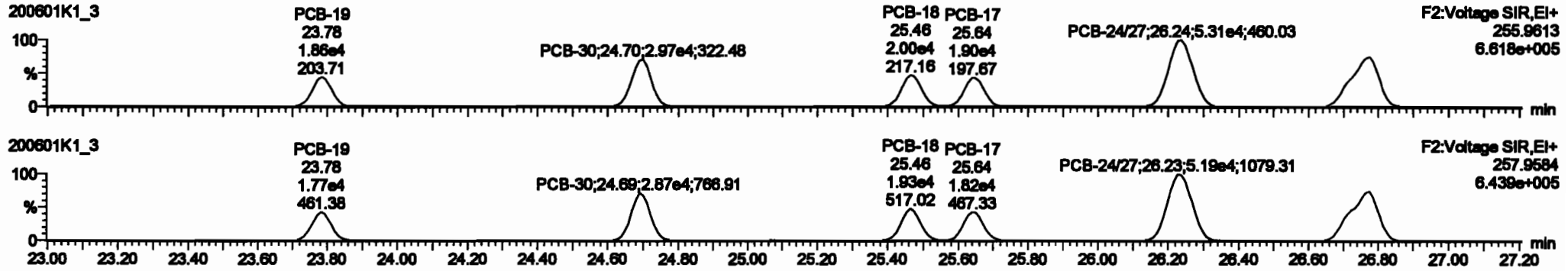


Dataset: Untitled

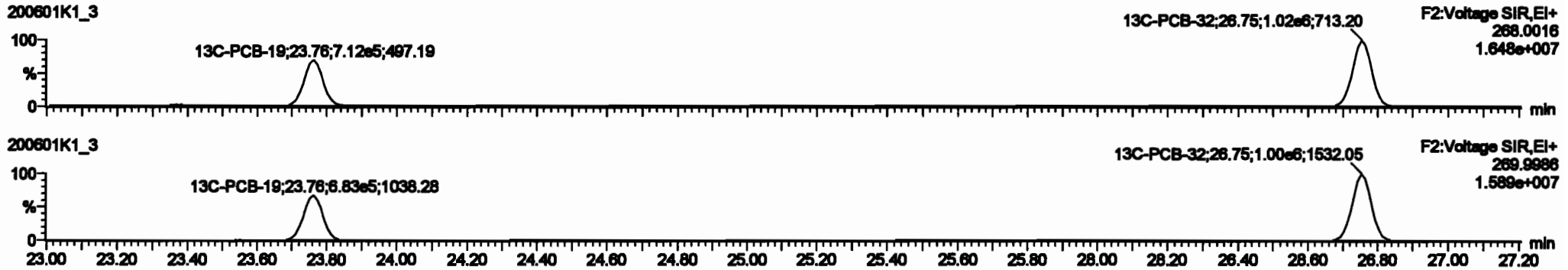
Last Altered: Tuesday, June 02, 2020 10:33:30 Pacific Daylight Time
Printed: Tuesday, June 02, 2020 10:35:13 Pacific Daylight Time

Name: 200601K1_3, Date: 01-Jun-2020, Time: 14:19:00, ID: ST200601K1-3 PCB 209 CS2 19G2608, Description: PCB 209 CS2 19G2608

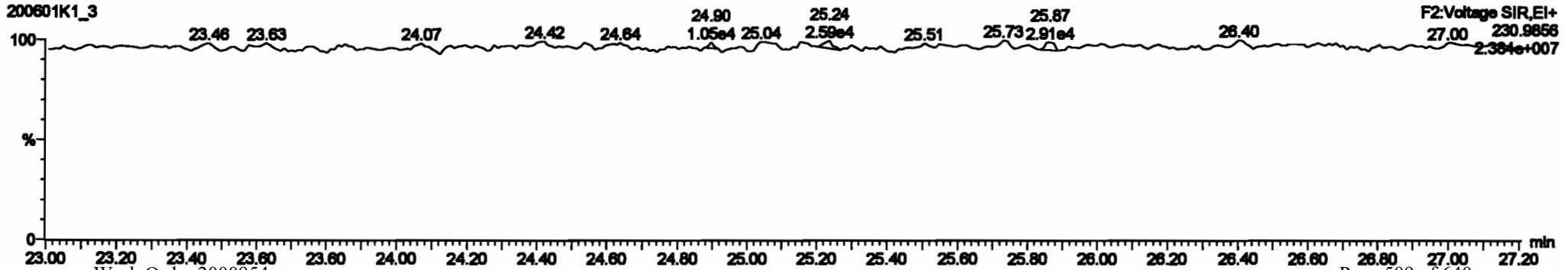
PCB-19



13C-PCB-19

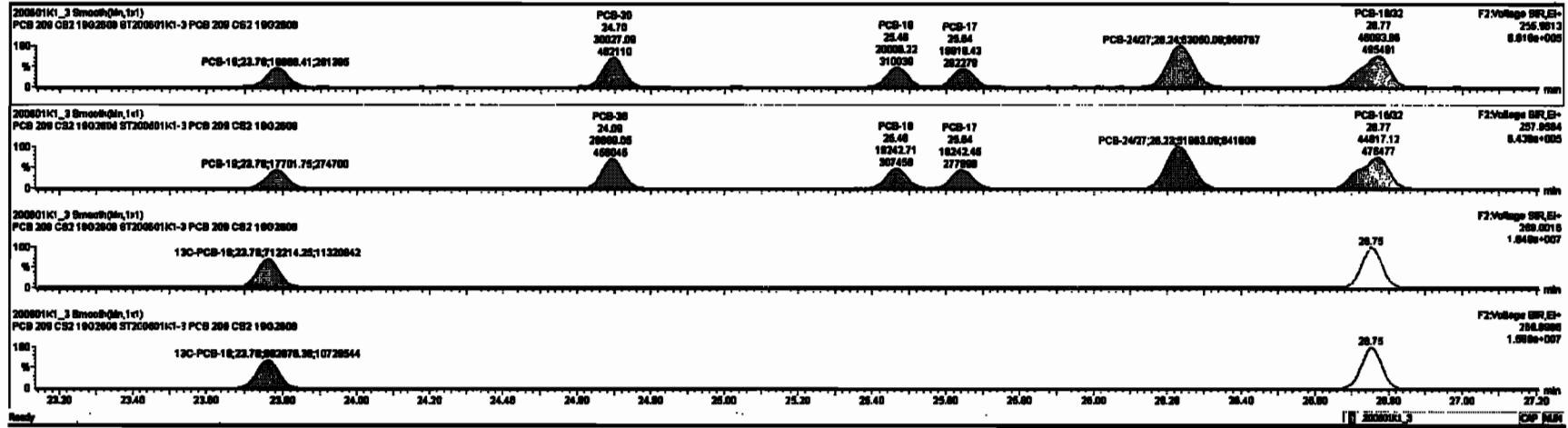


PFK2b



Peak	Retention Time (min)	Area	Height	Width	Resolution	Signal-to-Noise	Integration	Identification	Concentration					
216	13C-PCB-80	1.01e6	0.78	NO	1.0000	1.000	26.88	26.88	1.000	0.000	NO	100.0	100	0.0021
218	13C-PCB-111	1.17e6	1.82	NO	1.0000	1.000	26.26	26.26	1.000	0.000	NO	100.0	100	0.0072
217	13C-PCB-128	8.76e5	1.25	NO	1.0000	1.000	48.80	48.80	1.000	0.000	NO	100.0	100	0.120
218	13C-PCB-182	7.28e5	0.48	NO	1.0000	1.000	48.43	48.43	0.000	0.000	NO	100.0	100	0.0033
218	13C-PCB-205	8.85e5	0.80	NO	1.0000	1.000	64.88	64.88	1.000	0.000	NO	100.0	100	0.148
220	13C-PCB-76	1.83e6	0.78	NO	1.0000	1.000	37.76	37.76	1.000	1.000	NO	88.47	88.5	0.0091
221	13C-PCB-478	7.23e5	0.44	NO	0.7885	1.000	46.80	46.80	0.000	0.000	NO	87.25	87.2	0.0062
220	13C-PCB-76	1.83e6	0.78	NO	1.0021	1.000	37.76	37.76	0.000	0.000	NO	88.87	88.0	0.0094
220	13C-PCB-478	7.23e5	0.44	NO	1.0038	1.000	46.87	46.87	0.000	0.000	NO	88.16	88.2	0.0062
220	Total Mono-PCBs				1.1088	1.000	0.00	0.00	0.000	0.000	NO	7.216		0.0216
220	Total Di-PCBs				1.8887	1.000	0.00	0.00	0.000	0.000	NO	28.88		0.326

Peak	Retention Time (min)	Area	Height	Width	Resolution	Signal-to-Noise	Integration	Identification	Concentration	
12	PCB-16	23.78	23.78	1.889e4	1.770e4	1.040	1.08	NO	2.2870	2.2888
13	PCB-38	24.80	24.78	3.003e4	2.889e4	1.040	1.08	NO	2.2488	2.2481
14	PCB-16	26.48	26.48	2.001e4	1.824e4	1.040	1.04	NO	2.2700	2.2702
16	PCB-17	28.84	28.84	1.883e4	1.824e4	1.040	1.04	NO	2.4320	2.4187
18	PCB-24/27	28.28	28.24	8.208e4	8.788e4	1.040	1.08	NO	4.7880	4.7878
17	PCB-18/22	28.77	28.77	4.808e4	4.828e4	1.040	1.08	NO	4.8810	4.8810

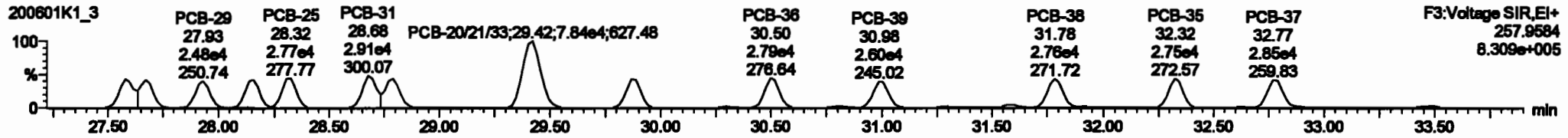



Dataset: Untitled

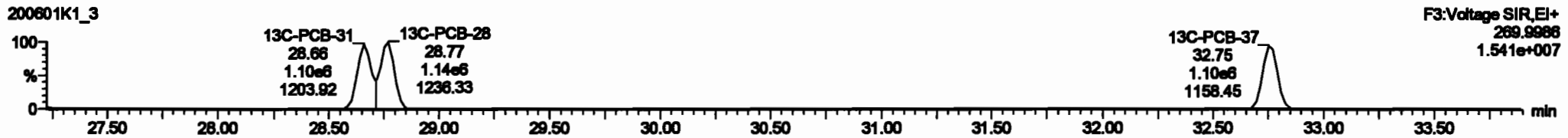

Last Altered: Tuesday, June 02, 2020 10:33:30 Pacific Daylight Time
 Printed: Tuesday, June 02, 2020 10:35:13 Pacific Daylight Time

Name: 200601K1_3, Date: 01-Jun-2020, Time: 14:19:00, ID: ST200601K1-3 PCB 209 CS2 19G2608, Description: PCB 209 CS2 19G2608

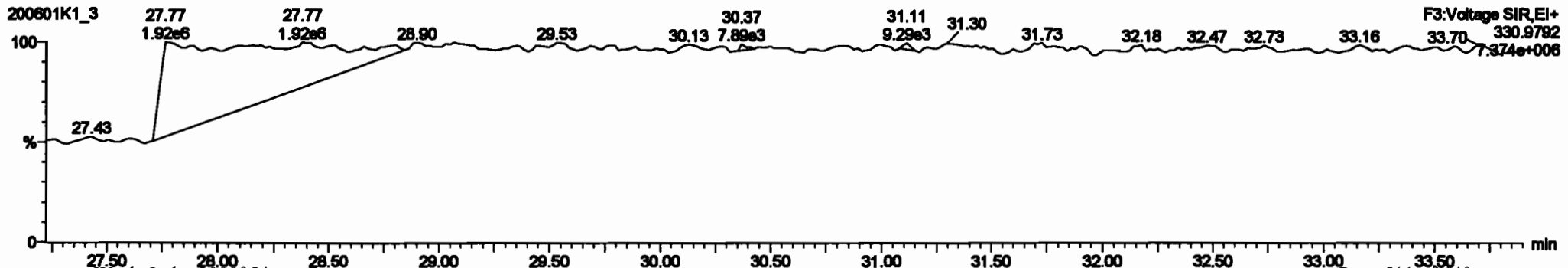
PCB-34



13C-PCB-28

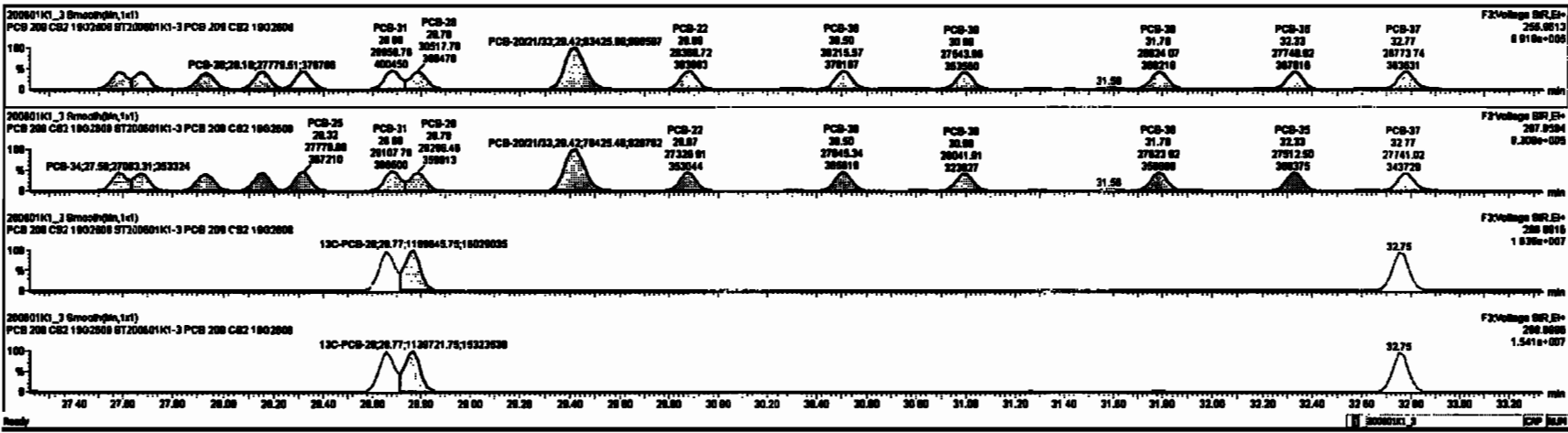


PFK3d



#	Name	Step	BA	Qty	OP	Cost	ProdRate	ST	ProdID	INT	MRP	MRP	QTY	Unit	SL	MRP
230	Total Value-PCBs				1.0776	1.000	0.00	0.000		NO			101.0		0.332	101.0
230	2nd Function Parts-PCBs				1.3197	1.000	0.00	0.000		NO			97.92		0.391	97.92
230	4th Function Parts-PCBs				1.0736	1.000	0.00	0.000		NO			12.19		0.009	12.19
230	2nd Function Hous-PCBs				0.0006	1.000	0.00	0.000		NO			32.80		0.009	32.80
230	4th Function Hous-PCBs				1.0016	1.000	0.00	0.000		NO			66.73		0.272	66.73
230	Total Hous-PCBs				1.0022	1.000	0.00	0.000		NO			99.53		0.281	99.53
230	4th Function Oute-PCBs				1.0000	1.000	0.00	0.000		NO			21.80		0.000	21.80
230	6th Function Oute-PCBs				1.1480	1.000	0.00	0.000		NO			6.674		0.000	6.674
230	Total Hous-PCBs				0.0000	1.000	0.00	0.000		NO			7.264		0.000	7.264
230	Total PCBs				0.0004	1.000	0.00	0.000		NO			2.430		0.000	2.430

#	Name	Step	BA	Qty	OP	Cost	ProdRate	ST	ProdID	INT	MRP	MRP	QTY	Unit	SL	MRP
18	PCB-24				27.80	27.80	2.700e+1	2.700e+1	1.040	1.02	NO		2.4040		2.4040	2.4040
19	PCB-25				27.87	27.87	2.620e+1	2.620e+1	1.040	1.04	NO		2.4000		2.4000	2.4000
20	PCB-26				27.93	27.93	2.600e+1	2.600e+1	1.040	1.01	NO		2.4000		2.4000	2.4000
21	PCB-28				28.10	28.10	2.770e+1	2.770e+1	1.040	1.07	NO		2.4000		2.4000	2.4000
22	PCB-29				28.31	28.32	2.870e+1	2.770e+1	1.040	1.09	NO		2.4000		2.4000	2.4000
23	PCB-31				28.60	28.60	2.800e+1	2.810e+1	1.040	1.09	NO		2.4070		2.4070	2.4070
24	PCB-28				28.70	28.70	2.800e+1	2.800e+1	1.040	1.09	NO		2.4000		2.4000	2.4000
25	PCB-2021483				28.43	28.43	2.940e+1	7.840e+1	1.040	1.09	NO		2.3000		7.2017	7.2017
26	PCB-22				28.67	28.68	2.800e+1	2.700e+1	1.040	1.09	NO		2.4000		2.4000	2.4000



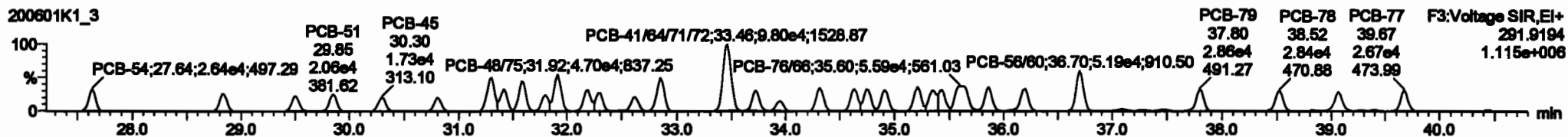
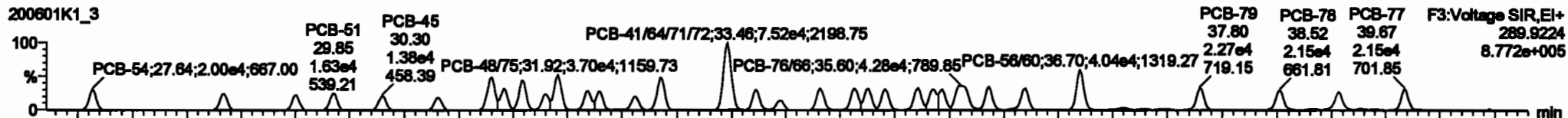
Dataset: Untitled

Last Altered: Tuesday, June 02, 2020 10:33:30 Pacific Daylight Time



Printed: Tuesday, June 02, 2020 10:35:13 Pacific Daylight Time

Name: 200601K1_3, Date: 01-Jun-2020, Time: 14:19:00, ID: ST200601K1-3 PCB 209 CS2 19G2608, Description: PCB 209 CS2 19G2608

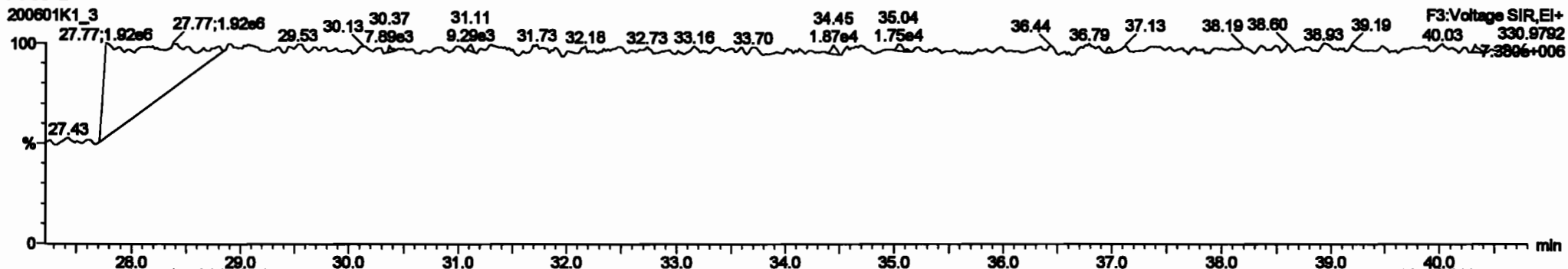
PCB-54



13C-PCB-54



PFK3a



Dataset: Untitled

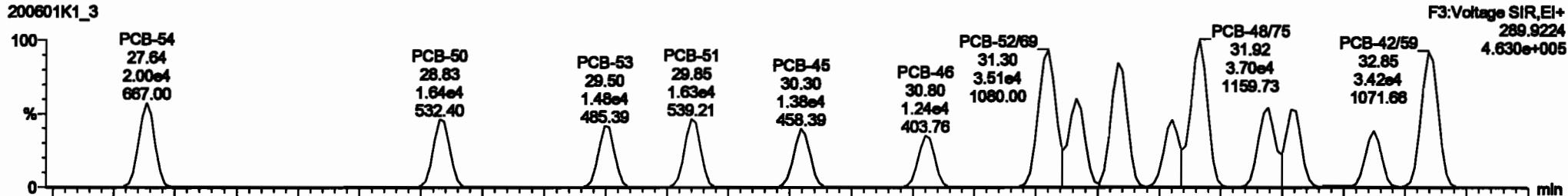
Last Altered: Tuesday, June 02, 2020 10:33:30 Pacific Daylight Time

Printed: Tuesday, June 02, 2020 10:35:13 Pacific Daylight Time

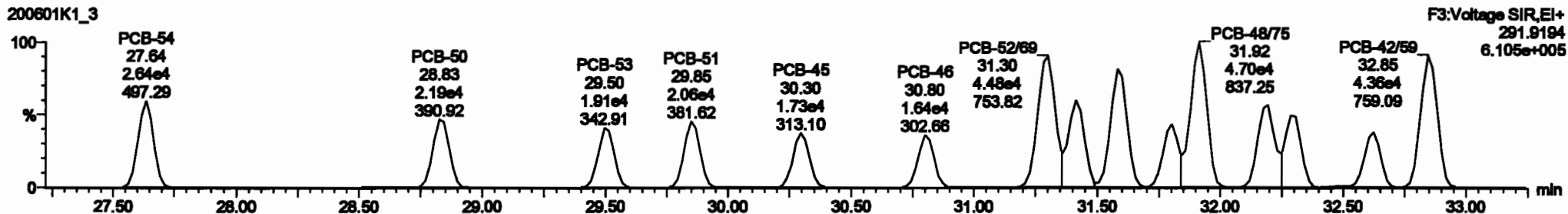
Name: 200601K1_3, Date: 01-Jun-2020, Time: 14:19:00, ID: ST200601K1-3 PCB 209 CS2 19G2608, Description: PCB 209 CS2 19G2608

PCB-50

200601K1_3




200601K1_3

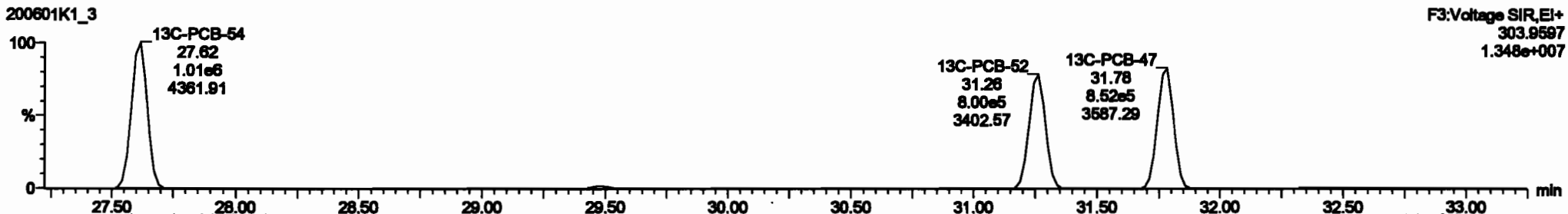


13C-PCB-52

200601K1_3



200601K1_3



Dataset: Untitled

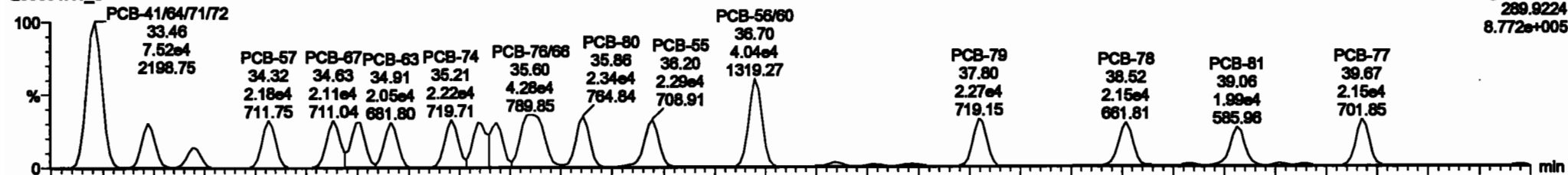
Last Altered: Tuesday, June 02, 2020 10:33:30 Pacific Daylight Time

Printed: Tuesday, June 02, 2020 10:35:13 Pacific Daylight Time

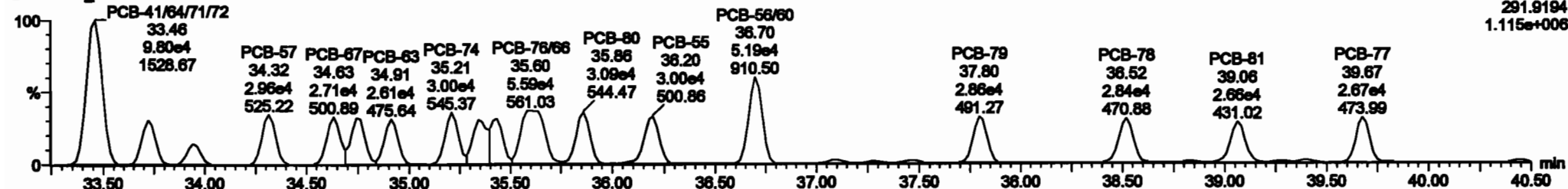
Name: 200601K1_3, Date: 01-Jun-2020, Time: 14:19:00, ID: ST200601K1-3 PCB 209 CS2 19G2608, Description: PCB 209 CS2 19G2608

PCB-68

200601K1_3

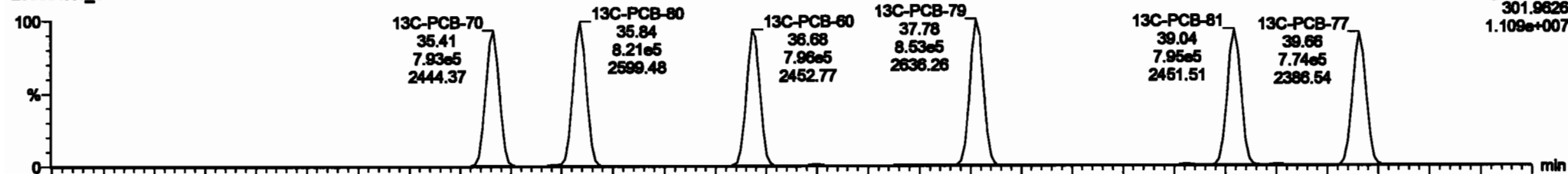


200601K1_3

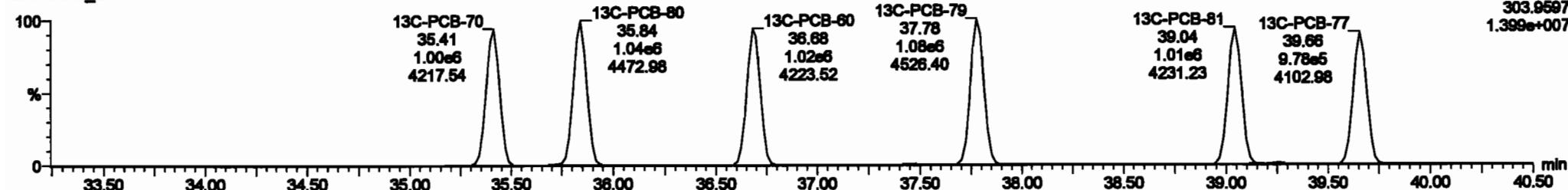


13C-PCB-60

200601K1_3

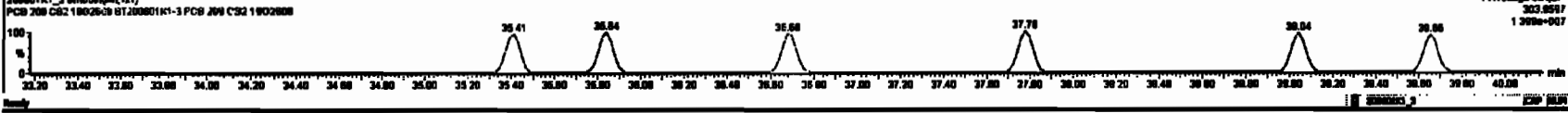

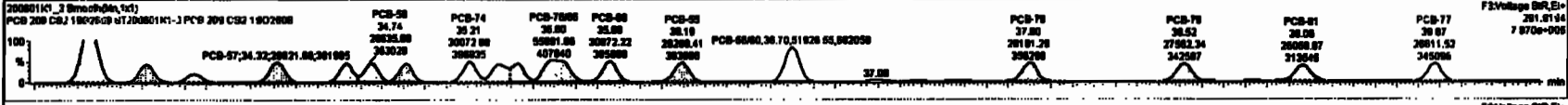



200601K1_3



#	Name	Resp	RA	Rely	Off	valued	Residual	ST	Preval	WT	HW	Fail	Comp	WPeak	WRC	WMC
227	2nd Puriton Tri-PCBs				0.0020	1.000	0.00	0.000	0.000	MD				38.01	0.204	38.01
228	3rd Puriton Tri-PCBs				1.2187	1.000	0.00	0.000	0.000	MD				37.80	0.371	37.80
229	4th Puriton Tri-PCBs				1.0736	1.000	0.00	0.000	0.000	MD				12.18	0.0870	12.18
230	1st Puriton Hexa-PCBs				0.0000	1.000	0.00	0.000	0.000	MD				33.88	0.0070	33.88
231	2nd Puriton Hexa-PCBs				1.0016	1.000	0.00	0.000	0.000	MD				38.70	0.372	38.70
232	3rd Puriton Hexa-PCBs				1.3881	1.000	0.00	0.000	0.000	MD				37.74	0.488	37.74
233	4th Puriton Hexa-PCBs				1.0000	1.000	0.00	0.000	0.000	MD				21.88	0.000	21.88
234	1st Puriton Octa-PCBs				1.1488	1.000	0.00	0.000	0.000	MD				38.94	0.084	38.94
235	2nd Puriton Octa-PCBs				0.0020	1.000	0.00	0.000	0.000	MD				7.28	0.0007	7.28
236	3rd Puriton Octa-PCBs				0.0004	1.000	0.00	0.000	0.000	MD				2.420	0.0070	2.420

#	Name	Preval	WT	Off Resp	Off Resp	1 st Peak (min)	RA	Rely	WMC	Comp
30	PCB-81	27.84	27.84	1.880e4	2.880e4	0.770	0.76	MD	2.3770	2.3771
31	PCB-82	28.80	28.80	1.880e4	2.880e4	0.770	0.76	MD	2.6140	2.6139
32	PCB-83	28.80	28.80	1.880e4	2.880e4	0.770	0.76	MD	2.3880	2.3848
33	PCB-84	28.80	28.80	1.880e4	2.880e4	0.770	0.76	MD	2.3880	2.3876
34	PCB-85	30.30	30.30	1.370e4	1.720e4	0.770	0.80	MD	2.8070	2.8076
35	PCB-86	30.30	30.30	1.370e4	1.720e4	0.770	0.79	MD	2.6500	2.6516
36	PCB-87	31.30	31.30	1.050e4	1.400e4	0.770	0.76	MD	4.7420	4.7426
37	PCB-72	31.41	31.41	2.150e4	2.780e4	0.770	0.77	MD	2.3800	2.3800
38	PCB-40B	31.80	31.80	3.050e4	3.880e4	0.770	0.76	MD	4.8820	4.8818



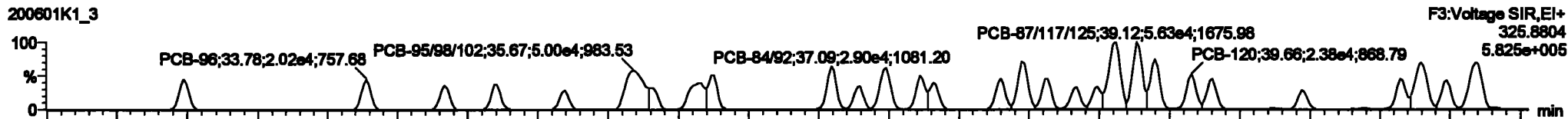
Dataset: Untitled

Last Altered: Tuesday, June 02, 2020 10:33:30 Pacific Daylight Time
Printed: Tuesday, June 02, 2020 10:35:13 Pacific Daylight Time

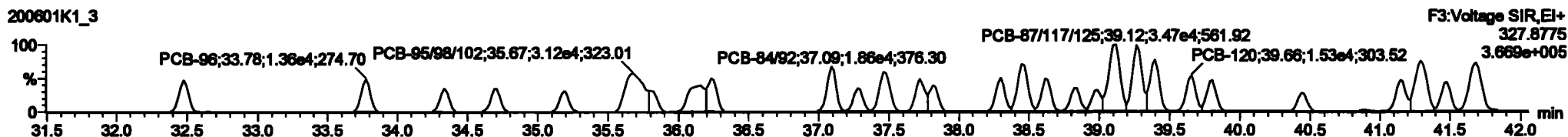
Name: 200601K1_3, Date: 01-Jun-2020, Time: 14:19:00, ID: ST200601K1-3 PCB 209 CS2 19G2608, Description: PCB 209 CS2 19G2608

PCB-104

200601K1_3

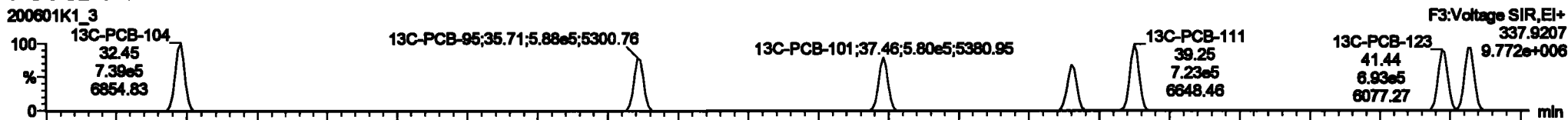


200601K1_3

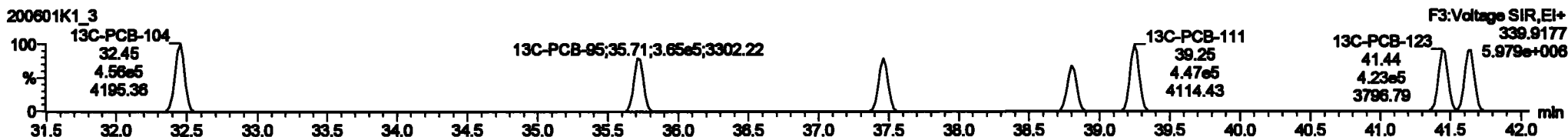


13C-PCB-104

200601K1_3

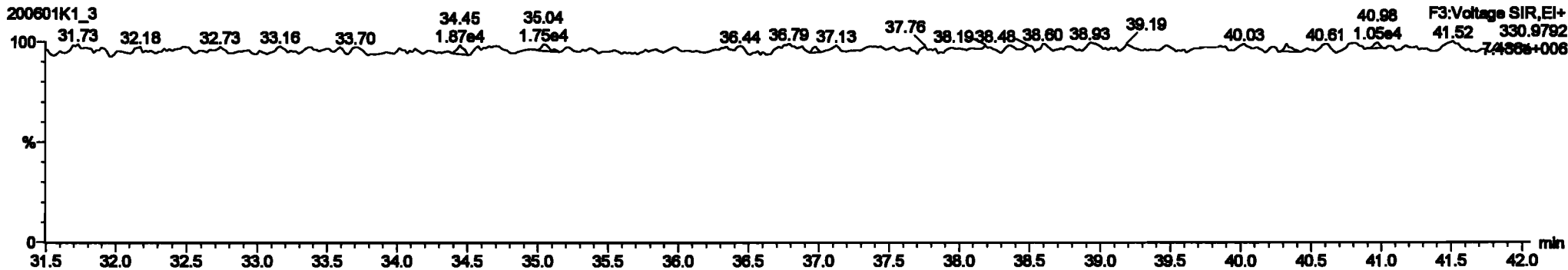


200601K1_3



PFK3b

200601K1_3

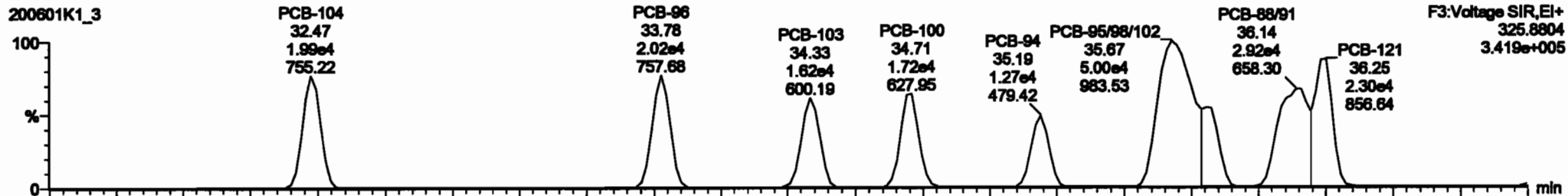


Dataset: Untitled

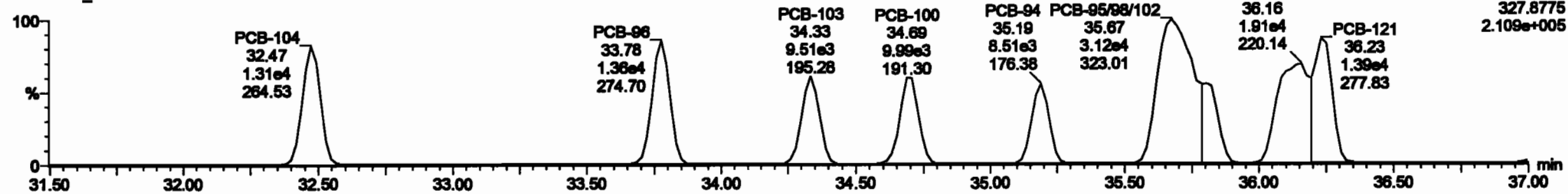
Last Altered: Tuesday, June 02, 2020 10:33:30 Pacific Daylight Time
Printed: Tuesday, June 02, 2020 10:35:13 Pacific Daylight Time

Name: 200601K1_3, Date: 01-Jun-2020, Time: 14:19:00, ID: ST200601K1-3 PCB 209 CS2 19G2608, Description: PCB 209 CS2 19G2608

PCB-96




200601K1_3



13C-PCB-95



200601K1_3



Dataset: Untitled

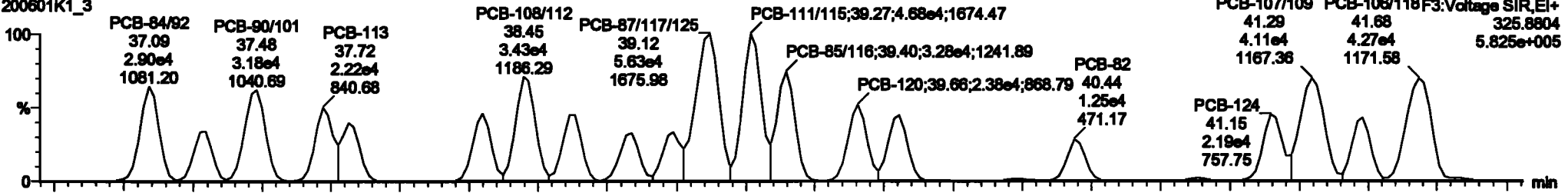
Last Altered: Tuesday, June 02, 2020 10:33:30 Pacific Daylight Time

Printed: Tuesday, June 02, 2020 10:35:13 Pacific Daylight Time

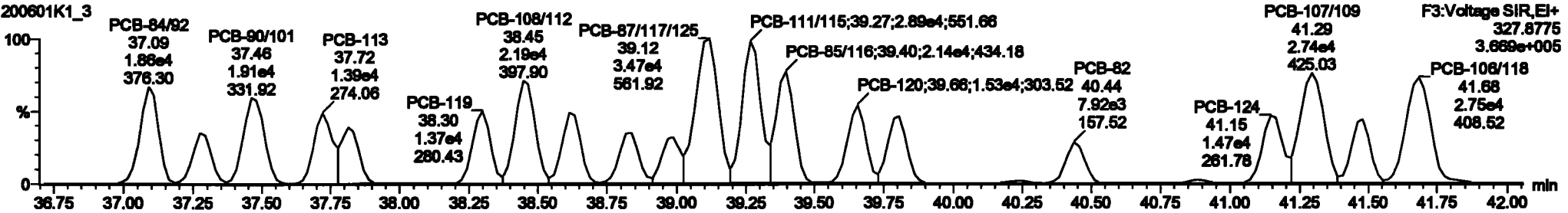
Name: 200601K1_3, Date: 01-Jun-2020, Time: 14:19:00, ID: ST200601K1-3 PCB 209 CS2 19G2608, Description: PCB 209 CS2 19G2608

PCB-119

200601K1_3

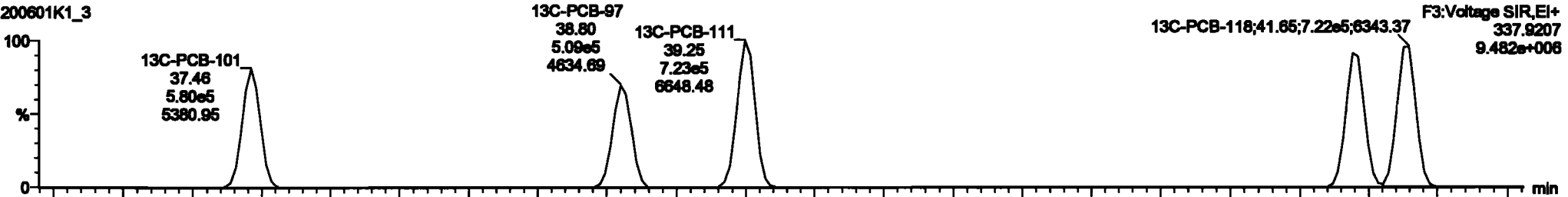


200601K1_3

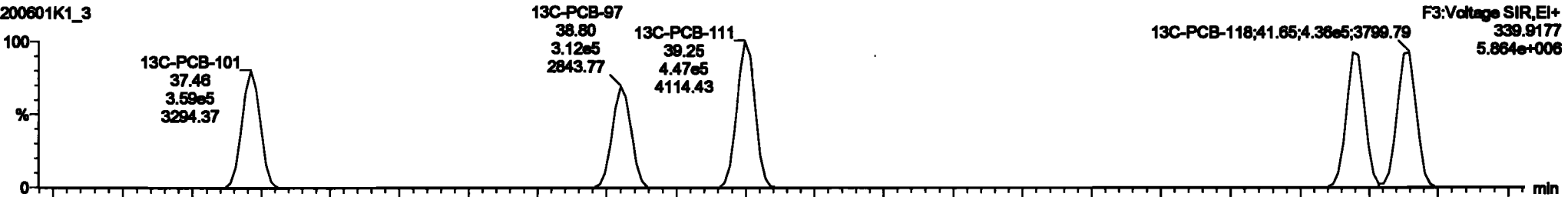


13C-PCB-111

200601K1_3



200601K1_3

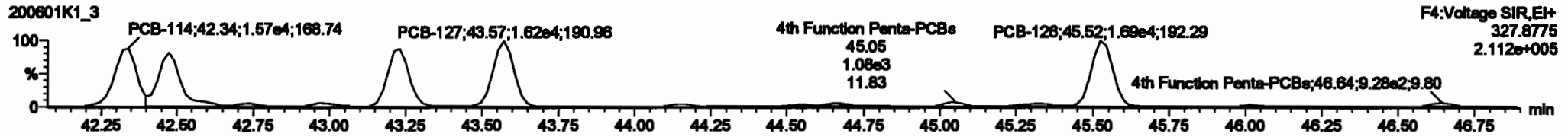



Dataset: Untitled

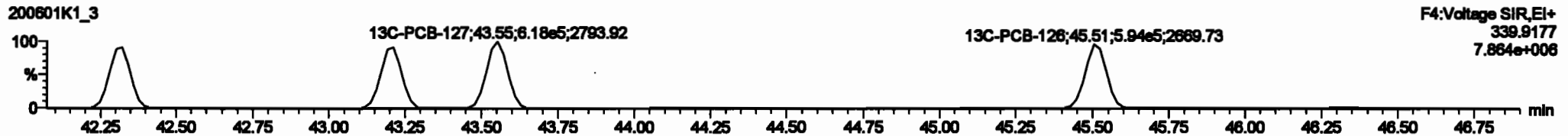
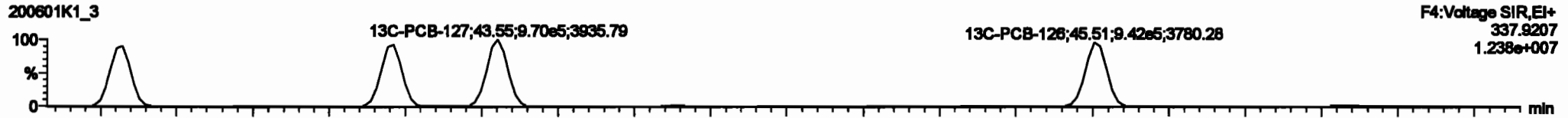
Last Altered: Tuesday, June 02, 2020 10:33:30 Pacific Daylight Time
Printed: Tuesday, June 02, 2020 10:35:13 Pacific Daylight Time

Name: 200601K1_3, Date: 01-Jun-2020, Time: 14:19:00, ID: ST200601K1-3 PCB 209 CS2 19G2608, Description: PCB 209 CS2 19G2608

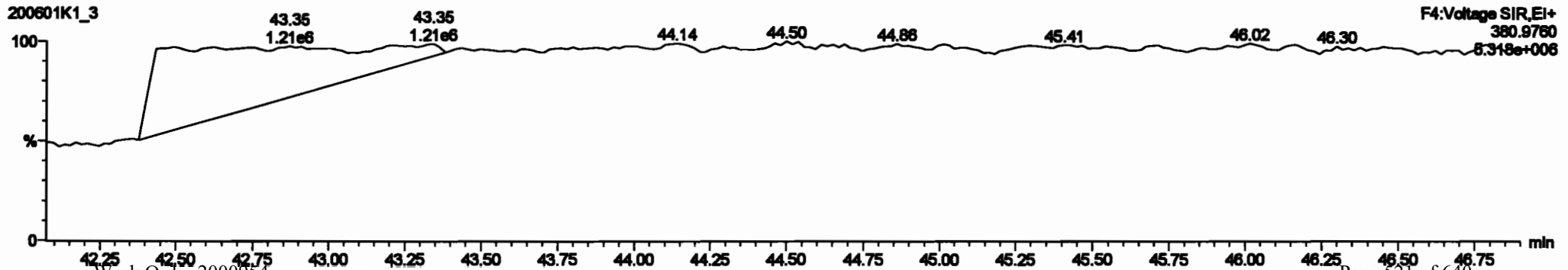
PCB-114



13C-PCB-114

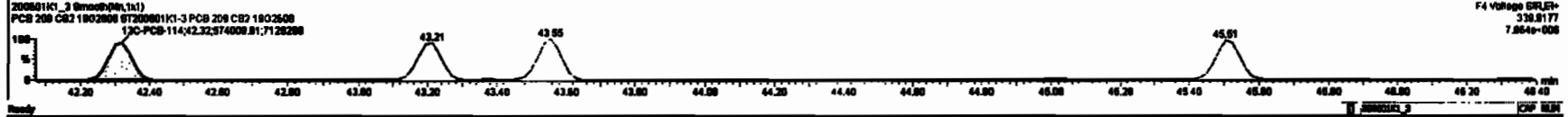





PFK4a



#	Name	Range	RA	dy	RF	Initial	ProdRT	RT	ProdR	RFY	ProdF	Chm	SPM	SL	BPFC
227	2nd Function Tri-PCBs				0.0000	1.000	0.00	0.000	NO	38.01			0.284	38.01	
228	Total Yolo-PCBs				1.0776	1.000	0.00	0.000	NO	101.0			0.222	101.0	
229	2nd Function Para-PCBs				1.2167	1.000	0.00	0.000	NO	67.02			0.271	67.02	
230	2nd Function Ortho-PCBs				0.0000	1.000	0.00	0.000	NO	0.00			0.000	0.00	
231	2nd Function Meta-PCBs				0.0000	1.000	0.00	0.000	NO	32.89			0.000	32.89	
232	4th Function Para-PCBs				1.0218	1.000	0.00	0.000	NO	66.73			0.272	66.73	
233	Total Hepta-PCBs				1.2091	1.000	0.00	0.000	NO	67.74			0.406	67.74	
234	4th Function Ortho-PCBs				1.0000	1.000	0.00	0.000	NO	21.86			0.000	21.86	
235	4th Function Para-PCBs				1.1480	1.000	0.00	0.000	NO	6.674			0.000	6.674	
236	Total Hexa-PCBs				0.0000	1.000	0.00	0.000	NO	7.264			0.000	7.264	
237	Total PCBs				0.0000	1.000	0.00	0.000	NO	2.420			0.000	2.420	

#	Name	ProdRT	RT	RF	RFY	ProdF	Chm	SPM	SL	BPFC
80	PCB-114	42.34	42.34	2.370e4	1.000e4	1.000	1.04	NO	2.320	2.320
84	PCB-122	42.48	42.47	2.122e4	1.370e4	1.000	1.04	NO	2.020	2.020
86	PCB-105	43.20	43.20	2.382e4	1.000e4	1.000	1.00	NO	2.000	2.000
88	PCB-127	43.67	43.67	2.000e4	1.017e4	1.000	1.07	NO	2.000	2.000
89	PCB-126	45.52	45.52	2.000e4	1.000e4	1.000	1.01	NO	2.010	2.010



Dataset: Untitled

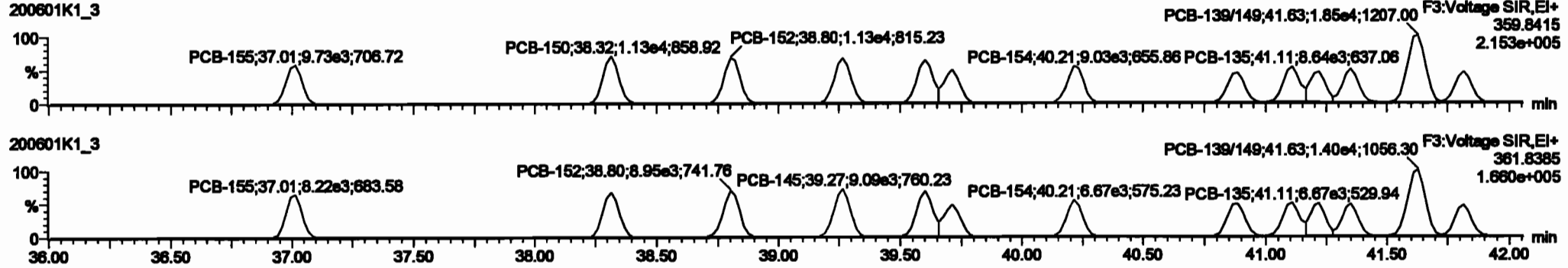
Last Altered: Tuesday, June 02, 2020 10:33:30 Pacific Daylight Time

Printed: Tuesday, June 02, 2020 10:35:13 Pacific Daylight Time

Name: 200601K1_3, Date: 01-Jun-2020, Time: 14:19:00, ID: ST200601K1-3 PCB 209 CS2 19G2608, Description: PCB 209 CS2 19G2608

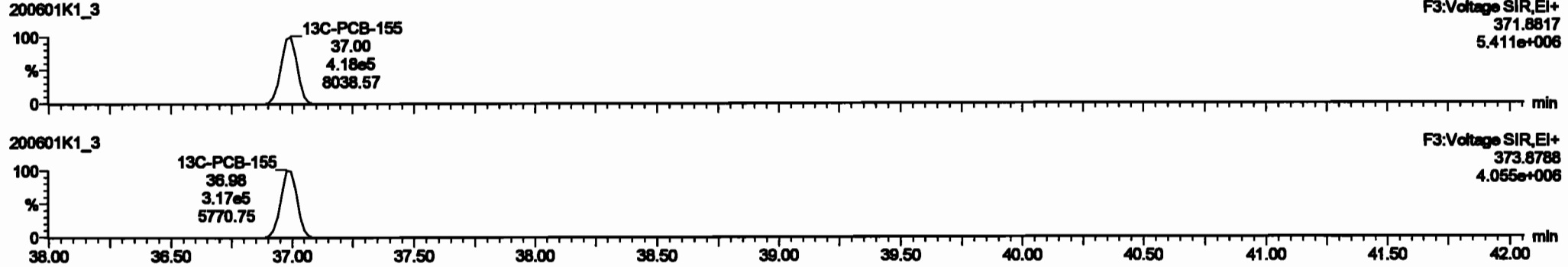
PCB-155

200601K1_3



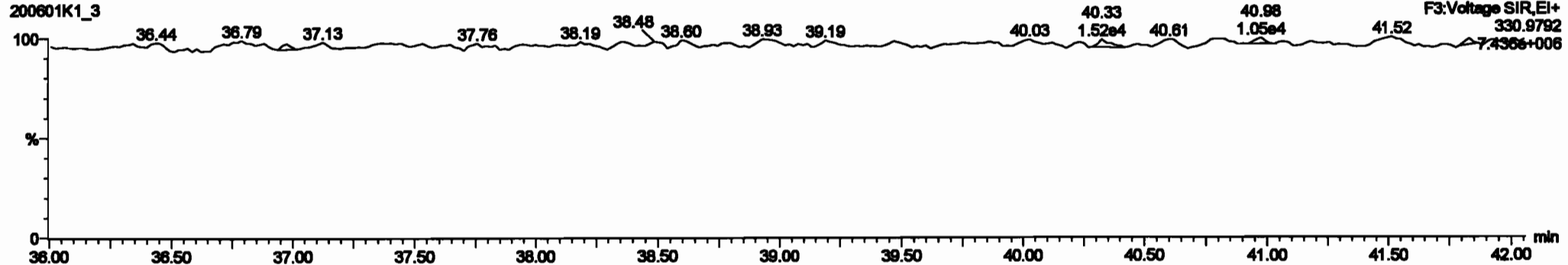
13C-PCB-155

200601K1_3



PFK3c

200601K1_3

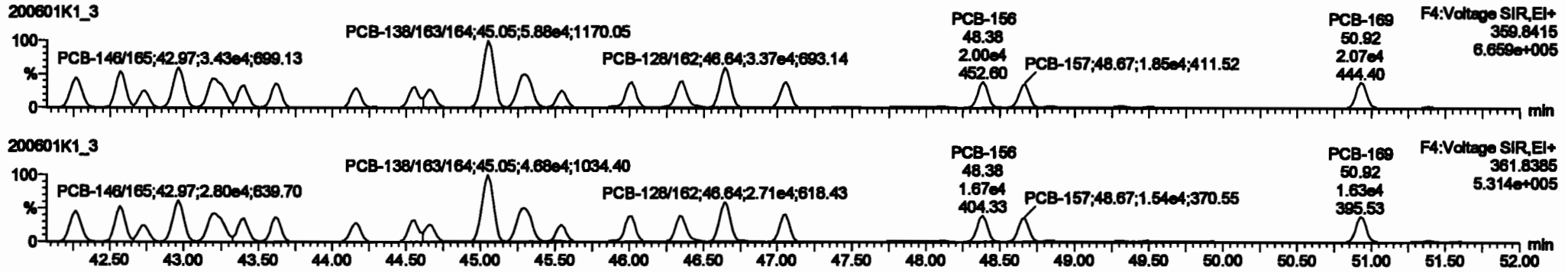


Dataset: Untitled

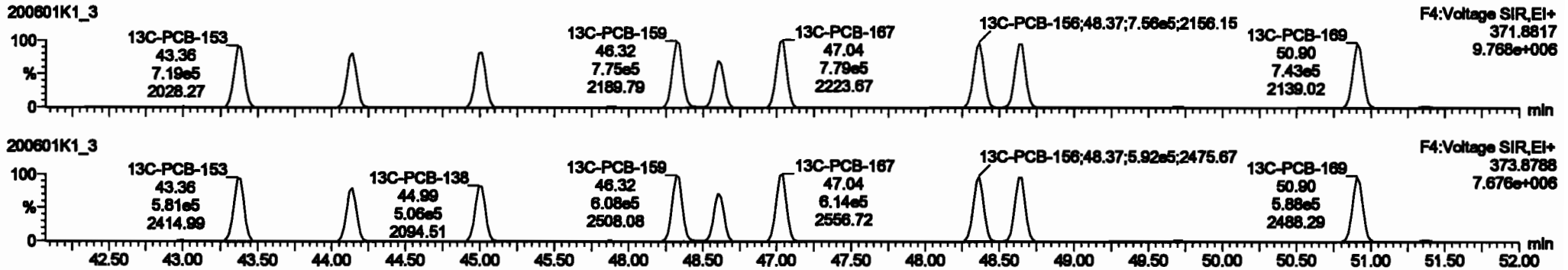
Last Altered: Tuesday, June 02, 2020 10:33:30 Pacific Daylight Time
Printed: Tuesday, June 02, 2020 10:35:13 Pacific Daylight Time

Name: 200601K1_3, Date: 01-Jun-2020, Time: 14:19:00, ID: ST200601K1-3 PCB 209 CS2 19G2608, Description: PCB 209 CS2 19G2608

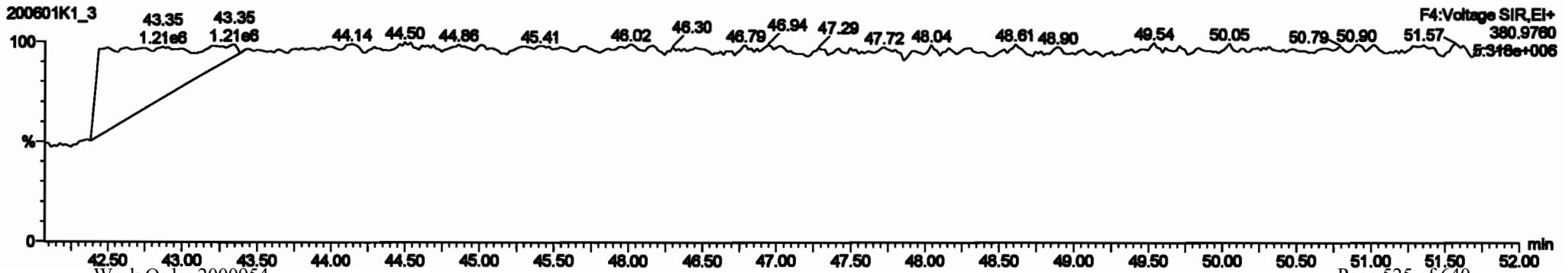
PCB-134/143



13C-PCB-153



PFK4b



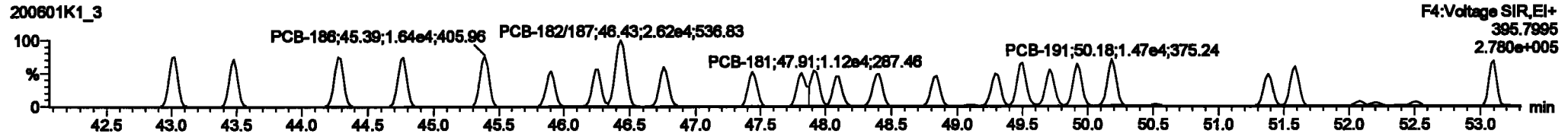
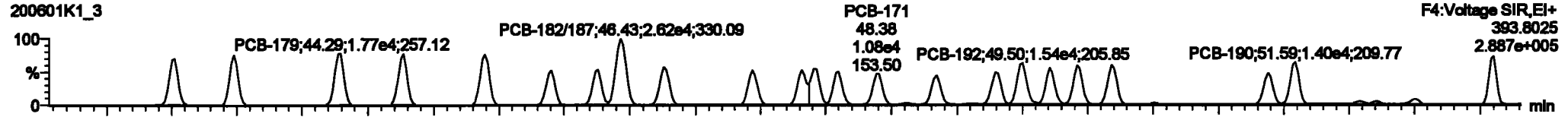
Dataset: Untitled

Last Altered: Tuesday, June 02, 2020 10:33:30 Pacific Daylight Time

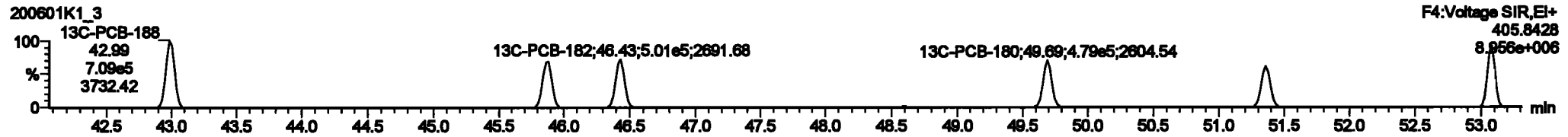

Printed: Tuesday, June 02, 2020 10:35:13 Pacific Daylight Time

Name: 200601K1_3, Date: 01-Jun-2020, Time: 14:19:00, ID: ST200601K1-3 PCB 209 CS2 19G2608, Description: PCB 209 CS2 19G2608

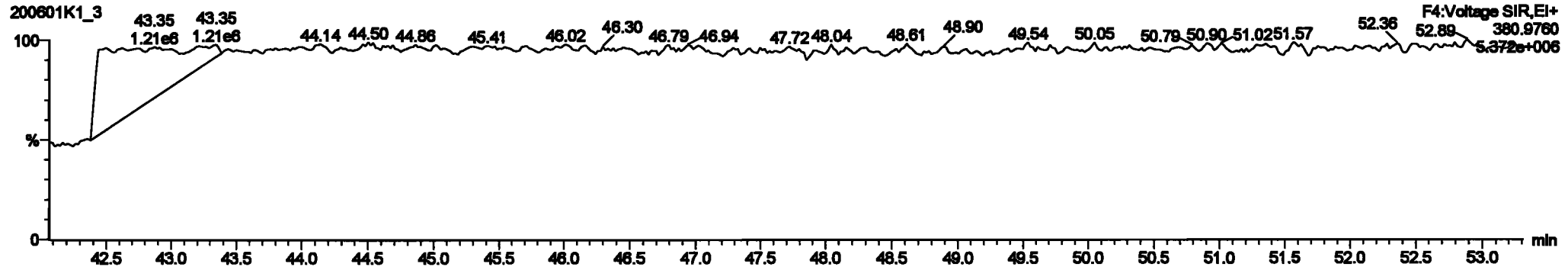
PCB-188



13C-PCB-188



PFK4c

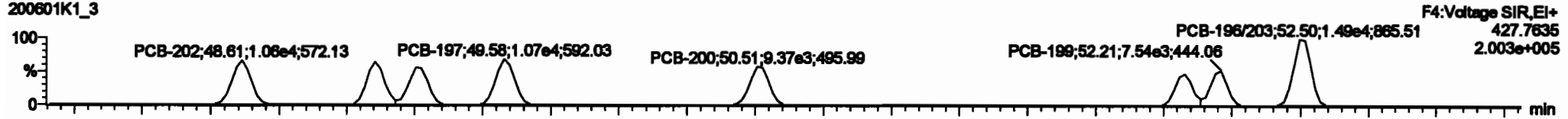


Dataset: Untitled

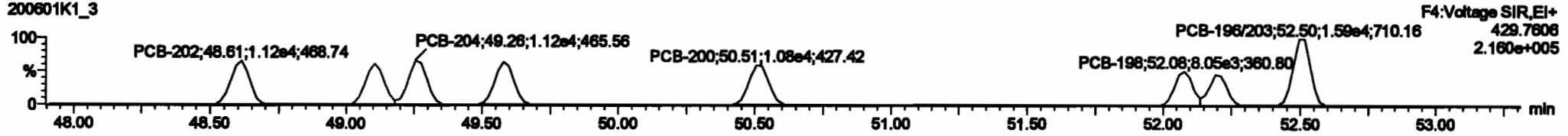
Last Altered: Tuesday, June 02, 2020 10:33:30 Pacific Daylight Time
Printed: Tuesday, June 02, 2020 10:35:13 Pacific Daylight Time

Name: 200601K1_3, Date: 01-Jun-2020, Time: 14:19:00, ID: ST200601K1-3 PCB 209 CS2 19G2608, Description: PCB 209 CS2 19G2608

PCB-202
200601K1_3

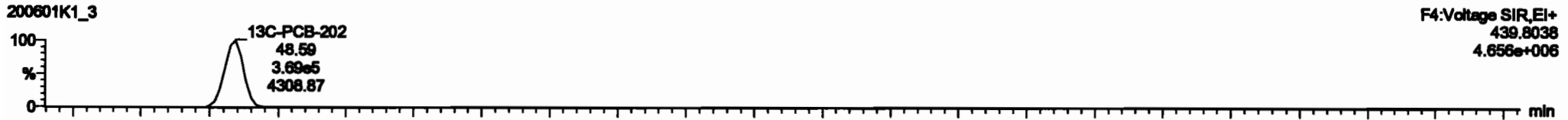


200601K1_3

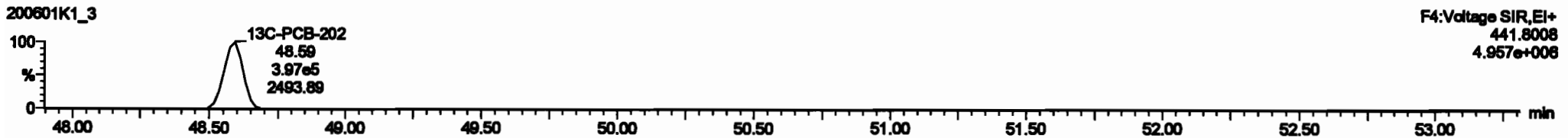


13C-PCB-202

200601K1_3

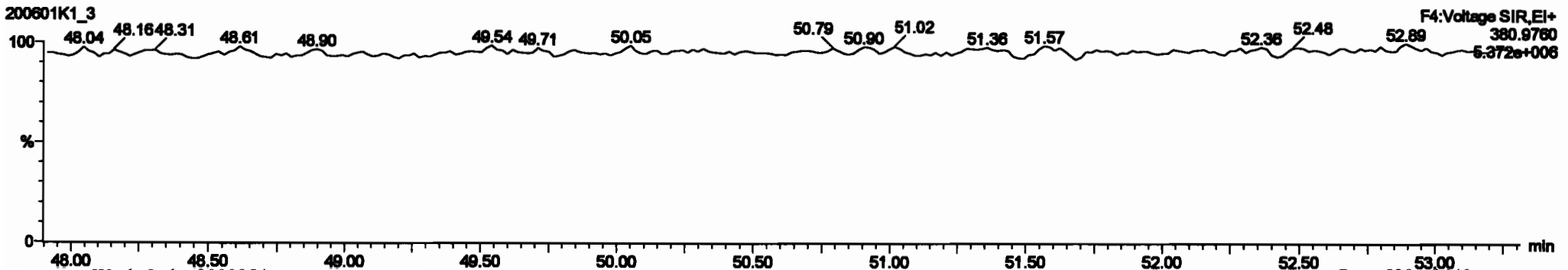


200601K1_3



PFK4d

200601K1_3



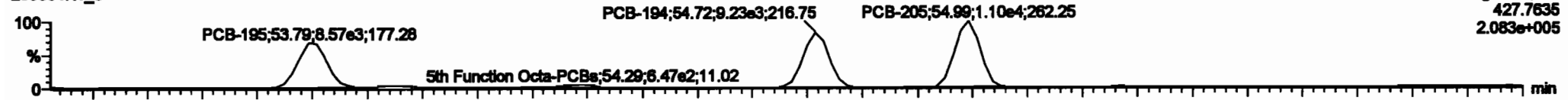
Dataset: Untitled

Last Altered: Tuesday, June 02, 2020 10:33:30 Pacific Daylight Time
Printed: Tuesday, June 02, 2020 10:35:13 Pacific Daylight Time

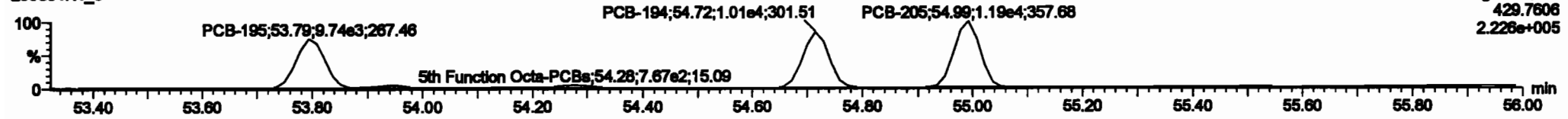
Name: 200801K1_3, Date: 01-Jun-2020, Time: 14:19:00, ID: ST200801K1-3 PCB 209 CS2 19G2608, Description: PCB 209 CS2 19G2608

PCB-195

200801K1_3

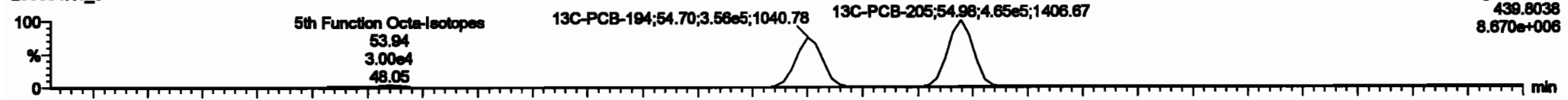


200801K1_3

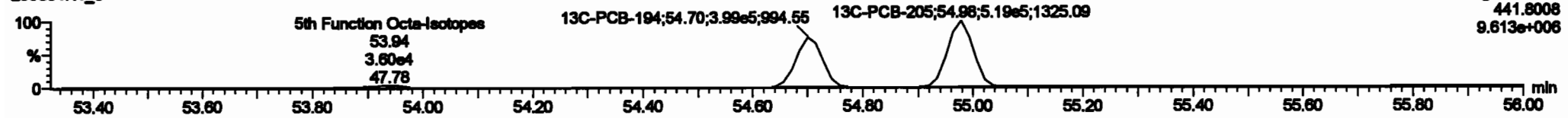


13C-PCB-194

200801K1_3

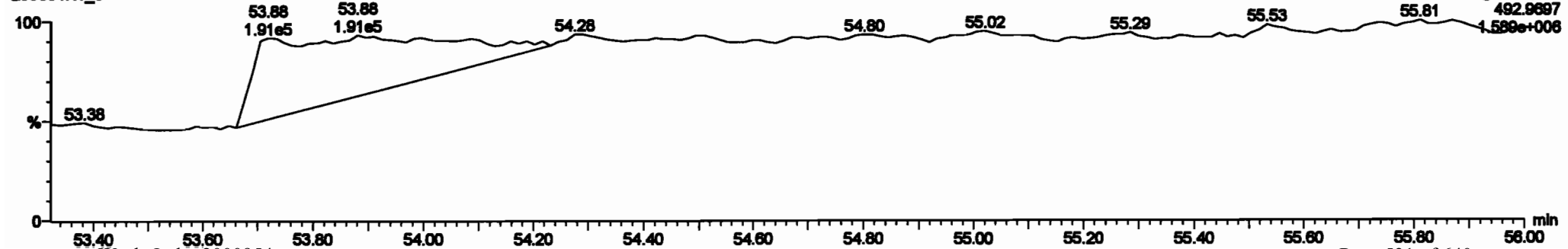


200801K1_3



PFK5a

200801K1_3



Dataset: Untitled

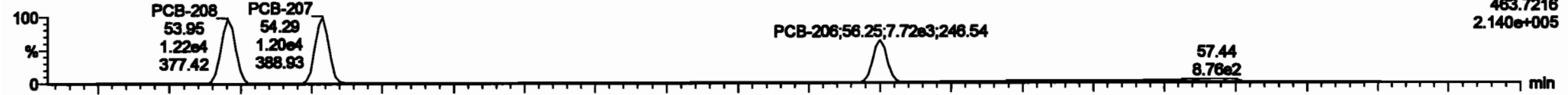
Last Altered: Tuesday, June 02, 2020 10:33:30 Pacific Daylight Time

Printed: Tuesday, June 02, 2020 10:35:13 Pacific Daylight Time

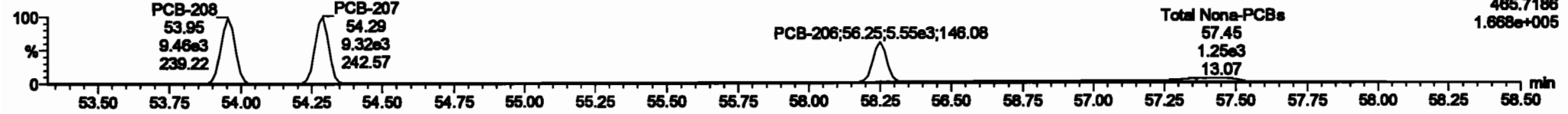
Name: 200601K1_3, Date: 01-Jun-2020, Time: 14:19:00, ID: ST200601K1-3 PCB 209 CS2 19G2608, Description: PCB 209 CS2 19G2608

PCB-208

200601K1_3

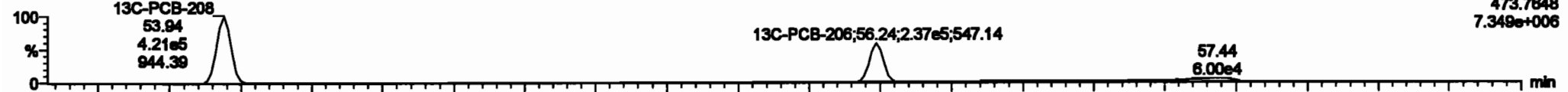


200601K1_3

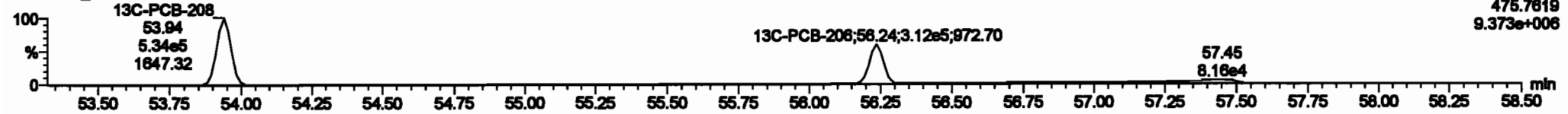


13C-PCB-208

200601K1_3

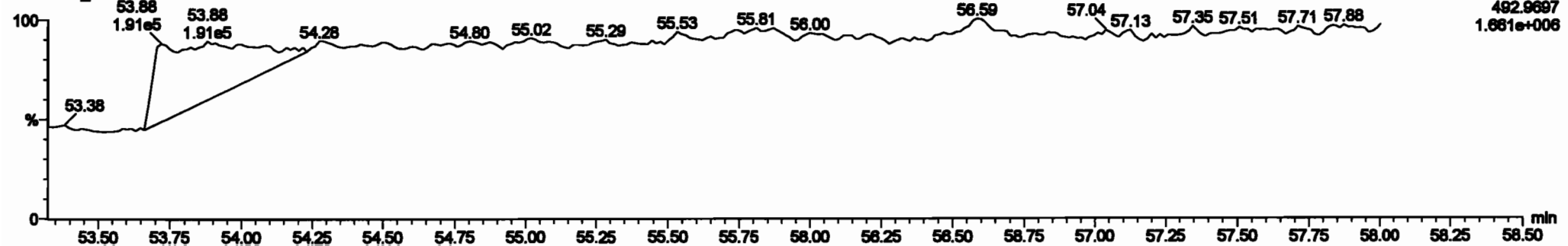


200601K1_3



PFK5

200601K1_3



Dataset: Untitled


Last Altered: Tuesday, June 02, 2020 10:33:30 Pacific Daylight Time

Printed: Tuesday, June 02, 2020 10:35:13 Pacific Daylight Time


Name: 200601K1_3, Date: 01-Jun-2020, Time: 14:19:00, ID: ST200601K1-3 PCB 209 CS2 19G2608, Description: PCB 209 CS2 19G2608

PCB-209

200601K1_3

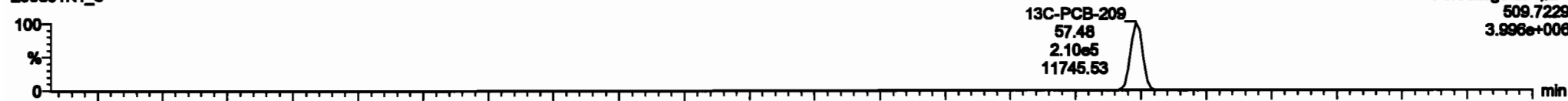


200601K1_3




13C-PCB-209

200601K1_3

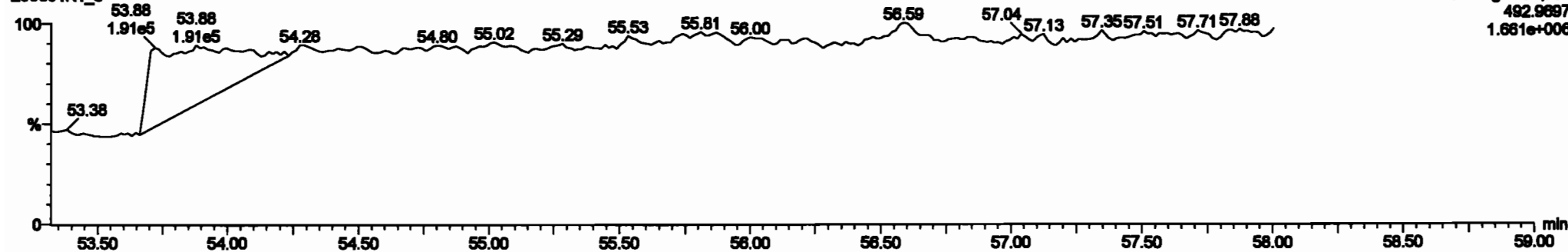


200601K1_3



PFK5b

200601K1_3



Dataset: Untitled


Last Altered: Tuesday, June 02, 2020 10:33:30 Pacific Daylight Time

Printed: Tuesday, June 02, 2020 10:35:13 Pacific Daylight Time


Name: 200601K1_4, Date: 01-Jun-2020, Time: 15:19:46, ID: ST200601K1-4 PCB 209 CS3 19G2609, Description: PCB 209 CS3 19G2609

PCB-1

200601K1_4

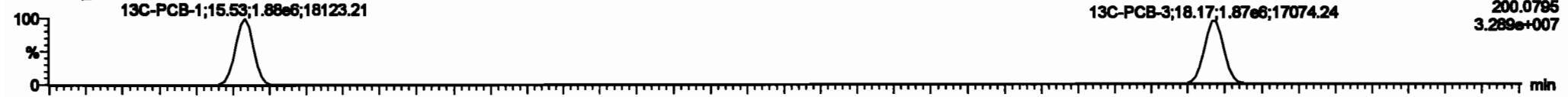


200601K1_4




13C-PCB-1

200601K1_4

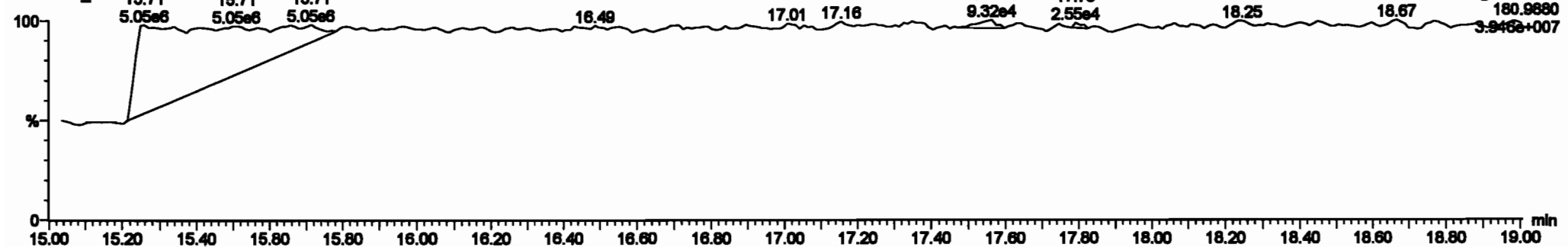


200601K1_4



PFK1

200601K1_4

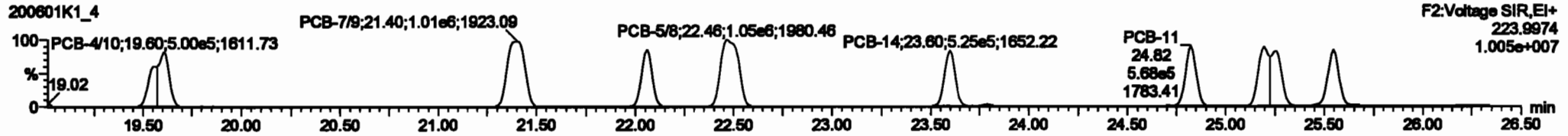
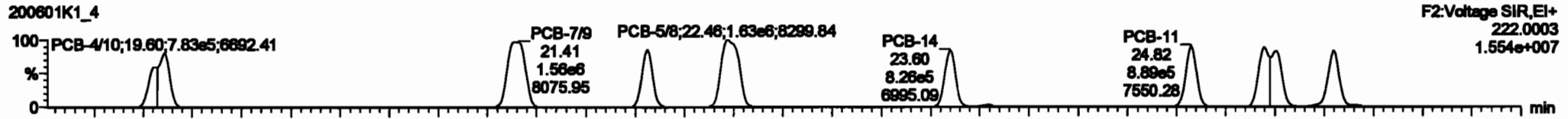


Dataset: Untitled

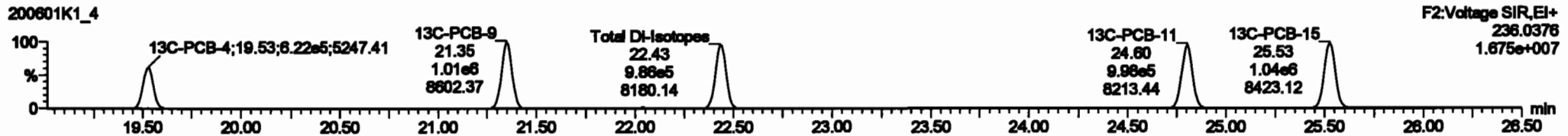
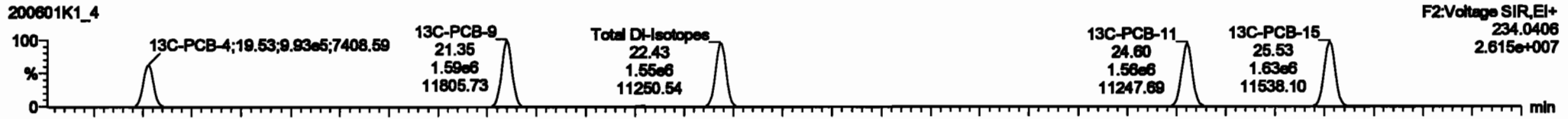
Last Altered: Tuesday, June 02, 2020 10:33:30 Pacific Daylight Time
Printed: Tuesday, June 02, 2020 10:35:13 Pacific Daylight Time

Name: 200601K1_4, Date: 01-Jun-2020, Time: 15:19:46, ID: ST200601K1-4 PCB 209 CS3 19G2609, Description: PCB 209 CS3 19G2609

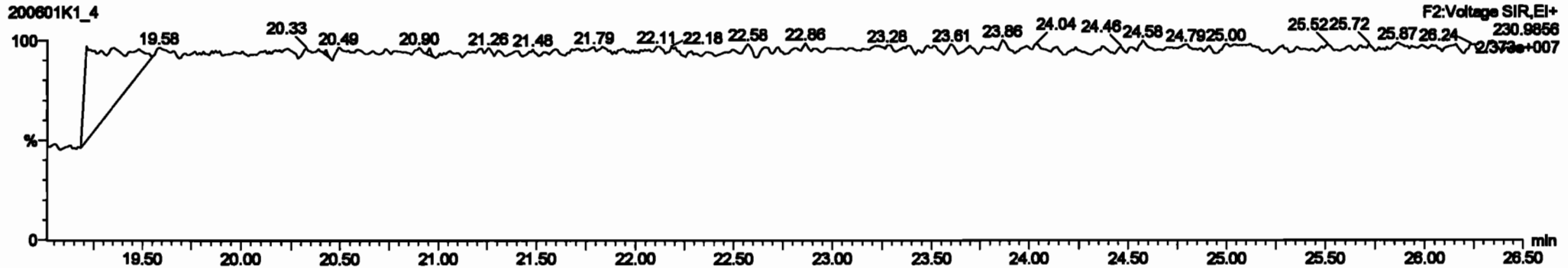
PCB-4/10



13C-PCB-4

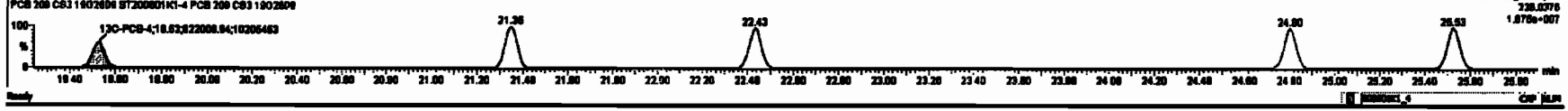




PFK2a



#	Name	Range	RA	dy	RFP	width	PeakOff	RT	PeakOff	RT	RT	Area	Height	Area	Height
224	Total Mono-PCBs		1.885	1.000	0.00	0.000	ND	188.1	0.0042	188.1					
225	2nd Function TAP-PCBs		1.887	1.000	0.00	0.000	ND	412.0	0.0070	412.0					
226	Total Tolu-PCBs		1.8770	1.000	0.00	0.000	ND	2171	0.043	2171					
227	2nd Function Para-PCBs		1.3167	1.000	0.00	0.000	ND	2103	0.026	2103					
228	4th Function Para-PCBs		1.8728	1.000	0.00	0.000	ND	281.1	0.162	281.1					
229	2nd Function Meta-PCBs		0.8000	1.000	0.00	0.000	ND	887.0	0.188	887.0					
230	4th Function Meta-PCBs		1.8818	1.000	0.00	0.000	ND	1481	1.88	1481					
231	Total Hapto-PCBs		1.3881	1.000	0.00	0.000	ND	1280	1.28	1280					
232	4th Function Oxa-PCBs		1.8800	1.000	0.00	0.000	ND	448.1	0.320	448.1					
233	2nd Function Oxa-PCBs		1.1489	1.000	0.00	0.000	ND	174.1	0.591	174.1					

#	Name	Range	RA	dy	RFP	width	PeakOff	RT	PeakOff	RT	Area	Height	Area	Height
1	PCB-4/8		18.81	18.80	1.200e6	0.350e6	1.880	1.83	ND	103.84	183.08			
2	PCB-7/8		21.41	21.41	1.880e6	1.000e6	1.880	1.88	ND	102.88	182.88			
3	PCB-8		22.80	22.80	8.100e5	8.280e5	1.880	1.88	ND	80.481	80.481			
4	PCB-9/8		22.48	22.48	1.820e6	1.000e6	1.880	1.88	ND	100.80	182.80			
5	PCB-14		23.81	23.80	8.280e5	8.280e5	1.880	1.87	ND	81.808	81.808			
6	PCB-11		24.82	24.82	8.000e5	8.700e5	1.880	1.87	ND	88.775	88.775			
7	PCB-12/13		25.25	25.28	1.843e6	1.000e6	1.880	1.84	ND	183.30	183.30			
8	PCB-15		25.87	25.85	8.428e5	8.428e5	1.880	1.88	ND	82.382	82.382			

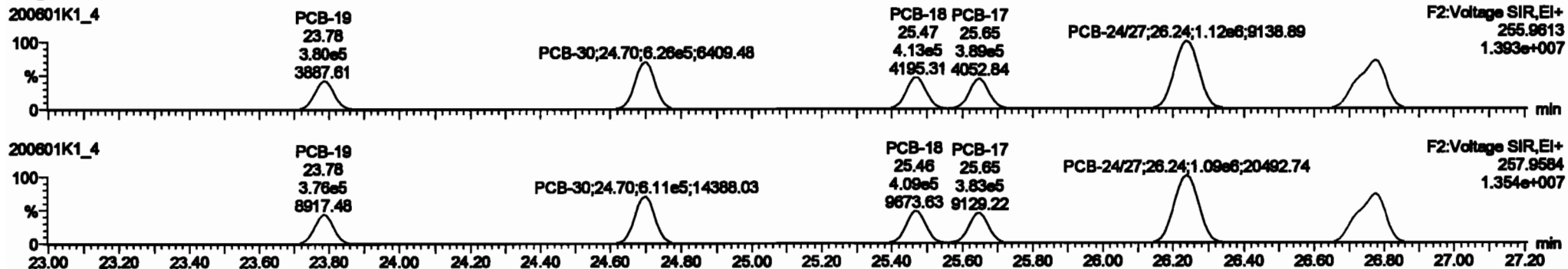


Dataset: Untitled

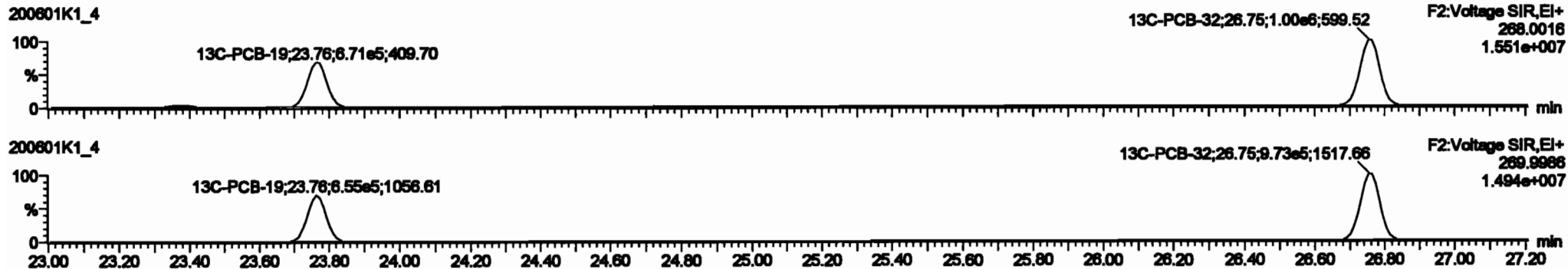
Last Altered: Tuesday, June 02, 2020 10:33:30 Pacific Daylight Time
Printed: Tuesday, June 02, 2020 10:35:13 Pacific Daylight Time

Name: 200601K1_4, Date: 01-Jun-2020, Time: 15:19:46, ID: ST200601K1-4 PCB 209 CS3 19G2609, Description: PCB 209 CS3 19G2609

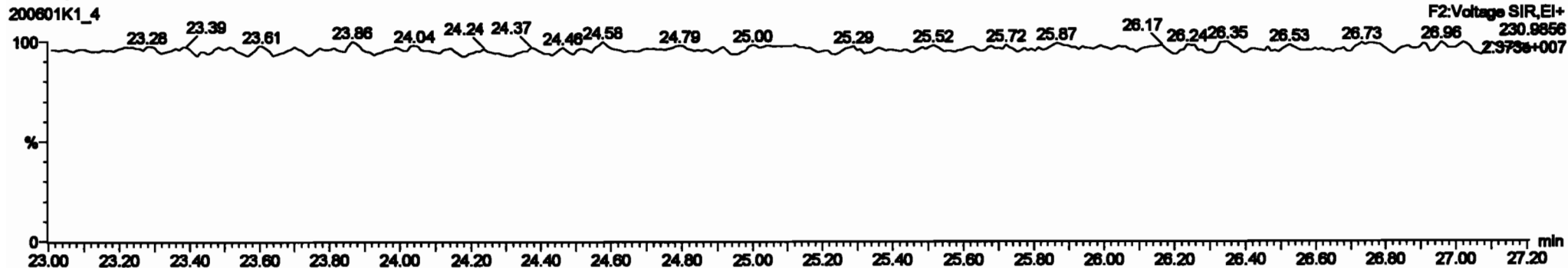
PCB-19



13C-PCB-19



PFK2b





Dataset: Untitled

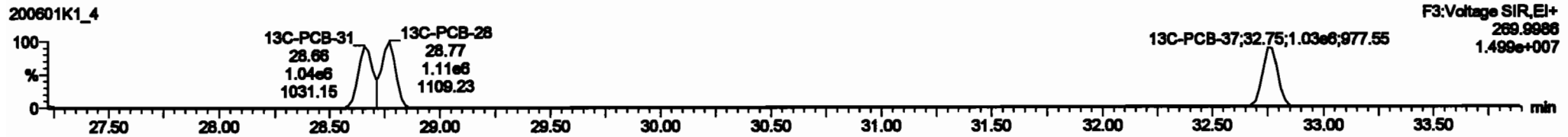
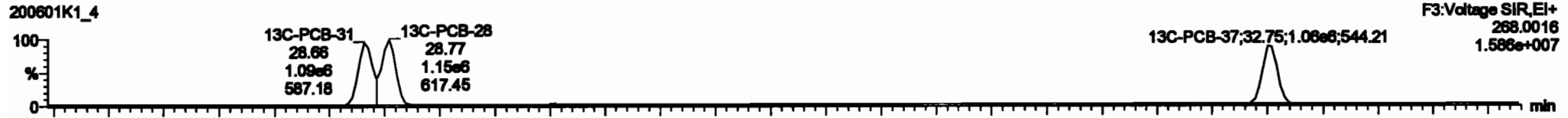
Last Altered: Tuesday, June 02, 2020 10:33:30 Pacific Daylight Time
Printed: Tuesday, June 02, 2020 10:35:13 Pacific Daylight Time

Name: 200601K1_4, Date: 01-Jun-2020, Time: 15:19:46, ID: ST200601K1-4 PCB 209 CS3 19G2609, Description: PCB 209 CS3 19G2609

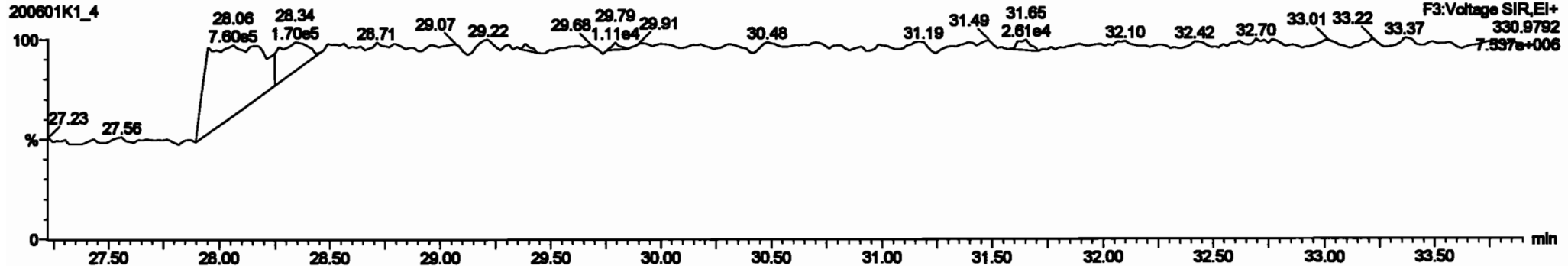
PCB-34



13C-PCB-28



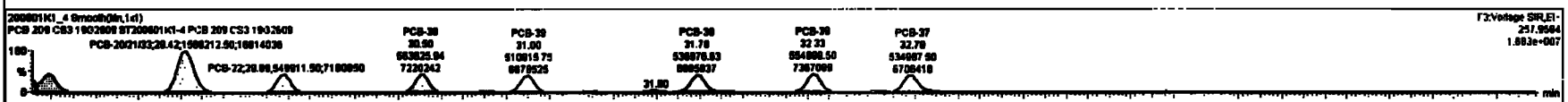



PFK3d



#	Name	Comp	RA	Vol	RFI	RFI	RFI	RFI	RFI	RFI	RFI	RFI	RFI	RFI	RFI	RFI	RFI	RFI	RFI
224	Total Mono-PCBs				1.000	0.00	0.000	0.000	NO	188.1	0.000	188.1							
225	Total Di-PCBs				1.007	1.000	0.000	0.000	NO	818.4	0.280	818.4							
226	2nd Function Tri-PCBs				1.007	1.000	0.000	0.000	NO	412.8	0.000	412.8							
227	3rd Function Tetra-PCBs				0.000	0.000	0.000	0.000	NO	0.000	0.000	0.000							
228	Total Tetra-PCBs				1.0776	1.000	0.000	0.000	NO	2171	0.943	2171							
229	3rd Function Penta-PCBs				1.2187	1.000	0.000	0.000	NO	2108	0.828	2108							
230	4th Function Penta-PCBs				1.0735	1.000	0.000	0.000	NO	281.1	0.182	281.1							
231	3rd Function Hexa-PCBs				0.0000	1.000	0.000	0.000	NO	887.0	0.108	887.0							
232	4th Function Hexa-PCBs				1.0016	1.000	0.000	0.000	NO	1481	1.28	1481							
233	Total Hepta-PCBs				1.2081	1.000	0.000	0.000	NO	1280	1.28	1280							
234	4th Function Octa-PCBs				1.0008	1.000	0.000	0.000	NO	448.1	0.222	448.1							
235	Total Non-Function Octa-PCBs				1.0000	1.000	0.000	0.000	NO	188.1	0.280	188.1							

#	Name	RFI	RFI	RFI	RFI	RFI	RFI	RFI	RFI	RFI	RFI	RFI	RFI	RFI	RFI	RFI	RFI	RFI	RFI	
18	PCB-34	27.80	27.80	5.93e6	5.28e6	1.000	1.08	NO	80.487	80.487										
19	PCB-35	27.87	27.87	6.281e6	5.140e6	1.000	1.08	NO	82.838	82.838										
20	PCB-36	27.80	27.80	6.210e6	4.830e6	1.000	1.08	NO	80.240	80.240										
21	PCB-36	28.18	28.18	6.832e6	6.321e6	1.000	1.08	NO	81.287	81.287										
22	PCB-36	28.31	28.32	6.916e6	6.214e6	1.000	1.08	NO	80.288	80.288										
23	PCB-37	28.88	28.88	6.118e6	6.388e6	1.000	1.14	NO	48.828	48.828										
24	PCB-38	28.78	28.78	6.380e6	6.878e6	1.000	1.08	NO	82.734	82.734										
25	PCB-202103	28.43	28.42	1.878e6	1.888e6	1.000	1.07	NO	182.28	182.28										
26	PCB-32	28.87	28.88	6.882e6	6.488e6	1.000	1.08	NO	81.848	81.848										

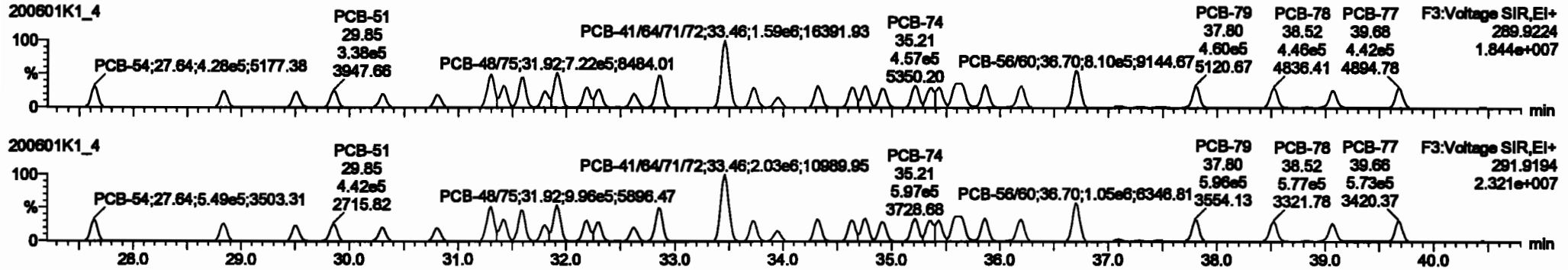


Dataset: Untitled

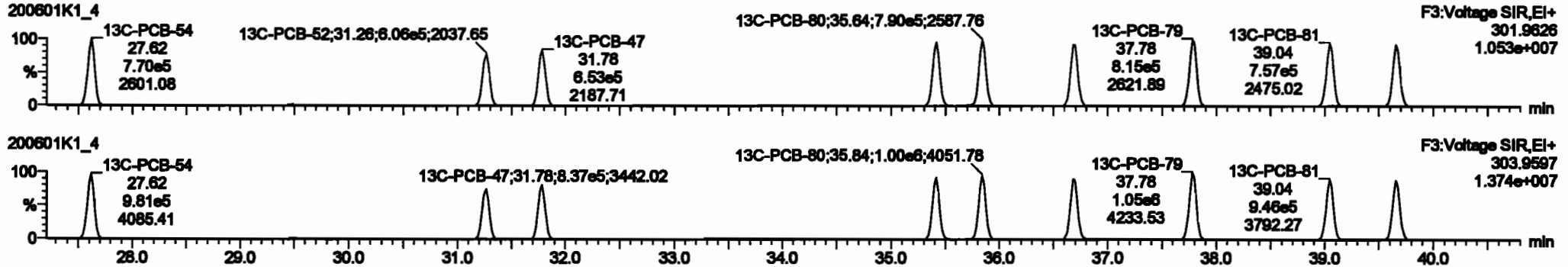
Last Altered: Tuesday, June 02, 2020 10:33:30 Pacific Daylight Time
 Printed: Tuesday, June 02, 2020 10:35:13 Pacific Daylight Time

Name: 200601K1_4, Date: 01-Jun-2020, Time: 15:19:46, ID: ST200601K1-4 PCB 209 CS3 19G2609, Description: PCB 209 CS3 19G2609

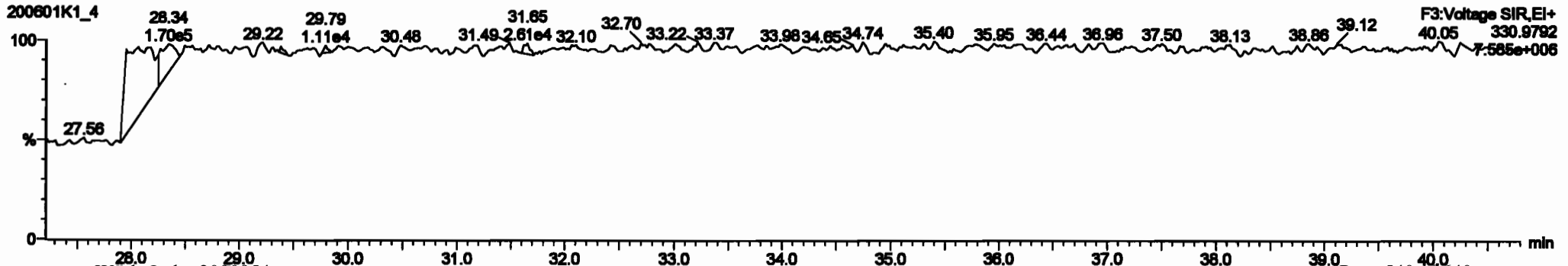
PCB-54



13C-PCB-54



PFK3a



Dataset: Untitled

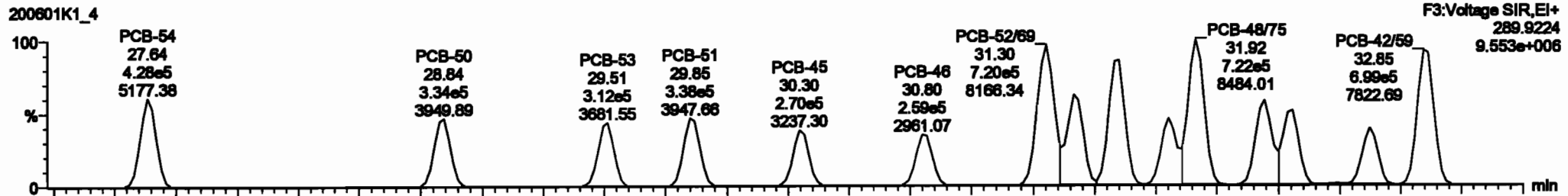
Last Altered: Tuesday, June 02, 2020 10:33:30 Pacific Daylight Time

Printed: Tuesday, June 02, 2020 10:35:13 Pacific Daylight Time

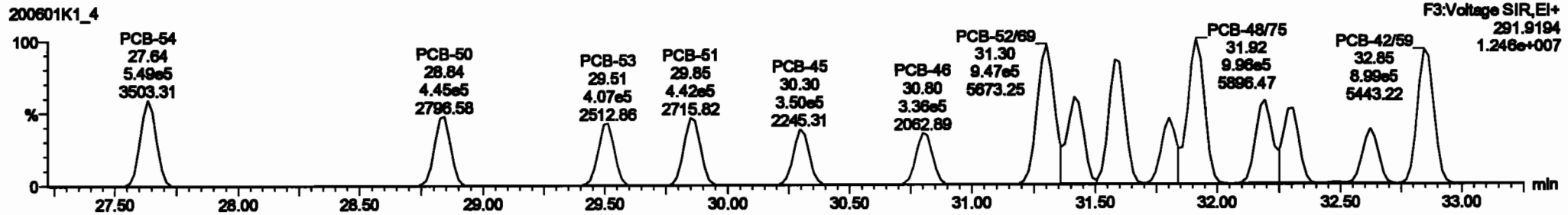
Name: 200601K1_4, Date: 01-Jun-2020, Time: 15:19:46, ID: ST200601K1-4 PCB 209 CS3 19G2609, Description: PCB 209 CS3 19G2609

PCB-50

200601K1_4




200601K1_4



13C-PCB-52

200601K1_4




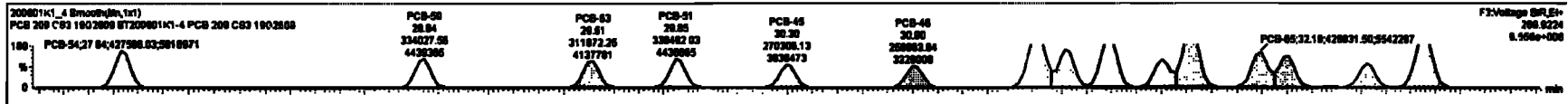


200601K1_4



#	Name	Range	RA	dy	W/F	valdet	PeakRT	RT	PeakRT	REC	WRT	Comp	Ratio	DL	MSPC
220	Total Mono-PCBs				1.000	1.000	0.00	0.000	0.000	NO	100.1		0.000	100.1	
221	Total Di-PCBs				1.000	1.000	0.00	0.000	0.000	NO	010.4		0.000	010.4	
222	Total Tri-PCBs				1.000	1.000	0.00	0.000	0.000	NO	412.5		0.000	412.5	
223	1st Function Tri-PCBs				0.000	1.000	0.00	0.000	0.000	NO	010.1		0.000	010.1	
224	2nd Function Tri-PCBs				1.000	0.000	0.00	0.000	0.000	NO	010.1		0.000	010.1	
225	3rd Function Tri-PCBs				1.000	0.000	0.00	0.000	0.000	NO	010.1		0.000	010.1	
226	4th Function Tri-PCBs				1.000	0.000	0.00	0.000	0.000	NO	010.1		0.000	010.1	
227	5th Function Tri-PCBs				1.000	0.000	0.00	0.000	0.000	NO	010.1		0.000	010.1	
228	6th Function Tri-PCBs				1.000	0.000	0.00	0.000	0.000	NO	010.1		0.000	010.1	
229	7th Function Tri-PCBs				1.000	0.000	0.00	0.000	0.000	NO	010.1		0.000	010.1	
230	8th Function Tri-PCBs				1.000	0.000	0.00	0.000	0.000	NO	010.1		0.000	010.1	
231	9th Function Tri-PCBs				1.000	0.000	0.00	0.000	0.000	NO	010.1		0.000	010.1	
232	10th Function Tri-PCBs				1.000	0.000	0.00	0.000	0.000	NO	010.1		0.000	010.1	
233	11th Function Tri-PCBs				1.000	0.000	0.00	0.000	0.000	NO	010.1		0.000	010.1	
234	12th Function Tri-PCBs				1.000	0.000	0.00	0.000	0.000	NO	010.1		0.000	010.1	
235	13th Function Tri-PCBs				1.000	0.000	0.00	0.000	0.000	NO	010.1		0.000	010.1	
236	14th Function Tri-PCBs				1.000	0.000	0.00	0.000	0.000	NO	010.1		0.000	010.1	
237	15th Function Tri-PCBs				1.000	0.000	0.00	0.000	0.000	NO	010.1		0.000	010.1	
238	16th Function Tri-PCBs				1.000	0.000	0.00	0.000	0.000	NO	010.1		0.000	010.1	
239	17th Function Tri-PCBs				1.000	0.000	0.00	0.000	0.000	NO	010.1		0.000	010.1	
240	18th Function Tri-PCBs				1.000	0.000	0.00	0.000	0.000	NO	010.1		0.000	010.1	
241	19th Function Tri-PCBs				1.000	0.000	0.00	0.000	0.000	NO	010.1		0.000	010.1	
242	20th Function Tri-PCBs				1.000	0.000	0.00	0.000	0.000	NO	010.1		0.000	010.1	

#	Name	Value	RT	RT Range	W/F	PeakRT	RT	PeakRT	REC	WRT	Comp	Ratio	DL	MSPC
32	PCB-54	27.84	27.84	4.270e5	0.400e5	0.770	0.78	NO	91.824	91.824				
33	PCB-50	28.80	28.84	3.240e5	4.400e5	0.770	0.78	NO	90.870	90.870				
34	PCB-53	28.80	28.81	3.120e5	4.000e5	0.770	0.77	NO	92.208	92.208				
35	PCB-51	28.80	28.85	3.200e5	4.410e5	0.770	0.77	NO	93.201	93.201				
36	PCB-45	30.30	30.30	2.700e5	3.000e5	0.770	0.77	NO	92.500	92.500				
37	PCB-46	30.30	30.35	2.800e5	3.200e5	0.770	0.77	NO	93.000	93.000				
38	PCB-42	31.50	31.20	1.200e5	0.470e5	0.770	0.78	NO	100.000	100.000				
39	PCB-73	31.41	31.41	4.000e5	0.800e5	0.770	0.78	NO	93.621	93.621				
40	PCB-43	31.80	31.80	0.200e5	0.314e5	0.770	0.77	NO	108.00	108.00				



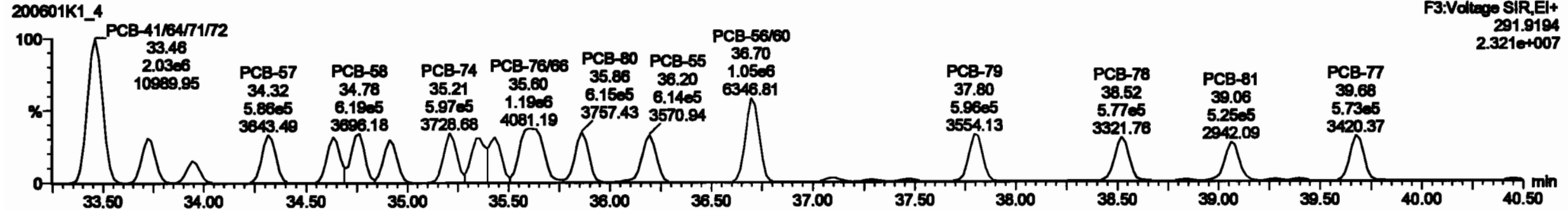
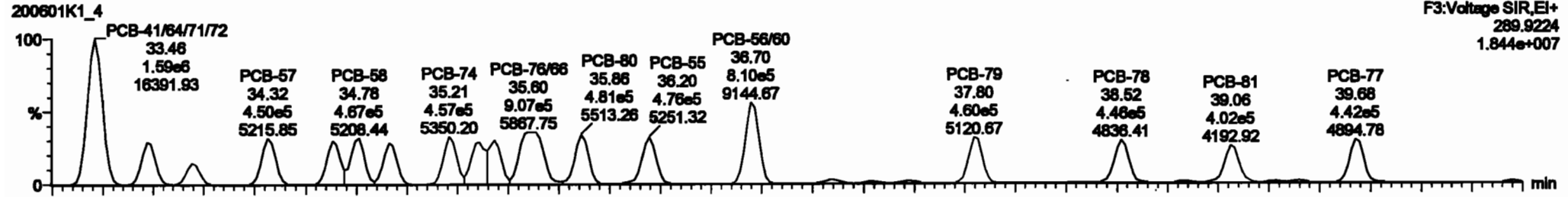
Dataset: Untitled

Last Altered: Tuesday, June 02, 2020 10:33:30 Pacific Daylight Time

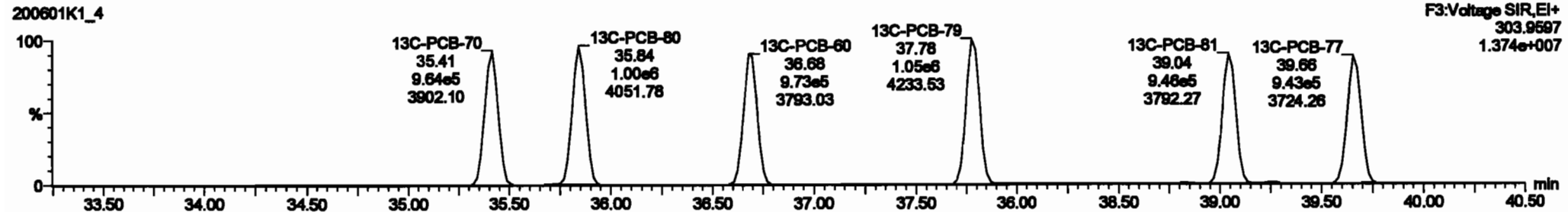
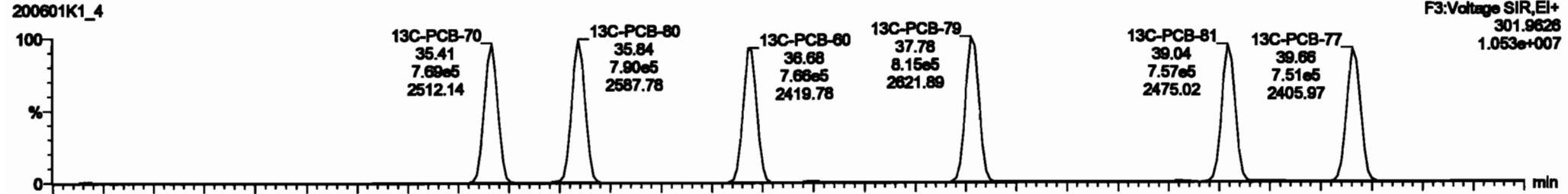
Printed: Tuesday, June 02, 2020 10:35:13 Pacific Daylight Time

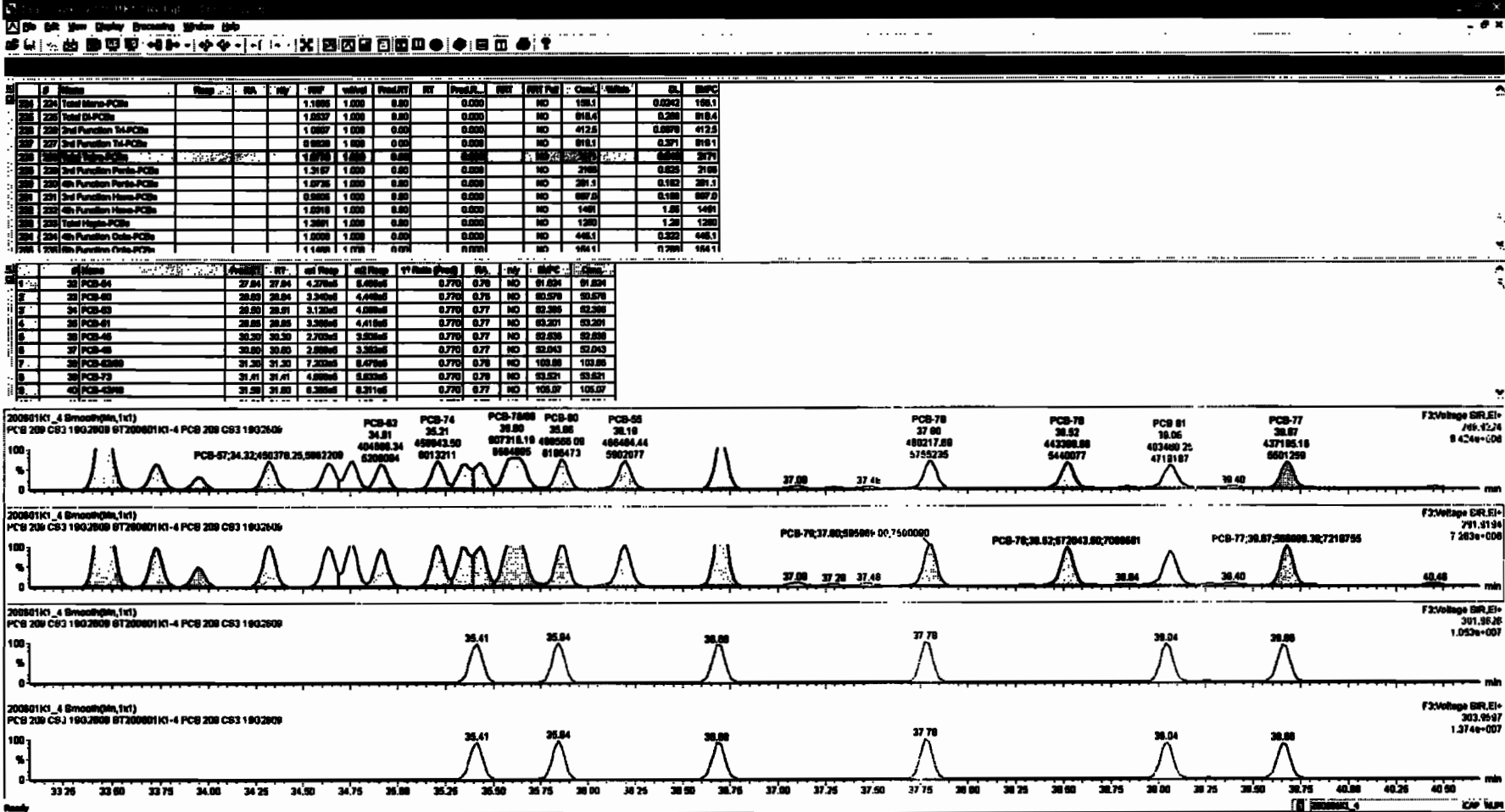
Name: 200601K1_4, Date: 01-Jun-2020, Time: 15:19:46, ID: ST200601K1-4 PCB 209 CS3 19G2609, Description: PCB 209 CS3 19G2609

PCB-68



13C-PCB-60





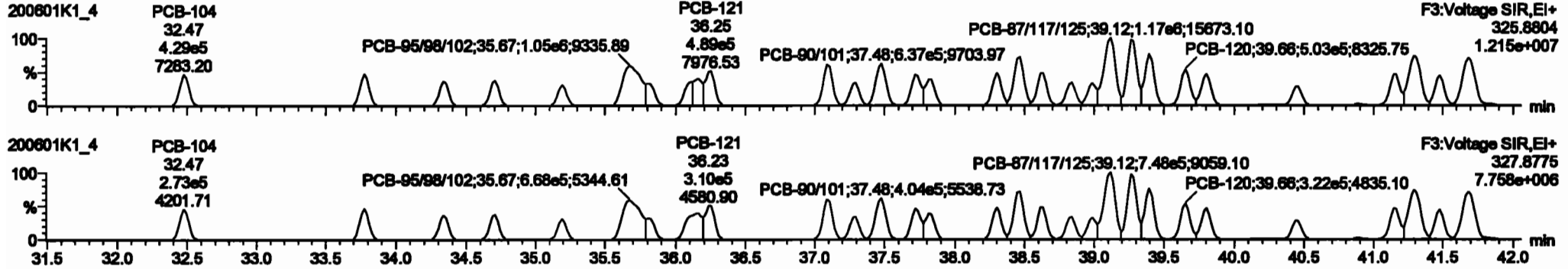
Dataset: Untitled

Last Altered: Tuesday, June 02, 2020 10:33:30 Pacific Daylight Time

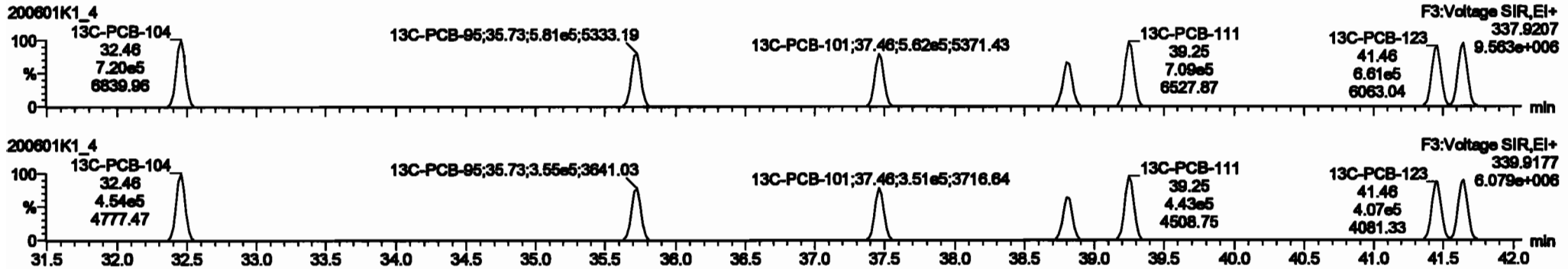
Printed: Tuesday, June 02, 2020 10:35:13 Pacific Daylight Time

Name: 200601K1_4, Date: 01-Jun-2020, Time: 15:19:46, ID: ST200601K1-4 PCB 209 CS3 19G2609, Description: PCB 209 CS3 19G2609

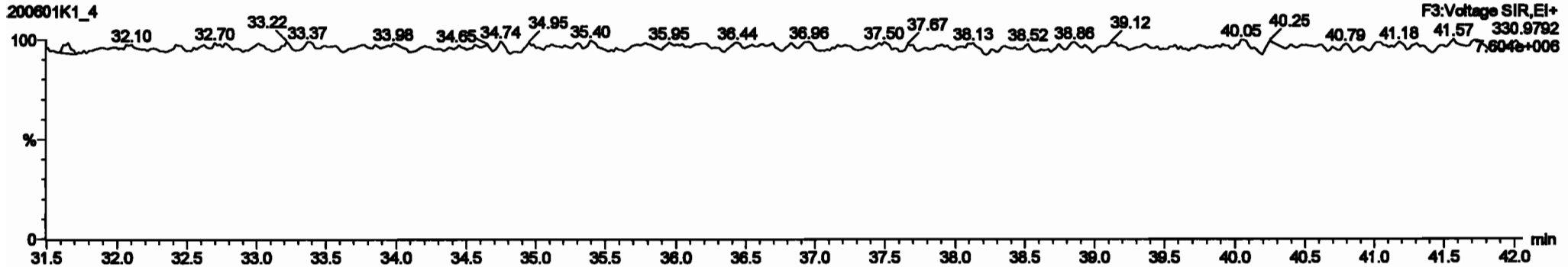
PCB-104



13C-PCB-104



PFK3b



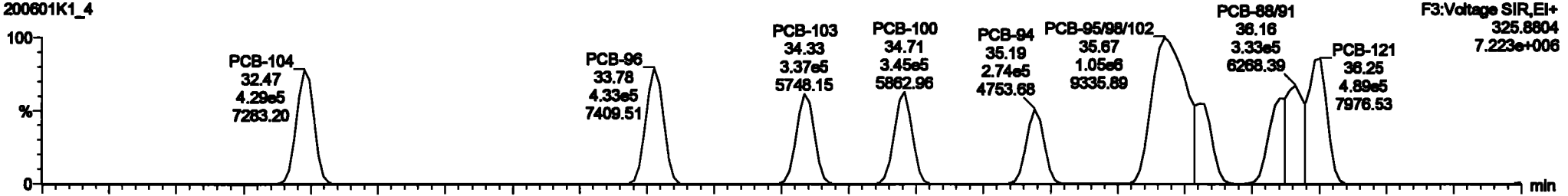
Dataset: Untitled

Last Altered: Tuesday, June 02, 2020 10:33:30 Pacific Daylight Time
Printed: Tuesday, June 02, 2020 10:35:13 Pacific Daylight Time

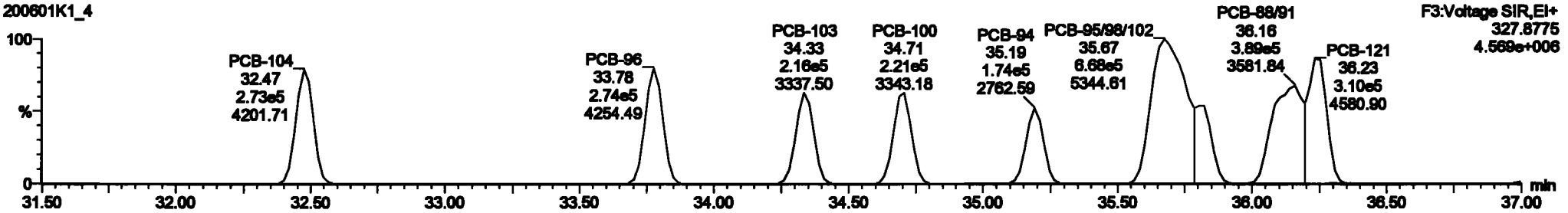
Name: 200601K1_4, Date: 01-Jun-2020, Time: 15:19:46, ID: ST200601K1-4 PCB 209 CS3 19G2609, Description: PCB 209 CS3 19G2609

PCB-96

200601K1_4




200601K1_4

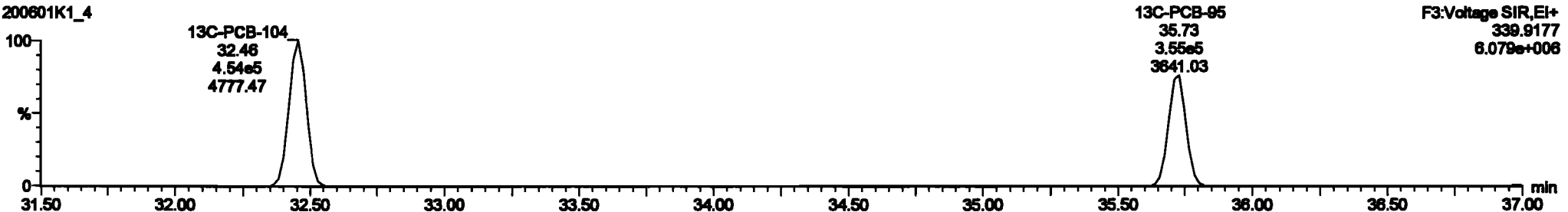


13C-PCB-95

200601K1_4



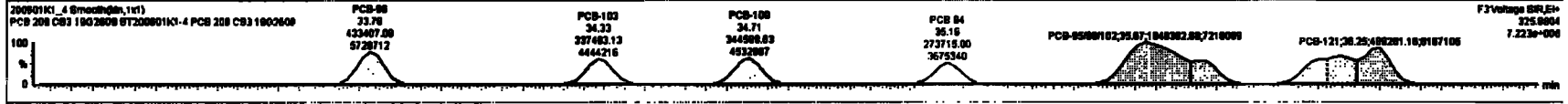


200601K1_4



#	Category	Wgt	Qty	Unit	RF	RF Wgt	RF Qty	RF Unit	RF Wgt	RF Qty	RF Unit	RF Wgt	RF Qty	RF Unit	RF Wgt	RF Qty	RF Unit
224	Total Micro-PCBs				1.000	1.000	0.00		0.000	NO	100.1	0.0242	100.1				
225	Total BLPCBs				1.000	1.000	0.00		0.000	NO	018.4	0.200	018.4				
226	Total TMLPCBs				1.000	1.000	0.00		0.000	NO	412.0	0.0070	412.0				
227	Total Value-PCBs				0.000	1.000	0.00		0.000	NO	018.1	0.071	018.1				
228	Total Nano-PCBs				1.000	1.000	0.00		0.000	NO	2171	0.043	2171				
229	Total PCBs				1.000	1.000	0.00		0.000	NO	1100	0.025	1100				
230	4th Generation Nano-PCBs				1.000	1.000	0.00		0.000	NO	201.1	0.140	201.1				
231	3rd Generation Nano-PCBs				0.000	1.000	0.00		0.000	NO	007.0	0.100	007.0				
232	4th Generation Nano-PCBs				1.000	1.000	0.00		0.000	NO	1401	1.00	1401				
233	Total Nano-PCBs				1.000	1.000	0.00		0.000	NO	1200	1.20	1200				
234	4th Generation Nano-PCBs				1.000	1.000	0.00		0.000	NO	446.1	0.302	446.1				
235	4th Generation Nano-PCBs				1.000	1.000	0.00		0.000	NO	004.1	0.001	004.1				

#	Category	Wgt	Qty	Unit	RF	RF Wgt	RF Qty	RF Unit	RF Wgt	RF Qty	RF Unit	RF Wgt	RF Qty	RF Unit	RF Wgt	RF Qty	RF Unit
84	PCB-104	32.47	32.47	4.20ms	2.72ms	1.000	1.07	NO	00.204	00.204							
85	PCB-88	33.70	33.70	4.20ms	2.72ms	1.000	1.00	NO	00.100	00.100							
86	PCB-103	34.20	34.20	3.27ms	2.10ms	1.000	1.00	NO	00.200	00.200							
87	PCB-109	35.00	35.71	3.44ms	2.70ms	1.000	1.00	NO	00.010	00.010							
88	PCB-84	35.20	35.10	2.70ms	1.70ms	1.000	1.07	NO	00.000	00.000							
89	PCB-0500102	35.00	35.07	1.00ms	0.67ms	1.000	1.07	NO	100.00	100.00							
70	PCB-83	35.01	35.01	2.00ms	1.70ms	1.000	1.00	NO	00.000	00.000							
71	PCB-0000	35.10	35.10	0.07ms	3.00ms	1.000	1.00	NO	100.00	100.00							
72	PCB-121	35.20	35.20	4.00ms	3.00ms	1.000	1.00	NO	00.000	00.000							

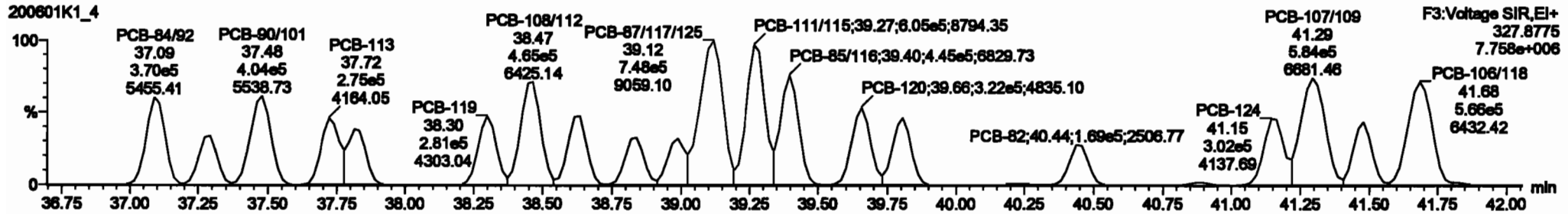
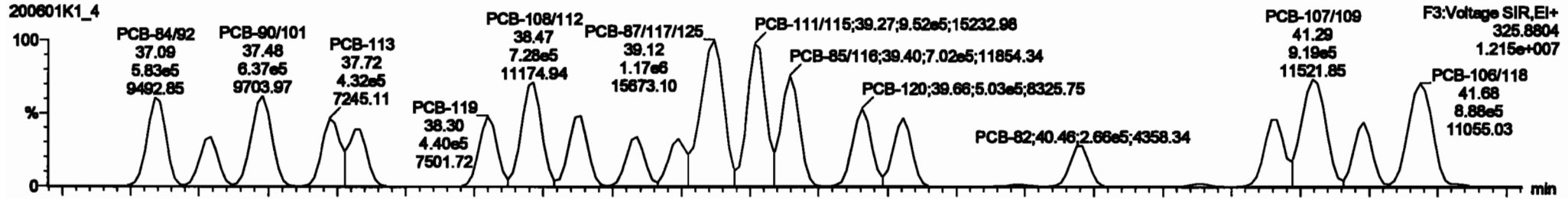


Dataset: Untitled

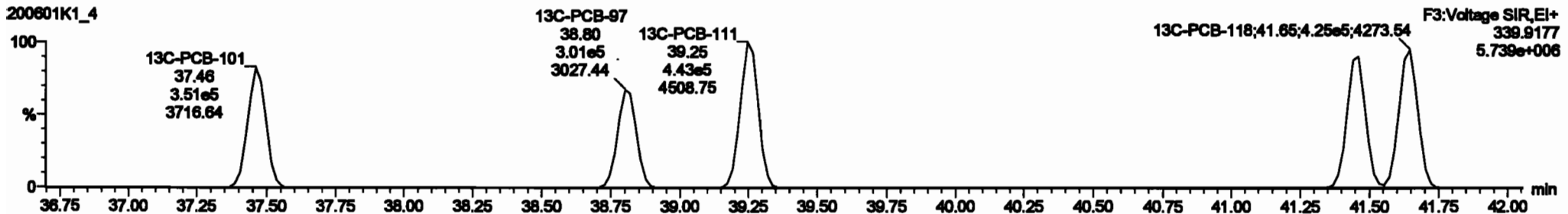
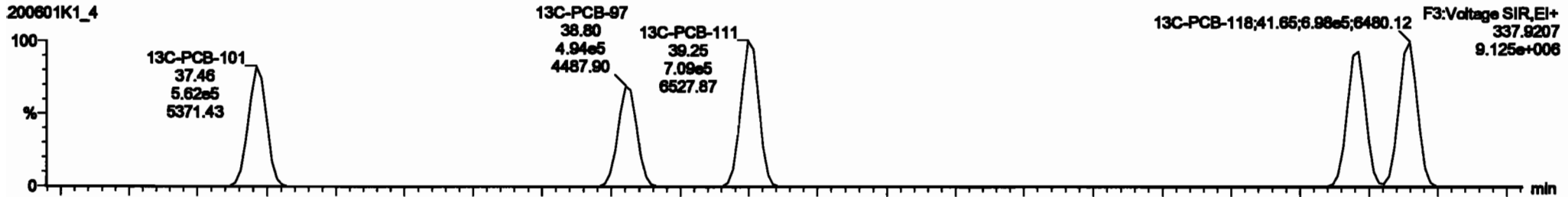
Last Altered: Tuesday, June 02, 2020 10:33:30 Pacific Daylight Time
Printed: Tuesday, June 02, 2020 10:35:13 Pacific Daylight Time

Name: 200601K1_4, Date: 01-Jun-2020, Time: 15:19:46, ID: ST200601K1-4 PCB 209 CS3 19G2609, Description: PCB 209 CS3 19G2609

PCB-119


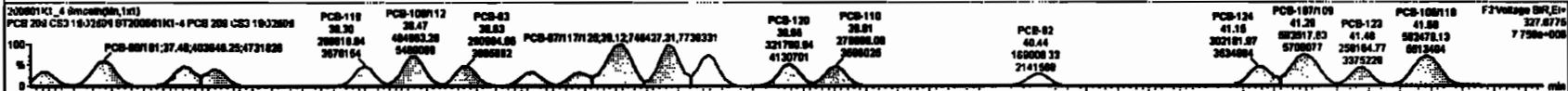


13C-PCB-111



#	Name	Range	RA	Qty	Unit	Cost	Material	ProdRate	RF	PreProd	RFY	RFY Tot	Cost	Units	EL	SPC
234	Total Micro-PCBs					1.1888	1.000	0.00	0.000	NO	188.1		0.0000	188.1		
235	Total D-PCBs					1.0007	1.000	0.00	0.000	NO	018.4		0.000	018.4		
236	2nd Function TM-PCBs					1.0007	1.000	0.00	0.000	NO	012.5		0.0000	012.5		
237	2nd Function TM-PCBs					0.0000	1.000	0.00	0.000	NO	016.1		0.000	016.1		
238	Total Tens-PCBs					1.0776	1.000	0.00	0.000	NO	2171		0.000	2171		
239	4th Function Parts-PCBs					1.0776	1.000	0.00	0.000	NO	2171		0.000	2171		
240	2nd Function Parts-PCBs					0.0000	1.000	0.00	0.000	NO	201.1		0.000	201.1		
241	2nd Function Parts-PCBs					0.0000	1.000	0.00	0.000	NO	007.0		0.000	007.0		
242	4th Function Parts-PCBs					1.0010	1.000	0.00	0.000	NO	1401		1.000	1401		
243	Total Heads-PCBs					1.0001	1.000	0.00	0.000	NO	1200		1.000	1200		
244	4th Function Cuts-PCBs					1.0000	1.000	0.00	0.000	NO	446.1		0.000	446.1		
245	4th Function Cuts-PCBs					1.0490	1.000	0.00	0.000	NO	104.1		0.000	104.1		

#	Name	PreProd	RF	off Range	off Range	1 st Peak (Peak)	RA	Qty	SPC	Cost
64	PCB-110	32.47	32.47	4.20e+0	2.72e+0	1.200	1.00	NO	63.234	63.234
65	PCB-43	33.76	33.76	4.20e+0	2.72e+0	1.200	1.00	NO	62.119	62.119
66	PCB-109	34.23	34.23	3.37e+0	2.18e+0	1.000	1.00	NO	60.288	60.288
67	PCB-103	34.09	34.71	3.44e+0	2.21e+0	1.000	1.00	NO	60.016	60.016
68	PCB-41	35.21	35.10	2.72e+0	1.74e+0	1.000	1.00	NO	60.400	60.400
69	PCB-44	35.09	35.07	1.94e+0	0.67e+0	1.000	1.00	NO	162.20	162.20
70	PCB-40	36.01	36.01	2.50e+0	1.74e+0	1.000	1.00	NO	60.200	60.200
71	PCB-40B1	36.10	36.10	0.07e+0	3.00e+0	1.000	1.00	NO	100.00	100.00
72	PCB-121	38.30	38.28	4.00e+0	3.10e+0	1.000	1.00	NO	40.000	40.000

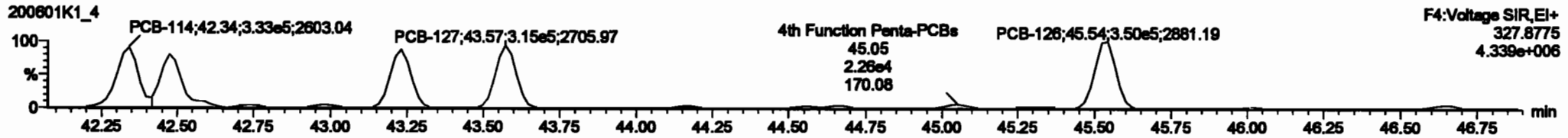



Dataset: Untitled

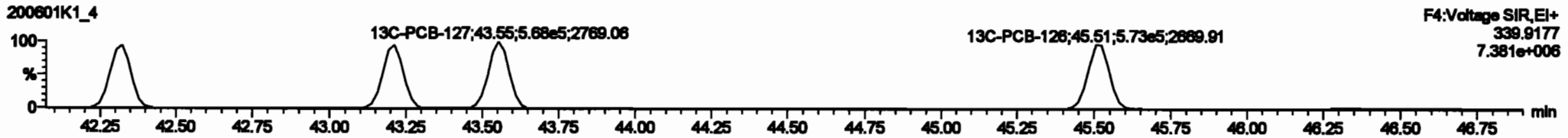
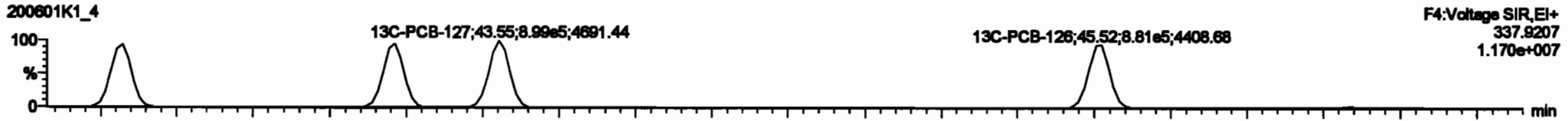
Last Altered: Tuesday, June 02, 2020 10:33:30 Pacific Daylight Time
Printed: Tuesday, June 02, 2020 10:35:13 Pacific Daylight Time

Name: 200601K1_4, Date: 01-Jun-2020, Time: 15:19:46, ID: ST200601K1-4 PCB 209 CS3 19G2609, Description: PCB 209 CS3 19G2609

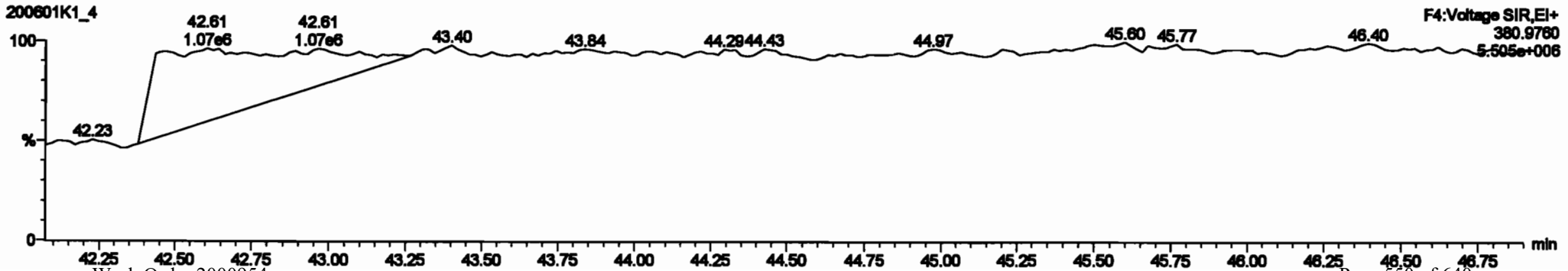
PCB-114



13C-PCB-114



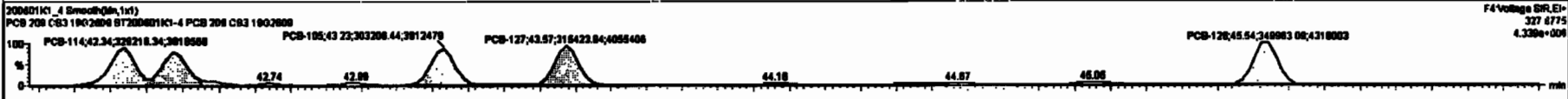
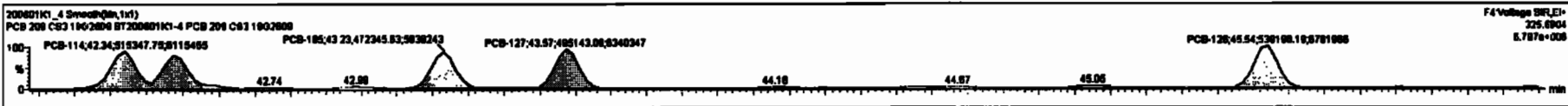


PFK4a



#	Name	Range	BA	Units	RFI	RFI Min	RFI Max	RFI Avg	RFI Std	RFI Min	RFI Max	RFI Avg	RFI Std	RFI Min	RFI Max	RFI Avg	RFI Std
224	Total Mono-PCBs				1.1885	1.000	0.00	0.000	NO	198.1		0.0042	198.1				
225	Total Di-PCBs				1.0837	1.000	0.00	0.000	NO	818.4		0.289	818.4				
226	2nd Function Tri-PCBs				1.2607	1.000	0.00	0.000	NO	412.5		0.0070	412.5				
227	3rd Function Tri-PCBs				0.9828	1.000	0.00	0.000	NO	818.1		0.371	818.1				
228	Total Tetra-PCBs				1.5778	1.000	0.00	0.000	NO	2171		0.843	2171				
229	2nd Function Penta-PCBs				1.3157	1.000	0.00	0.000	NO	2168		0.823	2168				
230	3rd Function Penta-PCBs				1.0222	1.000	0.00	0.000	NO	289.2		0.488	289.2				
231	2nd Function Hexa-PCBs				0.8886	1.000	0.00	0.000	NO	99.0		0.188	99.0				
232	3rd Function Hexa-PCBs				1.0918	1.000	0.00	0.000	NO	1481		1.55	1481				
233	Total Hepta-PCBs				1.3891	1.000	0.00	0.000	NO	1280		1.28	1280				
234	3rd Function Octa-PCBs				1.0028	1.000	0.00	0.000	NO	445.1		0.322	445.1				
235	2nd Function Octa-PCBs				1.1488	1.000	0.00	0.000	NO	184.1		0.260	184.1				

#	Name	RFI	RFI Min	RFI Max	RFI Avg	RFI Std	RFI Min	RFI Max	RFI Avg	RFI Std	
1	83 PCB-114	42.34	42.34	42.34	42.34	0.0000	1.000	1.87	NO	82.841	82.841
2	84 PCB-122	42.48	42.47	42.48	42.48	0.0000	1.000	1.88	NO	82.105	82.105
3	85 PCB-105	43.23	43.23	43.23	43.23	0.0000	1.000	1.88	NO	82.880	82.880
4	86 PCB-127	43.57	43.57	43.57	43.57	0.0000	1.000	1.87	NO	82.188	82.188
5	87 PCB-128	45.54	45.54	45.54	45.54	0.0000	1.000	1.84	NO	82.138	82.138



Dataset: Untitled

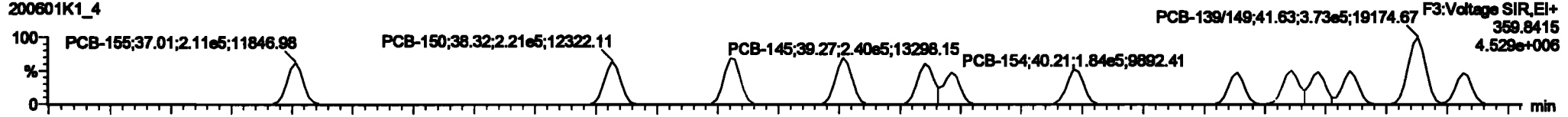
Last Altered: Tuesday, June 02, 2020 10:33:30 Pacific Daylight Time

Printed: Tuesday, June 02, 2020 10:35:13 Pacific Daylight Time

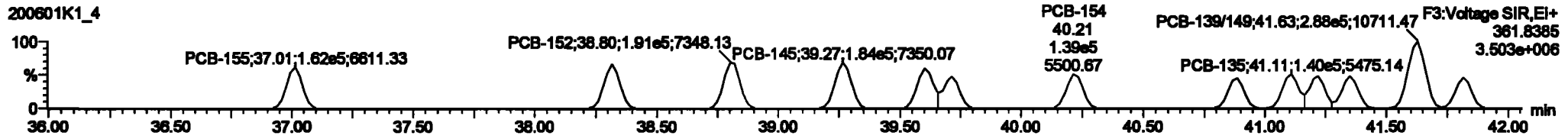
Name: 200601K1_4, Date: 01-Jun-2020, Time: 15:19:46, ID: ST200601K1-4 PCB 209 CS3 19G2609, Description: PCB 209 CS3 19G2609

PCB-155

200601K1_4




200601K1_4

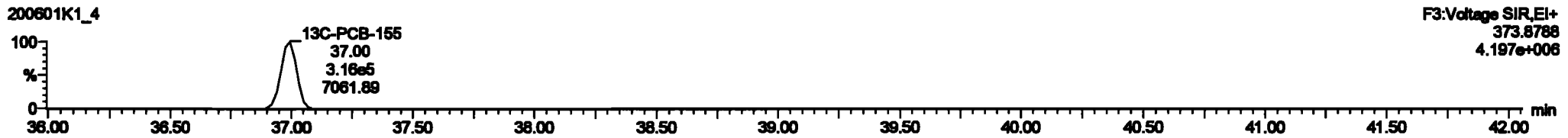


13C-PCB-155

200601K1_4

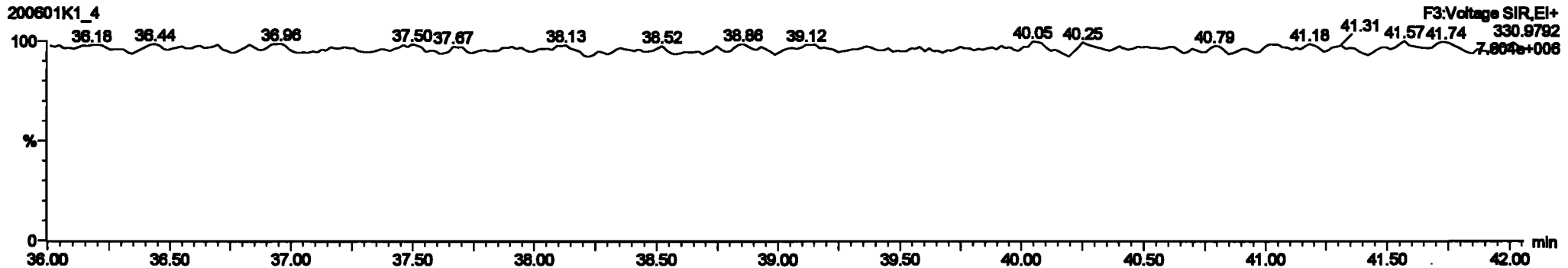


200601K1_4



PFK3c

200601K1_4

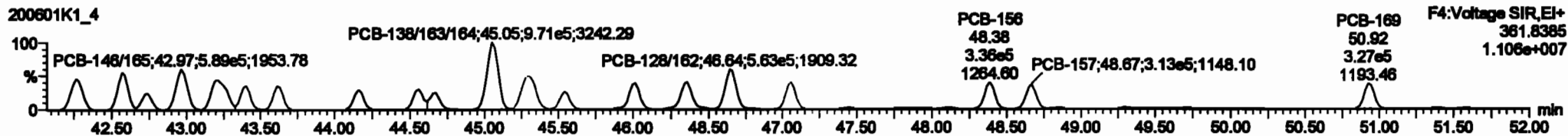



Dataset: Untitled

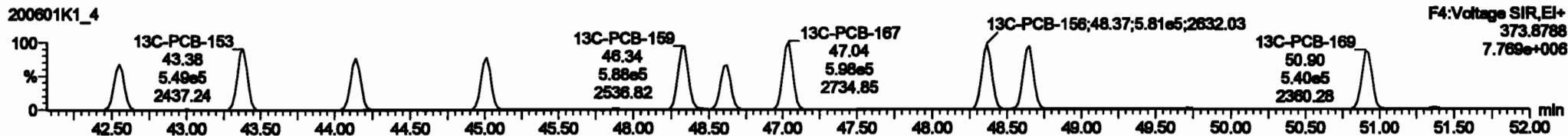
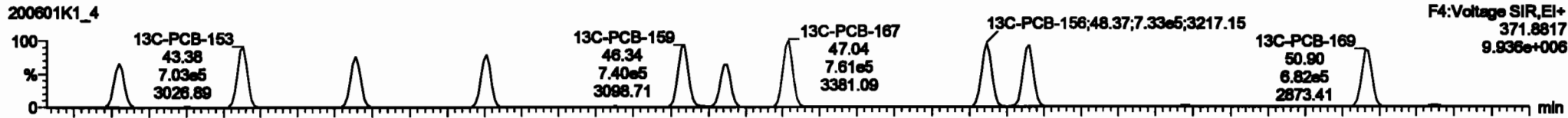
Last Altered: Tuesday, June 02, 2020 10:33:30 Pacific Daylight Time
Printed: Tuesday, June 02, 2020 10:35:13 Pacific Daylight Time

Name: 200601K1_4, Date: 01-Jun-2020, Time: 15:19:46, ID: ST200601K1-4 PCB 209 CS3 19G2609, Description: PCB 209 CS3 19G2609

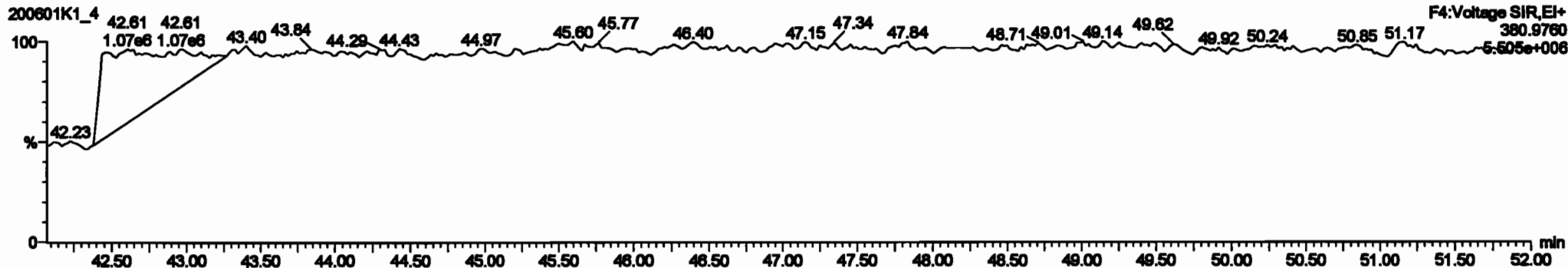
PCB-134/143



13C-PCB-153



PFK4b

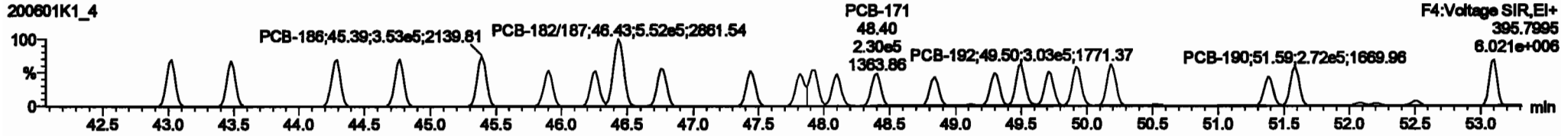



Dataset: Untitled

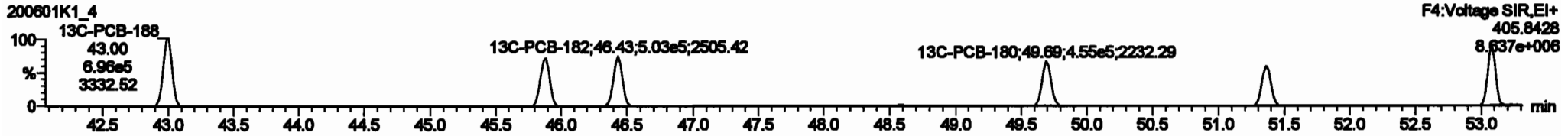

Last Altered: Tuesday, June 02, 2020 10:33:30 Pacific Daylight Time
Printed: Tuesday, June 02, 2020 10:35:13 Pacific Daylight Time

Name: 200601K1_4, Date: 01-Jun-2020, Time: 15:19:46, ID: ST200601K1-4 PCB 209 CS3 19G2609, Description: PCB 209 CS3 19G2609

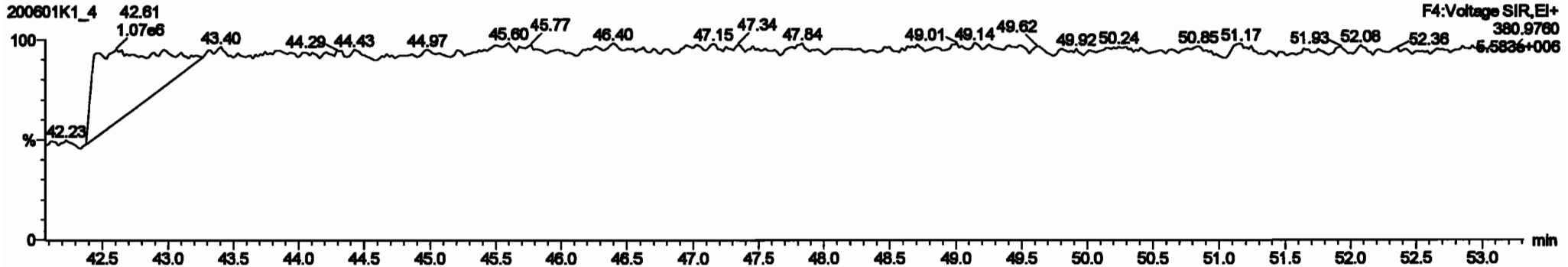
PCB-188



13C-PCB-188



PFK4c



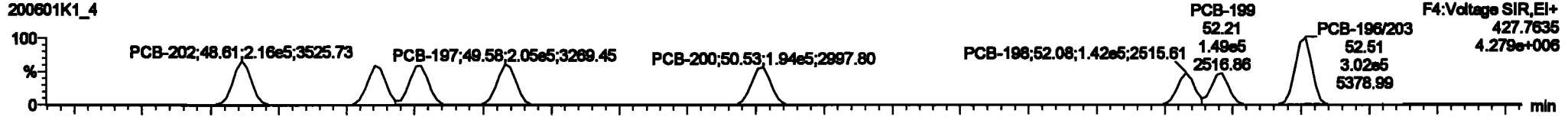
Dataset: Untitled

Last Altered: Tuesday, June 02, 2020 10:33:30 Pacific Daylight Time
Printed: Tuesday, June 02, 2020 10:35:13 Pacific Daylight Time

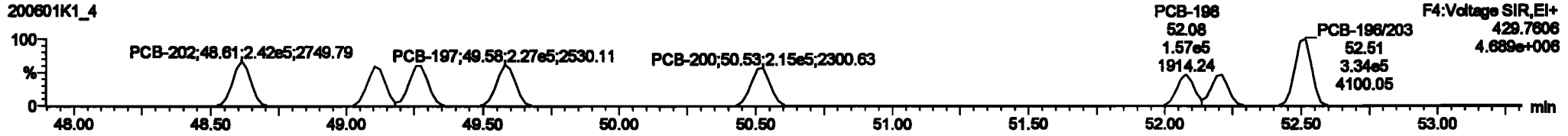
Name: 200601K1_4, Date: 01-Jun-2020, Time: 15:19:46, ID: ST200601K1-4 PCB 209 CS3 19G2609, Description: PCB 209 CS3 19G2609

PCB-202

200601K1_4

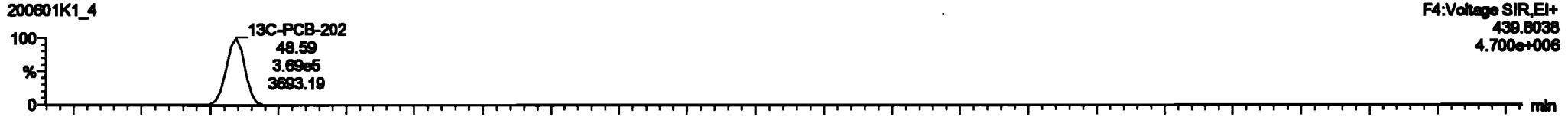


200601K1_4

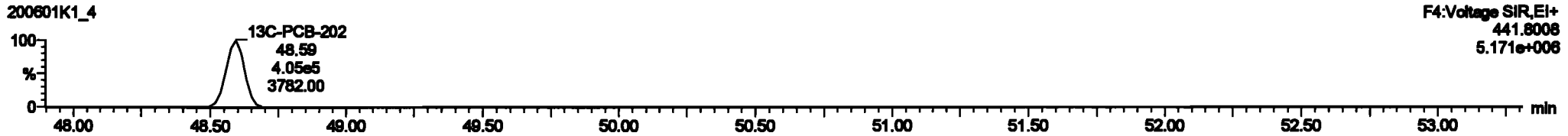


13C-PCB-202

200601K1_4

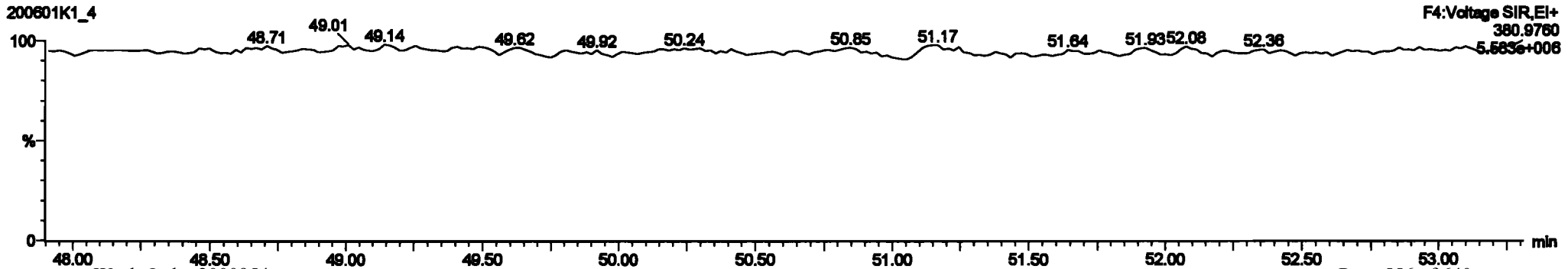


200601K1_4



PFK4d

200601K1_4



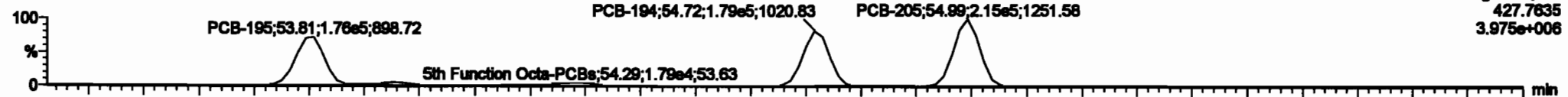
Dataset: Untitled

Last Altered: Tuesday, June 02, 2020 10:33:30 Pacific Daylight Time
Printed: Tuesday, June 02, 2020 10:35:13 Pacific Daylight Time

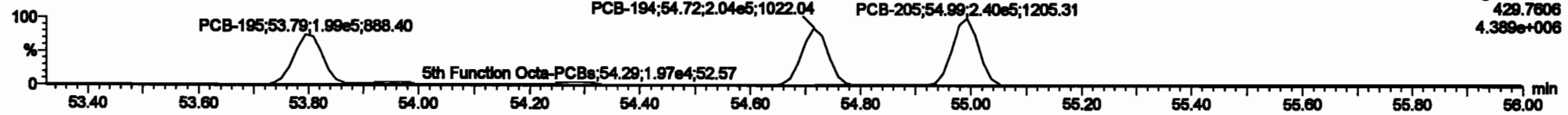
Name: 200601K1_4, Date: 01-Jun-2020, Time: 15:19:46, ID: ST200601K1-4 PCB 209 CS3 19G2609, Description: PCB 209 CS3 19G2609

PCB-195

200601K1_4

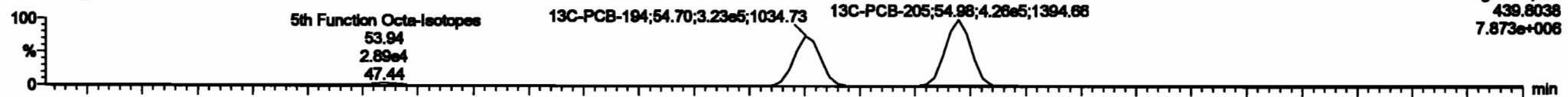


200601K1_4

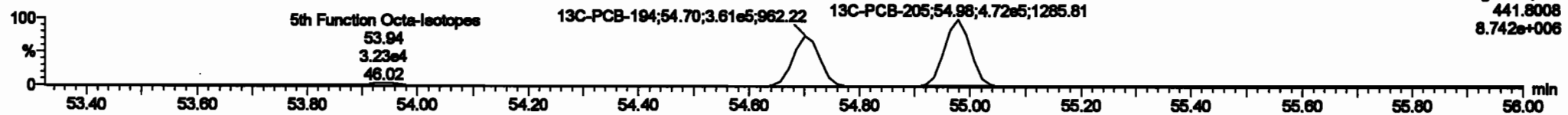


13C-PCB-194

200601K1_4




200601K1_4



PFK5a

200601K1_4




Dataset: Untitled

Last Altered: Tuesday, June 02, 2020 10:33:30 Pacific Daylight Time
 Printed: Tuesday, June 02, 2020 10:35:13 Pacific Daylight Time

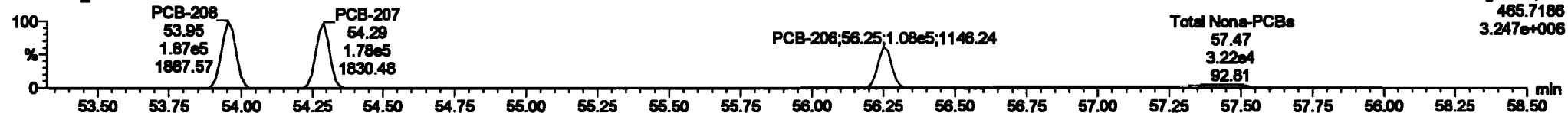
Name: 200601K1_4, Date: 01-Jun-2020, Time: 15:19:46, ID: ST200601K1-4 PCB 209 CS3 19G2609, Description: PCB 209 CS3 19G2609

PCB-208

200601K1_4

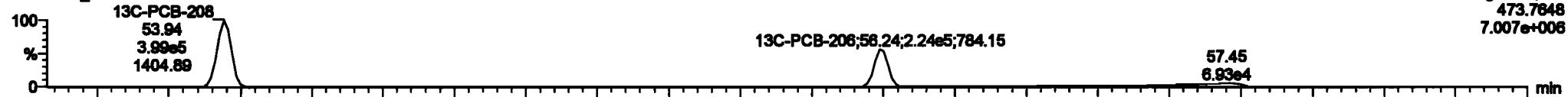


200601K1_4




13C-PCB-208

200601K1_4

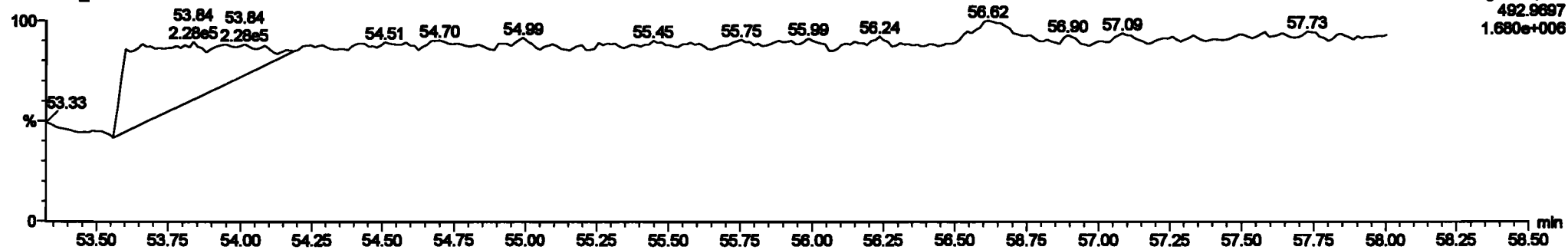


200601K1_4



PFK5

200601K1_4




Dataset: Untitled

Last Altered: Tuesday, June 02, 2020 10:33:30 Pacific Daylight Time
Printed: Tuesday, June 02, 2020 10:35:13 Pacific Daylight Time


Name: 200601K1_4, Date: 01-Jun-2020, Time: 15:19:46, ID: ST200601K1-4 PCB 209 CS3 19G2609, Description: PCB 209 CS3 19G2609

PCB-209

200601K1_4



200601K1_4




13C-PCB-209

200601K1_4

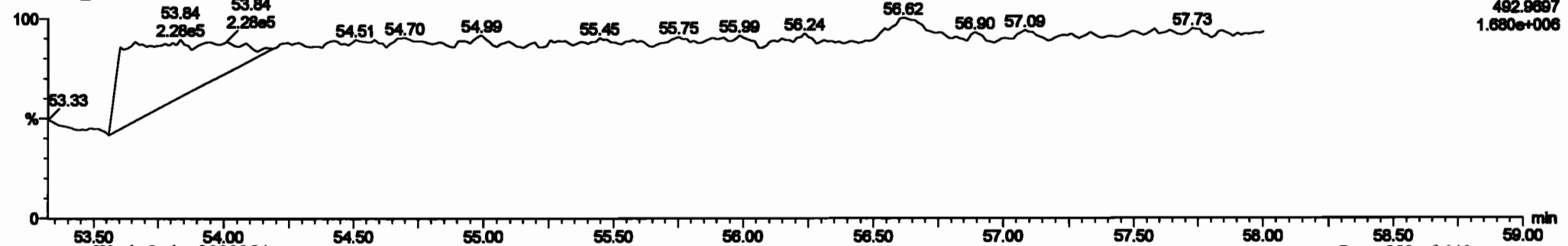


200601K1_4



PFK5b

200601K1_4



Dataset: Untitled

Last Altered: Tuesday, June 02, 2020 10:33:30 Pacific Daylight Time
Printed: Tuesday, June 02, 2020 10:35:13 Pacific Daylight Time


Name: 200601K1_5, Date: 01-Jun-2020, Time: 16:20:32, ID: ST200601K1-5 PCB 209 CS4 19G2610, Description: PCB 209 CS4 19G2610

PCB-1

200601K1_5



200601K1_5

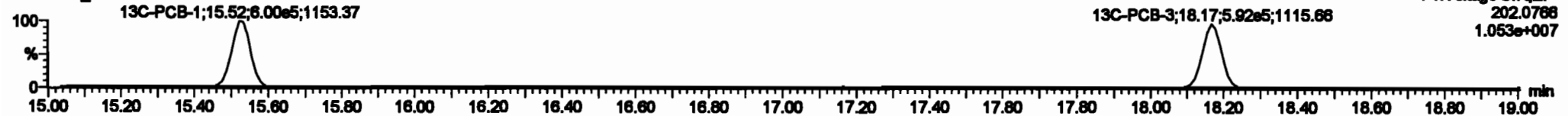


13C-PCB-1

200601K1_5

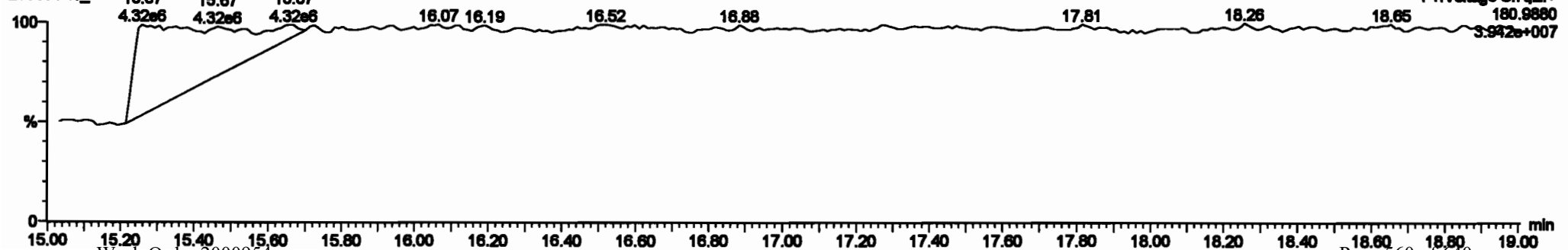


200601K1_5



PFK1

200601K1_5

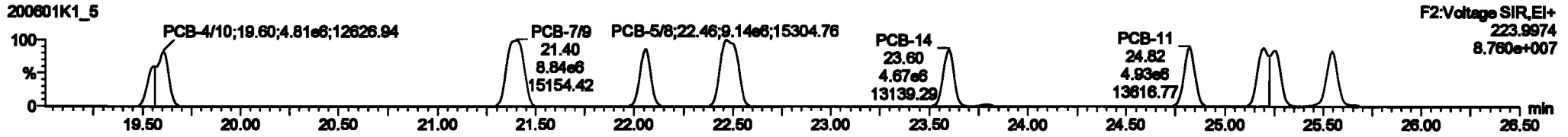
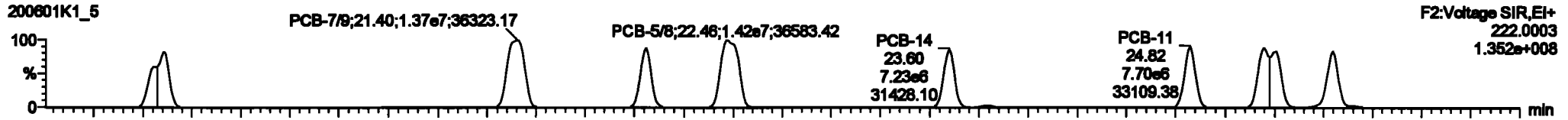


Dataset: Untitled

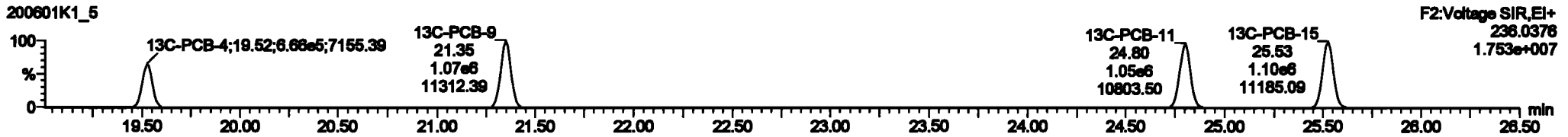
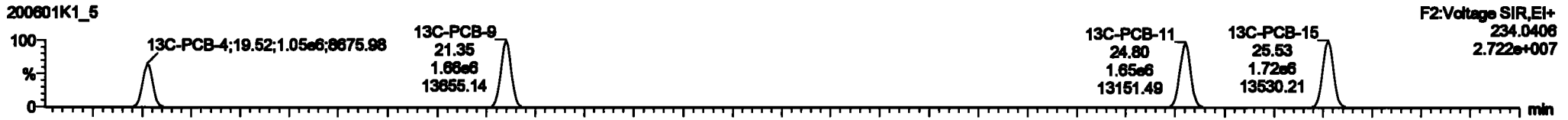
Last Altered: Tuesday, June 02, 2020 10:33:30 Pacific Daylight Time
Printed: Tuesday, June 02, 2020 10:35:13 Pacific Daylight Time

Name: 200601K1_5, Date: 01-Jun-2020, Time: 18:20:32, ID: ST200601K1-5 PCB 209 CS4 19G2610, Description: PCB 209 CS4 19G2610

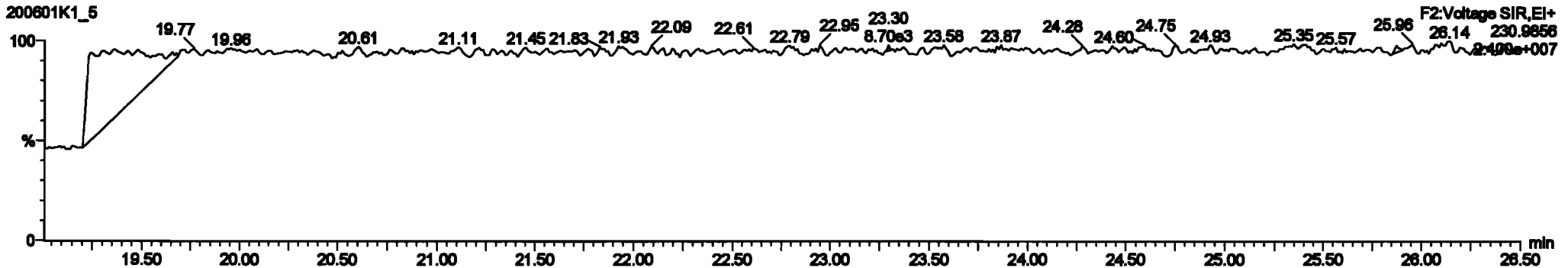
PCB-4/10



13C-PCB-4



PFK2a

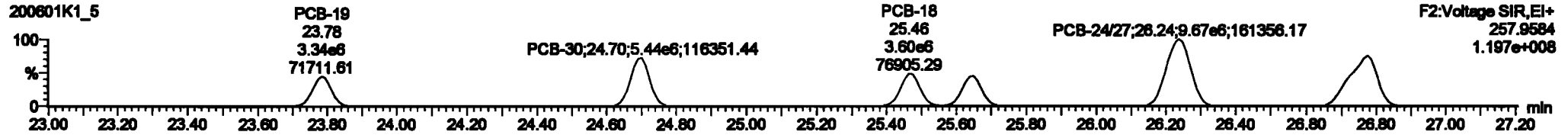


Dataset: Untitled

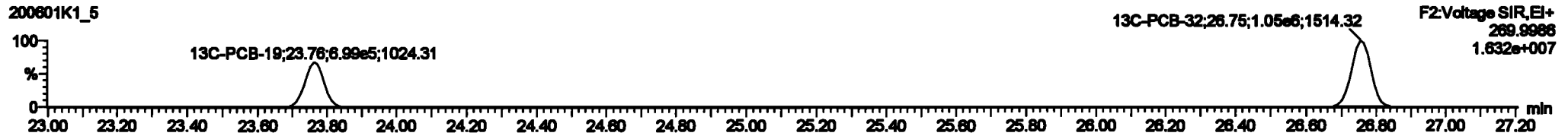
Last Altered: Tuesday, June 02, 2020 10:33:30 Pacific Daylight Time
Printed: Tuesday, June 02, 2020 10:35:13 Pacific Daylight Time

Name: 200601K1_5, Date: 01-Jun-2020, Time: 16:20:32, ID: ST200601K1-5 PCB 209 CS4 19G2610, Description: PCB 209 CS4 19G2610

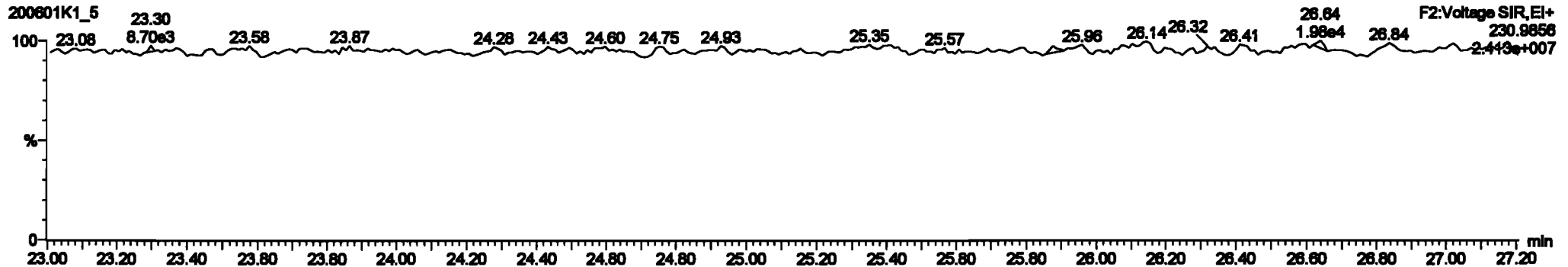
PCB-19



13C-PCB-19



PFK2b

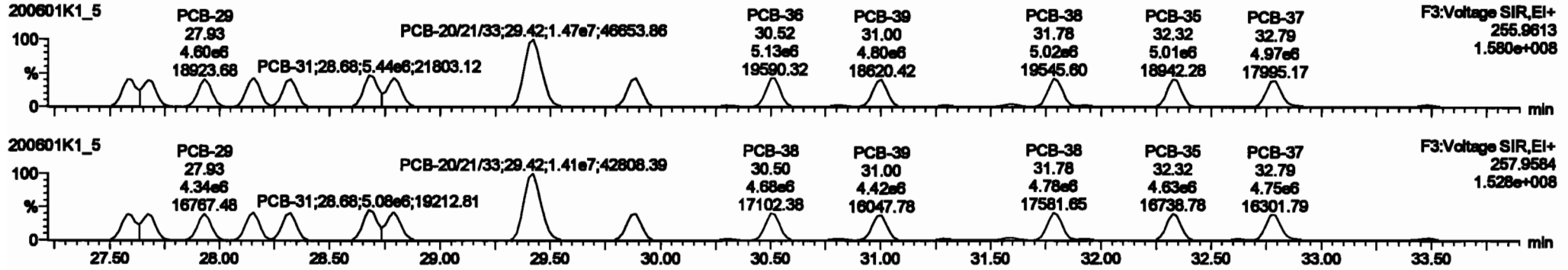


Dataset: Untitled

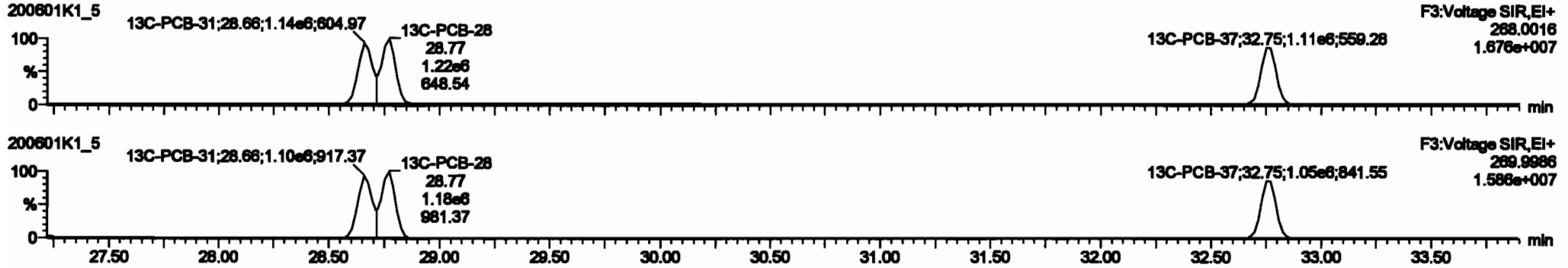
Last Altered: Tuesday, June 02, 2020 10:33:30 Pacific Daylight Time
 Printed: Tuesday, June 02, 2020 10:35:13 Pacific Daylight Time

Name: 200601K1_5, Date: 01-Jun-2020, Time: 16:20:32, ID: ST200601K1-5 PCB 209 CS4 19G2610, Description: PCB 209 CS4 19G2610

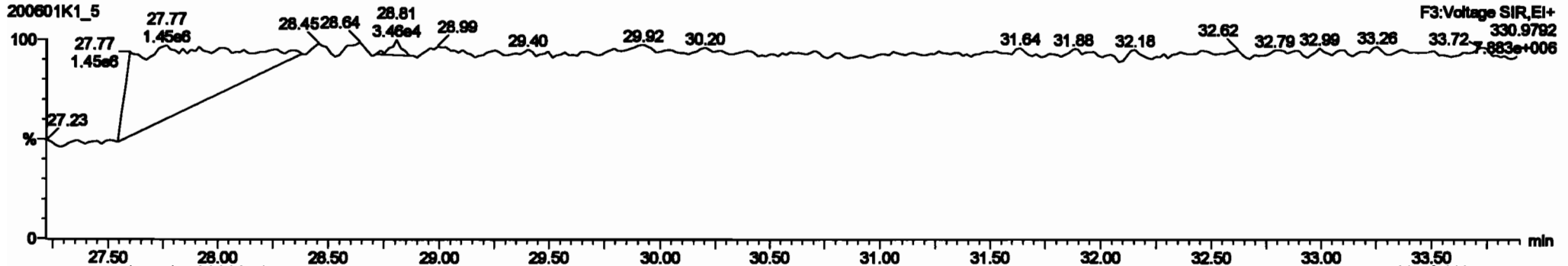
PCB-34



13C-PCB-28

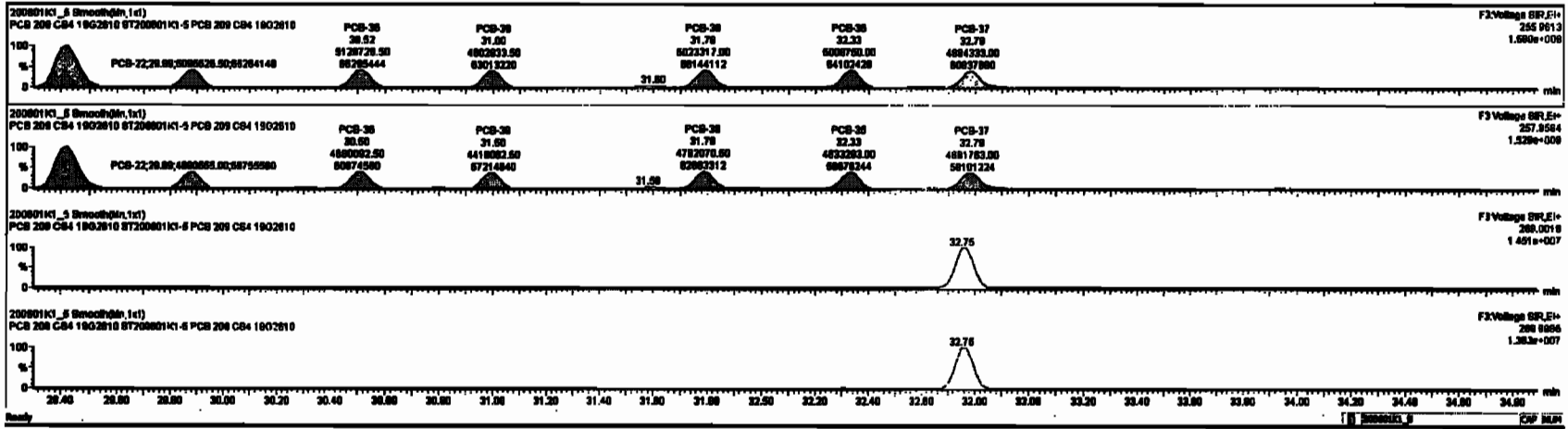


PFK3d



Peak	Name	Area	Height	W	Ret	Area%	Height%	W	Ret	Area%	Height%	W	Ret	Area%	Height%
220	13C-PCB-78	1.89e6	0.79	NO	1.0021	1.000	37.76	37.76	0.000	0.000	NO	07.42	07.4	0.0073	
226	13C-PCB-178	7.89e6	0.61	NO	1.0000	1.000	48.87	48.88	0.000	0.000	NO	07.10	07.2	0.112	
224	Total Mono-PCBs				1.1095	1.000	0.00	0.000			NO	1200		0.0081	1200
226	Total Di-PCBs				1.0027	1.000	0.00	0.000			NO	01.20		0.246	01.20
228	Total Tri-PCBs				1.0007	1.000	0.00	0.000			NO	3407		0.110	3407
226	Total Tetra-PCBs				1.0770	1.000	0.00	0.000			NO	17000		1.27	17000
226	2nd-Paraffin-PCBs				1.0167	1.000	0.00	0.000			NO	17400		0.004	17400
226	4th-Paraffin-PCBs				1.0726	1.000	0.00	0.000			NO	21.26		0.200	21.26
226	2nd-Paraffin-Homo-PCBs				0.0000	1.000	0.00	0.000			NO	0071		0.000	0071
222	4th-Paraffin-Homo-PCBs				1.0916	1.000	0.00	0.000			NO	12140		2.07	12140
220	Total Mono-PCBs				1.0000	1.000	0.00	0.000			NO	10100		4.00	10100

Peak	Name	Area	Height	W	Ret	Area%	Height%	W	Ret	Area%	Height%
28	PCB-28	27.00	27.00	4.00e6	4.00e6	1.000	1.00	NO	017.00	017.00	
18	PCB-18	27.00	27.00	4.00e6	4.00e6	1.000	1.00	NO	016.77	016.77	
20	PCB-20	27.00	27.00	4.00e6	4.00e6	1.000	1.00	NO	017.01	017.01	
21	PCB-21	28.10	28.10	4.00e6	4.00e6	1.000	1.00	NO	020.76	020.76	
22	PCB-22	28.31	28.32	4.70e6	4.61e6	1.000	1.04	NO	012.77	012.77	
23	PCB-23	28.00	28.00	5.00e6	5.00e6	1.000	1.00	NO	020.07	020.07	
24	PCB-24	28.70	28.70	5.00e6	5.00e6	1.000	1.00	NO	020.00	020.00	
26	PCB-200100	28.43	28.43	1.47e7	1.48e7	1.000	1.00	NO	1276.0	1276.0	
28	PCB-28	28.07	28.08	6.00e6	4.80e6	1.000	1.00	NO	018.36	018.36	

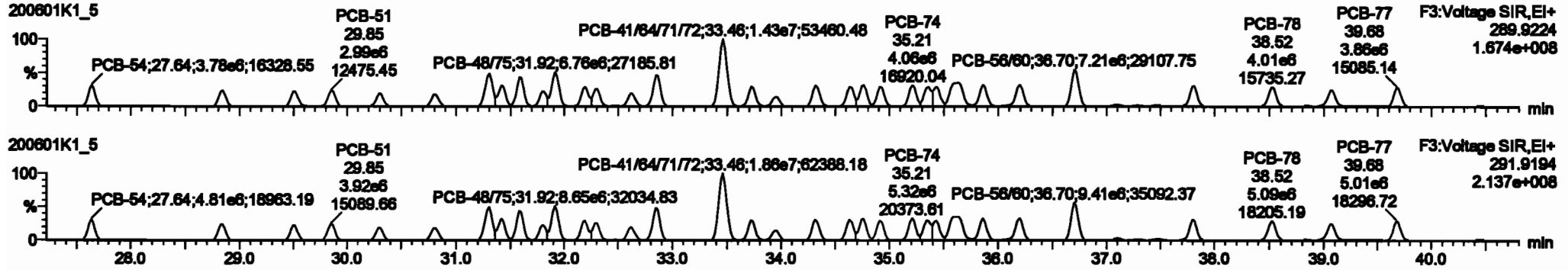


Dataset: Untitled

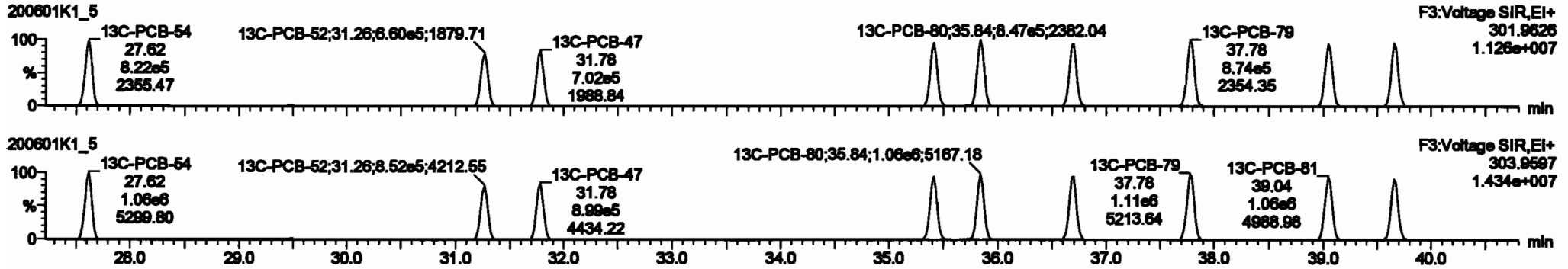
Last Altered: Tuesday, June 02, 2020 10:33:30 Pacific Daylight Time
 Printed: Tuesday, June 02, 2020 10:35:13 Pacific Daylight Time

Name: 200601K1_5, Date: 01-Jun-2020, Time: 16:20:32, ID: ST200601K1-5 PCB 209 CS4 19G2610, Description: PCB 209 CS4 19G2610

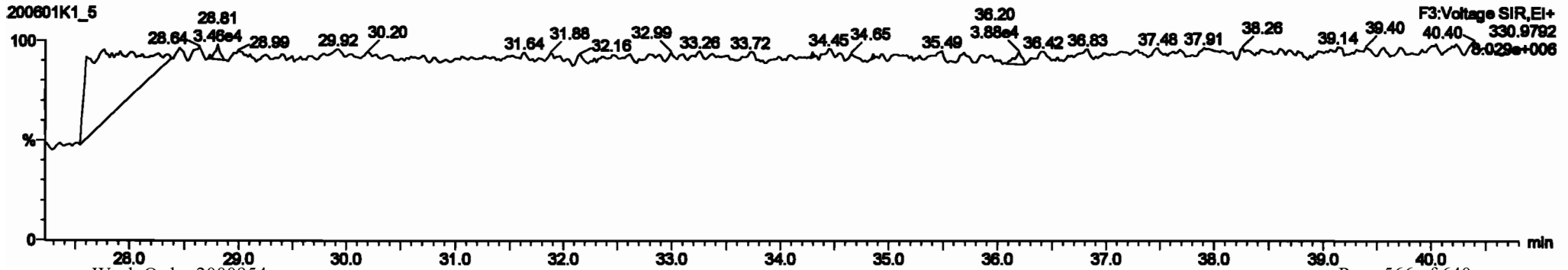
PCB-54



13C-PCB-54



PFK3a



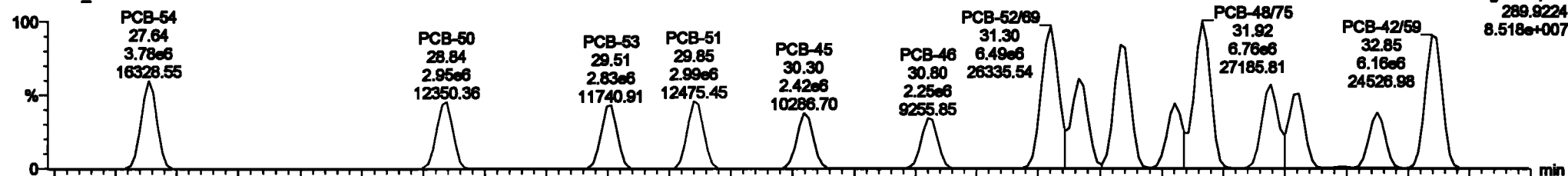
Dataset: Untitled

Last Altered: Tuesday, June 02, 2020 10:33:30 Pacific Daylight Time
Printed: Tuesday, June 02, 2020 10:35:13 Pacific Daylight Time

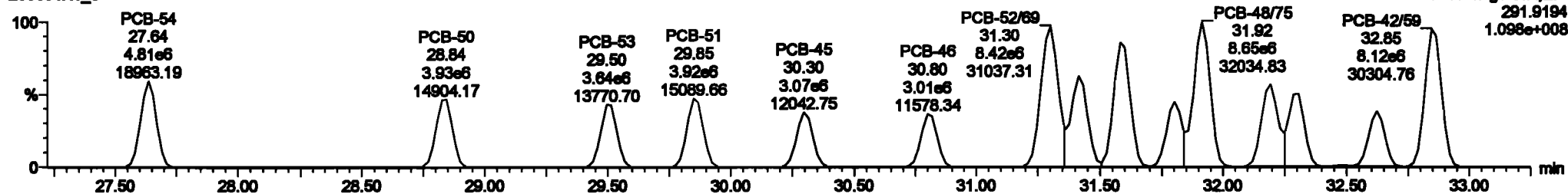
Name: 200601K1_5, Date: 01-Jun-2020, Time: 16:20:32, ID: ST200601K1-5 PCB 209 CS4 19G2610, Description: PCB 209 CS4 19G2610

PCB-50

200601K1_5



200601K1_5




13C-PCB-52

200601K1_5



200601K1_5

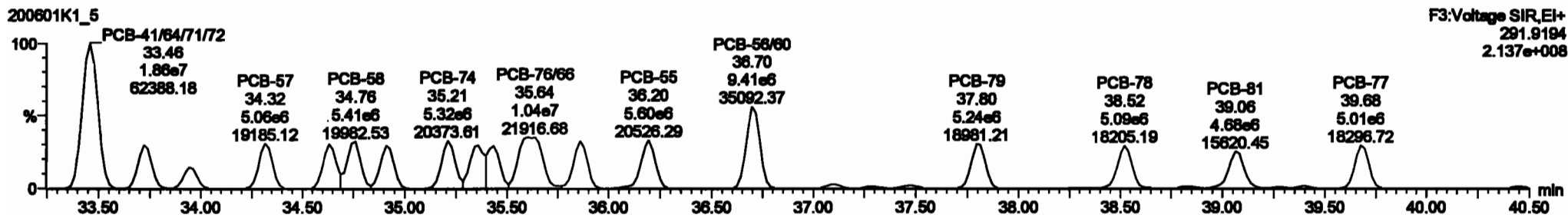
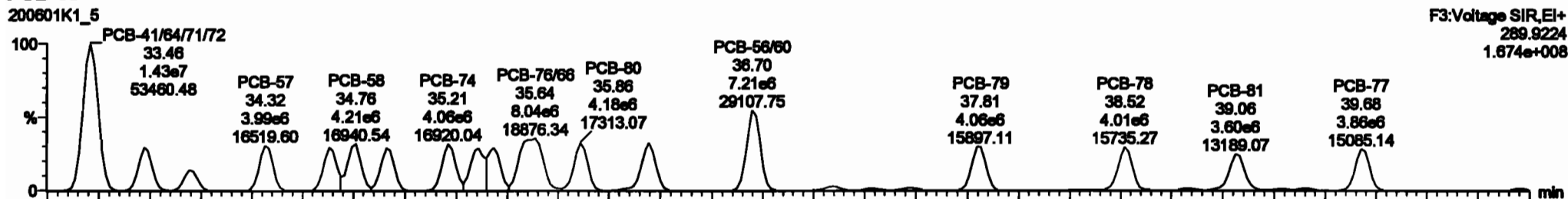


Dataset: Untitled

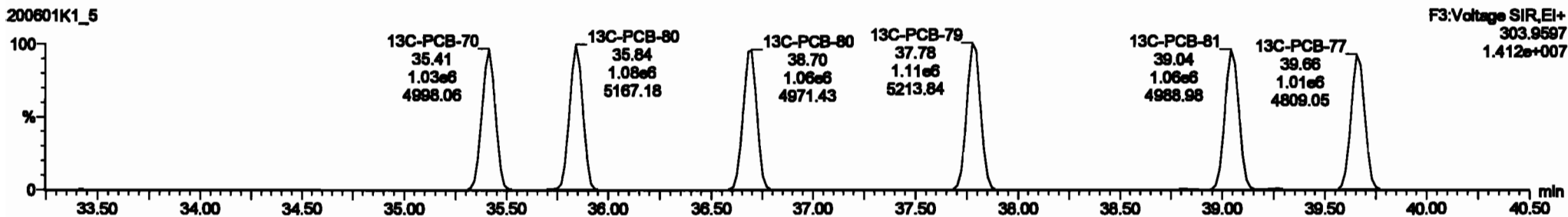
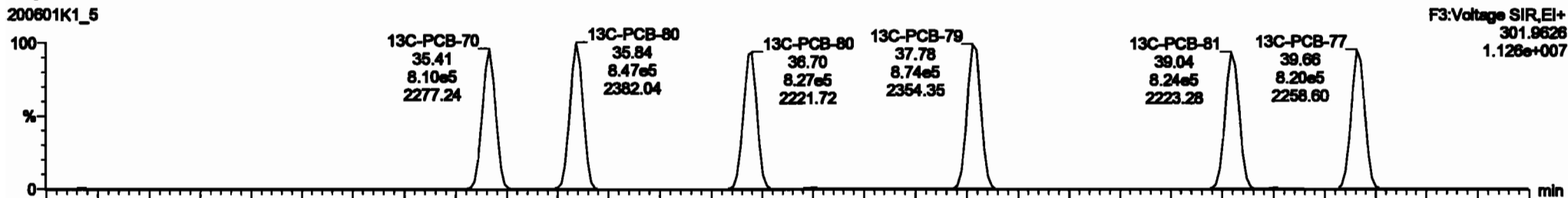
Last Altered: Tuesday, June 02, 2020 10:33:30 Pacific Daylight Time
Printed: Tuesday, June 02, 2020 10:35:13 Pacific Daylight Time

Name: 200601K1_5, Date: 01-Jun-2020, Time: 16:20:32, ID: ST200601K1-5 PCB 209 CS4 19G2610, Description: PCB 209 CS4 19G2610

PCB-68



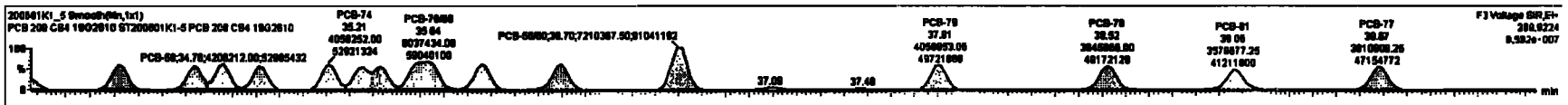


13C-PCB-60



#	Name	Range	Unit	Min	Max	Peak	Area	Height	Width	Peak	Area	Height	Width	Peak	Area	Height	Width
222	13C-PCB-78	1.98e8	0.78	ND	1.0221	1.020	37.78	0.000	0.000	ND	87.82	87.4	0.0873				
223	13C-PCB-178	7.85e8	0.44	ND	1.0000	1.000	46.87	46.88	0.020	0.020	ND	87.18	87.2	0.112			
224	Total Mono-PCBs				1.0885	1.000	0.00	0.000			ND	1280	0.0081	1280			
225	Total PA-PCBs				1.0037	1.000	0.00	0.000			ND	9120	0.248	9120			
226	2nd Function PA-PCBs				1.0037	1.000	0.00	0.000			ND	3487	0.110	3487			
227	2nd Function PA-PCBs				0.0000	1.000	0.00	0.000			ND	6774	0.000	6774			
228	3rd Function PA-PCBs				3.7878	1.000	0.00	0.000			ND	3100	1.27	3100			
229	2nd Function Para-PCBs				1.3187	1.000	0.00	0.000			ND	17480	0.004	17480			
230	4th Function Para-PCBs				1.0736	1.000	0.00	0.000			ND	2128	0.280	2128			
231	2nd Function Hept-PCBs				0.0000	1.000	0.00	0.000			ND	8976	0.400	8976			
232	4th Function Hept-PCBs				1.0019	1.000	0.00	0.000			ND	12140	2.87	12140			
233	Total Hept-PCBs				1.0001	1.000	0.00	0.000			ND	197	0.000	197			

#	Name	PeakRT	RT	ref Range	std Range	1* Ratio (Peak)	SA	int	SNPC	Comp.
1	38 PCB-84	37.84	37.84	3.78e6	4.912e6	0.770	0.78	ND	422.48	422.48
2	38 PCB-81	38.80	38.84	2.88e6	3.87e6	0.770	0.78	ND	416.31	416.30
3	34 PCB-83	38.80	38.81	2.88e6	3.87e6	0.770	0.78	ND	428.24	428.24
4	28 PCB-81	38.85	38.85	2.88e6	3.87e6	0.770	0.78	ND	428.80	428.80
5	38 PCB-85	38.30	38.30	2.81e6	3.87e6	0.770	0.78	ND	433.10	433.10
6	37 PCB-88	38.80	38.80	2.24e6	3.81e6	0.770	0.78	ND	418.07	418.07
7	38 PCB-8288	31.30	31.30	8.48e6	8.41e6	0.770	0.77	ND	846.12	846.12
8	38 PCB-73	31.41	31.41	4.05e6	8.30e6	0.770	0.77	ND	431.83	431.83
9	48 PCB-4388	31.38	31.38	9.57e6	7.25e6	0.770	0.77	ND	636.18	636.18

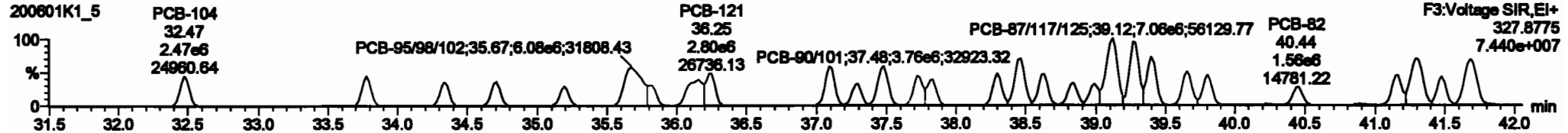
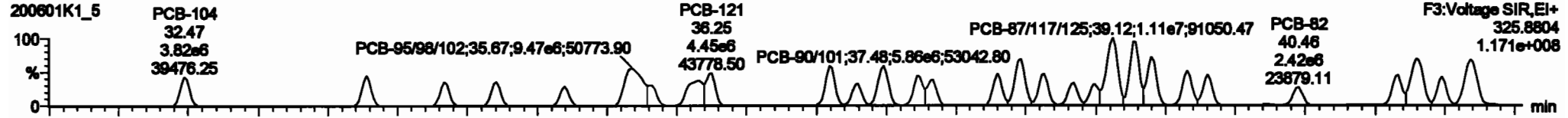


Dataset: Untitled

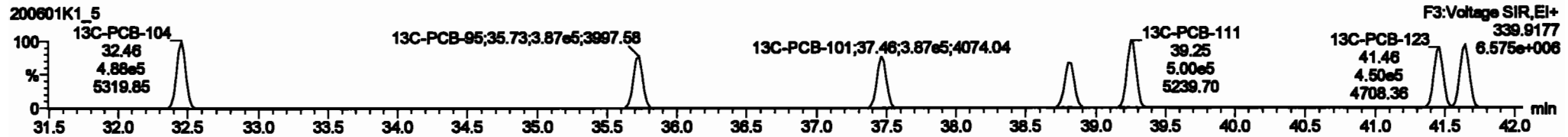
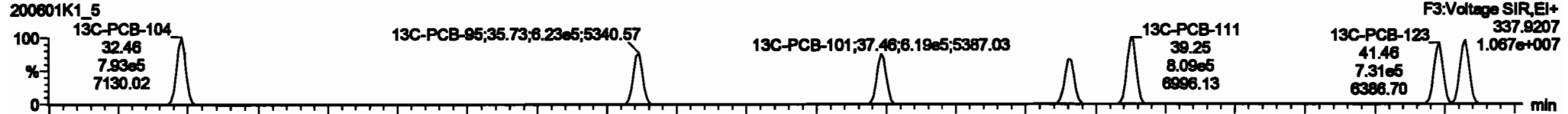
Last Altered: Tuesday, June 02, 2020 10:33:30 Pacific Daylight Time
 Printed: Tuesday, June 02, 2020 10:35:13 Pacific Daylight Time

Name: 200601K1_5, Date: 01-Jun-2020, Time: 16:20:32, ID: ST200601K1-5 PCB 209 CS4 19G2610, Description: PCB 209 CS4 19G2610

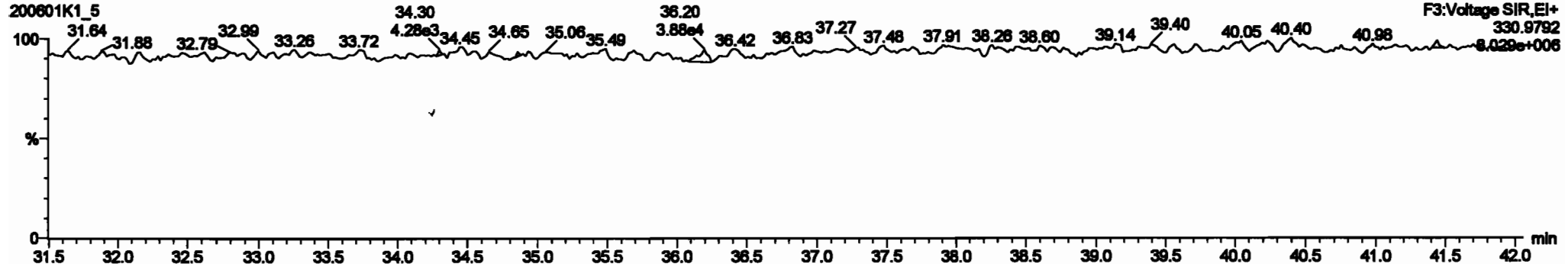
PCB-104



13C-PCB-104



PFK3b

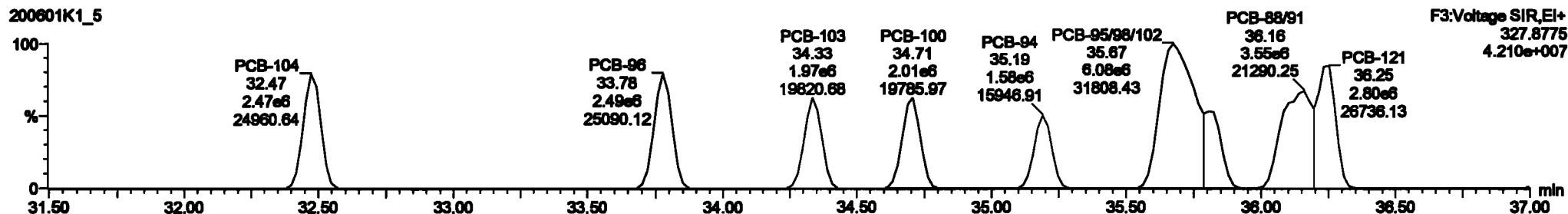
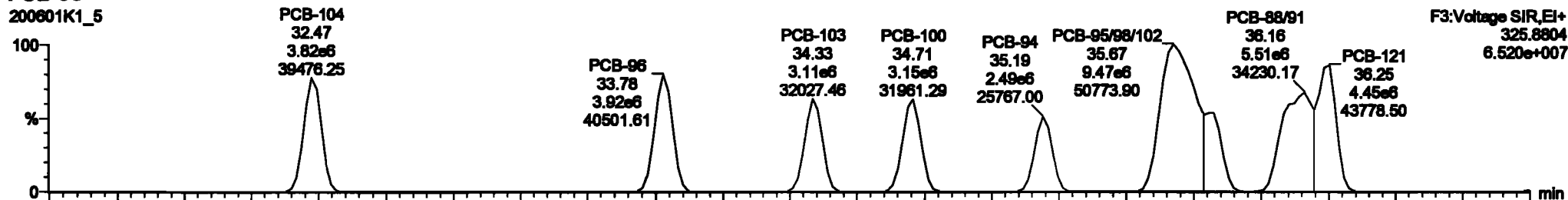


Dataset: Untitled

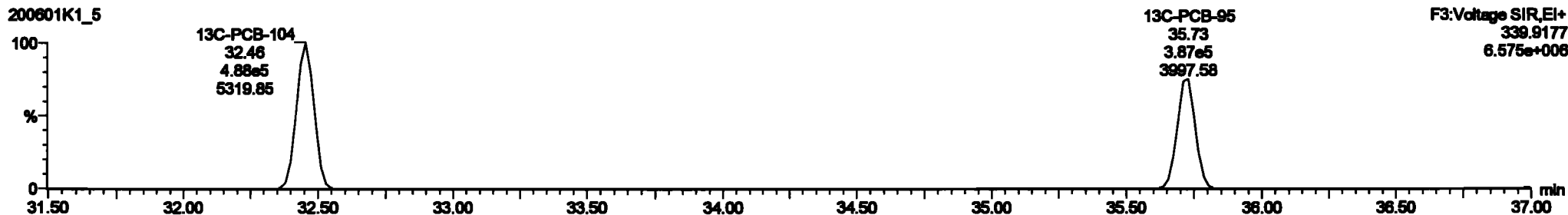
Last Altered: Tuesday, June 02, 2020 10:33:30 Pacific Daylight Time
Printed: Tuesday, June 02, 2020 10:35:13 Pacific Daylight Time

Name: 200601K1_5, Date: 01-Jun-2020, Time: 16:20:32, ID: ST200601K1-5 PCB 209 CS4 19G2610, Description: PCB 209 CS4 19G2610

PCB-96



13C-PCB-95



Dataset: Untitled

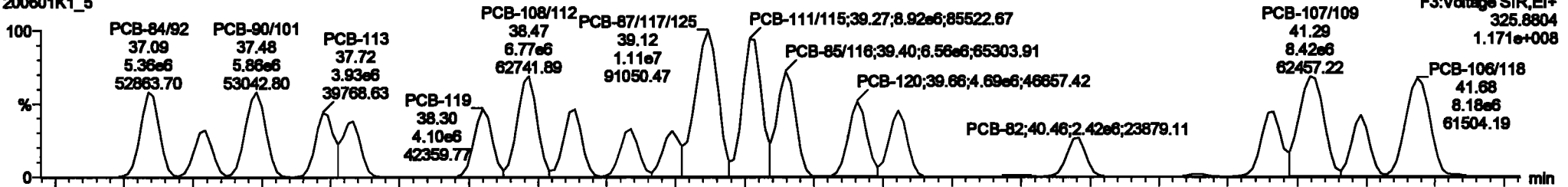
Last Altered: Tuesday, June 02, 2020 10:33:30 Pacific Daylight Time

Printed: Tuesday, June 02, 2020 10:35:13 Pacific Daylight Time

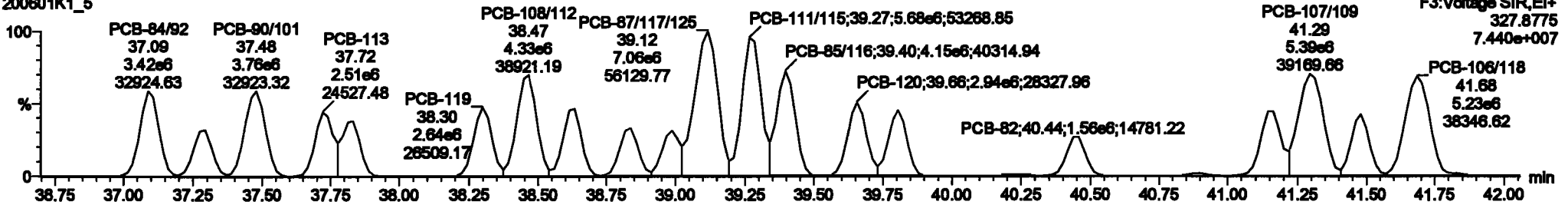
Name: 200601K1_5, Date: 01-Jun-2020, Time: 16:20:32, ID: ST200601K1-5 PCB 209 CS4 19G2610, Description: PCB 209 CS4 19G2610

PCB-119

200601K1_5

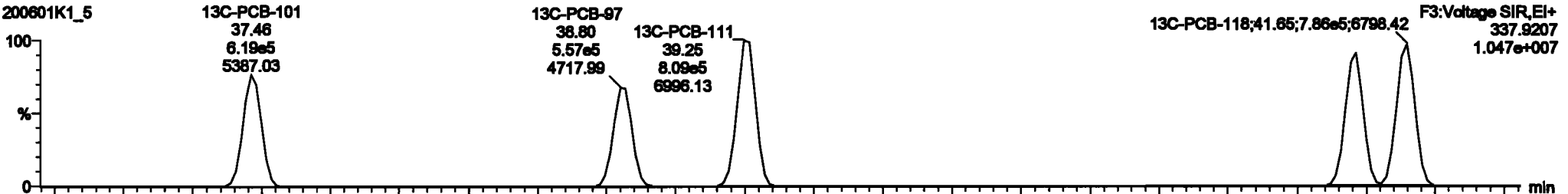


200601K1_5

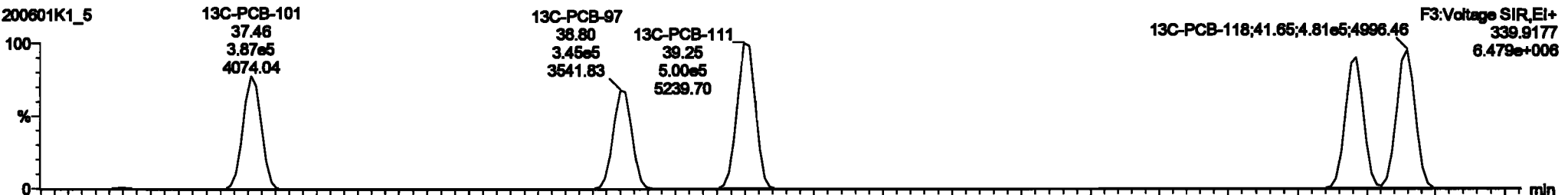


13C-PCB-111

200601K1_5



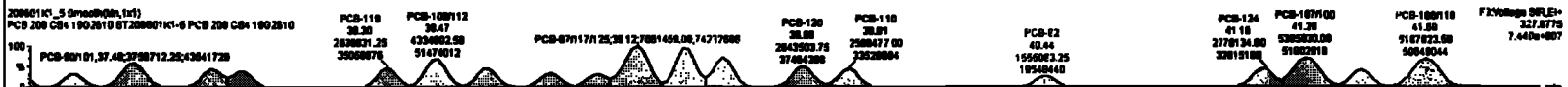



200601K1_5



#	Channel	Frequency	Amplitude	Phase	Gain	Offset	Scale	Units	dB	dBFS
220	15C-PCB-70	1.000	0.70	80	1.000	1.000	37.70	0.00	0.00	NO
221	15C-PCB-470	7.000	0.64	NO	1.000	1.000	46.07	46.08	0.00	NO
224	Test Micro-PCBs				1.000	1.000	0.00	0.00	NO	1200
226	Test DA-PCBs				1.000	1.000	0.00	0.00	NO	50.00
228	Test Precision 1A-PCBs				1.000	1.000	0.00	0.00	NO	3000
229	Test Precision 1A-PCBs				0.000	1.000	0.00	0.00	NO	6774
230	Test Test-PCBs				1.000	1.000	0.00	0.00	NO	10000
231	Test Precision Power-PCBs				1.000	1.000	0.00	0.00	NO	20.00
232	Test Precision Power-PCBs				0.000	1.000	0.00	0.00	NO	6976
233	Test Precision Power-PCBs				1.000	1.000	0.00	0.00	NO	120.00
234	Test Precision Power-PCBs				1.000	1.000	0.00	0.00	NO	10000

#	Channel	Frequency	Amplitude	Phase	Gain	Offset	Scale	Units	dB	dBFS
0	PCB-109	30.47	32.07	2.000	1.000	1.00	NO	437.50	437.50	
1	PCB-109	30.70	30.70	2.000	1.000	1.00	NO	430.70	430.70	
2	PCB-109	31.00	31.00	2.000	1.000	1.00	NO	422.01	422.01	
3	PCB-109	31.20	31.20	2.000	1.000	1.00	NO	422.07	422.07	
4	PCB-109	31.40	31.40	2.000	1.000	1.00	NO	424.07	424.07	
5	PCB-109	31.60	31.60	2.000	1.000	1.00	NO	427.00	427.00	
6	PCB-109	31.80	31.80	2.000	1.000	1.00	NO	427.00	427.00	
7	PCB-109	32.00	32.00	2.000	1.000	1.00	NO	421.00	421.00	
8	PCB-109	32.20	32.20	2.000	1.000	1.00	NO	421.00	421.00	
9	PCB-109	32.40	32.40	2.000	1.000	1.00	NO	416.70	416.70	

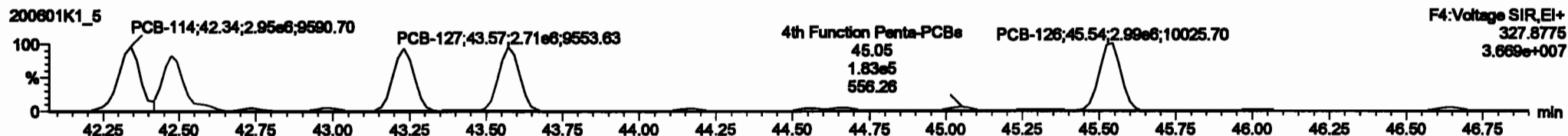



Dataset: Untitled

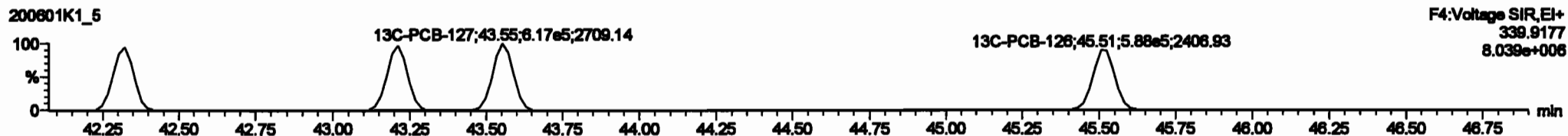

Last Altered: Tuesday, June 02, 2020 10:33:30 Pacific Daylight Time
Printed: Tuesday, June 02, 2020 10:35:13 Pacific Daylight Time

Name: 200601K1_5, Date: 01-Jun-2020, Time: 16:20:32, ID: ST200601K1-5 PCB 209 CS4 19G2610, Description: PCB 209 CS4 19G2610

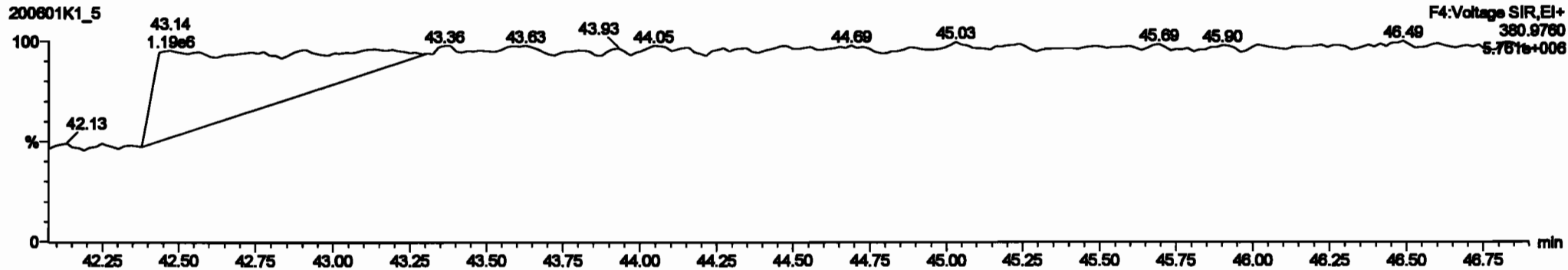
PCB-114



13C-PCB-114

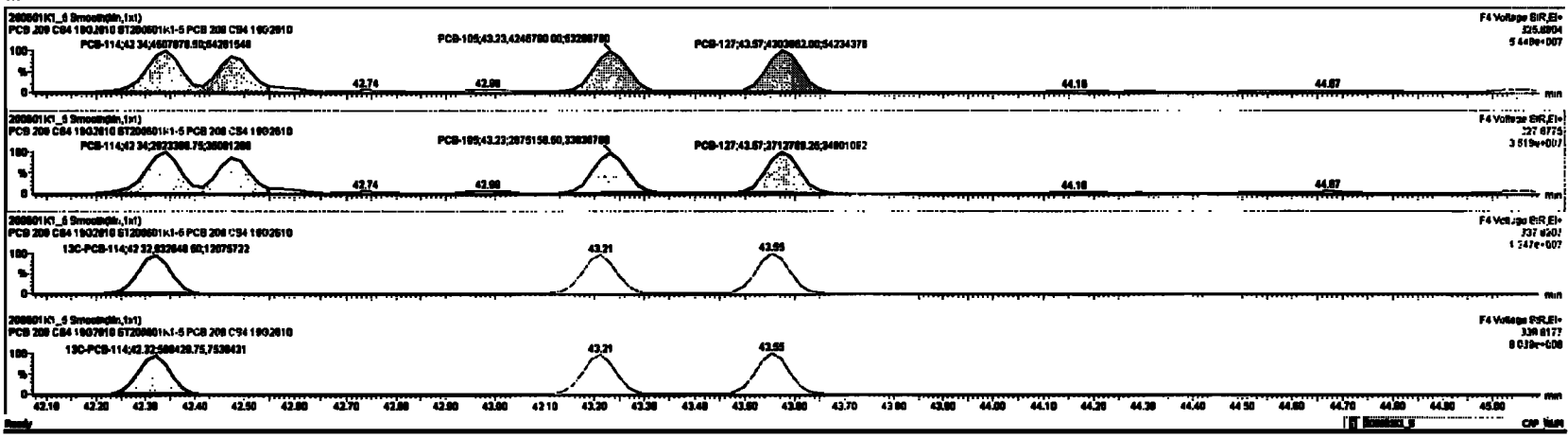


PFK4a



Q	Comp	Step	RA	CR	HT	Width	Height	Area	Perim	Vol	Def Pkg	Qnt	Units	SL	SPPC
223	13C-PCB-78	1.89ms	0.78	NO	1.8921	1.892	37.79	37.79	0.893	0.893	NO	87.43	87.4	0.0073	
225	13C-PCB-178	7.89ms	0.84	NO	1.8928	1.893	46.87	46.88	0.893	0.893	NO	87.18	87.2	0.112	
226	Total Mass-PCBs				1.8926	1.892	0.00	0.00	0.000	0.000	NO	1.280		0.0091	1.280
228	Total Q-PCBs				1.8927	1.893	0.00	0.00	0.000	0.000	NO	91.20		0.240	91.20
229	Total Partitions 94-PCBs				1.8927	1.893	0.00	0.00	0.000	0.000	NO	3467		0.118	3467
229	Total Partitions 94-PCBs				0.8930	1.893	0.00	0.00	0.000	0.000	NO	8774		0.082	8774
229	Total Total-PCBs				1.8928	1.893	0.00	0.00	0.000	0.000	NO	17680		1.77	17680
229	Total Partitions Part-PCBs				1.3127	1.893	0.00	0.00	0.000	0.000	NO	17488		0.084	17488
229	Total Partitions Part-PCBs				1.8928	1.893	0.00	0.00	0.000	0.000	NO	3023		0.020	3023
229	Total Partitions Mass-PCBs				0.8930	1.893	0.00	0.00	0.000	0.000	NO	8874		0.083	8874
229	Total Partitions Mass-PCBs				1.8928	1.893	0.00	0.00	0.000	0.000	NO	12148		2.87	12148
229	Total Mass-PCBs				1.3325	1.893	0.00	0.00	0.000	0.000	NO	18848		4.64	18848

Q	Comp	Step	RA	CR	HT	Width	Height	Area	Perim	Vol	Def Pkg	Qnt	Units	SL	SPPC
88	PCB-114		42.34	42.34	4.893e6	2.937e6	1.893	1.84	NO	42812	42812				
91	PCB-123		42.69	42.67	3.893e6	2.937e6	1.893	1.85	NO	41627	41627				
92	PCB-105		43.23	43.23	4.293e6	2.937e6	1.893	1.88	NO	42808	42808				
93	PCB-127		43.87	43.87	4.293e6	2.937e6	1.893	1.88	NO	42818	42818				
97	PCB-128		44.57	44.54	4.893e6	2.937e6	1.893	1.88	NO	42808	42808				



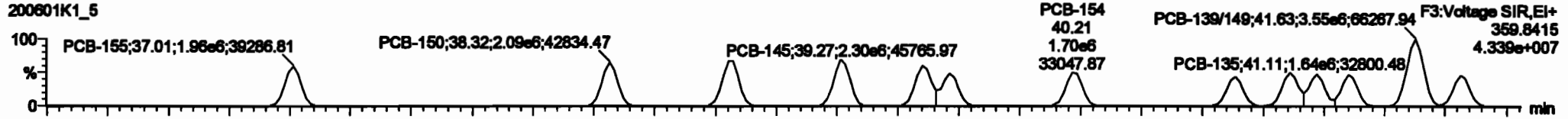
Dataset: Untitled

Last Altered: Tuesday, June 02, 2020 10:33:30 Pacific Daylight Time
Printed: Tuesday, June 02, 2020 10:35:13 Pacific Daylight Time

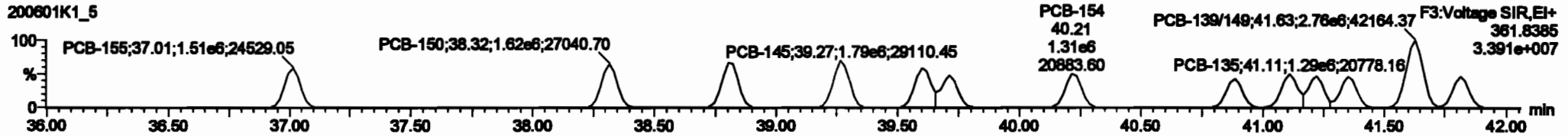
Name: 200601K1_5, Date: 01-Jun-2020, Time: 16:20:32, ID: ST200601K1-5 PCB 209 CS4 19G2610, Description: PCB 209 CS4 19G2610

PCB-155

200601K1_5

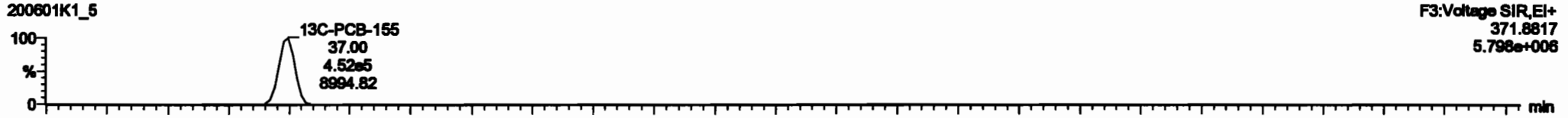


200601K1_5

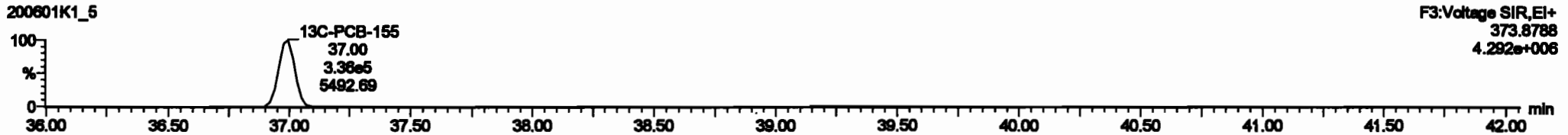


13C-PCB-155

200601K1_5

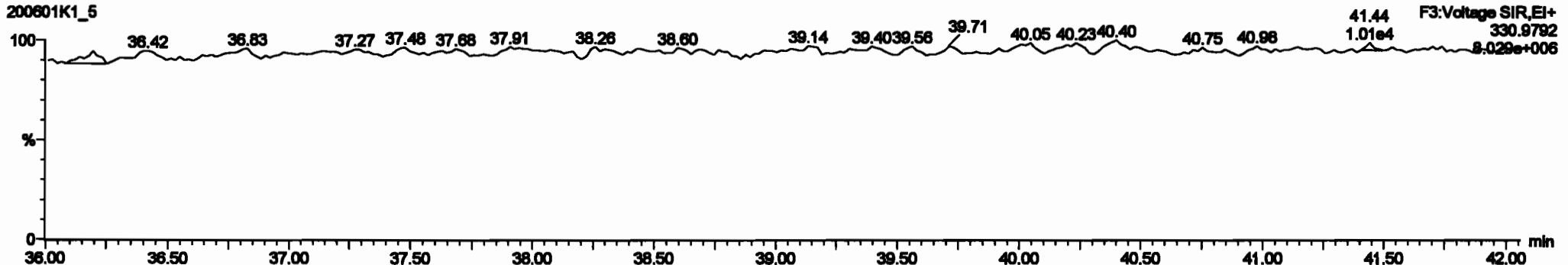


200601K1_5



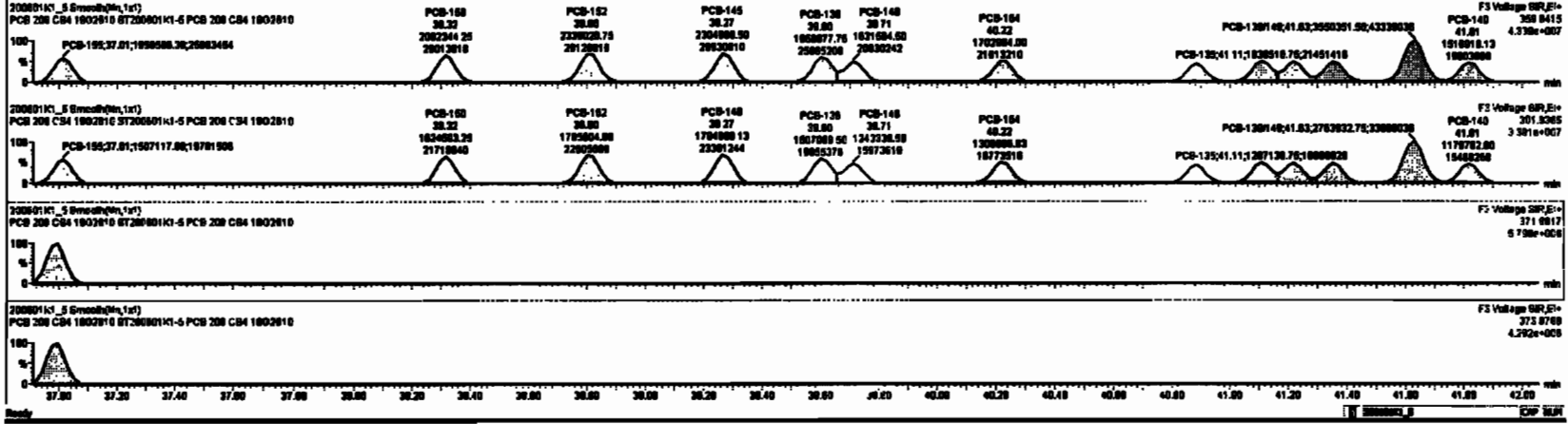
PFK3c

200601K1_5



ID	Step	Step	Est	Qty	Unit	Material	Quantity	Est	Prod.R.	Unit	Est	Prod.P	Cost	Unit	Est	Prod.P
222	12C-PCB-178	1.8000	0.70	NO	1.0000	1.000	37.78	37.78	0.000	0.000	NO	07.43	07.4	0.0000		
223	12C-PCB-178	7.8000	0.44	NO	1.0000	1.000	48.07	48.08	0.020	0.020	NO	07.18	07.2	0.1110		
224	Total Items-PCBs				1.1000	1.000	0.00	0.000			NO	1200	0.0201	1200		
225	Total 12-PCBs				1.0000	1.000	0.00	0.000			NO	0130	0.2400	0130		
226	2nd Parallel 10-PCBs				1.0000	1.000	0.00	0.000			NO	3407	0.1100	3407		
227	2nd Parallel 10-PCBs				0.8000	1.000	0.00	0.000			NO	0774	0.0800	0774		
228	Total Tubes-PCBs				1.0776	1.000	0.00	0.000			NO	17000	1.37	17000		
229	2nd Parallel Penta-PCBs				1.2107	1.000	0.00	0.000			NO	17000	0.804	17000		
230	4th Parallel Penta-PCBs				1.0735	1.000	0.00	0.000			NO	2128	0.200	2128		
231	Total Parallel Penta-PCBs				2.2842	1.000	0.00	0.000			NO	3828	2.004	3828		
232	4th Parallel Hexa-PCBs				1.0000	1.000	0.00	0.000			NO	12140	2.07	12140		
233	Total Hexa-PCBs				1.0000	1.000	0.00	0.000			NO	09000	4.00	09000		

ID	Step	Step	Est	Qty	Unit	Material	Quantity	Est	Prod.R.	Unit	Est	Prod.P
80	PCB-100	37.00	37.01	1.0000	1.0000	1.200	1.200	1.20	NO	021.45	021.45	
90	PCB-100	38.30	38.30	2.0000	1.0000	1.200	1.20	1.20	NO	038.01	038.01	
100	PCB-100	38.00	38.00	2.0000	1.0000	1.200	1.20	1.20	NO	041.00	041.00	
110	PCB-140	38.30	38.30	2.0000	1.0000	1.200	1.20	1.20	NO	038.00	038.00	
120	PCB-130	38.00	38.00	1.0000	1.0000	1.200	1.20	1.20	NO	031.00	031.00	
130	PCB-140	38.70	38.71	1.0000	1.0000	1.200	1.20	1.20	NO	038.70	038.70	
140	PCB-100	40.20	40.20	1.0000	1.0000	1.200	1.20	1.20	NO	018.00	018.00	
150	PCB-100	40.00	40.00	1.0000	1.0000	1.200	1.20	1.20	NO	018.30	018.30	
160	PCB-130	41.10	41.11	1.0000	1.0000	1.200	1.20	1.20	NO	000.00	000.00	

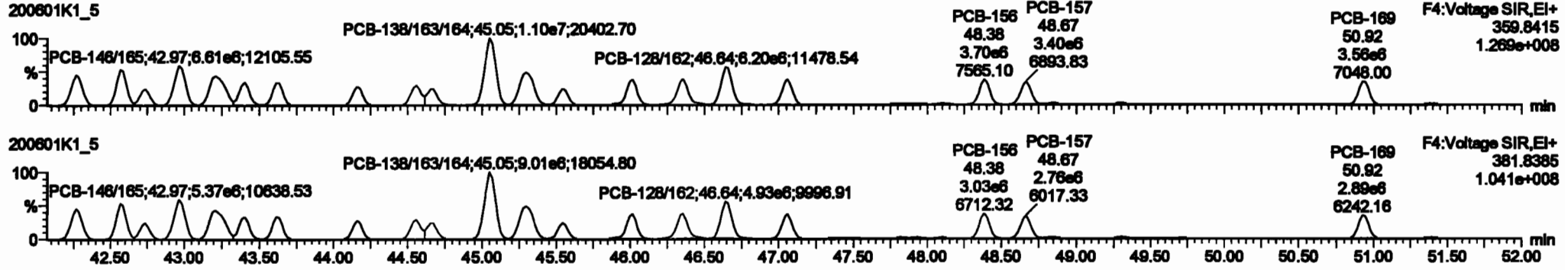


Dataset: Untitled

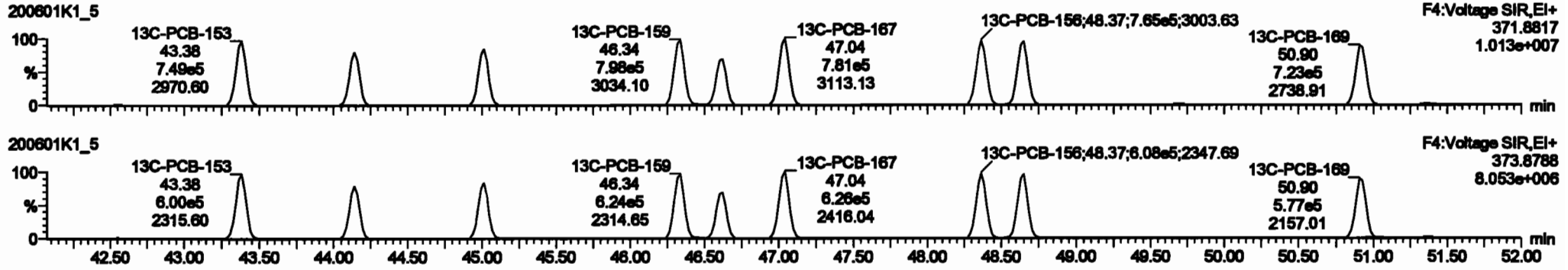
Last Altered: Tuesday, June 02, 2020 10:33:30 Pacific Daylight Time
Printed: Tuesday, June 02, 2020 10:35:13 Pacific Daylight Time

Name: 200601K1_5, Date: 01-Jun-2020, Time: 16:20:32, ID: ST200601K1-5 PCB 209 CS4 19G2610, Description: PCB 209 CS4 19G2610

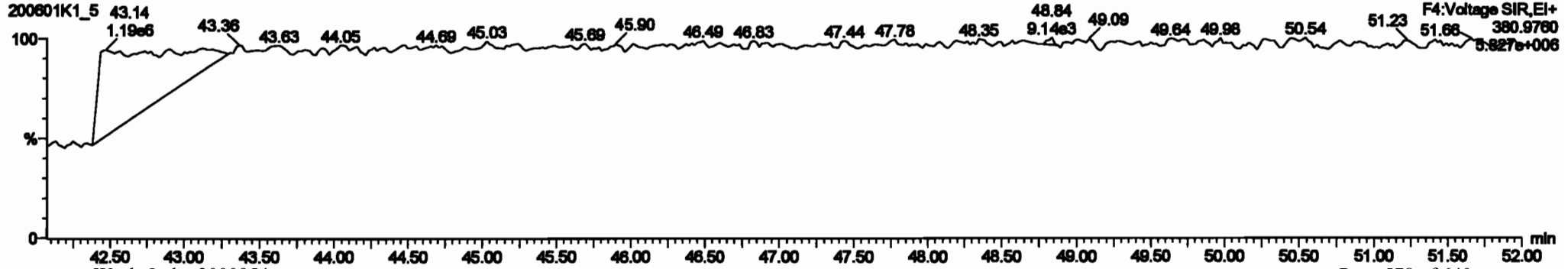
PCB-134/143



13C-PCB-153



PFK4b



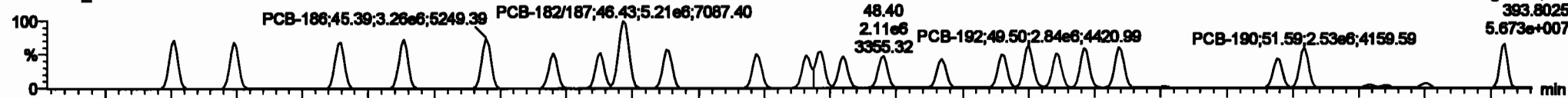
Dataset: Untitled

Last Altered: Tuesday, June 02, 2020 10:33:30 Pacific Daylight Time
Printed: Tuesday, June 02, 2020 10:35:13 Pacific Daylight Time

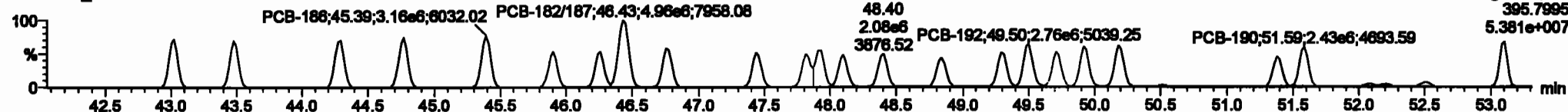
Name: 200601K1_5, Date: 01-Jun-2020, Time: 16:20:32, ID: ST200601K1-5 PCB 209 CS4 19G2610, Description: PCB 209 CS4 19G2610

PCB-188

200601K1_5




200601K1_5

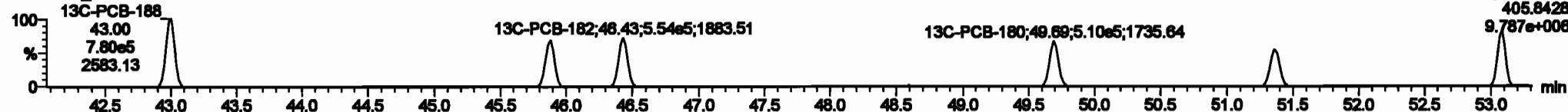


13C-PCB-188

200601K1_5

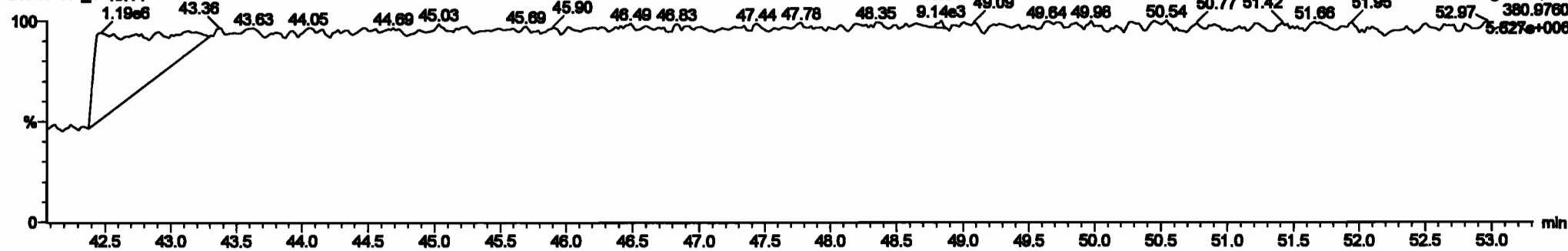


200601K1_5



PFK4c

200601K1_5



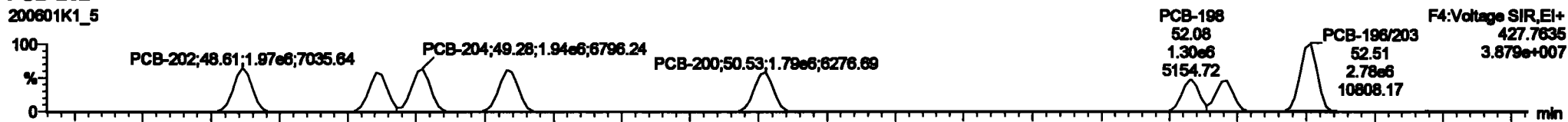
Dataset: Untitled

Last Altered: Tuesday, June 02, 2020 10:33:30 Pacific Daylight Time
Printed: Tuesday, June 02, 2020 10:35:13 Pacific Daylight Time

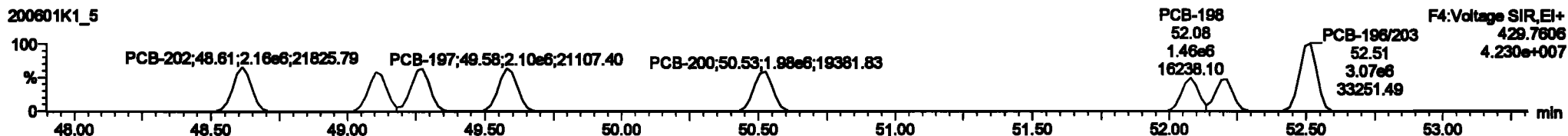
Name: 200601K1_5, Date: 01-Jun-2020, Time: 16:20:32, ID: ST200601K1-5 PCB 209 CS4 19G2610, Description: PCB 209 CS4 19G2610

PCB-202

200601K1_5

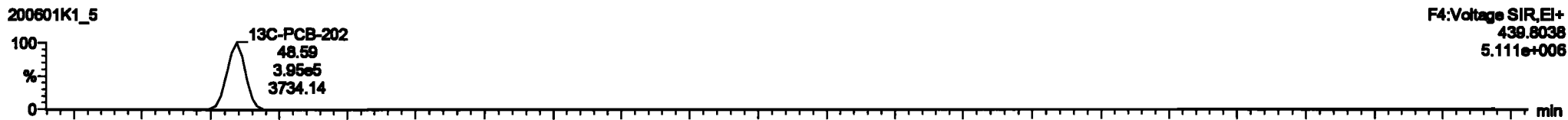


200601K1_5

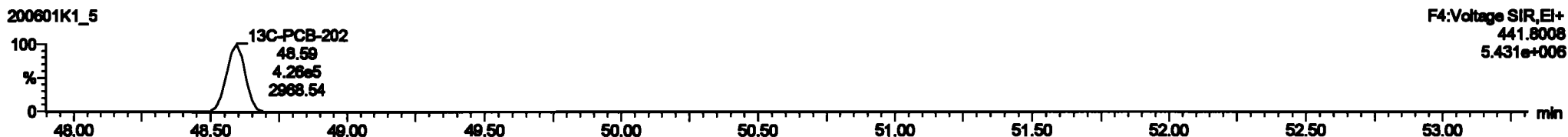


13C-PCB-202

200601K1_5

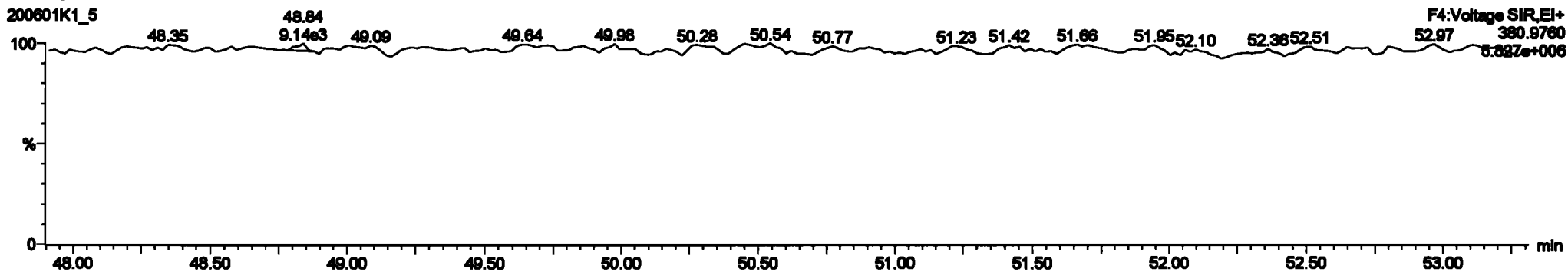


200601K1_5



PFK4d

200601K1_5



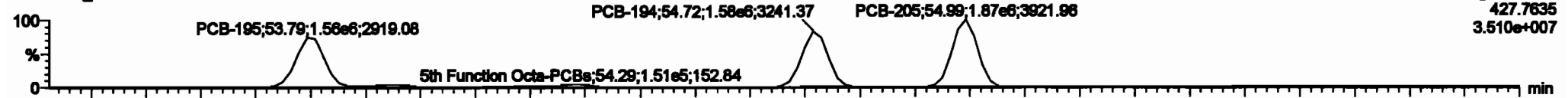
Dataset: Untitled

Last Altered: Tuesday, June 02, 2020 10:33:30 Pacific Daylight Time
Printed: Tuesday, June 02, 2020 10:35:13 Pacific Daylight Time

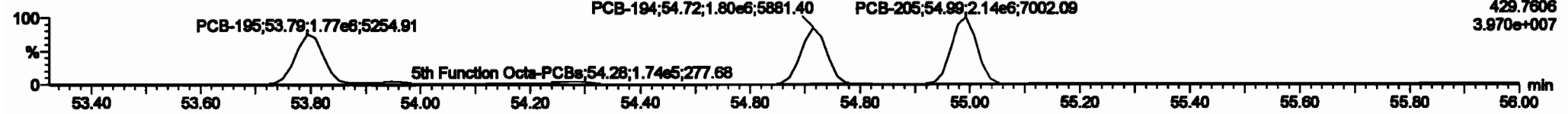
Name: 200601K1_5, Date: 01-Jun-2020, Time: 16:20:32, ID: ST200601K1-5 PCB 209 CS4 19G2610, Description: PCB 209 CS4 19G2610

PCB-195

200601K1_5

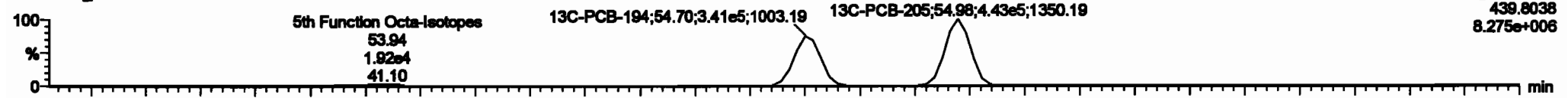


200601K1_5

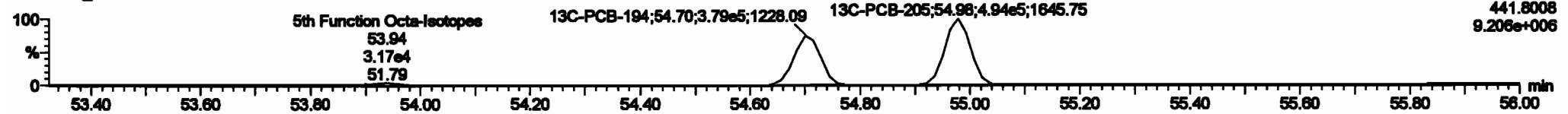


13C-PCB-194

200601K1_5

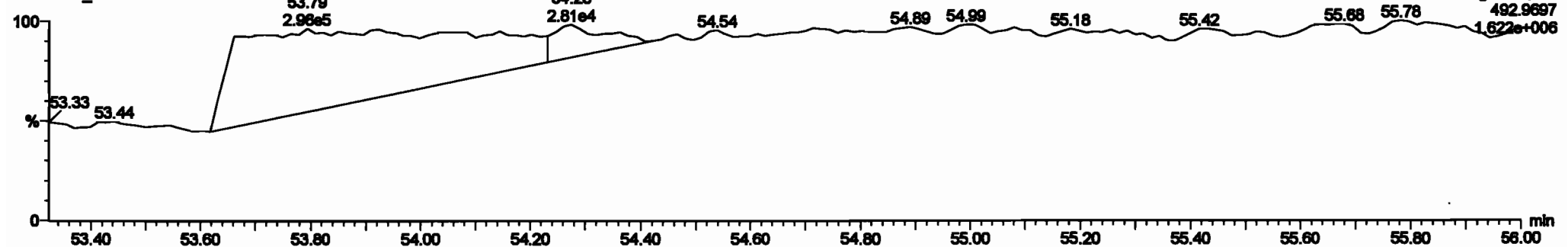


200601K1_5



PFK5a

200601K1_5



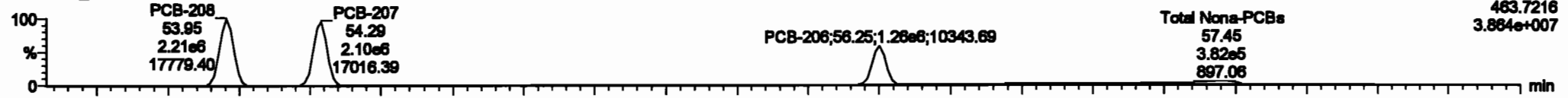
Dataset: Untitled

Last Altered: Tuesday, June 02, 2020 10:33:30 Pacific Daylight Time
 Printed: Tuesday, June 02, 2020 10:35:13 Pacific Daylight Time

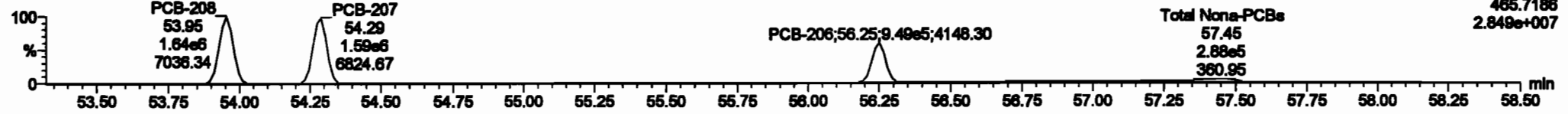
Name: 200601K1_5, Date: 01-Jun-2020, Time: 16:20:32, ID: ST200601K1-5 PCB 209 CS4 19G2610, Description: PCB 209 CS4 19G2610

PCB-208

200601K1_5




200601K1_5




13C-PCB-208

200601K1_5

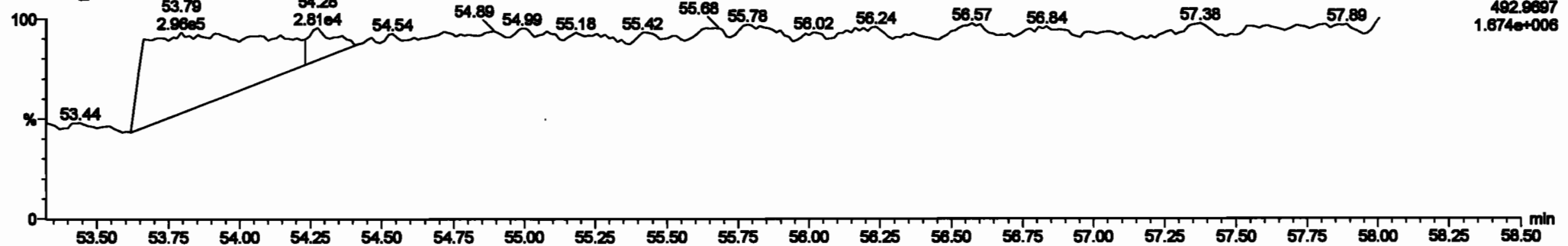


200601K1_5



PFK5

200601K1_5




Dataset: Untitled

Last Altered: Tuesday, June 02, 2020 10:33:30 Pacific Daylight Time
Printed: Tuesday, June 02, 2020 10:35:13 Pacific Daylight Time


Name: 200601K1_5, Date: 01-Jun-2020, Time: 16:20:32, ID: ST200601K1-5 PCB 209 CS4 19G2610, Description: PCB 209 CS4 19G2610

PCB-209

200601K1_5




200601K1_5

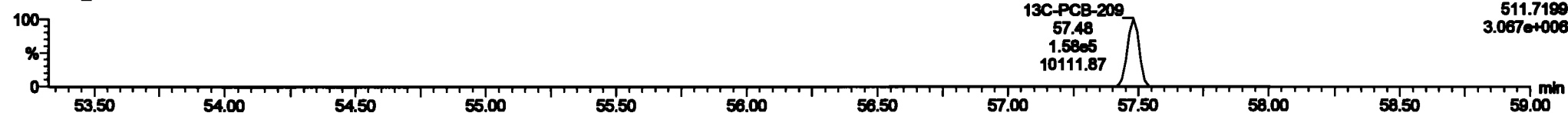


13C-PCB-209

200601K1_5

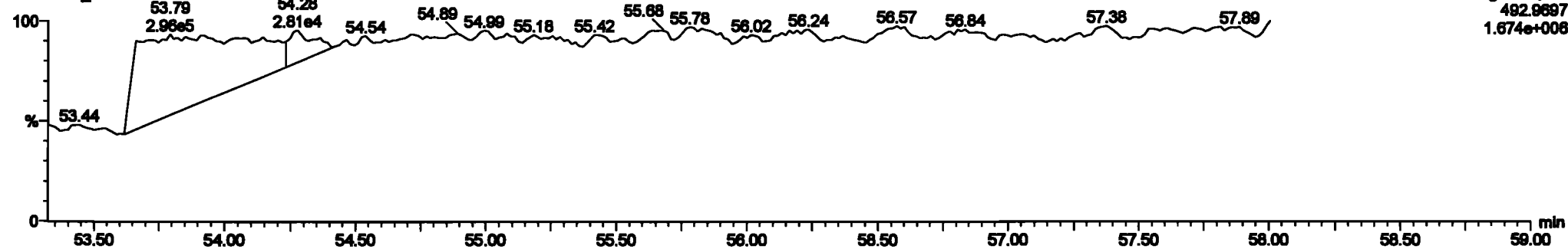


200601K1_5



PFK5b

200601K1_5



Dataset: Untitled

Last Altered: Tuesday, June 02, 2020 10:33:30 Pacific Daylight Time

Printed: Tuesday, June 02, 2020 10:35:13 Pacific Daylight Time


Name: 200601K1_6, Date: 01-Jun-2020, Time: 17:21:13, ID: ST200601K1-6 PCB 209 CS5 19G2611, Description: PCB 209 CS5 19G2611

PCB-1

200601K1_6



200601K1_6




13C-PCB-1

200601K1_6

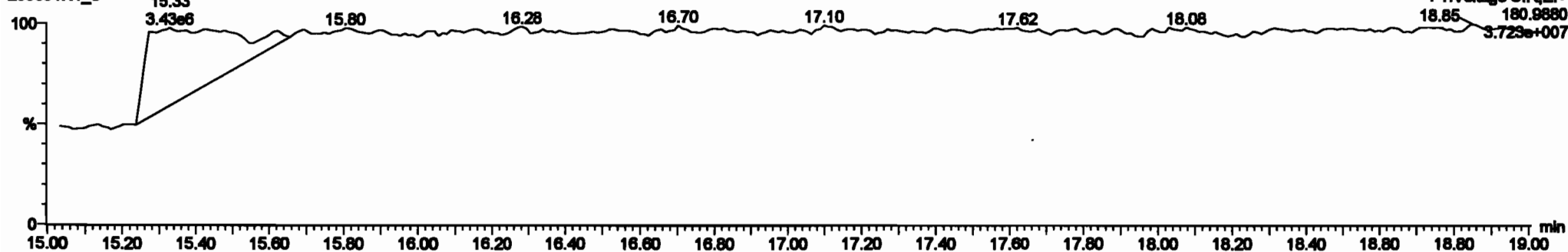


200601K1_6



PFK1

200601K1_6

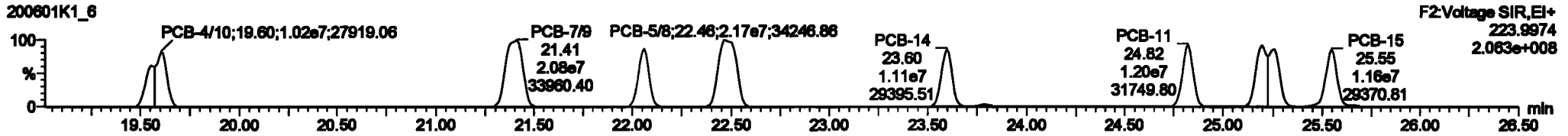
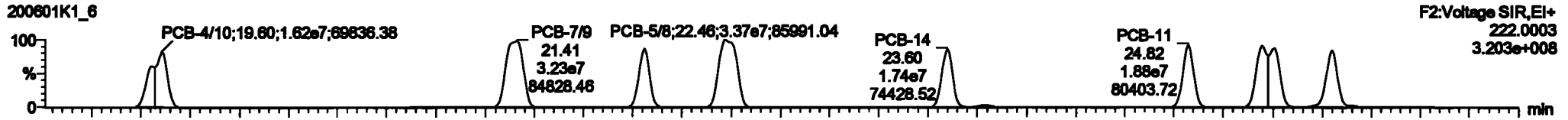


Dataset: Untitled

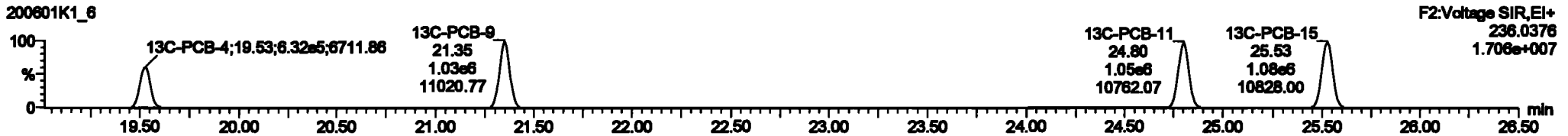
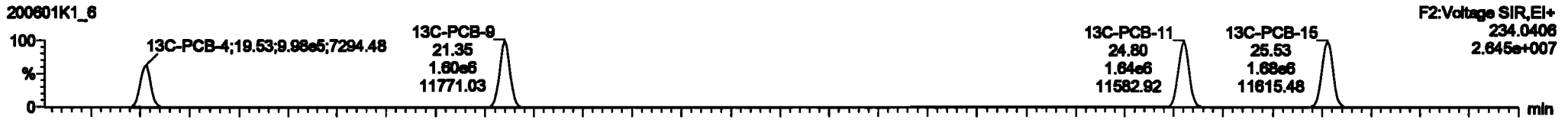
Last Altered: Tuesday, June 02, 2020 10:33:30 Pacific Daylight Time
 Printed: Tuesday, June 02, 2020 10:35:13 Pacific Daylight Time

Name: 200601K1_6, Date: 01-Jun-2020, Time: 17:21:13, ID: ST200601K1-6 PCB 209 CS5 19G2811, Description: PCB 209 CS5 19G2811

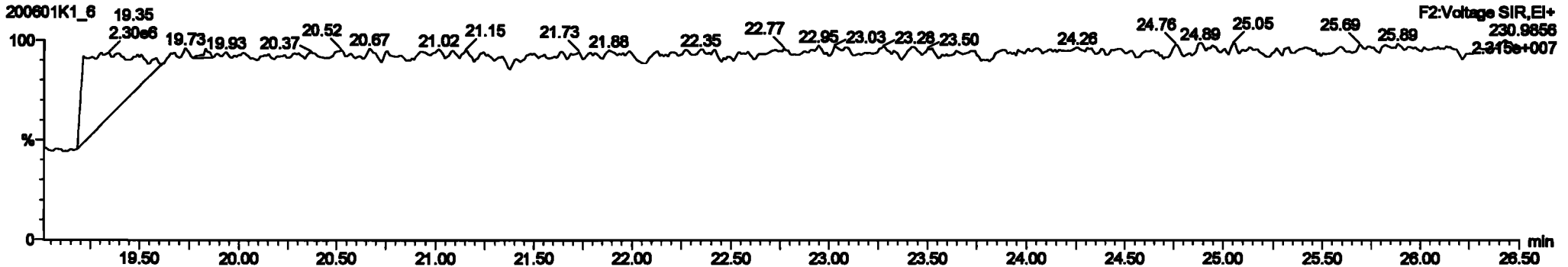
PCB-4/10

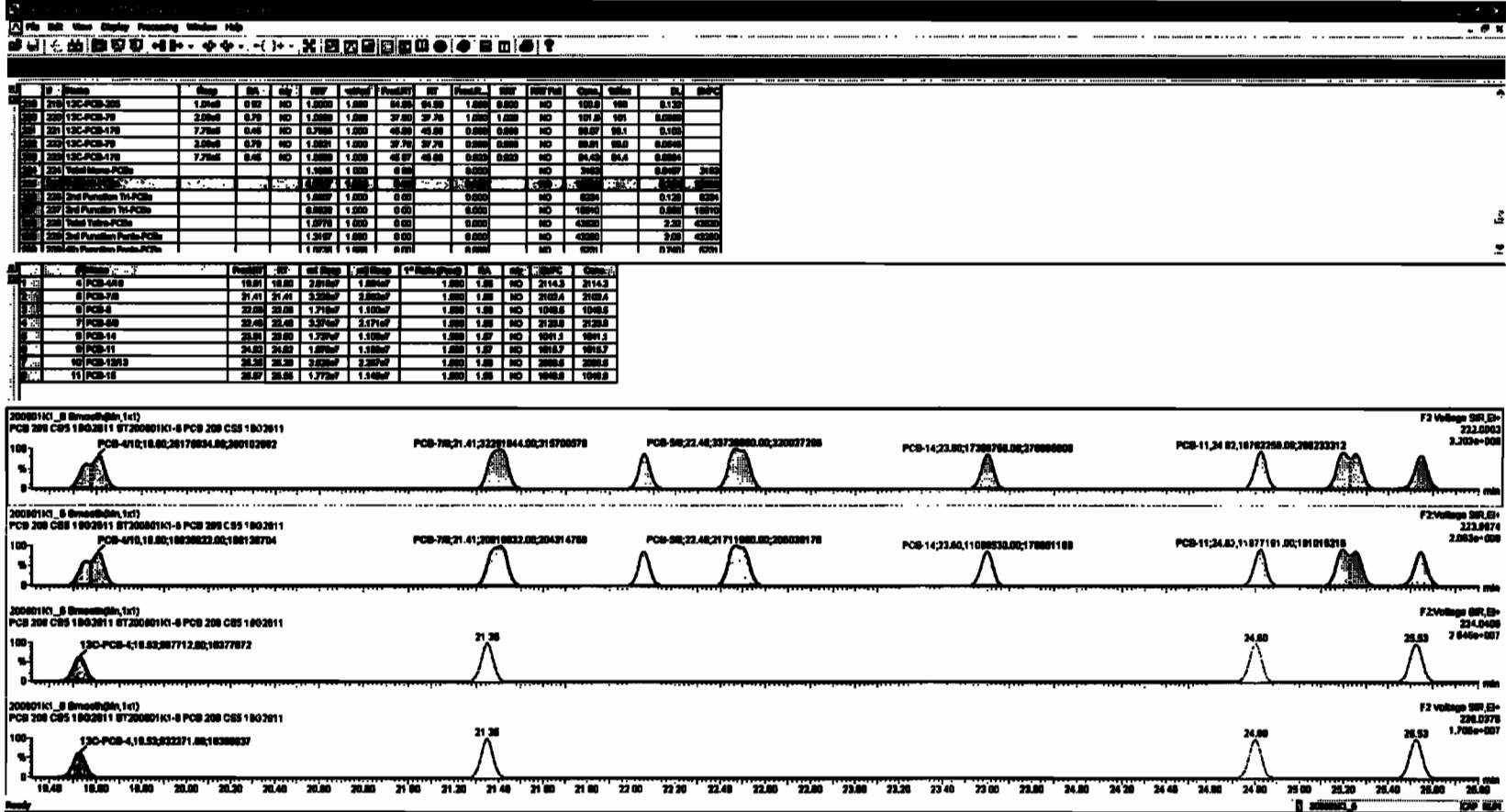


13C-PCB-4



PFK2a



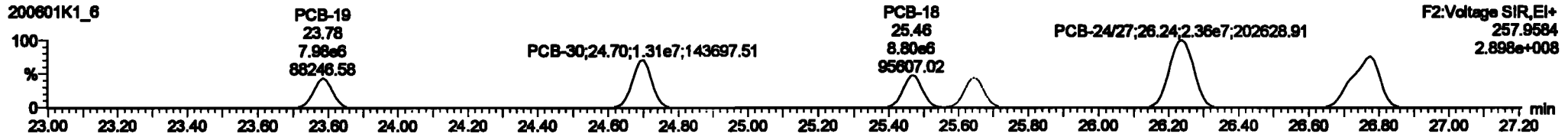


Dataset: Untitled

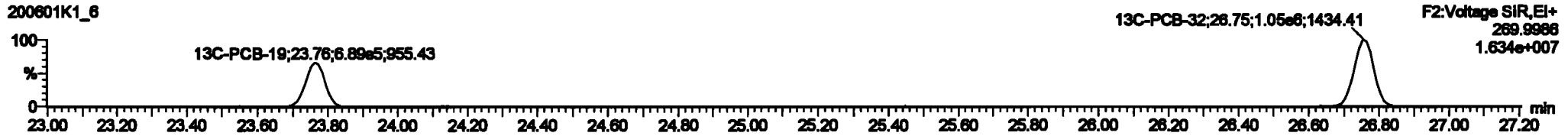

Last Altered: Tuesday, June 02, 2020 10:33:30 Pacific Daylight Time
Printed: Tuesday, June 02, 2020 10:35:13 Pacific Daylight Time

Name: 200601K1_6, Date: 01-Jun-2020, Time: 17:21:13, ID: ST200601K1-6 PCB 209 CS5 19G2611, Description: PCB 209 CS5 19G2611

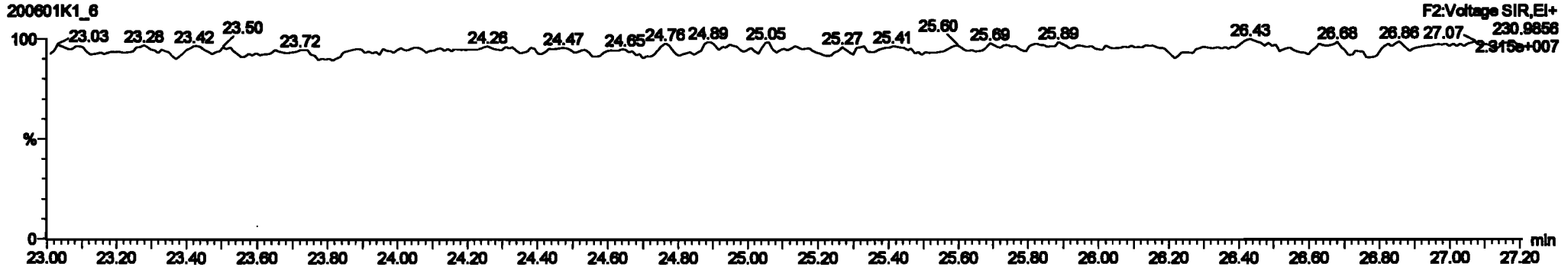
PCB-19



13C-PCB-19



PFK2b

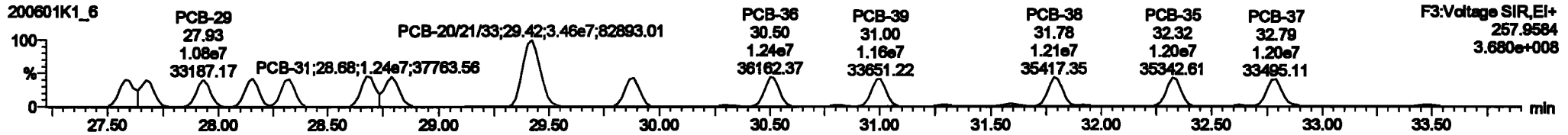
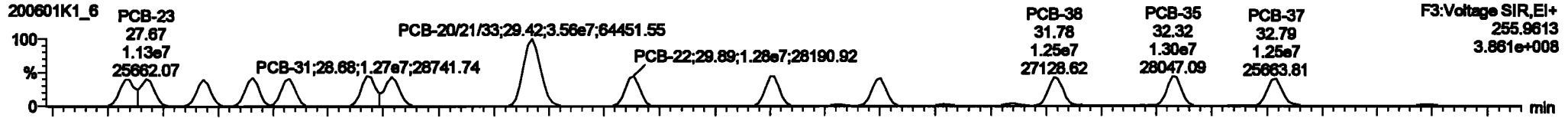


Dataset: Untitled

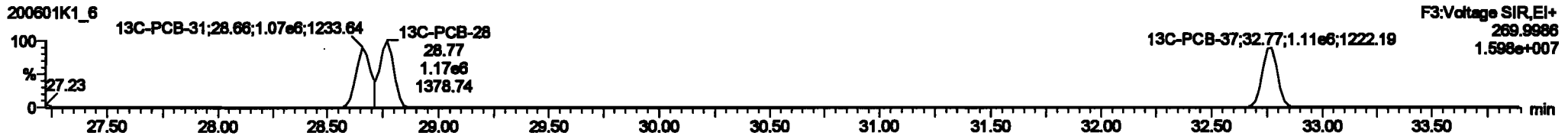
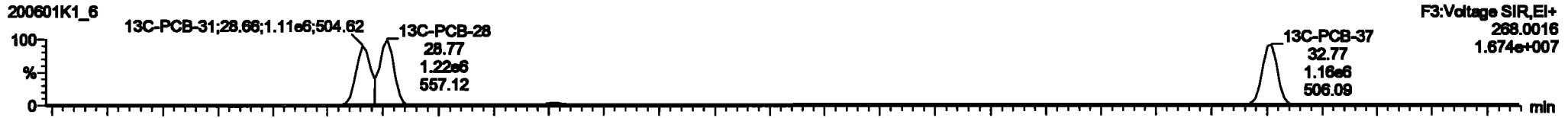
Last Altered: Tuesday, June 02, 2020 10:33:30 Pacific Daylight Time
 Printed: Tuesday, June 02, 2020 10:35:13 Pacific Daylight Time

Name: 200601K1_6, Date: 01-Jun-2020, Time: 17:21:13, ID: ST200601K1-6 PCB 209 CS5 19G2611, Description: PCB 209 CS5 19G2611

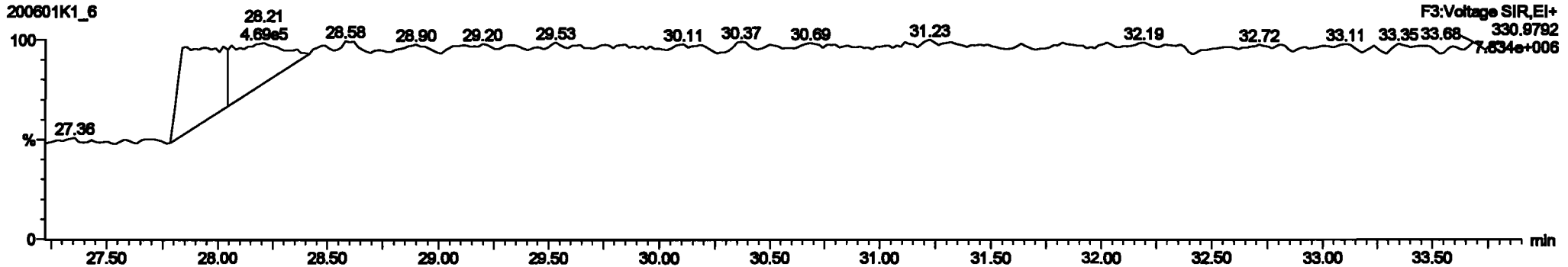
PCB-34



13C-PCB-28



PFK3d

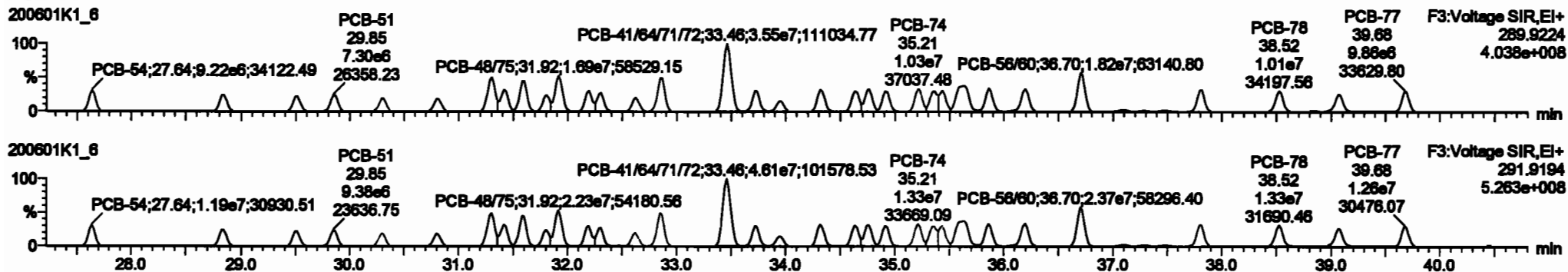


Dataset: Untitled

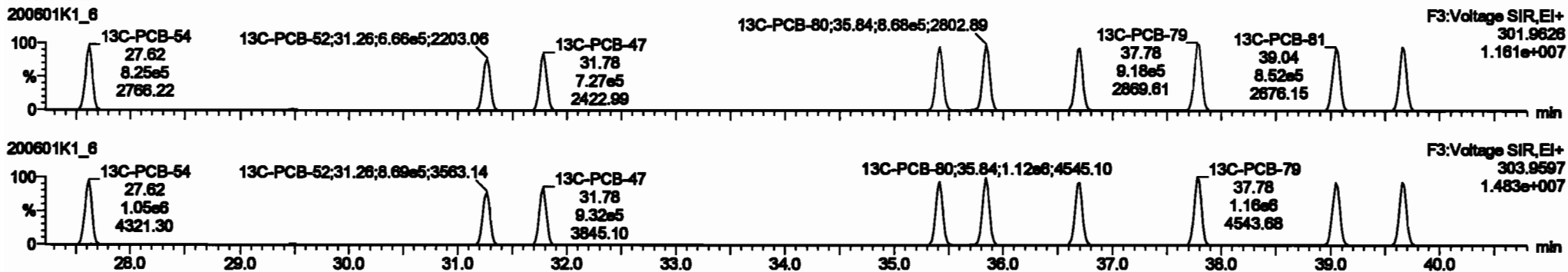
Last Altered: Tuesday, June 02, 2020 10:33:30 Pacific Daylight Time
 Printed: Tuesday, June 02, 2020 10:35:13 Pacific Daylight Time

Name: 200601K1_6, Date: 01-Jun-2020, Time: 17:21:13, ID: ST200601K1-6 PCB 209 CS5 19G2611, Description: PCB 209 CS5 19G2611

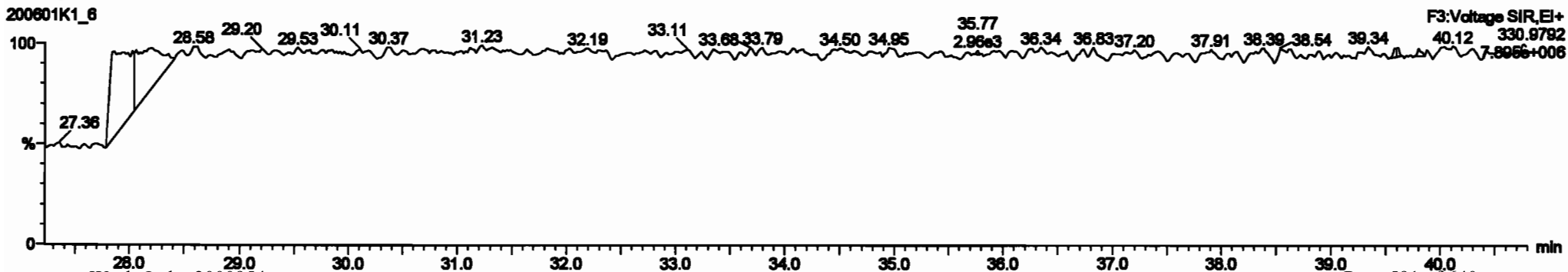
PCB-54



13C-PCB-54



PFK3a



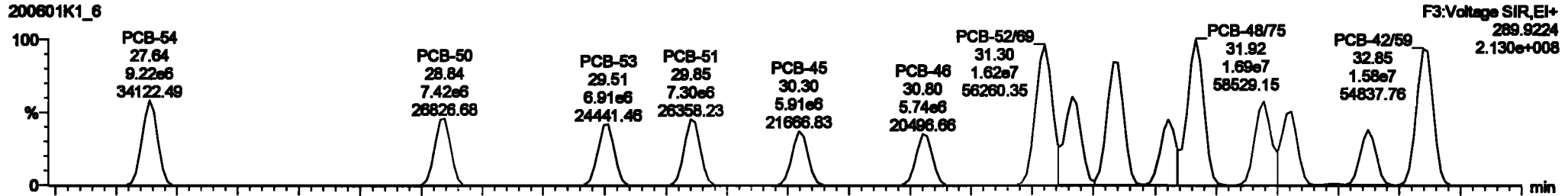
Dataset: Untitled

Last Altered: Tuesday, June 02, 2020 10:33:30 Pacific Daylight Time
Printed: Tuesday, June 02, 2020 10:35:13 Pacific Daylight Time

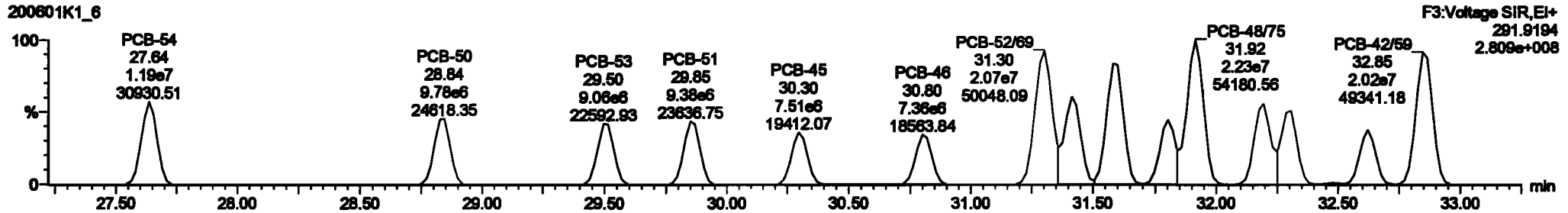
Name: 200601K1_6, Date: 01-Jun-2020, Time: 17:21:13, ID: ST200601K1-6 PCB 209 CS5 19G2611, Description: PCB 209 CS5 19G2611

PCB-50

200601K1_6




200601K1_6



13C-PCB-52

200601K1_6



200601K1_6



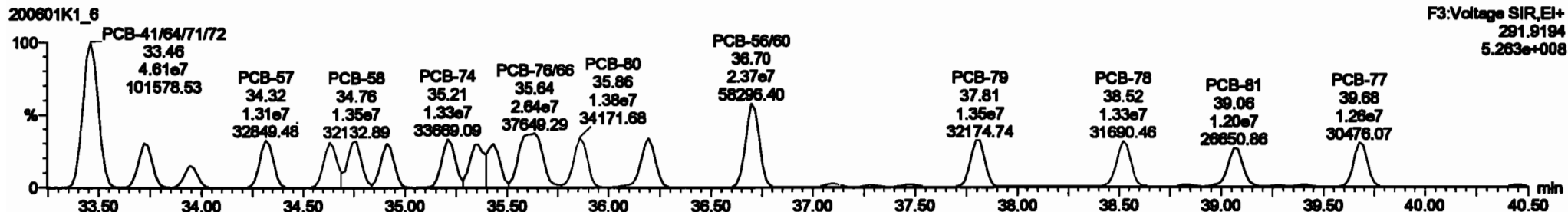
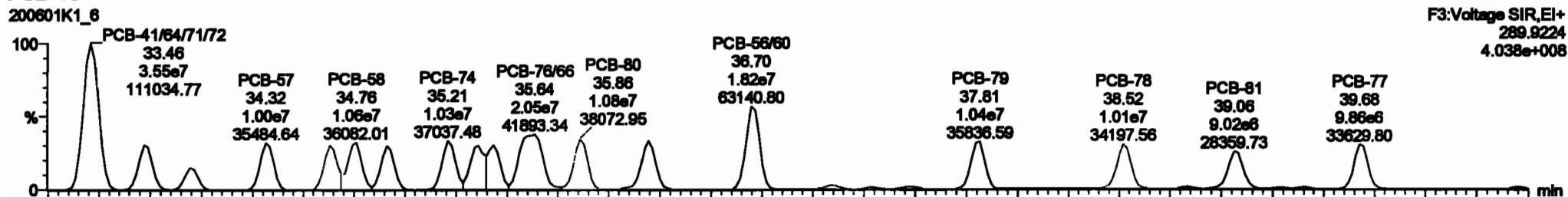
Dataset: Untitled

Last Altered: Tuesday, June 02, 2020 10:33:30 Pacific Daylight Time

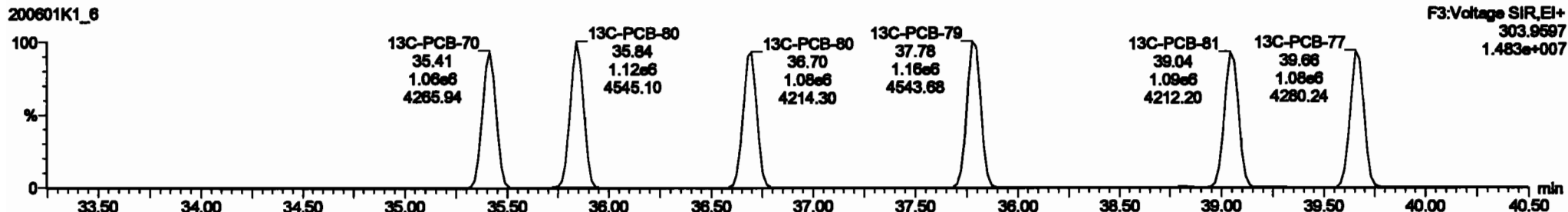
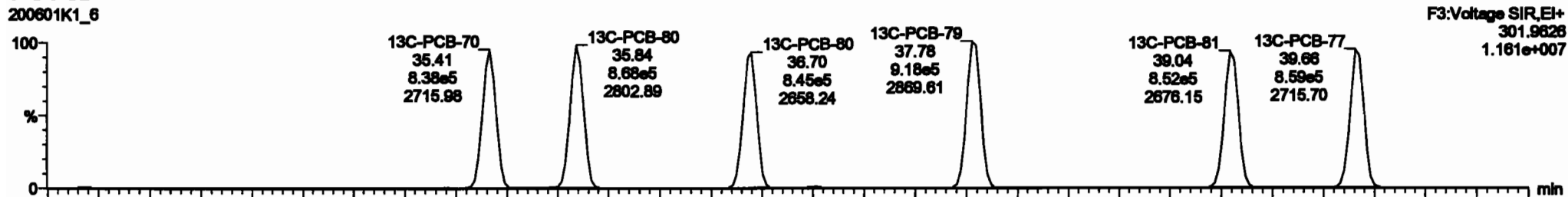
Printed: Tuesday, June 02, 2020 10:35:13 Pacific Daylight Time

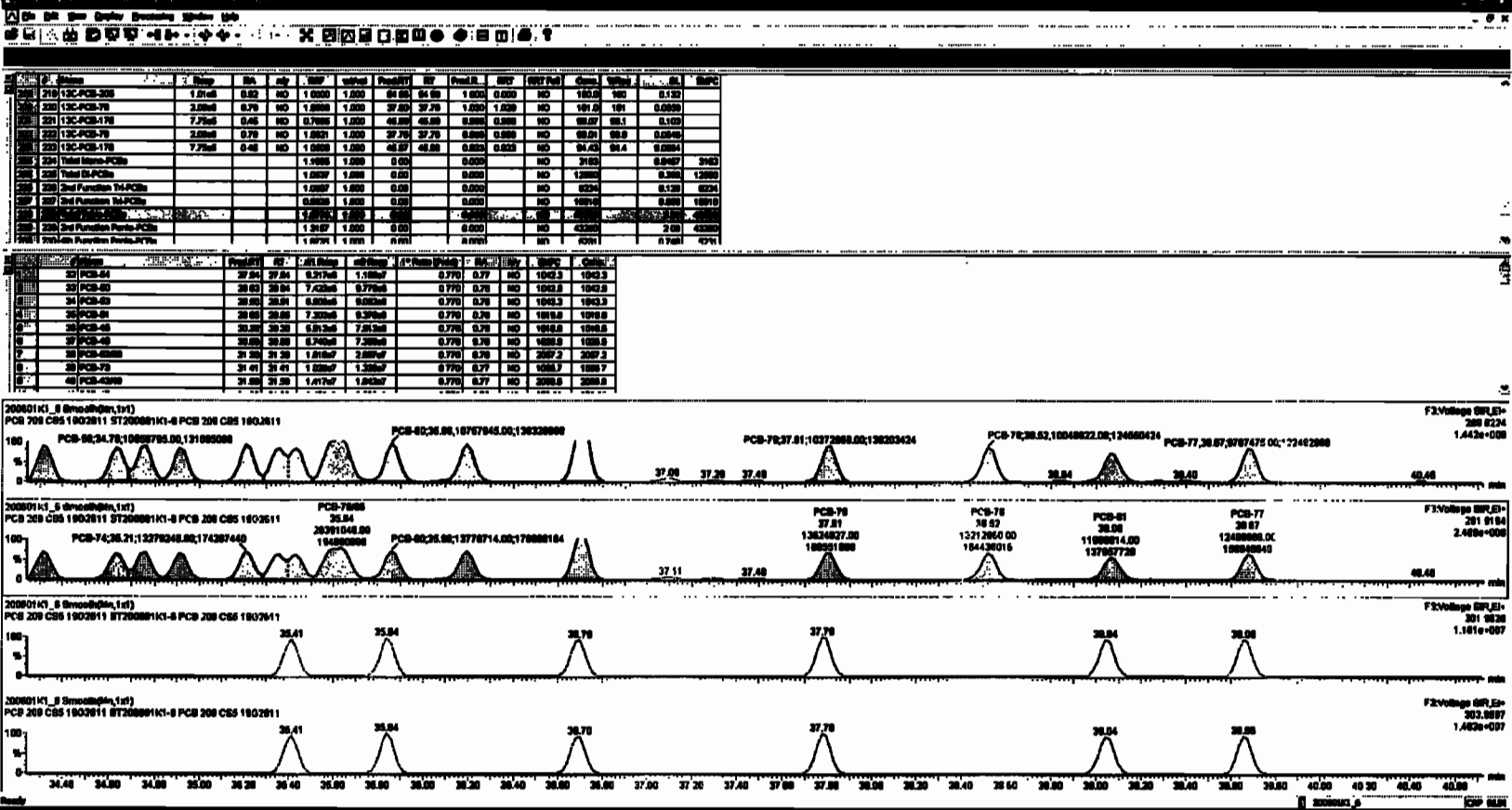
Name: 200601K1_6, Date: 01-Jun-2020, Time: 17:21:13, ID: ST200601K1-6 PCB 209 CS5 19G2611, Description: PCB 209 CS5 19G2611

PCB-68



13C-PCB-60



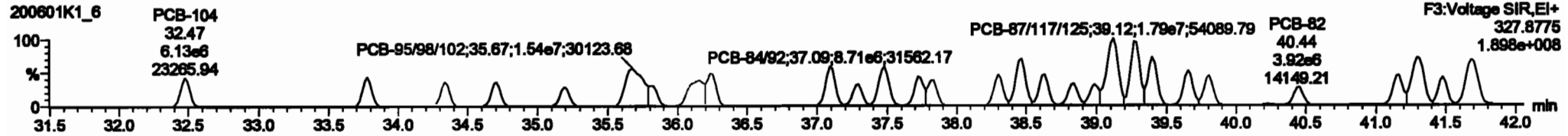
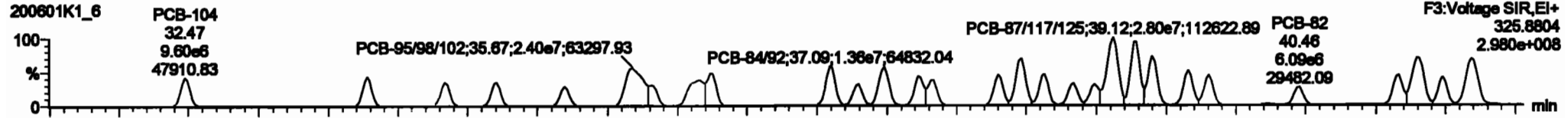


Dataset: Untitled

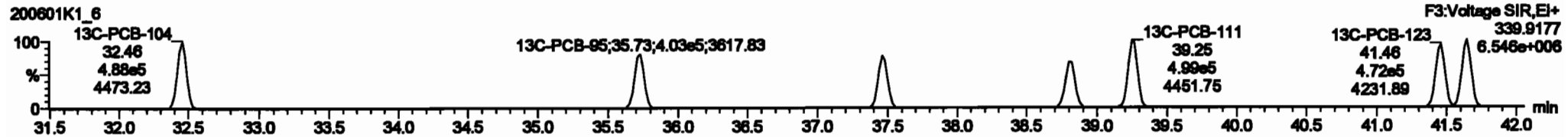
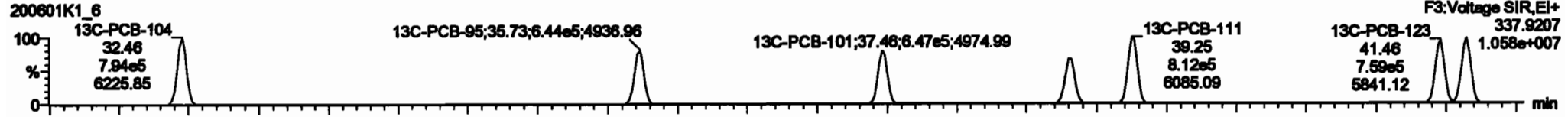
Last Altered: Tuesday, June 02, 2020 10:33:30 Pacific Daylight Time
 Printed: Tuesday, June 02, 2020 10:35:13 Pacific Daylight Time

Name: 200601K1_6, Date: 01-Jun-2020, Time: 17:21:13, ID: ST200601K1-6 PCB 209 CS5 19G2611, Description: PCB 209 CS5 19G2611

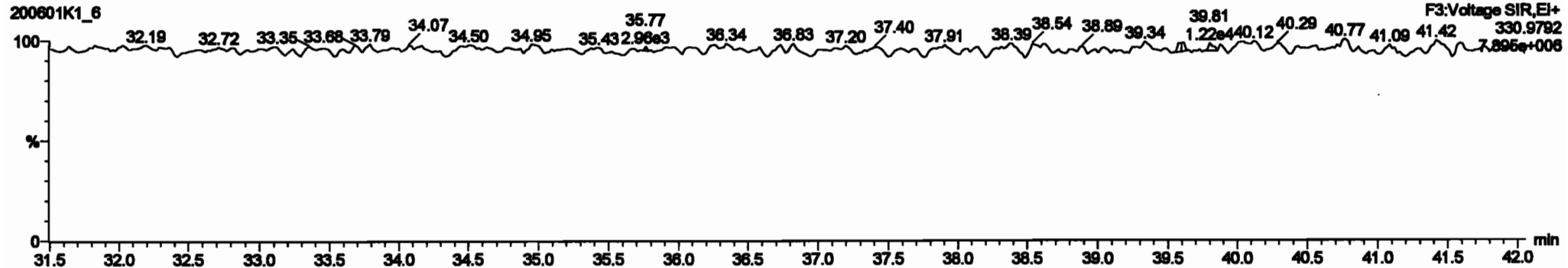
PCB-104



13C-PCB-104



PFK3b



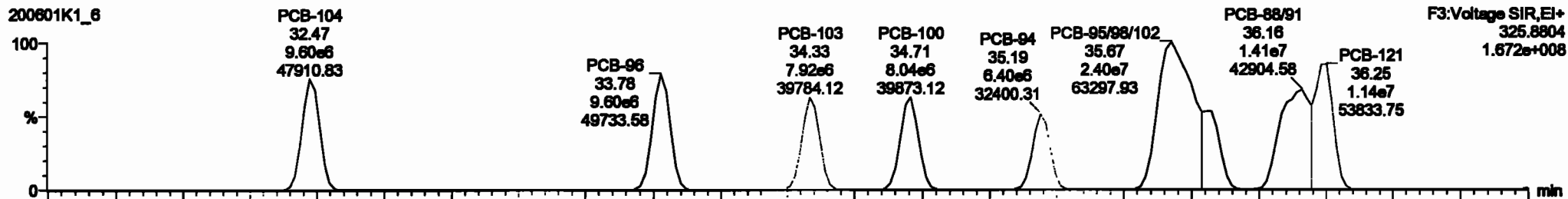
Dataset: Untitled

Last Altered: Tuesday, June 02, 2020 10:33:30 Pacific Daylight Time
Printed: Tuesday, June 02, 2020 10:35:13 Pacific Daylight Time

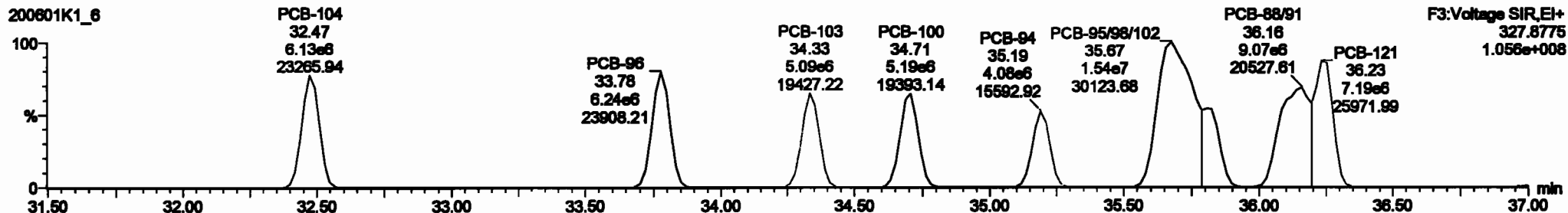
Name: 200601K1_6, Date: 01-Jun-2020, Time: 17:21:13, ID: ST200601K1-6 PCB 209 CS5 19G2611, Description: PCB 209 CS5 19G2611

PCB-96

200601K1_6



200601K1_6

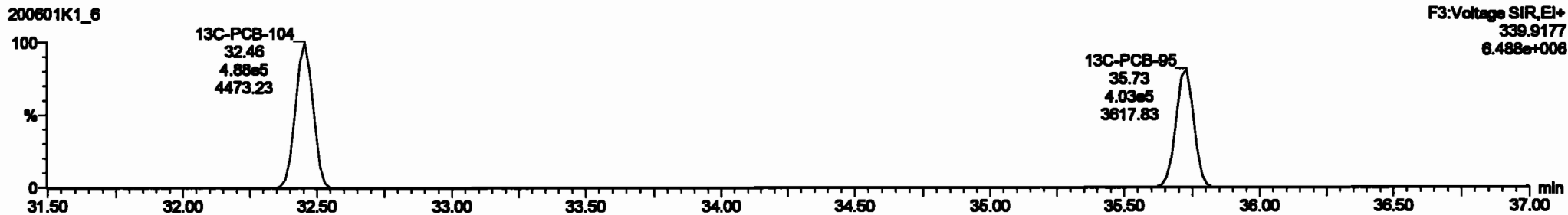


13C-PCB-95

200601K1_6



200601K1_6



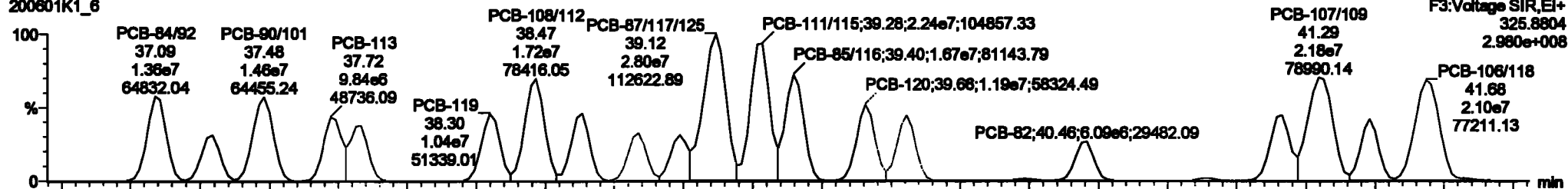
Dataset: Untitled

Last Altered: Tuesday, June 02, 2020 10:33:30 Pacific Daylight Time
Printed: Tuesday, June 02, 2020 10:35:13 Pacific Daylight Time

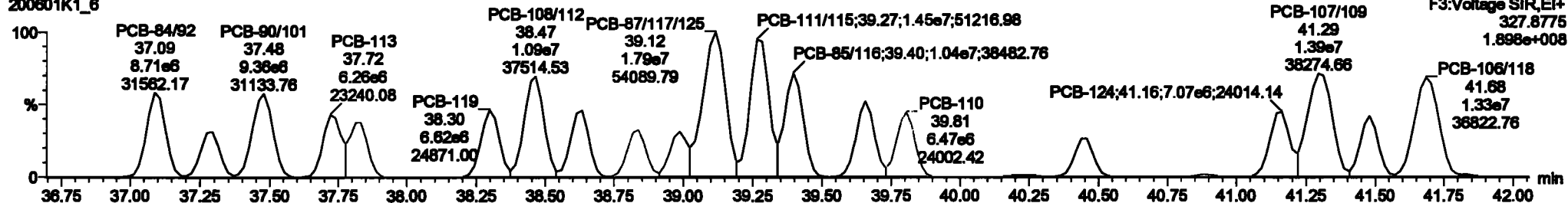
Name: 200601K1_6, Date: 01-Jun-2020, Time: 17:21:13, ID: ST200601K1-6 PCB 209 CS5 19G2611, Description: PCB 209 CS5 19G2611

PCB-119

200601K1_6

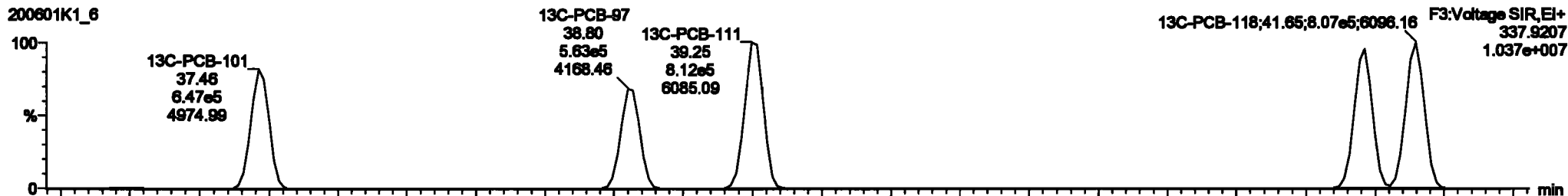


200601K1_6

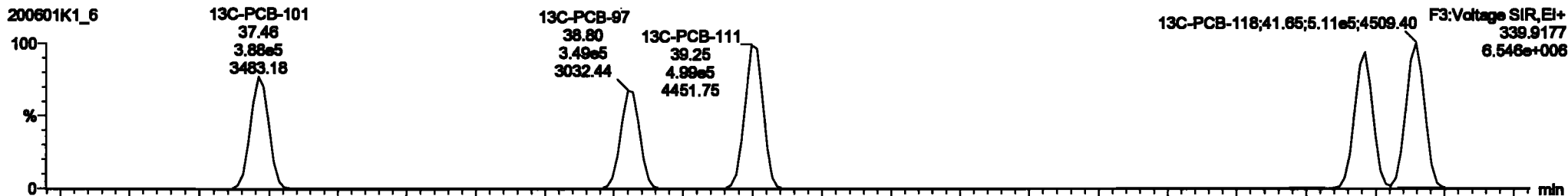


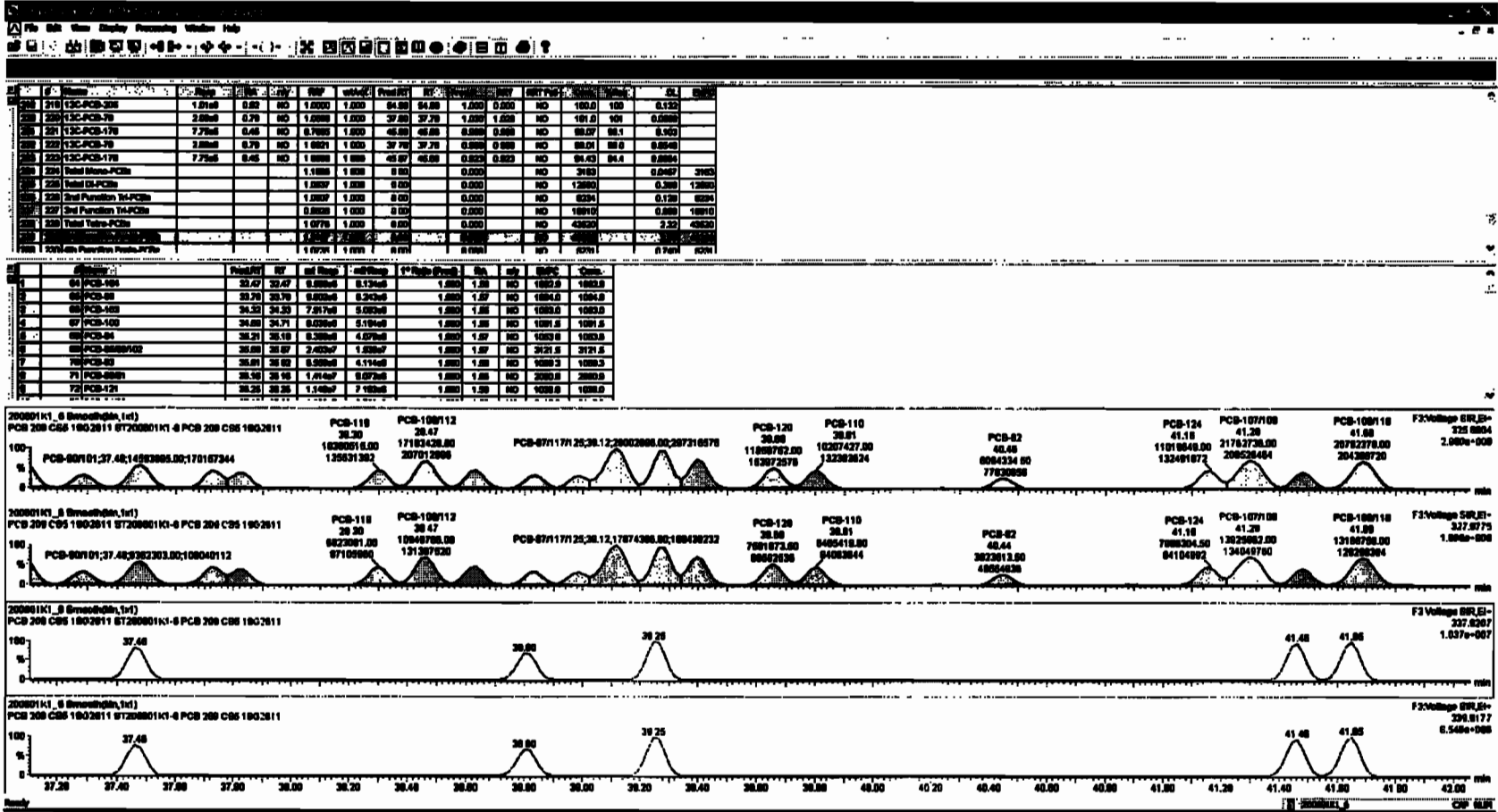
13C-PCB-111

200601K1_6



200601K1_6



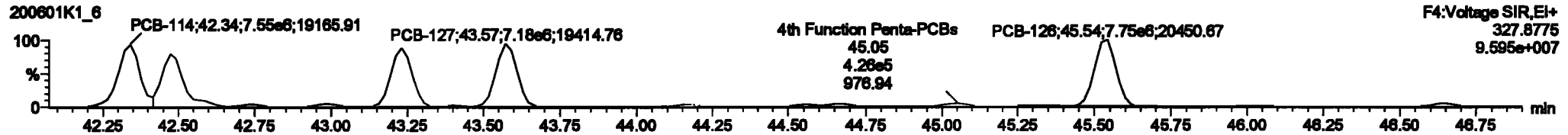



Dataset: Untitled

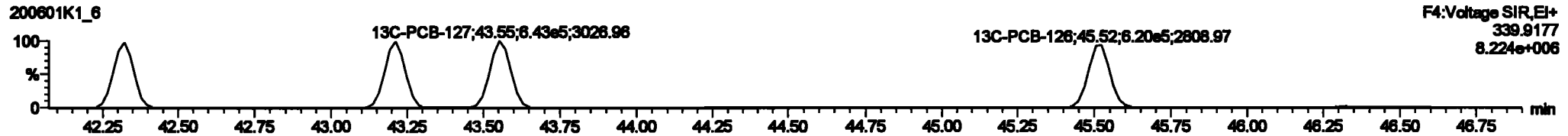
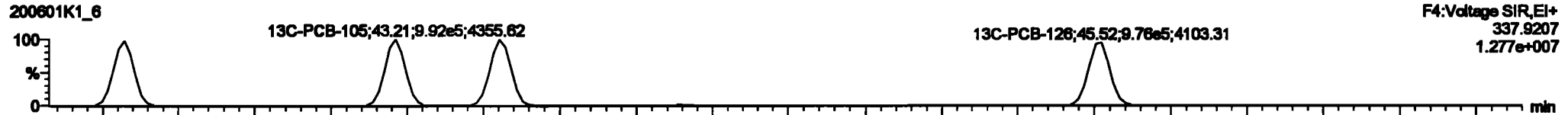
Last Altered: Tuesday, June 02, 2020 10:33:30 Pacific Daylight Time
Printed: Tuesday, June 02, 2020 10:35:13 Pacific Daylight Time

Name: 200601K1_6, Date: 01-Jun-2020, Time: 17:21:13, ID: ST200601K1-6 PCB 209 CS5 19G2611, Description: PCB 209 CS5 19G2611

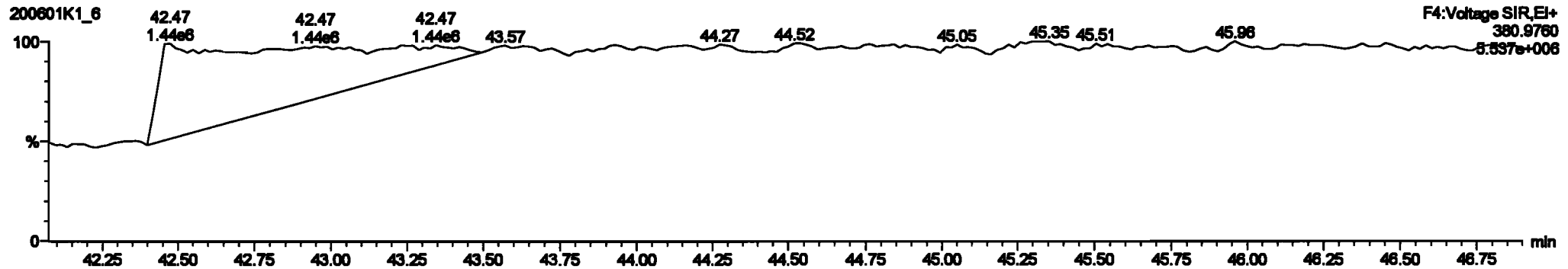
PCB-114

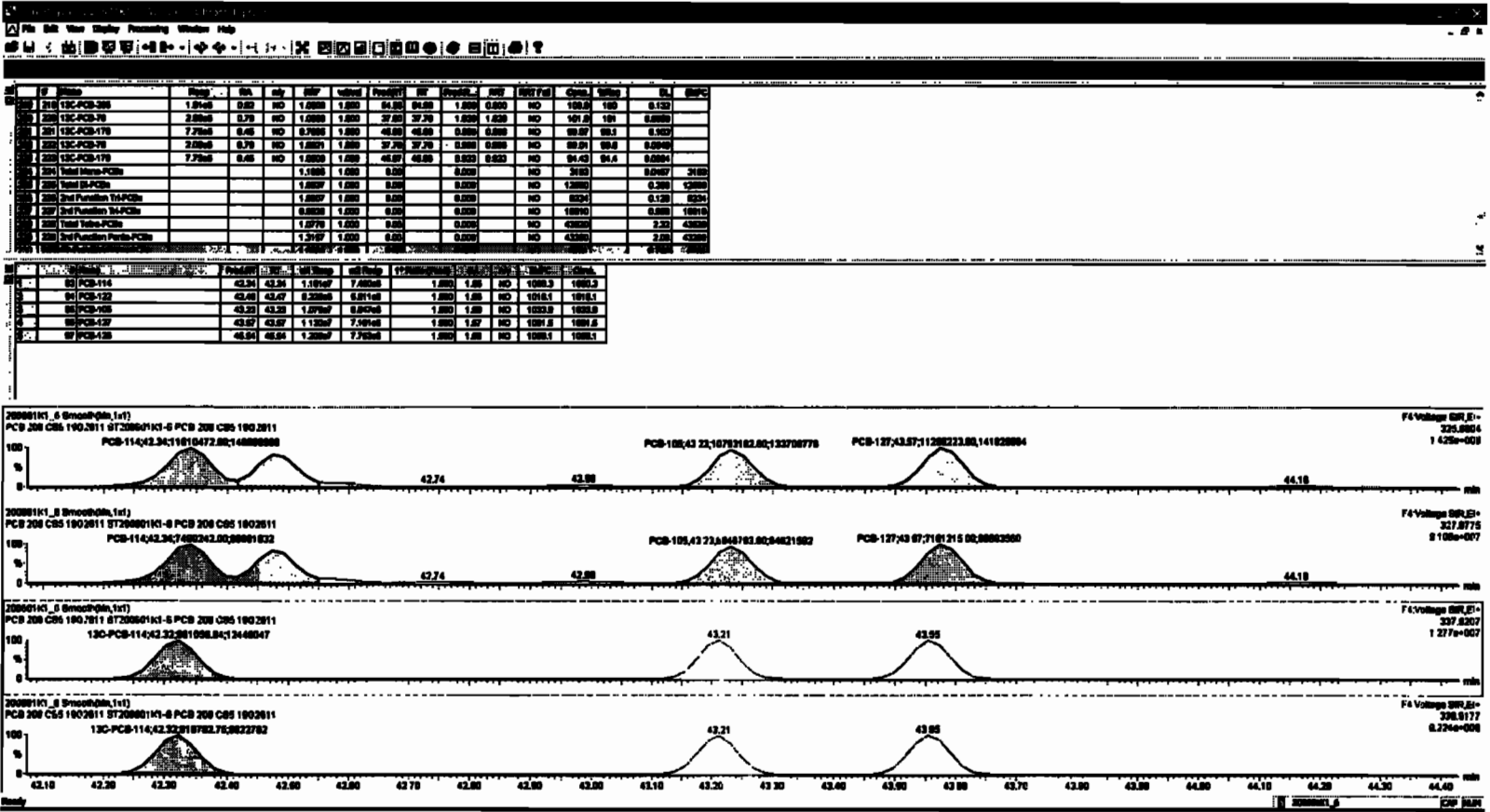


13C-PCB-114



PFK4a





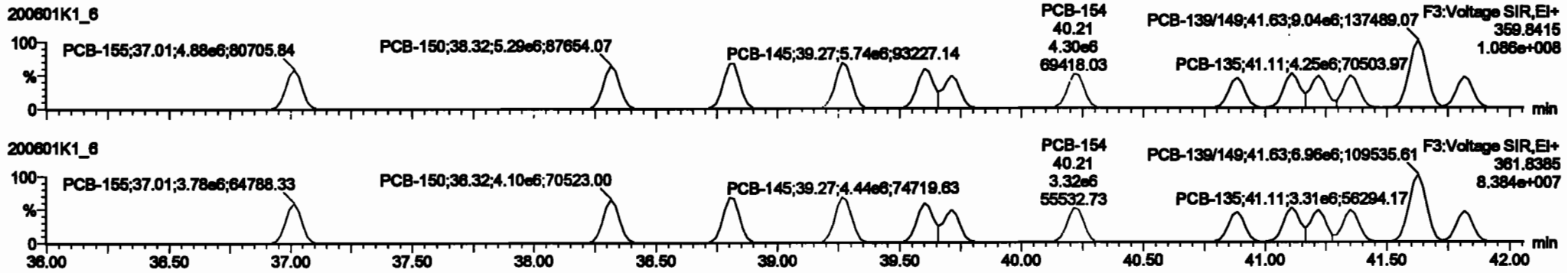
Dataset: Untitled

Last Altered: Tuesday, June 02, 2020 10:33:30 Pacific Daylight Time
Printed: Tuesday, June 02, 2020 10:35:13 Pacific Daylight Time

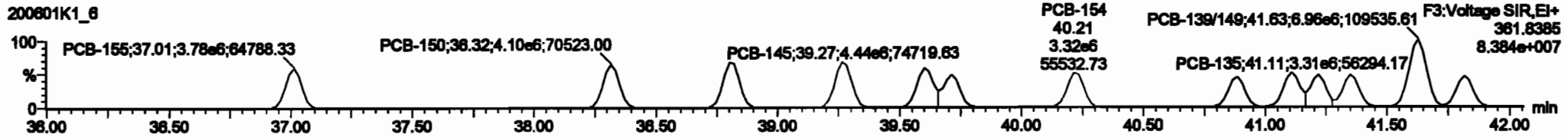
Name: 200601K1_6, Date: 01-Jun-2020, Time: 17:21:13, ID: ST200601K1-6 PCB 209 CS5 19G2611, Description: PCB 209 CS5 19G2611

PCB-155

200601K1_6




200601K1_6

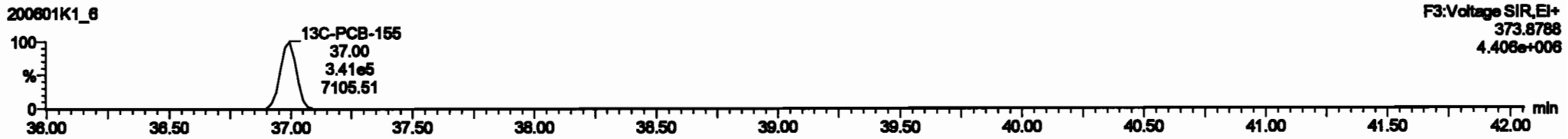


13C-PCB-155

200601K1_6

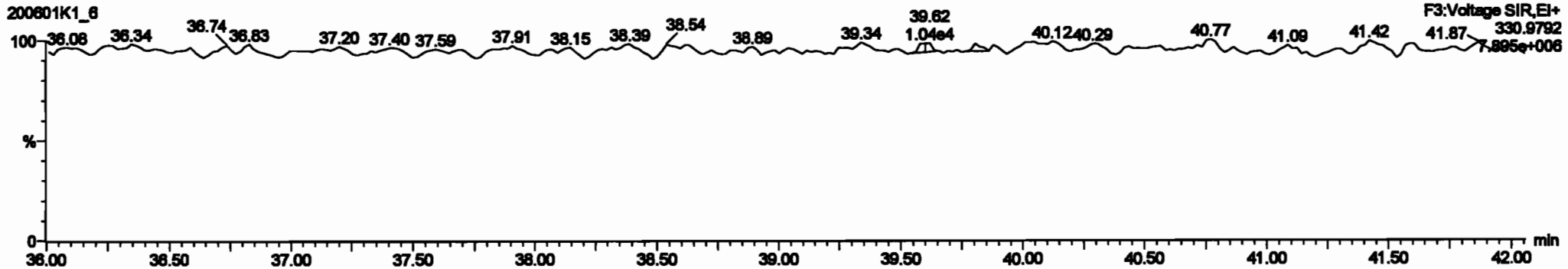


200601K1_6



PFK3c

200601K1_6

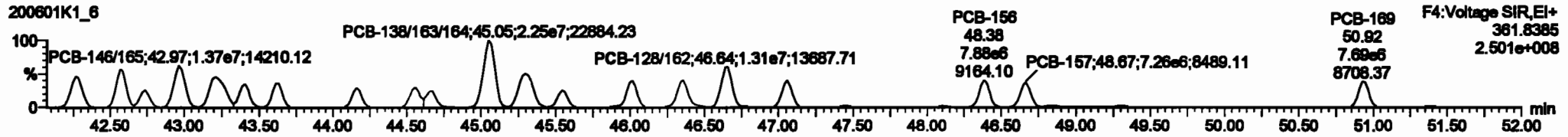



Dataset: Untitled

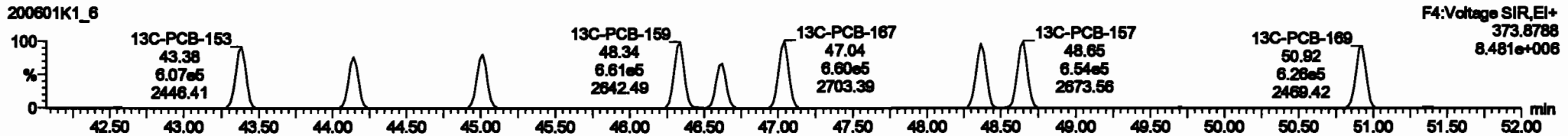
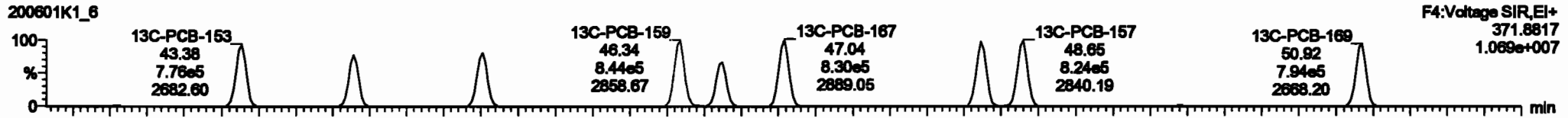
Last Altered: Tuesday, June 02, 2020 10:33:30 Pacific Daylight Time
Printed: Tuesday, June 02, 2020 10:35:13 Pacific Daylight Time

Name: 200601K1_6, Date: 01-Jun-2020, Time: 17:21:13, ID: ST200601K1-6 PCB 209 CS5 19G2611, Description: PCB 209 CS5 19G2611

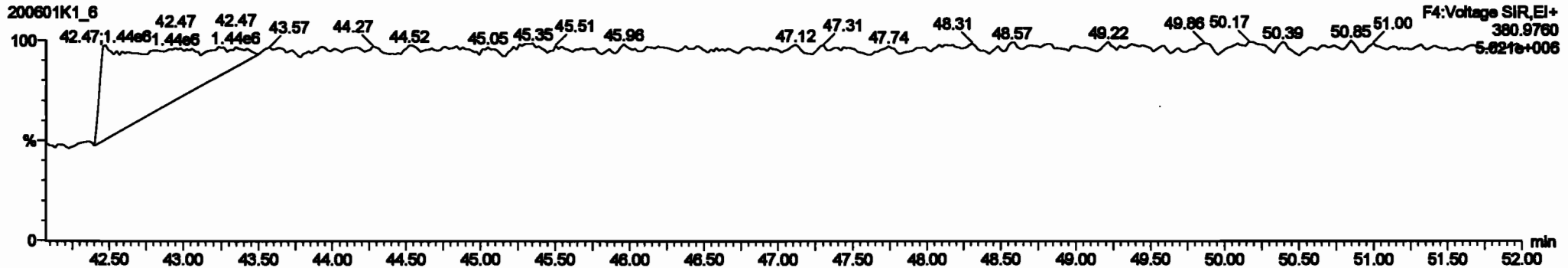
PCB-134/143



13C-PCB-153



PFK4b



Dataset: Untitled


Last Altered: Tuesday, June 02, 2020 10:33:30 Pacific Daylight Time

Printed: Tuesday, June 02, 2020 10:35:13 Pacific Daylight Time

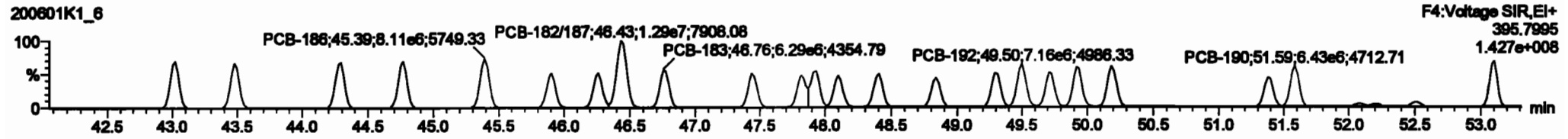
Name: 200601K1_6, Date: 01-Jun-2020, Time: 17:21:13, ID: ST200601K1-6 PCB 209 CS5 19G2811, Description: PCB 209 CS5 19G2811

PCB-188

200601K1_6




200601K1_6

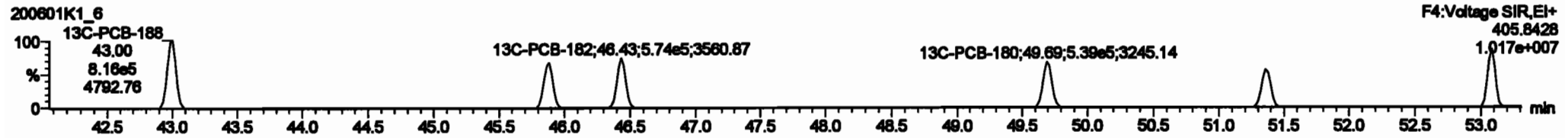


13C-PCB-188

200601K1_6

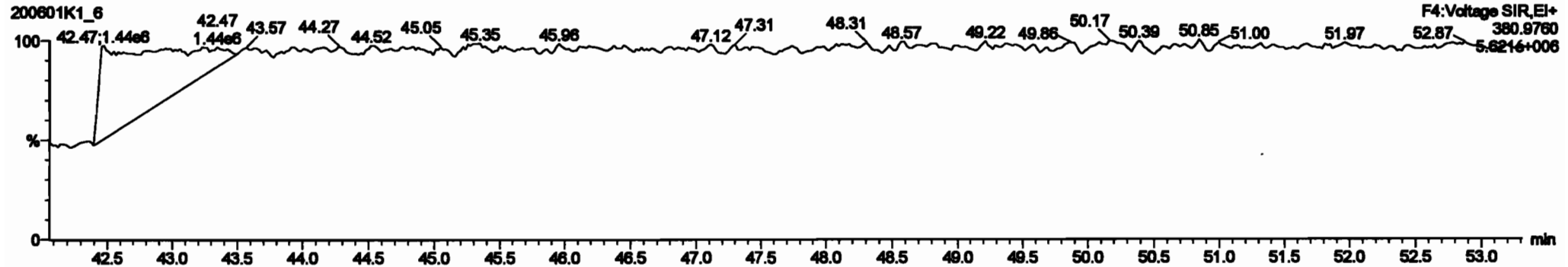


200601K1_6



PFK4c

200601K1_6



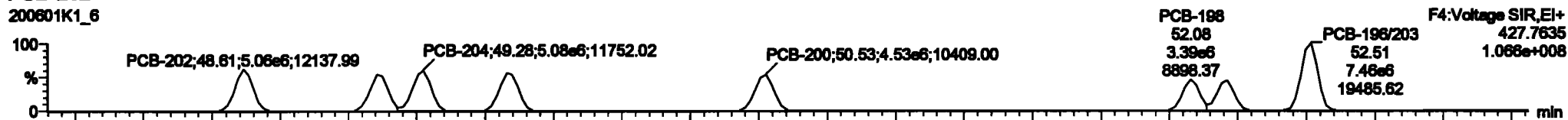
Dataset: Untitled

Last Altered: Tuesday, June 02, 2020 10:33:30 Pacific Daylight Time
Printed: Tuesday, June 02, 2020 10:35:13 Pacific Daylight Time

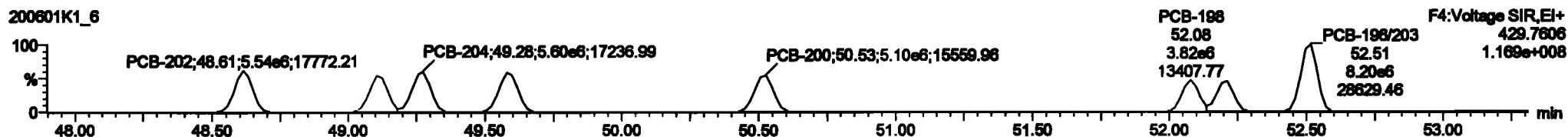
Name: 200601K1_6, Date: 01-Jun-2020, Time: 17:21:13, ID: ST200601K1-6 PCB 209 CS5 19G2611, Description: PCB 209 CS5 19G2611

PCB-202

200601K1_6




200601K1_6

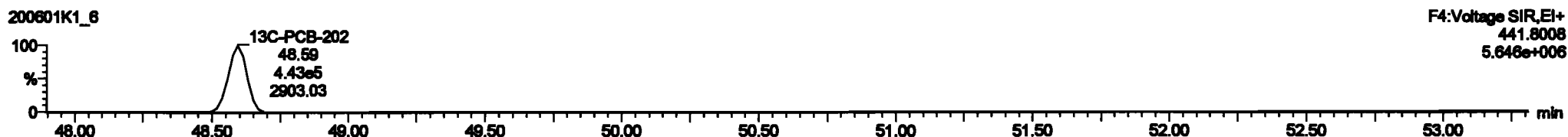


13C-PCB-202

200601K1_6

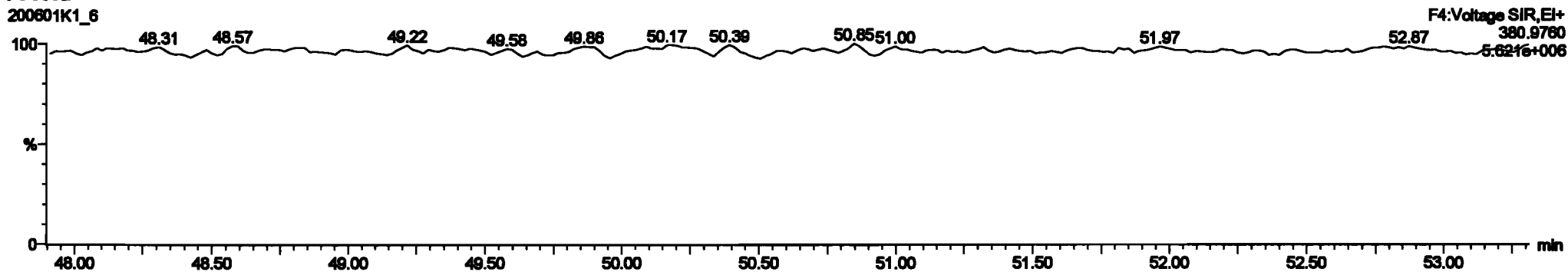


200601K1_6



PFK4d

200601K1_6



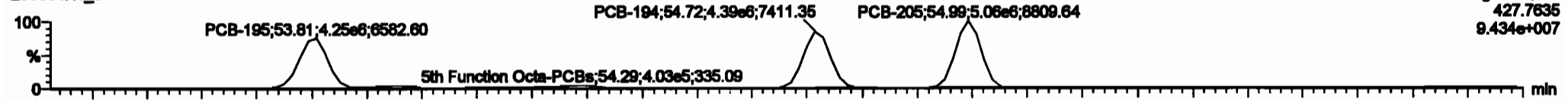
Dataset: Untitled

Last Altered: Tuesday, June 02, 2020 10:33:30 Pacific Daylight Time
Printed: Tuesday, June 02, 2020 10:35:13 Pacific Daylight Time

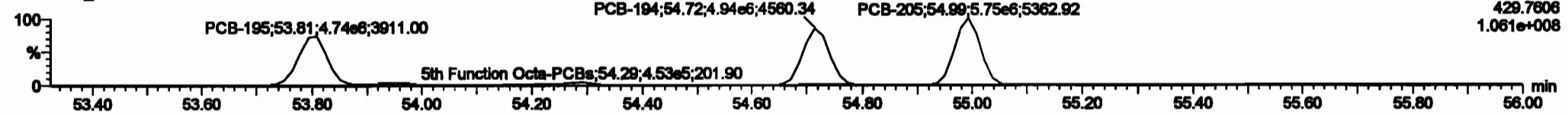
Name: 200601K1_6, Date: 01-Jun-2020, Time: 17:21:13, ID: ST200601K1-6 PCB 209 CS5 19G2611, Description: PCB 209 CS5 19G2611

PCB-195

200601K1_6

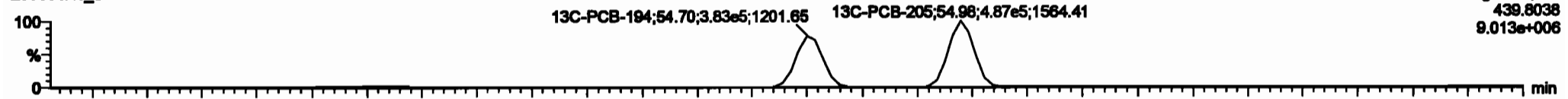


200601K1_6

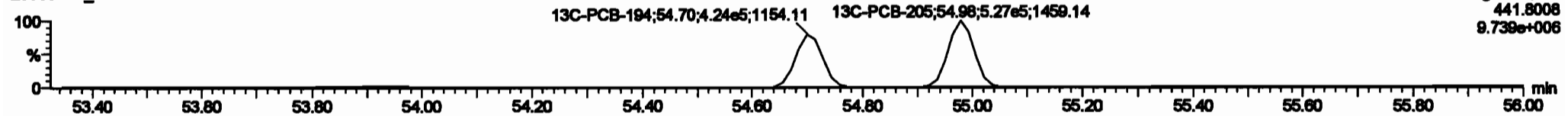


13C-PCB-194

200601K1_6

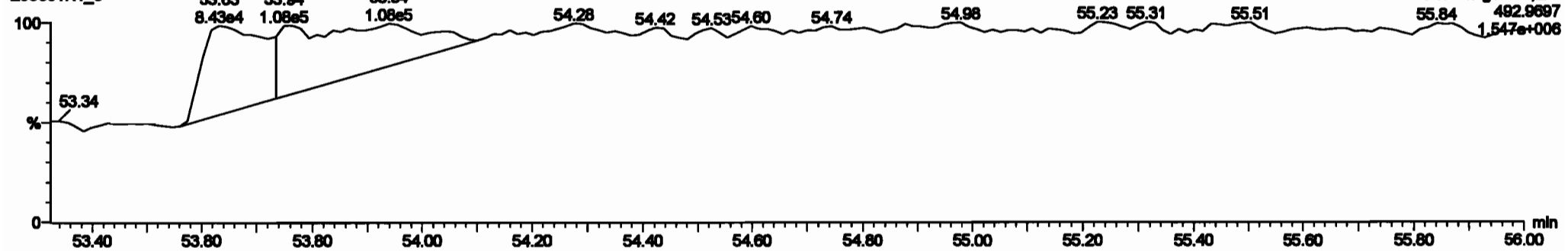


200601K1_6



PFK5a

200601K1_6

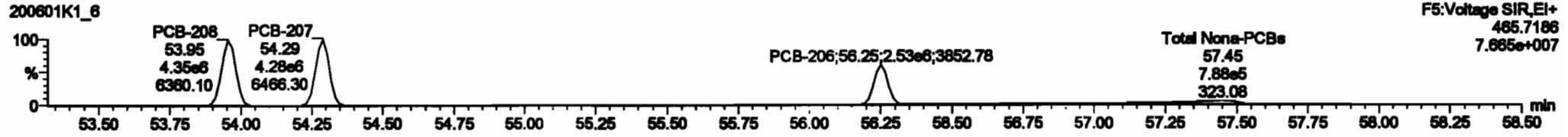



Dataset: Untitled

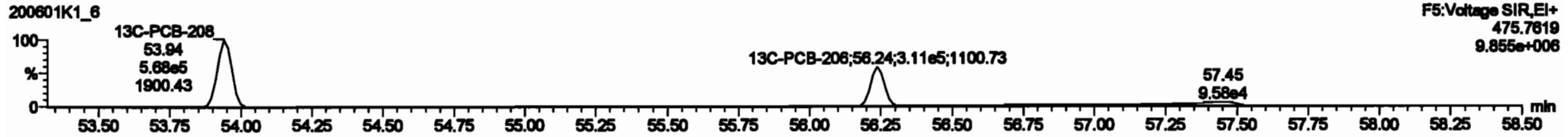
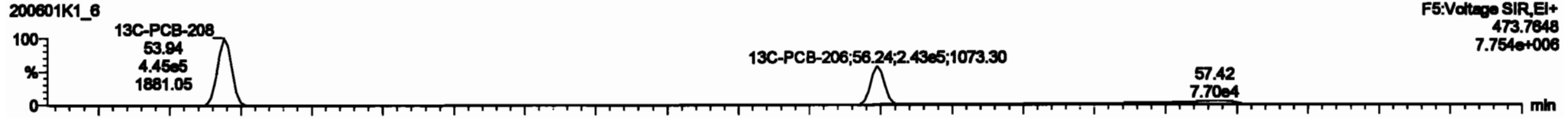
Last Altered: Tuesday, June 02, 2020 10:33:30 Pacific Daylight Time
 Printed: Tuesday, June 02, 2020 10:35:13 Pacific Daylight Time

Name: 200601K1_6, Date: 01-Jun-2020, Time: 17:21:13, ID: ST200601K1-6 PCB 209 CS5 19G2611, Description: PCB 209 CS5 19G2611

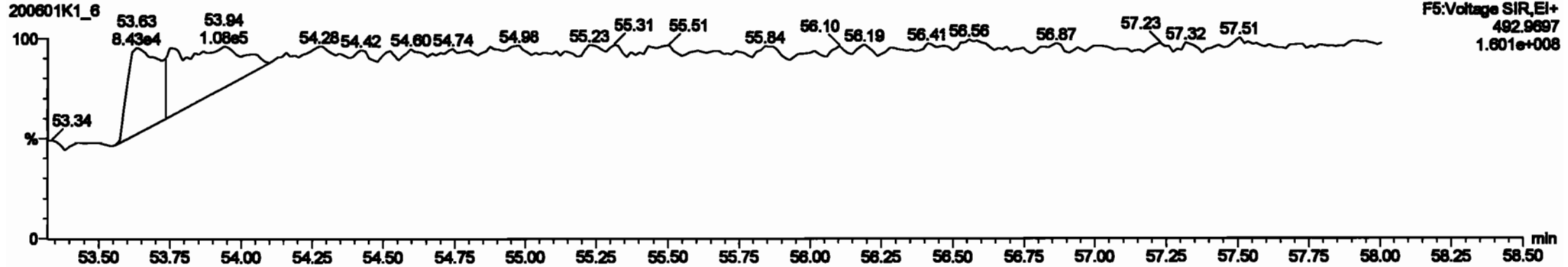
PCB-208



13C-PCB-208



PFK5



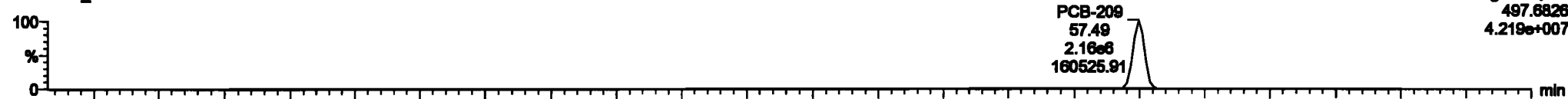
Dataset: Untitled

Last Altered: Tuesday, June 02, 2020 10:33:30 Pacific Daylight Time
Printed: Tuesday, June 02, 2020 10:35:13 Pacific Daylight Time

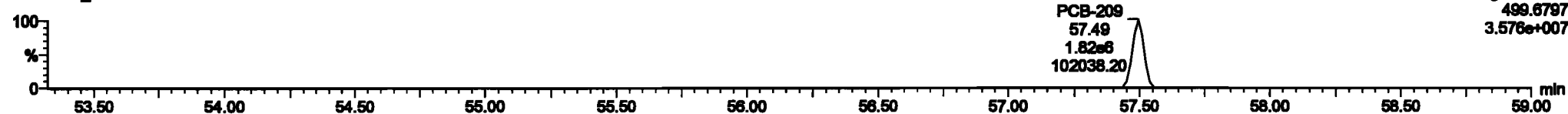
Name: 200601K1_6, Date: 01-Jun-2020, Time: 17:21:13, ID: ST200601K1-6 PCB 209 CS5 19G2611, Description: PCB 209 CS5 19G2611

PCB-209

200601K1_6

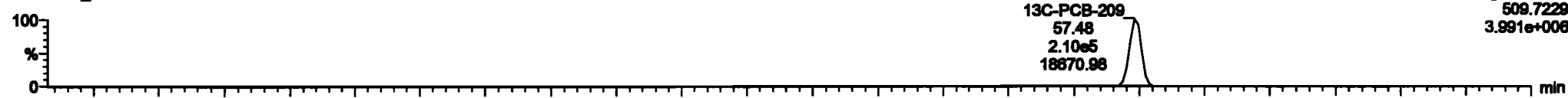


200601K1_6

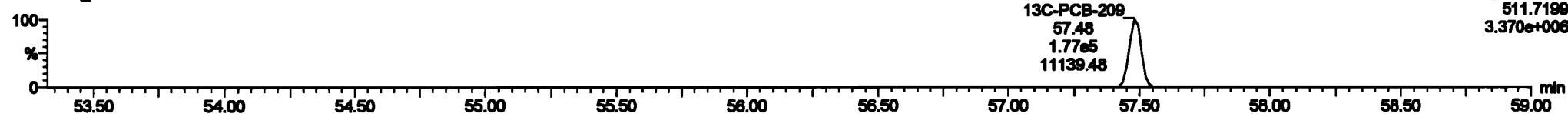


13C-PCB-209

200601K1_6

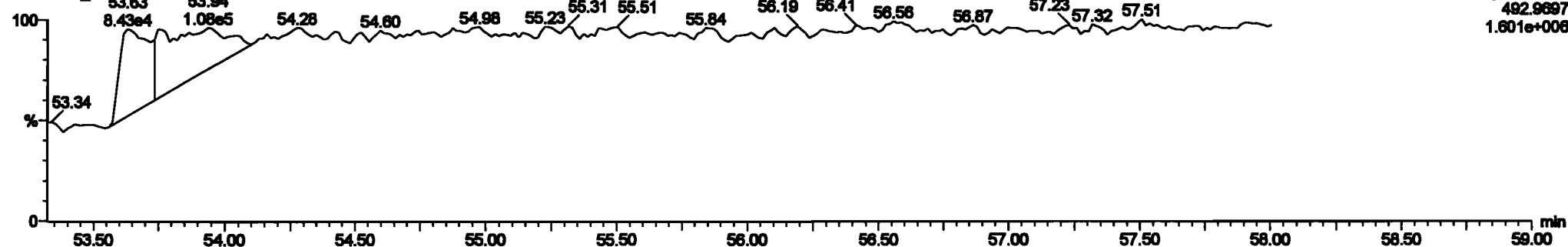


200601K1_6



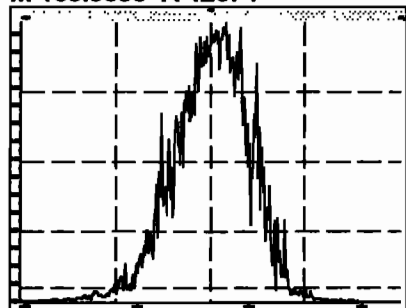
PFK5b

200601K1_6

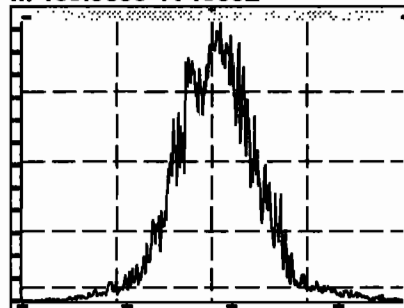


Printed: Tuesday, June 02, 2020 02:33:38 Pacific Daylight Time

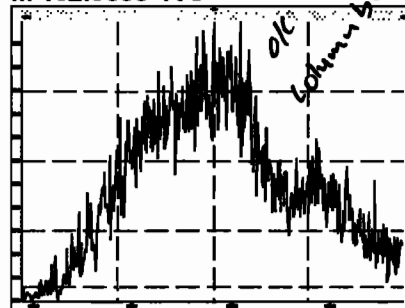
M 168.9888 R 12074



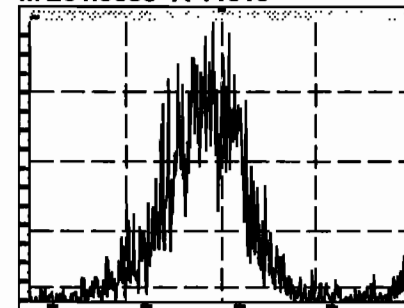
M 180.9888 R 10992



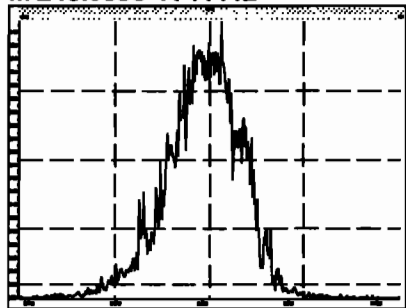
M 192.9888 R 0



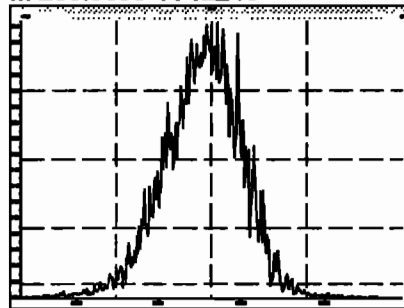
M 204.9888 R 14010



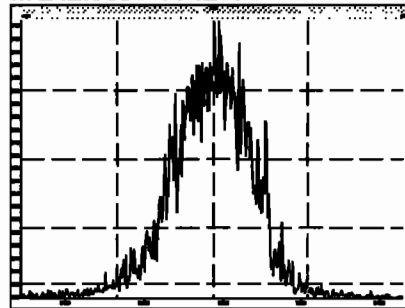
M 218.9856 R 11112



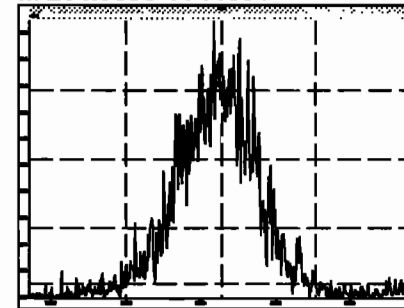
M 230.9856 R 12243



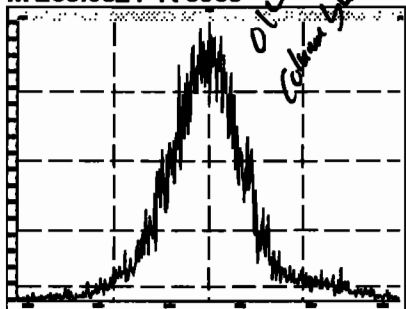
M 242.9856 R 12373



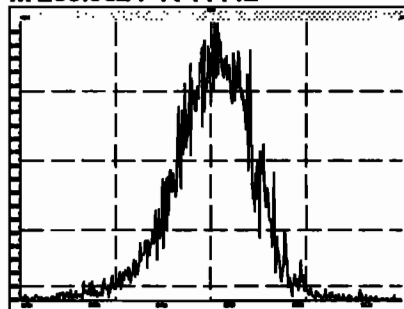
M 254.9856 R 11834



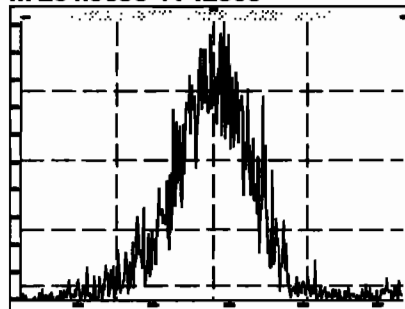
M 268.9824 R 9960



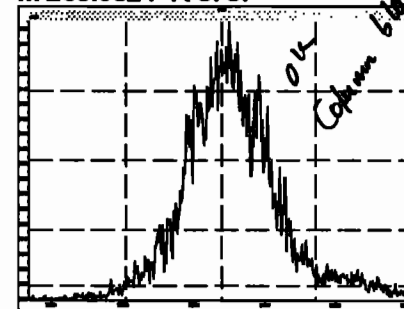
M 280.9824 R 11142



M 254.9856 R 12563

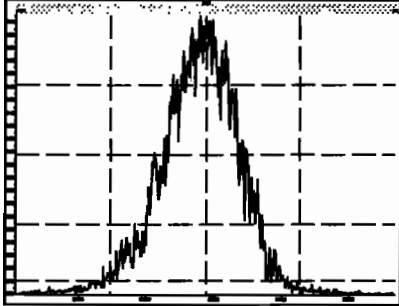


M 268.9824 R 8787

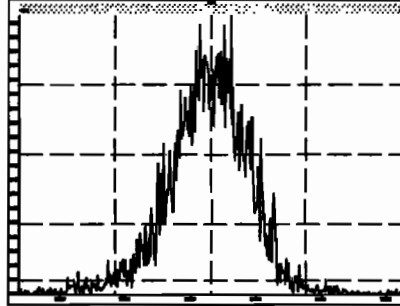


Printed: Tuesday, June 02, 2020 02:33:38 Pacific Daylight Time

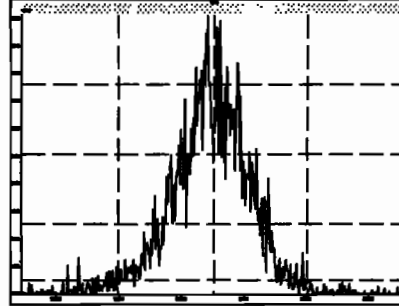
M 280.9824 R 11061



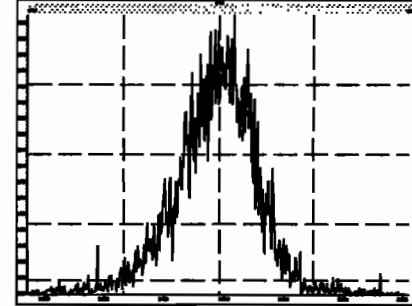
M 292.9824 R 12537



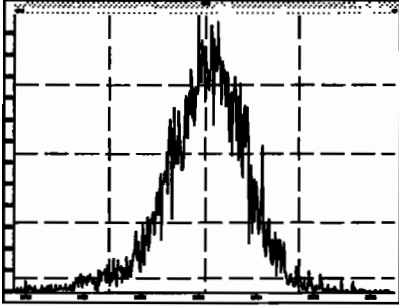
M 304.9824 R 11934



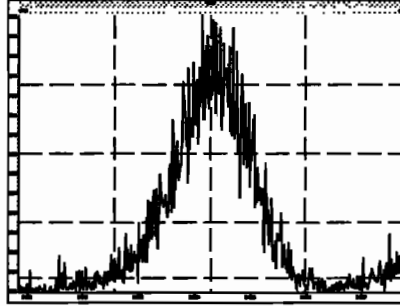
M 318.9792 R 11884



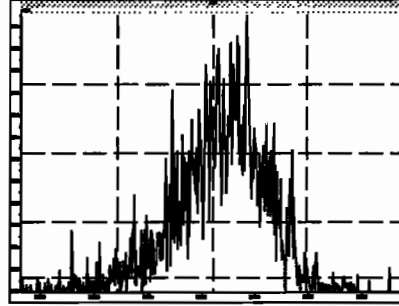
M 330.9792 R 11739



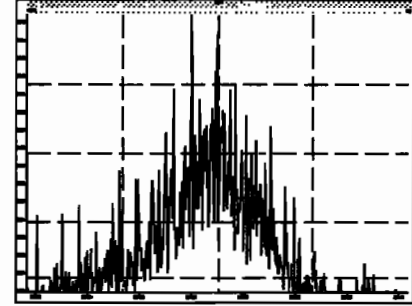
M 342.9792 R 11684



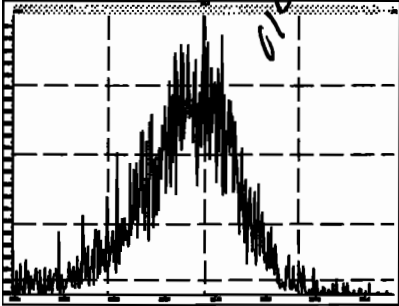
M 354.9792 R 12435



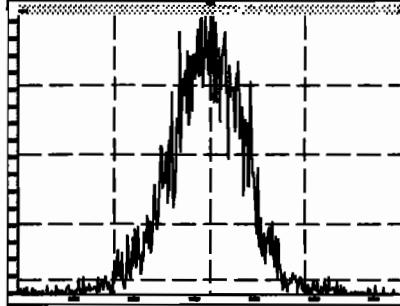
M 366.9792 R 14946



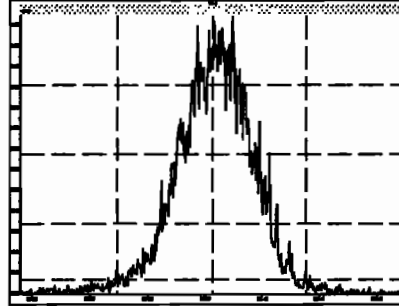
M 380.9760 R 9943



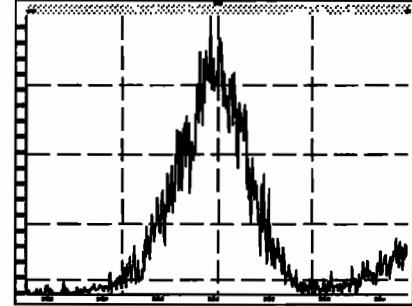
M 318.9792 R 12965



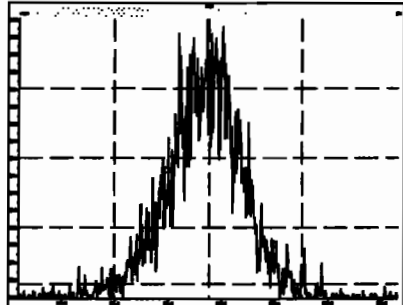
M 330.9792 R 11994



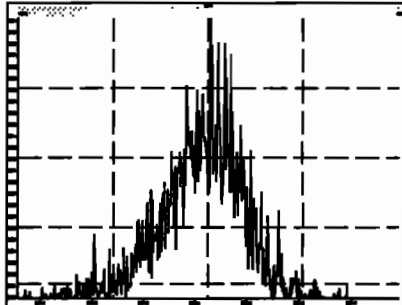
M 342.9792 R 12362



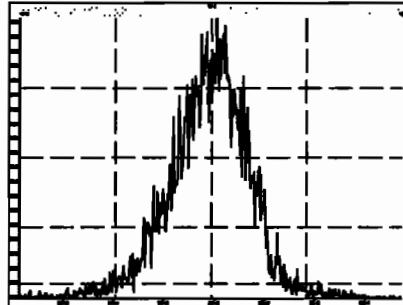
M 354.9792 R 12987



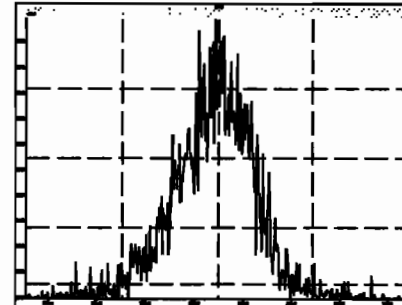
M 366.9792 R 13158



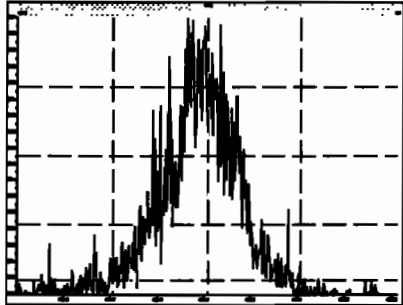
M 380.9760 R 12073



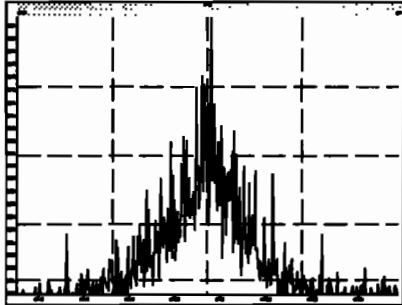
M 392.9760 R 12563



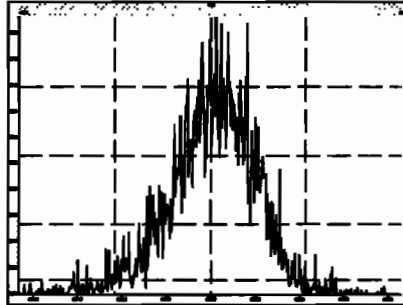
M 404.9760 R 12606



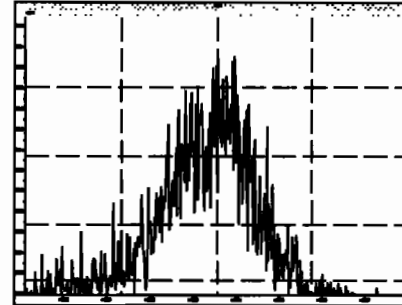
M 416.9760 R 14256



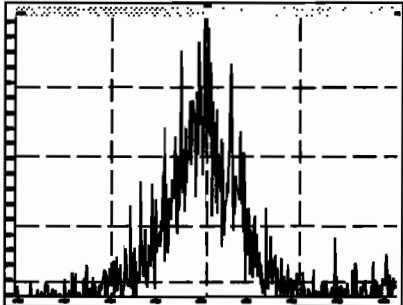
M 430.9728 R 12412



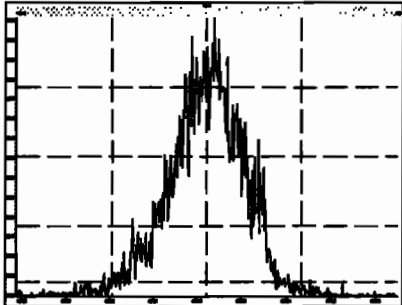
M 442.9728 R 13628



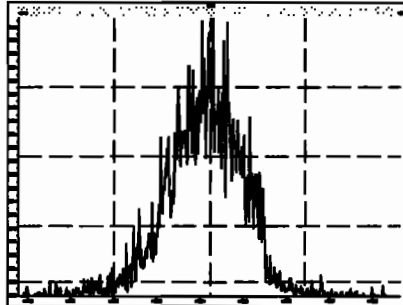
M 416.9760 R 17080



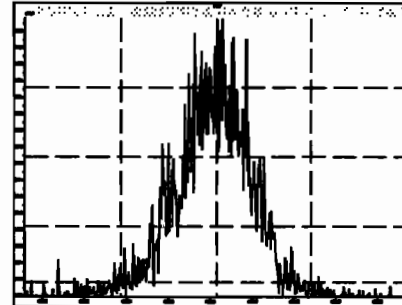
M 430.9728 R 12224



M 442.9728 R 13021

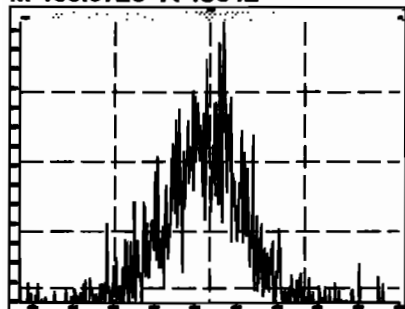


M 454.9728 R 14353

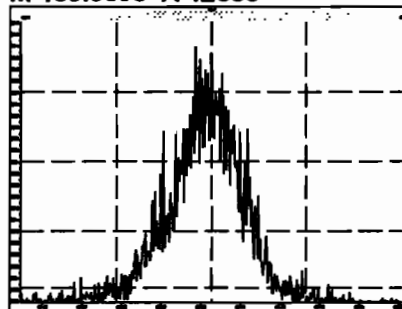


Printed: Tuesday, June 02, 2020 02:33:38 Pacific Daylight Time

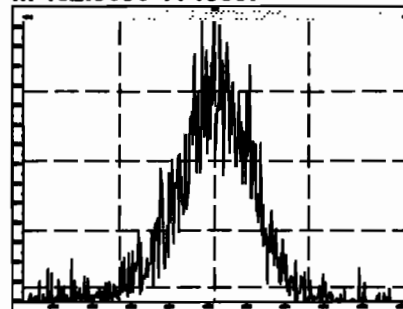
M 466.9728 R 15642



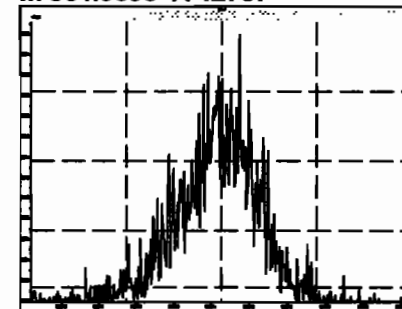
M 480.9696 R 12883



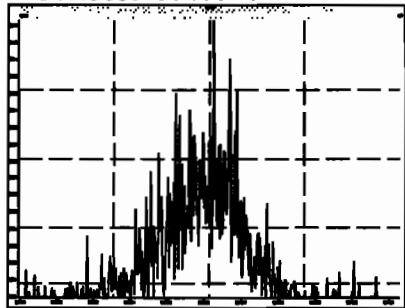
M 492.9696 R 13097



M 504.9696 R 12787



M 516.9697 R 19564



Dataset: U:\VG11.PRO\Results\200601K1\200601K1-7.qld

Last Altered: Tuesday, June 02, 2020 11:36:30 Pacific Daylight Time
Printed: Tuesday, June 02, 2020 11:37:29 Pacific Daylight Time

h2 6.2.2020

06/02/2020

Method: Untitled 02 Jun 2020 10:36:07

Calibration: U:\VG11.PRO\CurveDB\vb1_PCBvg11-6-1-20.cdb 02 Jun 2020 10:21:16

Name: 200601K1_7, Date: 01-Jun-2020, Time: 18:21:53, ID: SS200601K1-1 PCB 209 SS 19G2612, Description: PCB 209 SS 19G2612

#	Name	Resp	RA	RI	RRF	wt/wt	Prod.RT	RT	Prod.RI	RII	Check RFI	Conc	Wt%	DI	EMPC
1	1 PCB-1	2.54e6	3.08	NO	1.17	1.000	15.53	15.54	1.001	1.001	NO	98.29	90-130	0.00958	98.29
2	2 PCB-2			NO	1.18	1.000	17.95		0.988		YES			0.00963	
3	3 PCB-3	2.60e6	3.06	NO	1.15	1.000	18.18	18.19	1.001	1.001	NO	99.67	70-130	0.00992	99.67
4	4 PCB-4/10	3.74e6	1.54	NO	1.25	1.000	19.61	19.60	1.004	1.004	NO	203.1	42.5-225	0.0422	203.1
5	5 PCB-7/9	2.33e6	1.55	NO	0.960	1.000	21.41	21.37	1.003	1.001	NO	101.6	70-130	0.0331	101.6
6	6 PCB-6			NO	1.02	1.000	22.06		1.033		YES			0.0311	
7	7 PCB-5/8	2.40e6	1.55	NO	0.992	1.000	22.46	22.46	1.052	1.052	NO	100.9	70-130	0.0320	100.9
8	8 PCB-14			NO	1.02	1.000	23.61		0.952		YES			0.0337	
9	9 PCB-11	2.29e6	1.57	NO	1.13	1.000	24.82	24.82	1.001	1.001	NO	87.28	70-130	0.0304	87.28
10	10 PCB-12/13	2.21e6	1.56	NO	1.03	1.000	25.26	25.26	1.018	1.018	NO	92.77		0.0333	92.77
11	11 PCB-15	2.35e6	1.56	NO	1.03	1.000	25.57	25.55	1.031	1.030	NO	97.71		0.0331	97.71
12	12 PCB-19	6.50e5	1.03	NO	1.11	1.000	23.79	23.79	1.001	1.001	NO	47.23	75-65	0.0234	47.23
13	13 PCB-30			NO	1.79	1.000	24.69		1.039		YES			0.0144	
14	14 PCB-18	6.76e5	1.02	NO	0.618	1.000	25.47	25.47	0.952	0.952	NO	45.50		0.0216	45.50
15	15 PCB-17			NO	0.758	1.000	25.64		0.958		YES			0.0233	
16	16 PCB-24/27			NO	1.08	1.000	26.26		0.981		YES			0.0163	
17	17 PCB-16/32			NO	0.925	1.000	26.79		1.001		YES			0.0191	
18	18 PCB-34			NO	0.945	1.000	27.58		0.959		YES			0.0221	
19	19 PCB-23			NO	0.883	1.000	27.67		0.982		YES			0.0236	
20	20 PCB-29			NO	0.893	1.000	27.93		0.971		YES			0.0234	
21	21 PCB-26			NO	0.944	1.000	28.16		0.979		YES			0.0221	
22	22 PCB-25			NO	0.950	1.000	28.31		0.984		YES			0.0220	
23	23 PCB-31	9.20e5	1.02	NO	1.04	1.000	28.68	28.70	0.997	0.997	NO	42.66		0.0201	42.66
24	24 PCB-28	9.58e5	1.07	NO	1.03	1.000	28.79	28.79	1.001	1.001	NO	44.94		0.0204	44.94
25	25 PCB-20/21/33	6.95e5	1.05	NO	0.941	1.000	29.43	29.46	1.023	1.024	NO	45.73	45.7	0.0222	45.73
26	26 PCB-22			NO	0.973	1.000	29.67		1.036		YES			0.0215	
27	27 PCB-36			NO	1.08	1.000	30.52		0.931		YES			0.0219	
28	28 PCB-39			NO	0.988	1.000	31.00		0.946		YES			0.0238	
29	29 PCB-38	6.46e5	1.05	NO	1.05	1.000	31.80	31.76	0.970	0.970	NO	43.25	75-65	0.0224	43.25
30	30 PCB-35	6.58e5	1.03	NO	1.04	1.000	32.34	32.32	0.987	0.986	NO	44.23		0.0226	44.23
31	31 PCB-37	6.92e5	1.05	NO	1.01	1.000	32.79	32.79	1.001	1.001	NO	47.59		0.0233	47.59
32	32 PCB-54	6.31e5	0.78	NO	1.08	1.000	27.64	27.64	1.001	1.001	NO	47.67		0.0216	47.67

Dataset: U:\VG11.PRO\Results\200601K1\200601K1-7.qld

Last Altered: Tuesday, June 02, 2020 11:36:30 Pacific Daylight Time
Printed: Tuesday, June 02, 2020 11:37:29 Pacific Daylight Time

Name: 200601K1_7, Date: 01-Jun-2020, Time: 18:21:53, ID: SS200601K1-1 PCB 209 SS 19G2612, Description: PCB 209 SS 19G2612

#	Name	Resp	FA	n/y	RPD	w/nd	Prod RT	RT	Prod CR	RRT	Check RRT	Comp	U/B	DI	EMPC
33	33 PCB-50			NO	0.880	1.000	28.83		1.044		YES		35-65	0.0265	
34	34 PCB-53			NO	0.997	1.000	29.50		0.944		YES			0.0295	
35	35 PCB-51			NO	1.07	1.000	29.85		0.955		YES			0.0276	
36	36 PCB-45			NO	0.858	1.000	30.30		0.989		YES			0.0342	
37	37 PCB-46			NO	0.831	1.000	30.80		0.985		YES			0.0354	
38	38 PCB-52/69	6.95e5	0.76	NO	1.17	1.000	31.30	31.28	1.001	1.001	NO	46.22		0.0252	46.22
39	39 PCB-73			NO	1.44	1.000	31.41		1.005		YES			0.0204	
40	40 PCB-43/49	6.32e5	0.79	NO	1.02	1.000	31.59	31.60	1.010	1.011	NO	48.32		0.0289	48.32
41	41 PCB-47			NO	0.922	1.000	31.80		1.001		YES			0.0299	
42	42 PCB-48/75			NO	1.12	1.000	31.92		1.004		YES			0.0246	
43	43 PCB-65			NO	1.28	1.000	32.19		1.013		YES			0.0215	
44	44 PCB-62			NO	1.13	1.000	32.29		1.016		YES			0.0244	
45	45 PCB-44	5.42e5	0.76	NO	0.824	1.000	32.62	32.62	1.026	1.028	NO	47.17		0.0334	47.17
46	46 PCB-42/59			NO	1.05	1.000	32.85		1.033		YES			0.0262	
47	47 PCB-41/64/71/72			NO	1.19	1.000	33.47		1.053		YES			0.0232	
48	48 PCB-68			NO	1.28	1.000	33.72		1.061		YES			0.0215	
49	49 PCB-40			NO	0.602	1.000	33.95		1.068		YES			0.0457	
50	50 PCB-57	8.11e5	0.77	NO	1.16	1.000	34.32	34.32	0.989	0.969	NO	43.84		0.0211	43.84
51	51 PCB-67			NO	1.08	1.000	34.63		0.978		YES			0.0226	
52	52 PCB-58			NO	1.20	1.000	34.74		0.981		YES			0.0204	
53	53 PCB-63			NO	1.07	1.000	34.91		0.986		YES			0.0229	
54	54 PCB-74	8.49e5	0.79	NO	1.19	1.000	35.22	35.21	0.994	0.994	NO	45.03		0.0207	45.03
55	55 PCB-61/70	8.69e5	0.77	NO	1.05	1.000	35.43	35.43	1.000	1.001	NO	51.83		0.0233	51.83
56	56 PCB-76/66	8.24e5	0.78	NO	1.16	1.000	35.62	35.66	1.006	1.007	NO	44.47		0.0211	44.47
57	57 PCB-80			NO	1.19	1.000	35.86		1.001		YES			0.0204	
58	58 PCB-55			NO	1.17	1.000	36.20		1.010		YES			0.0207	
59	59 PCB-56/60			NO	1.02	1.000	36.70		1.024		YES			0.0238	
60	60 PCB-79	8.18e5	0.79	NO	1.14	1.000	37.80	37.81	1.055	1.055	NO	44.49		0.0213	44.49
61	61 PCB-78	7.39e5	0.78	NO	1.14	1.000	38.52	38.52	0.987	0.987	NO	42.34		0.0232	42.34
62	62 PCB-81	8.37e5	0.77	NO	1.05	1.000	39.06	39.08	1.000	1.000	NO	52.15		0.0252	52.15
63	63 PCB-77	7.93e5	0.78	NO	1.14	1.000	39.68	39.68	1.000	1.000	NO	48.37		0.0237	46.37
64	64 PCB-104	6.77e5	1.57	NO	1.12	1.000	32.47	32.47	1.001	1.001	NO	54.51		0.0255	54.51
65	65 PCB-96			NO	1.15	1.000	33.78		1.041		YES			0.0248	
66	66 PCB-103			NO	0.936	1.000	34.32		1.058		YES			0.0305	
67	67 PCB-100			NO	0.954	1.000	34.69		1.089		YES			0.0300	
68	68 PCB-94			NO	0.949	1.000	35.21		0.985		YES			0.0390	

Dataset: U:\VG11.PRO\Results\200601K1\200601K1-7.qld

Last Altered: Tuesday, June 02, 2020 11:36:30 Pacific Daylight Time
Printed: Tuesday, June 02, 2020 11:37:29 Pacific Daylight Time

Name: 200601K1_7, Date: 01-Jun-2020, Time: 18:21:53, ID: SS200601K1-1 PCB 209 SS 19G2612, Description: PCB 209 SS 19G2612

#	Name	Resp	RA	IN	RFP	Wt/Fac	Prod.RT	RT	Prod.LI	RRT	Check.RRT	Conc.	%Rec	DL	EMPC
69	69 PCB-95/98/102	4.83e5	1.58	NO	1.20	1.000	35.69	35.75	0.999	1.001	NO	46.51	46.5	0.0307	46.51
70	70 PCB-93			NO	0.935	1.000	35.81		1.002		YES			0.0396	
71	71 PCB-88/91			NO	1.06	1.000	36.16		1.012		YES			0.0347	
72	72 PCB-121			NO	1.71	1.000	36.25		1.015		YES			0.0216	
73	73 PCB-84/92			NO	1.02	1.000	37.10		0.990		YES			0.0377	
74	74 PCB-89			NO	1.11	1.000	37.27		0.995		YES			0.0347	
75	75 PCB-90/101	5.13e5	1.81	NO	1.12	1.000	37.48	37.50	1.000	1.001	NO	54.10		0.0342	54.10
76	76 PCB-113			NO	1.51	1.000	37.72		1.007		YES			0.0253	
77	77 PCB-99	5.21e5	1.60	NO	1.32	1.000	37.81	37.83	1.009	1.010	NO	46.70		0.0290	46.70
78	78 PCB-119			NO	1.81	1.000	38.32		0.987		YES			0.0246	
79	79 PCB-108/112			NO	1.44	1.000	38.47		0.991		YES			0.0308	
80	80 PCB-83			NO	1.83	1.000	38.63		0.995		YES			0.0243	
81	81 PCB-97			NO	1.28	1.000	38.84		1.000		YES			0.0347	
82	82 PCB-86			NO	1.12	1.000	39.01		1.005		YES			0.0398	
83	83 PCB-87/117/125	4.49e5	1.58	NO	1.56	1.000	39.14	39.14	1.008	1.008	NO	38.66	38.7	0.0285	38.66
84	84 PCB-111/115	6.30e5	1.58	NO	1.91	1.000	39.29	39.28	1.012	1.012	NO	44.26		0.0233	44.26
85	85 PCB-85/116			NO	1.41	1.000	39.42		1.015		YES			0.0315	
86	86 PCB-120			NO	2.01	1.000	39.68		1.022		YES			0.0222	
87	87 PCB-110	6.19e5	1.57	NO	1.74	1.000	39.83	39.81	1.026	1.025	NO	47.71		0.0255	47.71
88	88 PCB-82			NO	0.781	1.000	40.48		0.976		YES			0.0410	
89	89 PCB-124			NO	1.40	1.000	41.17		0.993		YES			0.0229	
90	90 PCB-107/109			NO	1.34	1.000	41.31		0.996		YES			0.0239	
91	91 PCB-123	6.07e5	1.57	NO	1.20	1.000	41.48	41.48	1.000	1.000	NO	50.39		0.0267	50.39
92	92 PCB-106/118	6.56e5	1.60	NO	1.22	1.000	41.69	41.67	1.001	1.000	NO	51.95		0.0255	51.95
93	93 PCB-114	6.19e5	1.52	NO	1.14	1.000	42.34	42.34	1.000	1.000	NO	43.57		0.0294	43.57
94	94 PCB-122			NO	0.944	1.000	42.49		1.004		YES			0.0355	
95	95 PCB-105	6.36e5	1.56	NO	1.05	1.000	43.23	43.23	1.000	1.000	NO	47.30		0.0310	47.30
96	96 PCB-127			NO	1.06	1.000	43.57		1.000		YES			0.0310	
97	97 PCB-126	7.05e5	1.58	NO	1.17	1.000	45.54	45.54	1.000	1.000	NO	48.02		0.0296	48.02
98	98 PCB-155	4.07e5	1.28	NO	1.04	1.000	37.01	37.01	1.000	1.001	NO	56.82		0.0303	56.82
99	99 PCB-150			NO	1.08	1.000	38.33		1.036		YES			0.0292	
100	1... PCB-152			NO	1.19	1.000	38.82		1.049		YES			0.0266	
101	1... PCB-145			NO	1.19	1.000	39.29		1.062		YES			0.0266	
102	1... PCB-136			NO	1.02	1.000	39.82		1.071		YES			0.0309	
103	1... PCB-148			NO	0.842	1.000	39.73		1.074		YES			0.0375	
104	1... PCB-154			NO	0.919	1.000	40.23		1.067		YES			0.0344	

Dataset: U:\VG11.PRO\Results\200601K1\200601K1-7.qld

Last Altered: Tuesday, June 02, 2020 11:36:30 Pacific Daylight Time
Printed: Tuesday, June 02, 2020 11:37:29 Pacific Daylight Time

Name: 200601K1_7, Date: 01-Jun-2020, Time: 18:21:53, ID: SS200601K1-1 PCB 209 SS 19G2612, Description: PCB 209 SS 19G2612

#	Name	Comp	RA	Qty	RRP	w/Vol	Prod RT	RT	Prod FL	RRT	Check RRT	Comp	%Rec	DL	EMPC
105	1... PCB-151			NO	0.787	1.000	40.90		1.105		YES			0.0402	
106	1... PCB-135			NO	0.922	1.000	41.13		1.112		YES			0.0343	
107	1... PCB-144			NO	0.789	1.000	41.24		1.115		YES			0.0400	
108	1... PCB-147			NO	0.834	1.000	41.37		1.118		YES			0.0379	
109	1... PCB-139/149	2.83e5	1.29	NO	0.948	1.000	41.64	41.61	1.125	1.125	NO	43.47		0.0333	43.47
110	1... PCB-140			NO	0.794	1.000	41.64		1.131		YES			0.0398	
111	1... PCB-134/143			NO	0.759	1.000	42.29		0.975		YES			0.0574	
112	1... PCB-131/133			NO	0.821	1.000	42.59		0.982		YES			0.0531	
113	1... PCB-142			NO	0.754	1.000	42.74		0.985		YES			0.0578	
114	1... PCB-146/165			NO	1.02	1.000	42.98		0.991		YES			0.0429	
115	1... PCB-132/161			NO	1.02	1.000	43.22		0.998		YES			0.0425	
116	1... PCB-153	5.68e5	1.23	NO	1.07	1.000	43.40	43.40	1.000	1.000	NO	46.28		0.0407	46.28
117	1... PCB-168			NO	1.08	1.000	43.63		1.006		YES			0.0404	
118	1... PCB-141			NO	1.03	1.000	44.16		1.000		YES			0.0508	
119	1... PCB-137			NO	1.11	1.000	44.56		1.010		YES			0.0468	
120	1... PCB-130			NO	0.885	1.000	44.66		1.012		YES			0.0587	
121	1... PCB-138/163/164	4.98e5	1.23	NO	1.28	1.000	45.05	45.03	1.001	1.000	NO	38.87	36.9	0.0393	38.87
122	1... PCB-158/160			NO	1.24	1.000	45.30		1.006		YES			0.0407	
123	1... PCB-129			NO	0.867	1.000	45.56		1.012		YES			0.0582	
124	1... PCB-166			NO	1.14	1.000	46.02		0.993		YES			0.0372	
125	1... PCB-159			NO	1.22	1.000	46.36		1.000		YES			0.0350	
126	1... PCB-128/162	6.25e5	1.23	NO	0.907	1.000	46.64	46.66	1.007	1.007	NO	57.08		0.0469	57.08
127	1... PCB-167	6.67e5	1.24	NO	1.11	1.000	47.06	47.06	1.000	1.000	NO	50.25		0.0377	50.25
128	1... PCB-156	5.92e5	1.21	NO	1.13	1.000	48.39	48.38	1.000	1.000	NO	46.00		0.0392	46.00
129	1... PCB-157	6.60e5	1.23	NO	1.04	1.000	46.69	48.67	1.001	1.000	NO	55.54		0.0434	55.54
130	1... PCB-169	5.71e5	1.25	NO	1.16	1.000	50.94	50.94	1.000	1.000	NO	45.51		0.0426	45.51
131	1... PCB-188	6.25e5	1.04	NO	1.29	1.000	43.04	43.02	1.001	1.000	NO	51.05		0.0525	51.05
132	1... PCB-184			NO	1.23	1.000	43.49		1.011		YES			0.0550	
133	1... PCB-179			NO	1.30	1.000	44.29		1.030		YES			0.0522	
134	1... PCB-176			NO	1.31	1.000	44.76		1.041		YES			0.0518	
135	1... PCB-188			NO	1.33	1.000	45.41		1.056		YES			0.0510	
136	1... PCB-178	4.35e5	1.04	NO	0.943	1.000	45.92	45.90	1.088	1.067	NO	48.56		0.0718	48.56
137	1... PCB-175			NO	0.956	1.000	46.26		1.076		YES			0.0708	
138	1... PCB-182/187	4.62e5	1.05	NO	1.07	1.000	46.44	48.43	1.080	1.080	NO	45.61		0.0635	45.61
139	1... PCB-183			NO	1.02	1.000	46.76		1.088		YES			0.0662	
140	1... PCB-185			NO	1.41	1.000	47.44		0.955		YES			0.0779	

Dataset: U:\VG11.PRO\Results\200601K1\200601K1-7.qld

Last Altered: Tuesday, June 02, 2020 11:36:30 Pacific Daylight Time
Printed: Tuesday, June 02, 2020 11:37:29 Pacific Daylight Time

Name: 200601K1_7, Date: 01-Jun-2020, Time: 18:21:53, ID: SS200601K1-1 PCB 209 SS 19G2612, Description: PCB 209 SS 19G2612

#	Name	Resp	FA	rv	RRF	u/ucl	PreclRT	RT	PreclLR	RRT	Check RRT	Comp	NDeg	DI	EMPC
141	1... PCB-174	4.07e5	1.04	NO	1.35	1.000	47.82	47.82	0.962	0.962	NO	48.49	75-65	0.0809	48.49
142	1... PCB-181			NO	1.47	1.000	47.91		0.964		YES			0.0743	
143	1... PCB-177			NO	1.28	1.000	48.10		0.968		YES			0.0857	
144	1... PCB-171			NO	1.32	1.000	48.38		0.974		YES			0.0832	
145	1... PCB-173			NO	1.19	1.000	48.84		0.963		YES			0.0921	
146	1... PCB-172			NO	1.38	1.000	49.29		0.992		YES			0.0797	
147	1... PCB-192			NO	1.83	1.000	49.48		0.996		YES			0.0800	
148	1... PCB-180	4.72e5	1.03	NO	1.41	1.000	49.71	49.71	1.000	1.000	NO	53.98		0.0776	53.98
149	1... PCB-193			NO	1.68	1.000	49.92		1.005		YES			0.0653	
150	1... PCB-191			NO	1.71	1.000	50.18		1.010		YES			0.0641	
151	1... PCB-170	3.70e5	1.03	NO	1.40	1.000	51.38	51.38	1.000	1.000	NO	49.87		0.0889	49.87
152	1... PCB-190			NO	1.85	1.000	51.56		1.004		YES			0.0673	
153	1... PCB-189	4.84e5	1.02	NO	1.45	1.000	53.10	53.10	1.000	1.000	NO	48.57		0.0563	48.57
154	1... PCB-202	4.00e5	0.90	NO	1.17	1.000	48.63	48.61	1.001	1.000	NO	48.62		0.0325	48.62
155	1... PCB-201			NO	1.05	1.000	49.10		1.010		YES			0.0361	
156	1... PCB-204			NO	1.14	1.000	49.26		1.014		YES			0.0333	
157	1... PCB-197			NO	1.13	1.000	49.58		1.020		YES			0.0335	
158	1... PCB-200	3.56e5	0.90	NO	1.07	1.000	50.51	50.53	1.039	1.040	NO	47.30		0.0355	47.30
159	1... PCB-198			NO	0.794	1.000	52.08		1.072		YES			0.0478	
160	1... PCB-199			NO	0.809	1.000	52.19		1.074		YES			0.0469	
161	1... PCB-196/203	2.68e5	0.89	NO	0.838	1.000	52.52	52.51	1.081	1.081	NO	45.47		0.0453	45.47
162	1... PCB-195	3.17e5	0.91	NO	1.04	1.000	53.80	53.81	0.964	0.984	NO	50.09		0.113	50.09
163	1... PCB-194	3.10e5	0.87	NO	1.12	1.000	54.72	54.72	1.000	1.000	NO	45.83		0.106	45.83
164	1... PCB-205	3.70e5	0.90	NO	1.29	1.000	54.98	54.99	1.005	1.005	NO	47.35		0.0916	47.35
165	1... PCB-208	3.79e5	1.33	NO	0.933	1.000	53.96	53.95	1.000	1.000	NO	49.81		0.0505	49.81
166	1... PCB-207			NO	0.916	1.000	54.27		1.006		YES			0.0515	
167	1... PCB-206	2.04e5	1.31	NO	1.01	1.000	56.25	56.25	1.000	1.000	NO	47.01		0.0860	47.01
168	1... PCB-209	1.50e5	1.19	NO	0.986	1.000	57.48	57.49	1.000	1.000	NO	52.18		0.0103	52.18
169	1... 13C-PCB-1	2.21e6	3.38	NO	0.893	1.000	15.52	15.52	0.608	0.608	NO	101.9	102	0.0672	
170	1... 13C-PCB-3	2.27e6	3.33	NO	0.911	1.000	18.17	18.17	0.712	0.712	NO	102.6	103	0.0859	
171	1... 13C-PCB-4	1.48e6	1.57	NO	0.600	1.000	19.52	19.53	0.765	0.785	NO	101.3	101	0.0291	
172	1... 13C-PCB-9	2.39e6	1.58	NO	0.970	1.000	21.35	21.35	0.836	0.836	NO	101.7	102	0.0180	
173	1... 13C-PCB-11	2.32e6	1.58	NO	0.962	1.000	24.79	24.80	0.971	0.972	NO	99.61	99.6	0.0182	
174	1... 13C-PCB-19	1.24e6	1.04	NO	0.499	1.000	23.76	23.76	0.931	0.931	NO	102.7	103	0.414	
175	1... 13C-PCB-32	1.82e6	1.03	NO	0.744	1.000	26.75	26.76	1.048	1.048	NO	100.7	101	0.278	
176	1... 13C-PCB-28	2.08e6	1.02	NO	1.08	1.000	28.77	28.77	1.004	1.004	NO	99.64	99.6	0.289	

Dataset: U:\VG11.PRO\Results\200601K1\200601K1-7.qld

Last Altered: Tuesday, June 02, 2020 11:36:30 Pacific Daylight Time

Printed: Tuesday, June 02, 2020 11:37:29 Pacific Daylight Time

Name: 200601K1_7, Date: 01-Jun-2020, Time: 18:21:53, ID: SS200601K1-1 PCB 209 SS 19G2612, Description: PCB 209 SS 19G2612

#	Name	Resp	RA	WY	RRP	w/wet	Prod RT	RT	Prod LR	RRT	Check RRT	Conc	%Rec	DI	EMPC
177	1... 13C-PCB-37	1.86e6	1.04	NO	0.989	1.000	32.75	32.77	1.143	1.143	NO	95.79	95.8	0.289	
178	1... 13C-PCB-54	1.81e6	0.80	NO	0.999	1.000	27.63	27.62	0.753	0.753	NO	101.4	101	0.0659	
179	1... 13C-PCB-52	1.29e6	0.77	NO	0.804	1.000	31.27	31.26	0.852	0.852	NO	100.5	100	0.0819	
180	1... 13C-PCB-47	1.39e6	0.78	NO	0.857	1.000	31.79	31.78	0.866	0.866	NO	102.0	102	0.0768	
181	1... 13C-PCB-70	1.59e6	0.79	NO	0.996	1.000	35.43	35.41	0.985	0.985	NO	100.3	100	0.0661	
182	1... 13C-PCB-80	1.61e6	0.78	NO	1.03	1.000	35.65	35.84	0.977	0.977	NO	98.54	98.5	0.0640	
183	1... 13C-PCB-81	1.53e6	0.78	NO	0.988	1.000	39.06	39.04	1.064	1.064	NO	97.41	97.4	0.0666	
184	1... 13C-PCB-77	1.50e6	0.79	NO	0.989	1.000	39.68	39.66	1.061	1.061	NO	97.40	97.4	0.0660	
185	1... 13C-PCB-104	1.11e6	1.63	NO	1.02	1.000	32.47	32.46	0.827	0.827	NO	100.9	101	0.0381	
186	1... 13C-PCB-95	8.62e5	1.64	NO	0.805	1.000	35.72	35.73	0.910	0.910	NO	99.28	99.3	0.0481	
187	1... 13C-PCB-101	8.44e5	1.64	NO	0.793	1.000	37.48	37.46	0.954	0.954	NO	98.77	98.8	0.0489	
188	1... 13C-PCB-97	7.45e5	1.65	NO	0.696	1.000	38.82	38.62	0.989	0.989	NO	99.17	99.2	0.0557	
189	1... 13C-PCB-123	1.01e6	1.67	NO	0.933	1.000	41.46	41.46	1.056	1.056	NO	99.89	99.9	0.0416	
190	1... 13C-PCB-118	1.03e6	1.62	NO	0.986	1.000	41.85	41.85	1.081	1.061	NO	97.34	97.3	0.0393	
191	1... 13C-PCB-114	1.25e6	1.55	NO	1.55	1.000	42.32	42.32	0.908	0.908	NO	94.22	94.2	0.0809	
192	1... 13C-PCB-105	1.28e6	1.56	NO	1.57	1.000	43.21	43.21	0.927	0.927	NO	95.20	95.2	0.0796	
193	1... 13C-PCB-127	1.30e6	1.56	NO	1.62	1.000	43.56	43.55	0.934	0.934	NO	93.64	93.6	0.0770	
194	1... 13C-PCB-126	1.25e6	1.58	NO	1.57	1.000	45.53	45.52	0.976	0.976	NO	93.40	93.4	0.0798	
195	1... 13C-PCB-155	6.87e5	1.29	NO	0.615	1.000	37.00	37.00	0.942	0.942	NO	103.6	104	0.0326	
196	1... 13C-PCB-153	1.15e6	1.24	NO	1.36	1.000	43.37	43.38	0.930	0.931	NO	98.32	98.3	0.0878	
197	1... 13C-PCB-141	9.61e5	1.27	NO	1.13	1.000	44.14	44.14	0.947	0.947	NO	99.66	99.7	0.106	
198	1... 13C-PCB-138	9.99e5	1.26	NO	1.18	1.000	45.01	45.01	0.985	0.985	NO	96.63	96.6	0.101	
199	1... 13C-PCB-159	1.21e6	1.26	NO	1.44	1.000	46.33	46.34	0.994	0.994	NO	98.13	98.1	0.0832	
200	2... 13C-PCB-167	1.20e6	1.28	NO	1.44	1.000	47.04	47.04	1.009	1.009	NO	97.25	97.3	0.0832	
201	2... 13C-PCB-156	1.14e6	1.27	NO	1.40	1.000	46.39	46.37	1.038	1.037	NO	95.71	95.7	0.0858	
202	2... 13C-PCB-157	1.14e6	1.27	NO	1.40	1.000	46.65	46.65	1.043	1.043	NO	95.86	95.9	0.0858	
203	2... 13C-PCB-169	1.08e6	1.26	NO	1.33	1.000	50.93	50.92	1.092	1.092	NO	95.29	95.3	0.0900	
204	2... 13C-PCB-188	9.50e5	0.45	NO	1.41	1.000	42.99	43.00	0.926	0.926	NO	100.3	100	0.0865	
205	2... 13C-PCB-180	6.20e5	0.44	NO	0.929	1.000	49.69	49.69	1.070	1.070	NO	99.28	99.3	0.131	
206	2... 13C-PCB-170	5.29e5	0.46	NO	0.794	1.000	51.36	51.38	1.106	1.106	NO	99.16	99.2	0.153	
207	2... 13C-PCB-189	6.86e5	0.46	NO	1.04	1.000	53.06	53.08	1.143	1.143	NO	97.68	97.7	0.117	
208	2... 13C-PCB-202	7.04e5	0.93	NO	1.04	1.000	48.59	48.59	1.046	1.047	NO	101.1	101	0.0796	
209	2... 13C-PCB-194	6.06e5	0.91	NO	0.768	1.000	54.72	54.70	0.995	0.995	NO	99.49	99.5	0.195	
210	2... 13C-PCB-208	6.16e5	0.77	NO	0.991	1.000	53.94	53.94	0.981	0.981	NO	103.8	104	0.137	
211	2... 13C-PCB-206	4.31e5	0.78	NO	0.552	1.000	56.24	56.24	1.023	1.023	NO	98.29	98.3	0.246	
212	2... 13C-PCB-209	2.91e5	1.17	NO	0.396	1.000	57.49	57.48	1.046	1.046	NO	92.65	92.6	0.0202	

Dataset: U:\VG11.PRO\Results\200601K1\200601K1-7.qld

Last Altered: Tuesday, June 02, 2020 11:36:30 Pacific Daylight Time
Printed: Tuesday, June 02, 2020 11:37:29 Pacific Daylight Time

Name: 200601K1_7, Date: 01-Jun-2020, Time: 18:21:53, ID: SS200601K1-1 PCB 209 SS 19G2612, Description: PCB 209 SS 19G2612

#	Name	Resp	RA	Hy	RFP	wAve	Prod RT	RT	Prod R...	RRT	Check RRT	Comp	%Rec	DL	EMPC
213	2... 13C-PCB-15	2.43e6	1.56	NO	1.00	1.000	25.53	25.53	1.000	0.000	NO	100.0	100	0.0175	
214	2... 13C-PCB-31	1.96e6	1.05	NO	1.00	1.000	28.66	28.66	1.000	0.000	NO	100.0	100	0.286	
215	2... 13C-PCB-60	1.59e6	0.78	NO	1.00	1.000	36.68	36.70	1.000	0.000	NO	100.0	100	0.0658	
216	2... 13C-PCB-111	1.08e6	1.65	NO	1.00	1.000	39.25	39.27	1.000	0.000	NO	100.0	100	0.0388	
217	2... 13C-PCB-128	8.55e5	1.27	NO	1.00	1.000	46.60	46.62	1.000	0.000	NO	100.0	100	0.120	
218	2... 13C-PCB-182	6.72e5	0.47	NO	1.00	1.000	46.43	46.43	0.000	0.000	NO	100.0	100	0.122	
219	2... 13C-PCB-205	7.94e5	0.90	NO	1.00	1.000	54.96	54.98	1.000	0.000	NO	100.0	100	0.149	
220	2... 13C-PCB-79	1.70e6	0.78	NO	1.07	1.000	37.60	37.78	1.030	1.029	NO	100.0	100	0.0616	
221	2... 13C-PCB-178	6.89e5	0.44	NO	0.766	1.000	45.89	45.88	0.988	0.988	NO	105.2	105	0.128	
222	2... 13C-PCB-79	1.70e6	0.78	NO	1.08	1.000	37.78	37.78	0.968	0.968	NO	102.7	103	0.0641	
223	2... 13C-PCB-178	6.89e5	0.44	NO	1.05	1.000	45.87	45.88	0.923	0.923	NO	105.8	106	0.131	

7-12-01
↓

Dataset: Untitled

Last Altered: Tuesday, June 02, 2020 10:33:30 Pacific Daylight Time
Printed: Tuesday, June 02, 2020 10:35:13 Pacific Daylight Time

Name: 200601K1_7, Date: 01-Jun-2020, Time: 18:21:53, ID: SS200601K1-1 PCB 209 SS 19G2612, Description: PCB 209 SS 19G2612


PCB-1

200601K1_7



F1:Voltage SIR,EI+
188.0393
3.334e+007

200601K1_7



F1:Voltage SIR,EI+
190.0363
1.080e+007


13C-PCB-1

200601K1_7



F1:Voltage SIR,EI+
200.0795
2.937e+007

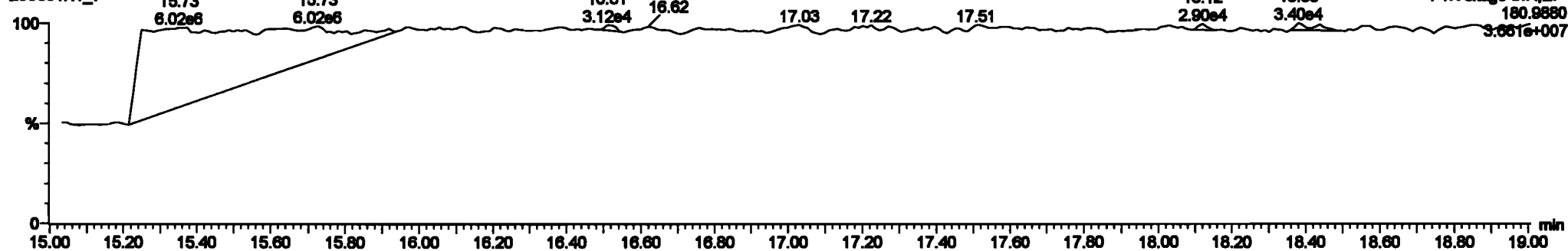
200601K1_7



F1:Voltage SIR,EI+
202.0766
9.076e+006

PFK1

200601K1_7



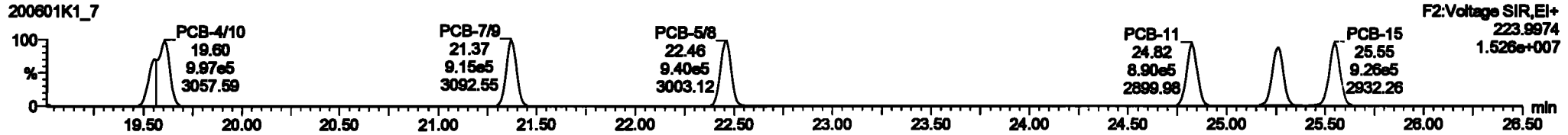
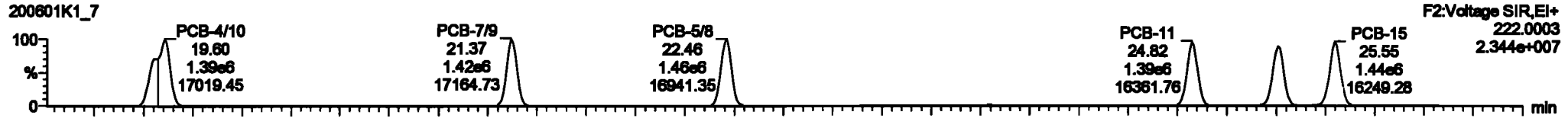
F1:Voltage SIR,EI+
180.9880
3.661e+007

Dataset: Untitled

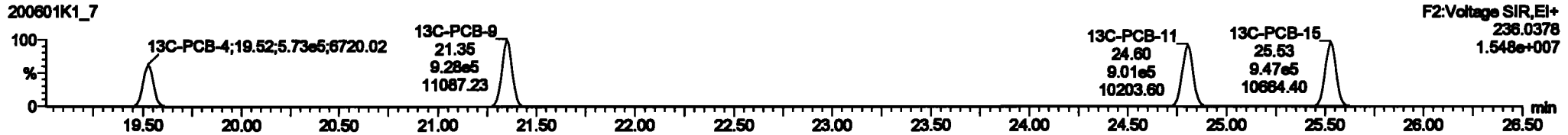
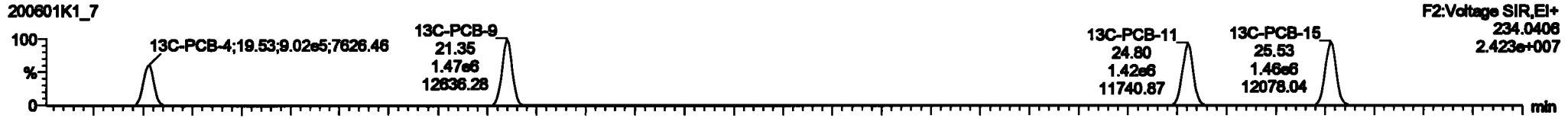
Last Altered: Tuesday, June 02, 2020 10:33:30 Pacific Daylight Time
 Printed: Tuesday, June 02, 2020 10:35:13 Pacific Daylight Time

Name: 200601K1_7, Date: 01-Jun-2020, Time: 18:21:53, ID: SS200601K1-1 PCB 209 SS 19G2612, Description: PCB 209 SS 19G2612

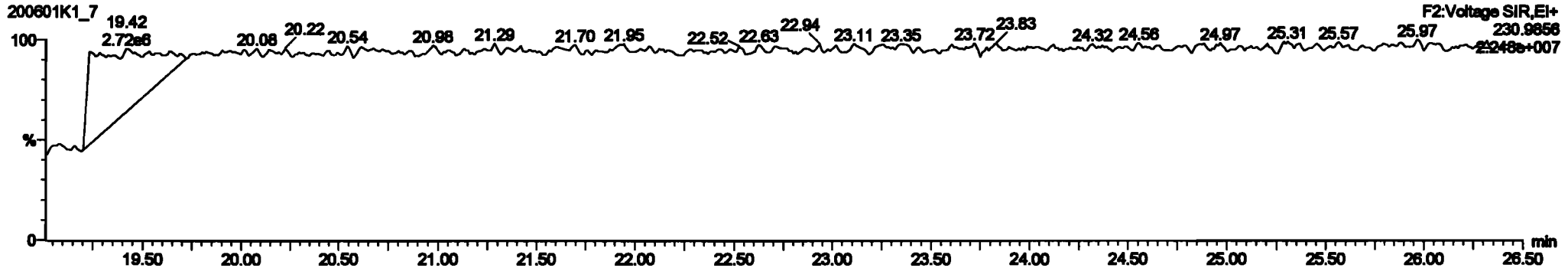
PCB-4/10



13C-PCB-4



PFK2a



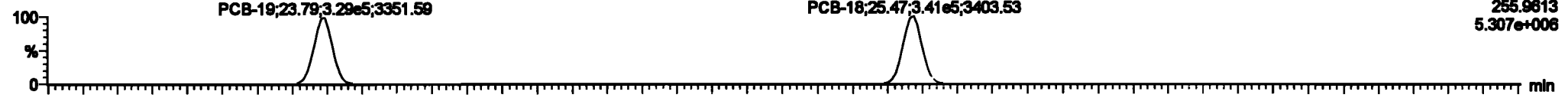
Dataset: Untitled

Last Altered: Tuesday, June 02, 2020 10:33:30 Pacific Daylight Time
Printed: Tuesday, June 02, 2020 10:35:13 Pacific Daylight Time

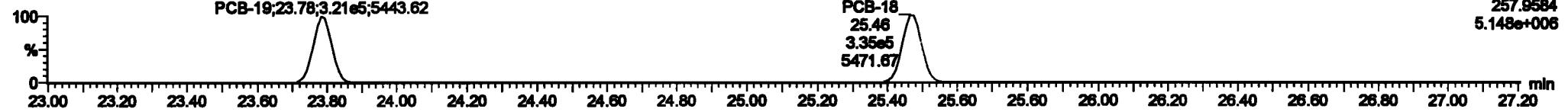
Name: 200601K1_7, Date: 01-Jun-2020, Time: 18:21:53, ID: SS200601K1-1 PCB 209 SS 19G2612, Description: PCB 209 SS 19G2612

PCB-19

200601K1_7




200601K1_7



13C-PCB-19

200601K1_7

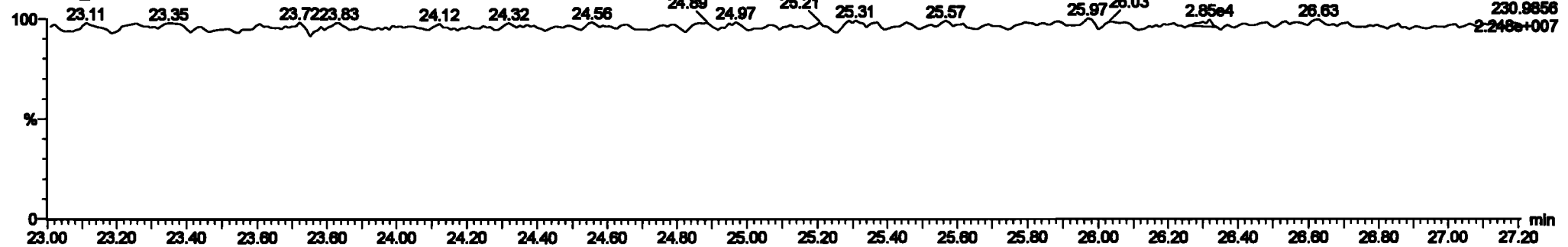


200601K1_7



PFK2b

200601K1_7



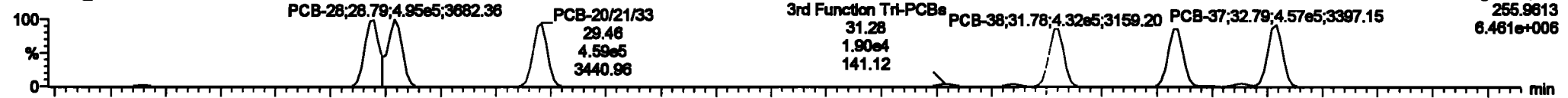
Dataset: Untitled

Last Altered: Tuesday, June 02, 2020 10:33:30 Pacific Daylight Time
Printed: Tuesday, June 02, 2020 10:35:13 Pacific Daylight Time

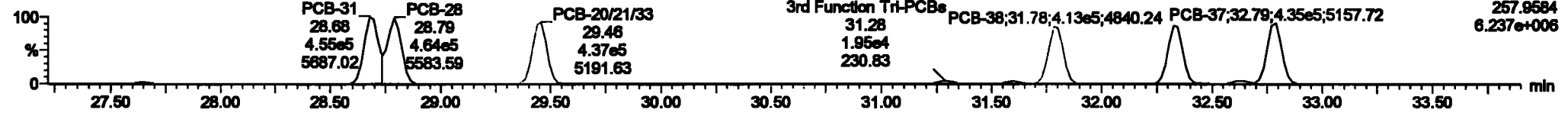
Name: 200601K1_7, Date: 01-Jun-2020, Time: 18:21:53, ID: SS200601K1-1 PCB 209 SS 19G2612, Description: PCB 209 SS 19G2612

PCB-34

200601K1_7



200601K1_7

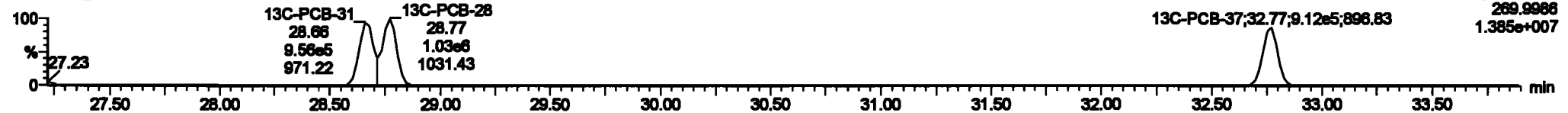


13C-PCB-28

200601K1_7

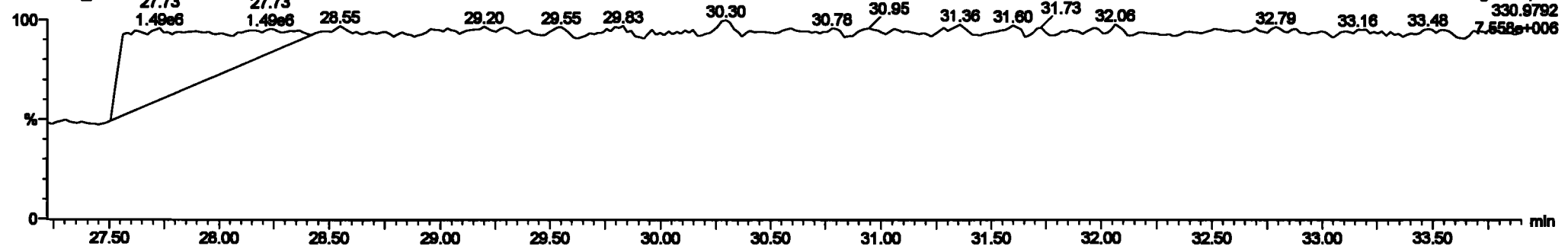


200601K1_7



PFK3d

200601K1_7

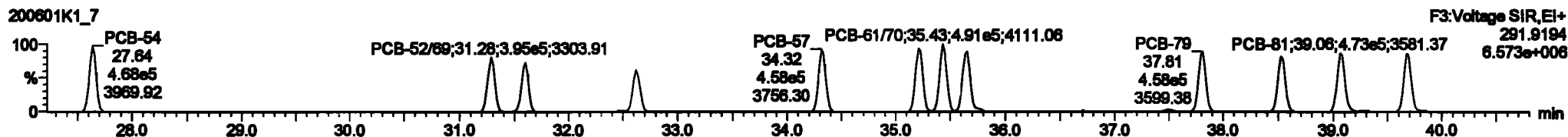
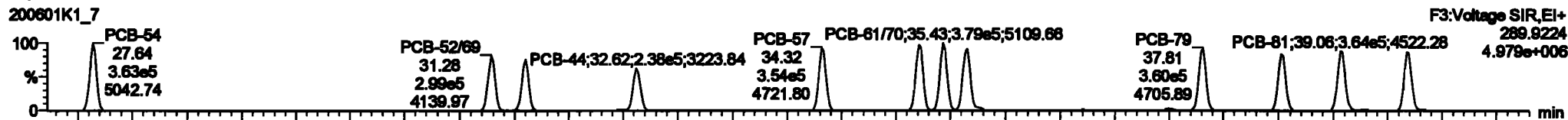


Dataset: Untitled

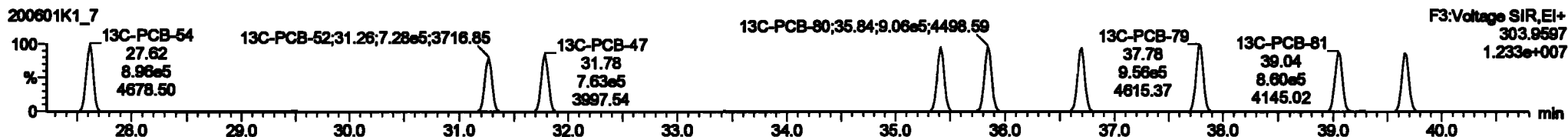
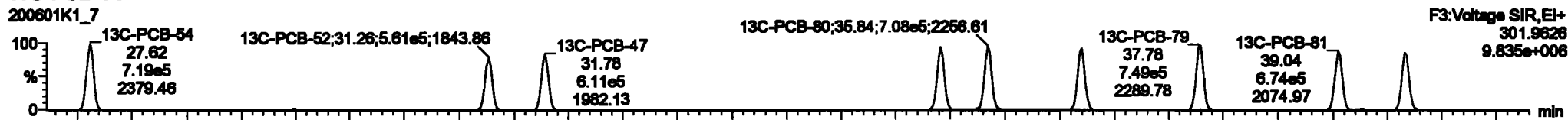
Last Altered: Tuesday, June 02, 2020 10:33:30 Pacific Daylight Time
Printed: Tuesday, June 02, 2020 10:35:13 Pacific Daylight Time

Name: 200601K1_7, Date: 01-Jun-2020, Time: 18:21:53, ID: SS200601K1-1 PCB 209 SS 19G2612, Description: PCB 209 SS 19G2612

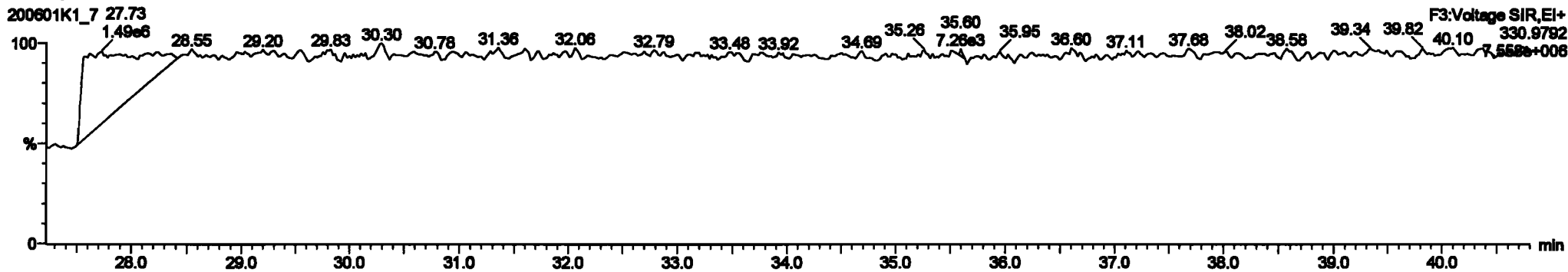
PCB-54



13C-PCB-54



PFK3a

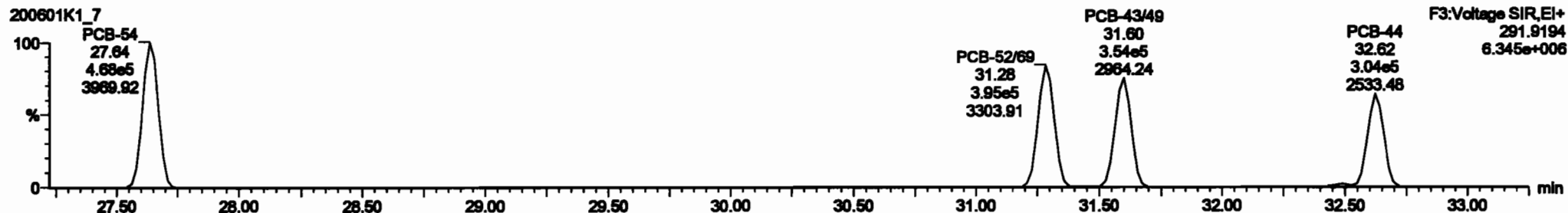


Dataset: Untitled

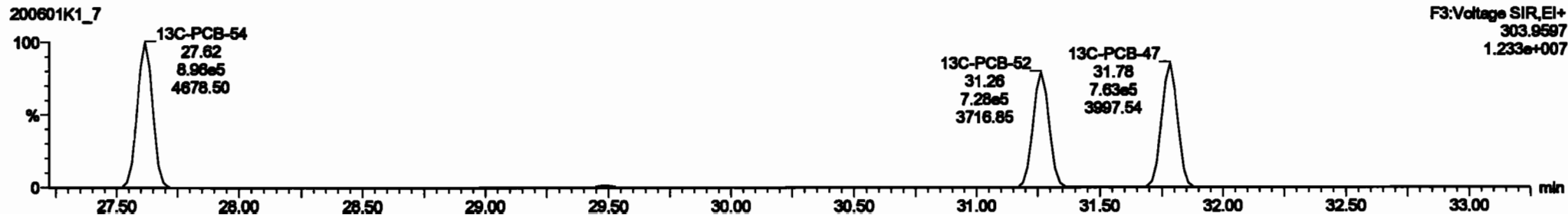
Last Altered: Tuesday, June 02, 2020 10:33:30 Pacific Daylight Time
Printed: Tuesday, June 02, 2020 10:35:13 Pacific Daylight Time

Name: 200601K1_7, Date: 01-Jun-2020, Time: 18:21:53, ID: SS200601K1-1 PCB 209 SS 19G2612, Description: PCB 209 SS 19G2612

PCB-50



13C-PCB-52




Dataset: Untitled

Last Altered: Tuesday, June 02, 2020 10:33:30 Pacific Daylight Time
 Printed: Tuesday, June 02, 2020 10:35:13 Pacific Daylight Time

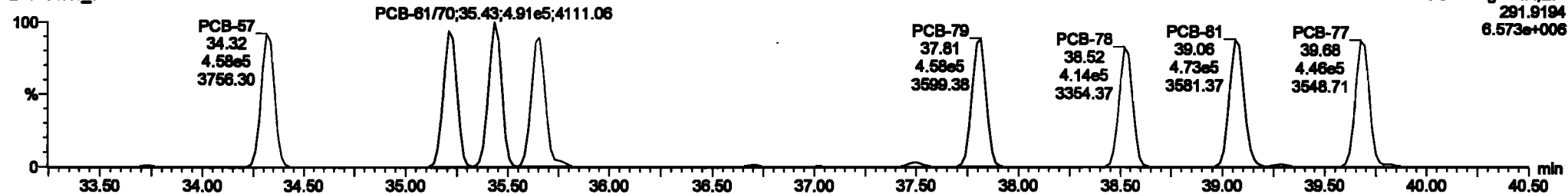
Name: 200601K1_7, Date: 01-Jun-2020, Time: 18:21:53, ID: SS200601K1-1 PCB 209 SS 19G2612, Description: PCB 209 SS 19G2612

PCB-68

200601K1_7

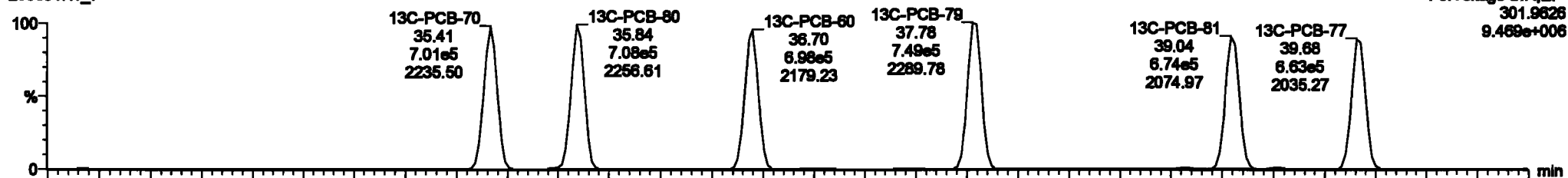


200601K1_7

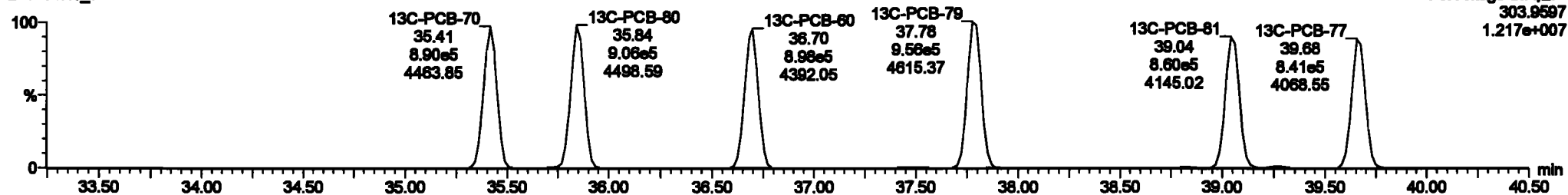


13C-PCB-60

200601K1_7



200601K1_7



#	Name	Step	BA	Qty	PreP	Reel	Prod.RT	RT	PreP.R.	RT	PreP.Pd	Comp.	DL	QTY
217	13C-PCB-128	0.88in	1.27	NO	1.0000	1.000	45.60	48.63	1.000	0.000	NO	100.0	100	0.120
218	13C-PCB-182	0.72in	0.47	NO	1.0000	1.000	45.43	48.43	0.000	0.000	NO	100.0	100	0.122
219	13C-PCB-205	7.84in	0.90	NO	1.0000	1.000	54.95	54.95	1.000	0.000	NO	100.0	100	0.148
220	13C-PCB-78	1.70in	0.70	NO	1.0000	1.000	37.80	37.70	1.000	1.000	NO	100.0	100	0.0815
221	13C-PCB-178	0.88in	0.44	NO	0.7000	1.000	45.80	45.80	0.000	0.000	NO	100.0	100	0.128
222	13C-PCB-78	1.70in	0.70	NO	1.0021	1.000	37.70	37.70	0.000	0.000	NO	102.7	100	0.0841
223	13C-PCB-178	0.88in	0.44	NO	1.0000	1.000	45.87	45.88	0.000	0.000	NO	100.0	100	0.131
224	Total Micro-PCBs				1.0000	1.000	0.00	0.000	0.000	0.000	NO	100.0		0.0281 100.0
225	Total D1-PCBs				1.0000	1.000	0.00	0.000	0.000	0.000	NO	000.0		0.280 000.0
226	2nd Function 1A-PCBs				1.0000	1.000	0.00	0.000	0.000	0.000	NO	00.70		0.110 00.70
227	2nd Function 1A-PCBs				0.0000	1.000	0.00	0.000	0.000	0.000	NO	200.4		0.311 200.4
228	Total PCBs				4.0000	1.000	0.00	0.000	0.000	0.000	NO	100.0		0.800 100.0

#	Name	Prod.RT	RT	Lot Range	Lot Range	SP Ratio (Peak)	BA	Qty	Q-IMP	Comp.
1	PCB-64	27.04	27.04	3.820in	4.880in	0.770	0.70	NO	47.874	47.874
2	PCB-6800	31.30	31.30	2.805in	3.891in	0.770	0.70	NO	48.220	48.220
3	PCB-4300	31.80	31.80	2.700in	3.520in	0.770	0.70	NO	48.317	48.317
4	PCB-44	32.80	32.80	2.570in	3.043in	0.770	0.70	NO	47.188	47.188
5	PCB-67	34.30	34.30	3.880in	4.977in	0.770	0.77	NO	43.838	43.838
6	PCB-74	35.20	35.21	3.730in	4.720in	0.770	0.70	NO	45.028	45.028
7	PCB-8100	35.43	35.43	3.700in	4.880in	0.770	0.77	NO	51.834	51.834
8	PCB-7000	35.62	35.60	3.891in	4.830in	0.770	0.70	NO	44.671	44.671



Dataset: Untitled


Last Altered: Tuesday, June 02, 2020 10:33:30 Pacific Daylight Time

Printed: Tuesday, June 02, 2020 10:35:13 Pacific Daylight Time

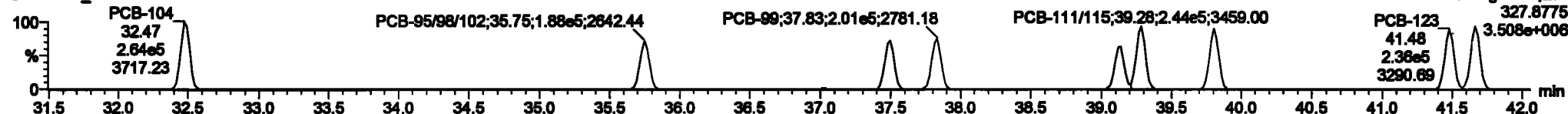
Name: 200601K1_7, Date: 01-Jun-2020, Time: 18:21:53, ID: SS200601K1-1 PCB 209 SS 19G2612, Description: PCB 209 SS 19G2612

PCB-104

200601K1_7




200601K1_7

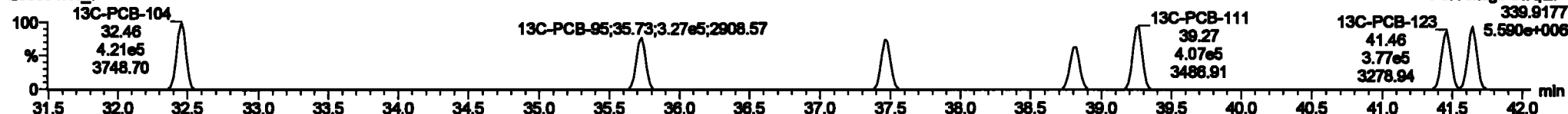


13C-PCB-104

200601K1_7

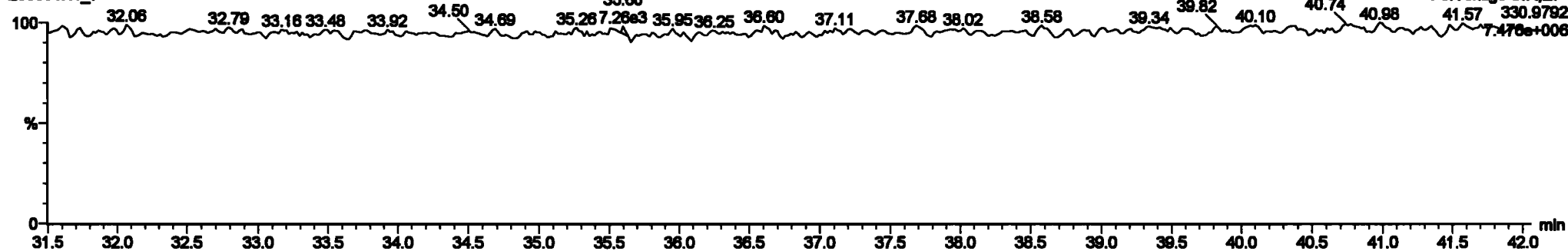


200601K1_7



PFK3b

200601K1_7



Dataset: Untitled

Last Altered: Tuesday, June 02, 2020 10:33:30 Pacific Daylight Time

Printed: Tuesday, June 02, 2020 10:35:13 Pacific Daylight Time

Name: 200601K1_7, Date: 01-Jun-2020, Time: 18:21:53, ID: SS200601K1-1 PCB 209 SS 19G2612, Description: PCB 209 SS 19G2612

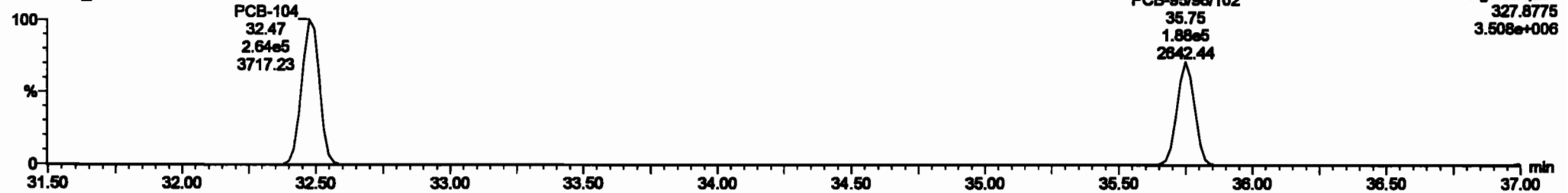
PCB-96

200601K1_7



F3:Voltage SIR,EI+
325.8804
5.431e+006

200601K1_7



F3:Voltage SIR,EI+
327.8775
3.508e+006


13C-PCB-95

200601K1_7



F3:Voltage SIR,EI+
337.9207
9.091e+006

200601K1_7



F3:Voltage SIR,EI+
339.9177
5.590e+006

Dataset: Untitled

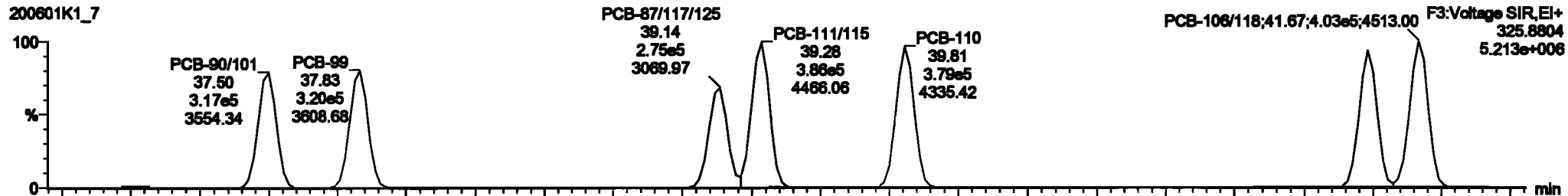
Last Altered: Tuesday, June 02, 2020 10:33:30 Pacific Daylight Time

Printed: Tuesday, June 02, 2020 10:35:13 Pacific Daylight Time

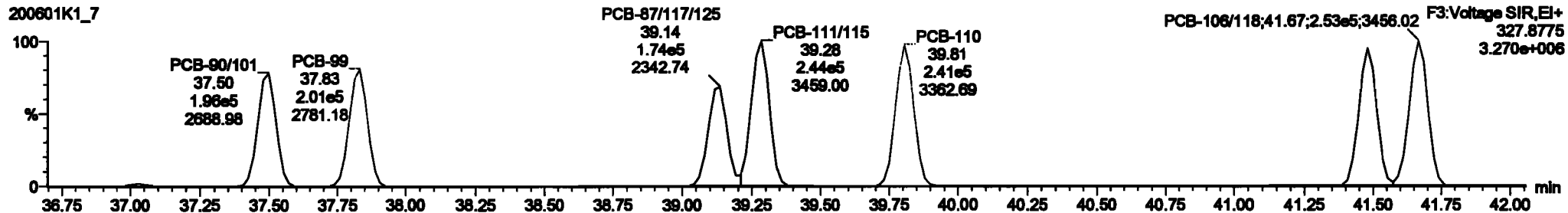
Name: 200601K1_7, Date: 01-Jun-2020, Time: 18:21:53, ID: SS200601K1-1 PCB 209 SS 19G2612, Description: PCB 209 SS 19G2612

PCB-119

200601K1_7

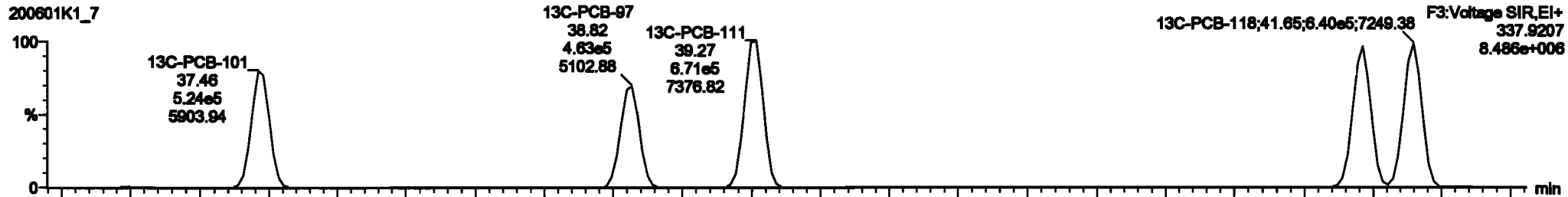


200601K1_7

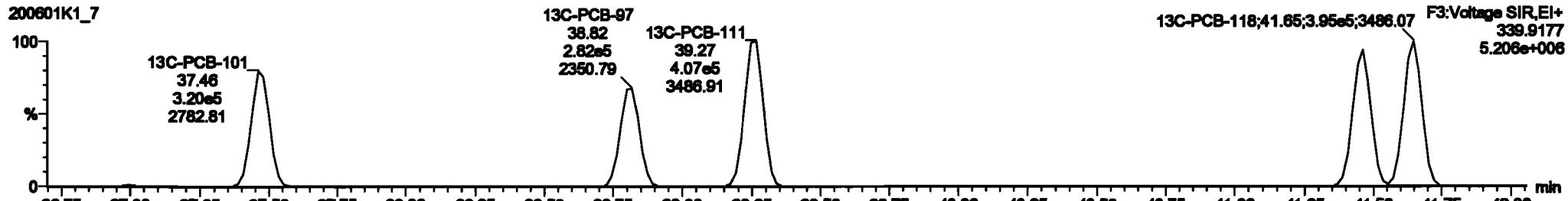


13C-PCB-111

200601K1_7



200601K1_7




Dataset: Untitled

Last Altered: Tuesday, June 02, 2020 10:33:30 Pacific Daylight Time
Printed: Tuesday, June 02, 2020 10:35:13 Pacific Daylight Time

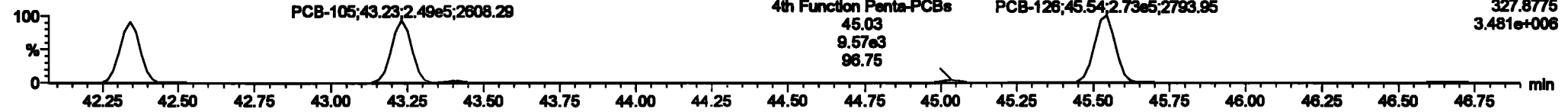
Name: 200601K1_7, Date: 01-Jun-2020, Time: 18:21:53, ID: SS200601K1-1 PCB 209 SS 19G2612, Description: PCB 209 SS 19G2612

PCB-114

200601K1_7

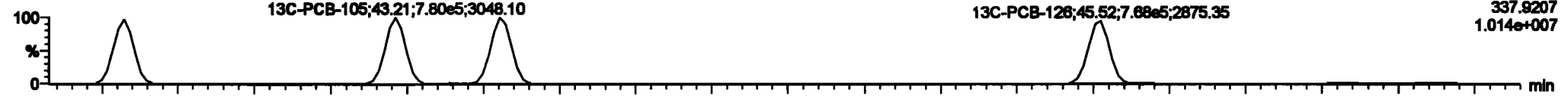


200601K1_7

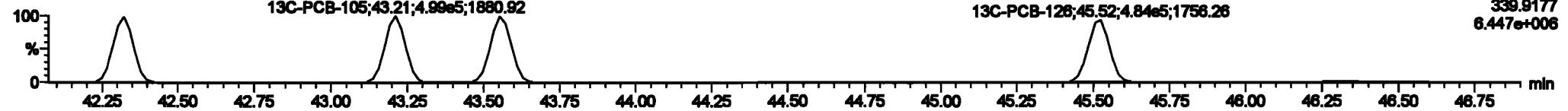


13C-PCB-114

200601K1_7

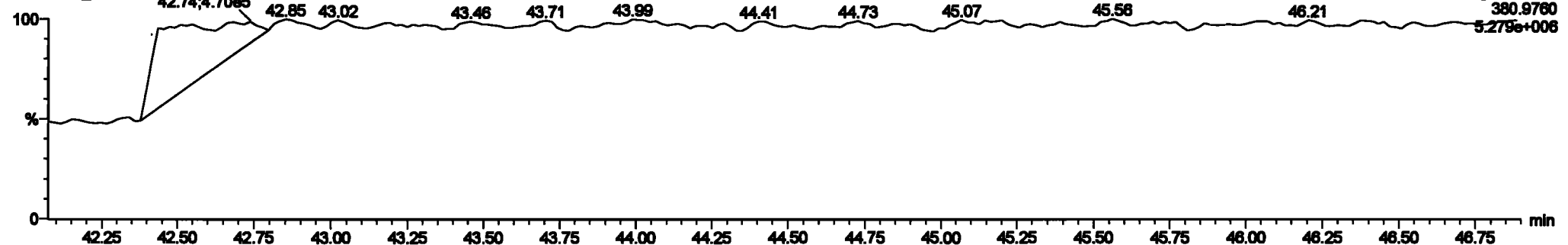


200601K1_7



PFK4a

200601K1_7




Dataset: Untitled

Last Altered: Tuesday, June 02, 2020 10:33:30 Pacific Daylight Time
Printed: Tuesday, June 02, 2020 10:35:13 Pacific Daylight Time

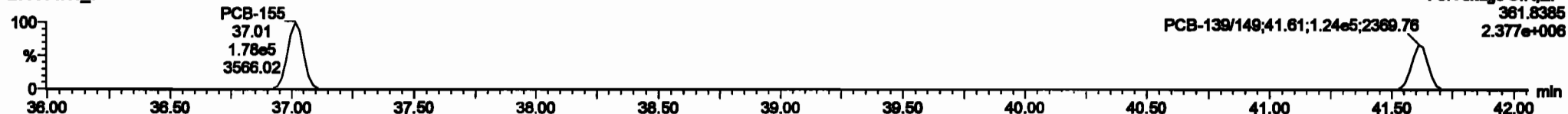
Name: 200601K1_7, Date: 01-Jun-2020, Time: 18:21:53, ID: SS200601K1-1 PCB 209 SS 19G2612, Description: PCB 209 SS 19G2612

PCB-155

200601K1_7




200601K1_7

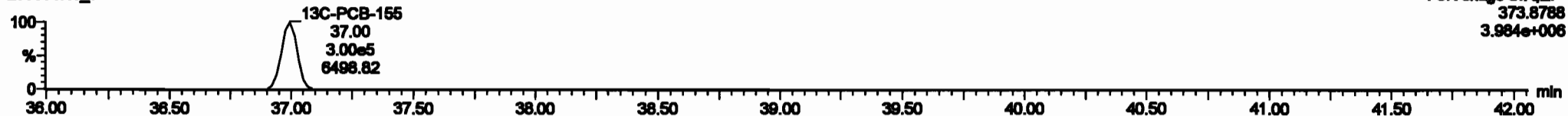


13C-PCB-155

200601K1_7

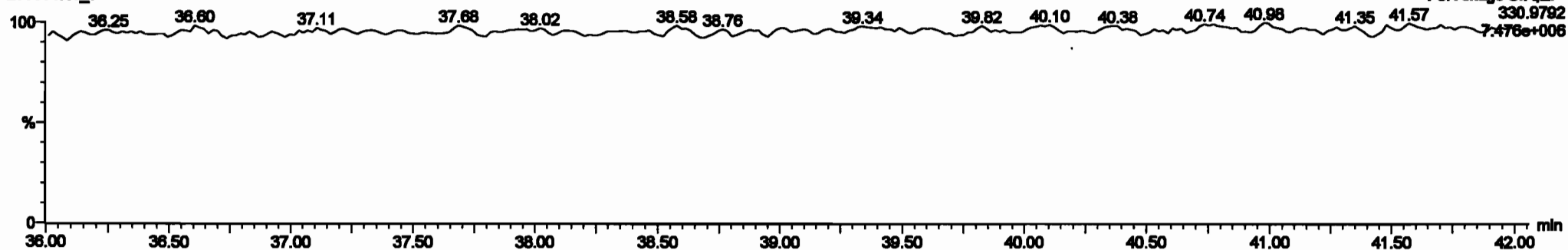


200601K1_7



PFK3c

200601K1_7

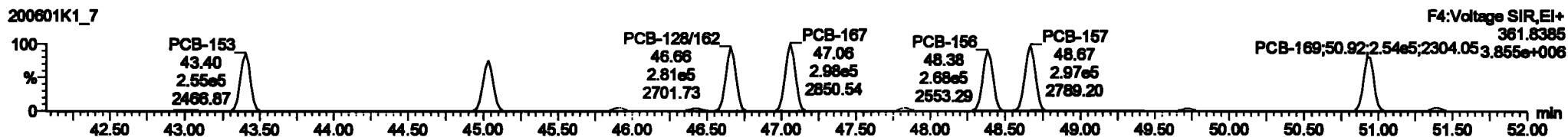
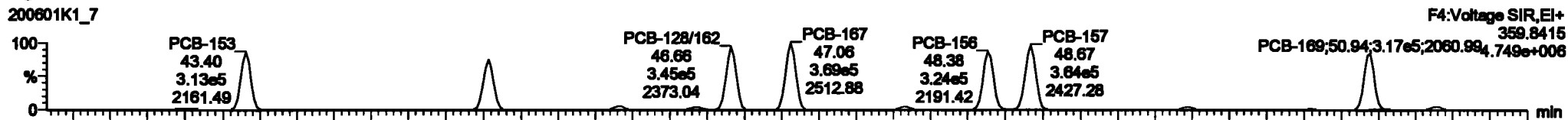


Dataset: Untitled

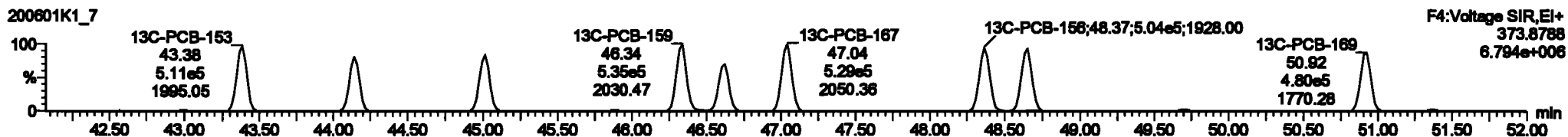
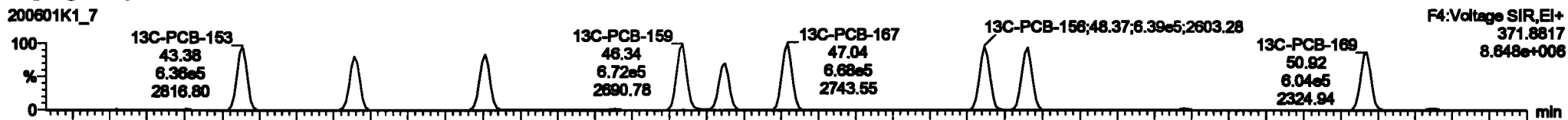
Last Altered: Tuesday, June 02, 2020 10:33:30 Pacific Daylight Time
 Printed: Tuesday, June 02, 2020 10:35:13 Pacific Daylight Time

Name: 200601K1_7, Date: 01-Jun-2020, Time: 18:21:53, ID: SS200601K1-1 PCB 209 SS 19G2612, Description: PCB 209 SS 19G2612

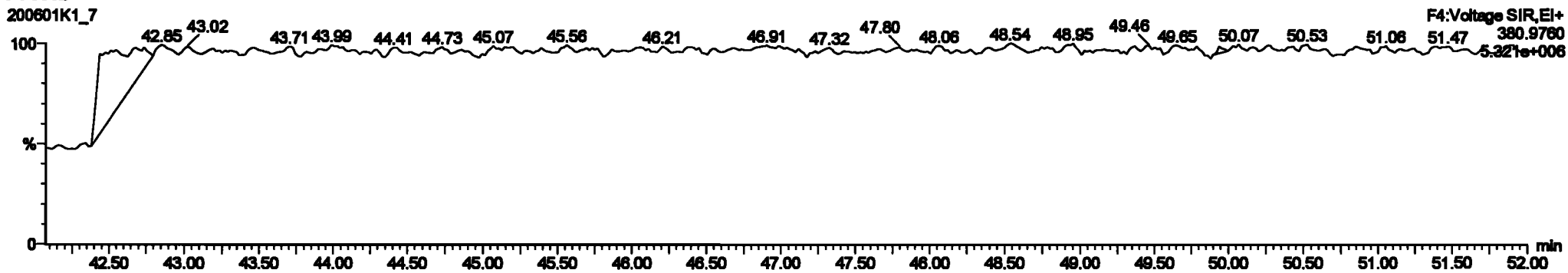
PCB-134/143



13C-PCB-153



PFK4b

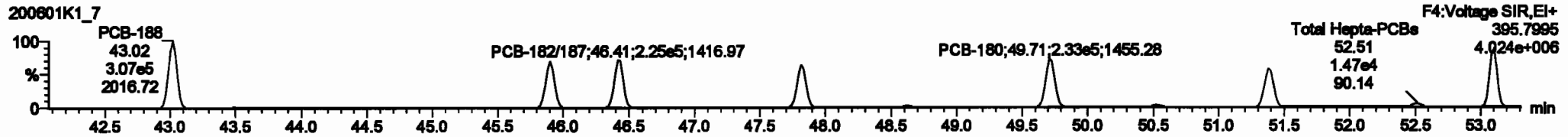
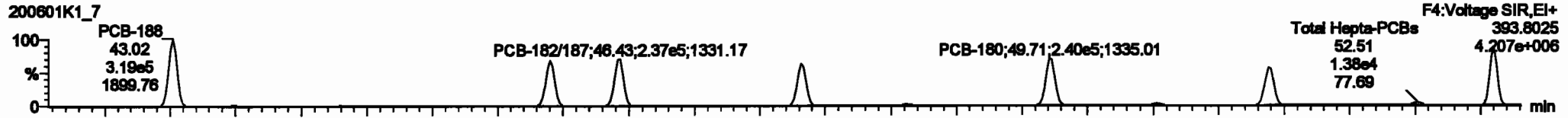


Dataset: Untitled

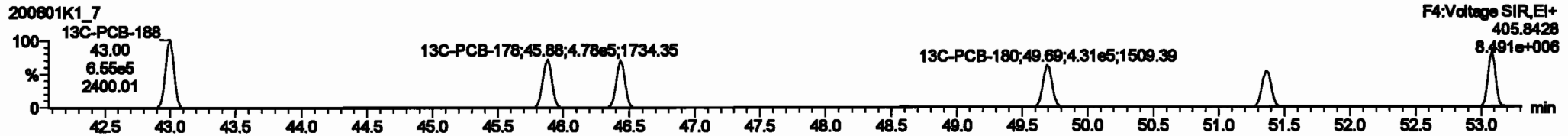
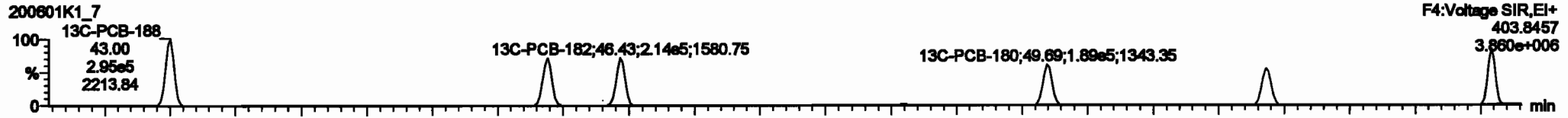
Last Altered: Tuesday, June 02, 2020 10:33:30 Pacific Daylight Time
Printed: Tuesday, June 02, 2020 10:35:13 Pacific Daylight Time

Name: 200601K1_7, Date: 01-Jun-2020, Time: 18:21:53, ID: SS200601K1-1 PCB 209 SS 19G2612, Description: PCB 209 SS 19G2612

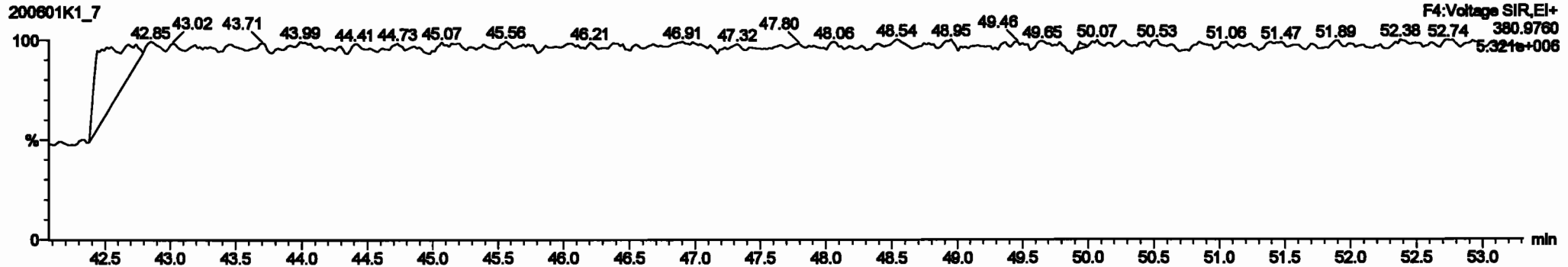
PCB-188



13C-PCB-188



PFK4c



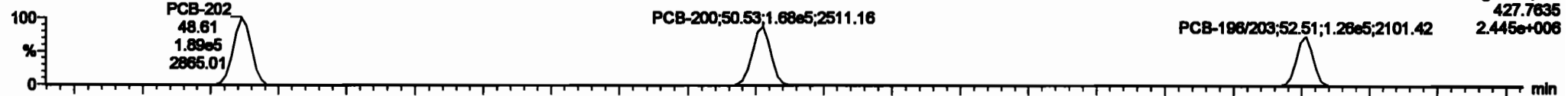
Dataset: Untitled

Last Altered: Tuesday, June 02, 2020 10:33:30 Pacific Daylight Time
Printed: Tuesday, June 02, 2020 10:35:13 Pacific Daylight Time

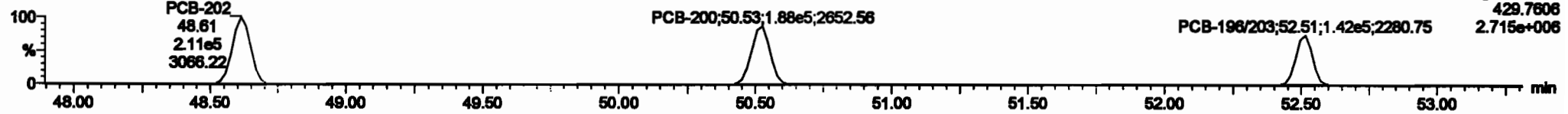
Name: 200601K1_7, Date: 01-Jun-2020, Time: 18:21:53, ID: SS200601K1-1 PCB 209 SS 19G2612, Description: PCB 209 SS 19G2612

PCB-202

200601K1_7

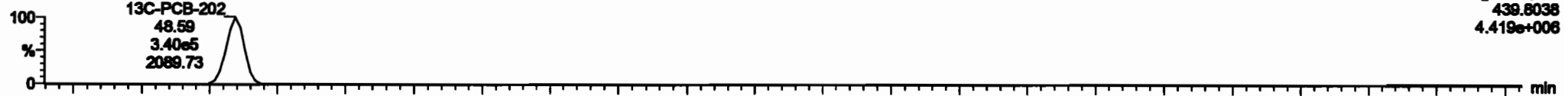


200601K1_7

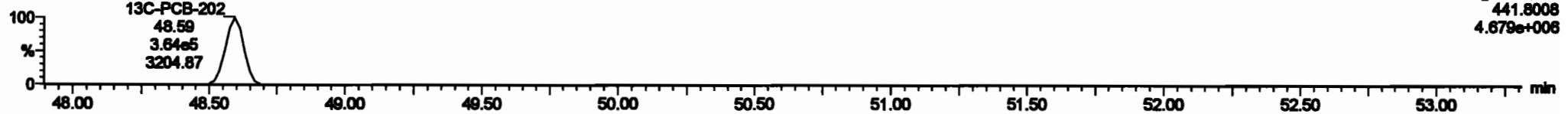


13C-PCB-202

200601K1_7

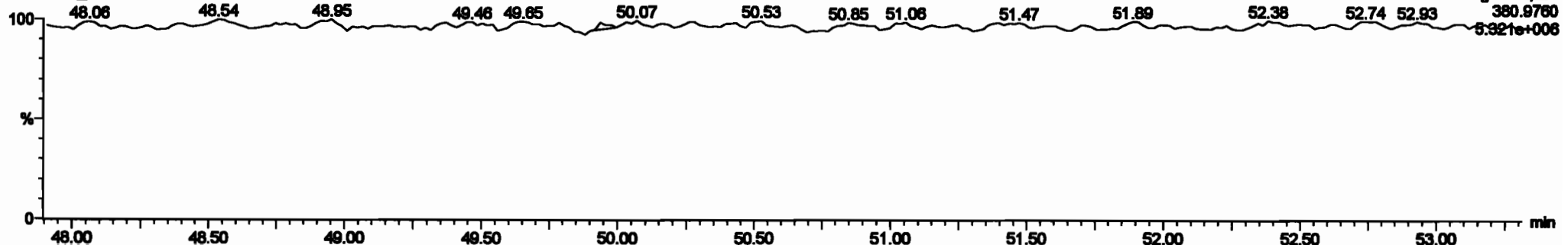


200601K1_7



PFK4d

200601K1_7



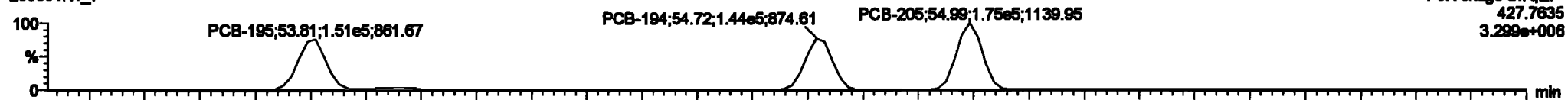
Dataset: Untitled

Last Altered: Tuesday, June 02, 2020 10:33:30 Pacific Daylight Time
Printed: Tuesday, June 02, 2020 10:35:13 Pacific Daylight Time

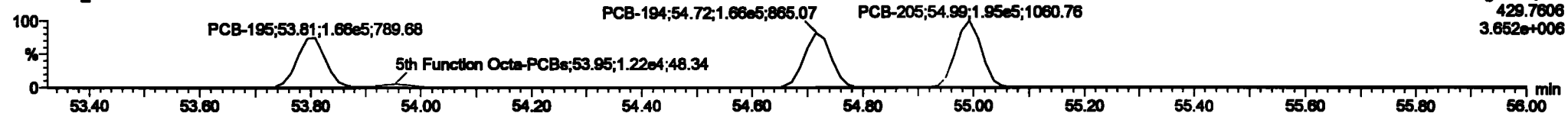
Name: 200601K1_7, Date: 01-Jun-2020, Time: 18:21:53, ID: SS200601K1-1 PCB 209 SS 19G2612, Description: PCB 209 SS 19G2612

PCB-195

200601K1_7

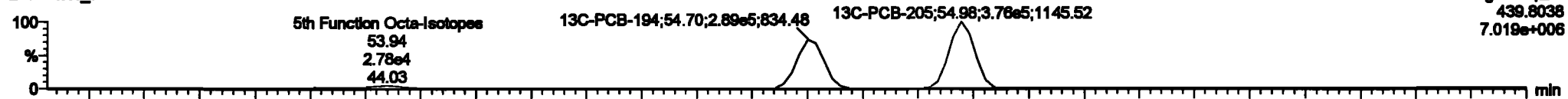


200601K1_7

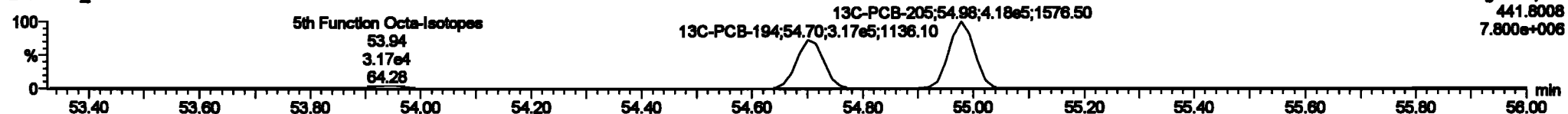


13C-PCB-194

200601K1_7

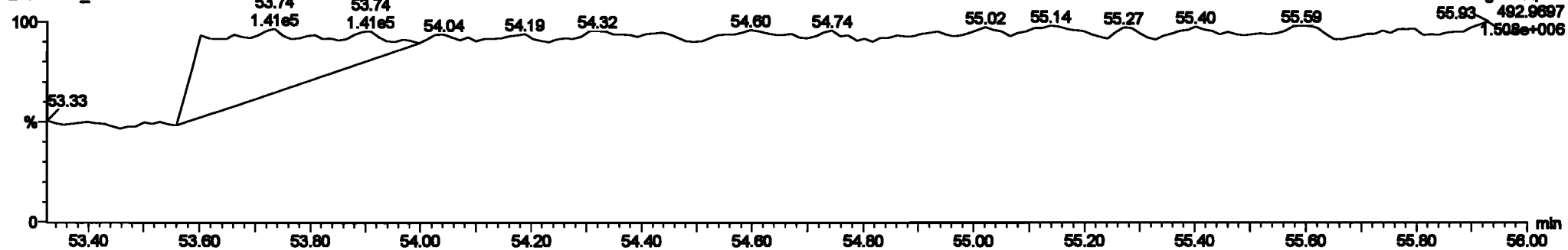


200601K1_7



PFK5a

200601K1_7

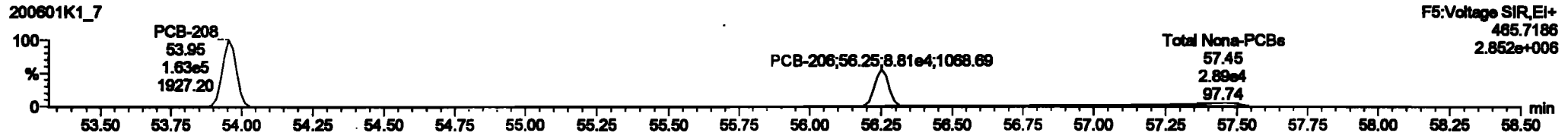
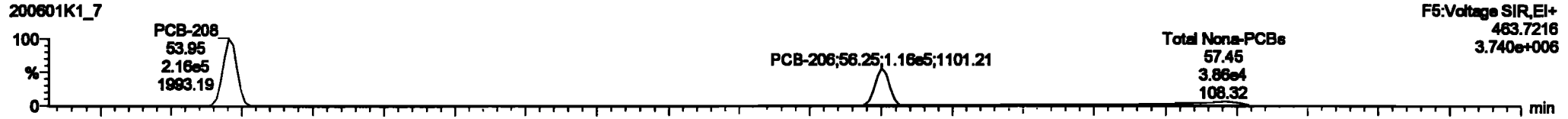


Dataset: Untitled

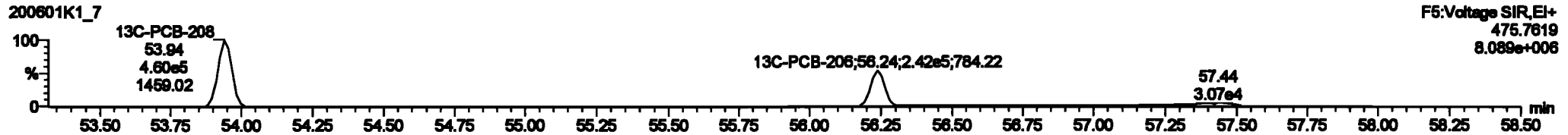

Last Altered: Tuesday, June 02, 2020 10:33:30 Pacific Daylight Time
Printed: Tuesday, June 02, 2020 10:35:13 Pacific Daylight Time

Name: 200601K1_7, Date: 01-Jun-2020, Time: 18:21:53, ID: SS200601K1-1 PCB 209 SS 19G2612, Description: PCB 209 SS 19G2612

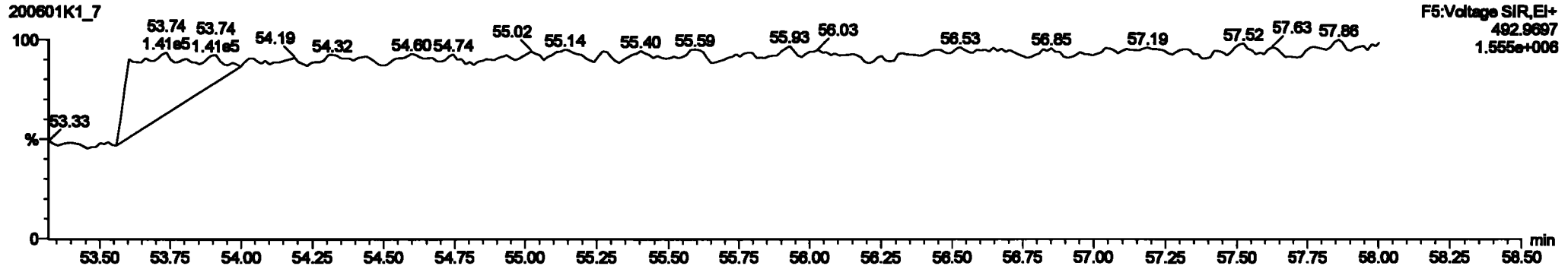
PCB-208



13C-PCB-208



PFK5



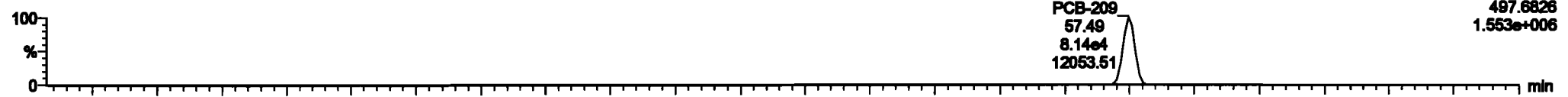
Dataset: Untitled

Last Altered: Tuesday, June 02, 2020 10:33:30 Pacific Daylight Time
Printed: Tuesday, June 02, 2020 10:35:13 Pacific Daylight Time

Name: 200601K1_7, Date: 01-Jun-2020, Time: 18:21:53, ID: SS200601K1-1 PCB 209 SS 19G2612, Description: PCB 209 SS 19G2612


PCB-209

200601K1_7



F5:Voltage SIR,EI+
497.6826
1.553e+006

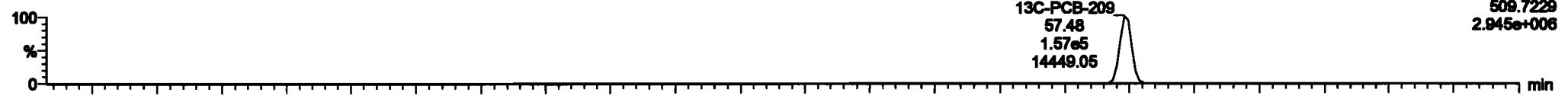
200601K1_7



F5:Voltage SIR,EI+
498.6797
1.324e+006

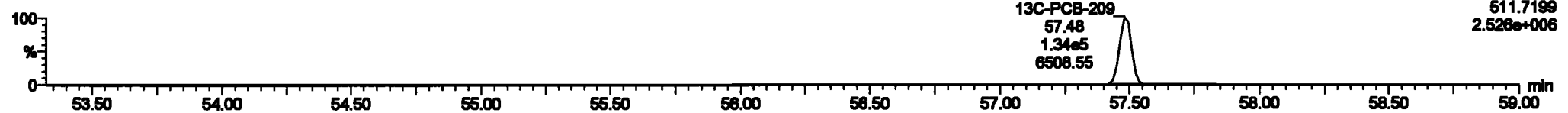
13C-PCB-209

200601K1_7



F5:Voltage SIR,EI+
509.7229
2.945e+006

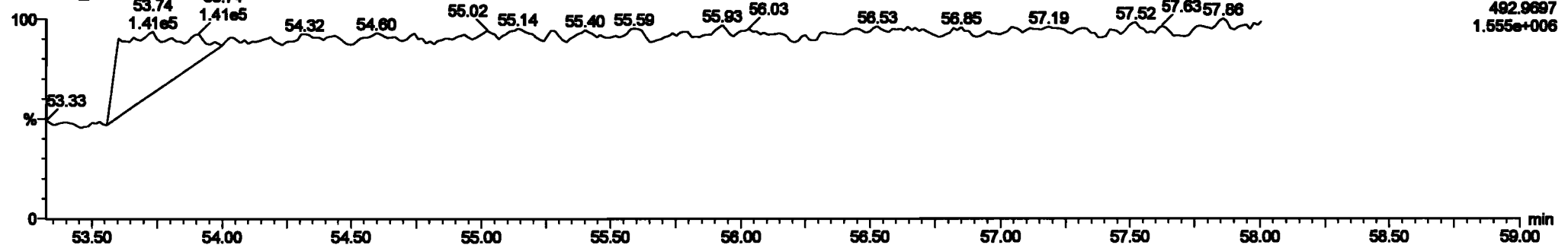
200601K1_7



F5:Voltage SIR,EI+
511.7199
2.526e+006

PFK5b

200601K1_7



F5:Voltage SIR,EI+
492.9697
1.555e+006