

**Exhibit JAA - 5**  
**to the Responsive Testimony of James A. Appleby**  
**in Docket No. UT-100820**  
**Stock Appreciation of the Merged Firm vs. the S&P 500**  
**over the Last 3 Months, 6 Months, 1 Year, 2 Years and**  
**5 Years Timeframes**

New User? Register | Sign In | Help

Preview Mail w/  
Toolbar

Yahoo! Mail



Search

Web Search

Dow ↑ 0.28% Nasdaq ↑ 0.07%

HOME INVESTING NEWS & OPINION PERSONAL FINANCE MY PORTFOLIOS TECH TICKER

GET QUOTES

Finance Search

Wed, Sep 15, 2010, 11:23AM EDT - U.S. Markets close in 4hrs 37mins

### CenturyLink, Inc. (CTL)

At 11:08AM EDT: **37.73** ↑ 0.19 (0.51%)



#### Basic Chart

Get Basic Chart(s) for:

GO

CenturyLink, Inc. Common Stock (NYQ)

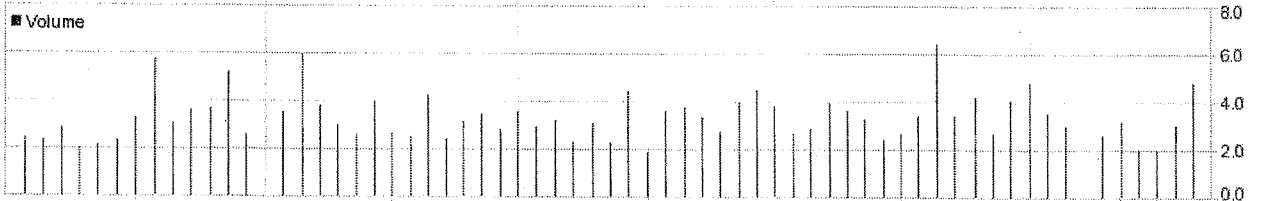
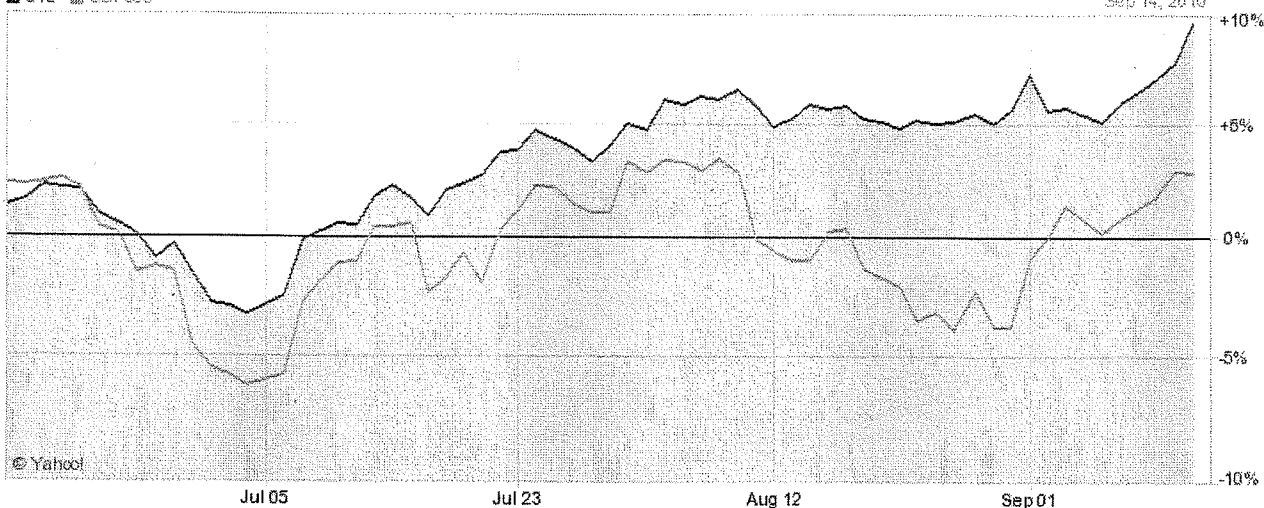
Edit

Range: 1d 5d 3m 6m 1y 2y 5y max Type: Bar | Line | Candle Scale: Linear | Log

Compare: CTL vs  %5eGSPC  S&P 500  Nasdaq  Dow

#### CenturyLink, Inc. Common Stock

■ CTL ■ S&P500



Splits: Aug 2, 1988 [3:2], Mar 27, 1989 [3:2], Jan 4, 1993 [3:2], Apr 1, 1998 [3:2], Apr 1, 1999 [3:2]

## CenturyLink, Inc. Common Stock

(NYQ: CTL)

Last Trade: **37.73**  
 Trade Time: 11:08AM EDT  
 Change: ↑ 0.19 (0.51%)  
 Prev Close: 37.54  
 Open: 37.54  
 Bid: 37.72 x 1300  
 Ask: 37.73 x 500

1y Target Est: 37.80

Day's Range: 37.42 - 37.79

New User? Register | Sign In | Help

Preview Mail w/  
Toolbar

Yahoo! Mail





Dow ↑ 0.21% Nasdaq ↓ 0.00%

HOME INVESTING NEWS & OPINION PERSONAL FINANCE MY PORTFOLIOS TECH TICKER

GET QUOTES Finance Search

Wed, Sep 15, 2010, 11:23AM EDT - U.S. Markets close in 4hrs 37mins

### CenturyLink, Inc. (CTL)

At 11:08AM EDT: **37.73** ↑ 0.19 (0.51%)

**AMERITRADE**  
\$9.99 trades

**\$7 Online Trades**  
Scottrade

**\$7.95 ONLINE TRADES**  
Fidelity

**\$0 ACCOUNT SERVICE FEE**  
E\*TRADE  
ETRADE SECURITIES, LLC

### Basic Chart

Get Basic Chart(s) for:

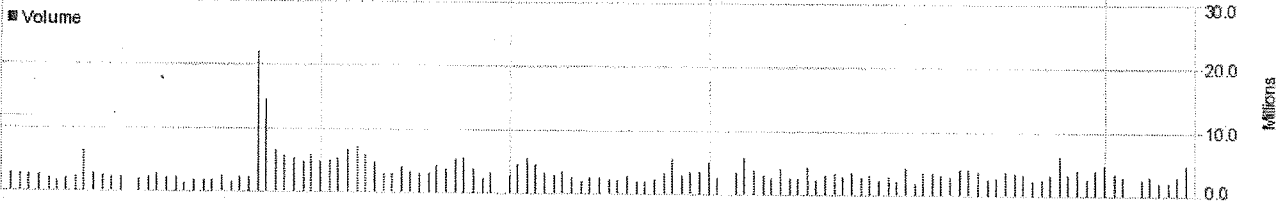
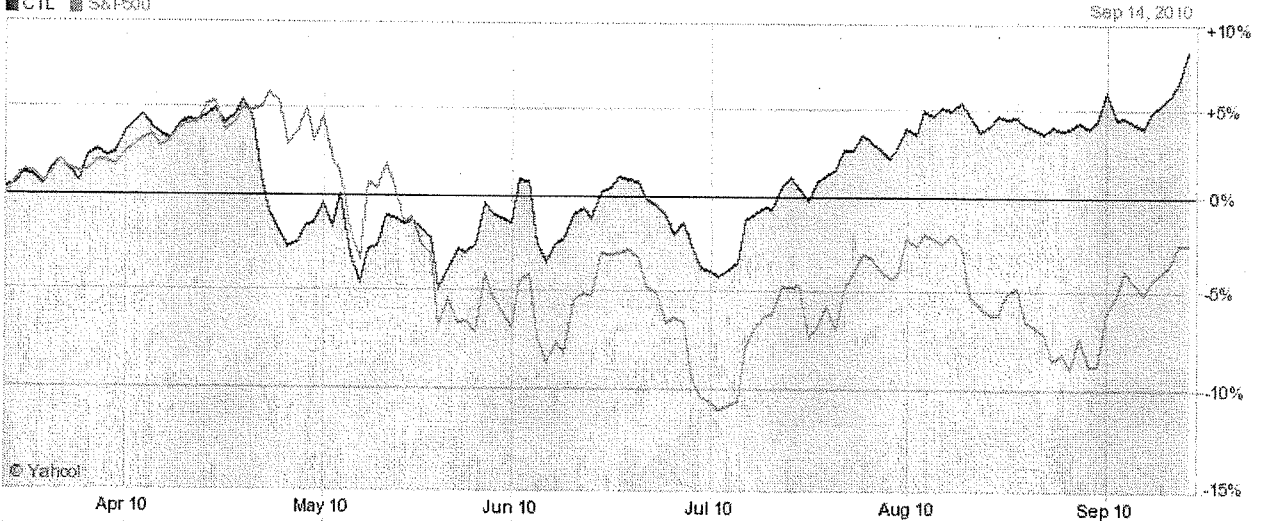
CenturyLink, Inc. Common Stock (NYQ)

Range: 1d 5d 3m 6m 1y 2y 5y max Type: Bar | Line | Candle Scale: Linear | Log

Compare: CTL vs  %5eGSPC  S&P 500  Nasdaq  Dow

### CenturyLink, Inc. Common Stock

■ CTL ■ S&P500



Splits: Aug 2, 1988 [3:2], Mar 27, 1989 [3:2], Jan 4, 1993 [3:2], Apr 1, 1998 [3:2], Apr 1, 1999 [3:2]

## CenturyLink, Inc. Common Stock

(NYQ: CTL)

Last Trade: **37.73**  
 Trade Time: 11:08AM EDT  
 Change: ↑ 0.19 (0.51%)  
 Prev Close: 37.54  
 Open: 37.54  
 Bid: 37.72 x 1100  
 Ask: 37.73 x 500

1y Target Est: 37.80

Day's Range: 37.42 - 37.79

New User? Register | Sign In | Help

Preview Mail w/  
Toolbar

Yahoo! Mail



Search

Web Search

Dow  $\uparrow$  0.17% Nasdaq  $\downarrow$  0.04%

HOME INVESTING NEWS & OPINION PERSONAL FINANCE MY PORTFOLIOS TECH TICKER

GET QUOTES

GET QUOTES

Finance Search

Wed, Sep 15, 2010, 11:20AM EDT - U.S. Markets close in 4hrs 40mins

### CenturyLink, Inc. (CTL)

At 11:05AM EDT: **37.76**  $\uparrow$  0.22 (0.59%)



#### Basic Chart

Get Basic Chart(s) for:  GO

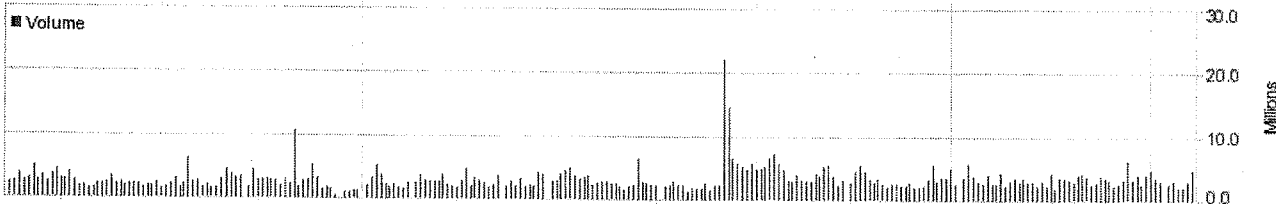
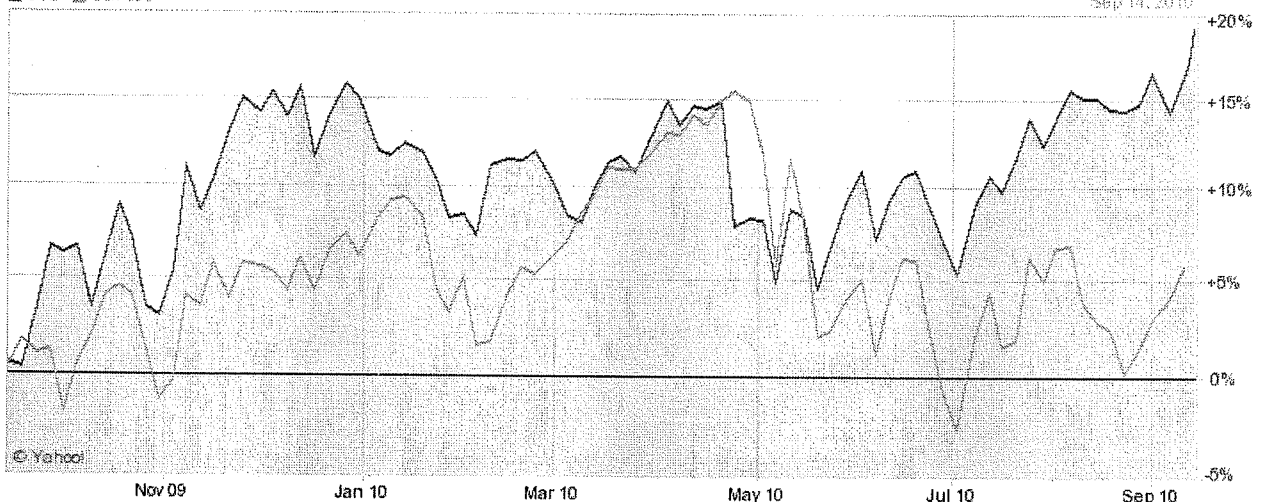
CenturyLink, Inc. Common Stock (NYQ) Edit

Range: 1d 5d 3m 6m 1y 2y 5y max Type: Bar | Line | Candle Scale: Linear | Log

Compare: CTL vs   S&P 500  Nasdaq  Dow Compare

#### CenturyLink, Inc. Common Stock

CTL S&P500



Splits: Aug 2, 1988 [3:2], Mar 27, 1989 [3:2], Jan 4, 1993 [3:2], Apr 1, 1998 [3:2], Apr 1, 1999 [3:2]

## CenturyLink, Inc. Common Stock

(NYQ: CTL)

**Last Trade:** 37.76  
**Trade Time:** 11:05AM EDT  
**Change:**  $\uparrow$  0.22 (0.59%)  
**Prev Close:** 37.54  
**Open:** 37.54  
**Bid:** 37.75 x 800  
**Ask:** 37.76 x 600  
**1y Target Est:** 37.70  
**Day's Range:** 37.42 - 37.79

New User? Register | Sign In | Help Trending: Nick Jonas Yahoo! Mail



Search  Web Search

Dow ↑ 0.15% Nasdaq ↓ 0.05%

HOME INVESTING NEWS & OPINION PERSONAL FINANCE MY PORTFOLIOS TECH TICKER

GET QUOTES Finance Search

Wed, Sep 15, 2010, 11:21AM EDT - U.S. Markets close in 4hrs 39mins

### CenturyLink, Inc. (CTL)

At 11:06AM EDT: **37.74** ↑ 0.20 (0.53%)






#### Basic Chart

Get Basic Chart(s) for:

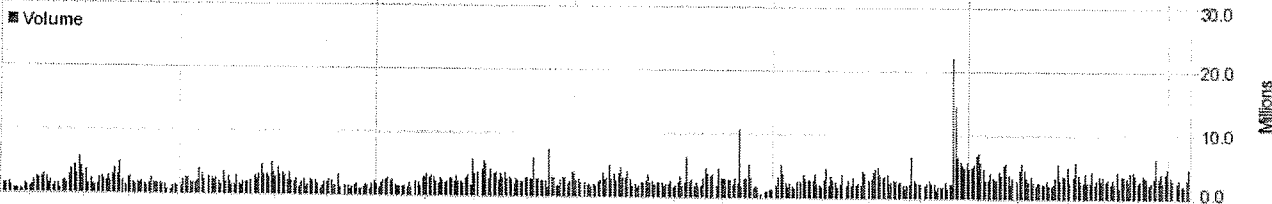
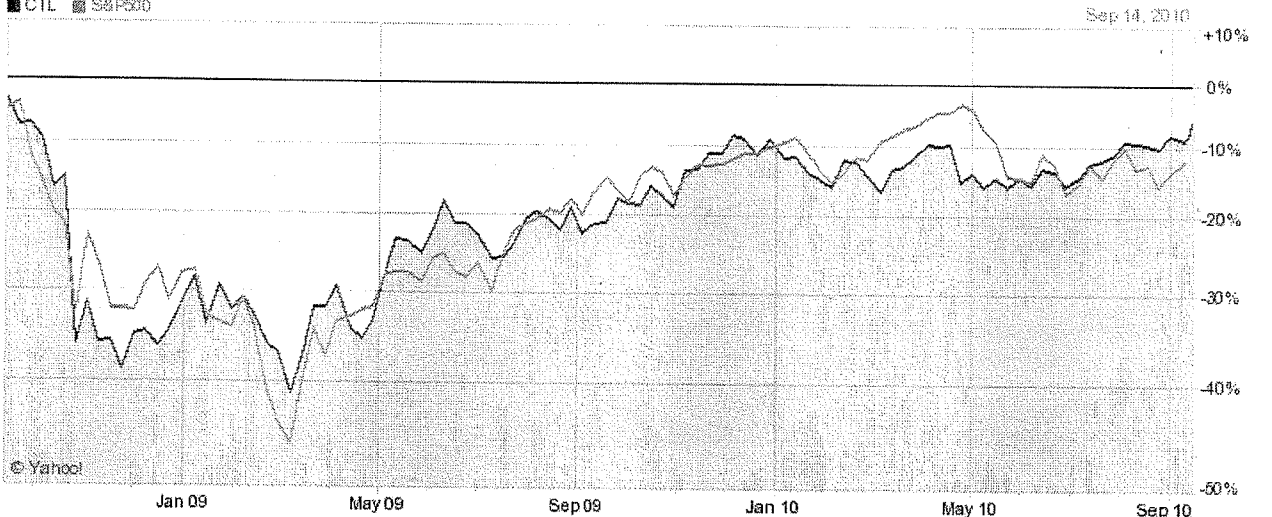
CenturyLink, Inc. Common Stock (NYQ)

Range: 1d 5d 3m 6m 1y 2y 5y max Type: Bar | Line | Candle Scale: Linear | Log

Compare: CTL vs   S&P 500  Nasdaq  Dow

#### CenturyLink, Inc. Common Stock

■ CTL ■ S&P500



Splits: Aug 2, 1988 [3:2], Mar 27, 1989 [3:2], Jan 4, 1993 [3:2], Apr 1, 1998 [3:2], Apr 1, 1999 [3:2]

## CenturyLink, Inc. Common Stock

(NYQ: CTL)

**Last Trade:** 37.74  
**Trade Time:** 11:06AM EDT  
**Change:** ↑ 0.20 (0.53%)  
**Prev Close:** 37.54  
**Open:** 37.54  
**Bid:** 37.73 x 700  
**Ask:** 37.74 x 800  
**1y Target Est:** 37.80  
**Day's Range:** 37.42 - 37.79

New User? Register | Sign In | Help

Make Y! Your  
Homepage

Yahoo! Mail





Dow ↑ 0.20% Nasdaq ↓ 0.00%

HOME INVESTING NEWS & OPINION PERSONAL FINANCE MY PORTFOLIOS TECH TICKER

GET QUOTES Finance Search

Wed, Sep 15, 2010, 11:23AM EDT - U.S. Markets close in 4hrs 37mins

### CenturyLink, Inc. (CTL)

At 11:07AM EDT: **37.72** ↑ 0.18 (0.48%)



#### Basic Chart

Get Basic Chart(s) for:

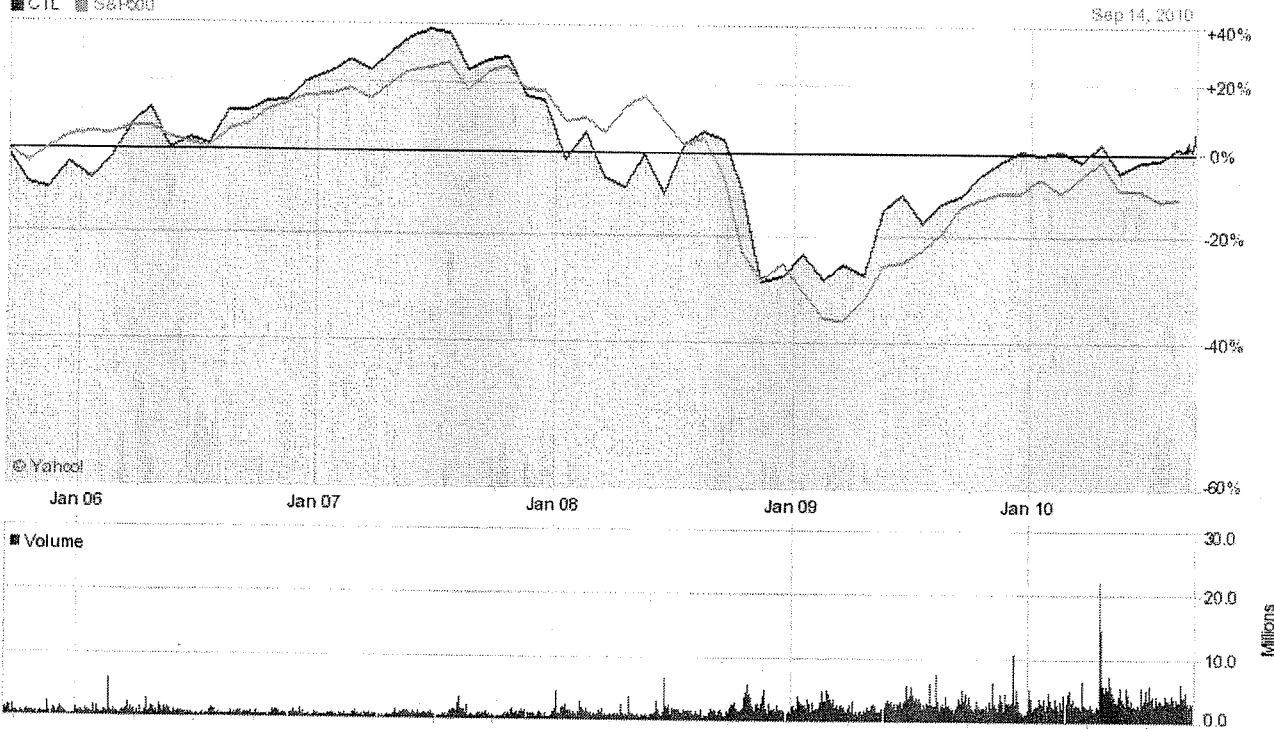
CenturyLink, Inc. Common Stock (NYQ)

Range: 1d 5d 3m 6m 1y 2y 5y max Type: Bar | Line | Candle Scale: Linear | Log

Compare: CTL vs  %5eGSPC  S&P 500  Nasdaq  Dow

#### CenturyLink, Inc. Common Stock

■ CTL ■ S&P500



Splits: Aug 2, 1988 [3:2], Mar 27, 1989 [3:2], Jan 4, 1993 [3:2], Apr 1, 1998 [3:2], Apr 1, 1999 [3:2]

## CenturyLink, Inc. Common Stock

(NYQ: CTL)

Last Trade: **37.72**  
 Trade Time: 11:07AM EDT  
 Change: ↑ 0.18 (0.48%)  
 Prev Close: 37.54  
 Open: 37.54  
 Bid: 37.72 x 300  
 Ask: 37.73 x 1000

1y Target Est: 37.80

Day's Range: 37.42 - 37.79

New User? Register | Sign In | Help

Preview Mail w/  
Toolbar

Yahoo! Mail



Search

Web Search

Dow ↑ 0.28% Nasdaq ↑ 0.15%

HOME INVESTING NEWS & OPINION PERSONAL FINANCE MY PORTFOLIOS TECH TICKER

GET QUOTES

Finance Search

Thu, Sep 16, 2010, 3:33PM EDT - U.S. Markets close in 27mins

### Qwest Communications International Inc. (Q)

At 3:18PM EDT: **6.07** 0.00 (0.00%)



#### Basic Chart

Get Basic Chart(s) for:  GO

Qwest Communications Internatio (NYQ)

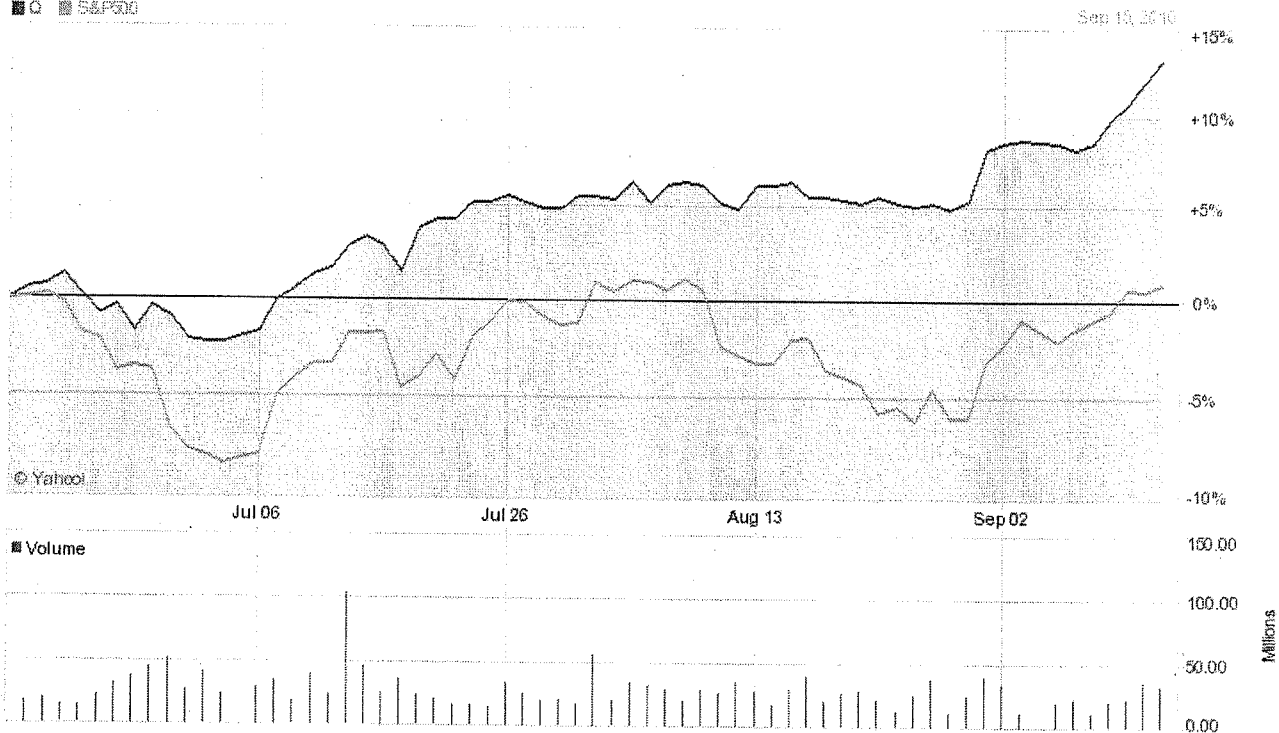
Edit

Range: 1d 5d 3m 6m 1y 2y 5y max Type: Bar | Line | Candle Scale: Linear | Log

Compare: Q vs  %5eGSPC  S&P 500  Nasdaq  Dow

#### Qwest Communications Internatio

Q S&P500



Splits: Feb 25, 1998 [2:1], May 25, 1999 [2:1]

## Qwest Communications Internatio

(NYQ: Q)

Last Trade: **6.07**

Trade Time: 3:18PM EDT

Change: 0.00 (0.00%)

Prev Close: 6.07

Open: 6.01

Bid: 6.06 x 103800

Ask: 6.07 x 77700

1y Target Est: 6.06

Day's Range: 6.01 - 6.10

New User? Register Sign In Help

Preview Mail w/  
Toolbar

Yahoo! Mail





Dow ↑ 0.44% Nasdaq ↑ 0.50%

HOME INVESTING NEWS & OPINION PERSONAL FINANCE MY PORTFOLIOS TECH TICKER

Wed, Sep 15, 2010, 4:20PM EDT - U.S. Markets closed

### Qwest Communications International Inc. (Q)

At 4:01PM EDT: **6.07** ↑ 0.06 (1.00%)



#### Basic Chart

Get Basic Chart(s) for:


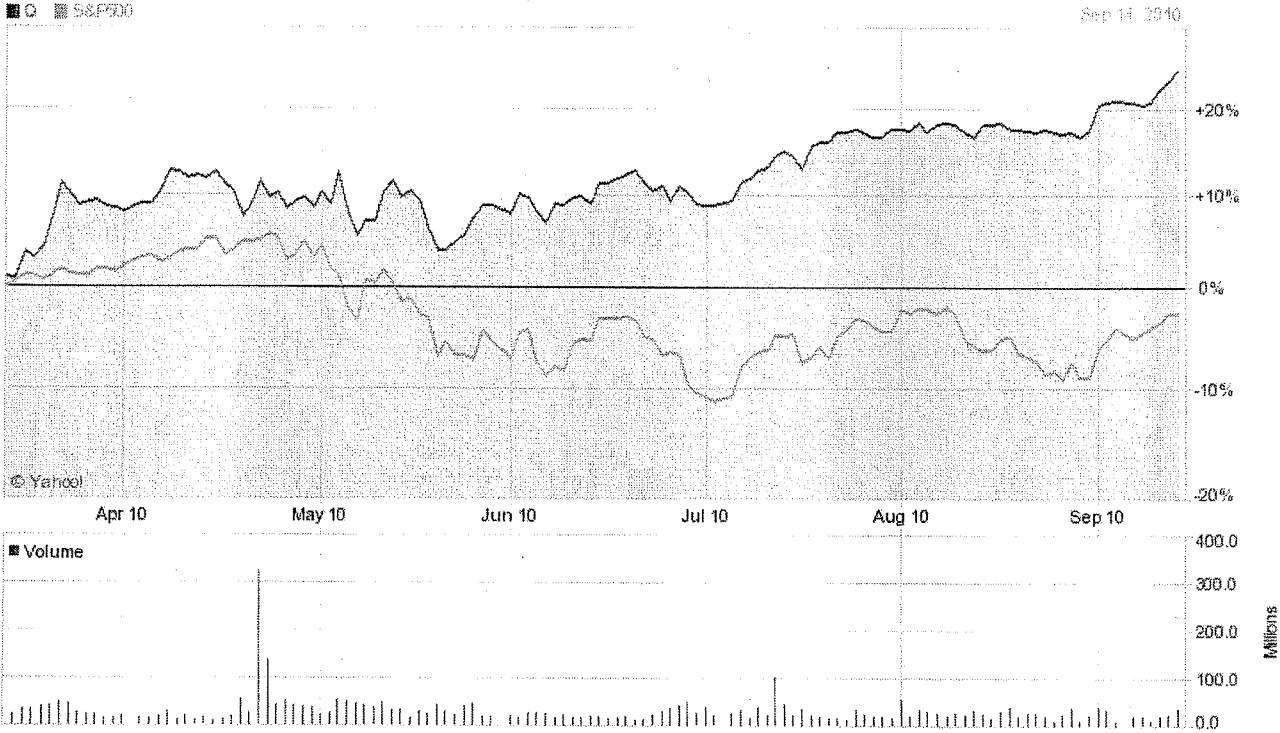
Qwest Communications Internatio (NYQ)

Range: 1d 5d 3m 6m 1y 2y 5y max Type: Bar | Line | Candle Scale: Linear | Log

Compare: Q vs  %5eGSPC  S&P 500  Nasdaq  Dow

#### Qwest Communications Internatio

■ Q ■ S&P500



Splits: Feb 25, 1998 [2:1], May 25, 1999 [2:1]

## Qwest Communications Internatio

(NYQ: Q)

**Last Trade:** 6.07  
**Trade Time:** 4:01PM EDT  
**Change:** ↑ 0.06 (1.00%)  
**Prev Close:** 6.01  
**Open:** 6.00  
**Bid:** 6.03 x 2000  
**Ask:** 6.06 x 1200

**1y Target Est:** 6.06  
**Day's Range:** 5.98 - 6.08



New User? Register | Sign In | Help

Preview Mail w/  
Toolbar

Yahoo! Mail

**YAHOO! FINANCE**

Search

Web Search

Dow ↑ 0.44% Nasdaq ↑ 0.50%

HOME INVESTING NEWS & OPINION PERSONAL FINANCE MY PORTFOLIOS TECH TICKER

GET QUOTES Finance Search

Wed, Sep 15, 2010, 4:18PM EDT - U.S. Markets closed

**Qwest Communications International Inc. (Q)**

At 4:01PM EDT: **6.07** ↑ 0.06 (1.00%)



**Basic Chart**

Get Basic Chart(s) for:  GO

Qwest Communications Internatio (NYQ)

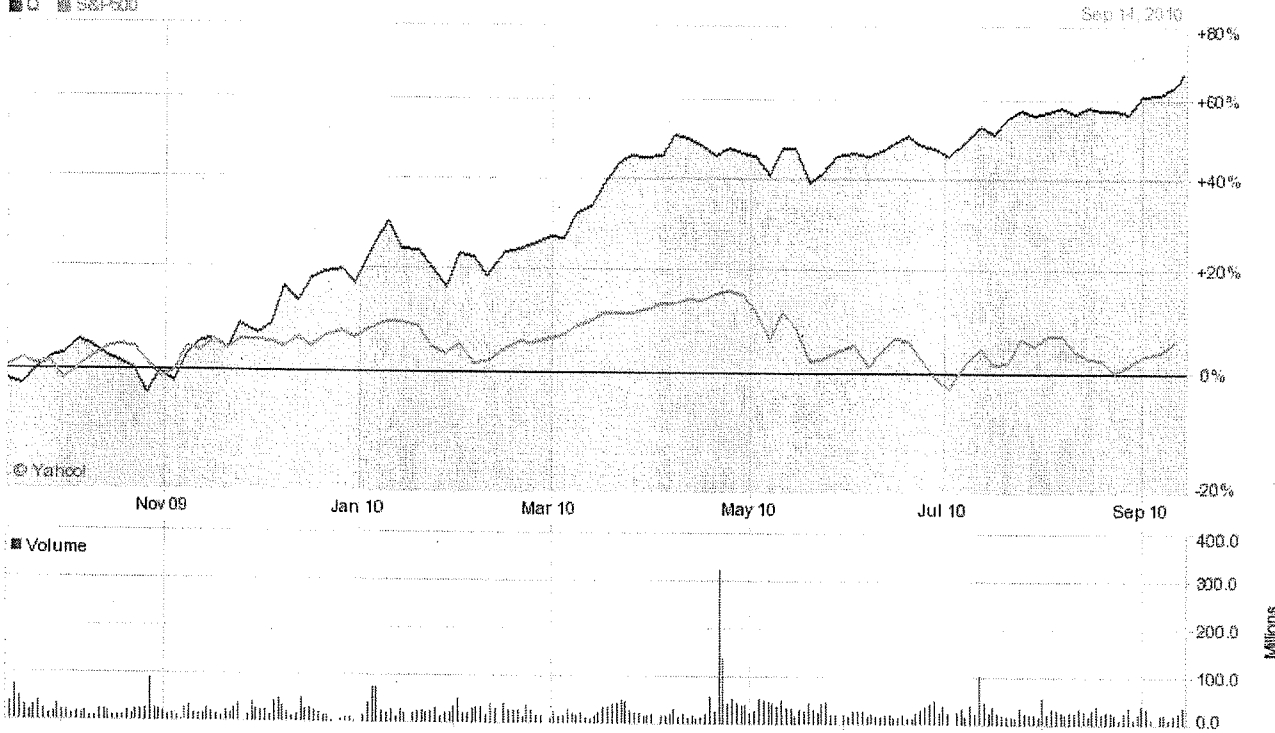
Edit

Range: 1d 5d 3m 6m 1y 2y 5y max Type: Bar | Line | Candle Scale: Linear | Log

Compare: Q vs %5eGSPC  S&P 500  Nasdaq  Dow

**Qwest Communications Internatio**

Q S&P500



Splits: Feb 25, 1998 [2:1], May 25, 1999 [2:1]

**Qwest Communications Internatio**

(NYQ: Q)

Last Trade: **6.07**  
 Trade Time: 4:01PM EDT  
 Change: ↑ 0.06 (1.00%)  
 Prev Close: 6.01  
 Open: 6.00  
 Bid: 6.03 x 2600  
 Ask: 6.07 x 2400

1y Target Est: 6.06  
 Day's Range: 5.98 - 6.08

New User? Register | Sign In | Help

Preview Mail w/  
Toolbar

Yahoo! Mail






Dow ↑ 0.44% Nasdaq ↑ 0.50%

HOME INVESTING NEWS & OPINION PERSONAL FINANCE MY PORTFOLIOS TECH TICKER

Wed, Sep 15, 2010, 4:19PM EDT - U.S. Markets closed

### Qwest Communications International Inc. (Q)

At 4:01PM EDT: **6.07** ↑ 0.06 (1.00%)



#### Basic Chart

Get Basic Chart(s) for:

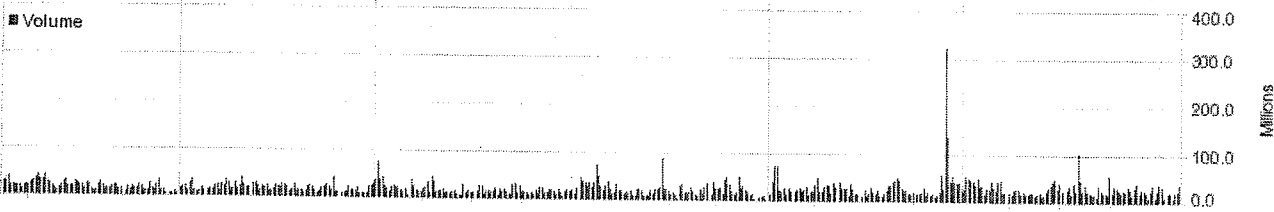
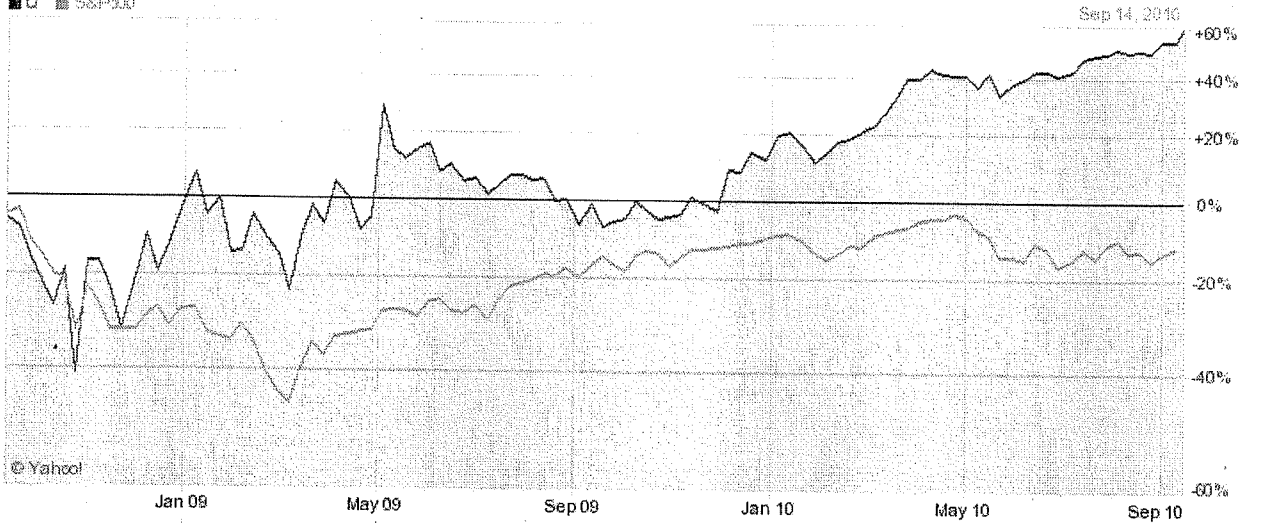
Qwest Communications Internatio (NYQ)

Range: 1d 5d 3m 6m 1y 2y 5y max Type: Bar | Line | Candle Scale: Linear | Log

Compare: Q vs   S&P 500  Nasdaq  Dow

#### Qwest Communications Internatio

■ Q ■ S&P500



Splits: Feb 25, 1998 [2:1], May 25, 1999 [2:1]

## Qwest Communications Internatio

(NYQ: Q)

Last Trade: **6.07**  
 Trade Time: 4:01PM EDT  
 Change: ↑ 0.06 (1.00%)  
 Prev Close: 6.01  
 Open: 6.00  
 Bid: 6.03 x 2600  
 Ask: 6.07 x 2400

1y Target Est: 6.06

Day's Range: 5.98 - 6.08

New User? Register | Sign In | Help

Preview Mail w/  
Toolbar

Yahoo! Mail

**YAHOO!** FINANCE

Search

Web Search

Dow ↑ 0.44% Nasdaq ↑ 0.50%


HOME INVESTING NEWS & OPINION PERSONAL FINANCE MY PORTFOLIOS TECH TICKER

GET QUOTES Finance Search

Wed, Sep 15, 2010, 4:19PM EDT - U.S. Markets closed

**Qwest Communications International Inc. (Q)**

At 4:01PM EDT: **6.07** ↑ 0.06 (1.00%)



**Basic Chart**

Get Basic Chart(s) for:  GO

Qwest Communications Internatio (NYQ)

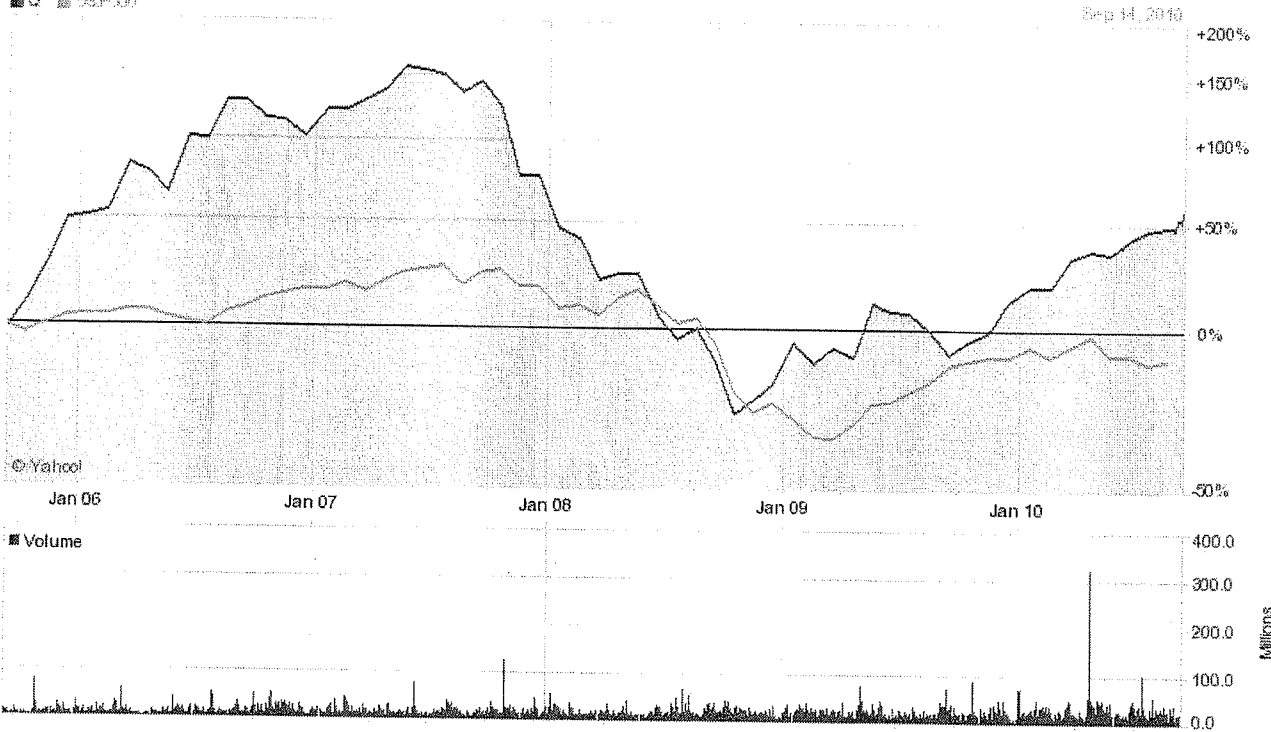
Edit

Range: 1d 5d 3m 6m 1y 2y 5y max Type: Bar | Line | Candle Scale: Linear | Log

Compare: Q vs  %5eGSPC  S&P 500  Nasdaq  Dow

**Qwest Communications Internatio**

Q S&P 500



Splits: Feb 25, 1998 [2:1], May 25, 1999 [2:1]

**Qwest Communications Internatio**

(NYQ: Q)

Last Trade: **6.07**  
 Trade Time: 4:01PM EDT  
 Change: ↑ 0.06 (1.00%)  
 Prev Close: 6.01  
 Open: 6.00  
 Bid: 6.03 x 2600  
 Ask: 6.07 x 2400

1y Target Est: 6.06

Day's Range: 5.98 - 6.08