

**Yakima Waste Systems, Inc. G-98
Mason County Line of Business Allocation
Test Year Ended June 30, 2023**

Abbreviations			
	MSW	YW	Recycling
[Redacted]			

Actual ACT

USOA #	GL Code	Description	Allocator	Total Yakima Regulated	MSW	YW	Recycling
	Revenue	[Redacted]					

4115
4115
4115
4115
4115
4115
4115
4115
4115
4115
4115
4115
4115
4115
4115

4120
4120

4130
4130
4130
4130
4130
4130
4130
4130
4130
4130

4160

4180
4180
4180



4210
4210

4213
4213
4213
4213
4213
4213
4213

4240
4240
4240

4260

4280
4280
4260
4280
4280
4280

4360

4360
4360
4360

4450

4530

4530

4530

4530

4530

4540

4540

4540

4580

4580

4580

4580

4580

4580

4580

4611

4613
4613
4613
4613
4613
4613



4620
4620
4620
4620

4620
4620

4630

4640
4640
4640
4640
4640
4640

4645
4645

4650
4650
4650
4650
4650
4650
4650
4650
4650
4650

4660

4670

4670

4680

4690

4690

4690

4690

4690

4690

4690

4690

4690

4690

4690

4690

4690

4690

4690

4690

4690

4690

4690

4690

4690


4690

4690

4690

4690

4690



5000
5000
5000
5000
5000
5000
5000
5000


5100

5150

5220
5220
5220

5230
5230

5242
5242
4115
5242
5242




5260
5260
5260
5260

5270

5320

5340



Yakima Waste Systems, Inc. G-98
Restating Adjustments
Test Year Ended June 30, 2023

Reconcile Revenue to Detailed Billing Records and Determine Regulated vs. Non-Regulated Breakout



Bad Debt Calculation

Write-offs

Beginning test period	1,199,960	11902
Ending test period	<u>1,305,427</u>	
Write-off	105,467	


Recoveries

Beginning test period	331,574	11903
Ending test period	<u>358,572</u>	
Net recovery	26,998	

Actual write off expense 78,468

Income Statement **94,379**

Adjustment Acct 4670 (15,910)



Bad Debt Expense 78,468

Revenue 21,905,495

Bad Debt Percent 0.36% For LG Input


Adjust WUTC Fee to Actual

Regulated Revenue 14,487,503
 UTC Fee 0.5100%
 73,886

Per IS **72,933**
953



Proforma Adjustments
Test Year Ended June 30, 2023







Customer Notification:

Residential	15,165	0.66	\$	10,009
Commercial	8,006	0.66	\$	5,284
Roll-off	426	0.66	\$	281
	<i>check</i>	-	\$	15,574
Notification Cost Amortized over 24-months			\$	7,787

[REDACTED]

[REDACTED]

Yakima Waste Systems, Inc. G-98
Allocators for Regulated, Non-Regulated and by Line of Business
Test Year Ended June 30, 2023

Line of Business	Regulated	Non-Regulated	Total
Customer Counts			
			
			
			
			

Driv

Con

Commercial Containers

Total

MSW 90%
Recycling 10%



Rec

Yakima Waste Systems, Inc. G-98
 2023 Automation Information
 Year Ended June 30, 2023

Notification		Assumed notification over 2 years.			
Notification Expense	\$ 356				
Depreciation Expense					
Trucks	\$ 109,934				
Carts	\$ 42,777				
Net Expense Impact	\$ 153,067.47				

	Customers	Cost per Notice	Total Cost
Notifying customers	1,080.00	\$0.66	\$712.80

	Cost	Life	Depreciation
Carts	\$ 299,440	7	\$ 42,777
ASLs	\$ 1,099,339	10	\$ 109,934
Total	\$ 1,398,779		\$ 152,711

Net Income Adjustment Impact \$ (153,067.47)

**Yakima Waste Systems, Inc. G-98
July 1, 2022-June 30, 2023**

Increases per LG:

Garbage	8.97%
Recycling	-13.20%
Yard Waste	20.07%

	Curent Tariff 6/1/2023 Rates	Proposed Rate Increase	Proposed 9/1/2023 Rates	
Item 50, pg 16				
Returned check charge:	13.85	0.00	13.85	
Item 51, pg 17				
Restart fees	14.30	1.28	15.58	
Item 52, pg 17				
Redelivery, toter, carts:	18.49	1.66	20.15	
Item 55, pg 18				
Oversized can	2.27	0.20	2.47	
Item 60, pg 18				
Overtime charge per hr:	55.31	4.96	60.27	
Minimum	55.31	4.96	60.27	
Item 70, pg 19				
Return Trip:				
Cans	5.14	0.46	5.60	
Drum	5.14	0.46	5.60	
Bale	5.14	0.46	5.60	
Litter receptacle	5.14	0.46	5.60	
Toter - 48 Gal	5.14	0.46	5.60	
Toter - 64 Gal	5.14	0.46	5.60	
Toter - 96 Gal	5.14	0.46	5.60	
Recycling container	8.03	-1.06	6.97	R
Item 80, pg 21				
Carry-Out:				

Yakima Waste Systems, Inc. G-98
July 1, 2022-June 30, 2023

Increases per LG:

Garbage	8.97%
Recycling	-13.20%
Yard Waste	20.07%

	Curent Tariff 6/1/2023 Rates	Proposed Rate Increase	Proposed 9/1/2023 Rates
Residential:			
5-25 feet	0.34	0.03	0.37
25- plus add	0.14	0.01	0.15
Commercial:			
5-25 feet	0.37	0.03	0.40
25- plus add	0.17	0.02	0.19
Drive-in:			
125-250 feet	0.98	0.09	1.07
250 ft -1/10th mile	2.14	0.19	2.33 N
Commercial:			
125-250 feet	0.98	0.09	1.07
250 ft -1/10th mile	2.14	0.19	2.33 N
Item 90, pg 22			
Stairs - each step	0.08	0.01	0.09
Overhead Obstruction	0.28	0.03	0.31
Sunken	0.17	0.02	0.19
Item 100, pg 23			
Mini	7.27	0.65	7.92
1 can	9.23	0.83	10.06
2 can	12.21	1.10	13.31
3 can	15.28	1.37	16.65
4 can	18.28	1.64	19.92
5 can	21.63	1.94	23.57
6 can	25.58	2.29	27.87

**Yakima Waste Systems, Inc. G-98
July 1, 2022-June 30, 2023**

Increases per LG:

Garbage	8.97%
Recycling	-13.20%
Yard Waste	20.07%

	Curent Tariff 6/1/2023 Rates	Proposed Rate Increase	Proposed 9/1/2023 Rates		
1 can per month	5.32	0.48	5.80		
Recycling:					
EOWR	13.44	-1.77	11.67	R	R
Yard Waste:					
EOWY	9.67	1.94	11.61	YW	YW
Automated:					
48-gal	13.15	1.18	14.33		
64-gal	13.81	1.24	15.05		
96-gal	17.05	1.53	18.58		
Item 100, pg 24					
Roll Out	1.46	0.13	1.59		
Occasional Extra	2.66	0.24	2.90		
48-gal additional unit	4.02	0.36	4.38		
64-gal additional unit	5.28	0.47	5.75		
96-gal additional unit	7.89	0.71	8.60		
Bag	2.66	0.24	2.90		
On Call	5.32	0.48	5.80		
Toter Replacement	51.19	4.59	55.78		
Item 105, pg 27					
32-gal	1.86	0.17	2.03		
48-gal	3.17	0.28	3.45		
64-gal	4.06	0.36	4.42		
96-gal	5.88	0.53	6.41		

Yakima Waste Systems, Inc. G-98
July 1, 2022-June 30, 2023

Increases per LG:

Garbage	8.97%
Recycling	-13.20%
Yard Waste	20.07%

	Curent Tariff 6/1/2023 Rates	Proposed Rate Increase	Proposed 9/1/2023 Rates
32-gal additional	2.72	0.24	2.96
48-gal additional unit	4.07	0.37	4.44
64-gal additional unit	5.39	0.48	5.87
96-gal additional unit	8.03	0.72	8.75
Special Pickup Charge:			
32-gal	2.99	0.27	3.26
48-gal	5.06	0.45	5.51
64-gal	6.51	0.58	7.09
96-gal	9.43	0.85	10.28
Minimum Charge:			
1 can	8.13	0.73	8.86
48-gal additional unit	13.74	1.23	14.97
64-gal additional unit	17.58	1.58	19.16
96-gal additional unit	25.49	2.29	27.78
On Call	2.87	0.26	3.13
Additional Unit	2.32	0.21	2.53
Toter Replacement	51.19	4.59	55.78
Item 130, pg 28			
litter Receptacle	3.44	0.31	3.75
Minimum Monthly Charge	14.79	1.33	16.12
Item 150, pg 28			
Loose and Bulky	9.08	0.81	9.89

**Yakima Waste Systems, Inc. G-98
July 1, 2022-June 30, 2023**

Increases per LG:

Garbage	8.97%
Recycling	-13.20%
Yard Waste	20.07%

	Curent Tariff 6/1/2023 Rates	Proposed Rate Increase	Proposed 9/1/2023 Rates
Additional	8.21	0.74	8.95
Minimum	9.08	0.81	9.89
Carry Chrg	3.27	0.29	3.56

Item 160, pg 29

Single Rear Drive Axle:

Truck and Driver:

Non-packer	90.34	8.10	98.44
Packer	90.34	8.10	98.44
RO	90.34	8.10	98.44

Each Extra Person:

Non-packer	59.14	5.31	64.45
Packer	59.14	5.31	64.45
RO	59.14	5.31	64.45

Minimum Charge:

Non-packer	90.34	8.10	98.44
Packer	90.34	8.10	98.44
RO	90.34	8.10	98.44

Tandem Rear Drive Axle:

Truck and Driver:

Packer	103.33	9.27	112.60
RO	103.33	9.27	112.60

Minimum Charge:

Packer	59.14	5.31	64.45
RO	59.14	5.31	64.45

**Yakima Waste Systems, Inc. G-98
July 1, 2022-June 30, 2023**

Increases per LG:

Garbage	8.97%
Recycling	-13.20%
Yard Waste	20.07%

	Curent Tariff 6/1/2023 Rates	Proposed Rate Increase	Proposed 9/1/2023 Rates
--	---	---------------------------------------	--

Minimum Charge:

Packer	103.33	9.27	112.60
RO	103.33	9.27	112.60

Item 205, pg 31

Roll-Out:

Container	4.96	0.44	5.40
Over 25 fee	1.04	0.09	1.13
Cart, Total	1.44	0.13	1.57

Item 207, pg 32

Excess Weight:

1.25 yard	4.68	0.42	5.10
1.5 yard	5.67	0.51	6.18
3 yard	11.25	1.01	12.26
4 yard	14.91	1.34	16.25
6 yard	22.14	1.99	24.13
8 yard	29.09	2.61	31.70
48-gal	0.90	0.08	0.98
64-gal	1.15	0.10	1.25
96-gal	1.70	0.15	1.85

Item 210, pg 33

Washing:

Per yard	6.30	0.57	6.87
Minimum, 6 yard	37.81	3.39	41.20
Carts/toter	9.75	0.87	10.62

Yakima Waste Systems, Inc. G-98
July 1, 2022-June 30, 2023

Increases per LG:

Garbage	8.97%
Recycling	-13.20%
Yard Waste	20.07%

	Curent Tariff 6/1/2023 Rates	Proposed Rate Increase	Proposed 9/1/2023 Rates
--	---	---------------------------------------	--

Redelivery:

Up to 8 yard	26.91	2.41	29.32
Over 8 yard	42.96	3.85	46.81

Item 230, pg 34

Disposal Fees:

Refuse	42.47	0.00	42.47
Yard Waste	22.00	0.00	22.00
Mixed	42.47	0.00	42.47

Item 240, pg 35

Permanent Container Rent:

1.25 yard	12.11	1.09	13.20
1.5 yard	12.37	1.11	13.48
3 yard	14.98	1.34	16.32
4 yard	18.22	1.63	19.85
6 yard	21.12	1.89	23.01
8 yard	28.16	2.53	30.69

Yakima Waste Systems, Inc. G-98
July 1, 2022-June 30, 2023

Increases per LG:

Garbage	8.97%
Recycling	-13.20%
Yard Waste	20.07%

	Curent Tariff 6/1/2023 Rates	Proposed Rate Increase	Proposed 9/1/2023 Rates
--	---	---------------------------------------	--

Pickups:

1.25 yard	8.19	0.73	8.92
1.5 yard	9.60	0.86	10.46
3 yard	16.77	1.50	18.27
4 yard	22.08	1.98	24.06
6 yard	30.06	2.70	32.76
8 yard	40.14	3.60	43.74

Special Pickups:

1.25 yard	12.68	1.14	13.82
1.5 yard	13.44	1.21	14.65
3 yard	21.90	1.96	23.86
4 yard	26.49	2.38	28.87
6 yard	36.17	3.24	39.41
8 yard	48.31	4.33	52.64

Temporary:

**Yakima Waste Systems, Inc. G-98
July 1, 2022-June 30, 2023**

Increases per LG:

Garbage	8.97%
Recycling	-13.20%
Yard Waste	20.07%

	Curent Tariff 6/1/2023 Rates	Proposed Rate Increase	Proposed 9/1/2023 Rates
Container Delivery:			
1.25 yard	22.99	2.06	25.05
1.5 yard	22.99	2.06	25.05
3 yard	28.34	2.54	30.88
4 yard	28.34	2.54	30.88
6 yard	32.94	2.95	35.89
Pickups:			
1.25 yard	11.85	1.06	12.91
1.5 yard	12.80	1.15	13.95
3 yard	23.52	2.11	25.63
4 yard	30.55	2.74	33.29
6 yard	36.78	3.30	40.08
Rent per Day:			
1.25 yard	0.47	0.04	0.51
1.50 yard	0.47	0.04	0.51
3 yard	0.69	0.06	0.75
4 yard	0.78	0.07	0.85
6 yard	1.14	0.10	1.24
Unlocking/Unlatching:			
Per pickup	1.46	0.13	1.59
Drive-in:			
Per pickup	2.43	0.22	2.65

Item 240, pg 36

Per pickup:

**Yakima Waste Systems, Inc. G-98
July 1, 2022-June 30, 2023**

Increases per LG:

Garbage	8.97%
Recycling	-13.20%
Yard Waste	20.07%

	Curent Tariff 6/1/2023 Rates	Proposed Rate Increase	Proposed 9/1/2023 Rates
48-gal	3.12	0.28	3.40
64-gal	3.33	0.30	3.63
96-gal	4.07	0.37	4.44
Special pickups:			
48-gal	4.44	0.40	4.84
64-gal	4.70	0.42	5.12
96-gal	5.29	0.47	5.76
Unlocking/Unlatching:	1.46	0.13	1.59
Replacement Toter	51.19	4.59	55.78
Item 245, pg 37			
32-gal	1.80	0.16	1.96
1.25 yard	8.17	0.73	8.90
1.50 yard	9.24	0.83	10.07
3 yard	16.59	1.49	18.08
4 yard	22.31	2.00	24.31
6 yard	30.07	2.70	32.77
Special Pickups			
32-gal	2.79	0.25	3.04
1.25 yard	12.87	1.15	14.02
1.50 yard	13.63	1.22	14.85
3 yard	22.14	1.99	24.13
4 yard	26.66	2.39	29.05
6 yard	36.11	3.24	39.35

**Yakima Waste Systems, Inc. G-98
July 1, 2022-June 30, 2023**

Increases per LG:

Garbage	8.97%
Recycling	-13.20%
Yard Waste	20.07%

	Curent Tariff 6/1/2023 Rates	Proposed Rate Increase	Proposed 9/1/2023 Rates
Minimum charge;	7.77	0.70	8.47
Special pickup, 1st unit	2.79	0.25	3.04
Each additional unit	2.31	0.21	2.52
Extra Unit	2.79	0.25	3.04
Latching, Unlocking	1.46	0.13	1.59
Drive-in	2.43	0.22	2.65

Item 255, pg 38

Each Pickup

3 yard comp 4:1 com	43.43	3.90	47.33
4 yard comp 4:1 com	57.75	5.18	62.93

Special Pickup:

3 yard comp 4:1 com	46.03	4.13	50.16
4 yard comp 4:1 com	60.36	5.41	65.77

Latching, Unlocking	1.46	0.13	1.59
Drive-in	2.43	0.22	2.65

Item 260, pg 39

Permanent Rent;

20 yard	45.63	4.09	49.72
30 yard	53.22	4.77	57.99
40 yard	60.75	5.45	66.20
50 yard	68.28	6.13	74.41

Hauls:

First, Additional, Special

20 yard	98.46	8.83	107.29
---------	-------	------	--------

Yakima Waste Systems, Inc. G-98
July 1, 2022-June 30, 2023

Increases per LG:

Garbage	8.97%
Recycling	-13.20%
Yard Waste	20.07%

	Curent Tariff 6/1/2023 Rates	Proposed Rate Increase	Proposed 9/1/2023 Rates
30 yard	110.36	9.90	120.26
40 yard	135.65	12.17	147.82
50 yard	135.65	12.17	147.82
Temporary Delivery Fee:			
20 yard	51.47	4.62	56.09
30 yard	51.47	4.62	56.09
40 yard	51.47	4.62	56.09
50 yard	51.47	4.62	56.09
Perm/Temp Drop Box			
20 yard	98.46	8.83	107.29
30 yard	110.36	9.90	120.26
40 yard	135.65	12.17	147.82
50 yard	135.65	12.17	147.82
Temporary DB (rent)			
20 yard	4.79	0.43	5.22
30 yard	5.68	0.51	6.19
40 yard	6.16	0.55	6.71
50 yard	6.16	0.55	6.71
Mileage	3.83	0.34	4.17
Unlatch, Unlock	2.98	0.27	3.25
Item 275, pg 40			
Customer owned comp			
10 yard - 18 yard	168.86	15.15	184.01

Yakima Waste Systems, Inc. G-98
July 1, 2022-June 30, 2023

Increases per LG:

Garbage	8.97%
Recycling	-13.20%
Yard Waste	20.07%

	Curent Tariff 6/1/2023 Rates	Proposed Rate Increase	Proposed 9/1/2023 Rates
20 yard	175.75	15.77	191.52
25 yard	192.51	17.27	209.78
30 yard	208.49	18.70	227.19
35 yard	248.48	22.29	270.77
36 yard	248.48	22.29	270.77
40 yard - 50 yard	248.48	22.29	270.77
Mileage	3.85	0.35	4.20
Unlatch, Unlock	2.98	0.27	3.25

Yakima Waste Systems, Inc. G-89
 Regulated Price Out
 7/1/22-6/30/23

BILL AREAS: Grandview, Granger,

Service Code	Service Code Description	Covid Recovery	Automation PI	Disposal PI	Tariff	Jan	Feb
		9/1/2021	8/1/2022	6/1/2023	Page		
RESIDENTIAL SERVICES							
RESIDENTIAL GARBAGE							
RL020.0G1W001	20 GL 1X WK 1	6.79	7.14	7.27	23	65	64
RL032.0G1M001	RL 32 GL 1X MO 1	5.01	5.27	5.32	23	71	69
RL032.0G1W001	RL 32 GL 1X WK 1	8.55	9.00	9.23	23	9,001	8,961
RL032.0G1W002	RL 32 GL 1X WK 2	11.28	11.87	12.21	23	11,777	11,637
RL032.0G1W003	RL 32 GL 1X WK 3	14.02	14.76	15.28	23	2,194	2,175
RL032.0G1W004	RL 32 GL 1X WK 4	16.76	17.63	18.28	23	335	335
RL032.0G1W005	RL 32 GL 1X WK 5	19.81	20.84	21.63	23	-	-
RL032.0G1W006	RL 32 GL 1X WK 6	23.31	24.53	25.58	23	-	-
RL048.0G1W001	RL 48 GL 1X WK 1	12.19	12.83	13.15	23	21,490	21,477
RL064.0G1W001	RL 64 GL 1X WK 1	12.81	13.47	13.81	23	42,582	42,939
RL096.0G1W001	RL 96 GL 1X WK 1	15.71	16.53	17.05	23	135,487	134,383
RL32R-OC	1 RL 32 GL ON CALL-RES	5.01	5.27	5.32	24	37	32
EXTRA-RES	EXTRA CAN, BAG, BOX - RES	2.48	2.61	2.66	24	5,433	3,897
EXTRARES-REC	EXTRA RESI REC BAG, BOX,	2.48	2.61	2.66	24	5	-
EXTRA-RES64	EXTRA 64 GAL CART	4.94	5.20	5.28	24	120	47
EXTRA-RES96	EXTRA 96 GAL CART	7.38	7.77	7.89	24	148	54
EXTRA-RES48	EXTRA 48 GAL CART	3.75	3.95	4.02	24	67	24
OS-RES	OVERSIZE CAN - RES	2.11	2.22	2.27	18	29	27
SUNKENCAN-RES	SUNKEN CAN FEE - RES	1.39	1.46	1.46	22	12	7
WI1-RES	WALK IN 6-25' - RES	2.77	2.94	2.94	21	76	99
WI2-RES	WALK IN 26-50' - RES	3.90	4.16	4.16	21	21	75
WI3-RES	WALK IN 51-75' - RES	5.02	5.37	5.37	21	13	31
WI4-RES	WALK IN 76-100' - RES	6.15	6.58	6.58	21	14	13
WI5-RES	WALK IN 101-125' - RES	7.27	7.79	7.79	21	12	23
DRIVEIN1-RES	DRIVE IN 125-250' - RES	8.14	8.49	8.49	21	4,010	4,248
DRIVE-IN1 RES MTHLY	DRIVE IN 125-250' - RES MONTHLY	1.88	1.97	1.97	21	-	4
DRIVEINEOW1-RES	DRIVE IN 125-250' - RES EOW	4.08	4.25	4.25	21	104	107
REDEL-RES	REDELIVER FEE - RES	17.58	18.49	18.49	17	203	259
REINSTATE-RES	REINSTATE FEE - RES	13.59	14.30	14.30	17	844	787
TRIP-RES	TRIP FEE - RES	4.89	5.14	5.14	19	82	46
TIME-RES	TIME FEE 1 - RES	21.47	22.59	22.59	29	-	-
	TOTAL RESIDENTIAL GARBAGE					234,231	231,819
RESIDENTIAL RECYCLING							
SL064.0GEO001REC	SL 64 GL EOW RECYCLE 1	9.48	13.44	13.44	23	43,104	43,401
	TOTAL RESIDENTIAL RECYCLING					43,104	43,401
RESIDENTIAL YARD WASTE							

SL096.0GEO001GW	SL 96 GL EOW GREENWASTE 1	10.85	9.67	9.67	23	5,891	5,732
TOTAL RESIDENTIAL YARD WASTE						5,891	5,732
COMMERCIAL SERVICES	COMMERCIAL SERVICES						
COMMERCIAL GARBAGE	COMMERCIAL GARBAGE						
FL001.5Y1W001	1.5 YD 1X WK 1	37.89	39.88	41.57	35	7,404	7,518
FL001.5Y2W001	1.5 YD 2X WK 1	75.78	79.76	83.14	35	1,032	1,037
FL001.5Y3W001	1.5 YD 3X WK 1	113.66	119.64	124.70	35	352	352
FL001.5Y5W001	FL 1.5 YD 5X WK 1	189.44	199.40	207.84	35	399	399
RL001.5Y1W001	RL 1.5 YD 1X WK 1	37.89	39.88	41.57	35	159,016	158,922
RL001.5Y2W001	RL 1.5 YD 2X WK 1	75.78	79.76	83.14	35	8,116	8,056
RL001.5Y3W001	RL 1.5 YD 3X WK 1	113.66	119.64	124.70	35	718	718
RL001.5Y5W001	RL 1.5 YD 5X WK 1	189.44	199.40	207.84	35	598	598
RL001.5YEO001	RL 1.5 YD EOW 1	18.99	19.99	20.83	35	659	659
FL003.0Y1W001	3 YD 1X WK 1	65.99	69.45	72.61	35	31,756	31,717
FL003.0Y2W001	3 YD 2X WK 1	131.98	138.91	145.23	35	13,043	13,269
FL003.0Y3W001	3 YD 3X WK 1	197.97	208.36	217.84	35	3,300	2,894
FL003.0Y5W001	3 YD 5X WK 1	329.95	347.27	363.07	35	2,084	2,084
FL004.0Y1W001	4 YD 1X WK 1	86.95	91.49	95.61	35	19,900	19,859
FL004.0Y2W001	4 YD 2X WK 1	173.89	182.99	191.22	35	16,617	16,810
FL004.0Y3W001	4 YD 3X WK 1	260.84	274.48	286.82	35	10,972	10,537
FL004.0Y5W001	FL 4 YD 5X WK 1	434.73	457.46	478.03	35	10,064	10,064
FL006.0Y1W001	6 YD 1X WK 1	118.34	124.53	130.16	35	33,324	33,679
FL006.0Y2W001	6 YD 2X WK 1	236.68	249.06	260.32	35	53,028	53,109
FL006.0Y3W001	6 YD 3X WK 1	355.02	373.59	390.48	35	21,088	20,838
FL006.0Y4W001	6 YD 4X WK 1	473.36	498.12	520.64	35	1,992	1,992
FL006.0Y5W001	6 YD 5X WK 1	591.69	622.65	650.80	35	16,812	16,812
FL008.0Y1W001	FL 8 YD 1X WK 1	158.95	167.22	173.81	35	1,171	1,171
FL008.0Y2W001	FL 8 YD 2X WK 1	317.91	334.45	347.61	35	334	334
FL008.0Y3W001	FL 8 YD 3X WK 1	476.86	501.67	521.42	35	4,961	4,961
FL004.0Y1W001CMP	4 YD 1X WK COMP 1	226.89	238.76	250.06	38	1,273	1,273
FL1.5TC-COMM	FL 1.5 YD TEMP - COMM	11.79	12.41	12.80	35	-	-
RL1.5TC-COMM	RL TEMPORARY 1.5 YD-COMM	11.79	12.41	12.80	35	397	323
FL3TC-COMM	FL 3 YD TEMP - COMM	21.66	22.79	23.52	35	23	23
FL4TC-COMM	FL 4 YD TEMP - COMM	28.13	29.60	30.55	35	30	148
FL6TC-COMM	FL 6 YD TEMP - COMM	33.72	35.48	36.78	35	105	384
RL032.0G1W001COMM	RL 32 GL 1X WK COMM 1	7.23	7.62	7.79	37	2,156	2,156
RL032.0G1W002COMM	RL 32 GL 1X WK COMM 2	14.38	15.24	15.58	37	137	137
RL032.0G1W003COMM	RL 32 GL 1X WK COMM 3	21.56	22.86	23.37	37	23	23
RL032.0G1W005COMM	32 GL 1X WK COMM 5	35.94	38.10	38.95	37	38	38
RL048.0G1W001COMM	RL 48 GL 1X WK COMM 1	12.56	13.21	13.51	36	13,513	13,431
RL064.0G1W001COMM	RL 64 GL 1X WK COMM 1	13.38	14.07	14.42	36	2,504	2,501
RL096.0G1W001COMM	RL 96 GL 1X WK COMM 1	16.24	17.10	17.62	36	5,248	5,244
EP1.5-COMM	EXTRA PICK UP 1.5 YD - CO	12.40	13.05	13.44	35	117	117
EP3-COMM	EXTRA PICK UP 3 YD - COMM	20.12	21.17	21.90	35	42	42
EP4-COMM	EXTRA PICK UP 4 YD - COMM	24.28	25.54	26.49	35	179	179
EP6-COMM	EXTRA PICK UP 6 YD - COMM	33.14	34.87	36.17	35	349	314
EXTRA1TO4YD-COMM	EXTRA PU 1 TO 4YD - COMM	8.45	8.89	9.08	28	8,589	9,628
EXTRA5OVERYD-COMM	EXTRA PU 5YD OVER - COMM	7.63	8.02	8.21	28	954	1,179
EXTRA-COMM	EXTRA CAN, BAG, BOX - COM	2.62	2.75	2.79	37	1,565	971
OS-COMM	OVERSIZE CAN - COMM	2.11	2.22	2.27	18	-	33
RENT1.5-COMM	RENTAL FEE 1.5 YD COMM	11.76	12.37	12.37	35	53,351	53,417

RENT3-COMM	RENTAL FEE 3 YD COMM	14.24	14.98	14.98	35	8,567	8,541
RENT4-COMM	RENTAL FEE 4 YD COMM	17.31	18.22	18.22	35	6,784	6,763
RENT6-COMM	RENTAL FEE 6 YD COMM	20.07	21.12	21.12	35	11,965	12,011
RENT8-COMM	RENTAL FEE 8 YD COMM	26.76	28.16	28.16	35	504	504
RENT1.5TEMP-COMM	RENTAL FEE 1.5 YD TEMP -	0.44	0.47	0.47	35	324	270
RENT3TEMP-COMM	RENTAL FEE 3 YD TEMP - CO	0.65	0.69	0.69	35	21	10
RENT4TEMP-COMM	RENTAL FEE 4YD TEMP - COM	0.74	0.78	0.78	35	23	23
RENT6TEMP-COMM	RENTAL FEE 6 YD TEMP - CO	1.09	1.14	1.14	35	-	-
DRIVEIN1-COM	DRIVE IN COMMERCIAL	4.24	4.24	4.24	21	12,189	12,683
DRIVEINEOW-COM	DRIVE IN EOW COMM	2.13	2.13	2.13	21	45	50
ROLL-COMM	ROLL OUT CHARGE - COMM	4.72	4.96	4.96	31	1,141	1,155
WI1-COMM	WALK IN 5-25 FT - COMM	1.52	1.60	1.60	21	2	2
WI4-COMM	WALK IN 76-100 FT - COMM	3.59	3.81	3.81	21	-	-
CLEAN-COMM	CONTAINER CLEANING FEE -	35.94	37.81	37.81	33	-	-
DEL1.5-COMM	DELIVERY FEE 1.5YD - COMM	21.85	22.99	22.99	35	92	138
DEL3-COMM	DELIVERY FEE 3YD - COMM	26.93	28.34	28.34	35	-	-
DEL4-COMM	DELIVERY FEE 4YD - COMM	26.93	28.34	28.34	35	-	-
DEL6-COMM	DELIVERY FEE 6YD - COMM	31.31	32.94	32.94	35	-	-
REINSTATE-COMM	REINSTATE FEE - COMM	13.59	14.30	14.30	17	300	257
TIME-COMM	TIME FEE 1 - COMM	1.51	1.51	1.51	29	-	78
TRIP-COMM	TRIP FEE - COMM	4.89	5.14	5.14	19	5	5
UNLATCH-COMM	UNLATCHING FEE-COMM	1.39	1.46	1.46	35	2,020	1,886
UNLCKC	UNLOCKING FEE - COMM	1.39	1.46	1.46	35	3,588	3,591
REDEL1.5-COMM	REDELIVERY FEE 1.5 YD - COMM	21.85	22.99	22.99	35	92	138
REDEL3-COMM	REDELIVERY FEE 3 YD - COMM	26.93	28.34	28.34	35	28	28
REDEL-COMM	REDELIVER FEE LVL 1 - COM	17.58	18.49	18.49	17	-	-
CARTREPL-COM	CART REPLACEMENT - COMM	48.65	51.19	51.19	36	154	307
ADJ-COM	ADJUSTMENT COMMERCIAL	-	-	-	-	-	-

TOTAL COMMERCIAL GARBAGE

557,175 558,387

DROP BOX SERVICES

DROP BOX SERVICES

DROP BOX HAULS/RENTAL

DROP BOX HAULS/RENTAL

HAUL20-RO	HAUL 20 YD - RO	93.58	98.46	98.46	39	14,536	14,942
HAUL30-RO	HAUL 30 YD - RO	104.89	110.36	110.36	39	47,808	44,144
HAUL40-RO	HAUL 40 YD - RO	128.92	135.65	135.65	39	36,522	34,539
HAUL50-RO	HAUL 50 YD - RO	128.92	135.65	135.65	39	950	136
HAUL10-CP	HAUL 10-18YD COMP - RO	160.49	168.86	168.86	40	844	844
HAUL20-CP	COMPACTOR HAUL 20 YD - RO	167.04	175.75	175.75	40	3,867	3,674
HAUL25-CP	COMPACTOR HAUL 25 YD - RO	182.97	192.51	192.51	40	4,952	4,385
HAUL30-CP	COMPACTOR HAUL 30 YD	198.16	208.49	208.49	40	5,528	6,413
HAUL35-CP	COMPACTOR HAUL 35 YD - RO	236.17	248.48	248.48	40	1,461	1,431
HAUL40-CP	COMPACTOR HAUL 40 YD	236.17	248.48	248.48	40	4,300	4,612
HAUL20TEMP-RO	HAUL 20 YD TEMP - RO	93.58	98.46	98.46	39	4,726	5,612
HAUL30TEMP-RO	HAUL 30 YD TEMP - RO	104.89	110.36	110.36	39	11,251	12,239
HAUL40TEMP-RO	HAUL 40 YD TEMP - RO	128.92	135.65	135.65	39	2,849	3,663
DEL-RO	DELIVERY FEE - RO	48.92	51.47	51.47	39	2,471	3,710
RENT20MO-RO	RENTAL FEE 20 YD MONTHLY	43.37	45.63	45.63	39	2,818	2,793
RENT30MO-RO	RENTAL FEE 30 YD MONTHLY	50.58	53.22	53.22	39	5,692	5,742
RENT40MO-RO	RENTAL FEE 40 YD MONTHLY	57.74	60.75	60.75	39	2,286	2,309
RENT20DAY-RO	RENTAL FEE 20 YD DAILY	4.56	4.79	4.79	39	8,467	6,354
RENT30DAY-RO	RENTAL FEE 30 YD DAILY	5.40	5.68	5.68	39	16,812	17,994
RENT40DAY-RO	RENTAL FEE 40 YD DAILY	5.86	6.16	6.16	39	5,575	5,957

CLEAN20-RO	CLEANING FEE 20 YD - RO	119.80	126.00	126.00	33	-	126
CLEAN40-RO	CLEANING FEE 20 YD - RO	239.60	252.00	252.00	33	-	-
MILE-RO	MILEAGE FEE - RO	3.64	3.83	3.85	40	9,081	8,675
TIME-RO	TIME FEE - RO	85.87	90.34	90.34	29.00	1,765	1,651
TOTAL DROP BOX HAULS/RENTAL						194,560	191,944
PASSTHROUGH DISPOSAL	PASSTHROUGH DISPOSAL						
DISP-RO	DISPOSAL CHARGE - RO	36.68	36.68	42.47	34	125,205	118,601
TOTAL PASSTHROUGH DISPOSAL						125,205	118,601
<u>Service Charges</u>		<u>Service Charges</u>					
ADJ-FIN	ADJUSTMENT FINANCE CHARGE					(50)	(13)
FINCHG	FINANCE CHARGE					3,117	2,898
RETCKC	RETURN CHECK CHARGE			13.85	16	-	-
TOTAL SERVICE CHARGES						3,067	2,884
TOTAL REVENUE						1,163,233	1,152,768
						1,163,319.05	1,152,834.36
						85.62	65.94
						8.03%	7.96%

, Moxee, Selah, Toppenish, Yakima City and Yakima County

Mar	Apr	May	Jun	Jul	Aug	Sep	Oct	Nov	Dec	Total
										Total Revenue
68	71	72	72	89	108	87	72	71	65	905
63	69	74	74	74	84	76	78	75	71	878
8,954	8,926	8,858	8,903	10,686	13,597	9,566	9,356	9,267	9,147	115,223
11,685	11,649	11,687	11,694	14,110	17,871	12,633	12,248	12,110	11,928	151,027
2,155	2,162	2,182	2,228	2,462	3,051	2,341	2,266	2,238	2,227	27,681
335	335	338	344	422	571	401	364	337	335	4,452
-	-	-	-	41	41	31	(10)	-	-	102
-	-	-	-	24	24	-	-	-	-	48
21,461	21,520	21,736	22,072	19,167	15,237	21,507	21,739	21,853	21,732	250,991
43,145	43,281	43,740	44,501	40,759	36,387	42,495	42,567	42,634	42,567	507,598
135,989	136,650	138,737	140,842	116,409	108,285	136,489	137,632	136,349	136,273	1,593,525
32	21	16	37	50	79	21	42	32	21	419
4,708	5,754	8,291	12,363	4,939	5,131	3,980	5,181	6,145	4,358	70,180
5	8	-	47	293	217	282	287	159	16	1,318
120	151	286	348	158	166	130	208	229	166	2,128
70	70	218	205	185	70	124	218	124	117	1,602
63	119	166	145	53	36	36	51	107	43	908
24	42	53	54	70	78	49	38	42	16	522
9	10	9	10	11	22	6	10	12	10	129
74	101	75	97	81	108	85	101	79	105	1,079
17	72	25	74	28	83	25	83	24	67	594
9	27	11	27	21	38	26	32	21	41	297
13	14	10	7	13	13	13	13	13	13	149
8	23	8	23	8	24	8	23	8	8	176
4,167	4,374	4,118	4,320	3,543	4,739	4,608	4,633	4,484	4,457	51,702
-	6	-	4	8	6	6	4	6	4	47
96	102	99	98	81	102	85	104	85	108	1,171
148	407	166	203	141	18	222	240	74	37	2,119
601	715	601	729	1,019	881	944	1,502	872	729	10,223
46	98	62	62	112	83	46	57	159	82	936
-	-	-	-	-	52	-	-	-	30	82
234,064	236,777	241,635	249,585	215,054	207,200	236,323	239,140	237,611	234,774	2,798,211
43,296	42,949	43,246	43,145	40,326	41,647	44,360	44,233	43,857	43,655	517,219
43,296	42,949	43,246	43,145	40,326	41,647	44,360	44,233	43,857	43,655	517,219

6,039	6,911	7,521	7,702	7,909	7,842	7,753	7,659	7,268	6,356	84,583
6,039	6,911	7,521	7,702	7,909	7,842	7,753	7,659	7,268	6,356	84,583

7,358	7,388	7,488	7,712	7,451	7,729	7,701	7,853	7,723	7,514	90,838
1,037	1,037	1,037	1,081	909	953	953	953	953	973	11,953
352	352	352	362	340	352	352	352	352	352	4,226
399	399	399	416	379	399	399	399	399	399	4,783
159,729	160,213	161,825	175,122	183,867	192,792	170,553	165,189	160,929	159,529	2,007,685
8,056	7,976	7,976	9,062	7,805	8,215	8,175	8,066	7,737	8,634	97,874
718	718	748	873	834	837	837	837	798	718	9,353
578	399	399	416	379	399	399	399	479	598	5,640
679	679	659	665	759	798	699	679	679	679	8,290
31,613	31,544	32,534	34,135	30,747	32,213	32,294	32,468	32,172	31,912	385,106
13,182	13,234	13,251	13,951	12,405	13,112	12,921	12,522	12,626	12,644	156,160
2,894	3,102	3,102	3,235	3,353	3,377	3,613	3,925	3,856	3,717	40,367
2,084	2,084	2,084	2,178	1,650	1,910	2,084	2,084	2,084	2,084	24,491
19,618	19,870	19,996	20,857	18,973	19,794	19,602	19,968	19,694	19,740	237,870
16,604	16,810	16,947	17,570	15,642	16,754	16,800	16,845	16,731	16,708	200,837
11,452	11,452	11,429	11,969	11,195	12,321	12,550	12,550	12,481	11,727	140,635
10,979	10,979	10,979	11,473	9,129	9,607	10,064	10,064	10,064	10,064	123,531
34,146	34,114	34,301	35,463	31,717	32,975	32,732	34,196	31,580	32,919	401,146
53,607	53,732	52,860	56,325	50,539	53,117	53,371	53,744	53,308	53,713	640,453
20,652	21,087	21,617	22,577	20,109	21,482	21,586	22,520	20,652	21,430	255,637
1,992	1,992	1,992	2,083	1,893	1,992	1,992	1,992	1,992	1,992	23,901
16,812	16,812	16,812	17,767	15,384	16,189	16,189	16,189	16,189	16,500	198,464
1,171	1,171	1,171	1,184	1,113	1,129	1,171	2,007	334	1,171	13,960
334	334	334	334	318	318	334	669	-	334	3,980
4,961	4,961	4,961	4,961	4,763	4,763	4,961	8,975	948	4,961	59,140
1,273	1,273	478	500	1,209	1,153	1,273	1,273	1,273	1,273	13,521
-	-	-	-	-	-	-	13	-	-	13
496	496	943	970	1,120	977	695	1,067	670	447	8,601
91	129	114	23	22	137	23	44	205	46	878
178	148	178	122	28	-	622	710	89	89	2,341
279	176	140	599	563	428	2,129	2,689	-	453	7,943
2,156	2,156	2,149	2,194	8,741	9,209	6,668	3,688	2,661	2,484	46,419
130	137	137	140	145	141	137	137	137	137	1,652
23	23	23	23	22	23	23	23	23	23	274
38	38	38	39	36	38	38	38	38	38	456
12,945	12,183	13,332	13,655	3,002	3,170	7,153	12,230	13,831	12,879	131,324
2,504	2,515	2,533	2,581	1,990	2,079	2,490	2,413	2,490	2,490	29,092
5,244	5,179	5,389	5,469	4,418	4,799	4,876	4,897	5,064	5,184	61,008
104	104	117	54	186	196	65	131	91	104	1,388
127	21	42	153	181	189	85	64	106	42	1,095
230	77	128	291	49	106	102	77	153	179	1,749
174	174	209	362	199	244	697	418	802	558	4,501
12,851	11,893	13,033	15,283	9,720	12,525	10,028	8,850	8,281	8,001	128,683
1,347	1,572	1,869	1,253	1,427	1,516	930	746	1,027	834	14,654
1,286	1,053	1,942	2,813	1,926	2,554	1,466	1,625	1,774	1,249	20,221
-	-	2	4	87	99	33	56	31	11	356
53,510	53,573	54,131	55,962	61,062	64,021	57,058	55,781	53,592	53,625	669,083

8,511	8,533	8,747	8,801	8,258	8,619	8,672	8,698	8,646	8,578	103,170
6,760	6,823	6,851	6,869	6,463	6,814	6,830	6,907	6,843	6,807	81,514
12,106	12,113	12,118	12,182	11,349	11,903	11,896	12,274	11,616	11,959	143,492
504	504	504	504	481	484	504	898	110	504	6,003
306	415	561	592	674	562	522	504	481	368	5,577
19	2	8	-	32	43	(35)	21	40	27	187
33	70	45	36	9	-	94	34	23	23	414
-	7	-	40	24	-	137	68	-	-	276
12,739	12,771	12,841	12,855	13,783	14,403	12,957	12,926	12,873	12,673	155,694
50	50	50	50	60	60	55	50	50	50	620
1,176	1,171	1,200	1,252	1,076	1,117	1,097	1,096	1,160	1,160	13,803
2	2	2	2	2	2	2	2	2	3	21
-	-	-	-	7	2	-	-	-	-	9
76	-	38	-	-	36	-	38	38	-	225
322	207	483	414	590	161	414	322	138	69	3,349
28	-	85	-	54	28	-	-	28	-	224
85	57	-	-	27	-	113	57	-	-	339
-	66	-	66	-	-	395	99	-	-	626
343	515	243	372	476	386	543	458	486	300	4,680
104	103	26	26	25	129	387	103	-	-	981
-	-	5	-	-	-	-	-	5	-	21
2,004	1,944	2,009	1,969	1,835	1,903	1,966	1,911	2,037	1,946	23,430
3,665	3,673	3,559	3,706	3,454	3,617	3,611	3,637	3,692	3,627	43,419
92	115	92	138	22	-	46	23	46	-	804
28	28	28	-	-	-	-	-	-	-	142
-	-	-	18.49	-	-	-	18	-	-	37
154	102	256	154	146	3	102	358	563	51	2,350
-	-	-	300	-	-	-	-	377	-	677

565,096	564,630	571,929	604,605	576,631	607,404	579,230	582,913	556,352	559,302	6,883,655
----------------	----------------	----------------	----------------	----------------	----------------	----------------	----------------	----------------	----------------	------------------

15,324	14,548	17,084	15,017	13,786	17,802	16,887	17,971	18,191	13,367	189,456
56,504	47,676	53,966	55,842	43,682	51,528	53,672	56,394	52,421	42,820	606,457
40,217	31,774	35,844	38,880	32,257	40,499	37,324	41,258	36,317	34,089	439,519
(1,627)	407	2,035	1,492	645	-	1,757	2,306	1,628	1,899	11,627
1,013	1,013	1,013	1,182	963	675	1,182	1,013	1,013	844	11,601
4,218	4,026	3,867	4,201	3,500	4,729	3,867	4,009	4,218	4,377	48,551
5,005	4,235	5,390	4,428	4,753	5,531	4,770	5,155	4,952	4,385	57,942
7,430	4,770	4,720	5,320	3,933	3,509	4,069	3,936	4,069	5,370	59,067
1,431	994	1,431	1,491	1,635	2,206	1,928	1,709	1,461	1,898	19,075
4,052	4,270	4,986	5,174	5,638	5,663	3,894	4,597	4,767	3,833	55,785
6,203	7,188	6,892	7,385	5,708	6,390	6,991	5,908	7,483	3,840	74,325
15,230	14,126	14,004	18,099	20,349	25,367	19,546	24,004	17,972	9,491	201,678
3,120	3,391	6,783	3,527	4,125	5,019	5,039	5,562	4,748	3,120	50,945
4,323	5,044	5,301	4,941	3,620	4,825	4,838	5,250	4,416	1,329	50,070
2,786	2,855	2,944	2,893	2,620	2,862	2,917	2,881	2,864	2,830	34,063
5,801	6,037	5,907	6,072	5,237	5,581	5,479	5,619	5,687	5,733	68,588
2,369	2,347	2,309	2,414	2,057	2,151	2,187	2,187	2,248	2,321	27,184
9,153	9,622	10,110	9,174	9,775	11,631	10,901	11,059	10,917	8,471	115,634
19,296	20,322	20,760	20,715	21,389	21,022	22,196	21,707	19,849	17,499	239,562
4,404	4,891	5,907	6,671	6,241	7,736	5,676	7,078	7,173	5,963	73,272

-	-	-	126	-	-	-	-	-	-	252
-	-	252	-	-	504	-	-	-	-	756
11,149	9,276	11,199	12,790	9,551	10,828	10,577	11,463	11,452	8,077	124,118
1,574	822	458	562	696	1,063	2,545	2,037	1,685	2,498	17,356
218,976	199,634	223,162	228,396	202,162	237,122	228,242	243,102	225,530	184,056	2,576,884
143,932	125,493	141,479	159,395	124,319	133,949	132,235	146,924	144,290	96,034	1,591,854
143,932	125,493	141,479	159,395	124,319	133,949	132,235	146,924	144,290	96,034	1,591,854
(80)	(10)	(20)	(45)	(192)	(31)	(38)	(14)	(8)	(284)	(784)
2,486	3,612	2,757	2,752	2,558	2,504	2,839	2,560	2,568	2,760	33,411
-	-	-	-	52	-	14	14	28	-	108
2,406	3,601	2,738	2,708	2,419	2,473	2,815	2,559	2,588	2,477	32,734
1,213,810	1,179,995	1,231,708	1,295,535	1,168,820	1,237,637	1,230,958	1,266,528	1,217,495	1,126,653	14,485,139
1,213,975.43	1,180,070.87	1,231,784.13	1,295,610.98	1,169,770.21	1,237,667.12	1,231,289.47	1,266,632.52	1,217,913.56	1,126,714.87	14,487,582.53
165.85	75.78	75.78	75.78	950.47	30.50	331.93	104.50	418.76	62.16	2,443.07
										0.02%
8.38%	8.15%	8.50%	8.94%	8.07%	8.54%	8.50%	8.74%	8.41%	7.78%	100.00%

Jan	Feb	Mar	Apr	May	Jun	Jul	Aug	Sep	Oct	Nov	Dec	Total
CUST	CUST	CUST	CUST	CUST	CUST	CUST	CUST	CUST	CUST	CUST	CUST	Average Customers

9	9	10	10	10	10	13	15	12	10	10	9	11
14	13	12	13	14	14	15	16	15	15	14	14	14
1,000	996	995	992	984	965	1,250	1,511	1,063	1,040	1,030	1,016	1,070
992	980	984	981	985	958	1,251	1,506	1,064	1,032	1,020	1,005	1,063
149	147	146	147	148	146	176	207	159	154	152	151	157
19	19	19	19	19	19	25	32	23	21	19	19	21
-	-	-	-	-	-	2	2	2	(1)	-	-	0
-	-	-	-	-	-	1	1	-	-	-	-	0
1,675	1,674	1,673	1,677	1,694	1,678	1,572	1,188	1,676	1,694	1,703	1,694	1,633
3,161	3,188	3,203	3,213	3,247	3,222	3,182	2,701	3,155	3,160	3,165	3,160	3,147
8,196	8,130	8,227	8,267	8,393	8,261	7,410	6,551	8,257	8,326	8,249	8,244	8,042
7	6	6	4	3	7	10	15	4	8	6	4	7
2,082	1,493	1,804	2,205	3,177	4,648	1,991	1,966	1,525	1,985	2,355	1,670	2,242
2	-	2	3	-	18	118	83	108	110	61	6	43
23	9	23	29	55	66	32	32	25	40	44	32	34
19	7	9	9	28	26	25	9	16	28	16	15	17
17	6	16	30	42	36	14	9	9	13	27	11	19
13	12	11	19	24	24	33	35	22	17	19	7	20
8	5	6	7	6	7	8	15	4	7	8	7	7
26	34	25	34	25	33	29	37	29	34	27	36	31
5	18	4	17	6	18	7	20	6	20	6	16	12
3	6	2	5	2	5	4	7	5	6	4	8	5
2	2	2	2	2	1	2	2	2	2	2	2	2
1	3	1	3	1	3	1	3	1	3	1	1	2
472	500	491	515	485	509	435	558	543	546	528	525	509
-	2	-	3	-	2	4	3	3	2	3	2	2
24	25	22	24	23	23	20	24	20	24	20	25	23
11	14	8	22	9	11	8	1	12	13	4	2	10
59	55	42	50	42	51	75	62	66	105	61	51	60
16	9	9	19	12	12	23	16	9	11	31	16	15
-	-	-	-	-	-	-	2	-	-	-	1	0
18,006	17,362	17,752	18,320	19,436	20,771	17,737	16,628	17,833	18,425	18,584	17,749	15,165
3,207	3,229	3,221	3,196	3,218	3,210	4,254	3,099	3,301	3,291	3,263	3,248	3,311

609	593	624	715	778	710	729	811	802	792	752	657	714
186	189	185	185	188	186	197	194	193	197	194	188	190
13	13	13	13	13	13	12	12	12	12	12	12	12
3	3	3	3	3	3	3	3	3	3	3	3	3
2	2	2	2	2	2	2	2	2	2	2	2	2
3,987	3,985	4,005	4,017	4,058	4,213	4,853	4,834	4,277	4,142	4,035	4,000	4,201
102	101	101	100	100	109	103	103	103	101	97	108	102
6	6	6	6	6	7	7	7	7	7	7	6	7
3	3	3	2	2	2	2	2	2	2	2	3	2
33	33	34	34	33	32	40	40	35	34	34	34	35
457	457	455	454	468	470	466	464	465	467	463	459	462
94	96	95	95	95	96	94	94	93	90	91	91	94
16	14	14	15	15	15	17	16	17	19	19	18	16
6	6	6	6	6	6	5	5	6	6	6	6	6
218	217	214	217	219	218	218	216	214	218	215	216	217
91	92	91	92	93	92	90	92	92	92	91	91	91
40	38	42	42	42	42	43	45	46	46	45	43	43
22	22	24	24	24	24	21	21	22	22	22	22	23
268	270	274	274	275	272	268	265	263	275	254	264	269
213	213	215	216	212	216	214	213	214	216	214	216	214
56	56	55	56	58	58	57	58	58	60	55	57	57
4	4	4	4	4	4	4	4	4	4	4	4	4
27	27	27	27	27	27	26	26	26	26	26	26	27
7	7	7	7	7	7	7	7	7	12	2	7	7
1	1	1	1	1	1	1	1	1	2	-	1	1
10	10	10	10	10	10	10	9	10	18	2	10	10
5	5	5	5	2	2	5	5	5	5	5	5	5
-	-	-	-	-	-	-	-	-	1	-	-	0
32	26	40	40	76	76	95	79	56	86	54	36	58
1	1	4	6	5	1	1	6	1	2	9	2	3
1	5	6	5	6	4	1	-	21	24	3	3	7
3	11	8	5	4	16	17	12	60	76	-	13	19
283	283	283	283	282	282	1,209	1,208	875	484	349	326	512
9	9	9	9	9	9	10	9	9	9	9	9	9
1	1	1	1	1	1	1	1	1	1	1	1	1
1	1	1	1	1	1	1	1	1	1	1	1	1
1,023	1,017	980	922	1,010	1,011	239	240	542	926	1,047	975	828
178	178	178	179	180	179	149	148	177	171	177	177	173
307	307	307	303	315	310	272	281	285	286	296	303	298
9	9	8	8	9	4	15	15	5	10	7	8	9
2	2	6	1	2	7	9	9	4	3	5	2	4
7	7	9	3	5	11	2	4	4	3	6	7	6
10	9	5	5	6	10	6	7	20	12	23	16	11
966	1,083	1,446	1,338	1,466	1,683	1,150	1,409	1,128	996	931	900	1,208
119	147	168	196	233	153	187	189	116	93	128	104	153
569	353	468	383	706	1,008	735	929	533	591	645	454	614
-	15	-	-	1	2	41	45	15	25	14	5	14
4,313	4,318	4,326	4,331	4,376	4,524	5,192	5,176	4,613	4,509	4,332	4,335	4,529

572	570	568	570	584	588	580	575	579	581	577	573	576
372	371	371	375	376	377	373	374	375	379	376	374	374
567	569	573	574	574	577	565	564	563	581	550	566	569
18	18	18	18	18	18	18	17	18	32	4	18	18
689	574	650	883	1,193	1,260	1,532	1,195	1,111	1,071	1,024	782	997
30	14	27	3	12	-	49	63	(51)	30	58	39	23
30	30	42	90	58	46	12	-	120	43	30	30	44
-	-	-	6	-	35	22	-	120	60	-	-	20
2,875	2,991	3,004	3,012	3,029	3,032	3,251	3,397	3,056	3,049	3,036	2,989	3,060
21	23	23	23	23	23	28	28	26	23	23	23	24
230	233	237	236	242	252	228	225	221	221	234	234	233
1	1	1	1	1	1	1	1	1	1	1	2	1
-	-	-	-	-	-	2	0	-	-	-	-	0
-	-	2	-	1	-	-	1	-	1	1	-	0
4	6	14	9	21	18	27	7	18	14	6	3	12
-	-	1	-	3	-	2	1	-	-	1	-	1
-	-	3	-	-	-	1	-	4	2	-	-	1
-	-	-	2	-	2	-	-	12	3	-	-	2
21	18	24	36	17	26	35	27	38	32	34	21	27
-	52	69	68	17	17	16	86	256	68	-	-	54
1	1	-	-	1	-	-	-	-	-	1	-	0
1,383	1,291	1,372	1,331	1,376	1,349	1,320	1,303	1,346	1,308	1,394	1,332	1,342
2,456	2,458	2,509	2,514	2,437	2,538	2,485	2,476	2,472	2,490	2,527	2,483	2,487
4	6	4	5	4	6	1	-	2	1	2	-	3
1	1	1	1	1	-	-	-	-	-	-	-	0
-	-	-	-	-	1	-	-	-	1	-	-	0
3	6	3	2	5	3	3	0	2	7	11	1	4

8,006

148	152	156	148	174	153	147	181	172	183	185	136	161
433	400	512	432	489	506	416	467	486	511	475	388	460
269	255	296	234	264	287	250	299	275	304	268	251	271
7	1	(12)	3	15	11	5	-	13	17	12	14	7
5	5	6	6	6	7	6	4	7	6	6	5	6
22	21	24	23	22	24	21	27	22	23	24	25	23
26	23	26	22	28	23	26	29	25	27	26	23	25
27	31	36	23	23	26	20	17	20	19	20	26	24
6	6	6	4	6	6	7	9	8	7	6	8	6
17	19	16	17	20	21	24	23	16	18	19	15	19
48	57	63	73	70	75	61	65	71	60	76	39	63
102	111	138	128	127	164	194	230	177	218	163	86	153
21	27	23	25	50	26	32	37	37	41	35	23	31
48	72	84	98	103	96	74	94	94	102	86	26	81
62	61	61	63	65	63	60	63	64	63	63	62	62
107	108	109	113	111	114	104	105	103	106	107	108	108
38	38	39	39	38	40	36	35	36	36	37	38	37
1,766	1,325	1,909	2,007	2,109	1,915	2,144	2,426	2,273	2,306	2,277	1,767	67
2,958	3,166	3,395	3,575	3,652	3,647	3,961	3,698	3,905	3,819	3,492	3,079	118
905	967	715	794	959	1,083	1,065	1,256	921	1,149	1,164	968	33

-	1	-	-	-	1	-	-	-	-	-	-	0
-	-	-	-	1	-	-	2	-	-	-	-	0
2,370	2,264	2,910	2,421	2,923	3,322	2,624	2,826	2,760	2,992	2,989	2,108	2,709
20	18	17	9	5	6	8	12	28	23	19	28	16

426

27,622

Revenue % by month

Less
Customers Getting Carts
Revised Customer Count

Proposed	Proposed		Change in
Tariff Rate	Annual Revenue	New Cart Revenue	Annual Revenue

	Increase per	True-Up	Total PI	Diff From LG
Garbage	7.26%	1.71%	8.97%	1
Recycling	-10.35%	-2.85%	-13.20%	(3)
YW	17.62%	2.45%	20.07%	1

	11	\$ 7.92	\$ 1,008	\$ 103
	14	\$ 5.80	\$ 969	\$ 91
-553	517	\$ 10.06	\$ 62,403	\$ (52,819)
-451	612	\$ 13.31	\$ 97,743	\$ (53,284)
-72	85	\$ 16.65	\$ 16,902	\$ (10,779)
	21	\$ 19.92	\$ 5,042	\$ 589
	0	\$ 23.57	\$ 118	\$ 16
	0	\$ 27.87	\$ 56	\$ 8
553	2,186	\$ 14.33	\$ 375,944	\$ 124,953
451	3,598	\$ 15.05	\$ 649,661	\$ 142,063
1527	9,569	\$ 18.58	\$ 2,133,553	\$ 540,029
	7	\$ 5.80	\$ 464	\$ 44
	2,242	\$ 2.90	\$ 77,970	\$ 7,790
	43	\$ 2.90	\$ 1,480	\$ 162
	34	\$ 5.75	\$ 2,358	\$ 230
	17	\$ 8.60	\$ 1,780	\$ 178
	19	\$ 4.38	\$ 1,008	\$ 99
	20	\$ 2.47	\$ 584	\$ 62
	7	\$ 1.59	\$ 141	\$ 12
	31	\$ 3.20	\$ 1,181	\$ 102
	12	\$ 4.53	\$ 649	\$ 55
	5	\$ 5.85	\$ 326	\$ 28
	2	\$ 7.17	\$ 164	\$ 14
	2	\$ 8.49	\$ 192	\$ 16
	509	\$ 9.25	\$ 56,486	\$ 4,785
	2	\$ 2.15	\$ 52	\$ 5
	23	\$ 4.63	\$ 1,280	\$ 109
	10	\$ 20.15	\$ 2,317	\$ 198
	60	\$ 15.58	\$ 11,198	\$ 975
	15	\$ 5.60	\$ 1,026	\$ 90
	0	\$ 24.62	\$ 89	\$ 7
	-			
	15,165		<u>3,504,144</u>	<u>705,933</u>
	-			
	-			
	3,311	\$ 11.67	\$ 463,553	\$ (53,666)
	-			
	-			
	-			

	714	\$ 11.61	\$ 99,524	\$ 14,941
	-			
	-			
	-			
	-			
	190	\$ 45.30	\$ 103,269	\$ 12,432
	12	\$ 90.60	\$ 13,582	\$ 1,629
	3	\$ 135.89	\$ 4,803	\$ 577
	2	\$ 226.48	\$ 5,436	\$ 653
-1451	2,750	\$ 45.30	\$ 1,494,635	\$ (513,050)
	102	\$ 90.60	\$ 111,221	\$ 13,347
	7	\$ 135.89	\$ 10,633	\$ 1,280
	2	\$ 226.48	\$ 6,410	\$ 770
-4	31	\$ 22.70	\$ 8,338	\$ 49
	462	\$ 79.12	\$ 438,891	\$ 53,785
	94	\$ 158.26	\$ 177,962	\$ 21,801
	16	\$ 237.38	\$ 46,029	\$ 5,663
	6	\$ 395.64	\$ 27,893	\$ 3,402
	217	\$ 104.19	\$ 270,986	\$ 33,116
	91	\$ 208.37	\$ 228,768	\$ 27,931
	43	\$ 312.55	\$ 160,221	\$ 19,586
	23	\$ 520.91	\$ 140,646	\$ 17,116
	269	\$ 141.84	\$ 457,037	\$ 55,891
	214	\$ 283.67	\$ 729,695	\$ 89,242
	57	\$ 425.51	\$ 291,249	\$ 35,612
	4	\$ 567.35	\$ 27,233	\$ 3,332
	27	\$ 709.18	\$ 226,087	\$ 27,623
	7	\$ 189.40	\$ 15,827	\$ 1,867
	1	\$ 378.79	\$ 4,512	\$ 532
	10	\$ 568.20	\$ 67,050	\$ 7,910
	5	\$ 272.49	\$ 15,478	\$ 1,957
	0	\$ 13.95	\$ 15	\$ 2
	58	\$ 13.95	\$ 9,700	\$ 1,099
	3	\$ 25.63	\$ 988	\$ 110
	7	\$ 33.29	\$ 2,630	\$ 289
	19	\$ 40.08	\$ 8,982	\$ 1,039
	512	\$ 8.49	\$ 52,180	\$ 5,760
	9	\$ 16.98	\$ 1,847	\$ 195
	1	\$ 25.47	\$ 306	\$ 32
	1	\$ 42.44	\$ 510	\$ 53
	828	\$ 14.72	\$ 146,224	\$ 14,900
	173	\$ 15.71	\$ 32,530	\$ 3,438
	298	\$ 19.20	\$ 68,573	\$ 7,564
	9	\$ 14.65	\$ 1,567	\$ 179
	4	\$ 23.86	\$ 1,240	\$ 144
	6	\$ 28.87	\$ 1,967	\$ 219
	11	\$ 39.41	\$ 5,084	\$ 584
	1,208	\$ 9.89	\$ 143,431	\$ 14,748
	153	\$ 8.95	\$ 16,395	\$ 1,742
	614	\$ 3.04	\$ 22,417	\$ 2,196
	14	\$ 2.47	\$ 402	\$ 46
	4,529	\$ 13.48	\$ 732,556	\$ 63,473

576	\$ 16.32	\$ 112,893	\$ 9,723
374	\$ 19.85	\$ 89,197	\$ 7,683
569	\$ 23.01	\$ 157,012	\$ 13,519
18	\$ 30.69	\$ 6,569	\$ 566
997	\$ 0.51	\$ 6,128	\$ 550
23	\$ 0.75	\$ 206	\$ 19
44	\$ 0.85	\$ 451	\$ 38
20	\$ 1.24	\$ 302	\$ 26
3,060	\$ 4.62	\$ 169,661	\$ 13,967
24	\$ 2.32	\$ 676	\$ 56
233	\$ 5.40	\$ 15,100	\$ 1,298
1	\$ 1.74	\$ 23	\$ 2
0	\$ 4.15	\$ 10	\$ 1
0	\$ 41.20	\$ 245	\$ 20
12	\$ 25.05	\$ 3,683	\$ 334
1	\$ 30.88	\$ 247	\$ 23
1	\$ 30.88	\$ 371	\$ 32
2	\$ 35.89	\$ 682	\$ 56
27	\$ 15.58	\$ 5,127	\$ 447
54	\$ 1.65	\$ 1,069	\$ 88
0	\$ 5.60	\$ 22	\$ 2
1,342	\$ 1.59	\$ 25,622	\$ 2,192
2,487	\$ 1.59	\$ 47,484	\$ 4,065
3	\$ 25.05	\$ 877	\$ 73
0	\$ 30.88	\$ 154	\$ 13
0	\$ 20.15	\$ 40	\$ 3
4	\$ 55.78	\$ 2,569	\$ 219
-	\$ -	\$ -	\$ (677)
-			
8,006		<u>6,979,854</u>	<u>96,199</u>
-			
-			
-			
-			
161	\$ 107.29	\$ 207,232	\$ 17,776
460	\$ 120.26	\$ 663,348	\$ 56,891
271	\$ 147.82	\$ 480,792	\$ 41,274
7	\$ 147.82	\$ 12,707	\$ 1,080
6	\$ 184.01	\$ 12,697	\$ 1,095
23	\$ 191.52	\$ 53,106	\$ 4,554
25	\$ 209.78	\$ 63,410	\$ 5,468
24	\$ 227.19	\$ 64,588	\$ 5,522
6	\$ 270.77	\$ 20,879	\$ 1,804
19	\$ 270.77	\$ 61,110	\$ 5,324
63	\$ 107.29	\$ 81,316	\$ 6,991
153	\$ 120.26	\$ 220,928	\$ 19,250
31	\$ 147.82	\$ 55,751	\$ 4,806
81	\$ 56.09	\$ 54,767	\$ 4,697
62	\$ 49.72	\$ 37,266	\$ 3,203
108	\$ 57.99	\$ 75,037	\$ 6,449
37	\$ 66.20	\$ 29,741	\$ 2,557
67	\$ 5.22	\$ 126,435	\$ 10,801
118	\$ 6.19	\$ 262,105	\$ 22,543
33	\$ 6.71	\$ 80,189	\$ 6,916


0	\$ 137.30	\$ 275	\$ 23
0	\$ 274.61	\$ 824	\$ 68
2,709	\$ 4.20	\$ 136,381	\$ 12,263
16	\$ 98.44	\$ 18,952	\$ 1,596
-			
426		<u>2,819,835</u>	<u>242,951</u>
-			
-			
-			
-			
-			
-			
-			
-			
-			
-			
-			
-			
-			
-			

24,756


Yakima Waste Systems, Inc. G-98
Payroll Schedule
July 1, 2022-June 30, 2023

Note: We adjusted our payroll schedule approach to align with Staff's approach on previous filings. We ran the most recent pay current wage per hour (column E). We then obtained a payroll report for the test period and determined the number of regular holiday) and the number of overtime hours. This information was used to determine the restated test period total pay (test pe (Column M). Next we multiplied the pay by the wage increase that the employee will receive in the rate year (2023) to determ included in rates beginning 10/1/2023. Since employees received pay raises in May 2023 all their hours during the test periodv This allows us to capture test period wages and forward look wages in one calculation.

Note: Data below is from payroll registers. Links have been broken to the source file to maintain data integrity. Source documents are available upon request.




TEXT IN RED BOX CONFIDENTIAL PER WAC 480-07-160







Headcount Add
Headcount Add




TEXT IN RED BOX CONFIDENTIAL PER WAC 480-07-160



payroll report to obtain employees
work hours (including vacation, PTO &
sick leave hours times current hourly rate)
and project forward looking wages to be
restated at their new rate in May.



0.00%



0.00%


0.00%


0.00%

0.00%


0.00%

0.00%





TEXT IN RED BOX CONFIDENTIAL PER WAC 480-07-160



**Yakima Waste
Depreciation & Average Investment Summary
6/30/2023**


	Cost	Salvage	Depr Cost	Test Year Depr	Beginning Accum Depr 7/1/2022	Ending Accum Depr 6/30/2023	Average Investment 6/30/2023

	100.00%

<i>Depreciation Expense</i>	
Regulated	Non-Regulated

<i>Average Investment</i>	
Regulated	Non-Regulated

Allocator





SOURCE:

Monthly disposal logs - available upon request. Data is not linked within Pro forma workbook to avoid e:

	Terrace Heights		Terrace Heights		Terrace Heights	
	Regulated Tons	Regulated \$	Non Reg Tons	Non-Reg \$	RO Reg Tons	RO Reg %
Jul-22	3,948	\$ 144,134	112	\$ 4,092	2,782	\$ 102,054
Aug-22	4,453	\$ 162,697	98	\$ 3,204	3,098	\$ 113,638
Sep-22	4,279	\$ 156,949	139	\$ 4,355	3,187	\$ 116,900
Oct-22	4,052	\$ 148,629	108	\$ 3,313	3,119	\$ 114,425
Nov-22	4,081	\$ 149,696	70	\$ 2,405	3,047	\$ 111,796
Dec-22	3,384	\$ 124,113	85	\$ 3,114	2,195	\$ 80,517
Jan-23	4,050	\$ 148,571	76	\$ 2,771	2,943	\$ 108,480
Feb-23	3,226	\$ 118,309	48	\$ 1,754	2,689	\$ 98,670
Mar-23	4,152	\$ 152,309	88	\$ 3,160	3,420	\$ 125,453
Apr-23	3,790	\$ 138,983	68	\$ 2,490	3,073	\$ 112,695
May-23	4,692	\$ 171,836	21	\$ 757	3,307	\$ 121,094
Jun-23	4,405	\$ 186,932	95	\$ 4,026	3,175	\$ 133,755
Totals	48,512	\$ 1,803,156	1,006	\$ 35,440	36,035	\$ 1,339,477
YD (Included in Totals)	(398)	\$ (10,448)				
MSW/RO Total	48,114	1,792,709	1,006	35,440	36,035	1,339,477

Yard waste	Terrace Heights				# RO
	# RO	Regulated Tons	\$	# RO	
Jul-22	2	38.99	\$ 740.81	19	0
Aug-22	5	83.64	\$ 1,913.77	22.8810378	0
Sep-22	1	46.3	\$ 890.13	19.22527	0
Oct-22	0	34.16	\$ 782.88	22.9180328	0
Nov-22	0	23.87	\$ 533.44	22.3477168	0
Dec-22	1	12.96	\$ 441.43	34.0609568	0
Jan-23	0	5.38	\$ 197.33	36.6784387	0
Feb-23	0	4.5	\$ 136.60	30.3555556	0
Mar-23	0	12.89	\$ 407.39	31.6051202	0
Apr-23	1	24.8	\$ 872.58	35.1846774	0
May-23	2	71.63	\$ 2,219.16	30.9808739	0
Jun-23	2	39.1	\$ 1,312.00	33.5549872	0
Total	14	398.22	\$ 10,447.52		0

Packer Tons	405.80	
YW Total Tons	405.80	\$ 26.10

	<u>Tons</u>	<u>\$</u>		<u>Reg</u>
Total Reg MSW	52,858	\$ 1,964,374		95,958
Total Reg RO MSW	43,100	\$ 1,603,184	Tons	73.1%
	95,958	\$ 3,567,558		
Total Non Reg MSW	20,801	\$ 772,291		
Total Non Reg RO MSW	14,506	\$ 538,558		
	35,307	\$ 1,310,849		
Total MSW Packer	73,659	\$ 2,736,665		
Total RO MSW	57,606	2,141,741		
Total Reg YW	256	\$ 6,689	26.10	
Total Non Reg YW	150	\$ 3,903	26.10	

Pass Through per GL

	\$ 2,129,238	
Difference \$	12,503	0.587% imm

Total Disposal per GL

	\$ 4,878,621	
Difference \$	10,376.80	0.21% imm

external file linking errors.

Tip Fee 7/23-5/31/23

\$36.68

Tip Fee 6/23-cu

\$42.47

ace Heights								
RO Non Reg		Total Packer		Total Pass Thru				
Tons	RO Non Reg \$							
14	\$	523	4,059	\$	148,226	2,797	\$	102,577
27	\$	980	4,551	\$	165,901	3,125	\$	114,618
15	\$	547	4,418	\$	161,303	3,202	\$	117,447
15	\$	565	4,160	\$	151,942	3,134	\$	114,990
21	\$	792	4,151	\$	152,101	3,068	\$	112,588
18	\$	674	3,469	\$	127,228	2,213	\$	81,191
25	\$	932	4,126	\$	151,342	2,968	\$	109,412
62	\$	2,284	3,274	\$	120,062	2,751	\$	100,954
63	\$	2,305	4,240	\$	155,469	3,483	\$	127,759
67	\$	2,183	3,858	\$	141,473	3,140	\$	114,877
20	\$	720	4,712	\$	172,593	3,327	\$	121,814
12	\$	522	4,500	\$	190,957	3,187	\$	134,277
<hr/>								
359	\$	13,026	49,518	\$	1,838,596	36,394	\$	1,352,503
-	\$	-	\$(398)	\$	\$(10,448)	-	\$	-
<hr/>								
359		13,026	49,120.15	\$	1,828,149	36,394.31	\$	1,352,503

Regulated			
Tons	Regulated \$	Non Reg Tons	
114	\$	4,168	541
116	\$	4,238	636
108	\$	3,952	585
81	\$	2,960	549
133	\$	4,887	551
42	\$	1,554	450
350	\$	12,835	1,622
503	\$	18,467	1,356
350	\$	12,826	1,669
322	\$	11,816	1,482
373	\$	13,543	1,843
359	\$	15,129	1,776
<hr/>			
2,850	\$	106,376	13,060
(8)	\$	(144)	-
<hr/>			
2,843		106,232	13,060

Cheyne		
Reg		
Tons	\$	
0	\$	-
0	\$	-
0	\$	-
0	\$	-
0	\$	-
0	\$	-
0	\$	-
0	\$	-
0	\$	-
0	\$	-
0	\$	-
0	\$	-
7.58	\$	144.02
0	\$	-
<hr/>		
7.58	\$	144.02

Lower Valley			
# RO	Non-Reg		
	Tons	\$	
0	0	\$	-
0	0	\$	-
0	0	\$	-
0	0	\$	-
0	0	\$	-
0	0	\$	-
0	0	\$	-
0	0	\$	-
0	0	\$	-
0	0	\$	-
0	0	\$	-
0	0	\$	-
0	0	\$	-
0	0	\$	-
0	0	\$	-
0	0	\$	-
0	0	\$	-
0	0	\$	-
<hr/>			
0	0	\$	-

Non-Reg

35,307

26.9%

Cheyne										Regulated Tons
Non-Reg \$	RO Reg Tons	RO Reg %	RO Non Reg Tons	RO Non Reg \$	Total Packer	Total Pass Thru				
\$ 19,837	616	\$ 22,581	1,157	\$ 42,468	654	\$ 24,005	1,773	\$ 65,049		258
\$ 23,323	556	\$ 20,409	1,261	\$ 46,275	751	\$ 27,561	1,817	\$ 66,685		248
\$ 21,467	561	\$ 20,580	1,109	\$ 41,252	693	\$ 25,419	1,670	\$ 61,833		289
\$ 20,131	733	\$ 26,888	1,086	\$ 39,850	630	\$ 23,092	1,819	\$ 66,738		235
\$ 20,194	818	\$ 30,012	1,301	\$ 47,708	684	\$ 25,081	2,119	\$ 77,720		252
\$ 16,499	371	\$ 13,613	873	\$ 32,031	492	\$ 18,054	1,244	\$ 45,644		214
\$ 59,498	486	\$ 17,841	1,036	\$ 38,022	1,972	\$ 72,333	1,522	\$ 55,863	Lower Valley	
\$ 49,749	587	\$ 21,528	925	\$ 33,947	1,860	\$ 68,216	1,512	\$ 55,475		
\$ 61,209	519	\$ 19,195	1,199	\$ 43,987	2,018	\$ 74,036	1,718	\$ 63,183		
\$ 54,314	410	\$ 15,035	1,131	\$ 41,650	1,804	\$ 66,130	1,541	\$ 56,686		
\$ 67,601	433	\$ 15,913	1,252	\$ 45,940	2,216	\$ 81,144	1,684	\$ 61,852		
\$ 75,395	747	\$ 31,707	1,214	\$ 50,284	2,136	\$ 90,524	1,961	\$ 81,991		
\$ 489,218	6,836	\$ 255,305	13,545	\$ 503,413	15,910	\$ 595,594	20,381	\$ 758,718	-	1,495
\$ -	-	\$ -	-	\$ -	\$ (8)	\$ (144)	\$ -	\$ -		-
489,218	6,836	255,305	13,545	503,413	15,902.47	\$ 595,450	20,381.43	\$ 758,718		1,495

TEXT IN RED BOX CONFIDENTIAL PER WAC 480-07-160

Lower Valley											
Regulated \$	Non Reg		RO Reg		RO Non Reg		Total Packer			Total Pass Thru	
	Tons	Non-Reg \$	Tons	RO Reg %	Tons	RO Non Reg \$					
\$ 9,466	1,110	\$ 41,302	31	\$ 1,142	100	\$ 3,677	1,368	\$ 50,768	131	\$ 4,819	
\$ 9,094	1,271	\$ 46,618	29	\$ 1,052	96	\$ 3,535	1,519	\$ 55,712	125	\$ 4,587	
\$ 10,586	1,183	\$ 43,408	34	\$ 1,232	98	\$ 3,593	1,472	\$ 53,994	132	\$ 4,825	
\$ 8,605	1,131	\$ 41,493	44	\$ 1,624	103	\$ 3,777	1,366	\$ 50,098	147	\$ 5,401	
\$ 9,234	1,157	\$ 42,433	66	\$ 2,403	111	\$ 4,111	1,409	\$ 51,667	177	\$ 6,514	
\$ 7,857	883	\$ 32,380	26	\$ 950	93	\$ 3,425	1,097	\$ 40,236	119	\$ 4,375	
Disposal Site Closed 1/1/23							-	\$ -	-	\$ -	-
							-	\$ -	-	\$ -	-
							-	\$ -	-	\$ -	-
							-	\$ -	-	\$ -	-
							-	\$ -	-	\$ -	-
							-	\$ -	-	\$ -	-
\$ 54,842	6,735	\$ 247,633	229	\$ 8,403	602	\$ 22,118	8,230	\$ 302,475	831	\$ 30,521	
\$ -	-	\$ -	-	\$ -	-	\$ -	\$ -	\$ -	-	\$ -	
54,842	6,735	247,633	229	8,403	602	22,118	8,230	302,475	831	30,521	

TEXT IN RED BOX CONFIDENTIAL PER WAC 480-07-160

Row Labels	Sum of Tons	Sum of Tons	% of Total
Commercial (non-regulated)	2,628.32	2,628.32	80%
Other (non-regulated)- BDI Tons	245.40	245.40	7%
Residential (regulated)	418.82	418.82	13%
Naches (non-regulated)	10.10	10.10	0.31%
Grand Total	3,302.64	3,302.64	100%

Yakima Waste Services, Inc
Balance Sheet
2022-06

Districts/Grouping: 2195
Exclude IC:

System:
SubSystem:


(drill)				(drill)		
From Epicor - Current Mth Actual BS				Three Month BS Trend (from Epicor)		
Posted	Current Mth		Total	Apr-22	May-22	Total Jun-22
	Unposted	Staged				

- 10050
- 10051
- 10070
- 10071
- 10091
- 10092
- 10093
- 10095
- 10096
- 10097
- 10098
- 10099

- 11500
- 11501
- 11502
- 11510
- 11701
- 11800
- 11901
- 11902
- 11903

- 12001
- 12002
- 12003
- 12004
- 12005

- 13001
- 13002
- 13003
- 13004
- 13007
- 13008



Yakima Waste Services, Inc
Balance Sheet
2022-06

Districts/Grouping: 2195
Exclude IC:

System:
SubSystem:

(drill)	(drill)	(drill)	(drill)	(drill)	(drill)	(drill)
From Epicor - Current Mth Actual BS				Three Month BS Trend (from Epicor)		
Posted	Current Mth		Total	Apr-22	May-22	Total Jun-22
	Unposted	Staged				

- 14002
- 14004
- 14011
- 14016
- 14031
- 14033
- 14036
- 14037
- 14041
- 14042
- 14043
- 14044
- 14046
- 14047
- 14048
- 14051
- 14052
- 14053
- 14054
- 14056
- 14057
- 14058
- 14071
- 14072
- 14073
- 14074
- 14076
- 14077
- 14078
- 14081
- 14082
- 14086
- 14101
- 14106
- 14111
- 14113
- 14116

Yakima Waste Services, Inc
Balance Sheet
2022-06

Districts/Grouping: 2195
Exclude IC:

System:
SubSystem:


(drill)	(drill)	(drill)	(drill)	(drill)	(drill)	(drill)
From Epicor - Current Mth Actual BS				Three Month BS Trend (from Epicor)		
Posted	Current Mth		Total	Apr-22	May-22	Total Jun-22
	Unposted	Staged				

14117
14201

15111
15112

15222
15226
15227
15252
15256
15257
15261

17100
18100



Yakima Waste Services, Inc
Balance Sheet
2022-06

Districts/Grouping: 2195
Exclude IC:


System:
SubSystem:

(drill)				(drill)		
From Epicor - Current Mth Actual BS				Three Month BS Trend (from Epicor)		
Current Mth			Total			Total
Posted	Unposted	Staged		Apr-22	May-22	

20120
20123
20140
20170
20175
20178
20180
20181

20300

20315
20320
20321
20340
20351
20360
20397




Yakima Waste Services, Inc
Balance Sheet
2022-06

Districts/Grouping: 2195
Exclude IC:

System:
SubSystem:

(drill)				(drill)		
From Epicor - Current Mth Actual BS				Three Month BS Trend (from Epicor)		
Posted	Current Mth		Total	Apr-22	May-22	Total Jun-22
	Unposted	Staged				



29100

Yakima Waste Services, Inc
Balance Sheet
2023-06

Districts/Grouping: 2195
Exclude IC:


(drill)	(drill)	(drill)	(drill)	(drill)	(drill)
From Epicor - Current Mth Actual BS				Three Month BS Trend (from	
Posted	Current Mth		Total	Apr-23	May-23
	Unposted	Staged			

10050
10051
10070
10071
10091
10092
10093
10095
10096
10097
10098
10099

11501
11502
11510
11701
11800
11901
11902
11903

12001
12002
12003
12004
12005

13001
13002
13003
13004
13008




Yakima Waste Services, Inc
Balance Sheet
2023-06

Districts/Grouping: 2195
Exclude IC:

(drill)	(drill)	(drill)	(drill)	(drill)	(drill)
From Epicor - Current Mth Actual BS				Three Month BS Trend (from	
Posted	Current Mth		Total	Apr-23	May-23
	Unposted	Staged			

- 14002
- 14004
- 14011
- 14016
- 14031
- 14033
- 14036
- 14037
- 14041
- 14042
- 14043
- 14044
- 14046
- 14047
- 14048
- 14051
- 14052
- 14053
- 14054
- 14056
- 14057
- 14058
- 14071
- 14072
- 14073
- 14074
- 14076
- 14077
- 14078
- 14081
- 14082
- 14086
- 14101
- 14106
- 14111
- 14113
- 14116
- 14117
- 14121
- 14201



Yakima Waste Services, Inc
Balance Sheet
2023-06

Districts/Grouping: 2195
Exclude IC:

(drill)	(drill)	(drill)	(drill)	(drill)	(drill)
From Epicor - Current Mth Actual BS				Three Month BS Trend (from	
Posted	Current Mth		Total	Apr-23	May-23
	Unposted	Staged			

15111
15112

15222
15226
15227
15252
15256
15257
15261

17100
18100



Yakima Waste Services, Inc
Balance Sheet
2023-06

Districts/Grouping: 2195
Exclude IC:

(drill)	(drill)	(drill)	(drill)	(drill)	(drill)
From Epicor - Current Mth Actual BS				Three Month BS Trend (from	
Posted	Current Mth		Total	Apr-23	May-23
	Unposted	Staged			

20120
20121
20123
20140
20170
20175
20178
20180
20181

20300

20320
20321
20340
20351
20360

Yakima Waste Services, Inc
Balance Sheet
2023-06

Districts/Grouping: 2195
Exclude IC:

(drill)	(drill)	(drill)	(drill)	(drill)	(drill)
From Epicor - Current Mth Actual BS				Three Month BS Trend (from	
Posted	Current Mth		Total	Apr-23	May-23
	Unposted	Staged			

29100



Yakima Waste Services, Inc
Balance Sheet
2023-06

System:
SubSystem:
(drill)


Epicor)
Total
Jun-23

10050
10051
10070
10071
10091
10092
10093
10095
10096
10097
10098
10099

11501
11502
11510
11701
11800
11901
11902
11903

12001
12002
12003
12004
12005

13001
13002
13003
13004
13008




Yakima Waste Services, Inc
Balance Sheet
2023-06

System:
SubSystem:
(drill)

Epicor)
Total
Jun-23

- 14002
- 14004
- 14011
- 14016
- 14031
- 14033
- 14036
- 14037
- 14041
- 14042
- 14043
- 14044
- 14046
- 14047
- 14048
- 14051
- 14052
- 14053
- 14054
- 14056
- 14057
- 14058
- 14071
- 14072
- 14073
- 14074
- 14076
- 14077
- 14078
- 14081
- 14082
- 14086
- 14101
- 14106
- 14111
- 14113
- 14116
- 14117
- 14121
- 14201



Yakima Waste Services, Inc
Balance Sheet
2023-06

System:
SubSystem:
(drill)

Epicor)


Total

Jun-23

15111
15112

15222
15226
15227
15252
15256
15257
15261

17100
18100



Yakima Waste Services, Inc
Balance Sheet
2023-06


System:
SubSystem:
(drill)

Epicor)
Total
Jun-23

20120
20121
20123
20140
20170
20175
20178
20180
20181

20300

20320
20321
20340
20351
20360




Yakima Waste Services, Inc
Balance Sheet
2023-06

System:
SubSystem:
(drill)

Epicor)

Total

Jun-23



29100

Line No.	(a)	(b) + (c)		
		(b) Historical	(c) Revenue Change	(d) Proforma
1	Operating Revenue	14,992,812	979,317	15,972,129
2	Operating Expenses	14,654,716		14,654,716
3	Operating Income	338,096		1,317,413
4				
5	Interest Expense	106,927		106,927
6	Income Tax Expense	#REF!	#REF!	254,202
7				
8	Net Income	#REF!		956,284
9				
10	Operating Ratio	97.74%		91.75%
11				
12	Revenue Requirement			
13		Historical Revenue	14,992,812	Revenue
14		Rate Increase	1,008,079	
15		Revenue Requirement	16,000,891	
16			Percent Increase	6.72%
17				
18	Capital Structure Financing Investment			
19		<u>Type</u>	<u>Percent</u>	<u>Amount</u>
20		Equity	50.77%	3,759,373
21		Debt	49.23%	3,644,834
22		Total	100.00%	7,404,206
23				
24			Before	After
25	<u>Operating Statistics</u>		<u>Income Tax</u>	<u>Income Tax</u>
26				
27		Return on Investment	17.79%	14.36%
28		Return on Equity	32.20%	25.44%
29		Operating Ratio	91.75%	91.77%
30		Profit Margin	8.25%	8.25%
31		Final turnover	2.16	2.16
32		Tax Rate	21.00%	21.00%
33				
34				
35	<u>Revenue Sensitive Taxes Charges</u>			
36			Rate	Taxes
37		B & O Tax	1.750%	19,224
38		WUTC Fee	0.510%	5,602
39		City Tax	0.000%	-

40	Bad Debts	0.358%	3,935
41	Revenue Sensitive	2.618%	28,762
42			
43	Conversion Factor	89.15%	

Public Co

(d) + (e)

(e)
**Add: Revenue
Sensitive Taxes**

(f)
**Revenue
Requirement**

28,762

16,000,891

28,762

14,683,478

\$1,317,413

106,927

254,202

956,284

91.77%

Rate Increase before taxes	979,317
Rev Sensitive Taxes	28,762
Rate Increase	<u>1,008,079</u>

Financing Cost

Weighted

Amount

12.92%

956,284

1.44%

106,927

14.36%

1,063,211

(b) + (c)

Line No.	(a)	(b) Historical	(c) Revenue Change	(d) Proforma
1	Operating Revenue	14,389,693	1,015,258	15,404,951
2	Operating Expenses	14,131,424		14,131,424
3	Operating Income	258,269		1,273,527
4				
5	Interest Expense	104,782		104,782
6	Income Tax Expense	#REF!	#REF!	245,437
7				
8	Net Income	#REF!		923,309
9				
10	Operating Ratio	98.21%		91.73%
11				
12	Revenue Requirement			
13		Historical Revenue	14,389,693	Revenue
14		Rate Increase	1,045,081	
15		Revenue Requirement	15,434,775	
16			Percent Increase	7.26%
17				
18	Capital Structure Financing Investment			
19	<u>Type</u>	<u>Percent</u>	<u>Amount</u>	<u>Cost of Capital</u>
20	Equity	50.77%	3,683,969	25.06%
21	Debt	49.23%	3,571,727	2.93%
22	Total	100.00%	7,255,696	
23				
24			Before	After
25	<u>Operating Statistics</u>		<u>Income Tax</u>	<u>Income Tax</u>
26				
27	Return on Investment		17.55%	14.17%
28	Return on Equity		31.73%	25.06%
29	Operating Ratio		91.73%	91.75%
30	Profit Margin		8.27%	8.27%
31	Final turnover		2.13	2.13
32	Tax Rate		21.00%	21.00%
33				
34				
35	<u>Revenue Sensitive Taxes Charges</u>			
36			Rate	Taxes
37	B & O Tax		1.750%	19,934
38	WUTC Fee		0.510%	5,809
39	City Tax		0.000%	-

40	Bad Debts	0.358%	4,080
41	Revenue Sensitive	2.618%	29,823
42			
43	Conversion Factor	89.13%	

Public Co

(d) + (e)

(e)

(f)

**Add: Revenue
Sensitive Taxes**

**Revenue
Requirement**

29,823

15,434,775

29,823

14,161,247

\$1,273,527

104,782

245,437

923,309

91.75%

Rate Increase before taxes	1,015,258
Rev Sensitive Taxes	29,823
Rate Increase	<u>1,045,081</u>

Financing Cost

Weighted

Amount

12.73%

923,309

1.44%

104,782

14.17%

1,028,091

Line No.	(a)	(b) + (c)		
		(b) Historical	(c) Revenue Change	(d) Proforma
1	Operating Revenue	518,351	(52,145)	466,206
2	Operating Expenses	431,454		431,454
3	Operating Income	86,897		34,752
4				
5	Interest Expense	1,756		1,756
6	Income Tax Expense	#REF!	#REF!	6,929
7				
8	Net Income	#REF!		26,067
9				
10	Operating Ratio	83.24%		92.55%
11				
12	Revenue Requirement			
13		Historical Revenue	518,351	Revenue
14		Rate Increase	(53,663)	
15		Revenue Requirement	464,687	
16			Percent Increase	-10.35%
17				
18	Capital Structure Financing Investment			
19		<u>Type</u>	<u>Percent</u>	<u>Amount</u>
20		Equity	50.77%	61,741
21		Debt	49.23%	59,860
22		Total	100.00%	121,601
23				
24			Before	After
25	<u>Operating Statistics</u>		<u>Income Tax</u>	<u>Income Tax</u>
26				
27		Return on Investment	28.58%	22.88%
28		Return on Equity	53.44%	42.22%
29		Operating Ratio	92.55%	92.52%
30		Profit Margin	7.45%	7.45%
31		Final turnover	3.82	3.82
32		Tax Rate	21.00%	21.00%
33				
34				
35	<u>Revenue Sensitive Taxes Charges</u>			
36			Rate	Taxes
37		B & O Tax	1.750%	(1,015)
38		WUTC Fee	0.510%	(296)
39		City Tax	0.000%	-

40	Bad Debts	0.358%	(208)
41	Revenue Sensitive	2.618%	(1,519)
42			
43	Conversion Factor	89.90%	

Public Co

(d) + (e)

(e)

(f)

**Add: Revenue
Sensitive Taxes**

**Revenue
Requirement**

(1,519)

464,687

(1,519)

429,935

\$34,752

1,756

6,929

26,067

92.52%

Rate Increase before taxes	(52,145)
Rev Sensitive Taxes	(1,519)
Rate Increase	(53,663)

Financing Cost

Weighted

Amount

21.44%

26,067

1.44%

1,756

22.88%

27,823

Line No.	(a)	(b) + (c)		
		(b) Historical	(c) Revenue Change	(d) Proforma
1	Operating Revenue	84,768	14,518	99,286
2	Operating Expenses	91,838		91,838
3	Operating Income	(7,070)		7,447
4				
5	Interest Expense	389		389
6	Income Tax Expense	#REF!	#REF!	1,482
7				
8	Net Income	#REF!		5,576
9				
10	Operating Ratio	108.34%		92.50%
11				
12	Revenue Requirement			
13		Historical Revenue	84,768	Revenue
14		Rate Increase	14,940	
15		Revenue Requirement	99,708	
16			Percent Increase	17.62%
17				
18	Capital Structure Financing Investment			
19		<u>Type</u>	<u>Percent</u>	<u>Amount</u>
20		Equity	50.77%	13,663
21		Debt	49.23%	13,246
22		Total	100.00%	26,909
23				
24			Before	After
25	<u>Operating Statistics</u>		<u>Income Tax</u>	<u>Income Tax</u>
26				
27		Return on Investment	27.68%	22.17%
28		Return on Equity	51.66%	40.82%
29		Operating Ratio	92.50%	92.53%
30		Profit Margin	7.50%	7.50%
31		Final turnover	3.71	3.71
32		Tax Rate	21.00%	21.00%
33				
34				
35	<u>Revenue Sensitive Taxes Charges</u>			
36			Rate	Taxes
37		B & O Tax	1.750%	283
38		WUTC Fee	0.510%	82
39		City Tax	0.000%	-

40	Bad Debts	0.358%	58
41	Revenue Sensitive	2.618%	423
42			
43	Conversion Factor	89.91%	

Public Co

(d) + (e)

(e)
**Add: Revenue
Sensitive Taxes**

423
423

(f)
**Revenue
Requirement**

99,708
92,261
\$7,447

389
1,482

5,576

92.53%

Rate Increase before taxes	14,518
Rev Sensitive Taxes	423
Rate Increase	14,940

Financing Cost

Weighted

Amount

20.72%

5,576

1.44%

389

22.17%

5,965

Journal Entry Query Tool

v.4.6

NOTE: Ctrl+Shift+J to pull data

Date Range:

From: 2018-07

To: 2023-06

Total of Entries:	569,825.03	0.00	*pstd: P = Posted, U = Unposted, S = Staged, C:0 = I/C Unposted, -1 = Hangi
Num of Entries Shown:	245	245	*records limit: 10000

Full Account	Date	Amount USD	Amount CAD	Nat Currency	Journal Contro Psted*	Journal Descrip User
--------------	------	------------	------------	--------------	-----------------------	----------------------



Journal Entry Query Tool

v.4.6

NOTE: Ctrl+Shift+J to pull data

Date Range:

From: 2018-07

To: 2023-06

Total of Entries:	569,825.03	0.00	*pstd: P = Posted, U = Unposted, S = Staged, C:0 = I/C Unposted, -1 = Hangi
Num of Entries Shown:	245	245	*records limit: 10000

Full Account	Date	Amount USD	Amount CAD	Nat Currency	Journal Contro Psted*	Journal Descrip User
--------------	------	------------	------------	--------------	-----------------------	----------------------



Journal Entry Query Tool

v.4.6

NOTE: Ctrl+Shift+J to pull data

Date Range:

From: 2018-07

To: 2023-06

Total of Entries:	569,825.03	0.00	*pstd: P = Posted, U = Unposted, S = Staged, C:0 = I/C Unposted, -1 = Hangi
Num of Entries Shown:	245	245	*records limit: 10000

Full Account	Date	Amount USD	Amount CAD	Nat Currency	Journal Contro Psted*	Journal Descrip User
--------------	------	------------	------------	--------------	-----------------------	----------------------



Journal Entry Query Tool

v.4.6

NOTE: Ctrl+Shift+J to pull data

Date Range:

From: 2018-07

To: 2023-06

Total of Entries:	569,825.03	0.00	*pstd: P = Posted, U = Unposted, S = Staged, C:0 = I/C Unposted, -1 = Hangi
Num of Entries Shown:	245	245	*records limit: 10000

Full Account	Date	Amount USD	Amount CAD	Nat Currency	Journal Contro	Psted*	Journal Descrip	User

Journal Entry Query Tool

v.4.6

NOTE: Ctrl+Shift+J to pull data

Date Range:

From: 2018-07

To: 2023-06

Total of Entries:	569,825.03	0.00	*pstd: P = Posted, U = Unposted, S = Staged, C:0 = I/C Unposted, -1 = Hangi
Num of Entries Shown:	245	245	*records limit: 10000

Full Account	Date	Amount USD	Amount CAD	Nat Currency	Journal Contro	Psted*	Journal Descrip	User

Journal Entry Query Tool

v.4.6

NOTE: Ctrl+Shift+J to pull data

Date Range:

From: 2018-07

To: 2023-06

Total of Entries:	569,825.03	0.00	*pstd: P = Posted, U = Unposted, S = Staged, C:0 = I/C Unposted, -1 = Hangi
Num of Entries Shown:	245	245	*records limit: 10000

Full Account	Date	Amount USD	Amount CAD	Nat Currency	Journal Contro Psted*	Journal Descrip User
--------------	------	------------	------------	--------------	-----------------------	----------------------



Journal Entry Query Tool

v.4.6

NOTE: Ctrl+Shift+J to pull data

Date Range:

From: 2018-07

To: 2023-06

Total of Entries:	569,825.03	0.00	*pstd: P = Posted, U = Unposted, S = Staged, C:0 = I/C Unposted, -1 = Hangi
Num of Entries Shown:	245	245	*records limit: 10000

Full Account	Date	Amount USD	Amount CAD	Nat Currency	Journal Contro	Psted*	Journal Descrip	User

Journal Entry Query Tool

v.4.6

NOTE: Ctrl+Shift+J to pull data

Date Range:

From: 2018-07

To: 2023-06

Total of Entries:	569,825.03	0.00	*pstd: P = Posted, U = Unposted, S = Staged, C:0 = I/C Unposted, -1 = Hangi
Num of Entries Shown:	245	245	*records limit: 10000

Full Account	Date	Amount USD	Amount CAD	Nat Currency	Journal Contro Psted*	Journal Descrip User
--------------	------	------------	------------	--------------	-----------------------	----------------------



Journal Entry Query Tool

v.4.6

NOTE: Ctrl+Shift+J to pull data

Date Range:

From: 2018-07

To: 2023-06

Total of Entries:	569,825.03	0.00	*pstd: P = Posted, U = Unposted, S = Staged, C:0 = I/C Unposted, -1 = Hangi
Num of Entries Shown:	245	245	*records limit: 10000

Full Account	Date	Amount USD	Amount CAD	Nat Currency	Journal Contro	Psted*	Journal Descrip	User
[Redacted Content]								

Journal Entry Query Tool

v.4.6

NOTE: Ctrl+Shift+J to pull data

Date Range:

From: 2018-07

To: 2023-06

Total of Entries:	569,825.03	0.00	*pstd: P = Posted, U = Unposted, S = Staged, C:0 = I/C Unposted, -1 = Hangi
Num of Entries Shown:	245	245	*records limit: 10000

Full Account	Date	Amount USD	Amount CAD	Nat Currency	Journal Contro	Psted*	Journal Descrip	User

Journal Entry Q

v.4.6

Other Criteria

Districts: 2195 Vendor Code:
Accts: 59341,59342,59345 Amount From:
System: Amount To:
Subsystem Posting: All

Total of Entries: ing out there.

Num of Entries Shown

Full Account R/Type Vendor Co One Time Further Des Date Doc Doc Desc Doc Ctrl Num Po Ctrl Nr Vendor Or Ticket Nur Document 2 Documer



Journal Entry Q

v.4.6

Other Criteria

Districts: 2195 Vendor Code:
Accts: 59341,59342,59345 Amount From:
System: Amount To:
Subsystem Posting: All

Total of Entries: ing out there.

Num of Entries Shown

Full Account R/Type Vendor Co One Time Further Des Date Doc Doc Desc Doc Ctrl Num Po Ctrl Nr Vendor Or Ticket Nur Document 2 Documer



Journal Entry Q

v.4.6

Other Criteria

Districts: 2195 Vendor Code:
Accts: 59341,59342,59345 Amount From:
System: Amount To:
Subsystem Posting: All

Total of Entries: ing out there.

Num of Entries Shown

Full Account R/Type Vendor Co One Time Further Des Date Doc Doc Desc Doc Ctrl Num Po Ctrl N Vendor Or Ticket Nur Document 2 Documer



Journal Entry Q

v.4.6

Other Criteria

Districts: 2195 Vendor Code:
Accts: 59341,59342,59345 Amount From:
System: Amount To:
Subsystem Posting: All

Total of Entries: ing out there.

Num of Entries Shown

Full Account R/Type Vendor Co One Time Further Des Date Doc Doc Desc Doc Ctrl Num Po Ctrl N Vendor Or Ticket Nur Document 2 Documer



Journal Entry Q

v.4.6

Other Criteria

Districts: 2195 Vendor Code:
Accts: 59341,59342,59345 Amount From:
System: Amount To:
Subsystem Posting: All

Total of Entries: ing out there.

Num of Entries Shown

Full Account R/Type Vendor Co One Time Further Des Date Doc Doc Desc Doc Ctrl Num Po Ctrl N Vendor Or Ticket Nur Document 2 Documer



Journal Entry Q

v.4.6

Other Criteria

Districts: 2195 Vendor Code:
Accts: 59341,59342,59345 Amount From:
System: Amount To:
Subsystem Posting: All

Total of Entries: ing out there.

Num of Entries Shown

Full Account R/Type Vendor Co One Time Further Des Date Doc Doc Desc Doc Ctrl Num Po Ctrl N Vendor Or Ticket Nur Document 2 Documer



Journal Entry Q

v.4.6

Other Criteria

Districts: 2195 Vendor Code:
Accts: 59341,59342,59345 Amount From:
System: Amount To:
Subsystem Posting: All

Total of Entries: ing out there.

Num of Entries Shown

Full Account R/Type Vendor Co One Time Further Des Date Doc Doc Desc Doc Ctrl Num Po Ctrl N Vendor Or Ticket Nur Document 2 Documer



Journal Entry Q

v.4.6

Other Criteria

Districts: 2195 Vendor Code:
Accts: 59341,59342,59345 Amount From:
System: Amount To:
Subsystem Posting: All

Total of Entries: ing out there.

Num of Entries Shown

Full Account	R/Type	Vendor Co	One Time	Further	Des	Date	Doc	Doc	Desc	Doc	Ctrl	Num	Po	Ctrl	Nr	Vendor	Or	Ticket	Nurr	Document	2	Documer
--------------	--------	-----------	----------	---------	-----	------	-----	-----	------	-----	------	-----	----	------	----	--------	----	--------	------	----------	---	---------



Journal Entry Q

v.4.6

Other Criteria	
Districts: 2195	Vendor Code:
Accts: 59341,59342,59345	Amount From:
System:	Amount To:
Subsystem	Posting: All

Total of Entries: ing out there.
Num of Entries Shown

Full Account	R/Type	Vendor Co	One Time	Further	Des Date	Doc	Doc Desc	Doc Ctrl Num	Po Ctrl N	Vendor Or	Ticket Nur	Document 2	Documer
--------------	--------	-----------	----------	---------	----------	-----	----------	--------------	-----------	-----------	------------	------------	---------



Journal Entry Q

v.4.6

Other Criteria

Districts: 2195 Vendor Code:
Accts: 59341,59342,59345 Amount From:
System: Amount To:
Subsystem Posting: All

Total of Entries: ing out there.

Num of Entries Shown

Full Account	R/Type	Vendor Co	One Time	Further	Des	Date	Doc	Doc Desc	Doc Ctrl Num	Po Ctrl N	Vendor Or	Ticket Nurr	Document 2	Documer
--------------	--------	-----------	----------	---------	-----	------	-----	----------	--------------	-----------	-----------	-------------	------------	---------



Journal Entry Q

v.4.6

Total of Entries:
Num of Entries Shown

Full Account	Class Code	Date Enter	Date	Pos	Amt Net	Date Due	Database	Reversing Flag	Not included in print range				Posted Flag
									Hold Flag	Recurring Flag	Repeating Flag	Type Flag	



Journal Entry Q

v.4.6

Total of Entries:
Num of Entries Shown

Full Account	Class Code	Date Enter	Date	Pos	Amt Net	Date Due	Database	Reversing Flag	Not included in print range				Posted Flag
									Hold Flag	Recurring Flag	Repeating Flag	Type Flag	



Journal Entry Q

v.4.6

Total of Entries:
Num of Entries Shown

Full Account	Class Code	Date Enter	Date	Pos	Amt Net	Date Due	Database	Reversing Flag	Not included in print range				Posted Flag
									Hold Flag	Recurring Flag	Repeating Flag	Type Flag	



Journal Entry Q

v.4.6

Total of Entries:
Num of Entries Shown

Full Account	Class Code	Date Enter	Date	Pos	Amt Net	Date Due	Database	Reversing Flag	Not included in print range				Posted Flag
									Hold Flag	Recurring Flag	Repeating Flag	Type Flag	



Journal Entry Q

v.4.6

Total of Entries:
Num of Entries Shown

Full Account	Class Code	Date Enter	Date	Pos	Amt Net	Date Due	Database	Reversing Flag	Not included in print range				Posted Flag
									Hold Flag	Recurring Flag	Repeating Flag	Type Flag	



Journal Entry Q

v.4.6

Total of Entries:
Num of Entries Shown

Full Account	Class Code	Date Enter	Date	Pos	Amt Net	Date Due	Database	Reversing Flag	Not included in print range				Posted Flag
									Hold Flag	Recurring Flag	Repeating Flag	Type Flag	



Journal Entry Q

v.4.6

Total of Entries:
Num of Entries Shown

Full Account	Class Code	Date Enter	Date	Pos	Amt Net	Date Due	Database	Reversing Flag	Not included in print range				Posted Flag
									Hold Flag	Recurring Flag	Repeating Flag	Type Flag	



Journal Entry Q

v.4.6

Total of Entries:
Num of Entries Shown

Full Account	Class Code	Date Enter	Date	Posl	Amt Net	Date Due	Database	Reversing Flag	Not included in print range				Posted Flag
									Hold Flag	Recurring Flag	Repeating Flag	Type Flag	



Journal Entry Q

v.4.6

Total of Entries:
Num of Entries Shown

Full Account	Class Code	Date Enter	Date	Pos	Amt Net	Date Due	Database	Reversing Flag	Not included in print range				Posted Flag
									Hold Flag	Recurring Flag	Repeating Flag	Type Flag	

--	--	--	--	--	--	--	--	--	--	--	--	--	--

Journal Entry Q

v.4.6

Total of Entries:
Num of Entries Shown

											Not included in print range				
Full Account	Class Code	Date	Enter Date	Pos	Amt	Net	Date Due	Database	Reversing Flag	Hold Flag	Recurring Flag	Repeating Flag	Type Flag	Posted Flag	

Journal Entry Q

v.4.6

Total of Entries:
Num of Entries Shown

Full Account	Seg1	Seg2	Seg3	Seg4	ged_RefCtaged_DocRaged	Year	Mortaged	Distri	VO Number
--------------	------	------	------	------	------------------------	------	----------	--------	-----------



Journal Entry Q

v.4.6

Total of Entries:
Num of Entries Shown

Full Account	Seg1	Seg2	Seg3	Seg4	ged_RefCtaged_DocRaged	Year	Mortaged	Distri	VO Number
--------------	------	------	------	------	------------------------	------	----------	--------	-----------


[Redacted Content]									
--------------------	--	--	--	--	--	--	--	--	--

Journal Entry Q

v.4.6

Total of Entries:
Num of Entries Shown

Full Account	Seg1	Seg2	Seg3	Seg4	ged_RefCtaged_DocRaged	Year	Mortaged	Distri	VO Number
--------------	------	------	------	------	------------------------	------	----------	--------	-----------



Journal Entry Q

v.4.6

Total of Entries:
Num of Entries Shown

Full Account	Seg1	Seg2	Seg3	Seg4	ged_RefCtaged_DocRaged Year	Mortaged	Distri	VO Number
--------------	------	------	------	------	-----------------------------	----------	--------	-----------



Journal Entry Q

v.4.6

Total of Entries:
Num of Entries Shown

Full Account	Seg1	Seg2	Seg3	Seg4	ged_RefCtaged_DocRaged	Year	Mortaged	Distri	VO Number
--------------	------	------	------	------	------------------------	------	----------	--------	-----------

[Redacted Content]									
--------------------	--	--	--	--	--	--	--	--	--

Journal Entry Q

v.4.6

Total of Entries:
Num of Entries Shown

Full Account	Seg1	Seg2	Seg3	Seg4	ged_RefCtaged_DocRaged Year	Mortaged	Distri	VO Number
--------------	------	------	------	------	-----------------------------	----------	--------	-----------



Journal Entry Q

v.4.6

Total of Entries:
Num of Entries Shown

Full Account	Seg1	Seg2	Seg3	Seg4	ged_RefCtaged_DocRaged	Year	Mortaged	Distri	VO Number
--------------	------	------	------	------	------------------------	------	----------	--------	-----------



Journal Entry Q

v.4.6

Total of Entries:
Num of Entries Shown

Full Account	Seg1	Seg2	Seg3	Seg4	ged_RefCtaged_DocRaged	Year	Mortaged	Distri	VO Number
--------------	------	------	------	------	------------------------	------	----------	--------	-----------



Journal Entry Q

v.4.6

Total of Entries:
Num of Entries Shown

Full Account	Seg1	Seg2	Seg3	Seg4	ged_RefCtaged_DocRaged	Year	Mortaged	Distri	VO Number
--------------	------	------	------	------	------------------------	------	----------	--------	-----------

[Redacted Content]									
--------------------	--	--	--	--	--	--	--	--	--

Journal Entry Q

v.4.6

Total of Entries:
Num of Entries Shown

Full Account	Seg1	Seg2	Seg3	Seg4	ged_RefCtaged_DocRaged	Year	Mortaged	Distri	VO Number
--------------	------	------	------	------	------------------------	------	----------	--------	-----------

[Redacted Content]									
--------------------	--	--	--	--	--	--	--	--	--

Stat Entry - Trend (source in row)

Stat Acct, Desc, or Group: 98425 (Defaults to all)
Districts / Groupings: 2195 (Defaults to your districts if blank)
LOB: (Defaults to all)
Sbst:
Source: Act (Defaults to all)
Show Only Stats with Data: True

12 Mths From: 2022-07 (Required. YYYY-MM Format)

Stat Acct/Code	Account/Stat Name	Dist	LOB	Sbst	Last Entered	Entered By	Source
98425	Diesel Fuel Volume	2195	000	00	7/7/2023	nmoser	Act
End of List							

Note: All inputs from this input form are applied at the first of the month.

2022-07	2022-08	2022-09	2022-10	2022-11	2022-12	2023-01	2023-02	2023-03	2023-04	2023-05	2023-06	Save Results
24,655	29,999	30,874	22,833	30,652	27,623	26,471	28,241	32,575	28,075	30,796	31,990	

Total Test Period Fuel Gallons	344,783
Regulated % - Based on Route Hours	68.82%
Regulated Gallons	237,282
Increase per Gallon	\$ 0.70
WA Fuel Tax	\$ 0.68
Total	\$ 1.38
12-Month Adjustment	\$ 327,361
6/12 Adjustment	\$ 163,680

****Method approved in TG-220857**

	Volume	Portland	Tacoma	Portland \$	Tacoma \$	Volume	Portland
Jan-23							
Feb-23							
Mar-23							
Apr-23							
May-23							
Jun-23							
Jul-23							
Aug-23							
Sep-23							
Oct-23							
Nov-23							
Dec-23							

TEXT IN RED BOX CONFIDENTIAL PER WAC 480-07-160



Tacoma


Portland \$

Tacoma \$

Volume

Portland

Tacoma



Weighted Average 2023
Weighted Average 2022
Increase/Gallon





Journal Entry Query Tool

v.4.6

NOTE: Ctrl+Shift+J

Total of Entries:	674,253.00	0.00	*pstd: P = Posted, U = Unposted, S = Sta
Num of Entries Shown:	120	120	*records limit: 10000

Full Account	Date	Amount USD	Amount CAD	Nat Currency	Journal Control Num
--------------	------	------------	------------	--------------	---------------------


Journal Entry Query Tool

v.4.6

NOTE: Ctrl+Shift+J

Total of Entries:	674,253.00	0.00	*pstd: P = Posted, U = Unposted, S = Sta
Num of Entries Shown:	120	120	*records limit: 10000

Full Account	Date	Amount USD	Amount CAD	Nat Currency	Journal Control Num
--------------	------	------------	------------	--------------	---------------------




Journal Entry Query Tool

v.4.6

NOTE: Ctrl+Shift+J

Total of Entries:	674,253.00	0.00	*pstd: P = Posted, U = Unposted, S = Sta
Num of Entries Shown:	120	120	*records limit: 10000

Full Account	Date	Amount USD	Amount CAD	Nat Currency	Journal Control Num
--------------	------	------------	------------	--------------	---------------------




Journal Entry Query Tool

v.4.6

NOTE: Ctrl+Shift+J

Total of Entries:	674,253.00	0.00	*pstd: P = Posted, U = Unposted, S = Sta
Num of Entries Shown:	120	120	*records limit: 10000

Full Account	Date	Amount USD	Amount CAD	Nat Currency	Journal Control Num
--------------	------	------------	------------	--------------	---------------------




Journal Entry Query Tool

v.4.6

NOTE: Ctrl+Shift+J

Total of Entries:	674,253.00	0.00	*pstd: P = Posted, U = Unposted, S = Sta
Num of Entries Shown:	120	120	*records limit: 10000

Full Account	Date	Amount USD	Amount CAD	Nat Currency	Journal Control Num
--------------	------	------------	------------	--------------	---------------------



Journal Entry Query Tool

v.4.6

to pull data

Date Range:

From: 2022-07

To: 2023-06

Districts:

Accts:

System:

Subsystem:

Total of Entries: [redacted] ged, C:0 = I/C Unposted, -1 = Hanging out there.

Num of Entries Shown: [redacted]

Full Account	Psted*	Journal Description	User	R/Type	Vendor Code
[Redacted Table Content]					

Journal Entry Query Tool

v.4.6

to pull data

Date Range:

From: 2022-07

To: 2023-06

Districts:

Accts:

System:

Subsystem:

Total of Entries: [redacted] ged, C:0 = I/C Unposted, -1 = Hanging out there.

Num of Entries Shown: [redacted]

Full Account	Psted*	Journal Description	User	R/Type	Vendor Code
[Redacted Table Content]					

Journal Entry Query Tool

v.4.6

to pull data

Date Range:

From: 2022-07

To: 2023-06

Districts:

Accts:

System:

Subsystem:

Total of Entries: [redacted] ged, C:0 = I/C Unposted, -1 = Hanging out there.

Num of Entries Shown: [redacted]

Full Account	Psted*	Journal Description	User	R/Type	Vendor Code
[Redacted Table Content]					

Journal Entry Query Tool

v.4.6

to pull data

Date Range:

From: 2022-07

To: 2023-06

Districts:

Accts:

System:

Subsystem:

Total of Entries: [redacted] ged, C:0 = I/C Unposted, -1 = Hanging out there.

Num of Entries Shown: [redacted]

Full Account	Psted*	Journal Description	User	R/Type	Vendor Code
[redacted]	[redacted]	[redacted]	[redacted]	[redacted]	[redacted]

Journal Entry Query Tool

v.4.6

to pull data

Date Range:

From: 2022-07

To: 2023-06

Districts:

Accts:

System:

Subsystem:

Total of Entries: [redacted] ged, C:0 = I/C Unposted, -1 = Hanging out there.

Num of Entries Shown: [redacted]

Full Account	Psted*	Journal Description	User	R/Type	Vendor Code
[Redacted Table Content]					

Journal Entry Query Tool

v.4.6

Other Criteria

2195
41201

Vendor Code:
Amount From:
Amount To:
Posting:

Total of Entries:
Num of Entries Shown:

Full Account	One Time Vendor	Further Description	Date Doc

Journal Entry Query Tool

v.4.6

Other Criteria

2195
41201

Vendor Code:
Amount From:
Amount To:
Posting:

Total of Entries:
Num of Entries Shown:

Full Account	One Time Vendor	Further Description	Date Doc

Journal Entry Query Tool

v.4.6

Other Criteria

2195
41201

Vendor Code:
Amount From:
Amount To:
Posting:

Total of Entries:
Num of Entries Shown:

Full Account	One Time Vendor	Further Description	Date Doc

Journal Entry Query Tool

v.4.6

Other Criteria

2195
41201

Vendor Code:
Amount From:
Amount To:
Posting:

Total of Entries:
Num of Entries Shown:

Full Account	One Time Vendor	Further Description	Date Doc

Journal Entry Query Tool

v.4.6

Other Criteria

2195
41201

Vendor Code:
Amount From:
Amount To:
Posting:

Total of Entries:
Num of Entries Shown:

Full Account	One Time Vendor	Further Description	Date Doc

Journal Entry Query Tool

v.4.6



All

Total of Entries:

Num of Entries Shown:

Full Account

Doc Desc

Doc Ctrl Num

Full Account	Doc Desc	Doc Ctrl Num
[Redacted Content]		

Journal Entry Query Tool

v.4.6



All

Total of Entries:

Num of Entries Shown:

Full Account

Doc Desc

Doc Ctrl Num

Full Account	Doc Desc	Doc Ctrl Num
[Redacted Content]		

Journal Entry Query Tool

v.4.6



All

Total of Entries:

Num of Entries Shown:

Full Account

Doc Desc

Doc Ctrl Num

Full Account	Doc Desc	Doc Ctrl Num
[Redacted Content]		

Journal Entry Query Tool

v.4.6



All

Total of Entries:

Num of Entries Shown:

Full Account

Doc Desc

Doc Ctrl Num

Full Account	Doc Desc	Doc Ctrl Num

Journal Entry Query Tool

v.4.6



All

Total of Entries:

Num of Entries Shown:

Full Account

Doc Desc

Doc Ctrl Num

Full Account	Doc Desc	Doc Ctrl Num


Journal Entry Query Tool

v.4.6

NOTE: Ctrl+Shift+J t

Total of Entries:	8,185.34	0.00	*pstd: P = Posted, U = Unposted, S = Stag
Num of Entries Shown:	18	18	*records limit: 10000

Full Account	Date	Amount USD	Amount CAD	Nat Currency	Journal Control Num
--------------	------	------------	------------	--------------	---------------------




Journal Entry Query Tool

v.4.6

NOTE: Ctrl+Shift+J t

Total of Entries:	8,185.34	0.00	*pstd: P = Posted, U = Unposted, S = Sta
Num of Entries Shown:	18	18	*records limit: 10000

Full Account	Date	Amount USD	Amount CAD	Nat Currency	Journal Control Num
--------------	------	------------	------------	--------------	---------------------



Journal Entry Query Tool

v.4.6

to pull data

Date Range:

From: 2022-07

To: 2023-06

Districts:

Accts:

System:

Subsystem:

Total of Entries: [redacted] g, C:0 = I/C Unposted, -1 = Hanging out there.

Num of Entries Shown:

Full Account	Psted*	Journal Description	User	R/Type	Vendor Code
[Redacted Table Content]					

Journal Entry Query Tool

v.4.6

to pull data

Date Range:

From: 2022-07

To: 2023-06

Districts:

Accts:

System:

Subsystem:

Total of Entries: [redacted] ged, C:0 = I/C Unposted, -1 = Hanging out there.
Num of Entries Shown: [redacted]

Full Account	Psted*	Journal Description	User	R/Type	Vendor Code
[Redacted Table Content]					

Journal Entry Query Tool

v.4.6

Other Criteria

2195
70195

Vendor Code:
Amount From:
Amount To:
Posting:

Total of Entries:
Num of Entries Shown:

Full Account	One Time Vendor	Further Description	Date Doc
[REDACTED]			

Journal Entry Query Tool

v.4.6

Other Criteria

2195
70195

Vendor Code:
Amount From:
Amount To:
Posting:

Total of Entries:
Num of Entries Shown:

Full Account	One Time Vendor	Further Description	Date Doc
[Redacted Content]			

Journal Entry Query Tool

v.4.6



All

Total of Entries:
Num of Entries Shown:

Full Account	Doc Desc	Doc Ctrl Num
[Redacted]	[Redacted]	[Redacted]
[Redacted]	[Redacted]	[Redacted]

Journal Entry Query Tool

v.4.6



All

Total of Entries:
Num of Entries Shown:

Full Account	Doc Desc	Doc Ctrl Num
[Redacted Content]		

Journal Entry Query Tool

v.4.6

Total of Entries:	26,260.75	0.00	*pstd: P = Posted,
Num of Entries Shown:	22	22	*records limit:

Full Account	Date	Amount USD	Amount CAD	Nat Currency

Journal Entry Query Tool

v.4.6

NOTE: Ctrl+Shift+J to pull data

Date Range:
From: 2022-07
To: 2023-06

Total of Entries: , U = Unposted, S = Staged, C:0 = I/C Unposted, -1 = Hanging out there.
Num of Entries Shown: 10000

Full Account	Journal Control Num	Psted*	Journal Description	User	R/Type

Journal Entry Query Tool

v.4.6

		Other Criteria
Districts:	2195	\
Accts:	70235	A
System:		
Subsystem:		

Total of Entries:
Num of Entries Shown:

Full Account	Vendor Code	One Time Vendor	Further Description

Journal Entry Query Tool

v.4.6

Vendor Code:
Amount From:
Amount To:
Posting: [All](#)

Total of Entries:
Num of Entries Shown:

Full Account	Date Doc	Doc Desc	Doc Ctrl Num

Journal Entry Query Tool

v.4.6

Total of Entries:	39,931.23	0.00	*pstd: P = Posted,
Num of Entries Shown:	81	81	*records limit:

Full Account	Date	Amount USD	Amount CAD	Nat Currency

Journal Entry Query Tool

v.4.6

Total of Entries:	39,931.23	0.00	*pstd: P = Posted,
Num of Entries Shown:	81	81	*records limit:

Full Account	Date	Amount USD	Amount CAD	Nat Currency

Journal Entry Query Tool

v.4.6

Total of Entries:	39,931.23	0.00	*pstd: P = Posted,
Num of Entries Shown:	81	81	*records limit:

Full Account	Date	Amount USD	Amount CAD	Nat Currency

Journal Entry Query Tool

v.4.6

Total of Entries:	39,931.23	0.00	*pstd: P = Posted,
Num of Entries Shown:	81	81	*records limit:

Full Account	Date	Amount USD	Amount CAD	Nat Currency

Journal Entry Query Tool

v.4.6

Total of Entries:	39,931.23	0.00	*pstd: P = Posted,
Num of Entries Shown:	81	81	*records limit:

Full Account	Date	Amount USD	Amount CAD	Nat Currency

Journal Entry Query Tool

v.4.6

NOTE: Ctrl+Shift+J to pull data

Date Range:

From: 2022-07

To: 2023-06

Districts:

Accts:

System:

Subsystem:

Total of Entries:

Num of Entries Shown:

, U = Unposted, S = Staged, C:0 = I/C Unposted, -1 = Hanging out there.

10000

Full Account

Journal Control Num

Psted*

Journal Description

User

R/Type

Vendor Code

Full Account	Journal Control Num	Psted*	Journal Description	User	R/Type	Vendor Code

Journal Entry Query Tool

v.4.6

NOTE: Ctrl+Shift+J to pull data

Date Range:
From: 2022-07
To: 2023-06

Districts:
Accts:
System:
Subsystem:

Total of Entries: , U = Unposted, S = Staged, C:0 = I/C Unposted, -1 = Hanging out there.
Num of Entries Shown: 10000

Full Account	Journal Control Num	Psted*	Journal Description	User	R/Type	Vendor Code
--------------	---------------------	--------	---------------------	------	--------	-------------

[REDACTED]						
------------	--	--	--	--	--	--

Journal Entry Query Tool

v.4.6

NOTE: Ctrl+Shift+J to pull data

Date Range:

From: 2022-07

To: 2023-06

Districts:

Accts:

System:

Subsystem:

Total of Entries:

Num of Entries Shown:

, U = Unposted, S = Staged, C:0 = I/C Unposted, -1 = Hanging out there.
10000

Full Account

Journal Control Num

Psted*

Journal Description

User

R/Type

Vendor Code

Full Account	Journal Control Num	Psted*	Journal Description	User	R/Type	Vendor Code

Journal Entry Query Tool

v.4.6

NOTE: Ctrl+Shift+J to pull data

Date Range:

From: 2022-07

To: 2023-06

Districts:

Accts:

System:

Subsystem:

Total of Entries:

Num of Entries Shown:

, U = Unposted, S = Staged, C:0 = I/C Unposted, -1 = Hanging out there.

10000

Full Account

Journal Control Num

Psted*

Journal Description

User

R/Type

Vendor Code

Full Account	Journal Control Num	Psted*	Journal Description	User	R/Type	Vendor Code

Journal Entry Query Tool

v.4.6

NOTE: Ctrl+Shift+J to pull data

Date Range:
From: 2022-07
To: 2023-06

Districts:
Accts:
System:
Subsystem:

Total of Entries: , U = Unposted, S = Staged, C:0 = I/C Unposted, -1 = Hanging out there.
Num of Entries Shown: 10000

Full Account	Journal Control Num	Psted*	Journal Description	User	R/Type	Vendor Code

Journal Entry Query Tool

v.4.6

Other Criteria

2195
70255

Vendor Code:
Amount From:
Amount To:
Posting:

Total of Entries:
Num of Entries Shown:

Full Account	One Time Vendor	Further Description	Date Doc

Journal Entry Query Tool

v.4.6

Other Criteria

2195
70255

Vendor Code:
Amount From:
Amount To:
Posting:

Total of Entries:
Num of Entries Shown:

Full Account	One Time Vendor	Further Description	Date Doc

Journal Entry Query Tool

v.4.6

Other Criteria

2195
70255

Vendor Code:
Amount From:
Amount To:
Posting:

Total of Entries:
Num of Entries Shown:

Full Account	One Time Vendor	Further Description	Date Doc

Journal Entry Query Tool

v.4.6

Other Criteria

2195
70255

Vendor Code:
Amount From:
Amount To:
Posting:

Total of Entries:
Num of Entries Shown:

Full Account	One Time Vendor	Further Description	Date Doc

Journal Entry Query Tool

v.4.6

Other Criteria

2195
70255

Vendor Code:
Amount From:
Amount To:
Posting:

Total of Entries:
Num of Entries Shown:

Full Account	One Time Vendor	Further Description	Date Doc

Journal Entry Query Tool

v.4.6



All

Total of Entries:

Num of Entries Shown:

Full Account

Doc Desc

Doc Ctrl Num

Full Account	Doc Desc	Doc Ctrl Num

Journal Entry Query Tool

v.4.6



All

Total of Entries:

Num of Entries Shown:

Full Account

Doc Desc

Doc Ctrl Num

Full Account	Doc Desc	Doc Ctrl Num
[Redacted Content]		

Journal Entry Query Tool

v.4.6



All

Total of Entries:

Num of Entries Shown:

Full Account

Doc Desc

Doc Ctrl Num

Full Account	Doc Desc	Doc Ctrl Num

Journal Entry Query Tool

v.4.6



All

Total of Entries:

Num of Entries Shown:

Full Account

Doc Desc

Doc Ctrl Num

Full Account	Doc Desc	Doc Ctrl Num

Journal Entry Query Tool

v.4.6



All

Total of Entries:

Num of Entries Shown:

Full Account

Doc Desc

Doc Ctrl Num

Full Account	Doc Desc	Doc Ctrl Num
[Redacted Content]		

Journal Entry Query Tool

v.4.6

NOTE: Ctrl+Shift+J to




From:

To:

Total of Entries:	4,047.77	0.00	*pstd: P = Posted, U = Unposted, S =
Num of Entries Shown:	5.00	5	*records lim 10000

Full Account	Date	Amount USD	Amount CAD	Nat Currency	Journal Con Psted*
--------------	------	------------	------------	-----------------	--------------------



Journal Entries pull data

v.4.6

Date Range:

2022-07

2023-06

Other Criteria

Districts: 2195

Accts: 91010

System:

Subsystem:

Vendor Code:

Amount From:

Amount To:


Posting:


Total of Entries: Staged, C:0 = I/C Unposted, -1 = Hanging out there.

Num of Entries S

Full Account	Journal Description	User	R/Type	Vendor Code	One Time Ver	Further Descr	Date	Doc
--------------	---------------------	------	--------	-------------	--------------	---------------	------	-----









Waste Connections, Inc.
IS 210 - PL Review
2022-03

July 2022 August-Sept
2022 October-2
November
2022 December 2022

- 70036 Other Bonus/Commission - Non-Safety
- 70086 Safety and Training
- 70090 WCN Training
- 70095 Empl & Commun Activ
- 70105 Employee Relocation
- 70110 Contributions
- 70147 Bldg & Property Maint
- 70165 Communications
- 70167 Cellular Telephone
- 70170 Qualifying Operating Lease Expense
- 70171 Variable Qualifying Lease Expense
- 70185 Postage
- 70190 Registration Fees
- 70195 Dues and Subscriptions
- 70200 Travel
- 70201 Entertainment
- 70202 Excursions Meetings
- 70203 Lodging
- 70205 Travel - Auto
- 70206 Meals
- 70207 Meals with Customers
- 70210 Office Supplies and Equip
- 70214 Credit Card Fees
- 70215 Bank Charges




Waste Connections, Inc.
IS 210 - PL Review
2022-03

July 2022	August-Sept 2022	October-2 November 2022	December 2022
-----------	---------------------	-------------------------------	---------------

- 70216 Outside Storages
- 70225 Advertising and Promotions
- 70230 External Recruiter Fees
- 70235 Legal
- 70231 Recruitment Advertising & Expenses
- 70232 Recruitment Travel Expenses
- 70255 Other Prof Fees
- 70275 Property Taxes
- 70301 Computer Software
- 70302 Computer Supplies
- 70303 Software License Fees
- 70320 Credit and Collection
- 70326 Deductible Current Year
- 70330 Equipment/Truck Rodeo
- 70336 Coffee Bar
- 70902 Visual Lease Clearing Account

G&A



Waste Connections, Inc.
IS 210 - PL Review
2022-03

July 2022

August-Sept
2022

October-2
November
2022

December 2022




Waste Connections, Inc.
IS 210 - PL Review
2022-03

July 2022

August-Sept
2022

October-2
November
2022

December 2022



Waste Connections, Inc.
IS 210 - PL Review
2022-03

July 2022

August-Sept
2022


October-2
November
2022

December 2022



Waste Connections, Inc.
IS 210 - PL Review
2022-03


July 2022	August-Sept 2022	October-2 November 2022	December 2022
-----------	---------------------	-------------------------------	---------------



Waste Connections, Inc.
IS 210 - PL Review
2022-03

Jan-March 2023 April 2023

- 70036 Other Bonus/Commission - Non-Safety
- 70086 Safety and Training
- 70090 WCN Training
- 70095 Empl & Commun Activ
- 70105 Employee Relocation
- 70110 Contributions
- 70147 Bldg & Property Maint
- 70165 Communications
- 70167 Cellular Telephone
- 70170 Qualifying Operating Lease Expense
- 70171 Variable Qualifying Lease Expense
- 70185 Postage
- 70190 Registration Fees
- 70195 Dues and Subscriptions
- 70200 Travel
- 70201 Entertainment
- 70202 Excursions Meetings
- 70203 Lodging
- 70205 Travel - Auto
- 70206 Meals
- 70207 Meals with Customers
- 70210 Office Supplies and Equip
- 70214 Credit Card Fees
- 70215 Bank Charges




Waste Connections, Inc.
IS 210 - PL Review
2022-03

Jan-March 2023 April 2023


- 70216 Outside Storages
- 70225 Advertising and Promotions
- 70230 External Recruiter Fees
- 70235 Legal
- 70231 Recruitment Advertising & Expenses
- 70232 Recruitment Travel Expenses
- 70255 Other Prof Fees
- 70275 Property Taxes
- 70301 Computer Software
- 70302 Computer Supplies
- 70303 Software License Fees
- 70320 Credit and Collection
- 70326 Deductible Current Year
- 70330 Equipment/Truck Rodeo
- 70336 Coffee Bar
- 70902 Visual Lease Clearing Account

G&A




Waste Connections, Inc.
IS 210 - PL Review
2022-03

Jan-March 2023 April 2023




Waste Connections, Inc.
IS 210 - PL Review
2022-03

Jan-March 2023 April 2023




Waste Connections, Inc.
IS 210 - PL Review
2022-03

Jan-March 2023 April 2023



Waste Connections, Inc.
IS 210 - PL Review
2022-03

Jan-March 2023 April 2023



Waste Connections, Inc.
IS 210 - PL Review
2022-03

Districts/Grouping:

2000

Exclude IC:
System:

	Jul-22	Aug-22	Sep-22	Oct-22	Nov-22
70036	Other Bonus/Commission - Non-Safety				
70086	Safety and Training				
70090	WCN Training				
70095	Empl & Commun Activ				
70105	Employee Relocation				
70110	Contributions				
70147	Bldg & Property Maint				
70165	Communications				
70167	Cellular Telephone				
70170	Qualifying Operating Lease Expense				
70171	Variable Qualifying Lease Expense				
70185	Postage				
70190	Registration Fees				
70195	Dues and Subscriptions				
70200	Travel				
70201	Entertainment				
70202	Excursions Meetings				
70203	Lodging				
70205	Travel - Auto				
70206	Meals				
70207	Meals with Customers				
70210	Office Supplies and Equip				
70214	Credit Card Fees				
70215	Bank Charges				

Waste Connections, Inc.
IS 210 - PL Review
2022-03

Districts/Grouping:

2000

Exclude IC:
System:

	Jul-22	Aug-22	Sep-22	Oct-22	Nov-22
70216	Outside Storages				
70225	Advertising and Promotions				
70230	External Recruiter Fees				
70235	Legal				
70231	Recruitment Advertising & Expenses				
70232	Recruitment Travel Expenses				
70255	Other Prof Fees				
70275	Property Taxes				
70301	Computer Software				
70302	Computer Supplies				
70303	Software License Fees				
70320	Credit and Collection				
70326	Deductible Current Year				
70330	Equipment/Truck Rodeo				
70336	Coffee Bar				
70902	Visual Lease Clearing Account				
	G&A				

(A)

Waste Connections, Inc.
IS 210 - PL Review
2022-03

July 2022
Aug-Sept 2022
Oct-Nov 2022
Dec 2022
Jan-Mar 2023

	Dec-22	Jan-23	Feb-23	Mar-23	Apr-23	May-23
70036 Other Bonus/Commission - Non-Safety						
70086 Safety and Training						
70090 WCN Training						
70095 Empl & Commun Activ						
70105 Employee Relocation						
70110 Contributions						
70147 Bldg & Property Maint						
70165 Communications						
70167 Cellular Telephone						
70170 Qualifying Operating Lease Expense						
70171 Variable Qualifying Lease Expense						
70185 Postage						
70190 Registration Fees						
70195 Dues and Subscriptions						
70200 Travel						
70201 Entertainment						
70202 Excursions Meetings						
70203 Lodging						
70205 Travel - Auto						
70206 Meals						
70207 Meals with Customers						
70210 Office Supplies and Equip						
70214 Credit Card Fees						
70215 Bank Charges						

Waste Connections, Inc.
IS 210 - PL Review
2022-03

July 2022
Aug-Sept 2022
Oct-Nov 2022
Dec 2022
Jan-Mar 2023

	Dec-22	Jan-23	Feb-23	Mar-23	Apr-23	May-23
70216 Outside Storages						
70225 Advertising and Promotions						
70230 External Recruiter Fees						
70235 Legal						
70231 Recruitment Advertising & Expenses						
70232 Recruitment Travel Expenses						
70255 Other Prof Fees						
70275 Property Taxes						
70301 Computer Software						
70302 Computer Supplies						
70303 Software License Fees						
70320 Credit and Collection						
70326 Deductible Current Year						
70330 Equipment/Truck Rodeo						
70336 Coffee Bar						
70902 Visual Lease Clearing Account						
G&A						

Waste Connections, Inc.
IS 210 - PL Review
2022-03

2.70%	April-June 2023	2%
2.59%		
2.51%		
2.46%		
2.32%		

Clark Co. Allocation **Adjust Out** **Adjusted**
Unallowable **Region OH**
Allocation

Jun-23 Total

- 70036 Other Bonus/Commission - Non-Safety
- 70086 Safety and Training
- 70090 WCN Training
- 70095 Empl & Commun Activ
- 70105 Employee Relocation
- 70110 Contributions
- 70147 Bldg & Property Maint
- 70165 Communications
- 70167 Cellular Telephone
- 70170 Qualifying Operating Lease Expense
- 70171 Variable Qualifying Lease Expense
- 70185 Postage
- 70190 Registration Fees
- 70195 Dues and Subscriptions
- 70200 Travel
- 70201 Entertainment
- 70202 Excursions Meetings
- 70203 Lodging
- 70205 Travel - Auto
- 70206 Meals
- 70207 Meals with Customers
- 70210 Office Supplies and Equip
- 70214 Credit Card Fees
- 70215 Bank Charges



Waste Connections, Inc.
IS 210 - PL Review
2022-03

2.70%	April-June 2023	2%
2.59%		
2.51%		
2.46%		
2.32%		

Clark Co. Allocation **Adjust Out Unallowable** **Adjusted Region OH Allocation**

- 70216 Outside Storages
- 70225 Advertising and Promotions
- 70230 External Recruiter Fees
- 70235 Legal
- 70231 Recruitment Advertising & Expenses
- 70232 Recruitment Travel Expenses
- 70255 Other Prof Fees
- 70275 Property Taxes
- 70301 Computer Software
- 70302 Computer Supplies
- 70303 Software License Fees
- 70320 Credit and Collection
- 70326 Deductible Current Year
- 70330 Equipment/Truck Rodeo
- 70336 Coffee Bar
- 70902 Visual Lease Clearing Account


G&A

Jun-23	Total
(A)	

Waste Connections, Inc.
Corporate P&L Detail


7,8,9,10,11,12

1,2,3,4,5,6



7,8,9,10,11,12

1,2,3,4,5,6



7,8,9,10,11,12

1,2,3,4,5,6



WASTE CONNECTIONS, INC.
CONSOLIDATED BALANCE SHEETS
(IN THOUSANDS OF U.S. DOLLARS, EXCEPT SHARE AND PER SHARE AMOUNTS)

	December 31,	
	2022	2021
ASSETS		
Current assets:		
Cash and equivalents	\$ 78,637	\$ 147,44
Accounts receivable, net of allowance for credit losses of \$22,939 and \$18,480 at December 31, 2022 and 2021, respectively	833,862	709,61
Prepaid expenses and other current assets	205,146	175,72
Total current assets	1,117,645	1,032,77
Restricted cash	102,727	72,17
Restricted investments	68,099	59,01
Property and equipment, net	6,950,915	5,721,94
Operating lease right-of-use assets	192,506	160,56
Goodwill	6,902,297	6,187,64
Intangible assets, net	1,673,917	1,350,59
Other assets, net	126,497	115,20
Total assets	<u>\$ 17,134,603</u>	<u>\$ 14,699,92</u>
LIABILITIES AND EQUITY		
Current liabilities:		
Accounts payable	\$ 638,728	\$ 392,86
Book overdraft	15,645	16,72
Deferred revenue	325,002	273,72
Accrued liabilities	431,247	442,59
Current portion of operating lease liabilities	35,170	38,01
Current portion of contingent consideration	60,092	62,80
Current portion of long-term debt and notes payable	6,759	6,02
Total current liabilities	1,512,643	1,232,74
Long-term portion of debt and notes payable	6,890,149	5,040,50
Long-term portion of operating lease liabilities	165,462	129,62
Long-term portion of contingent consideration	21,323	31,50
Deferred income taxes	1,013,742	850,92
Other long-term liabilities	417,640	421,08
Total liabilities	10,020,959	7,706,37

Commitments and contingencies (Note 13)

Equity:

Common shares: 257,211,175 shares issued and 257,145,716 shares outstanding at December 31, 2022; 260,283,158 shares issued and 260,212,496 shares outstanding at December 31, 2021	3,271,958	3,693,02
Additional paid-in capital	244,076	199,48
Accumulated other comprehensive income (loss)	(56,830)	39,58
Treasury shares: 65,459 and 70,662 shares at December 31, 2022 and 2021, respectively	—	—
Retained earnings	3,649,494	3,056,84
Total Waste Connections' equity	7,108,698	6,988,93
Noncontrolling interest in subsidiaries	4,946	4,60
Total equity	7,113,644	6,993,54
Total liabilities and equity	<u>\$ 17,134,603</u>	<u>\$ 14,699,92</u>

The accompanying notes are an integral part of these consolidated financial statements.

WASTE CONNECTIONS, INC.
CONSOLIDATED STATEMENTS OF NET INCOME
(IN THOUSANDS OF U.S. DOLLARS, EXCEPT SHARE AND PER SHARE AMOUNTS)

	Years Ended December 31,		
	2022	2021	2020
Revenues	\$ 7,211,859	\$ 6,151,361	\$ 5,445,990
Operating expenses:			
Cost of operations	4,336,012	3,654,074	3,276,808
Selling, general and administrative	696,467	612,337	537,632
Depreciation	763,285	673,730	621,102
Amortization of intangibles	155,675	139,279	131,302
Impairments and other operating items	18,230	32,316	466,718
Operating income	1,242,190	1,039,625	412,428
Interest expense	(202,331)	(162,796)	(162,375)
Interest income	5,950	2,916	5,253
Other income (expense), net	3,154	6,285	(1,392)
Loss on early extinguishment of debt	—	(115,288)	—
Income before income tax provision	1,048,963	770,742	253,914
Income tax provision	(212,962)	(152,253)	(49,922)
Net income	836,001	618,489	203,992
Plus (less): Net loss (income) attributable to noncontrolling interests	(120)	(112)	685

Plus (less), net loss (income) attributable to noncontrolling interests	(559)	(442)	000
Net income attributable to Waste Connections	<u>\$ 835,662</u>	<u>\$ 618,047</u>	<u>\$ 204,677</u>
Earnings per common share attributable to Waste Connections' common shareholders:			
Basic	<u>\$ 3.25</u>	<u>\$ 2.37</u>	<u>\$ 0.78</u>
Diluted	<u>\$ 3.24</u>	<u>\$ 2.36</u>	<u>\$ 0.78</u>
Shares used in the per share calculations:			
Basic	<u>257,383,578</u>	<u>261,166,723</u>	<u>263,189,699</u>
Diluted	<u>258,038,801</u>	<u>261,728,470</u>	<u>263,687,539</u>
Cash dividends per common share	<u>\$ 0.945</u>	<u>\$ 0.845</u>	<u>\$ 0.760</u>

The accompanying notes are an integral part of these consolidated financial statements.

BS & IS Pulled from WCN 2022 10-K

	Debt to Equity Ratio	Allowable In LG
Debt	\$ 6,896,908,000	49.23%
Equity	\$ 7,113,644,000	50.77%
Total Debt & Equity	\$ 14,010,552,000	60%

	Interest as a % of Debt
Interest Expense	\$ 202,331,000
Debt	\$ 6,896,908,000
Interest as a % of Debt	2.93%

ST Debt \$ 6,759,000

LT Debt \$ 6,890,149,000

11
14
22
77
74
14
19
57
13
27
23
24
58
21
20
26
17
24
20
46
20
28
24
21
30
79

27
32
34
—
15
38
07
15
24

Equity \$ 7,113,644,000

Interest Expense \$ 202,331,000

