

Non-Public Companies

INPUTS - Test Year	
Operating Revenue	1,075,879
Operating Expenses	1,605,429
Investment	938,356
Capital Structure - Debt %	40.00%
Capital Structure - Debt Cost	4.45%
Federal Income Tax Rate	21.00%
B&O Tax Rate	1.750%
WUTC Fee	0.000%
City Tax	0.000%
Bad Debts	0.000%

Check when input is complete

For Initial input: Uncheck Checkbox Until Completed

2018 Version Update Changes

- Allows Income Tax Rate Changes,
- Minimizes impact of changes in test-year revenue from resulting revenue requirement,
- Corrects interest rate transposition in LG.

Line No.	(a)	(b)	(c)	(b) + (c)	(d)	(e)	(d) + (e)
		Historical	Revenue Change	Revenue	Proforma	Add: Revenue Sensitive Taxes	Revenue Requirement
1	Operating Revenue	1,075,879	697,820	1,773,700		13,747	1,787,446
2	Operating Expenses	1,605,429		1,605,429		13,747	1,619,175
3	Operating Income	(529,549)		168,271			\$168,271
4							
5	Interest Expense	16,696		16,696			16,696
6	Income Tax Expense	-	31,831	31,831			31,831
7							
8	Net Income	(546,246)		119,744			119,744
9							
10	Operating Ratio	149.22%		90.51%			90.59%
11							
12	Revenue Requirement						
13	Historical Revenue	1,075,879		Revenue Increase before taxes			697,820
14	Rate Increase	711,567		Rev Sensitive Taxes			13,747
15	Revenue Requirement	1,787,446		Rate Increase			711,567
16		Percent Increase		66.14%			
17							
18	Capital Structure Financing Investment			Financing Cost			
19	Type	Percent	Amount	Cost of Capital	Weighted	Amount	
20	Equity	60.00%	563,014	21.27%	12.76%	119,744	
21	Debt	40.00%	375,343	4.45%	1.78%	16,696	
22	Total	100%	938,356		14.54%	136,440	
23							
24							
25	Operating Statistics		Before Income Tax		After Income Tax		
26							
27	Return on Investment		17.93%		14.54%		
28	Return on Equity		26.92%		21.27%		
29	Operating Ratio		90.51%		90.59%		
30	Profit Margin		9.49%		9.49%		
31	Final turnover		1.90		1.90		
32	Tax Rate		21.00%		21.00%		
33							
34							
35	Revenue Sensitive Taxes Charges						
36				Rate	Taxes		
37	B & O Tax			1.750%	13,747		
38	WUTC Fee			0.000%	-		
39	City Tax			0.000%	-		
40	Bad Debts			0.000%	-		
41	Revenue Sensitive			1.750%	13,747		
42							
43	Conversion Factor			88.84%			

Consolidated Income Statement
Basin Disposal, Ed's Disposal, BDI - Yakima, BDI - Walla Walla
06-2022

companies above. The purpose of this workbook is to spread certain shared and overhead costs booked to Basin Disposal to the other related companies. Rows marked as "ALLOC" show this allocation. All other expenses are booked directly to the individual company's income statement so no allocation is needed. Note: "Non-Hauling" operation financials not included. This column exists in order to allocate adequate shared costs to these operations.

REVENUE
 CUSTOMERS (Adjusted) (BDI&EDS,YAK,WAL, DSD)
 MAN HOURS (BDI&EDS,YAK,WAL)
 MAN HOURS (BDI&EDS,YAK,WAL, DSD)
 TIP FEES
 EMPLOYEE COUNT (BDI&EDS,YAK,WAL, DSD,CB)
 PAC (BDI&EDS,YAK,WAL)

TOTAL OPERATING REVENUE

TOTAL DISPOSAL & PROCESSING FEES

NET REVENUE

Operating Expenses

Primary Driver
 Wages - Regular
 Wages - Overtime
 Wages - Vacation
 Wages - Bonus
 Group Insurance
 Employee Benefit Costs
 Workers Comp Insurance
 Payroll Taxes
 Other Employee Costs
 Contract Labor


Total Primary Driver Costs

Primary Driver - REL
 Wages - Regular
 Wages - Overtime
 Wages - Vacation
 Wages - Bonus
 Group Insurance
 Employee Benefit Costs
 Workers Comp Insurance
 Payroll Taxes
 Other Employee Costs
 Contract Labor

Total Primary Driver-REL Costs

Primary - Maintenance Labor
 Wages - Regular
 Wages - Overtime
 Wages - Vacation
 Wages - Bonus
 Group Insurance
 Employee Benefit Costs
 Workers Comp Insurance
 Payroll Taxes
 Other Employee Costs
 Contract Labor

Total Primary Maintenance Labor Costs



Consolidated Income Statement
Basin Disposal, Ed's Disposal, BDI - Yakima, BDI - Walla Walla
06-2022

companies above. The purpose of this workbook is to spread certain shared and overhead costs booked to Basin Disposal to the other related companies. Rows marked as "ALOC" show this allocation. All other expenses are booked directly to the individual company's income statement so no allocation is needed. Note: "Non-Hauling" operation financials not included. This column exists in order to allocate adequate shared costs to these operations.

Operation Support Fleet, Equipment & Other Variable Costs

- Maint - Lubricants
- Maint - Tires
- Repairs and Maintenance
- Office Supplies
- Utilities
- Telephone Internet & Radio
- Business Meals & Travel
- Fuel Expense
- Ops Support Fleet, Equip & Other Variable Costs Allocated

Total Operation Support Fleet, Equip & Other Variable Costs

Operation Support - Customer Service Labor Cost

- Wages - Regular
- Wages - Overtime
- Wages - Vacation
- Wages - Bonus
- Group Insurance
- Employee Benefit Costs
- Workers Comp Insurance
- Payroll Taxes
- Other Employee Costs
- Contract Labor
- Customer Service Labor Allocated

Total Operation Support - Customer Service Labor Cost

Customer Service Fixed Costs

- Liability Insurance Premiums
- Insurance & Property Damage Claims
- Depreciation - Fleet & Equipment
- Rent - Facility & Equipment
- Property Taxes - Facility & Equipment
- Vehicle License & Regs
- Customer Service Fixed Costs Allocated

Total Customer Service Fixed Costs

Customer Service Fleet, Equipment & Other Variable Costs

- Maint - Lubricants
- Maint - Tires
- Repairs and Maintenance
- Office Supplies
- Utilities
- Telephone Internet & Radio
- Business Meals & Travel
- Fuel Expense
- Customer Service Fleet, Equip, and Other Variable Costs Allocated


Total Customer Service Fleet, Equip & Other Variable Costs

COST OF OPERATIONS

GROSS PROFIT - OPERATIONS

General & Administrative Expense

- Stockholder Compensation
- Wages - Regular
- Wages - Overtime
- Wages - Vacation
- Wages - Bonus



A Note: Basin Disposal, Ed's Disposal, Basin Disposal of Yakima and Basin Disposal of Washington all employ customer service, but all customer service employees, regardless of what entity they are employed with participate in supporting all customers across Basin Disposal, Ed's Disposal, Basin Disposal of Yakima, Basin Disposal of Washington and DSD Capital. To accurately spread costs across these entities, the combined customer % is used to true up total cost for each entity. Since four of the 5 entities employ customer service, the true expenses would remain in its natural expense category in the respective entity that employ those entities. Therefore, allocation B is used to allocate customer service expense amounts into DSD Capital.

B Note: Basin Disposal employs Stockholder that oversees operations across Basin Disposal, Ed's Disposal, Basin Disposal of Yakima and Basin Disposal of Washington. The entities cost share the expense of Stockholder based upon previously allocated costs (PAC) of the entities. Stockholder spends an average

Consolidated Income Statement
Basin Disposal, Ed's Disposal, BDI - Yakima, BDI - Walla Walla
06-2022

companies above. The purpose of this workbook is to spread certain shared and overhead costs booked to Basin Disposal to the other related companies. Rows marked as "ALLOC" show this allocation. All other expenses are booked directly to the individual company's income statement so no allocation is needed. Note: "Non-Hauling" operation financials not included. This column exists in order to allocate adequate shared costs to these operations.

- Group Insurance
- Employee Benefit Costs
- Workers Comp Insurance
- Payroll Taxes
- Other Employee Costs
- Contract Labor
- Stockholder Labor Allocated

Total Stockholder Compensation

- Accounting Compensation
- Wages - Regular
- Wages - Overtime
- Wages - Vacation
- Wages - Bonus
- Group Insurance
- Employee Benefit Costs
- Workers Comp Insurance
- Payroll Taxes
- Other Employee Costs
- Contract Labor
- Accounting Labor Allocated

Total Accounting Compensation

- Human Resources Compensation
- Wages - Regular
- Wages - Overtime
- Wages - Vacation
- Wages - Bonus
- Group Insurance
- Employee Benefit Costs
- Workers Comp Insurance
- Payroll Taxes
- Other Employee Costs
- Contract Labor
- HR Labor Allocated

Total Human Resources Compensation

- Admin Compensation
- Wages - Regular
- Wages - Overtime
- Wages - Vacation
- Wages - Bonus
- Group Insurance
- Employee Benefit Costs
- Workers Comp Insurance
- Payroll Taxes
- Other Employee Costs
- Contract Labor
- Admin Labor Allocated

Total Admin Compensation

- Allocable Other General & Admin Expenses
- Liability Insurance Premiums
- Insurance & Property Damage Claims
- Rent - Office Facility
- Property Taxes - Facility & Equipment
- Depr - Admin
- Building & Property Maint
- Office Supplies & Equip


about 5% of his time providing assistance to non-hauling entities. Based on time spent, we allocated \$25k of expense to non-hauling entities. Since Basin Disposal employs the Stockholder, the true expenses would remain in its natural expense category within Basin Disposal. Therefore, an adjutment was made to reduce accounting expense out of regulated entities.

C Note: Basin Disposal employs Accountants that primarily perform work across Basin Disposal, Ed's Disposal, Basin Disposal of Yakima and Basin Disposal of Washington. The entities cost share the expense of Accounting based upon previously allocated costs (PAC) of the entities. Basin spends on average about 11 hours per month performing accounting work for DSD Capital and an average of 30 hours a month providing accounting service to Columbia Basin. We used the average accountant market rate of \$150 for analysis. Based on hours spent providing accounting service to non-hauling entities and using average market rate, we determined allocating \$85k to non-hauling entities is appropriate. Since Basin Disposal employs the Accountants, the true expenses would remain in its natural expense category within Basin Disposal. Therefore, an adjutment was made to reduce accounting expense out of regulated entities.

D Note: Basin Disposal employs Human Resource staff that perform work across Basin Disposal, Ed's Disposal, Basin Disposal of Yakima, Basin Disposal of Washington, DSD Capital, and Columbia Basin. The entities cost share the expense of Human Resources based upon employee head count of the entities. Since Basin Disposal employs the Human Resouse staff, the true expenses would remain in its natural expense category within Basin Disposal. Therefore, an adjutment was made to reduce human resource expense out of regulated entities.

Consolidated Income Statement
Basin Disposal, Ed's Disposal, BDI - Yakima, BDI - Walla Walla
06-2022

companies above. The purpose of this workbook is to spread certain shared and overhead costs booked to Basin Disposal to the other related companies. Rows marked as "ALLO" show this allocation. All other expenses are booked directly to the individual company's income statement so no allocation is needed. Note: "Non-Hauling" operation financials not included. This column exists in order to allocate adequate shared costs to these operations.



Computer Expense
Bank Fees & Charges
Utilities
Telephone Internet & Radio
Dues & Subscriptions
Contributions
Bad Debts & Collection Cst
Advertising
Business Meals & Travel
Consulting & Lobbying Fees
Legal & Outside Professional Fees
Legal Fees PLP Matters
Seminars & Education
Other Taxes Licenses & Permits
Misc Expense
Other G&A Expense Allocated
Total Allocable Other Gen & Admin Exp
Direct Other General & Admin Expenses
Liability Insurance Premiums
Insurance & Property Damage Claims
Rent - Office Facility
Property Taxes - Facility & Equipment
Depr - Admin
Building & Property Maint
Office Supplies & Equip
Computer Expense
Bank Fees & Charges
Utilities
Telephone Internet & Radio
Dues & Subscriptions
Contributions
Bad Debts & Collection Cst
Advertising
Business Meals & Travel
Consulting & Lobbying Fees
Legal & Outside Professional Fees
Legal Fees PLP Matters
Seminars & Education
Other Taxes Licenses & Permits
Misc Expense
Total Direct Other Gen & Admin Exp
Total General & Administrative Exp
Other (Income) / Expense
Misc Revenue
Realized/unrealized gain/loss on investments
Gain/Loss Sale of Equip
Interest Income
Interest Expense
Federal Inc Tax Provisions
Total Other (Income)/Exp
NET INCOME

Consolidated Income Statement
Basin Disposal, Ed's Disposal, BDI - Yakima, BDI - Walla Walla
06-2022

companies above. The purpose of this workbook is to spread certain shared and overhead costs booked to Basin Disposal to the other related companies. Rows marked as "ALLOC" show this allocation. All other expenses are booked directly to the individual company's income statement so no allocation is needed. Note: "Non-Hauling" operation financials not included. This column exists in order to allocate adequate shared costs to these operations.

Consolidated	Restating	Proforma	After Adj	Allocation					
as Booked	Adjustments	Adjustments	Total	Method	BDI&EDS	YAK	WAL	NON-HAULING	Total

Consolidated Income Statement
Basin Disposal, Ed's Disposal, BDI - Yakima, BDI - Walla Walla
06-2022

companies above. The purpose of this workbook is to spread certain shared and overhead costs booked to Basin Disposal to the other related companies. Rows marked as "ALLOC" show this allocation. All other expenses are booked directly to the individual company's income statement so no allocation is needed. Note: "Non-Hauling" operation financials not included. This column exists in order to allocate adequate shared costs to these operations.



BASIN DISPOSAL OF YAKIMA, LLC
INCOME STATEMENT FOR TRAILING 12 MONTHS AS OF
06-2022

Per Books Restating Per Books ProForma Total
 Adjustments Adjusted Adjustments Adjustments Adjustments

Operating Revenue

WUTC Revenue

Residential Sales
 Commercial Sales
 Industrial Sales
 Pass Through Revenue
 Other Revenue

Total WUTC Revenue - Regulated

Total Non-Regulated Revenue

Total Other Non-Regulated Revenues

TOTAL OPERATING REVENUE

Total Disposal & Processing Fees

NET REVENUE

Operating Expenses

Primary Driver

Wages - Regular
 Wages - Overtime
 Wages - Vacation
 Wages - Bonus
 Group Insurance
 Employee Benefit Costs
 Workers Comp Insurance
 Payroll Taxes
 Other Employee Costs
 Contract Labor

Total Primary Driver Costs

Primary - Maintenance Labor

Wages - Regular
 Wages - Overtime
 Wages - Vacation
 Wages - Bonus
 Group Insurance
 Employee Benefit Costs
 Workers Comp Insurance
 Payroll Taxes
 Other Employee Costs
 Contract Labor

Total Primary Maintenance Labor Costs

Primary Fleet Equipment Costs

Liability Insurance Premiums
 Insurance & Property Damage Claims
 Depr - Fleet Equip
 Depr - Shop/Misc Equip
 Property Taxes - Facilities
 Rent - Maint Fac. & Trucks
 Vehicle License & Regs

Total Primary Fleet Equipment Costs

Primary Fleet Equipment Variable Costs

Maint - Lubricants
 Maint - Tires
 Maint - Repairs & Maintenance
 Maint - Outside Repairs
 Parts, Shop Supplies & Sm Tools
 Utilities
 Fuel Expense
 Primary Fleet Equipment Variable Costs Allocated

Total Primary Fleet Equipment Variable Costs

Secondary Labor

Wages - Regular
 Wages - Overtime
 Wages - Vacation
 Wages - Bonus
 Group Insurance
 Employee Benefit Costs
 Workers Comp Insurance
 Payroll Taxes
 Other Employee Costs
 Contract Labor
 Secondary Labor Allocated

Total Secondary Labor Costs

Secondary Fleet Equipment Costs

Liability Insurance Premiums
 Insurance & Property Damage Claims
 Depr - Fleet Equip
 Depr - Shop/Misc Equip
 Property Taxes - Facilities
 Rent - Maint Fac. & Trucks



BASIN DISPOSAL OF YAKIMA, LLC
INCOME STATEMENT FOR TRAILING 12 MONTHS AS OF
06-2022

	Per Books	Restating	Per Books	ProForma	Total
		Adjustments	Adjusted	Adjustments	Adjustments
Vehicle License & Regs					
Total Secondary Fleet Equipment Costs					
Secondary Fleet Equipment Variable Costs					
Maint - Lubricants					
Maint - Tires					
Maint - Repairs & Maintenance					
Maint - Outside Repairs					
Parts, Shop Supplies & Sm Tools					
Utilities					
Fuel Expense					
Secondary Fleet Equipment Variable Costs Allocated					
Total Secondary Fleet Equipment Variable Costs					
Secondary - Container Equipment Fixed Costs					
Rent - Containers					
Depreciation - Containers					
Liability Insurance Premiums					
Insurance & Property Damage Claims					
Property Taxes-Containers					
Total Container Equip Fixed Costs					
Secondary - Container Equipment Variable Costs					
Utilities					
Maint - Container Equip					
Total Container Equip Variable Cost					
Operating Tax Expense					
City Taxes					
County Taxes					
State Exise Tax					
WUTC Regulatory Fee Exp					
Other Taxes & Licenses					
Total Tax Expense					
Operation Support - Management Labor Cost					
Wages - Regular					
Wages - Overtime					
Wages - Vacation					
Wages - Bonus					
Group Insurance					
Employee Benefit Costs					
Workers Comp Insurance					
Payroll Taxes					
Other Employee Costs					
Contract Labor					
Ops Support Management Labor Allocated					
Total Operation Support - Management Labor Cost					
Operation Support - Director Labor Cost					
Wages - Regular					
Wages - Overtime					
Wages - Vacation					
Wages - Bonus					
Group Insurance					
Employee Benefit Costs					
Workers Comp Insurance					
Payroll Taxes					
Other Employee Costs					
Contract Labor					
Ops Support Directors Labor Allocated					
Total Operation Support - Director Labor Cost					
Operation Support Fixed Costs					
Liability Insurance Premiums					
Insurance & Property Damage Claims					
Depreciation - Fleet & Equipment					
Rent - Facility & Equipment					
Property Taxes - Facility & Equipment					
Vehicle License & Regs					
Operation Support Fixed Costs Allocated					
Total Operation Support Fleet & Equipment Costs					
Operation Support Fleet, Equipment & Other Variable Costs					
Maint - Lubricants					
Maint - Tires					
Repairs and Maintenance					
Office Supplies					
Utilities					
Telephone Internet & Radio					
Business Meals & Travel					
Fuel Expense					
Ops Support Fleet, Equip & Other Variable Costs Allocated					
Total Operation Support Fleet, Equip & Other Variable Costs					
Operation Support - Customer Service Labor Cost					

BASIN DISPOSAL OF YAKIMA, LLC
INCOME STATEMENT FOR TRAILING 12 MONTHS AS OF
06-2022

	Per Books	Restating	Per Books	ProForma	Total
		Adjustments	Adjusted	Adjustments	Adjustments
Wages - Regular					
Wages - Overtime					
Wages - Vacation					
Wages - Bonus					
Group Insurance					
Employee Benefit Costs					
Workers Comp Insurance					
Payroll Taxes					
Other Employee Costs					
Contract Labor					
Customer Service Labor Allocated					
Total Operation Support - Customer Service Labor Cost					
Customer Service Fixed Costs					
Liability Insurance Premiums					
Insurance & Property Damage Claims					
Depreciation - Fleet & Equipment					
Rent - Facility & Equipment					
Property Taxes - Facility & Equipment					
Vehicle License & Regs					
Customer Service Fixed Costs Allocated					
Total Customer Service Fixed Costs					
Customer Service Fleet, Equipment & Other Variable Costs					
Maint - Lubricants					
Maint - Tires					
Repairs and Maintenance					
Office Supplies					
Utilities					
Telephone Internet & Radio					
Business Meals & Travel					
Fuel Expense					
Customer Service Fleet, Equip, and Other Variable Costs Allocated					
Total Customer Service Fleet, Equip & Other Variable Costs					
COST OF OPERATIONS					
GROSS PROFIT - OPERATIONS					
Professional Service Income					
General & Administrative Expense					
Stockholder Compensation					
Wages - Regular					
Wages - Overtime					
Wages - Vacation					
Wages - Bonus					
Group Insurance					
Employee Benefit Costs					
Workers Comp Insurance					
Payroll Taxes					
Other Employee Costs					
Contract Labor					
Stockholder Labor Allocated					
Total Stockholder Compensation					
Accounting Compensation					
Wages - Regular					
Wages - Overtime					
Wages - Vacation					
Wages - Bonus					
Group Insurance					
Employee Benefit Costs					
Workers Comp Insurance					
Payroll Taxes					
Other Employee Costs					
Contract Labor					
Accounting Labor Allocated					
Total Accounting Compensation					
Human Resources Compensation					
Wages - Regular					
Wages - Overtime					
Wages - Vacation					
Wages - Bonus					
Group Insurance					
Employee Benefit Costs					
Workers Comp Insurance					
Payroll Taxes					
Other Employee Costs					
Contract Labor					
HR Labor Allocated					
Total Human Resources Compensation					
Admin Compensation					
Wages - Regular					
Wages - Overtime					

BASIN DISPOSAL OF YAKIMA, LLC
INCOME STATEMENT FOR TRAILING 12 MONTHS AS OF
06-2022

	Per Books	Restating	Per Books	ProForma	Total
		Adjustments	Adjusted	Adjustments	Adjustments
Wages - Vacation					
Wages - Bonus					
Group Insurance					
Employee Benefit Costs					
Workers Comp Insurance					
Payroll Taxes					
Other Employee Costs					
Contract Labor					
Admin Labor Allocated					
Total Admin Compensation					
Allocable Other General & Admin Expenses					
Liability Insurance Premiums					
Insurance & Property Damage Claims					
Rent - Office Facility					
Property Taxes - Facility & Equipment					
Depr - Admin					
Building & Property Maint					
Office Supplies & Equip					
Computer Expense					
Bank Fees & Charges					
Utilities					
Telephone Internet & Radio					
Dues & Subscriptions					
Contributions					
Bad Debts & Collection Cst					
Advertising					
Business Meals & Travel					
Consulting & Lobbying Fees					
Legal & Outside Professional Fees					
Legal Fees PLP Matters					
Seminars & Education					
Other Taxes Licenses & Permits					
Loan Fee Amortization					
Misc Expense					
Other G&A Expense Allocated					
Total Allocable Other Gen & Admin Exp					
Direct Other General & Admin Expenses					
Liability Insurance Premiums					
Insurance & Property Damage Claims					
Rent - Office Facility					
Property Taxes - Facility & Equipment					
Depr - Admin					
Building & Property Maint					
Office Supplies & Equip					
Computer Expense					
Bank Fees & Charges					
Utilities					
Telephone Internet & Radio					
Dues & Subscriptions					
Contributions					
Bad Debts & Collection Cst					
Advertising					
Business Meals & Travel					
Consulting & Lobbying Fees					
Legal & Outside Professional Fees					
Legal Fees PLP Matters					
Seminars & Education					
Other Taxes Licenses & Permits					
Misc Expense					
Total Direct Other Gen & Admin Exp					
Total General & Administrative Exp					
Other (Income) / Expense					
Misc Revenue					
Realized/unrealized gain/loss on investments					
Gain/Loss Sale of Equip					
Interest Income					
Interest Expense					
Federal Inc Tax Provisions					
Total Other (Income)/Exp					
NET INCOME					

Costs Allocated In

**BASIN DISPOSAL OF YAKIMA, LLC
ALLOCATED INCOME STATEMENT FOR TRAILING 12 MONTHS AS OF
06-2022**

	Total b/4 Separations (from Pro Forma)	Allocation	WUTC	Union Gap	Selah	Moxee	Wapato	Other Revenue
Total Admin Compensation								-
Allocable Other General & Admin Expenses								-
Liability Insurance Premiums								-
Insurance & Property Damage Claims								-
Rent - Office Facility								-
Property Taxes - Facility & Equipment								-
Depr - Admin								-
Building & Property Maint								-
Office Supplies & Equip								-
Computer Expense								-
Bank Fees & Charges								-
Utilities								-
Telephone Internet & Radio								-
Dues & Subscriptions								-
Contributions								-
Bad Debts & Collection Cst								-
Advertising								-
Business Meals & Travel								-
Consulting & Lobbying Fees								-
Legal & Outside Professional Fees								-
Legal Fees PLP Matters								-
Seminars & Education								-
Other Taxes Licenses & Permits								-
Loan Fee Amortization								-
Misc Expense								-
Other G&A Expense Allocated								-
Total Allocable Other Gen & Admin Exp								-
Direct Other General & Admin Expenses								-
3669 Liability Insurance Premiums								-
3670 Insurance & Property Damage Claims								-
3691 Rent - Office Facility								-
3684 Property Taxes - Facility & Equipment								-
3692 Depr - Admin								-
3693 Building & Property Maint								-
3694 Office Supplies & Equip								-
3695 Computer Expense								-
3698 Bank Fees & Charges								-
3681 Utilities								-
3688 Telephone Internet & Radio								-
36100 Dues & Subscriptions								-
3699 Contributions								-
3697 Bad Debts & Collection Cst								-
3696 Advertising								-
36106 Business Meals & Travel								-
36116 Consulting & Lobbying Fees								-
36104 Legal & Outside Professional Fees								-
36103 Legal Fees PLP Matters								-
36105 Seminars & Education								-
36101 Other Taxes Licenses & Permits								-
36102 Misc Expense								-
Total Direct Other Gen & Admin Exp								-
Total General & Administrative Exp								-
Other (Income) / Expense								-
Misc Revenue								-
Realized/unrealized gain/loss on investments								-
Gain/Loss Sale of Equip								-
Interest Income								-
Interest Expense								-
Federal Inc Tax Provisions								-
Total Other (Income)/Exp								-
NET INCOME								-
Variance								-

BASIN DISPOSAL OF YAKIMA, LLC
Restating Adjustments
06-2022

	RA-1	RA-2	RA-3	RA-4	Total
	COLA Adjustment	Depreciation Expense	Interest Expense Adjustment	WRRR Adjustment	
Operating Revenue	[REDACTED]				
WUTC Revenue					
Residential Sales					
Commercial Sales					
Industrial Sales					
Pass Through Revenue					
Other Revenue					
Total WUTC Revenue - Regulated					
Non-Regulated Revenue					
Wapato Revenue					
Union Gap Revenue					
Selah Revenue					
Moxee Revenue					
Other Recycle Service Revenue					
Other Contract Revenue					
Total Non-Regulated Revenue					
Other Non-Regulated Revenues					
Misc. Revenue					
Transportation Revenue					
Recyclables Material Revenue					
Total Other Non-Regulated Revenues					
TOTAL OPERATING REVENUE					
Disposal & Processing Fees					
Disposal Fees-Transfer Stn					
Hauling Fees					
Recycle Processing Fees					
Disposal Fees-Landfill					
Other disposal costs					
Total Disposal & Processing Fees					
NET REVENUE					
Operating Expenses					
Primary Driver					
Wages - Regular					
Wages - Overtime					
Wages - Vacation					
Wages - Bonus					
Group Insurance					
Employee Benefit Costs					
Workers Comp Insurance					
Payroll Taxes					
Other Employee Costs					
Contract Labor					
Total Primary Driver Costs					
Primary - Maintenance Labor					
Wages - Regular					
Wages - Overtime					
Wages - Vacation					
Wages - Bonus					
Group Insurance					

BASIN DISPOSAL OF YAKIMA, LLC
Restating Adjustments
06-2022

	RA-1	RA-2	RA-3	RA-4	Total
	COLA Adjustment	Depreciation Expense	Interest Expense Adjustment	WRRRA Adjustment	
Employee Benefit Costs					
Workers Comp Insurance					
Payroll Taxes					
Other Employee Costs					
Contract Labor					
Total Primary Maintenance Labor Costs					
Primary Fleet Equipment Costs					
Liability Insurance Premiums					
Insurance & Property Damage Claims					
Depr - Fleet Equip					
Depr - Shop/Misc Equip					
Property Taxes - Facilities					
Rent - Maint Fac. & Trucks					
Vehicle License & Regs					
Total Primary Fleet Equipment Costs					
Primary Fleet Equipment Variable Costs					
Maint - Lubricants					
Maint - Tires					
Maint - Repairs & Maintenance					
Maint - Outside Repairs					
Parts, Shop Supplies & Sm Tools					
Utilities					
Fuel Expense					
Primary Fleet Equipment Variable Costs Allocated					
Total Primary Fleet Equipment Variable Costs					
Secondary Labor					
Wages - Regular					
Wages - Overtime					
Wages - Vacation					
Wages - Bonus					
Group Insurance					
Employee Benefit Costs					
Workers Comp Insurance					
Payroll Taxes					
Other Employee Costs					
Contract Labor					
Secondary Labor Allocated					
Total Secondary Labor Costs					
Secondary Fleet Equipment Costs					
Liability Insurance Premiums					
Insurance & Property Damage Claims					
Depr - Fleet Equip					
Depr - Shop/Misc Equip					
Property Taxes - Facilities					
Rent - Maint Fac. & Trucks					
Vehicle License & Regs					
Total Secondary Fleet Equipment Costs					
Secondary Fleet Equipment Variable Costs					
Maint - Lubricants					
Maint - Tires					
Maint - Repairs & Maintenance					
Maint - Outside Repairs					

BASIN DISPOSAL OF YAKIMA, LLC
Restating Adjustments
06-2022

	RA-1	RA-2	RA-3	RA-4	Total
	COLA Adjustment	Depreciation Expense	Interest Expense Adjustment	WRRR Adjustment	
Parts, Shop Supplies & Sm Tools					
Utilities					
Fuel Expense					
Secondary Fleet Equipment Variable Costs Allocated					
Total Secondary Fleet Equipment Variable Costs					
Secondary - Container Equipment Fixed Costs					
Rent - Containers					
Depreciation - Containers					
Liability Insurance Premiums					
Insurance & Property Damage Claims					
Property Taxes-Containers					
Total Container Equip Fixed Costs					
Secondary - Container Equipment Variable Costs					
Utilities					
Maint - Container Equip					
Total Container Equip Variable Cost					
Operating Tax Expense					
City Taxes					
County Taxes					
State Exise Tax					
WUTC Regulatory Fee Exp					
Other Taxes & Licenses					
Total Tax Expense					
Operation Support - Management Labor Cost					
Wages - Regular					
Wages - Overtime					
Wages - Vacation					
Wages - Bonus					
Group Insurance					
Employee Benefit Costs					
Workers Comp Insurance					
Payroll Taxes					
Other Employee Costs					
Contract Labor					
Ops Support Management Labor Allocated					
Total Operation Support - Management Labor Cost					
Operation Support - Director Labor Cost					
Wages - Regular					
Wages - Overtime					
Wages - Vacation					
Wages - Bonus					
Group Insurance					
Employee Benefit Costs					
Workers Comp Insurance					
Payroll Taxes					
Other Employee Costs					
Contract Labor					
Ops Support Directors Labor Allocated					
Total Operation Support - Director Labor Cost					
Operation Support Fixed Costs					
Liability Insurance Premiums					

BASIN DISPOSAL OF YAKIMA, LLC
Restating Adjustments
06-2022

	RA-1	RA-2	RA-3	RA-4	Total
	COLA Adjustment	Depreciation Expense	Interest Expense Adjustment	WRRRA Adjustment	
Insurance & Property Damage Claims					
Depreciation - Fleet & Equipment					
Rent - Facility & Equipment					
Property Taxes - Facility & Equipment					
Vehicle License & Regs					
Operation Support Fixed Costs Allocated					
Total Operation Support Fleet & Equipment Costs					
Operation Support Fleet, Equipment & Other Variable Costs					
Maint - Lubricants					
Maint - Tires					
Repairs and Maintenance					
Office Supplies					
Utilities					
Telephone Internet & Radio					
Business Meals & Travel					
Fuel Expense					
Ops Support Fleet, Equip & Other Variable Costs Allocated					
Total Operation Support Fleet, Equip & Other Variable Costs					
Operation Support - Customer Service Labor Cost					
Wages - Regular					
Wages - Overtime					
Wages - Vacation					
Wages - Bonus					
Group Insurance					
Employee Benefit Costs					
Workers Comp Insurance					
Payroll Taxes					
Other Employee Costs					
Contract Labor					
Customer Service Labor Allocated					
Total Operation Support - Customer Service Labor Cost					
Customer Service Fixed Costs					
Liability Insurance Premiums					
Insurance & Property Damage Claims					
Depreciation - Fleet & Equipment					
Rent - Facility & Equipment					
Property Taxes - Facility & Equipment					
Vehicle License & Regs					
Customer Service Fixed Costs Allocated					
Total Customer Service Fixed Costs					
Customer Service Fleet, Equipment & Other Variable Costs					
Maint - Lubricants					
Maint - Tires					
Repairs and Maintenance					
Office Supplies					
Utilities					
Telephone Internet & Radio					
Business Meals & Travel					
Fuel Expense					
Customer Service Fleet, Equip, and Other Variable Costs Allocated					
Total Customer Service Fleet, Equip & Other Variable Costs					
COST OF OPERATIONS					

BASIN DISPOSAL OF YAKIMA, LLC
Restating Adjustments
06-2022

	RA-1	RA-2	RA-3	RA-4	Total
	COLA Adjustment	Depreciation Expense	Interest Expense Adjustment	WRRRA Adjustment	
GROSS PROFIT - OPERATIONS					
Professional Service Income					
General & Administrative Expense					
Stockholder Compensation					
Wages - Regular					
Wages - Overtime					
Wages - Vacation					
Wages - Bonus					
Group Insurance					
Employee Benefit Costs					
Workers Comp Insurance					
Payroll Taxes					
Other Employee Costs					
Contract Labor					
Stockholder Labor Allocated					
Total Stockholder Compensation					
Accounting Compensation					
Wages - Regular					
Wages - Overtime					
Wages - Vacation					
Wages - Bonus					
Group Insurance					
Employee Benefit Costs					
Workers Comp Insurance					
Payroll Taxes					
Other Employee Costs					
Contract Labor					
Accounting Labor Allocated					
Total Accounting Compensation					
Human Resources Compensation					
Wages - Regular					
Wages - Overtime					
Wages - Vacation					
Wages - Bonus					
Group Insurance					
Employee Benefit Costs					
Workers Comp Insurance					
Payroll Taxes					
Other Employee Costs					
Contract Labor					
HR Labor Allocated					
Total Human Resources Compensation					
Admin Compensation					
Wages - Regular					
Wages - Overtime					
Wages - Vacation					
Wages - Bonus					
Group Insurance					
Employee Benefit Costs					
Workers Comp Insurance					
Payroll Taxes					
Other Employee Costs					

BASIN DISPOSAL OF YAKIMA, LLC
Restating Adjustments
06-2022

	RA-1	RA-2	RA-3	RA-4	Total
	COLA Adjustment	Depreciation Expense	Interest Expense Adjustment	WRRRA Adjustment	
Contract Labor					
Admin Labor Allocated					
Total Admin Compensation					
Allocable Other General & Admin Expenses					
Liability Insurance Premiums					
Insurance & Property Damage Claims					
Rent - Office Facility					
Property Taxes - Facility & Equipment					
Depr - Admin					
Building & Property Maint					
Office Supplies & Equip					
Computer Expense					
Bank Fees & Charges					
Utilities					
Telephone Internet & Radio					
Dues & Subscriptions					
Contributions					
Bad Debts & Collection Cst					
Advertising					
Business Meals & Travel					
Consulting & Lobbying Fees					
Legal & Outside Professional Fees					
Legal Fees PLP Matters					
Seminars & Education					
Other Taxes Licenses & Permits					
Loan Fee Amortization					
Misc Expense					
Other G&A Expense Allocated					
Total Allocable Other Gen & Admin Exp					
Direct Other General & Admin Expenses					
Liability Insurance Premiums					
Insurance & Property Damage Claims					
Rent - Office Facility					
Property Taxes - Facility & Equipment					
Depr - Admin					
Building & Property Maint					
Office Supplies & Equip					
Computer Expense					
Bank Fees & Charges					
Utilities					
Telephone Internet & Radio					
Dues & Subscriptions					
Contributions					
Bad Debts & Collection Cst					
Advertising					
Business Meals & Travel					
Consulting & Lobbying Fees					
Legal & Outside Professional Fees					
Legal Fees PLP Matters					
Seminars & Education					
Other Taxes Licenses & Permits					
Misc Expense					
Total Direct Other Gen & Admin Exp					
Total General & Administrative Exp					

BASIN DISPOSAL OF YAKIMA, LLC
Restating Adjustments
06-2022

	RA-1	RA-2	RA-3	RA-4	Total
	COLA Adjustment	Depreciation Expense	Interest Expense Adjustment	WRRR Adjustment	
Other (Income) / Expense					
Misc Revenue					
Realized/unrealized gain/loss on investments					
Gain/Loss Sale of Equip					
Interest Income					
Interest Expense					
Federal Inc Tax Provisions					
Total Other (Income)/Exp					
NET INCOME					



- - - - -

Index	Item	Description	Serviced	Current Rate	Proposed Rate	Revised Rate Inc/(Decr)	Percent Change	
1	50	Return Check Fee	Per Unit	\$20.05	\$15.00	(\$5.05)	-25.19%	
2	51	Restart Fee	Per Unit	\$5.01	\$15.00	\$9.99	199.40%	
3	52	Redelivery Fees Carts	Per Unit	\$15.04	\$15.00	(\$0.04)	-0.27%	Update to
4	52	Redelivery Fees Containers	Per Unit	n/a	\$20.00	new	0.00%	Update to
5	52	Redelivery Fees Drop Box	Per Unit	\$25.06	\$50.00	\$24.94	99.52%	Update to
6	55	Over-Sized or Over-Weight Cans or Units	Per Unit	\$2.01	\$2.60	\$0.59	29.35%	
7	60	Overtime Periods	Per Hours	\$20.05	\$60.00	\$39.95	199.25%	
8	60	Overtime Periods - Minimum Charge	Per Hours	\$20.05	\$60.00	\$39.95	199.25%	
9	70	Return Trip - Can, Unit, Mini-Can, or Micro-Mini-Can	Per Unit	\$5.65	\$6.00	\$0.35	6.19%	
10	70	Return Trip - Drum	Per Unit	\$9.06	\$6.00	(\$3.06)	-33.77%	
11	70	Return Trip - Bale	Per Unit	\$9.03	\$6.00	(\$3.03)	-33.55%	
12	70	Return Trip - Litter Receptacle	Per Unit	\$9.03	\$6.00	(\$3.03)	-33.55%	
13	70	Return Trip - Drop Box	Per Unit	\$11.68	\$20.00	\$8.32	71.23%	
14	70	Return Trip - Container	Per Unit	\$11.29	\$50.00	\$38.71	342.87%	
15	80	Residential Carryout Service 5 to 25 feet per unit	Per Pickup	\$0.54	\$0.45	(\$0.09)	-16.67%	
16	80	Commercial Carryout Service 5 to 25 feet per unit	Per Pickup	\$1.08	\$0.45	(\$0.63)	-58.33%	
17	80	Residential Carryout Service Each Addtl 25 feet per unit	Per Pickup	\$1.08	\$0.45	(\$0.63)	-58.33%	
18	80	Commercial Carryout Service Each Addtl 25 feet per unit	Per Pickup	\$1.08	\$0.45	(\$0.63)	-58.33%	
19	80	Residential Drive in Fee Over 125-feet less 250 feet per unit	Per Pickup	\$4.51	\$1.15	(\$3.36)	-74.40%	
20	80	Commercial Drive in Fee Over 125-feet less 250 feet per unit	Per Pickup	\$4.51	\$1.15	(\$3.36)	-74.40%	
21	80	Residential Drive in Fee Over 250 feet less than 1/10 mile per unit	Per Pickup	\$1.04	\$1.15	\$0.11	11.03%	
22	80	Commercial Drive in Fee Over 250 feet less than 1/10 mile per unit	Per Pickup	\$1.04	\$1.15	\$0.11	11.03%	
23	80	Residential Drive in Fee Over Each 1/10 mile of 1/10 mile per unit	Per Pickup	\$1.04	\$1.15	\$0.11	11.03%	
24	80	Commercial Drive in Fee Over Each 1/10 mile of 1/10 mile per unit	Per Pickup	\$1.04	\$1.15	\$0.11	11.03%	
25	80	Drive-ins over 125 feet per unit	Per month	\$4.51	\$1.15	(\$3.36)	-74.40%	
26	90	Residential Can Carriage - Stairs or steps per unit	Per Pickup	\$0.12	\$0.45	\$0.33	275.00%	
27	90	Commercial Can Carriage - Stairs or steps per unit	Per Pickup	\$0.81	\$0.45	(\$0.36)	-44.44%	
28	90	Residential Can Carriage - Overhead obstructions per unit	Per Pickup	\$0.54	\$0.45	(\$0.09)	-16.67%	
29	90	Commercial Can Carriage - Overhead obstructions per unit	Per Pickup	\$0.27	\$0.45	\$0.18	66.67%	
30	90	Residential Can Carriage - Sunken or elevated cans/units	Per Pickup	\$0.54	\$0.45	(\$0.09)	-16.67%	
31	90	Commercial Can Carriage - Sunken or elevated cans/units	Per Pickup	\$0.87	\$0.45	(\$0.42)	-48.28%	
32	100	Residential Minican	1xWK	\$5.64	\$8.50	\$2.86	50.71%	
33	100	Residential 1 Can	1xMO	\$2.36	\$5.50	\$3.14	133.05%	
34	100	Residential 1 Can	1xWK	\$7.54	\$9.25	\$1.71	22.68%	
35	100	Residential 2 Can	1xWK	\$9.33	\$12.00	\$2.67	28.62%	
36	100	Residential 3 Can	1xWK	\$11.47	\$14.75	\$3.28	28.60%	
37	100	Residential 64 Gallon Cart	1xWK	\$9.30	\$13.65	\$4.35	46.77%	
38	100	Residential 96 Gallon Cart	1xWK	\$11.40	\$17.00	\$5.60	49.12%	
39	100	Residential On Call	Per Unit	\$4.28	\$5.65	\$1.37	32.01%	
40	100	Residential Extra Bag/Box/Unit	Per Unit	\$2.36	\$2.60	\$0.24	10.17%	
41	100	Residential Extra 64 gallon cart	Per Unit	\$2.67	\$2.60	(\$0.07)	-2.62%	
42	100	Residential Extra 96 gallon cart	Per Unit	\$2.83	\$2.60	(\$0.23)	-8.13%	
43	120	Drums - Regular route	Per Unit	\$6.85	n/a	n/a	0.00%	Delist
44	120	Drums - Special Pickup	Per Unit	\$6.85	n/a	n/a	0.00%	Delist
45	130	Litter Receptacles	Per Unit	\$4.57	\$3.73	(\$0.84)	-18.38%	Add minir
46	150	Bulky Materials - 1 - 4 cubic yds	Per Yard	\$6.71	\$9.00	\$2.29	34.13%	
47	150	Bulky Materials - Addtl cubic yds	Per Yard	\$5.86	\$9.00	\$3.14	53.58%	
48	150	Bulky Materials - Minimum Charge	Per Yard	\$6.71	\$9.00	\$2.29	34.13%	
49	150	Bulky Materials - Carry Charge per each 5 feet over 8 feet	Per unit	\$2.18	\$3.60	\$1.42	65.14%	
50	150	Loose Materials (customer load) - 1 - 4 cubic yds	Per Yard	\$4.24	\$9.00	\$4.76	112.26%	
51	150	Loose Materials (customer load) - Addtl cubic yds	Per Yard	\$4.24	\$9.00	\$4.76	112.26%	
52	150	Loose Materials (customer load) - Minimum Charge	Per Yard	\$4.24	\$9.00	\$4.76	112.26%	
53	150	Loose Materials (company load) - 1 - 4 cubic yds	Per Yard	\$6.71	\$9.00	\$2.29	34.13%	
54	150	Loose Materials (company load) - Addtl cubic yds	Per Yard	\$5.86	\$9.00	\$3.14	53.58%	
55	150	Loose Materials (company load) - Minimum Charge	Per Yard	\$6.71	\$9.00	\$2.29	34.13%	
56	150	Loose Materials (company load) - Carry Charge per each 5 feet over	Per unit	\$2.18	\$3.60	\$1.42	65.14%	
57	160	Time Rates - Single rear drive axle - Non-packer truck Truck and Dri	Per Hour	\$42.97	\$85.00	\$42.03	97.81%	
58	160	Time Rates - Single rear drive axle - Non-packer truck Each Extra pe	Per Hour	\$22.92	\$65.00	\$42.08	183.60%	
59	160	Time Rates - Single rear drive axle - Non-packer truck Minimum Ch	Per Hour	\$42.97	\$85.00	\$42.03	97.81%	
60	160	Time Rates - Single rear drive axle - Packer truck Truck and Driver	Per Hour	\$51.60	n/a	n/a	0.00%	Delist
61	160	Time Rates - Single rear drive axle - Packer truck Each Extra person	Per Hour	\$22.92	n/a	n/a	0.00%	Delist
62	160	Time Rates - Single rear drive axle - Packer truck Minimum Charge	Per Hour	\$51.60	n/a	n/a	0.00%	Delist
63	160	Time Rates - Single rear drive axle - Dropbox truck Truck and Drive	Per Hour	\$51.60	n/a	n/a	0.00%	Delist
64	160	Time Rates - Single rear drive axle - Dropbox truck Each Extra persc	Per Hour	\$22.92	n/a	n/a	0.00%	Delist
65	160	Time Rates - Single rear drive axle - Dropbox truck Minimum Charg	Per Hour	\$51.60	n/a	n/a	0.00%	Delist
66	160	Time Rates - Tandem rear drive axle - Dropbox truck Truck and Dri	Per Hour	\$63.03	\$105.00	\$41.97	66.59%	
67	160	Time Rates - Tandem rear drive axle - Dropbox truck Each Extra Pe	Per Hour	\$22.92	\$65.00	\$42.08	183.60%	
68	160	Time Rates - Tandem rear drive axle - Dropbox truck Each Extra Mi	Per Hour	\$63.03	\$105.00	\$41.97	66.59%	
69	205	Rollout Cart	Per Pickup	\$1.08	\$1.44	\$0.36	33.65%	

Index	Item	Description	Serviced	Current Rate	Proposed Rate	Revised Rate Inc/(Decr)	Percent Change	
70	205	Rollout Container	Per Pickup	\$3.26	\$4.97	\$1.71	52.31%	
71	207	Overfilled or Overweight Containers	Per Yard	\$5.72	\$9.00	\$3.28	57.34%	
72	210	Washing - All sizes	Per Yard	\$7.52	\$6.30	(\$1.22)	-16.22%	
73	210	Washing - All sizes Minimum	Per Unit	\$20.05	\$37.80	\$17.75	88.53%	
74	210	Steam Clean - All sizes	Per Yard	\$7.52	\$6.30	(\$1.22)	-16.22%	
75	210	Steam Clean - All sizes Minimum	Per Unit	\$20.05	\$37.80	\$17.75	88.53%	
76	210	Sanitizing - Minimum	Per Unit	\$20.05	\$37.80	\$17.75	88.53%	
77	230	Yakima County Landfill/Transfer - Appliance	Per Unit	\$6.00	n/a	n/a	0.00%	Delist
78	230	Yakima County Landfill/Transfer - Passanger Tires up to 20	Per Unit	\$2.00	n/a	n/a	0.00%	Delist
79	230	Yakima County Landfill/Transfer - Passanger Tires over 20	Per ton	\$179.00	n/a	n/a	0.00%	Delist
80	230	Yakima County Landfill/Transfer - Asbestos	Per Ton	\$68.77	\$68.77	\$0.00	0.00%	
81	230	Yakima County Landfill/Trasfer - MSW Disposal	Per Ton	\$36.68	\$36.68	\$0.00	0.00%	
82	230	Yakima County Landfill/Trasfer - Wood/Green Waste	Per Ton	\$19.00	\$19.00	\$0.00	0.00%	
83	240	Commercial 220 Container - 1st Pickup	Per Pickup	\$6.81	\$10.39	\$3.58	52.61%	
84	240	Commercial 220 Container - Additional Pickup	Per Pickup	\$6.81	\$10.39	\$3.58	52.61%	
85	240	Commercial 220 Container - Special Pickup	Per Unit	\$6.81	\$30.39	\$23.58	346.29%	
86	240	Commercial 220 Container - Temp Delivery	Per Unit	\$15.46	\$25.00	\$9.54	61.71%	
87	240	Commercial 220 Container - Temp On Call	Per Unit	\$6.83	\$30.39	\$23.56	344.99%	
88	240	Commercial 220 Container - Temp Daily Rent	Per Day	\$0.62	\$0.50	(\$0.12)	-19.35%	
89	240	Commercial 220 Container - Temp Montly Rent	Per month	\$18.76	n/a	n/a	0.00%	Delist
90	240	Commercial 300 Gallon Container - 1st Pickup	Per Pickup	\$9.73	\$11.55	\$1.82	18.68%	
91	240	Commercial 300 Gallon Container - Additional Pickup	Per Pickup	\$9.73	\$11.55	\$1.82	18.68%	
92	240	Commercial 300 Gallon Container - Special Pickup	Per Unit	\$9.73	\$31.55	\$21.82	224.23%	
93	240	Commercial 300 Gallon Container - Temp Delivery	Per Unit	\$15.46	\$25.00	\$9.54	61.71%	
94	240	Commercial 300 Gallon Container - Temp On Call	Per Pickup	\$9.75	\$31.55	\$21.80	223.56%	
95	240	Commercial 300 Gallon Container - Temp Daily Rent	Per Day	\$0.88	\$0.50	(\$0.38)	-43.18%	
96	240	Commercial 300 Gallon Container - Temp Monthly Rent	Per month	\$26.80	n/a	n/a	0.00%	Delist
97	240	Commercial 1.5 Yard Container - 1st Pickup	Per Pickup	\$9.73	\$11.55	\$1.82	18.68%	
98	240	Commercial 1.5 Yard Container - Additional Pickup	Per Pickup	\$9.73	\$11.55	\$1.82	18.68%	
99	240	Commercial 1.5 Yard Container - Special Pickup	Per Unit\	\$9.73	\$31.55	\$21.82	224.23%	
100	240	Commercial 1.5 Yard Container - Temp Delivery	Per Unit\	\$15.46	\$25.00	\$9.54	61.71%	
101	240	Commercial 1.5 Yard Container - Temp Daily Rent	Per Day	\$0.88	\$0.50	(\$0.38)	-43.18%	
102	240	Commercial 1.5 Yard Container - Temp On Call	Per Pickup	\$9.75	\$31.55	\$21.80	223.56%	
103	240	Commercial 1.5 Yard Container - Temp Monthly Rent	Per month	\$26.80	n/a	n/a	0.00%	Delist
104	240	Commercial 2.0 Yard Container - 1st Pickup	Per Pickup	n/a	\$15.59	-	0.00%	New
105	240	Commercial 2.0 Yard Container - Additional Pickup	Per Pickup	n/a	\$15.59	-	0.00%	New
106	240	Commercial 2.0 Yard Container - Special Pickup	Per Unit\	n/a	\$35.59	-	0.00%	New
107	240	Commercial 2.0 Yard Container - Temp Delivery	Per Unit\	n/a	\$25.00	-	0.00%	New
108	240	Commercial 2.0 Yard Container - Temp Daily Rent	Per Day	n/a	\$0.60	-	0.00%	New
109	240	Commercial 2.0 Yard Container - Temp On Call	Per Pickup	n/a	\$35.59	-	0.00%	New
110	240	Commercial 3.0 Yard Container - 1st Pickup	Per Pickup	n/a	\$19.40	-	0.00%	New
111	240	Commercial 3.0 Yard Container - Additional Pickup	Per Pickup	n/a	\$19.40	-	0.00%	New
112	240	Commercial 3.0 Yard Container - Special Pickup	Per Unit\	n/a	\$39.40	-	0.00%	New
113	240	Commercial 3.0 Yard Container - Temp Delivery	Per Unit\	n/a	\$25.00	-	0.00%	New
114	240	Commercial 3.0 Yard Container - Temp Daily Rent	Per Day	n/a	\$0.70	-	0.00%	New
115	240	Commercial 3.0 Yard Container - Temp On Call	Per Pickup	n/a	\$39.40	-	0.00%	New
116	240	Commercial 4.0 Yard Container - 1st Pickup	Per Pickup	n/a	\$25.00	-	0.00%	New
117	240	Commercial 4.0 Yard Container - Additional Pickup	Per Pickup	n/a	\$25.00	-	0.00%	New
118	240	Commercial 4.0 Yard Container - Special Pickup	Per Unit\	n/a	\$45.00	-	0.00%	New
119	240	Commercial 4.0 Yard Container - Temp Delivery	Per Unit\	n/a	\$25.00	-	0.00%	New
120	240	Commercial 4.0 Yard Container - Temp Daily Rent	Per Day	n/a	\$0.75	-	0.00%	New
121	240	Commercial 4.0 Yard Container - Temp On Call	Per Pickup	n/a	\$45.00	-	0.00%	New
122	240	Commercial 6.0 Yard Container - 1st Pickup	Per Pickup	n/a	\$33.25	-	0.00%	New
123	240	Commercial 6.0 Yard Container - Additional Pickup	Per Pickup	n/a	\$33.25	-	0.00%	New
124	240	Commercial 6.0 Yard Container - Special Pickup	Per Unit\	n/a	\$53.25	-	0.00%	New
125	240	Commercial 6.0 Yard Container - Temp Delivery	Per Unit\	n/a	\$25.00	-	0.00%	New
126	240	Commercial 6.0 Yard Container - Temp Daily Rent	Per Day	n/a	\$0.95	-	0.00%	New
127	240	Commercial 6.0 Yard Container - Temp On Call	Per Pickup	n/a	\$53.25	-	0.00%	New
128	240	Commercial 8.0 Yard Container - 1st Pickup	Per Pickup	n/a	\$44.80	-	0.00%	New
129	240	Commercial 8.0 Yard Container - Additional Pickup	Per Pickup	n/a	\$44.80	-	0.00%	New
130	240	Commercial 8.0 Yard Container - Special Pickup	Per Unit\	n/a	\$64.80	-	0.00%	New
131	240	Commercial 8.0 Yard Container - Temp Delivery	Per Unit\	n/a	\$25.00	-	0.00%	New
132	240	Commercial 8.0 Yard Container - Temp Daily Rent	Per Day	n/a	\$1.05	-	0.00%	New
133	240	Commercial 8.0 Yard Container - Temp On Call	Per Pickup	n/a	\$64.80	-	0.00%	New
134	240	Commercial Open/Unlock Gate Charge	Per Pickup	\$1.08	\$1.50	\$0.42	39.00%	
135	245	Commercial 32 Gallon Cart - Each pickup	Per Pickup	\$1.41	\$1.81	\$0.40	28.58%	
136	245	Commercial 32 Gallon Cart - Special Pickup	Per Unit	\$5.72	\$7.81	\$2.09	36.59%	
137	245	Commercial 32 Gallon Cart - Temp Each Addl Unit	Per Unit	\$2.42	\$1.81	(\$0.61)	-25.09%	
138	245	Commercial Open/Unlock Gate Charge	Per Pickup	\$1.08	\$1.50	\$0.42	39.00%	

Index	Item	Description	Serviced	Current Rate	Proposed Rate	Revised Rate Inc/(Decr)	Percent Change	
139	260	Industrial Perm 11 Yard Drop Box - Monthly Rent	Per Unit	\$28.00	\$40.00	\$12.00	42.86%	
140	260	Industrial Perm 11 Yard Drop Box - Haul	Per Unit	\$88.22	\$98.22	\$10.00	11.34%	
141	260	Industrial Perm 11 Yard Drop Box - Additional Haul	Per Unit	\$60.15	\$98.22	\$38.07	63.29%	
142	260	Industrial Perm 11 Yard Drop Box - Specila Pickup	Per Unit	\$88.22	n/a	n/a	0.00%	Delist
143	260	Industrial Temp 11 Yard Drop Box - Delivery	Per Unit	\$28.45	\$50.00	\$21.55	75.75%	
144	260	Industrial Temp 11 Yard Drop Box - Haul	Per Unit	\$61.15	\$98.22	\$37.07	60.62%	
145	260	Industrial Temp Perm 11 Yard Drop Box - Daily Rent	Per Day	\$2.93	\$3.50	\$0.57	19.45%	
146	260	Industrial Temp Perm 11 Yard Drop Box - Monthly Rent	Per Unit	\$28.00	n/a	n/a	0.00%	Delist
147	260	Industrial Perm 20 Yard Drop Box - Monthly Rent	Per Unit	\$30.00	\$45.00	\$15.00	50.00%	
148	260	Industrial Perm 20 Yard Drop Box - Haul	Per Unit	\$93.23	\$100.00	\$6.77	7.26%	
149	260	Industrial Perm 20 Yard Drop Box - Additional Haul	Per Unit	\$63.16	\$100.00	\$36.84	58.33%	
150	260	Industrial Perm 20 Yard Drop Box - Special Pickup	Per Unit	\$93.23	n/a	n/a	0.00%	Delist
151	260	Industrial Temp 20 Yard Drop Box - Delivery	Per Unit	\$28.45	\$50.00	\$21.55	75.75%	
152	260	Industrial Temp 20 Yard Drop Box - Haul	Per Unit	\$64.21	\$100.00	\$35.79	55.74%	
153	260	Industrial Temp 20 Yard Drop Box - Daily Rent	Per Unit	\$3.15	\$4.50	\$1.35	42.86%	
154	260	Industrial Temp 20 Yard Drop Box - Monthly Rent	Per Unit	\$30.00	n/a	n/a	0.00%	Delist
155	260	Industrial Perm 30 Yard Drop Box - Monthly Rent	Per Unit	\$32.50	\$50.00	\$17.50	53.85%	
156	260	Industrial Perm 30 Yard Drop Box - Haul	Per Unit	\$100.75	\$110.00	\$9.25	9.18%	
157	260	Industrial Perm 30 Yard Drop Box - Additional haul	Per Unit	\$68.17	\$110.00	\$41.83	61.36%	
158	260	Industrial Perm 30 Yard Drop Box - Special Pickup	Per Unit	\$100.75	n/a	n/a	0.00%	Delist
159	260	Industrial Temp 30 Yard Drop Box - Delivery	Per Unit	\$28.45	\$50.00	\$21.55	75.75%	
160	260	Industrial Temp 30 Yard Drop Box - Haul	Per Unit	\$69.30	\$110.00	\$40.70	58.73%	
161	260	Industrial Temp 30 Yard Drop Box - Daily Rent	Per Unit	\$3.40	\$5.50	\$2.10	61.76%	
162	260	Industrial Temp 30 Yard Drop Box - Monthly Rent	Per Unit	\$32.50	n/a	n/a	0.00%	Delist
163	260	Industrial Perm 40 Yard Drop Box - Monthly Rent	Per Unit	\$36.10	\$55.00	\$18.90	52.35%	
164	260	Industrial Perm 40 Yard Drop Box - Haul	Per Unit	\$120.40	\$130.00	\$9.60	7.97%	
165	260	Industrial Perm 40 Yard Drop Box - Additional Haul	Per Unit	\$84.21	\$130.00	\$45.79	54.38%	
166	260	Industrial Perm 40 Yard Drop Box - Special Pickup	Per Unit	\$120.40	n/a	n/a	0.00%	Delist
167	260	Industrial Temp 40 Yard Drop Box - Delivery	Per Unit	\$28.45	n/a	n/a	0.00%	Delist
168	260	Industrial Temp 40 Yard Drop Box - Haul	Per Unit	\$85.89	\$130.00	\$44.11	51.36%	
169	260	Industrial Temp 40 Yard Drop Box - Daily Rent	Per Unit	\$3.80	\$6.50	\$2.70	71.05%	
170	260	Industrial Temp 40 Yard Drop Box - Monthly Rent	Per Unit	\$36.10	n/a	n/a	0.00%	Delist
171	260	Industrial Mileage Charge	Per Mile	\$3.16	\$3.85	\$0.69	21.84%	
172	260	Industrial Open/Unlock Gate Charge	Per Pickup	\$1.08	\$1.50	\$0.42	39.00%	
173	275	Industrial Perm 25 Yard Compactor - Haul	Per Unit	\$126.52	\$191.00	\$64.48	50.96%	
174	275	Industrial Perm 25 Yard Compactor - Special Pickup	Per Unit	\$126.52	n/a	n/a	0.00%	Delist
175	275	Industrial Mileage Charge	Per Mile	\$3.16	\$3.85	\$0.69	21.84%	
Total								

Basin Disposal of Yakima, LLC

Man Hours

Region	Franchise	RESIDENTIAL HOURS	COMMERCIAL HOURS	INDUSTRIAL HOURS	TOTAL HOURS	ALLOCATION %
WUTC	Yakima Co					
WUTC Total						
Contract	Union Gap					
Contract	Selah					
Contract	Moxee					
Contract	Wapato					
Contract	Contract					
Contract	Recycle					
Contract Total						
	Total Annual					

Basin Disposal of Yakima, LLC
Customer Counts

Allocation Method

			Union Gap	Selah	Moxee	Wapato	Contract	WUTC	Total
	Unique To Tariff Customer Count	B							
	Adjusted Tariff Customer Count	B1							
Core Unit Summary Report, Unique Customers July 2021 - June 2022									
	City Billed Discounted to	10.5%							
WUTC_Yakima County	Unique To Tariff	DirectBill							
WUTC	Unique To Tariff								
UNION GAP		DirectBill							
UNION GAP		CityBill							
UNION GAP	Unique To Tariff								
UNION GAP	Adjusted Tariff Customers								
SELAH		DirectBill							
SELAH		CityBill							
SELAH	Unique To Tariff								
SELAH	Adjusted Tariff Customers								
MOXEE		DirectBill							
MOXEE		CityBill							
MOXEE	Unique To Tariff								
MOXEE	Adjusted Tariff Customers								
WAPATO		DirectBill							
WAPATO		CityBill							
WAPATO	Unique To Tariff								
WAPATO	Adjusted Tariff Customers								
CONTRACT		DirectBill							
CONTRACT		CityBill							
CONTRACT	Unique To Tariff								
CONTRACT	Adjusted Tariff Customers								
ALL		DirectBill							
ALL		CityBill							
ALL	Unique To Tariff								
ALL	Adjusted Tariff Customers								

Basin Disposal of Yakima, LLC
Disposal Tonnage

Note: Disposal was allocated to each bill area based on the standard Meeks weight methodology. Detailed support workpaper is available upon request.

YAK
ROL Tons
Packer Tons
%


Disposal Rate
Disposal Cost

Tonnage Recon to 12 Month P&L

Disposal Fees - Tranfer Station/Lan

Disposal Rate-old

Tonnage



		3.50%	3.50%	3.50%	3.50%	5.00%	5.00%	5.00%	5.00%
		Primary Labor	Secondary Labor	Route Management Labor	Customer Service Support Labor	Primary Labor	Secondary Labor	Route Management Labor	Customer Service Support Labor
05-2022	06-2022	COLA RESTATING ADJ - EFF. 10.7.2022	COLA RESTATING ADJ - EFF. 2.11.2022	COLA RESTATING ADJ - EFF. 2.11.2022	COLA RESTATING ADJ - EFF. 2.11.2022	COLA PRO FORMA ADJ - EFF. 1.22.2023	COLA PRO FORMA ADJ - EFF. 1.22.2023	COLA PRO FORMA ADJ - EFF. 1.22.2023	COLA PRO FORMA ADJ - EFF. 1.22.2023

	Restating COLA 3.5%	Restating 401K Contributions 5%	Restating FICA Tax 7.65%	Total Adj
Primary Labor				
Secondary Labor				
Route Management Labor				
Customer Service Support Labor				
TOTAL				
	Proforma COLA 5%	Proforma 401K Contributions 5%	Proforma FICA Tax 7.65%	Total Adj
Primary Labor				
Secondary Labor				
Route Management Labor				
Customer Service Support Labor				
TOTAL				

2022 Test Period End
 2023 New Rates Effective
 2024 Run Deprec through 12.31.2023

Useful Life	Year In Service	Month In Service	Year/Mo.				Test Year Depreciation	Beginning A/D	Ending A/D	Average Investment
			Year Fully Depreciate d	Fully Depreciate d	Monthly Depreciate n	Annual Depreciate n				

--	--	--	--	--	--	--	--	--	--

	Method	Regulated	Non-Regulated	
CUSTOMER COUNT	B			100.00%
MAN HOURS (Route Hours)	C			100.00%
PAC	E			100.00%

Class	Category	End of Period Investment	Allocation Method	Regulated	Non-Regulated
Primary	Collection Equipment				
Primary	Shop and Garage Equipment				
Primary	Facility				
Primary	Facility Improvements				
Secondary	Collection Equipment				
Secondary	Containers				
Operations Support	Service Cars				
Operations Support	Shop and Garage Equipment				
Operations Support	Office Equipment				
Support	Land				
	Total				

2022 Test Period End
 2023 New Rates Effective
 2024 Run Deprec through 12.31.2023

Useful Life	Year In Service	Month In Service	Year/Mo		Monthly Depreciatio	Annual Depreciatio	Test Year Depreciation	Beginning A/D	Ending A/D	Average Investment
			Year Fully Depreciate	Fully Drepreciate						

--	--	--	--	--	--	--	--	--	--	--

	Method	Regulated	Non-Regulated	
CUSTOMER COUNT	B			100.00%
MAN HOURS (Route Hours)	C			100.00%
PAC	E			100.00%

Class	Category	End of Period Investment	Allocation Method	Regulated	Non-Regulated

BASIN DISPOSAL OF YAKIMA, LLC
Depreciation Schedule
Rolled Through 12/31/2023

Class	Category	AssetID	GLCode	Parent	AssetDescription	PlacedInServiceDate	Branch	UsefulLifeYears	Status	Quantity	AccumulatedDepreciation	CostBasis	DisposalAmount	LastDeprPeriod	NetAssetValue
Secondary	Containers	00002120	15120												
Secondary	Containers	00002144	15120												
Secondary	Containers	00002162	15120												
Secondary	Containers	00002219	15120												
Secondary	Containers	00002220	15120												
Secondary	Containers	00002223	15120												
Secondary	Containers	00002224	15120												
Secondary	Containers	00002283	15120												
Secondary	Containers	00002284	15120												
Secondary	Containers	00002285	15120												
Secondary	Containers	00002286	15120												
Secondary	Containers		15120												
Secondary	Containers		15120												
<hr/>															
Operations Support	Office Equipment	00001532	15210												
Operations Support	Office Equipment	00001564	15210												
Operations Support	Office Equipment	00001617	15210												
Operations Support	Office Equipment	00001618	15210												
Operations Support	Office Equipment	00001637	15210												
Operations Support	Office Equipment	00001643	15210												
<hr/>															
Primary	Facility	00001531	15300												
Primary	Facility	00001533	15300												
Primary	Facility	00001560	15300												
Primary	Facility	00001562	15300												
Primary	Facility	00001575	15300												
<hr/>															
Primary	Facility Improvements	00001555	15310												
Primary	Facility Improvements	00001733	15310												
<hr/>															
Support	Land	00001563	17300												
Support	Land	00001563	17300												
<hr/>															
<hr/>															
<hr/>															

2022 Test Period End
 2023 New Rates Effective
 2024 Run Deprec through 12.31.2023

Useful Life	Year In Service	Month In Service	Year/Mo		Monthly Depreciatio n	Annual Depreciatio n	Test Year Depreciation	Beginning A/D	Ending A/D	Average Investment
			Year Fully Depreciate d	Fully Drepreciate d						
[REDACTED]										

	Method	Regulated	Non-Regulated	
CUSTOMER COUNT	B			100.00%
MAN HOURS (Route Hours)	C			100.00%
PAC	E			100.00%

Class	Category	End of Period Investment	Allocation Method	Regulated	Non-Regulated
[REDACTED]					

Basin Disposal of Yakima, LLC
 Calculation of New Hire & Salary Cost and Benefits

Emp Code	Annual Salary	COLA/Salary Adjustment	Total Annual Salary After COLA/Salary Adj	Supporting	Position in Exam period	Salary in Exam Period	Proforma Adjustment	Allocated to other entities	Salary Adjustments Allocated to YAK	Driver Labor	YAK
Driver Industrial											
Total Salary Cost											
Calculated as a ratio to total payroll by category to benefit											
Employee Benefits - 401K											
FICA Tax											
PFMLA											
Total Other Adj											
SEE Flat_Labor WS BDI EDS tab for test period wage detail											

**Basin Disposal - Yakima
Rate Case Expenses**

Weldon Burton

November
December

Pacific Financial Consulting Services (P)

March
Estimated


Total accounting

Mailing customer notice

Postage 10,110 mailings @ .51
Printing & envelopes 10,110 @.31

Total Rate Case Expense

Amortize over 2 Years



**Basin Disposal - Yakima
Restating Interest ADJ**

	Cart Loan Interest	LOC Interest	Total	YAK INTEREST DUE	YAK INTEREST PAID	TOTAL INVOICE (CREDIT)	YAK INTEREST DUE - LOC	YAK - Correct Interest	GL Balance	Restating Adjustment
Jan-22										
Feb-22										
Mar-22										
Apr-22										
May-22										
Jun-22										
Jul-22										
Aug-22										
Sep-22										
Oct-22										
Nov-22										
Dec-22										

Basin Disposal of Yakima, LLC
General Liability Insurance Expense
Test period ending 6/30/22

Amortized Liab Ins

	<u>PERIOD</u>	<u>YAK</u>
072021	Test Period	
082021	Test Period	
092021	Test Period	
102021	Test Period	
112021	Test Period	
122021	Test Period	
012022	Test Period	
022022	Test Period	
032022	Test Period	
042022	Test Period	
052022	Test Period	
062022	Test Period	
072022	New Expense	
082022	New Expense	
092022	New Expense	
102022	New Expense	
112022	New Expense	
122022	New Expense	
012023	New Expense	
022023	New Expense	
032023	New Expense	
042023	New Expense	
052023	New Expense	
062023	New Expense	
	Examination Pd	
	Pro Forma	
	Adjustment	

Basin Disposal of Yakima, LLC
 Payroll Fee Pro forma Adjustment

		TEST PERIOD																							
														1		2		3		2		2		2	
PayNW 2019	PayNW 2020	PayNW 01 2021	PayNW 02 2021	PayNW 03 2021	PayNW 04 2021	PayNW 05 2021	PayNW 06 2021	PayNW 07 2021	PayNW 08 2021	PayNW 09 2021	PayNW 10 2021	PayNW 11 2021	PayNW 12 2021	PayNW 01 2022	PayNW 02 2022	PayNW 03 2022	PayNW 04 2022	PayNW 05 2022	Paycom 05 2022	Paycom 06 2022	Paycom 07 2022	Paycom 08 2022	Paycom 09 2022	Paycom 10 2022	Paycom 11 2022
YAK		PROFORMA																							
Total																									

**BASIN DISPOSAL OF YAKIMA, LLC
INCOME STATEMENT FOR TRAILING 12 MONTHS AS OF
06-2022**

211,225

	11	10	9	8	7	6	5	4	3	2	1	0	
	07-2021	08-2021	09-2021	10-2021	11-2021	12-2021	01-2022	02-2022	03-2022	04-2022	05-2022	06-2022	TOTAL
Seminars & Education													
Other Taxes Licenses & Permits													
Loan Fee Amortization													
Misc Expense													
Other G&A Expense Allocated													
Total Allocable Other Gen & Admin Exp													
Direct Other General & Admin Expenses													
Liability Insurance Premiums													
Insurance & Property Damage Claims													
Rent - Office Facility													
Property Taxes - Facility & Equipment													
Depr - Admin													
Building & Property Maint													
Office Supplies & Equip													
Computer Expense													
Bank Fees & Charges													
Utilities													
Telephone Internet & Radio													
Dues & Subscriptions													
Contributions													
Bad Debts & Collection Cst													
Advertising													
Business Meals & Travel													
Consulting & Lobbying Fees													
Legal & Outside Professional Fees													
Legal Fees PLP Matters													
Seminars & Education													
Other Taxes Licenses & Permits													
Misc Expense													
Total Direct Other Gen & Admin Exp													
Total General & Administrative Exp													
Other (Income) / Expense													
Misc Revenue													
Realized/unrealized gain/loss on investments													
Gain/Loss Sale of Equip													
Interest Income													
Interest Expense													
Federal Inc Tax Provisions													
Total Other (Income)/Exp													
NET INCOME													
	-	-	-	(0)	0	(0)	(0)	-	0	0	(0)	(0)	0

06 2022

**BASIN DISPOSAL OF YAKIMA, LLC
BALANCE SHEET AS OF
06-2022**

06-2022

ASSETS

Current assets:

1 1 11 Cash and cash equivalents
1 2 12 Accounts receivable, net of allowance for doubtful accounts
1 3 13 Intercompany receivable
1 4 14 Prepaids and other

Property and equipment:

2 6 26 Property, equipment and vehicles
2 7 27 Less: accumulated depreciation
Net property and equipment

3 5 35 Other assets
4 8 48 Land and improvements

Total Assets

LIABILITIES AND EQUITY

Current liabilities:

5 9 59 Accounts payable
5 10 510 Accrued payroll liabilities
5 11 511 Accrued business taxes
5 13 513 Intercompany payable
5 14 514 Current portion of long-term debt
5 12 512 Deferred revenue

Long-term liabilities:

6 15 615 Line of credit
6 16 616 Long-term debt

Total liabilities

Equity:

7 17 717 Common stock and paid in capital
7 18 718 Retained earnings & member's equity
7 19 719 Year to date net earning/(loss)

Total liabilities and equity

Operating Assets

Debt
Equity
Total Capital

