

TG-110437



STATE OF WASHINGTON
DEPARTMENT OF ECOLOGY

4601 N Monroe Street • Spokane, Washington 99205-1295 • (509)329-3400

March 3, 2011

Mr. Tim Fife
Director
Franklin County Public Works
3540 North Avenue C
Pasco, WA 99301-3776

2011 MAR -7 AM 9:28

Dear Mr. Fife:

RE: Ecology Approval of the Franklin County Integrated Solid Waste Management Plan – April 2010

Ecology is pleased to approve the Franklin County Integrated Solid Waste Management Plan – April 2010. This plan demonstrates Franklin County’s commitment to sound solid waste management now and into the future.

Planning efforts by their very nature force a hard look at difficult issues. Plans are documents that draw roadmaps that set direction for future activities. The recommendations in the Franklin County Plan, from Ecology’s viewpoint, support three important activities: (1) guidelines for the orderly development of programs, policy and operating plans; (2) the basis for permitting decisions, and, (3) the support to obtain grants for future actions.

We truly appreciate the work this plan represents. The efforts of staff, consultants, volunteers on the Solid Waste Advisory Committee, and elected officials from participating jurisdictions bear fruit in this plan. Congratulations to all of you.

We look forward to the successful implementation of the plan and Franklin County’s continued progress with environmentally sound waste handling practices, waste reduction and recycling activities.

Sincerely,

Wayne Krafft
Section Manager, ERO
Waste 2 Resources Program

WK:jw:lk

cc: Jim Wavada, Ecology
Penny Ingram, WUTC



Franklin County Integrated Solid Waste
Management Plan
April 2010

RECEIVED

NOV 18 2010

DEPARTMENT OF ECOLOGY
EASTERN REGIONAL OFFICE



Prepared by
HDR Engineering, Inc.
Pasco, WA

Acknowledgements

Planning Participants

- City of Pasco: Mike Garrison, Tom Larsen and Staff: Jeff Adams
- City of Connell: Art Tackett
- City of Mesa: Cade Scott
- City of Kahlotus: Don Watt
- Waste Industry: Darrick Dietrich, BDI; Candy Thornhill, Poland and Sons; and Jim Bruce, Con-Agra Foods/Lamb Weston
- Benton Franklin Health Department: Rick Dawson, Kay Rotell, and Jim Coleman
- Washington Department of Ecology: Jim Wavada
- Franklin County Citizen Representative: Todd Samuel and Brad Smallridge
- Franklin County Commission: Rick Miller
- Franklin County Public Works: Tim Fife, Guy Walters and Sally McKenzie
- HDR (Pasco Office): Sharon Edgar, Ben Floyd, Mike Murray, and Jack Clark



Table of Contents

Abbreviations and Acronyms

Glossary of Terms

Executive Summary

1 Introduction

1.1	Background	1-1
1.2	Planning Authorities	1-2
1.2.1	Role of Local Governments	1-2
1.2.2	Role of the Franklin County Solid Waste Advisory Committee (SWAC)	1-2
1.3	Regulatory Review	1-2
1.3.1	Solid Waste Management Act	1-3
1.3.2	Waste Not Washington Act – Chapter 431, Laws of 1989	1-3
1.3.3	Hazardous Waste Management Act	1-3
1.3.4	Clean Washington Act – SSB5591	1-4
1.3.5	Minimum Functional Standards for Solid Waste Handling	1-4
1.3.6	WAC 173-350	1-5
1.3.7	WAC 173-351	1-6
1.3.8	Relevant Oregon Solid Waste Regulations	1-6
1.4	Solid Waste Planning in Franklin County	1-7
1.4.1	The 1977 Comprehensive Solid Waste Management Plan (Benton and Franklin Counties)	1-7
1.4.2	Status of 1977 Plan Recommendations	1-8
1.4.3	The 1992 Moderate Risk Waste Plan (Benton and Franklin Counties) ..	1-8
1.4.4	1994 Comprehensive Solid Waste Management Plan (Benton and Franklin Counties)	1-9
1.5	Current Planning Process in Franklin County	1-10
1.5.1	Planning Requirements	1-10
1.5.2	Plan Development	1-11
1.5.3	Amendment, Review, and Revision Process of the Plan	1-11
1.6	Relationship of the Solid Waste Plan to Other Plans	1-11
1.6.1	Comprehensive Land Use Plans	1-12
1.6.1.1	State Goals	1-12
1.6.1.2	State Mandates	1-13
1.6.1.3	County Goals, Policies, and Strategies	1-13
1.6.2	Zoning Codes	1-13
1.6.3	Shoreline Management Plans	1-13
1.6.4	Benton and Franklin Counties Moderate Risk Waste Management Plan ..	1-14
1.6.5	Franklin County Emergency Management Disaster Recovery Plan	1-14
1.6.6	Air, Water, and Soils	1-14

2 Background of the Planning Area

2.1	Economic Development	2-1
2.1.1	Non-agricultural Economy	2-1



2.1.2	Agriculture.....	2-2
2.2	Population	2-4
2.3	Land Use	2-5
2.3.1	Urban Growth Areas.....	2-6
2.3.2	Rural and Resource Lands	2-9
2.4	Natural Environment.....	2-9
2.4.1	Physical Description	2-9
2.4.2	Geology	2-9
2.4.3	Stratigraphy.....	2-10
2.4.4	Seismology	2-10
2.4.5	Hydrogeology/Hydrology	2-10
2.4.6	Soils.....	2-11
2.4.7	Biological	2-15
2.4.8	Wetlands.....	2-15
2.4.9	Floodplains	2-16
2.4.10	Aquifer Recharge.....	2-16
2.5	Evaluation of Potential Landfill Sites	2-16
3	Waste Stream Analysis	
3.1	Introduction.....	3-1
3.2	Historical Solid Waste Data	3-1
3.3	Solid Waste Forecast	3-1
3.4	Waste Stream Composition.....	3-2
3.5	Seasonal Variations in Waste Stream.....	3-3
4	Reducing, Reusing, and Recycling Wastes in Franklin County	
4.1	Introduction.....	4-1
4.2	Public Education and Outreach.....	4-2
4.2.1	Existing Education and Outreach Programs.....	4-2
4.2.1.1	Public Outreach and Educational Program Recommendations.....	4-3
4.3	Waste Reduction	4-4
4.3.1	Existing Waste Reduction Programs in Franklin County	4-4
4.3.2	Waste Reduction Program Recommendations.....	4-4
4.3.2.1	Commercial Sector (Business and Industry).....	4-5
4.3.2.2	Residential (Rural and Urban)	4-5
4.4	Recycling	4-6
4.4.1	Past Recycling Legislation.....	4-6
4.4.2	Markets for Recyclables	4-7
4.4.3	Existing Recycling Services in Franklin County	4-9
4.4.3.1	Basin Recycling, Inc.....	4-10
4.4.3.2	Support for Private Recycling Efforts	4-10
4.4.3.3	Composting Services	4-13
4.4.4	Recycling Program Recommendations	4-13
4.4.4.1	Residential Recycling.....	4-13
4.4.4.2	Commercial/Industrial Sector Recycling	4-15
4.4.4.3	Food Waste Composting	4-16
4.4.4.4	Yard Waste Composting Recommendations	4-17



4.5	Summary of Recommendations	4-18
-----	----------------------------------	------

5 Moderate Risk Waste

5.1	Introduction	5-1
5.2	Relevant Plans and Regulations	5-1
5.2.1	Beyond Waste Plan	5-1
5.2.2	Federal Regulations	5-2
5.2.3	State Regulations	5-3
5.3	Other Counties'/Regional MRW Programs	5-4
5.4	Past MRW Management in Franklin County	5-7
5.5	Current MRW Program in Franklin County	5-7
5.5.1	Household and Public Education	5-7
5.5.2	HHW Collection Program	5-8
5.5.2.1	Fixed Collection Facility	5-8
5.5.2.2	Used Oil, Anti-freeze, and Crushed Oil Filter Collection in Franklin County	5-10
5.5.3	SQG Program (Business Technical and Collection Assistance)	5-11
5.5.3.1	Commercial Sector MRW	5-11
5.5.3.2	Agricultural MRW	5-11
5.5.4	Enforcement	5-12
5.5.5	MRW Waste Program Funding	5-12
5.6	Recommendations for Franklin County	5-12
5.7	Program Evaluation	5-13

6 Collection Systems

6.1	Regulatory Framework	6-1
6.1.1	WUTC Authority (State)	6-1
6.1.2	County Authority	6-2
6.1.3	Municipality Authority	6-2
6.2	Collection Systems in Franklin County	6-3
6.2.1	Incorporated Franklin County	6-3
6.2.2	Unincorporated Franklin County	6-4
6.3	Needs and Opportunities	6-4
6.3.1	Criteria for Determining Needs and Deficiencies	6-4
6.3.2	Future Needs	6-4
6.3.2.1	Population	6-4
6.3.2.2	Regulatory Changes	6-6
6.3.3	Options for Consideration	6-6
6.3.3.1	County (Unincorporated)	6-6
6.3.3.2	Municipalities (Incorporated)	6-7
6.4	Plan Recommendations	6-7



7 Transfer and Disposal of Waste

7.1	Introduction.....	7-1
7.2	Regulatory Framework	7-1
7.3	Waste Transfer and Disposal Goals.....	7-1
7.4	Waste Transfer and Disposal in Franklin County.....	7-2
	7.4.1 Municipal Solid Waste	7-2
	7.4.2 Recycling	7-3
	7.4.3 Moderate Risk Waste	7-3
7.5	Options for Transfer/Disposal.....	7-4
7.6	Recommendations	7-4

8 Solid Waste Processing Technologies

8.1	Introduction.....	8-1
8.2	ER/I Technologies	8-1
	8.2.1 Mass Burn Incineration.....	8-1
	8.2.2 Refuse Derived Fuel.....	8-2
	8.2.3 Plasma Arc	8-2
8.3	Existing Conditions.....	8-2
8.4	Options for ER/I in Franklin County.....	8-3
8.5	Recommendations	8-3

9 Special Wastes

9.1	Introduction.....	9-1
9.2	Agricultural Wastes	9-1
	9.2.1 Existing Conditions	9-1
	9.2.2 Enhancement Options for FCSWAC Consideration	9-2
9.3	Appliances/White Goods	9-2
	9.3.1 Existing Conditions	9-3
	9.3.2 Enhancement Options for FCSWAC Consideration	9-3
9.4	Asbestos.....	9-4
	9.4.1 Existing Conditions	9-4
	9.4.2 Enhancement Options for FCSWAC Consideration	9-5
9.5	Biomedical Wastes.....	9-5
	9.5.1 Existing Conditions	9-6
	9.5.2 Enhancement Options for FCSWAC Consideration	9-6
9.6	Construction and Demolitions Wastes.....	9-7
	9.6.1 Existing Conditions	9-8
	9.6.2 Enhancement Options for FCSWAC Consideration	9-9
9.7	Disaster Debris	9-11
	9.7.1 Existing Conditions.....	9-12
	9.7.2 Enhancement Options for FCSWAC Consideration	9-12
9.8	Electronic Wastes.....	9-13
	9.8.1 Existing Conditions	9-13
	9.8.2 Enhancement Options for FCSWAC Consideration	9-13



9.9	Petroleum Contaminated Soils	9-14
9.9.1	Existing Conditions	9-14
9.9.2	Enhancement Options for FCSWAC Consideration	9-14
9.10	Septage and Street Wastes	9-15
9.10.1	Septage	9-15
9.10.1.1	Existing Conditions	9-15
9.10.1.2	Enhancement Options for FCSWAC Consideration	9-15
9.10.2	Street Wastes	9-15
9.10.2.1	Existing Conditions	9-16
9.10.2.2	Enhancement Options for FCSWAC Consideration	9-16
9.11	Tires	9-16
9.11.1	Existing Conditions	9-17
9.11.2	Enhancement Options for FCSWAC Consideration	9-17

10 Administration and Enforcement

10.1	Introduction	10-1
10.2	Administration and Enforcement Authority	10-1
10.2.1	State	10-1
10.2.1.1	Washington State Department of Ecology	10-1
10.2.1.2	Washington Utilities and Transportation Commission(WUTC)	10-1
10.2.2	County/Municipal Government	10-1
10.2.2.1	Franklin County Public Works Department (FCDPW)	10-1
10.2.2.2	Benton Franklin County Health Department(BFHD)	10-2
10.2.2.3	Incorporated Cities	10-2
10.2.2.4	Franklin County Solid Waste Advisory Committee(FCSWAC)	10-3
10.2.3	Private Sector	10-3
10.3	Current Conditions	10-3
10.4	Recommended Options for Consideration by FCSWAC	10-5

11 Financing and Implementation

11.1	Introduction	11-1
11.2	Past Financial History	11-1
11.3	Financial Plan	11-2
11.3.1	Cost	11-2
11.3.1.1	Operating Cost	11-3
11.3.1.2	Capital Cost	11-6
11.3.2	Sources of Funding	11-7
11.3.2.1	Surcharges	11-7
11.3.2.2	Grant Funding	11-7
11.3.2.3	Summary of Funding Sources	11-9
11.3.2.4	Summary of Proposed Expenditures	11-10
11.3.2.5	Plan Recommendations for Programs and Capitol Expenditures	11-11
11.4	Implementation	11-11
11.4.1	Implementation Activities by Organization	11-11



Appendices

- A SWAC By-laws and Procedures
- B Landfill Citing Criteria
- C Recycling Locations in Franklin County
- D Pierce County's "Safer Alternatives" Brochure
- E Special Wastes in Franklin County
- F Interlocal Agreements
- G WUTC Cost Assessment Guideline and Comments
- H SEPA Checklist
- I Response to Comments
- J Oregon Certification
- K Letter to Benton County - MRW
- L Ecology Comments
- M Six-year Program Implementation Schedule

List of Tables

2-1	Summary of Major Employers in Franklin County	2-2
2-2	Number and Size of Farms in Franklin County by Year	2-4
2-3	Franklin County Population (Years 1980-2030)	2-4
2-4	Franklin County Population (1980-2030)	2-5
2.5	Franklin County Soil Associations	2-13
3-1	Franklin County Solid Waste Projections	3-2
3-2	Waste Disposal Composition Summary Franklin County (based on Yakima County's Percentages).....	3-3
3-3	Tonnages Accepted at the Transfer Station in Pasco by Month	3-4
4-1	Recycling Operations in Franklin County	4-11
4-2	Recycling and Diversion in Franklin County	4-12
4-3	2005 Franklin County Solid Waste	4-12
5-1	MRW Programs Reviewed.....	5-5
5-2	Participation and Cost for Fixed Facility MRW Collection in Franklin County (2002-2006).....	5-8
5-3	MRW Collected at Fixed Facilities in Franklin County in 2006.....	5-9
5-4	MRW Collected at Fixed Facilities in Franklin County in 2005.....	5-9
5-5	MRW Collected at Fixed Facilities in Franklin County in 2004.....	5-9
5-6	MRW Collected at Fixed Facilities in Franklin County in 2003.....	5-9
5-7	MRW Collected at Fixed Facilities in Franklin County in 2002.....	5-10
5-8	Pounds of Used Oil, Crushed Oil Filters, and Anti-freeze Collected in Franklin County between 2002 and 2006.....	5-10
5-9	Participation and Costs for Mobile MRW Collection in Franklin County (2006-2007) ..	5-10
5-10	MRW Collected at Connell Tailgate Event (April 28, 2007).....	5-11
5-11	MRW Collected at Connell Tailgate Event (October 14, 2006).....	5-11
6-1	Solid Waste Collection System Characteristics (Under State, City, and County Control)	6-3
6-2	Summary of Collection Services in Franklin County	6-5
6-3	Population and Population Density in Franklin County in 2005 and 2030.....	6-7
7-1	Tons of Waste Accepted at the Pasco Transfer Station from Counties	7-2



8-1	Total Biomass and Bio-energy by County	8-3
9-1	City of Pasco Building Permits and Construction Values	9-9
10-1	Enforcement and Surveillance of Solid Waste Issues from 2002 to 2006.....	10-4
11-1	Past Program Expenditures	11-1
11-2	Past and Current Solid Waste Program Activities in Franklin County	11-2
11-3	Proposed Expenditures by Year	11-3
11-4	Franklin County's Estimated Expanded Solid Waste Operating Costs for 2010-2015.	11-4
11-5	Franklin County's Estimated Solid Waste Capital Cost 2010-2030.....	11-6
11-6	Summary of 2011, 2013 and 2015 Off-set CPG Funding Cycles.....	11-8
11-7	Franklin's County's Projected Grant Funding from Ecology's CPG Program and Local Match (2010 to 2015).....	11-9
11-8	CPG Off-set Funding Needed	11-9
11-9	Local Match Percentages.....	11-10
11-10	Summary of Proposed Expenditures	11-10

List of Exhibits

2-1	Franklin County Solid Waste Regional Setting	2-3
2-2	Franklin County Solid Waste Plan Land Use	2-7
2-3	Urban Growth Areas	2-8
2-4	Soil Type Distribution	2-12
3-1	Seasonal Waste Variation in Franklin County (Average of years 2003,2005 & 2007) ...	3-4



List of Abbreviations and Acronyms

ACM	Asbestos-containing Material
BFHD	Benton Franklin Health Department
BDI	Basin Disposal, Inc.
BRI	Basin Recycling, Inc.
Center	Clean Washington Center
CEP	Covered Electronic Products
CERB	Community Economic Revitalization Board
CERCLA	Comprehensive Environmental Response, Compensation, and Liability Act
CFC	Chlorofluorocarbon
CPG	Coordinated Prevention Grant
DW	Dangerous Waste
Ecology	Washington State Department of Ecology
EPA	Environmental Protection Agency
ER/I	Energy Recovery and Incineration
FCDPW	Franklin County Department of Public Works
FCWWAC	Franklin County Solid Waste Advisory Committee
FEMA	Federal Emergency Management Agency
FIFRA	Federal Insecticide, Fungicide, and Rodenticide Act
GMA	Growth Management Act
HCFC	Hydrochlorofluorocarbon
HDPE	High-density Polyethylene
HHW	Household Hazardous Waste
HWMA	Hazardous Waste Management Act
HWMP	Hazardous Waste Management Plan
IAC	Washington State Intergovernmental Agency Committee
L&I	Washington State Department of Labor and Industries
MFS	Minimum Functional Standards for Solid Waste Handling
MMSW	Mixed Municipal Solid Waste
MSA	Metropolitan Statistical Area
MSW	Municipal Solid Waste
MTCA	Model Toxics Control Act
MRW	Moderate Risk Waste
MWTA	Medical Waste Tracking Act of 1988
NESHAP	National Emissions Standards for Hazardous Air Pollutants
NPDES	National Pollutant Discharge Elimination System
OAR	Oregon Administrative Rules
ODEQ	Oregon Department of Environmental Quality
OFM	State of Washington's Office of Financial Management
OSHA	Occupational Safety and Health Act
PBDE	Polybrominated Diphenyl Ether
PCB	Polychlorinated Biphenyls
PCS	Petroleum Contaminated Soils
PET	Polyethylene Terephthalate
Plan	2008 Franklin County Integrated Solid Waste Management Plan
PNNL	Pacific Northwest National Laboratory



RCRA	Resource Conservation and Recovery Act
RCW	Revised Code of Washington
RDF	Refuse Derived Fuel
SARA	Superfund Amendments and Reauthorization Act
SEPA	State Environmental Policy Act
SQG	Small Quantity Generator
SWAC	Solid Waste Advisory Committee
TSCA	Toxic Substances Control Act
UGA	Urban Growth Area
USGBC	United States Green Building Council
VOC	Volatile Organic Compound
WAC	Washington Administrative Code
WDOT	Washington State Department of Transportation
WISHA	Washington Industrial Safety and Health Act
WSDA	Washington State Department of Agriculture
WTE	Waste-to-Energy
WUTC	Washington Utilities and Transportation Commission



Glossary

acid gas

A gas produced in the combustion process. It contains acid components such as sulfides and chlorides.

actinomycete

A group of microorganisms, intermediate between bacteria and true fungi, that usually produce a characteristic branched mycelium. These organisms are responsible for the earthy smell of compost.

active gas collection

A technique that forcibly removes gas from a landfill by attaching a vacuum or pump to a network of pipelines in the landfill or surrounding soils to remove the gases.

aeration

The process of exposing bulk material, like compost, to air. Forced aeration refers to the use of blowers in compost piles.

aerated static pile

Forced aeration method of composting in which a freestanding composting pile is aerated by a blower moving air through perforated pipes located beneath the pile.

aerobic

A biochemical process or condition occurring in the presence of oxygen.

aerobic decomposition

A type of decomposition that requires oxygen.

air classifier

A device used to separate materials at a facility such as a MRF. Air in the form of a wind is used to blow lighter materials off and away from the heavier materials.

anaerobic decomposition

A type of decomposition that does not use oxygen. Anaerobic decomposition creates odor problems; aerobic decomposition does not.

aquifer

A geological formation, group of formations, or portion of a formation capable of yielding significant quantities of groundwater to wells or springs.

area fill

A method of landfilling that compacts the refuse in cells and then uses soil cover to separate and cover the cells. This is typically done in layers and in separate phases.

ash quench water

Water that is used to cool the bottom ash when it is removed from an incinerator.



ash residues

The left-over material from a combustion process. They may take the form of fly ash or bottom ash.

attenuation

A process of converting and destroying a chemical compound as it passes through layers of soil or rock.

avoided cost

The amount of money saved when another less costly option that yields the same result is selected or used.

baghouse

A municipal waste combustion facility air emission control device consisting of a series of fabric filters through which flue gases are passed to remove particulates prior to atmospheric dispersion.

baler

A machine used to compress recyclables into bundles to reduce volume. Balers are often used on newspaper, plastics, and corrugated cardboard.

baling

The compaction of solid waste (shredded or non-shredded) or plastic and metal recyclables (flattened or non-flattened) into small rectangular blocks or bales. Baled solid waste is placed in a landfill in a similar fashion as a cell, with cover surrounding a bale or group of bales. Baling recyclable materials makes them easier to handle and transport.

bentonite

A type of soil that swells greatly in the presence of water. Because bentonite impedes the flow of water, it is used for liners, covers, and various other landfill applications.

berm

An elongated pile of soil used to control and direct the flow of surface water runoff. Berms may also be used to block out noise and screen operations from public view.

bio-accumulation

The retaining and accumulation over time of certain chemical compounds in organic matter such as the tissues of plants and animals used as food sources.

biodegradable material

Materials that can be broken down by microorganisms into simple, stable compounds such as carbon dioxide and water. Most organic materials, such as food scraps and paper, are biodegradable.

bottle bill

A law requiring deposits on beverage containers (see Container Deposit Legislation).



bottom ash

The remaining noncombustible material collected on grates or in other locations during the combustion process .

broker

An individual or group of individuals who act as agents or intermediaries between the sellers and buyers of recyclable materials or waste services.

Btu (British thermal unit)

A unit of measure for the amount of energy a given material contains (e.g., energy released as heat during combustion is measured in Btu's.) Technically, one Btu is the quantity of heat required to raise the temperature of one pound of water one degree Fahrenheit.

buffer zone

Neutral area serving as a protective barrier separating two conflicting forces. An area that minimizes the impact of pollutants on the environment or public welfare. For example, a buffer zone is established between a composting facility and neighboring residents to minimize odor problems.

bulking agent

A material used to add volume to another material to make the second material more porous, which increases air flow. For example, municipal solid waste may act as a bulking agent when mixed with water treatment sludge.

bulky items

Large items of refuse including, but not limited to, appliances, furniture, large auto parts, nonhazardous construction and demolition materials, trees, branches, and stumps that cannot be handled by normal solid waste processing, collection, or disposal methods.

buy-back center

A facility to which individuals bring recyclables in exchange for payment.

canyon fill

A method of landfilling that is similar to area filling but is used primarily in mountainous terrain. Canyon fill landfills are typically much deeper than other types of landfills.

clamshell bucket

A bucket attachment for a crane. The bucket has two sides that come together when picking up material.

co-composting

Simultaneous composting of two or more diverse feedstocks.

co-generation

Simultaneous generation of electricity and thermal energy.



commercial waste

Waste materials originating in wholesale, retail, institutional, or service establishments, such as office buildings, stores, markets, theaters, hotels, and warehouses.

commingled recyclables

Two or more recyclable materials collected together (i.e., not separated). In some types of collection programs, recyclable materials may be commingled, as long as they do not contaminate each other. For example, glass and plastic can be commingled, but glass and oil cannot.

compaction station

A type of transfer station in which waste is compacted as an intermediate step before sending it to a disposal site.

composite liner

A liner system that is composed of both natural soil liners and synthetic liners. The liner must be in direct and uniform contact with the clay.

composting

The controlled biological decomposition of organic solid materials under aerobic conditions.

condensate knock-out tank

A tank that uses a series of baffles to remove vapor moisture from a gas.

construction and demolition waste

Materials resulting from the construction, remodeling, repair, or demolition of buildings, bridges, pavements, and other structures.

converter

A company that creates a more usable material from a raw product.

conveying line

A conveyor belt assembly that is used in a facility such as a MRF or IPC, to move materials from the tipping floor/pit to other areas of the facility.

corrugated paper

Paper or cardboard having either a series of wrinkles or folds, or alternating ridges and grooves.

cover material

Material, either natural soil or geosynthetic material, used in a landfill to impede water infiltration, landfill gas emissions, and bird and rodent congregation. It is also used to control odors and make the site more visually attractive. Landfills have three forms of cover: daily cover, intermediate cover, and final cover.

cullet

Clean, usually color-sorted, crushed glass used to make new glass products.



curbside collection

Programs in which recyclable materials are collected at the curb, often from special containers, and then taken to various processing facilities.

daily cell

In landfills, a portion of refuse that has been compacted and then surrounded with cover material. Daily cover is placed over the landfilled materials at the end of each day to complete the cell.

daily cover material

Material, usually soil, that is used in a landfill to cover the refuse after it has been compacted at the end of each day. The cover is placed mainly to ward off animals and for odor control.

decide-announce-defend strategy

In the decision-making process, a strategy in which decisions are made and announced without input from other affected parties. After announcing their decisions, policy makers defend them. This strategy does not allow for public participation in the decision-making process.

densified refuse-derived fuel (D-RDF)

Refuse-derived fuel that has been compressed or compacted through such processes as pelletizing, briquetting, or extruding. Densifying materials makes them easier to handle or improves their burning characteristics.

detention basin

An excavated area of land that is used to collect surface water runoff for the purpose of creating a constant outflow from the basin.

detinning

Recovering tin from “tin” cans by a chemical process that makes the remaining steel more easily recycled.

direct discharge noncompaction station

A type of transfer station in which refuse goes directly from smaller collection vehicles into the larger transportation vehicles. This type of station has a waste storage capacity of less than one day.

diversion rate

The amount of material being diverted for recycling, compared to the total amount that was previously disposed of.

double-liner system

A system in which two liners are used in a landfill to protect against groundwater contamination. The liners may be either synthetic or natural, and may be composed of several layers each.



double composite liner

A landfill liner system that uses synthetic and natural soil liners to prevent groundwater contamination. Two liners of each type are used, and each liner has several layers. (See “composite liner.”)

drop-off collection

A method of collecting recyclable or compostable materials in which the materials are taken by individuals to collection sites, where they deposit the materials into designated containers.

eco-shopping

See “precycling.”

electrostatic precipitators

Device for removing particulate matter from an incinerator facility’s air emissions. It works by causing the particles to become electrostatically charged and then attracting them to an oppositely charged plate, where they are precipitated out of the flue gasses.

end-use market

A company that purchases recycled materials for use as feedstock in manufacturing new products.

energy recovery

Conversion of waste to energy, generally through the combustion of processed or raw refuse to produce steam. See “municipal waste combustion,” and “incineration.”

enterprise fund

A fund for a specific purpose that is self-supporting from the revenue it generates.

ferrous metals

Metals derived from iron. They can be removed from commingled materials using large magnets at separation facilities.

flood plain

A region of land around a body of water, usually a river or stream, that is flooded on a regular basis, usually annually.

flue gas

All gasses and products of combustion that leave a furnace by way of a flue or duct.

fluidized bed combustor

A type of RDF combustor (see below) that burns materials directly on a layer of material having a high melting point, such as sand.

fly ash

Small, solid particles of ash and soot generated when coal, oil, or waste materials are burned. Fly ash is suspended in the flue gas after combustion and is removed by pollution control equipment.



gas control and recovery system

A series of vertical wells or horizontal trenches containing permeable materials and perforated piping. The systems are designed to collect landfill gases for treatment or for use as an energy source.

gas monitoring probe

Probes placed in the soil surrounding a landfill above the groundwater table. The probes are used to determine if landfill gases are migrating away from the landfill.

gate volume

The amount of waste, measured by volume, that enters a landfill.

Gaylord box

A heavy corrugated box (4 feet square) that is used as a dumpster for collecting wastes and other materials.

general obligation (G.O.) bonds

A method of financing in which bonds are backed by the faith and credit of a municipality.

generation rate

The amount of waste that is produced over a given amount of time. For example, a district may have a generation rate of 100 tons per day.

geographic information system (GIS)

A system, usually computerized, that includes locations of all geographical characteristics of an area of land. Items may include elevation, houses, public utilities, or the location of bodies of water, aquifers, and flood plains.

geonet

A synthetic liner component that facilitates drainage. A geonet is analogous to the sand component in natural liners.

geotextile

A synthetic component that is used as a filter to prevent the passing of fine-grained material such as silt or clay. A geotextile may be placed on top of a drainage layer to prevent the layer from becoming clogged with fine material.

glassphalt

A mixture of asphalt that includes a small amount of finely crushed glass as an admixture.

grain size distribution

A method of categorizing soils in which soil particles are separated according to size. A well-graded soil has a uniform grain size distribution while a poorly graded soil has a non-uniform grain size distribution.

groundwater monitoring well

A well placed at an appropriate location and depth for taking water samples to determine groundwater quality in the area surrounding a landfill or other site.



hammermill

A type of crusher or shredder used to break materials up into smaller pieces.

hazardous waste

Waste material that exhibits a characteristic of hazardous waste as defined in RCRA (ignitability, corrosivity, reactivity, or toxicity), is listed specifically in RCRA 261.3 Subpart D, is a mixture of either, or is designated locally or by the state as hazardous or undesirable for handling as part of the municipal solid waste and would have to be treated as regulated hazardous waste if not from a household.

heat value

Heat generated per unit weight or volume of combustible material completely burned.

HELP (hydrologic evaluation of landfill performance) Model

A specialized computer program that performs the water balance equation and aids in modeling by predicting leachate generation. By selecting different covers and liners, an optimum combination can be achieved.

humus

Organic materials resulting from decay of plant or animal matter. Also referred to as compost.

hydraulic conductivity

A measurement of how fast a liquid can pass through the pores of a solid. Typically, the liquid is water and the solid is a soil of some type.

incinerator

A facility in which solid waste is combusted.

industrial waste

Materials discarded from industrial operations or derived from manufacturing processes.

infiltration layer

A low hydraulic conductivity layer in a landfill, usually a component in the cover, that is placed to minimize liquid infiltration to the waste layers.

inorganic waste

Waste composed of matter other than plant or animal (i.e., contains no carbon).

institutional waste

Waste materials originating in schools, hospitals, prisons, research institutions, and other public buildings.

integrated solid waste management

A practice using several alternative waste management techniques to manage and dispose of specific components of the municipal solid waste stream. Waste management alternatives include source reduction, recycling, composting, energy recovery, and landfilling.



intermediate processing center (IPC)

Usually refers to the type of materials recovery facility (MRF) that processes residentially collected mixed recyclables into new products available for markets; often used interchangeably with MRF.

in-vessel composting

A method in which compost is continuously and mechanically mixed and aerated in a large, contained area.

knuckleboom crane

A crane with a bending or pivot point in the boom, which enables it to reach over a longer horizontal distance.

landfill gas

A mixture of primarily methane and carbon dioxide that is generated in landfills by the anaerobic decomposition of organic wastes.

landfill mining

A process of removing reusable resources from old landfills for recycling.

lateral pipe

A pipe used to connect wells or trenches in a landfill.

leachate

Liquid that has percolated through solid waste or another medium and has extracted, dissolved, or suspended materials from it. Because leachate may include potentially harmful materials, leachate collection and treatment are crucial at municipal waste landfills.

leachate collection system

A network of pipes or geotextiles/geonets placed at low areas of the landfill liner to collect leachate from a landfill for storage and treatment. Flow of leachate along the liner is facilitated by the use of a soil drainage blanket or geonet.

lift

In landfilling, a lift is a completed layer of adjacent cells.

liner

A system of low-permeability soil and/or geosynthetic membranes used to collect leachate and minimize contaminant flow to groundwater. Liners may also adsorb or attenuate pollutants to further reduce contamination.

macrorouting (route balancing)

Creating collection routes by dividing a collection area into smaller areas representing one day of work for one crew.

magnetic separation

A system to remove ferrous metals from other materials in a mixed municipal waste stream. Magnets are used to collect the ferrous metals.



mass-burn system

A municipal waste combustion technology in which solid waste is burned in a controlled system without prior sorting or processing.

mechanical separation

The separation of waste into components using mechanical means, such as cyclones, trommels, and screens.

methane

An odorless, colorless, flammable, explosive gas produced by municipal solid waste undergoing anaerobic decomposition. Methane is emitted from municipal solid waste landfills.

microrouting

Takes the smaller areas created in macrorouting and defines specific route paths for collection crews to follow.

modular incinerator

Small, self-contained incinerators designed to handle small quantities of solid waste. Modules may be combined as needed, to match plant capacity with the quantity of waste to be processed.

monitoring well

A well that is used to detect items such as gas concentrations, water contamination, and leachate concentration. Wells are usually placed in and around landfills or compost facilities to monitor the migration of harmful substances from the facilities.

moisture content

The fraction or percentage of a substance or soil that is water.

municipal (project) revenue bond

A method of financing in which bonds are given on the basis of the worthiness, technological feasibility, and projected revenue of a project.

municipal solid waste (MSW)

MSW means household waste, commercial solid waste, nonhazardous sludge, conditionally exempt small quantity hazardous waste, and industrial solid waste.

mulch

Ground up or mixed yard trimmings placed around plants to prevent evaporation of moisture and freezing of roots and to nourish the soil.

natural liner

A landfill liner that is made up of low-permeability soil.

NIMBY

Acronym for “not in my back yard.” An expression frequently used by residents whose opposition to siting a waste management facility is based on the facility’s proposed location.



organic material (organic waste)

Materials containing carbon. The organic fraction of MSW includes paper, wood, food scraps, plastics, and yard trimmings.

overlay maps

A series of individual maps, each of which shows specific data. The maps are placed on top of one another to form a composite map showing all the data.

particulate matter (PM)

Tiny pieces of matter resulting from the combustion process. PM can have harmful health effects when breathed. Pollution control at combustion facilities is designed to limit particulate emissions.

passive venting

A venting technique using the natural pressure created in landfills to expel gases and control gas migration.

pathogens

Disease-causing agents, especially microorganisms such as bacteria, viruses, and fungi.

percolate

To ooze or trickle through a permeable substance. Groundwater may percolate into the bottom of an unlined landfill.

permeable

Having pores or openings that permit liquids or gasses to pass through.

permeability

A measure of how well a liquid moves through the pores of a solid. Expressed as a number applied to landfills in terms of how quickly water moves through soil; it is typically expressed as centimeters per second.

phase diagram

A diagram (or series of diagrams) used to show chronological order in a project. The diagram should show key transition points and contain enough detail to move smoothly from phase to phase.

phasing

A system of running a project in more than one step (phase). Each phase is generally independent of the others, which offers more flexibility in management and operation.

pilot program

A trial run of the planned program conducted on a small scale to forecast the workability of the planned program. Changes may be made to the program depending on the results of the pilot study.



platform/pit noncompaction station

A type of transfer station that has a waste storage capacity of several days or more. While the waste is in temporary storage, recyclable materials may be removed.

post-closure care

A procedure of maintaining the environmental controls and appearance of a landfill after it has ceased to accept waste.

post-consumer recycling

The reuse of materials generated from residential and commercial waste, excluding recycling of material from industrial processes that has not reached the consumer, such as glass broken in the manufacturing process.

precycling

The decision-making process consumers use to judge a purchase based on its waste implications. Criteria include whether a product is reusable, durable, and repairable; made from renewable or nonrenewable resources; over-packaged; or in a reusable container.

primary leachate

When waste enters a landfill, it contains some amount of liquid, which leaches out of the refuse as primary leachate.

recycling

The process by which materials otherwise destined for disposal are collected, reprocessed, or remanufactured, and are reused.

refractory

A material that can withstand dramatic heat variations. Used in conventional combustion chambers in incinerators.

refuse-derived fuel (RDF)

Product of a mixed waste processing system in which certain recyclable and non-combustible materials are removed, with the remaining combustible material converted for use as a fuel to create energy.

residential waste

Waste generated in single- and multiple-family homes.

residue

The materials remaining after processing, incineration, composting, or recycling. Residues are usually disposed of in landfills.

resource recovery

A term describing the extraction and use of materials and energy from the waste stream. The term is sometimes used synonymously with energy recovery.

retention basin

An area designed to retain precipitation runoff and prevent erosion and pollution.



reuse

The use of a product more than once in its same form for the same purpose; e.g., a soft drink bottle is reused when it is returned to the bottling company for refilling.

roll-off container

A large waste container that fits onto a tractor trailer that can be dropped off and picked up hydraulically.

salvaging

At landfills or material recovery facilities, salvaging is the controlled separation of recyclable and reusable materials. Controlled means that the separation is monitored by operators.

scavenging

At a landfill or material recovery facility, scavenging is the uncontrolled separation of recyclable and reusable materials. Uncontrolled means that the operator does not monitor the removal of materials, and in many cases prohibits it. Material scavenging of recyclables may also occur at the curb or at drop-off centers.

scavenger

One who illegally removes materials at any point in the solid waste management system.

scrap

Discarded or rejected industrial waste material often suitable for recycling.

scrubber

Common anti-pollution device that uses a liquid or slurry spray to remove acid gases and particulates from municipal waste combustion facility flue gases.

secondary leachate

When water percolates through a landfill, the water becomes contaminated and becomes leachate. This leachate is known as secondary leachate.

secondary material

A material that is used in place of a primary or raw material in manufacturing a product.

sedimentation basin

An excavated area of land that is used to allow solid particles in water to settle out. The rate of sedimentation is dependent on the depth of the basin and the size and weight of the particles.

settlement

As refuse decomposes and/or becomes compacted by the weight of overlaying layers, landfills experience a volume decrease and compaction of individual layers of waste in the landfill. Settlement refers to this volume decrease and compaction of layers.

sludge

A semi-liquid residue remaining from the treatment of municipal and industrial water and wastewater.



shredder

A mechanical device used to break waste materials into smaller pieces by tearing and impact action. Shredding solid waste is done to minimize its volume or make it more readily combustible.

silviculture

The cultivation of trees.

soil cut-and-fill balances

A technique used to create the same amount of earth cut as fill for a specified area of land. The excess soil is placed where it is needed in low areas. This helps minimize construction costs.

soil boring

A sample of earth representing underground conditions for the surrounding area. They are used to gather information about and model subsurface characteristics, which are important when designing landfills.

solid waste

Any garbage, or refuse, sludge from a wastewater treatment plant, water supply treatment plant, or air pollution control facility and other discarded material, including solid, liquid, semi-solid, or contained gaseous material resulting from industrial, commercial, mining, and agricultural operations, and from community activities, but does not include solid or dissolved materials in domestic sewage, or solid or dissolved materials in irrigation return flows or industrial discharges that are point sources subject to permit under 33 U.S.C. 1342, or source, special nuclear, or by-product materials as defined by the Atomic Energy Act of 1954, as amended (68 Stat. 923). (Definition from 40CFR 258.2.)

source reduction

The design, manufacture, acquisition, and reuse of materials so as to minimize the quantity and/or toxicity of waste produced. Source reduction prevents waste either by redesigning products or by otherwise changing societal patterns of consumption, use, and waste generation. (See also, "waste reduction.")

source separation

The segregation of specific materials at the point of generation for separate collection. Residential generators source separate recyclables as part of curbside recycling programs.

special waste

Refers to items that require special or separate handling, such as household hazardous wastes, bulky wastes, tires, and used oil.

Subtitle C

The hazardous waste section of the Resource Conservation and Recovery Act (RCRA) of 1976.

Subtitle D

The solid, nonhazardous waste section of the Resource Conservation and Recovery Act (RCRA) of 1976.



Subtitle F

Section of the Resource Conservation and Recovery Act (RCRA) of 1976 requiring the federal government to actively participate in procurement programs fostering the recovery and use of recycled materials and energy.

Superfund

Common name for the Comprehensive Environmental Response, Compensation, and Liability Act (CERCLA) to clean up abandoned or inactive hazardous waste dump sites.

swale

An elongated trench that is used to collect and direct the flow of surface water runoff.

synthetic liner

A type of liner consisting of a plastic membrane, instead of soil. Synthetic liners are less permeable, thinner, and more flexible than soil liners.

test pit

Part of an investigative procedure in which a backhoe or similar piece of equipment excavates a deep trench in the earth in order to allow subsurface investigation.

thermophilic microorganisms

Heat-loving microorganisms that thrive in and generate temperatures above 105 degrees Fahrenheit.

tipping fee

A fee charged for the unloading or dumping of material at a landfill, transfer station, recycling center, or waste-to-energy facility, usually stated in dollars per ton. (Sometimes called a disposal or service fee.)

tipping floor/pit

Unloading area for vehicles that are delivering municipal solid waste to a transfer station or municipal waste combustion facility.

transfer station

A permanent facility where waste materials are taken from smaller collection vehicles and placed in larger vehicles for transport, including truck trailers, railroad cars, or barges. Recycling and some processing may also take place at transfer stations.

trommel

A perforated, rotating, horizontal cylinder that may be used in resource recovery facilities to break open trash bags, remove glass in large enough pieces for easy recovery, and remove small abrasive items such as stones and dirt. Trommels have also been used to remove steel cans from incinerator residue.

tub grinder

Machine used to grind or chip wood for mulching, composting or size reduction.



vadose zone

The zone between the land surface and the water table.

volatile organics

Organic compounds that vaporize at relatively low temperatures or are readily converted into a gaseous by-product.

volatilization

A process in which gases are produced and escape into the atmosphere. In landfills, methane volatilization is of concern.

volume-based fees

A fee paid to dispose of material at a facility such as a landfill, based on the volume of the material being disposed of.

waste combustion

The combustion of MSW in an incinerator to produce electrical or thermal energy. The MSW may be sorted or non-sorted, and may also be processed before incineration.

waste management boundary

The boundary around the area occupied by the waste in a landfill, measured in terms of area.

waste exchange

A computer and catalog network that redirects waste materials back into the manufacturing or reuse process by matching companies generating specific wastes with companies that use those wastes as manufacturing inputs.

waste reduction

Waste reduction is a broad term encompassing all waste management methods—source reduction, recycling, composting—that result in reduction of waste going to a combustion facility or landfill.

waste stream

A term describing the total flow of solid waste from homes, businesses, institutions and manufacturing plants that must be recycled, burned, or disposed of in landfills; or any segment thereof, such as the “residential waste stream” or the “recyclable waste stream.”

waste-to-energy system (WTE)

A method of converting MSW into a usable form of energy, usually through combustion.

wastewater

Water that is generated, usually as a by-product of a process, that cannot be released into the environment without some type of treatment.

water balance

An equation that is used to model and predict the amounts of water that will go to various destinations. Typical destinations include evaporation, infiltration, and run-off. The sum of the amounts to the destinations must be equal to the source of the water (usually precipitation).



water table

The level below the earth's surface at which the ground becomes saturated with water. Landfills and composting facilities are designed with respect to the water table in order to minimize potential contamination.

waterwall incinerator

Waste combustion facility using lined steel tubes filled with circulating water to cool the combustion chamber. Heat from the combustion gases is transferred to the water. The resultant steam is sold or used to generate electricity.

wet/dry collection systems

A collection system that allows wet organic materials to be separated by generators from dry wastes. Wet organic materials are suitable for composting, while dry materials are non-organics that may include recyclables.

wetlands

An area that is regularly wet or flooded and has a water table that stands at or above the land surface for at least part of the year. Coastal wetlands extend back from estuaries and include salt marshes, tidal basins, marshes, and mangrove swamps. Inland freshwater wetlands consist of swamps, marshes, and bogs. Federal regulations apply to landfills sited near or at wetlands.

wet scrubber

Anti-pollution device in which a lime slurry (dry lime mixed with water) is injected into the flue gas stream to remove acid gases and particulates.

white goods

Large household appliances such as refrigerators, stoves, air conditioners, and washing machines.

windrow

A large, elongated pile of composting material, which has a large exposed surface area to encourage passive aeration and drying.

working face

The area of the landfill that is currently being filled with refuse. The refuse is typically placed in cells. The open face where refuse is being unloaded and compacted is the working face.

yard trimmings

Leaves, grass clippings, prunings and other natural organic matter discarded from yards and gardens. Yard trimmings may also include stumps and brush, but these materials are not normally handled at composting facilities.



EXECUTIVE SUMMARY

Background

This 2010 Franklin County Integrated Solid Waste Management Plan (Plan) replaces the 1992 Benton Franklin Moderate Risk Waste Plan and the 1994 Benton Franklin Solid Waste Management Plan. The 2010 Plan incorporates Moderate Risk Wastes into this integrated plan. The Plan describes past and current practices of solid waste management in Franklin County. It has been prepared in accordance with The Solid Waste Management – Reduction and Recycling Act, Chapter 70.95 of the Revised Code of Washington (CH.70.95 RCW). This revision was initiated with the goal of developing a plan exclusive of Benton County as both jurisdictions mutually agreed upon separation on a regional basis with cooperation and coordination on issues that affect both entities.¹

The Plan was prepared under the direction and guidance of the Franklin County Solid Waste Planning Committee and Franklin County Department of Public Works. It puts forth alternatives in the form of programs prioritized by the Franklin County Solid Waste Advisory Committee (SWAC) and other activities to be evaluated during the implementation of this plan. The SWAC members represent the interests of their agencies and businesses, and as residents and members of the community they also represent the public's interest. From this membership came the current program enhancements, future programs, and future activities of Solid Waste Management in Franklin County.

Process and Schedule for Adoption of the Plan

This copy of the Franklin County Integrated Solid Waste Management Plan is the “final draft plan” that incorporates comments received on preliminary draft chapters. These comments were received during the pre-final draft phase (2008 and 2009) and distributed in September 2009 as a “final” draft. It is anticipated that the plan will be adopted in May 2010 by Franklin County and the four cities, and when approved by the Department of Ecology it will become the final plan.

Recommendations

- No new programs or capital added unless there is the Ecology Match (75%) and a Local Match (25%)
- Programs and capital spending will decrease if Ecology Funding is lower than anticipated
- 25% Local Match will be restructured
- Programs will be in these areas

Waste Reduction and Recycling

- Drop Box Recycling will increase with population
- Litter Clean up and education will continue
- Program Promotions (Web Site, Community Events, etc.) will continue
- Public Education will be enhanced
- Planning will continue through the SWAC
- Administration will continue through Franklin County Public Works



Moderate Risk Waste

- Small Quantity Generator will be enhanced
- Collection Events will continue
- On site audits will be enhanced
- Public Education will continue
- Planning will continue through the SWAC
- Administration will continue through Franklin County Public Works

Organics

- Home Composting will be continued
- Public Education will be continued
- Planning will continue through the SWAC
- Administration will continue through Franklin County Public Works

Solid waste programs and new facilities must have good financial funding to continue. In Franklin County programs and new facilities will depend upon an Ecology Grant or other source along with local public funds. If neither is available, the program or new facility will not happen. If grant funding from Ecology's CPG source becomes less, then programs will be cut back correspondingly. There can be other sources of solid waste funding available other than Ecology and local governments. The plan recommends that other sources be explored.

The 25% local match for solid waste programs will be restructured. No longer will Franklin County be the only government entity to pay this match. The new match will be based upon population within the following jurisdictions:

- City of Pasco
- City of Connell
- City of Mesa
- City of Kahlotus
- Unincorporated Franklin County

This local match is recommended to be incrementally implemented over the next five years. Starting in 2010 and 2011, the local match will be 12.5%, 18.75% for the years 2012 and 2013, and a full 25% match in 2014. Current population projections indicate that the population in Franklin County is approximately 70,000. The shift in payment of the local match for programs is based upon fairness, local decision making and future planning.

- Pasco = 80% total of local match
- Franklin County = 13.6% total of local match
- Connell = 5.3% total of local match
- Mesa = 0.7% total of local match
- Kahlotus = 0.4% total of local match



What does this mean for new facilities?

Capital Projects

- A study will be conducted in all cases two years before a capital project is to be undertaken to assess the feasibility and financial success of the facility. If any money is to be required by a local match it must be secured before the study and project are started.
- Expect that the local match be more for the jurisdiction where the project is planned (if not all the local match).
- The plan desires partnerships with private sector businesses.

The proposed recommendations are to provide decision makers with guidelines for the enhancement and development of programs, policy and operating plans; a basis for permitting decisions; support needed to obtain grants and funds for subsequent planning, program and project implementation. These recommendations were made by the Franklin County Solid Waste Advisory and prioritized based on current needs and available financial resources. Actual budgets to carry out the recommendations over the next five years will vary year to year as specific programs are defined.

The County and cities' policy makers use these recommendations as a starting point in annually reviewing and establishing budgets to support solid waste program activities for each year. In doing so, economic conditions, program performance, available grant funding and other relevant factors are considered. The County and cities then individually adopt their respective budgets to fund their respective solid waste program activities. Collectively, these activities represent the Franklin County Solid Waste program and reflect how this plan is being implemented on an annual basis

They will vary upon availability of grant funding and budgets approved by local governments. Six year operations cost are based on funding availability. If grant funding continues at a reduced level, program levels will reduce. If grant funding returns to historical levels or increases, then program levels will increase. A comprehensive cost assessment questionnaire is provided with the plan for the Washington State Utilities Commission in Appendix G.

The Plan will be reviewed and revised every 5 years as required by RCW 70.95. However, during the next 5 years, changes may occur as new information is collected, rules or regulations are revised due to legislative action, or other events occur that influence the planned activities. Changes that are minor and consistent with the Plan will not require an amendment. These changes will be documented and provided to local jurisdictions in the county. Major changes would require a Plan amendment. The Franklin County Solid Waste Advisory Committee will continue to meet on an ongoing basis to review the progress of the solid integrated waste management plan on future development of solid waste issues in Franklin County.

¹ 2006 Benton County Solid Waste Management Plan Update, page ES 1.



1.0 Introduction

1.1 Background

The 2010 Franklin County Integrated Solid Waste Management Plan (Plan) presents a comprehensive, long-term approach to solid waste management in the county. The Plan has been developed in accordance with The Solid Waste Management-Reduction and Recycling Act Chapter 70.95 of the Revised Code of Washington (Chapter 70.95 RCW). This law requires each county, in cooperation with the cities within the county, to prepare a solid waste management plan. This document updates and combines the 1992 Benton-Franklin Regional Solid Waste Management Plan and 1994 Benton-Franklin Regional Moderate Risk Management Plan into one document for planning purposes. The Plan is intended to provide citizens, and decision makers for Franklin County with a guide to implement, monitor, and evaluate future solid waste activities in the planning area for a 20-year period. Recommendations developed for the Plan not only guide local decision makers, but substantiate the need for local funds and state grants to underwrite solid waste projects. Although the plan addresses a 20-year timeframe, it will be necessary to revise and update the plan periodically.

The format of the Plan follows that recommended in the Department of Ecology (Ecology) Guidelines for the Development of Local Solid Waste Management Plan and Plans Revisions (March 1990 and December 1999) and the 1991 Moderate Risk Management Plan Ecology Guidelines. This introductory chapter discusses the driving forces behind the Plan's legislative mandate, reviews the history of solid waste planning in Franklin County, and describes the current planning process. Chapter 2 discusses features of the natural and human environment in Franklin County. Chapters 3 through 11 address the following solid waste programs:

- Chapter 3 Waste Stream
- Chapter 4 Reducing, Reusing, and Recycling Wastes in Franklin County
- Chapter 5 Moderate Risk Waste
- Chapter 6 Collection Systems
- Chapter 7 Transfer and Disposal of Waste
- Chapter 8 Solid Waste Processing Technologies
- Chapter 9 Special Wastes
- Chapter 10 Administration and Enforcement
- Chapter 11 Financing and Implementation

Each program/system addressed in Chapters 3 through 11 is described in terms of the following:

- Regulatory Framework
- Existing types of programs and levels of service provided
- Needs and opportunities for consideration
- Evaluation of alternatives to resolve problems and address levels of service

An Executive Summary focuses on the major recommendations. The planning process, including participation of the Franklin County Solid Waste Advisory Committee (FCSWAC) and the public, is also described in the Executive Summary.



1.2 Planning Authorities

The Plan was prepared under the direction and guidance of Franklin County Public Works Department and the FCSWAC.

1.2.1 Role of Local Governments

Under state law, each municipality in a county may fulfill its solid waste management planning responsibilities in one of three ways:

- Prepare its own solid waste management plan for integration into the comprehensive county plan.
- Participate with the county in preparing a joint city-county plan for solid waste management
- Authorize the county to prepare a plan for the city's solid waste management for inclusion in the comprehensive county plan.

Prior to development of the Plan, all participating jurisdictions (Pasco, Connell, Kahlotus, and Mesa) signed an "Interlocal" agreement that established roles and responsibilities in the solid waste management planning process. The participating jurisdictions have chosen to prepare a joint city-county plan, giving Franklin County authority as the lead planning agency.

1.2.2 Role of the Franklin County Solid Waste Advisory Committee (SWAC)

According to Chapter 70.95 RCW, "each county shall establish a local solid waste advisory (SWAC) committee to assist in the development of programs and policies concerning solid waste handling and disposal and to review and comment upon proposed rules, policies or ordinance prior to their adoption." The SWAC adopted rules, by-laws and elected a chair and vice chair. Committee members include representatives from the waste hauling industry, recycling industry, food processing industry, local government, public citizen(s), business, and agriculture. A minimum of nine members and a maximum of twelve members will be appointed by the Franklin County Commissioner's to serve "staggered" three year terms. Two primary responsibilities of the SWAC are to advise on Plan development and to assist in the Plan adoption process. The SWAC will participate in Plan development by reviewing draft reports, providing input and comment on all issues covered by the Plan, acting as a liaison to their constituencies, and assisting in public involvement. The SWAC will also review the complete draft and final Plans, and will be asked to recommend the Plan for adoption by the County and Cities. After the Plan is adopted, the SWAC will routinely evaluate implementation of recommended programs, and will help to promote waste reduction and recycling throughout the County. SWAC members will also participate in amending the Plan if necessary. The Plan will be updated every 5 years.

1.3 Regulatory Review

The primary law guiding the planning effort is the Solid Waste Management Reduction Recycling Act (Chapter 70.95 RCW). This statute and Chapter 431, Laws of 1989 (which amended Chapter 70.95 RCW), the Hazardous Waste Management Act, the Clean Washington Act, the Minimum Functional Standards for Solid Waste Handling (MFS) and relevant Oregon solid waste regulations are discussed in this section.



1.3.1 Solid Waste Management Act

This Plan was developed in response to the Solid Waste Management – Reduction and Recycling Act, Chapter 70.95 of the Revised Code of Washington (RCW), passed in 1969. This Act states that:

Each county within the state, in cooperation with the various cities located within such county, shall prepare a coordinated, comprehensive solid waste management Plan (RCW70.95.080).

The primary reason for Plan development is the local (multi-county, county, and municipal) need for a coordinated, comprehensive solid waste program based on established goals and policies. Local decision makers need a context for evaluation of proposed programs, facilities, or policies that directly or indirectly affect any element of the solid waste system. The Solid Waste Management – Reduction and Recycling Act (RCW 70.95.165) also specifies the formation, memberships, and role of the SWACs. Furthermore, the statute requires the Plan be maintained in a current condition through periodic review and updating, if necessary, at least once every 5 years (RCW 70.95.110)

1.3.2 Waste Not Washington Act – Chapter 431, Laws of 1989

In 1989, the Washington State Legislature amended the Solid Waste Management Act. The action resulted in the Waste Not Washington Act, Engrossed Substitute Bill 1671. The revised legislation addresses two significant issues relevant to the development of solid waste management plans: (1) waste reduction; (2) recycling, with source separation of recyclable materials as the preferred method; (3) energy recovery, incineration or landfilling of separated waste; (4) energy recovery, incineration, or landfilling of mixed waste.

Public information, education campaigns, commercial incentives and reduction in product packaging are all presented in Chapter 431, Laws of 1989 as policy options that may be available to local jurisdictions as a means to meet waste reduction goals. Recycling program elements are also discussed. Specifically, public education to promote recycling and the collection of source separated materials from residents in urban and rural areas are emphasized. The programs established in local plans are designed to help Washington State achieve a 50 percent recycling goal by 1995. However, no specific recycling goals for counties are set by the legislation.

1.3.3 Hazardous Waste Management Act

In 1985, the Washington State Legislature amended the Hazardous Waste Management Act to require all cities and counties in the State to develop plans for improving moderate risk waste management in their jurisdictions. Moderate risk waste, as defined by the Act, includes:

- Any household wastes identified by Ecology as hazardous household substances
- Any hazardous waste conditionally exempt from regulation because the waste is generated or accumulated in quantities below the threshold for state or federal regulation (typically 220 pounds per month or per batch).

Management of the moderate risk waste stream is closely associated with the management of other solid wastes. Proper management of moderate risk waste is important, since such wastes pose a threat to public health, worker safety, and the environment. Moderate risk waste management plans, therefore, support solid waste management plans by discouraging indiscriminate dumping and diverting hazardous waste from solid waste handling and disposal



facilities, and wastewater treatment facilities. In 1992, Benton and Franklin Counties completed their moderate risk waste management plan as required by the Hazardous Waste Management Act. The findings and recommendations of the Benton and Franklin Counties Moderate Risk Waste Management Plan have been integrated into this document as they relate to Franklin County.

The Act also requires that each local government, or combination of contiguous local governments, amend its local hazardous waste plan to include a used oil recycling element. A draft of the used oil recycling element was required to be presented to Ecology by July 1, 1993. The element must include:

- A plan for establishing collection sites for used oil, based upon local goals.
- A plan for enforcing sign and container ordinances. The Act requires retailers of lubricating oil and vehicle oil filters to post and maintain signs informing the public of the importance of used oil recycling and how and where used oil may be recycled.
- A plan for public education on used oil recycling.
- An estimate of funding needed to implement the used oil recycling element.

The Act also requires local governments to submit annual reports to Ecology describing the number of collection facilities in operation and the amounts of used oil collected from households. In addition to requirements for retailers to post and maintain signs, the Act regulates the transportation, treatment, recycling, and disposal of used oil. The Department of Ecology is required to help implement the Act by developing guidelines for planning, conducting educational and technical assistance, and establishing regulations.

1.3.4 Clean Washington Act – SSB5591

The Second Substitute Senate Bill 5591, also known as the Clean Washington Act, was passed by the Washington State Legislature in April 1991. The Act amends or repeals different sections of several Washington State laws, including Chapters 70.93, 70.95, 43.31 and 19.114 RCW. The packaging legislation requires that all plastic containers be labeled with a code that identifies the materials used to produce the container. In addition, the Act sets limits on specific heavy metals in products, packages, or packaging components.

The Clean Washington Center (Center) was created as a new program within the Washington Department of Trade and Economic Development. Because the supply of many recycled commodities far exceeds demand, local governments cannot adequately address problems associated with market development. The mission of the Center is "to direct service to businesses that transform or remanufacture waste materials into usable or marketable materials or products (RCW 70.93.030). In recognizing the private sector has the greatest ability to create and expand upon existing markets, the Center's purpose is to provide or facilitate business assistance, research and development, marketing, and public education. Funding for the Center was sunsetted in 1996.

1.3.5 Minimum Functional Standards for Solid Waste Handling

Ecology established the Minimum Functional Standards for Solid Waste Handling (MFS) (Chapter 173-304 Washington Administrative Code [WAC]) as required by the Solid Waste Management-Reduction and Recycling Act. The MFS, originally adopted in 1972, stipulate performance and operational criteria for storing and disposing of solid waste. Among these criteria are requirements for preventing environmental contamination related to solid waste storage and disposal. In particular, the MFS require steps be taken to prevent leachate from



contaminating soils, surface water, and groundwater. The MFS also require that systems, such as groundwater monitoring wells, be installed near certain solid waste management facilities for early detection of environmental contamination.

Ecology has revised the MFS. The changes focus primarily on previously unaddressed waste streams such as contaminated soils, moderate risk waste, woodwaste, and sludge; technological advances such as leachate detection systems, and composting facilities; and other new issues such as liner standards, and importing and exporting waste. A draft environmental impact statement considering these changes to the MFS was published in 2002 and the new regulations went into effect in 2003.

1.3.6 WAC 173-350

In 2003, chapter 173-350 WAC, Solid Waste Handling Standards, was adopted. This rule essentially replaced the requirements of chapter 173-304 WAC, Minimum Functional Standards for Solid Waste Handling (MFS), described previously. The revised Solid Waste Handling Standards include the requirements for most of the solid waste facilities in Washington, excluding municipal solid waste landfills which are regulated under chapter 173-351 WAC, Criteria for Municipal Solid Waste Landfills. While there are similarities with the MFS, there have also been some significant changes and modifications:

- Beneficial Use Exemption – the legislature, through ESSB 6203, directed Ecology to develop a process to exempt from permit requirements activities that beneficially use solid waste and pose little threat to human health and the environment. Requirements to obtain this permit exemption are contained in WAC 173-350-200.
- Permit Deferrals – the legislature, also through ESSB 6203, directed Ecology to explore methods for deferring solid waste permits to other environmental permits. This procedure can be found in WAC 173-350-710.
- Limited Purpose and Inert Waste Landfills – these are the only two types of solid waste landfills regulated under chapter 173-350 WAC (municipal solid waste landfills are regulated under chapter 173-351 WAC). There are no longer inert/demolition, woodwaste or problem waste landfill classifications. The two landfill types, limited purpose and inert landfills, have similar requirements to the MFS. One significant change is that inert waste landfills cannot accept demolition waste. Inert waste management requires a permit only when being disposed of or used as fill in quantities greater than 250 cubic yards. For limited purpose landfills design requirements are based on the level of risk posed by the type of waste and the site characterization. Financial assurance and ground water monitoring are required for limited purpose landfills.
- Inert materials – these are defined in rule and criteria for classifying waste is found in WAC 173-350-990.
- Ground Water Monitoring Requirements – each section of the rule indicates whether monitoring is required for that type of facility. Testing methods and parameters and site characterization are clarified in WAC 173-350-500. More flexibility is allowed under the rule. There is also improved coordination with chapter 173-200 WAC, Ground Water Quality Standards.
- Waste Recycling Facilities – the definition of recycling comes from chapter 70.95 RCW, the Solid Waste Management Act. The act of recycling is categorically exempt with the conditions that it complies with local solid waste management plans and that Ecology and the jurisdictional health department are notified of the intent to operate. Storage for



the purpose of recycling is subject to appropriate regulation under chapter 173-350 WAC.

- Compost Facilities – compost meeting certain quality standards is no longer a solid waste under this rule and is considered “composted material.” Testing parameters and frequency are identified in WAC 173-350-220. Some specific exemptions are included in the rule. For permitted facilities, pads are required; stormwater and leachate must be controlled. Other requirements can be found in WAC 173-350-220.
- Moderate Risk Waste – requirements for household hazardous waste facilities and events and for conditionally exempt small quantity generators are included in WAC 173-350-360. Financial assurance will be required for fixed MRW facilities that store more than 550 gallons of MRW on-site.
- Waste Tire Storage – requirements for waste tire storage and transportation are included in WAC 173-350-350. Requirements of chapter 173-314, Waste Tire Carrier and Storage Site Licenses, are being incorporated in that section. Financial assurance will be required for waste tire storage facilities permitted under this rule.

1.3.7 WAC 173-351

Municipal solid waste landfills are regulated under chapter 173-351 WAC, Criteria for Municipal Solid Waste Landfills. The purpose of this regulation is to establish minimum state-wide standards for all municipal solid waste landfill (MSWLF) units under the authority of chapter 70.95 RCW as amended in order that jurisdictional health departments can enact ordinances equally as or more stringent than this regulation and to have jurisdictional health departments implement such ordinances through a permit system set forth in Section 700. There are no MSWLFs operating in Franklin County. Both New Waste and Pasco Sanitary Landfills are closed.

1.3.8 Relevant Oregon Solid Waste Regulations

Oregon statute (ORS 459.305) requires out-of-state local governments, which export more than 75,000 tons annually into Oregon for landfill disposal, to provide the opportunity to recycle and implement recycling education programs. Specifically, the local government must either achieve a recovery rate equivalent to that achieved in a comparable Oregon county or implement an equivalent recycling program. The disposal site operator is responsible for demonstrating to the Oregon Department of Environmental Quality that the city from which the waste originates has implemented an equivalent recycling program.

An equivalent recycling program requires that each person be notified of the opportunity to recycle and be encouraged to source-separate recyclables through education programs. Additionally, for cities with a population of:

- Less than 4,000, a convenient drop-off recycling location must be provided for source separated recyclables.
- More than 4,000, monthly curbside collection of source-separated recyclables must be provided.

Furthermore, cities with a population of more than 4,000 are required to implement certain elements out of a list of nine provided in the statute depending on their population size. The elements include:

- Provide durable recycling containers (e.g., recycling bins).



- Provide weekly curbside recycling collection, on the same day as garbage collection.
- An expanded education program that informs generators on how to recycle; the benefits of reducing, reusing, recycling, and composting; and promotes the use of recycling services. The city must either submit an education plan to DEQ or implement an education program that follows the requirements of ORS 459A.010(2)(c)(B).
- Collection of at least four principal recyclable materials from each multi-family dwelling complex having five or more units.
- An effective residential yard debris collection and composting program that promotes home composting and includes either monthly curbside collection of yard debris or a system of yard debris collection depots that are open weekly.
- A commercial recycling program for source-separated materials for firms employing 10 or more persons and occupying 1,000 square feet or more in a single location.
- Expanded depots for recycling and expanded education to increase depot use.
- Residential collection rates that encourage waste reduction, reuse, and recycling, through reduced rates for smaller containers and a rate that does not decrease on a per-pound basis for large containers.
- A collection and composting system for food, contaminated paper, and other compostable waste from commercial and institutional entities that generate large quantities of this waste.

Cities that export more than 75,000 tons annually, and with a population of at least 4,000 to 10,000, must implement the first three elements or design a program incorporating at least three elements from the list. Cities with a population of more than 10,000 must implement the first three elements and one additional element or design a program that includes at least five elements from the list. At this time there is no city in Franklin County that has been required to submit a plan for certification because they do not meet the criteria cited by Oregon Department of Environmental Quality. See Appendix J – Oregon Certification.

1.4 Solid Waste Planning in Franklin County

1.4.1 The 1977 Comprehensive Solid Waste Management Plan (Benton and Franklin Counties)

Benton and Franklin Counties developed the first two phases of a solid waste management plan in 1970. Phase 1 and Phase 2 studies addressed residential, industrial, and agricultural solid waste. The 1977 Benton-Franklin Regional Solid Waste Management Plan and Program replaced the Phase 1 and Phase 2 studies and included planning for potential resource recovery programs. The 1977 Plan was based on the following general objectives:

- To remove any danger to the public health
- To improve efficiency, quality, and coverage of service
- To protect and preserve the overall environment
- To reduce total consumption of energy
- To promote resource recovery efforts

Recommendations made in the 1977 Solid Waste Management Plan included the following:

- Initiate a study focusing on waste disposal methods in rural and agricultural areas of Benton and Franklin Counties. Determine if the disposal methods used on private property are sanitary. Determine the composition, volume, and tonnage of such refuse



and evaluate whether such materials need to be disposed of in a more sanitary manner than private dumping.

- Explore and define techniques to institute source separation of fractions of the solid waste stream. If such techniques prove technologically feasible and fiscally prudent, such action should be initiated.
- Encourage each jurisdiction to advertise for and receive competitive bids from the private sector to evaluate the most prudent way of disposing of refuse. Competitive bids that include recycling and volume reduction elements should be given preference.
- When choosing a firm for collection, transport, and disposal of garbage, jurisdictions should be encouraged to consider bids with resource recovery and reduction techniques which may absorb a fraction of the total waste stream in a particular jurisdiction.
- Require that jurisdictions establish target quotas for the separation and recycling of defined fractions of the waste stream.
- Require each public or private waste collection operation to accurately determine the loading and the relationship of volume to tonnage in its solid waste operations. Include a record of median or average figures of total tonnages and volumes processed from various categories, such as residential, industrial, and commercial sources.
- Establish the Benton-Franklin Governmental Conference as a "Regional Solid Waste Management Planning Agency" as provided for in the Federal Resource Recovery and Conservation Act of 1976 (42 USC 6901 et al 90 Stat. 2795).

1.4.2 Status of 1977 Plan Recommendations

Many different jurisdictions and private solid waste management firms operate in Benton and Franklin Counties. Since the 1977 Plan was prepared, there has been no concerted effort to carry out each recommendation on a regional basis. However, there have been numerous actions taken by various jurisdictions and private operations which support the intent of the 1977 Plan recommendations. As discussed in Chapters 3 and 4, there have been a variety of efforts taken to promote waste reduction and recycling. The feasibility of developing a regional resource recovery facility was examined in 1982. The study found that developing such a facility was not cost-effective for the area at that time.

Other recommendations in the Plan related to tracking waste quantities produced. All solid waste disposal facilities are now required to report annual tonnage figures to the Benton-Franklin Health District. Finally, the Benton-Franklin Governmental Conference (now known as the Benton-Franklin Regional Council) was identified as the regional solid waste management planning agency for the next planning effort (the 1994 SWMP).

1.4.3 The 1992 Moderate Risk Waste Plan (Benton and Franklin Counties)

The Hazardous Waste Management Act called for the implementation of a local moderate risk waste management plan for each county and municipality in Washington State by December 1991. The Benton and Franklin Counties' Moderate Risk Waste Management Plan was adopted by Benton and Franklin Counties and each of the cities and towns within the counties. A description of the Moderate Risk Waste Management Plan and its new relationship to this 2010 Plan is included in Chapter 5.



1.4.4 1994 Comprehensive Solid Waste Management Plan (Benton and Franklin Counties)

The 1994 Plan was developed in conjunction with Benton and Franklin counties, their respective cities and the SWAC for the Benton Franklin Regional Council. The elements found in the plan are listed below.

- A detailed inventory and description of all existing solid waste handling facilities, including an inventory of any deficiencies at existing facilities in meeting current solid waste handling needs.
- The estimated long-range needs for solid waste handling facilities projected 20 years into the future.
- A program for the orderly development of solid waste handling facilities in a manner consistent with the plans for all of Benton and Franklin Counties that:
 - Meets the MFS for solid waste handling adopted by the Department of Ecology and all laws and regulations relating to air and water pollution, fire prevention, flood control, and protection of public health.
 - Takes into account the comprehensive land use plan of local jurisdictions.
 - Contains a 6-year construction and capital acquisition program for solid waste handling facilities.
 - Contains a plan for financing both capital costs and operational expenditures of the proposed solid waste management system.
- A program for surveillance and control.
- A current inventory and description of solid waste collection needs and operations within each jurisdiction included in the Plan that includes:
 - Any franchise for solid waste collection granted by the Utilities and Transportation Commission including the name of the franchise holder, the business address, and the service area covered.
 - Any city solid waste operation within Benton and Franklin Counties and the boundaries of the operation.
 - The population density of each area serviced by a city or franchise operation.
 - The projected solid waste collection needs for the respective jurisdictions for the next 6 years.
- The waste reduction and recycling element includes:
 - Waste reduction strategies.
 - Source separation strategies, including: (1) programs for collecting recyclables in urban and rural areas, (2) programs to monitor the collection of source separated waste at nonresidential sites, (3) programs to collect yard waste, and (4) programs to educate and promote the concepts of waste reduction and recycling.
 - Recycling strategies, including: (1) a description of markets for recyclables, (2) a review of waste generation trends, (3) a description of waste composition, (4) a discussion of existing programs and any additional programs needed, and (5) an implementation schedule for the designation of specific materials to be collected and for the provision of recycling collection services.
 - Other information that the counties or cities submitting the plan



determine is necessary.

- An assessment of the plan's impact on the cost of solid waste collection.
- A review of potential areas that meet the disposal facility siting criteria as outlined in RCW 70.95.165.

1.5 Current Planning Process in Franklin County

1.5.1 Planning Requirements

The Guidelines for the Development of Local Solid Waste Management Plans and Plan Revisions (Ecology 1999) direct the development of solid waste management plans in Washington State. The specific elements which must be included in such plans are identified in RCW 70.95.090. These elements are:

- A detailed inventory and description of all existing solid waste handling facilities, including an inventory of any deficiencies at existing facilities' in meeting current solid waste handling needs.
- The estimated long-range needs for solid waste handling facilities projected 20 years into the future.
- A program for the orderly development of solid waste handling facilities in a manner consistent with the plans for all of Franklin County, which shall:
 - Meet the MFS for solid waste handling adopted by the Department of Ecology and all laws and regulations relating to air, and water pollution, fire prevention, flood control, and protection of public health.
 - Take into account the comprehensive land use plan of local jurisdictions.
 - Contain a 6-year construction and capital acquisition program for solid waste handling facilities.
 - Contain a plan for financing both capital costs and operational expenditures of the proposed solid waste management system
- Contain a plan for surveillance and control
- A current inventory and description of solid waste collection needs and operations within each jurisdiction included in the Plan which shall include:
 - Any franchise for solid waste collection granted by the Utilities and Transportation Commission (UTC) including the name of the franchise holder, the business address, and the service area covered.
 - Any city solid waste operation within Franklin County and the boundaries of the operation.
 - The population density of each area service by a city or franchise operation.
 - The projected solid waste collection needs for the respective jurisdictions' for the next 6 years.
- The waste reduction and recycling element shall include:
 - Waste reduction strategies.
 - Source separation strategies including: (1) programs for collecting recyclables in urban and rural areas, (2) programs to monitor the collection of source separated waste at nonresidential sites, (3) programs to collect yard waste, and (4) programs to educate and promoted the concepts of waste reduction and recycling.
 - Recycling strategies: (1) a description of markets for recyclables, (2) a review of waste generation trends, (3) a description of waste composition, (4) a discussion



- of existing programs and any additional programs needed, and (5) an implementation schedule for the designation of specific materials to be collected and for recycling collection services.
- Other information that the counties or cities submitting the plan determine is necessary.
- An assessment of the plan's impact on the cost of solid waste collection.
- A review of potential areas that meet the disposal facility siting criteria as outlined in RCW 70.95.165.

1.5.2 Plan Development

The process of plan development involves the following major steps:

1. Collection and analysis of information
2. Projection of solid waste handling needs
3. Preparation of draft reports and plan chapters for SWAC review
4. Public workshops
5. Preparation of preliminary draft Plan for SWAC review
6. Completion of the State Environmental Policy Act documentation process
7. Preparation of a revised draft Plan
8. Submission of Plan to Ecology and WUTC and the distribution of the Plan for review by the public, municipalities, counties, and the SWAC
9. Workshops and hearings
10. Review and incorporation of pertinent comments by Ecology and WUTC
11. Preparation of the final Plan
12. Obtaining resolutions of adoption from municipalities and counties
13. Submit final Plan to Ecology for approval
14. Obtaining Ecology approval of Plan
15. Plan implementation

1.5.3 Amendment, Review, and Revision Process of the Plan

The current SWAC is made up of a minimum of nine participants as outlined in Chapter 70.95.165 RCW as an ongoing committee. The by-laws and procedures of the SWAC are identified in Appendix A.

This committee represents the balance of interests including but not limited to: citizens, public interest groups, business; the waste management industry; and local elected public officials. This committee is only an advisory body. It makes recommendations to the Franklin County Commission, which then makes the final decision (adopting or amending) the plan after considering those recommendations and other available information. Every five years the SWAC will updating the plan formally, but updates may occur earlier as necessary.

1.6 Relationship of the Solid Waste Management Plan to Other Plans

This Plan must be viewed in the context of the overall planning process within all jurisdictions. As such, it must function in conjunction with various other plans, planning policy documents, and studies which deal with related matters. Included among these are the County Generalized



Comprehensive Plans, Zoning Codes, Shoreline Management Master Plans, and the Benton and Franklin Counties Moderate Risk Waste Management Plan.

1.6.1 Comprehensive Land Use Plans

The planning guidelines require that the Plan reference all comprehensive land use plans for all participating jurisdictions. These plans include the Franklin County Growth Management Comprehensive Plan adopted June 1, 2005 and comprehensive plans for various cities.

The reason for considering the local plans is to ensure that the Solid Waste Management Plan is consistent with policies set forth in the other documents. The most important aspect is the siting of new facilities and ensuring that siting meets local land use policies. The following discussion focuses on the County Comprehensive Plans, but other local comprehensive plans will be considered in more detail during the planning process.

Most jurisdictions are currently in the process of updating their comprehensive plans to meet the requirements of the Growth Management Act (GMA) (ESHB 2929). The most significant impact of the GMA is that the law now requires that counties and cities designate urban growth areas, resource lands (forest, agricultural, and mineral lands) and critical areas (wetlands, geologically hazardous areas, fish and wildlife habitat conservation areas, aquifer recharge areas, and frequently flooded areas).

The 2005 Franklin County Comprehensive Plan provides general guidance on solid waste management. The overall goal of the plan is to "provide efficient and effective management of solid waste." This section was developed around the 1994 Plan and is to provide decision makers with a set of goals, policies, and recommendations for implementing and evaluating solid waste management efforts. The following goals policies and recommendations contained in the 1994 Plan, as amended and adopted, are referenced and appurtenant to the comprehensive plan:

- Goal 1 - Encourage reliable and cost-effective service by provider.
- Goal 2 - Encourage recycling and reduction of solid waste.
- Goal 3 - Encourage adequate disposal of special wastes by provider.

1.6.1.1 State Goals

- Urban Growth - Encourage development in urban areas where adequate public facilities and services exist or can be provided in an efficient manner.
- Economic Development - Encourage economic development throughout the state that is consistent with adopted comprehensive plans, promote economic opportunity for all citizens of this state, especially for unemployed and for disadvantaged persons, and encourage growth in areas experiencing insufficient economic growth, all within the capacities of the state's natural resources, public services, and public facilities.
- Environment - Protect the environment and enhance the state's high quality of life, including air and water quality, and the availability of water.
- Permits - Applications for both state and local government permits should be processed in a timely and fair manner to ensure predictability.
- Public Facilities and Services - Ensure that those public facilities and services necessary to support development shall be adequate to serve the development at the time the development is available for occupancy and use without decreasing current service levels below locally established minimum standards.



1.6.1.2 STATE MANDATES

Washington State mandates that: Each comprehensive plan shall include a utilities element consisting of the general locations, proposed locations, and capacity of all existing and proposed utilities, including, but not limited to, electrical lines, telecommunication lines, and natural gas lines (RCW 36.70A.070(4)).

1.6.1.3 COUNTY GOALS, POLICIES, AND STRATEGIES

The following goals, policies, and strategies were outlined in the 2005 Franklin County Comprehensive Plan:

- Goal 1 - To ensure that the energy, communication, and solid waste disposal facilities and services needed to support current and future development are available when they are needed.
- Goal 2 - To minimize impacts associated with the siting, development, and operation of utility services and facilities on adjacent properties and the natural environment.
- Policy 1 - Ensure that energy, communication, solid waste facilities, and other public facilities and services are available for future development.
- Strategy 1 - Minimize impacts associated with the siting, development, and operation of utility services and facilities on adjacent properties and the natural environment.
- Policy 2 - Ensure coordination between Franklin County and utility providers for consistency between the growth plans for the County and the system plans of each utility.
- Strategy 1 - Franklin County shall retain copies of and refer to the comprehensive system plans of each utility serving the County.
- Policy 3 - Ensure that utility providers utilize the Franklin County Comprehensive Plan in planning for expansion of their facilities.
- Strategy 1 - Provide utilities with updates and amendments to the comprehensive plan, which should include projections of population, employment and development growth rates.
- Policy 4 - Monitor the siting of new utility facilities so as to avoid or mitigate adverse environmental consequences.
- Strategy 1 - Determine the capability of land and natural systems when providing such facilities and services as storm water drainage and flood prevention, water, sewage/septic, and solid waste disposal.

1.6.2 Zoning Codes

Zoning regulations classify land according to permissible uses within those land areas. The regulations usually address the size of structures allowed and include some site design requirements, including set backs from property lines. In addition, the siting of any new solid waste management facilities will be guided by the siting criteria discussed in Section 2.3 of the Franklin County zoning code. This Franklin County Zoning Code allows for sanitary landfills in an industrial-2 (1-2) district. Furthermore, if a conditional use permit is obtained, landfills are allowed in agricultural production and open space zones. All proposed sites must be approved by the Benton Franklin Health District.

1.6.3 Shoreline Management Plans

Shoreline Management Plans establish policies and regulations for development along shorelines. Shorelines are defined as all waters of the state, including reservoirs, floodplains



and their associated wetlands. Portions of rivers having a mean annual flow of less than 20 cubic feet per second, and lakes less than 20 acres in size, are excluded from the regulations.

While the area is recognized as arid and semi-arid there are a number of hydrological features meeting the definitions for protection under the Washington Shoreline Management Act of 1972. Franklin County contains Clark Pond, Bailie Pond, Kahlotus Lake, Scootenev Reservoir, Mesa Lake, Sulphur Lake, Scootenev Lake, and 17 unnamed lakes. The shorelines of the Columbia and Snake Rivers are also regulated by the Shoreline Management Act.

The Franklin County Shoreline Management Plan (revised 1983) requires that the location of landfills must comply with the Solid Waste Management Plan for Benton and Franklin Counties, and that "all sanitary landfills shall be located away from the shoreline." Generally, all solid waste is a possible source of much nuisance. Rapid, safe and nuisance-free storage, collection, transportation and disposal are of vital concern to all persons and communities. If the disposal of solid waste material is not carefully planned and regulated, it can become not only a nuisance, but a severe threat to the health and safety of human beings, livestock, wildlife, and other biota.

1.6.4 Benton and Franklin Counties Moderate Risk Waste Management Plan

The Hazardous Waste Management Act calls for the implementation of a local moderate risk waste management plan for each county and municipality in Washington State by December 1991. The Benton and Franklin Counties Moderate Risk Waste Management Plan has been adopted by Benton and Franklin Counties and each of the cities and towns within the counties. A description of the Moderate Risk Waste Management Plan and its relationship to this Plan is included in Chapter 5.

1.6.5 Franklin County Emergency Management Disaster Recovery Plan

In preparing and implementing an integrated solid waste plan for the County, emergency management planning must be part of the process. Recovering from a very major disaster requires planning with local governmental agencies to assure for timely return to normalcy. If an incident occurs, local officials may be inundated with solid waste materials, which would require a fast relief from potential public health risks occurring.

1.6.6 Air, Water, and Soils

In preparing and implementing solid waste management plans, it is important to identify the effect of other regulatory requirements on solid waste issues. An individual-medium approach can result in the transfer of pollutants to other media, rather than actual removal of pollutants from the environment or reduction in toxicity. For example, stringent limits in wastewater discharges have resulted in the generation of increased quantities of wastewater residuals, which sometimes contain the very pollutants originally intended to be controlled. Similarly, remediation of groundwater contaminated with volatile and semi-volatile organics can lead to increased emissions of volatile organic compounds into the air depending on the treatment technology employed. In the case of solid waste practices in Washington, in the past, uncontrolled burning of garbage was a common practice both on an individual basis and at unlined dumps. This caused cross contamination of air, water, and soils.

Since the early 1970s the federal Clean Air and Clean Water acts have been implemented that call for reduction of pollution of the air and water. After more than three decades, great progress has been made in compliance with these Acts, and the effort continues. One of the



results of regulatory compliance has been a shift in burden of air and water pollution management to solid waste management. Control of water pollution has essentially eliminated the dumping of effluent into waterways, and replaced this with solid waste handling methods, such as land application or composting of biosolids. Similarly, electronic precipitators and baghouses have removed industrial air pollutants from process air streams, and created a solid waste in the form of ash that requires disposal. Another major regulatory effort is control of toxic and hazardous contaminants and pollutants. Collection and accumulation of materials containing these pollutants has also increased the need for solid waste disposal for these waste streams.



2.0 Background of the Planning Area

Franklin County comprises 1,244 square miles. The major land use is agriculture, although the Pasco area of the County is becoming increasingly urbanized. The federal government uses a large area, the Hanford Reservation, for defense, energy, and environmentally related research. The Hanford Reservation occupies 20 square miles in Franklin County. A map of Franklin County is provided as Exhibit 2-1.

This chapter describes the population, economic, land use, and physical characteristics of the planning area. It also introduces the locational standards for siting landfills and identifies potential areas within Franklin County which meet these standards.

2.1 Economic Development

Franklin County is included in the Richland-Kennewick-Pasco Metropolitan Statistical Area (MSA) designated by the U.S. Census Bureau and referenced in this document as the Tri-Cities MSA. Although, the economies of the bi-county area and region each contribute to the vitality of the Tri-Cities MSA and Franklin County, for the purposes of this analysis and because the land use discussed in the comprehensive plan is primarily unincorporated Franklin County, this section will focus on the rural economy of Franklin County.

2.1.1 Non-agricultural Economy

During the current decade, all of eastern Washington is experiencing significant population and economic growth for reasons beyond local influence. It is anticipated that the current regional growth trend will continue into the near and mid-term future (5 to 10 years).

Three major sectors have been the principal driving forces of the economy in the Franklin County since the early 1970s:

- The Department of Energy (DOE) and its contractors operating the Hanford Site.
- The Rail, Water, and Air Transportation Hub.
- The agricultural community, including a substantial food-processing component. Except for a minor amount of agricultural commodities sold to local-area consumers, the goods and services produced by these sectors are exported outside the county.

In addition to these three major employment sectors, three other components can be readily identified as contributors to the economic base of the County. The first of these components, loosely termed "other major employers," include the five major non-Hanford employers in the region. A summary of the major employers of the region (Franklin County) is provided in Table 2-1.



Table 2-1 Summary of Major Employers in Franklin County

Major Employers in Franklin County	Product / Service	Number of Employees
Tri Cities Airport	Air Transportation	703
Lourdes Health Network	Health Care	640
Franklin County	Government	325
City of Pasco	Government	254
Pasco School District	Education	1,300
CBC	Education (Junior College)	500
Franklin County PUD	Electrical Services	250
Con Agra / Lamb Weston	Food Processing	1,425
Ameri Cold Logistics	Food Preservation	125
White Shield	Construction Services	125
Broetje Orchards	Agricultural (Seasonal)	990
KG Farms	Agricultural (Seasonal)	250
Sagemoor Farms	Agricultural (Seasonal)	500
Zirkle Farms	Agricultural (Seasonal)	500
Wa. State Dept. of Corrections	Correctional Facility (Connell)	350

2.1.2 Agriculture

Air, water, and land are important economic resources for Franklin County. Since before statehood, fertile soils, available irrigation water, sunny skies, and long summer daylight hours have made agriculture a cornerstone for economic development. Franklin County lies within the Columbia Basin, one of the Northwest's most productive agricultural regions. According to the Agricultural Censuses taken every 5 years by the Washington Agricultural Statistics Service, in Franklin County there were 848 farms in 1997 and 943 farms in 2002, an increase of 11 percent. However, the land area in farming varied as much as 16 percent annually between 1982 and 2002. The average size of a farm varied over the past 20 years, with 739 acres in 1987 and 705 acres in 2002 (Table 2-2). The increase in irrigated acres and in the market value of agricultural products since 1982 is also illustrated in Table 2-2. In the future, agriculture will continue to be a major industry in Franklin County and therefore agricultural lands should continue to be protected as an important county resource.

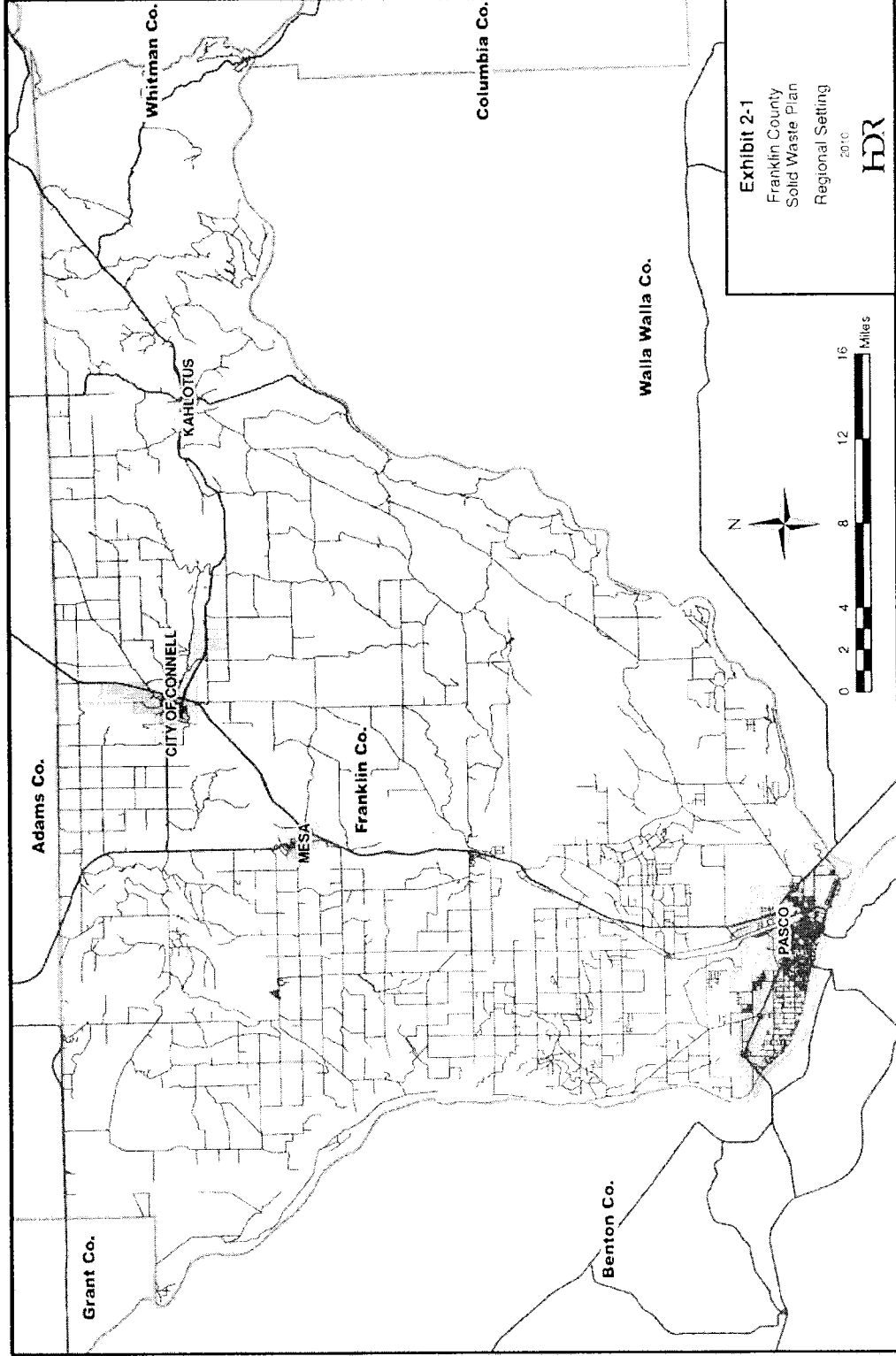





Table 2-2 Number and Size of Farms in Franklin County by Year

	1982	1987	1992	1997	2002
Number of Farms	856	894	857	848	943
Land in Farms (Acres)	632,519	660,813	670,149	563,716	664,875
Average Size of Farms (Acres)	-	739	782	665	705
Number of Farms with Irrigated Land	727	736	715	725	744
Irrigated Acres	189,236	193,960	214,748	221,145	340,244
Market Value of Products (in thousands of dollars)	151,138	176,358	238,528	332,935	350,483

*Dash indicates no data is available

Source: Censuses of Agriculture – National Agricultural Statistics Service

2.2 Population

Population projections for Franklin County for the 20-year planning period (2009 to 2028) were published by the State of Washington’s Office of Financial Management (OFM). This plan uses the OFM’s medium series projections. Franklin County currently has a population of close to 70,000, with over half that population (about 50,210 people [OFM 2007]) living in the City of Pasco. Besides Pasco, there are three other incorporated Cities in the County: Connell, Kahlotus, and Mesa. Table 2-3 shows population projections in 5-year increments, starting in 1980. Table 2-4 provides population figures for these cities and the County. Over the planning period it is expected that population in Franklin County will increase by nearly 40,000 people. Based on the population projections, it is estimated that the County’s population will reach over 109,000 by the year 2030 (OFM 2007).

The City of Pasco is the most populated City in the County. Population is expected to grow in the incorporated cities of Connell, Mesa, Kahlotus, and the largest, Pasco. To a minor degree population in the unincorporated areas is expected very slowly gain in numbers.

Table 2-3 Franklin County Population (Years 1980-2030)		
Year	Population	Population Change
1980	35,025	-
1990	37,473	2,448
2000	49,347	11,874
2005	60,500	11,153
2010	70,038	9,538
2015	80,348	10,310
2020	90,654	10,306
2025	100,666	10,012
2030	109,861	9,195

Notes:

1. Year 1980 and 1990 estimates from US Census Bureau (accessed 11-19-07).
2. Year 2000-2030 estimates from the OFM, medium series projections, published November 2007 (OFM 2007).



Population in Franklin County (1980-2030)

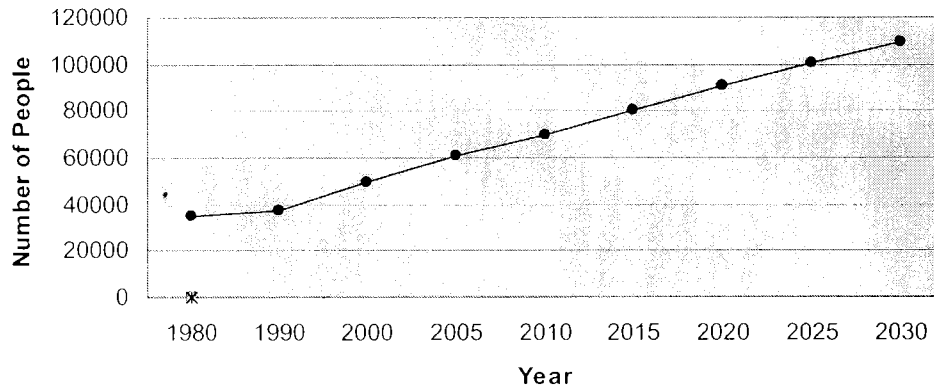


Table 2-4 Franklin County Population (1980-2030)

Year	Connell	Kahlotus	Mesa	Pasco	Unincorporated County	County Total
1980	1,981	203	278	16,425	14,619	33,506
1990	2,005	167	252	20,337	14,712	37,473
2000	2,956	214	425	32,066	13,686	49,347
2005	3,200	220	440	48,400	8,240	60,500
2010	3,712	280	525	56,030	9,525	70,038
2015	4,361	330	600	64,278	10,799	80,348
2020	5,056	364	633	72,523	12,048	90,654
2025	5,861	402	732	80,579	13,150	100,724
2030	6,795	466	849	87,889	13,862	109,861

2.3 Land Use

Through the designation of the land use categories with their respective goals, policies, and strategies, the County intends to guide development, minimize conflict, and provide certainty for the use of property. The County has also prepared a Land Use Map which shows current land use as well as future land use over the next 20 years (Exhibit 2-2). Exhibit 2-2 as presented considers the general distribution and location of land uses and the appropriate intensity and density of land uses given current development trends.

The major land use designations illustrated on Exhibit 2-2 and described as follows:

1. Urban Growth Areas (UGAs) and within the UGA areas of the respective cities adopted Urban Growth Areas.
2. Rural Areas - unincorporated areas of the County where there is rural living and employment.
3. Resource Lands - include areas used for agriculture and mining.
 - Agriculture - dry land and irrigated farming.
 - Mining - such as gravel and mineral.
4. Open Space Areas - includes park land along the Columbia and Snake. This designation includes areas of aesthetic quality as well as areas set aside and developed for specific kinds of recreational pursuits, including all publicly owned sites. These sites should be



protected from developments that preclude the particular recreation pursuits the area is intended and suitable for. These include parks and other publicly owned areas, as well as areas in private development.

5. Government - These areas are lands held by the government and include portions of the Hanford Nuclear Reservation, the Bureau of Land Management lands at Juniper Forest, Fish and Wildlife area along the Columbia River, Army Corps of Engineers land along the Snake River, and State land interspersed throughout the County. In addition, there are areas controlled by the U.S. Bureau of Reclamation that are key components of the Columbia Basin Irrigation System including Scootenev Reservation and major water diversions.

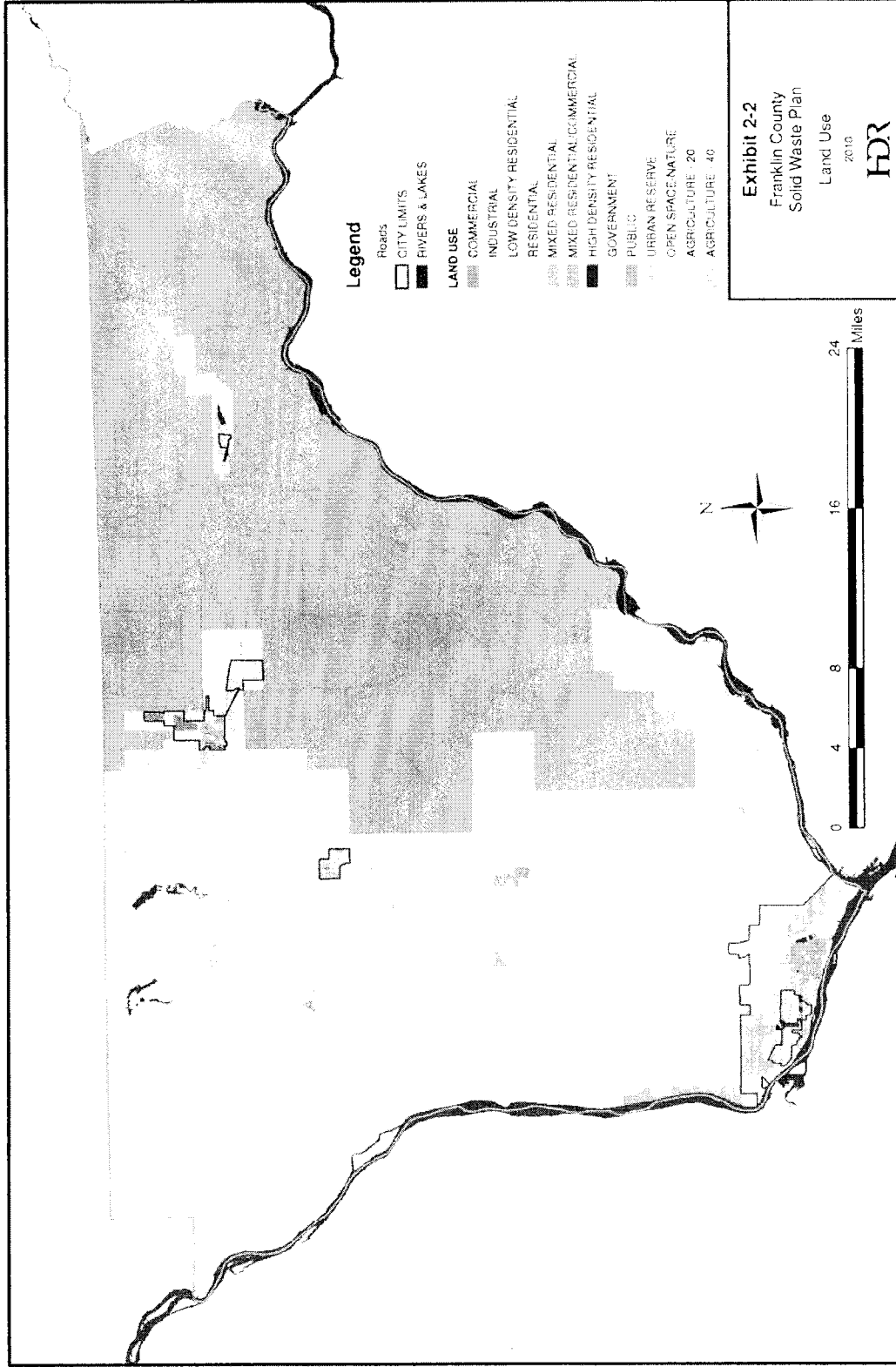
2.3.1 Urban Growth Areas

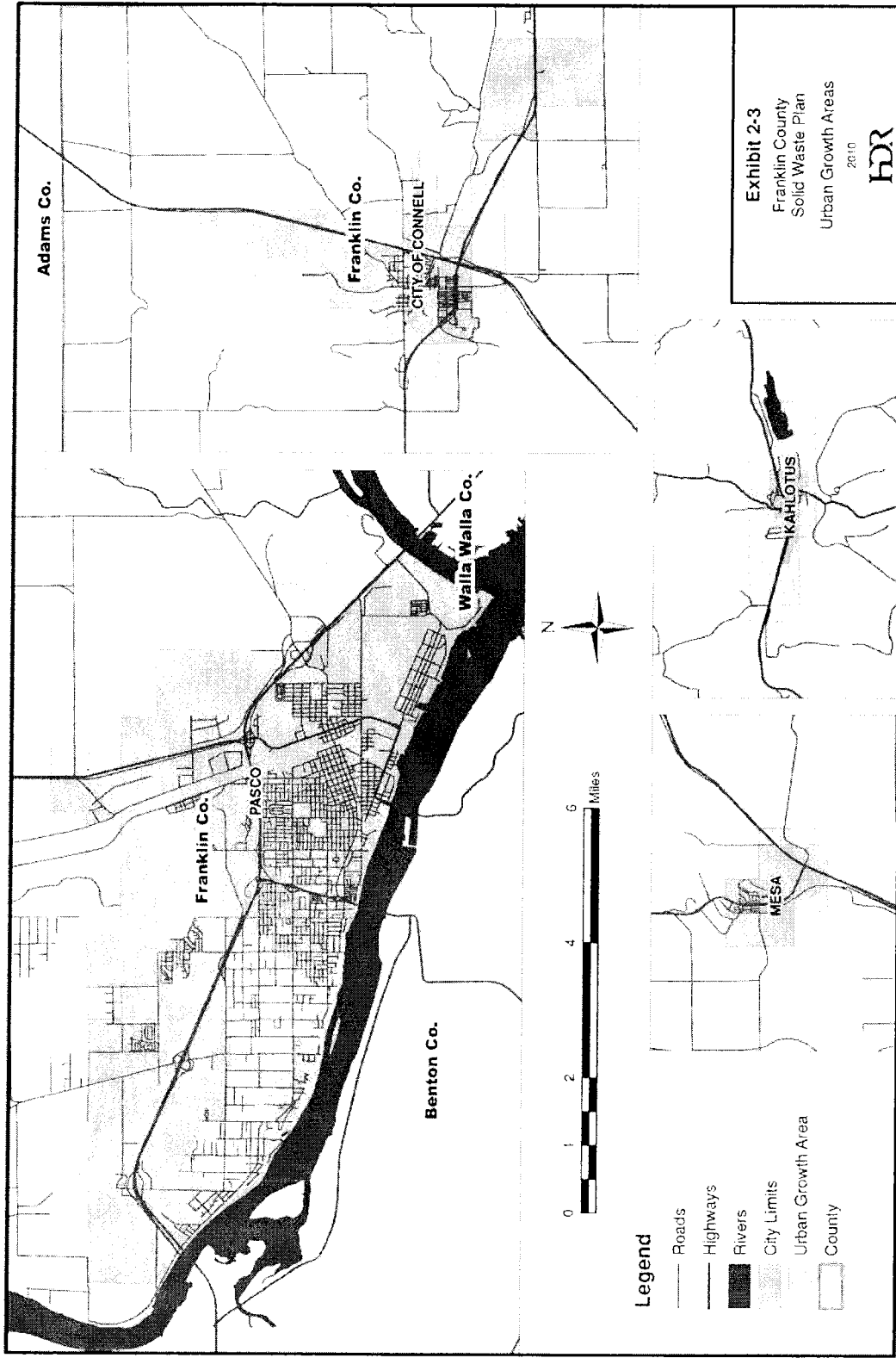

UGAs include the incorporated cities and towns and most of the population in Franklin County. Each municipality has a designated UGA. Growth in these areas consists of commercial and industrial activity and a wide range of residential densities.

Each UGA also includes unincorporated areas characterized by urban growth and/or adjacent areas within which urban infrastructure and services are provided or planned to be provided during the 20-year planning period of this document. UGAs are currently designated for the cities of Pasco, Connell, Mesa, and Kahlotus. The respective UGAs are shown in Exhibit 2-3.

New land use development with urban characteristics will be encouraged to locate first in areas with existing public infrastructure and service capacity, and second in areas where public or private infrastructure and services are planned or can be provided in an adequate manner.

Planning for such growth accomplishes two GMA goals: 1) the efficient provision and utilization of public facilities and services, including public transportation; and 2) reduced conversion of resource land into sprawling low-density development. UGA capacity is based upon intended land use, environmental constraints, forecasted population, transportation systems, available public infrastructure, and open space.







2.3.2 Rural & Resource Lands

Franklin County lies at the south end of the Channel Scablands, a portion of the Columbia Basin Province formed by alternative volcanism and flooding that has occurred since the Miocene and Pleistocene eras. As a result, the County contains many canyon and cliff features such as Palouse and Devils Canyons, as well as unique rock formations and interesting geological formations. Lakes, and the Columbia and Snake Rivers make some of the rural areas suitable for the development of major recreational activities.

More recently, the Columbia Basin Project brought irrigation water into the province. The Project changed the landscape of western Franklin County by providing sufficient irrigation water for a wide variety of field crops, orchards, vineyards, etc., together with the appurtenant secondary support agricultural industries and businesses. Also within the agricultural lands of Franklin County, seasonal recreational use has become an embodiment of the rural lifestyle and is encouraged, shared, and even promoted as a facet of the extended community. Such activities are typically complementary to the business of farming or ranching and are regarded as accessory to the businesses of agri-business.

2.4 Natural Environment

2.4.1 Physical Description

Franklin County is located in the south central part of the State of Washington. It is bounded on the west and separated from Benton County by the Columbia River. On the south and east the Snake River and its tributary, the Palouse River, separate it from Walla Walla County. On the north Grant and Adams Counties bound it.

The climate of Franklin County is described as mild and dry. Throughout the year the area there are 300 days of sunshine with only an average rainfall is 6.5 inches. During the summer the maximum temperatures exceed 90^oF on about half of the days in July and August. The average night temperatures average 40.5^o F in January and 48.8^o F in February. The daily minimums average 24.5^o F in January and 30.1^o F in February. The average snowfall is 2.75 inches per year. The northerly latitude of the area means long hours of daylight and an abundance of sunshine during the growing season of 185 days.

2.4.2 Geology

Franklin County is part of what is referred to as the Columbia Basin Province. The County contains many canyon and cliff features such as Palouse Canyon and Devils Canyon, as well as unique rock formations. Some of the most interesting geographical features are the sand dunes located north of Interstate I-82 and the Juniper Dunes area northeast of Pasco off the Pasco-Kahlotus Highway.

The County lies at the south end of the Channel Scablands. The geology of Franklin County was formed by alternate volcanism and flooding. Three of the five geological formations, which characterize the entire Columbia River Basalt Group, occur in Franklin County. From the youngest to the oldest, these are:

- Saddle Mountain Basalt (formed 6-13 million years ago), found primarily in the Mesa area extending southeast and northwest;
- The Wanapum Basalt (13.5 to 14 million years old), occurring primarily in the northeast and along the Snake River; and



- Grande Ronde Basalt (15.6 to 17 million years old) found primarily at the eastern border.

The Grande Ronde Basalt Formation was formed 15 to 17 million years ago from large eruptions of molten lava, probably from a huge volcano located in the southeastern corner of Washington or northeastern Oregon. Flows associated with the volcano number in the hundreds and vary in thickness from a few inches to about 300 feet. Few sedimentary interbeds are found, indicating relatively short periods between eruptions.

The Wanapum Basalt Formation was formed 13.5 to 14 million years ago. Large and numerous linear vents discharging large, but less frequent, amounts of flood lava developed in the same areas as the Grande Ronde Volcano. Sedimentary interbeds were created within and between formations, mainly by the erosion of older rock surrounding the plateau and volcanic material associated with the creation of the Cascade Range. Continued deposition of flood basalts between six and thirteen million years ago is called the Saddle Mountain Basalts. These activities, primarily during the Miocene and Pliocene eras, combined with the shed sediments from the rising and volcanically active Cascade Range, form interbedded sedimentary formations within the Columbia River Basalts. These interbeds are of the Ellensburg Formation.

Deposition of sedimentary materials continued in the area during the Pleistocene era. These initial deposits are referred to as the Ringold Formation and consist of fluvial (stream) and lacustrine (lake) deposits of silts, sand, and gravel. Late in the Pleistocene Epoch, numerous glacial outwash and flood deposits occurred. These deposits are attributed to catastrophic flooding caused by the breakup of ice dams holding back impoundment, such as Lake Missoula in western Montana. Breakage of these ice dams was responsible for formation of the area north of Franklin County known as the Channel Scablands. Outpouring from these lakes scoured the land, leaving large channels. The flood waters rushed out of Lake Missoula through Spokane, spread out over the basin, and then came together again at Wallula Gap, where a large lake was created, and depositing silt in this area.

2.4.3 Stratigraphy

The geologic history summarized above provides the reasons for the current stratigraphy, or the layering and altitude of rock formations. The Columbia River Plateau can be subdivided into three informal structural sub-provinces: The Yakima Fold Belt, the Palouse Country, and the Blue Mountains. The western half of Franklin County is in the Yakima Fold Belt sub-province. The eastern half of the County lies in the Palouse sub-province.

2.4.4 Seismology

Franklin County is in a region of low to moderate seismic activity. The region can experience earthquake "swarms", typically lasting a few days to several months, where earthquakes tend to gradually increase and decay in frequency but not in magnitude.

2.4.5 Hydrogeology/Hydrology

The Columbia Plateau regional aquifer is a major system that consists chiefly of a great thickness of basalt belonging to the Columbia River Basalt Group, together with minor sedimentary deposits, which are overlain by undifferentiated consolidated and unconsolidated surficial sediments. For hydrological purposes, these formations have been subdivided into three hydrogeologic units along stratigraphic boundaries. These are from oldest to youngest:

- The Grand Ronde - This formation is composed of at least 30, and perhaps as many as several hundred, individual flows, most of which are fine grained. Sediment interbeds within the Grand Ronde Basalt are rare and generally only a few feet thick where



present.

- Wanapum - This formation contains as many as ten flows, generally consisting of medium-grained basalt relatively high in iron and titanium oxides. Sedimentary interbeds in the Wanapum Basalt are more common than in the Grand Ronde Basalt, but are still rather rare and generally only a few feet thick where present.
- Saddle Mountain - The flows of this formation vary greatly in texture and composition. The basalt averages about 600 feet in thickness with a maximum thickness of more than 800 feet near Pasco. Sedimentary interbeds are common and rather thick, often 50 feet or more.

The basalts form a complex series of aquifers and confining beds. Groundwater in the basalts occurs in joints, vesicles, fractures, and other localized features that result in permeable zones. The greatest permeability's are in highly vesicular and/or fractured tops and basal parts of basalt flows. The centers of most basalt flows are dense and have very low permeability's and generally act as confining beds.

The general direction of groundwater flow is based on inference of water level measurements from approximately 400 wells taken in March 1986. Most of the shallow groundwater flow is directed perpendicular to the water table contours, toward the Columbia and Snake Rivers, where it discharges. However, some flow is toward internal drains (canyons and coulees). On a local scale, flow at the water table is frequently toward buried drains. Although the altitude of the water table changes seasonally, the general pattern of flow remains fairly constant. With increasing depth in the groundwater system, flow is orientated more toward the rivers and is less influenced by the internal drains. This is particularly true of the basalt aquifers.

Dramatic changes in the area's groundwater level due to the Columbia Basin Irrigation Project occurred between 1950 and 1986. There are large areas where the water table has risen to, or nearly to, the land surface. Sub-surface drains have been installed in most of the areas of shallow water table. The most recent water level data (1986-1991) indicates that most of the study area has reached a state of dynamic equilibrium.

The quality and quantity of groundwater has a major impact on both the ability to develop and the cost of development. Areas that do not have ready access to groundwater or which have groundwater that is unacceptable for drinking will not be in a position to develop without some alternatives such as community water systems or other approaches that will enable them to have an adequate source of water. Other problems facing the County because of rising water tables are deterioration of roads, particularly west of Basin City and potential loss of productive farmland due to landslides.

2.4.6 Soils

Soils are an important factor in determining appropriate land use and the costs associated with solid waste management. The soils of Franklin County were studied and mapped by the Soil Conservation Service and a soil survey was published in 1914. The Soil Conservation Service recently updated the soil map for Franklin County. The distribution of area soils, which are classified into 13 types, is presented in Exhibit 2-4 and generally described in Table 2-5. In Franklin County, agricultural lands of long-term commercial significance are Soil Types 1-3 according to the Land Capability Classification System of the Soil Conservation Service. In addition, the predominate Land Capability Classification of each generalized soil association is identified in Table 2-5.

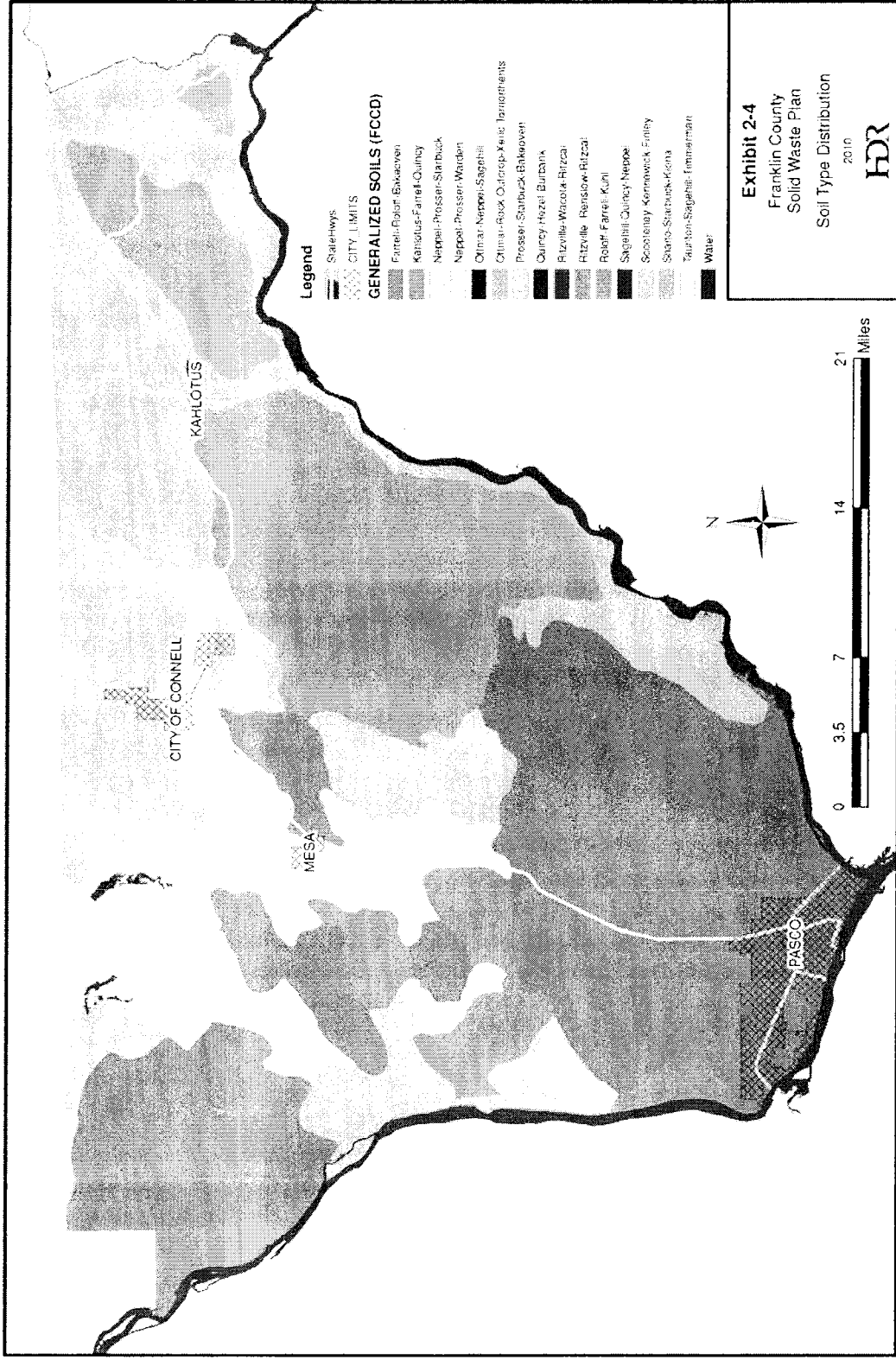




Table 2-5 Franklin County Soil Associations

<p>Quincy-Hezel-Burbank</p>	<p>Loamy fine sand to gravelly sand. Soils are very deep, somewhat excessively drained on nearly level to steep terraces and active dunes. Permeability ranges from 6 to 20 in/hr and available water capacity ranges from 0.06 to 0.21 in/in. Soils have an effective rooting depth of greater than 60 inches. This soil association has a Class 7 USDA Soil Conservation Service Land Capability Classification.</p>
<p>Taunton-Sagehill – Timmerman</p>	<p>Sandy loam to gravelly loam with a commonly occurring hard pan at a depth ranging from 20 to 40 inches on alluvial fans. Soils are moderately deep to very deep, well drained to somewhat excessively drained, on nearly level to moderately steep alluvial fans and terraces. Permeability ranges from 0.6 to 6 in/hr and available water capacity ranges from 0.18 to 0.2 in/in. Soils have an effective rooting depth ranging from 20 inches to greater than 60 inches. This soil association has a Class 6 USDA Soil Conservation Service Land Capability Classification.</p>
<p>Sagehill-Quincy-Neppel</p>	<p>Very fine sandy loam to gravelly sandy loam. Soils are deep to very deep, well drained to excessively drained, on nearly level to steep terraces and active dunes. Permeability ranges from 0.6 to 20 in/hr and available water capacity ranges from 0.06 to 0.2 in/in. Soils have an effective rooting depth of greater than 60 inches. This soil association has a Class 6 USDA Soil Conservation Service Land Capability Classification.</p>
<p>Neppel-Prosser-Warden</p>	<p>Sandy silt loam to gravelly sandy loam with depth to bedrock ranging from 20 to 40 inches on benches and hillsides to greater than 60 inches on terraces. Soils are shallow to very deep, well drained to somewhat excessively drained on nearly level to steep ridges, hilltops, benches and terraces. Permeability ranges from 0.6 to 2 in/hr and available water capacity ranges from 0.08 to 0.21 in/in. Soils contain many fine roots with an effective rooting depth of 20 to 40 inches on benches, hilltops and ridges to greater than 60 inches on terraces. This soil association has a Class 6 USDA Soil Conservation Service Land Capability Classification.</p>
<p>Ottmar-Neppel-Sagehill</p>	<p>Very fine sandy loam to gravelly sandy loam. Soils are deep to very deep, well drained on nearly level to steep terraces. Permeability ranges from 0.6 to 6 in/hr and available water capacity ranges from 0.08 in/in. Soils have an effective rooting depth of greater than 60 inches. This soil association has a Class 6 USDA Soil Conservation Service Land Capability Classification.</p>
<p>Shano-Starbuck-Kiona</p>	<p>Very fine sandy loam to cobbly very fine sandy loam on benches, hillsides and ridges with depth to bedrock on basalt benches ranging from 12 to 20 inches. Soils are shallow to very deep, well drained, on nearly level to very steep benches, hillsides and ridges. Permeability ranges from 0.6 to 2 in/hr and available water capacity ranges from 0.08 to 0.2 in/in. Soils have an effective rooting depth ranging from 12 inches to greater than 60 inches. This soil association has a Class 4 USDA Soil Conservation Service Land Capability Classification.</p>



Table 2-5 Franklin County Soil Associations

Prosser-Starbuck-Bakeoven	Very fine sandy loam on benches to cobbly loam on ridges and hilltops terraces with depth to bedrock ranging from 12 to 40 inches. Soils are very shallow to moderately deep on nearly level to very steep benches, hilltops and ridges. Permeability ranges from 0.6 to 2 in/hr and available water capacity ranges from 0.8 to 0.19 in/in. Soils have an effective rooting depth of 12 to 40 inches. This soil association has a Class 6 USDA Soil Conservation Service Land Capability Classification.
Ritzville-Renslow-Ritzcal	Silt loam on hills to very fine loam on terraces. Soils are very deep, well drained on nearly level to steep hills and terraces. Permeability ranges from 0.6 to 2 in/hr and available water capacity ranges from 0.13 to 0.21 in/in. Soils have an effective rooting depth of greater than 60 inches. This soil association has a Class 3 USDA Soil Conservation Service Land Capability Classification.
Kahlotus-Farrell-Quincy	Fine sand to very fine sandy loam. Soils are very deep, well drained to somewhat excessively drained, on nearly level to strongly sloping terraces and active dunes. Permeability ranges from 0.6 to 20 in/hr and available water capacity ranges from 0.06 to 0.11 in/in. Soils have an effective rooting depth of greater than 60 inches. This soil classification has a Class 3 USDA Soil Conservation Land Capability Classification.
Roloff- Farrell-Kuhl	Very fine sandy loam on benches and terraces to cobbly silt loam on hilltops and ridges. Soils are shallow to moderately deep, well drained, on nearly level to very steep hilltops, ridges, benches and terraces. Depth to bedrock ranging from 10 to 40 inches on benches, hilltops and ridges to greater than 60 inches on terraces. Soils are shallow to very deep and well drained. Permeability ranges from 0.6 to 6 in/hr and available water capacity ranges from 0.09 to 0.17 in/in. Soils have effective rooting depth of 10 to 40 inches on benches, hilltops and ridges too greater than 60 inches on terraces. This soil classification has a Class 4 USDA Soil Conservation Service Land Capability Classification.
Ottmar-Rock Outcrop-Xeric-Torriorthents	Soils are formed in alluvial and lacustrine deposits over siltstone and sandstone. Typically the surface layer is silt loam 3 inches thick. The underlying material to a depth of 60 inches or more is calcareous silt loam. The erosion hazard is very severe by water and wind. This soil classification has a Class 8 USDA Soil Conservation Service Land Capability Classification.
Neppel-Prosser-Starbuck	Very fine sandy loam to gravelly sandy loam with depth to bedrock ranging from 12 to 40 inches on benches, hilltops and ridges to greater than 60 inches on terraces. Soils are shallow to very deep, well drained to somewhat excessively drained on nearly level to steep ridges, hilltops, benches and terraces. Permeability ranges from 0.6 to 2 in/hr and available water capacity ranges from 0.08 to 0.19 in/in. Soils have an effective rooting depth of 12 to 20 inches on benches, hilltops and ridges too greater than 60 inches on terraces. This soil classification has a Class 6. USDA Soil Conservation Service Land Capability Classification.
Ritzville-Wacota-Ritzcal	Silt loam. Soils are very deep, well drained on nearly level to steep hills. Permeability ranges from 0.6 to 2.5 in/hr and water capacity ranges from 0.13 to 0.21 in/in. Soils have an effective rooting depth of greater than 60 inches. This soil classification has a Class 3 USDA Soil Conservation Service Land Capability Classification.



2.4.7 Biological

Franklin County can be characterized as a level to steep loessial upland steppe zone. Elevations range from about 300 feet above sea level at the southern most part of the County to over 1,000 feet in the northeastern part.

Even though rainfall amounts are small, the moisture that does fall escapes evaporation during winter months and seeps deeply into the soil. This provides water to sustain vigorous growth in the spring. The upland loams are dominated by Bluebunch Wheatgrass, Idaho Fescue, and Sandberg's Bluegrass. The sand soils support Indian Ricegrass and Sand Dropseed.

The remainder of the area is classified as "shrub-steppe" and is characterized by big sagebrush or threetip sagebrush and occasional growth of rabbitbrush, horsebrush, and spring hopsage. Dominance over most of the region is by non-native cheatgrass. Because of the turbulent floods that inundated the area, much of the soils are thin and stony, they do support perennial Bluegrass as well as stiff Sagebrush and several species of Buckwheat.

The varied terrain and major river environments that cut through the steppe region of Franklin County create many unique habitats for wildlife. Areas such as Scootene Lake, Eagle Lake, the Lower Palouse, and the Snake River and Snake River Island are some of those.

The Washington Environment Atlas lists over 35 important species of birds and five species of mammals, which range over the area. These include Sage Grouse, Scaled Quail, Peregrin Falcon, and Coyote, among others.

The Columbia and Snake Rivers are an important ecosystem for Franklin County. The Columbia River between McNary Pool and Priest Rapids Dam is the only remaining free flowing segment in Washington, and the last spawning grounds of the fall Chinook Salmon. About 80 percent of the Great Basin Canada goose population nest and live most of the year in the Columbia River region, which also provide wintering grounds for the rare Giant Canada Goose.

2.4.8 Wetlands

The Palouse, Snake, and Columbia Rivers form the east, south, and west boundaries of Franklin County, respectively. Wetlands occur along the margins, side channels, and islands associated with these river systems. In the interior of the County, wetlands occur in low-lying areas in the northwest portion of the County, in the vicinity of Eagle Lakes and Scootene Lake Reservoir. Other important wetland systems occur where subsurface water emerges in coulees and canyons, such as Esquatzel Coulee near Mesa and Washtucna Coulee near Connell and Kahlotus.

Areas with a high water table in Franklin County are also frequently associated with seepage from canals and ditches, irrigation runoff, and created stock ponds. However, these areas are not classified as wetlands under the GMA, which excludes "artificial wetlands intentionally from non-wetland sites, such as irrigation and drainage ditches, grass-lined swales, canals, detention facilities, wastewater treatment facilities, farm ponds, and landscape amenities."

An inventory of wetlands in Franklin County was completed in order to portray the extent and distribution of wetlands. The Soil Conservation Service, with cooperation from the Franklin Conservation District has prepared a detailed soil survey and wetlands inventory for the County. When siting solid waste facilities, this information, in conjunction with site-specific wetland delineations, should be used to determine wetland boundaries on a project-by-project basis.

Wetlands vary according to their origin, geographic location, water regime, chemistry, dominant plants, and soil characteristics. Wetlands also vary in their value for providing such functions as



flood storage, sediment trapping, groundwater recharge and discharge, nutrient retention, food chain support, fish and wildlife habitat, and recreation.

2.4.9 Floodplains

The most severe flooding in the unincorporated areas of the County occurs within the Esquatzel Coulee and Kahlotus Creek during the winter and spring months. This results when either an over saturated or frozen ground condition occurs with an increase in rainfall and snowmelt runoff. However, there have been no floods of damaging proportions since 1956.

Flood levels can be positively and negatively affected by development projects through increased and decreased runoff from a particular site. It has been noted that since 1956, flood levels within the County have changed due to channel improvements and irrigation projects.

Frequently flooded areas are mapped on the Federal Emergency Management Agency (FEMA) Flood Insurance Rate Maps for Franklin County. These maps should be used to determine if a potential development site is located within the floodplain when siting solid waste facilities.

2.4.10 Aquifer Recharge

Groundwater naturally occurs in the sheet like zones at the top of a basaltic lava flow and the base of an overlying flow. Natural recharge to such confined aquifers occurs where the basalt crops out and where canyons and coulees have incised into the basalt, exposing the aquifers. In the Scooteney-Eagle Lakes area and in the vicinity of Washtucna Coulee, the basalt is folded, exposing the edges of the flows and allowing groundwater and surface water from the north to enter the basalt. Normal groundwater movement is south toward the junction of the Snake and Columbia Rivers, and radially inward toward the low point of the Pasco Basin.

Since implementation of the Columbia Basin Irrigation Project, groundwater elevations have substantially risen in the western portion of the County. The majority of the recharge is related to seepage from canals and ponds and applied irrigation in excess of crop use. The water table has been elevated to within 20 feet of the surface in much of the irrigated area.

Smith Canyon and Esquatzel Coulee have become major pathways for wastewaters flowing south from irrigated areas towards the Pasco Basin. Water tables in the basin have risen dramatically, since the rate of inflow exceeds the rate of drainage in this regional low point.

There seems to be little flow of groundwater east of Smith Canyon. The wells in this area are deep and low producers. Primary sources of recharge in the eastern, dryland portion of the County are where the Snake River and smaller canyons and coulees dissect the underlying basalt.

The Franklin Conservation District identifies four primary areas of aquifer recharge: (1) the irrigated parts of the county; (2) the Scooteney-Eagle Lakes area; (3) areas behind dams or other impoundments, particularly along the Snake River, and (4) Washtucna Coulee.

Franklin County is the southernmost area supplied by the Columbia Basin Irrigation Project. Being last in line presents the County with some water pollution and siltation problems generated upstream. Many activities within the County also provide sources of pollutants such as nitrates and pesticides. In many parts of the County, it is necessary to drill wells down into the basalt to obtain domestic water that meets the 10 ppm nitrate-nitrogen standard.

Evaluation of Potential Landfill Sites

A preliminary siting review assessment was performed in 1994, with the intent of providing an initial assessment of the feasibility of siting a new landfill in Franklin County. Some of the



locational standards found in that review assessment were not appropriate for evaluating an entire county at once. There are site specific criteria and they should be used when evaluating a single candidate site or a limited number of potential sites. This Solid Waste Management Plan should not be used for detailed site analysis, but rather to identify areas that can be examined in detail in other studies. Additional information relevant to future landfill siting in Franklin County can be found in Appendix B.

Areas addressed in the review assessment included:

- Geology
- Surface water
- Climatic factors
- Groundwater
- Slope
- Land use
- Soil
- Cover material
- Toxic air emissions
- Flooding
- Capacity
- All other factors determined by Benton-Franklin Health District



3.0 Waste Stream Analysis

3.1 Introduction

Identifying the composition of the County's waste stream is important because it helps to determine the needs of the solid waste system; for example, whether existing systems are working, what new facilities or services may be necessary, and if regulatory requirements are being met. This information is also useful as a comparison with past studies to determine progress toward solid waste management goals.

A waste stream is usually defined as tons of solid waste disposed and recycled in Franklin County. Most types of solid waste are disposed of in landfills; however, some wastes are recycled, incinerated, used as soil amendment, or disposed in sites designated for a specific type of special waste. The largest component of the waste stream is Municipal Solid Waste (MSW). Special wastes include wood waste, asbestos, biomedical, septic tank pumpings, tires, moderate risk wastes make up this category, which each has a different characteristic. The plan addresses these types of wastes in Chapter 5 (Moderated Risk Waste) and Chapter 9 (Special Wastes).

A waste stream characterization study was recently completed in Eastern Washington for Yakima County. This study uses specific data on residential, commercial, industrial, and agricultural waste for totaling accumulated wastes. In Franklin County there has not been a waste characterization study completed. The 1994 Plan used data collected by the Washington State Department of Ecology. The data collected by Ecology was state wide and specific to an area of the state.

3.2 Historical Solid Waste Data

In 1990, according to the 1994 Benton Franklin Solid Waste Plan, each person generated 5.2 pounds per day of solid waste. Waste generation is influenced by various demographic and economic factors, including changes in levels of employment and personal income. State wide the Department of Ecology has been reporting higher per capita generation of waste in their yearly reports (2005 and 2006).

3.3 Solid Waste Forecast

In Franklin County for the year 2005, there is accurate data reported to the Department of Ecology. Ecology reports BDI landfilled 69,026.50 tons of waste. Forty-five businesses reported that they recycled or diverted 79,522.50 tons of material. The county population was 60,500 (OFM 11/02/2007 Report).

- Total Waste Generation = Total Population x Generation Rate (lb/pp/day) / 2000lb/ton x 365 days/year

The Generation Rate in 2005 was 13.45 pounds per day per person for Franklin County. The methodology used to estimate solid waste generation rates for the next 20 years consists of using the per capita generation rate and multiplying this rate by population projections. Using this per capita generation rate (13.45 lbs/day/person), the County's estimated generation rate for next 20 years is projected in Table 3-1.

Table 3-1 utilizes population projections from Table 2-3 and reflects the total waste



generation over the 20-year planning period using the 2005 Franklin County per capita generation rate.

Year	Population	Projected Waste Generation (tons)¹
2010	70,038	171,917
2015	80,348	197,224
2020	90,654	222,522
2025	100,666	247,047
2030	109,861	269,668

1. Calculated using a waste generation rate of 13.45 lbs/person/day

Waste generation is influenced by various demographic and economic factors, including changes in levels of employment and personal income, the value of recyclable materials, the price of disposal services, changes in product design and packaging, and changes in behavior affecting waste reduction and recycling activities. Some of these factors are difficult to measure over time, while others are so interrelated that using them in a statistical analysis lowers the accuracy of the forecast. For these reasons a forecast was developed based on the historical waste generation and using population to indicate the upper limit of potential increase in solid waste generation within the County. However, it is important to realize that any of these related factors may change within the forecast period. To maintain accuracy, the generation rate should be monitored and projections should be routinely updated.

3.4 Waste Stream Composition

In addition to the amount of waste being generated, it is important to evaluate the components of disposed waste in order to identify potentially recyclable materials. This information is valuable in planning effective recycling and waste minimization programs.

Several factors affect waste composition, including opportunities available for recycling or composting materials, types of business and industry, the area climate, occurrence of natural disasters, mix of urban versus rural designations, the density of single and multi-family dwellings, and technological advances. No detailed waste composition study has been performed to date for Franklin County. Waste composition studies from other jurisdictions were reviewed, and it was determined by the consultant that the waste composition study conducted for Yakima County in 2002-2003 is most representative of Franklin County's disposed waste, due to proximity to the County and similarities in geography and climate. In order to estimate Franklin County's disposed waste composition, the categorical percentages from the Yakima County study were multiplied by the total disposed tonnage for Franklin County in 2005 (148,528).

The results of the composition analysis are shown in Table 3-2. The information presented in Table 3-2 is important for identifying the types and quantities of materials that could potentially



be targeted for recycling or other diversion programs.

Table 3-2 Waste Disposal Composition Summary for Franklin County (based on Yakima County's Percentages)

Category	Yakima County Percentages	Franklin County Estimated Tons
Paper	16.60%	24,656
Plastic	12.50%	18,566
<i>Organics</i>	<i>19.20%</i>	<i>28,517</i>
Wood Wastes	12.80%	19,012
CDL Wastes	5.10%	7,575
Glass	3.9%	5,793
Metal	11.90%	17,675
Other Waste	15.20%	22,576
Hazardous / Special Wastes	2.8%	4,149
Total Tons	100.00%	148,528

3.5 Seasonal Variations in Waste Stream

Historically municipal solid waste monthly collections at the County's transfer station in Pasco show that monthly tonnages collected are lowest in February and then increase each month until August. Table 3-3 and Exhibit 3-1 provided by the waste hauler in Franklin County shows this pattern. Organic debris collection from the growing season in Franklin County accounts for the vast majority this increased tonnage after February. This data shows that there is a strong possibility to divert organic waste from the waste stream. Chapters 4, 8 and 9 discuss available options in more detail.

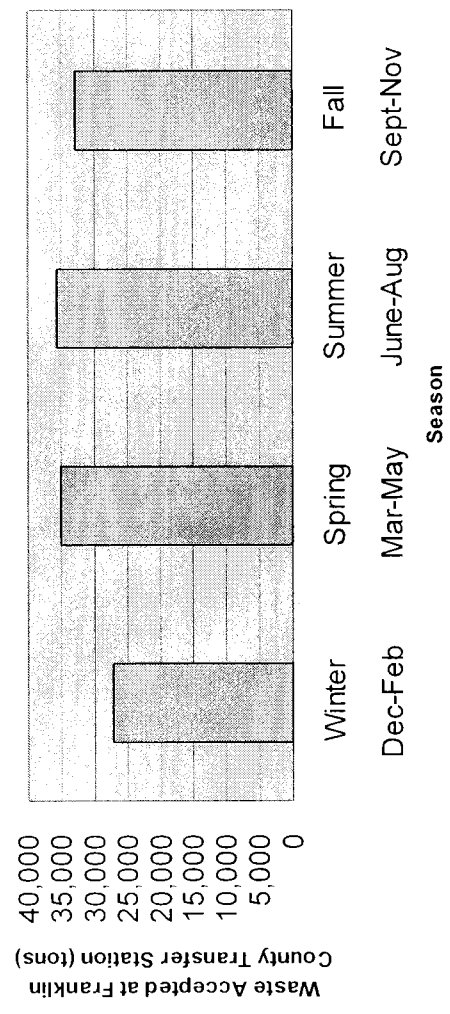


Table 3-3 Tonnages Accepted at the Transfer Station in Pasco by Month¹

Year	Jan	Feb	Mar	Apr	May	Jun	Jul	Aug	Sep	Oct	Nov	Dec	Total
2003	8,900	7,750	9,300	10,650	11,100	10,400	11,000	10,550	10,450	10,500	8,300	8,650	117,550
2005	8,750	9,600	11,550	12,200	12,650	13,000	11,450	12,850	11,900	11,000	11,000	9,300	135,250
2007	10,000	9,100	11,650	11,750	13,700	12,100	11,900	13,150	11,500	12,000	11,450	9,300	137,600
Monthly Average	9,217	8,817	10,833	11,533	12,483	11,833	11,450	12,183	11,283	11,167	10,250	9,083	

1. The BDI transfer station accepts waste from other counties. Further details are provided in Chapter 7.

**Exhibit 3-1
Seasonal Waste Variation in Franklin County
(Average of years 2003, 2005, and 2007)**





4.0 Reducing, Reusing, and Recycling Wastes in Franklin County

4.1 Introduction

This chapter provides an update of Franklin County's waste diversion methods and fulfills State requirements by describing existing programs and potential options for reducing, reusing, and recycling waste being generated in the County. The Revised Code of Washington (RCW), RCW 70.95 requires that local solid waste management plans demonstrate how the following Washington State goals will be met:

- Achievement of a statewide recycling rate of 50%.
- Elimination of yard debris from landfills by 2012 in those areas where alternatives exist.
- Source separation of waste (at a minimum, separation into recyclables and non-recyclables).
- Steps towards making recycling at least as affordable and convenient to the ratepayer as mixed waste disposal.

Franklin County is also guided by the Department of Ecology's (Ecology's) Beyond Waste Plan (2004), which presents a long-term strategy for systematically eliminating wastes and the use of toxic substances. The purpose of Beyond Waste is to transform the environmental regulatory climate in Washington as toxic ingredients or wastes are eliminated at the source by either safely returning materials to the environment or efficiently recycling them by industrial processes.

Specifically, Beyond Waste's long term plan for the State of Washington includes the strategies listed below. For all these strategies Beyond Waste calls on the State government to lead by example:

- Waste Reduction
 - Promotion of sustainability in product development
 - Expansion of waste reduction information on Ecology's website
 - Increased focus on pollution prevention and planning
- Reuse
 - Make the reuse of buildings and recycling of construction materials standard business practices
 - Increase in awareness and knowledge of and access to green building resources
- Recycling
 - Proposal of solutions to statutory and regulatory barriers
 - Increase in recovery of residential, industrial, and agricultural organic waste

Ecology strongly encourages local solid waste planning to include Beyond Waste principles when possible.

Discussed in the following sections are Franklin County's public education and outreach (Section 4.2), waste reduction and reuse (Section 4.3), and recycling programs (Section 4.4) to account for these requirements, strategies, and local planning goals.



4.2 Public Education and Outreach

Public education and outreach programs support the County's waste reduction, reuse, and recycling efforts by providing information to people and businesses. Education and outreach is common to both the County's waste reduction and reuse and recycling programs, as program messages covering all topics are often included in a single outreach effort.

The County's public education and outreach goals are to educate the public about local solid waste issues; and to encourage and expand coordination and communication regarding solid waste issues among all jurisdictions, agencies, and private firms in the County. The County plans to accomplish these goals by:

- Seeking supplemental funding sources for education and outreach efforts.
- Encouraging consistent policies across jurisdictions.
- Encouraging public involvement in the planning and implementation process.
- Emphasizing local responsibility for solving solid waste management issues.
- Reviewing the Solid Waste Management Plan every 5 years.

4.2.1 Existing Education and Outreach Programs

Public education and outreach programs supporting waste reduction and reuse, recycling, and organics management activities have been ongoing in Franklin County, which serves as an informational clearinghouse for solid waste activity in the regional area. The County has several educational programs aimed at youth, the general public, and local businesses. Information about solid waste management is provided on the County website (www.co.franklin.wa.us) under the Solid Waste section of the Public Works Department. Currently some bilingual outreach materials are available. Additional education efforts in Franklin County include the following:

- The County sets up display booths during community activities such as the Benton-Franklin County Fair, Franklin County's Renewable Energy Fair, and during Earth Month activities. The booths present information on waste reduction and recycling, household hazardous wastes, composting, how to report waste dumping violations, and more.
- Speakers are offered to local civic organizations and service clubs to share information about Franklin County's solid waste management and present information about the County's solid waste programs.
- Solid waste videos are made available to schools to educate students about waste reduction and recycling.
- Mailings and advertisements are developed by the County to alert residents about upcoming solid waste education and outreach activities, such as composting classes and household hazardous waste (HHW) collection.
- The County develops promotional materials educating residents about waste reduction and keeping hazardous materials out of their waste stream. The County also provides information to residents about used anti-freeze collection, used oil collection, and free dump coupons.
- Residential composting workshops are held twice a year through the County's Master Gardener Program. At the workshop, attendees learn composting methods and are provided with a book for further information and a composting bin. Additional workshops designed to educate the community about waste generation, litter control, and recycling are held during the County's Earth Month activities and at the Renewable Energy Fair.



- A hotline that provides information on recycling in Franklin County (1-800-967-8128) and a litter hotline to report violators (1-866-LITTER1)

A key issue in the solid waste planning process is ensuring that these existing education and outreach programs are continually monitored to gauge attendance, interest, and feedback. To address this issue, Franklin County has a solid waste coordinator who oversees the education and outreach programs and makes adjustments to programs as necessary. Other duties include distribution of materials, including a quarterly newsletter to residents within Franklin County, which contain educational material, programs, available workshops/seminars/public meetings, and available resources. In addition, the County's Solid Waste Advisory Committee (SWAC) plans to make recommendations on community programming in the future.

4.2.1.1 PUBLIC OUTREACH AND EDUCATIONAL PROGRAM RECOMMENDATIONS

The following are SWAC recommendations for public outreach and education programs:

1. Website Improvements

Information currently is offered on Franklin County's website concerning solid waste and recycling program activities. Franklin County updates its website as new information is developed. Continue efforts to improve the website by providing further information about solid waste planning in the County, including information about the SWAC. More educational information about waste reduction and recycling opportunities would also be added.

2. Bilingual Outreach Materials

Continue addressing the communication needs of the increasing bilingual population. To date, a small amount of the recycling and solid waste information materials are available in Spanish. Outreach materials, such as flyers, newsletters, and the website, would be translated into Spanish, and disseminated along with English versions.

3. Technical Assistance to Schools and Businesses

This recommendation recognizes the need to reach schools and businesses regarding their handling of solid waste. Offer free technical assistance and waste audits to identify opportunities to implement waste reduction, recycling, and composting activities. In schools, providing functional waste reduction and recycling programs yields daily reminders to students of their direct impacts on the environment. Commercial sources produce a significant portion of solid waste in Washington; therefore focusing waste reduction efforts towards the business sector can have a large impact on the waste stream as a whole. This approach is consistent with the State's Beyond Waste Plan, which was described previously in Section 4.1.

4. Phone Book Section Insert

A four- to eight-page section added near the front of the local phone book would describe rates, facilities, programs, and laws related to solid waste and recycling. This effort utilizes an existing medium to reach every household.

5. Direct Mailing Newsletter

Consider providing a newsletter annually or twice yearly directly to each household in the County. Content of the newsletter would include information on recycling, waste reduction and reuse, solid and hazardous waste disposal, littering, and other solid waste enforcement issues.



4.3 Waste Reduction

This section discusses existing practices for waste reduction and reuse in Franklin County and evaluates needs, opportunities, and alternatives for future waste reduction and reuse over the planning period.

Waste Reduction and reuse are recognized as long-term options managing solid waste. Waste reduction, or waste prevention, is a strategy that involves altering the design, manufacture, purchase, use or reuse of products and materials to decrease their volume or toxicity before they enter the solid waste stream. Waste reduction lessens waste at its source, thus decreasing the costs and environmental problems associated with waste collection, processing, and disposal. These benefits make waste reduction the highest priority for management of solid waste in Franklin County and Washington State, according to RCW 70.95.

While RCW 70.95 does not mention reuse as an important step to solving waste management problems, it has become an essential strategy for local planners to consider. Reuse is considered a waste reduction strategy because it extends the life of a product and prevents or defers additional waste generation.

The following are Franklin County's waste reduction goals and objectives (consultant recommendations):

- Achieve a diversion goal of 50% by 2028 (preventing waste from entering the waste stream through waste reduction or recycling)
- Emphasize programs that target commercial waste diversion, such as waste audits for large chain stores and for agricultural processing operations that specifically focus on plastics, paper, and glass entering the waste stream
- Establish consistent methodologies to measure the baseline and future progress in achieving waste diversion, such as data reporting to the County
- Obtain accurate data on waste diversion activities through data reporting to the County
- Provide positive economic incentives for waste diversion, such as funding research and development of source reduction and education programs, funding waste exchanges, funding materials reuse programs and business

4.3.1 Existing Waste Reduction Programs in Franklin County

As a "front end" solution, waste reduction is the simplest, most direct form of waste diversion. Although Franklin County has educational programs about how individuals can incorporate waste reduction strategies into their daily lives (as discussed in Section 4.2.1), it does not have specific waste reduction programs.

4.3.2 Waste Reduction Program Recommendations

This section describes commercial and residential waste reduction program recommendations based upon successful waste reduction programs or tools that have been utilized in the Region and State. In addition to the commercial and residential sector recommendations described below, it is recommended that a sub-committee of the SWAC is created to address waste reduction in Franklin County.



4.3.2.1 COMMERCIAL SECTOR (BUSINESS AND INDUSTRY)

Waste Audits

Waste audits are the key to establishing a successful source reduction program therefore it is recommended that Franklin County provide waste audits to the commercial sector. Waste audits involve assessing the material flow through an institution and identifying the amount of materials purchased, used, recycled, and disposed of. A waste audit includes the following steps:

- Describing current purchases, use, and disposal requirements and methods
- Identifying amounts and types of materials generated, including those to target for source reduction
- Estimating cost savings
- Implementing and monitoring the program

Regionally the Cities of Richland and Kennewick have provided waste audits to commercial businesses located within their respective jurisdictions. Battelle and Flour Daniel Hanford have provided assistance to local governments in assessing their waste streams and reducing pollution as a result.

Selective Purchasing

Selective purchasing is another recommended strategy for source reduction. The County and local governments can preferentially purchase products that are durable, reusable, and repairable; buy in bulk; and avoid purchasing single-use products. They can also consider a product's solid waste and toxicity production, recycled content, packaging, resource use, and ultimate disposal. Shifting purchasing priorities toward source reduction might entail rewriting purchasing codes and reviewing and updating material classifications based on new product developments. It is recommended that Franklin County investigate selective purchasing policies for the County and local governments. Businesses that take advantage of waste audits can also be encouraged to improve purchasing processes.

Waste Exchanges

It is recommended that the County consider a waste exchange program that is designed to help businesses find markets for their industrial byproducts, surplus materials, and wastes. The goal of such a program would be to conserve energy, resources, and landfill space by helping businesses and organizations find alternatives to the disposal of valuable materials or wastes.

The City of Seattle's Hazardous Waste Management Program has created a very successful waste exchange for businesses in the state of Idaho, Oregon, and Washington. The County could consider partnering with this program. Information about Seattle's program can be found at www.govlink.org/hazwaste/business/imex.

4.3.2.2 RESIDENTIAL (RURAL AND URBAN)

2 Good 2 Toss Program

2good2toss.com is Washington's online exchange for reusable building materials and household items. The objective of the site is to facilitate the recycling and repurposing of materials and items that would otherwise be disposed at Washington state landfills and waste to energy facilities, in addition to promoting an important environmental ethic.

People can post listings of items and materials they wish to get rid of or browse for those currently available in their area. Each listing contains a description of the materials along with a name and telephone number and any cost or delivery information. The actual exchange



transactions are carried out directly between the interested parties. Regionally the City of Richland, Walla Walla, and Columbia Counties utilize this program for their homeowners. It is recommended that Franklin County investigate the feasibility of a 2 Good 2 Toss program for the entire County.

Disposal Bans

It is the State's goal that programs be established to eliminate residential or commercial yard debris in landfill by 2012 in those areas where alternatives to disposal are readily available and effective. This rule applies to waste generated in Washington going to landfills in the State of Washington. Since Franklin County sends its waste to Oregon for final disposal in a landfill, this ban would not affect the County. However, Franklin County governments could consider phasing out the disposal of residential or commercial yard debris in the future by establishing an alternative to disposal such as a composting facility.

4.4 Recycling

After waste reduction, Washington State has established recycling as the next priority in solid waste management with source separation being the preferred method of recycling. Source separation is defined as a means of separation for different kinds of solid waste at the place where the waste originates. Washington State previously set a statewide goal of 50% recycling and waste reduction by 1995; however this goal was not reached. In 1998 the State recycling percentage was 39% and the most recent figure that was released in October 2005 is 46%. Although the original target goal has not yet been reached, marked improvement in overall recycling is encouraging and the goal remains at 50%. This section identifies a number of ways Franklin County can increase recycling to help achieve the State's goal. Franklin County has established the following recycling goals:

- Reduce Franklin County solid waste stream and achieve a 50% combined waste reduction and recycling rate by 2028.
- Continue to expand existing recycling activities within the County.
- Develop educational programs to promote recycling within the County and increase public awareness of the benefits of recycling.
- Provide new opportunities for recycling so that the greatest number of citizens can participate and the fullest practical recycling potential for each material can be realized.

4.4.1 Past Recycling Legislation

Washington State has adopted legislation aimed at increasing waste reduction and recycling statewide. In 1989, the Washington State legislature recognized in passing the Waste Not Washington Act (RCW 70.95) that "considerations of natural resource limitations, energy shortages, economics and the environment make necessary the development and implementation of solid waste recovery and/or recycling plans and programs."

The following key elements of this legislation had an important impact on local recycling programs:

- Required that counties designate urban and rural service areas. The minimum level of service to urban areas is curbside collection of recyclables (or an equivalent). The minimum service level to rural areas is drop-off or buy-back centers.



- Counties were allowed to contract for the collection of residential recyclables separately from any solid waste collection activities, or to request the Washington Utilities and Transportation Commission (WUTC) to carry out the recycling provisions of the bill.
- Rate incentives may be established to reflect solid waste priorities. This may include approval of a variable rate structure by the WUTC.
- The Washington Department of Ecology (Ecology) provided grants to local agencies to (1) develop and implement public information programs that promote waste reduction and recycling, and (2) fund facilities and equipment that process or use recyclable materials.

Other requirements of RCW 70.95 are the following programs to enhance the waste reduction and recycling:

- Programs for the collection of source separated materials.
- Programs to monitor the collection of source separated waste at nonresidential sites, where there is sufficient density.
- Programs to collect yard waste where there are adequate markets.
- Programs to educate and promote the concept of waste reduction and recycling.

4.4.2 Markets for Recyclables

The success of recycling programs in Eastern Washington depends on available markets for recycled materials. The following discussion summarizes regional market conditions for major designated recyclable materials in Franklin County.

Aluminum

Most of the aluminum collected by recycling programs is reused by the aluminum industry to remanufacture aluminum cans. Prices have remained fairly stable, and the value of aluminum is generally higher than most other recyclables.

Glass

Most recycling programs collect glass. The price for green and brown glass has been quite low and in many cases the glass is taken with no payback. The market for mixed color glass is zero. Prices paid for clear glass are relatively stable. One limiting factor is that some glass mills require preliminary processing of the glass, while others will purchase whole containers. Several glass mills are located in the Pacific Northwest region.

Paper

Paper for recycling is broken down into four categories; newsprint, high-grade (white) paper, mixed paper and corrugated containers. Some types of used paper can be manufactured into various paper and paperboard products during the final stages of production. Products manufactured with recycled paper can often be marketed the same as paper made from virgin product.

Used newspaper is usually transported to peppermills where it is processed into an end product. Most newspaper that is collected for recycling becomes new newsprint. The Pacific Northwest is home of two major newsprint mills (the closest one is near Spokane). The price for used newspaper is volatile, but has been declining recently because of the glut of newspaper collected by community recycling programs.

Office paper (largely computer, ledger, and copy paper) is a commonly recycled commodity. The fibers used to produce these papers usually have a higher market value than lower grade



paper. Recycled office paper can be manufactured into a variety of paper products, including writing paper, computer paper, and household paper towels.

Mixed paper is usually a combination of a variety of grades of paper, including colored and glossy paper. Mixed paper is used to manufacturer low-grade paper products. The market for recycled mixed paper is poor; because processing costs are typically higher than the wholesale value of the end product.

Large quantities of corrugated cardboard are used by commercial industries. Like newspaper, this paper product can be recycled at several Pacific Northwest paper mills. The material is most commonly manufactured into new corrugated containers. The market for corrugated cardboard is stable.

Metals

Ferrous metals are those which contain iron. The largest amount of ferrous metals recovered from the municipal waste stream is food and beverage containers. Most of these containers are made of steel covered by a thin layer of tin, to protect the product from rust. In order to be recycled, the containers must go through a de-tinning process, which results in steel that can be reprocessed as high-grade steel. Several ferrous and tin processing centers are located in the Northwest.

Plastics

Two types of plastic are most commonly collected for recycling, polyethylene terephthalate (PET) and high-density polyethylene (HDPE). PET plastics are primarily used to produce carbonated beverage containers. HDPE plastic is more rigid and cloudy colored and is used for milk and juice containers. The largest users of recycled plastics are textile mills. The plastic is treated to remove all impurities, and then is transformed into thin, long strands used to manufacture polyester fiberfill for items such as jackets and sleeping bags. The other major use for plastic is in producing "plastic lumber" or other plastic products.

Opportunities for recycling plastic are somewhat limited. Transportation costs are relatively high because the weight-to-volume ratio of plastics is so low. Very few processing facilities are operating, and at this time the material has little, if any, economic value. In many areas plastics are being stockpiled waiting for a market that will receive plastic.

Waste Oil

The opportunity to recycle waste motor oil for reuse is fair provided the oil has not been contaminated with solvents or gasoline and there are large quantities. Often the collected oil is burned for energy recovery. Current market conditions provide free pickup and removal of waste oil at the site of collection for quantities of several hundred gallons or more. Opportunities to recycle small quantities of waste oil from households and do-it-yourselfers is quite good. Franklin County implemented a collection program to collect household waste oil. The oil is currently burned for energy recovery with the goal to recycle the oil for reuse at some time in the future when it becomes economical. This program was developed as a part of the oil recycling amendment to the Regional Local Hazardous Waste Plan. Waste oil is also discussed in Chapter 5.

Organic Debris

Yard debris consists of vegetative material from trees, plants, shrubs, leaves, and grass. The collected materials can be processed into three primary products: 1) compost, 2) hog fuel, and 3) pressed wood fuel products. Because of the distance to processing facilities, hog fuel and pressed wood fuel products are not economical options. These facilities are primarily located in



the western portion of the State where there is a much more abundant supply of feed stock available.

Composting of yard debris to create compost is a possible alternative. Compost can be used locally as a soil amendment, growing media, or ground cover. In the arid portion of the State, organic matter for use in soil stabilization or land reclamation may be difficult to obtain. Yard debris compost could fill this need if a processing facility and the market were developed. Given recent difficulties by the industry to create a viable large-scale compost facility, private backyard composting is one way to fill the immediate need for waste reduction of yard debris being disposed of. However, inclusion of yard waste and organic debris from agricultural operations could create a sufficient volume to support a regional composting facility.

Asphalt

Asphalt waste is generated when roadway reconstruction removes existing asphalt surfaces. This material is often reprocessed in new asphaltic pavement or ground and placed as roadway granular sub-base material. There is always a market for asphaltic construction materials. Asphalt waste is not included in the total waste stream and no data is currently available to quantify it.

Modification to Designated Recyclables List

Franklin County Solid Waste Advisory Committee formally adopts the "Recycling List" as the following items:

- Mixed Paper/Cardboard
- Metals Ferrous and Non ferrous
- Concrete and Asphaltic Concrete
- Plastics as accepted at the buy back center
- Universal Beverage Containers (UBC)

This list of designated recyclables was based on existing practices in Franklin County and the assumed feasibility of those practices. Future market condition and technologies may make some materials more or less desirable from a recycling standpoint. As this occurs, the list of recyclable materials will require updating.

Specific circumstances that would prompt inclusion of an additional item would include local markets expanding their list of accepted items based on new uses for materials, and technologies developing to increase demand.

One common condition that would prompt deletion of an item is, once collected; reduction in market causes the material to be stockpiled to wait out market fluctuation. This is often the situation when the market value of the material drops substantially. Stockpiling to accumulate sufficient quantity for cost effective transportation is anticipated.

4.4.3 Existing Recycling Services in Franklin County

A large portion of the wastes that are generated in the County can be recycled into feedstock for new product manufacturing. To date, Franklin County's recycling programs have focused on those materials that are cost effective to separate from the waste stream. As a result, the County's recycling programs have saved tens of thousands of dollars for ratepayers over the last 14 years. In addition, the development of recycling programs in Franklin County has created jobs which have benefited the local economy.



4.4.3.1 BASIN RECYCLING, INC.

Basin Recycling, Inc. (BRI) is a division of Columbia Basin LLC and provides the most diverse recycling operation in Franklin County. Its main facilities are in Pasco at 1721 Dietrich Road. BRI offers urban and rural residents the infrastructure to recycle. These residents are provided a drop box (30 yard container) program for these items:

- Mixed Paper: Corrugated Cardboard, Catalogues, Chip/paperboard, Computer paper, Magazine, Newspaper, Office Pack, Phonebook, White ledger
- Glass: Clear and Brown
- Metals: Aluminum and Tin
- Plastics (Only accepted at Basin Recycling in Pasco) which are 1PET-bottle and 2HDPE-natural bottle/jug

BRI also provides commercial cardboard and paper collection to businesses that request this service. For the recycling programs established in Franklin County BRI ships fully loaded containers of recyclables to a processing center at no charge.

Curbside recycling has not historically been economically feasible in Franklin County and therefore is not provided in Franklin County.

BRI also operates a buy back center at their recycling facility on Dietrich Road in Pasco. A buy-back center is a facility that buys recyclable material from the public. There are many types of buy-back centers, ranging from those that purchase only aluminum to those that purchase a full range of recyclable materials. Operators of traditional buy-back centers usually pay a percentage of the market price for the recyclable materials, which they then process, transport, and sell to manufacturers or other end users. The materials that are accepted for a cash consideration at BDI's buy-back center are: metals (aluminum and tin) and paper (cardboard). As commodity markets change, the prices paid to those bringing material changes. These materials are collected and transported to markets within the State of Washington.

Table 4-1 summarizes information about operations of recyclers in Franklin County that accept materials from the public. The information contained in the table is subject to change. The public should call the specific recycler ahead for current information prior to going to the recycler. A complete list of Commercial and Residential recycling services for Franklin County are listed in Appendix C and can be found at <http://1800recycle.wa.gov>.

4.4.3.2 SUPPORT FOR PRIVATE RECYCLING EFFORTS

Support for private recycling is enhanced by the Franklin County solid waste coordinator, discussed in Section 4.2.1. The coordinator has been the focal person for public education by coordinating activities such as conducting public meetings, school programs, surveys, and public service announcements.

At present, only Franklin County provides recycling program support. The bulk of the funding used for recycling expenses (75%) is being provided by Ecology through the Coordinated Prevention Grants (CPG) program. Without additional help from other governmental entities in the County, it is doubtful that the present recycling effort will be sustainable.



Table 4-1 Recycling Operations in Franklin County

Recycler	Facilities/ Location	Hours of Operation	Paper, Glass, Metal ¹	Plastics ²	Waste Oil	HHW ³	Electronics ⁴
Basin Recycling, Inc (Pasco)	Drop Box	9:00 to 5:00 (Mon. – Sat.)	X	X	X	X	X
City of Kahlotus (City Hall)	Drop Box	24 Hours	X		X		
City of Connell (Fire Station)	Drop Box	24 Hours	X		X		
City of Connell (Connell Park Estates)	Drop Off	24 Hours			X		
City of Mesa (Mesa Grocery)	Drop Box	24 Hours	X				
City of Mesa (Mesa Post Office)	Drop Off	24 Hours			X		
City of Pasco Sites:							
Pasco Senior Center	Drop Box	24 Hours	X				
Georges Ranch House	Drop Box	24 Hours	X				
Grigg's Dept. Store	Drop Box	24 Hours	X				
Memorial Pool	Drop Box	24 Hours	X				
Riverview Plaza	Drop Box	24 Hours	X				
Road 48 Soccer Field	Drop Box	24 Hours	X				
Columbia Valley Grange	Drop Box	24 Hours	X		X		
McLaughlin Middle School	Drop Box	24 Hours	X				
Food Pavilion	Drop Box	24 Hours	X				
Maya Angelo Elementary School	Drop Box	24 Hours	X				
Ochoa Middle School	Drop Box	24 Hours	X				
Schuck's Auto Supply	Drop Off	8:00 to 5:00 (Sun. – Sat.)			X		
Electronic Recycling at Tommy's Salvage	Drop Off	8:00 to 5:00 (Sun. – Sat.)					X
Unincorporated Franklin County Sites							
Basin City (Corner of R 170 & Glade North Road)	Drop Box	24 Hours	X				
Basin City (Paul's Mini Mart)	Drop Off	24 Hours			X		
Merrill's Corner (Gray's Farm Repair)	Drop Off	24 Hours			X		
Etopia (Merrill's Corner Store on N. Glade Rd.)	Drop Box	24 Hours					

1. Mixed Paper includes corrugated cardboard, catalogues, chip/paperboard, computer paper, magazines, newspaper, office pack, phone books, and white ledger paper.

Glass: Brown glass and clear glass.

Metals: Aluminum and tin cans.

2. Plastics include 1 PET bottles and 2 HDPE-natural bottle/jug

3. HHW: Household Hazardous Wastes

4. Electronics include computer monitors, computers, TVs, and other electronic equipment.

There are additional businesses that accept material for recycling in Franklin County. The majority of this material is asphalt/concrete, cardboard, topsoil, and wood. In Table 4-2 the material collected for recycling and diversion is reported from 45 businesses within and outside of Franklin County.



Table 4-2 Recycling and Diversion in Franklin County			
2005 Material Collected for Recycling and Diversion in Franklin County as reported to the Washington State Department of Ecology by 45 Collectors (Material Sources = Commercial and Residential)			
Reported Materials Collected for Recycling in Franklin County		Reported Material Diverted From disposal in Franklin County	
	Tons		Tons
Fluorescent light bulbs	2.34	Antifreeze	55.18
Used Oil	3,068.60	Household batteries	0.24
Vehicle batteries	351.01	Oil filters	26.95
Aluminum cans	127.18	Donated food	2.00
Container glass	77.59	Re-used household items	12.84
Corrugated paper	5,801.05	Tires-retread	0.50
Ferrous metals	1,899.91	Food processing waste	3,079.00
HDPE plastics	10.00	Asphalt/concrete	47,263.50
High grade paper	147.84	Carpet or pad	2.79
LDPE plastics	26.83	Topsoil	3,526.5
Mixed paper	57.87	Rendering	183.00
Newspaper	1,195.55		
Nonferrous metals	580.71		
Pet bottles	20.00		
Tin cans	15.00		
Textiles	812.80		
Photographic films	10.85		
Tires	71.50		
White goods	64.80		
Wood	10,635.00		
Food waste	372.59		
TOTALS	25,349.0		54,152.50

In 2005, the Department of Ecology reports the following information generated in Franklin County. The source of the information is from two reports (Ecology 2005 Disposal Report and 2005 Franklin County Recycling Survey). From these tables the following diversion, recycling, disposal and generation rates can be calculated using the 2005 Office of Financial Management population number of 60,500 for Franklin County.

Table 4-3 2005 Franklin County Solid Waste	
	Tons Reported
MSW (Landfilled)	68,037.4
C & D (Reported at Transfer Station Landfilled)	989.1
Recycled	25,349.0
Diverted	54,152.5
Total Tons Generated	148,528.0

- Diversion is 54 %



<u>Tons diverted and recycled</u>	<u>79,502</u>
Tons generated (All)	148,528

- Recycling is 27 %

<u>Tons recycled</u>	<u>25,139</u>
Tons generated (MSW + C&D + Recycled)	94,186

- 2005 (OFM) Population 60,500

Disposal Rate	=	6.25 lb/day/person
Recycled Rate	=	2.30 lb/day/person
Diverted Rate	=	4.90 lb/day/person
Generation Rate	=	13.45 lb/day/person

These numbers are for the year 2005. They are the most current and accurately reported from Ecology and the OFM.

4.4.3.3 COMPOSTING SERVICES

As discussed in Section 4.2.1, for over ten years Franklin County has offered its residents a composting workshop twice a year called the Master Gardener Program. The program educates attendees about composting and provides them with a composting bin.

4.4.4 Recycling Program Recommendations

To increase recycling, Franklin County must address and decide on the types of materials targeted for recycling, specific collection programs needed for recyclables, levels of public service and assistance that may be necessary, methods for increasing participation, and policies or ordinances needed to support and direct the desired recycling activity.

4.4.4.1 RESIDENTIAL RECYCLING

In 1990, Ecology estimated that 64% of the total waste stream in Washington State originates from residential sources. Based on this, in 2005, Franklin County generated approximately 60,400 tons of solid waste from residential sources. 27% of this waste was recycled and remaining 83% was placed in landfills. This sector represents the greatest opportunity for recycling. Programs to collect residential recyclables will greatly increase the quantity of material removed from the waste stream. Three primary collection methods are curbside recycling, drop-boxes, and buy-back centers.

The residential sources are located in urban and rural areas that have different service level needs. When evaluating systems, population density, type of dwellings, and distance to markets are key considerations. Rural areas are typically best served by a system of drop-boxes or buy-back centers. Urban areas are candidates for curbside collection when feasible for single-family urban residences, and small multi-family units. Larger apartment buildings or multi-family units



are best served by recycling bins. Materials that have the greatest potential for increased residential recycling are clear glass, tin cans, aluminum, newsprint, plastics, and yard debris.

The Washington State Solid Waste Management Plan assumes that an urban area is any city with 25,000 or more inhabitants or any county with a population density of greater than 101 persons per square mile. Franklin County's population density is approximately 8.62 persons per square mile while Pasco, the largest city in the County, had approximately 50,000 inhabitants as of 2006. Using this data, Franklin County determined that Pasco should be designated as urban area and the rest of the County should be considered rural for the purpose of solid waste planning. Drop box centers should be spaced no more than 1.5 miles from one another within the City of Pasco, Connell, Mesa, and Kahlotus. Other emerging urban areas like Merrill's Corner and Basin City deserve consideration for placement of these centers.

Curbside Recycling

Curbside recycling collects recyclables directly from each residence. In the past, the scales of economics, distance to market place, and unstable commodity markets have affected the ability of a successful curbside program developing in Pasco, which based on population, is the only candidate for curbside collection in Franklin County.

There are two general types of residential curbside collection: co-mingled and source-separated. Co-mingled collection allows the resident to place all recyclable items in one container, while source-separated collection requires residents to separate material by type, and place each type in a separate container. Curbside collection of recyclables can be accomplished during the normal solid waste pickup by attaching special containers for recyclables to the standard collection truck. This approach provides the most cost effective curbside collection for Pasco.

To develop a successful curbside recycling program in the future, the plan recommended that the County:

- Weigh the benefits and drawbacks of pursuing curbside recycling versus expanding drop-box centers in Pasco.
- Create a sub-committee of the SWAC that addresses recycling in the County, and more specifically the feasibility of curbside recycling in Franklin County.
- Expand recycling education programs to increase interest in a curbside recycling program.
- If there is community interest, create a pilot curbside recycling program in Pasco, and fully implement the program when it is cost effective to do so.

Drop-Box Centers

The other option to curbside collection is a program of drop-box centers. Drop-box centers are depositories for recyclable materials. Residents deposit pre-sorted recyclables in containers identified for individual commodities, such as newspaper, glass, and aluminum.

As previously discussed in Section 4.4.3, drop-box centers are currently used throughout Pasco and in Kahlotus, Mesa, and Connell (see Table 4-1). For the smaller communities of Franklin County, the drop-box is the most viable concept for collecting recyclables. Because of the small population, it may require a long period of time to fill containers with a quantity large enough to support the long transportation cost to market. These centers can be un-staffed and are inexpensive to set-up. It is recommended that the County maintain its current drop-box centers and open new centers as necessary, especially in the City of Pasco which is the City's largest population center.



The County should also consider the expansion of their drop-boxes to more locations in towns and unincorporated areas of Franklin County. Presently, there are seven inactive facilities in Franklin County, which were originally constructed and operated as solid waste drop-box stations. An option is to convert these facilities into drop-box centers for recyclables. The locations most suited for conversion would be those located in remote areas of the County, for municipalities with established recycling programs already in place that are capable of handling surrounding area recycling needs (i.e. Mesa, Kahlotus, and Connell).

The cost to open and operate some rural drop-off facilities outside of those already established in Mesa, Kahlotus, and Connell, will probably greatly exceed the value of the recyclables collected since only a very small population will be served by each. A more cost effective approach for unincorporated area residents may be to establish public education programs targeting these residents to utilize drop-off facilities located at each of their respective nearby towns that have drop-off facilities. Rural residents routinely make trips into nearby towns for retail trade, social, and public education purposes. Transport of recyclables to an in-town drop-box facility could be of equal or perhaps greater convenience than traveling to a rural site with more limited operating hours.

Lastly, illegal dumping problems occur any time drop-box centers are operated unattended.

Buy-Back Center

As discussed in Section 4.4.4.1, BRI operates a buy-back center in Pasco. A buy-back center is a facility that buys recyclable material from the public. It is recommended that Franklin County continue to support the operation of this buy-back center.

4.4.4.2 COMMERCIAL/INDUSTRIAL SECTOR RECYCLING

The commercial/industrial recycling potential represents a major opportunity to increase recycling levels. In 2005, according to BDI data, approximately 55% of the total waste stream disposed in Franklin County originated from these sources. A significant percentage of this waste is recyclable. To increase the amount of commercial and industrial recycling, waste generators must be made aware of the importance of waste recycling. Public education and waste audit programs could comprise this training.

Materials that have the greatest potential for increased recycling in the commercial and industrial waste stream are ferrous metals, corrugated paper, mixed paper, plastics, and organic wastes.

The recommendations for commercial/industrial source generators to develop recycling programs are similar to the residential alternatives. If curbside recycling is implemented, businesses should be required to participate. Industry and large generators of recyclables generally have programs in place to recycle materials. This is often done through a private recycler who handles the commodity and pays the generator. These practices should be encouraged and promoted by local government. These same generators should focus on the full spectrum of all other recyclables in their business and include programs to collect any small quantity materials not already being recovered.

A number of commercial/industrial businesses haul their own waste to disposal facilities. These businesses could perform source separation of recyclables. Recyclables could be delivered to a private recycler or to a drop box facility for recyclables located either at the self-haul rural locations or at the transfer station.



Small businesses typically have a large percentage of their waste stream as recyclable material, but the quantity is too small to attract a private recycler. Implement programs to encourage source separation of recyclables coupled with long term storage to increase the quantity for pickup. Large quantities will enable private recyclers to provide pickup services. Another concept could involve pooling recyclables of nearby small businesses together to enhance the quantity. Materials typically produced by small businesses include mixed paper, corrugated cardboard, and plastics.

Mixed Waste Recycling

Mixed waste processing is a process to recover recyclables from mixed dry municipal waste. This process typically requires a large volume of waste to justify a substantial capital investment in sorting facilities. The quality of the recovered materials is generally not as high as in the source separation method.

Recovery of recyclables from mixed waste is performed at an intermediate processing facility. Processing facilities can range from simple systems consisting of a few conveyor belts with hand picking stations, to complex and capital intensive systems that use state-of-the-art machinery which automatically separates and sorts several grades of recyclables. Typically paper, metals, and plastics are recovered. The facilities can be located within the collection area, at transfer points or at landfills.

Another concept for mixed waste recovery of recyclables is separate collection routing. A separate collection program involves identifying businesses that generate similar recyclables and then establishing routes that would collect only similar materials. For example, banks, insurance companies, and legal services, throw away a large volume of mixed paper, whereas restaurants and hotels dispose of large volumes of glass and cardboard. Collecting only from specific businesses with similar waste streams can generate recyclable rich loads. Separate collection involves identifying businesses in an area with similar waste streams, arranging for pickup, and perhaps establishing a collection route. Local jurisdictions could participate in this effort or encourage local recyclers to provide the service. When separate collection routes are established the collected material is relatively uniform. This uniformity improves the quality of the recyclables and reduces the amount of separation that may be required at the intermediate processing facility.

4.4.4.3 FOOD WASTE COMPOSTING

Estimates (Ecology & Yakima) that approximately 5 – 8 % of the total waste stream is food waste. Food waste is very biodegradable waste when separated from the overall waste stream and composted independently, and is a high quality product without the potential contamination problems associated with the composting of municipal solid waste.

Implementing food waste composting would require the source separation of food waste by residential and commercial/industrial generators. If a curbside collection program was implemented in Pasco, food waste would be collected from residences as part of a residential curbside collection program. Private haulers would make arrangements to collect food waste from commercial/industrial generators. The material would then be transported to a facility dedicated to composting food waste. There is potential for significant quantities of food waste or similar organic matter being generated by the Food Processing industry. A major portion of this material is already being collected and recycled as cattle feed or as soil amendments. There is a potential for a portion of this waste to reach the municipal solid waste system and



impact disposal requirements. A waste audit of food processing industries would further quantify any sources of food wastes entering the solid waste stream.

Because separate collection and central processing of food waste is a capital-intensive approach it is believed that the most viable plan to compost and utilize food waste is for an on-site program.

4.4.4.4 YARD WASTE COMPOSTING RECOMMENDATIONS

As discussed in Section 4.4.4.3, Franklin County has offered its residents a composting workshop twice a year called the Master Gardener Program and the City of Mesa offers a small yard waste composting facility for its residents. It is recommended that these programs are continued, using the Mesa program as an example for small cities in the County, and that the County expands yard waste composting programs beyond these workshops. In Section 3.5 of the Plan, there is a graphical and tonnage numbers to suggest that yard waste has a significant effect on the waste stream.

As with other recycling efforts, implementing educational programs, providing incentives, and developing markets for the end product are the primary methods for boosting yard waste composting. Technology involved includes backyard composting for reuse on the site of generation as a means of waste reduction and curbside or drop-box collection with processing at a central composting facility for other markets.

The most effective way to establish a regional composting facility is to through a public-private partnership between Franklin County, local cities and the Franchised Hauler. A facility could be constructed and operated through a combination of grants and private investment. Sufficient volume to support the operation could be developed through establishing convenient curbside and/or drop-box collection and special programs for commercial and agricultural waste collection.

Rate incentives could encourage residents and businesses to bring their yard waste to a processing facility. Franklin County could partner with neighboring cities and counties to propose a more economically feasible regional composting facility. The composting facility operators could charge less than a transfer station or landfill for disposal. Another form of compensation would be to give individuals who separate their yard waste a credit slip that entitles them to free compost. Because of the high capital costs involved to separately collect and then process yard waste in a central facility, it is believed that backyard composting and on-site utilization is the most viable alternative.

Collection of yard wastes for processing at a central composting facility could be established through a drop-off system or implementing separate curbside collection if feasible. A drop-off system would require generators to take bagged or loose waste directly to composting facilities, existing solid waste facilities such as the landfill or transfer stations, or other sites set up expressly to collect yard debris. A separate curbside system would provide collection services to pickup yard debris directly from the waste generator. Equipment for collection might involve dump trucks, compactors or vacuum trucks to efficiently load loose debris. Collection frequency might vary from weekly in the summer to monthly during winter periods. Drop-off systems are less convenient than curbside collection alternatives. With a good public education program, however, households will use drop-off sites for their yard debris if curbside collection is not feasible.



The easiest yard waste composting programs to implement are backyard operations that require essentially no capital outlay, when done properly. It does require a high degree of training of the public for awareness. Other drawbacks include potential odor generation on site and space requirements on each home site to conduct the processing. Composting would require a significant amount of public education.

4.5 Summary of Recommendations

Public Education and Outreach Recommendations

- Expand development of bilingual outreach materials
- Consider mailing a newsletter directly to residents with information about solid waste planning and educational information
- Develop a phone book section insert that explains rates, facilities, programs, and laws related to solid waste and recycling
- Continue to improve the Franklin County website with information about solid waste and recycling programs
- Provide technical assistance to schools and businesses

Waste Reduction Recommendations

- Create a sub-committee of the SWAC to address waste reduction in Franklin County
- Target the commercial sector for waste audits
- Investigate selective purchasing policies for the County and local governments
- Partner with a commercial waste exchange program such as City of Seattle's program
- Investigate the feasibility of a 2 Good 2 Toss program for Franklin County
- Consider phasing out the disposal of residential or commercial yard debris in the future by establishing an alternative to disposal such as a composting facility

Recycling Recommendations

- Curbside Recycling
 - Compare a curbside recycling program versus expanding drop-box centers in Pasco.
 - Create a sub-committee of the SWAC that addresses curbside recycling in the County, with the preference of utilizing the regulated solid waste system to establish such a program if determined to be feasible.
 - Expand recycling education programs to increase interest in a curbside recycling program.
 - Investigate creating a pilot curbside recycling program in Urban Growth Boundary.
- Drop-Box Centers
 - Maintain its current drop-box centers and open new centers as necessary.
 - Consider the expansion of their drop-boxes to more locations in towns and unincorporated areas of Franklin County or establish public education programs targeting these residents to utilize drop-off facilities located at each of their respective nearby towns that have drop-off facilities
 - Investigate the beautification of drop-box centers, including making each site more permanent in nature through asphalt, curbing, and fencing.
- Buy Back Centers – Continue supporting the BDI buy-back center in Pasco



- **Commercial/Industrial Sector Recycling**
 - Encourage commercial and industrial operations to compost organic wastes
 - Businesses that haul their own waste to disposal facilities could perform source separation of recyclables and then deliver to a private recycler or to a drop-box facility
 - Implement programs to encourage source separation of recyclables at small businesses coupled with long term storage to increase the quantity for pickup. Consider pooling recyclables of nearby small businesses together to increase the quantity
 - Consider separate collection routing (identifying businesses that generate similar recyclables and then establishing routes that would collect only similar materials)
- **Food Waste Composting** – Encourage on-site food waste composting by the food processing industry.
- **Yard Waste Composting**
 - Continue the Master Gardener Program and use the Mesa composting program as an example for small cities in the County
 - Conduct a feasibility study to evaluate the potential of developing a regional composting facility through a public-private partnership and utilizing the benefits of the regulated solid waste system within the State, and to develop such a facility if determined to be feasible
 - Consider rate incentives to encourage residents and businesses to bring their yard waste to a central processing facility
 - Consider partnering with neighboring cities and counties to propose a more economically feasible regional composting facility
 - Consider implementing backyard yard composting programs operations that require little capital outlay

Solid Waste Diversion in Franklin County

- Maintain the existing 50+ percent rate of diverting material from entering the landfill by supporting the sustainability of the private sectors businesses ability to provide excellent diversion programs.



5.0 Moderate Risk Waste

5.1 Introduction

The term "moderate risk waste" (MRW) refers to household waste with hazardous characteristics, and hazardous waste from businesses which do not generate more than 220 pounds of dangerous waste in any one-month or batch, or 2.2 pounds of extremely hazardous waste in any one month or batch, or accumulate more than 2,200 pounds at any one time. MRW can be hazardous to human health, wildlife, or the environment, but it is conditionally (or categorically) exempt from the State's Dangerous Waste Regulations, Chapter 173-303 WAC. MRW includes hazardous (toxic, corrosive, flammable, and reactive) wastes generated by households (HHW) and by businesses which generate only limited quantities of hazardous waste (referred to as small quantity generators or SQGs). Common examples of MRW include paint, pesticides, solvents, antifreeze, cleaners, drain opener, and hobby chemicals. Moderate risk waste has been specifically defined by RCW 70.105.010 (17) to mean:

- Any waste that exhibits any of the properties of hazardous waste but is exempt from regulation under RCW 70.105, solely because the waste is generated in quantities below the threshold for regulation.
- Any household wastes that are generated from the disposal of substances identified by the department as hazardous household substances.

RCW 70.105.220 requires all local governments to implement moderate risk waste plans. This Chapter updates the County's previous plan, which was developed jointly in 1992 with Benton County, and its subsequent updates. The 1999 guidance manual from the Washington State Department of Ecology requires that MRW plans have the following elements:

- Household and public education
- HHW collection
- Business technical assistance
- Business collection assistance
- Enforcement

5.2 Relevant Plans and Regulations

This section summarizes the Federal and State plans and regulations that govern or affect management of HHW and SQG hazardous waste and notes, purely for information, Federal and State regulation of certain generators, transporters, treatment and storage facilities, and sites related to hazardous wastes. These generators, transporters, treatment and storage facilities, and sites do not fall under the authority of this plan.

5.2.1 Beyond Waste Plan

As discussed in Chapter 4, Franklin County is guided by Ecology's Beyond Waste Plan (2004), which presents a long-term strategy for systematically eliminating wastes and the use of toxic substances. The vision statement from "Beyond Waste" says "We can transition to a society where waste is viewed as inefficient, and where most wastes and toxic substances have been



eliminated. This will contribute to economic, social and environmental vitality.” This involves reducing small volume hazardous materials and wastes.

The major goal of the Beyond Waste initiative is to accelerate progress toward eliminating the risks associated with products containing hazardous substances. Specifically these products and substances are used in households and in relatively small quantities by businesses. Reducing risks from these wastes and products involves more than ensuring safe handling and disposal. It also means increasing MRW recycling and reducing the use of hazardous substances in products. Reducing toxicity and waste associated with products and services, and managing products at the end of their life, are solutions that need contributions from industry, manufacturers, retailers, and consumers. Three reasons to support this goal are:

1. MRW affects everyone
2. The current management system may not be affordable for the future
3. Many opportunities exist today that will quickly allow reductions in wastes generated and elimination of the risks associated with these products and materials.

There are ten specific actions outlined in the 30 year goals for Small-Volume Hazardous Materials users (MRW and SQG). These are:

1. Prioritize substances to pursue
2. Reduce threats from mercury
3. Reduce threats from Polybrominated Diphenyl Ethers (PBDEs)
4. Develop an electronics product stewardship infrastructure
5. Ensure proper use of pesticides, including effective alternatives
6. Reduce and manage all architectural paint wastes
7. Lead by example in state government
8. Ensure MRW and hazardous substances are managed according to hazards, toxicity, and risk
9. Fully implement local hazardous waste plans
10. Ensure facilities handling MRW are in compliance with environmental laws and regulations

5.2.2 Federal Regulations

- **Resource Conservation and Recovery Act (RCRA)**, passed in 1976, is the primary federal legislation addressing solid and hazardous waste management. RCRA provides a comprehensive framework for managing solid and hazardous waste with the intent of eliminating or minimizing public health threats and contamination caused by these wastes.
- **Universal Waste Rule**, adopted by the Environmental Protection Agency (EPA) in 1995, streamlines regulation of certain hazardous wastes, including specific battery types, pesticides, and mercury-bearing thermostats.
- **Clean Air Act** regulates air pollutant emissions, establishing standards of performance for new municipal solid waste landfills and emission guidelines for existing landfills.



- **Mercury-Containing and Rechargeable Battery Management Legislation**, passed in May 1996, regulates the labeling of batteries; use of rechargeable batteries and used nickel-cadmium batteries, and prohibits the sale of mercury batteries.
- **Comprehensive Environmental Response, Compensation, and Liability Act (CERCLA)**, also known as Superfund, provides for the cleanup of sites contaminated by hazardous waste.
- **Superfund Amendments and Reauthorization Act (SARA)** was passed in 1986. SARA Title III, the Emergency Planning and Community Right-to-Know Act, established requirements related to emergency planning notification, emergency release notification, and reporting of chemical releases by industry for community right-to-know information.
- **Clean Water Act** regulates discharges to waters through: (a) the National Pollutant Discharge Elimination System (NPDES), a permit program and (b) pretreatment standards that regulate discharge to publicly owned waste water treatment facilities.
- **Federal Insecticide, Fungicide, and Rodenticide Act (FIFRA)** regulates the manufacture, use, application, and disposal of pesticides.
- **Hazardous Materials Transportation Act and the Hazardous Materials Uniform Safety Act** regulates the transportation of hazardous materials, including wastes.
- **Transportation Uniform Safety Act** regulates the transportation of hazardous materials, including wastes.
- **Safe Drinking Water Act** sets maximum contaminant levels for drinking water supplies, including surface and groundwater sources.
- **Toxic Substances Control Act (TSCA)** regulates the manufacture, distribution, use, processing and disposal of chemical substances and mixtures posing unreasonable risks of injury to human health or the environment.

5.2.3 State Regulations

Solid and hazardous wastes are regulated in Washington State through a variety of statutes and regulations, found in RCW and WAC.

- **Solid Waste Management Reduction and Recycling Chapter 70.95 RCW** regulates solid waste handling and disposal. This law requires the development of a statewide solid waste management plan and local solid waste management plans. It also requires the establishment of minimum functional standards for solid waste handling and disposal and criteria for citing solid waste facilities. This statute establishes a waste management hierarchy similar to the Hazardous Waste Management Act (below). Waste prevention and recycling are its highest priority management options and land disposal its last option.
- **Hazardous Waste Management Act (HWMA)** regulates the transportation, treatment, storage, and disposal of hazardous waste. This statute establishes a waste management hierarchy, with waste prevention and recycling as the highest priority management options and land disposal as the last option. The HWMA also defines MRW and requires local hazardous waste (MRW) plans and their implementation.



- **Dangerous Waste Regulations, WAC 173-303**, address the designation of dangerous wastes and requirements for generators, transporters, and facilities handling or managing these wastes.
- **Model Toxics Control Act (MTCA), RCW 70.105D**, provides for the identification and cleanup of hazardous waste sites in Washington State. The act assigns liability to certain parties for damages to the environment and human health, provides enforcement authority for the Department of Ecology (Ecology), and establishes penalties for failure to comply with Ecology's orders.
- **Used Oil Recycling Act, RCW 70.95I**, requires local hazardous waste management plans to include a used oil recycling element. This element must address methods to achieve the 80% household or "Do-It-Yourselfer" used oil recycling goal established in the Act.
- **Transportation Regulations.** Washington State Department of Transportation (WDOT), which adopted Federal DOT regulations, requires hazardous waste transporters to take a hazardous materials shipping and transportation safety course.
- **Health and Safety Regulations.** The Washington Industrial Safety and Health Act (WISHA), adopted from the Federal Occupational Safety and Health Act (OSHA), governs exposures to hazardous chemicals. WISHA requires employers to provide hazardous substance training and information under "worker right-to-know" laws to their employees. WISHA also requires workers who handle or come into contact with hazardous material/waste to receive special training regarding the use, management, and disposal of hazardous material/waste.
- **Washington Pesticide Control Act**, authorizes the Washington State Department of Agriculture (WSDA) to regulate the distribution, storage, and disposal of pesticides.

5.3 Other Counties'/Regional MRW Programs

HHW is handled by a variety of means in other counties in the State. A summary of MRW programs in Eastern Washington and along the Columbia River is provided in Table 5-1. In most counties there is no cost for MRW collection, however Chelan County asks for a per vehicle donation at collection events to partially off-set the program's expense. Depending upon the level of service provided by each county, collection is centered in fixed facilities, mobile facilities, or at collection events. Some counties provide all three methods of collection. All counties have developed various informational and educational materials to provide their residents. Most information provided discusses waste reduction by using less hazardous materials in the household. An example is Benton County's brochure, "Safer Alternatives," which is provided in Appendix D.

The counties provide SQGs information on collection services and assistance in proper disposal, however collection services are limited. The service levels vary from no collection to requiring that generators pay disposal costs. Only Yakima County offers free disposal service. Ecology's Coordinated Prevention Grant (CPG) funding for the match element of a county's grant does not allow for disposal costs to be paid. However, a county SWAC upon agreement can pay for SQG disposal costs.




Table 5-1 MRW Programs Reviewed

County	Household and Public Education	HHW Collection	Business Technical Assistance	Business Collection Assistance	Enforcement
Spokane (Waste to Energy Facility)	Web Site Brochures Media Exposure	3 – Fixed Facilities 7 days week 7:am – 4:30 pm Cost = \$0	Assistance Visit Call	Monthly one day Pay disposal cost	County Health Dept. and Spokane County DPW
Grant	Web Site Brochures Bi-annual news letter	Fixed Facility 3 – Collection events Cost = \$0	Call – Grant County Public Works	Informational assistance for collection	County Health Dept. and Grant County DPW
Yakima	Web Site Brochures	3 Facilities Used Oil (23 sites) Cost = \$0	Call for technical assistance and information	Same as HHW Used Oil (23 sites) Cost = \$0	County Health Dept. and Yakima County DPW
Benton	Web Site Brochures	Fixed Facility 4 Collection Events Cost = \$0	Assistance Visit Call	Pay disposal cost	County Health Dept. and Benton County DPW
Clark	Web Site Brochures	Fixed Facilities Collection Events Used Oil limit Cost = \$0 Home Collection for Seniors	Assistance Visit Call	Informational assistance only, no collection services noted	County Health Dept. and Clark County DPW




Table 5-1 MRW Programs Reviewed

County	Household and Public Education	HHW Collection	Business Technical Assistance	Business Collection Assistance	Enforcement
Walla Walla	Web Site Brochures	Fixed Facility Mon.-Sat. 8am-5pm County wide Collection Events Including seniors & disabled Cost = \$0	Call WW Public Works Dept.	Informational assistance for collection	County Health Dept. and Walla Walla County DPW
Klickitat	Web Site Brochures	3 Fixed Facilities Cost = \$0	Call	Informational assistance for collection	County Health Dept. and Klickitat County DPW
Chelan	Web Site Brochures	Collection Events Cost = \$0 (Ask for a donation of \$3 vehicle to defray some costs)	Call	Call to apply and register for a fall event (yearly) and pay for disposal costs	County Health Dept. and Chelan County DPW
Douglas	Web Site Brochures	Collection Events	Call	Yearly event Call to qualify and pay for disposal costs	County Health Dept. and Douglas County DPW



5.4 Past MRW Management in Franklin County

In 1990, the Benton-Franklin Regional Council contracted with the consulting firm Parametrix, Inc. to provide a comprehensive MRW Plan for Benton and Franklin Counties combined. The report was finished and accepted by the local jurisdictions of both Counties in 1992. Later that year, however, the two Counties could not agree on citing and funding a permanent MRW facility. Subsequently, the following year in Benton County, the governmental entities of Richland, Kennewick, and Benton County signed their own Interlocal Agreement for Household Hazardous Waste Program. Franklin County continued using the MRW plan until 1995 when the County and BDI put forth a concerted effort to provide a new MRW program. This resulted in a revision of the MRW Plan, for which a State Environmental Policy Act (SEPA) review was completed in March of 1996. The County and the Cities of Pasco, Mesa, Kalhotus, and Connell did not formally adopt the updated 1995 MRW plan, therefore the previous plan from 1992 stayed in effect.

In 1996, a permanent MRW facility was built on Dietrich Road in Pasco, which was funded by a charge on Pasco residents' garbage bill. This facility has the required financial plan for closure and an agreement for funding the facility, which states that BDI pays for the yearly operation and maintenance and Franklin County pays for the disposal costs of the material collected. Educational efforts, which previously consisted of brochures, were expanded to make the community aware of this facility. The County Health District was responsible for the enforcement and oversight of the facility and the entire MRW program, as it is today.

5.5 Current MRW Program in Franklin County

5.5.1 Household and Public Education

HHW education is an important method used to promote waste reduction and recycling, a major waste management priority in the original MRW Plan. There is ongoing improvement of public awareness and appropriate methods to reduce, recycle, and dispose of HHW.

Waste reduction involves reducing, avoiding, or eliminating the generation of wastes or toxicity of wastes. Waste reduction has been emphasized since it can reduce the costs associated with managing wastes, and the threats to public health and environment posed by hazardous wastes.

Another goal has been the proper management of targeted wastes: automobile waste oil, antifreeze, and paints. In particular, the County has emphasized opportunities for recycling these wastes.

The current education program consists of the following:

- Educational brochures (handouts in English and Spanish)
- Website (<http://www.co.franklin.wa.us>) containing HHW information
- Providing information at special events like PUD Energy Fair and Benton-Franklin County Fair



5.5.2 HHW Collection Program

5.5.2.1 Fixed Collection Facility

As explained in Section 5.4, Franklin County has a fixed collection facility where residents may drop off HHW. The facility is located at 1721 Dietrich Road in Pasco. It is open Monday through Friday from 10 am to 3 pm or by appointment by calling (509) 547-2088.

The following items are accepted at the facility:

- Paint (oil and latex)
- Wood preservatives and stains
- Adhesives and glues
- Cleaning agents
- Transmission and brake fluid
- Pesticides
- Polishes
- Motor Oil
- Gasoline
- Propane cylinders
- Aerosols
- Batteries
- Pool chemicals

Note: Explosives, asbestos, and commercial waste are not accepted at the facility

Table 5-2 presents the number of participants that have used the fixed facility between 2002 and 2006 and the costs associated with disposal, materials, and publicity. Disposal costs ranged from approximately \$1,250 to over \$5,500 over the period while the number of participants ranged from 123 in 2005 to 158 in 2006, which had the highest recorded participation level. Tables 5-3 through 5-7 list the amount of different types of MRW that was collected at the facility between 2002 and 2006.

Year	Disposal Costs (\$)	Materials, Publicity, and Other Costs (\$)	Number of Participants
2002	5,075	13,585	-
2003	1,245	-	129
2004	5,524	-	129
2005	4,394	0	123
2006	2,706	276	158

1. Employee costs were paid by BDI for all years
2. Dash indicates no information is available



Table 5-3 MRW Collected at Fixed Facilities in Franklin County in 2006

Type of Waste	Pounds Collected	Final Disposal Method
Antifreeze	2,200	Recycled
Acids/Bases	167	Treated/Solid Waste LF ¹
Pesticides	301	Other (Incineration)
Other – adhesives	1,350	Energy Recovery
Other – aerosol/pesticides	67	Other (Incineration)

1. Physical, chemical, or biological treatment prior to land filling

Table 5-4 MRW Collected at Fixed Facilities in Franklin County in 2005

Type of Waste	Pounds Collected	Final Disposal Method
Acids	501	Treated/Solid Waste LF ¹
Oil based paint	1,430	Energy Recovery
Oxidizers	163	Treated/Solid Waste LF ¹
Pesticides	601	Other (Incineration)
Other-adhesives	450	Energy Recovery
Other-aerosol/non pesticide	67	Energy Recovery
Other-aerosol/pesticide	67	Other (Incineration)

1. Physical, chemical, or biological treatment prior to land filling

Table 5-5 MRW Collected at Fixed Facilities in Franklin County in 2004

Type of Waste	Pounds Collected	Final Disposal Method
Acids	501	Treated/Solid Waste LF ¹
Bases	67	Energy Recovery
Oil based paint	917	Energy Recovery
Oil based contaminated paint	1,376	Energy Recovery
Oxidizers	326	Treated/Solid Waste LF ¹
Pesticides/Poison Liquid	902	Other (Incineration)
Other-adhesives	450	Energy Recovery

1. Physical, chemical, or biological treatment prior to land filling

Table 5-6 MRW Collected at Fixed Facilities in Franklin County in 2003

Type of Waste	Pounds Collected	Final Disposal Method
Bases (aerosol cans)	67	Energy Recovery
Oil Based Paint	1,376	Energy Recovery
Pesticide/Poison	151	Other (Incineration)



Table 5-7 MRW Collected at Fixed Facilities in Franklin County in 2002

Type of Waste	Pounds Collected	Final Disposal Method
Acids	84	Treated/Solid Waste LF ¹
Acids (aerosol cans)	67	Energy Recovery
Bases	84	Treated/Solid Waste LF ¹
Bases (aerosol cans)	67	Energy Recovery
Oil based paint	4,127	Energy Recovery
Other Dangerous Waste	450	Energy Recovery
Pesticide/Poison	751	Hazardous waste facility

1. Physical, chemical, or biological treatment prior to land filling

5.5.2.2 Used Oil, Anti-freeze, and Crushed Oil Filter Collection in Franklin County

Franklin County collects used oil, crushed oil filters, and anti-freeze at various locations throughout the County. Table 5-8 lists the amount of these wastes collected between 2002 and 2006. The County re-refines the used oil that is collected and recycles the anti-freeze. Although the Franklin County Department of Public Works (FCDPW) does not advertise collection of used oil filters, it became necessary for the County to provide for filter disposal because people often leave them at collection sites. Oil technicians bring the used filters to the FCDPW shop where they are crushed and put into a 55 gallon barrel.

Table 5-8 Pounds of Used Oil, Crushed Oil Filters, and Anti-freeze Collected in Franklin County between 2002 and 2006

Year	Used Oil ¹	Crushed Oil Filters	Anti-Freeze
2002	13,975	0	2,640
2003	141,044	0	1,440
2004	135,124	2,800	1,400
2005	169,090	1,400	1,760
2006	173,012	2,200	4,200

1. Majority of oil collected at Mid-Columbia Grange at Road 64 and Court Street

Mobile Collection Events (2007)

The County also has a mobile tail-gate collection event in Connell once a year where they collect MRW for disposal. Recent collection events were held in 2006 and 2007. Table 5-9 shows the costs of these events and the number of participants and Tables 5-10 and 5-11 provide the amount of MRW collected each year.

Table 5-9 Participation and Costs for Mobile MRW Collection in Franklin County (2006-2007)

Year	Labor Cost (\$)	Disposal Cost (\$)	Other Costs (\$)	Total Cost (\$)	Number of Participants
2006	650	860	450	1,960	13
2007	650	1,140	540	2,330	24



Table 5-10 MRW Collected at Connell Tailgate Event (April 28, 2007)		
Type of Waste	Lbs collected	Final Disposal Method
Anti-freeze	162	Recycled
Bases	20	Hazardous Waste Facility
Batteries	800	Recycled
Flammable gas	25	Hazardous Waste Facility
Oil based paint	650	Hazardous Waste Facility
Pesticides	400	Hazardous Waste Facility

Table 5-11 MRW Collected at Connell Tailgate Event (October 14, 2006)		
Type of Waste	Lbs collected	Final Disposal Method
Paint	200	Treated/solid waste LF ¹
Organic toxic	250	Treated/solid waste LF ¹
Flammable aerosols	100	Treated/solid waste LF ¹

1. Physical, chemical, or biological treatment prior to land filling

5.5.3 SQG Program (Business Technical and Collection Assistance)

5.5.3.1 Commercial Sector MRW

Franklin County originally excluded SQGs from any usage of the MRW program in the County leaving the business and commercial sectors to develop their own methods of disposing their MRW. In the original MRW Plan, there was mention of looking into a program to help SQGs with this task. After years of operation of the MRW program, Franklin County's technical staff set up an MRW pilot program for SQGs in 2007. The program focuses on those businesses classified as conditionally exempt and therefore a SQG of MRW. Informational assistance is provided by FCDPW to businesses seeking help with disposal of MRW. A collection event was held on June 22, 2007 at the FCDPW Maintenance Shop from 9 am to 12 pm. There was no cost for this event and businesses were asked to call with information about the amount and type of waste for fees and scheduling. The program requires that businesses pay the cost of waste disposal. There were no participants. The program will continue with more advertising to promote MRW awareness.

5.5.3.2 Agricultural MRW

Agricultural hazardous wastes are regulated under FIFRA and the Washington Pesticide Control Act under the WSDA. The Washington State University Cooperative Extension provides farmers and residents with information about MRW and agricultural chemical, including pesticide containers. Activities include providing written materials within the cooperative extension offices, assisting in providing information where pesticides and other agricultural products are sold, mailing information to farmers, and providing speakers to address interested groups on the topic of MRW and agricultural chemical waste management.



Residential farm homes HHW services are provided for by the County. Actual farm insecticide, fungicide, and other chemical treatment wastes are collected by the WSDA. These collection events happen yearly in adjacent counties while Franklin County holds events every two to four years. These events require pre-registration but are zero cost to the agricultural producer.

5.5.4 Enforcement

The County Health District is responsible for enforcement of solid waste regulations in the County. The Health District inspects the fixed facility and permits collection events.

5.5.5 MRW Waste Program Funding

As discussed in Section 5.4, Franklin County is responsible for the cost of MRW disposal collected at the fixed facility and at other locations in the County and the mobile events. BDI pays the operation and maintenance costs of the fixed facility. The County has a CPG from Ecology that funds 75% of the disposal cost. The County funds the remaining 25% of the cost with a 3% surcharge on garbage collected in unincorporated Franklin County. There is concern about the sustainability of the MRW program with future money available from CPGs uncertain.

5.6 Recommendations for Franklin County

Franklin County should continue its current program, including household and public education, collection, technical assistance, and enforcement. The MRW disposal service in Franklin County, provided by a unique public/private partnership with Basin Disposal, Inc., works well and should be continued. The following program enhancements are recommended.

HHW and Public Education

- Focus on waste reduction. Promote an educational approach like Benton County's "Safer Alternatives" or Thurston County's "Green Solutions" educational brochures

HHW Collection

- As the County population increases, consider tail-gate collection events in Mesa, Connell, and Kahlotus

SQG Technical Assistance

- Assist SQGs with Waste Audits (see Chapter 4 for more information)

SQG Collection Assistance

- The Commissioners of Franklin County should request that the WSDA sponsor an agricultural chemical waste collection event in Franklin or a neighboring county at least every 3 years
- The County Commissioners should encourage the WSDA to request additional appropriations from the State through the MTCA, to adequately support agricultural chemical waste collections

Financing

Ecology currently provides 75% percent of the funding necessary for MRW disposal, while the County provides the remaining 25%. It is recommended that of this 25%, the City of Pasco, which comprises approximately 75% of the County's population, fund 75% by adding a surcharge for disposal cost on their monthly billing.



It is also recommended that the SWAC enter into a new interlocal agreement for solid waste activities which includes financing MRW programs.

Program Implementation

Franklin County Commissioners should officially withdraw from their agreement with Benton County to provide joint MRW Planning and programs. The Department of Ecology's Regional Planner should be notified of this intention when it is finalized.

5.7 Program Evaluation

Corresponding with their next plan update in January 2013, Franklin County and participating cities will conduct a comprehensive review of existing services and programs. At that time, they will consider the need for additional collection services or facilities to support both the SQG and HHW programs. Services may include conducting additional collection events, enlarging the permanent facility, or contracting services to private enterprise. Franklin County will also evaluate results annually and adjust program efforts as appropriate.



6.0 Collection Systems

This chapter discusses the collection of municipal solid waste (MSW) (i.e., garbage), within the incorporated and unincorporated areas of Franklin County, including background information on how MSW collection is regulated, the legal authority that the County and municipalities have in managing collection services for solid waste, and a description of existing collection systems. Recycling is briefly addressed in this Chapter; see Chapter 4 for a complete discussion of recycling operations in Franklin County.

6.1 Regulatory Framework

MSW can be regulated by the WUTC, the County, and/or municipalities. The regulatory authority and jurisdiction for each of these entities is described below.

6.1.1 WUTC Authority (State)

The WUTC supervises and regulates solid waste collection companies. WUTC authority (Chapter 81.77 RCW and Chapter 480-70 WAC) is limited to private collection companies and does not extend to municipal collection operated by municipalities or their contractors. The WUTC requires annual revenue reports, establishes rates, and regulates service areas and safety practices.

A private solid waste collection company must apply to the WUTC for a certificate of public convenience and necessity to operate in the unincorporated areas of a county or in incorporated areas which choose not to regulate refuse collection. The WUTC grants certificates within a designated service area to an applicant based on cost data, documented need for the service, and, if the district is already served by a certified holder, the ability or inability of the existing certificate holder to provide service to the satisfaction of the WUTC. The WUTC requires annual reports showing the refuse collection company's gross operating revenue. Certificates may have terms and conditions attached and may be revoked or amended after a hearing held by the WUTC.

The WUTC conducts open meetings for public discussion of rate increase requests, or "rate cases." At these meetings, WUTC staff present their review of the hauler's request for a rate increase. Representatives of the haulers and the counties are welcome to attend and comment on the WUTC staff's findings and present other information relative to the case. Hearings are scheduled during rate cases when there are unresolved issues between WUTC staff and certificate haulers, or on other occasions when the WUTC believes a case merits formal adjudicative handling. Expert witnesses may be called to testify, or may enter as an intervening party. County governments may offer written or oral comments during all rate cases affecting certificate haulers serving county unincorporated areas.

WUTC regulation of solid waste collection companies does not include collecting or transporting recyclable materials from a drop box or recycling buy-back center. It also does not include collecting or transporting recyclable materials by or on behalf of a commercial or industrial generator of recyclable materials to a recycler for use or reclamation (Chapter 81.77.010(8) RCW). Transportation of these materials is regulated under Chapter 81.80 RCW which governs the regulation of motor freight carriers. These carriers require a WUTC permit and proof of insurance to operate in the state. If the commercial recycling hauler also possesses a certificate to operate as a solid waste company, WUTC is responsible for ensuring compliance with safety



practices. For other commercial recycle haulers, the Washington State Patrol oversees hauler traffic safety practices.

6.1.2 County Authority

The rights of counties for solid waste collection include the establishment of solid waste collection districts for the mandatory collection of solid waste (Chapter 36.58.100 RCW). However, solid waste collection districts cannot include incorporated areas without the consent of the legislative authority of the city or town.

To form a solid waste collection district, public hearings must be held and the county legislative authority must determine that mandatory collection is in the public interest. County provision of collection services can be implemented only if the WUTC notifies the county that no qualified haulers are available for a district. Under mandatory collection, a hauler may request that the county collect fees from delinquent customers.

6.1.3 Municipality Authority

Cities and towns have several options for managing solid waste collection under state law:

- The city may choose not to manage or regulate its own refuse collection services. Collection services may then be provided by the certificate hauler(s) with authority for that area under the regulation of WUTC.
- The city may require a private company to obtain a refuse collection license from the city and to conform to all city collection guidelines.
- The city may award contracts to private companies for refuse collection in all or part of the city. The contract hauler does not need to hold a WUTC certificate for that area. Usually contracts are awarded on a competitive basis to the lowest bidder.
- The city may decide to manage and maintain its own municipal collection system for all or part of its jurisdiction.

The WUTC would not have jurisdiction over the last two options (Chapter 81.77.020 RCW). State law also allows municipalities to require residents and businesses to subscribe to designated refuse collection services.



**Table 6-1 Solid Waste Collection System Characteristics
(Under State, City, and County Control)**

System	State Controlled	City Controlled			County Controlled (Solid Waste Collection District ¹)
		State authority	Contract	Municipal	
Collector	Private	Private	Private	Municipality	Private ²
Operating conditions and review authority	WUTC ³	WUTC ³	Municipality	Municipality	WUTC ³
Rate approval authority	WUTC	WUTC ⁴	Municipality	Municipality	WUTC
Subscription to collection Service	Voluntary	Voluntary or mandatory	Voluntary or mandatory	Voluntary or mandatory	Mandatory with exemption process
Billing responsibility	Collector	Collector	Municipality or collector	Municipality	Collector ⁵

1. Only in unincorporated areas, or in incorporated areas with consent of the legislative authority of the city or town.
2. If no certificated hauler can provide service, the county may provide service.
3. Although municipal governments can adopt service level ordinances, the WUTC is the authority charged with enforcing compliance.
4. City has authority to include licensing tax.
5. County must collect fees if users are delinquent.

6.2 Collection Systems in Franklin County

BDI, Inc. is the only solid waste management company providing collection in the County. BDI contracts with the incorporated areas of the County, where collection is mandatory, and provides optional service for residents in unincorporated areas. In both incorporated and unincorporated Franklin County, BDI collects MSW in trucks and takes it to their transfer station located in Pasco (1721 Dietrich Road) after which it is long-hauled to Finley Buttes, Oregon for final disposal. Table 6-2 summarizes collection services in Franklin County.

6.2.1 Incorporated Franklin County

As discussed previously, each city has the right to regulate its own solid waste collection services. Currently there are no participating jurisdictions within the County that provide their own solid waste collection. The cities of Connell, Mesa, Kahlotus, and Pasco directly contract with BDI for residential and commercial services within their designated incorporated city limits. All cities require mandatory collection within their jurisdictions. The service is provided through the contract or franchise agreement with BDI and each city. The rates are set by the cities through their contract(s) with BDI. Current solid waste collection rates for cities within the County vary little. The general single unit residential cost of monthly collection, picked-up weekly for a 90+ gallon polycart is approximately \$15.00. This collection rate includes the



polycart container rental fee. Commercial pickups are also provided by BDI. The collection system is automated, thus providing more cost-effective collection. Because service levels are adequate and measures have been taken to minimize cost increases, no deficiencies are identified.

6.2.2 Unincorporated Franklin County

As with most unincorporated areas, collection services in rural Franklin County are voluntary, not mandatory. All unincorporated areas in the County are covered by the WUTC certificate holder franchise (BDI); there are no solid waste collection districts. The unincorporated areas of the County are encompassed under one WUTC certificate (Certificate G-118) with curbside pickup available. Rates for these areas are approved by the WUTC. Residents in unincorporated areas may also self-haul their waste to the BDI transfer station on Dietrich Road in Pasco. There are no drop boxes or landfills in the County for MSW. Currently, service levels to these more rural areas are adequate, provided through certified BDI or by self-hauling waste.

Although county authority to collect solid waste in the unincorporated areas is limited, counties have the legal authority to assess fees on collection services provided in those areas. Presently, Franklin County includes a surcharge tax on garbage collected in the unincorporated portions of the County. RCW 36.58.045 authorizes counties to assess such fees to fund administration and planning expenses associated with solid waste management.

6.3 Needs and Opportunities

6.3.1 Criteria for Determining Needs and Deficiencies

The basic determining criterion for solid waste collection needs is the availability of service to all residents of the County. BDI service is available to all residents within Franklin County. Other issues that may arise, such as fairness of rates or quality of service, are managed by the WUTC for certified haulers and by the cities managing contracted services. Level of service is therefore dependent on how the WUTC and municipalities negotiate or regulate the service.

6.3.2 Future Needs

Franklin County's future waste and recycling collection needs are driven by population changes and changes in regulations.

6.3.2.1 POPULATION

The future demand for waste and recycling collection services will increase based on population growth in the County. Table 6-3 shows Franklin County's estimated population in 2005 and projected population in 2030. Population is expected to increase everywhere in Franklin County except for unincorporated areas, which are expected to lose population. As stated in Chapter 3, based on Ecology's waste generation rate of 7.8 lbs/day/person, Franklin County's population of about 94,500 people in 2030 would generate approximately 134,500 tons of waste. This amounts to a 56% increase in waste over the planning period. This increase in waste generation will result in a greater need for waste collection services but is not expected to change how waste collection is provided in the County. Historically BDI has been able to adjust to any change or shifts in waste stream origination without difficulty. Ensuring that all residents have refuse collection does not appear to be a problem in the planning period.

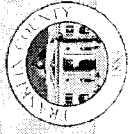


Table 6-2 Summary of Collection Services in Franklin County

City	Estimated Population (2007)	Number of Residential Accounts	Number of Commercial Accounts	Type of Service	Collection Rates ¹	Mandatory Waste Collection	Fees
Connell	3,395	617	100	Residential and Commercial	City ²	Yes	3.6%
Kahlotus	233	77	7	Residential	City ²	Yes	3.6%
Mesa	467	117	12	Residential	City ²	Yes	3.6%
Pasco	46,881	11,801	1,075	Residential and Commercial	\$15.00	Yes	3.6%
Unincorporated	11,348	5,113	495	Residential and Commercial	\$17.85	No	3.6% And 3.0% to Franklin Co.

1. Rates are the monthly charge for the 90+ gallon container.
2. Billing is completed by the City.

Table 6-3 Population and Population Density in Franklin County in 2005 and 2030

Location	Land Area 2000 (sq. mi.) ¹	Population 2005	Population Density 2005	Urban Growth Area 2000 (sq. mi.) ¹	Population 2030 ²	Population Density 2030 ³
Connell	6.74	3,200	475	11.61	6,795	585
Kahlotus	0.37	220	595	4.24	466	110
Mesa	1.66	440	265	2.27	849	374
Pasco	33.85	44,190	1,305	44.00	75,459	1,715
Unincorporated	1223	12,305	10	N/A	10,765	9
Franklin Co.						
Total	1,265	60,355	48	N/A	94,324	75

1. Land Area and urban growth area according to the 2000 US Census.
2. Year 2030 population projection from the Benton-Franklin County Comprehensive Plan.
3. Population density in 2030 was calculated using the urban growth area from the 2000 US Census for Connell, Kahlotus, Mesa, and Pasco. The land area from the 2000 US Census was used to calculate population density for the Unincorporated areas of Franklin County and for the County as a whole.



As population increases in all but the unincorporated areas, so will population density. Changes in population density will affect the cost and efficiency of waste collection. Increased population density could justify a change in recycling service levels. As stated in Chapter 4, Oregon law requires urban areas with 12,000 or more residents that export waste to Oregon to have curbside recycling services or an equivalent level of service. Based on a review of other Eastern Washington cities, population densities of greater than 1,500 people/square mile is another threshold above which curbside recycling could be considered. This would result in an increased level of service and an increased cost.

6.3.2.2 REGULATORY CHANGES

Future regulatory changes could also affect Franklin County's future waste or recycling collection needs; however there are currently no anticipated regulatory changes that would affect collection in the County.

6.3.3 Options for Consideration

The following options for changes to waste and recycling collection in the County were considered by the SWAC during the planning process. The final recommendations are presented in Section 6.4.

6.3.3.1 COUNTY (UNINCORPORATED)

As discussed previously, statutory restrictions imposed upon counties by RCW 36.58A limit a county's authority with respect to solid waste collection. A county currently may provide collection services itself or through direct contract only if no qualified private company is willing or able to do so. In addition, a county may not provide service in an existing certificated area unless it acquires rights by purchase or condemnation. Except in the circumstances stated above, the county is prohibited from directly managing or operating solid waste collection systems. It is unlikely that such a combination of circumstances would ever occur within Franklin County. Although such changes are not likely, the County could consider service-level ordinances in the 20 year planning period.

Service-level ordinances can establish the types and levels of services to be provided to both residential and nonresidential customers. Prior to adoption, a service-level ordinance option needs to be included as part of a county's solid waste management plan. The following are different service-level changes the County can consider.

Change Recycling Service Levels to Capture More Households

The WUTC requires certificate holders to implement the provisions of the waste reduction and recycling element of a comprehensive solid waste management plan. As discussed earlier, the County has established a minimum population of 12,000 to receive curbside recycling or an equivalent. The County could consider lowering the population requirement as a means to offer more recycling services in certain areas. Recycling could be mandatory at the point of collection and co-mingled collection, as described in Chapter 4, could be an option for collection of recyclables.

Establish Collection Districts

The County could designate areas within the County as collection districts. Likely candidates would be Eltopia, Merrill's Corner, or similar areas where there is significant residential and commercial activity. Service level changes could include curbside recycling, mandatory waste collection, and rate structures.



Change Rate Structure

Within the County or collection districts, if designated, customers could be charged rates by volume or by weight. These rate structures could be considered as an incentive to reduce MSW. By changing to a weight based payment system, collection vehicles would require scales and a system for recording each ratepayer's weight. Changing to a volume based system would require ratepayers to pay by volume collected based upon a predetermined price per container (i.e. 90 gallon container = \$16.00 and 30 gallon container = \$12.00).

6.3.3.2 MUNICIPALITIES (INCORPORATED)

Incorporated cities within Franklin County exercise contractual agreements with BDI. Each city requires mandatory collection of MSW for residential and commercial ratepayers. However, it is very unlikely that any city would provide collection services of its own within municipal boundaries for many reasons including initial startup costs, ongoing operation and maintenance of equipment, along with costs to provide for the transfer and disposal of wastes. The following are options municipalities could consider over the 20 year planning period.

- Rates can be set by any incorporated city within the county. Each city negotiates the rates (commercial and residential) with BDI. A city may wish to negotiate a rate with BDI either based upon weight or volume.
- Service levels can be changed to require curbside recycling within an urban level like Pasco. As population densities increase, the economies of scale reduce the curbside recycling costs. Threshold levels like 1,500 to 2,000 people per square mile could serve as a determining point for providing curbside recycling.
- Curbside service could be co-collected with MSW, offering some savings to the ratepayer. These co-mingled recyclables would still have to be sorted at the time of transfer from the collection vehicle. Within the municipalities of Eastern Washington requiring curbside recycling, the average cost to the rate payer is approximately an additional \$4.00 to \$7.00 per month in 2007.

6.4 Plan Recommendations

The following are recommendations to the SWAC regarding MSW collection:

- The SWAC should not make any changes to the County's level of service for collection during the next five years. Current level should be assessed on a five year basis to insure their adequacy. The service provider is encouraged to participate as a partner in all future collection and recycling planning.
- The County should consider curbside recycling when the County population reaches 100,000.
- The County supports the UTC regulatory framework because of the many benefits it offers to a primarily rural based collection system. Any additional collection options that may be considered feasible will be investigated within the framework of the UTC system.



7.0 Transfer and Disposal of Waste

7.1 Introduction

Transfer stations are facilities that provide intermediate storage and/or processing prior to final disposal. As defined in RCW 36.58.030, a transfer station is a “staffed, fixed supplemental facility used by persons and route collection vehicles to deposit solid wastes into transfer trailers for transportation to a disposal site.” Transfer stations provide an economic way to link local collection programs with final disposal by consolidating many smaller loads into larger loads for hauling to a final disposal site.

In areas without a transfer station, a drop box facility often serves the same purpose. Chapter 173-350 WAC defines a drop box as “a facility used for the placement of a detachable container including the area adjacent for necessary entrance and exit roads, unloading and turn-around areas. Drop box facilities normally serve the general public with loose loads and receive waste from off-site.”

Waste is transported from transfer stations and drop boxes to the final disposal site, which for waste generated in Franklin County is the landfill located in Morrow County, Oregon.

7.2 Regulatory Framework

Ecology regulates the design and operation of transfer stations and drop boxes under chapter 173-350 WAC, solid waste handling standards. Prior to 2003, Ecology regulated transfer stations under chapter 173-304 WAC, minimum functional standards for solid waste handling; however Ecology revised these standards based on the EPA’s promulgation of the Solid Waste Disposal Facility Criteria (40 CFR Parts 257 and 258) in October 1991. Chapter 173-350 WAC updated the operating and environmental monitoring requirements for solid waste handling facilities, amongst other changes. Counties may site and operate transfer facilities or may contract this service to a provider. Transfer stations are required to obtain a solid waste permit from the jurisdictional health district.

In Washington State, landfill design and operations are regulated under Chapter 173-351 WAC, however Franklin County does not currently have an operating landfill. Instead, waste from the County is exported out of state to Oregon. As discussed in Chapter 4, Oregon law requires that a city exporting waste in excess of 75,000 tons per year or cities of 4,000 or more people have a certified recycling program that meets the requirements of Division 91-0030 of the Oregon Administrative Rules (OAR).

7.3 Waste Transfer and Disposal Goals

Franklin County has established a goal of safely and cost-effectively transporting waste and recyclables, and ensuring adequate landfill capacity for future waste disposal over the 20-year planning period.



7.4 Waste Transfer and Disposal in Franklin County

7.4.1 Municipal Solid Waste

Abandoned Landfills in Franklin County

Prior to its closing in 1993, the Pasco Sanitary Landfill (operated by PSL, Inc.) was located approximately 1.5 miles northeast of Pasco, Washington near the intersection of Kahlotus Road with U.S. Highways 12 and 395. The landfill, which began operating in 1958, was listed on the federal National Priority List of hazardous waste sites (or "Superfund List") in 1990 after groundwater monitoring tests showed that volatile organic compounds (VOCs) had been released from the facility. Between 1972 and 1974, over 30,000 drums of bulk chemical waste had been disposed of at the site, leading to this contamination. Since the closure of this landfill, there has not been an operating landfill in the County.

Additional small, private solid waste "dumps" were once located in or around Mesa, Kahlotus, Basin City, Eltopia, and Road 68 in Pasco. All of these sites were closed prior to 1994.

Current MSW Transfer

Franklin County has one transfer station that accepts waste from the entire County. There are no drop boxes in Franklin County. The transfer station is operated by BDI and is located at 1721 Dietrich Road in Pasco. Waste is collected throughout the County by BDI, the only entity providing collection in the County, and is brought to the transfer station or residents may self-haul their waste directly to the transfer station. The transfer station also accepts regional waste from areas of Benton County, Walla Walla County (primarily from Prescott and Waitsburg), and Columbia County (primarily from Dayton) where BDI also provides service. Table 7-1 provides the amount of waste the Pasco transfer station received from each County from 2002 to 2006.

County	2002	2003	2004	2005	2006
Franklin	68,989	70,462	81,401	65,568	86,058
Benton	28,460	30,383	36,566	48,128	34,098
Walla Walla	9,854	10,098	8,926	9,924	10,196
Columbia	1,834	1,702	3,292	3,198	3,360
Total	109,097	112,645	130,185	129,818	133,712

After trucks complete their routes to pick up waste, they arrive at the transfer station, provide their route number, and are weighed. The truck then drives into the transfer station and unloads waste onto a tipping pad. Employees working on the tipping pad remove timber, metal, and recyclables from the waste. The waste is then loaded into a drop chute for compaction. The compacted waste is transferred into a covered trailer, which is later hauled to the landfill in Oregon.

The transfer station, which has a capacity of accepting 1,200 tons of waste per day, currently accepts approximately 500 tons per day (the transfer station generally operates 5 days a week, or about 260 days a year). Based on projected population growth and an assumed waste generation rate, the transfer station is projected to have enough capacity to accept waste throughout the 20-year planning period. The projected Franklin County population in 2030 is



94,324 people. Using Ecology's waste generation rate of 7.8 pounds per person per day, it is estimated that the waste generation in Franklin County in 2030 would be approximately 428 tons per day (the transfer station operates 5 days a week). As shown in Table 7-1, imported waste from other counties account for 36% of waste accepted at the transfer station. Assuming that imported waste continues to account for 36% of the waste in the transfer station, it is projected that the transfer station would accept approximately 940 tons per day of waste in 2030. There would be a small amount of additional waste from residents who self-haul.

Current MSW Disposal

All waste accepted at the transfer station is exported outside of the County to the Finley Buttes Landfill in Morrow County, Oregon for disposal. The landfill, which is owned by Waste Connections, is located 10 miles south of the town of Boardman, Oregon (Sec. 05, T2N, R26E) and can be accessed by highway, barge, or rail. Waste from the Pasco transfer station is long-hauled to the landfill, which is a distance of approximately 55 miles (transfer by truck is generally considered the most cost-effective option for distances of less than 100 miles). The landfill is operated under Oregon Department of Environmental Quality (ODEQ) Solid Waste Disposal Permit No. 394. The landfill is currently permitted to have a 90 million ton capacity for MSW. It is estimated to have enough capacity to continue to accept waste for at least the next 20 years.

BDI also transfers a small amount of waste out of Franklin County (approximately 50 tons per year) to a transfer station in Prosser, Washington (Benton County). This waste is then transferred by truck to a landfill run by Allied Waste in Roosevelt, Washington (Klickitat County). This occurs when a customer has a special relationship with Allied Waste and requests that BDI ship their waste to this landfill because they have a special arrangement with the landfill, a special waste permit, or similar situation. Residents who self-haul their waste also export a small amount of waste from Franklin County. For example, some residents from Franklin County take waste to the Horn Rapids Landfill in Richland, Washington. The amount of waste exported rather than taken to the transfer station is considered to be very small, and is therefore not tracked by neighboring counties.

As discussed previously, in order for a city of 4,000 or more people to import into Oregon, or for a city to export greater than 75,000 tons of waste per year into Oregon, the city must have a certified recycling program according Oregon law. Franklin County is in compliance with this regulation with its drop box recycling program. See Chapter 4 for more information about recycling in the County.

7.4.2 Recycling

As discussed in Chapter 4, recycling operations in Franklin County are operated by BRI, a division of BDI. Drop boxes are maintained throughout the urban and rural areas of the County for residents to take their recyclables. Recyclables collected from the drop boxes are taken to the recycling facility, located at the Pasco transfer station. Once collected, recyclable materials are taken from the recycling center and hauled into bigger markets, generally in Portland or Seattle.

7.4.3 Moderate Risk Waste

As discussed in Chapter 5, MRW is collected at various collection events throughout Franklin County and at the MRW facility located at the Pasco transfer station. BDI operates the MRW facility while Franklin County pays for the disposal costs of the material collected. MRW



materials are disposed of by an environmental company that contracts with the County. MRW defined as “hazardous” under Oregon law may not be disposed of at the Finley Buttes Landfill where Franklin County hauls its MSW.

7.5 Options for Transfer/Disposal

The following are options the County could consider to expand transfer services in the County.

Staffed or Partially Staffed Drop Box

The County could consider siting staffed or partially staffed drop boxes in the County¹. The benefit of such a drop box is that, if located in the central or northern part of the County, it could serve the needs of area residents that already self-haul or that wish to self-haul. Because the transfer station is in Pasco, which is in southern Franklin County, it is not convenient for northern County residents to self-haul. The availability of a drop box could also reduce the likelihood of illegal dumping or disposal of waste. The cost of a drop box would be approximately \$60,000 to \$75,000 for the actual container and the accompanying construction (not including labor and operation and maintenance costs).

New Transfer Facility

A new transfer facility could be built in the County to achieve the same benefits as adding drop boxes in the northern part of the County. Due to the fact that the current transfer station has sufficient capacity for current and projected waste, a drop box could provide the same benefits at a much lower cost.

New Landfill

A landfill could be sited in the County rather than hauling waste to the Finley Buttes Landfill. A County landfill would reduce the cost of hauling waste out of state and would allow the County or local business to have control over disposal operations. The cost of siting and permitting a new landfill in the County, however, makes this option unlikely. In addition, given the large capacity of the Finley Buttes landfill, the County does not need additional disposal options.

7.6 Recommendations

The following are recommendations to the SWAC regarding waste transfer and disposal:

- No new transfer station should be built during the planning period. The current transfer station is sufficient to handle current and projected waste throughout the planning period.
- The County should consider building a partially staffed drop box facility in Connell to accommodate residents in the northern part of the County. This would provide a cost-effective way to make self-haul convenient for residents in the area.
- Franklin County should continue to export waste to the Finley Buttes landfill in Oregon because it is currently the most cost-effective method of disposal and the landfill has adequate capacity throughout the planning period and beyond.
- No landfills should be considered during the planning period. Siting and permitting a landfill in the County is currently unnecessary and not feasible given the costs of a new landfill and the permitting process.

¹ A partially staffed facility would have employees working at the facility during the facility's business hours.



8.0 Solid Waste Processing Technologies

8.1 Introduction

Energy recovery and incineration (ER/I) provides a method of reducing volumes of waste while generating usable energy. WAC 173-350 (Solid Waste Facilities) defines energy recovery as “the recovery of energy in a useable form from mass burning or refuse-derived fuel incineration, pyrolysis or any other means of using the heat of combustion of solid waste that involves high temperature (above twelve hundred degrees Fahrenheit) processing.” Incineration is defined as “reducing the volume of solid wastes by use of an enclosed device, using controlled-flame combustion.” Energy recovery, whether through incineration or another process, does not eliminate the need for landfilling but reduces the volume requirements. The state of Washington has ranked incineration equal in priority with landfilling.

The process of recovering energy from municipal solid waste is primarily practiced in areas where the opportunity for landfilling or other disposal methods has been very limited. To provide a cost-effective source of energy, ER/I facilities (also called waste-to-energy [WTE] facilities) are generally located in more populous regions where large volumes of solid waste are generated. In sparsely populated regions, the small total volumes of solid waste generated do not provide a large enough quantity of potential energy material to make development of a WTE facility practical. As a result, energy recovery is rarely associated with small incinerators (those burning less than 250 tons per day). Medium and large MSW incinerators, however, can install larger boilers which will generate steam that can then be used to generate electricity, power industrial processes, or provide heat.

Incineration can also be used to effectively dispose of some special waste streams that otherwise would require special processing prior to landfilling or perhaps would not be acceptable in a landfill at all. Wastes with this potential include tires, certain agricultural wastes, sludges, and some industrial and institutional wastes.

The drawback of ER/I facilities is that the incineration of certain materials can negatively impact air quality. When operating a WTE facility, there must be a careful examination of which wastes are acceptable for processing by the facility. Batteries, transformers, certain industrial wastes, household hazardous wastes, and infectious wastes can all cause air quality concerns. Other materials such as automobiles, non-combustible demolition waste, liquid sludges, machinery, and non-burnable commercial and industrial wastes are also unacceptable to the WTE process.

There is currently no ER/I facility in Franklin County. This Chapter discusses the opportunity for implementing energy recovery technologies in the County over the planning period.

8.2 ER/I Technologies

ER/I facilities may use either mass burning systems, refuse derived fuel (RDF), or plasma arch. Each of these technologies is discussed below.

8.2.1 Mass Burn Incineration

Mass burning systems involve feeding mixed municipal solid waste (MMSW) into a furnace or boiler without mechanically separating or preparing the waste in any way. This process burns MSW without pre-processing at a very high temperature, leaving an ash by-product. To



produce useful energy, a boiler is installed to remove heat or to generate electricity. Hog fuel boilers are also a type of incinerator designed for a specific type of feedstock. Hog fuel boilers are common in the wood processing industry utilizing sawdust and wood scraps for fuel.

There are two basic types of furnaces used in mass-burn plants: refractory lined excess air incinerators; and water well incinerators.

When pre-processing of waste is performed, it is generally to remove large items, recyclables, and/or toxic-producing metals. By-products of mass burn technology are pre-processed materials (recyclable and bypass waste), energy, and ash.

8.2.2 Refuse Derived Fuel

In prepared fuel systems, MMSW is mechanically separated and processed to make refuse-derived fuel (RDF), either as a supplemental fuel for an existing furnace-boiler or to be used alone in a dedicated furnace-boiler. RDF technologies process solid waste before it is incinerated. Processing is performed to make the fuel more compatible with conventional boiler systems such as hog burners or coal-fired boilers. Processing generally involves removal of recyclables, reducing particle size, controlling moisture, removal of inert material and other material not suited for RDF. End products of an RDF system include bypass materials (wastes not suitable for RDF), recyclable materials, and the RDF fuel which is ready for combustion.

8.2.3 Plasma Arc

Plasma Arc is the process of decomposing materials with heat in an oxygen deficient atmosphere, to produce gaseous or liquid fuels. These fuels can then be burned directly or processed, and then supplied to an internal combustion engine. The end product of pyrolysis is much more compatible with a variety of conventional burners than RDF.

In a pyrolytic gasification facility, waste is pre-processed to remove materials that cannot be decomposed, such as metals. The heat then reduces the waste into basic components: gases (methane, ethane, hydrogen, carbon monoxide); liquids (pyro-oil and tar); and solids (char and carbon black). The hot gases can be processed into a fuel or blown into an incinerator where combustion takes place. Solid residues remaining are disposed of at a landfill.

Plasma Arch technology is still in the development stages. If it proves to be commercially viable, it does have the advantage of reducing air pollutants during the process because it achieves more complete combustion.

8.3 Existing Conditions

As discussed in Chapter 7, all waste from Franklin County is exported to a regional landfill in Morrow County, Oregon. ER/I is not currently used in Franklin County and waste exported from the County is not processed by ER/I technologies. Energy recovery from municipal solid waste should remain a future consideration for Franklin County, however. Changing conditions such as increasing hauling costs or more stringent regulatory requirements could result in the County's present waste exportation system becoming less cost-effective. In addition, the introduction of ER/I technology would provide energy from the County's waste stream, reduce the volume of waste requiring landfilling, and would provide an opportunity to recover recyclable materials during pre-processing.



8.4 Options for ER/I in Franklin County

The most promising option for ER/I in Franklin County is likely the MSW mass burn operation even though the plasma arch shows promise. Plasma arch technology is still being demonstrated. ER/I burning of biomasses will provide additional fuel sources to produce power. Biomass used in the process includes field residues, animal wastes, forest thinning residue, food packing, food processing, animal processing, and municipal wastes. A large amount of biomass is available regionally for ER/I, making a regional biomass pyrolysis facility an option for consideration. Table 8-1 provides the amount of biomass available in tons per year from Franklin County and surrounding counties and the amount of energy in millions of kilowatt hours that the biomass could produce. Of the seven county total of 2.24 million tons of biomass per year, Franklin County accounts for nearly 675,000 tons per year. The seven counties combined account for approximately 35% of the total biomass available from all the counties in eastern Washington.

County	Biomass (tons/year)	Energy (million kWh)
Adams	230,562	200
Benton	204,920	174
Columbia	76,008	66
Grant	350,434	284
Walla Walla	249,860	211
Whitman	453,537	395
Franklin	674,858	592
Seven County Total	2,240,179	1,922
Eastern Washington Total	6,449,190	5,755

Source: Ecology's Biomass Inventory and Bioenergy Assessment, 2005 (publication #05-07-047)

Franklin County is an ideal location for an ER/I facility because it is centrally located within the region. There is excellent transportation by rail or highway systems to south county area (Pasco) or the north county area (Connell).

8.5 Recommendations

Although Franklin County's current method of waste disposal is sufficient for the 20-year planning period, methods of ER/I should be considered. The implementation of ER/I technology could create a sustainable energy source, help meet state priorities of reducing dependence on fossil fuels, and would decrease the amount of waste requiring disposal. The following are the consultant's recommendations to the SWAC:

- Franklin County and the SWAC should evaluate processing technologies if transfer or disposal systems change substantially.
- Franklin County and the SWAC should evaluate processing technologies if political, economic, and technical feasibilities change substantially.



9.0 Special Wastes

9.1 Introduction

The solid waste stream in Franklin County includes categories of wastes that may require special handling, or may not be suitable for disposal directly into the transfer station or a landfill because of their physical characteristics or composition. These special wastes are usually managed separately from MSW. Special wastes identified in Franklin County and discussed in this plan are:

- Agricultural wastes
- Appliance/white goods
- Asbestos
- Biomedical wastes
- Construction and demolition wastes
- Disaster debris
- Electronic wastes
- Petroleum-contaminated soil
- Septage and street wastes
- Tires

This chapter describes the current management of these wastes and provides recommendations to ensure special wastes are properly handled and disposed of. Solid waste plans do not address wastes such as low-level radioactive wastes and biosolids. There may be other items for the special waste category but they have not been identified in Franklin County. Further details about the SWAC's prioritization of special waste streams are provided in Appendix E.

9.2 Agricultural Wastes

WAC 173-350 defines "agricultural wastes" as "wastes on farms resulting from the production of agricultural products, including, but not limited to, manures and carcasses of dead animals weighing each or collectively in excess of fifteen pounds." Agricultural wastes consist of three general types of wastes: crop wastes, livestock wastes, and agricultural chemicals. Crop wastes include residues from grain, hay, vegetables, seed crop production, and trimmings from fruit trees. Livestock wastes include manure and animal carcasses. Agricultural chemical wastes are composed primarily of empty agricultural chemical containers and banned or unused agricultural chemicals.

9.2.1 Existing Conditions

Most agricultural waste generated in Franklin County never enters the Municipal Solid Waste stream. Instead, this waste is most often disposed on-site. The three principal methods for disposing of agricultural wastes on-site are:

- Land application (manure and crop residue)
- Limited burning (trimmings and crop residue)
- Use as animal feed (crop residue)



The amount of agricultural waste generated in Franklin County is difficult to determine because most agricultural wastes are currently disposed on-site. Information is available through the WSU Cooperative Extension on the specific types and quantities of livestock that produce wastes or for farm acreage and crops being cultivated in the county and cities is available through the WSU Cooperative Extension. Given the rural nature of Franklin County, the potential exists for the generation of significant amounts of agricultural waste. Benton Franklin Health District (BFHD) records from the past five years indicate that agricultural wastes are being managed properly in Franklin County. BFHD has only responded to four complaints involving improper disposal of agricultural wastes during this period.

9.2.2 Enhancement Options for FCSWAC Consideration

To enhance the current management of agricultural wastes, the County could investigate options for the beneficial reuse of biomass and the feasibility of developing a facility for the production of bio-fuels or bio-power, as discussed in Chapter 8. Many advantages exist for this option. There is over 2.25 million tons of biomass material estimated to be available in Franklin County and six adjoining counties. Another advantage of this option is the relatively low transportation costs for agricultural biomass to a local site in the County. The biomass can also be mixed with MSW for fuel, but the high costs of doing so have prevented this from being a reasonable option. Costs for disposal of MSW are \$50/ton and \$110/ton for use in incineration (waste to energy). There are new burning technologies that allow for cleaner burning for energy generation. The potential of forming public-private partnerships in this area is significant. In Benton County, the Port of Benton has entered into such an agreement. They have put together a grant from the Washington State Community Economic Revitalization Board (CERB) to involve partners Pacific Northwest National Laboratory (PNNL), Fruit Smart, and REL Associates in the production of biomass pellets for incineration and power production. The Department of Agriculture should continue to aid in the monitoring and regulation of agricultural waste disposal.

Agricultural Wastes

Priority Rated by SWAC

- 1 BFHD to continue to monitor and regulate agricultural waste disposal
- 2 FCDPW to provide technical assistance and education as necessary
- 3 FCSWAC to: 1) form an exploratory committee on biomass/energy; 2) seek a grant to conduct feasibility study; and 3) implement as appropriate, incorporating lesson learned from the Benton County process.

9.3 Appliances/White Goods

Large household appliances, also known as “white goods,” are included under the definition of “bulky waste” in WAC 173-350 and are defined as enamel-coated appliances, such as washing machines, water heaters, clothes dryers, stoves, refrigerators and freezers. White goods are easily recycled after an appliance has been stripped of insulation, plastic, glass, non-ferrous metals, chlorofluorocarbons (CFCs), hydrochlorofluorocarbons (HCFCs), and other



contaminants. Most of the material in white goods is recyclable, but environmentally threatening components, such as Polychlorinated biphenyls (PCBs) -contaminated capacitors in older appliances, mercury-containing switches, and oil-filled compressors, can cause environmental contamination when damaged. These items present a special handling and disposal problem. The kinds of hazardous materials contained in an appliance vary depending on the type of appliance and when it was manufactured. Appliances are easily recycled after all hazardous material is removed by certified specialists. The hazardous materials are then handled and disposed of in accordance with moderate risk waste procedures.

9.3.1 Existing Conditions

There are a number of companies in Franklin County and the neighboring counties that are certified to remove CFCs and HCFCs. These companies charge a purging fee for each appliance serviced. Additional charges for reuse or disposal are added on to the price after purging. A number of appliance retail outlets have “take-back” programs, whereby the store picks up a customer’s old appliance as they deliver the new appliance. Many retailers providing this service charge an additional fee for the collection and disposal of a used appliance.

Current handling of appliances for recycling in Franklin County is adequate. In the past 5 years there has only been one complaint investigated by BFHD for illegal dumping of white goods/appliances. There are two major recyclers of white goods. Only one recycler can remove the CFCs and HCFCs. However, there are four appliance maintenance companies that are certified to remove CFCs and HCFCs. All of these companies are located in the City of Pasco. Within the greater regional area of the Tri-Cities, there are many other businesses providing this service.

9.3.2 Enhancement Options for FCSWAC Consideration

The County could consider a yearly collection event of white goods to encourage their proper disposal. Such an event could occur in conjunction with another event located near the City of Pasco to increase participation. Such an event, however, could have high costs due to the cost of equipment, manpower, advertisement, and proper disposal of any CFCs and HCFCs. The transportation costs would be minimal if the event were close to the City of Pasco and therefore close to companies certified to handle CFCs and HCFCs. Other counties in Eastern Washington have offered similar one day yearly white goods/appliances collection events, including Chelan County, which charges a \$5.00 fee to offset some of the cost.

Appliances/White Goods Priority Rated by SWAC

- 1 Continue to support existing framework of managing, recycling and disposal practices
- 2 Continue to monitor illegal dumping
- 3 Support yearly collection event of white goods (perhaps in conjunction with another event if located near the City of Pasco) and promote awareness of BDI’s white goods pickup policy and its availability.



9.4 Asbestos

Asbestos is defined in 40 CFR Part 61, SWAPCA 476 and WAC 296-65, as the term for a group of highly fibrous minerals that readily separate into long thin microscopic fibers. The fibers are heat resistant. They are also chemically inert and possess a high electric thermal insulation.

When asbestos-containing material (ACM) becomes easily crumbled by hand pressure, it is called friable and dangerous because it can release asbestos fibers into the air. Likewise, cutting or sanding of non-friable ACM can release asbestos fibers into the air. Friable asbestos fibers are a known carcinogen, which can cause lung cancer and other disabling and fatal diseases. When inhaled, the fibers are considered a carcinogenic air pollutant. Because pure asbestos was rarely used, the waste material of actual concern here is any material that contains asbestos in quantities greater than one percent and that is friable.

Federal regulations governing handling, transportation, and disposal of ACM are known as the National Emissions Standards for Hazardous Air Pollutants (NESHAP) (40 CFR Part 61). The main requirements for asbestos disposal include: standards for covering the waste, maintenance of waste shipment records, and maintenance of records concerning location and quantity of waste disposed. State regulations are identified by Ecology's Dangerous Waste Regulations (WAC 173-401-531) stating that asbestos waste, which contains 0.01% of friable asbestos, exceeds the criteria for carcinogenic dangerous waste and must be regulated. WAC 173-303-071(3)(m) exempts friable asbestos waste from regulation as dangerous wastes, provided these wastes are managed in compliance with, or in a manner equivalent to, the asbestos management standards of NESHAP (40 CFR Part 61).

Ecology's Eastern Washington Air Office in Spokane is the agency responsible for enforcing federal and state asbestos air regulations in Franklin County. Asbestos may only be removed by licensed asbestos contractors or by homeowners in small amounts. Asbestos contractors are licensed by the Washington State Department of Labor and Industries.

9.4.1 Existing Conditions

The use of asbestos was discontinued several years ago, but asbestos-containing materials can still be found in some building materials and other applications. The strategy of encapsulating asbestos is generally effective for preventing human exposure but this practice also has the unfortunate effect of delaying the removal and proper disposal of asbestos-containing materials. In other cases, asbestos-containing materials have simply not been discovered yet. Hence, even though the use of asbestos was discontinued many years ago, disposal capacity for asbestos-containing wastes will be needed for many more years. In the past 5 years, the BFHD has not reported any enforcement activities or rule violations in Franklin County.

Municipal solid waste landfills can accept non-friable asbestos wastes. They must meet acceptance and disposal procedures that are in compliance with federal, state, and local regulations. Asbestos waste generators in Franklin County can haul their waste to the BDI transfer station for disposal or to the Horn Rapids Landfill in Richland, Washington. The Horn Rapids Landfill has modified their waste policy to accept ACM (non-friable asbestos).

Current requirements allow homeowners to remove their own asbestos if they are doing the renovation/remodeling work themselves. Some homeowners may be unknowingly placing asbestos-containing materials from small remodeling projects in with their trash.



9.4.2 Enhancement Options for FCSWAC Consideration

Franklin County residents have adequate disposal options available at the Pasco transfer station or the Horn Rapids Landfill in Benton County. There is, however, a need is to provide education to homeowners about the proper handling of asbestos. Currently there is not a clean air authority available in the County to provide educational assistance to homeowners on proper removal and disposal of asbestos from a residence. FCDPW could work with Ecology to develop information and outreach strategies for asbestos, hopefully leading to greater public compliance with asbestos safe handling and disposal rules. This option would require the cost of manpower and materials.

The FCSWAC and the 2009 Solid Waste Plan could suggest an increased enforcement by the Washington State Department of Labor and Industries (L&I) or Health Department, as asbestos regulations require a written notice of intent to remove or encapsulate asbestos. Asbestos removal contractors must send a notice of intent to L&I. As noted previously in this section, the BFHD is responsible for ensuring that requirements for asbestos disposal are followed at landfills and transfer stations. More scrutiny by BFHD or L&I might improve handling and disposal practices for sites that have provided notification and for demolition sites. There would be greater costs incurred with this option due to increases in manpower.

Asbestos

Priority Rated by SWAC

- 1 Educate homeowners on proper handling methods and work with Ecology on outreach strategies
- 2 BFHD to continue to monitor illegal dumping
- 3 Increase enforcement by BFHD or L&I

9.5 Biomedical Wastes

The handling, transport, treatment, and disposal of infectious waste are regulated in some fashion by the following entities: U.S. Environmental Protection Agency, Washington Department of Ecology, Washington Department of Health, Washington Department of Transportation, Washington Utilities and Transportation Commission (WUTC), BFHD, and the National Hospital Certification Association.

Under the Medical Waste Tracking Act of 1988 (MWTA), the EPA gives states the responsibility of permitting infectious waste treatment technologies. Treatment technologies must be consistent with the requirements of Title V of the Federal Clean Air Amendments.

State law (RCW 70.95K) and administrative code (WAC 480-70-041) defines biomedical wastes to include the following:

- Animal Waste: Waste animal carcasses, body parts, and bedding of animals that are known to be infected with or that have been inoculated with human pathogenic microorganisms infectious to humans.



- **Biosafety Level 4 Disease Waste:** Waste contaminated with blood, excretions, exudates, or secretions from humans or animals which are isolated to protect others from highly communicable infectious diseases that are identified as pathogenic organisms assigned to biosafety Level 4 by the Centers of Disease Control, National Institute of Health, Biosafety in Microbiological and Biomedical Laboratories, current edition.
- **Cultures and Stocks:** Wastes infectious to humans, includes specimen cultures, cultures and stocks of etiologic agents, wastes from production of biologicals and serums, discarded live and attenuated vaccines, and laboratory waste that has come into contact with cultures and stocks of etiologic agents or blood specimens. Such waste includes but is not limited to culture dishes, blood specimen tubes, and devices used to transfer, inoculate, and mix cultures.
- **Human Blood and Blood Products:** Discarded waste human blood and blood components, and materials containing free-flowing blood and blood products.
- **Pathological Waste:** Waste human source biopsy materials, tissues, and anatomical parts that emanate from surgery, obstetrical procedures, and autopsy. "Pathological waste" does not include teeth, human corpses, remains, and anatomical parts that are intended for interment or cremation.
- **Sharps Waste:** All hypodermic needles, syringes with needles attached, IV tubing with needles attached, scalpel blades, and lancets that have been removed from the original sterile package.

All types of biomedical wastes are generated in Franklin County. Pathological waste is handled separately by transporting and disposing differently than other biomedical wastes. It is sent to Utah to be incinerated.

9.5.1 Existing Conditions

Stericycle has the only franchise issued by the WUTC to collect biomedical wastes in the State of Washington. In Franklin County the quantity and composition of biomedical waste generated is not known. While most medical facilities are informed about proper management of biomedical wastes, residential generators may not be as informed about proper management for sharps (such as waste needles). The major generators of biomedical wastes in Franklin County (Lady of Lourdes Hospital and La Clinica in the City of Pasco) dispose of their wastes through Stericycle. At this time, BFHD indicates there have been neither reported problems with biomedical wastes nor identification of biomedical waste disposed improperly in the waste stream from these facilities (Kay Rottell, Phone conversation July 8, 2008). Although no problems have been identified, a potential exists for improper disposal of these wastes. The BFHD provides a brochure on proper home disposal of syringes and lancets, and refers the medical community to Stericycle for disposal options.

9.5.2 Enhancement Options for FCSWAC Consideration

The County could provide additional education for all county households along with associated medical facilities utilized by dentists and veterinarians for the safe handling and disposal of sharps. Currently BFHD does provide some education and information. The FCDPW and BFHD could work in partnership in an effort to provide more information to public. This would



increase manpower costs and material costs initially but over the long term these costs are very minimal. This option would result in greater compliance with proper biomedical waste disposal.

In addition, the collection program could be expanded to include farmers and ranchers. For farmers and ranchers, a collection program might best be accomplished through farm supply stores, since this is where they purchase their syringes. The collection program could also be enhanced by collection events in conjunction with Household Hazardous Waste events. Such collection events would ensure that a greater number of sharps are properly disposed.

Both of these collection options would have considerable costs for manpower, equipment, and disposal of waste collected. Expertise in handling biomedical waste would be required and extra precautions would need to be taken to minimize public exposure to these wastes. It would also require coordination of the farm supply stores in a county wide program.

Another option would be to conduct a biomedical waste generator survey in Franklin County. There has been little information generated to date from those generating this particular waste. Disposal practices are not known for the resident using the present disposal system. Significant costs would be incurred for the initial survey, but it could provide information that could lead to more specific management recommendations, as appropriate.

Biomedical Wastes

Priority Rated by SWAC

- 1 Educational program for correct management of residential medical waste
- 2 Collection of sharps at a farm supply stores or collection event in conjunction with MRW
- 3 Conduct a survey and develop applicable management recommendations based upon survey results

9.6 Construction and Demolition Wastes

These are wastes generated from construction and demolition activities, including new and used building materials (wood, sheetrock, plastic sheeting and pipe, metals, shingles, etc.), concrete, and asphalt.

A recent change in regulations affecting these wastes is the replacement of Chapter 173-304 WAC by the new solid waste handling standards (Chapter 173-350 WAC). The new regulations eliminate a category of landfill that was previously allowed (“inert demolition landfills”), replacing it with inert landfills and limited purpose landfills. The primary difference between the two types of waste is that demolition waste is considered susceptible to decomposition, whereas inert waste is considered resistant to decomposition.

Regulatory options for disposal of C&D and inert wastes include:

- Use of inert waste as fill material: WAC 173-350-410 provides for use of limited amounts (less than 250 cubic yards) of inert waste as general unregulated fill material.



- Disposal in inert waste landfills: Inert landfills may only manage concrete, asphalt, masonry, ceramics, glass, aluminum, and stainless steel, as these materials are resistant to decomposition.
- Disposal in limited purpose landfills: Limited purpose landfills are available to accept many other types of wastes including industrial waste, demolition waste, problem waste, and wood waste. Design criteria for limited purpose landfills are performance based, subject to location standards, design and operating criteria, ground water monitoring, and financial assurance. Limited purpose landfill design specifications may require a liner and leachate collection system.

There is a potential for demolition waste to be classified as "dangerous wastes" and be regulated under the Dangerous Waste rules (Chapter 173-303 WAC). The following wastes are potentially regulated under the Dangerous Waste rules:

- Treated Wood: New types of treated wood are now being used, and those products are treated with copper and other less-toxic chemicals instead of the previous formulation that included arsenic and chromium. So treated wood from current construction sites is not a significant concern, but treated wood from a demolition project may contain previous type of treated wood (assuming the building being demolished was constructed prior to 2004-2005).
- Paints and Other Coatings: Potential for asbestos, mercury, PCBs, and lead.
- Plumbing and Pipes: Potential for asbestos or lead.
- Fluorescent and high intensity discharge light bulbs.
- Batteries: Potential for lead, mercury, or PCBs.
- Thermostats, Switches, and Other Electrical Devices: Potential for mercury.
- Other Potentially Regulated Building Wastes (siding, flooring, insulation, fireproofing, vinyl, plaster, wallboard, adhesive, caulk and other materials) that may contain asbestos and PCBs.

9.6.1 Existing Conditions

Whoever first declares a material to be a waste, such as a contractor or property owner, is responsible for determining if the Dangerous Waste rules apply. Sampling and testing may be necessary in many cases to determine if demolition wastes are regulated under the Dangerous Waste rules.

In Franklin County there are four major facilities for concrete and asphalt recycling and re-use that report to the Department of Ecology. In 2005 over 47,260 tons were reported by these four recyclers. The resulting product is transformed back into roadway construction products

Wood waste is diverted at the transfer station. The source of the wood waste comes from pallets, new construction (homes), and some demolition activity. This wood waste is taken to the Boise Cascade plant in Walla Walla County for burning as hog fuel in their boilers. This present disposal practice meets Franklin County's needs.

According to Ecology, there are many new programs and facilities around the state to recycle and reuse material from the construction and demolition waste stream. Asphalt and concrete collected for recycling has increased dramatically since Ecology began tracking these materials



in 1999 (2005 Annual Report). Construction and demolition related material represent about 95 percent by weight of the materials reported. Asphalt and concrete alone account for 67 percent of the total diverted materials.

There is increasing construction activity in Franklin County. The City of Pasco leads the county in building activity (Table 9-1). This indicates an increasing amount of C&D wastes being generated, as well as regular solid waste from the increased population (discussed in Chapter 3). The Office of Financial Management (OFM) for the State of Washington indicates that population expansion will remain steady in Franklin County (September 2007 Report) for the next twenty years.

Table 9-1 City of Pasco Building Permits and Construction Values

Year	Number of permits issued	Construction Value
1999	1119	\$43,203,822
2000	1176	\$48,452,712
2001	1507	\$75,840,098
2002/3	No Data	No Data
2004	2329	\$248,381,025
2005	2465	\$227,433,367
2006	2246	\$202,283,290
2007	1886	\$187,781,328

In Franklin County over the past 5 years, there has only been one enforcement action taken by BFHD because of illegal dumping of wood wastes. There are no illegal dumping sites noted for the past 3 years. However, within the general region, there have been some numerous instances of illegal dumping and sham recycling operations involving construction and demolition wastes. Recent state legislation has also highlighted a substantial problem and concern statewide regarding abuses involving these and other wastes.

9.6.2 Enhancement Options for FCSWAC Consideration

Reusing and recycling C&D materials can decrease the need for C&D waste disposal. Reuse and recycling options include:

- **Central site for recycling and reuse**

This is a convenient way to handle large amounts of wastes, but requires a facility or facilities that are properly equipped and operated to handle this waste. An ideal option could be a facility, or a series of local facilities, that combine reuse and recycling as appropriate for the material. These facilities could sell salvaged products as well as crush or grind other materials (wood, etc.) for recycling. It would be expected that these sites or facilities would be privately owned. A public facility would be cost prohibitive unless a private partner becomes available. It would take approximately \$500,000 to



permit, design and build a central site for recycling and reuse in the county. There are no private companies providing this service. State and Local government do not have the financial resources available to provide such services. Currently there are private companies that provide concrete and asphalt reuse/recycling facilities which are permitted and located in Franklin County. A private/public partnership might work if it is regional (involves more than one county) and provides a reasonable cost for the service provided. A central site would ensure compliance with current BFHD rules and regulations. The FCSWC should reach out to other adjacent counties to see if this enhancement would be feasible. Benton County is also looking for partners in such a regional venture.

- **Increased education and promotion of recycling and reuse**

An important strategy would be to get contractors and building owners to plan ahead for recycling and reuse. Educational brochures can be developed for a small cost in manpower and materials. These will be initial costs. It would provide the public with safe handling for recycling/reuse and proper disposal options when needed, ensuring compliance with existing BFHD rules and regulations.

- **Increased education about potentially dangerous materials in demolition wastes**

Contractors and homeowners could probably benefit from more information about the potentially hazardous materials that can be uncovered during demolition activities. Information should include proper handling and disposal, as well as the potential health impacts. There would be initial costs involved in this educational approach. It could lead to greater compliance with BFHD rules and regulations, especially less illegal dumping.

- **Require deposit and proof of proper disposal when building permits are issued**

Local city and county building officials who issue building permits could stipulate that proof of proper disposal is required. The County could require that contractors deposit money which would be returned when validation of proper disposal is proven. This option provides a negative incentive to illegally dump C&D wastes. The costs to start, maintain, and sustain such a program in Franklin County would be high. Administratively this program presents too many challenges in the short term (high costs) to be effective. In addition, this option may be controversial.

- **Create a mechanism to respond to illegal dumping and sham recycling operations**

Franklin County should authorize the Franchised Hauler to respond to all reports of illegal dumping and sham recycling operations within Franklin County, and to clean up and properly manage all wastes that are illegally stored or disposed. The Franchised Hauler can recover the costs of these response actions through its UTC tariff.

- **Green Building**

Also as outlined in Beyond Waste, "green" building practices create a smaller amount of C&D waste. As mentioned Chapter 3 of this plan, Ecology has adopted green building as one of the five primary initiatives in the state's Beyond Waste plan. The Beyond Waste plan adopts the following definition of green building from the United States Green Building Council (USGBC):

"Design and construction practices that significantly reduce or eliminate the negative impact of buildings on the environment and occupants in five broad areas:

- sustainable site planning



- conservation of materials and resources
- energy efficiency and renewable energy
- safeguarding water and water efficiency
- "indoor air quality."

There are extenuating circumstances that make the "Green Building" option less viable than reducing and recycling wastes in Franklin County. High program implementation and enforcement costs are expected immediately. Energy efficiency, water efficiency, indoor air quality and safeguarding water quality are being incorporated into the Uniform Building Codes, which local building officials use. While this program would be sustainable over the long term and meet safe handling and utilization of C&D wastes, its initial startup costs are very high.

Construction, Demolition and Landscaping Debris

Priority Rated by SWAC

- 1 Recycling:
 • Increased education promoting recycling and reuse
- 2 Recycling:
 • Increased education about potentially dangerous materials in demolition wastes
- 3 Create mechanism for enforcement and cleanup actions within Franklin County
- 4 Recycling:
 • Evaluate deposit and proof of proper disposal when building permits are issued
- 5 Green Building Education

9.7 Disaster Debris

Major natural disasters can generate enormous volumes of debris in short periods of time. According to the Federal Emergency Management Agency (FEMA), natural disasters generally create the following types of debris (FEMA 2007)

- Wind: Debris consists primarily of trees, construction materials from damaged or destroyed structures and personal property.
- Floods: Debris consists of sediment, wreckage, personal belongings, and sometimes hazardous materials deposited on public and private property. Additionally, heavy rains and floods may produce landslides; in such cases, debris consists primarily of soil, gravel, rock and some construction materials.



- Earthquakes: Debris consists of building materials, personal property, and sediment caused by landslides.
- Wildfires: Debris consists of burned out structures, cars and/or other metal objects, ash and charred wood waste.
- Ice Storms or Snowstorms: Debris consists of significant amounts of woody debris from broken tree limbs and branches.
- Though not discussed in FEMA literature, Franklin County must also be prepared to manage ash fall from volcanoes situated along the Cascade Range.

The primary focus of government response teams in the aftermath of a disaster is to restore and maintain public health and safety. As a result, debris diversion programs such as recycling and reuse can quickly become secondary. Advance planning, through a Disaster Management Plan, can help Franklin County identify options for collecting, handling, storing, processing, transporting, diverting, and disposing of debris. Preparing a plan before an emergency happens will save valuable time and resources.

9.7.1 Existing Conditions

Franklin County does not have a “Disaster Management Plan” for solid waste. Solid waste generated from a natural disaster like a weather event required local emergency management personnel to default to local officials as to where the material would be taken. There is no longer a landfill within the county, the debris cannot be burned and temporary storage sites were never identified. A major disaster event has the potential to strain the existing system to beyond its capabilities.

9.7.2 Enhancement Options for FCSWAC Consideration

Franklin County needs to develop disaster management plans for solid waste activities to prepare and respond to various disasters that may occur over the next 20 years. This need can be addressed through emergency response planning/hazard mitigation planning. It would pre-plan disposal options for various disaster scenarios. Such a plan would identify how to comply with existing BFHD rules in the event of a disaster. Ideally, planning for disaster management would include:

- Locations for emergency staging and temporary storage of debris generated by natural disasters in this plan for the public to utilize
- Develop checklists that summarize the tasks to be undertaken by the local government who are the designated debris manager and team duties.

Disaster Debris

Priority	Rated by SWAC
1	Develop a disaster management plan for Franklin County through emergency response planning/hazard mitigation planning processes. <ul style="list-style-type: none">• Establish locations for emergency staging and temporary storage of debris generated by natural disasters in this plan• Develop checklists that summarize the tasks to be undertaken by the local government who are the designated debris manager and team duties.



- Identify the certificated solid waste operator in the County, to be responsible for transporting and disposing of debris generated by natural disasters in the county

9.8 Electronic Wastes

In 2006, the Washington State Legislature passed Engrossed Substitute Senate Bill 6428, which Governor Gregoire signed into law on March 24, 2006. This is known as the Washington State Electronics Product Recycling Law. Electronic products covered in the legislation include cathode ray tube (CRT) and flat panel computer monitors having a viewable area greater than four inches when measured diagonally, desktop computers, laptops, and portable computers. The law requires manufacturers of electronic products sold in Washington State to finance and implement electronics collection, transportation, and recycling programs in Washington State no later than January 1, 2009. This program will be available to households, small governments, small businesses, and charities. Ecology will oversee this program.

Ecology finished adopting WAC 173-900 in 2007 requiring computer and television manufacturers to provide consumer-convenient recycling of their covered electronic products (CEPs) throughout our state.

9.8.1 Existing Conditions

Each year in Franklin County, businesses and citizens throw away computers, monitors, laptops, and televisions. The quantity of this waste is unknown.

In Franklin County, there are no restrictions on disposal of residential electronic waste. Disposal of commercial electronic waste follows no additional restrictions in the County beyond state and federal rules regarding hazardous or dangerous wastes. Currently, BDI handles electronic waste for a fee in Franklin County. BDI also held an E-Waste collection event in Pasco in 2004. Other small retailers continue to collect old products for recycling or reuse. Currently the BFHD has not had to respond to illegal dumping of electronic wastes within Franklin County.

9.8.2 Enhancement Options for FCSWAC Consideration

Since the Electronic Products Recycling Program is now fully implemented in the State of Washington, the manufacturers of electronic products are required to provide funding for the collection and recycling of these materials. Education is an important component of proper recycling of electronic products. The plan recommends this option.

BFHD should monitor the progress of the state program for collection and recycling of electronic waste, and determine if illegal dumping occurs after the state program goes into operation. If it does, BFHD, should authorize BDI to respond to all reports of illegal dumping of electronic waste and other wastes within Franklin County, and to clean up and properly manage all wastes that are illegally stored or disposed, BDI can recover the costs of these response actions through its UTC tariff.



Electronic Wastes Priority Rated by SWAC

- 1 Promote existing program for education.
- 2 BFHD continues to monitor illegal dumping

9.9 Petroleum Contaminated Soils

Petroleum Contaminated Soils (PCS) consist primarily of soils containing gasoline, kerosene, diesel, oil, or propane products or residues. Generally, this occurs as a result of leakage or spills of petroleum products. Some PCS can be contaminated with lead, benzene, solvents, and PCBs and therefore may be considered hazardous. However, this section does not discuss this type of contaminated soil.

PCS cleanup is required by Ecology's Model Toxics Control Act Cleanup Regulation (WAC 173-340, MTCA). Under the MTCA, Ecology designates soils as industrial or residential in origin, and then establishes maximum allowable hydrocarbon contamination levels according to the source of contamination. The soils are tested upon removal to determine their level of contamination. Soils over the MTCA levels are required to be reported to Ecology within 24 hours. PCS cleanup will also need to comply with the proposed WAC 173-350 regulations. PCS above MTCA cleanup levels can be treated in-situ, in place, or excavated and treated onsite or at an approved treatment facility.

9.9.1 Existing Conditions

The amount of PCS has dropped significantly over the past decade. Aging gasoline and fuel tanks were discovered to be leaking several years ago, forcing a major effort to remove or upgrade these tanks and to clean up the contaminated soil below them. Most of that work has now been accomplished, and the amount of PCS has dropped off considerably. The occasional problem is still discovered, however, and depending on the amount of contaminated soil and the degree of contamination will still dictate how PCS is disposed.

Proper disposal of PCS is largely the responsibility of the generator. PCS generated in Franklin County are disposed of in several ways. One option is for the generator to remediate and dispose of the soil on site. Another option is to haul the PCS to the Horn Rapids Landfill, where the wastes are land farmed, disked in with native soils, and then used as cover and road-building materials at the landfill. The BFHD monitors the acceptance of PCS at the landfill and requires testing of the material before it is used at the landfill. The Horn Rapids Landfill uses a special form and procedure to track PCS through the treatment process. PCS may also be brought to the BDI transfer station, after which it is exported to the Finley Buttes Landfill in Oregon. Generators generally choose the method of disposal based on cost.

9.9.2 Enhancement Options for FCSWAC Consideration

There are no known significant problems with PCS disposal in Franklin County at this time and therefore no enhancement options are provided.



9.10 Septage and Street Wastes

This section investigates tank pumping from septage, oil/water separators (sewer systems and storm water systems) and street sweepings associated with solids swept up from the roadway.

9.10.1 Septage

Septage is defined as semisolids consisting of settled sewage solids combined with varying amounts of water and dissolved materials generated in a septic tank system. Septage is generated from onsite sewage disposal systems, either from individual residential systems or larger community systems. All homes and businesses that are not hooked up to public or private sewer treatment systems in the County are required to treat their wastewater in an onsite sewage disposal system, consisting of a septic tank and a disposal unit, and may have additional treatment units. Septage from individual onsite septic tanks are pumped out typically every 3 to 5 years by system owners.

9.10.1.1 EXISTING CONDITIONS

In 2009, there were 22 septic pumper contractors permitted by BFHD for services to Benton and Franklin County areas.. They operate out of Washington and Oregon in various counties, including Franklin, Benton, Yakima, and Adams Counties in Washington State. The contractor is required to dispose of these materials at an approved permitted facility. Reporting requirements include the submission of a written report each month, detailing the date of the pumping, the address, the nature of the material pumped, the disposal site, and the date of disposal. Ecology is responsible for approval and permitting of septage disposal sites. Land application sites for septic wastes must meet the requirements of Chapter 173-308-270 WAC. Surface impoundments and tanks greater than 1,000 gallons, including those that hold septage, are regulated under Chapter 173-350-330 WAC.

Septage is taken out of county to a site near Finley in Benton County. This is a permitted facility for land application of septage through injection. The site is 1,200 acres in size and septage is applied at agronomic rates which equal approximately 30,000 gallons/acre/year. Injection is similar to plowing: the ground is tilled and the septage is allowed to flow into the resulting troughs.

9.10.1.2 ENHANCEMENT OPTIONS FOR FCSWAC CONSIDERATION

Currently, there is one site operating which accepts all of Franklin County's septic tank wastes (near Finley). Finding an additional site would eliminate potential "emergencies" similar to the situation which occurred in 1992. In 1992 there were no facilities in either Benton or Franklin County permitted by the health district to accept these wastes. These wastes were hauled out of the counties, which increased costs to residential and commercial septic system operators. Eliminating future uncertainties related to septic waste utilization or disposal should be considered.

9.10.2 Street Wastes

Street wastes include liquid and solid wastes collected during maintenance of storm water catch basins, retention ponds, and ditches and similar storm water treatment and conveyance structures, and solid wastes collected during street and parking lot sweeping.



Chapter 173.303 WAC, provides rules for the designation and handling of solid wastes which are deemed dangerous to the public health and the environment. A waste is a Dangerous Waste (DW) if it is listed as such in Chapter 173.303 WAC, or if it exhibits dangerous waste characteristics. The chances of street wastes containing a listed waste are remote unless a spill of dangerous waste has occurred or the site has been contaminated by an illegal discharge.

If street wastes do not meet the requirements of a DW, then it becomes a solid waste and is regulated under Chapter 173.350 WAC, when the liquids have been decanted. BFHD authorities use Chapter 173.340 WAC Method A for residential soil cleanup level as an approximation of "clean" for solid waste reuse. Determination of waste designation is the responsibility of the generator. Sampling and testing of all street waste is recommended if a jurisdiction has never tested its street wastes. This is concurrent with Ecology's Publication 04-01-076, Stormwater Management Manual for Eastern Washington, which provides best management practices for managing street wastes in Appendix 8B of that publication.

9.10.2.1 EXISTING CONDITIONS

A number of local parking lot-sweeping companies service the business community within the City of Pasco. The primary private sector generator within this area is the Road 100 Mall and the businesses adjacent to I-82 located along Road 68. The street waste from this area is collected and disposed of by a company hired under contract by the Road 100 Mall and the various businesses along Road 68.

The City of Pasco is the primary public sector generator within Franklin County. Most street wastes collected by the City of Pasco are street sweepings and vector waste. Vector waste is collected (vacuum) by a vector truck. This truck separates the liquid from the organic matter and grit and then discharges the liquid back into the sewer system. Once the organic matter and grit has been separated from the liquid it is tested and sent to BDI for disposal.

The other cities in the County do not currently have a street sweeping program. Street wastes from highways in Franklin County are taken to regional landfills in Benton County.

9.10.2.2 ENHANCEMENT OPTIONS FOR FCSWAC CONSIDERATION

There are no recommended improvements for street waste at this time.

Septage and Street Wastes

Priority Rated by SWAC

- 1 Evaluate finding and permitting a regional facility for disposal of septage before no options for septage are available regionally
- 2 Support continuation of private/public management of septage and street wastes

9.11 Tires

RCW 70.95 defines "waste tires" as "tires that are no longer suitable for their original intended purpose because of wear, damage or defect." It defines "storage" or "storing of tires" as "the placing of more than 800 waste tires in a manner that does not constitute final disposal of the



waste tires.” It defines “transportation” or “transporting” as “picking up or transporting waste tires for the purpose of storage or final disposal.”

RCW 70.95.500 requires that only authorized sites be used for tire storage or disposal of vehicle tires. Other disposal on land or in water is illegal and is punishable by a civil penalty, which shall not be less than \$200, or more than \$2,000 for each offense. For a 5-year period after its 1989 adoption, RCW 70.95.510 directed the assessment of a \$1 per tire charge on the retail sale of new vehicle tires. The funds raised from this surcharge were used for a variety of used tire programs and studies including enforcement, public information, product marketing studies for recycled tires, pilot studies and clean up of unauthorized tire stockpiles. The state legislature allowed this surcharge to “sunset” in 1994 by not reauthorizing the statute.

RCW 70.95 was recently amended to reinstate the tire fee, effective July 1, 2005. The original tire fee, which had expired in 1994, had been used to clean up tire dumps, fund a special study of tires, and conduct other activities. The new fee is also intended to clean up unauthorized tire dumps and to help prevent future accumulations of tires. The fee is expected to raise \$4.4 million per year and will expire in 2010. Other amendments provide for stricter licensing requirements and make tire transporters (licensed or not) liable for the cost of cleaning up illegally stored or dumped tires.

9.11.1 Existing Conditions

Tire dealerships remove most old tires in the process of selling new ones. These large tire retailers contract with a tire collector for transport away from the site and eventual disposal/recycling. The majority of tires collected in the county are transported out of the county or state. Likewise, the transfer station will accept tires for a fee. These tires are transported out of county for recycling.

Illegal dumping of tires is an ongoing concern. Tire piles are an ideal breeding ground for mosquitoes and a popular habitat for rodents, which are a public health concern because they can transmit disease. Tire piles can also be a threat to public safety because they catch fire easily and can be very difficult to put out. BFHD permits facility(s) within the County. As of 2009, three sites have been identified in Franklin County for tire cleanup. According to BFHD, these locations are owned by the Port of Kennewick (N. Oak St./Columbia River in Kennewick), Tommy’s Steel/Salvage (904 S. Oregon Ave. in Pasco), and Wiswall Farm (1812 Neff Jones Road in Pasco)..

9.11.2 Enhancement Options for FCSWAC Consideration

- **Public Education Programs**

Citizens of Franklin County can be educated on proper tire maintenance, tire repair, and lifecycle costs to encourage purchase of longer-life tires. A public education campaign for tires could promote proper tire maintenance (keeping tires balanced and inflated) to extend the life of tires and reduce the number of tires disposed. This campaign can promote the reuse of tires and publicize proper recycling and disposal options within the county. Another educational example could be developed in a County Park that uses an environmental theme for exhibits that emphasize the benefits of re-use and recycling. The cost of educational programs would be moderate initially. There would be manpower and materials needed for initial start up. This type of educational program could sustain itself after an initial enhancement to the CPG funding system over the 20 year planning period. Environmental themes in parks score higher in grant funding applications for urban areas than other types of park developments. The Washington



State Intergovernmental Agency Committee (IAC) provides grants for outdoor park activities and park development. Exploring opportunities for grant funding by the City of Pasco or Franklin County should be investigated.

- **Develop a collection system for tires**

Provisions could be made for ongoing collections of old tires, either for free (subsidized by Franklin County or others) or for a small fee. Tires could be transferred to a private hauler for recycling or reuse. This type of program would be cost prohibitive because of the manpower, equipment, and materials utilized to initially start up and sustain. Presently there is no a revenue stream available that will fund such an operation.

- **Municipal and County Solid Waste Staff Coordination – A request for assistance in cleaning up tire piles**

At present, tire disposal in Franklin County appear to be isolated to wrecking yards or a former tire sales facility. The BFHD will identify tire piles that do not comply with state regulations and require compliance with these regulations. In addition, the County will pursue state grants, if available, to assist in tire pile cleanup. The recent amendment to the waste tire removal account (RCW 70.95.530) allows for “funding to state and local governments for the removal of discarded vehicle tires from unauthorized tire dump sites.” FCDPW should coordinate with the BFHD on securing the grant that will remove the tire piles identified.

- **Create County and City Purchasing Programs for Recycled Tire Products**

This item was also discussed in Chapter 4. Franklin County or Pasco can use its purchasing power to promote markets for scrap tires. There are a wide variety of tire-derived products available in the marketplace such as molded rubber products (e.g., carpet underlay, flooring material, dock bumpers, patio decks, railroad crossing blocks, roof walkway pads, rubber tiles and bricks, movable speed bumps). EPA has developed recycled-content recommendations for many products made from scrap rubber. Additionally, rubberized asphalt can have applications in many public works projects and loose fill crumb rubber can be used in a variety of applications for recreation and outdoor use such as playgrounds and walking trails. Purchasing programs also can promote the use of retreads in government fleets, which is a common practice in commercial fleets for large truck tires. As mentioned in Chapter 4, EPA also has a procurement guideline developed for retread tires. The initial costs to implement a program of this nature for county and city governments are high. Manpower for initial startup is expected to be high. The FCSWAC may want to consider exploring this item at a future date, outside the six year implementation schedule.

- **Create a mechanism to respond to illegal dumping and sham recycling operations**

Franklin County should authorize the Franchised Hauler to respond to all reports of illegal dumping and sham recycling of tires and other wastes within Franklin County, and to clean up and properly manage all wastes that are illegally stored or disposed. The Franchised Hauler can recover the costs of these response actions through its UTC tariff.

- **Conduct an Annual Waste Tire Collection Event for Franklin County**

Under this option the City of Pasco and Franklin County would sponsor an annual waste tire collection event in the greater Pasco area. This would allow residents a convenient opportunity to dispose of their waste tires. In order to manage costs, collection would be limited to



passenger car or utility truck tires. Commercial tires, agricultural waste tires, and plastic wheel covers would not be accepted.

- **Investigate new technologies for newly discovered tire piles in Franklin County.**

Franklin County Solid Waste may have an opportunity to clean up unpermitted or newly discovered tire piles. There is a facility in Morrow Oregon call McKinstry ReKlaim facility which uses pryolysis facility reducing tires to carbon black, usual bunker oil, and usable metals and fibers. This might be considered a Beyond Waste activity which will greatly reduce the cost of disposal of these tires.

Tires

Priority Rated by SWAC

- 1 Public education programs
- 2 Create a mechanism to respond to illegal dumping cases.
- 3 Develop a safe management system for tires
- 4 Investigate the utilization of the pyrolysis facility in Morrow County, Oregon for newly discovered tire piles using Beyond Waste funding.



10.0 ADMINISTRATION AND ENFORCEMENT

10.1 Introduction

The responsibility for solid waste administration in Franklin County is currently divided among several agencies and jurisdictions in local, county, state, and federal government. At the federal and state levels, the primary regulatory authorities for solid waste management are the Environmental Protection Agency (EPA) and the Washington State Department of Ecology (Ecology), respectively. At the local level, the responsibility for solid waste administration and enforcement is shared by Franklin County, the incorporated cities, and the Benton Franklin Health District.

Proper enforcement of existing laws ensures that human garbage is managed and disposed of so that it does not create a risk to human health or the environment. RCW 70.95 assigns local government the primary responsibility for planning and managing solid waste. In Franklin County and the incorporated cities within, the responsibility is theirs for providing enforcement of federal, state, and local laws and regulations. This local enforcement authority ensures that the County system meets all applicable standards for the protection of human health and the environment.

10.2 Administration and Enforcement Authority

10.2.1 State

10.2.1.1 WASHINGTON STATE DEPARTMENT OF ECOLOGY

At the state level, Ecology has the primary authority for solid waste. Ecology helps local communities with solid waste planning by:

- Administering grants to provide support for local solid waste planning activities
- Reviewing solid waste permits to ensure that facilities comply with regulations

10.2.1.2 WASHINGTON UTILITIES AND TRANSPORTATION COMMISSION (WUTC)

As discussed in Chapter 6, the WUTC supervises and regulates solid waste collection companies. WUTC authority (Chapter 81.77 RCW and Chapter 480-70 WAC) is limited to private collection companies and does not extend to municipal collection operated by municipalities or their contractors. The WUTC requires annual revenue reports, establishes rates, and regulates service areas and safety practices. Commercial recycling is also regulated by the WUTC, under laws that apply in general to motor freight carriers (RCW 81.80). See Chapter 6 for more information about the WUTC's authority in the County.

10.2.2 County/Municipal Government

10.2.2.1 FRANKLIN COUNTY PUBLIC WORKS DEPARTMENT (FCDPW)

In Franklin County, the Solid Waste Division of the Franklin County Public Works Department manages solid wastes. The responsibilities of the FCDPW include:

- Development and implementation of the SWMP
- Regulating the management of solid waste in the County

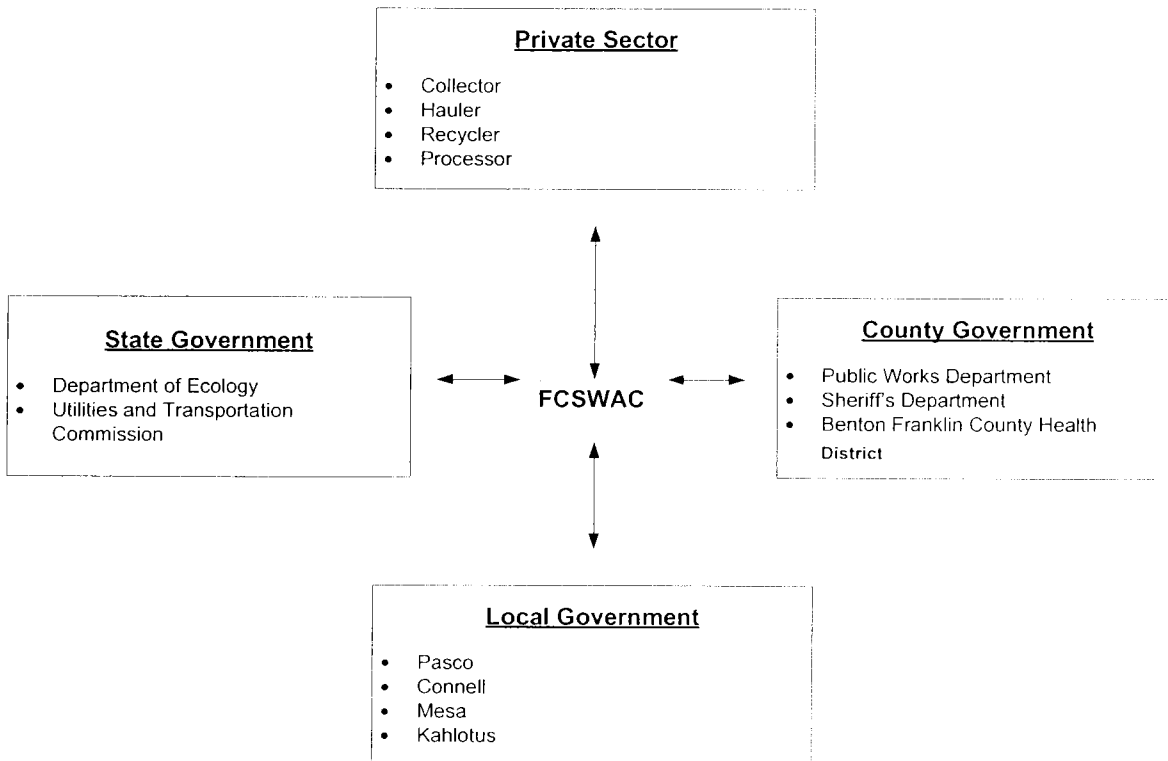


- Developing public education programs related to waste reduction and recycling
- Contracting with solid waste service providers

The Franklin County Solid Waste Division is funded by a surcharge fee collected from accounts in the non incorporated areas of the county. Ecology also administers a grant to the County for solid waste management planning activities and pilot projects.

Exhibit 10-1 shows the Solid Waste Division organizational structure in Franklin County.

Exhibit 10-1 Solid Waste Division Organizational Structure in Franklin County



10.2.2.2 BENTON FRANKLIN COUNTY HEALTH DISTRICT (BFHD)

The BFHD enforces solid waste regulations and issuing operating permits through its Environmental Health Division. In addition, BFHD is responsible for solid waste code enforcement in the County, such as monitoring illegal dumping (with the exception of Pasco, which has its own code enforcement). Ecology provides BFHD a grant to fund this enforcement. Prior to approving a permit, BFHD reviews it to ensure it complies with all relevant plans and regulations. The BFHD also inspects solid waste facilities a minimum of once a year. Much of the BFHD enforcement activities are funded by an Ecology grant.

10.2.2.3 INCORPORATED CITIES

RCW 70.95.080 requires each city to either develop a SWMP for integration into the County Plan or participate in developing the County's Plan. In Franklin County, all four incorporated cities and towns are a part of the County's solid waste management system, through an interlocal agreement (Appendix F). As discussed in Chapter 6, cities can provide solid waste



collection services, however none of the cities do this in Franklin County. All the cities contract with BDI for garbage collection. Detailed information about collection in individual cities is included in Chapter 6, Collection Systems.

10.2.2.4 FRANKLIN COUNTY SOLID WASTE ADVISORY COMMITTEE (FCSWAC)

The SWAC was developed, as required under RCW 70.95.165, to develop solid waste programs and policies in Franklin County. The SWAC has a minimum of nine members, which represent different interests including local government, business, and public interest groups. SWAC members are appointed for 3-year terms. The term of the SWAC shall be at the pleasure of the Board of County Commissioners and new members will be appointed as necessary. The FCSWAC plays a significant role in developing and updating the Franklin County Integrated Solid Plan. SWAC bylaws are provided in Appendix A.

10.2.3 Private Sector

The private sector also contributes significantly to the proper management of solid waste, and to the extent possible, public-private partnerships are used to provide the most cost-effective system. The day to day operations of collecting and properly disposing of solid waste in Franklin County is currently handled by one company (BDI, Inc.).

Collection of HHW at the privately owned transfer station is very cost effective. This is an excellent example of public-private partnerships developed over the past 25 years in Franklin County.

10.3 Current Conditions

Historically, administration of the solid waste system has been directed by the Franklin County Public Works Department. In all of the municipal jurisdictions involved, staff is assigned solid waste planning duties as necessary and these responsibilities do not represent a majority of their general job requirements. Currently, in the Public Works Department there is a full time waste reduction/recycling coordinator. The Public Works Director and the Assistant Public Works Director also work on projects as necessary. With the many new programs that are being introduced for the solid waste system and the universally complex solid waste management issues that are arising, it is important that the county and other jurisdictions involved maintain organized structures to remain current. Maintaining good communication between participating agencies and the private sector is essential to ensure programs are reasonably consistent with one another and avoid duplicate efforts.

In 2007 the FCSWAC was reactivated to provide the 2010 Integrated Solid Waste Plan. It is the lead advisory entity for long term management of solid waste issues in Franklin County. Separate sub-committees and special purpose committees will be established from time to time to address specific solid waste issues as they arise. The need for small subcommittees to analyze and provide recommendations to the FCSWAC will be determined on a case by case basis.

The Health District officials provide permitting, monitoring and enforcement services throughout the county as provided by state law. The implementation of new standards and regulations for solid waste handling has placed an increased burden on local health districts to monitor and regulate the solid waste system.

Present Health District responsibilities are as follows:



- Issuing permits for all solid waste facilities.
- Handling complaints and public inquiries concerning compliance with solid waste issues and regulations.
- Inspection of facilities to ensure compliance with rules, regulations, and permits.
- Granting variances, when appropriate, for solid waste facilities which do not conform to existing regulations due to unique circumstances.
- Reviewing groundwater-monitoring data to check for compliance with applicable standards, and to observe trends.
- Reviewing new technical documents for the development and management of solid waste systems.
- Enforcement of illegal dumping regulations.

	Year				
	2002	2003	2004	2005	2006
Illegal dumping	7	14	14	7	12
PCS				1	1
Illegal burning					1
Public Nuisance	2		3		
Hazardous waste		1			
Urban	8	13	11	2	6
Rural	1	2	6	6	8
Total yearly complaints	9	15	17	8	14
Complaint determined not solid waste issue	4	2	2	3	1

Source: BFHD data from "Complaint Records"

Illegal dumping represents the most investigated activity of solid waste enforcement by the Benton Franklin Health District. The health district responds to all complaints in a timely manner. Each reported activity has a file written up and final disposition noted. It is worthy to note that nearly one in five complaints responded to by the health district from 2002 to 2006 was not valid.

Illegal dumping presents an environmental and public health threat, and deprives local governments of taxes and fees from the solid waste system. Illegal hauling of solid waste also deprives local governments of those revenues, undercuts the UTC franchise system, and increases costs for all customers in the system. Sham recycling operations deceive the public, pose a threat to public health and the environment, and increase costs to governments and customers.

As enforcement activities are enhanced by municipalities in urban areas by dedicating manpower (code enforcement), complaints to the health district will likely decrease. However this does not lighten the burden of helping other agencies and municipalities enforce solid waste



regulations. Population projections will continue to drive service requirements in Franklin County over the next twenty years.

Environmental issues at solid waste sites can be complex and demanding on local resources. The permitting process has become more involved and requires additional time and interaction with Ecology. Monitoring and enforcement responsibilities have also grown. These increased efforts place additional demands on Health District staff and available funds. The Health District may need to grow in order to continue to perform their function.

An increased awareness of the public to the problems and needs of the solid waste system may reduce the enforcement and oversight responsibilities of the county and other jurisdictions in Franklin County. The opportunities exist to provide educational programs aimed at the residents of Franklin County. These programs, which provide education on litter control, illegal dumping, waste reduction/recycling and special waste management, are intended to help the generators of solid waste in Franklin County to better understand the issues and needs for proper management. With time, this could result in a lower degree of enforcement, abatement, and monitoring activities for the County and Cities. Through greater public awareness, it is hopeful that individual citizens will better understand how the solid waste system operates and individual citizen responsibilities.

10.4 Recommended Options for Consideration by FCSWAC

- Educational Programs: The County should develop bilingual pamphlets on proper waste utilization/disposal options in Franklin County. The advantage of this approach is that it is low cost and may lead to greater compliance with solid waste regulations over time.
- Illegal Dumping, illegal solid waste hauling, and sham recycling:
 - Ecology should continue to provide grant funding for BFHD to monitor illegal dumping.
 - Franklin County should establish enforcement of solid waste laws and regulations as a priority goal.
- The County should authorize the local Franchised Hauler to respond to all reports of illegal dumping and sham recycling operations within Franklin County, and to clean up and properly manage all wastes that are illegally stored or disposed. The Franchised Hauler can recover the costs of these response actions through its UTC tariff.
- The FCSWAC Technical Advisory Subcommittee should coordinate with Ecology, UTC and others to identify illegal hauling activities, sham recycling and other violations of solid waste laws and regulations. It should also support enforcement activities and identify appropriate roles for local jurisdictions in enforcement activities.
- Littering: The County should consider reinstating the littering hot line for Franklin County. The disadvantage of this option is the cost of initializing the program (manpower and materials). The County would also need to determine who would administer the program.
- BFHD should continue to support monitoring and enforcement for smaller cities in the County. Under the current system, the County has maintained compliance with solid waste regulations.



- The County should support local code enforcement activities, such as the City of Pasco's ongoing enforcement program within the city limits. Under the current system, the County has maintained compliance with solid waste regulations.



11.0 FINANCING AND IMPLEMENTATION

11.1 Introduction

This chapter presents Franklin County's six year financial plan for their solid waste program and a six and twenty year schedule of implementation for the recommendations made in this plan. The financial plan reviews the County's sources of funds (revenues) and application of funds (expenses) for projected future operating and capital costs.

As described in the previous chapters of this plan, the Franklin County solid waste system involves a combination of public and private sector organizations. The private sector owns and operates the county's solid waste collection, transfer, and disposal functions. Franklin County's role is to plan and manage the regional system, including implementing programs for waste recycling, waste prevention, toxicity reduction, and management of household hazardous waste. The four cities of Pasco, Connell, Kahlotus, and Mesa have various planning roles and remain focused on issues related primarily to waste collection within their boundaries. The SWAC makes recommendations to policy makers in the cities and county.

The County and cities' policy makers use these recommendations as a starting point in annually reviewing and establishing budgets to support solid waste program activities for each year. In doing so, economic conditions, program performance, available grant funding and other relevant factors are considered. The County and cities then individually adopt their respective budgets to fund their respective solid waste program activities. Collectively, these activities represent the Franklin County Solid Waste program and reflect how this plan is being implemented on an annual basis.

11.2 Past Financial History

In Franklin County, most solid waste activities have followed the 1994 Benton Franklin Counties Solid Waste Plan, with some minor modifications for moderate risk waste activities. The County has secured funding from Ecology in the form of grants to accomplish and continue implementation of that plan. Historically Franklin County has paid the 25% match to receive Ecology grant funds. The following two tables represent past and current program expenditures, and activities associated with those expenditures. These expenditures have not exceeded funds available and all monies, according to the County, have been spent appropriately.

Table 11-1 Past Program Expenditures	
2004 - 2005	
Waste Reduction and Recycling Activities	\$111,934
Moderate Risk Waste Activities	\$132,048
Organics	<u>\$ 7,892</u>
Total	\$251,874
2006-2007	
Waste Reduction and Recycling Activities	\$118,750
Moderate Risk Waste Activities	\$136,187
Organics	<u>\$ 9,750</u>
Total	\$264,687



Table 11-1 Past Program Expenditures (Cont.)

2008-2009	
Waste Reduction and Recycling Activities	\$127,834
Moderate Risk Waste Activities	\$155,086
Organics	<u>\$ 7,500</u>
Total	\$290,420

Table 11-2 Past and Current Solid Waste Program Activities in Franklin County

Waste Reduction & Recycling	Moderate Risk Wastes	Organics
<ul style="list-style-type: none"> • Drop box recycling • Cooperation and coordination of solid waste issues • Litter clean up • Litter education (bags, anti-littering message and information) with Auditor's Office – license tabs • Waste reduction (SMART) program • Program promotion (Website, Community events, presence being sustained) • Public education • Planning • Apply for grant funds • Grant administration • E-Waste Collection Event 	<ul style="list-style-type: none"> • Small Quantity Generator (SQG) • Collection events (MRW) • Pesticide reduction education • Partnerships (product stewardship – electronics, mercury, pesticides, solid waste) • On site business MRW audits • Used anti-freeze collection • Used oil collection • Toxics reduction education and outreach • Moderate Risk Waste (MRW) facility • Public education • Planning • Apply for grant funds • Administer grant funds 	<ul style="list-style-type: none"> • Home composting • Christmas tree mulching • Public education • Grant administration • Planning • Grant application for Ecology funds

11.3 Financial Plan

This section presents the estimated costs for the solid waste programs recommended in this Plan. It also discusses the options available for funding and financing those costs. When citizens can make a direct connection between solid waste disposal and its associated costs, they are more likely to adopt the desired behaviors of waste reduction and recycling, and other waste management best practices.

11.3.1 Costs

The cost estimates presented in this section are conceptual planning-level estimates. The information in this chapter has been developed to conform to the WUTC Cost Assessment Guidelines for Local Solid Waste Management Planning (WUTC 2001). The WUTC cost



assessment is included as Appendix G. Franklin County intends to review, revise, and extend its cost projections periodically, as needed, for good solid waste system management and to meet requirements of RCW 70.95.110.

Costs include operating and capital costs, and are described in the following sections. All known or anticipated solid waste system operating costs for the next 6 years are reflected in the following sections with as much precision and accuracy as possible (planning-level estimates).

Table 11-3 identifies Franklin County's costs to implement the recommendations in this Plan. Costs are presented in one-year increments. These annual costs are broken into the three main categories of the Department of Ecology's CPG breakdown of Waste Reduction and Recycling (WR&R), Moderate Risk Waste (MRW) and Organics (ORG).

Table 11-3 Proposed Expenditures by Year								
			2010	2011	2012	2013	2014	2015
Requested Enhancements in the Plan								
O/M								
	WR&R		\$ 2,250	\$ 2,250	\$ 6,750	\$ 4,750	\$ 4,750	\$ 4,750
	MRW		\$ 0	\$ 0	\$ 3,250	\$ 3,250	\$ 1,000	\$ 1,000
	ORGANICS		\$ 0	\$ 0	\$ 15,000	\$ 5,000	\$ 0	\$ 0
		SUB	\$ 2,250	\$ 2,250	\$ 25,000	\$ 13,000	\$ 5,750	\$ 5,750
CAPITAL								
	WR&R		\$ 2,920	\$ 2,920	\$ 1,670	\$ 1,670	\$ 1,670	\$ 1,670
	MRW		\$ 0	\$ 0	\$ 0	\$ 0	\$ 0	\$ 0
	ORGANICS		\$ 0	\$ 0	\$ 0	\$ 0	\$ 0	\$ 0
		SUB	\$ 2,920	\$ 2,920	\$ 1,670	\$ 1,670	\$ 1,670	\$ 1,670
Existing Programs								
	WR&R		\$ 64,500	\$ 72,900	\$ 75,000	\$ 75,000	\$ 75,000	\$ 75,000
	MRW		\$ 79,640	\$ 91,196	\$ 80,167	\$ 80,167	\$ 80,167	\$ 80,167
	ORGANICS		\$ 3,000	\$ 3,000	\$ 5,000	\$ 5,000	\$ 5,000	\$ 5,000
		SUB	\$ 147,140	\$ 167,096	\$ 160,167	\$ 160,167	\$ 160,167	\$ 160,167
	TOTALS		\$ 152,310	\$ 172,266	\$ 186,837	\$ 174,837	\$ 167,587	\$ 167,587

The enhancement operation and maintenance activities above are further broken down yearly in Table 11-4. Additionally the enhanced capital activity costs associated with the three major program areas of WR&R, MRW, and ORGANICS are provided in Table 11-5. These have been staged out yearly in the implementation schedule. The SWAC is expected to make changes to cost activities and schedule as priorities change within the County, and based upon funding availability.



11.3.1.1 OPERATING COSTS

The Plan proposes to keep the present level of activity funded with Ecology CPG funds for the next six years.

Current Program Categories

2010-2015

- Waste Reduction and Recycling
- Moderate Risk Wastes
- Organics

Franklin County's estimated new operating costs associated with program enhancements for the 6-year planning period are presented in Table 11-4. The Plan's enhanced operating costs are anticipated to total \$54,000 for the activities presented herein for the next six years.




Table 11-4 Franklin County's Estimated Expanded Solid Waste Operating Costs for 2010 - 2015

		Costs					
Major Program Area	Option	2010	2011	2012	2013	2014	2015
WR&R	Website	\$ 500	\$ 500	\$ 500	\$ 500	\$ 500	\$ 500
WR&R	Tech. assistance to schools & businesses	\$ 1,250	\$ 1,250	\$ 1,250	\$ 1,250	\$ 1,250	\$ 1,250
WR&R	Phone Book Inserts	\$ 0	\$ 0	\$ 0	\$ 0	\$ 0	\$ 0
WR&R	Perform Waste Audits	\$ 0	\$ 0	\$ 2,500	\$ 2,500	\$ 2,500	\$ 2,500
WR&R	Waste Exchange	\$ 0	\$ 0	\$ 0	\$ 0	\$ 0	\$ 0
WR&R	2 Good 2 Toss	\$ 0	\$ 0	\$ 0	\$ 0	\$ 0	\$ 0
WR&R	Selective Purchasing (local governments)	\$ 0	\$ 0	\$ 0	\$ 0	\$ 0	\$ 0
WR&R	Community Survey Evaluate Curbside/Drop Box Recycling	Completed by City of Pasco in 2009					
MRW	New brochure (bilingual)	\$ 0	\$ 0	\$ 2,000	\$ 0	\$ 0	\$ 0
MRW	Tailgate Event – Connell	\$ 0	\$ 0	\$ 0	\$ 2,000	\$ 0	\$ 0
MRW	Tailgate Event – Mesa	\$ 0	\$ 0	\$ 0	\$ 0	\$ 1000	\$ 0
MRW	Tailgate Event – Kahlotus	\$ 0	\$ 0	\$ 0	\$ 0	\$ 0	\$ 1,000
MRW	SQG Audits	\$ 0	\$ 0	\$ 1,250	\$ 1,250	\$ 0	\$ 0
MRW	Program Evaluation	\$ 0	\$ 0	\$ 0	\$ 0	\$ 0	\$ 0
ORGANICS	Investigate alternative disposal options	\$ 0	\$ 0	\$ 5,000	\$ 0	\$ 0	\$ 0
ORGANICS	Technical Assistance – agriculture	Provided by State with in-kind support from County					
ORGANICS	Investigate generation rates and reuse of biomass	\$ 0	\$ 0	\$ 5,000	\$ 5,000	\$ 0	\$ 0
WR&R	Monitor Illegal Dumping – White Goods	\$ 500	\$ 500	\$ 500	\$ 500	\$ 500	\$ 500
WR&R	White Goods Collection Event	\$ 0	\$ 0	\$ 0	\$ 0	\$ 0	\$ 0



Table 11-4 Franklin County's Estimated Expanded Solid Waste Operating Costs for 2010 - 2015

Major Program Area	Option	Costs					
		2010	2011	2012	2013	2014	2015
WR&R	Bilingual Brochure (Work with Ecology)	\$ 0	\$ 0	\$ 2,000	\$ 0	\$ 0	\$ 0
WR&R	Proper disposal permit fee (refunded)	\$ 0	\$ 0	\$ 0	\$ 0	\$ 0	\$ 0
WR&R	Write a disaster debris plan	Addressed through emergency response planning/hazard mitigation planning					
WR&R	Electronic Wastes Survey	\$ 0	\$ 0	\$ 0	\$ 0	\$ 0	\$ 0
WR&R	Electronic Wastes – Monitor Illegal Dumping	\$ 0	\$ 0	\$ 0	\$ 0	\$ 0	\$ 0
ORGANICS	Locate additional septage facility in Franklin County	\$ 0	\$ 0	\$ 5,000	\$ 0	\$ 0	\$ 0
WR&R	Finish County tire pile cleanup	\$ 0	\$ 0	\$ 0	\$ 0	\$ 0	\$ 0
Yearly Totals		\$2,250	\$2,250	\$25,000	\$13,000	\$5,750	\$5,750
Six Year Accumulated Total		\$54,000					



11.3.1.2 CAPITAL COSTS

Estimated capital costs for the 6-year planning period (2010 to 2015) are presented in Table 11-5. The capital costs are anticipated to total approximately \$1.04 million for the planning period (2010-2030), with only a small amount projected to be spent through 2015. Table 11-5 also presents capital needs and opportunities anticipated in the 20-year planning period. Throughout this document, where the need for additional feasibility studies is known, they have been identified, even though the potential outcome and capital expenditure recommendations resulting from such studies cannot yet be known. It is important to note the majority of the solid waste management activities rely on the private sector and very few capital costs are projected for the majority of the participating governmental jurisdictions. Again, as stated previously, policy makers use these projected needs as a starting point in annually reviewing and establishing budgets to support solid waste program activities for each year. In doing so, economic conditions, program performance, available grant funding and other relevant factors are considered.

Table 11-5 Franklin County's Estimated Solid Waste Capital Costs for 2010 to 2030			
Year	Capital Activity Planned	Cost	Revenues Needed and Possible Sources
2010-2012	Littering "Hot Line" Signs - WR&R	\$2,500	Franklin County Coordinated Prevention Grant Offset BFHD offset enforcement cost
2010 – 2015	Recycling Drop Boxes – WR&R	\$10,000	Sale of recyclables Franklin County DPW Coordinated Prevention Grant Offset
2010-2015 Subtotal		\$ 12,500	
2016-2030	Regional Compost Facility (Outreach, acquisition, construction, permitting, equipment, labor) ORG	\$500,000	Public/Private Partnership Agricultural processing, Landscaping companies, regional governmental agencies
2016-2030	C & D Regional Recycling Facility ORG	\$500,000	Public Private Partnership Contractors Association, Construction companies, regional governmental agencies
2016-2030	Recycling Drop Boxes (Unincorporated areas @ \$5,000 station) WR&R	\$30,000	Sale of recyclables Franklin County DPW Coordinated Prevention Grant Offset
2016-2030 Subtotal		\$1,030,000	

11.3.2 Sources of Funding

11.3.2.1 SURCHARGES

Franklin County has a surcharge on solid waste collected in the County's non-incorporated areas which provides the local matching funds for grants for planning, educational programs,



MRW disposal, and technical assistance. This surcharge combined with Ecology grant funds has been paying for all solid waste activities funded by Franklin County. Franklin County expects that the surcharge will be decreasing in the next six years due to anticipated annexations from urban growth areas into incorporated cities, especially the Pasco area.

11.3.2.2 GRANT FUNDING

Coordinated Prevention Grant Program

Under the Model Toxics Control Act (RCW 70.105D), grants are available from Ecology to local governments for solid waste management plans and programs, hazardous waste management plans and programs, and remedial actions to clean up existing hazardous waste sites. Solid and hazardous waste planning and programs are funded through the Coordinated Prevention Grants program administered by Ecology's Solid Waste and Financial Assurance Program. WAC 173-312 governs this program. The *Coordinated Prevention Grant Guidelines* published by Ecology outline the grant program and the fund that supports the grants. These guidelines will most likely change every 2 years for the life of the plan as a new grant cycle is initiated. It is expected that there will be major revisions within 4 to 6 years. Much of the educational and MRW programs are funded through the Ecology CPG grant program.

Offset Cycle Ecology Grants

The offset cycle got its name because it is "offset" one year from Ecology's regular grant funding cycle. Offset cycle grants will begin on January 1 of odd years and end December 31 of even years. Offset cycle funding consists of:

1. The "Beyond Waste" Proviso funds (\$4 million)
 - The "Beyond Waste" proviso requires these funds be used solely for organics composting and conversion, green building, and moderate risk waste initiatives described in the state's Beyond Waste plan.
2. Unrequested/unspent funds from the regular cycle. These funds come from:
 - Jurisdictions that do not apply for their full allocation in the regular cycle.
 - Remaining funds after the "Alternatives to Burning" proviso award process.
 - Jurisdictions that do not use their full grant amount during the regular cycle. These funds will go to Phase Two of multiphase offset cycle grants



Table 11-6 Summary of 2011, 2013, and 2015 Offset CPG Funding Cycles			
	Project Eligibility	Project Goals	Selection Criteria
Beyond Waste Proviso	Project must be consistent with local solid or hazardous waste management plans	Priorities in organics, green building, or moderate risk waste initiatives	Using five scoring elements: <ul style="list-style-type: none"> • outcomes • potential for lessons learned • return on investment • partnerships • need
Unrequested/ unspent funds	Same as above	<ul style="list-style-type: none"> • Planning • Constructing facilities • Public Education • Program Development • Special Collection Event • Equipment • MRW Implementation • Green Building • Organics Facilities • Demonstration Projects 	Same as above

Applicants other than a local planning authority may apply for solid or hazardous waste planning and implementation grants. Applicants are required to do the following:

- Coordinate with the County in accordance with the division of responsibilities outlined in their comprehensive solid waste management plan (SWMP), hazardous waste management plan (HWMP), interlocal agreement, or resolution of adoption.
- Provide documentation that the planning authority (or designated lead agency) had the opportunity to review and confirm that the project is consistent with local solid or hazardous waste management plan(s).

Applicants for solid waste enforcement (Health Department) grants in the offset cycle are not subject to the above coordination requirements. Once the planning authority (or designated lead agency) confirms consistency for solid or hazardous waste planning and implementation grants, a health department may negotiate and sign agreements directly with Ecology. However, if specified in your SWMP or through interlocal agreement, the County may have authority to bar submittal of certain projects. Ecology may reject applications that are not coordinated with the planning authority responsible for the SWMP. Ecology encourages coordination between applicants for all projects, regardless of who is project lead.



Community Litter Pick Up Program

Community Litter Cleanup Program provides money to local governments to clean up litter and illegal dumps, as well as educate the public on the consequences of littering. It is a program to provide money to communities through interagency agreements. Franklin County has such a program that they administrate for the entire County with local district court funds used to match the money provided by Ecology. The contracts are awarded once each biennium. Franklin County will apply again in 2011.

Ecology’s Alternative to Burning Grant

Ecology funds up to \$2 million yearly for projects that provide alternatives to backyard burning of organic materials. Applications were received and project selections were made in October 2007. Franklin County received funding to purchase a used trackhoe, fencing, and installation of an irrigation system for the City of Kahlotus. The compost material from this facility will be used by Franklin County citizens and the local parks in Kahlotus. In the past, the City of Mesa has used the funding source for similar activities.

Franklin County’s projected grant funding from Ecology’s CPG Program for the 6-year planning period is shown in Table 11-7.

Year	Projected Amount
2010-2011	\$314,236
2012-2013	\$320,334
2014-2015	\$320,334

11.3.2.3 SUMMARY OF FUNDING SOURCES

All activity levels are expected to be funded by grants in Franklin County. The plan does not recommend additional funding beyond matching Ecology bi-annual CPG and “Offset” CPG grants. It is expected that Ecology “Offset” CPG or other type of funding be applied for enhancing program activities that were not funded by the regular CPG cycle amount. These are the new expanded operating programs and activities.

CPG Offset funds that will be needed to fund the programs and activities the Plan recommends, the following as described in Table 11-8. The application for this grant is usually due in June of the first year CPG cycle, which will supplement the next two years.

	2010 - 2011	2012 - 2013	2014 - 2015
WR & R	\$10,340	\$11,500	\$9,500
MRW	\$0	\$6,500	\$2,000
Organics	\$0	\$20,000	\$0
Totals	\$10,340	\$38,000	\$11,500

During the next twenty years local governments will likely need to continue to fund the local 25% match for the Ecology grant funds. An equitable allocation approach has been developed where



the local match requirement is provided by each agency based upon population. The local match (25%) will be provided by local government for only the amount of secured grant(s) during the next twenty years based upon the percentage of total County population as shown in Table 11-9 below and phased in according to Tables 11-10.

Pasco	80%
Franklin County	13.6%
Connell	5.3%
Mesa	.7%
Kahlotus	.4%

If there are substantial population increases or decreases associated with any local jurisdiction, the population formula above will be updated. If any new areas become incorporated within Franklin County, they will be expected to adopt the Plan and participate per an updated implementation agreement. This aspect of the Plan will be part of an "Interlocal Agreement for Implementation". A draft of the agreement can be found in Appendix F.

The revenues to fund the costs of the plan are presented in Table 11- 10. The local match for each jurisdiction is phased in during the next six years. Due to delays in completion and adoption of the Plan the County is providing 100% of the local match for 2010. The County's share will ramp down from 2011 to 2014 until reaching the 13.6% shown in Table 11-9 above. Likewise the entities of Pasco, Connell, Mesa and Kahlotus contribution to the implementation of the Plan will ramp up from 0% to the percentage shown in the Table. In 2014, all local entities will pay the local match based upon population.

11.3.2.4 SUMMARY OF PROPOSED EXPENDITURES

	2010	2011	2012	2013	2014	2015
Program Total	\$152,310	\$172,266	\$186,837	\$174,837	\$167,587	\$167,587
CPG (Ecology)	\$110,355	\$125,322	\$120,125	\$120,125	\$120,125	\$120,125
CPG Off-set (Ecology)	\$3,878	\$3,878	\$20,002	\$11,002	\$5,565	\$5,565
Total Ecology	\$114,233	\$129,200	\$140,127	\$131,127	\$125,690	\$125,690
Local Match for CPG	\$38,077	\$43,066	\$46,710	\$43,710	\$41,897	\$41,897
County	\$38,077	\$24,461	\$16,689	\$15,618	\$5,698	\$5,698
Pasco	\$0	\$17,226	\$28,026	\$26,226	\$33,518	\$33,518
Connell	\$0	\$1,141	\$1,635	\$1,530	\$2,221	\$2,221
Mesa	\$0	\$151	\$220	\$205	\$293	\$293
Kahlotus	\$0	\$86	\$140	\$131	\$168	\$168
Local Match Totals	\$38,077	\$43,066	\$46,710	\$43,710	\$41,897	\$41,897



11.3.2.5 PLAN RECOMMENDATION FOR PROGRAMS AND CAPITAL EXPENDITURES

- No new programs or capital unless complete funding is secured
- If CPG or CPG Offset funding changes, programs or capital facilities should reflect those changes
- Local match of 25% for CPG funding will be based upon population

11.4 Implementation

The following is an informational breakdown in outline form and 6-year implementation schedule for program enhancements recommended in the plan. The actual 6-year schedule can be found in Appendix M.

11.4.1 Implementation Activities by Organization

The following is an outline of implementation activities by organization for the 6-year planning period.

SWAC Coordination Activity

Sub committees

Recycling/Waste Reduction

Cities and County (Elected Officials and Staff)

Citizen(s) from SWAC

Transfer/Disposal

Cities and County (Elected Officials and Staff)

Citizen(s) from SWAC

Technical Advisory

Benton Franklin Health Department, Franklin Conservation District, Franklin County Public Works Department, Basin Disposal, Inc. and citizens from SWAC, Department of Ecology

Program Activity by SWAC Sub Committees

Recycling/Waste Reduction

Education

Community Survey

Evaluation of drop box versus curbside recycling programs

Reports to community

Transfer/Disposal

Evaluate biomass disposal options

Technical Advisory

Enforcement

Special Wastes

Moderate Risk Wastes

Educational



Web Site

(http://www.co.franklin.wa.us/solid_waste/solid_waste_options.html)

Newsletter

Bio Med (from BFHD)

Brochures (Bilingual)

Moderate Risk Waste

Asbestos

Construction and Demolition Dangerous Wastes

Tires

Enforcement

All SWAC Members

Disaster Debris Plan for Franklin County

Littering Hot Line Signs

Franklin County Public Works Department

Waste Audits

Small Quantity Generator Audits

Website Hosting for Solid Waste

BDI

Waste Exchange at MRW Facility

Franklin County Integrated Solid Waste Management Plan



Franklin County
Solid Waste Advisory Committee
(SWAC)

BYLAWS AND MEETING PROCEDURES

I. STATEMENT OF PURPOSE

Solid Waste Advisory Committee (SWAC)

The Franklin County Solid Waste Advisory Committee (SWAC) has been appointed by the Board of County Commissioners in accordance with Chapter 70.95 (165) RCW. The statute requires the SWAC to "assist in the development of solid waste handling programs and policies concerning solid waste handling and disposal, and review and comment on proposed rules, policies or ordinances prior to their adoption." These Bylaws will become a part of the County Solid Waste Plan by reference and will define the SWAC function and rules.

The scope and duties of the Franklin County Solid Waste Advisory Committee shall be to:

- A. Advise Franklin County on all aspects of solid waste management planning;
- B. Assist Franklin County in the development of programs and policies concerning solid waste management;
- C. Review and comment on proposed solid waste management rules, policies, or ordinances prior to their adoption.

II. MEMBERSHIP AND TERMS

- A. SWAC Members: The SWAC shall be composed of a minimum of nine (9) and no more than twelve (12) members representing a balance of interests among the following groups: citizens, public interest groups, business, the waste management industry, and local elected public officials. Members shall provide on-going public input, coordination and information exchange between the groups. Nine (9) of the members shall be representatives of the cities and towns of the county and shall be recommended by their respective councils.
- B. Appointment: Members shall be appointed by motion of the Board of County Commissioners.
- C. Terms: Members shall serve a term of three (3) years or until their successor is appointed and confirmed as provided in the SWAC by-laws. The terms of office shall be staggered. Members may be reappointed to serve consecutive terms, but no member shall serve more than three (3) consecutive terms. Reappointment shall be subject to confirmation by motion of the Board of County Commissioners.
- D. Vacancies: Vacancies shall be filled for the remainder of the term of the vacant position in the manner described in the initial appointment.
- E. Participation: Members of the Committee are needed to advise on matters of public policy formulation and their regular attendance is essential. The Chair may recommend to the Board of

Appendix A

County Commissioners replacement of a member if three (3) consecutive meetings are missed, or half the meetings in a given year are missed.

- F. Training: Members should make themselves available to participate in training workshops pertinent to current solid waste issues as they become available.
- G. Substitution: An appointed member may have a person, representing the absent member's interest, attend meetings and vote in the member's place for two meetings per year.

III. MEETINGS

SWAC Meeting: The committee shall adopt no recommendation, except in a meeting open to the public and then only at a meeting, the date of which public notice has been given by notifying press and radio in the county, and by such other means as may now or hereafter be provided. The committee may adopt recommendations and take other means as necessary, by a majority vote of the members present at the meeting. The committee shall hold at least one meeting each quarter. The time and place of the regular meetings shall be set by the Chair in a manner acceptable to the Committee. The Chair may cancel a meeting.

Technical Advisory Committee Workshops: The Chair, or in the Chair's absence, the Vice Chair, may call a workshop for one specific purpose, provided that proper notice is provided to each member and other interested parties describing the purposes at least twenty-four hours prior to the time scheduled for the workshop. TAC members are appointed by their own political sub division, and may or may not be associated with the SWAC.

IV. CHAIR AND VICE CHAIR

- A. Chair: A majority of the committee shall elect one of its members as Chair. The term of the Chair shall be for one (1) year. The Chair shall be elected at the first meeting in January and shall serve for a term of one year. The election year and the term of the Chair will begin at the first meeting in January of each year.
- B. Vice Chair: A majority of the committee shall elect one of its members as Vice Chair. The term of the Vice Chair shall be for one (1) year. The Chair shall be elected at the first meeting in January and shall serve for a term of one year. The election year and the term of the Vice Chair will begin at the first meeting in January of each year.

V. CONDUCT OF MEETINGS

- A. Roberts Rules of Order: The parliamentary rules known as Roberts Rules of Order shall apply to and govern the procedures of all meetings of the Committee; provided that the Chair may elect to allow a more informal discussion format so long as business is conducted in good order and participation of all members is assured. Consensus of the members is the preferred means to resolve all questions before the Committee. Consensus is hereby defined as the absence of any no votes by members.
- B. Minutes/Agendas: Minutes of all meetings shall be kept and distributed to the members within two weeks after a meeting. Meeting minutes will be approved by a majority vote of members present. Agendas will be prepared, with verbal approval of the Chair, and distributed to the members at least seven days in advance of any regularly scheduled meeting.
- C. Public Access: All meetings shall be open to the public. Provision shall be made for public comment at each meeting. Approved meeting minutes shall be available to the public on request.

VI. WAIVER OF THE RULES

Any of the above rules or procedures may be waived by the majority vote of the Committee provided further that the reason therefore be included in each motion for waiver.

VI. AMENDMENTS

To the extent that such an amendment would not conflict with the purpose for which the Committee was established, any of these bylaws may be amended or repealed, and new bylaws may be adopted, by majority vote of the entire SWAC. Members will be provided with proposed amendments at least two weeks before action is taken to amend these bylaws.

VII. TOPICS OF REVIEW

- A. County Solid Waste Plan: Formulation of the Plan, including major updates, recommendations, amendments and addenda to the Plan.
- B. Moderate Risk Waste Plan: Formulation of the Plan, including major updates, recommendations, amendments and addenda to the Plan.
- C. Legislative Proposals: Regulations adopted by the Board of Health, and by the Board of County Commissioners affecting solid waste management and related issues will be assigned to the Committee for review and comment prior to their adoption.
- D. Other Issues: Additional questions pertaining to Franklin County's waste management program may be addressed to the Committee by the Board of County Commissioners as deemed appropriate.

Franklin County Integrated Solid Waste Management Plan



Appendix B

Preliminary Landfill Locational Siting Evaluation

Locational criteria are standards established by regulations that govern where landfills can be located in Franklin County. They are meant to protect the environment by restricting landfills from areas where experience has shown a risk to public health and safety. Each of these standards is discussed in terms of WAC 173-351. The siting review included in this plan is intended as a general preliminary step before initiating a full-scale study for a specific facility.

Restrictions

- Airport Safety (WAC 173-351-130)
 - Not located within a five mile radius of an existing airport in Franklin County
- Floodplains (WAC 173-351-130)
 - Not located within the 100-year unless special criteria are met
- Wetlands (WAC 173-351-130)
 - Not located within a wetland unless special criteria are met
- Fault Areas (WAC 173-351-130)
 - 260 foot set back unless special criteria are met
- Seismic Impact Zones (WAC 173-351-130)
 - Not located in seismic impact zones unless special criteria are demonstrated to BFHD that all contaminant structures (liners, leachate collection systems, and surface water control systems are designed to resist the maximum horizontal acceleration in lithified earth material for the site.
- Unstable Areas (WAC 173-351-130)
 - Must demonstrate to BFHD that engineering measures have been incorporated in the landfill design to ensure that the integrity of the structural components will not be disrupted.
- Ground Water (WAC 173-351-140)
 - Liner required above 10 feet of ground water (seasonal high level)
 - Hydrogeologic report required with mandatory sections
 - Preliminary engineering required with mandatory sections
 - Design Report required with mandatory sections
 - Can not be constructed over a sole source aquifer
- Surface Water (WAC 173-351-140)
 - Not located within 200 feet of surface waters measured horizontally from the ordinary high water mark
 - Not located within 200 feet of a drinking water source or watershed control area
- Land Use (WAC 173-351-140)
 - Not located in areas designated by the United States Fish and Wildlife Service or the department of wildlife as critical habitat for endangered or threaten species.
 - Not within 200 feet of a residence
 - Not within 100 feet of land zoned nonresidential or unzoned land
 - Must comply with Franklin County Planning Departments Ordinances, Comprehensive Land Management Plan and BFHD rules.

Appendix B

- Toxic Air Emissions (WAC 173-351-200(5)(a),
 - must ensure that the units not violate any applicable requirements developed under the Washington state implementation plan approved or promulgated by the Federal Environmental Protection Agency pursuant to Section 110 of the Federal Clean Air Act, as amended.
 - Open burning prohibited
- Cover Material Capacity (WAC 173-351-200 (2)(a)
 - Daily cover of six inches minimum unless demonstrated to BFHD that alternative measures are acceptable
- Capacity (WAC 173-351-010 (2)(c)
 - Compliance with 173-351 is necessary
 - All landfills must adhere
- Climatic Factors
 - Arid lands must meet special criteria (WAC 173-351-300 (2)(b))
- Natural Soils
 - Must use a liner 60 mil HDPE (or equivalent) above any soils in Franklin County

Preliminary Evaluation

Geology assessment of local site is proposed. The site must meet seismographic and landslide hazards specifically.

Groundwater assessment of local area proposed to meet Franklin County Ground Water Management Area's specifications. No portion of the county is designated a sole source aquifer.

Soils in Franklin County necessitate a liner to be placed under the landfill.

Flooding occurs along either the Columbia or Snake Rivers and is controlled by the USACOE and Grant County PUD. Irrigation districts operate canals seasonally and will have to be evaluated on a case by case basis for flooding.

The Columbia and Snake Rivers are used extensively for recreation, navigation, and irrigation. Only the City of Pasco draws water from the Columbia River for potable drinking water.

Landfill must be in compliance with all Federal and State regulations.

Siting Concerns

Avoidance of impacts to surrounding environment

Avoidance of ecologically sensitive areas

Avoidance of hazard prone areas

Avoidance of potential to contaminate ground water, surface water, wetlands

Avoidance of potential waste transportation corridors impacts to public and environment

Benton Franklin Health Department

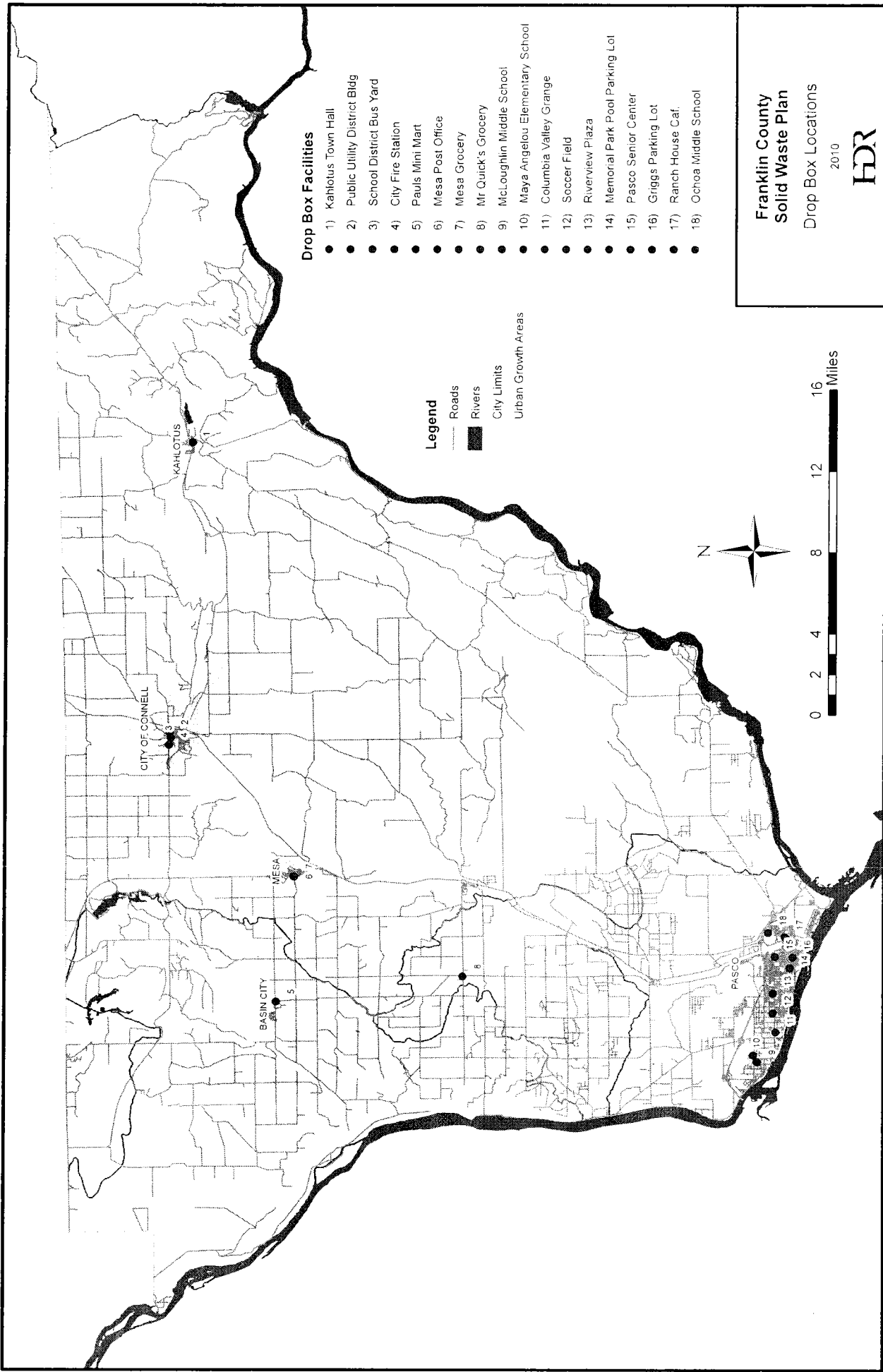
Because local health agencies must ensure conformance of a permit application with the adopted solid waste plan, they would be the likely mechanism for conducting such most environmental reviews. A local land use planning agency and/or planning commission could also serve as a review instrument. It is recommended that these agencies and committees be closely involved in the development of such a process. Inclusion of land use and health agency representatives on the Franklin County Solid Waste Advisory Committee is very advantageous in this regard. Goals and policies as to the use of this process

Appendix B

should be developed, and implementation may require the adoption of local ordinances.

Franklin County Integrated Solid Waste Management Plan





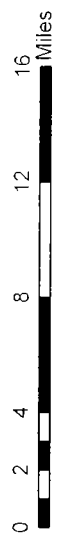
Drop Box Facilities

- 1) Kahlolus Town Hall
- 2) Public Utility District Bldg
- 3) School District Bus Yard
- 4) City Fire Station
- 5) Pauls Mini Mart
- 6) Mesa Post Office
- 7) Mesa Grocery
- 8) Mr Quick's Grocery
- 9) McLoughlin Middle School
- 10) Maya Angelou Elementary School
- 11) Columbia Valley Grange
- 12) Soccer Field
- 13) Riverview Plaza
- 14) Memorial Park Pool Parking Lot
- 15) Pasco Senior Center
- 16) Griggs Parking Lot
- 17) Ranch House Caf.
- 18) Ochoa Middle School

Legend

- Roads
- Rivers
- City Limits
- Urban Growth Areas

**Franklin County
Solid Waste Plan**
Drop Box Locations
2010



Appendix C

COMMERCIAL

22 recycling drop-off and buy back sites that take selected materials in counties you selected

<u>NAME</u>	<u>ADDRESS</u>	<u>COUNTY</u>	<u>CITY</u>
<u>Select Paul's Mini Mart</u>	22553 Glade North Road	Franklin	Basin City
<u>Select Public Utility District Bldg</u>	N Fifth Ave and W Clark St.	Franklin	Connell
<u>Select School District Bus Yard</u>	N Burke Ave and E Clark St.	Franklin	Connell
<u>Select Mr. Quick's Grocery</u>	Eltopia West and Glade	Franklin	Merrill's Corner
<u>Select Mesa Grocery</u>	First Avenue	Franklin	Mesa
<u>Select Post Office</u>	Downtown	Franklin	Mesa
<u>Select Basin Transfer Station</u>	1721 Deitrich Rd.	Franklin	Pasco
<u>Select Cascade Pallet</u>	Port of Pasco, Bldg 6	Franklin	Pasco
<u>Select Columbia Valley Grange</u>	W Court St. and N Road 64	Franklin	Pasco
<u>Select Food Pavillion</u>	2701 West Court Street	Franklin	Pasco
<u>Select Griggs Parking Lot</u>	801 West Columbia St	Franklin	Pasco
<u>Select Maya Angelou Elementary School</u>	6001 N Road 84	Franklin	Pasco
<u>Select McLoughlin Middle School</u>	2803 N Road 88	Franklin	Pasco
<u>Select Memorial Park Pool Parking Lot</u>	N. 14th Ave and W. Shoshone St	Franklin	Pasco
<u>Select Ochoa Middle School</u>	1801 E Sheppard Street	Franklin	Pasco
<u>Select Pallet Services</u>	Call first!	Franklin	Pasco
<u>Select Pasco Senior Center</u>	1315 N. 7th Ave.	Franklin	Pasco
<u>Select Ranch House Café</u>	S California Ave and E Lewis St	Franklin	Pasco
<u>Select Riverview Plaza</u>	W Court Street and N Road 32	Franklin	Pasco
<u>Select Soccer Field</u>	W Court St and N Road 48	Franklin	Pasco
<u>Select Tommy's Steel and Salvage</u>	904 South Oregon	Franklin	Pasco
<u>Select Tri Cities Batteries Inc</u>	2104 North 4th Street	Franklin	Pasco

50 recycling pickup services that collect material(s) from customers

Appendix C

NAME	ADDRESS	COUNTY SERVED	CITY BASED IN
<u>Select</u> ABCO Wood Recycling	3704 E. Dalke	Franklin	Spokane
<u>Select</u> Agco Metalex	3701 South Rd	Franklin	Mukilteo
<u>Select</u> American Recycling Corporation	Pickup service	Franklin	Spokane
<u>Select</u> Baker Commodities/Sunnyside/Pick-up	150 Dump Road	Franklin	Grandview
<u>Select</u> Basin Recycling/Pick-Up	1721 Deitrich Rd.	Franklin	Pasco
<u>Select</u> Blue Planet Recycling & Processing Corp.	Call first.	Franklin	Burnaby, BC
<u>Select</u> Calbag Metals\Pick-Up	1602 Marine View Dr.	Franklin	Tacoma
<u>Select</u> Cars for Homes		Franklin	
<u>Select</u> Carton Services	1141 Andover Park West, Bldg. C	Franklin	Tukwila
<u>Select</u> Clayton Ward Co/Pick-Up	119 East Albany	Franklin	Kennewick
<u>Select</u> CMX Medical Imaging	6601 South Glacier Street	Franklin	Tukwila
<u>Select</u> Darling International	2041 Marc St	Franklin	Tacoma
<u>Select</u> Denton Plastics/Pick-up	4427 NE 158th Avenue	Franklin	Portland
<u>Select</u> Earthworks Recycling/Pick-Up	1904 E. Broadway	Franklin	Spokane
<u>Select</u> Emerald Services, Inc/Pick up	1825 Alexander Avenue	Franklin	Tacoma
<u>Select</u> Flotation Services/Pick Up	2218 - 109th Ave. NE	Franklin	Bellevue
<u>Select</u> Full Container Recovery	1702 Port of Tacoma Rd	Franklin	Tacoma
<u>Select</u> Gless, LLC		Franklin	Auburn
<u>Select</u> Great Lakes Electronics		Franklin	Detroit
<u>Select</u> Green Disk	Pickup service	Franklin	Sammamish
<u>Select</u> Hallmark Refining Corporation	Pickup service	Franklin	Mount Vernon
<u>Select</u> HVAC Recovery/Pick Up	Call For P/U Appointment	Franklin	Kennewick
<u>Select</u> Industrial Container Services	7152 1st Avenue South	Franklin	Seattle
<u>Select</u> Inland ReTech	7203 East Nora Ave	Franklin	Spokane

Appendix C

<u>Select</u> Interstate Battery System of Yakima/Pick Up	1202 E Mead Ave	Franklin	Yakima
<u>Select</u> Interstate Plastics	Pickup service	Franklin	Vancouver
<u>Select</u> L & S Tire Co.	9215 39th Ave. SW	Franklin	Tacoma
<u>Select</u> LifeSpan Technology Recycling	(National pickup service)	Franklin	Newton Upper Falls
<u>Select</u> Lloyd Wibbelman & Company	Pick-up Service	Franklin	Snohomish
<u>Select</u> Mason County Wood Recyclers	351 Millwright Road	Franklin	Shelton
<u>Select</u> Northwest Tire Recycling Products	880 Curie St.	Franklin	Richland
<u>Select</u> Oil Re-Refining	4150 No. Suttle Rd.	Franklin	Portland
<u>Select</u> Pacific Recycling/Pick-up	1615 Chemical Drive	Franklin	Kennewick
<u>Select</u> PSC/Pick Up	20245 77th Ave S	Franklin	Kent
<u>Select</u> Rainier Plastics	1101 Ledwich Avenue	Franklin	Yakima
<u>Select</u> Re-use Consulting		Franklin	Bellingham
<u>Select</u> Recall Secure Destruction Services Inc	19821 87th Ave S	Franklin	Kent
<u>Select</u> Recovered Paper Grades Plant	6328 SE 100th	Franklin	Portland
<u>Select</u> Santamaria & Sons	30723 337th Pl. SE	Franklin	Ravensdale
<u>Select</u> Seattle Barrel Company	4716 Airport Way	Franklin	Seattle
<u>Select</u> Shred-It	18709 East Valley Highway	Franklin	Kent
<u>Select</u> Technology Conservation Group	6125 A N Basin Ave.	Franklin	Portland
<u>Select</u> The Grease Spot	Between Hayden Lake & Coeur d'Alene	Franklin	Coeur d'Alene
<u>Select</u> Tire Disposal & Recycling/Pick-up	Pickup service	Franklin	Clackamas
<u>Select</u> Tire Disposal, Inc.	14377 S Macksburg Rd.	Franklin	Molalla
<u>Select</u> Tommy's Steel and Salvage/Pick-Up	904 South Oregon	Franklin	Pasco

Appendix C

<u>Select Total Reclaim</u>	2200 6th Ave S	Franklin	Seattle
<u>Select Tri Cities Batteries Inc/Pick-Up</u>	2104 North 4th Street	Franklin	Pasco
<u>Select Twin City Metals/Pick Up</u>	455 East Bruneau	Franklin	Kennewick
<u>Select Vehicle Donation Processing Center, Inc.</u>		Franklin	

3 recycling mobile services that process selected material(s)

NAME	ADDRESS	COUNTY SERVED	CITY BASED IN
<u>Select ABCO Wood Recycling</u>	3704 E. Dalke	Franklin	Spokane
<u>Select Rainier Wood Recyclers</u>	Mobile Grinding Service	Franklin	Auburn
<u>Select Rockwall Inc.</u>	Mobile	Franklin	Spokane

Appendix C

3 recycling mobile services that process selected material(s)

NAME	ADDRESS	COUNTY SERVED	CITY BASED IN
<u>Select</u> ABCO Wood Recycling	3704 E. Dalke	Franklin	Spokane
<u>Select</u> Rainier Wood Recyclers	Mobile Grinding Service	Franklin	Auburn
<u>Select</u> Rockwall Inc.	Mobile	Franklin	Spokane

RESIDENTIAL

30 recycling drop-off and buy back sites that take selected materials in counties you selected

NAME	ADDRESS	COUNTY	CITY
<u>Select</u> Captain Phil's Auto Lube & Car Wash	3810 W. Court St.		Pasco
<u>Select</u> Call2Recycle		Franklin	
<u>Select</u> Paul's Mini Mart	22553 Glade North Road	Franklin	Basin City
<u>Select</u> City Fire Station	S Columbia Ave and W Elm Street	Franklin	Connell
<u>Select</u> Connell Park Estates	299 West Hawthorne	Franklin	Connell
<u>Select</u> Public Utility District Bldg	N Fifth Ave and W Clark St.	Franklin	Connell
<u>Select</u> School District Bus Yard	N Burke Ave and E Clark St.	Franklin	Connell
<u>Select</u> Town Hall	130 E Weston St	Franklin	Kahlotus
<u>Select</u> Gray's Farm Repair	13060 Glade North	Franklin	Merrill's Corner
<u>Select</u> Mr. Quick's Grocery	Eltopia West and Glade	Franklin	Merrill's Corner
<u>Select</u> Mesa Crossroads Service Station	113 N First Street	Franklin	Mesa
<u>Select</u> Mesa Grocery	First Avenue	Franklin	Mesa
<u>Select</u> Post Office	Downtown	Franklin	Mesa
<u>Select</u> Basin Transfer Station	1721 Deitrich Rd.	Franklin	Pasco
<u>Select</u> Cascade Pallet	Port of Pasco, Bldg 6	Franklin	Pasco
<u>Select</u> Columbia Valley Grange	W Court St. and N Road 64	Franklin	Pasco
<u>Select</u> Food Pavillion	2701 West Court Street	Franklin	Pasco

Appendix C

<u>Select</u> Griggs Parking Lot	801 West Columbia St	Franklin	Pasco
<u>Select</u> Maya Angelou Elementary School	6001 N Road 84	Franklin	Pasco
<u>Select</u> McLoughlin Middle School	2803 N Road 88	Franklin	Pasco
<u>Select</u> Memorial Park Pool Parking Lot	N. 14th Ave and W. Shoshone St	Franklin	Pasco
<u>Select</u> Ochoa Middle School	1801 E Sheppard Street	Franklin	Pasco
<u>Select</u> Pasco Senior Center	1315 N. 7th Ave.	Franklin	Pasco
<u>Select</u> Ranch House Café	S California Ave and E Lewis St	Franklin	Pasco
<u>Select</u> Riverview Plaza	W Court Street and N Road 32	Franklin	Pasco
<u>Select</u> Schuck's Auto Supply	5426 N. Rd 68	Franklin	Pasco
<u>Select</u> Schuck's Auto Supply #238	738 N 20th	Franklin	Pasco
<u>Select</u> Soccer Field	W Court St and N Road 48	Franklin	Pasco
<u>Select</u> Tommy's Steel and Salvage	904 South Oregon	Franklin	Pasco
<u>Select</u> Tri Cities Batteries Inc	2104 North 4th Street	Franklin	Pasco

21 recycling pickup services that collect material(s) from customers

NAME	ADDRESS	COUNTY SERVED	CITY BASED IN
<u>Select</u> ABCO Wood Recycling	3704 E. Dalke	Franklin	Spokane
<u>Select</u> Cars for Homes		Franklin	
<u>Select</u> Earthworks Recycling/Pick-Up	1904 E. Broadway	Franklin	Spokane
<u>Select</u> Easter Seals Car Donation Program		Franklin	
<u>Select</u> HVAC Recovery/Pick Up	Call For P/U Appointment	Franklin	Kennewick
<u>Select</u> Industrial Container Services	7152 1st Avenue South	Franklin	Seattle
<u>Select</u> Inland ReTech	7203 East Nora Ave	Franklin	Spokane
<u>Select</u> L & S Tire Co.	9215 39th Ave. SW	Franklin	Tacoma
<u>Select</u> Northwest Tire Recycling	880 Curie St.	Franklin	Richland

Appendix C

Products	Address	County	City
<u>Select</u> Oil Re-Refining	4150 No. Suttle Rd.	Franklin	Portland
<u>Select</u> Re-use Consulting		Franklin	Bellingham
<u>Select</u> Recovered Paper Grades Plant	6328 SE 100th	Franklin	Portland
<u>Select</u> Santamaria & Sons	30723 337th Pl. SE	Franklin	Ravensdale
<u>Select</u> Seattle Barrel Company	4716 Airport Way	Franklin	Seattle
<u>Select</u> Technology Conservation Group	6125 A N Basin Ave.	Franklin	Portland
<u>Select</u> Tire Disposal & Recycling/Pick-up	Pickup service	Franklin	Clackamas
<u>Select</u> Tire Disposal, Inc.	14377 S Macksburg Rd.	Franklin	Molalla
<u>Select</u> Tommy's Steel and Salvage/Pick-Up	904 South Oregon	Franklin	Pasco
<u>Select</u> Vehicle Donation Processing Center, Inc.		Franklin	
<u>Select</u> Volunteers of America		Franklin	Everett
<u>Select</u> Washington Council for the Blind		Franklin	

Automotive

11 recycling drop-off and buy back sites that take selected materials in counties you selected

NAME	ADDRESS	COUNTY	CITY
<u>Select</u> Captain Phil's Auto Lube & Car Wash	3810 W. Court St.		Pasco
<u>Select</u> Paul's Mini Mart	22553 Glade North Road	Franklin	Basin City
<u>Select</u> City Fire Station	S Columbia Ave and W Elm Street	Franklin	Connell
<u>Select</u> Connell Park Estates	299 West Hawthorne	Franklin	Connell
<u>Select</u> Town Hall	130 E Weston St	Franklin	Kahlotus
<u>Select</u> Gray's Farm Repair	13060 Glade North	Franklin	Merrill's Corner

Appendix C

<u>Select</u> Mesa Crossroads Service Station	113 N First Street	Franklin	Mesa
<u>Select</u> Basin Transfer Station	1721 Deitrich Rd.	Franklin	Pasco
<u>Select</u> Columbia Valley Grange	W Court St. and N Road 64	Franklin	Pasco
<u>Select</u> Schuck's Auto Supply	5426 N. Rd 68	Franklin	Pasco
<u>Select</u> Schuck's Auto Supply #238	738 N 20th	Franklin	Pasco

Franklin County Integrated Solid Waste Management Plan



Alternatives to Hazardous Products
for the Workshop, Yard & Garden

Product Needed:	Safer Alternative
Ant Killer	<ul style="list-style-type: none"> • Caulk entry points • Kill visible ants with soapy water or vacuum • Remove sources of food and water
Brass/copper polish	<ul style="list-style-type: none"> • Paste of equal parts vinegar, salt, flour • Rinse well
Degreaser	<ul style="list-style-type: none"> • Citrus or vegetable oil-based products
Fertilizer	<ul style="list-style-type: none"> • Compost • Organic fertilizers
Moss killer	<ul style="list-style-type: none"> • Buildings: zinc-galvanized or copper flashing and ridges. • Lawn: correct plant deficiencies; thatch; water infrequently and deeply
Oil-based paint	<ul style="list-style-type: none"> • Water-based latex paint
Paint strippers	<ul style="list-style-type: none"> • Use strippers with “caution” label
Paint thinners	<ul style="list-style-type: none"> • Use water-based paints
Pesticides	<ul style="list-style-type: none"> • Keep plants healthy through organic fertilization, crop rotation. • Use biological controls • Organic pesticides
Roach poison	<ul style="list-style-type: none"> • Removes sources of food and water • Caulk cracks/crevices • Boric acid
Stainless steel cleaner	<ul style="list-style-type: none"> • Baking soda • Olive oil for polish
Wood preservative	<ul style="list-style-type: none"> • Keep wood dry • Use borax-based preservatives • Use cedar or pressure-treated lumber

Appendix D

Alternatives to Hazardous Products
for the Garage or Workshop

Product Needed:	Safer Alternative
Antifreeze	<ul style="list-style-type: none"> • Propylene glycol-based antifreeze (less toxic)
Car battery post corrosion removal	<ul style="list-style-type: none"> • Baking soda and water past. • After reconnecting clamps to terminals, wipe with petroleum jelly
Car Cleaning:	
Washing	<ul style="list-style-type: none"> • 2 tablespoons mild dish detergent & 2 gallons warm water
Tires	<ul style="list-style-type: none"> • Scrub with brush & mild dish detergent & baking soda
Chrome polish	<ul style="list-style-type: none"> • Vinegar • Or a paste of baking soda & water
Decal remover	<ul style="list-style-type: none"> • Soak in hot water • OR use white vinegar
Hand cleaner (to remove paint or grease)	<ul style="list-style-type: none"> • Mineral/baby oil or margarine, then use soap and water
Grease/oil on floor	<ul style="list-style-type: none"> • Sprinkle with kitty litter or cornmeal; sweep hours later
Rug cleaner/freshner	<ul style="list-style-type: none"> • Sprinkle baking soda, vacuum • To absorb spills: clean with club soda, clear water or soapy water

Appendix D

Franklin County Integrated Solid Waste Management Plan



FCSWAC Evaluation Tables

RECOMMENDATIONS to the Franklin County Plan by rating from the FCSWAC (The Solid Waste Advisory Committee reviewed the options discussed below and recommends the following be adopted as prioritized below or do not adopt)

MATRIX for Evaluating Options

- **Sustainability:** to what extent will this alternative provide an environmentally sound handling, utilization and/or disposal option?
- **Cost-effectiveness:** the degree to which the alternative is effective in reducing waste at a reasonable cost is also an important factor. The SWAC support of programs that can achieve the greatest amount of waste reduction for the amount spent.
- **Regulatory compliance:** to what extent will the alternative ensure that special waste is utilized or disposed in a manner which meets or exceeds federal, state, and local regulations?
- **Recommendations:** Adopt with prioritization or Do Not Adopt in Franklin County as put forward by the SWAC (based upon consultant matrix)

Rating Scores for sustainability, cost-effectiveness, and regulatory compliance are High, Medium and Low

Table A - Evaluation of Options For Agricultural Wastes				
Reasonable Option	Sustainability	Cost Effectiveness	Regulatory Compliance	Recommendations
Monitor, manage and update as necessary	High, ongoing and presently working well	High, does not add additional costs, ongoing	High, already achieving compliance	Adopt with prioritization
FCDPW provide technical assistance and education	Medium, may be better communicated by the Franklin Conservation District or WSU Extension	Medium, will add additional staff time and materials for developing this aspect of the program	High, expected to achieve compliance	Adopt with prioritization
Investigate generation and reuse of biomass	High, could provide additional source of biomass energy over the next 20 years	Low, land fill costs are presently \$50/ton and biomass energy costs are \$105/ton	High, expected to achieve compliance if utilized as a fuel along with MSW	Adopt with prioritization

FCSWAC Evaluation Tables

Agricultural Wastes

Priority	Rated by SWAC
	BFHD to continue to monitor and regulate agricultural waste disposal
	FCDPW to provide technical assistance and education as necessary
	FCSWAC to form an exploratory committee on biomass/energy Seek a grant to conduct feasibility study Implement as appropriate, incorporating lesson learned from the Benton County process.

Table B - Evaluation of Options for Appliances/White Goods

Reasonable Option	Sustainability	Cost – Effectiveness	Regulatory Compliance	Recommendation
Continue to support existing framework of managing, recycling, and disposal practices	High, ongoing and presently working well	High, does not add additional costs, ongoing	High, already achieving compliance	Adopt with prioritization
Support yearly collection event	Medium, expected to compete with private sector with subsidized costs	Medium, will cost for transportation, CFC removal, staff, and special equipment	High, expected to achieve compliance	Do Not Adopt
Monitor illegal dumping	High, ongoing and presently working well	Medium, staff time and equipment involved checking out complaints	High, expected to achieve compliance	Adopt with prioritization

Appliances/White Goods

Priority	Rated by SWAC
	Continue to support existing framework of managing, recycling and disposal practices
	Support yearly collection event of white goods (perhaps in conjunction with another event)
	Monitor illegal dumping.

FCSWAC Evaluation Tables

Table C - Evaluation of Options for Asbestos				
Reasonable Option	Sustainability	Cost – Effectiveness	Regulatory Compliance	Recommendations
Educate homeowners / Work with Ecology	Medium, since asbestos is no longer being used after awhile it is expected to be totally removed from the environment	Medium, costs will be incurred for time and materials along with ongoing program maintenance	Medium, locally there is no Clean Air Authority in the County for proper compliance of air standards, expectations are not high for maximum achievement of compliance	Adopt with prioritization
Increase enforcement	Low, after an initial start of program costs will be more than desired results of sound handling and disposal	Low, expect costs to be incurred for program enforcement, like additional manpower time equipment and materials	High, expected to achieve greater compliance	Do Not Adopt
Monitor Illegal Dumping	High, ongoing and presently working well	High, does not add additional costs, ongoing	High, already achieving compliance	Adopt with prioritization

Asbestos

Priority	Rated by SWAC
	Educate homeowners on proper handling methods and work with Ecology on outreach strategies
	Increase enforcement by Health District or L&I
	Monitor Illegal Dumping

Table 9 D - Evaluation of Options For Biomedical Wastes				
Reasonable Option	Sustainability	Cost – Effectiveness	Regulatory Compliance	Recommendations
Additional Education	Medium, the regulations on this waste stream may change handling and	Medium, expect additional staff time for program start up and along with	High, expect greater compliance	Adopt with prioritization

FCSWAC Evaluation Tables

	disposal options	material and equipment		
Expand collection program to incorporate at HHW Events	Medium, options may change with regulations	Low, special caution in for waste handlers, high training costs, disposal costs must be accounted for	High, expect more sharps collected, with proper handling and disposal	Do Not Adopt
Conduct a generator survey	Low, viewed as a one time activity	Medium, cost incurred for program start up and manpower to initialize	Medium, will not totally ensure proper waste disposal	Do Not Adopt

Biomedical Wastes

Priority	Rated by SWAC
	Education materials for correct management of residential medical waste
	Collection of sharps at a farm supply stores or collection event in conjunction with MRW
	Conduct a survey

Table E - Evaluation of Options for Construction and Demolition Wastes

Reasonable Option	Sustainability	Regulatory Compliance	Cost – Effectiveness	Recommendations
Central site for recycling and reuse:	High, a regional facility would be satisfactory for handling, recycling and reuse	High, rules of BFHD would be met	Low, cost would be very high for property, manpower, equipment	Adopt, with prioritization
Increased education promoting recycling and reuse	High, would provide the public with safe handling and utilization methods	High, compliance expected	Medium, cost for program develop and manpower to maintain	Adopt, with prioritization
Increased education about potentially dangerous materials in demolition wastes	High, would provide the public with safe handling and utilization method	High, uppermost level of compliance	High, some initial costs	Adopt, with prioritization

FCSWAC Evaluation Tables

Require deposit and proof of proper disposal when building permits are issue	High	High, compliance expected	Low, high manpower, and enforcement costs	Do Not Adopt
Green Building	High, would meet the safe handling and utilization of wastes for this program	High, would exceed existing rules	Medium, cost to develop a program initially are high	Do Not Adopt
Continue Monitoring with BFHD	Ongoing and sustainable	Meet existing rules of BFHD	Low cost to maintain	Adopt

Construction and Demolition Wastes

Priority	Rated by SWAC
	Central site for recycling and reuse
	Increased education promoting recycling and reuse
	Increased education about potentially dangerous materials in demolition wastes
	Require deposit and proof of proper disposal when building permits are issued
	Green Building
	Continue to monitor/enforcement with BFHD

Table F - Evaluation of Options for Disaster Debris				
Reasonable Option	Sustainability	Cost – Effectiveness	Regulatory Compliance	Recommendations
Develop a plan for Franklin County	High, will provide a good disposal option	High, initial costs are small to plan	Medium, no requirements exist to plan but a plan would create disposal that meets or exceeds present rules	Adopt, with prioritization
Include in Plan Locations for	High, will provide a place	High, initial costs are very	Medium, no requirements	Adopt, with prioritization

FCSWAC Evaluation Tables

staging and temporary storage of debris	for sound handling of debris wastes	minimal, part of the Debris Waste Plan	exist to plan but a plan would create disposal that meets or exceeds present rules	
Include in Plan Checklists for government officials	High, will utilize existing government staff, facilities and provide the right disposal choices	High, initial costs are very minimal, part of the Debris Waste Plan	Medium, no requirements exist to plan but a plan would create disposal that meets or exceeds present rules	Adopt, with prioritization

Disaster Debris

Priority	Rated by SWAC
	Develop disaster management plan
	Establish locations for emergency staging and temporary storage of debris generated by natural disasters in this plan.
	Develop checklists that summarize the tasks to be undertaken by the local government who are the designated debris manager and team duties.

Table G - Evaluation of Options for Electronic Wastes

Reasonable Option	Sustainability	Cost – Effectiveness	Regulatory Compliance	Recommendations
Inventory and study available opportunities in county	Medium, considered to be one time study	Medium, cost for inventory /study may not achieve the greatest amount of waste reduction	Medium, not expected to achieve complete compliance	Do Not Adopt
Continue relationships with programs and recyclers	High, expect to achieve sound handling and disposal options	High, some manpower time but minimal over the next five-six years	High, compliance expected	Adopt, with prioritization
Monitor illegal dumping	High, provides a safe handling and disposal of this waste stream	Medium, some manpower costs for surveillance activities and costs if wastes are encountered	High, meets existing criteria in regulations	Adopt, with prioritization

FCSWAC Evaluation Tables

Electronic Wastes

Priority	Rated by SWAC
	Inventory available opportunities for e-waste collection and recycling
	Establish new relationships collector and recyclers of e-waste
	BFHD continues to monitor illegal dumping

Table H - Evaluation of Options for Petroleum Contaminated Soils

Reasonable Option	Sustainability	Cost – Effectiveness	Regulatory Compliance	Recommendations
Continue to support existing programs	High, provides safe handling and utilization options	High, costs are manageable for existing program	High, existing system meets compliance regulations	Adopt, with prioritization

Petroleum Contaminated Soils

Priority	Rated by SWAC
	Private sector to continue to manage and dispose of PC soils with BFHD oversight

Table I - Evaluation of Options for Septage and Street Wastes

Reasonable Option	Sustainability	Cost – Effectiveness	Regulatory Compliance	Recommendations
Find additional site(s) regionally for Septage	Medium, do not know the length of time facility would be operational do to site limitations	Medium, manpower to find and permit a facility will cost	High, would meet existing criteria for compliance	Adopt, with prioritization
Continue existing program(s)	High, already providing a safe handling and disposal system for wastes	High, site already permitted	High, meets existing criteria for compliance	Adopt, with prioritization
Support Pasco's Street Waste Program	High, already providing a safe handling and disposal system for wastes	High	High, meets existing criteria	Adopt, with prioritization

FCSWAC Evaluation Tables

Septage and Street Wastes

Priority	Rated by SWAC
	Find and permit a regional facility for disposal of septage before no options for septage are available regionally
	Support continuation of private / public management of septage and street wastes

Table J - Evaluation of Reasonable Options for Tires				
Reasonable Option	Sustainability	Cost – Effectiveness	Regulatory Compliance	Recommendations
Public Education Programs	High, disposal options and sound handling are good options	Medium, staff time for programs	High, already achieving compliance	Adopt, with prioritization
Develop a collection system for tires	Medium, which option to choose – disposal or recycling?	Low expected to cost to develop and sustain program	High, expect to achieve compliance	Do Not Adopt
Municipal and County Solid Waste Staff Coordination – A request for assistance in cleaning up tire piles	Medium, after the four piles are cleaned up options become limited for disposal or recycling	High, cost are grant driven	High, expect to achieve compliance	Adopt, with prioritization
Create County and City Purchasing Programs for Recycled Tire Products	High, once started the program would sustain itself by providing sound handling and recycling options	Medium, costs to implement are high	Medium, may not achieve complete compliance	Do Not Adopt
Conduct an Annual Waste Tire Collection Event for Franklin County	High, will collect tires for disposal/recycling, and provide good options	Low, cost for program start up (staff time and materials) are high	High, compliance expected	Do Not Adopt

FCSWAC Evaluation Tables

Tires

Priority	Rated by SWAC
	Public education programs
	Develop a collection system for tires
	Municipal and County Solid Waste Staff Coordination – A request for assistance in cleaning up tire piles
	Create County and City Purchasing Programs for Recycled Tire Products
	Conduct an Annual Waste Tire Collection Event for Franklin County

Franklin County Integrated Solid Waste Management Plan



INTERLOCAL AGREEMENT

This agreement is executed by and between Franklin County (“County”) and the Cities of Pasco, Connell, Mesa and Kahlotus (“Cities”) (hereinafter jointly referred to as “the parties”) for the purposes of establishing an integrated solid waste management plan for Franklin County; fulfilling the Cities and County’s obligations under Chapter 70.95 RCW, and other state federal laws and regulations governing solid waste management; and contributing to the health and safety of all Franklin County residents. The parties make and enter into this Interlocal Agreement (“Agreement”) effective the ____ day of _____, 2007, for the purposes and under terms contained herein.

Definitions

For the purposes of this agreement and any related agreement, contracts and documents executed, adopted, or approved to this Agreement, the parties shall use the definitions found in RCW 70.950.030; 70.138.020, WAC 173-304-100 and WAC 173-350-100, unless the context indicates otherwise.

Recitals

WHEREAS, the parties recognize the need and obligation to meet federal and state mandates for solid waste management planning; and

WHEREAS, the parties believe that the integrated solid waste management plan (“Plan”) can best be accomplished under the leadership of Franklin County in cooperation with the Cities, and;

WHEREAS, programs of solid waste reduction and recycling can be most effective when carried out pursuant to a coordinated Plan; and

WHEREAS, the County has secured adequate grant funding to meet the financial obligations for solid waste planning as required by law; and

WHEREAS, the parties are authorized and empowered to enter into this agreement pursuant to Chapter 39.34 RCW.

THEREFORE, in consideration of mutual promises and covenant herein, it is hereby agreed:

Franklin County:

- Prepare and submit for approval on behalf of the Cities and County a comprehensive integrated solid waste management plan as provided in RCW 780.95.080 and related provision of law. Such

plan as finally prepared, amended or modified shall be binding upon the parties in its solid waste management.

- Implement, in cooperation with the Cities, waste reduction and recycling programs within such Cities, as well as in unincorporated areas, all as enumerated in the Plan. Where appropriate and agreed, the County may provide funding to the Cities to implement such waste reduction and recycling programs.

Cities:

- Cooperatively help prepare the Integrated Solid Waste Management Plan (ISWMP) for Franklin County by participating in the Franklin County Solid Waste Advisory Committee.
- Review draft plan and respond for your city with comments to be adopted into the plan prior to formal FCSWAC recommendations.
- Any recommendation in the plan, which would result in a cost to any governmental entity shall be pre-approved by the local government before presentation to County Commission for adoption into the plan.
- Where appropriate and agreed, receive funding from the County to implement such waste reduction and recycling programs as outlined in the ISWMP.

IN TESTIMONY WHEREOF, the parties hereto have caused this agreement to be executed by their duly authorized governing authorities as of the day and year first above written.

(1) ATTEST: CITY OF PASCO

SIGN FOR: CITY OF PASCO

City Clerk

Mayor

RESOLUTION NO. _____

A RESOLUTION adopting the Franklin County 2010 Integrated Solid Waste Management Plan, dated April 2010.

WHEREAS, the Washington State Legislature, pursuant to the provisions of RCW 70.95, enacted legislation the purpose of which is to establish a comprehensive state-wide program for solid waste handling, and solid waste recovery and/or recycling which will prevent land, air, and water pollution and conserve the nature, economic, and energy resources of this state; and

WHEREAS, pursuant to the provisions of RCW 70.95.080 each county within the state, in cooperation with the various cities located within such county, shall prepare a coordinated, comprehensive solid waste management plan; and

WHEREAS, pursuant to the provisions of RCW 70.95 of the Revised Code of Washington and the Interlocal Agreement developed for the purposes of establishing an integrated solid waste management plan for Franklin County between the Cities and County, the following governmental entities have already agreed among themselves by actions of the governing authorities of the respective parties that there should be only one solid waste management plan to encompass the entirety of Franklin County;

1. City of Pasco, a municipal corporation
2. City of Connell, a municipal corporation
3. City of Mesa, a municipal corporation
4. City of Kahlotus, a municipal corporation

WHEREAS, pursuant to RCW 70.95 the Franklin County Solid Waste Advisory Committee and Solid Waste staff have prepared the Franklin County 2010 Integrated Solid Waste Plan and recommend adoption;

NOW THEREFORE, THE CITY COUNCIL OF THE CITY OF _____, WASHINGTON, DO RESOLVE AS FOLLOWS:

The _____ City Council in consideration of the premises and in further consideration of mutual agreements and covenants does hereby approve and adopt the 2010 Franklin County Integrated Solid Waste Plan, dated April 2010, for the management of solid waste in Franklin County.

Passed by the City Council of the City of _____ this _____ day of _____ 2010.

_____, Mayor

ATTEST:

APPROVED AS TO FORM:

_____, City Clerk

_____, City Attorney

WHEN RECORDED RETURN TO:

**INTERLOCAL AGREEMENT
REGARDING IMPLEMENTATION OF THE 2010 INTEGRATED SOLID WASTE
MANAGEMENT PLAN
FOR FRANKLIN COUNTY**

THIS INTERLOCAL AGREEMENT is entered into , by and between Franklin County, Washington ("County") and the Cities of Pasco, Connell and Mesa, Washington, collectively referred to herein as "Cities", all political subdivisions of the State of Washington, hereinafter referred to as "Participating Jurisdictions" and collectively referred to as "Parties", do pursuant to the terms of the Interlocal Cooperation Act (RCW 39.34) enter into this Agreement for the purpose of establishing an Integrated Solid Waste Management Plan for Franklin County; fulfilling the Cities and County's obligations under Chapter 70.95 RCW, and other State and Federal laws and regulations governing solid waste management; and contributing to the health and safety of all Franklin County residents, the Parties in consideration of the mutual covenants contained herein, agree to the following terms and conditions:

RECITALS

WHEREAS, the Parties recognize the need and obligation to meet Federal and State mandates for solid waste management planning; and

WHEREAS, the Parties believe that the Integrated Solid Waste Management Plan ("Plan") can best be accomplished under the leadership of Franklin County in cooperation with the Cities; and

WHEREAS, programs of solid waste reduction and recycling can be most effective when carried out pursuant to a coordinated Plan; and

WHEREAS, the County has secured adequate grant funding to meet the financial obligations for solid waste planning as required by law, NOW, THEREFORE,

The Parties agree to be bound by the following terms and conditions:

I. PURPOSE

This Agreement is entered into pursuant to Chapter 39.34 RCW for the purpose of cooperative management of solid waste within Franklin County. The Parties have worked cooperatively in developing a comprehensive solid waste management plan pursuant of Chapter 70.95 and 70.105 RCW that is viable and economically responsible to their citizens. Specifically, this Agreement will provide for the administration, planning and operations of the adopted Franklin County Comprehensive Solid Waste Management Program.

II. DEFINITIONS

For the purpose of this Agreement, the following definitions shall apply:

A. "Fair Share" means the amount owed by each of the Parties based upon current population figures supplied by the Washington State MPO and the corresponding population percentage applied to the Solid Waste Program Budget.

B. "Government Technical Advisory Committee" (GTAC) means a committee comprised of a representative of each of the Parties. Each Party shall designate its representative to the GTAC to the Lead Agency. The GTAC shall review Solid Waste Program budgets and activities and make recommendations to their jurisdiction regarding the approval of a Routine Operating Agreement.

C. "Lead Agency" means Franklin County, a political subdivision of the State of Washington. The Lead Agency will administer, plan and implement the approved features of the Plan and Solid Waste Program.

D. "Participating Jurisdictions" means any city who has adopted the Plan, entered into this Interlocal Agreement with the Lead Agency, and thereby has agreed to mutually support and financially contribute to the administration, planning and implementation of the Plan.

E. "Parties" means the collective term for all Participating Jurisdictions and Lead Agency.

F. "Plan" means the Franklin County 2010 Integrated Solid Waste Management Plan, as the same exists now or may hereafter be amended.

G. "Routine Operating Agreement" (ROA) means an agreement that is established for the purpose of accomplishing a task set forth by the Parties and is funded within the Solid Waste Program Budget.

H. "Solid Waste Program Budget" means the annual County-wide Solid Waste Budget, as prepared by Franklin County and accepted by the GTAC, that appropriates funds to Routine Operating Agreements and administrative functions that meet specific requirements in RCW 70.95 and/or accomplishes goals as set forth in the Plan.

I. "SWAC" means the Franklin County Solid Waste Advisory Committee formed per RCW 70.95.165 and as approved by Resolution.

J. "Task" means a project, program, activity, etc., that is annually funded from the Solid Waste Program Budget. All tasks are approved by the GTAC annually and shall meet the recommendations set forth in the Plan.

K. "Task Manager" is designated to lead and manage a Task per the ROA.

III. PLAN IMPLEMENTATION

Pursuant to RCW 70.95.080 and RCW 70.105.220, the Participating Jurisdictions and Lead Agency have jointly prepared and adopted a Plan in accordance with "Guidelines for the Development of Local Solid Waste Plans and Plan Revisions" (i.e., Department of Ecology (WDoE) Publication No. 90-11) . Implementation of the Plan's recommendations will be subject to the availability of funding and annual approval of the program by the GTAC.

IV. FRANKLIN COUNTY SOLID WASTE ADVISORY COMMITTEE

The Parties hereto recognize and support the SWAC as an advisory board created under authority of RCW 70.95.165. The SWAC is an ongoing advisory committee. The SWAC is the focal point of the public involvement effort used in the planning, development and implementation of the Plan. The SWAC also provides advice to the Parties on solid and hazardous waste issues and assists the Parties in developing solid waste ordinances, rules, guidelines and policies prior to their adoption.

V. GOVERNMENT TECHNICAL ADVISORY COMMITTEE

Each Participating Jurisdiction and Lead Agency shall appoint one (1) designated representative to serve on the GTAC. Each appointed representative shall have an equal vote in regards to policies and decisions made pursuant to all the matters of implementation of policy and finance of the Plan. Approval of matters brought before the GTAC, including each of ROA, will require a supermajority of the full membership of the GTAC.

VI. REGIONAL PLANNING AREA

The Parties hereto recognize the geographical planning area covered by this Agreement to be the incorporated areas of the Participating Jurisdictions and the unincorporated area of Franklin County.

VII. ROUTINE OPERATING AGREEMENT IMPLEMENTATION

Prior to the annual GTAC Solid Waste Program Budget workshop, all task managers are required to submit their ROA. As a minimum, an ROA will include:

- A. Task Introduction Statement.
- B. Task Scope of Work.
- C. Task Responsibilities.
- D. Annual Task Costs.
- E. Quality Control.

Eligibility of an ROA request is based on task cost and meeting recommendations set forth in the Plan. The GTAC will approve tasks based on a supermajority (i.e., 5 of 6) in-favor vote.

VIII. SOLID WASTE PROGRAM BUDGET

The Parties agree to mutually and financially support the administration, planning and operation of the Plan recommendations recommended for approval by their GTAC representative. The Lead Agency shall prepare a proposed Solid Waste Program Budget each year for the upcoming budget year. The proposed budget will include Routine Operating Agreements received and provide information on projects funded by the annual budget. This Solid Waste Program Budget is to be reviewed by each of the Parties prior to a GTAC workshop. Each Participating Jurisdiction and Lead Agency shall have one (1) equal vote with regards to decisions made related to approval of the proposed budget. Approval of the proposed by budget by the GTAC and subsequent recommendation of approval to the Franklin County Commissioners will require a full majority (i.e., 6 of 6).

IX. ANNUAL FEE

The Parties agree to pay an annual Fair Share for the administration, planning and operation of the Solid Waste Program, as determined and voted on by the GTAC and approved by the Franklin County Commissioners. The Parties agree to remit their fee to the Lead Agency either as a lump sum payment due on or before the 15th day of April of each corresponding year, or as quarterly payments, due by the 15th day of each of the following months: April, July, September and November.

X. DISBURSEMENT OF ASSETS AND DEBTS

If this Agreement is terminated, all Parties to this Agreement shall determine the disbursement of any outstanding debts and the allocation of any assets. If the Parties cannot agree to the disbursement of any outstanding debts and the allocation of any assets, the issues are to be submitted for arbitration, pursuant to State law, RCW 7.04A. The Lead Agency and the contesting jurisdiction agree that such arbitration shall be conducted before one (1) disinterested arbitrator.

XI. DURATION

This Agreement shall commence on the date set forth above and will continue in effect for six (6) years. As stipulated within RCW 70.95.110(1), each Plan shall be maintained in a current condition and reviewed and revised periodically as may be required by the WDOE. Upon each review, such plans shall be extended to show long-range needs for solid waste handling facilities for twenty (20) years in the future, and a reviewed implementation schedule and implementation budget for six (6) years in the future.

XII. REVIEW AND RENEGOTIATION

Any Party may request a review and/or renegotiations on any provision of the Agreement during the six-month period immediately preceding the fifth anniversary for the effective date of the Plan. Such request must be made in writing to the Lead Agency and must specify the provision(s) of the Agreement for which review/renegotiation(s) are requested. Review and/or renegotiation(s) pursuant to such a written request shall be immediately referred to the SWAC for their review and recommendation. Notwithstanding any other provisions in this paragraph to the contrary, the Parties may, pursuant to the procedure outlined within the Solid Waste Advisory Committee Members Bylaws, modify or amend any provision(s) of this Agreement at any time during the term of this Agreement.

XIII. TERMINATION

This Agreement may be terminated by any Party, by written notice to the Lead Agency no less than three hundred sixty five (365) days immediately preceding the implementation date of the next Solid Waste Program Budget. The Parties agree that:

A. The termination will not absolve a terminating Party of any financial responsibility to the extent a financial responsibility continues to exist pursuant to the Contractual Commitment provision of this Agreement.

B. Prior to termination, a withdrawing City shall submit to the SWAC how it intends on meeting its planning obligation under RCW 70.95.080.

XIV. WAIVER

No waiver by any of the Parties of any term or condition of this Agreement shall be deemed or construed to constitute a waiver of any other term or condition or of any subsequent breach whether of the same or a different provision of this Agreement.

XV. INTERLOCAL COOPERATION ACT PROVISIONS

Each party shall be solely responsible for all costs, materials, supplies and services necessary for their performance under the terms of this Agreement. All property and materials secured by each party in the performance of this Agreement shall remain the sole property of that party. All funding incident to the fulfillment of this Interlocal Agreement, shall be borne by each party necessary for the fulfillment of their responsibilities under the terms of this Agreement. No

special budgets or funds are anticipated, nor shall be created incident to this Interlocal Cooperation Agreement. It is not the intention that a separate legal entity be established to conduct the cooperative undertakings, nor is the acquisition, holding, or disposing of any real or personal property anticipated under the terms of this Agreement. The Franklin County Administrator, or his designee, shall be designated as the Administrator of this Interlocal Cooperative Agreement.

A copy of this Agreement shall be filed with the Franklin County Auditor; provided, however, that failure to file shall not affect the validity of this Agreement.

XVI. ENTIRE AGREEMENT

This Agreement, including the recitals and all subsequent attachments and addendums, constitutes the entire Agreement between the Parties and shall be governed by the laws of the State of Washington. There are no other oral or written agreements of understanding between the Parties as to the subject matter contained herein. The venue for any action of law, suit in equity and judicial proceeding for the enforcement of this Agreement shall be instituted and maintained only in the Courts of competent jurisdiction in Franklin County, Washington.

XVII. EFFECTIVE DATE

The effective date of this agreement shall be the date adopted by the last signatory, Participating Jurisdiction, below.

XVIII. SEVERABILITY

Any provisions of this Agreement that is determined to be illegal, invalid or unenforceable for any reason shall be ineffective to the extent of such prohibition without invalidating the remainder of this Agreement.

IN WITNESS WHEREOF, the parties have executed this Agreement by duly authorized officers on the day and year first written above.

**BOARD OF COUNTY COMMISSIONERS
FRANKLIN COUNTY, WASHINGTON**

Brad Peck, Chair

Rick Miller, Chair Pro-tem

Robert E. Koch, Member

Signed this ____ day of _____, 2010

Attest:

Approved as to Form:

, Clerk of the Board
for Franklin County

Chief Civil Deputy Prosecutor

CITY OF PASCO, WASHINGTON

Matt Watkins, Mayor

Signed this ____ day of _____, 2010

Attest:

Approved as to Form:

City Clerk

City Attorney

CITY OF CONNELL, WASHINGTON

Gary Walton, Mayor

Signed this ____ day of _____, 2010

Attest:

Approved as to Form:

, City Clerk

, City Attorney

CITY OF MESA, WASHINGTON

, Mayor

Signed this ____ day of _____, 2010

Attest:

Approved as to Form:

_____, City Clerk

_____, City Attorney

STATE OF WASHINGTON)
: ss.
County of Franklin)

On this day personally appeared before me BRAD PECK, Chair of the Franklin County Board of County Commissioners, to be known to be the individual described in and who executed the within and foregoing instrument, and acknowledged that he signed the same as his free and voluntary act and deed for the uses and purposes therein mentioned.

GIVEN under my hand and official seal this ____ day of _____, 2010.

NOTARY PUBLIC in and for the State of Washington
Residing at: _____
My Commission Expires: _____

STATE OF WASHINGTON)
: ss.
County of Franklin)

On this day personally appeared before me RICK MILLER, Chair Pro-Tem of the Franklin County Board of County Commissioners, to be known to be the individual described in and who executed the within and foregoing instrument, and acknowledged that she signed the same as her free and voluntary act and deed for the uses and purposes therein mentioned.

GIVEN under my hand and official seal this ____ day of _____, 2010.

NOTARY PUBLIC in and for the State of Washington
Residing at: _____
My Commission Expires: _____

STATE OF WASHINGTON)
: ss.
County of Franklin)

On this day personally appeared before me ROBERT E. KOCH, Member of the Franklin County Board of County Commissioners, to be known to be the individual described in and who executed the within and foregoing instrument, and acknowledged that he signed the same as his free and voluntary act and deed for the uses and purposes therein mentioned.

GIVEN under my hand and official seal this ____ day of _____, 2010.

NOTARY PUBLIC in and for the State of Washington

Residing at: _____
My Commission Expires: _____

STATE OF WASHINGTON)
: ss.
County of Franklin)

On this day personally appeared before me MATT WATKINS, Mayor of the City of Pasco, Washington, to be known to be the individual described in and who executed the within and foregoing instrument, and acknowledged that she signed the same as her free and voluntary act and deed for the uses and purposes therein mentioned.

GIVEN under my hand and official seal this ____ day of _____, 2010.

NOTARY PUBLIC in and for the State of Washington
Residing at: _____
My Commission Expires: _____

STATE OF WASHINGTON)
: ss.
County of Franklin)

On this day personally appeared before me GARY WALTON, Mayor of the City of Connell, Washington, to be known to be the individual described in and who executed the within and foregoing instrument, and acknowledged that he signed the same as his free and voluntary act and deed for the uses and purposes therein mentioned.

GIVEN under my hand and official seal this ____ day of _____, 2010.

NOTARY PUBLIC in and for the State of Washington
Residing at: _____
My Commission Expires: _____

STATE OF WASHINGTON)
: ss.
County of Franklin)

On this day personally appeared before me _____, Mayor of the City of Mesa, Washington, to be known to be the individual described in and who executed the within and foregoing instrument, and acknowledged that he signed the same as his free and voluntary act and deed for the uses and purposes therein mentioned.

GIVEN under my hand and official seal this ____ day of _____, 2010.

NOTARY PUBLIC in and for the State of Washington
Residing at: _____
My Commission Expires: _____

Franklin County Integrated Solid Waste Management Plan



COST ASSESSMENT QUESTIONNAIRE

Please provide the information requested below:

PLAN PREPARED FOR THE COUNTY OF: **Franklin**

PREPARED BY: **HDR, INC. and Franklin County Department of Public Works (DPW)**

CONTACT TELEPHONE:

HDR, INC. 1-509-546-2065

Franklin County DPW 1-509-545-3551

DATE: October 2008

DEFINITIONS

Please provide these definitions as used in the Solid Waste Management Plan and the Cost Assessment Questionnaire.

Throughout this document:

YR.1 shall refer to **2008**

YR.3 shall refer to **2011**

YR.6 shall refer to **2013**

Year refers to calendar: **Jan 01 - Dec 31**

1. DEMOGRAPHICS: To assess the generation, recycling and disposal rates of an area, it is necessary to have population data. This information is available from many sources (e.g., the State Data Book, County Business Patterns, or the State Office of Finance and Management).

1.1 Population

1.1.1 What is the total population of your County/City?

YR.1 **66,110** YR.3 **72,240** YR.6 **76,640**

1.1.2 For counties, what is the population of the area under your jurisdiction?

YR.1 **8,991** YR.3 **9,825** YR.6 **10,423**

1.2 References and Assumptions: **State of Washington - OFM GMA Projections (11/02/07) – Medium Series**

2. WASTE STREAM GENERATION: The following questions ask for total tons recycled and total tons disposed. Total tons disposed are those tons disposed of at a landfill, incinerator, transfer station or any other form of disposal you may be using. If other please identify.

2.1 Tonnage Recycled

2.1.1 Please provide the total tonnage recycled in the base year, and projections for years three and six.

YR.1 **27,582** YR.3 **32,689** YR.6 **37,072**

2.2 Tonnage Disposed

2.2.1 Please provide the total tonnage disposed in the base year, and projections for years three and six.

YR.1 **73,304** YR.3 **80,032** YR.6 **82,515**

2.3 References and Assumptions

Recycle rate estimated at 27% in year 1, 29% in year 3; and 31% in year 6

3. SYSTEM COMPONENT COSTS: This section asks questions specifically related to the types of programs currently in use and those recommended to be started. For each component (i.e., waste reduction, landfill, composting, etc.) please describe the anticipated costs of the program(s), the assumptions used in estimating the costs and the funding mechanisms to be used to pay for it. The heart of deriving a rate impact is to know what programs will be passed through to the collection rates, as opposed to being paid for through grants, bonds, taxes and the like.

3.1 Waste Reduction Programs

3.1.1 Please list the solid waste programs which have been implemented and those programs which are proposed. If these programs are defined in the SWM plan please provide the page number. (Chapter 11)

IMPLEMENTED

Public Education

Moderate Risk Waste

Outreach

PROPOSED

Bilingual Brochures

Materials Exchange/Waste Audits

Web Page Enhancements

3.1.2 What are the costs, capital costs and operating costs for waste reduction programs implemented and proposed?

IMPLEMENTED (Currently sustainable)

YR. 1 **\$50,824** YR. 3 **\$51,355** YR. 6 **\$52,735**

PROPOSED (Additional Operating Costs)

YR.1 **\$ 7,000** YR.3 **\$ 13,000** YR.6 **\$ 28,500**

PROPOSED (Additional Capital Costs)

YR.1 **\$ 2,000** YR.3 **\$ 7,500** YR.6 **\$ 5,000**

3.1.3 Please describe the funding mechanism(s) that will pay the cost of the programs in 3.1.2.

PROPOSED TO BE IMPLEMENTED

YR.1 **Grant/Surcharge**

YR.3 **Grant/Surcharge/New Interlocal**

YR.6 **Grant/Surcharge/New Interlocal**

3.2 Recycling Programs

3.2.1 Please list the proposed or implemented recycling program(s) and, their costs, and proposed funding mechanism or provide the page number in the draft plan on which it is discussed. (Chapter 11)

IMPLEMENTED

PROGRAM	COST	FUNDING
Drop Box	\$12,102	Grant (75%) / Local Match (25%)
Oil/Anti-freeze	\$12,102	Grant (75%) / Local Match (25%)
Out-reach	\$12,102	Grant (75%) / Local Match (25%)

PROPOSED

PROGRAM	COST	FUNDING
Outreach	\$9,500	Grant, New Interlocal, County surcharge
MRW	\$13,000	Grant, New Interlocal, County surcharge
Community Survey	\$7,500	Grant, New Interlocal, County surcharge

3.3 Solid Waste Collection Programs

3.3.1 Regulated Solid Waste Collection Programs

Fill in the table below for each WUTC regulated solid waste collection entity in your jurisdiction. (Make additional copies of this section as necessary to record all such entities in your jurisdiction.)

WUTC Regulated Hauler Name: **Basin Disposal INC.**

G-permit #: **118**

	<u>YR. 3</u>	<u>YR. 6</u>
RESIDENTIAL		
- # of Customers	5,767	6,136
- Tonnage Collected	4,783	4,941
COMMERCIAL		
- # of Customers	594	600
- Tonnage Collected	5,846	6,038

3.3.2 Other (non-regulated) Solid Waste Collection Programs Fill in the table below for other solid waste collection entities in your jurisdiction. (Make additional copies of this section as necessary to record all such entities in your jurisdiction.)

Hauler Name NA

YR. 1 YR. 3 YR. 6

of Customers
Tonnage Collected

3.4 Energy Recovery & Incineration (ER&I) Programs
(If you have more than one facility of this type, please copy this section to report them.)

3.4.1 Complete the following for each facility: NA

Name: _____
Location: _____
Owner: _____
Operator: _____

3.4.2 What is the permitted capacity (tons/day) for the facility? NA

3.4.3 If the facility is not operating at capacity, what is the average daily throughput?

YR.1 NA YR.3 NA YR.6 NA

3.4.4 What quantity is estimated to be land filled which is either ash or cannot be processed.

YR.1 NA YR.3 NA YR.6 NA

3.4.5 What are the expected capital costs and operating costs, for ER&I programs (not including ash disposal expense)?

YR.1 NA YR.3 NA YR.6 NA

3.4.6 What are the expected costs of ash disposal?

YR.1 NA YR.3 NA YR.6 NA

3.4.7 Is ash disposal to be: NA _____ on-site?
 _____ in county?
 _____ long-haul?

3.4.8 Please describe the funding mechanism(s) that will fund the costs of this component. NA

3.5 Land Disposal Program

(If you have more than one facility of this type, please copy this section to report them.)

3.5.1 Provide the following information for each land disposal facility in your jurisdiction which receives garbage or refuse generated in the county.

Landfill Name: NA

Owner: _____

Operator: _____

3.5.2 Estimate the approximate tonnage disposed at the landfill by WUTC regulated haulers. If you do not have a scale and are unable to estimate tonnages, estimate using cubic yards, and indicate whether they are compacted or loose.¹

YR.1 NA YR.3 NA YR.6 NA

3.5.3 Using the same conversion factors applied in 3.5.2, please estimate the approximate tonnage disposed at the landfill by other contributors.

YR.1 NA YR.3 NA YR.6 NA

3.5.4 Provide the cost of operating (including capital acquisitions) each landfill in your jurisdiction. For any facility that is privately owned and operated, skip these questions.

YR.1 NA YR.3 NA YR.6 NA

3.5.5 Please describe the funding mechanism(s) that will defray the cost of this component.

3.6 Administration Program

3.6.1 What is the budgeted cost for administering the solid waste and recycling programs and what are the major funding sources?

Budgeted Cost

YR.1 \$149,710 YR.3 \$163,417 YR.6 \$181,417

Funding Source

YR.1 Grants and County surcharge

YR.3 Grants, County surcharge, New Interlocal Agreement Contributions

YR.6 Grants, County surcharge, New Interlocal Agreement Contributions

¹ Compacted cubic yards will be converted at a standard 600 pounds per yard. Loose cubic yards will be converted at a standard 300 pounds per cubic yard. Please specify an alternative conversion ratio if one is presently in use in your jurisdiction.

3.6.2 Which cost components are included in these estimates?
Cost components are as follows: salaries, wages, personnel benefits, supplies, other services, intergovernmental payments, capital expenditures

3.6.3 Please describe the funding mechanism(s) that will recover the cost of each component.
Funding mechanisms are grants, county surcharge, and interlocal agreements

3.7 Other Programs

For each program in effect or planned which does not readily fall into one of the previously described categories please answer the following questions. (Make additional copies of this section as necessary.)

3.7.1 Describe the program, or provide a page number reference to the plan.
Chapter 11 and Table 1 Insert

3.7.2 Owner/Operator: **Franklin County**

3.7.3 Is WUTC Regulation Involved? **No** If so, please explain the extent of involvement in section 3.8.

3.7.4 Please estimate the anticipated costs for this program, including capital and operating expenses.

YR.1	\$37,303	YR.3	\$46,668	YR.6	\$79,668
------	-----------------	------	-----------------	------	-----------------

3.7.5 Please describe the funding mechanism(s) that will recover the cost of this component.
Grant, New Interlocal Agreement, County surcharge

3.8 References and Assumptions (attach additional sheets as necessary)
Chapter 11

4. FUNDING MECHANISMS: This section relates specifically to the funding mechanisms currently in use and the ones which will be implemented to incorporate the recommended programs in the draft plan. Because the way a program is funded directly relates to the costs a resident or commercial customer will have to pay, this section is crucial to the cost assessment process. Please fill in each of the following tables as completely as possible.

Table 4.1.1 Facility Inventory

Facility Name	Type of Facility	Tip Fee per Ton	Transfer Cost**	Transfer Station Location	Final Disposal Location	Total Tons Disposed	Total Revenue Generated (Tip Fee x Tons)
BDI Transfer Station	Trans. Station	\$50.00	\$0	1721 Dietrich Rd. Pasco, WA	Finley Buttes, Or.	80,689	\$4,034,450

Table 4.1.2 Tip Fee Components

Tip Fee by Facility	Surcharge	City Tax	County Tax	Transportation Cost	Operational Cost	Administration Cost	Closure Costs
BDI Transfer Station	3.6% WAST Refuse Tax	Variable	3.0%	0	50.00	0	0

Table 4.1.3 Funding Mechanism

Name of Program Funding Mechanism will defray costs	Bond Name	Total Bond Debt	Bond Rate	Bond Due Date	Grant Name	Grant Amount	Tip Fee	Taxes	Other	Surcharge
BDI	NA	NA	NA	NA	NA	NA	100%	0	0	NA

Table 4.1.4 Tip Fee Forecast

Tip Fee per Ton by Facility	Year One	Year Two	Year Three	Year Four	Year Five	Year Six
BDI	\$50.00	\$50.00	\$50.00	\$50.00	\$50.00	\$50.00

4.2 **Funding Mechanisms** summary by percentage: In the following tables, please summarize the way programs will be funded in the key years. For each component, provide the expected percentage of the total cost met by each funding mechanism. (e.g. Waste Reduction may rely on tip fees, grants, and collection rates for funding). You would provide the estimated responsibility in the table as follows: Tip fees=10%; Grants=50%; Collection Rates=40%. The mechanisms must total 100%. If components can be classified as “other,” please note the programs and their appropriate mechanisms. Provide attachments as necessary.

Table 4.2.1 Funding Mechanism by Percentage						
Year One						
Component	Tip Fee %	Grant %	Bond %	Collection Tax Rates %	Other %	Total
Waste Reduction		75%		25%		100%
Recycling		75%		25%		100%
Collection					100%	100%
ER&I	NA	NA	NA	NA	NA	100%
Transfer				100%		100%
Land Disposal				100%		100%
Administration		75%		25%		100%
Other	NA	NA	NA	NA	NA	100%

Table 4.2.2 Funding Mechanism by Percentage						
Year Three						
Component	Tip Fee %	Grant %	Bond %	Collection Tax Rates %	Other %	Total
Waste Reduction		75%		25%		100%
Recycling		75%		25%		100%
Collection					100%	100%
ER&I	NA	NA	NA	NA	NA	100%
Transfer				100%		100%
Land Disposal				100%		100%
Administration		75%		25%		100%
Other	NA	NA	NA	NA	NA	100%

Table 4.2.3 Funding Mechanism by Percentage						
Year Six						
Component	Tip Fee %	Grant %	Bond %	Collection Tax Rates %	Other %	Total
Waste Reduction		75%		25%		100%
Recycling		75%		25%		100%
Collection				100%		100%
ER&I	NA	NA	NA	NA	NA	100%
Transfer				100%		100%
Land Disposal				100%		100%
Administration		75%		25%		100%
Other	NA	NA	NA	NA	NA	100%

4.3 References and Assumptions

Please provide any support for the information you have provided. An annual budget or similar document would be helpful.

4.4 Surplus Funds

Please provide information about any surplus or saved funds that may support your operations.

Franklin County maintains a fund balance in one solid waste enterprise fund to guard against extraordinary or unexpected expenses, but these should not be viewed as surplus funds.

Table 1 Insert
 Additional Franklin County Solid Waste Programs

Year Number	1	2	3
Recycling	\$36,303	\$36,668	\$37,668
Moderate Risk Waste	\$36,303	\$36,668	\$37,688
Administration	\$21,782	\$22,001	\$22,601



SERVICE DATE
MAR 26 2009

STATE OF WASHINGTON

WASHINGTON UTILITIES AND TRANSPORTATION COMMISSION

1300 S. Evergreen Park Dr. S.W., P.O. Box 47250 • Olympia, Washington 98504-7250
(360) 664-1160 • TTY (360) 586-8203

March 26, 2009

RECEIVED

Mr. Tim Fife, PE
Public Works Director/County Engineer
Franklin County Public Works
3416 Stearman Ave.
Pasco, WA 99301-7104

MAR 30 2009

FRANKLIN COUNTY
PUBLIC WORKS DEPT.

Dear Mr. Fife:

The Utilities and Transportation Commission (commission) has completed its review of the preliminary draft of the Franklin County Comprehensive Solid Waste Management Plan Update for the years of 2008-2013 (Plan) in Docket TG-090253.

Staff's analysis of the Cost Assessment portion of the Plan shows no impact to customers served by regulated solid waste collection companies in Franklin County. According to the Cost Assessment portion of the Plan, disposal fees will not increase from the current rate of \$50.00 per ton.

Staff provides the following comments for consideration:

1. The Plan describes solid waste collection companies as "franchise collectors." The commission issues Certificates of Public Convenience and Necessity. Please change all references from "franchise" to "certificate" or "certificated" as it relates to regulated solid waste collection companies. Currently, the plan uses both "franchise" and "certificate or certificated."
2. Section 4.4.2 Recyclables: Staff is concerned that the County has not designated recycling materials in the current version of the Plan. Page 16 of the "Guidelines for the Development of Local Solid Waste Management Plans and Plan Revisions." states: "Another aspect of recycling that must be in the plan is designation of what recyclable materials will be collected (RCW 70.95.010(7)(c))." The Department of Ecology establishes the guidelines for counties to use while developing their plans. Discussion of the "market conditions" does not "designate" what is recyclable within the County.
3. Chapter 6.0 Collection Systems, the last paragraph on page 1 should be rewritten to reflect that a commercial recycler needs to obtain a motor carrier permit pursuant to RCW 81.80, not a solid waste certificate under RCW 81.77. RCW 81.77.010 states:

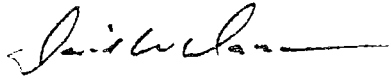


(8) Solid waste collection does not include collecting or transporting recyclable materials from a drop-box or recycling buy-back center, nor collecting or transporting recyclable materials by or on behalf of a commercial or industrial generator of recyclable materials to a recycler for use or reclamation. Transportation of these materials is regulated under RCW 81.80.

4. Chapter 9.8 Electronic Wastes: Please add that a company collecting commercial recycling products for compensation requires a motor carrier permit issued by the commission under RCW 81.80.

Please direct any questions or comments about the commission's review process to Ms. Penny Ingram at (360) 664-1242 or by email at pigram@utc.wa.gov.

Sincerely,



DAVID W. DANNER
Executive Director and Secretary

cc: James V. Wavada II, Environmental Planner, Department of Ecology, Eastern Regional Office
Laurie Davies, Solid Waste and Financial Assistance Program Manager

Franklin County Integrated Solid Waste Management Plan



A. BACKGROUND

1. Name of proposed project, if applicable:

Franklin County 2008 Integrated Solid Waste Management Plan

2. Name of applicant:

Franklin County Public Works Department

3. Address and phone number of applicant and contact person:

*Tim Fife, PE
Public Works Director
3416 Stearman Avenue
Pasco, WA 99301
509-545-3500*

4. Date checklist prepared:

September 2008

5. Agency requesting checklist:

*Franklin County Planning Department
Washington State Department of Ecology*

6. Proposed timing or schedule (including phasing, if applicable):

It is expected that the Franklin County Integrated Solid Waste Plan will be adopted by the incorporated cities and Franklin County Commission in the late Summer or early Fall of 2008. Once adopted the plan will be submitted to Ecology for final approval and will be implemented over the course of the next six years. Specific Plan recommendations will be implemented and are shown in Chapter 11.

7. Do you have any plans for future additions, expansion, or further activity related to or connected with this proposal? *Yes* If yes, explain

The Franklin County Integrated Solid Waste Management Plan represents a part of an overall approach to solid waste management including moderate risk wastes. The recommendations presented in the Plan may lead to decisions regarding future waste management policies, services and facilities. Five year updates are required by Washington State Department of Ecology and as necessary to bring the plan into compliance for funding and regulatory concerns.

8. List any environmental information you know about that has been prepared, or will be prepared, directly related to this proposal.

At this time, no environmental information relating directly to the Franklin County Integrated Solid Waste Management Plan has been prepared. However, implementation of recommendations may lead to decisions requiring an environmental impact statement or other environmental documentation to assess the environmental consequences of proposed project level actions.

9. Do you know whether applications are pending for governmental approvals of other proposals directly affecting the property covered by your proposal? If yes, explain.

Does not apply

10. List any government approvals or permits that will be needed for your proposal, if known.

Depending on the outcome of the recommendations in the Plan, government approvals and permits may be required. Activities that would require approvals or permits include the development of new or revised facilities for collection, transfer, or disposal of solid waste, or the collection, processing, or transfer of recyclable materials. Currently the plan will be reviewed and final comments included by the following governmental agencies.

- *Washington State Utilities and Transportation Commission*
- *Washington Department of Ecology*

11. Give a brief, complete description of your proposal, including the proposed uses and the size of the project and site. There are several questions later in this checklist that ask you to describe certain aspects of your proposal. You do not need to repeat those answers on this page.

The Franklin County Integrated Solid Waste Management Plan describes past and current practices of solid waste management in the county. It puts forth alternatives in the form of programs prioritized by the Franklin County Solid Waste Advisory Committee and other activities to be evaluated during the implementation of this plan. From these future programs, current program enhancements and future activities the Plan makes recommendations that are summarized with the following general categories:

Waste Reduction. The Plan emphasizes waste reduction through a variety of educational programs for residential and commercial users of the solid waste system. These include additional educational material, school and business material informational materials, and waste audits for small businesses.

Recycling. Recycling programs are recommended to continue and expand as population continues to expand. This is especially true within the urban growth area of Pasco, where 80% of the people in Franklin County reside. Early efforts expand recycling through educational materials. A community survey and evaluation of curbside recycling are planned.

Moderate Risk Waste. The current Moderate Risk Waste program is incorporated into this Plan as a separate chapter. It used to be a 450 page document that was a stand alone plan. The Plan continues the existing program. It proposes to enhance program activities in education, waste reduction and collection events during the next six years.

Solid Waste Collection. Existing collection programs for solid waste will continue. The incorporated jurisdictions will examine collection rate structures and how they may be revised to promote recycling and waste reduction.

Solid Waste Transfer and Disposal. Existing direct haul, transfer, and export will continue. The Plan will evaluate the need for a partially staffed transfer station in Connell. Long term disposal options are closely tied to economic and political realities regionally.

Alternatives to Disposal. There are no disposal options in Franklin County other than export. Currently new technologies are evolving for the inclusion of solid waste into biomass for fuel or power generation. Currently it is estimated that over half of the biomass energy available in Eastern Washington is contained within Franklin County and its adjoining counties.

Special Waste Streams. There are ten separate special waste streams evaluated as to existing and future program activities by the Franklin County Solid Waste Advisory Committee. They have been prioritized as to the needs of each program individually during the next six years. There will be many enhancements in education, public outreach, and additional planning activities to be implemented.

Administration and Enforcement. Program administration and enforcement will be continued through Franklin County Department of Public Works and Benton Franklin Health Department (BFHD). Cooperation and coordination among the participating jurisdictions will be encouraged. There is a new interlocal agreement for cooperation and financing certain plan elements planned during the next six years. BFHD will continue review and enforcement of solid waste programs. Enhancements are expected to include increased public awareness of illegal dumping and littering.

Financing and Implementation. A six and twenty year financial plan for programs and a schedule of their implementation are put forth. These recommendations were made by the Franklin County Solid Waste Advisory and prioritized as to current needs and available financial resources. Six year operations cost are expected to increase for new programs along with additional capital costs acquiring signage material for enforcement. A comprehensive cost assessment questionnaire is provided with the plan for the Washington State Utilities Commission.

12. Location of the proposal. Give sufficient information for a person to understand the precise location of your proposed project, including a street address, if any, and section, township, and range, if known. If a proposal would occur over a range of area, provide the range or boundaries of the site(s). Provide a legal description, site plan, vicinity map, and topographic map, if reasonably available. While you should submit any plans required by the agency, you are not required to duplicate maps or detailed plans submitted with any permit applications related to this checklist.

Each of the proposed action will take place in Franklin County.

B. ENVIRONMENTAL ELEMENTS

1. Earth

- a. General description of the site (highlight one): Flat, rolling, hilly, steep slopes, mountainous, other
Does not apply.
- b. What is the steepest slope on the site (approximate percent slope?)
Does not apply.
- c. What general types of soils are found on the site (for example, clay, sand, gravel, peat, muck)? If you know the classification of agricultural soils, specify them and note any prime farmland.
Does not apply.
- d. Are there surface indications or history of unstable soils in the immediate vicinity? If so describe.
Does not apply.
- e. Describe the purpose, type and approximate quantities of any filling or grading proposed. Indicate source or fill.
Does not apply.
- f. Could erosion occur as a result of clearing, construction or use? If so, generally describe?
Does not apply.
- g. About what percent of the site will be covered with impervious surfaces after project construction (for example, asphalt or buildings)?
Does not apply.
- h. Proposed measures to reduce or control erosion, or other impacts to the earth, if any:
Does not apply.

2. Air

- a. What types of emissions to the air would result from the proposal (i.e., dust, automobile odors, industrial, and wood smoke) during construction and when the project is completed? If any, generally describe and give approximate quantities if known.
Does not apply.
- b. Are there any off-site sources of emissions or odor that may effect your proposal? If so, generally describe.
Does not apply.
- c. Proposed measures to reduce or control emissions or other impacts to air, if any:
Does not apply.

3. Water

a. Surface.

1. Is there any surface water body on or in the immediate vicinity of the site (including year-round and seasonal streams, saltwater lakes, ponds, and wetlands)? If yes, describe type and provide names. If appropriate, state what stream or river it flows into.

Does not apply.

2. Will the project require any work over, in, or adjacent to (within 200 feet) the described waters? If yes, please describe and attach available plans.

Does not apply.

3. Estimate the amount of fill and dredge material that would be placed in or removed from surface water or wetlands and indicate the area of the site that would be affected. Indicate the source of fill material.

Does not apply.

4. Will the proposal require surface water withdrawals or diversions? Give general description, purpose, and approximate quantities if known.

Does not apply.

5. Does the proposal lie within a 100-year floodplain? If so, note location on the site plan.

Does not apply.

6. Does the proposal involve any discharges of waste materials to surface waters? If so, describe the type of waste and anticipated volume of discharge?

Does not apply.

b. Ground.

1. Will ground water be withdrawn, or will water be discharged to ground water? Give general description, purpose, and approximate quantities if known.

Does not apply.

2. Describe waste material that will be discharged into the ground from septic tanks or other sources, if any (for example: Domestic sewage; industrial, containing the following chemicals . . .; agricultural; etc.) Describe the general size of the system, the number of such systems, the number of houses to be served (if applicable), or the number of animals or humans the system(s) are expected to serve.

Does not apply.

c. Water Runoff (including storm water).

1. Describe the source of runoff (including storm water) and method of collection and disposal, if any (include quantities, if known). Where

will this water flow? Will this water flow into other waters? If so, describe.

Does not apply.

2. Could waste materials enter ground or surface waters? If so, generally describe.

Does not apply.

Proposed measures to reduce or control surface, ground and runoff water impacts, if any:

Does not apply.

4. Plants

a. Check or circle the types of vegetation found on the site:

deciduous tree: Russian Olive, Black Cottonwood, Willow, other

evergreen tree: Juniper, other

shrubs

grass

pasture

crop or grain

wet soil plants; cattail, sedges, bulrush, canary reed grass, other

water plants: milfoil, star-grass, other

other types of vegetation

Does not apply.

b. What kind and amount of vegetation will be removed or altered?

Does not apply.

c. List threatened or endangered species known to be on or near the site.

Does not apply.

d. Proposed landscaping, use of native plants, or other measures to preserve or enhance vegetation on the site, if any:

Does not apply.

5. Animals

a. Highlight any birds and animals, which have been observed on or near the site or are known to be on or near the site:

birds: hawk, heron, eagle, songbirds, waterfowl, quail, pheasants, other

mammals: deer, bear, elk, beaver, other

fish: bass, salmon, trout, herring, shellfish, other

Does not apply.

b. List any threatened or endangered species known to be on or near the site.

Does not apply.

c. Is the site part of a migration route? If so, explain.

Does not apply.

d. Proposed measures to preserve or enhance wildlife, if any:

Does not apply.

6. Energy and Natural Resources

- a. What kinds of energy (electric, natural gas, oil, wood stove, solar) will be used to meet the completed project's energy needs? Describe whether it will be used for heating, manufacturing, etc.

Does not apply.

- b. Would your project affect the potential use of solar energy by adjacent properties? If so, generally describe.

Does not apply.

- c. What kinds of energy conservation features are included in the plans of this proposal? List other proposed measures to reduce or control energy impacts, if any:

Does not apply.

7. Environmental Health

- a. Are there any environmental health hazards, including exposure to toxic chemicals, risk of fire and explosion, spill or hazardous waste that could occur as a result of this proposal? If so, describe.

Does not apply.

1. Describe special emergency services that might be required.

Does not apply.

2. Proposed measures to reduce or control environmental health hazards, if any:

Does not apply.

- b. Noise

1. What types of noise exist in the area which may affect your project (for example: traffic, equipment, operation, other)?

Does not apply.

2. What types and levels of noise would be created by or associated with the project on short-term or a long-term basis (for example: traffic, construction, operation, other)? Indicate what hour's noise would come from the site.

Does not apply.

3. Proposed measures to reduce or control noise impacts, if any:

Does not apply.

8. Land and Shoreline Use

- a. What is the current use of the site and adjacent properties?

- b. **Does not apply.**
Has the site been used for agriculture? If so, describe.
Does not apply.
- c. Describe any structures on the site.
Does not apply.
- d. Will any structures be demolished? If so, what?
Does not apply.
- e. What is the current zoning classification of the site?
Does not apply.
- f. What is the current Comprehensive Plan designation of the site?
Does not apply.
- g. If applicable, what is the current Shoreline Master Program designation of the site?
Does not apply.
- h. Has any part of the site been classified as an "environmentally sensitive" area? If so, specify.
Does not apply.
- i. Approximately how many people would reside or work in the completed project?
Does not apply.
- j. Approximately how many people would reside or work in the completed area?
Does not apply.
- k. Proposed measures to avoid or reduce displacement impacts, if any:
- l. Proposed measures to ensure the proposal is compatible with existing and projected land uses and plans, if any:
Does not apply.

9. Housing

- a. Approximately how many units would be provided, if any?_ Indicate whether high, middle or low-income housing.
Does not apply.
- b. Approximately how many units, if any, would be eliminated?_ Indicate whether high, middle, or low-income housing.
Does not apply.
- c. Proposed measures to reduce or control housing impacts, if any:
Does not apply.

10. Aesthetics

- a. What is the tallest height of any proposed structure(s), not including antennas; what is the principal exterior building material(s) proposed?
Does not apply.

- b. What views in the immediate vicinity would be altered or obstructed?
Does not apply.
 - c. Proposed measures to reduce or control aesthetic impacts, if any:
Does not apply.
11. Light and Glare
- a. What type of light or glare will the proposal produce? What time of day would it mainly occur?
Does not apply.
 - b. Could light or glare from the finished project be a safety hazard or interfere with views?
Does not apply.
 - c. What existing off-site sources of light or glare may affect your proposal?
Does not apply.
 - d. Proposed measures to reduce or control light and glare impacts, if any?
Does not apply.
12. Recreation
- a. What designated and informal recreational opportunities are in the immediate vicinity?
Does not apply.
 - b. Would the proposed project displace any existing recreational use? If so, describe.
Does not apply.
 - c. Proposed measures to reduce or control impacts on recreation, including recreation opportunities to be provided by the project or applicant, if any:
Does not apply.
13. Historic and Cultural Preservation
- a. Are there any places or objects listed on, or proposed for, national, state or local preservation registers known to be on or next to the site? If so, generally describe.
Does not apply.
 - b. Generally describe any landmarks or evidence of historic, archaeological, scientific, or cultural importance known to be on or next to the site.
Does not apply.
 - c. Proposed measures to reduce or control impacts, if any:
Does not apply.
14. Transportation

- a. Identify public streets and highways serving the site, and describe proposed access to the existing street system. Show on site plans, if any.
Does not apply.
- b. Is site currently served by public transit? If not, what is the approximate distance to the nearest transit stop?
Does not apply.
- c. How many parking spaces would the completed project have? How many would the project eliminate?
Does not apply.
- d. Will the proposal require any new roads or streets, or improvements to existing roads or streets, not including driveways? If so, generally describe (indicate whether public or private).
Does not apply.
- e. Will the project use (or occur in the immediate vicinity of) water, rail, or air transportation?
If so, generally describe.
Does not apply.
- f. How many vehicular trips per day would be generated by the completed project? If known, indicate when peak volumes would occur.
Does not apply.
- g. Proposed measures to reduce or control transportation impacts, if any:
Does not apply.

15. Public Services

- a. Would the project result in an increased need for public services (for example: fire protection, police protection, health care, schools, other)? If so, generally describe.
Does not apply.
- b. Proposed measures to reduce or control direct impacts on public services, if any.
Does not apply.

16. Utilities

- a. Highlight utilities currently available at the site: electricity, natural gas, water, refuse service, telephone, sanitary sewer, septic system, other.
Does not apply.
- b. Describe the utilities that are proposed for the project, the utility providing the service, and the general construction activities on the site or in the immediate vicinity which might be needed.
Does not apply.

C. SIGNATURE

The above answers are true and complete to the best of my knowledge. I understand that the City is relying on them to make its decisions.

Signature _____

Date Submitted: _____, 2008

D. SUPPLEMENTAL SHEET FOR NONPROJECT ACTIONS

Because these questions are very general, it may be helpful to read them in conjunction with the list of the elements of the environment. When answering these questions, be aware of the extent the proposal, or the types of activities likely to result from the proposal, would affect the item at a greater intensity or at a faster rate than if the proposal were not implemented. Respond briefly and in general terms.

1. How would the proposal be likely to increase discharge to water; emissions to air; production, storage, or release of toxic or hazardous substances; or production of noise?

The implementation of solid waste recommendations in the Plan will not be likely to increase discharges or emissions of pollutants. In fact, the Plan's recommendations are intended to reduce the risks of environmental contamination. Some additional noise will be generated by loading recyclables and by vehicles used to collect recyclables.

The waste reduction and recycling, moderate risk waste, collection, and education programs included in this Plan would lead to an overall decrease in the release of contaminants to the environment. The production of these wastes decrease, on average, if waste reduction education is effective.

Proposed measures to avoid or reduce such increases are:

The Plan itself is intended to reduce discharges of contaminants or materials which could lead to environmental contamination. No other measures are proposed.

2. How would the proposal be likely to affect plants, animals, fish, or marine life?

It is likely that the Plan will have beneficial effect on plants, animals, and fishery resources in Franklin County. Programs included in the Plan are intended to result in improved collection, handling, and disposal of solid waste so that the resources such as plants, animals, and fish may be better protected from illegal dumping or discharges of these wastes.

Proposed measures to protect or conserve plants, animals, fish, or marine life are:

The Plan itself is intended to reduce the potential for plant, animal, and fish exposure to solid waste contaminants.

3. How would the proposal be likely to deplete energy or natural resources?

The Plan's recommendations would not be likely to deplete energy or natural resources.

Proposed measures to protect or conserve energy and natural resources are:

The Plan would promote protection of natural resources such as ground and surface water through the implementation of improved management techniques for solid waste.

4. How would the proposal be likely to use or affect environmentally sensitive areas or areas designated (or eligible or under study) for governmental protection; such as parks, wilderness, wild and scenic rivers, threatened or endangered species habitat, historic or cultural sites, wetlands, floodplains or prime farmlands?

None of components of the Plan would be likely to use or affect environmentally sensitive areas or areas designated for governmental protection.

Proposed measures to protect such resources or to avoid or reduce impacts are:

Specific sites developed as a result of the plan will be subject to environmental review in order to avoid or reduce impacts to these areas.

5. How would the proposal be likely to affect land and shoreline use, including whether it would allow or encourage land or shoreline uses incompatible with existing plans?

The plan would not affect land and shoreline use in Franklin County. Any specific facility or site proposed as a result of the plan will have an environmental evaluation prior to siting. Under current Franklin County environmental ordinance, specific conditions may be placed on site locations to mitigate adverse impacts. The plan is compatible with existing land uses and plans.

Proposed measures to avoid or reduce shoreline and land use impacts are:

Because the Plan would not affect land or shoreline use in Franklin County no measures are proposed to avoid or reduce these impacts.

6. How would the proposal be likely to increase demands on transportation or public services and utilities?

The demand for public services in Franklin County would increase under the Plan due to the need to implement solid waste education, moderate risk waste

education, compliance elements and special waste programs of the Plan. The implantation of these programs would be under the authority of Franklin County, the cities of Pasco, Connell, Mesa, and Kahlotus, Benton Franklin Health Department respectfully. Additional transportation requirements will result fro collection of recyclables as new drop-off points are created in the cities and county

Proposed measures to reduce or respond to such demand(s) are:

The increase in demand for transportation and public services to result from the Plan would be met by expanding the responsibilities of the governmental agencies. It will be necessary for cooperation and coordination of solid waste activities in the future to insure that programs are adequate and received well by the public. Financing for expanded roles and responsibilities will be available from local and state sources.

7. Identify, if possible, whether the proposal may conflict with local, state, or federal laws or requirements for the protection of the environment.

The Plan does not conflict with any existing local, state or federal laws or requirement for the protection of the environment. Specific projects to result from the requirements contained in this plan will need to be considered in terms of their compliance with local, state, and federal environmental laws and requirements.

Franklin County

Planning and Building Department

Jerrod B. MacPherson—Director

DATE: October 8, 2008
TO: SEPA Reviewing Agencies
FROM: Franklin County Planning and Building Department
RE: SEPA Checklist
Franklin County Case file – SEPA 2008-05

RECEIVED

FRANKLIN COUNTY
PUBLIC WORKS DEPT.

This is to notify all public and private agencies with jurisdiction and/or environmental expertise, that the Franklin County Planning and Building Department has been established as the Lead Agency pursuant to the Washington State Environmental Policy Act of 1971, as amended, for the following proposal:

Project/Location: The Franklin County 2008 Integrated Solid Waste Management Plan (as required by the Washington State Department of Ecology) describes past and current practices of solid waste management in the county. It puts forth alternatives in the form of programs prioritized by the Franklin County Solid Waste Advisory Committee and other activities to be evaluated during the implementation of this plan. From these future programs, current program enhancements and future activities the Plan makes recommendations that are summarized with the following general categories: Waste Reduction; Recycling; Moderate Risk Waste; Solid Waste Collection; Solid Waste Transfer and Disposal; Alternatives to Disposal; Special Waste Streams; Administration and Enforcement; and Financing and Implementation. Each of the proposed actions will take place in Franklin County.

Enclosed please find a Determination of Non-Significance (DNS), the draft 2008 Integrated Solid Waste Management Plan, the Environmental Checklist, and other materials pertaining to the proposal. Receipt of these materials constitutes designation of your agency as a possible "Agency with Jurisdiction" pursuant to SEPA. As such, procedures and regulations set forth in WAC 197-11 must be met.

Written comments on the Determination of Non-Significance (DNS) may be submitted to this agency within fourteen (14) days from the date of publication.

This proposal was registered in the SEPA Public Information Center of this department on October 8, 2008. Comments should be received by 5:00 p.m. Thursday October 30, 2008 (14 days from publication), at which time the Determination of Non-Significance (DNS) will become final.

If you have any questions, comments and/or concerns don't hesitate to contact this office.


Sincerely,



Jerrod MacPherson,
Director of Planning and Building

Enclosures

Land Use—Zoning Code—Building Code—Fire Code—Code Enforcement—Business Registration



Franklin County

Planning and Building Department

Jerrod B. MacPherson—Director

PUBLIC NOTICE – FRANKLIN COUNTY

Availability of Environmental Documents

NOTICE IS HEREBY GIVEN that the Franklin County Planning and Building Department, determined to be the Lead Agency pursuant to the State Environmental Policy Act (SEPA) of 1971, as amended, and Washington Administrative Code (WAC) 197-11, has issued a Determination of Non-Significance (DNS) concerning the following proposed project:

Case file: SEPA 2008-05


Applicant: Franklin County Public Works Department
Attn: Tim Fife, PE, Public Works Director
3416 Stearman Avenue
Pasco, WA 99301

Project/Location: The Franklin County 2008 Integrated Solid Waste Management Plan (as required by the Washington State Department of Ecology) describes past and current practices of solid waste management in the county. It puts forth alternatives in the form of programs prioritized by the Franklin County Solid Waste Advisory Committee and other activities to be evaluated during the implementation of this plan. From these future programs, current program enhancements and future activities the Plan makes recommendations that are summarized with the following general categories: Waste Reduction; Recycling; Moderate Risk Waste; Solid Waste Collection; Solid Waste Transfer and Disposal; Alternatives to Disposal; Special Waste Streams; Administration and Enforcement; and Financing and Implementation. Each of the proposed actions will take place in Franklin County.

Copies of the environmental documents, the draft 2008 Integrated Solid Waste Management Plan, and other materials pertinent to the proposed project are available for review in the Franklin County Planning and Building Department at 1016 North 4th Avenue, Pasco, WA 99301. Those wishing to have copies of said documents mailed to them will be charged a fee covering the costs of reproduction and mailing.

NOTICE IS FURTHER GIVEN that in accordance with the State Environmental Policy Act and WAC 197-11-340, the DNS, the draft 2008 Integrated Solid Waste Management Plan, the Environmental Checklist, and other materials pertinent to the proposed project has been sent to agencies with jurisdiction, the Washington State Department of Ecology, the Benton-Franklin Council of Governments, and others having an interest in the proposal.

The DNS was issued on October 8, 2008 by the Franklin County Planning and Building Department. Comments must be received by 5:00 p.m., Thursday October 30, 2008 (14 days from publication) at which time the DNS will become final.


SEPA Responsible Official/
Director of Planning and Building

Publish:
October 16, 2008
(FC Graphic & Tri-City Herald)

DETERMINATION OF NONSIGNIFICANCE

Description of proposal: The Franklin County 2008 Integrated Solid Waste Management Plan (required by the Washington State Department of Ecology) describes past and current practices of solid waste management in the county. It puts forth alternatives in the form of programs prioritized by the Franklin County Solid Waste Advisory Committee and other activities to be evaluated during the implementation of this plan. From these future programs, current program enhancements and future activities the Plan makes recommendations that are summarized with the following general categories: Waste Reduction; Recycling; Moderate Risk Waste; Solid Waste Collection; Solid Waste Transfer and Disposal; Alternatives to Disposal; Special Waste Streams; Administration and Enforcement; and Financing and Implementation – SEPA 2008-05

Proponent: Franklin County Public Works Department
Attn: Tim Fife, PE, Public Works Director
3416 Stearman Avenue
Pasco, WA 99301

Location of proposal, including street address, if any: Each of the proposed actions within the draft 2008 Integrated Solid Waste Management Plan will take place in Franklin County.

Lead agency: Franklin County, Washington.

The lead agency for this proposal has determined that it does not have a probable significant adverse impact on the environment. An environmental impact statement (EIS) is not required under RCW 43.21C.030 (2)(c). This decision was made after review of a completed environmental checklist and other information on file with the lead agency. This information is available to the public on request.

There is no comment period for this DNS.

This DNS is issued after using the optional DNS process in WAC 197-11-355. There is no further comment period on the DNS.

This DNS is issued under WAC 197-11-340(2); the lead agency will not act on this proposal for 14 days from the date of publication (October 16, 2008). Comments must be submitted by: October 30, 2008.

Responsible official: Jerrold MacPherson

Position/title/Phone: Planning and Building Director – (509) 545-3521

Address: 1016 North 4th Avenue, Pasco, Washington 99301

Date/Signature: 10/8/2008 - Jerrold MacPherson

(optional)

You may appeal this determination to (name): Franklin County Planning and Building Department
at (location): 1016 North 4th Avenue
Pasco, WA 99301

no later than (date): October 30, 2008

by (method): In writing

You should be prepared to make specific factual objections.
Contact to read or ask about the procedures for SEPA appeals.

There is no agency appeal.

[Statutory Authority: 1995 c 347 (ESHB 1724) and RCW 43.21C 110. 97-21-030 (Order 95 16), § 197-11-970, filed 10/10/97, effective 11/10/97. Statutory Authority: RCW 43.21C.110. 84-05-020 (Order DE 83 39), § 197-11-970, filed 2/10/84, effective 4/4/84.]

Franklin County – 2008 Integrated Solid Waste Management Plan

A. BACKGROUND

1. Name of proposed project, if applicable:

Franklin County 2008 Integrated Solid Waste Management Plan

2. Name of applicant:

Franklin County Public Works Department

3. Address and phone number of applicant and contact person:

*Tim Fife, PE
Public Works Director
3416 Stearman Avenue
Pasco, WA 99301
509-545-3500*

4. Date checklist prepared:

September 2008

5. Agency requesting checklist:

*Franklin County Planning Department
Washington State Department of Ecology*

6. Proposed timing or schedule (including phasing, if applicable):

It is expected that the Franklin County Integrated Solid Waste Plan will be adopted by the incorporated cities and Franklin County Commission in the late Summer or early Fall of 2008. Once adopted the plan will be submitted to Ecology for final approval and will be implemented over the course of the next six years. Specific Plan recommendations will be implemented and are shown in Chapter 11.

7. Do you have any plans for future additions, expansion, or further activity related to or connected with this proposal? Yes If yes, explain

The Franklin County Integrated Solid Waste Management Plan represents a part of an overall approach to solid waste management including moderate risk wastes. The recommendations presented in the Plan may lead to decisions regarding future waste management policies, services and facilities. Five year updates are required by Washington State Department of Ecology and as

Franklin County – 2008 Integrated Solid Waste Management Plan

necessary to bring the plan into compliance for funding and regulatory concerns.

8. List any environmental information you know about that has been prepared, or will be prepared, directly related to this proposal.

At this time, no environmental information relating directly to the Franklin County Integrated Solid Waste Management Plan has been prepared. However, implementation of recommendations may lead to decisions requiring an environmental impact statement or other environmental documentation to assess the environmental consequences of proposed project level actions.

9. Do you know whether applications are pending for governmental approvals of other proposals directly affecting the property covered by your proposal? If yes, explain.

Does not apply

10. List any government approvals or permits that will be needed for your proposal, if known.

Depending on the outcome of the recommendations in the Plan, government approvals and permits may be required. Activities that would require approvals or permits include the development of new or revised facilities for collection, transfer, or disposal of solid waste, or the collection, processing, or transfer of recyclable materials. Currently the plan will be reviewed and final comments included by the following governmental agencies.

- *Washington State Utilities and Transportation Commission*
- *Washington Department of Ecology*

11. Give a brief, complete description of your proposal, including the proposed uses and the size of the project and site. There are several questions later in this checklist that ask you to describe certain aspects of your proposal. You do not need to repeat those answers on this page.

The Franklin County Integrated Solid Waste Management Plan describes past and current practices of solid waste management in the county. It puts forth alternatives in the form of programs prioritized by the Franklin County Solid Waste Advisory Committee and other activities to be evaluated during the implementation of this plan. From these future programs, current program enhancements and future activities the Plan makes recommendations that are summarized with the following general categories:

Franklin County – 2008 Integrated Solid Waste Management Plan

Waste Reduction. The Plan emphasizes waste reduction through a variety of educational programs for residential and commercial users of the solid waste system. These include additional educational material, school and business material informational materials, and waste audits for small businesses.

Recycling. Recycling programs are recommended to continue and expand as population continues to expand. This is especially true within the urban growth area of Pasco, where 80% of the people in Franklin County reside. Early efforts expand recycling through educational materials. A community survey and evaluation of curbside recycling are planned.

Moderate Risk Waste. The current Moderate Risk Waste program is incorporated into this Plan as a separate chapter. It used to be a 450 page document that was a stand alone plan. The Plan continues the existing program. It proposes to enhance program activities in education, waste reduction and collection events during the next six years.

Solid Waste Collection. Existing collection programs for solid waste will continue. The incorporated jurisdictions will examine collection rate structures and how they may be revised to promote recycling and waste reduction.

Solid Waste Transfer and Disposal. Existing direct haul, transfer, and export will continue. The Plan will evaluate the need for a partially staffed transfer station in Connell. Long term disposal options are closely tied to economic and political realities regionally.

Alternatives to Disposal. There are no disposal options in Franklin County other than export. Currently new technologies are evolving for the inclusion of solid waste into biomass for fuel or power generation. Currently it is estimated that over half of the biomass energy available in Eastern Washington is contained within Franklin County and its adjoining counties.

Special Waste Streams. There are ten separate special waste streams evaluated as to existing and future program activities by the Franklin County Solid Waste Advisory Committee. They have been prioritized as to the needs of each program individually during the next six years. There will be many enhancements in education, public outreach, and additional planning activities to be implemented.

Administration and Enforcement. Program administration and enforcement will be continued through Franklin County Department of Public Works and Benton Franklin Health Department (BFHD). Cooperation and coordination among the participating jurisdictions will be encouraged.

Franklin County – 2008 Integrated Solid Waste Management Plan

There is a new interlocal agreement for cooperation and financing certain plan elements planned during the next six years. BFHD will continue review and enforcement und solid waste programs. Enhancements are expected to include increased public awareness of illegal dumping and littering.

Financing and Implementation. *A six and twenty year financial plan for programs and a schedule of their implementation are put forth. These recommendations were made by the Franklin County Solid Waste Advisory and prioritized as to current needs and available financial resources. Six year operations cost are expected to increase for new programs along with additional capital costs acquiring signage material for enforcement. A comprehensive cost assessment questionnaire is provided with the plan for the Washington State Utilities Commission.*

12. Location of the proposal. Give sufficient information for a person to understand the precise location of your proposed project, including a street address, if any, and section, township, and range, if known. If a proposal would occur over a range of area, provide the range or boundaries of the site(s). Provide a legal description, site plan, vicinity map, and topographic map, if reasonably available. While you should submit any plans required by the agency, you are not required to duplicate maps or detailed plans submitted with any permit applications related to this checklist.

Each of the proposed action will take place in Franklin County.

B. ENVIRONMENTAL ELEMENTS

1. Earth

- a. General description of the site (highlight one): Flat, rolling, hilly, steep slopes, mountainous, other
Does not apply.
- b. What is the steepest slope on the site (approximate percent slope?)
Does not apply.
- c. What general types of soils are found on the site (for example, clay, sand, gravel, peat, muck)? If you know the classification of agricultural soils, specify them and note any prime farmland.
Does not apply.
- d. Are there surface indications or history of unstable soils in the immediate vicinity? If so describe.
Does not apply.
- e. Describe the purpose, type and approximate quantities of any filling or grading proposed. Indicate source or fill.
Does not apply.
- f. Could erosion occur as a result of clearing, construction or use? If so, generally describe?
Does not apply.
- g. About what percent of the site will be covered with impervious surfaces after project construction (for example, asphalt or buildings)?
Does not apply.
- h. Proposed measures to reduce or control erosion, or other impacts to the earth, if any:
Does not apply.

2. Air

- a. What types of emissions to the air would result from the proposal (i.e., dust, automobile odors, industrial, and wood smoke) during construction and when the project is completed? If any, generally describe and give approximate quantities if known.
Does not apply.
- b. Are there any off-site sources of emissions or odor that may effect your proposal? If so, generally describe.
Does not apply.
- c. Proposed measures to reduce or control emissions or other impacts to air, if any:
Does not apply.

Franklin County – 2008 Integrated Solid Waste Management Plan

3. Water

a. Surface.

1. Is there any surface water body on or in the immediate vicinity of the site (including year-round and seasonal streams, saltwater, lakes, ponds, and wetlands)? If yes, describe type and provide names. If appropriate, state what stream or river it flows into.

Does not apply.

2. Will the project require any work over, in, or adjacent to (within 200 feet) the described waters? If yes, please describe and attach available plans.

Does not apply.

3. Estimate the amount of fill and dredge material that would be placed in or removed from surface water or wetlands and indicate the area of the site that would be affected. Indicate the source of fill material.

Does not apply.

4. Will the proposal require surface water withdrawals or diversions? Give general description, purpose, and approximate quantities if known.

Does not apply.

5. Does the proposal lie within a 100-year floodplain? If so, note location on the site plan.

Does not apply.

6. Does the proposal involve any discharges of waste materials to surface waters? If so, describe the type of waste and anticipated volume of discharge?

Does not apply.

b. Ground.

1. Will ground water be withdrawn, or will water be discharged to ground water? Give general description, purpose, and approximate quantities if known.

Does not apply.

2. Describe waste material that will be discharged into the ground from septic tanks or other sources, if any (for example: Domestic sewage; industrial, containing the following chemicals . . . ; agricultural; etc.) Describe the general size of the system, the number of such systems, the number of houses to be served (if applicable), or the number of animals or humans the system(s) are expected to serve.

Does not apply.

c. Water Runoff (including storm water).

Franklin County – 2008 Integrated Solid Waste Management Plan

1. Describe the source of runoff (including storm water) and method of collection and disposal, if any (include quantities, if known). Where will this water flow? Will this water flow into other waters? If so, describe.

Does not apply.

2. Could waste materials enter ground or surface waters? If so, generally describe.

Does not apply.

Proposed measures to reduce or control surface, ground and runoff water impacts, if any:

Does not apply.

4. Plants

- a. Check or circle the types of vegetation found on the site:

- deciduous tree: Russian Olive, Black Cottonwood, Willow, other
- evergreen tree: Juniper, other
- shrubs
- grass
- pasture
- crop or grain
- wet soil plants; cattail, sedges, bulrush, canary reed grass, other
- water plants: milfoil, star-grass, other
- other types of vegetation

Does not apply.

- b. What kind and amount of vegetation will be removed or altered?

Does not apply.

- c. List threatened or endangered species known to be on or near the site.

Does not apply.

- d. Proposed landscaping, use of native plants, or other measures to preserve or enhance vegetation on the site, if any:

Does not apply.

5. Animals

- a. Highlight any birds and animals, which have been observed on or near the site or are known to be on or near the site:

birds: hawk, heron, eagle, songbirds, waterfowl, quail, pheasants, other

mammals: deer, bear, elk, beaver, other

fish: bass, salmon, trout, herring, shellfish, other

Does not apply.

- b. List any threatened or endangered species known to be on or near the site.

Does not apply.

Franklin County – 2008 Integrated Solid Waste Management Plan

- c. Is the site part of a migration route? Is so, explain.
Does not apply.
- d. Proposed measures to preserve or enhance wildlife, if any:
Does not apply.

6. Energy and Natural Resources

- a. What kinds of energy (electric, natural gas, oil, wood stove, solar) will be used to meet the completed project's energy needs? Describe whether it will be used for heating, manufacturing, etc.
Does not apply.
- b. Would your project affect the potential use of solar energy by adjacent properties? If so, generally describe.
Does not apply.
- c. What kinds of energy conservation features are included in the plans of this proposal? List other proposed measures to reduce or control energy impacts, if any:
Does not apply.

7. Environmental Health

- a. Are there any environmental health hazards, including exposure to toxic chemicals, risk of fire and explosion, spill or hazardous waste that could occur as a result of this proposal? Is so, describe.
Does not apply.
 - 1. Describe special emergency services that might be required.
Does not apply.
 - 2. Proposed measures to reduce or control environmental health hazards, if any:
Does not apply.
- b. Noise
 - 1. What types of noise exist in the area which may affect your project (for example: traffic, equipment, operation, other)?
Does not apply.
 - 2. What types and levels of noise would be created by or associated with the project on short-term or a long-term basis (for example: traffic, construction, operation, other)? Indicate what hour's noise would come from the site.
Does not apply.
 - 3. Proposed measures to reduce or control noise impacts, if any:
Does not apply.

8. Land and Shoreline Use

- a. What is the current use of the site and adjacent properties?
Does not apply.
- b. Has the site been used for agriculture? If so, describe.
Does not apply.
- c. Describe any structures on the site.
Does not apply.
- d. Will any structures be demolished? If so, what?
Does not apply.
- e. What is the current zoning classification of the site?
Does not apply.
- f. What is the current Comprehensive Plan designation of the site?
Does not apply.
- g. If applicable, what is the current Shoreline Master Program designation of the site?
Does not apply.
- h. Has any part of the site been classified as an "environmentally sensitive" area? If so, specify.
Does not apply.
- i. Approximately how many people would reside or work in the completed project?
Does not apply.
- j. Approximately how many people would reside or work in the completed area?
Does not apply.
- k. Proposed measures to avoid or reduce displacement impacts, if any:
- l. Proposed measures to ensure the proposal is compatible with existing and projected land uses and plans, if any:
Does not apply.

9. Housing

- a. Approximately how many units would be provided, if any?_ Indicate whether high, middle or low-income housing.
Does not apply.
- b. Approximately how many units, if any, would be eliminated?_ Indicate whether high, middle, or low-income housing.
Does not apply.
- c. Proposed measures to reduce or control housing impacts, if any:
Does not apply.

Franklin County – 2008 Integrated Solid Waste Management Plan

10. Aesthetics

- a. What is the tallest height of any proposed structure(s), not including antennas; what is the principal exterior building material(s) proposed?
Does not apply.
- b. What views in the immediate vicinity would be altered or obstructed?
Does not apply.
- c. Proposed measures to reduce or control aesthetic impacts, if any:
Does not apply.

11. Light and Glare

- a. What type of light or glare will the proposal produce? What time of day would it mainly occur?
Does not apply.
- b. Could light or glare from the finished project be a safety hazard or interfere with views?
Does not apply.
- c. What existing off-site sources of light or glare may affect your proposal?
Does not apply.
- d. Proposed measures to reduce or control light and glare impacts, if any?
Does not apply.

12. Recreation

- a. What designated and informal recreational opportunities are in the immediate vicinity?
Does not apply.
- b. Would the proposed project displace any existing recreational use? If so, describe.
Does not apply.
- c. Proposed measures to reduce or control impacts on recreation, including recreation opportunities to be provided by the project or applicant, if any:
Does not apply.

13. Historic and Cultural Preservation

- a. Are there any places or objects listed on, or proposed for, national, state or local preservation registers known to be on or next to the site? If so, generally describe.
Does not apply.
- b. Generally describe any landmarks or evidence of historic, archaeological, scientific, or cultural importance known to be on or next to the site.
Does not apply.

Franklin County – 2008 Integrated Solid Waste Management Plan

- c. Proposed measures to reduce or control impacts, if any:
Does not apply.

14. Transportation

- a. Identify public streets and highways serving the site, and describe proposed access to the existing street system. Show on site plans, if any.
Does not apply.
- b. Is site currently served by public transit? If not, what is the approximate distance to the nearest transit stop?
Does not apply.
- c. How many parking spaces would the completed project have? How many would the project eliminate?
Does not apply.
- d. Will the proposal require any new roads or streets, or improvements to existing roads or streets, not including driveways? If so, generally describe (indicate whether public or private).
Does not apply.
- e. Will the project use (or occur in the immediate vicinity of) water, rail, or air transportation?
If so, generally describe.
Does not apply.
- f. How many vehicular trips per day would be generated by the completed project? If known, indicate when peak volumes would occur.
Does not apply.
- g. Proposed measures to reduce or control transportation impacts, if any:
Does not apply.

15. Public Services

- a. Would the project result in an increased need for public services (for example: fire protection, police protection, health care, schools, other)? If so, generally describe.
Does not apply.
- b. Proposed measures to reduce or control direct impacts on public services, if any.
Does not apply.

16. Utilities

- a. Highlight utilities currently available at the site: electricity, natural gas, water, refuse service, telephone, sanitary sewer, septic system, other.
Does not apply.


Franklin County – 2008 Integrated Solid Waste Management Plan

- b. Describe the utilities that are proposed for the project, the utility providing the service, and the general construction activities on the site or in the immediate vicinity which might be needed.
Does not apply.

C. SIGNATURE

The above answers are true and complete to the best of my knowledge. I understand that the City is relying on them to make its decisions.

Signature

A handwritten signature in black ink, appearing to read "D. H. [unclear]", written over a horizontal line.

Date Submitted:

9-23

, 2008

D. SUPPLEMENTAL SHEET FOR NONPROJECT ACTIONS

Because these questions are very general, it may be helpful to read them in conjunction with the list of the elements of the environment. When answering these questions, be aware of the extent the proposal, or the types of activities likely to result from the proposal, would affect the item at a greater intensity or at a faster rate than if the proposal were not implemented. Respond briefly and in general terms.

1. How would the proposal be likely to increase discharge to water; emissions to air; production, storage, or release of toxic or hazardous substances; or production of noise?

The implementation of solid waste recommendations in the Plan will not be likely to increase discharges or emissions of pollutants. In fact, the Plan's recommendations are intended to reduce the risks of environmental contamination. Some additional noise will be generated by loading recyclables and by vehicles used to collect recyclables.

The waste reduction and recycling, moderate risk waste, collection, and education programs included in this Plan would lead to an overall decrease in the release of contaminants to the environment. The production of these wastes decrease, on average, if waste reduction education is effective.

Proposed measures to avoid or reduce such increases are:

The Plan itself is intended to reduce discharges of contaminants or materials which could lead to environmental contamination. No other measures are proposed.

2. How would the proposal be likely to affect plants, animals, fish, or marine life?

It is likely that the Plan will have beneficial effect on plants, animals, and fishery resources in Franklin County. Programs included in the Plan are intended to result in improved collection, handling, and disposal of solid waste so that the resources such as plants, animals, and fish may be better protected from illegal dumping or discharges of these wastes.

Proposed measures to protect or conserve plants, animals, fish, or marine life are:

The Plan itself is intended to reduce the potential for plant, animal, and fish exposure to solid waste contaminants.

Franklin County – 2008 Integrated Solid Waste Management Plan

3. How would the proposal be likely to deplete energy or natural resources?

The Plan's recommendations would not be likely to deplete energy or natural resources.

Proposed measures to protect or conserve energy and natural resources are:

The Plan would promote protection of natural resources such as ground and surface water through the implementation of improved management techniques for solid waste.

4. How would the proposal be likely to use or affect environmentally sensitive areas or areas designated (or eligible or under study) for governmental protection; such as parks, wilderness, wild and scenic rivers, threatened or endangered species habitat, historic or cultural sites, wetlands, floodplains or prime farmlands?

None of components of the Plan would be likely to use or affect environmentally sensitive areas or areas designated for governmental protection.

Proposed measures to protect such resources or to avoid or reduce impacts are:

Specific sites developed as a result of the plan will be subject to environmental review in order to avoid or reduce impacts to these areas.

5. How would the proposal be likely to affect land and shoreline use, including whether it would allow or encourage land or shoreline uses incompatible with existing plans?

The plan would not affect land and shoreline use in Franklin County. Any specific facility or site proposed as a result of the plan will have an environmental evaluation prior to siting. Under current Franklin County environmental ordinance, specific conditions may be placed on site locations to mitigate adverse impacts. The plan is compatible with existing land uses and plans.

Proposed measures to avoid or reduce shoreline and land use impacts are:

Because the Plan would not affect land or shoreline use in Franklin County no measures are proposed to avoid or reduce these impacts.

6. How would the proposal be likely to increase demands on transportation or public services and utilities?

The demand for public services in Franklin County would increase under the Plan due to the need to implement solid waste education, moderate risk waste

Franklin County – 2008 Integrated Solid Waste Management Plan

education, compliance elements and special waste programs of the Plan. The implantation of these programs would be under the authority of Franklin County, the cities of Pasco, Connell, Mesa, and Kahlotus, Benton Franklin Health Department respectfully. Additional transportation requirements will result fro collection of recyclables as new drop-off points are created in the cities and county

Proposed measures to reduce or respond to such demand(s) are:

The increase in demand for transportation and public services to result from the Plan would be met by expanding the responsibilities of the governmental agencies. It will be necessary for cooperation and coordination of solid waste activities in the future to insure that programs are adequate and received well by the public. Financing for expanded roles and responsibilities will be available from local and state sources.

7. Identify, if possible, whether the proposal may conflict with local, state, or federal laws or requirements for the protection of the environment.

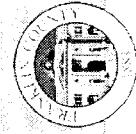
The Plan does not conflict with any existing local, state or federal laws or requirement for the protection of the environment. Specific projects to result from the requirements contained in this plan will need to be considered in terms of their compliance with local, state, and federal environmental laws and requirements.

Franklin County Integrated Solid Waste Management Plan







Franklin County Draft Solid Waste Plan Comments	
Comment	Response
Chapter 1 Comments	
WAC 173.351 regarding landfill regulations need to be included because of the closure of New Waste, Inc. landfill.	A description has been added as Section 1.3.7.
Item 1.3.4, the Waste Not Washington Act, is no longer funded.	Added the statement that the funding was sunsetted in 1996.
Question about why Oregon wastes were addressed.	They are addressed because the local hauler uses an Oregon landfill.
Question about why the recommendations from the 1977 SWMP were included.	These were included to provide history of solid waste management in the County.
Question regarding whether or not disposal facilities report annual tonnage to the Health District.	This is a requirement to report to Ecology and the Health District. Disposal facilities must receive a permit, which must be renewed annually.
Chapter 2 Comments	
At this time there seems to be a 20% discrepancy in population figures for Franklin County. They do not want to see anything above 10%, but would like to have it down to a 2 to 3% discrepancy.	We have updated the population figures with estimates from OFM's 2007 medium series population projection.
Section 2.1.1 (Non-agricultural Economy) – the list of non-agricultural employers does not seem to reflect all major employers. The PUD, school districts, and the City of Pasco were not considered, and there are probably more.	Table 2-1 has been updated.
Section 2.3 (Land Use) – Is there an actual increase in farming operations?	Yes, this is addressed in Section 2.1.2 and Section 2.2.
Section 2.3 (Land Use) – Is agricultural waste different?	Yes, but typically farms are good at managing their own wastes internally. They also have to run under their own management plans. For instance, dairies are required to have a Nutrient Management Plan, which may include a land application for some of their wastes. Section 2.4.2 has been updated.
Section 2.4.1 (Physical Description) – States a high of 75.7° F as an average temperature. Add a sentence to read that it is not unusual to reach triple digits during summer months.	Historic and future disposal costs are addressed in Chapter 11.
Section 2.6 (Waste Stream Analysis) – Will we be addressing historic and future disposal costs?	BDI accounted for waste as either commercial or residential. A sentence has been added in Section 3.1.
Section 2.6 (Waste Stream Analysis) – Is there a breakdown of residential, commercial, and industrial wastes, and if so, are they going to be dealt with in the plan?	Chapter 2 was separated into Background of the Planning Area and Waste Stream Analysis chapters.
Section 2.6 (Waste Stream Analysis) – It was suggested that Chapter 2 be divided into two separate chapters.	
Chapter 3 Comments	




Franklin County Draft Solid Waste Plan Comments	
Comment	Response
See Chapter 2 comments	
Chapter 4 Comments	
What is the economic viability of preparing the SWMP?	If there is no plan in place, the County risks losing state funding if goals are not implemented.
How likely is it that the proposed yard waste ban will be in place by 2012? By Ecology reducing staff in this area, it seems the state has backed off this 2012 goal at this time. A ban is unlikely unless there are other alternatives available.	Stated that Franklin County's waste is exported to Oregon so may not have as big an effect on FC.
Why aren't there recycling opportunities in apartments?	There is too much contamination.
How can we prioritize the existing education programs when we don't know the costs associated with any of them? HDR will provide costs at a later date. The SWMP will have budgets available in 6-year increments.	The educational programs were prioritized as follows: <ol style="list-style-type: none"> 1. Website improvements 2. Bilingual outreach materials 3. Technical assistance to schools and businesses 4. Phone book section insert 5. Direct mailing newsletter Cost information is provided in Chapter 11.
The SWAC prioritized education and outreach programs as follows: <ol style="list-style-type: none"> 1. Direct mailing newsletter 2. Website improvements 3. Bilingual outreach materials 4. Phone book insert 5. Technical assistance to schools and businesses 	The educational programs were prioritized as follows: <ol style="list-style-type: none"> 1. Website improvements 2. Bilingual outreach materials 3. Technical assistance to schools and businesses 4. Phone book section insert 5. Direct mailing newsletter
Section 4.2.1 – Suggest removing the 7 th bullet regarding "Away with Waste" as this program is no longer offered by Ecology.	This statement has been removed.
Section 4.3 – Suggest changing first bullet to "Achieve a diversion goal."	This working has been changed.
Section 4.3 – Suggest removing from the 5 th bullet "subsidizing repair businesses and providing tax credits or exemptions to industries that meet set goals or design criteria."	This statement has been removed.
Section 4.4.1 – The last bullet that provides for new opportunities for recycling could result in additional costs. With tremendous growth in the County, this is a necessity to locate more locations.	Section 4.4.1 recommends new drop-box facilities are opened, as necessary.
Section 4.4.3 – Suggest adding antifreeze, concrete, asphalt, dirt, rocks, and batteries. If not included in the SWMP, they can't be exempt from permitting.	Additional narrative was added after Table 4-1. Table 4-1 will not be addressed at this time.



Franklin County Draft Solid Waste Plan Comments	
Comment	Response
Table 4-1 – Change BDI hours to 9 to 5, Monday through Saturday.	This language has been updated.
Section 4.4.4.3 – Suggest removing the sentence “The City of Mesa offers a composting workshop...its residents.”	This statement has been removed.
Section 4.4.5.2 – Suggest removing the last sentence of the 2 nd paragraph, “Organic wastes are generated...or another treatment process.”	This statement has been removed.
Section 4.4.5.2 - Suggest removing “County landfill” from the 4 th paragraph	This phrase has been removed and replaced with “transfer station.”
Section 4.4.5.4 – Suggest adding the phrase “when done properly” to the 1 st sentence of the last paragraph to read, “The easiest yard waste...outlay, when done properly.”	This phrase has been added.
Section 4.5 – Suggest changing the 5 th bullet under recycling recommendations to read, “investigate creating a pilot curbside recycling program in Pasco.”	This sentence has been changed.
Section 4.5 – Suggest adding beautification to drop box centers.	This has been added as a recommendation
Darrick Dietrich’s Comments	
A full cost accounting would be necessary to show the impact of “making recycling at least as affordable” as disposal.	Comment noted. This is the State’s language.
I would like the Plan to specifically support “the disposal system” first and foremost before applying the “waste reduction, reuse, and recycling” strategy. This simply keeps health issues as the primary goal before other priorities are established in the Solid Waste Planning process.	The County’s primary goal is the health of its residents. Enforcement of disposal is addressed in Chapters 9, 10, and 11.
Support could come in the form of enforcement of solid waste reg’s by the County, as well as support for the WUTC system that provides for universal disposal options for the County.	
Depending on where are actual recycling rate is, we may consider adopting a goal of 30%, etc.	The County will adopt a goal of 50%.
It would be nice for the Plan to eliminate “Bans” out of hand. Let the market place determine what goes where.	Comment noted.
However, it would be positive to investigate the cost structure of a composting facility potentially supported by the entire County collection system. Funding could be collected through the UTC rate	The costs of a composting facility is addressed in Chapter 11.



Franklin County Draft Solid Waste Plan Comments	
Comment	Response
structure if defined as such in the Plan. Could be a real sticky issue though if cost is not reasonable.	
My personal opinion is that artificial pricing structures are economically harmful. If the SWAC agrees, it may be beneficial to have the Plan make a statement against such measures.	Comment noted.
I support the inclusion of concrete to recognize the investment of Poland & Sons into this infrastructure. The Plan must be mindful, however, of promoting sham recycling, or allowing marginal facilities to operate without the proper permits and regulation.	Additional narrative was added after Table 4-1. Table 4-1 will not be addressed at this time.
"Stockpiling" can be a dangerous word. There have been many facilities that used "stockpiling" to mask a problem in marketing their recyclable material. The business often times fails, then leaves the County with a pile to clean up.	Comment noted.
I will work on suggested language that could address the issue of promoting recycling facilities and avoiding unregulated operations that ultimately leave a disposal problem.	
Food Waste would have to be a separate collection route. To be effective, the Pasco contract would probably have to "ban" food waste, and eliminate the "unlimited collection" provisions of the contract.	Comment noted.
Section 4.4.5.4 Contrary to the rate setting methodology of the UTC.	This part of the sentence has been deleted.
I would expand the definition of "drop box centers" to include making each site more permanent in nature; asphalt, curbing, fencing, etc.	This has been added to Section 4.5.
Chapter 4 Health Department Comments	
Page 4-9 Modification to Designated Recyclables List – What about concrete and batteries?	Additional narrative was added after Table 4-1. Table 4-1 will not be addressed at this time.
Page 4-11 Notes for Table 4-1 – What about concrete and asphalt recyclers? Also Wal-Mart collects used oil	Additional narrative was added after Table 4-1. Table 4-1 will not be addressed at this time.
Page 4-11 4.4.2 (Composting Services) – Mesa has a small yard waste compost pile that is exempt from permitting, they do not offer workshops as far as I know.	This language has been updated.
Page 4-14 end of 1 st paragraph "and then recycled" – Recycling??	This sentence has been removed.
Page 4-14 last sentence of 3 rd paragraph – change "county landfill" to "transfer station."	This phrase has been changed.
Section 4.4.5.4 1 st sentence – Change "a composting workshop" to	This language has been updated.



Franklin County Draft Solid Waste Plan Comments	
Comment	Response
<p>"small yard waste compost facility."</p> <p>Page 4-16 2nd paragraph – Composting is not simply piling yard waste in your yard like most residents think. To encourage backyard composting will also require major education and outreach about proper techniques and carbon nitrogen balance.</p> <p>Chapter 5 Comments</p> <p>Question as to why the HHW facility only accepts waste from homeowners and if other counties accept from businesses. It is believed that Yakima County is the only county that accepts hazardous waste from businesses. Sally agreed to contact Yakima County to see how this is funded, how many businesses utilize this service annually, and how much money is spent.</p> <p>Chapter 6 Comments</p> <p>Add a Table number for the table on page 6-5.</p> <p>In recommendations, state that when the County population reaches 100,000, investigate curbside recycling.</p> <p>Combine recommendations bullets 1 and 3</p> <p>Chapter 7 Comments</p> <p>No comments</p> <p>Chapter 8 Comments</p> <p>No comments</p> <p>Chapter 9 Comments</p> <p>Add Department of Agriculture to the agency that will continue to monitor and regulate agricultural waste disposal and not just the Health District. Also, nitrated water has not been addressed in the comp plan and needs to be.</p> <p>Appliances/White Goods: Change the priority order in the chapter to list "Monitor illegal dumping through Community Litter Cleanup Program" as No. 2 and "Support yearly collection events of white goods" as No. 3. Would also like to add to No. 2 that we will promote awareness of BDI's white goods pickup policy and its availability.</p> <p>Asbestos: Change the priority order in the chapter to list "Monitor illegal dumping" as No. 2 and "Increase enforcement by Health District of L&I" as No. 3. To this point, this has not been a real issue. It was suggested that we put a list of asbestos removal contractors in the</p>	<p>Made a statement that composting would require significant public education.</p> <p>The CPG does not allow fund to be used to assist businesses.</p> <p>This table has been numbered Table 6-2.</p> <p>This language has been updated.</p> <p>The bullets have been updated.</p> <p>N/A</p> <p>N/A</p> <p>The Department of Agriculture has been added. Nitrated water will not be addressed in this plan because it is not a solid waste issue.</p> <p>The activities have been reordered and the language has been updated.</p> <p>The priorities have been reordered. The County is encouraged to put a list of asbestos removal contractors on their website.</p>



Franklin County Draft Solid Waste Plan Comments	
Comment	Response
Appendix or website.	
Biomedical Wastes: It was suggested that No. 1 have language added that we would develop of a program for correct management and disposal of residential medical wastes, such as needles. The Health District will supply HDR with suggested language. It was pointed out that if this language is put into the plan the WUTC would then have to regulate permit holders in the state.	This language has been updated.
Construction and Demolition Wastes: Change order as per SWAC notes and remove "central site for recycling and reuse."	This section has been updated.
Electronic Wastes: With the new law coming into place, local businesses will be required to take back electronic wastes if they want to continue to be able to sell those types of electronics. <ol style="list-style-type: none"> 1. Promote existing program for education 2. BFHD continues to monitor illegal dumping 	Section 9.8 has been updated.
Septage and Street Wastes: Reword first bullet to read "Evaluate finding and permitting a regional facility..."	This language has been updated.
Tire Options: Remove all recommendations except: <ol style="list-style-type: none"> 1. Public education programs 2. Develop a safe management system 	This section has been updated
Chapter 10 Comments	
Remove first bullet of Section 10.2.1.1	This bullet has been removed.
Chapter 11 Comments	
No Comments	N/A
SWACC Members Comments	
<i>Meeting in October of 2008</i>	
Table 4.1 : add Tommy's Salvage in Electronics Column	Completed
Rewrite Executive Summary	Completed
Rewrite Chapter 11	Completed
Finish "Responsiveness Summary"	Completed
Recycle List: add SWAC approves these items	Completed



Franklin County Draft Solid Waste Plan Comments	
Comment	Response
Add appendix for letter to Ecology and Ecology Responses	Completed
Urban service area: define as 1.5 miles in plan between drop boxes	Completed
Put letter from Oregon DEQ in an appendix	Completed
Moderate Risk Wastes: add a section in appendix	Completed
UTC Comments	
1. The Plan describes solid waste collection companies as "franchise collectors". The UTC issues certificates and not franchises. Change the reference to certificates.	Corrected
2. Section 4.4.2 Recyclables: Staff is concerned that the County has not designated recycling materials in the current version of the Plan. Discussion of the "market conditions: does not "designated" what is recyclable within the Count	Established a list of recyclables within the county..
3. Chapter 6 Collection Systems, the last paragraph on page 1 should be rewritten to reflect that a commercial recycler needs to obtain a motor carrier permit pursuant to RCW 81.80, not a solid waste certificate under RCW 81.77	Added
4. Chapter 9.8 Electronic Wastes: Please add that a company collecting commercial recycling products for compensation requires a motor carrier permit issued by the commission under RCW 81.80	Added
Ecology Comments	
<i>The Department of Ecology's comments (Cover Letter with 9 pages of comments) are included in Appendix J. For simplicity sake they are broken down into the following.</i>	
Procedural Items	
All procedural requirements have been satisfied	
General	
RCW and rule reference WAC 173-350 replaces WAC 173-304	Noted and corrected
Financing and Implementation	Noted and corrected in Chapter 11 and Executive Summary
Recommendations not by consultant	Plan / SWAC noted



Franklin County Draft Solid Waste Plan Comments	
Comment	Response
Chapter 1.3.1, there is a typo	Typo fixed
Chapter 1.3.8 (Relevant Oregon Solid Regulations) : explain requirements	Added an apprentice J
Chapter 1.5.3 (Amendment Review and Revision Process of the Plan:	Noted and changed
Chapter 4.14 (Curbside Recycling) confusing language as to language for "source separated" and "comingled" ...	Definitions noted as such, actual citation should be Chapter 4.4.4.1 that deals with curbside recycling
Chapter 4.3.2.1 (Commercial Sector) Delete last sentence from the second paragraph	Noted and changed
Chapter 4.4.4.1 (Residential Recycling): Establish criteria for urban area collection facilities.	Plan designates 1.5 miles between facilities in urban areas.
Chapter 5 (Moderate Risk Waste) : The County should submit a letter to Benton County and Ecology stating that they intend to withdraw from the Benton/Franklin Plan and replace it with Chapter 5.	Noted as a plan recommendation to Franklin County Commissioners and Appendix K was created.
State Regulations: correct citation for the Used Oil Recycling Act is RCW 70.951	Noted and corrected
Chapter 9.2 (Agricultural Wastes): correct citation for these wastes is WAC 173-350-100	Noted and corrected
Chapter 9.8 (Electronic Wastes): Since the Electronic Products Recycling Program is now fully implemented, this section should be updated.	Noted and updated
Chapter 9.10 (Septage and Street Wastes): any septage which contains more than 25 animal fat is a solid waste and needs to be handled as such.	Benton Franklin County Health Department oversees this program
Chapter 9.3 (Appliances/White Goods): reference to WAC 173-304	Changed and noted.



Franklin County Draft Solid Waste Plan Comments	
Comment	Response
should be changed to 173-350.	
Chapter 9.11 (Tires) – utilization of an Oregon facility suggested.	Noted and part of plan recommendations
Other Comments	
<i>Comments offered by Ecology as suggestions and recommendations for improving the Plan.</i>	
1. Relevant Oregon Regulations	See Appendix J (Oregon Certification Letter)
2. 1994 Comp Plan: Why no status report in 1977	Good question but unable to find any person with knowledge of what happened in 1977!
3. Evaluation of Potential Landfill Site:	Since the Pasco Sanitary Landfill used 1994 review assessments and failed (became a Super Fund Site), there is no potential for a sanitary landfill being constructed in the county by any party. See appendix B.
Table 4.3	This table was created from a 2005 Department of Ecology Report to Franklin County.
Chapter 4.2.1 (Education and Outreach) is supported and applauded by Ecology	Noted by SWAC
Chapter 4.3.2 (Waste Reduction Program Recommendations): once again Ecology supports and applauds the SWAC for this strategy	Noted by SWAC
Chapter 4.3.2.2 (Residential Disposal Bans), some discussion of yard waste composting or regional waste composting	Noted here and discussed in plan
Chapter 4.4 (Recycling), create a list of recycling materials	As noted by the UTC also, the has incorporated a list
Chapter 4.4.4.1 (Residential Recycling) criteria required for locating drop boxes	1.5 miles between such in urban areas and emerging urban areas such as Merrill's Corner and Basin City.
Chapter 5.5.3.1 (Commercial Sector MRW) says county staff will pick up waste at the business site.	Corrected

Franklin County Integrated Solid Waste Management Plan





Oregon

Theodore R. Kulongoski, Governor

Department of Environmental Quality
Eastern Region The Dalles Office
400 East Scenic Drive, Suite 307
The Dalles, OR 97058
(541) 298-7255
FAX (541) 298-7330

January 11, 2008

Dean Large
Finley Butte Landfill Company
Waste Connections, Inc.
PO Box 61726
Vancouver, WA 98666

RE: Waste Reduction Program Certification Approval
Finley Buttes Landfill Company – Morrow County
For Out-of-State Solid Waste Generators: Franklin, part of Benton, Yakima, Walla Walla
and Columbia Counties, Washington State

Dear Mr. Large:

The Department is in receipt of your *Waste Reduction Program Certification Application for Out-of-State Solid Waste Generators*. The application is for wastes received at Finley Buttes Landfill Company from the eastern Washington State counties of Franklin, parts of Benton, Walla Walla, Yakima and Columbia.

Based on the Department's review of the application submitted by Waste Connections, Inc., and communication with Big Basin Disposal, the contract solid waste management company for this area, the Department has determined that your application is complete. Further, the Department has determined that these Washington State county waste reduction programs meet the requirements of Oregon Administrative Rules 340-091-0020 through 340-091-080. Therefore, the Department **Approves** the application for Waste Connections, Inc., to accept out-of-state solid waste from Franklin, parts of Benton, Walla Walla, Yakima and Columbia Counties in Washington State.

These counties will now be required to submit annual Opportunity to Recycle Reports through Finley Buttes Landfill to the Department. A reminder letter from the Department will be sent to you annually at the end of each calendar year and submittals will typically be due in the spring of the following year.

If you have any questions about this approval letter, please contact Susan Christensen in our Eastern Region Bend Office, at (541) 388-6146, ext. 228.

Sincerely,

for ELIZABETH DRUBACK

Elizabeth Druback, Manager
Solid Waste Program
DEQ Eastern Region

cc: Susan Christensen, Solid Waste Program, DEQ ER - Bend
Big Basin Disposal, Inc.



Franklin County Integrated Solid Waste Management Plan



Date

Benton County Commissioners
POBox
Prosser, WA

RE: 2009 Franklin County Integrated Solid Waste Plan

In response to the Eastern Regional Office for the Department of Ecology and review of our 2009 Franklin County Integrated Solid Waste Plan, we formally make the following request.

Here as Franklin County has adopted the 2009 Franklin County Integrated Solid Waste Plan, and

Therefore, please be advised that Franklin County will utilizing this plan and not the

- Benton Franklin Counties Moderate Risk Waste Plan (1994)

Sincerely

Rick Miller, Commissioner

Cc: Department of Ecology Eastern Regional Office (attn: James Wavada)
Franklin County Public Works Department (attn: Tim Fife)

Franklin County Integrated Solid Waste Management Plan



PUBLIC HEARING
Draft Franklin County Integrated Solid Waste Management Plan

A public review of the draft of the Franklin County Solid Waste Management Plan update has been set. State law requires counties and cities to maintain a 20-year comprehensive Integrated Solid Waste Management Plan to address how public agencies reduce, reuse, recycle and dispose of solid wastes. This plan must be updated every five years. This process is a coordinated effort by the Solid Waste Advisory Committee covering unincorporated Franklin County and its cities.

Franklin County is asking for comments on this draft plan. The draft plan is now available for public review and written comments from Friday, May 8, 2009 through Monday, June 8, 2009. The Solid Waste Advisory Committee will also host a public open house on Thursday, May 14, 2009, to share information and answer questions about the program updates. That event will be held from 5:00 to 6:00 p.m. at the Franklin County Public Works Maintenance Shop Conference room located at 3414 Stearman Avenue in Pasco.

The plan is online at www.co.franklin.wa.us/solid_waste/. People may also request an electronic version upon request. The plan is available in alternative formats upon request. The 210-page plan is available for review in hard copy at the local library as well as Franklin County Public Works located at 3416 Stearman Avenue in Pasco. For more information, please call Franklin County Solid Waste at 509-545-3551.



STATE OF WASHINGTON
DEPARTMENT OF ECOLOGY

4601 N Monroe Street • Spokane, Washington 99205-1295 • (509)329-3400

June 22, 2009

Mr. Tim Fife
Public Works Director
Franklin County
3416 Stearman Ave.
Pasco, WA 99301

RECEIVED

JUN 23 2009

FRANKLIN COUNTY
PUBLIC WORKS DEPT.

Dear Mr. Fife:

Re: Ecology review of preliminary draft of Franklin County Integrated Solid Waste Management Plan

Ecology staff has completed our review of your preliminary solid waste management plan pursuant to the statutory requirements of Chapter 70.95, and under the *WDOE 90-11 Guidelines for the Development of Local Solid Waste Management Plans and Plan Revisions (WDOE 90-11 Guidelines)*.

Ecology also recognizes the significant level of effort that has been expended in developing and updating this Comprehensive Solid Waste Management Plan. We commend the efforts of the Franklin County Public Works and the Franklin County Solid Waste Advisory Committee and all other involved parties in getting the Plan to this point.

The attached comments may seem extensive. The large volume of comments reflects Ecology's desire to help Franklin County to achieve the best plan possible. They are not a critique of the plan development process or the plan authors. The volume of these comments is typical for a plan update.

I look forward to working with your staff toward final approval of this plan. If you have any questions, please call me at 509-329-3545.

Sincerely,

James V. Wavada II
Solid Waste Planner

cc. Sally McKenzie
Jack Clark

JVW:mg
Enclosures



Franklin County Draft Comprehensive Solid Waste Management Plan

Review Comments: Jim Wavada
Solid Waste Planner, ERO
June 22, 2009

Introduction:

Ecology's review comments are provided to assist Franklin County in the development of a comprehensive, approvable, and useful solid waste management plan. Beyond achieving compliance with state and local environmental regulations, the goal of any valid planning process should include reducing the total amount of solid waste produced through waste avoidance, reduction, diversion to reuse and recycling.

The task of comprehensive plan development is not an easy assignment considering the multitude of responsibilities confronting the Franklin County Public Works Department. Ecology recognizes the significant level of effort that has been expended in developing and updating the Franklin County Solid Waste Management Plan. The effort required to get the Plan to this point should be acknowledged by all parties who have participated in its development. Because of that effort, this Plan should provide Franklin County the tools necessary to run an efficient and effective solid waste handling system over the next five years.

This review is divided into four headings. The **Procedural Items** Section addresses the required elements of a complete submission of a preliminary draft. The second division addresses **Plan Elements which must be addressed prior to plan approval** between now and the final draft for the plan to be in compliance with legislative or regulatory requirements. The third division is a recapitulation of the **Washington Utilities and Transportation Commission comments** as required by RCW 70.95. The final division, **Other Comments** contains recommendations for changes that we feel will make your plan stronger; but which are not required by law or rule.

PROCEDURAL ITEMS

All procedural requirements appear to have been satisfied.

PLAN ELEMENT ITEMS THAT MUST BE ADDRESSED PRIOR TO PLAN APPROVAL

The comments which follow in this section address the specific contents of your county SWMP in areas where we consider them deficient to the extent that they need to be amended, corrected or expanded to merit Department of Ecology approval of the Plan.

Mr. Tim Fife
June 22, 2009
Page 2 of 9

General:

RCW and rule references:

The Plan needs to update several references, particularly in Sections 8 and 9 to reflect that WAC 173-304 has been superseded WAC 173-350. Definitions previously contained in 304, should now be found in 350. WAC 173-350 is the current regulation that applies to solid waste facilities.

Financing and Implementation:

In the Executive Summary, under Financing and Implementation, you cite figures for cost of program planning and implementation that are only a fraction of actual operating costs. The reader must refer to tables in Section 11 to ascertain that the numbers being detailed in the executive summary are for the incremental increase in costs for new or enhanced program options. You should make this distinction clear in the Executive Summary as well.

Recommendations:

In the Recommendations subsection of several sections of the Plan, it refers to “the Consultant recommends...” While it may be nice to know what the consultant recommended to the SWAC, what matters is what the County has agreed to do based on the SWAC’s recommendation to the County Commissioners, and this is missing in most of the recommendations sections. We ask that the Plan explicitly list what that County has agreed to do in terms of following up on any recommendations, rather than just what the consultant recommended.

1.3.1 Solid Waste Management Act:

This Section contains a typographic error that results in an incorrect RCW citation. The second paragraph, Page 1-3 should read 70.95.080 RCW, not RCW 70.97.080.

1.3.8 Relevant Oregon Solid Waste Regulations:

Please be more specific as to why no city in Franklin County falls under the requirements of this regulation re: required recycling. Is it because no city generates 75,000 tons annually for disposal in Oregon? If so, please be more specific and explain that this is the reason that no Franklin County city is subject to these requirements.

1.5.3 Amendment, Review, and Revision Process of the Plan:

There is a minimum of nine (9) members but no membership limit of twelve (12) members for a Solid Waste Advisory Committee in RCW 79.95.165. Please delete

reference to maximum number of members.

4.14 Curbside Recycling:

The plan describes “source-separated collection” as one that requires residents to separate materials by type and place each type in a separate container. This is usually called single-stream collection and the plan’s description conflicts with statutory definitions. RCW 70.95 defines source-separation as “the separation of different kinds of solid waste at the place where the waste originates”. Comingled collection, where one places all recyclable items into one container, is also “source-separated”. It is sorted by the kind of solid waste, in this case, recyclables. The plan’s language could create confusion in carrying out collection services.

4.3.2.1 Commercial Sector:

At the end of the second paragraph, you state that currently no regional or local government offers commercial waste audit services. This is not correct. Spokane Regional Solid Waste Services offers commercial waste audits free of charge to the business. The Spokane waste auditor might be persuaded to offer training in how to conduct such audits and develop a monitoring and reporting system. Please delete this last sentence from this paragraph.

4.4.4.1 Residential Recycling:

RCW 70.95.092 requires that the County establish criteria for designating urban versus rural and then define recycling service levels for each. In the third paragraph of this Section, your plan refers to a definition of urban areas contained in the Washington State Solid Waste Management Plan; but it doesn’t explicitly state that Franklin County is applying this same set of criteria for designating urban versus rural in Franklin County.

While the plan lists a number of factors affecting the financial viability of curbside service, and drop box usage, it never states what the existing level of urban service is. The plan should state clearly the criteria for distinguishing urban versus rural as applied to Franklin County and should clearly state what the current level of recycling service is for each area. For example, “urban designated areas will have access to a recycling drop box center for X materials within X miles of any residence.” Of course this described level must be consistent at least with what is currently offered in these areas. Likewise for rural service.

5.0 Moderate Risk Waste:

We assume Franklin County intends for this section of the Solid Waste Management Plan to replace the joint MRW Plan with Benton County. If that’s the case, the county should include a letter to the regional planner at Department of Ecology stating the County’s intentions and outlining what it intends to do in terms of withdrawing from the Franklin-Benton joint MRW Plan. This change also may require a resolution from the Franklin County Commissioners or at least a letter to the Benton County authority stating Franklin

County's intent to withdraw from the joint plan. This comment does not require changing the language of the solid waste management plan; but it would help to clarify the status of your MRW program to describe the intent to withdraw from the joint plan in favor of the new section of the SWMP at the introduction to that section. Outside of the plan approval process, please submit a copy of this documentation of withdrawal from the joint plan to the regional planner at Department of Ecology.

5.2.3 State Regulations:

The correct citation for the Used Oil Recycling Act is RCW 70.95I.

9.2 Agricultural Wastes:

This section references an outdated WAC 173-304 definition for agricultural wastes. It should reference the definition in WAC 173-350-100.

9.8 Electronic Wastes:

Since the Electronic Products Recycling Program is now fully implemented, this section should be update to reflect existing conditions and options for consideration. It should note who accepts electronic products for recycling within Franklin County and under what conditions and whether or not the County or any local governments in Franklin have also achieved designation as authorized collection points. Costs should not be a factor for Franklin County since manufacturers of electronic products are required to provide funding for the collection and recycling of these materials.

9.10 Septage and Street Wastes:

Any septage which contains more that 25 percent animal fat is solid waste and needs to be handled as solid waste. This should be noted in Section 9.10.1 and an explanation of how any load which is found to exceed the 25 percent threshold would be handled should be included in 9.10.1.1, Existing Conditions, if a process already exists, or described in 9.10.1.2, Enhancement Options, if a procedure still needs to be developed.

This subsection references Chapter 173-304 WAC and should be updated to the current Chapter 173-350 WAC. Ecology Publication 04-01-076, Stormwater Management Manual for Eastern Washington, <http://www.ecy.wa.gov/biblio/0410076.html> provides best management practices for managing street wastes in Appendix 8B. The existing conditions discussed in 9.10.2.1 appear to conflict with the best management practices, and therefore may be out of conformance with Chapter 173-350 WAC.

9.3 Appliances/White Goods: Reference to WAC 173-304 should be changed to 173-350.

9.11 Tires:

Franklin County Solid Waste may have an opportunity not explored in this section to clean up the unpermitted tire piles. The newly opened McKinstry ReKlaim facility in Morrow, OR. is a pyrolysis facility looking for tires as feedstock? This facility reduces tires to carbon black, usual bunker oil, and some usable metals and fibers. It's possible that a county program to coordinate getting these tires to Morrow, OR. for disposal might be considered a Beyond Waste activity. It's also highly likely to greatly reduce the cost of disposing of these tires.

**WASHINGTON UTILITIES AND TRANSPORTATION COMMISSION (WUTC)
COMMENTS:**

See attached copy of letter from Washington Utilities and Transportation Commission listing their comments on the Franklin County Solid Waste Management Plan.

OTHER COMMENTS

The comments in this section are offered as suggestions and recommendations for improving your SWMP. They may be incorporated in your SWMP at your discretion.

1.3.8 Relevant Oregon Solid Waste Regulations:

Please be more specific as to why no city in Franklin County falls under the requirements of this regulation re: required recycling. Is it because no city generates 75,000 tons annually for disposal in Oregon? If so, please be more specific and explain that this is the reason that no Franklin County city is subject to these requirements.

1.4.4 1994 Comprehensive Solid Waste Management Plan (Benton and Franklin Counties):

Why no status report per the 1977 plan update? It seems like having a status report on implementation of the current plan would be more relevant even than a status report on the 1977 plan, especially as a starting point for current planning efforts which you describe in the next section.

2.5 Evaluation of Potential Landfill Site:

You note in this section that some of the locational standards found in the 1994 review assessment were not appropriate for evaluating an entire county at once. This leads the reader of this plan to believe you are going to suggest or recommend a new review and evaluation of potential landfill sites. Yet no such recommendation follows.

Table 4.3 2005 Franklin County Solid Waste:

The table indicates 54,152.5 tons of waste diverted. This is nearly as much as the waste reported to be landfilled. What kind of waste is included in the diverted category and how do you measure diversion, where is the data on this collected in the process of diversion?

4.2.1 Existing Education and Outreach:

We applaud your recognition of a role for the Solid Waste Advisory Committee (SWAC) in supporting and updating recycling and waste reduction educational efforts.

4.3.2 Waste Reduction Program Recommendations:

Again, we applaud the recommendation for a subcommittee of the SWAC to have a continuing role in addressing waste reduction strategies in Franklin County. This is a perfectly appropriate role for the SWAC.

4.3.2.2 Residential (Rural and Urban), Disposal Bans:

Your plan list development of a regional composting facility as an option; but makes no commitment to investigate or evaluate such an option for yard waste. It seems like a commitment to a full assessment of the potential for a regional composting facility would be more consistent with a solid waste planning process than just a mention of it as a potential alternative.

4.4 Recycling:

It appears that the authors are using the subsection headings in this Section in lieu of a simple listing of recyclable materials. If 4.4.2 is intended to be the list of recyclables required to be included in the plan, it is very limited and is mislabeled as a listing of markets rather than materials. At the end of the subsection, the plan states the list will need to be modified based on market conditions but it does not say how this will be accomplished. Absent a defined process for adding or deleting items from the list, it would not be hard to argue that the entire plan must be amended to do so.

Other local governments are addressing these issues by 1) creating itemized lists of items they will consider recyclable in their county and including a caveat regarding availability of processors and markets; and defining an internal process for deciding what stays or goes from the list as needed.

Inclusion on the list does not equate to a commitment to recycle every material on the list; but exclusion from the list could preclude Coordinated Prevention Grant funding for the recycling of the omitted material until it is added to an amended list. So it is generally better to include as many materials as you feel might feasibly be recyclable in

Mr. Tim Fife
June 22, 2009
Page 7 of 9

Franklin County over the next five years, along with language that makes it clear the County will only recycle those materials for which an economic case can be made.

A limited recyclables list may also create a barrier to recycling and diversion as any facility handling the material will not be eligible for the recyclable material solid waste permit exemptions in Ch. 173-350 WAC. The Solid Waste Handling Standards provide an exemption from solid waste permitting for facilities collecting and recycling materials identified in a local plan.

As currently written, your plan would require a facility collecting white goods, waste concrete, or wood waste for recycling to obtain a solid waste handling permit in Franklin County.

A critical omission in this section (Modification to Designated Recyclables List) is a description of your public process for amending the list. If the County wants to add or delete an item from the recyclables list, how is that accomplished? Is there a process involving the SWAC, a required notification to the public or recycling companies in the region? What kind of official action is required, a letter from the Public Works Director to Ecology, an ordinance from the County Commissioners, SWAC approval? Your plan should at least include a commitment to send any proposal change to the regional Ecology planner or grant officer for advisement, since many recycling programs are at least partially funded through Coordinated Prevention Grant funds.

Transportation of unlisted materials also will require a certificated waste hauler instead of a common carrier license. Being "off the list" will likely be a barrier to the "enhancement options" identified in section 9 for agricultural wastes, white goods, and construction and demolition wastes.

We strongly encourage you to revisit this Section of the plan, create a broad scope, itemized list of recyclables and write a clear internal process for adding new items or deleting old items from that list short of a full plan amendment.

Although biosolids may not always be a solid waste, they can be so classified if

- a) An emergency exists such that disposal is protective of public health and the environment
- b) The material fails to meet metals pollutant levels in state regulations.

So even though not required, language explaining how biosolids generated in the course of an emergency or for which the county may be responsible when they exceed metals pollutant contents, a plan for disposal of these materials would be a good idea.

4.4.4.1 Residential Recycling:

RCW 70.95.092 requires that the County establish criteria for designating urban versus rural and then define recycling service levels for each. In the third paragraph of this Section, your plan refers to a definition of urban contained in the Washington State Solid Waste Management Plan; but it doesn't explicitly state that Franklin County is applying this same set of criteria for

designating urban versus rural. While the plan lists a number of factors affecting the financial viability of curbside service, it never states what the existing level of urban service is. The plan should state clearly the criteria for distinguishing urban versus rural as applied to Franklin County and should clearly state what the current level of recycling service is for each area. For example, "urban designated areas will have access to a recycling drop box center for X materials within X miles of any residence." Of course this described level must be consistent at least with what is currently offered in these areas. Likewise for rural service.

Later, in the recommendations section related to curbside collection (Page 4 related to curbside collection (Page 4-18), the Plan does a good job of laying out a schedule of actions to assess curbside feasibility. The Plan just needs to be more explicit about what level of service currently exists and what criteria were used to set that level of service.

4.4.4.2 Commercial/Industrial Sector Recycling: The Plan's recommendation to examine the potential for pooling small business recyclables at convenient locations has a lot of merit. We hope the county will pursue an investigation of the feasibility of such a program. We also think the notion of establishing routes for collection of industry specific recyclables like mixed paper from offices, cardboard and plastic from food processors and restaurants, has a lot of merit and can engage recyclers from the private sector.

5.5.3.1 Commercial Sector MRW:

The Plan says County staff will pick up waste at the business site. In doing so, the County is functioning as a common carrier and would need to comply with regulations requiring hazardous waste endorsements for drivers. Further, the County takes on the responsibility in that case to perform required profiling of the waste by an appropriately trained technician to verify that the business requesting the service is indeed, conditionally exempt. We assume appropriate County policies and protocols are in place to ensure compliance with the Dangerous Waste Rules and any Department of Transportation endorsements required.

7.4.1 Municipal Solid Waste, Current MSW Transfer:

The plan notes that there are no solid waste drop box facilities in Franklin County. This is atypical of most rural counties. The Plan should include a brief explanation of why there are no solid waste drop boxes located anywhere in Franklin County. The plan hints at a specific economic reason when it discusses the "Staffed or Partially Staffed Drop Box" option later in this Section; but doesn't specifically site cost as the reason that drop boxes are not currently available for solid waste collection in north Franklin County.

9.2 Agricultural Wastes

Composting and anaerobic digestion are common methods for recycling agricultural wastes but are not discussed in the section.

9.9.1 Existing Conditions:

Mr. Tim Fife
June 22, 2009
Page 9 of 9

Is there additional information on PCS generation coming in the final draft per the two “(reference)” listings in the text?

Grammar/Spelling/Typographical Notes

ES-2, Financing and Implementation. Paragraph 2: add “Committee” after “Advisory.”

5.1 Introduction: “RCE 70.105,” should read “RCW 70.105.”

-end-

Franklin County Integrated Solid Waste Management Plan















Appendix M Implementation Schedule for 2008-2013 and 2014-2028									
Chapter 4	Option	Year 1 2008	Year 2 2009	Year 3 2010	Year 4 2011	Year 5 2012	Year 6 2013	Year 7 2014 - 2028	
General Items	Newsletter								
	Phonebook Inserts								
	Website								
	Provide technical assistance to schools								
	Provide technical assistance to businesses								
	Form SWAC Subcommittee								
	Perform Waste Audits								
	Waste Exchange								
	2 Good 2 Toss								
	Selective purchasing policies								
Waste Reduction	Continue Existing Programs								
	Support Buy Back Center								
	Small Business Program								
	Community Survey								
	Evaluate Curbside Options								
	Pilot Curbside Program								
	Central facility - composting								
	Continue Existing Programs								
	Recycling	Educational Brochures							
		Tailgate Event – Connell							
Tailgate Event – Mesa									
Tailgate Event – Kahlotus									
Materials Exchange Program									
SQG Waste Audits									
Support Ag Collection Event									
Program Evaluation									
New Interlocal Agreement									
Chapter 5		Option	2008	2009	2010	2011	2012	2013	2014 - 2028
	Collection								
Chapter 6	Option	2008	2009	2010	2011	2012	2013	2014 - 2028	
	Collection								
Chapter 7	Option	2008	2009	2010	2011	2012	2013	2014 - 2028	
	Coordination Meetings								

Appendix M Implementation Schedule for 2008-2013 and 2014-2028


	Year 1	Year 2	Year 3	Year 4	Year 5	Year 6	Year 7
Transfer & Disposal	Evaluate partially staffed transfer station in Connell						
Chapter 8	Option						
Partially staffed transfer station in Connell							
Alternatives To Disposal	Form Sub Committee of SWAC						
	Investigative Paper						
	Evaluate Options (Biomass)						
Chapter 9	Option						
Agricultural Wastes	BFHD to continue existing program						
	FCDPW to provide technical assistance and education as necessary						
	SWAC to form subcommittee (as noted above) to explore biomass/energy						
	Seek a grant for feasibility study						
	Implement as appropriate						
Appliances White/Goods	Continue to support existing framework of managing, recycling and disposal practices						
	Support yearly collection event of white goods (in conjunction with another event)						
	Continue existing programs (monitoring)						
Asbestos Wastes	Continue existing program						
	Work with Ecology for outreach & education						
	Monitor illegal dumping						
	Increase enforcement by Health District or Labor and Industries						
Biomedical Wastes	Provide educational materials						
	Collection event in conjunction with MRW event						
	Support collection of sharps at farm supply stores						
C & D Wastes	Conduct a survey						
	Increased education promoting recycling and reuse						


Appendix M Implementation Schedule for 2008-2013 and 2014-2028

	Year 1	Year 2	Year 3	Year 4	Year 5	Year 6	Year 7
							
Increased education about potentially dangerous materials in demolition waste							
Central site for recycling and reuse							
Require deposit and proof of proper disposal when building permits are issued							
Green Building							
Continue to monitor & enforce with BFHD							
Evaluate existing program							
Develop disaster management plan							
Establish staging and storage areas							
Develop checklist for local governments							
BFHD continues to monitor illegal dumping							
Inventory opportunities for e-waste collection and recycling							
Establish new relationships with collectors and recyclers of e-waste							
Evaluate existing program							
Support private sector to continue managing and disposing of PCS with BFHD oversight							
Support continuation of private/public management of septage and street wastes							
Find and permit a regional facility for disposal of septage before no options are available							
Enhance public education - brochures							
Develop a collection system for tires							
City and County Solid Waste Staff coordination – continue to clean up large tire piles							

Appendix M Implementation Schedule for 2008-2013 and 2014-2028

	Year 1	Year 2	Year 3	Year 4	Year 5	Year 6	Year 7
Chapter 10 Create City/County Purchasing Programs for Recycling Tires Conduct an annual waste tire collection event in the county Option Continue to support existing practices Support bilingual brochures/information packets Littering Hot Line Signs Coordination meetings with city and county staff							




 Planning/Evaluation Period
 Implementation Period